

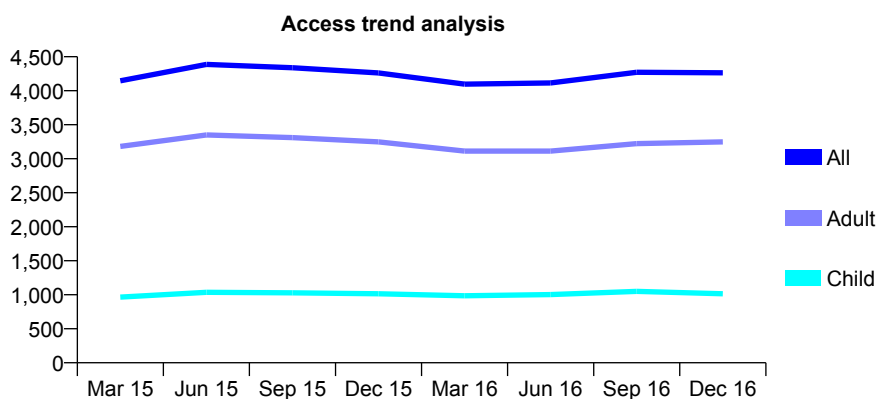
Q52 - Vital Signs At a Glance Contract Report for 101281/0009 - December 2016

Name or company name	OASIS DENTAL CARE LTD
Contract type name	GDS Contract
Purpose of contract	General
Contract start date	01/04/2006
Contract end date	

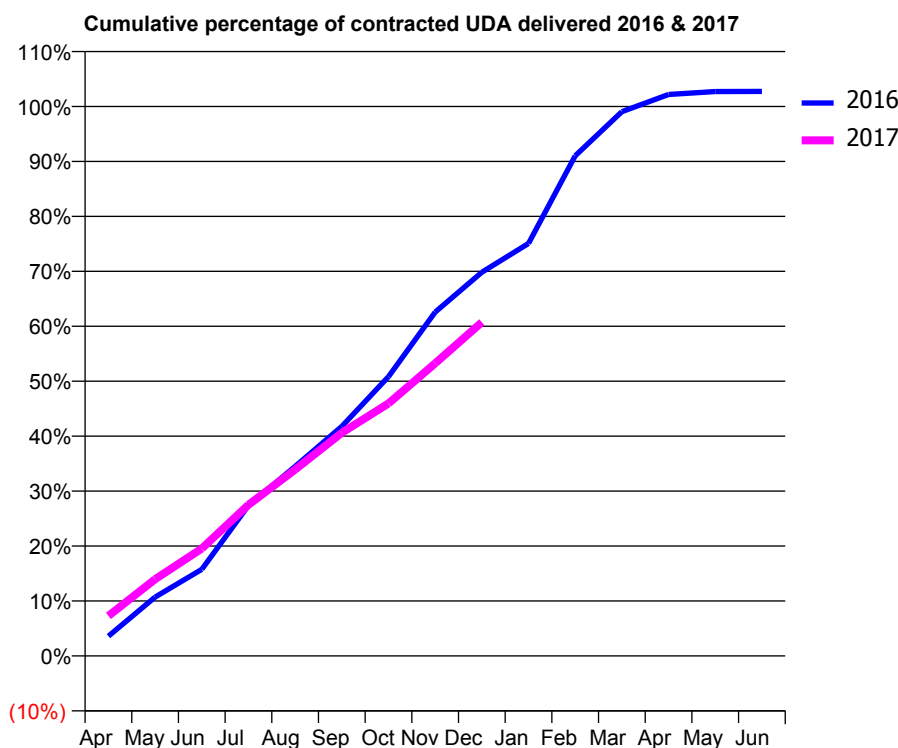
16/17 Contracted general activity (UDA)	15,000
Carry forward general activity (UDA)	-300
16/17 Contracted orthodontic activity (UOA)	0
Carry forward orthodontic activity (UOA)	0
Baseline contract value	£353,689.48

ACCESS*

Patients seen in 24 months	Total	Change since previous quarter
Quarter ending December 2015	4,262	
Quarter ending March 2016	4,098	↓
Quarter ending June 2016	4,115	→
Quarter ending September 2016	4,272	↑
Quarter ending December 2016	4,264	→
Variance since December 2015	0.0%	→



ACTIVITY



Month	Adjusted Scheduled Activity (UDA)	
	2016	2017
April	541	1,092
May	1,606	2,096
June	2,366	2,933
July	4,106	4,126
August	5,173	5,087
September	6,267	6,090
October	7,625	6,893
November	9,384	7,988
December	10,475	9,108
January	11,262	
February	13,653	
March	14,857	
April	15,327	
May	15,407	
June	15,410	

QUALITY

	Quantity	Base Number	Contract	AT	Region	England
% of FP17s for the same patient ID Re-attending within 3 months - Children	111	1,056	10.5%	11.7%	13.4%	12.4%
% of FP17s for the same patient ID Re-attending within 3 months - Adults	393	3,194	12.3%	15.5%	17.3%	16.6%
% of FP17s for the same patient ID Re-attending between 3 & 9 months - Children	552	1,056	52.3%	59.5%	58.9%	57.5%
% of FP17s for the same patient ID Re-attending between 3 & 9 months - Adults	1,672	3,194	52.3%	54.2%	52.5%	50.4%
% of FP17s for Band 1 Urgent Courses	236	4,072	5.8%	8.9%	9.3%	9.1%
% of FP17s Relating to Free Repair or Replacements	72	4,072	1.8%	0.9%	1.0%	0.8%
% of FP17s Relating to Continuations	80	4,072	2.0%	1.4%	1.5%	1.3%
% of Patients satisfied with the dentistry they have received	4	4	N/A	93.1%	93.1%	92.7%
% of Patients satisfied with the time they had to wait for an appointment	4	4	N/A	88.5%	89.8%	88.8%

* This is based on patients treated on this contract for their most recent course of treatment. Figures in italics indicate the base number of FP17s or Patient Questionnaire responses are less than 100. N/A is shown where the base number of responses is less than 10 during the period. % is calculated as Quantity/Base number*100

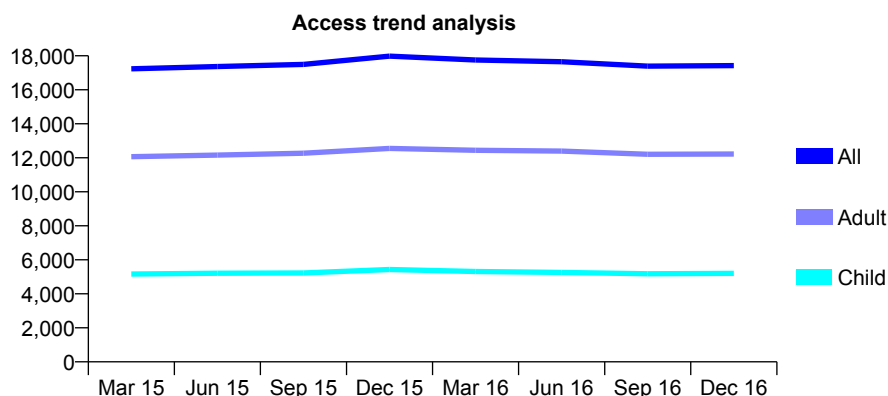
Q52 - Vital Signs At a Glance Contract Report for 101281/0012 - December 2016

Name or company name	OASIS DENTAL CARE LTD
Contract type name	GDS Contract
Purpose of contract	General
Contract start date	01/04/2006
Contract end date	

16/17 Contracted general activity (UDA)	49,069
Carry forward general activity (UDA)	0
16/17 Contracted orthodontic activity (UOA)	0
Carry forward orthodontic activity (UOA)	0
Baseline contract value	£1,397,988.99

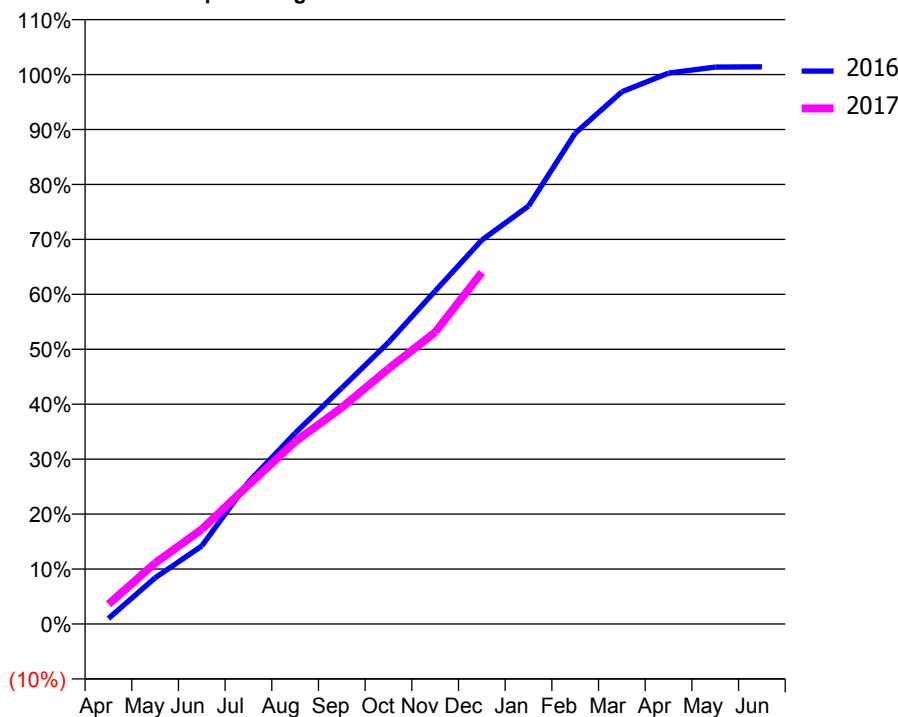
ACCESS*

Patients seen in 24 months	Total	Change since previous quarter
Quarter ending December 2015	17,982	
Quarter ending March 2016	17,751	↓
Quarter ending June 2016	17,654	→
Quarter ending September 2016	17,392	↓
Quarter ending December 2016	17,426	→
Variance since December 2015	(3.1%)	↓



ACTIVITY

Cumulative percentage of contracted UDA delivered 2016 & 2017



Month	Adjusted Scheduled Activity (UDA)	
	2016	2017
April	497	1,774
May	4,131	5,446
June	6,968	8,459
July	12,678	12,412
August	17,047	16,286
September	21,080	19,337
October	25,146	22,797
November	29,744	26,062
December	34,291	31,411
January	37,323	
February	43,829	
March	47,530	
April	49,202	
May	49,733	
June	49,753	

QUALITY

	Quantity	Base Number	Contract	AT	Region	England
% of FP17s for the same patient ID Re-attending within 3 months - Children	468	6,062	7.7%	11.7%	13.4%	12.4%
% of FP17s for the same patient ID Re-attending within 3 months - Adults	1,613	12,764	12.6%	15.5%	17.3%	16.6%
% of FP17s for the same patient ID Re-attending between 3 & 9 months - Children	3,980	6,062	65.7%	59.5%	58.9%	57.5%
% of FP17s for the same patient ID Re-attending between 3 & 9 months - Adults	7,871	12,764	61.7%	54.2%	52.5%	50.4%
% of FP17s for Band 1 Urgent Courses	904	17,297	5.2%	8.9%	9.3%	9.1%
% of FP17s Relating to Free Repair or Replacements	157	17,297	0.9%	0.9%	1.0%	0.8%
% of FP17s Relating to Continuations	63	17,297	0.4%	1.4%	1.5%	1.3%
% of Patients satisfied with the dentistry they have received	10	13	76.9%	93.1%	93.1%	92.7%
% of Patients satisfied with the time they had to wait for an appointment	11	13	84.6%	88.5%	89.8%	88.8%

* This is based on patients treated on this contract for their most recent course of treatment. Figures in italics indicate the base number of FP17s or Patient Questionnaire responses are less than 100. N/A is shown where the base number of responses is less than 10 during the period. % is calculated as Quantity/Base number*100

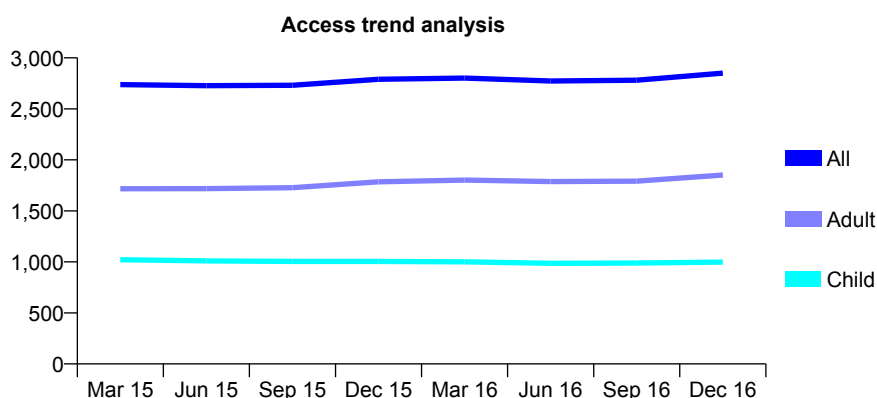
Q52 - Vital Signs At a Glance Contract Report for 101281/0013 - December 2016

Name or company name	OASIS DENTAL CARE LTD
Contract type name	GDS Contract
Purpose of contract	General
Contract start date	01/04/2006
Contract end date	

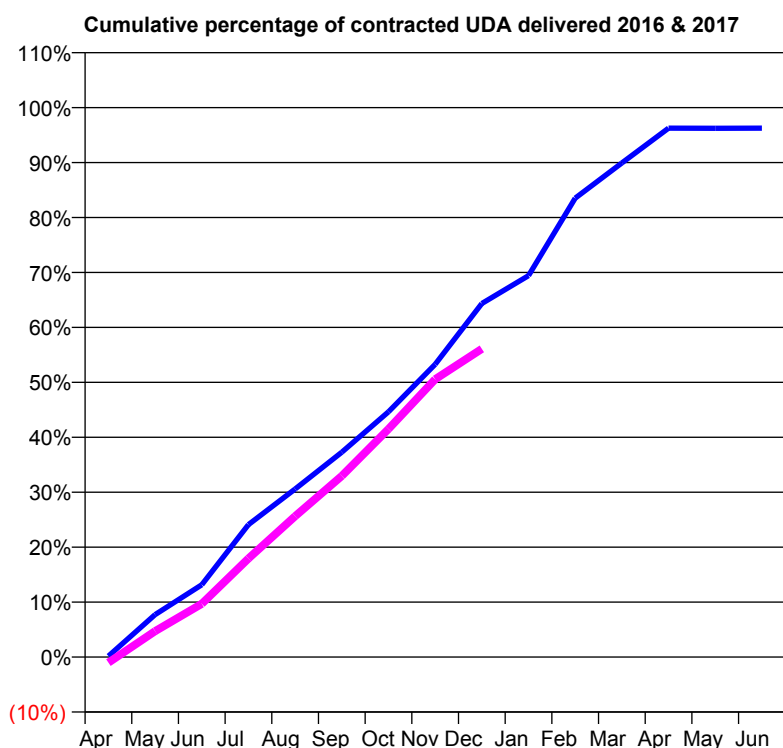
16/17 Contracted general activity (UDA)	8,210
Carry forward general activity (UDA)	308
16/17 Contracted orthodontic activity (UOA)	0
Carry forward orthodontic activity (UOA)	0
Baseline contract value	£222,417.99

ACCESS*

Patients seen in 24 months	Total	Change since previous quarter
Quarter ending December 2015	2,790	
Quarter ending March 2016	2,802	→
Quarter ending June 2016	2,773	↓
Quarter ending September 2016	2,781	→
Quarter ending December 2016	2,850	↑
Variance since December 2015	2.2%	↑



ACTIVITY



Month	Adjusted Scheduled Activity (UDA)	
	2016	2017
April	14	-85
May	634	387
June	1,081	796
July	1,980	1,474
August	2,511	2,106
September	3,062	2,707
October	3,665	3,408
November	4,373	4,151
December	5,284	4,606
January	5,700	
February	6,857	
March	7,383	
April	7,902	
May	7,901	
June	7,902	

QUALITY

	Quantity	Base Number	Contract	AT	Region	England
% of FP17s for the same patient ID Re-attending within 3 months - Children	70	1,201	5.8%	11.7%	13.4%	12.4%
% of FP17s for the same patient ID Re-attending within 3 months - Adults	182	2,023	9.0%	15.5%	17.3%	16.6%
% of FP17s for the same patient ID Re-attending between 3 & 9 months - Children	899	1,201	74.9%	59.5%	58.9%	57.5%
% of FP17s for the same patient ID Re-attending between 3 & 9 months - Adults	1,399	2,023	69.2%	54.2%	52.5%	50.4%
% of FP17s for Band 1 Urgent Courses	113	2,954	3.8%	8.9%	9.3%	9.1%
% of FP17s Relating to Free Repair or Replacements	11	2,954	0.4%	0.9%	1.0%	0.8%
% of FP17s Relating to Continuations	5	2,954	0.2%	1.4%	1.5%	1.3%
% of Patients satisfied with the dentistry they have received	2	2	N/A	93.1%	93.1%	92.7%
% of Patients satisfied with the time they had to wait for an appointment	2	2	N/A	88.5%	89.8%	88.8%

* This is based on patients treated on this contract for their most recent course of treatment. Figures in italics indicate the base number of FP17s or Patient Questionnaire responses are less than 100. N/A is shown where the base number of responses is less than 10 during the period. % is calculated as Quantity/Base number*100

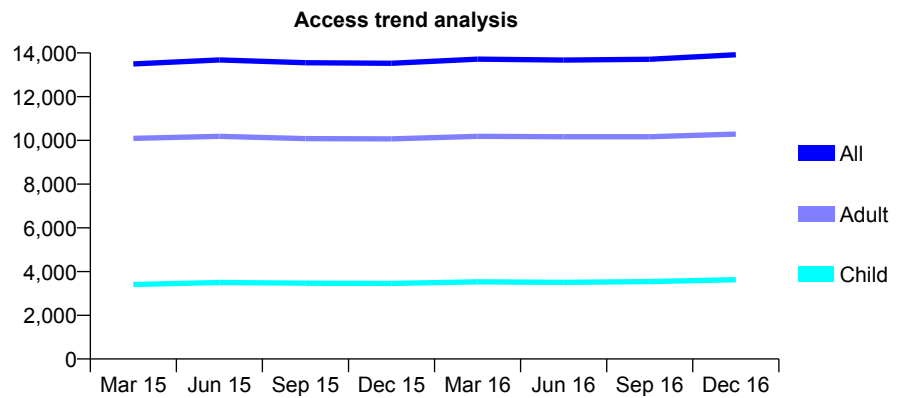
Q52 - Vital Signs At a Glance Contract Report for 101281/0016 - December 2016

Name or company name	OASIS DENTAL CARE LTD
Contract type name	PDS Contract
Purpose of contract	General
Contract start date	01/04/2006
Contract end date	31/03/2021

16/17 Contracted general activity (UDA)	44,534
Carry forward general activity (UDA)	-476
16/17 Contracted orthodontic activity (UOA)	0
Carry forward orthodontic activity (UOA)	0
Baseline contract value	£1,254,888.70

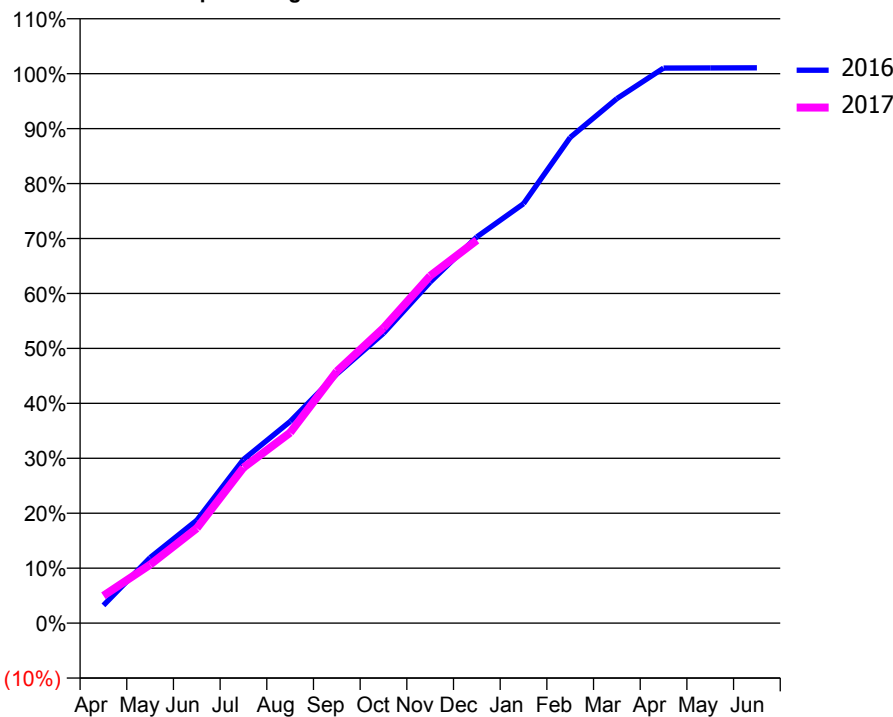
ACCESS*

Patients seen in 24 months	Total	Change since previous quarter
Quarter ending December 2015	13,527	
Quarter ending March 2016	13,715	→
Quarter ending June 2016	13,672	→
Quarter ending September 2016	13,709	→
Quarter ending December 2016	13,918	→
Variance since December 2015	2.9%	↑



ACTIVITY

Cumulative percentage of contracted UDA delivered 2016 & 2017



Month	Adjusted Scheduled Activity (UDA)	
	2016	2017
April	1,447	2,221
May	5,317	4,736
June	8,342	7,688
July	13,271	12,604
August	16,349	15,441
September	20,195	20,408
October	23,486	23,924
November	27,640	28,146
December	31,300	31,028
January	33,989	
February	39,365	
March	42,513	
April	44,982	
May	44,994	
June	45,010	

QUALITY

	Quantity	Base Number	Contract	AT	Region	England
% of FP17s for the same patient ID Re-attending within 3 months - Children	353	4,633	7.6%	11.7%	13.4%	12.4%
% of FP17s for the same patient ID Re-attending within 3 months - Adults	2,065	12,991	15.9%	15.5%	17.3%	16.6%
% of FP17s for the same patient ID Re-attending between 3 & 9 months - Children	3,081	4,633	66.5%	59.5%	58.9%	57.5%
% of FP17s for the same patient ID Re-attending between 3 & 9 months - Adults	8,186	12,991	63.0%	54.2%	52.5%	50.4%
% of FP17s for Band 1 Urgent Courses	908	16,317	5.6%	8.9%	9.3%	9.1%
% of FP17s Relating to Free Repair or Replacements	126	16,317	0.8%	0.9%	1.0%	0.8%
% of FP17s Relating to Continuations	230	16,317	1.4%	1.4%	1.5%	1.3%
% of Patients satisfied with the dentistry they have received	12	17	70.6%	93.1%	93.1%	92.7%
% of Patients satisfied with the time they had to wait for an appointment	14	17	82.4%	88.5%	89.8%	88.8%

* This is based on patients treated on this contract for their most recent course of treatment. Figures in italics indicate the base number of FP17s or Patient Questionnaire responses are less than 100. N/A is shown where the base number of responses is less than 10 during the period. % is calculated as Quantity/Base number*100

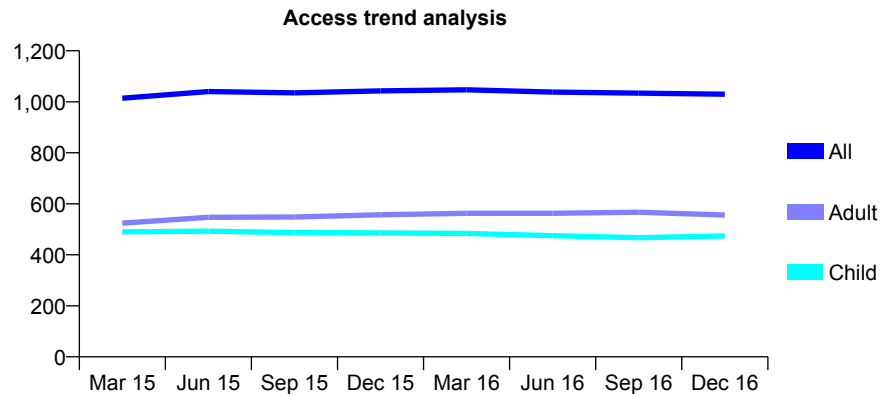
Q52 - Vital Signs At a Glance Contract Report for 101281/0024 - December 2016

Name or company name	OASIS DENTAL CARE LTD
Contract type name	GDS Contract
Purpose of contract	General
Contract start date	01/04/2006
Contract end date	

16/17 Contracted general activity (UDA)	2,579
Carry forward general activity (UDA)	-52
16/17 Contracted orthodontic activity (UOA)	0
Carry forward orthodontic activity (UOA)	0
Baseline contract value	£62,514.61

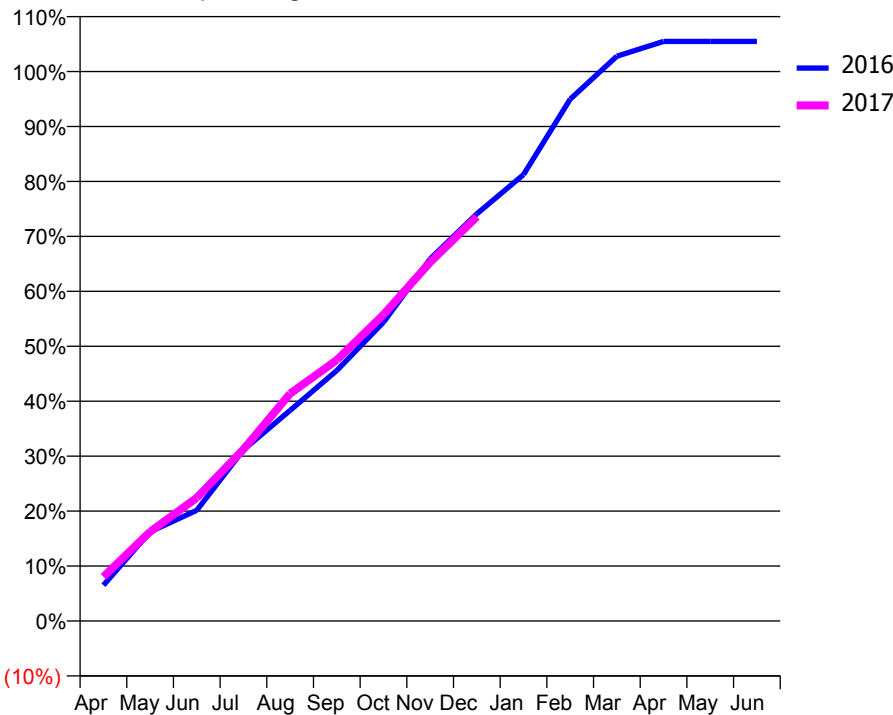
ACCESS*

Patients seen in 24 months	Total	Change since previous quarter
Quarter ending December 2015	1,043	
Quarter ending March 2016	1,047	→
Quarter ending June 2016	1,038	→
Quarter ending September 2016	1,034	→
Quarter ending December 2016	1,030	→
Variance since December 2015	(1.2%)	↓



ACTIVITY

Cumulative percentage of contracted UDA delivered 2016 & 2017



Month	Adjusted Scheduled Activity (UDA)	
	2016	2017
April	168	207
May	418	419
June	520	578
July	803	806
August	989	1,067
September	1,176	1,225
October	1,402	1,438
November	1,700	1,684
December	1,911	1,897
January	2,095	
February	2,449	
March	2,651	
April	2,720	
May	2,720	
June	2,720	

QUALITY

	Quantity	Base Number	Contract	AT	Region	England
% of FP17s for the same patient ID Re-attending within 3 months - Children	31	666	4.7%	11.7%	13.4%	12.4%
% of FP17s for the same patient ID Re-attending within 3 months - Adults	51	637	8.0%	15.5%	17.3%	16.6%
% of FP17s for the same patient ID Re-attending between 3 & 9 months - Children	537	666	80.6%	59.5%	58.9%	57.5%
% of FP17s for the same patient ID Re-attending between 3 & 9 months - Adults	485	637	76.1%	54.2%	52.5%	50.4%
% of FP17s for Band 1 Urgent Courses	20	1,251	1.6%	8.9%	9.3%	9.1%
% of FP17s Relating to Free Repair or Replacements	9	1,251	0.7%	0.9%	1.0%	0.8%
% of FP17s Relating to Continuations	6	1,251	0.5%	1.4%	1.5%	1.3%
% of Patients satisfied with the dentistry they have received	2	2	N/A	93.1%	93.1%	92.7%
% of Patients satisfied with the time they had to wait for an appointment	1	2	N/A	88.5%	89.8%	88.8%

* This is based on patients treated on this contract for their most recent course of treatment. Figures in italics indicate the base number of FP17s or Patient Questionnaire responses are less than 100. N/A is shown where the base number of responses is less than 10 during the period. % is calculated as Quantity/Base number*100

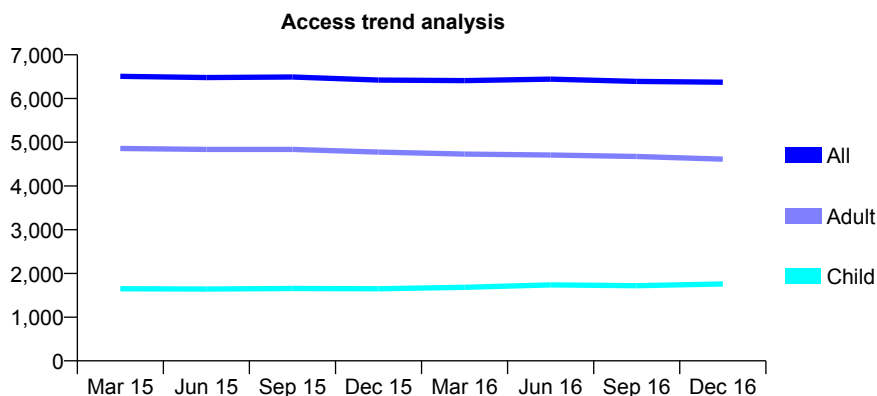
Q52 - Vital Signs At a Glance Contract Report for 101281/0030 - December 2016

Name or company name	OASIS DENTAL CARE LTD
Contract type name	GDS Contract
Purpose of contract	General
Contract start date	01/04/2006
Contract end date	

16/17 Contracted general activity (UDA)	20,500
Carry forward general activity (UDA)	-225
16/17 Contracted orthodontic activity (UOA)	0
Carry forward orthodontic activity (UOA)	0
Baseline contract value	£586,551.07

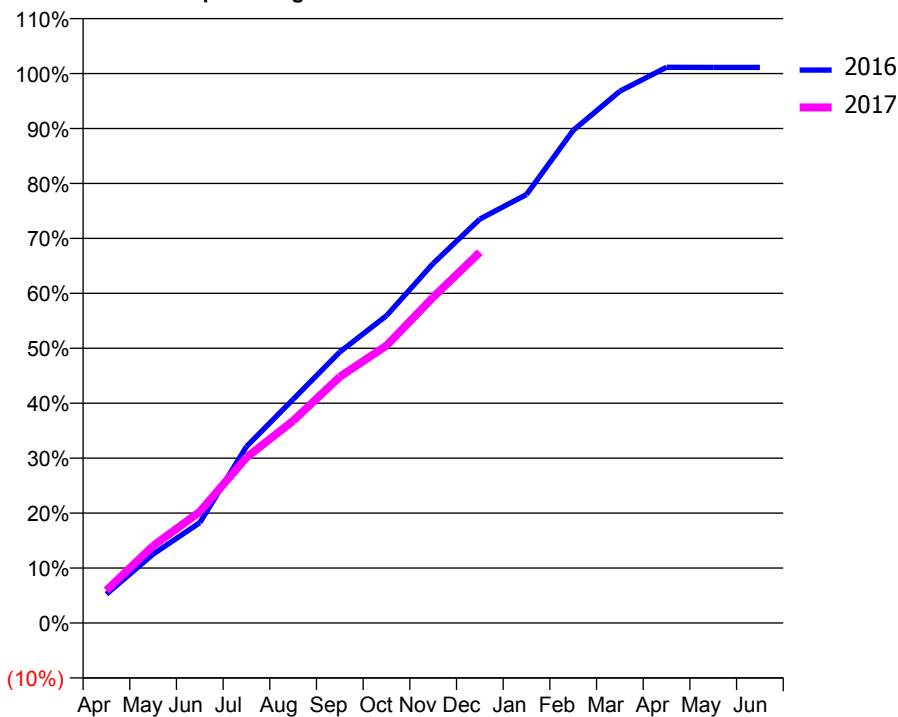
ACCESS*

Patients seen in 24 months	Total	Change since previous quarter
Quarter ending December 2015	6,422	
Quarter ending March 2016	6,409	→
Quarter ending June 2016	6,444	→
Quarter ending September 2016	6,392	→
Quarter ending December 2016	6,372	→
Variance since December 2015	(0.8%)	→



ACTIVITY

Cumulative percentage of contracted UDA delivered 2016 & 2017



Month	Adjusted Scheduled Activity (UDA)	
	2016	2017
April	1,075	1,217
May	2,571	2,879
June	3,742	4,151
July	6,584	6,175
August	8,344	7,544
September	10,110	9,187
October	11,462	10,352
November	13,415	12,158
December	15,070	13,831
January	15,988	
February	18,379	
March	19,839	
April	20,730	
May	20,728	
June	20,725	

QUALITY

	Quantity	Base Number	Contract	AT	Region	England
% of FP17s for the same patient ID Re-attending within 3 months - Children	187	2,111	8.9%	11.7%	13.4%	12.4%
% of FP17s for the same patient ID Re-attending within 3 months - Adults	905	5,773	15.7%	15.5%	17.3%	16.6%
% of FP17s for the same patient ID Re-attending between 3 & 9 months - Children	1,263	2,111	59.8%	59.5%	58.9%	57.5%
% of FP17s for the same patient ID Re-attending between 3 & 9 months - Adults	3,751	5,773	65.0%	54.2%	52.5%	50.4%
% of FP17s for Band 1 Urgent Courses	292	7,460	3.9%	8.9%	9.3%	9.1%
% of FP17s Relating to Free Repair or Replacements	53	7,460	0.7%	0.9%	1.0%	0.8%
% of FP17s Relating to Continuations	179	7,460	2.4%	1.4%	1.5%	1.3%
% of Patients satisfied with the dentistry they have received	10	10	100.0%	93.1%	93.1%	92.7%
% of Patients satisfied with the time they had to wait for an appointment	10	10	100.0%	88.5%	89.8%	88.8%

* This is based on patients treated on this contract for their most recent course of treatment. Figures in italics indicate the base number of FP17s or Patient Questionnaire responses are less than 100. N/A is shown where the base number of responses is less than 10 during the period. % is calculated as Quantity/Base number*100

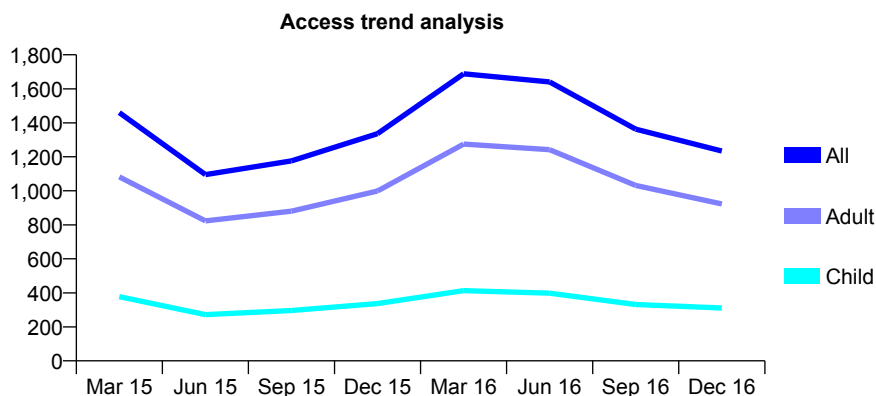
Q52 - Vital Signs At a Glance Contract Report for 101281/0184 - December 2016

Name or company name	OASIS DENTAL CARE LTD
Contract type name	PDS Contract
Purpose of contract	General
Contract start date	22/09/2008
Contract end date	21/09/2018

16/17 Contracted general activity (UDA)	5,500
Carry forward general activity (UDA)	-110
16/17 Contracted orthodontic activity (UOA)	0
Carry forward orthodontic activity (UOA)	0
Baseline contract value	£171,958.81

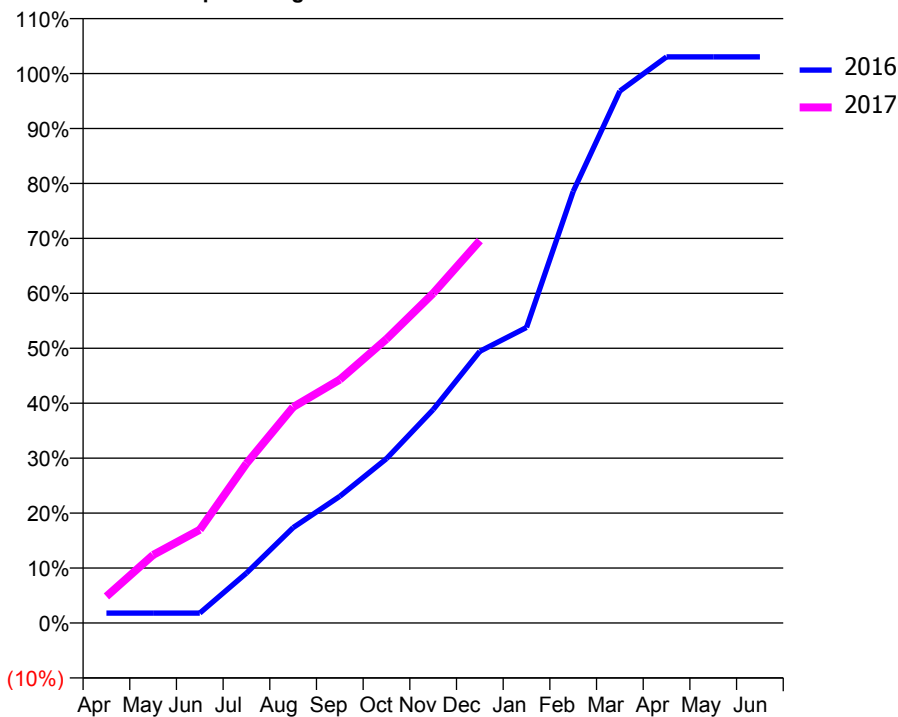
ACCESS*

Patients seen in 24 months	Total	Change since previous quarter
Quarter ending December 2015	1,336	
Quarter ending March 2016	1,688	↑
Quarter ending June 2016	1,640	↓
Quarter ending September 2016	1,363	↓
Quarter ending December 2016	1,234	↓
Variance since December 2015	(7.6%)	↓



ACTIVITY

Cumulative percentage of contracted UDA delivered 2016 & 2017



Month	Adjusted Scheduled Activity (UDA)	
	2016	2017
April	100	267
May	100	681
June	100	934
July	500	1,598
August	955	2,162
September	1,269	2,436
October	1,646	2,842
November	2,136	3,300
December	2,719	3,827
January	2,958	
February	4,320	
March	5,324	
April	5,667	
May	5,667	
June	5,667	

QUALITY

	Quantity	Base Number	Contract	AT	Region	England
% of FP17s for the same patient ID Re-attending within 3 months - Children	30	314	9.6%	11.7%	13.4%	12.4%
% of FP17s for the same patient ID Re-attending within 3 months - Adults	151	1,072	14.1%	15.5%	17.3%	16.6%
% of FP17s for the same patient ID Re-attending between 3 & 9 months - Children	172	314	54.8%	59.5%	58.9%	57.5%
% of FP17s for the same patient ID Re-attending between 3 & 9 months - Adults	616	1,072	57.5%	54.2%	52.5%	50.4%
% of FP17s for Band 1 Urgent Courses	70	1,272	5.5%	8.9%	9.3%	9.1%
% of FP17s Relating to Free Repair or Replacements	42	1,272	3.3%	0.9%	1.0%	0.8%
% of FP17s Relating to Continuations	59	1,272	4.6%	1.4%	1.5%	1.3%
% of Patients satisfied with the dentistry they have received	1	1	N/A	93.1%	93.1%	92.7%
% of Patients satisfied with the time they had to wait for an appointment	1	1	N/A	88.5%	89.8%	88.8%

* This is based on patients treated on this contract for their most recent course of treatment. Figures in italics indicate the base number of FP17s or Patient Questionnaire responses are less than 100. N/A is shown where the base number of responses is less than 10 during the period. % is calculated as Quantity/Base number*100

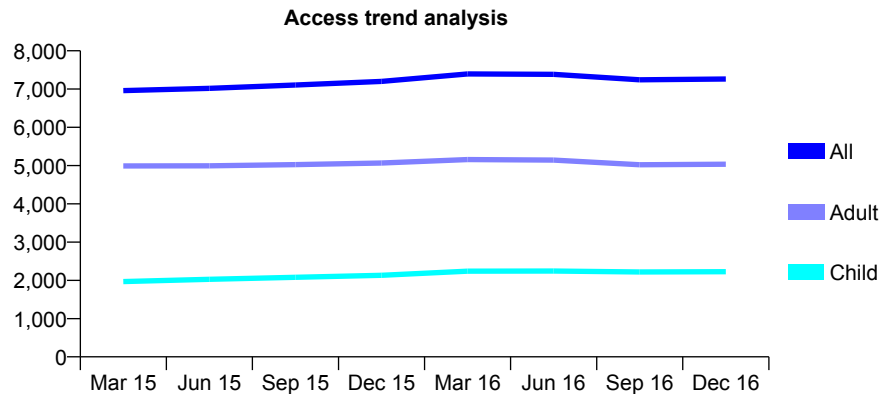
Q52 - Vital Signs At a Glance Contract Report for 101338/0051 - December 2016

Name or company name	Whitecross Dental Care Limited
Contract type name	GDS Contract
Purpose of contract	General
Contract start date	02/07/2007
Contract end date	

16/17 Contracted general activity (UDA)	22,200
Carry forward general activity (UDA)	144
16/17 Contracted orthodontic activity (UOA)	0
Carry forward orthodontic activity (UOA)	0
Baseline contract value	£594,382.58

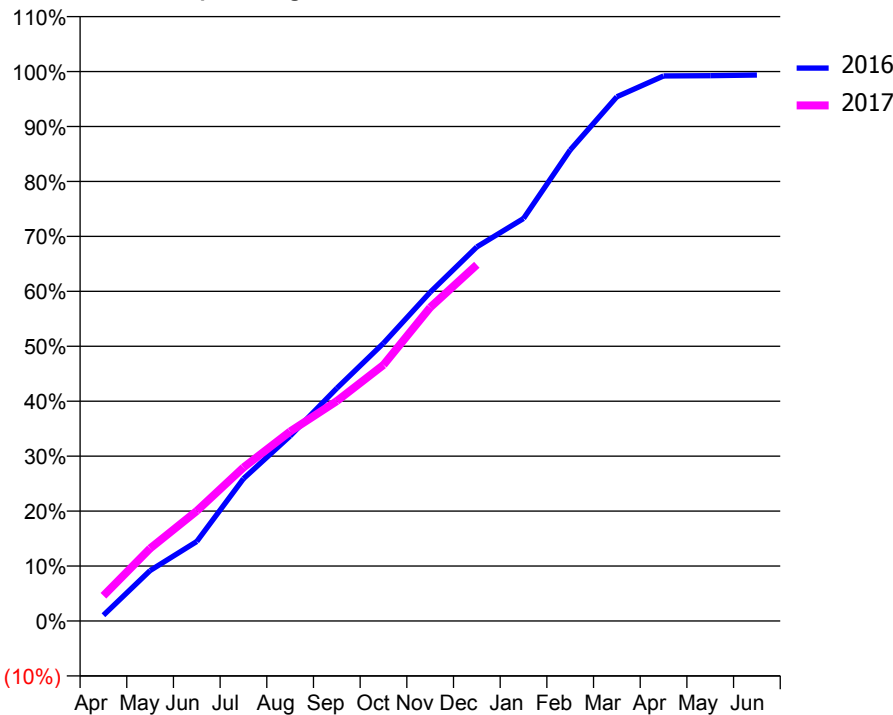
ACCESS*

Patients seen in 24 months	Total	Change since previous quarter
Quarter ending December 2015	7,200	
Quarter ending March 2016	7,396	↑
Quarter ending June 2016	7,386	→
Quarter ending September 2016	7,242	↓
Quarter ending December 2016	7,262	→
Variance since December 2015	0.9%	→



ACTIVITY

Cumulative percentage of contracted UDA delivered 2016 & 2017



Month	Adjusted Scheduled Activity (UDA)	
	2016	2017
April	233	1,021
May	2,037	2,931
June	3,213	4,449
July	5,751	6,205
August	7,473	7,660
September	9,404	8,887
October	11,225	10,348
November	13,284	12,668
December	15,117	14,391
January	16,261	
February	19,031	
March	21,178	
April	22,022	
May	22,030	
June	22,056	

QUALITY

	Quantity	Base Number	Contract	AT	Region	England
% of FP17s for the same patient ID Re-attending within 3 months - Children	142	1,806	7.9%	11.7%	13.4%	12.4%
% of FP17s for the same patient ID Re-attending within 3 months - Adults	728	4,412	16.5%	15.5%	17.3%	16.6%
% of FP17s for the same patient ID Re-attending between 3 & 9 months - Children	907	1,806	50.2%	59.5%	58.9%	57.5%
% of FP17s for the same patient ID Re-attending between 3 & 9 months - Adults	2,187	4,412	49.6%	54.2%	52.5%	50.4%
% of FP17s for Band 1 Urgent Courses	553	5,897	9.4%	8.9%	9.3%	9.1%
% of FP17s Relating to Free Repair or Replacements	54	5,897	0.9%	0.9%	1.0%	0.8%
% of FP17s Relating to Continuations	164	5,897	2.8%	1.4%	1.5%	1.3%
% of Patients satisfied with the dentistry they have received	3	4	N/A	93.1%	93.1%	92.7%
% of Patients satisfied with the time they had to wait for an appointment	3	4	N/A	88.5%	89.8%	88.8%

* This is based on patients treated on this contract for their most recent course of treatment. Figures in italics indicate the base number of FP17s or Patient Questionnaire responses are less than 100. N/A is shown where the base number of responses is less than 10 during the period. % is calculated as Quantity/Base number*100

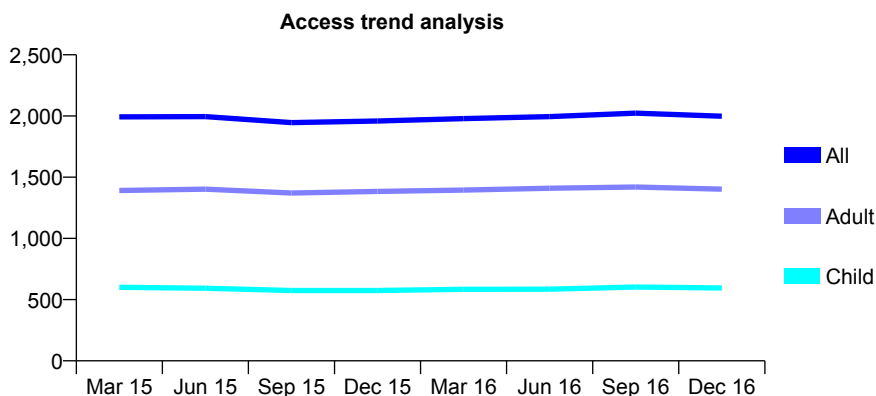
Q52 - Vital Signs At a Glance Contract Report for 101338/0052 - December 2016

Name or company name	Whitecross Dental Care Limited
Contract type name	GDS Contract
Purpose of contract	General
Contract start date	02/07/2007
Contract end date	

16/17 Contracted general activity (UDA)	7,500
Carry forward general activity (UDA)	-5
16/17 Contracted orthodontic activity (UOA)	0
Carry forward orthodontic activity (UOA)	0
Baseline contract value	£200,804.92

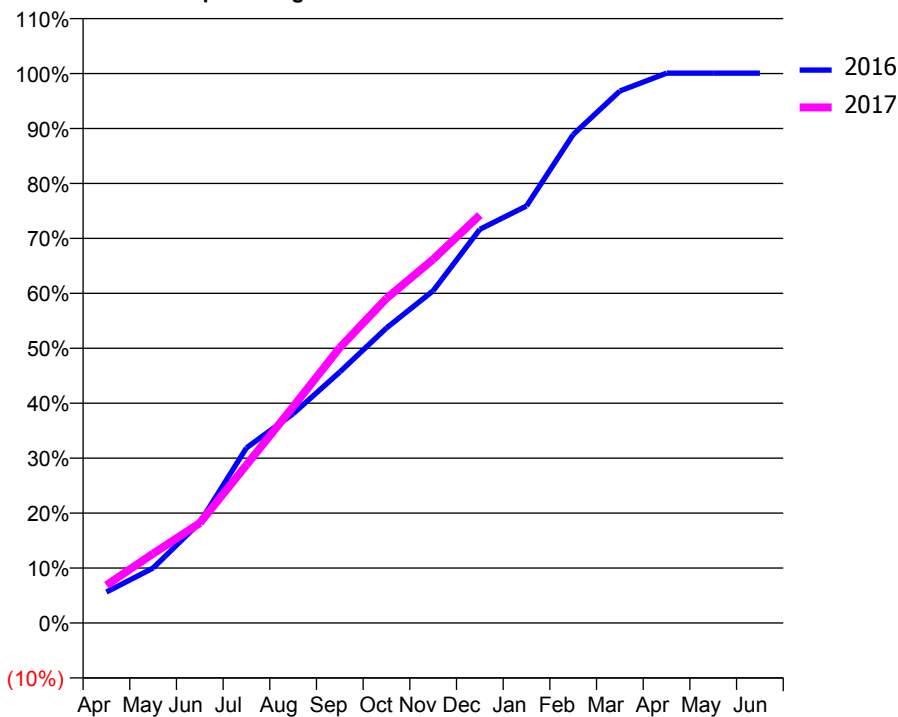
ACCESS*

Patients seen in 24 months	Total	Change since previous quarter
Quarter ending December 2015	1,959	
Quarter ending March 2016	1,979	→
Quarter ending June 2016	1,995	→
Quarter ending September 2016	2,023	→
Quarter ending December 2016	1,998	↓
Variance since December 2015	2.0%	→



ACTIVITY

Cumulative percentage of contracted UDA delivered 2016 & 2017



Month	Adjusted Scheduled Activity (UDA)	
	2016	2017
April	424	516
May	751	947
June	1,371	1,365
July	2,390	2,158
August	2,856	2,953
September	3,425	3,759
October	4,026	4,431
November	4,535	4,965
December	5,373	5,568
January	5,692	
February	6,667	
March	7,260	
April	7,505	
May	7,505	
June	7,505	

QUALITY

	Quantity	Base Number	Contract	AT	Region	England
% of FP17s for the same patient ID Re-attending within 3 months - Children	51	756	6.7%	11.7%	13.4%	12.4%
% of FP17s for the same patient ID Re-attending within 3 months - Adults	244	1,673	14.6%	15.5%	17.3%	16.6%
% of FP17s for the same patient ID Re-attending between 3 & 9 months - Children	416	756	55.0%	59.5%	58.9%	57.5%
% of FP17s for the same patient ID Re-attending between 3 & 9 months - Adults	889	1,673	53.1%	54.2%	52.5%	50.4%
% of FP17s for Band 1 Urgent Courses	186	2,320	8.0%	8.9%	9.3%	9.1%
% of FP17s Relating to Free Repair or Replacements	6	2,320	0.3%	0.9%	1.0%	0.8%
% of FP17s Relating to Continuations	8	2,320	0.3%	1.4%	1.5%	1.3%
% of Patients satisfied with the dentistry they have received	2	2	N/A	93.1%	93.1%	92.7%
% of Patients satisfied with the time they had to wait for an appointment	2	2	N/A	88.5%	89.8%	88.8%

* This is based on patients treated on this contract for their most recent course of treatment. Figures in italics indicate the base number of FP17s or Patient Questionnaire responses are less than 100. N/A is shown where the base number of responses is less than 10 during the period. % is calculated as Quantity/Base number*100

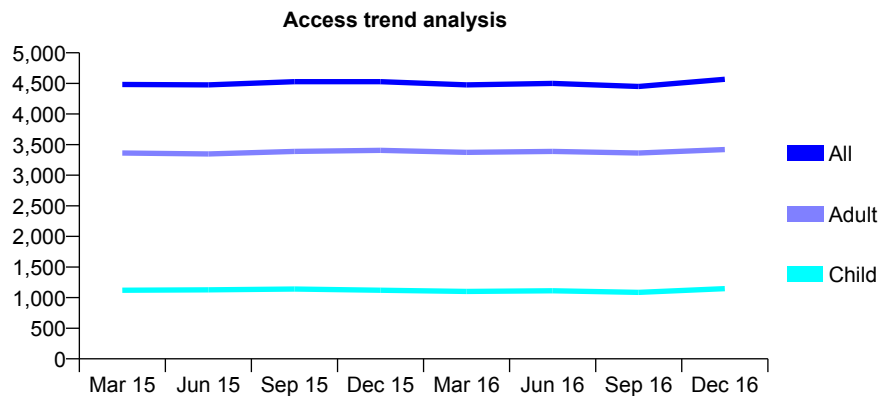
Q52 - Vital Signs At a Glance Contract Report for 101338/0053 - December 2016

Name or company name	Whitecross Dental Care Limited
Contract type name	GDS Contract
Purpose of contract	General
Contract start date	02/07/2007
Contract end date	

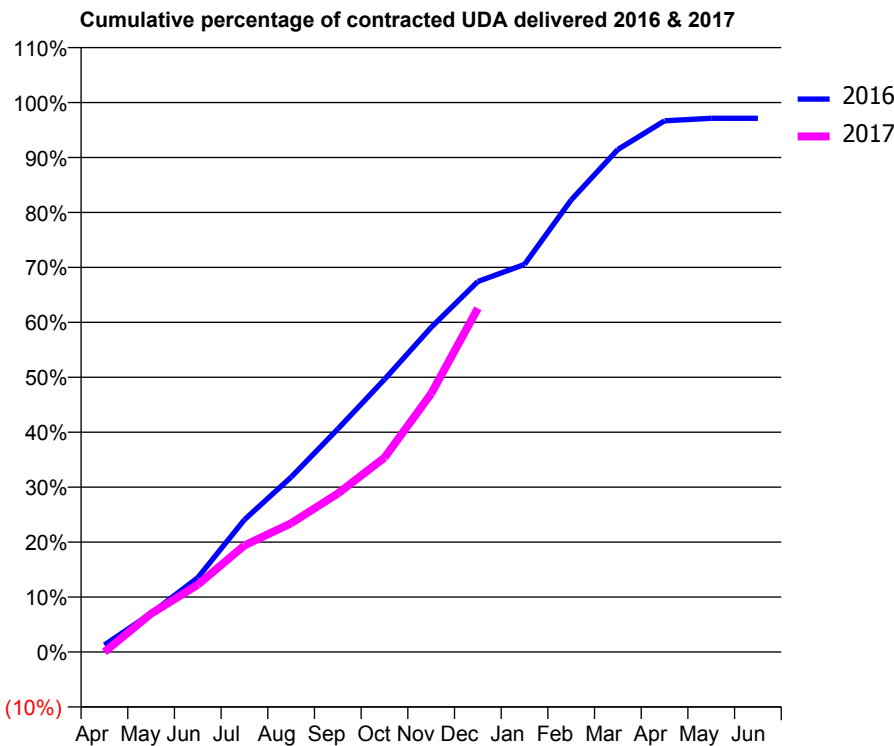
16/17 Contracted general activity (UDA)	16,523
Carry forward general activity (UDA)	475
16/17 Contracted orthodontic activity (UOA)	0
Carry forward orthodontic activity (UOA)	0
Baseline contract value	£447,374.12

ACCESS*

Patients seen in 24 months	Total	Change since previous quarter
Quarter ending December 2015	4,529	
Quarter ending March 2016	4,476	↓
Quarter ending June 2016	4,501	→
Quarter ending September 2016	4,450	↓
Quarter ending December 2016	4,568	↑
Variance since December 2015	0.9%	→



ACTIVITY



Month	Adjusted Scheduled Activity (UDA)	
	2016	2017
April	211	-4
May	1,164	1,154
June	2,234	2,022
July	3,981	3,204
August	5,260	3,871
September	6,705	4,765
October	8,198	5,844
November	9,763	7,770
December	11,142	10,336
January	11,655	
February	13,596	
March	15,109	
April	15,972	
May	16,048	
June	16,048	

QUALITY

	Quantity	Base Number	Contract	AT	Region	England
% of FP17s for the same patient ID Re-attending within 3 months - Children	84	1,185	7.1%	11.7%	13.4%	12.4%
% of FP17s for the same patient ID Re-attending within 3 months - Adults	423	3,456	12.2%	15.5%	17.3%	16.6%
% of FP17s for the same patient ID Re-attending between 3 & 9 months - Children	618	1,185	52.2%	59.5%	58.9%	57.5%
% of FP17s for the same patient ID Re-attending between 3 & 9 months - Adults	1,911	3,456	55.3%	54.2%	52.5%	50.4%
% of FP17s for Band 1 Urgent Courses	173	4,341	4.0%	8.9%	9.3%	9.1%
% of FP17s Relating to Free Repair or Replacements	37	4,341	0.9%	0.9%	1.0%	0.8%
% of FP17s Relating to Continuations	97	4,341	2.2%	1.4%	1.5%	1.3%
% of Patients satisfied with the dentistry they have received	2	2	N/A	93.1%	93.1%	92.7%
% of Patients satisfied with the time they had to wait for an appointment	2	2	N/A	88.5%	89.8%	88.8%

* This is based on patients treated on this contract for their most recent course of treatment. Figures in italics indicate the base number of FP17s or Patient Questionnaire responses are less than 100. N/A is shown where the base number of responses is less than 10 during the period. % is calculated as Quantity/Base number*100

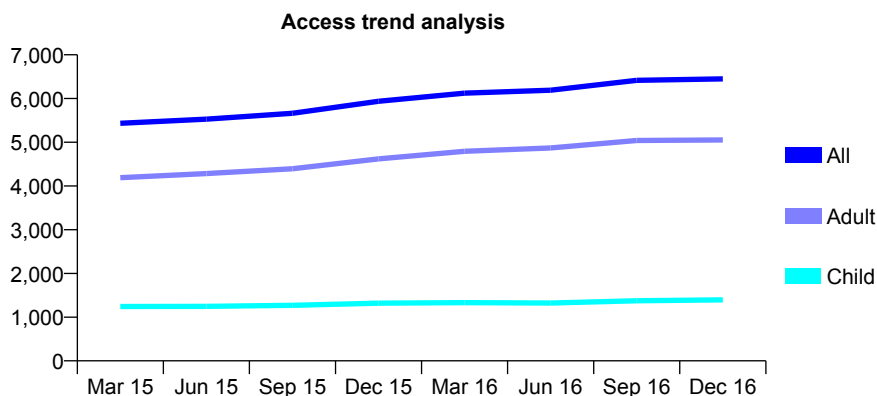
Q52 - Vital Signs At a Glance Contract Report for 101338/0054 - December 2016

Name or company name	Whitecross Dental Care Limited
Contract type name	GDS Contract
Purpose of contract	General
Contract start date	02/07/2007
Contract end date	

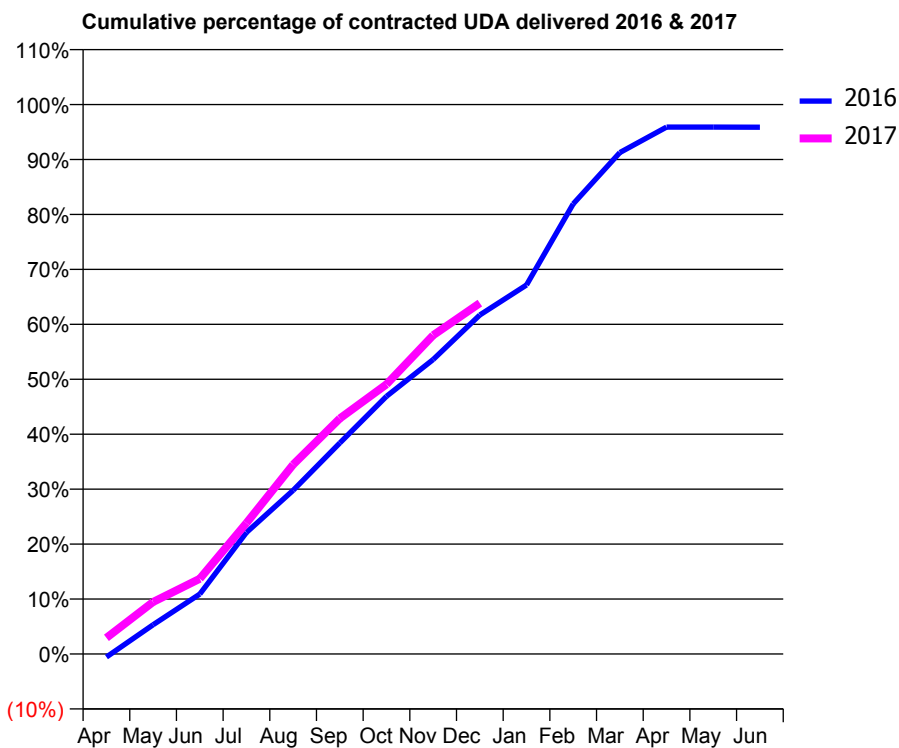
16/17 Contracted general activity (UDA)	20,500
Carry forward general activity (UDA)	0
16/17 Contracted orthodontic activity (UOA)	0
Carry forward orthodontic activity (UOA)	0
Baseline contract value	£548,866.79

ACCESS*

Patients seen in 24 months	Total	Change since previous quarter
Quarter ending December 2015	5,938	
Quarter ending March 2016	6,124	↑
Quarter ending June 2016	6,191	→
Quarter ending September 2016	6,415	↑
Quarter ending December 2016	6,450	→
Variance since December 2015	8.6%	↑



ACTIVITY



Month	Adjusted Scheduled Activity (UDA)	
	2016	2017
April	-116	606
May	1,093	1,944
June	2,236	2,807
July	4,532	4,889
August	6,106	7,065
September	7,870	8,790
October	9,615	10,061
November	10,987	11,893
December	12,650	13,092
January	13,767	
February	16,792	
March	18,705	
April	19,656	
May	19,656	
June	19,655	

QUALITY

	Quantity	Base Number	Contract	AT	Region	England
% of FP17s for the same patient ID Re-attending within 3 months - Children	103	1,312	7.9%	11.7%	13.4%	12.4%
% of FP17s for the same patient ID Re-attending within 3 months - Adults	717	4,623	15.5%	15.5%	17.3%	16.6%
% of FP17s for the same patient ID Re-attending between 3 & 9 months - Children	647	1,312	49.3%	59.5%	58.9%	57.5%
% of FP17s for the same patient ID Re-attending between 3 & 9 months - Adults	2,095	4,623	45.3%	54.2%	52.5%	50.4%
% of FP17s for Band 1 Urgent Courses	417	5,625	7.4%	8.9%	9.3%	9.1%
% of FP17s Relating to Free Repair or Replacements	110	5,625	2.0%	0.9%	1.0%	0.8%
% of FP17s Relating to Continuations	116	5,625	2.1%	1.4%	1.5%	1.3%
% of Patients satisfied with the dentistry they have received	5	5	N/A	93.1%	93.1%	92.7%
% of Patients satisfied with the time they had to wait for an appointment	3	5	N/A	88.5%	89.8%	88.8%

* This is based on patients treated on this contract for their most recent course of treatment. Figures in italics indicate the base number of FP17s or Patient Questionnaire responses are less than 100. N/A is shown where the base number of responses is less than 10 during the period. % is calculated as Quantity/Base number*100

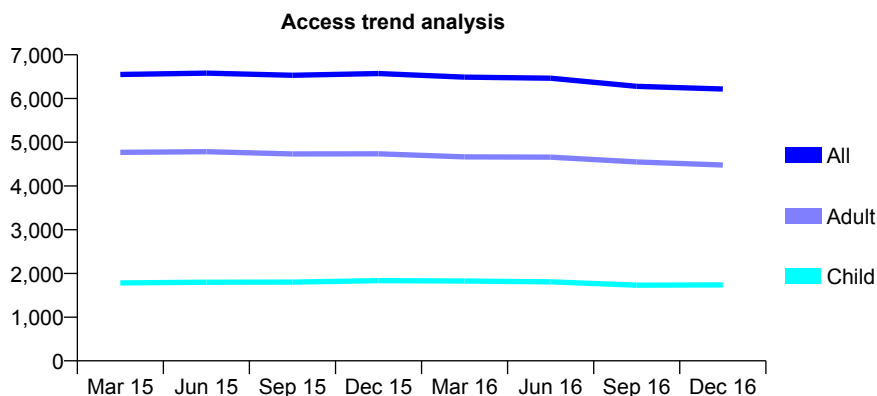
Q52 - Vital Signs At a Glance Contract Report for 101338/0055 - December 2016

Name or company name	Whitecross Dental Care Limited
Contract type name	GDS Contract
Purpose of contract	General
Contract start date	02/07/2007
Contract end date	

16/17 Contracted general activity (UDA)	19,000
Carry forward general activity (UDA)	-211
16/17 Contracted orthodontic activity (UOA)	0
Carry forward orthodontic activity (UOA)	0
Baseline contract value	£508,705.80

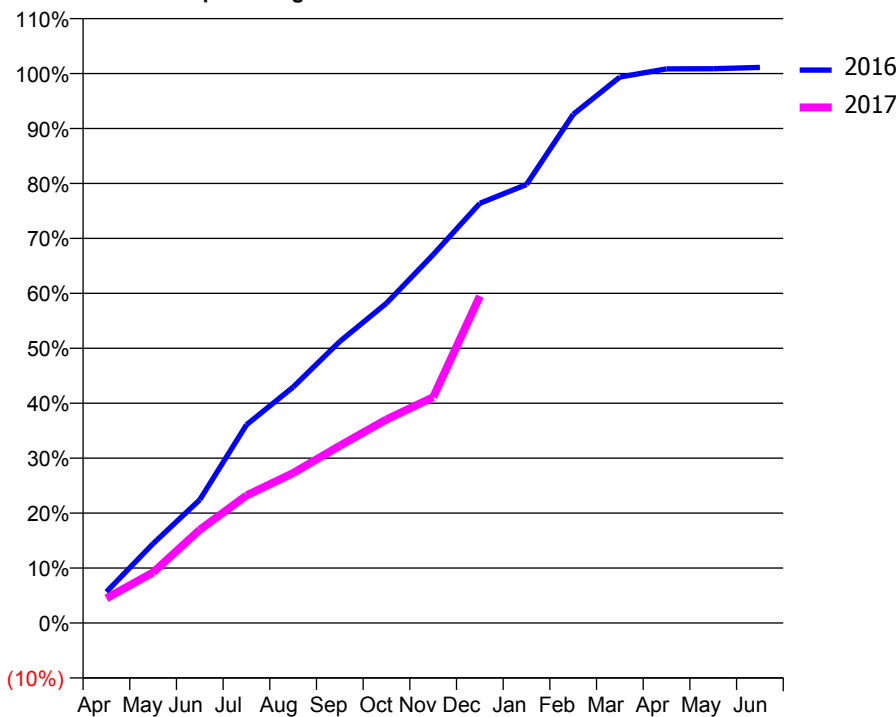
ACCESS*

Patients seen in 24 months	Total	Change since previous quarter
Quarter ending December 2015	6,570	
Quarter ending March 2016	6,489	↓
Quarter ending June 2016	6,466	→
Quarter ending September 2016	6,280	↓
Quarter ending December 2016	6,218	→
Variance since December 2015	(5.4%)	↓



ACTIVITY

Cumulative percentage of contracted UDA delivered 2016 & 2017



Month	Adjusted Scheduled Activity (UDA)	
	2016	2017
April	1,079	857
May	2,747	1,749
June	4,261	3,227
July	6,854	4,411
August	8,158	5,185
September	9,735	6,128
October	11,058	7,036
November	12,736	7,809
December	14,512	11,303
January	15,163	
February	17,586	
March	18,877	
April	19,160	
May	19,163	
June	19,211	

QUALITY

	Quantity	Base Number	Contract	AT	Region	England
% of FP17s for the same patient ID Re-attending within 3 months - Children	80	1,430	5.6%	11.7%	13.4%	12.4%
% of FP17s for the same patient ID Re-attending within 3 months - Adults	638	4,158	15.3%	15.5%	17.3%	16.6%
% of FP17s for the same patient ID Re-attending between 3 & 9 months - Children	619	1,430	43.3%	59.5%	58.9%	57.5%
% of FP17s for the same patient ID Re-attending between 3 & 9 months - Adults	1,979	4,158	47.6%	54.2%	52.5%	50.4%
% of FP17s for Band 1 Urgent Courses	617	5,389	11.4%	8.9%	9.3%	9.1%
% of FP17s Relating to Free Repair or Replacements	67	5,389	1.2%	0.9%	1.0%	0.8%
% of FP17s Relating to Continuations	64	5,389	1.2%	1.4%	1.5%	1.3%
% of Patients satisfied with the dentistry they have received	2	2	N/A	93.1%	93.1%	92.7%
% of Patients satisfied with the time they had to wait for an appointment	2	2	N/A	88.5%	89.8%	88.8%

* This is based on patients treated on this contract for their most recent course of treatment. Figures in italics indicate the base number of FP17s or Patient Questionnaire responses are less than 100. N/A is shown where the base number of responses is less than 10 during the period. % is calculated as Quantity/Base number*100

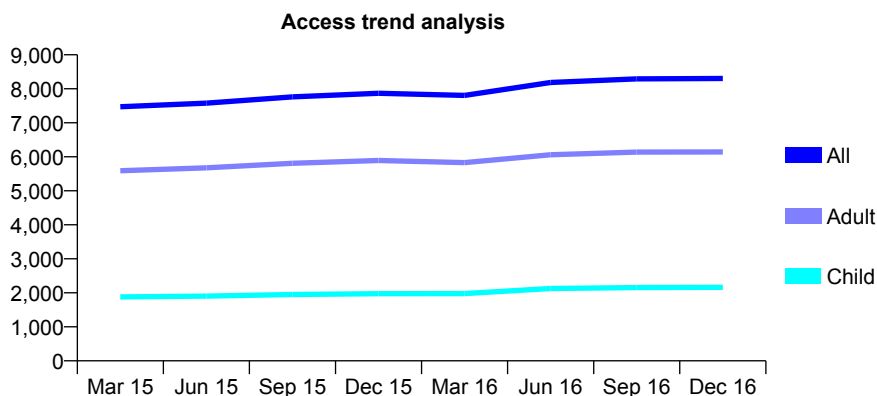
Q52 - Vital Signs At a Glance Contract Report for 101338/0056 - December 2016

Name or company name	Whitecross Dental Care Limited
Contract type name	GDS Contract
Purpose of contract	General
Contract start date	02/07/2007
Contract end date	

16/17 Contracted general activity (UDA)	25,300
Carry forward general activity (UDA)	95
16/17 Contracted orthodontic activity (UOA)	0
Carry forward orthodontic activity (UOA)	0
Baseline contract value	£677,381.93

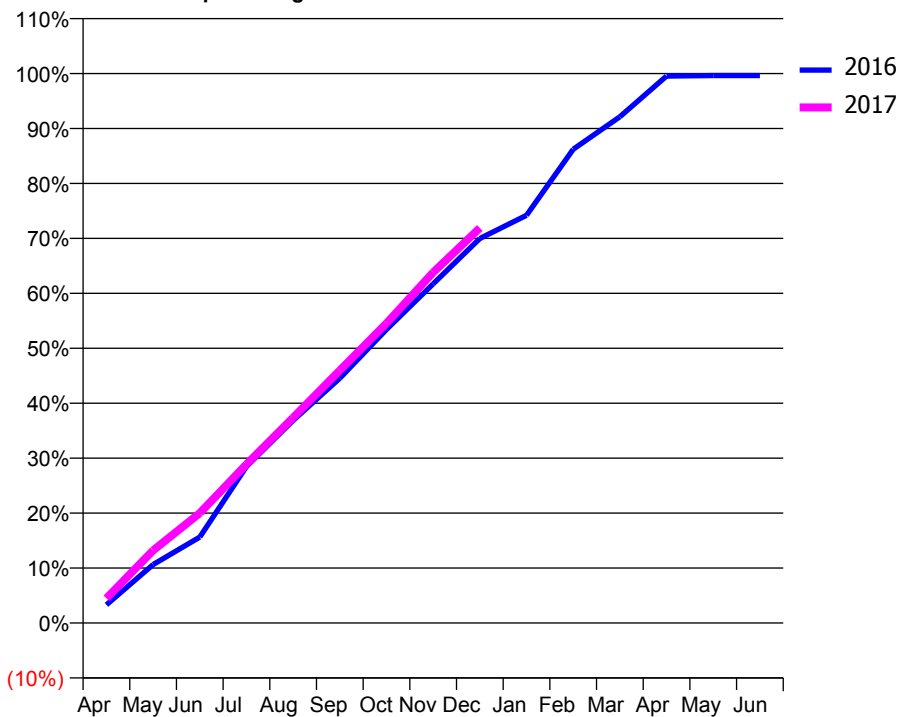
ACCESS*

Patients seen in 24 months	Total	Change since previous quarter
Quarter ending December 2015	7,868	
Quarter ending March 2016	7,807	→
Quarter ending June 2016	8,188	↑
Quarter ending September 2016	8,291	→
Quarter ending December 2016	8,305	→
Variance since December 2015	5.6%	↑



ACTIVITY

Cumulative percentage of contracted UDA delivered 2016 & 2017



Month	Adjusted Scheduled Activity (UDA)	
	2016	2017
April	841	1,139
May	2,693	3,340
June	3,958	5,062
July	7,207	7,307
August	9,331	9,456
September	11,268	11,629
October	13,515	13,798
November	15,618	16,145
December	17,703	18,187
January	18,769	
February	21,810	
March	23,308	
April	25,181	
May	25,205	
June	25,205	

QUALITY

	Quantity	Base Number	Contract	AT	Region	England
% of FP17s for the same patient ID Re-attending within 3 months - Children	128	2,336	5.5%	11.7%	13.4%	12.4%
% of FP17s for the same patient ID Re-attending within 3 months - Adults	776	6,341	12.2%	15.5%	17.3%	16.6%
% of FP17s for the same patient ID Re-attending between 3 & 9 months - Children	1,265	2,336	54.2%	59.5%	58.9%	57.5%
% of FP17s for the same patient ID Re-attending between 3 & 9 months - Adults	3,292	6,341	51.9%	54.2%	52.5%	50.4%
% of FP17s for Band 1 Urgent Courses	228	7,771	2.9%	8.9%	9.3%	9.1%
% of FP17s Relating to Free Repair or Replacements	93	7,771	1.2%	0.9%	1.0%	0.8%
% of FP17s Relating to Continuations	206	7,771	2.7%	1.4%	1.5%	1.3%
% of Patients satisfied with the dentistry they have received	9	11	81.8%	93.1%	93.1%	92.7%
% of Patients satisfied with the time they had to wait for an appointment	10	11	90.9%	88.5%	89.8%	88.8%

* This is based on patients treated on this contract for their most recent course of treatment. Figures in italics indicate the base number of FP17s or Patient Questionnaire responses are less than 100. N/A is shown where the base number of responses is less than 10 during the period. % is calculated as Quantity/Base number*100

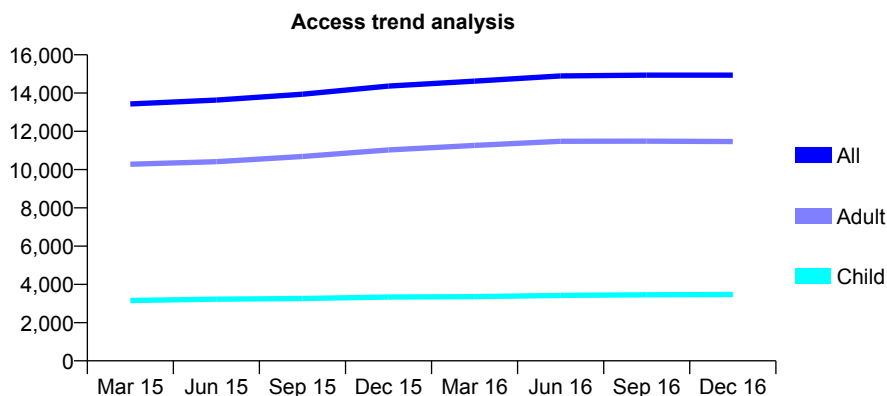
Q52 - Vital Signs At a Glance Contract Report for 101338/0067 - December 2016

Name or company name	Whitecross Dental Care Limited
Contract type name	GDS Contract
Purpose of contract	General
Contract start date	01/07/2008
Contract end date	

16/17 Contracted general activity (UDA)	40,509
Carry forward general activity (UDA)	0
16/17 Contracted orthodontic activity (UOA)	0
Carry forward orthodontic activity (UOA)	0
Baseline contract value	£1,084,587.54

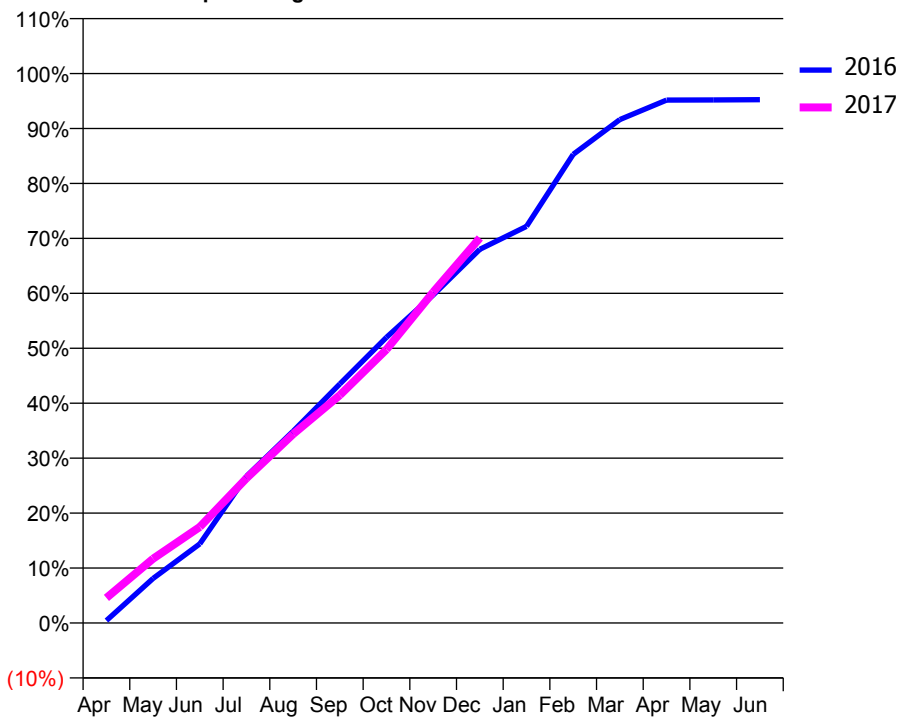
ACCESS*

Patients seen in 24 months	Total	Change since previous quarter
Quarter ending December 2015	14,362	
Quarter ending March 2016	14,626	→
Quarter ending June 2016	14,898	→
Quarter ending September 2016	14,940	→
Quarter ending December 2016	14,937	→
Variance since December 2015	4.0%	↑



ACTIVITY

Cumulative percentage of contracted UDA delivered 2016 & 2017



Month	Adjusted Scheduled Activity (UDA)	
	2016	2017
April	185	1,849
May	3,285	4,744
June	5,830	7,085
July	10,814	10,667
August	14,137	13,921
September	17,624	16,799
October	21,062	20,170
November	24,176	24,393
December	27,553	28,382
January	29,240	
February	34,547	
March	37,117	
April	38,550	
May	38,559	
June	38,574	

QUALITY

	Quantity	Base Number	Contract	AT	Region	England
% of FP17s for the same patient ID Re-attending within 3 months - Children	241	3,747	6.4%	11.7%	13.4%	12.4%
% of FP17s for the same patient ID Re-attending within 3 months - Adults	1,478	11,724	12.6%	15.5%	17.3%	16.6%
% of FP17s for the same patient ID Re-attending between 3 & 9 months - Children	1,970	3,747	52.6%	59.5%	58.9%	57.5%
% of FP17s for the same patient ID Re-attending between 3 & 9 months - Adults	6,401	11,724	54.6%	54.2%	52.5%	50.4%
% of FP17s for Band 1 Urgent Courses	1,082	14,782	7.3%	8.9%	9.3%	9.1%
% of FP17s Relating to Free Repair or Replacements	131	14,782	0.9%	0.9%	1.0%	0.8%
% of FP17s Relating to Continuations	244	14,782	1.7%	1.4%	1.5%	1.3%
% of Patients satisfied with the dentistry they have received	11	12	91.7%	93.1%	93.1%	92.7%
% of Patients satisfied with the time they had to wait for an appointment	10	12	83.3%	88.5%	89.8%	88.8%

* This is based on patients treated on this contract for their most recent course of treatment. Figures in italics indicate the base number of FP17s or Patient Questionnaire responses are less than 100. N/A is shown where the base number of responses is less than 10 during the period. % is calculated as Quantity/Base number*100

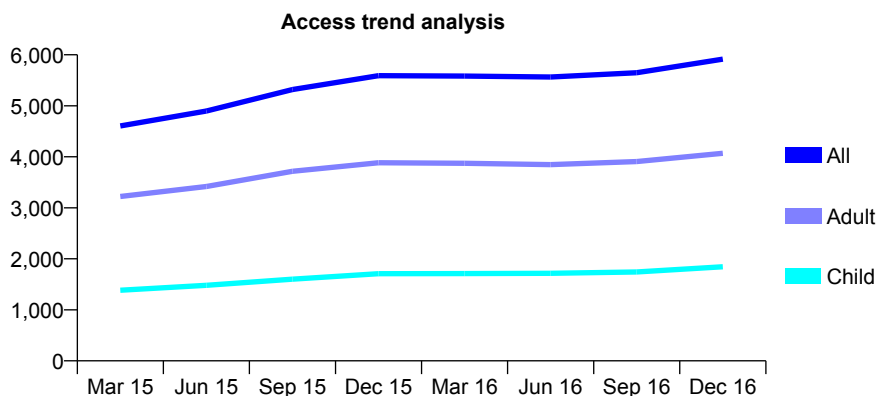
Q52 - Vital Signs At a Glance Contract Report for 101338/0074 - December 2016

Name or company name	Whitecross Dental Care Limited
Contract type name	GDS Contract
Purpose of contract	General
Contract start date	09/12/2008
Contract end date	

16/17 Contracted general activity (UDA)	18,287
Carry forward general activity (UDA)	-342
16/17 Contracted orthodontic activity (UOA)	0
Carry forward orthodontic activity (UOA)	0
Baseline contract value	£537,371.32

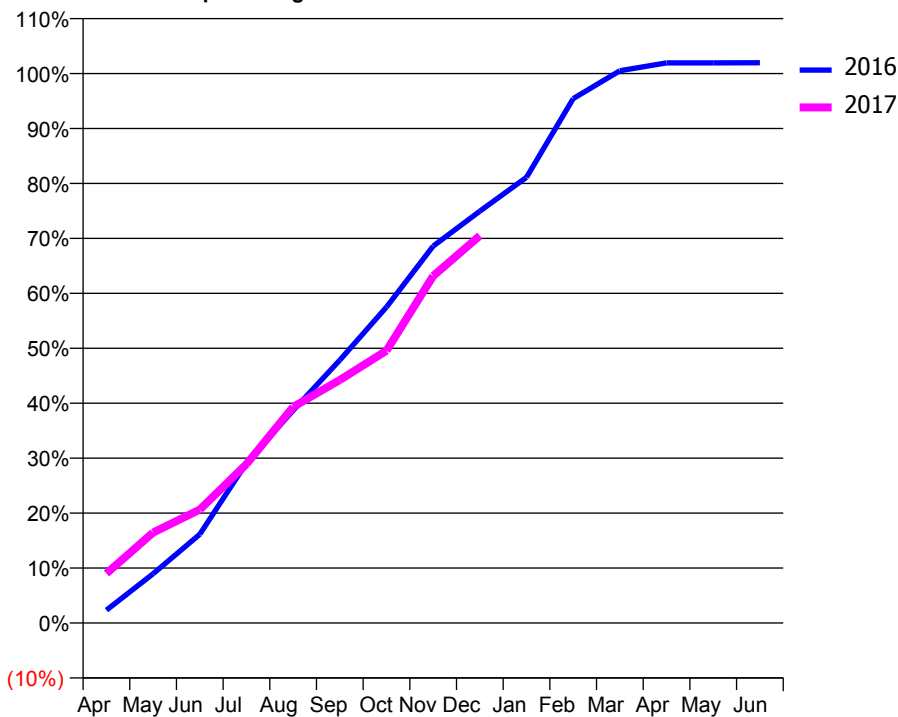
ACCESS*

Patients seen in 24 months	Total	Change since previous quarter
Quarter ending December 2015	5,591	
Quarter ending March 2016	5,584	→
Quarter ending June 2016	5,565	→
Quarter ending September 2016	5,648	→
Quarter ending December 2016	5,914	↑
Variance since December 2015	5.8%	↑



ACTIVITY

Cumulative percentage of contracted UDA delivered 2016 & 2017



Month	Adjusted Scheduled Activity (UDA)	
	2016	2017
April	410	1,651
May	1,575	3,010
June	2,835	3,775
July	5,115	5,288
August	6,791	7,193
September	8,400	8,088
October	10,094	9,066
November	12,040	11,551
December	13,157	12,888
January	14,238	
February	16,752	
March	17,643	
April	17,892	
May	17,892	
June	17,896	

QUALITY

	Quantity	Base Number	Contract	AT	Region	England
% of FP17s for the same patient ID Re-attending within 3 months - Children	106	1,792	5.9%	11.7%	13.4%	12.4%
% of FP17s for the same patient ID Re-attending within 3 months - Adults	487	3,894	12.5%	15.5%	17.3%	16.6%
% of FP17s for the same patient ID Re-attending between 3 & 9 months - Children	887	1,792	49.5%	59.5%	58.9%	57.5%
% of FP17s for the same patient ID Re-attending between 3 & 9 months - Adults	2,079	3,894	53.4%	54.2%	52.5%	50.4%
% of FP17s for Band 1 Urgent Courses	387	5,579	6.9%	8.9%	9.3%	9.1%
% of FP17s Relating to Free Repair or Replacements	27	5,579	0.5%	0.9%	1.0%	0.8%
% of FP17s Relating to Continuations	104	5,579	1.9%	1.4%	1.5%	1.3%
% of Patients satisfied with the dentistry they have received	0	1	N/A	93.1%	93.1%	92.7%
% of Patients satisfied with the time they had to wait for an appointment	1	1	N/A	88.5%	89.8%	88.8%

* This is based on patients treated on this contract for their most recent course of treatment. Figures in italics indicate the base number of FP17s or Patient Questionnaire responses are less than 100. N/A is shown where the base number of responses is less than 10 during the period. % is calculated as Quantity/Base number*100

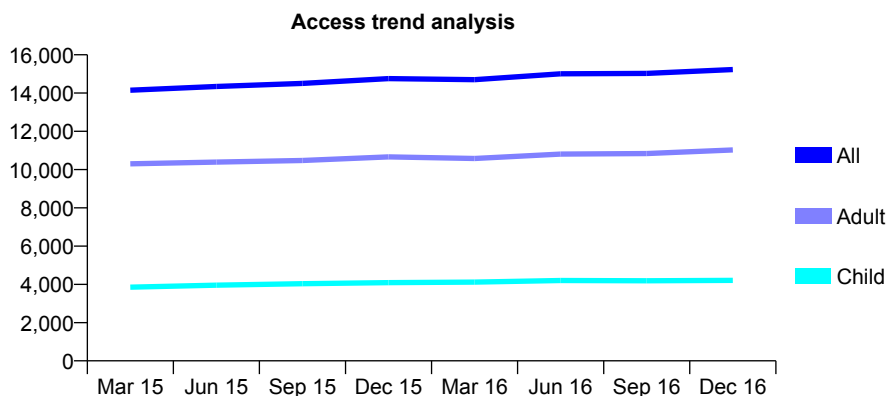
Q52 - Vital Signs At a Glance Contract Report for 101338/0079 - December 2016

Name or company name	Whitecross Dental Care Limited
Contract type name	GDS Contract
Purpose of contract	General
Contract start date	01/04/2009
Contract end date	

16/17 Contracted general activity (UDA)	44,400
Carry forward general activity (UDA)	0
16/17 Contracted orthodontic activity (UOA)	0
Carry forward orthodontic activity (UOA)	0
Baseline contract value	£1,188,765.14

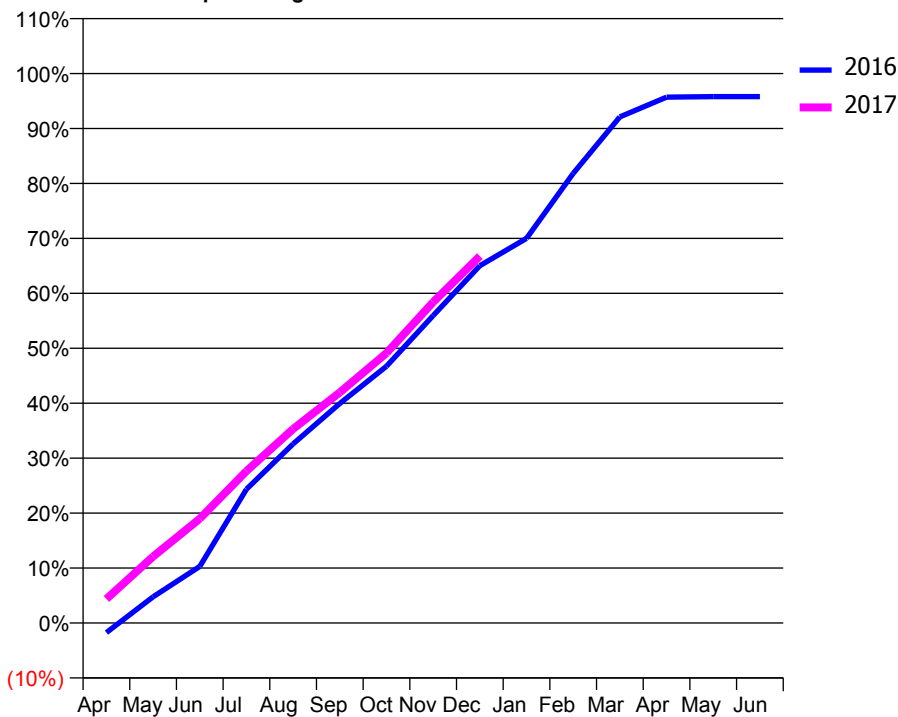
ACCESS*

Patients seen in 24 months	Total	Change since previous quarter
Quarter ending December 2015	14,754	
Quarter ending March 2016	14,700	→
Quarter ending June 2016	15,009	↑
Quarter ending September 2016	15,027	→
Quarter ending December 2016	15,231	→
Variance since December 2015	3.2%	↑



ACTIVITY

Cumulative percentage of contracted UDA delivered 2016 & 2017



Month	Adjusted Scheduled Activity (UDA)	
	2016	2017
April	-785	1,943
May	2,117	5,373
June	4,570	8,436
July	10,812	12,278
August	14,477	15,677
September	17,744	18,639
October	20,749	21,812
November	24,846	25,926
December	28,876	29,650
January	31,083	
February	36,324	
March	40,893	
April	42,492	
May	42,528	
June	42,534	

QUALITY

	Quantity	Base Number	Contract	AT	Region	England
% of FP17s for the same patient ID Re-attending within 3 months - Children	289	3,960	7.3%	11.7%	13.4%	12.4%
% of FP17s for the same patient ID Re-attending within 3 months - Adults	1,666	10,459	15.9%	15.5%	17.3%	16.6%
% of FP17s for the same patient ID Re-attending between 3 & 9 months - Children	1,885	3,960	47.6%	59.5%	58.9%	57.5%
% of FP17s for the same patient ID Re-attending between 3 & 9 months - Adults	4,723	10,459	45.2%	54.2%	52.5%	50.4%
% of FP17s for Band 1 Urgent Courses	1,301	13,707	9.5%	8.9%	9.3%	9.1%
% of FP17s Relating to Free Repair or Replacements	132	13,707	1.0%	0.9%	1.0%	0.8%
% of FP17s Relating to Continuations	328	13,707	2.4%	1.4%	1.5%	1.3%
% of Patients satisfied with the dentistry they have received	5	6	N/A	93.1%	93.1%	92.7%
% of Patients satisfied with the time they had to wait for an appointment	4	6	N/A	88.5%	89.8%	88.8%

* This is based on patients treated on this contract for their most recent course of treatment. Figures in italics indicate the base number of FP17s or Patient Questionnaire responses are less than 100. N/A is shown where the base number of responses is less than 10 during the period. % is calculated as Quantity/Base number*100

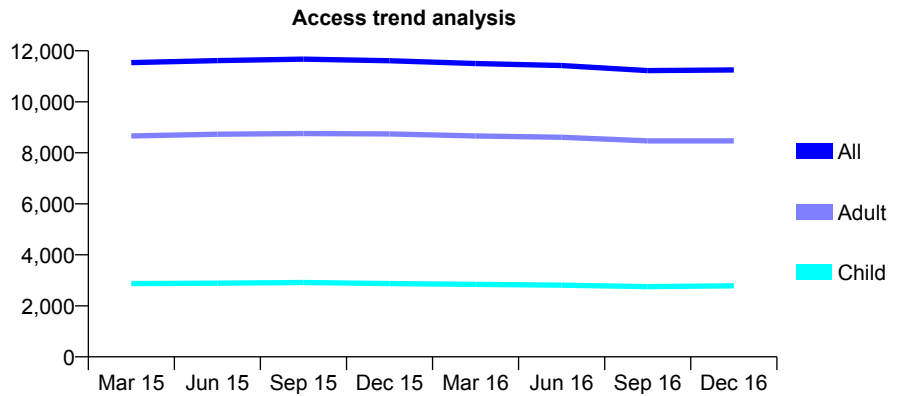
Q52 - Vital Signs At a Glance Contract Report for 101338/0080 - December 2016

Name or company name	Whitecross Dental Care Limited
Contract type name	GDS Contract
Purpose of contract	General
Contract start date	01/04/2009
Contract end date	

16/17 Contracted general activity (UDA)	30,442
Carry forward general activity (UDA)	0
16/17 Contracted orthodontic activity (UOA)	0
Carry forward orthodontic activity (UOA)	0
Baseline contract value	£810,588.02

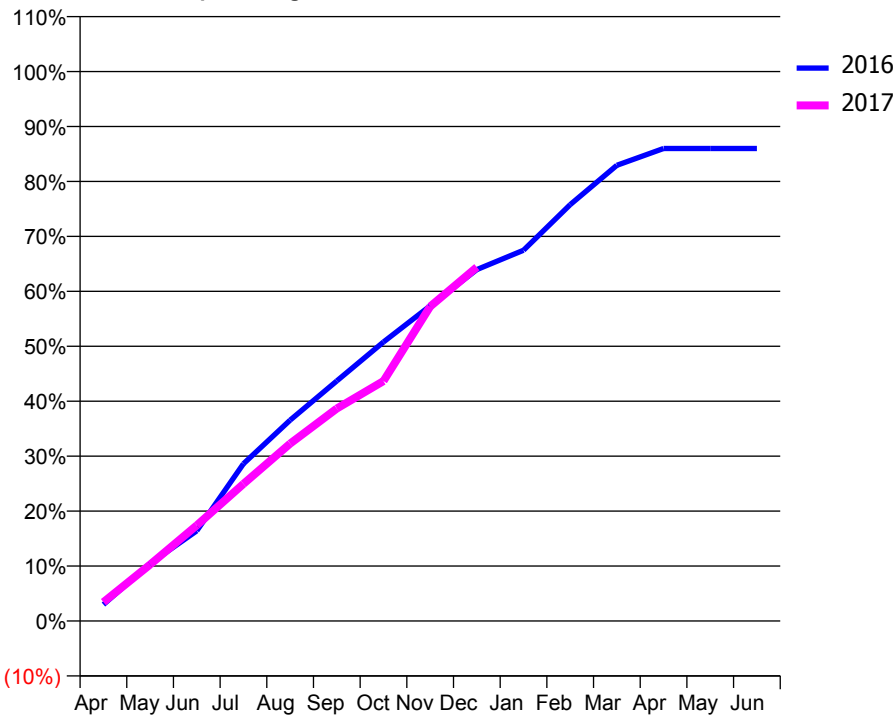
ACCESS*

Patients seen in 24 months	Total	Change since previous quarter
Quarter ending December 2015	11,613	
Quarter ending March 2016	11,502	→
Quarter ending June 2016	11,420	→
Quarter ending September 2016	11,224	↓
Quarter ending December 2016	11,250	→
Variance since December 2015	(3.1%)	↓



ACTIVITY

Cumulative percentage of contracted UDA delivered 2016 & 2017



Month	Adjusted Scheduled Activity (UDA)	
	2016	2017
April	914	1,049
May	3,181	3,125
June	4,997	5,297
July	8,710	7,594
August	11,128	9,830
September	13,299	11,775
October	15,456	13,291
November	17,458	17,424
December	19,473	19,603
January	20,537	
February	23,066	
March	25,247	
April	26,180	
May	26,178	
June	26,179	

QUALITY

	Quantity	Base Number	Contract	AT	Region	England
% of FP17s for the same patient ID Re-attending within 3 months - Children	143	2,585	5.5%	11.7%	13.4%	12.4%
% of FP17s for the same patient ID Re-attending within 3 months - Adults	758	7,619	9.9%	15.5%	17.3%	16.6%
% of FP17s for the same patient ID Re-attending between 3 & 9 months - Children	1,009	2,585	39.0%	59.5%	58.9%	57.5%
% of FP17s for the same patient ID Re-attending between 3 & 9 months - Adults	3,473	7,619	45.6%	54.2%	52.5%	50.4%
% of FP17s for Band 1 Urgent Courses	459	9,807	4.7%	8.9%	9.3%	9.1%
% of FP17s Relating to Free Repair or Replacements	152	9,807	1.5%	0.9%	1.0%	0.8%
% of FP17s Relating to Continuations	169	9,807	1.7%	1.4%	1.5%	1.3%
% of Patients satisfied with the dentistry they have received	7	7	N/A	93.1%	93.1%	92.7%
% of Patients satisfied with the time they had to wait for an appointment	5	7	N/A	88.5%	89.8%	88.8%

* This is based on patients treated on this contract for their most recent course of treatment. Figures in italics indicate the base number of FP17s or Patient Questionnaire responses are less than 100. N/A is shown where the base number of responses is less than 10 during the period. % is calculated as Quantity/Base number*100

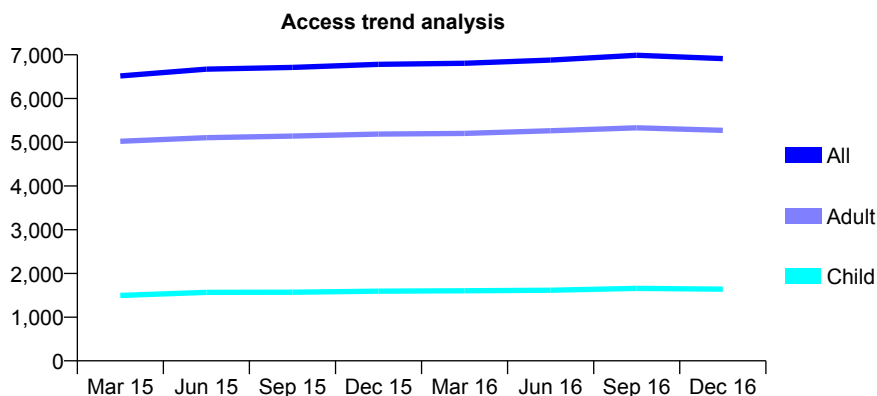
Q52 - Vital Signs At a Glance Contract Report for 101338/0081 - December 2016

Name or company name	Whitecross Dental Care Limited
Contract type name	GDS Contract
Purpose of contract	General
Contract start date	01/04/2009
Contract end date	

16/17 Contracted general activity (UDA)	16,300
Carry forward general activity (UDA)	0
16/17 Contracted orthodontic activity (UOA)	0
Carry forward orthodontic activity (UOA)	0
Baseline contract value	£436,416.03

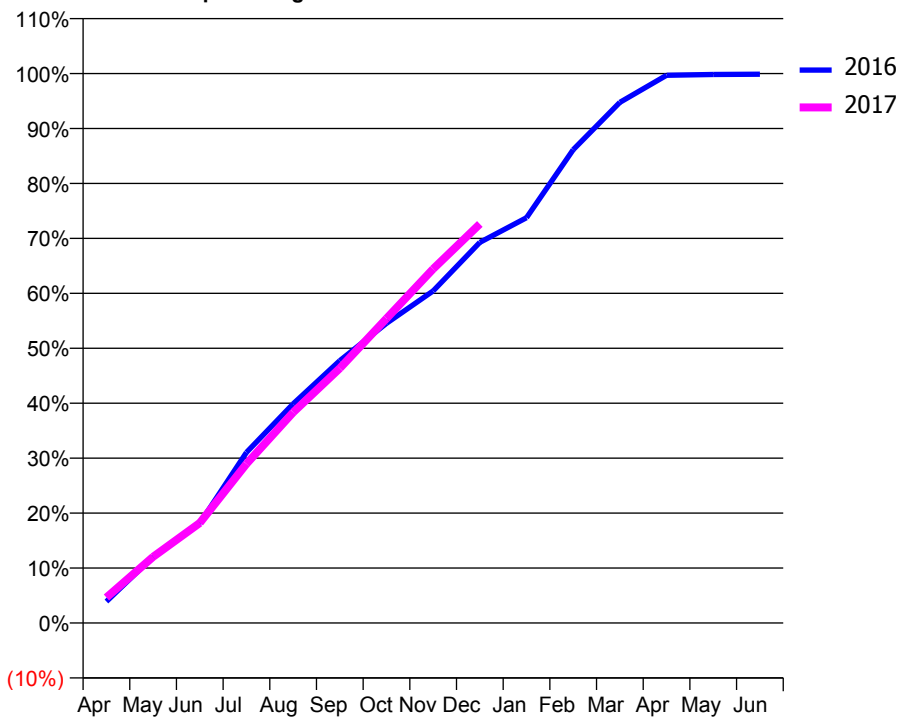
ACCESS*

Patients seen in 24 months	Total	Change since previous quarter
Quarter ending December 2015	6,781	
Quarter ending March 2016	6,807	→
Quarter ending June 2016	6,879	→
Quarter ending September 2016	6,988	→
Quarter ending December 2016	6,913	↓
Variance since December 2015	1.9%	→



ACTIVITY

Cumulative percentage of contracted UDA delivered 2016 & 2017



Month	Adjusted Scheduled Activity (UDA)	
	2016	2017
April	639	757
May	1,966	1,966
June	2,961	2,969
July	5,060	4,722
August	6,500	6,247
September	7,783	7,555
October	8,890	9,031
November	9,849	10,504
December	11,290	11,836
January	12,024	
February	14,039	
March	15,445	
April	16,249	
May	16,270	
June	16,279	

QUALITY

	Quantity	Base Number	Contract	AT	Region	England
% of FP17s for the same patient ID Re-attending within 3 months - Children	64	1,417	4.5%	11.7%	13.4%	12.4%
% of FP17s for the same patient ID Re-attending within 3 months - Adults	373	4,540	8.2%	15.5%	17.3%	16.6%
% of FP17s for the same patient ID Re-attending between 3 & 9 months - Children	594	1,417	41.9%	59.5%	58.9%	57.5%
% of FP17s for the same patient ID Re-attending between 3 & 9 months - Adults	1,976	4,540	43.5%	54.2%	52.5%	50.4%
% of FP17s for Band 1 Urgent Courses	248	5,583	4.4%	8.9%	9.3%	9.1%
% of FP17s Relating to Free Repair or Replacements	34	5,583	0.6%	0.9%	1.0%	0.8%
% of FP17s Relating to Continuations	70	5,583	1.3%	1.4%	1.5%	1.3%
% of Patients satisfied with the dentistry they have received	11	12	91.7%	93.1%	93.1%	92.7%
% of Patients satisfied with the time they had to wait for an appointment	9	12	75.0%	88.5%	89.8%	88.8%

* This is based on patients treated on this contract for their most recent course of treatment. Figures in italics indicate the base number of FP17s or Patient Questionnaire responses are less than 100. N/A is shown where the base number of responses is less than 10 during the period. % is calculated as Quantity/Base number*100

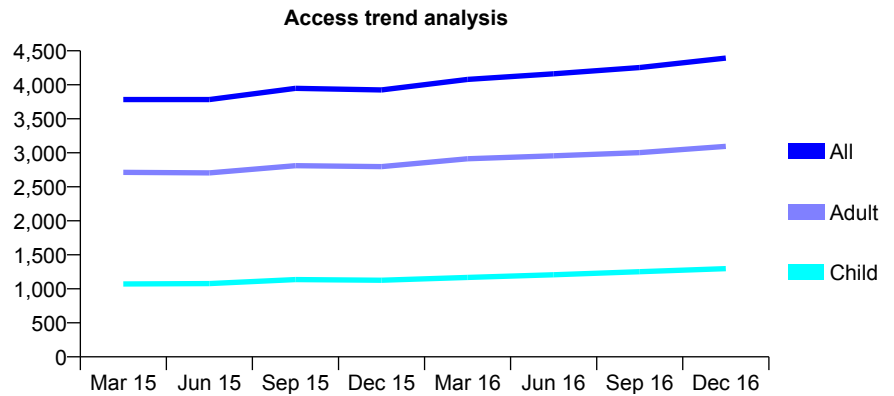
Q52 - Vital Signs At a Glance Contract Report for 101338/0098 - December 2016

Name or company name	Whitecross Dental Care Limited
Contract type name	GDS Contract
Purpose of contract	General
Contract start date	01/09/2009
Contract end date	

16/17 Contracted general activity (UDA)	16,371
Carry forward general activity (UDA)	0
16/17 Contracted orthodontic activity (UOA)	0
Carry forward orthodontic activity (UOA)	0
Baseline contract value	£410,343.43

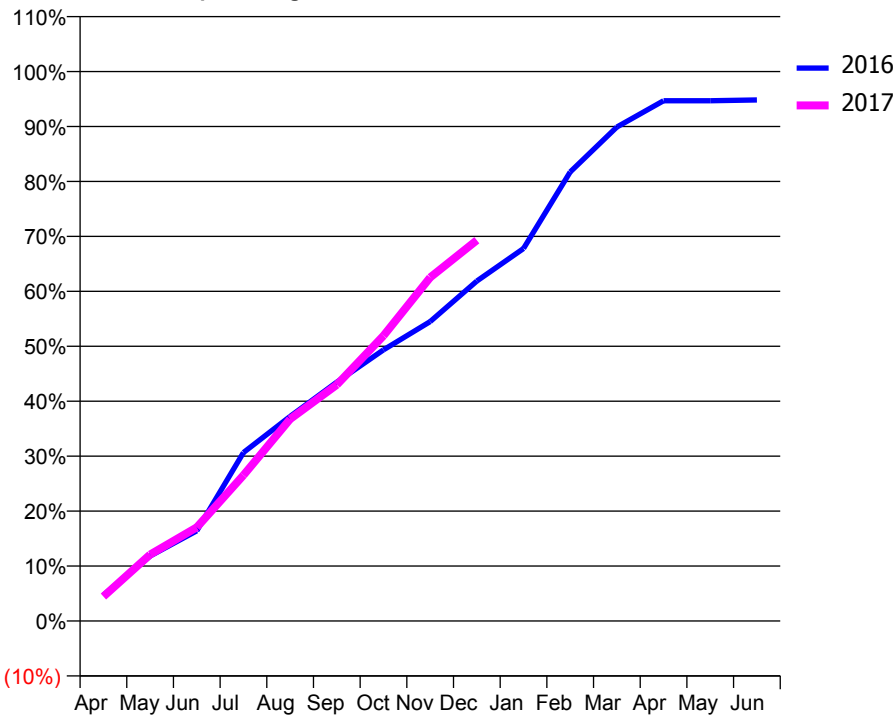
ACCESS*

Patients seen in 24 months	Total	Change since previous quarter
Quarter ending December 2015	3,924	
Quarter ending March 2016	4,079	↑
Quarter ending June 2016	4,162	↑
Quarter ending September 2016	4,253	↑
Quarter ending December 2016	4,394	↑
Variance since December 2015	12.0%	↑



ACTIVITY

Cumulative percentage of contracted UDA delivered 2016 & 2017



Month	Adjusted Scheduled Activity (UDA)	
	2016	2017
April	771	728
May	1,938	1,979
June	2,686	2,791
July	5,018	4,345
August	6,096	6,015
September	7,119	7,039
October	8,077	8,500
November	8,922	10,235
December	10,129	11,343
January	11,099	
February	13,378	
March	14,718	
April	15,500	
May	15,501	
June	15,522	

QUALITY

	Quantity	Base Number	Contract	AT	Region	England
% of FP17s for the same patient ID Re-attending within 3 months - Children	113	1,372	8.2%	11.7%	13.4%	12.4%
% of FP17s for the same patient ID Re-attending within 3 months - Adults	643	3,253	19.8%	15.5%	17.3%	16.6%
% of FP17s for the same patient ID Re-attending between 3 & 9 months - Children	656	1,372	47.8%	59.5%	58.9%	57.5%
% of FP17s for the same patient ID Re-attending between 3 & 9 months - Adults	1,459	3,253	44.9%	54.2%	52.5%	50.4%
% of FP17s for Band 1 Urgent Courses	457	4,337	10.5%	8.9%	9.3%	9.1%
% of FP17s Relating to Free Repair or Replacements	77	4,337	1.8%	0.9%	1.0%	0.8%
% of FP17s Relating to Continuations	150	4,337	3.5%	1.4%	1.5%	1.3%
% of Patients satisfied with the dentistry they have received	2	3	N/A	93.1%	93.1%	92.7%
% of Patients satisfied with the time they had to wait for an appointment	3	3	N/A	88.5%	89.8%	88.8%

* This is based on patients treated on this contract for their most recent course of treatment. Figures in italics indicate the base number of FP17s or Patient Questionnaire responses are less than 100. N/A is shown where the base number of responses is less than 10 during the period. % is calculated as Quantity/Base number*100

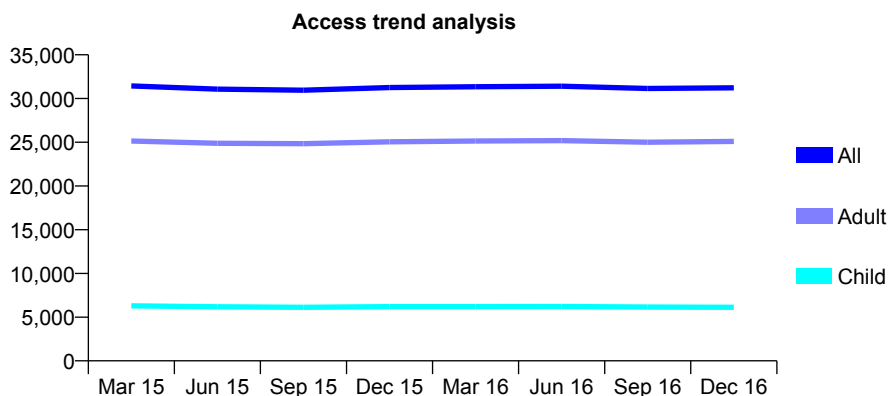
Q52 - Vital Signs At a Glance Contract Report for 101338/0104 - December 2016

Name or company name	Whitecross Dental Care Limited
Contract type name	GDS Contract
Purpose of contract	General
Contract start date	01/10/2009
Contract end date	

16/17 Contracted general activity (UDA)	85,709
Carry forward general activity (UDA)	0
16/17 Contracted orthodontic activity (UOA)	0
Carry forward orthodontic activity (UOA)	0
Baseline contract value	£2,365,663.00

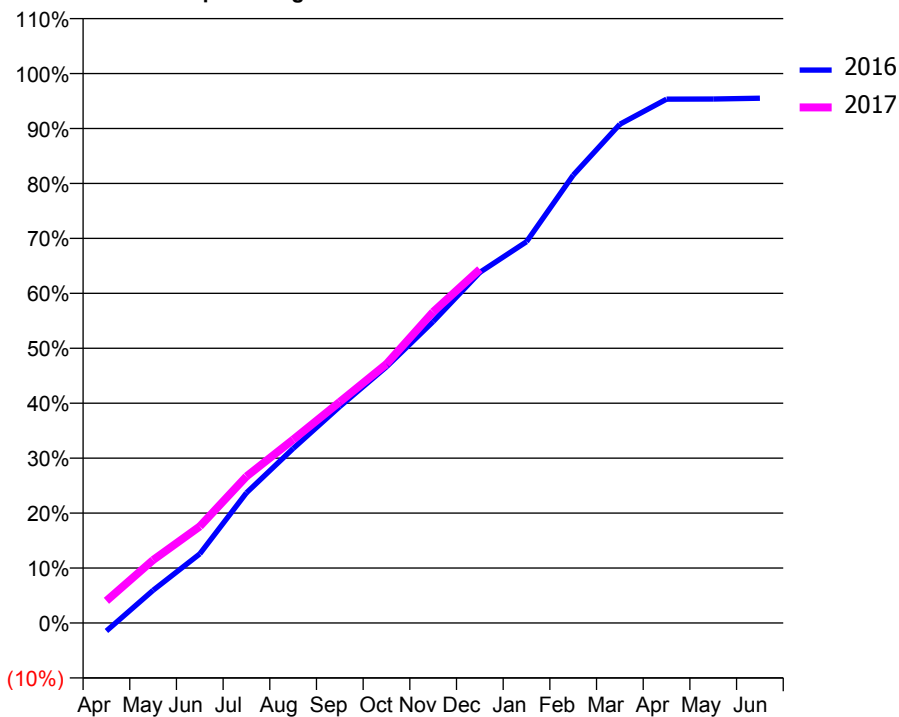
ACCESS*

Patients seen in 24 months	Total	Change since previous quarter
Quarter ending December 2015	31,250	
Quarter ending March 2016	31,345	→
Quarter ending June 2016	31,405	→
Quarter ending September 2016	31,152	→
Quarter ending December 2016	31,223	→
Variance since December 2015	(0.1%)	→



ACTIVITY

Cumulative percentage of contracted UDA delivered 2016 & 2017



QUALITY

	Quantity	Base Number	Contract	AT	Region	England
% of FP17s for the same patient ID Re-attending within 3 months - Children	362	5,731	6.3%	11.7%	13.4%	12.4%
% of FP17s for the same patient ID Re-attending within 3 months - Adults	3,099	23,327	13.3%	15.5%	17.3%	16.6%
% of FP17s for the same patient ID Re-attending between 3 & 9 months - Children	2,294	5,731	40.0%	59.5%	58.9%	57.5%
% of FP17s for the same patient ID Re-attending between 3 & 9 months - Adults	9,378	23,327	40.2%	54.2%	52.5%	50.4%
% of FP17s for Band 1 Urgent Courses	2,362	27,410	8.6%	8.9%	9.3%	9.1%
% of FP17s Relating to Free Repair or Replacements	211	27,410	0.8%	0.9%	1.0%	0.8%
% of FP17s Relating to Continuations	691	27,410	2.5%	1.4%	1.5%	1.3%
% of Patients satisfied with the dentistry they have received	33	35	94.3%	93.1%	93.1%	92.7%
% of Patients satisfied with the time they had to wait for an appointment	30	35	85.7%	88.5%	89.8%	88.8%

* This is based on patients treated on this contract for their most recent course of treatment. Figures in italics indicate the base number of FP17s or Patient Questionnaire responses are less than 100. N/A is shown where the base number of responses is less than 10 during the period. % is calculated as Quantity/Base number*100

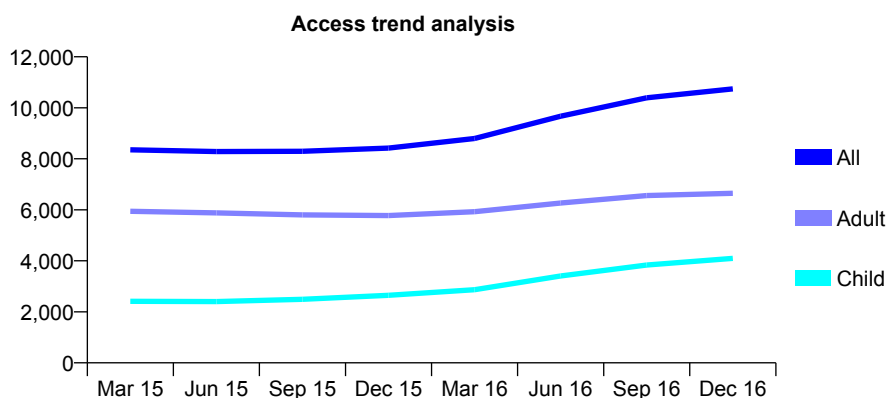
Q52 - Vital Signs At a Glance Contract Report for 101338/0138 - December 2016

Name or company name	Whitecross Dental Care Limited
Contract type name	GDS Contract
Purpose of contract	General
Contract start date	01/06/2012
Contract end date	

16/17 Contracted general activity (UDA)	28,509
Carry forward general activity (UDA)	622
16/17 Contracted orthodontic activity (UOA)	0
Carry forward orthodontic activity (UOA)	0
Baseline contract value	£941,014.51

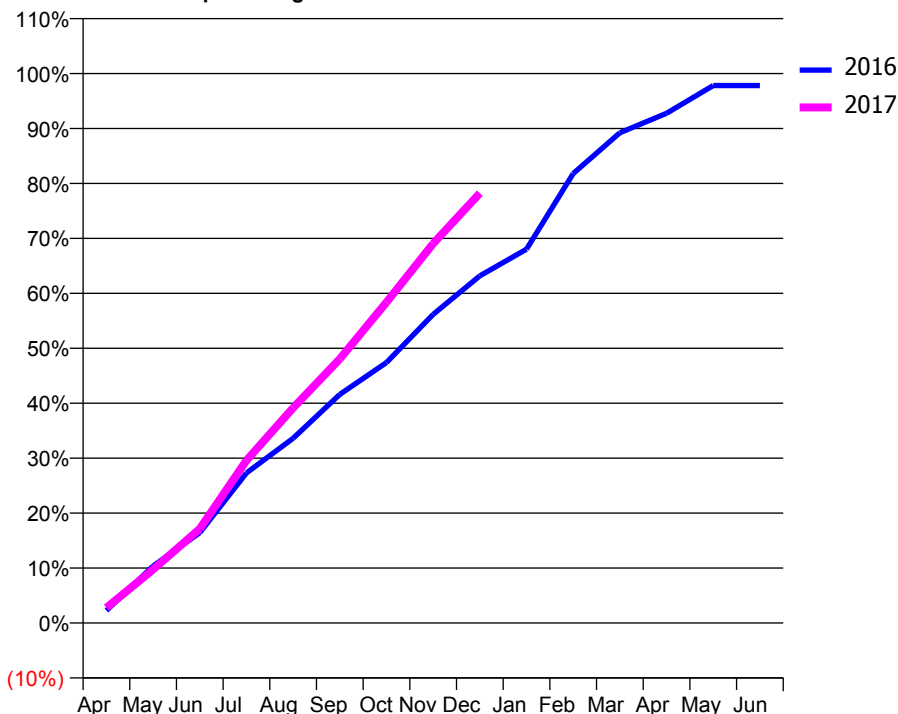
ACCESS*

Patients seen in 24 months	Total	Change since previous quarter
Quarter ending December 2015	8,421	
Quarter ending March 2016	8,796	↑
Quarter ending June 2016	9,673	↑
Quarter ending September 2016	10,394	↑
Quarter ending December 2016	10,745	↑
Variance since December 2015	27.6%	↑



ACTIVITY

Cumulative percentage of contracted UDA delivered 2016 & 2017



Month	Adjusted Scheduled Activity (UDA)	
	2016	2017
April	647	791
May	2,960	2,780
June	4,686	4,891
July	7,789	8,440
August	9,588	11,165
September	11,862	13,700
October	13,516	16,639
November	16,009	19,686
December	18,010	22,303
January	19,398	
February	23,318	
March	25,436	
April	26,445	
May	27,884	
June	27,887	

QUALITY

	Quantity	Base Number	Contract	AT	Region	England
% of FP17s for the same patient ID Re-attending within 3 months - Children	257	4,715	5.5%	11.7%	13.4%	12.4%
% of FP17s for the same patient ID Re-attending within 3 months - Adults	805	7,055	11.4%	15.5%	17.3%	16.6%
% of FP17s for the same patient ID Re-attending between 3 & 9 months - Children	1,955	4,715	41.5%	59.5%	58.9%	57.5%
% of FP17s for the same patient ID Re-attending between 3 & 9 months - Adults	3,402	7,055	48.2%	54.2%	52.5%	50.4%
% of FP17s for Band 1 Urgent Courses	626	10,574	5.9%	8.9%	9.3%	9.1%
% of FP17s Relating to Free Repair or Replacements	34	10,574	0.3%	0.9%	1.0%	0.8%
% of FP17s Relating to Continuations	149	10,574	1.4%	1.4%	1.5%	1.3%
% of Patients satisfied with the dentistry they have received	10	10	100.0%	93.1%	93.1%	92.7%
% of Patients satisfied with the time they had to wait for an appointment	8	10	80.0%	88.5%	89.8%	88.8%

* This is based on patients treated on this contract for their most recent course of treatment. Figures in italics indicate the base number of FP17s or Patient Questionnaire responses are less than 100. N/A is shown where the base number of responses is less than 10 during the period. % is calculated as Quantity/Base number*100

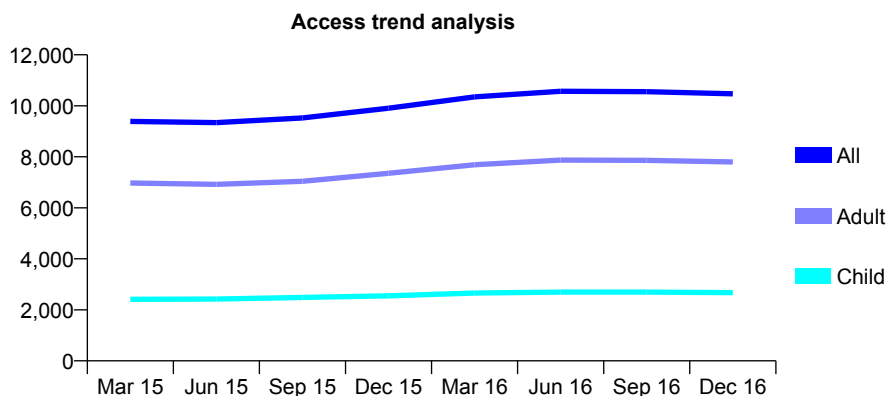
Q52 - Vital Signs At a Glance Contract Report for 101338/0139 - December 2016

Name or company name	Whitecross Dental Care Limited
Contract type name	GDS Contract
Purpose of contract	General
Contract start date	01/06/2012
Contract end date	

16/17 Contracted general activity (UDA)	28,439
Carry forward general activity (UDA)	0
16/17 Contracted orthodontic activity (UOA)	0
Carry forward orthodontic activity (UOA)	0
Baseline contract value	£815,555.70

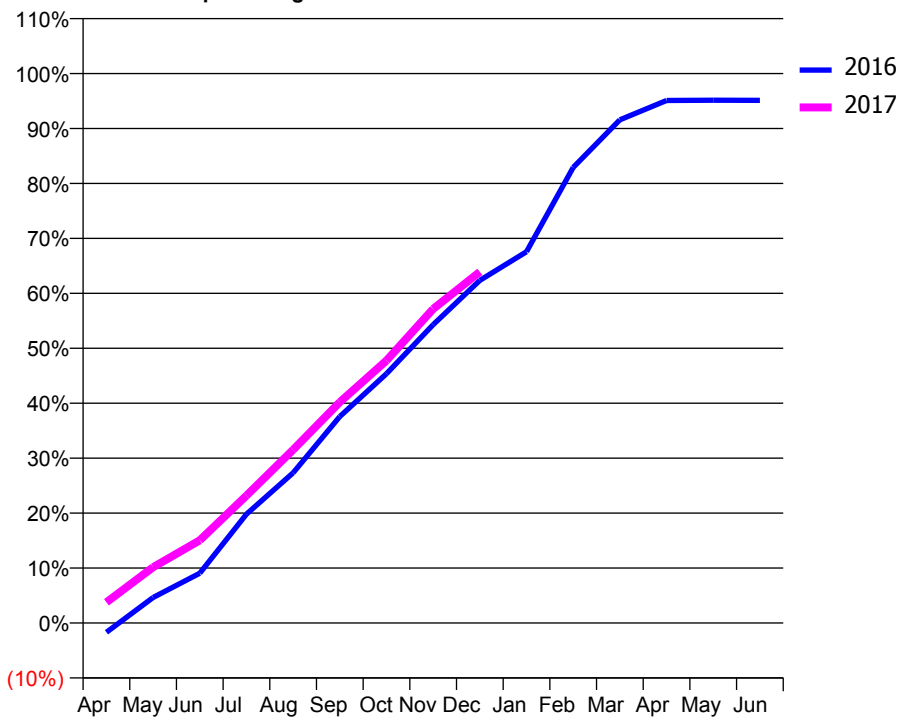
ACCESS*

Patients seen in 24 months	Total	Change since previous quarter
Quarter ending December 2015	9,905	
Quarter ending March 2016	10,348	↑
Quarter ending June 2016	10,568	↑
Quarter ending September 2016	10,554	→
Quarter ending December 2016	10,470	→
Variance since December 2015	5.7%	↑



ACTIVITY

Cumulative percentage of contracted UDA delivered 2016 & 2017



Month	Adjusted Scheduled Activity (UDA)	
	2016	2017
April	-487	1,071
May	1,324	2,887
June	2,578	4,285
July	5,635	6,595
August	7,777	8,968
September	10,684	11,430
October	12,904	13,587
November	15,438	16,254
December	17,734	18,172
January	19,217	
February	23,577	
March	26,039	
April	27,043	
May	27,054	
June	27,052	

QUALITY

	Quantity	Base Number	Contract	AT	Region	England
% of FP17s for the same patient ID Re-attending within 3 months - Children	123	2,478	5.0%	11.7%	13.4%	12.4%
% of FP17s for the same patient ID Re-attending within 3 months - Adults	789	7,169	11.0%	15.5%	17.3%	16.6%
% of FP17s for the same patient ID Re-attending between 3 & 9 months - Children	1,471	2,478	59.4%	59.5%	58.9%	57.5%
% of FP17s for the same patient ID Re-attending between 3 & 9 months - Adults	3,973	7,169	55.4%	54.2%	52.5%	50.4%
% of FP17s for Band 1 Urgent Courses	555	9,069	6.1%	8.9%	9.3%	9.1%
% of FP17s Relating to Free Repair or Replacements	59	9,069	0.7%	0.9%	1.0%	0.8%
% of FP17s Relating to Continuations	175	9,069	1.9%	1.4%	1.5%	1.3%
% of Patients satisfied with the dentistry they have received	9	10	90.0%	93.1%	93.1%	92.7%
% of Patients satisfied with the time they had to wait for an appointment	9	10	90.0%	88.5%	89.8%	88.8%

* This is based on patients treated on this contract for their most recent course of treatment. Figures in italics indicate the base number of FP17s or Patient Questionnaire responses are less than 100. N/A is shown where the base number of responses is less than 10 during the period. % is calculated as Quantity/Base number*100

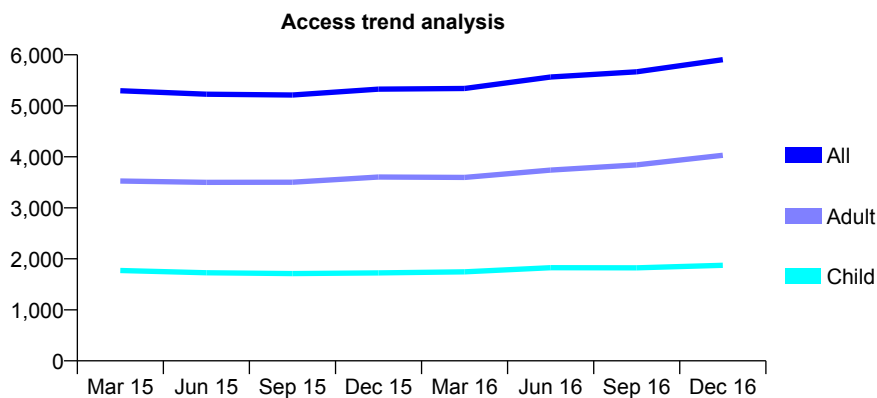
Q52 - Vital Signs At a Glance Contract Report for 101338/0140 - December 2016

Name or company name	Whitecross Dental Care Limited
Contract type name	GDS Contract
Purpose of contract	General
Contract start date	01/06/2012
Contract end date	

16/17 Contracted general activity (UDA)	16,508
Carry forward general activity (UDA)	312
16/17 Contracted orthodontic activity (UOA)	0
Carry forward orthodontic activity (UOA)	0
Baseline contract value	£474,281.73

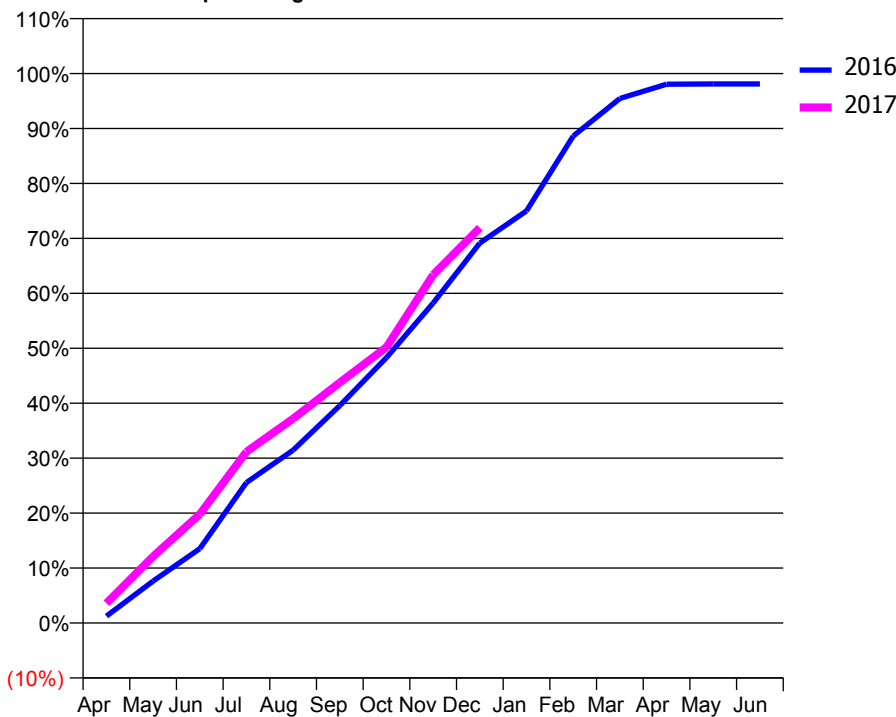
ACCESS*

Patients seen in 24 months	Total	Change since previous quarter
Quarter ending December 2015	5,327	
Quarter ending March 2016	5,341	→
Quarter ending June 2016	5,564	↑
Quarter ending September 2016	5,666	→
Quarter ending December 2016	5,904	↑
Variance since December 2015	10.8%	↑



ACTIVITY

Cumulative percentage of contracted UDA delivered 2016 & 2017



Adjusted Scheduled Activity (UDA)

Month	2016	2017
April	208	595
May	1,260	1,999
June	2,233	3,266
July	4,218	5,146
August	5,192	6,140
September	6,531	7,223
October	7,976	8,285
November	9,613	10,462
December	11,414	11,877
January	12,380	
February	14,629	
March	15,758	
April	16,188	
May	16,196	
June	16,196	

QUALITY

	Quantity	Base Number	Contract	AT	Region	England
% of FP17s for the same patient ID Re-attending within 3 months - Children	180	2,247	8.0%	11.7%	13.4%	12.4%
% of FP17s for the same patient ID Re-attending within 3 months - Adults	687	4,583	15.0%	15.5%	17.3%	16.6%
% of FP17s for the same patient ID Re-attending between 3 & 9 months - Children	1,314	2,247	58.5%	59.5%	58.9%	57.5%
% of FP17s for the same patient ID Re-attending between 3 & 9 months - Adults	2,470	4,583	53.9%	54.2%	52.5%	50.4%
% of FP17s for Band 1 Urgent Courses	454	6,590	6.9%	8.9%	9.3%	9.1%
% of FP17s Relating to Free Repair or Replacements	72	6,590	1.1%	0.9%	1.0%	0.8%
% of FP17s Relating to Continuations	97	6,590	1.5%	1.4%	1.5%	1.3%
% of Patients satisfied with the dentistry they have received	11	12	91.7%	93.1%	93.1%	92.7%
% of Patients satisfied with the time they had to wait for an appointment	10	12	83.3%	88.5%	89.8%	88.8%

* This is based on patients treated on this contract for their most recent course of treatment. Figures in italics indicate the base number of FP17s or Patient Questionnaire responses are less than 100. N/A is shown where the base number of responses is less than 10 during the period. % is calculated as Quantity/Base number*100

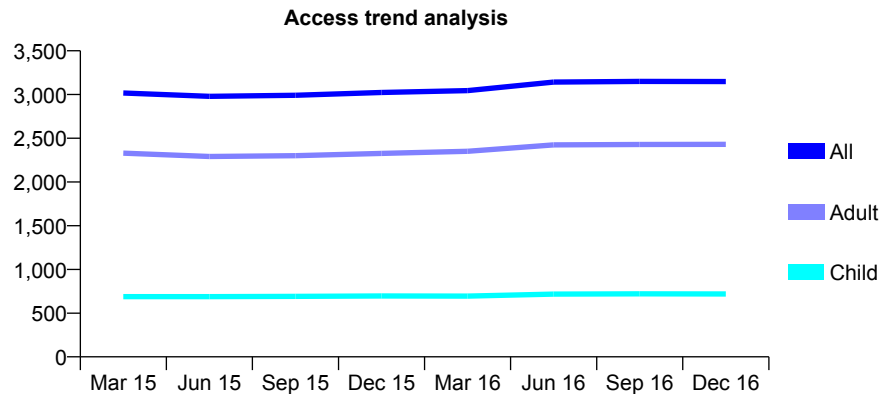
Q52 - Vital Signs At a Glance Contract Report for 101338/0141 - December 2016

Name or company name	Whitecross Dental Care Limited
Contract type name	GDS Contract
Purpose of contract	General
Contract start date	01/06/2012
Contract end date	

16/17 Contracted general activity (UDA)	10,500
Carry forward general activity (UDA)	372
16/17 Contracted orthodontic activity (UOA)	0
Carry forward orthodontic activity (UOA)	0
Baseline contract value	£284,257.82

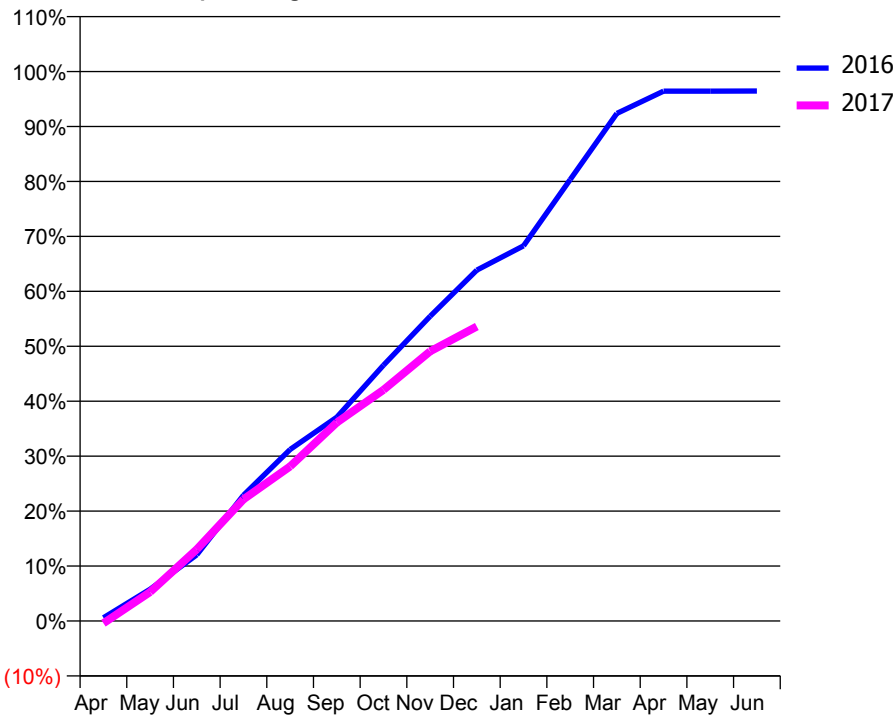
ACCESS*

Patients seen in 24 months	Total	Change since previous quarter
Quarter ending December 2015	3,023	
Quarter ending March 2016	3,045	→
Quarter ending June 2016	3,142	↑
Quarter ending September 2016	3,150	→
Quarter ending December 2016	3,149	→
Variance since December 2015	4.2%	↑



ACTIVITY

Cumulative percentage of contracted UDA delivered 2016 & 2017



Month	Adjusted Scheduled Activity (UDA)	
	2016	2017
April	62	-43
May	607	554
June	1,266	1,369
July	2,403	2,325
August	3,278	2,953
September	3,894	3,793
October	4,889	4,418
November	5,824	5,154
December	6,706	5,627
January	7,170	
February	8,436	
March	9,699	
April	10,125	
May	10,125	
June	10,128	

QUALITY

	Quantity	Base Number	Contract	AT	Region	England
% of FP17s for the same patient ID Re-attending within 3 months - Children	46	693	6.6%	11.7%	13.4%	12.4%
% of FP17s for the same patient ID Re-attending within 3 months - Adults	364	2,486	14.6%	15.5%	17.3%	16.6%
% of FP17s for the same patient ID Re-attending between 3 & 9 months - Children	396	693	57.1%	59.5%	58.9%	57.5%
% of FP17s for the same patient ID Re-attending between 3 & 9 months - Adults	1,450	2,486	58.3%	54.2%	52.5%	50.4%
% of FP17s for Band 1 Urgent Courses	177	2,987	5.9%	8.9%	9.3%	9.1%
% of FP17s Relating to Free Repair or Replacements	21	2,987	0.7%	0.9%	1.0%	0.8%
% of FP17s Relating to Continuations	106	2,987	3.5%	1.4%	1.5%	1.3%
% of Patients satisfied with the dentistry they have received	11	13	84.6%	93.1%	93.1%	92.7%
% of Patients satisfied with the time they had to wait for an appointment	11	13	84.6%	88.5%	89.8%	88.8%

* This is based on patients treated on this contract for their most recent course of treatment. Figures in italics indicate the base number of FP17s or Patient Questionnaire responses are less than 100. N/A is shown where the base number of responses is less than 10 during the period. % is calculated as Quantity/Base number*100

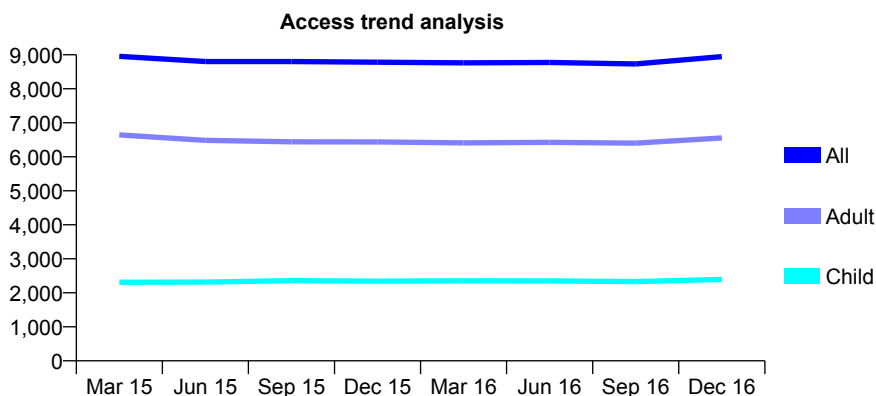
Q52 - Vital Signs At a Glance Contract Report for 101338/0142 - December 2016

Name or company name	Whitecross Dental Care Limited
Contract type name	GDS Contract
Purpose of contract	General
Contract start date	01/06/2012
Contract end date	

16/17 Contracted general activity (UDA)	29,824
Carry forward general activity (UDA)	0
16/17 Contracted orthodontic activity (UOA)	0
Carry forward orthodontic activity (UOA)	0
Baseline contract value	£823,346.14

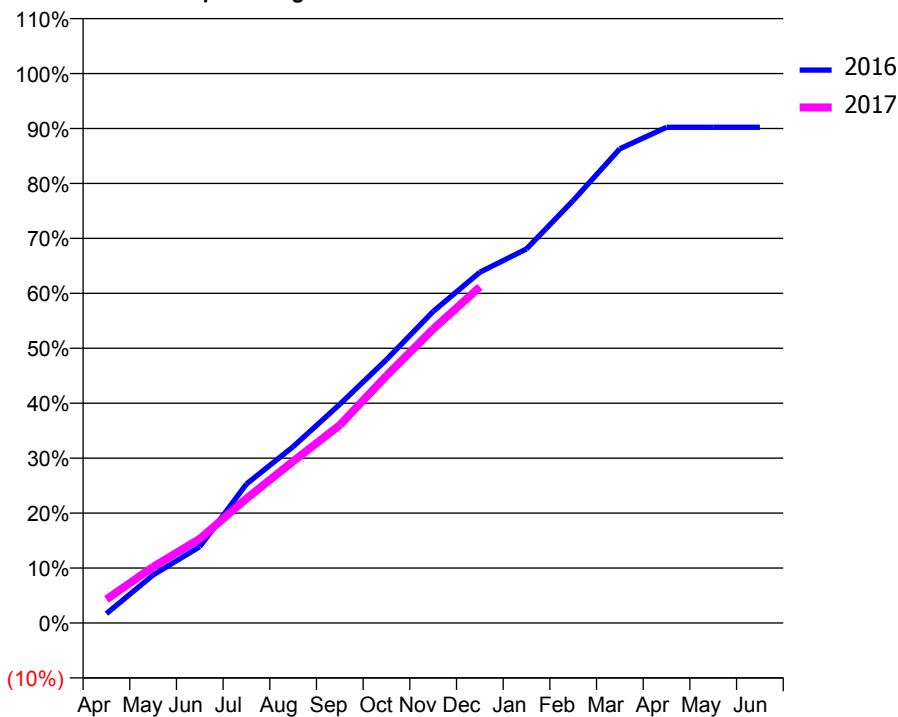
ACCESS*

Patients seen in 24 months	Total	Change since previous quarter
Quarter ending December 2015	8,783	
Quarter ending March 2016	8,763	→
Quarter ending June 2016	8,776	→
Quarter ending September 2016	8,732	→
Quarter ending December 2016	8,948	↑
Variance since December 2015	1.9%	→



ACTIVITY

Cumulative percentage of contracted UDA delivered 2016 & 2017



Month	Adjusted Scheduled Activity (UDA)	
	2016	2017
April	511	1,282
May	2,607	3,054
June	4,146	4,568
July	7,542	6,760
August	9,571	8,774
September	11,872	10,745
October	14,295	13,425
November	16,911	15,953
December	19,036	18,242
January	20,302	
February	22,934	
March	25,740	
April	26,902	
May	26,903	
June	26,903	

QUALITY

	Quantity	Base Number	Contract	AT	Region	England
% of FP17s for the same patient ID Re-attending within 3 months - Children	166	2,746	6.0%	11.7%	13.4%	12.4%
% of FP17s for the same patient ID Re-attending within 3 months - Adults	947	7,300	13.0%	15.5%	17.3%	16.6%
% of FP17s for the same patient ID Re-attending between 3 & 9 months - Children	1,799	2,746	65.5%	59.5%	58.9%	57.5%
% of FP17s for the same patient ID Re-attending between 3 & 9 months - Adults	3,897	7,300	53.4%	54.2%	52.5%	50.4%
% of FP17s for Band 1 Urgent Courses	543	9,487	5.7%	8.9%	9.3%	9.1%
% of FP17s Relating to Free Repair or Replacements	100	9,487	1.1%	0.9%	1.0%	0.8%
% of FP17s Relating to Continuations	227	9,487	2.4%	1.4%	1.5%	1.3%
% of Patients satisfied with the dentistry they have received	7	7	N/A	93.1%	93.1%	92.7%
% of Patients satisfied with the time they had to wait for an appointment	7	7	N/A	88.5%	89.8%	88.8%

* This is based on patients treated on this contract for their most recent course of treatment. Figures in italics indicate the base number of FP17s or Patient Questionnaire responses are less than 100. N/A is shown where the base number of responses is less than 10 during the period. % is calculated as Quantity/Base number*100

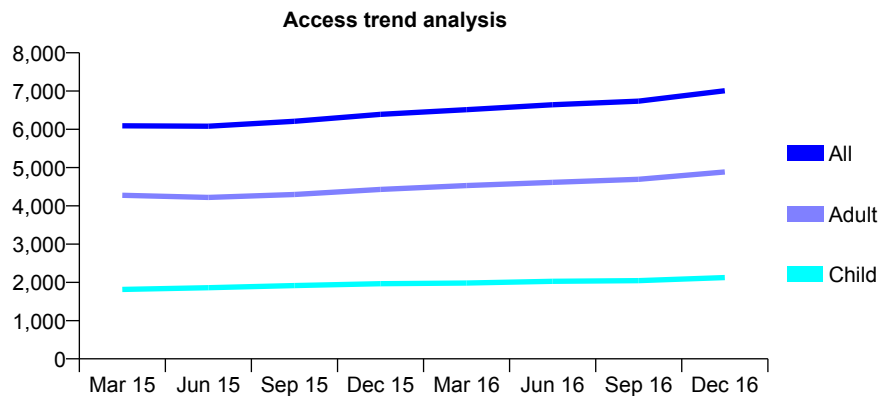
Q52 - Vital Signs At a Glance Contract Report for 101338/0143 - December 2016

Name or company name	Whitecross Dental Care Limited
Contract type name	GDS Contract
Purpose of contract	General
Contract start date	01/07/2012
Contract end date	

16/17 Contracted general activity (UDA)	20,788
Carry forward general activity (UDA)	-107
16/17 Contracted orthodontic activity (UOA)	0
Carry forward orthodontic activity (UOA)	0
Baseline contract value	£728,747.89

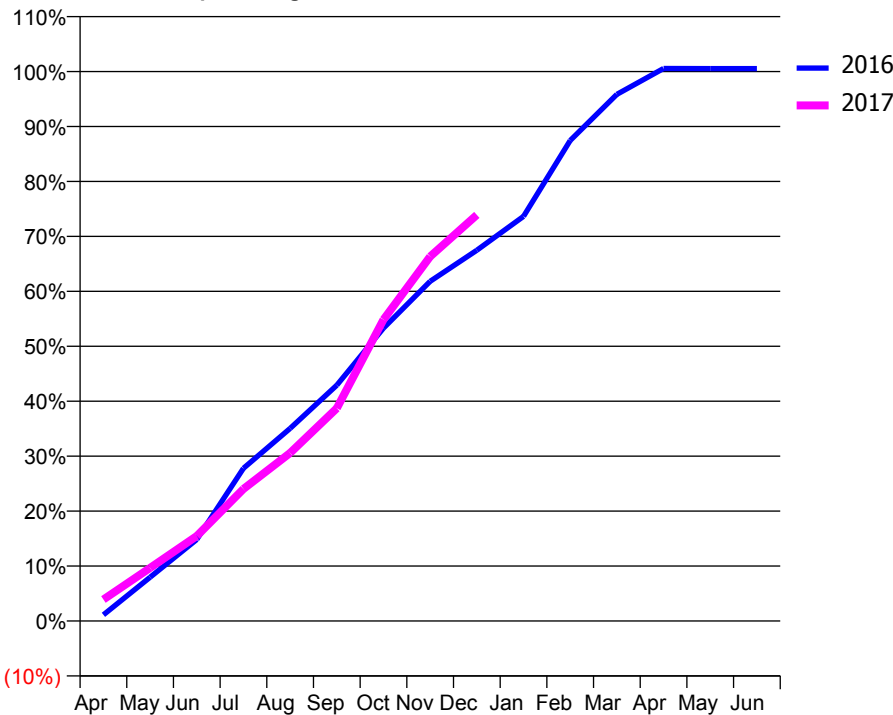
ACCESS*

Patients seen in 24 months	Total	Change since previous quarter
Quarter ending December 2015	6,393	
Quarter ending March 2016	6,513	→
Quarter ending June 2016	6,643	→
Quarter ending September 2016	6,735	→
Quarter ending December 2016	7,007	↑
Variance since December 2015	9.6%	↑



ACTIVITY

Cumulative percentage of contracted UDA delivered 2016 & 2017



Month	Adjusted Scheduled Activity (UDA)	
	2016	2017
April	233	814
May	1,656	2,009
June	3,087	3,215
July	5,781	4,998
August	7,286	6,360
September	8,921	8,046
October	11,078	11,402
November	12,849	13,791
December	14,027	15,365
January	15,309	
February	18,178	
March	19,925	
April	20,903	
May	20,896	
June	20,895	

QUALITY

	Quantity	Base Number	Contract	AT	Region	England
% of FP17s for the same patient ID Re-attending within 3 months - Children	126	2,430	5.2%	11.7%	13.4%	12.4%
% of FP17s for the same patient ID Re-attending within 3 months - Adults	565	4,886	11.6%	15.5%	17.3%	16.6%
% of FP17s for the same patient ID Re-attending between 3 & 9 months - Children	1,420	2,430	58.4%	59.5%	58.9%	57.5%
% of FP17s for the same patient ID Re-attending between 3 & 9 months - Adults	2,245	4,886	45.9%	54.2%	52.5%	50.4%
% of FP17s for Band 1 Urgent Courses	385	6,923	5.6%	8.9%	9.3%	9.1%
% of FP17s Relating to Free Repair or Replacements	44	6,923	0.6%	0.9%	1.0%	0.8%
% of FP17s Relating to Continuations	90	6,923	1.3%	1.4%	1.5%	1.3%
% of Patients satisfied with the dentistry they have received	3	3	N/A	93.1%	93.1%	92.7%
% of Patients satisfied with the time they had to wait for an appointment	3	3	N/A	88.5%	89.8%	88.8%

* This is based on patients treated on this contract for their most recent course of treatment. Figures in italics indicate the base number of FP17s or Patient Questionnaire responses are less than 100. N/A is shown where the base number of responses is less than 10 during the period. % is calculated as Quantity/Base number*100

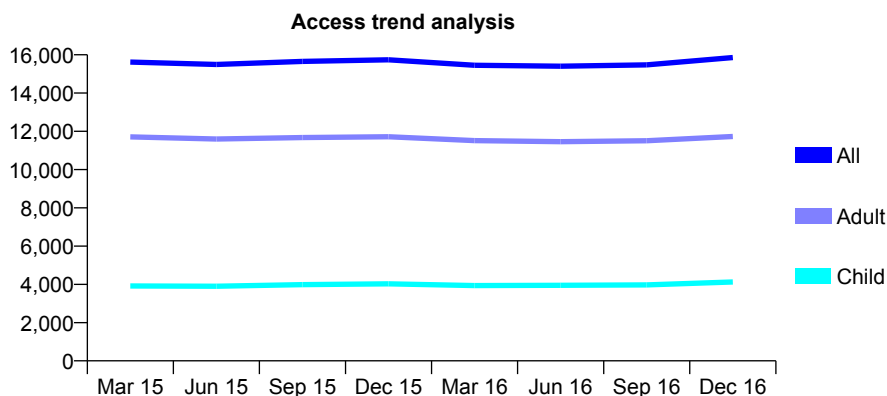
Q52 - Vital Signs At a Glance Contract Report for 101370/0081 - December 2016

Name or company name	Petrie Tucker & Partners Ltd
Contract type name	GDS Contract
Purpose of contract	General
Contract start date	01/04/2007
Contract end date	

16/17 Contracted general activity (UDA)	48,026
Carry forward general activity (UDA)	-550
16/17 Contracted orthodontic activity (UOA)	0
Carry forward orthodontic activity (UOA)	0
Baseline contract value	£1,422,815.83

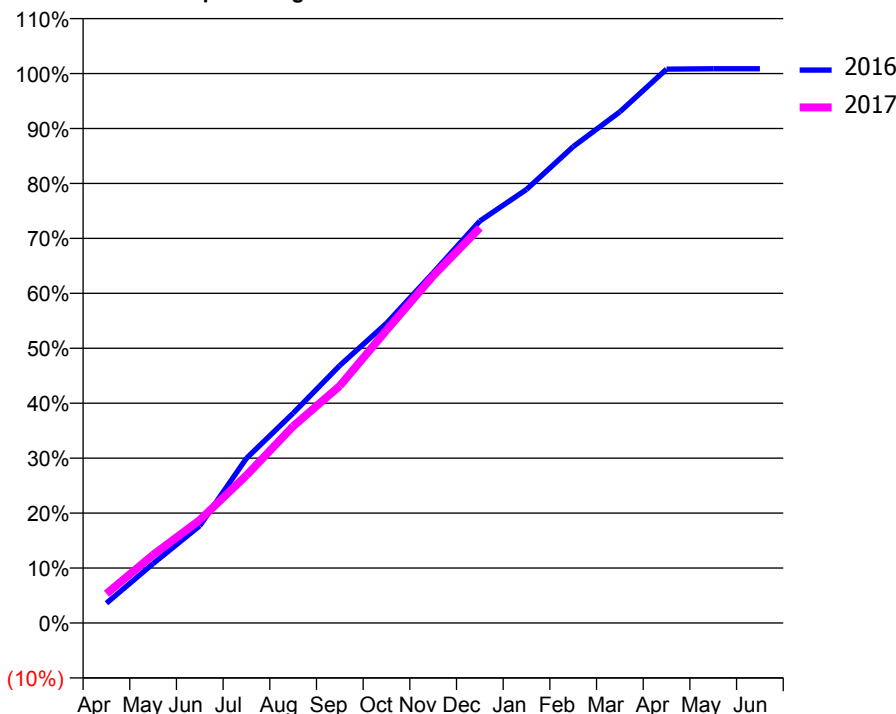
ACCESS*

Patients seen in 24 months	Total	Change since previous quarter
Quarter ending December 2015	15,741	
Quarter ending March 2016	15,452	↓
Quarter ending June 2016	15,407	→
Quarter ending September 2016	15,475	→
Quarter ending December 2016	15,857	↑
Variance since December 2015	0.7%	→



ACTIVITY

Cumulative percentage of contracted UDA delivered 2016 & 2017



Month	Adjusted Scheduled Activity (UDA)	
	2016	2017
April	1,730	2,561
May	5,188	5,960
June	8,503	9,003
July	14,402	12,904
August	18,333	17,194
September	22,511	20,733
October	26,191	25,587
November	30,612	30,340
December	35,128	34,542
January	37,895	
February	41,630	
March	44,675	
April	48,401	
May	48,436	
June	48,442	

QUALITY

	Quantity	Base Number	Contract	AT	Region	England
% of FP17s for the same patient ID Re-attending within 3 months - Children	471	5,681	8.3%	11.7%	13.4%	12.4%
% of FP17s for the same patient ID Re-attending within 3 months - Adults	1,773	14,010	12.7%	15.5%	17.3%	16.6%
% of FP17s for the same patient ID Re-attending between 3 & 9 months - Children	3,681	5,681	64.8%	59.5%	58.9%	57.5%
% of FP17s for the same patient ID Re-attending between 3 & 9 months - Adults	8,069	14,010	57.6%	54.2%	52.5%	50.4%
% of FP17s for Band 1 Urgent Courses	1,121	17,778	6.3%	8.9%	9.3%	9.1%
% of FP17s Relating to Free Repair or Replacements	130	17,778	0.7%	0.9%	1.0%	0.8%
% of FP17s Relating to Continuations	381	17,778	2.1%	1.4%	1.5%	1.3%
% of Patients satisfied with the dentistry they have received	9	9	N/A	93.1%	93.1%	92.7%
% of Patients satisfied with the time they had to wait for an appointment	7	9	N/A	88.5%	89.8%	88.8%

* This is based on patients treated on this contract for their most recent course of treatment. Figures in italics indicate the base number of FP17s or Patient Questionnaire responses are less than 100. N/A is shown where the base number of responses is less than 10 during the period. % is calculated as Quantity/Base number*100

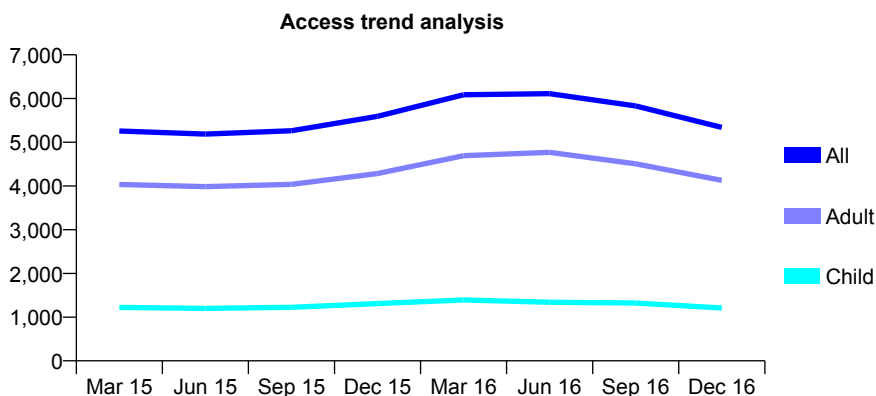
Q52 - Vital Signs At a Glance Contract Report for 101435/0095 - December 2016

Name or company name	IDH Limited
Contract type name	GDS Contract
Purpose of contract	General
Contract start date	01/04/2008
Contract end date	

16/17 Contracted general activity (UDA)	17,548
Carry forward general activity (UDA)	-351
16/17 Contracted orthodontic activity (UOA)	0
Carry forward orthodontic activity (UOA)	0
Baseline contract value	£452,205.81

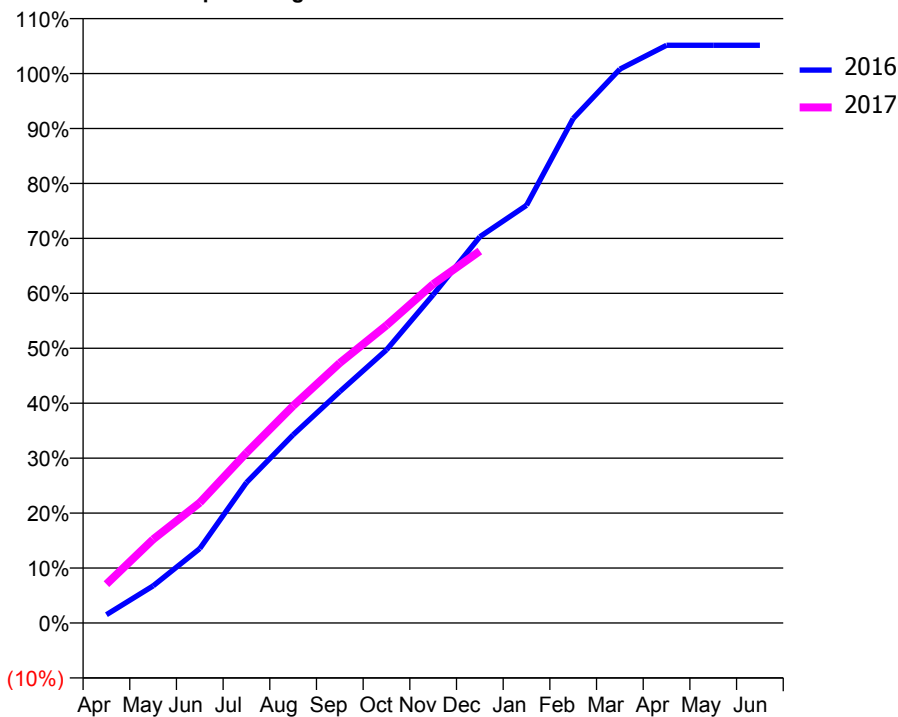
ACCESS*

Patients seen in 24 months	Total	Change since previous quarter
Quarter ending December 2015	5,593	
Quarter ending March 2016	6,086	↑
Quarter ending June 2016	6,111	→
Quarter ending September 2016	5,829	↓
Quarter ending December 2016	5,338	↓
Variance since December 2015	(4.6%)	↓



ACTIVITY

Cumulative percentage of contracted UDA delivered 2016 & 2017



Month	Adjusted Scheduled Activity (UDA)	
	2016	2017
April	265	1,239
May	1,185	2,674
June	2,378	3,842
July	4,485	5,436
August	6,012	6,936
September	7,389	8,306
October	8,723	9,507
November	10,483	10,823
December	12,336	11,878
January	13,339	
February	16,110	
March	17,689	
April	18,449	
May	18,449	
June	18,449	

QUALITY

	Quantity	Base Number	Contract	AT	Region	England
% of FP17s for the same patient ID Re-attending within 3 months - Children	94	1,287	7.3%	11.7%	13.4%	12.4%
% of FP17s for the same patient ID Re-attending within 3 months - Adults	534	4,343	12.3%	15.5%	17.3%	16.6%
% of FP17s for the same patient ID Re-attending between 3 & 9 months - Children	649	1,287	50.4%	59.5%	58.9%	57.5%
% of FP17s for the same patient ID Re-attending between 3 & 9 months - Adults	2,054	4,343	47.3%	54.2%	52.5%	50.4%
% of FP17s for Band 1 Urgent Courses	302	5,323	5.7%	8.9%	9.3%	9.1%
% of FP17s Relating to Free Repair or Replacements	43	5,323	0.8%	0.9%	1.0%	0.8%
% of FP17s Relating to Continuations	91	5,323	1.7%	1.4%	1.5%	1.3%
% of Patients satisfied with the dentistry they have received	12	13	92.3%	93.1%	93.1%	92.7%
% of Patients satisfied with the time they had to wait for an appointment	12	13	92.3%	88.5%	89.8%	88.8%

* This is based on patients treated on this contract for their most recent course of treatment. Figures in italics indicate the base number of FP17s or Patient Questionnaire responses are less than 100. N/A is shown where the base number of responses is less than 10 during the period. % is calculated as Quantity/Base number*100

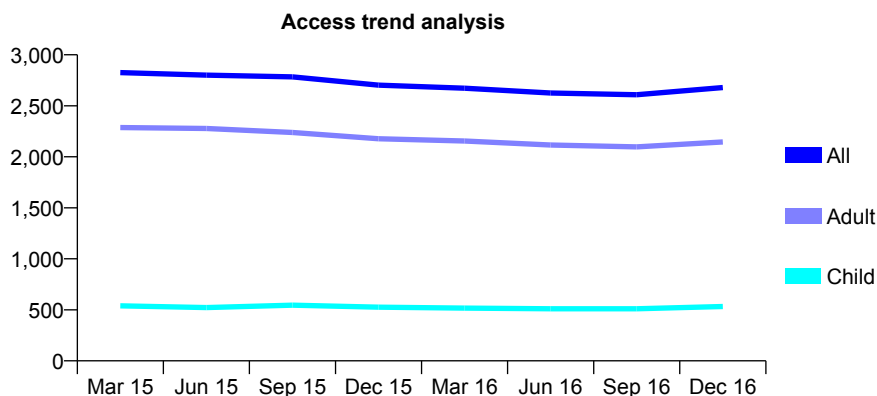
Q52 - Vital Signs At a Glance Contract Report for 103462/0001 - December 2016

Name or company name	Xen Smiles Ltd
Contract type name	GDS Contract
Purpose of contract	General
Contract start date	03/05/2011
Contract end date	

16/17 Contracted general activity (UDA)	11,000
Carry forward general activity (UDA)	-102
16/17 Contracted orthodontic activity (UOA)	0
Carry forward orthodontic activity (UOA)	0
Baseline contract value	£248,341.58

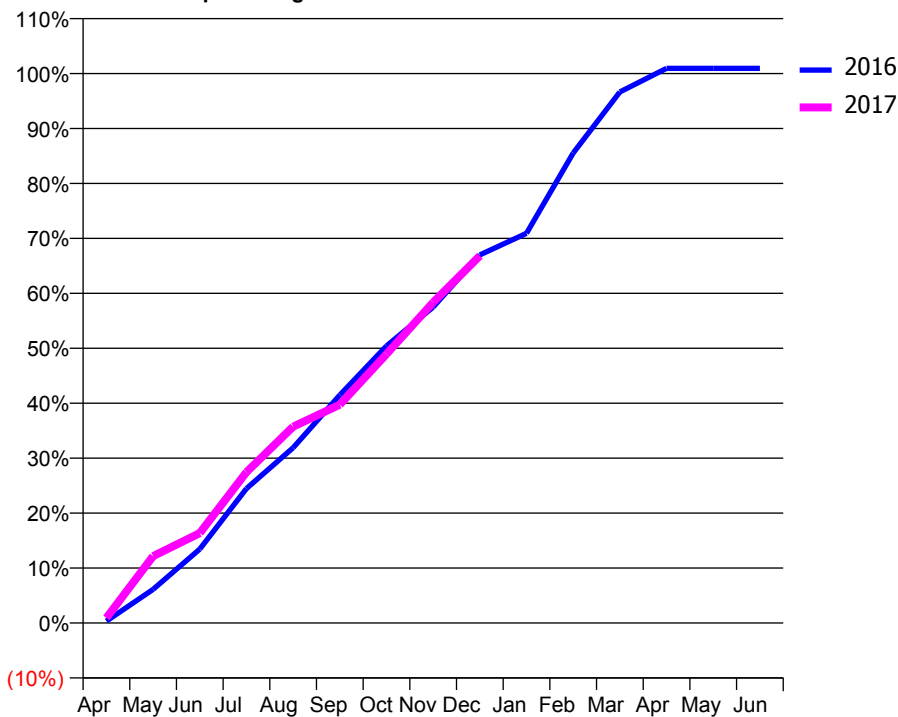
ACCESS*

Patients seen in 24 months	Total	Change since previous quarter
Quarter ending December 2015	2,703	
Quarter ending March 2016	2,672	↓
Quarter ending June 2016	2,626	↓
Quarter ending September 2016	2,608	→
Quarter ending December 2016	2,679	↑
Variance since December 2015	(0.9%)	→



ACTIVITY

Cumulative percentage of contracted UDA delivered 2016 & 2017



Month	Adjusted Scheduled Activity (UDA)	
	2016	2017
April	38	102
May	673	1,338
June	1,479	1,800
July	2,691	3,019
August	3,509	3,930
September	4,563	4,371
October	5,545	5,383
November	6,325	6,419
December	7,368	7,350
January	7,802	
February	9,407	
March	10,631	
April	11,103	
May	11,102	
June	11,102	

QUALITY

	Quantity	Base Number	Contract	AT	Region	England
% of FP17s for the same patient ID Re-attending within 3 months - Children	86	592	14.5%	11.7%	13.4%	12.4%
% of FP17s for the same patient ID Re-attending within 3 months - Adults	652	2,574	25.3%	15.5%	17.3%	16.6%
% of FP17s for the same patient ID Re-attending between 3 & 9 months - Children	284	592	48.0%	59.5%	58.9%	57.5%
% of FP17s for the same patient ID Re-attending between 3 & 9 months - Adults	1,347	2,574	52.3%	54.2%	52.5%	50.4%
% of FP17s for Band 1 Urgent Courses	199	3,016	6.6%	8.9%	9.3%	9.1%
% of FP17s Relating to Free Repair or Replacements	103	3,016	3.4%	0.9%	1.0%	0.8%
% of FP17s Relating to Continuations	127	3,016	4.2%	1.4%	1.5%	1.3%
% of Patients satisfied with the dentistry they have received	8	9	N/A	93.1%	93.1%	92.7%
% of Patients satisfied with the time they had to wait for an appointment	6	9	N/A	88.5%	89.8%	88.8%

* This is based on patients treated on this contract for their most recent course of treatment. Figures in italics indicate the base number of FP17s or Patient Questionnaire responses are less than 100. N/A is shown where the base number of responses is less than 10 during the period. % is calculated as Quantity/Base number*100

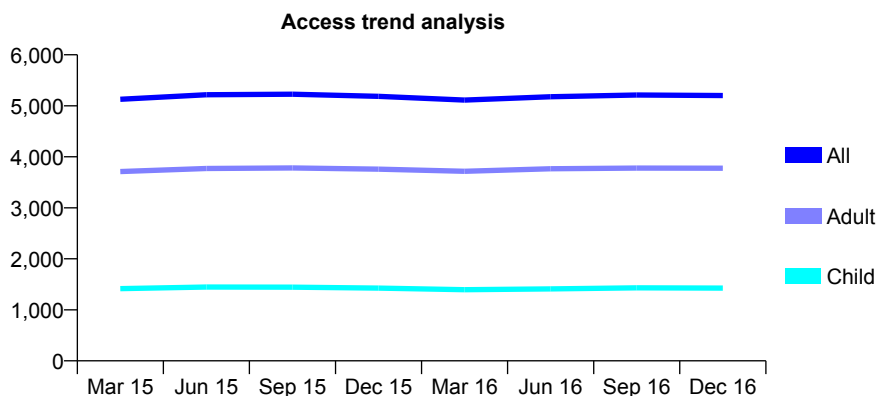
Q52 - Vital Signs At a Glance Contract Report for 106771/0001 - December 2016

Name or company name	Lingwell Croft Dental Practice
Contract type name	GDS Contract
Purpose of contract	General
Contract start date	29/04/2011
Contract end date	

16/17 Contracted general activity (UDA)	16,400
Carry forward general activity (UDA)	0
16/17 Contracted orthodontic activity (UOA)	0
Carry forward orthodontic activity (UOA)	0
Baseline contract value	£438,571.29

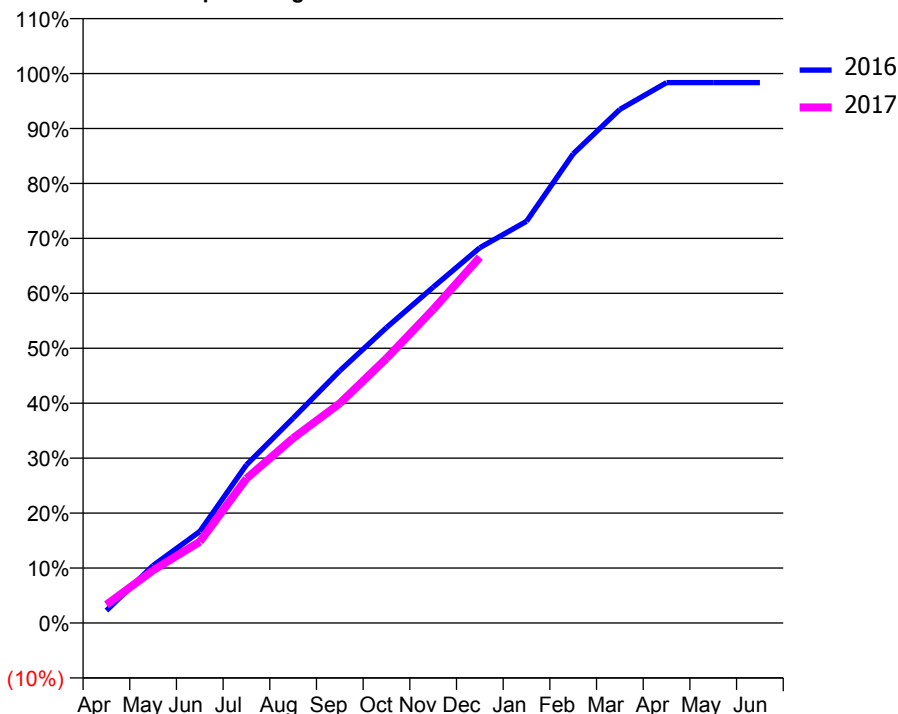
ACCESS*

Patients seen in 24 months	Total	Change since previous quarter
Quarter ending December 2015	5,186	
Quarter ending March 2016	5,113	↓
Quarter ending June 2016	5,178	→
Quarter ending September 2016	5,211	→
Quarter ending December 2016	5,202	→
Variance since December 2015	0.3%	→



ACTIVITY

Cumulative percentage of contracted UDA delivered 2016 & 2017



Month	Adjusted Scheduled Activity (UDA)	
	2016	2017
April	373	548
May	1,715	1,576
June	2,732	2,425
July	4,723	4,312
August	6,116	5,516
September	7,528	6,556
October	8,818	7,898
November	10,022	9,359
December	11,200	10,919
January	11,988	
February	14,004	
March	15,329	
April	16,127	
May	16,127	
June	16,127	

QUALITY

	Quantity	Base Number	Contract	AT	Region	England
% of FP17s for the same patient ID Re-attending within 3 months - Children	99	1,556	6.4%	11.7%	13.4%	12.4%
% of FP17s for the same patient ID Re-attending within 3 months - Adults	479	4,233	11.3%	15.5%	17.3%	16.6%
% of FP17s for the same patient ID Re-attending between 3 & 9 months - Children	973	1,556	62.5%	59.5%	58.9%	57.5%
% of FP17s for the same patient ID Re-attending between 3 & 9 months - Adults	2,764	4,233	65.3%	54.2%	52.5%	50.4%
% of FP17s for Band 1 Urgent Courses	211	5,448	3.9%	8.9%	9.3%	9.1%
% of FP17s Relating to Free Repair or Replacements	60	5,448	1.1%	0.9%	1.0%	0.8%
% of FP17s Relating to Continuations	92	5,448	1.7%	1.4%	1.5%	1.3%
% of Patients satisfied with the dentistry they have received	2	2	N/A	93.1%	93.1%	92.7%
% of Patients satisfied with the time they had to wait for an appointment	2	2	N/A	88.5%	89.8%	88.8%

* This is based on patients treated on this contract for their most recent course of treatment. Figures in italics indicate the base number of FP17s or Patient Questionnaire responses are less than 100. N/A is shown where the base number of responses is less than 10 during the period. % is calculated as Quantity/Base number*100

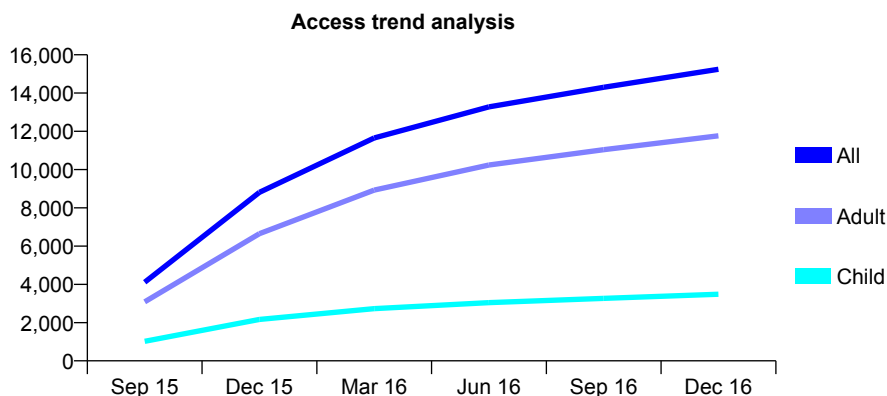
Q52 - Vital Signs At a Glance Contract Report for 107840/0001 - December 2016

Name or company name	The Avondale Dental Practice Partnership
Contract type name	GDS Contract
Purpose of contract	General
Contract start date	01/07/2015
Contract end date	

16/17 Contracted general activity (UDA)	45,480
Carry forward general activity (UDA)	0
16/17 Contracted orthodontic activity (UOA)	0
Carry forward orthodontic activity (UOA)	0
Baseline contract value	£1,464,665.35

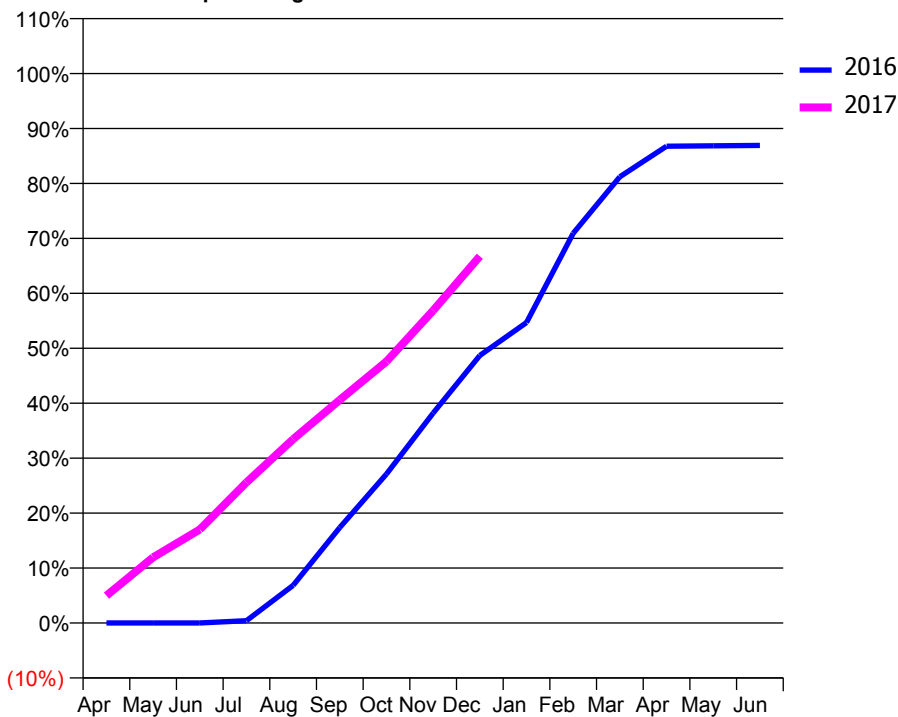
ACCESS*

Patients seen in 24 months	Total	Change since previous quarter
Quarter ending December 2015	8,811	
Quarter ending March 2016	11,656	↑
Quarter ending June 2016	13,276	↑
Quarter ending September 2016	14,305	↑
Quarter ending December 2016	15,247	↑
Variance since December 2015	73.0%	↑



ACTIVITY

Cumulative percentage of contracted UDA delivered 2016 & 2017



Month	Adjusted Scheduled Activity (UDA)	
	2016	2017
April	0	2,268
May	0	5,430
June	0	7,743
July	146	11,639
August	2,341	15,216
September	5,932	18,469
October	9,249	21,649
November	13,030	25,869
December	16,607	30,361
January	18,649	
February	24,191	
March	27,699	
April	29,598	
May	29,617	
June	29,646	

QUALITY

	Quantity	Base Number	Contract	AT	Region	England
% of FP17s for the same patient ID Re-attending within 3 months - Children	182	3,851	4.7%	11.7%	13.4%	12.4%
% of FP17s for the same patient ID Re-attending within 3 months - Adults	1,464	12,316	11.9%	15.5%	17.3%	16.6%
% of FP17s for the same patient ID Re-attending between 3 & 9 months - Children	2,177	3,851	56.5%	59.5%	58.9%	57.5%
% of FP17s for the same patient ID Re-attending between 3 & 9 months - Adults	6,413	12,316	52.1%	54.2%	52.5%	50.4%
% of FP17s for Band 1 Urgent Courses	930	14,780	6.3%	8.9%	9.3%	9.1%
% of FP17s Relating to Free Repair or Replacements	83	14,780	0.6%	0.9%	1.0%	0.8%
% of FP17s Relating to Continuations	263	14,780	1.8%	1.4%	1.5%	1.3%
% of Patients satisfied with the dentistry they have received	14	16	87.5%	93.1%	93.1%	92.7%
% of Patients satisfied with the time they had to wait for an appointment	13	16	81.3%	88.5%	89.8%	88.8%

* This is based on patients treated on this contract for their most recent course of treatment. Figures in italics indicate the base number of FP17s or Patient Questionnaire responses are less than 100. N/A is shown where the base number of responses is less than 10 during the period. % is calculated as Quantity/Base number*100

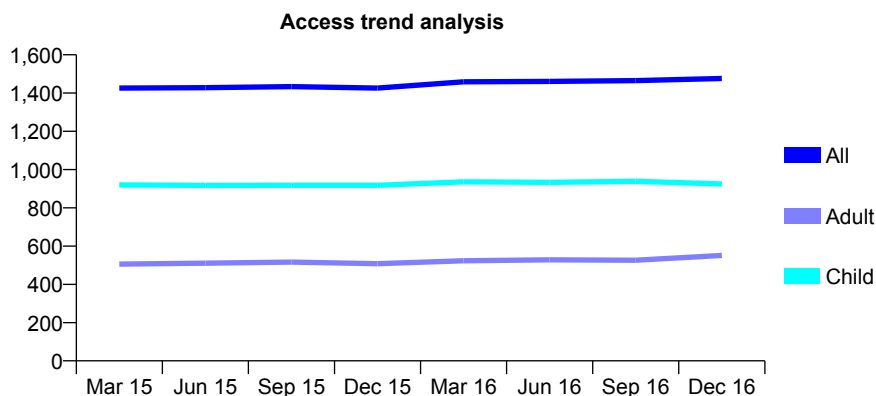
Q52 - Vital Signs At a Glance Contract Report for 112003/0001 - December 2016

Name or company name	King Lane Dental Care
Contract type name	GDS Contract
Purpose of contract	General
Contract start date	12/10/2006
Contract end date	

16/17 Contracted general activity (UDA)	3,725
Carry forward general activity (UDA)	126
16/17 Contracted orthodontic activity (UOA)	0
Carry forward orthodontic activity (UOA)	0
Baseline contract value	£126,846.14

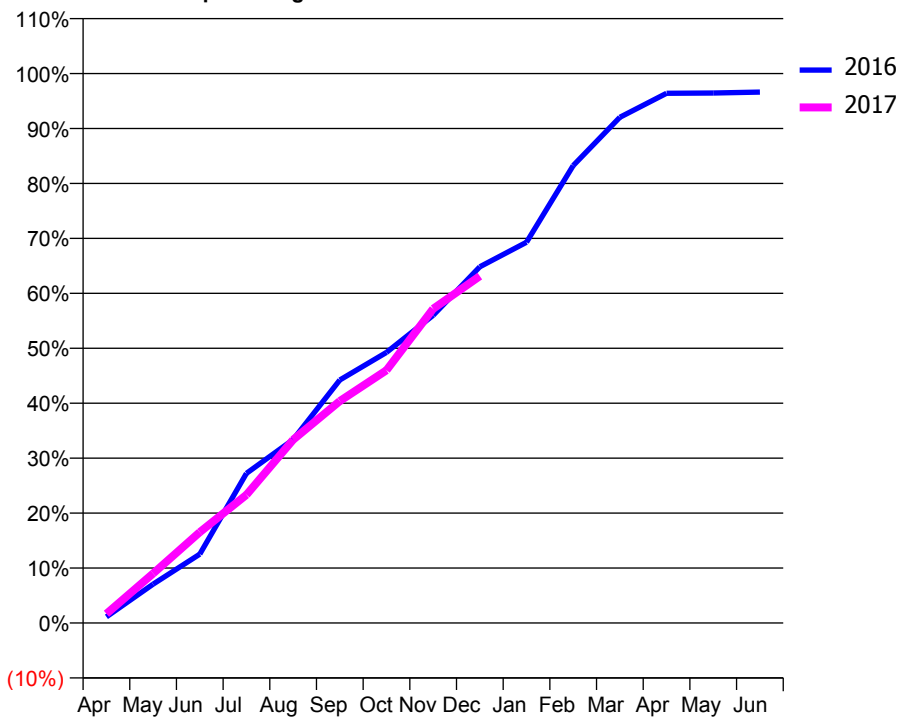
ACCESS*

Patients seen in 24 months	Total	Change since previous quarter
Quarter ending December 2015	1,426	
Quarter ending March 2016	1,459	↑
Quarter ending June 2016	1,461	→
Quarter ending September 2016	1,465	→
Quarter ending December 2016	1,476	→
Variance since December 2015	3.5%	↑



ACTIVITY

Cumulative percentage of contracted UDA delivered 2016 & 2017



Month	Adjusted Scheduled Activity (UDA)	
	2016	2017
April	42	63
May	264	336
June	467	616
July	1,015	869
August	1,243	1,243
September	1,647	1,505
October	1,834	1,713
November	2,086	2,130
December	2,415	2,352
January	2,581	
February	3,101	
March	3,429	
April	3,591	
May	3,593	
June	3,599	

QUALITY

	Quantity	Base Number	Contract	AT	Region	England
% of FP17s for the same patient ID Re-attending within 3 months - Children	100	1,187	8.4%	11.7%	13.4%	12.4%
% of FP17s for the same patient ID Re-attending within 3 months - Adults	88	516	17.1%	15.5%	17.3%	16.6%
% of FP17s for the same patient ID Re-attending between 3 & 9 months - Children	766	1,187	64.5%	59.5%	58.9%	57.5%
% of FP17s for the same patient ID Re-attending between 3 & 9 months - Adults	280	516	54.3%	54.2%	52.5%	50.4%
% of FP17s for Band 1 Urgent Courses	85	1,591	5.3%	8.9%	9.3%	9.1%
% of FP17s Relating to Free Repair or Replacements	0	1,591	0.0%	0.9%	1.0%	0.8%
% of FP17s Relating to Continuations	2	1,591	0.1%	1.4%	1.5%	1.3%
% of Patients satisfied with the dentistry they have received	2	2	N/A	93.1%	93.1%	92.7%
% of Patients satisfied with the time they had to wait for an appointment	2	2	N/A	88.5%	89.8%	88.8%

* This is based on patients treated on this contract for their most recent course of treatment. Figures in italics indicate the base number of FP17s or Patient Questionnaire responses are less than 100. N/A is shown where the base number of responses is less than 10 during the period. % is calculated as Quantity/Base number*100

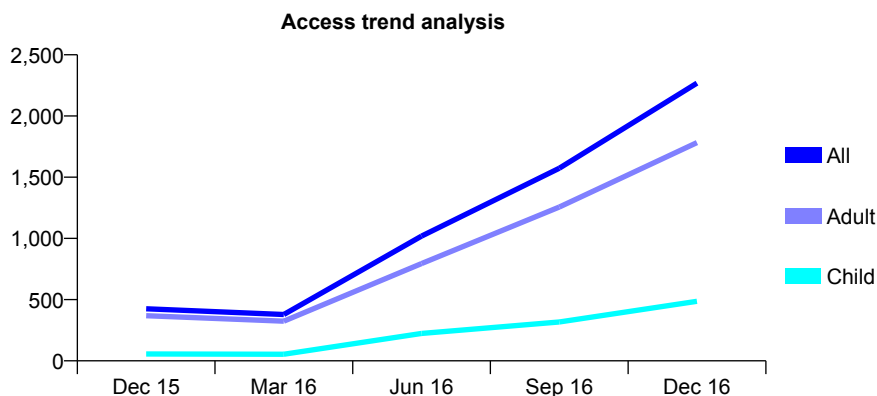
Q52 - Vital Signs At a Glance Contract Report for 112941/0001 - December 2016

Name or company name	Crossgates Dental Practice Partnership
Contract type name	GDS Contract
Purpose of contract	General
Contract start date	01/10/2015
Contract end date	

16/17 Contracted general activity (UDA)	8,000
Carry forward general activity (UDA)	0
16/17 Contracted orthodontic activity (UOA)	0
Carry forward orthodontic activity (UOA)	0
Baseline contract value	£230,319.04

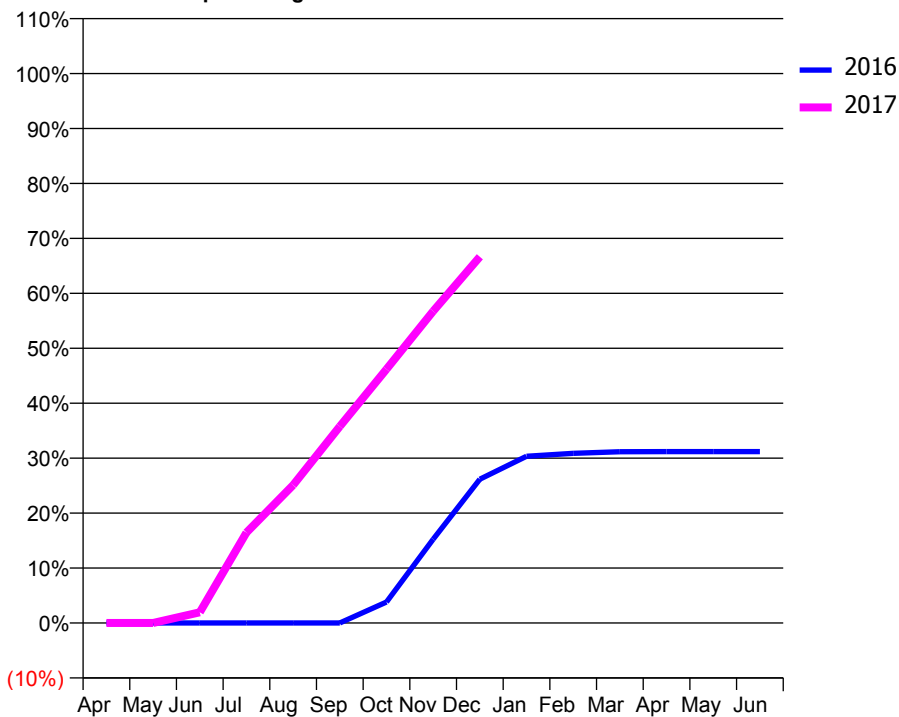
ACCESS*

Patients seen in 24 months	Total	Change since previous quarter
Quarter ending December 2015	425	
Quarter ending March 2016	378	↓
Quarter ending June 2016	1,019	↑
Quarter ending September 2016	1,574	↑
Quarter ending December 2016	2,269	↑
Variance since December 2015	433.9%	↑



ACTIVITY

Cumulative percentage of contracted UDA delivered 2016 & 2017



Month	Adjusted Scheduled Activity (UDA)	
	2016	2017
April	0	0
May	0	0
June	0	156
July	0	1,317
August	0	2,009
September	0	2,862
October	153	3,695
November	610	4,540
December	1,047	5,331
January	1,214	
February	1,235	
March	1,247	
April	1,248	
May	1,248	
June	1,248	

QUALITY

	Quantity	Base Number	Contract	AT	Region	England
% of FP17s for the same patient ID Re-attending within 3 months - Children	33	658	5.0%	11.7%	13.4%	12.4%
% of FP17s for the same patient ID Re-attending within 3 months - Adults	208	2,432	8.6%	15.5%	17.3%	16.6%
% of FP17s for the same patient ID Re-attending between 3 & 9 months - Children	102	658	15.5%	59.5%	58.9%	57.5%
% of FP17s for the same patient ID Re-attending between 3 & 9 months - Adults	386	2,432	15.9%	54.2%	52.5%	50.4%
% of FP17s for Band 1 Urgent Courses	161	2,540	6.3%	8.9%	9.3%	9.1%
% of FP17s Relating to Free Repair or Replacements	9	2,540	0.4%	0.9%	1.0%	0.8%
% of FP17s Relating to Continuations	38	2,540	1.5%	1.4%	1.5%	1.3%
% of Patients satisfied with the dentistry they have received	0	0	N/A	93.1%	93.1%	92.7%
% of Patients satisfied with the time they had to wait for an appointment	0	0	N/A	88.5%	89.8%	88.8%

* This is based on patients treated on this contract for their most recent course of treatment. Figures in italics indicate the base number of FP17s or Patient Questionnaire responses are less than 100. N/A is shown where the base number of responses is less than 10 during the period. % is calculated as Quantity/Base number*100

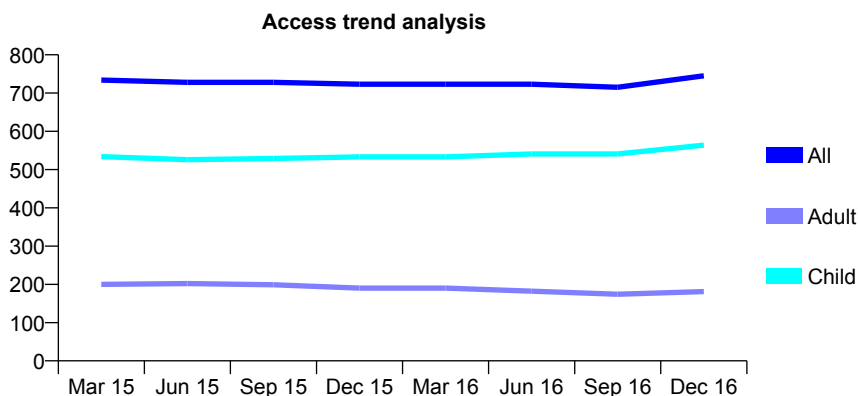
Q52 - Vital Signs At a Glance Contract Report for 117161/0001 - December 2016

Name or company name	Wells Road Dental Surgery Ltd
Contract type name	GDS Contract
Purpose of contract	General
Contract start date	01/09/2008
Contract end date	

16/17 Contracted general activity (UDA)	1,300
Carry forward general activity (UDA)	0
16/17 Contracted orthodontic activity (UOA)	0
Carry forward orthodontic activity (UOA)	0
Baseline contract value	£35,105.45

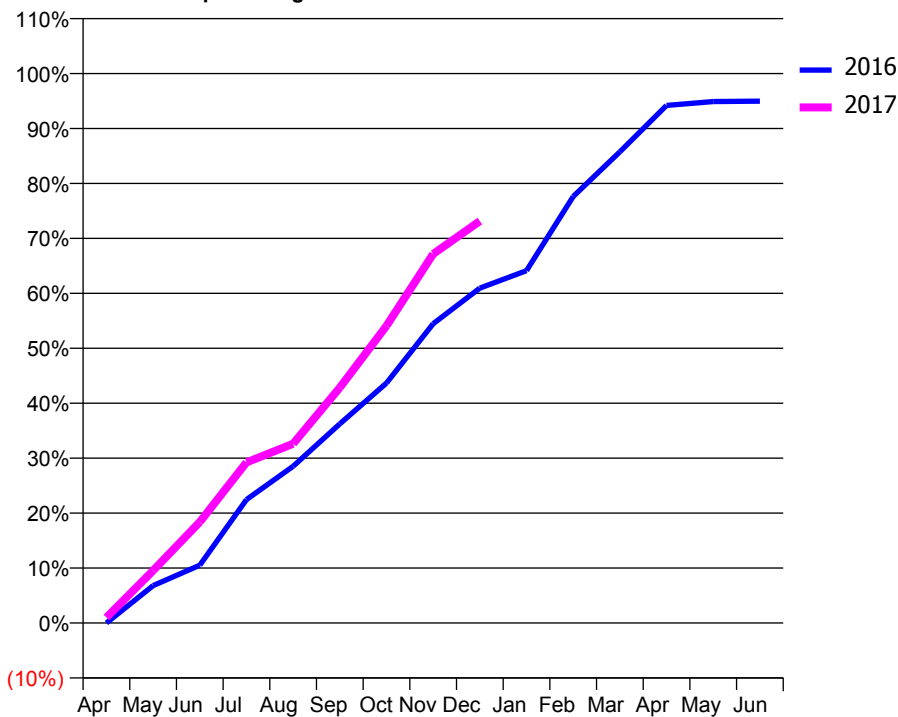
ACCESS*

Patients seen in 24 months	Total	Change since previous quarter
Quarter ending December 2015	723	
Quarter ending March 2016	723	→
Quarter ending June 2016	723	→
Quarter ending September 2016	715	↓
Quarter ending December 2016	745	↑
Variance since December 2015	3.0%	↑



ACTIVITY

Cumulative percentage of contracted UDA delivered 2016 & 2017



Month	Adjusted Scheduled Activity (UDA)	
	2016	2017
April	0	13
May	95	124
June	147	239
July	314	380
August	399	424
September	507	557
October	611	703
November	762	873
December	853	951
January	898	
February	1,087	
March	1,201	
April	1,319	
May	1,329	
June	1,330	

QUALITY

	Quantity	Base Number	Contract	AT	Region	England
% of FP17s for the same patient ID Re-attending within 3 months - Children	30	637	4.7%	11.7%	13.4%	12.4%
% of FP17s for the same patient ID Re-attending within 3 months - Adults	2	115	1.7%	15.5%	17.3%	16.6%
% of FP17s for the same patient ID Re-attending between 3 & 9 months - Children	393	637	61.7%	59.5%	58.9%	57.5%
% of FP17s for the same patient ID Re-attending between 3 & 9 months - Adults	87	115	75.7%	54.2%	52.5%	50.4%
% of FP17s for Band 1 Urgent Courses	0	664	0.0%	8.9%	9.3%	9.1%
% of FP17s Relating to Free Repair or Replacements	2	664	0.3%	0.9%	1.0%	0.8%
% of FP17s Relating to Continuations	1	664	0.2%	1.4%	1.5%	1.3%
% of Patients satisfied with the dentistry they have received	2	2	N/A	93.1%	93.1%	92.7%
% of Patients satisfied with the time they had to wait for an appointment	2	2	N/A	88.5%	89.8%	88.8%

* This is based on patients treated on this contract for their most recent course of treatment. Figures in italics indicate the base number of FP17s or Patient Questionnaire responses are less than 100. N/A is shown where the base number of responses is less than 10 during the period. % is calculated as Quantity/Base number*100

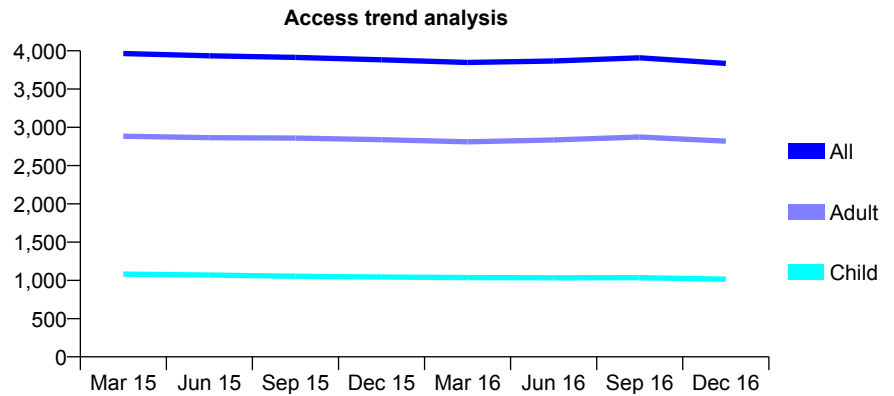
Q52 - Vital Signs At a Glance Contract Report for 117358/0001 - December 2016

Name or company name	Kirkburton Dental Care Ltd
Contract type name	GDS Contract
Purpose of contract	General
Contract start date	01/04/2009
Contract end date	

16/17 Contracted general activity (UDA)	12,000
Carry forward general activity (UDA)	259
16/17 Contracted orthodontic activity (UOA)	0
Carry forward orthodontic activity (UOA)	0
Baseline contract value	£359,507.91

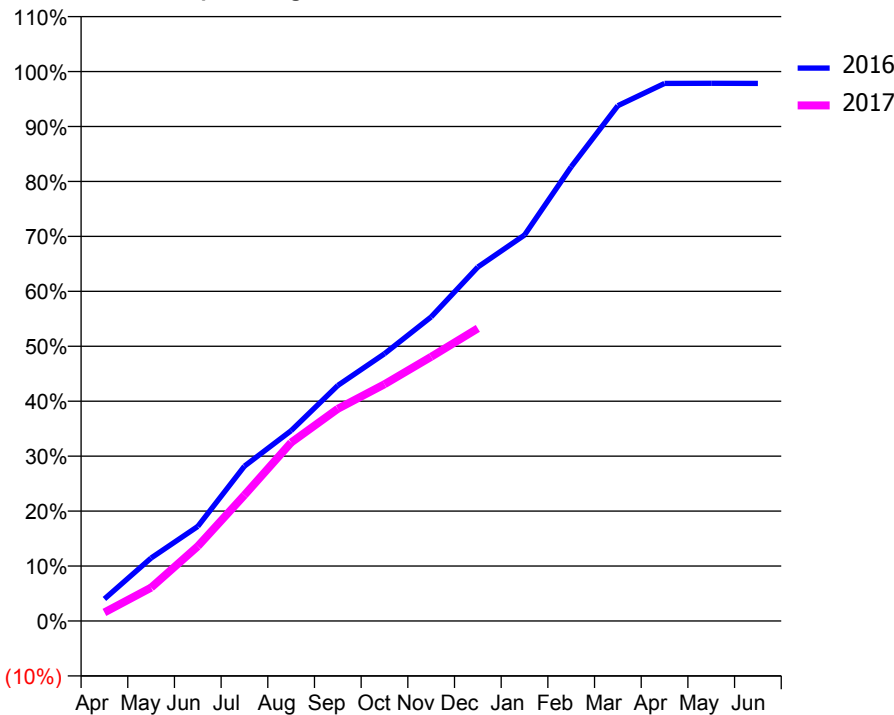
ACCESS*

Patients seen in 24 months	Total	Change since previous quarter
Quarter ending December 2015	3,882	
Quarter ending March 2016	3,847	→
Quarter ending June 2016	3,866	→
Quarter ending September 2016	3,908	→
Quarter ending December 2016	3,836	↓
Variance since December 2015	(1.2%)	↓



ACTIVITY

Cumulative percentage of contracted UDA delivered 2016 & 2017



Month	Adjusted Scheduled Activity (UDA)	
	2016	2017
April	483	188
May	1,376	729
June	2,067	1,632
July	3,382	2,750
August	4,158	3,897
September	5,145	4,634
October	5,838	5,171
November	6,641	5,771
December	7,729	6,391
January	8,430	
February	9,921	
March	11,255	
April	11,739	
May	11,743	
June	11,741	

QUALITY

	Quantity	Base Number	Contract	AT	Region	England
% of FP17s for the same patient ID Re-attending within 3 months - Children	131	1,162	11.3%	11.7%	13.4%	12.4%
% of FP17s for the same patient ID Re-attending within 3 months - Adults	475	2,898	16.4%	15.5%	17.3%	16.6%
% of FP17s for the same patient ID Re-attending between 3 & 9 months - Children	771	1,162	66.4%	59.5%	58.9%	57.5%
% of FP17s for the same patient ID Re-attending between 3 & 9 months - Adults	1,713	2,898	59.1%	54.2%	52.5%	50.4%
% of FP17s for Band 1 Urgent Courses	312	3,775	8.3%	8.9%	9.3%	9.1%
% of FP17s Relating to Free Repair or Replacements	79	3,775	2.1%	0.9%	1.0%	0.8%
% of FP17s Relating to Continuations	33	3,775	0.9%	1.4%	1.5%	1.3%
% of Patients satisfied with the dentistry they have received	7	8	N/A	93.1%	93.1%	92.7%
% of Patients satisfied with the time they had to wait for an appointment	8	8	N/A	88.5%	89.8%	88.8%

* This is based on patients treated on this contract for their most recent course of treatment. Figures in italics indicate the base number of FP17s or Patient Questionnaire responses are less than 100. N/A is shown where the base number of responses is less than 10 during the period. % is calculated as Quantity/Base number*100

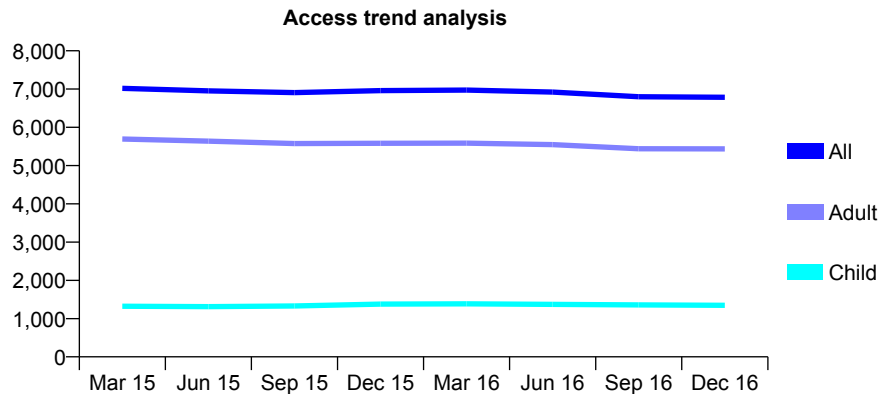
Q52 - Vital Signs At a Glance Contract Report for 118060/0004 - December 2016

Name or company name	Genix Healthcare Ltd
Contract type name	GDS Contract
Purpose of contract	General
Contract start date	01/10/2006
Contract end date	

16/17 Contracted general activity (UDA)	18,700
Carry forward general activity (UDA)	-315
16/17 Contracted orthodontic activity (UOA)	0
Carry forward orthodontic activity (UOA)	0
Baseline contract value	£545,764.15

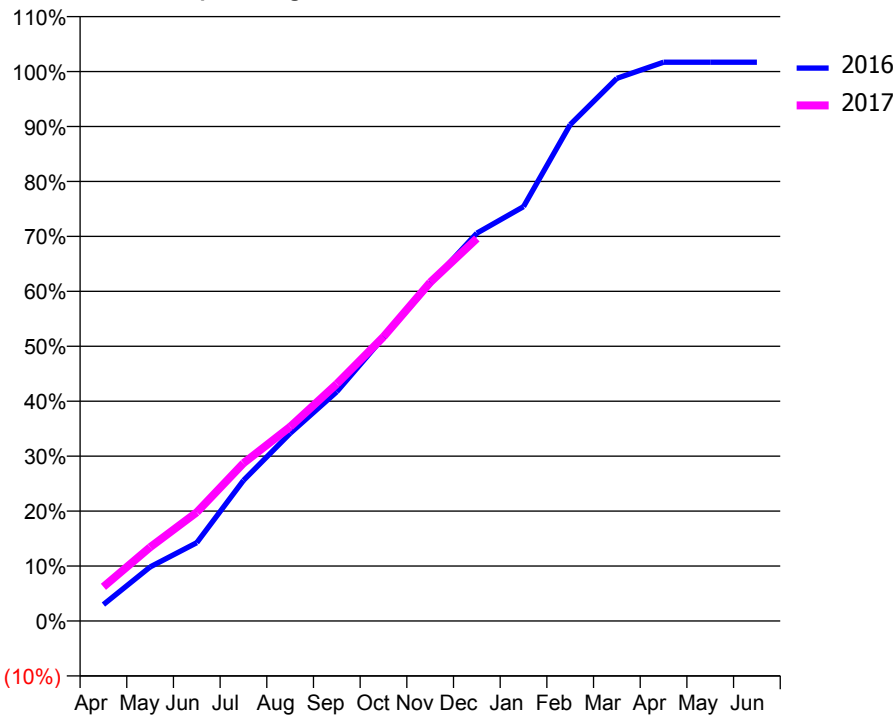
ACCESS*

Patients seen in 24 months	Total	Change since previous quarter
Quarter ending December 2015	6,958	
Quarter ending March 2016	6,974	→
Quarter ending June 2016	6,920	→
Quarter ending September 2016	6,798	↓
Quarter ending December 2016	6,786	→
Variance since December 2015	(2.5%)	↓



ACTIVITY

Cumulative percentage of contracted UDA delivered 2016 & 2017



Month	Adjusted Scheduled Activity (UDA)	
	2016	2017
April	560	1,164
May	1,838	2,513
June	2,666	3,701
July	4,786	5,371
August	6,386	6,608
September	7,801	8,069
October	9,651	9,675
November	11,480	11,522
December	13,197	13,017
January	14,100	
February	16,890	
March	18,469	
April	19,018	
May	19,015	
June	19,015	

QUALITY

	Quantity	Base Number	Contract	AT	Region	England
% of FP17s for the same patient ID Re-attending within 3 months - Children	112	1,552	7.2%	11.7%	13.4%	12.4%
% of FP17s for the same patient ID Re-attending within 3 months - Adults	816	6,209	13.1%	15.5%	17.3%	16.6%
% of FP17s for the same patient ID Re-attending between 3 & 9 months - Children	1,045	1,552	67.3%	59.5%	58.9%	57.5%
% of FP17s for the same patient ID Re-attending between 3 & 9 months - Adults	4,066	6,209	65.5%	54.2%	52.5%	50.4%
% of FP17s for Band 1 Urgent Courses	528	7,443	7.1%	8.9%	9.3%	9.1%
% of FP17s Relating to Free Repair or Replacements	114	7,443	1.5%	0.9%	1.0%	0.8%
% of FP17s Relating to Continuations	43	7,443	0.6%	1.4%	1.5%	1.3%
% of Patients satisfied with the dentistry they have received	3	3	N/A	93.1%	93.1%	92.7%
% of Patients satisfied with the time they had to wait for an appointment	1	3	N/A	88.5%	89.8%	88.8%

* This is based on patients treated on this contract for their most recent course of treatment. Figures in italics indicate the base number of FP17s or Patient Questionnaire responses are less than 100. N/A is shown where the base number of responses is less than 10 during the period. % is calculated as Quantity/Base number*100

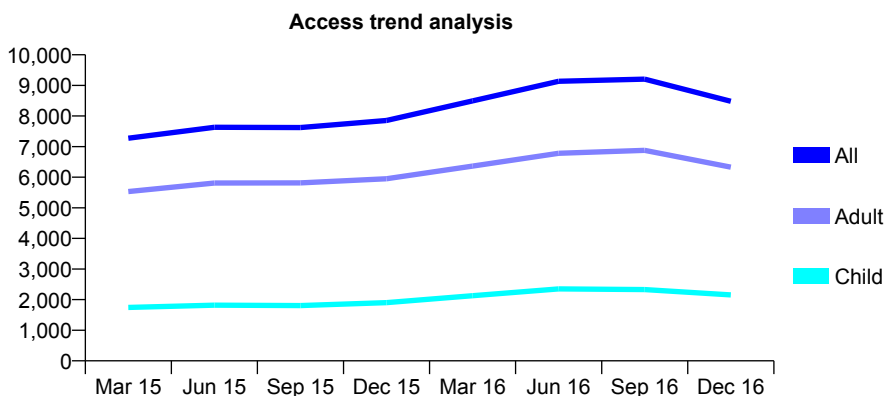
Q52 - Vital Signs At a Glance Contract Report for 118060/0009 - December 2016

Name or company name	Genix Healthcare Ltd
Contract type name	GDS Contract
Purpose of contract	General
Contract start date	01/01/2007
Contract end date	

16/17 Contracted general activity (UDA)	23,667
Carry forward general activity (UDA)	109
16/17 Contracted orthodontic activity (UOA)	0
Carry forward orthodontic activity (UOA)	0
Baseline contract value	£571,823.27

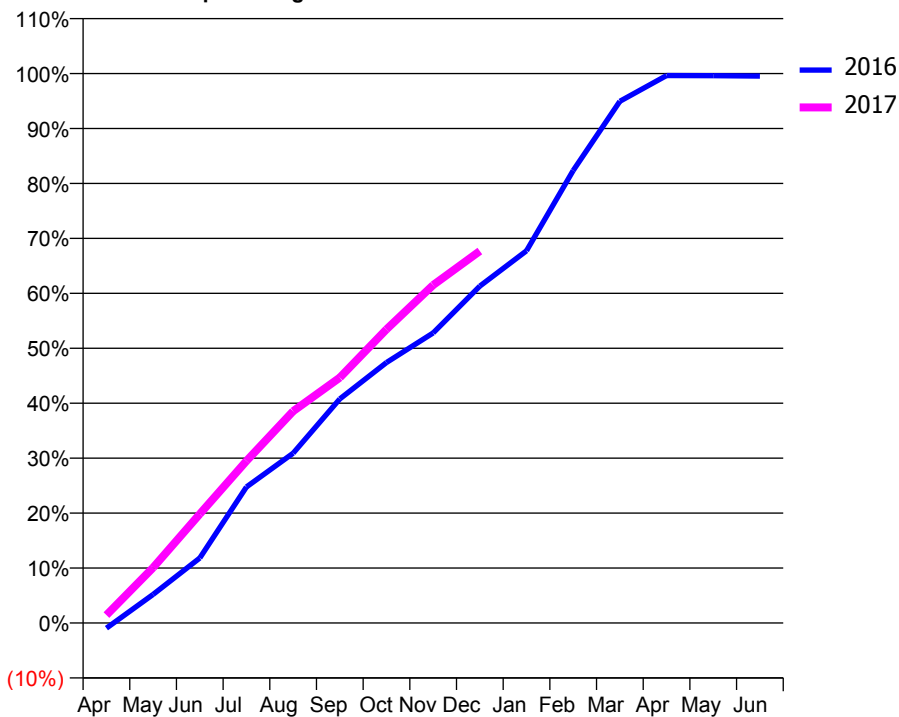
ACCESS*

Patients seen in 24 months	Total	Change since previous quarter
Quarter ending December 2015	7,853	
Quarter ending March 2016	8,493	↑
Quarter ending June 2016	9,133	↑
Quarter ending September 2016	9,205	→
Quarter ending December 2016	8,480	↓
Variance since December 2015	8.0%	↑



ACTIVITY

Cumulative percentage of contracted UDA delivered 2016 & 2017



Month	Adjusted Scheduled Activity (UDA)	
	2016	2017
April	-226	342
May	1,235	2,389
June	2,798	4,696
July	5,859	6,980
August	7,316	9,121
September	9,650	10,573
October	11,218	12,650
November	12,497	14,554
December	14,511	16,023
January	16,032	
February	19,490	
March	22,471	
April	23,576	
May	23,573	
June	23,558	

QUALITY

	Quantity	Base Number	Contract	AT	Region	England
% of FP17s for the same patient ID Re-attending within 3 months - Children	130	2,470	5.3%	11.7%	13.4%	12.4%
% of FP17s for the same patient ID Re-attending within 3 months - Adults	730	7,186	10.2%	15.5%	17.3%	16.6%
% of FP17s for the same patient ID Re-attending between 3 & 9 months - Children	1,225	2,470	49.6%	59.5%	58.9%	57.5%
% of FP17s for the same patient ID Re-attending between 3 & 9 months - Adults	3,784	7,186	52.7%	54.2%	52.5%	50.4%
% of FP17s for Band 1 Urgent Courses	538	9,122	5.9%	8.9%	9.3%	9.1%
% of FP17s Relating to Free Repair or Replacements	117	9,122	1.3%	0.9%	1.0%	0.8%
% of FP17s Relating to Continuations	41	9,122	0.4%	1.4%	1.5%	1.3%
% of Patients satisfied with the dentistry they have received	11	11	100.0%	93.1%	93.1%	92.7%
% of Patients satisfied with the time they had to wait for an appointment	9	11	81.8%	88.5%	89.8%	88.8%

* This is based on patients treated on this contract for their most recent course of treatment. Figures in italics indicate the base number of FP17s or Patient Questionnaire responses are less than 100. N/A is shown where the base number of responses is less than 10 during the period. % is calculated as Quantity/Base number*100

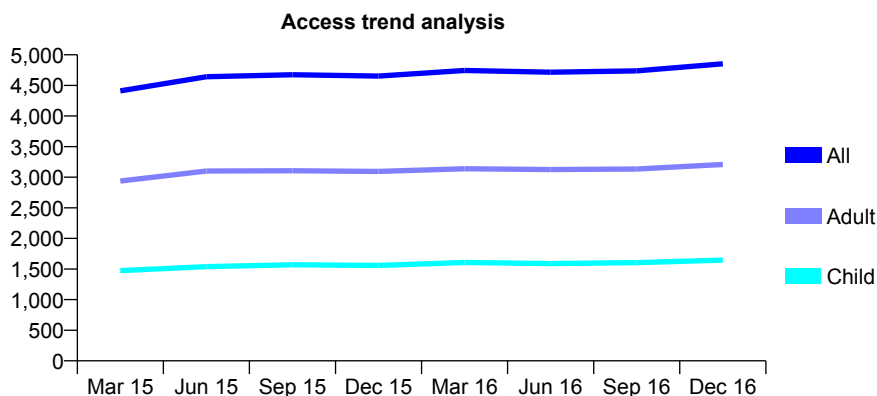
Q52 - Vital Signs At a Glance Contract Report for 118060/0012 - December 2016

Name or company name	Genix Healthcare Ltd
Contract type name	GDS Contract
Purpose of contract	General
Contract start date	01/04/2007
Contract end date	

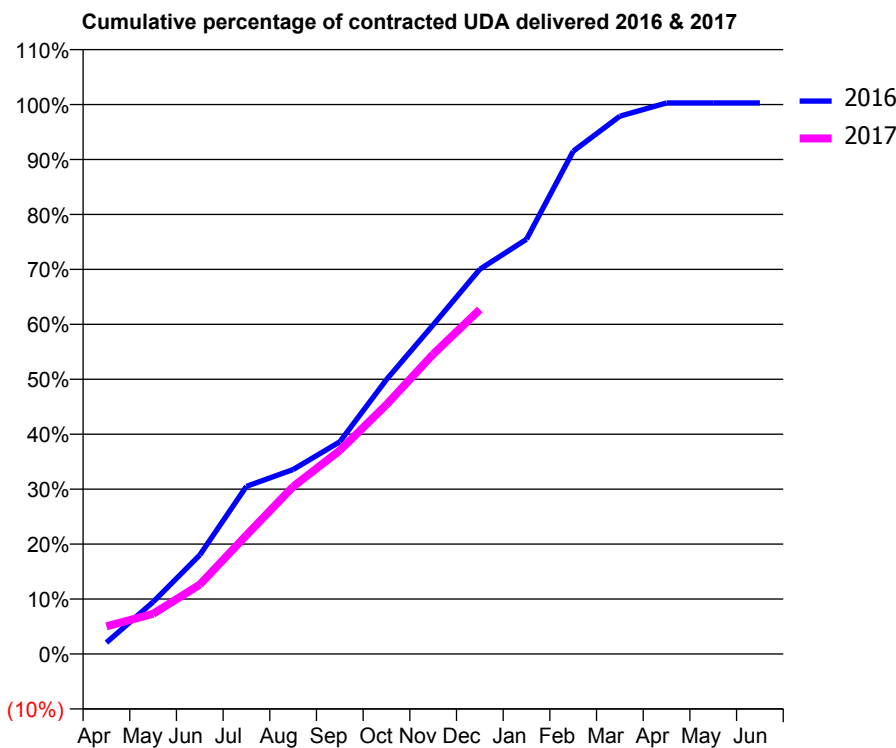
16/17 Contracted general activity (UDA)	14,018
Carry forward general activity (UDA)	-39
16/17 Contracted orthodontic activity (UOA)	0
Carry forward orthodontic activity (UOA)	0
Baseline contract value	£346,543.23

ACCESS*

Patients seen in 24 months	Total	Change since previous quarter
Quarter ending December 2015	4,653	
Quarter ending March 2016	4,744	→
Quarter ending June 2016	4,715	→
Quarter ending September 2016	4,738	→
Quarter ending December 2016	4,854	↑
Variance since December 2015	4.3%	↑



ACTIVITY



Month	Adjusted Scheduled Activity (UDA)	
	2016	2017
April	291	706
May	1,330	1,025
June	2,527	1,770
July	4,277	3,033
August	4,708	4,271
September	5,413	5,194
October	7,001	6,362
November	8,399	7,649
December	9,815	8,789
January	10,583	
February	12,825	
March	13,720	
April	14,058	
May	14,057	
June	14,057	

QUALITY

	Quantity	Base Number	Contract	AT	Region	England
% of FP17s for the same patient ID Re-attending within 3 months - Children	103	1,385	7.4%	11.7%	13.4%	12.4%
% of FP17s for the same patient ID Re-attending within 3 months - Adults	383	2,700	14.2%	15.5%	17.3%	16.6%
% of FP17s for the same patient ID Re-attending between 3 & 9 months - Children	657	1,385	47.4%	59.5%	58.9%	57.5%
% of FP17s for the same patient ID Re-attending between 3 & 9 months - Adults	1,226	2,700	45.4%	54.2%	52.5%	50.4%
% of FP17s for Band 1 Urgent Courses	282	3,945	7.1%	8.9%	9.3%	9.1%
% of FP17s Relating to Free Repair or Replacements	36	3,945	0.9%	0.9%	1.0%	0.8%
% of FP17s Relating to Continuations	8	3,945	0.2%	1.4%	1.5%	1.3%
% of Patients satisfied with the dentistry they have received	4	4	N/A	93.1%	93.1%	92.7%
% of Patients satisfied with the time they had to wait for an appointment	4	4	N/A	88.5%	89.8%	88.8%

* This is based on patients treated on this contract for their most recent course of treatment. Figures in italics indicate the base number of FP17s or Patient Questionnaire responses are less than 100. N/A is shown where the base number of responses is less than 10 during the period. % is calculated as Quantity/Base number*100

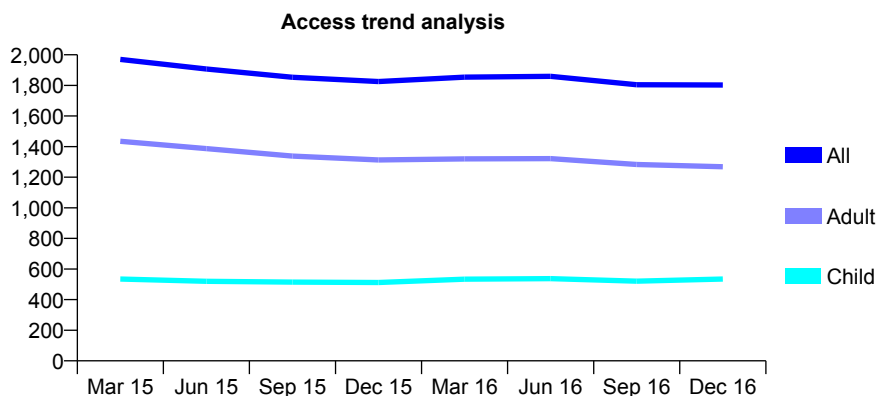
Q52 - Vital Signs At a Glance Contract Report for 118060/0015 - December 2016

Name or company name	Genix Healthcare Ltd
Contract type name	GDS Contract
Purpose of contract	General
Contract start date	01/04/2008
Contract end date	

16/17 Contracted general activity (UDA)	6,000
Carry forward general activity (UDA)	42
16/17 Contracted orthodontic activity (UOA)	0
Carry forward orthodontic activity (UOA)	0
Baseline contract value	£156,370.76

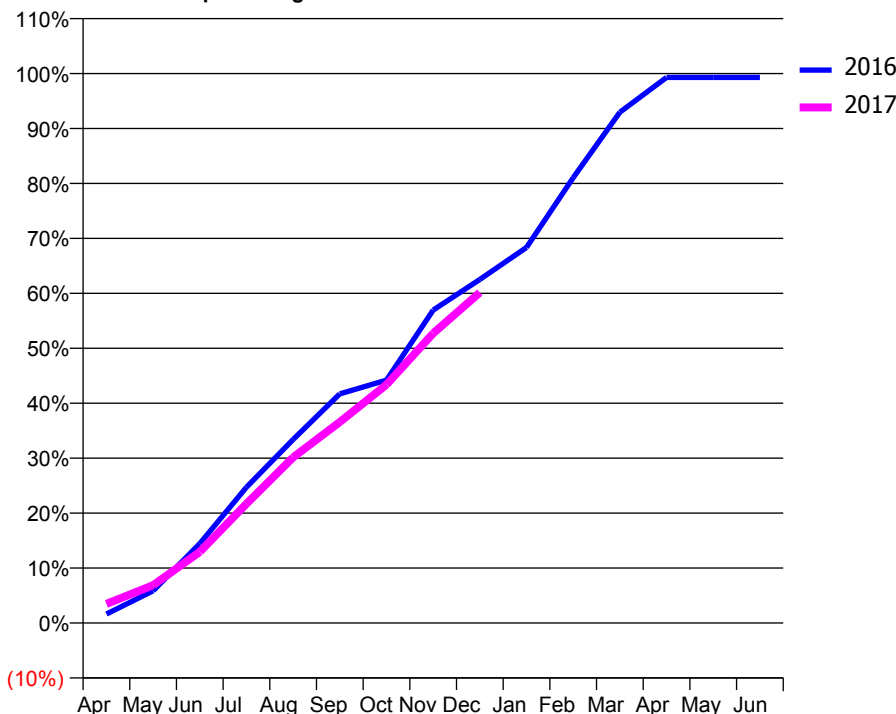
ACCESS*

Patients seen in 24 months	Total	Change since previous quarter
Quarter ending December 2015	1,825	
Quarter ending March 2016	1,854	→
Quarter ending June 2016	1,859	→
Quarter ending September 2016	1,804	↓
Quarter ending December 2016	1,803	→
Variance since December 2015	(1.2%)	↓



ACTIVITY

Cumulative percentage of contracted UDA delivered 2016 & 2017



Month	Adjusted Scheduled Activity (UDA)	
	2016	2017
April	98	210
May	352	413
June	868	777
July	1,483	1,303
August	2,004	1,810
September	2,502	2,194
October	2,652	2,603
November	3,417	3,163
December	3,752	3,608
January	4,100	
February	4,862	
March	5,577	
April	5,957	
May	5,957	
June	5,958	

QUALITY

	Quantity	Base Number	Contract	AT	Region	England
% of FP17s for the same patient ID Re-attending within 3 months - Children	40	554	7.2%	11.7%	13.4%	12.4%
% of FP17s for the same patient ID Re-attending within 3 months - Adults	136	1,137	12.0%	15.5%	17.3%	16.6%
% of FP17s for the same patient ID Re-attending between 3 & 9 months - Children	303	554	54.7%	59.5%	58.9%	57.5%
% of FP17s for the same patient ID Re-attending between 3 & 9 months - Adults	617	1,137	54.3%	54.2%	52.5%	50.4%
% of FP17s for Band 1 Urgent Courses	37	1,554	2.4%	8.9%	9.3%	9.1%
% of FP17s Relating to Free Repair or Replacements	1	1,554	0.1%	0.9%	1.0%	0.8%
% of FP17s Relating to Continuations	6	1,554	0.4%	1.4%	1.5%	1.3%
% of Patients satisfied with the dentistry they have received	5	5	N/A	93.1%	93.1%	92.7%
% of Patients satisfied with the time they had to wait for an appointment	5	5	N/A	88.5%	89.8%	88.8%

* This is based on patients treated on this contract for their most recent course of treatment. Figures in italics indicate the base number of FP17s or Patient Questionnaire responses are less than 100. N/A is shown where the base number of responses is less than 10 during the period. % is calculated as Quantity/Base number*100

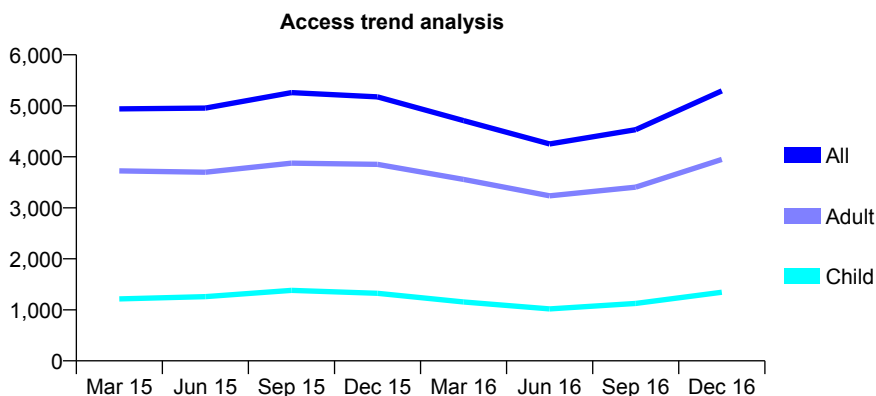
Q52 - Vital Signs At a Glance Contract Report for 118060/0018 - December 2016

Name or company name	Genix Healthcare Ltd
Contract type name	GDS Contract
Purpose of contract	General
Contract start date	01/11/2009
Contract end date	

16/17 Contracted general activity (UDA)	14,000
Carry forward general activity (UDA)	458
16/17 Contracted orthodontic activity (UOA)	0
Carry forward orthodontic activity (UOA)	0
Baseline contract value	£345,341.91

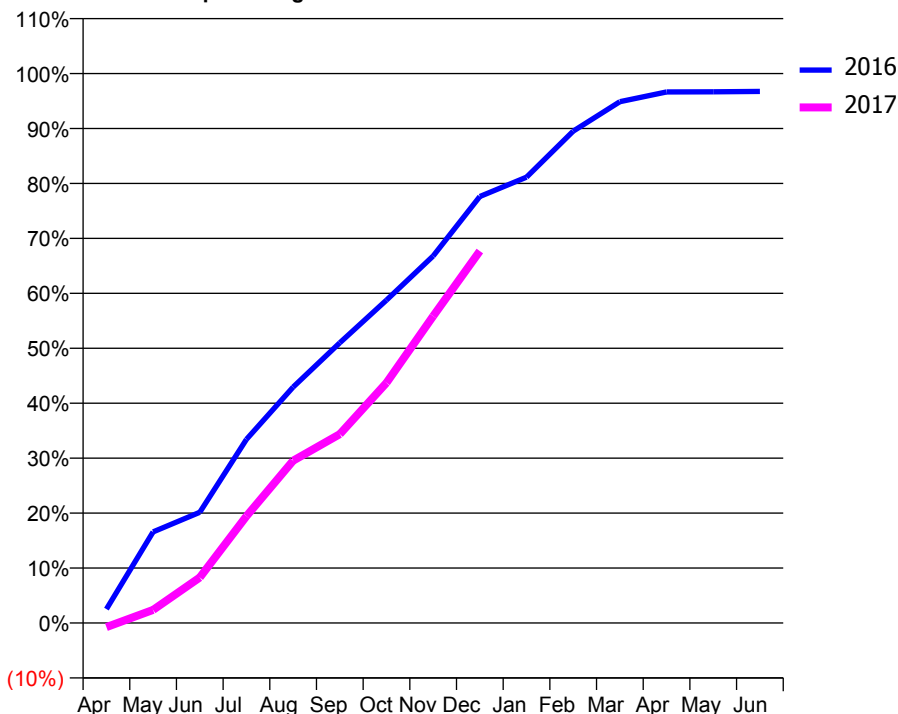
ACCESS*

Patients seen in 24 months	Total	Change since previous quarter
Quarter ending December 2015	5,176	
Quarter ending March 2016	4,710	↓
Quarter ending June 2016	4,253	↓
Quarter ending September 2016	4,531	↑
Quarter ending December 2016	5,293	↑
Variance since December 2015	2.3%	↑



ACTIVITY

Cumulative percentage of contracted UDA delivered 2016 & 2017



Month	Adjusted Scheduled Activity (UDA)	
	2016	2017
April	353	-106
May	2,321	333
June	2,823	1,162
July	4,681	2,721
August	6,013	4,137
September	7,141	4,812
October	8,227	6,122
November	9,351	7,819
December	10,866	9,475
January	11,358	
February	12,531	
March	13,281	
April	13,529	
May	13,532	
June	13,542	

QUALITY

	Quantity	Base Number	Contract	AT	Region	England
% of FP17s for the same patient ID Re-attending within 3 months - Children	53	1,441	3.7%	11.7%	13.4%	12.4%
% of FP17s for the same patient ID Re-attending within 3 months - Adults	366	4,192	8.7%	15.5%	17.3%	16.6%
% of FP17s for the same patient ID Re-attending between 3 & 9 months - Children	562	1,441	39.0%	59.5%	58.9%	57.5%
% of FP17s for the same patient ID Re-attending between 3 & 9 months - Adults	1,609	4,192	38.4%	54.2%	52.5%	50.4%
% of FP17s for Band 1 Urgent Courses	492	5,469	9.0%	8.9%	9.3%	9.1%
% of FP17s Relating to Free Repair or Replacements	134	5,469	2.5%	0.9%	1.0%	0.8%
% of FP17s Relating to Continuations	37	5,469	0.7%	1.4%	1.5%	1.3%
% of Patients satisfied with the dentistry they have received	3	4	N/A	93.1%	93.1%	92.7%
% of Patients satisfied with the time they had to wait for an appointment	4	4	N/A	88.5%	89.8%	88.8%

* This is based on patients treated on this contract for their most recent course of treatment. Figures in italics indicate the base number of FP17s or Patient Questionnaire responses are less than 100. N/A is shown where the base number of responses is less than 10 during the period. % is calculated as Quantity/Base number*100

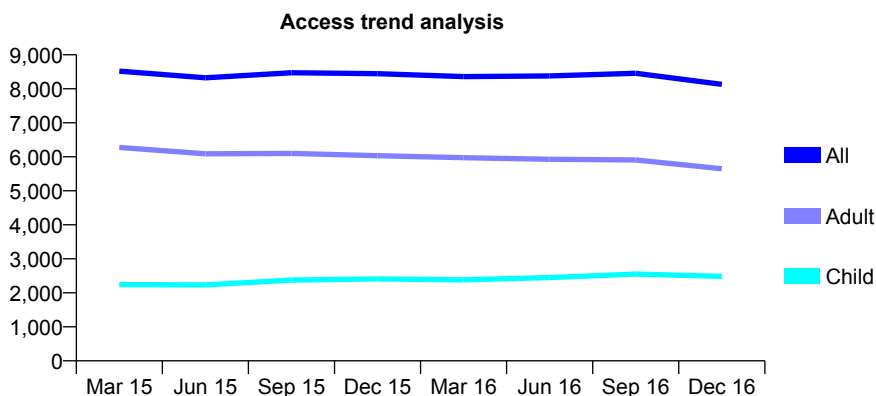
Q52 - Vital Signs At a Glance Contract Report for 118060/0031 - December 2016

Name or company name	Genix Healthcare Ltd
Contract type name	GDS Contract
Purpose of contract	General
Contract start date	01/07/2012
Contract end date	

16/17 Contracted general activity (UDA)	26,800
Carry forward general activity (UDA)	0
16/17 Contracted orthodontic activity (UOA)	0
Carry forward orthodontic activity (UOA)	0
Baseline contract value	£736,130.97

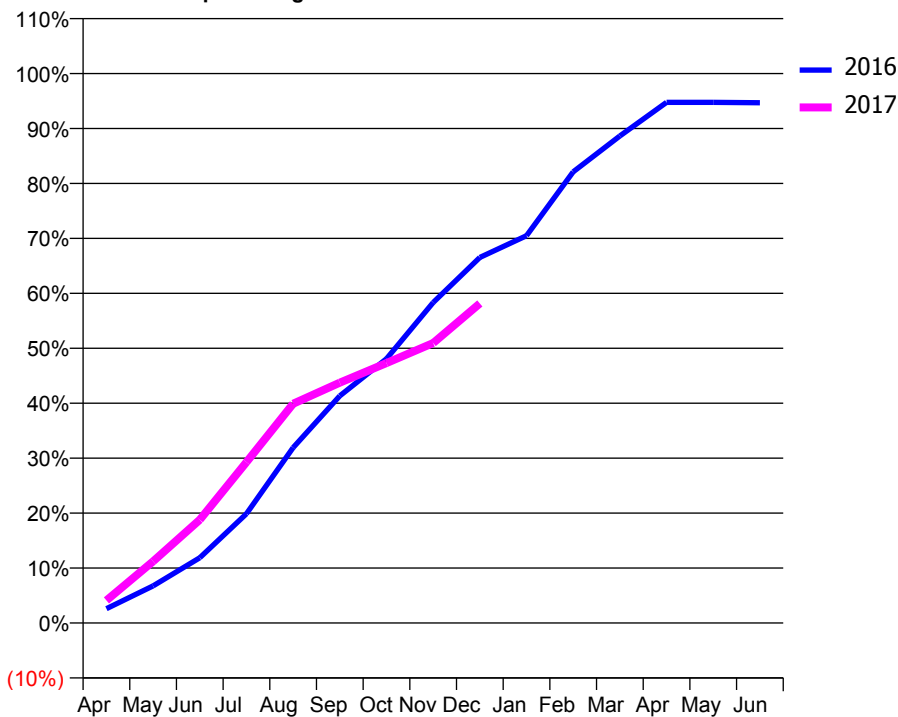
ACCESS*

Patients seen in 24 months	Total	Change since previous quarter
Quarter ending December 2015	8,445	
Quarter ending March 2016	8,357	↓
Quarter ending June 2016	8,378	→
Quarter ending September 2016	8,457	→
Quarter ending December 2016	8,132	↓
Variance since December 2015	(3.7%)	↓



ACTIVITY

Cumulative percentage of contracted UDA delivered 2016 & 2017



Month	Adjusted Scheduled Activity (UDA)	
	2016	2017
April	700	1,105
May	1,809	3,007
June	3,185	5,036
July	5,330	7,848
August	8,556	10,694
September	11,079	11,723
October	12,886	12,675
November	15,629	13,653
December	17,829	15,585
January	18,890	
February	22,002	
March	23,751	
April	25,393	
May	25,394	
June	25,374	

QUALITY

	Quantity	Base Number	Contract	AT	Region	England
% of FP17s for the same patient ID Re-attending within 3 months - Children	231	2,566	9.0%	11.7%	13.4%	12.4%
% of FP17s for the same patient ID Re-attending within 3 months - Adults	1,325	5,926	22.4%	15.5%	17.3%	16.6%
% of FP17s for the same patient ID Re-attending between 3 & 9 months - Children	1,392	2,566	54.2%	59.5%	58.9%	57.5%
% of FP17s for the same patient ID Re-attending between 3 & 9 months - Adults	2,897	5,926	48.9%	54.2%	52.5%	50.4%
% of FP17s for Band 1 Urgent Courses	1,233	7,654	16.1%	8.9%	9.3%	9.1%
% of FP17s Relating to Free Repair or Replacements	94	7,654	1.2%	0.9%	1.0%	0.8%
% of FP17s Relating to Continuations	34	7,654	0.4%	1.4%	1.5%	1.3%
% of Patients satisfied with the dentistry they have received	7	9	N/A	93.1%	93.1%	92.7%
% of Patients satisfied with the time they had to wait for an appointment	6	9	N/A	88.5%	89.8%	88.8%

* This is based on patients treated on this contract for their most recent course of treatment. Figures in italics indicate the base number of FP17s or Patient Questionnaire responses are less than 100. N/A is shown where the base number of responses is less than 10 during the period. % is calculated as Quantity/Base number*100

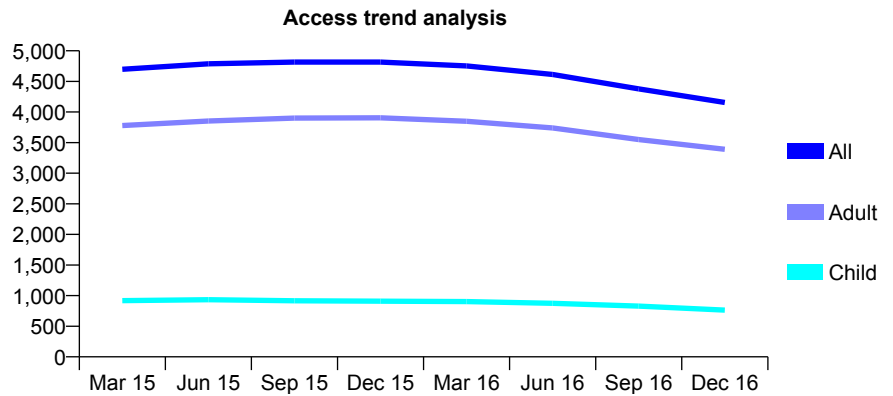
Q52 - Vital Signs At a Glance Contract Report for 121487/0001 - December 2016

Name or company name	Dr Issa & Partners
Contract type name	GDS Contract
Purpose of contract	General
Contract start date	01/11/2013
Contract end date	

16/17 Contracted general activity (UDA)	15,000
Carry forward general activity (UDA)	0
16/17 Contracted orthodontic activity (UOA)	0
Carry forward orthodontic activity (UOA)	0
Baseline contract value	£372,945.60

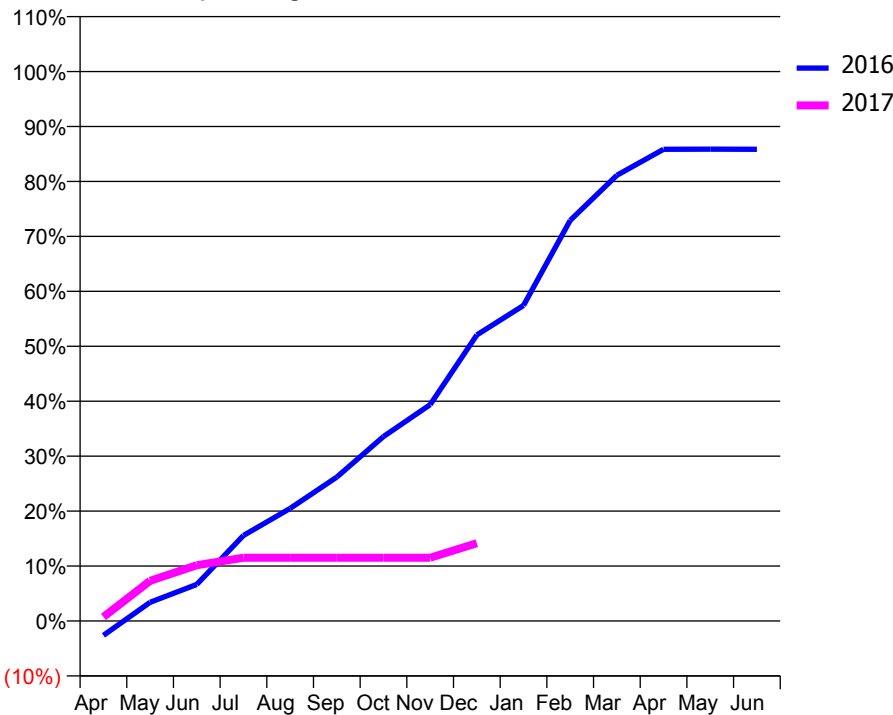
ACCESS*

Patients seen in 24 months	Total	Change since previous quarter
Quarter ending December 2015	4,815	
Quarter ending March 2016	4,753	↓
Quarter ending June 2016	4,614	↓
Quarter ending September 2016	4,379	↓
Quarter ending December 2016	4,156	↓
Variance since December 2015	(13.7%)	↓



ACTIVITY

Cumulative percentage of contracted UDA delivered 2016 & 2017



Month	Adjusted Scheduled Activity (UDA)	
	2016	2017
April	-396	113
May	511	1,099
June	998	1,522
July	2,337	1,728
August	3,073	1,728
September	3,930	1,728
October	5,037	1,728
November	5,905	1,728
December	7,811	2,124
January	8,612	
February	10,935	
March	12,167	
April	12,877	
May	12,879	
June	12,878	

QUALITY

	Quantity	Base Number	Contract	AT	Region	England
% of FP17s for the same patient ID Re-attending within 3 months - Children	13	186	7.0%	11.7%	13.4%	12.4%
% of FP17s for the same patient ID Re-attending within 3 months - Adults	169	899	18.8%	15.5%	17.3%	16.6%
% of FP17s for the same patient ID Re-attending between 3 & 9 months - Children	94	186	50.5%	59.5%	58.9%	57.5%
% of FP17s for the same patient ID Re-attending between 3 & 9 months - Adults	415	899	46.2%	54.2%	52.5%	50.4%
% of FP17s for Band 1 Urgent Courses	70	811	8.6%	8.9%	9.3%	9.1%
% of FP17s Relating to Free Repair or Replacements	10	811	1.2%	0.9%	1.0%	0.8%
% of FP17s Relating to Continuations	14	811	1.7%	1.4%	1.5%	1.3%
% of Patients satisfied with the dentistry they have received	0	0	N/A	93.1%	93.1%	92.7%
% of Patients satisfied with the time they had to wait for an appointment	0	0	N/A	88.5%	89.8%	88.8%

* This is based on patients treated on this contract for their most recent course of treatment. Figures in italics indicate the base number of FP17s or Patient Questionnaire responses are less than 100. N/A is shown where the base number of responses is less than 10 during the period. % is calculated as Quantity/Base number*100

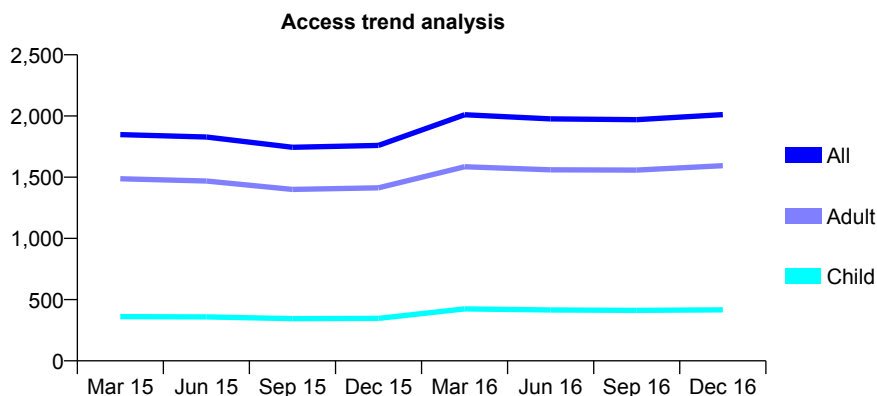
Q52 - Vital Signs At a Glance Contract Report for 122432/0001 - December 2016

Name or company name	Ponte Healthcare Ltd
Contract type name	GDS Contract
Purpose of contract	General
Contract start date	09/02/2012
Contract end date	

16/17 Contracted general activity (UDA)	7,559
Carry forward general activity (UDA)	-2
16/17 Contracted orthodontic activity (UOA)	0
Carry forward orthodontic activity (UOA)	0
Baseline contract value	£183,442.22

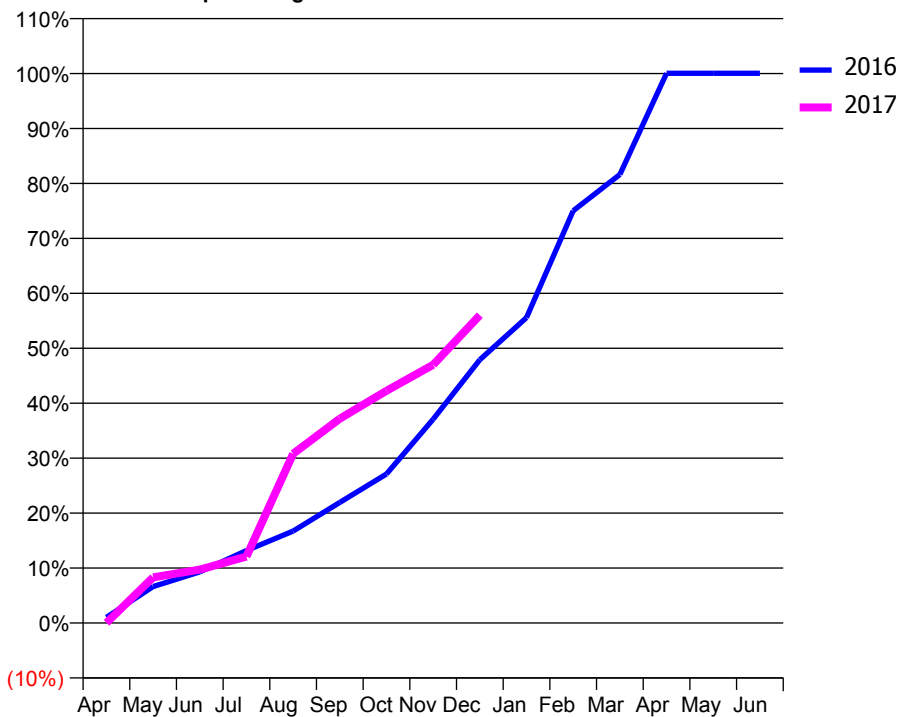
ACCESS*

Patients seen in 24 months	Total	Change since previous quarter
Quarter ending December 2015	1,760	
Quarter ending March 2016	2,010	↑
Quarter ending June 2016	1,977	↓
Quarter ending September 2016	1,970	→
Quarter ending December 2016	2,011	↑
Variance since December 2015	14.3%	↑



ACTIVITY

Cumulative percentage of contracted UDA delivered 2016 & 2017



Month	Adjusted Scheduled Activity (UDA)	
	2016	2017
April	77	2
May	502	629
June	703	734
July	997	915
August	1,264	2,329
September	1,660	2,812
October	2,049	3,195
November	2,803	3,551
December	3,622	4,234
January	4,202	
February	5,671	
March	6,170	
April	7,561	
May	7,561	
June	7,561	

QUALITY

	Quantity	Base Number	Contract	AT	Region	England
% of FP17s for the same patient ID Re-attending within 3 months - Children	54	508	10.6%	11.7%	13.4%	12.4%
% of FP17s for the same patient ID Re-attending within 3 months - Adults	237	1,554	15.3%	15.5%	17.3%	16.6%
% of FP17s for the same patient ID Re-attending between 3 & 9 months - Children	303	508	59.6%	59.5%	58.9%	57.5%
% of FP17s for the same patient ID Re-attending between 3 & 9 months - Adults	857	1,554	55.1%	54.2%	52.5%	50.4%
% of FP17s for Band 1 Urgent Courses	106	1,596	6.6%	8.9%	9.3%	9.1%
% of FP17s Relating to Free Repair or Replacements	13	1,596	0.8%	0.9%	1.0%	0.8%
% of FP17s Relating to Continuations	11	1,596	0.7%	1.4%	1.5%	1.3%
% of Patients satisfied with the dentistry they have received	4	5	N/A	93.1%	93.1%	92.7%
% of Patients satisfied with the time they had to wait for an appointment	3	5	N/A	88.5%	89.8%	88.8%

* This is based on patients treated on this contract for their most recent course of treatment. Figures in italics indicate the base number of FP17s or Patient Questionnaire responses are less than 100. N/A is shown where the base number of responses is less than 10 during the period. % is calculated as Quantity/Base number*100

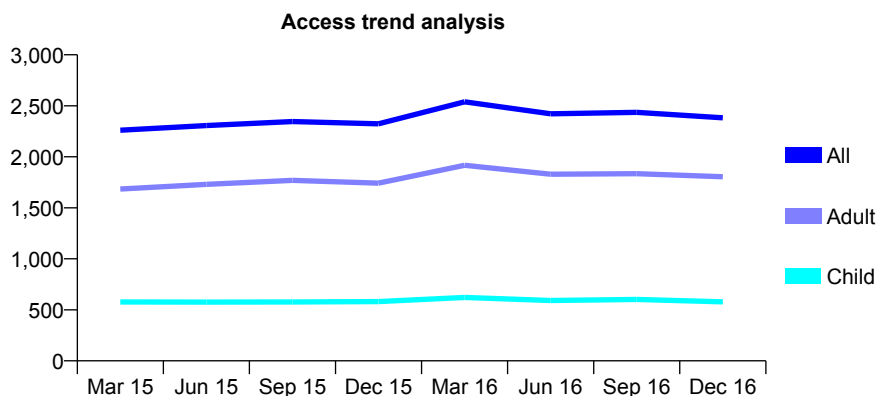
Q52 - Vital Signs At a Glance Contract Report for 122742/0001 - December 2016

Name or company name	Indigo Dental Ltd
Contract type name	GDS Contract
Purpose of contract	General
Contract start date	01/10/2013
Contract end date	

16/17 Contracted general activity (UDA)	10,020
Carry forward general activity (UDA)	115
16/17 Contracted orthodontic activity (UOA)	0
Carry forward orthodontic activity (UOA)	0
Baseline contract value	£260,653.82

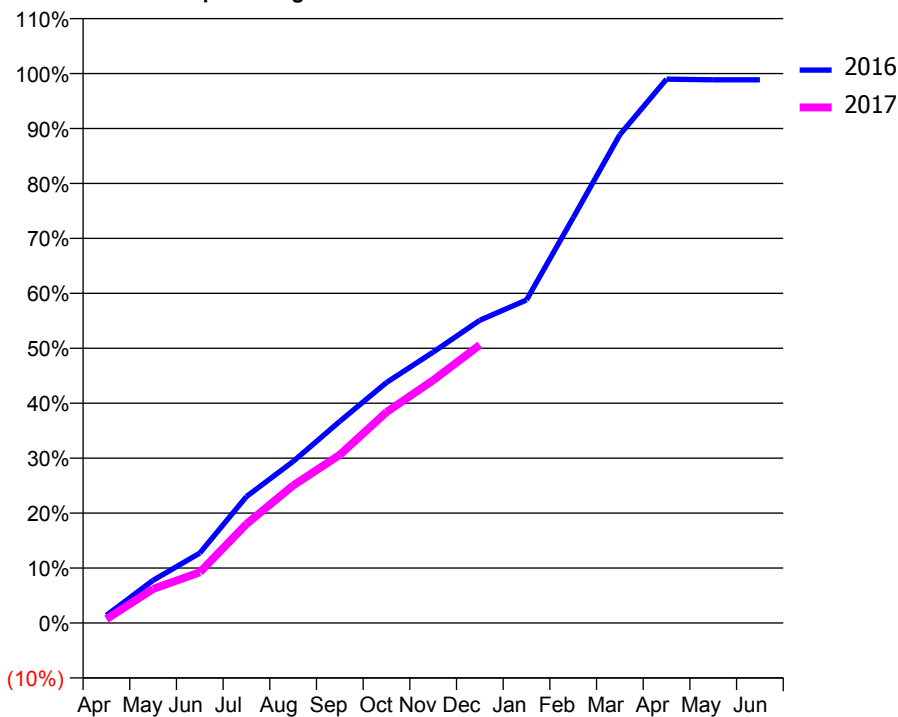
ACCESS*

Patients seen in 24 months	Total	Change since previous quarter
Quarter ending December 2015	2,323	
Quarter ending March 2016	2,539	↑
Quarter ending June 2016	2,422	↓
Quarter ending September 2016	2,436	→
Quarter ending December 2016	2,383	↓
Variance since December 2015	2.6%	↑



ACTIVITY

Cumulative percentage of contracted UDA delivered 2016 & 2017



Month	Adjusted Scheduled Activity (UDA)	
	2016	2017
April	139	71
May	779	622
June	1,276	926
July	2,306	1,806
August	2,947	2,507
September	3,679	3,067
October	4,385	3,845
November	4,939	4,426
December	5,520	5,072
January	5,891	
February	7,390	
March	8,906	
April	9,916	
May	9,905	
June	9,905	

QUALITY

	Quantity	Base Number	Contract	AT	Region	England
% of FP17s for the same patient ID Re-attending within 3 months - Children	32	565	5.7%	11.7%	13.4%	12.4%
% of FP17s for the same patient ID Re-attending within 3 months - Adults	197	1,759	11.2%	15.5%	17.3%	16.6%
% of FP17s for the same patient ID Re-attending between 3 & 9 months - Children	370	565	65.5%	59.5%	58.9%	57.5%
% of FP17s for the same patient ID Re-attending between 3 & 9 months - Adults	1,076	1,759	61.2%	54.2%	52.5%	50.4%
% of FP17s for Band 1 Urgent Courses	95	2,051	4.6%	8.9%	9.3%	9.1%
% of FP17s Relating to Free Repair or Replacements	28	2,051	1.4%	0.9%	1.0%	0.8%
% of FP17s Relating to Continuations	8	2,051	0.4%	1.4%	1.5%	1.3%
% of Patients satisfied with the dentistry they have received	0	0	N/A	93.1%	93.1%	92.7%
% of Patients satisfied with the time they had to wait for an appointment	0	0	N/A	88.5%	89.8%	88.8%

* This is based on patients treated on this contract for their most recent course of treatment. Figures in italics indicate the base number of FP17s or Patient Questionnaire responses are less than 100. N/A is shown where the base number of responses is less than 10 during the period. % is calculated as Quantity/Base number*100

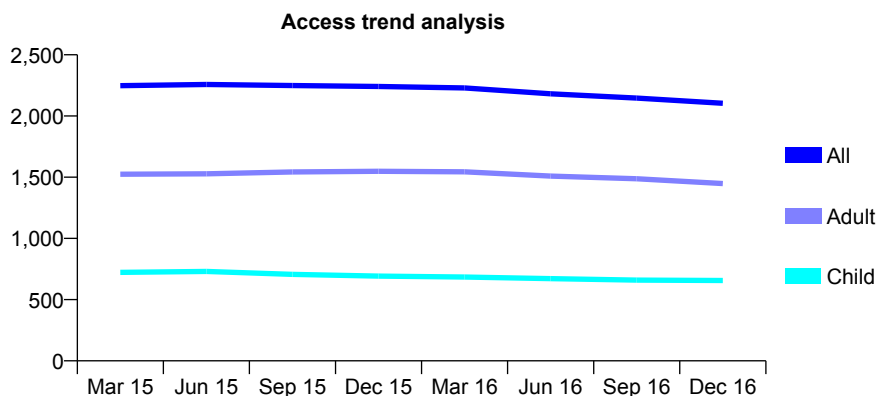
Q52 - Vital Signs At a Glance Contract Report for 123811/0001 - December 2016

Name or company name	Carnegie Dental Clinic Ltd
Contract type name	GDS Contract
Purpose of contract	General
Contract start date	02/07/2007
Contract end date	

16/17 Contracted general activity (UDA)	8,152
Carry forward general activity (UDA)	-141
16/17 Contracted orthodontic activity (UOA)	0
Carry forward orthodontic activity (UOA)	0
Baseline contract value	£216,719.85

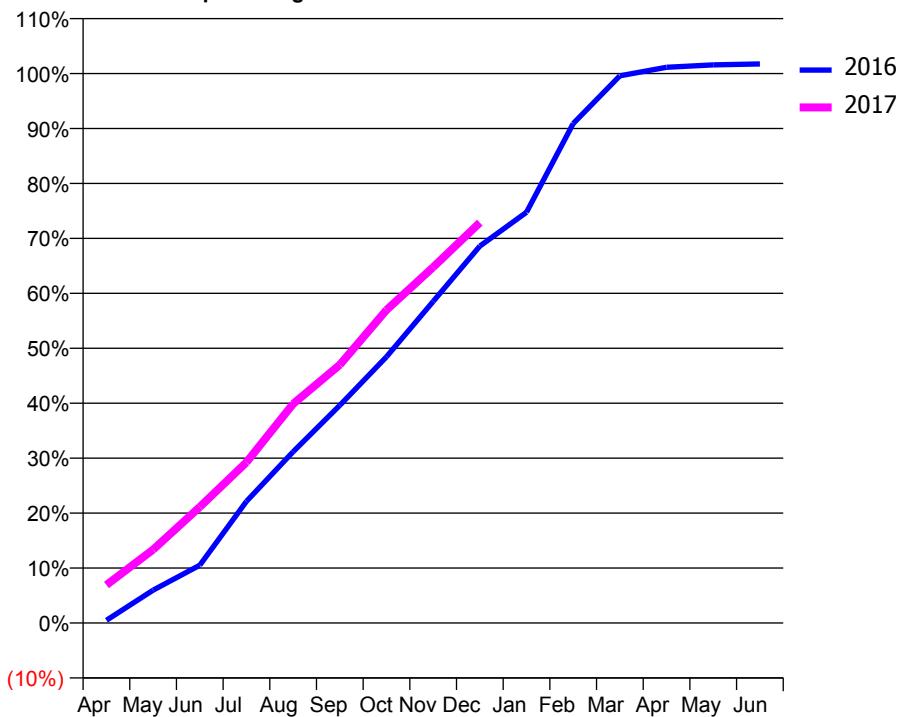
ACCESS*

Patients seen in 24 months	Total	Change since previous quarter
Quarter ending December 2015	2,241	
Quarter ending March 2016	2,229	→
Quarter ending June 2016	2,181	↓
Quarter ending September 2016	2,147	↓
Quarter ending December 2016	2,104	↓
Variance since December 2015	(6.1%)	↓



ACTIVITY

Cumulative percentage of contracted UDA delivered 2016 & 2017



Month	Adjusted Scheduled Activity (UDA)	
	2016	2017
April	40	564
May	489	1,089
June	857	1,723
July	1,806	2,385
August	2,542	3,252
September	3,229	3,831
October	3,949	4,643
November	4,771	5,279
December	5,591	5,940
January	6,095	
February	7,410	
March	8,117	
April	8,244	
May	8,280	
June	8,293	

QUALITY

	Quantity	Base Number	Contract	AT	Region	England
% of FP17s for the same patient ID Re-attending within 3 months - Children	104	934	11.1%	11.7%	13.4%	12.4%
% of FP17s for the same patient ID Re-attending within 3 months - Adults	260	1,648	15.8%	15.5%	17.3%	16.6%
% of FP17s for the same patient ID Re-attending between 3 & 9 months - Children	651	934	69.7%	59.5%	58.9%	57.5%
% of FP17s for the same patient ID Re-attending between 3 & 9 months - Adults	1,105	1,648	67.1%	54.2%	52.5%	50.4%
% of FP17s for Band 1 Urgent Courses	191	2,476	7.7%	8.9%	9.3%	9.1%
% of FP17s Relating to Free Repair or Replacements	24	2,476	1.0%	0.9%	1.0%	0.8%
% of FP17s Relating to Continuations	13	2,476	0.5%	1.4%	1.5%	1.3%
% of Patients satisfied with the dentistry they have received	7	7	N/A	93.1%	93.1%	92.7%
% of Patients satisfied with the time they had to wait for an appointment	4	7	N/A	88.5%	89.8%	88.8%

* This is based on patients treated on this contract for their most recent course of treatment. Figures in italics indicate the base number of FP17s or Patient Questionnaire responses are less than 100. N/A is shown where the base number of responses is less than 10 during the period. % is calculated as Quantity/Base number*100

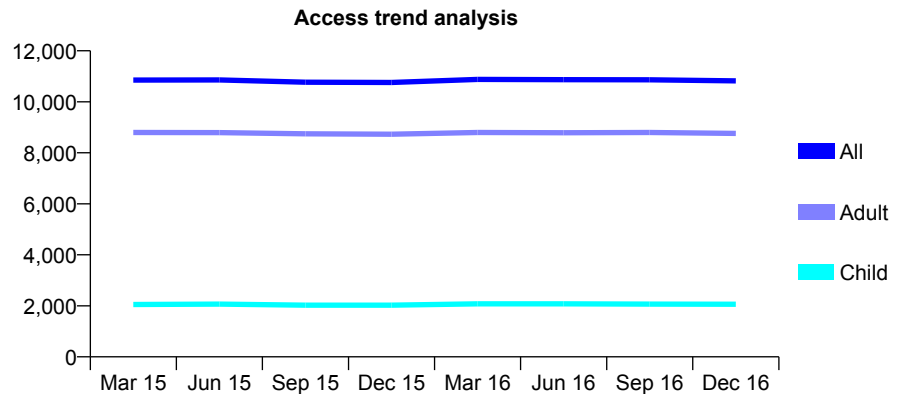
Q52 - Vital Signs At a Glance Contract Report for 125237/0001 - December 2016

Name or company name	Horbury Dental Care Limited
Contract type name	GDS Contract
Purpose of contract	General
Contract start date	01/04/2011
Contract end date	

16/17 Contracted general activity (UDA)	30,037
Carry forward general activity (UDA)	-148
16/17 Contracted orthodontic activity (UOA)	0
Carry forward orthodontic activity (UOA)	0
Baseline contract value	£1,128,886.29

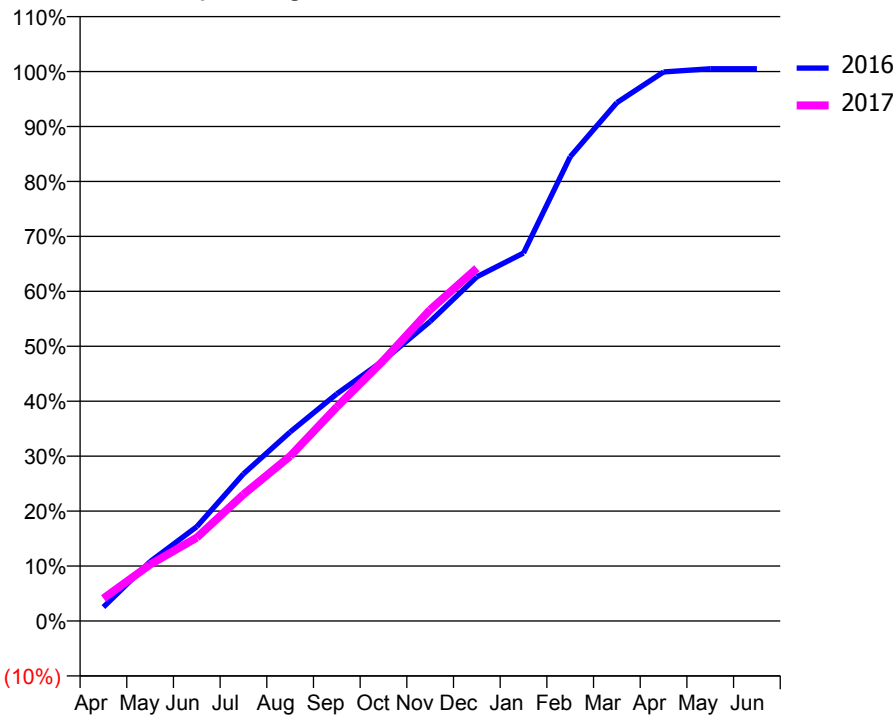
ACCESS*

Patients seen in 24 months	Total	Change since previous quarter
Quarter ending December 2015	10,758	
Quarter ending March 2016	10,876	→
Quarter ending June 2016	10,866	→
Quarter ending September 2016	10,865	→
Quarter ending December 2016	10,823	→
Variance since December 2015	0.6%	→



ACTIVITY

Cumulative percentage of contracted UDA delivered 2016 & 2017



Month	2016	2017
April	759	1,235
May	3,250	3,086
June	5,157	4,560
July	8,044	6,924
August	10,335	9,011
September	12,415	11,700
October	14,250	14,249
November	16,374	17,013
December	18,817	19,280
January	20,115	
February	25,379	
March	28,334	
April	30,012	
May	30,185	
June	30,185	

QUALITY

	Quantity	Base Number	Contract	AT	Region	England
% of FP17s for the same patient ID Re-attending within 3 months - Children	197	2,447	8.1%	11.7%	13.4%	12.4%
% of FP17s for the same patient ID Re-attending within 3 months - Adults	1,094	8,826	12.4%	15.5%	17.3%	16.6%
% of FP17s for the same patient ID Re-attending between 3 & 9 months - Children	1,654	2,447	67.6%	59.5%	58.9%	57.5%
% of FP17s for the same patient ID Re-attending between 3 & 9 months - Adults	4,621	8,826	52.4%	54.2%	52.5%	50.4%
% of FP17s for Band 1 Urgent Courses	561	9,947	5.6%	8.9%	9.3%	9.1%
% of FP17s Relating to Free Repair or Replacements	116	9,947	1.2%	0.9%	1.0%	0.8%
% of FP17s Relating to Continuations	242	9,947	2.4%	1.4%	1.5%	1.3%
% of Patients satisfied with the dentistry they have received	13	15	86.7%	93.1%	93.1%	92.7%
% of Patients satisfied with the time they had to wait for an appointment	13	15	86.7%	88.5%	89.8%	88.8%

* This is based on patients treated on this contract for their most recent course of treatment. Figures in italics indicate the base number of FP17s or Patient Questionnaire responses are less than 100. N/A is shown where the base number of responses is less than 10 during the period. % is calculated as Quantity/Base number*100

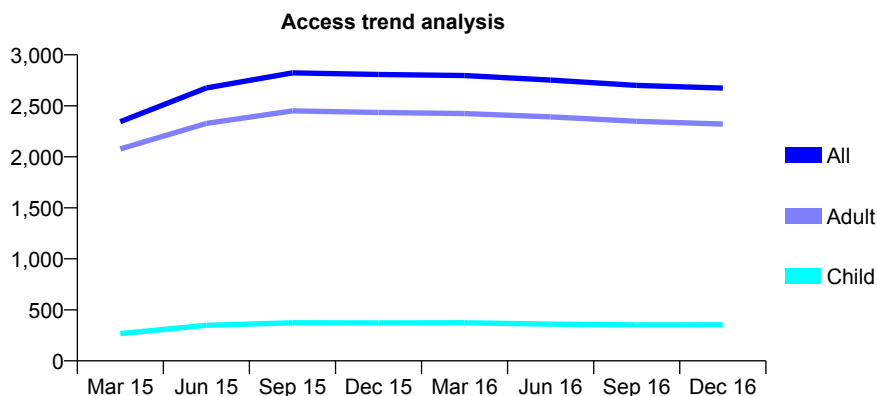
Q52 - Vital Signs At a Glance Contract Report for 128031/0001 - December 2016

Name or company name	JIGL Ltd
Contract type name	GDS Contract
Purpose of contract	General
Contract start date	01/01/2011
Contract end date	

16/17 Contracted general activity (UDA)	8,000
Carry forward general activity (UDA)	73
16/17 Contracted orthodontic activity (UOA)	0
Carry forward orthodontic activity (UOA)	0
Baseline contract value	£254,388.69

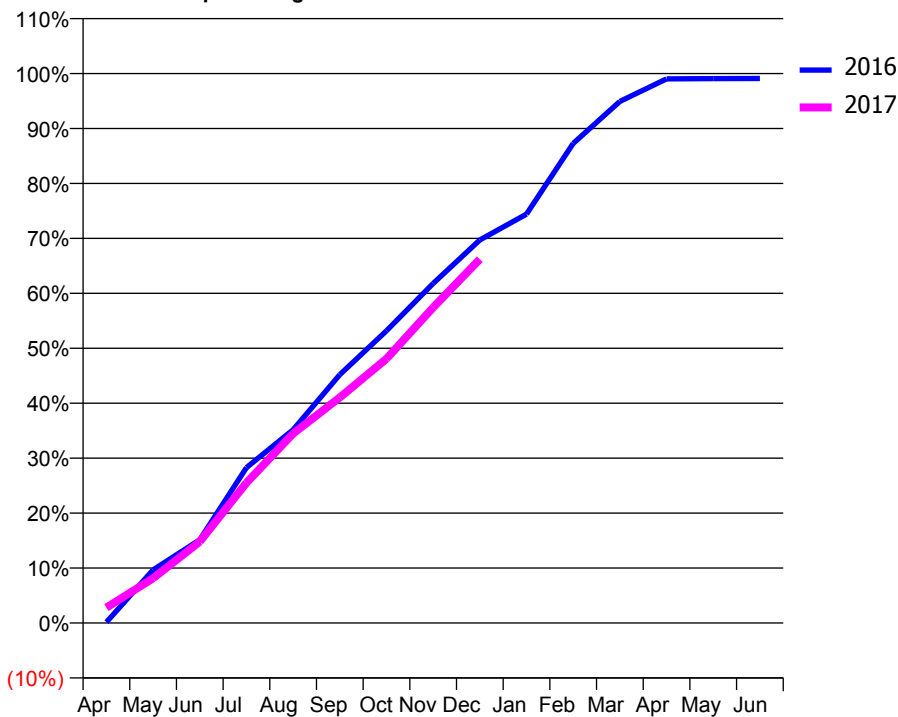
ACCESS*

Patients seen in 24 months	Total	Change since previous quarter
Quarter ending December 2015	2,807	
Quarter ending March 2016	2,797	→
Quarter ending June 2016	2,752	↓
Quarter ending September 2016	2,700	↓
Quarter ending December 2016	2,674	→
Variance since December 2015	(4.7%)	↓



ACTIVITY

Cumulative percentage of contracted UDA delivered 2016 & 2017



Adjusted Scheduled Activity (UDA)

Month	2016	2017
April	12	225
May	774	651
June	1,212	1,184
July	2,263	2,040
August	2,814	2,757
September	3,615	3,283
October	4,254	3,846
November	4,944	4,594
December	5,577	5,297
January	5,952	
February	6,981	
March	7,594	
April	7,922	
May	7,925	
June	7,927	

QUALITY

	Quantity	Base Number	Contract	AT	Region	England
% of FP17s for the same patient ID Re-attending within 3 months - Children	11	365	3.0%	11.7%	13.4%	12.4%
% of FP17s for the same patient ID Re-attending within 3 months - Adults	206	2,416	8.5%	15.5%	17.3%	16.6%
% of FP17s for the same patient ID Re-attending between 3 & 9 months - Children	255	365	69.9%	59.5%	58.9%	57.5%
% of FP17s for the same patient ID Re-attending between 3 & 9 months - Adults	1,698	2,416	70.3%	54.2%	52.5%	50.4%
% of FP17s for Band 1 Urgent Courses	212	2,578	8.2%	8.9%	9.3%	9.1%
% of FP17s Relating to Free Repair or Replacements	25	2,578	1.0%	0.9%	1.0%	0.8%
% of FP17s Relating to Continuations	20	2,578	0.8%	1.4%	1.5%	1.3%
% of Patients satisfied with the dentistry they have received	4	4	N/A	93.1%	93.1%	92.7%
% of Patients satisfied with the time they had to wait for an appointment	4	4	N/A	88.5%	89.8%	88.8%

* This is based on patients treated on this contract for their most recent course of treatment. Figures in italics indicate the base number of FP17s or Patient Questionnaire responses are less than 100. N/A is shown where the base number of responses is less than 10 during the period. % is calculated as Quantity/Base number*100

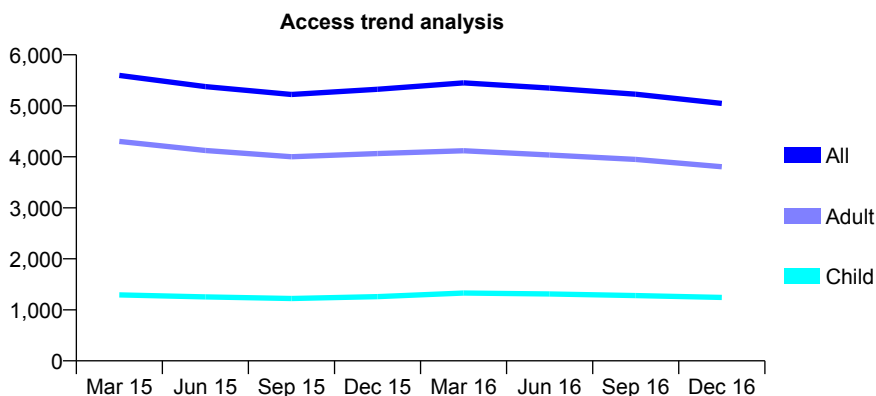
Q52 - Vital Signs At a Glance Contract Report for 128260/0001 - December 2016

Name or company name	Elland Practice Ltd
Contract type name	GDS Contract
Purpose of contract	General
Contract start date	01/08/2008
Contract end date	

16/17 Contracted general activity (UDA)	16,466
Carry forward general activity (UDA)	0
16/17 Contracted orthodontic activity (UOA)	0
Carry forward orthodontic activity (UOA)	0
Baseline contract value	£460,964.37

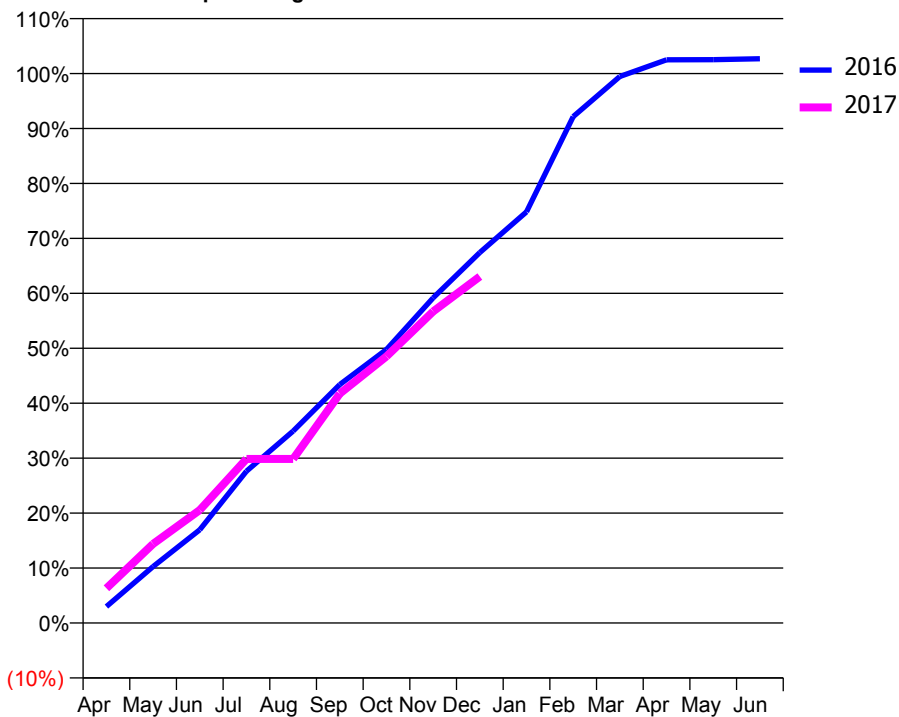
ACCESS*

Patients seen in 24 months	Total	Change since previous quarter
Quarter ending December 2015	5,323	
Quarter ending March 2016	5,450	↑
Quarter ending June 2016	5,347	↓
Quarter ending September 2016	5,227	↓
Quarter ending December 2016	5,048	↓
Variance since December 2015	(5.2%)	↓



ACTIVITY

Cumulative percentage of contracted UDA delivered 2016 & 2017



Adjusted Scheduled Activity (UDA)

Month	2016	2017
April	492	1,043
May	1,692	2,370
June	2,796	3,388
July	4,549	4,916
August	5,751	4,916
September	7,145	6,873
October	8,199	7,988
November	9,744	9,334
December	11,101	10,382
January	12,322	
February	15,174	
March	16,379	
April	16,876	
May	16,879	
June	16,907	

QUALITY

	Quantity	Base Number	Contract	AT	Region	England
% of FP17s for the same patient ID Re-attending within 3 months - Children	103	1,369	7.5%	11.7%	13.4%	12.4%
% of FP17s for the same patient ID Re-attending within 3 months - Adults	503	4,227	11.9%	15.5%	17.3%	16.6%
% of FP17s for the same patient ID Re-attending between 3 & 9 months - Children	921	1,369	67.3%	59.5%	58.9%	57.5%
% of FP17s for the same patient ID Re-attending between 3 & 9 months - Adults	2,916	4,227	69.0%	54.2%	52.5%	50.4%
% of FP17s for Band 1 Urgent Courses	240	5,315	4.5%	8.9%	9.3%	9.1%
% of FP17s Relating to Free Repair or Replacements	25	5,315	0.5%	0.9%	1.0%	0.8%
% of FP17s Relating to Continuations	25	5,315	0.5%	1.4%	1.5%	1.3%
% of Patients satisfied with the dentistry they have received	9	9	N/A	93.1%	93.1%	92.7%
% of Patients satisfied with the time they had to wait for an appointment	9	9	N/A	88.5%	89.8%	88.8%

* This is based on patients treated on this contract for their most recent course of treatment. Figures in italics indicate the base number of FP17s or Patient Questionnaire responses are less than 100. N/A is shown where the base number of responses is less than 10 during the period. % is calculated as Quantity/Base number*100

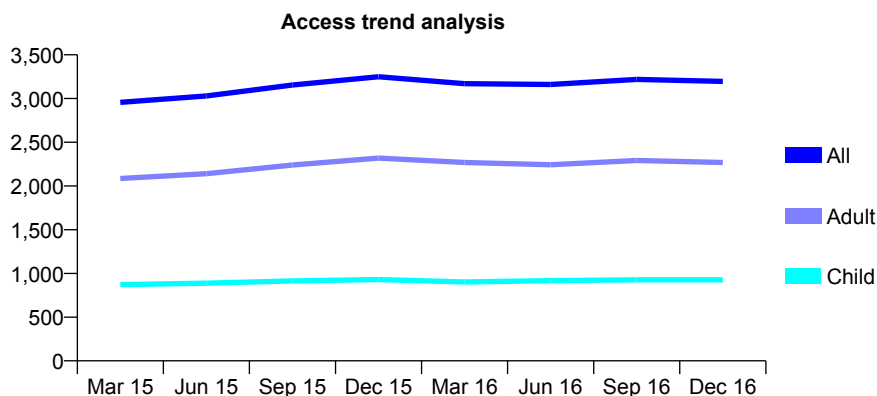
Q52 - Vital Signs At a Glance Contract Report for 129542/0001 - December 2016

Name or company name	Dental Care Centre Ltd
Contract type name	PDS Contract
Purpose of contract	General
Contract start date	01/07/2007
Contract end date	30/06/2017

16/17 Contracted general activity (UDA)	9,341
Carry forward general activity (UDA)	-187
16/17 Contracted orthodontic activity (UOA)	0
Carry forward orthodontic activity (UOA)	0
Baseline contract value	£347,101.39

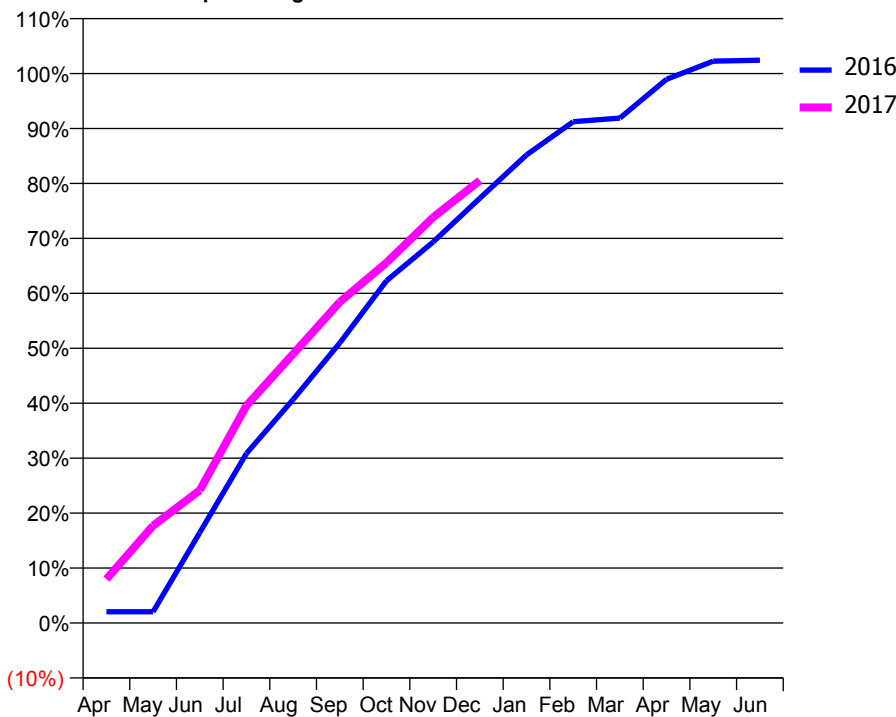
ACCESS*

Patients seen in 24 months	Total	Change since previous quarter
Quarter ending December 2015	3,249	
Quarter ending March 2016	3,170	↓
Quarter ending June 2016	3,160	→
Quarter ending September 2016	3,218	→
Quarter ending December 2016	3,196	→
Variance since December 2015	(1.6%)	↓



ACTIVITY

Cumulative percentage of contracted UDA delivered 2016 & 2017



Month	Adjusted Scheduled Activity (UDA)	
	2016	2017
April	191	748
May	191	1,655
June	1,538	2,256
July	2,881	3,697
August	3,801	4,574
September	4,760	5,457
October	5,818	6,127
November	6,477	6,897
December	7,220	7,523
January	7,957	
February	8,521	
March	8,583	
April	9,242	
May	9,551	
June	9,566	

QUALITY

	Quantity	Base Number	Contract	AT	Region	England
% of FP17s for the same patient ID Re-attending within 3 months - Children	142	1,415	10.0%	11.7%	13.4%	12.4%
% of FP17s for the same patient ID Re-attending within 3 months - Adults	522	3,020	17.3%	15.5%	17.3%	16.6%
% of FP17s for the same patient ID Re-attending between 3 & 9 months - Children	954	1,415	67.4%	59.5%	58.9%	57.5%
% of FP17s for the same patient ID Re-attending between 3 & 9 months - Adults	1,730	3,020	57.3%	54.2%	52.5%	50.4%
% of FP17s for Band 1 Urgent Courses	412	3,842	10.7%	8.9%	9.3%	9.1%
% of FP17s Relating to Free Repair or Replacements	51	3,842	1.3%	0.9%	1.0%	0.8%
% of FP17s Relating to Continuations	47	3,842	1.2%	1.4%	1.5%	1.3%
% of Patients satisfied with the dentistry they have received	6	6	N/A	93.1%	93.1%	92.7%
% of Patients satisfied with the time they had to wait for an appointment	5	6	N/A	88.5%	89.8%	88.8%

* This is based on patients treated on this contract for their most recent course of treatment. Figures in italics indicate the base number of FP17s or Patient Questionnaire responses are less than 100. N/A is shown where the base number of responses is less than 10 during the period. % is calculated as Quantity/Base number*100

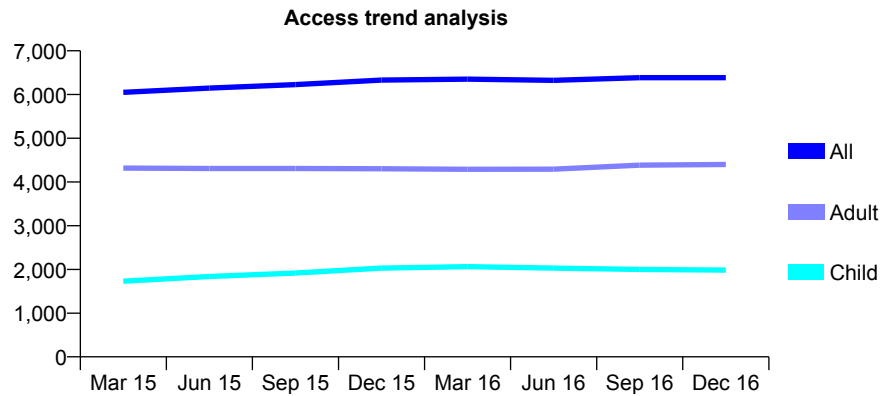
Q52 - Vital Signs At a Glance Contract Report for 129941/0001 - December 2016

Name or company name	Eclipse (Batley) Ltd
Contract type name	GDS Contract
Purpose of contract	General
Contract start date	06/04/2013
Contract end date	

16/17 Contracted general activity (UDA)	19,148
Carry forward general activity (UDA)	221
16/17 Contracted orthodontic activity (UOA)	0
Carry forward orthodontic activity (UOA)	0
Baseline contract value	£605,629.82

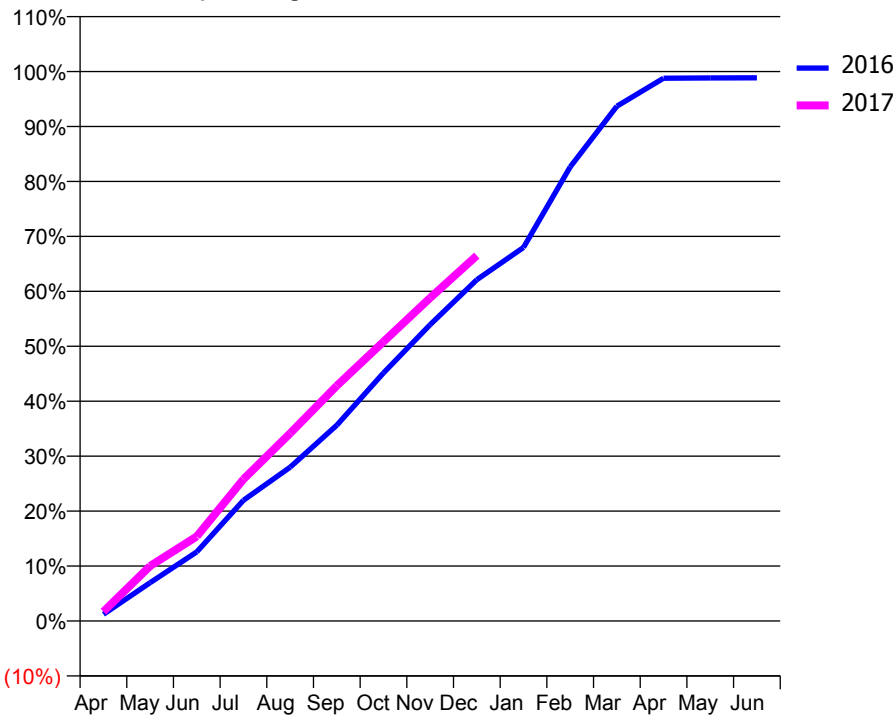
ACCESS*

Patients seen in 24 months	Total	Change since previous quarter
Quarter ending December 2015	6,332	
Quarter ending March 2016	6,353	→
Quarter ending June 2016	6,324	→
Quarter ending September 2016	6,385	→
Quarter ending December 2016	6,385	→
Variance since December 2015	0.8%	→



ACTIVITY

Cumulative percentage of contracted UDA delivered 2016 & 2017



Month	Adjusted Scheduled Activity (UDA)	
	2016	2017
April	236	329
May	1,335	1,916
June	2,409	2,947
July	4,210	4,943
August	5,358	6,539
September	6,822	8,198
October	8,645	9,732
November	10,328	11,262
December	11,892	12,735
January	13,016	
February	15,822	
March	17,940	
April	18,914	
May	18,923	
June	18,927	

QUALITY

	Quantity	Base Number	Contract	AT	Region	England
% of FP17s for the same patient ID Re-attending within 3 months - Children	280	2,504	11.2%	11.7%	13.4%	12.4%
% of FP17s for the same patient ID Re-attending within 3 months - Adults	798	4,880	16.4%	15.5%	17.3%	16.6%
% of FP17s for the same patient ID Re-attending between 3 & 9 months - Children	1,703	2,504	68.0%	59.5%	58.9%	57.5%
% of FP17s for the same patient ID Re-attending between 3 & 9 months - Adults	2,997	4,880	61.4%	54.2%	52.5%	50.4%
% of FP17s for Band 1 Urgent Courses	416	6,333	6.6%	8.9%	9.3%	9.1%
% of FP17s Relating to Free Repair or Replacements	60	6,333	0.9%	0.9%	1.0%	0.8%
% of FP17s Relating to Continuations	43	6,333	0.7%	1.4%	1.5%	1.3%
% of Patients satisfied with the dentistry they have received	7	8	N/A	93.1%	93.1%	92.7%
% of Patients satisfied with the time they had to wait for an appointment	8	8	N/A	88.5%	89.8%	88.8%

* This is based on patients treated on this contract for their most recent course of treatment. Figures in italics indicate the base number of FP17s or Patient Questionnaire responses are less than 100. N/A is shown where the base number of responses is less than 10 during the period. % is calculated as Quantity/Base number*100

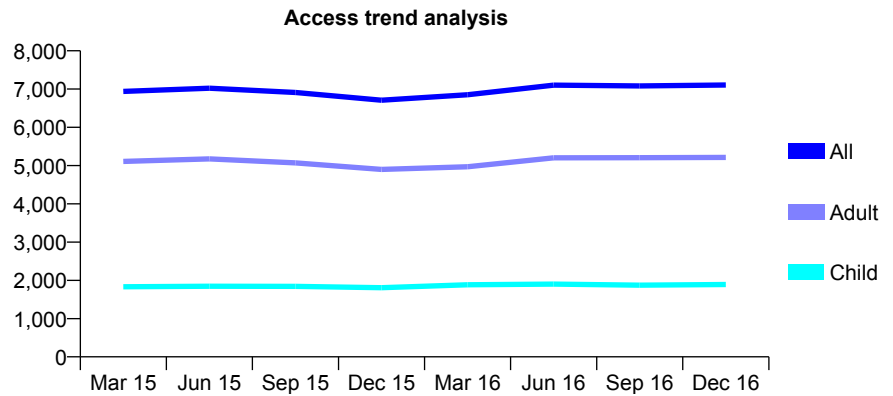
Q52 - Vital Signs At a Glance Contract Report for 131105/0001 - December 2016

Name or company name	Stable Court Dental Surgery Limited
Contract type name	GDS Contract
Purpose of contract	General
Contract start date	12/11/2012
Contract end date	

16/17 Contracted general activity (UDA)	18,488
Carry forward general activity (UDA)	0
16/17 Contracted orthodontic activity (UOA)	0
Carry forward orthodontic activity (UOA)	0
Baseline contract value	£638,347.63

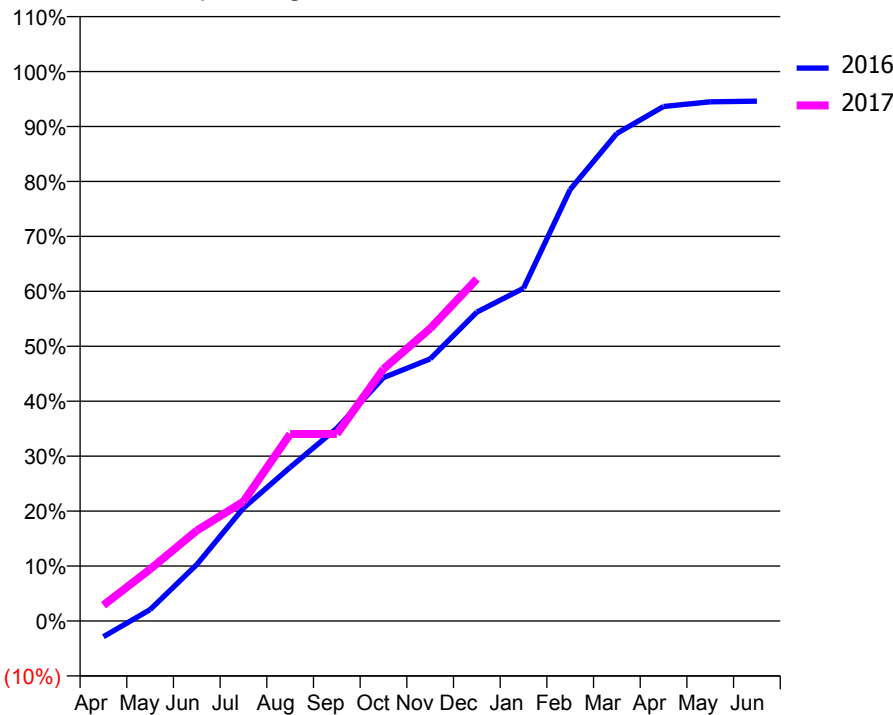
ACCESS*

Patients seen in 24 months	Total	Change since previous quarter
Quarter ending December 2015	6,710	
Quarter ending March 2016	6,852	↑
Quarter ending June 2016	7,102	↑
Quarter ending September 2016	7,080	→
Quarter ending December 2016	7,105	→
Variance since December 2015	5.9%	↑



ACTIVITY

Cumulative percentage of contracted UDA delivered 2016 & 2017



Month	Adjusted Scheduled Activity (UDA)	
	2016	2017
April	-530	533
May	381	1,743
June	1,899	3,043
July	3,801	4,015
August	5,170	6,294
September	6,483	6,294
October	8,191	8,481
November	8,818	9,843
December	10,392	11,505
January	11,194	
February	14,519	
March	16,405	
April	17,312	
May	17,467	
June	17,489	

QUALITY

	Quantity	Base Number	Contract	AT	Region	England
% of FP17s for the same patient ID Re-attending within 3 months - Children	208	2,185	9.5%	11.7%	13.4%	12.4%
% of FP17s for the same patient ID Re-attending within 3 months - Adults	989	5,597	17.7%	15.5%	17.3%	16.6%
% of FP17s for the same patient ID Re-attending between 3 & 9 months - Children	1,402	2,185	64.2%	59.5%	58.9%	57.5%
% of FP17s for the same patient ID Re-attending between 3 & 9 months - Adults	3,119	5,597	55.7%	54.2%	52.5%	50.4%
% of FP17s for Band 1 Urgent Courses	602	6,965	8.6%	8.9%	9.3%	9.1%
% of FP17s Relating to Free Repair or Replacements	46	6,965	0.7%	0.9%	1.0%	0.8%
% of FP17s Relating to Continuations	188	6,965	2.7%	1.4%	1.5%	1.3%
% of Patients satisfied with the dentistry they have received	8	8	N/A	93.1%	93.1%	92.7%
% of Patients satisfied with the time they had to wait for an appointment	7	8	N/A	88.5%	89.8%	88.8%

* This is based on patients treated on this contract for their most recent course of treatment. Figures in italics indicate the base number of FP17s or Patient Questionnaire responses are less than 100. N/A is shown where the base number of responses is less than 10 during the period. % is calculated as Quantity/Base number*100

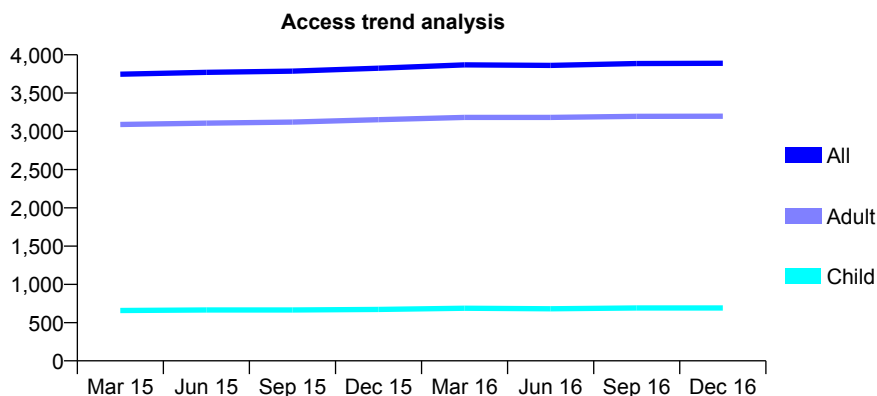
Q52 - Vital Signs At a Glance Contract Report for 131687/0001 - December 2016

Name or company name	Ellis Dental Practice Limited
Contract type name	GDS Contract
Purpose of contract	General
Contract start date	07/04/2010
Contract end date	

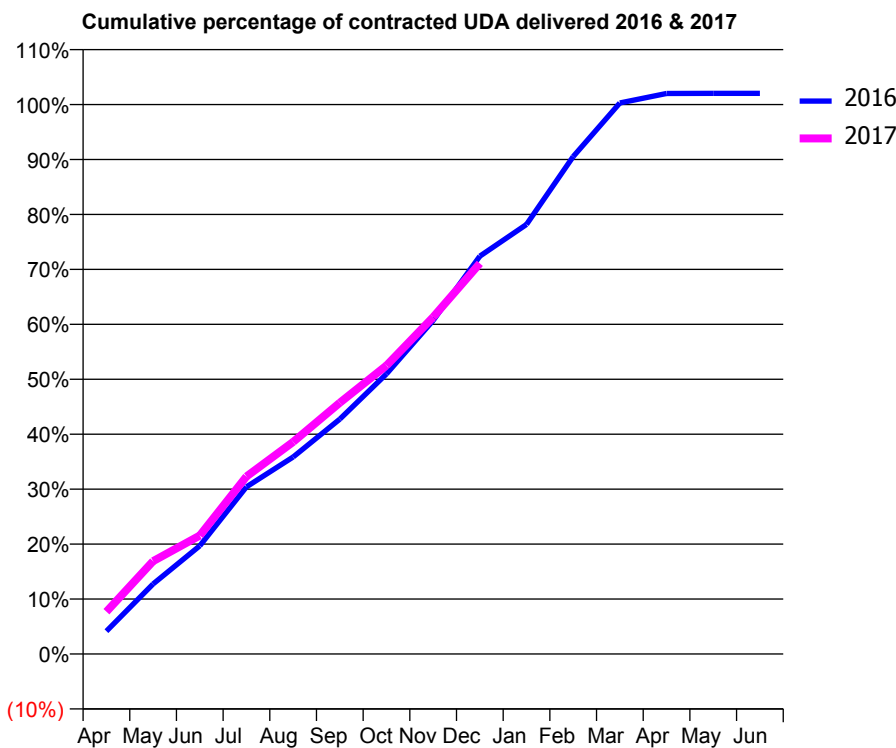
16/17 Contracted general activity (UDA)	12,327
Carry forward general activity (UDA)	-247
16/17 Contracted orthodontic activity (UOA)	0
Carry forward orthodontic activity (UOA)	0
Baseline contract value	£343,661.79

ACCESS*

Patients seen in 24 months	Total	Change since previous quarter
Quarter ending December 2015	3,824	
Quarter ending March 2016	3,868	→
Quarter ending June 2016	3,862	→
Quarter ending September 2016	3,886	→
Quarter ending December 2016	3,889	→
Variance since December 2015	1.7%	→



ACTIVITY



Month	Adjusted Scheduled Activity (UDA)	
	2016	2017
April	514	950
May	1,572	2,084
June	2,428	2,657
July	3,750	3,982
August	4,421	4,757
September	5,271	5,639
October	6,284	6,472
November	7,482	7,556
December	8,926	8,762
January	9,637	
February	11,159	
March	12,363	
April	12,575	
May	12,576	
June	12,576	

QUALITY

	Quantity	Base Number	Contract	AT	Region	England
% of FP17s for the same patient ID Re-attending within 3 months - Children	47	818	5.7%	11.7%	13.4%	12.4%
% of FP17s for the same patient ID Re-attending within 3 months - Adults	654	3,822	17.1%	15.5%	17.3%	16.6%
% of FP17s for the same patient ID Re-attending between 3 & 9 months - Children	571	818	69.8%	59.5%	58.9%	57.5%
% of FP17s for the same patient ID Re-attending between 3 & 9 months - Adults	2,046	3,822	53.5%	54.2%	52.5%	50.4%
% of FP17s for Band 1 Urgent Courses	446	4,499	9.9%	8.9%	9.3%	9.1%
% of FP17s Relating to Free Repair or Replacements	13	4,499	0.3%	0.9%	1.0%	0.8%
% of FP17s Relating to Continuations	80	4,499	1.8%	1.4%	1.5%	1.3%
% of Patients satisfied with the dentistry they have received	5	5	N/A	93.1%	93.1%	92.7%
% of Patients satisfied with the time they had to wait for an appointment	4	5	N/A	88.5%	89.8%	88.8%

* This is based on patients treated on this contract for their most recent course of treatment. Figures in italics indicate the base number of FP17s or Patient Questionnaire responses are less than 100. N/A is shown where the base number of responses is less than 10 during the period. % is calculated as Quantity/Base number*100

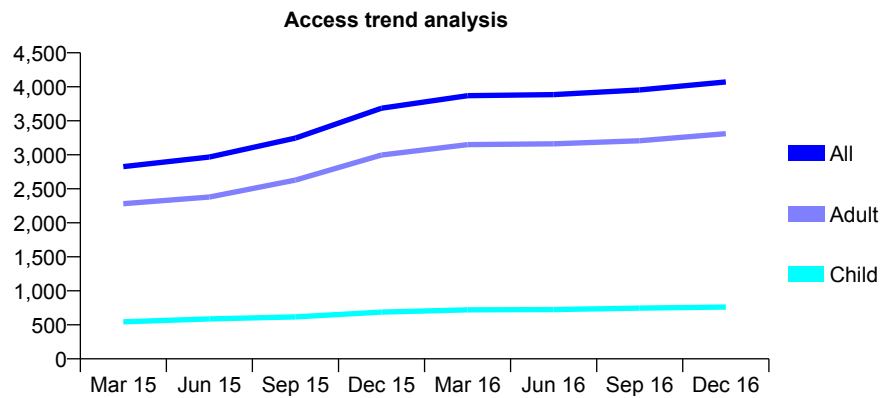
Q52 - Vital Signs At a Glance Contract Report for 132926/0001 - December 2016

Name or company name	The Leeds Dental Team Limited
Contract type name	GDS Contract
Purpose of contract	General
Contract start date	01/12/2007
Contract end date	

16/17 Contracted general activity (UDA)	11,617
Carry forward general activity (UDA)	-209
16/17 Contracted orthodontic activity (UOA)	0
Carry forward orthodontic activity (UOA)	0
Baseline contract value	£391,231.10

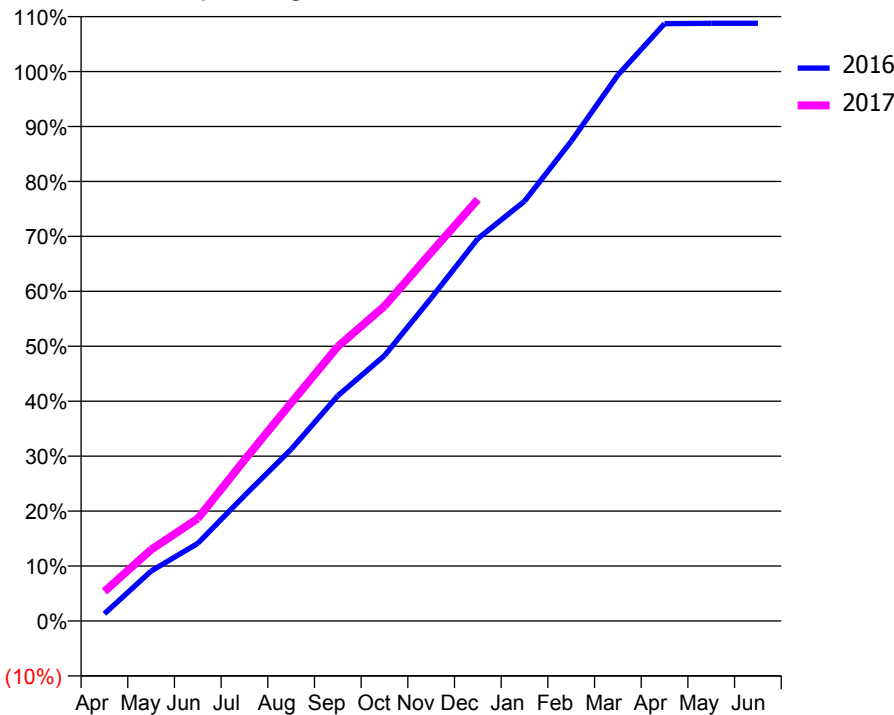
ACCESS*

Patients seen in 24 months	Total	Change since previous quarter
Quarter ending December 2015	3,686	
Quarter ending March 2016	3,870	↑
Quarter ending June 2016	3,885	→
Quarter ending September 2016	3,953	→
Quarter ending December 2016	4,072	↑
Variance since December 2015	10.5%	↑



ACTIVITY

Cumulative percentage of contracted UDA delivered 2016 & 2017



Month	Adjusted Scheduled Activity (UDA)	
	2016	2017
April	138	624
May	948	1,509
June	1,476	2,165
July	2,383	3,405
August	3,262	4,610
September	4,283	5,804
October	5,045	6,658
November	6,137	7,792
December	7,267	8,913
January	7,979	
February	9,117	
March	10,377	
April	11,354	
May	11,361	
June	11,361	

QUALITY

	Quantity	Base Number	Contract	AT	Region	England
% of FP17s for the same patient ID Re-attending within 3 months - Children	106	1,014	10.5%	11.7%	13.4%	12.4%
% of FP17s for the same patient ID Re-attending within 3 months - Adults	902	3,949	22.8%	15.5%	17.3%	16.6%
% of FP17s for the same patient ID Re-attending between 3 & 9 months - Children	583	1,014	57.5%	59.5%	58.9%	57.5%
% of FP17s for the same patient ID Re-attending between 3 & 9 months - Adults	1,900	3,949	48.1%	54.2%	52.5%	50.4%
% of FP17s for Band 1 Urgent Courses	533	4,665	11.4%	8.9%	9.3%	9.1%
% of FP17s Relating to Free Repair or Replacements	67	4,665	1.4%	0.9%	1.0%	0.8%
% of FP17s Relating to Continuations	53	4,665	1.1%	1.4%	1.5%	1.3%
% of Patients satisfied with the dentistry they have received	6	6	N/A	93.1%	93.1%	92.7%
% of Patients satisfied with the time they had to wait for an appointment	5	6	N/A	88.5%	89.8%	88.8%

* This is based on patients treated on this contract for their most recent course of treatment. Figures in italics indicate the base number of FP17s or Patient Questionnaire responses are less than 100. N/A is shown where the base number of responses is less than 10 during the period. % is calculated as Quantity/Base number*100

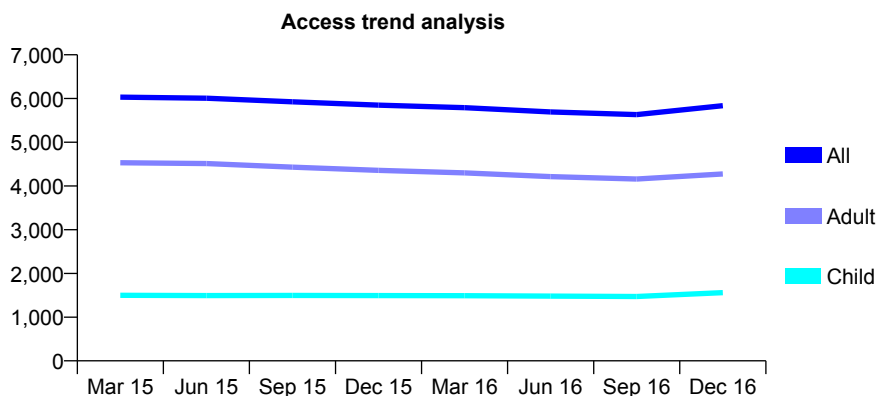
Q52 - Vital Signs At a Glance Contract Report for 133981/0001 - December 2016

Name or company name	Farsley Dental Practice Limited
Contract type name	GDS Contract
Purpose of contract	General
Contract start date	01/04/2008
Contract end date	

16/17 Contracted general activity (UDA)	17,651
Carry forward general activity (UDA)	142
16/17 Contracted orthodontic activity (UOA)	0
Carry forward orthodontic activity (UOA)	0
Baseline contract value	£532,169.55

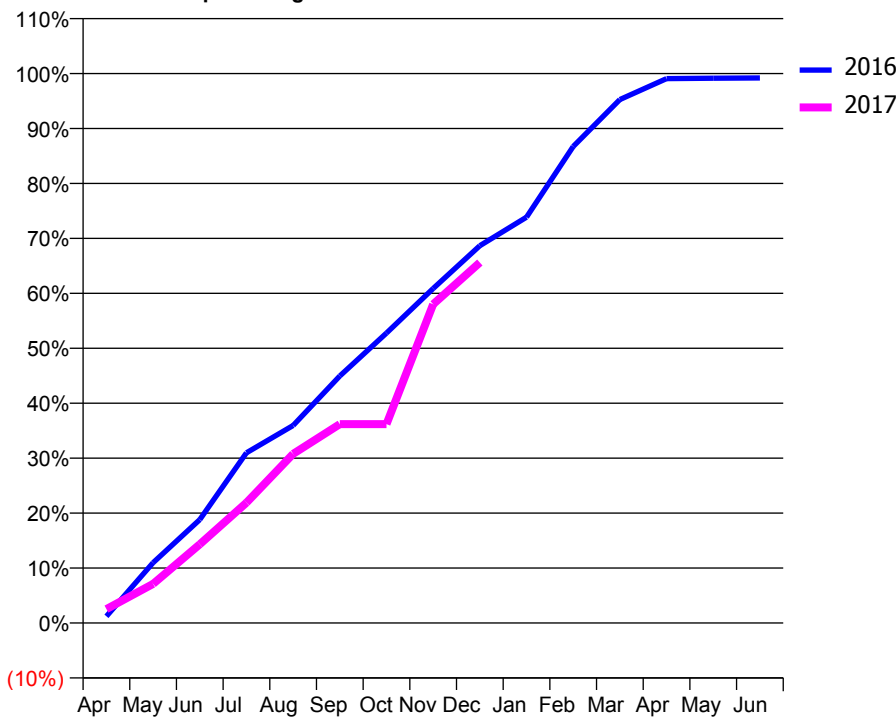
ACCESS*

Patients seen in 24 months	Total	Change since previous quarter
Quarter ending December 2015	5,849	
Quarter ending March 2016	5,790	↓
Quarter ending June 2016	5,694	↓
Quarter ending September 2016	5,632	↓
Quarter ending December 2016	5,835	↑
Variance since December 2015	(0.2%)	→



ACTIVITY

Cumulative percentage of contracted UDA delivered 2016 & 2017



Month	Adjusted Scheduled Activity (UDA)	
	2016	2017
April	216	448
May	1,939	1,259
June	3,322	2,527
July	5,468	3,866
August	6,346	5,434
September	7,936	6,387
October	9,315	6,387
November	10,744	10,238
December	12,119	11,579
January	13,036	
February	15,307	
March	16,814	
April	17,488	
May	17,499	
June	17,509	

QUALITY

	Quantity	Base Number	Contract	AT	Region	England
% of FP17s for the same patient ID Re-attending within 3 months - Children	149	1,814	8.2%	11.7%	13.4%	12.4%
% of FP17s for the same patient ID Re-attending within 3 months - Adults	673	4,859	13.9%	15.5%	17.3%	16.6%
% of FP17s for the same patient ID Re-attending between 3 & 9 months - Children	1,142	1,814	63.0%	59.5%	58.9%	57.5%
% of FP17s for the same patient ID Re-attending between 3 & 9 months - Adults	3,041	4,859	62.6%	54.2%	52.5%	50.4%
% of FP17s for Band 1 Urgent Courses	437	6,331	6.9%	8.9%	9.3%	9.1%
% of FP17s Relating to Free Repair or Replacements	31	6,331	0.5%	0.9%	1.0%	0.8%
% of FP17s Relating to Continuations	32	6,331	0.5%	1.4%	1.5%	1.3%
% of Patients satisfied with the dentistry they have received	8	8	N/A	93.1%	93.1%	92.7%
% of Patients satisfied with the time they had to wait for an appointment	8	8	N/A	88.5%	89.8%	88.8%

* This is based on patients treated on this contract for their most recent course of treatment. Figures in italics indicate the base number of FP17s or Patient Questionnaire responses are less than 100. N/A is shown where the base number of responses is less than 10 during the period. % is calculated as Quantity/Base number*100

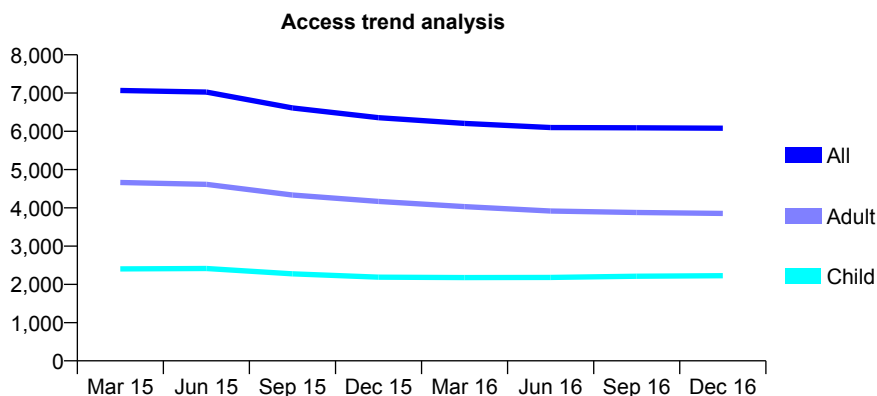
Q52 - Vital Signs At a Glance Contract Report for 135658/0001 - December 2016

Name or company name	Fartown Limited
Contract type name	GDS Contract
Purpose of contract	General
Contract start date	01/05/2013
Contract end date	

16/17 Contracted general activity (UDA)	21,000
Carry forward general activity (UDA)	315
16/17 Contracted orthodontic activity (UOA)	0
Carry forward orthodontic activity (UOA)	0
Baseline contract value	£581,669.45

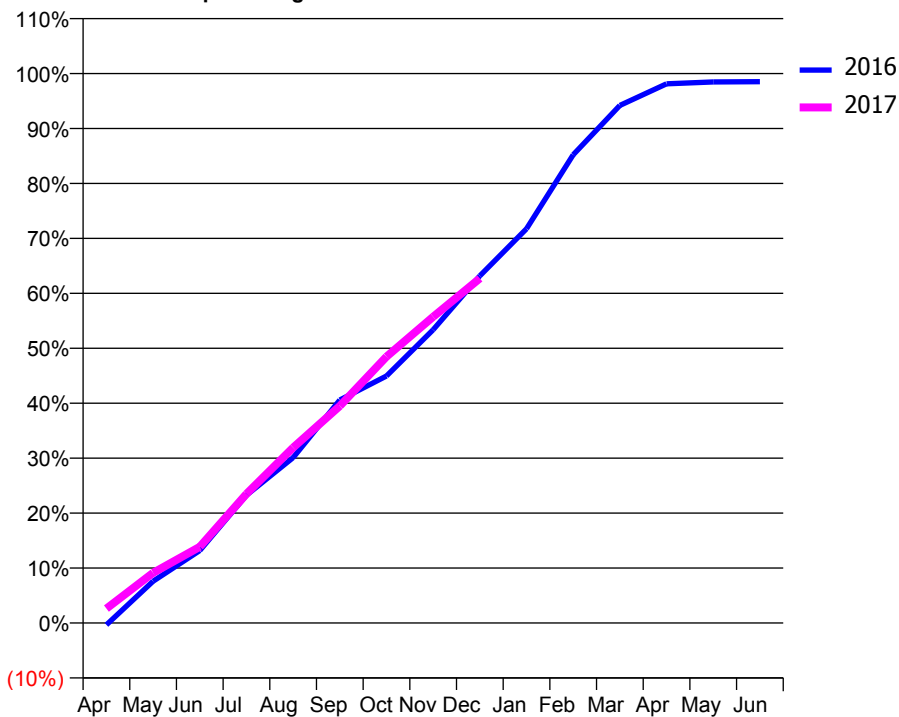
ACCESS*

Patients seen in 24 months	Total	Change since previous quarter
Quarter ending December 2015	6,356	
Quarter ending March 2016	6,207	↓
Quarter ending June 2016	6,097	↓
Quarter ending September 2016	6,091	→
Quarter ending December 2016	6,082	→
Variance since December 2015	(4.3%)	↓



ACTIVITY

Cumulative percentage of contracted UDA delivered 2016 & 2017



Month	Adjusted Scheduled Activity (UDA)	
	2016	2017
April	-74	551
May	1,597	1,917
June	2,771	2,915
July	4,883	4,937
August	6,321	6,704
September	8,525	8,291
October	9,440	10,181
November	11,208	11,703
December	13,267	13,170
January	15,067	
February	17,892	
March	19,782	
April	20,608	
May	20,676	
June	20,685	

QUALITY

	Quantity	Base Number	Contract	AT	Region	England
% of FP17s for the same patient ID Re-attending within 3 months - Children	196	2,341	8.4%	11.7%	13.4%	12.4%
% of FP17s for the same patient ID Re-attending within 3 months - Adults	848	3,946	21.5%	15.5%	17.3%	16.6%
% of FP17s for the same patient ID Re-attending between 3 & 9 months - Children	1,201	2,341	51.3%	59.5%	58.9%	57.5%
% of FP17s for the same patient ID Re-attending between 3 & 9 months - Adults	1,850	3,946	46.9%	54.2%	52.5%	50.4%
% of FP17s for Band 1 Urgent Courses	849	5,891	14.4%	8.9%	9.3%	9.1%
% of FP17s Relating to Free Repair or Replacements	0	5,891	0.0%	0.9%	1.0%	0.8%
% of FP17s Relating to Continuations	12	5,891	0.2%	1.4%	1.5%	1.3%
% of Patients satisfied with the dentistry they have received	3	3	N/A	93.1%	93.1%	92.7%
% of Patients satisfied with the time they had to wait for an appointment	2	3	N/A	88.5%	89.8%	88.8%

* This is based on patients treated on this contract for their most recent course of treatment. Figures in italics indicate the base number of FP17s or Patient Questionnaire responses are less than 100. N/A is shown where the base number of responses is less than 10 during the period. % is calculated as Quantity/Base number*100

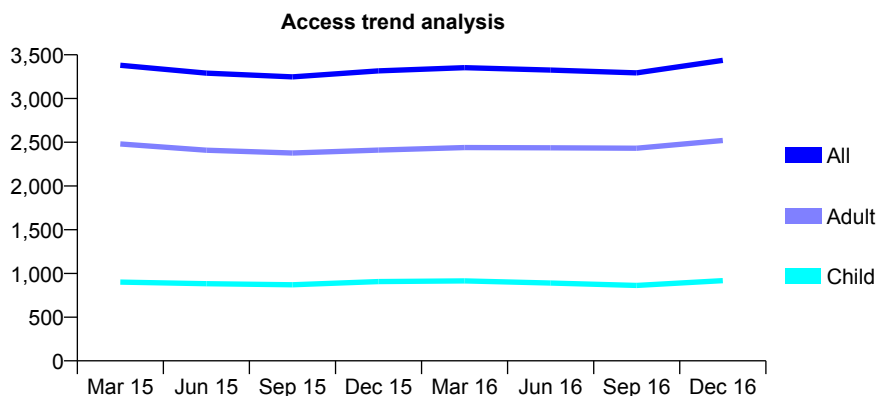
Q52 - Vital Signs At a Glance Contract Report for 138401/0001 - December 2016

Name or company name	Beechwood Dental Practice Ltd
Contract type name	GDS Contract
Purpose of contract	General
Contract start date	01/01/2011
Contract end date	

16/17 Contracted general activity (UDA)	12,770
Carry forward general activity (UDA)	0
16/17 Contracted orthodontic activity (UOA)	0
Carry forward orthodontic activity (UOA)	0
Baseline contract value	£374,977.63

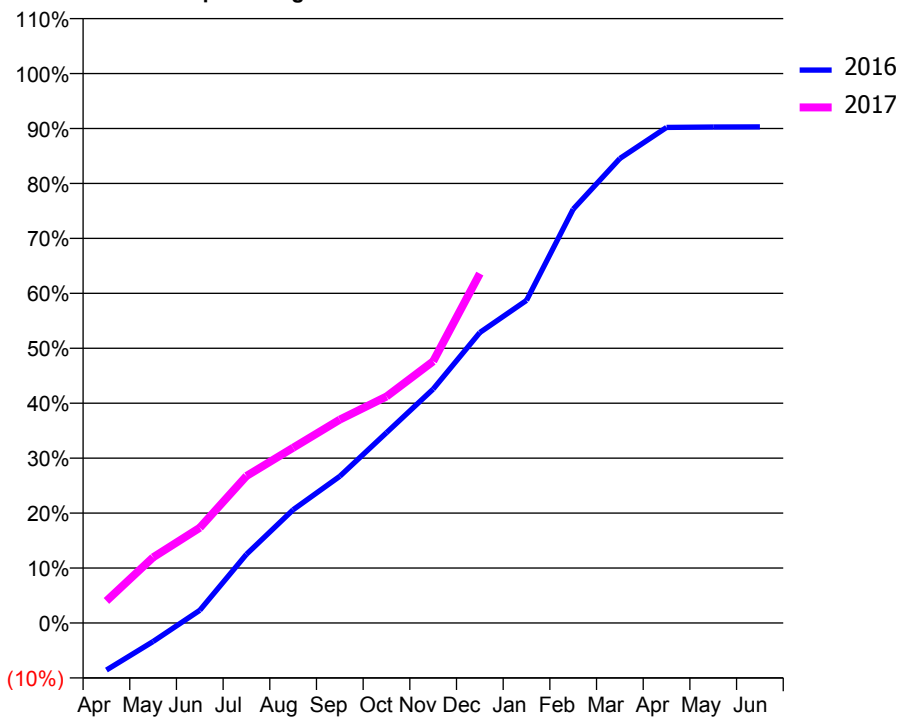
ACCESS*

Patients seen in 24 months	Total	Change since previous quarter
Quarter ending December 2015	3,316	
Quarter ending March 2016	3,353	→
Quarter ending June 2016	3,326	→
Quarter ending September 2016	3,293	→
Quarter ending December 2016	3,437	↑
Variance since December 2015	3.6%	↑



ACTIVITY

Cumulative percentage of contracted UDA delivered 2016 & 2017



Adjusted Scheduled Activity (UDA)

Month	2016	2017
April	-1,094	512
May	-431	1,526
June	295	2,214
July	1,597	3,417
August	2,633	4,073
September	3,411	4,728
October	4,424	5,263
November	5,437	6,082
December	6,751	8,121
January	7,498	
February	9,618	
March	10,794	
April	11,516	
May	11,526	
June	11,530	

QUALITY

	Quantity	Base Number	Contract	AT	Region	England
% of FP17s for the same patient ID Re-attending within 3 months - Children	81	846	9.6%	11.7%	13.4%	12.4%
% of FP17s for the same patient ID Re-attending within 3 months - Adults	628	2,599	24.2%	15.5%	17.3%	16.6%
% of FP17s for the same patient ID Re-attending between 3 & 9 months - Children	376	846	44.4%	59.5%	58.9%	57.5%
% of FP17s for the same patient ID Re-attending between 3 & 9 months - Adults	1,060	2,599	40.8%	54.2%	52.5%	50.4%
% of FP17s for Band 1 Urgent Courses	470	3,230	14.6%	8.9%	9.3%	9.1%
% of FP17s Relating to Free Repair or Replacements	64	3,230	2.0%	0.9%	1.0%	0.8%
% of FP17s Relating to Continuations	65	3,230	2.0%	1.4%	1.5%	1.3%
% of Patients satisfied with the dentistry they have received	1	1	N/A	93.1%	93.1%	92.7%
% of Patients satisfied with the time they had to wait for an appointment	1	1	N/A	88.5%	89.8%	88.8%

* This is based on patients treated on this contract for their most recent course of treatment. Figures in italics indicate the base number of FP17s or Patient Questionnaire responses are less than 100. N/A is shown where the base number of responses is less than 10 during the period. % is calculated as Quantity/Base number*100

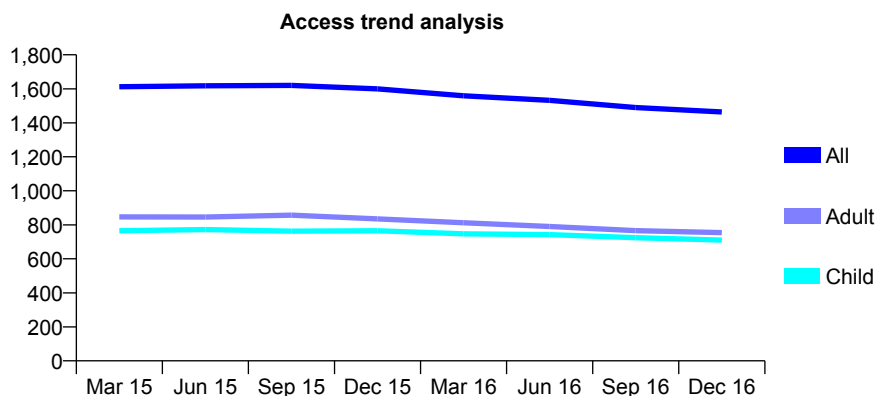
Q52 - Vital Signs At a Glance Contract Report for 138509/0002 - December 2016

Name or company name	Marlborough Road Dental Practice
Contract type name	GDS Contract
Purpose of contract	General
Contract start date	07/09/2010
Contract end date	

16/17 Contracted general activity (UDA)	6,000
Carry forward general activity (UDA)	-98
16/17 Contracted orthodontic activity (UOA)	0
Carry forward orthodontic activity (UOA)	0
Baseline contract value	£171,693.92

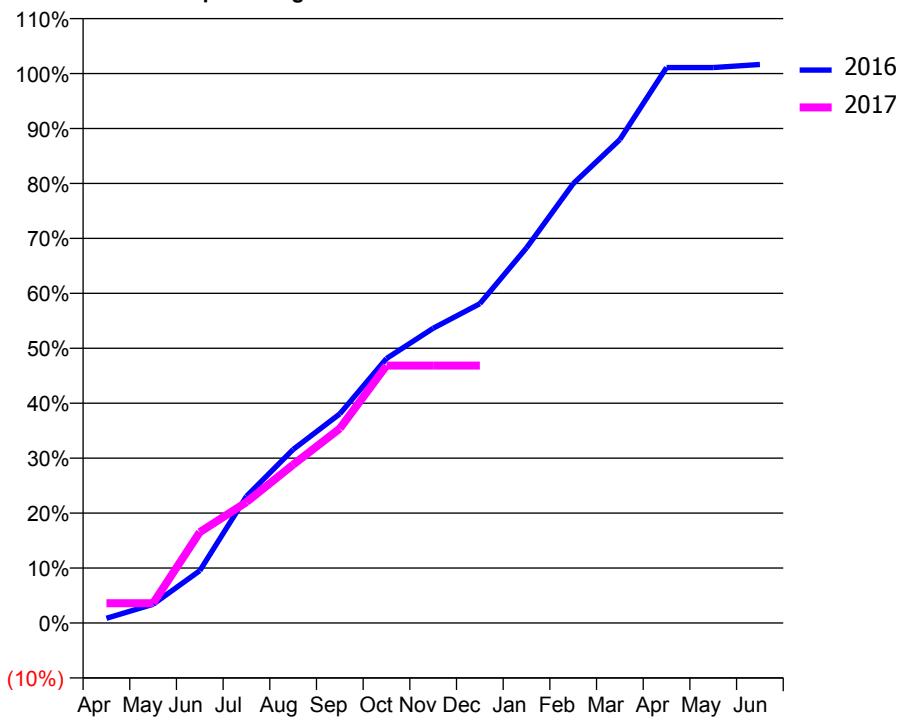
ACCESS*

Patients seen in 24 months	Total	Change since previous quarter
Quarter ending December 2015	1,600	
Quarter ending March 2016	1,559	↓
Quarter ending June 2016	1,532	↓
Quarter ending September 2016	1,490	↓
Quarter ending December 2016	1,464	↓
Variance since December 2015	(8.5%)	↓



ACTIVITY

Cumulative percentage of contracted UDA delivered 2016 & 2017



Adjusted Scheduled Activity (UDA)

Month	2016	2017
April	51	216
May	205	216
June	572	993
July	1,383	1,319
August	1,895	1,729
September	2,284	2,123
October	2,888	2,811
November	3,219	2,811
December	3,487	2,811
January	4,096	
February	4,797	
March	5,278	
April	6,065	
May	6,065	
June	6,098	

QUALITY

	Quantity	Base Number	Contract	AT	Region	England
% of FP17s for the same patient ID Re-attending within 3 months - Children	118	1,026	11.5%	11.7%	13.4%	12.4%
% of FP17s for the same patient ID Re-attending within 3 months - Adults	91	804	11.3%	15.5%	17.3%	16.6%
% of FP17s for the same patient ID Re-attending between 3 & 9 months - Children	730	1,026	71.2%	59.5%	58.9%	57.5%
% of FP17s for the same patient ID Re-attending between 3 & 9 months - Adults	592	804	73.6%	54.2%	52.5%	50.4%
% of FP17s for Band 1 Urgent Courses	57	1,475	3.9%	8.9%	9.3%	9.1%
% of FP17s Relating to Free Repair or Replacements	0	1,475	0.0%	0.9%	1.0%	0.8%
% of FP17s Relating to Continuations	9	1,475	0.6%	1.4%	1.5%	1.3%
% of Patients satisfied with the dentistry they have received	3	3	N/A	93.1%	93.1%	92.7%
% of Patients satisfied with the time they had to wait for an appointment	1	3	N/A	88.5%	89.8%	88.8%

* This is based on patients treated on this contract for their most recent course of treatment. Figures in italics indicate the base number of FP17s or Patient Questionnaire responses are less than 100. N/A is shown where the base number of responses is less than 10 during the period. % is calculated as Quantity/Base number*100

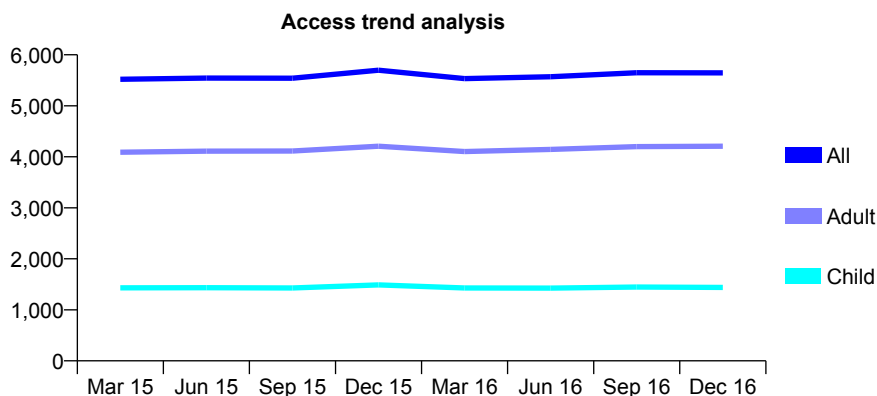
Q52 - Vital Signs At a Glance Contract Report for 138924/0001 - December 2016

Name or company name	Clayton Dental Practice Ltd
Contract type name	PDS Contract
Purpose of contract	General
Contract start date	01/01/2012
Contract end date	31/12/2021

16/17 Contracted general activity (UDA)	15,103
Carry forward general activity (UDA)	-30
16/17 Contracted orthodontic activity (UOA)	0
Carry forward orthodontic activity (UOA)	0
Baseline contract value	£471,232.18

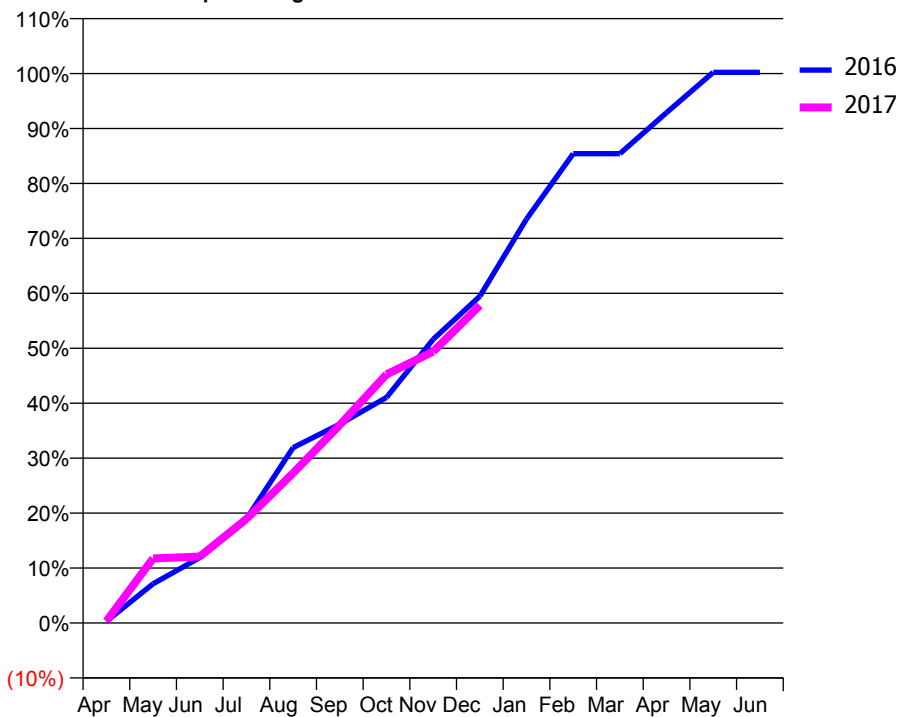
ACCESS*

Patients seen in 24 months	Total	Change since previous quarter
Quarter ending December 2015	5,697	
Quarter ending March 2016	5,533	↓
Quarter ending June 2016	5,569	→
Quarter ending September 2016	5,649	→
Quarter ending December 2016	5,646	→
Variance since December 2015	(0.9%)	→



ACTIVITY

Cumulative percentage of contracted UDA delivered 2016 & 2017



Month	Adjusted Scheduled Activity (UDA)	
	2016	2017
April	46	54
May	1,078	1,777
June	1,798	1,827
July	2,864	2,861
August	4,822	4,120
September	5,465	5,446
October	6,198	6,833
November	7,798	7,462
December	8,982	8,727
January	11,104	
February	12,900	
March	12,900	
April	14,027	
May	15,133	
June	15,133	

QUALITY

	Quantity	Base Number	Contract	AT	Region	England
% of FP17s for the same patient ID Re-attending within 3 months - Children	113	1,435	7.9%	11.7%	13.4%	12.4%
% of FP17s for the same patient ID Re-attending within 3 months - Adults	581	4,061	14.3%	15.5%	17.3%	16.6%
% of FP17s for the same patient ID Re-attending between 3 & 9 months - Children	724	1,435	50.5%	59.5%	58.9%	57.5%
% of FP17s for the same patient ID Re-attending between 3 & 9 months - Adults	1,771	4,061	43.6%	54.2%	52.5%	50.4%
% of FP17s for Band 1 Urgent Courses	263	4,345	6.1%	8.9%	9.3%	9.1%
% of FP17s Relating to Free Repair or Replacements	100	4,345	2.3%	0.9%	1.0%	0.8%
% of FP17s Relating to Continuations	25	4,345	0.6%	1.4%	1.5%	1.3%
% of Patients satisfied with the dentistry they have received	9	9	N/A	93.1%	93.1%	92.7%
% of Patients satisfied with the time they had to wait for an appointment	8	9	N/A	88.5%	89.8%	88.8%

* This is based on patients treated on this contract for their most recent course of treatment. Figures in italics indicate the base number of FP17s or Patient Questionnaire responses are less than 100. N/A is shown where the base number of responses is less than 10 during the period. % is calculated as Quantity/Base number*100

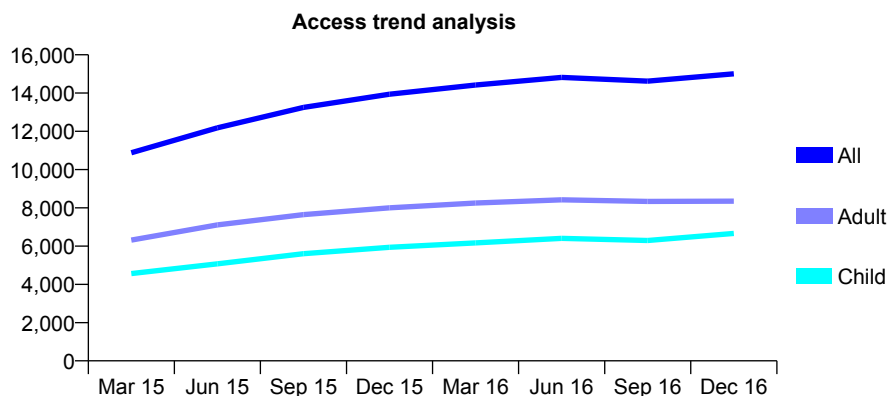
Q52 - Vital Signs At a Glance Contract Report for 139599/0001 - December 2016

Name or company name	Allerton Dental Limited
Contract type name	GDS Contract
Purpose of contract	General
Contract start date	01/08/2014
Contract end date	

16/17 Contracted general activity (UDA)	43,917
Carry forward general activity (UDA)	-430
16/17 Contracted orthodontic activity (UOA)	0
Carry forward orthodontic activity (UOA)	0
Baseline contract value	£1,159,756.47

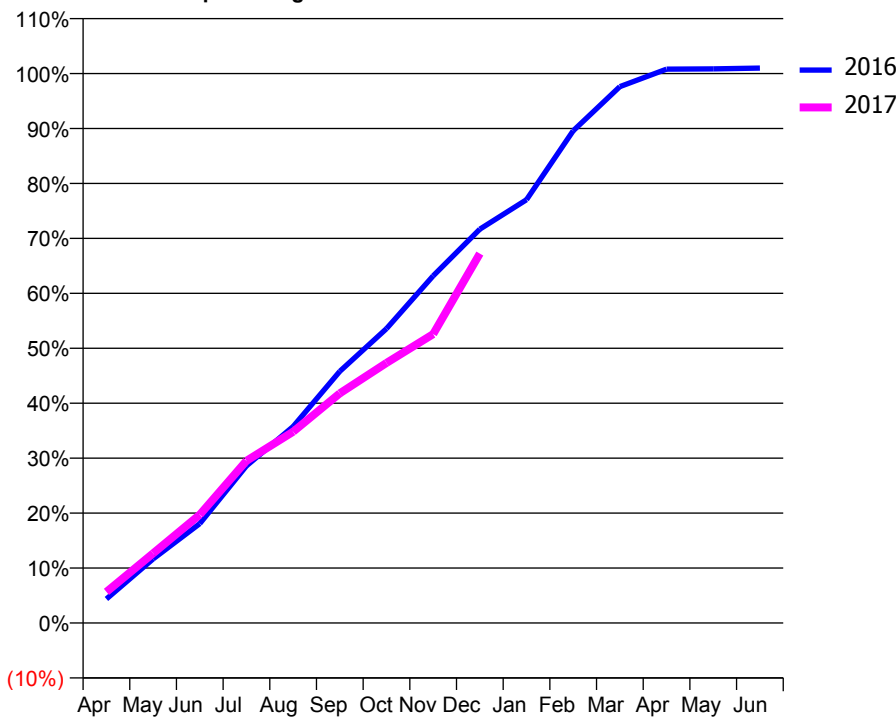
ACCESS*

Patients seen in 24 months	Total	Change since previous quarter
Quarter ending December 2015	13,937	
Quarter ending March 2016	14,423	↑
Quarter ending June 2016	14,817	↑
Quarter ending September 2016	14,626	↓
Quarter ending December 2016	15,006	↑
Variance since December 2015	7.7%	↑



ACTIVITY

Cumulative percentage of contracted UDA delivered 2016 & 2017



Month	Adjusted Scheduled Activity (UDA)	
	2016	2017
April	1,928	2,488
May	5,117	5,573
June	7,940	8,663
July	12,564	12,965
August	15,709	15,285
September	20,113	18,355
October	23,529	20,791
November	27,742	23,085
December	31,481	29,523
January	33,831	
February	39,345	
March	42,872	
April	44,269	
May	44,283	
June	44,347	

QUALITY

	Quantity	Base Number	Contract	AT	Region	England
% of FP17s for the same patient ID Re-attending within 3 months - Children	1,809	8,825	20.5%	11.7%	13.4%	12.4%
% of FP17s for the same patient ID Re-attending within 3 months - Adults	1,077	8,732	12.3%	15.5%	17.3%	16.6%
% of FP17s for the same patient ID Re-attending between 3 & 9 months - Children	4,448	8,825	50.4%	59.5%	58.9%	57.5%
% of FP17s for the same patient ID Re-attending between 3 & 9 months - Adults	5,096	8,732	58.4%	54.2%	52.5%	50.4%
% of FP17s for Band 1 Urgent Courses	1,012	16,701	6.1%	8.9%	9.3%	9.1%
% of FP17s Relating to Free Repair or Replacements	50	16,701	0.3%	0.9%	1.0%	0.8%
% of FP17s Relating to Continuations	57	16,701	0.3%	1.4%	1.5%	1.3%
% of Patients satisfied with the dentistry they have received	27	27	100.0%	93.1%	93.1%	92.7%
% of Patients satisfied with the time they had to wait for an appointment	24	27	88.9%	88.5%	89.8%	88.8%

* This is based on patients treated on this contract for their most recent course of treatment. Figures in italics indicate the base number of FP17s or Patient Questionnaire responses are less than 100. N/A is shown where the base number of responses is less than 10 during the period. % is calculated as Quantity/Base number*100

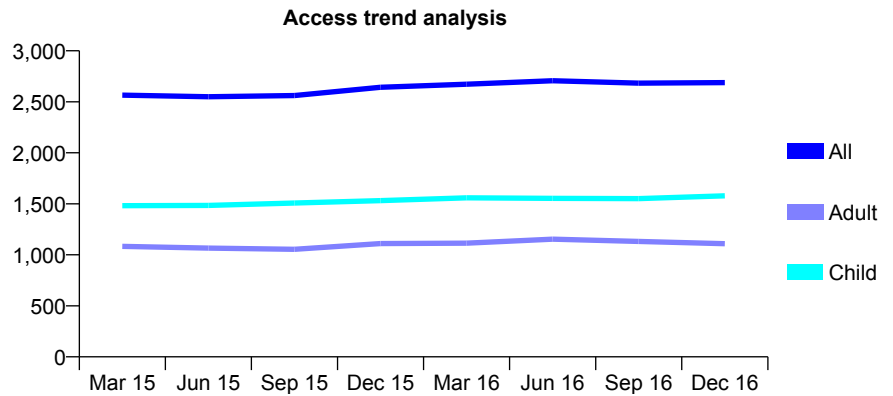
Q52 - Vital Signs At a Glance Contract Report for 140155/0001 - December 2016

Name or company name	S & S Care Limited
Contract type name	GDS Contract
Purpose of contract	General
Contract start date	01/11/2009
Contract end date	

16/17 Contracted general activity (UDA)	6,546
Carry forward general activity (UDA)	-131
16/17 Contracted orthodontic activity (UOA)	0
Carry forward orthodontic activity (UOA)	0
Baseline contract value	£245,010.70

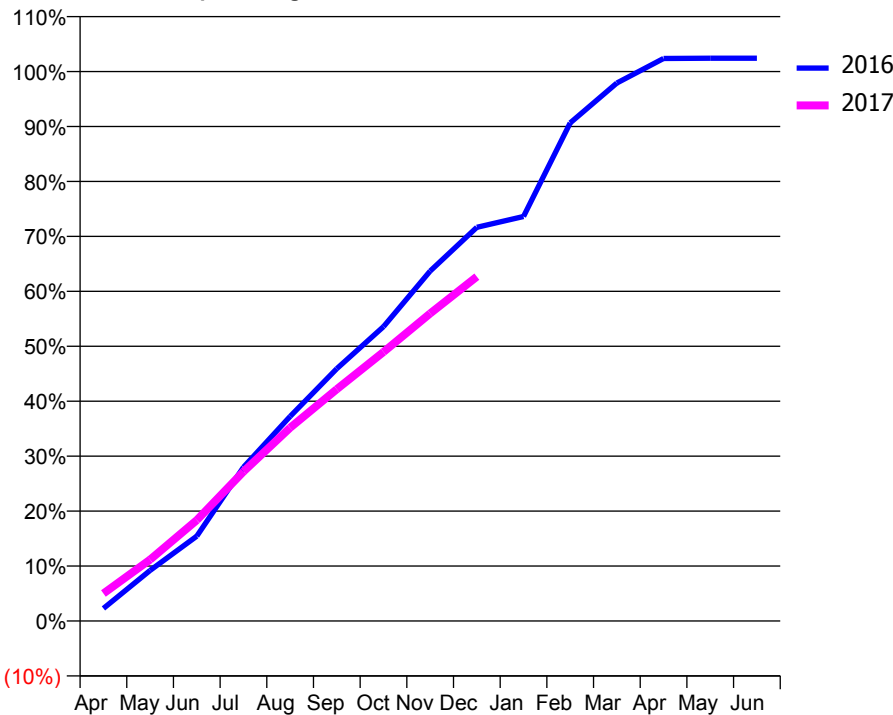
ACCESS*

Patients seen in 24 months	Total	Change since previous quarter
Quarter ending December 2015	2,643	
Quarter ending March 2016	2,673	→
Quarter ending June 2016	2,707	→
Quarter ending September 2016	2,683	→
Quarter ending December 2016	2,688	→
Variance since December 2015	1.7%	→



ACTIVITY

Cumulative percentage of contracted UDA delivered 2016 & 2017



Month	Adjusted Scheduled Activity (UDA)	
	2016	2017
April	149	327
May	602	731
June	1,011	1,202
July	1,832	1,780
August	2,437	2,303
September	3,006	2,762
October	3,506	3,204
November	4,170	3,664
December	4,691	4,102
January	4,818	
February	5,933	
March	6,408	
April	6,700	
May	6,704	
June	6,704	

QUALITY

	Quantity	Base Number	Contract	AT	Region	England
% of FP17s for the same patient ID Re-attending within 3 months - Children	131	1,849	7.1%	11.7%	13.4%	12.4%
% of FP17s for the same patient ID Re-attending within 3 months - Adults	56	775	7.2%	15.5%	17.3%	16.6%
% of FP17s for the same patient ID Re-attending between 3 & 9 months - Children	1,155	1,849	62.5%	59.5%	58.9%	57.5%
% of FP17s for the same patient ID Re-attending between 3 & 9 months - Adults	440	775	56.8%	54.2%	52.5%	50.4%
% of FP17s for Band 1 Urgent Courses	86	2,445	3.5%	8.9%	9.3%	9.1%
% of FP17s Relating to Free Repair or Replacements	1	2,445	0.0%	0.9%	1.0%	0.8%
% of FP17s Relating to Continuations	1	2,445	0.0%	1.4%	1.5%	1.3%
% of Patients satisfied with the dentistry they have received	0	0	N/A	93.1%	93.1%	92.7%
% of Patients satisfied with the time they had to wait for an appointment	0	0	N/A	88.5%	89.8%	88.8%

* This is based on patients treated on this contract for their most recent course of treatment. Figures in italics indicate the base number of FP17s or Patient Questionnaire responses are less than 100. N/A is shown where the base number of responses is less than 10 during the period. % is calculated as Quantity/Base number*100

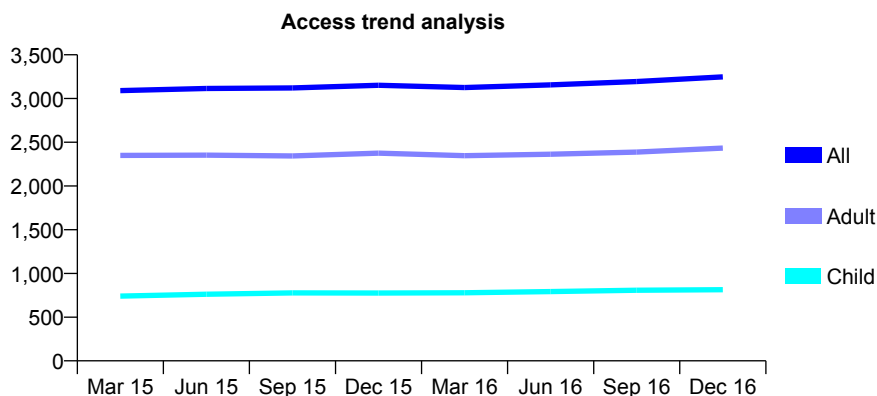
Q52 - Vital Signs At a Glance Contract Report for 140686/0001 - December 2016

Name or company name	C.J. Harker & Associates Ltd
Contract type name	PDS Contract
Purpose of contract	General
Contract start date	01/05/2008
Contract end date	30/04/2018

16/17 Contracted general activity (UDA)	7,582
Carry forward general activity (UDA)	-152
16/17 Contracted orthodontic activity (UOA)	0
Carry forward orthodontic activity (UOA)	0
Baseline contract value	£188,129.84

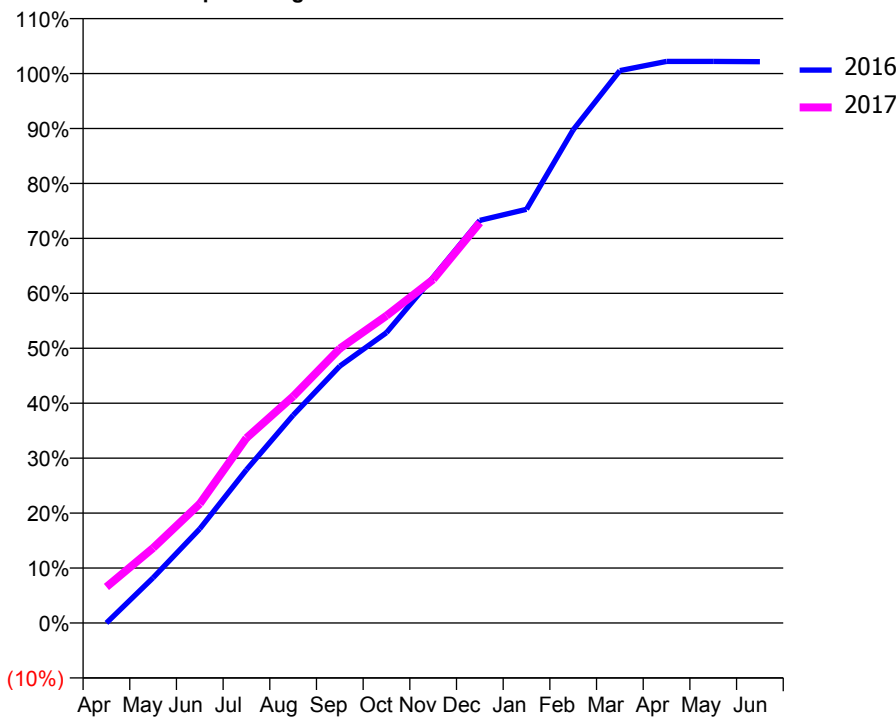
ACCESS*

Patients seen in 24 months	Total	Change since previous quarter
Quarter ending December 2015	3,151	
Quarter ending March 2016	3,126	→
Quarter ending June 2016	3,156	→
Quarter ending September 2016	3,194	→
Quarter ending December 2016	3,247	→
Variance since December 2015	3.0%	↑



ACTIVITY

Cumulative percentage of contracted UDA delivered 2016 & 2017



Month	Adjusted Scheduled Activity (UDA)	
	2016	2017
April	0	497
May	625	1,035
June	1,301	1,645
July	2,115	2,553
August	2,867	3,126
September	3,544	3,787
October	4,006	4,240
November	4,771	4,740
December	5,556	5,525
January	5,708	
February	6,805	
March	7,621	
April	7,749	
May	7,749	
June	7,746	

QUALITY

	Quantity	Base Number	Contract	AT	Region	England
% of FP17s for the same patient ID Re-attending within 3 months - Children	30	894	3.4%	11.7%	13.4%	12.4%
% of FP17s for the same patient ID Re-attending within 3 months - Adults	174	2,062	8.4%	15.5%	17.3%	16.6%
% of FP17s for the same patient ID Re-attending between 3 & 9 months - Children	582	894	65.1%	59.5%	58.9%	57.5%
% of FP17s for the same patient ID Re-attending between 3 & 9 months - Adults	912	2,062	44.2%	54.2%	52.5%	50.4%
% of FP17s for Band 1 Urgent Courses	168	2,900	5.8%	8.9%	9.3%	9.1%
% of FP17s Relating to Free Repair or Replacements	13	2,900	0.4%	0.9%	1.0%	0.8%
% of FP17s Relating to Continuations	29	2,900	1.0%	1.4%	1.5%	1.3%
% of Patients satisfied with the dentistry they have received	2	2	N/A	93.1%	93.1%	92.7%
% of Patients satisfied with the time they had to wait for an appointment	2	2	N/A	88.5%	89.8%	88.8%

* This is based on patients treated on this contract for their most recent course of treatment. Figures in italics indicate the base number of FP17s or Patient Questionnaire responses are less than 100. N/A is shown where the base number of responses is less than 10 during the period. % is calculated as Quantity/Base number*100

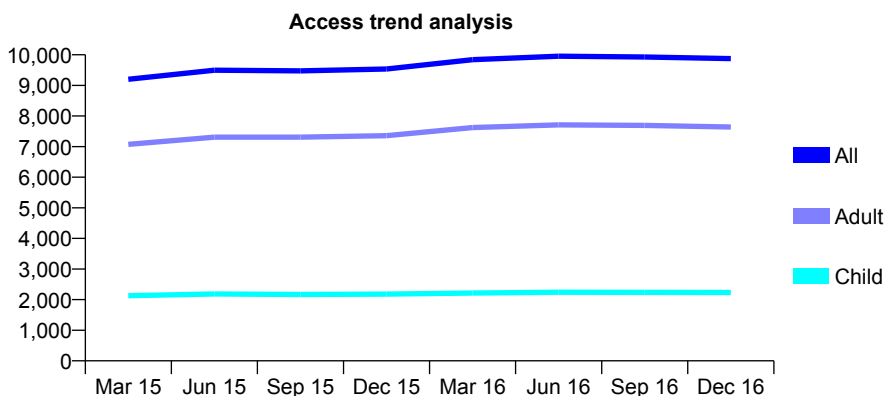
Q52 - Vital Signs At a Glance Contract Report for 140686/0002 - December 2016

Name or company name	C.J. Harker & Associates Ltd
Contract type name	PDS Contract
Purpose of contract	General
Contract start date	01/05/2008
Contract end date	30/04/2018

16/17 Contracted general activity (UDA)	24,843
Carry forward general activity (UDA)	0
16/17 Contracted orthodontic activity (UOA)	0
Carry forward orthodontic activity (UOA)	0
Baseline contract value	£687,714.24

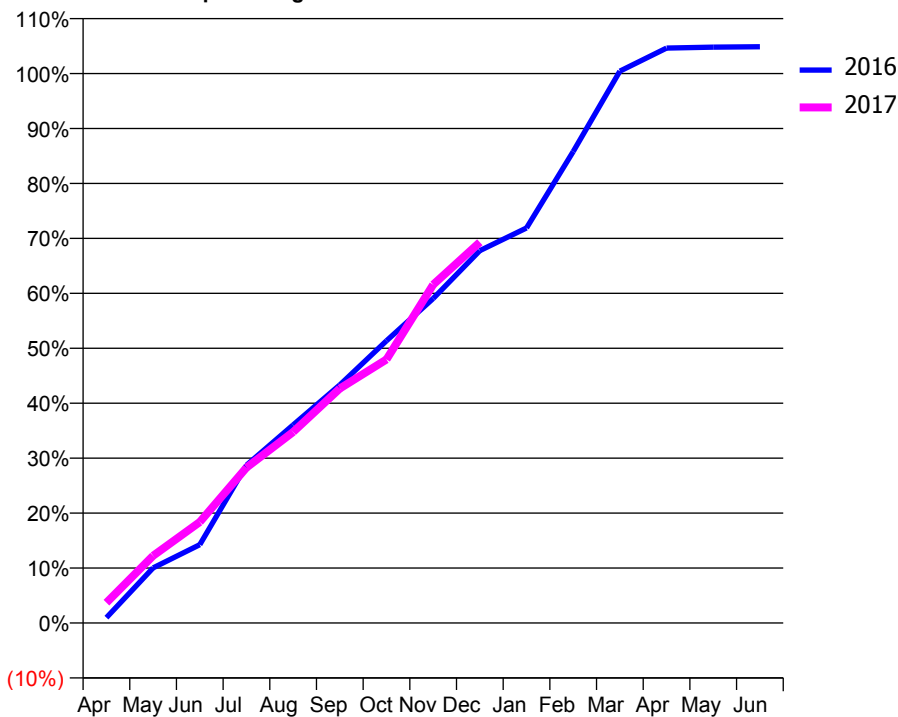
ACCESS*

Patients seen in 24 months	Total	Change since previous quarter
Quarter ending December 2015	9,537	
Quarter ending March 2016	9,839	↑
Quarter ending June 2016	9,953	→
Quarter ending September 2016	9,930	→
Quarter ending December 2016	9,876	→
Variance since December 2015	3.6%	↑



ACTIVITY

Cumulative percentage of contracted UDA delivered 2016 & 2017



Month	Adjusted Scheduled Activity (UDA)	
	2016	2017
April	247	917
May	2,493	3,044
June	3,544	4,565
July	7,138	7,025
August	8,953	8,638
September	10,762	10,602
October	12,760	11,918
November	14,669	15,299
December	16,837	17,216
January	17,858	
February	21,316	
March	24,952	
April	25,992	
May	26,036	
June	26,052	

QUALITY

	Quantity	Base Number	Contract	AT	Region	England
% of FP17s for the same patient ID Re-attending within 3 months - Children	118	2,565	4.6%	11.7%	13.4%	12.4%
% of FP17s for the same patient ID Re-attending within 3 months - Adults	823	7,558	10.9%	15.5%	17.3%	16.6%
% of FP17s for the same patient ID Re-attending between 3 & 9 months - Children	1,669	2,565	65.1%	59.5%	58.9%	57.5%
% of FP17s for the same patient ID Re-attending between 3 & 9 months - Adults	3,649	7,558	48.3%	54.2%	52.5%	50.4%
% of FP17s for Band 1 Urgent Courses	668	9,495	7.0%	8.9%	9.3%	9.1%
% of FP17s Relating to Free Repair or Replacements	51	9,495	0.5%	0.9%	1.0%	0.8%
% of FP17s Relating to Continuations	134	9,495	1.4%	1.4%	1.5%	1.3%
% of Patients satisfied with the dentistry they have received	10	10	100.0%	93.1%	93.1%	92.7%
% of Patients satisfied with the time they had to wait for an appointment	10	10	100.0%	88.5%	89.8%	88.8%

* This is based on patients treated on this contract for their most recent course of treatment. Figures in italics indicate the base number of FP17s or Patient Questionnaire responses are less than 100. N/A is shown where the base number of responses is less than 10 during the period. % is calculated as Quantity/Base number*100

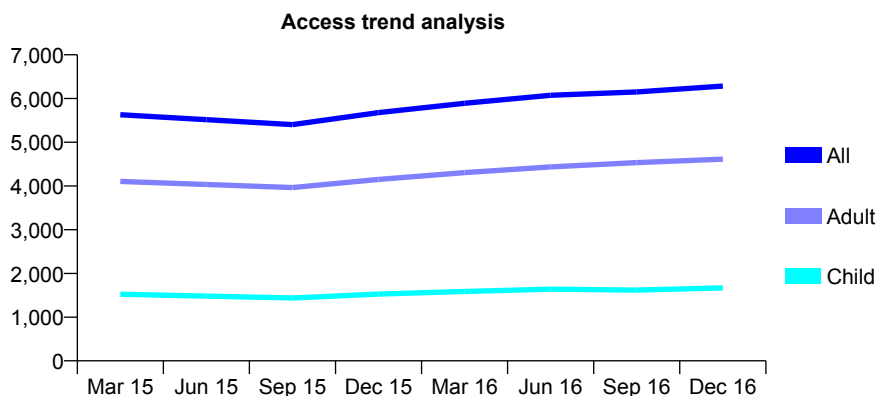
Q52 - Vital Signs At a Glance Contract Report for 141976/0001 - December 2016

Name or company name	Dalton Dental Care
Contract type name	GDS Contract
Purpose of contract	General
Contract start date	01/05/2008
Contract end date	

16/17 Contracted general activity (UDA)	18,170
Carry forward general activity (UDA)	600
16/17 Contracted orthodontic activity (UOA)	0
Carry forward orthodontic activity (UOA)	0
Baseline contract value	£552,659.67

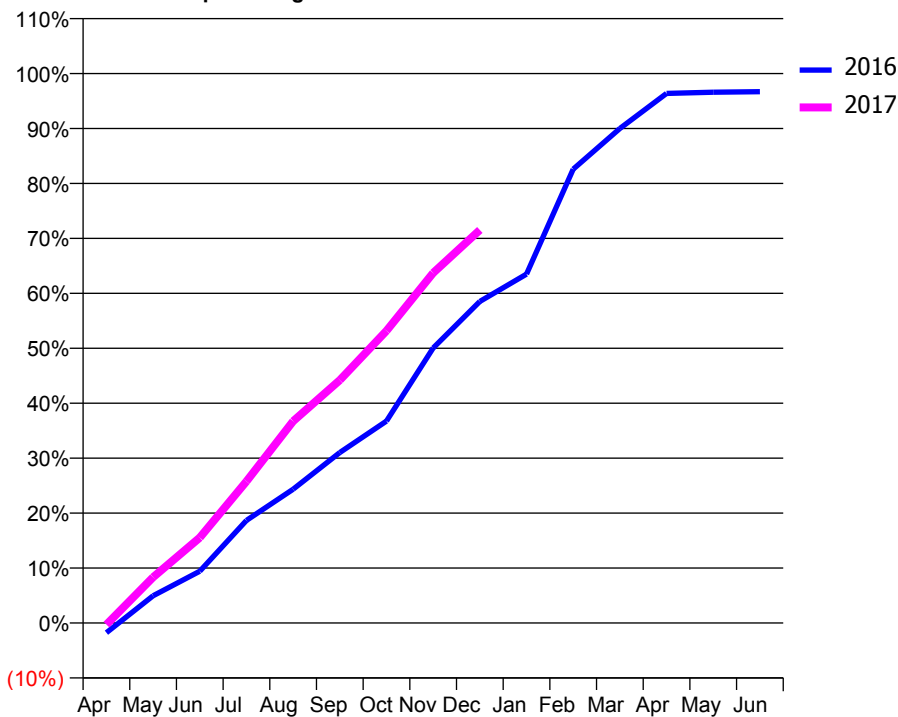
ACCESS*

Patients seen in 24 months	Total	Change since previous quarter
Quarter ending December 2015	5,677	
Quarter ending March 2016	5,891	↑
Quarter ending June 2016	6,075	↑
Quarter ending September 2016	6,151	→
Quarter ending December 2016	6,284	↑
Variance since December 2015	10.7%	↑



ACTIVITY

Cumulative percentage of contracted UDA delivered 2016 & 2017



Month	Adjusted Scheduled Activity (UDA)	
	2016	2017
April	-324	-53
May	903	1,514
June	1,715	2,823
July	3,393	4,685
August	4,425	6,674
September	5,636	8,032
October	6,677	9,665
November	9,093	11,577
December	10,632	12,995
January	11,536	
February	15,007	
March	16,354	
April	17,512	
May	17,553	
June	17,570	

QUALITY

	Quantity	Base Number	Contract	AT	Region	England
% of FP17s for the same patient ID Re-attending within 3 months - Children	141	1,844	7.6%	11.7%	13.4%	12.4%
% of FP17s for the same patient ID Re-attending within 3 months - Adults	821	5,417	15.2%	15.5%	17.3%	16.6%
% of FP17s for the same patient ID Re-attending between 3 & 9 months - Children	1,079	1,844	58.5%	59.5%	58.9%	57.5%
% of FP17s for the same patient ID Re-attending between 3 & 9 months - Adults	3,136	5,417	57.9%	54.2%	52.5%	50.4%
% of FP17s for Band 1 Urgent Courses	502	6,676	7.5%	8.9%	9.3%	9.1%
% of FP17s Relating to Free Repair or Replacements	50	6,676	0.7%	0.9%	1.0%	0.8%
% of FP17s Relating to Continuations	99	6,676	1.5%	1.4%	1.5%	1.3%
% of Patients satisfied with the dentistry they have received	9	9	N/A	93.1%	93.1%	92.7%
% of Patients satisfied with the time they had to wait for an appointment	9	9	N/A	88.5%	89.8%	88.8%

* This is based on patients treated on this contract for their most recent course of treatment. Figures in italics indicate the base number of FP17s or Patient Questionnaire responses are less than 100. N/A is shown where the base number of responses is less than 10 during the period. % is calculated as Quantity/Base number*100

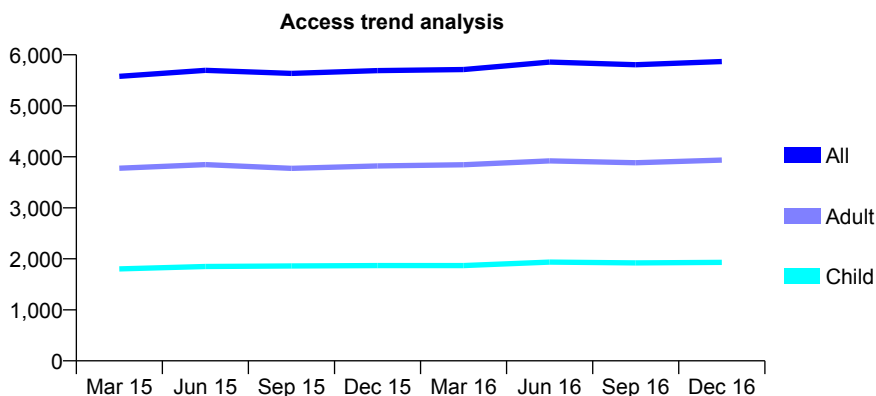
Q52 - Vital Signs At a Glance Contract Report for 143170/0001 - December 2016

Name or company name	Joe Kelly & Associates Ltd
Contract type name	GDS Contract
Purpose of contract	General and Orthodontic
Contract start date	01/11/2011
Contract end date	

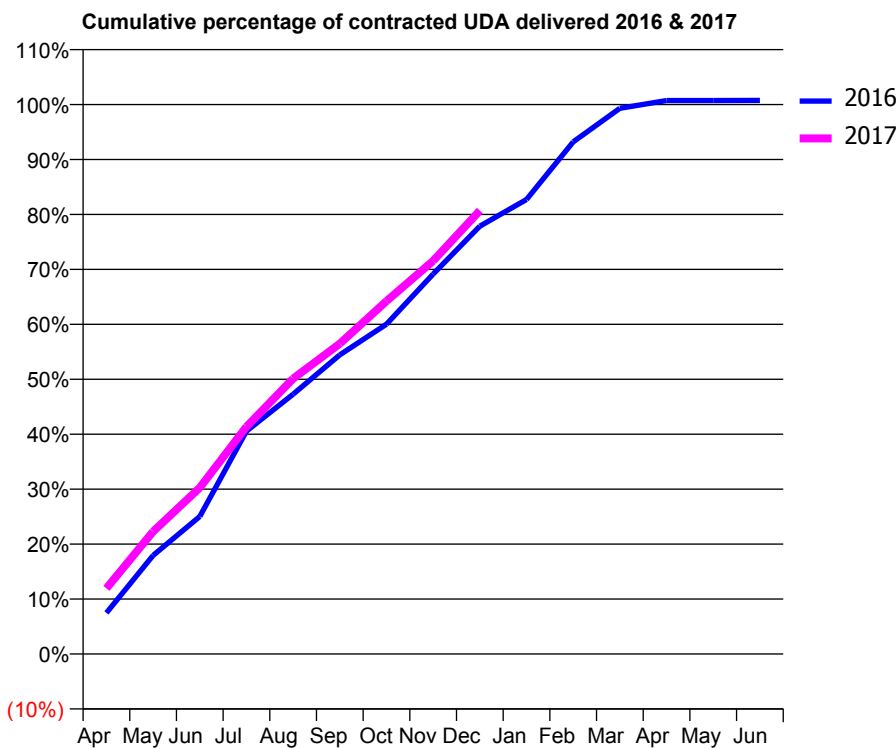
16/17 Contracted general activity (UDA)	13,120
Carry forward general activity (UDA)	-96
16/17 Contracted orthodontic activity (UOA)	880
Carry forward orthodontic activity (UOA)	0
Baseline contract value	£464,107.77

ACCESS*

Patients seen in 24 months	Total	Change since previous quarter
Quarter ending December 2015	5,690	
Quarter ending March 2016	5,712	→
Quarter ending June 2016	5,857	↑
Quarter ending September 2016	5,805	→
Quarter ending December 2016	5,868	→
Variance since December 2015	3.1%	↑



ACTIVITY



Month	Adjusted Scheduled Activity (UDA)	
	2016	2017
April	984	1,569
May	2,356	2,925
June	3,284	3,972
July	5,323	5,427
August	6,204	6,576
September	7,143	7,411
October	7,874	8,426
November	9,073	9,388
December	10,216	10,589
January	10,853	
February	12,227	
March	13,030	
April	13,213	
May	13,214	
June	13,216	

QUALITY

	Quantity	Base Number	Contract	AT	Region	England
% of FP17s for the same patient ID Re-attending within 3 months - Children	232	2,438	9.5%	11.7%	13.4%	12.4%
% of FP17s for the same patient ID Re-attending within 3 months - Adults	440	3,609	12.2%	15.5%	17.3%	16.6%
% of FP17s for the same patient ID Re-attending between 3 & 9 months - Children	1,418	2,438	58.2%	59.5%	58.9%	57.5%
% of FP17s for the same patient ID Re-attending between 3 & 9 months - Adults	1,485	3,609	41.1%	54.2%	52.5%	50.4%
% of FP17s for Band 1 Urgent Courses	311	5,842	5.3%	8.9%	9.3%	9.1%
% of FP17s Relating to Free Repair or Replacements	4	5,842	0.1%	0.9%	1.0%	0.8%
% of FP17s Relating to Continuations	32	5,842	0.5%	1.4%	1.5%	1.3%
% of Patients satisfied with the dentistry they have received	9	10	90.0%	93.1%	93.1%	92.7%
% of Patients satisfied with the time they had to wait for an appointment	7	10	70.0%	88.5%	89.8%	88.8%

* This is based on patients treated on this contract for their most recent course of treatment. Figures in italics indicate the base number of FP17s or Patient Questionnaire responses are less than 100. N/A is shown where the base number of responses is less than 10 during the period. % is calculated as Quantity/Base number*100

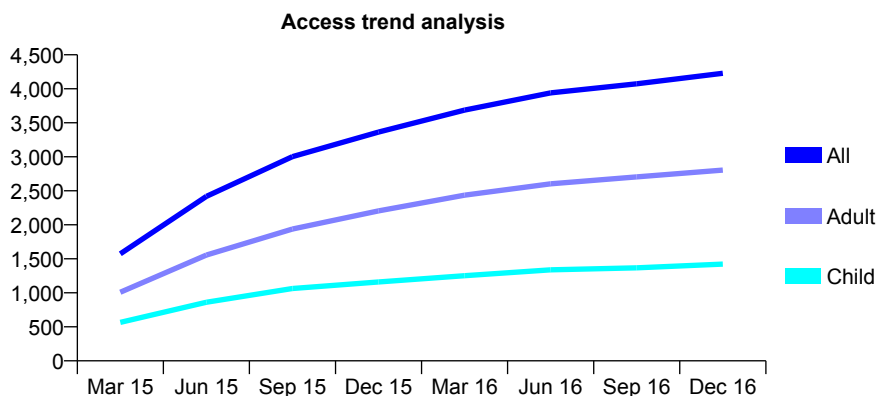
Q52 - Vital Signs At a Glance Contract Report for 143839/0001 - December 2016

Name or company name	Belle Isle Family Dental Practice
Contract type name	GDS Contract
Purpose of contract	General and Orthodontic
Contract start date	01/12/2014
Contract end date	

16/17 Contracted general activity (UDA)	14,200
Carry forward general activity (UDA)	-10
16/17 Contracted orthodontic activity (UOA)	694
Carry forward orthodontic activity (UOA)	0
Baseline contract value	£430,438.35

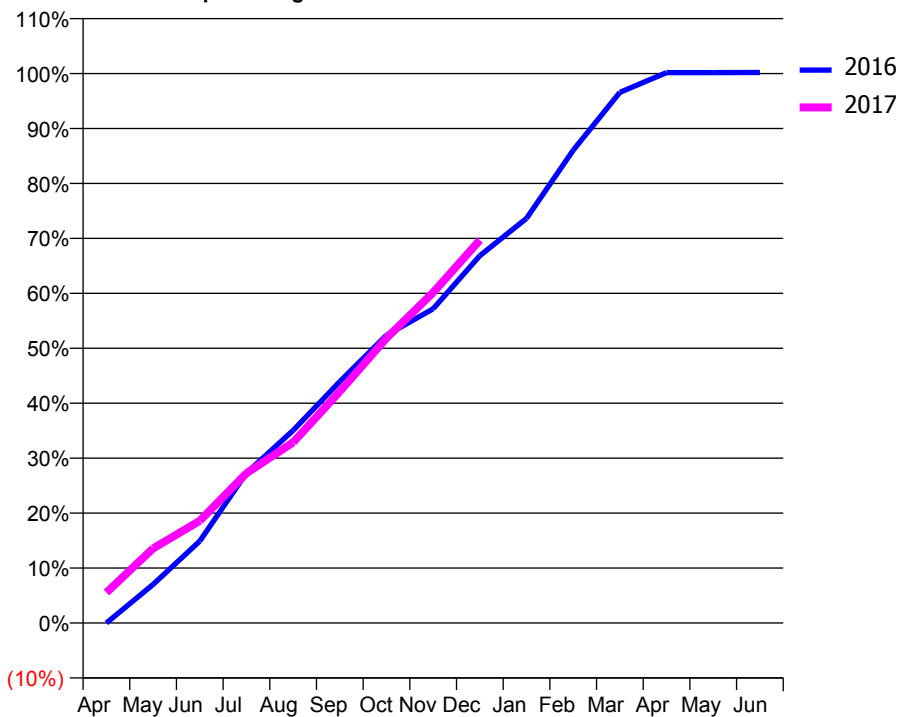
ACCESS*

Patients seen in 24 months	Total	Change since previous quarter
Quarter ending December 2015	3,364	
Quarter ending March 2016	3,688	↑
Quarter ending June 2016	3,941	↑
Quarter ending September 2016	4,073	↑
Quarter ending December 2016	4,228	↑
Variance since December 2015	25.7%	↑



ACTIVITY

Cumulative percentage of contracted UDA delivered 2016 & 2017



Month	Adjusted Scheduled Activity (UDA)	
	2016	2017
April	0	786
May	997	1,928
June	2,118	2,640
July	3,877	3,871
August	4,978	4,668
September	6,239	5,982
October	7,439	7,362
November	8,119	8,539
December	9,493	9,895
January	10,457	
February	12,218	
March	13,711	
April	14,222	
May	14,224	
June	14,225	

QUALITY

	Quantity	Base Number	Contract	AT	Region	England
% of FP17s for the same patient ID Re-attending within 3 months - Children	132	1,523	8.7%	11.7%	13.4%	12.4%
% of FP17s for the same patient ID Re-attending within 3 months - Adults	369	2,820	13.1%	15.5%	17.3%	16.6%
% of FP17s for the same patient ID Re-attending between 3 & 9 months - Children	860	1,523	56.5%	59.5%	58.9%	57.5%
% of FP17s for the same patient ID Re-attending between 3 & 9 months - Adults	1,592	2,820	56.5%	54.2%	52.5%	50.4%
% of FP17s for Band 1 Urgent Courses	273	4,076	6.7%	8.9%	9.3%	9.1%
% of FP17s Relating to Free Repair or Replacements	25	4,076	0.6%	0.9%	1.0%	0.8%
% of FP17s Relating to Continuations	39	4,076	1.0%	1.4%	1.5%	1.3%
% of Patients satisfied with the dentistry they have received	11	12	91.7%	93.1%	93.1%	92.7%
% of Patients satisfied with the time they had to wait for an appointment	11	12	91.7%	88.5%	89.8%	88.8%

* This is based on patients treated on this contract for their most recent course of treatment. Figures in italics indicate the base number of FP17s or Patient Questionnaire responses are less than 100. N/A is shown where the base number of responses is less than 10 during the period. % is calculated as Quantity/Base number*100

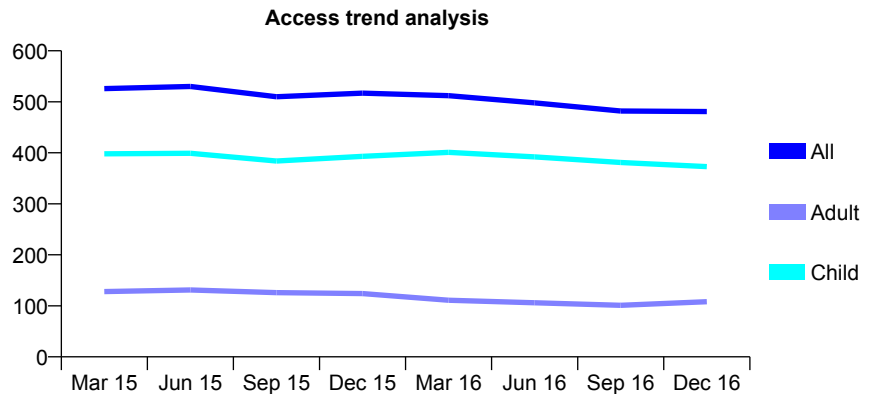
Q52 - Vital Signs At a Glance Contract Report for 144800/0001 - December 2016

Name or company name	Hipperholme Dental Practice Limited
Contract type name	GDS Contract
Purpose of contract	General
Contract start date	01/04/2008
Contract end date	

16/17 Contracted general activity (UDA)	1,050
Carry forward general activity (UDA)	36
16/17 Contracted orthodontic activity (UOA)	0
Carry forward orthodontic activity (UOA)	0
Baseline contract value	£23,443.36

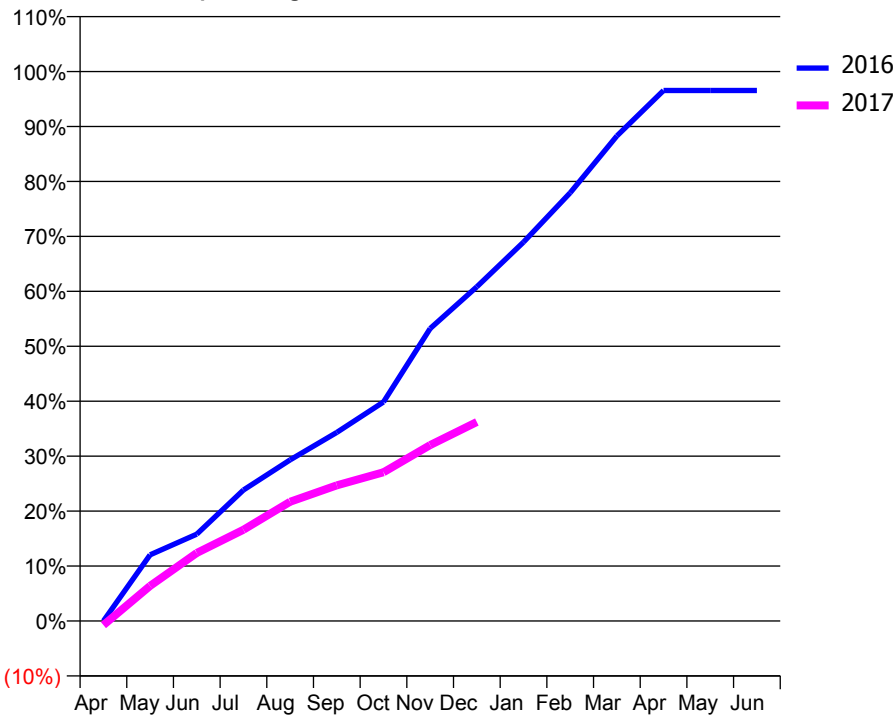
ACCESS*

Patients seen in 24 months	Total	Change since previous quarter
Quarter ending December 2015	517	
Quarter ending March 2016	512	→
Quarter ending June 2016	498	↓
Quarter ending September 2016	482	↓
Quarter ending December 2016	481	→
Variance since December 2015	(7.0%)	↓



ACTIVITY

Cumulative percentage of contracted UDA delivered 2016 & 2017



Month	Adjusted Scheduled Activity (UDA)	
	2016	2017
April	0	-8
May	127	67
June	166	130
July	250	174
August	308	228
September	360	259
October	419	284
November	559	336
December	639	380
January	724	
February	818	
March	927	
April	1,014	
May	1,014	
June	1,014	

QUALITY

	Quantity	Base Number	Contract	AT	Region	England
% of FP17s for the same patient ID Re-attending within 3 months - Children	31	383	8.1%	11.7%	13.4%	12.4%
% of FP17s for the same patient ID Re-attending within 3 months - Adults	1	37	2.7%	15.5%	17.3%	16.6%
% of FP17s for the same patient ID Re-attending between 3 & 9 months - Children	267	383	69.7%	59.5%	58.9%	57.5%
% of FP17s for the same patient ID Re-attending between 3 & 9 months - Adults	20	37	54.1%	54.2%	52.5%	50.4%
% of FP17s for Band 1 Urgent Courses	6	341	1.8%	8.9%	9.3%	9.1%
% of FP17s Relating to Free Repair or Replacements	1	341	0.3%	0.9%	1.0%	0.8%
% of FP17s Relating to Continuations	0	341	0.0%	1.4%	1.5%	1.3%
% of Patients satisfied with the dentistry they have received	0	0	N/A	93.1%	93.1%	92.7%
% of Patients satisfied with the time they had to wait for an appointment	0	0	N/A	88.5%	89.8%	88.8%

* This is based on patients treated on this contract for their most recent course of treatment. Figures in italics indicate the base number of FP17s or Patient Questionnaire responses are less than 100. N/A is shown where the base number of responses is less than 10 during the period. % is calculated as Quantity/Base number*100

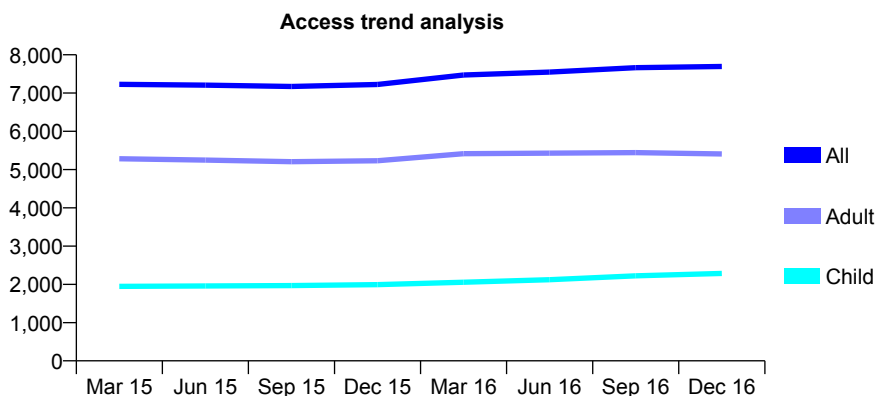
Q52 - Vital Signs At a Glance Contract Report for 144983/0001 - December 2016

Name or company name	Hick Lane Dental Surgery Ltd.
Contract type name	GDS Contract
Purpose of contract	General
Contract start date	01/10/2008
Contract end date	

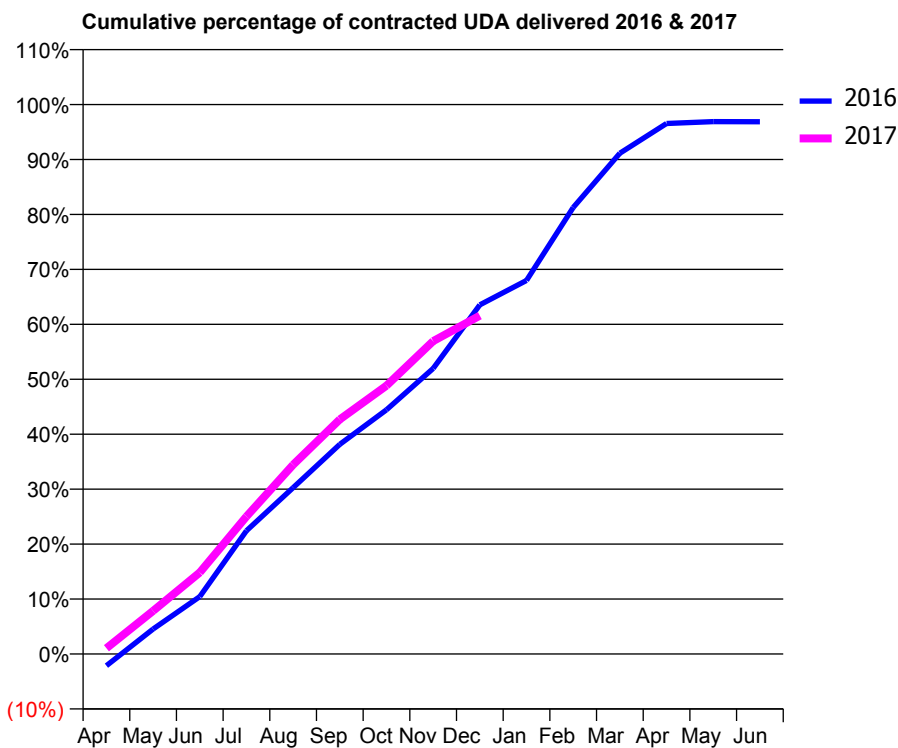
16/17 Contracted general activity (UDA)	22,549
Carry forward general activity (UDA)	708
16/17 Contracted orthodontic activity (UOA)	0
Carry forward orthodontic activity (UOA)	0
Baseline contract value	£677,811.19

ACCESS*

Patients seen in 24 months	Total	Change since previous quarter
Quarter ending December 2015	7,224	
Quarter ending March 2016	7,471	↑
Quarter ending June 2016	7,550	→
Quarter ending September 2016	7,664	→
Quarter ending December 2016	7,694	→
Variance since December 2015	6.5%	↑



ACTIVITY



Month	Adjusted Scheduled Activity (UDA)	
	2016	2017
April	-485	240
May	1,026	1,768
June	2,353	3,345
July	5,061	5,644
August	6,824	7,766
September	8,605	9,626
October	10,021	11,013
November	11,720	12,839
December	14,331	13,883
January	15,330	
February	18,325	
March	20,550	
April	21,771	
May	21,849	
June	21,841	

QUALITY

	Quantity	Base Number	Contract	AT	Region	England
% of FP17s for the same patient ID Re-attending within 3 months - Children	216	2,506	8.6%	11.7%	13.4%	12.4%
% of FP17s for the same patient ID Re-attending within 3 months - Adults	1,019	6,117	16.7%	15.5%	17.3%	16.6%
% of FP17s for the same patient ID Re-attending between 3 & 9 months - Children	1,424	2,506	56.8%	59.5%	58.9%	57.5%
% of FP17s for the same patient ID Re-attending between 3 & 9 months - Adults	3,732	6,117	61.0%	54.2%	52.5%	50.4%
% of FP17s for Band 1 Urgent Courses	823	8,139	10.1%	8.9%	9.3%	9.1%
% of FP17s Relating to Free Repair or Replacements	140	8,139	1.7%	0.9%	1.0%	0.8%
% of FP17s Relating to Continuations	172	8,139	2.1%	1.4%	1.5%	1.3%
% of Patients satisfied with the dentistry they have received	9	10	90.0%	93.1%	93.1%	92.7%
% of Patients satisfied with the time they had to wait for an appointment	7	10	70.0%	88.5%	89.8%	88.8%

* This is based on patients treated on this contract for their most recent course of treatment. Figures in italics indicate the base number of FP17s or Patient Questionnaire responses are less than 100. N/A is shown where the base number of responses is less than 10 during the period. % is calculated as Quantity/Base number*100

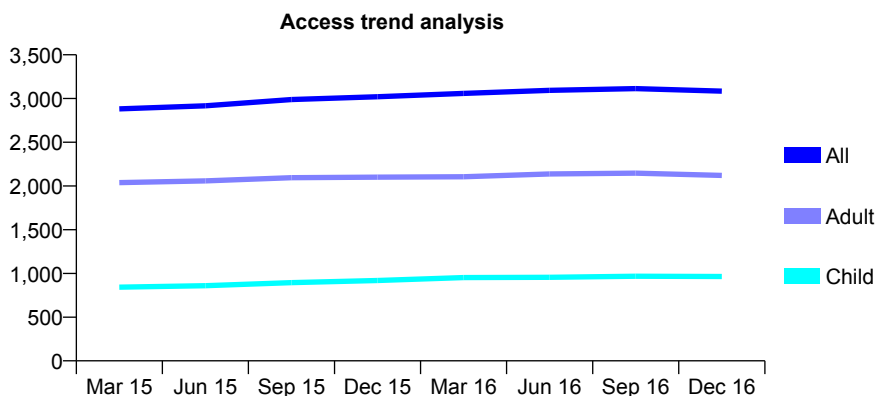
Q52 - Vital Signs At a Glance Contract Report for 145203/0001 - December 2016

Name or company name	Ross Dental Surgeons Ltd
Contract type name	PDS Contract
Purpose of contract	General
Contract start date	01/11/2008
Contract end date	31/10/2018

16/17 Contracted general activity (UDA)	6,100
Carry forward general activity (UDA)	149
16/17 Contracted orthodontic activity (UOA)	0
Carry forward orthodontic activity (UOA)	0
Baseline contract value	£158,854.01

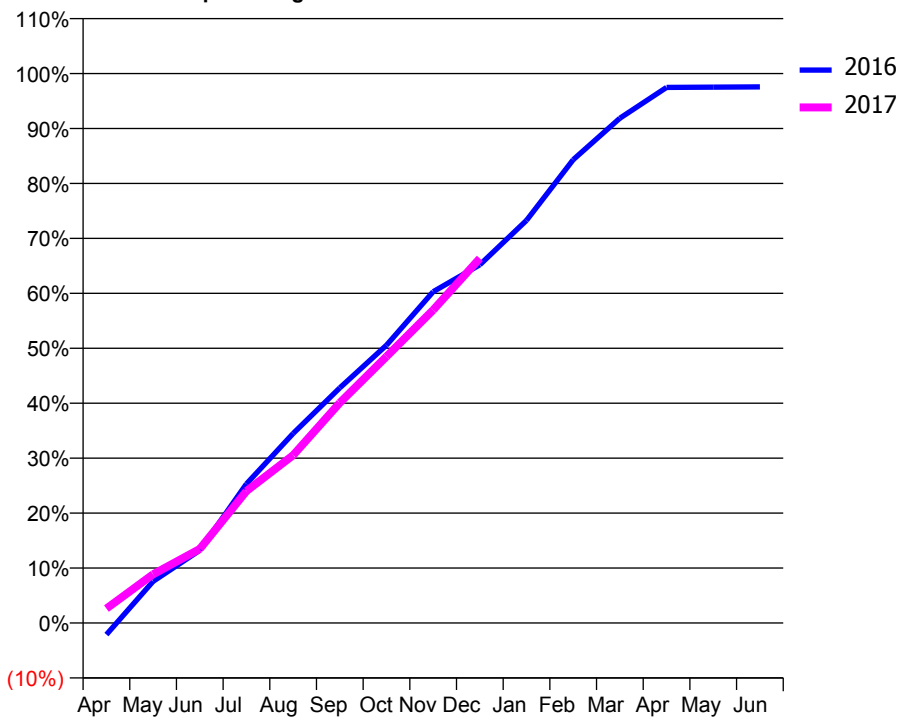
ACCESS*

Patients seen in 24 months	Total	Change since previous quarter
Quarter ending December 2015	3,020	
Quarter ending March 2016	3,059	→
Quarter ending June 2016	3,093	→
Quarter ending September 2016	3,113	→
Quarter ending December 2016	3,085	→
Variance since December 2015	2.2%	↑



ACTIVITY

Cumulative percentage of contracted UDA delivered 2016 & 2017



Month	Adjusted Scheduled Activity (UDA)	
	2016	2017
April	-129	161
May	463	542
June	807	822
July	1,545	1,465
August	2,104	1,862
September	2,611	2,444
October	3,084	2,959
November	3,678	3,475
December	3,976	4,048
January	4,470	
February	5,143	
March	5,603	
April	5,946	
May	5,949	
June	5,951	

QUALITY

	Quantity	Base Number	Contract	AT	Region	England
% of FP17s for the same patient ID Re-attending within 3 months - Children	76	1,232	6.2%	11.7%	13.4%	12.4%
% of FP17s for the same patient ID Re-attending within 3 months - Adults	242	2,321	10.4%	15.5%	17.3%	16.6%
% of FP17s for the same patient ID Re-attending between 3 & 9 months - Children	932	1,232	75.6%	59.5%	58.9%	57.5%
% of FP17s for the same patient ID Re-attending between 3 & 9 months - Adults	1,478	2,321	63.7%	54.2%	52.5%	50.4%
% of FP17s for Band 1 Urgent Courses	99	2,670	3.7%	8.9%	9.3%	9.1%
% of FP17s Relating to Free Repair or Replacements	26	2,670	1.0%	0.9%	1.0%	0.8%
% of FP17s Relating to Continuations	19	2,670	0.7%	1.4%	1.5%	1.3%
% of Patients satisfied with the dentistry they have received	1	1	N/A	93.1%	93.1%	92.7%
% of Patients satisfied with the time they had to wait for an appointment	1	1	N/A	88.5%	89.8%	88.8%

* This is based on patients treated on this contract for their most recent course of treatment. Figures in italics indicate the base number of FP17s or Patient Questionnaire responses are less than 100. N/A is shown where the base number of responses is less than 10 during the period. % is calculated as Quantity/Base number*100

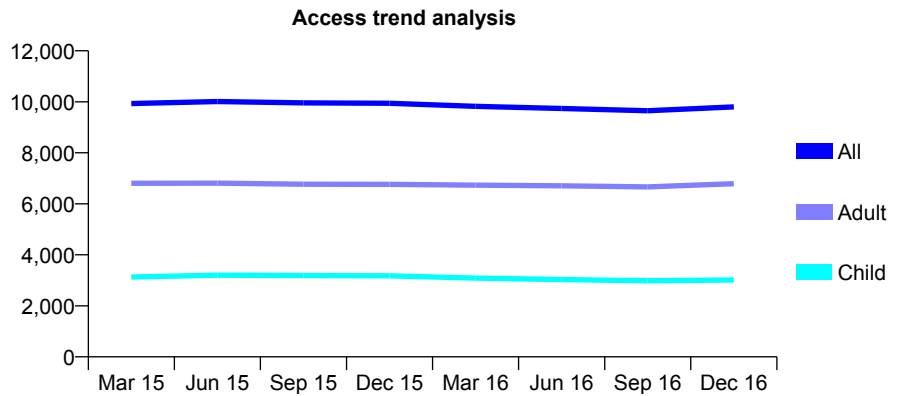
Q52 - Vital Signs At a Glance Contract Report for 145211/0001 - December 2016

Name or company name	Shaw & Associates Dental Surgeons Ltd
Contract type name	GDS Contract
Purpose of contract	General
Contract start date	01/04/2010
Contract end date	

16/17 Contracted general activity (UDA)	31,000
Carry forward general activity (UDA)	-52
16/17 Contracted orthodontic activity (UOA)	0
Carry forward orthodontic activity (UOA)	0
Baseline contract value	£1,005,213.74

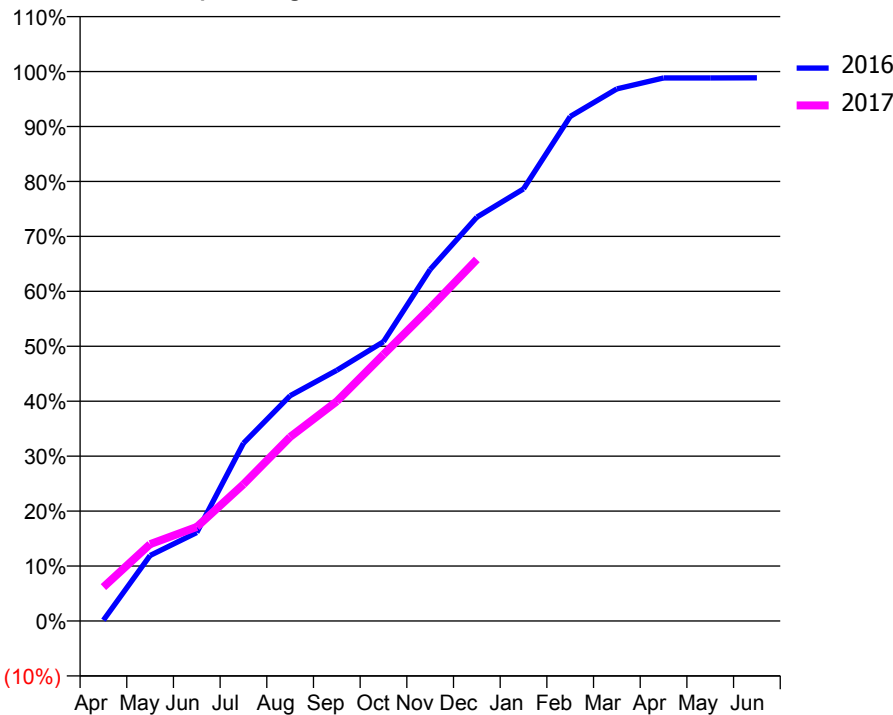
ACCESS*

Patients seen in 24 months	Total	Change since previous quarter
Quarter ending December 2015	9,941	
Quarter ending March 2016	9,821	↓
Quarter ending June 2016	9,738	→
Quarter ending September 2016	9,650	→
Quarter ending December 2016	9,799	→
Variance since December 2015	(1.4%)	↓



ACTIVITY

Cumulative percentage of contracted UDA delivered 2016 & 2017



Month	Adjusted Scheduled Activity (UDA)	
	2016	2017
April	52	1,915
May	3,696	4,336
June	4,989	5,311
July	10,035	7,713
August	12,710	10,386
September	14,143	12,391
October	15,757	15,031
November	19,832	17,663
December	22,786	20,395
January	24,375	
February	28,463	
March	30,023	
April	30,633	
May	30,636	
June	30,642	

QUALITY

	Quantity	Base Number	Contract	AT	Region	England
% of FP17s for the same patient ID Re-attending within 3 months - Children	382	3,676	10.4%	11.7%	13.4%	12.4%
% of FP17s for the same patient ID Re-attending within 3 months - Adults	1,151	8,499	13.5%	15.5%	17.3%	16.6%
% of FP17s for the same patient ID Re-attending between 3 & 9 months - Children	2,308	3,676	62.8%	59.5%	58.9%	57.5%
% of FP17s for the same patient ID Re-attending between 3 & 9 months - Adults	5,516	8,499	64.9%	54.2%	52.5%	50.4%
% of FP17s for Band 1 Urgent Courses	655	11,827	5.5%	8.9%	9.3%	9.1%
% of FP17s Relating to Free Repair or Replacements	154	11,827	1.3%	0.9%	1.0%	0.8%
% of FP17s Relating to Continuations	124	11,827	1.0%	1.4%	1.5%	1.3%
% of Patients satisfied with the dentistry they have received	12	12	100.0%	93.1%	93.1%	92.7%
% of Patients satisfied with the time they had to wait for an appointment	12	12	100.0%	88.5%	89.8%	88.8%

* This is based on patients treated on this contract for their most recent course of treatment. Figures in italics indicate the base number of FP17s or Patient Questionnaire responses are less than 100. N/A is shown where the base number of responses is less than 10 during the period. % is calculated as Quantity/Base number*100

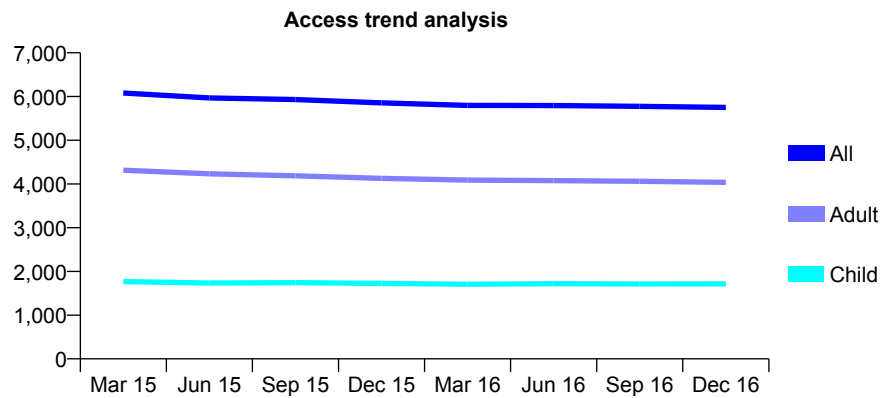
Q52 - Vital Signs At a Glance Contract Report for 145211/0002 - December 2016

Name or company name	Shaw & Associates Dental Surgeons Ltd
Contract type name	GDS Contract
Purpose of contract	General
Contract start date	09/08/2010
Contract end date	

16/17 Contracted general activity (UDA)	19,532
Carry forward general activity (UDA)	-173
16/17 Contracted orthodontic activity (UOA)	0
Carry forward orthodontic activity (UOA)	0
Baseline contract value	£501,385.46

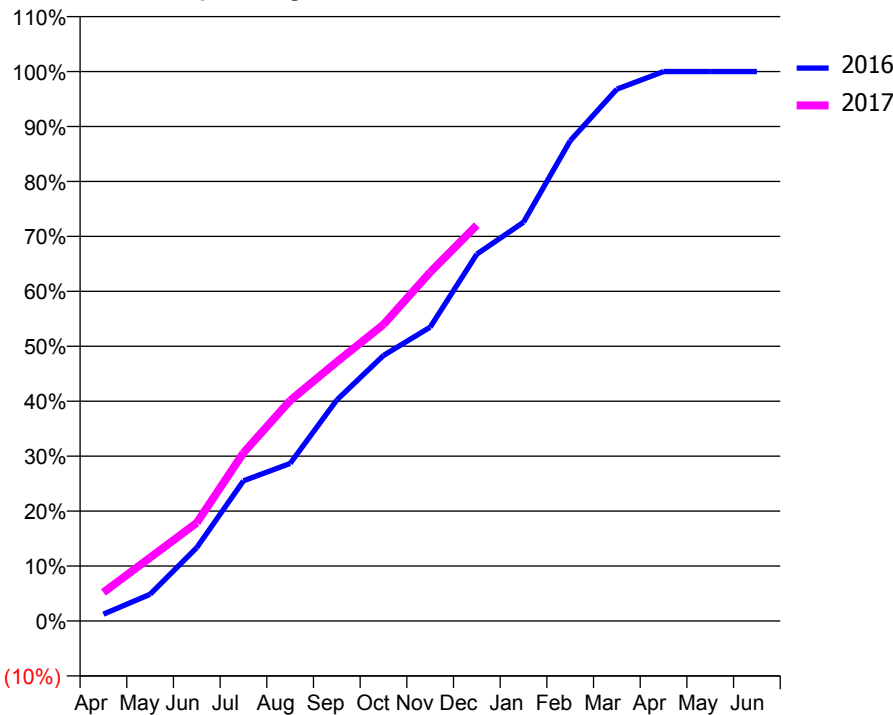
ACCESS*

Patients seen in 24 months	Total	Change since previous quarter
Quarter ending December 2015	5,854	
Quarter ending March 2016	5,797	→
Quarter ending June 2016	5,795	→
Quarter ending September 2016	5,774	→
Quarter ending December 2016	5,751	→
Variance since December 2015	(1.8%)	↓



ACTIVITY

Cumulative percentage of contracted UDA delivered 2016 & 2017



Month	Adjusted Scheduled Activity (UDA)	
	2016	2017
April	245	1,018
May	953	2,256
June	2,609	3,493
July	4,985	5,979
August	5,602	7,838
September	7,856	9,212
October	9,441	10,538
November	10,445	12,395
December	13,043	14,069
January	14,173	
February	17,071	
March	18,903	
April	19,530	
May	19,530	
June	19,530	

QUALITY

	Quantity	Base Number	Contract	AT	Region	England
% of FP17s for the same patient ID Re-attending within 3 months - Children	165	2,057	8.0%	11.7%	13.4%	12.4%
% of FP17s for the same patient ID Re-attending within 3 months - Adults	606	4,831	12.5%	15.5%	17.3%	16.6%
% of FP17s for the same patient ID Re-attending between 3 & 9 months - Children	1,305	2,057	63.4%	59.5%	58.9%	57.5%
% of FP17s for the same patient ID Re-attending between 3 & 9 months - Adults	3,299	4,831	68.3%	54.2%	52.5%	50.4%
% of FP17s for Band 1 Urgent Courses	385	6,591	5.8%	8.9%	9.3%	9.1%
% of FP17s Relating to Free Repair or Replacements	28	6,591	0.4%	0.9%	1.0%	0.8%
% of FP17s Relating to Continuations	96	6,591	1.5%	1.4%	1.5%	1.3%
% of Patients satisfied with the dentistry they have received	11	12	91.7%	93.1%	93.1%	92.7%
% of Patients satisfied with the time they had to wait for an appointment	10	12	83.3%	88.5%	89.8%	88.8%

* This is based on patients treated on this contract for their most recent course of treatment. Figures in italics indicate the base number of FP17s or Patient Questionnaire responses are less than 100. N/A is shown where the base number of responses is less than 10 during the period. % is calculated as Quantity/Base number*100

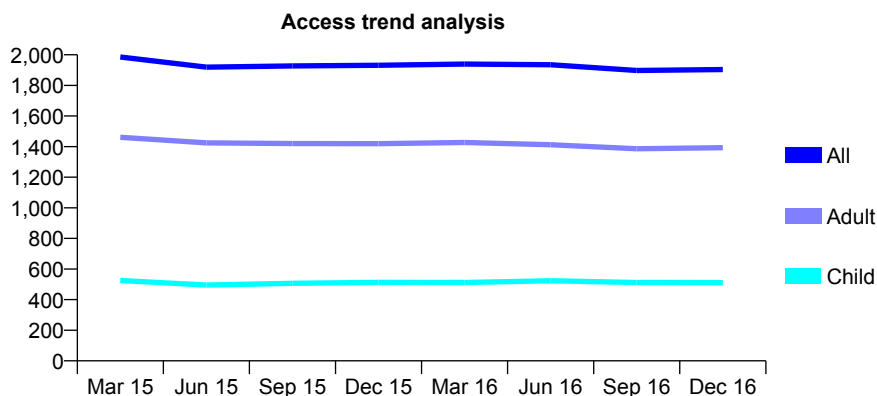
Q52 - Vital Signs At a Glance Contract Report for 145823/0001 - December 2016

Name or company name	Newsome Practice limited
Contract type name	GDS Contract
Purpose of contract	General
Contract start date	07/03/2012
Contract end date	

16/17 Contracted general activity (UDA)	7,162
Carry forward general activity (UDA)	180
16/17 Contracted orthodontic activity (UOA)	0
Carry forward orthodontic activity (UOA)	0
Baseline contract value	£190,143.45

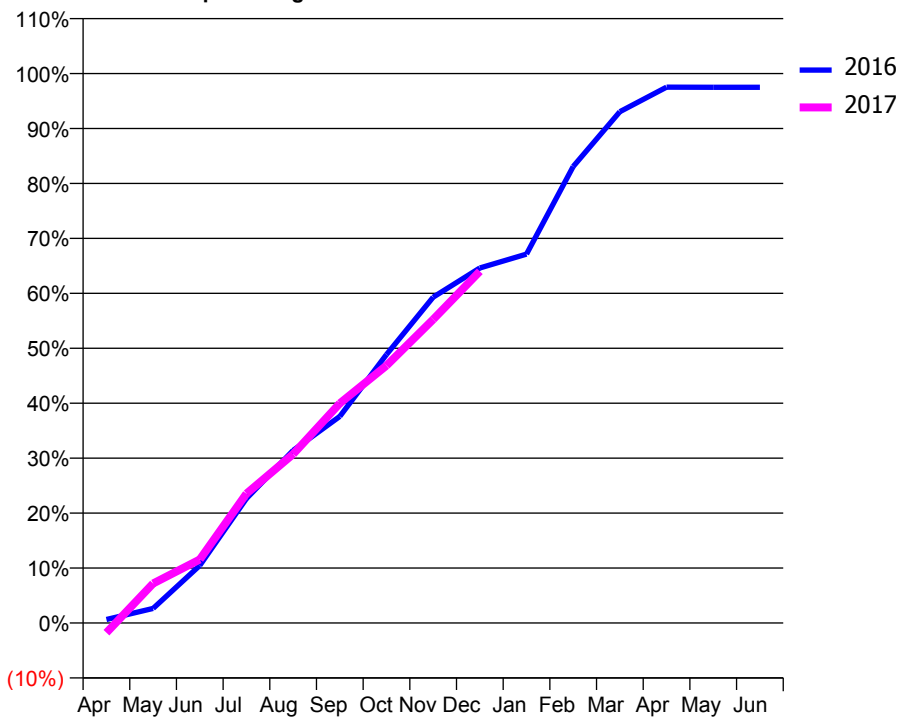
ACCESS*

Patients seen in 24 months	Total	Change since previous quarter
Quarter ending December 2015	1,932	
Quarter ending March 2016	1,939	→
Quarter ending June 2016	1,935	→
Quarter ending September 2016	1,898	↓
Quarter ending December 2016	1,904	→
Variance since December 2015	(1.4%)	↓



ACTIVITY

Cumulative percentage of contracted UDA delivered 2016 & 2017



Month	Adjusted Scheduled Activity (UDA)	
	2016	2017
April	45	-128
May	191	515
June	751	827
July	1,623	1,686
August	2,250	2,202
September	2,693	2,864
October	3,500	3,355
November	4,247	3,956
December	4,628	4,584
January	4,808	
February	5,950	
March	6,665	
April	6,984	
May	6,982	
June	6,982	

QUALITY

	Quantity	Base Number	Contract	AT	Region	England
% of FP17s for the same patient ID Re-attending within 3 months - Children	40	662	6.0%	11.7%	13.4%	12.4%
% of FP17s for the same patient ID Re-attending within 3 months - Adults	257	1,818	14.1%	15.5%	17.3%	16.6%
% of FP17s for the same patient ID Re-attending between 3 & 9 months - Children	460	662	69.5%	59.5%	58.9%	57.5%
% of FP17s for the same patient ID Re-attending between 3 & 9 months - Adults	1,179	1,818	64.9%	54.2%	52.5%	50.4%
% of FP17s for Band 1 Urgent Courses	114	2,337	4.9%	8.9%	9.3%	9.1%
% of FP17s Relating to Free Repair or Replacements	30	2,337	1.3%	0.9%	1.0%	0.8%
% of FP17s Relating to Continuations	19	2,337	0.8%	1.4%	1.5%	1.3%
% of Patients satisfied with the dentistry they have received	3	3	N/A	93.1%	93.1%	92.7%
% of Patients satisfied with the time they had to wait for an appointment	3	3	N/A	88.5%	89.8%	88.8%

* This is based on patients treated on this contract for their most recent course of treatment. Figures in italics indicate the base number of FP17s or Patient Questionnaire responses are less than 100. N/A is shown where the base number of responses is less than 10 during the period. % is calculated as Quantity/Base number*100

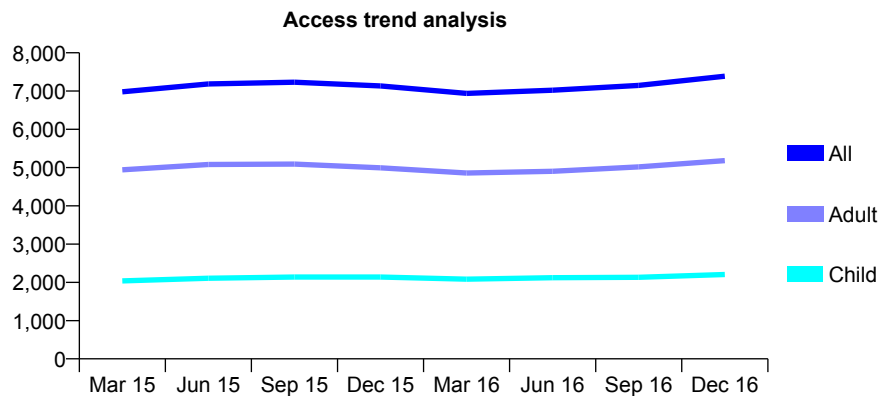
Q52 - Vital Signs At a Glance Contract Report for 148156/0002 - December 2016

Name or company name	Premier Dental Limited
Contract type name	GDS Contract
Purpose of contract	General
Contract start date	01/12/2008
Contract end date	

16/17 Contracted general activity (UDA)	22,574
Carry forward general activity (UDA)	0
16/17 Contracted orthodontic activity (UOA)	0
Carry forward orthodontic activity (UOA)	0
Baseline contract value	£679,301.23

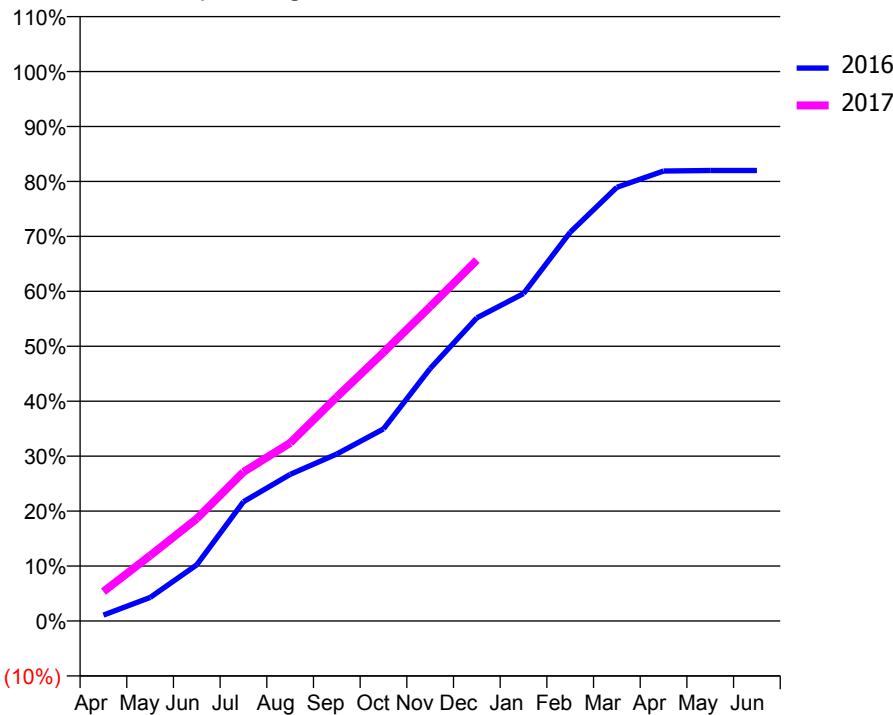
ACCESS*

Patients seen in 24 months	Total	Change since previous quarter
Quarter ending December 2015	7,133	
Quarter ending March 2016	6,940	↓
Quarter ending June 2016	7,023	→
Quarter ending September 2016	7,149	→
Quarter ending December 2016	7,389	↑
Variance since December 2015	3.6%	↑



ACTIVITY

Cumulative percentage of contracted UDA delivered 2016 & 2017



Month	Adjusted Scheduled Activity (UDA)	
	2016	2017
April	244	1,208
May	969	2,688
June	2,307	4,206
July	4,900	6,122
August	6,022	7,318
September	6,860	9,203
October	7,890	11,033
November	10,373	12,917
December	12,454	14,828
January	13,451	
February	15,971	
March	17,819	
April	18,484	
May	18,505	
June	18,508	

QUALITY

	Quantity	Base Number	Contract	AT	Region	England
% of FP17s for the same patient ID Re-attending within 3 months - Children	111	2,007	5.5%	11.7%	13.4%	12.4%
% of FP17s for the same patient ID Re-attending within 3 months - Adults	536	4,547	11.8%	15.5%	17.3%	16.6%
% of FP17s for the same patient ID Re-attending between 3 & 9 months - Children	957	2,007	47.7%	59.5%	58.9%	57.5%
% of FP17s for the same patient ID Re-attending between 3 & 9 months - Adults	2,004	4,547	44.1%	54.2%	52.5%	50.4%
% of FP17s for Band 1 Urgent Courses	266	6,286	4.2%	8.9%	9.3%	9.1%
% of FP17s Relating to Free Repair or Replacements	40	6,286	0.6%	0.9%	1.0%	0.8%
% of FP17s Relating to Continuations	145	6,286	2.3%	1.4%	1.5%	1.3%
% of Patients satisfied with the dentistry they have received	7	7	N/A	93.1%	93.1%	92.7%
% of Patients satisfied with the time they had to wait for an appointment	6	7	N/A	88.5%	89.8%	88.8%

* This is based on patients treated on this contract for their most recent course of treatment. Figures in italics indicate the base number of FP17s or Patient Questionnaire responses are less than 100. N/A is shown where the base number of responses is less than 10 during the period. % is calculated as Quantity/Base number*100

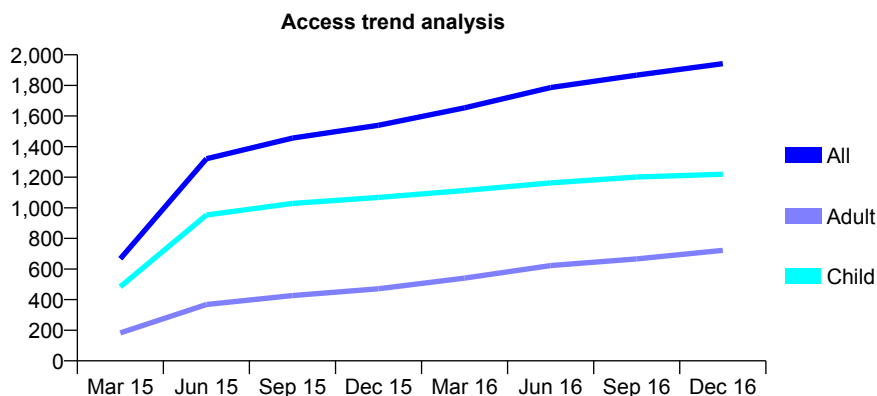
Q52 - Vital Signs At a Glance Contract Report for 149888/0001 - December 2016

Name or company name	CVDC Ltd
Contract type name	GDS Contract
Purpose of contract	General
Contract start date	01/12/2014
Contract end date	

16/17 Contracted general activity (UDA)	5,000
Carry forward general activity (UDA)	0
16/17 Contracted orthodontic activity (UOA)	0
Carry forward orthodontic activity (UOA)	0
Baseline contract value	£116,377.39

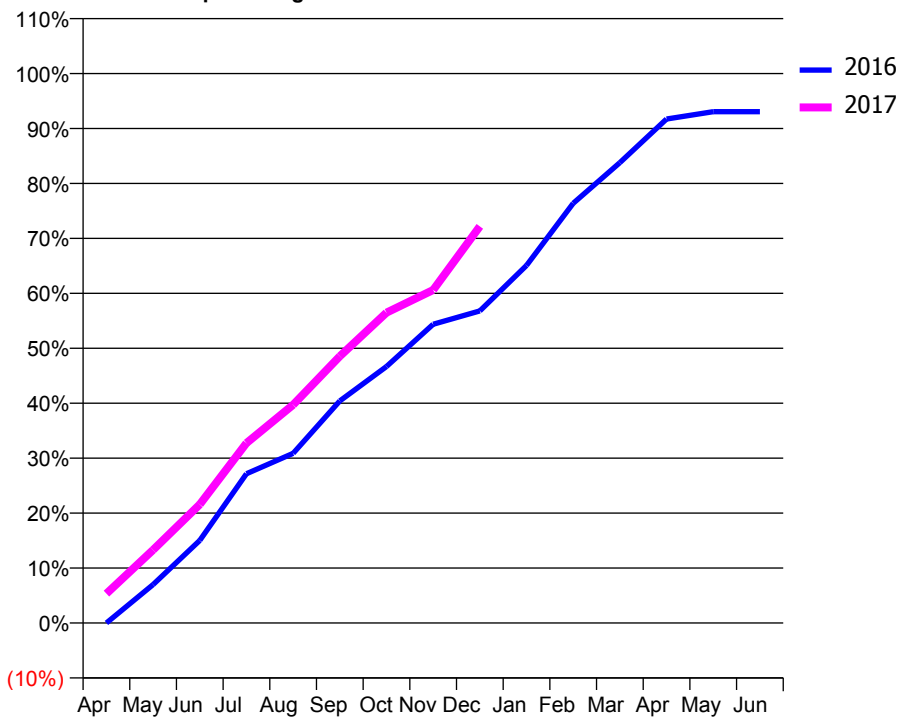
ACCESS*

Patients seen in 24 months	Total	Change since previous quarter
Quarter ending December 2015	1,539	
Quarter ending March 2016	1,654	↑
Quarter ending June 2016	1,786	↑
Quarter ending September 2016	1,867	↑
Quarter ending December 2016	1,942	↑
Variance since December 2015	26.2%	↑



ACTIVITY

Cumulative percentage of contracted UDA delivered 2016 & 2017



Month	Adjusted Scheduled Activity (UDA)	
	2016	2017
April	0	268
May	350	666
June	751	1,080
July	1,358	1,637
August	1,544	1,986
September	2,021	2,427
October	2,334	2,824
November	2,719	3,030
December	2,840	3,609
January	3,254	
February	3,819	
March	4,189	
April	4,585	
May	4,652	
June	4,652	

QUALITY

	Quantity	Base Number	Contract	AT	Region	England
% of FP17s for the same patient ID Re-attending within 3 months - Children	104	1,484	7.0%	11.7%	13.4%	12.4%
% of FP17s for the same patient ID Re-attending within 3 months - Adults	97	670	14.5%	15.5%	17.3%	16.6%
% of FP17s for the same patient ID Re-attending between 3 & 9 months - Children	896	1,484	60.4%	59.5%	58.9%	57.5%
% of FP17s for the same patient ID Re-attending between 3 & 9 months - Adults	360	670	53.7%	54.2%	52.5%	50.4%
% of FP17s for Band 1 Urgent Courses	55	1,940	2.8%	8.9%	9.3%	9.1%
% of FP17s Relating to Free Repair or Replacements	1	1,940	0.1%	0.9%	1.0%	0.8%
% of FP17s Relating to Continuations	3	1,940	0.2%	1.4%	1.5%	1.3%
% of Patients satisfied with the dentistry they have received	0	0	N/A	93.1%	93.1%	92.7%
% of Patients satisfied with the time they had to wait for an appointment	0	0	N/A	88.5%	89.8%	88.8%

* This is based on patients treated on this contract for their most recent course of treatment. Figures in italics indicate the base number of FP17s or Patient Questionnaire responses are less than 100. N/A is shown where the base number of responses is less than 10 during the period. % is calculated as Quantity/Base number*100

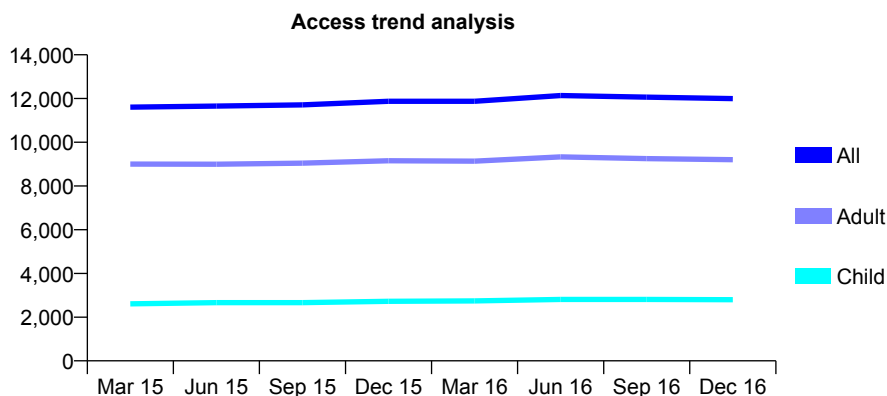
Q52 - Vital Signs At a Glance Contract Report for 151181/0001 - December 2016

Name or company name	Jackro Healthcare Services Ltd
Contract type name	GDS Contract
Purpose of contract	General
Contract start date	01/03/2008
Contract end date	

16/17 Contracted general activity (UDA)	30,000
Carry forward general activity (UDA)	995
16/17 Contracted orthodontic activity (UOA)	0
Carry forward orthodontic activity (UOA)	0
Baseline contract value	£1,010,665.37

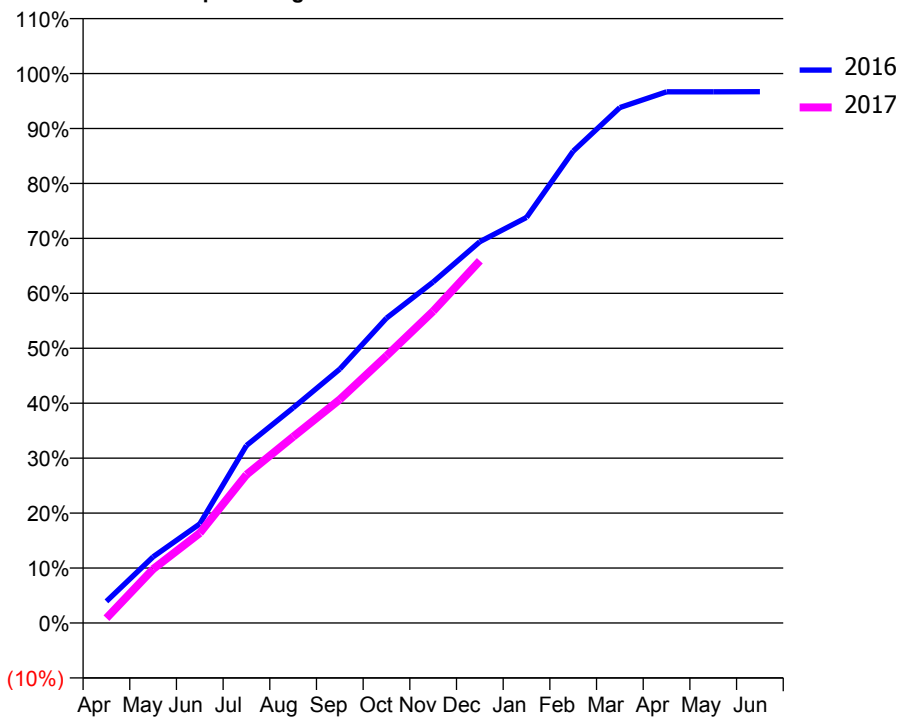
ACCESS*

Patients seen in 24 months	Total	Change since previous quarter
Quarter ending December 2015	11,876	
Quarter ending March 2016	11,873	→
Quarter ending June 2016	12,138	↑
Quarter ending September 2016	12,061	→
Quarter ending December 2016	11,996	→
Variance since December 2015	1.0%	→



ACTIVITY

Cumulative percentage of contracted UDA delivered 2016 & 2017



Month	Adjusted Scheduled Activity (UDA)	
	2016	2017
April	1,185	268
May	3,618	2,947
June	5,413	4,909
July	9,693	8,099
August	11,747	10,165
September	13,868	12,202
October	16,647	14,588
November	18,619	17,021
December	20,817	19,778
January	22,143	
February	25,760	
March	28,142	
April	29,000	
May	29,000	
June	29,005	

QUALITY

	Quantity	Base Number	Contract	AT	Region	England
% of FP17s for the same patient ID Re-attending within 3 months - Children	212	3,060	6.9%	11.7%	13.4%	12.4%
% of FP17s for the same patient ID Re-attending within 3 months - Adults	991	8,742	11.3%	15.5%	17.3%	16.6%
% of FP17s for the same patient ID Re-attending between 3 & 9 months - Children	1,617	3,060	52.8%	59.5%	58.9%	57.5%
% of FP17s for the same patient ID Re-attending between 3 & 9 months - Adults	4,048	8,742	46.3%	54.2%	52.5%	50.4%
% of FP17s for Band 1 Urgent Courses	828	11,353	7.3%	8.9%	9.3%	9.1%
% of FP17s Relating to Free Repair or Replacements	51	11,353	0.4%	0.9%	1.0%	0.8%
% of FP17s Relating to Continuations	181	11,353	1.6%	1.4%	1.5%	1.3%
% of Patients satisfied with the dentistry they have received	13	14	92.9%	93.1%	93.1%	92.7%
% of Patients satisfied with the time they had to wait for an appointment	12	14	85.7%	88.5%	89.8%	88.8%

* This is based on patients treated on this contract for their most recent course of treatment. Figures in italics indicate the base number of FP17s or Patient Questionnaire responses are less than 100. N/A is shown where the base number of responses is less than 10 during the period. % is calculated as Quantity/Base number*100

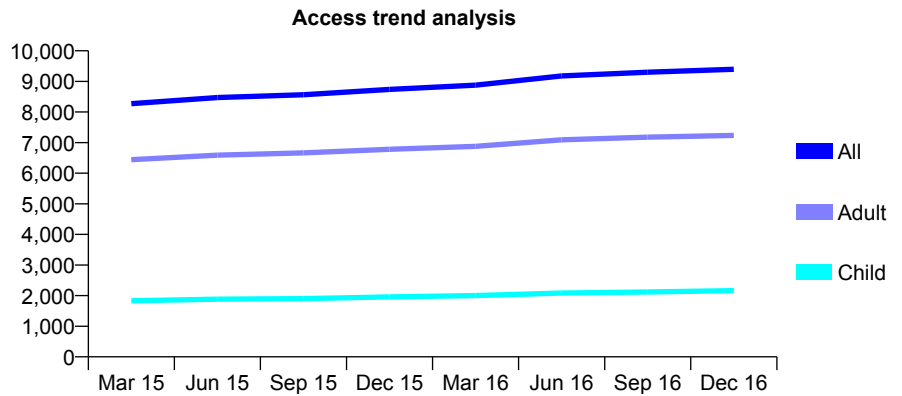
Q52 - Vital Signs At a Glance Contract Report for 151211/0001 - December 2016

Name or company name	Milne, Spencer & Harris Dental Surgeons
Contract type name	GDS Contract
Purpose of contract	General and Orthodontic
Contract start date	01/04/2010
Contract end date	

16/17 Contracted general activity (UDA)	22,000
Carry forward general activity (UDA)	-436
16/17 Contracted orthodontic activity (UOA)	650
Carry forward orthodontic activity (UOA)	0
Baseline contract value	£736,004.06

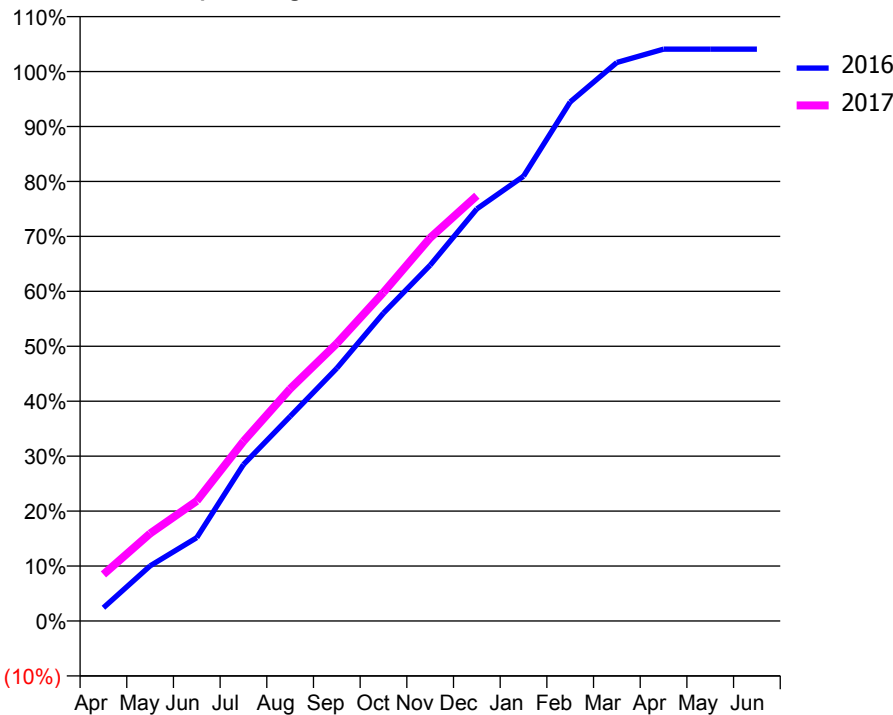
ACCESS*

Patients seen in 24 months	Total	Change since previous quarter
Quarter ending December 2015	8,739	
Quarter ending March 2016	8,880	→
Quarter ending June 2016	9,179	↑
Quarter ending September 2016	9,299	→
Quarter ending December 2016	9,398	→
Variance since December 2015	7.5%	↑



ACTIVITY

Cumulative percentage of contracted UDA delivered 2016 & 2017



Month	Adjusted Scheduled Activity (UDA)	
	2016	2017
April	531	1,867
May	2,210	3,507
June	3,338	4,807
July	6,265	7,194
August	8,193	9,295
September	10,120	11,115
October	12,330	13,155
November	14,246	15,342
December	16,499	17,029
January	17,805	
February	20,780	
March	22,362	
April	22,893	
May	22,897	
June	22,897	

QUALITY

	Quantity	Base Number	Contract	AT	Region	England
% of FP17s for the same patient ID Re-attending within 3 months - Children	228	2,095	10.9%	11.7%	13.4%	12.4%
% of FP17s for the same patient ID Re-attending within 3 months - Adults	810	5,961	13.6%	15.5%	17.3%	16.6%
% of FP17s for the same patient ID Re-attending between 3 & 9 months - Children	847	2,095	40.4%	59.5%	58.9%	57.5%
% of FP17s for the same patient ID Re-attending between 3 & 9 months - Adults	1,975	5,961	33.1%	54.2%	52.5%	50.4%
% of FP17s for Band 1 Urgent Courses	490	7,695	6.4%	8.9%	9.3%	9.1%
% of FP17s Relating to Free Repair or Replacements	68	7,695	0.9%	0.9%	1.0%	0.8%
% of FP17s Relating to Continuations	237	7,695	3.1%	1.4%	1.5%	1.3%
% of Patients satisfied with the dentistry they have received	10	10	100.0%	93.1%	93.1%	92.7%
% of Patients satisfied with the time they had to wait for an appointment	8	10	80.0%	88.5%	89.8%	88.8%

* This is based on patients treated on this contract for their most recent course of treatment. Figures in italics indicate the base number of FP17s or Patient Questionnaire responses are less than 100. N/A is shown where the base number of responses is less than 10 during the period. % is calculated as Quantity/Base number*100

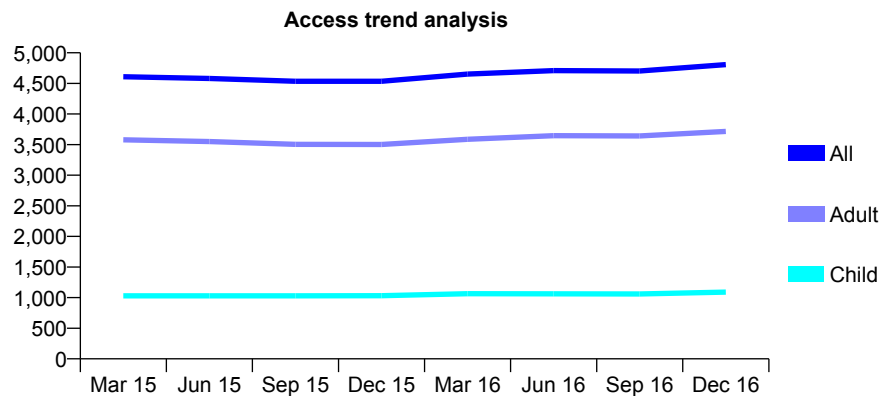
Q52 - Vital Signs At a Glance Contract Report for 151211/0002 - December 2016

Name or company name	Milne, Spencer & Harris Dental Surgeons
Contract type name	GDS Contract
Purpose of contract	General and Orthodontic
Contract start date	01/04/2010
Contract end date	

16/17 Contracted general activity (UDA)	11,795
Carry forward general activity (UDA)	79
16/17 Contracted orthodontic activity (UOA)	441
Carry forward orthodontic activity (UOA)	0
Baseline contract value	£400,256.41

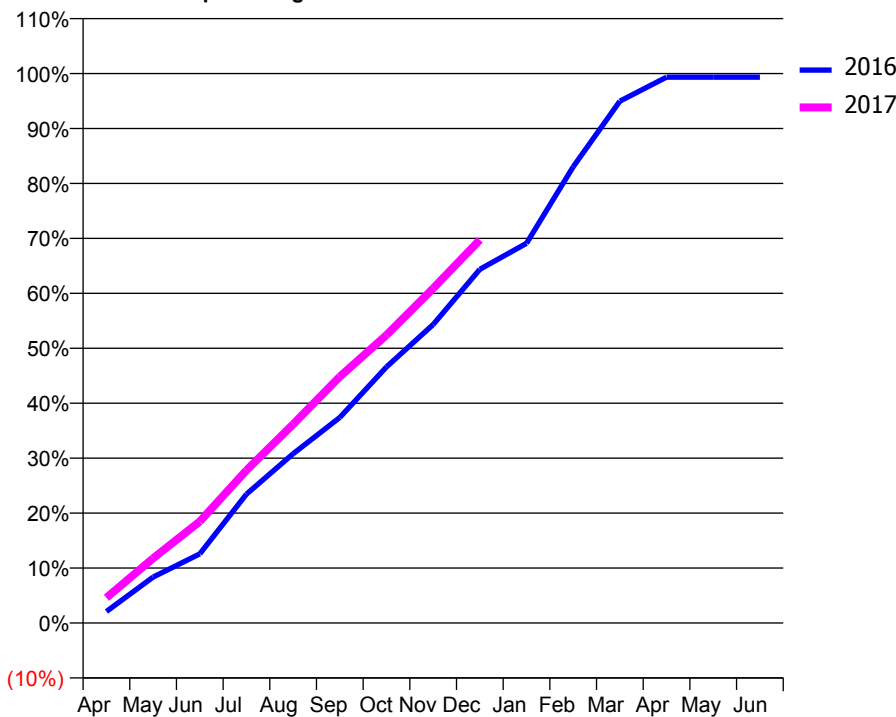
ACCESS*

Patients seen in 24 months	Total	Change since previous quarter
Quarter ending December 2015	4,534	
Quarter ending March 2016	4,652	↑
Quarter ending June 2016	4,710	→
Quarter ending September 2016	4,702	→
Quarter ending December 2016	4,807	↑
Variance since December 2015	6.0%	↑



ACTIVITY

Cumulative percentage of contracted UDA delivered 2016 & 2017



Month	Adjusted Scheduled Activity (UDA)	
	2016	2017
April	249	542
May	987	1,391
June	1,485	2,178
July	2,767	3,279
August	3,635	4,267
September	4,413	5,288
October	5,496	6,181
November	6,409	7,183
December	7,592	8,224
January	8,150	
February	9,794	
March	11,202	
April	11,716	
May	11,716	
June	11,716	

QUALITY

	Quantity	Base Number	Contract	AT	Region	England
% of FP17s for the same patient ID Re-attending within 3 months - Children	188	1,287	14.6%	11.7%	13.4%	12.4%
% of FP17s for the same patient ID Re-attending within 3 months - Adults	394	3,132	12.6%	15.5%	17.3%	16.6%
% of FP17s for the same patient ID Re-attending between 3 & 9 months - Children	584	1,287	45.4%	59.5%	58.9%	57.5%
% of FP17s for the same patient ID Re-attending between 3 & 9 months - Adults	934	3,132	29.8%	54.2%	52.5%	50.4%
% of FP17s for Band 1 Urgent Courses	336	4,122	8.2%	8.9%	9.3%	9.1%
% of FP17s Relating to Free Repair or Replacements	49	4,122	1.2%	0.9%	1.0%	0.8%
% of FP17s Relating to Continuations	114	4,122	2.8%	1.4%	1.5%	1.3%
% of Patients satisfied with the dentistry they have received	4	4	N/A	93.1%	93.1%	92.7%
% of Patients satisfied with the time they had to wait for an appointment	4	4	N/A	88.5%	89.8%	88.8%

* This is based on patients treated on this contract for their most recent course of treatment. Figures in italics indicate the base number of FP17s or Patient Questionnaire responses are less than 100. N/A is shown where the base number of responses is less than 10 during the period. % is calculated as Quantity/Base number*100

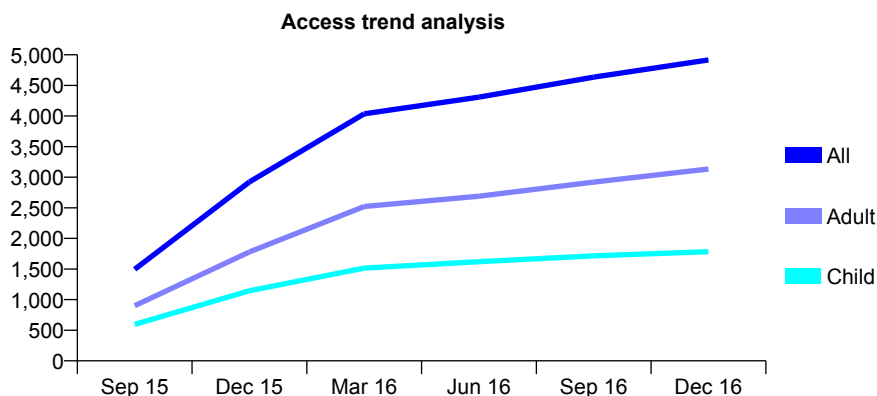
Q52 - Vital Signs At a Glance Contract Report for 151386/0002 - December 2016

Name or company name	The Centre of Advanced Dentistry Yorkshire
Contract type name	GDS Contract
Purpose of contract	General
Contract start date	01/07/2015
Contract end date	

16/17 Contracted general activity (UDA)	21,059
Carry forward general activity (UDA)	0
16/17 Contracted orthodontic activity (UOA)	0
Carry forward orthodontic activity (UOA)	0
Baseline contract value	£489,291.62

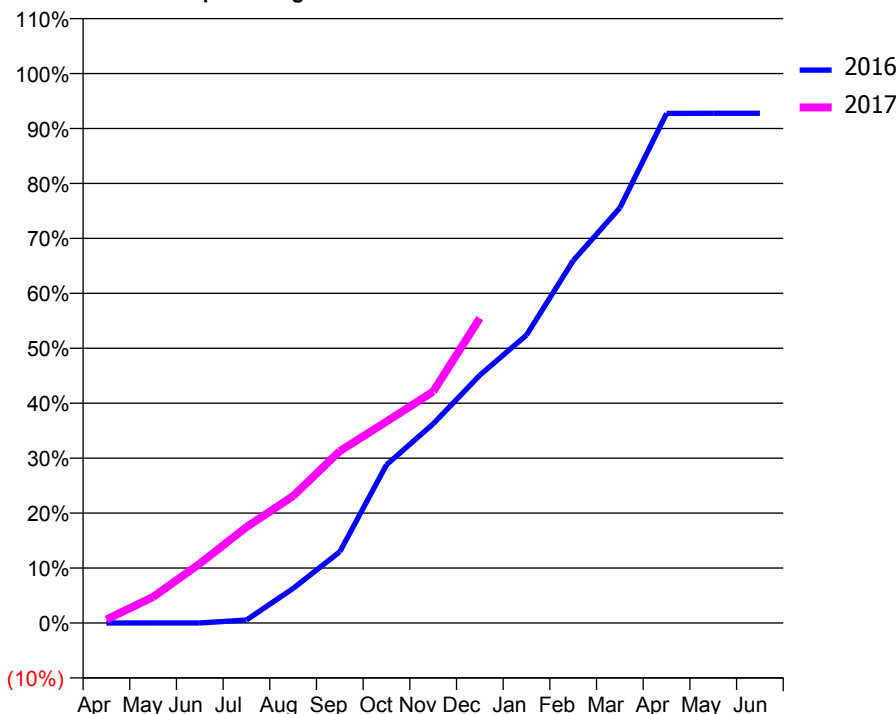
ACCESS*

Patients seen in 24 months	Total	Change since previous quarter
Quarter ending December 2015	2,923	
Quarter ending March 2016	4,036	↑
Quarter ending June 2016	4,309	↑
Quarter ending September 2016	4,636	↑
Quarter ending December 2016	4,917	↑
Variance since December 2015	68.2%	↑



ACTIVITY

Cumulative percentage of contracted UDA delivered 2016 & 2017



Month	Adjusted Scheduled Activity (UDA)	
	2016	2017
April	0	134
May	0	1,001
June	0	2,276
July	85	3,675
August	993	4,868
September	2,050	6,591
October	4,549	7,718
November	5,724	8,869
December	7,124	11,686
January	8,277	
February	10,416	
March	11,935	
April	14,648	
May	14,649	
June	14,649	

QUALITY

	Quantity	Base Number	Contract	AT	Region	England
% of FP17s for the same patient ID Re-attending within 3 months - Children	183	2,049	8.9%	11.7%	13.4%	12.4%
% of FP17s for the same patient ID Re-attending within 3 months - Adults	619	3,556	17.4%	15.5%	17.3%	16.6%
% of FP17s for the same patient ID Re-attending between 3 & 9 months - Children	1,130	2,049	55.1%	59.5%	58.9%	57.5%
% of FP17s for the same patient ID Re-attending between 3 & 9 months - Adults	1,723	3,556	48.5%	54.2%	52.5%	50.4%
% of FP17s for Band 1 Urgent Courses	341	4,706	7.2%	8.9%	9.3%	9.1%
% of FP17s Relating to Free Repair or Replacements	21	4,706	0.4%	0.9%	1.0%	0.8%
% of FP17s Relating to Continuations	26	4,706	0.6%	1.4%	1.5%	1.3%
% of Patients satisfied with the dentistry they have received	4	4	N/A	93.1%	93.1%	92.7%
% of Patients satisfied with the time they had to wait for an appointment	4	4	N/A	88.5%	89.8%	88.8%

* This is based on patients treated on this contract for their most recent course of treatment. Figures in italics indicate the base number of FP17s or Patient Questionnaire responses are less than 100. N/A is shown where the base number of responses is less than 10 during the period. % is calculated as Quantity/Base number*100

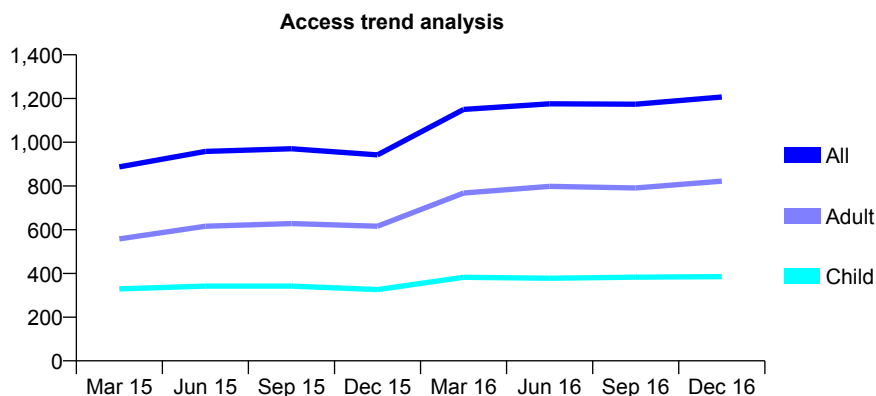
Q52 - Vital Signs At a Glance Contract Report for 151823/0001 - December 2016

Name or company name	Brighthouse Dental Team Ltd
Contract type name	GDS Contract
Purpose of contract	General
Contract start date	26/10/2013
Contract end date	

16/17 Contracted general activity (UDA)	3,400
Carry forward general activity (UDA)	126
16/17 Contracted orthodontic activity (UOA)	0
Carry forward orthodontic activity (UOA)	0
Baseline contract value	£89,942.20

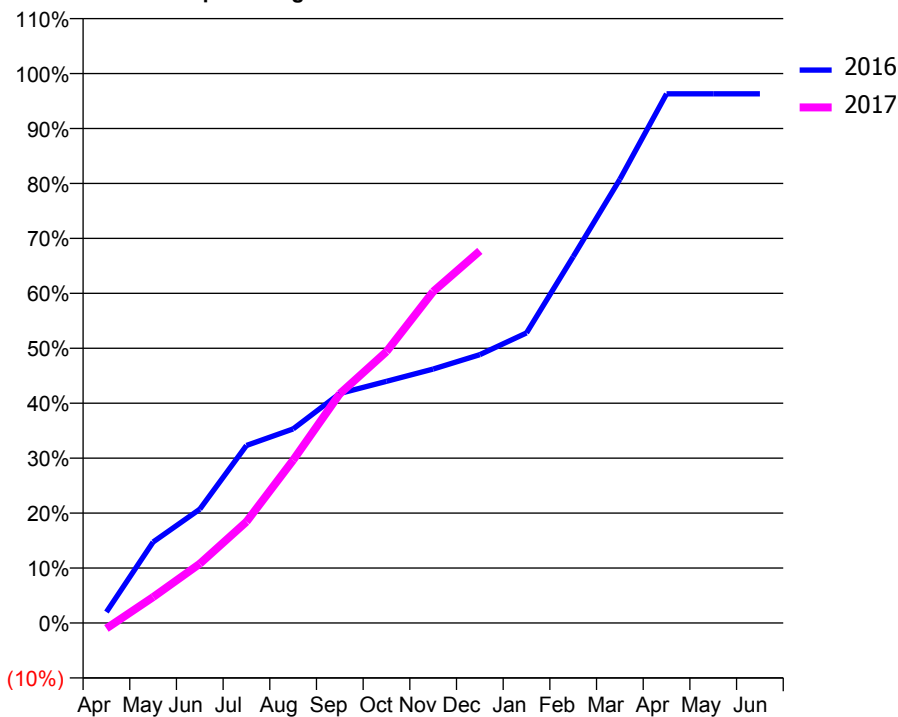
ACCESS*

Patients seen in 24 months	Total	Change since previous quarter
Quarter ending December 2015	942	
Quarter ending March 2016	1,150	↑
Quarter ending June 2016	1,176	↑
Quarter ending September 2016	1,174	→
Quarter ending December 2016	1,207	↑
Variance since December 2015	28.1%	↑



ACTIVITY

Cumulative percentage of contracted UDA delivered 2016 & 2017



Month	Adjusted Scheduled Activity (UDA)	
	2016	2017
April	68	-34
May	501	161
June	704	367
July	1,099	627
August	1,201	1,008
September	1,420	1,419
October	1,495	1,680
November	1,571	2,051
December	1,660	2,303
January	1,795	
February	2,267	
March	2,746	
April	3,274	
May	3,274	
June	3,274	

QUALITY

	Quantity	Base Number	Contract	AT	Region	England
% of FP17s for the same patient ID Re-attending within 3 months - Children	44	457	9.6%	11.7%	13.4%	12.4%
% of FP17s for the same patient ID Re-attending within 3 months - Adults	217	1,037	20.9%	15.5%	17.3%	16.6%
% of FP17s for the same patient ID Re-attending between 3 & 9 months - Children	293	457	64.1%	59.5%	58.9%	57.5%
% of FP17s for the same patient ID Re-attending between 3 & 9 months - Adults	513	1,037	49.5%	54.2%	52.5%	50.4%
% of FP17s for Band 1 Urgent Courses	133	1,345	9.9%	8.9%	9.3%	9.1%
% of FP17s Relating to Free Repair or Replacements	37	1,345	2.8%	0.9%	1.0%	0.8%
% of FP17s Relating to Continuations	9	1,345	0.7%	1.4%	1.5%	1.3%
% of Patients satisfied with the dentistry they have received	2	2	N/A	93.1%	93.1%	92.7%
% of Patients satisfied with the time they had to wait for an appointment	1	2	N/A	88.5%	89.8%	88.8%

* This is based on patients treated on this contract for their most recent course of treatment. Figures in italics indicate the base number of FP17s or Patient Questionnaire responses are less than 100. N/A is shown where the base number of responses is less than 10 during the period. % is calculated as Quantity/Base number*100

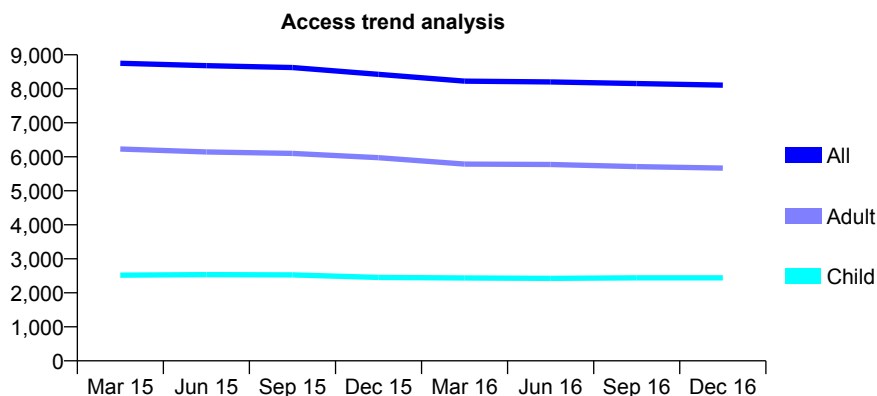
Q52 - Vital Signs At a Glance Contract Report for 154520/0001 - December 2016

Name or company name	K S Hunjan Associates Limited
Contract type name	GDS Contract
Purpose of contract	General
Contract start date	01/04/2010
Contract end date	

16/17 Contracted general activity (UDA)	25,000
Carry forward general activity (UDA)	-500
16/17 Contracted orthodontic activity (UOA)	0
Carry forward orthodontic activity (UOA)	0
Baseline contract value	£785,341.29

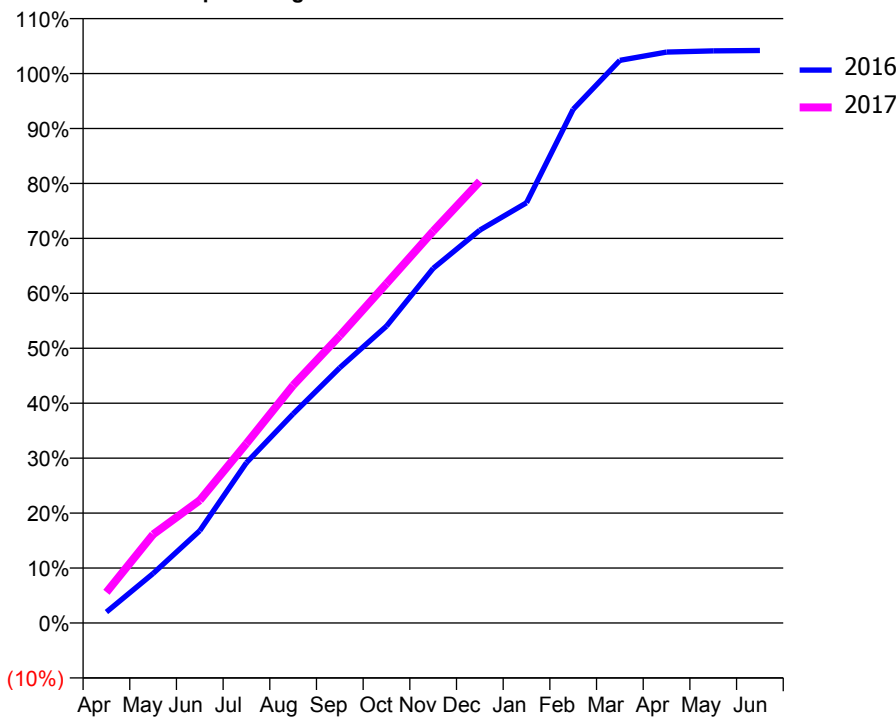
ACCESS*

Patients seen in 24 months	Total	Change since previous quarter
Quarter ending December 2015	8,427	
Quarter ending March 2016	8,225	↓
Quarter ending June 2016	8,203	→
Quarter ending September 2016	8,153	→
Quarter ending December 2016	8,109	→
Variance since December 2015	(3.8%)	↓



ACTIVITY

Cumulative percentage of contracted UDA delivered 2016 & 2017



Month	Adjusted Scheduled Activity (UDA)	
	2016	2017
April	500	1,400
May	2,254	4,030
June	4,201	5,584
July	7,293	8,171
August	9,518	10,812
September	11,614	13,070
October	13,507	15,441
November	16,136	17,829
December	17,876	20,098
January	19,120	
February	23,370	
March	25,601	
April	25,974	
May	26,030	
June	26,048	

QUALITY

	Quantity	Base Number	Contract	AT	Region	England
% of FP17s for the same patient ID Re-attending within 3 months - Children	226	2,854	7.9%	11.7%	13.4%	12.4%
% of FP17s for the same patient ID Re-attending within 3 months - Adults	1,172	6,887	17.0%	15.5%	17.3%	16.6%
% of FP17s for the same patient ID Re-attending between 3 & 9 months - Children	1,869	2,854	65.5%	59.5%	58.9%	57.5%
% of FP17s for the same patient ID Re-attending between 3 & 9 months - Adults	4,103	6,887	59.6%	54.2%	52.5%	50.4%
% of FP17s for Band 1 Urgent Courses	863	9,186	9.4%	8.9%	9.3%	9.1%
% of FP17s Relating to Free Repair or Replacements	134	9,186	1.5%	0.9%	1.0%	0.8%
% of FP17s Relating to Continuations	68	9,186	0.7%	1.4%	1.5%	1.3%
% of Patients satisfied with the dentistry they have received	18	18	100.0%	93.1%	93.1%	92.7%
% of Patients satisfied with the time they had to wait for an appointment	17	18	94.4%	88.5%	89.8%	88.8%

* This is based on patients treated on this contract for their most recent course of treatment. Figures in italics indicate the base number of FP17s or Patient Questionnaire responses are less than 100. N/A is shown where the base number of responses is less than 10 during the period. % is calculated as Quantity/Base number*100

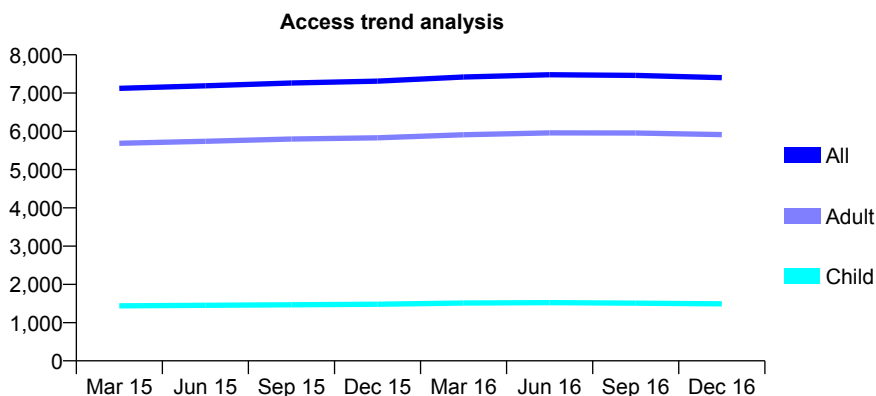
Q52 - Vital Signs At a Glance Contract Report for 154660/0001 - December 2016

Name or company name	Northgate Practice Limited
Contract type name	GDS Contract
Purpose of contract	General
Contract start date	01/06/2011
Contract end date	

16/17 Contracted general activity (UDA)	20,000
Carry forward general activity (UDA)	58
16/17 Contracted orthodontic activity (UOA)	0
Carry forward orthodontic activity (UOA)	0
Baseline contract value	£763,395.78

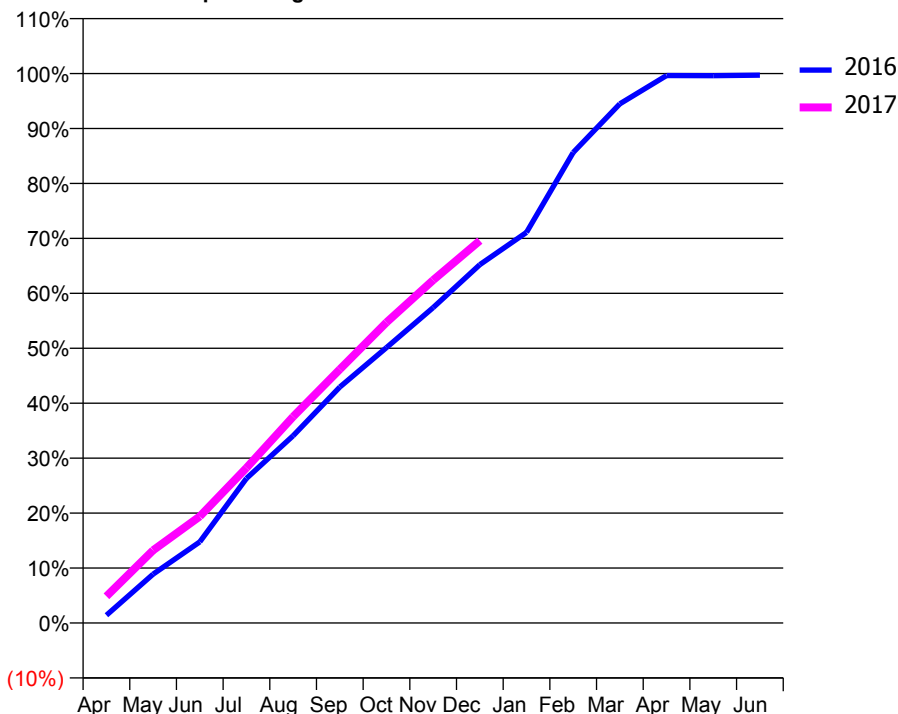
ACCESS*

Patients seen in 24 months	Total	Change since previous quarter
Quarter ending December 2015	7,312	
Quarter ending March 2016	7,420	→
Quarter ending June 2016	7,479	→
Quarter ending September 2016	7,463	→
Quarter ending December 2016	7,402	→
Variance since December 2015	1.2%	→



ACTIVITY

Cumulative percentage of contracted UDA delivered 2016 & 2017



Month	Adjusted Scheduled Activity (UDA)	
	2016	2017
April	285	975
May	1,778	2,647
June	2,953	3,881
July	5,262	5,648
August	6,818	7,510
September	8,590	9,232
October	10,026	10,940
November	11,478	12,480
December	13,045	13,917
January	14,217	
February	17,125	
March	18,898	
April	19,924	
May	19,923	
June	19,942	

QUALITY

	Quantity	Base Number	Contract	AT	Region	England
% of FP17s for the same patient ID Re-attending within 3 months - Children	121	1,772	6.8%	11.7%	13.4%	12.4%
% of FP17s for the same patient ID Re-attending within 3 months - Adults	863	6,723	12.8%	15.5%	17.3%	16.6%
% of FP17s for the same patient ID Re-attending between 3 & 9 months - Children	1,197	1,772	67.6%	59.5%	58.9%	57.5%
% of FP17s for the same patient ID Re-attending between 3 & 9 months - Adults	4,233	6,723	63.0%	54.2%	52.5%	50.4%
% of FP17s for Band 1 Urgent Courses	445	7,940	5.6%	8.9%	9.3%	9.1%
% of FP17s Relating to Free Repair or Replacements	112	7,940	1.4%	0.9%	1.0%	0.8%
% of FP17s Relating to Continuations	133	7,940	1.7%	1.4%	1.5%	1.3%
% of Patients satisfied with the dentistry they have received	11	12	91.7%	93.1%	93.1%	92.7%
% of Patients satisfied with the time they had to wait for an appointment	12	12	100.0%	88.5%	89.8%	88.8%

* This is based on patients treated on this contract for their most recent course of treatment. Figures in italics indicate the base number of FP17s or Patient Questionnaire responses are less than 100. N/A is shown where the base number of responses is less than 10 during the period. % is calculated as Quantity/Base number*100

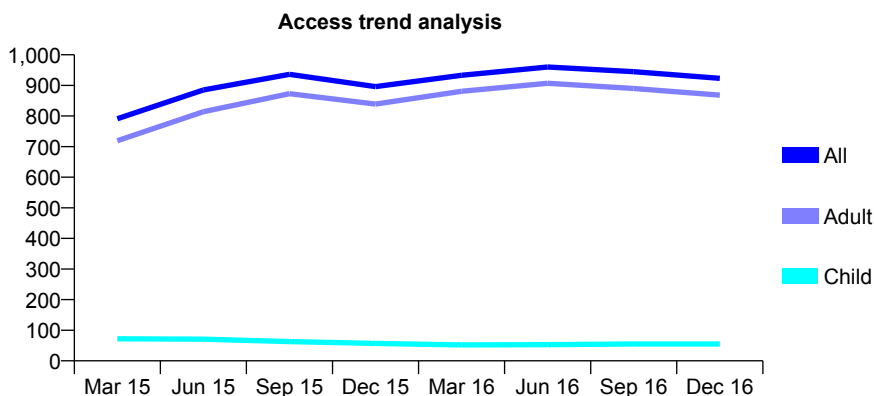
Q52 - Vital Signs At a Glance Contract Report for 156442/0001 - December 2016

Name or company name	Calderdale PCT
Contract type name	PDS Contract
Purpose of contract	General
Contract start date	01/04/2009
Contract end date	31/03/2017

16/17 Contracted general activity (UDA)	1,450
Carry forward general activity (UDA)	0
16/17 Contracted orthodontic activity (UOA)	0
Carry forward orthodontic activity (UOA)	0
Baseline contract value	£0.00

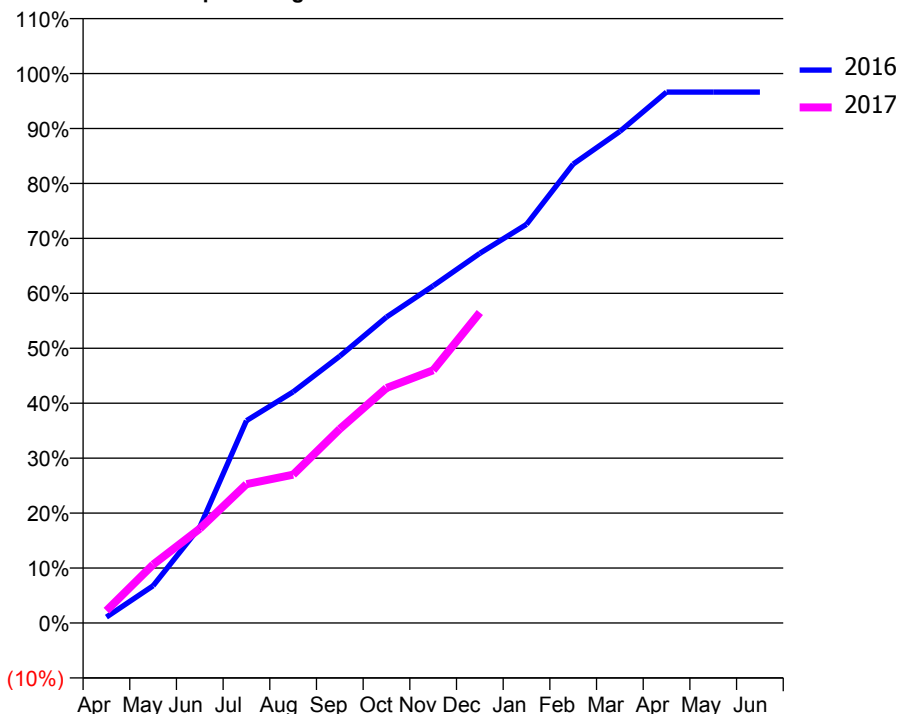
ACCESS*

Patients seen in 24 months	Total	Change since previous quarter
Quarter ending December 2015	896	
Quarter ending March 2016	933	↑
Quarter ending June 2016	960	↑
Quarter ending September 2016	945	↓
Quarter ending December 2016	923	↓
Variance since December 2015	3.0%	↑



ACTIVITY

Cumulative percentage of contracted UDA delivered 2016 & 2017



Month	Adjusted Scheduled Activity (UDA)	
	2016	2017
April	16	32
May	98	154
June	253	249
July	534	366
August	610	392
September	704	512
October	807	620
November	890	667
December	975	819
January	1,052	
February	1,211	
March	1,297	
April	1,401	
May	1,401	
June	1,401	

QUALITY

	Quantity	Base Number	Contract	AT	Region	England
% of FP17s for the same patient ID Re-attending within 3 months - Children	1	69	1.4%	11.7%	13.4%	12.4%
% of FP17s for the same patient ID Re-attending within 3 months - Adults	24	689	3.5%	15.5%	17.3%	16.6%
% of FP17s for the same patient ID Re-attending between 3 & 9 months - Children	0	69	0.0%	59.5%	58.9%	57.5%
% of FP17s for the same patient ID Re-attending between 3 & 9 months - Adults	19	689	2.8%	54.2%	52.5%	50.4%
% of FP17s for Band 1 Urgent Courses	651	671	97.0%	8.9%	9.3%	9.1%
% of FP17s Relating to Free Repair or Replacements	0	671	0.0%	0.9%	1.0%	0.8%
% of FP17s Relating to Continuations	0	671	0.0%	1.4%	1.5%	1.3%
% of Patients satisfied with the dentistry they have received	1	1	N/A	93.1%	93.1%	92.7%
% of Patients satisfied with the time they had to wait for an appointment	0	1	N/A	88.5%	89.8%	88.8%

* This is based on patients treated on this contract for their most recent course of treatment. Figures in italics indicate the base number of FP17s or Patient Questionnaire responses are less than 100. N/A is shown where the base number of responses is less than 10 during the period. % is calculated as Quantity/Base number*100

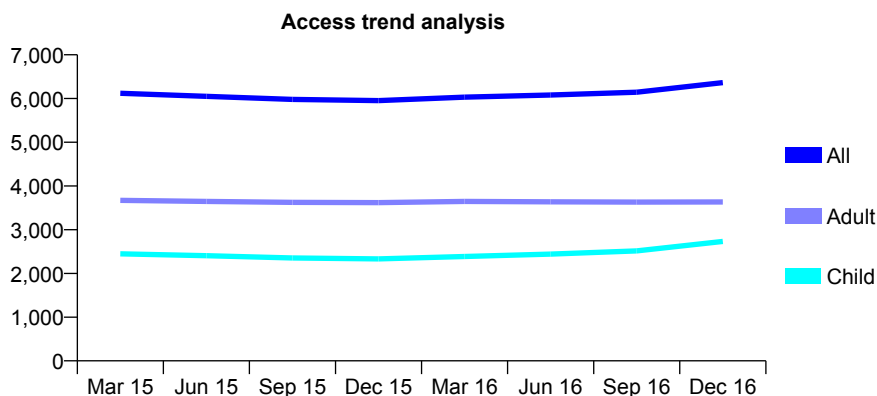
Q52 - Vital Signs At a Glance Contract Report for 156809/0001 - December 2016

Name or company name	Thornhill Dental Surgery Ltd
Contract type name	GDS Contract
Purpose of contract	General
Contract start date	01/10/2012
Contract end date	

16/17 Contracted general activity (UDA)	20,625
Carry forward general activity (UDA)	-246
16/17 Contracted orthodontic activity (UOA)	0
Carry forward orthodontic activity (UOA)	0
Baseline contract value	£726,975.69

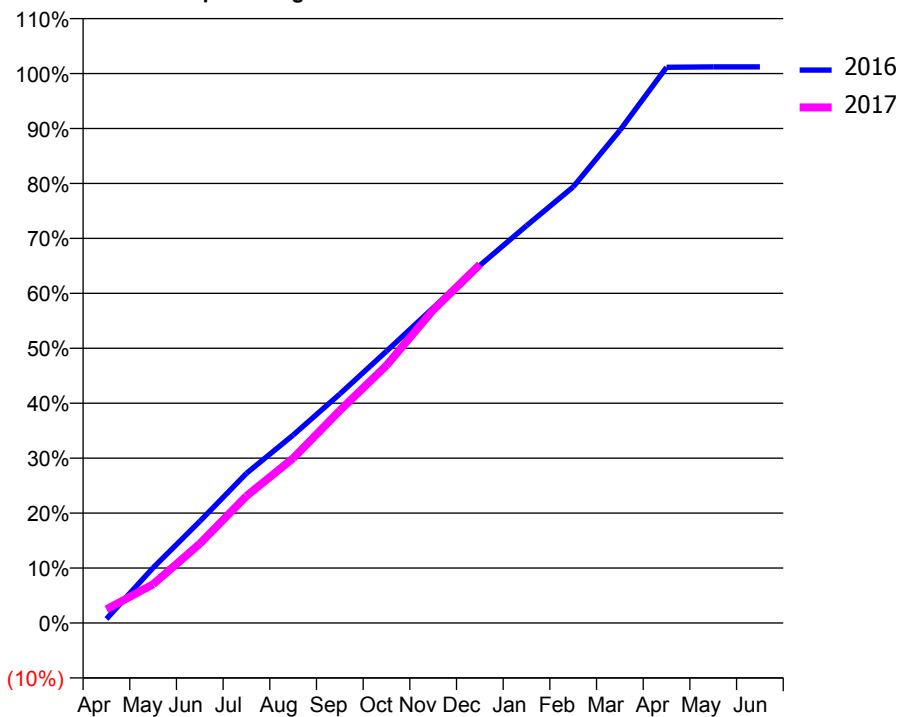
ACCESS*

Patients seen in 24 months	Total	Change since previous quarter
Quarter ending December 2015	5,952	
Quarter ending March 2016	6,032	→
Quarter ending June 2016	6,079	→
Quarter ending September 2016	6,145	→
Quarter ending December 2016	6,365	↑
Variance since December 2015	6.9%	↑



ACTIVITY

Cumulative percentage of contracted UDA delivered 2016 & 2017



Month	Adjusted Scheduled Activity (UDA)	
	2016	2017
April	152	515
May	2,075	1,455
June	3,816	2,973
July	5,617	4,766
August	7,053	6,184
September	8,596	7,978
October	10,205	9,665
November	11,831	11,752
December	13,420	13,455
January	14,913	
February	16,370	
March	18,489	
April	20,858	
May	20,873	
June	20,871	

QUALITY

	Quantity	Base Number	Contract	AT	Region	England
% of FP17s for the same patient ID Re-attending within 3 months - Children	440	4,366	10.1%	11.7%	13.4%	12.4%
% of FP17s for the same patient ID Re-attending within 3 months - Adults	405	4,006	10.1%	15.5%	17.3%	16.6%
% of FP17s for the same patient ID Re-attending between 3 & 9 months - Children	2,840	4,366	65.0%	59.5%	58.9%	57.5%
% of FP17s for the same patient ID Re-attending between 3 & 9 months - Adults	2,567	4,006	64.1%	54.2%	52.5%	50.4%
% of FP17s for Band 1 Urgent Courses	319	7,125	4.5%	8.9%	9.3%	9.1%
% of FP17s Relating to Free Repair or Replacements	65	7,125	0.9%	0.9%	1.0%	0.8%
% of FP17s Relating to Continuations	28	7,125	0.4%	1.4%	1.5%	1.3%
% of Patients satisfied with the dentistry they have received	35	36	97.2%	93.1%	93.1%	92.7%
% of Patients satisfied with the time they had to wait for an appointment	34	36	94.4%	88.5%	89.8%	88.8%

* This is based on patients treated on this contract for their most recent course of treatment. Figures in italics indicate the base number of FP17s or Patient Questionnaire responses are less than 100. N/A is shown where the base number of responses is less than 10 during the period. % is calculated as Quantity/Base number*100

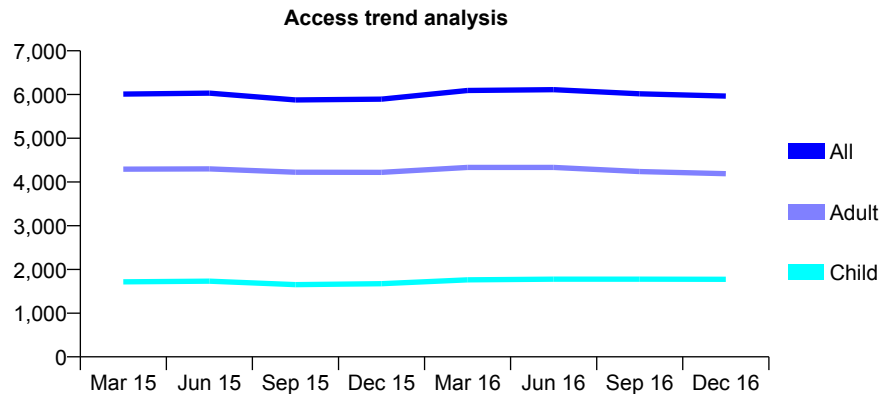
Q52 - Vital Signs At a Glance Contract Report for 158267/0001 - December 2016

Name or company name	WALRUS DENTAL CARE LTD
Contract type name	GDS Contract
Purpose of contract	General
Contract start date	01/10/2009
Contract end date	

16/17 Contracted general activity (UDA)	21,540
Carry forward general activity (UDA)	466
16/17 Contracted orthodontic activity (UOA)	0
Carry forward orthodontic activity (UOA)	0
Baseline contract value	£607,524.80

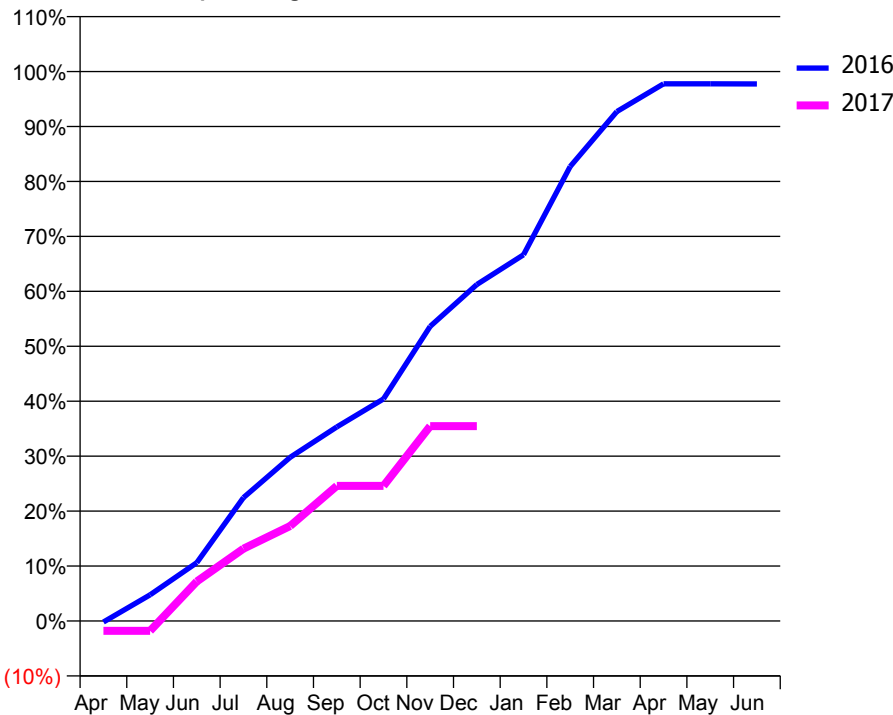
ACCESS*

Patients seen in 24 months	Total	Change since previous quarter
Quarter ending December 2015	5,894	
Quarter ending March 2016	6,093	↑
Quarter ending June 2016	6,111	→
Quarter ending September 2016	6,015	↓
Quarter ending December 2016	5,963	→
Variance since December 2015	1.2%	→



ACTIVITY

Cumulative percentage of contracted UDA delivered 2016 & 2017



Month	Adjusted Scheduled Activity (UDA)	
	2016	2017
April	-42	-389
May	977	-389
June	2,181	1,550
July	4,609	2,833
August	6,117	3,722
September	7,252	5,296
October	8,296	5,296
November	11,004	7,640
December	12,572	7,640
January	13,679	
February	16,977	
March	19,029	
April	20,066	
May	20,066	
June	20,061	

QUALITY

	Quantity	Base Number	Contract	AT	Region	England
% of FP17s for the same patient ID Re-attending within 3 months - Children	95	1,281	7.4%	11.7%	13.4%	12.4%
% of FP17s for the same patient ID Re-attending within 3 months - Adults	361	2,719	13.3%	15.5%	17.3%	16.6%
% of FP17s for the same patient ID Re-attending between 3 & 9 months - Children	713	1,281	55.7%	59.5%	58.9%	57.5%
% of FP17s for the same patient ID Re-attending between 3 & 9 months - Adults	1,560	2,719	57.4%	54.2%	52.5%	50.4%
% of FP17s for Band 1 Urgent Courses	387	3,626	10.7%	8.9%	9.3%	9.1%
% of FP17s Relating to Free Repair or Replacements	19	3,626	0.5%	0.9%	1.0%	0.8%
% of FP17s Relating to Continuations	2	3,626	0.1%	1.4%	1.5%	1.3%
% of Patients satisfied with the dentistry they have received	4	4	N/A	93.1%	93.1%	92.7%
% of Patients satisfied with the time they had to wait for an appointment	4	4	N/A	88.5%	89.8%	88.8%

* This is based on patients treated on this contract for their most recent course of treatment. Figures in italics indicate the base number of FP17s or Patient Questionnaire responses are less than 100. N/A is shown where the base number of responses is less than 10 during the period. % is calculated as Quantity/Base number*100

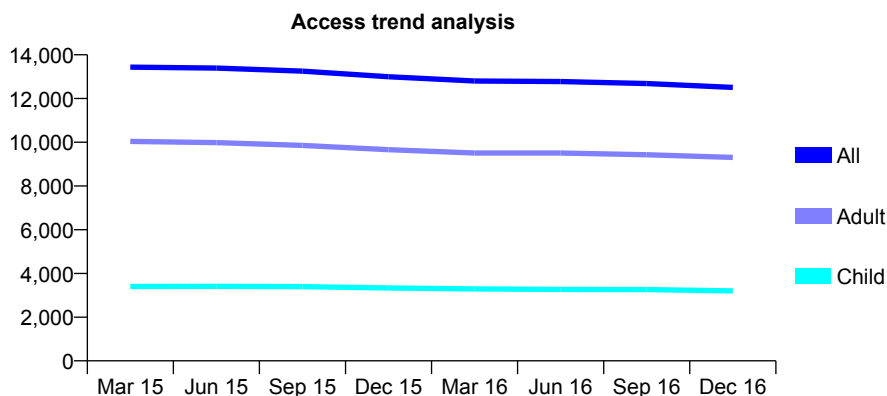
Q52 - Vital Signs At a Glance Contract Report for 159492/0001 - December 2016

Name or company name	James Taylor & Partners Ltd
Contract type name	GDS Contract
Purpose of contract	General
Contract start date	01/11/2010
Contract end date	

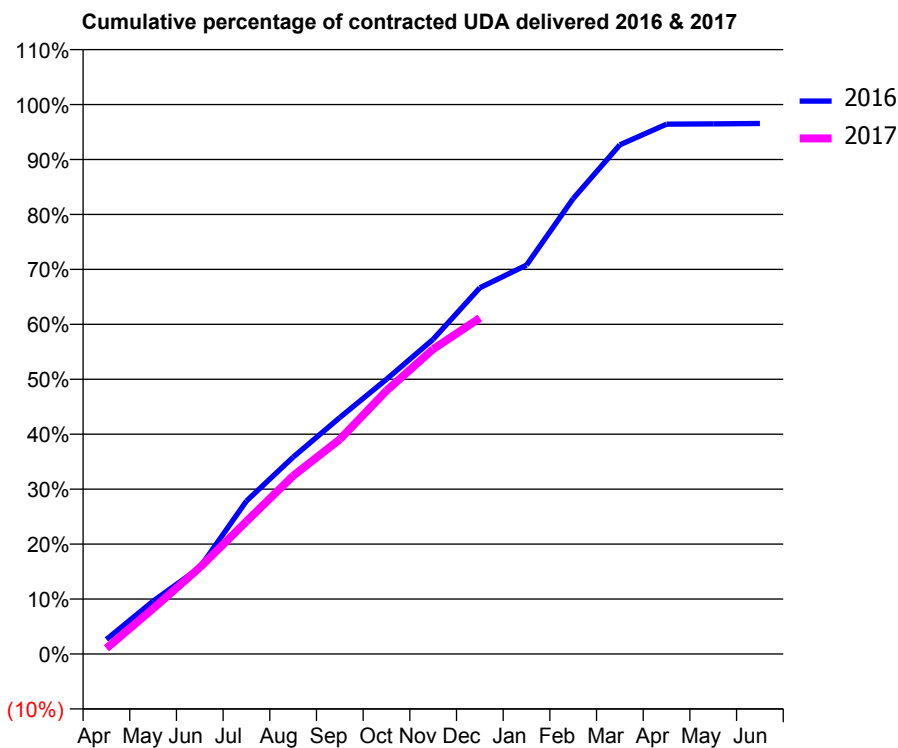
16/17 Contracted general activity (UDA)	42,343
Carry forward general activity (UDA)	1,463
16/17 Contracted orthodontic activity (UOA)	0
Carry forward orthodontic activity (UOA)	0
Baseline contract value	£1,135,084.06

ACCESS*

Patients seen in 24 months	Total	Change since previous quarter
Quarter ending December 2015	12,995	
Quarter ending March 2016	12,802	↓
Quarter ending June 2016	12,778	→
Quarter ending September 2016	12,685	→
Quarter ending December 2016	12,507	↓
Variance since December 2015	(3.8%)	↓



ACTIVITY



Month	Adjusted Scheduled Activity (UDA)	
	2016	2017
April	1,129	433
May	4,070	3,503
June	6,666	6,660
July	11,789	10,222
August	15,168	13,734
September	18,228	16,535
October	21,169	20,284
November	24,255	23,498
December	28,217	25,886
January	29,965	
February	35,100	
March	39,234	
April	40,833	
May	40,853	
June	40,880	

QUALITY

	Quantity	Base Number	Contract	AT	Region	England
% of FP17s for the same patient ID Re-attending within 3 months - Children	343	3,764	9.1%	11.7%	13.4%	12.4%
% of FP17s for the same patient ID Re-attending within 3 months - Adults	1,223	10,095	12.1%	15.5%	17.3%	16.6%
% of FP17s for the same patient ID Re-attending between 3 & 9 months - Children	2,576	3,764	68.4%	59.5%	58.9%	57.5%
% of FP17s for the same patient ID Re-attending between 3 & 9 months - Adults	6,635	10,095	65.7%	54.2%	52.5%	50.4%
% of FP17s for Band 1 Urgent Courses	694	13,078	5.3%	8.9%	9.3%	9.1%
% of FP17s Relating to Free Repair or Replacements	58	13,078	0.4%	0.9%	1.0%	0.8%
% of FP17s Relating to Continuations	84	13,078	0.6%	1.4%	1.5%	1.3%
% of Patients satisfied with the dentistry they have received	14	17	82.4%	93.1%	93.1%	92.7%
% of Patients satisfied with the time they had to wait for an appointment	13	17	76.5%	88.5%	89.8%	88.8%

* This is based on patients treated on this contract for their most recent course of treatment. Figures in italics indicate the base number of FP17s or Patient Questionnaire responses are less than 100. N/A is shown where the base number of responses is less than 10 during the period. % is calculated as Quantity/Base number*100

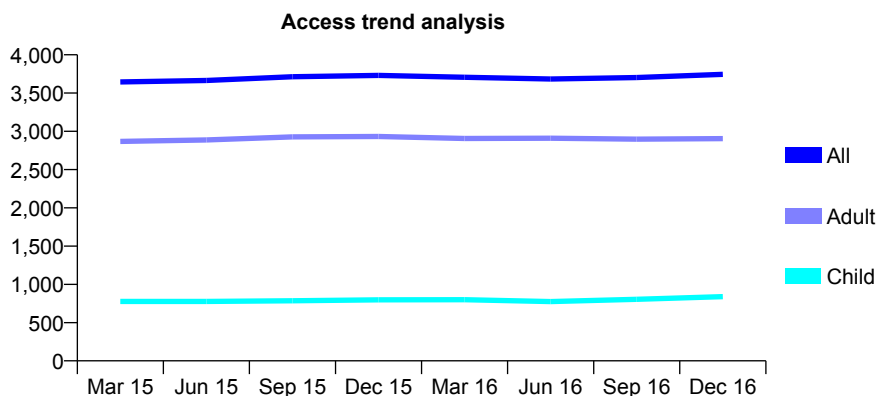
Q52 - Vital Signs At a Glance Contract Report for 159778/0001 - December 2016

Name or company name	Yorkshire Smiles Limited
Contract type name	GDS Contract
Purpose of contract	General
Contract start date	01/07/2012
Contract end date	

16/17 Contracted general activity (UDA)	16,750
Carry forward general activity (UDA)	-165
16/17 Contracted orthodontic activity (UOA)	0
Carry forward orthodontic activity (UOA)	0
Baseline contract value	£474,872.89

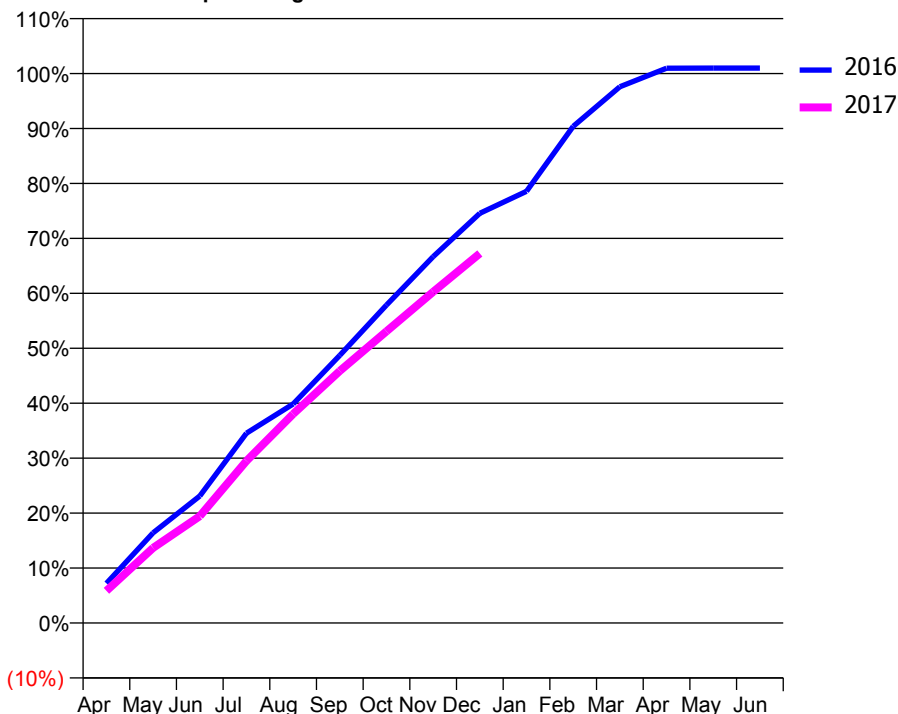
ACCESS*

Patients seen in 24 months	Total	Change since previous quarter
Quarter ending December 2015	3,731	
Quarter ending March 2016	3,706	→
Quarter ending June 2016	3,683	→
Quarter ending September 2016	3,702	→
Quarter ending December 2016	3,744	→
Variance since December 2015	0.3%	→



ACTIVITY

Cumulative percentage of contracted UDA delivered 2016 & 2017



Month	Adjusted Scheduled Activity (UDA)	
	2016	2017
April	1,208	981
May	2,750	2,292
June	3,871	3,258
July	5,787	4,942
August	6,676	6,371
September	8,161	7,684
October	9,691	8,890
November	11,166	10,095
December	12,488	11,264
January	13,160	
February	15,140	
March	16,345	
April	16,911	
May	16,915	
June	16,915	

QUALITY

	Quantity	Base Number	Contract	AT	Region	England
% of FP17s for the same patient ID Re-attending within 3 months - Children	107	931	11.5%	11.7%	13.4%	12.4%
% of FP17s for the same patient ID Re-attending within 3 months - Adults	680	3,609	18.8%	15.5%	17.3%	16.6%
% of FP17s for the same patient ID Re-attending between 3 & 9 months - Children	491	931	52.7%	59.5%	58.9%	57.5%
% of FP17s for the same patient ID Re-attending between 3 & 9 months - Adults	2,136	3,609	59.2%	54.2%	52.5%	50.4%
% of FP17s for Band 1 Urgent Courses	239	4,306	5.6%	8.9%	9.3%	9.1%
% of FP17s Relating to Free Repair or Replacements	39	4,306	0.9%	0.9%	1.0%	0.8%
% of FP17s Relating to Continuations	204	4,306	4.7%	1.4%	1.5%	1.3%
% of Patients satisfied with the dentistry they have received	5	5	N/A	93.1%	93.1%	92.7%
% of Patients satisfied with the time they had to wait for an appointment	5	5	N/A	88.5%	89.8%	88.8%

* This is based on patients treated on this contract for their most recent course of treatment. Figures in italics indicate the base number of FP17s or Patient Questionnaire responses are less than 100. N/A is shown where the base number of responses is less than 10 during the period. % is calculated as Quantity/Base number*100

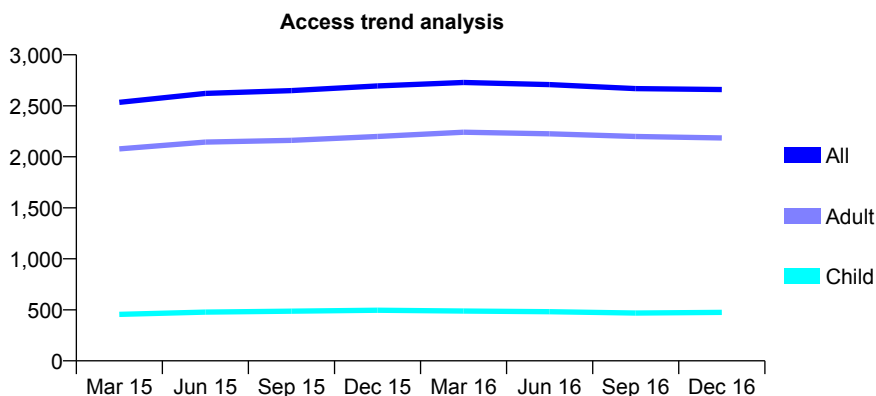
Q52 - Vital Signs At a Glance Contract Report for 160962/0001 - December 2016

Name or company name	Chris Anderson Dental Surgeon Limited
Contract type name	GDS Contract
Purpose of contract	General
Contract start date	01/05/2012
Contract end date	

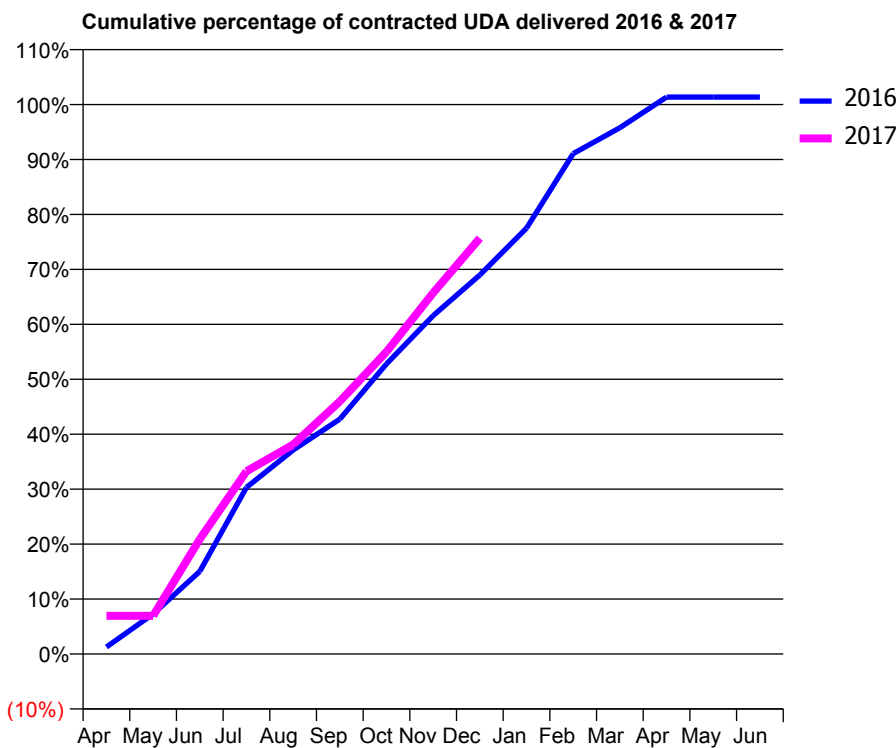
16/17 Contracted general activity (UDA)	5,910
Carry forward general activity (UDA)	-79
16/17 Contracted orthodontic activity (UOA)	0
Carry forward orthodontic activity (UOA)	0
Baseline contract value	£174,255.39

ACCESS*

Patients seen in 24 months	Total	Change since previous quarter
Quarter ending December 2015	2,695	
Quarter ending March 2016	2,729	→
Quarter ending June 2016	2,708	→
Quarter ending September 2016	2,668	↓
Quarter ending December 2016	2,660	→
Variance since December 2015	(1.3%)	↓



ACTIVITY



Month	Adjusted Scheduled Activity (UDA)	
	2016	2017
April	76	412
May	431	412
June	889	1,235
July	1,792	1,966
August	2,194	2,253
September	2,526	2,718
October	3,120	3,250
November	3,640	3,884
December	4,076	4,472
January	4,580	
February	5,381	
March	5,660	
April	5,989	
May	5,989	
June	5,989	

QUALITY

	Quantity	Base Number	Contract	AT	Region	England
% of FP17s for the same patient ID Re-attending within 3 months - Children	18	494	3.6%	11.7%	13.4%	12.4%
% of FP17s for the same patient ID Re-attending within 3 months - Adults	212	2,304	9.2%	15.5%	17.3%	16.6%
% of FP17s for the same patient ID Re-attending between 3 & 9 months - Children	272	494	55.1%	59.5%	58.9%	57.5%
% of FP17s for the same patient ID Re-attending between 3 & 9 months - Adults	1,336	2,304	58.0%	54.2%	52.5%	50.4%
% of FP17s for Band 1 Urgent Courses	87	2,160	4.0%	8.9%	9.3%	9.1%
% of FP17s Relating to Free Repair or Replacements	8	2,160	0.4%	0.9%	1.0%	0.8%
% of FP17s Relating to Continuations	15	2,160	0.7%	1.4%	1.5%	1.3%
% of Patients satisfied with the dentistry they have received	2	2	N/A	93.1%	93.1%	92.7%
% of Patients satisfied with the time they had to wait for an appointment	2	2	N/A	88.5%	89.8%	88.8%

* This is based on patients treated on this contract for their most recent course of treatment. Figures in italics indicate the base number of FP17s or Patient Questionnaire responses are less than 100. N/A is shown where the base number of responses is less than 10 during the period. % is calculated as Quantity/Base number*100

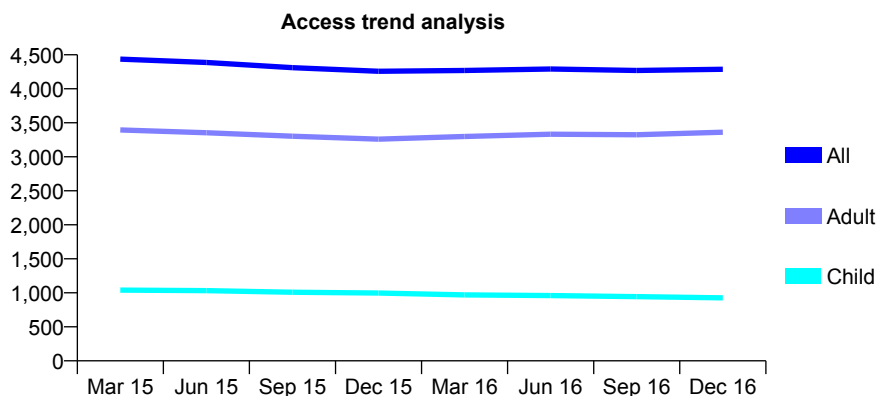
Q52 - Vital Signs At a Glance Contract Report for 161071/0001 - December 2016

Name or company name	Nichols and Fisher Dental Care
Contract type name	GDS Contract
Purpose of contract	General
Contract start date	01/08/2006
Contract end date	

16/17 Contracted general activity (UDA)	11,228
Carry forward general activity (UDA)	98
16/17 Contracted orthodontic activity (UOA)	0
Carry forward orthodontic activity (UOA)	0
Baseline contract value	£384,290.69

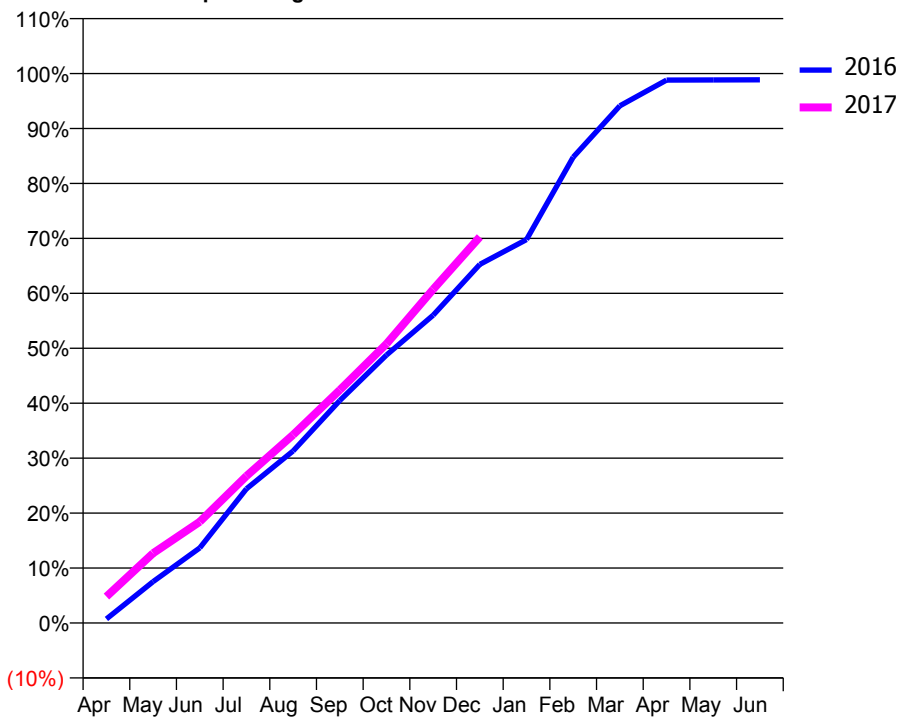
ACCESS*

Patients seen in 24 months	Total	Change since previous quarter
Quarter ending December 2015	4,258	
Quarter ending March 2016	4,269	→
Quarter ending June 2016	4,292	→
Quarter ending September 2016	4,269	→
Quarter ending December 2016	4,287	→
Variance since December 2015	0.7%	→



ACTIVITY

Cumulative percentage of contracted UDA delivered 2016 & 2017



Month	Adjusted Scheduled Activity (UDA)	
	2016	2017
April	83	541
May	846	1,426
June	1,536	2,070
July	2,742	3,004
August	3,517	3,847
September	4,547	4,762
October	5,474	5,705
November	6,289	6,818
December	7,328	7,889
January	7,836	
February	9,518	
March	10,567	
April	11,092	
May	11,097	
June	11,098	

QUALITY

	Quantity	Base Number	Contract	AT	Region	England
% of FP17s for the same patient ID Re-attending within 3 months - Children	55	1,134	4.9%	11.7%	13.4%	12.4%
% of FP17s for the same patient ID Re-attending within 3 months - Adults	447	3,388	13.2%	15.5%	17.3%	16.6%
% of FP17s for the same patient ID Re-attending between 3 & 9 months - Children	742	1,134	65.4%	59.5%	58.9%	57.5%
% of FP17s for the same patient ID Re-attending between 3 & 9 months - Adults	1,303	3,388	38.5%	54.2%	52.5%	50.4%
% of FP17s for Band 1 Urgent Courses	362	4,281	8.5%	8.9%	9.3%	9.1%
% of FP17s Relating to Free Repair or Replacements	59	4,281	1.4%	0.9%	1.0%	0.8%
% of FP17s Relating to Continuations	49	4,281	1.1%	1.4%	1.5%	1.3%
% of Patients satisfied with the dentistry they have received	9	9	N/A	93.1%	93.1%	92.7%
% of Patients satisfied with the time they had to wait for an appointment	9	9	N/A	88.5%	89.8%	88.8%

* This is based on patients treated on this contract for their most recent course of treatment. Figures in italics indicate the base number of FP17s or Patient Questionnaire responses are less than 100. N/A is shown where the base number of responses is less than 10 during the period. % is calculated as Quantity/Base number*100

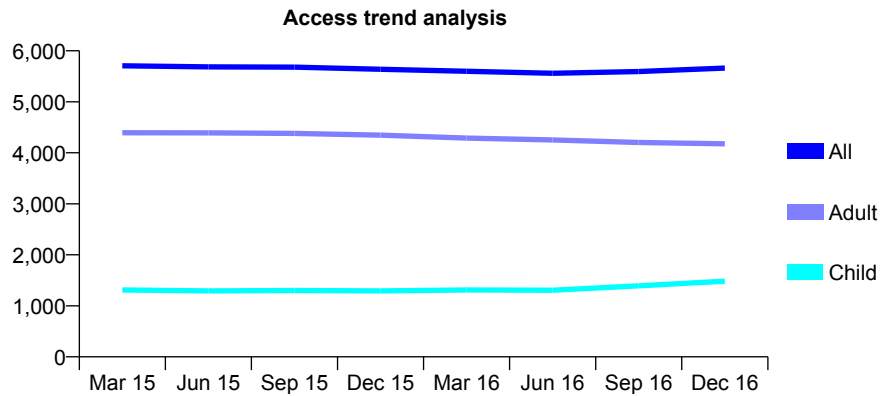
Q52 - Vital Signs At a Glance Contract Report for 161942/0001 - December 2016

Name or company name	Greenhead Dental Practice Limited
Contract type name	GDS Contract
Purpose of contract	General
Contract start date	01/11/2008
Contract end date	

16/17 Contracted general activity (UDA)	18,600
Carry forward general activity (UDA)	104
16/17 Contracted orthodontic activity (UOA)	0
Carry forward orthodontic activity (UOA)	0
Baseline contract value	£473,169.64

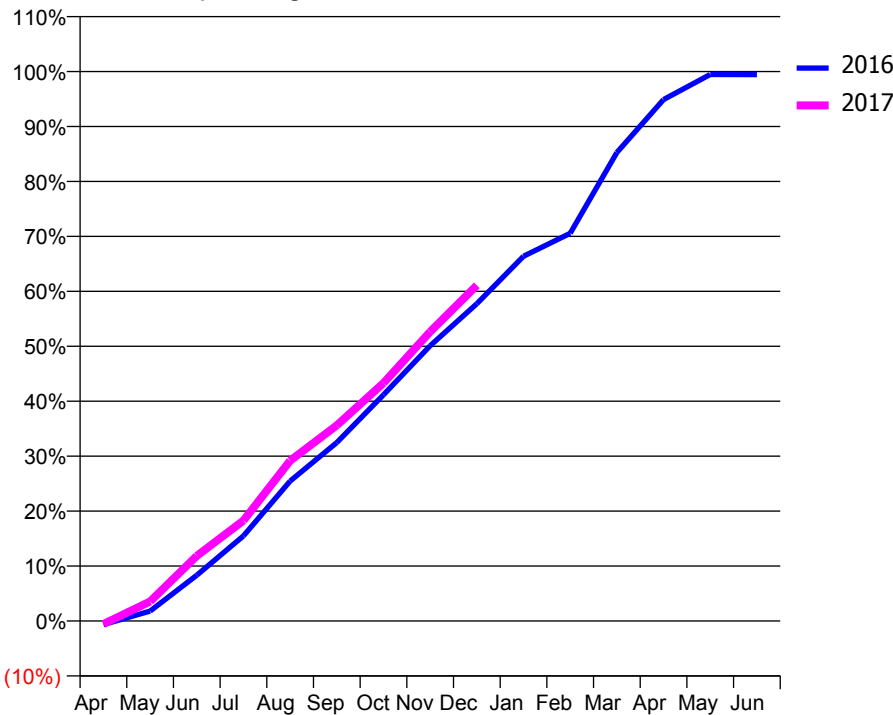
ACCESS*

Patients seen in 24 months	Total	Change since previous quarter
Quarter ending December 2015	5,638	
Quarter ending March 2016	5,598	→
Quarter ending June 2016	5,559	→
Quarter ending September 2016	5,594	→
Quarter ending December 2016	5,661	→
Variance since December 2015	0.4%	→



ACTIVITY

Cumulative percentage of contracted UDA delivered 2016 & 2017



Month	Adjusted Scheduled Activity (UDA)	
	2016	2017
April	-123	-104
May	335	661
June	1,549	2,205
July	2,883	3,400
August	4,737	5,429
September	6,040	6,623
October	7,656	8,054
November	9,316	9,793
December	10,741	11,364
January	12,348	
February	13,123	
March	15,858	
April	17,649	
May	18,497	
June	18,496	

QUALITY

	Quantity	Base Number	Contract	AT	Region	England
% of FP17s for the same patient ID Re-attending within 3 months - Children	180	1,891	9.5%	11.7%	13.4%	12.4%
% of FP17s for the same patient ID Re-attending within 3 months - Adults	1,079	5,619	19.2%	15.5%	17.3%	16.6%
% of FP17s for the same patient ID Re-attending between 3 & 9 months - Children	1,140	1,891	60.3%	59.5%	58.9%	57.5%
% of FP17s for the same patient ID Re-attending between 3 & 9 months - Adults	3,545	5,619	63.1%	54.2%	52.5%	50.4%
% of FP17s for Band 1 Urgent Courses	233	6,243	3.7%	8.9%	9.3%	9.1%
% of FP17s Relating to Free Repair or Replacements	73	6,243	1.2%	0.9%	1.0%	0.8%
% of FP17s Relating to Continuations	190	6,243	3.0%	1.4%	1.5%	1.3%
% of Patients satisfied with the dentistry they have received	5	5	N/A	93.1%	93.1%	92.7%
% of Patients satisfied with the time they had to wait for an appointment	5	5	N/A	88.5%	89.8%	88.8%

* This is based on patients treated on this contract for their most recent course of treatment. Figures in italics indicate the base number of FP17s or Patient Questionnaire responses are less than 100. N/A is shown where the base number of responses is less than 10 during the period. % is calculated as Quantity/Base number*100

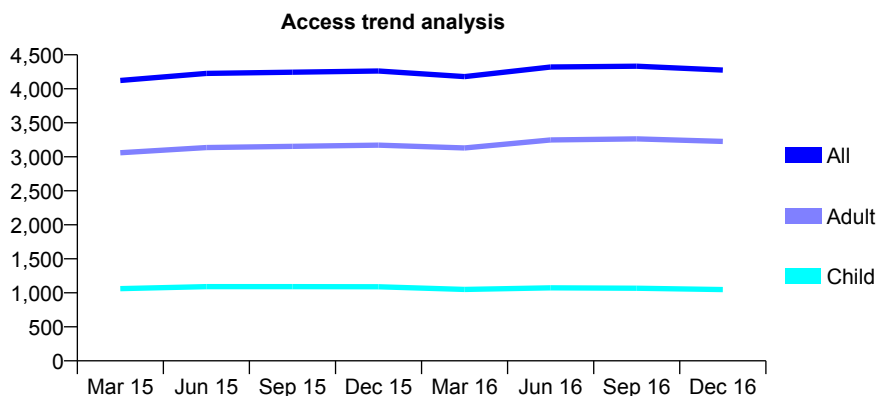
Q52 - Vital Signs At a Glance Contract Report for 162892/0001 - December 2016

Name or company name	Royd House Dental Practice Limited
Contract type name	GDS Contract
Purpose of contract	General
Contract start date	01/04/2007
Contract end date	

16/17 Contracted general activity (UDA)	12,786
Carry forward general activity (UDA)	0
16/17 Contracted orthodontic activity (UOA)	0
Carry forward orthodontic activity (UOA)	0
Baseline contract value	£295,085.19

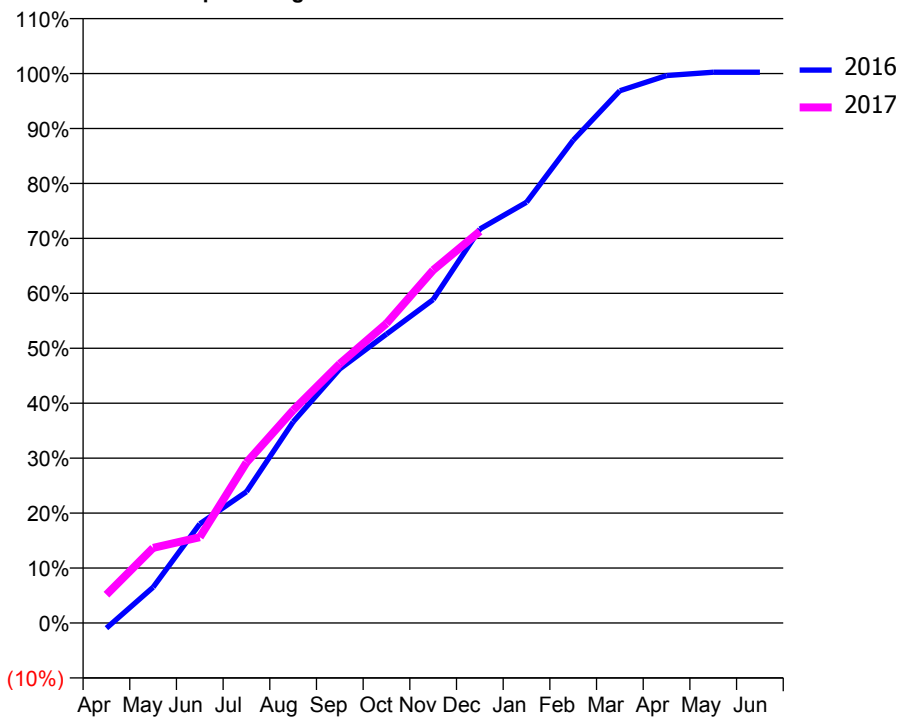
ACCESS*

Patients seen in 24 months	Total	Change since previous quarter
Quarter ending December 2015	4,262	
Quarter ending March 2016	4,180	↓
Quarter ending June 2016	4,321	↑
Quarter ending September 2016	4,332	→
Quarter ending December 2016	4,276	↓
Variance since December 2015	0.3%	→



ACTIVITY

Cumulative percentage of contracted UDA delivered 2016 & 2017



Month	Adjusted Scheduled Activity (UDA)	
	2016	2017
April	-122	658
May	832	1,747
June	2,307	1,996
July	3,055	3,735
August	4,681	4,951
September	5,912	6,032
October	6,721	6,971
November	7,525	8,211
December	9,168	9,115
January	9,792	
February	11,233	
March	12,383	
April	12,739	
May	12,815	
June	12,815	

QUALITY

	Quantity	Base Number	Contract	AT	Region	England
% of FP17s for the same patient ID Re-attending within 3 months - Children	134	1,488	9.0%	11.7%	13.4%	12.4%
% of FP17s for the same patient ID Re-attending within 3 months - Adults	651	4,367	14.9%	15.5%	17.3%	16.6%
% of FP17s for the same patient ID Re-attending between 3 & 9 months - Children	1,047	1,488	70.4%	59.5%	58.9%	57.5%
% of FP17s for the same patient ID Re-attending between 3 & 9 months - Adults	2,979	4,367	68.2%	54.2%	52.5%	50.4%
% of FP17s for Band 1 Urgent Courses	128	4,811	2.7%	8.9%	9.3%	9.1%
% of FP17s Relating to Free Repair or Replacements	57	4,811	1.2%	0.9%	1.0%	0.8%
% of FP17s Relating to Continuations	97	4,811	2.0%	1.4%	1.5%	1.3%
% of Patients satisfied with the dentistry they have received	10	10	100.0%	93.1%	93.1%	92.7%
% of Patients satisfied with the time they had to wait for an appointment	10	10	100.0%	88.5%	89.8%	88.8%

* This is based on patients treated on this contract for their most recent course of treatment. Figures in italics indicate the base number of FP17s or Patient Questionnaire responses are less than 100. N/A is shown where the base number of responses is less than 10 during the period. % is calculated as Quantity/Base number*100

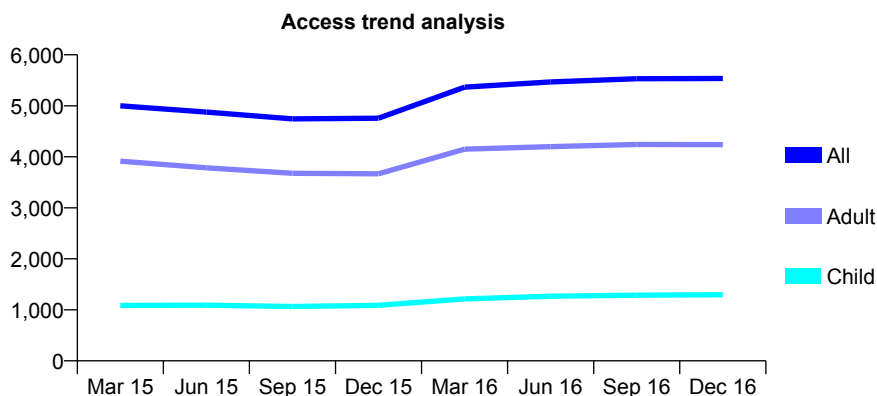
Q52 - Vital Signs At a Glance Contract Report for 162965/0001 - December 2016

Name or company name	Clarendon Dental Spa (Leeds) Ltd
Contract type name	GDS Contract
Purpose of contract	General
Contract start date	01/10/2008
Contract end date	

16/17 Contracted general activity (UDA)	13,200
Carry forward general activity (UDA)	-264
16/17 Contracted orthodontic activity (UOA)	0
Carry forward orthodontic activity (UOA)	0
Baseline contract value	£343,749.65

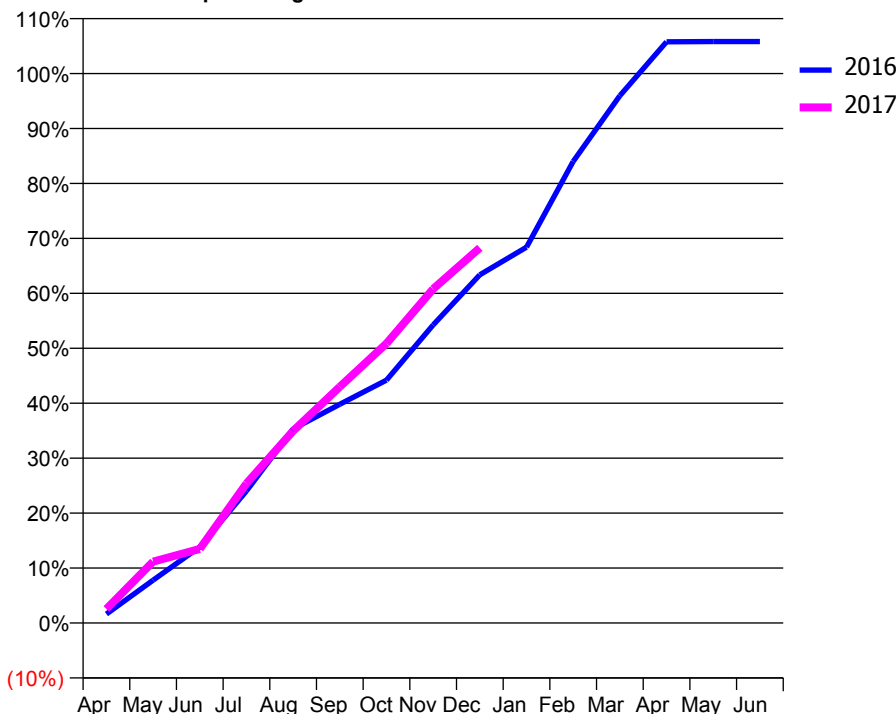
ACCESS*

Patients seen in 24 months	Total	Change since previous quarter
Quarter ending December 2015	4,756	
Quarter ending March 2016	5,366	↑
Quarter ending June 2016	5,468	→
Quarter ending September 2016	5,530	→
Quarter ending December 2016	5,535	→
Variance since December 2015	16.4%	↑



ACTIVITY

Cumulative percentage of contracted UDA delivered 2016 & 2017



Month	Adjusted Scheduled Activity (UDA)	
	2016	2017
April	217	338
May	1,031	1,474
June	1,827	1,779
July	3,174	3,351
August	4,662	4,615
September	5,256	5,675
October	5,836	6,716
November	7,162	8,024
December	8,366	9,011
January	9,027	
February	11,088	
March	12,668	
April	13,961	
May	13,966	
June	13,968	

QUALITY

	Quantity	Base Number	Contract	AT	Region	England
% of FP17s for the same patient ID Re-attending within 3 months - Children	141	1,333	10.6%	11.7%	13.4%	12.4%
% of FP17s for the same patient ID Re-attending within 3 months - Adults	528	3,943	13.4%	15.5%	17.3%	16.6%
% of FP17s for the same patient ID Re-attending between 3 & 9 months - Children	761	1,333	57.1%	59.5%	58.9%	57.5%
% of FP17s for the same patient ID Re-attending between 3 & 9 months - Adults	2,057	3,943	52.2%	54.2%	52.5%	50.4%
% of FP17s for Band 1 Urgent Courses	474	4,717	10.0%	8.9%	9.3%	9.1%
% of FP17s Relating to Free Repair or Replacements	20	4,717	0.4%	0.9%	1.0%	0.8%
% of FP17s Relating to Continuations	15	4,717	0.3%	1.4%	1.5%	1.3%
% of Patients satisfied with the dentistry they have received	2	2	N/A	93.1%	93.1%	92.7%
% of Patients satisfied with the time they had to wait for an appointment	1	2	N/A	88.5%	89.8%	88.8%

* This is based on patients treated on this contract for their most recent course of treatment. Figures in italics indicate the base number of FP17s or Patient Questionnaire responses are less than 100. N/A is shown where the base number of responses is less than 10 during the period. % is calculated as Quantity/Base number*100

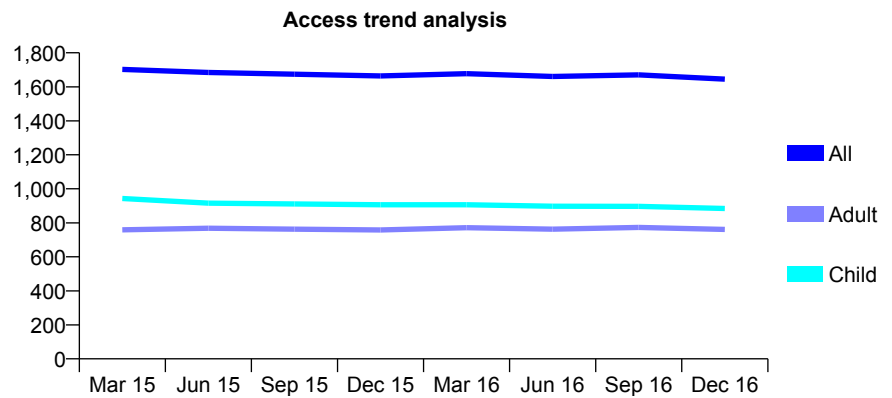
Q52 - Vital Signs At a Glance Contract Report for 164240/0001 - December 2016

Name or company name	Acorn Villas Dental Practice
Contract type name	GDS Contract
Purpose of contract	General
Contract start date	01/04/2013
Contract end date	

16/17 Contracted general activity (UDA)	5,926
Carry forward general activity (UDA)	0
16/17 Contracted orthodontic activity (UOA)	0
Carry forward orthodontic activity (UOA)	0
Baseline contract value	£163,279.01

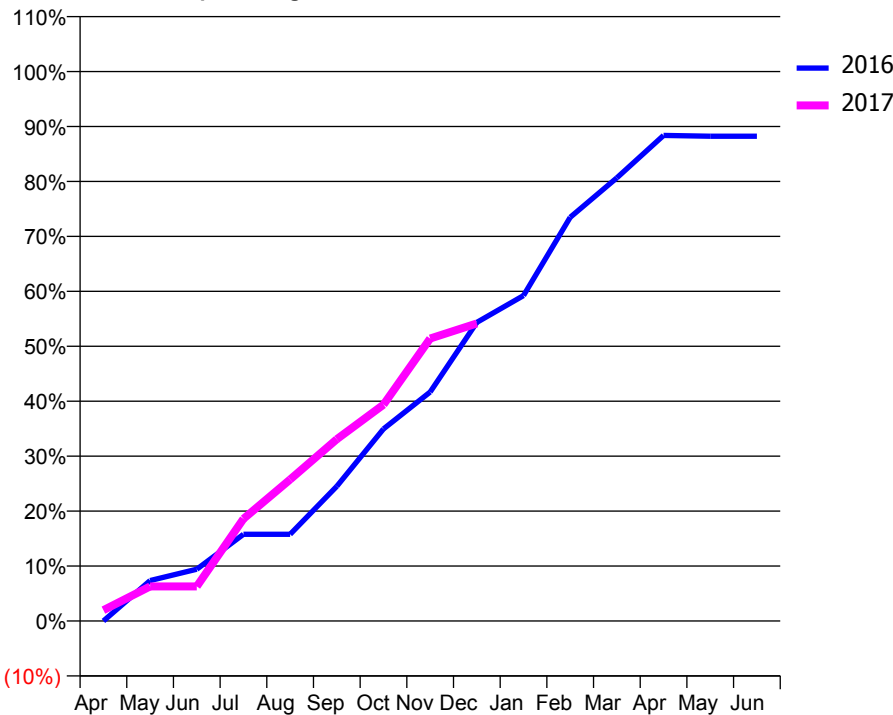
ACCESS*

Patients seen in 24 months	Total	Change since previous quarter
Quarter ending December 2015	1,664	
Quarter ending March 2016	1,677	→
Quarter ending June 2016	1,661	→
Quarter ending September 2016	1,670	→
Quarter ending December 2016	1,645	↓
Variance since December 2015	(1.1%)	↓



ACTIVITY

Cumulative percentage of contracted UDA delivered 2016 & 2017



Month	Adjusted Scheduled Activity (UDA)	
	2016	2017
April	0	117
May	437	373
June	559	373
July	936	1,102
August	936	1,526
September	1,453	1,960
October	2,071	2,334
November	2,470	3,046
December	3,220	3,208
January	3,510	
February	4,354	
March	4,780	
April	5,236	
May	5,227	
June	5,227	

QUALITY

	Quantity	Base Number	Contract	AT	Region	England
% of FP17s for the same patient ID Re-attending within 3 months - Children	141	1,342	10.5%	11.7%	13.4%	12.4%
% of FP17s for the same patient ID Re-attending within 3 months - Adults	84	689	12.2%	15.5%	17.3%	16.6%
% of FP17s for the same patient ID Re-attending between 3 & 9 months - Children	947	1,342	70.6%	59.5%	58.9%	57.5%
% of FP17s for the same patient ID Re-attending between 3 & 9 months - Adults	470	689	68.2%	54.2%	52.5%	50.4%
% of FP17s for Band 1 Urgent Courses	52	1,801	2.9%	8.9%	9.3%	9.1%
% of FP17s Relating to Free Repair or Replacements	1	1,801	0.1%	0.9%	1.0%	0.8%
% of FP17s Relating to Continuations	3	1,801	0.2%	1.4%	1.5%	1.3%
% of Patients satisfied with the dentistry they have received	1	1	N/A	93.1%	93.1%	92.7%
% of Patients satisfied with the time they had to wait for an appointment	1	1	N/A	88.5%	89.8%	88.8%

* This is based on patients treated on this contract for their most recent course of treatment. Figures in italics indicate the base number of FP17s or Patient Questionnaire responses are less than 100. N/A is shown where the base number of responses is less than 10 during the period. % is calculated as Quantity/Base number*100

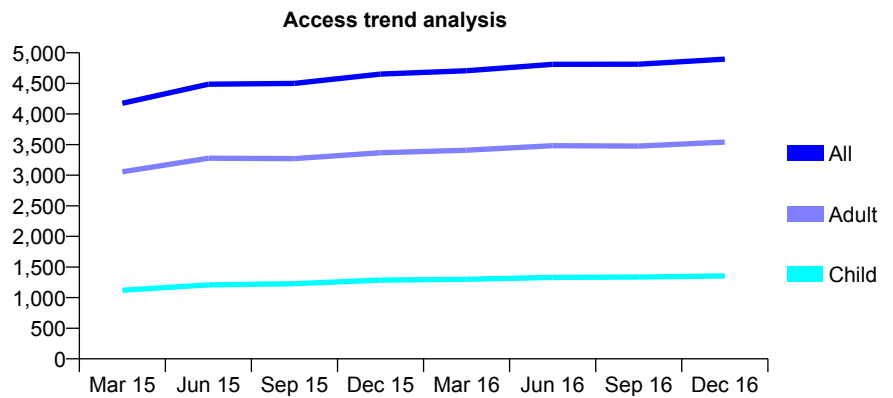
Q52 - Vital Signs At a Glance Contract Report for 164631/0001 - December 2016

Name or company name	Armley Dental Practice Partnership
Contract type name	GDS Contract
Purpose of contract	General
Contract start date	01/05/2013
Contract end date	

16/17 Contracted general activity (UDA)	15,981
Carry forward general activity (UDA)	488
16/17 Contracted orthodontic activity (UOA)	0
Carry forward orthodontic activity (UOA)	0
Baseline contract value	£577,281.12

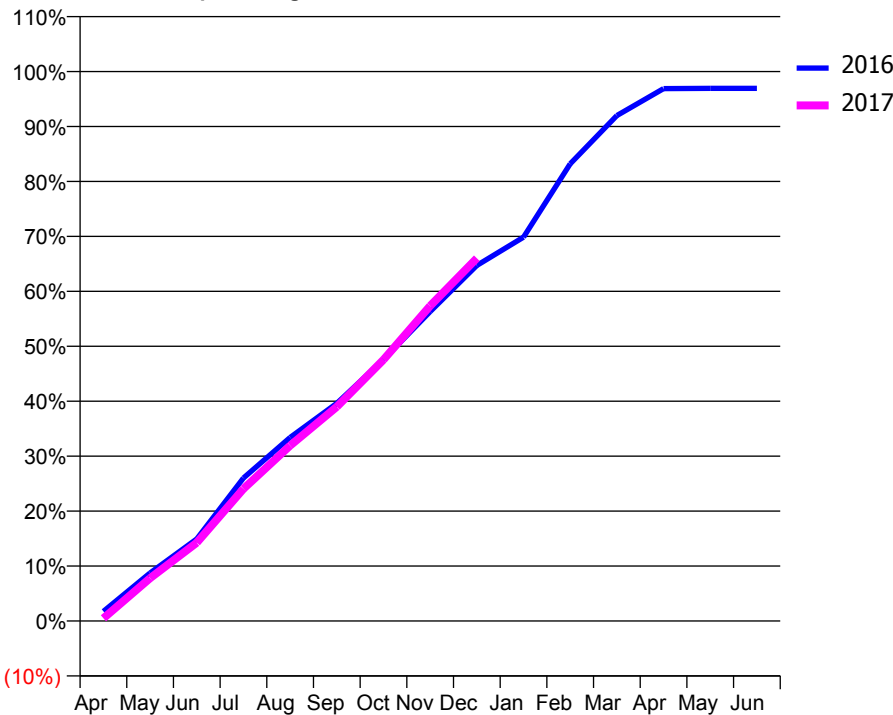
ACCESS*

Patients seen in 24 months	Total	Change since previous quarter
Quarter ending December 2015	4,653	
Quarter ending March 2016	4,708	→
Quarter ending June 2016	4,812	↑
Quarter ending September 2016	4,813	→
Quarter ending December 2016	4,896	→
Variance since December 2015	5.2%	↑



ACTIVITY

Cumulative percentage of contracted UDA delivered 2016 & 2017



Month	Adjusted Scheduled Activity (UDA)	
	2016	2017
April	281	81
May	1,400	1,245
June	2,387	2,277
July	4,160	3,843
August	5,337	5,103
September	6,332	6,232
October	7,603	7,600
November	9,000	9,166
December	10,342	10,549
January	11,163	
February	13,295	
March	14,701	
April	15,482	
May	15,492	
June	15,493	

QUALITY

	Quantity	Base Number	Contract	AT	Region	England
% of FP17s for the same patient ID Re-attending within 3 months - Children	62	1,305	4.8%	11.7%	13.4%	12.4%
% of FP17s for the same patient ID Re-attending within 3 months - Adults	339	3,163	10.7%	15.5%	17.3%	16.6%
% of FP17s for the same patient ID Re-attending between 3 & 9 months - Children	687	1,305	52.6%	59.5%	58.9%	57.5%
% of FP17s for the same patient ID Re-attending between 3 & 9 months - Adults	1,421	3,163	44.9%	54.2%	52.5%	50.4%
% of FP17s for Band 1 Urgent Courses	196	4,225	4.6%	8.9%	9.3%	9.1%
% of FP17s Relating to Free Repair or Replacements	21	4,225	0.5%	0.9%	1.0%	0.8%
% of FP17s Relating to Continuations	62	4,225	1.5%	1.4%	1.5%	1.3%
% of Patients satisfied with the dentistry they have received	2	2	N/A	93.1%	93.1%	92.7%
% of Patients satisfied with the time they had to wait for an appointment	2	2	N/A	88.5%	89.8%	88.8%

* This is based on patients treated on this contract for their most recent course of treatment. Figures in italics indicate the base number of FP17s or Patient Questionnaire responses are less than 100. N/A is shown where the base number of responses is less than 10 during the period. % is calculated as Quantity/Base number*100

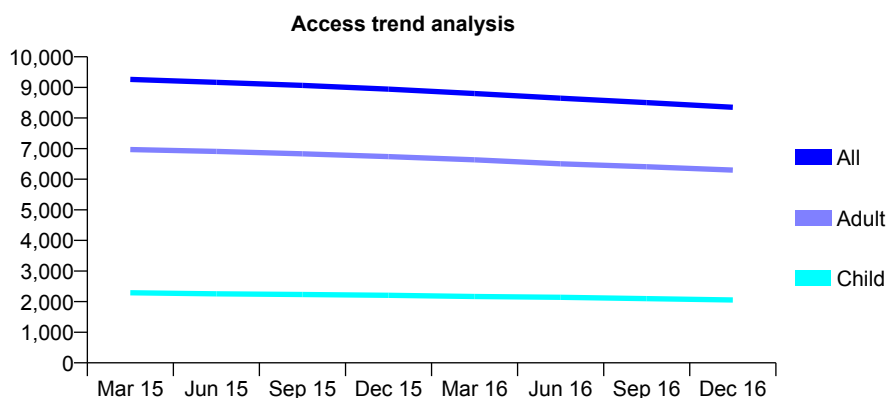
Q52 - Vital Signs At a Glance Contract Report for 165360/0001 - December 2016

Name or company name	Meltham Dental Care Ltd
Contract type name	GDS Contract
Purpose of contract	General
Contract start date	01/04/2010
Contract end date	

16/17 Contracted general activity (UDA)	28,778
Carry forward general activity (UDA)	-145
16/17 Contracted orthodontic activity (UOA)	0
Carry forward orthodontic activity (UOA)	0
Baseline contract value	£828,525.01

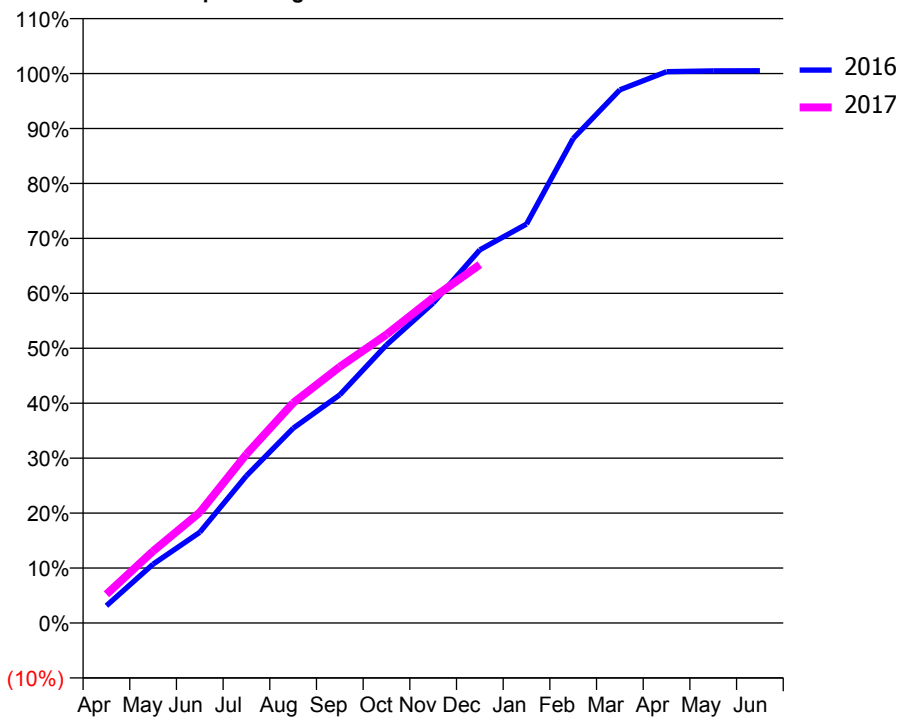
ACCESS*

Patients seen in 24 months	Total	Change since previous quarter
Quarter ending December 2015	8,943	
Quarter ending March 2016	8,800	↓
Quarter ending June 2016	8,645	↓
Quarter ending September 2016	8,504	↓
Quarter ending December 2016	8,352	↓
Variance since December 2015	(6.6%)	↓



ACTIVITY

Cumulative percentage of contracted UDA delivered 2016 & 2017



Month	Adjusted Scheduled Activity (UDA)	
	2016	2017
April	907	1,508
May	3,085	3,769
June	4,754	5,790
July	7,715	8,844
August	10,201	11,523
September	11,956	13,416
October	14,566	15,110
November	16,760	17,036
December	19,543	18,767
January	20,892	
February	25,373	
March	27,924	
April	28,872	
May	28,914	
June	28,923	

QUALITY

	Quantity	Base Number	Contract	AT	Region	England
% of FP17s for the same patient ID Re-attending within 3 months - Children	200	2,484	8.1%	11.7%	13.4%	12.4%
% of FP17s for the same patient ID Re-attending within 3 months - Adults	1,262	7,537	16.7%	15.5%	17.3%	16.6%
% of FP17s for the same patient ID Re-attending between 3 & 9 months - Children	1,894	2,484	76.2%	59.5%	58.9%	57.5%
% of FP17s for the same patient ID Re-attending between 3 & 9 months - Adults	5,160	7,537	68.5%	54.2%	52.5%	50.4%
% of FP17s for Band 1 Urgent Courses	605	9,496	6.4%	8.9%	9.3%	9.1%
% of FP17s Relating to Free Repair or Replacements	78	9,496	0.8%	0.9%	1.0%	0.8%
% of FP17s Relating to Continuations	122	9,496	1.3%	1.4%	1.5%	1.3%
% of Patients satisfied with the dentistry they have received	13	15	86.7%	93.1%	93.1%	92.7%
% of Patients satisfied with the time they had to wait for an appointment	11	15	73.3%	88.5%	89.8%	88.8%

* This is based on patients treated on this contract for their most recent course of treatment. Figures in italics indicate the base number of FP17s or Patient Questionnaire responses are less than 100. N/A is shown where the base number of responses is less than 10 during the period. % is calculated as Quantity/Base number*100

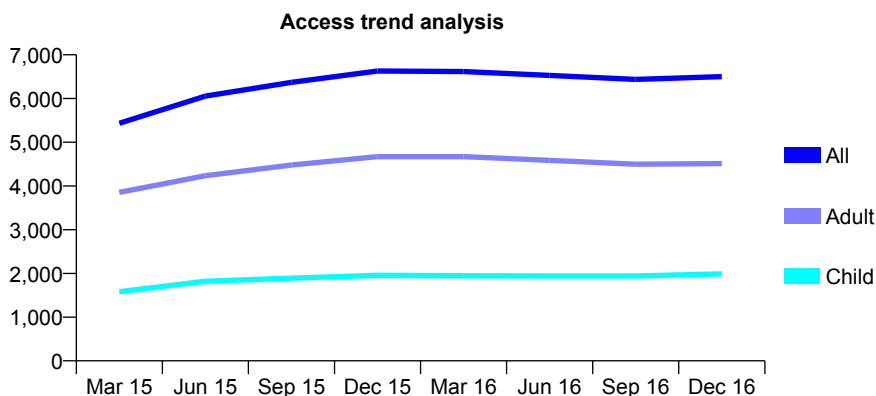
Q52 - Vital Signs At a Glance Contract Report for 166391/0001 - December 2016

Name or company name	Horsforth Smile Clinic Ltd
Contract type name	GDS Contract
Purpose of contract	General
Contract start date	01/01/2014
Contract end date	

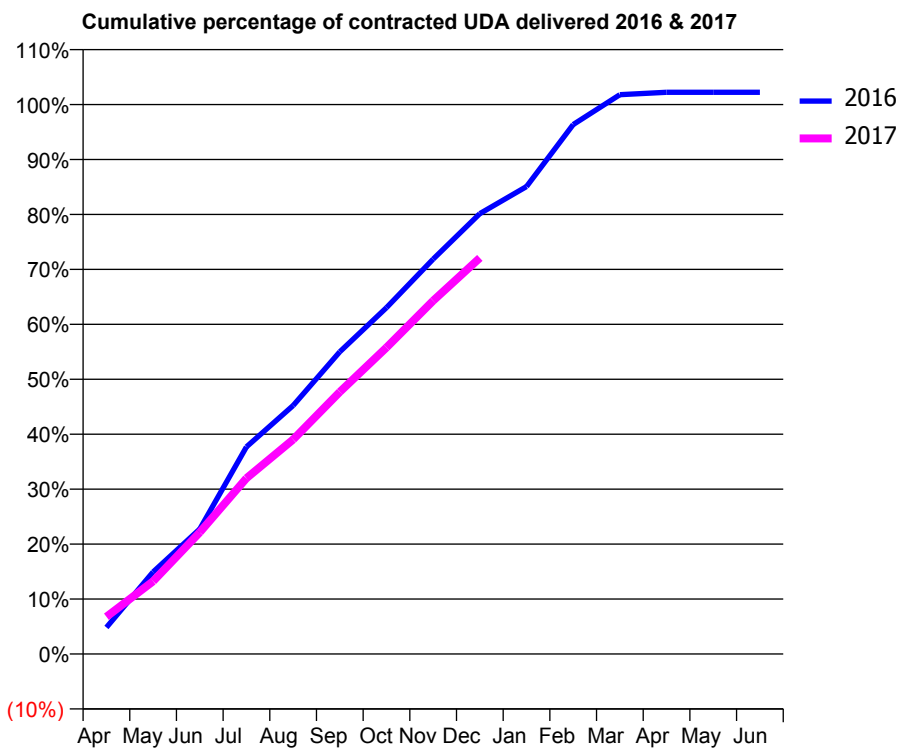
16/17 Contracted general activity (UDA)	15,597
Carry forward general activity (UDA)	-312
16/17 Contracted orthodontic activity (UOA)	0
Carry forward orthodontic activity (UOA)	0
Baseline contract value	£377,810.21

ACCESS*

Patients seen in 24 months	Total	Change since previous quarter
Quarter ending December 2015	6,630	
Quarter ending March 2016	6,618	→
Quarter ending June 2016	6,528	↓
Quarter ending September 2016	6,438	↓
Quarter ending December 2016	6,502	→
Variance since December 2015	(1.9%)	↓



ACTIVITY



Month	Adjusted Scheduled Activity (UDA)	
	2016	2017
April	755	1,059
May	2,328	2,064
June	3,549	3,452
July	5,881	4,992
August	7,055	6,089
September	8,580	7,440
October	9,831	8,700
November	11,209	10,029
December	12,501	11,242
January	13,267	
February	15,028	
March	15,875	
April	15,942	
May	15,945	
June	15,945	

QUALITY

	Quantity	Base Number	Contract	AT	Region	England
% of FP17s for the same patient ID Re-attending within 3 months - Children	131	1,825	7.2%	11.7%	13.4%	12.4%
% of FP17s for the same patient ID Re-attending within 3 months - Adults	925	4,738	19.5%	15.5%	17.3%	16.6%
% of FP17s for the same patient ID Re-attending between 3 & 9 months - Children	856	1,825	46.9%	59.5%	58.9%	57.5%
% of FP17s for the same patient ID Re-attending between 3 & 9 months - Adults	2,226	4,738	47.0%	54.2%	52.5%	50.4%
% of FP17s for Band 1 Urgent Courses	705	5,757	12.2%	8.9%	9.3%	9.1%
% of FP17s Relating to Free Repair or Replacements	18	5,757	0.3%	0.9%	1.0%	0.8%
% of FP17s Relating to Continuations	52	5,757	0.9%	1.4%	1.5%	1.3%
% of Patients satisfied with the dentistry they have received	8	8	N/A	93.1%	93.1%	92.7%
% of Patients satisfied with the time they had to wait for an appointment	7	8	N/A	88.5%	89.8%	88.8%

* This is based on patients treated on this contract for their most recent course of treatment. Figures in italics indicate the base number of FP17s or Patient Questionnaire responses are less than 100. N/A is shown where the base number of responses is less than 10 during the period. % is calculated as Quantity/Base number*100

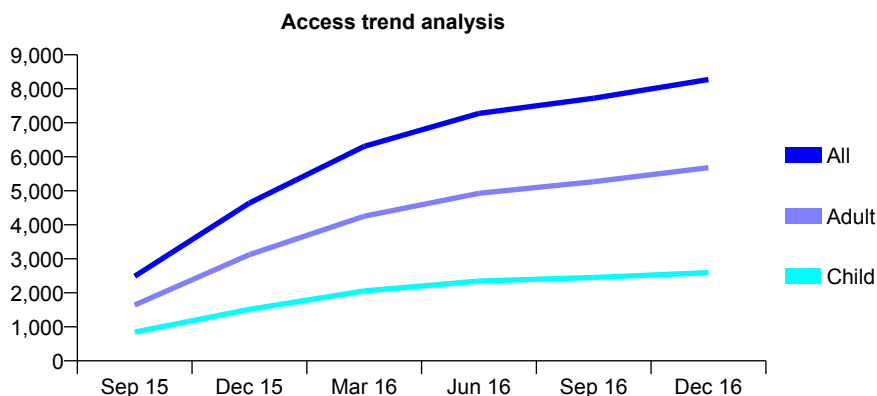
Q52 - Vital Signs At a Glance Contract Report for 166561/0001 - December 2016

Name or company name	Wakefield Road Surgery Partnership
Contract type name	GDS Contract
Purpose of contract	General
Contract start date	01/07/2015
Contract end date	

16/17 Contracted general activity (UDA)	32,261
Carry forward general activity (UDA)	393
16/17 Contracted orthodontic activity (UOA)	0
Carry forward orthodontic activity (UOA)	0
Baseline contract value	£1,063,371.35

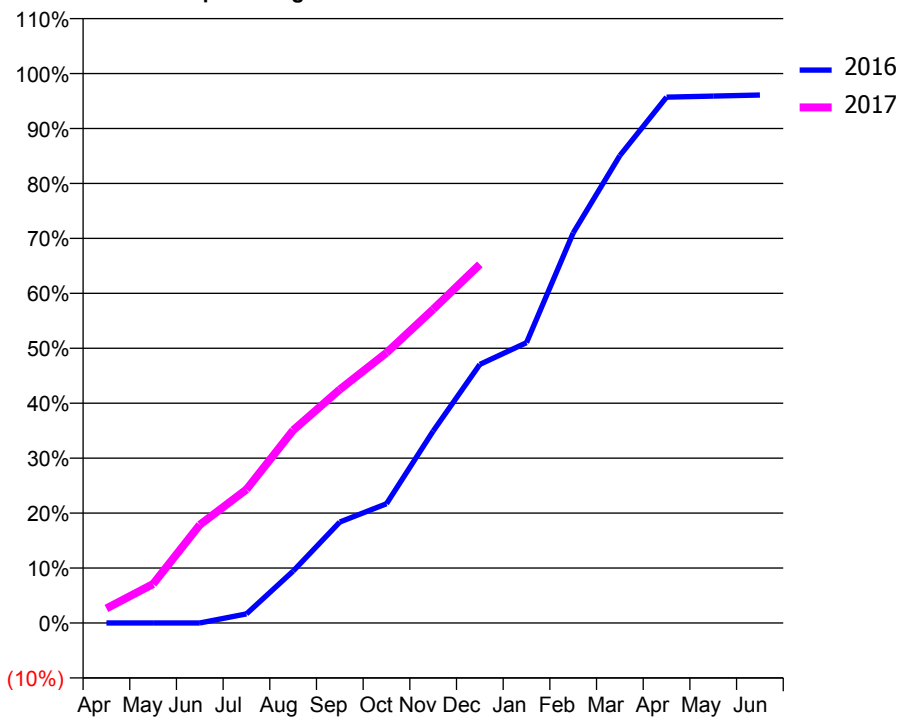
ACCESS*

Patients seen in 24 months	Total	Change since previous quarter
Quarter ending December 2015	4,640	
Quarter ending March 2016	6,307	↑
Quarter ending June 2016	7,276	↑
Quarter ending September 2016	7,722	↑
Quarter ending December 2016	8,274	↑
Variance since December 2015	78.3%	↑



ACTIVITY

Cumulative percentage of contracted UDA delivered 2016 & 2017



Month	Adjusted Scheduled Activity (UDA)	
	2016	2017
April	0	859
May	0	2,291
June	0	5,770
July	402	7,842
August	2,288	11,317
September	4,447	13,716
October	5,254	15,867
November	8,451	18,416
December	11,390	21,054
January	12,347	
February	17,176	
March	20,583	
April	23,157	
May	23,204	
June	23,248	

QUALITY

	Quantity	Base Number	Contract	AT	Region	England
% of FP17s for the same patient ID Re-attending within 3 months - Children	243	2,955	8.2%	11.7%	13.4%	12.4%
% of FP17s for the same patient ID Re-attending within 3 months - Adults	864	6,716	12.9%	15.5%	17.3%	16.6%
% of FP17s for the same patient ID Re-attending between 3 & 9 months - Children	1,686	2,955	57.1%	59.5%	58.9%	57.5%
% of FP17s for the same patient ID Re-attending between 3 & 9 months - Adults	3,725	6,716	55.5%	54.2%	52.5%	50.4%
% of FP17s for Band 1 Urgent Courses	414	8,735	4.7%	8.9%	9.3%	9.1%
% of FP17s Relating to Free Repair or Replacements	41	8,735	0.5%	0.9%	1.0%	0.8%
% of FP17s Relating to Continuations	233	8,735	2.7%	1.4%	1.5%	1.3%
% of Patients satisfied with the dentistry they have received	7	8	N/A	93.1%	93.1%	92.7%
% of Patients satisfied with the time they had to wait for an appointment	7	8	N/A	88.5%	89.8%	88.8%

* This is based on patients treated on this contract for their most recent course of treatment. Figures in italics indicate the base number of FP17s or Patient Questionnaire responses are less than 100. N/A is shown where the base number of responses is less than 10 during the period. % is calculated as Quantity/Base number*100

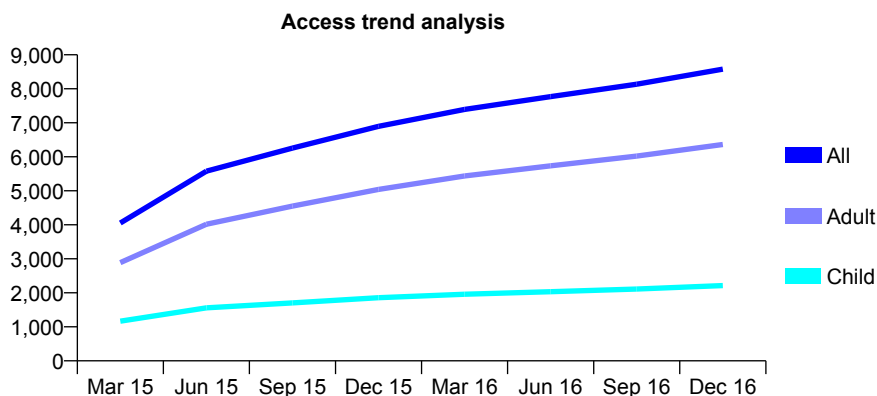
Q52 - Vital Signs At a Glance Contract Report for 167053/0001 - December 2016

Name or company name	Stainbeck Dental Surgery
Contract type name	GDS Contract
Purpose of contract	General
Contract start date	17/10/2014
Contract end date	

16/17 Contracted general activity (UDA)	23,990
Carry forward general activity (UDA)	759
16/17 Contracted orthodontic activity (UOA)	0
Carry forward orthodontic activity (UOA)	0
Baseline contract value	£737,772.17

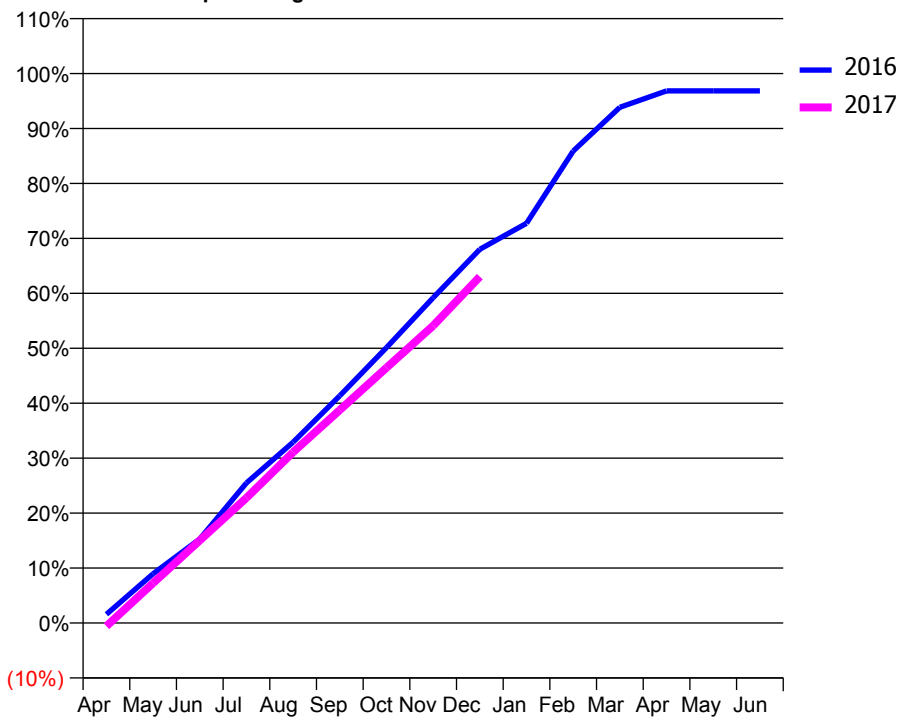
ACCESS*

Patients seen in 24 months	Total	Change since previous quarter
Quarter ending December 2015	6,898	
Quarter ending March 2016	7,396	↑
Quarter ending June 2016	7,770	↑
Quarter ending September 2016	8,134	↑
Quarter ending December 2016	8,579	↑
Variance since December 2015	24.4%	↑



ACTIVITY

Cumulative percentage of contracted UDA delivered 2016 & 2017



Adjusted Scheduled Activity (UDA)

Month	2016	2017
April	383	-144
May	2,152	1,746
June	3,669	3,606
July	6,117	5,464
August	7,898	7,459
September	9,925	9,300
October	12,027	11,145
November	14,199	12,977
December	16,316	15,122
January	17,453	
February	20,605	
March	22,514	
April	23,231	
May	23,231	
June	23,231	

QUALITY

	Quantity	Base Number	Contract	AT	Region	England
% of FP17s for the same patient ID Re-attending within 3 months - Children	139	2,111	6.6%	11.7%	13.4%	12.4%
% of FP17s for the same patient ID Re-attending within 3 months - Adults	762	5,778	13.2%	15.5%	17.3%	16.6%
% of FP17s for the same patient ID Re-attending between 3 & 9 months - Children	1,079	2,111	51.1%	59.5%	58.9%	57.5%
% of FP17s for the same patient ID Re-attending between 3 & 9 months - Adults	2,829	5,778	49.0%	54.2%	52.5%	50.4%
% of FP17s for Band 1 Urgent Courses	454	7,535	6.0%	8.9%	9.3%	9.1%
% of FP17s Relating to Free Repair or Replacements	83	7,535	1.1%	0.9%	1.0%	0.8%
% of FP17s Relating to Continuations	152	7,535	2.0%	1.4%	1.5%	1.3%
% of Patients satisfied with the dentistry they have received	5	5	N/A	93.1%	93.1%	92.7%
% of Patients satisfied with the time they had to wait for an appointment	5	5	N/A	88.5%	89.8%	88.8%

* This is based on patients treated on this contract for their most recent course of treatment. Figures in italics indicate the base number of FP17s or Patient Questionnaire responses are less than 100. N/A is shown where the base number of responses is less than 10 during the period. % is calculated as Quantity/Base number*100

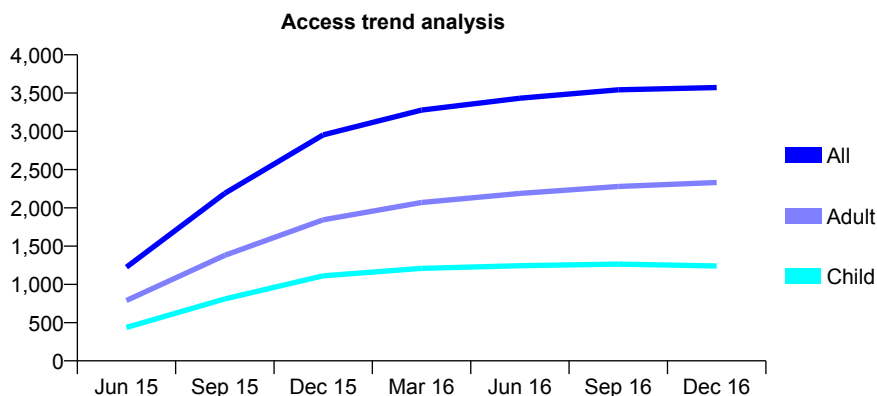
Q52 - Vital Signs At a Glance Contract Report for 167614/0001 - December 2016

Name or company name	Heaton Dental Care Limited
Contract type name	GDS Contract
Purpose of contract	General
Contract start date	06/04/2015
Contract end date	

16/17 Contracted general activity (UDA)	10,649
Carry forward general activity (UDA)	0
16/17 Contracted orthodontic activity (UOA)	0
Carry forward orthodontic activity (UOA)	0
Baseline contract value	£290,561.12

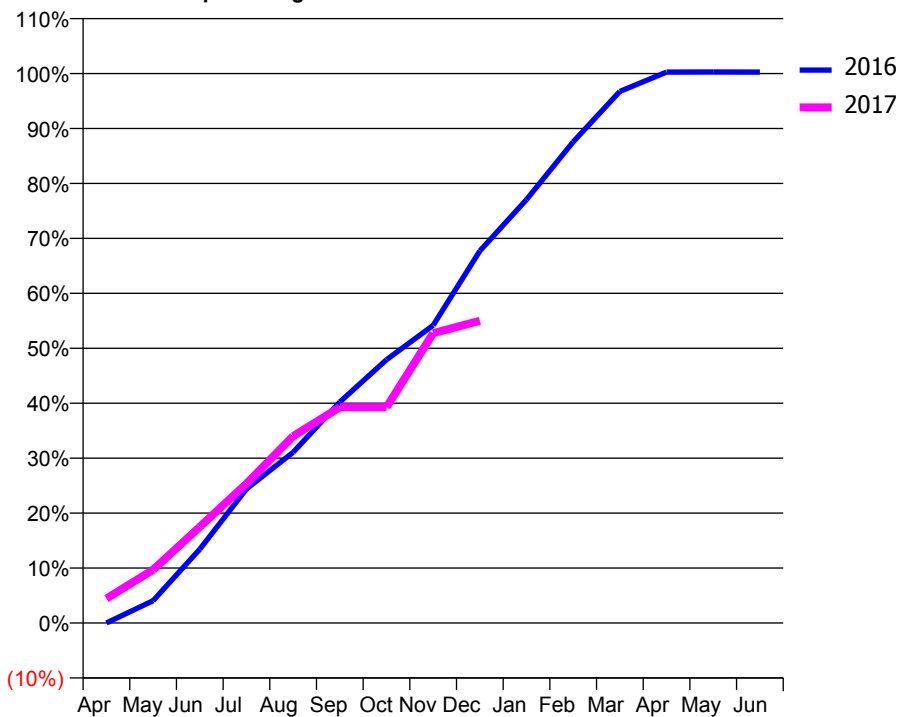
ACCESS*

Patients seen in 24 months	Total	Change since previous quarter
Quarter ending December 2015	2,954	
Quarter ending March 2016	3,278	↑
Quarter ending June 2016	3,432	↑
Quarter ending September 2016	3,543	↑
Quarter ending December 2016	3,572	→
Variance since December 2015	20.9%	↑



ACTIVITY

Cumulative percentage of contracted UDA delivered 2016 & 2017



Month	Adjusted Scheduled Activity (UDA)	
	2016	2017
April	0	474
May	428	1,033
June	1,411	1,864
July	2,563	2,702
August	3,263	3,623
September	4,225	4,181
October	5,034	4,181
November	5,691	5,617
December	7,112	5,856
January	8,094	
February	9,197	
March	10,162	
April	10,531	
May	10,532	
June	10,531	

QUALITY

	Quantity	Base Number	Contract	AT	Region	England
% of FP17s for the same patient ID Re-attending within 3 months - Children	38	1,095	3.5%	11.7%	13.4%	12.4%
% of FP17s for the same patient ID Re-attending within 3 months - Adults	222	2,178	10.2%	15.5%	17.3%	16.6%
% of FP17s for the same patient ID Re-attending between 3 & 9 months - Children	710	1,095	64.8%	59.5%	58.9%	57.5%
% of FP17s for the same patient ID Re-attending between 3 & 9 months - Adults	1,377	2,178	63.2%	54.2%	52.5%	50.4%
% of FP17s for Band 1 Urgent Courses	35	2,376	1.5%	8.9%	9.3%	9.1%
% of FP17s Relating to Free Repair or Replacements	1	2,376	0.0%	0.9%	1.0%	0.8%
% of FP17s Relating to Continuations	4	2,376	0.2%	1.4%	1.5%	1.3%
% of Patients satisfied with the dentistry they have received	13	17	76.5%	93.1%	93.1%	92.7%
% of Patients satisfied with the time they had to wait for an appointment	14	17	82.4%	88.5%	89.8%	88.8%

* This is based on patients treated on this contract for their most recent course of treatment. Figures in italics indicate the base number of FP17s or Patient Questionnaire responses are less than 100. N/A is shown where the base number of responses is less than 10 during the period. % is calculated as Quantity/Base number*100

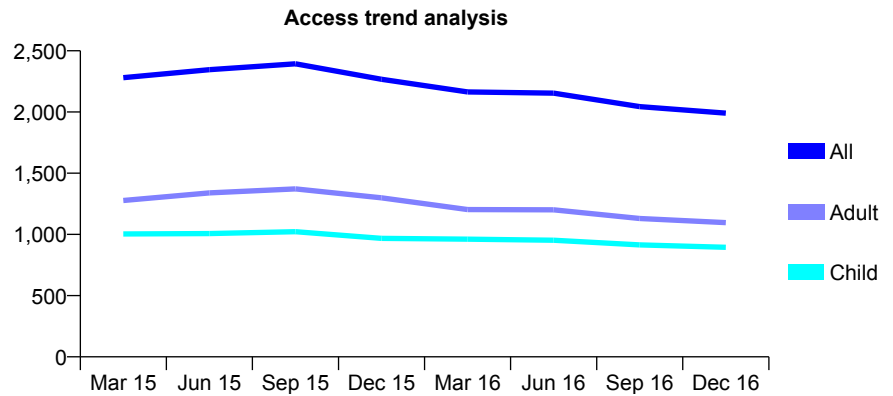
Q52 - Vital Signs At a Glance Contract Report for 168025/0001 - December 2016

Name or company name	Summerville Road Dental Practice
Contract type name	GDS Contract
Purpose of contract	General
Contract start date	01/10/2013
Contract end date	

16/17 Contracted general activity (UDA)	6,736
Carry forward general activity (UDA)	-135
16/17 Contracted orthodontic activity (UOA)	0
Carry forward orthodontic activity (UOA)	0
Baseline contract value	£181,790.21

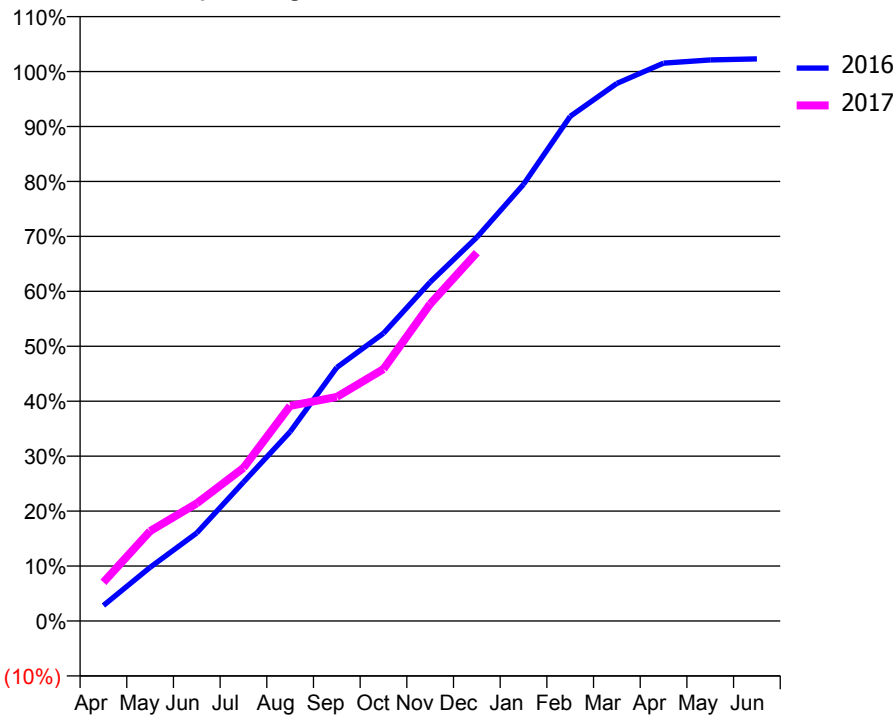
ACCESS*

Patients seen in 24 months	Total	Change since previous quarter
Quarter ending December 2015	2,267	
Quarter ending March 2016	2,164	↓
Quarter ending June 2016	2,154	→
Quarter ending September 2016	2,044	↓
Quarter ending December 2016	1,991	↓
Variance since December 2015	(12.2%)	↓



ACTIVITY

Cumulative percentage of contracted UDA delivered 2016 & 2017



Month	Adjusted Scheduled Activity (UDA)	
	2016	2017
April	190	474
May	658	1,103
June	1,079	1,442
July	1,702	1,878
August	2,320	2,638
September	3,109	2,746
October	3,527	3,089
November	4,154	3,886
December	4,704	4,516
January	5,352	
February	6,186	
March	6,589	
April	6,839	
May	6,877	
June	6,891	

QUALITY

	Quantity	Base Number	Contract	AT	Region	England
% of FP17s for the same patient ID Re-attending within 3 months - Children	65	843	7.7%	11.7%	13.4%	12.4%
% of FP17s for the same patient ID Re-attending within 3 months - Adults	100	926	10.8%	15.5%	17.3%	16.6%
% of FP17s for the same patient ID Re-attending between 3 & 9 months - Children	387	843	45.9%	59.5%	58.9%	57.5%
% of FP17s for the same patient ID Re-attending between 3 & 9 months - Adults	380	926	41.0%	54.2%	52.5%	50.4%
% of FP17s for Band 1 Urgent Courses	127	1,631	7.8%	8.9%	9.3%	9.1%
% of FP17s Relating to Free Repair or Replacements	0	1,631	0.0%	0.9%	1.0%	0.8%
% of FP17s Relating to Continuations	0	1,631	0.0%	1.4%	1.5%	1.3%
% of Patients satisfied with the dentistry they have received	1	2	N/A	93.1%	93.1%	92.7%
% of Patients satisfied with the time they had to wait for an appointment	2	2	N/A	88.5%	89.8%	88.8%

* This is based on patients treated on this contract for their most recent course of treatment. Figures in italics indicate the base number of FP17s or Patient Questionnaire responses are less than 100. N/A is shown where the base number of responses is less than 10 during the period. % is calculated as Quantity/Base number*100

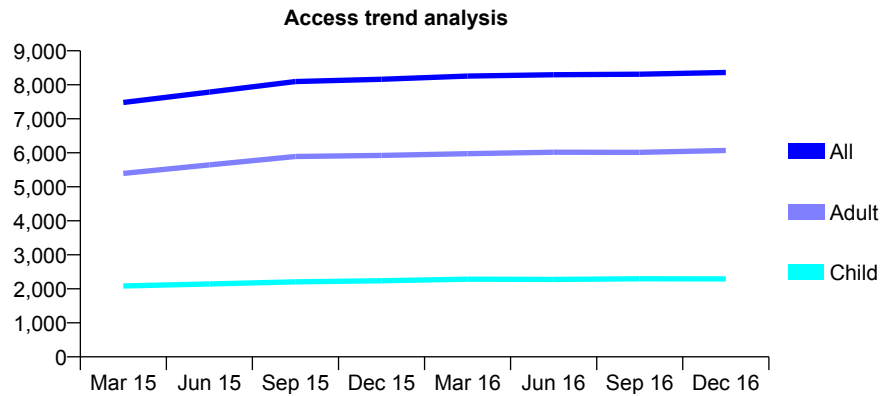
Q52 - Vital Signs At a Glance Contract Report for 168785/0001 - December 2016

Name or company name	Bedford & Associates Limited
Contract type name	GDS Contract
Purpose of contract	General
Contract start date	01/11/2013
Contract end date	

16/17 Contracted general activity (UDA)	23,757
Carry forward general activity (UDA)	54
16/17 Contracted orthodontic activity (UOA)	0
Carry forward orthodontic activity (UOA)	0
Baseline contract value	£630,420.88

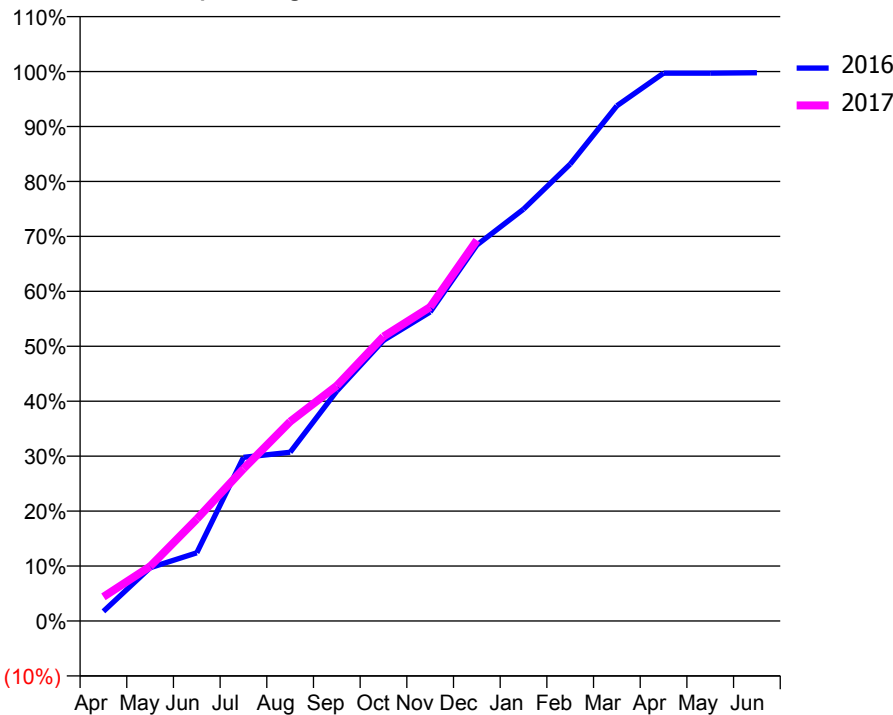
ACCESS*

Patients seen in 24 months	Total	Change since previous quarter
Quarter ending December 2015	8,162	
Quarter ending March 2016	8,257	→
Quarter ending June 2016	8,296	→
Quarter ending September 2016	8,311	→
Quarter ending December 2016	8,363	→
Variance since December 2015	2.5%	↑



ACTIVITY

Cumulative percentage of contracted UDA delivered 2016 & 2017



Month	Adjusted Scheduled Activity (UDA)	
	2016	2017
April	420	1,048
May	2,303	2,358
June	2,949	4,410
July	7,076	6,581
August	7,294	8,621
September	9,941	10,174
October	12,135	12,301
November	13,358	13,576
December	16,254	16,459
January	17,807	
February	19,756	
March	22,274	
April	23,687	
May	23,688	
June	23,703	

QUALITY

	Quantity	Base Number	Contract	AT	Region	England
% of FP17s for the same patient ID Re-attending within 3 months - Children	166	2,507	6.6%	11.7%	13.4%	12.4%
% of FP17s for the same patient ID Re-attending within 3 months - Adults	752	6,401	11.7%	15.5%	17.3%	16.6%
% of FP17s for the same patient ID Re-attending between 3 & 9 months - Children	1,428	2,507	57.0%	59.5%	58.9%	57.5%
% of FP17s for the same patient ID Re-attending between 3 & 9 months - Adults	3,376	6,401	52.7%	54.2%	52.5%	50.4%
% of FP17s for Band 1 Urgent Courses	557	8,186	6.8%	8.9%	9.3%	9.1%
% of FP17s Relating to Free Repair or Replacements	118	8,186	1.4%	0.9%	1.0%	0.8%
% of FP17s Relating to Continuations	62	8,186	0.8%	1.4%	1.5%	1.3%
% of Patients satisfied with the dentistry they have received	13	13	100.0%	93.1%	93.1%	92.7%
% of Patients satisfied with the time they had to wait for an appointment	12	13	92.3%	88.5%	89.8%	88.8%

* This is based on patients treated on this contract for their most recent course of treatment. Figures in italics indicate the base number of FP17s or Patient Questionnaire responses are less than 100. N/A is shown where the base number of responses is less than 10 during the period. % is calculated as Quantity/Base number*100

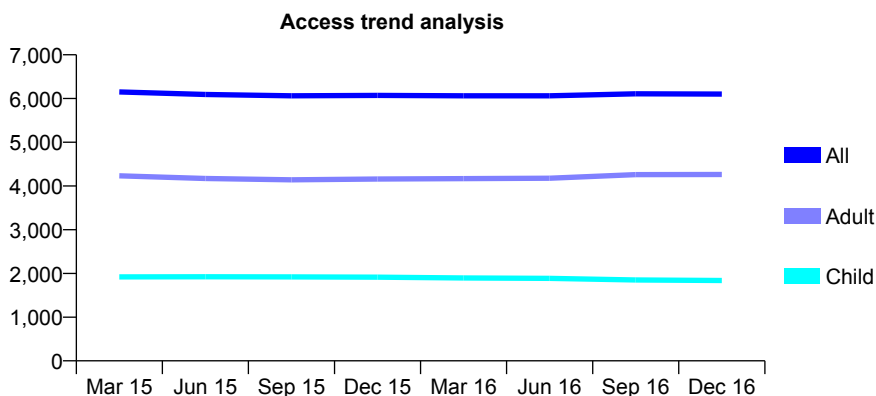
Q52 - Vital Signs At a Glance Contract Report for 168904/0001 - December 2016

Name or company name	Mount Dental Surgery Limited
Contract type name	GDS Contract
Purpose of contract	General
Contract start date	01/04/2010
Contract end date	

16/17 Contracted general activity (UDA)	17,579
Carry forward general activity (UDA)	44
16/17 Contracted orthodontic activity (UOA)	0
Carry forward orthodontic activity (UOA)	0
Baseline contract value	£538,703.99

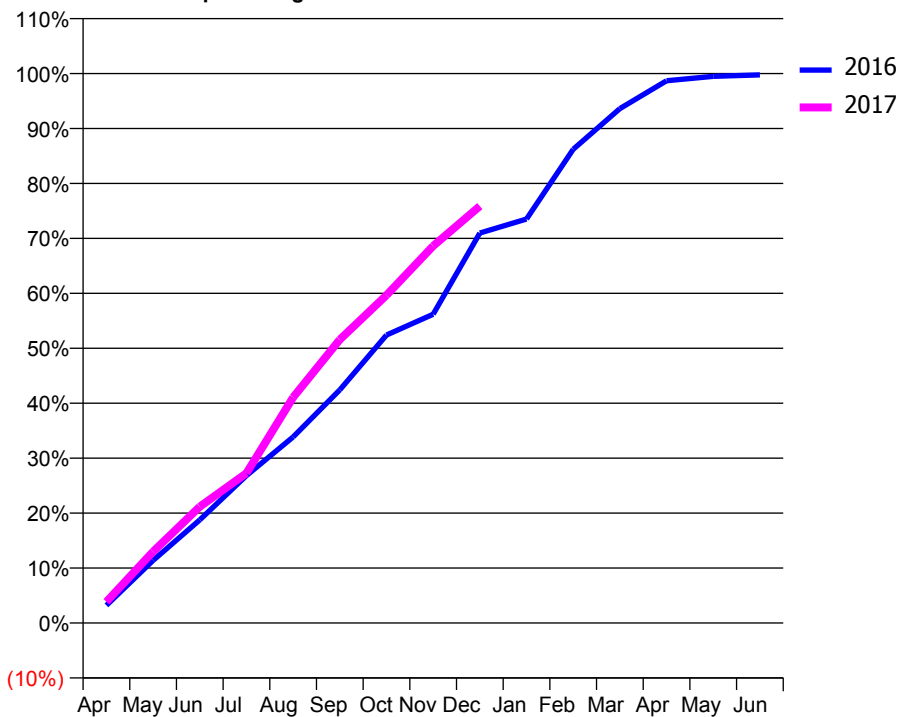
ACCESS*

Patients seen in 24 months	Total	Change since previous quarter
Quarter ending December 2015	6,071	
Quarter ending March 2016	6,062	→
Quarter ending June 2016	6,061	→
Quarter ending September 2016	6,108	→
Quarter ending December 2016	6,101	→
Variance since December 2015	0.5%	→



ACTIVITY

Cumulative percentage of contracted UDA delivered 2016 & 2017



Month	Adjusted Scheduled Activity (UDA)	
	2016	2017
April	567	680
May	2,003	2,285
June	3,298	3,722
July	4,717	4,792
August	5,953	7,219
September	7,457	9,068
October	9,212	10,486
November	9,878	12,060
December	12,476	13,338
January	12,925	
February	15,153	
March	16,454	
April	17,346	
May	17,490	
June	17,535	

QUALITY

	Quantity	Base Number	Contract	AT	Region	England
% of FP17s for the same patient ID Re-attending within 3 months - Children	190	2,014	9.4%	11.7%	13.4%	12.4%
% of FP17s for the same patient ID Re-attending within 3 months - Adults	554	3,902	14.2%	15.5%	17.3%	16.6%
% of FP17s for the same patient ID Re-attending between 3 & 9 months - Children	975	2,014	48.4%	59.5%	58.9%	57.5%
% of FP17s for the same patient ID Re-attending between 3 & 9 months - Adults	1,589	3,902	40.7%	54.2%	52.5%	50.4%
% of FP17s for Band 1 Urgent Courses	533	5,503	9.7%	8.9%	9.3%	9.1%
% of FP17s Relating to Free Repair or Replacements	6	5,503	0.1%	0.9%	1.0%	0.8%
% of FP17s Relating to Continuations	41	5,503	0.7%	1.4%	1.5%	1.3%
% of Patients satisfied with the dentistry they have received	6	6	N/A	93.1%	93.1%	92.7%
% of Patients satisfied with the time they had to wait for an appointment	5	6	N/A	88.5%	89.8%	88.8%

* This is based on patients treated on this contract for their most recent course of treatment. Figures in italics indicate the base number of FP17s or Patient Questionnaire responses are less than 100. N/A is shown where the base number of responses is less than 10 during the period. % is calculated as Quantity/Base number*100

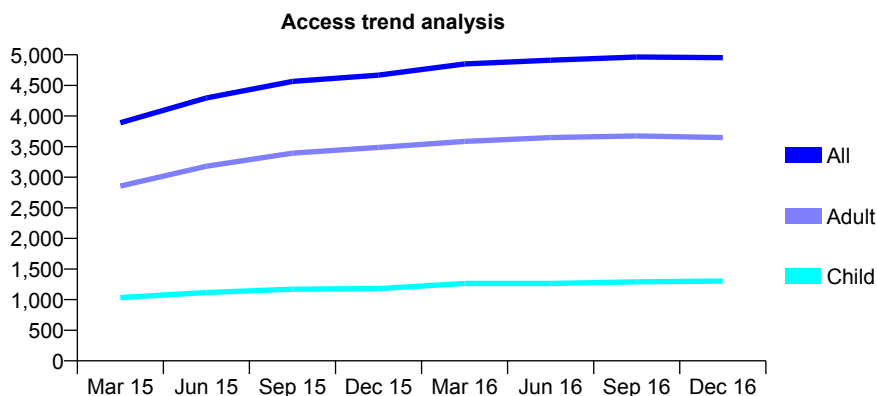
Q52 - Vital Signs At a Glance Contract Report for 169188/0001 - December 2016

Name or company name	Thornton Dental Limited
Contract type name	GDS Contract
Purpose of contract	General
Contract start date	01/08/2014
Contract end date	

16/17 Contracted general activity (UDA)	14,479
Carry forward general activity (UDA)	-222
16/17 Contracted orthodontic activity (UOA)	0
Carry forward orthodontic activity (UOA)	0
Baseline contract value	£344,658.63

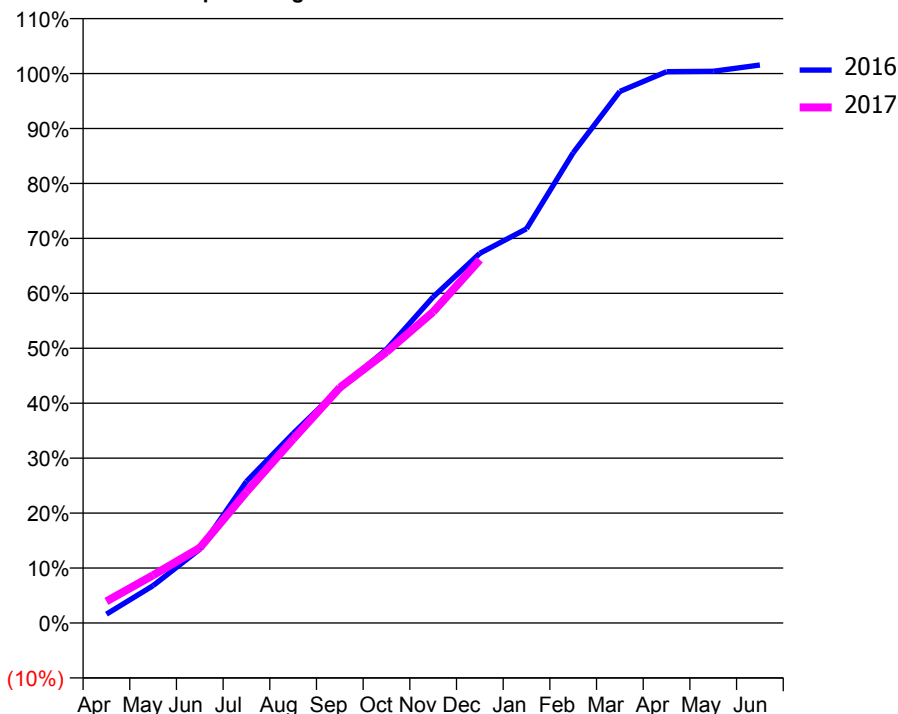
ACCESS*

Patients seen in 24 months	Total	Change since previous quarter
Quarter ending December 2015	4,667	
Quarter ending March 2016	4,850	↑
Quarter ending June 2016	4,912	→
Quarter ending September 2016	4,965	→
Quarter ending December 2016	4,954	→
Variance since December 2015	6.1%	↑



ACTIVITY

Cumulative percentage of contracted UDA delivered 2016 & 2017



Month	Adjusted Scheduled Activity (UDA)	
	2016	2017
April	232	570
May	985	1,261
June	1,944	1,980
July	3,729	3,457
August	4,994	4,845
September	6,186	6,202
October	7,212	7,140
November	8,593	8,201
December	9,743	9,569
January	10,389	
February	12,390	
March	14,007	
April	14,527	
May	14,537	
June	14,701	

QUALITY

	Quantity	Base Number	Contract	AT	Region	England
% of FP17s for the same patient ID Re-attending within 3 months - Children	214	1,551	13.8%	11.7%	13.4%	12.4%
% of FP17s for the same patient ID Re-attending within 3 months - Adults	570	3,857	14.8%	15.5%	17.3%	16.6%
% of FP17s for the same patient ID Re-attending between 3 & 9 months - Children	880	1,551	56.7%	59.5%	58.9%	57.5%
% of FP17s for the same patient ID Re-attending between 3 & 9 months - Adults	2,233	3,857	57.9%	54.2%	52.5%	50.4%
% of FP17s for Band 1 Urgent Courses	380	5,063	7.5%	8.9%	9.3%	9.1%
% of FP17s Relating to Free Repair or Replacements	45	5,063	0.9%	0.9%	1.0%	0.8%
% of FP17s Relating to Continuations	46	5,063	0.9%	1.4%	1.5%	1.3%
% of Patients satisfied with the dentistry they have received	4	4	N/A	93.1%	93.1%	92.7%
% of Patients satisfied with the time they had to wait for an appointment	4	4	N/A	88.5%	89.8%	88.8%

* This is based on patients treated on this contract for their most recent course of treatment. Figures in italics indicate the base number of FP17s or Patient Questionnaire responses are less than 100. N/A is shown where the base number of responses is less than 10 during the period. % is calculated as Quantity/Base number*100

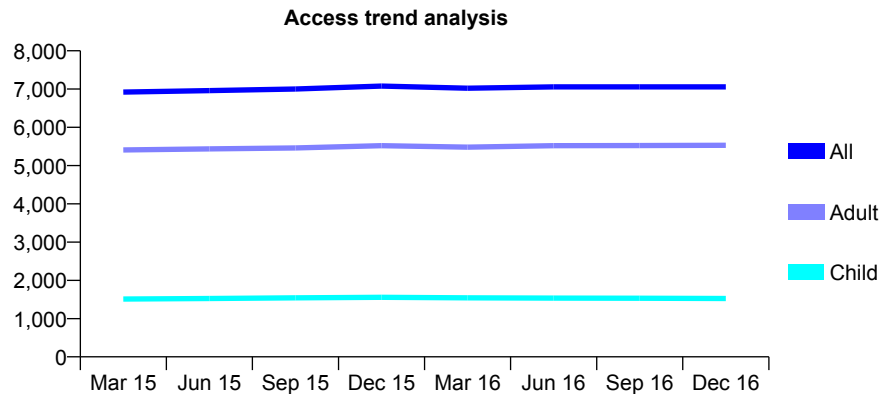
Q52 - Vital Signs At a Glance Contract Report for 172340/0001 - December 2016

Name or company name	S C Milnes Ltd
Contract type name	GDS Contract
Purpose of contract	General
Contract start date	01/06/2009
Contract end date	

16/17 Contracted general activity (UDA)	21,455
Carry forward general activity (UDA)	-429
16/17 Contracted orthodontic activity (UOA)	0
Carry forward orthodontic activity (UOA)	0
Baseline contract value	£671,783.61

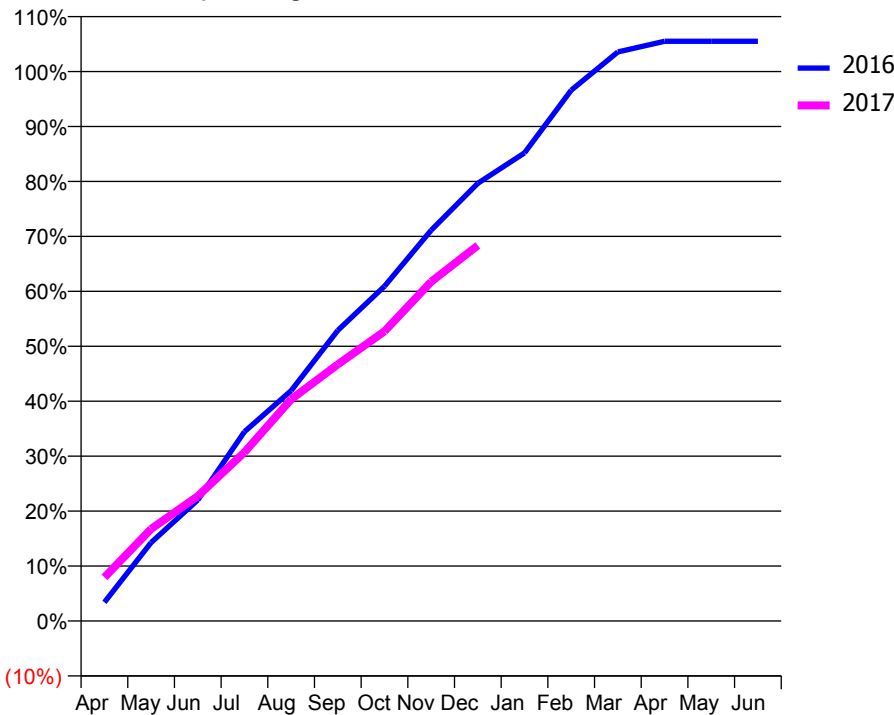
ACCESS*

Patients seen in 24 months	Total	Change since previous quarter
Quarter ending December 2015	7,078	
Quarter ending March 2016	7,023	→
Quarter ending June 2016	7,056	→
Quarter ending September 2016	7,056	→
Quarter ending December 2016	7,056	→
Variance since December 2015	(0.3%)	→



ACTIVITY

Cumulative percentage of contracted UDA delivered 2016 & 2017



Month	Adjusted Scheduled Activity (UDA)	
	2016	2017
April	732	1,705
May	3,065	3,595
June	4,725	4,875
July	7,391	6,587
August	8,996	8,655
September	11,347	10,021
October	13,069	11,309
November	15,259	13,250
December	17,088	14,662
January	18,276	
February	20,723	
March	22,221	
April	22,633	
May	22,633	
June	22,633	

QUALITY

	Quantity	Base Number	Contract	AT	Region	England
% of FP17s for the same patient ID Re-attending within 3 months - Children	110	1,668	6.6%	11.7%	13.4%	12.4%
% of FP17s for the same patient ID Re-attending within 3 months - Adults	982	6,544	15.0%	15.5%	17.3%	16.6%
% of FP17s for the same patient ID Re-attending between 3 & 9 months - Children	1,032	1,668	61.9%	59.5%	58.9%	57.5%
% of FP17s for the same patient ID Re-attending between 3 & 9 months - Adults	4,052	6,544	61.9%	54.2%	52.5%	50.4%
% of FP17s for Band 1 Urgent Courses	279	7,893	3.5%	8.9%	9.3%	9.1%
% of FP17s Relating to Free Repair or Replacements	80	7,893	1.0%	0.9%	1.0%	0.8%
% of FP17s Relating to Continuations	175	7,893	2.2%	1.4%	1.5%	1.3%
% of Patients satisfied with the dentistry they have received	7	7	N/A	93.1%	93.1%	92.7%
% of Patients satisfied with the time they had to wait for an appointment	7	7	N/A	88.5%	89.8%	88.8%

* This is based on patients treated on this contract for their most recent course of treatment. Figures in italics indicate the base number of FP17s or Patient Questionnaire responses are less than 100. N/A is shown where the base number of responses is less than 10 during the period. % is calculated as Quantity/Base number*100

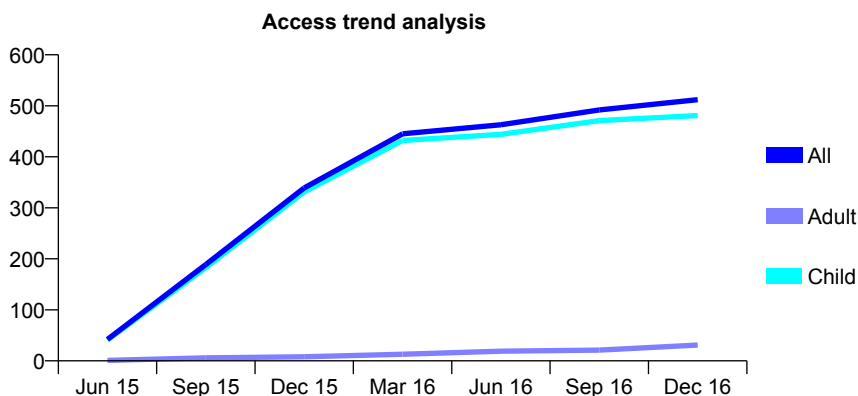
Q52 - Vital Signs At a Glance Contract Report for 173649/0001 - December 2016

Name or company name	The Dental Studio
Contract type name	GDS Contract
Purpose of contract	General
Contract start date	01/06/2015
Contract end date	

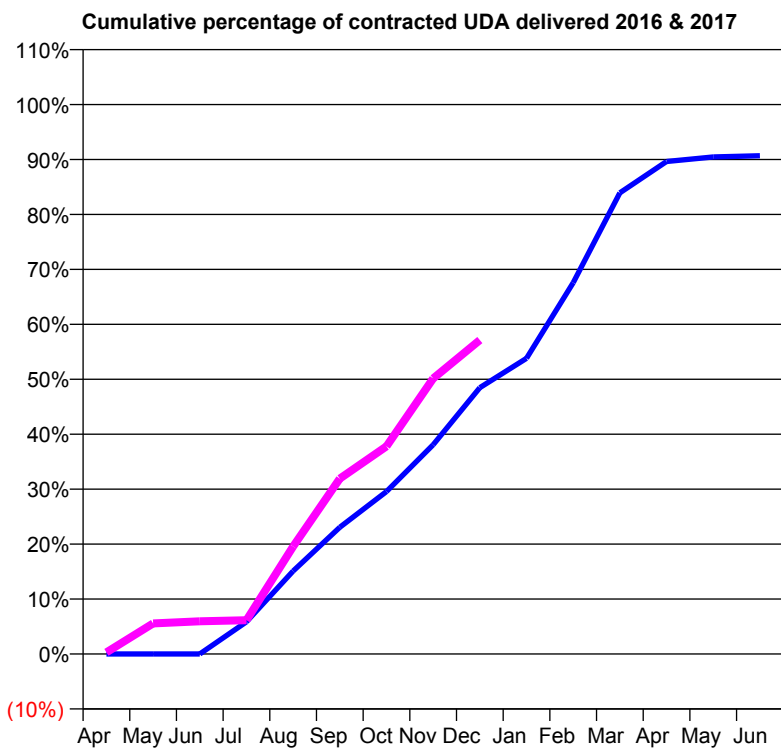
16/17 Contracted general activity (UDA)	1,030
Carry forward general activity (UDA)	0
16/17 Contracted orthodontic activity (UOA)	0
Carry forward orthodontic activity (UOA)	0
Baseline contract value	£22,596.92

ACCESS*

Patients seen in 24 months	Total	Change since previous quarter
Quarter ending December 2015	339	
Quarter ending March 2016	445	↑
Quarter ending June 2016	463	↑
Quarter ending September 2016	492	↑
Quarter ending December 2016	512	↑
Variance since December 2015	51.0%	↑



ACTIVITY



Month	Adjusted Scheduled Activity (UDA)	
	2016	2017
April	0	3
May	0	57
June	0	61
July	50	63
August	130	202
September	198	329
October	254	389
November	327	516
December	416	589
January	462	
February	580	
March	720	
April	769	
May	776	
June	778	

QUALITY

	Quantity	Base Number	Contract	AT	Region	England
% of FP17s for the same patient ID Re-attending within 3 months - Children	15	506	3.0%	11.7%	13.4%	12.4%
% of FP17s for the same patient ID Re-attending within 3 months - Adults	0	0	N/A	15.5%	17.3%	16.6%
% of FP17s for the same patient ID Re-attending between 3 & 9 months - Children	326	506	64.4%	59.5%	58.9%	57.5%
% of FP17s for the same patient ID Re-attending between 3 & 9 months - Adults	0	0	N/A	54.2%	52.5%	50.4%
% of FP17s for Band 1 Urgent Courses	8	467	1.7%	8.9%	9.3%	9.1%
% of FP17s Relating to Free Repair or Replacements	0	467	0.0%	0.9%	1.0%	0.8%
% of FP17s Relating to Continuations	0	467	0.0%	1.4%	1.5%	1.3%
% of Patients satisfied with the dentistry they have received	0	0	N/A	93.1%	93.1%	92.7%
% of Patients satisfied with the time they had to wait for an appointment	0	0	N/A	88.5%	89.8%	88.8%

* This is based on patients treated on this contract for their most recent course of treatment. Figures in italics indicate the base number of FP17s or Patient Questionnaire responses are less than 100. N/A is shown where the base number of responses is less than 10 during the period. % is calculated as Quantity/Base number*100

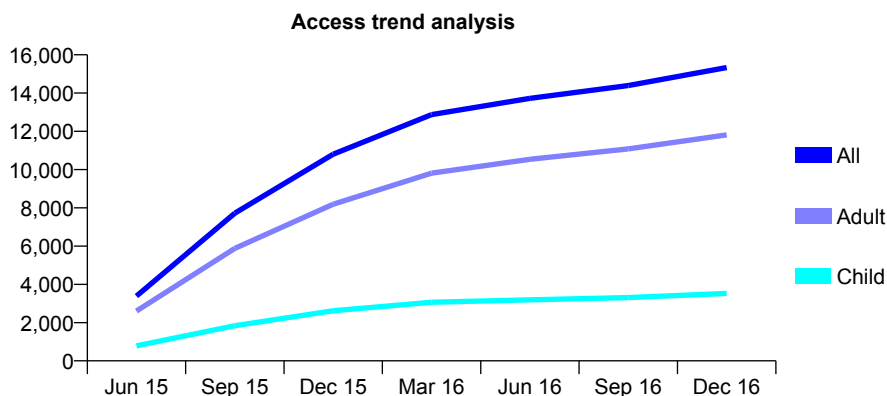
Q52 - Vital Signs At a Glance Contract Report for 173681/0001 - December 2016

Name or company name	Mulli Limited
Contract type name	GDS Contract
Purpose of contract	General
Contract start date	01/05/2015
Contract end date	

16/17 Contracted general activity (UDA)	55,056
Carry forward general activity (UDA)	243
16/17 Contracted orthodontic activity (UOA)	0
Carry forward orthodontic activity (UOA)	0
Baseline contract value	£1,566,799.85

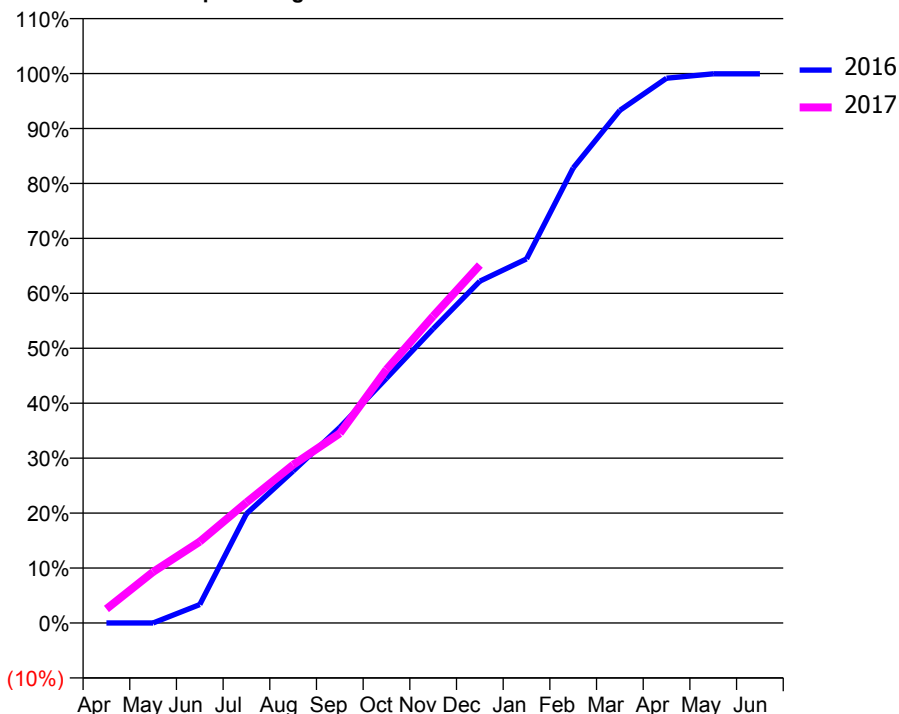
ACCESS*

Patients seen in 24 months	Total	Change since previous quarter
Quarter ending December 2015	10,806	
Quarter ending March 2016	12,876	↑
Quarter ending June 2016	13,726	↑
Quarter ending September 2016	14,395	↑
Quarter ending December 2016	15,334	↑
Variance since December 2015	41.9%	↑



ACTIVITY

Cumulative percentage of contracted UDA delivered 2016 & 2017



Month	Adjusted Scheduled Activity (UDA)	
	2016	2017
April	0	1,404
May	0	5,118
June	1,693	8,158
July	10,040	12,091
August	13,958	15,852
September	17,973	18,999
October	22,478	25,407
November	27,022	30,754
December	31,390	35,863
January	33,443	
February	41,788	
March	47,079	
April	50,032	
May	50,440	
June	50,443	

QUALITY

	Quantity	Base Number	Contract	AT	Region	England
% of FP17s for the same patient ID Re-attending within 3 months - Children	351	4,253	8.3%	11.7%	13.4%	12.4%
% of FP17s for the same patient ID Re-attending within 3 months - Adults	2,347	14,668	16.0%	15.5%	17.3%	16.6%
% of FP17s for the same patient ID Re-attending between 3 & 9 months - Children	2,431	4,253	57.2%	59.5%	58.9%	57.5%
% of FP17s for the same patient ID Re-attending between 3 & 9 months - Adults	8,043	14,668	54.8%	54.2%	52.5%	50.4%
% of FP17s for Band 1 Urgent Courses	1,434	17,422	8.2%	8.9%	9.3%	9.1%
% of FP17s Relating to Free Repair or Replacements	391	17,422	2.2%	0.9%	1.0%	0.8%
% of FP17s Relating to Continuations	132	17,422	0.8%	1.4%	1.5%	1.3%
% of Patients satisfied with the dentistry they have received	13	13	100.0%	93.1%	93.1%	92.7%
% of Patients satisfied with the time they had to wait for an appointment	12	13	92.3%	88.5%	89.8%	88.8%

* This is based on patients treated on this contract for their most recent course of treatment. Figures in italics indicate the base number of FP17s or Patient Questionnaire responses are less than 100. N/A is shown where the base number of responses is less than 10 during the period. % is calculated as Quantity/Base number*100

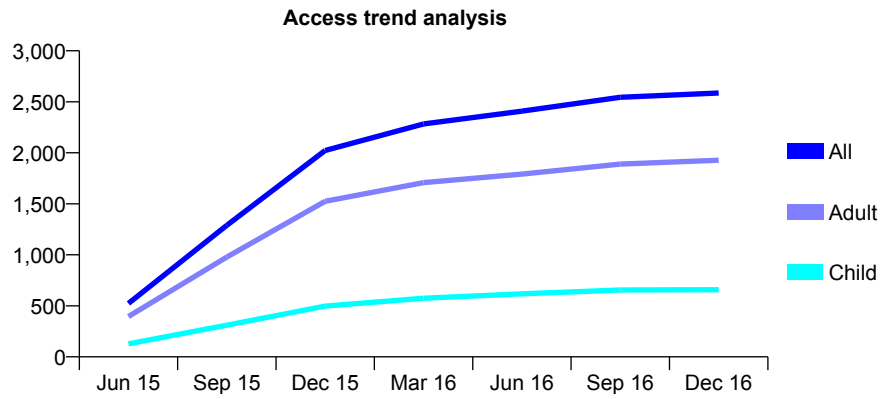
Q52 - Vital Signs At a Glance Contract Report for 173681/0002 - December 2016

Name or company name	Mulli Limited
Contract type name	GDS Contract
Purpose of contract	General
Contract start date	01/05/2015
Contract end date	

16/17 Contracted general activity (UDA)	8,500
Carry forward general activity (UDA)	0
16/17 Contracted orthodontic activity (UOA)	0
Carry forward orthodontic activity (UOA)	0
Baseline contract value	£255,102.02

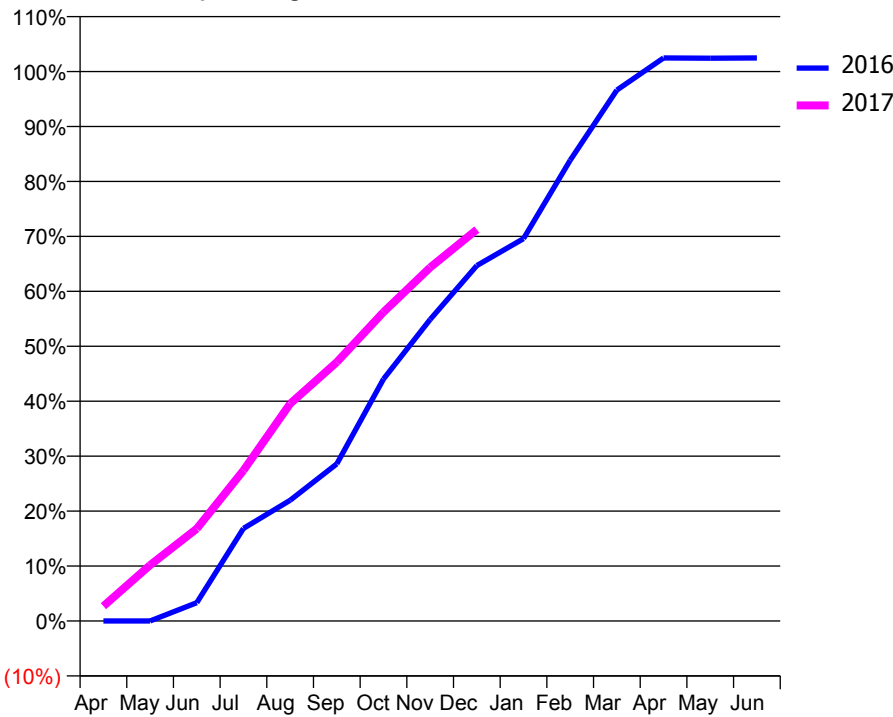
ACCESS*

Patients seen in 24 months	Total	Change since previous quarter
Quarter ending December 2015	2,023	
Quarter ending March 2016	2,283	↑
Quarter ending June 2016	2,409	↑
Quarter ending September 2016	2,544	↑
Quarter ending December 2016	2,586	→
Variance since December 2015	27.8%	↑



ACTIVITY

Cumulative percentage of contracted UDA delivered 2016 & 2017



Month	Adjusted Scheduled Activity (UDA)	
	2016	2017
April	0	231
May	0	866
June	261	1,428
July	1,312	2,331
August	1,713	3,362
September	2,228	4,005
October	3,431	4,779
November	4,277	5,469
December	5,040	6,055
January	5,423	
February	6,533	
March	7,528	
April	7,984	
May	7,980	
June	7,985	

QUALITY

	Quantity	Base Number	Contract	AT	Region	England
% of FP17s for the same patient ID Re-attending within 3 months - Children	62	736	8.4%	11.7%	13.4%	12.4%
% of FP17s for the same patient ID Re-attending within 3 months - Adults	393	2,498	15.7%	15.5%	17.3%	16.6%
% of FP17s for the same patient ID Re-attending between 3 & 9 months - Children	441	736	59.9%	59.5%	58.9%	57.5%
% of FP17s for the same patient ID Re-attending between 3 & 9 months - Adults	1,646	2,498	65.9%	54.2%	52.5%	50.4%
% of FP17s for Band 1 Urgent Courses	67	3,031	2.2%	8.9%	9.3%	9.1%
% of FP17s Relating to Free Repair or Replacements	59	3,031	1.9%	0.9%	1.0%	0.8%
% of FP17s Relating to Continuations	30	3,031	1.0%	1.4%	1.5%	1.3%
% of Patients satisfied with the dentistry they have received	6	6	N/A	93.1%	93.1%	92.7%
% of Patients satisfied with the time they had to wait for an appointment	6	6	N/A	88.5%	89.8%	88.8%

* This is based on patients treated on this contract for their most recent course of treatment. Figures in italics indicate the base number of FP17s or Patient Questionnaire responses are less than 100. N/A is shown where the base number of responses is less than 10 during the period. % is calculated as Quantity/Base number*100

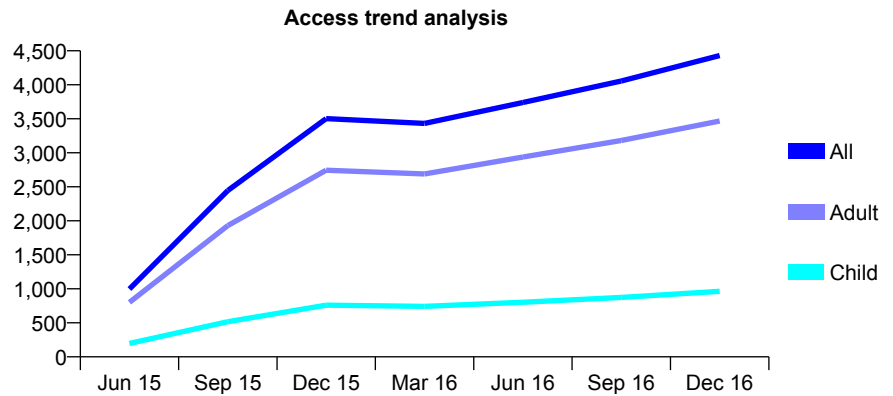
Q52 - Vital Signs At a Glance Contract Report for 173681/0003 - December 2016

Name or company name	Mulli Limited
Contract type name	GDS Contract
Purpose of contract	General
Contract start date	01/05/2015
Contract end date	

16/17 Contracted general activity (UDA)	15,309
Carry forward general activity (UDA)	107
16/17 Contracted orthodontic activity (UOA)	0
Carry forward orthodontic activity (UOA)	0
Baseline contract value	£400,002.96

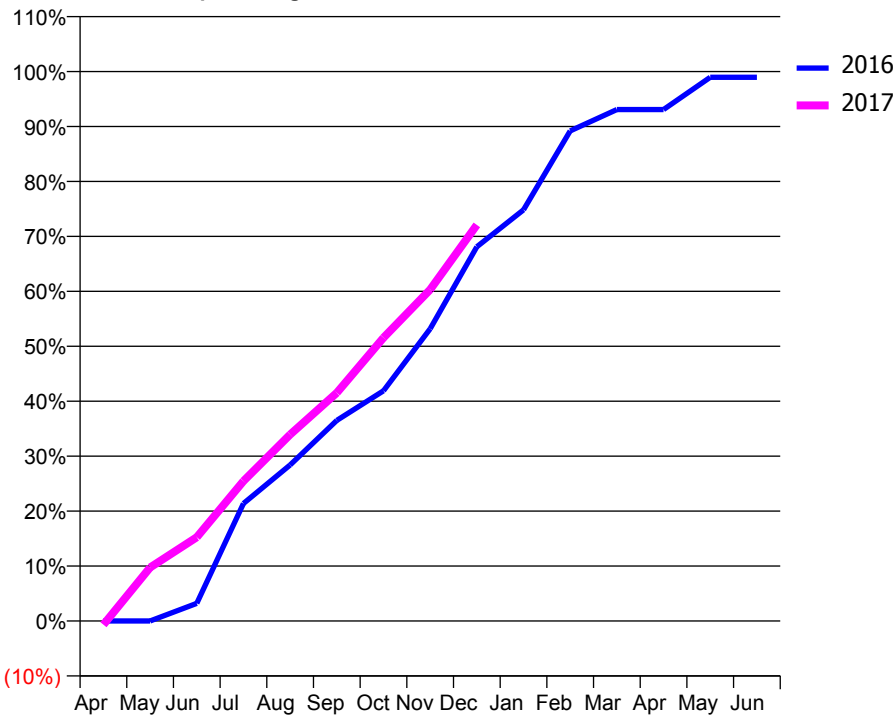
ACCESS*

Patients seen in 24 months	Total	Change since previous quarter
Quarter ending December 2015	3,503	
Quarter ending March 2016	3,433	↓
Quarter ending June 2016	3,740	↑
Quarter ending September 2016	4,055	↑
Quarter ending December 2016	4,431	↑
Variance since December 2015	26.5%	↑



ACTIVITY

Cumulative percentage of contracted UDA delivered 2016 & 2017



Month	Adjusted Scheduled Activity (UDA)	
	2016	2017
April	0	-107
May	0	1,491
June	451	2,336
July	3,002	3,899
August	3,985	5,197
September	5,123	6,359
October	5,879	7,893
November	7,463	9,234
December	9,557	11,035
January	10,500	
February	12,515	
March	13,061	
April	13,061	
May	13,885	
June	13,887	

QUALITY

	Quantity	Base Number	Contract	AT	Region	England
% of FP17s for the same patient ID Re-attending within 3 months - Children	84	1,196	7.0%	11.7%	13.4%	12.4%
% of FP17s for the same patient ID Re-attending within 3 months - Adults	873	4,844	18.0%	15.5%	17.3%	16.6%
% of FP17s for the same patient ID Re-attending between 3 & 9 months - Children	638	1,196	53.3%	59.5%	58.9%	57.5%
% of FP17s for the same patient ID Re-attending between 3 & 9 months - Adults	2,618	4,844	54.0%	54.2%	52.5%	50.4%
% of FP17s for Band 1 Urgent Courses	268	5,642	4.8%	8.9%	9.3%	9.1%
% of FP17s Relating to Free Repair or Replacements	146	5,642	2.6%	0.9%	1.0%	0.8%
% of FP17s Relating to Continuations	83	5,642	1.5%	1.4%	1.5%	1.3%
% of Patients satisfied with the dentistry they have received	7	7	N/A	93.1%	93.1%	92.7%
% of Patients satisfied with the time they had to wait for an appointment	7	7	N/A	88.5%	89.8%	88.8%

* This is based on patients treated on this contract for their most recent course of treatment. Figures in italics indicate the base number of FP17s or Patient Questionnaire responses are less than 100. N/A is shown where the base number of responses is less than 10 during the period. % is calculated as Quantity/Base number*100

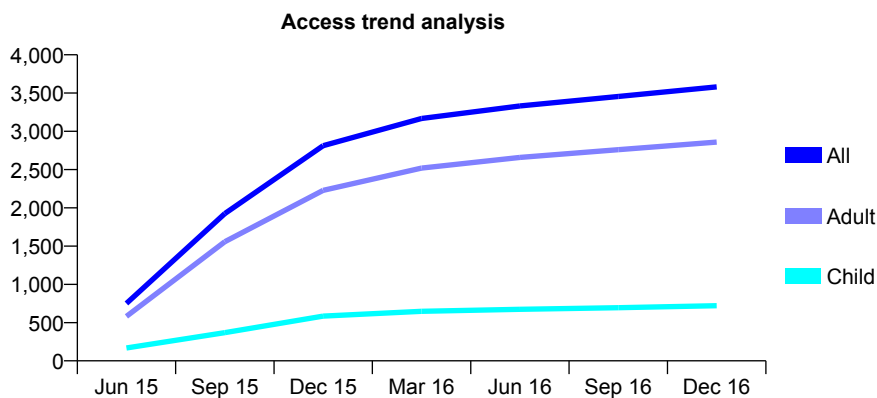
Q52 - Vital Signs At a Glance Contract Report for 173681/0004 - December 2016

Name or company name	Mulli Limited
Contract type name	GDS Contract
Purpose of contract	General
Contract start date	01/05/2015
Contract end date	

16/17 Contracted general activity (UDA)	13,781
Carry forward general activity (UDA)	12
16/17 Contracted orthodontic activity (UOA)	0
Carry forward orthodontic activity (UOA)	0
Baseline contract value	£311,958.83

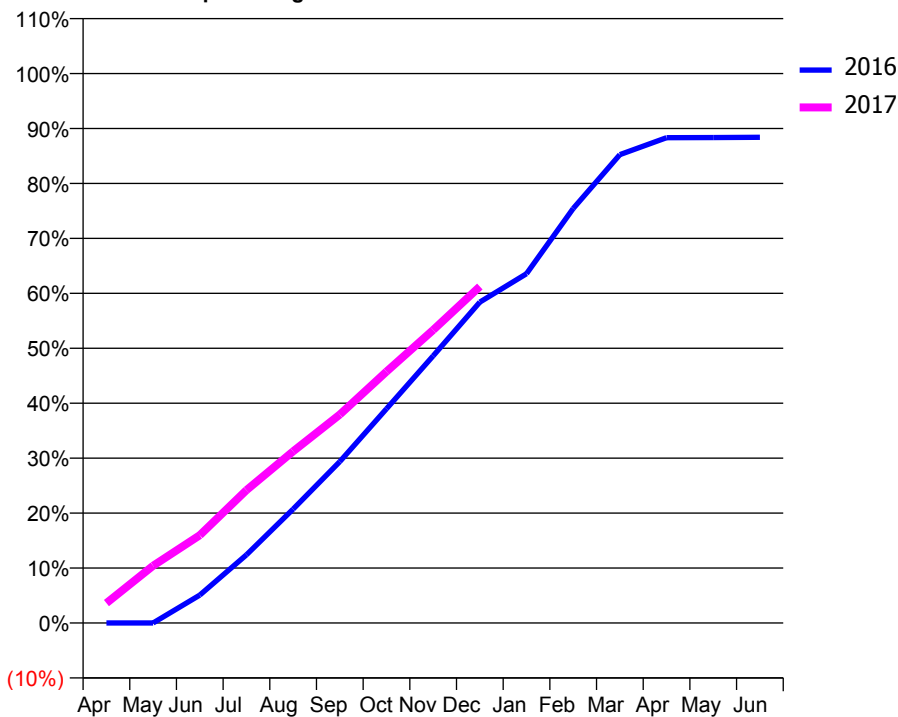
ACCESS*

Patients seen in 24 months	Total	Change since previous quarter
Quarter ending December 2015	2,813	
Quarter ending March 2016	3,168	↑
Quarter ending June 2016	3,331	↑
Quarter ending September 2016	3,455	↑
Quarter ending December 2016	3,581	↑
Variance since December 2015	27.3%	↑



ACTIVITY

Cumulative percentage of contracted UDA delivered 2016 & 2017



Month	Adjusted Scheduled Activity (UDA)	
	2016	2017
April	0	500
May	0	1,435
June	642	2,201
July	1,568	3,332
August	2,621	4,306
September	3,710	5,228
October	4,924	6,305
November	6,142	7,349
December	7,376	8,439
January	8,029	
February	9,531	
March	10,769	
April	11,157	
May	11,161	
June	11,165	

QUALITY

	Quantity	Base Number	Contract	AT	Region	England
% of FP17s for the same patient ID Re-attending within 3 months - Children	72	858	8.4%	11.7%	13.4%	12.4%
% of FP17s for the same patient ID Re-attending within 3 months - Adults	796	3,957	20.1%	15.5%	17.3%	16.6%
% of FP17s for the same patient ID Re-attending between 3 & 9 months - Children	550	858	64.1%	59.5%	58.9%	57.5%
% of FP17s for the same patient ID Re-attending between 3 & 9 months - Adults	2,465	3,957	62.3%	54.2%	52.5%	50.4%
% of FP17s for Band 1 Urgent Courses	554	4,627	12.0%	8.9%	9.3%	9.1%
% of FP17s Relating to Free Repair or Replacements	98	4,627	2.1%	0.9%	1.0%	0.8%
% of FP17s Relating to Continuations	87	4,627	1.9%	1.4%	1.5%	1.3%
% of Patients satisfied with the dentistry they have received	6	6	N/A	93.1%	93.1%	92.7%
% of Patients satisfied with the time they had to wait for an appointment	6	6	N/A	88.5%	89.8%	88.8%

* This is based on patients treated on this contract for their most recent course of treatment. Figures in italics indicate the base number of FP17s or Patient Questionnaire responses are less than 100. N/A is shown where the base number of responses is less than 10 during the period. % is calculated as Quantity/Base number*100

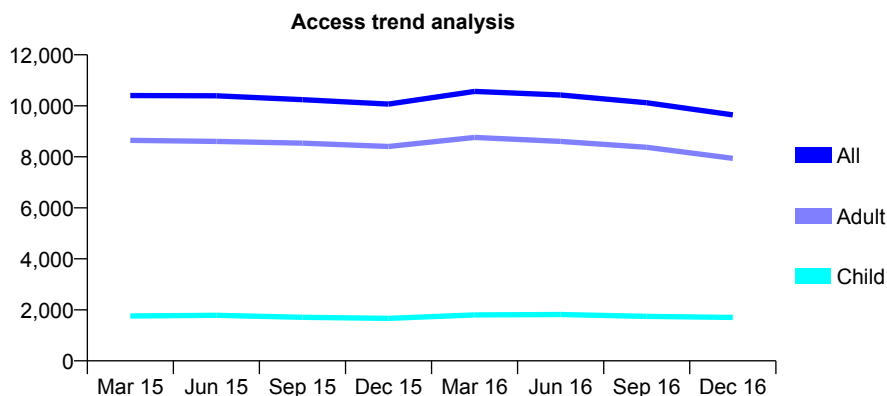
Q52 - Vital Signs At a Glance Contract Report for 174831/0001 - December 2016

Name or company name	TOVEY LITTLE DENTAL CENTRE LTD
Contract type name	GDS Contract
Purpose of contract	General
Contract start date	01/04/2011
Contract end date	

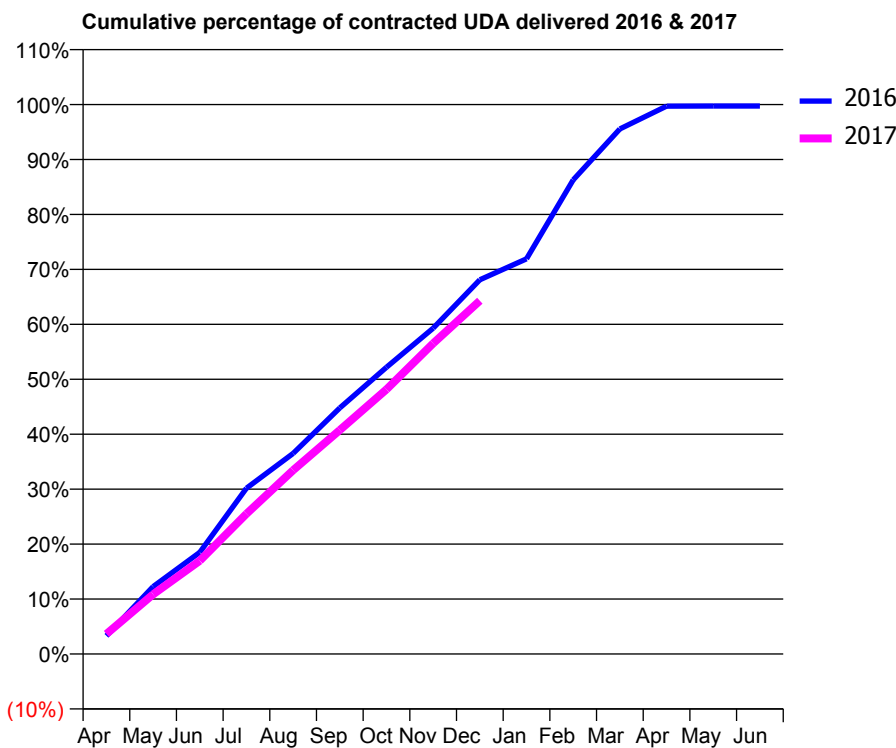
16/17 Contracted general activity (UDA)	30,005
Carry forward general activity (UDA)	84
16/17 Contracted orthodontic activity (UOA)	0
Carry forward orthodontic activity (UOA)	0
Baseline contract value	£967,104.69

ACCESS*

Patients seen in 24 months	Total	Change since previous quarter
Quarter ending December 2015	10,068	
Quarter ending March 2016	10,564	↑
Quarter ending June 2016	10,422	↓
Quarter ending September 2016	10,118	↓
Quarter ending December 2016	9,642	↓
Variance since December 2015	(4.2%)	↓



ACTIVITY



Month	Adjusted Scheduled Activity (UDA)	
	2016	2017
April	995	1,097
May	3,682	3,258
June	5,555	5,095
July	9,058	7,657
August	10,958	10,036
September	13,439	12,227
October	15,655	14,451
November	17,795	16,959
December	20,436	19,291
January	21,580	
February	25,887	
March	28,672	
April	29,918	
May	29,921	
June	29,921	

QUALITY

	Quantity	Base Number	Contract	AT	Region	England
% of FP17s for the same patient ID Re-attending within 3 months - Children	287	2,146	13.4%	11.7%	13.4%	12.4%
% of FP17s for the same patient ID Re-attending within 3 months - Adults	1,245	8,543	14.6%	15.5%	17.3%	16.6%
% of FP17s for the same patient ID Re-attending between 3 & 9 months - Children	1,206	2,146	56.2%	59.5%	58.9%	57.5%
% of FP17s for the same patient ID Re-attending between 3 & 9 months - Adults	4,613	8,543	54.0%	54.2%	52.5%	50.4%
% of FP17s for Band 1 Urgent Courses	541	9,394	5.8%	8.9%	9.3%	9.1%
% of FP17s Relating to Free Repair or Replacements	149	9,394	1.6%	0.9%	1.0%	0.8%
% of FP17s Relating to Continuations	198	9,394	2.1%	1.4%	1.5%	1.3%
% of Patients satisfied with the dentistry they have received	15	16	93.8%	93.1%	93.1%	92.7%
% of Patients satisfied with the time they had to wait for an appointment	15	16	93.8%	88.5%	89.8%	88.8%

* This is based on patients treated on this contract for their most recent course of treatment. Figures in italics indicate the base number of FP17s or Patient Questionnaire responses are less than 100. N/A is shown where the base number of responses is less than 10 during the period. % is calculated as Quantity/Base number*100

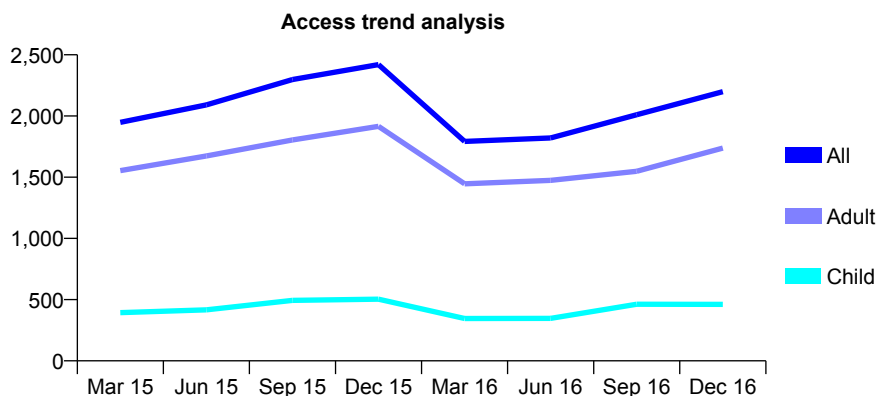
Q52 - Vital Signs At a Glance Contract Report for 174831/0002 - December 2016

Name or company name	TOVEY LITTLE DENTAL CENTRE LTD
Contract type name	GDS Contract
Purpose of contract	General
Contract start date	01/04/2011
Contract end date	

16/17 Contracted general activity (UDA)	6,000
Carry forward general activity (UDA)	-120
16/17 Contracted orthodontic activity (UOA)	0
Carry forward orthodontic activity (UOA)	0
Baseline contract value	£171,958.81

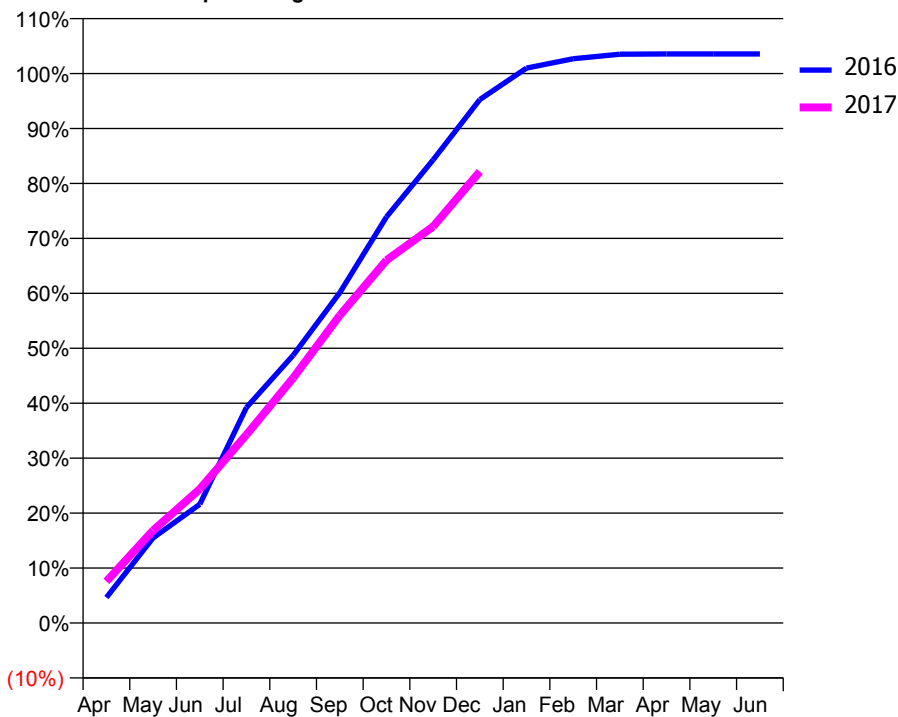
ACCESS*

Patients seen in 24 months	Total	Change since previous quarter
Quarter ending December 2015	2,420	
Quarter ending March 2016	1,792	↓
Quarter ending June 2016	1,821	→
Quarter ending September 2016	2,010	↑
Quarter ending December 2016	2,199	↑
Variance since December 2015	(9.1%)	↓



ACTIVITY

Cumulative percentage of contracted UDA delivered 2016 & 2017



Month	Adjusted Scheduled Activity (UDA)	
	2016	2017
April	278	454
May	929	1,011
June	1,296	1,462
July	2,354	2,056
August	2,923	2,675
September	3,608	3,359
October	4,435	3,961
November	5,057	4,329
December	5,716	4,930
January	6,060	
February	6,161	
March	6,211	
April	6,214	
May	6,214	
June	6,214	

QUALITY

	Quantity	Base Number	Contract	AT	Region	England
% of FP17s for the same patient ID Re-attending within 3 months - Children	28	590	4.7%	11.7%	13.4%	12.4%
% of FP17s for the same patient ID Re-attending within 3 months - Adults	118	1,727	6.8%	15.5%	17.3%	16.6%
% of FP17s for the same patient ID Re-attending between 3 & 9 months - Children	268	590	45.4%	59.5%	58.9%	57.5%
% of FP17s for the same patient ID Re-attending between 3 & 9 months - Adults	420	1,727	24.3%	54.2%	52.5%	50.4%
% of FP17s for Band 1 Urgent Courses	98	2,315	4.2%	8.9%	9.3%	9.1%
% of FP17s Relating to Free Repair or Replacements	24	2,315	1.0%	0.9%	1.0%	0.8%
% of FP17s Relating to Continuations	38	2,315	1.6%	1.4%	1.5%	1.3%
% of Patients satisfied with the dentistry they have received	3	3	N/A	93.1%	93.1%	92.7%
% of Patients satisfied with the time they had to wait for an appointment	2	3	N/A	88.5%	89.8%	88.8%

* This is based on patients treated on this contract for their most recent course of treatment. Figures in italics indicate the base number of FP17s or Patient Questionnaire responses are less than 100. N/A is shown where the base number of responses is less than 10 during the period. % is calculated as Quantity/Base number*100

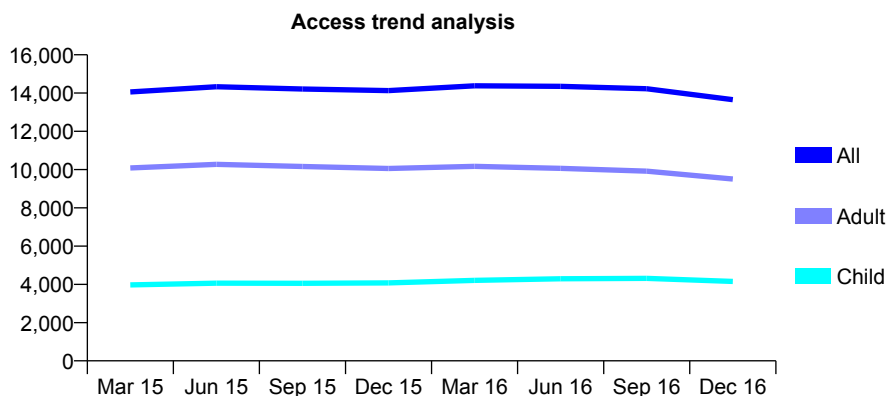
Q52 - Vital Signs At a Glance Contract Report for 177725/0001 - December 2016

Name or company name	MCM Dental Services Ltd
Contract type name	PDS Contract
Purpose of contract	General
Contract start date	03/10/2007
Contract end date	02/10/2017

16/17 Contracted general activity (UDA)	47,000
Carry forward general activity (UDA)	-85
16/17 Contracted orthodontic activity (UOA)	0
Carry forward orthodontic activity (UOA)	0
Baseline contract value	£1,410,643.05

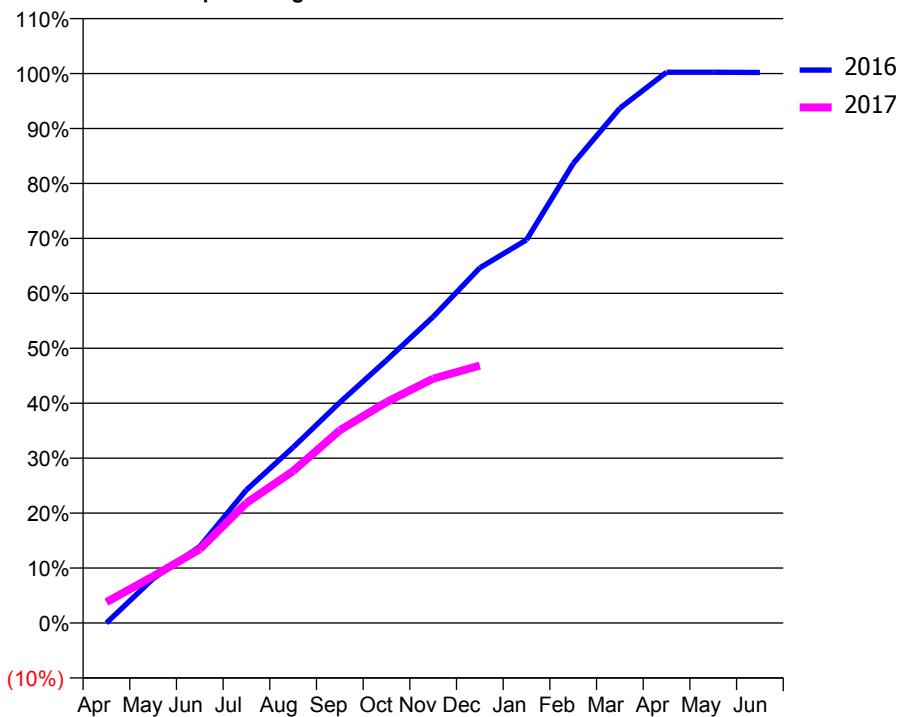
ACCESS*

Patients seen in 24 months	Total	Change since previous quarter
Quarter ending December 2015	14,129	
Quarter ending March 2016	14,376	→
Quarter ending June 2016	14,354	→
Quarter ending September 2016	14,228	→
Quarter ending December 2016	13,656	↓
Variance since December 2015	(3.3%)	↓



ACTIVITY

Cumulative percentage of contracted UDA delivered 2016 & 2017



Month	Adjusted Scheduled Activity (UDA)	
	2016	2017
April	0	1,786
May	3,789	4,002
June	6,537	6,318
July	11,392	10,274
August	15,031	12,995
September	18,866	16,490
October	22,479	18,893
November	26,191	20,902
December	30,377	22,014
January	32,773	
February	39,303	
March	44,033	
April	47,106	
May	47,112	
June	47,085	

QUALITY

	Quantity	Base Number	Contract	AT	Region	England
% of FP17s for the same patient ID Re-attending within 3 months - Children	279	3,623	7.7%	11.7%	13.4%	12.4%
% of FP17s for the same patient ID Re-attending within 3 months - Adults	1,074	7,444	14.4%	15.5%	17.3%	16.6%
% of FP17s for the same patient ID Re-attending between 3 & 9 months - Children	1,859	3,623	51.3%	59.5%	58.9%	57.5%
% of FP17s for the same patient ID Re-attending between 3 & 9 months - Adults	3,788	7,444	50.9%	54.2%	52.5%	50.4%
% of FP17s for Band 1 Urgent Courses	1,240	9,423	13.2%	8.9%	9.3%	9.1%
% of FP17s Relating to Free Repair or Replacements	48	9,423	0.5%	0.9%	1.0%	0.8%
% of FP17s Relating to Continuations	41	9,423	0.4%	1.4%	1.5%	1.3%
% of Patients satisfied with the dentistry they have received	11	11	100.0%	93.1%	93.1%	92.7%
% of Patients satisfied with the time they had to wait for an appointment	11	11	100.0%	88.5%	89.8%	88.8%

* This is based on patients treated on this contract for their most recent course of treatment. Figures in italics indicate the base number of FP17s or Patient Questionnaire responses are less than 100. N/A is shown where the base number of responses is less than 10 during the period. % is calculated as Quantity/Base number*100

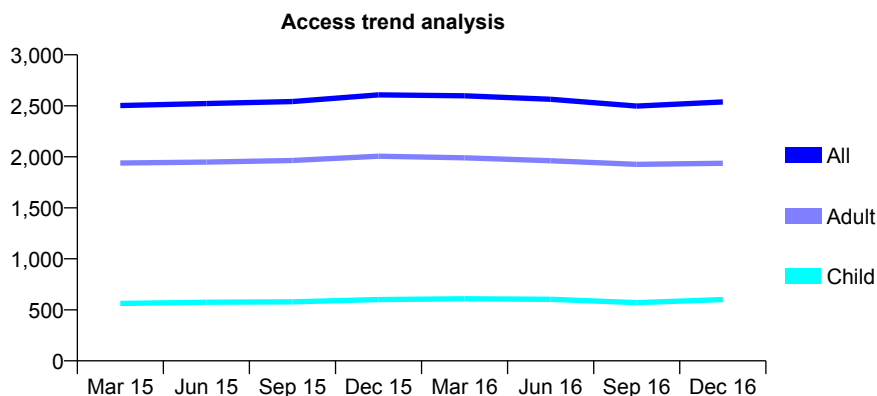
Q52 - Vital Signs At a Glance Contract Report for 180904/0002 - December 2016

Name or company name	Perfect Smile Clinic (UK) Ltd
Contract type name	PDS Contract
Purpose of contract	General
Contract start date	01/03/2011
Contract end date	31/03/2021

16/17 Contracted general activity (UDA)	8,080
Carry forward general activity (UDA)	24
16/17 Contracted orthodontic activity (UOA)	0
Carry forward orthodontic activity (UOA)	0
Baseline contract value	£223,213.00

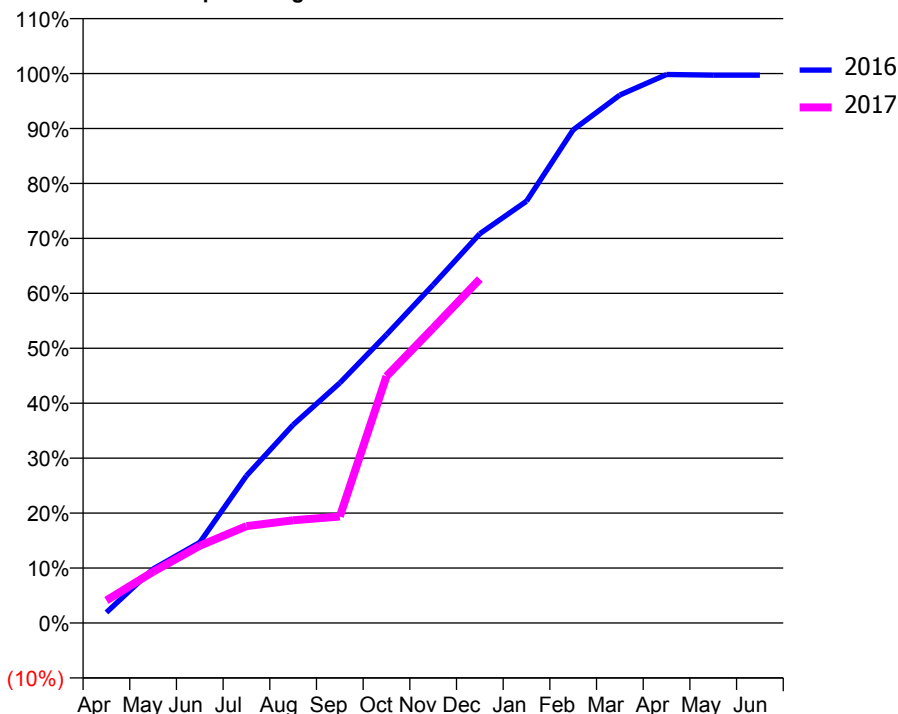
ACCESS*

Patients seen in 24 months	Total	Change since previous quarter
Quarter ending December 2015	2,607	
Quarter ending March 2016	2,598	→
Quarter ending June 2016	2,564	↓
Quarter ending September 2016	2,497	↓
Quarter ending December 2016	2,538	→
Variance since December 2015	(2.6%)	↓



ACTIVITY

Cumulative percentage of contracted UDA delivered 2016 & 2017



Month	Adjusted Scheduled Activity (UDA)	
	2016	2017
April	156	332
May	795	753
June	1,186	1,136
July	2,165	1,424
August	2,914	1,512
September	3,531	1,566
October	4,240	3,628
November	4,973	4,338
December	5,725	5,058
January	6,204	
February	7,251	
March	7,764	
April	8,067	
May	8,056	
June	8,056	

QUALITY

	Quantity	Base Number	Contract	AT	Region	England
% of FP17s for the same patient ID Re-attending within 3 months - Children	54	740	7.3%	11.7%	13.4%	12.4%
% of FP17s for the same patient ID Re-attending within 3 months - Adults	377	2,317	16.3%	15.5%	17.3%	16.6%
% of FP17s for the same patient ID Re-attending between 3 & 9 months - Children	519	740	70.1%	59.5%	58.9%	57.5%
% of FP17s for the same patient ID Re-attending between 3 & 9 months - Adults	1,394	2,317	60.2%	54.2%	52.5%	50.4%
% of FP17s for Band 1 Urgent Courses	279	2,917	9.6%	8.9%	9.3%	9.1%
% of FP17s Relating to Free Repair or Replacements	41	2,917	1.4%	0.9%	1.0%	0.8%
% of FP17s Relating to Continuations	8	2,917	0.3%	1.4%	1.5%	1.3%
% of Patients satisfied with the dentistry they have received	0	0	N/A	93.1%	93.1%	92.7%
% of Patients satisfied with the time they had to wait for an appointment	0	0	N/A	88.5%	89.8%	88.8%

* This is based on patients treated on this contract for their most recent course of treatment. Figures in italics indicate the base number of FP17s or Patient Questionnaire responses are less than 100. N/A is shown where the base number of responses is less than 10 during the period. % is calculated as Quantity/Base number*100

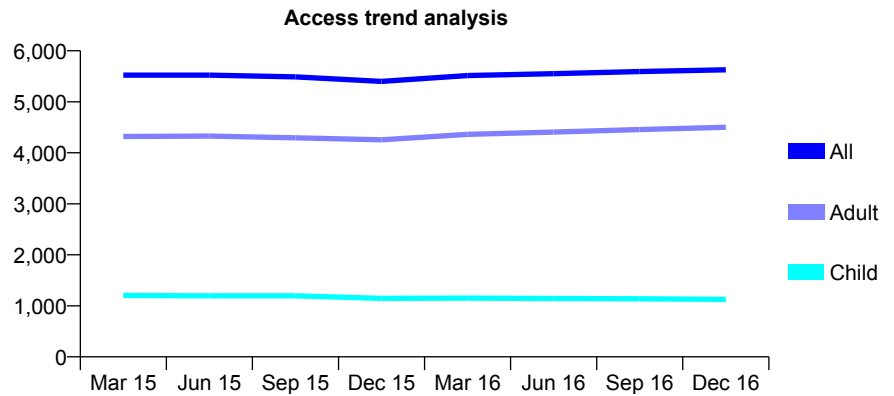
Q52 - Vital Signs At a Glance Contract Report for 181234/0001 - December 2016

Name or company name	Glen Lea Dental Suite
Contract type name	GDS Contract
Purpose of contract	General
Contract start date	01/06/2012
Contract end date	

16/17 Contracted general activity (UDA)	14,835
Carry forward general activity (UDA)	-297
16/17 Contracted orthodontic activity (UOA)	0
Carry forward orthodontic activity (UOA)	0
Baseline contract value	£424,959.04

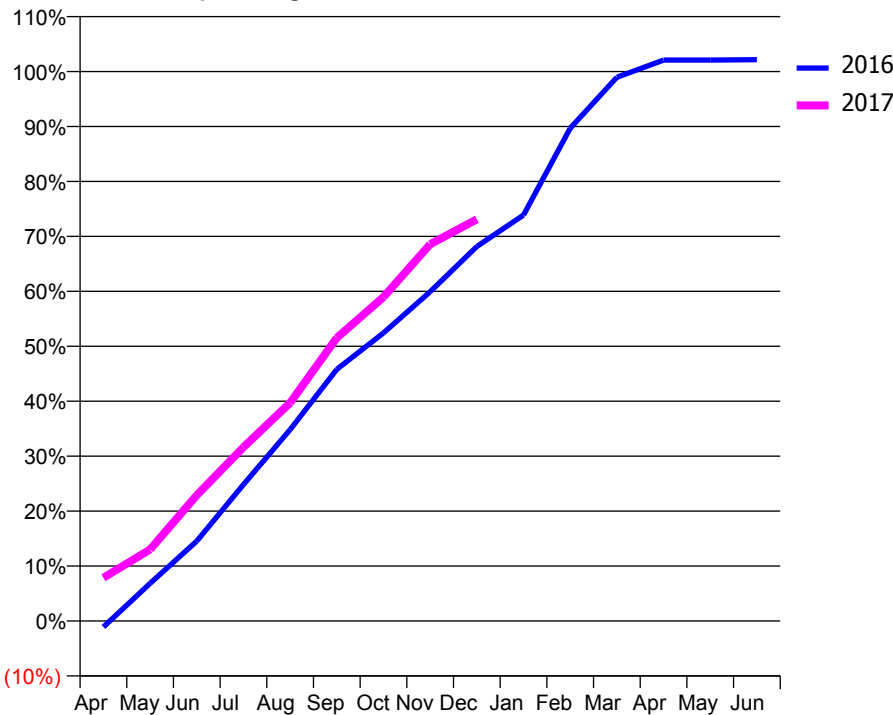
ACCESS*

Patients seen in 24 months	Total	Change since previous quarter
Quarter ending December 2015	5,401	
Quarter ending March 2016	5,514	↑
Quarter ending June 2016	5,551	→
Quarter ending September 2016	5,593	→
Quarter ending December 2016	5,627	→
Variance since December 2015	4.2%	↑



ACTIVITY

Cumulative percentage of contracted UDA delivered 2016 & 2017



Month	Adjusted Scheduled Activity (UDA)	
	2016	2017
April	-164	1,169
May	1,018	1,932
June	2,160	3,396
July	3,685	4,691
August	5,169	5,892
September	6,796	7,644
October	7,776	8,748
November	8,890	10,171
December	10,111	10,844
January	10,961	
February	13,305	
March	14,678	
April	15,142	
May	15,142	
June	15,154	

QUALITY

	Quantity	Base Number	Contract	AT	Region	England
% of FP17s for the same patient ID Re-attending within 3 months - Children	52	959	5.4%	11.7%	13.4%	12.4%
% of FP17s for the same patient ID Re-attending within 3 months - Adults	562	3,880	14.5%	15.5%	17.3%	16.6%
% of FP17s for the same patient ID Re-attending between 3 & 9 months - Children	295	959	30.8%	59.5%	58.9%	57.5%
% of FP17s for the same patient ID Re-attending between 3 & 9 months - Adults	1,103	3,880	28.4%	54.2%	52.5%	50.4%
% of FP17s for Band 1 Urgent Courses	459	4,649	9.9%	8.9%	9.3%	9.1%
% of FP17s Relating to Free Repair or Replacements	18	4,649	0.4%	0.9%	1.0%	0.8%
% of FP17s Relating to Continuations	115	4,649	2.5%	1.4%	1.5%	1.3%
% of Patients satisfied with the dentistry they have received	18	19	94.7%	93.1%	93.1%	92.7%
% of Patients satisfied with the time they had to wait for an appointment	19	19	100.0%	88.5%	89.8%	88.8%

* This is based on patients treated on this contract for their most recent course of treatment. Figures in italics indicate the base number of FP17s or Patient Questionnaire responses are less than 100. N/A is shown where the base number of responses is less than 10 during the period. % is calculated as Quantity/Base number*100

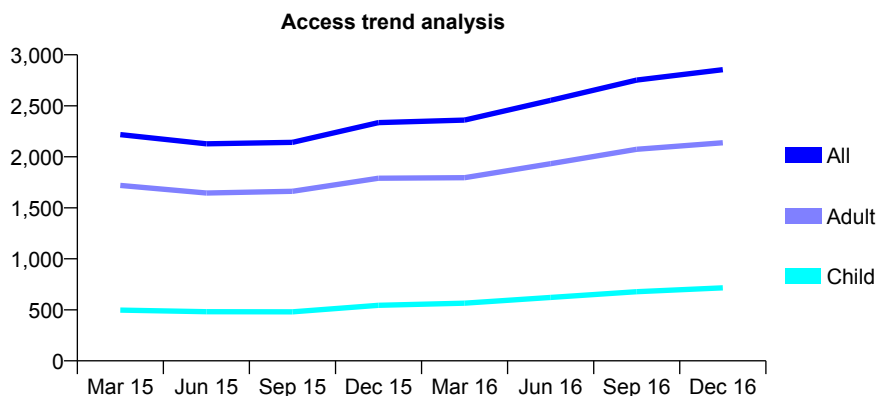
Q52 - Vital Signs At a Glance Contract Report for 181234/0002 - December 2016

Name or company name	Glen Lea Dental Suite
Contract type name	GDS Contract
Purpose of contract	General
Contract start date	01/06/2012
Contract end date	

16/17 Contracted general activity (UDA)	7,000
Carry forward general activity (UDA)	-140
16/17 Contracted orthodontic activity (UOA)	0
Carry forward orthodontic activity (UOA)	0
Baseline contract value	£172,670.95

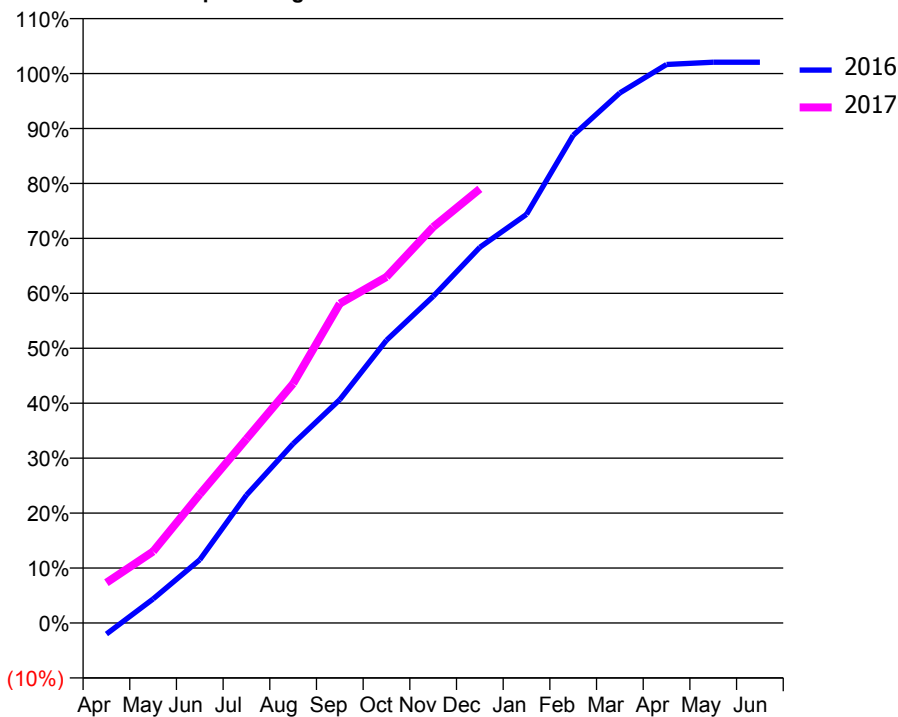
ACCESS*

Patients seen in 24 months	Total	Change since previous quarter
Quarter ending December 2015	2,335	
Quarter ending March 2016	2,360	→
Quarter ending June 2016	2,554	↑
Quarter ending September 2016	2,752	↑
Quarter ending December 2016	2,854	↑
Variance since December 2015	22.2%	↑



ACTIVITY

Cumulative percentage of contracted UDA delivered 2016 & 2017



Month	Adjusted Scheduled Activity (UDA)	
	2016	2017
April	-141	513
May	307	912
June	806	1,639
July	1,630	2,344
August	2,284	3,051
September	2,846	4,070
October	3,602	4,409
November	4,161	5,044
December	4,786	5,530
January	5,205	
February	6,212	
March	6,753	
April	7,115	
May	7,143	
June	7,144	

QUALITY

	Quantity	Base Number	Contract	AT	Region	England
% of FP17s for the same patient ID Re-attending within 3 months - Children	41	761	5.4%	11.7%	13.4%	12.4%
% of FP17s for the same patient ID Re-attending within 3 months - Adults	333	2,160	15.4%	15.5%	17.3%	16.6%
% of FP17s for the same patient ID Re-attending between 3 & 9 months - Children	268	761	35.2%	59.5%	58.9%	57.5%
% of FP17s for the same patient ID Re-attending between 3 & 9 months - Adults	593	2,160	27.5%	54.2%	52.5%	50.4%
% of FP17s for Band 1 Urgent Courses	440	2,727	16.1%	8.9%	9.3%	9.1%
% of FP17s Relating to Free Repair or Replacements	19	2,727	0.7%	0.9%	1.0%	0.8%
% of FP17s Relating to Continuations	67	2,727	2.5%	1.4%	1.5%	1.3%
% of Patients satisfied with the dentistry they have received	6	7	N/A	93.1%	93.1%	92.7%
% of Patients satisfied with the time they had to wait for an appointment	6	7	N/A	88.5%	89.8%	88.8%

* This is based on patients treated on this contract for their most recent course of treatment. Figures in italics indicate the base number of FP17s or Patient Questionnaire responses are less than 100. N/A is shown where the base number of responses is less than 10 during the period. % is calculated as Quantity/Base number*100

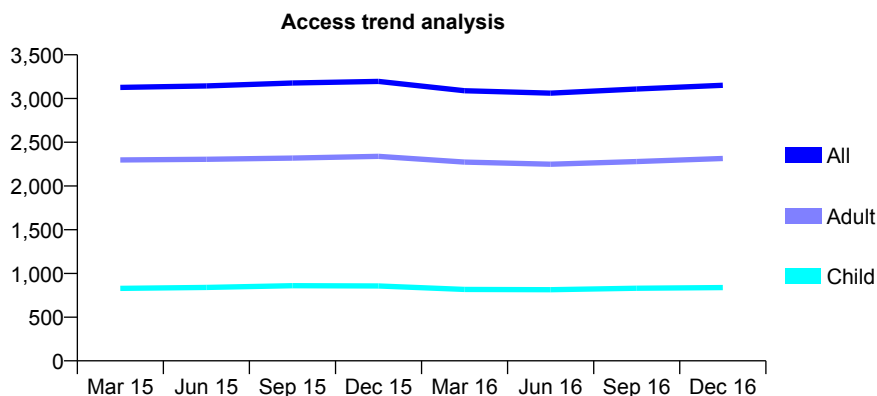
Q52 - Vital Signs At a Glance Contract Report for 181463/0001 - December 2016

Name or company name	Dhinsa Dental Limited
Contract type name	GDS Contract
Purpose of contract	General
Contract start date	01/04/2009
Contract end date	

16/17 Contracted general activity (UDA)	11,550
Carry forward general activity (UDA)	1,190
16/17 Contracted orthodontic activity (UOA)	0
Carry forward orthodontic activity (UOA)	0
Baseline contract value	£273,092.10

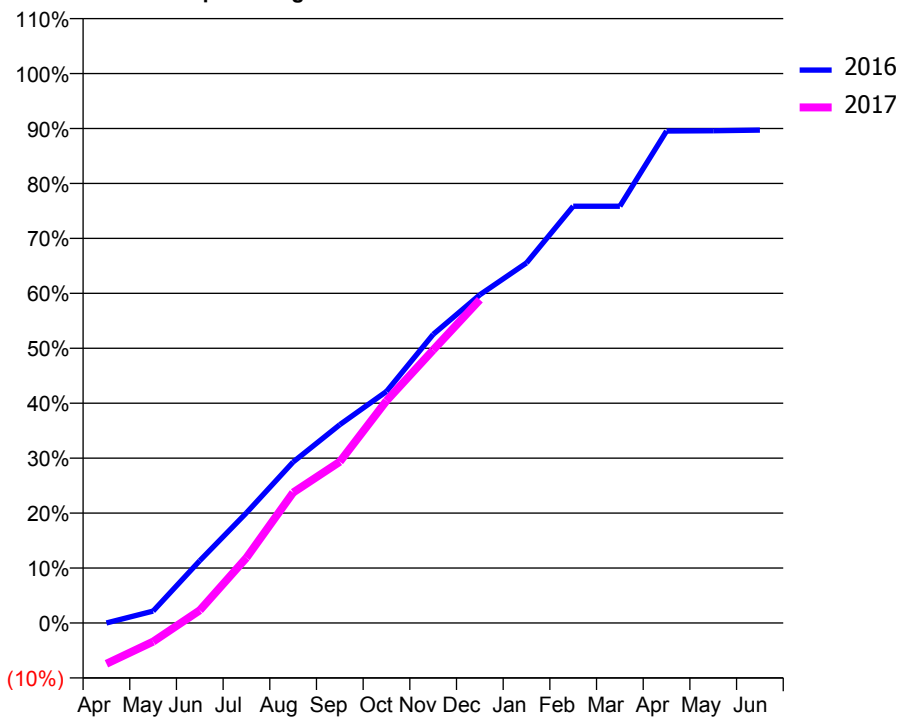
ACCESS*

Patients seen in 24 months	Total	Change since previous quarter
Quarter ending December 2015	3,196	
Quarter ending March 2016	3,089	↓
Quarter ending June 2016	3,062	→
Quarter ending September 2016	3,109	→
Quarter ending December 2016	3,152	→
Variance since December 2015	(1.4%)	↓



ACTIVITY

Cumulative percentage of contracted UDA delivered 2016 & 2017



Month	Adjusted Scheduled Activity (UDA)	
	2016	2017
April	0	-860
May	252	-394
June	1,311	267
July	2,318	1,372
August	3,385	2,742
September	4,169	3,390
October	4,867	4,671
November	6,067	5,738
December	6,900	6,795
January	7,568	
February	8,760	
March	8,760	
April	10,342	
May	10,346	
June	10,360	

QUALITY

	Quantity	Base Number	Contract	AT	Region	England
% of FP17s for the same patient ID Re-attending within 3 months - Children	63	1,222	5.2%	11.7%	13.4%	12.4%
% of FP17s for the same patient ID Re-attending within 3 months - Adults	438	2,780	15.8%	15.5%	17.3%	16.6%
% of FP17s for the same patient ID Re-attending between 3 & 9 months - Children	782	1,222	64.0%	59.5%	58.9%	57.5%
% of FP17s for the same patient ID Re-attending between 3 & 9 months - Adults	1,187	2,780	42.7%	54.2%	52.5%	50.4%
% of FP17s for Band 1 Urgent Courses	156	3,296	4.7%	8.9%	9.3%	9.1%
% of FP17s Relating to Free Repair or Replacements	28	3,296	0.8%	0.9%	1.0%	0.8%
% of FP17s Relating to Continuations	54	3,296	1.6%	1.4%	1.5%	1.3%
% of Patients satisfied with the dentistry they have received	6	6	N/A	93.1%	93.1%	92.7%
% of Patients satisfied with the time they had to wait for an appointment	6	6	N/A	88.5%	89.8%	88.8%

* This is based on patients treated on this contract for their most recent course of treatment. Figures in italics indicate the base number of FP17s or Patient Questionnaire responses are less than 100. N/A is shown where the base number of responses is less than 10 during the period. % is calculated as Quantity/Base number*100

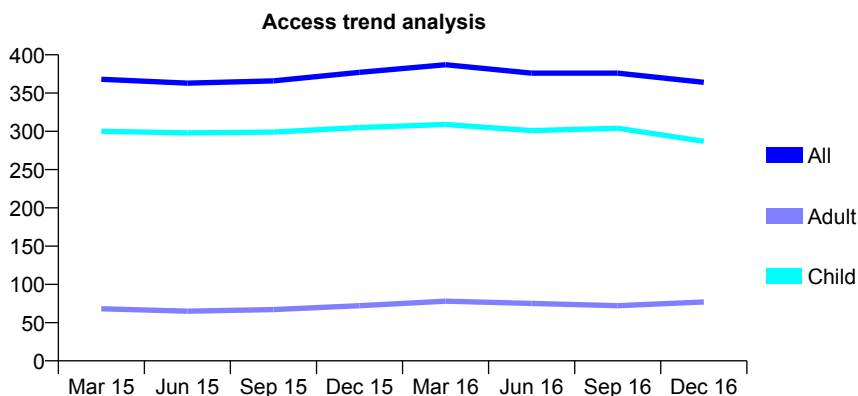
Q52 - Vital Signs At a Glance Contract Report for 182192/0001 - December 2016

Name or company name	Baldon Dental Centre Ltd
Contract type name	PDS Contract
Purpose of contract	General
Contract start date	01/11/2008
Contract end date	31/10/2018

16/17 Contracted general activity (UDA)	835
Carry forward general activity (UDA)	5
16/17 Contracted orthodontic activity (UOA)	0
Carry forward orthodontic activity (UOA)	0
Baseline contract value	£23,955.39

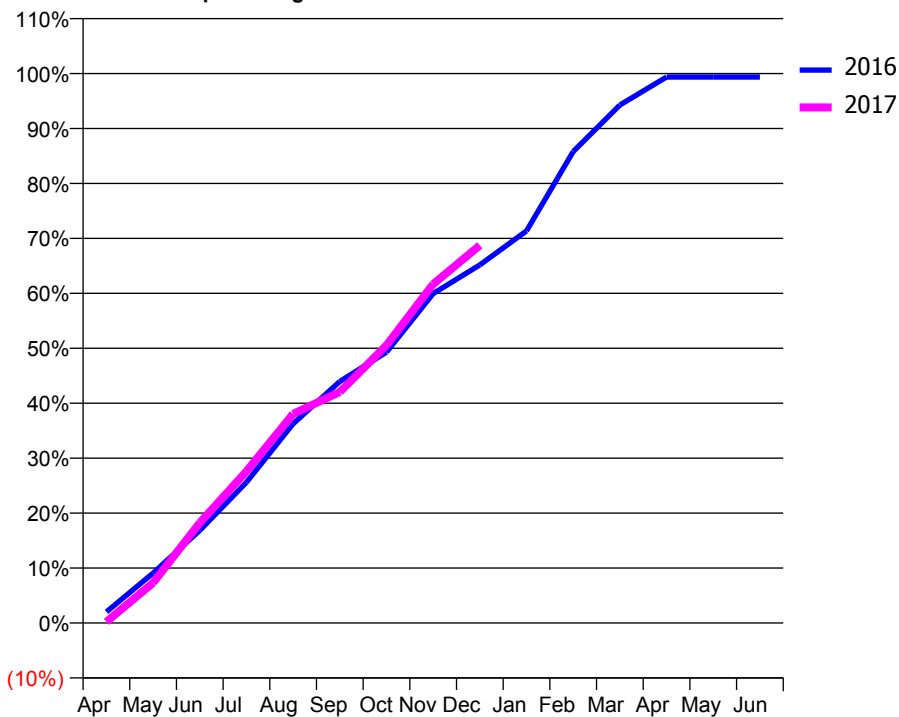
ACCESS*

Patients seen in 24 months	Total	Change since previous quarter
Quarter ending December 2015	377	
Quarter ending March 2016	387	↑
Quarter ending June 2016	376	↓
Quarter ending September 2016	376	→
Quarter ending December 2016	364	↓
Variance since December 2015	(3.4%)	↓



ACTIVITY

Cumulative percentage of contracted UDA delivered 2016 & 2017



Month	Adjusted Scheduled Activity (UDA)	
	2016	2017
April	17	2
May	76	61
June	141	152
July	214	230
August	303	318
September	367	351
October	412	422
November	501	515
December	544	574
January	596	
February	716	
March	787	
April	830	
May	830	
June	830	

QUALITY

	Quantity	Base Number	Contract	AT	Region	England
% of FP17s for the same patient ID Re-attending within 3 months - Children	18	353	5.1%	11.7%	13.4%	12.4%
% of FP17s for the same patient ID Re-attending within 3 months - Adults	2	48	4.2%	15.5%	17.3%	16.6%
% of FP17s for the same patient ID Re-attending between 3 & 9 months - Children	258	353	73.1%	59.5%	58.9%	57.5%
% of FP17s for the same patient ID Re-attending between 3 & 9 months - Adults	34	48	70.8%	54.2%	52.5%	50.4%
% of FP17s for Band 1 Urgent Courses	10	372	2.7%	8.9%	9.3%	9.1%
% of FP17s Relating to Free Repair or Replacements	0	372	0.0%	0.9%	1.0%	0.8%
% of FP17s Relating to Continuations	0	372	0.0%	1.4%	1.5%	1.3%
% of Patients satisfied with the dentistry they have received	2	2	N/A	93.1%	93.1%	92.7%
% of Patients satisfied with the time they had to wait for an appointment	1	2	N/A	88.5%	89.8%	88.8%

* This is based on patients treated on this contract for their most recent course of treatment. Figures in italics indicate the base number of FP17s or Patient Questionnaire responses are less than 100. N/A is shown where the base number of responses is less than 10 during the period. % is calculated as Quantity/Base number*100

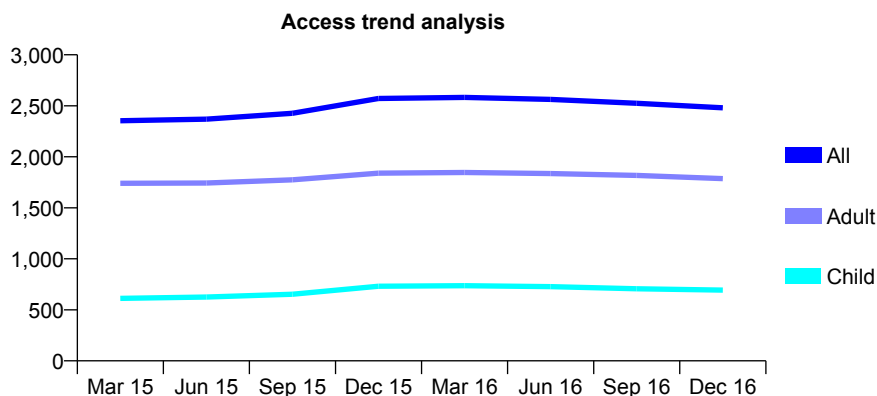
Q52 - Vital Signs At a Glance Contract Report for 183180/0001 - December 2016

Name or company name	Airedale Dental Practice
Contract type name	GDS Contract
Purpose of contract	General
Contract start date	01/03/2013
Contract end date	

16/17 Contracted general activity (UDA)	8,800
Carry forward general activity (UDA)	170
16/17 Contracted orthodontic activity (UOA)	0
Carry forward orthodontic activity (UOA)	0
Baseline contract value	£278,235.70

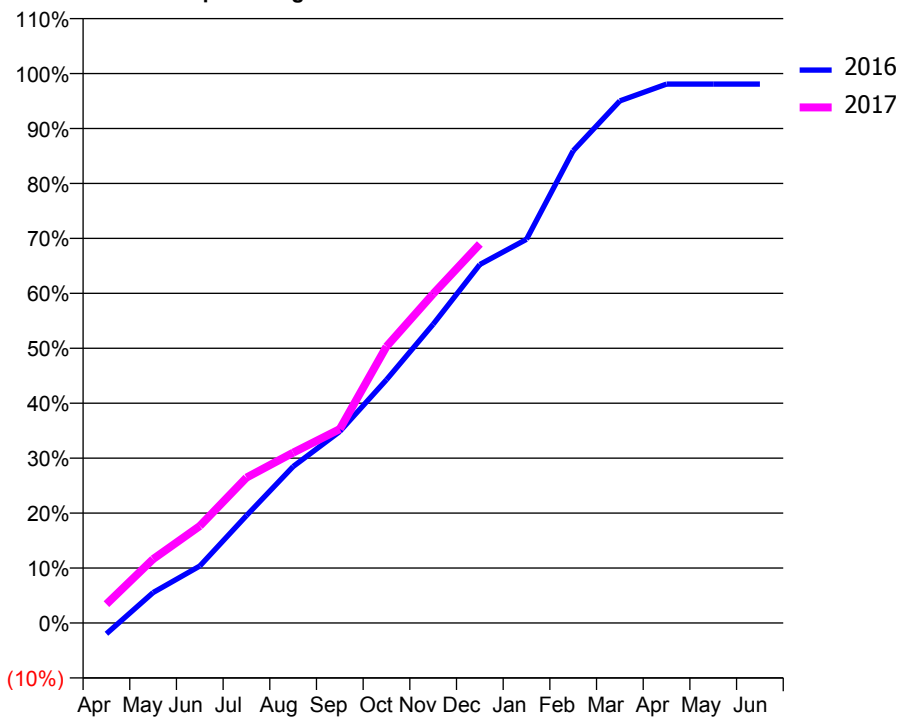
ACCESS*

Patients seen in 24 months	Total	Change since previous quarter
Quarter ending December 2015	2,572	
Quarter ending March 2016	2,583	→
Quarter ending June 2016	2,563	→
Quarter ending September 2016	2,525	↓
Quarter ending December 2016	2,480	↓
Variance since December 2015	(3.6%)	↓



ACTIVITY

Cumulative percentage of contracted UDA delivered 2016 & 2017



Month	Adjusted Scheduled Activity (UDA)	
	2016	2017
April	-174	302
May	489	1,024
June	912	1,554
July	1,719	2,329
August	2,506	2,727
September	3,067	3,107
October	3,896	4,427
November	4,784	5,272
December	5,740	6,069
January	6,144	
February	7,563	
March	8,361	
April	8,630	
May	8,630	
June	8,630	

QUALITY

	Quantity	Base Number	Contract	AT	Region	England
% of FP17s for the same patient ID Re-attending within 3 months - Children	82	730	11.2%	11.7%	13.4%	12.4%
% of FP17s for the same patient ID Re-attending within 3 months - Adults	398	1,916	20.8%	15.5%	17.3%	16.6%
% of FP17s for the same patient ID Re-attending between 3 & 9 months - Children	429	730	58.8%	59.5%	58.9%	57.5%
% of FP17s for the same patient ID Re-attending between 3 & 9 months - Adults	972	1,916	50.7%	54.2%	52.5%	50.4%
% of FP17s for Band 1 Urgent Courses	275	2,503	11.0%	8.9%	9.3%	9.1%
% of FP17s Relating to Free Repair or Replacements	38	2,503	1.5%	0.9%	1.0%	0.8%
% of FP17s Relating to Continuations	86	2,503	3.4%	1.4%	1.5%	1.3%
% of Patients satisfied with the dentistry they have received	3	3	N/A	93.1%	93.1%	92.7%
% of Patients satisfied with the time they had to wait for an appointment	2	3	N/A	88.5%	89.8%	88.8%

* This is based on patients treated on this contract for their most recent course of treatment. Figures in italics indicate the base number of FP17s or Patient Questionnaire responses are less than 100. N/A is shown where the base number of responses is less than 10 during the period. % is calculated as Quantity/Base number*100

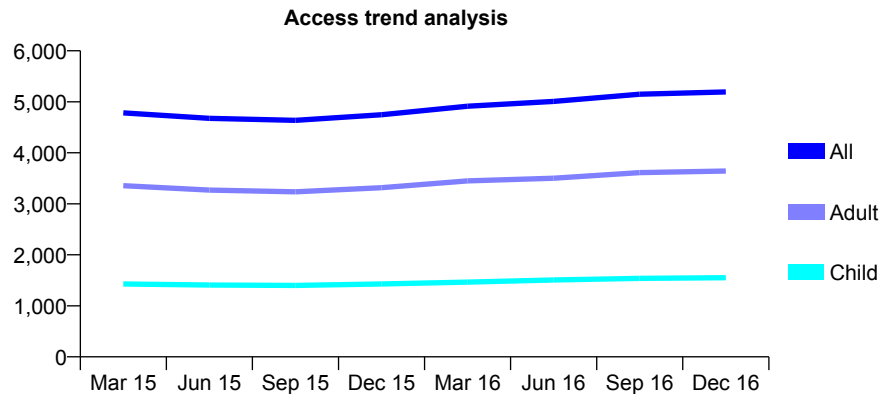
Q52 - Vital Signs At a Glance Contract Report for 183857/0001 - December 2016

Name or company name	Windmill Dental
Contract type name	GDS Contract
Purpose of contract	General
Contract start date	01/03/2010
Contract end date	

16/17 Contracted general activity (UDA)	14,000
Carry forward general activity (UDA)	0
16/17 Contracted orthodontic activity (UOA)	0
Carry forward orthodontic activity (UOA)	0
Baseline contract value	£375,371.64

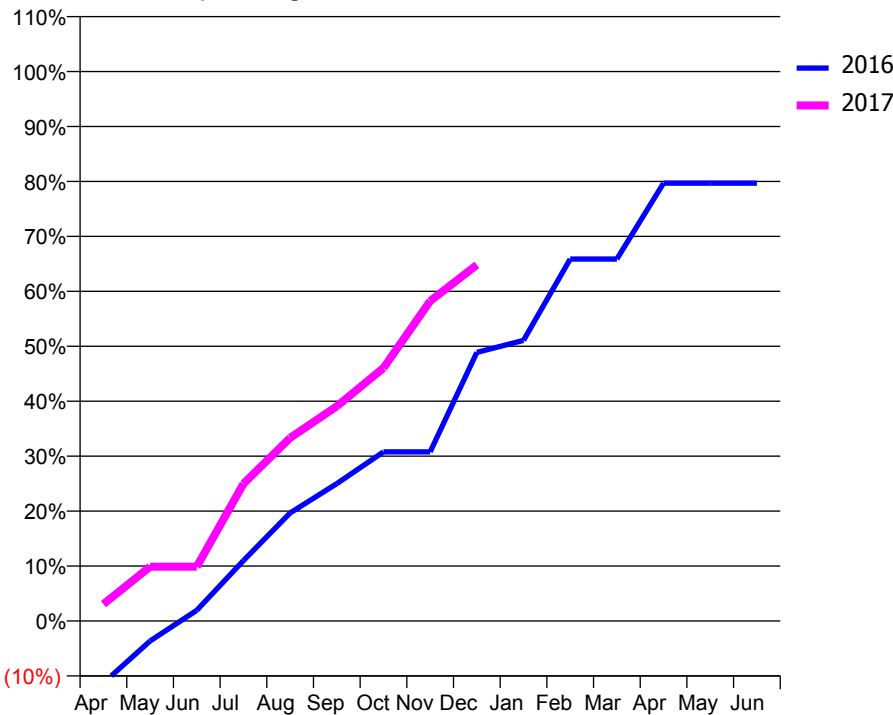
ACCESS*

Patients seen in 24 months	Total	Change since previous quarter
Quarter ending December 2015	4,747	
Quarter ending March 2016	4,915	↑
Quarter ending June 2016	5,009	→
Quarter ending September 2016	5,150	↑
Quarter ending December 2016	5,193	→
Variance since December 2015	9.4%	↑



ACTIVITY

Cumulative percentage of contracted UDA delivered 2016 & 2017



Month	Adjusted Scheduled Activity (UDA)	
	2016	2017
April	-1,586	430
May	-510	1,385
June	272	1,385
July	1,540	3,498
August	2,753	4,665
September	3,503	5,472
October	4,309	6,446
November	4,309	8,152
December	6,844	9,074
January	7,148	
February	9,222	
March	9,222	
April	11,155	
May	11,154	
June	11,154	

QUALITY

	Quantity	Base Number	Contract	AT	Region	England
% of FP17s for the same patient ID Re-attending within 3 months - Children	144	2,018	7.1%	11.7%	13.4%	12.4%
% of FP17s for the same patient ID Re-attending within 3 months - Adults	604	4,438	13.6%	15.5%	17.3%	16.6%
% of FP17s for the same patient ID Re-attending between 3 & 9 months - Children	1,253	2,018	62.1%	59.5%	58.9%	57.5%
% of FP17s for the same patient ID Re-attending between 3 & 9 months - Adults	2,605	4,438	58.7%	54.2%	52.5%	50.4%
% of FP17s for Band 1 Urgent Courses	235	4,915	4.8%	8.9%	9.3%	9.1%
% of FP17s Relating to Free Repair or Replacements	13	4,915	0.3%	0.9%	1.0%	0.8%
% of FP17s Relating to Continuations	33	4,915	0.7%	1.4%	1.5%	1.3%
% of Patients satisfied with the dentistry they have received	4	5	N/A	93.1%	93.1%	92.7%
% of Patients satisfied with the time they had to wait for an appointment	5	5	N/A	88.5%	89.8%	88.8%

* This is based on patients treated on this contract for their most recent course of treatment. Figures in italics indicate the base number of FP17s or Patient Questionnaire responses are less than 100. N/A is shown where the base number of responses is less than 10 during the period. % is calculated as Quantity/Base number*100

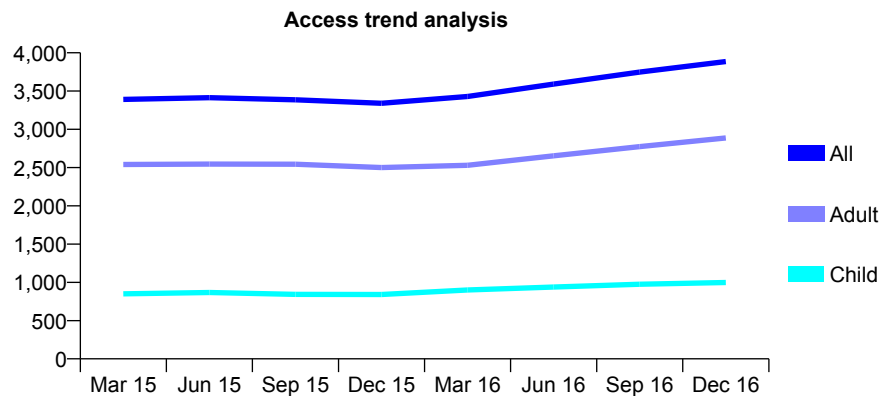
Q52 - Vital Signs At a Glance Contract Report for 184659/0001 - December 2016

Name or company name	Humber & Yorkshire CDA Limited
Contract type name	GDS Contract
Purpose of contract	General
Contract start date	12/11/2009
Contract end date	

16/17 Contracted general activity (UDA)	9,403
Carry forward general activity (UDA)	0
16/17 Contracted orthodontic activity (UOA)	0
Carry forward orthodontic activity (UOA)	0
Baseline contract value	£268,122.60

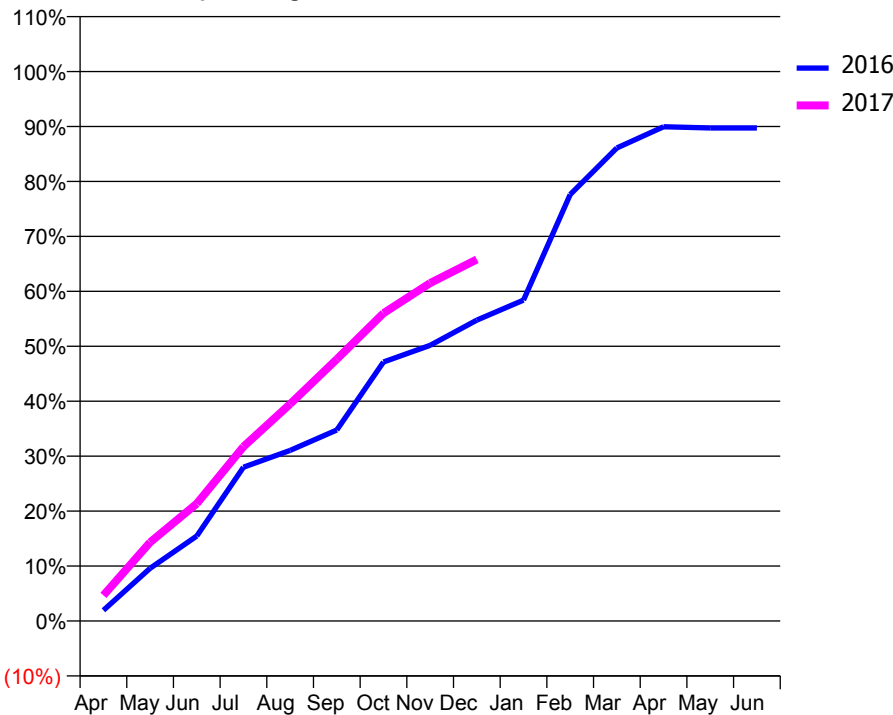
ACCESS*

Patients seen in 24 months	Total	Change since previous quarter
Quarter ending December 2015	3,341	
Quarter ending March 2016	3,430	↑
Quarter ending June 2016	3,592	↑
Quarter ending September 2016	3,749	↑
Quarter ending December 2016	3,886	↑
Variance since December 2015	16.3%	↑



ACTIVITY

Cumulative percentage of contracted UDA delivered 2016 & 2017



Month	Adjusted Scheduled Activity (UDA)	
	2016	2017
April	167	440
May	817	1,347
June	1,314	2,010
July	2,379	2,984
August	2,640	3,714
September	2,955	4,480
October	4,007	5,268
November	4,264	5,783
December	4,654	6,188
January	4,963	
February	6,598	
March	7,317	
April	7,646	
May	7,626	
June	7,626	

QUALITY

	Quantity	Base Number	Contract	AT	Region	England
% of FP17s for the same patient ID Re-attending within 3 months - Children	146	1,215	12.0%	11.7%	13.4%	12.4%
% of FP17s for the same patient ID Re-attending within 3 months - Adults	405	2,816	14.4%	15.5%	17.3%	16.6%
% of FP17s for the same patient ID Re-attending between 3 & 9 months - Children	780	1,215	64.2%	59.5%	58.9%	57.5%
% of FP17s for the same patient ID Re-attending between 3 & 9 months - Adults	1,156	2,816	41.1%	54.2%	52.5%	50.4%
% of FP17s for Band 1 Urgent Courses	299	3,969	7.5%	8.9%	9.3%	9.1%
% of FP17s Relating to Free Repair or Replacements	37	3,969	0.9%	0.9%	1.0%	0.8%
% of FP17s Relating to Continuations	57	3,969	1.4%	1.4%	1.5%	1.3%
% of Patients satisfied with the dentistry they have received	10	11	90.9%	93.1%	93.1%	92.7%
% of Patients satisfied with the time they had to wait for an appointment	10	11	90.9%	88.5%	89.8%	88.8%

* This is based on patients treated on this contract for their most recent course of treatment. Figures in italics indicate the base number of FP17s or Patient Questionnaire responses are less than 100. N/A is shown where the base number of responses is less than 10 during the period. % is calculated as Quantity/Base number*100

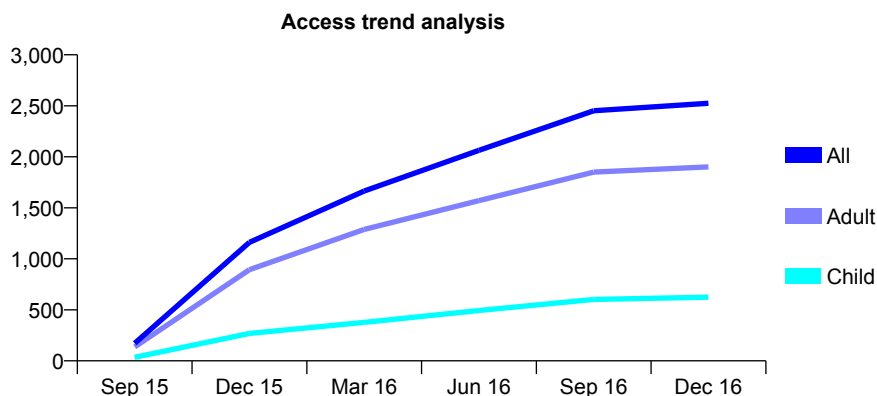
Q52 - Vital Signs At a Glance Contract Report for 184772/0001 - December 2016

Name or company name	Ripponden Dental Care Ltd
Contract type name	GDS Contract
Purpose of contract	General
Contract start date	09/09/2015
Contract end date	

16/17 Contracted general activity (UDA)	7,100
Carry forward general activity (UDA)	-70
16/17 Contracted orthodontic activity (UOA)	0
Carry forward orthodontic activity (UOA)	0
Baseline contract value	£188,654.32

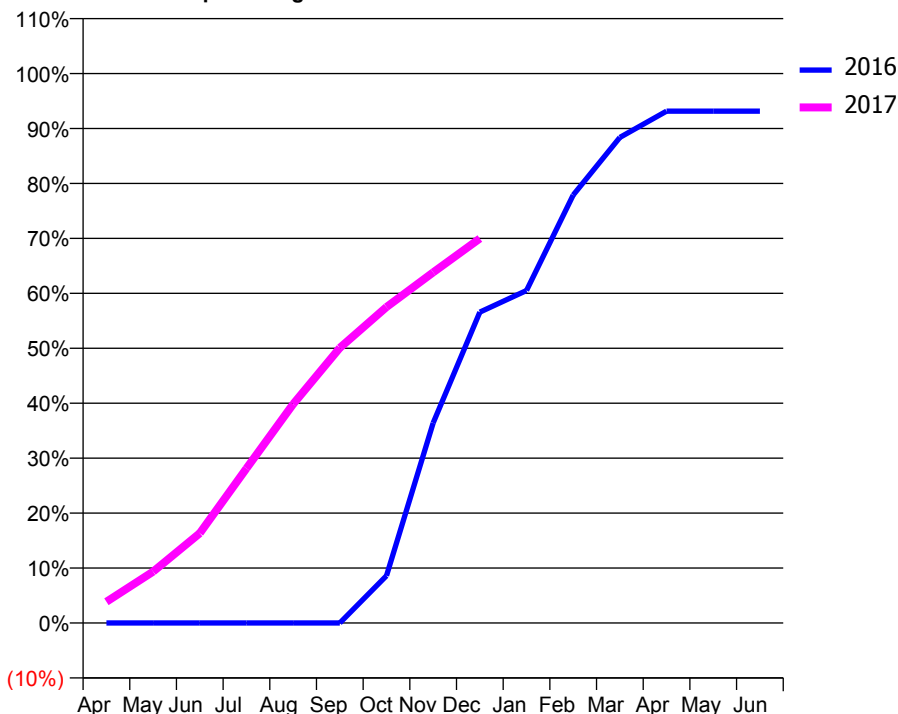
ACCESS*

Patients seen in 24 months	Total	Change since previous quarter
Quarter ending December 2015	1,162	
Quarter ending March 2016	1,665	↑
Quarter ending June 2016	2,064	↑
Quarter ending September 2016	2,452	↑
Quarter ending December 2016	2,525	↑
Variance since December 2015	117.3%	↑



ACTIVITY

Cumulative percentage of contracted UDA delivered 2016 & 2017



Month	Adjusted Scheduled Activity (UDA)	
	2016	2017
April	0	274
May	0	664
June	0	1,161
July	0	1,998
August	0	2,829
September	0	3,555
October	357	4,083
November	1,508	4,531
December	2,343	4,969
January	2,507	
February	3,226	
March	3,660	
April	3,858	
May	3,858	
June	3,858	

QUALITY

	Quantity	Base Number	Contract	AT	Region	England
% of FP17s for the same patient ID Re-attending within 3 months - Children	37	609	6.1%	11.7%	13.4%	12.4%
% of FP17s for the same patient ID Re-attending within 3 months - Adults	316	2,016	15.7%	15.5%	17.3%	16.6%
% of FP17s for the same patient ID Re-attending between 3 & 9 months - Children	182	609	29.9%	59.5%	58.9%	57.5%
% of FP17s for the same patient ID Re-attending between 3 & 9 months - Adults	768	2,016	38.1%	54.2%	52.5%	50.4%
% of FP17s for Band 1 Urgent Courses	124	2,498	5.0%	8.9%	9.3%	9.1%
% of FP17s Relating to Free Repair or Replacements	21	2,498	0.8%	0.9%	1.0%	0.8%
% of FP17s Relating to Continuations	72	2,498	2.9%	1.4%	1.5%	1.3%
% of Patients satisfied with the dentistry they have received	2	2	N/A	93.1%	93.1%	92.7%
% of Patients satisfied with the time they had to wait for an appointment	2	2	N/A	88.5%	89.8%	88.8%

* This is based on patients treated on this contract for their most recent course of treatment. Figures in italics indicate the base number of FP17s or Patient Questionnaire responses are less than 100. N/A is shown where the base number of responses is less than 10 during the period. % is calculated as Quantity/Base number*100

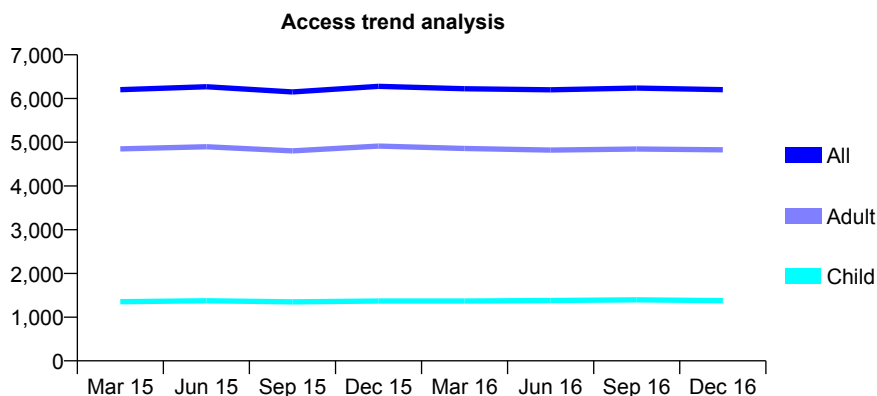
Q52 - Vital Signs At a Glance Contract Report for 184810/0001 - December 2016

Name or company name	S K Exel Dental Limited
Contract type name	GDS Contract
Purpose of contract	General
Contract start date	01/12/2009
Contract end date	

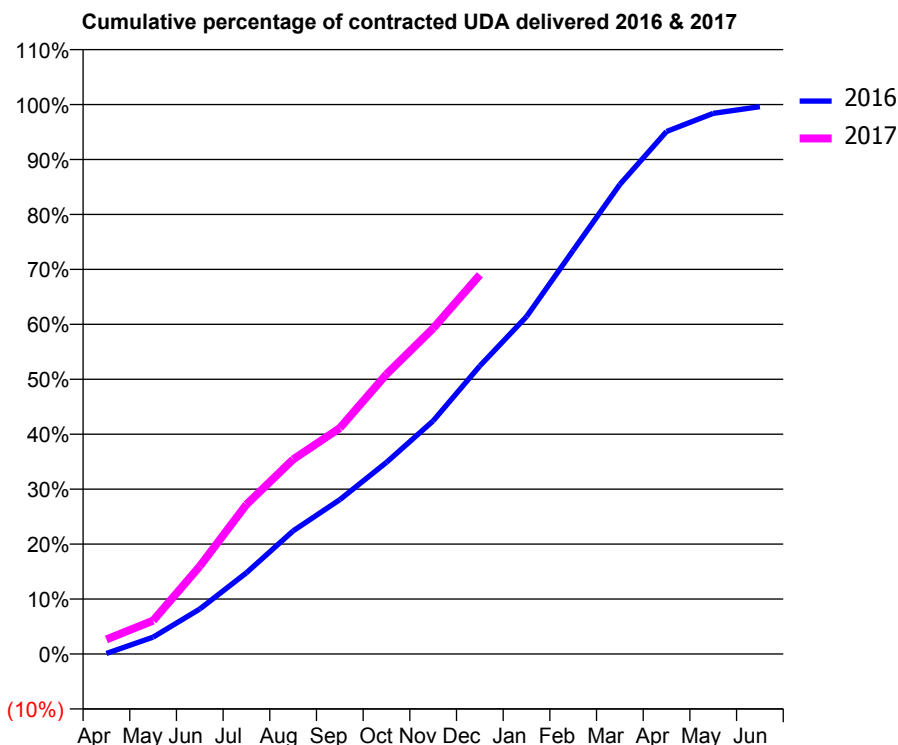
16/17 Contracted general activity (UDA)	19,460
Carry forward general activity (UDA)	-364
16/17 Contracted orthodontic activity (UOA)	0
Carry forward orthodontic activity (UOA)	0
Baseline contract value	£617,760.68

ACCESS*

Patients seen in 24 months	Total	Change since previous quarter
Quarter ending December 2015	6,280	
Quarter ending March 2016	6,224	→
Quarter ending June 2016	6,200	→
Quarter ending September 2016	6,240	→
Quarter ending December 2016	6,203	→
Variance since December 2015	(1.2%)	↓



ACTIVITY



Month	Adjusted Scheduled Activity (UDA)	
	2016	2017
April	20	518
May	596	1,182
June	1,593	3,112
July	2,879	5,294
August	4,361	6,892
September	5,466	8,000
October	6,786	9,911
November	8,256	11,532
December	10,202	13,427
January	11,949	
February	14,298	
March	16,630	
April	18,504	
May	19,145	
June	19,382	

QUALITY

	Quantity	Base Number	Contract	AT	Region	England
% of FP17s for the same patient ID Re-attending within 3 months - Children	209	1,681	12.4%	11.7%	13.4%	12.4%
% of FP17s for the same patient ID Re-attending within 3 months - Adults	811	4,773	17.0%	15.5%	17.3%	16.6%
% of FP17s for the same patient ID Re-attending between 3 & 9 months - Children	958	1,681	57.0%	59.5%	58.9%	57.5%
% of FP17s for the same patient ID Re-attending between 3 & 9 months - Adults	2,427	4,773	50.8%	54.2%	52.5%	50.4%
% of FP17s for Band 1 Urgent Courses	851	5,501	15.5%	8.9%	9.3%	9.1%
% of FP17s Relating to Free Repair or Replacements	32	5,501	0.6%	0.9%	1.0%	0.8%
% of FP17s Relating to Continuations	51	5,501	0.9%	1.4%	1.5%	1.3%
% of Patients satisfied with the dentistry they have received	5	5	N/A	93.1%	93.1%	92.7%
% of Patients satisfied with the time they had to wait for an appointment	5	5	N/A	88.5%	89.8%	88.8%

* This is based on patients treated on this contract for their most recent course of treatment. Figures in italics indicate the base number of FP17s or Patient Questionnaire responses are less than 100. N/A is shown where the base number of responses is less than 10 during the period. % is calculated as Quantity/Base number*100

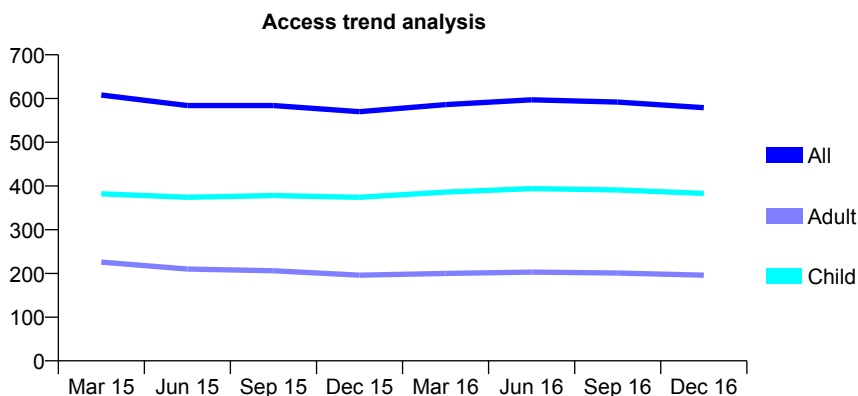
Q52 - Vital Signs At a Glance Contract Report for 185213/0001 - December 2016

Name or company name	Eastleigh Dental Health Practice
Contract type name	GDS Contract
Purpose of contract	General
Contract start date	01/08/2012
Contract end date	

16/17 Contracted general activity (UDA)	1,773
Carry forward general activity (UDA)	0
16/17 Contracted orthodontic activity (UOA)	0
Carry forward orthodontic activity (UOA)	0
Baseline contract value	£52,196.29

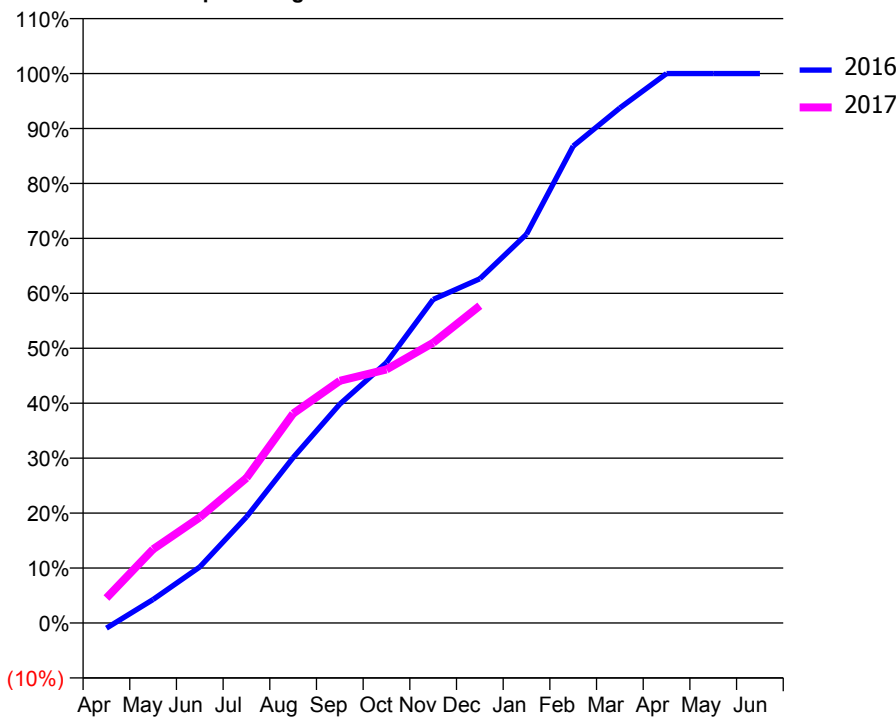
ACCESS*

Patients seen in 24 months	Total	Change since previous quarter
Quarter ending December 2015	570	
Quarter ending March 2016	586	↑
Quarter ending June 2016	597	→
Quarter ending September 2016	592	→
Quarter ending December 2016	579	↓
Variance since December 2015	1.6%	→



ACTIVITY

Cumulative percentage of contracted UDA delivered 2016 & 2017



Month	Adjusted Scheduled Activity (UDA)	
	2016	2017
April	-17	81
May	76	238
June	181	341
July	342	468
August	534	676
September	706	782
October	841	818
November	1,044	904
December	1,111	1,024
January	1,255	
February	1,539	
March	1,662	
April	1,773	
May	1,773	
June	1,773	

QUALITY

	Quantity	Base Number	Contract	AT	Region	England
% of FP17s for the same patient ID Re-attending within 3 months - Children	38	453	8.4%	11.7%	13.4%	12.4%
% of FP17s for the same patient ID Re-attending within 3 months - Adults	33	171	19.3%	15.5%	17.3%	16.6%
% of FP17s for the same patient ID Re-attending between 3 & 9 months - Children	326	453	72.0%	59.5%	58.9%	57.5%
% of FP17s for the same patient ID Re-attending between 3 & 9 months - Adults	103	171	60.2%	54.2%	52.5%	50.4%
% of FP17s for Band 1 Urgent Courses	34	557	6.1%	8.9%	9.3%	9.1%
% of FP17s Relating to Free Repair or Replacements	0	557	0.0%	0.9%	1.0%	0.8%
% of FP17s Relating to Continuations	3	557	0.5%	1.4%	1.5%	1.3%
% of Patients satisfied with the dentistry they have received	0	0	N/A	93.1%	93.1%	92.7%
% of Patients satisfied with the time they had to wait for an appointment	0	0	N/A	88.5%	89.8%	88.8%

* This is based on patients treated on this contract for their most recent course of treatment. Figures in italics indicate the base number of FP17s or Patient Questionnaire responses are less than 100. N/A is shown where the base number of responses is less than 10 during the period. % is calculated as Quantity/Base number*100

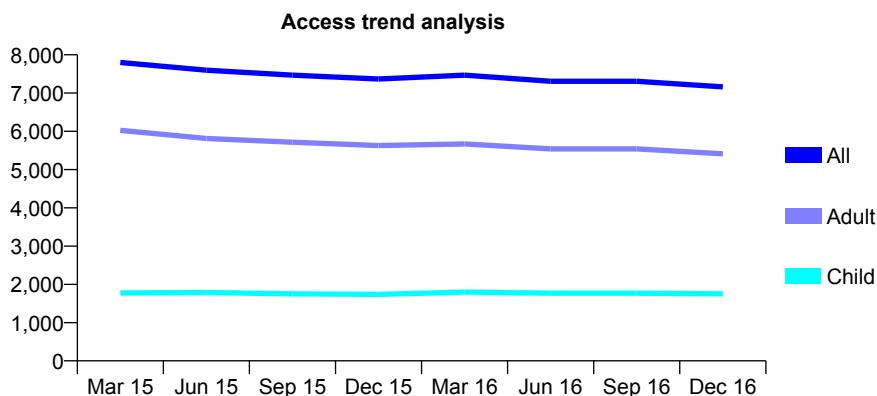
Q52 - Vital Signs At a Glance Contract Report for 187399/0001 - December 2016

Name or company name	M & B Practices Ltd
Contract type name	GDS Contract
Purpose of contract	General
Contract start date	01/11/2011
Contract end date	

16/17 Contracted general activity (UDA)	24,700
Carry forward general activity (UDA)	0
16/17 Contracted orthodontic activity (UOA)	0
Carry forward orthodontic activity (UOA)	0
Baseline contract value	£583,590.79

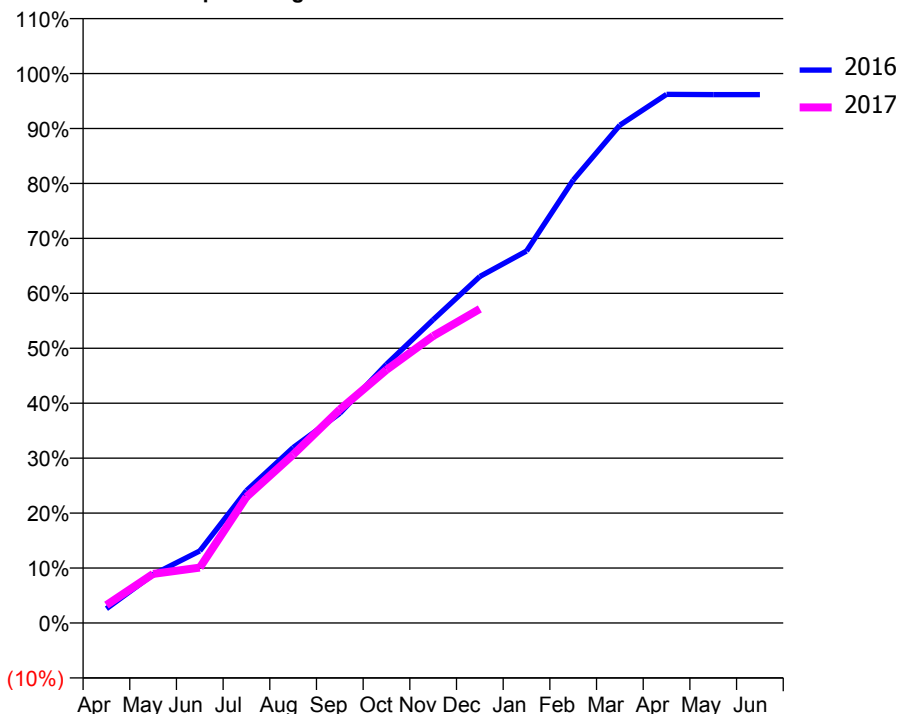
ACCESS*

Patients seen in 24 months	Total	Change since previous quarter
Quarter ending December 2015	7,366	
Quarter ending March 2016	7,468	→
Quarter ending June 2016	7,309	↓
Quarter ending September 2016	7,309	→
Quarter ending December 2016	7,163	↓
Variance since December 2015	(2.8%)	↓



ACTIVITY

Cumulative percentage of contracted UDA delivered 2016 & 2017



Month	Adjusted Scheduled Activity (UDA)	
	2016	2017
April	645	804
May	2,178	2,210
June	3,239	2,490
July	5,948	5,666
August	7,886	7,567
September	9,424	9,598
October	11,630	11,380
November	13,635	12,901
December	15,577	14,117
January	16,721	
February	19,907	
March	22,378	
April	23,762	
May	23,751	
June	23,751	

QUALITY

	Quantity	Base Number	Contract	AT	Region	England
% of FP17s for the same patient ID Re-attending within 3 months - Children	139	1,580	8.8%	11.7%	13.4%	12.4%
% of FP17s for the same patient ID Re-attending within 3 months - Adults	857	4,942	17.3%	15.5%	17.3%	16.6%
% of FP17s for the same patient ID Re-attending between 3 & 9 months - Children	852	1,580	53.9%	59.5%	58.9%	57.5%
% of FP17s for the same patient ID Re-attending between 3 & 9 months - Adults	2,415	4,942	48.9%	54.2%	52.5%	50.4%
% of FP17s for Band 1 Urgent Courses	628	6,075	10.3%	8.9%	9.3%	9.1%
% of FP17s Relating to Free Repair or Replacements	91	6,075	1.5%	0.9%	1.0%	0.8%
% of FP17s Relating to Continuations	51	6,075	0.8%	1.4%	1.5%	1.3%
% of Patients satisfied with the dentistry they have received	4	4	N/A	93.1%	93.1%	92.7%
% of Patients satisfied with the time they had to wait for an appointment	4	4	N/A	88.5%	89.8%	88.8%

* This is based on patients treated on this contract for their most recent course of treatment. Figures in italics indicate the base number of FP17s or Patient Questionnaire responses are less than 100. N/A is shown where the base number of responses is less than 10 during the period. % is calculated as Quantity/Base number*100

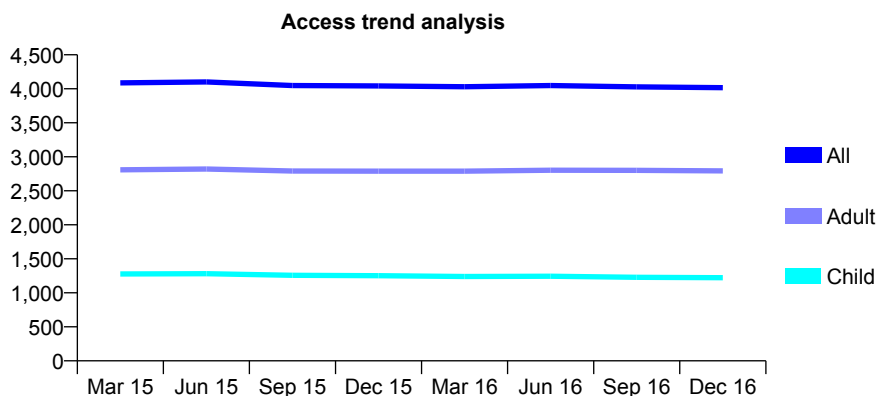
Q52 - Vital Signs At a Glance Contract Report for 188700/0001 - December 2016

Name or company name	Honden Limited
Contract type name	GDS Contract
Purpose of contract	General
Contract start date	01/09/2011
Contract end date	

16/17 Contracted general activity (UDA)	10,800
Carry forward general activity (UDA)	404
16/17 Contracted orthodontic activity (UOA)	0
Carry forward orthodontic activity (UOA)	0
Baseline contract value	£318,057.60

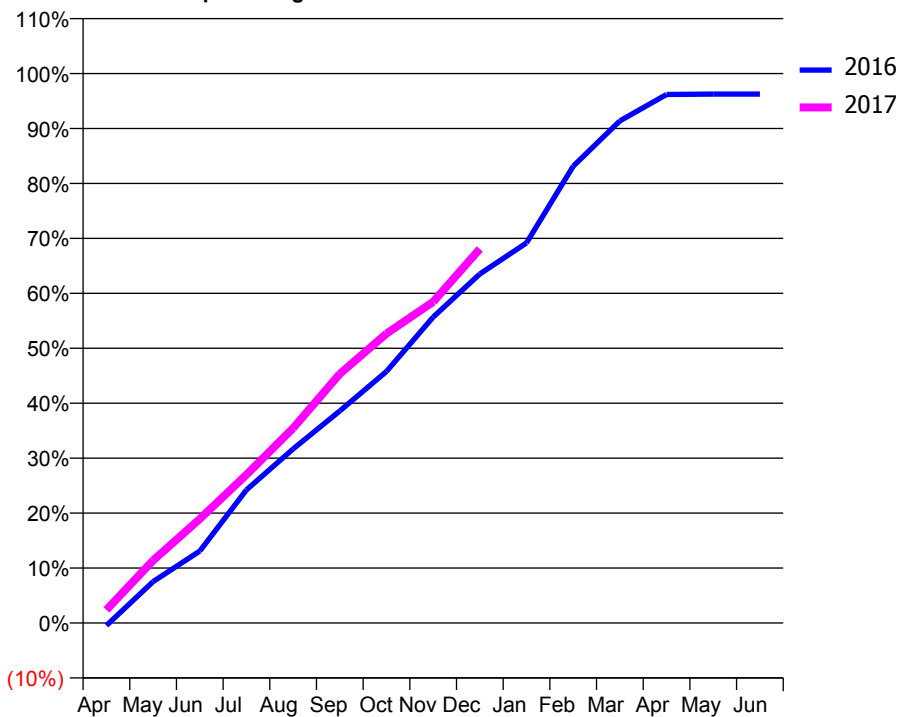
ACCESS*

Patients seen in 24 months	Total	Change since previous quarter
Quarter ending December 2015	4,042	
Quarter ending March 2016	4,030	→
Quarter ending June 2016	4,048	→
Quarter ending September 2016	4,029	→
Quarter ending December 2016	4,016	→
Variance since December 2015	(0.6%)	→



ACTIVITY

Cumulative percentage of contracted UDA delivered 2016 & 2017



Month	Adjusted Scheduled Activity (UDA)	
	2016	2017
April	-51	259
May	815	1,230
June	1,415	2,047
July	2,617	2,917
August	3,421	3,830
September	4,169	4,897
October	4,943	5,689
November	6,014	6,311
December	6,861	7,352
January	7,469	
February	8,977	
March	9,869	
April	10,388	
May	10,396	
June	10,396	

QUALITY

	Quantity	Base Number	Contract	AT	Region	England
% of FP17s for the same patient ID Re-attending within 3 months - Children	108	1,529	7.1%	11.7%	13.4%	12.4%
% of FP17s for the same patient ID Re-attending within 3 months - Adults	510	3,306	15.4%	15.5%	17.3%	16.6%
% of FP17s for the same patient ID Re-attending between 3 & 9 months - Children	1,032	1,529	67.5%	59.5%	58.9%	57.5%
% of FP17s for the same patient ID Re-attending between 3 & 9 months - Adults	2,108	3,306	63.8%	54.2%	52.5%	50.4%
% of FP17s for Band 1 Urgent Courses	228	4,549	5.0%	8.9%	9.3%	9.1%
% of FP17s Relating to Free Repair or Replacements	25	4,549	0.5%	0.9%	1.0%	0.8%
% of FP17s Relating to Continuations	128	4,549	2.8%	1.4%	1.5%	1.3%
% of Patients satisfied with the dentistry they have received	2	2	N/A	93.1%	93.1%	92.7%
% of Patients satisfied with the time they had to wait for an appointment	2	2	N/A	88.5%	89.8%	88.8%

* This is based on patients treated on this contract for their most recent course of treatment. Figures in italics indicate the base number of FP17s or Patient Questionnaire responses are less than 100. N/A is shown where the base number of responses is less than 10 during the period. % is calculated as Quantity/Base number*100

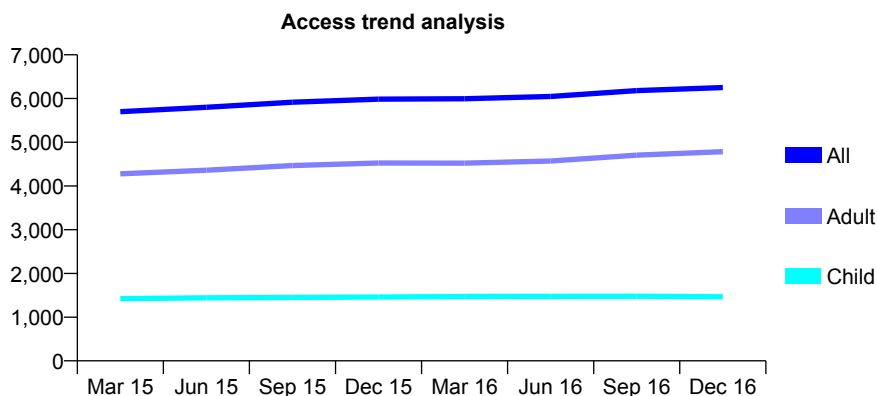
Q52 - Vital Signs At a Glance Contract Report for 190268/0001 - December 2016

Name or company name	Bailiff Bridge Dental Practice
Contract type name	GDS Contract
Purpose of contract	General
Contract start date	01/07/2007
Contract end date	

16/17 Contracted general activity (UDA)	20,000
Carry forward general activity (UDA)	-310
16/17 Contracted orthodontic activity (UOA)	0
Carry forward orthodontic activity (UOA)	0
Baseline contract value	£507,653.77

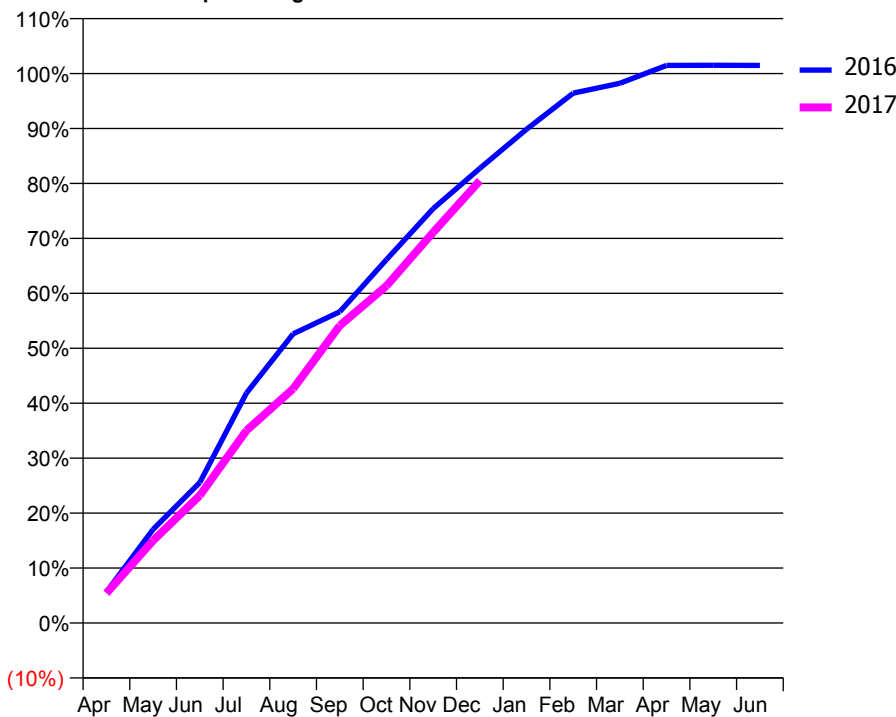
ACCESS*

Patients seen in 24 months	Total	Change since previous quarter
Quarter ending December 2015	5,986	
Quarter ending March 2016	5,994	→
Quarter ending June 2016	6,046	→
Quarter ending September 2016	6,181	↑
Quarter ending December 2016	6,252	→
Variance since December 2015	4.4%	↑



ACTIVITY

Cumulative percentage of contracted UDA delivered 2016 & 2017



Month	Adjusted Scheduled Activity (UDA)	
	2016	2017
April	1,187	1,083
May	3,580	3,000
June	5,367	4,643
July	8,791	7,007
August	11,051	8,526
September	11,899	10,824
October	13,891	12,270
November	15,834	14,217
December	17,375	16,100
January	18,868	
February	20,247	
March	20,628	
April	21,310	
May	21,312	
June	21,310	

QUALITY

	Quantity	Base Number	Contract	AT	Region	England
% of FP17s for the same patient ID Re-attending within 3 months - Children	239	2,082	11.5%	11.7%	13.4%	12.4%
% of FP17s for the same patient ID Re-attending within 3 months - Adults	847	6,281	13.5%	15.5%	17.3%	16.6%
% of FP17s for the same patient ID Re-attending between 3 & 9 months - Children	1,428	2,082	68.6%	59.5%	58.9%	57.5%
% of FP17s for the same patient ID Re-attending between 3 & 9 months - Adults	3,344	6,281	53.2%	54.2%	52.5%	50.4%
% of FP17s for Band 1 Urgent Courses	345	8,010	4.3%	8.9%	9.3%	9.1%
% of FP17s Relating to Free Repair or Replacements	66	8,010	0.8%	0.9%	1.0%	0.8%
% of FP17s Relating to Continuations	124	8,010	1.5%	1.4%	1.5%	1.3%
% of Patients satisfied with the dentistry they have received	13	13	100.0%	93.1%	93.1%	92.7%
% of Patients satisfied with the time they had to wait for an appointment	13	13	100.0%	88.5%	89.8%	88.8%

* This is based on patients treated on this contract for their most recent course of treatment. Figures in italics indicate the base number of FP17s or Patient Questionnaire responses are less than 100. N/A is shown where the base number of responses is less than 10 during the period. % is calculated as Quantity/Base number*100

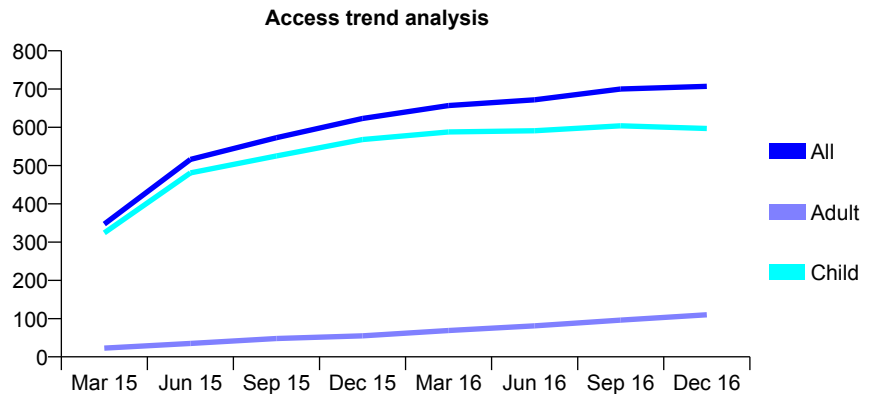
Q52 - Vital Signs At a Glance Contract Report for 190284/0001 - December 2016

Name or company name	Hebden Bridge Dental Care Ltd.
Contract type name	GDS Contract
Purpose of contract	General
Contract start date	01/11/2014
Contract end date	

16/17 Contracted general activity (UDA)	1,500
Carry forward general activity (UDA)	227
16/17 Contracted orthodontic activity (UOA)	0
Carry forward orthodontic activity (UOA)	0
Baseline contract value	£37,981.40

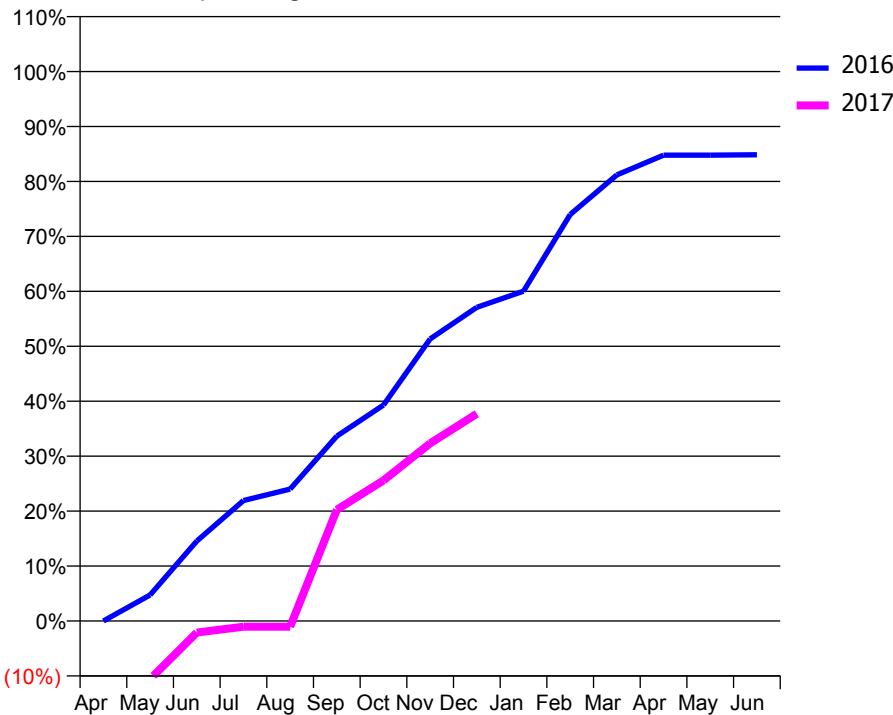
ACCESS*

Patients seen in 24 months	Total	Change since previous quarter
Quarter ending December 2015	623	
Quarter ending March 2016	657	↑
Quarter ending June 2016	672	↑
Quarter ending September 2016	700	↑
Quarter ending December 2016	707	→
Variance since December 2015	13.5%	↑



ACTIVITY

Cumulative percentage of contracted UDA delivered 2016 & 2017



Month	Adjusted Scheduled Activity (UDA)	
	2016	2017
April	0	-227
May	71	-159
June	218	-32
July	329	-16
August	360	-16
September	505	304
October	590	384
November	770	485
December	856	566
January	900	
February	1,110	
March	1,218	
April	1,272	
May	1,272	
June	1,273	

QUALITY

	Quantity	Base Number	Contract	AT	Region	England
% of FP17s for the same patient ID Re-attending within 3 months - Children	39	615	6.3%	11.7%	13.4%	12.4%
% of FP17s for the same patient ID Re-attending within 3 months - Adults	4	39	10.3%	15.5%	17.3%	16.6%
% of FP17s for the same patient ID Re-attending between 3 & 9 months - Children	341	615	55.4%	59.5%	58.9%	57.5%
% of FP17s for the same patient ID Re-attending between 3 & 9 months - Adults	23	39	59.0%	54.2%	52.5%	50.4%
% of FP17s for Band 1 Urgent Courses	5	624	0.8%	8.9%	9.3%	9.1%
% of FP17s Relating to Free Repair or Replacements	0	624	0.0%	0.9%	1.0%	0.8%
% of FP17s Relating to Continuations	14	624	2.2%	1.4%	1.5%	1.3%
% of Patients satisfied with the dentistry they have received	1	1	N/A	93.1%	93.1%	92.7%
% of Patients satisfied with the time they had to wait for an appointment	1	1	N/A	88.5%	89.8%	88.8%

* This is based on patients treated on this contract for their most recent course of treatment. Figures in italics indicate the base number of FP17s or Patient Questionnaire responses are less than 100. N/A is shown where the base number of responses is less than 10 during the period. % is calculated as Quantity/Base number*100

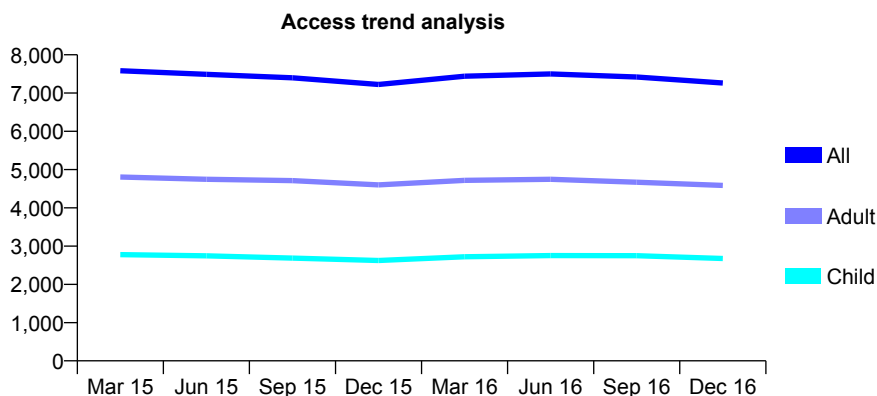
Q52 - Vital Signs At a Glance Contract Report for 190551/0001 - December 2016

Name or company name	Dentistry@ltd
Contract type name	GDS Contract
Purpose of contract	General
Contract start date	11/05/2009
Contract end date	

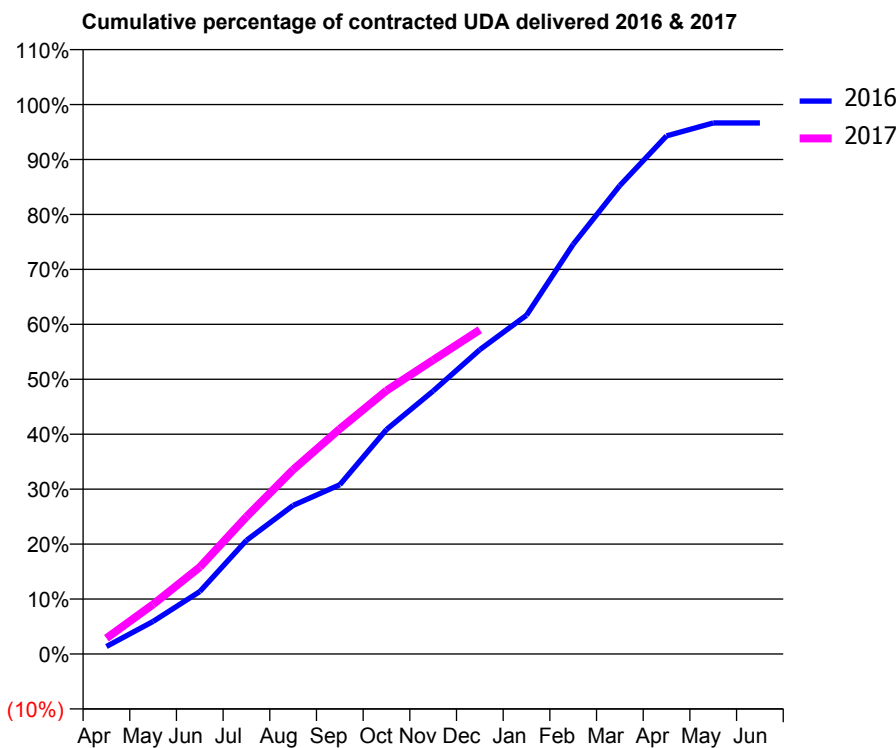
16/17 Contracted general activity (UDA)	24,559
Carry forward general activity (UDA)	0
16/17 Contracted orthodontic activity (UOA)	0
Carry forward orthodontic activity (UOA)	0
Baseline contract value	£830,900.64

ACCESS*

Patients seen in 24 months	Total	Change since previous quarter
Quarter ending December 2015	7,223	
Quarter ending March 2016	7,439	↑
Quarter ending June 2016	7,499	→
Quarter ending September 2016	7,419	↓
Quarter ending December 2016	7,263	↓
Variance since December 2015	0.6%	→



ACTIVITY



Month	Adjusted Scheduled Activity (UDA)	
	2016	2017
April	327	705
May	1,427	2,220
June	2,739	3,881
July	4,980	6,134
August	6,509	8,242
September	7,419	10,063
October	9,836	11,776
November	11,524	13,139
December	13,334	14,493
January	14,843	
February	17,951	
March	20,526	
April	22,700	
May	23,267	
June	23,268	

QUALITY

	Quantity	Base Number	Contract	AT	Region	England
% of FP17s for the same patient ID Re-attending within 3 months - Children	337	3,354	10.0%	11.7%	13.4%	12.4%
% of FP17s for the same patient ID Re-attending within 3 months - Adults	905	4,834	18.7%	15.5%	17.3%	16.6%
% of FP17s for the same patient ID Re-attending between 3 & 9 months - Children	2,077	3,354	61.9%	59.5%	58.9%	57.5%
% of FP17s for the same patient ID Re-attending between 3 & 9 months - Adults	2,340	4,834	48.4%	54.2%	52.5%	50.4%
% of FP17s for Band 1 Urgent Courses	629	7,041	8.9%	8.9%	9.3%	9.1%
% of FP17s Relating to Free Repair or Replacements	81	7,041	1.2%	0.9%	1.0%	0.8%
% of FP17s Relating to Continuations	23	7,041	0.3%	1.4%	1.5%	1.3%
% of Patients satisfied with the dentistry they have received	4	5	N/A	93.1%	93.1%	92.7%
% of Patients satisfied with the time they had to wait for an appointment	3	5	N/A	88.5%	89.8%	88.8%

* This is based on patients treated on this contract for their most recent course of treatment. Figures in italics indicate the base number of FP17s or Patient Questionnaire responses are less than 100. N/A is shown where the base number of responses is less than 10 during the period. % is calculated as Quantity/Base number*100

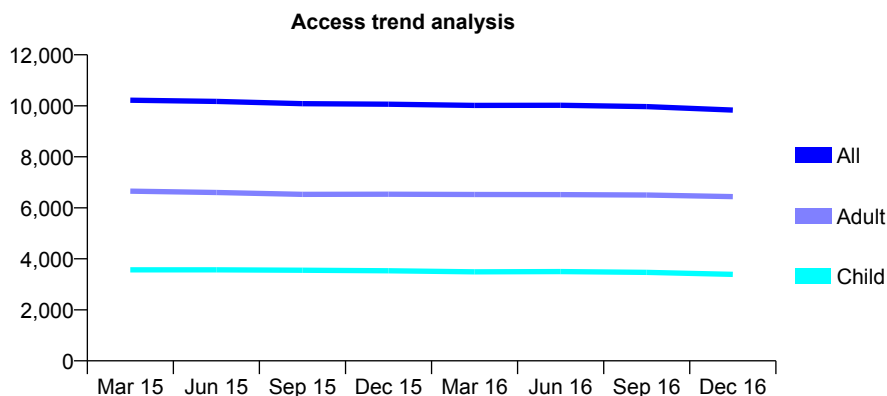
Q52 - Vital Signs At a Glance Contract Report for 190748/0001 - December 2016

Name or company name	A & S Dental Surgeons Ltd
Contract type name	GDS Contract
Purpose of contract	General
Contract start date	01/03/2011
Contract end date	

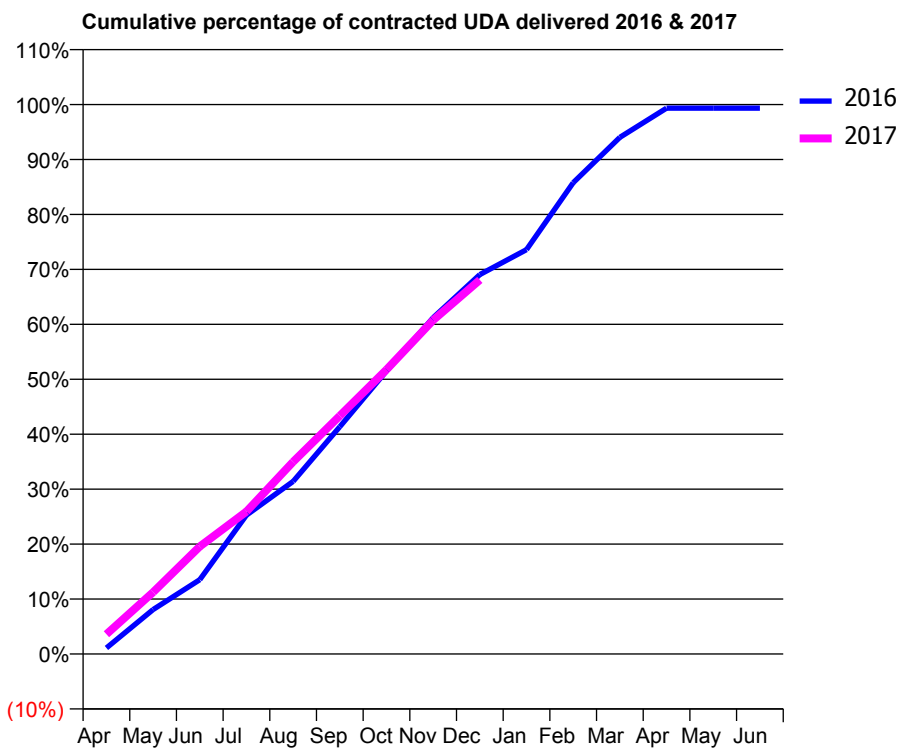
16/17 Contracted general activity (UDA)	29,000
Carry forward general activity (UDA)	189
16/17 Contracted orthodontic activity (UOA)	0
Carry forward orthodontic activity (UOA)	0
Baseline contract value	£1,115,820.32

ACCESS*

Patients seen in 24 months	Total	Change since previous quarter
Quarter ending December 2015	10,065	
Quarter ending March 2016	10,014	→
Quarter ending June 2016	10,020	→
Quarter ending September 2016	9,969	→
Quarter ending December 2016	9,834	↓
Variance since December 2015	(2.3%)	↓



ACTIVITY



Month	Adjusted Scheduled Activity (UDA)	
	2016	2017
April	319	1,045
May	2,347	3,260
June	3,922	5,673
July	7,331	7,522
August	9,107	10,144
September	11,996	12,574
October	14,934	15,010
November	17,752	17,620
December	20,028	19,743
January	21,338	
February	24,874	
March	27,268	
April	28,811	
May	28,811	
June	28,811	

QUALITY

	Quantity	Base Number	Contract	AT	Region	England
% of FP17s for the same patient ID Re-attending within 3 months - Children	248	4,328	5.7%	11.7%	13.4%	12.4%
% of FP17s for the same patient ID Re-attending within 3 months - Adults	664	7,258	9.1%	15.5%	17.3%	16.6%
% of FP17s for the same patient ID Re-attending between 3 & 9 months - Children	3,064	4,328	70.8%	59.5%	58.9%	57.5%
% of FP17s for the same patient ID Re-attending between 3 & 9 months - Adults	4,576	7,258	63.0%	54.2%	52.5%	50.4%
% of FP17s for Band 1 Urgent Courses	539	10,223	5.3%	8.9%	9.3%	9.1%
% of FP17s Relating to Free Repair or Replacements	62	10,223	0.6%	0.9%	1.0%	0.8%
% of FP17s Relating to Continuations	50	10,223	0.5%	1.4%	1.5%	1.3%
% of Patients satisfied with the dentistry they have received	19	21	90.5%	93.1%	93.1%	92.7%
% of Patients satisfied with the time they had to wait for an appointment	18	21	85.7%	88.5%	89.8%	88.8%

* This is based on patients treated on this contract for their most recent course of treatment. Figures in italics indicate the base number of FP17s or Patient Questionnaire responses are less than 100. N/A is shown where the base number of responses is less than 10 during the period. % is calculated as Quantity/Base number*100

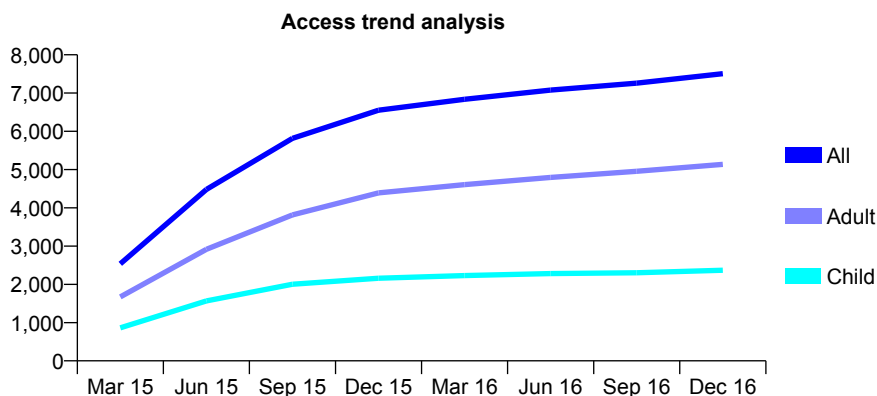
Q52 - Vital Signs At a Glance Contract Report for 190810/0001 - December 2016

Name or company name	Church Street Dental Partnership
Contract type name	GDS Contract
Purpose of contract	General
Contract start date	01/12/2014
Contract end date	

16/17 Contracted general activity (UDA)	20,511
Carry forward general activity (UDA)	-178
16/17 Contracted orthodontic activity (UOA)	0
Carry forward orthodontic activity (UOA)	0
Baseline contract value	£615,508.97

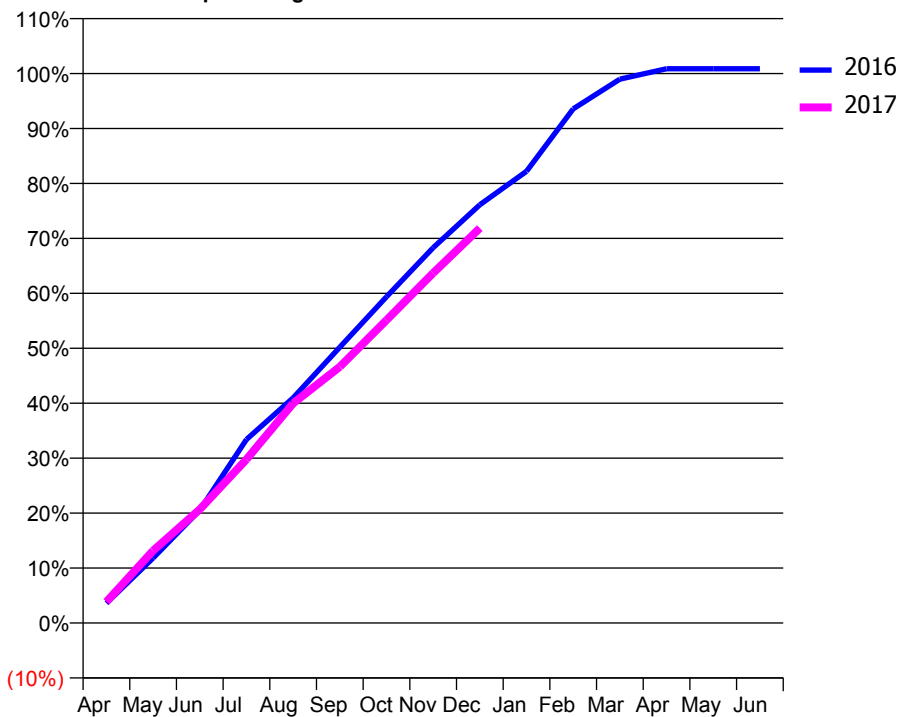
ACCESS*

Patients seen in 24 months	Total	Change since previous quarter
Quarter ending December 2015	6,551	
Quarter ending March 2016	6,836	↑
Quarter ending June 2016	7,077	↑
Quarter ending September 2016	7,259	↑
Quarter ending December 2016	7,506	↑
Variance since December 2015	14.6%	↑



ACTIVITY

Cumulative percentage of contracted UDA delivered 2016 & 2017



Adjusted Scheduled Activity (UDA)

Month	2016	2017
April	741	794
May	2,427	2,699
June	4,215	4,241
July	6,851	6,111
August	8,402	8,201
September	10,296	9,563
October	12,175	11,305
November	14,008	13,061
December	15,609	14,741
January	16,863	
February	19,188	
March	20,302	
April	20,689	
May	20,689	
June	20,689	

QUALITY

	Quantity	Base Number	Contract	AT	Region	England
% of FP17s for the same patient ID Re-attending within 3 months - Children	106	2,782	3.8%	11.7%	13.4%	12.4%
% of FP17s for the same patient ID Re-attending within 3 months - Adults	325	5,270	6.2%	15.5%	17.3%	16.6%
% of FP17s for the same patient ID Re-attending between 3 & 9 months - Children	1,896	2,782	68.2%	59.5%	58.9%	57.5%
% of FP17s for the same patient ID Re-attending between 3 & 9 months - Adults	3,239	5,270	61.5%	54.2%	52.5%	50.4%
% of FP17s for Band 1 Urgent Courses	124	7,769	1.6%	8.9%	9.3%	9.1%
% of FP17s Relating to Free Repair or Replacements	10	7,769	0.1%	0.9%	1.0%	0.8%
% of FP17s Relating to Continuations	4	7,769	0.1%	1.4%	1.5%	1.3%
% of Patients satisfied with the dentistry they have received	7	7	N/A	93.1%	93.1%	92.7%
% of Patients satisfied with the time they had to wait for an appointment	6	7	N/A	88.5%	89.8%	88.8%

* This is based on patients treated on this contract for their most recent course of treatment. Figures in italics indicate the base number of FP17s or Patient Questionnaire responses are less than 100. N/A is shown where the base number of responses is less than 10 during the period. % is calculated as Quantity/Base number*100

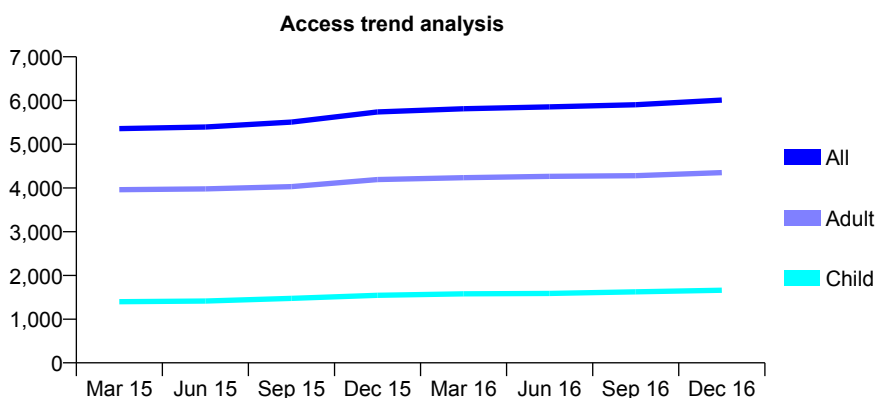
Q52 - Vital Signs At a Glance Contract Report for 192554/0001 - December 2016

Name or company name	The Crossgates Lane and Chapeltown Roa
Contract type name	GDS Contract
Purpose of contract	General
Contract start date	01/05/2013
Contract end date	

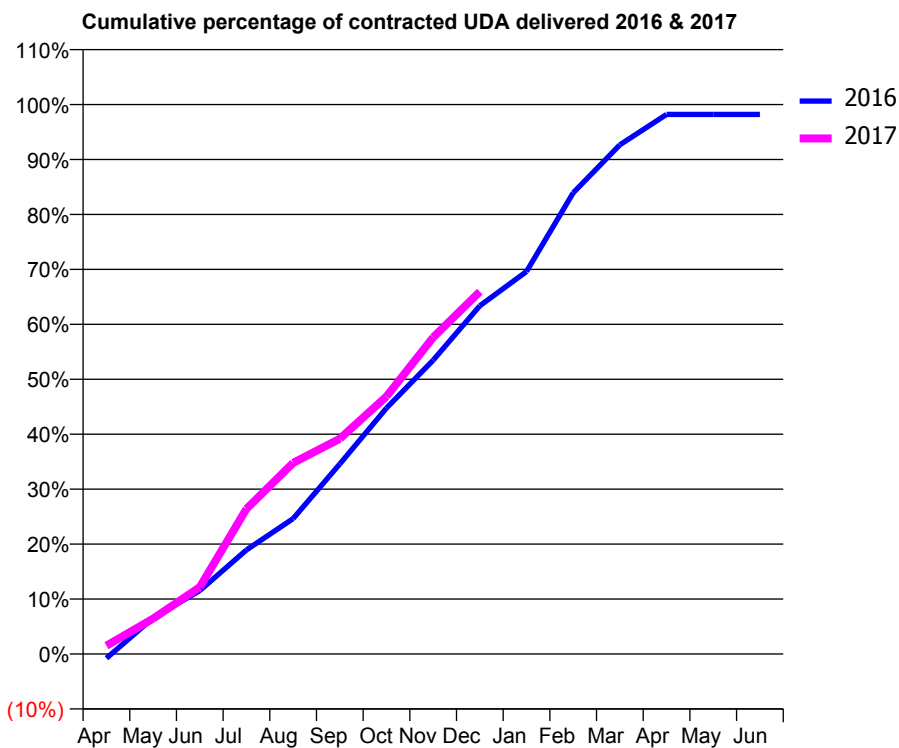
16/17 Contracted general activity (UDA)	17,895
Carry forward general activity (UDA)	325
16/17 Contracted orthodontic activity (UOA)	0
Carry forward orthodontic activity (UOA)	0
Baseline contract value	£572,034.99

ACCESS*

Patients seen in 24 months	Total	Change since previous quarter
Quarter ending December 2015	5,739	
Quarter ending March 2016	5,813	→
Quarter ending June 2016	5,855	→
Quarter ending September 2016	5,905	→
Quarter ending December 2016	6,011	→
Variance since December 2015	4.7%	↑



ACTIVITY



Month	Adjusted Scheduled Activity (UDA)	
	2016	2017
April	-142	272
May	1,175	1,153
June	2,064	2,178
July	3,389	4,728
August	4,412	6,224
September	6,189	7,010
October	8,011	8,389
November	9,567	10,312
December	11,342	11,802
January	12,457	
February	15,020	
March	16,580	
April	17,572	
May	17,570	
June	17,570	

QUALITY

	Quantity	Base Number	Contract	AT	Region	England
% of FP17s for the same patient ID Re-attending within 3 months - Children	123	1,588	7.7%	11.7%	13.4%	12.4%
% of FP17s for the same patient ID Re-attending within 3 months - Adults	429	3,640	11.8%	15.5%	17.3%	16.6%
% of FP17s for the same patient ID Re-attending between 3 & 9 months - Children	788	1,588	49.6%	59.5%	58.9%	57.5%
% of FP17s for the same patient ID Re-attending between 3 & 9 months - Adults	1,566	3,640	43.0%	54.2%	52.5%	50.4%
% of FP17s for Band 1 Urgent Courses	331	4,898	6.8%	8.9%	9.3%	9.1%
% of FP17s Relating to Free Repair or Replacements	17	4,898	0.3%	0.9%	1.0%	0.8%
% of FP17s Relating to Continuations	71	4,898	1.4%	1.4%	1.5%	1.3%
% of Patients satisfied with the dentistry they have received	3	3	N/A	93.1%	93.1%	92.7%
% of Patients satisfied with the time they had to wait for an appointment	3	3	N/A	88.5%	89.8%	88.8%

* This is based on patients treated on this contract for their most recent course of treatment. Figures in italics indicate the base number of FP17s or Patient Questionnaire responses are less than 100. N/A is shown where the base number of responses is less than 10 during the period. % is calculated as Quantity/Base number*100

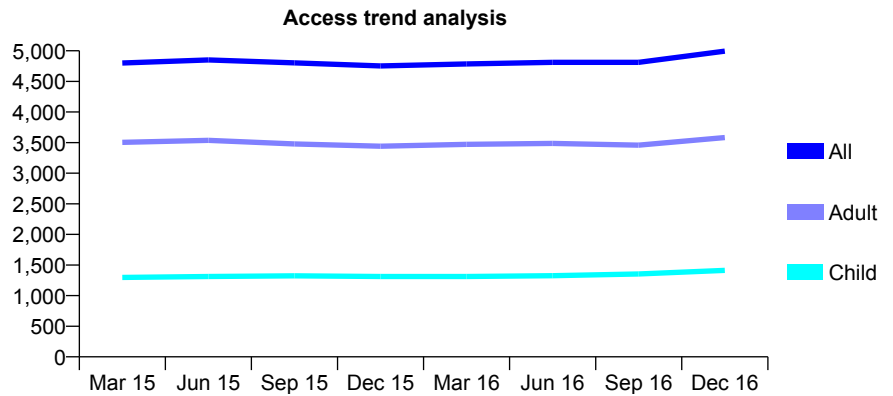
Q52 - Vital Signs At a Glance Contract Report for 192554/0002 - December 2016

Name or company name	The Crossgates Lane and Chapeltown Roa
Contract type name	GDS Contract
Purpose of contract	General
Contract start date	01/05/2013
Contract end date	

16/17 Contracted general activity (UDA)	17,479
Carry forward general activity (UDA)	-97
16/17 Contracted orthodontic activity (UOA)	0
Carry forward orthodontic activity (UOA)	0
Baseline contract value	£531,085.14

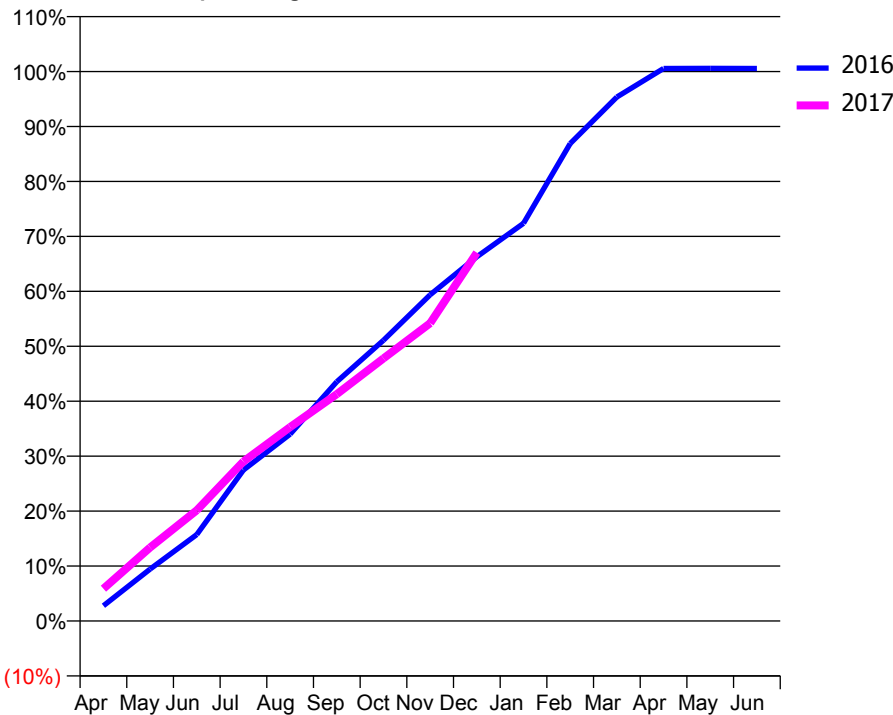
ACCESS*

Patients seen in 24 months	Total	Change since previous quarter
Quarter ending December 2015	4,753	
Quarter ending March 2016	4,785	→
Quarter ending June 2016	4,812	→
Quarter ending September 2016	4,811	→
Quarter ending December 2016	4,995	↑
Variance since December 2015	5.1%	↑



ACTIVITY

Cumulative percentage of contracted UDA delivered 2016 & 2017



Month	Adjusted Scheduled Activity (UDA)	
	2016	2017
April	487	1,029
May	1,654	2,340
June	2,752	3,521
July	4,802	5,076
August	5,946	6,169
September	7,612	7,218
October	8,929	8,353
November	10,378	9,474
December	11,585	11,716
January	12,652	
February	15,186	
March	16,666	
April	17,575	
May	17,578	
June	17,576	

QUALITY

	Quantity	Base Number	Contract	AT	Region	England
% of FP17s for the same patient ID Re-attending within 3 months - Children	103	1,338	7.7%	11.7%	13.4%	12.4%
% of FP17s for the same patient ID Re-attending within 3 months - Adults	550	3,754	14.7%	15.5%	17.3%	16.6%
% of FP17s for the same patient ID Re-attending between 3 & 9 months - Children	594	1,338	44.4%	59.5%	58.9%	57.5%
% of FP17s for the same patient ID Re-attending between 3 & 9 months - Adults	1,973	3,754	52.6%	54.2%	52.5%	50.4%
% of FP17s for Band 1 Urgent Courses	308	4,817	6.4%	8.9%	9.3%	9.1%
% of FP17s Relating to Free Repair or Replacements	40	4,817	0.8%	0.9%	1.0%	0.8%
% of FP17s Relating to Continuations	87	4,817	1.8%	1.4%	1.5%	1.3%
% of Patients satisfied with the dentistry they have received	4	5	N/A	93.1%	93.1%	92.7%
% of Patients satisfied with the time they had to wait for an appointment	4	5	N/A	88.5%	89.8%	88.8%

* This is based on patients treated on this contract for their most recent course of treatment. Figures in italics indicate the base number of FP17s or Patient Questionnaire responses are less than 100. N/A is shown where the base number of responses is less than 10 during the period. % is calculated as Quantity/Base number*100

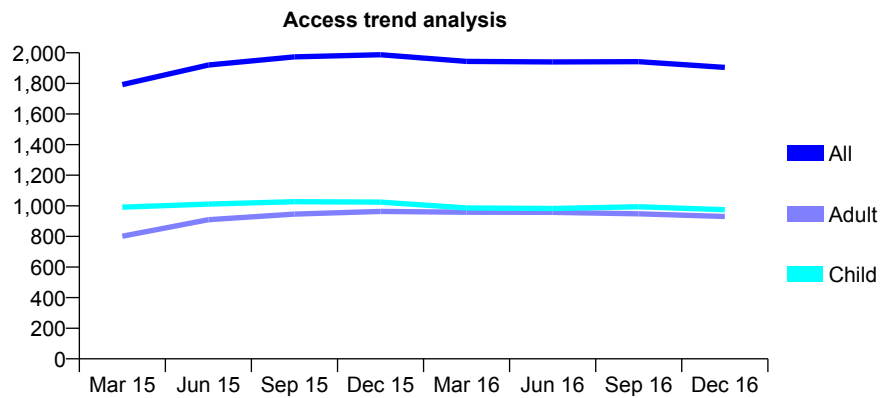
Q52 - Vital Signs At a Glance Contract Report for 193356/0001 - December 2016

Name or company name	Guiseley Dental care
Contract type name	GDS Contract
Purpose of contract	General
Contract start date	01/08/2012
Contract end date	

16/17 Contracted general activity (UDA)	4,400
Carry forward general activity (UDA)	-88
16/17 Contracted orthodontic activity (UOA)	0
Carry forward orthodontic activity (UOA)	0
Baseline contract value	£110,942.70

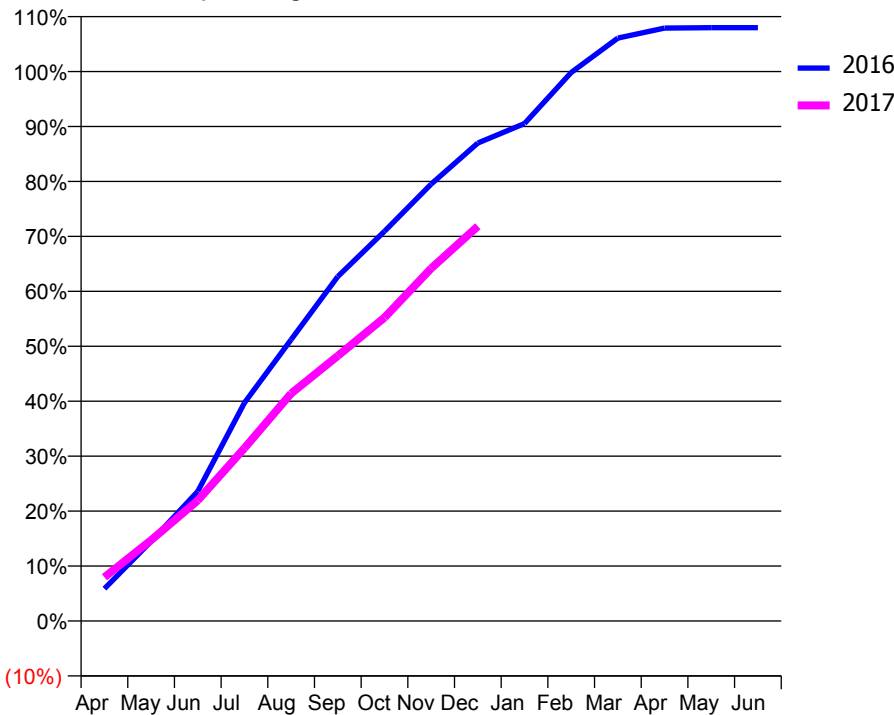
ACCESS*

Patients seen in 24 months	Total	Change since previous quarter
Quarter ending December 2015	1,987	
Quarter ending March 2016	1,944	↓
Quarter ending June 2016	1,940	→
Quarter ending September 2016	1,942	→
Quarter ending December 2016	1,905	↓
Variance since December 2015	(4.1%)	↓



ACTIVITY

Cumulative percentage of contracted UDA delivered 2016 & 2017



Month	Adjusted Scheduled Activity (UDA)	
	2016	2017
April	259	351
May	638	648
June	1,038	966
July	1,748	1,384
August	2,254	1,822
September	2,758	2,123
October	3,121	2,429
November	3,499	2,824
December	3,827	3,161
January	3,983	
February	4,392	
March	4,667	
April	4,748	
May	4,751	
June	4,751	

QUALITY

	Quantity	Base Number	Contract	AT	Region	England
% of FP17s for the same patient ID Re-attending within 3 months - Children	109	1,315	8.3%	11.7%	13.4%	12.4%
% of FP17s for the same patient ID Re-attending within 3 months - Adults	104	906	11.5%	15.5%	17.3%	16.6%
% of FP17s for the same patient ID Re-attending between 3 & 9 months - Children	933	1,315	71.0%	59.5%	58.9%	57.5%
% of FP17s for the same patient ID Re-attending between 3 & 9 months - Adults	534	906	58.9%	54.2%	52.5%	50.4%
% of FP17s for Band 1 Urgent Courses	88	2,168	4.1%	8.9%	9.3%	9.1%
% of FP17s Relating to Free Repair or Replacements	3	2,168	0.1%	0.9%	1.0%	0.8%
% of FP17s Relating to Continuations	5	2,168	0.2%	1.4%	1.5%	1.3%
% of Patients satisfied with the dentistry they have received	1	1	N/A	93.1%	93.1%	92.7%
% of Patients satisfied with the time they had to wait for an appointment	1	1	N/A	88.5%	89.8%	88.8%

* This is based on patients treated on this contract for their most recent course of treatment. Figures in italics indicate the base number of FP17s or Patient Questionnaire responses are less than 100. N/A is shown where the base number of responses is less than 10 during the period. % is calculated as Quantity/Base number*100

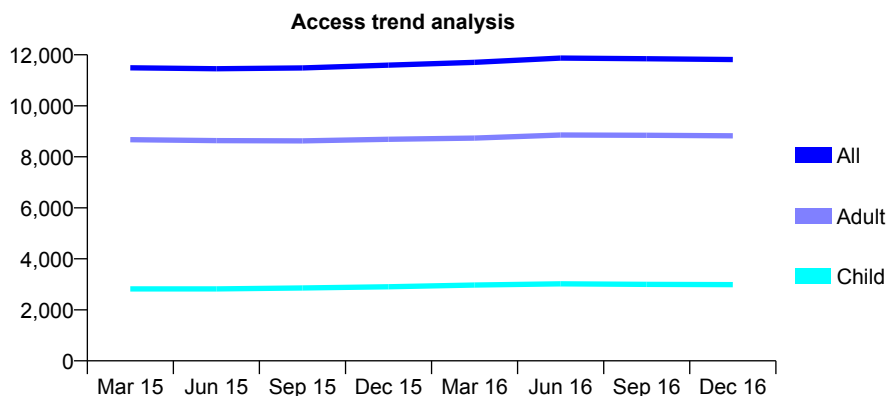
Q52 - Vital Signs At a Glance Contract Report for 193429/0002 - December 2016

Name or company name	Wood Dental Ltd
Contract type name	GDS Contract
Purpose of contract	General
Contract start date	01/10/2011
Contract end date	

16/17 Contracted general activity (UDA)	26,945
Carry forward general activity (UDA)	-539
16/17 Contracted orthodontic activity (UOA)	0
Carry forward orthodontic activity (UOA)	0
Baseline contract value	£902,570.85

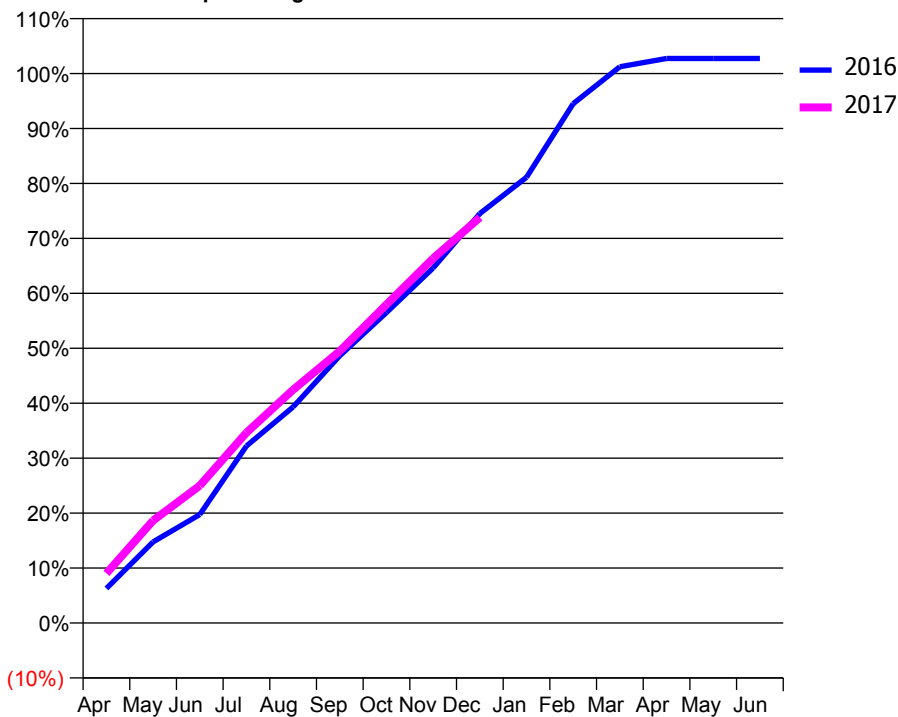
ACCESS*

Patients seen in 24 months	Total	Change since previous quarter
Quarter ending December 2015	11,594	
Quarter ending March 2016	11,705	→
Quarter ending June 2016	11,870	→
Quarter ending September 2016	11,845	→
Quarter ending December 2016	11,813	→
Variance since December 2015	1.9%	→



ACTIVITY

Cumulative percentage of contracted UDA delivered 2016 & 2017



Month	Adjusted Scheduled Activity (UDA)	
	2016	2017
April	1,700	2,435
May	3,980	5,026
June	5,322	6,738
July	8,679	9,334
August	10,593	11,442
September	13,109	13,333
October	15,222	15,615
November	17,411	17,878
December	20,075	19,887
January	21,854	
February	25,465	
March	27,279	
April	27,681	
May	27,682	
June	27,683	

QUALITY

	Quantity	Base Number	Contract	AT	Region	England
% of FP17s for the same patient ID Re-attending within 3 months - Children	148	3,052	4.8%	11.7%	13.4%	12.4%
% of FP17s for the same patient ID Re-attending within 3 months - Adults	835	7,892	10.6%	15.5%	17.3%	16.6%
% of FP17s for the same patient ID Re-attending between 3 & 9 months - Children	1,739	3,052	57.0%	59.5%	58.9%	57.5%
% of FP17s for the same patient ID Re-attending between 3 & 9 months - Adults	3,468	7,892	43.9%	54.2%	52.5%	50.4%
% of FP17s for Band 1 Urgent Courses	327	9,785	3.3%	8.9%	9.3%	9.1%
% of FP17s Relating to Free Repair or Replacements	73	9,785	0.7%	0.9%	1.0%	0.8%
% of FP17s Relating to Continuations	76	9,785	0.8%	1.4%	1.5%	1.3%
% of Patients satisfied with the dentistry they have received	8	9	N/A	93.1%	93.1%	92.7%
% of Patients satisfied with the time they had to wait for an appointment	8	9	N/A	88.5%	89.8%	88.8%

* This is based on patients treated on this contract for their most recent course of treatment. Figures in italics indicate the base number of FP17s or Patient Questionnaire responses are less than 100. N/A is shown where the base number of responses is less than 10 during the period. % is calculated as Quantity/Base number*100

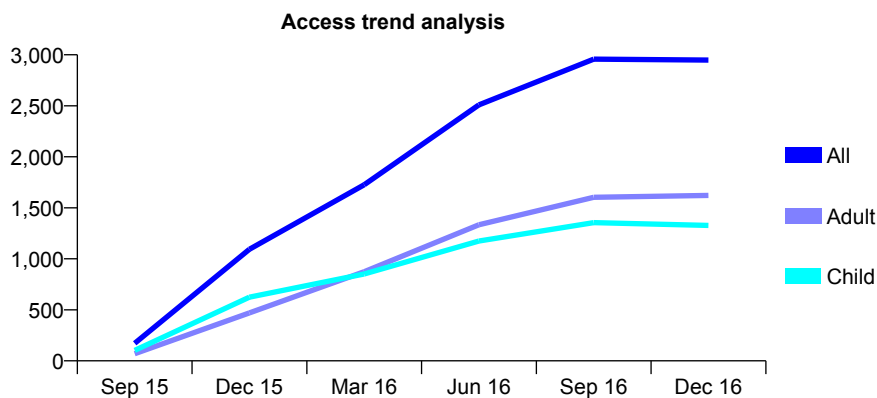
Q52 - Vital Signs At a Glance Contract Report for 194301/0002 - December 2016

Name or company name	Ravat & Ray Dental Care Bradford
Contract type name	GDS Contract
Purpose of contract	General
Contract start date	07/09/2015
Contract end date	

16/17 Contracted general activity (UDA)	19,528
Carry forward general activity (UDA)	-200
16/17 Contracted orthodontic activity (UOA)	0
Carry forward orthodontic activity (UOA)	0
Baseline contract value	£549,970.66

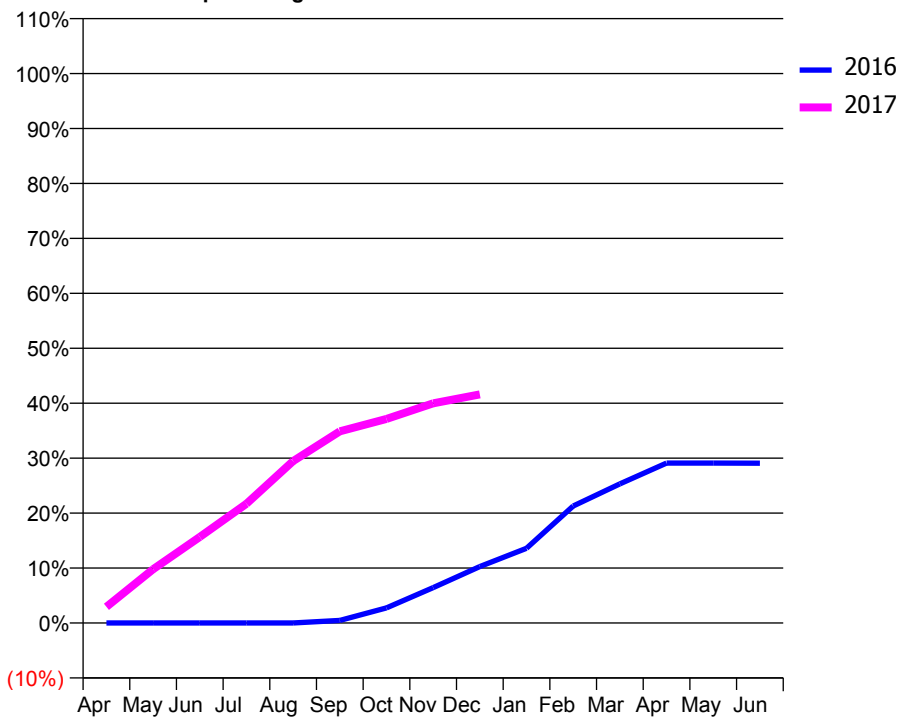
ACCESS*

Patients seen in 24 months	Total	Change since previous quarter
Quarter ending December 2015	1,094	
Quarter ending March 2016	1,726	↑
Quarter ending June 2016	2,509	↑
Quarter ending September 2016	2,958	↑
Quarter ending December 2016	2,949	→
Variance since December 2015	169.6%	↑



ACTIVITY

Cumulative percentage of contracted UDA delivered 2016 & 2017



Adjusted Scheduled Activity (UDA)

Month	2016	2017
April	0	574
May	0	1,912
June	0	3,061
July	0	4,237
August	0	5,757
September	68	6,811
October	403	7,255
November	943	7,807
December	1,505	8,127
January	1,993	
February	3,119	
March	3,708	
April	4,264	
May	4,263	
June	4,261	

QUALITY

	Quantity	Base Number	Contract	AT	Region	England
% of FP17s for the same patient ID Re-attending within 3 months - Children	257	1,743	14.7%	11.7%	13.4%	12.4%
% of FP17s for the same patient ID Re-attending within 3 months - Adults	492	2,204	22.3%	15.5%	17.3%	16.6%
% of FP17s for the same patient ID Re-attending between 3 & 9 months - Children	784	1,743	45.0%	59.5%	58.9%	57.5%
% of FP17s for the same patient ID Re-attending between 3 & 9 months - Adults	837	2,204	38.0%	54.2%	52.5%	50.4%
% of FP17s for Band 1 Urgent Courses	284	3,758	7.6%	8.9%	9.3%	9.1%
% of FP17s Relating to Free Repair or Replacements	4	3,758	0.1%	0.9%	1.0%	0.8%
% of FP17s Relating to Continuations	13	3,758	0.3%	1.4%	1.5%	1.3%
% of Patients satisfied with the dentistry they have received	2	2	N/A	93.1%	93.1%	92.7%
% of Patients satisfied with the time they had to wait for an appointment	2	2	N/A	88.5%	89.8%	88.8%

* This is based on patients treated on this contract for their most recent course of treatment. Figures in italics indicate the base number of FP17s or Patient Questionnaire responses are less than 100. N/A is shown where the base number of responses is less than 10 during the period. % is calculated as Quantity/Base number*100

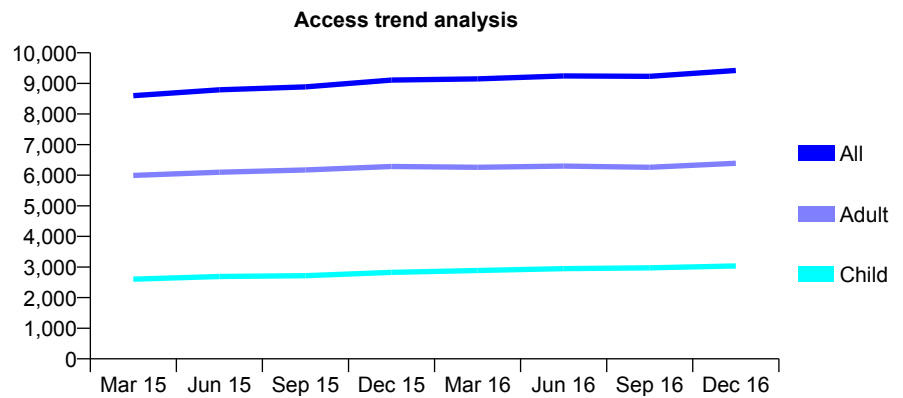
Q52 - Vital Signs At a Glance Contract Report for 195480/0001 - December 2016

Name or company name	Azam & Associates Healthcare Ltd
Contract type name	GDS Contract
Purpose of contract	General
Contract start date	01/05/2010
Contract end date	

16/17 Contracted general activity (UDA)	29,187
Carry forward general activity (UDA)	13
16/17 Contracted orthodontic activity (UOA)	0
Carry forward orthodontic activity (UOA)	0
Baseline contract value	£819,744.14

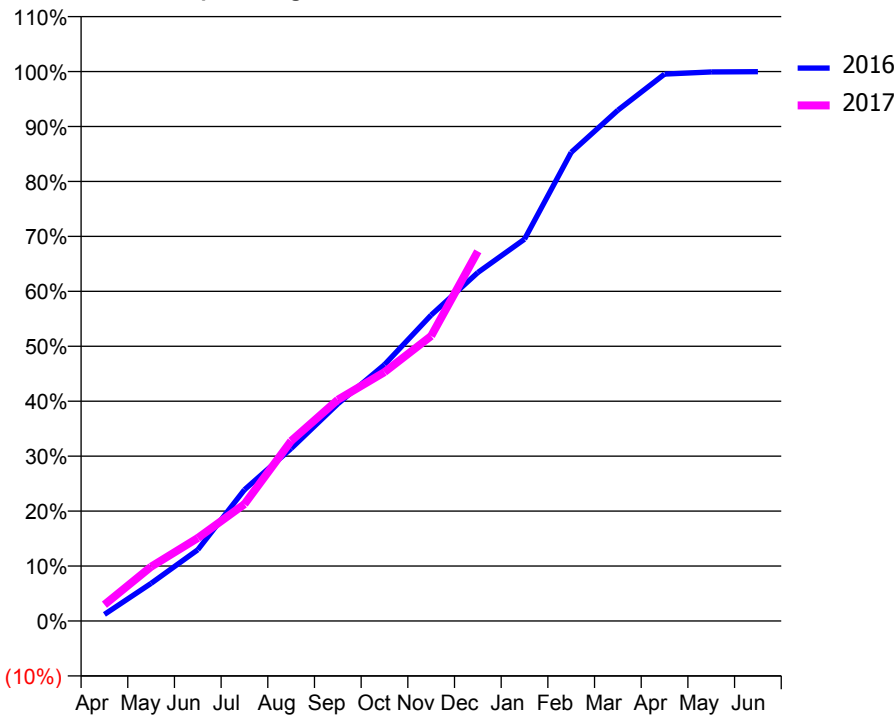
ACCESS*

Patients seen in 24 months	Total	Change since previous quarter
Quarter ending December 2015	9,108	
Quarter ending March 2016	9,147	→
Quarter ending June 2016	9,244	→
Quarter ending September 2016	9,233	→
Quarter ending December 2016	9,424	↑
Variance since December 2015	3.5%	↑



ACTIVITY

Cumulative percentage of contracted UDA delivered 2016 & 2017



Month	Adjusted Scheduled Activity (UDA)	
	2016	2017
April	348	866
May	2,004	2,885
June	3,785	4,411
July	6,971	6,210
August	9,161	9,564
September	11,532	11,751
October	13,615	13,221
November	16,255	15,139
December	18,512	19,635
January	20,284	
February	24,893	
March	27,134	
April	29,050	
May	29,163	
June	29,174	

QUALITY

	Quantity	Base Number	Contract	AT	Region	England
% of FP17s for the same patient ID Re-attending within 3 months - Children	221	3,143	7.0%	11.7%	13.4%	12.4%
% of FP17s for the same patient ID Re-attending within 3 months - Adults	1,062	6,602	16.1%	15.5%	17.3%	16.6%
% of FP17s for the same patient ID Re-attending between 3 & 9 months - Children	1,659	3,143	52.8%	59.5%	58.9%	57.5%
% of FP17s for the same patient ID Re-attending between 3 & 9 months - Adults	2,967	6,602	44.9%	54.2%	52.5%	50.4%
% of FP17s for Band 1 Urgent Courses	976	9,001	10.8%	8.9%	9.3%	9.1%
% of FP17s Relating to Free Repair or Replacements	54	9,001	0.6%	0.9%	1.0%	0.8%
% of FP17s Relating to Continuations	39	9,001	0.4%	1.4%	1.5%	1.3%
% of Patients satisfied with the dentistry they have received	7	7	N/A	93.1%	93.1%	92.7%
% of Patients satisfied with the time they had to wait for an appointment	7	7	N/A	88.5%	89.8%	88.8%

* This is based on patients treated on this contract for their most recent course of treatment. Figures in italics indicate the base number of FP17s or Patient Questionnaire responses are less than 100. N/A is shown where the base number of responses is less than 10 during the period. % is calculated as Quantity/Base number*100

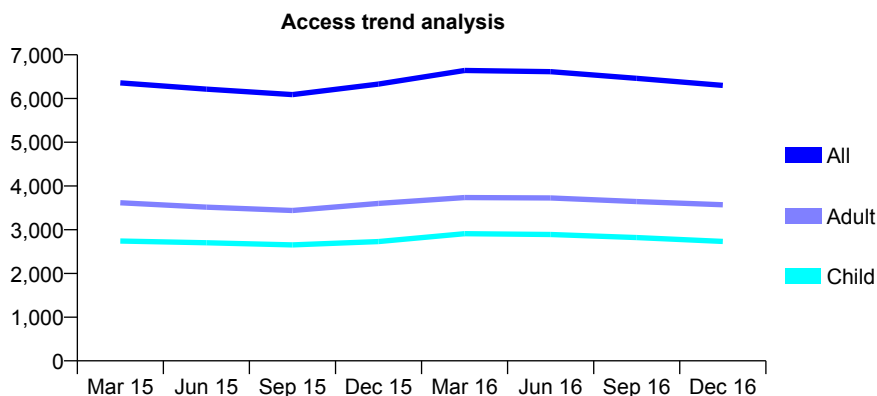
Q52 - Vital Signs At a Glance Contract Report for 195545/0001 - December 2016

Name or company name	Mistry & Power
Contract type name	GDS Contract
Purpose of contract	General
Contract start date	03/10/2011
Contract end date	

16/17 Contracted general activity (UDA)	16,513
Carry forward general activity (UDA)	-225
16/17 Contracted orthodontic activity (UOA)	0
Carry forward orthodontic activity (UOA)	0
Baseline contract value	£545,211.30

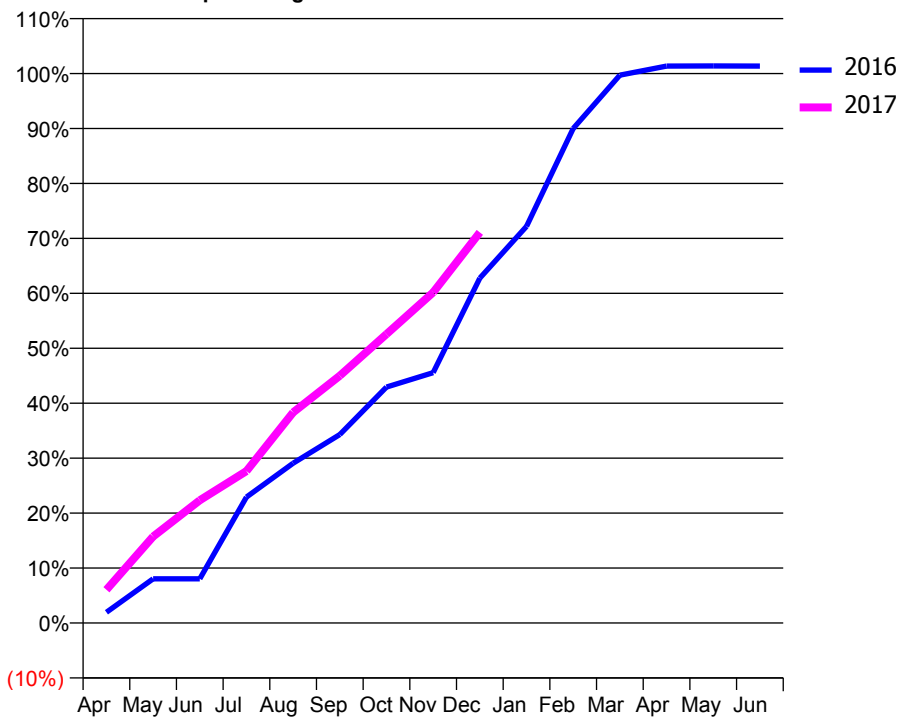
ACCESS*

Patients seen in 24 months	Total	Change since previous quarter
Quarter ending December 2015	6,329	
Quarter ending March 2016	6,643	↑
Quarter ending June 2016	6,615	→
Quarter ending September 2016	6,462	↓
Quarter ending December 2016	6,301	↓
Variance since December 2015	(0.4%)	→



ACTIVITY

Cumulative percentage of contracted UDA delivered 2016 & 2017



Month	Adjusted Scheduled Activity (UDA)	
	2016	2017
April	323	1,001
May	1,328	2,600
June	1,328	3,687
July	3,787	4,565
August	4,801	6,330
September	5,662	7,433
October	7,093	8,681
November	7,523	9,936
December	10,363	11,739
January	11,919	
February	14,862	
March	16,464	
April	16,738	
May	16,739	
June	16,738	

QUALITY

	Quantity	Base Number	Contract	AT	Region	England
% of FP17s for the same patient ID Re-attending within 3 months - Children	110	2,719	4.0%	11.7%	13.4%	12.4%
% of FP17s for the same patient ID Re-attending within 3 months - Adults	261	3,101	8.4%	15.5%	17.3%	16.6%
% of FP17s for the same patient ID Re-attending between 3 & 9 months - Children	1,664	2,719	61.2%	59.5%	58.9%	57.5%
% of FP17s for the same patient ID Re-attending between 3 & 9 months - Adults	1,624	3,101	52.4%	54.2%	52.5%	50.4%
% of FP17s for Band 1 Urgent Courses	173	5,708	3.0%	8.9%	9.3%	9.1%
% of FP17s Relating to Free Repair or Replacements	9	5,708	0.2%	0.9%	1.0%	0.8%
% of FP17s Relating to Continuations	56	5,708	1.0%	1.4%	1.5%	1.3%
% of Patients satisfied with the dentistry they have received	0	0	N/A	93.1%	93.1%	92.7%
% of Patients satisfied with the time they had to wait for an appointment	0	0	N/A	88.5%	89.8%	88.8%

* This is based on patients treated on this contract for their most recent course of treatment. Figures in italics indicate the base number of FP17s or Patient Questionnaire responses are less than 100. N/A is shown where the base number of responses is less than 10 during the period. % is calculated as Quantity/Base number*100

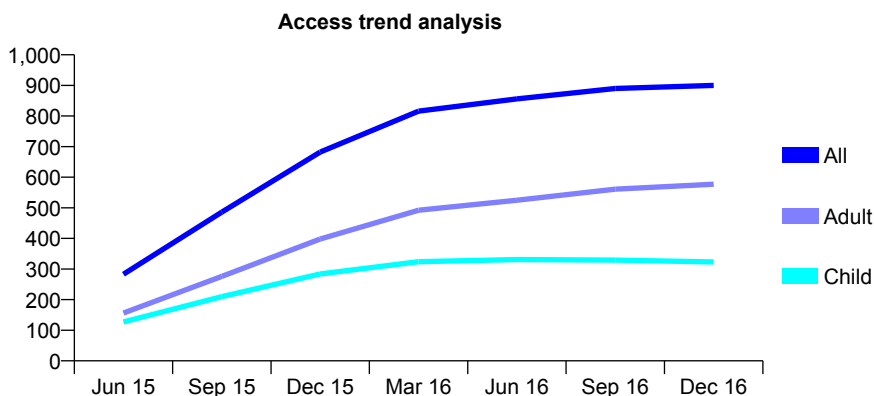
Q52 - Vital Signs At a Glance Contract Report for 195650/0001 - December 2016

Name or company name	MRS FY MARTIN
Contract type name	GDS Contract
Purpose of contract	General
Contract start date	01/04/2015
Contract end date	

16/17 Contracted general activity (UDA)	3,000
Carry forward general activity (UDA)	9
16/17 Contracted orthodontic activity (UOA)	0
Carry forward orthodontic activity (UOA)	0
Baseline contract value	£65,129.41

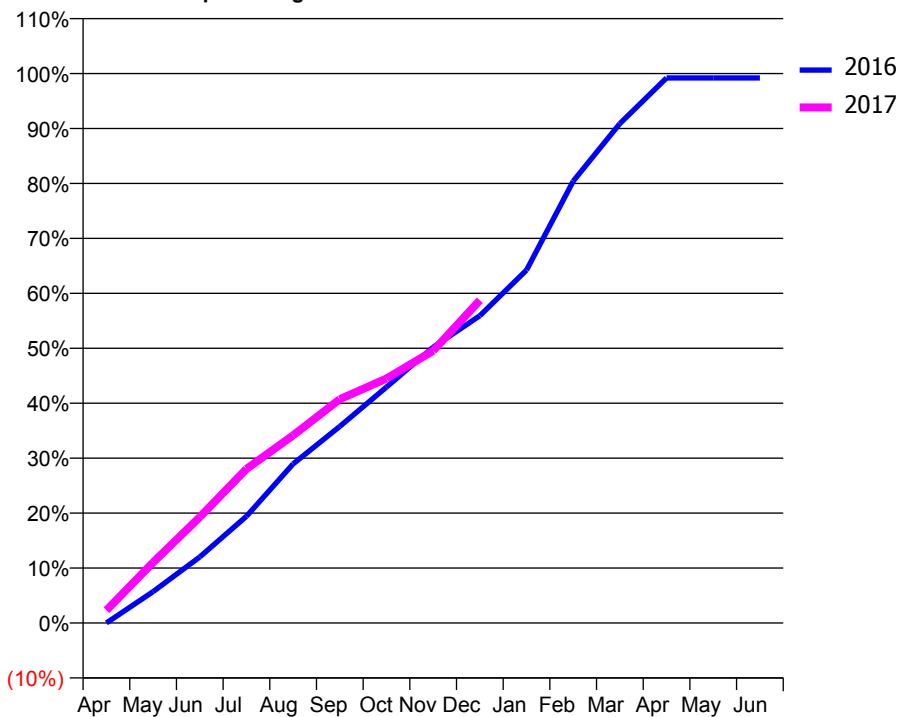
ACCESS*

Patients seen in 24 months	Total	Change since previous quarter
Quarter ending December 2015	682	
Quarter ending March 2016	816	↑
Quarter ending June 2016	856	↑
Quarter ending September 2016	890	↑
Quarter ending December 2016	900	→
Variance since December 2015	32.0%	↑



ACTIVITY

Cumulative percentage of contracted UDA delivered 2016 & 2017



Month	Adjusted Scheduled Activity (UDA)	
	2016	2017
April	0	70
May	171	331
June	361	578
July	583	841
August	869	1,025
September	1,073	1,222
October	1,288	1,335
November	1,506	1,486
December	1,677	1,762
January	1,927	
February	2,413	
March	2,726	
April	2,976	
May	2,976	
June	2,976	

QUALITY

	Quantity	Base Number	Contract	AT	Region	England
% of FP17s for the same patient ID Re-attending within 3 months - Children	113	482	23.4%	11.7%	13.4%	12.4%
% of FP17s for the same patient ID Re-attending within 3 months - Adults	111	578	19.2%	15.5%	17.3%	16.6%
% of FP17s for the same patient ID Re-attending between 3 & 9 months - Children	286	482	59.3%	59.5%	58.9%	57.5%
% of FP17s for the same patient ID Re-attending between 3 & 9 months - Adults	302	578	52.2%	54.2%	52.5%	50.4%
% of FP17s for Band 1 Urgent Courses	56	925	6.1%	8.9%	9.3%	9.1%
% of FP17s Relating to Free Repair or Replacements	7	925	0.8%	0.9%	1.0%	0.8%
% of FP17s Relating to Continuations	25	925	2.7%	1.4%	1.5%	1.3%
% of Patients satisfied with the dentistry they have received	0	0	N/A	93.1%	93.1%	92.7%
% of Patients satisfied with the time they had to wait for an appointment	0	0	N/A	88.5%	89.8%	88.8%

* This is based on patients treated on this contract for their most recent course of treatment. Figures in italics indicate the base number of FP17s or Patient Questionnaire responses are less than 100. N/A is shown where the base number of responses is less than 10 during the period. % is calculated as Quantity/Base number*100

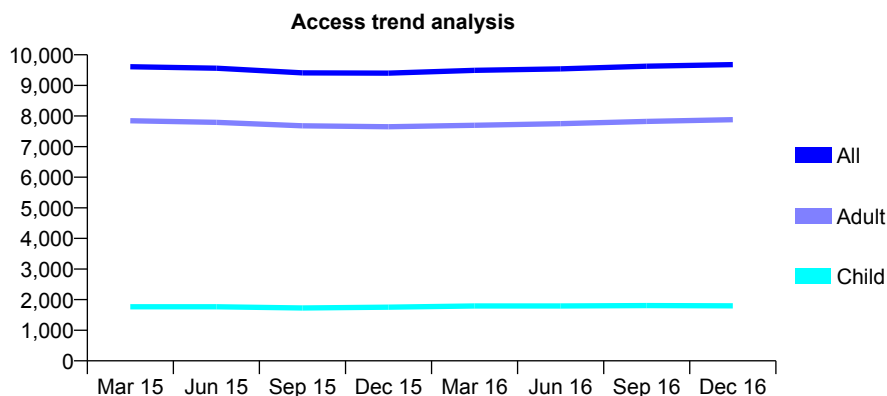
Q52 - Vital Signs At a Glance Contract Report for 197262/0001 - December 2016

Name or company name	Hirst & O'Donnell Limited
Contract type name	GDS Contract
Purpose of contract	General
Contract start date	01/05/2009
Contract end date	

16/17 Contracted general activity (UDA)	27,000
Carry forward general activity (UDA)	0
16/17 Contracted orthodontic activity (UOA)	0
Carry forward orthodontic activity (UOA)	0
Baseline contract value	£814,166.77

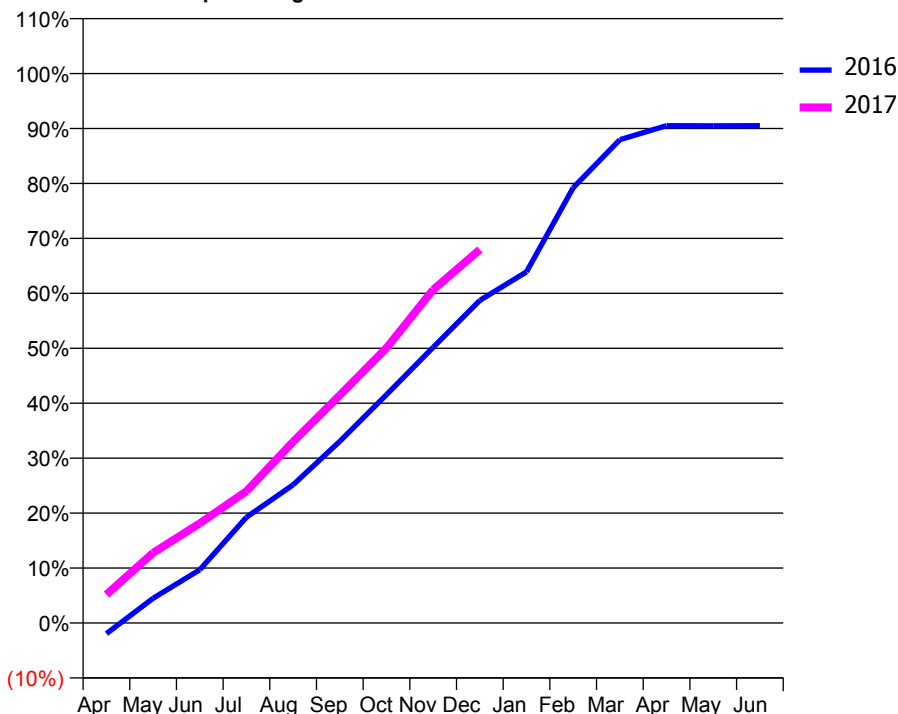
ACCESS*

Patients seen in 24 months	Total	Change since previous quarter
Quarter ending December 2015	9,402	
Quarter ending March 2016	9,491	→
Quarter ending June 2016	9,542	→
Quarter ending September 2016	9,628	→
Quarter ending December 2016	9,679	→
Variance since December 2015	2.9%	↑



ACTIVITY

Cumulative percentage of contracted UDA delivered 2016 & 2017



QUALITY

	Quantity	Base Number	Contract	AT	Region	England
% of FP17s for the same patient ID Re-attending within 3 months - Children	125	2,142	5.8%	11.7%	13.4%	12.4%
% of FP17s for the same patient ID Re-attending within 3 months - Adults	1,060	8,036	13.2%	15.5%	17.3%	16.6%
% of FP17s for the same patient ID Re-attending between 3 & 9 months - Children	1,517	2,142	70.8%	59.5%	58.9%	57.5%
% of FP17s for the same patient ID Re-attending between 3 & 9 months - Adults	4,135	8,036	51.5%	54.2%	52.5%	50.4%
% of FP17s for Band 1 Urgent Courses	754	9,764	7.7%	8.9%	9.3%	9.1%
% of FP17s Relating to Free Repair or Replacements	84	9,764	0.9%	0.9%	1.0%	0.8%
% of FP17s Relating to Continuations	192	9,764	2.0%	1.4%	1.5%	1.3%
% of Patients satisfied with the dentistry they have received	17	19	89.5%	93.1%	93.1%	92.7%
% of Patients satisfied with the time they had to wait for an appointment	16	19	84.2%	88.5%	89.8%	88.8%

* This is based on patients treated on this contract for their most recent course of treatment. Figures in italics indicate the base number of FP17s or Patient Questionnaire responses are less than 100. N/A is shown where the base number of responses is less than 10 during the period. % is calculated as Quantity/Base number*100

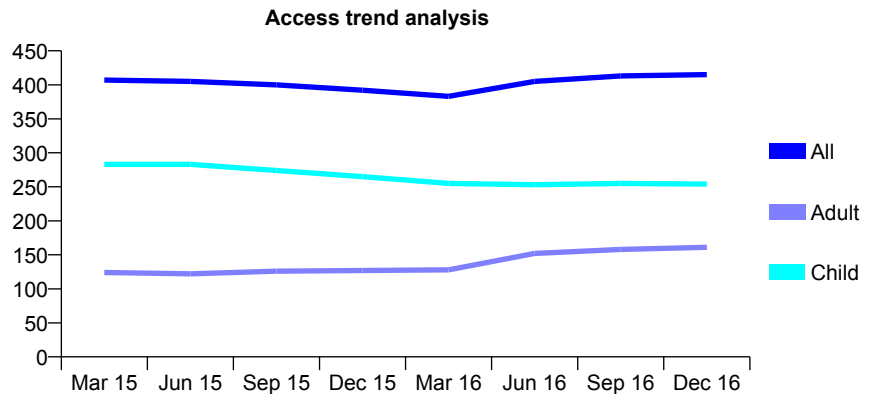
Q52 - Vital Signs At a Glance Contract Report for 197564/0001 - December 2016

Name or company name	Baldon Dental Service Limited
Contract type name	GDS Contract
Purpose of contract	General
Contract start date	02/07/2007
Contract end date	

16/17 Contracted general activity (UDA)	719
Carry forward general activity (UDA)	86
16/17 Contracted orthodontic activity (UOA)	0
Carry forward orthodontic activity (UOA)	0
Baseline contract value	£20,657.47

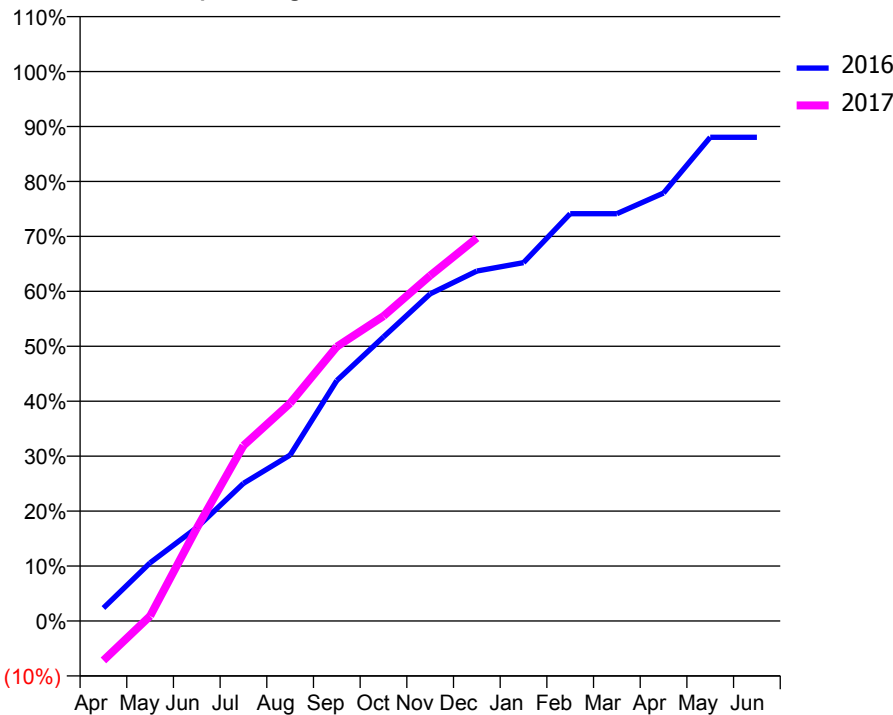
ACCESS*

Patients seen in 24 months	Total	Change since previous quarter
Quarter ending December 2015	392	
Quarter ending March 2016	383	↓
Quarter ending June 2016	405	↑
Quarter ending September 2016	413	→
Quarter ending December 2016	415	→
Variance since December 2015	5.9%	↑



ACTIVITY

Cumulative percentage of contracted UDA delivered 2016 & 2017



Month	Adjusted Scheduled Activity (UDA)	
	2016	2017
April	17	-52
May	76	7
June	122	122
July	180	230
August	217	285
September	315	359
October	372	399
November	428	452
December	458	501
January	469	
February	533	
March	533	
April	560	
May	633	
June	633	

QUALITY

	Quantity	Base Number	Contract	AT	Region	England
% of FP17s for the same patient ID Re-attending within 3 months - Children	11	332	3.3%	11.7%	13.4%	12.4%
% of FP17s for the same patient ID Re-attending within 3 months - Adults	4	130	3.1%	15.5%	17.3%	16.6%
% of FP17s for the same patient ID Re-attending between 3 & 9 months - Children	186	332	56.0%	59.5%	58.9%	57.5%
% of FP17s for the same patient ID Re-attending between 3 & 9 months - Adults	39	130	30.0%	54.2%	52.5%	50.4%
% of FP17s for Band 1 Urgent Courses	6	376	1.6%	8.9%	9.3%	9.1%
% of FP17s Relating to Free Repair or Replacements	2	376	0.5%	0.9%	1.0%	0.8%
% of FP17s Relating to Continuations	0	376	0.0%	1.4%	1.5%	1.3%
% of Patients satisfied with the dentistry they have received	0	0	N/A	93.1%	93.1%	92.7%
% of Patients satisfied with the time they had to wait for an appointment	0	0	N/A	88.5%	89.8%	88.8%

* This is based on patients treated on this contract for their most recent course of treatment. Figures in italics indicate the base number of FP17s or Patient Questionnaire responses are less than 100. N/A is shown where the base number of responses is less than 10 during the period. % is calculated as Quantity/Base number*100

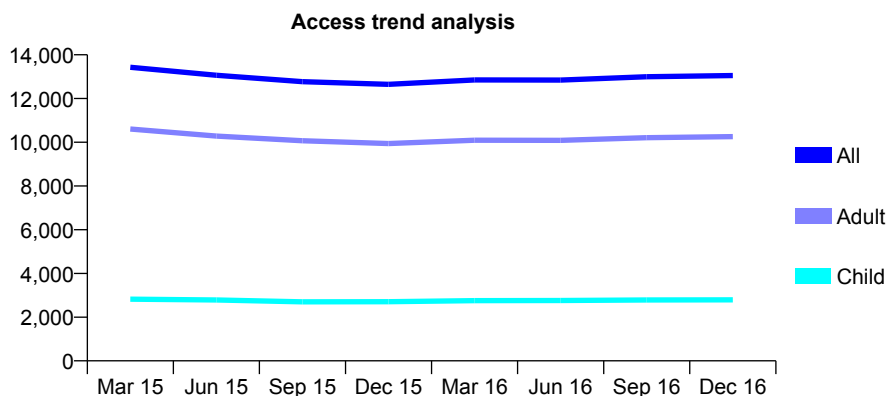
Q52 - Vital Signs At a Glance Contract Report for 197890/0001 - December 2016

Name or company name	Armstrong & Haire Ltd
Contract type name	GDS Contract
Purpose of contract	General
Contract start date	01/11/2010
Contract end date	

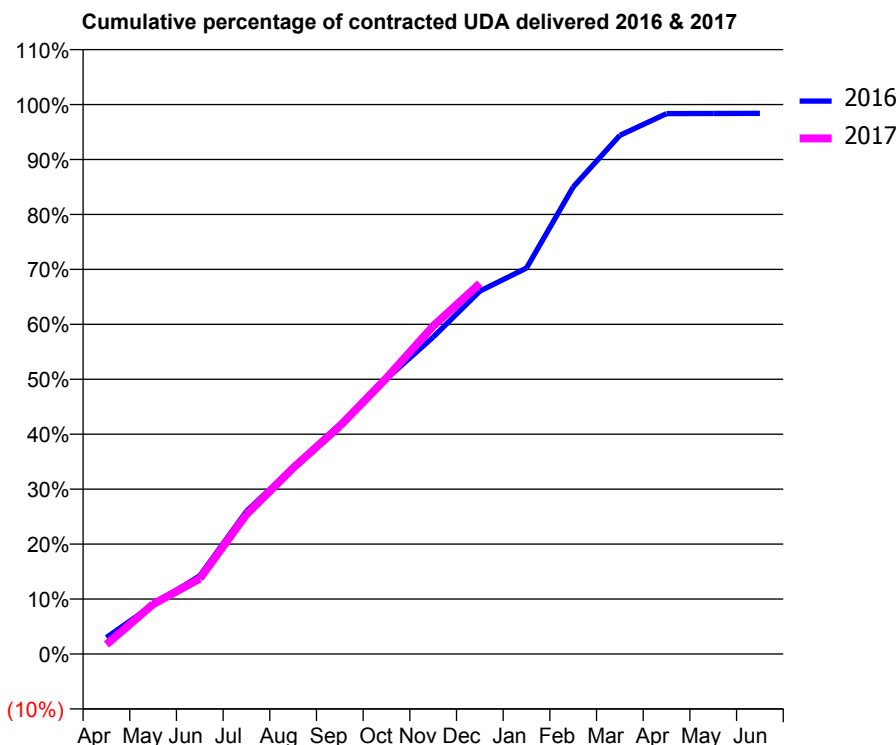
16/17 Contracted general activity (UDA)	37,582
Carry forward general activity (UDA)	607
16/17 Contracted orthodontic activity (UOA)	0
Carry forward orthodontic activity (UOA)	0
Baseline contract value	£1,108,889.81

ACCESS*

Patients seen in 24 months	Total	Change since previous quarter
Quarter ending December 2015	12,647	
Quarter ending March 2016	12,851	→
Quarter ending June 2016	12,844	→
Quarter ending September 2016	12,997	→
Quarter ending December 2016	13,050	→
Variance since December 2015	3.2%	↑



ACTIVITY



Month	Adjusted Scheduled Activity (UDA)	
	2016	2017
April	1,123	650
May	3,373	3,409
June	5,350	5,160
July	9,763	9,555
August	12,769	12,723
September	15,696	15,589
October	18,826	18,875
November	21,676	22,429
December	24,818	25,340
January	26,401	
February	31,946	
March	35,476	
April	36,962	
May	36,969	
June	36,975	

QUALITY

	Quantity	Base Number	Contract	AT	Region	England
% of FP17s for the same patient ID Re-attending within 3 months - Children	321	3,363	9.5%	11.7%	13.4%	12.4%
% of FP17s for the same patient ID Re-attending within 3 months - Adults	2,082	12,681	16.4%	15.5%	17.3%	16.6%
% of FP17s for the same patient ID Re-attending between 3 & 9 months - Children	2,175	3,363	64.7%	59.5%	58.9%	57.5%
% of FP17s for the same patient ID Re-attending between 3 & 9 months - Adults	7,751	12,681	61.1%	54.2%	52.5%	50.4%
% of FP17s for Band 1 Urgent Courses	1,046	15,240	6.9%	8.9%	9.3%	9.1%
% of FP17s Relating to Free Repair or Replacements	112	15,240	0.7%	0.9%	1.0%	0.8%
% of FP17s Relating to Continuations	301	15,240	2.0%	1.4%	1.5%	1.3%
% of Patients satisfied with the dentistry they have received	16	17	94.1%	93.1%	93.1%	92.7%
% of Patients satisfied with the time they had to wait for an appointment	16	17	94.1%	88.5%	89.8%	88.8%

* This is based on patients treated on this contract for their most recent course of treatment. Figures in italics indicate the base number of FP17s or Patient Questionnaire responses are less than 100. N/A is shown where the base number of responses is less than 10 during the period. % is calculated as Quantity/Base number*100

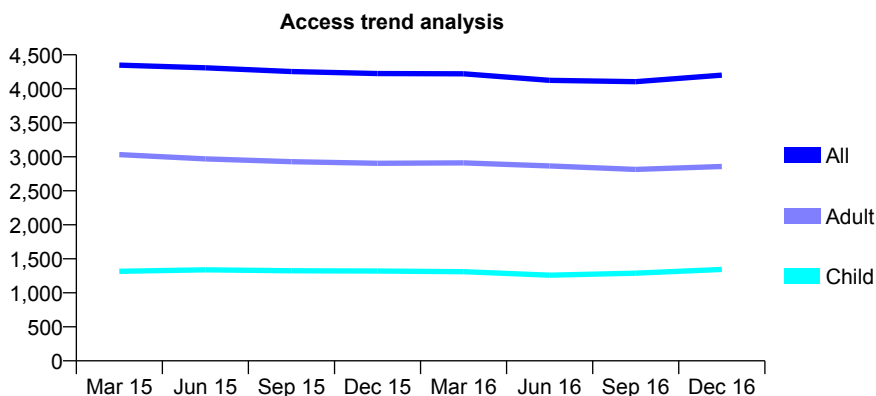
Q52 - Vital Signs At a Glance Contract Report for 198625/0001 - December 2016

Name or company name	J H Sager Ltd
Contract type name	GDS Contract
Purpose of contract	General
Contract start date	01/04/2009
Contract end date	

16/17 Contracted general activity (UDA)	14,400
Carry forward general activity (UDA)	-17
16/17 Contracted orthodontic activity (UOA)	0
Carry forward orthodontic activity (UOA)	0
Baseline contract value	£389,398.91

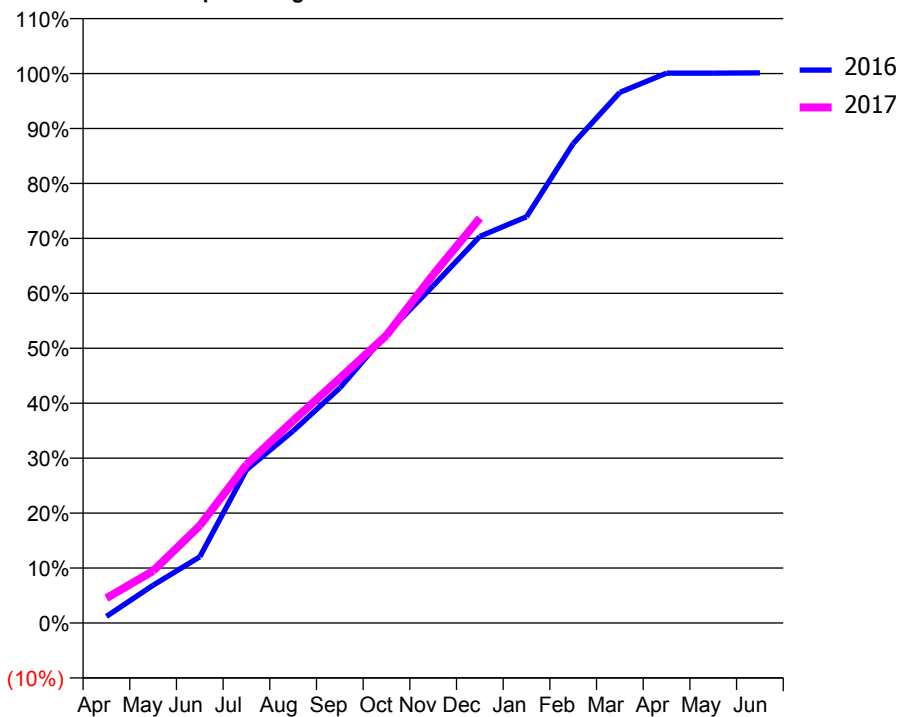
ACCESS*

Patients seen in 24 months	Total	Change since previous quarter
Quarter ending December 2015	4,225	
Quarter ending March 2016	4,221	→
Quarter ending June 2016	4,125	↓
Quarter ending September 2016	4,104	→
Quarter ending December 2016	4,201	↑
Variance since December 2015	(0.6%)	→



ACTIVITY

Cumulative percentage of contracted UDA delivered 2016 & 2017



Month	Adjusted Scheduled Activity (UDA)	
	2016	2017
April	173	653
May	992	1,365
June	1,735	2,554
July	4,016	4,153
August	5,033	5,303
September	6,157	6,413
October	7,576	7,539
November	8,834	9,129
December	10,133	10,610
January	10,646	
February	12,563	
March	13,907	
April	14,411	
May	14,411	
June	14,417	

QUALITY

	Quantity	Base Number	Contract	AT	Region	England
% of FP17s for the same patient ID Re-attending within 3 months - Children	89	1,142	7.8%	11.7%	13.4%	12.4%
% of FP17s for the same patient ID Re-attending within 3 months - Adults	519	2,833	18.3%	15.5%	17.3%	16.6%
% of FP17s for the same patient ID Re-attending between 3 & 9 months - Children	508	1,142	44.5%	59.5%	58.9%	57.5%
% of FP17s for the same patient ID Re-attending between 3 & 9 months - Adults	1,363	2,833	48.1%	54.2%	52.5%	50.4%
% of FP17s for Band 1 Urgent Courses	310	3,786	8.2%	8.9%	9.3%	9.1%
% of FP17s Relating to Free Repair or Replacements	39	3,786	1.0%	0.9%	1.0%	0.8%
% of FP17s Relating to Continuations	45	3,786	1.2%	1.4%	1.5%	1.3%
% of Patients satisfied with the dentistry they have received	4	5	N/A	93.1%	93.1%	92.7%
% of Patients satisfied with the time they had to wait for an appointment	5	5	N/A	88.5%	89.8%	88.8%

* This is based on patients treated on this contract for their most recent course of treatment. Figures in italics indicate the base number of FP17s or Patient Questionnaire responses are less than 100. N/A is shown where the base number of responses is less than 10 during the period. % is calculated as Quantity/Base number*100

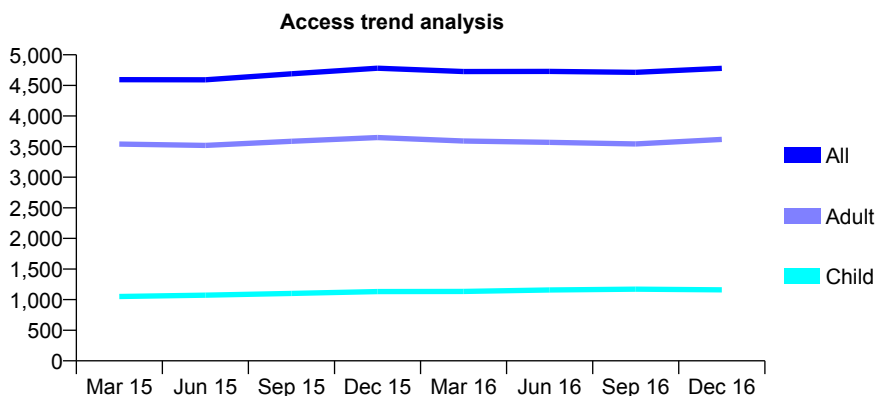
Q52 - Vital Signs At a Glance Contract Report for 202401/0004 - December 2016

Name or company name	MR RS NICHOLSON
Contract type name	GDS Contract
Purpose of contract	General
Contract start date	03/04/2007
Contract end date	

16/17 Contracted general activity (UDA)	12,193
Carry forward general activity (UDA)	50
16/17 Contracted orthodontic activity (UOA)	0
Carry forward orthodontic activity (UOA)	0
Baseline contract value	£324,994.79

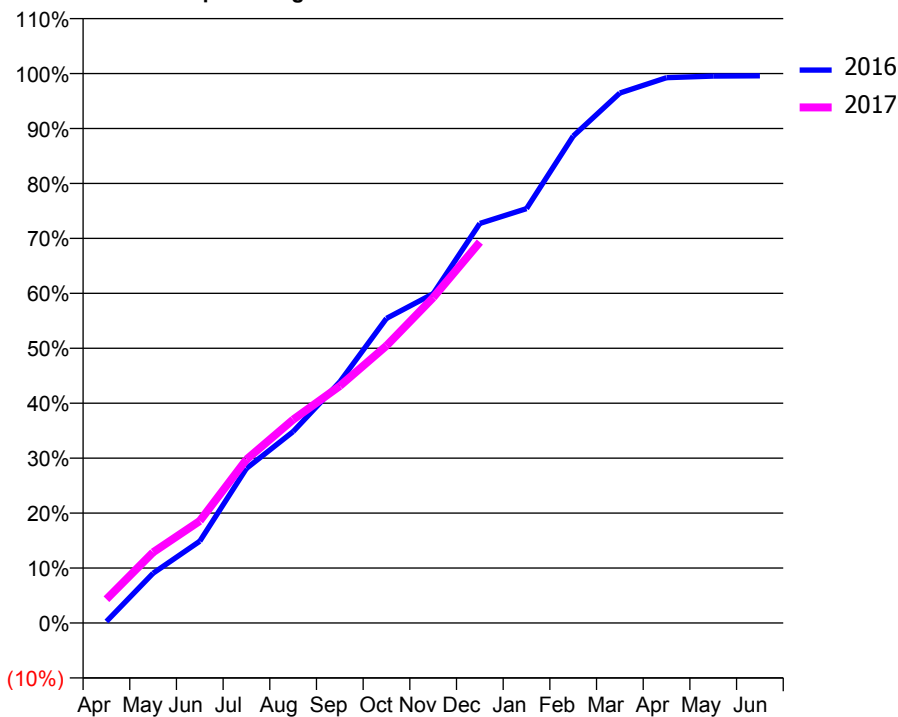
ACCESS*

Patients seen in 24 months	Total	Change since previous quarter
Quarter ending December 2015	4,781	
Quarter ending March 2016	4,726	↓
Quarter ending June 2016	4,728	→
Quarter ending September 2016	4,714	→
Quarter ending December 2016	4,778	→
Variance since December 2015	(0.1%)	→



ACTIVITY

Cumulative percentage of contracted UDA delivered 2016 & 2017



Month	Adjusted Scheduled Activity (UDA)	
	2016	2017
April	34	527
May	1,105	1,568
June	1,815	2,266
July	3,431	3,629
August	4,246	4,515
September	5,352	5,260
October	6,760	6,153
November	7,306	7,222
December	8,867	8,451
January	9,194	
February	10,805	
March	11,759	
April	12,101	
May	12,136	
June	12,143	

QUALITY

	Quantity	Base Number	Contract	AT	Region	England
% of FP17s for the same patient ID Re-attending within 3 months - Children	58	1,094	5.3%	11.7%	13.4%	12.4%
% of FP17s for the same patient ID Re-attending within 3 months - Adults	310	3,138	9.9%	15.5%	17.3%	16.6%
% of FP17s for the same patient ID Re-attending between 3 & 9 months - Children	552	1,094	50.5%	59.5%	58.9%	57.5%
% of FP17s for the same patient ID Re-attending between 3 & 9 months - Adults	1,526	3,138	48.6%	54.2%	52.5%	50.4%
% of FP17s for Band 1 Urgent Courses	100	4,041	2.5%	8.9%	9.3%	9.1%
% of FP17s Relating to Free Repair or Replacements	39	4,041	1.0%	0.9%	1.0%	0.8%
% of FP17s Relating to Continuations	82	4,041	2.0%	1.4%	1.5%	1.3%
% of Patients satisfied with the dentistry they have received	2	3	N/A	93.1%	93.1%	92.7%
% of Patients satisfied with the time they had to wait for an appointment	3	3	N/A	88.5%	89.8%	88.8%

* This is based on patients treated on this contract for their most recent course of treatment. Figures in italics indicate the base number of FP17s or Patient Questionnaire responses are less than 100. N/A is shown where the base number of responses is less than 10 during the period. % is calculated as Quantity/Base number*100

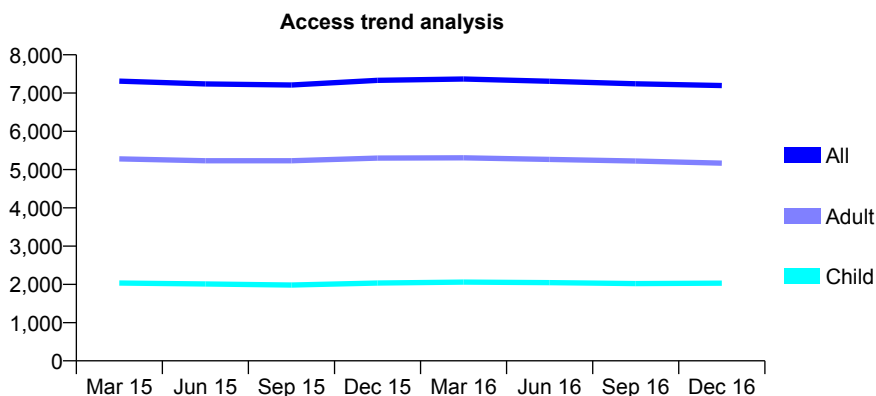
Q52 - Vital Signs At a Glance Contract Report for 204412/0002 - December 2016

Name or company name	MR CS DHALIWAL
Contract type name	GDS Contract
Purpose of contract	General
Contract start date	16/04/2006
Contract end date	

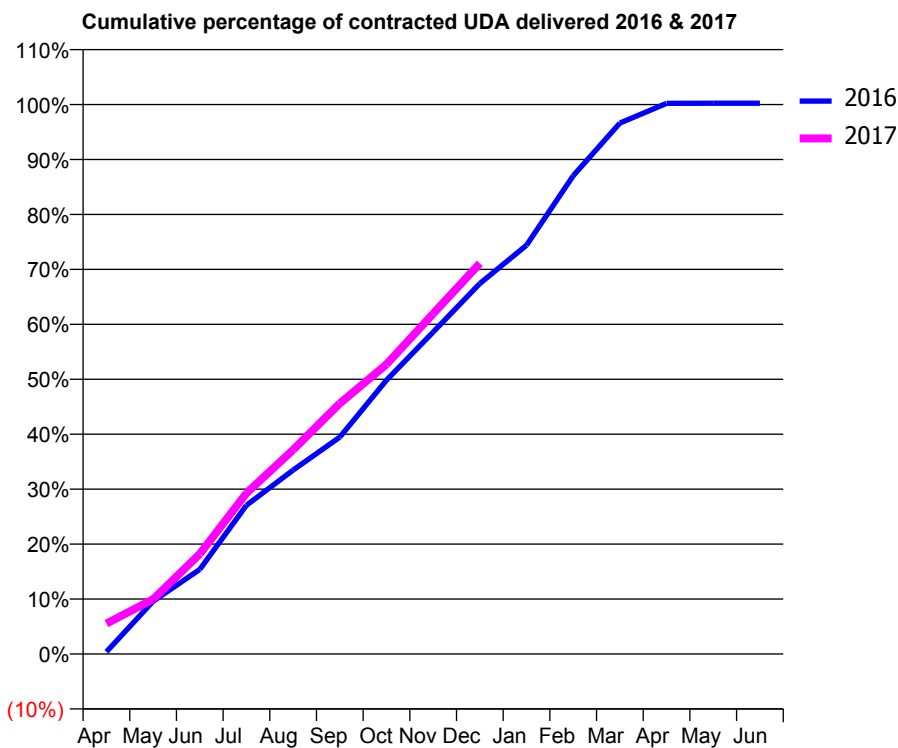
16/17 Contracted general activity (UDA)	24,569
Carry forward general activity (UDA)	-57
16/17 Contracted orthodontic activity (UOA)	0
Carry forward orthodontic activity (UOA)	0
Baseline contract value	£660,131.04

ACCESS*

Patients seen in 24 months	Total	Change since previous quarter
Quarter ending December 2015	7,332	
Quarter ending March 2016	7,366	→
Quarter ending June 2016	7,309	→
Quarter ending September 2016	7,242	→
Quarter ending December 2016	7,197	→
Variance since December 2015	(1.8%)	↓



ACTIVITY



Month	Adjusted Scheduled Activity (UDA)	
	2016	2017
April	97	1,362
May	2,357	2,449
June	3,783	4,474
July	6,650	7,192
August	8,226	9,133
September	9,695	11,205
October	12,244	12,952
November	14,398	15,218
December	16,564	17,468
January	18,279	
February	21,382	
March	23,736	
April	24,620	
May	24,625	
June	24,626	

QUALITY

	Quantity	Base Number	Contract	AT	Region	England
% of FP17s for the same patient ID Re-attending within 3 months - Children	201	2,339	8.6%	11.7%	13.4%	12.4%
% of FP17s for the same patient ID Re-attending within 3 months - Adults	951	5,968	15.9%	15.5%	17.3%	16.6%
% of FP17s for the same patient ID Re-attending between 3 & 9 months - Children	1,416	2,339	60.5%	59.5%	58.9%	57.5%
% of FP17s for the same patient ID Re-attending between 3 & 9 months - Adults	3,577	5,968	59.9%	54.2%	52.5%	50.4%
% of FP17s for Band 1 Urgent Courses	517	7,999	6.5%	8.9%	9.3%	9.1%
% of FP17s Relating to Free Repair or Replacements	82	7,999	1.0%	0.9%	1.0%	0.8%
% of FP17s Relating to Continuations	216	7,999	2.7%	1.4%	1.5%	1.3%
% of Patients satisfied with the dentistry they have received	6	8	N/A	93.1%	93.1%	92.7%
% of Patients satisfied with the time they had to wait for an appointment	6	8	N/A	88.5%	89.8%	88.8%

* This is based on patients treated on this contract for their most recent course of treatment. Figures in italics indicate the base number of FP17s or Patient Questionnaire responses are less than 100. N/A is shown where the base number of responses is less than 10 during the period. % is calculated as Quantity/Base number*100

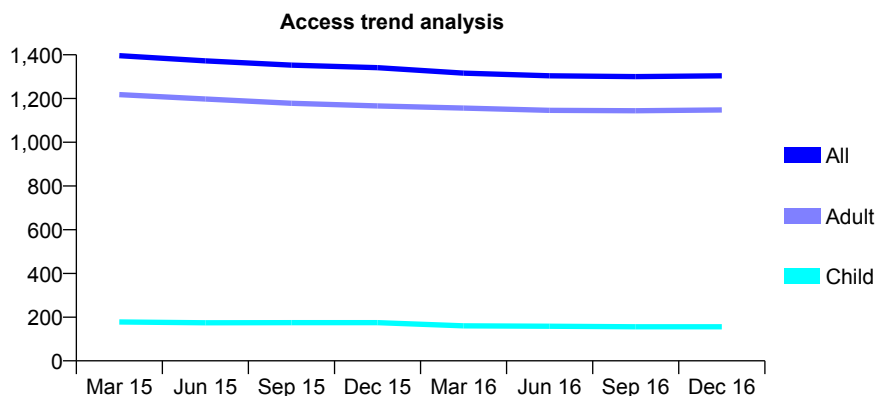
Q52 - Vital Signs At a Glance Contract Report for 208574/0001 - December 2016

Name or company name	MR AR DENBIGH-WHITE
Contract type name	GDS Contract
Purpose of contract	General
Contract start date	01/04/2006
Contract end date	

16/17 Contracted general activity (UDA)	4,698
Carry forward general activity (UDA)	11
16/17 Contracted orthodontic activity (UOA)	0
Carry forward orthodontic activity (UOA)	0
Baseline contract value	£123,504.81

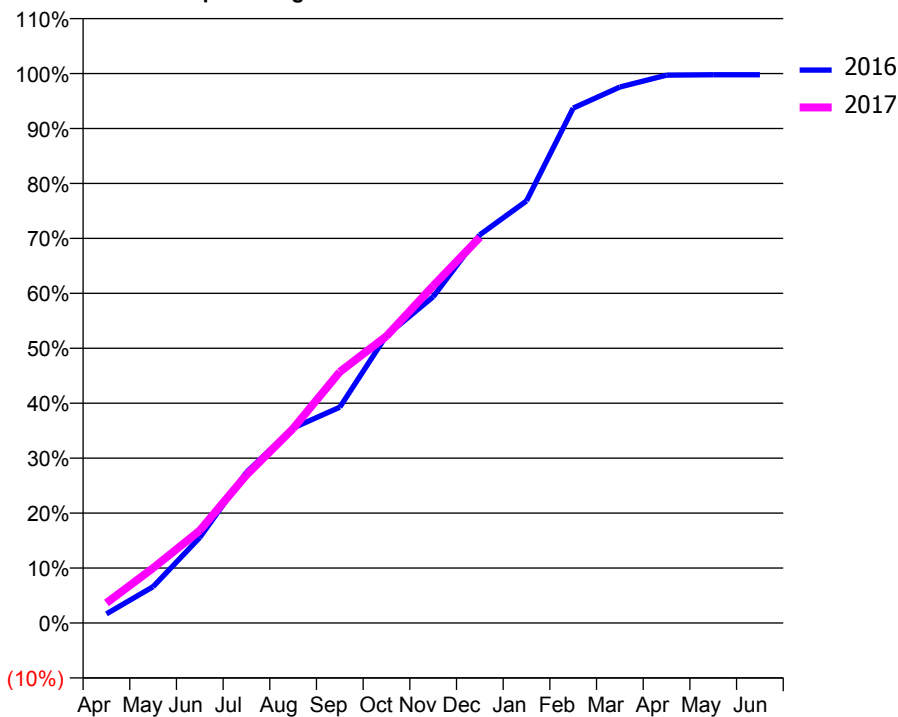
ACCESS*

Patients seen in 24 months	Total	Change since previous quarter
Quarter ending December 2015	1,341	
Quarter ending March 2016	1,316	↓
Quarter ending June 2016	1,304	→
Quarter ending September 2016	1,300	→
Quarter ending December 2016	1,304	→
Variance since December 2015	(2.8%)	↓



ACTIVITY

Cumulative percentage of contracted UDA delivered 2016 & 2017



Adjusted Scheduled Activity (UDA)

Month	2016	2017
April	78	172
May	311	470
June	731	791
July	1,288	1,266
August	1,667	1,663
September	1,845	2,147
October	2,459	2,453
November	2,789	2,883
December	3,319	3,297
January	3,609	
February	4,402	
March	4,582	
April	4,684	
May	4,687	
June	4,687	

QUALITY

	Quantity	Base Number	Contract	AT	Region	England
% of FP17s for the same patient ID Re-attending within 3 months - Children	22	197	11.2%	11.7%	13.4%	12.4%
% of FP17s for the same patient ID Re-attending within 3 months - Adults	219	1,230	17.8%	15.5%	17.3%	16.6%
% of FP17s for the same patient ID Re-attending between 3 & 9 months - Children	123	197	62.4%	59.5%	58.9%	57.5%
% of FP17s for the same patient ID Re-attending between 3 & 9 months - Adults	461	1,230	37.5%	54.2%	52.5%	50.4%
% of FP17s for Band 1 Urgent Courses	191	1,377	13.9%	8.9%	9.3%	9.1%
% of FP17s Relating to Free Repair or Replacements	48	1,377	3.5%	0.9%	1.0%	0.8%
% of FP17s Relating to Continuations	24	1,377	1.7%	1.4%	1.5%	1.3%
% of Patients satisfied with the dentistry they have received	3	3	N/A	93.1%	93.1%	92.7%
% of Patients satisfied with the time they had to wait for an appointment	3	3	N/A	88.5%	89.8%	88.8%

* This is based on patients treated on this contract for their most recent course of treatment. Figures in italics indicate the base number of FP17s or Patient Questionnaire responses are less than 100. N/A is shown where the base number of responses is less than 10 during the period. % is calculated as Quantity/Base number*100

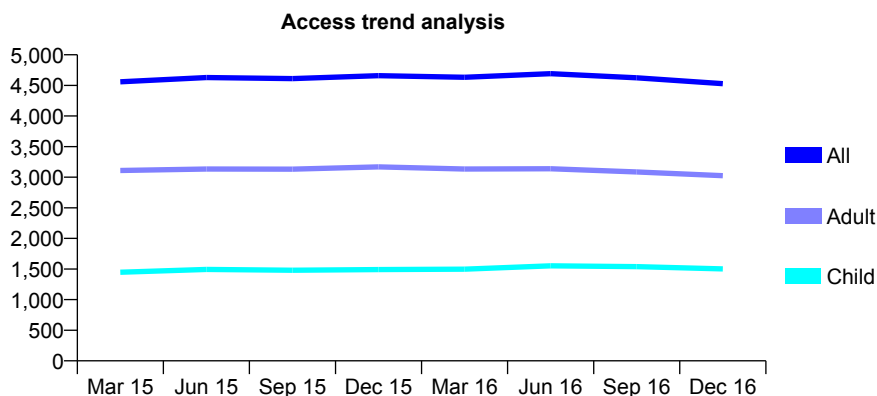
Q52 - Vital Signs At a Glance Contract Report for 215651/0001 - December 2016

Name or company name	MRS AA RAYNER
Contract type name	PDS Contract
Purpose of contract	General
Contract start date	01/04/2006
Contract end date	31/03/2021

16/17 Contracted general activity (UDA)	9,185
Carry forward general activity (UDA)	-184
16/17 Contracted orthodontic activity (UOA)	0
Carry forward orthodontic activity (UOA)	0
Baseline contract value	£202,654.83

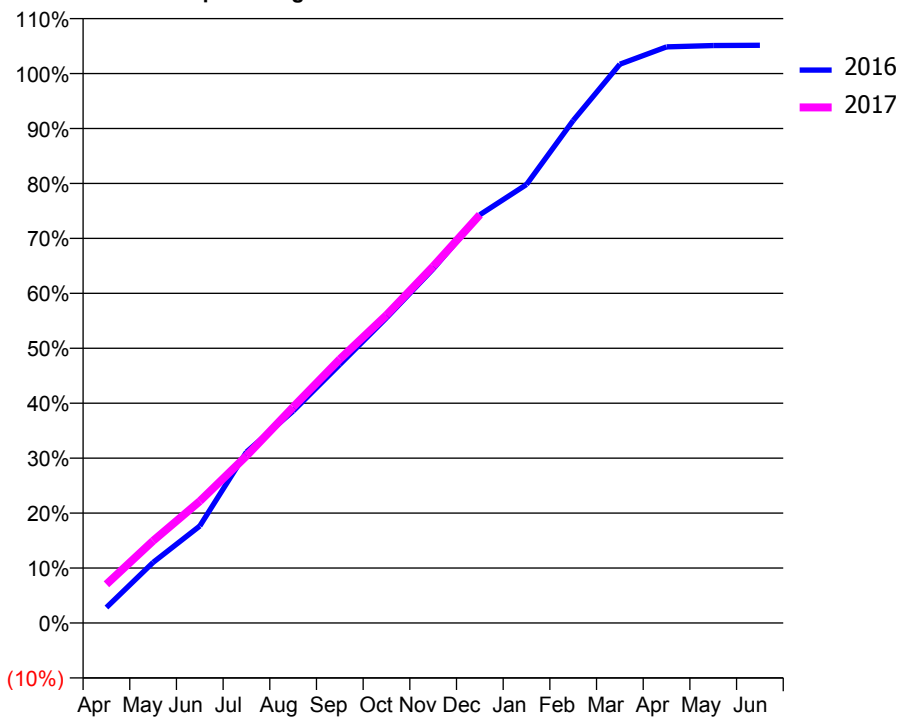
ACCESS*

Patients seen in 24 months	Total	Change since previous quarter
Quarter ending December 2015	4,660	
Quarter ending March 2016	4,633	→
Quarter ending June 2016	4,691	→
Quarter ending September 2016	4,624	↓
Quarter ending December 2016	4,528	↓
Variance since December 2015	(2.8%)	↓



ACTIVITY

Cumulative percentage of contracted UDA delivered 2016 & 2017



Month	Adjusted Scheduled Activity (UDA)	
	2016	2017
April	260	648
May	1,013	1,375
June	1,623	2,036
July	2,858	2,795
August	3,542	3,611
September	4,320	4,410
October	5,100	5,148
November	5,919	5,961
December	6,825	6,824
January	7,329	
February	8,400	
March	9,339	
April	9,631	
May	9,653	
June	9,657	

QUALITY

	Quantity	Base Number	Contract	AT	Region	England
% of FP17s for the same patient ID Re-attending within 3 months - Children	235	1,750	13.4%	11.7%	13.4%	12.4%
% of FP17s for the same patient ID Re-attending within 3 months - Adults	472	2,844	16.6%	15.5%	17.3%	16.6%
% of FP17s for the same patient ID Re-attending between 3 & 9 months - Children	1,001	1,750	57.2%	59.5%	58.9%	57.5%
% of FP17s for the same patient ID Re-attending between 3 & 9 months - Adults	1,315	2,844	46.2%	54.2%	52.5%	50.4%
% of FP17s for Band 1 Urgent Courses	452	3,718	12.2%	8.9%	9.3%	9.1%
% of FP17s Relating to Free Repair or Replacements	8	3,718	0.2%	0.9%	1.0%	0.8%
% of FP17s Relating to Continuations	55	3,718	1.5%	1.4%	1.5%	1.3%
% of Patients satisfied with the dentistry they have received	3	4	N/A	93.1%	93.1%	92.7%
% of Patients satisfied with the time they had to wait for an appointment	4	4	N/A	88.5%	89.8%	88.8%

* This is based on patients treated on this contract for their most recent course of treatment. Figures in italics indicate the base number of FP17s or Patient Questionnaire responses are less than 100. N/A is shown where the base number of responses is less than 10 during the period. % is calculated as Quantity/Base number*100

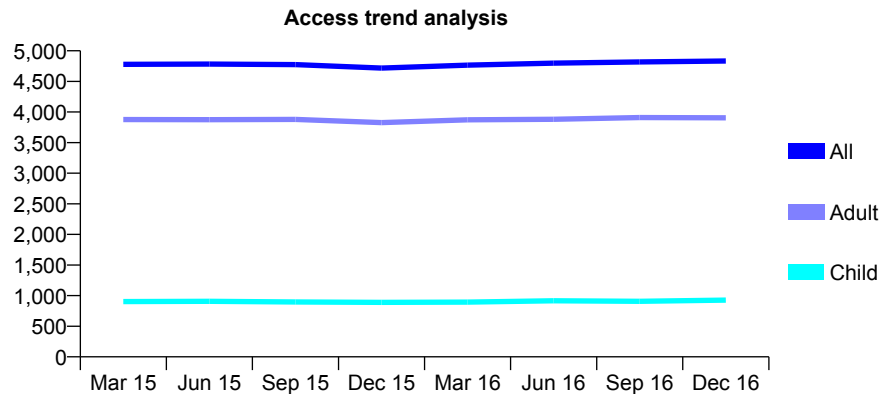
Q52 - Vital Signs At a Glance Contract Report for 215651/0002 - December 2016

Name or company name	MRS AA RAYNER
Contract type name	Pilot Contract
Purpose of contract	General
Contract start date	01/04/2006
Contract end date	31/03/2021

16/17 Contracted general activity (UDA)	11,957
Carry forward general activity (UDA)	0
16/17 Contracted orthodontic activity (UOA)	0
Carry forward orthodontic activity (UOA)	0
Baseline contract value	£324,224.76

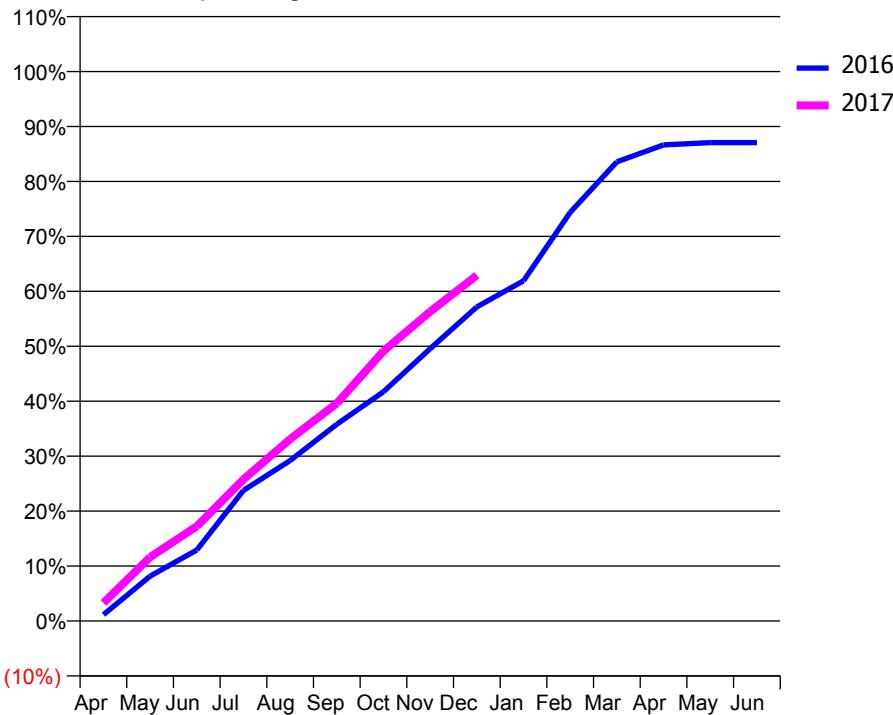
ACCESS*

Patients seen in 24 months	Total	Change since previous quarter
Quarter ending December 2015	4,718	
Quarter ending March 2016	4,766	→
Quarter ending June 2016	4,798	→
Quarter ending September 2016	4,817	→
Quarter ending December 2016	4,834	→
Variance since December 2015	2.5%	↑



ACTIVITY

Cumulative percentage of contracted UDA delivered 2016 & 2017



Month	Adjusted Scheduled Activity (UDA)	
	2016	2017
April	138	394
May	976	1,391
June	1,546	2,062
July	2,841	3,083
August	3,493	3,958
September	4,281	4,737
October	4,989	5,875
November	5,927	6,734
December	6,834	7,522
January	7,402	
February	8,892	
March	9,993	
April	10,359	
May	10,408	
June	10,409	

QUALITY

	Quantity	Base Number	Contract	AT	Region	England
% of FP17s for the same patient ID Re-attending within 3 months - Children	66	890	7.4%	11.7%	13.4%	12.4%
% of FP17s for the same patient ID Re-attending within 3 months - Adults	443	3,307	13.4%	15.5%	17.3%	16.6%
% of FP17s for the same patient ID Re-attending between 3 & 9 months - Children	427	890	48.0%	59.5%	58.9%	57.5%
% of FP17s for the same patient ID Re-attending between 3 & 9 months - Adults	1,189	3,307	36.0%	54.2%	52.5%	50.4%
% of FP17s for Band 1 Urgent Courses	381	3,975	9.6%	8.9%	9.3%	9.1%
% of FP17s Relating to Free Repair or Replacements	47	3,975	1.2%	0.9%	1.0%	0.8%
% of FP17s Relating to Continuations	37	3,975	0.9%	1.4%	1.5%	1.3%
% of Patients satisfied with the dentistry they have received	4	4	N/A	93.1%	93.1%	92.7%
% of Patients satisfied with the time they had to wait for an appointment	4	4	N/A	88.5%	89.8%	88.8%

* This is based on patients treated on this contract for their most recent course of treatment. Figures in italics indicate the base number of FP17s or Patient Questionnaire responses are less than 100. N/A is shown where the base number of responses is less than 10 during the period. % is calculated as Quantity/Base number*100

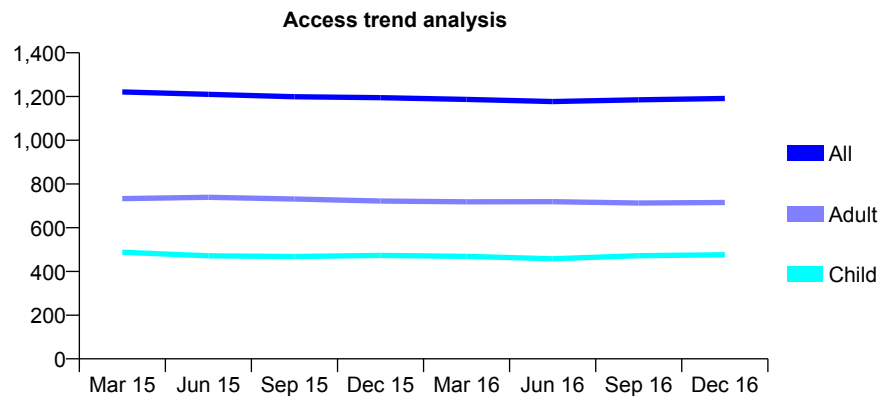
Q52 - Vital Signs At a Glance Contract Report for 222526/0001 - December 2016

Name or company name	MR MR HANSON
Contract type name	GDS Contract
Purpose of contract	General
Contract start date	01/04/2006
Contract end date	

16/17 Contracted general activity (UDA)	4,896
Carry forward general activity (UDA)	0
16/17 Contracted orthodontic activity (UOA)	0
Carry forward orthodontic activity (UOA)	0
Baseline contract value	£135,751.90

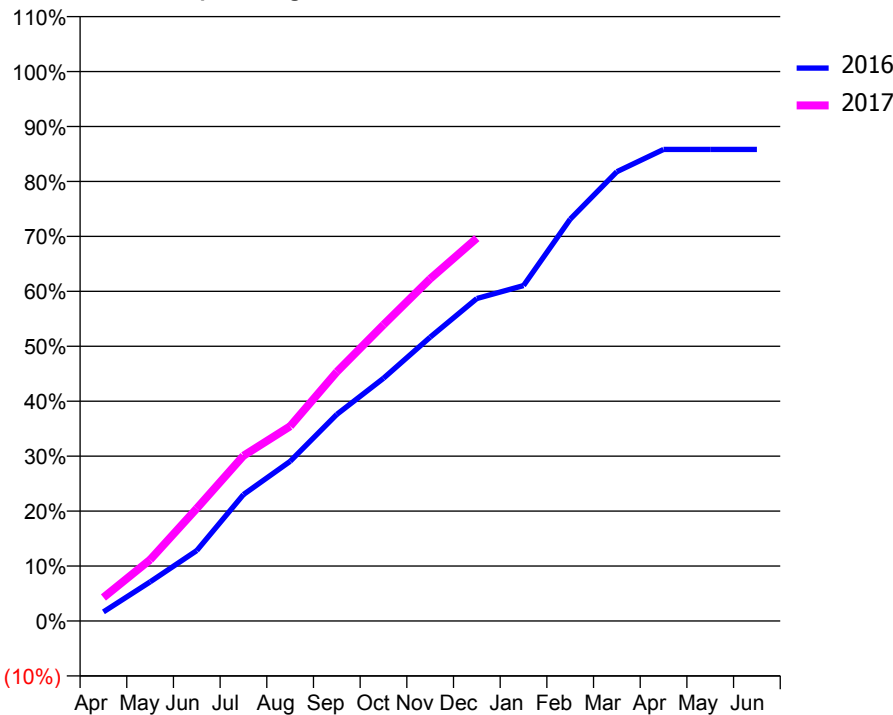
ACCESS*

Patients seen in 24 months	Total	Change since previous quarter
Quarter ending December 2015	1,195	
Quarter ending March 2016	1,187	→
Quarter ending June 2016	1,177	→
Quarter ending September 2016	1,185	→
Quarter ending December 2016	1,191	→
Variance since December 2015	(0.3%)	→



ACTIVITY

Cumulative percentage of contracted UDA delivered 2016 & 2017



Month	Adjusted Scheduled Activity (UDA)	
	2016	2017
April	81	210
May	348	546
June	627	1,003
July	1,127	1,473
August	1,422	1,736
September	1,841	2,220
October	2,163	2,640
November	2,529	3,049
December	2,874	3,412
January	2,989	
February	3,580	
March	4,003	
April	4,202	
May	4,202	
June	4,202	

QUALITY

	Quantity	Base Number	Contract	AT	Region	England
% of FP17s for the same patient ID Re-attending within 3 months - Children	160	850	18.8%	11.7%	13.4%	12.4%
% of FP17s for the same patient ID Re-attending within 3 months - Adults	187	881	21.2%	15.5%	17.3%	16.6%
% of FP17s for the same patient ID Re-attending between 3 & 9 months - Children	566	850	66.6%	59.5%	58.9%	57.5%
% of FP17s for the same patient ID Re-attending between 3 & 9 months - Adults	516	881	58.6%	54.2%	52.5%	50.4%
% of FP17s for Band 1 Urgent Courses	51	1,645	3.1%	8.9%	9.3%	9.1%
% of FP17s Relating to Free Repair or Replacements	0	1,645	0.0%	0.9%	1.0%	0.8%
% of FP17s Relating to Continuations	23	1,645	1.4%	1.4%	1.5%	1.3%
% of Patients satisfied with the dentistry they have received	1	1	N/A	93.1%	93.1%	92.7%
% of Patients satisfied with the time they had to wait for an appointment	1	1	N/A	88.5%	89.8%	88.8%

* This is based on patients treated on this contract for their most recent course of treatment. Figures in italics indicate the base number of FP17s or Patient Questionnaire responses are less than 100. N/A is shown where the base number of responses is less than 10 during the period. % is calculated as Quantity/Base number*100

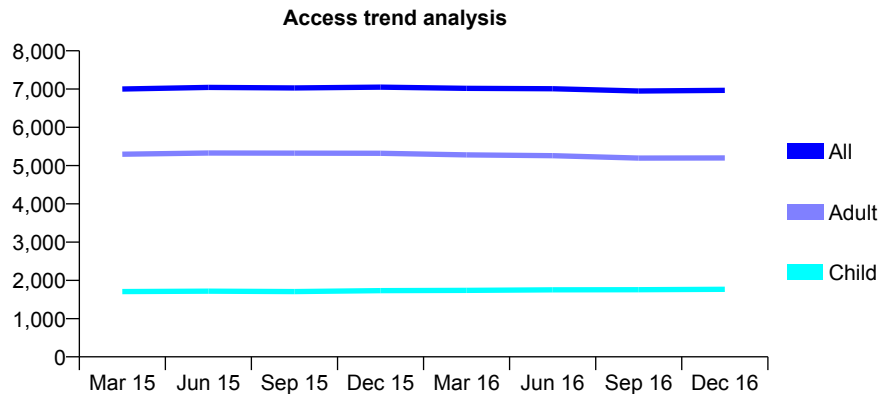
Q52 - Vital Signs At a Glance Contract Report for 224804/0001 - December 2016

Name or company name	MRS SJ WEBSTER
Contract type name	GDS Contract
Purpose of contract	General
Contract start date	01/04/2006
Contract end date	

16/17 Contracted general activity (UDA)	19,900
Carry forward general activity (UDA)	6
16/17 Contracted orthodontic activity (UOA)	0
Carry forward orthodontic activity (UOA)	0
Baseline contract value	£587,728.16

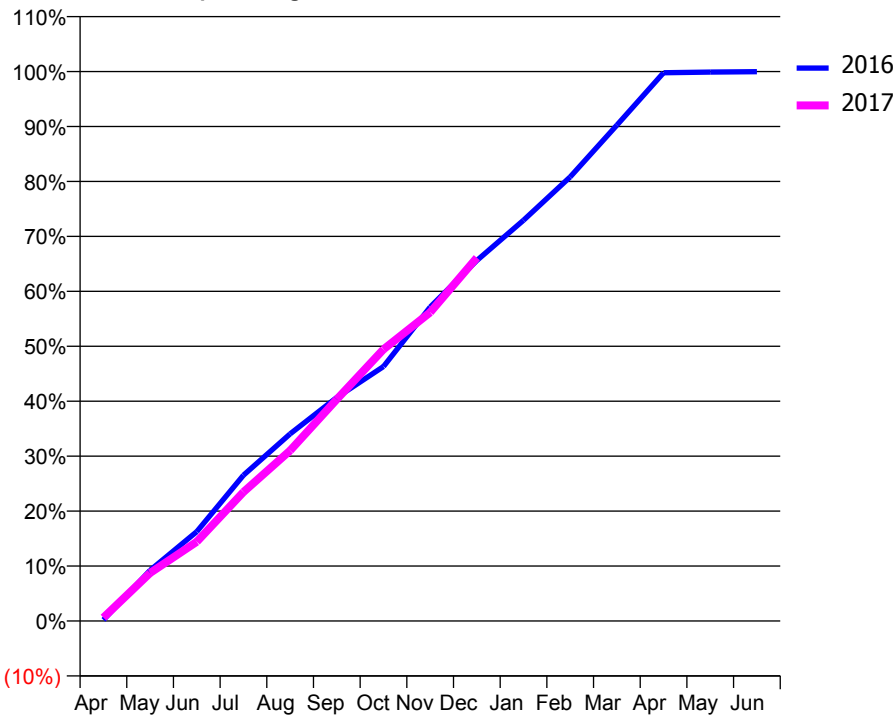
ACCESS*

Patients seen in 24 months	Total	Change since previous quarter
Quarter ending December 2015	7,050	
Quarter ending March 2016	7,018	→
Quarter ending June 2016	7,010	→
Quarter ending September 2016	6,950	→
Quarter ending December 2016	6,967	→
Variance since December 2015	(1.2%)	↓



ACTIVITY

Cumulative percentage of contracted UDA delivered 2016 & 2017



Month	Adjusted Scheduled Activity (UDA)	
	2016	2017
April	40	121
May	1,836	1,740
June	3,240	2,872
July	5,279	4,674
August	6,775	6,175
September	8,096	8,031
October	9,215	9,838
November	11,369	11,179
December	13,055	13,155
January	14,512	
February	16,086	
March	17,959	
April	19,856	
May	19,877	
June	19,894	

QUALITY

	Quantity	Base Number	Contract	AT	Region	England
% of FP17s for the same patient ID Re-attending within 3 months - Children	200	2,312	8.7%	11.7%	13.4%	12.4%
% of FP17s for the same patient ID Re-attending within 3 months - Adults	991	6,460	15.3%	15.5%	17.3%	16.6%
% of FP17s for the same patient ID Re-attending between 3 & 9 months - Children	1,563	2,312	67.6%	59.5%	58.9%	57.5%
% of FP17s for the same patient ID Re-attending between 3 & 9 months - Adults	4,100	6,460	63.5%	54.2%	52.5%	50.4%
% of FP17s for Band 1 Urgent Courses	302	7,714	3.9%	8.9%	9.3%	9.1%
% of FP17s Relating to Free Repair or Replacements	106	7,714	1.4%	0.9%	1.0%	0.8%
% of FP17s Relating to Continuations	78	7,714	1.0%	1.4%	1.5%	1.3%
% of Patients satisfied with the dentistry they have received	12	12	100.0%	93.1%	93.1%	92.7%
% of Patients satisfied with the time they had to wait for an appointment	12	12	100.0%	88.5%	89.8%	88.8%

* This is based on patients treated on this contract for their most recent course of treatment. Figures in italics indicate the base number of FP17s or Patient Questionnaire responses are less than 100. N/A is shown where the base number of responses is less than 10 during the period. % is calculated as Quantity/Base number*100

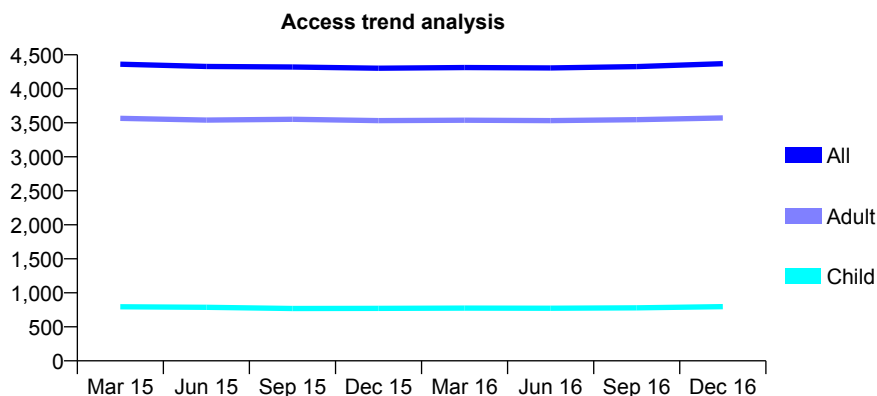
Q52 - Vital Signs At a Glance Contract Report for 224839/0001 - December 2016

Name or company name	Wostenholme, Alker & Slater
Contract type name	GDS Contract
Purpose of contract	General
Contract start date	01/04/2006
Contract end date	

16/17 Contracted general activity (UDA)	14,253
Carry forward general activity (UDA)	-46
16/17 Contracted orthodontic activity (UOA)	0
Carry forward orthodontic activity (UOA)	0
Baseline contract value	£418,407.54

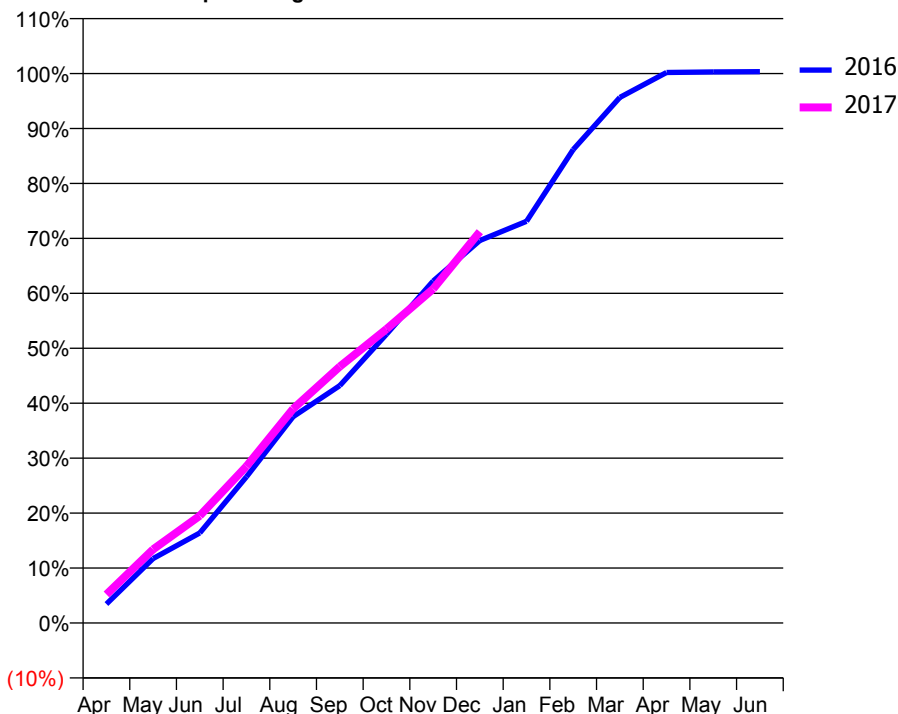
ACCESS*

Patients seen in 24 months	Total	Change since previous quarter
Quarter ending December 2015	4,303	
Quarter ending March 2016	4,313	→
Quarter ending June 2016	4,307	→
Quarter ending September 2016	4,327	→
Quarter ending December 2016	4,369	→
Variance since December 2015	1.5%	→



ACTIVITY

Cumulative percentage of contracted UDA delivered 2016 & 2017



Month	Adjusted Scheduled Activity (UDA)	
	2016	2017
April	491	743
May	1,673	1,912
June	2,335	2,781
July	3,792	4,067
August	5,352	5,557
September	6,158	6,653
October	7,488	7,623
November	8,871	8,666
December	9,922	10,149
January	10,421	
February	12,282	
March	13,634	
April	14,278	
May	14,293	
June	14,299	

QUALITY

	Quantity	Base Number	Contract	AT	Region	England
% of FP17s for the same patient ID Re-attending within 3 months - Children	64	985	6.5%	11.7%	13.4%	12.4%
% of FP17s for the same patient ID Re-attending within 3 months - Adults	726	4,862	14.9%	15.5%	17.3%	16.6%
% of FP17s for the same patient ID Re-attending between 3 & 9 months - Children	665	985	67.5%	59.5%	58.9%	57.5%
% of FP17s for the same patient ID Re-attending between 3 & 9 months - Adults	3,417	4,862	70.3%	54.2%	52.5%	50.4%
% of FP17s for Band 1 Urgent Courses	365	5,573	6.5%	8.9%	9.3%	9.1%
% of FP17s Relating to Free Repair or Replacements	40	5,573	0.7%	0.9%	1.0%	0.8%
% of FP17s Relating to Continuations	104	5,573	1.9%	1.4%	1.5%	1.3%
% of Patients satisfied with the dentistry they have received	5	5	N/A	93.1%	93.1%	92.7%
% of Patients satisfied with the time they had to wait for an appointment	5	5	N/A	88.5%	89.8%	88.8%

* This is based on patients treated on this contract for their most recent course of treatment. Figures in italics indicate the base number of FP17s or Patient Questionnaire responses are less than 100. N/A is shown where the base number of responses is less than 10 during the period. % is calculated as Quantity/Base number*100

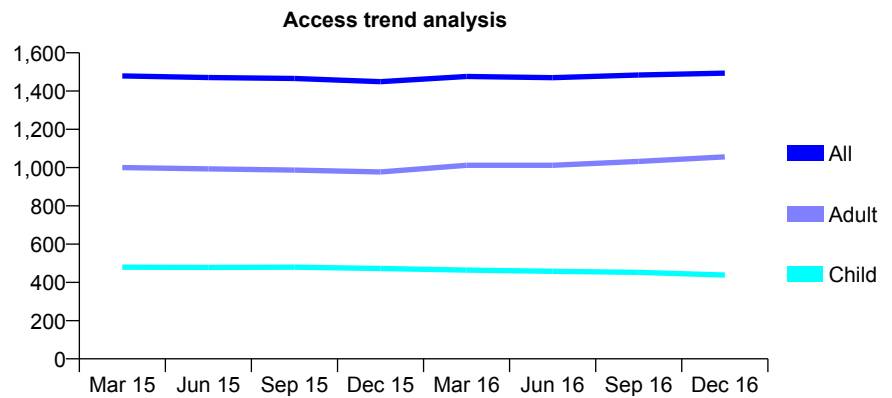
Q52 - Vital Signs At a Glance Contract Report for 228672/0001 - December 2016

Name or company name	MRS GI AUSTIN
Contract type name	GDS Contract
Purpose of contract	General
Contract start date	01/04/2006
Contract end date	

16/17 Contracted general activity (UDA)	5,297
Carry forward general activity (UDA)	-75
16/17 Contracted orthodontic activity (UOA)	0
Carry forward orthodontic activity (UOA)	0
Baseline contract value	£147,758.29

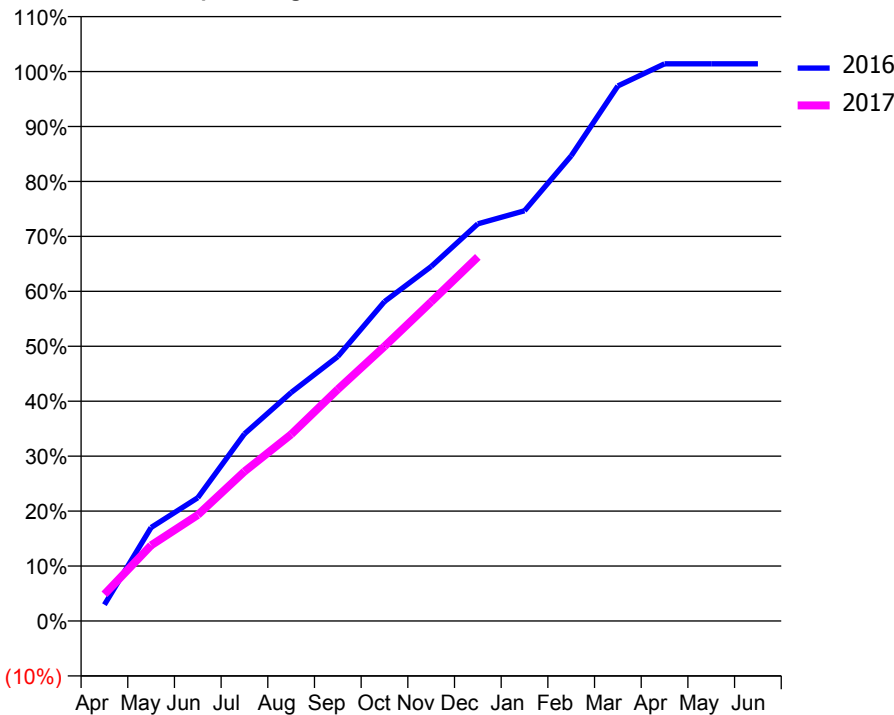
ACCESS*

Patients seen in 24 months	Total	Change since previous quarter
Quarter ending December 2015	1,449	
Quarter ending March 2016	1,476	→
Quarter ending June 2016	1,470	→
Quarter ending September 2016	1,484	→
Quarter ending December 2016	1,494	→
Variance since December 2015	3.1%	↑



ACTIVITY

Cumulative percentage of contracted UDA delivered 2016 & 2017



Month	Adjusted Scheduled Activity (UDA)	
	2016	2017
April	157	258
May	901	729
June	1,188	1,022
July	1,805	1,442
August	2,203	1,799
September	2,550	2,234
October	3,079	2,647
November	3,417	3,077
December	3,829	3,510
January	3,954	
February	4,484	
March	5,158	
April	5,372	
May	5,372	
June	5,372	

QUALITY

	Quantity	Base Number	Contract	AT	Region	England
% of FP17s for the same patient ID Re-attending within 3 months - Children	84	668	12.6%	11.7%	13.4%	12.4%
% of FP17s for the same patient ID Re-attending within 3 months - Adults	254	1,127	22.5%	15.5%	17.3%	16.6%
% of FP17s for the same patient ID Re-attending between 3 & 9 months - Children	518	668	77.5%	59.5%	58.9%	57.5%
% of FP17s for the same patient ID Re-attending between 3 & 9 months - Adults	573	1,127	50.8%	54.2%	52.5%	50.4%
% of FP17s for Band 1 Urgent Courses	36	1,695	2.1%	8.9%	9.3%	9.1%
% of FP17s Relating to Free Repair or Replacements	134	1,695	7.9%	0.9%	1.0%	0.8%
% of FP17s Relating to Continuations	44	1,695	2.6%	1.4%	1.5%	1.3%
% of Patients satisfied with the dentistry they have received	4	4	N/A	93.1%	93.1%	92.7%
% of Patients satisfied with the time they had to wait for an appointment	4	4	N/A	88.5%	89.8%	88.8%

* This is based on patients treated on this contract for their most recent course of treatment. Figures in italics indicate the base number of FP17s or Patient Questionnaire responses are less than 100. N/A is shown where the base number of responses is less than 10 during the period. % is calculated as Quantity/Base number*100

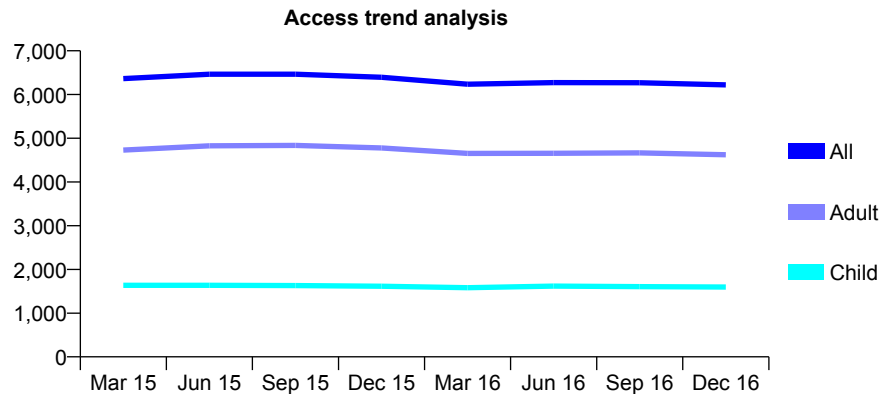
Q52 - Vital Signs At a Glance Contract Report for 230200/0001 - December 2016

Name or company name	MR SJ GARDNER
Contract type name	GDS Contract
Purpose of contract	General
Contract start date	01/04/2006
Contract end date	

16/17 Contracted general activity (UDA)	17,700
Carry forward general activity (UDA)	-139
16/17 Contracted orthodontic activity (UOA)	0
Carry forward orthodontic activity (UOA)	0
Baseline contract value	£532,185.94

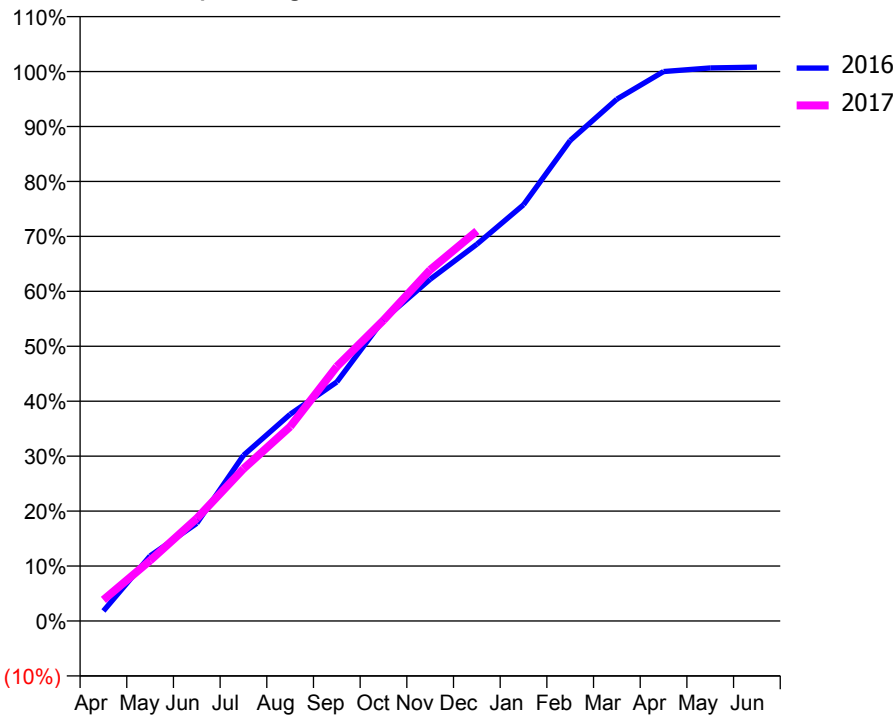
ACCESS*

Patients seen in 24 months	Total	Change since previous quarter
Quarter ending December 2015	6,394	
Quarter ending March 2016	6,235	↓
Quarter ending June 2016	6,274	→
Quarter ending September 2016	6,271	→
Quarter ending December 2016	6,220	→
Variance since December 2015	(2.7%)	↓



ACTIVITY

Cumulative percentage of contracted UDA delivered 2016 & 2017



Month	Adjusted Scheduled Activity (UDA)	
	2016	2017
April	325	679
May	2,097	1,948
June	3,146	3,306
July	5,337	4,904
August	6,658	6,259
September	7,698	8,197
October	9,709	9,687
November	11,009	11,311
December	12,137	12,560
January	13,406	
February	15,480	
March	16,808	
April	17,700	
May	17,816	
June	17,839	

QUALITY

	Quantity	Base Number	Contract	AT	Region	England
% of FP17s for the same patient ID Re-attending within 3 months - Children	163	1,634	10.0%	11.7%	13.4%	12.4%
% of FP17s for the same patient ID Re-attending within 3 months - Adults	1,166	5,510	21.2%	15.5%	17.3%	16.6%
% of FP17s for the same patient ID Re-attending between 3 & 9 months - Children	754	1,634	46.1%	59.5%	58.9%	57.5%
% of FP17s for the same patient ID Re-attending between 3 & 9 months - Adults	2,728	5,510	49.5%	54.2%	52.5%	50.4%
% of FP17s for Band 1 Urgent Courses	938	6,595	14.2%	8.9%	9.3%	9.1%
% of FP17s Relating to Free Repair or Replacements	109	6,595	1.7%	0.9%	1.0%	0.8%
% of FP17s Relating to Continuations	70	6,595	1.1%	1.4%	1.5%	1.3%
% of Patients satisfied with the dentistry they have received	87	87	100.0%	93.1%	93.1%	92.7%
% of Patients satisfied with the time they had to wait for an appointment	85	87	97.7%	88.5%	89.8%	88.8%

* This is based on patients treated on this contract for their most recent course of treatment. Figures in italics indicate the base number of FP17s or Patient Questionnaire responses are less than 100. N/A is shown where the base number of responses is less than 10 during the period. % is calculated as Quantity/Base number*100

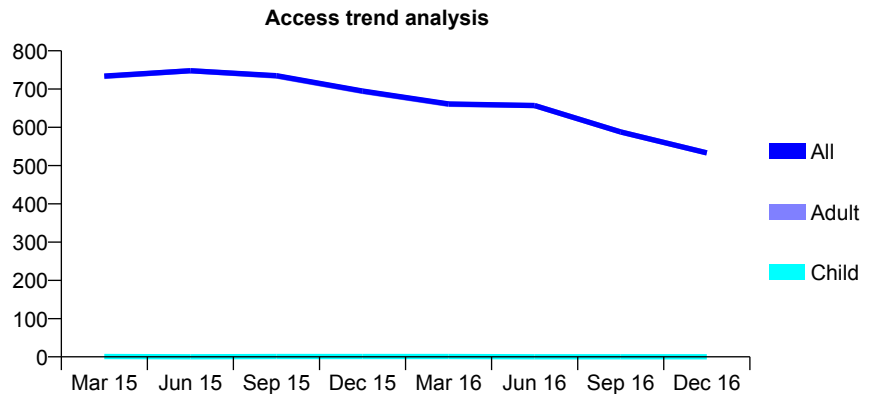
Q52 - Vital Signs At a Glance Contract Report for 230200/0002 - December 2016

Name or company name	MR SJ GARDNER
Contract type name	GDS Contract
Purpose of contract	General
Contract start date	01/04/2006
Contract end date	

16/17 Contracted general activity (UDA)	1,738
Carry forward general activity (UDA)	0
16/17 Contracted orthodontic activity (UOA)	0
Carry forward orthodontic activity (UOA)	0
Baseline contract value	£106,037.10

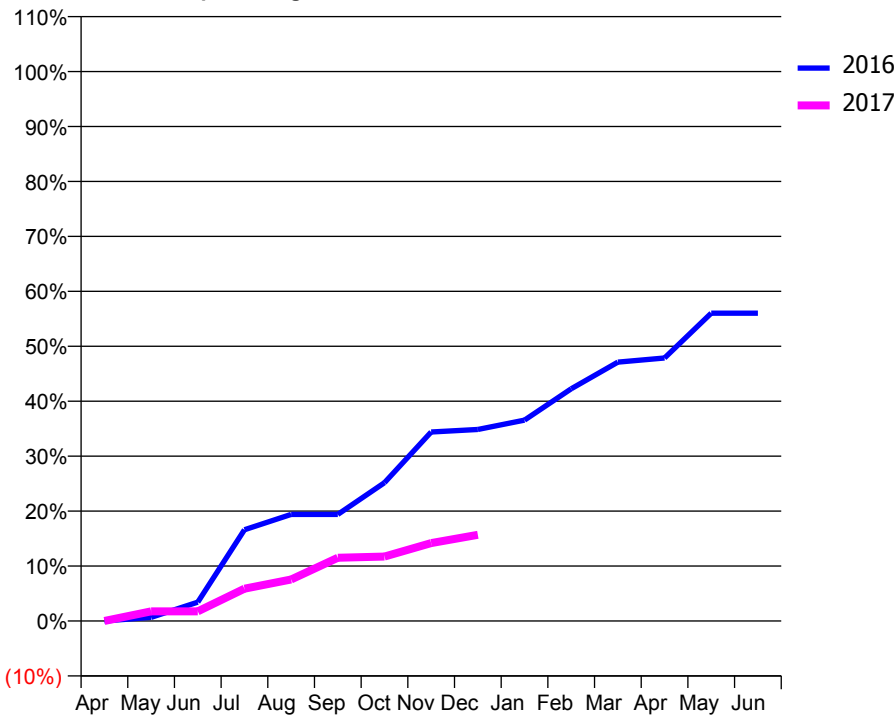
ACCESS*

Patients seen in 24 months	Total	Change since previous quarter
Quarter ending December 2015	695	
Quarter ending March 2016	661	↓
Quarter ending June 2016	657	→
Quarter ending September 2016	588	↓
Quarter ending December 2016	533	↓
Variance since December 2015	(23.3%)	↓



ACTIVITY

Cumulative percentage of contracted UDA delivered 2016 & 2017



Month	Adjusted Scheduled Activity (UDA)	
	2016	2017
April	0	0
May	11	30
June	60	30
July	289	102
August	337	131
September	337	200
October	438	204
November	598	247
December	606	273
January	635	
February	734	
March	819	
April	832	
May	974	
June	974	

QUALITY

	Quantity	Base Number	Contract	AT	Region	England
% of FP17s for the same patient ID Re-attending within 3 months - Children	0	0	N/A	11.7%	13.4%	12.4%
% of FP17s for the same patient ID Re-attending within 3 months - Adults	14	236	5.9%	15.5%	17.3%	16.6%
% of FP17s for the same patient ID Re-attending between 3 & 9 months - Children	0	0	N/A	59.5%	58.9%	57.5%
% of FP17s for the same patient ID Re-attending between 3 & 9 months - Adults	13	236	5.5%	54.2%	52.5%	50.4%
% of FP17s for Band 1 Urgent Courses	116	150	77.3%	8.9%	9.3%	9.1%
% of FP17s Relating to Free Repair or Replacements	0	150	0.0%	0.9%	1.0%	0.8%
% of FP17s Relating to Continuations	0	150	0.0%	1.4%	1.5%	1.3%
% of Patients satisfied with the dentistry they have received	0	0	N/A	93.1%	93.1%	92.7%
% of Patients satisfied with the time they had to wait for an appointment	0	0	N/A	88.5%	89.8%	88.8%

* This is based on patients treated on this contract for their most recent course of treatment. Figures in italics indicate the base number of FP17s or Patient Questionnaire responses are less than 100. N/A is shown where the base number of responses is less than 10 during the period. % is calculated as Quantity/Base number*100

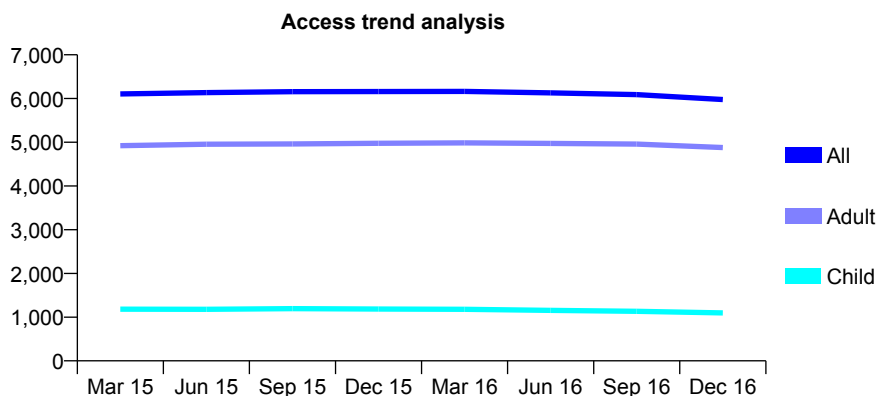
Q52 - Vital Signs At a Glance Contract Report for 231010/0001 - December 2016

Name or company name	MR WS MALACH
Contract type name	Pilot Contract
Purpose of contract	General
Contract start date	01/04/2006
Contract end date	31/03/2021

16/17 Contracted general activity (UDA)	21,490
Carry forward general activity (UDA)	0
16/17 Contracted orthodontic activity (UOA)	0
Carry forward orthodontic activity (UOA)	0
Baseline contract value	£624,375.08

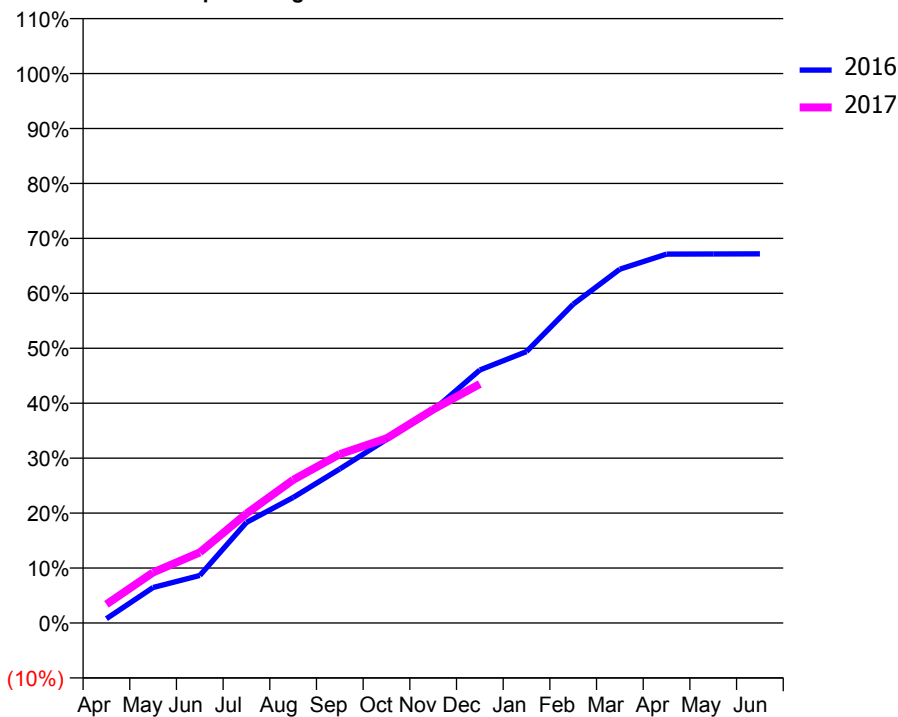
ACCESS*

Patients seen in 24 months	Total	Change since previous quarter
Quarter ending December 2015	6,161	
Quarter ending March 2016	6,164	→
Quarter ending June 2016	6,129	→
Quarter ending September 2016	6,091	→
Quarter ending December 2016	5,977	↓
Variance since December 2015	(3.0%)	↓



ACTIVITY

Cumulative percentage of contracted UDA delivered 2016 & 2017



Month	Adjusted Scheduled Activity (UDA)	
	2016	2017
April	167	735
May	1,390	1,981
June	1,857	2,760
July	3,934	4,276
August	4,912	5,599
September	6,024	6,604
October	7,176	7,222
November	8,323	8,352
December	9,897	9,349
January	10,614	
February	12,468	
March	13,840	
April	14,425	
May	14,431	
June	14,436	

QUALITY

	Quantity	Base Number	Contract	AT	Region	England
% of FP17s for the same patient ID Re-attending within 3 months - Children	80	992	8.1%	11.7%	13.4%	12.4%
% of FP17s for the same patient ID Re-attending within 3 months - Adults	497	4,292	11.6%	15.5%	17.3%	16.6%
% of FP17s for the same patient ID Re-attending between 3 & 9 months - Children	619	992	62.4%	59.5%	58.9%	57.5%
% of FP17s for the same patient ID Re-attending between 3 & 9 months - Adults	2,338	4,292	54.5%	54.2%	52.5%	50.4%
% of FP17s for Band 1 Urgent Courses	85	4,882	1.7%	8.9%	9.3%	9.1%
% of FP17s Relating to Free Repair or Replacements	35	4,882	0.7%	0.9%	1.0%	0.8%
% of FP17s Relating to Continuations	34	4,882	0.7%	1.4%	1.5%	1.3%
% of Patients satisfied with the dentistry they have received	6	7	N/A	93.1%	93.1%	92.7%
% of Patients satisfied with the time they had to wait for an appointment	6	7	N/A	88.5%	89.8%	88.8%

* This is based on patients treated on this contract for their most recent course of treatment. Figures in italics indicate the base number of FP17s or Patient Questionnaire responses are less than 100. N/A is shown where the base number of responses is less than 10 during the period. % is calculated as Quantity/Base number*100

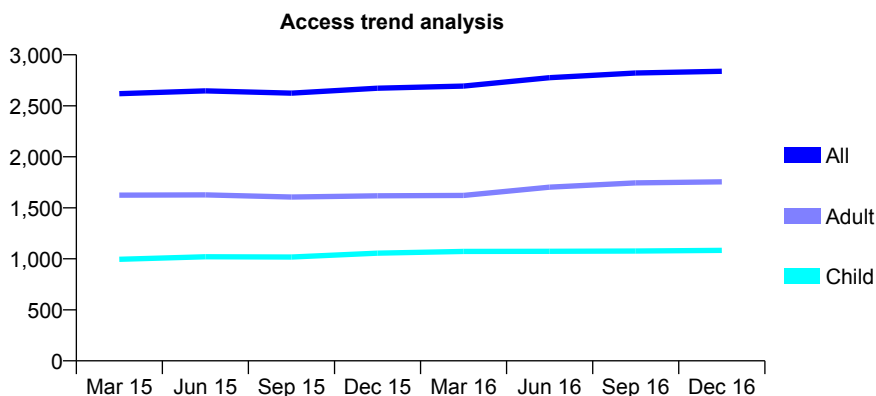
Q52 - Vital Signs At a Glance Contract Report for 233013/0003 - December 2016

Name or company name	MR IS BOYD
Contract type name	GDS Contract
Purpose of contract	General
Contract start date	01/07/2009
Contract end date	

16/17 Contracted general activity (UDA)	9,000
Carry forward general activity (UDA)	-129
16/17 Contracted orthodontic activity (UOA)	0
Carry forward orthodontic activity (UOA)	0
Baseline contract value	£277,356.21

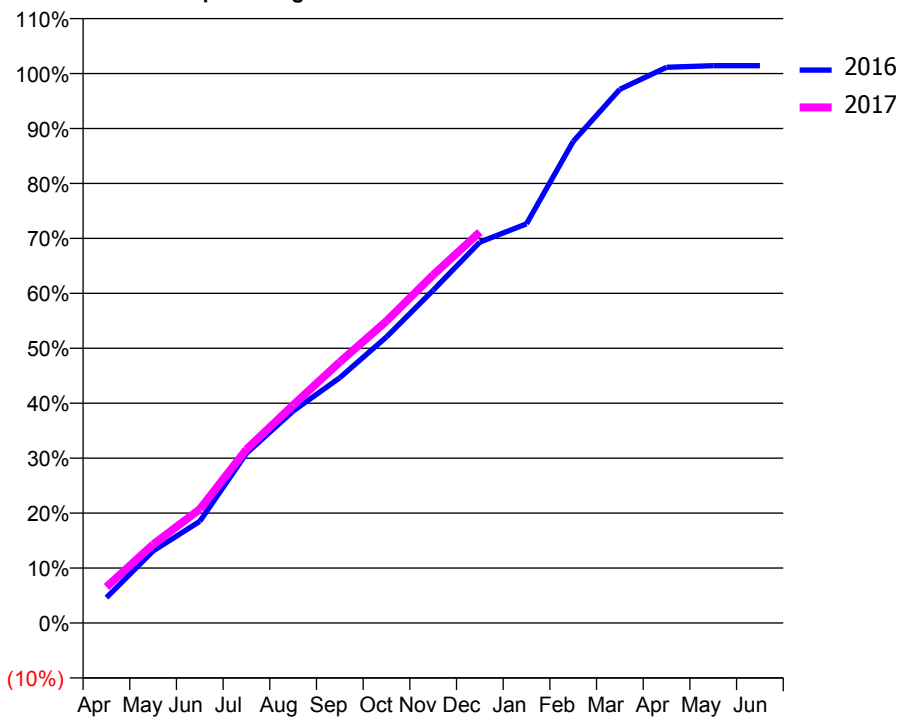
ACCESS*

Patients seen in 24 months	Total	Change since previous quarter
Quarter ending December 2015	2,673	
Quarter ending March 2016	2,694	→
Quarter ending June 2016	2,776	↑
Quarter ending September 2016	2,822	→
Quarter ending December 2016	2,838	→
Variance since December 2015	6.2%	↑



ACTIVITY

Cumulative percentage of contracted UDA delivered 2016 & 2017



Adjusted Scheduled Activity (UDA)

Month	2016	2017
April	416	591
May	1,180	1,287
June	1,665	1,865
July	2,779	2,845
August	3,472	3,569
September	4,018	4,275
October	4,685	4,945
November	5,451	5,702
December	6,238	6,402
January	6,537	
February	7,888	
March	8,741	
April	9,103	
May	9,128	
June	9,129	

QUALITY

	Quantity	Base Number	Contract	AT	Region	England
% of FP17s for the same patient ID Re-attending within 3 months - Children	85	1,284	6.6%	11.7%	13.4%	12.4%
% of FP17s for the same patient ID Re-attending within 3 months - Adults	372	2,441	15.2%	15.5%	17.3%	16.6%
% of FP17s for the same patient ID Re-attending between 3 & 9 months - Children	885	1,284	68.9%	59.5%	58.9%	57.5%
% of FP17s for the same patient ID Re-attending between 3 & 9 months - Adults	1,712	2,441	70.1%	54.2%	52.5%	50.4%
% of FP17s for Band 1 Urgent Courses	142	3,538	4.0%	8.9%	9.3%	9.1%
% of FP17s Relating to Free Repair or Replacements	16	3,538	0.5%	0.9%	1.0%	0.8%
% of FP17s Relating to Continuations	11	3,538	0.3%	1.4%	1.5%	1.3%
% of Patients satisfied with the dentistry they have received	5	5	N/A	93.1%	93.1%	92.7%
% of Patients satisfied with the time they had to wait for an appointment	5	5	N/A	88.5%	89.8%	88.8%

* This is based on patients treated on this contract for their most recent course of treatment. Figures in italics indicate the base number of FP17s or Patient Questionnaire responses are less than 100. N/A is shown where the base number of responses is less than 10 during the period. % is calculated as Quantity/Base number*100

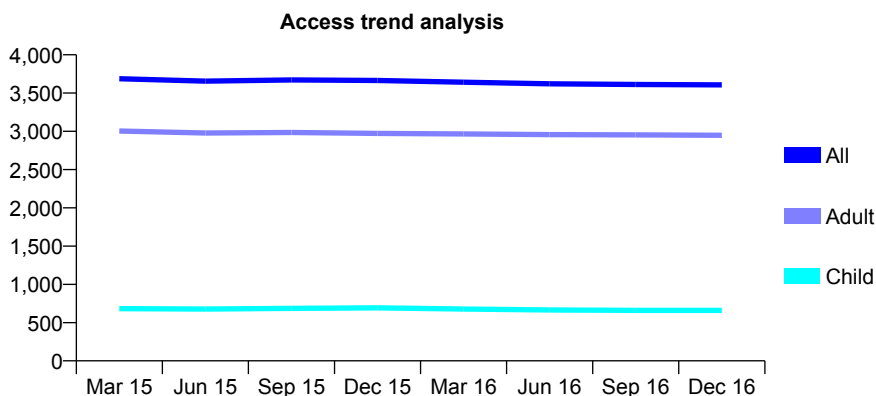
Q52 - Vital Signs At a Glance Contract Report for 235989/0001 - December 2016

Name or company name	MR MJ CLARKE
Contract type name	GDS Contract
Purpose of contract	General
Contract start date	01/04/2006
Contract end date	

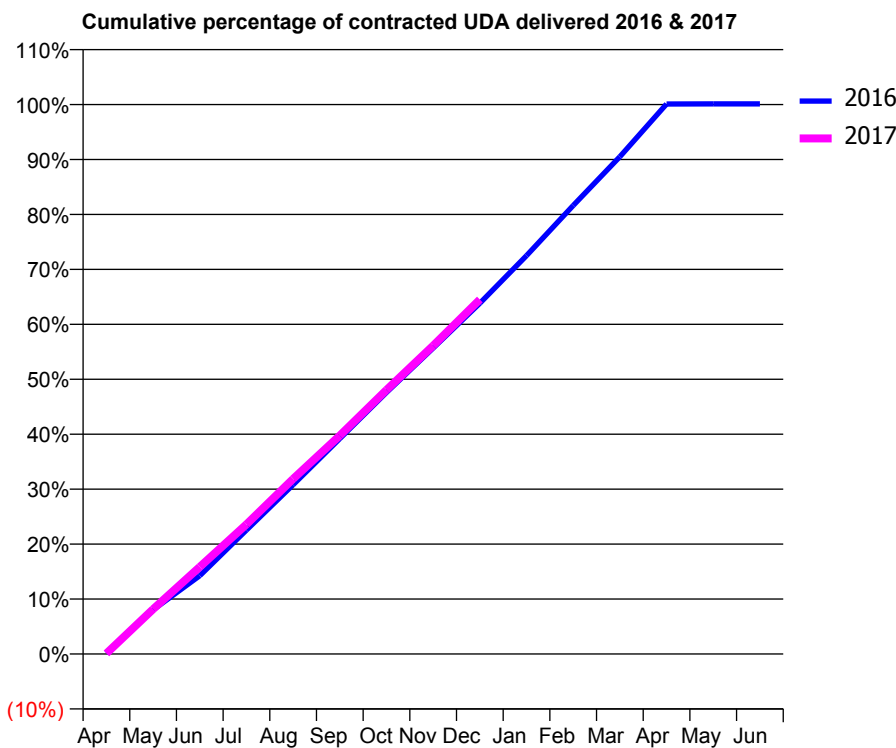
16/17 Contracted general activity (UDA)	10,826
Carry forward general activity (UDA)	-12
16/17 Contracted orthodontic activity (UOA)	0
Carry forward orthodontic activity (UOA)	0
Baseline contract value	£288,703.43

ACCESS*

Patients seen in 24 months	Total	Change since previous quarter
Quarter ending December 2015	3,665	
Quarter ending March 2016	3,642	→
Quarter ending June 2016	3,621	→
Quarter ending September 2016	3,613	→
Quarter ending December 2016	3,607	→
Variance since December 2015	(1.6%)	↓



ACTIVITY



Month	Adjusted Scheduled Activity (UDA)	
	2016	2017
April	14	12
May	870	884
June	1,543	1,717
July	2,441	2,556
August	3,336	3,452
September	4,243	4,306
October	5,152	5,203
November	6,029	6,075
December	6,911	6,984
January	7,849	
February	8,837	
March	9,799	
April	10,836	
May	10,838	
June	10,838	

QUALITY

	Quantity	Base Number	Contract	AT	Region	England
% of FP17s for the same patient ID Re-attending within 3 months - Children	53	744	7.1%	11.7%	13.4%	12.4%
% of FP17s for the same patient ID Re-attending within 3 months - Adults	630	3,474	18.1%	15.5%	17.3%	16.6%
% of FP17s for the same patient ID Re-attending between 3 & 9 months - Children	462	744	62.1%	59.5%	58.9%	57.5%
% of FP17s for the same patient ID Re-attending between 3 & 9 months - Adults	1,862	3,474	53.6%	54.2%	52.5%	50.4%
% of FP17s for Band 1 Urgent Courses	218	3,763	5.8%	8.9%	9.3%	9.1%
% of FP17s Relating to Free Repair or Replacements	32	3,763	0.9%	0.9%	1.0%	0.8%
% of FP17s Relating to Continuations	146	3,763	3.9%	1.4%	1.5%	1.3%
% of Patients satisfied with the dentistry they have received	5	5	N/A	93.1%	93.1%	92.7%
% of Patients satisfied with the time they had to wait for an appointment	5	5	N/A	88.5%	89.8%	88.8%

* This is based on patients treated on this contract for their most recent course of treatment. Figures in italics indicate the base number of FP17s or Patient Questionnaire responses are less than 100. N/A is shown where the base number of responses is less than 10 during the period. % is calculated as Quantity/Base number*100

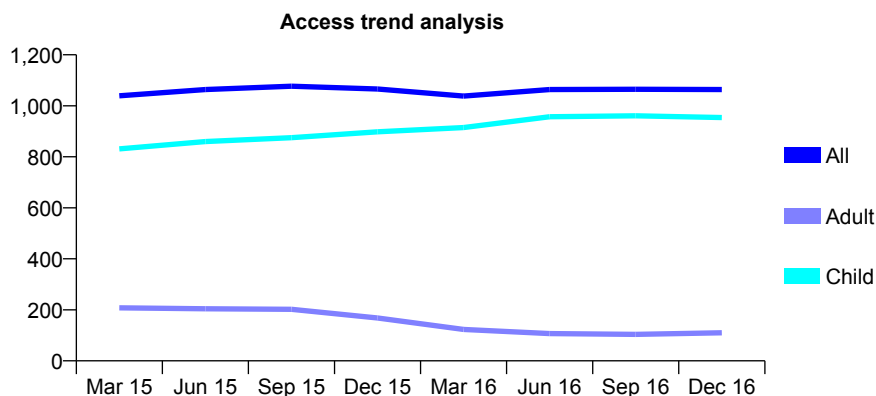
Q52 - Vital Signs At a Glance Contract Report for 237787/0001 - December 2016

Name or company name	MRS PK GREWAL
Contract type name	GDS Contract
Purpose of contract	General
Contract start date	01/04/2006
Contract end date	

16/17 Contracted general activity (UDA)	1,790
Carry forward general activity (UDA)	-36
16/17 Contracted orthodontic activity (UOA)	0
Carry forward orthodontic activity (UOA)	0
Baseline contract value	£39,314.95

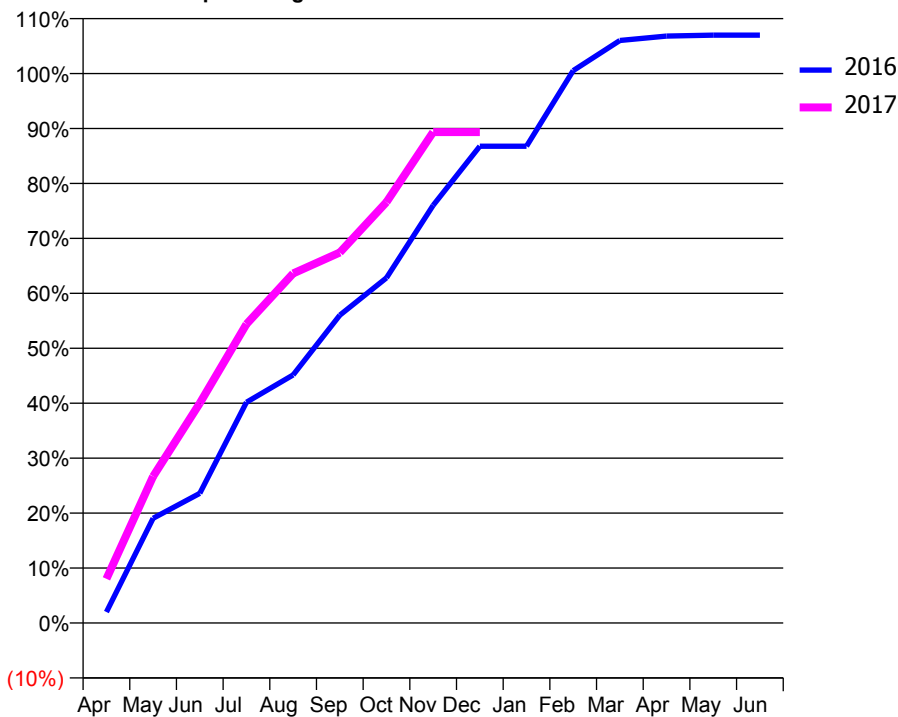
ACCESS*

Patients seen in 24 months	Total	Change since previous quarter
Quarter ending December 2015	1,066	
Quarter ending March 2016	1,038	↓
Quarter ending June 2016	1,064	↑
Quarter ending September 2016	1,065	→
Quarter ending December 2016	1,064	→
Variance since December 2015	(0.2%)	→



ACTIVITY

Cumulative percentage of contracted UDA delivered 2016 & 2017



Month	Adjusted Scheduled Activity (UDA)	
	2016	2017
April	36	144
May	341	477
June	422	716
July	719	974
August	808	1,139
September	1,003	1,207
October	1,125	1,371
November	1,361	1,599
December	1,553	1,599
January	1,553	
February	1,799	
March	1,897	
April	1,912	
May	1,915	
June	1,915	

QUALITY

	Quantity	Base Number	Contract	AT	Region	England
% of FP17s for the same patient ID Re-attending within 3 months - Children	104	1,220	8.5%	11.7%	13.4%	12.4%
% of FP17s for the same patient ID Re-attending within 3 months - Adults	8	41	19.5%	15.5%	17.3%	16.6%
% of FP17s for the same patient ID Re-attending between 3 & 9 months - Children	787	1,220	64.5%	59.5%	58.9%	57.5%
% of FP17s for the same patient ID Re-attending between 3 & 9 months - Adults	23	41	56.1%	54.2%	52.5%	50.4%
% of FP17s for Band 1 Urgent Courses	55	1,243	4.4%	8.9%	9.3%	9.1%
% of FP17s Relating to Free Repair or Replacements	0	1,243	0.0%	0.9%	1.0%	0.8%
% of FP17s Relating to Continuations	0	1,243	0.0%	1.4%	1.5%	1.3%
% of Patients satisfied with the dentistry they have received	1	1	N/A	93.1%	93.1%	92.7%
% of Patients satisfied with the time they had to wait for an appointment	1	1	N/A	88.5%	89.8%	88.8%

* This is based on patients treated on this contract for their most recent course of treatment. Figures in italics indicate the base number of FP17s or Patient Questionnaire responses are less than 100. N/A is shown where the base number of responses is less than 10 during the period. % is calculated as Quantity/Base number*100

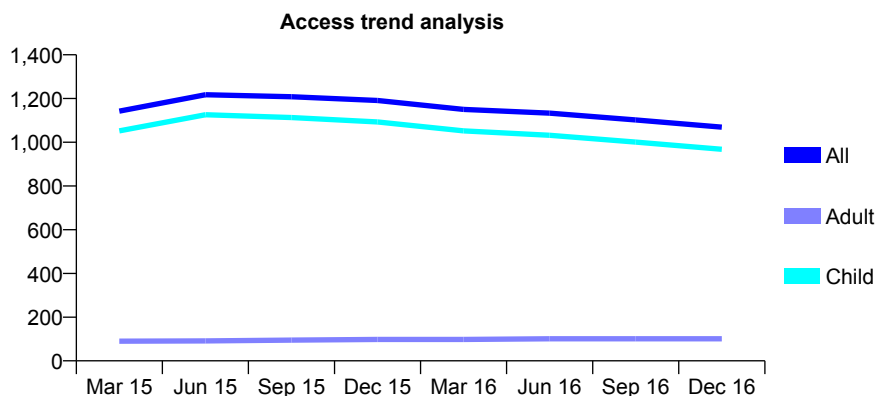
Q52 - Vital Signs At a Glance Contract Report for 239224/0001 - December 2016

Name or company name	MRS SJ JARDINE
Contract type name	GDS Contract
Purpose of contract	General
Contract start date	01/04/2006
Contract end date	

16/17 Contracted general activity (UDA)	2,200
Carry forward general activity (UDA)	-44
16/17 Contracted orthodontic activity (UOA)	0
Carry forward orthodontic activity (UOA)	0
Baseline contract value	£46,934.26

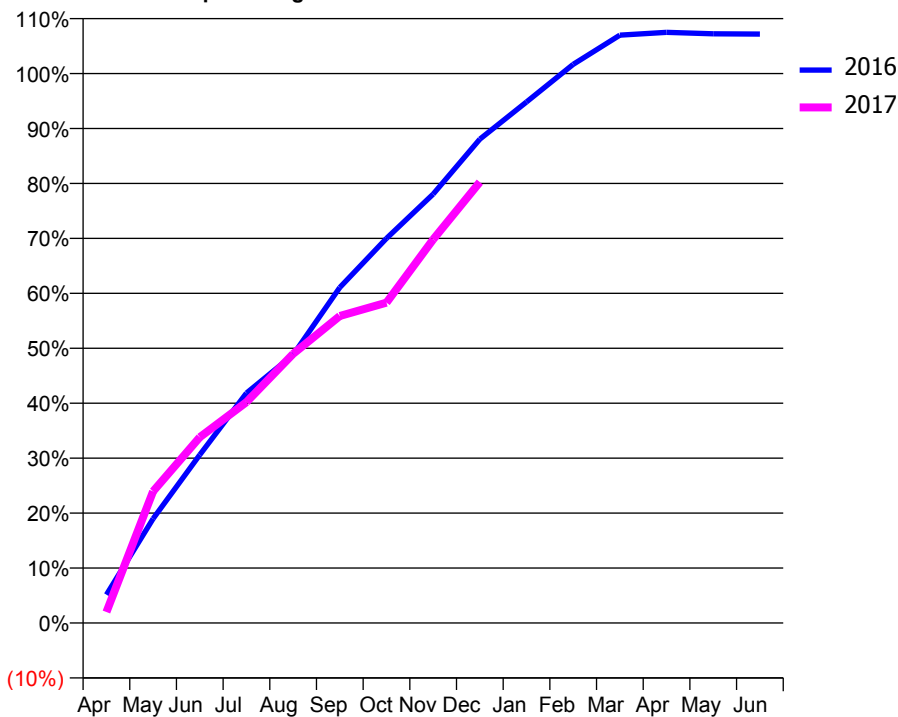
ACCESS*

Patients seen in 24 months	Total	Change since previous quarter
Quarter ending December 2015	1,191	
Quarter ending March 2016	1,150	↓
Quarter ending June 2016	1,133	↓
Quarter ending September 2016	1,102	↓
Quarter ending December 2016	1,069	↓
Variance since December 2015	(10.2%)	↓



ACTIVITY

Cumulative percentage of contracted UDA delivered 2016 & 2017



Month	Adjusted Scheduled Activity (UDA)	
	2016	2017
April	113	44
May	418	527
June	673	744
July	921	884
August	1,074	1,077
September	1,343	1,229
October	1,540	1,283
November	1,717	1,536
December	1,937	1,765
January	2,086	
February	2,237	
March	2,354	
April	2,365	
May	2,359	
June	2,358	

QUALITY

	Quantity	Base Number	Contract	AT	Region	England
% of FP17s for the same patient ID Re-attending within 3 months - Children	109	1,392	7.8%	11.7%	13.4%	12.4%
% of FP17s for the same patient ID Re-attending within 3 months - Adults	0	0	N/A	15.5%	17.3%	16.6%
% of FP17s for the same patient ID Re-attending between 3 & 9 months - Children	1,016	1,392	73.0%	59.5%	58.9%	57.5%
% of FP17s for the same patient ID Re-attending between 3 & 9 months - Adults	0	0	N/A	54.2%	52.5%	50.4%
% of FP17s for Band 1 Urgent Courses	36	1,386	2.6%	8.9%	9.3%	9.1%
% of FP17s Relating to Free Repair or Replacements	0	1,386	0.0%	0.9%	1.0%	0.8%
% of FP17s Relating to Continuations	0	1,386	0.0%	1.4%	1.5%	1.3%
% of Patients satisfied with the dentistry they have received	1	1	N/A	93.1%	93.1%	92.7%
% of Patients satisfied with the time they had to wait for an appointment	1	1	N/A	88.5%	89.8%	88.8%

* This is based on patients treated on this contract for their most recent course of treatment. Figures in italics indicate the base number of FP17s or Patient Questionnaire responses are less than 100. N/A is shown where the base number of responses is less than 10 during the period. % is calculated as Quantity/Base number*100

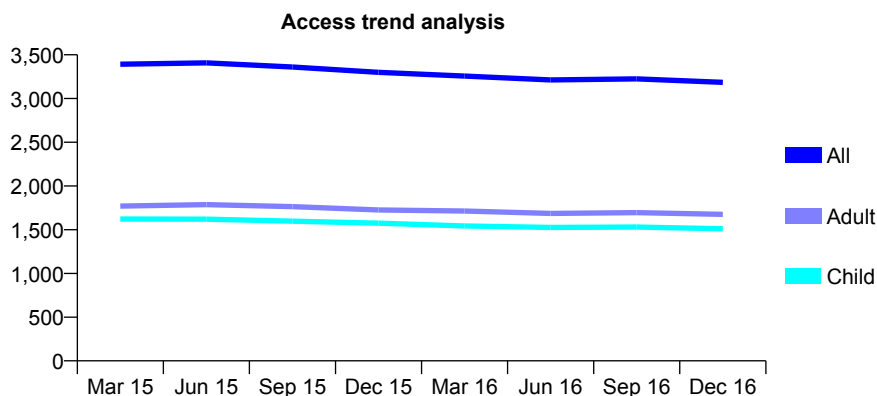
Q52 - Vital Signs At a Glance Contract Report for 250619/0001 - December 2016

Name or company name	MR SH BASHIR
Contract type name	PDS Contract
Purpose of contract	General
Contract start date	01/04/2006
Contract end date	31/03/2021

16/17 Contracted general activity (UDA)	8,413
Carry forward general activity (UDA)	-168
16/17 Contracted orthodontic activity (UOA)	0
Carry forward orthodontic activity (UOA)	0
Baseline contract value	£223,176.91

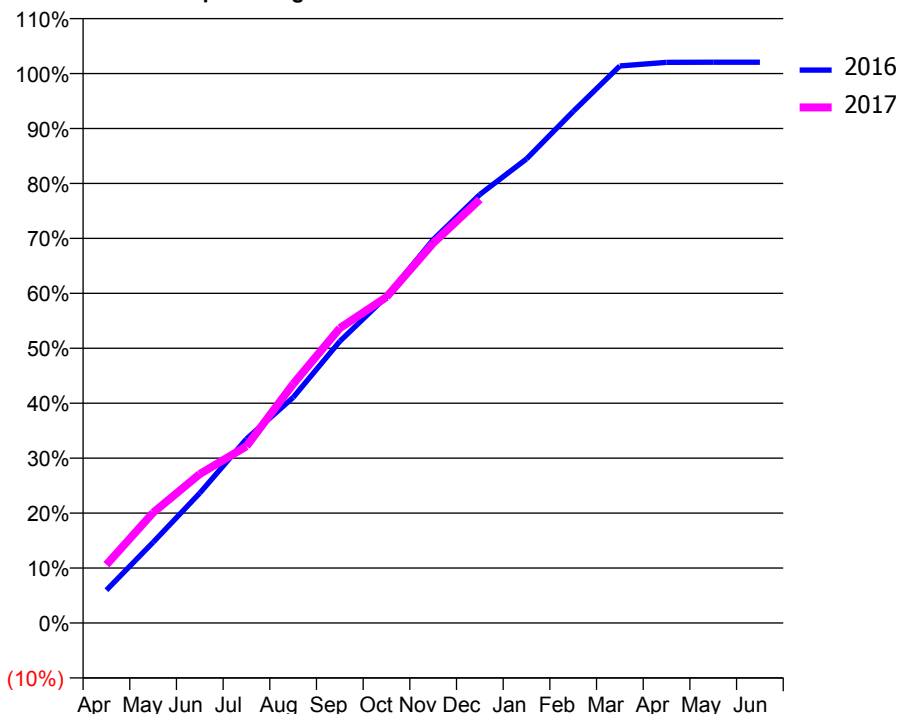
ACCESS*

Patients seen in 24 months	Total	Change since previous quarter
Quarter ending December 2015	3,300	
Quarter ending March 2016	3,256	↓
Quarter ending June 2016	3,212	↓
Quarter ending September 2016	3,225	→
Quarter ending December 2016	3,185	↓
Variance since December 2015	(3.5%)	↓



ACTIVITY

Cumulative percentage of contracted UDA delivered 2016 & 2017



QUALITY

	Quantity	Base Number	Contract	AT	Region	England
% of FP17s for the same patient ID Re-attending within 3 months - Children	74	2,125	3.5%	11.7%	13.4%	12.4%
% of FP17s for the same patient ID Re-attending within 3 months - Adults	149	1,978	7.5%	15.5%	17.3%	16.6%
% of FP17s for the same patient ID Re-attending between 3 & 9 months - Children	1,714	2,125	80.7%	59.5%	58.9%	57.5%
% of FP17s for the same patient ID Re-attending between 3 & 9 months - Adults	1,416	1,978	71.6%	54.2%	52.5%	50.4%
% of FP17s for Band 1 Urgent Courses	88	4,071	2.2%	8.9%	9.3%	9.1%
% of FP17s Relating to Free Repair or Replacements	9	4,071	0.2%	0.9%	1.0%	0.8%
% of FP17s Relating to Continuations	1	4,071	0.0%	1.4%	1.5%	1.3%
% of Patients satisfied with the dentistry they have received	0	1	N/A	93.1%	93.1%	92.7%
% of Patients satisfied with the time they had to wait for an appointment	1	1	N/A	88.5%	89.8%	88.8%

* This is based on patients treated on this contract for their most recent course of treatment. Figures in italics indicate the base number of FP17s or Patient Questionnaire responses are less than 100. N/A is shown where the base number of responses is less than 10 during the period. % is calculated as Quantity/Base number*100

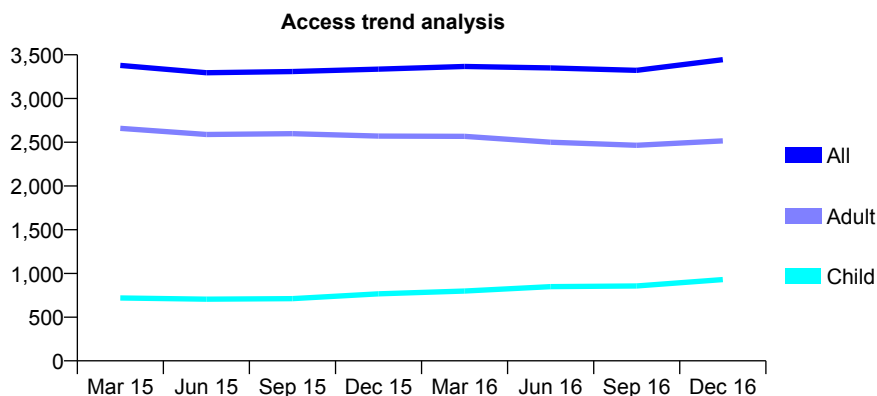
Q52 - Vital Signs At a Glance Contract Report for 263095/0001 - December 2016

Name or company name	MISS F SHAKOOR
Contract type name	GDS Contract
Purpose of contract	General
Contract start date	01/05/2012
Contract end date	

16/17 Contracted general activity (UDA)	11,600
Carry forward general activity (UDA)	65
16/17 Contracted orthodontic activity (UOA)	0
Carry forward orthodontic activity (UOA)	0
Baseline contract value	£364,763.32

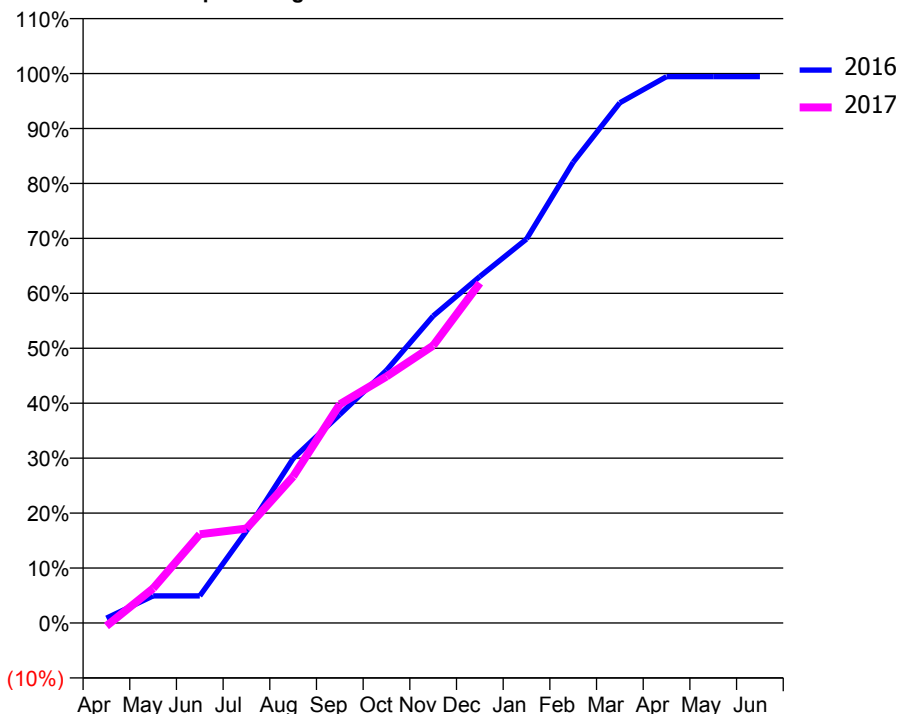
ACCESS*

Patients seen in 24 months	Total	Change since previous quarter
Quarter ending December 2015	3,336	
Quarter ending March 2016	3,366	→
Quarter ending June 2016	3,350	→
Quarter ending September 2016	3,322	→
Quarter ending December 2016	3,445	↑
Variance since December 2015	3.3%	↑



ACTIVITY

Cumulative percentage of contracted UDA delivered 2016 & 2017



Month	Adjusted Scheduled Activity (UDA)	
	2016	2017
April	102	-65
May	572	730
June	572	1,875
July	1,941	1,995
August	3,472	3,092
September	4,401	4,617
October	5,337	5,205
November	6,480	5,857
December	7,314	7,177
January	8,104	
February	9,727	
March	10,984	
April	11,536	
May	11,535	
June	11,535	

QUALITY

	Quantity	Base Number	Contract	AT	Region	England
% of FP17s for the same patient ID Re-attending within 3 months - Children	50	1,154	4.3%	11.7%	13.4%	12.4%
% of FP17s for the same patient ID Re-attending within 3 months - Adults	355	3,012	11.8%	15.5%	17.3%	16.6%
% of FP17s for the same patient ID Re-attending between 3 & 9 months - Children	748	1,154	64.8%	59.5%	58.9%	57.5%
% of FP17s for the same patient ID Re-attending between 3 & 9 months - Adults	2,102	3,012	69.8%	54.2%	52.5%	50.4%
% of FP17s for Band 1 Urgent Courses	100	3,925	2.5%	8.9%	9.3%	9.1%
% of FP17s Relating to Free Repair or Replacements	50	3,925	1.3%	0.9%	1.0%	0.8%
% of FP17s Relating to Continuations	80	3,925	2.0%	1.4%	1.5%	1.3%
% of Patients satisfied with the dentistry they have received	4	4	N/A	93.1%	93.1%	92.7%
% of Patients satisfied with the time they had to wait for an appointment	4	4	N/A	88.5%	89.8%	88.8%

* This is based on patients treated on this contract for their most recent course of treatment. Figures in italics indicate the base number of FP17s or Patient Questionnaire responses are less than 100. N/A is shown where the base number of responses is less than 10 during the period. % is calculated as Quantity/Base number*100

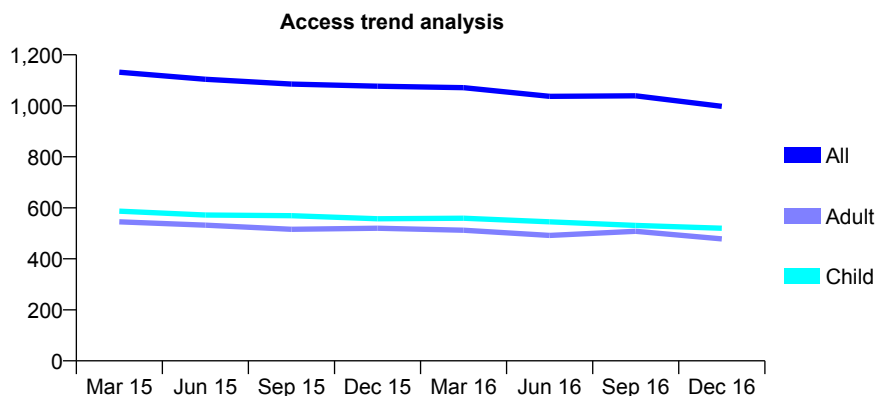
Q52 - Vital Signs At a Glance Contract Report for 269794/0001 - December 2016

Name or company name	MR MP BROWN
Contract type name	GDS Contract
Purpose of contract	General
Contract start date	02/02/2009
Contract end date	

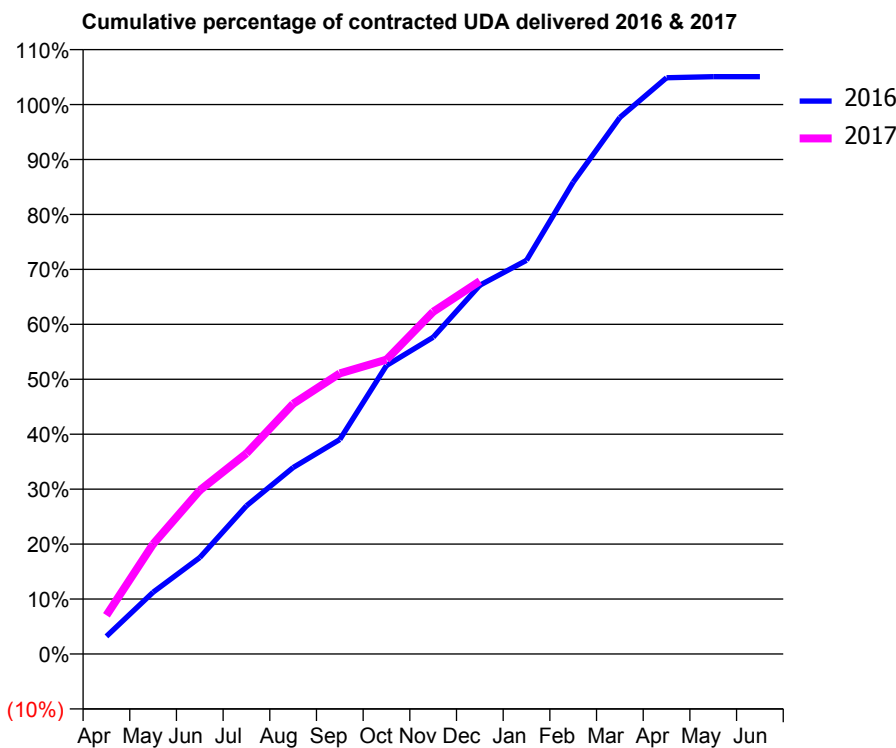
16/17 Contracted general activity (UDA)	1,436
Carry forward general activity (UDA)	-29
16/17 Contracted orthodontic activity (UOA)	0
Carry forward orthodontic activity (UOA)	0
Baseline contract value	£48,431.58

ACCESS*

Patients seen in 24 months	Total	Change since previous quarter
Quarter ending December 2015	1,077	
Quarter ending March 2016	1,071	→
Quarter ending June 2016	1,037	↓
Quarter ending September 2016	1,039	→
Quarter ending December 2016	998	↓
Variance since December 2015	(7.3%)	↓



ACTIVITY



Month	Adjusted Scheduled Activity (UDA)	
	2016	2017
April	46	101
May	162	287
June	252	428
July	387	524
August	487	654
September	560	733
October	754	769
November	828	894
December	964	975
January	1,029	
February	1,233	
March	1,402	
April	1,506	
May	1,509	
June	1,509	

QUALITY

	Quantity	Base Number	Contract	AT	Region	England
% of FP17s for the same patient ID Re-attending within 3 months - Children	59	618	9.5%	11.7%	13.4%	12.4%
% of FP17s for the same patient ID Re-attending within 3 months - Adults	94	464	20.3%	15.5%	17.3%	16.6%
% of FP17s for the same patient ID Re-attending between 3 & 9 months - Children	430	618	69.6%	59.5%	58.9%	57.5%
% of FP17s for the same patient ID Re-attending between 3 & 9 months - Adults	287	464	61.9%	54.2%	52.5%	50.4%
% of FP17s for Band 1 Urgent Courses	18	618	2.9%	8.9%	9.3%	9.1%
% of FP17s Relating to Free Repair or Replacements	0	618	0.0%	0.9%	1.0%	0.8%
% of FP17s Relating to Continuations	19	618	3.1%	1.4%	1.5%	1.3%
% of Patients satisfied with the dentistry they have received	3	3	N/A	93.1%	93.1%	92.7%
% of Patients satisfied with the time they had to wait for an appointment	2	3	N/A	88.5%	89.8%	88.8%

* This is based on patients treated on this contract for their most recent course of treatment. Figures in italics indicate the base number of FP17s or Patient Questionnaire responses are less than 100. N/A is shown where the base number of responses is less than 10 during the period. % is calculated as Quantity/Base number*100

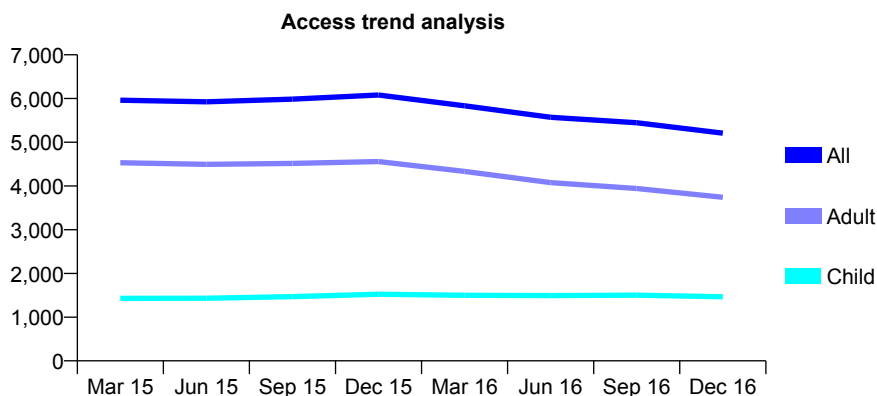
Q52 - Vital Signs At a Glance Contract Report for 269883/0002 - December 2016

Name or company name	MR MA MANZOOR
Contract type name	GDS Contract
Purpose of contract	General
Contract start date	01/12/2012
Contract end date	

16/17 Contracted general activity (UDA)	17,225
Carry forward general activity (UDA)	20
16/17 Contracted orthodontic activity (UOA)	0
Carry forward orthodontic activity (UOA)	0
Baseline contract value	£463,209.80

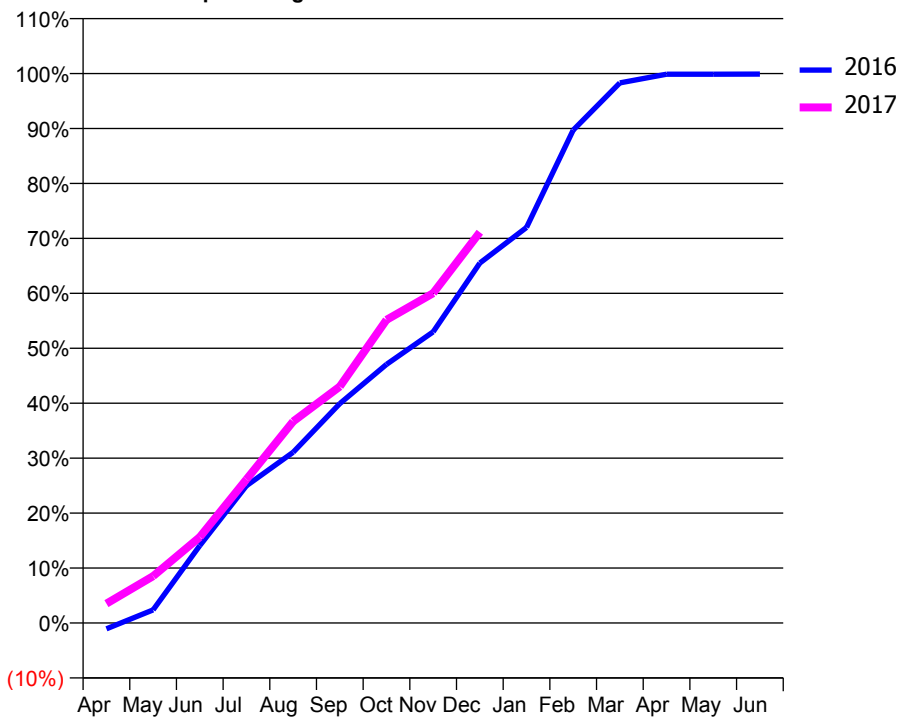
ACCESS*

Patients seen in 24 months	Total	Change since previous quarter
Quarter ending December 2015	6,081	
Quarter ending March 2016	5,834	↓
Quarter ending June 2016	5,570	↓
Quarter ending September 2016	5,445	↓
Quarter ending December 2016	5,207	↓
Variance since December 2015	(14.4%)	↓



ACTIVITY

Cumulative percentage of contracted UDA delivered 2016 & 2017



Month	Adjusted Scheduled Activity (UDA)	
	2016	2017
April	-185	607
May	412	1,469
June	2,425	2,696
July	4,302	4,503
August	5,352	6,318
September	6,878	7,413
October	8,106	9,504
November	9,127	10,340
December	11,283	12,250
January	12,398	
February	15,450	
March	16,931	
April	17,202	
May	17,202	
June	17,205	

QUALITY

	Quantity	Base Number	Contract	AT	Region	England
% of FP17s for the same patient ID Re-attending within 3 months - Children	114	1,714	6.7%	11.7%	13.4%	12.4%
% of FP17s for the same patient ID Re-attending within 3 months - Adults	542	4,145	13.1%	15.5%	17.3%	16.6%
% of FP17s for the same patient ID Re-attending between 3 & 9 months - Children	1,113	1,714	64.9%	59.5%	58.9%	57.5%
% of FP17s for the same patient ID Re-attending between 3 & 9 months - Adults	2,763	4,145	66.7%	54.2%	52.5%	50.4%
% of FP17s for Band 1 Urgent Courses	336	5,735	5.9%	8.9%	9.3%	9.1%
% of FP17s Relating to Free Repair or Replacements	44	5,735	0.8%	0.9%	1.0%	0.8%
% of FP17s Relating to Continuations	11	5,735	0.2%	1.4%	1.5%	1.3%
% of Patients satisfied with the dentistry they have received	6	6	N/A	93.1%	93.1%	92.7%
% of Patients satisfied with the time they had to wait for an appointment	5	6	N/A	88.5%	89.8%	88.8%

* This is based on patients treated on this contract for their most recent course of treatment. Figures in italics indicate the base number of FP17s or Patient Questionnaire responses are less than 100. N/A is shown where the base number of responses is less than 10 during the period. % is calculated as Quantity/Base number*100

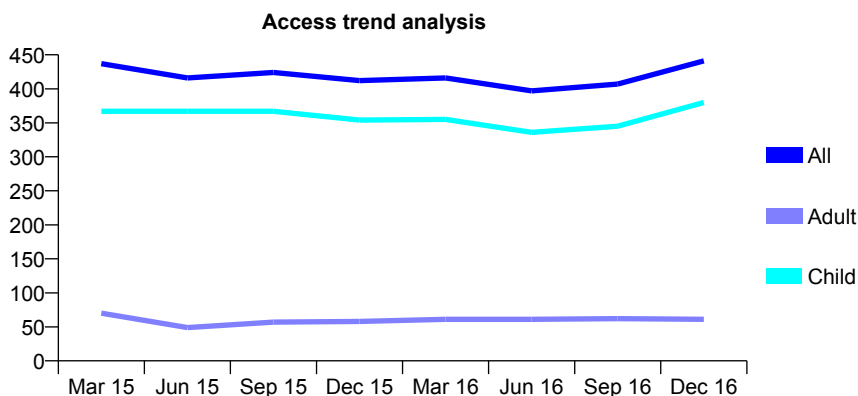
Q52 - Vital Signs At a Glance Contract Report for 271209/0001 - December 2016

Name or company name	MR PJ MOORE
Contract type name	GDS Contract
Purpose of contract	General
Contract start date	15/09/2006
Contract end date	

16/17 Contracted general activity (UDA)	806
Carry forward general activity (UDA)	0
16/17 Contracted orthodontic activity (UOA)	0
Carry forward orthodontic activity (UOA)	0
Baseline contract value	£23,984.48

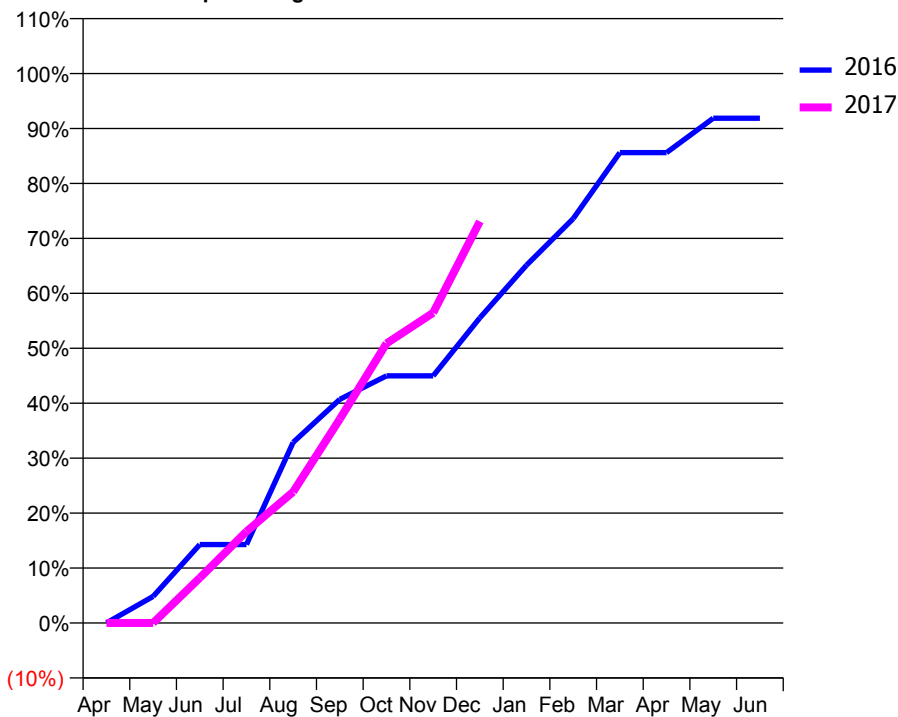
ACCESS*

Patients seen in 24 months	Total	Change since previous quarter
Quarter ending December 2015	412	
Quarter ending March 2016	416	→
Quarter ending June 2016	397	↓
Quarter ending September 2016	407	↑
Quarter ending December 2016	441	↑
Variance since December 2015	7.0%	↑



ACTIVITY

Cumulative percentage of contracted UDA delivered 2016 & 2017



Month	Adjusted Scheduled Activity (UDA)	
	2016	2017
April	0	0
May	39	0
June	115	66
July	115	134
August	265	192
September	328	299
October	363	410
November	363	455
December	448	589
January	525	
February	593	
March	690	
April	690	
May	740	
June	740	

QUALITY

	Quantity	Base Number	Contract	AT	Region	England
% of FP17s for the same patient ID Re-attending within 3 months - Children	47	445	10.6%	11.7%	13.4%	12.4%
% of FP17s for the same patient ID Re-attending within 3 months - Adults	7	41	17.1%	15.5%	17.3%	16.6%
% of FP17s for the same patient ID Re-attending between 3 & 9 months - Children	159	445	35.7%	59.5%	58.9%	57.5%
% of FP17s for the same patient ID Re-attending between 3 & 9 months - Adults	14	41	34.1%	54.2%	52.5%	50.4%
% of FP17s for Band 1 Urgent Courses	25	449	5.6%	8.9%	9.3%	9.1%
% of FP17s Relating to Free Repair or Replacements	0	449	0.0%	0.9%	1.0%	0.8%
% of FP17s Relating to Continuations	0	449	0.0%	1.4%	1.5%	1.3%
% of Patients satisfied with the dentistry they have received	0	0	N/A	93.1%	93.1%	92.7%
% of Patients satisfied with the time they had to wait for an appointment	0	0	N/A	88.5%	89.8%	88.8%

* This is based on patients treated on this contract for their most recent course of treatment. Figures in italics indicate the base number of FP17s or Patient Questionnaire responses are less than 100. N/A is shown where the base number of responses is less than 10 during the period. % is calculated as Quantity/Base number*100

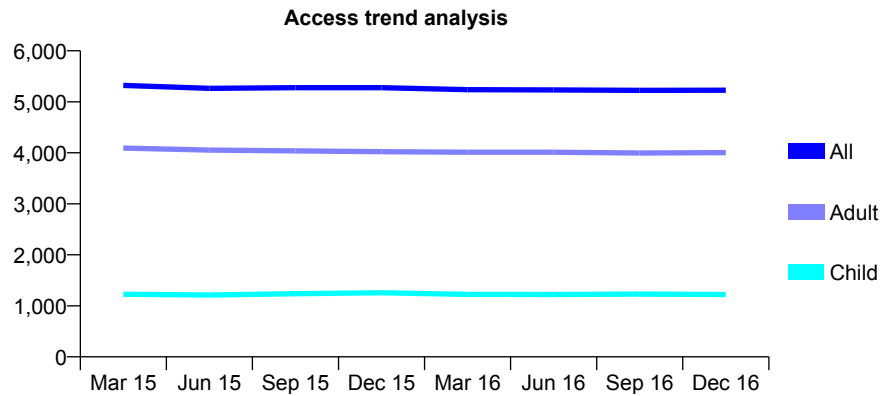
Q52 - Vital Signs At a Glance Contract Report for 305359/0001 - December 2016

Name or company name	MR NP VETTASSERI
Contract type name	GDS Contract
Purpose of contract	General
Contract start date	01/04/2006
Contract end date	

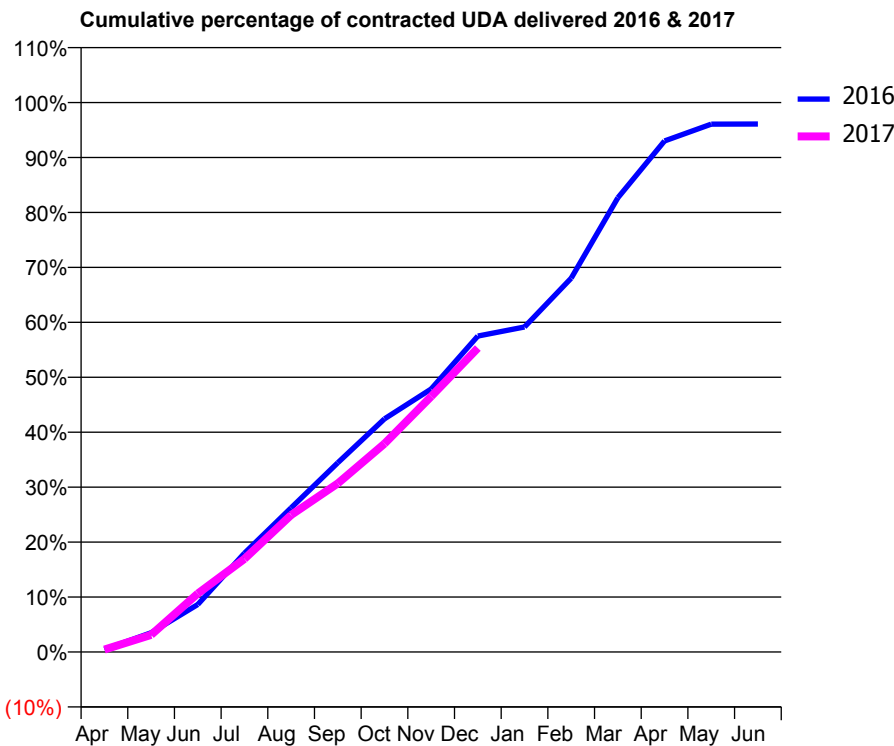
16/17 Contracted general activity (UDA)	19,060
Carry forward general activity (UDA)	0
16/17 Contracted orthodontic activity (UOA)	0
Carry forward orthodontic activity (UOA)	0
Baseline contract value	£542,263.34

ACCESS*

Patients seen in 24 months	Total	Change since previous quarter
Quarter ending December 2015	5,277	
Quarter ending March 2016	5,237	→
Quarter ending June 2016	5,233	→
Quarter ending September 2016	5,225	→
Quarter ending December 2016	5,228	→
Variance since December 2015	(0.9%)	→



ACTIVITY



Month	Adjusted Scheduled Activity (UDA)	
	2016	2017
April	90	87
May	668	594
June	1,651	2,028
July	3,427	3,233
August	5,002	4,750
September	6,565	5,849
October	8,089	7,229
November	9,121	8,862
December	10,958	10,544
January	11,273	
February	12,966	
March	15,755	
April	17,728	
May	18,310	
June	18,313	

QUALITY

	Quantity	Base Number	Contract	AT	Region	England
% of FP17s for the same patient ID Re-attending within 3 months - Children	51	958	5.3%	11.7%	13.4%	12.4%
% of FP17s for the same patient ID Re-attending within 3 months - Adults	334	3,241	10.3%	15.5%	17.3%	16.6%
% of FP17s for the same patient ID Re-attending between 3 & 9 months - Children	290	958	30.3%	59.5%	58.9%	57.5%
% of FP17s for the same patient ID Re-attending between 3 & 9 months - Adults	1,191	3,241	36.7%	54.2%	52.5%	50.4%
% of FP17s for Band 1 Urgent Courses	54	3,418	1.6%	8.9%	9.3%	9.1%
% of FP17s Relating to Free Repair or Replacements	86	3,418	2.5%	0.9%	1.0%	0.8%
% of FP17s Relating to Continuations	49	3,418	1.4%	1.4%	1.5%	1.3%
% of Patients satisfied with the dentistry they have received	7	7	N/A	93.1%	93.1%	92.7%
% of Patients satisfied with the time they had to wait for an appointment	7	7	N/A	88.5%	89.8%	88.8%

* This is based on patients treated on this contract for their most recent course of treatment. Figures in italics indicate the base number of FP17s or Patient Questionnaire responses are less than 100. N/A is shown where the base number of responses is less than 10 during the period. % is calculated as Quantity/Base number*100

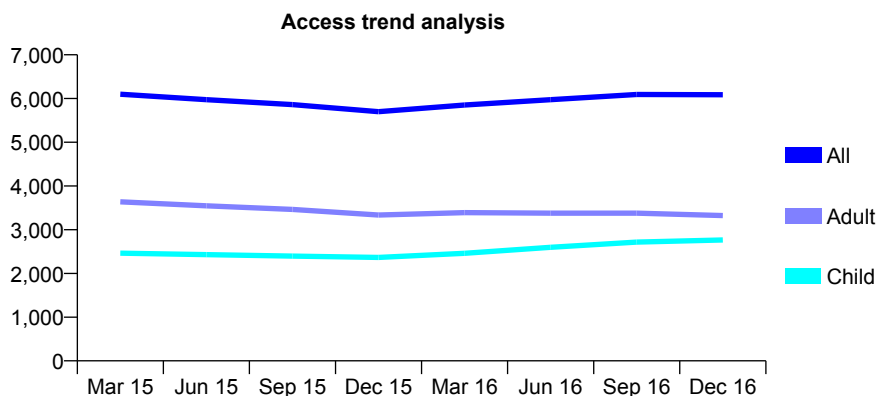
Q52 - Vital Signs At a Glance Contract Report for 306231/0003 - December 2016

Name or company name	MR KS HUNJAN
Contract type name	PDS Contract
Purpose of contract	General
Contract start date	01/04/2006
Contract end date	31/03/2021

16/17 Contracted general activity (UDA)	15,382
Carry forward general activity (UDA)	-308
16/17 Contracted orthodontic activity (UOA)	0
Carry forward orthodontic activity (UOA)	0
Baseline contract value	£535,921.35

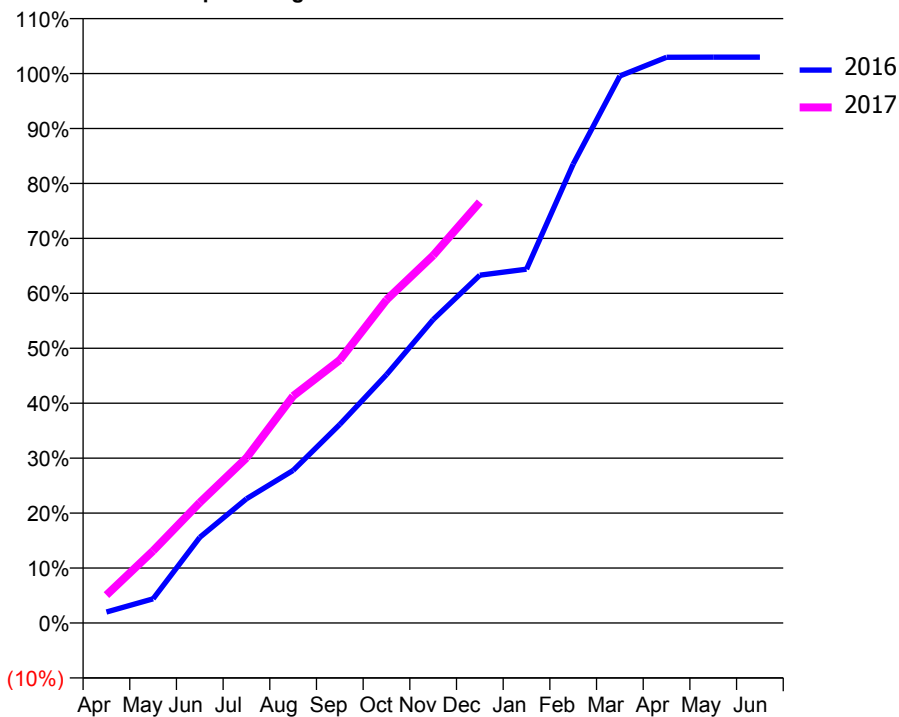
ACCESS*

Patients seen in 24 months	Total	Change since previous quarter
Quarter ending December 2015	5,700	
Quarter ending March 2016	5,852	↑
Quarter ending June 2016	5,974	↑
Quarter ending September 2016	6,092	→
Quarter ending December 2016	6,087	→
Variance since December 2015	6.8%	↑



ACTIVITY

Cumulative percentage of contracted UDA delivered 2016 & 2017



Month	Adjusted Scheduled Activity (UDA)	
	2016	2017
April	308	781
May	679	2,022
June	2,399	3,374
July	3,478	4,622
August	4,272	6,357
September	5,558	7,361
October	6,953	9,045
November	8,495	10,290
December	9,736	11,782
January	9,903	
February	12,845	
March	15,312	
April	15,838	
May	15,839	
June	15,841	

QUALITY

	Quantity	Base Number	Contract	AT	Region	England
% of FP17s for the same patient ID Re-attending within 3 months - Children	99	3,166	3.1%	11.7%	13.4%	12.4%
% of FP17s for the same patient ID Re-attending within 3 months - Adults	290	3,574	8.1%	15.5%	17.3%	16.6%
% of FP17s for the same patient ID Re-attending between 3 & 9 months - Children	1,940	3,166	61.3%	59.5%	58.9%	57.5%
% of FP17s for the same patient ID Re-attending between 3 & 9 months - Adults	2,230	3,574	62.4%	54.2%	52.5%	50.4%
% of FP17s for Band 1 Urgent Courses	248	6,452	3.8%	8.9%	9.3%	9.1%
% of FP17s Relating to Free Repair or Replacements	10	6,452	0.2%	0.9%	1.0%	0.8%
% of FP17s Relating to Continuations	48	6,452	0.7%	1.4%	1.5%	1.3%
% of Patients satisfied with the dentistry they have received	2	2	N/A	93.1%	93.1%	92.7%
% of Patients satisfied with the time they had to wait for an appointment	1	2	N/A	88.5%	89.8%	88.8%

* This is based on patients treated on this contract for their most recent course of treatment. Figures in italics indicate the base number of FP17s or Patient Questionnaire responses are less than 100. N/A is shown where the base number of responses is less than 10 during the period. % is calculated as Quantity/Base number*100

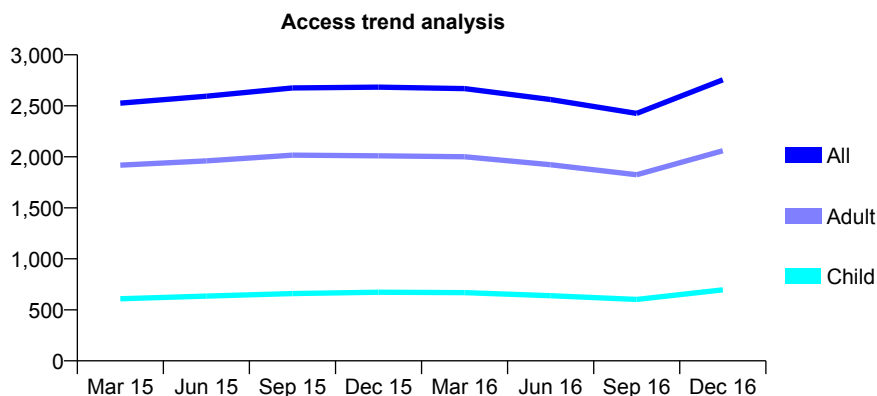
Q52 - Vital Signs At a Glance Contract Report for 318760/0001 - December 2016

Name or company name	MR JM HAWORTH AND MR A HUSSAIN
Contract type name	GDS Contract
Purpose of contract	General
Contract start date	01/04/2006
Contract end date	

16/17 Contracted general activity (UDA)	11,280
Carry forward general activity (UDA)	0
16/17 Contracted orthodontic activity (UOA)	0
Carry forward orthodontic activity (UOA)	0
Baseline contract value	£358,102.45

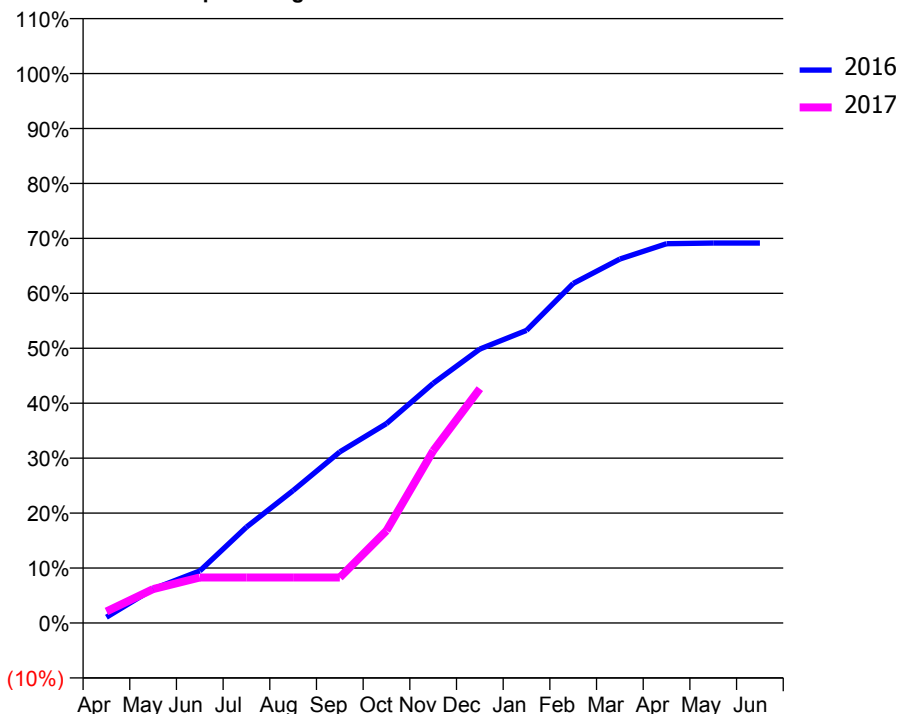
ACCESS*

Patients seen in 24 months	Total	Change since previous quarter
Quarter ending December 2015	2,683	
Quarter ending March 2016	2,669	→
Quarter ending June 2016	2,561	↓
Quarter ending September 2016	2,426	↓
Quarter ending December 2016	2,755	↑
Variance since December 2015	2.7%	↑



ACTIVITY

Cumulative percentage of contracted UDA delivered 2016 & 2017



Month	Adjusted Scheduled Activity (UDA)	
	2016	2017
April	113	236
May	668	697
June	1,021	935
July	1,882	935
August	2,599	935
September	3,358	935
October	3,912	1,895
November	4,702	3,536
December	5,376	4,812
January	5,742	
February	6,662	
March	7,139	
April	7,440	
May	7,453	
June	7,453	

QUALITY

	Quantity	Base Number	Contract	AT	Region	England
% of FP17s for the same patient ID Re-attending within 3 months - Children	56	623	9.0%	11.7%	13.4%	12.4%
% of FP17s for the same patient ID Re-attending within 3 months - Adults	201	1,871	10.7%	15.5%	17.3%	16.6%
% of FP17s for the same patient ID Re-attending between 3 & 9 months - Children	285	623	45.7%	59.5%	58.9%	57.5%
% of FP17s for the same patient ID Re-attending between 3 & 9 months - Adults	863	1,871	46.1%	54.2%	52.5%	50.4%
% of FP17s for Band 1 Urgent Courses	115	2,353	4.9%	8.9%	9.3%	9.1%
% of FP17s Relating to Free Repair or Replacements	3	2,353	0.1%	0.9%	1.0%	0.8%
% of FP17s Relating to Continuations	41	2,353	1.7%	1.4%	1.5%	1.3%
% of Patients satisfied with the dentistry they have received	0	0	N/A	93.1%	93.1%	92.7%
% of Patients satisfied with the time they had to wait for an appointment	0	0	N/A	88.5%	89.8%	88.8%

* This is based on patients treated on this contract for their most recent course of treatment. Figures in italics indicate the base number of FP17s or Patient Questionnaire responses are less than 100. N/A is shown where the base number of responses is less than 10 during the period. % is calculated as Quantity/Base number*100

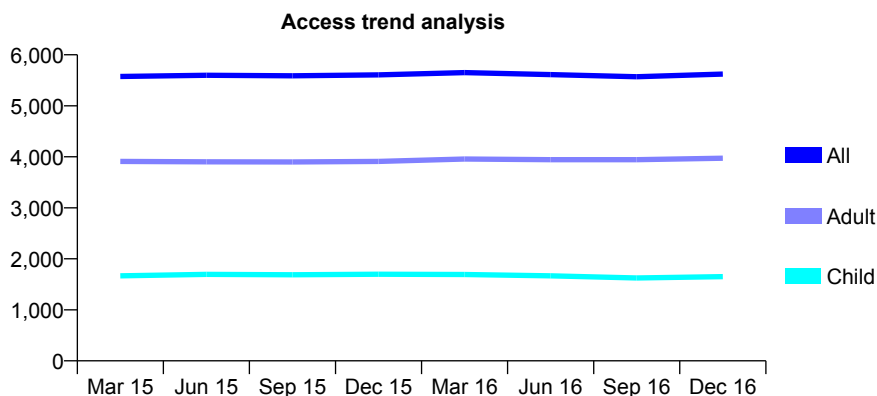
Q52 - Vital Signs At a Glance Contract Report for 318809/0001 - December 2016

Name or company name	MR ID MARKER
Contract type name	GDS Contract
Purpose of contract	General
Contract start date	01/04/2006
Contract end date	

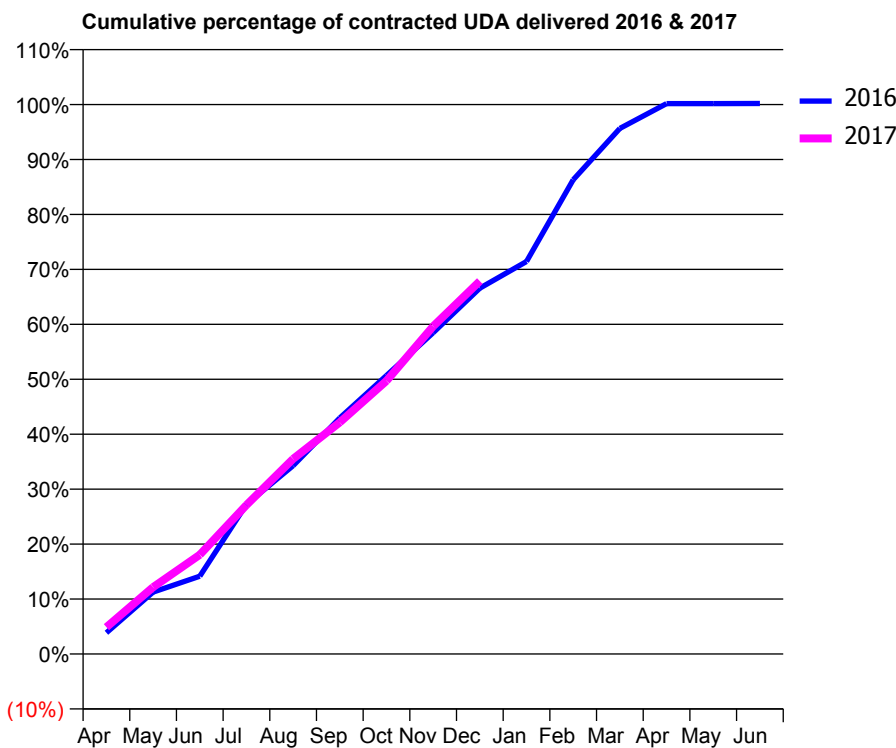
16/17 Contracted general activity (UDA)	19,000
Carry forward general activity (UDA)	-35
16/17 Contracted orthodontic activity (UOA)	0
Carry forward orthodontic activity (UOA)	0
Baseline contract value	£596,409.83

ACCESS*

Patients seen in 24 months	Total	Change since previous quarter
Quarter ending December 2015	5,606	
Quarter ending March 2016	5,651	→
Quarter ending June 2016	5,611	→
Quarter ending September 2016	5,569	→
Quarter ending December 2016	5,622	→
Variance since December 2015	0.3%	→



ACTIVITY



Month	Adjusted Scheduled Activity (UDA)	
	2016	2017
April	735	931
May	2,141	2,313
June	2,692	3,432
July	5,173	5,150
August	6,513	6,747
September	8,162	8,010
October	9,631	9,445
November	11,111	11,331
December	12,650	12,892
January	13,572	
February	16,400	
March	18,173	
April	19,032	
May	19,033	
June	19,035	

QUALITY

	Quantity	Base Number	Contract	AT	Region	England
% of FP17s for the same patient ID Re-attending within 3 months - Children	218	2,128	10.2%	11.7%	13.4%	12.4%
% of FP17s for the same patient ID Re-attending within 3 months - Adults	650	4,990	13.0%	15.5%	17.3%	16.6%
% of FP17s for the same patient ID Re-attending between 3 & 9 months - Children	1,384	2,128	65.0%	59.5%	58.9%	57.5%
% of FP17s for the same patient ID Re-attending between 3 & 9 months - Adults	3,430	4,990	68.7%	54.2%	52.5%	50.4%
% of FP17s for Band 1 Urgent Courses	398	6,761	5.9%	8.9%	9.3%	9.1%
% of FP17s Relating to Free Repair or Replacements	50	6,761	0.7%	0.9%	1.0%	0.8%
% of FP17s Relating to Continuations	34	6,761	0.5%	1.4%	1.5%	1.3%
% of Patients satisfied with the dentistry they have received	6	7	N/A	93.1%	93.1%	92.7%
% of Patients satisfied with the time they had to wait for an appointment	7	7	N/A	88.5%	89.8%	88.8%

* This is based on patients treated on this contract for their most recent course of treatment. Figures in italics indicate the base number of FP17s or Patient Questionnaire responses are less than 100. N/A is shown where the base number of responses is less than 10 during the period. % is calculated as Quantity/Base number*100

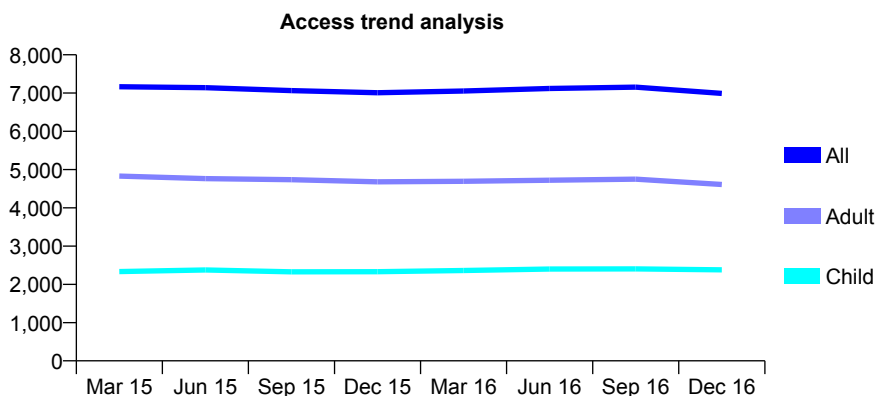
Q52 - Vital Signs At a Glance Contract Report for 320854/0001 - December 2016

Name or company name	MR PR JONES
Contract type name	GDS Contract
Purpose of contract	General
Contract start date	01/04/2006
Contract end date	

16/17 Contracted general activity (UDA)	17,816
Carry forward general activity (UDA)	-50
16/17 Contracted orthodontic activity (UOA)	0
Carry forward orthodontic activity (UOA)	0
Baseline contract value	£452,064.94

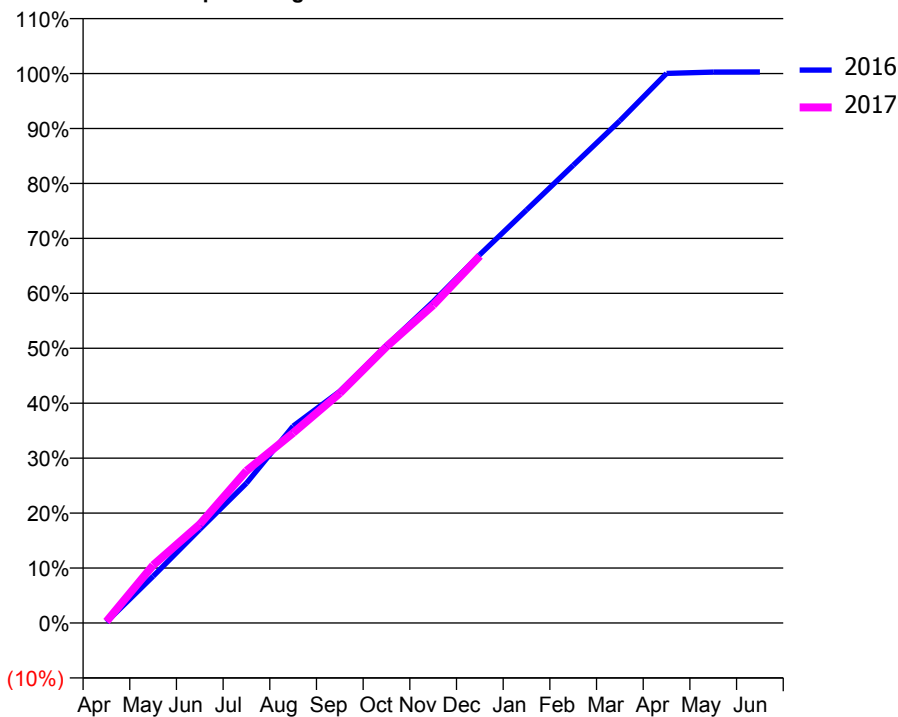
ACCESS*

Patients seen in 24 months	Total	Change since previous quarter
Quarter ending December 2015	7,010	
Quarter ending March 2016	7,054	→
Quarter ending June 2016	7,121	→
Quarter ending September 2016	7,153	→
Quarter ending December 2016	6,990	↓
Variance since December 2015	(0.3%)	→



ACTIVITY

Cumulative percentage of contracted UDA delivered 2016 & 2017



Month	Adjusted Scheduled Activity (UDA)	
	2016	2017
April	31	50
May	1,515	1,876
June	3,036	3,200
July	4,534	4,935
August	6,383	6,163
September	7,513	7,451
October	8,994	8,962
November	10,419	10,305
December	11,942	11,901
January	13,390	
February	14,839	
March	16,285	
April	17,821	
May	17,863	
June	17,866	

QUALITY

	Quantity	Base Number	Contract	AT	Region	England
% of FP17s for the same patient ID Re-attending within 3 months - Children	479	3,069	15.6%	11.7%	13.4%	12.4%
% of FP17s for the same patient ID Re-attending within 3 months - Adults	728	4,633	15.7%	15.5%	17.3%	16.6%
% of FP17s for the same patient ID Re-attending between 3 & 9 months - Children	1,778	3,069	57.9%	59.5%	58.9%	57.5%
% of FP17s for the same patient ID Re-attending between 3 & 9 months - Adults	2,317	4,633	50.0%	54.2%	52.5%	50.4%
% of FP17s for Band 1 Urgent Courses	90	6,201	1.5%	8.9%	9.3%	9.1%
% of FP17s Relating to Free Repair or Replacements	30	6,201	0.5%	0.9%	1.0%	0.8%
% of FP17s Relating to Continuations	85	6,201	1.4%	1.4%	1.5%	1.3%
% of Patients satisfied with the dentistry they have received	7	8	N/A	93.1%	93.1%	92.7%
% of Patients satisfied with the time they had to wait for an appointment	7	8	N/A	88.5%	89.8%	88.8%

* This is based on patients treated on this contract for their most recent course of treatment. Figures in italics indicate the base number of FP17s or Patient Questionnaire responses are less than 100. N/A is shown where the base number of responses is less than 10 during the period. % is calculated as Quantity/Base number*100

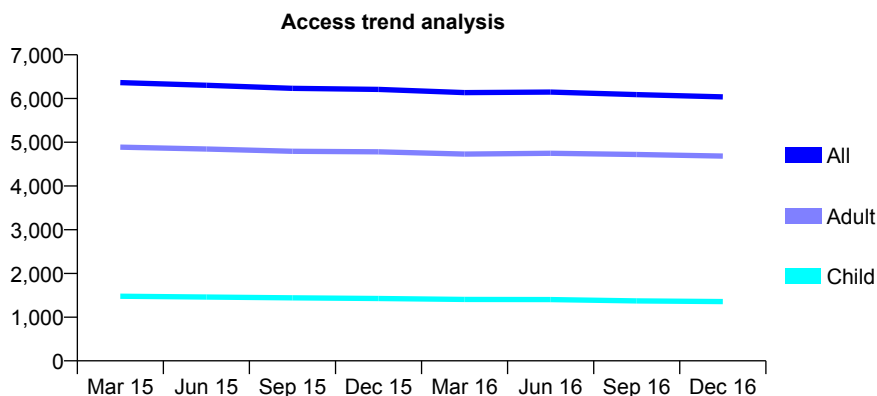
Q52 - Vital Signs At a Glance Contract Report for 322903/0001 - December 2016

Name or company name	MR MA SPEIGHT
Contract type name	GDS Contract
Purpose of contract	General
Contract start date	01/04/2006
Contract end date	

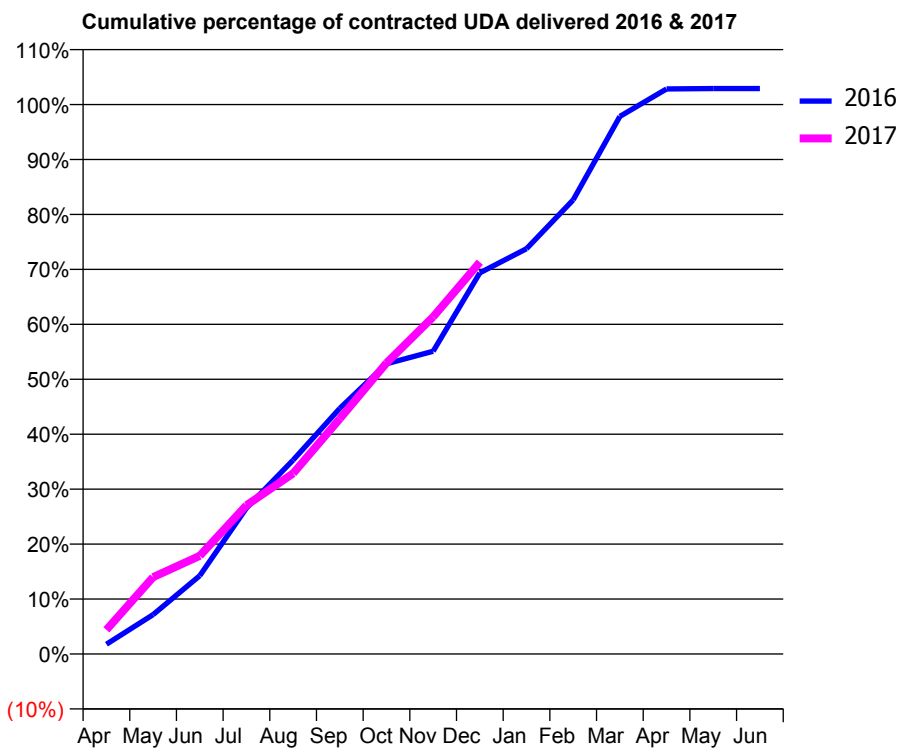
16/17 Contracted general activity (UDA)	15,171
Carry forward general activity (UDA)	-303
16/17 Contracted orthodontic activity (UOA)	0
Carry forward orthodontic activity (UOA)	0
Baseline contract value	£453,022.08

ACCESS*

Patients seen in 24 months	Total	Change since previous quarter
Quarter ending December 2015	6,208	
Quarter ending March 2016	6,134	↓
Quarter ending June 2016	6,148	→
Quarter ending September 2016	6,090	→
Quarter ending December 2016	6,038	→
Variance since December 2015	(2.7%)	↓



ACTIVITY



Month	Adjusted Scheduled Activity (UDA)	
	2016	2017
April	272	668
May	1,089	2,124
June	2,165	2,710
July	4,029	4,106
August	5,353	4,986
September	6,784	6,496
October	8,011	8,036
November	8,359	9,310
December	10,523	10,819
January	11,190	
February	12,536	
March	14,843	
April	15,601	
May	15,610	
June	15,610	

QUALITY

	Quantity	Base Number	Contract	AT	Region	England
% of FP17s for the same patient ID Re-attending within 3 months - Children	108	1,457	7.4%	11.7%	13.4%	12.4%
% of FP17s for the same patient ID Re-attending within 3 months - Adults	651	4,691	13.9%	15.5%	17.3%	16.6%
% of FP17s for the same patient ID Re-attending between 3 & 9 months - Children	863	1,457	59.2%	59.5%	58.9%	57.5%
% of FP17s for the same patient ID Re-attending between 3 & 9 months - Adults	2,268	4,691	48.3%	54.2%	52.5%	50.4%
% of FP17s for Band 1 Urgent Courses	610	5,732	10.6%	8.9%	9.3%	9.1%
% of FP17s Relating to Free Repair or Replacements	39	5,732	0.7%	0.9%	1.0%	0.8%
% of FP17s Relating to Continuations	90	5,732	1.6%	1.4%	1.5%	1.3%
% of Patients satisfied with the dentistry they have received	5	5	N/A	93.1%	93.1%	92.7%
% of Patients satisfied with the time they had to wait for an appointment	5	5	N/A	88.5%	89.8%	88.8%

* This is based on patients treated on this contract for their most recent course of treatment. Figures in italics indicate the base number of FP17s or Patient Questionnaire responses are less than 100. N/A is shown where the base number of responses is less than 10 during the period. % is calculated as Quantity/Base number*100

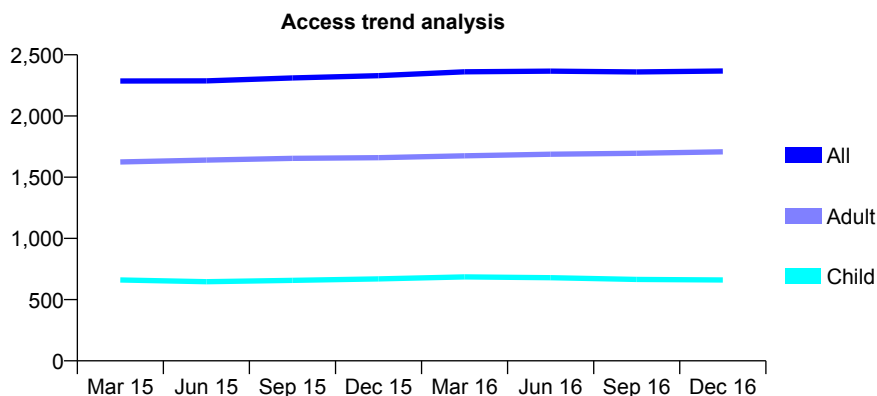
Q52 - Vital Signs At a Glance Contract Report for 324345/0001 - December 2016

Name or company name	MR SP AGABEG
Contract type name	GDS Contract
Purpose of contract	General
Contract start date	01/04/2006
Contract end date	

16/17 Contracted general activity (UDA)	6,799
Carry forward general activity (UDA)	-21
16/17 Contracted orthodontic activity (UOA)	0
Carry forward orthodontic activity (UOA)	0
Baseline contract value	£184,358.14

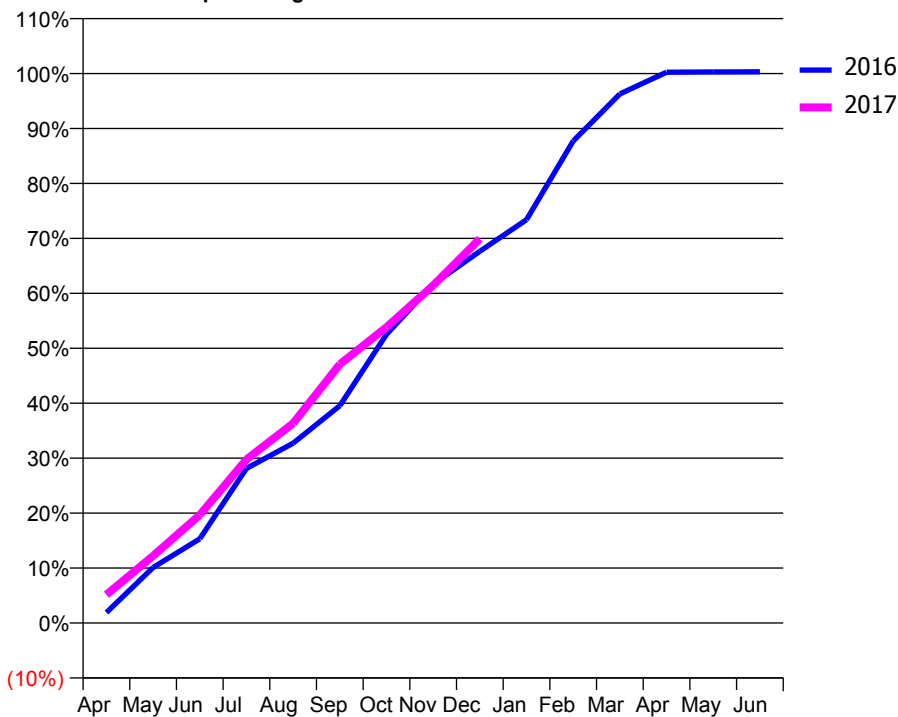
ACCESS*

Patients seen in 24 months	Total	Change since previous quarter
Quarter ending December 2015	2,329	
Quarter ending March 2016	2,361	→
Quarter ending June 2016	2,367	→
Quarter ending September 2016	2,360	→
Quarter ending December 2016	2,368	→
Variance since December 2015	1.7%	→



ACTIVITY

Cumulative percentage of contracted UDA delivered 2016 & 2017



Month	Adjusted Scheduled Activity (UDA)	
	2016	2017
April	130	351
May	688	831
June	1,042	1,337
July	1,913	2,023
August	2,224	2,470
September	2,689	3,202
October	3,571	3,660
November	4,193	4,177
December	4,599	4,754
January	4,990	
February	5,964	
March	6,546	
April	6,816	
May	6,819	
June	6,820	

QUALITY

	Quantity	Base Number	Contract	AT	Region	England
% of FP17s for the same patient ID Re-attending within 3 months - Children	61	659	9.3%	11.7%	13.4%	12.4%
% of FP17s for the same patient ID Re-attending within 3 months - Adults	219	1,754	12.5%	15.5%	17.3%	16.6%
% of FP17s for the same patient ID Re-attending between 3 & 9 months - Children	372	659	56.4%	59.5%	58.9%	57.5%
% of FP17s for the same patient ID Re-attending between 3 & 9 months - Adults	1,032	1,754	58.8%	54.2%	52.5%	50.4%
% of FP17s for Band 1 Urgent Courses	167	2,290	7.3%	8.9%	9.3%	9.1%
% of FP17s Relating to Free Repair or Replacements	5	2,290	0.2%	0.9%	1.0%	0.8%
% of FP17s Relating to Continuations	30	2,290	1.3%	1.4%	1.5%	1.3%
% of Patients satisfied with the dentistry they have received	5	6	N/A	93.1%	93.1%	92.7%
% of Patients satisfied with the time they had to wait for an appointment	5	6	N/A	88.5%	89.8%	88.8%

* This is based on patients treated on this contract for their most recent course of treatment. Figures in italics indicate the base number of FP17s or Patient Questionnaire responses are less than 100. N/A is shown where the base number of responses is less than 10 during the period. % is calculated as Quantity/Base number*100

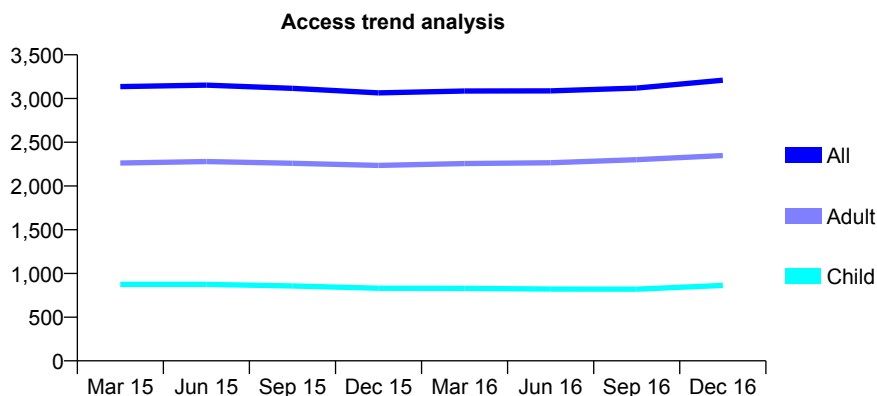
Q52 - Vital Signs At a Glance Contract Report for 324345/0003 - December 2016

Name or company name	MR SP AGABEG
Contract type name	GDS Contract
Purpose of contract	General
Contract start date	01/04/2006
Contract end date	

16/17 Contracted general activity (UDA)	10,289
Carry forward general activity (UDA)	19
16/17 Contracted orthodontic activity (UOA)	0
Carry forward orthodontic activity (UOA)	0
Baseline contract value	£305,017.08

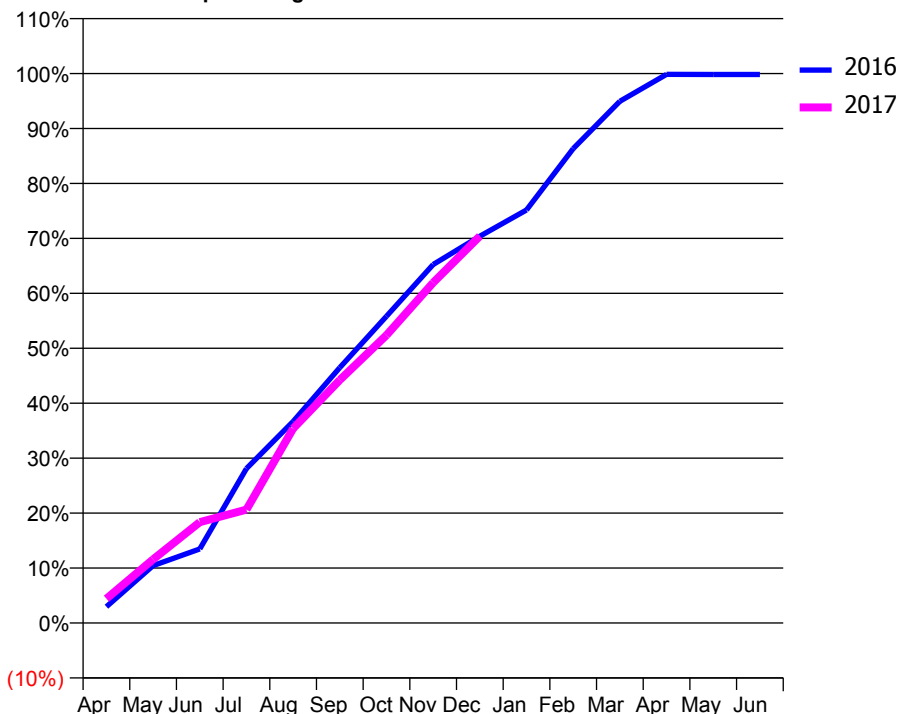
ACCESS*

Patients seen in 24 months	Total	Change since previous quarter
Quarter ending December 2015	3,065	
Quarter ending March 2016	3,086	→
Quarter ending June 2016	3,088	→
Quarter ending September 2016	3,120	→
Quarter ending December 2016	3,210	↑
Variance since December 2015	4.7%	↑



ACTIVITY

Cumulative percentage of contracted UDA delivered 2016 & 2017



Month	Adjusted Scheduled Activity (UDA)	
	2016	2017
April	307	455
May	1,074	1,193
June	1,387	1,889
July	2,893	2,125
August	3,773	3,643
September	4,782	4,550
October	5,743	5,389
November	6,713	6,372
December	7,241	7,245
January	7,733	
February	8,883	
March	9,768	
April	10,273	
May	10,271	
June	10,270	

QUALITY

	Quantity	Base Number	Contract	AT	Region	England
% of FP17s for the same patient ID Re-attending within 3 months - Children	96	1,008	9.5%	11.7%	13.4%	12.4%
% of FP17s for the same patient ID Re-attending within 3 months - Adults	517	2,783	18.6%	15.5%	17.3%	16.6%
% of FP17s for the same patient ID Re-attending between 3 & 9 months - Children	580	1,008	57.5%	59.5%	58.9%	57.5%
% of FP17s for the same patient ID Re-attending between 3 & 9 months - Adults	1,375	2,783	49.4%	54.2%	52.5%	50.4%
% of FP17s for Band 1 Urgent Courses	225	3,600	6.3%	8.9%	9.3%	9.1%
% of FP17s Relating to Free Repair or Replacements	26	3,600	0.7%	0.9%	1.0%	0.8%
% of FP17s Relating to Continuations	29	3,600	0.8%	1.4%	1.5%	1.3%
% of Patients satisfied with the dentistry they have received	3	3	N/A	93.1%	93.1%	92.7%
% of Patients satisfied with the time they had to wait for an appointment	2	3	N/A	88.5%	89.8%	88.8%

* This is based on patients treated on this contract for their most recent course of treatment. Figures in italics indicate the base number of FP17s or Patient Questionnaire responses are less than 100. N/A is shown where the base number of responses is less than 10 during the period. % is calculated as Quantity/Base number*100

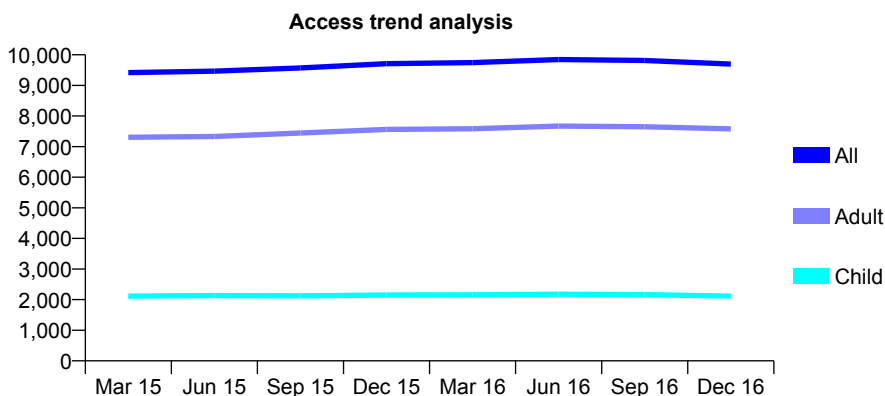
Q52 - Vital Signs At a Glance Contract Report for 325430/0001 - December 2016

Name or company name	MR P BANERJEE
Contract type name	GDS Contract
Purpose of contract	General
Contract start date	01/04/2006
Contract end date	

16/17 Contracted general activity (UDA)	24,893
Carry forward general activity (UDA)	-16
16/17 Contracted orthodontic activity (UOA)	0
Carry forward orthodontic activity (UOA)	0
Baseline contract value	£789,785.03

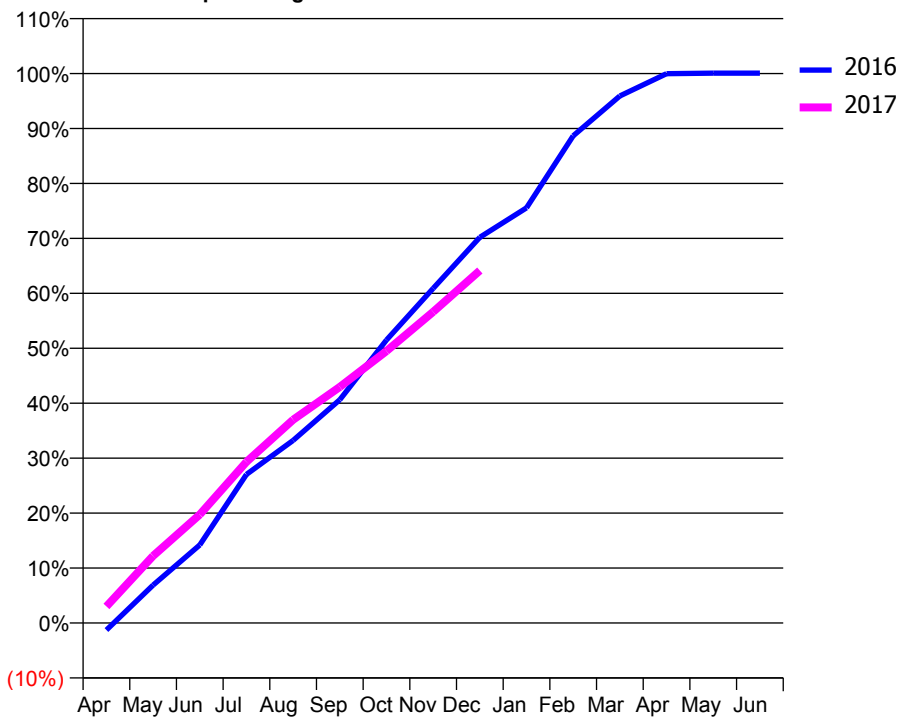
ACCESS*

Patients seen in 24 months	Total	Change since previous quarter
Quarter ending December 2015	9,711	
Quarter ending March 2016	9,744	→
Quarter ending June 2016	9,846	→
Quarter ending September 2016	9,814	→
Quarter ending December 2016	9,695	↓
Variance since December 2015	(0.2%)	→



ACTIVITY

Cumulative percentage of contracted UDA delivered 2016 & 2017



Month	Adjusted Scheduled Activity (UDA)	
	2016	2017
April	-322	754
May	1,720	3,041
June	3,536	4,913
July	6,732	7,299
August	8,271	9,211
September	10,114	10,697
October	12,819	12,320
November	15,156	14,098
December	17,475	15,968
January	18,807	
February	22,071	
March	23,876	
April	24,886	
May	24,908	
June	24,909	

QUALITY

	Quantity	Base Number	Contract	AT	Region	England
% of FP17s for the same patient ID Re-attending within 3 months - Children	113	2,459	4.6%	11.7%	13.4%	12.4%
% of FP17s for the same patient ID Re-attending within 3 months - Adults	810	8,264	9.8%	15.5%	17.3%	16.6%
% of FP17s for the same patient ID Re-attending between 3 & 9 months - Children	1,877	2,459	76.3%	59.5%	58.9%	57.5%
% of FP17s for the same patient ID Re-attending between 3 & 9 months - Adults	5,596	8,264	67.7%	54.2%	52.5%	50.4%
% of FP17s for Band 1 Urgent Courses	738	10,214	7.2%	8.9%	9.3%	9.1%
% of FP17s Relating to Free Repair or Replacements	53	10,214	0.5%	0.9%	1.0%	0.8%
% of FP17s Relating to Continuations	31	10,214	0.3%	1.4%	1.5%	1.3%
% of Patients satisfied with the dentistry they have received	5	6	N/A	93.1%	93.1%	92.7%
% of Patients satisfied with the time they had to wait for an appointment	6	6	N/A	88.5%	89.8%	88.8%

* This is based on patients treated on this contract for their most recent course of treatment. Figures in italics indicate the base number of FP17s or Patient Questionnaire responses are less than 100. N/A is shown where the base number of responses is less than 10 during the period. % is calculated as Quantity/Base number*100

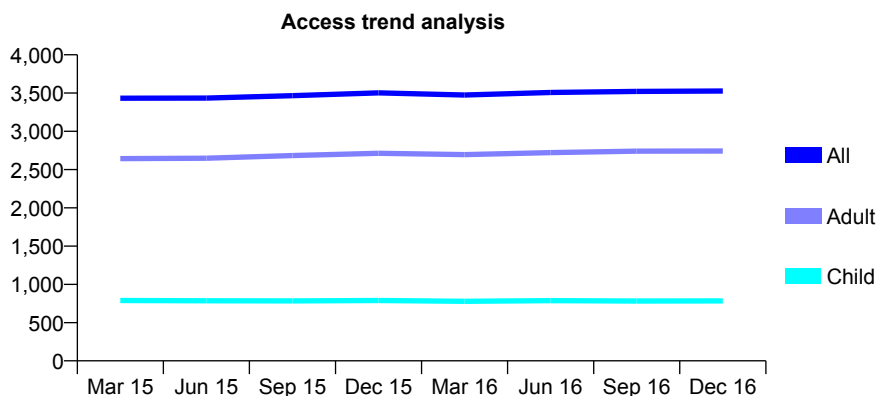
Q52 - Vital Signs At a Glance Contract Report for 328693/0001 - December 2016

Name or company name	MISS TM BLACK
Contract type name	GDS Contract
Purpose of contract	General
Contract start date	01/04/2006
Contract end date	

16/17 Contracted general activity (UDA)	11,650
Carry forward general activity (UDA)	-2
16/17 Contracted orthodontic activity (UOA)	0
Carry forward orthodontic activity (UOA)	0
Baseline contract value	£376,538.12

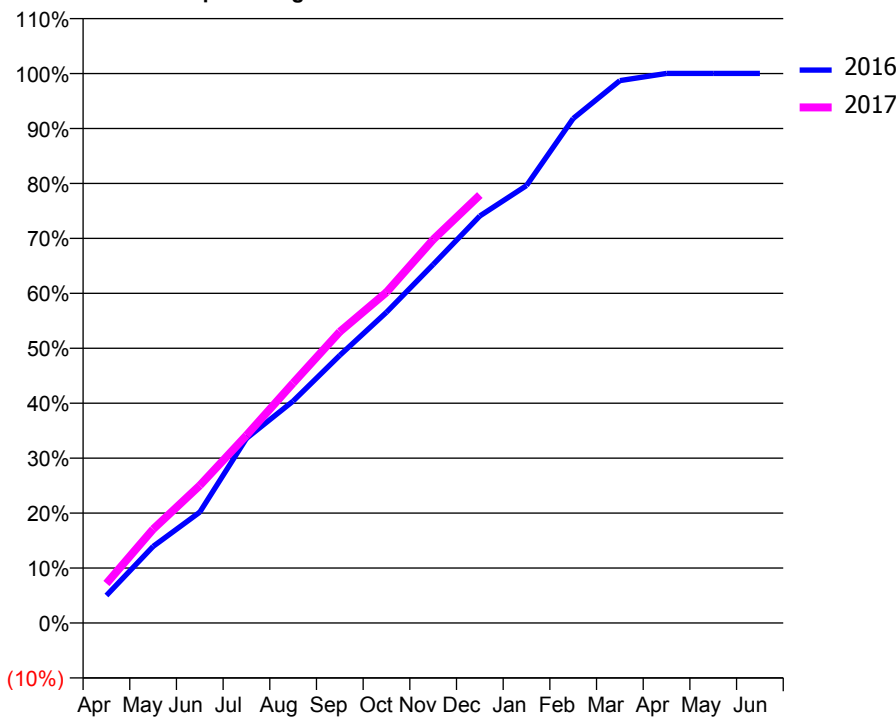
ACCESS*

Patients seen in 24 months	Total	Change since previous quarter
Quarter ending December 2015	3,502	
Quarter ending March 2016	3,475	→
Quarter ending June 2016	3,508	→
Quarter ending September 2016	3,521	→
Quarter ending December 2016	3,527	→
Variance since December 2015	0.7%	→



ACTIVITY

Cumulative percentage of contracted UDA delivered 2016 & 2017



Month	Adjusted Scheduled Activity (UDA)	
	2016	2017
April	583	838
May	1,623	1,989
June	2,351	2,917
July	3,914	3,980
August	4,707	5,088
September	5,676	6,176
October	6,587	7,014
November	7,601	8,130
December	8,629	9,074
January	9,273	
February	10,697	
March	11,500	
April	11,652	
May	11,652	
June	11,652	

QUALITY

	Quantity	Base Number	Contract	AT	Region	England
% of FP17s for the same patient ID Re-attending within 3 months - Children	48	1,100	4.4%	11.7%	13.4%	12.4%
% of FP17s for the same patient ID Re-attending within 3 months - Adults	670	3,732	18.0%	15.5%	17.3%	16.6%
% of FP17s for the same patient ID Re-attending between 3 & 9 months - Children	869	1,100	79.0%	59.5%	58.9%	57.5%
% of FP17s for the same patient ID Re-attending between 3 & 9 months - Adults	2,260	3,732	60.6%	54.2%	52.5%	50.4%
% of FP17s for Band 1 Urgent Courses	188	4,757	4.0%	8.9%	9.3%	9.1%
% of FP17s Relating to Free Repair or Replacements	90	4,757	1.9%	0.9%	1.0%	0.8%
% of FP17s Relating to Continuations	142	4,757	3.0%	1.4%	1.5%	1.3%
% of Patients satisfied with the dentistry they have received	5	5	N/A	93.1%	93.1%	92.7%
% of Patients satisfied with the time they had to wait for an appointment	5	5	N/A	88.5%	89.8%	88.8%

* This is based on patients treated on this contract for their most recent course of treatment. Figures in italics indicate the base number of FP17s or Patient Questionnaire responses are less than 100. N/A is shown where the base number of responses is less than 10 during the period. % is calculated as Quantity/Base number*100

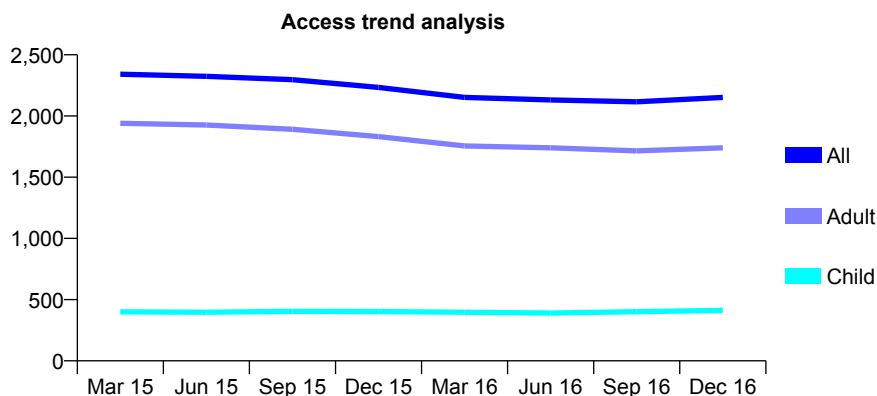
Q52 - Vital Signs At a Glance Contract Report for 356786/0001 - December 2016

Name or company name	MS V DHARMAR
Contract type name	GDS Contract
Purpose of contract	General
Contract start date	21/05/2012
Contract end date	

16/17 Contracted general activity (UDA)	8,240
Carry forward general activity (UDA)	0
16/17 Contracted orthodontic activity (UOA)	0
Carry forward orthodontic activity (UOA)	0
Baseline contract value	£162,279.79

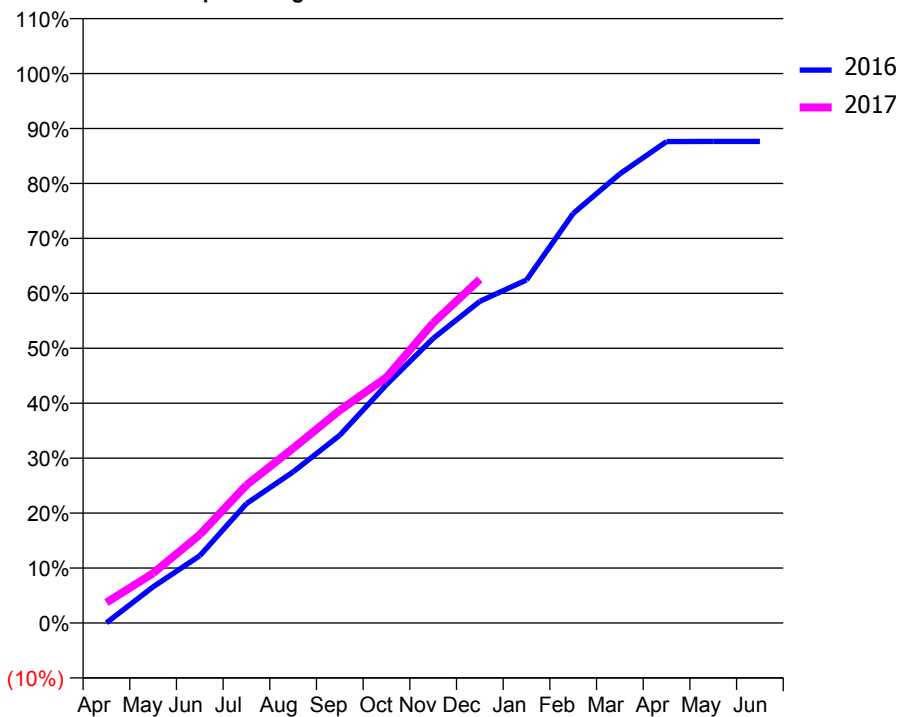
ACCESS*

Patients seen in 24 months	Total	Change since previous quarter
Quarter ending December 2015	2,234	
Quarter ending March 2016	2,152	↓
Quarter ending June 2016	2,131	→
Quarter ending September 2016	2,116	→
Quarter ending December 2016	2,152	→
Variance since December 2015	(3.7%)	↓



ACTIVITY

Cumulative percentage of contracted UDA delivered 2016 & 2017



Month	Adjusted Scheduled Activity (UDA)	
	2016	2017
April	3	306
May	542	747
June	1,008	1,325
July	1,791	2,068
August	2,266	2,621
September	2,816	3,190
October	3,574	3,685
November	4,268	4,499
December	4,823	5,155
January	5,144	
February	6,143	
March	6,737	
April	7,219	
May	7,222	
June	7,222	

QUALITY

	Quantity	Base Number	Contract	AT	Region	England
% of FP17s for the same patient ID Re-attending within 3 months - Children	29	580	5.0%	11.7%	13.4%	12.4%
% of FP17s for the same patient ID Re-attending within 3 months - Adults	332	2,652	12.5%	15.5%	17.3%	16.6%
% of FP17s for the same patient ID Re-attending between 3 & 9 months - Children	433	580	74.7%	59.5%	58.9%	57.5%
% of FP17s for the same patient ID Re-attending between 3 & 9 months - Adults	2,024	2,652	76.3%	54.2%	52.5%	50.4%
% of FP17s for Band 1 Urgent Courses	119	2,944	4.0%	8.9%	9.3%	9.1%
% of FP17s Relating to Free Repair or Replacements	29	2,944	1.0%	0.9%	1.0%	0.8%
% of FP17s Relating to Continuations	36	2,944	1.2%	1.4%	1.5%	1.3%
% of Patients satisfied with the dentistry they have received	6	6	N/A	93.1%	93.1%	92.7%
% of Patients satisfied with the time they had to wait for an appointment	6	6	N/A	88.5%	89.8%	88.8%

* This is based on patients treated on this contract for their most recent course of treatment. Figures in italics indicate the base number of FP17s or Patient Questionnaire responses are less than 100. N/A is shown where the base number of responses is less than 10 during the period. % is calculated as Quantity/Base number*100

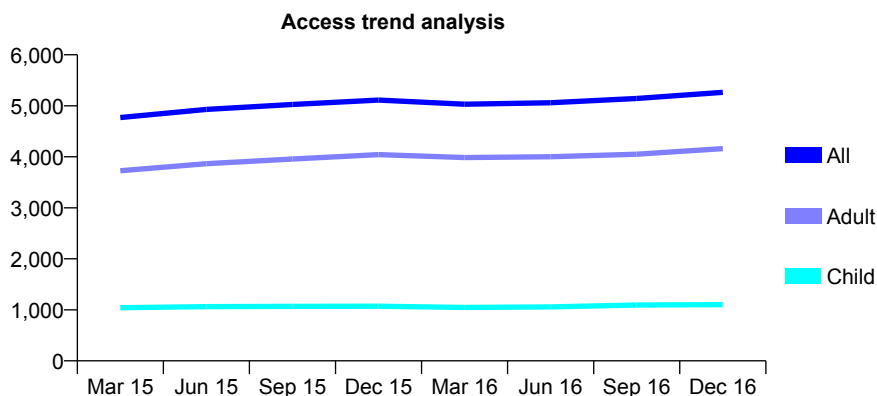
Q52 - Vital Signs At a Glance Contract Report for 358789/0001 - December 2016

Name or company name	MR BS PANESAR
Contract type name	GDS Contract
Purpose of contract	General
Contract start date	01/01/2014
Contract end date	

16/17 Contracted general activity (UDA)	17,078
Carry forward general activity (UDA)	267
16/17 Contracted orthodontic activity (UOA)	0
Carry forward orthodontic activity (UOA)	0
Baseline contract value	£461,807.61

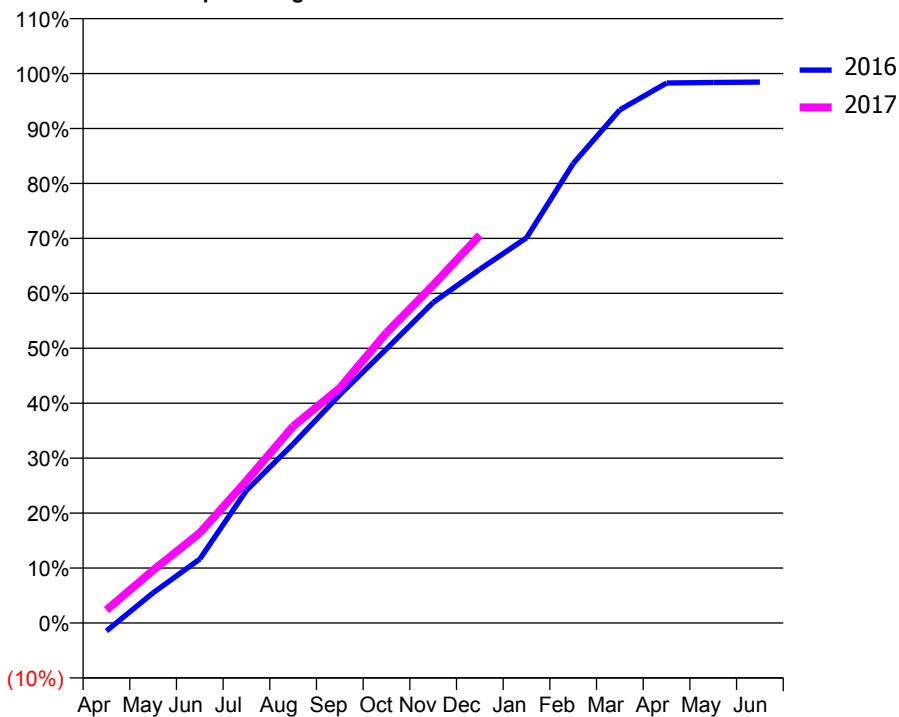
ACCESS*

Patients seen in 24 months	Total	Change since previous quarter
Quarter ending December 2015	5,112	
Quarter ending March 2016	5,031	↓
Quarter ending June 2016	5,059	→
Quarter ending September 2016	5,145	→
Quarter ending December 2016	5,263	↑
Variance since December 2015	3.0%	↑



ACTIVITY

Cumulative percentage of contracted UDA delivered 2016 & 2017



Month	Adjusted Scheduled Activity (UDA)	
	2016	2017
April	-252	402
May	940	1,637
June	1,987	2,799
July	4,121	4,420
August	5,564	6,114
September	7,092	7,304
October	8,520	9,023
November	9,962	10,500
December	10,991	12,053
January	11,971	
February	14,280	
March	15,948	
April	16,783	
May	16,798	
June	16,811	

QUALITY

	Quantity	Base Number	Contract	AT	Region	England
% of FP17s for the same patient ID Re-attending within 3 months - Children	83	1,251	6.6%	11.7%	13.4%	12.4%
% of FP17s for the same patient ID Re-attending within 3 months - Adults	809	5,143	15.7%	15.5%	17.3%	16.6%
% of FP17s for the same patient ID Re-attending between 3 & 9 months - Children	727	1,251	58.1%	59.5%	58.9%	57.5%
% of FP17s for the same patient ID Re-attending between 3 & 9 months - Adults	3,066	5,143	59.6%	54.2%	52.5%	50.4%
% of FP17s for Band 1 Urgent Courses	418	6,080	6.9%	8.9%	9.3%	9.1%
% of FP17s Relating to Free Repair or Replacements	58	6,080	1.0%	0.9%	1.0%	0.8%
% of FP17s Relating to Continuations	115	6,080	1.9%	1.4%	1.5%	1.3%
% of Patients satisfied with the dentistry they have received	8	10	80.0%	93.1%	93.1%	92.7%
% of Patients satisfied with the time they had to wait for an appointment	8	10	80.0%	88.5%	89.8%	88.8%

* This is based on patients treated on this contract for their most recent course of treatment. Figures in italics indicate the base number of FP17s or Patient Questionnaire responses are less than 100. N/A is shown where the base number of responses is less than 10 during the period. % is calculated as Quantity/Base number*100

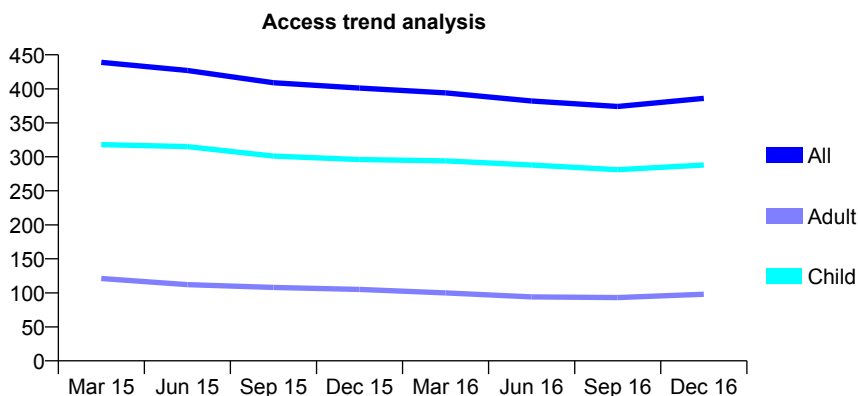
Q52 - Vital Signs At a Glance Contract Report for 359548/0002 - December 2016

Name or company name	MR CW TAYLOR
Contract type name	GDS Contract
Purpose of contract	General
Contract start date	01/12/2012
Contract end date	

16/17 Contracted general activity (UDA)	1,096
Carry forward general activity (UDA)	0
16/17 Contracted orthodontic activity (UOA)	0
Carry forward orthodontic activity (UOA)	0
Baseline contract value	£30,467.62

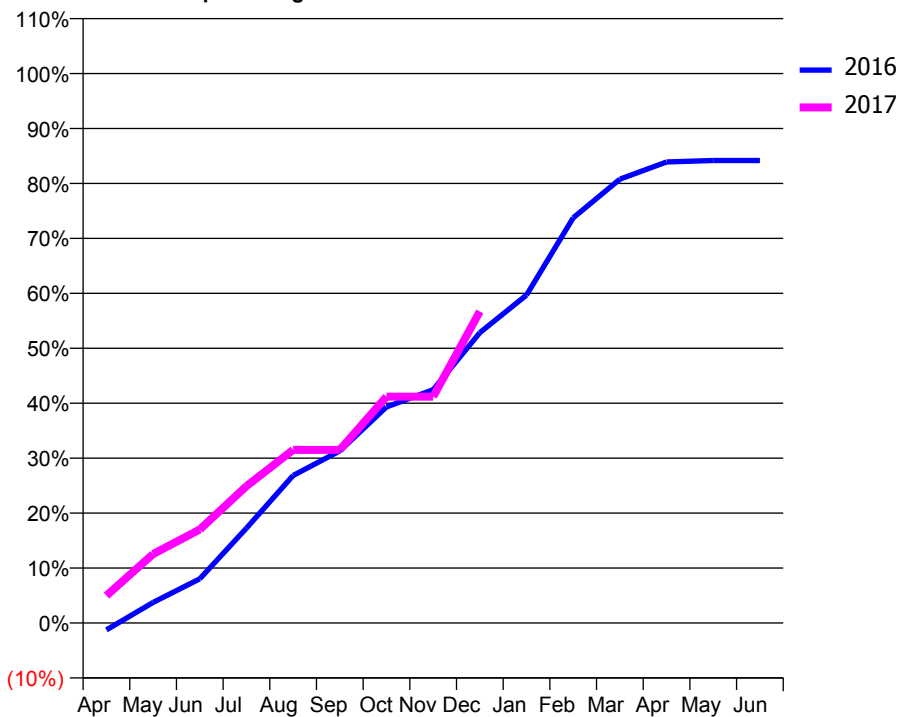
ACCESS*

Patients seen in 24 months	Total	Change since previous quarter
Quarter ending December 2015	401	
Quarter ending March 2016	394	↓
Quarter ending June 2016	382	↓
Quarter ending September 2016	374	↓
Quarter ending December 2016	386	↑
Variance since December 2015	(3.7%)	↓



ACTIVITY

Cumulative percentage of contracted UDA delivered 2016 & 2017



Month	Adjusted Scheduled Activity (UDA)	
	2016	2017
April	-14	55
May	41	138
June	88	187
July	189	273
August	294	345
September	343	345
October	431	452
November	465	452
December	579	621
January	654	
February	808	
March	885	
April	920	
May	923	
June	923	

QUALITY

	Quantity	Base Number	Contract	AT	Region	England
% of FP17s for the same patient ID Re-attending within 3 months - Children	40	380	10.5%	11.7%	13.4%	12.4%
% of FP17s for the same patient ID Re-attending within 3 months - Adults	24	89	27.0%	15.5%	17.3%	16.6%
% of FP17s for the same patient ID Re-attending between 3 & 9 months - Children	249	380	65.5%	59.5%	58.9%	57.5%
% of FP17s for the same patient ID Re-attending between 3 & 9 months - Adults	50	89	56.2%	54.2%	52.5%	50.4%
% of FP17s for Band 1 Urgent Courses	12	435	2.8%	8.9%	9.3%	9.1%
% of FP17s Relating to Free Repair or Replacements	1	435	0.2%	0.9%	1.0%	0.8%
% of FP17s Relating to Continuations	12	435	2.8%	1.4%	1.5%	1.3%
% of Patients satisfied with the dentistry they have received	0	0	N/A	93.1%	93.1%	92.7%
% of Patients satisfied with the time they had to wait for an appointment	0	0	N/A	88.5%	89.8%	88.8%

* This is based on patients treated on this contract for their most recent course of treatment. Figures in italics indicate the base number of FP17s or Patient Questionnaire responses are less than 100. N/A is shown where the base number of responses is less than 10 during the period. % is calculated as Quantity/Base number*100

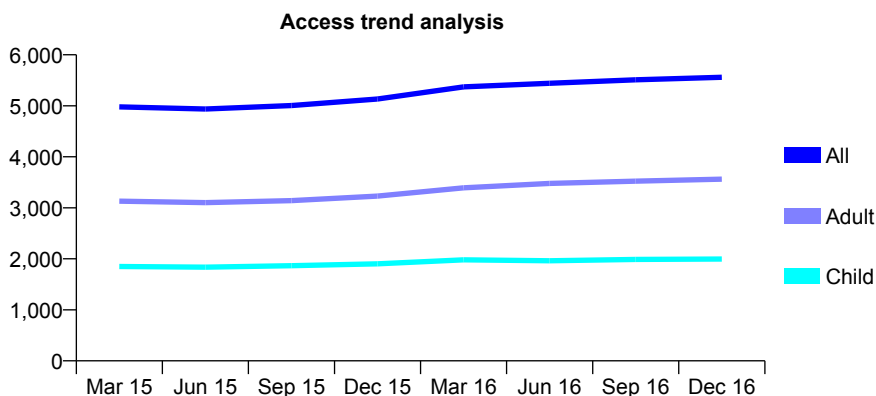
Q52 - Vital Signs At a Glance Contract Report for 366307/0001 - December 2016

Name or company name	MR GR JONES
Contract type name	GDS Contract
Purpose of contract	General
Contract start date	01/11/2007
Contract end date	

16/17 Contracted general activity (UDA)	14,014
Carry forward general activity (UDA)	-280
16/17 Contracted orthodontic activity (UOA)	0
Carry forward orthodontic activity (UOA)	0
Baseline contract value	£426,498.65

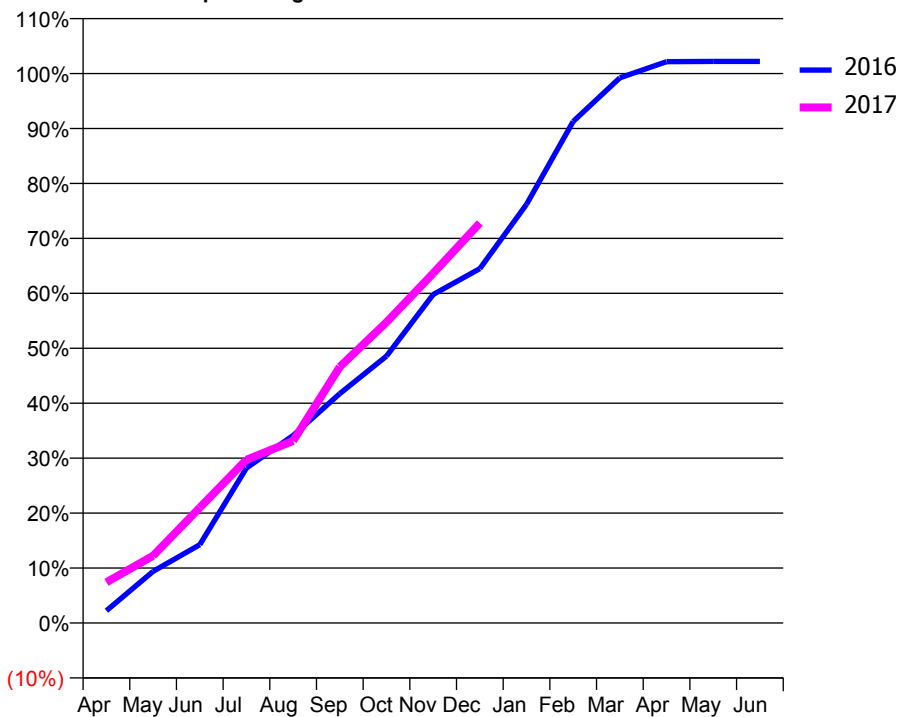
ACCESS*

Patients seen in 24 months	Total	Change since previous quarter
Quarter ending December 2015	5,133	
Quarter ending March 2016	5,372	↑
Quarter ending June 2016	5,442	→
Quarter ending September 2016	5,509	→
Quarter ending December 2016	5,559	→
Variance since December 2015	8.3%	↑



ACTIVITY

Cumulative percentage of contracted UDA delivered 2016 & 2017



Month	Adjusted Scheduled Activity (UDA)	
	2016	2017
April	314	1,039
May	1,319	1,716
June	1,997	2,945
July	3,955	4,166
August	4,783	4,643
September	5,851	6,534
October	6,805	7,670
November	8,378	8,918
December	9,037	10,202
January	10,677	
February	12,791	
March	13,905	
April	14,317	
May	14,323	
June	14,324	

QUALITY

	Quantity	Base Number	Contract	AT	Region	England
% of FP17s for the same patient ID Re-attending within 3 months - Children	190	2,246	8.5%	11.7%	13.4%	12.4%
% of FP17s for the same patient ID Re-attending within 3 months - Adults	558	3,913	14.3%	15.5%	17.3%	16.6%
% of FP17s for the same patient ID Re-attending between 3 & 9 months - Children	1,475	2,246	65.7%	59.5%	58.9%	57.5%
% of FP17s for the same patient ID Re-attending between 3 & 9 months - Adults	2,441	3,913	62.4%	54.2%	52.5%	50.4%
% of FP17s for Band 1 Urgent Courses	380	5,266	7.2%	8.9%	9.3%	9.1%
% of FP17s Relating to Free Repair or Replacements	45	5,266	0.9%	0.9%	1.0%	0.8%
% of FP17s Relating to Continuations	30	5,266	0.6%	1.4%	1.5%	1.3%
% of Patients satisfied with the dentistry they have received	4	4	N/A	93.1%	93.1%	92.7%
% of Patients satisfied with the time they had to wait for an appointment	4	4	N/A	88.5%	89.8%	88.8%

* This is based on patients treated on this contract for their most recent course of treatment. Figures in italics indicate the base number of FP17s or Patient Questionnaire responses are less than 100. N/A is shown where the base number of responses is less than 10 during the period. % is calculated as Quantity/Base number*100

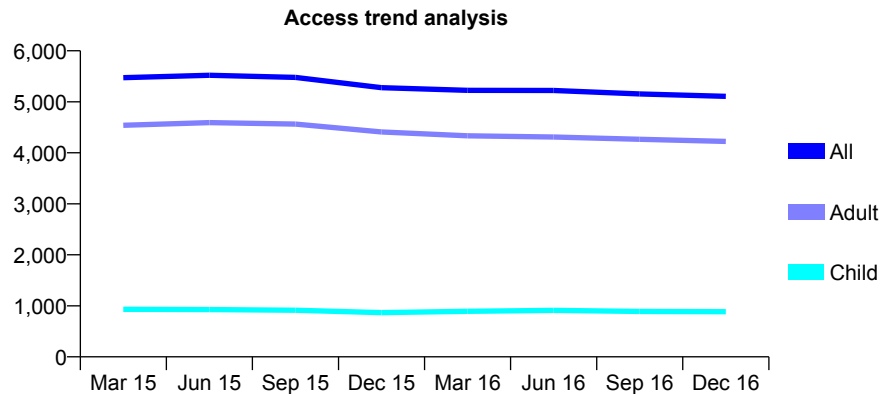
Q52 - Vital Signs At a Glance Contract Report for 367869/0001 - December 2016

Name or company name	MR T RAHMAN
Contract type name	GDS Contract
Purpose of contract	General
Contract start date	10/09/2013
Contract end date	

16/17 Contracted general activity (UDA)	20,660
Carry forward general activity (UDA)	0
16/17 Contracted orthodontic activity (UOA)	0
Carry forward orthodontic activity (UOA)	0
Baseline contract value	£465,296.18

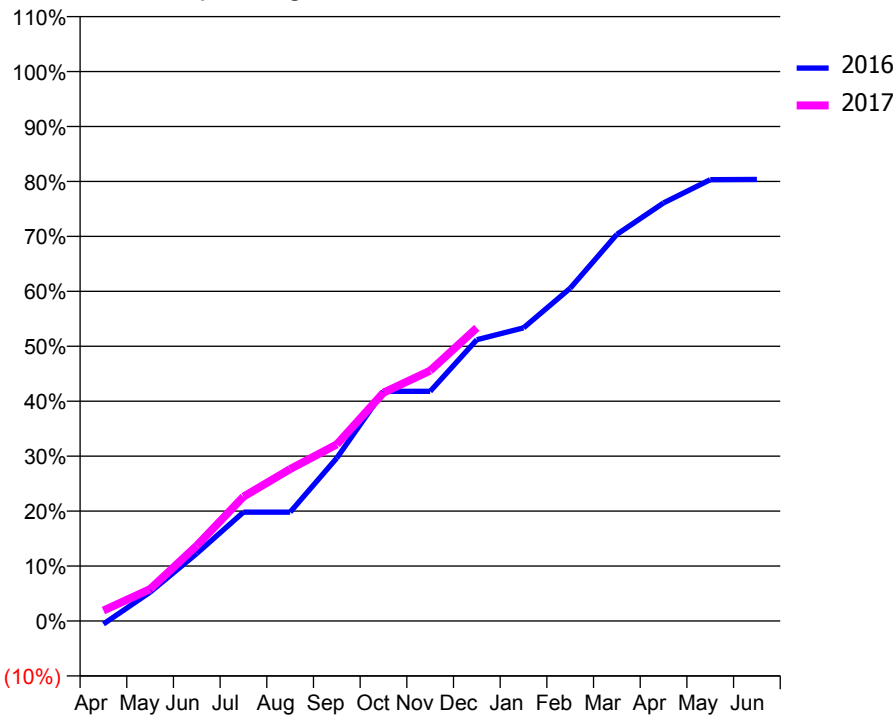
ACCESS*

Patients seen in 24 months	Total	Change since previous quarter
Quarter ending December 2015	5,276	
Quarter ending March 2016	5,226	→
Quarter ending June 2016	5,221	→
Quarter ending September 2016	5,155	↓
Quarter ending December 2016	5,107	→
Variance since December 2015	(3.2%)	↓



ACTIVITY

Cumulative percentage of contracted UDA delivered 2016 & 2017



Month	Adjusted Scheduled Activity (UDA)	
	2016	2017
April	-120	394
May	1,084	1,203
June	2,539	2,834
July	4,094	4,676
August	4,094	5,712
September	6,128	6,638
October	8,635	8,584
November	8,635	9,414
December	10,576	11,023
January	11,021	
February	12,511	
March	14,536	
April	15,720	
May	16,592	
June	16,602	

QUALITY

	Quantity	Base Number	Contract	AT	Region	England
% of FP17s for the same patient ID Re-attending within 3 months - Children	69	1,001	6.9%	11.7%	13.4%	12.4%
% of FP17s for the same patient ID Re-attending within 3 months - Adults	604	4,613	13.1%	15.5%	17.3%	16.6%
% of FP17s for the same patient ID Re-attending between 3 & 9 months - Children	569	1,001	56.8%	59.5%	58.9%	57.5%
% of FP17s for the same patient ID Re-attending between 3 & 9 months - Adults	2,642	4,613	57.3%	54.2%	52.5%	50.4%
% of FP17s for Band 1 Urgent Courses	371	4,836	7.7%	8.9%	9.3%	9.1%
% of FP17s Relating to Free Repair or Replacements	14	4,836	0.3%	0.9%	1.0%	0.8%
% of FP17s Relating to Continuations	29	4,836	0.6%	1.4%	1.5%	1.3%
% of Patients satisfied with the dentistry they have received	12	13	92.3%	93.1%	93.1%	92.7%
% of Patients satisfied with the time they had to wait for an appointment	13	13	100.0%	88.5%	89.8%	88.8%

* This is based on patients treated on this contract for their most recent course of treatment. Figures in italics indicate the base number of FP17s or Patient Questionnaire responses are less than 100. N/A is shown where the base number of responses is less than 10 during the period. % is calculated as Quantity/Base number*100

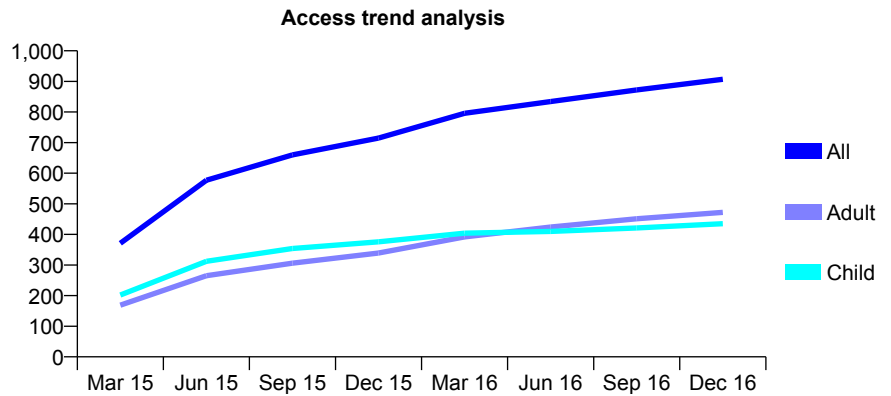
Q52 - Vital Signs At a Glance Contract Report for 367893/0001 - December 2016

Name or company name	MRS KM PUNIA
Contract type name	GDS Contract
Purpose of contract	General
Contract start date	01/12/2014
Contract end date	

16/17 Contracted general activity (UDA)	3,000
Carry forward general activity (UDA)	28
16/17 Contracted orthodontic activity (UOA)	0
Carry forward orthodontic activity (UOA)	0
Baseline contract value	£86,541.19

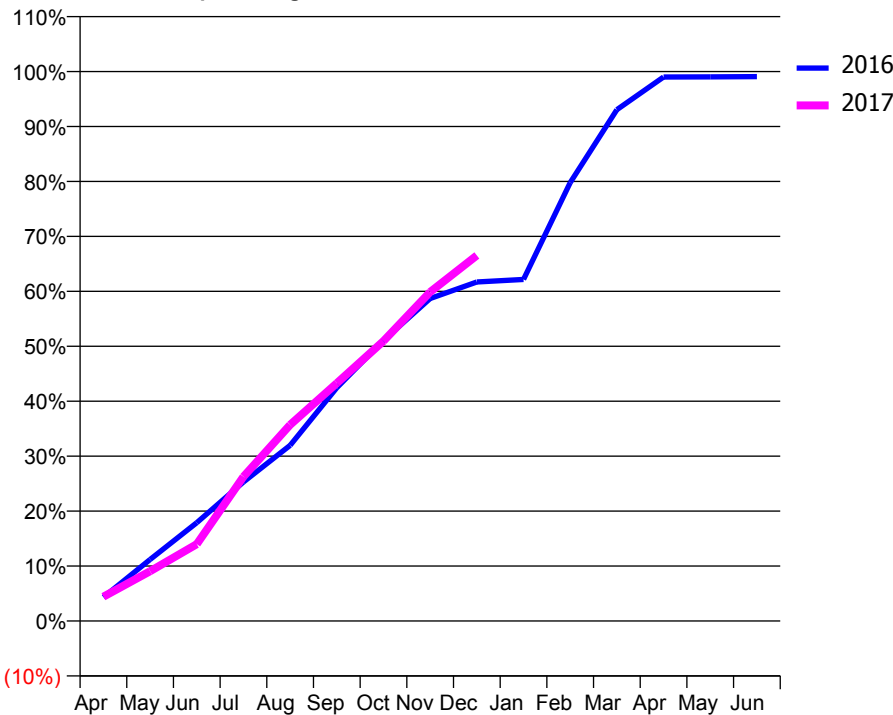
ACCESS*

Patients seen in 24 months	Total	Change since previous quarter
Quarter ending December 2015	715	
Quarter ending March 2016	796	↑
Quarter ending June 2016	834	↑
Quarter ending September 2016	872	↑
Quarter ending December 2016	907	↑
Variance since December 2015	26.9%	↑



ACTIVITY

Cumulative percentage of contracted UDA delivered 2016 & 2017



Month	Adjusted Scheduled Activity (UDA)	
	2016	2017
April	130	133
May	336	272
June	537	420
July	759	788
August	959	1,071
September	1,274	1,298
October	1,532	1,529
November	1,761	1,796
December	1,851	1,996
January	1,865	
February	2,393	
March	2,792	
April	2,970	
May	2,971	
June	2,972	

QUALITY

	Quantity	Base Number	Contract	AT	Region	England
% of FP17s for the same patient ID Re-attending within 3 months - Children	30	465	6.5%	11.7%	13.4%	12.4%
% of FP17s for the same patient ID Re-attending within 3 months - Adults	105	527	19.9%	15.5%	17.3%	16.6%
% of FP17s for the same patient ID Re-attending between 3 & 9 months - Children	293	465	63.0%	59.5%	58.9%	57.5%
% of FP17s for the same patient ID Re-attending between 3 & 9 months - Adults	285	527	54.1%	54.2%	52.5%	50.4%
% of FP17s for Band 1 Urgent Courses	55	913	6.0%	8.9%	9.3%	9.1%
% of FP17s Relating to Free Repair or Replacements	3	913	0.3%	0.9%	1.0%	0.8%
% of FP17s Relating to Continuations	5	913	0.5%	1.4%	1.5%	1.3%
% of Patients satisfied with the dentistry they have received	0	0	N/A	93.1%	93.1%	92.7%
% of Patients satisfied with the time they had to wait for an appointment	0	0	N/A	88.5%	89.8%	88.8%

* This is based on patients treated on this contract for their most recent course of treatment. Figures in italics indicate the base number of FP17s or Patient Questionnaire responses are less than 100. N/A is shown where the base number of responses is less than 10 during the period. % is calculated as Quantity/Base number*100

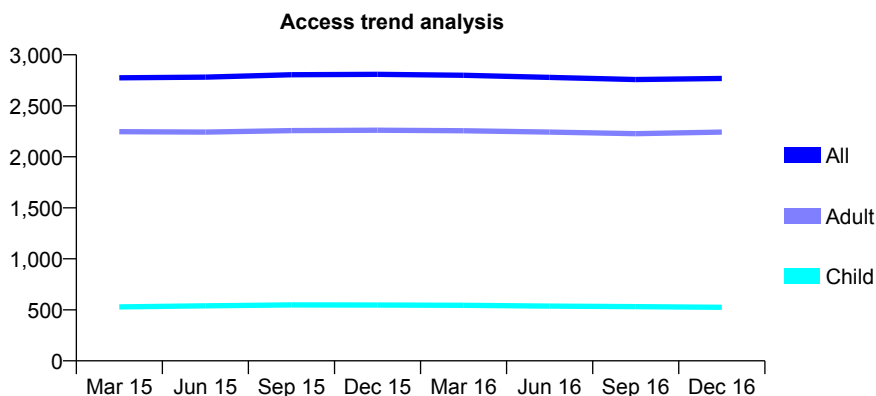
Q52 - Vital Signs At a Glance Contract Report for 560758/0001 - December 2016

Name or company name	MRS MA O'SULLIVAN
Contract type name	GDS Contract
Purpose of contract	General
Contract start date	01/04/2006
Contract end date	

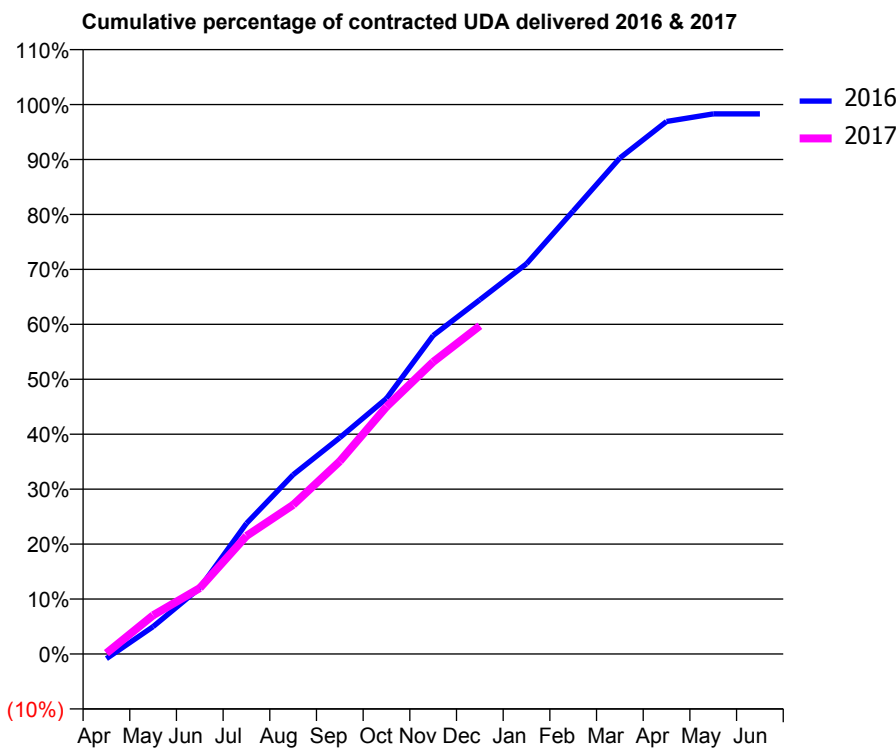
16/17 Contracted general activity (UDA)	6,350
Carry forward general activity (UDA)	108
16/17 Contracted orthodontic activity (UOA)	0
Carry forward orthodontic activity (UOA)	0
Baseline contract value	£170,200.08

ACCESS*

Patients seen in 24 months	Total	Change since previous quarter
Quarter ending December 2015	2,808	
Quarter ending March 2016	2,799	→
Quarter ending June 2016	2,779	→
Quarter ending September 2016	2,758	→
Quarter ending December 2016	2,768	→
Variance since December 2015	(1.4%)	↓



ACTIVITY



Month	Adjusted Scheduled Activity (UDA)	
	2016	2017
April	-54	10
May	316	447
June	763	762
July	1,510	1,364
August	2,071	1,724
September	2,500	2,227
October	2,954	2,857
November	3,680	3,375
December	4,093	3,793
January	4,510	
February	5,120	
March	5,731	
April	6,154	
May	6,242	
June	6,242	

QUALITY

	Quantity	Base Number	Contract	AT	Region	England
% of FP17s for the same patient ID Re-attending within 3 months - Children	41	545	7.5%	11.7%	13.4%	12.4%
% of FP17s for the same patient ID Re-attending within 3 months - Adults	383	2,093	18.3%	15.5%	17.3%	16.6%
% of FP17s for the same patient ID Re-attending between 3 & 9 months - Children	302	545	55.4%	59.5%	58.9%	57.5%
% of FP17s for the same patient ID Re-attending between 3 & 9 months - Adults	861	2,093	41.1%	54.2%	52.5%	50.4%
% of FP17s for Band 1 Urgent Courses	343	2,384	14.4%	8.9%	9.3%	9.1%
% of FP17s Relating to Free Repair or Replacements	11	2,384	0.5%	0.9%	1.0%	0.8%
% of FP17s Relating to Continuations	37	2,384	1.6%	1.4%	1.5%	1.3%
% of Patients satisfied with the dentistry they have received	3	3	N/A	93.1%	93.1%	92.7%
% of Patients satisfied with the time they had to wait for an appointment	3	3	N/A	88.5%	89.8%	88.8%

* This is based on patients treated on this contract for their most recent course of treatment. Figures in italics indicate the base number of FP17s or Patient Questionnaire responses are less than 100. N/A is shown where the base number of responses is less than 10 during the period. % is calculated as Quantity/Base number*100

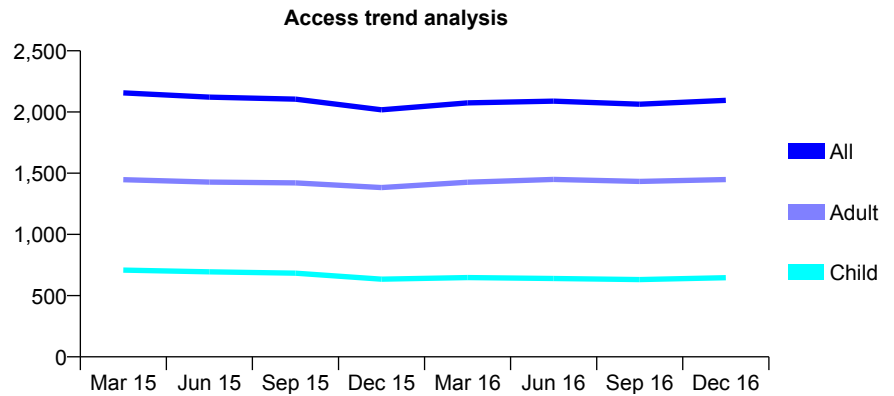
Q52 - Vital Signs At a Glance Contract Report for 569712/0001 - December 2016

Name or company name	MR NM SYKES
Contract type name	GDS Contract
Purpose of contract	General
Contract start date	01/04/2006
Contract end date	

16/17 Contracted general activity (UDA)	7,500
Carry forward general activity (UDA)	0
16/17 Contracted orthodontic activity (UOA)	0
Carry forward orthodontic activity (UOA)	0
Baseline contract value	£224,400.63

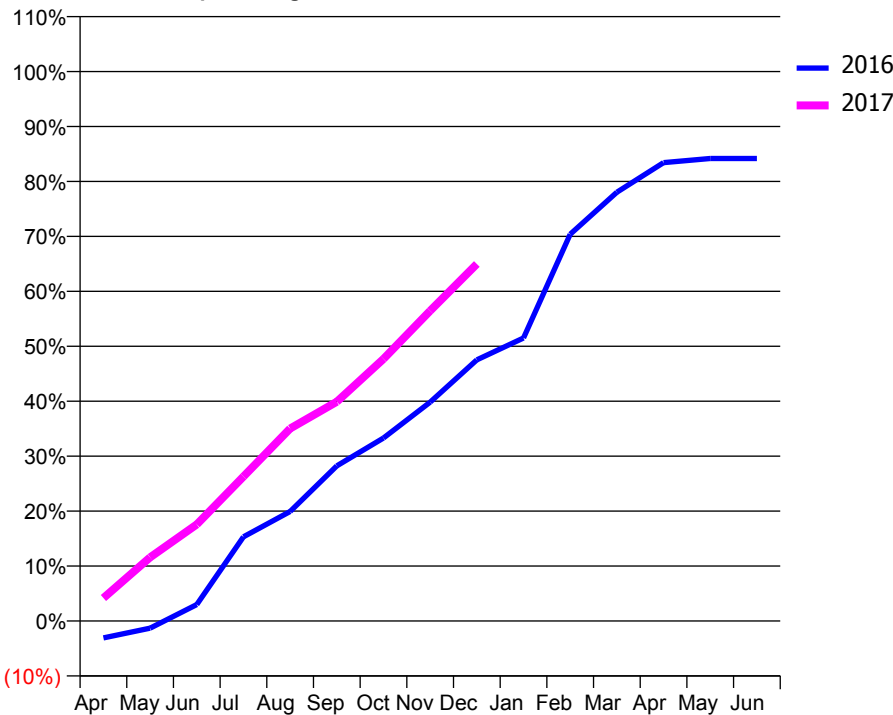
ACCESS*

Patients seen in 24 months	Total	Change since previous quarter
Quarter ending December 2015	2,018	
Quarter ending March 2016	2,075	↑
Quarter ending June 2016	2,089	→
Quarter ending September 2016	2,064	↓
Quarter ending December 2016	2,095	→
Variance since December 2015	3.8%	↑



ACTIVITY

Cumulative percentage of contracted UDA delivered 2016 & 2017



Month	Adjusted Scheduled Activity (UDA)	
	2016	2017
April	-232	314
May	-99	869
June	225	1,319
July	1,149	1,971
August	1,494	2,628
September	2,117	2,994
October	2,498	3,578
November	2,988	4,234
December	3,564	4,873
January	3,864	
February	5,279	
March	5,853	
April	6,256	
May	6,312	
June	6,312	

QUALITY

	Quantity	Base Number	Contract	AT	Region	England
% of FP17s for the same patient ID Re-attending within 3 months - Children	99	804	12.3%	11.7%	13.4%	12.4%
% of FP17s for the same patient ID Re-attending within 3 months - Adults	373	1,562	23.9%	15.5%	17.3%	16.6%
% of FP17s for the same patient ID Re-attending between 3 & 9 months - Children	459	804	57.1%	59.5%	58.9%	57.5%
% of FP17s for the same patient ID Re-attending between 3 & 9 months - Adults	693	1,562	44.4%	54.2%	52.5%	50.4%
% of FP17s for Band 1 Urgent Courses	90	2,103	4.3%	8.9%	9.3%	9.1%
% of FP17s Relating to Free Repair or Replacements	44	2,103	2.1%	0.9%	1.0%	0.8%
% of FP17s Relating to Continuations	0	2,103	0.0%	1.4%	1.5%	1.3%
% of Patients satisfied with the dentistry they have received	7	7	N/A	93.1%	93.1%	92.7%
% of Patients satisfied with the time they had to wait for an appointment	7	7	N/A	88.5%	89.8%	88.8%

* This is based on patients treated on this contract for their most recent course of treatment. Figures in italics indicate the base number of FP17s or Patient Questionnaire responses are less than 100. N/A is shown where the base number of responses is less than 10 during the period. % is calculated as Quantity/Base number*100

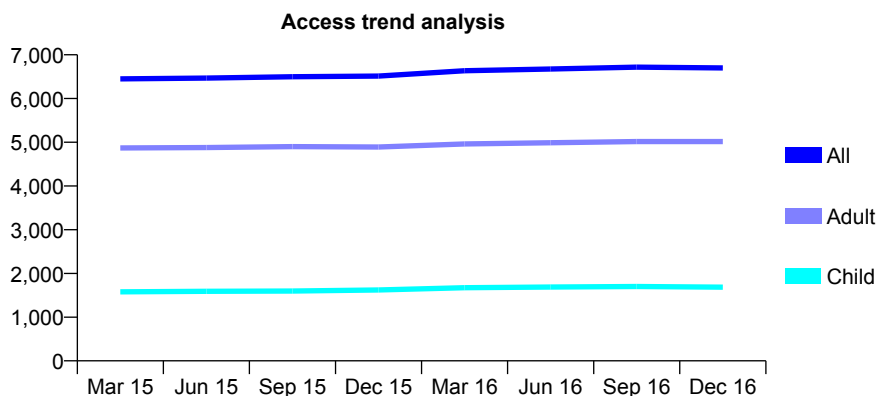
Q52 - Vital Signs At a Glance Contract Report for 575208/0002 - December 2016

Name or company name	MRS JC O'SULLIVAN
Contract type name	GDS Contract
Purpose of contract	General
Contract start date	01/04/2008
Contract end date	

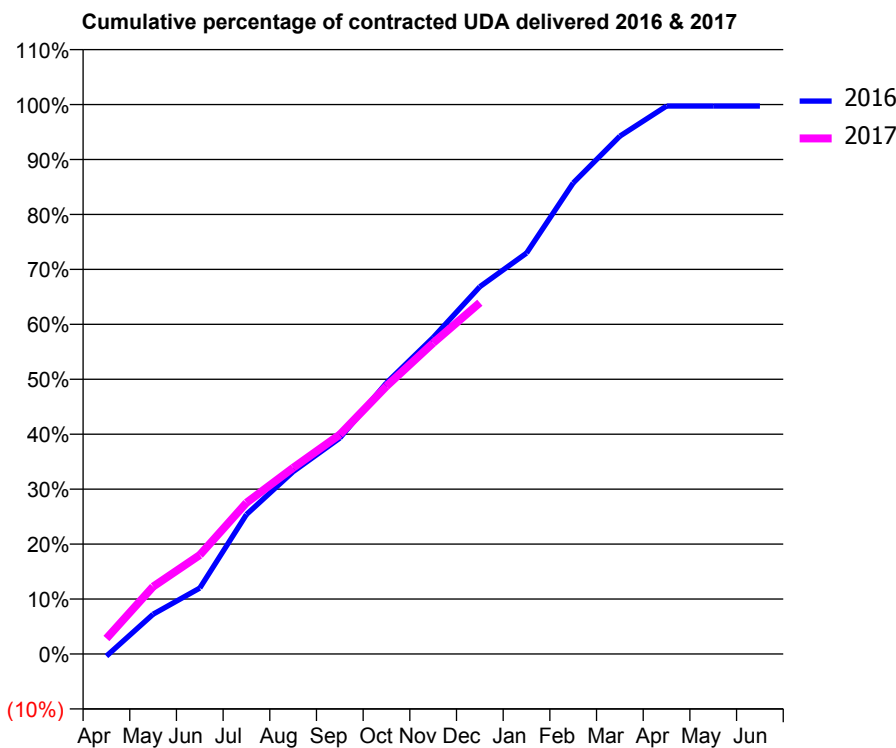
16/17 Contracted general activity (UDA)	18,414
Carry forward general activity (UDA)	51
16/17 Contracted orthodontic activity (UOA)	0
Carry forward orthodontic activity (UOA)	0
Baseline contract value	£651,700.63

ACCESS*

Patients seen in 24 months	Total	Change since previous quarter
Quarter ending December 2015	6,513	
Quarter ending March 2016	6,635	→
Quarter ending June 2016	6,674	→
Quarter ending September 2016	6,717	→
Quarter ending December 2016	6,700	→
Variance since December 2015	2.9%	↑



ACTIVITY



Month	Adjusted Scheduled Activity (UDA)	
	2016	2017
April	-74	521
May	1,332	2,260
June	2,208	3,317
July	4,677	5,072
August	6,112	6,239
September	7,238	7,355
October	9,085	8,976
November	10,608	10,424
December	12,307	11,772
January	13,437	
February	15,787	
March	17,352	
April	18,363	
May	18,363	
June	18,363	

QUALITY

	Quantity	Base Number	Contract	AT	Region	England
% of FP17s for the same patient ID Re-attending within 3 months - Children	124	1,881	6.6%	11.7%	13.4%	12.4%
% of FP17s for the same patient ID Re-attending within 3 months - Adults	969	5,918	16.4%	15.5%	17.3%	16.6%
% of FP17s for the same patient ID Re-attending between 3 & 9 months - Children	1,213	1,881	64.5%	59.5%	58.9%	57.5%
% of FP17s for the same patient ID Re-attending between 3 & 9 months - Adults	3,762	5,918	63.6%	54.2%	52.5%	50.4%
% of FP17s for Band 1 Urgent Courses	562	6,831	8.2%	8.9%	9.3%	9.1%
% of FP17s Relating to Free Repair or Replacements	62	6,831	0.9%	0.9%	1.0%	0.8%
% of FP17s Relating to Continuations	154	6,831	2.3%	1.4%	1.5%	1.3%
% of Patients satisfied with the dentistry they have received	8	8	N/A	93.1%	93.1%	92.7%
% of Patients satisfied with the time they had to wait for an appointment	8	8	N/A	88.5%	89.8%	88.8%

* This is based on patients treated on this contract for their most recent course of treatment. Figures in italics indicate the base number of FP17s or Patient Questionnaire responses are less than 100. N/A is shown where the base number of responses is less than 10 during the period. % is calculated as Quantity/Base number*100

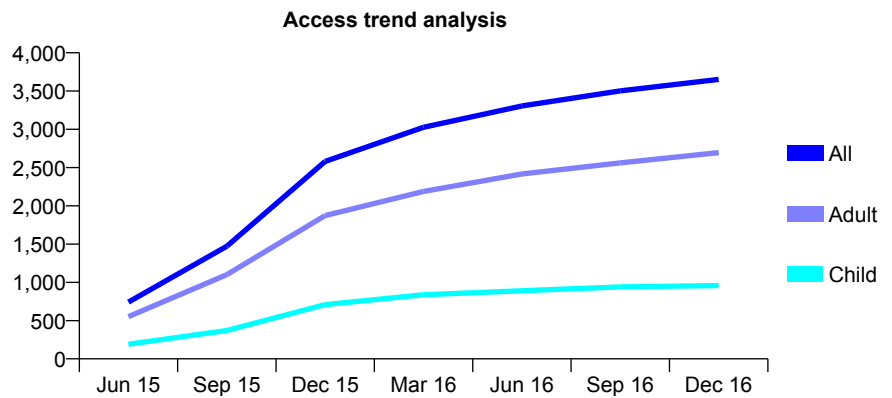
Q52 - Vital Signs At a Glance Contract Report for 606774/0001 - December 2016

Name or company name	MISS LA KIANI
Contract type name	PDS Contract
Purpose of contract	General
Contract start date	21/04/2015
Contract end date	

16/17 Contracted general activity (UDA)	14,166
Carry forward general activity (UDA)	0
16/17 Contracted orthodontic activity (UOA)	0
Carry forward orthodontic activity (UOA)	0
Baseline contract value	£384,116.18

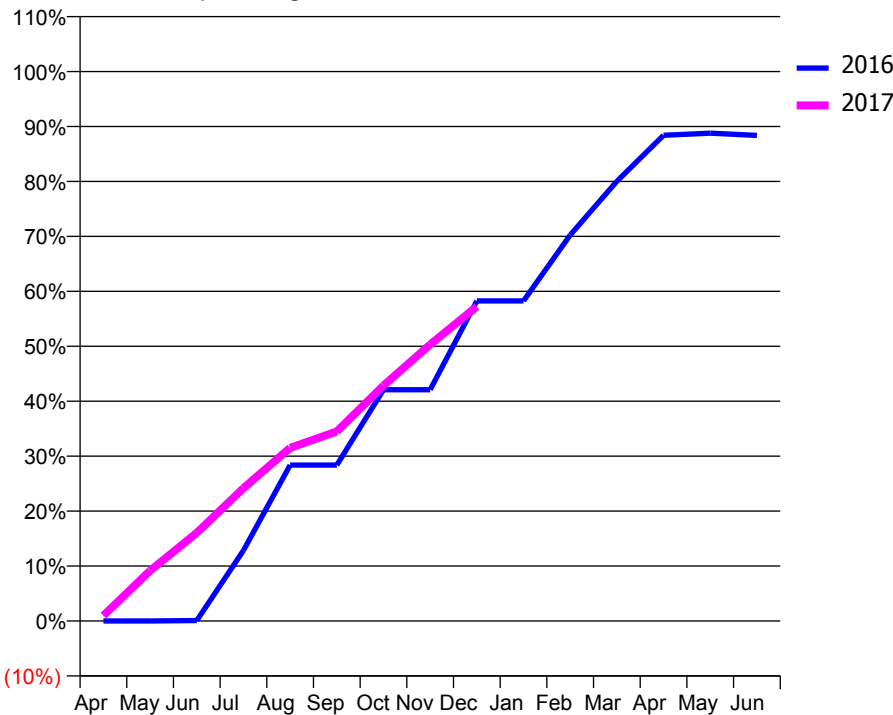
ACCESS*

Patients seen in 24 months	Total	Change since previous quarter
Quarter ending December 2015	2,581	
Quarter ending March 2016	3,027	↑
Quarter ending June 2016	3,305	↑
Quarter ending September 2016	3,502	↑
Quarter ending December 2016	3,653	↑
Variance since December 2015	41.5%	↑



ACTIVITY

Cumulative percentage of contracted UDA delivered 2016 & 2017



Month	Adjusted Scheduled Activity (UDA)	
	2016	2017
April	0	141
May	0	1,299
June	12	2,275
July	1,744	3,426
August	3,851	4,464
September	3,851	4,887
October	5,715	6,070
November	5,715	7,129
December	7,906	8,109
January	7,906	
February	9,535	
March	10,862	
April	11,999	
May	12,053	
June	11,994	

QUALITY

	Quantity	Base Number	Contract	AT	Region	England
% of FP17s for the same patient ID Re-attending within 3 months - Children	37	957	3.9%	11.7%	13.4%	12.4%
% of FP17s for the same patient ID Re-attending within 3 months - Adults	354	2,802	12.6%	15.5%	17.3%	16.6%
% of FP17s for the same patient ID Re-attending between 3 & 9 months - Children	476	957	49.7%	59.5%	58.9%	57.5%
% of FP17s for the same patient ID Re-attending between 3 & 9 months - Adults	1,445	2,802	51.6%	54.2%	52.5%	50.4%
% of FP17s for Band 1 Urgent Courses	182	3,320	5.5%	8.9%	9.3%	9.1%
% of FP17s Relating to Free Repair or Replacements	33	3,320	1.0%	0.9%	1.0%	0.8%
% of FP17s Relating to Continuations	66	3,320	2.0%	1.4%	1.5%	1.3%
% of Patients satisfied with the dentistry they have received	6	6	N/A	93.1%	93.1%	92.7%
% of Patients satisfied with the time they had to wait for an appointment	6	6	N/A	88.5%	89.8%	88.8%

* This is based on patients treated on this contract for their most recent course of treatment. Figures in italics indicate the base number of FP17s or Patient Questionnaire responses are less than 100. N/A is shown where the base number of responses is less than 10 during the period. % is calculated as Quantity/Base number*100

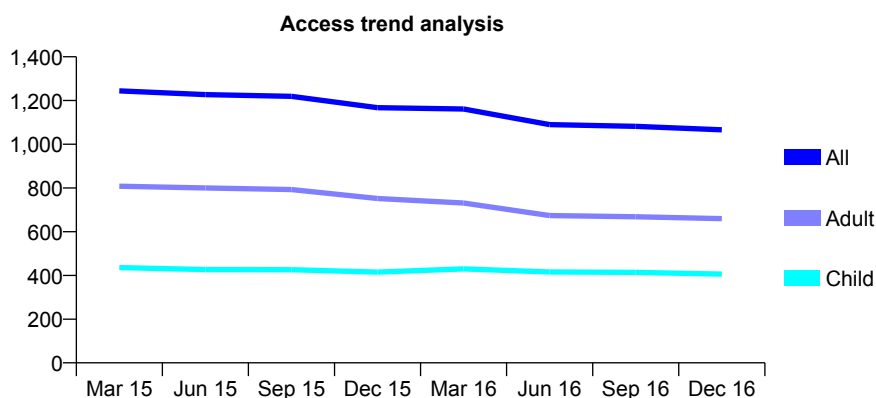
Q52 - Vital Signs At a Glance Contract Report for 623520/0001 - December 2016

Name or company name	MR GS CHANA
Contract type name	GDS Contract
Purpose of contract	General
Contract start date	01/04/2006
Contract end date	

16/17 Contracted general activity (UDA)	4,347
Carry forward general activity (UDA)	-87
16/17 Contracted orthodontic activity (UOA)	0
Carry forward orthodontic activity (UOA)	0
Baseline contract value	£122,362.40

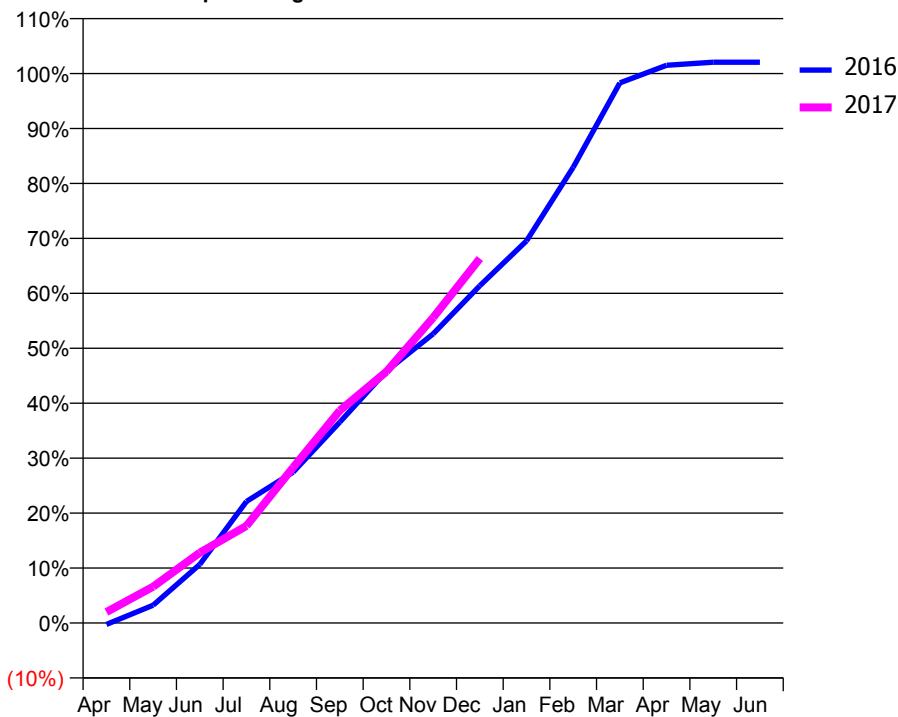
ACCESS*

Patients seen in 24 months	Total	Change since previous quarter
Quarter ending December 2015	1,167	
Quarter ending March 2016	1,161	→
Quarter ending June 2016	1,090	↓
Quarter ending September 2016	1,082	→
Quarter ending December 2016	1,066	↓
Variance since December 2015	(8.7%)	↓



ACTIVITY

Cumulative percentage of contracted UDA delivered 2016 & 2017



Month	Adjusted Scheduled Activity (UDA)	
	2016	2017
April	-12	87
May	141	287
June	464	556
July	962	769
August	1,194	1,230
September	1,589	1,681
October	1,993	1,989
November	2,288	2,417
December	2,668	2,884
January	3,023	
February	3,605	
March	4,273	
April	4,412	
May	4,436	
June	4,436	

QUALITY

	Quantity	Base Number	Contract	AT	Region	England
% of FP17s for the same patient ID Re-attending within 3 months - Children	16	335	4.8%	11.7%	13.4%	12.4%
% of FP17s for the same patient ID Re-attending within 3 months - Adults	40	437	9.2%	15.5%	17.3%	16.6%
% of FP17s for the same patient ID Re-attending between 3 & 9 months - Children	134	335	40.0%	59.5%	58.9%	57.5%
% of FP17s for the same patient ID Re-attending between 3 & 9 months - Adults	153	437	35.0%	54.2%	52.5%	50.4%
% of FP17s for Band 1 Urgent Courses	3	738	0.4%	8.9%	9.3%	9.1%
% of FP17s Relating to Free Repair or Replacements	0	738	0.0%	0.9%	1.0%	0.8%
% of FP17s Relating to Continuations	0	738	0.0%	1.4%	1.5%	1.3%
% of Patients satisfied with the dentistry they have received	0	0	N/A	93.1%	93.1%	92.7%
% of Patients satisfied with the time they had to wait for an appointment	0	0	N/A	88.5%	89.8%	88.8%

* This is based on patients treated on this contract for their most recent course of treatment. Figures in italics indicate the base number of FP17s or Patient Questionnaire responses are less than 100. N/A is shown where the base number of responses is less than 10 during the period. % is calculated as Quantity/Base number*100

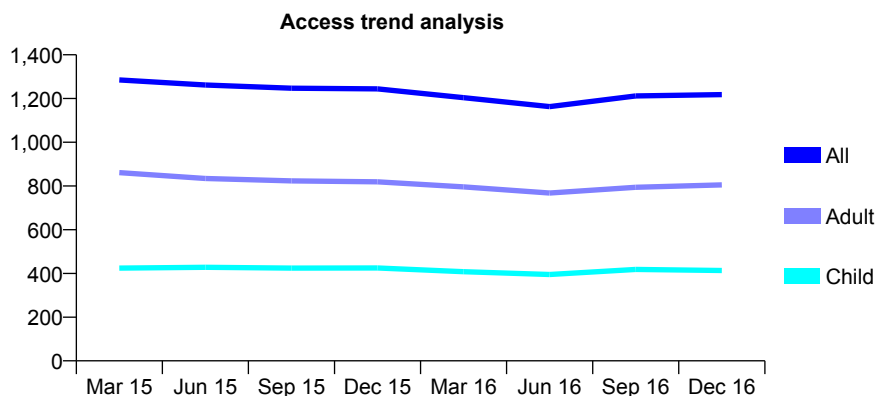
Q52 - Vital Signs At a Glance Contract Report for 623520/0002 - December 2016

Name or company name	MR GS CHANA
Contract type name	GDS Contract
Purpose of contract	General
Contract start date	01/04/2006
Contract end date	

16/17 Contracted general activity (UDA)	4,150
Carry forward general activity (UDA)	-30
16/17 Contracted orthodontic activity (UOA)	0
Carry forward orthodontic activity (UOA)	0
Baseline contract value	£123,118.13

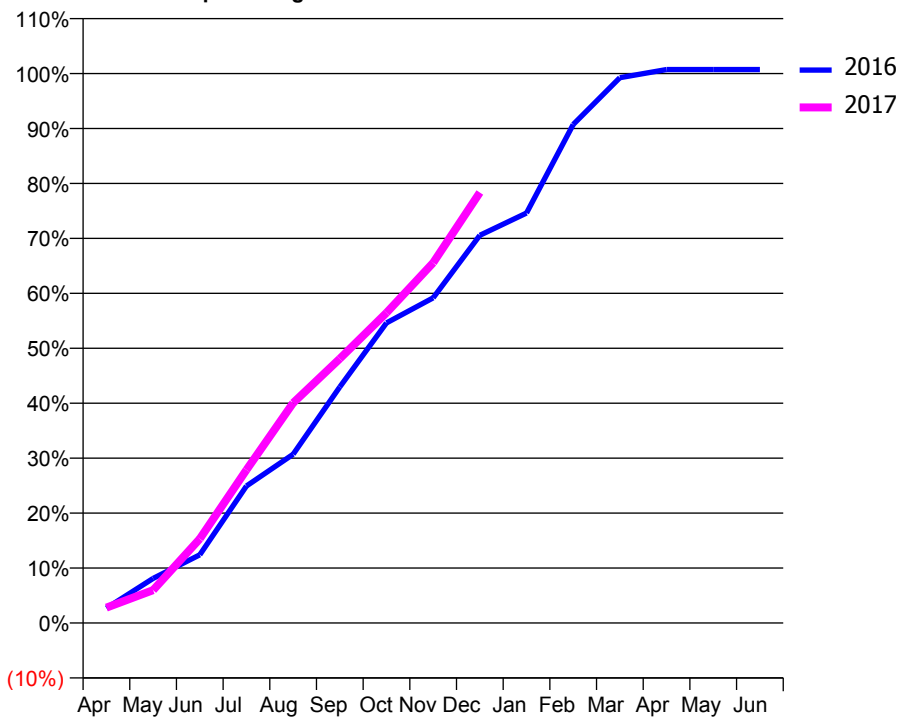
ACCESS*

Patients seen in 24 months	Total	Change since previous quarter
Quarter ending December 2015	1,244	
Quarter ending March 2016	1,204	↓
Quarter ending June 2016	1,163	↓
Quarter ending September 2016	1,212	↑
Quarter ending December 2016	1,218	→
Variance since December 2015	(2.1%)	↓



ACTIVITY

Cumulative percentage of contracted UDA delivered 2016 & 2017



Month	Adjusted Scheduled Activity (UDA)	
	2016	2017
April	112	116
May	337	248
June	515	636
July	1,035	1,156
August	1,274	1,662
September	1,783	1,996
October	2,266	2,343
November	2,456	2,720
December	2,928	3,251
January	3,096	
February	3,765	
March	4,119	
April	4,180	
May	4,180	
June	4,180	

QUALITY

	Quantity	Base Number	Contract	AT	Region	England
% of FP17s for the same patient ID Re-attending within 3 months - Children	12	278	4.3%	11.7%	13.4%	12.4%
% of FP17s for the same patient ID Re-attending within 3 months - Adults	18	453	4.0%	15.5%	17.3%	16.6%
% of FP17s for the same patient ID Re-attending between 3 & 9 months - Children	54	278	19.4%	59.5%	58.9%	57.5%
% of FP17s for the same patient ID Re-attending between 3 & 9 months - Adults	80	453	17.7%	54.2%	52.5%	50.4%
% of FP17s for Band 1 Urgent Courses	1	718	0.1%	8.9%	9.3%	9.1%
% of FP17s Relating to Free Repair or Replacements	0	718	0.0%	0.9%	1.0%	0.8%
% of FP17s Relating to Continuations	0	718	0.0%	1.4%	1.5%	1.3%
% of Patients satisfied with the dentistry they have received	1	1	N/A	93.1%	93.1%	92.7%
% of Patients satisfied with the time they had to wait for an appointment	1	1	N/A	88.5%	89.8%	88.8%

* This is based on patients treated on this contract for their most recent course of treatment. Figures in italics indicate the base number of FP17s or Patient Questionnaire responses are less than 100. N/A is shown where the base number of responses is less than 10 during the period. % is calculated as Quantity/Base number*100

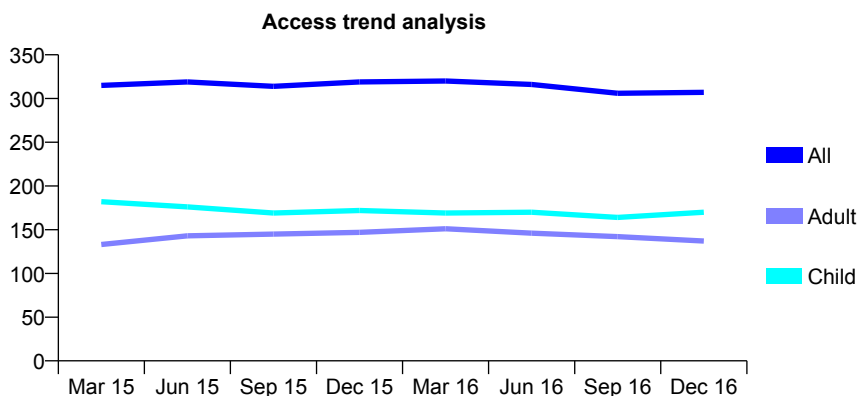
Q52 - Vital Signs At a Glance Contract Report for 631191/0001 - December 2016

Name or company name	MRS MJ MILLINGTON-SMITH
Contract type name	GDS Contract
Purpose of contract	General
Contract start date	01/04/2006
Contract end date	

16/17 Contracted general activity (UDA)	850
Carry forward general activity (UDA)	0
16/17 Contracted orthodontic activity (UOA)	0
Carry forward orthodontic activity (UOA)	0
Baseline contract value	£26,214.70

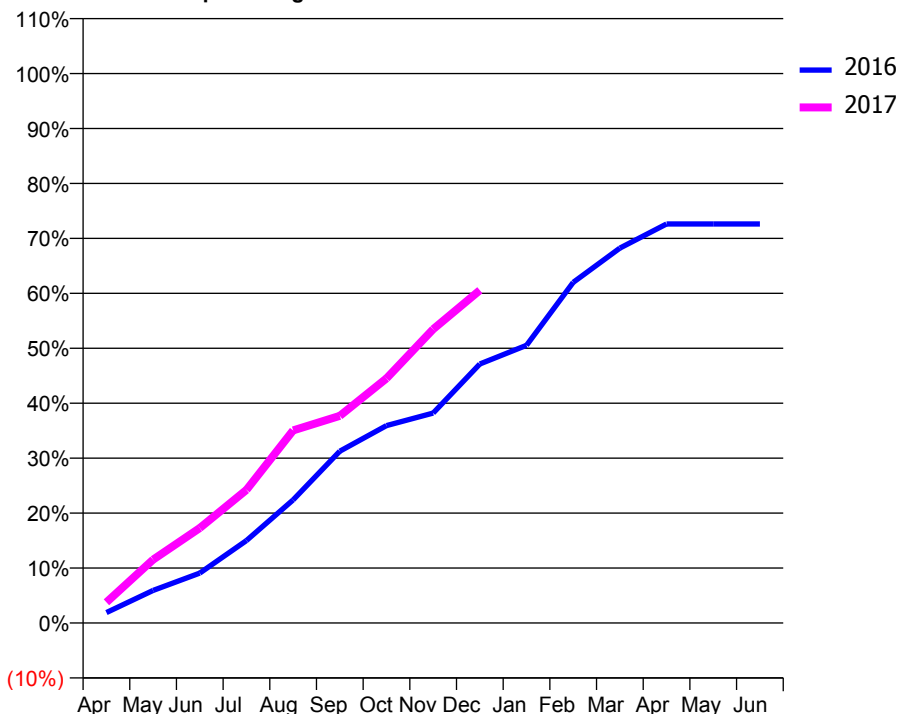
ACCESS*

Patients seen in 24 months	Total	Change since previous quarter
Quarter ending December 2015	319	
Quarter ending March 2016	320	→
Quarter ending June 2016	316	↓
Quarter ending September 2016	306	↓
Quarter ending December 2016	307	→
Variance since December 2015	(3.8%)	↓



ACTIVITY

Cumulative percentage of contracted UDA delivered 2016 & 2017



Month	Adjusted Scheduled Activity (UDA)	
	2016	2017
April	19	32
May	59	98
June	91	147
July	150	206
August	224	298
September	313	320
October	359	378
November	382	455
December	471	515
January	505	
February	620	
March	682	
April	726	
May	726	
June	726	

QUALITY

	Quantity	Base Number	Contract	AT	Region	England
% of FP17s for the same patient ID Re-attending within 3 months - Children	11	204	5.4%	11.7%	13.4%	12.4%
% of FP17s for the same patient ID Re-attending within 3 months - Adults	21	147	14.3%	15.5%	17.3%	16.6%
% of FP17s for the same patient ID Re-attending between 3 & 9 months - Children	137	204	67.2%	59.5%	58.9%	57.5%
% of FP17s for the same patient ID Re-attending between 3 & 9 months - Adults	96	147	65.3%	54.2%	52.5%	50.4%
% of FP17s for Band 1 Urgent Courses	4	326	1.2%	8.9%	9.3%	9.1%
% of FP17s Relating to Free Repair or Replacements	0	326	0.0%	0.9%	1.0%	0.8%
% of FP17s Relating to Continuations	3	326	0.9%	1.4%	1.5%	1.3%
% of Patients satisfied with the dentistry they have received	1	1	N/A	93.1%	93.1%	92.7%
% of Patients satisfied with the time they had to wait for an appointment	1	1	N/A	88.5%	89.8%	88.8%

* This is based on patients treated on this contract for their most recent course of treatment. Figures in italics indicate the base number of FP17s or Patient Questionnaire responses are less than 100. N/A is shown where the base number of responses is less than 10 during the period. % is calculated as Quantity/Base number*100

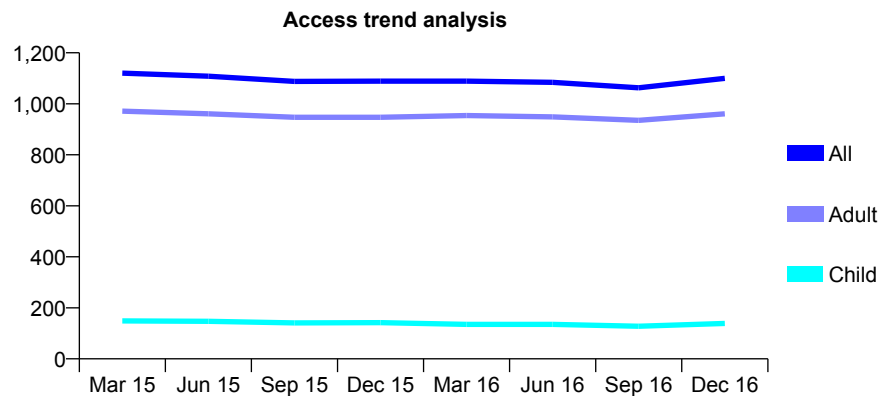
Q52 - Vital Signs At a Glance Contract Report for 631507/0001 - December 2016

Name or company name	MR JC RAYNER
Contract type name	GDS Contract
Purpose of contract	General
Contract start date	01/04/2006
Contract end date	

16/17 Contracted general activity (UDA)	2,718
Carry forward general activity (UDA)	102
16/17 Contracted orthodontic activity (UOA)	0
Carry forward orthodontic activity (UOA)	0
Baseline contract value	£53,636.99

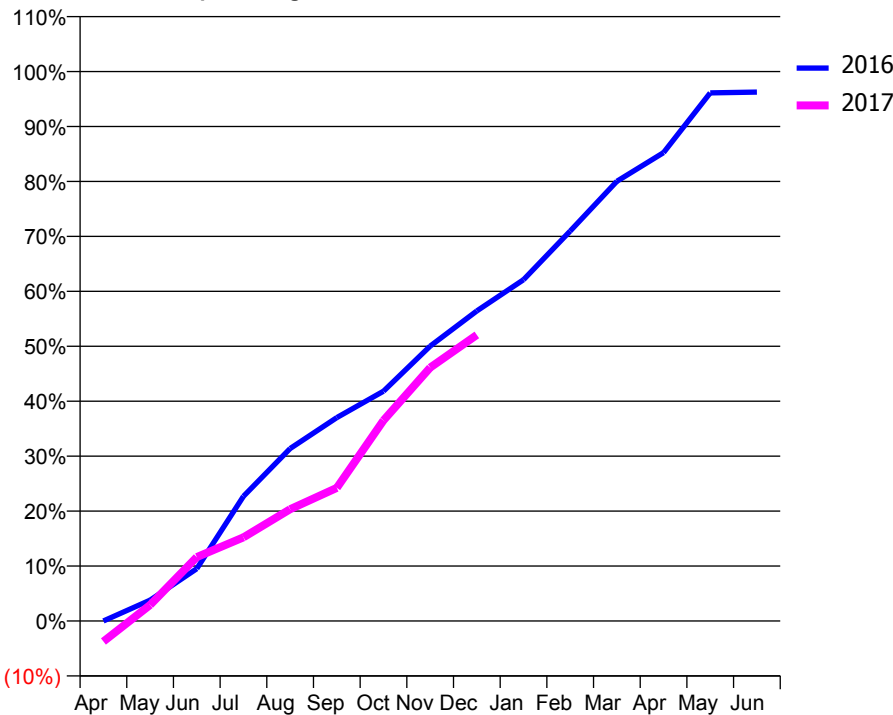
ACCESS*

Patients seen in 24 months	Total	Change since previous quarter
Quarter ending December 2015	1,089	
Quarter ending March 2016	1,089	→
Quarter ending June 2016	1,084	→
Quarter ending September 2016	1,063	↓
Quarter ending December 2016	1,100	↑
Variance since December 2015	1.0%	→



ACTIVITY

Cumulative percentage of contracted UDA delivered 2016 & 2017



Month	Adjusted Scheduled Activity (UDA)	
	2016	2017
April	0	-102
May	103	79
June	259	316
July	617	414
August	853	553
September	1,006	659
October	1,137	992
November	1,360	1,254
December	1,534	1,415
January	1,688	
February	1,929	
March	2,175	
April	2,317	
May	2,612	
June	2,616	

QUALITY

	Quantity	Base Number	Contract	AT	Region	England
% of FP17s for the same patient ID Re-attending within 3 months - Children	10	150	6.7%	11.7%	13.4%	12.4%
% of FP17s for the same patient ID Re-attending within 3 months - Adults	117	894	13.1%	15.5%	17.3%	16.6%
% of FP17s for the same patient ID Re-attending between 3 & 9 months - Children	70	150	46.7%	59.5%	58.9%	57.5%
% of FP17s for the same patient ID Re-attending between 3 & 9 months - Adults	348	894	38.9%	54.2%	52.5%	50.4%
% of FP17s for Band 1 Urgent Courses	71	832	8.5%	8.9%	9.3%	9.1%
% of FP17s Relating to Free Repair or Replacements	3	832	0.4%	0.9%	1.0%	0.8%
% of FP17s Relating to Continuations	15	832	1.8%	1.4%	1.5%	1.3%
% of Patients satisfied with the dentistry they have received	1	1	N/A	93.1%	93.1%	92.7%
% of Patients satisfied with the time they had to wait for an appointment	1	1	N/A	88.5%	89.8%	88.8%

* This is based on patients treated on this contract for their most recent course of treatment. Figures in italics indicate the base number of FP17s or Patient Questionnaire responses are less than 100. N/A is shown where the base number of responses is less than 10 during the period. % is calculated as Quantity/Base number*100

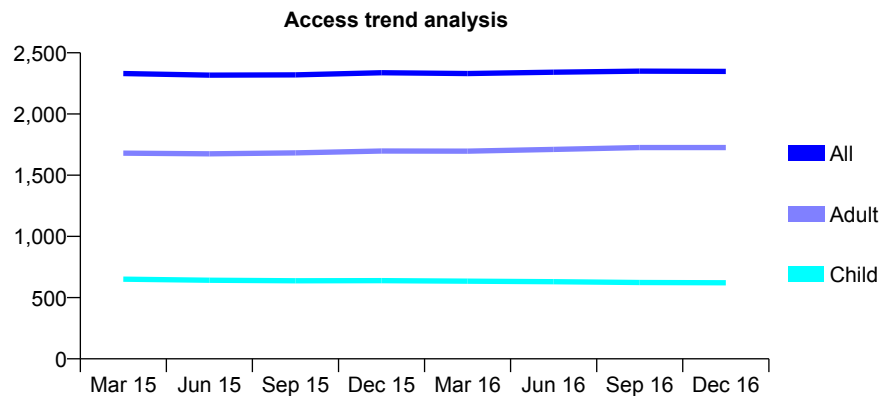
Q52 - Vital Signs At a Glance Contract Report for 632643/0001 - December 2016

Name or company name	MR PA BRIDGE
Contract type name	GDS Contract
Purpose of contract	General
Contract start date	01/04/2006
Contract end date	

16/17 Contracted general activity (UDA)	9,046
Carry forward general activity (UDA)	-156
16/17 Contracted orthodontic activity (UOA)	0
Carry forward orthodontic activity (UOA)	0
Baseline contract value	£232,685.23

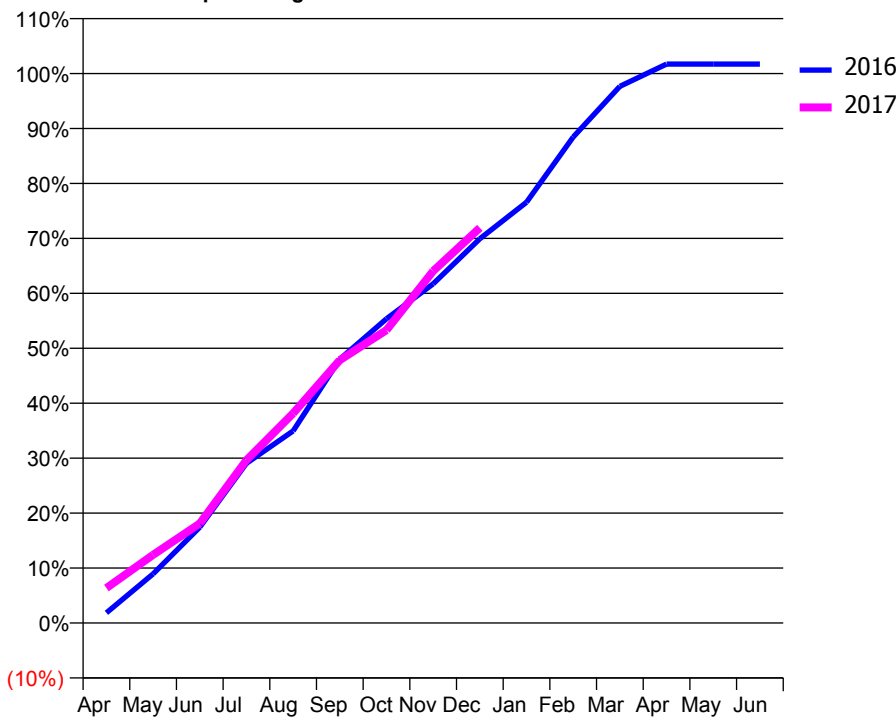
ACCESS*

Patients seen in 24 months	Total	Change since previous quarter
Quarter ending December 2015	2,337	
Quarter ending March 2016	2,331	→
Quarter ending June 2016	2,341	→
Quarter ending September 2016	2,350	→
Quarter ending December 2016	2,348	→
Variance since December 2015	0.5%	→



ACTIVITY

Cumulative percentage of contracted UDA delivered 2016 & 2017



Month	Adjusted Scheduled Activity (UDA)	
	2016	2017
April	168	577
May	808	1,124
June	1,576	1,639
July	2,628	2,682
August	3,162	3,453
September	4,343	4,328
October	5,008	4,823
November	5,584	5,794
December	6,325	6,505
January	6,926	
February	8,000	
March	8,834	
April	9,202	
May	9,202	
June	9,202	

QUALITY

	Quantity	Base Number	Contract	AT	Region	England
% of FP17s for the same patient ID Re-attending within 3 months - Children	51	829	6.2%	11.7%	13.4%	12.4%
% of FP17s for the same patient ID Re-attending within 3 months - Adults	554	2,611	21.2%	15.5%	17.3%	16.6%
% of FP17s for the same patient ID Re-attending between 3 & 9 months - Children	623	829	75.2%	59.5%	58.9%	57.5%
% of FP17s for the same patient ID Re-attending between 3 & 9 months - Adults	1,746	2,611	66.9%	54.2%	52.5%	50.4%
% of FP17s for Band 1 Urgent Courses	196	3,237	6.1%	8.9%	9.3%	9.1%
% of FP17s Relating to Free Repair or Replacements	21	3,237	0.6%	0.9%	1.0%	0.8%
% of FP17s Relating to Continuations	76	3,237	2.3%	1.4%	1.5%	1.3%
% of Patients satisfied with the dentistry they have received	2	2	N/A	93.1%	93.1%	92.7%
% of Patients satisfied with the time they had to wait for an appointment	2	2	N/A	88.5%	89.8%	88.8%

* This is based on patients treated on this contract for their most recent course of treatment. Figures in italics indicate the base number of FP17s or Patient Questionnaire responses are less than 100. N/A is shown where the base number of responses is less than 10 during the period. % is calculated as Quantity/Base number*100

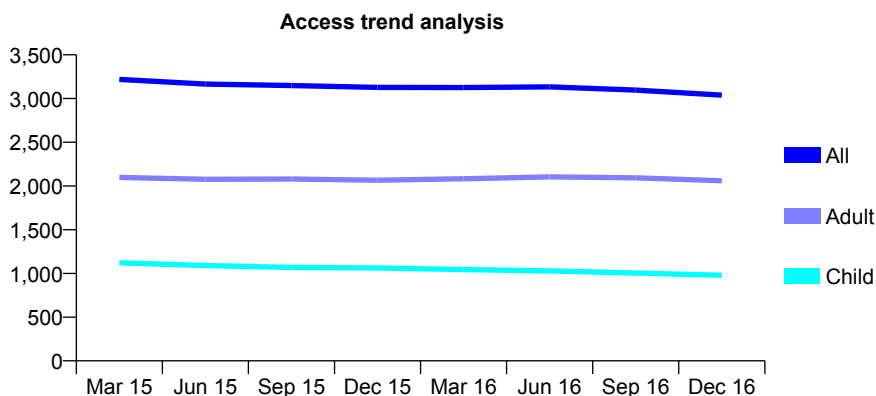
Q52 - Vital Signs At a Glance Contract Report for 643637/0001 - December 2016

Name or company name	MR A VANIA
Contract type name	GDS Contract
Purpose of contract	General
Contract start date	01/04/2006
Contract end date	

16/17 Contracted general activity (UDA)	11,017
Carry forward general activity (UDA)	40
16/17 Contracted orthodontic activity (UOA)	0
Carry forward orthodontic activity (UOA)	0
Baseline contract value	£337,928.81

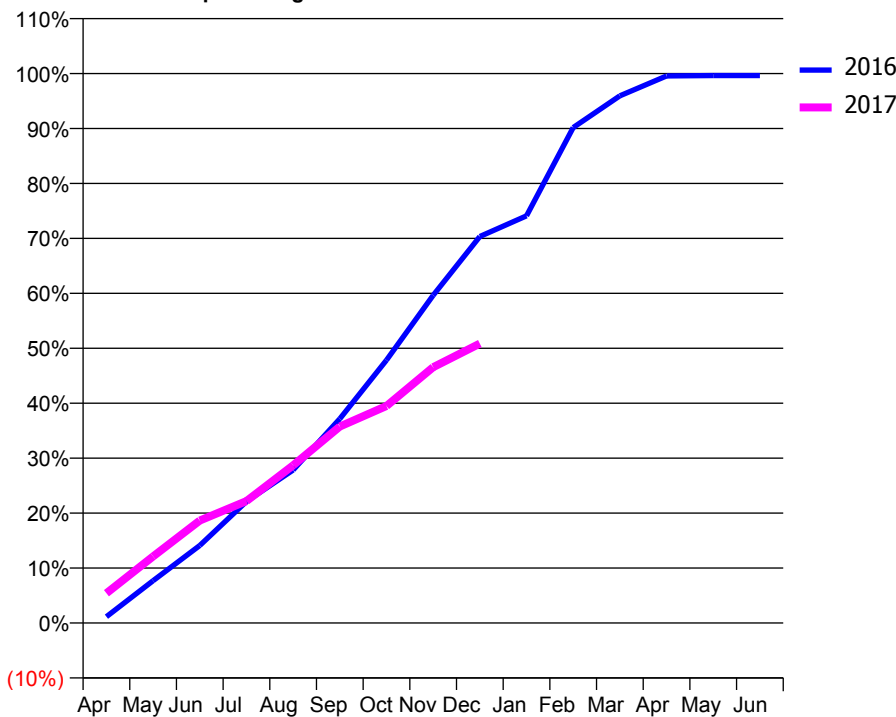
ACCESS*

Patients seen in 24 months	Total	Change since previous quarter
Quarter ending December 2015	3,127	
Quarter ending March 2016	3,126	→
Quarter ending June 2016	3,133	→
Quarter ending September 2016	3,097	↓
Quarter ending December 2016	3,038	↓
Variance since December 2015	(2.8%)	↓



ACTIVITY

Cumulative percentage of contracted UDA delivered 2016 & 2017



Adjusted Scheduled Activity (UDA)

Month	2016	2017
April	127	599
May	848	1,336
June	1,555	2,054
July	2,436	2,444
August	3,068	3,161
September	4,095	3,939
October	5,270	4,351
November	6,571	5,130
December	7,750	5,602
January	8,164	
February	9,933	
March	10,569	
April	10,968	
May	10,977	
June	10,977	

QUALITY

	Quantity	Base Number	Contract	AT	Region	England
% of FP17s for the same patient ID Re-attending within 3 months - Children	157	1,196	13.1%	11.7%	13.4%	12.4%
% of FP17s for the same patient ID Re-attending within 3 months - Adults	390	2,008	19.4%	15.5%	17.3%	16.6%
% of FP17s for the same patient ID Re-attending between 3 & 9 months - Children	812	1,196	67.9%	59.5%	58.9%	57.5%
% of FP17s for the same patient ID Re-attending between 3 & 9 months - Adults	1,203	2,008	59.9%	54.2%	52.5%	50.4%
% of FP17s for Band 1 Urgent Courses	405	3,025	13.4%	8.9%	9.3%	9.1%
% of FP17s Relating to Free Repair or Replacements	17	3,025	0.6%	0.9%	1.0%	0.8%
% of FP17s Relating to Continuations	38	3,025	1.3%	1.4%	1.5%	1.3%
% of Patients satisfied with the dentistry they have received	7	8	N/A	93.1%	93.1%	92.7%
% of Patients satisfied with the time they had to wait for an appointment	7	8	N/A	88.5%	89.8%	88.8%

* This is based on patients treated on this contract for their most recent course of treatment. Figures in italics indicate the base number of FP17s or Patient Questionnaire responses are less than 100. N/A is shown where the base number of responses is less than 10 during the period. % is calculated as Quantity/Base number*100

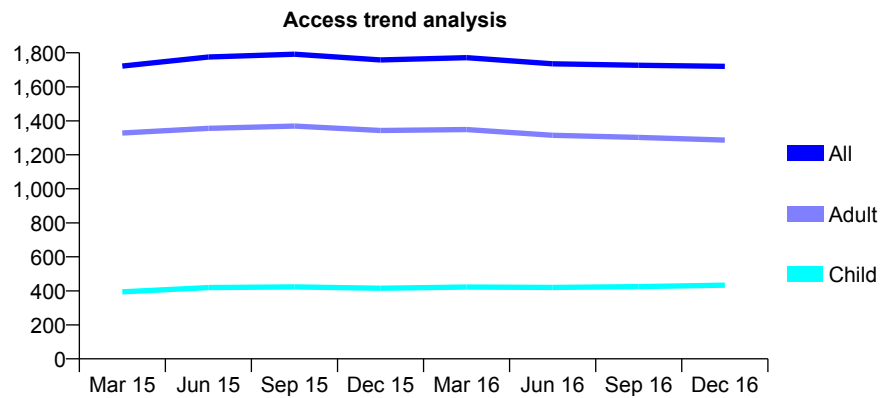
Q52 - Vital Signs At a Glance Contract Report for 650889/0001 - December 2016

Name or company name	MR SO ODAI
Contract type name	GDS Contract
Purpose of contract	General
Contract start date	01/04/2006
Contract end date	

16/17 Contracted general activity (UDA)	4,288
Carry forward general activity (UDA)	-44
16/17 Contracted orthodontic activity (UOA)	0
Carry forward orthodontic activity (UOA)	0
Baseline contract value	£113,991.01

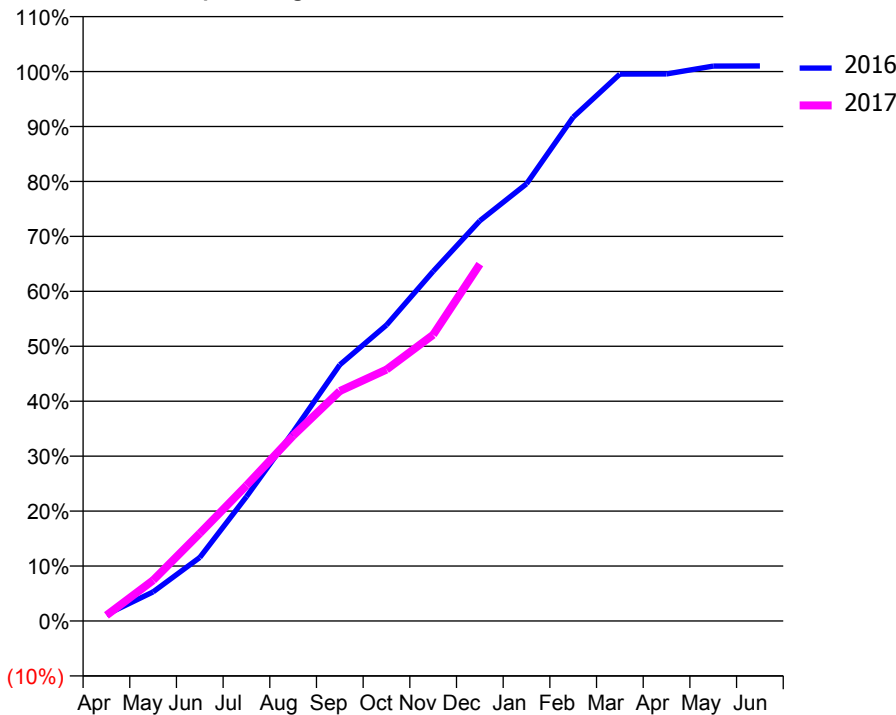
ACCESS*

Patients seen in 24 months	Total	Change since previous quarter
Quarter ending December 2015	1,758	
Quarter ending March 2016	1,771	→
Quarter ending June 2016	1,735	↓
Quarter ending September 2016	1,727	→
Quarter ending December 2016	1,720	→
Variance since December 2015	(2.2%)	↓



ACTIVITY

Cumulative percentage of contracted UDA delivered 2016 & 2017



Month	Adjusted Scheduled Activity (UDA)	
	2016	2017
April	50	44
May	228	318
June	496	685
July	970	1,057
August	1,476	1,446
September	1,999	1,795
October	2,310	1,962
November	2,729	2,233
December	3,123	2,785
January	3,412	
February	3,932	
March	4,268	
April	4,269	
May	4,331	
June	4,332	

QUALITY

	Quantity	Base Number	Contract	AT	Region	England
% of FP17s for the same patient ID Re-attending within 3 months - Children	20	387	5.2%	11.7%	13.4%	12.4%
% of FP17s for the same patient ID Re-attending within 3 months - Adults	174	1,206	14.4%	15.5%	17.3%	16.6%
% of FP17s for the same patient ID Re-attending between 3 & 9 months - Children	203	387	52.5%	59.5%	58.9%	57.5%
% of FP17s for the same patient ID Re-attending between 3 & 9 months - Adults	662	1,206	54.9%	54.2%	52.5%	50.4%
% of FP17s for Band 1 Urgent Courses	117	1,550	7.5%	8.9%	9.3%	9.1%
% of FP17s Relating to Free Repair or Replacements	6	1,550	0.4%	0.9%	1.0%	0.8%
% of FP17s Relating to Continuations	10	1,550	0.6%	1.4%	1.5%	1.3%
% of Patients satisfied with the dentistry they have received	0	0	N/A	93.1%	93.1%	92.7%
% of Patients satisfied with the time they had to wait for an appointment	0	0	N/A	88.5%	89.8%	88.8%

* This is based on patients treated on this contract for their most recent course of treatment. Figures in italics indicate the base number of FP17s or Patient Questionnaire responses are less than 100. N/A is shown where the base number of responses is less than 10 during the period. % is calculated as Quantity/Base number*100

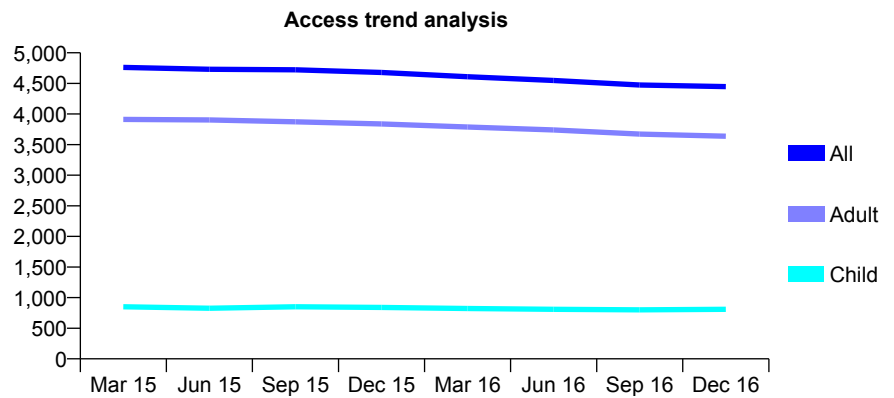
Q52 - Vital Signs At a Glance Contract Report for 650986/0001 - December 2016

Name or company name	MISS JE COTTERILL
Contract type name	GDS Contract
Purpose of contract	General
Contract start date	01/04/2006
Contract end date	

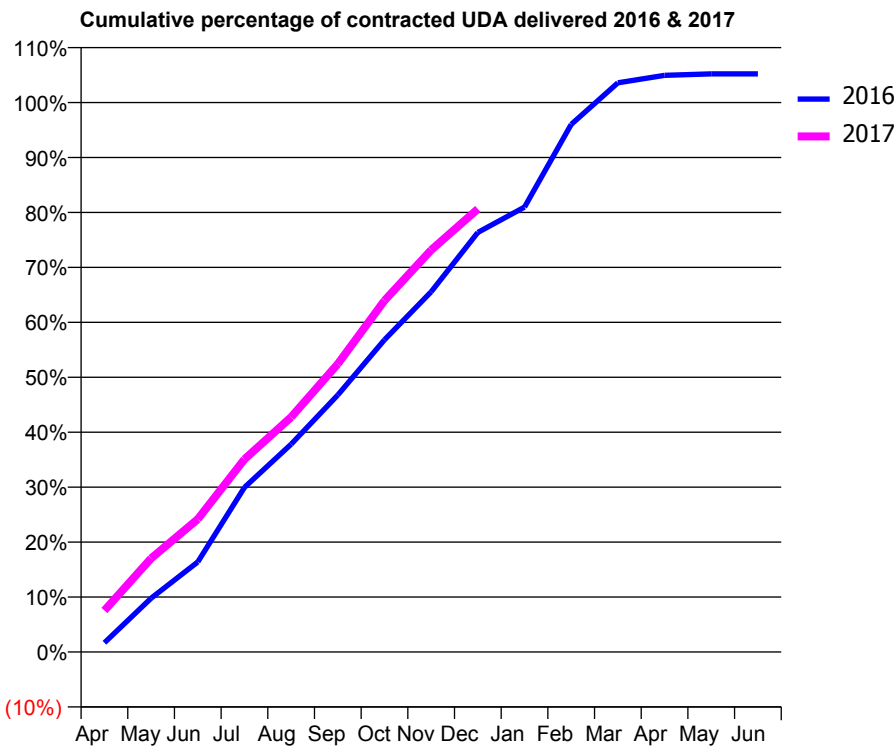
16/17 Contracted general activity (UDA)	12,927
Carry forward general activity (UDA)	-259
16/17 Contracted orthodontic activity (UOA)	0
Carry forward orthodontic activity (UOA)	0
Baseline contract value	£314,518.20

ACCESS*

Patients seen in 24 months	Total	Change since previous quarter
Quarter ending December 2015	4,678	
Quarter ending March 2016	4,610	↓
Quarter ending June 2016	4,548	↓
Quarter ending September 2016	4,474	↓
Quarter ending December 2016	4,448	→
Variance since December 2015	(4.9%)	↓



ACTIVITY



Month	Adjusted Scheduled Activity (UDA)	
	2016	2017
April	218	977
May	1,267	2,205
June	2,118	3,126
July	3,873	4,536
August	4,888	5,525
September	6,045	6,777
October	7,345	8,268
November	8,475	9,457
December	9,871	10,423
January	10,466	
February	12,411	
March	13,390	
April	13,567	
May	13,602	
June	13,602	

QUALITY

	Quantity	Base Number	Contract	AT	Region	England
% of FP17s for the same patient ID Re-attending within 3 months - Children	84	1,015	8.3%	11.7%	13.4%	12.4%
% of FP17s for the same patient ID Re-attending within 3 months - Adults	614	4,651	13.2%	15.5%	17.3%	16.6%
% of FP17s for the same patient ID Re-attending between 3 & 9 months - Children	667	1,015	65.7%	59.5%	58.9%	57.5%
% of FP17s for the same patient ID Re-attending between 3 & 9 months - Adults	3,226	4,651	69.4%	54.2%	52.5%	50.4%
% of FP17s for Band 1 Urgent Courses	339	5,588	6.1%	8.9%	9.3%	9.1%
% of FP17s Relating to Free Repair or Replacements	68	5,588	1.2%	0.9%	1.0%	0.8%
% of FP17s Relating to Continuations	69	5,588	1.2%	1.4%	1.5%	1.3%
% of Patients satisfied with the dentistry they have received	17	18	94.4%	93.1%	93.1%	92.7%
% of Patients satisfied with the time they had to wait for an appointment	17	18	94.4%	88.5%	89.8%	88.8%

* This is based on patients treated on this contract for their most recent course of treatment. Figures in italics indicate the base number of FP17s or Patient Questionnaire responses are less than 100. N/A is shown where the base number of responses is less than 10 during the period. % is calculated as Quantity/Base number*100

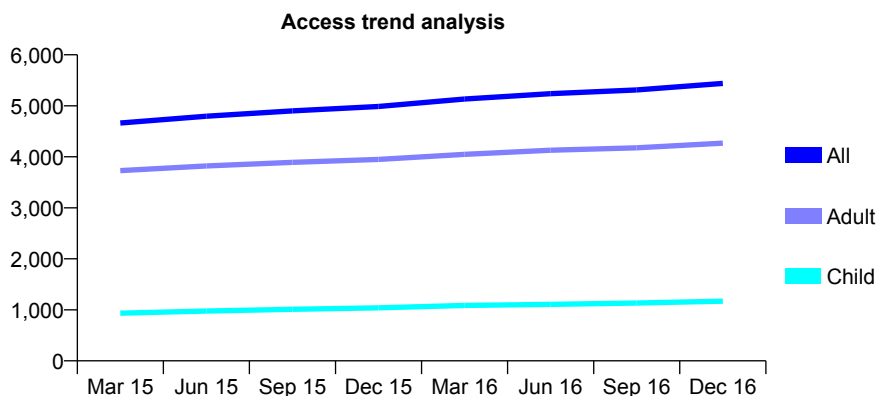
Q52 - Vital Signs At a Glance Contract Report for 658049/0001 - December 2016

Name or company name	MISS KM HAYES-SINCLAIR
Contract type name	GDS Contract
Purpose of contract	General
Contract start date	01/12/2010
Contract end date	

16/17 Contracted general activity (UDA)	16,775
Carry forward general activity (UDA)	180
16/17 Contracted orthodontic activity (UOA)	0
Carry forward orthodontic activity (UOA)	0
Baseline contract value	£520,120.56

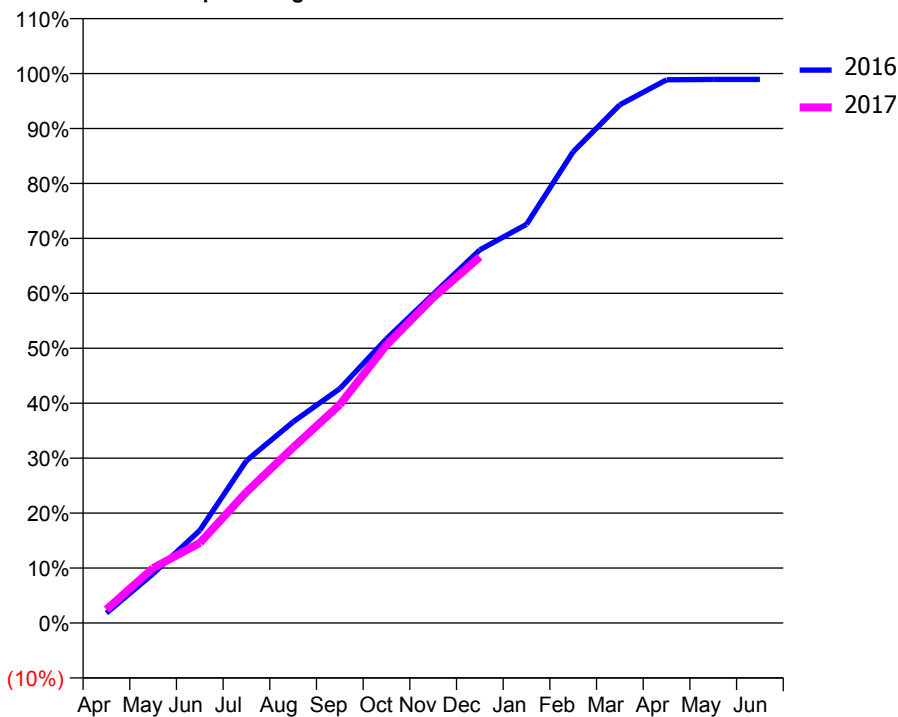
ACCESS*

Patients seen in 24 months	Total	Change since previous quarter
Quarter ending December 2015	4,987	
Quarter ending March 2016	5,134	↑
Quarter ending June 2016	5,237	↑
Quarter ending September 2016	5,310	→
Quarter ending December 2016	5,439	↑
Variance since December 2015	9.1%	↑



ACTIVITY

Cumulative percentage of contracted UDA delivered 2016 & 2017



Month	Adjusted Scheduled Activity (UDA)	
	2016	2017
April	304	414
May	1,505	1,681
June	2,826	2,445
July	4,957	4,001
August	6,139	5,358
September	7,155	6,665
October	8,678	8,484
November	10,037	9,933
December	11,393	11,175
January	12,169	
February	14,389	
March	15,823	
April	16,584	
May	16,595	
June	16,595	

QUALITY

	Quantity	Base Number	Contract	AT	Region	England
% of FP17s for the same patient ID Re-attending within 3 months - Children	127	1,376	9.2%	11.7%	13.4%	12.4%
% of FP17s for the same patient ID Re-attending within 3 months - Adults	708	3,963	17.9%	15.5%	17.3%	16.6%
% of FP17s for the same patient ID Re-attending between 3 & 9 months - Children	858	1,376	62.4%	59.5%	58.9%	57.5%
% of FP17s for the same patient ID Re-attending between 3 & 9 months - Adults	937	3,963	23.6%	54.2%	52.5%	50.4%
% of FP17s for Band 1 Urgent Courses	193	4,992	3.9%	8.9%	9.3%	9.1%
% of FP17s Relating to Free Repair or Replacements	66	4,992	1.3%	0.9%	1.0%	0.8%
% of FP17s Relating to Continuations	275	4,992	5.5%	1.4%	1.5%	1.3%
% of Patients satisfied with the dentistry they have received	11	11	100.0%	93.1%	93.1%	92.7%
% of Patients satisfied with the time they had to wait for an appointment	10	11	90.9%	88.5%	89.8%	88.8%

* This is based on patients treated on this contract for their most recent course of treatment. Figures in italics indicate the base number of FP17s or Patient Questionnaire responses are less than 100. N/A is shown where the base number of responses is less than 10 during the period. % is calculated as Quantity/Base number*100

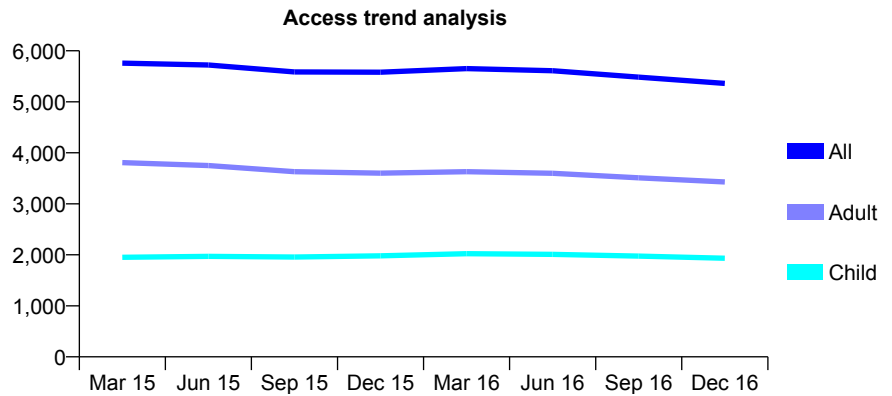
Q52 - Vital Signs At a Glance Contract Report for 658308/0002 - December 2016

Name or company name	Perfect Smile Clinic (UK) Ltd
Contract type name	GDS Contract
Purpose of contract	General
Contract start date	01/11/2009
Contract end date	

16/17 Contracted general activity (UDA)	15,500
Carry forward general activity (UDA)	860
16/17 Contracted orthodontic activity (UOA)	0
Carry forward orthodontic activity (UOA)	0
Baseline contract value	£383,501.76

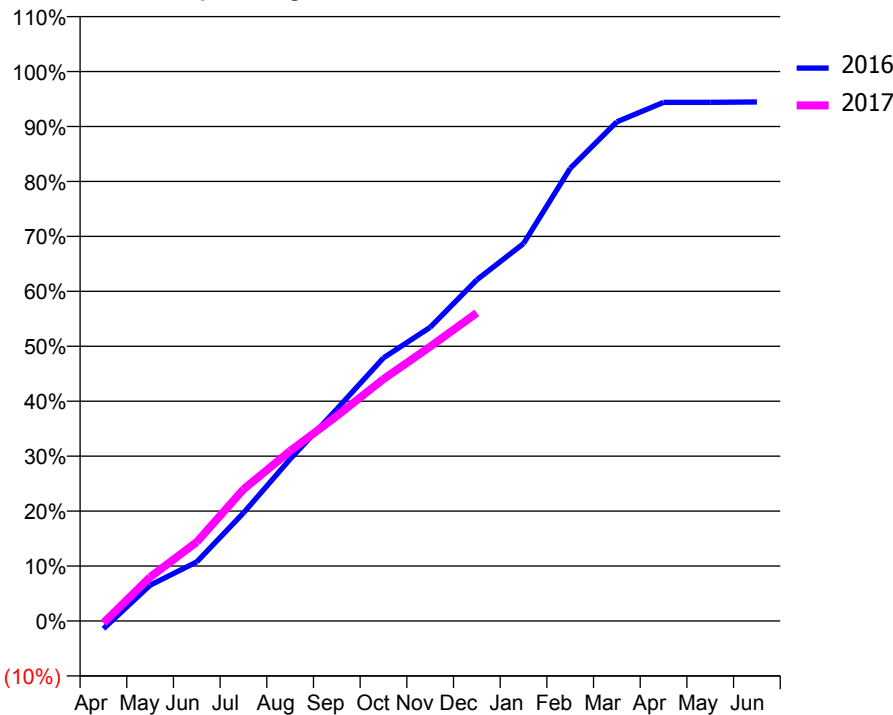
ACCESS*

Patients seen in 24 months	Total	Change since previous quarter
Quarter ending December 2015	5,581	
Quarter ending March 2016	5,650	→
Quarter ending June 2016	5,608	→
Quarter ending September 2016	5,484	↓
Quarter ending December 2016	5,361	↓
Variance since December 2015	(3.9%)	↓



ACTIVITY

Cumulative percentage of contracted UDA delivered 2016 & 2017



Month	Adjusted Scheduled Activity (UDA)	
	2016	2017
April	-221	-57
May	1,008	1,239
June	1,669	2,229
July	3,050	3,713
August	4,567	4,797
September	5,979	5,782
October	7,423	6,827
November	8,284	7,738
December	9,624	8,690
January	10,646	
February	12,767	
March	14,081	
April	14,630	
May	14,628	
June	14,640	

QUALITY

	Quantity	Base Number	Contract	AT	Region	England
% of FP17s for the same patient ID Re-attending within 3 months - Children	278	2,178	12.8%	11.7%	13.4%	12.4%
% of FP17s for the same patient ID Re-attending within 3 months - Adults	742	3,661	20.3%	15.5%	17.3%	16.6%
% of FP17s for the same patient ID Re-attending between 3 & 9 months - Children	1,445	2,178	66.3%	59.5%	58.9%	57.5%
% of FP17s for the same patient ID Re-attending between 3 & 9 months - Adults	2,201	3,661	60.1%	54.2%	52.5%	50.4%
% of FP17s for Band 1 Urgent Courses	474	5,083	9.3%	8.9%	9.3%	9.1%
% of FP17s Relating to Free Repair or Replacements	58	5,083	1.1%	0.9%	1.0%	0.8%
% of FP17s Relating to Continuations	31	5,083	0.6%	1.4%	1.5%	1.3%
% of Patients satisfied with the dentistry they have received	5	5	N/A	93.1%	93.1%	92.7%
% of Patients satisfied with the time they had to wait for an appointment	4	5	N/A	88.5%	89.8%	88.8%

* This is based on patients treated on this contract for their most recent course of treatment. Figures in italics indicate the base number of FP17s or Patient Questionnaire responses are less than 100. N/A is shown where the base number of responses is less than 10 during the period. % is calculated as Quantity/Base number*100

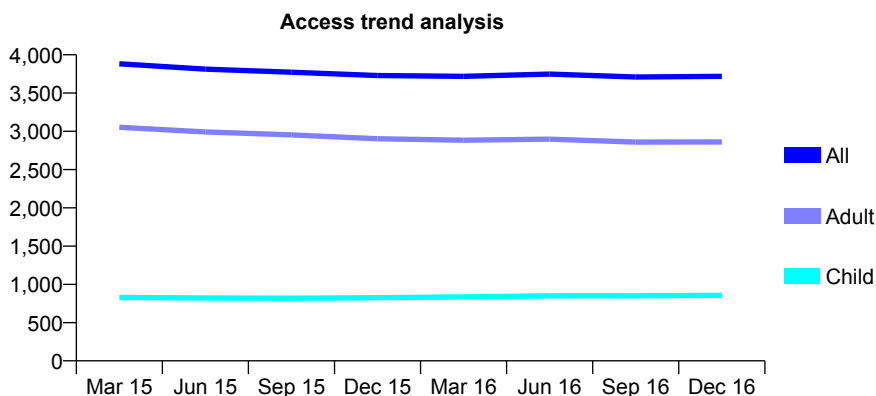
Q52 - Vital Signs At a Glance Contract Report for 659878/0001 - December 2016

Name or company name	MISS AW SHUM
Contract type name	GDS Contract
Purpose of contract	General
Contract start date	01/04/2006
Contract end date	

16/17 Contracted general activity (UDA)	15,984
Carry forward general activity (UDA)	187
16/17 Contracted orthodontic activity (UOA)	0
Carry forward orthodontic activity (UOA)	0
Baseline contract value	£393,579.68

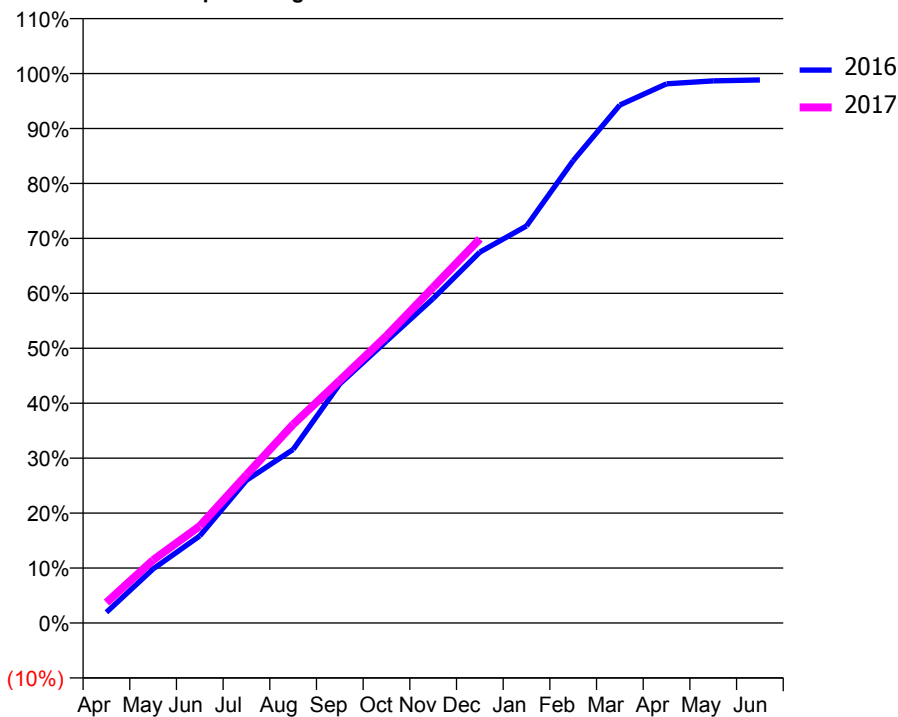
ACCESS*

Patients seen in 24 months	Total	Change since previous quarter
Quarter ending December 2015	3,729	
Quarter ending March 2016	3,718	→
Quarter ending June 2016	3,748	→
Quarter ending September 2016	3,710	↓
Quarter ending December 2016	3,718	→
Variance since December 2015	(0.3%)	→



ACTIVITY

Cumulative percentage of contracted UDA delivered 2016 & 2017



Month	Adjusted Scheduled Activity (UDA)	
	2016	2017
April	312	595
May	1,573	1,832
June	2,537	2,821
July	4,154	4,312
August	5,050	5,777
September	6,955	7,057
October	8,201	8,354
November	9,439	9,765
December	10,790	11,172
January	11,548	
February	13,450	
March	15,068	
April	15,684	
May	15,770	
June	15,797	

QUALITY

	Quantity	Base Number	Contract	AT	Region	England
% of FP17s for the same patient ID Re-attending within 3 months - Children	103	1,051	9.8%	11.7%	13.4%	12.4%
% of FP17s for the same patient ID Re-attending within 3 months - Adults	701	3,760	18.6%	15.5%	17.3%	16.6%
% of FP17s for the same patient ID Re-attending between 3 & 9 months - Children	675	1,051	64.2%	59.5%	58.9%	57.5%
% of FP17s for the same patient ID Re-attending between 3 & 9 months - Adults	2,358	3,760	62.7%	54.2%	52.5%	50.4%
% of FP17s for Band 1 Urgent Courses	125	4,575	2.7%	8.9%	9.3%	9.1%
% of FP17s Relating to Free Repair or Replacements	45	4,575	1.0%	0.9%	1.0%	0.8%
% of FP17s Relating to Continuations	228	4,575	5.0%	1.4%	1.5%	1.3%
% of Patients satisfied with the dentistry they have received	5	6	N/A	93.1%	93.1%	92.7%
% of Patients satisfied with the time they had to wait for an appointment	5	6	N/A	88.5%	89.8%	88.8%

* This is based on patients treated on this contract for their most recent course of treatment. Figures in italics indicate the base number of FP17s or Patient Questionnaire responses are less than 100. N/A is shown where the base number of responses is less than 10 during the period. % is calculated as Quantity/Base number*100

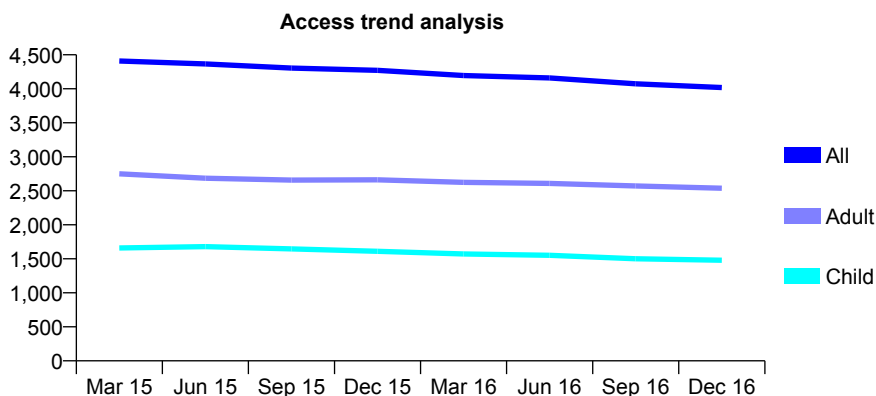
Q52 - Vital Signs At a Glance Contract Report for 673714/0001 - December 2016

Name or company name	MR NV O'DONOVAN
Contract type name	PDS Contract
Purpose of contract	General
Contract start date	01/11/2007
Contract end date	31/10/2017

16/17 Contracted general activity (UDA)	11,788
Carry forward general activity (UDA)	-236
16/17 Contracted orthodontic activity (UOA)	0
Carry forward orthodontic activity (UOA)	0
Baseline contract value	£380,736.09

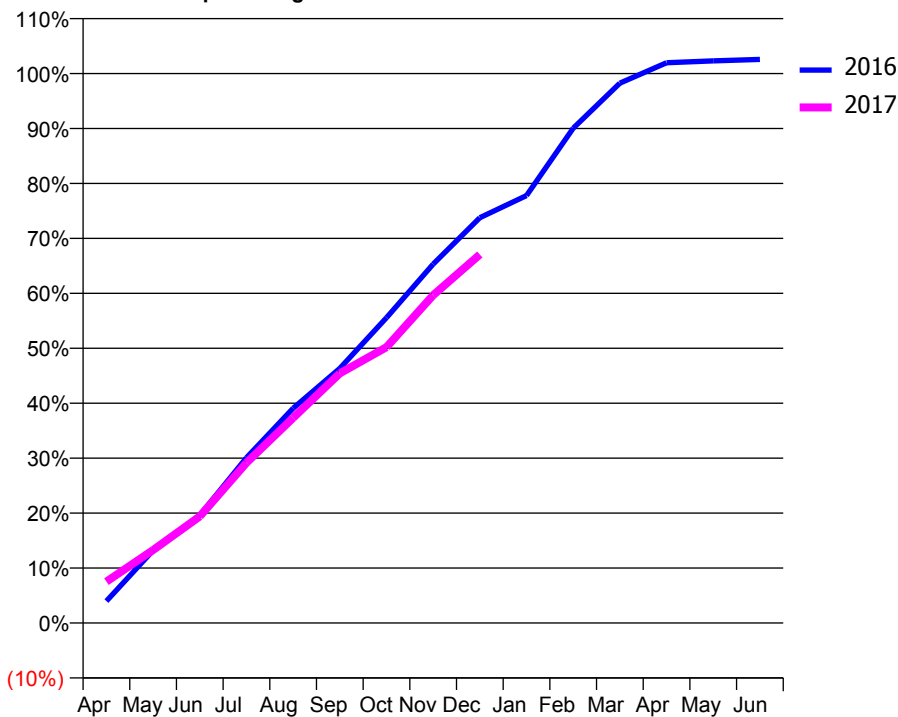
ACCESS*

Patients seen in 24 months	Total	Change since previous quarter
Quarter ending December 2015	4,272	
Quarter ending March 2016	4,196	↓
Quarter ending June 2016	4,160	→
Quarter ending September 2016	4,073	↓
Quarter ending December 2016	4,018	↓
Variance since December 2015	(5.9%)	↓



ACTIVITY

Cumulative percentage of contracted UDA delivered 2016 & 2017



Month	Adjusted Scheduled Activity (UDA)	
	2016	2017
April	469	888
May	1,559	1,566
June	2,313	2,286
July	3,546	3,436
August	4,606	4,400
September	5,463	5,357
October	6,548	5,916
November	7,699	7,034
December	8,695	7,904
January	9,170	
February	10,614	
March	11,581	
April	12,019	
May	12,058	
June	12,091	

QUALITY

	Quantity	Base Number	Contract	AT	Region	England
% of FP17s for the same patient ID Re-attending within 3 months - Children	92	1,586	5.8%	11.7%	13.4%	12.4%
% of FP17s for the same patient ID Re-attending within 3 months - Adults	308	2,590	11.9%	15.5%	17.3%	16.6%
% of FP17s for the same patient ID Re-attending between 3 & 9 months - Children	928	1,586	58.5%	59.5%	58.9%	57.5%
% of FP17s for the same patient ID Re-attending between 3 & 9 months - Adults	1,510	2,590	58.3%	54.2%	52.5%	50.4%
% of FP17s for Band 1 Urgent Courses	187	3,913	4.8%	8.9%	9.3%	9.1%
% of FP17s Relating to Free Repair or Replacements	14	3,913	0.4%	0.9%	1.0%	0.8%
% of FP17s Relating to Continuations	79	3,913	2.0%	1.4%	1.5%	1.3%
% of Patients satisfied with the dentistry they have received	2	2	N/A	93.1%	93.1%	92.7%
% of Patients satisfied with the time they had to wait for an appointment	1	2	N/A	88.5%	89.8%	88.8%

* This is based on patients treated on this contract for their most recent course of treatment. Figures in italics indicate the base number of FP17s or Patient Questionnaire responses are less than 100. N/A is shown where the base number of responses is less than 10 during the period. % is calculated as Quantity/Base number*100

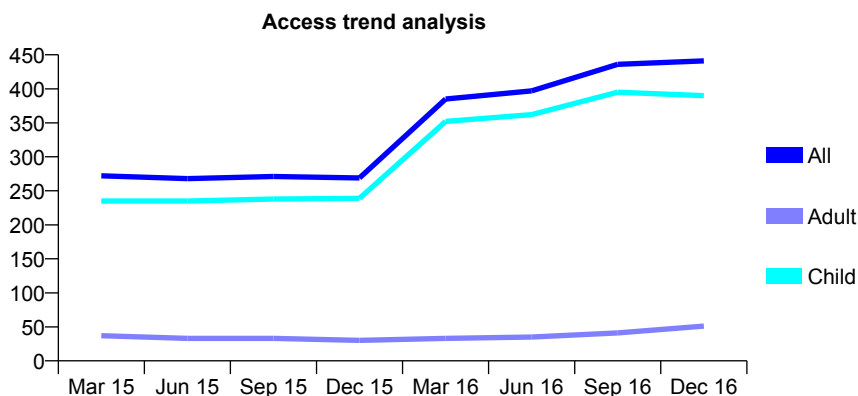
Q52 - Vital Signs At a Glance Contract Report for 673854/0001 - December 2016

Name or company name	MR MR PARROTT
Contract type name	GDS Contract
Purpose of contract	General
Contract start date	01/04/2006
Contract end date	

16/17 Contracted general activity (UDA)	734
Carry forward general activity (UDA)	28
16/17 Contracted orthodontic activity (UOA)	0
Carry forward orthodontic activity (UOA)	0
Baseline contract value	£17,630.16

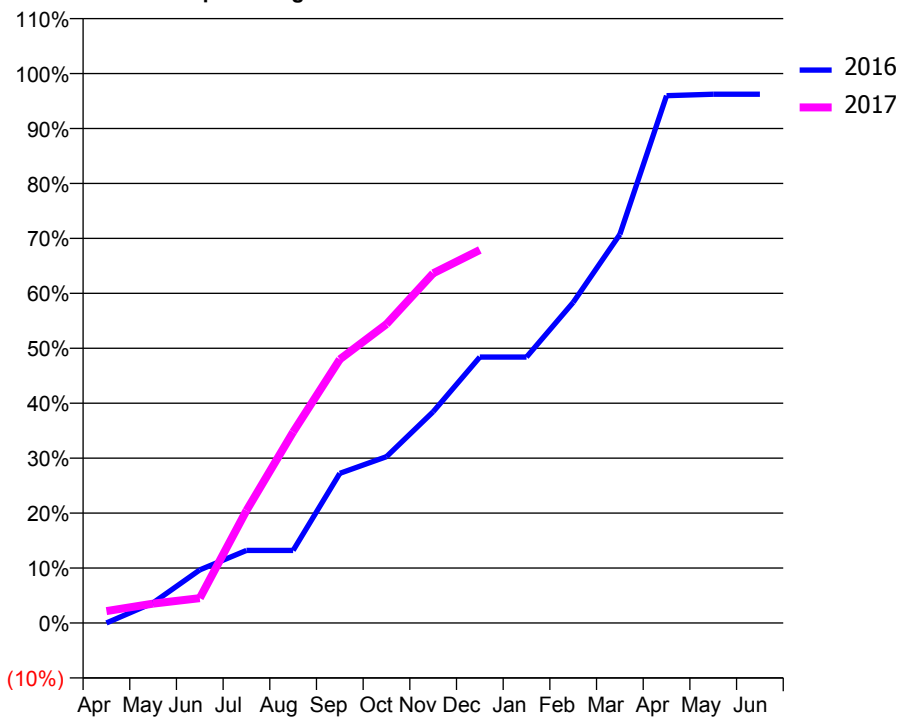
ACCESS*

Patients seen in 24 months	Total	Change since previous quarter
Quarter ending December 2015	269	
Quarter ending March 2016	385	↑
Quarter ending June 2016	397	↑
Quarter ending September 2016	436	↑
Quarter ending December 2016	441	→
Variance since December 2015	63.9%	↑



ACTIVITY

Cumulative percentage of contracted UDA delivered 2016 & 2017



Month	Adjusted Scheduled Activity (UDA)	
	2016	2017
April	0	16
May	27	26
June	71	33
July	97	150
August	97	255
September	200	352
October	222	399
November	282	467
December	355	498
January	355	
February	428	
March	519	
April	704	
May	706	
June	706	

QUALITY

	Quantity	Base Number	Contract	AT	Region	England
% of FP17s for the same patient ID Re-attending within 3 months - Children	26	568	4.6%	11.7%	13.4%	12.4%
% of FP17s for the same patient ID Re-attending within 3 months - Adults	0	19	0.0%	15.5%	17.3%	16.6%
% of FP17s for the same patient ID Re-attending between 3 & 9 months - Children	303	568	53.3%	59.5%	58.9%	57.5%
% of FP17s for the same patient ID Re-attending between 3 & 9 months - Adults	7	19	36.8%	54.2%	52.5%	50.4%
% of FP17s for Band 1 Urgent Courses	1	428	0.2%	8.9%	9.3%	9.1%
% of FP17s Relating to Free Repair or Replacements	0	428	0.0%	0.9%	1.0%	0.8%
% of FP17s Relating to Continuations	3	428	0.7%	1.4%	1.5%	1.3%
% of Patients satisfied with the dentistry they have received	0	0	N/A	93.1%	93.1%	92.7%
% of Patients satisfied with the time they had to wait for an appointment	0	0	N/A	88.5%	89.8%	88.8%

* This is based on patients treated on this contract for their most recent course of treatment. Figures in italics indicate the base number of FP17s or Patient Questionnaire responses are less than 100. N/A is shown where the base number of responses is less than 10 during the period. % is calculated as Quantity/Base number*100

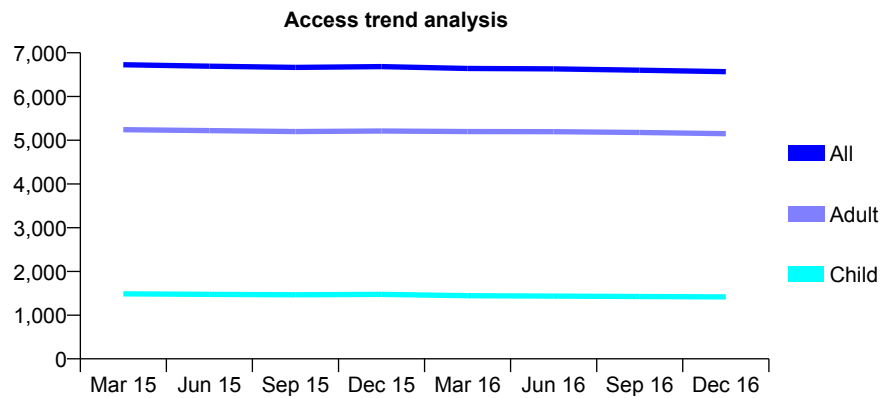
Q52 - Vital Signs At a Glance Contract Report for 674761/0001 - December 2016

Name or company name	MR M YOUNAS
Contract type name	GDS Contract
Purpose of contract	General
Contract start date	01/09/2011
Contract end date	

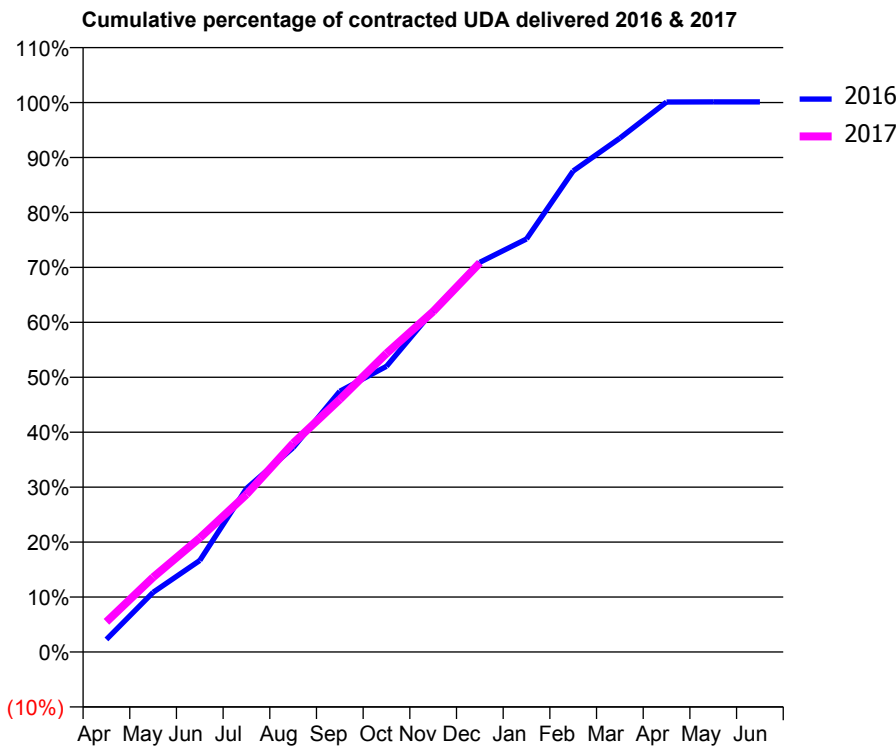
16/17 Contracted general activity (UDA)	20,390
Carry forward general activity (UDA)	-25
16/17 Contracted orthodontic activity (UOA)	0
Carry forward orthodontic activity (UOA)	0
Baseline contract value	£582,872.34

ACCESS*

Patients seen in 24 months	Total	Change since previous quarter
Quarter ending December 2015	6,685	
Quarter ending March 2016	6,641	→
Quarter ending June 2016	6,631	→
Quarter ending September 2016	6,602	→
Quarter ending December 2016	6,567	→
Variance since December 2015	(1.8%)	↓



ACTIVITY



Month	Adjusted Scheduled Activity (UDA)	
	2016	2017
April	466	1,120
May	2,217	2,774
June	3,396	4,233
July	6,068	5,844
August	7,581	7,744
September	9,675	9,373
October	10,603	11,080
November	12,666	12,637
December	14,463	14,439
January	15,329	
February	17,848	
March	19,065	
April	20,411	
May	20,413	
June	20,415	

QUALITY

	Quantity	Base Number	Contract	AT	Region	England
% of FP17s for the same patient ID Re-attending within 3 months - Children	136	1,847	7.4%	11.7%	13.4%	12.4%
% of FP17s for the same patient ID Re-attending within 3 months - Adults	809	5,814	13.9%	15.5%	17.3%	16.6%
% of FP17s for the same patient ID Re-attending between 3 & 9 months - Children	1,321	1,847	71.5%	59.5%	58.9%	57.5%
% of FP17s for the same patient ID Re-attending between 3 & 9 months - Adults	3,521	5,814	60.6%	54.2%	52.5%	50.4%
% of FP17s for Band 1 Urgent Courses	376	7,029	5.3%	8.9%	9.3%	9.1%
% of FP17s Relating to Free Repair or Replacements	61	7,029	0.9%	0.9%	1.0%	0.8%
% of FP17s Relating to Continuations	83	7,029	1.2%	1.4%	1.5%	1.3%
% of Patients satisfied with the dentistry they have received	12	13	92.3%	93.1%	93.1%	92.7%
% of Patients satisfied with the time they had to wait for an appointment	13	13	100.0%	88.5%	89.8%	88.8%

* This is based on patients treated on this contract for their most recent course of treatment. Figures in italics indicate the base number of FP17s or Patient Questionnaire responses are less than 100. N/A is shown where the base number of responses is less than 10 during the period. % is calculated as Quantity/Base number*100

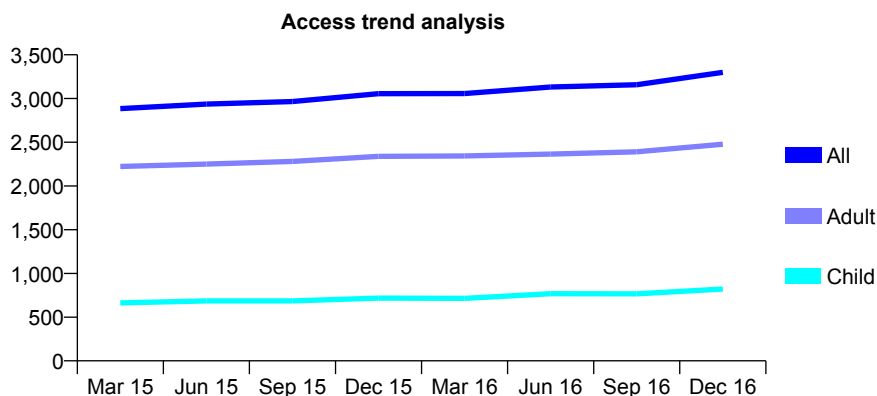
Q52 - Vital Signs At a Glance Contract Report for 676470/0002 - December 2016

Name or company name	MR EA SARKER
Contract type name	GDS Contract
Purpose of contract	General
Contract start date	01/04/2006
Contract end date	

16/17 Contracted general activity (UDA)	9,500
Carry forward general activity (UDA)	-190
16/17 Contracted orthodontic activity (UOA)	0
Carry forward orthodontic activity (UOA)	0
Baseline contract value	£246,885.38

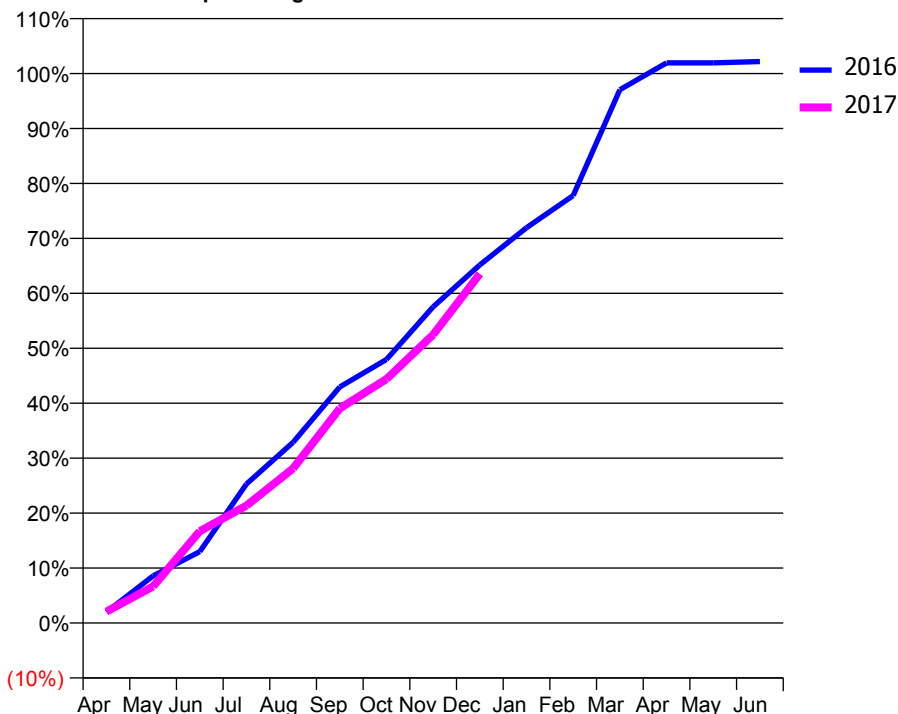
ACCESS*

Patients seen in 24 months	Total	Change since previous quarter
Quarter ending December 2015	3,056	
Quarter ending March 2016	3,057	→
Quarter ending June 2016	3,132	↑
Quarter ending September 2016	3,157	→
Quarter ending December 2016	3,300	↑
Variance since December 2015	8.0%	↑



ACTIVITY

Cumulative percentage of contracted UDA delivered 2016 & 2017



Month	Adjusted Scheduled Activity (UDA)	
	2016	2017
April	190	197
May	815	633
June	1,235	1,587
July	2,402	2,030
August	3,125	2,673
September	4,081	3,711
October	4,556	4,218
November	5,467	4,985
December	6,190	6,036
January	6,835	
February	7,390	
March	9,220	
April	9,683	
May	9,683	
June	9,707	

QUALITY

	Quantity	Base Number	Contract	AT	Region	England
% of FP17s for the same patient ID Re-attending within 3 months - Children	33	601	5.5%	11.7%	13.4%	12.4%
% of FP17s for the same patient ID Re-attending within 3 months - Adults	165	1,285	12.8%	15.5%	17.3%	16.6%
% of FP17s for the same patient ID Re-attending between 3 & 9 months - Children	117	601	19.5%	59.5%	58.9%	57.5%
% of FP17s for the same patient ID Re-attending between 3 & 9 months - Adults	254	1,285	19.8%	54.2%	52.5%	50.4%
% of FP17s for Band 1 Urgent Courses	101	1,725	5.9%	8.9%	9.3%	9.1%
% of FP17s Relating to Free Repair or Replacements	18	1,725	1.0%	0.9%	1.0%	0.8%
% of FP17s Relating to Continuations	20	1,725	1.2%	1.4%	1.5%	1.3%
% of Patients satisfied with the dentistry they have received	4	5	N/A	93.1%	93.1%	92.7%
% of Patients satisfied with the time they had to wait for an appointment	4	5	N/A	88.5%	89.8%	88.8%

* This is based on patients treated on this contract for their most recent course of treatment. Figures in italics indicate the base number of FP17s or Patient Questionnaire responses are less than 100. N/A is shown where the base number of responses is less than 10 during the period. % is calculated as Quantity/Base number*100

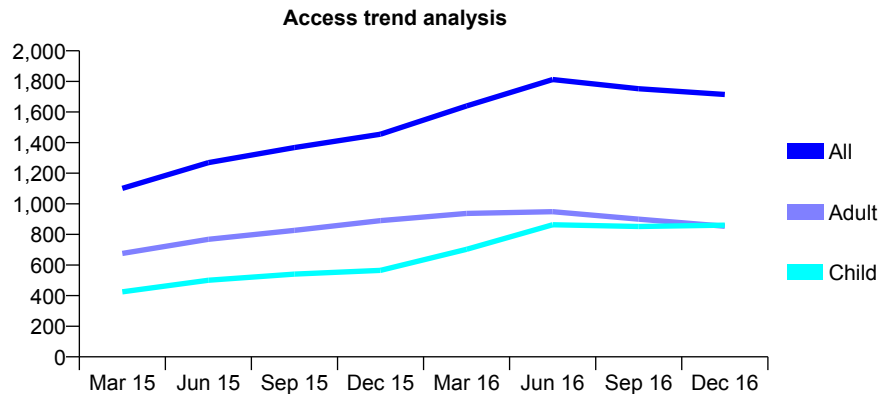
Q52 - Vital Signs At a Glance Contract Report for 676640/0002 - December 2016

Name or company name	MR KS HAMID
Contract type name	GDS Contract
Purpose of contract	General
Contract start date	16/07/2014
Contract end date	

16/17 Contracted general activity (UDA)	6,500
Carry forward general activity (UDA)	141
16/17 Contracted orthodontic activity (UOA)	0
Carry forward orthodontic activity (UOA)	0
Baseline contract value	£147,092.05

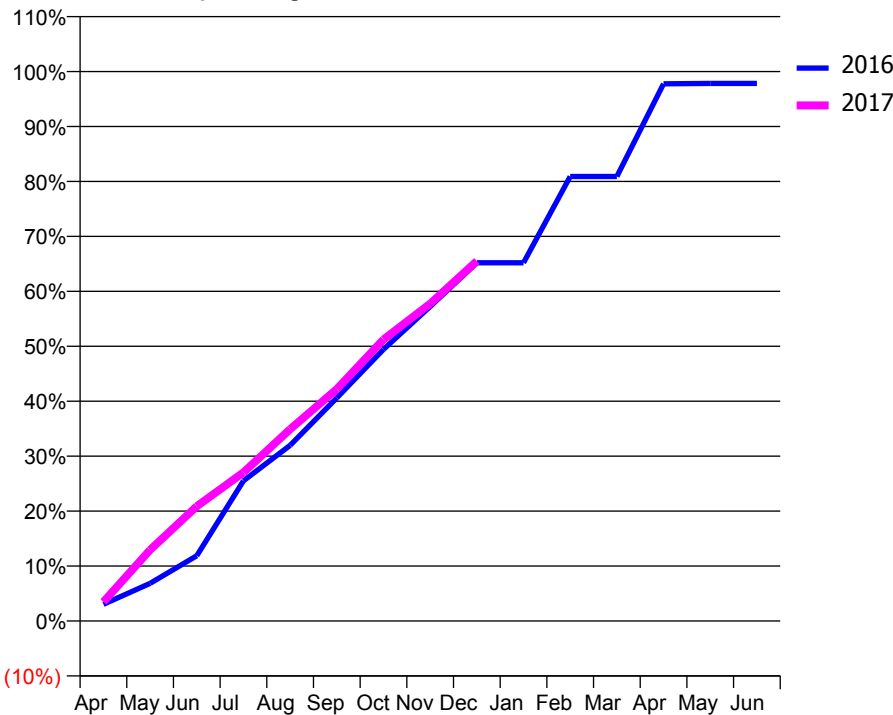
ACCESS*

Patients seen in 24 months	Total	Change since previous quarter
Quarter ending December 2015	1,455	
Quarter ending March 2016	1,640	↑
Quarter ending June 2016	1,812	↑
Quarter ending September 2016	1,752	↓
Quarter ending December 2016	1,715	↓
Variance since December 2015	17.9%	↑



ACTIVITY

Cumulative percentage of contracted UDA delivered 2016 & 2017



Month	Adjusted Scheduled Activity (UDA)	
	2016	2017
April	198	226
May	445	842
June	773	1,357
July	1,658	1,757
August	2,078	2,270
September	2,640	2,744
October	3,214	3,330
November	3,720	3,754
December	4,237	4,259
January	4,237	
February	5,257	
March	5,257	
April	6,355	
May	6,359	
June	6,359	

QUALITY

	Quantity	Base Number	Contract	AT	Region	England
% of FP17s for the same patient ID Re-attending within 3 months - Children	93	1,171	7.9%	11.7%	13.4%	12.4%
% of FP17s for the same patient ID Re-attending within 3 months - Adults	410	1,375	29.8%	15.5%	17.3%	16.6%
% of FP17s for the same patient ID Re-attending between 3 & 9 months - Children	464	1,171	39.6%	59.5%	58.9%	57.5%
% of FP17s for the same patient ID Re-attending between 3 & 9 months - Adults	714	1,375	51.9%	54.2%	52.5%	50.4%
% of FP17s for Band 1 Urgent Courses	143	2,046	7.0%	8.9%	9.3%	9.1%
% of FP17s Relating to Free Repair or Replacements	67	2,046	3.3%	0.9%	1.0%	0.8%
% of FP17s Relating to Continuations	82	2,046	4.0%	1.4%	1.5%	1.3%
% of Patients satisfied with the dentistry they have received	2	2	N/A	93.1%	93.1%	92.7%
% of Patients satisfied with the time they had to wait for an appointment	2	2	N/A	88.5%	89.8%	88.8%

* This is based on patients treated on this contract for their most recent course of treatment. Figures in italics indicate the base number of FP17s or Patient Questionnaire responses are less than 100. N/A is shown where the base number of responses is less than 10 during the period. % is calculated as Quantity/Base number*100

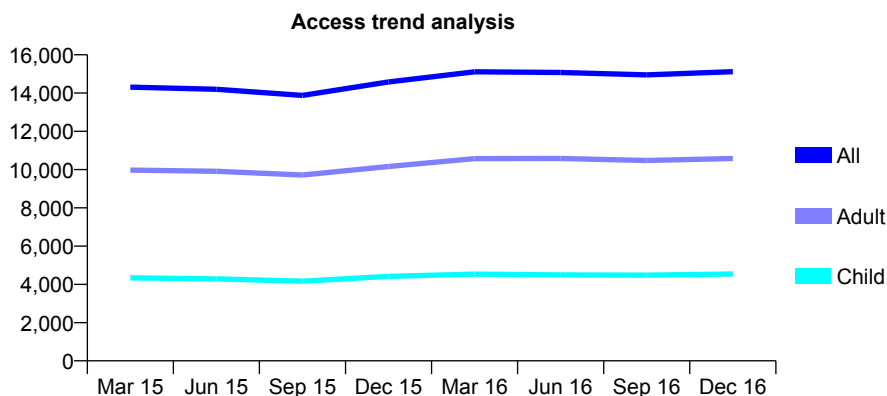
Q52 - Vital Signs At a Glance Contract Report for 680559/0001 - December 2016

Name or company name	MR SS KHAN
Contract type name	PDS Contract
Purpose of contract	General
Contract start date	01/04/2006
Contract end date	31/03/2021

16/17 Contracted general activity (UDA)	55,890
Carry forward general activity (UDA)	-57
16/17 Contracted orthodontic activity (UOA)	0
Carry forward orthodontic activity (UOA)	0
Baseline contract value	£1,447,246.90

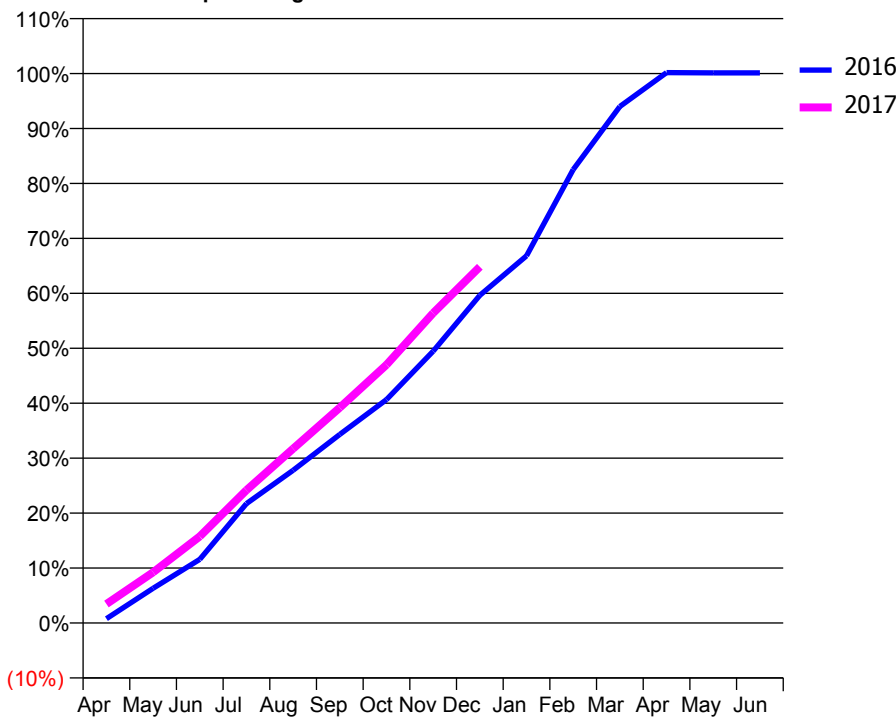
ACCESS*

Patients seen in 24 months	Total	Change since previous quarter
Quarter ending December 2015	14,581	
Quarter ending March 2016	15,108	↑
Quarter ending June 2016	15,073	→
Quarter ending September 2016	14,948	→
Quarter ending December 2016	15,121	→
Variance since December 2015	3.7%	↑



ACTIVITY

Cumulative percentage of contracted UDA delivered 2016 & 2017



Month	Adjusted Scheduled Activity (UDA)	
	2016	2017
April	444	1,934
May	3,537	5,164
June	6,478	8,811
July	12,145	13,517
August	15,541	17,727
September	19,191	21,915
October	22,730	26,260
November	27,648	31,527
December	33,333	36,229
January	37,342	
February	46,114	
March	52,536	
April	55,979	
May	55,951	
June	55,947	

QUALITY

	Quantity	Base Number	Contract	AT	Region	England
% of FP17s for the same patient ID Re-attending within 3 months - Children	588	5,217	11.3%	11.7%	13.4%	12.4%
% of FP17s for the same patient ID Re-attending within 3 months - Adults	2,250	11,477	19.6%	15.5%	17.3%	16.6%
% of FP17s for the same patient ID Re-attending between 3 & 9 months - Children	3,162	5,217	60.6%	59.5%	58.9%	57.5%
% of FP17s for the same patient ID Re-attending between 3 & 9 months - Adults	6,596	11,477	57.5%	54.2%	52.5%	50.4%
% of FP17s for Band 1 Urgent Courses	1,371	15,555	8.8%	8.9%	9.3%	9.1%
% of FP17s Relating to Free Repair or Replacements	234	15,555	1.5%	0.9%	1.0%	0.8%
% of FP17s Relating to Continuations	77	15,555	0.5%	1.4%	1.5%	1.3%
% of Patients satisfied with the dentistry they have received	11	14	78.6%	93.1%	93.1%	92.7%
% of Patients satisfied with the time they had to wait for an appointment	12	14	85.7%	88.5%	89.8%	88.8%

* This is based on patients treated on this contract for their most recent course of treatment. Figures in italics indicate the base number of FP17s or Patient Questionnaire responses are less than 100. N/A is shown where the base number of responses is less than 10 during the period. % is calculated as Quantity/Base number*100

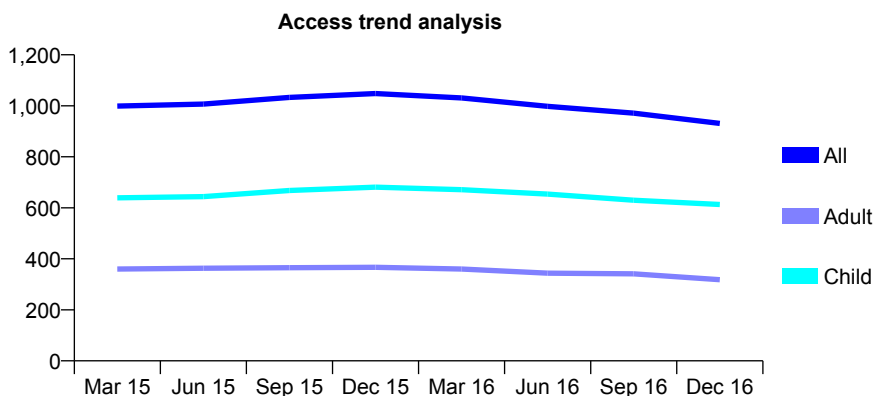
Q52 - Vital Signs At a Glance Contract Report for 693391/0001 - December 2016

Name or company name	MR O FAROOQ
Contract type name	GDS Contract
Purpose of contract	General
Contract start date	01/01/2014
Contract end date	

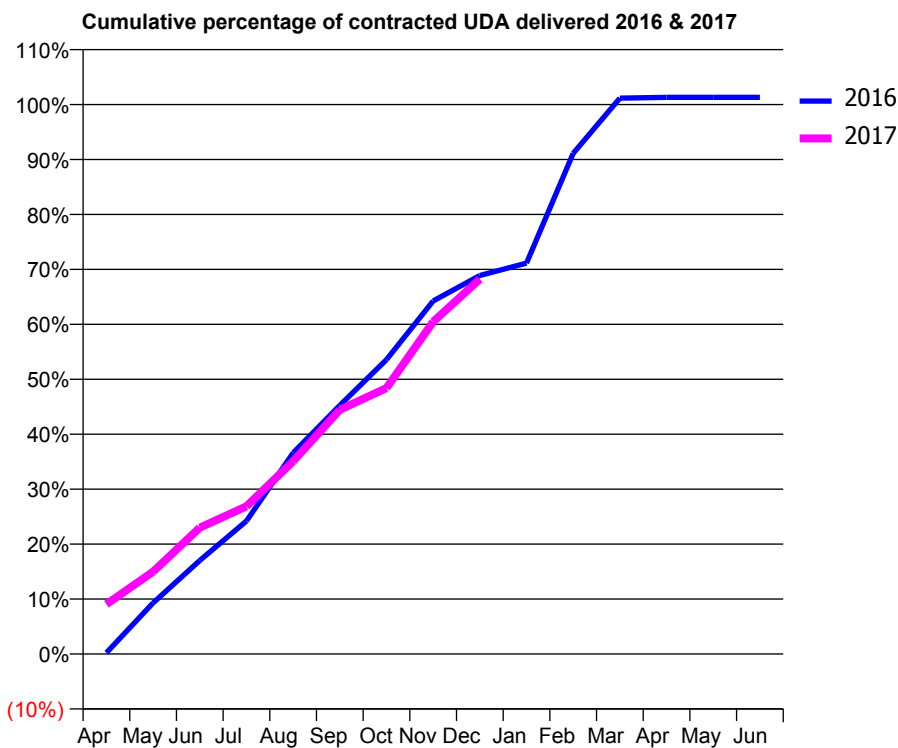
16/17 Contracted general activity (UDA)	3,360
Carry forward general activity (UDA)	-44
16/17 Contracted orthodontic activity (UOA)	0
Carry forward orthodontic activity (UOA)	0
Baseline contract value	£95,122.43

ACCESS*

Patients seen in 24 months	Total	Change since previous quarter
Quarter ending December 2015	1,048	
Quarter ending March 2016	1,031	↓
Quarter ending June 2016	998	↓
Quarter ending September 2016	971	↓
Quarter ending December 2016	931	↓
Variance since December 2015	(11.2%)	↓



ACTIVITY



Month	Adjusted Scheduled Activity (UDA)	
	2016	2017
April	8	304
May	312	503
June	572	773
July	813	903
August	1,230	1,179
September	1,521	1,493
October	1,800	1,626
November	2,159	2,031
December	2,314	2,292
January	2,390	
February	3,061	
March	3,399	
April	3,404	
May	3,404	
June	3,404	

QUALITY

	Quantity	Base Number	Contract	AT	Region	England
% of FP17s for the same patient ID Re-attending within 3 months - Children	7	723	1.0%	11.7%	13.4%	12.4%
% of FP17s for the same patient ID Re-attending within 3 months - Adults	11	312	3.5%	15.5%	17.3%	16.6%
% of FP17s for the same patient ID Re-attending between 3 & 9 months - Children	565	723	78.1%	59.5%	58.9%	57.5%
% of FP17s for the same patient ID Re-attending between 3 & 9 months - Adults	263	312	84.3%	54.2%	52.5%	50.4%
% of FP17s for Band 1 Urgent Courses	12	1,030	1.2%	8.9%	9.3%	9.1%
% of FP17s Relating to Free Repair or Replacements	0	1,030	0.0%	0.9%	1.0%	0.8%
% of FP17s Relating to Continuations	0	1,030	0.0%	1.4%	1.5%	1.3%
% of Patients satisfied with the dentistry they have received	0	0	N/A	93.1%	93.1%	92.7%
% of Patients satisfied with the time they had to wait for an appointment	0	0	N/A	88.5%	89.8%	88.8%

* This is based on patients treated on this contract for their most recent course of treatment. Figures in italics indicate the base number of FP17s or Patient Questionnaire responses are less than 100. N/A is shown where the base number of responses is less than 10 during the period. % is calculated as Quantity/Base number*100

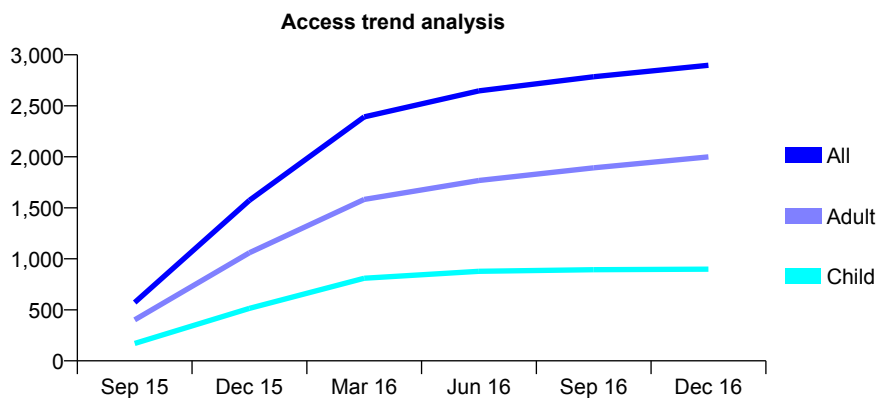
Q52 - Vital Signs At a Glance Contract Report for 693456/0001 - December 2016

Name or company name	MR OE MOHAMMED
Contract type name	GDS Contract
Purpose of contract	General
Contract start date	01/04/2015
Contract end date	

16/17 Contracted general activity (UDA)	8,350
Carry forward general activity (UDA)	-167
16/17 Contracted orthodontic activity (UOA)	0
Carry forward orthodontic activity (UOA)	0
Baseline contract value	£237,283.19

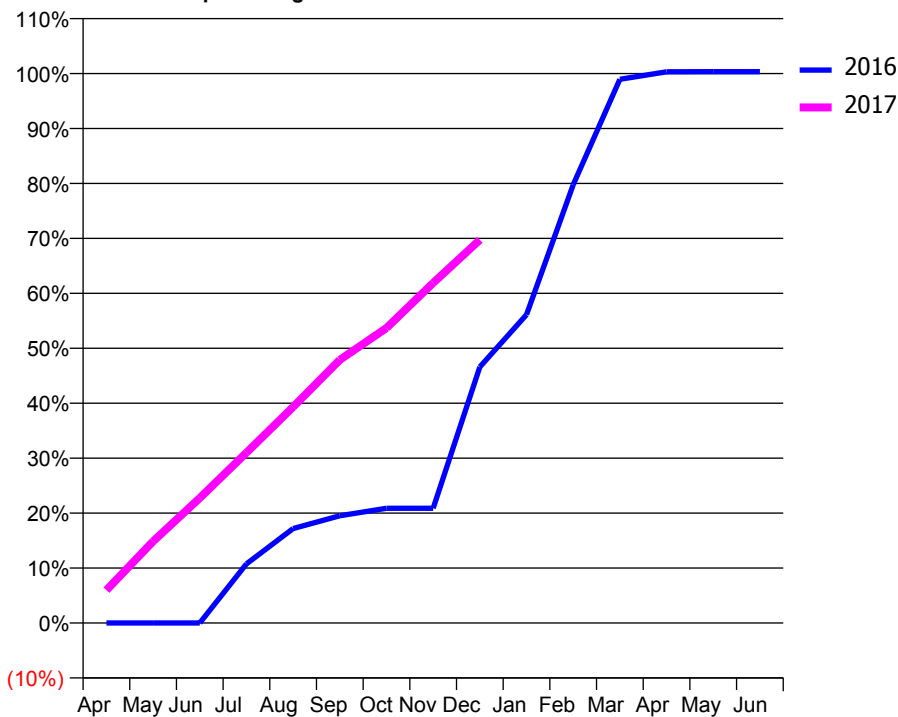
ACCESS*

Patients seen in 24 months	Total	Change since previous quarter
Quarter ending December 2015	1,573	
Quarter ending March 2016	2,392	↑
Quarter ending June 2016	2,646	↑
Quarter ending September 2016	2,785	↑
Quarter ending December 2016	2,898	↑
Variance since December 2015	84.2%	↑



ACTIVITY

Cumulative percentage of contracted UDA delivered 2016 & 2017



Month	Adjusted Scheduled Activity (UDA)	
	2016	2017
April	0	500
May	0	1,240
June	0	1,899
July	899	2,589
August	1,435	3,284
September	1,631	3,998
October	1,744	4,483
November	1,744	5,167
December	3,892	5,822
January	4,685	
February	6,660	
March	8,262	
April	8,376	
May	8,379	
June	8,379	

QUALITY

	Quantity	Base Number	Contract	AT	Region	England
% of FP17s for the same patient ID Re-attending within 3 months - Children	20	686	2.9%	11.7%	13.4%	12.4%
% of FP17s for the same patient ID Re-attending within 3 months - Adults	186	1,654	11.2%	15.5%	17.3%	16.6%
% of FP17s for the same patient ID Re-attending between 3 & 9 months - Children	318	686	46.4%	59.5%	58.9%	57.5%
% of FP17s for the same patient ID Re-attending between 3 & 9 months - Adults	823	1,654	49.8%	54.2%	52.5%	50.4%
% of FP17s for Band 1 Urgent Courses	122	2,292	5.3%	8.9%	9.3%	9.1%
% of FP17s Relating to Free Repair or Replacements	3	2,292	0.1%	0.9%	1.0%	0.8%
% of FP17s Relating to Continuations	8	2,292	0.3%	1.4%	1.5%	1.3%
% of Patients satisfied with the dentistry they have received	0	0	N/A	93.1%	93.1%	92.7%
% of Patients satisfied with the time they had to wait for an appointment	0	0	N/A	88.5%	89.8%	88.8%

* This is based on patients treated on this contract for their most recent course of treatment. Figures in italics indicate the base number of FP17s or Patient Questionnaire responses are less than 100. N/A is shown where the base number of responses is less than 10 during the period. % is calculated as Quantity/Base number*100

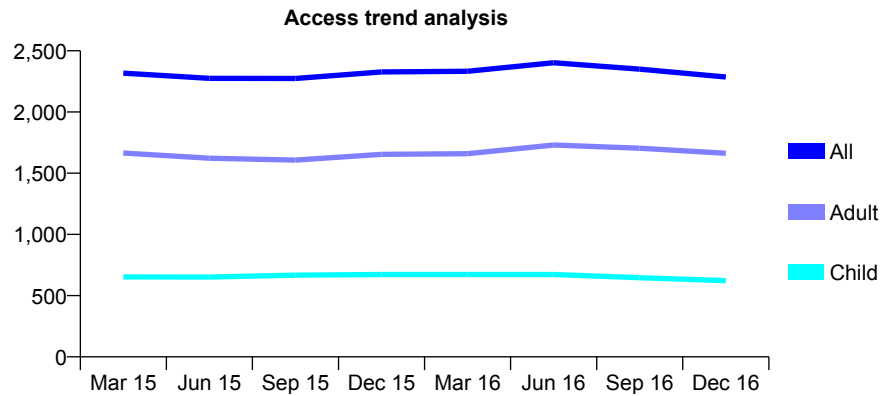
Q52 - Vital Signs At a Glance Contract Report for 712256/0001 - December 2016

Name or company name	MR NT SALEEM
Contract type name	PDS Contract
Purpose of contract	General
Contract start date	02/03/2011
Contract end date	01/03/2021

16/17 Contracted general activity (UDA)	6,000
Carry forward general activity (UDA)	-94
16/17 Contracted orthodontic activity (UOA)	0
Carry forward orthodontic activity (UOA)	0
Baseline contract value	£193,641.45

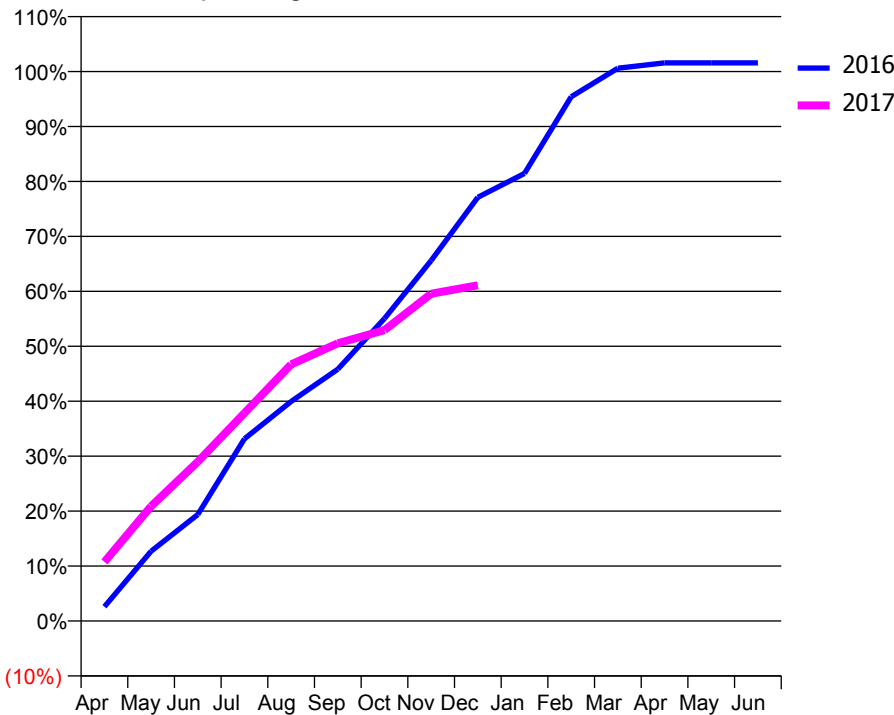
ACCESS*

Patients seen in 24 months	Total	Change since previous quarter
Quarter ending December 2015	2,327	
Quarter ending March 2016	2,333	→
Quarter ending June 2016	2,403	↑
Quarter ending September 2016	2,350	↓
Quarter ending December 2016	2,286	↓
Variance since December 2015	(1.8%)	↓



ACTIVITY

Cumulative percentage of contracted UDA delivered 2016 & 2017



Month	Adjusted Scheduled Activity (UDA)	
	2016	2017
April	156	645
May	762	1,253
June	1,163	1,740
July	1,990	2,271
August	2,397	2,802
September	2,750	3,033
October	3,303	3,176
November	3,937	3,574
December	4,627	3,666
January	4,887	
February	5,724	
March	6,036	
April	6,094	
May	6,094	
June	6,094	

QUALITY

	Quantity	Base Number	Contract	AT	Region	England
% of FP17s for the same patient ID Re-attending within 3 months - Children	31	462	6.7%	11.7%	13.4%	12.4%
% of FP17s for the same patient ID Re-attending within 3 months - Adults	132	1,191	11.1%	15.5%	17.3%	16.6%
% of FP17s for the same patient ID Re-attending between 3 & 9 months - Children	256	462	55.4%	59.5%	58.9%	57.5%
% of FP17s for the same patient ID Re-attending between 3 & 9 months - Adults	497	1,191	41.7%	54.2%	52.5%	50.4%
% of FP17s for Band 1 Urgent Courses	218	1,610	13.5%	8.9%	9.3%	9.1%
% of FP17s Relating to Free Repair or Replacements	2	1,610	0.1%	0.9%	1.0%	0.8%
% of FP17s Relating to Continuations	5	1,610	0.3%	1.4%	1.5%	1.3%
% of Patients satisfied with the dentistry they have received	4	4	N/A	93.1%	93.1%	92.7%
% of Patients satisfied with the time they had to wait for an appointment	4	4	N/A	88.5%	89.8%	88.8%

* This is based on patients treated on this contract for their most recent course of treatment. Figures in italics indicate the base number of FP17s or Patient Questionnaire responses are less than 100. N/A is shown where the base number of responses is less than 10 during the period. % is calculated as Quantity/Base number*100

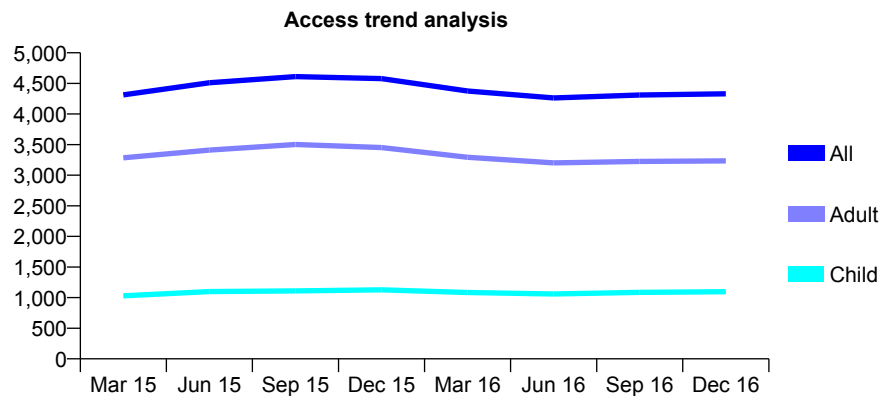
Q52 - Vital Signs At a Glance Contract Report for 712256/0002 - December 2016

Name or company name	MR NT SALEEM
Contract type name	PDS Contract
Purpose of contract	General
Contract start date	02/09/2013
Contract end date	01/09/2023

16/17 Contracted general activity (UDA)	11,668
Carry forward general activity (UDA)	-31
16/17 Contracted orthodontic activity (UOA)	0
Carry forward orthodontic activity (UOA)	0
Baseline contract value	£296,394.59

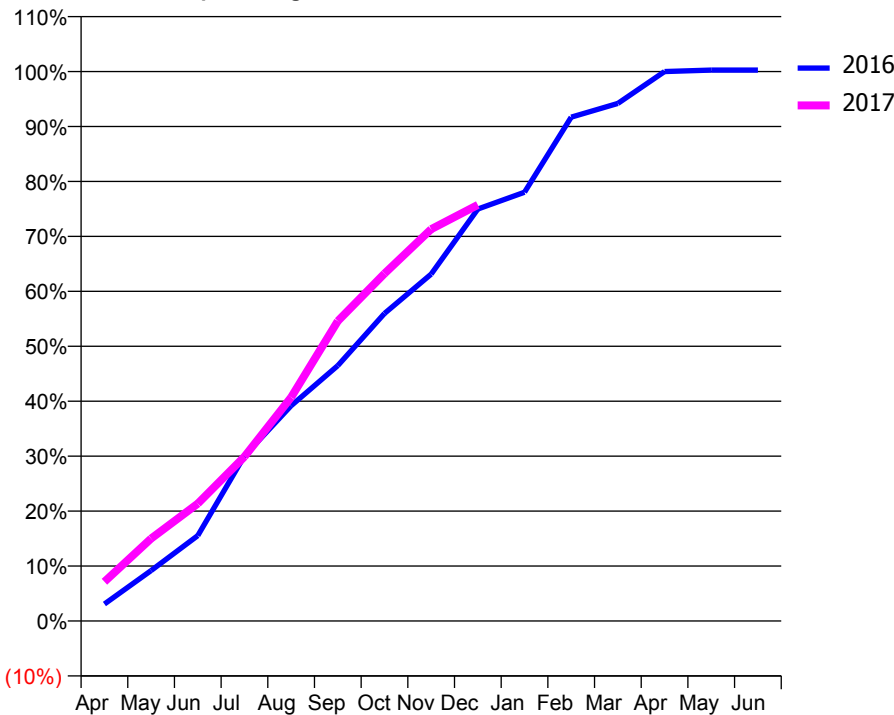
ACCESS*

Patients seen in 24 months	Total	Change since previous quarter
Quarter ending December 2015	4,579	
Quarter ending March 2016	4,376	↓
Quarter ending June 2016	4,262	↓
Quarter ending September 2016	4,311	→
Quarter ending December 2016	4,331	→
Variance since December 2015	(5.4%)	↓



ACTIVITY

Cumulative percentage of contracted UDA delivered 2016 & 2017



Month	Adjusted Scheduled Activity (UDA)	
	2016	2017
April	360	834
May	1,071	1,750
June	1,812	2,494
July	3,507	3,491
August	4,573	4,750
September	5,423	6,369
October	6,532	7,378
November	7,367	8,319
December	8,748	8,836
January	9,104	
February	10,698	
March	10,991	
April	11,666	
May	11,698	
June	11,699	

QUALITY

	Quantity	Base Number	Contract	AT	Region	England
% of FP17s for the same patient ID Re-attending within 3 months - Children	163	1,352	12.1%	11.7%	13.4%	12.4%
% of FP17s for the same patient ID Re-attending within 3 months - Adults	360	3,200	11.3%	15.5%	17.3%	16.6%
% of FP17s for the same patient ID Re-attending between 3 & 9 months - Children	741	1,352	54.8%	59.5%	58.9%	57.5%
% of FP17s for the same patient ID Re-attending between 3 & 9 months - Adults	1,697	3,200	53.0%	54.2%	52.5%	50.4%
% of FP17s for Band 1 Urgent Courses	207	4,210	4.9%	8.9%	9.3%	9.1%
% of FP17s Relating to Free Repair or Replacements	19	4,210	0.5%	0.9%	1.0%	0.8%
% of FP17s Relating to Continuations	25	4,210	0.6%	1.4%	1.5%	1.3%
% of Patients satisfied with the dentistry they have received	12	15	80.0%	93.1%	93.1%	92.7%
% of Patients satisfied with the time they had to wait for an appointment	13	15	86.7%	88.5%	89.8%	88.8%

* This is based on patients treated on this contract for their most recent course of treatment. Figures in italics indicate the base number of FP17s or Patient Questionnaire responses are less than 100. N/A is shown where the base number of responses is less than 10 during the period. % is calculated as Quantity/Base number*100

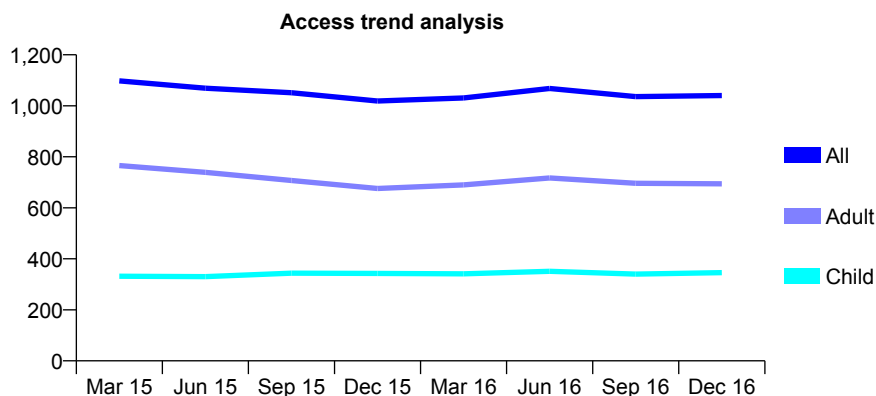
Q52 - Vital Signs At a Glance Contract Report for 715492/0001 - December 2016

Name or company name	MR N TIBREWAL
Contract type name	GDS Contract
Purpose of contract	General
Contract start date	03/12/2012
Contract end date	

16/17 Contracted general activity (UDA)	2,000
Carry forward general activity (UDA)	-37
16/17 Contracted orthodontic activity (UOA)	0
Carry forward orthodontic activity (UOA)	0
Baseline contract value	£51,785.66

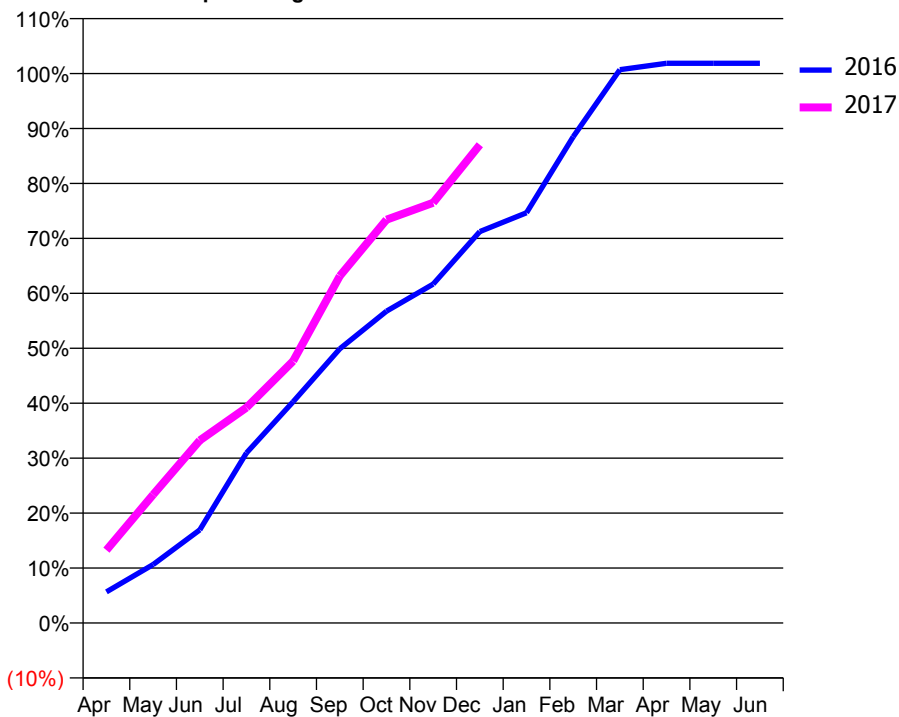
ACCESS*

Patients seen in 24 months	Total	Change since previous quarter
Quarter ending December 2015	1,019	
Quarter ending March 2016	1,031	→
Quarter ending June 2016	1,068	↑
Quarter ending September 2016	1,036	↓
Quarter ending December 2016	1,040	→
Variance since December 2015	2.1%	↑



ACTIVITY

Cumulative percentage of contracted UDA delivered 2016 & 2017



Month	Adjusted Scheduled Activity (UDA)	
	2016	2017
April	113	265
May	213	467
June	339	665
July	619	784
August	805	953
September	998	1,263
October	1,135	1,468
November	1,234	1,529
December	1,425	1,741
January	1,493	
February	1,770	
March	2,014	
April	2,037	
May	2,037	
June	2,037	

QUALITY

	Quantity	Base Number	Contract	AT	Region	England
% of FP17s for the same patient ID Re-attending within 3 months - Children	12	293	4.1%	11.7%	13.4%	12.4%
% of FP17s for the same patient ID Re-attending within 3 months - Adults	50	621	8.1%	15.5%	17.3%	16.6%
% of FP17s for the same patient ID Re-attending between 3 & 9 months - Children	55	293	18.8%	59.5%	58.9%	57.5%
% of FP17s for the same patient ID Re-attending between 3 & 9 months - Adults	183	621	29.5%	54.2%	52.5%	50.4%
% of FP17s for Band 1 Urgent Courses	63	897	7.0%	8.9%	9.3%	9.1%
% of FP17s Relating to Free Repair or Replacements	3	897	0.3%	0.9%	1.0%	0.8%
% of FP17s Relating to Continuations	3	897	0.3%	1.4%	1.5%	1.3%
% of Patients satisfied with the dentistry they have received	1	1	N/A	93.1%	93.1%	92.7%
% of Patients satisfied with the time they had to wait for an appointment	1	1	N/A	88.5%	89.8%	88.8%

* This is based on patients treated on this contract for their most recent course of treatment. Figures in italics indicate the base number of FP17s or Patient Questionnaire responses are less than 100. N/A is shown where the base number of responses is less than 10 during the period. % is calculated as Quantity/Base number*100

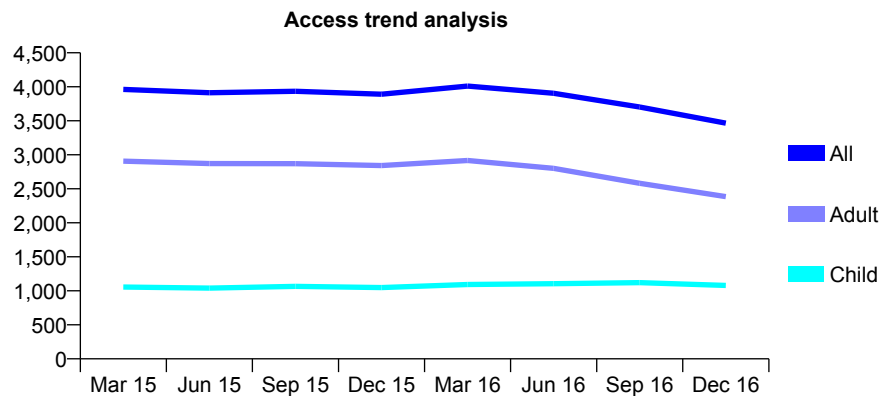
Q52 - Vital Signs At a Glance Contract Report for 719188/0001 - December 2016

Name or company name	MR K RISHI
Contract type name	GDS Contract
Purpose of contract	General
Contract start date	25/09/2012
Contract end date	

16/17 Contracted general activity (UDA)	10,303
Carry forward general activity (UDA)	-105
16/17 Contracted orthodontic activity (UOA)	0
Carry forward orthodontic activity (UOA)	0
Baseline contract value	£313,769.67

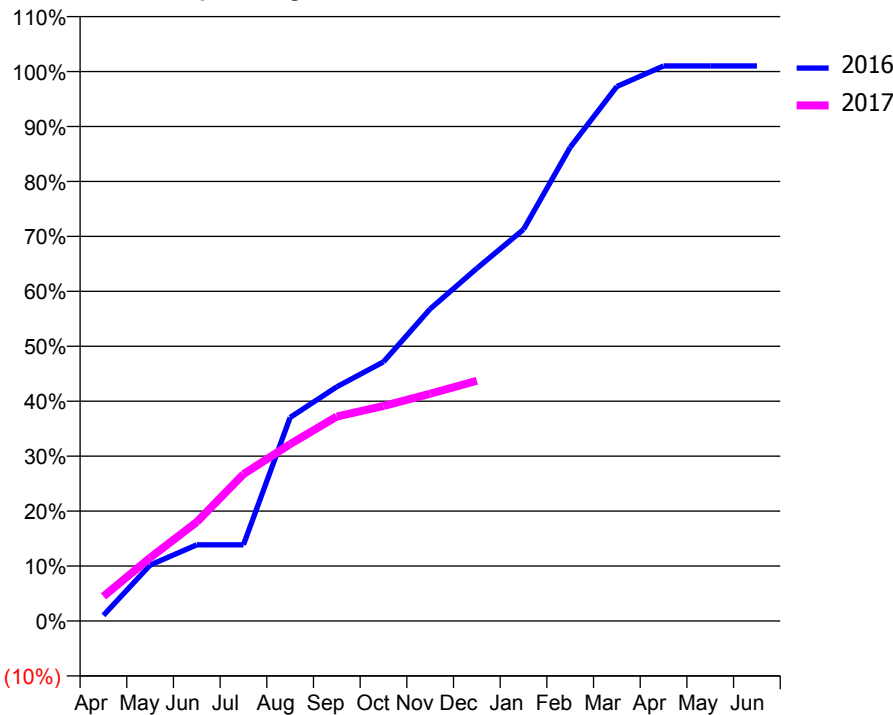
ACCESS*

Patients seen in 24 months	Total	Change since previous quarter
Quarter ending December 2015	3,892	
Quarter ending March 2016	4,010	↑
Quarter ending June 2016	3,904	↓
Quarter ending September 2016	3,702	↓
Quarter ending December 2016	3,465	↓
Variance since December 2015	(11.0%)	↓



ACTIVITY

Cumulative percentage of contracted UDA delivered 2016 & 2017



Month	Adjusted Scheduled Activity (UDA)	
	2016	2017
April	106	462
May	1,050	1,186
June	1,429	1,857
July	1,429	2,753
August	3,817	3,317
September	4,390	3,833
October	4,860	4,032
November	5,852	4,261
December	6,611	4,504
January	7,342	
February	8,883	
March	10,021	
April	10,406	
May	10,407	
June	10,408	

QUALITY

	Quantity	Base Number	Contract	AT	Region	England
% of FP17s for the same patient ID Re-attending within 3 months - Children	42	1,054	4.0%	11.7%	13.4%	12.4%
% of FP17s for the same patient ID Re-attending within 3 months - Adults	167	1,792	9.3%	15.5%	17.3%	16.6%
% of FP17s for the same patient ID Re-attending between 3 & 9 months - Children	789	1,054	74.9%	59.5%	58.9%	57.5%
% of FP17s for the same patient ID Re-attending between 3 & 9 months - Adults	1,306	1,792	72.9%	54.2%	52.5%	50.4%
% of FP17s for Band 1 Urgent Courses	21	2,321	0.9%	8.9%	9.3%	9.1%
% of FP17s Relating to Free Repair or Replacements	7	2,321	0.3%	0.9%	1.0%	0.8%
% of FP17s Relating to Continuations	34	2,321	1.5%	1.4%	1.5%	1.3%
% of Patients satisfied with the dentistry they have received	1	1	N/A	93.1%	93.1%	92.7%
% of Patients satisfied with the time they had to wait for an appointment	1	1	N/A	88.5%	89.8%	88.8%

* This is based on patients treated on this contract for their most recent course of treatment. Figures in italics indicate the base number of FP17s or Patient Questionnaire responses are less than 100. N/A is shown where the base number of responses is less than 10 during the period. % is calculated as Quantity/Base number*100

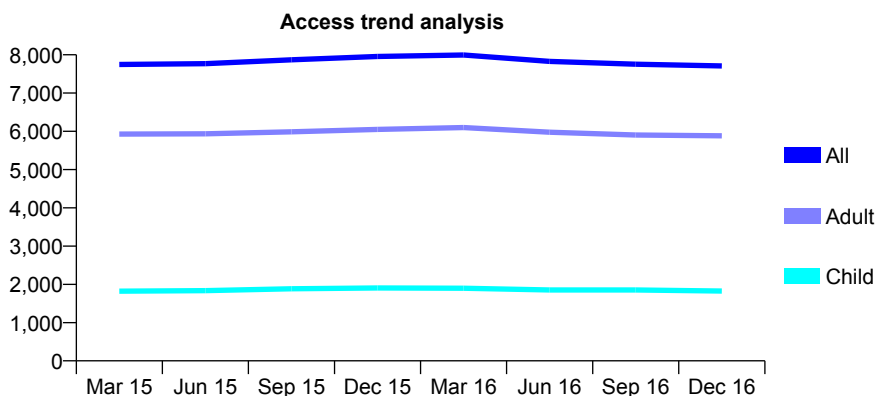
Q52 - Vital Signs At a Glance Contract Report for 721980/0004 - December 2016

Name or company name	MR A HUSSAIN
Contract type name	GDS Contract
Purpose of contract	General
Contract start date	02/07/2007
Contract end date	

16/17 Contracted general activity (UDA)	22,272
Carry forward general activity (UDA)	221
16/17 Contracted orthodontic activity (UOA)	0
Carry forward orthodontic activity (UOA)	0
Baseline contract value	£646,516.88

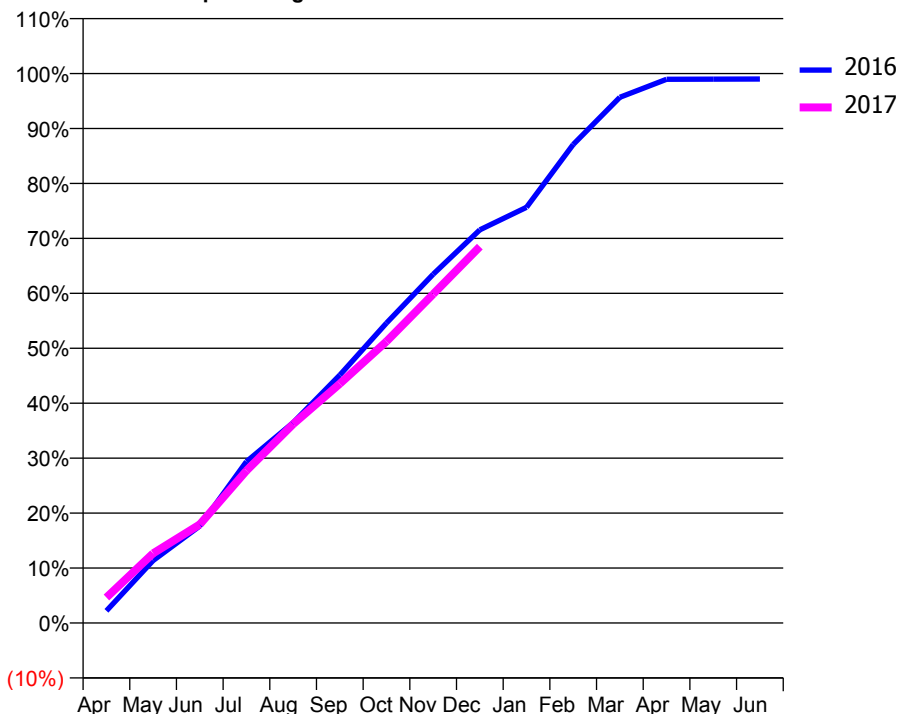
ACCESS*

Patients seen in 24 months	Total	Change since previous quarter
Quarter ending December 2015	7,956	
Quarter ending March 2016	7,995	→
Quarter ending June 2016	7,828	↓
Quarter ending September 2016	7,754	→
Quarter ending December 2016	7,708	→
Variance since December 2015	(3.1%)	↓



ACTIVITY

Cumulative percentage of contracted UDA delivered 2016 & 2017



Month	Adjusted Scheduled Activity (UDA)	
	2016	2017
April	494	1,035
May	2,530	2,822
June	3,932	3,994
July	6,545	6,175
August	8,121	8,060
September	10,048	9,697
October	12,157	11,410
November	14,137	13,332
December	15,936	15,255
January	16,851	
February	19,397	
March	21,309	
April	22,039	
May	22,042	
June	22,051	

QUALITY

	Quantity	Base Number	Contract	AT	Region	England
% of FP17s for the same patient ID Re-attending within 3 months - Children	192	2,026	9.5%	11.7%	13.4%	12.4%
% of FP17s for the same patient ID Re-attending within 3 months - Adults	1,073	6,626	16.2%	15.5%	17.3%	16.6%
% of FP17s for the same patient ID Re-attending between 3 & 9 months - Children	1,068	2,026	52.7%	59.5%	58.9%	57.5%
% of FP17s for the same patient ID Re-attending between 3 & 9 months - Adults	3,609	6,626	54.5%	54.2%	52.5%	50.4%
% of FP17s for Band 1 Urgent Courses	269	8,141	3.3%	8.9%	9.3%	9.1%
% of FP17s Relating to Free Repair or Replacements	98	8,141	1.2%	0.9%	1.0%	0.8%
% of FP17s Relating to Continuations	169	8,141	2.1%	1.4%	1.5%	1.3%
% of Patients satisfied with the dentistry they have received	5	6	N/A	93.1%	93.1%	92.7%
% of Patients satisfied with the time they had to wait for an appointment	4	6	N/A	88.5%	89.8%	88.8%

* This is based on patients treated on this contract for their most recent course of treatment. Figures in italics indicate the base number of FP17s or Patient Questionnaire responses are less than 100. N/A is shown where the base number of responses is less than 10 during the period. % is calculated as Quantity/Base number*100

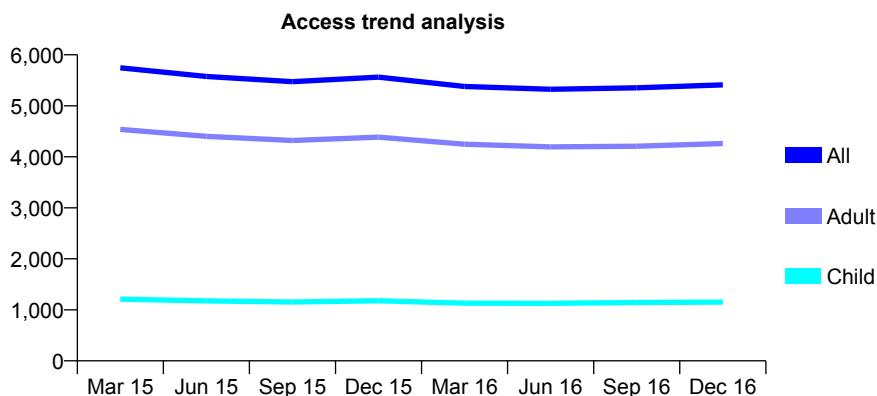
Q52 - Vital Signs At a Glance Contract Report for 721980/0006 - December 2016

Name or company name	MR A HUSSAIN
Contract type name	GDS Contract
Purpose of contract	General
Contract start date	02/07/2007
Contract end date	

16/17 Contracted general activity (UDA)	15,185
Carry forward general activity (UDA)	-304
16/17 Contracted orthodontic activity (UOA)	0
Carry forward orthodontic activity (UOA)	0
Baseline contract value	£451,069.94

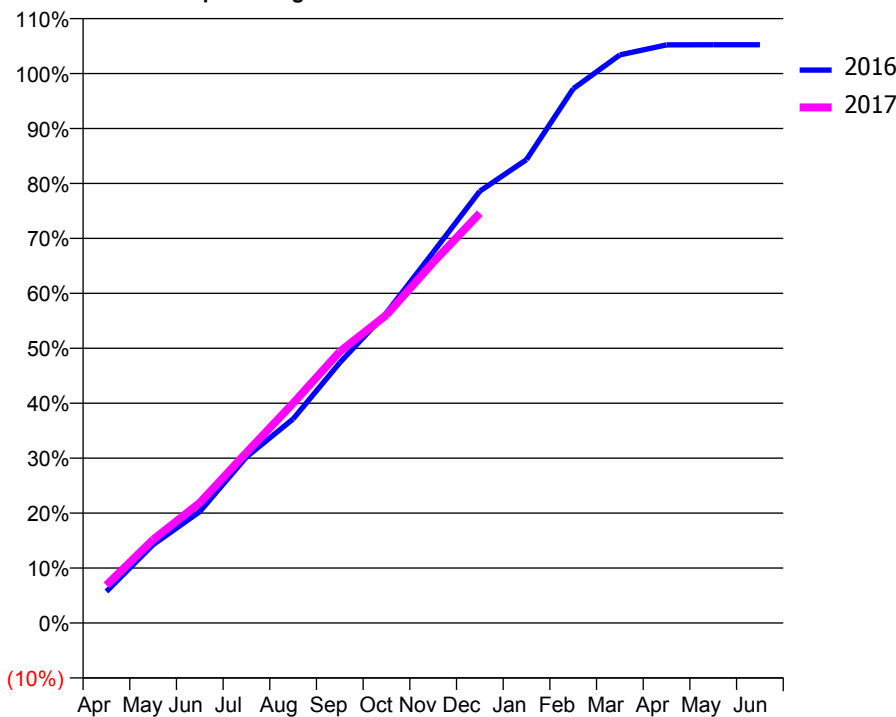
ACCESS*

Patients seen in 24 months	Total	Change since previous quarter
Quarter ending December 2015	5,563	
Quarter ending March 2016	5,378	↓
Quarter ending June 2016	5,325	→
Quarter ending September 2016	5,354	→
Quarter ending December 2016	5,411	→
Variance since December 2015	(2.7%)	↓



ACTIVITY

Cumulative percentage of contracted UDA delivered 2016 & 2017



Month	Adjusted Scheduled Activity (UDA)	
	2016	2017
April	872	1,043
May	2,164	2,305
June	3,078	3,324
July	4,590	4,710
August	5,641	6,073
September	7,196	7,500
October	8,573	8,513
November	10,247	9,966
December	11,932	11,325
January	12,807	
February	14,764	
March	15,701	
April	15,976	
May	15,981	
June	15,981	

QUALITY

	Quantity	Base Number	Contract	AT	Region	England
% of FP17s for the same patient ID Re-attending within 3 months - Children	159	1,513	10.5%	11.7%	13.4%	12.4%
% of FP17s for the same patient ID Re-attending within 3 months - Adults	726	5,229	13.9%	15.5%	17.3%	16.6%
% of FP17s for the same patient ID Re-attending between 3 & 9 months - Children	931	1,513	61.5%	59.5%	58.9%	57.5%
% of FP17s for the same patient ID Re-attending between 3 & 9 months - Adults	3,299	5,229	63.1%	54.2%	52.5%	50.4%
% of FP17s for Band 1 Urgent Courses	316	6,580	4.8%	8.9%	9.3%	9.1%
% of FP17s Relating to Free Repair or Replacements	88	6,580	1.3%	0.9%	1.0%	0.8%
% of FP17s Relating to Continuations	63	6,580	1.0%	1.4%	1.5%	1.3%
% of Patients satisfied with the dentistry they have received	6	7	N/A	93.1%	93.1%	92.7%
% of Patients satisfied with the time they had to wait for an appointment	7	7	N/A	88.5%	89.8%	88.8%

* This is based on patients treated on this contract for their most recent course of treatment. Figures in italics indicate the base number of FP17s or Patient Questionnaire responses are less than 100. N/A is shown where the base number of responses is less than 10 during the period. % is calculated as Quantity/Base number*100

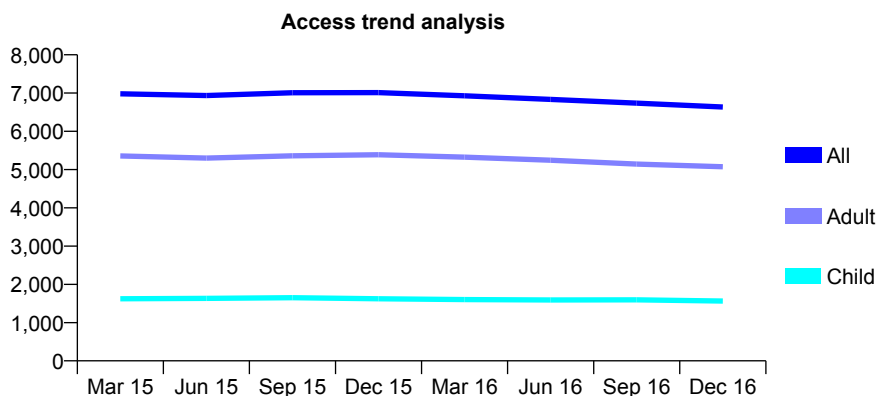
Q52 - Vital Signs At a Glance Contract Report for 721980/0007 - December 2016

Name or company name	MR A HUSSAIN
Contract type name	GDS Contract
Purpose of contract	General
Contract start date	02/07/2007
Contract end date	

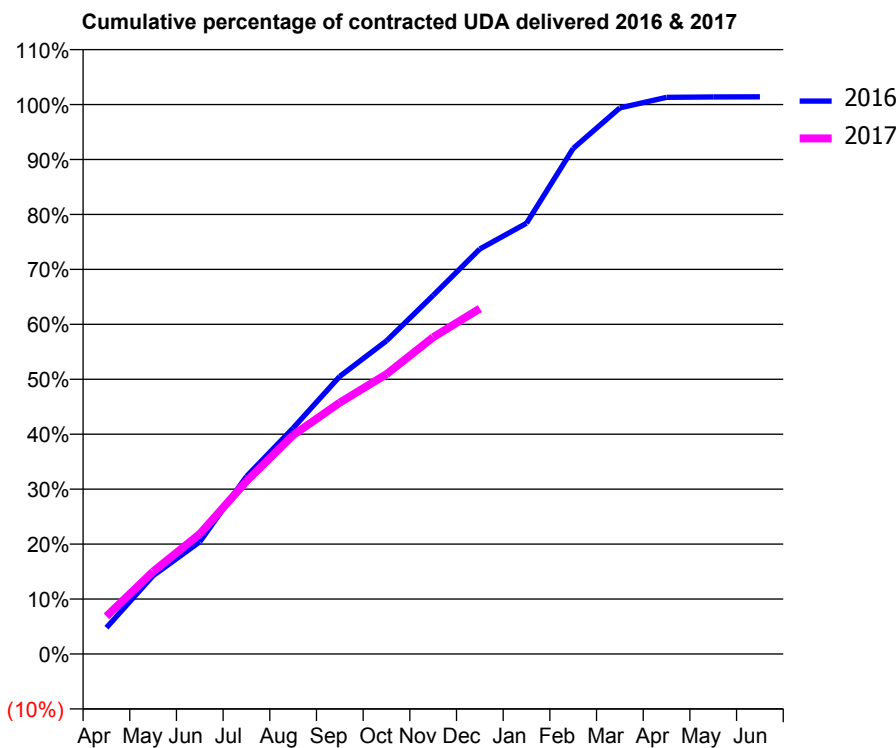
16/17 Contracted general activity (UDA)	19,645
Carry forward general activity (UDA)	-275
16/17 Contracted orthodontic activity (UOA)	0
Carry forward orthodontic activity (UOA)	0
Baseline contract value	£597,986.04

ACCESS*

Patients seen in 24 months	Total	Change since previous quarter
Quarter ending December 2015	7,012	
Quarter ending March 2016	6,927	↓
Quarter ending June 2016	6,835	↓
Quarter ending September 2016	6,736	↓
Quarter ending December 2016	6,635	↓
Variance since December 2015	(5.4%)	↓



ACTIVITY



Month	Adjusted Scheduled Activity (UDA)	
	2016	2017
April	942	1,346
May	2,800	2,949
June	4,014	4,291
July	6,345	6,175
August	8,079	7,826
September	9,927	8,991
October	11,194	10,003
November	12,820	11,326
December	14,479	12,350
January	15,403	
February	18,076	
March	19,527	
April	19,902	
May	19,914	
June	19,920	

QUALITY

	Quantity	Base Number	Contract	AT	Region	England
% of FP17s for the same patient ID Re-attending within 3 months - Children	137	1,513	9.1%	11.7%	13.4%	12.4%
% of FP17s for the same patient ID Re-attending within 3 months - Adults	640	4,845	13.2%	15.5%	17.3%	16.6%
% of FP17s for the same patient ID Re-attending between 3 & 9 months - Children	971	1,513	64.2%	59.5%	58.9%	57.5%
% of FP17s for the same patient ID Re-attending between 3 & 9 months - Adults	3,034	4,845	62.6%	54.2%	52.5%	50.4%
% of FP17s for Band 1 Urgent Courses	241	6,160	3.9%	8.9%	9.3%	9.1%
% of FP17s Relating to Free Repair or Replacements	98	6,160	1.6%	0.9%	1.0%	0.8%
% of FP17s Relating to Continuations	119	6,160	1.9%	1.4%	1.5%	1.3%
% of Patients satisfied with the dentistry they have received	11	12	91.7%	93.1%	93.1%	92.7%
% of Patients satisfied with the time they had to wait for an appointment	11	12	91.7%	88.5%	89.8%	88.8%

* This is based on patients treated on this contract for their most recent course of treatment. Figures in italics indicate the base number of FP17s or Patient Questionnaire responses are less than 100. N/A is shown where the base number of responses is less than 10 during the period. % is calculated as Quantity/Base number*100

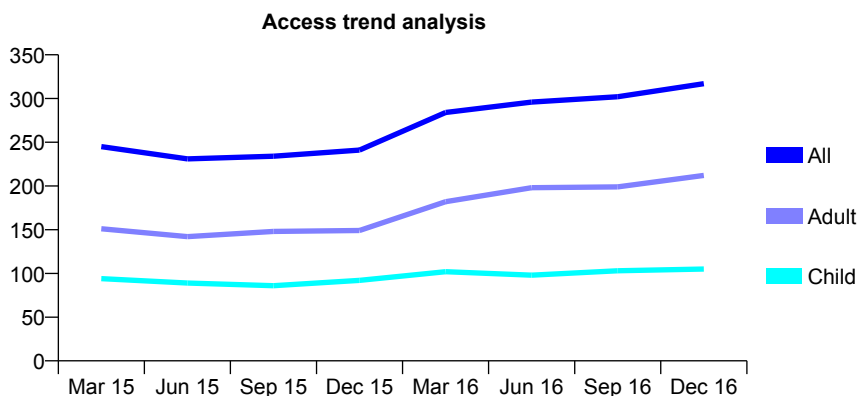
Q52 - Vital Signs At a Glance Contract Report for 729264/0001 - December 2016

Name or company name	MISS AM MILARVIE
Contract type name	GDS Contract
Purpose of contract	General
Contract start date	01/04/2006
Contract end date	

16/17 Contracted general activity (UDA)	1,042
Carry forward general activity (UDA)	0
16/17 Contracted orthodontic activity (UOA)	0
Carry forward orthodontic activity (UOA)	0
Baseline contract value	£25,841.95

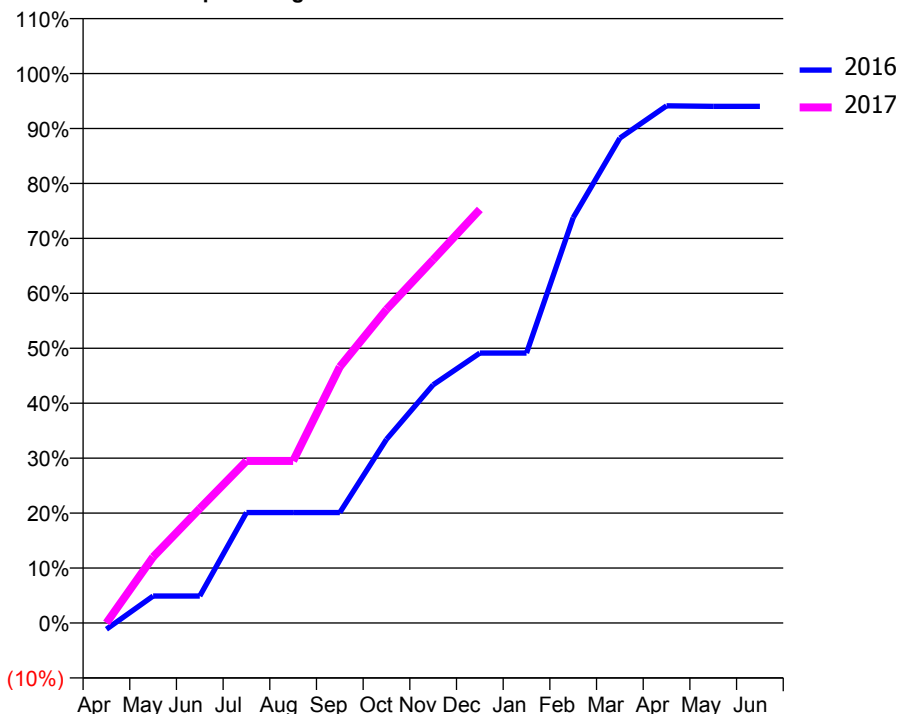
ACCESS*

Patients seen in 24 months	Total	Change since previous quarter
Quarter ending December 2015	241	
Quarter ending March 2016	284	↑
Quarter ending June 2016	296	↑
Quarter ending September 2016	302	↑
Quarter ending December 2016	317	↑
Variance since December 2015	31.5%	↑



ACTIVITY

Cumulative percentage of contracted UDA delivered 2016 & 2017



Adjusted Scheduled Activity (UDA)

Month	2016	2017
April	-12	0
May	51	125
June	51	217
July	210	307
August	210	307
September	210	486
October	348	595
November	452	689
December	512	784
January	512	
February	769	
March	920	
April	981	
May	980	
June	980	

QUALITY

	Quantity	Base Number	Contract	AT	Region	England
% of FP17s for the same patient ID Re-attending within 3 months - Children	5	105	4.8%	11.7%	13.4%	12.4%
% of FP17s for the same patient ID Re-attending within 3 months - Adults	44	231	19.0%	15.5%	17.3%	16.6%
% of FP17s for the same patient ID Re-attending between 3 & 9 months - Children	62	105	59.0%	59.5%	58.9%	57.5%
% of FP17s for the same patient ID Re-attending between 3 & 9 months - Adults	93	231	40.3%	54.2%	52.5%	50.4%
% of FP17s for Band 1 Urgent Courses	11	318	3.5%	8.9%	9.3%	9.1%
% of FP17s Relating to Free Repair or Replacements	2	318	0.6%	0.9%	1.0%	0.8%
% of FP17s Relating to Continuations	0	318	0.0%	1.4%	1.5%	1.3%
% of Patients satisfied with the dentistry they have received	0	0	N/A	93.1%	93.1%	92.7%
% of Patients satisfied with the time they had to wait for an appointment	0	0	N/A	88.5%	89.8%	88.8%

* This is based on patients treated on this contract for their most recent course of treatment. Figures in italics indicate the base number of FP17s or Patient Questionnaire responses are less than 100. N/A is shown where the base number of responses is less than 10 during the period. % is calculated as Quantity/Base number*100

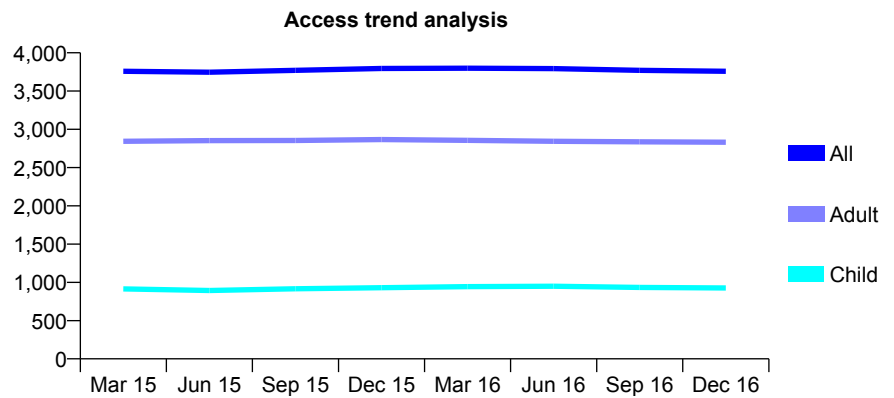
Q52 - Vital Signs At a Glance Contract Report for 731447/0001 - December 2016

Name or company name	MRS CI GRAVE
Contract type name	GDS Contract
Purpose of contract	General
Contract start date	01/04/2006
Contract end date	

16/17 Contracted general activity (UDA)	10,000
Carry forward general activity (UDA)	375
16/17 Contracted orthodontic activity (UOA)	0
Carry forward orthodontic activity (UOA)	0
Baseline contract value	£227,736.04

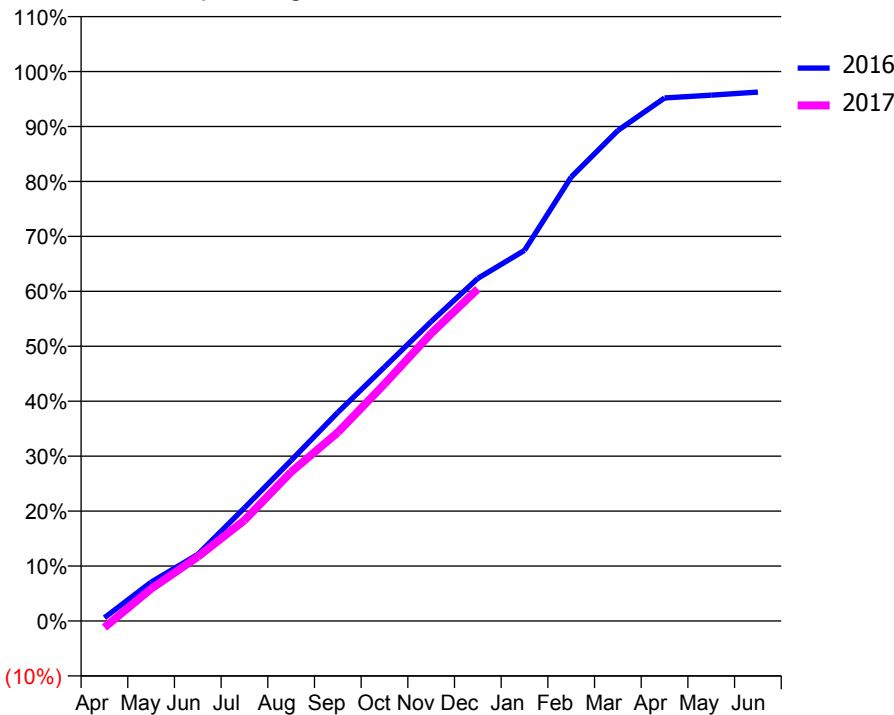
ACCESS*

Patients seen in 24 months	Total	Change since previous quarter
Quarter ending December 2015	3,796	
Quarter ending March 2016	3,799	→
Quarter ending June 2016	3,793	→
Quarter ending September 2016	3,770	→
Quarter ending December 2016	3,758	→
Variance since December 2015	(1.0%)	↓



ACTIVITY

Cumulative percentage of contracted UDA delivered 2016 & 2017



Month	Adjusted Scheduled Activity (UDA)	
	2016	2017
April	59	-120
May	706	587
June	1,213	1,167
July	2,060	1,834
August	2,923	2,712
September	3,796	3,433
October	4,622	4,314
November	5,449	5,232
December	6,234	6,043
January	6,746	
February	8,080	
March	8,926	
April	9,520	
May	9,569	
June	9,625	

QUALITY

	Quantity	Base Number	Contract	AT	Region	England
% of FP17s for the same patient ID Re-attending within 3 months - Children	114	1,115	10.2%	11.7%	13.4%	12.4%
% of FP17s for the same patient ID Re-attending within 3 months - Adults	677	2,860	23.7%	15.5%	17.3%	16.6%
% of FP17s for the same patient ID Re-attending between 3 & 9 months - Children	642	1,115	57.6%	59.5%	58.9%	57.5%
% of FP17s for the same patient ID Re-attending between 3 & 9 months - Adults	937	2,860	32.8%	54.2%	52.5%	50.4%
% of FP17s for Band 1 Urgent Courses	603	3,588	16.8%	8.9%	9.3%	9.1%
% of FP17s Relating to Free Repair or Replacements	12	3,588	0.3%	0.9%	1.0%	0.8%
% of FP17s Relating to Continuations	114	3,588	3.2%	1.4%	1.5%	1.3%
% of Patients satisfied with the dentistry they have received	4	5	N/A	93.1%	93.1%	92.7%
% of Patients satisfied with the time they had to wait for an appointment	4	5	N/A	88.5%	89.8%	88.8%

* This is based on patients treated on this contract for their most recent course of treatment. Figures in italics indicate the base number of FP17s or Patient Questionnaire responses are less than 100. N/A is shown where the base number of responses is less than 10 during the period. % is calculated as Quantity/Base number*100

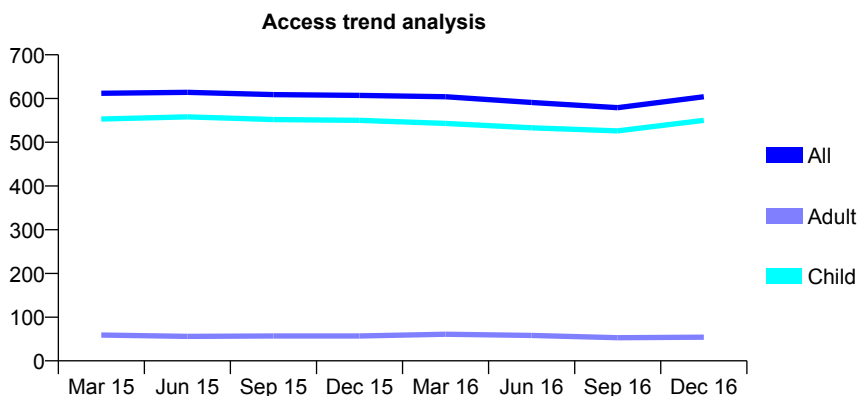
Q52 - Vital Signs At a Glance Contract Report for 738697/0001 - December 2016

Name or company name	MR RG LETTON
Contract type name	GDS Contract
Purpose of contract	General
Contract start date	01/04/2006
Contract end date	

16/17 Contracted general activity (UDA)	1,350
Carry forward general activity (UDA)	0
16/17 Contracted orthodontic activity (UOA)	0
Carry forward orthodontic activity (UOA)	0
Baseline contract value	£31,739.34

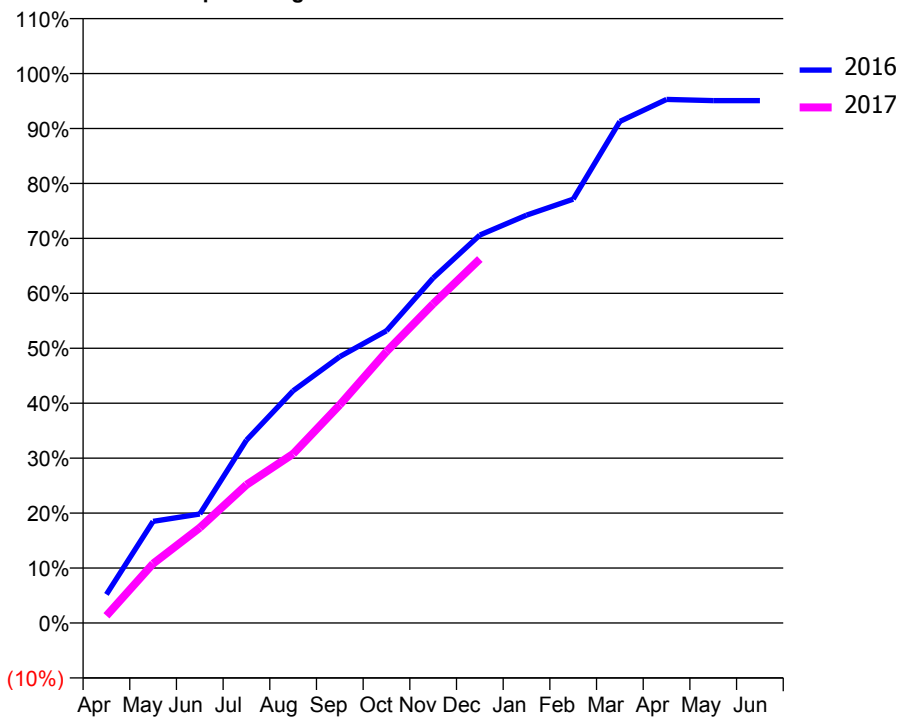
ACCESS*

Patients seen in 24 months	Total	Change since previous quarter
Quarter ending December 2015	607	
Quarter ending March 2016	604	→
Quarter ending June 2016	591	↓
Quarter ending September 2016	579	↓
Quarter ending December 2016	604	↑
Variance since December 2015	(0.5%)	→



ACTIVITY

Cumulative percentage of contracted UDA delivered 2016 & 2017



Month	Adjusted Scheduled Activity (UDA)	
	2016	2017
April	70	18
May	250	146
June	268	234
July	449	339
August	571	416
September	654	536
October	718	667
November	848	784
December	953	894
January	1,002	
February	1,041	
March	1,232	
April	1,286	
May	1,283	
June	1,283	

QUALITY

	Quantity	Base Number	Contract	AT	Region	England
% of FP17s for the same patient ID Re-attending within 3 months - Children	48	649	7.4%	11.7%	13.4%	12.4%
% of FP17s for the same patient ID Re-attending within 3 months - Adults	3	21	14.3%	15.5%	17.3%	16.6%
% of FP17s for the same patient ID Re-attending between 3 & 9 months - Children	425	649	65.5%	59.5%	58.9%	57.5%
% of FP17s for the same patient ID Re-attending between 3 & 9 months - Adults	15	21	71.4%	54.2%	52.5%	50.4%
% of FP17s for Band 1 Urgent Courses	11	632	1.7%	8.9%	9.3%	9.1%
% of FP17s Relating to Free Repair or Replacements	0	632	0.0%	0.9%	1.0%	0.8%
% of FP17s Relating to Continuations	0	632	0.0%	1.4%	1.5%	1.3%
% of Patients satisfied with the dentistry they have received	0	0	N/A	93.1%	93.1%	92.7%
% of Patients satisfied with the time they had to wait for an appointment	0	0	N/A	88.5%	89.8%	88.8%

* This is based on patients treated on this contract for their most recent course of treatment. Figures in italics indicate the base number of FP17s or Patient Questionnaire responses are less than 100. N/A is shown where the base number of responses is less than 10 during the period. % is calculated as Quantity/Base number*100

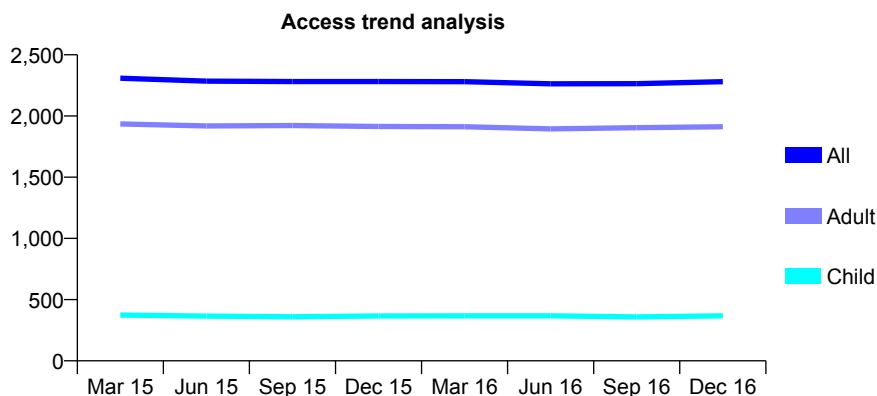
Q52 - Vital Signs At a Glance Contract Report for 739367/0001 - December 2016

Name or company name	MR MW SOUTH
Contract type name	GDS Contract
Purpose of contract	General
Contract start date	01/04/2006
Contract end date	

16/17 Contracted general activity (UDA)	8,098
Carry forward general activity (UDA)	-4
16/17 Contracted orthodontic activity (UOA)	0
Carry forward orthodontic activity (UOA)	0
Baseline contract value	£217,752.50

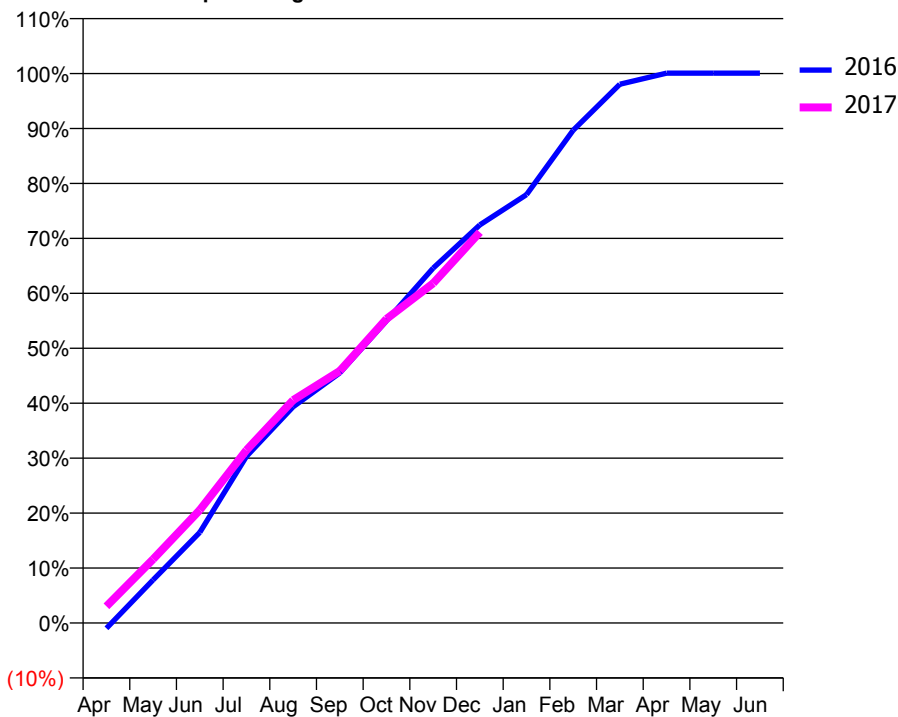
ACCESS*

Patients seen in 24 months	Total	Change since previous quarter
Quarter ending December 2015	2,282	
Quarter ending March 2016	2,280	→
Quarter ending June 2016	2,263	→
Quarter ending September 2016	2,264	→
Quarter ending December 2016	2,280	→
Variance since December 2015	(0.1%)	→



ACTIVITY

Cumulative percentage of contracted UDA delivered 2016 & 2017



Month	Adjusted Scheduled Activity (UDA)	
	2016	2017
April	-80	247
May	635	941
June	1,335	1,666
July	2,456	2,547
August	3,186	3,285
September	3,686	3,716
October	4,454	4,482
November	5,230	5,005
December	5,867	5,759
January	6,313	
February	7,263	
March	7,940	
April	8,102	
May	8,102	
June	8,102	

QUALITY

	Quantity	Base Number	Contract	AT	Region	England
% of FP17s for the same patient ID Re-attending within 3 months - Children	17	452	3.8%	11.7%	13.4%	12.4%
% of FP17s for the same patient ID Re-attending within 3 months - Adults	350	2,376	14.7%	15.5%	17.3%	16.6%
% of FP17s for the same patient ID Re-attending between 3 & 9 months - Children	318	452	70.4%	59.5%	58.9%	57.5%
% of FP17s for the same patient ID Re-attending between 3 & 9 months - Adults	1,413	2,376	59.5%	54.2%	52.5%	50.4%
% of FP17s for Band 1 Urgent Courses	244	2,739	8.9%	8.9%	9.3%	9.1%
% of FP17s Relating to Free Repair or Replacements	50	2,739	1.8%	0.9%	1.0%	0.8%
% of FP17s Relating to Continuations	105	2,739	3.8%	1.4%	1.5%	1.3%
% of Patients satisfied with the dentistry they have received	9	9	N/A	93.1%	93.1%	92.7%
% of Patients satisfied with the time they had to wait for an appointment	9	9	N/A	88.5%	89.8%	88.8%

* This is based on patients treated on this contract for their most recent course of treatment. Figures in italics indicate the base number of FP17s or Patient Questionnaire responses are less than 100. N/A is shown where the base number of responses is less than 10 during the period. % is calculated as Quantity/Base number*100

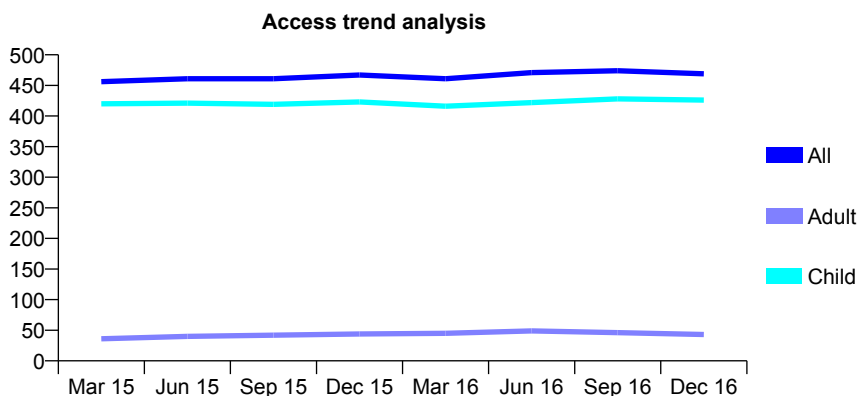
Q52 - Vital Signs At a Glance Contract Report for 745669/0001 - December 2016

Name or company name	MR RA MUIRHEAD
Contract type name	GDS Contract
Purpose of contract	General
Contract start date	01/04/2006
Contract end date	

16/17 Contracted general activity (UDA)	948
Carry forward general activity (UDA)	-19
16/17 Contracted orthodontic activity (UOA)	0
Carry forward orthodontic activity (UOA)	0
Baseline contract value	£27,096.13

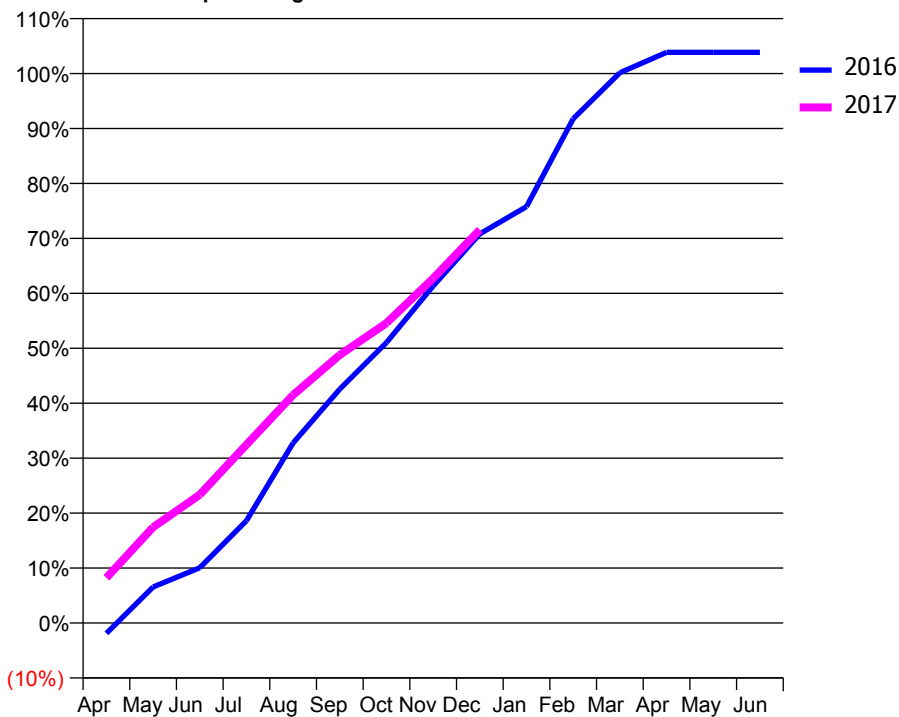
ACCESS*

Patients seen in 24 months	Total	Change since previous quarter
Quarter ending December 2015	467	
Quarter ending March 2016	461	↓
Quarter ending June 2016	471	↑
Quarter ending September 2016	474	→
Quarter ending December 2016	469	↓
Variance since December 2015	0.4%	→



ACTIVITY

Cumulative percentage of contracted UDA delivered 2016 & 2017



Month	Adjusted Scheduled Activity (UDA)	
	2016	2017
April	-18	78
May	62	165
June	95	221
July	177	308
August	311	394
September	404	463
October	484	518
November	581	595
December	671	679
January	718	
February	870	
March	949	
April	985	
May	985	
June	985	

QUALITY

	Quantity	Base Number	Contract	AT	Region	England
% of FP17s for the same patient ID Re-attending within 3 months - Children	51	585	8.7%	11.7%	13.4%	12.4%
% of FP17s for the same patient ID Re-attending within 3 months - Adults	1	1	100.0%	15.5%	17.3%	16.6%
% of FP17s for the same patient ID Re-attending between 3 & 9 months - Children	396	585	67.7%	59.5%	58.9%	57.5%
% of FP17s for the same patient ID Re-attending between 3 & 9 months - Adults	0	1	0.0%	54.2%	52.5%	50.4%
% of FP17s for Band 1 Urgent Courses	3	555	0.5%	8.9%	9.3%	9.1%
% of FP17s Relating to Free Repair or Replacements	0	555	0.0%	0.9%	1.0%	0.8%
% of FP17s Relating to Continuations	30	555	5.4%	1.4%	1.5%	1.3%
% of Patients satisfied with the dentistry they have received	0	0	N/A	93.1%	93.1%	92.7%
% of Patients satisfied with the time they had to wait for an appointment	0	0	N/A	88.5%	89.8%	88.8%

* This is based on patients treated on this contract for their most recent course of treatment. Figures in italics indicate the base number of FP17s or Patient Questionnaire responses are less than 100. N/A is shown where the base number of responses is less than 10 during the period. % is calculated as Quantity/Base number*100

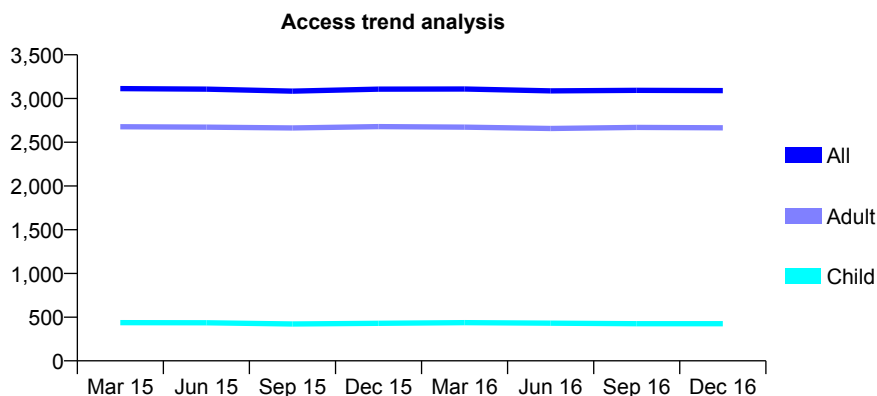
Q52 - Vital Signs At a Glance Contract Report for 751936/0001 - December 2016

Name or company name	MR P HARTLEY
Contract type name	GDS Contract
Purpose of contract	General
Contract start date	01/04/2006
Contract end date	

16/17 Contracted general activity (UDA)	8,300
Carry forward general activity (UDA)	109
16/17 Contracted orthodontic activity (UOA)	0
Carry forward orthodontic activity (UOA)	0
Baseline contract value	£189,306.38

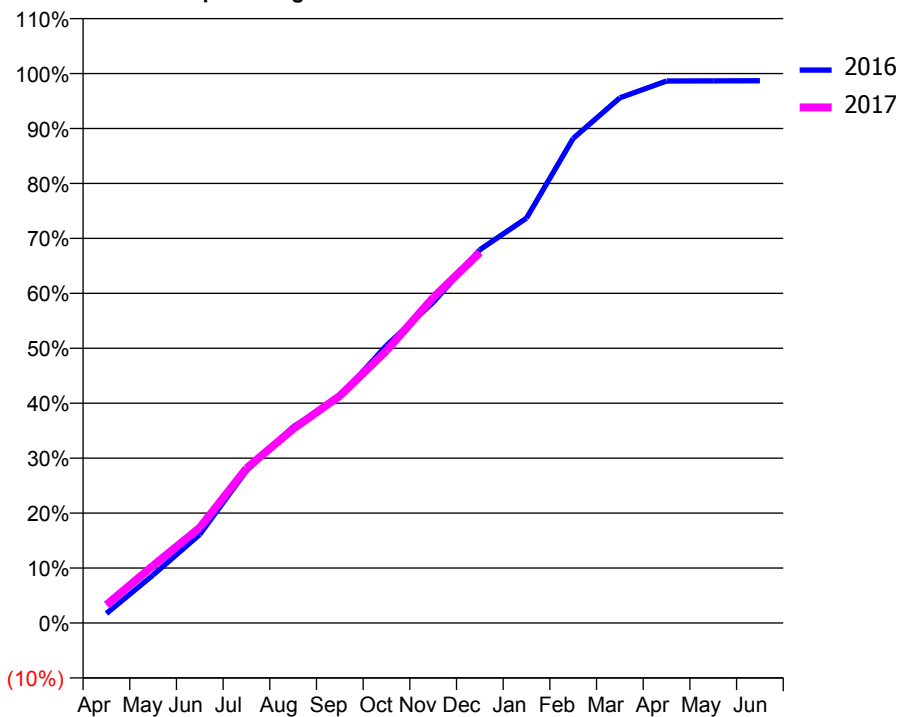
ACCESS*

Patients seen in 24 months	Total	Change since previous quarter
Quarter ending December 2015	3,108	
Quarter ending March 2016	3,109	→
Quarter ending June 2016	3,088	→
Quarter ending September 2016	3,094	→
Quarter ending December 2016	3,090	→
Variance since December 2015	(0.6%)	→



ACTIVITY

Cumulative percentage of contracted UDA delivered 2016 & 2017



Month	Adjusted Scheduled Activity (UDA)	
	2016	2017
April	143	275
May	727	867
June	1,339	1,441
July	2,301	2,337
August	2,965	2,931
September	3,417	3,431
October	4,192	4,113
November	4,843	4,916
December	5,639	5,595
January	6,116	
February	7,321	
March	7,933	
April	8,186	
May	8,189	
June	8,191	

QUALITY

	Quantity	Base Number	Contract	AT	Region	England
% of FP17s for the same patient ID Re-attending within 3 months - Children	17	512	3.3%	11.7%	13.4%	12.4%
% of FP17s for the same patient ID Re-attending within 3 months - Adults	285	2,993	9.5%	15.5%	17.3%	16.6%
% of FP17s for the same patient ID Re-attending between 3 & 9 months - Children	353	512	68.9%	59.5%	58.9%	57.5%
% of FP17s for the same patient ID Re-attending between 3 & 9 months - Adults	1,875	2,993	62.6%	54.2%	52.5%	50.4%
% of FP17s for Band 1 Urgent Courses	42	3,333	1.3%	8.9%	9.3%	9.1%
% of FP17s Relating to Free Repair or Replacements	28	3,333	0.8%	0.9%	1.0%	0.8%
% of FP17s Relating to Continuations	90	3,333	2.7%	1.4%	1.5%	1.3%
% of Patients satisfied with the dentistry they have received	5	5	N/A	93.1%	93.1%	92.7%
% of Patients satisfied with the time they had to wait for an appointment	5	5	N/A	88.5%	89.8%	88.8%

* This is based on patients treated on this contract for their most recent course of treatment. Figures in italics indicate the base number of FP17s or Patient Questionnaire responses are less than 100. N/A is shown where the base number of responses is less than 10 during the period. % is calculated as Quantity/Base number*100

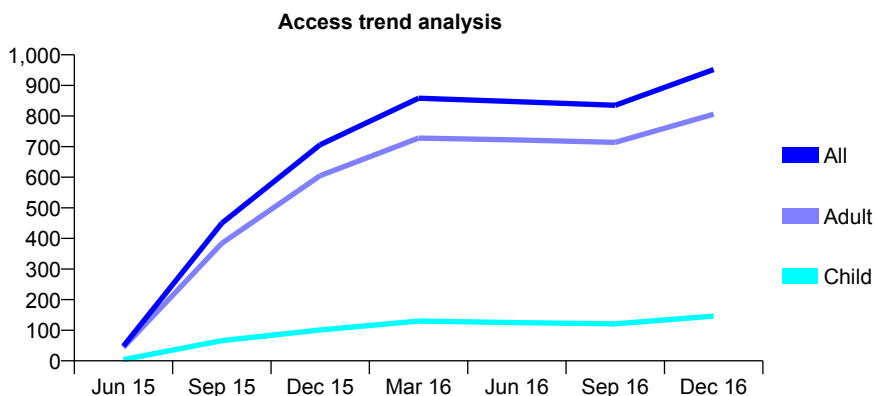
Q52 - Vital Signs At a Glance Contract Report for 759740/0005 - December 2016

Name or company name	N Kaushal
Contract type name	GDS Contract
Purpose of contract	General
Contract start date	08/05/2015
Contract end date	

16/17 Contracted general activity (UDA)	3,242
Carry forward general activity (UDA)	0
16/17 Contracted orthodontic activity (UOA)	0
Carry forward orthodontic activity (UOA)	0
Baseline contract value	£95,167.21

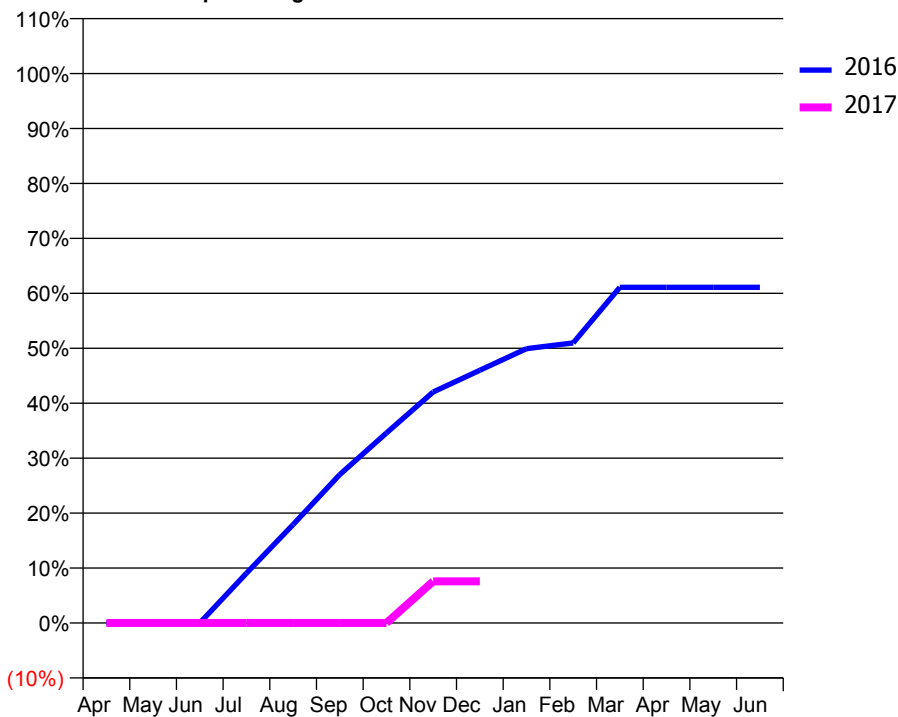
ACCESS*

Patients seen in 24 months	Total	Change since previous quarter
Quarter ending December 2015	706	
Quarter ending March 2016	858	↑
Quarter ending June 2016	847	↓
Quarter ending September 2016	835	↓
Quarter ending December 2016	952	↑
Variance since December 2015	34.8%	↑



ACTIVITY

Cumulative percentage of contracted UDA delivered 2016 & 2017



Month	Adjusted Scheduled Activity (UDA)	
	2016	2017
April	0	0
May	0	0
June	0	0
July	269	0
August	532	0
September	803	0
October	1,028	0
November	1,250	246
December	1,367	246
January	1,484	
February	1,515	
March	1,816	
April	1,816	
May	1,816	
June	1,816	

QUALITY

	Quantity	Base Number	Contract	AT	Region	England
% of FP17s for the same patient ID Re-attending within 3 months - Children	2	51	3.9%	11.7%	13.4%	12.4%
% of FP17s for the same patient ID Re-attending within 3 months - Adults	55	334	16.5%	15.5%	17.3%	16.6%
% of FP17s for the same patient ID Re-attending between 3 & 9 months - Children	17	51	33.3%	59.5%	58.9%	57.5%
% of FP17s for the same patient ID Re-attending between 3 & 9 months - Adults	167	334	50.0%	54.2%	52.5%	50.4%
% of FP17s for Band 1 Urgent Courses	10	127	7.9%	8.9%	9.3%	9.1%
% of FP17s Relating to Free Repair or Replacements	2	127	1.6%	0.9%	1.0%	0.8%
% of FP17s Relating to Continuations	2	127	1.6%	1.4%	1.5%	1.3%
% of Patients satisfied with the dentistry they have received	0	0	N/A	93.1%	93.1%	92.7%
% of Patients satisfied with the time they had to wait for an appointment	0	0	N/A	88.5%	89.8%	88.8%

* This is based on patients treated on this contract for their most recent course of treatment. Figures in italics indicate the base number of FP17s or Patient Questionnaire responses are less than 100. N/A is shown where the base number of responses is less than 10 during the period. % is calculated as Quantity/Base number*100

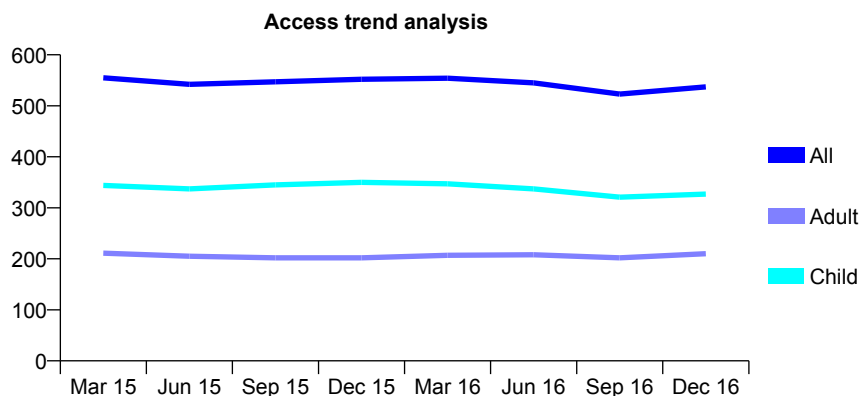
Q52 - Vital Signs At a Glance Contract Report for 764183/0001 - December 2016

Name or company name	MRS P DHILLON
Contract type name	GDS Contract
Purpose of contract	General
Contract start date	01/08/2006
Contract end date	

16/17 Contracted general activity (UDA)	1,550
Carry forward general activity (UDA)	0
16/17 Contracted orthodontic activity (UOA)	0
Carry forward orthodontic activity (UOA)	0
Baseline contract value	£49,129.29

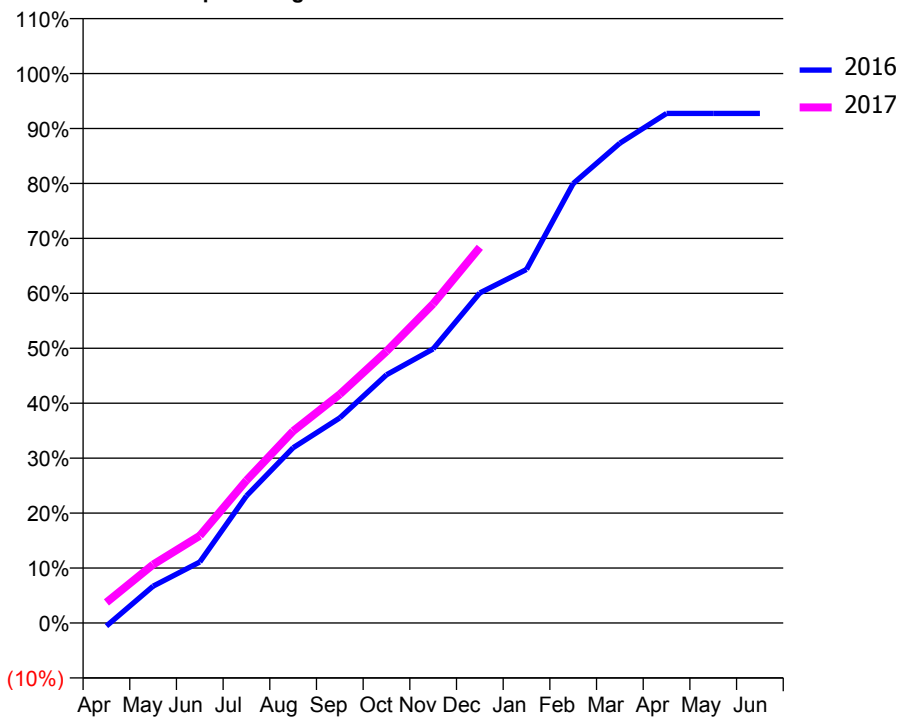
ACCESS*

Patients seen in 24 months	Total	Change since previous quarter
Quarter ending December 2015	552	
Quarter ending March 2016	554	→
Quarter ending June 2016	545	↓
Quarter ending September 2016	523	↓
Quarter ending December 2016	537	↑
Variance since December 2015	(2.7%)	↓



ACTIVITY

Cumulative percentage of contracted UDA delivered 2016 & 2017



Adjusted Scheduled Activity (UDA)		
Month	2016	2017
April	-9	58
May	104	165
June	172	246
July	359	402
August	495	541
September	579	645
October	700	766
November	773	900
December	931	1,060
January	997	
February	1,239	
March	1,353	
April	1,437	
May	1,437	
June	1,437	

QUALITY

	Quantity	Base Number	Contract	AT	Region	England
% of FP17s for the same patient ID Re-attending within 3 months - Children	28	452	6.2%	11.7%	13.4%	12.4%
% of FP17s for the same patient ID Re-attending within 3 months - Adults	37	234	15.8%	15.5%	17.3%	16.6%
% of FP17s for the same patient ID Re-attending between 3 & 9 months - Children	322	452	71.2%	59.5%	58.9%	57.5%
% of FP17s for the same patient ID Re-attending between 3 & 9 months - Adults	145	234	62.0%	54.2%	52.5%	50.4%
% of FP17s for Band 1 Urgent Courses	8	636	1.3%	8.9%	9.3%	9.1%
% of FP17s Relating to Free Repair or Replacements	0	636	0.0%	0.9%	1.0%	0.8%
% of FP17s Relating to Continuations	1	636	0.2%	1.4%	1.5%	1.3%
% of Patients satisfied with the dentistry they have received	1	1	N/A	93.1%	93.1%	92.7%
% of Patients satisfied with the time they had to wait for an appointment	1	1	N/A	88.5%	89.8%	88.8%

* This is based on patients treated on this contract for their most recent course of treatment. Figures in italics indicate the base number of FP17s or Patient Questionnaire responses are less than 100. N/A is shown where the base number of responses is less than 10 during the period. % is calculated as Quantity/Base number*100

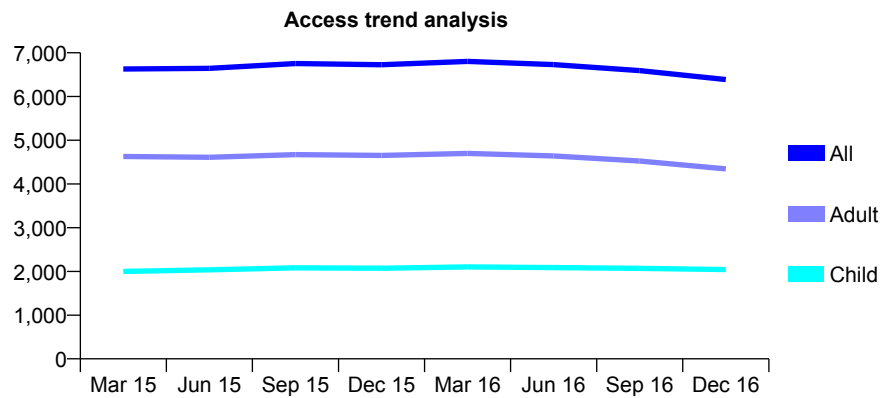
Q52 - Vital Signs At a Glance Contract Report for 764302/0001 - December 2016

Name or company name	MR IH AL-HUSSEIN
Contract type name	GDS Contract
Purpose of contract	General
Contract start date	01/04/2006
Contract end date	

16/17 Contracted general activity (UDA)	15,945
Carry forward general activity (UDA)	-229
16/17 Contracted orthodontic activity (UOA)	0
Carry forward orthodontic activity (UOA)	0
Baseline contract value	£471,182.82

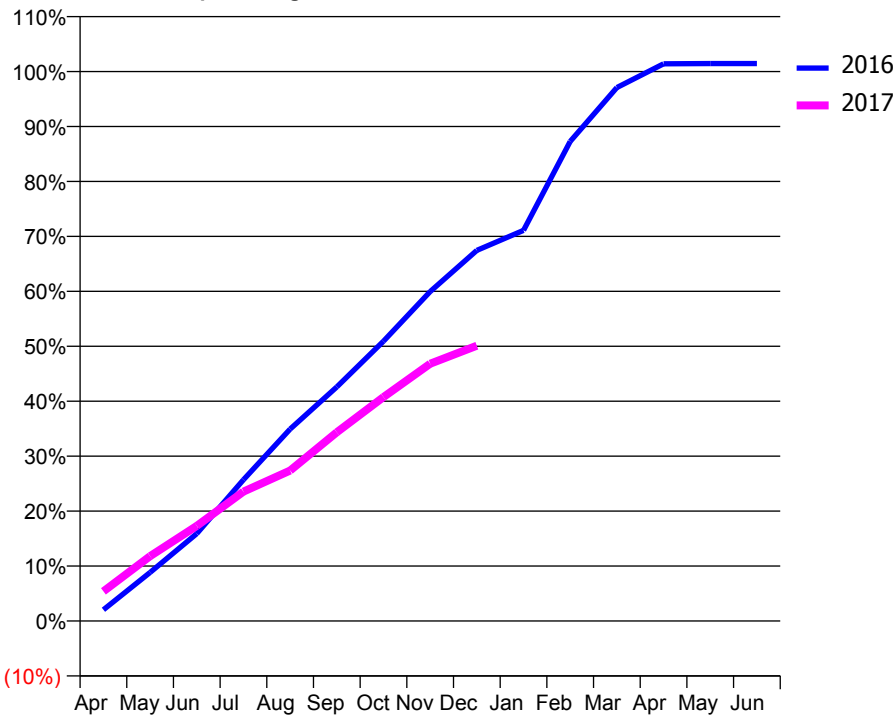
ACCESS*

Patients seen in 24 months	Total	Change since previous quarter
Quarter ending December 2015	6,726	
Quarter ending March 2016	6,803	→
Quarter ending June 2016	6,730	↓
Quarter ending September 2016	6,592	↓
Quarter ending December 2016	6,387	↓
Variance since December 2015	(5.0%)	↓



ACTIVITY

Cumulative percentage of contracted UDA delivered 2016 & 2017



Month	Adjusted Scheduled Activity (UDA)	
	2016	2017
April	329	859
May	1,409	1,881
June	2,535	2,761
July	4,101	3,757
August	5,571	4,365
September	6,794	5,476
October	8,121	6,500
November	9,558	7,466
December	10,754	7,988
January	11,337	
February	13,915	
March	15,481	
April	16,167	
May	16,174	
June	16,174	

QUALITY

	Quantity	Base Number	Contract	AT	Region	England
% of FP17s for the same patient ID Re-attending within 3 months - Children	114	1,652	6.9%	11.7%	13.4%	12.4%
% of FP17s for the same patient ID Re-attending within 3 months - Adults	350	3,067	11.4%	15.5%	17.3%	16.6%
% of FP17s for the same patient ID Re-attending between 3 & 9 months - Children	865	1,652	52.4%	59.5%	58.9%	57.5%
% of FP17s for the same patient ID Re-attending between 3 & 9 months - Adults	1,567	3,067	51.1%	54.2%	52.5%	50.4%
% of FP17s for Band 1 Urgent Courses	262	3,717	7.0%	8.9%	9.3%	9.1%
% of FP17s Relating to Free Repair or Replacements	3	3,717	0.1%	0.9%	1.0%	0.8%
% of FP17s Relating to Continuations	53	3,717	1.4%	1.4%	1.5%	1.3%
% of Patients satisfied with the dentistry they have received	7	8	N/A	93.1%	93.1%	92.7%
% of Patients satisfied with the time they had to wait for an appointment	8	8	N/A	88.5%	89.8%	88.8%

* This is based on patients treated on this contract for their most recent course of treatment. Figures in italics indicate the base number of FP17s or Patient Questionnaire responses are less than 100. N/A is shown where the base number of responses is less than 10 during the period. % is calculated as Quantity/Base number*100

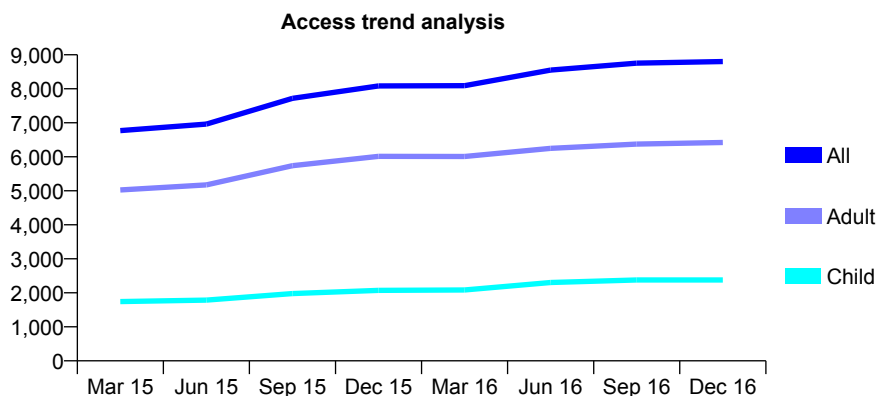
Q52 - Vital Signs At a Glance Contract Report for 765007/0002 - December 2016

Name or company name	Nationwide Healthcare Providers Ltd
Contract type name	GDS Contract
Purpose of contract	General
Contract start date	01/04/2008
Contract end date	

16/17 Contracted general activity (UDA)	26,101
Carry forward general activity (UDA)	815
16/17 Contracted orthodontic activity (UOA)	0
Carry forward orthodontic activity (UOA)	0
Baseline contract value	£620,010.45

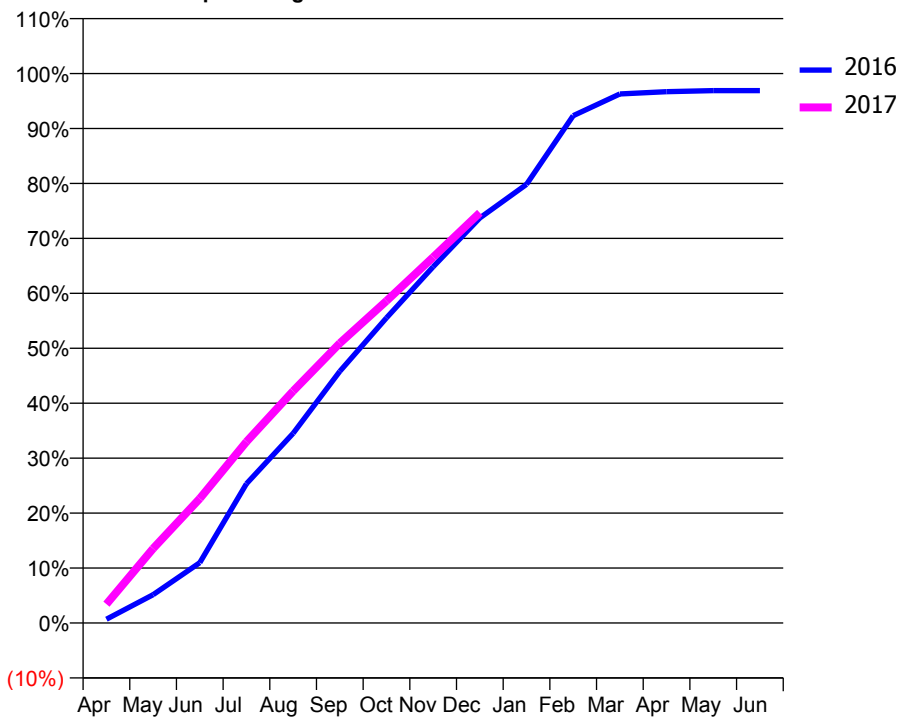
ACCESS*

Patients seen in 24 months	Total	Change since previous quarter
Quarter ending December 2015	8,085	
Quarter ending March 2016	8,094	→
Quarter ending June 2016	8,551	↑
Quarter ending September 2016	8,753	↑
Quarter ending December 2016	8,803	→
Variance since December 2015	8.9%	↑



ACTIVITY

Cumulative percentage of contracted UDA delivered 2016 & 2017



Month	Adjusted Scheduled Activity (UDA)	
	2016	2017
April	182	895
May	1,348	3,538
June	2,868	5,914
July	6,616	8,608
August	9,007	11,015
September	11,955	13,291
October	14,497	15,298
November	16,921	17,374
December	19,238	19,485
January	20,833	
February	24,098	
March	25,130	
April	25,237	
May	25,289	
June	25,286	

QUALITY

	Quantity	Base Number	Contract	AT	Region	England
% of FP17s for the same patient ID Re-attending within 3 months - Children	218	2,625	8.3%	11.7%	13.4%	12.4%
% of FP17s for the same patient ID Re-attending within 3 months - Adults	643	5,359	12.0%	15.5%	17.3%	16.6%
% of FP17s for the same patient ID Re-attending between 3 & 9 months - Children	1,402	2,625	53.4%	59.5%	58.9%	57.5%
% of FP17s for the same patient ID Re-attending between 3 & 9 months - Adults	2,506	5,359	46.8%	54.2%	52.5%	50.4%
% of FP17s for Band 1 Urgent Courses	131	7,932	1.7%	8.9%	9.3%	9.1%
% of FP17s Relating to Free Repair or Replacements	45	7,932	0.6%	0.9%	1.0%	0.8%
% of FP17s Relating to Continuations	232	7,932	2.9%	1.4%	1.5%	1.3%
% of Patients satisfied with the dentistry they have received	7	7	N/A	93.1%	93.1%	92.7%
% of Patients satisfied with the time they had to wait for an appointment	6	7	N/A	88.5%	89.8%	88.8%

* This is based on patients treated on this contract for their most recent course of treatment. Figures in italics indicate the base number of FP17s or Patient Questionnaire responses are less than 100. N/A is shown where the base number of responses is less than 10 during the period. % is calculated as Quantity/Base number*100

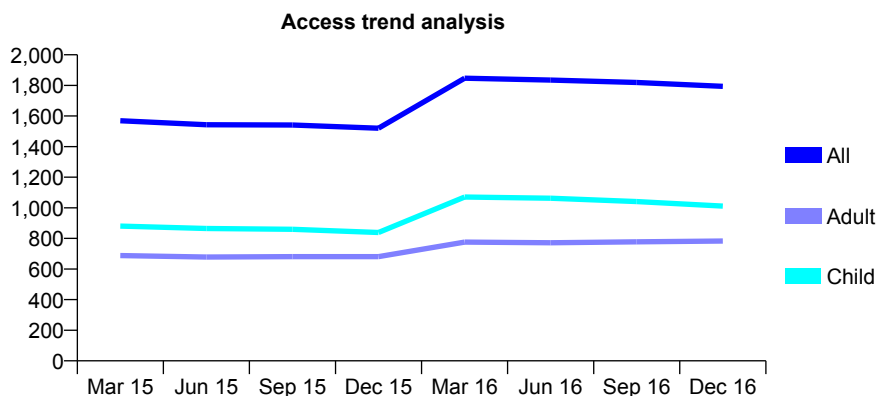
Q52 - Vital Signs At a Glance Contract Report for 772038/0001 - December 2016

Name or company name	MR Z HUSSAIN
Contract type name	GDS Contract
Purpose of contract	General
Contract start date	01/04/2006
Contract end date	

16/17 Contracted general activity (UDA)	5,331
Carry forward general activity (UDA)	186
16/17 Contracted orthodontic activity (UOA)	0
Carry forward orthodontic activity (UOA)	0
Baseline contract value	£123,598.33

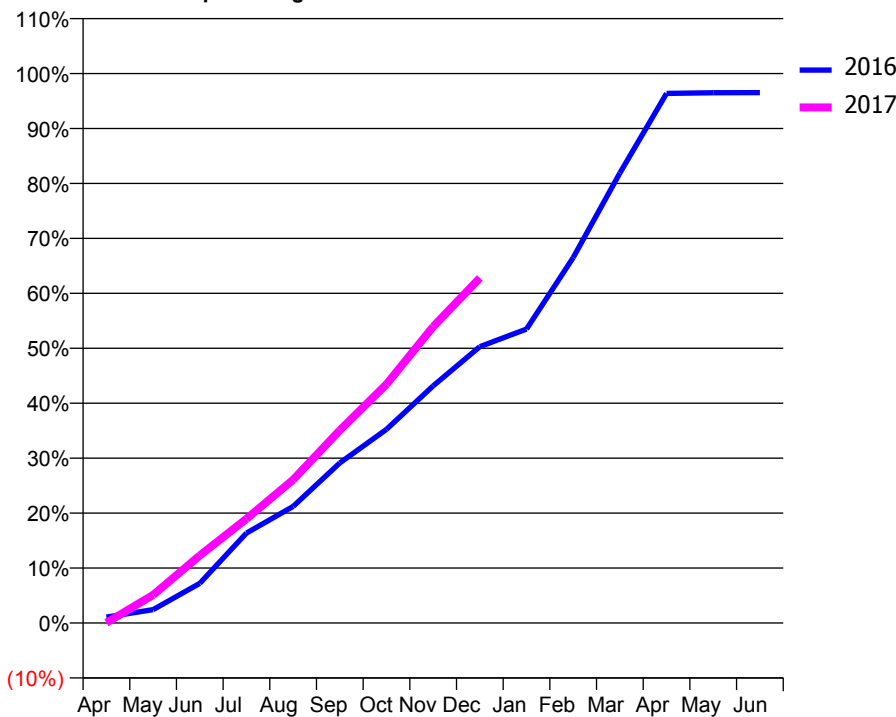
ACCESS*

Patients seen in 24 months	Total	Change since previous quarter
Quarter ending December 2015	1,520	
Quarter ending March 2016	1,847	↑
Quarter ending June 2016	1,835	→
Quarter ending September 2016	1,819	→
Quarter ending December 2016	1,794	↓
Variance since December 2015	18.0%	↑



ACTIVITY

Cumulative percentage of contracted UDA delivered 2016 & 2017



Month	Adjusted Scheduled Activity (UDA)	
	2016	2017
April	58	3
May	130	273
June	384	656
July	873	1,012
August	1,131	1,390
September	1,553	1,870
October	1,879	2,316
November	2,301	2,875
December	2,681	3,347
January	2,852	
February	3,545	
March	4,365	
April	5,138	
May	5,144	
June	5,145	

QUALITY

	Quantity	Base Number	Contract	AT	Region	England
% of FP17s for the same patient ID Re-attending within 3 months - Children	55	1,865	2.9%	11.7%	13.4%	12.4%
% of FP17s for the same patient ID Re-attending within 3 months - Adults	41	915	4.5%	15.5%	17.3%	16.6%
% of FP17s for the same patient ID Re-attending between 3 & 9 months - Children	1,454	1,865	78.0%	59.5%	58.9%	57.5%
% of FP17s for the same patient ID Re-attending between 3 & 9 months - Adults	668	915	73.0%	54.2%	52.5%	50.4%
% of FP17s for Band 1 Urgent Courses	35	2,370	1.5%	8.9%	9.3%	9.1%
% of FP17s Relating to Free Repair or Replacements	0	2,370	0.0%	0.9%	1.0%	0.8%
% of FP17s Relating to Continuations	0	2,370	0.0%	1.4%	1.5%	1.3%
% of Patients satisfied with the dentistry they have received	2	2	N/A	93.1%	93.1%	92.7%
% of Patients satisfied with the time they had to wait for an appointment	2	2	N/A	88.5%	89.8%	88.8%

* This is based on patients treated on this contract for their most recent course of treatment. Figures in italics indicate the base number of FP17s or Patient Questionnaire responses are less than 100. N/A is shown where the base number of responses is less than 10 during the period. % is calculated as Quantity/Base number*100

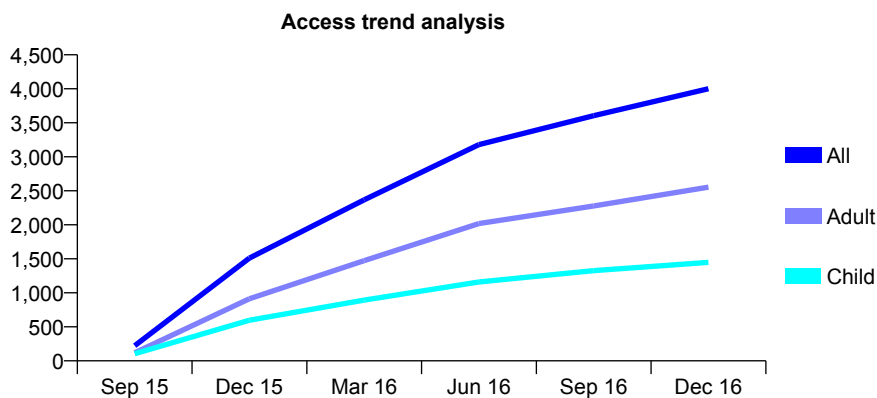
Q52 - Vital Signs At a Glance Contract Report for 773867/0002 - December 2016

Name or company name	MR PK TSAKPO
Contract type name	GDS Contract
Purpose of contract	General
Contract start date	19/08/2015
Contract end date	

16/17 Contracted general activity (UDA)	15,240
Carry forward general activity (UDA)	0
16/17 Contracted orthodontic activity (UOA)	0
Carry forward orthodontic activity (UOA)	0
Baseline contract value	£393,098.61

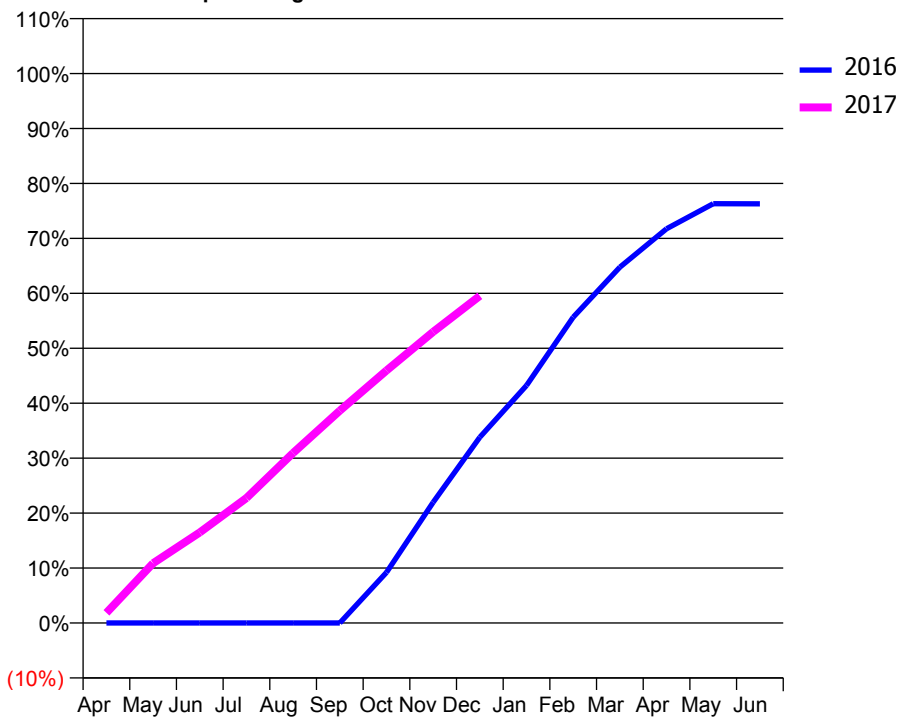
ACCESS*

Patients seen in 24 months	Total	Change since previous quarter
Quarter ending December 2015	1,510	
Quarter ending March 2016	2,367	↑
Quarter ending June 2016	3,179	↑
Quarter ending September 2016	3,605	↑
Quarter ending December 2016	4,001	↑
Variance since December 2015	165.0%	↑



ACTIVITY

Cumulative percentage of contracted UDA delivered 2016 & 2017



Adjusted Scheduled Activity (UDA)

Month	2016	2017
April	0	281
May	0	1,658
June	0	2,513
July	0	3,467
August	0	4,716
September	0	5,888
October	872	7,002
November	2,082	8,076
December	3,205	9,072
January	4,097	
February	5,276	
March	6,137	
April	6,799	
May	7,232	
June	7,230	

QUALITY

	Quantity	Base Number	Contract	AT	Region	England
% of FP17s for the same patient ID Re-attending within 3 months - Children	112	1,628	6.9%	11.7%	13.4%	12.4%
% of FP17s for the same patient ID Re-attending within 3 months - Adults	509	2,891	17.6%	15.5%	17.3%	16.6%
% of FP17s for the same patient ID Re-attending between 3 & 9 months - Children	560	1,628	34.4%	59.5%	58.9%	57.5%
% of FP17s for the same patient ID Re-attending between 3 & 9 months - Adults	944	2,891	32.7%	54.2%	52.5%	50.4%
% of FP17s for Band 1 Urgent Courses	341	4,021	8.5%	8.9%	9.3%	9.1%
% of FP17s Relating to Free Repair or Replacements	47	4,021	1.2%	0.9%	1.0%	0.8%
% of FP17s Relating to Continuations	39	4,021	1.0%	1.4%	1.5%	1.3%
% of Patients satisfied with the dentistry they have received	5	6	N/A	93.1%	93.1%	92.7%
% of Patients satisfied with the time they had to wait for an appointment	4	6	N/A	88.5%	89.8%	88.8%

* This is based on patients treated on this contract for their most recent course of treatment. Figures in italics indicate the base number of FP17s or Patient Questionnaire responses are less than 100. N/A is shown where the base number of responses is less than 10 during the period. % is calculated as Quantity/Base number*100

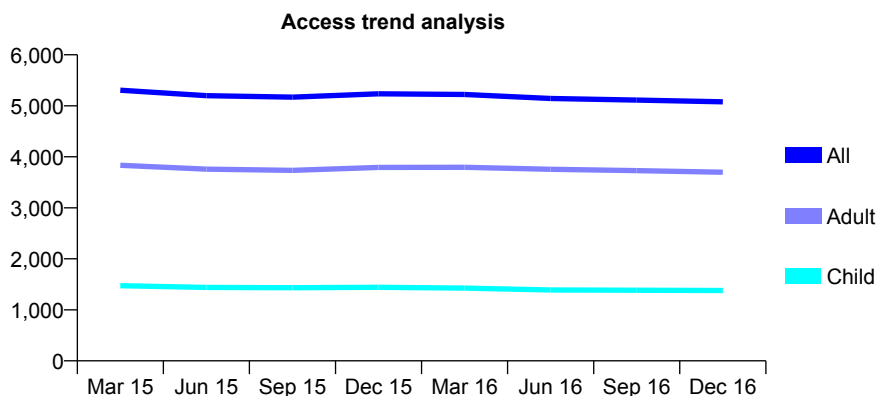
Q52 - Vital Signs At a Glance Contract Report for 776033/0001 - December 2016

Name or company name	MR ET MOREKO
Contract type name	GDS Contract
Purpose of contract	General
Contract start date	01/11/2006
Contract end date	

16/17 Contracted general activity (UDA)	18,800
Carry forward general activity (UDA)	0
16/17 Contracted orthodontic activity (UOA)	0
Carry forward orthodontic activity (UOA)	0
Baseline contract value	£440,025.05

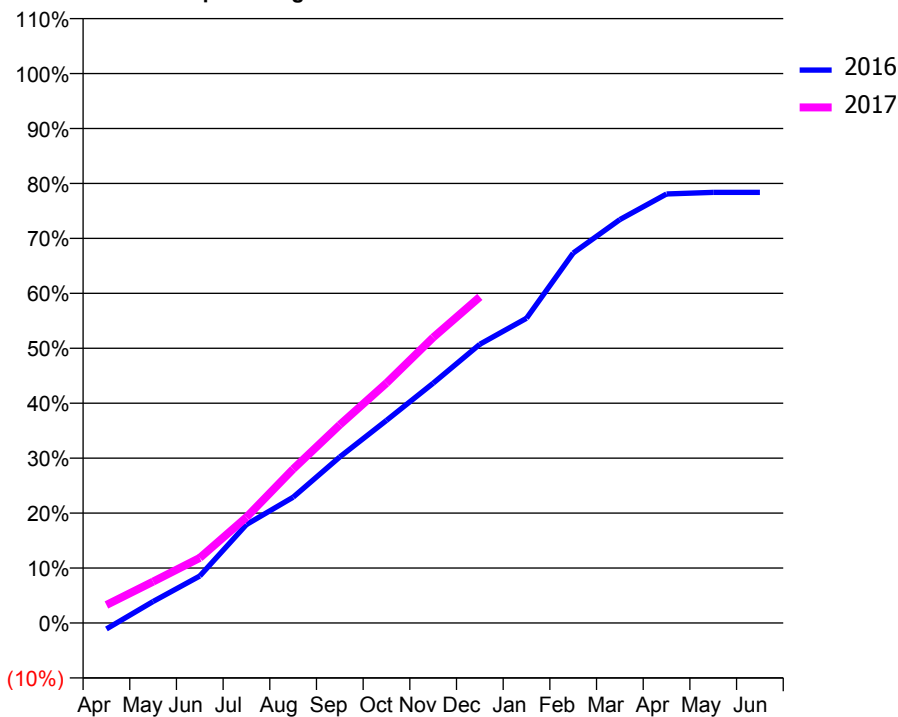
ACCESS*

Patients seen in 24 months	Total	Change since previous quarter
Quarter ending December 2015	5,234	
Quarter ending March 2016	5,222	→
Quarter ending June 2016	5,145	↓
Quarter ending September 2016	5,113	→
Quarter ending December 2016	5,078	→
Variance since December 2015	(3.0%)	↓



ACTIVITY

Cumulative percentage of contracted UDA delivered 2016 & 2017



Month	Adjusted Scheduled Activity (UDA)	
	2016	2017
April	-207	616
May	735	1,416
June	1,608	2,228
July	3,368	3,620
August	4,305	5,269
September	5,681	6,780
October	6,932	8,209
November	8,205	9,769
December	9,538	11,159
January	10,427	
February	12,660	
March	13,802	
April	14,680	
May	14,734	
June	14,736	

QUALITY

	Quantity	Base Number	Contract	AT	Region	England
% of FP17s for the same patient ID Re-attending within 3 months - Children	229	1,824	12.6%	11.7%	13.4%	12.4%
% of FP17s for the same patient ID Re-attending within 3 months - Adults	702	4,593	15.3%	15.5%	17.3%	16.6%
% of FP17s for the same patient ID Re-attending between 3 & 9 months - Children	1,207	1,824	66.2%	59.5%	58.9%	57.5%
% of FP17s for the same patient ID Re-attending between 3 & 9 months - Adults	3,012	4,593	65.6%	54.2%	52.5%	50.4%
% of FP17s for Band 1 Urgent Courses	389	5,993	6.5%	8.9%	9.3%	9.1%
% of FP17s Relating to Free Repair or Replacements	138	5,993	2.3%	0.9%	1.0%	0.8%
% of FP17s Relating to Continuations	62	5,993	1.0%	1.4%	1.5%	1.3%
% of Patients satisfied with the dentistry they have received	6	6	N/A	93.1%	93.1%	92.7%
% of Patients satisfied with the time they had to wait for an appointment	5	6	N/A	88.5%	89.8%	88.8%

* This is based on patients treated on this contract for their most recent course of treatment. Figures in italics indicate the base number of FP17s or Patient Questionnaire responses are less than 100. N/A is shown where the base number of responses is less than 10 during the period. % is calculated as Quantity/Base number*100

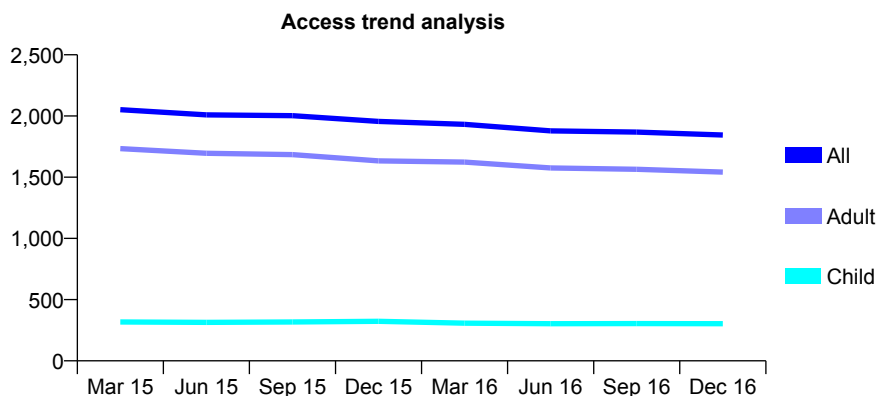
Q52 - Vital Signs At a Glance Contract Report for 776076/0001 - December 2016

Name or company name	MS AR MALLIKARACHCHI
Contract type name	GDS Contract
Purpose of contract	General
Contract start date	19/05/2011
Contract end date	

16/17 Contracted general activity (UDA)	5,981
Carry forward general activity (UDA)	-120
16/17 Contracted orthodontic activity (UOA)	0
Carry forward orthodontic activity (UOA)	0
Baseline contract value	£163,629.73

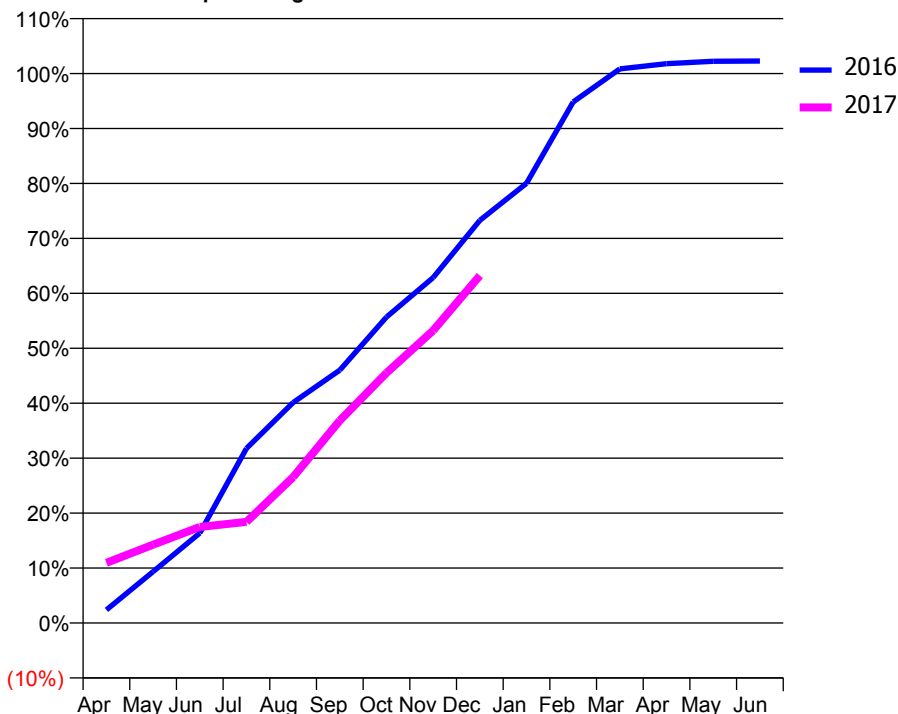
ACCESS*

Patients seen in 24 months	Total	Change since previous quarter
Quarter ending December 2015	1,956	
Quarter ending March 2016	1,932	↓
Quarter ending June 2016	1,879	↓
Quarter ending September 2016	1,869	→
Quarter ending December 2016	1,845	↓
Variance since December 2015	(5.7%)	↓



ACTIVITY

Cumulative percentage of contracted UDA delivered 2016 & 2017



Month	Adjusted Scheduled Activity (UDA)	
	2016	2017
April	143	655
May	560	853
June	979	1,045
July	1,901	1,101
August	2,400	1,589
September	2,753	2,204
October	3,330	2,723
November	3,759	3,183
December	4,383	3,781
January	4,786	
February	5,672	
March	6,031	
April	6,087	
May	6,114	
June	6,117	

QUALITY

	Quantity	Base Number	Contract	AT	Region	England
% of FP17s for the same patient ID Re-attending within 3 months - Children	29	378	7.7%	11.7%	13.4%	12.4%
% of FP17s for the same patient ID Re-attending within 3 months - Adults	155	1,714	9.0%	15.5%	17.3%	16.6%
% of FP17s for the same patient ID Re-attending between 3 & 9 months - Children	269	378	71.2%	59.5%	58.9%	57.5%
% of FP17s for the same patient ID Re-attending between 3 & 9 months - Adults	1,188	1,714	69.3%	54.2%	52.5%	50.4%
% of FP17s for Band 1 Urgent Courses	100	2,044	4.9%	8.9%	9.3%	9.1%
% of FP17s Relating to Free Repair or Replacements	36	2,044	1.8%	0.9%	1.0%	0.8%
% of FP17s Relating to Continuations	17	2,044	0.8%	1.4%	1.5%	1.3%
% of Patients satisfied with the dentistry they have received	5	6	N/A	93.1%	93.1%	92.7%
% of Patients satisfied with the time they had to wait for an appointment	6	6	N/A	88.5%	89.8%	88.8%

* This is based on patients treated on this contract for their most recent course of treatment. Figures in italics indicate the base number of FP17s or Patient Questionnaire responses are less than 100. N/A is shown where the base number of responses is less than 10 during the period. % is calculated as Quantity/Base number*100

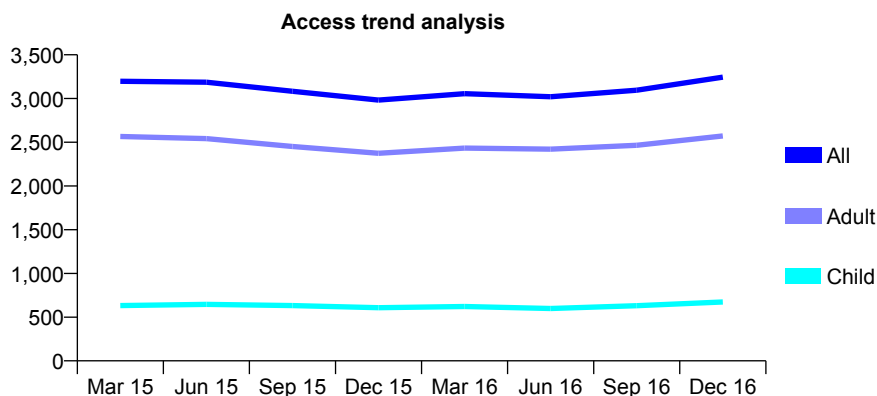
Q52 - Vital Signs At a Glance Contract Report for 776777/0001 - December 2016

Name or company name	MR HR LETUKA
Contract type name	PDS Contract
Purpose of contract	General
Contract start date	16/02/2008
Contract end date	15/02/2018

16/17 Contracted general activity (UDA)	9,700
Carry forward general activity (UDA)	-194
16/17 Contracted orthodontic activity (UOA)	0
Carry forward orthodontic activity (UOA)	0
Baseline contract value	£300,499.43

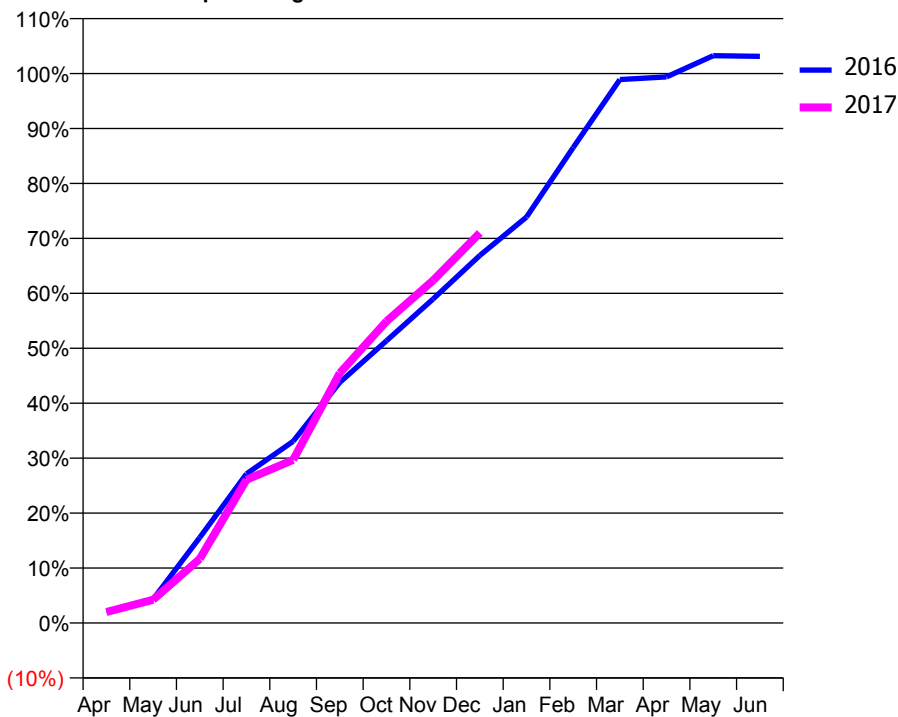
ACCESS*

Patients seen in 24 months	Total	Change since previous quarter
Quarter ending December 2015	2,982	
Quarter ending March 2016	3,055	↑
Quarter ending June 2016	3,020	↓
Quarter ending September 2016	3,095	↑
Quarter ending December 2016	3,245	↑
Variance since December 2015	8.8%	↑



ACTIVITY

Cumulative percentage of contracted UDA delivered 2016 & 2017



Month	Adjusted Scheduled Activity (UDA)	
	2016	2017
April	204	194
May	421	411
June	1,510	1,133
July	2,633	2,528
August	3,207	2,880
September	4,247	4,413
October	4,983	5,326
November	5,722	6,047
December	6,488	6,885
January	7,167	
February	8,393	
March	9,594	
April	9,639	
May	10,014	
June	10,002	

QUALITY

	Quantity	Base Number	Contract	AT	Region	England
% of FP17s for the same patient ID Re-attending within 3 months - Children	81	739	11.0%	11.7%	13.4%	12.4%
% of FP17s for the same patient ID Re-attending within 3 months - Adults	318	2,452	13.0%	15.5%	17.3%	16.6%
% of FP17s for the same patient ID Re-attending between 3 & 9 months - Children	372	739	50.3%	59.5%	58.9%	57.5%
% of FP17s for the same patient ID Re-attending between 3 & 9 months - Adults	1,197	2,452	48.8%	54.2%	52.5%	50.4%
% of FP17s for Band 1 Urgent Courses	286	3,023	9.5%	8.9%	9.3%	9.1%
% of FP17s Relating to Free Repair or Replacements	5	3,023	0.2%	0.9%	1.0%	0.8%
% of FP17s Relating to Continuations	48	3,023	1.6%	1.4%	1.5%	1.3%
% of Patients satisfied with the dentistry they have received	5	6	N/A	93.1%	93.1%	92.7%
% of Patients satisfied with the time they had to wait for an appointment	3	6	N/A	88.5%	89.8%	88.8%

* This is based on patients treated on this contract for their most recent course of treatment. Figures in italics indicate the base number of FP17s or Patient Questionnaire responses are less than 100. N/A is shown where the base number of responses is less than 10 during the period. % is calculated as Quantity/Base number*100

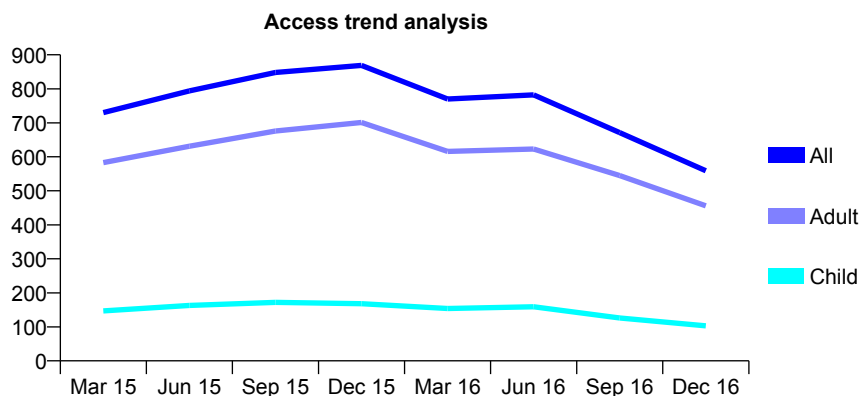
Q52 - Vital Signs At a Glance Contract Report for 776777/0002 - December 2016

Name or company name	MR HR LETUKA
Contract type name	PDS Contract
Purpose of contract	General
Contract start date	24/06/2008
Contract end date	23/06/2018

16/17 Contracted general activity (UDA)	2,300
Carry forward general activity (UDA)	-46
16/17 Contracted orthodontic activity (UOA)	0
Carry forward orthodontic activity (UOA)	0
Baseline contract value	£66,096.67

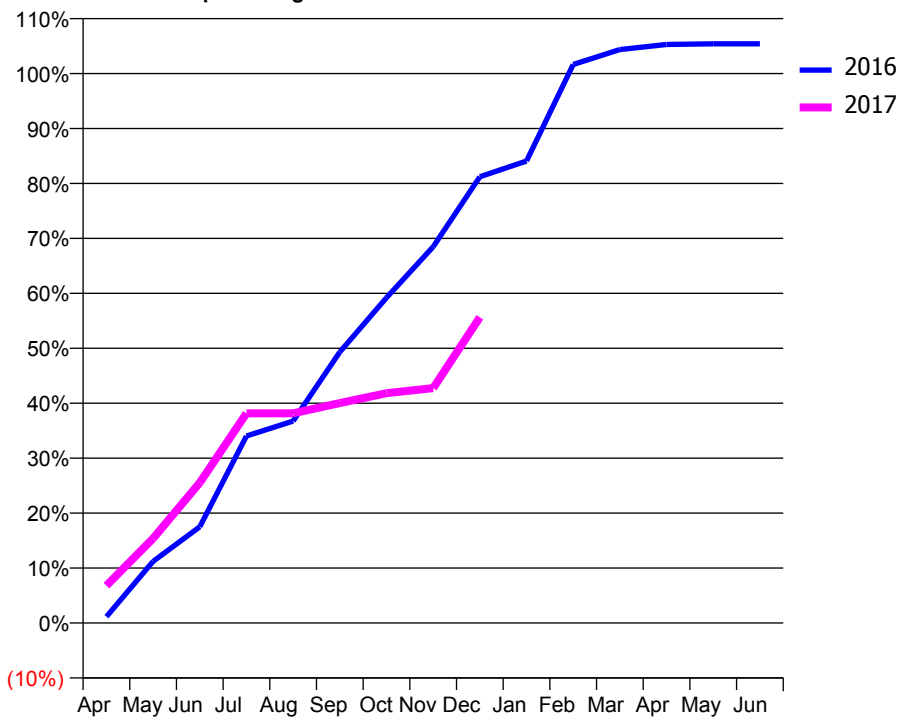
ACCESS*

Patients seen in 24 months	Total	Change since previous quarter
Quarter ending December 2015	869	
Quarter ending March 2016	770	↓
Quarter ending June 2016	782	→
Quarter ending September 2016	671	↓
Quarter ending December 2016	559	↓
Variance since December 2015	(35.7%)	↓



ACTIVITY

Cumulative percentage of contracted UDA delivered 2016 & 2017



Month	Adjusted Scheduled Activity (UDA)	
	2016	2017
April	27	157
May	258	354
June	403	587
July	783	878
August	845	878
September	1,134	921
October	1,362	962
November	1,575	983
December	1,868	1,279
January	1,934	
February	2,338	
March	2,400	
April	2,421	
May	2,424	
June	2,424	

QUALITY

	Quantity	Base Number	Contract	AT	Region	England
% of FP17s for the same patient ID Re-attending within 3 months - Children	4	120	3.3%	11.7%	13.4%	12.4%
% of FP17s for the same patient ID Re-attending within 3 months - Adults	51	513	9.9%	15.5%	17.3%	16.6%
% of FP17s for the same patient ID Re-attending between 3 & 9 months - Children	48	120	40.0%	59.5%	58.9%	57.5%
% of FP17s for the same patient ID Re-attending between 3 & 9 months - Adults	232	513	45.2%	54.2%	52.5%	50.4%
% of FP17s for Band 1 Urgent Courses	47	621	7.6%	8.9%	9.3%	9.1%
% of FP17s Relating to Free Repair or Replacements	0	621	0.0%	0.9%	1.0%	0.8%
% of FP17s Relating to Continuations	9	621	1.4%	1.4%	1.5%	1.3%
% of Patients satisfied with the dentistry they have received	0	0	N/A	93.1%	93.1%	92.7%
% of Patients satisfied with the time they had to wait for an appointment	0	0	N/A	88.5%	89.8%	88.8%

* This is based on patients treated on this contract for their most recent course of treatment. Figures in italics indicate the base number of FP17s or Patient Questionnaire responses are less than 100. N/A is shown where the base number of responses is less than 10 during the period. % is calculated as Quantity/Base number*100

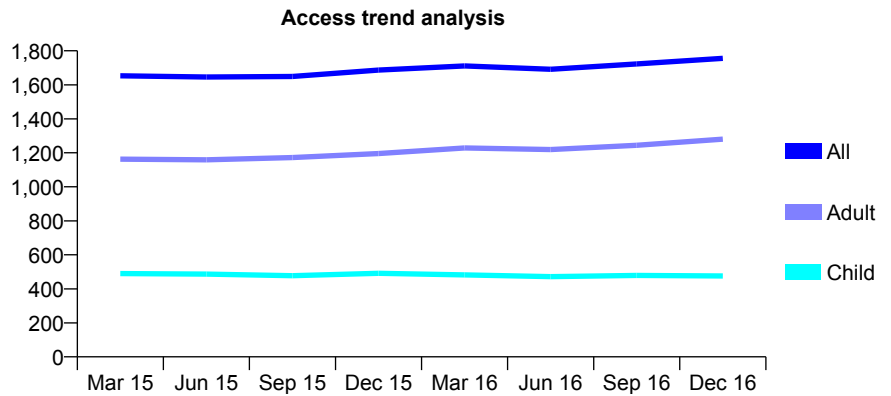
Q52 - Vital Signs At a Glance Contract Report for 782599/0001 - December 2016

Name or company name	MR M BALA
Contract type name	PDS Contract
Purpose of contract	General
Contract start date	01/04/2008
Contract end date	31/03/2018

16/17 Contracted general activity (UDA)	6,564
Carry forward general activity (UDA)	-36
16/17 Contracted orthodontic activity (UOA)	0
Carry forward orthodontic activity (UOA)	0
Baseline contract value	£195,382.66

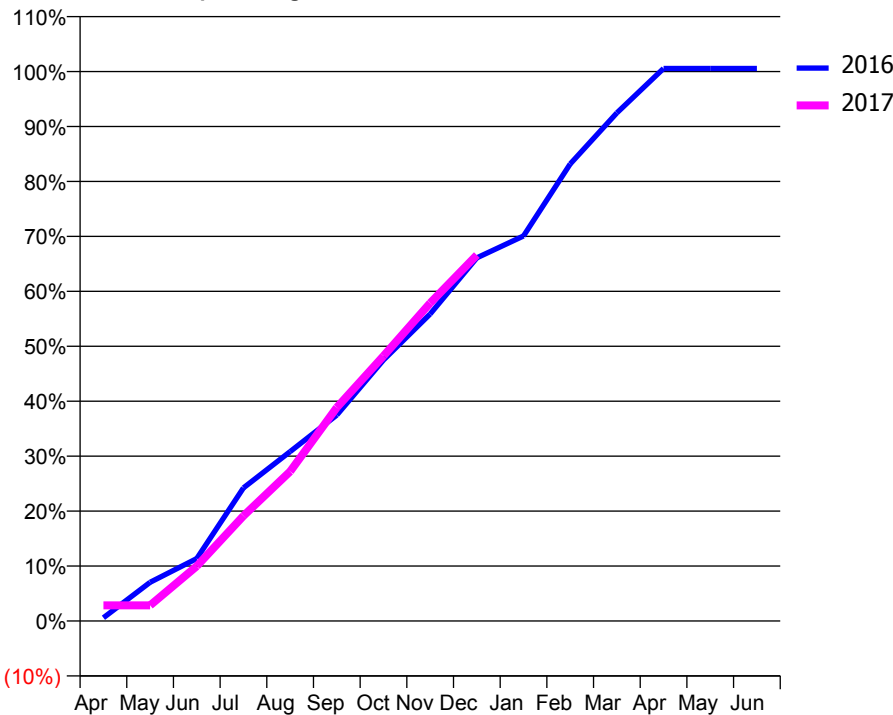
ACCESS*

Patients seen in 24 months	Total	Change since previous quarter
Quarter ending December 2015	1,687	
Quarter ending March 2016	1,711	→
Quarter ending June 2016	1,691	↓
Quarter ending September 2016	1,723	→
Quarter ending December 2016	1,756	→
Variance since December 2015	4.1%	↑



ACTIVITY

Cumulative percentage of contracted UDA delivered 2016 & 2017



Month	Adjusted Scheduled Activity (UDA)	
	2016	2017
April	39	187
May	463	187
June	747	656
July	1,591	1,256
August	2,023	1,787
September	2,460	2,551
October	3,118	3,167
November	3,668	3,798
December	4,338	4,371
January	4,600	
February	5,460	
March	6,070	
April	6,599	
May	6,599	
June	6,600	

QUALITY

	Quantity	Base Number	Contract	AT	Region	England
% of FP17s for the same patient ID Re-attending within 3 months - Children	43	530	8.1%	11.7%	13.4%	12.4%
% of FP17s for the same patient ID Re-attending within 3 months - Adults	218	1,479	14.7%	15.5%	17.3%	16.6%
% of FP17s for the same patient ID Re-attending between 3 & 9 months - Children	325	530	61.3%	59.5%	58.9%	57.5%
% of FP17s for the same patient ID Re-attending between 3 & 9 months - Adults	867	1,479	58.6%	54.2%	52.5%	50.4%
% of FP17s for Band 1 Urgent Courses	77	1,809	4.3%	8.9%	9.3%	9.1%
% of FP17s Relating to Free Repair or Replacements	11	1,809	0.6%	0.9%	1.0%	0.8%
% of FP17s Relating to Continuations	22	1,809	1.2%	1.4%	1.5%	1.3%
% of Patients satisfied with the dentistry they have received	5	5	N/A	93.1%	93.1%	92.7%
% of Patients satisfied with the time they had to wait for an appointment	5	5	N/A	88.5%	89.8%	88.8%

* This is based on patients treated on this contract for their most recent course of treatment. Figures in italics indicate the base number of FP17s or Patient Questionnaire responses are less than 100. N/A is shown where the base number of responses is less than 10 during the period. % is calculated as Quantity/Base number*100

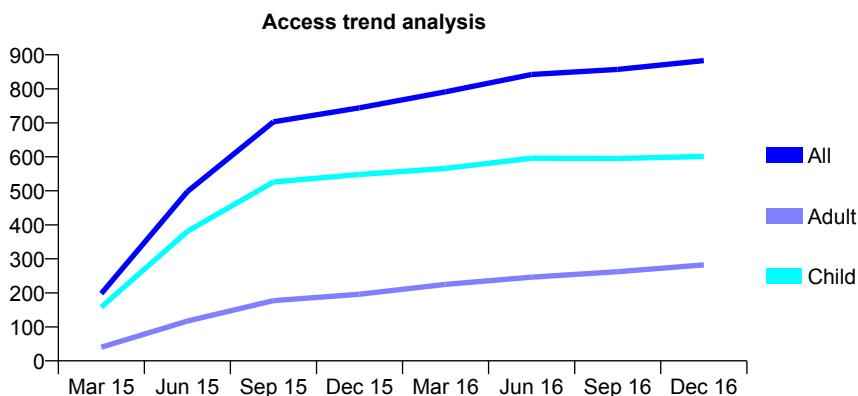
Q52 - Vital Signs At a Glance Contract Report for 782815/0001 - December 2016

Name or company name	MR OJ WAINWRIGHT
Contract type name	GDS Contract
Purpose of contract	General
Contract start date	01/02/2015
Contract end date	

16/17 Contracted general activity (UDA)	2,182
Carry forward general activity (UDA)	-44
16/17 Contracted orthodontic activity (UOA)	0
Carry forward orthodontic activity (UOA)	0
Baseline contract value	£46,792.70

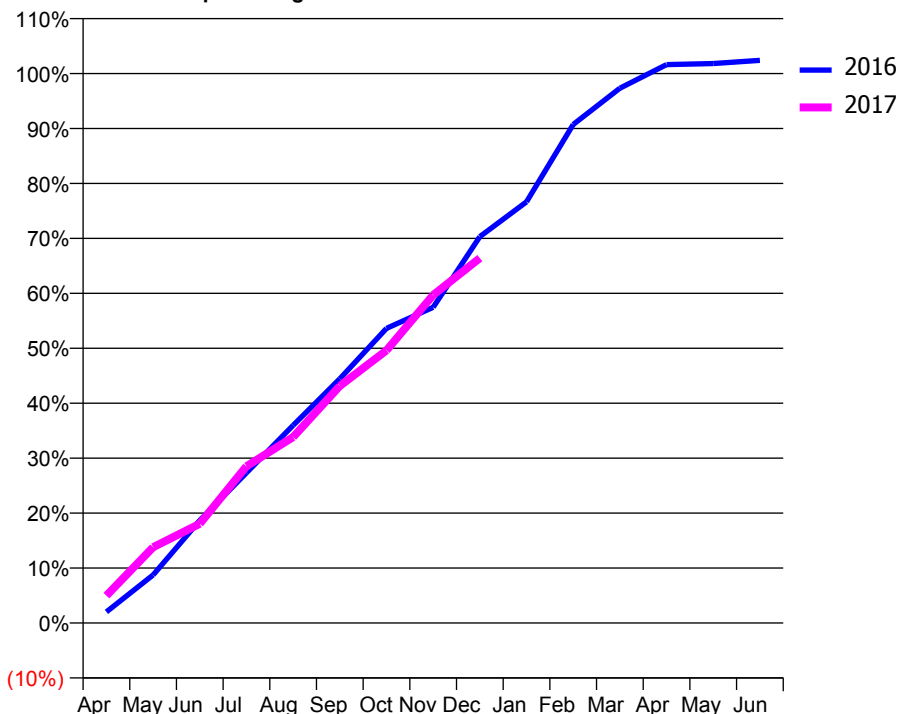
ACCESS*

Patients seen in 24 months	Total	Change since previous quarter
Quarter ending December 2015	744	
Quarter ending March 2016	791	↑
Quarter ending June 2016	842	↑
Quarter ending September 2016	857	→
Quarter ending December 2016	883	↑
Variance since December 2015	18.7%	↑



ACTIVITY

Cumulative percentage of contracted UDA delivered 2016 & 2017



Month	Adjusted Scheduled Activity (UDA)	
	2016	2017
April	44	109
May	191	301
June	408	394
July	597	623
August	785	739
September	970	941
October	1,170	1,083
November	1,253	1,302
December	1,534	1,449
January	1,673	
February	1,980	
March	2,124	
April	2,217	
May	2,221	
June	2,234	

QUALITY

	Quantity	Base Number	Contract	AT	Region	England
% of FP17s for the same patient ID Re-attending within 3 months - Children	104	812	12.8%	11.7%	13.4%	12.4%
% of FP17s for the same patient ID Re-attending within 3 months - Adults	50	260	19.2%	15.5%	17.3%	16.6%
% of FP17s for the same patient ID Re-attending between 3 & 9 months - Children	541	812	66.6%	59.5%	58.9%	57.5%
% of FP17s for the same patient ID Re-attending between 3 & 9 months - Adults	156	260	60.0%	54.2%	52.5%	50.4%
% of FP17s for Band 1 Urgent Courses	32	1,007	3.2%	8.9%	9.3%	9.1%
% of FP17s Relating to Free Repair or Replacements	4	1,007	0.4%	0.9%	1.0%	0.8%
% of FP17s Relating to Continuations	0	1,007	0.0%	1.4%	1.5%	1.3%
% of Patients satisfied with the dentistry they have received	0	0	N/A	93.1%	93.1%	92.7%
% of Patients satisfied with the time they had to wait for an appointment	0	0	N/A	88.5%	89.8%	88.8%

* This is based on patients treated on this contract for their most recent course of treatment. Figures in italics indicate the base number of FP17s or Patient Questionnaire responses are less than 100. N/A is shown where the base number of responses is less than 10 during the period. % is calculated as Quantity/Base number*100

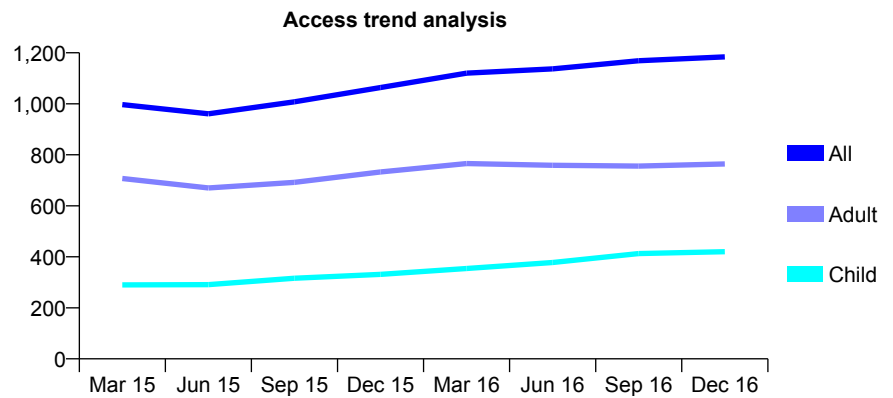
Q52 - Vital Signs At a Glance Contract Report for 793396/0001 - December 2016

Name or company name	MR JP SIWEK
Contract type name	GDS Contract
Purpose of contract	General
Contract start date	01/04/2006
Contract end date	

16/17 Contracted general activity (UDA)	3,533
Carry forward general activity (UDA)	-69
16/17 Contracted orthodontic activity (UOA)	0
Carry forward orthodontic activity (UOA)	0
Baseline contract value	£93,777.23

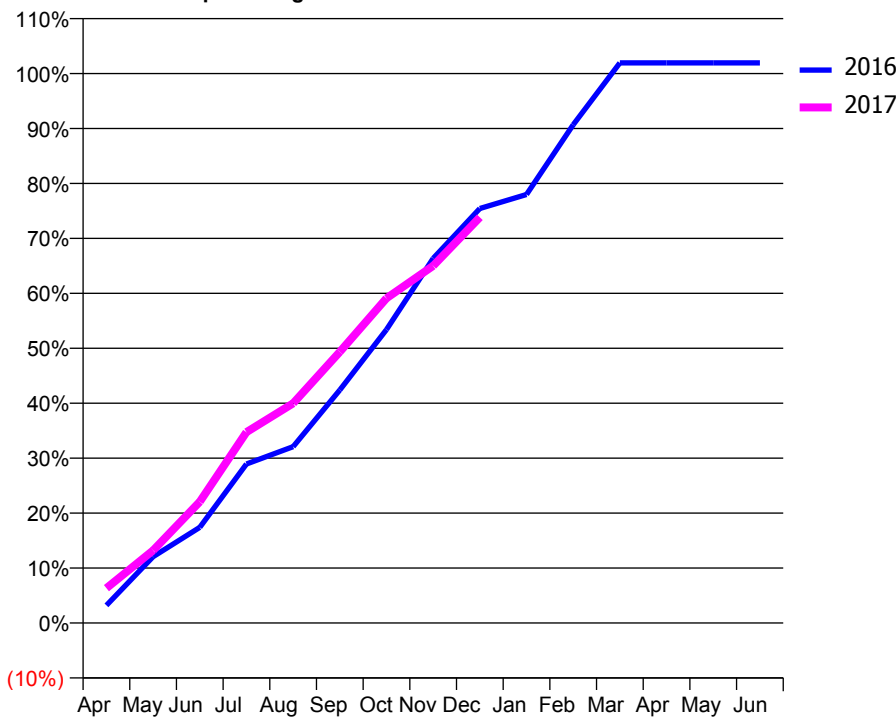
ACCESS*

Patients seen in 24 months	Total	Change since previous quarter
Quarter ending December 2015	1,064	
Quarter ending March 2016	1,120	↑
Quarter ending June 2016	1,137	→
Quarter ending September 2016	1,169	↑
Quarter ending December 2016	1,184	→
Variance since December 2015	11.3%	↑



ACTIVITY

Cumulative percentage of contracted UDA delivered 2016 & 2017



Month	Adjusted Scheduled Activity (UDA)	
	2016	2017
April	113	224
May	426	467
June	615	780
July	1,022	1,227
August	1,134	1,412
September	1,498	1,743
October	1,887	2,088
November	2,344	2,297
December	2,665	2,608
January	2,755	
February	3,203	
March	3,602	
April	3,602	
May	3,602	
June	3,602	

QUALITY

	Quantity	Base Number	Contract	AT	Region	England
% of FP17s for the same patient ID Re-attending within 3 months - Children	40	455	8.8%	11.7%	13.4%	12.4%
% of FP17s for the same patient ID Re-attending within 3 months - Adults	101	768	13.2%	15.5%	17.3%	16.6%
% of FP17s for the same patient ID Re-attending between 3 & 9 months - Children	205	455	45.1%	59.5%	58.9%	57.5%
% of FP17s for the same patient ID Re-attending between 3 & 9 months - Adults	433	768	56.4%	54.2%	52.5%	50.4%
% of FP17s for Band 1 Urgent Courses	16	1,223	1.3%	8.9%	9.3%	9.1%
% of FP17s Relating to Free Repair or Replacements	0	1,223	0.0%	0.9%	1.0%	0.8%
% of FP17s Relating to Continuations	7	1,223	0.6%	1.4%	1.5%	1.3%
% of Patients satisfied with the dentistry they have received	1	1	N/A	93.1%	93.1%	92.7%
% of Patients satisfied with the time they had to wait for an appointment	0	1	N/A	88.5%	89.8%	88.8%

* This is based on patients treated on this contract for their most recent course of treatment. Figures in italics indicate the base number of FP17s or Patient Questionnaire responses are less than 100. N/A is shown where the base number of responses is less than 10 during the period. % is calculated as Quantity/Base number*100

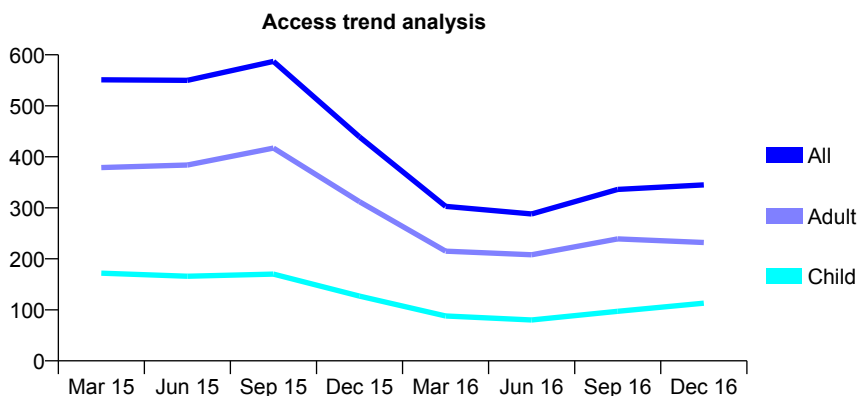
Q52 - Vital Signs At a Glance Contract Report for 800627/0002 - December 2016

Name or company name	MR AP HICKS
Contract type name	GDS Contract
Purpose of contract	General
Contract start date	01/04/2006
Contract end date	

16/17 Contracted general activity (UDA)	1,478
Carry forward general activity (UDA)	26
16/17 Contracted orthodontic activity (UOA)	0
Carry forward orthodontic activity (UOA)	0
Baseline contract value	£32,875.82

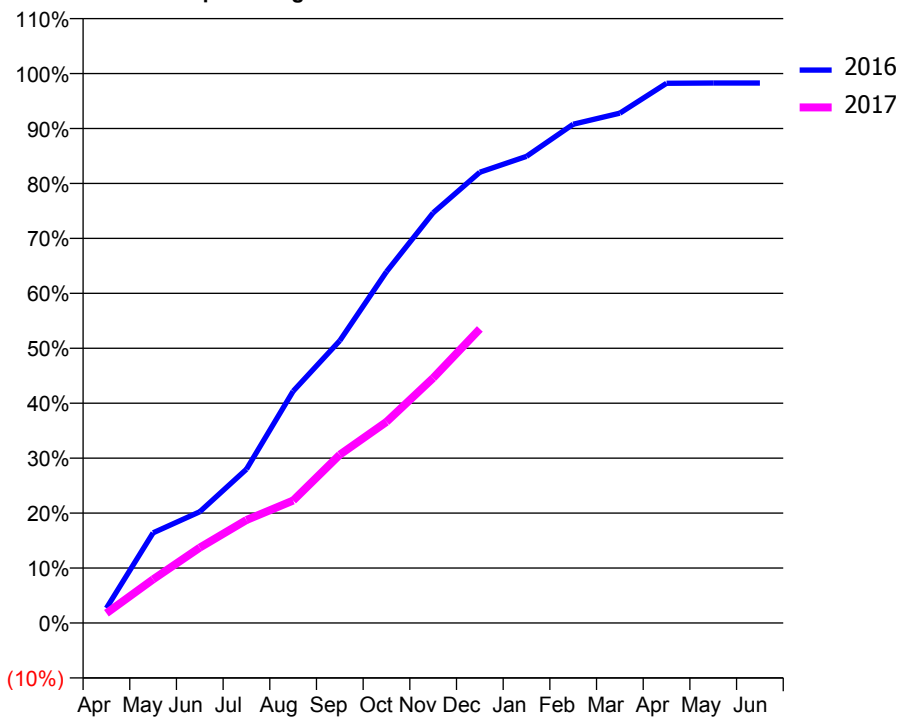
ACCESS*

Patients seen in 24 months	Total	Change since previous quarter
Quarter ending December 2015	439	
Quarter ending March 2016	303	↓
Quarter ending June 2016	288	↓
Quarter ending September 2016	336	↑
Quarter ending December 2016	345	↑
Variance since December 2015	(21.4%)	↓



ACTIVITY

Cumulative percentage of contracted UDA delivered 2016 & 2017



Month	2016	2017
April	40	26
May	243	117
June	299	203
July	414	277
August	623	330
September	760	453
October	945	541
November	1,103	659
December	1,212	791
January	1,255	
February	1,342	
March	1,371	
April	1,452	
May	1,452	
June	1,452	

QUALITY

	Quantity	Base Number	Contract	AT	Region	England
% of FP17s for the same patient ID Re-attending within 3 months - Children	5	142	3.5%	11.7%	13.4%	12.4%
% of FP17s for the same patient ID Re-attending within 3 months - Adults	42	343	12.2%	15.5%	17.3%	16.6%
% of FP17s for the same patient ID Re-attending between 3 & 9 months - Children	38	142	26.8%	59.5%	58.9%	57.5%
% of FP17s for the same patient ID Re-attending between 3 & 9 months - Adults	83	343	24.2%	54.2%	52.5%	50.4%
% of FP17s for Band 1 Urgent Courses	35	449	7.8%	8.9%	9.3%	9.1%
% of FP17s Relating to Free Repair or Replacements	5	449	1.1%	0.9%	1.0%	0.8%
% of FP17s Relating to Continuations	10	449	2.2%	1.4%	1.5%	1.3%
% of Patients satisfied with the dentistry they have received	1	1	N/A	93.1%	93.1%	92.7%
% of Patients satisfied with the time they had to wait for an appointment	1	1	N/A	88.5%	89.8%	88.8%

* This is based on patients treated on this contract for their most recent course of treatment. Figures in italics indicate the base number of FP17s or Patient Questionnaire responses are less than 100. N/A is shown where the base number of responses is less than 10 during the period. % is calculated as Quantity/Base number*100

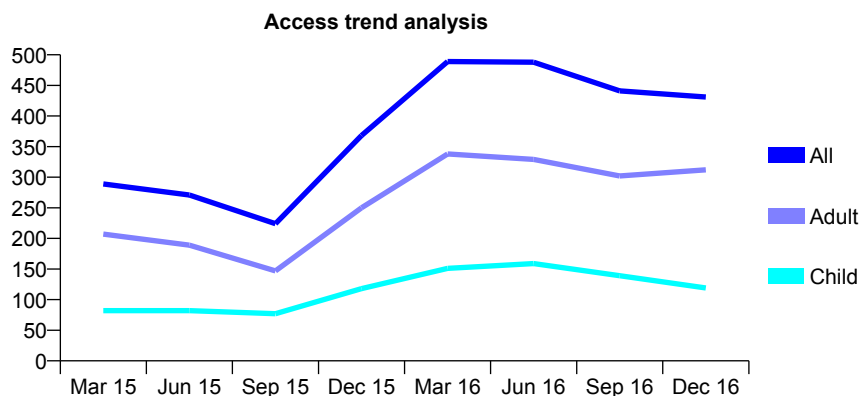
Q52 - Vital Signs At a Glance Contract Report for 800627/0003 - December 2016

Name or company name	MR AP HICKS
Contract type name	GDS Contract
Purpose of contract	General
Contract start date	15/06/2010
Contract end date	

16/17 Contracted general activity (UDA)	1,369
Carry forward general activity (UDA)	-20
16/17 Contracted orthodontic activity (UOA)	0
Carry forward orthodontic activity (UOA)	0
Baseline contract value	£31,005.50

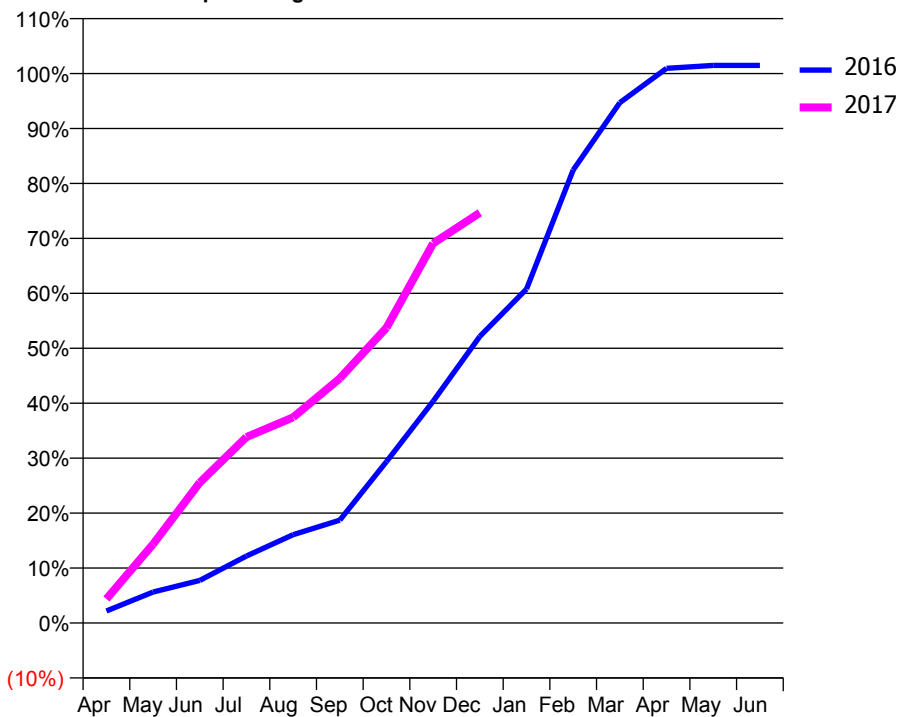
ACCESS*

Patients seen in 24 months	Total	Change since previous quarter
Quarter ending December 2015	368	
Quarter ending March 2016	489	↑
Quarter ending June 2016	488	→
Quarter ending September 2016	441	↓
Quarter ending December 2016	431	↓
Variance since December 2015	17.1%	↑



ACTIVITY

Cumulative percentage of contracted UDA delivered 2016 & 2017



Month	Adjusted Scheduled Activity (UDA)	
	2016	2017
April	30	60
May	77	196
June	106	350
July	167	463
August	220	512
September	256	609
October	402	736
November	553	946
December	714	1,022
January	832	
February	1,129	
March	1,297	
April	1,382	
May	1,389	
June	1,389	

QUALITY

	Quantity	Base Number	Contract	AT	Region	England
% of FP17s for the same patient ID Re-attending within 3 months - Children	21	160	13.1%	11.7%	13.4%	12.4%
% of FP17s for the same patient ID Re-attending within 3 months - Adults	77	438	17.6%	15.5%	17.3%	16.6%
% of FP17s for the same patient ID Re-attending between 3 & 9 months - Children	69	160	43.1%	59.5%	58.9%	57.5%
% of FP17s for the same patient ID Re-attending between 3 & 9 months - Adults	166	438	37.9%	54.2%	52.5%	50.4%
% of FP17s for Band 1 Urgent Courses	15	554	2.7%	8.9%	9.3%	9.1%
% of FP17s Relating to Free Repair or Replacements	27	554	4.9%	0.9%	1.0%	0.8%
% of FP17s Relating to Continuations	23	554	4.2%	1.4%	1.5%	1.3%
% of Patients satisfied with the dentistry they have received	1	2	N/A	93.1%	93.1%	92.7%
% of Patients satisfied with the time they had to wait for an appointment	2	2	N/A	88.5%	89.8%	88.8%

* This is based on patients treated on this contract for their most recent course of treatment. Figures in italics indicate the base number of FP17s or Patient Questionnaire responses are less than 100. N/A is shown where the base number of responses is less than 10 during the period. % is calculated as Quantity/Base number*100

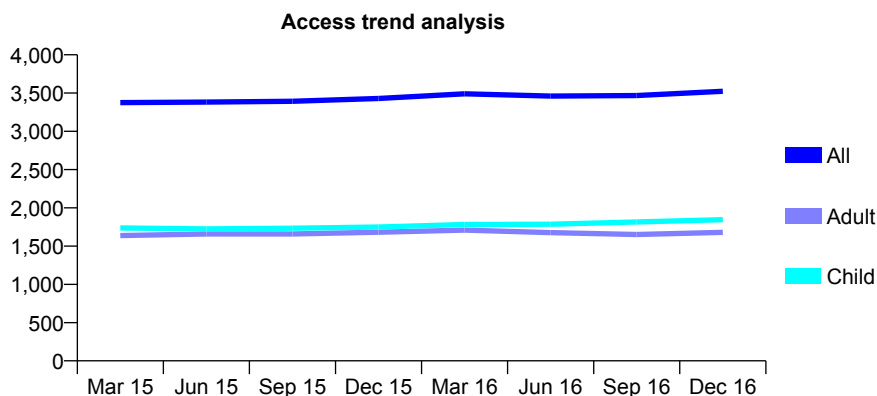
Q52 - Vital Signs At a Glance Contract Report for 811246/0001 - December 2016

Name or company name	MR CJ FINNERTY
Contract type name	PDS Contract
Purpose of contract	General
Contract start date	01/04/2006
Contract end date	31/03/2021

16/17 Contracted general activity (UDA)	11,197
Carry forward general activity (UDA)	0
16/17 Contracted orthodontic activity (UOA)	0
Carry forward orthodontic activity (UOA)	0
Baseline contract value	£327,671.95

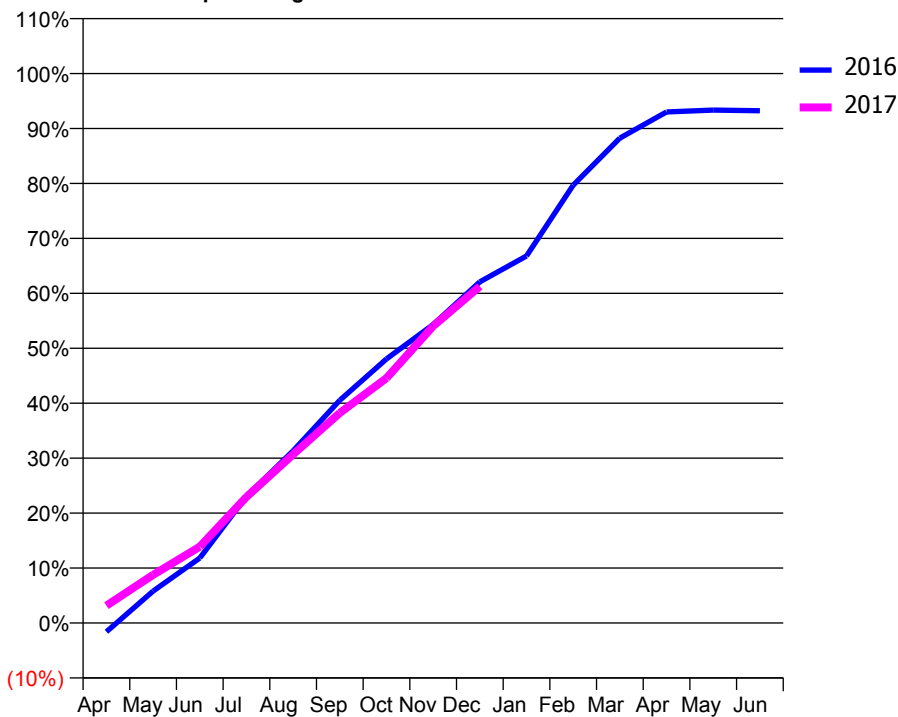
ACCESS*

Patients seen in 24 months	Total	Change since previous quarter
Quarter ending December 2015	3,430	
Quarter ending March 2016	3,491	→
Quarter ending June 2016	3,461	→
Quarter ending September 2016	3,467	→
Quarter ending December 2016	3,524	→
Variance since December 2015	2.7%	↑



ACTIVITY

Cumulative percentage of contracted UDA delivered 2016 & 2017



Month	Adjusted Scheduled Activity (UDA)	
	2016	2017
April	-180	355
May	651	983
June	1,324	1,557
July	2,581	2,570
August	3,510	3,436
September	4,539	4,282
October	5,381	4,990
November	6,083	6,049
December	6,952	6,861
January	7,479	
February	8,922	
March	9,882	
April	10,415	
May	10,453	
June	10,438	

QUALITY

	Quantity	Base Number	Contract	AT	Region	England
% of FP17s for the same patient ID Re-attending within 3 months - Children	158	2,148	7.4%	11.7%	13.4%	12.4%
% of FP17s for the same patient ID Re-attending within 3 months - Adults	284	1,540	18.4%	15.5%	17.3%	16.6%
% of FP17s for the same patient ID Re-attending between 3 & 9 months - Children	1,419	2,148	66.1%	59.5%	58.9%	57.5%
% of FP17s for the same patient ID Re-attending between 3 & 9 months - Adults	796	1,540	51.7%	54.2%	52.5%	50.4%
% of FP17s for Band 1 Urgent Courses	304	3,445	8.8%	8.9%	9.3%	9.1%
% of FP17s Relating to Free Repair or Replacements	5	3,445	0.1%	0.9%	1.0%	0.8%
% of FP17s Relating to Continuations	3	3,445	0.1%	1.4%	1.5%	1.3%
% of Patients satisfied with the dentistry they have received	8	8	N/A	93.1%	93.1%	92.7%
% of Patients satisfied with the time they had to wait for an appointment	8	8	N/A	88.5%	89.8%	88.8%

* This is based on patients treated on this contract for their most recent course of treatment. Figures in italics indicate the base number of FP17s or Patient Questionnaire responses are less than 100. N/A is shown where the base number of responses is less than 10 during the period. % is calculated as Quantity/Base number*100

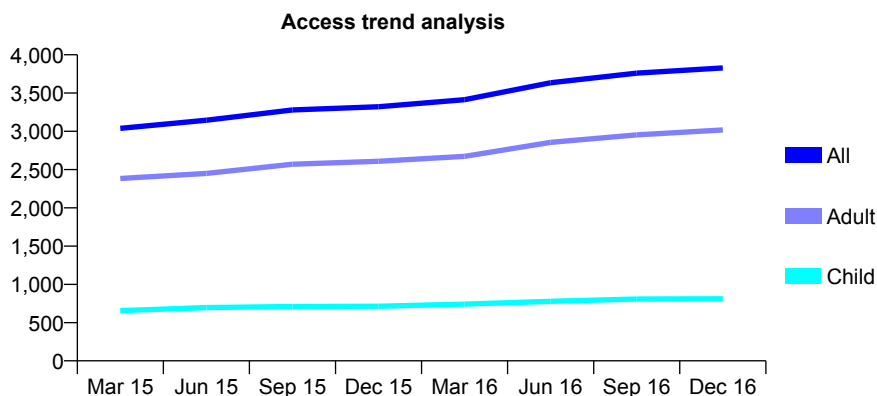
Q52 - Vital Signs At a Glance Contract Report for 811459/0001 - December 2016

Name or company name	MR MA SILVESTER
Contract type name	GDS Contract
Purpose of contract	General and Orthodontic
Contract start date	01/04/2006
Contract end date	

16/17 Contracted general activity (UDA)	9,000
Carry forward general activity (UDA)	0
16/17 Contracted orthodontic activity (UOA)	250
Carry forward orthodontic activity (UOA)	0
Baseline contract value	£288,781.96

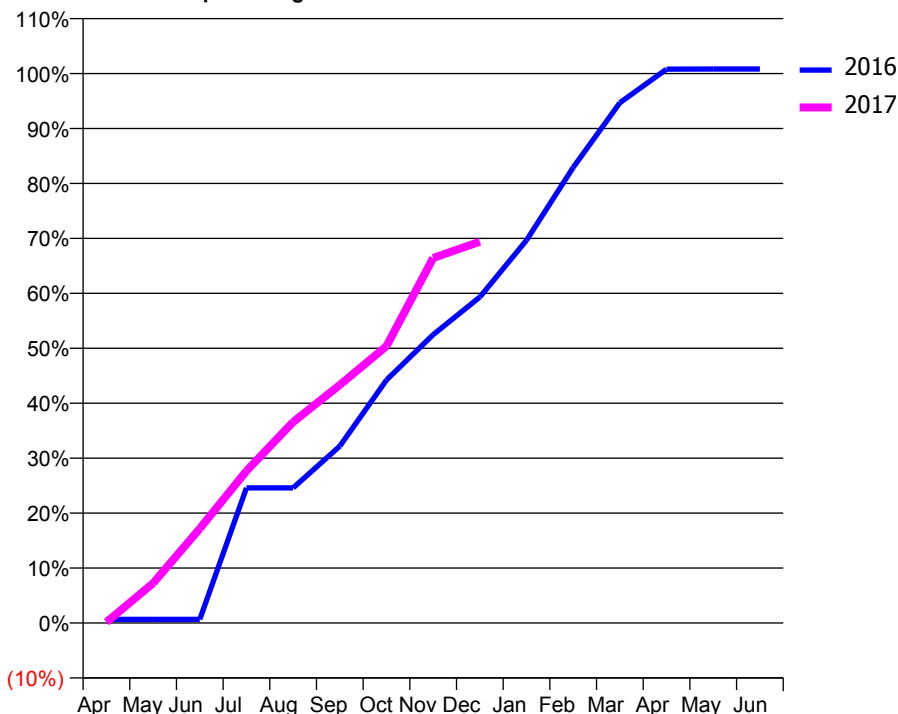
ACCESS*

Patients seen in 24 months	Total	Change since previous quarter
Quarter ending December 2015	3,321	
Quarter ending March 2016	3,414	↑
Quarter ending June 2016	3,635	↑
Quarter ending September 2016	3,761	↑
Quarter ending December 2016	3,829	→
Variance since December 2015	15.3%	↑



ACTIVITY

Cumulative percentage of contracted UDA delivered 2016 & 2017



Month	Adjusted Scheduled Activity (UDA)	
	2016	2017
April	59	15
May	59	652
June	59	1,548
July	2,213	2,492
August	2,213	3,292
September	2,896	3,899
October	3,981	4,534
November	4,724	5,980
December	5,339	6,246
January	6,269	
February	7,463	
March	8,522	
April	9,071	
May	9,073	
June	9,073	

QUALITY

	Quantity	Base Number	Contract	AT	Region	England
% of FP17s for the same patient ID Re-attending within 3 months - Children	25	652	3.8%	11.7%	13.4%	12.4%
% of FP17s for the same patient ID Re-attending within 3 months - Adults	279	2,479	11.3%	15.5%	17.3%	16.6%
% of FP17s for the same patient ID Re-attending between 3 & 9 months - Children	218	652	33.4%	59.5%	58.9%	57.5%
% of FP17s for the same patient ID Re-attending between 3 & 9 months - Adults	728	2,479	29.4%	54.2%	52.5%	50.4%
% of FP17s for Band 1 Urgent Courses	171	2,891	5.9%	8.9%	9.3%	9.1%
% of FP17s Relating to Free Repair or Replacements	57	2,891	2.0%	0.9%	1.0%	0.8%
% of FP17s Relating to Continuations	26	2,891	0.9%	1.4%	1.5%	1.3%
% of Patients satisfied with the dentistry they have received	6	6	N/A	93.1%	93.1%	92.7%
% of Patients satisfied with the time they had to wait for an appointment	6	6	N/A	88.5%	89.8%	88.8%

* This is based on patients treated on this contract for their most recent course of treatment. Figures in italics indicate the base number of FP17s or Patient Questionnaire responses are less than 100. N/A is shown where the base number of responses is less than 10 during the period. % is calculated as Quantity/Base number*100

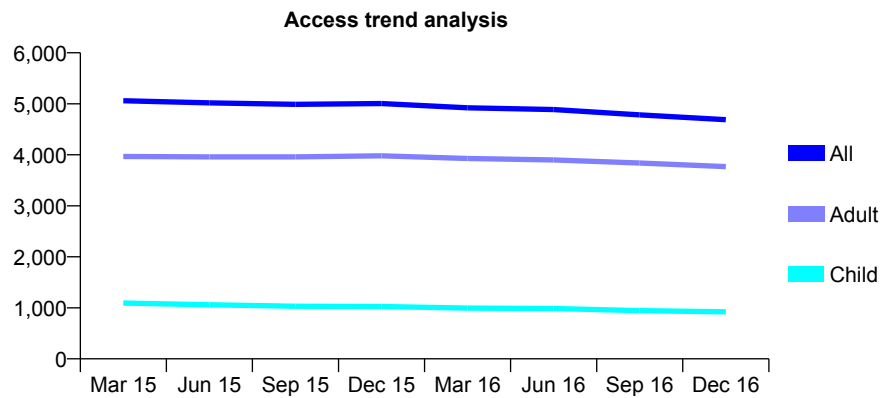
Q52 - Vital Signs At a Glance Contract Report for 812080/0001 - December 2016

Name or company name	MR PA BENNETT
Contract type name	GDS Contract
Purpose of contract	General
Contract start date	01/04/2006
Contract end date	

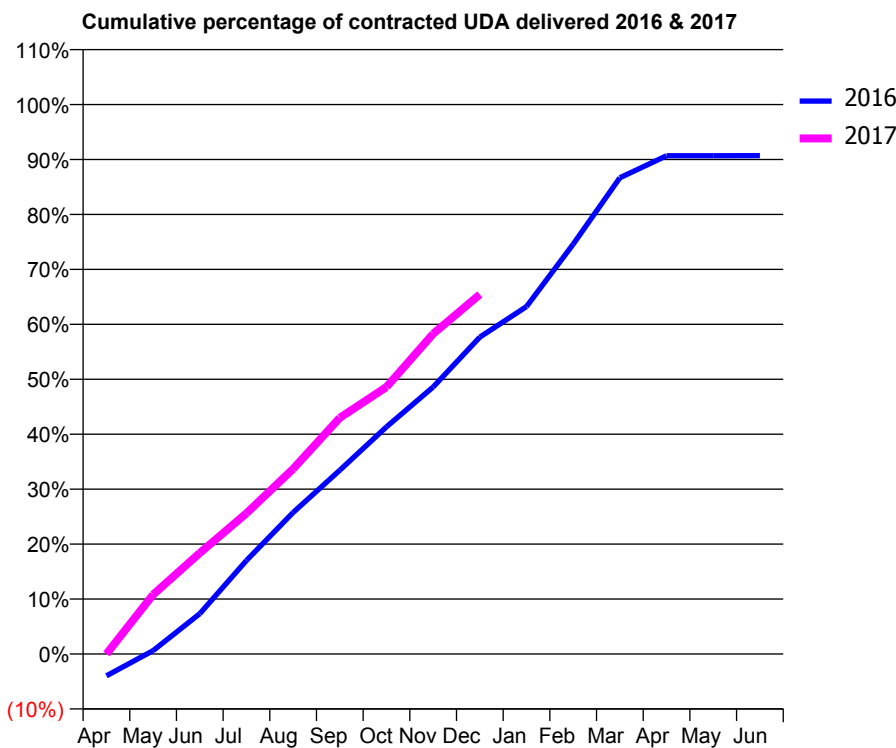
16/17 Contracted general activity (UDA)	17,017
Carry forward general activity (UDA)	0
16/17 Contracted orthodontic activity (UOA)	0
Carry forward orthodontic activity (UOA)	0
Baseline contract value	£343,558.13

ACCESS*

Patients seen in 24 months	Total	Change since previous quarter
Quarter ending December 2015	5,005	
Quarter ending March 2016	4,921	↓
Quarter ending June 2016	4,888	→
Quarter ending September 2016	4,783	↓
Quarter ending December 2016	4,689	↓
Variance since December 2015	(6.3%)	↓



ACTIVITY



Month	Adjusted Scheduled Activity (UDA)	
	2016	2017
April	-680	0
May	103	1,840
June	1,249	3,127
July	2,898	4,361
August	4,383	5,735
September	5,693	7,316
October	7,035	8,269
November	8,269	9,915
December	9,816	11,135
January	10,760	
February	12,690	
March	14,747	
April	15,428	
May	15,429	
June	15,435	

QUALITY

	Quantity	Base Number	Contract	AT	Region	England
% of FP17s for the same patient ID Re-attending within 3 months - Children	137	1,152	11.9%	11.7%	13.4%	12.4%
% of FP17s for the same patient ID Re-attending within 3 months - Adults	537	4,345	12.4%	15.5%	17.3%	16.6%
% of FP17s for the same patient ID Re-attending between 3 & 9 months - Children	744	1,152	64.6%	59.5%	58.9%	57.5%
% of FP17s for the same patient ID Re-attending between 3 & 9 months - Adults	3,097	4,345	71.3%	54.2%	52.5%	50.4%
% of FP17s for Band 1 Urgent Courses	40	5,163	0.8%	8.9%	9.3%	9.1%
% of FP17s Relating to Free Repair or Replacements	73	5,163	1.4%	0.9%	1.0%	0.8%
% of FP17s Relating to Continuations	67	5,163	1.3%	1.4%	1.5%	1.3%
% of Patients satisfied with the dentistry they have received	4	5	N/A	93.1%	93.1%	92.7%
% of Patients satisfied with the time they had to wait for an appointment	4	5	N/A	88.5%	89.8%	88.8%

* This is based on patients treated on this contract for their most recent course of treatment. Figures in italics indicate the base number of FP17s or Patient Questionnaire responses are less than 100. N/A is shown where the base number of responses is less than 10 during the period. % is calculated as Quantity/Base number*100

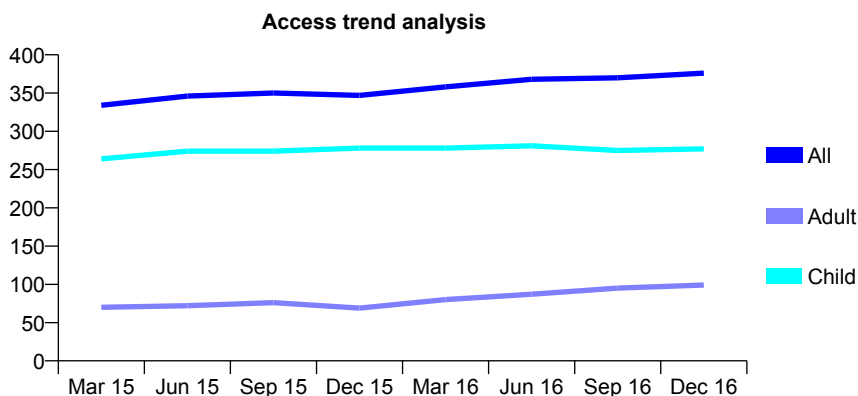
Q52 - Vital Signs At a Glance Contract Report for 812315/0001 - December 2016

Name or company name	MR PS JEAVONS
Contract type name	GDS Contract
Purpose of contract	General
Contract start date	01/04/2006
Contract end date	

16/17 Contracted general activity (UDA)	960
Carry forward general activity (UDA)	-19
16/17 Contracted orthodontic activity (UOA)	0
Carry forward orthodontic activity (UOA)	0
Baseline contract value	£23,393.20

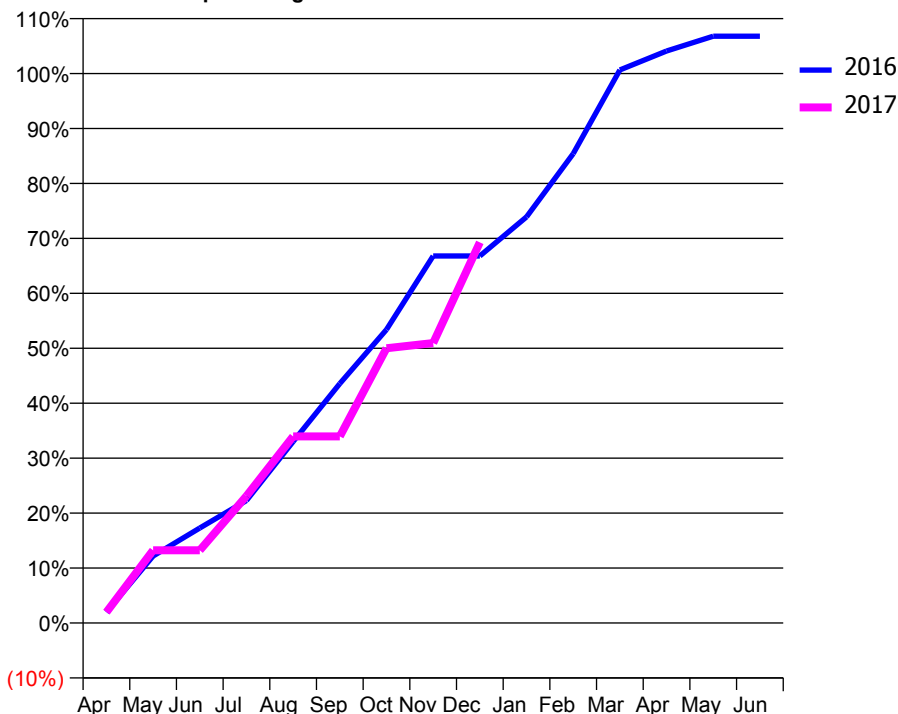
ACCESS*

Patients seen in 24 months	Total	Change since previous quarter
Quarter ending December 2015	347	
Quarter ending March 2016	358	↑
Quarter ending June 2016	368	↑
Quarter ending September 2016	370	→
Quarter ending December 2016	376	→
Variance since December 2015	8.4%	↑



ACTIVITY

Cumulative percentage of contracted UDA delivered 2016 & 2017



Month	Adjusted Scheduled Activity (UDA)	
	2016	2017
April	19	19
May	117	127
June	166	127
July	214	222
August	317	326
September	418	326
October	513	480
November	641	489
December	641	665
January	709	
February	820	
March	966	
April	999	
May	1,025	
June	1,025	

QUALITY

	Quantity	Base Number	Contract	AT	Region	England
% of FP17s for the same patient ID Re-attending within 3 months - Children	13	295	4.4%	11.7%	13.4%	12.4%
% of FP17s for the same patient ID Re-attending within 3 months - Adults	5	42	11.9%	15.5%	17.3%	16.6%
% of FP17s for the same patient ID Re-attending between 3 & 9 months - Children	207	295	70.2%	59.5%	58.9%	57.5%
% of FP17s for the same patient ID Re-attending between 3 & 9 months - Adults	7	42	16.7%	54.2%	52.5%	50.4%
% of FP17s for Band 1 Urgent Courses	0	307	0.0%	8.9%	9.3%	9.1%
% of FP17s Relating to Free Repair or Replacements	0	307	0.0%	0.9%	1.0%	0.8%
% of FP17s Relating to Continuations	0	307	0.0%	1.4%	1.5%	1.3%
% of Patients satisfied with the dentistry they have received	0	0	N/A	93.1%	93.1%	92.7%
% of Patients satisfied with the time they had to wait for an appointment	0	0	N/A	88.5%	89.8%	88.8%

* This is based on patients treated on this contract for their most recent course of treatment. Figures in italics indicate the base number of FP17s or Patient Questionnaire responses are less than 100. N/A is shown where the base number of responses is less than 10 during the period. % is calculated as Quantity/Base number*100

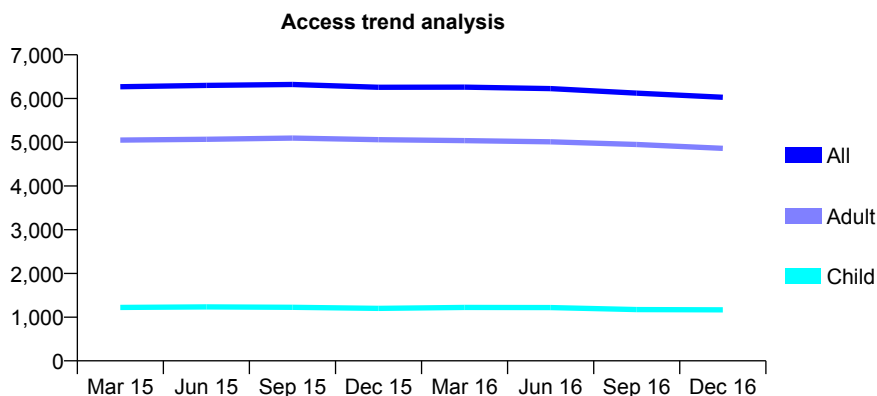
Q52 - Vital Signs At a Glance Contract Report for 815888/0001 - December 2016

Name or company name	PE EDWARDS AND M PATEL
Contract type name	GDS Contract
Purpose of contract	General
Contract start date	01/04/2006
Contract end date	

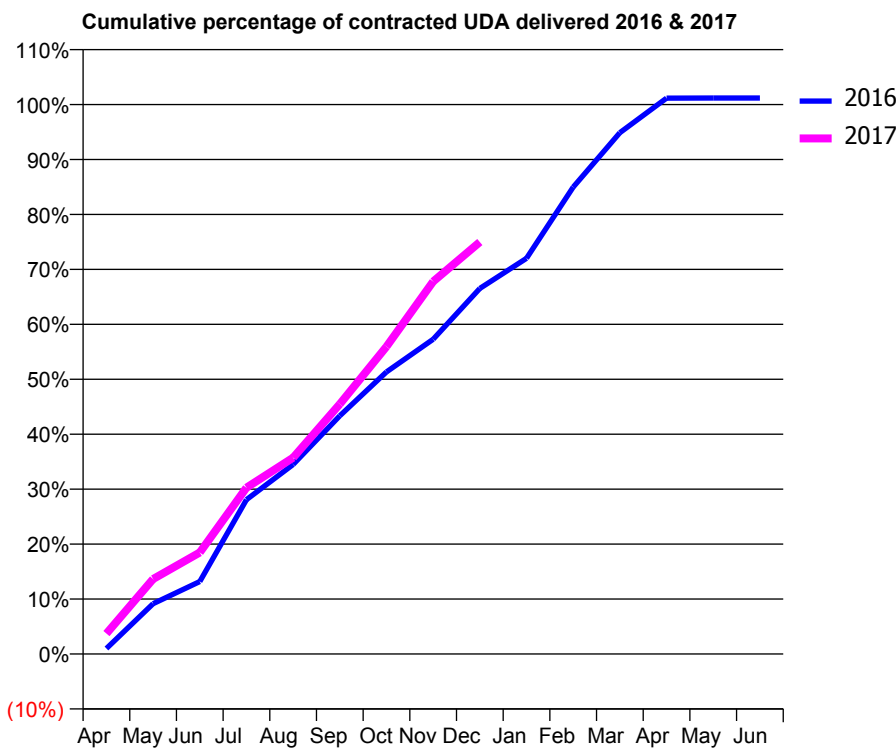
16/17 Contracted general activity (UDA)	18,561
Carry forward general activity (UDA)	-218
16/17 Contracted orthodontic activity (UOA)	0
Carry forward orthodontic activity (UOA)	0
Baseline contract value	£437,513.53

ACCESS*

Patients seen in 24 months	Total	Change since previous quarter
Quarter ending December 2015	6,258	
Quarter ending March 2016	6,259	→
Quarter ending June 2016	6,226	→
Quarter ending September 2016	6,124	↓
Quarter ending December 2016	6,028	↓
Variance since December 2015	(3.7%)	↓



ACTIVITY



Month	Adjusted Scheduled Activity (UDA)	
	2016	2017
April	186	691
May	1,701	2,534
June	2,446	3,432
July	5,214	5,621
August	6,405	6,634
September	8,048	8,442
October	9,529	10,386
November	10,634	12,583
December	12,346	13,915
January	13,366	
February	15,773	
March	17,607	
April	18,774	
May	18,778	
June	18,779	

QUALITY

	Quantity	Base Number	Contract	AT	Region	England
% of FP17s for the same patient ID Re-attending within 3 months - Children	97	1,436	6.8%	11.7%	13.4%	12.4%
% of FP17s for the same patient ID Re-attending within 3 months - Adults	795	5,274	15.1%	15.5%	17.3%	16.6%
% of FP17s for the same patient ID Re-attending between 3 & 9 months - Children	785	1,436	54.7%	59.5%	58.9%	57.5%
% of FP17s for the same patient ID Re-attending between 3 & 9 months - Adults	2,381	5,274	45.1%	54.2%	52.5%	50.4%
% of FP17s for Band 1 Urgent Courses	419	6,229	6.7%	8.9%	9.3%	9.1%
% of FP17s Relating to Free Repair or Replacements	36	6,229	0.6%	0.9%	1.0%	0.8%
% of FP17s Relating to Continuations	54	6,229	0.9%	1.4%	1.5%	1.3%
% of Patients satisfied with the dentistry they have received	3	4	N/A	93.1%	93.1%	92.7%
% of Patients satisfied with the time they had to wait for an appointment	4	4	N/A	88.5%	89.8%	88.8%

* This is based on patients treated on this contract for their most recent course of treatment. Figures in italics indicate the base number of FP17s or Patient Questionnaire responses are less than 100. N/A is shown where the base number of responses is less than 10 during the period. % is calculated as Quantity/Base number*100

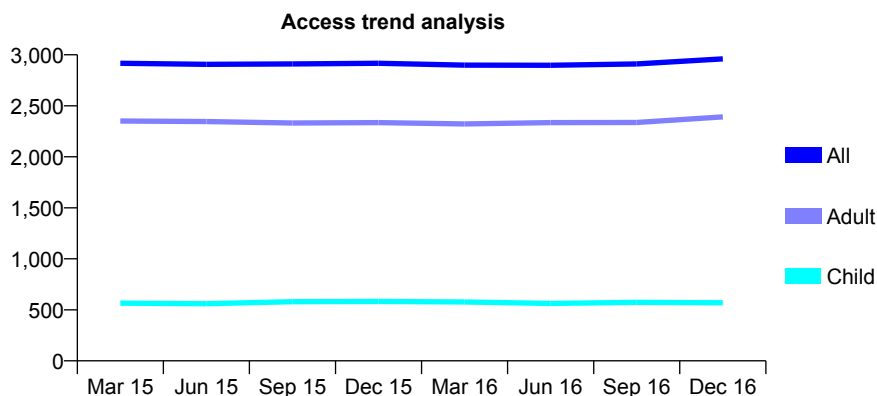
Q52 - Vital Signs At a Glance Contract Report for 822019/0001 - December 2016

Name or company name	MR KT CRUMMEY
Contract type name	GDS Contract
Purpose of contract	General
Contract start date	01/04/2006
Contract end date	

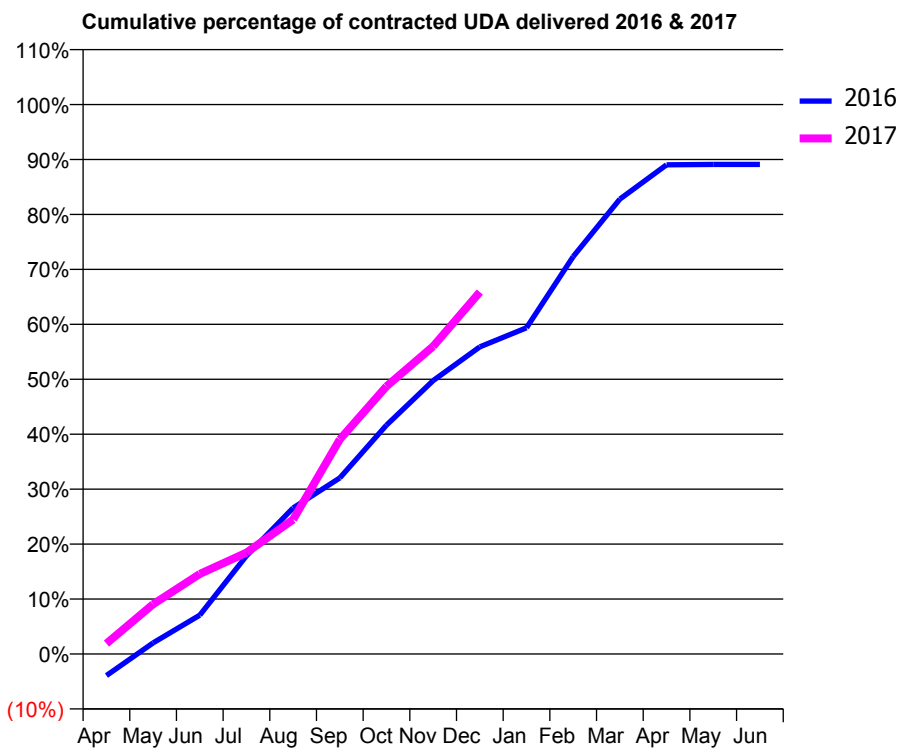
16/17 Contracted general activity (UDA)	8,918
Carry forward general activity (UDA)	0
16/17 Contracted orthodontic activity (UOA)	0
Carry forward orthodontic activity (UOA)	0
Baseline contract value	£240,019.57

ACCESS*

Patients seen in 24 months	Total	Change since previous quarter
Quarter ending December 2015	2,917	
Quarter ending March 2016	2,899	→
Quarter ending June 2016	2,898	→
Quarter ending September 2016	2,910	→
Quarter ending December 2016	2,960	→
Variance since December 2015	1.5%	→



ACTIVITY



Month	Adjusted Scheduled Activity (UDA)	
	2016	2017
April	-352	169
May	182	809
June	631	1,300
July	1,595	1,646
August	2,370	2,183
September	2,857	3,484
October	3,714	4,345
November	4,438	4,994
December	4,985	5,875
January	5,294	
February	6,451	
March	7,382	
April	7,939	
May	7,947	
June	7,947	

QUALITY

	Quantity	Base Number	Contract	AT	Region	England
% of FP17s for the same patient ID Re-attending within 3 months - Children	36	665	5.4%	11.7%	13.4%	12.4%
% of FP17s for the same patient ID Re-attending within 3 months - Adults	259	2,040	12.7%	15.5%	17.3%	16.6%
% of FP17s for the same patient ID Re-attending between 3 & 9 months - Children	428	665	64.4%	59.5%	58.9%	57.5%
% of FP17s for the same patient ID Re-attending between 3 & 9 months - Adults	565	2,040	27.7%	54.2%	52.5%	50.4%
% of FP17s for Band 1 Urgent Courses	174	2,468	7.1%	8.9%	9.3%	9.1%
% of FP17s Relating to Free Repair or Replacements	24	2,468	1.0%	0.9%	1.0%	0.8%
% of FP17s Relating to Continuations	18	2,468	0.7%	1.4%	1.5%	1.3%
% of Patients satisfied with the dentistry they have received	6	6	N/A	93.1%	93.1%	92.7%
% of Patients satisfied with the time they had to wait for an appointment	6	6	N/A	88.5%	89.8%	88.8%

* This is based on patients treated on this contract for their most recent course of treatment. Figures in italics indicate the base number of FP17s or Patient Questionnaire responses are less than 100. N/A is shown where the base number of responses is less than 10 during the period. % is calculated as Quantity/Base number*100

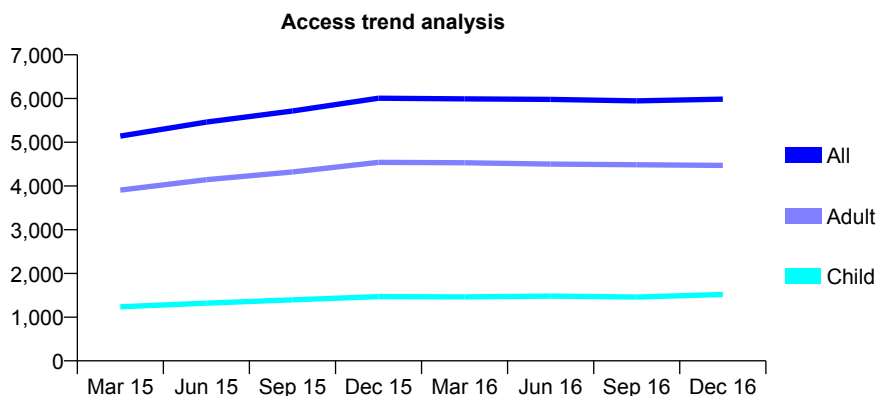
Q52 - Vital Signs At a Glance Contract Report for 827835/0001 - December 2016

Name or company name	MISS HA PATTINSON
Contract type name	GDS Contract
Purpose of contract	General
Contract start date	01/04/2006
Contract end date	

16/17 Contracted general activity (UDA)	17,107
Carry forward general activity (UDA)	68
16/17 Contracted orthodontic activity (UOA)	0
Carry forward orthodontic activity (UOA)	0
Baseline contract value	£443,430.27

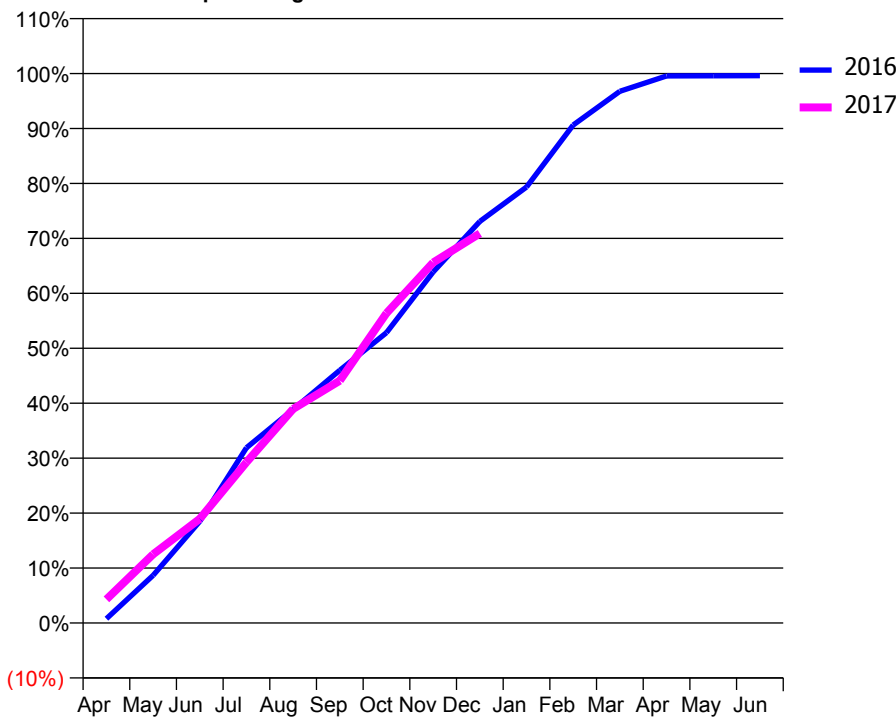
ACCESS*

Patients seen in 24 months	Total	Change since previous quarter
Quarter ending December 2015	6,007	
Quarter ending March 2016	5,993	→
Quarter ending June 2016	5,981	→
Quarter ending September 2016	5,945	→
Quarter ending December 2016	5,987	→
Variance since December 2015	(0.3%)	→



ACTIVITY

Cumulative percentage of contracted UDA delivered 2016 & 2017



Month	Adjusted Scheduled Activity (UDA)	
	2016	2017
April	134	739
May	1,483	2,139
June	3,165	3,245
July	5,456	5,005
August	6,650	6,665
September	7,867	7,546
October	9,039	9,647
November	10,928	11,222
December	12,502	12,130
January	13,573	
February	15,503	
March	16,552	
April	17,032	
May	17,036	
June	17,039	

QUALITY

	Quantity	Base Number	Contract	AT	Region	England
% of FP17s for the same patient ID Re-attending within 3 months - Children	185	1,528	12.1%	11.7%	13.4%	12.4%
% of FP17s for the same patient ID Re-attending within 3 months - Adults	1,098	5,070	21.7%	15.5%	17.3%	16.6%
% of FP17s for the same patient ID Re-attending between 3 & 9 months - Children	662	1,528	43.3%	59.5%	58.9%	57.5%
% of FP17s for the same patient ID Re-attending between 3 & 9 months - Adults	2,179	5,070	43.0%	54.2%	52.5%	50.4%
% of FP17s for Band 1 Urgent Courses	2,029	6,355	31.9%	8.9%	9.3%	9.1%
% of FP17s Relating to Free Repair or Replacements	56	6,355	0.9%	0.9%	1.0%	0.8%
% of FP17s Relating to Continuations	29	6,355	0.5%	1.4%	1.5%	1.3%
% of Patients satisfied with the dentistry they have received	3	4	N/A	93.1%	93.1%	92.7%
% of Patients satisfied with the time they had to wait for an appointment	3	4	N/A	88.5%	89.8%	88.8%

* This is based on patients treated on this contract for their most recent course of treatment. Figures in italics indicate the base number of FP17s or Patient Questionnaire responses are less than 100. N/A is shown where the base number of responses is less than 10 during the period. % is calculated as Quantity/Base number*100

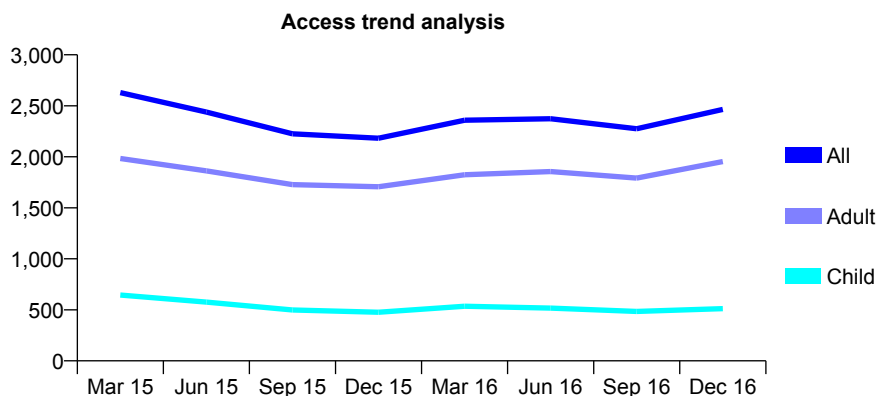
Q52 - Vital Signs At a Glance Contract Report for 827835/0002 - December 2016

Name or company name	MISS HA PATTINSON
Contract type name	GDS Contract
Purpose of contract	General
Contract start date	08/06/2010
Contract end date	

16/17 Contracted general activity (UDA)	6,600
Carry forward general activity (UDA)	-4
16/17 Contracted orthodontic activity (UOA)	0
Carry forward orthodontic activity (UOA)	0
Baseline contract value	£170,822.54

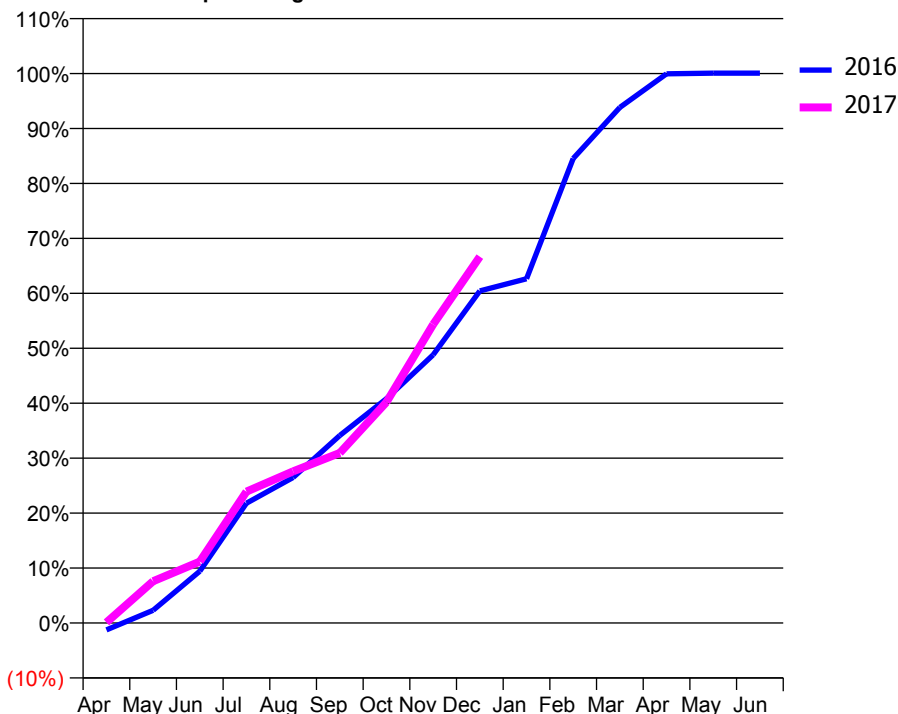
ACCESS*

Patients seen in 24 months	Total	Change since previous quarter
Quarter ending December 2015	2,183	
Quarter ending March 2016	2,359	↑
Quarter ending June 2016	2,373	→
Quarter ending September 2016	2,275	↓
Quarter ending December 2016	2,465	↑
Variance since December 2015	12.9%	↑



ACTIVITY

Cumulative percentage of contracted UDA delivered 2016 & 2017



Month	Adjusted Scheduled Activity (UDA)	
	2016	2017
April	-84	8
May	152	502
June	623	738
July	1,440	1,579
August	1,749	1,821
September	2,252	2,042
October	2,694	2,654
November	3,222	3,587
December	3,989	4,401
January	4,134	
February	5,580	
March	6,193	
April	6,596	
May	6,604	
June	6,604	

QUALITY

	Quantity	Base Number	Contract	AT	Region	England
% of FP17s for the same patient ID Re-attending within 3 months - Children	13	342	3.8%	11.7%	13.4%	12.4%
% of FP17s for the same patient ID Re-attending within 3 months - Adults	141	1,436	9.8%	15.5%	17.3%	16.6%
% of FP17s for the same patient ID Re-attending between 3 & 9 months - Children	87	342	25.4%	59.5%	58.9%	57.5%
% of FP17s for the same patient ID Re-attending between 3 & 9 months - Adults	392	1,436	27.3%	54.2%	52.5%	50.4%
% of FP17s for Band 1 Urgent Courses	211	1,601	13.2%	8.9%	9.3%	9.1%
% of FP17s Relating to Free Repair or Replacements	28	1,601	1.7%	0.9%	1.0%	0.8%
% of FP17s Relating to Continuations	6	1,601	0.4%	1.4%	1.5%	1.3%
% of Patients satisfied with the dentistry they have received	1	2	N/A	93.1%	93.1%	92.7%
% of Patients satisfied with the time they had to wait for an appointment	2	2	N/A	88.5%	89.8%	88.8%

* This is based on patients treated on this contract for their most recent course of treatment. Figures in italics indicate the base number of FP17s or Patient Questionnaire responses are less than 100. N/A is shown where the base number of responses is less than 10 during the period. % is calculated as Quantity/Base number*100

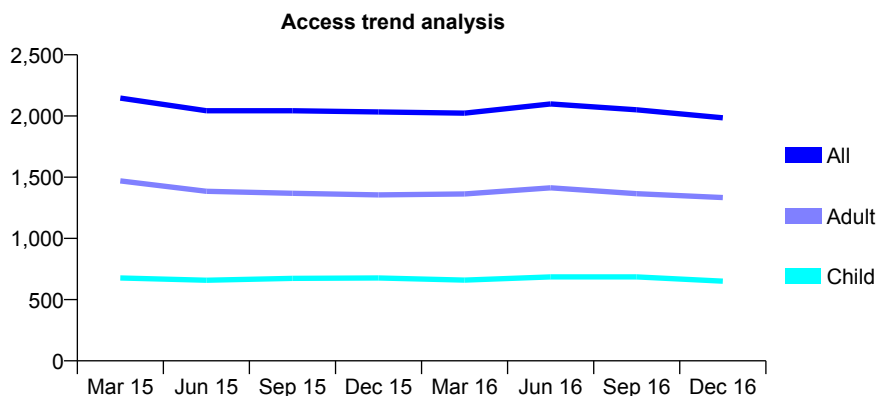
Q52 - Vital Signs At a Glance Contract Report for 829021/0001 - December 2016

Name or company name	MR Y LAHER
Contract type name	PDS Contract
Purpose of contract	General
Contract start date	01/04/2006
Contract end date	31/03/2021

16/17 Contracted general activity (UDA)	5,500
Carry forward general activity (UDA)	0
16/17 Contracted orthodontic activity (UOA)	0
Carry forward orthodontic activity (UOA)	0
Baseline contract value	£132,389.48

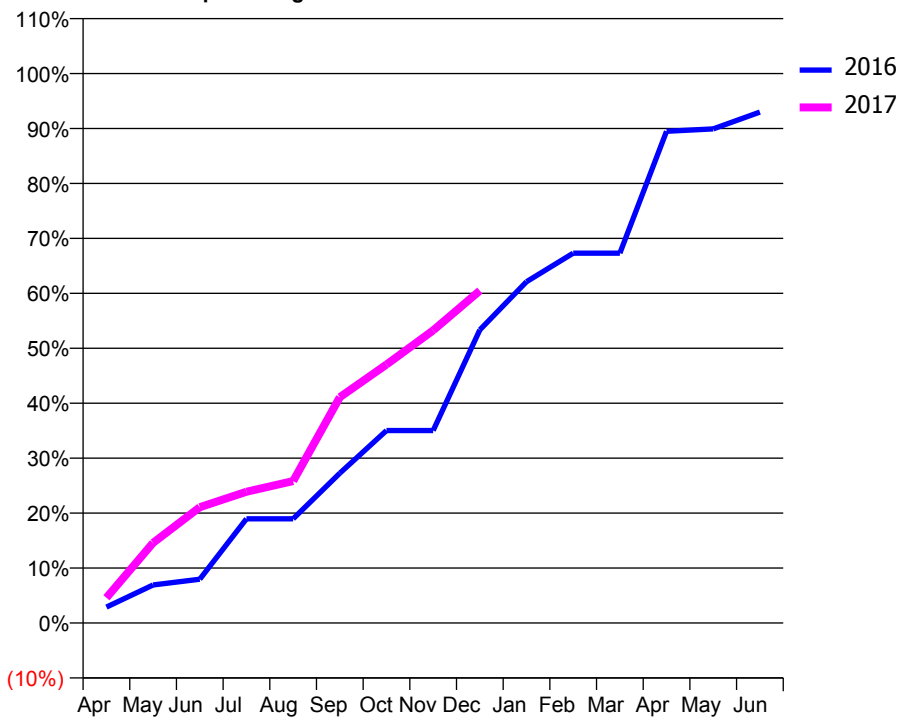
ACCESS*

Patients seen in 24 months	Total	Change since previous quarter
Quarter ending December 2015	2,033	
Quarter ending March 2016	2,023	→
Quarter ending June 2016	2,099	↑
Quarter ending September 2016	2,051	↓
Quarter ending December 2016	1,985	↓
Variance since December 2015	(2.4%)	↓



ACTIVITY

Cumulative percentage of contracted UDA delivered 2016 & 2017



Month	Adjusted Scheduled Activity (UDA)	
	2016	2017
April	160	253
May	381	802
June	439	1,160
July	1,043	1,314
August	1,043	1,420
September	1,499	2,260
October	1,927	2,587
November	1,927	2,929
December	2,934	3,326
January	3,416	
February	3,702	
March	3,702	
April	4,921	
May	4,946	
June	5,114	

QUALITY

	Quantity	Base Number	Contract	AT	Region	England
% of FP17s for the same patient ID Re-attending within 3 months - Children	81	656	12.3%	11.7%	13.4%	12.4%
% of FP17s for the same patient ID Re-attending within 3 months - Adults	300	1,349	22.2%	15.5%	17.3%	16.6%
% of FP17s for the same patient ID Re-attending between 3 & 9 months - Children	150	656	22.9%	59.5%	58.9%	57.5%
% of FP17s for the same patient ID Re-attending between 3 & 9 months - Adults	293	1,349	21.7%	54.2%	52.5%	50.4%
% of FP17s for Band 1 Urgent Courses	187	1,444	13.0%	8.9%	9.3%	9.1%
% of FP17s Relating to Free Repair or Replacements	0	1,444	0.0%	0.9%	1.0%	0.8%
% of FP17s Relating to Continuations	0	1,444	0.0%	1.4%	1.5%	1.3%
% of Patients satisfied with the dentistry they have received	15	19	78.9%	93.1%	93.1%	92.7%
% of Patients satisfied with the time they had to wait for an appointment	11	19	57.9%	88.5%	89.8%	88.8%

* This is based on patients treated on this contract for their most recent course of treatment. Figures in italics indicate the base number of FP17s or Patient Questionnaire responses are less than 100. N/A is shown where the base number of responses is less than 10 during the period. % is calculated as Quantity/Base number*100

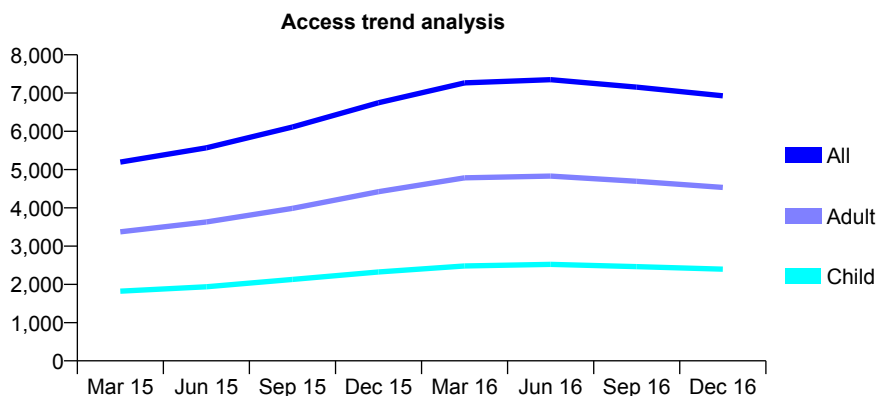
Q52 - Vital Signs At a Glance Contract Report for 834858/0003 - December 2016

Name or company name	MR LW APPLETON
Contract type name	GDS Contract
Purpose of contract	General
Contract start date	06/05/2014
Contract end date	

16/17 Contracted general activity (UDA)	19,607
Carry forward general activity (UDA)	65
16/17 Contracted orthodontic activity (UOA)	0
Carry forward orthodontic activity (UOA)	0
Baseline contract value	£588,450.39

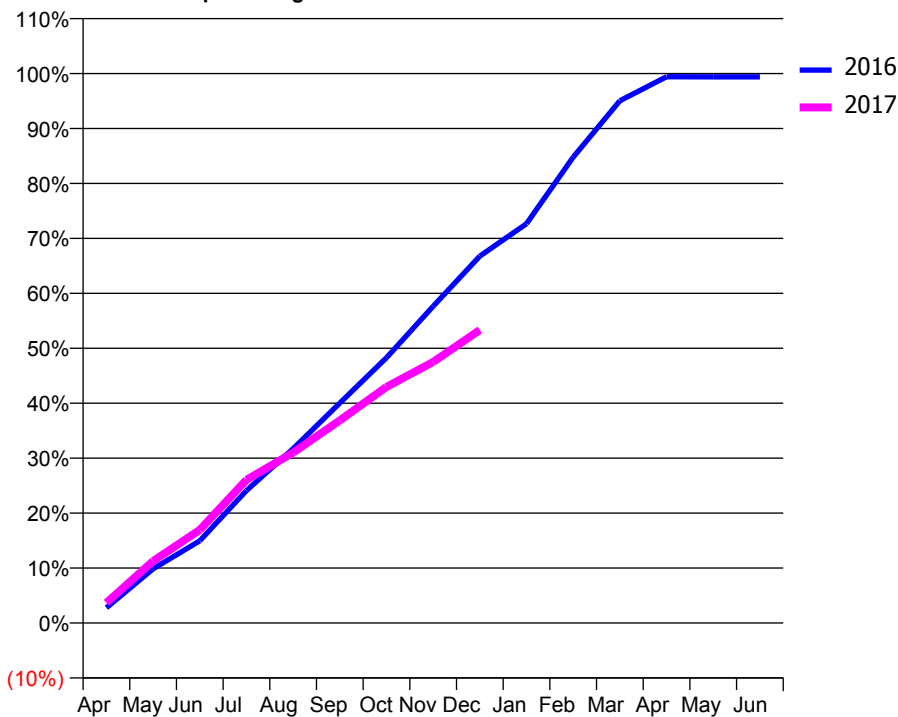
ACCESS*

Patients seen in 24 months	Total	Change since previous quarter
Quarter ending December 2015	6,747	
Quarter ending March 2016	7,265	↑
Quarter ending June 2016	7,349	→
Quarter ending September 2016	7,155	↓
Quarter ending December 2016	6,929	↓
Variance since December 2015	2.7%	↑



ACTIVITY

Cumulative percentage of contracted UDA delivered 2016 & 2017



Month	Adjusted Scheduled Activity (UDA)	
	2016	2017
April	544	721
May	1,934	2,212
June	2,932	3,325
July	4,725	5,107
August	6,219	6,080
September	7,847	7,229
October	9,468	8,425
November	11,304	9,313
December	13,092	10,454
January	14,250	
February	16,624	
March	18,633	
April	19,490	
May	19,485	
June	19,488	

QUALITY

	Quantity	Base Number	Contract	AT	Region	England
% of FP17s for the same patient ID Re-attending within 3 months - Children	196	1,900	10.3%	11.7%	13.4%	12.4%
% of FP17s for the same patient ID Re-attending within 3 months - Adults	744	3,661	20.3%	15.5%	17.3%	16.6%
% of FP17s for the same patient ID Re-attending between 3 & 9 months - Children	827	1,900	43.5%	59.5%	58.9%	57.5%
% of FP17s for the same patient ID Re-attending between 3 & 9 months - Adults	1,553	3,661	42.4%	54.2%	52.5%	50.4%
% of FP17s for Band 1 Urgent Courses	682	5,150	13.2%	8.9%	9.3%	9.1%
% of FP17s Relating to Free Repair or Replacements	21	5,150	0.4%	0.9%	1.0%	0.8%
% of FP17s Relating to Continuations	58	5,150	1.1%	1.4%	1.5%	1.3%
% of Patients satisfied with the dentistry they have received	4	5	N/A	93.1%	93.1%	92.7%
% of Patients satisfied with the time they had to wait for an appointment	3	5	N/A	88.5%	89.8%	88.8%

* This is based on patients treated on this contract for their most recent course of treatment. Figures in italics indicate the base number of FP17s or Patient Questionnaire responses are less than 100. N/A is shown where the base number of responses is less than 10 during the period. % is calculated as Quantity/Base number*100

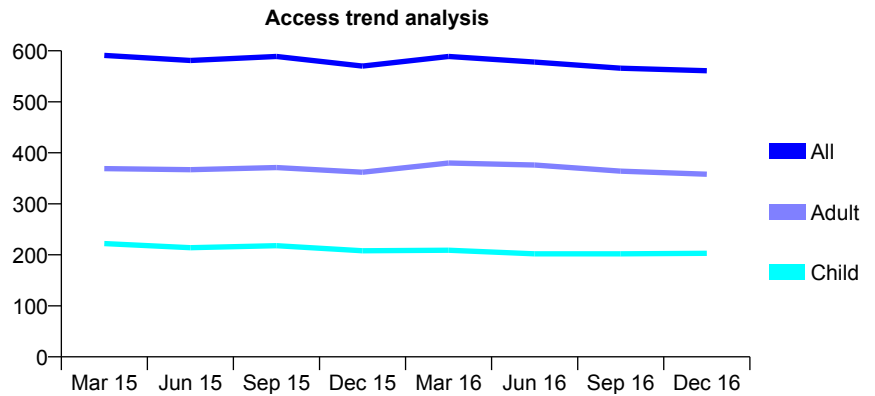
Q52 - Vital Signs At a Glance Contract Report for 838764/0002 - December 2016

Name or company name	MR HM BOTT
Contract type name	GDS Contract
Purpose of contract	General
Contract start date	02/01/2009
Contract end date	

16/17 Contracted general activity (UDA)	1,260
Carry forward general activity (UDA)	-25
16/17 Contracted orthodontic activity (UOA)	0
Carry forward orthodontic activity (UOA)	0
Baseline contract value	£54,682.01

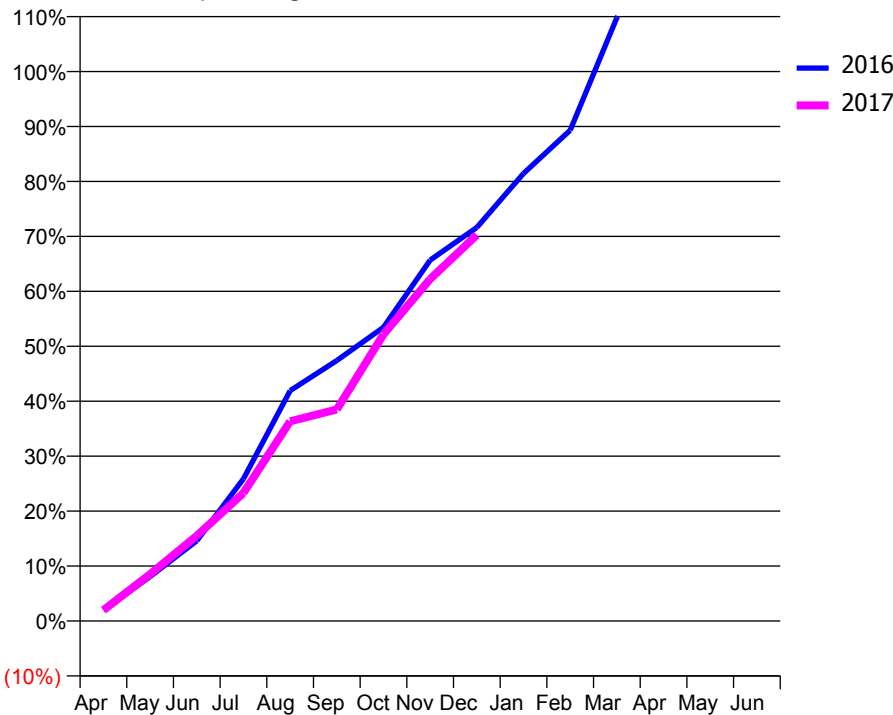
ACCESS*

Patients seen in 24 months	Total	Change since previous quarter
Quarter ending December 2015	570	
Quarter ending March 2016	589	↑
Quarter ending June 2016	578	↓
Quarter ending September 2016	566	↓
Quarter ending December 2016	561	→
Variance since December 2015	(1.6%)	↓



ACTIVITY

Cumulative percentage of contracted UDA delivered 2016 & 2017



Month	Adjusted Scheduled Activity (UDA)	
	2016	2017
April	25	25
May	102	107
June	184	195
July	326	294
August	528	458
September	597	485
October	673	657
November	827	784
December	902	885
January	1,026	
February	1,125	
March	1,383	
April	1,511	
May	1,514	
June	1,514	

QUALITY

	Quantity	Base Number	Contract	AT	Region	England
% of FP17s for the same patient ID Re-attending within 3 months - Children	14	206	6.8%	11.7%	13.4%	12.4%
% of FP17s for the same patient ID Re-attending within 3 months - Adults	18	293	6.1%	15.5%	17.3%	16.6%
% of FP17s for the same patient ID Re-attending between 3 & 9 months - Children	125	206	60.7%	59.5%	58.9%	57.5%
% of FP17s for the same patient ID Re-attending between 3 & 9 months - Adults	203	293	69.3%	54.2%	52.5%	50.4%
% of FP17s for Band 1 Urgent Courses	11	456	2.4%	8.9%	9.3%	9.1%
% of FP17s Relating to Free Repair or Replacements	0	456	0.0%	0.9%	1.0%	0.8%
% of FP17s Relating to Continuations	4	456	0.9%	1.4%	1.5%	1.3%
% of Patients satisfied with the dentistry they have received	0	0	N/A	93.1%	93.1%	92.7%
% of Patients satisfied with the time they had to wait for an appointment	0	0	N/A	88.5%	89.8%	88.8%

* This is based on patients treated on this contract for their most recent course of treatment. Figures in italics indicate the base number of FP17s or Patient Questionnaire responses are less than 100. N/A is shown where the base number of responses is less than 10 during the period. % is calculated as Quantity/Base number*100

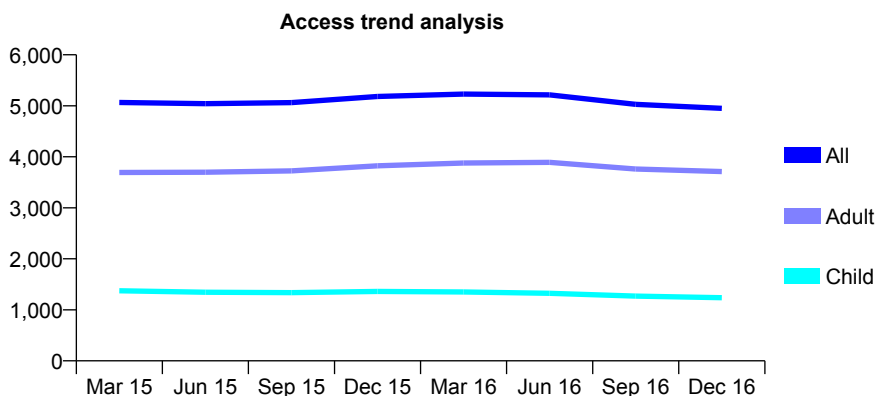
Q52 - Vital Signs At a Glance Contract Report for 841579/0001 - December 2016

Name or company name	MR JS DEU
Contract type name	GDS Contract
Purpose of contract	General
Contract start date	01/04/2006
Contract end date	

16/17 Contracted general activity (UDA)	12,135
Carry forward general activity (UDA)	118
16/17 Contracted orthodontic activity (UOA)	0
Carry forward orthodontic activity (UOA)	0
Baseline contract value	£361,440.37

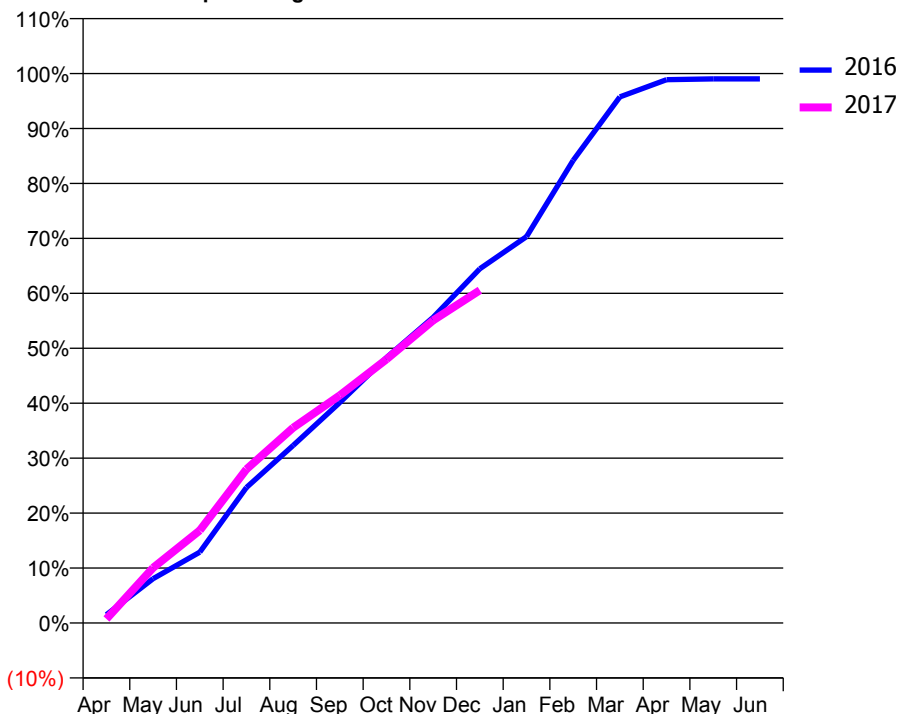
ACCESS*

Patients seen in 24 months	Total	Change since previous quarter
Quarter ending December 2015	5,183	
Quarter ending March 2016	5,229	→
Quarter ending June 2016	5,215	→
Quarter ending September 2016	5,030	↓
Quarter ending December 2016	4,950	↓
Variance since December 2015	(4.5%)	↓



ACTIVITY

Cumulative percentage of contracted UDA delivered 2016 & 2017



Month	Adjusted Scheduled Activity (UDA)	
	2016	2017
April	183	90
May	978	1,221
June	1,565	2,044
July	2,994	3,398
August	3,920	4,311
September	4,870	5,029
October	5,861	5,822
November	6,750	6,683
December	7,822	7,350
January	8,531	
February	10,218	
March	11,619	
April	12,000	
May	12,015	
June	12,017	

QUALITY

	Quantity	Base Number	Contract	AT	Region	England
% of FP17s for the same patient ID Re-attending within 3 months - Children	95	1,145	8.3%	11.7%	13.4%	12.4%
% of FP17s for the same patient ID Re-attending within 3 months - Adults	328	3,045	10.8%	15.5%	17.3%	16.6%
% of FP17s for the same patient ID Re-attending between 3 & 9 months - Children	636	1,145	55.5%	59.5%	58.9%	57.5%
% of FP17s for the same patient ID Re-attending between 3 & 9 months - Adults	1,482	3,045	48.7%	54.2%	52.5%	50.4%
% of FP17s for Band 1 Urgent Courses	126	3,480	3.6%	8.9%	9.3%	9.1%
% of FP17s Relating to Free Repair or Replacements	24	3,480	0.7%	0.9%	1.0%	0.8%
% of FP17s Relating to Continuations	7	3,480	0.2%	1.4%	1.5%	1.3%
% of Patients satisfied with the dentistry they have received	4	4	N/A	93.1%	93.1%	92.7%
% of Patients satisfied with the time they had to wait for an appointment	4	4	N/A	88.5%	89.8%	88.8%

* This is based on patients treated on this contract for their most recent course of treatment. Figures in italics indicate the base number of FP17s or Patient Questionnaire responses are less than 100. N/A is shown where the base number of responses is less than 10 during the period. % is calculated as Quantity/Base number*100

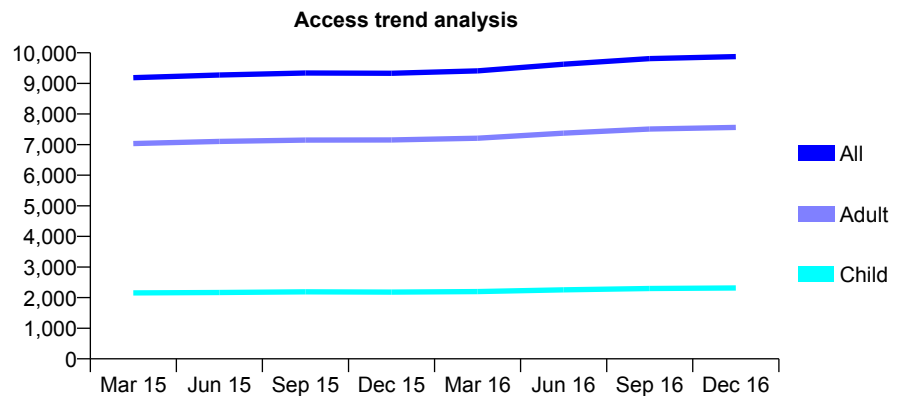
Q52 - Vital Signs At a Glance Contract Report for 842400/0001 - December 2016

Name or company name	MR PR ELLUL
Contract type name	GDS Contract
Purpose of contract	General
Contract start date	01/04/2006
Contract end date	

16/17 Contracted general activity (UDA)	24,500
Carry forward general activity (UDA)	632
16/17 Contracted orthodontic activity (UOA)	0
Carry forward orthodontic activity (UOA)	0
Baseline contract value	£714,884.39

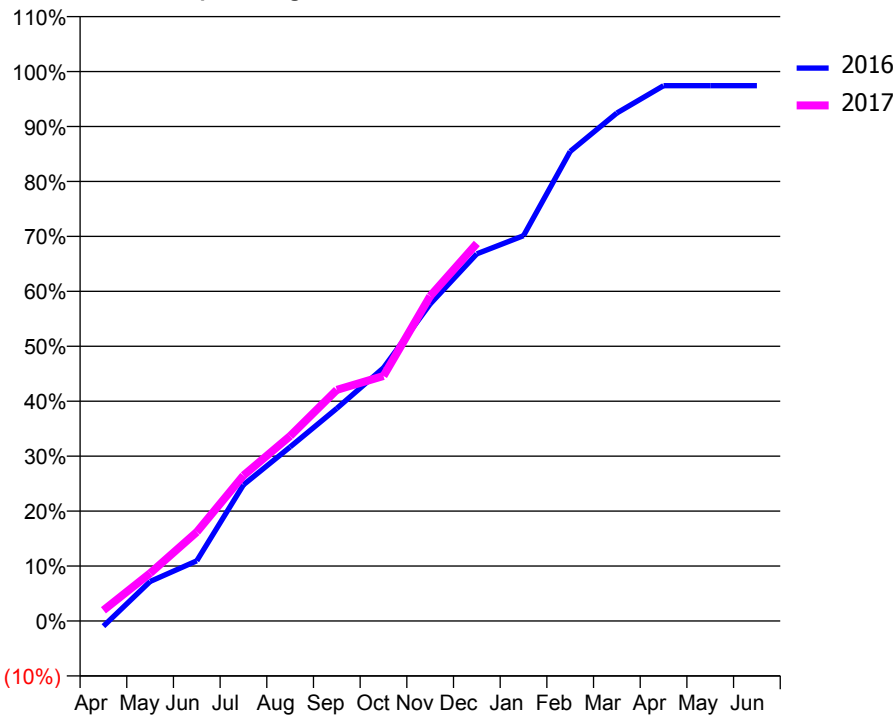
ACCESS*

Patients seen in 24 months	Total	Change since previous quarter
Quarter ending December 2015	9,333	
Quarter ending March 2016	9,411	→
Quarter ending June 2016	9,629	↑
Quarter ending September 2016	9,809	→
Quarter ending December 2016	9,876	→
Variance since December 2015	5.8%	↑



ACTIVITY

Cumulative percentage of contracted UDA delivered 2016 & 2017



Month	Adjusted Scheduled Activity (UDA)	
	2016	2017
April	-232	477
May	1,763	2,129
June	2,684	3,969
July	6,076	6,491
August	7,763	8,247
September	9,482	10,308
October	11,290	10,927
November	14,133	14,483
December	16,372	16,837
January	17,181	
February	20,936	
March	22,652	
April	23,867	
May	23,868	
June	23,868	

QUALITY

	Quantity	Base Number	Contract	AT	Region	England
% of FP17s for the same patient ID Re-attending within 3 months - Children	134	2,671	5.0%	11.7%	13.4%	12.4%
% of FP17s for the same patient ID Re-attending within 3 months - Adults	1,225	8,830	13.9%	15.5%	17.3%	16.6%
% of FP17s for the same patient ID Re-attending between 3 & 9 months - Children	1,752	2,671	65.6%	59.5%	58.9%	57.5%
% of FP17s for the same patient ID Re-attending between 3 & 9 months - Adults	5,248	8,830	59.4%	54.2%	52.5%	50.4%
% of FP17s for Band 1 Urgent Courses	930	10,153	9.2%	8.9%	9.3%	9.1%
% of FP17s Relating to Free Repair or Replacements	97	10,153	1.0%	0.9%	1.0%	0.8%
% of FP17s Relating to Continuations	31	10,153	0.3%	1.4%	1.5%	1.3%
% of Patients satisfied with the dentistry they have received	13	13	100.0%	93.1%	93.1%	92.7%
% of Patients satisfied with the time they had to wait for an appointment	12	13	92.3%	88.5%	89.8%	88.8%

* This is based on patients treated on this contract for their most recent course of treatment. Figures in italics indicate the base number of FP17s or Patient Questionnaire responses are less than 100. N/A is shown where the base number of responses is less than 10 during the period. % is calculated as Quantity/Base number*100

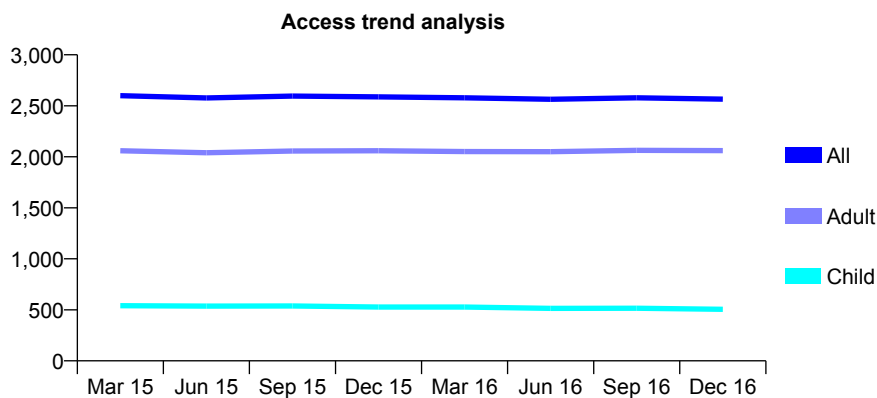
Q52 - Vital Signs At a Glance Contract Report for 842443/0001 - December 2016

Name or company name	MR GS GILLER
Contract type name	GDS Contract
Purpose of contract	General
Contract start date	01/04/2006
Contract end date	

16/17 Contracted general activity (UDA)	9,355
Carry forward general activity (UDA)	429
16/17 Contracted orthodontic activity (UOA)	0
Carry forward orthodontic activity (UOA)	0
Baseline contract value	£213,042.49

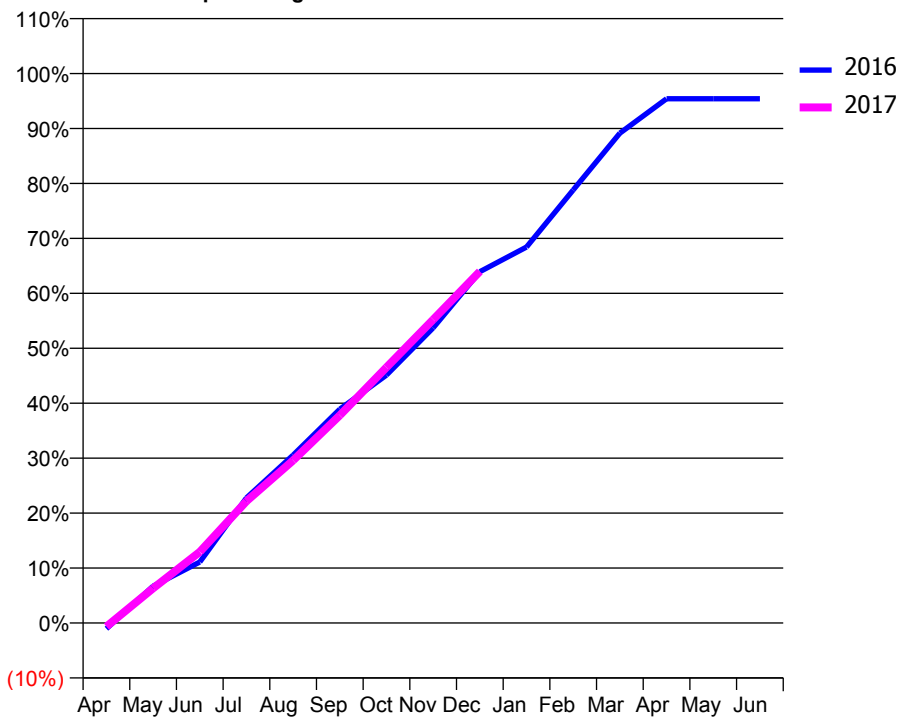
ACCESS*

Patients seen in 24 months	Total	Change since previous quarter
Quarter ending December 2015	2,588	
Quarter ending March 2016	2,579	→
Quarter ending June 2016	2,564	→
Quarter ending September 2016	2,579	→
Quarter ending December 2016	2,566	→
Variance since December 2015	(0.9%)	→



ACTIVITY

Cumulative percentage of contracted UDA delivered 2016 & 2017



Month	Adjusted Scheduled Activity (UDA)	
	2016	2017
April	-99	-62
May	627	592
June	1,038	1,210
July	2,131	2,073
August	2,859	2,768
September	3,639	3,536
October	4,220	4,353
November	5,025	5,165
December	5,980	5,984
January	6,401	
February	7,373	
March	8,339	
April	8,926	
May	8,926	
June	8,926	

QUALITY

	Quantity	Base Number	Contract	AT	Region	England
% of FP17s for the same patient ID Re-attending within 3 months - Children	37	638	5.8%	11.7%	13.4%	12.4%
% of FP17s for the same patient ID Re-attending within 3 months - Adults	508	2,918	17.4%	15.5%	17.3%	16.6%
% of FP17s for the same patient ID Re-attending between 3 & 9 months - Children	443	638	69.4%	59.5%	58.9%	57.5%
% of FP17s for the same patient ID Re-attending between 3 & 9 months - Adults	1,889	2,918	64.7%	54.2%	52.5%	50.4%
% of FP17s for Band 1 Urgent Courses	239	3,261	7.3%	8.9%	9.3%	9.1%
% of FP17s Relating to Free Repair or Replacements	49	3,261	1.5%	0.9%	1.0%	0.8%
% of FP17s Relating to Continuations	77	3,261	2.4%	1.4%	1.5%	1.3%
% of Patients satisfied with the dentistry they have received	3	3	N/A	93.1%	93.1%	92.7%
% of Patients satisfied with the time they had to wait for an appointment	3	3	N/A	88.5%	89.8%	88.8%

* This is based on patients treated on this contract for their most recent course of treatment. Figures in italics indicate the base number of FP17s or Patient Questionnaire responses are less than 100. N/A is shown where the base number of responses is less than 10 during the period. % is calculated as Quantity/Base number*100

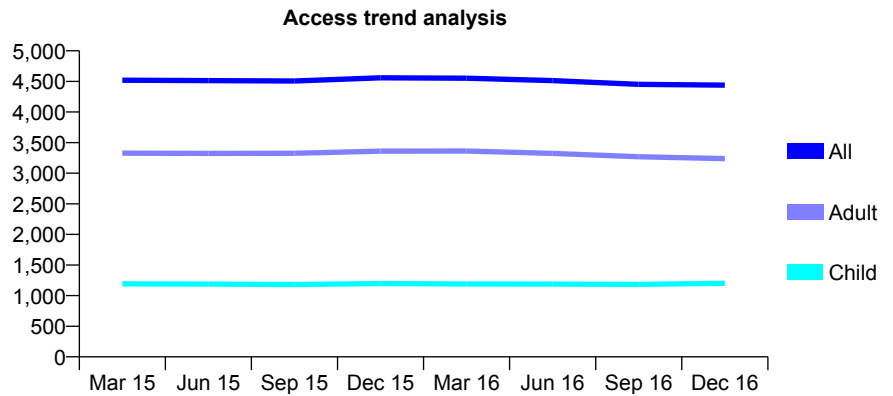
Q52 - Vital Signs At a Glance Contract Report for 844098/0001 - December 2016

Name or company name	MR AM QAYYUM
Contract type name	GDS Contract
Purpose of contract	General
Contract start date	01/04/2006
Contract end date	

16/17 Contracted general activity (UDA)	11,929
Carry forward general activity (UDA)	-4
16/17 Contracted orthodontic activity (UOA)	0
Carry forward orthodontic activity (UOA)	0
Baseline contract value	£378,077.25

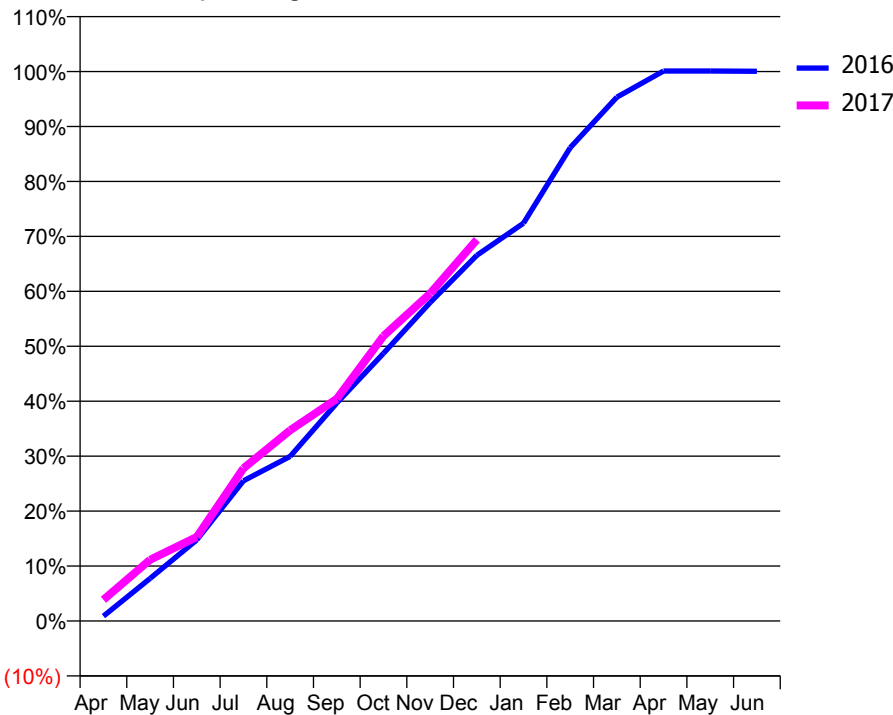
ACCESS*

Patients seen in 24 months	Total	Change since previous quarter
Quarter ending December 2015	4,559	
Quarter ending March 2016	4,552	→
Quarter ending June 2016	4,512	→
Quarter ending September 2016	4,452	↓
Quarter ending December 2016	4,439	→
Variance since December 2015	(2.6%)	↓



ACTIVITY

Cumulative percentage of contracted UDA delivered 2016 & 2017



Month	Adjusted Scheduled Activity (UDA)	
	2016	2017
April	106	463
May	925	1,329
June	1,762	1,825
July	3,043	3,317
August	3,573	4,142
September	4,730	4,824
October	5,810	6,187
November	6,914	7,111
December	7,938	8,278
January	8,636	
February	10,275	
March	11,372	
April	11,939	
May	11,939	
June	11,933	

QUALITY

	Quantity	Base Number	Contract	AT	Region	England
% of FP17s for the same patient ID Re-attending within 3 months - Children	65	1,196	5.4%	11.7%	13.4%	12.4%
% of FP17s for the same patient ID Re-attending within 3 months - Adults	881	4,008	22.0%	15.5%	17.3%	16.6%
% of FP17s for the same patient ID Re-attending between 3 & 9 months - Children	673	1,196	56.3%	59.5%	58.9%	57.5%
% of FP17s for the same patient ID Re-attending between 3 & 9 months - Adults	2,256	4,008	56.3%	54.2%	52.5%	50.4%
% of FP17s for Band 1 Urgent Courses	452	4,316	10.5%	8.9%	9.3%	9.1%
% of FP17s Relating to Free Repair or Replacements	101	4,316	2.3%	0.9%	1.0%	0.8%
% of FP17s Relating to Continuations	71	4,316	1.6%	1.4%	1.5%	1.3%
% of Patients satisfied with the dentistry they have received	5	6	N/A	93.1%	93.1%	92.7%
% of Patients satisfied with the time they had to wait for an appointment	5	6	N/A	88.5%	89.8%	88.8%

* This is based on patients treated on this contract for their most recent course of treatment. Figures in italics indicate the base number of FP17s or Patient Questionnaire responses are less than 100. N/A is shown where the base number of responses is less than 10 during the period. % is calculated as Quantity/Base number*100

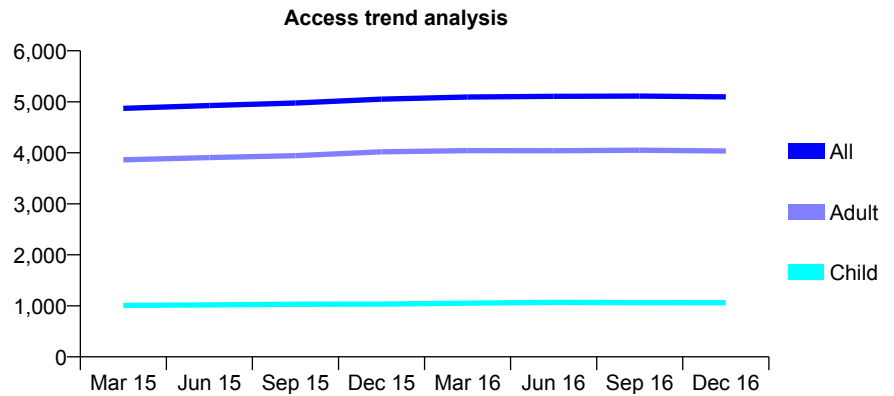
Q52 - Vital Signs At a Glance Contract Report for 847194/0001 - December 2016

Name or company name	MR MJ MILLICAN
Contract type name	GDS Contract
Purpose of contract	General
Contract start date	01/04/2006
Contract end date	

16/17 Contracted general activity (UDA)	14,000
Carry forward general activity (UDA)	-111
16/17 Contracted orthodontic activity (UOA)	0
Carry forward orthodontic activity (UOA)	0
Baseline contract value	£431,022.21

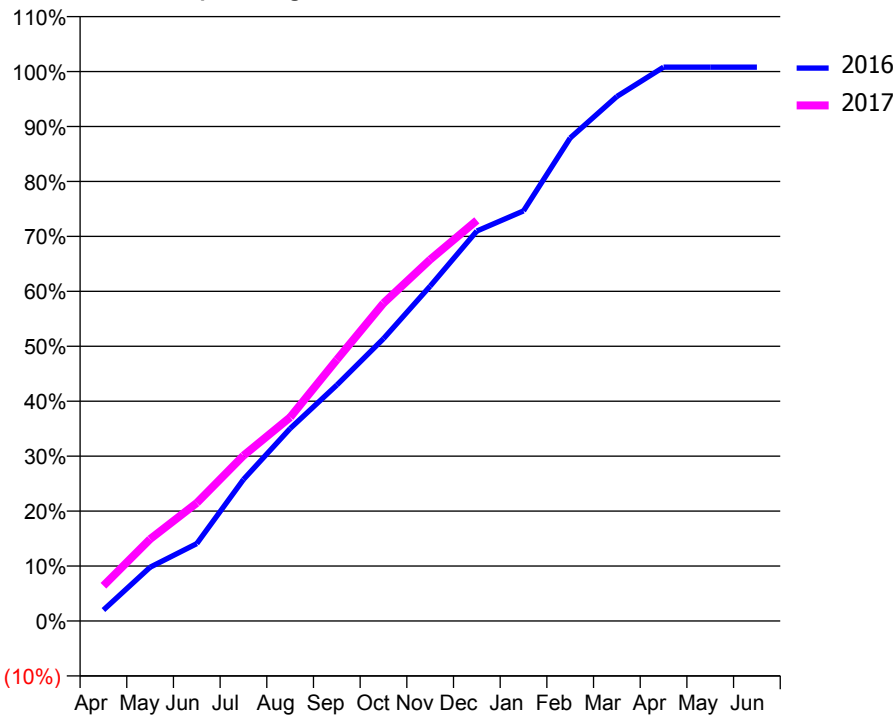
ACCESS*

Patients seen in 24 months	Total	Change since previous quarter
Quarter ending December 2015	5,053	
Quarter ending March 2016	5,094	→
Quarter ending June 2016	5,108	→
Quarter ending September 2016	5,112	→
Quarter ending December 2016	5,096	→
Variance since December 2015	0.9%	→



ACTIVITY

Cumulative percentage of contracted UDA delivered 2016 & 2017



Month	Adjusted Scheduled Activity (UDA)	
	2016	2017
April	281	899
May	1,372	2,086
June	1,973	3,010
July	3,605	4,215
August	4,906	5,190
September	6,012	6,656
October	7,194	8,098
November	8,531	9,210
December	9,937	10,208
January	10,449	
February	12,306	
March	13,365	
April	14,110	
May	14,111	
June	14,111	

QUALITY

	Quantity	Base Number	Contract	AT	Region	England
% of FP17s for the same patient ID Re-attending within 3 months - Children	53	1,270	4.2%	11.7%	13.4%	12.4%
% of FP17s for the same patient ID Re-attending within 3 months - Adults	593	5,042	11.8%	15.5%	17.3%	16.6%
% of FP17s for the same patient ID Re-attending between 3 & 9 months - Children	865	1,270	68.1%	59.5%	58.9%	57.5%
% of FP17s for the same patient ID Re-attending between 3 & 9 months - Adults	3,485	5,042	69.1%	54.2%	52.5%	50.4%
% of FP17s for Band 1 Urgent Courses	365	5,906	6.2%	8.9%	9.3%	9.1%
% of FP17s Relating to Free Repair or Replacements	13	5,906	0.2%	0.9%	1.0%	0.8%
% of FP17s Relating to Continuations	105	5,906	1.8%	1.4%	1.5%	1.3%
% of Patients satisfied with the dentistry they have received	8	9	N/A	93.1%	93.1%	92.7%
% of Patients satisfied with the time they had to wait for an appointment	6	9	N/A	88.5%	89.8%	88.8%

* This is based on patients treated on this contract for their most recent course of treatment. Figures in italics indicate the base number of FP17s or Patient Questionnaire responses are less than 100. N/A is shown where the base number of responses is less than 10 during the period. % is calculated as Quantity/Base number*100

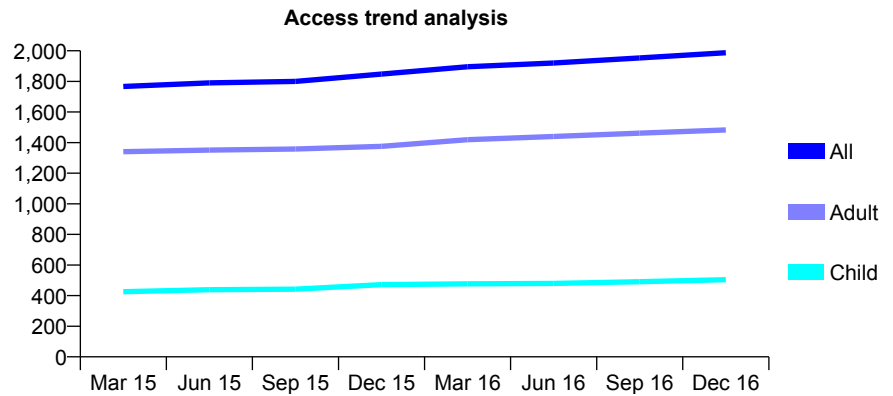
Q52 - Vital Signs At a Glance Contract Report for 852538/0001 - December 2016

Name or company name	MISS NK KHROUD
Contract type name	PDS Contract
Purpose of contract	General
Contract start date	23/05/2012
Contract end date	22/05/2022

16/17 Contracted general activity (UDA)	5,591
Carry forward general activity (UDA)	-112
16/17 Contracted orthodontic activity (UOA)	0
Carry forward orthodontic activity (UOA)	0
Baseline contract value	£165,729.27

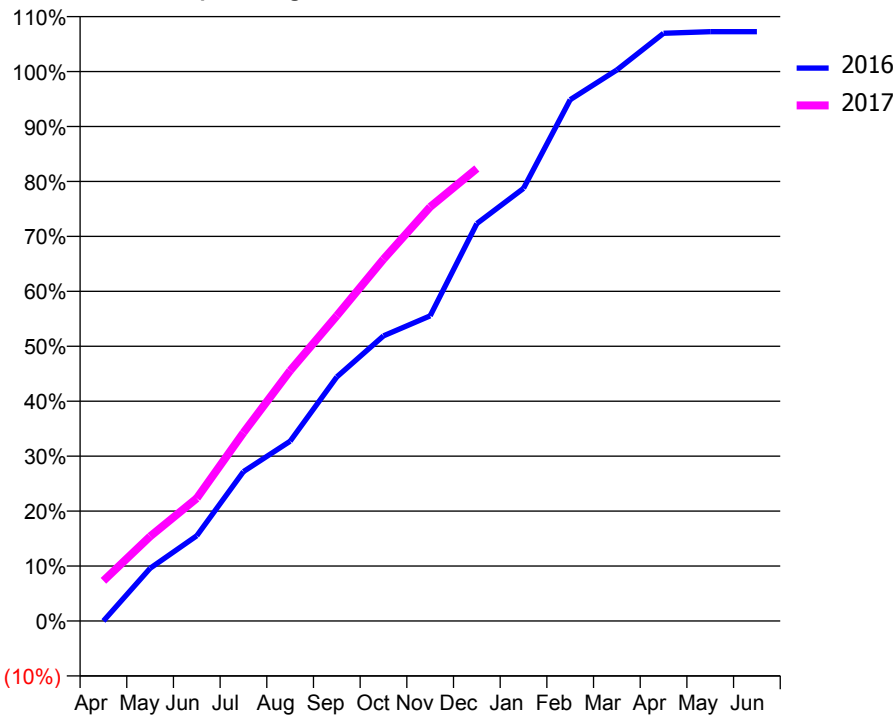
ACCESS*

Patients seen in 24 months	Total	Change since previous quarter
Quarter ending December 2015	1,848	
Quarter ending March 2016	1,896	↑
Quarter ending June 2016	1,920	→
Quarter ending September 2016	1,953	→
Quarter ending December 2016	1,987	→
Variance since December 2015	7.5%	↑



ACTIVITY

Cumulative percentage of contracted UDA delivered 2016 & 2017



Month	Adjusted Scheduled Activity (UDA)	
	2016	2017
April	0	408
May	537	861
June	867	1,248
July	1,521	1,916
August	1,830	2,547
September	2,484	3,107
October	2,902	3,682
November	3,105	4,213
December	4,044	4,605
January	4,402	
February	5,305	
March	5,607	
April	5,980	
May	5,997	
June	5,997	

QUALITY

	Quantity	Base Number	Contract	AT	Region	England
% of FP17s for the same patient ID Re-attending within 3 months - Children	60	680	8.8%	11.7%	13.4%	12.4%
% of FP17s for the same patient ID Re-attending within 3 months - Adults	211	1,759	12.0%	15.5%	17.3%	16.6%
% of FP17s for the same patient ID Re-attending between 3 & 9 months - Children	396	680	58.2%	59.5%	58.9%	57.5%
% of FP17s for the same patient ID Re-attending between 3 & 9 months - Adults	1,039	1,759	59.1%	54.2%	52.5%	50.4%
% of FP17s for Band 1 Urgent Courses	69	2,229	3.1%	8.9%	9.3%	9.1%
% of FP17s Relating to Free Repair or Replacements	45	2,229	2.0%	0.9%	1.0%	0.8%
% of FP17s Relating to Continuations	24	2,229	1.1%	1.4%	1.5%	1.3%
% of Patients satisfied with the dentistry they have received	3	3	N/A	93.1%	93.1%	92.7%
% of Patients satisfied with the time they had to wait for an appointment	3	3	N/A	88.5%	89.8%	88.8%

* This is based on patients treated on this contract for their most recent course of treatment. Figures in italics indicate the base number of FP17s or Patient Questionnaire responses are less than 100. N/A is shown where the base number of responses is less than 10 during the period. % is calculated as Quantity/Base number*100

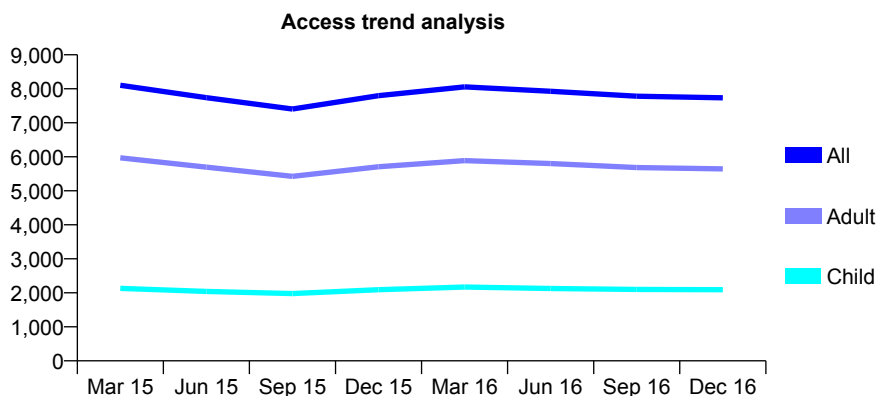
Q52 - Vital Signs At a Glance Contract Report for 854093/0001 - December 2016

Name or company name	MR A HUSSAIN
Contract type name	GDS Contract
Purpose of contract	General
Contract start date	01/04/2006
Contract end date	

16/17 Contracted general activity (UDA)	21,783
Carry forward general activity (UDA)	-436
16/17 Contracted orthodontic activity (UOA)	0
Carry forward orthodontic activity (UOA)	0
Baseline contract value	£810,497.86

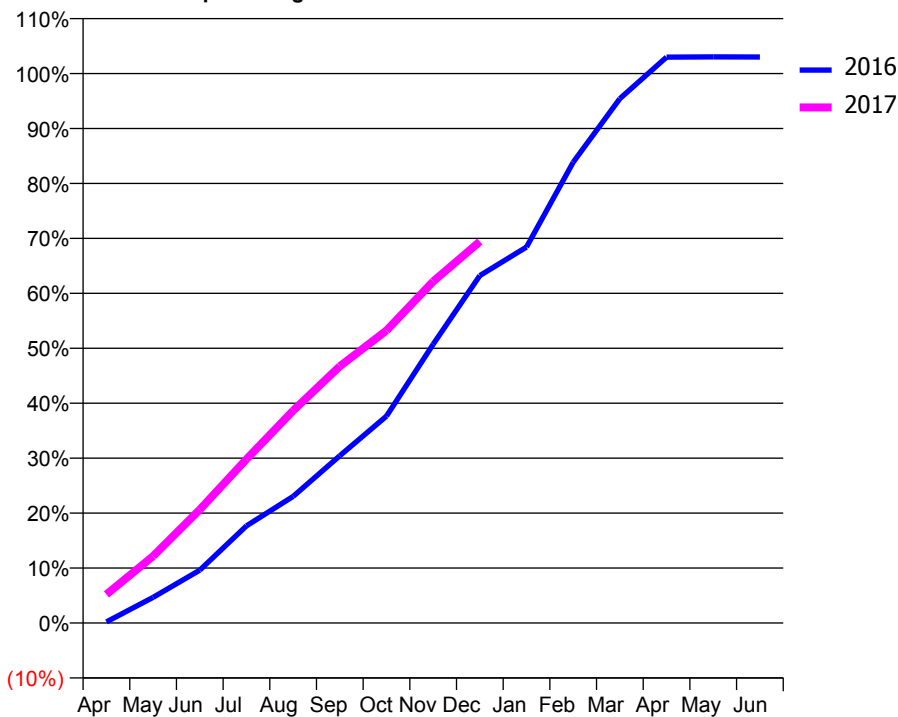
ACCESS*

Patients seen in 24 months	Total	Change since previous quarter
Quarter ending December 2015	7,799	
Quarter ending March 2016	8,058	↑
Quarter ending June 2016	7,927	↓
Quarter ending September 2016	7,783	↓
Quarter ending December 2016	7,737	→
Variance since December 2015	(0.8%)	→



ACTIVITY

Cumulative percentage of contracted UDA delivered 2016 & 2017



Month	Adjusted Scheduled Activity (UDA)	
	2016	2017
April	43	1,133
May	1,017	2,654
June	2,097	4,493
July	3,853	6,492
August	5,017	8,416
September	6,633	10,180
October	8,202	11,594
November	11,051	13,539
December	13,772	15,120
January	14,906	
February	18,264	
March	20,788	
April	22,434	
May	22,442	
June	22,438	

QUALITY

	Quantity	Base Number	Contract	AT	Region	England
% of FP17s for the same patient ID Re-attending within 3 months - Children	158	2,358	6.7%	11.7%	13.4%	12.4%
% of FP17s for the same patient ID Re-attending within 3 months - Adults	743	5,853	12.7%	15.5%	17.3%	16.6%
% of FP17s for the same patient ID Re-attending between 3 & 9 months - Children	1,514	2,358	64.2%	59.5%	58.9%	57.5%
% of FP17s for the same patient ID Re-attending between 3 & 9 months - Adults	3,480	5,853	59.5%	54.2%	52.5%	50.4%
% of FP17s for Band 1 Urgent Courses	711	7,520	9.5%	8.9%	9.3%	9.1%
% of FP17s Relating to Free Repair or Replacements	52	7,520	0.7%	0.9%	1.0%	0.8%
% of FP17s Relating to Continuations	26	7,520	0.3%	1.4%	1.5%	1.3%
% of Patients satisfied with the dentistry they have received	13	17	76.5%	93.1%	93.1%	92.7%
% of Patients satisfied with the time they had to wait for an appointment	12	17	70.6%	88.5%	89.8%	88.8%

* This is based on patients treated on this contract for their most recent course of treatment. Figures in italics indicate the base number of FP17s or Patient Questionnaire responses are less than 100. N/A is shown where the base number of responses is less than 10 during the period. % is calculated as Quantity/Base number*100

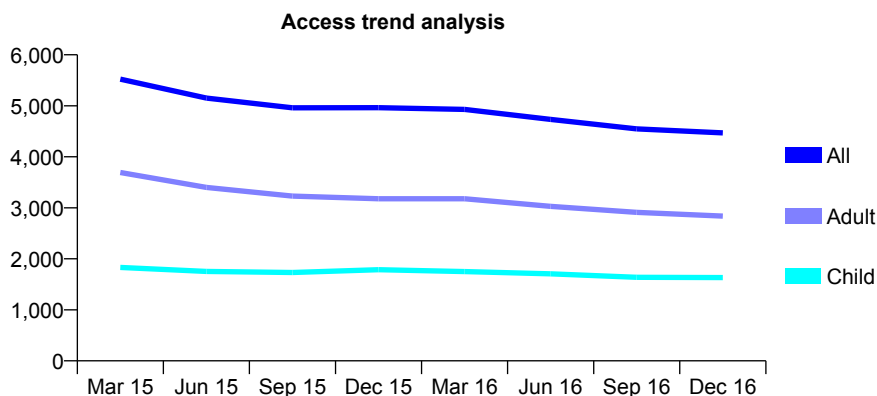
Q52 - Vital Signs At a Glance Contract Report for 854093/0005 - December 2016

Name or company name	MR A HUSSAIN
Contract type name	GDS Contract
Purpose of contract	General
Contract start date	06/10/2012
Contract end date	

16/17 Contracted general activity (UDA)	15,340
Carry forward general activity (UDA)	-307
16/17 Contracted orthodontic activity (UOA)	0
Carry forward orthodontic activity (UOA)	0
Baseline contract value	£486,208.13

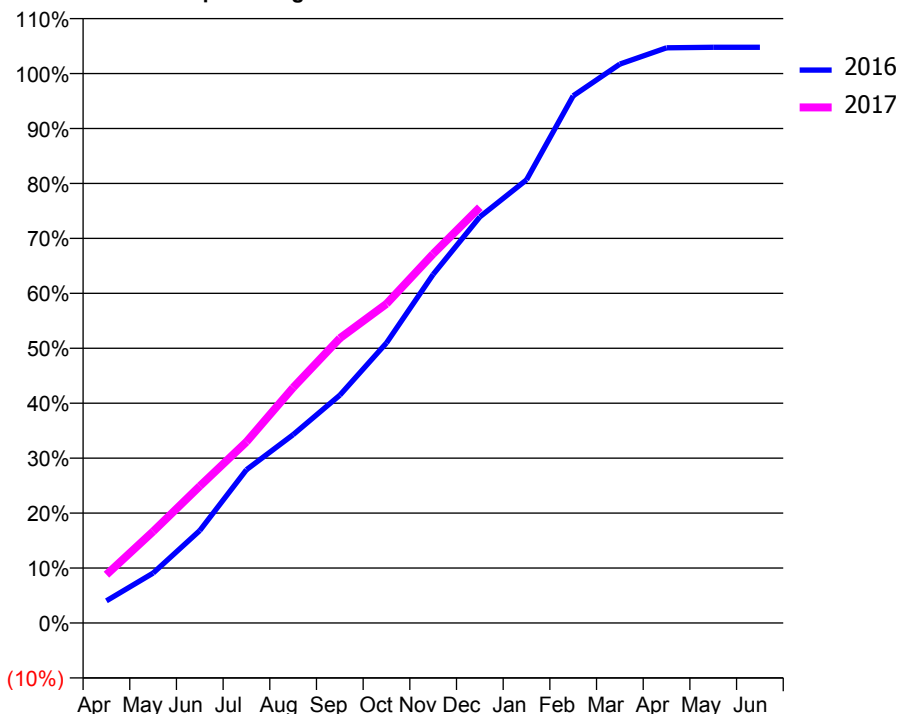
ACCESS*

Patients seen in 24 months	Total	Change since previous quarter
Quarter ending December 2015	4,963	
Quarter ending March 2016	4,929	→
Quarter ending June 2016	4,733	↓
Quarter ending September 2016	4,547	↓
Quarter ending December 2016	4,470	↓
Variance since December 2015	(9.9%)	↓



ACTIVITY

Cumulative percentage of contracted UDA delivered 2016 & 2017



Month	Adjusted Scheduled Activity (UDA)	
	2016	2017
April	620	1,350
May	1,394	2,556
June	2,580	3,821
July	4,279	5,056
August	5,257	6,571
September	6,359	7,951
October	7,819	8,910
November	9,731	10,306
December	11,338	11,606
January	12,373	
February	14,718	
March	15,602	
April	16,056	
May	16,073	
June	16,074	

QUALITY

	Quantity	Base Number	Contract	AT	Region	England
% of FP17s for the same patient ID Re-attending within 3 months - Children	205	2,003	10.2%	11.7%	13.4%	12.4%
% of FP17s for the same patient ID Re-attending within 3 months - Adults	550	3,148	17.5%	15.5%	17.3%	16.6%
% of FP17s for the same patient ID Re-attending between 3 & 9 months - Children	1,039	2,003	51.9%	59.5%	58.9%	57.5%
% of FP17s for the same patient ID Re-attending between 3 & 9 months - Adults	1,687	3,148	53.6%	54.2%	52.5%	50.4%
% of FP17s for Band 1 Urgent Courses	314	5,006	6.3%	8.9%	9.3%	9.1%
% of FP17s Relating to Free Repair or Replacements	22	5,006	0.4%	0.9%	1.0%	0.8%
% of FP17s Relating to Continuations	76	5,006	1.5%	1.4%	1.5%	1.3%
% of Patients satisfied with the dentistry they have received	4	4	N/A	93.1%	93.1%	92.7%
% of Patients satisfied with the time they had to wait for an appointment	3	4	N/A	88.5%	89.8%	88.8%

* This is based on patients treated on this contract for their most recent course of treatment. Figures in italics indicate the base number of FP17s or Patient Questionnaire responses are less than 100. N/A is shown where the base number of responses is less than 10 during the period. % is calculated as Quantity/Base number*100

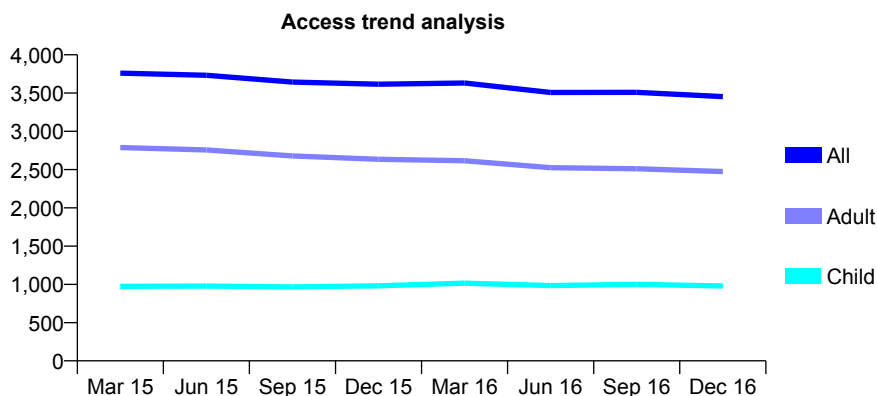
Q52 - Vital Signs At a Glance Contract Report for 854093/0006 - December 2016

Name or company name	MR A HUSSAIN
Contract type name	GDS Contract
Purpose of contract	General
Contract start date	01/02/2013
Contract end date	

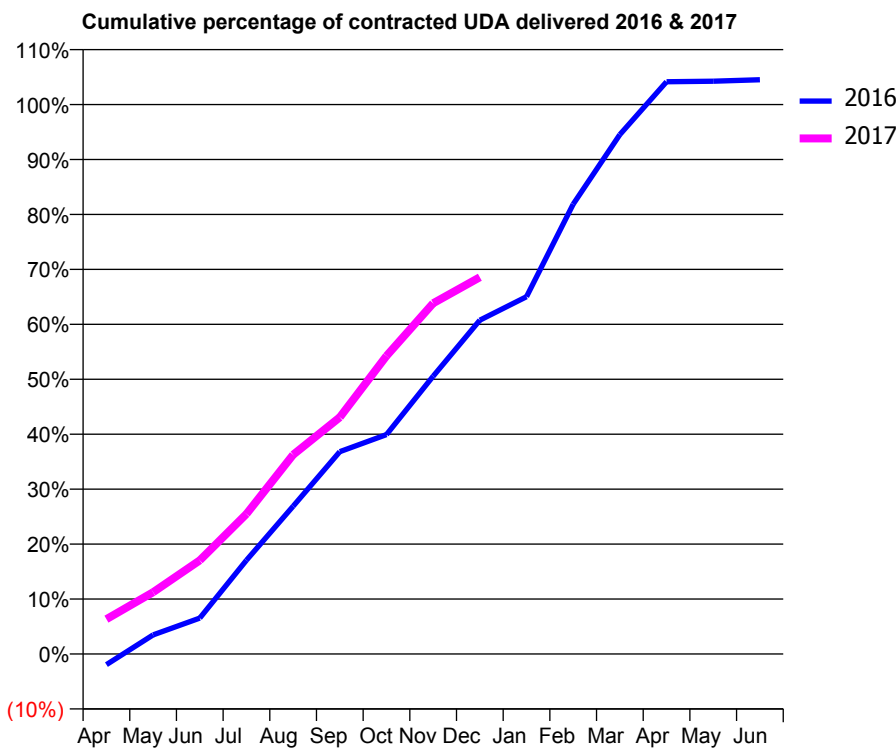
16/17 Contracted general activity (UDA)	10,865
Carry forward general activity (UDA)	-217
16/17 Contracted orthodontic activity (UOA)	0
Carry forward orthodontic activity (UOA)	0
Baseline contract value	£350,548.69

ACCESS*

Patients seen in 24 months	Total	Change since previous quarter
Quarter ending December 2015	3,615	
Quarter ending March 2016	3,632	→
Quarter ending June 2016	3,508	↓
Quarter ending September 2016	3,509	→
Quarter ending December 2016	3,453	↓
Variance since December 2015	(4.5%)	↓



ACTIVITY



Month	Adjusted Scheduled Activity (UDA)	
	2016	2017
April	-213	690
May	379	1,223
June	711	1,852
July	1,856	2,770
August	2,922	3,939
September	4,002	4,683
October	4,340	5,894
November	5,494	6,935
December	6,602	7,450
January	7,065	
February	8,895	
March	10,270	
April	11,316	
May	11,326	
June	11,355	

QUALITY

	Quantity	Base Number	Contract	AT	Region	England
% of FP17s for the same patient ID Re-attending within 3 months - Children	142	1,146	12.4%	11.7%	13.4%	12.4%
% of FP17s for the same patient ID Re-attending within 3 months - Adults	522	2,808	18.6%	15.5%	17.3%	16.6%
% of FP17s for the same patient ID Re-attending between 3 & 9 months - Children	728	1,146	63.5%	59.5%	58.9%	57.5%
% of FP17s for the same patient ID Re-attending between 3 & 9 months - Adults	1,679	2,808	59.8%	54.2%	52.5%	50.4%
% of FP17s for Band 1 Urgent Courses	330	3,615	9.1%	8.9%	9.3%	9.1%
% of FP17s Relating to Free Repair or Replacements	35	3,615	1.0%	0.9%	1.0%	0.8%
% of FP17s Relating to Continuations	118	3,615	3.3%	1.4%	1.5%	1.3%
% of Patients satisfied with the dentistry they have received	6	6	N/A	93.1%	93.1%	92.7%
% of Patients satisfied with the time they had to wait for an appointment	3	6	N/A	88.5%	89.8%	88.8%

* This is based on patients treated on this contract for their most recent course of treatment. Figures in italics indicate the base number of FP17s or Patient Questionnaire responses are less than 100. N/A is shown where the base number of responses is less than 10 during the period. % is calculated as Quantity/Base number*100

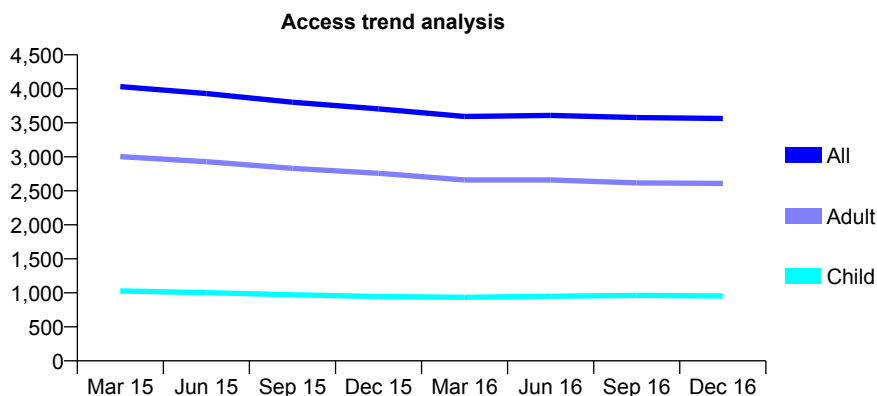
Q52 - Vital Signs At a Glance Contract Report for 854549/0002 - December 2016

Name or company name	MR N THAKKER
Contract type name	GDS Contract
Purpose of contract	General
Contract start date	02/11/2009
Contract end date	

16/17 Contracted general activity (UDA)	14,000
Carry forward general activity (UDA)	367
16/17 Contracted orthodontic activity (UOA)	0
Carry forward orthodontic activity (UOA)	0
Baseline contract value	£330,356.80

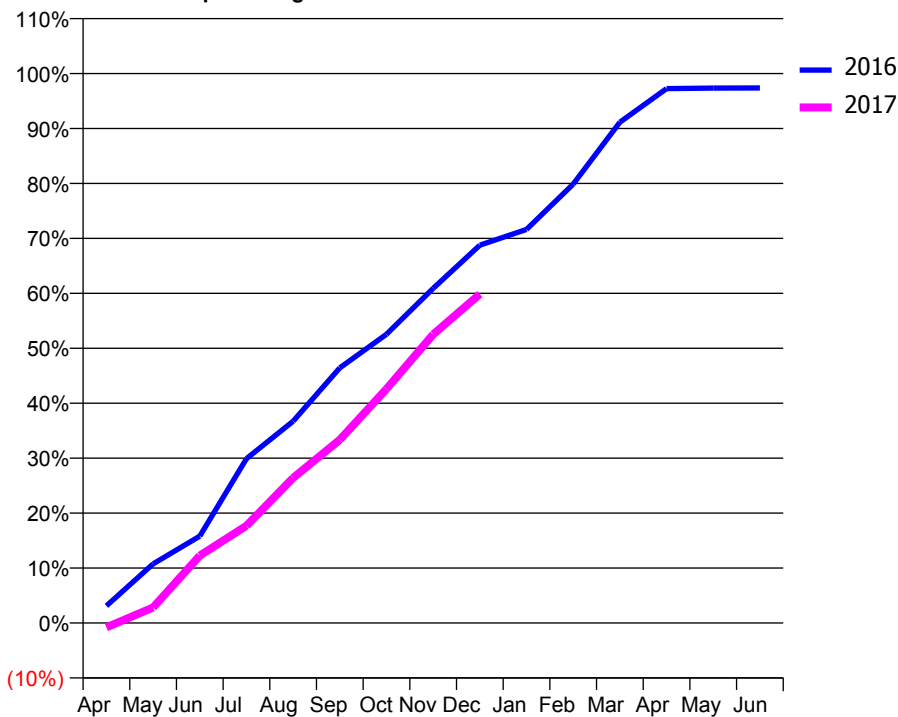
ACCESS*

Patients seen in 24 months	Total	Change since previous quarter
Quarter ending December 2015	3,704	
Quarter ending March 2016	3,593	↓
Quarter ending June 2016	3,609	→
Quarter ending September 2016	3,577	→
Quarter ending December 2016	3,563	→
Variance since December 2015	(3.8%)	↓



ACTIVITY

Cumulative percentage of contracted UDA delivered 2016 & 2017



Month	Adjusted Scheduled Activity (UDA)	
	2016	2017
April	438	-114
May	1,507	396
June	2,214	1,719
July	4,187	2,478
August	5,141	3,697
September	6,500	4,670
October	7,357	5,963
November	8,525	7,352
December	9,627	8,381
January	10,029	
February	11,183	
March	12,758	
April	13,617	
May	13,629	
June	13,633	

QUALITY

	Quantity	Base Number	Contract	AT	Region	England
% of FP17s for the same patient ID Re-attending within 3 months - Children	80	1,026	7.8%	11.7%	13.4%	12.4%
% of FP17s for the same patient ID Re-attending within 3 months - Adults	412	2,723	15.1%	15.5%	17.3%	16.6%
% of FP17s for the same patient ID Re-attending between 3 & 9 months - Children	523	1,026	51.0%	59.5%	58.9%	57.5%
% of FP17s for the same patient ID Re-attending between 3 & 9 months - Adults	1,445	2,723	53.1%	54.2%	52.5%	50.4%
% of FP17s for Band 1 Urgent Courses	254	3,464	7.3%	8.9%	9.3%	9.1%
% of FP17s Relating to Free Repair or Replacements	55	3,464	1.6%	0.9%	1.0%	0.8%
% of FP17s Relating to Continuations	3	3,464	0.1%	1.4%	1.5%	1.3%
% of Patients satisfied with the dentistry they have received	13	14	92.9%	93.1%	93.1%	92.7%
% of Patients satisfied with the time they had to wait for an appointment	12	14	85.7%	88.5%	89.8%	88.8%

* This is based on patients treated on this contract for their most recent course of treatment. Figures in italics indicate the base number of FP17s or Patient Questionnaire responses are less than 100. N/A is shown where the base number of responses is less than 10 during the period. % is calculated as Quantity/Base number*100

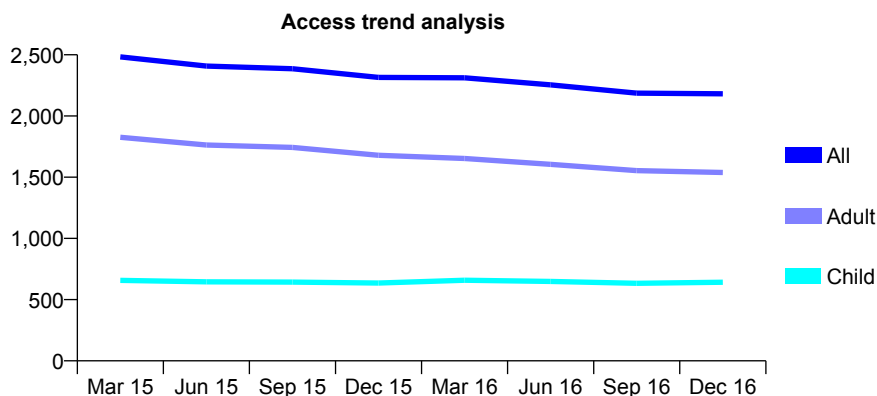
Q52 - Vital Signs At a Glance Contract Report for 854549/0003 - December 2016

Name or company name	MR N THAKKER
Contract type name	GDS Contract
Purpose of contract	General
Contract start date	01/03/2010
Contract end date	

16/17 Contracted general activity (UDA)	7,000
Carry forward general activity (UDA)	209
16/17 Contracted orthodontic activity (UOA)	0
Carry forward orthodontic activity (UOA)	0
Baseline contract value	£168,917.24

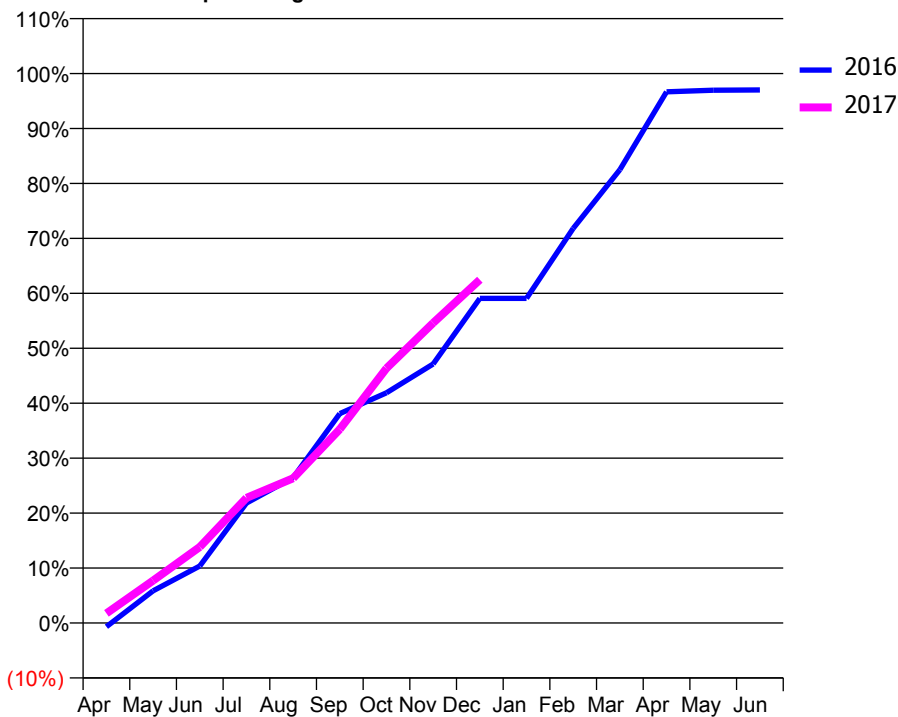
ACCESS*

Patients seen in 24 months	Total	Change since previous quarter
Quarter ending December 2015	2,315	
Quarter ending March 2016	2,312	→
Quarter ending June 2016	2,254	↓
Quarter ending September 2016	2,187	↓
Quarter ending December 2016	2,181	→
Variance since December 2015	(5.8%)	↓



ACTIVITY

Cumulative percentage of contracted UDA delivered 2016 & 2017



Month	Adjusted Scheduled Activity (UDA)	
	2016	2017
April	-48	123
May	410	540
June	726	969
July	1,528	1,594
August	1,852	1,843
September	2,667	2,469
October	2,932	3,245
November	3,300	3,823
December	4,136	4,373
January	4,136	
February	5,028	
March	5,774	
April	6,767	
May	6,787	
June	6,791	

QUALITY

	Quantity	Base Number	Contract	AT	Region	England
% of FP17s for the same patient ID Re-attending within 3 months - Children	54	785	6.9%	11.7%	13.4%	12.4%
% of FP17s for the same patient ID Re-attending within 3 months - Adults	333	2,013	16.5%	15.5%	17.3%	16.6%
% of FP17s for the same patient ID Re-attending between 3 & 9 months - Children	496	785	63.2%	59.5%	58.9%	57.5%
% of FP17s for the same patient ID Re-attending between 3 & 9 months - Adults	1,246	2,013	61.9%	54.2%	52.5%	50.4%
% of FP17s for Band 1 Urgent Courses	133	2,391	5.6%	8.9%	9.3%	9.1%
% of FP17s Relating to Free Repair or Replacements	75	2,391	3.1%	0.9%	1.0%	0.8%
% of FP17s Relating to Continuations	20	2,391	0.8%	1.4%	1.5%	1.3%
% of Patients satisfied with the dentistry they have received	3	3	N/A	93.1%	93.1%	92.7%
% of Patients satisfied with the time they had to wait for an appointment	3	3	N/A	88.5%	89.8%	88.8%

* This is based on patients treated on this contract for their most recent course of treatment. Figures in italics indicate the base number of FP17s or Patient Questionnaire responses are less than 100. N/A is shown where the base number of responses is less than 10 during the period. % is calculated as Quantity/Base number*100

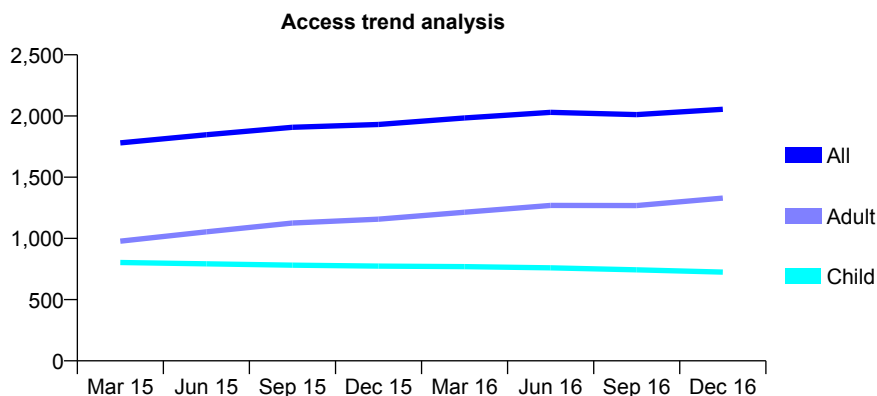
Q52 - Vital Signs At a Glance Contract Report for 855464/0004 - December 2016

Name or company name	MR JA KHAN
Contract type name	GDS Contract
Purpose of contract	General
Contract start date	29/08/2012
Contract end date	

16/17 Contracted general activity (UDA)	5,250
Carry forward general activity (UDA)	34
16/17 Contracted orthodontic activity (UOA)	0
Carry forward orthodontic activity (UOA)	0
Baseline contract value	£141,029.98

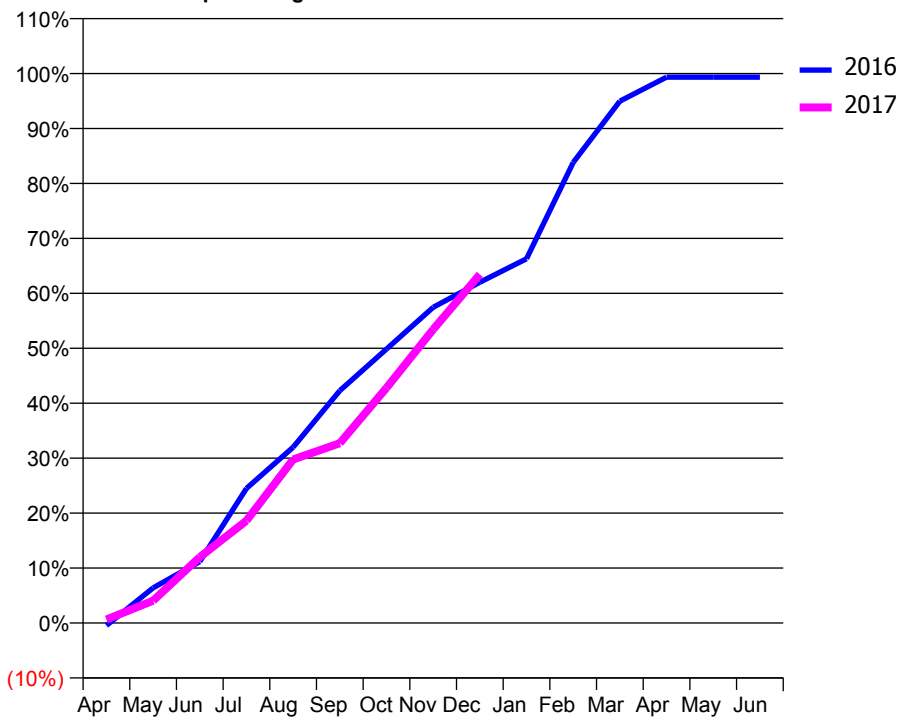
ACCESS*

Patients seen in 24 months	Total	Change since previous quarter
Quarter ending December 2015	1,931	
Quarter ending March 2016	1,984	↑
Quarter ending June 2016	2,030	↑
Quarter ending September 2016	2,011	→
Quarter ending December 2016	2,055	↑
Variance since December 2015	6.4%	↑



ACTIVITY

Cumulative percentage of contracted UDA delivered 2016 & 2017



Adjusted Scheduled Activity (UDA)

Month	2016	2017
April	-25	34
May	335	213
June	587	630
July	1,286	977
August	1,680	1,563
September	2,221	1,718
October	2,618	2,246
November	3,016	2,805
December	3,255	3,331
January	3,480	
February	4,399	
March	4,986	
April	5,216	
May	5,216	
June	5,216	

QUALITY

	Quantity	Base Number	Contract	AT	Region	England
% of FP17s for the same patient ID Re-attending within 3 months - Children	70	859	8.1%	11.7%	13.4%	12.4%
% of FP17s for the same patient ID Re-attending within 3 months - Adults	73	959	7.6%	15.5%	17.3%	16.6%
% of FP17s for the same patient ID Re-attending between 3 & 9 months - Children	541	859	63.0%	59.5%	58.9%	57.5%
% of FP17s for the same patient ID Re-attending between 3 & 9 months - Adults	247	959	25.8%	54.2%	52.5%	50.4%
% of FP17s for Band 1 Urgent Courses	332	1,682	19.7%	8.9%	9.3%	9.1%
% of FP17s Relating to Free Repair or Replacements	5	1,682	0.3%	0.9%	1.0%	0.8%
% of FP17s Relating to Continuations	0	1,682	0.0%	1.4%	1.5%	1.3%
% of Patients satisfied with the dentistry they have received	2	2	N/A	93.1%	93.1%	92.7%
% of Patients satisfied with the time they had to wait for an appointment	2	2	N/A	88.5%	89.8%	88.8%

* This is based on patients treated on this contract for their most recent course of treatment. Figures in italics indicate the base number of FP17s or Patient Questionnaire responses are less than 100. N/A is shown where the base number of responses is less than 10 during the period. % is calculated as Quantity/Base number*100

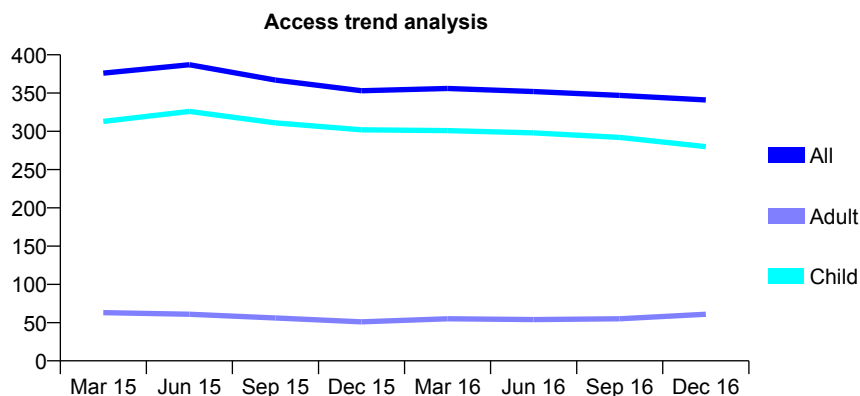
Q52 - Vital Signs At a Glance Contract Report for 857564/0001 - December 2016

Name or company name	MR OD HIGGS
Contract type name	GDS Contract
Purpose of contract	General
Contract start date	15/09/2006
Contract end date	

16/17 Contracted general activity (UDA)	806
Carry forward general activity (UDA)	0
16/17 Contracted orthodontic activity (UOA)	0
Carry forward orthodontic activity (UOA)	0
Baseline contract value	£23,984.48

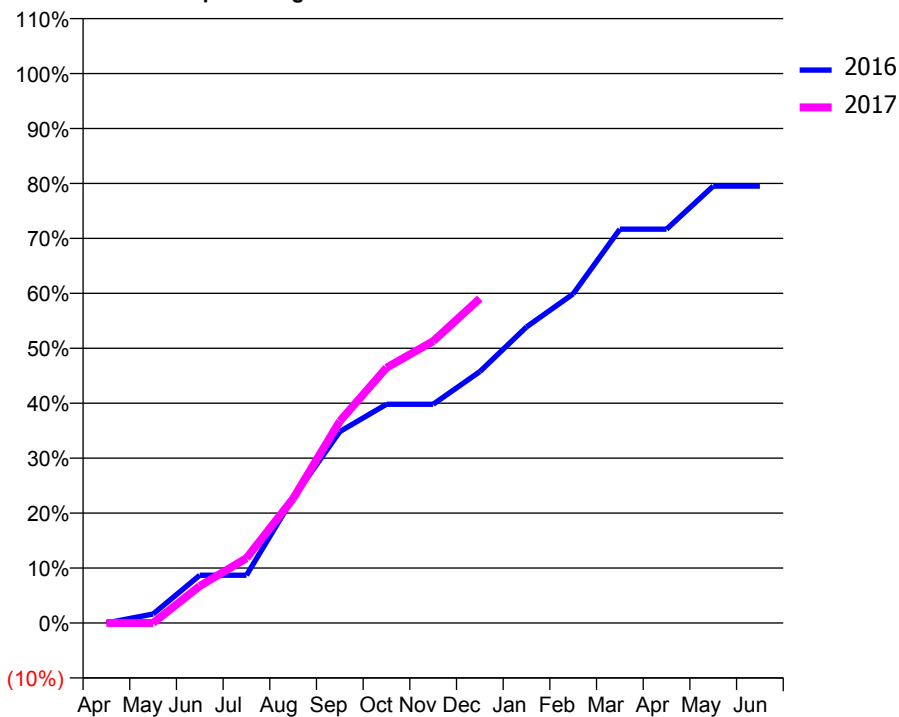
ACCESS*

Patients seen in 24 months	Total	Change since previous quarter
Quarter ending December 2015	353	
Quarter ending March 2016	356	→
Quarter ending June 2016	352	↓
Quarter ending September 2016	347	↓
Quarter ending December 2016	341	↓
Variance since December 2015	(3.4%)	↓



ACTIVITY

Cumulative percentage of contracted UDA delivered 2016 & 2017



Month	Adjusted Scheduled Activity (UDA)	
	2016	2017
April	0	0
May	13	0
June	70	54
July	70	95
August	184	183
September	281	296
October	321	374
November	321	413
December	369	476
January	434	
February	483	
March	578	
April	578	
May	641	
June	641	

QUALITY

	Quantity	Base Number	Contract	AT	Region	England
% of FP17s for the same patient ID Re-attending within 3 months - Children	52	402	12.9%	11.7%	13.4%	12.4%
% of FP17s for the same patient ID Re-attending within 3 months - Adults	5	28	17.9%	15.5%	17.3%	16.6%
% of FP17s for the same patient ID Re-attending between 3 & 9 months - Children	214	402	53.2%	59.5%	58.9%	57.5%
% of FP17s for the same patient ID Re-attending between 3 & 9 months - Adults	16	28	57.1%	54.2%	52.5%	50.4%
% of FP17s for Band 1 Urgent Courses	15	376	4.0%	8.9%	9.3%	9.1%
% of FP17s Relating to Free Repair or Replacements	0	376	0.0%	0.9%	1.0%	0.8%
% of FP17s Relating to Continuations	0	376	0.0%	1.4%	1.5%	1.3%
% of Patients satisfied with the dentistry they have received	1	1	N/A	93.1%	93.1%	92.7%
% of Patients satisfied with the time they had to wait for an appointment	1	1	N/A	88.5%	89.8%	88.8%

* This is based on patients treated on this contract for their most recent course of treatment. Figures in italics indicate the base number of FP17s or Patient Questionnaire responses are less than 100. N/A is shown where the base number of responses is less than 10 during the period. % is calculated as Quantity/Base number*100

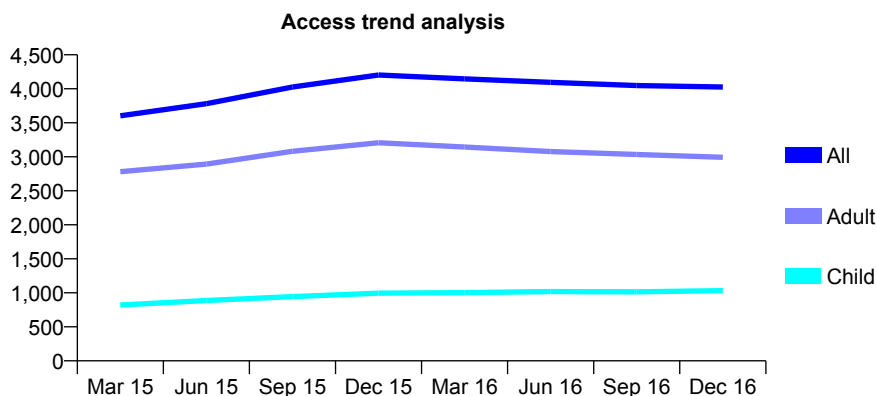
Q52 - Vital Signs At a Glance Contract Report for 905755/0001 - December 2016

Name or company name	MR FN MACPHERSON
Contract type name	GDS Contract
Purpose of contract	General
Contract start date	01/04/2006
Contract end date	

16/17 Contracted general activity (UDA)	10,626
Carry forward general activity (UDA)	-213
16/17 Contracted orthodontic activity (UOA)	0
Carry forward orthodontic activity (UOA)	0
Baseline contract value	£264,432.67

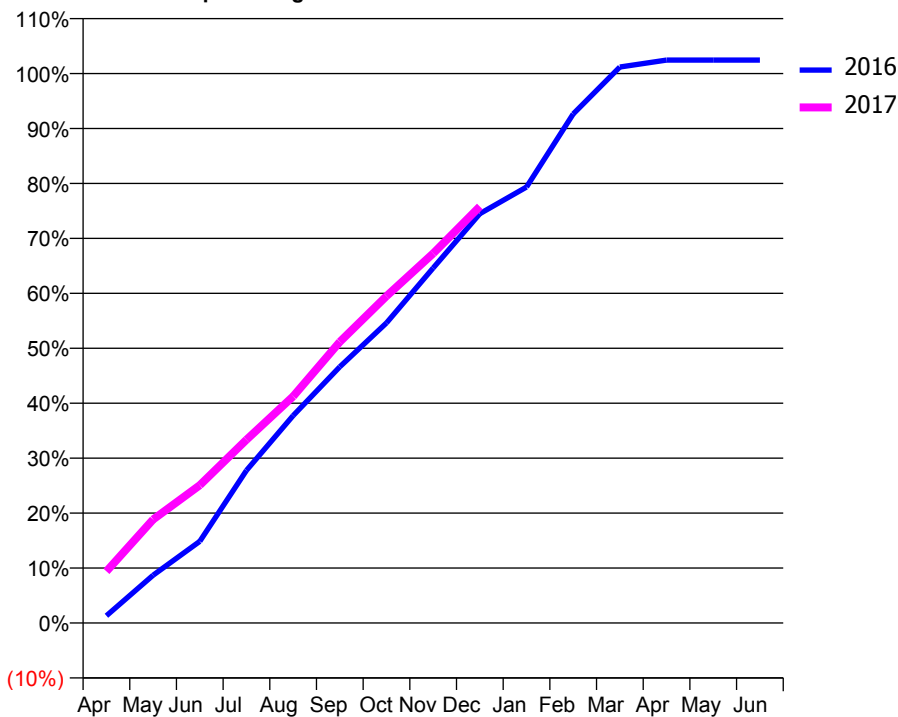
ACCESS*

Patients seen in 24 months	Total	Change since previous quarter
Quarter ending December 2015	4,202	
Quarter ending March 2016	4,147	↓
Quarter ending June 2016	4,096	↓
Quarter ending September 2016	4,048	↓
Quarter ending December 2016	4,026	→
Variance since December 2015	(4.2%)	↓



ACTIVITY

Cumulative percentage of contracted UDA delivered 2016 & 2017



Month	Adjusted Scheduled Activity (UDA)	
	2016	2017
April	141	999
May	924	2,002
June	1,579	2,665
July	2,952	3,543
August	4,012	4,382
September	4,955	5,437
October	5,803	6,322
November	6,865	7,148
December	7,916	8,054
January	8,431	
February	9,844	
March	10,752	
April	10,885	
May	10,885	
June	10,885	

QUALITY

	Quantity	Base Number	Contract	AT	Region	England
% of FP17s for the same patient ID Re-attending within 3 months - Children	92	1,243	7.4%	11.7%	13.4%	12.4%
% of FP17s for the same patient ID Re-attending within 3 months - Adults	746	3,610	20.7%	15.5%	17.3%	16.6%
% of FP17s for the same patient ID Re-attending between 3 & 9 months - Children	832	1,243	66.9%	59.5%	58.9%	57.5%
% of FP17s for the same patient ID Re-attending between 3 & 9 months - Adults	2,246	3,610	62.2%	54.2%	52.5%	50.4%
% of FP17s for Band 1 Urgent Courses	501	4,762	10.5%	8.9%	9.3%	9.1%
% of FP17s Relating to Free Repair or Replacements	80	4,762	1.7%	0.9%	1.0%	0.8%
% of FP17s Relating to Continuations	75	4,762	1.6%	1.4%	1.5%	1.3%
% of Patients satisfied with the dentistry they have received	5	5	N/A	93.1%	93.1%	92.7%
% of Patients satisfied with the time they had to wait for an appointment	5	5	N/A	88.5%	89.8%	88.8%

* This is based on patients treated on this contract for their most recent course of treatment. Figures in italics indicate the base number of FP17s or Patient Questionnaire responses are less than 100. N/A is shown where the base number of responses is less than 10 during the period. % is calculated as Quantity/Base number*100

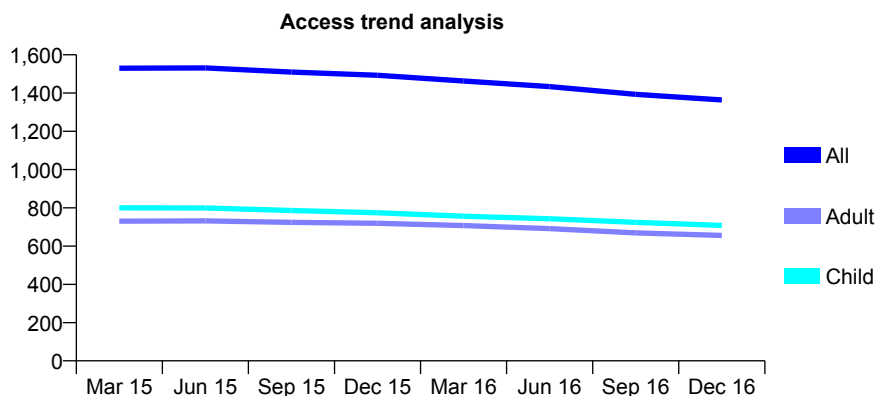
Q52 - Vital Signs At a Glance Contract Report for 911291/0001 - December 2016

Name or company name	MR JG PEARSON
Contract type name	GDS Contract
Purpose of contract	General
Contract start date	01/04/2006
Contract end date	

16/17 Contracted general activity (UDA)	5,000
Carry forward general activity (UDA)	0
16/17 Contracted orthodontic activity (UOA)	0
Carry forward orthodontic activity (UOA)	0
Baseline contract value	£116,336.29

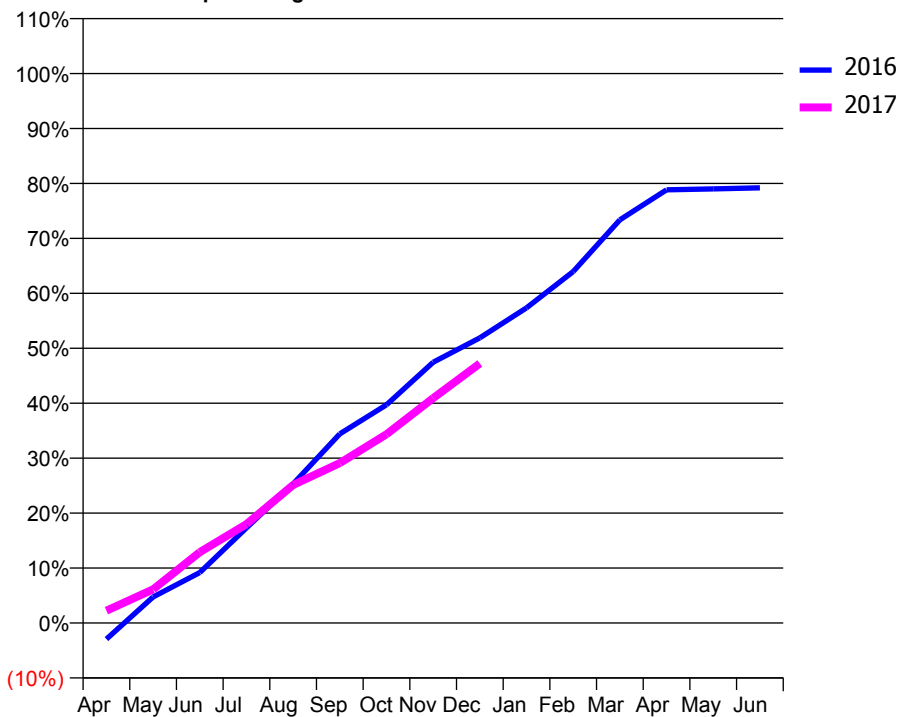
ACCESS*

Patients seen in 24 months	Total	Change since previous quarter
Quarter ending December 2015	1,493	
Quarter ending March 2016	1,463	↓
Quarter ending June 2016	1,434	↓
Quarter ending September 2016	1,393	↓
Quarter ending December 2016	1,364	↓
Variance since December 2015	(8.6%)	↓



ACTIVITY

Cumulative percentage of contracted UDA delivered 2016 & 2017



Month	Adjusted Scheduled Activity (UDA)	
	2016	2017
April	-148	112
May	238	306
June	460	645
July	865	899
August	1,267	1,256
September	1,721	1,456
October	1,986	1,718
November	2,373	2,047
December	2,594	2,362
January	2,868	
February	3,198	
March	3,668	
April	3,942	
May	3,951	
June	3,960	

QUALITY

	Quantity	Base Number	Contract	AT	Region	England
% of FP17s for the same patient ID Re-attending within 3 months - Children	62	740	8.4%	11.7%	13.4%	12.4%
% of FP17s for the same patient ID Re-attending within 3 months - Adults	120	634	18.9%	15.5%	17.3%	16.6%
% of FP17s for the same patient ID Re-attending between 3 & 9 months - Children	327	740	44.2%	59.5%	58.9%	57.5%
% of FP17s for the same patient ID Re-attending between 3 & 9 months - Adults	359	634	56.6%	54.2%	52.5%	50.4%
% of FP17s for Band 1 Urgent Courses	110	1,213	9.1%	8.9%	9.3%	9.1%
% of FP17s Relating to Free Repair or Replacements	1	1,213	0.1%	0.9%	1.0%	0.8%
% of FP17s Relating to Continuations	14	1,213	1.2%	1.4%	1.5%	1.3%
% of Patients satisfied with the dentistry they have received	2	2	N/A	93.1%	93.1%	92.7%
% of Patients satisfied with the time they had to wait for an appointment	2	2	N/A	88.5%	89.8%	88.8%

* This is based on patients treated on this contract for their most recent course of treatment. Figures in italics indicate the base number of FP17s or Patient Questionnaire responses are less than 100. N/A is shown where the base number of responses is less than 10 during the period. % is calculated as Quantity/Base number*100

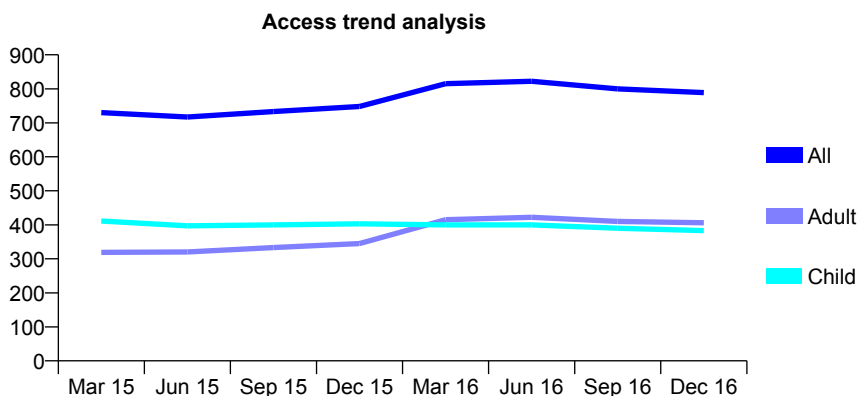
Q52 - Vital Signs At a Glance Contract Report for 913103/0001 - December 2016

Name or company name	MRS JM GRAYE
Contract type name	GDS Contract
Purpose of contract	General
Contract start date	01/04/2006
Contract end date	

16/17 Contracted general activity (UDA)	2,419
Carry forward general activity (UDA)	5
16/17 Contracted orthodontic activity (UOA)	0
Carry forward orthodontic activity (UOA)	0
Baseline contract value	£53,095.85

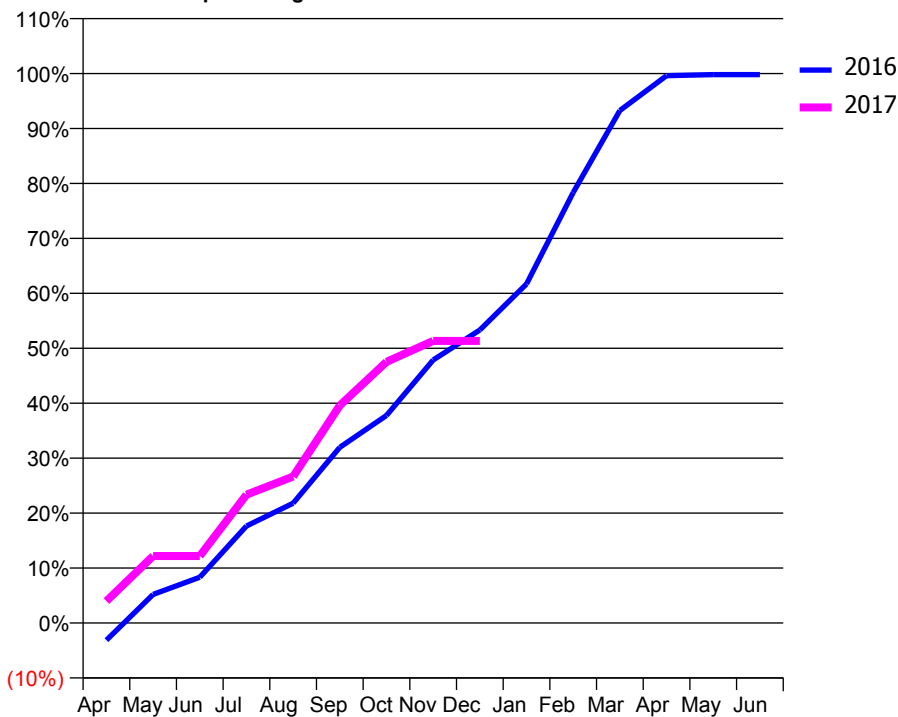
ACCESS*

Patients seen in 24 months	Total	Change since previous quarter
Quarter ending December 2015	748	
Quarter ending March 2016	815	↑
Quarter ending June 2016	822	→
Quarter ending September 2016	800	↓
Quarter ending December 2016	789	↓
Variance since December 2015	5.5%	↑



ACTIVITY

Cumulative percentage of contracted UDA delivered 2016 & 2017



Month	Adjusted Scheduled Activity (UDA)	
	2016	2017
April	-76	96
May	126	295
June	201	295
July	427	565
August	527	645
September	773	958
October	914	1,150
November	1,158	1,242
December	1,290	1,242
January	1,493	
February	1,895	
March	2,256	
April	2,409	
May	2,414	
June	2,414	

QUALITY

	Quantity	Base Number	Contract	AT	Region	England
% of FP17s for the same patient ID Re-attending within 3 months - Children	47	464	10.1%	11.7%	13.4%	12.4%
% of FP17s for the same patient ID Re-attending within 3 months - Adults	46	351	13.1%	15.5%	17.3%	16.6%
% of FP17s for the same patient ID Re-attending between 3 & 9 months - Children	344	464	74.1%	59.5%	58.9%	57.5%
% of FP17s for the same patient ID Re-attending between 3 & 9 months - Adults	217	351	61.8%	54.2%	52.5%	50.4%
% of FP17s for Band 1 Urgent Courses	19	733	2.6%	8.9%	9.3%	9.1%
% of FP17s Relating to Free Repair or Replacements	1	733	0.1%	0.9%	1.0%	0.8%
% of FP17s Relating to Continuations	0	733	0.0%	1.4%	1.5%	1.3%
% of Patients satisfied with the dentistry they have received	1	1	N/A	93.1%	93.1%	92.7%
% of Patients satisfied with the time they had to wait for an appointment	1	1	N/A	88.5%	89.8%	88.8%

* This is based on patients treated on this contract for their most recent course of treatment. Figures in italics indicate the base number of FP17s or Patient Questionnaire responses are less than 100. N/A is shown where the base number of responses is less than 10 during the period. % is calculated as Quantity/Base number*100

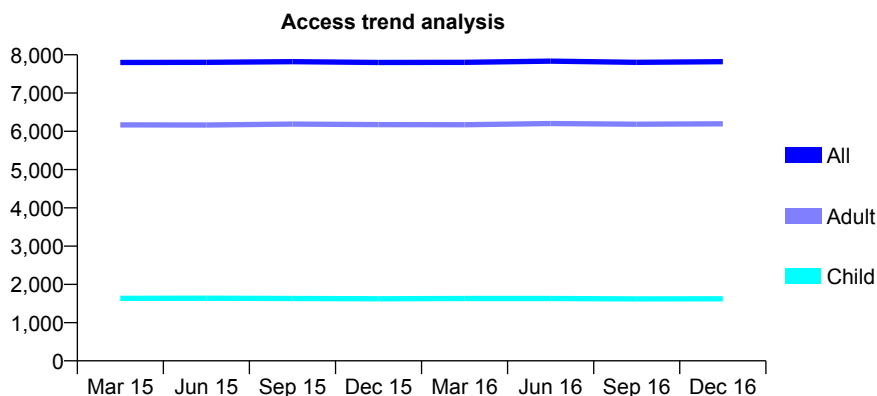
Q52 - Vital Signs At a Glance Contract Report for 914126/0001 - December 2016

Name or company name	MR RM WHITE
Contract type name	GDS Contract
Purpose of contract	General
Contract start date	01/04/2006
Contract end date	

16/17 Contracted general activity (UDA)	22,295
Carry forward general activity (UDA)	0
16/17 Contracted orthodontic activity (UOA)	0
Carry forward orthodontic activity (UOA)	0
Baseline contract value	£584,395.42

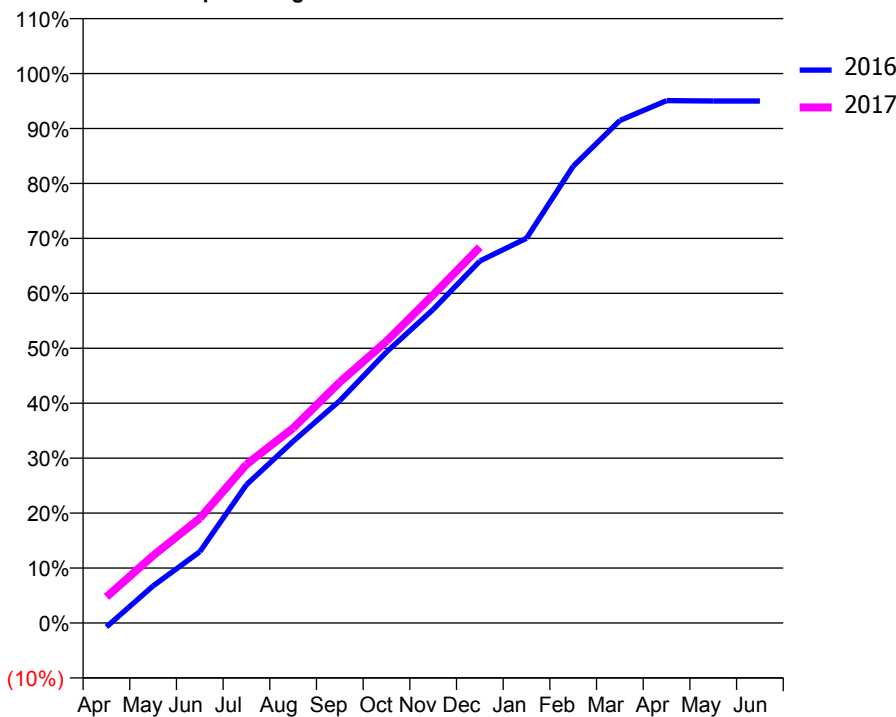
ACCESS*

Patients seen in 24 months	Total	Change since previous quarter
Quarter ending December 2015	7,798	
Quarter ending March 2016	7,802	→
Quarter ending June 2016	7,834	→
Quarter ending September 2016	7,802	→
Quarter ending December 2016	7,819	→
Variance since December 2015	0.3%	→



ACTIVITY

Cumulative percentage of contracted UDA delivered 2016 & 2017



Month	Adjusted Scheduled Activity (UDA)	
	2016	2017
April	-163	1,059
May	1,504	2,733
June	2,894	4,250
July	5,614	6,438
August	7,371	7,906
September	9,020	9,775
October	10,997	11,434
November	12,721	13,317
December	14,684	15,250
January	15,609	
February	18,534	
March	20,389	
April	21,193	
May	21,176	
June	21,178	

QUALITY

	Quantity	Base Number	Contract	AT	Region	England
% of FP17s for the same patient ID Re-attending within 3 months - Children	97	1,852	5.2%	11.7%	13.4%	12.4%
% of FP17s for the same patient ID Re-attending within 3 months - Adults	1,051	6,687	15.7%	15.5%	17.3%	16.6%
% of FP17s for the same patient ID Re-attending between 3 & 9 months - Children	1,232	1,852	66.5%	59.5%	58.9%	57.5%
% of FP17s for the same patient ID Re-attending between 3 & 9 months - Adults	3,145	6,687	47.0%	54.2%	52.5%	50.4%
% of FP17s for Band 1 Urgent Courses	754	8,137	9.3%	8.9%	9.3%	9.1%
% of FP17s Relating to Free Repair or Replacements	165	8,137	2.0%	0.9%	1.0%	0.8%
% of FP17s Relating to Continuations	103	8,137	1.3%	1.4%	1.5%	1.3%
% of Patients satisfied with the dentistry they have received	17	18	94.4%	93.1%	93.1%	92.7%
% of Patients satisfied with the time they had to wait for an appointment	18	18	100.0%	88.5%	89.8%	88.8%

* This is based on patients treated on this contract for their most recent course of treatment. Figures in italics indicate the base number of FP17s or Patient Questionnaire responses are less than 100. N/A is shown where the base number of responses is less than 10 during the period. % is calculated as Quantity/Base number*100

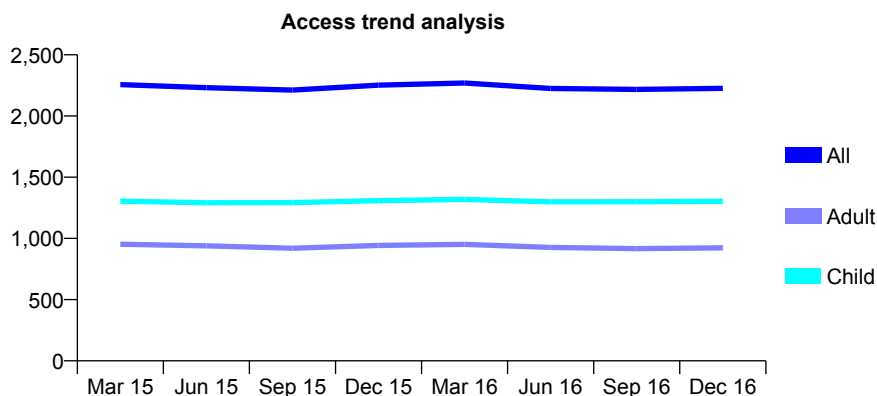
Q52 - Vital Signs At a Glance Contract Report for 914169/0001 - December 2016

Name or company name	MR DS BROWN
Contract type name	GDS Contract
Purpose of contract	General
Contract start date	01/04/2006
Contract end date	

16/17 Contracted general activity (UDA)	7,850
Carry forward general activity (UDA)	-27
16/17 Contracted orthodontic activity (UOA)	0
Carry forward orthodontic activity (UOA)	0
Baseline contract value	£271,895.25

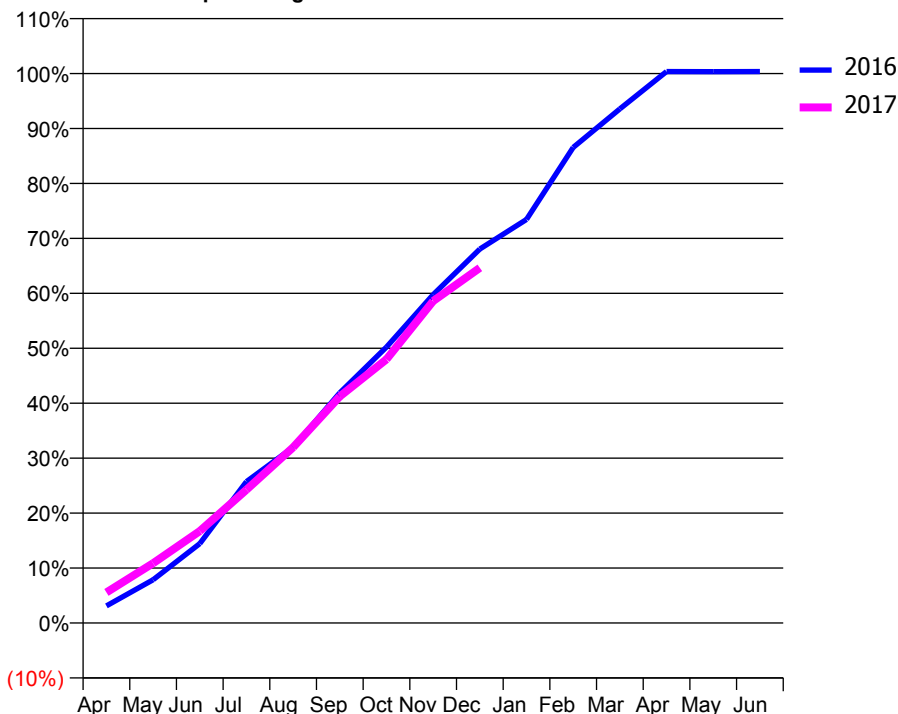
ACCESS*

Patients seen in 24 months	Total	Change since previous quarter
Quarter ending December 2015	2,252	
Quarter ending March 2016	2,270	→
Quarter ending June 2016	2,225	↓
Quarter ending September 2016	2,217	→
Quarter ending December 2016	2,226	→
Variance since December 2015	(1.2%)	↓



ACTIVITY

Cumulative percentage of contracted UDA delivered 2016 & 2017



Month	Adjusted Scheduled Activity (UDA)	
	2016	2017
April	245	437
May	618	855
June	1,134	1,313
July	2,020	1,903
August	2,512	2,510
September	3,289	3,237
October	3,942	3,766
November	4,690	4,600
December	5,343	5,073
January	5,765	
February	6,794	
March	7,345	
April	7,877	
May	7,876	
June	7,877	

QUALITY

	Quantity	Base Number	Contract	AT	Region	England
% of FP17s for the same patient ID Re-attending within 3 months - Children	171	1,675	10.2%	11.7%	13.4%	12.4%
% of FP17s for the same patient ID Re-attending within 3 months - Adults	176	1,011	17.4%	15.5%	17.3%	16.6%
% of FP17s for the same patient ID Re-attending between 3 & 9 months - Children	1,196	1,675	71.4%	59.5%	58.9%	57.5%
% of FP17s for the same patient ID Re-attending between 3 & 9 months - Adults	618	1,011	61.1%	54.2%	52.5%	50.4%
% of FP17s for Band 1 Urgent Courses	102	2,459	4.1%	8.9%	9.3%	9.1%
% of FP17s Relating to Free Repair or Replacements	0	2,459	0.0%	0.9%	1.0%	0.8%
% of FP17s Relating to Continuations	1	2,459	0.0%	1.4%	1.5%	1.3%
% of Patients satisfied with the dentistry they have received	2	2	N/A	93.1%	93.1%	92.7%
% of Patients satisfied with the time they had to wait for an appointment	2	2	N/A	88.5%	89.8%	88.8%

* This is based on patients treated on this contract for their most recent course of treatment. Figures in italics indicate the base number of FP17s or Patient Questionnaire responses are less than 100. N/A is shown where the base number of responses is less than 10 during the period. % is calculated as Quantity/Base number*100

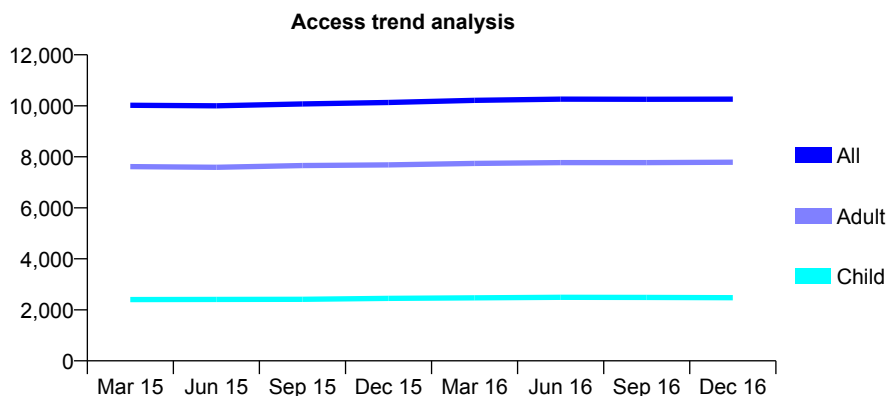
Q52 - Vital Signs At a Glance Contract Report for 915017/0001 - December 2016

Name or company name	MR JP HENDRON
Contract type name	Pilot Contract
Purpose of contract	General
Contract start date	01/04/2006
Contract end date	

16/17 Contracted general activity (UDA)	30,060
Carry forward general activity (UDA)	0
16/17 Contracted orthodontic activity (UOA)	0
Carry forward orthodontic activity (UOA)	0
Baseline contract value	£914,314.45

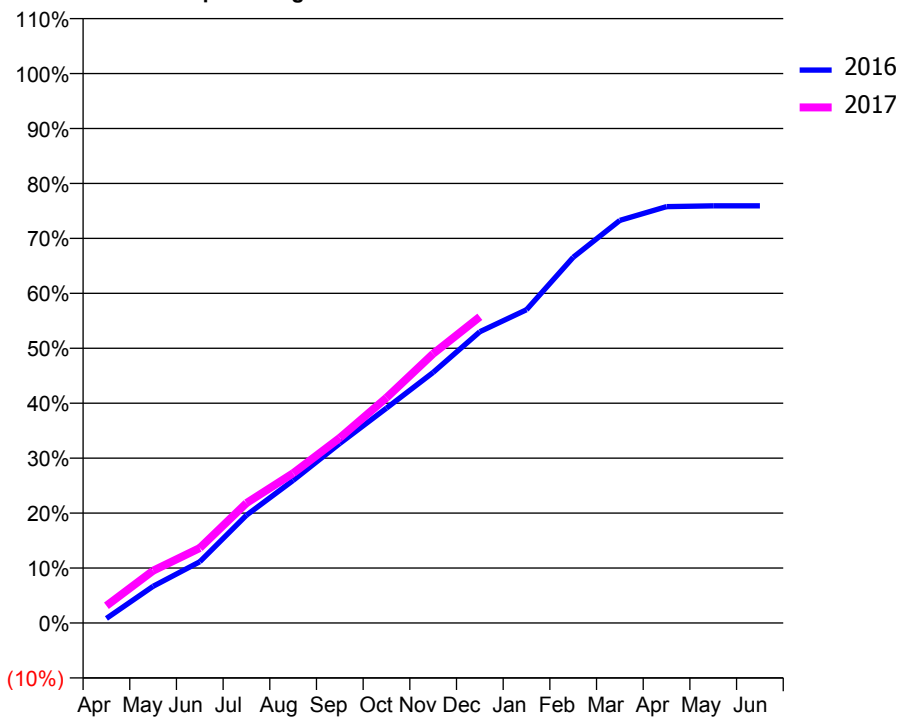
ACCESS*

Patients seen in 24 months	Total	Change since previous quarter
Quarter ending December 2015	10,133	
Quarter ending March 2016	10,213	→
Quarter ending June 2016	10,263	→
Quarter ending September 2016	10,258	→
Quarter ending December 2016	10,260	→
Variance since December 2015	1.3%	→



ACTIVITY

Cumulative percentage of contracted UDA delivered 2016 & 2017



Month	Adjusted Scheduled Activity (UDA)	
	2016	2017
April	252	947
May	2,009	2,860
June	3,351	4,105
July	5,894	6,563
August	7,804	8,192
September	9,823	10,130
October	11,752	12,324
November	13,713	14,732
December	15,932	16,752
January	17,141	
February	20,009	
March	22,026	
April	22,780	
May	22,819	
June	22,824	

QUALITY

	Quantity	Base Number	Contract	AT	Region	England
% of FP17s for the same patient ID Re-attending within 3 months - Children	138	2,921	4.7%	11.7%	13.4%	12.4%
% of FP17s for the same patient ID Re-attending within 3 months - Adults	664	7,142	9.3%	15.5%	17.3%	16.6%
% of FP17s for the same patient ID Re-attending between 3 & 9 months - Children	1,901	2,921	65.1%	59.5%	58.9%	57.5%
% of FP17s for the same patient ID Re-attending between 3 & 9 months - Adults	3,722	7,142	52.1%	54.2%	52.5%	50.4%
% of FP17s for Band 1 Urgent Courses	352	9,523	3.7%	8.9%	9.3%	9.1%
% of FP17s Relating to Free Repair or Replacements	51	9,523	0.5%	0.9%	1.0%	0.8%
% of FP17s Relating to Continuations	188	9,523	2.0%	1.4%	1.5%	1.3%
% of Patients satisfied with the dentistry they have received	11	11	100.0%	93.1%	93.1%	92.7%
% of Patients satisfied with the time they had to wait for an appointment	8	11	72.7%	88.5%	89.8%	88.8%

* This is based on patients treated on this contract for their most recent course of treatment. Figures in italics indicate the base number of FP17s or Patient Questionnaire responses are less than 100. N/A is shown where the base number of responses is less than 10 during the period. % is calculated as Quantity/Base number*100

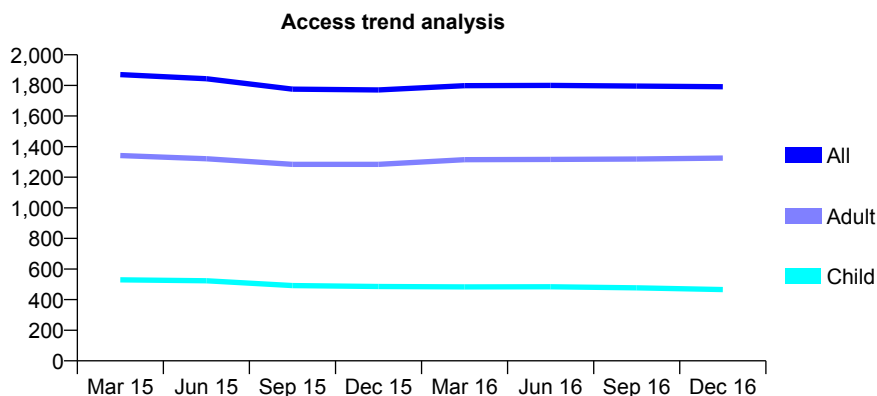
Q52 - Vital Signs At a Glance Contract Report for 915467/0001 - December 2016

Name or company name	MR A STEVENSON
Contract type name	PDS Contract
Purpose of contract	General
Contract start date	01/04/2006
Contract end date	31/03/2021

16/17 Contracted general activity (UDA)	5,620
Carry forward general activity (UDA)	150
16/17 Contracted orthodontic activity (UOA)	0
Carry forward orthodontic activity (UOA)	0
Baseline contract value	£153,859.64

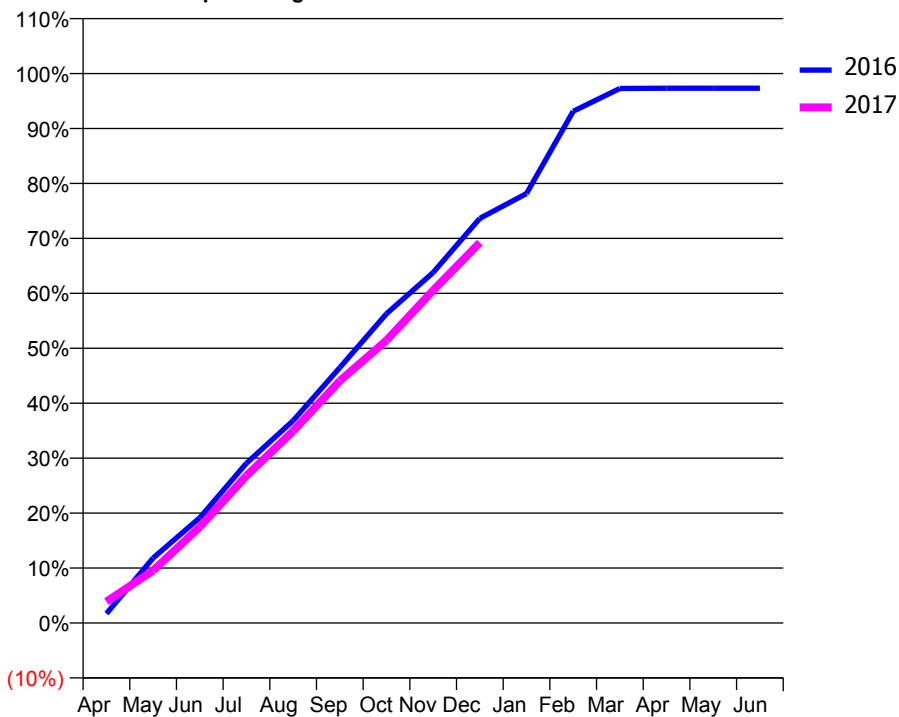
ACCESS*

Patients seen in 24 months	Total	Change since previous quarter
Quarter ending December 2015	1,770	
Quarter ending March 2016	1,798	→
Quarter ending June 2016	1,800	→
Quarter ending September 2016	1,796	→
Quarter ending December 2016	1,791	→
Variance since December 2015	1.2%	→



ACTIVITY

Cumulative percentage of contracted UDA delivered 2016 & 2017



Month	Adjusted Scheduled Activity (UDA)	
	2016	2017
April	96	218
May	665	537
June	1,076	982
July	1,634	1,506
August	2,069	1,964
September	2,612	2,475
October	3,163	2,890
November	3,585	3,401
December	4,138	3,890
January	4,392	
February	5,233	
March	5,467	
April	5,470	
May	5,470	
June	5,470	

QUALITY

	Quantity	Base Number	Contract	AT	Region	England
% of FP17s for the same patient ID Re-attending within 3 months - Children	21	457	4.6%	11.7%	13.4%	12.4%
% of FP17s for the same patient ID Re-attending within 3 months - Adults	304	1,491	20.4%	15.5%	17.3%	16.6%
% of FP17s for the same patient ID Re-attending between 3 & 9 months - Children	163	457	35.7%	59.5%	58.9%	57.5%
% of FP17s for the same patient ID Re-attending between 3 & 9 months - Adults	588	1,491	39.4%	54.2%	52.5%	50.4%
% of FP17s for Band 1 Urgent Courses	65	1,947	3.3%	8.9%	9.3%	9.1%
% of FP17s Relating to Free Repair or Replacements	20	1,947	1.0%	0.9%	1.0%	0.8%
% of FP17s Relating to Continuations	62	1,947	3.2%	1.4%	1.5%	1.3%
% of Patients satisfied with the dentistry they have received	2	2	N/A	93.1%	93.1%	92.7%
% of Patients satisfied with the time they had to wait for an appointment	1	2	N/A	88.5%	89.8%	88.8%

* This is based on patients treated on this contract for their most recent course of treatment. Figures in italics indicate the base number of FP17s or Patient Questionnaire responses are less than 100. N/A is shown where the base number of responses is less than 10 during the period. % is calculated as Quantity/Base number*100

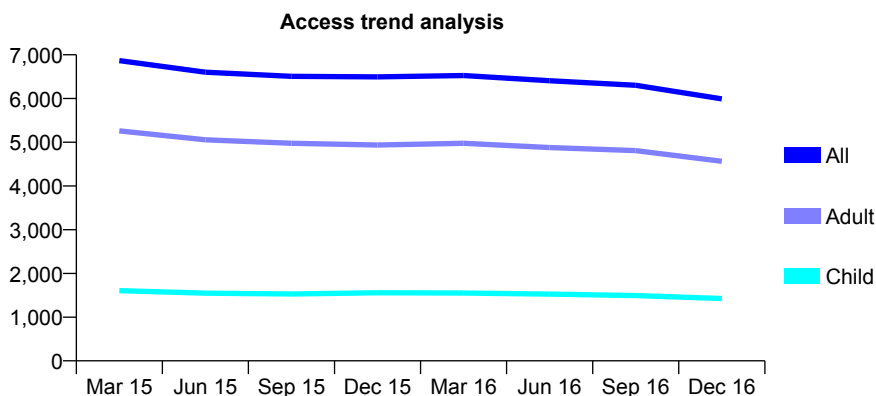
Q52 - Vital Signs At a Glance Contract Report for 917370/0011 - December 2016

Name or company name	MR JS MATHAROO
Contract type name	GDS Contract
Purpose of contract	General
Contract start date	14/04/2008
Contract end date	

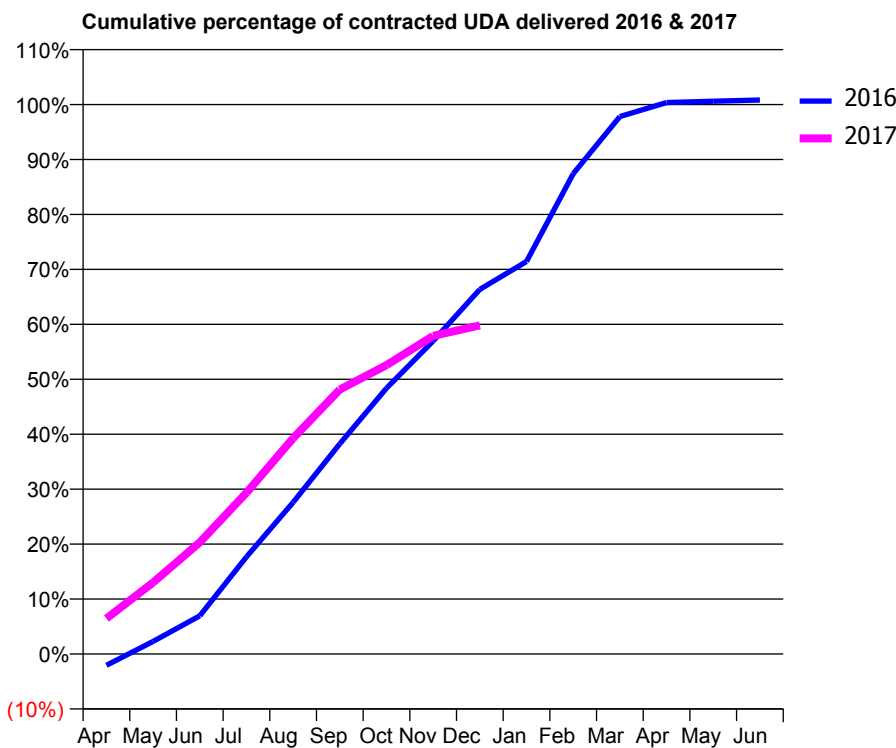
16/17 Contracted general activity (UDA)	15,000
Carry forward general activity (UDA)	-124
16/17 Contracted orthodontic activity (UOA)	0
Carry forward orthodontic activity (UOA)	0
Baseline contract value	£429,897.04

ACCESS*

Patients seen in 24 months	Total	Change since previous quarter
Quarter ending December 2015	6,494	
Quarter ending March 2016	6,526	→
Quarter ending June 2016	6,408	↓
Quarter ending September 2016	6,303	↓
Quarter ending December 2016	5,991	↓
Variance since December 2015	(7.7%)	↓



ACTIVITY



Month	Adjusted Scheduled Activity (UDA)	
	2016	2017
April	-313	970
May	342	1,954
June	1,042	3,050
July	2,653	4,403
August	4,139	5,892
September	5,738	7,221
October	7,255	7,888
November	8,545	8,682
December	9,954	8,970
January	10,716	
February	13,108	
March	14,673	
April	15,053	
May	15,089	
June	15,124	

QUALITY

	Quantity	Base Number	Contract	AT	Region	England
% of FP17s for the same patient ID Re-attending within 3 months - Children	89	1,219	7.3%	11.7%	13.4%	12.4%
% of FP17s for the same patient ID Re-attending within 3 months - Adults	495	3,536	14.0%	15.5%	17.3%	16.6%
% of FP17s for the same patient ID Re-attending between 3 & 9 months - Children	684	1,219	56.1%	59.5%	58.9%	57.5%
% of FP17s for the same patient ID Re-attending between 3 & 9 months - Adults	1,627	3,536	46.0%	54.2%	52.5%	50.4%
% of FP17s for Band 1 Urgent Courses	336	4,226	8.0%	8.9%	9.3%	9.1%
% of FP17s Relating to Free Repair or Replacements	63	4,226	1.5%	0.9%	1.0%	0.8%
% of FP17s Relating to Continuations	48	4,226	1.1%	1.4%	1.5%	1.3%
% of Patients satisfied with the dentistry they have received	5	5	N/A	93.1%	93.1%	92.7%
% of Patients satisfied with the time they had to wait for an appointment	4	5	N/A	88.5%	89.8%	88.8%

* This is based on patients treated on this contract for their most recent course of treatment. Figures in italics indicate the base number of FP17s or Patient Questionnaire responses are less than 100. N/A is shown where the base number of responses is less than 10 during the period. % is calculated as Quantity/Base number*100

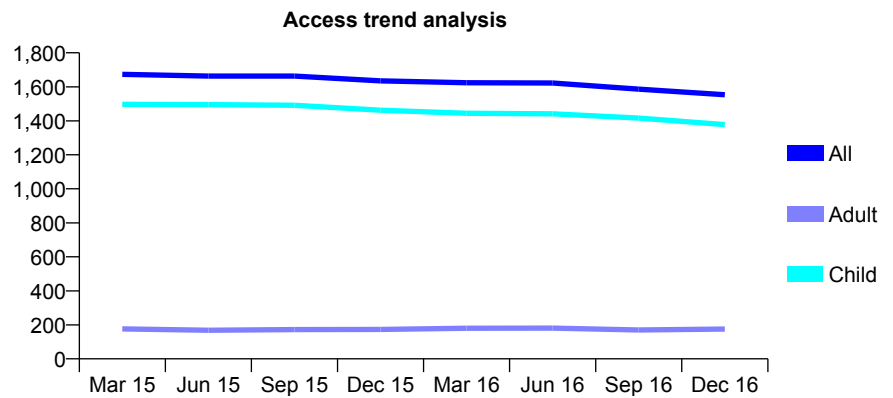
Q52 - Vital Signs At a Glance Contract Report for 917990/0001 - December 2016

Name or company name	MISS L TAYLOR
Contract type name	GDS Contract
Purpose of contract	General
Contract start date	01/04/2006
Contract end date	

16/17 Contracted general activity (UDA)	3,898
Carry forward general activity (UDA)	-78
16/17 Contracted orthodontic activity (UOA)	0
Carry forward orthodontic activity (UOA)	0
Baseline contract value	£93,311.53

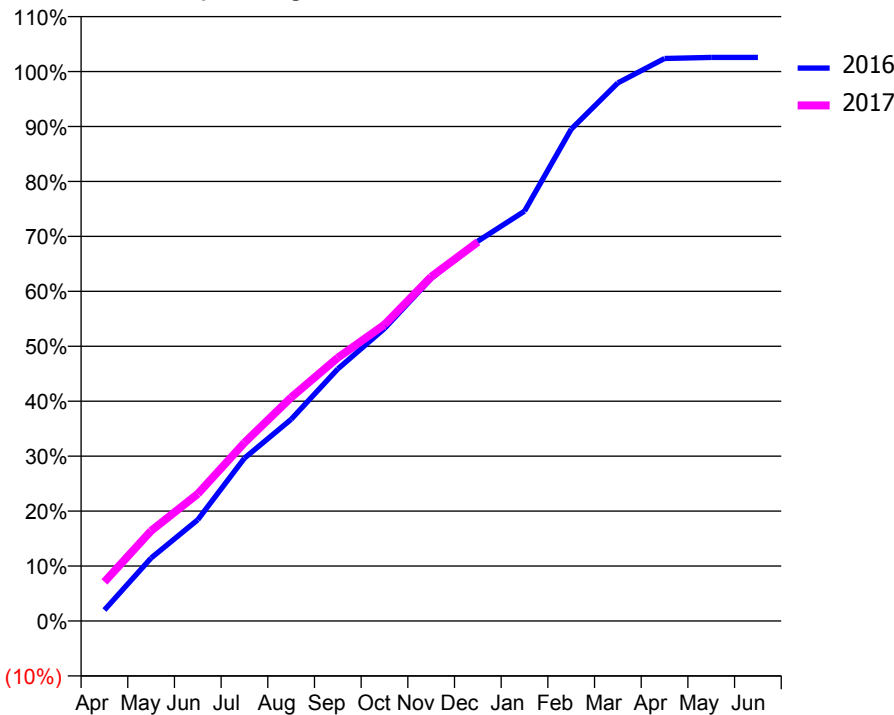
ACCESS*

Patients seen in 24 months	Total	Change since previous quarter
Quarter ending December 2015	1,635	
Quarter ending March 2016	1,624	→
Quarter ending June 2016	1,622	→
Quarter ending September 2016	1,586	↓
Quarter ending December 2016	1,553	↓
Variance since December 2015	(5.0%)	↓



ACTIVITY

Cumulative percentage of contracted UDA delivered 2016 & 2017



Month	Adjusted Scheduled Activity (UDA)	
	2016	2017
April	78	278
May	447	640
June	718	902
July	1,155	1,265
August	1,431	1,586
September	1,789	1,868
October	2,075	2,102
November	2,430	2,442
December	2,694	2,689
January	2,907	
February	3,489	
March	3,817	
April	3,990	
May	3,998	
June	3,998	

QUALITY

	Quantity	Base Number	Contract	AT	Region	England
% of FP17s for the same patient ID Re-attending within 3 months - Children	169	1,773	9.5%	11.7%	13.4%	12.4%
% of FP17s for the same patient ID Re-attending within 3 months - Adults	3	68	4.4%	15.5%	17.3%	16.6%
% of FP17s for the same patient ID Re-attending between 3 & 9 months - Children	1,231	1,773	69.4%	59.5%	58.9%	57.5%
% of FP17s for the same patient ID Re-attending between 3 & 9 months - Adults	49	68	72.1%	54.2%	52.5%	50.4%
% of FP17s for Band 1 Urgent Courses	38	1,717	2.2%	8.9%	9.3%	9.1%
% of FP17s Relating to Free Repair or Replacements	0	1,717	0.0%	0.9%	1.0%	0.8%
% of FP17s Relating to Continuations	0	1,717	0.0%	1.4%	1.5%	1.3%
% of Patients satisfied with the dentistry they have received	0	0	N/A	93.1%	93.1%	92.7%
% of Patients satisfied with the time they had to wait for an appointment	0	0	N/A	88.5%	89.8%	88.8%

* This is based on patients treated on this contract for their most recent course of treatment. Figures in italics indicate the base number of FP17s or Patient Questionnaire responses are less than 100. N/A is shown where the base number of responses is less than 10 during the period. % is calculated as Quantity/Base number*100

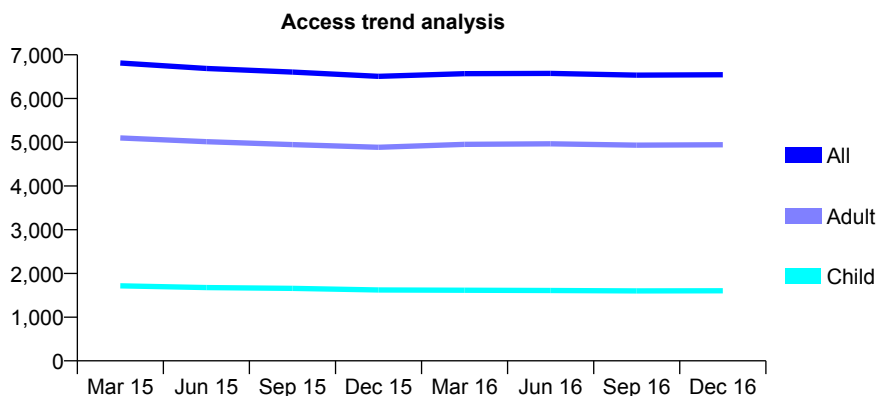
Q52 - Vital Signs At a Glance Contract Report for 919861/0001 - December 2016

Name or company name	MRS SJ BARRETT
Contract type name	Pilot Contract
Purpose of contract	General
Contract start date	01/04/2006
Contract end date	31/03/2021

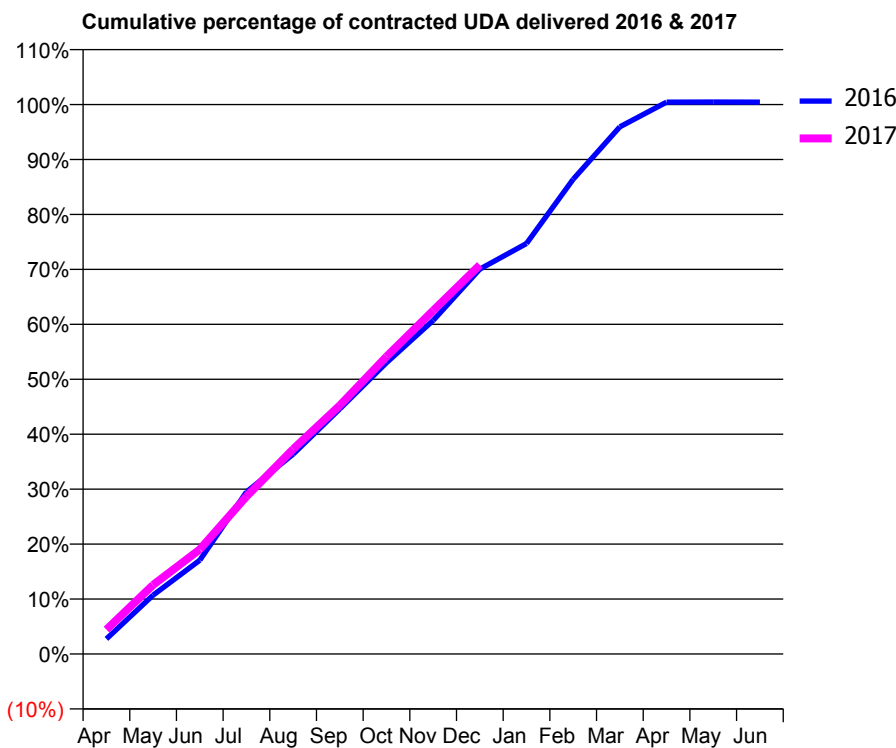
16/17 Contracted general activity (UDA)	21,548
Carry forward general activity (UDA)	-95
16/17 Contracted orthodontic activity (UOA)	0
Carry forward orthodontic activity (UOA)	0
Baseline contract value	£611,372.27

ACCESS*

Patients seen in 24 months	Total	Change since previous quarter
Quarter ending December 2015	6,506	
Quarter ending March 2016	6,569	→
Quarter ending June 2016	6,574	→
Quarter ending September 2016	6,535	→
Quarter ending December 2016	6,545	→
Variance since December 2015	0.6%	→



ACTIVITY



Month	Adjusted Scheduled Activity (UDA)	
	2016	2017
April	592	961
May	2,311	2,712
June	3,677	4,104
July	6,355	6,178
August	7,836	8,033
September	9,612	9,752
October	11,422	11,663
November	13,079	13,466
December	15,091	15,253
January	16,100	
February	18,618	
March	20,672	
April	21,640	
May	21,646	
June	21,643	

QUALITY

	Quantity	Base Number	Contract	AT	Region	England
% of FP17s for the same patient ID Re-attending within 3 months - Children	117	1,786	6.6%	11.7%	13.4%	12.4%
% of FP17s for the same patient ID Re-attending within 3 months - Adults	1,057	5,887	18.0%	15.5%	17.3%	16.6%
% of FP17s for the same patient ID Re-attending between 3 & 9 months - Children	1,103	1,786	61.8%	59.5%	58.9%	57.5%
% of FP17s for the same patient ID Re-attending between 3 & 9 months - Adults	3,337	5,887	56.7%	54.2%	52.5%	50.4%
% of FP17s for Band 1 Urgent Courses	642	7,273	8.8%	8.9%	9.3%	9.1%
% of FP17s Relating to Free Repair or Replacements	194	7,273	2.7%	0.9%	1.0%	0.8%
% of FP17s Relating to Continuations	220	7,273	3.0%	1.4%	1.5%	1.3%
% of Patients satisfied with the dentistry they have received	9	9	N/A	93.1%	93.1%	92.7%
% of Patients satisfied with the time they had to wait for an appointment	8	9	N/A	88.5%	89.8%	88.8%

* This is based on patients treated on this contract for their most recent course of treatment. Figures in italics indicate the base number of FP17s or Patient Questionnaire responses are less than 100. N/A is shown where the base number of responses is less than 10 during the period. % is calculated as Quantity/Base number*100

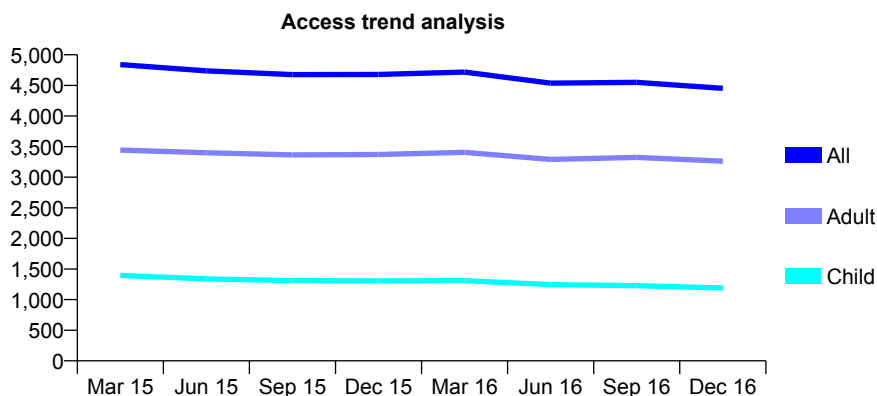
Q52 - Vital Signs At a Glance Contract Report for 929271/0001 - December 2016

Name or company name	MISS R PRASAD
Contract type name	GDS Contract
Purpose of contract	General
Contract start date	01/04/2006
Contract end date	

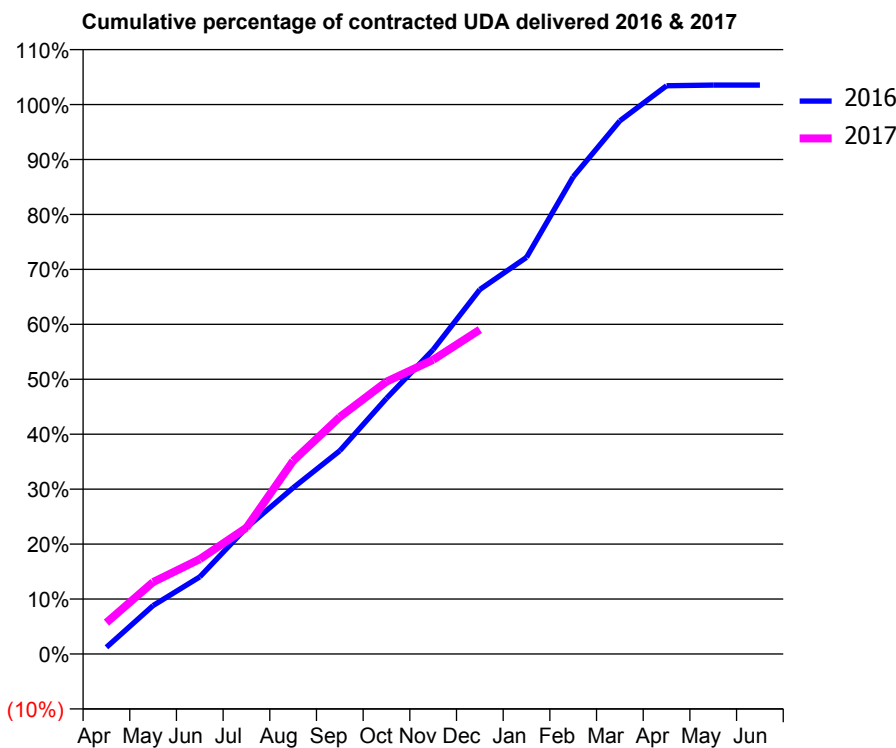
16/17 Contracted general activity (UDA)	14,610
Carry forward general activity (UDA)	-292
16/17 Contracted orthodontic activity (UOA)	0
Carry forward orthodontic activity (UOA)	0
Baseline contract value	£323,801.38

ACCESS*

Patients seen in 24 months	Total	Change since previous quarter
Quarter ending December 2015	4,679	
Quarter ending March 2016	4,718	→
Quarter ending June 2016	4,536	↓
Quarter ending September 2016	4,551	→
Quarter ending December 2016	4,452	↓
Variance since December 2015	(4.9%)	↓



ACTIVITY



Month	Adjusted Scheduled Activity (UDA)	
	2016	2017
April	177	834
May	1,289	1,912
June	2,051	2,523
July	3,358	3,358
August	4,418	5,134
September	5,406	6,301
October	6,798	7,240
November	8,093	7,825
December	9,690	8,624
January	10,546	
February	12,686	
March	14,178	
April	15,110	
May	15,125	
June	15,125	

QUALITY

	Quantity	Base Number	Contract	AT	Region	England
% of FP17s for the same patient ID Re-attending within 3 months - Children	102	1,112	9.2%	11.7%	13.4%	12.4%
% of FP17s for the same patient ID Re-attending within 3 months - Adults	486	3,180	15.3%	15.5%	17.3%	16.6%
% of FP17s for the same patient ID Re-attending between 3 & 9 months - Children	616	1,112	55.4%	59.5%	58.9%	57.5%
% of FP17s for the same patient ID Re-attending between 3 & 9 months - Adults	1,760	3,180	55.3%	54.2%	52.5%	50.4%
% of FP17s for Band 1 Urgent Courses	132	3,969	3.3%	8.9%	9.3%	9.1%
% of FP17s Relating to Free Repair or Replacements	84	3,969	2.1%	0.9%	1.0%	0.8%
% of FP17s Relating to Continuations	62	3,969	1.6%	1.4%	1.5%	1.3%
% of Patients satisfied with the dentistry they have received	4	4	N/A	93.1%	93.1%	92.7%
% of Patients satisfied with the time they had to wait for an appointment	2	4	N/A	88.5%	89.8%	88.8%

* This is based on patients treated on this contract for their most recent course of treatment. Figures in italics indicate the base number of FP17s or Patient Questionnaire responses are less than 100. N/A is shown where the base number of responses is less than 10 during the period. % is calculated as Quantity/Base number*100

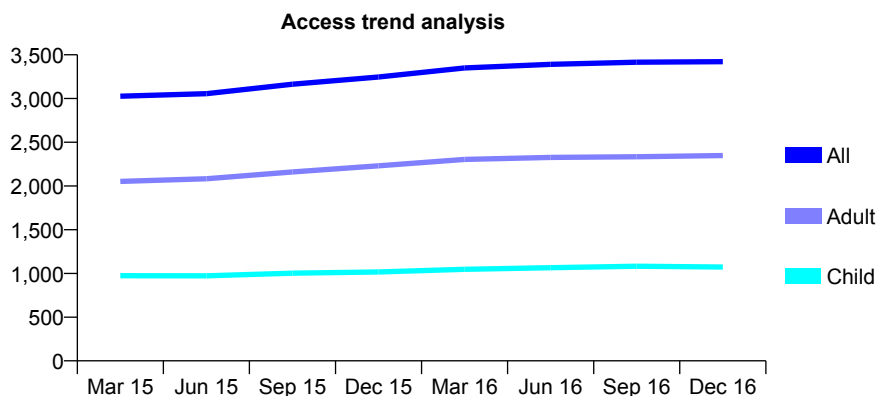
Q52 - Vital Signs At a Glance Contract Report for 932574/0001 - December 2016

Name or company name	MRS M HAMER
Contract type name	GDS Contract
Purpose of contract	General
Contract start date	01/11/2007
Contract end date	

16/17 Contracted general activity (UDA)	7,800
Carry forward general activity (UDA)	-12
16/17 Contracted orthodontic activity (UOA)	0
Carry forward orthodontic activity (UOA)	0
Baseline contract value	£210,835.46

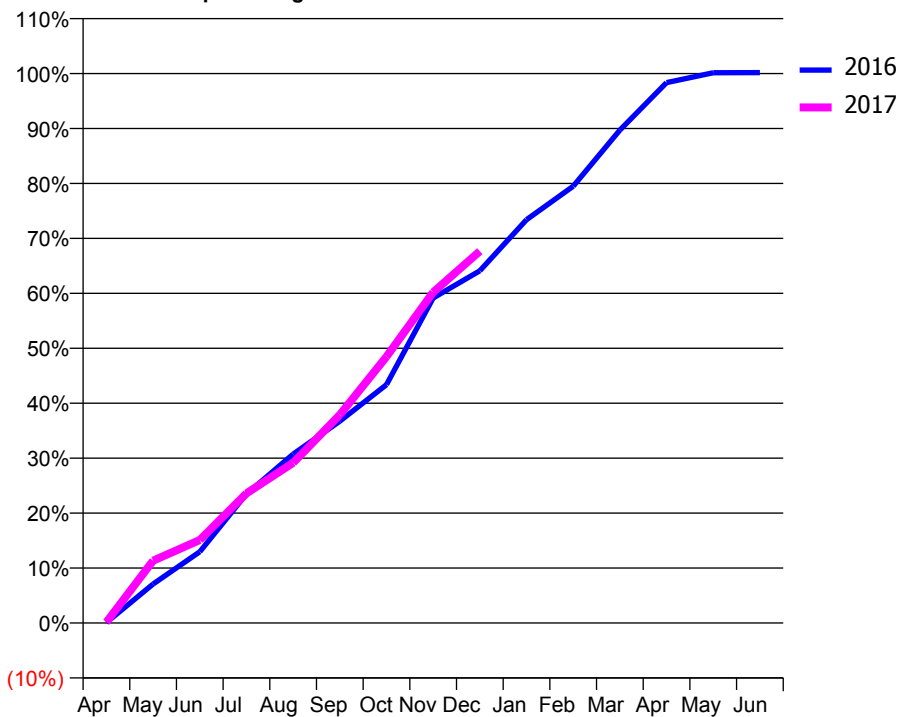
ACCESS*

Patients seen in 24 months	Total	Change since previous quarter
Quarter ending December 2015	3,246	
Quarter ending March 2016	3,350	↑
Quarter ending June 2016	3,391	→
Quarter ending September 2016	3,416	→
Quarter ending December 2016	3,421	→
Variance since December 2015	5.4%	↑



ACTIVITY

Cumulative percentage of contracted UDA delivered 2016 & 2017



Month	Adjusted Scheduled Activity (UDA)	
	2016	2017
April	7	12
May	554	885
June	1,011	1,178
July	1,830	1,842
August	2,397	2,274
September	2,865	2,956
October	3,383	3,781
November	4,613	4,695
December	4,999	5,279
January	5,725	
February	6,200	
March	6,997	
April	7,671	
May	7,810	
June	7,812	

QUALITY

	Quantity	Base Number	Contract	AT	Region	England
% of FP17s for the same patient ID Re-attending within 3 months - Children	101	1,456	6.9%	11.7%	13.4%	12.4%
% of FP17s for the same patient ID Re-attending within 3 months - Adults	182	2,189	8.3%	15.5%	17.3%	16.6%
% of FP17s for the same patient ID Re-attending between 3 & 9 months - Children	1,056	1,456	72.5%	59.5%	58.9%	57.5%
% of FP17s for the same patient ID Re-attending between 3 & 9 months - Adults	1,033	2,189	47.2%	54.2%	52.5%	50.4%
% of FP17s for Band 1 Urgent Courses	83	3,155	2.6%	8.9%	9.3%	9.1%
% of FP17s Relating to Free Repair or Replacements	25	3,155	0.8%	0.9%	1.0%	0.8%
% of FP17s Relating to Continuations	10	3,155	0.3%	1.4%	1.5%	1.3%
% of Patients satisfied with the dentistry they have received	4	4	N/A	93.1%	93.1%	92.7%
% of Patients satisfied with the time they had to wait for an appointment	4	4	N/A	88.5%	89.8%	88.8%

* This is based on patients treated on this contract for their most recent course of treatment. Figures in italics indicate the base number of FP17s or Patient Questionnaire responses are less than 100. N/A is shown where the base number of responses is less than 10 during the period. % is calculated as Quantity/Base number*100

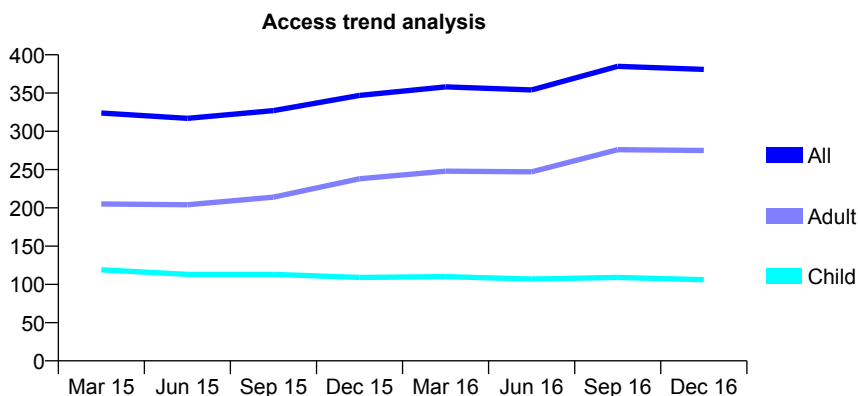
Q52 - Vital Signs At a Glance Contract Report for 934305/0002 - December 2016

Name or company name	MR M DENNETT
Contract type name	GDS Contract
Purpose of contract	General
Contract start date	09/01/2013
Contract end date	

16/17 Contracted general activity (UDA)	1,105
Carry forward general activity (UDA)	-17
16/17 Contracted orthodontic activity (UOA)	0
Carry forward orthodontic activity (UOA)	0
Baseline contract value	£31,372.81

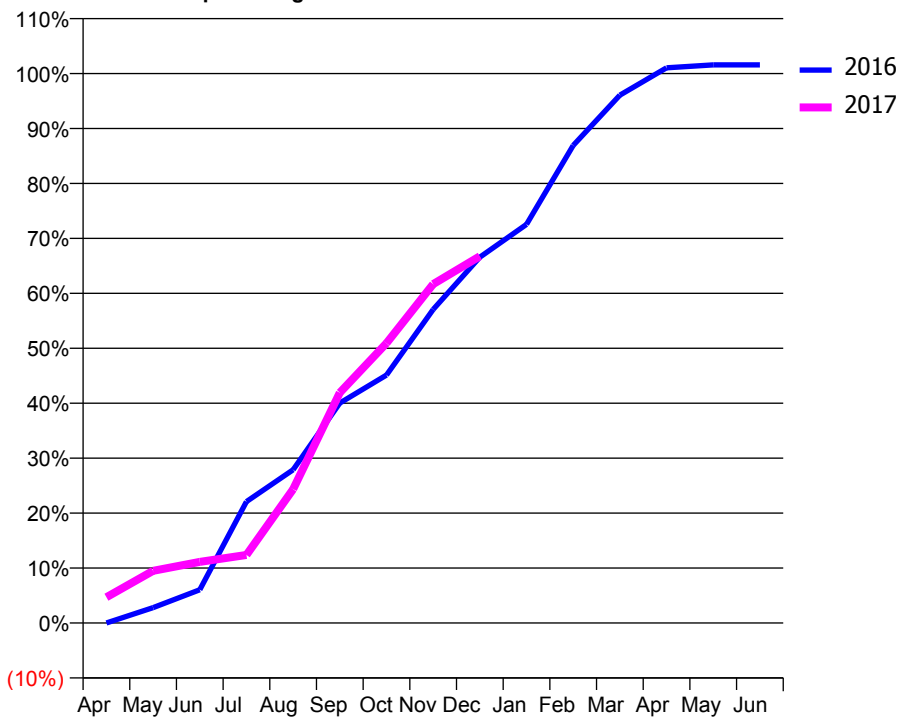
ACCESS*

Patients seen in 24 months	Total	Change since previous quarter
Quarter ending December 2015	347	
Quarter ending March 2016	358	↑
Quarter ending June 2016	354	↓
Quarter ending September 2016	385	↑
Quarter ending December 2016	381	↓
Variance since December 2015	9.8%	↑



ACTIVITY

Cumulative percentage of contracted UDA delivered 2016 & 2017



Month	Adjusted Scheduled Activity (UDA)	
	2016	2017
April	0	52
May	31	105
June	67	123
July	244	137
August	308	269
September	442	463
October	499	563
November	631	682
December	736	738
January	802	
February	960	
March	1,061	
April	1,116	
May	1,122	
June	1,122	

QUALITY

	Quantity	Base Number	Contract	AT	Region	England
% of FP17s for the same patient ID Re-attending within 3 months - Children	6	109	5.5%	11.7%	13.4%	12.4%
% of FP17s for the same patient ID Re-attending within 3 months - Adults	37	261	14.2%	15.5%	17.3%	16.6%
% of FP17s for the same patient ID Re-attending between 3 & 9 months - Children	60	109	55.0%	59.5%	58.9%	57.5%
% of FP17s for the same patient ID Re-attending between 3 & 9 months - Adults	134	261	51.3%	54.2%	52.5%	50.4%
% of FP17s for Band 1 Urgent Courses	3	356	0.8%	8.9%	9.3%	9.1%
% of FP17s Relating to Free Repair or Replacements	0	356	0.0%	0.9%	1.0%	0.8%
% of FP17s Relating to Continuations	0	356	0.0%	1.4%	1.5%	1.3%
% of Patients satisfied with the dentistry they have received	0	0	N/A	93.1%	93.1%	92.7%
% of Patients satisfied with the time they had to wait for an appointment	0	0	N/A	88.5%	89.8%	88.8%

* This is based on patients treated on this contract for their most recent course of treatment. Figures in italics indicate the base number of FP17s or Patient Questionnaire responses are less than 100. N/A is shown where the base number of responses is less than 10 during the period. % is calculated as Quantity/Base number*100

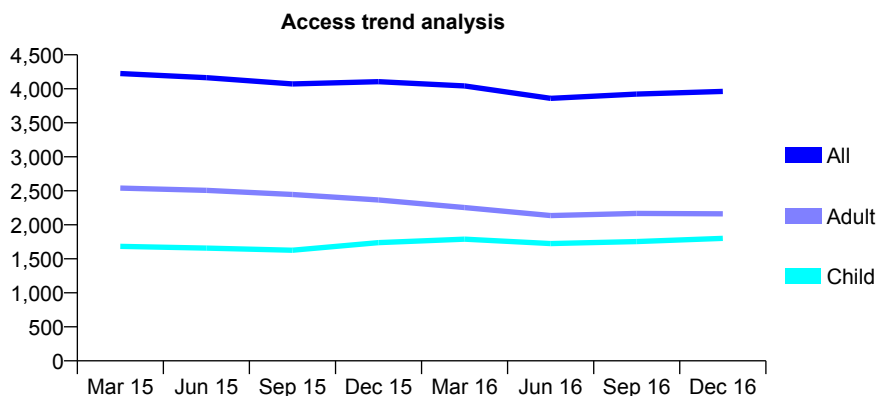
Q52 - Vital Signs At a Glance Contract Report for 934364/0002 - December 2016

Name or company name	MR J LJUSTINA
Contract type name	GDS Contract
Purpose of contract	General
Contract start date	26/07/2010
Contract end date	

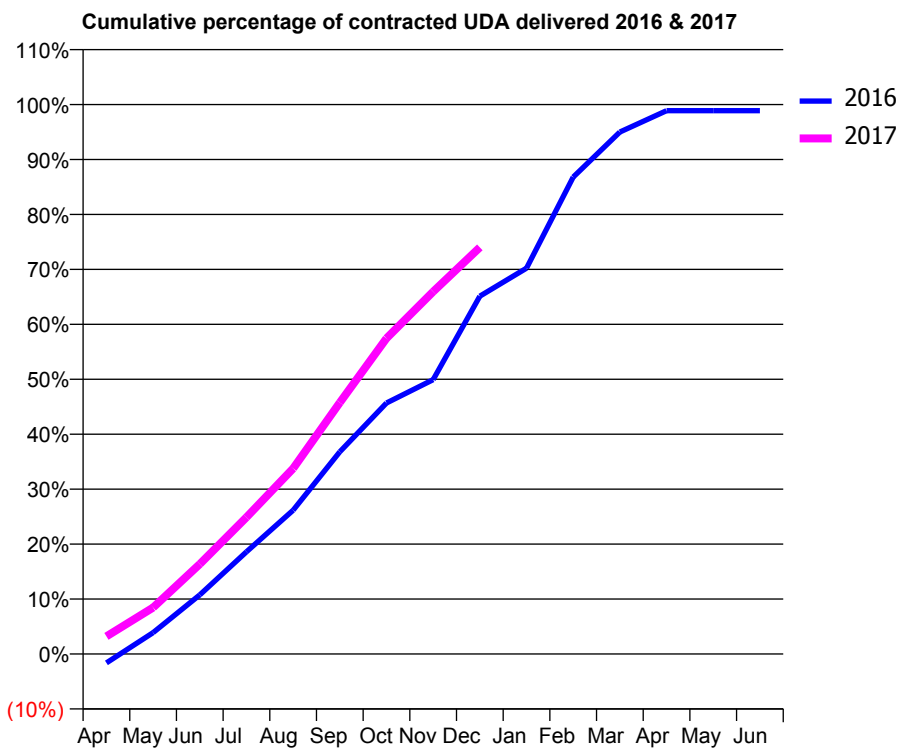
16/17 Contracted general activity (UDA)	12,699
Carry forward general activity (UDA)	144
16/17 Contracted orthodontic activity (UOA)	0
Carry forward orthodontic activity (UOA)	0
Baseline contract value	£463,004.26

ACCESS*

Patients seen in 24 months	Total	Change since previous quarter
Quarter ending December 2015	4,105	
Quarter ending March 2016	4,042	↓
Quarter ending June 2016	3,860	↓
Quarter ending September 2016	3,922	→
Quarter ending December 2016	3,962	→
Variance since December 2015	(3.5%)	↓



ACTIVITY



Month	Adjusted Scheduled Activity (UDA)	
	2016	2017
April	-209	409
May	496	1,074
June	1,367	2,079
July	2,362	3,161
August	3,323	4,289
September	4,674	5,809
October	5,800	7,295
November	6,340	8,374
December	8,270	9,398
January	8,915	
February	11,021	
March	12,064	
April	12,555	
May	12,555	
June	12,555	

QUALITY

	Quantity	Base Number	Contract	AT	Region	England
% of FP17s for the same patient ID Re-attending within 3 months - Children	75	1,945	3.9%	11.7%	13.4%	12.4%
% of FP17s for the same patient ID Re-attending within 3 months - Adults	240	2,252	10.7%	15.5%	17.3%	16.6%
% of FP17s for the same patient ID Re-attending between 3 & 9 months - Children	1,223	1,945	62.9%	59.5%	58.9%	57.5%
% of FP17s for the same patient ID Re-attending between 3 & 9 months - Adults	1,338	2,252	59.4%	54.2%	52.5%	50.4%
% of FP17s for Band 1 Urgent Courses	210	4,006	5.2%	8.9%	9.3%	9.1%
% of FP17s Relating to Free Repair or Replacements	4	4,006	0.1%	0.9%	1.0%	0.8%
% of FP17s Relating to Continuations	51	4,006	1.3%	1.4%	1.5%	1.3%
% of Patients satisfied with the dentistry they have received	1	1	N/A	93.1%	93.1%	92.7%
% of Patients satisfied with the time they had to wait for an appointment	1	1	N/A	88.5%	89.8%	88.8%

* This is based on patients treated on this contract for their most recent course of treatment. Figures in italics indicate the base number of FP17s or Patient Questionnaire responses are less than 100. N/A is shown where the base number of responses is less than 10 during the period. % is calculated as Quantity/Base number*100

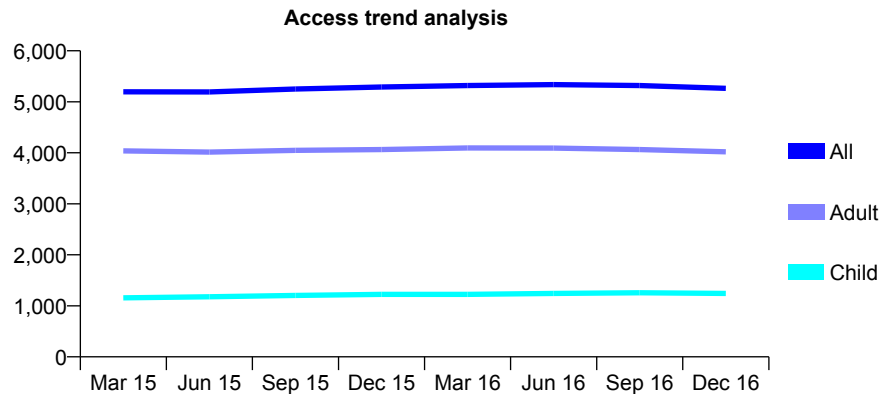
Q52 - Vital Signs At a Glance Contract Report for 941662/0001 - December 2016

Name or company name	Thota, Thota & Precious
Contract type name	GDS Contract
Purpose of contract	General
Contract start date	01/04/2006
Contract end date	

16/17 Contracted general activity (UDA)	15,400
Carry forward general activity (UDA)	56
16/17 Contracted orthodontic activity (UOA)	0
Carry forward orthodontic activity (UOA)	0
Baseline contract value	£572,962.79

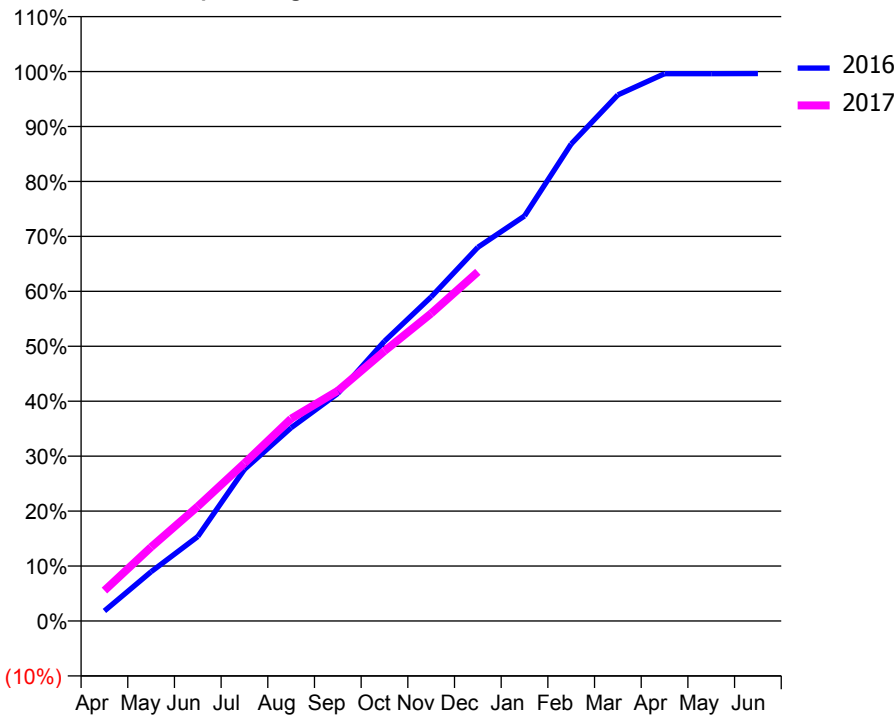
ACCESS*

Patients seen in 24 months	Total	Change since previous quarter
Quarter ending December 2015	5,291	
Quarter ending March 2016	5,320	→
Quarter ending June 2016	5,337	→
Quarter ending September 2016	5,320	→
Quarter ending December 2016	5,263	↓
Variance since December 2015	(0.5%)	→



ACTIVITY

Cumulative percentage of contracted UDA delivered 2016 & 2017



Month	Adjusted Scheduled Activity (UDA)	
	2016	2017
April	283	854
May	1,383	2,074
June	2,368	3,213
July	4,250	4,422
August	5,417	5,670
September	6,377	6,453
October	7,844	7,567
November	9,083	8,620
December	10,471	9,785
January	11,351	
February	13,371	
March	14,745	
April	15,339	
May	15,340	
June	15,344	

QUALITY

	Quantity	Base Number	Contract	AT	Region	England
% of FP17s for the same patient ID Re-attending within 3 months - Children	156	1,433	10.9%	11.7%	13.4%	12.4%
% of FP17s for the same patient ID Re-attending within 3 months - Adults	813	4,648	17.5%	15.5%	17.3%	16.6%
% of FP17s for the same patient ID Re-attending between 3 & 9 months - Children	933	1,433	65.1%	59.5%	58.9%	57.5%
% of FP17s for the same patient ID Re-attending between 3 & 9 months - Adults	2,910	4,648	62.6%	54.2%	52.5%	50.4%
% of FP17s for Band 1 Urgent Courses	497	5,783	8.6%	8.9%	9.3%	9.1%
% of FP17s Relating to Free Repair or Replacements	133	5,783	2.3%	0.9%	1.0%	0.8%
% of FP17s Relating to Continuations	37	5,783	0.6%	1.4%	1.5%	1.3%
% of Patients satisfied with the dentistry they have received	11	11	100.0%	93.1%	93.1%	92.7%
% of Patients satisfied with the time they had to wait for an appointment	11	11	100.0%	88.5%	89.8%	88.8%

* This is based on patients treated on this contract for their most recent course of treatment. Figures in italics indicate the base number of FP17s or Patient Questionnaire responses are less than 100. N/A is shown where the base number of responses is less than 10 during the period. % is calculated as Quantity/Base number*100

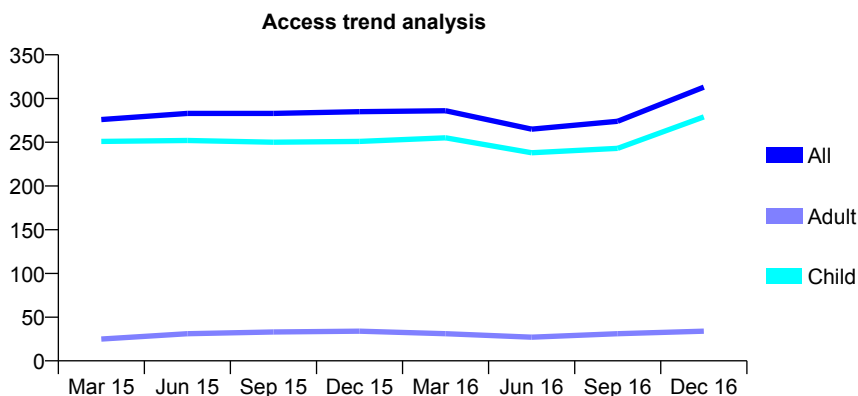
Q52 - Vital Signs At a Glance Contract Report for 941670/0001 - December 2016

Name or company name	MR JA SINCLAIR
Contract type name	GDS Contract
Purpose of contract	General
Contract start date	25/03/2011
Contract end date	

16/17 Contracted general activity (UDA)	886
Carry forward general activity (UDA)	0
16/17 Contracted orthodontic activity (UOA)	0
Carry forward orthodontic activity (UOA)	0
Baseline contract value	£18,456.41

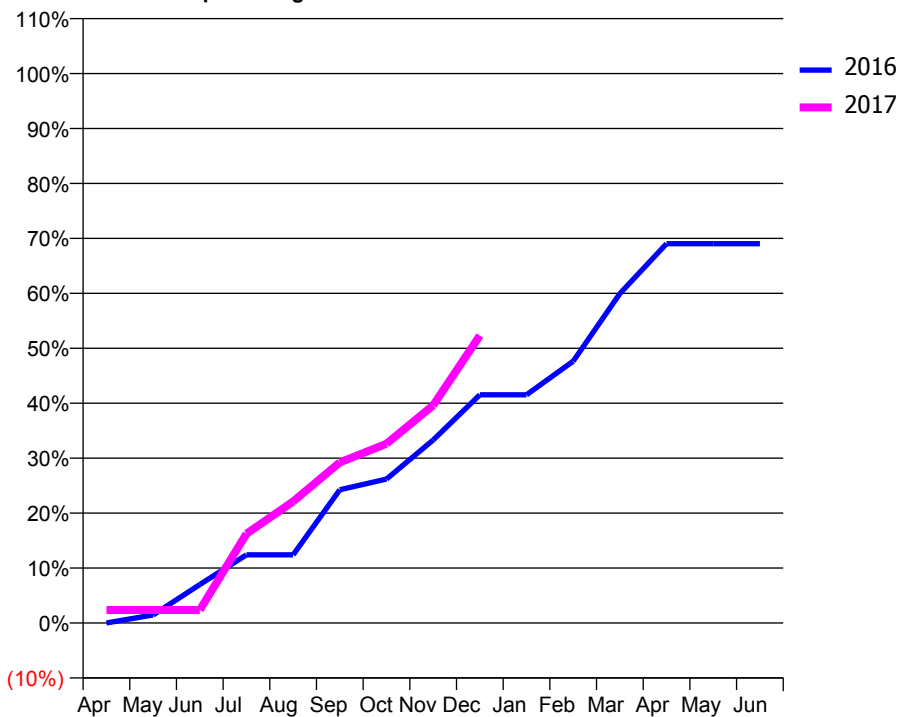
ACCESS*

Patients seen in 24 months	Total	Change since previous quarter
Quarter ending December 2015	285	
Quarter ending March 2016	286	→
Quarter ending June 2016	265	↓
Quarter ending September 2016	274	↑
Quarter ending December 2016	313	↑
Variance since December 2015	9.8%	↑



ACTIVITY

Cumulative percentage of contracted UDA delivered 2016 & 2017



Month	Adjusted Scheduled Activity (UDA)	
	2016	2017
April	0	21
May	13	21
June	62	21
July	110	144
August	110	196
September	215	259
October	232	289
November	295	351
December	368	463
January	368	
February	422	
March	531	
April	612	
May	612	
June	612	

QUALITY

	Quantity	Base Number	Contract	AT	Region	England
% of FP17s for the same patient ID Re-attending within 3 months - Children	43	375	11.5%	11.7%	13.4%	12.4%
% of FP17s for the same patient ID Re-attending within 3 months - Adults	0	3	0.0%	15.5%	17.3%	16.6%
% of FP17s for the same patient ID Re-attending between 3 & 9 months - Children	197	375	52.5%	59.5%	58.9%	57.5%
% of FP17s for the same patient ID Re-attending between 3 & 9 months - Adults	1	3	33.3%	54.2%	52.5%	50.4%
% of FP17s for Band 1 Urgent Courses	2	327	0.6%	8.9%	9.3%	9.1%
% of FP17s Relating to Free Repair or Replacements	0	327	0.0%	0.9%	1.0%	0.8%
% of FP17s Relating to Continuations	0	327	0.0%	1.4%	1.5%	1.3%
% of Patients satisfied with the dentistry they have received	0	0	N/A	93.1%	93.1%	92.7%
% of Patients satisfied with the time they had to wait for an appointment	0	0	N/A	88.5%	89.8%	88.8%

* This is based on patients treated on this contract for their most recent course of treatment. Figures in italics indicate the base number of FP17s or Patient Questionnaire responses are less than 100. N/A is shown where the base number of responses is less than 10 during the period. % is calculated as Quantity/Base number*100

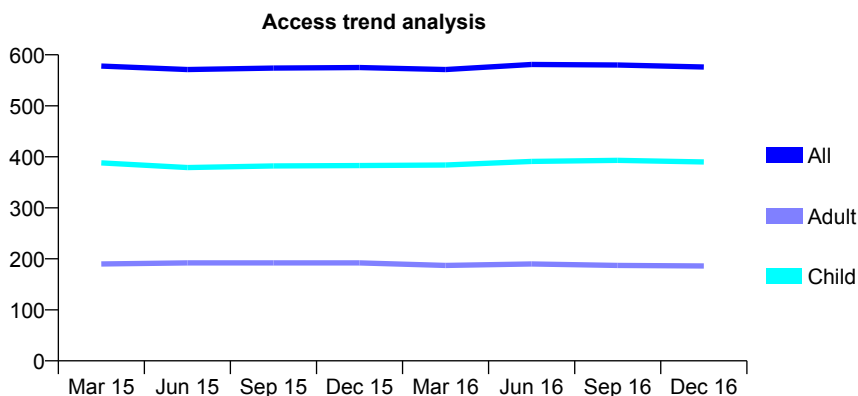
Q52 - Vital Signs At a Glance Contract Report for 964387/0001 - December 2016

Name or company name	MR NP COLE
Contract type name	GDS Contract
Purpose of contract	General
Contract start date	04/10/2010
Contract end date	

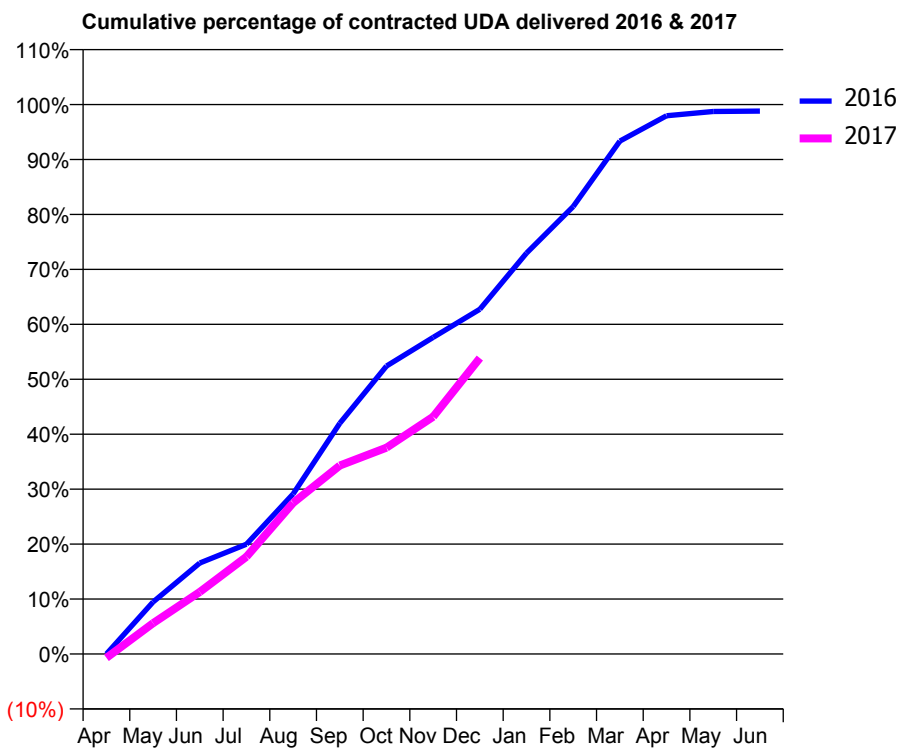
16/17 Contracted general activity (UDA)	1,550
Carry forward general activity (UDA)	19
16/17 Contracted orthodontic activity (UOA)	0
Carry forward orthodontic activity (UOA)	0
Baseline contract value	£45,958.47

ACCESS*

Patients seen in 24 months	Total	Change since previous quarter
Quarter ending December 2015	575	
Quarter ending March 2016	571	→
Quarter ending June 2016	581	→
Quarter ending September 2016	580	→
Quarter ending December 2016	576	→
Variance since December 2015	0.2%	→



ACTIVITY



Month	Adjusted Scheduled Activity (UDA)	
	2016	2017
April	0	-11
May	147	87
June	257	175
July	310	274
August	452	426
September	651	532
October	812	582
November	893	669
December	973	835
January	1,131	
February	1,262	
March	1,447	
April	1,518	
May	1,530	
June	1,531	

QUALITY

	Quantity	Base Number	Contract	AT	Region	England
% of FP17s for the same patient ID Re-attending within 3 months - Children	29	447	6.5%	11.7%	13.4%	12.4%
% of FP17s for the same patient ID Re-attending within 3 months - Adults	24	161	14.9%	15.5%	17.3%	16.6%
% of FP17s for the same patient ID Re-attending between 3 & 9 months - Children	317	447	70.9%	59.5%	58.9%	57.5%
% of FP17s for the same patient ID Re-attending between 3 & 9 months - Adults	95	161	59.0%	54.2%	52.5%	50.4%
% of FP17s for Band 1 Urgent Courses	24	559	4.3%	8.9%	9.3%	9.1%
% of FP17s Relating to Free Repair or Replacements	0	559	0.0%	0.9%	1.0%	0.8%
% of FP17s Relating to Continuations	1	559	0.2%	1.4%	1.5%	1.3%
% of Patients satisfied with the dentistry they have received	0	0	N/A	93.1%	93.1%	92.7%
% of Patients satisfied with the time they had to wait for an appointment	0	0	N/A	88.5%	89.8%	88.8%

* This is based on patients treated on this contract for their most recent course of treatment. Figures in italics indicate the base number of FP17s or Patient Questionnaire responses are less than 100. N/A is shown where the base number of responses is less than 10 during the period. % is calculated as Quantity/Base number*100

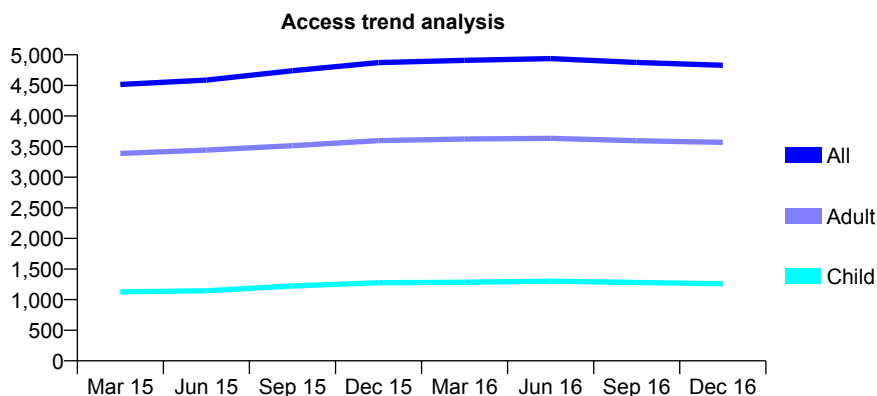
Q52 - Vital Signs At a Glance Contract Report for 973793/0001 - December 2016

Name or company name	MR RB LAD
Contract type name	GDS Contract
Purpose of contract	General
Contract start date	02/08/2010
Contract end date	

16/17 Contracted general activity (UDA)	13,862
Carry forward general activity (UDA)	-141
16/17 Contracted orthodontic activity (UOA)	0
Carry forward orthodontic activity (UOA)	0
Baseline contract value	£430,128.04

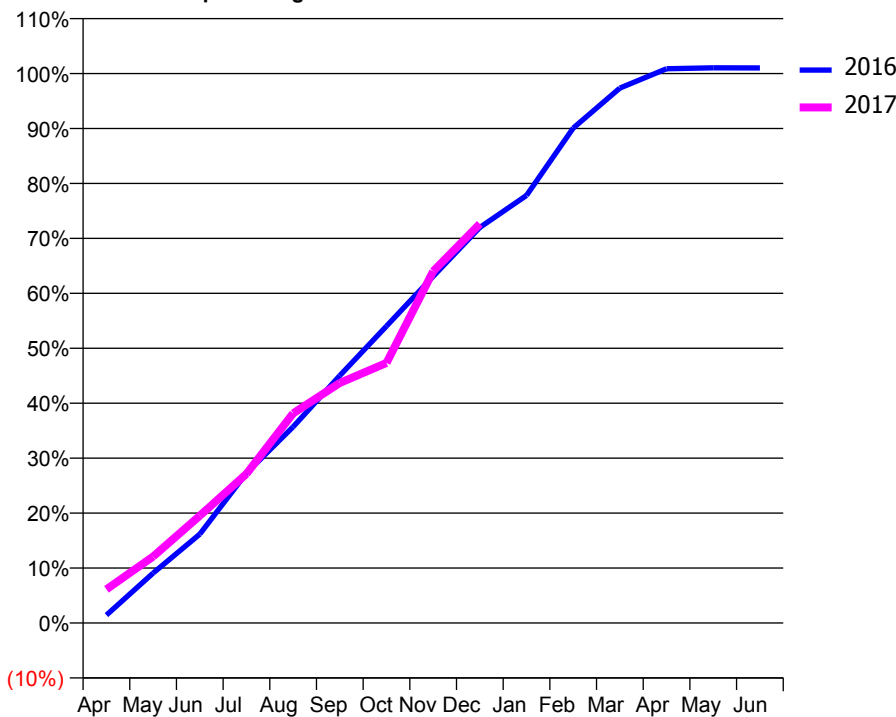
ACCESS*

Patients seen in 24 months	Total	Change since previous quarter
Quarter ending December 2015	4,872	
Quarter ending March 2016	4,910	→
Quarter ending June 2016	4,937	→
Quarter ending September 2016	4,874	↓
Quarter ending December 2016	4,830	→
Variance since December 2015	(0.9%)	→



ACTIVITY

Cumulative percentage of contracted UDA delivered 2016 & 2017



Month	Adjusted Scheduled Activity (UDA)	
	2016	2017
April	201	850
May	1,261	1,676
June	2,243	2,706
July	3,782	3,761
August	4,948	5,290
September	6,241	6,057
October	7,489	6,561
November	8,744	8,871
December	9,978	10,069
January	10,786	
February	12,487	
March	13,495	
April	13,982	
May	14,004	
June	14,003	

QUALITY

	Quantity	Base Number	Contract	AT	Region	England
% of FP17s for the same patient ID Re-attending within 3 months - Children	135	1,452	9.3%	11.7%	13.4%	12.4%
% of FP17s for the same patient ID Re-attending within 3 months - Adults	577	4,056	14.2%	15.5%	17.3%	16.6%
% of FP17s for the same patient ID Re-attending between 3 & 9 months - Children	959	1,452	66.0%	59.5%	58.9%	57.5%
% of FP17s for the same patient ID Re-attending between 3 & 9 months - Adults	2,636	4,056	65.0%	54.2%	52.5%	50.4%
% of FP17s for Band 1 Urgent Courses	282	4,954	5.7%	8.9%	9.3%	9.1%
% of FP17s Relating to Free Repair or Replacements	37	4,954	0.7%	0.9%	1.0%	0.8%
% of FP17s Relating to Continuations	46	4,954	0.9%	1.4%	1.5%	1.3%
% of Patients satisfied with the dentistry they have received	4	4	N/A	93.1%	93.1%	92.7%
% of Patients satisfied with the time they had to wait for an appointment	3	4	N/A	88.5%	89.8%	88.8%

* This is based on patients treated on this contract for their most recent course of treatment. Figures in italics indicate the base number of FP17s or Patient Questionnaire responses are less than 100. N/A is shown where the base number of responses is less than 10 during the period. % is calculated as Quantity/Base number*100

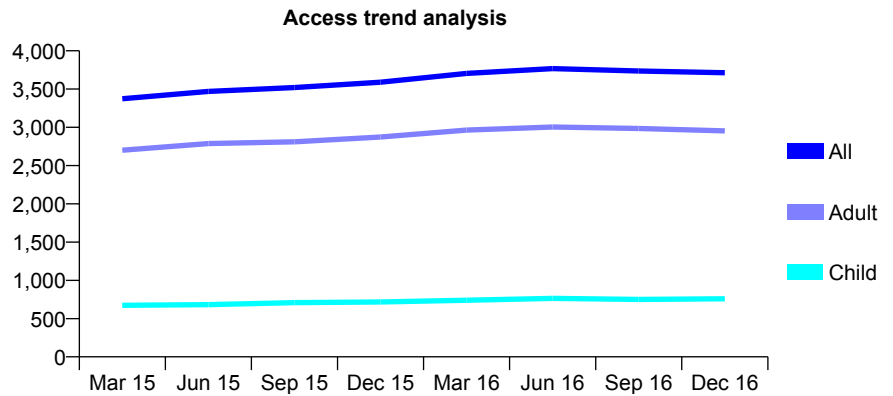
Q52 - Vital Signs At a Glance Contract Report for 999261/0001 - December 2016

Name or company name	MISS AJ EDEN
Contract type name	GDS Contract
Purpose of contract	General
Contract start date	01/04/2006
Contract end date	

16/17 Contracted general activity (UDA)	10,750
Carry forward general activity (UDA)	0
16/17 Contracted orthodontic activity (UOA)	0
Carry forward orthodontic activity (UOA)	0
Baseline contract value	£247,241.52

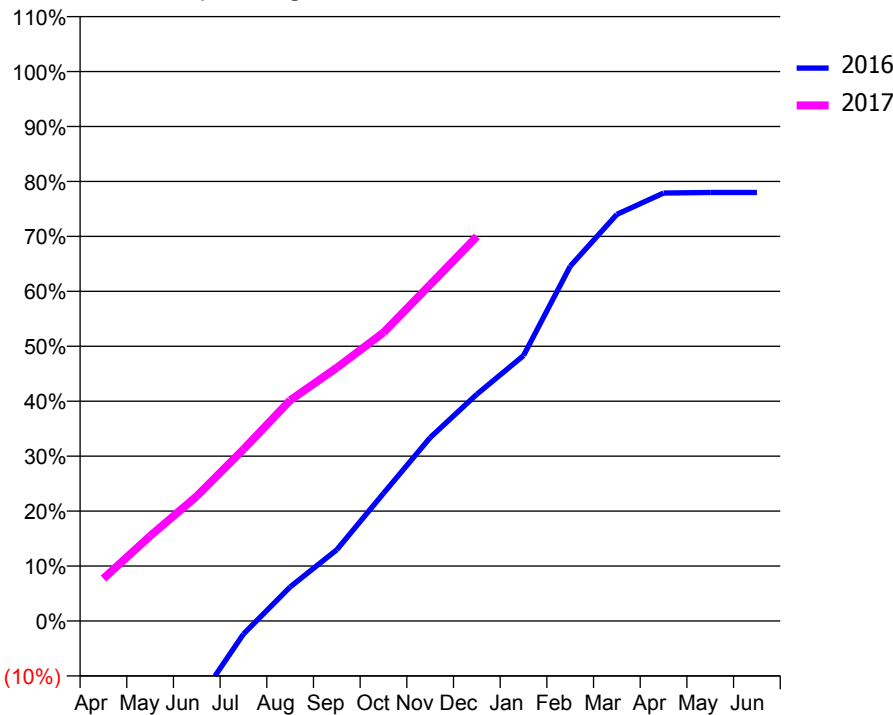
ACCESS*

Patients seen in 24 months	Total	Change since previous quarter
Quarter ending December 2015	3,590	
Quarter ending March 2016	3,704	↑
Quarter ending June 2016	3,768	→
Quarter ending September 2016	3,736	→
Quarter ending December 2016	3,713	→
Variance since December 2015	3.4%	↑



ACTIVITY

Cumulative percentage of contracted UDA delivered 2016 & 2017



Month	Adjusted Scheduled Activity (UDA)	
	2016	2017
April	-2,688	831
May	-2,280	1,664
June	-1,605	2,443
July	-257	3,360
August	666	4,318
September	1,395	4,955
October	2,497	5,645
November	3,587	6,581
December	4,436	7,522
January	5,192	
February	6,940	
March	7,956	
April	8,373	
May	8,382	
June	8,383	

QUALITY

	Quantity	Base Number	Contract	AT	Region	England
% of FP17s for the same patient ID Re-attending within 3 months - Children	89	912	9.8%	11.7%	13.4%	12.4%
% of FP17s for the same patient ID Re-attending within 3 months - Adults	615	3,498	17.6%	15.5%	17.3%	16.6%
% of FP17s for the same patient ID Re-attending between 3 & 9 months - Children	595	912	65.2%	59.5%	58.9%	57.5%
% of FP17s for the same patient ID Re-attending between 3 & 9 months - Adults	2,206	3,498	63.1%	54.2%	52.5%	50.4%
% of FP17s for Band 1 Urgent Courses	306	4,232	7.2%	8.9%	9.3%	9.1%
% of FP17s Relating to Free Repair or Replacements	75	4,232	1.8%	0.9%	1.0%	0.8%
% of FP17s Relating to Continuations	81	4,232	1.9%	1.4%	1.5%	1.3%
% of Patients satisfied with the dentistry they have received	7	9	N/A	93.1%	93.1%	92.7%
% of Patients satisfied with the time they had to wait for an appointment	7	9	N/A	88.5%	89.8%	88.8%

* This is based on patients treated on this contract for their most recent course of treatment. Figures in italics indicate the base number of FP17s or Patient Questionnaire responses are less than 100. N/A is shown where the base number of responses is less than 10 during the period. % is calculated as Quantity/Base number*100

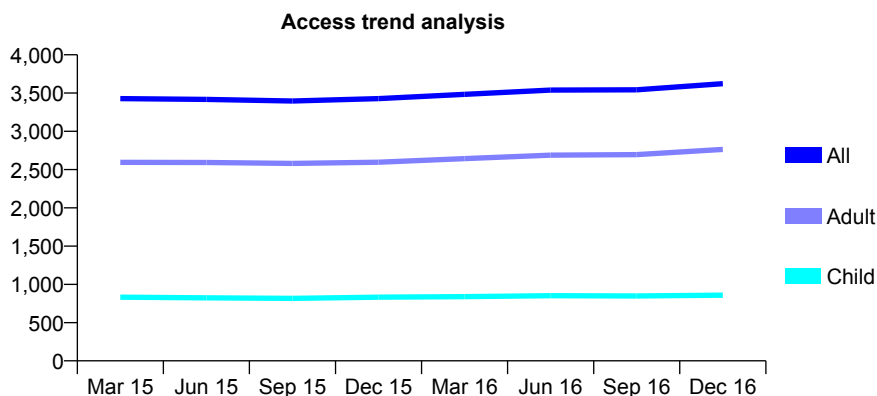
Q52 - Vital Signs At a Glance Contract Report for 999261/0002 - December 2016

Name or company name	MISS AJ EDEN
Contract type name	GDS Contract
Purpose of contract	General
Contract start date	01/04/2006
Contract end date	

16/17 Contracted general activity (UDA)	11,000
Carry forward general activity (UDA)	35
16/17 Contracted orthodontic activity (UOA)	0
Carry forward orthodontic activity (UOA)	0
Baseline contract value	£252,464.23

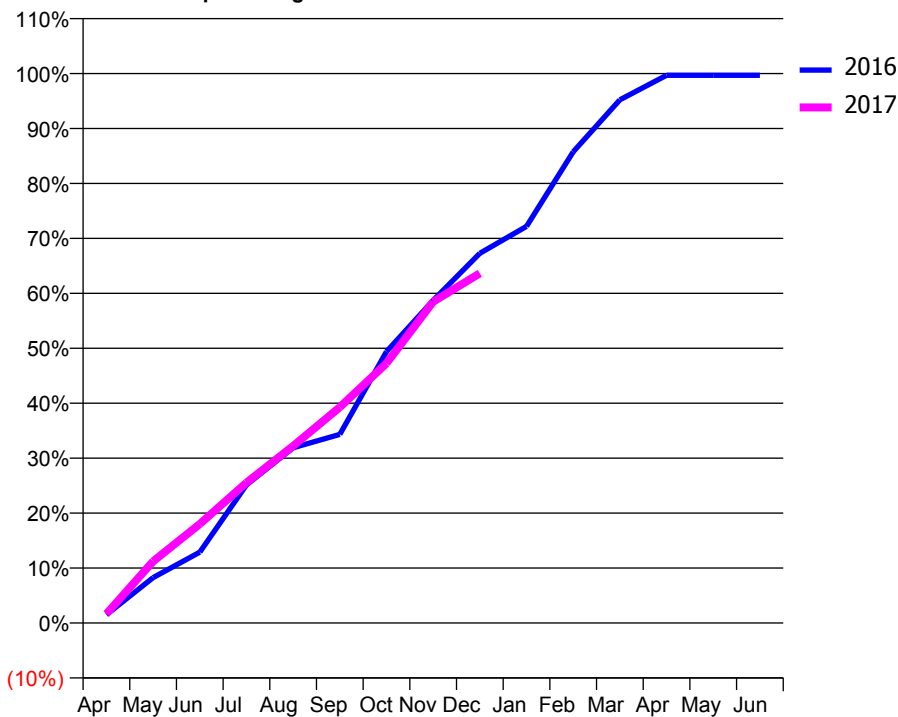
ACCESS*

Patients seen in 24 months	Total	Change since previous quarter
Quarter ending December 2015	3,428	
Quarter ending March 2016	3,483	→
Quarter ending June 2016	3,539	→
Quarter ending September 2016	3,543	→
Quarter ending December 2016	3,622	↑
Variance since December 2015	5.7%	↑



ACTIVITY

Cumulative percentage of contracted UDA delivered 2016 & 2017



Adjusted Scheduled Activity (UDA)

Month	2016	2017
April	168	182
May	909	1,236
June	1,418	1,982
July	2,763	2,809
August	3,509	3,543
September	3,777	4,322
October	5,434	5,197
November	6,459	6,432
December	7,401	7,001
January	7,941	
February	9,431	
March	10,473	
April	10,964	
May	10,964	
June	10,965	

QUALITY

	Quantity	Base Number	Contract	AT	Region	England
% of FP17s for the same patient ID Re-attending within 3 months - Children	84	1,023	8.2%	11.7%	13.4%	12.4%
% of FP17s for the same patient ID Re-attending within 3 months - Adults	401	3,166	12.7%	15.5%	17.3%	16.6%
% of FP17s for the same patient ID Re-attending between 3 & 9 months - Children	684	1,023	66.9%	59.5%	58.9%	57.5%
% of FP17s for the same patient ID Re-attending between 3 & 9 months - Adults	2,145	3,166	67.8%	54.2%	52.5%	50.4%
% of FP17s for Band 1 Urgent Courses	213	3,927	5.4%	8.9%	9.3%	9.1%
% of FP17s Relating to Free Repair or Replacements	39	3,927	1.0%	0.9%	1.0%	0.8%
% of FP17s Relating to Continuations	68	3,927	1.7%	1.4%	1.5%	1.3%
% of Patients satisfied with the dentistry they have received	11	11	100.0%	93.1%	93.1%	92.7%
% of Patients satisfied with the time they had to wait for an appointment	11	11	100.0%	88.5%	89.8%	88.8%

* This is based on patients treated on this contract for their most recent course of treatment. Figures in italics indicate the base number of FP17s or Patient Questionnaire responses are less than 100. N/A is shown where the base number of responses is less than 10 during the period. % is calculated as Quantity/Base number*100

Q53 - Vital Signs At a Glance Contract Report for 100138/0000 - December 2016

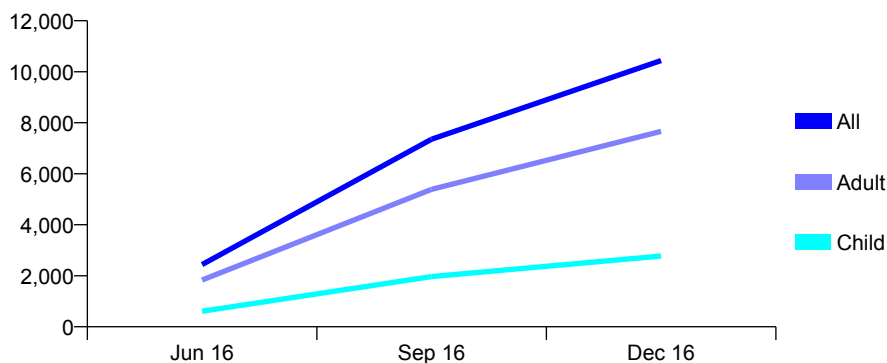
Name or company name	Longfellow Road Partnership
Contract type name	GDS Contract
Purpose of contract	General
Contract start date	01/05/2016
Contract end date	

16/17 Contracted general activity (UDA)	45,281
Carry forward general activity (UDA)	0
16/17 Contracted orthodontic activity (UOA)	0
Carry forward orthodontic activity (UOA)	0
Baseline contract value	£1,076,296.28

ACCESS*

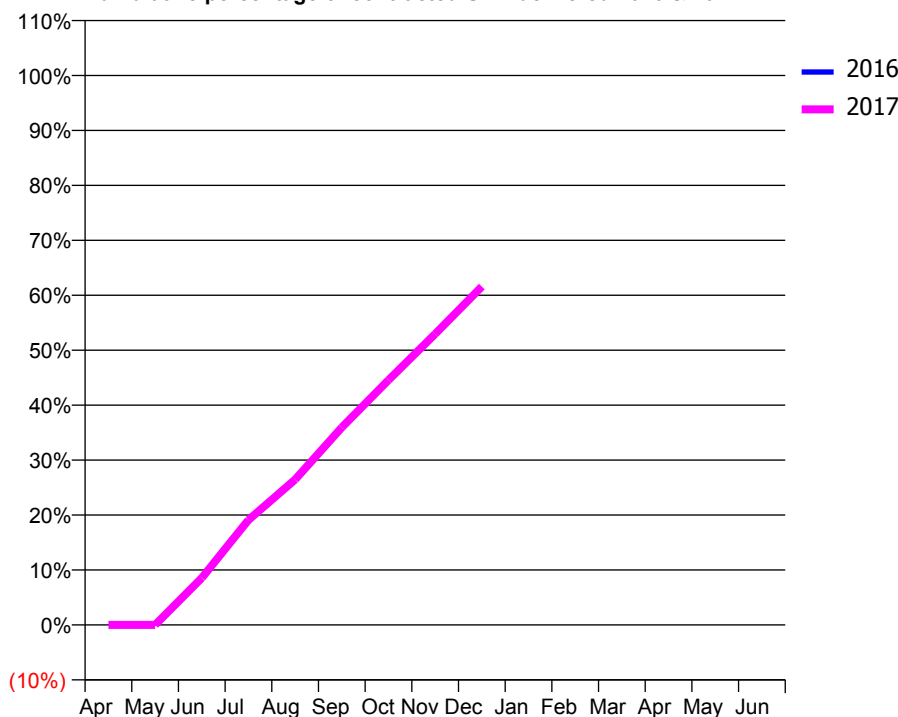
Patients seen in 24 months	Total	Change since previous quarter
Quarter ending December 2015	0	
Quarter ending March 2016	0	
Quarter ending June 2016	2,440	↑
Quarter ending September 2016	7,355	↑
Quarter ending December 2016	10,437	↑
Variance since December 2015	N/A	

Access trend analysis



ACTIVITY

Cumulative percentage of contracted UDA delivered 2016 & 2017



Month	Adjusted Scheduled Activity (UDA)	
	2016	2017
April	0	0
May	0	0
June	0	3,876
July	0	8,651
August	0	11,979
September	0	16,283
October	0	20,185
November	0	23,977
December	0	27,887
January	0	
February	0	
March	0	
April	0	
May	0	
June	0	

QUALITY

	Quantity	Base Number	Contract	AT	Region	England
% of FP17s for the same patient ID Re-attending within 3 months - Children	182	3,290	5.5%	10.1%	12.1%	12.4%
% of FP17s for the same patient ID Re-attending within 3 months - Adults	942	9,692	9.7%	13.5%	15.9%	16.6%
% of FP17s for the same patient ID Re-attending between 3 & 9 months - Children	278	3,290	8.4%	58.0%	58.6%	57.5%
% of FP17s for the same patient ID Re-attending between 3 & 9 months - Adults	1,032	9,692	10.6%	49.3%	51.5%	50.4%
% of FP17s for Band 1 Urgent Courses	648	12,982	5.0%	7.0%	8.0%	9.1%
% of FP17s Relating to Free Repair or Replacements	89	12,982	0.7%	0.8%	0.8%	0.8%
% of FP17s Relating to Continuations	51	12,982	0.4%	1.3%	1.2%	1.3%
% of Patients satisfied with the dentistry they have received	0	0	N/A	93.3%	92.8%	92.7%
% of Patients satisfied with the time they had to wait for an appointment	0	0	N/A	91.0%	89.2%	88.8%

* This is based on patients treated on this contract for their most recent course of treatment. Figures in italics indicate the base number of FP17s or Patient Questionnaire responses are less than 100. N/A is shown where the base number of responses is less than 10 during the period. % is calculated as Quantity/Base number*100

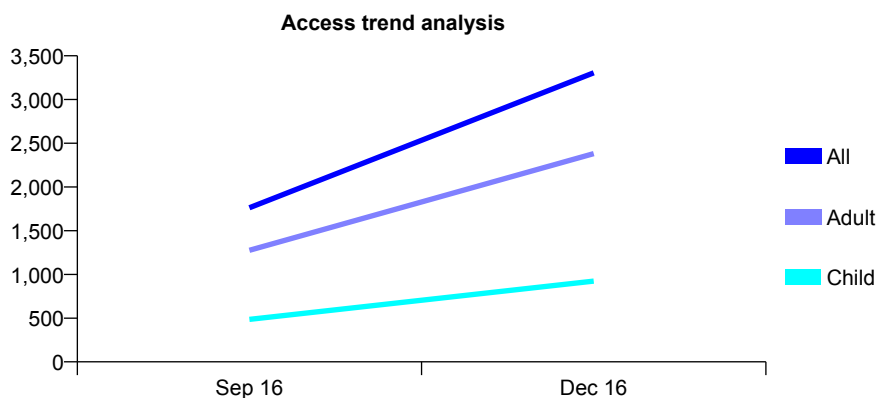
Q53 - Vital Signs At a Glance Contract Report for 100188/0000 - December 2016

Name or company name	High Street Dental Practice
Contract type name	GDS Contract
Purpose of contract	General
Contract start date	01/07/2016
Contract end date	

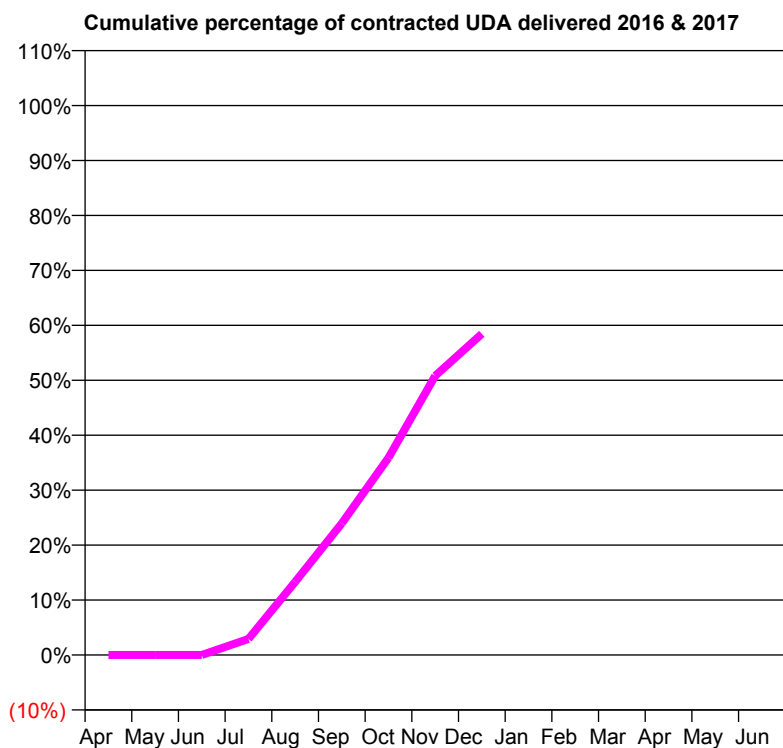
16/17 Contracted general activity (UDA)	10,677
Carry forward general activity (UDA)	0
16/17 Contracted orthodontic activity (UOA)	0
Carry forward orthodontic activity (UOA)	0
Baseline contract value	£227,848.51

ACCESS*

Patients seen in 24 months	Total	Change since previous quarter
Quarter ending December 2015	0	
Quarter ending March 2016	0	
Quarter ending June 2016	0	
Quarter ending September 2016	1,762	↑
Quarter ending December 2016	3,305	↑
Variance since December 2015	N/A	



ACTIVITY



Month	Adjusted Scheduled Activity (UDA)	
	2016	2017
April	0	0
May	0	0
June	0	0
July	0	311
August	0	1,420
September	0	2,557
October	0	3,834
November	0	5,424
December	0	6,240
January	0	
February	0	
March	0	
April	0	
May	0	
June	0	

QUALITY

	Quantity	Base Number	Contract	AT	Region	England
% of FP17s for the same patient ID Re-attending within 3 months - Children	32	931	3.4%	10.1%	12.1%	12.4%
% of FP17s for the same patient ID Re-attending within 3 months - Adults	239	2,604	9.2%	13.5%	15.9%	16.6%
% of FP17s for the same patient ID Re-attending between 3 & 9 months - Children	11	931	1.2%	58.0%	58.6%	57.5%
% of FP17s for the same patient ID Re-attending between 3 & 9 months - Adults	79	2,604	3.0%	49.3%	51.5%	50.4%
% of FP17s for Band 1 Urgent Courses	82	3,535	2.3%	7.0%	8.0%	9.1%
% of FP17s Relating to Free Repair or Replacements	10	3,535	0.3%	0.8%	0.8%	0.8%
% of FP17s Relating to Continuations	95	3,535	2.7%	1.3%	1.2%	1.3%
% of Patients satisfied with the dentistry they have received	0	0	N/A	93.3%	92.8%	92.7%
% of Patients satisfied with the time they had to wait for an appointment	0	0	N/A	91.0%	89.2%	88.8%

* This is based on patients treated on this contract for their most recent course of treatment. Figures in italics indicate the base number of FP17s or Patient Questionnaire responses are less than 100. N/A is shown where the base number of responses is less than 10 during the period. % is calculated as Quantity/Base number*100

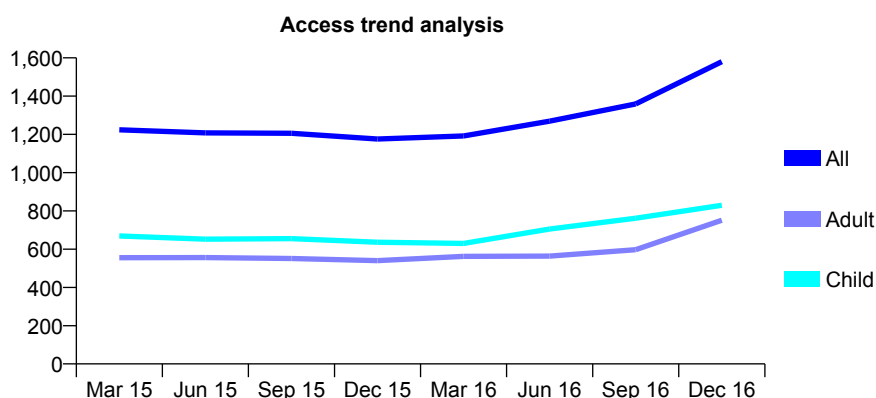
Q53 - Vital Signs At a Glance Contract Report for 101281/0108 - December 2016

Name or company name	OASIS DENTAL CARE LTD
Contract type name	GDS Contract
Purpose of contract	General
Contract start date	01/04/2006
Contract end date	

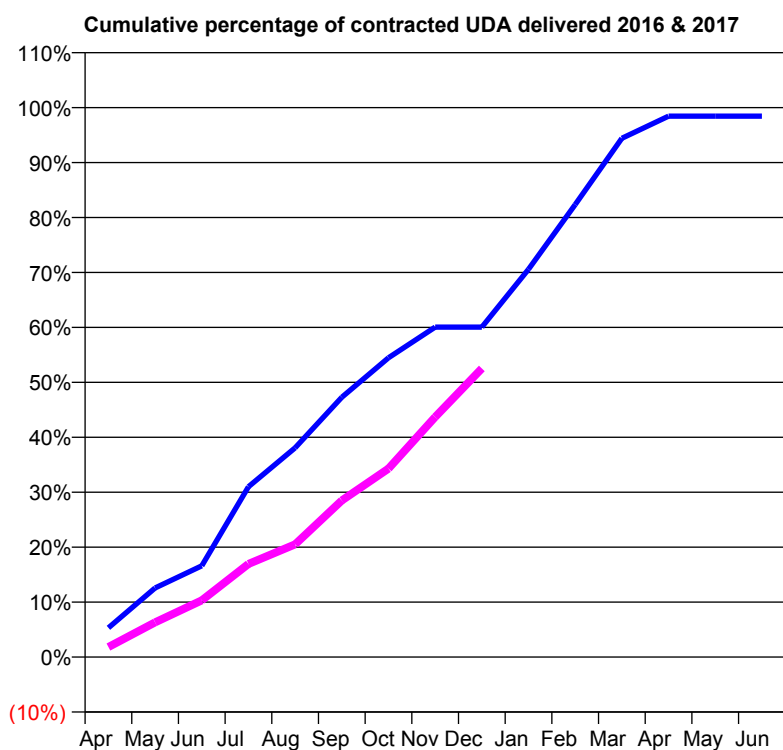
16/17 Contracted general activity (UDA)	4,000
Carry forward general activity (UDA)	0
16/17 Contracted orthodontic activity (UOA)	0
Carry forward orthodontic activity (UOA)	0
Baseline contract value	£93,814.26

ACCESS*

Patients seen in 24 months	Total	Change since previous quarter
Quarter ending December 2015	1,176	
Quarter ending March 2016	1,192	→
Quarter ending June 2016	1,269	↑
Quarter ending September 2016	1,359	↑
Quarter ending December 2016	1,580	↑
Variance since December 2015	34.4%	↑



ACTIVITY



Month	Adjusted Scheduled Activity (UDA)	
	2016	2017
April	133	73
May	315	252
June	415	413
July	775	678
August	952	821
September	1,182	1,140
October	1,361	1,372
November	1,501	1,747
December	1,501	2,101
January	1,765	
February	2,059	
March	2,360	
April	2,461	
May	2,461	
June	2,461	

QUALITY

	Quantity	Base Number	Contract	AT	Region	England
% of FP17s for the same patient ID Re-attending within 3 months - Children	55	926	5.9%	10.1%	12.1%	12.4%
% of FP17s for the same patient ID Re-attending within 3 months - Adults	64	645	9.9%	13.5%	15.9%	16.6%
% of FP17s for the same patient ID Re-attending between 3 & 9 months - Children	451	926	48.7%	58.0%	58.6%	57.5%
% of FP17s for the same patient ID Re-attending between 3 & 9 months - Adults	246	645	38.1%	49.3%	51.5%	50.4%
% of FP17s for Band 1 Urgent Courses	65	1,500	4.3%	7.0%	8.0%	9.1%
% of FP17s Relating to Free Repair or Replacements	4	1,500	0.3%	0.8%	0.8%	0.8%
% of FP17s Relating to Continuations	24	1,500	1.6%	1.3%	1.2%	1.3%
% of Patients satisfied with the dentistry they have received	3	4	N/A	93.3%	92.8%	92.7%
% of Patients satisfied with the time they had to wait for an appointment	3	4	N/A	91.0%	89.2%	88.8%

* This is based on patients treated on this contract for their most recent course of treatment. Figures in italics indicate the base number of FP17s or Patient Questionnaire responses are less than 100. N/A is shown where the base number of responses is less than 10 during the period. % is calculated as Quantity/Base number*100

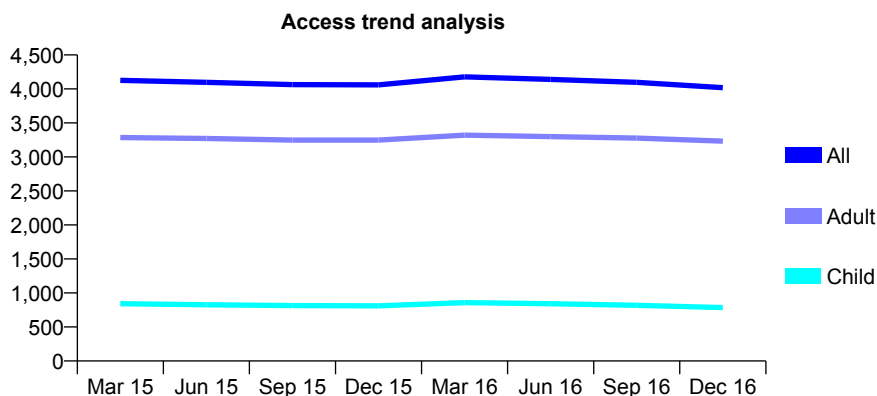
Q53 - Vital Signs At a Glance Contract Report for 101281/0134 - December 2016

Name or company name	OASIS DENTAL CARE LTD
Contract type name	GDS Contract
Purpose of contract	General
Contract start date	01/04/2006
Contract end date	

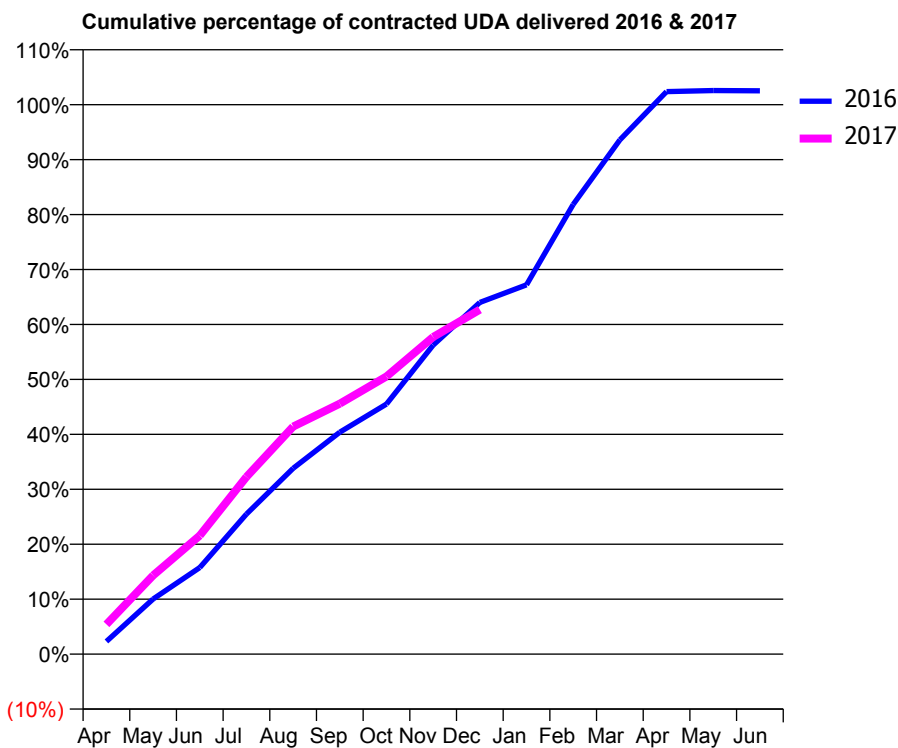
16/17 Contracted general activity (UDA)	12,151
Carry forward general activity (UDA)	-243
16/17 Contracted orthodontic activity (UOA)	0
Carry forward orthodontic activity (UOA)	0
Baseline contract value	£264,285.01

ACCESS*

Patients seen in 24 months	Total	Change since previous quarter
Quarter ending December 2015	4,059	
Quarter ending March 2016	4,177	↑
Quarter ending June 2016	4,141	→
Quarter ending September 2016	4,097	↓
Quarter ending December 2016	4,019	↓
Variance since December 2015	(1.0%)	→



ACTIVITY



Month	Adjusted Scheduled Activity (UDA)	
	2016	2017
April	281	660
May	1,219	1,742
June	1,914	2,622
July	3,097	3,920
August	4,109	5,033
September	4,907	5,540
October	5,529	6,141
November	6,835	7,013
December	7,778	7,618
January	8,165	
February	9,943	
March	11,372	
April	12,440	
May	12,464	
June	12,457	

QUALITY

	Quantity	Base Number	Contract	AT	Region	England
% of FP17s for the same patient ID Re-attending within 3 months - Children	65	942	6.9%	10.1%	12.1%	12.4%
% of FP17s for the same patient ID Re-attending within 3 months - Adults	500	3,549	14.1%	13.5%	15.9%	16.6%
% of FP17s for the same patient ID Re-attending between 3 & 9 months - Children	675	942	71.7%	58.0%	58.6%	57.5%
% of FP17s for the same patient ID Re-attending between 3 & 9 months - Adults	2,438	3,549	68.7%	49.3%	51.5%	50.4%
% of FP17s for Band 1 Urgent Courses	300	4,152	7.2%	7.0%	8.0%	9.1%
% of FP17s Relating to Free Repair or Replacements	82	4,152	2.0%	0.8%	0.8%	0.8%
% of FP17s Relating to Continuations	24	4,152	0.6%	1.3%	1.2%	1.3%
% of Patients satisfied with the dentistry they have received	9	9	N/A	93.3%	92.8%	92.7%
% of Patients satisfied with the time they had to wait for an appointment	8	9	N/A	91.0%	89.2%	88.8%

* This is based on patients treated on this contract for their most recent course of treatment. Figures in italics indicate the base number of FP17s or Patient Questionnaire responses are less than 100. N/A is shown where the base number of responses is less than 10 during the period. % is calculated as Quantity/Base number*100

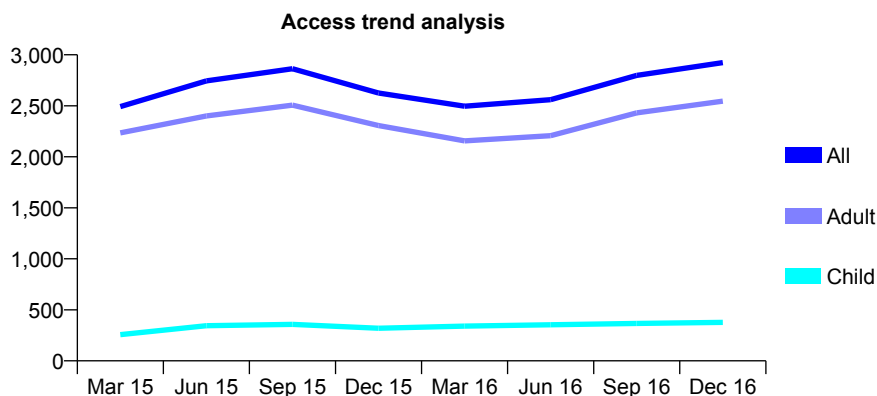
Q53 - Vital Signs At a Glance Contract Report for 101281/0149 - December 2016

Name or company name	OASIS DENTAL CARE LTD
Contract type name	GDS Contract
Purpose of contract	General
Contract start date	01/04/2006
Contract end date	

16/17 Contracted general activity (UDA)	7,534
Carry forward general activity (UDA)	-151
16/17 Contracted orthodontic activity (UOA)	0
Carry forward orthodontic activity (UOA)	0
Baseline contract value	£183,269.27

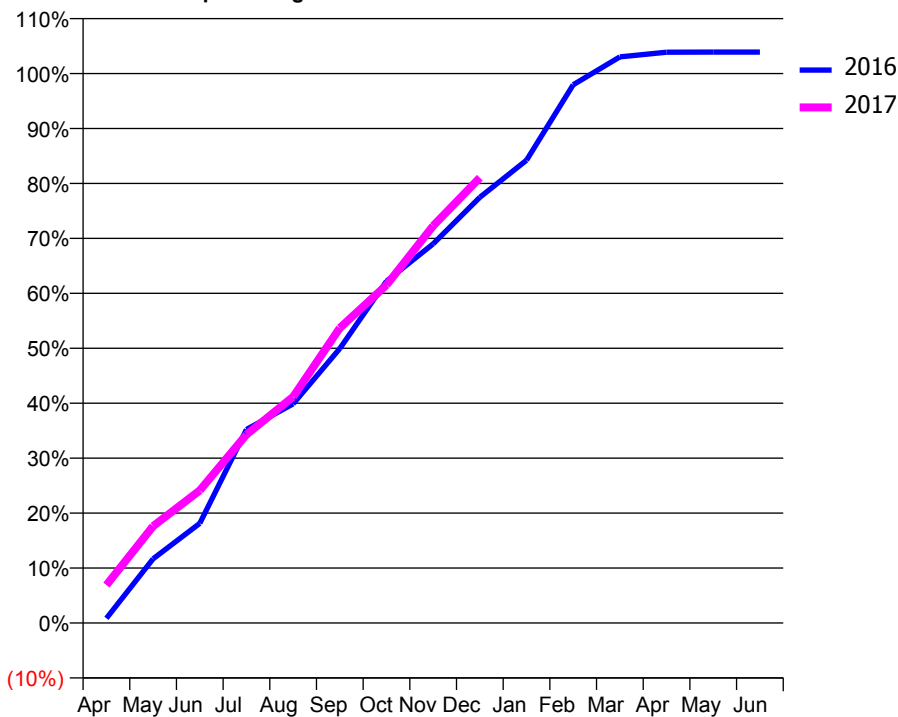
ACCESS*

Patients seen in 24 months	Total	Change since previous quarter
Quarter ending December 2015	2,626	
Quarter ending March 2016	2,496	↓
Quarter ending June 2016	2,560	↑
Quarter ending September 2016	2,798	↑
Quarter ending December 2016	2,923	↑
Variance since December 2015	11.3%	↑



ACTIVITY

Cumulative percentage of contracted UDA delivered 2016 & 2017



Month	Adjusted Scheduled Activity (UDA)	
	2016	2017
April	64	520
May	881	1,328
June	1,367	1,818
July	2,654	2,583
August	3,005	3,101
September	3,764	4,045
October	4,687	4,634
November	5,199	5,445
December	5,837	6,105
January	6,346	
February	7,379	
March	7,761	
April	7,826	
May	7,828	
June	7,828	

QUALITY

	Quantity	Base Number	Contract	AT	Region	England
% of FP17s for the same patient ID Re-attending within 3 months - Children	37	454	8.1%	10.1%	12.1%	12.4%
% of FP17s for the same patient ID Re-attending within 3 months - Adults	238	2,914	8.2%	13.5%	15.9%	16.6%
% of FP17s for the same patient ID Re-attending between 3 & 9 months - Children	177	454	39.0%	58.0%	58.6%	57.5%
% of FP17s for the same patient ID Re-attending between 3 & 9 months - Adults	1,152	2,914	39.5%	49.3%	51.5%	50.4%
% of FP17s for Band 1 Urgent Courses	298	3,344	8.9%	7.0%	8.0%	9.1%
% of FP17s Relating to Free Repair or Replacements	36	3,344	1.1%	0.8%	0.8%	0.8%
% of FP17s Relating to Continuations	14	3,344	0.4%	1.3%	1.2%	1.3%
% of Patients satisfied with the dentistry they have received	5	5	N/A	93.3%	92.8%	92.7%
% of Patients satisfied with the time they had to wait for an appointment	4	5	N/A	91.0%	89.2%	88.8%

* This is based on patients treated on this contract for their most recent course of treatment. Figures in italics indicate the base number of FP17s or Patient Questionnaire responses are less than 100. N/A is shown where the base number of responses is less than 10 during the period. % is calculated as Quantity/Base number*100

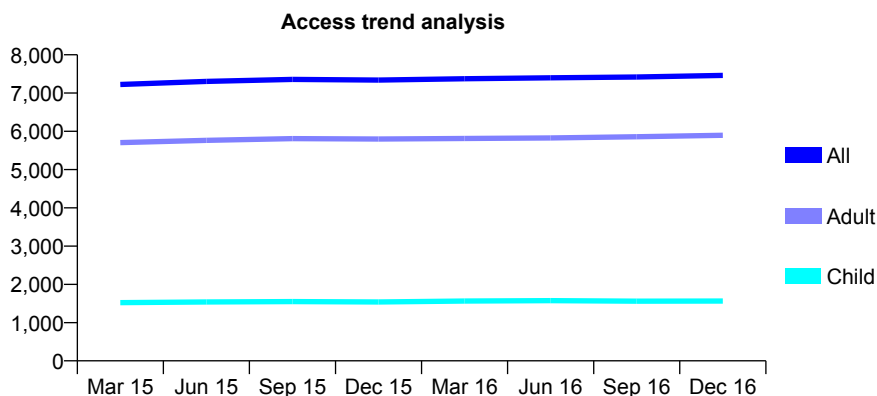
Q53 - Vital Signs At a Glance Contract Report for 101281/0164 - December 2016

Name or company name	OASIS DENTAL CARE LTD
Contract type name	GDS Contract
Purpose of contract	General
Contract start date	01/02/2007
Contract end date	

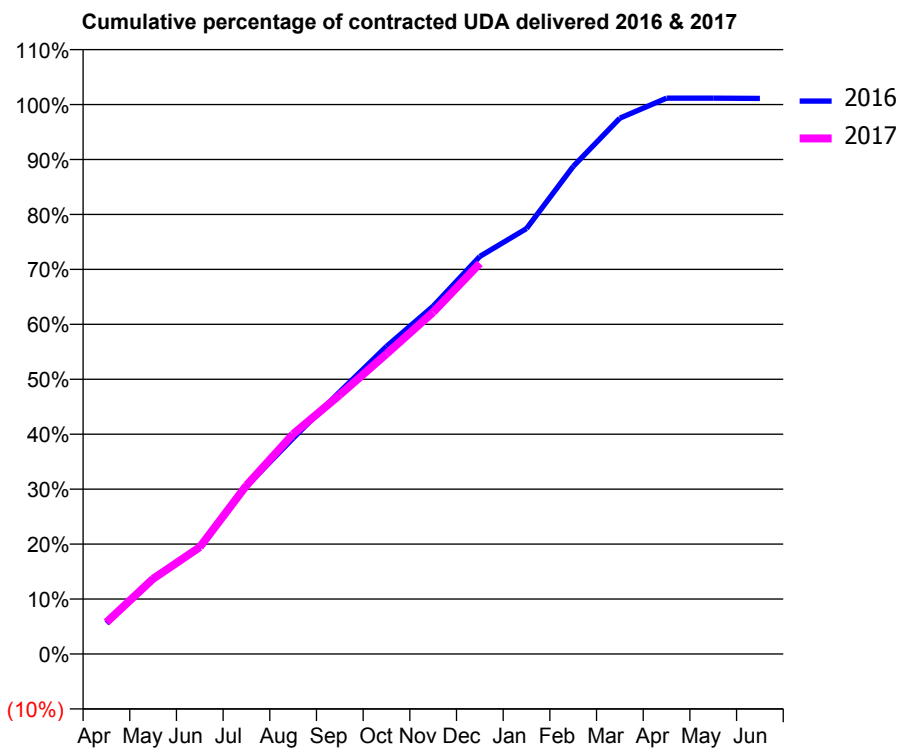
16/17 Contracted general activity (UDA)	21,454
Carry forward general activity (UDA)	-239
16/17 Contracted orthodontic activity (UOA)	0
Carry forward orthodontic activity (UOA)	0
Baseline contract value	£437,873.48

ACCESS*

Patients seen in 24 months	Total	Change since previous quarter
Quarter ending December 2015	7,338	
Quarter ending March 2016	7,373	→
Quarter ending June 2016	7,400	→
Quarter ending September 2016	7,418	→
Quarter ending December 2016	7,460	→
Variance since December 2015	1.7%	→



ACTIVITY



Month	Adjusted Scheduled Activity (UDA)	
	2016	2017
April	1,198	1,238
May	2,947	2,939
June	4,188	4,172
July	6,554	6,583
August	8,426	8,588
September	10,239	10,116
October	12,011	11,719
November	13,580	13,347
December	15,520	15,254
January	16,611	
February	19,039	
March	20,924	
April	21,703	
May	21,705	
June	21,693	

QUALITY

	Quantity	Base Number	Contract	AT	Region	England
% of FP17s for the same patient ID Re-attending within 3 months - Children	209	1,926	10.9%	10.1%	12.1%	12.4%
% of FP17s for the same patient ID Re-attending within 3 months - Adults	1,128	6,651	17.0%	13.5%	15.9%	16.6%
% of FP17s for the same patient ID Re-attending between 3 & 9 months - Children	1,208	1,926	62.7%	58.0%	58.6%	57.5%
% of FP17s for the same patient ID Re-attending between 3 & 9 months - Adults	3,659	6,651	55.0%	49.3%	51.5%	50.4%
% of FP17s for Band 1 Urgent Courses	560	8,214	6.8%	7.0%	8.0%	9.1%
% of FP17s Relating to Free Repair or Replacements	128	8,214	1.6%	0.8%	0.8%	0.8%
% of FP17s Relating to Continuations	324	8,214	3.9%	1.3%	1.2%	1.3%
% of Patients satisfied with the dentistry they have received	8	9	N/A	93.3%	92.8%	92.7%
% of Patients satisfied with the time they had to wait for an appointment	9	9	N/A	91.0%	89.2%	88.8%

* This is based on patients treated on this contract for their most recent course of treatment. Figures in italics indicate the base number of FP17s or Patient Questionnaire responses are less than 100. N/A is shown where the base number of responses is less than 10 during the period. % is calculated as Quantity/Base number*100

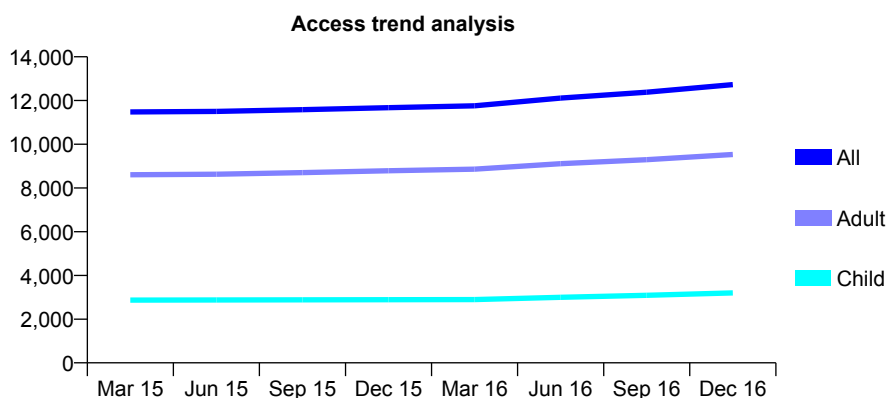
Q53 - Vital Signs At a Glance Contract Report for 101281/0166 - December 2016

Name or company name	OASIS DENTAL CARE LTD
Contract type name	GDS Contract
Purpose of contract	General
Contract start date	27/04/2007
Contract end date	

16/17 Contracted general activity (UDA)	36,300
Carry forward general activity (UDA)	0
16/17 Contracted orthodontic activity (UOA)	0
Carry forward orthodontic activity (UOA)	0
Baseline contract value	£744,013.68

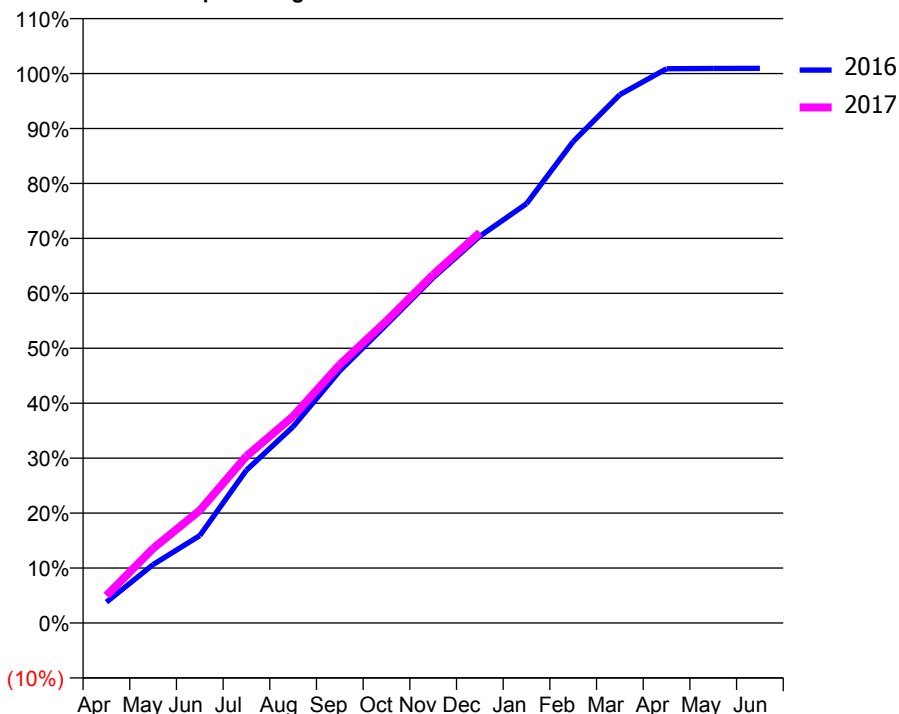
ACCESS*

Patients seen in 24 months	Total	Change since previous quarter
Quarter ending December 2015	11,674	
Quarter ending March 2016	11,756	→
Quarter ending June 2016	12,110	↑
Quarter ending September 2016	12,382	↑
Quarter ending December 2016	12,731	↑
Variance since December 2015	9.1%	↑



ACTIVITY

Cumulative percentage of contracted UDA delivered 2016 & 2017



Month	Adjusted Scheduled Activity (UDA)	
	2016	2017
April	1,322	1,809
May	3,702	4,931
June	5,533	7,435
July	9,686	11,027
August	12,432	13,655
September	15,973	17,073
October	18,894	19,953
November	21,868	23,014
December	24,492	25,786
January	26,556	
February	30,486	
March	33,467	
April	35,099	
May	35,118	
June	35,124	

QUALITY

	Quantity	Base Number	Contract	AT	Region	England
% of FP17s for the same patient ID Re-attending within 3 months - Children	300	3,771	8.0%	10.1%	12.1%	12.4%
% of FP17s for the same patient ID Re-attending within 3 months - Adults	1,644	10,811	15.2%	13.5%	15.9%	16.6%
% of FP17s for the same patient ID Re-attending between 3 & 9 months - Children	2,288	3,771	60.7%	58.0%	58.6%	57.5%
% of FP17s for the same patient ID Re-attending between 3 & 9 months - Adults	6,024	10,811	55.7%	49.3%	51.5%	50.4%
% of FP17s for Band 1 Urgent Courses	1,032	13,790	7.5%	7.0%	8.0%	9.1%
% of FP17s Relating to Free Repair or Replacements	239	13,790	1.7%	0.8%	0.8%	0.8%
% of FP17s Relating to Continuations	284	13,790	2.1%	1.3%	1.2%	1.3%
% of Patients satisfied with the dentistry they have received	21	23	91.3%	93.3%	92.8%	92.7%
% of Patients satisfied with the time they had to wait for an appointment	22	23	95.7%	91.0%	89.2%	88.8%

* This is based on patients treated on this contract for their most recent course of treatment. Figures in italics indicate the base number of FP17s or Patient Questionnaire responses are less than 100. N/A is shown where the base number of responses is less than 10 during the period. % is calculated as Quantity/Base number*100

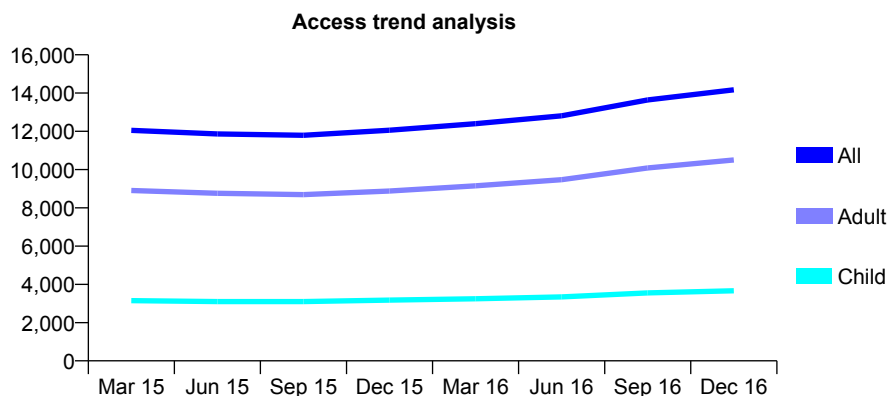
Q53 - Vital Signs At a Glance Contract Report for 101281/0172 - December 2016

Name or company name	OASIS DENTAL CARE LTD
Contract type name	GDS Contract
Purpose of contract	General
Contract start date	01/11/2007
Contract end date	

16/17 Contracted general activity (UDA)	40,086
Carry forward general activity (UDA)	0
16/17 Contracted orthodontic activity (UOA)	0
Carry forward orthodontic activity (UOA)	0
Baseline contract value	£1,061,381.55

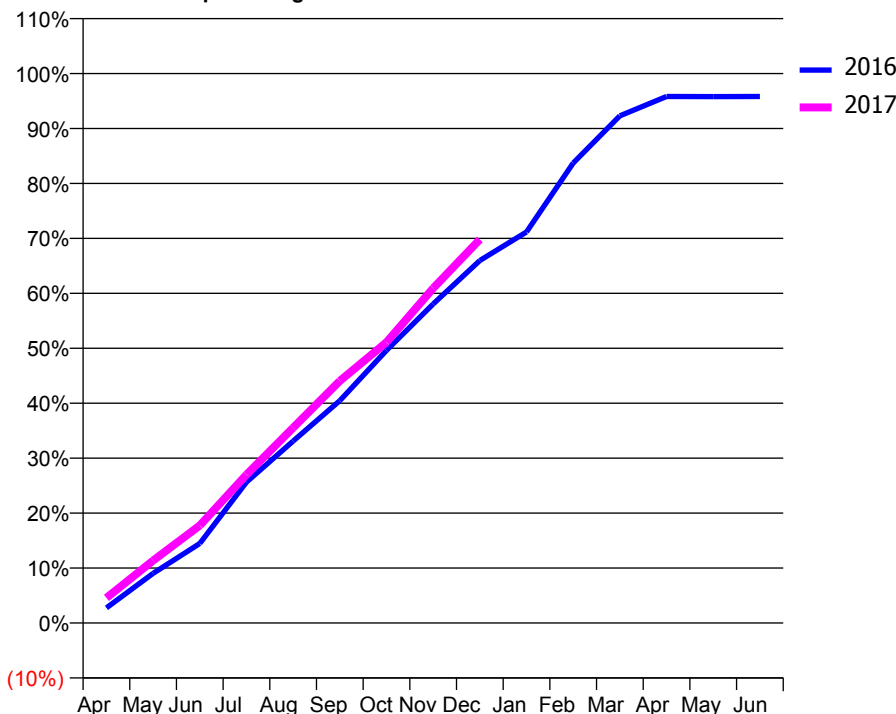
ACCESS*

Patients seen in 24 months	Total	Change since previous quarter
Quarter ending December 2015	12,059	
Quarter ending March 2016	12,398	↑
Quarter ending June 2016	12,812	↑
Quarter ending September 2016	13,640	↑
Quarter ending December 2016	14,172	↑
Variance since December 2015	17.5%	↑



ACTIVITY

Cumulative percentage of contracted UDA delivered 2016 & 2017



Month	Adjusted Scheduled Activity (UDA)	
	2016	2017
April	1,106	1,830
May	3,624	4,554
June	5,806	7,118
July	10,277	10,821
August	13,275	14,247
September	16,218	17,661
October	19,886	20,480
November	23,272	24,422
December	26,449	27,980
January	28,522	
February	33,557	
March	37,004	
April	38,409	
May	38,398	
June	38,412	

QUALITY

	Quantity	Base Number	Contract	AT	Region	England
% of FP17s for the same patient ID Re-attending within 3 months - Children	821	4,981	16.5%	10.1%	12.1%	12.4%
% of FP17s for the same patient ID Re-attending within 3 months - Adults	1,309	10,977	11.9%	13.5%	15.9%	16.6%
% of FP17s for the same patient ID Re-attending between 3 & 9 months - Children	2,704	4,981	54.3%	58.0%	58.6%	57.5%
% of FP17s for the same patient ID Re-attending between 3 & 9 months - Adults	5,732	10,977	52.2%	49.3%	51.5%	50.4%
% of FP17s for Band 1 Urgent Courses	1,269	15,141	8.4%	7.0%	8.0%	9.1%
% of FP17s Relating to Free Repair or Replacements	77	15,141	0.5%	0.8%	0.8%	0.8%
% of FP17s Relating to Continuations	209	15,141	1.4%	1.3%	1.2%	1.3%
% of Patients satisfied with the dentistry they have received	19	25	76.0%	93.3%	92.8%	92.7%
% of Patients satisfied with the time they had to wait for an appointment	22	25	88.0%	91.0%	89.2%	88.8%

* This is based on patients treated on this contract for their most recent course of treatment. Figures in italics indicate the base number of FP17s or Patient Questionnaire responses are less than 100. N/A is shown where the base number of responses is less than 10 during the period. % is calculated as Quantity/Base number*100

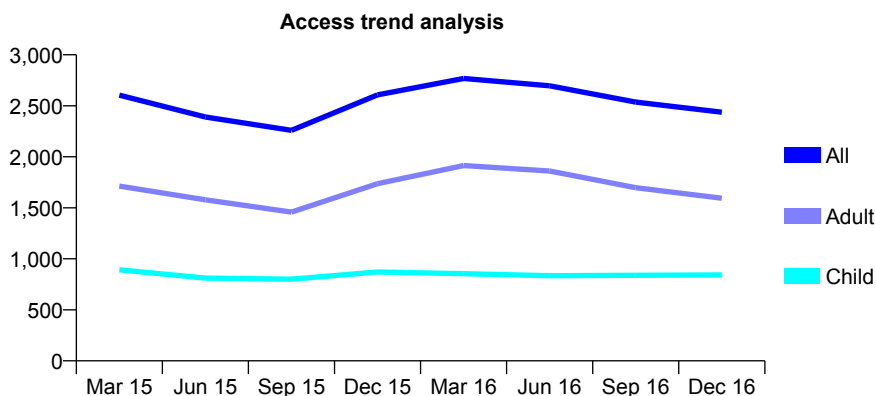
Q53 - Vital Signs At a Glance Contract Report for 101281/0219 - December 2016

Name or company name	OASIS DENTAL CARE LTD
Contract type name	PDS Plus Contract
Purpose of contract	General
Contract start date	01/10/2010
Contract end date	31/03/2017

16/17 Contracted general activity (UDA)	6,000
Carry forward general activity (UDA)	-120
16/17 Contracted orthodontic activity (UOA)	0
Carry forward orthodontic activity (UOA)	0
Baseline contract value	£87,572.25

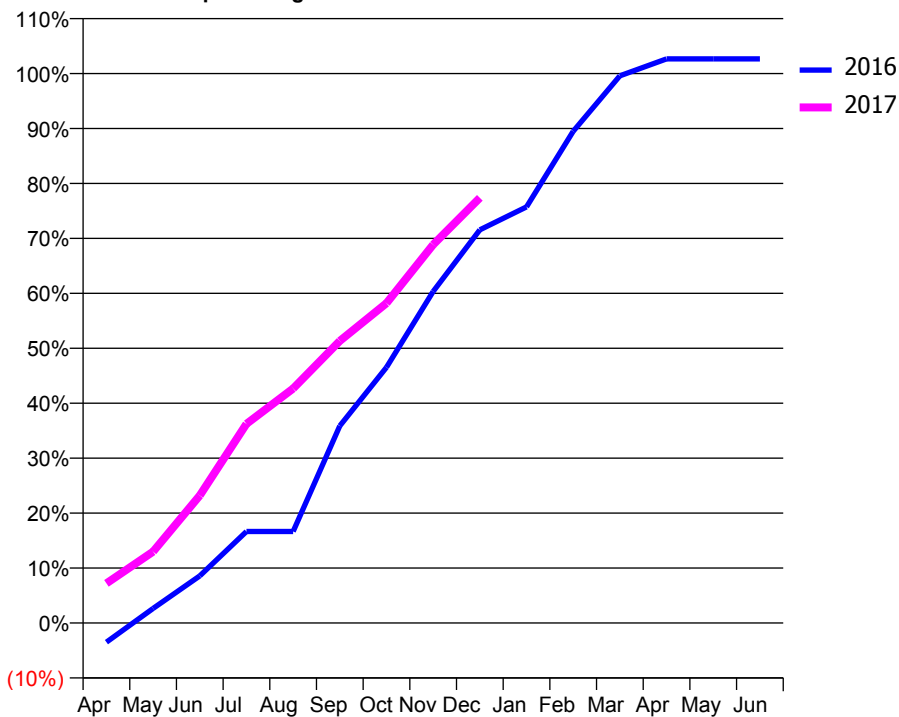
ACCESS*

Patients seen in 24 months	Total	Change since previous quarter
Quarter ending December 2015	2,607	
Quarter ending March 2016	2,768	↑
Quarter ending June 2016	2,696	↓
Quarter ending September 2016	2,536	↓
Quarter ending December 2016	2,437	↓
Variance since December 2015	(6.5%)	↓



ACTIVITY

Cumulative percentage of contracted UDA delivered 2016 & 2017



Month	Adjusted Scheduled Activity (UDA)	
	2016	2017
April	-210	433
May	159	780
June	515	1,392
July	999	2,175
August	999	2,560
September	2,152	3,081
October	2,792	3,492
November	3,621	4,132
December	4,293	4,642
January	4,543	
February	5,369	
March	5,974	
April	6,159	
May	6,159	
June	6,159	

QUALITY

	Quantity	Base Number	Contract	AT	Region	England
% of FP17s for the same patient ID Re-attending within 3 months - Children	36	1,014	3.6%	10.1%	12.1%	12.4%
% of FP17s for the same patient ID Re-attending within 3 months - Adults	105	1,893	5.5%	13.5%	15.9%	16.6%
% of FP17s for the same patient ID Re-attending between 3 & 9 months - Children	635	1,014	62.6%	58.0%	58.6%	57.5%
% of FP17s for the same patient ID Re-attending between 3 & 9 months - Adults	745	1,893	39.4%	49.3%	51.5%	50.4%
% of FP17s for Band 1 Urgent Courses	162	2,808	5.8%	7.0%	8.0%	9.1%
% of FP17s Relating to Free Repair or Replacements	17	2,808	0.6%	0.8%	0.8%	0.8%
% of FP17s Relating to Continuations	12	2,808	0.4%	1.3%	1.2%	1.3%
% of Patients satisfied with the dentistry they have received	15	16	93.8%	93.3%	92.8%	92.7%
% of Patients satisfied with the time they had to wait for an appointment	15	16	93.8%	91.0%	89.2%	88.8%

* This is based on patients treated on this contract for their most recent course of treatment. Figures in italics indicate the base number of FP17s or Patient Questionnaire responses are less than 100. N/A is shown where the base number of responses is less than 10 during the period. % is calculated as Quantity/Base number*100

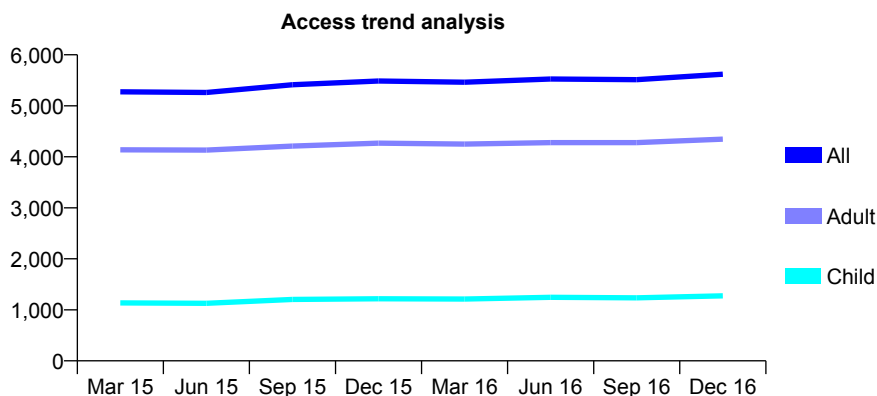
Q53 - Vital Signs At a Glance Contract Report for 101281/0225 - December 2016

Name or company name	OASIS DENTAL CARE LTD
Contract type name	PDS Plus Contract
Purpose of contract	General
Contract start date	01/09/2010
Contract end date	31/03/2017

16/17 Contracted general activity (UDA)	16,078
Carry forward general activity (UDA)	541
16/17 Contracted orthodontic activity (UOA)	0
Carry forward orthodontic activity (UOA)	0
Baseline contract value	£183,030.62

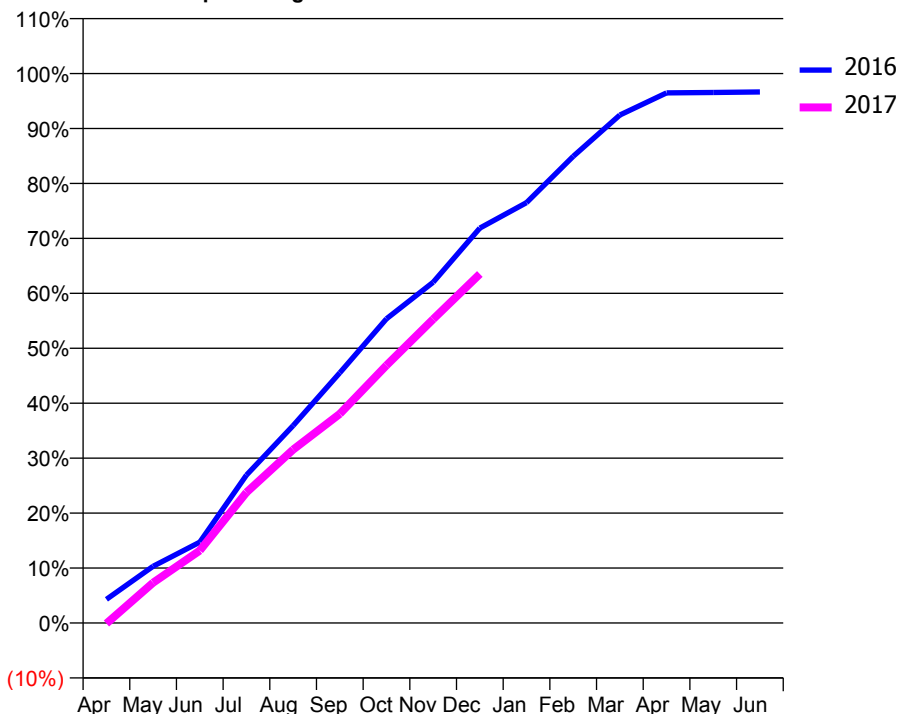
ACCESS*

Patients seen in 24 months	Total	Change since previous quarter
Quarter ending December 2015	5,485	
Quarter ending March 2016	5,462	→
Quarter ending June 2016	5,525	→
Quarter ending September 2016	5,513	→
Quarter ending December 2016	5,620	→
Variance since December 2015	2.5%	↑



ACTIVITY

Cumulative percentage of contracted UDA delivered 2016 & 2017



Month	Adjusted Scheduled Activity (UDA)	
	2016	2017
April	693	-18
May	1,659	1,181
June	2,368	2,122
July	4,330	3,821
August	5,776	5,075
September	7,320	6,121
October	8,903	7,538
November	9,972	8,892
December	11,554	10,213
January	12,299	
February	13,654	
March	14,864	
April	15,512	
May	15,523	
June	15,537	

QUALITY

	Quantity	Base Number	Contract	AT	Region	England
% of FP17s for the same patient ID Re-attending within 3 months - Children	72	1,398	5.2%	10.1%	12.1%	12.4%
% of FP17s for the same patient ID Re-attending within 3 months - Adults	520	4,127	12.6%	13.5%	15.9%	16.6%
% of FP17s for the same patient ID Re-attending between 3 & 9 months - Children	868	1,398	62.1%	58.0%	58.6%	57.5%
% of FP17s for the same patient ID Re-attending between 3 & 9 months - Adults	1,756	4,127	42.5%	49.3%	51.5%	50.4%
% of FP17s for Band 1 Urgent Courses	632	5,239	12.1%	7.0%	8.0%	9.1%
% of FP17s Relating to Free Repair or Replacements	46	5,239	0.9%	0.8%	0.8%	0.8%
% of FP17s Relating to Continuations	5	5,239	0.1%	1.3%	1.2%	1.3%
% of Patients satisfied with the dentistry they have received	18	19	94.7%	93.3%	92.8%	92.7%
% of Patients satisfied with the time they had to wait for an appointment	18	19	94.7%	91.0%	89.2%	88.8%

* This is based on patients treated on this contract for their most recent course of treatment. Figures in italics indicate the base number of FP17s or Patient Questionnaire responses are less than 100. N/A is shown where the base number of responses is less than 10 during the period. % is calculated as Quantity/Base number*100

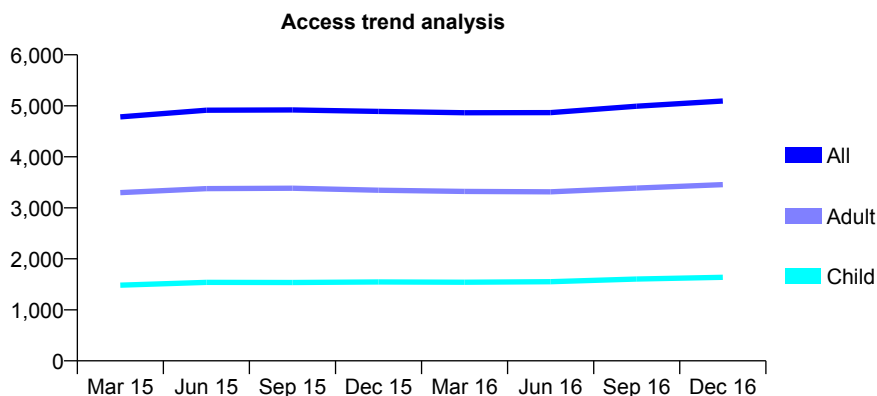
Q53 - Vital Signs At a Glance Contract Report for 101362/0005 - December 2016

Name or company name	Rodericks Dental Limited
Contract type name	GDS Contract
Purpose of contract	General
Contract start date	01/04/2008
Contract end date	

16/17 Contracted general activity (UDA)	14,000
Carry forward general activity (UDA)	-266
16/17 Contracted orthodontic activity (UOA)	0
Carry forward orthodontic activity (UOA)	0
Baseline contract value	£326,717.79

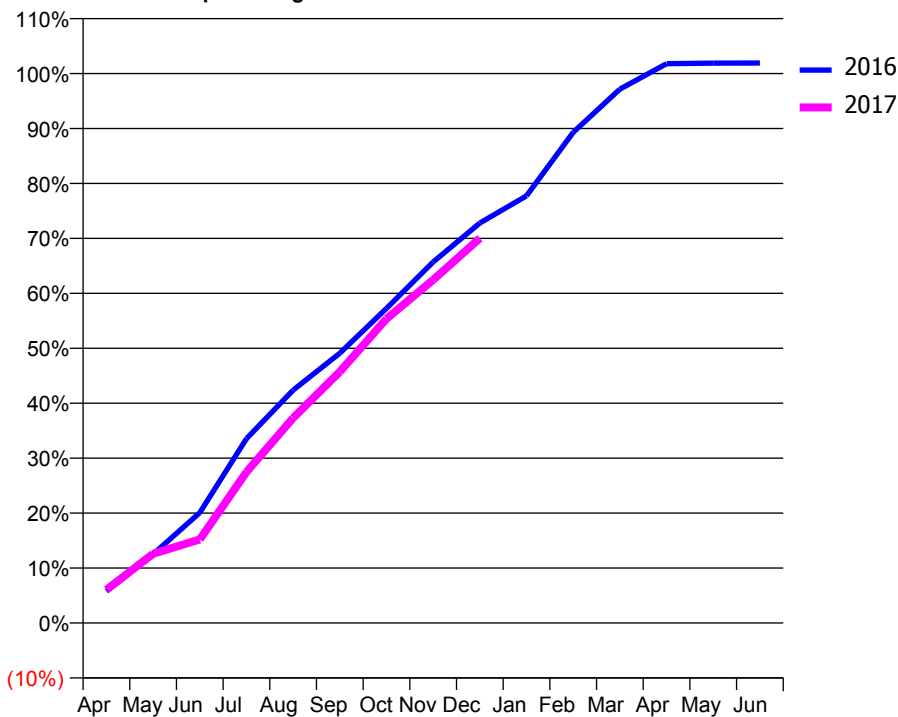
ACCESS*

Patients seen in 24 months	Total	Change since previous quarter
Quarter ending December 2015	4,890	
Quarter ending March 2016	4,863	→
Quarter ending June 2016	4,867	→
Quarter ending September 2016	4,991	↑
Quarter ending December 2016	5,093	↑
Variance since December 2015	4.2%	↑



ACTIVITY

Cumulative percentage of contracted UDA delivered 2016 & 2017



Month	Adjusted Scheduled Activity (UDA)	
	2016	2017
April	812	846
May	1,756	1,766
June	2,813	2,130
July	4,696	3,849
August	5,933	5,222
September	6,875	6,403
October	8,018	7,752
November	9,199	8,743
December	10,192	9,802
January	10,885	
February	12,502	
March	13,601	
April	14,249	
May	14,264	
June	14,266	

QUALITY

	Quantity	Base Number	Contract	AT	Region	England
% of FP17s for the same patient ID Re-attending within 3 months - Children	90	1,565	5.8%	10.1%	12.1%	12.4%
% of FP17s for the same patient ID Re-attending within 3 months - Adults	299	3,127	9.6%	13.5%	15.9%	16.6%
% of FP17s for the same patient ID Re-attending between 3 & 9 months - Children	735	1,565	47.0%	58.0%	58.6%	57.5%
% of FP17s for the same patient ID Re-attending between 3 & 9 months - Adults	1,494	3,127	47.8%	49.3%	51.5%	50.4%
% of FP17s for Band 1 Urgent Courses	186	4,296	4.3%	7.0%	8.0%	9.1%
% of FP17s Relating to Free Repair or Replacements	16	4,296	0.4%	0.8%	0.8%	0.8%
% of FP17s Relating to Continuations	22	4,296	0.5%	1.3%	1.2%	1.3%
% of Patients satisfied with the dentistry they have received	6	6	N/A	93.3%	92.8%	92.7%
% of Patients satisfied with the time they had to wait for an appointment	5	6	N/A	91.0%	89.2%	88.8%

* This is based on patients treated on this contract for their most recent course of treatment. Figures in italics indicate the base number of FP17s or Patient Questionnaire responses are less than 100. N/A is shown where the base number of responses is less than 10 during the period. % is calculated as Quantity/Base number*100

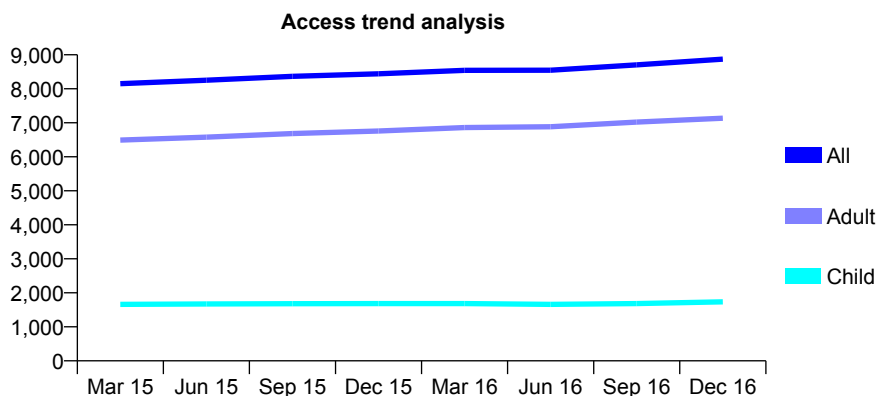
Q53 - Vital Signs At a Glance Contract Report for 101435/0091 - December 2016

Name or company name	IDH Limited
Contract type name	GDS Contract
Purpose of contract	General
Contract start date	01/03/2008
Contract end date	

16/17 Contracted general activity (UDA)	23,435
Carry forward general activity (UDA)	0
16/17 Contracted orthodontic activity (UOA)	0
Carry forward orthodontic activity (UOA)	0
Baseline contract value	£573,409.14

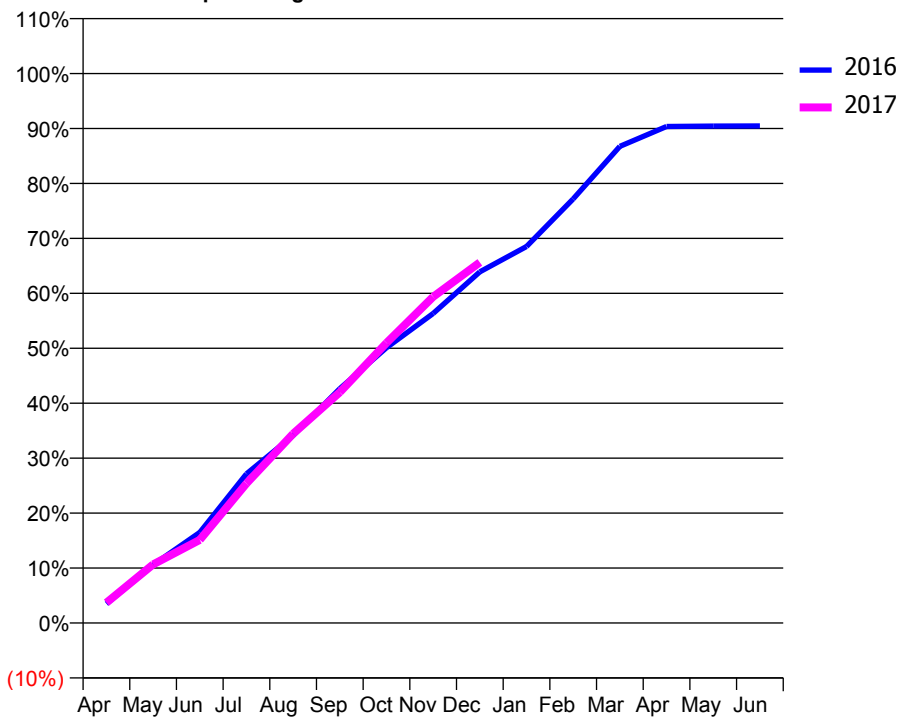
ACCESS*

Patients seen in 24 months	Total	Change since previous quarter
Quarter ending December 2015	8,441	
Quarter ending March 2016	8,545	→
Quarter ending June 2016	8,547	→
Quarter ending September 2016	8,704	→
Quarter ending December 2016	8,872	→
Variance since December 2015	5.1%	↑



ACTIVITY

Cumulative percentage of contracted UDA delivered 2016 & 2017



Month	Adjusted Scheduled Activity (UDA)	
	2016	2017
April	819	869
May	2,480	2,499
June	3,866	3,546
July	6,359	5,954
August	7,998	8,072
September	9,994	9,841
October	11,743	11,947
November	13,204	13,912
December	14,975	15,381
January	16,059	
February	18,090	
March	20,327	
April	21,178	
May	21,190	
June	21,199	

QUALITY

	Quantity	Base Number	Contract	AT	Region	England
% of FP17s for the same patient ID Re-attending within 3 months - Children	86	1,785	4.8%	10.1%	12.1%	12.4%
% of FP17s for the same patient ID Re-attending within 3 months - Adults	811	6,738	12.0%	13.5%	15.9%	16.6%
% of FP17s for the same patient ID Re-attending between 3 & 9 months - Children	1,005	1,785	56.3%	58.0%	58.6%	57.5%
% of FP17s for the same patient ID Re-attending between 3 & 9 months - Adults	3,234	6,738	48.0%	49.3%	51.5%	50.4%
% of FP17s for Band 1 Urgent Courses	497	8,062	6.2%	7.0%	8.0%	9.1%
% of FP17s Relating to Free Repair or Replacements	27	8,062	0.3%	0.8%	0.8%	0.8%
% of FP17s Relating to Continuations	166	8,062	2.1%	1.3%	1.2%	1.3%
% of Patients satisfied with the dentistry they have received	16	16	100.0%	93.3%	92.8%	92.7%
% of Patients satisfied with the time they had to wait for an appointment	14	16	87.5%	91.0%	89.2%	88.8%

* This is based on patients treated on this contract for their most recent course of treatment. Figures in italics indicate the base number of FP17s or Patient Questionnaire responses are less than 100. N/A is shown where the base number of responses is less than 10 during the period. % is calculated as Quantity/Base number*100

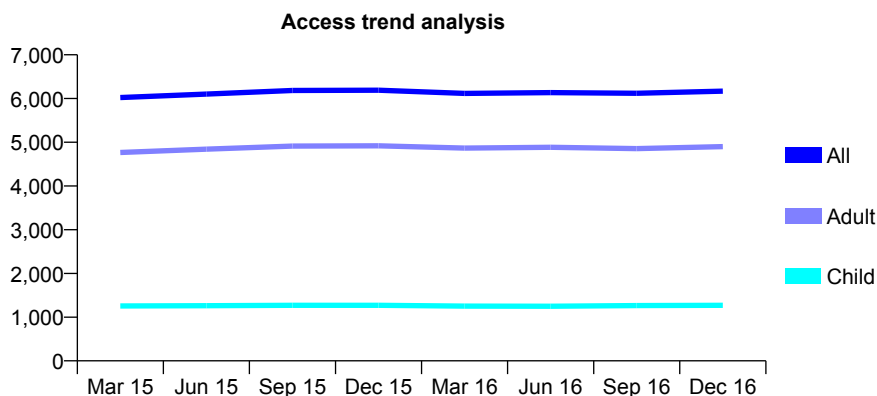
Q53 - Vital Signs At a Glance Contract Report for 101435/0098 - December 2016

Name or company name	IDH Limited
Contract type name	GDS Contract
Purpose of contract	General
Contract start date	01/05/2008
Contract end date	

16/17 Contracted general activity (UDA)	17,250
Carry forward general activity (UDA)	646
16/17 Contracted orthodontic activity (UOA)	0
Carry forward orthodontic activity (UOA)	0
Baseline contract value	£403,149.33

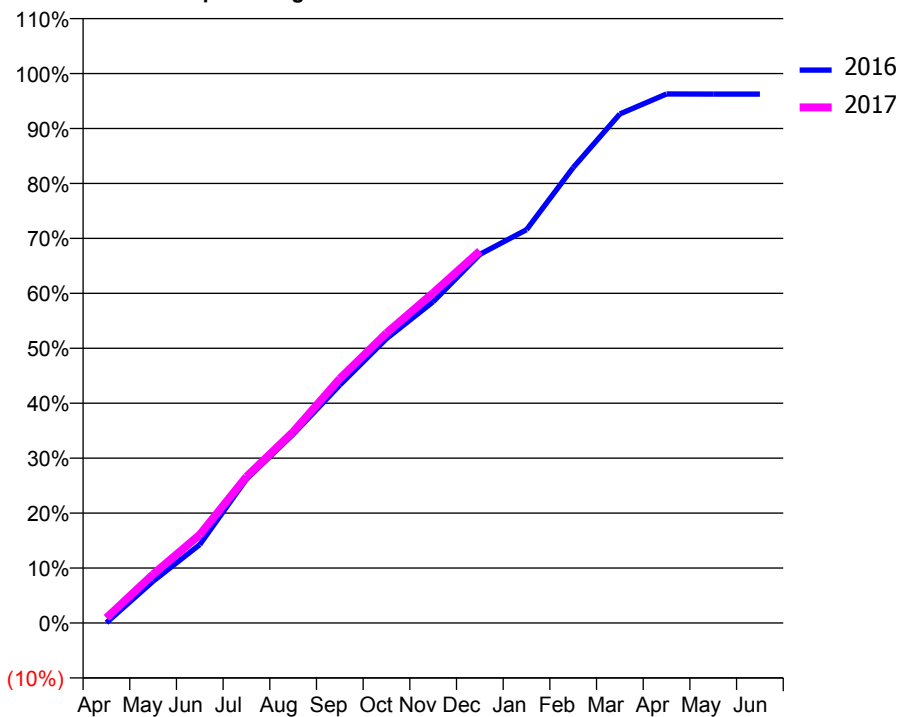
ACCESS*

Patients seen in 24 months	Total	Change since previous quarter
Quarter ending December 2015	6,190	
Quarter ending March 2016	6,118	↓
Quarter ending June 2016	6,134	→
Quarter ending September 2016	6,119	→
Quarter ending December 2016	6,168	→
Variance since December 2015	(0.4%)	→



ACTIVITY

Cumulative percentage of contracted UDA delivered 2016 & 2017



Month	Adjusted Scheduled Activity (UDA)	
	2016	2017
April	10	162
May	1,314	1,529
June	2,463	2,773
July	4,518	4,595
August	5,927	6,001
September	7,471	7,672
October	8,925	9,103
November	10,086	10,364
December	11,571	11,677
January	12,348	
February	14,296	
March	15,979	
April	16,608	
May	16,604	
June	16,604	

QUALITY

	Quantity	Base Number	Contract	AT	Region	England
% of FP17s for the same patient ID Re-attending within 3 months - Children	51	1,105	4.6%	10.1%	12.1%	12.4%
% of FP17s for the same patient ID Re-attending within 3 months - Adults	368	3,861	9.5%	13.5%	15.9%	16.6%
% of FP17s for the same patient ID Re-attending between 3 & 9 months - Children	461	1,105	41.7%	58.0%	58.6%	57.5%
% of FP17s for the same patient ID Re-attending between 3 & 9 months - Adults	1,456	3,861	37.7%	49.3%	51.5%	50.4%
% of FP17s for Band 1 Urgent Courses	173	4,714	3.7%	7.0%	8.0%	9.1%
% of FP17s Relating to Free Repair or Replacements	22	4,714	0.5%	0.8%	0.8%	0.8%
% of FP17s Relating to Continuations	94	4,714	2.0%	1.3%	1.2%	1.3%
% of Patients satisfied with the dentistry they have received	17	20	85.0%	93.3%	92.8%	92.7%
% of Patients satisfied with the time they had to wait for an appointment	17	20	85.0%	91.0%	89.2%	88.8%

* This is based on patients treated on this contract for their most recent course of treatment. Figures in italics indicate the base number of FP17s or Patient Questionnaire responses are less than 100. N/A is shown where the base number of responses is less than 10 during the period. % is calculated as Quantity/Base number*100

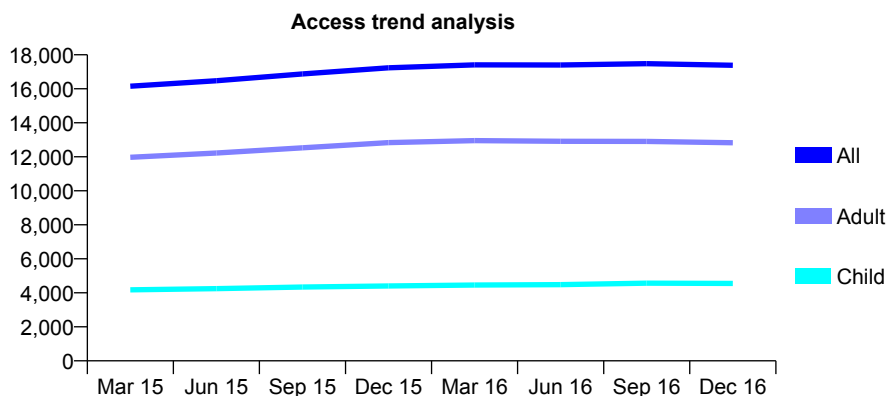
Q53 - Vital Signs At a Glance Contract Report for 101435/0102 - December 2016

Name or company name	IDH Limited
Contract type name	GDS Contract
Purpose of contract	General
Contract start date	01/06/2008
Contract end date	

16/17 Contracted general activity (UDA)	54,777
Carry forward general activity (UDA)	0
16/17 Contracted orthodontic activity (UOA)	0
Carry forward orthodontic activity (UOA)	0
Baseline contract value	£1,434,679.70

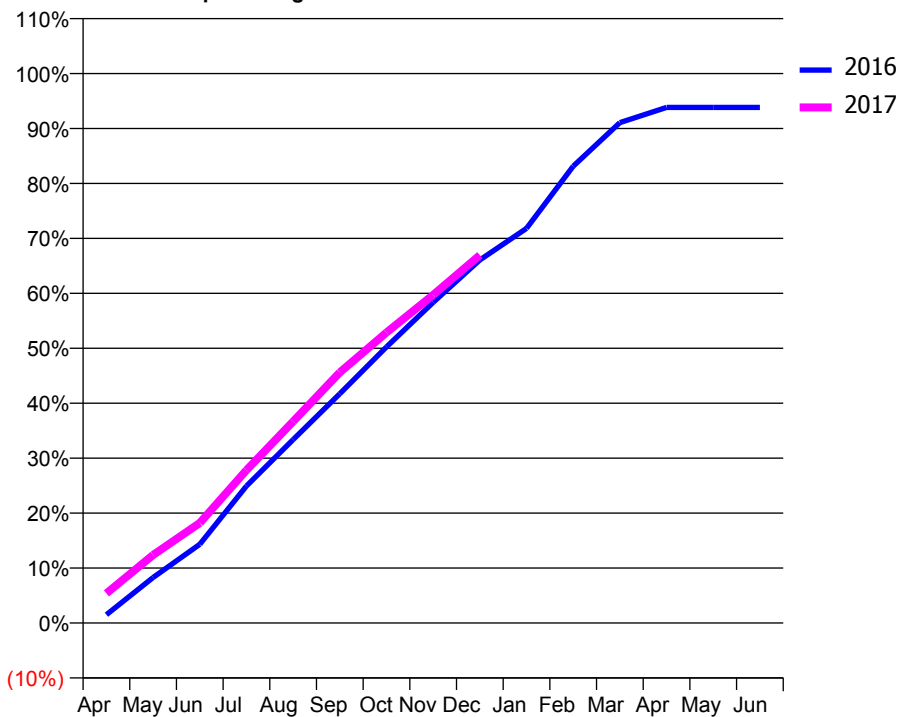
ACCESS*

Patients seen in 24 months	Total	Change since previous quarter
Quarter ending December 2015	17,238	
Quarter ending March 2016	17,407	→
Quarter ending June 2016	17,399	→
Quarter ending September 2016	17,481	→
Quarter ending December 2016	17,383	→
Variance since December 2015	0.8%	→



ACTIVITY

Cumulative percentage of contracted UDA delivered 2016 & 2017



Month	Adjusted Scheduled Activity (UDA)	
	2016	2017
April	824	2,952
May	4,540	6,785
June	7,849	9,972
July	13,656	15,238
August	18,289	20,089
September	22,857	24,978
October	27,527	28,954
November	31,956	32,713
December	36,191	36,673
January	39,345	
February	45,537	
March	49,879	
April	51,396	
May	51,394	
June	51,391	

QUALITY

	Quantity	Base Number	Contract	AT	Region	England
% of FP17s for the same patient ID Re-attending within 3 months - Children	320	5,004	6.4%	10.1%	12.1%	12.4%
% of FP17s for the same patient ID Re-attending within 3 months - Adults	1,802	12,871	14.0%	13.5%	15.9%	16.6%
% of FP17s for the same patient ID Re-attending between 3 & 9 months - Children	3,016	5,004	60.3%	58.0%	58.6%	57.5%
% of FP17s for the same patient ID Re-attending between 3 & 9 months - Adults	7,257	12,871	56.4%	49.3%	51.5%	50.4%
% of FP17s for Band 1 Urgent Courses	853	17,147	5.0%	7.0%	8.0%	9.1%
% of FP17s Relating to Free Repair or Replacements	231	17,147	1.3%	0.8%	0.8%	0.8%
% of FP17s Relating to Continuations	448	17,147	2.6%	1.3%	1.2%	1.3%
% of Patients satisfied with the dentistry they have received	22	25	88.0%	93.3%	92.8%	92.7%
% of Patients satisfied with the time they had to wait for an appointment	25	25	100.0%	91.0%	89.2%	88.8%

* This is based on patients treated on this contract for their most recent course of treatment. Figures in italics indicate the base number of FP17s or Patient Questionnaire responses are less than 100. N/A is shown where the base number of responses is less than 10 during the period. % is calculated as Quantity/Base number*100

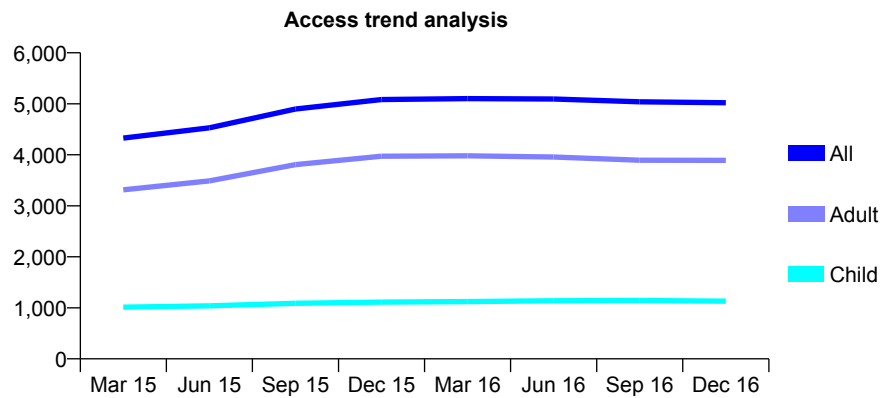
Q53 - Vital Signs At a Glance Contract Report for 101796/0001 - December 2016

Name or company name	Villimaitis/Vilimaitiene
Contract type name	GDS Contract
Purpose of contract	General
Contract start date	01/12/2013
Contract end date	

16/17 Contracted general activity (UDA)	11,200
Carry forward general activity (UDA)	-144
16/17 Contracted orthodontic activity (UOA)	0
Carry forward orthodontic activity (UOA)	0
Baseline contract value	£320,495.30

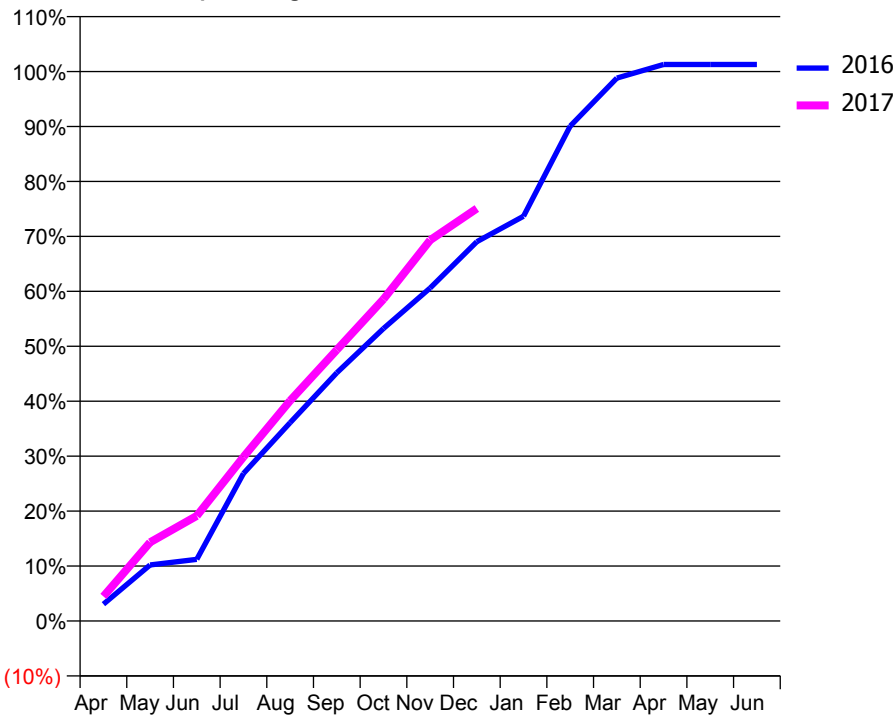
ACCESS*

Patients seen in 24 months	Total	Change since previous quarter
Quarter ending December 2015	5,084	
Quarter ending March 2016	5,103	→
Quarter ending June 2016	5,095	→
Quarter ending September 2016	5,040	↓
Quarter ending December 2016	5,021	→
Variance since December 2015	(1.2%)	↓



ACTIVITY

Cumulative percentage of contracted UDA delivered 2016 & 2017



Month	Adjusted Scheduled Activity (UDA)	
	2016	2017
April	344	500
May	1,143	1,605
June	1,257	2,142
July	3,007	3,345
August	4,042	4,492
September	5,058	5,528
October	5,963	6,559
November	6,789	7,764
December	7,730	8,408
January	8,249	
February	10,086	
March	11,067	
April	11,344	
May	11,344	
June	11,344	

QUALITY

	Quantity	Base Number	Contract	AT	Region	England
% of FP17s for the same patient ID Re-attending within 3 months - Children	111	1,360	8.2%	10.1%	12.1%	12.4%
% of FP17s for the same patient ID Re-attending within 3 months - Adults	213	2,792	7.6%	13.5%	15.9%	16.6%
% of FP17s for the same patient ID Re-attending between 3 & 9 months - Children	890	1,360	65.4%	58.0%	58.6%	57.5%
% of FP17s for the same patient ID Re-attending between 3 & 9 months - Adults	972	2,792	34.8%	49.3%	51.5%	50.4%
% of FP17s for Band 1 Urgent Courses	297	3,993	7.4%	7.0%	8.0%	9.1%
% of FP17s Relating to Free Repair or Replacements	37	3,993	0.9%	0.8%	0.8%	0.8%
% of FP17s Relating to Continuations	25	3,993	0.6%	1.3%	1.2%	1.3%
% of Patients satisfied with the dentistry they have received	15	15	100.0%	93.3%	92.8%	92.7%
% of Patients satisfied with the time they had to wait for an appointment	13	15	86.7%	91.0%	89.2%	88.8%

* This is based on patients treated on this contract for their most recent course of treatment. Figures in italics indicate the base number of FP17s or Patient Questionnaire responses are less than 100. N/A is shown where the base number of responses is less than 10 during the period. % is calculated as Quantity/Base number*100

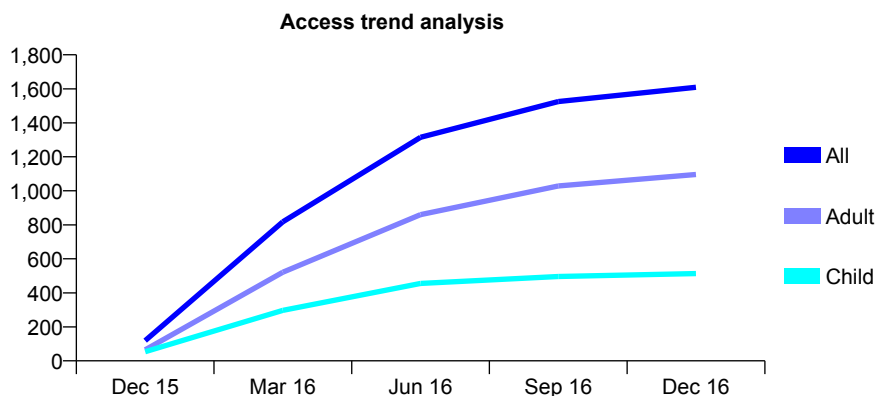
Q53 - Vital Signs At a Glance Contract Report for 103063/0001 - December 2016

Name or company name	MR KS RATRA
Contract type name	GDS Contract
Purpose of contract	General
Contract start date	01/12/2015
Contract end date	

16/17 Contracted general activity (UDA)	4,910
Carry forward general activity (UDA)	-82
16/17 Contracted orthodontic activity (UOA)	0
Carry forward orthodontic activity (UOA)	0
Baseline contract value	£129,062.47

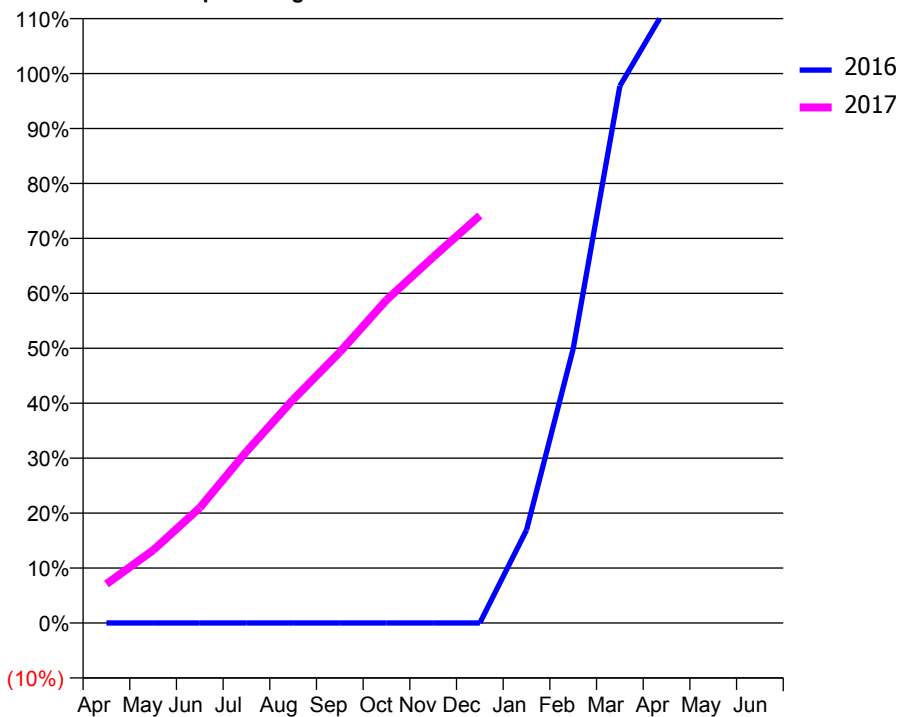
ACCESS*

Patients seen in 24 months	Total	Change since previous quarter
Quarter ending December 2015	119	
Quarter ending March 2016	818	↑
Quarter ending June 2016	1,315	↑
Quarter ending September 2016	1,525	↑
Quarter ending December 2016	1,609	↑
Variance since December 2015	1252.1%	↑



ACTIVITY

Cumulative percentage of contracted UDA delivered 2016 & 2017



Month	Adjusted Scheduled Activity (UDA)	
	2016	2017
April	0	348
May	0	650
June	0	1,031
July	0	1,532
August	0	1,996
September	0	2,420
October	0	2,887
November	0	3,270
December	0	3,640
January	231	
February	683	
March	1,336	
April	1,533	
May	1,535	
June	1,548	

QUALITY

	Quantity	Base Number	Contract	AT	Region	England
% of FP17s for the same patient ID Re-attending within 3 months - Children	83	712	11.7%	10.1%	12.1%	12.4%
% of FP17s for the same patient ID Re-attending within 3 months - Adults	238	1,454	16.4%	13.5%	15.9%	16.6%
% of FP17s for the same patient ID Re-attending between 3 & 9 months - Children	325	712	45.6%	58.0%	58.6%	57.5%
% of FP17s for the same patient ID Re-attending between 3 & 9 months - Adults	607	1,454	41.7%	49.3%	51.5%	50.4%
% of FP17s for Band 1 Urgent Courses	73	2,040	3.6%	7.0%	8.0%	9.1%
% of FP17s Relating to Free Repair or Replacements	30	2,040	1.5%	0.8%	0.8%	0.8%
% of FP17s Relating to Continuations	18	2,040	0.9%	1.3%	1.2%	1.3%
% of Patients satisfied with the dentistry they have received	6	7	N/A	93.3%	92.8%	92.7%
% of Patients satisfied with the time they had to wait for an appointment	7	7	N/A	91.0%	89.2%	88.8%

* This is based on patients treated on this contract for their most recent course of treatment. Figures in italics indicate the base number of FP17s or Patient Questionnaire responses are less than 100. N/A is shown where the base number of responses is less than 10 during the period. % is calculated as Quantity/Base number*100

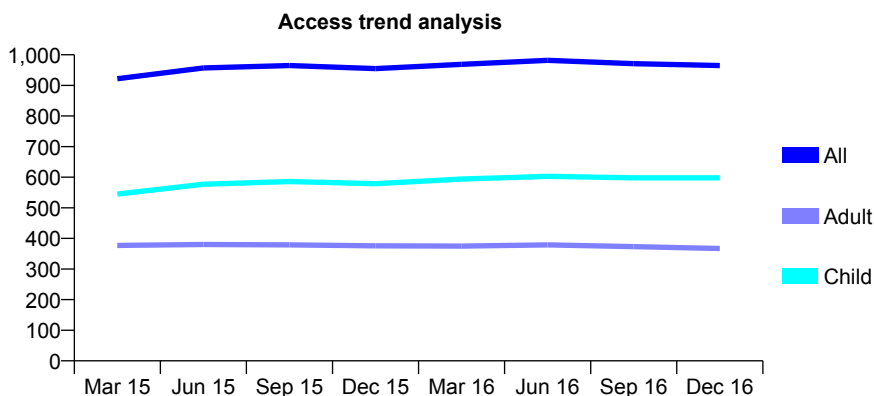
Q53 - Vital Signs At a Glance Contract Report for 105341/0001 - December 2016

Name or company name	Rossmantor Limited
Contract type name	GDS Contract
Purpose of contract	General
Contract start date	01/04/2010
Contract end date	

16/17 Contracted general activity (UDA)	2,800
Carry forward general activity (UDA)	-10
16/17 Contracted orthodontic activity (UOA)	0
Carry forward orthodontic activity (UOA)	0
Baseline contract value	£81,937.23

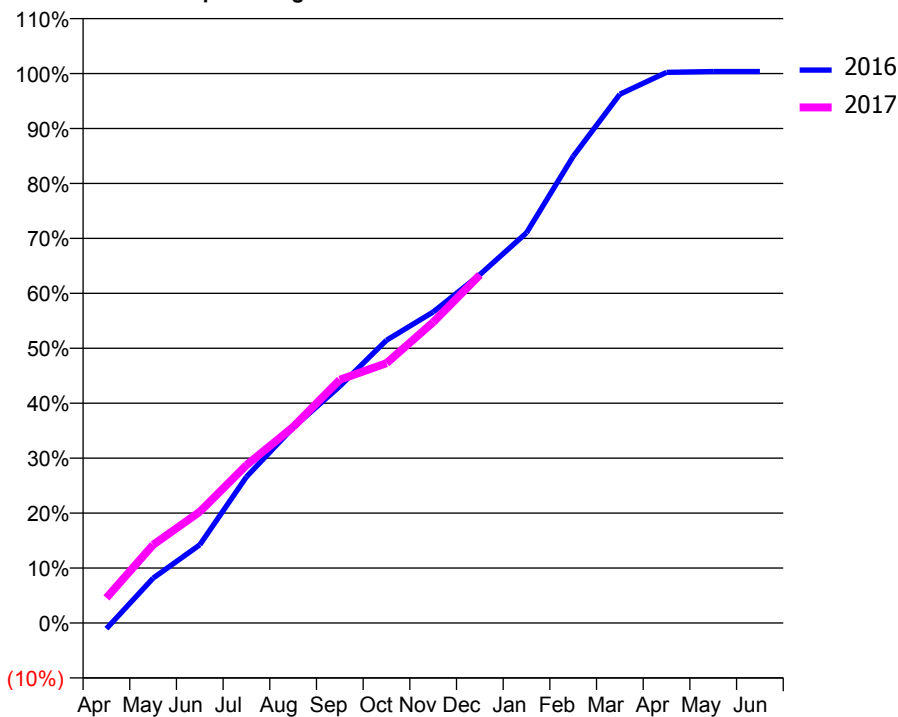
ACCESS*

Patients seen in 24 months	Total	Change since previous quarter
Quarter ending December 2015	955	
Quarter ending March 2016	969	→
Quarter ending June 2016	982	→
Quarter ending September 2016	971	↓
Quarter ending December 2016	965	→
Variance since December 2015	1.0%	→



ACTIVITY

Cumulative percentage of contracted UDA delivered 2016 & 2017



Month	Adjusted Scheduled Activity (UDA)	
	2016	2017
April	-30	128
May	229	398
June	398	567
July	745	805
August	996	999
September	1,207	1,239
October	1,441	1,324
November	1,585	1,532
December	1,775	1,774
January	1,988	
February	2,378	
March	2,695	
April	2,806	
May	2,810	
June	2,810	

QUALITY

	Quantity	Base Number	Contract	AT	Region	England
% of FP17s for the same patient ID Re-attending within 3 months - Children	76	701	10.8%	10.1%	12.1%	12.4%
% of FP17s for the same patient ID Re-attending within 3 months - Adults	82	388	21.1%	13.5%	15.9%	16.6%
% of FP17s for the same patient ID Re-attending between 3 & 9 months - Children	444	701	63.3%	58.0%	58.6%	57.5%
% of FP17s for the same patient ID Re-attending between 3 & 9 months - Adults	225	388	58.0%	49.3%	51.5%	50.4%
% of FP17s for Band 1 Urgent Courses	55	1,020	5.4%	7.0%	8.0%	9.1%
% of FP17s Relating to Free Repair or Replacements	0	1,020	0.0%	0.8%	0.8%	0.8%
% of FP17s Relating to Continuations	0	1,020	0.0%	1.3%	1.2%	1.3%
% of Patients satisfied with the dentistry they have received	2	2	N/A	93.3%	92.8%	92.7%
% of Patients satisfied with the time they had to wait for an appointment	2	2	N/A	91.0%	89.2%	88.8%

* This is based on patients treated on this contract for their most recent course of treatment. Figures in italics indicate the base number of FP17s or Patient Questionnaire responses are less than 100. N/A is shown where the base number of responses is less than 10 during the period. % is calculated as Quantity/Base number*100

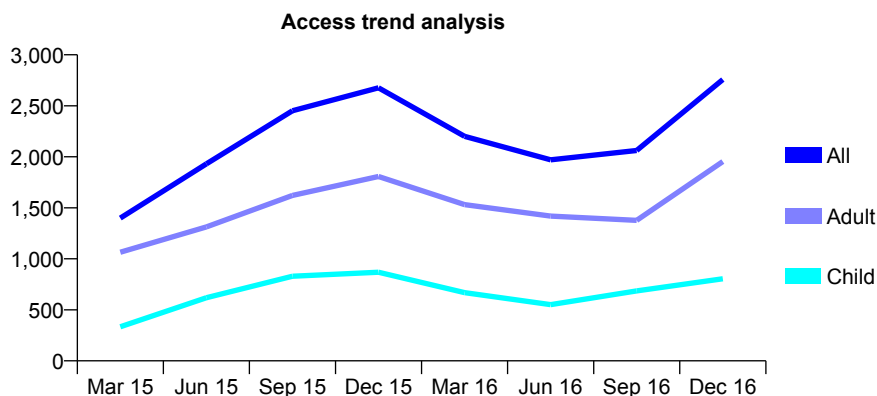
Q53 - Vital Signs At a Glance Contract Report for 109789/0001 - December 2016

Name or company name	Dental Surgery, 60 Long Street
Contract type name	GDS Contract
Purpose of contract	General
Contract start date	01/04/2014
Contract end date	

16/17 Contracted general activity (UDA)	6,414
Carry forward general activity (UDA)	-128
16/17 Contracted orthodontic activity (UOA)	0
Carry forward orthodontic activity (UOA)	0
Baseline contract value	£146,712.77

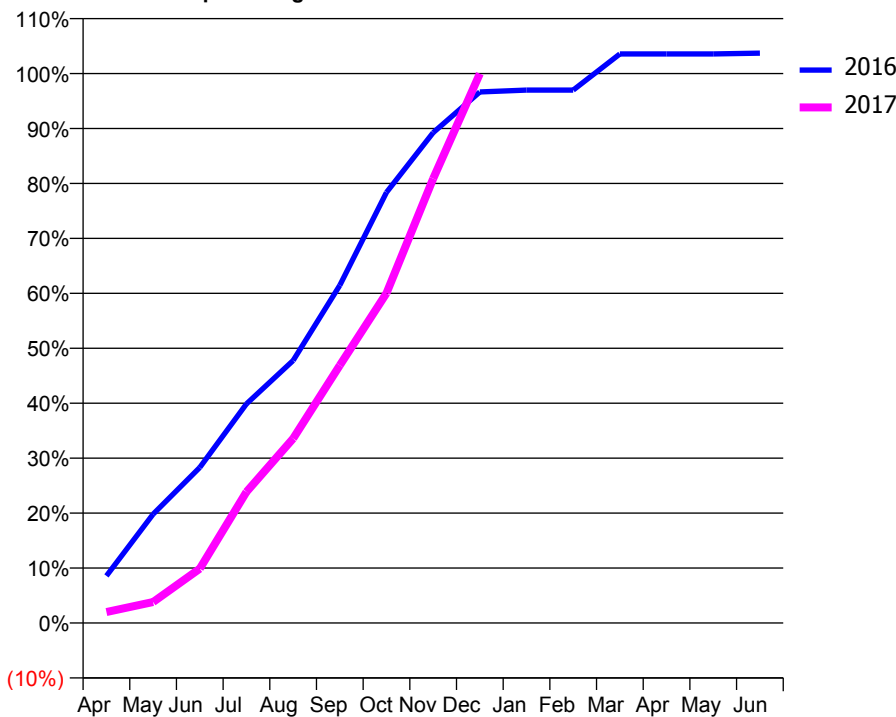
ACCESS*

Patients seen in 24 months	Total	Change since previous quarter
Quarter ending December 2015	2,676	
Quarter ending March 2016	2,200	↓
Quarter ending June 2016	1,970	↓
Quarter ending September 2016	2,062	↑
Quarter ending December 2016	2,758	↑
Variance since December 2015	3.1%	↑



ACTIVITY

Cumulative percentage of contracted UDA delivered 2016 & 2017



Month	Adjusted Scheduled Activity (UDA)	
	2016	2017
April	550	128
May	1,270	244
June	1,816	635
July	2,559	1,531
August	3,064	2,154
September	3,942	3,008
October	5,026	3,851
November	5,724	5,187
December	6,199	6,411
January	6,221	
February	6,221	
March	6,642	
April	6,642	
May	6,642	
June	6,652	

QUALITY

	Quantity	Base Number	Contract	AT	Region	England
% of FP17s for the same patient ID Re-attending within 3 months - Children	40	775	5.2%	10.1%	12.1%	12.4%
% of FP17s for the same patient ID Re-attending within 3 months - Adults	161	1,725	9.3%	13.5%	15.9%	16.6%
% of FP17s for the same patient ID Re-attending between 3 & 9 months - Children	133	775	17.2%	58.0%	58.6%	57.5%
% of FP17s for the same patient ID Re-attending between 3 & 9 months - Adults	167	1,725	9.7%	49.3%	51.5%	50.4%
% of FP17s for Band 1 Urgent Courses	241	2,494	9.7%	7.0%	8.0%	9.1%
% of FP17s Relating to Free Repair or Replacements	13	2,494	0.5%	0.8%	0.8%	0.8%
% of FP17s Relating to Continuations	22	2,494	0.9%	1.3%	1.2%	1.3%
% of Patients satisfied with the dentistry they have received	3	4	N/A	93.3%	92.8%	92.7%
% of Patients satisfied with the time they had to wait for an appointment	4	4	N/A	91.0%	89.2%	88.8%

* This is based on patients treated on this contract for their most recent course of treatment. Figures in italics indicate the base number of FP17s or Patient Questionnaire responses are less than 100. N/A is shown where the base number of responses is less than 10 during the period. % is calculated as Quantity/Base number*100

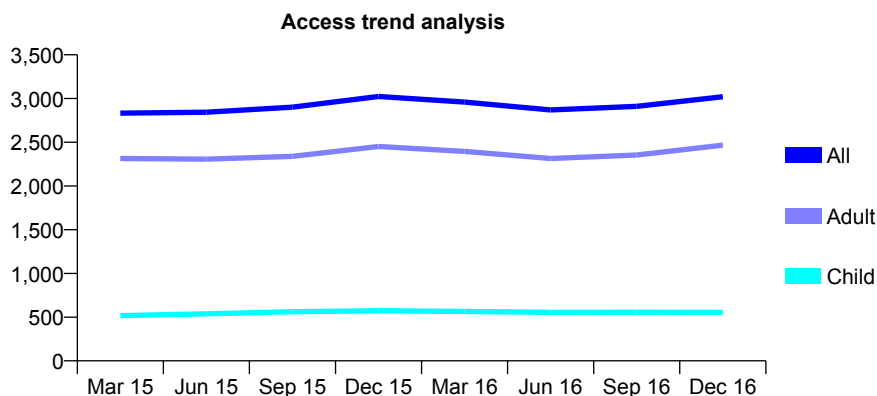
Q53 - Vital Signs At a Glance Contract Report for 109975/0001 - December 2016

Name or company name	165 Long Street, Atherstone
Contract type name	GDS Contract
Purpose of contract	General
Contract start date	01/03/2011
Contract end date	

16/17 Contracted general activity (UDA)	7,887
Carry forward general activity (UDA)	-98
16/17 Contracted orthodontic activity (UOA)	0
Carry forward orthodontic activity (UOA)	0
Baseline contract value	£169,174.65

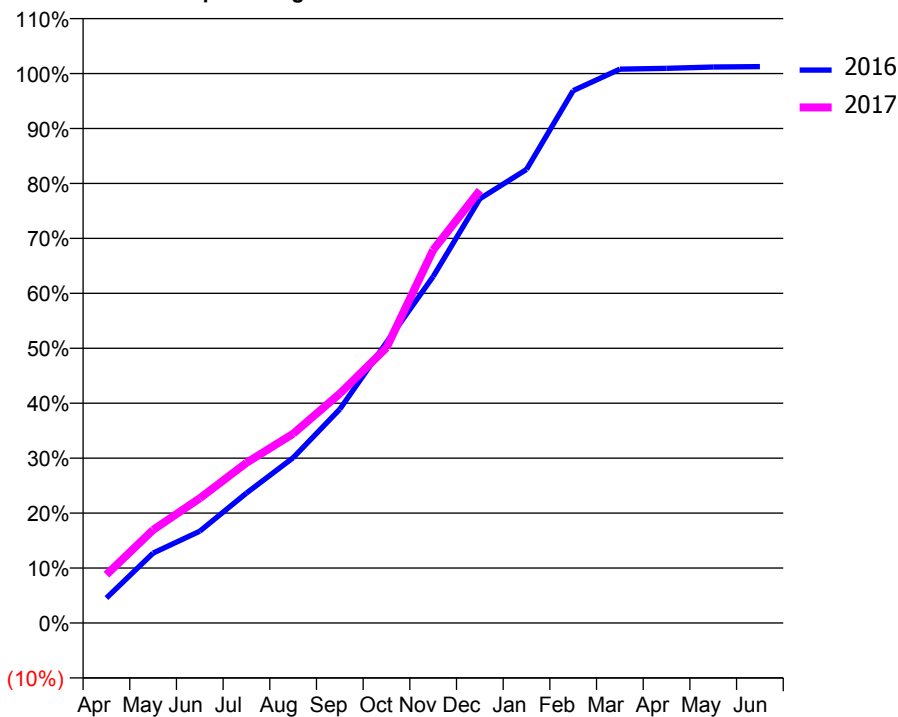
ACCESS*

Patients seen in 24 months	Total	Change since previous quarter
Quarter ending December 2015	3,024	
Quarter ending March 2016	2,960	↓
Quarter ending June 2016	2,870	↓
Quarter ending September 2016	2,910	→
Quarter ending December 2016	3,021	↑
Variance since December 2015	(0.1%)	→



ACTIVITY

Cumulative percentage of contracted UDA delivered 2016 & 2017



Month	Adjusted Scheduled Activity (UDA)	
	2016	2017
April	358	693
May	1,005	1,336
June	1,318	1,790
July	1,865	2,299
August	2,371	2,717
September	3,070	3,292
October	4,028	3,950
November	4,973	5,354
December	6,088	6,210
January	6,510	
February	7,641	
March	7,950	
April	7,961	
May	7,979	
June	7,985	

QUALITY

	Quantity	Base Number	Contract	AT	Region	England
% of FP17s for the same patient ID Re-attending within 3 months - Children	44	693	6.3%	10.1%	12.1%	12.4%
% of FP17s for the same patient ID Re-attending within 3 months - Adults	222	1,696	13.1%	13.5%	15.9%	16.6%
% of FP17s for the same patient ID Re-attending between 3 & 9 months - Children	454	693	65.5%	58.0%	58.6%	57.5%
% of FP17s for the same patient ID Re-attending between 3 & 9 months - Adults	491	1,696	29.0%	49.3%	51.5%	50.4%
% of FP17s for Band 1 Urgent Courses	188	2,346	8.0%	7.0%	8.0%	9.1%
% of FP17s Relating to Free Repair or Replacements	25	2,346	1.1%	0.8%	0.8%	0.8%
% of FP17s Relating to Continuations	40	2,346	1.7%	1.3%	1.2%	1.3%
% of Patients satisfied with the dentistry they have received	4	4	N/A	93.3%	92.8%	92.7%
% of Patients satisfied with the time they had to wait for an appointment	4	4	N/A	91.0%	89.2%	88.8%

* This is based on patients treated on this contract for their most recent course of treatment. Figures in italics indicate the base number of FP17s or Patient Questionnaire responses are less than 100. N/A is shown where the base number of responses is less than 10 during the period. % is calculated as Quantity/Base number*100

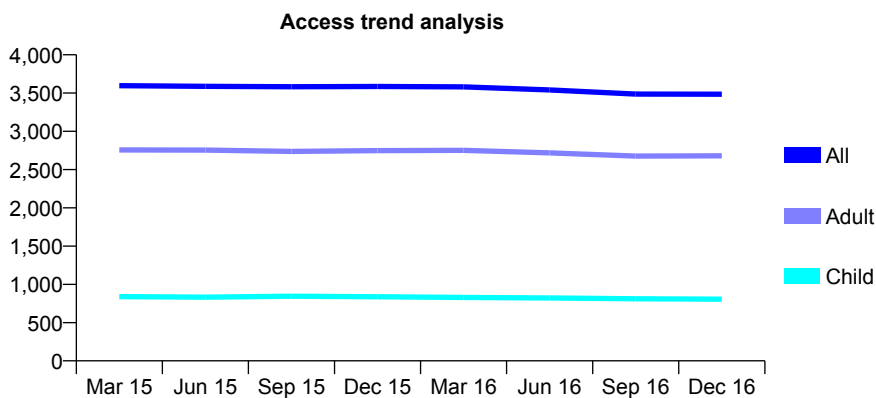
Q53 - Vital Signs At a Glance Contract Report for 113131/0001 - December 2016

Name or company name	76Dental
Contract type name	GDS Contract
Purpose of contract	General
Contract start date	01/04/2011
Contract end date	

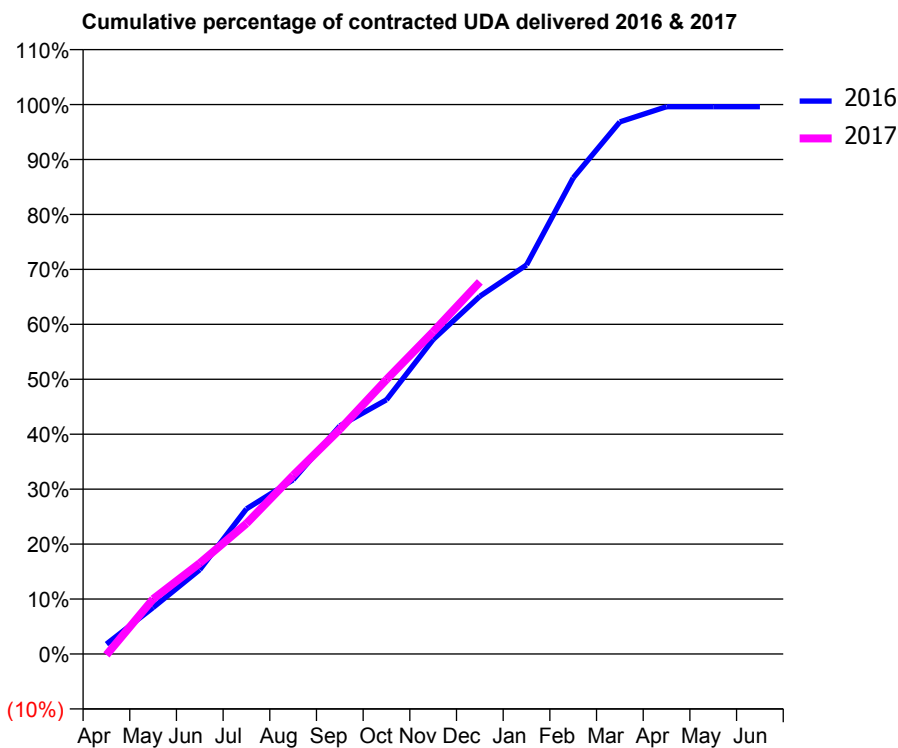
16/17 Contracted general activity (UDA)	11,219
Carry forward general activity (UDA)	45
16/17 Contracted orthodontic activity (UOA)	0
Carry forward orthodontic activity (UOA)	0
Baseline contract value	£317,505.86

ACCESS*

Patients seen in 24 months	Total	Change since previous quarter
Quarter ending December 2015	3,586	
Quarter ending March 2016	3,580	→
Quarter ending June 2016	3,540	↓
Quarter ending September 2016	3,487	↓
Quarter ending December 2016	3,485	→
Variance since December 2015	(2.8%)	↓



ACTIVITY



Month	Adjusted Scheduled Activity (UDA)	
	2016	2017
April	202	-21
May	948	1,123
June	1,722	1,854
July	2,964	2,664
August	3,557	3,647
September	4,656	4,587
October	5,190	5,604
November	6,421	6,578
December	7,302	7,598
January	7,942	
February	9,722	
March	10,865	
April	11,174	
May	11,174	
June	11,174	

QUALITY

	Quantity	Base Number	Contract	AT	Region	England
% of FP17s for the same patient ID Re-attending within 3 months - Children	54	859	6.3%	10.1%	12.1%	12.4%
% of FP17s for the same patient ID Re-attending within 3 months - Adults	320	2,811	11.4%	13.5%	15.9%	16.6%
% of FP17s for the same patient ID Re-attending between 3 & 9 months - Children	560	859	65.2%	58.0%	58.6%	57.5%
% of FP17s for the same patient ID Re-attending between 3 & 9 months - Adults	1,748	2,811	62.2%	49.3%	51.5%	50.4%
% of FP17s for Band 1 Urgent Courses	185	3,542	5.2%	7.0%	8.0%	9.1%
% of FP17s Relating to Free Repair or Replacements	26	3,542	0.7%	0.8%	0.8%	0.8%
% of FP17s Relating to Continuations	41	3,542	1.2%	1.3%	1.2%	1.3%
% of Patients satisfied with the dentistry they have received	8	8	N/A	93.3%	92.8%	92.7%
% of Patients satisfied with the time they had to wait for an appointment	7	8	N/A	91.0%	89.2%	88.8%

* This is based on patients treated on this contract for their most recent course of treatment. Figures in italics indicate the base number of FP17s or Patient Questionnaire responses are less than 100. N/A is shown where the base number of responses is less than 10 during the period. % is calculated as Quantity/Base number*100

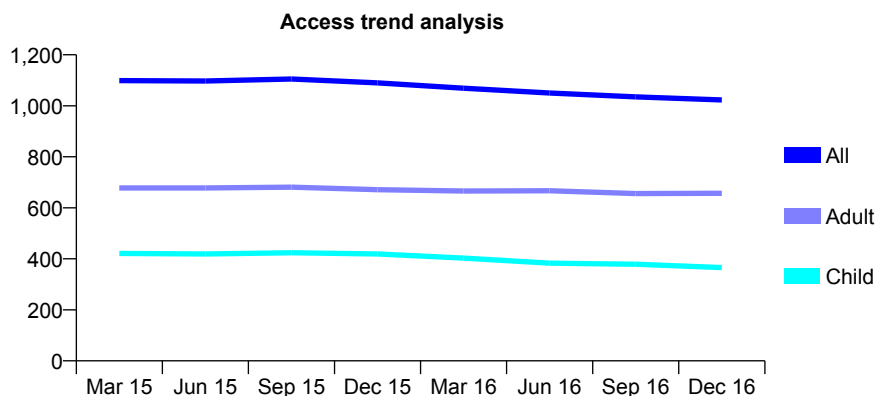
Q53 - Vital Signs At a Glance Contract Report for 115010/0001 - December 2016

Name or company name	Salmon And Light Dental Practice
Contract type name	GDS Contract
Purpose of contract	General
Contract start date	01/04/2012
Contract end date	

16/17 Contracted general activity (UDA)	3,571
Carry forward general activity (UDA)	0
16/17 Contracted orthodontic activity (UOA)	0
Carry forward orthodontic activity (UOA)	0
Baseline contract value	£83,523.24

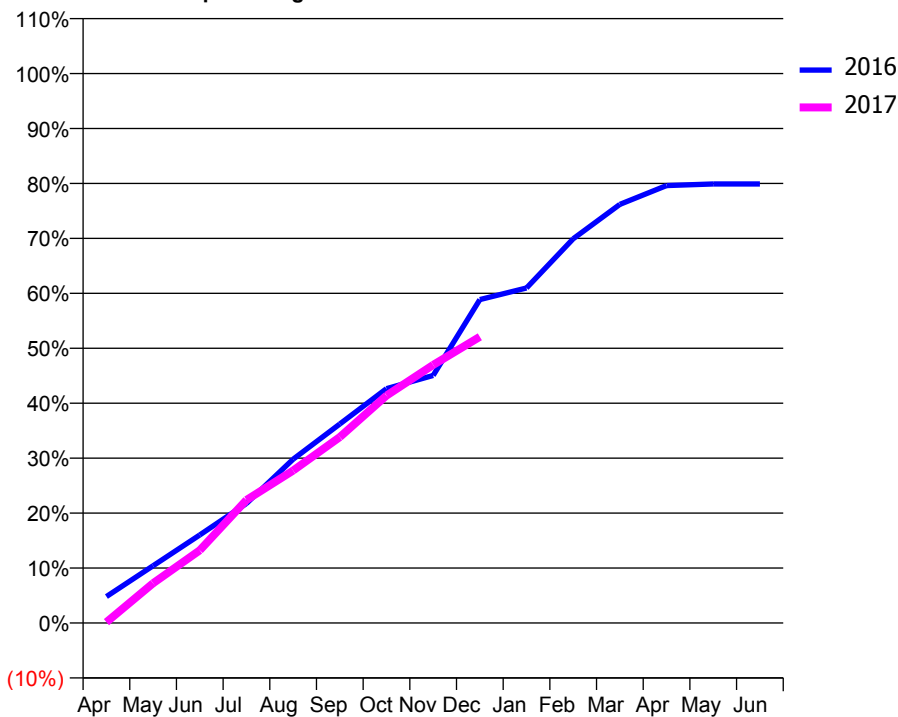
ACCESS*

Patients seen in 24 months	Total	Change since previous quarter
Quarter ending December 2015	1,090	
Quarter ending March 2016	1,069	↓
Quarter ending June 2016	1,050	↓
Quarter ending September 2016	1,035	↓
Quarter ending December 2016	1,023	↓
Variance since December 2015	(6.1%)	↓



ACTIVITY

Cumulative percentage of contracted UDA delivered 2016 & 2017



Month	Adjusted Scheduled Activity (UDA)	
	2016	2017
April	172	6
May	372	258
June	572	473
July	777	799
August	1,065	991
September	1,294	1,208
October	1,523	1,478
November	1,608	1,677
December	2,102	1,860
January	2,178	
February	2,497	
March	2,721	
April	2,843	
May	2,853	
June	2,853	

QUALITY

	Quantity	Base Number	Contract	AT	Region	England
% of FP17s for the same patient ID Re-attending within 3 months - Children	41	502	8.2%	10.1%	12.1%	12.4%
% of FP17s for the same patient ID Re-attending within 3 months - Adults	118	724	16.3%	13.5%	15.9%	16.6%
% of FP17s for the same patient ID Re-attending between 3 & 9 months - Children	374	502	74.5%	58.0%	58.6%	57.5%
% of FP17s for the same patient ID Re-attending between 3 & 9 months - Adults	439	724	60.6%	49.3%	51.5%	50.4%
% of FP17s for Band 1 Urgent Courses	102	1,166	8.7%	7.0%	8.0%	9.1%
% of FP17s Relating to Free Repair or Replacements	0	1,166	0.0%	0.8%	0.8%	0.8%
% of FP17s Relating to Continuations	2	1,166	0.2%	1.3%	1.2%	1.3%
% of Patients satisfied with the dentistry they have received	3	3	N/A	93.3%	92.8%	92.7%
% of Patients satisfied with the time they had to wait for an appointment	3	3	N/A	91.0%	89.2%	88.8%

* This is based on patients treated on this contract for their most recent course of treatment. Figures in italics indicate the base number of FP17s or Patient Questionnaire responses are less than 100. N/A is shown where the base number of responses is less than 10 during the period. % is calculated as Quantity/Base number*100

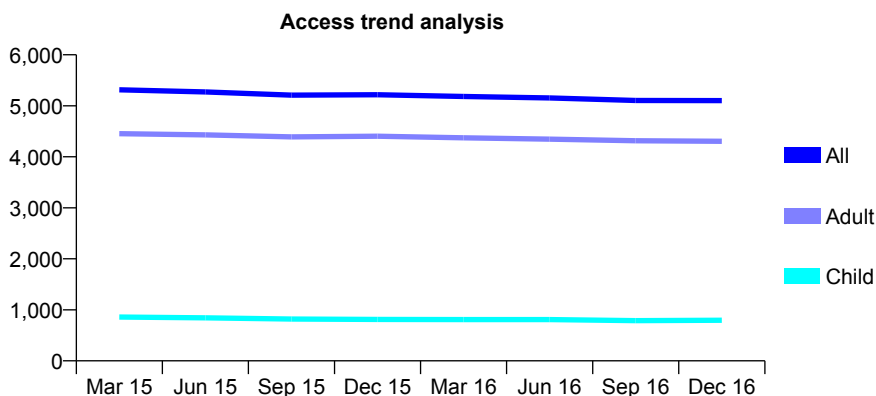
Q53 - Vital Signs At a Glance Contract Report for 116548/0001 - December 2016

Name or company name	Weobley Dental Surgery
Contract type name	GDS Contract
Purpose of contract	General
Contract start date	01/04/2006
Contract end date	

16/17 Contracted general activity (UDA)	17,977
Carry forward general activity (UDA)	0
16/17 Contracted orthodontic activity (UOA)	0
Carry forward orthodontic activity (UOA)	0
Baseline contract value	£499,071.06

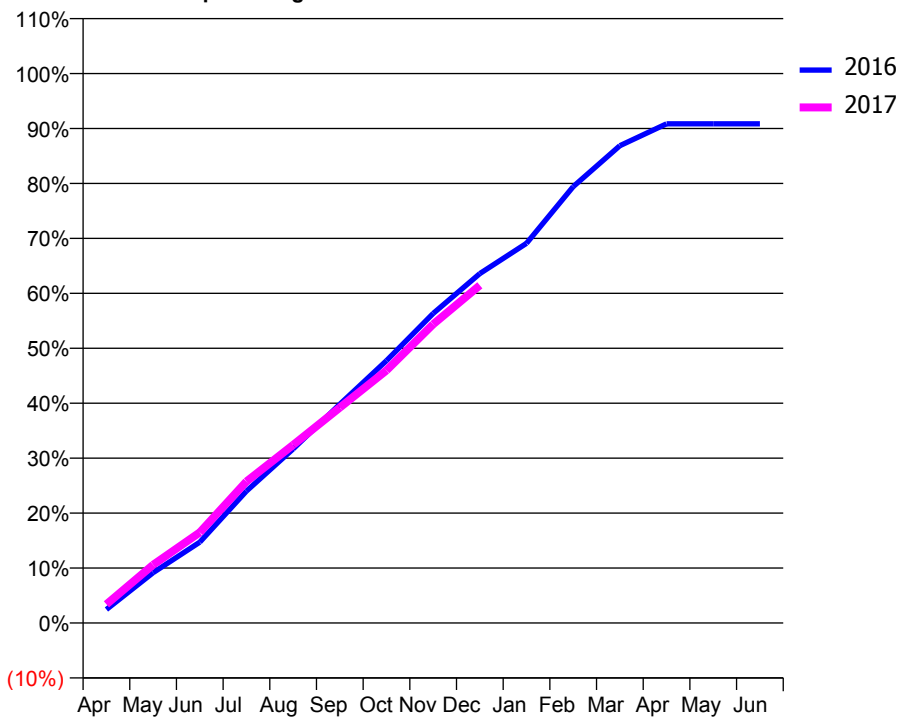
ACCESS*

Patients seen in 24 months	Total	Change since previous quarter
Quarter ending December 2015	5,218	
Quarter ending March 2016	5,183	→
Quarter ending June 2016	5,155	→
Quarter ending September 2016	5,105	→
Quarter ending December 2016	5,101	→
Variance since December 2015	(2.2%)	↓



ACTIVITY

Cumulative percentage of contracted UDA delivered 2016 & 2017



QUALITY

	Quantity	Base Number	Contract	AT	Region	England
% of FP17s for the same patient ID Re-attending within 3 months - Children	74	963	7.7%	10.1%	12.1%	12.4%
% of FP17s for the same patient ID Re-attending within 3 months - Adults	1,195	5,659	21.1%	13.5%	15.9%	16.6%
% of FP17s for the same patient ID Re-attending between 3 & 9 months - Children	551	963	57.2%	58.0%	58.6%	57.5%
% of FP17s for the same patient ID Re-attending between 3 & 9 months - Adults	2,928	5,659	51.7%	49.3%	51.5%	50.4%
% of FP17s for Band 1 Urgent Courses	581	6,259	9.3%	7.0%	8.0%	9.1%
% of FP17s Relating to Free Repair or Replacements	120	6,259	1.9%	0.8%	0.8%	0.8%
% of FP17s Relating to Continuations	201	6,259	3.2%	1.3%	1.2%	1.3%
% of Patients satisfied with the dentistry they have received	39	39	100.0%	93.3%	92.8%	92.7%
% of Patients satisfied with the time they had to wait for an appointment	38	39	97.4%	91.0%	89.2%	88.8%

* This is based on patients treated on this contract for their most recent course of treatment. Figures in italics indicate the base number of FP17s or Patient Questionnaire responses are less than 100. N/A is shown where the base number of responses is less than 10 during the period. % is calculated as Quantity/Base number*100

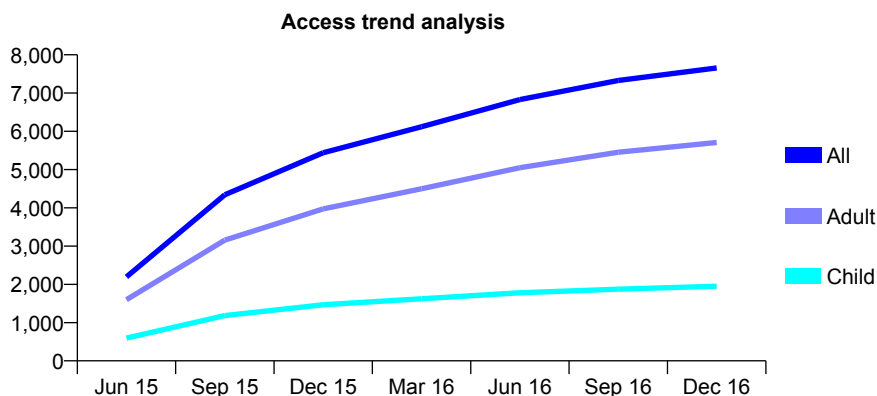
Q53 - Vital Signs At a Glance Contract Report for 124192/0001 - December 2016

Name or company name	Mr David R Pulsford & Ms Lucy Noon
Contract type name	GDS Contract
Purpose of contract	General
Contract start date	01/04/2015
Contract end date	

16/17 Contracted general activity (UDA)	22,537
Carry forward general activity (UDA)	676
16/17 Contracted orthodontic activity (UOA)	0
Carry forward orthodontic activity (UOA)	0
Baseline contract value	£667,745.74

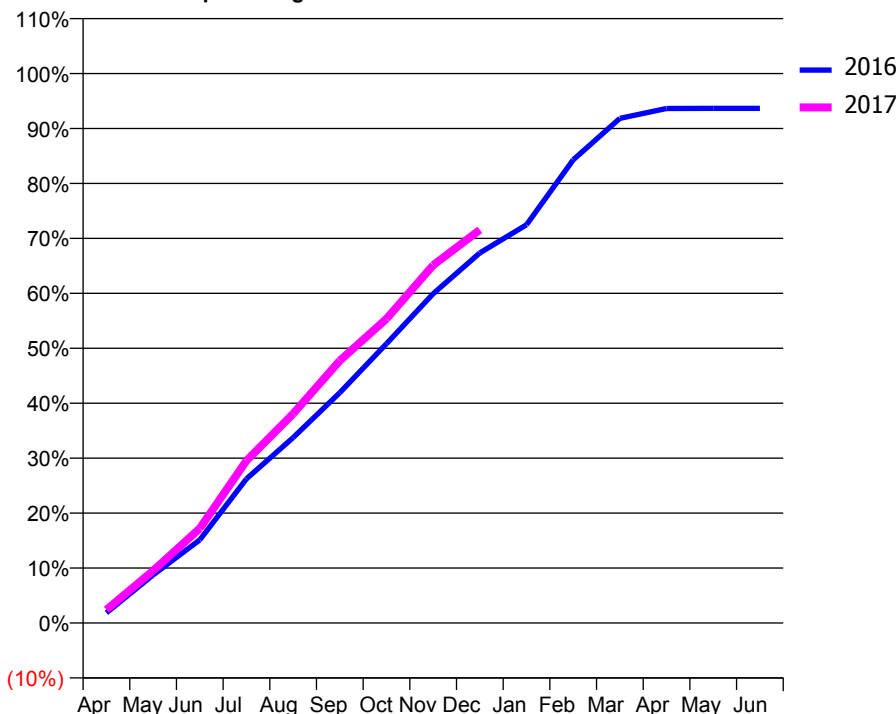
ACCESS*

Patients seen in 24 months	Total	Change since previous quarter
Quarter ending December 2015	5,438	
Quarter ending March 2016	6,120	↑
Quarter ending June 2016	6,829	↑
Quarter ending September 2016	7,329	↑
Quarter ending December 2016	7,658	↑
Variance since December 2015	40.8%	↑



ACTIVITY

Cumulative percentage of contracted UDA delivered 2016 & 2017



Month	Adjusted Scheduled Activity (UDA)	
	2016	2017
April	427	544
May	2,004	2,149
June	3,466	3,879
July	6,007	6,657
August	7,724	8,581
September	9,597	10,758
October	11,634	12,478
November	13,716	14,678
December	15,420	16,126
January	16,593	
February	19,296	
March	21,026	
April	21,434	
May	21,441	
June	21,442	

QUALITY

	Quantity	Base Number	Contract	AT	Region	England
% of FP17s for the same patient ID Re-attending within 3 months - Children	96	2,137	4.5%	10.1%	12.1%	12.4%
% of FP17s for the same patient ID Re-attending within 3 months - Adults	638	5,906	10.8%	13.5%	15.9%	16.6%
% of FP17s for the same patient ID Re-attending between 3 & 9 months - Children	1,224	2,137	57.3%	58.0%	58.6%	57.5%
% of FP17s for the same patient ID Re-attending between 3 & 9 months - Adults	3,253	5,906	55.1%	49.3%	51.5%	50.4%
% of FP17s for Band 1 Urgent Courses	435	7,630	5.7%	7.0%	8.0%	9.1%
% of FP17s Relating to Free Repair or Replacements	4	7,630	0.1%	0.8%	0.8%	0.8%
% of FP17s Relating to Continuations	108	7,630	1.4%	1.3%	1.2%	1.3%
% of Patients satisfied with the dentistry they have received	11	11	100.0%	93.3%	92.8%	92.7%
% of Patients satisfied with the time they had to wait for an appointment	11	11	100.0%	91.0%	89.2%	88.8%

* This is based on patients treated on this contract for their most recent course of treatment. Figures in italics indicate the base number of FP17s or Patient Questionnaire responses are less than 100. N/A is shown where the base number of responses is less than 10 during the period. % is calculated as Quantity/Base number*100

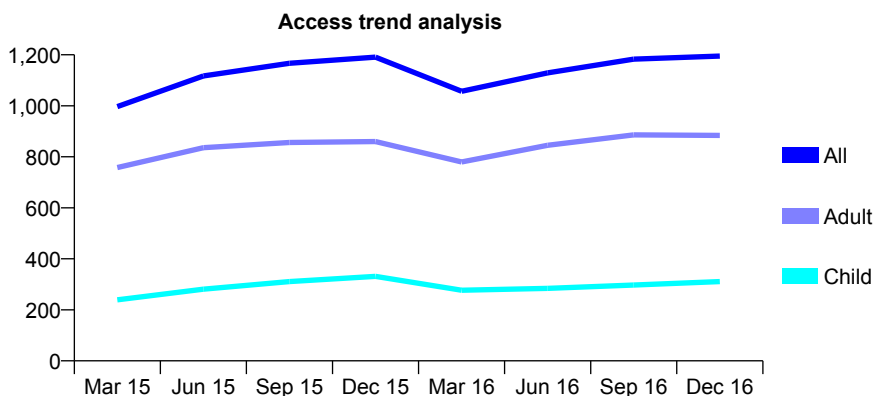
Q53 - Vital Signs At a Glance Contract Report for 129216/0001 - December 2016

Name or company name	Acacia Dental Practice Limited
Contract type name	GDS Contract
Purpose of contract	General
Contract start date	01/11/2012
Contract end date	

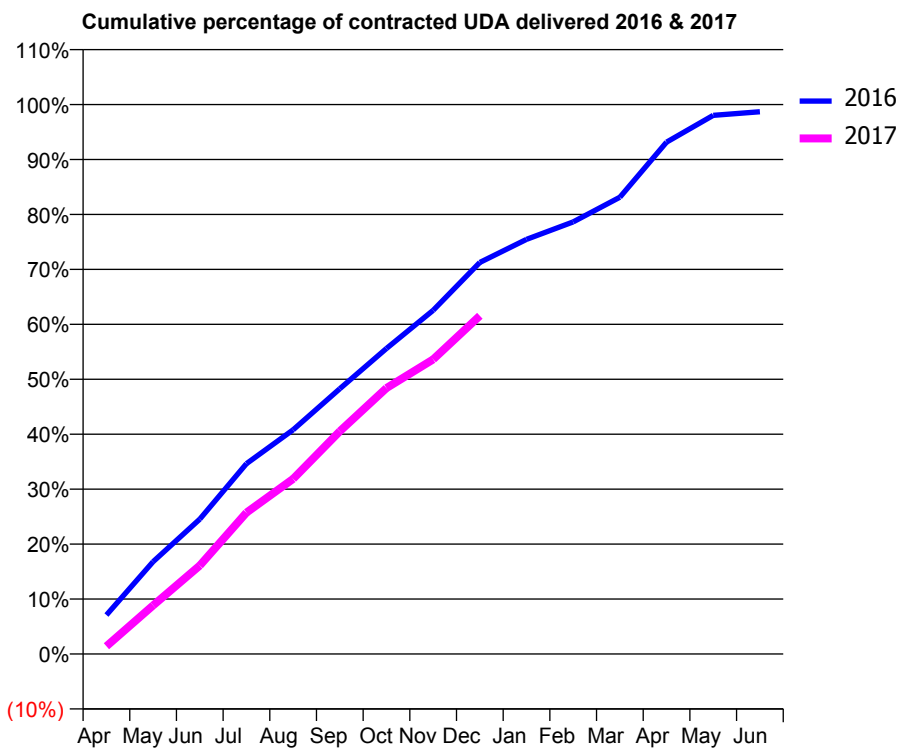
16/17 Contracted general activity (UDA)	3,760
Carry forward general activity (UDA)	50
16/17 Contracted orthodontic activity (UOA)	0
Carry forward orthodontic activity (UOA)	0
Baseline contract value	£95,140.59

ACCESS*

Patients seen in 24 months	Total	Change since previous quarter
Quarter ending December 2015	1,191	
Quarter ending March 2016	1,057	↓
Quarter ending June 2016	1,129	↑
Quarter ending September 2016	1,183	↑
Quarter ending December 2016	1,195	→
Variance since December 2015	0.3%	→



ACTIVITY



Month	Adjusted Scheduled Activity (UDA)	
	2016	2017
April	267	53
May	632	333
June	923	606
July	1,302	967
August	1,534	1,199
September	1,815	1,524
October	2,091	1,819
November	2,352	2,016
December	2,679	2,315
January	2,837	
February	2,957	
March	3,125	
April	3,502	
May	3,686	
June	3,710	

QUALITY

	Quantity	Base Number	Contract	AT	Region	England
% of FP17s for the same patient ID Re-attending within 3 months - Children	27	371	7.3%	10.1%	12.1%	12.4%
% of FP17s for the same patient ID Re-attending within 3 months - Adults	123	1,038	11.8%	13.5%	15.9%	16.6%
% of FP17s for the same patient ID Re-attending between 3 & 9 months - Children	164	371	44.2%	58.0%	58.6%	57.5%
% of FP17s for the same patient ID Re-attending between 3 & 9 months - Adults	446	1,038	43.0%	49.3%	51.5%	50.4%
% of FP17s for Band 1 Urgent Courses	73	1,213	6.0%	7.0%	8.0%	9.1%
% of FP17s Relating to Free Repair or Replacements	12	1,213	1.0%	0.8%	0.8%	0.8%
% of FP17s Relating to Continuations	26	1,213	2.1%	1.3%	1.2%	1.3%
% of Patients satisfied with the dentistry they have received	1	1	N/A	93.3%	92.8%	92.7%
% of Patients satisfied with the time they had to wait for an appointment	1	1	N/A	91.0%	89.2%	88.8%

* This is based on patients treated on this contract for their most recent course of treatment. Figures in italics indicate the base number of FP17s or Patient Questionnaire responses are less than 100. N/A is shown where the base number of responses is less than 10 during the period. % is calculated as Quantity/Base number*100

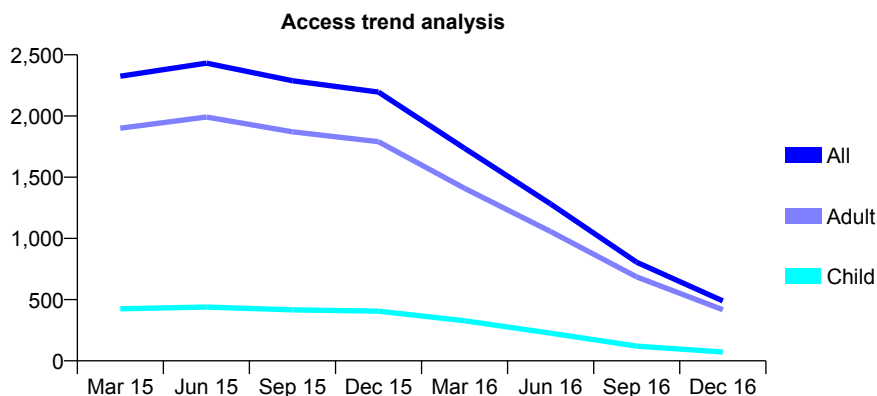
Q53 - Vital Signs At a Glance Contract Report for 129577/0002 - December 2016

Name or company name	Richmond Dental Practice Ltd.
Contract type name	PDS Plus Contract
Purpose of contract	General
Contract start date	01/11/2012
Contract end date	31/03/2017

16/17 Contracted general activity (UDA)	3,650
Carry forward general activity (UDA)	0
16/17 Contracted orthodontic activity (UOA)	0
Carry forward orthodontic activity (UOA)	0
Baseline contract value	£71,416.84

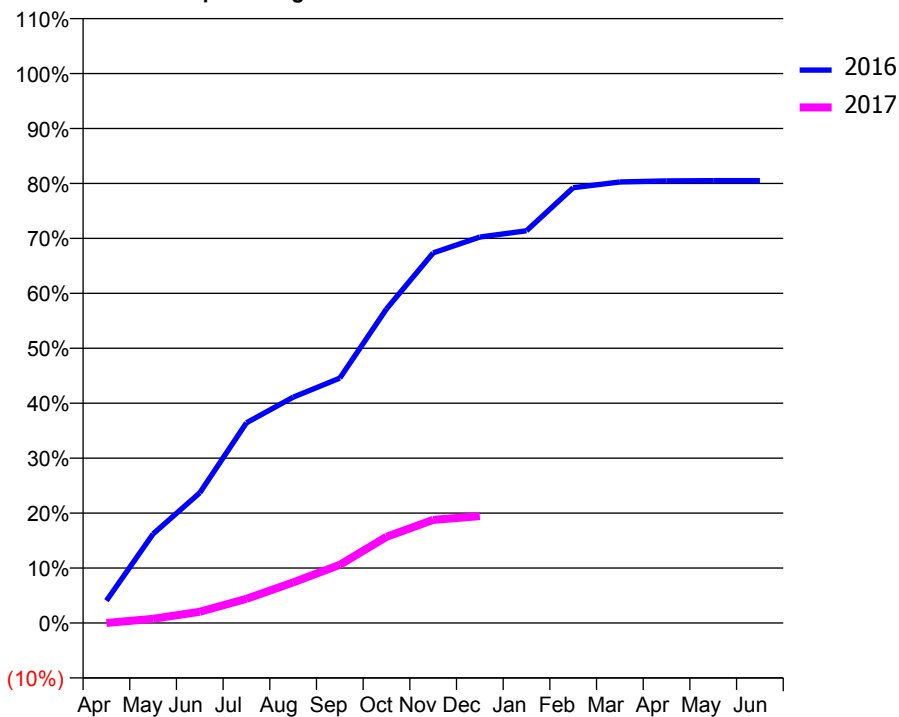
ACCESS*

Patients seen in 24 months	Total	Change since previous quarter
Quarter ending December 2015	2,196	
Quarter ending March 2016	1,736	↓
Quarter ending June 2016	1,282	↓
Quarter ending September 2016	806	↓
Quarter ending December 2016	490	↓
Variance since December 2015	(77.7%)	↓



ACTIVITY

Cumulative percentage of contracted UDA delivered 2016 & 2017



Month	Adjusted Scheduled Activity (UDA)	
	2016	2017
April	148	0
May	592	28
June	865	75
July	1,330	161
August	1,500	270
September	1,627	386
October	2,086	573
November	2,458	685
December	2,564	710
January	2,605	
February	2,891	
March	2,929	
April	2,936	
May	2,938	
June	2,938	

QUALITY

	Quantity	Base Number	Contract	AT	Region	England
% of FP17s for the same patient ID Re-attending within 3 months - Children	0	17	0.0%	10.1%	12.1%	12.4%
% of FP17s for the same patient ID Re-attending within 3 months - Adults	8	143	5.6%	13.5%	15.9%	16.6%
% of FP17s for the same patient ID Re-attending between 3 & 9 months - Children	0	17	0.0%	58.0%	58.6%	57.5%
% of FP17s for the same patient ID Re-attending between 3 & 9 months - Adults	2	143	1.4%	49.3%	51.5%	50.4%
% of FP17s for Band 1 Urgent Courses	20	154	13.0%	7.0%	8.0%	9.1%
% of FP17s Relating to Free Repair or Replacements	2	154	1.3%	0.8%	0.8%	0.8%
% of FP17s Relating to Continuations	3	154	1.9%	1.3%	1.2%	1.3%
% of Patients satisfied with the dentistry they have received	15	16	93.8%	93.3%	92.8%	92.7%
% of Patients satisfied with the time they had to wait for an appointment	15	16	93.8%	91.0%	89.2%	88.8%

* This is based on patients treated on this contract for their most recent course of treatment. Figures in italics indicate the base number of FP17s or Patient Questionnaire responses are less than 100. N/A is shown where the base number of responses is less than 10 during the period. % is calculated as Quantity/Base number*100

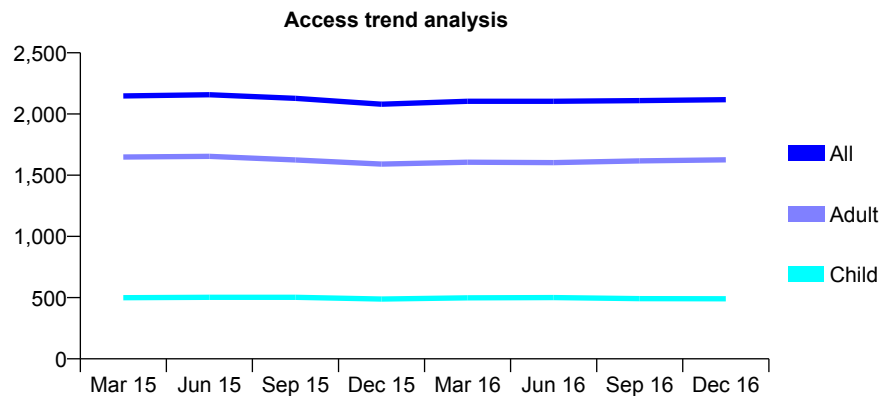
Q53 - Vital Signs At a Glance Contract Report for 130346/0001 - December 2016

Name or company name	Kingsbury Dental Practice
Contract type name	GDS Contract
Purpose of contract	General
Contract start date	01/04/2011
Contract end date	

16/17 Contracted general activity (UDA)	5,800
Carry forward general activity (UDA)	50
16/17 Contracted orthodontic activity (UOA)	0
Carry forward orthodontic activity (UOA)	0
Baseline contract value	£182,857.45

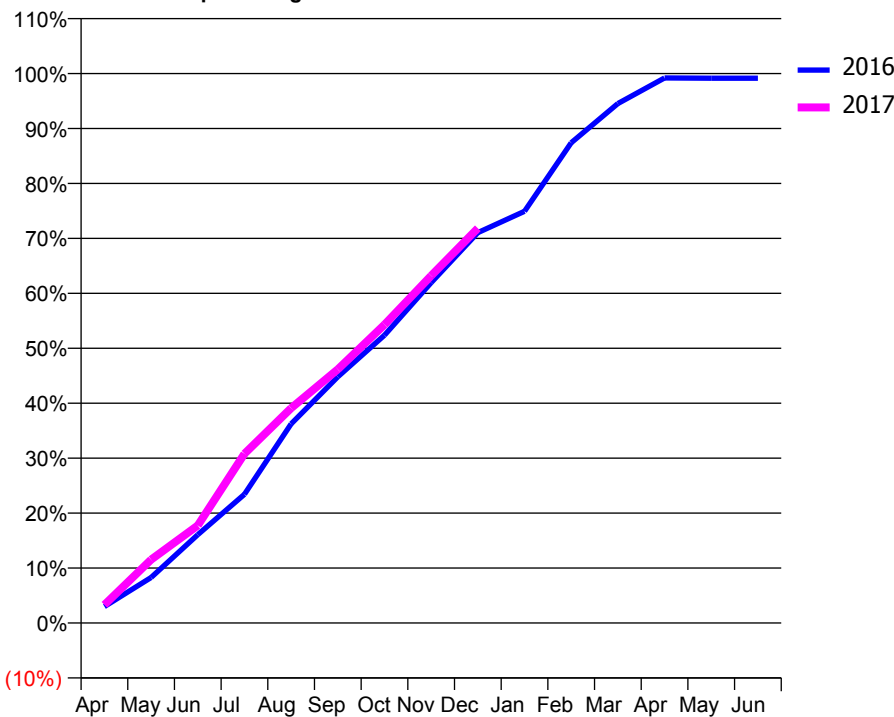
ACCESS*

Patients seen in 24 months	Total	Change since previous quarter
Quarter ending December 2015	2,080	
Quarter ending March 2016	2,104	→
Quarter ending June 2016	2,104	→
Quarter ending September 2016	2,109	→
Quarter ending December 2016	2,117	→
Variance since December 2015	1.8%	→



ACTIVITY

Cumulative percentage of contracted UDA delivered 2016 & 2017



Month	Adjusted Scheduled Activity (UDA)	
	2016	2017
April	174	192
May	481	670
June	932	1,030
July	1,359	1,786
August	2,103	2,269
September	2,600	2,677
October	3,038	3,149
November	3,592	3,666
December	4,121	4,166
January	4,345	
February	5,069	
March	5,483	
April	5,753	
May	5,750	
June	5,750	

QUALITY

	Quantity	Base Number	Contract	AT	Region	England
% of FP17s for the same patient ID Re-attending within 3 months - Children	15	348	4.3%	10.1%	12.1%	12.4%
% of FP17s for the same patient ID Re-attending within 3 months - Adults	189	1,329	14.2%	13.5%	15.9%	16.6%
% of FP17s for the same patient ID Re-attending between 3 & 9 months - Children	123	348	35.3%	58.0%	58.6%	57.5%
% of FP17s for the same patient ID Re-attending between 3 & 9 months - Adults	503	1,329	37.8%	49.3%	51.5%	50.4%
% of FP17s for Band 1 Urgent Courses	42	1,593	2.6%	7.0%	8.0%	9.1%
% of FP17s Relating to Free Repair or Replacements	20	1,593	1.3%	0.8%	0.8%	0.8%
% of FP17s Relating to Continuations	18	1,593	1.1%	1.3%	1.2%	1.3%
% of Patients satisfied with the dentistry they have received	3	3	N/A	93.3%	92.8%	92.7%
% of Patients satisfied with the time they had to wait for an appointment	3	3	N/A	91.0%	89.2%	88.8%

* This is based on patients treated on this contract for their most recent course of treatment. Figures in italics indicate the base number of FP17s or Patient Questionnaire responses are less than 100. N/A is shown where the base number of responses is less than 10 during the period. % is calculated as Quantity/Base number*100

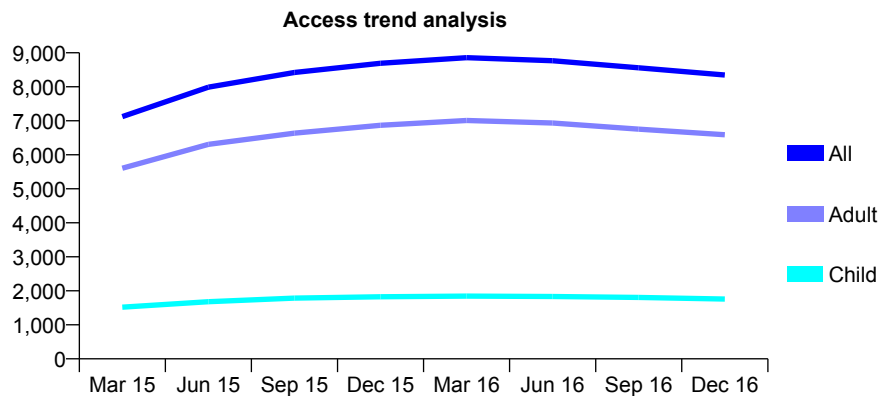
Q53 - Vital Signs At a Glance Contract Report for 134996/0001 - December 2016

Name or company name	Marden House Dental Practice Partnership
Contract type name	GDS Contract
Purpose of contract	General
Contract start date	17/01/2014
Contract end date	

16/17 Contracted general activity (UDA)	18,625
Carry forward general activity (UDA)	126
16/17 Contracted orthodontic activity (UOA)	0
Carry forward orthodontic activity (UOA)	0
Baseline contract value	£570,143.84

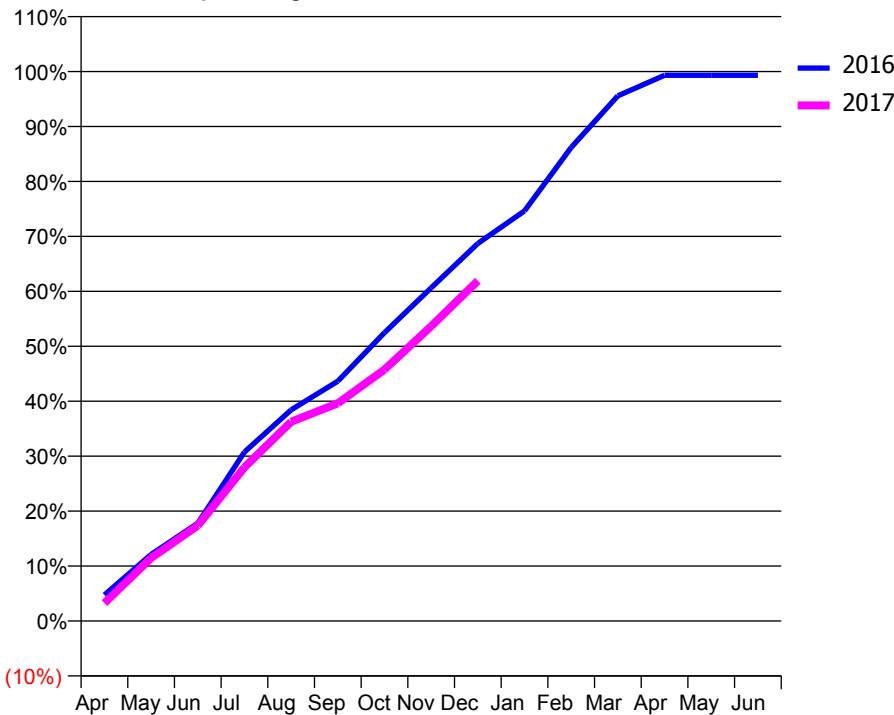
ACCESS*

Patients seen in 24 months	Total	Change since previous quarter
Quarter ending December 2015	8,694	
Quarter ending March 2016	8,858	→
Quarter ending June 2016	8,768	↓
Quarter ending September 2016	8,559	↓
Quarter ending December 2016	8,349	↓
Variance since December 2015	(4.0%)	↓



ACTIVITY

Cumulative percentage of contracted UDA delivered 2016 & 2017



Month	Adjusted Scheduled Activity (UDA)	
	2016	2017
April	881	606
May	2,260	2,135
June	3,313	3,234
July	5,730	5,211
August	7,158	6,753
September	8,128	7,380
October	9,774	8,521
November	11,291	9,992
December	12,795	11,531
January	13,902	
February	16,053	
March	17,801	
April	18,498	
May	18,498	
June	18,499	

QUALITY

	Quantity	Base Number	Contract	AT	Region	England
% of FP17s for the same patient ID Re-attending within 3 months - Children	68	1,408	4.8%	10.1%	12.1%	12.4%
% of FP17s for the same patient ID Re-attending within 3 months - Adults	690	5,532	12.5%	13.5%	15.9%	16.6%
% of FP17s for the same patient ID Re-attending between 3 & 9 months - Children	306	1,408	21.7%	58.0%	58.6%	57.5%
% of FP17s for the same patient ID Re-attending between 3 & 9 months - Adults	1,504	5,532	27.2%	49.3%	51.5%	50.4%
% of FP17s for Band 1 Urgent Courses	895	6,609	13.5%	7.0%	8.0%	9.1%
% of FP17s Relating to Free Repair or Replacements	39	6,609	0.6%	0.8%	0.8%	0.8%
% of FP17s Relating to Continuations	60	6,609	0.9%	1.3%	1.2%	1.3%
% of Patients satisfied with the dentistry they have received	13	17	76.5%	93.3%	92.8%	92.7%
% of Patients satisfied with the time they had to wait for an appointment	9	17	52.9%	91.0%	89.2%	88.8%

* This is based on patients treated on this contract for their most recent course of treatment. Figures in italics indicate the base number of FP17s or Patient Questionnaire responses are less than 100. N/A is shown where the base number of responses is less than 10 during the period. % is calculated as Quantity/Base number*100

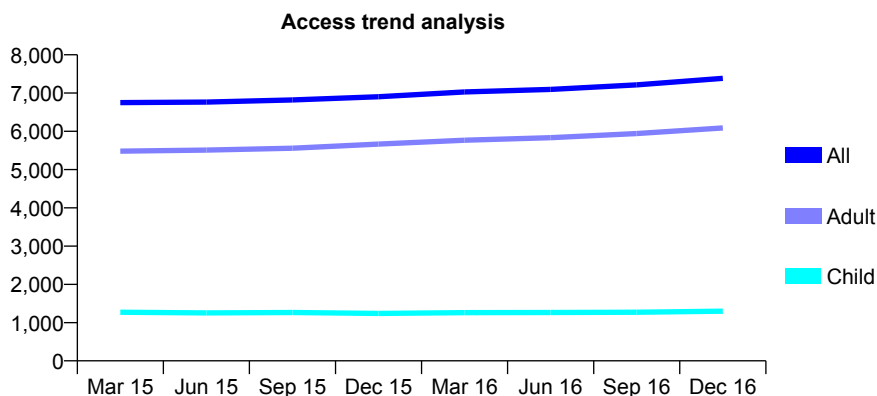
Q53 - Vital Signs At a Glance Contract Report for 135194/0001 - December 2016

Name or company name	S.R. Williams Ltd
Contract type name	GDS Contract
Purpose of contract	General
Contract start date	01/04/2009
Contract end date	

16/17 Contracted general activity (UDA)	18,067
Carry forward general activity (UDA)	-21
16/17 Contracted orthodontic activity (UOA)	0
Carry forward orthodontic activity (UOA)	0
Baseline contract value	£526,754.63

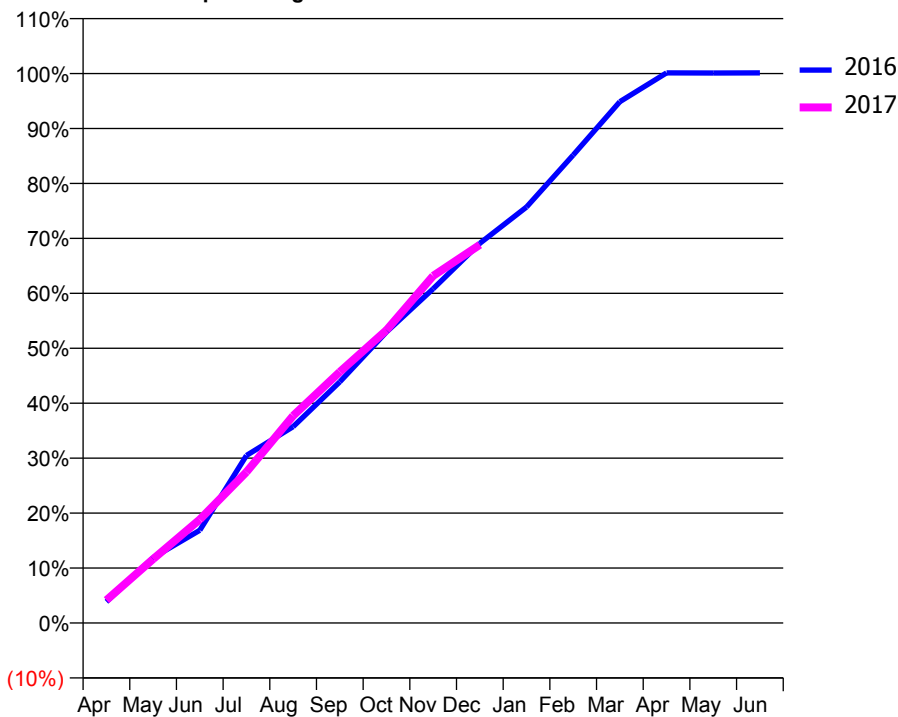
ACCESS*

Patients seen in 24 months	Total	Change since previous quarter
Quarter ending December 2015	6,904	
Quarter ending March 2016	7,028	→
Quarter ending June 2016	7,095	→
Quarter ending September 2016	7,213	→
Quarter ending December 2016	7,385	↑
Variance since December 2015	7.0%	↑



ACTIVITY

Cumulative percentage of contracted UDA delivered 2016 & 2017



Month	Adjusted Scheduled Activity (UDA)	
	2016	2017
April	701	753
May	2,150	2,101
June	3,050	3,405
July	5,511	4,963
August	6,456	6,814
September	7,929	8,257
October	9,570	9,632
November	10,991	11,415
December	12,483	12,435
January	13,677	
February	15,388	
March	17,142	
April	18,086	
May	18,083	
June	18,088	

QUALITY

	Quantity	Base Number	Contract	AT	Region	England
% of FP17s for the same patient ID Re-attending within 3 months - Children	132	1,537	8.6%	10.1%	12.1%	12.4%
% of FP17s for the same patient ID Re-attending within 3 months - Adults	762	5,556	13.7%	13.5%	15.9%	16.6%
% of FP17s for the same patient ID Re-attending between 3 & 9 months - Children	960	1,537	62.5%	58.0%	58.6%	57.5%
% of FP17s for the same patient ID Re-attending between 3 & 9 months - Adults	1,817	5,556	32.7%	49.3%	51.5%	50.4%
% of FP17s for Band 1 Urgent Courses	465	6,614	7.0%	7.0%	8.0%	9.1%
% of FP17s Relating to Free Repair or Replacements	45	6,614	0.7%	0.8%	0.8%	0.8%
% of FP17s Relating to Continuations	137	6,614	2.1%	1.3%	1.2%	1.3%
% of Patients satisfied with the dentistry they have received	64	67	95.5%	93.3%	92.8%	92.7%
% of Patients satisfied with the time they had to wait for an appointment	61	67	91.0%	91.0%	89.2%	88.8%

* This is based on patients treated on this contract for their most recent course of treatment. Figures in italics indicate the base number of FP17s or Patient Questionnaire responses are less than 100. N/A is shown where the base number of responses is less than 10 during the period. % is calculated as Quantity/Base number*100

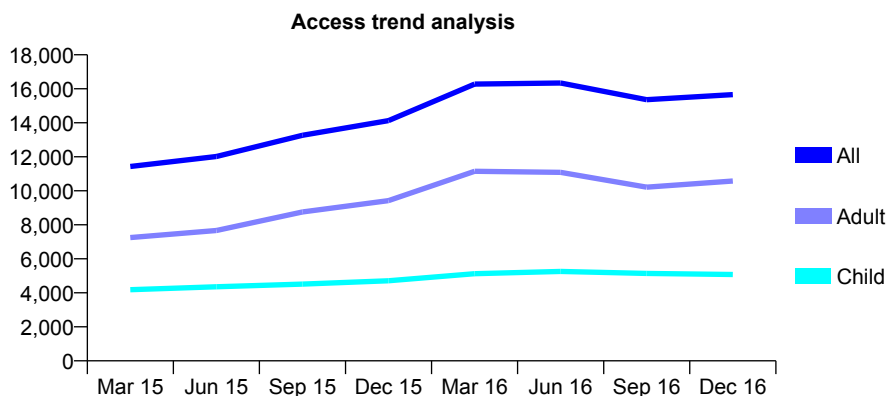
Q53 - Vital Signs At a Glance Contract Report for 137243/0001 - December 2016

Name or company name	Camphill Dental Practice
Contract type name	GDS Contract
Purpose of contract	General
Contract start date	01/04/2014
Contract end date	

16/17 Contracted general activity (UDA)	41,852
Carry forward general activity (UDA)	-178
16/17 Contracted orthodontic activity (UOA)	0
Carry forward orthodontic activity (UOA)	0
Baseline contract value	£934,435.04

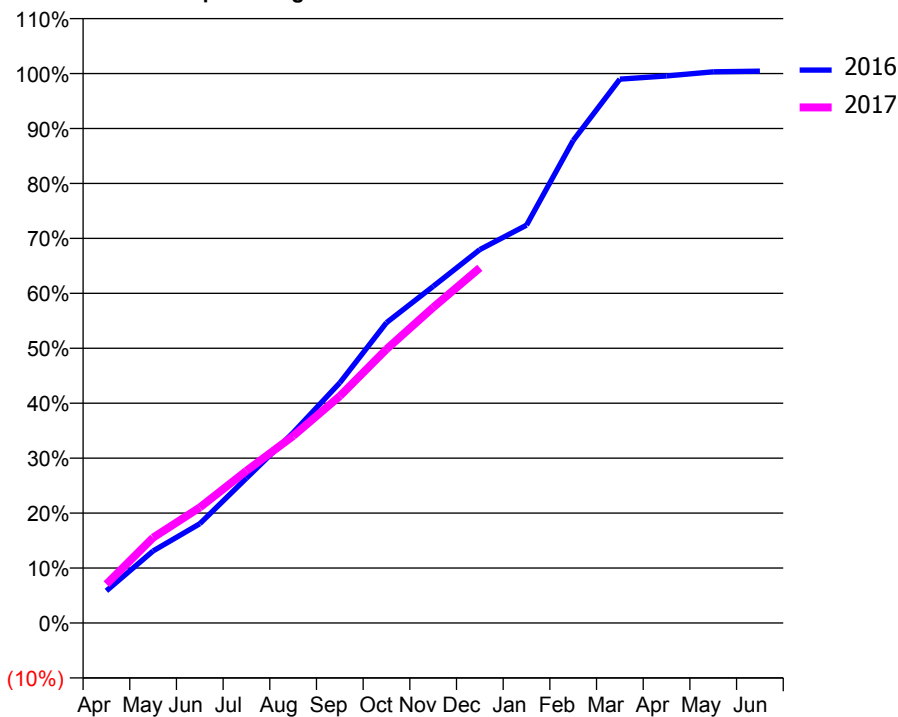
ACCESS*

Patients seen in 24 months	Total	Change since previous quarter
Quarter ending December 2015	14,133	
Quarter ending March 2016	16,275	↑
Quarter ending June 2016	16,345	→
Quarter ending September 2016	15,358	↓
Quarter ending December 2016	15,657	→
Variance since December 2015	10.8%	↑



ACTIVITY

Cumulative percentage of contracted UDA delivered 2016 & 2017



Month	Adjusted Scheduled Activity (UDA)	
	2016	2017
April	2,450	2,960
May	5,488	6,504
June	7,566	8,801
July	11,039	11,596
August	14,493	14,242
September	18,293	17,281
October	22,875	20,851
November	25,635	24,037
December	28,441	27,049
January	30,302	
February	36,754	
March	41,418	
April	41,662	
May	41,981	
June	42,030	

QUALITY

	Quantity	Base Number	Contract	AT	Region	England
% of FP17s for the same patient ID Re-attending within 3 months - Children	448	5,247	8.5%	10.1%	12.1%	12.4%
% of FP17s for the same patient ID Re-attending within 3 months - Adults	1,055	7,773	13.6%	13.5%	15.9%	16.6%
% of FP17s for the same patient ID Re-attending between 3 & 9 months - Children	2,809	5,247	53.5%	58.0%	58.6%	57.5%
% of FP17s for the same patient ID Re-attending between 3 & 9 months - Adults	2,763	7,773	35.5%	49.3%	51.5%	50.4%
% of FP17s for Band 1 Urgent Courses	1,015	12,717	8.0%	7.0%	8.0%	9.1%
% of FP17s Relating to Free Repair or Replacements	58	12,717	0.5%	0.8%	0.8%	0.8%
% of FP17s Relating to Continuations	233	12,717	1.8%	1.3%	1.2%	1.3%
% of Patients satisfied with the dentistry they have received	19	21	90.5%	93.3%	92.8%	92.7%
% of Patients satisfied with the time they had to wait for an appointment	20	21	95.2%	91.0%	89.2%	88.8%

* This is based on patients treated on this contract for their most recent course of treatment. Figures in italics indicate the base number of FP17s or Patient Questionnaire responses are less than 100. N/A is shown where the base number of responses is less than 10 during the period. % is calculated as Quantity/Base number*100

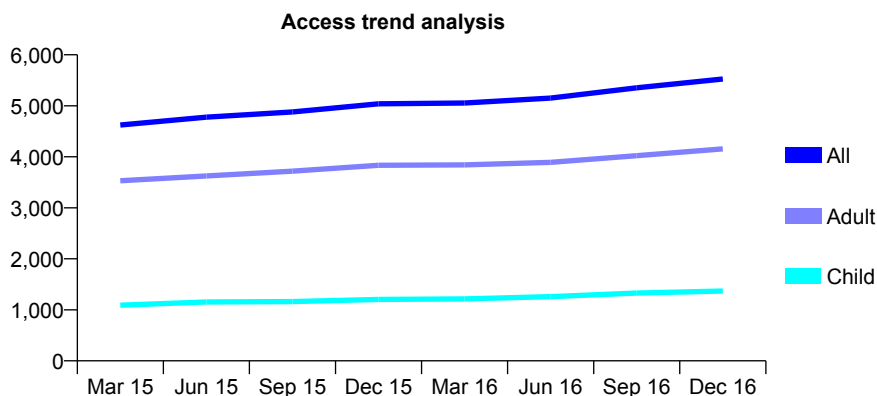
Q53 - Vital Signs At a Glance Contract Report for 138606/0001 - December 2016

Name or company name	Gentle Dental Care (DROITWICH)LTD
Contract type name	PDS Plus Contract
Purpose of contract	General
Contract start date	01/04/2012
Contract end date	31/03/2017

16/17 Contracted general activity (UDA)	13,850
Carry forward general activity (UDA)	-277
16/17 Contracted orthodontic activity (UOA)	0
Carry forward orthodontic activity (UOA)	0
Baseline contract value	£164,353.45

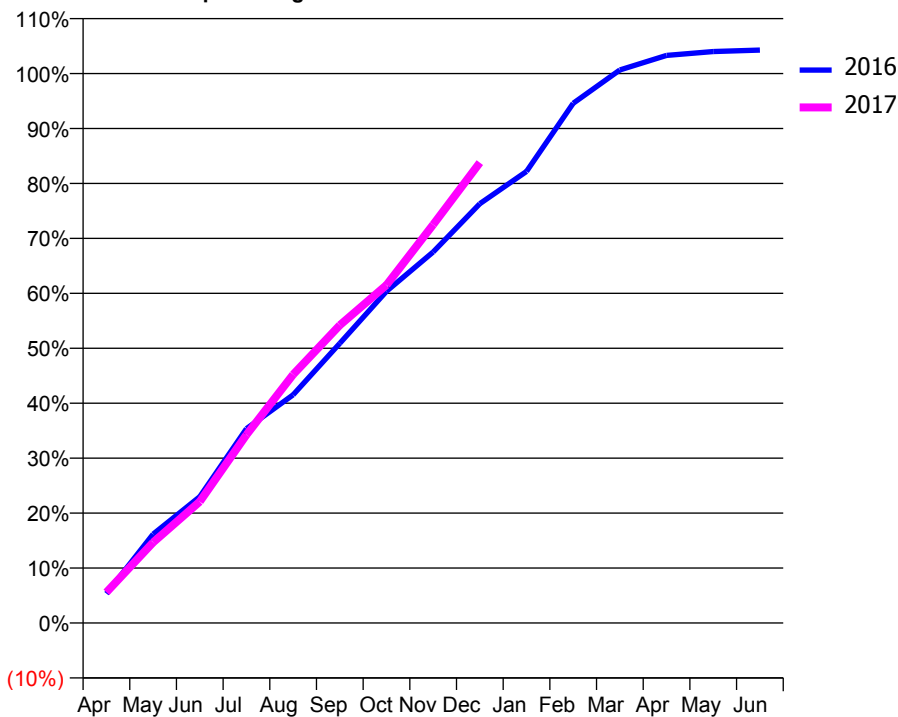
ACCESS*

Patients seen in 24 months	Total	Change since previous quarter
Quarter ending December 2015	5,038	
Quarter ending March 2016	5,055	→
Quarter ending June 2016	5,151	→
Quarter ending September 2016	5,352	↑
Quarter ending December 2016	5,525	↑
Variance since December 2015	9.7%	↑



ACTIVITY

Cumulative percentage of contracted UDA delivered 2016 & 2017



Month	Adjusted Scheduled Activity (UDA)	
	2016	2017
April	741	776
May	2,240	2,032
June	3,186	3,060
July	4,900	4,744
August	5,752	6,263
September	7,048	7,507
October	8,360	8,520
November	9,353	10,042
December	10,569	11,603
January	11,384	
February	13,100	
March	13,941	
April	14,307	
May	14,405	
June	14,440	

QUALITY

	Quantity	Base Number	Contract	AT	Region	England
% of FP17s for the same patient ID Re-attending within 3 months - Children	101	1,338	7.5%	10.1%	12.1%	12.4%
% of FP17s for the same patient ID Re-attending within 3 months - Adults	519	3,981	13.0%	13.5%	15.9%	16.6%
% of FP17s for the same patient ID Re-attending between 3 & 9 months - Children	603	1,338	45.1%	58.0%	58.6%	57.5%
% of FP17s for the same patient ID Re-attending between 3 & 9 months - Adults	1,646	3,981	41.3%	49.3%	51.5%	50.4%
% of FP17s for Band 1 Urgent Courses	429	5,121	8.4%	7.0%	8.0%	9.1%
% of FP17s Relating to Free Repair or Replacements	95	5,121	1.9%	0.8%	0.8%	0.8%
% of FP17s Relating to Continuations	44	5,121	0.9%	1.3%	1.2%	1.3%
% of Patients satisfied with the dentistry they have received	10	11	90.9%	93.3%	92.8%	92.7%
% of Patients satisfied with the time they had to wait for an appointment	10	11	90.9%	91.0%	89.2%	88.8%

* This is based on patients treated on this contract for their most recent course of treatment. Figures in italics indicate the base number of FP17s or Patient Questionnaire responses are less than 100. N/A is shown where the base number of responses is less than 10 during the period. % is calculated as Quantity/Base number*100

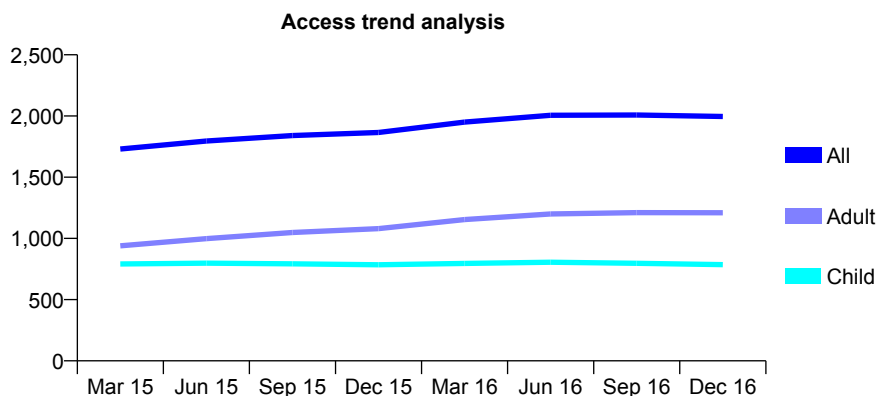
Q53 - Vital Signs At a Glance Contract Report for 141224/0001 - December 2016

Name or company name	Abbey Cottage Dental Practice Ltd
Contract type name	GDS Contract
Purpose of contract	General and Orthodontic
Contract start date	01/04/2009
Contract end date	

16/17 Contracted general activity (UDA)	5,526
Carry forward general activity (UDA)	0
16/17 Contracted orthodontic activity (UOA)	3
Carry forward orthodontic activity (UOA)	0
Baseline contract value	£134,599.50

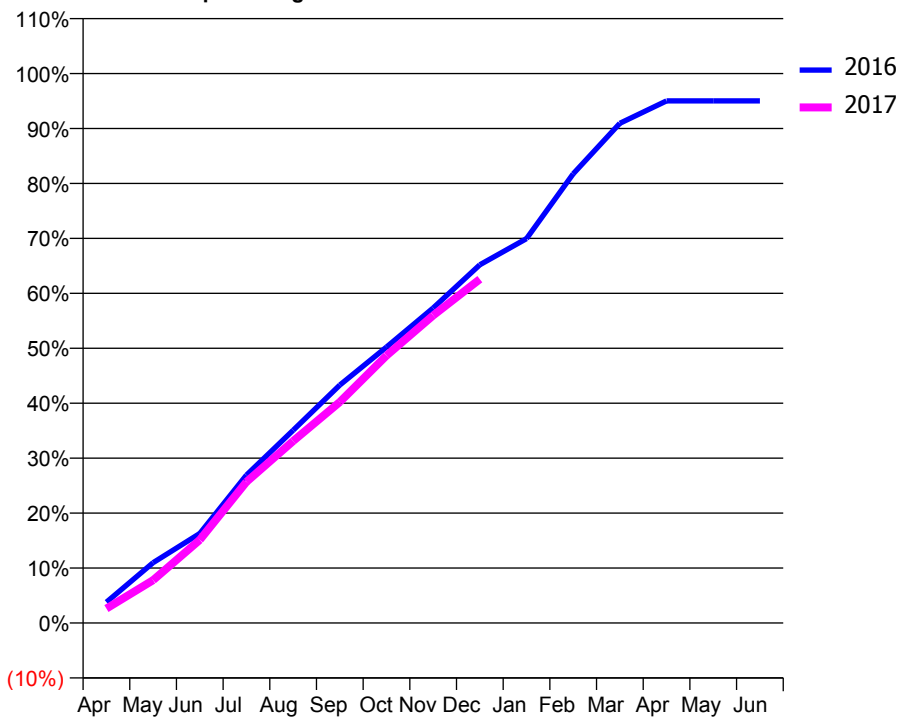
ACCESS*

Patients seen in 24 months	Total	Change since previous quarter
Quarter ending December 2015	1,865	
Quarter ending March 2016	1,950	↑
Quarter ending June 2016	2,006	↑
Quarter ending September 2016	2,008	→
Quarter ending December 2016	1,996	→
Variance since December 2015	7.0%	↑



ACTIVITY

Cumulative percentage of contracted UDA delivered 2016 & 2017



Month	Adjusted Scheduled Activity (UDA)	
	2016	2017
April	210	146
May	607	431
June	901	836
July	1,488	1,419
August	1,938	1,829
September	2,394	2,223
October	2,775	2,690
November	3,168	3,094
December	3,602	3,458
January	3,865	
February	4,517	
March	5,026	
April	5,250	
May	5,250	
June	5,250	

QUALITY

	Quantity	Base Number	Contract	AT	Region	England
% of FP17s for the same patient ID Re-attending within 3 months - Children	60	930	6.5%	10.1%	12.1%	12.4%
% of FP17s for the same patient ID Re-attending within 3 months - Adults	173	1,242	13.9%	13.5%	15.9%	16.6%
% of FP17s for the same patient ID Re-attending between 3 & 9 months - Children	571	930	61.4%	58.0%	58.6%	57.5%
% of FP17s for the same patient ID Re-attending between 3 & 9 months - Adults	699	1,242	56.3%	49.3%	51.5%	50.4%
% of FP17s for Band 1 Urgent Courses	157	2,033	7.7%	7.0%	8.0%	9.1%
% of FP17s Relating to Free Repair or Replacements	4	2,033	0.2%	0.8%	0.8%	0.8%
% of FP17s Relating to Continuations	10	2,033	0.5%	1.3%	1.2%	1.3%
% of Patients satisfied with the dentistry they have received	0	0	N/A	93.3%	92.8%	92.7%
% of Patients satisfied with the time they had to wait for an appointment	0	0	N/A	91.0%	89.2%	88.8%

* This is based on patients treated on this contract for their most recent course of treatment. Figures in italics indicate the base number of FP17s or Patient Questionnaire responses are less than 100. N/A is shown where the base number of responses is less than 10 during the period. % is calculated as Quantity/Base number*100

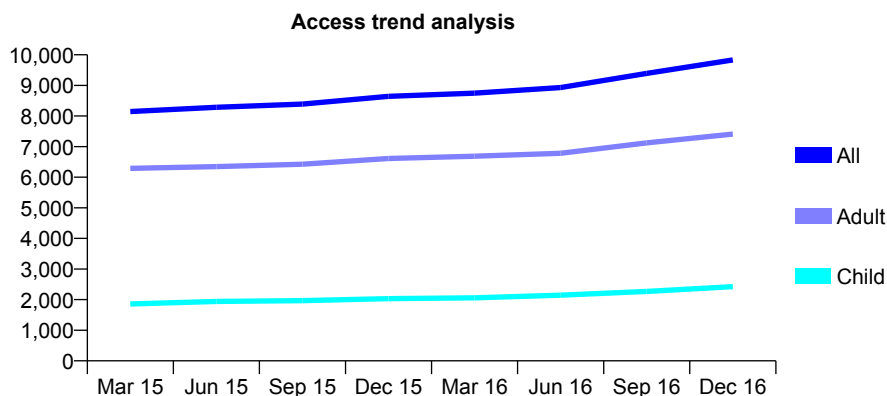
Q53 - Vital Signs At a Glance Contract Report for 141453/0001 - December 2016

Name or company name	Gentle Dental Care (WORCESTER)LTD
Contract type name	PDS Plus Contract
Purpose of contract	General
Contract start date	01/04/2012
Contract end date	31/03/2017

16/17 Contracted general activity (UDA)	30,500
Carry forward general activity (UDA)	0
16/17 Contracted orthodontic activity (UOA)	0
Carry forward orthodontic activity (UOA)	0
Baseline contract value	£360,149.30

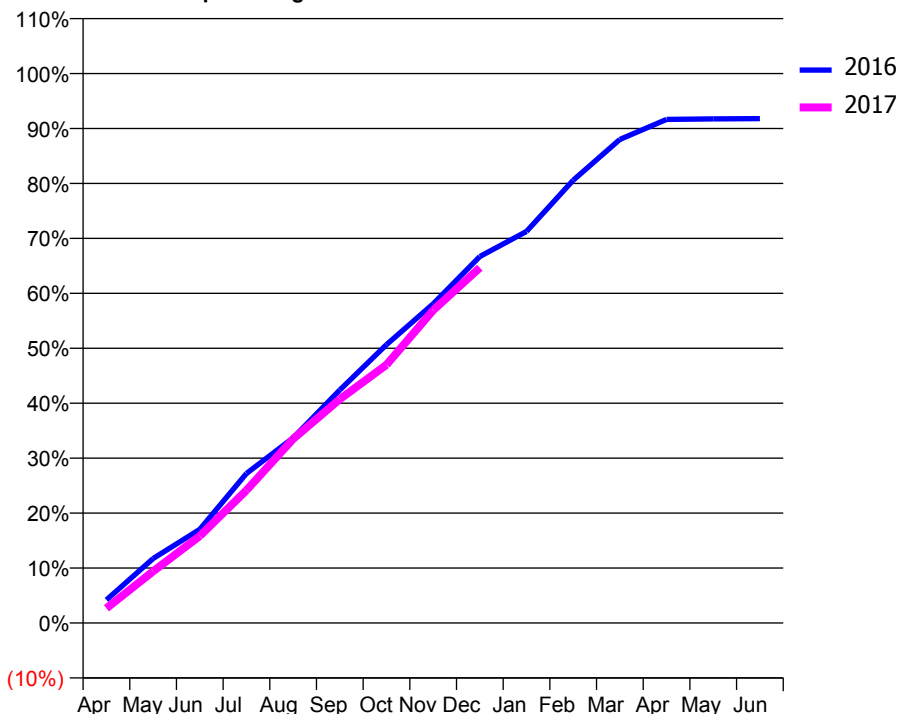
ACCESS*

Patients seen in 24 months	Total	Change since previous quarter
Quarter ending December 2015	8,642	
Quarter ending March 2016	8,747	→
Quarter ending June 2016	8,931	↑
Quarter ending September 2016	9,394	↑
Quarter ending December 2016	9,832	↑
Variance since December 2015	13.8%	↑



ACTIVITY

Cumulative percentage of contracted UDA delivered 2016 & 2017



Month	Adjusted Scheduled Activity (UDA)	
	2016	2017
April	1,261	819
May	3,516	2,865
June	5,117	4,832
July	8,162	7,366
August	10,111	10,216
September	12,724	12,421
October	15,199	14,332
November	17,423	17,362
December	20,012	19,718
January	21,376	
February	24,174	
March	26,403	
April	27,494	
May	27,522	
June	27,536	

QUALITY

	Quantity	Base Number	Contract	AT	Region	England
% of FP17s for the same patient ID Re-attending within 3 months - Children	194	2,375	8.2%	10.1%	12.1%	12.4%
% of FP17s for the same patient ID Re-attending within 3 months - Adults	1,177	6,781	17.4%	13.5%	15.9%	16.6%
% of FP17s for the same patient ID Re-attending between 3 & 9 months - Children	991	2,375	41.7%	58.0%	58.6%	57.5%
% of FP17s for the same patient ID Re-attending between 3 & 9 months - Adults	2,490	6,781	36.7%	49.3%	51.5%	50.4%
% of FP17s for Band 1 Urgent Courses	1,012	8,676	11.7%	7.0%	8.0%	9.1%
% of FP17s Relating to Free Repair or Replacements	116	8,676	1.3%	0.8%	0.8%	0.8%
% of FP17s Relating to Continuations	79	8,676	0.9%	1.3%	1.2%	1.3%
% of Patients satisfied with the dentistry they have received	19	19	100.0%	93.3%	92.8%	92.7%
% of Patients satisfied with the time they had to wait for an appointment	19	19	100.0%	91.0%	89.2%	88.8%

* This is based on patients treated on this contract for their most recent course of treatment. Figures in italics indicate the base number of FP17s or Patient Questionnaire responses are less than 100. N/A is shown where the base number of responses is less than 10 during the period. % is calculated as Quantity/Base number*100

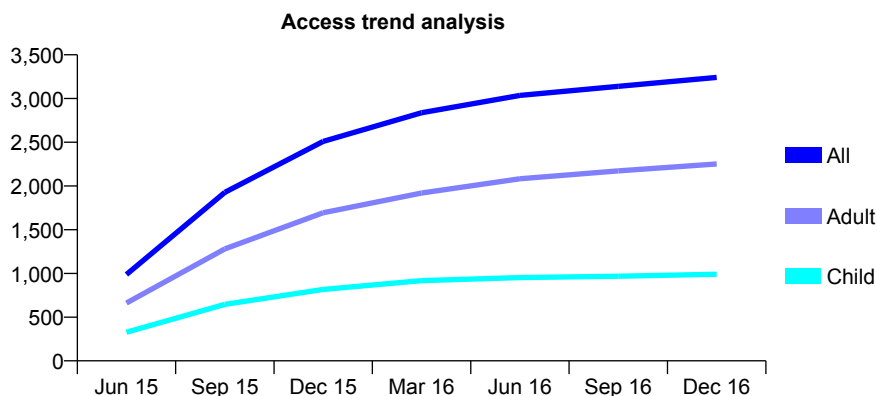
Q53 - Vital Signs At a Glance Contract Report for 142735/0001 - December 2016

Name or company name	Allesley Park Dental Practice
Contract type name	GDS Contract
Purpose of contract	General
Contract start date	01/04/2015
Contract end date	

16/17 Contracted general activity (UDA)	7,784
Carry forward general activity (UDA)	0
16/17 Contracted orthodontic activity (UOA)	0
Carry forward orthodontic activity (UOA)	0
Baseline contract value	£172,426.82

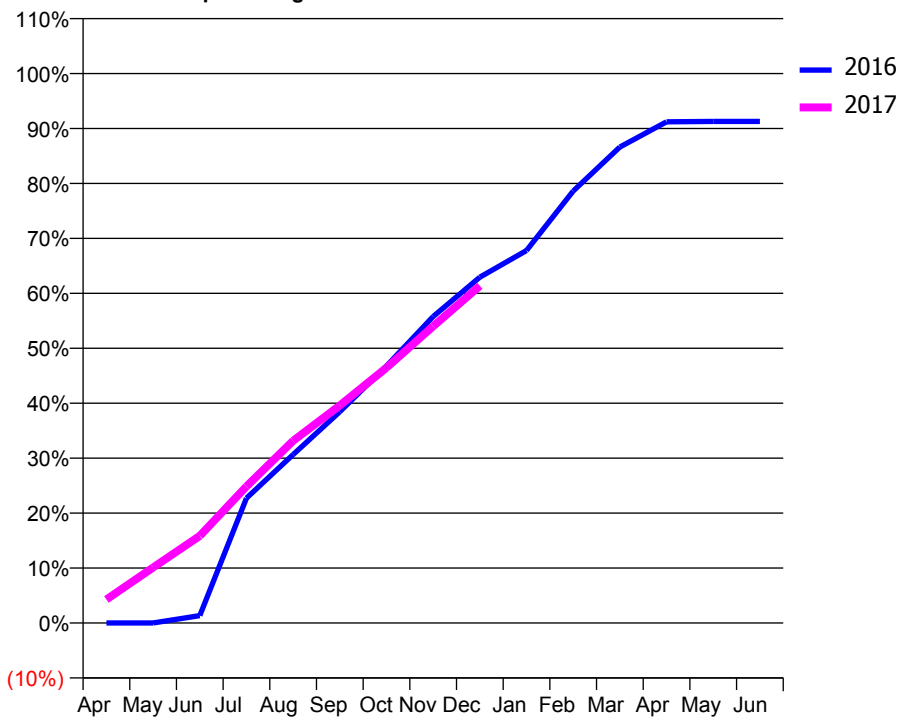
ACCESS*

Patients seen in 24 months	Total	Change since previous quarter
Quarter ending December 2015	2,509	
Quarter ending March 2016	2,837	↑
Quarter ending June 2016	3,036	↑
Quarter ending September 2016	3,140	↑
Quarter ending December 2016	3,241	↑
Variance since December 2015	29.2%	↑



ACTIVITY

Cumulative percentage of contracted UDA delivered 2016 & 2017



Month	Adjusted Scheduled Activity (UDA)	
	2016	2017
April	0	334
May	0	787
June	107	1,235
July	1,800	1,935
August	2,430	2,581
September	3,047	3,082
October	3,707	3,617
November	4,420	4,204
December	4,988	4,776
January	5,373	
February	6,230	
March	6,865	
April	7,229	
May	7,234	
June	7,234	

QUALITY

	Quantity	Base Number	Contract	AT	Region	England
% of FP17s for the same patient ID Re-attending within 3 months - Children	64	1,106	5.8%	10.1%	12.1%	12.4%
% of FP17s for the same patient ID Re-attending within 3 months - Adults	347	2,321	15.0%	13.5%	15.9%	16.6%
% of FP17s for the same patient ID Re-attending between 3 & 9 months - Children	695	1,106	62.8%	58.0%	58.6%	57.5%
% of FP17s for the same patient ID Re-attending between 3 & 9 months - Adults	1,313	2,321	56.6%	49.3%	51.5%	50.4%
% of FP17s for Band 1 Urgent Courses	148	2,595	5.7%	7.0%	8.0%	9.1%
% of FP17s Relating to Free Repair or Replacements	15	2,595	0.6%	0.8%	0.8%	0.8%
% of FP17s Relating to Continuations	40	2,595	1.5%	1.3%	1.2%	1.3%
% of Patients satisfied with the dentistry they have received	3	3	N/A	93.3%	92.8%	92.7%
% of Patients satisfied with the time they had to wait for an appointment	3	3	N/A	91.0%	89.2%	88.8%

* This is based on patients treated on this contract for their most recent course of treatment. Figures in italics indicate the base number of FP17s or Patient Questionnaire responses are less than 100. N/A is shown where the base number of responses is less than 10 during the period. % is calculated as Quantity/Base number*100

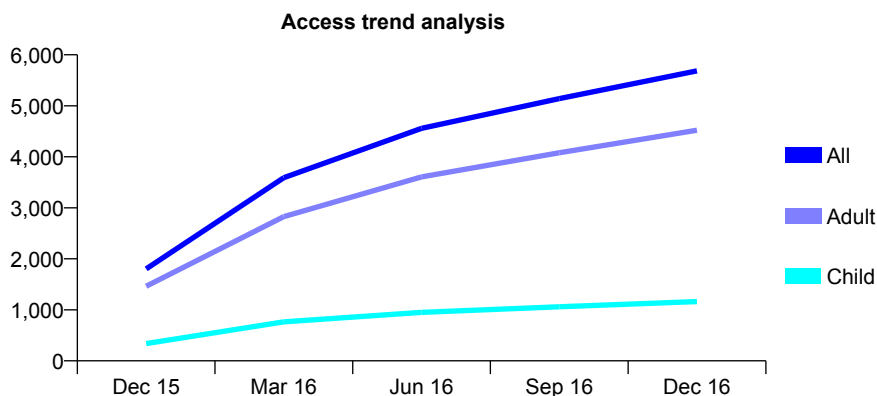
Q53 - Vital Signs At a Glance Contract Report for 143502/0001 - December 2016

Name or company name	Light Lane Dental Practice
Contract type name	GDS Contract
Purpose of contract	General and Orthodontic
Contract start date	01/10/2015
Contract end date	

16/17 Contracted general activity (UDA)	22,006
Carry forward general activity (UDA)	0
16/17 Contracted orthodontic activity (UOA)	290
Carry forward orthodontic activity (UOA)	-6
Baseline contract value	£609,958.63

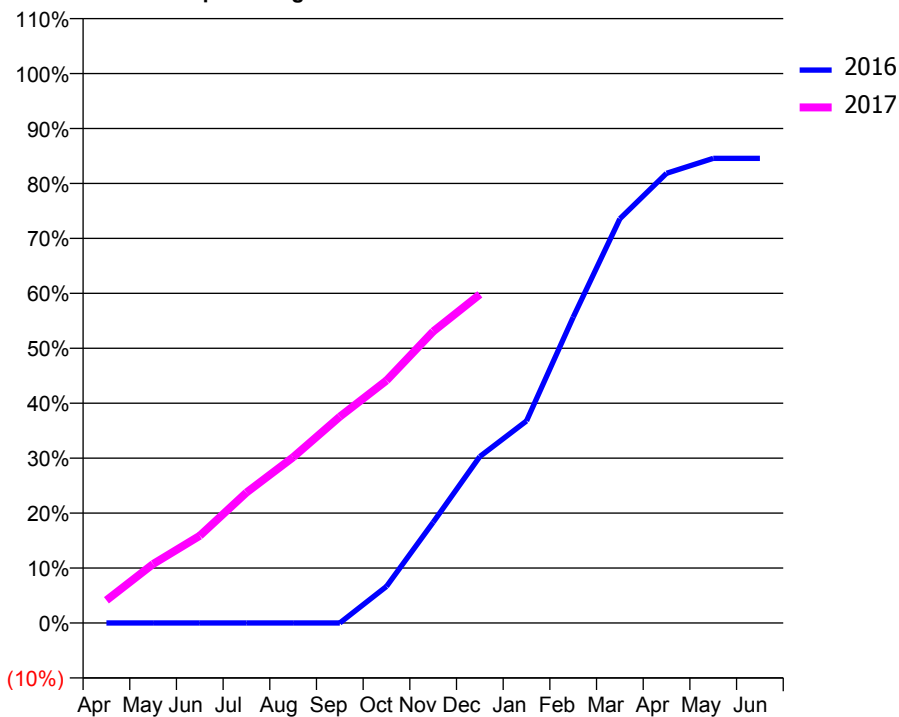
ACCESS*

Patients seen in 24 months	Total	Change since previous quarter
Quarter ending December 2015	1,803	
Quarter ending March 2016	3,592	↑
Quarter ending June 2016	4,558	↑
Quarter ending September 2016	5,142	↑
Quarter ending December 2016	5,684	↑
Variance since December 2015	215.3%	↑



ACTIVITY

Cumulative percentage of contracted UDA delivered 2016 & 2017



Month	Adjusted Scheduled Activity (UDA)	
	2016	2017
April	0	912
May	0	2,365
June	0	3,494
July	0	5,227
August	0	6,638
September	0	8,264
October	733	9,711
November	2,017	11,677
December	3,334	13,160
January	4,046	
February	6,125	
March	8,096	
April	9,004	
May	9,303	
June	9,303	

QUALITY

	Quantity	Base Number	Contract	AT	Region	England
% of FP17s for the same patient ID Re-attending within 3 months - Children	37	1,283	2.9%	10.1%	12.1%	12.4%
% of FP17s for the same patient ID Re-attending within 3 months - Adults	900	5,527	16.3%	13.5%	15.9%	16.6%
% of FP17s for the same patient ID Re-attending between 3 & 9 months - Children	611	1,283	47.6%	58.0%	58.6%	57.5%
% of FP17s for the same patient ID Re-attending between 3 & 9 months - Adults	2,537	5,527	45.9%	49.3%	51.5%	50.4%
% of FP17s for Band 1 Urgent Courses	201	6,307	3.2%	7.0%	8.0%	9.1%
% of FP17s Relating to Free Repair or Replacements	19	6,307	0.3%	0.8%	0.8%	0.8%
% of FP17s Relating to Continuations	16	6,307	0.3%	1.3%	1.2%	1.3%
% of Patients satisfied with the dentistry they have received	13	16	81.3%	93.3%	92.8%	92.7%
% of Patients satisfied with the time they had to wait for an appointment	15	16	93.8%	91.0%	89.2%	88.8%

* This is based on patients treated on this contract for their most recent course of treatment. Figures in italics indicate the base number of FP17s or Patient Questionnaire responses are less than 100. N/A is shown where the base number of responses is less than 10 during the period. % is calculated as Quantity/Base number*100

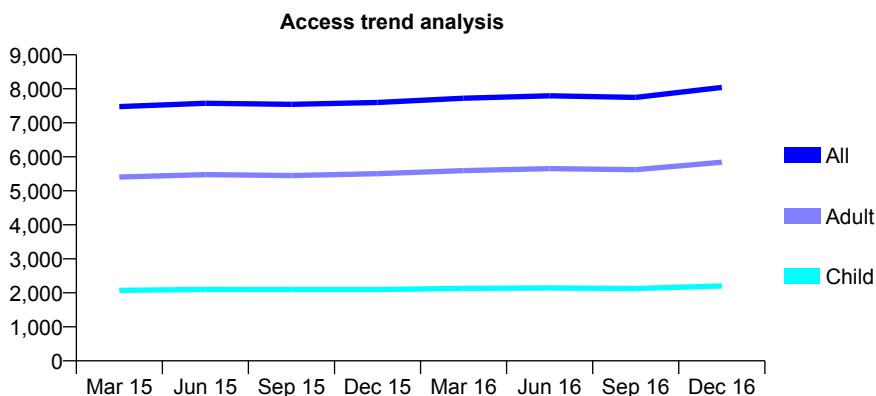
Q53 - Vital Signs At a Glance Contract Report for 143561/0001 - December 2016

Name or company name	New Road Dental Practice
Contract type name	GDS Contract
Purpose of contract	General
Contract start date	01/06/2008
Contract end date	

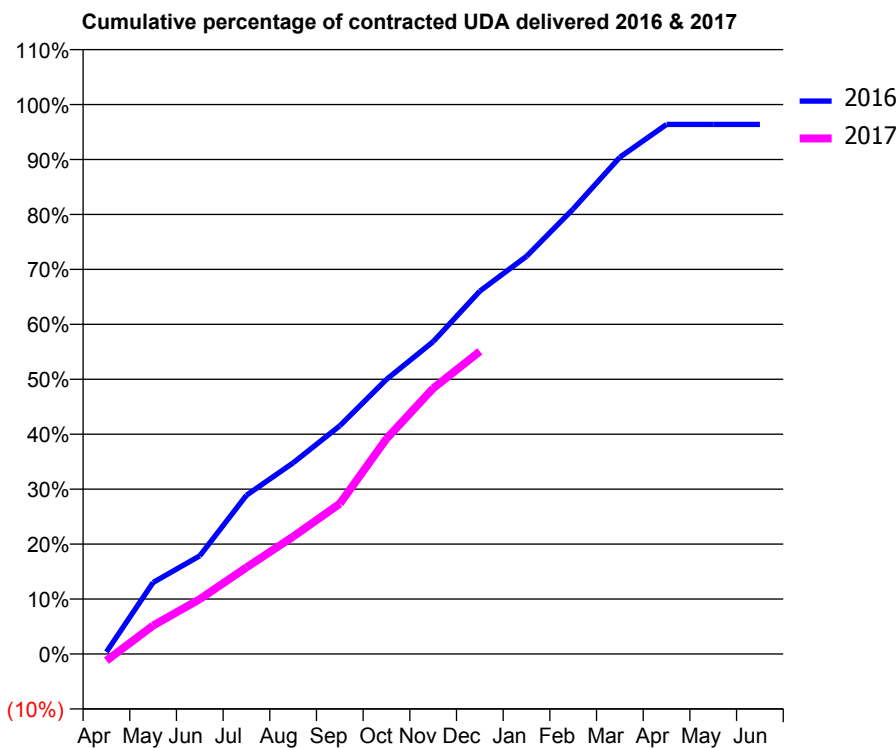
16/17 Contracted general activity (UDA)	21,350
Carry forward general activity (UDA)	773
16/17 Contracted orthodontic activity (UOA)	0
Carry forward orthodontic activity (UOA)	0
Baseline contract value	£474,121.71

ACCESS*

Patients seen in 24 months	Total	Change since previous quarter
Quarter ending December 2015	7,599	
Quarter ending March 2016	7,725	→
Quarter ending June 2016	7,794	→
Quarter ending September 2016	7,749	→
Quarter ending December 2016	8,041	↑
Variance since December 2015	5.8%	↑



ACTIVITY



Month	Adjusted Scheduled Activity (UDA)	
	2016	2017
April	79	-261
May	2,782	1,107
June	3,818	2,131
July	6,170	3,367
August	7,429	4,561
September	8,868	5,839
October	10,668	8,365
November	12,134	10,324
December	14,100	11,757
January	15,451	
February	17,291	
March	19,302	
April	20,575	
May	20,576	
June	20,577	

QUALITY

	Quantity	Base Number	Contract	AT	Region	England
% of FP17s for the same patient ID Re-attending within 3 months - Children	169	2,739	6.2%	10.1%	12.1%	12.4%
% of FP17s for the same patient ID Re-attending within 3 months - Adults	607	5,608	10.8%	13.5%	15.9%	16.6%
% of FP17s for the same patient ID Re-attending between 3 & 9 months - Children	1,839	2,739	67.1%	58.0%	58.6%	57.5%
% of FP17s for the same patient ID Re-attending between 3 & 9 months - Adults	3,349	5,608	59.7%	49.3%	51.5%	50.4%
% of FP17s for Band 1 Urgent Courses	373	6,794	5.5%	7.0%	8.0%	9.1%
% of FP17s Relating to Free Repair or Replacements	55	6,794	0.8%	0.8%	0.8%	0.8%
% of FP17s Relating to Continuations	102	6,794	1.5%	1.3%	1.2%	1.3%
% of Patients satisfied with the dentistry they have received	17	18	94.4%	93.3%	92.8%	92.7%
% of Patients satisfied with the time they had to wait for an appointment	17	18	94.4%	91.0%	89.2%	88.8%

* This is based on patients treated on this contract for their most recent course of treatment. Figures in italics indicate the base number of FP17s or Patient Questionnaire responses are less than 100. N/A is shown where the base number of responses is less than 10 during the period. % is calculated as Quantity/Base number*100

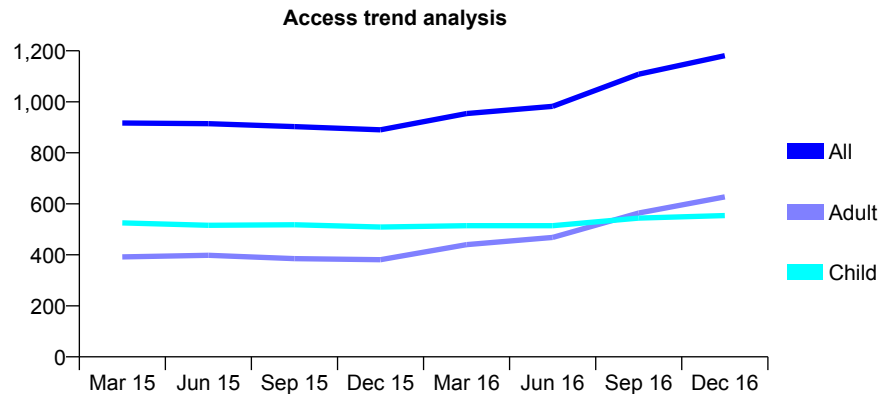
Q53 - Vital Signs At a Glance Contract Report for 147222/0001 - December 2016

Name or company name	Hudson & Mileson
Contract type name	GDS Contract
Purpose of contract	General
Contract start date	01/04/2006
Contract end date	

16/17 Contracted general activity (UDA)	2,600
Carry forward general activity (UDA)	0
16/17 Contracted orthodontic activity (UOA)	0
Carry forward orthodontic activity (UOA)	0
Baseline contract value	£77,523.93

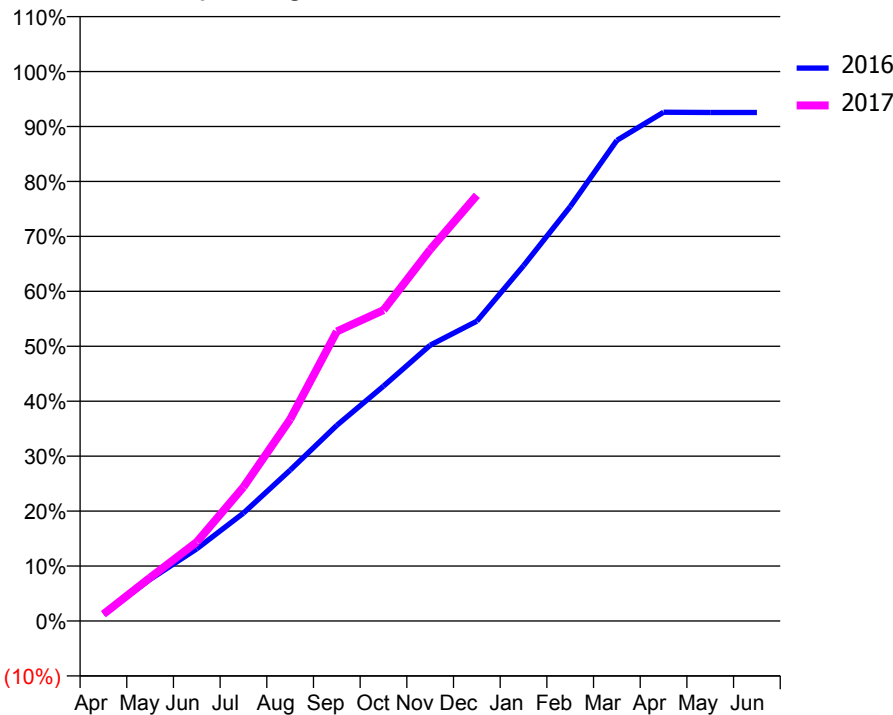
ACCESS*

Patients seen in 24 months	Total	Change since previous quarter
Quarter ending December 2015	890	
Quarter ending March 2016	954	↑
Quarter ending June 2016	982	↑
Quarter ending September 2016	1,108	↑
Quarter ending December 2016	1,181	↑
Variance since December 2015	32.7%	↑



ACTIVITY

Cumulative percentage of contracted UDA delivered 2016 & 2017



Month	Adjusted Scheduled Activity (UDA)	
	2016	2017
April	32	32
May	197	205
June	342	374
July	511	634
August	714	954
September	926	1,370
October	1,112	1,471
November	1,305	1,757
December	1,419	2,014
January	1,681	
February	1,961	
March	2,274	
April	2,407	
May	2,406	
June	2,406	

QUALITY

	Quantity	Base Number	Contract	AT	Region	England
% of FP17s for the same patient ID Re-attending within 3 months - Children	53	687	7.7%	10.1%	12.1%	12.4%
% of FP17s for the same patient ID Re-attending within 3 months - Adults	81	660	12.3%	13.5%	15.9%	16.6%
% of FP17s for the same patient ID Re-attending between 3 & 9 months - Children	437	687	63.6%	58.0%	58.6%	57.5%
% of FP17s for the same patient ID Re-attending between 3 & 9 months - Adults	279	660	42.3%	49.3%	51.5%	50.4%
% of FP17s for Band 1 Urgent Courses	56	1,274	4.4%	7.0%	8.0%	9.1%
% of FP17s Relating to Free Repair or Replacements	0	1,274	0.0%	0.8%	0.8%	0.8%
% of FP17s Relating to Continuations	20	1,274	1.6%	1.3%	1.2%	1.3%
% of Patients satisfied with the dentistry they have received	0	0	N/A	93.3%	92.8%	92.7%
% of Patients satisfied with the time they had to wait for an appointment	0	0	N/A	91.0%	89.2%	88.8%

* This is based on patients treated on this contract for their most recent course of treatment. Figures in italics indicate the base number of FP17s or Patient Questionnaire responses are less than 100. N/A is shown where the base number of responses is less than 10 during the period. % is calculated as Quantity/Base number*100

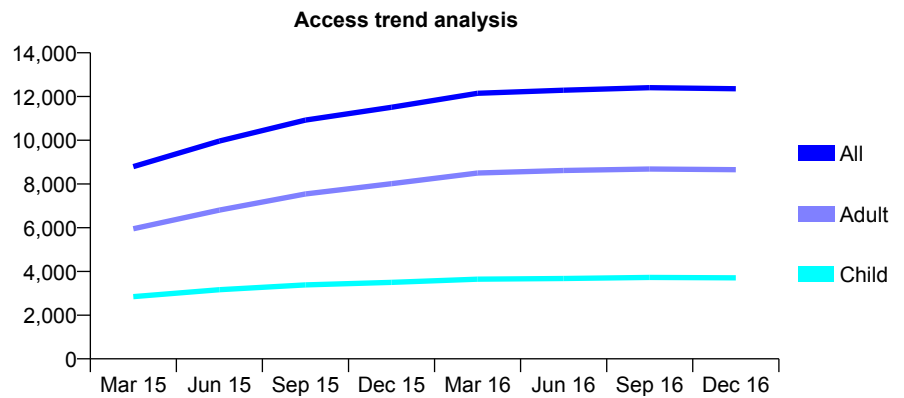
Q53 - Vital Signs At a Glance Contract Report for 148571/0001 - December 2016

Name or company name	Lyppard Dental Centre
Contract type name	GDS Contract
Purpose of contract	General
Contract start date	01/04/2014
Contract end date	

16/17 Contracted general activity (UDA)	26,414
Carry forward general activity (UDA)	-296
16/17 Contracted orthodontic activity (UOA)	0
Carry forward orthodontic activity (UOA)	0
Baseline contract value	£826,667.75

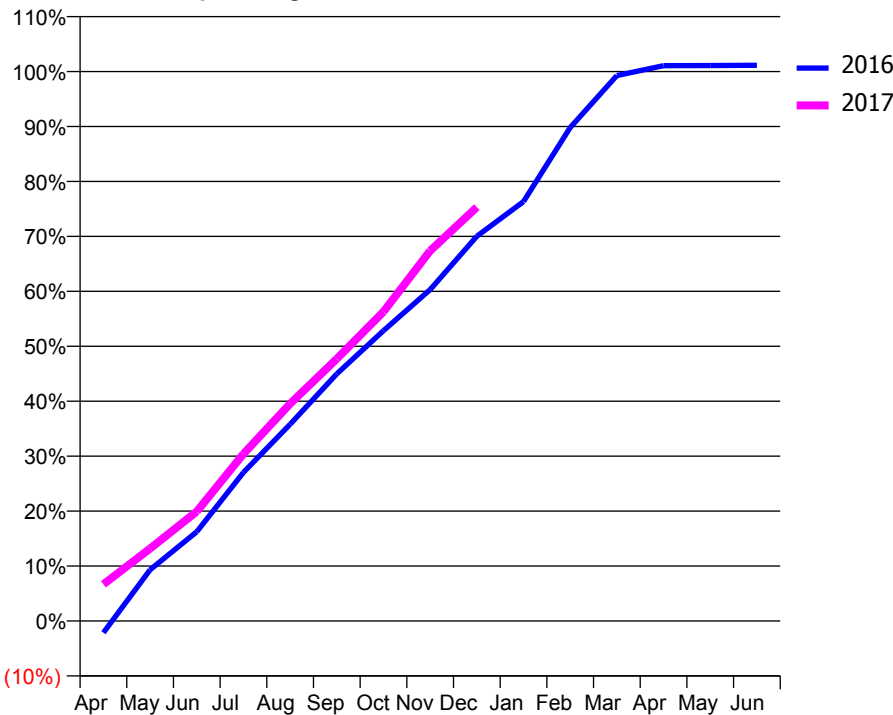
ACCESS*

Patients seen in 24 months	Total	Change since previous quarter
Quarter ending December 2015	11,506	
Quarter ending March 2016	12,146	↑
Quarter ending June 2016	12,290	→
Quarter ending September 2016	12,407	→
Quarter ending December 2016	12,359	→
Variance since December 2015	7.4%	↑



ACTIVITY

Cumulative percentage of contracted UDA delivered 2016 & 2017



Month	Adjusted Scheduled Activity (UDA)	
	2016	2017
April	-564	1,765
May	2,462	3,483
June	4,295	5,266
July	7,142	8,033
August	9,455	10,443
September	11,883	12,605
October	13,958	14,866
November	15,931	17,794
December	18,499	19,895
January	20,161	
February	23,721	
March	26,216	
April	26,696	
May	26,697	
June	26,710	

QUALITY

	Quantity	Base Number	Contract	AT	Region	England
% of FP17s for the same patient ID Re-attending within 3 months - Children	217	3,483	6.2%	10.1%	12.1%	12.4%
% of FP17s for the same patient ID Re-attending within 3 months - Adults	726	6,409	11.3%	13.5%	15.9%	16.6%
% of FP17s for the same patient ID Re-attending between 3 & 9 months - Children	1,408	3,483	40.4%	58.0%	58.6%	57.5%
% of FP17s for the same patient ID Re-attending between 3 & 9 months - Adults	1,792	6,409	28.0%	49.3%	51.5%	50.4%
% of FP17s for Band 1 Urgent Courses	625	9,632	6.5%	7.0%	8.0%	9.1%
% of FP17s Relating to Free Repair or Replacements	59	9,632	0.6%	0.8%	0.8%	0.8%
% of FP17s Relating to Continuations	141	9,632	1.5%	1.3%	1.2%	1.3%
% of Patients satisfied with the dentistry they have received	22	24	91.7%	93.3%	92.8%	92.7%
% of Patients satisfied with the time they had to wait for an appointment	22	24	91.7%	91.0%	89.2%	88.8%

* This is based on patients treated on this contract for their most recent course of treatment. Figures in italics indicate the base number of FP17s or Patient Questionnaire responses are less than 100. N/A is shown where the base number of responses is less than 10 during the period. % is calculated as Quantity/Base number*100

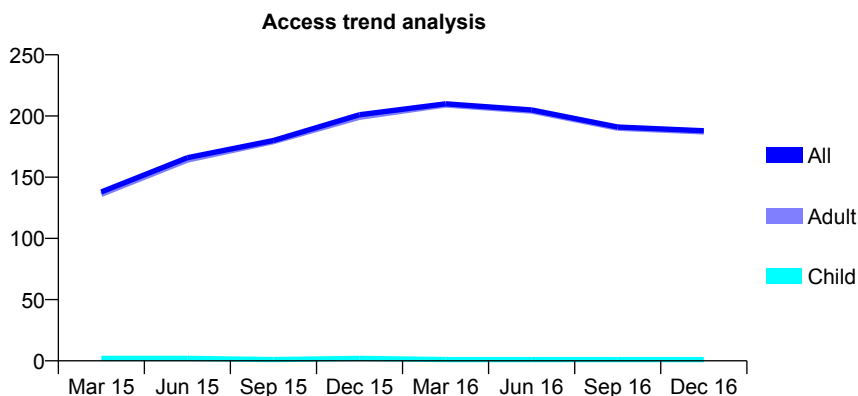
Q53 - Vital Signs At a Glance Contract Report for 148571/0002 - December 2016

Name or company name	Lyppard Dental Centre
Contract type name	GDS Contract
Purpose of contract	General
Contract start date	01/04/2014
Contract end date	

16/17 Contracted general activity (UDA)	750
Carry forward general activity (UDA)	-5
16/17 Contracted orthodontic activity (UOA)	0
Carry forward orthodontic activity (UOA)	0
Baseline contract value	£275,353.14

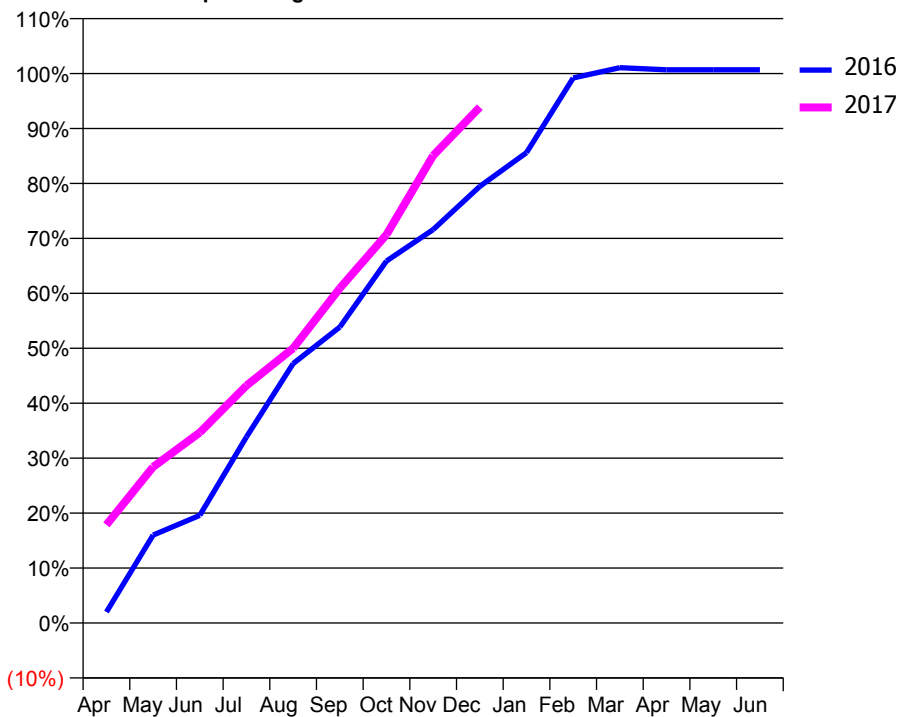
ACCESS*

Patients seen in 24 months	Total	Change since previous quarter
Quarter ending December 2015	201	
Quarter ending March 2016	210	↑
Quarter ending June 2016	205	↓
Quarter ending September 2016	191	↓
Quarter ending December 2016	188	↓
Variance since December 2015	(6.5%)	↓



ACTIVITY

Cumulative percentage of contracted UDA delivered 2016 & 2017



Month	Adjusted Scheduled Activity (UDA)	
	2016	2017
April	15	134
May	120	213
June	147	260
July	254	324
August	354	375
September	404	457
October	494	530
November	537	638
December	596	704
January	642	
February	744	
March	758	
April	755	
May	755	
June	755	

QUALITY

	Quantity	Base Number	Contract	AT	Region	England
% of FP17s for the same patient ID Re-attending within 3 months - Children	0	0	N/A	10.1%	12.1%	12.4%
% of FP17s for the same patient ID Re-attending within 3 months - Adults	10	241	4.1%	13.5%	15.9%	16.6%
% of FP17s for the same patient ID Re-attending between 3 & 9 months - Children	0	0	N/A	58.0%	58.6%	57.5%
% of FP17s for the same patient ID Re-attending between 3 & 9 months - Adults	8	241	3.3%	49.3%	51.5%	50.4%
% of FP17s for Band 1 Urgent Courses	0	243	0.0%	7.0%	8.0%	9.1%
% of FP17s Relating to Free Repair or Replacements	0	243	0.0%	0.8%	0.8%	0.8%
% of FP17s Relating to Continuations	6	243	2.5%	1.3%	1.2%	1.3%
% of Patients satisfied with the dentistry they have received	0	0	N/A	93.3%	92.8%	92.7%
% of Patients satisfied with the time they had to wait for an appointment	0	0	N/A	91.0%	89.2%	88.8%

* This is based on patients treated on this contract for their most recent course of treatment. Figures in italics indicate the base number of FP17s or Patient Questionnaire responses are less than 100. N/A is shown where the base number of responses is less than 10 during the period. % is calculated as Quantity/Base number*100

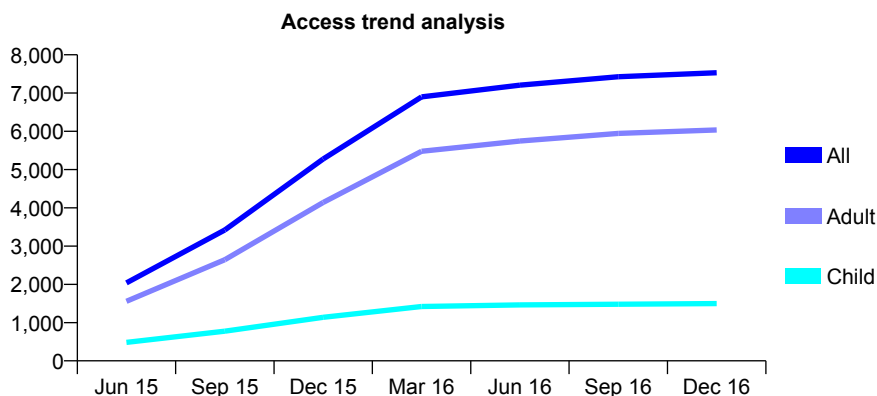
Q53 - Vital Signs At a Glance Contract Report for 150312/0001 - December 2016

Name or company name	Dorset House Dental
Contract type name	GDS Contract
Purpose of contract	General and Orthodontic
Contract start date	01/04/2015
Contract end date	

16/17 Contracted general activity (UDA)	21,588
Carry forward general activity (UDA)	121
16/17 Contracted orthodontic activity (UOA)	628
Carry forward orthodontic activity (UOA)	-13
Baseline contract value	£689,694.44

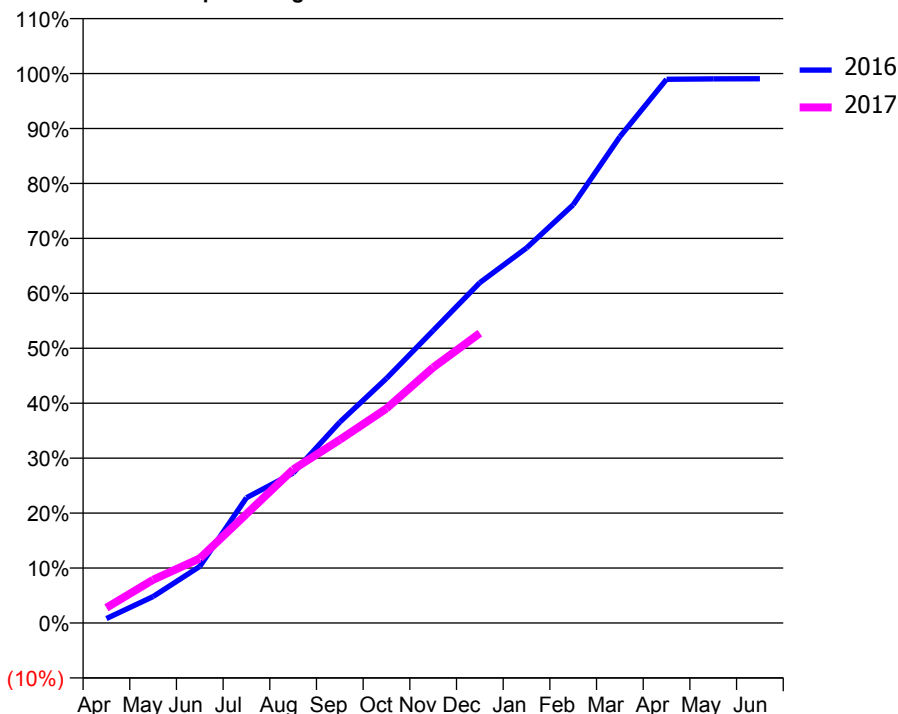
ACCESS*

Patients seen in 24 months	Total	Change since previous quarter
Quarter ending December 2015	5,277	
Quarter ending March 2016	6,899	↑
Quarter ending June 2016	7,208	↑
Quarter ending September 2016	7,425	↑
Quarter ending December 2016	7,531	→
Variance since December 2015	42.7%	↑



ACTIVITY

Cumulative percentage of contracted UDA delivered 2016 & 2017



Month	Adjusted Scheduled Activity (UDA)	
	2016	2017
April	176	601
May	1,042	1,699
June	2,223	2,540
July	4,923	4,282
August	5,890	6,030
September	7,890	7,203
October	9,610	8,427
November	11,489	10,042
December	13,374	11,386
January	14,731	
February	16,429	
March	19,105	
April	21,364	
May	21,375	
June	21,381	

QUALITY

	Quantity	Base Number	Contract	AT	Region	England
% of FP17s for the same patient ID Re-attending within 3 months - Children	102	1,638	6.2%	10.1%	12.1%	12.4%
% of FP17s for the same patient ID Re-attending within 3 months - Adults	636	5,508	11.5%	13.5%	15.9%	16.6%
% of FP17s for the same patient ID Re-attending between 3 & 9 months - Children	849	1,638	51.8%	58.0%	58.6%	57.5%
% of FP17s for the same patient ID Re-attending between 3 & 9 months - Adults	2,205	5,508	40.0%	49.3%	51.5%	50.4%
% of FP17s for Band 1 Urgent Courses	195	6,019	3.2%	7.0%	8.0%	9.1%
% of FP17s Relating to Free Repair or Replacements	65	6,019	1.1%	0.8%	0.8%	0.8%
% of FP17s Relating to Continuations	180	6,019	3.0%	1.3%	1.2%	1.3%
% of Patients satisfied with the dentistry they have received	20	22	90.9%	93.3%	92.8%	92.7%
% of Patients satisfied with the time they had to wait for an appointment	19	22	86.4%	91.0%	89.2%	88.8%

* This is based on patients treated on this contract for their most recent course of treatment. Figures in italics indicate the base number of FP17s or Patient Questionnaire responses are less than 100. N/A is shown where the base number of responses is less than 10 during the period. % is calculated as Quantity/Base number*100

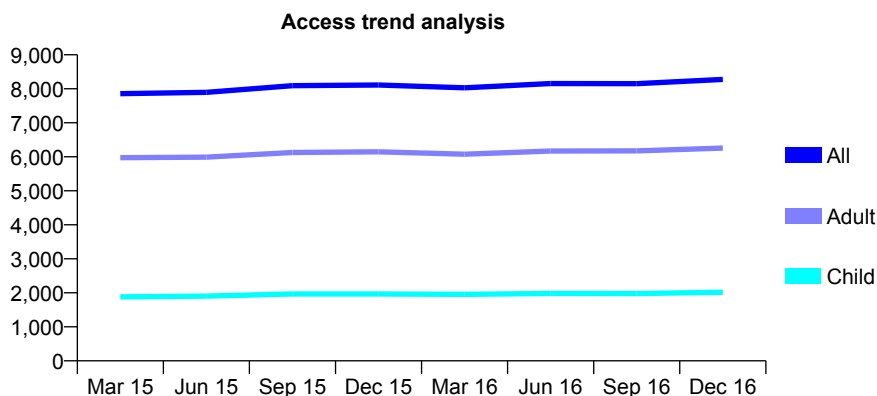
Q53 - Vital Signs At a Glance Contract Report for 152358/0001 - December 2016

Name or company name	Ombersley Road Dental Practice
Contract type name	GDS Contract
Purpose of contract	General
Contract start date	22/03/2011
Contract end date	

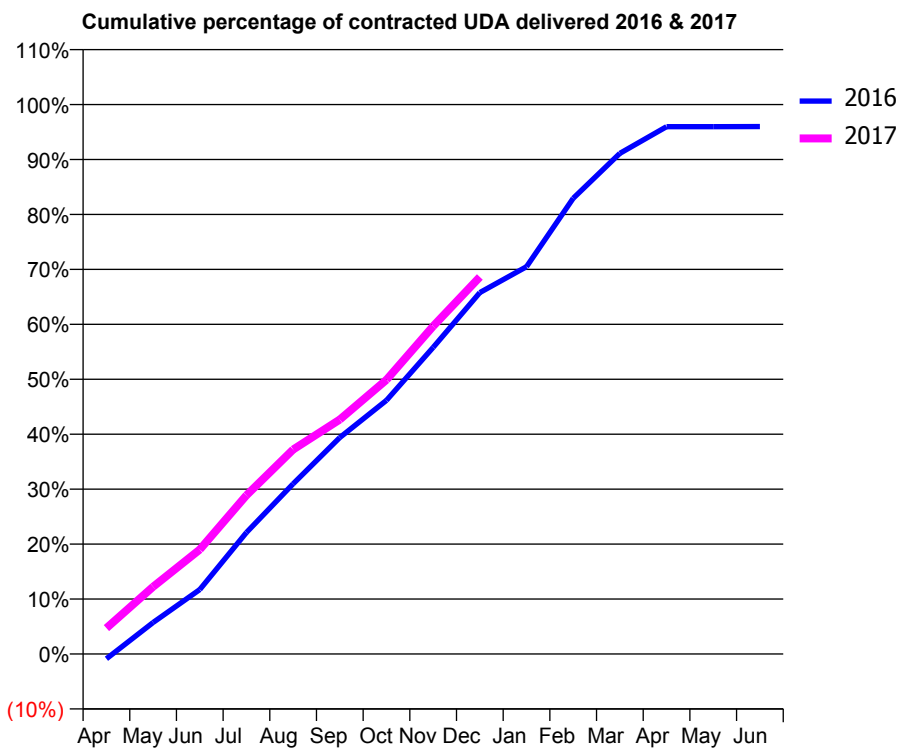
16/17 Contracted general activity (UDA)	25,610
Carry forward general activity (UDA)	0
16/17 Contracted orthodontic activity (UOA)	0
Carry forward orthodontic activity (UOA)	0
Baseline contract value	£635,226.26

ACCESS*

Patients seen in 24 months	Total	Change since previous quarter
Quarter ending December 2015	8,112	
Quarter ending March 2016	8,031	→
Quarter ending June 2016	8,153	→
Quarter ending September 2016	8,150	→
Quarter ending December 2016	8,275	→
Variance since December 2015	2.0%	↑



ACTIVITY



Month	Adjusted Scheduled Activity (UDA)	
	2016	2017
April	-229	1,206
May	1,470	3,135
June	3,002	4,871
July	5,662	7,400
August	7,931	9,533
September	10,089	10,930
October	11,825	12,779
November	14,290	15,278
December	16,846	17,574
January	18,049	
February	21,242	
March	23,331	
April	24,574	
May	24,575	
June	24,584	

QUALITY

	Quantity	Base Number	Contract	AT	Region	England
% of FP17s for the same patient ID Re-attending within 3 months - Children	55	2,206	2.5%	10.1%	12.1%	12.4%
% of FP17s for the same patient ID Re-attending within 3 months - Adults	300	6,282	4.8%	13.5%	15.9%	16.6%
% of FP17s for the same patient ID Re-attending between 3 & 9 months - Children	1,454	2,206	65.9%	58.0%	58.6%	57.5%
% of FP17s for the same patient ID Re-attending between 3 & 9 months - Adults	4,128	6,282	65.7%	49.3%	51.5%	50.4%
% of FP17s for Band 1 Urgent Courses	195	8,014	2.4%	7.0%	8.0%	9.1%
% of FP17s Relating to Free Repair or Replacements	51	8,014	0.6%	0.8%	0.8%	0.8%
% of FP17s Relating to Continuations	20	8,014	0.2%	1.3%	1.2%	1.3%
% of Patients satisfied with the dentistry they have received	21	21	100.0%	93.3%	92.8%	92.7%
% of Patients satisfied with the time they had to wait for an appointment	20	21	95.2%	91.0%	89.2%	88.8%

* This is based on patients treated on this contract for their most recent course of treatment. Figures in italics indicate the base number of FP17s or Patient Questionnaire responses are less than 100. N/A is shown where the base number of responses is less than 10 during the period. % is calculated as Quantity/Base number*100

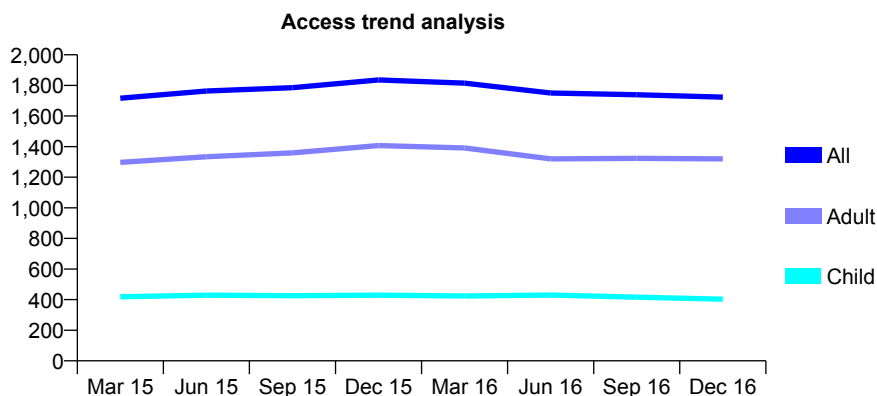
Q53 - Vital Signs At a Glance Contract Report for 152366/0001 - December 2016

Name or company name	Damani Dental Practice.
Contract type name	GDS Contract
Purpose of contract	General
Contract start date	08/12/2010
Contract end date	

16/17 Contracted general activity (UDA)	5,961
Carry forward general activity (UDA)	-40
16/17 Contracted orthodontic activity (UOA)	0
Carry forward orthodontic activity (UOA)	0
Baseline contract value	£151,584.22

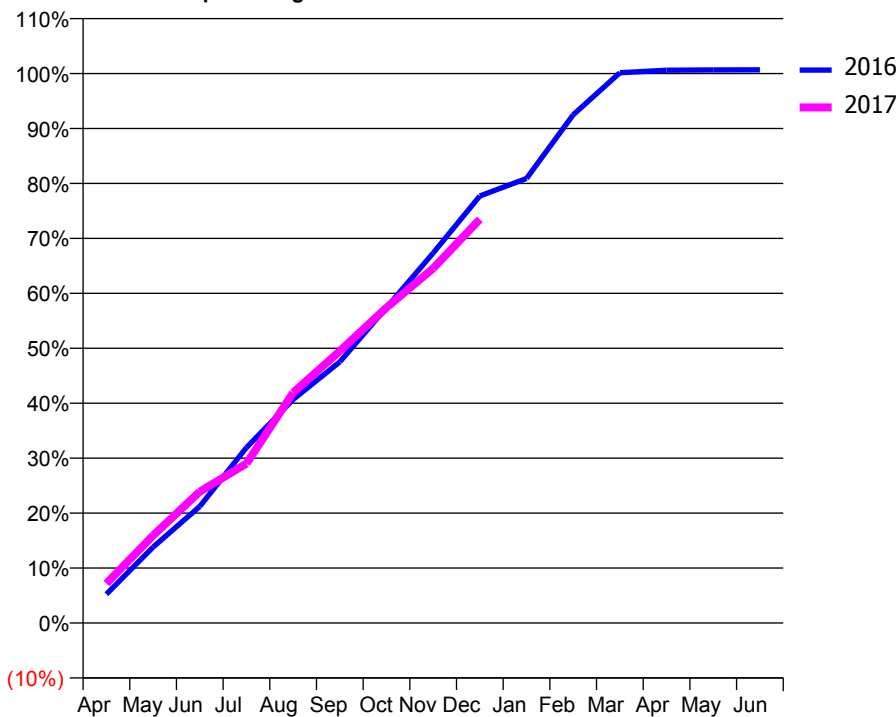
ACCESS*

Patients seen in 24 months	Total	Change since previous quarter
Quarter ending December 2015	1,836	
Quarter ending March 2016	1,815	↓
Quarter ending June 2016	1,750	↓
Quarter ending September 2016	1,739	→
Quarter ending December 2016	1,723	→
Variance since December 2015	(6.2%)	↓



ACTIVITY

Cumulative percentage of contracted UDA delivered 2016 & 2017



Month	Adjusted Scheduled Activity (UDA)	
	2016	2017
April	313	429
May	824	949
June	1,265	1,426
July	1,902	1,730
August	2,426	2,499
September	2,833	2,951
October	3,422	3,422
November	4,014	3,847
December	4,633	4,380
January	4,822	
February	5,513	
March	5,970	
April	5,997	
May	6,000	
June	6,001	

QUALITY

	Quantity	Base Number	Contract	AT	Region	England
% of FP17s for the same patient ID Re-attending within 3 months - Children	29	531	5.5%	10.1%	12.1%	12.4%
% of FP17s for the same patient ID Re-attending within 3 months - Adults	172	1,544	11.1%	13.5%	15.9%	16.6%
% of FP17s for the same patient ID Re-attending between 3 & 9 months - Children	356	531	67.0%	58.0%	58.6%	57.5%
% of FP17s for the same patient ID Re-attending between 3 & 9 months - Adults	991	1,544	64.2%	49.3%	51.5%	50.4%
% of FP17s for Band 1 Urgent Courses	120	2,062	5.8%	7.0%	8.0%	9.1%
% of FP17s Relating to Free Repair or Replacements	39	2,062	1.9%	0.8%	0.8%	0.8%
% of FP17s Relating to Continuations	21	2,062	1.0%	1.3%	1.2%	1.3%
% of Patients satisfied with the dentistry they have received	7	7	N/A	93.3%	92.8%	92.7%
% of Patients satisfied with the time they had to wait for an appointment	7	7	N/A	91.0%	89.2%	88.8%

* This is based on patients treated on this contract for their most recent course of treatment. Figures in italics indicate the base number of FP17s or Patient Questionnaire responses are less than 100. N/A is shown where the base number of responses is less than 10 during the period. % is calculated as Quantity/Base number*100

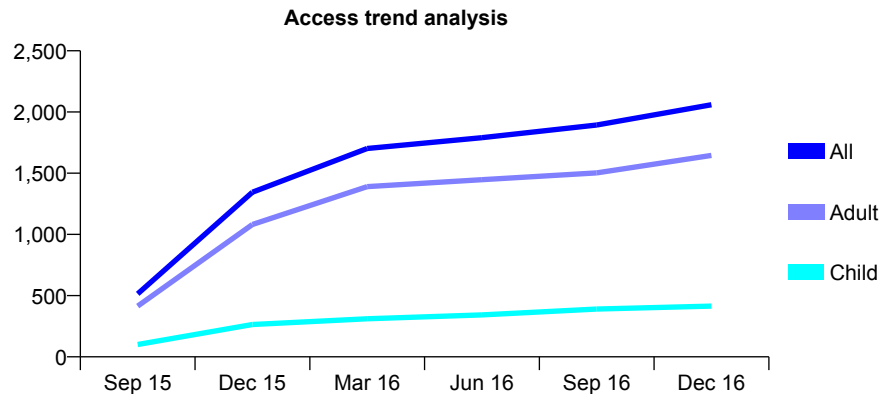
Q53 - Vital Signs At a Glance Contract Report for 152854/0001 - December 2016

Name or company name	Cottage Dental Practice
Contract type name	GDS Contract
Purpose of contract	General
Contract start date	01/07/2015
Contract end date	

16/17 Contracted general activity (UDA)	6,331
Carry forward general activity (UDA)	-115
16/17 Contracted orthodontic activity (UOA)	0
Carry forward orthodontic activity (UOA)	0
Baseline contract value	£178,000.96

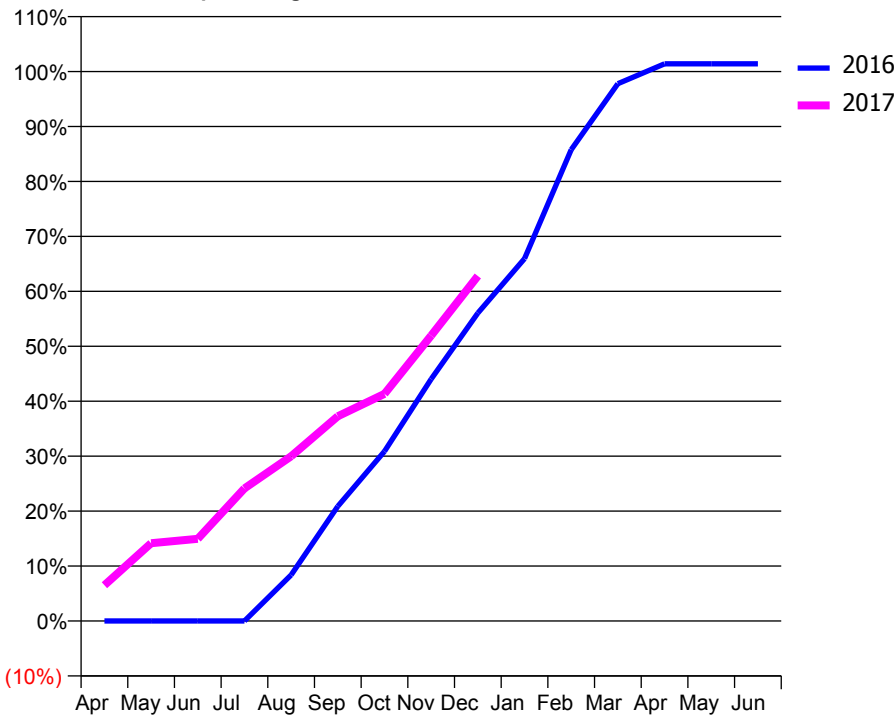
ACCESS*

Patients seen in 24 months	Total	Change since previous quarter
Quarter ending December 2015	1,345	
Quarter ending March 2016	1,702	↑
Quarter ending June 2016	1,790	↑
Quarter ending September 2016	1,894	↑
Quarter ending December 2016	2,059	↑
Variance since December 2015	53.1%	↑



ACTIVITY

Cumulative percentage of contracted UDA delivered 2016 & 2017



Month	Adjusted Scheduled Activity (UDA)	
	2016	2017
April	0	413
May	0	897
June	0	947
July	0	1,528
August	401	1,897
September	999	2,359
October	1,478	2,618
November	2,107	3,288
December	2,682	3,975
January	3,156	
February	4,106	
March	4,680	
April	4,853	
May	4,853	
June	4,853	

QUALITY

	Quantity	Base Number	Contract	AT	Region	England
% of FP17s for the same patient ID Re-attending within 3 months - Children	27	473	5.7%	10.1%	12.1%	12.4%
% of FP17s for the same patient ID Re-attending within 3 months - Adults	72	898	8.0%	13.5%	15.9%	16.6%
% of FP17s for the same patient ID Re-attending between 3 & 9 months - Children	265	473	56.0%	58.0%	58.6%	57.5%
% of FP17s for the same patient ID Re-attending between 3 & 9 months - Adults	369	898	41.1%	49.3%	51.5%	50.4%
% of FP17s for Band 1 Urgent Courses	41	1,311	3.1%	7.0%	8.0%	9.1%
% of FP17s Relating to Free Repair or Replacements	5	1,311	0.4%	0.8%	0.8%	0.8%
% of FP17s Relating to Continuations	6	1,311	0.5%	1.3%	1.2%	1.3%
% of Patients satisfied with the dentistry they have received	9	10	90.0%	93.3%	92.8%	92.7%
% of Patients satisfied with the time they had to wait for an appointment	8	10	80.0%	91.0%	89.2%	88.8%

* This is based on patients treated on this contract for their most recent course of treatment. Figures in italics indicate the base number of FP17s or Patient Questionnaire responses are less than 100. N/A is shown where the base number of responses is less than 10 during the period. % is calculated as Quantity/Base number*100

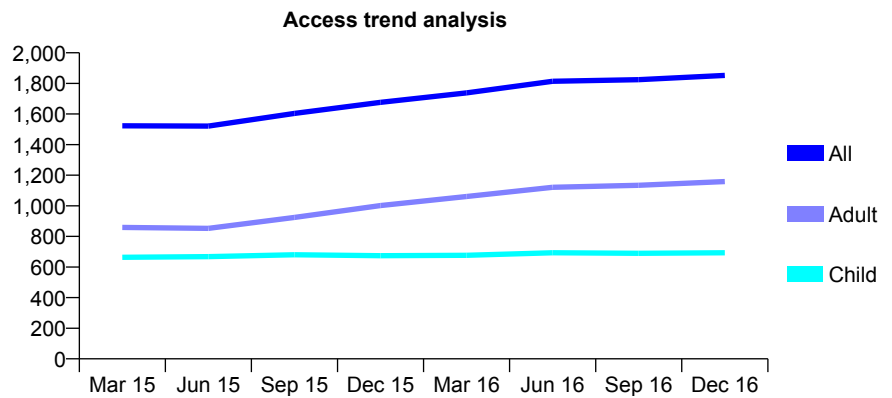
Q53 - Vital Signs At a Glance Contract Report for 153486/0001 - December 2016

Name or company name	Gosford Lodge Dental Surgery
Contract type name	GDS Contract
Purpose of contract	General
Contract start date	21/04/2012
Contract end date	

16/17 Contracted general activity (UDA)	5,515
Carry forward general activity (UDA)	-2
16/17 Contracted orthodontic activity (UOA)	0
Carry forward orthodontic activity (UOA)	0
Baseline contract value	£149,167.34

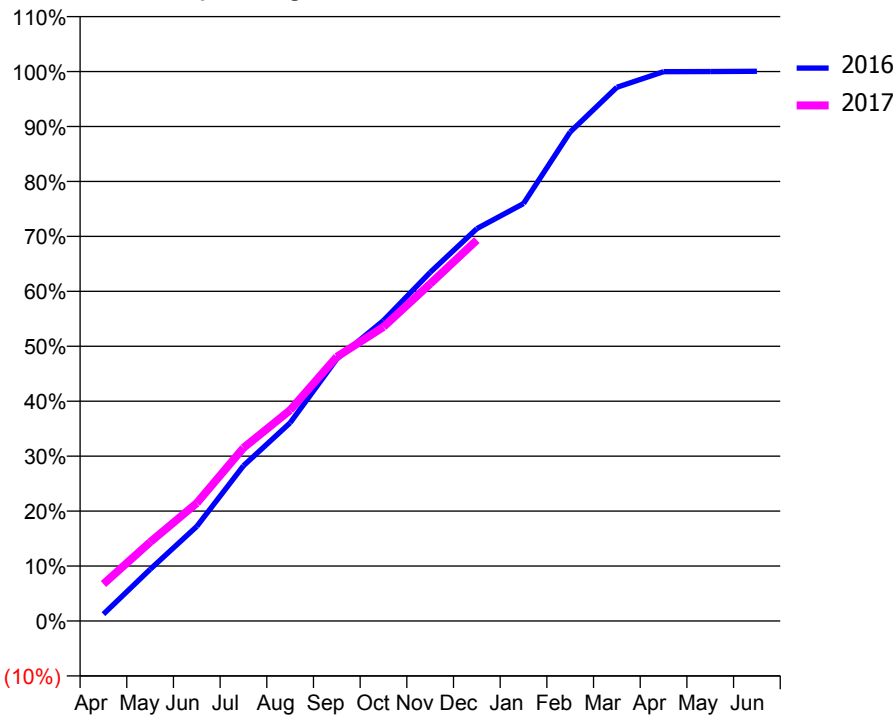
ACCESS*

Patients seen in 24 months	Total	Change since previous quarter
Quarter ending December 2015	1,676	
Quarter ending March 2016	1,738	↑
Quarter ending June 2016	1,814	↑
Quarter ending September 2016	1,824	→
Quarter ending December 2016	1,852	→
Variance since December 2015	10.5%	↑



ACTIVITY

Cumulative percentage of contracted UDA delivered 2016 & 2017



Month	Adjusted Scheduled Activity (UDA)	
	2016	2017
April	69	372
May	518	792
June	950	1,183
July	1,559	1,738
August	1,990	2,116
September	2,630	2,652
October	3,016	2,951
November	3,500	3,384
December	3,938	3,822
January	4,190	
February	4,908	
March	5,356	
April	5,514	
May	5,515	
June	5,517	

QUALITY

	Quantity	Base Number	Contract	AT	Region	England
% of FP17s for the same patient ID Re-attending within 3 months - Children	46	658	7.0%	10.1%	12.1%	12.4%
% of FP17s for the same patient ID Re-attending within 3 months - Adults	190	1,010	18.8%	13.5%	15.9%	16.6%
% of FP17s for the same patient ID Re-attending between 3 & 9 months - Children	324	658	49.2%	58.0%	58.6%	57.5%
% of FP17s for the same patient ID Re-attending between 3 & 9 months - Adults	343	1,010	34.0%	49.3%	51.5%	50.4%
% of FP17s for Band 1 Urgent Courses	162	1,585	10.2%	7.0%	8.0%	9.1%
% of FP17s Relating to Free Repair or Replacements	6	1,585	0.4%	0.8%	0.8%	0.8%
% of FP17s Relating to Continuations	11	1,585	0.7%	1.3%	1.2%	1.3%
% of Patients satisfied with the dentistry they have received	4	4	N/A	93.3%	92.8%	92.7%
% of Patients satisfied with the time they had to wait for an appointment	4	4	N/A	91.0%	89.2%	88.8%

* This is based on patients treated on this contract for their most recent course of treatment. Figures in italics indicate the base number of FP17s or Patient Questionnaire responses are less than 100. N/A is shown where the base number of responses is less than 10 during the period. % is calculated as Quantity/Base number*100

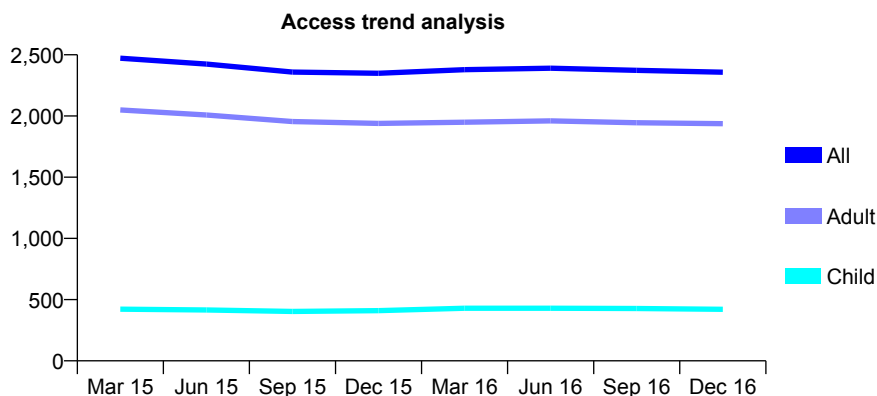
Q53 - Vital Signs At a Glance Contract Report for 158380/0001 - December 2016

Name or company name	Callowbrook Dental Surgery
Contract type name	GDS Contract
Purpose of contract	General
Contract start date	06/12/2010
Contract end date	

16/17 Contracted general activity (UDA)	7,424
Carry forward general activity (UDA)	-148
16/17 Contracted orthodontic activity (UOA)	0
Carry forward orthodontic activity (UOA)	0
Baseline contract value	£171,040.69

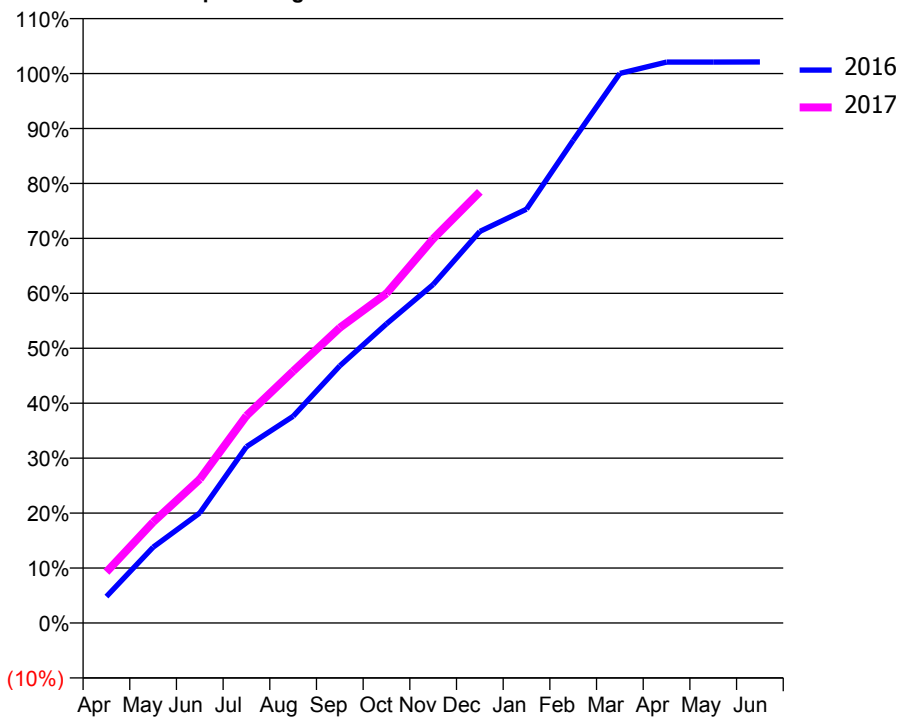
ACCESS*

Patients seen in 24 months	Total	Change since previous quarter
Quarter ending December 2015	2,349	
Quarter ending March 2016	2,379	→
Quarter ending June 2016	2,390	→
Quarter ending September 2016	2,373	→
Quarter ending December 2016	2,358	→
Variance since December 2015	0.4%	→



ACTIVITY

Cumulative percentage of contracted UDA delivered 2016 & 2017



Month	Adjusted Scheduled Activity (UDA)	
	2016	2017
April	358	689
May	1,024	1,363
June	1,487	1,943
July	2,383	2,800
August	2,793	3,403
September	3,474	3,990
October	4,041	4,452
November	4,574	5,191
December	5,291	5,825
January	5,592	
February	6,521	
March	7,425	
April	7,578	
May	7,578	
June	7,581	

QUALITY

	Quantity	Base Number	Contract	AT	Region	England
% of FP17s for the same patient ID Re-attending within 3 months - Children	32	507	6.3%	10.1%	12.1%	12.4%
% of FP17s for the same patient ID Re-attending within 3 months - Adults	493	2,513	19.6%	13.5%	15.9%	16.6%
% of FP17s for the same patient ID Re-attending between 3 & 9 months - Children	346	507	68.2%	58.0%	58.6%	57.5%
% of FP17s for the same patient ID Re-attending between 3 & 9 months - Adults	1,544	2,513	61.4%	49.3%	51.5%	50.4%
% of FP17s for Band 1 Urgent Courses	166	2,927	5.7%	7.0%	8.0%	9.1%
% of FP17s Relating to Free Repair or Replacements	67	2,927	2.3%	0.8%	0.8%	0.8%
% of FP17s Relating to Continuations	127	2,927	4.3%	1.3%	1.2%	1.3%
% of Patients satisfied with the dentistry they have received	3	3	N/A	93.3%	92.8%	92.7%
% of Patients satisfied with the time they had to wait for an appointment	3	3	N/A	91.0%	89.2%	88.8%

* This is based on patients treated on this contract for their most recent course of treatment. Figures in italics indicate the base number of FP17s or Patient Questionnaire responses are less than 100. N/A is shown where the base number of responses is less than 10 during the period. % is calculated as Quantity/Base number*100

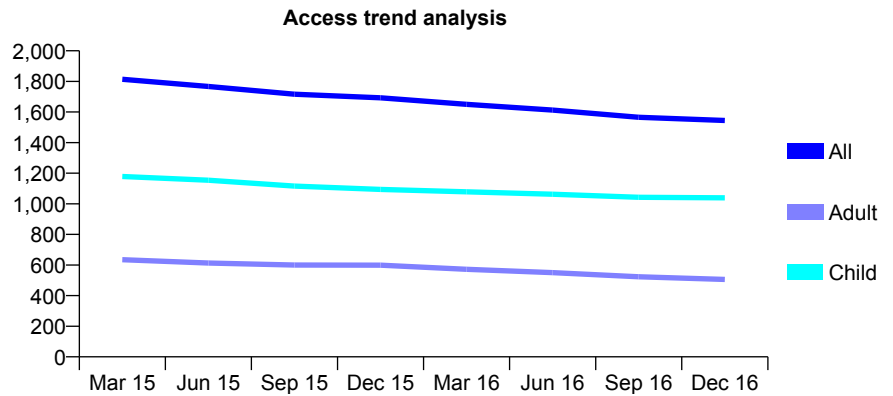
Q53 - Vital Signs At a Glance Contract Report for 159344/0001 - December 2016

Name or company name	Whitehouse Partners and Associates
Contract type name	GDS Contract
Purpose of contract	General
Contract start date	03/03/2011
Contract end date	

16/17 Contracted general activity (UDA)	3,200
Carry forward general activity (UDA)	112
16/17 Contracted orthodontic activity (UOA)	0
Carry forward orthodontic activity (UOA)	0
Baseline contract value	£80,668.27

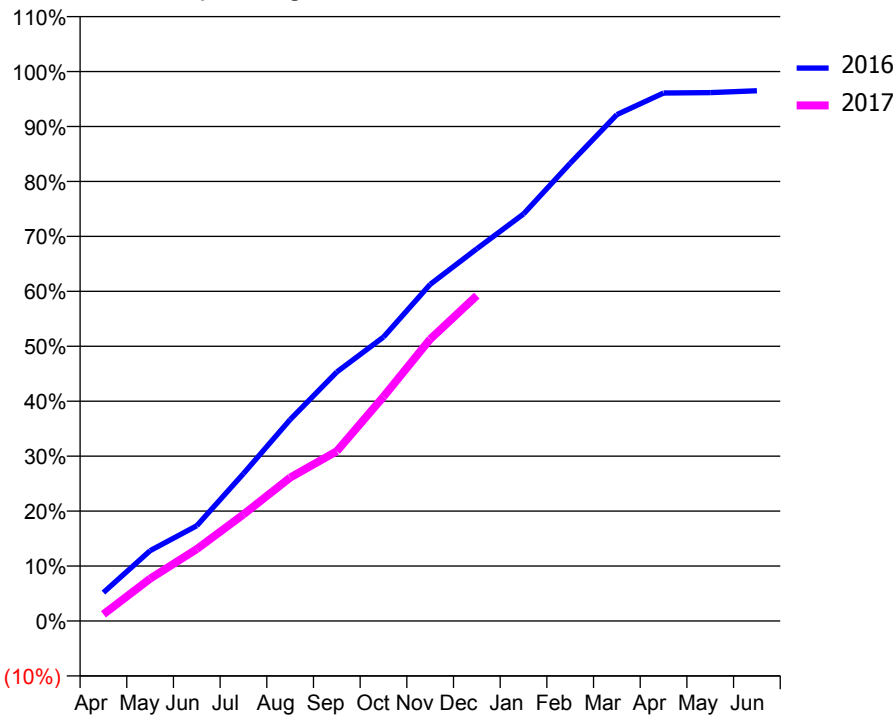
ACCESS*

Patients seen in 24 months	Total	Change since previous quarter
Quarter ending December 2015	1,693	
Quarter ending March 2016	1,650	↓
Quarter ending June 2016	1,613	↓
Quarter ending September 2016	1,566	↓
Quarter ending December 2016	1,545	↓
Variance since December 2015	(8.7%)	↓



ACTIVITY

Cumulative percentage of contracted UDA delivered 2016 & 2017



Month	Adjusted Scheduled Activity (UDA)	
	2016	2017
April	166	39
May	410	247
June	555	419
July	858	621
August	1,173	835
September	1,450	989
October	1,654	1,306
November	1,961	1,641
December	2,168	1,895
January	2,371	
February	2,666	
March	2,949	
April	3,075	
May	3,077	
June	3,088	

QUALITY

	Quantity	Base Number	Contract	AT	Region	England
% of FP17s for the same patient ID Re-attending within 3 months - Children	48	1,113	4.3%	10.1%	12.1%	12.4%
% of FP17s for the same patient ID Re-attending within 3 months - Adults	23	352	6.5%	13.5%	15.9%	16.6%
% of FP17s for the same patient ID Re-attending between 3 & 9 months - Children	567	1,113	50.9%	58.0%	58.6%	57.5%
% of FP17s for the same patient ID Re-attending between 3 & 9 months - Adults	190	352	54.0%	49.3%	51.5%	50.4%
% of FP17s for Band 1 Urgent Courses	26	1,357	1.9%	7.0%	8.0%	9.1%
% of FP17s Relating to Free Repair or Replacements	1	1,357	0.1%	0.8%	0.8%	0.8%
% of FP17s Relating to Continuations	2	1,357	0.1%	1.3%	1.2%	1.3%
% of Patients satisfied with the dentistry they have received	2	2	N/A	93.3%	92.8%	92.7%
% of Patients satisfied with the time they had to wait for an appointment	2	2	N/A	91.0%	89.2%	88.8%

* This is based on patients treated on this contract for their most recent course of treatment. Figures in italics indicate the base number of FP17s or Patient Questionnaire responses are less than 100. N/A is shown where the base number of responses is less than 10 during the period. % is calculated as Quantity/Base number*100

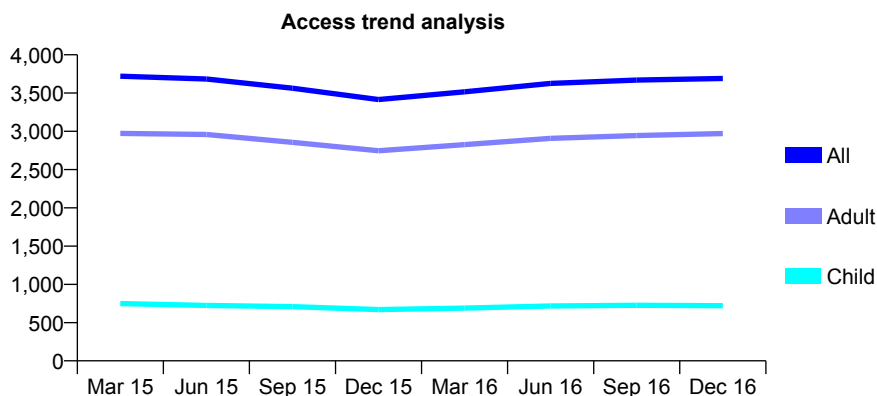
Q53 - Vital Signs At a Glance Contract Report for 161748/0001 - December 2016

Name or company name	The Cottage Dental Surgery
Contract type name	GDS Contract
Purpose of contract	General
Contract start date	04/01/2011
Contract end date	

16/17 Contracted general activity (UDA)	10,195
Carry forward general activity (UDA)	-152
16/17 Contracted orthodontic activity (UOA)	0
Carry forward orthodontic activity (UOA)	0
Baseline contract value	£216,896.19

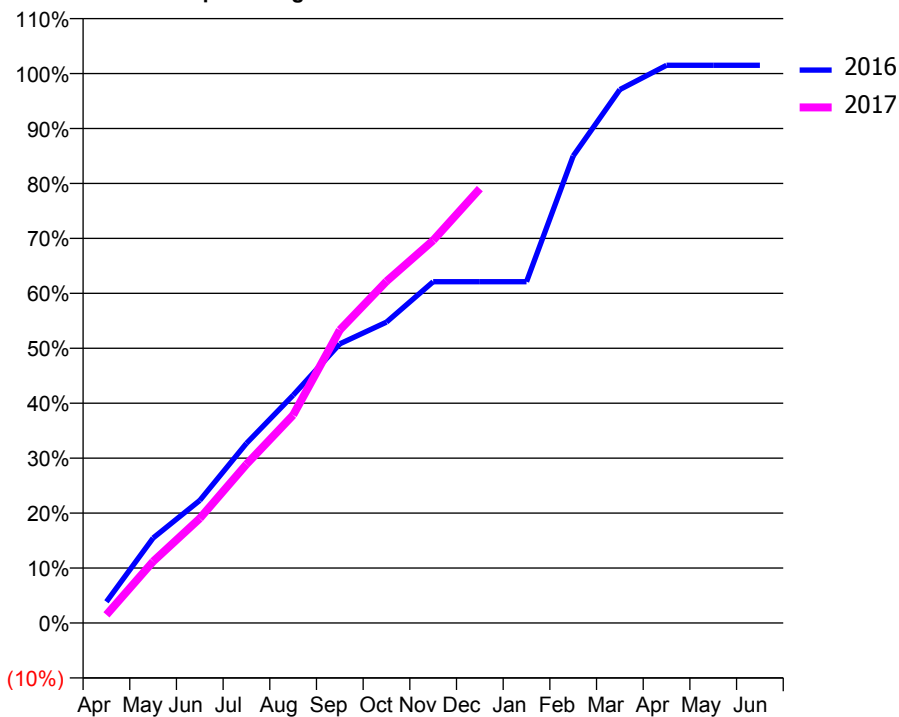
ACCESS*

Patients seen in 24 months	Total	Change since previous quarter
Quarter ending December 2015	3,416	
Quarter ending March 2016	3,517	↑
Quarter ending June 2016	3,626	↑
Quarter ending September 2016	3,670	→
Quarter ending December 2016	3,690	→
Variance since December 2015	8.0%	↑



ACTIVITY

Cumulative percentage of contracted UDA delivered 2016 & 2017



Month	Adjusted Scheduled Activity (UDA)	
	2016	2017
April	395	152
May	1,578	1,141
June	2,276	1,940
July	3,333	2,945
August	4,226	3,858
September	5,179	5,437
October	5,583	6,341
November	6,333	7,100
December	6,333	8,058
January	6,333	
February	8,666	
March	9,897	
April	10,347	
May	10,347	
June	10,347	

QUALITY

	Quantity	Base Number	Contract	AT	Region	England
% of FP17s for the same patient ID Re-attending within 3 months - Children	33	676	4.9%	10.1%	12.1%	12.4%
% of FP17s for the same patient ID Re-attending within 3 months - Adults	520	3,108	16.7%	13.5%	15.9%	16.6%
% of FP17s for the same patient ID Re-attending between 3 & 9 months - Children	357	676	52.8%	58.0%	58.6%	57.5%
% of FP17s for the same patient ID Re-attending between 3 & 9 months - Adults	1,346	3,108	43.3%	49.3%	51.5%	50.4%
% of FP17s for Band 1 Urgent Courses	371	3,613	10.3%	7.0%	8.0%	9.1%
% of FP17s Relating to Free Repair or Replacements	141	3,613	3.9%	0.8%	0.8%	0.8%
% of FP17s Relating to Continuations	23	3,613	0.6%	1.3%	1.2%	1.3%
% of Patients satisfied with the dentistry they have received	5	5	N/A	93.3%	92.8%	92.7%
% of Patients satisfied with the time they had to wait for an appointment	5	5	N/A	91.0%	89.2%	88.8%

* This is based on patients treated on this contract for their most recent course of treatment. Figures in italics indicate the base number of FP17s or Patient Questionnaire responses are less than 100. N/A is shown where the base number of responses is less than 10 during the period. % is calculated as Quantity/Base number*100

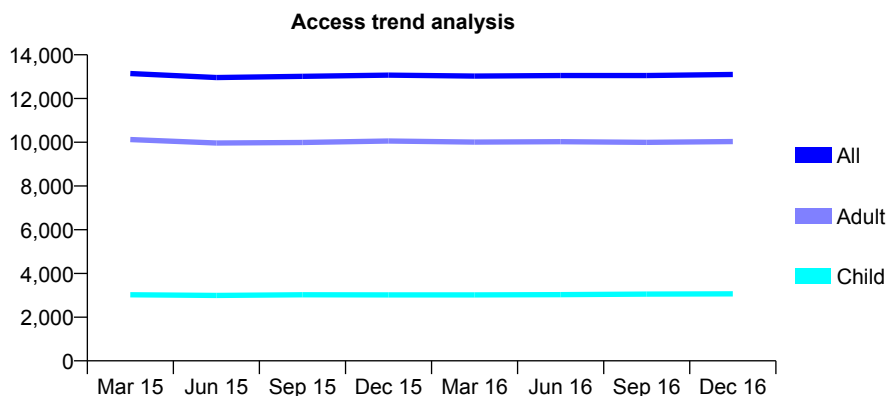
Q53 - Vital Signs At a Glance Contract Report for 164062/0001 - December 2016

Name or company name	Integrated Dental Holdings Limited (IDH 47)
Contract type name	GDS Contract
Purpose of contract	General
Contract start date	18/01/2011
Contract end date	

16/17 Contracted general activity (UDA)	44,602
Carry forward general activity (UDA)	0
16/17 Contracted orthodontic activity (UOA)	0
Carry forward orthodontic activity (UOA)	0
Baseline contract value	£959,801.87

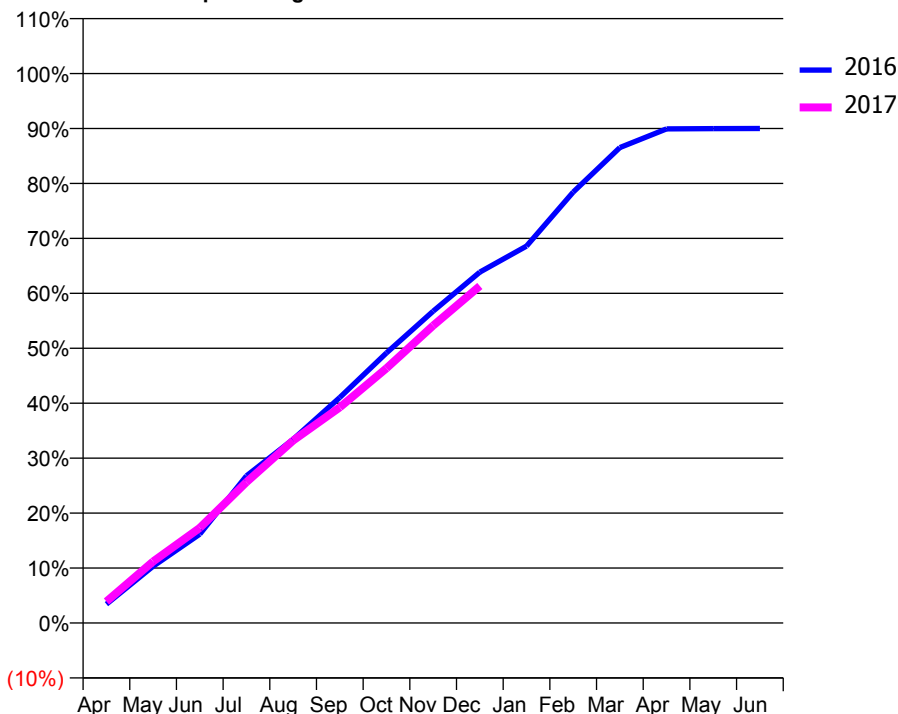
ACCESS*

Patients seen in 24 months	Total	Change since previous quarter
Quarter ending December 2015	13,069	
Quarter ending March 2016	13,024	→
Quarter ending June 2016	13,049	→
Quarter ending September 2016	13,049	→
Quarter ending December 2016	13,098	→
Variance since December 2015	0.2%	→



ACTIVITY

Cumulative percentage of contracted UDA delivered 2016 & 2017



Month	Adjusted Scheduled Activity (UDA)	
	2016	2017
April	1,528	1,743
May	4,601	5,000
June	7,214	7,724
July	11,942	11,439
August	14,908	14,816
September	18,305	17,510
October	21,925	20,682
November	25,308	24,139
December	28,485	27,352
January	30,592	
February	34,982	
March	38,590	
April	40,111	
May	40,124	
June	40,142	

QUALITY

	Quantity	Base Number	Contract	AT	Region	England
% of FP17s for the same patient ID Re-attending within 3 months - Children	193	3,541	5.5%	10.1%	12.1%	12.4%
% of FP17s for the same patient ID Re-attending within 3 months - Adults	1,224	10,303	11.9%	13.5%	15.9%	16.6%
% of FP17s for the same patient ID Re-attending between 3 & 9 months - Children	2,398	3,541	67.7%	58.0%	58.6%	57.5%
% of FP17s for the same patient ID Re-attending between 3 & 9 months - Adults	5,572	10,303	54.1%	49.3%	51.5%	50.4%
% of FP17s for Band 1 Urgent Courses	833	13,163	6.3%	7.0%	8.0%	9.1%
% of FP17s Relating to Free Repair or Replacements	66	13,163	0.5%	0.8%	0.8%	0.8%
% of FP17s Relating to Continuations	215	13,163	1.6%	1.3%	1.2%	1.3%
% of Patients satisfied with the dentistry they have received	22	26	84.6%	93.3%	92.8%	92.7%
% of Patients satisfied with the time they had to wait for an appointment	24	26	92.3%	91.0%	89.2%	88.8%

* This is based on patients treated on this contract for their most recent course of treatment. Figures in italics indicate the base number of FP17s or Patient Questionnaire responses are less than 100. N/A is shown where the base number of responses is less than 10 during the period. % is calculated as Quantity/Base number*100

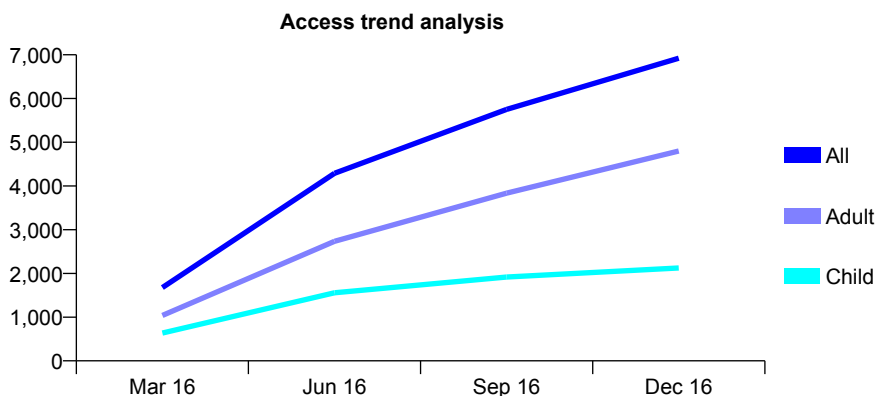
Q53 - Vital Signs At a Glance Contract Report for 165182/0001 - December 2016

Name or company name	Dentist at Redhouse Ltd
Contract type name	GDS Contract
Purpose of contract	General
Contract start date	01/02/2016
Contract end date	

16/17 Contracted general activity (UDA)	21,849
Carry forward general activity (UDA)	-279
16/17 Contracted orthodontic activity (UOA)	0
Carry forward orthodontic activity (UOA)	0
Baseline contract value	£700,641.15

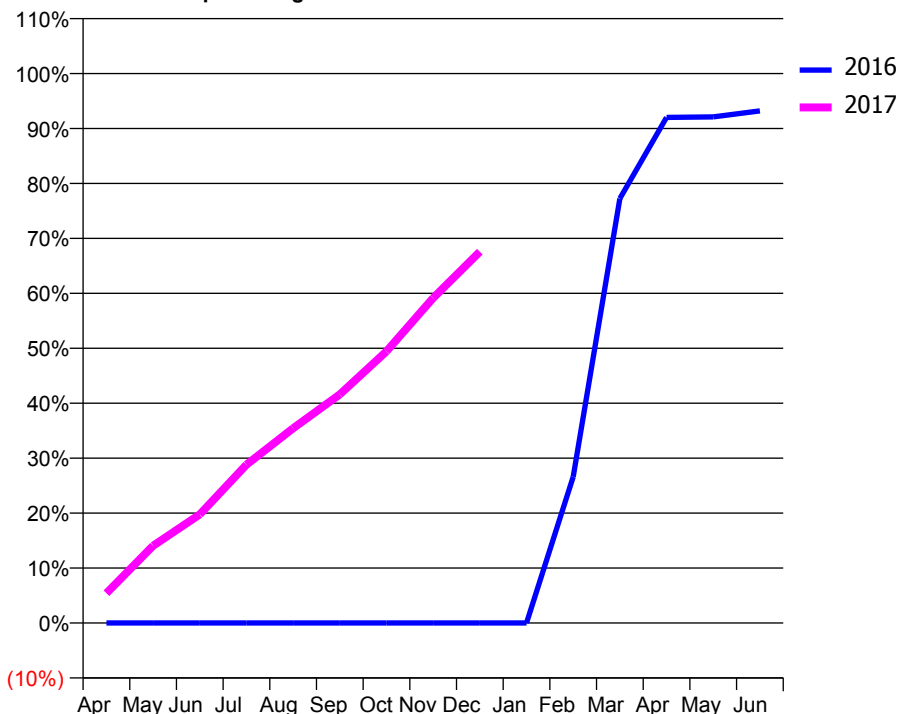
ACCESS*

Patients seen in 24 months	Total	Change since previous quarter
Quarter ending December 2015	0	
Quarter ending March 2016	1,676	
Quarter ending June 2016	4,291	↑
Quarter ending September 2016	5,751	↑
Quarter ending December 2016	6,922	↑
Variance since December 2015	N/A	



ACTIVITY

Cumulative percentage of contracted UDA delivered 2016 & 2017



Month	Adjusted Scheduled Activity (UDA)	
	2016	2017
April	0	1,184
May	0	3,073
June	0	4,317
July	0	6,299
August	0	7,744
September	0	9,090
October	0	10,801
November	0	12,921
December	0	14,765
January	0	
February	969	
March	2,814	
April	3,351	
May	3,355	
June	3,395	

QUALITY

	Quantity	Base Number	Contract	AT	Region	England
% of FP17s for the same patient ID Re-attending within 3 months - Children	162	2,855	5.7%	10.1%	12.1%	12.4%
% of FP17s for the same patient ID Re-attending within 3 months - Adults	537	5,749	9.3%	13.5%	15.9%	16.6%
% of FP17s for the same patient ID Re-attending between 3 & 9 months - Children	943	2,855	33.0%	58.0%	58.6%	57.5%
% of FP17s for the same patient ID Re-attending between 3 & 9 months - Adults	1,132	5,749	19.7%	49.3%	51.5%	50.4%
% of FP17s for Band 1 Urgent Courses	382	7,210	5.3%	7.0%	8.0%	9.1%
% of FP17s Relating to Free Repair or Replacements	54	7,210	0.7%	0.8%	0.8%	0.8%
% of FP17s Relating to Continuations	20	7,210	0.3%	1.3%	1.2%	1.3%
% of Patients satisfied with the dentistry they have received	0	0	N/A	93.3%	92.8%	92.7%
% of Patients satisfied with the time they had to wait for an appointment	0	0	N/A	91.0%	89.2%	88.8%

* This is based on patients treated on this contract for their most recent course of treatment. Figures in italics indicate the base number of FP17s or Patient Questionnaire responses are less than 100. N/A is shown where the base number of responses is less than 10 during the period. % is calculated as Quantity/Base number*100

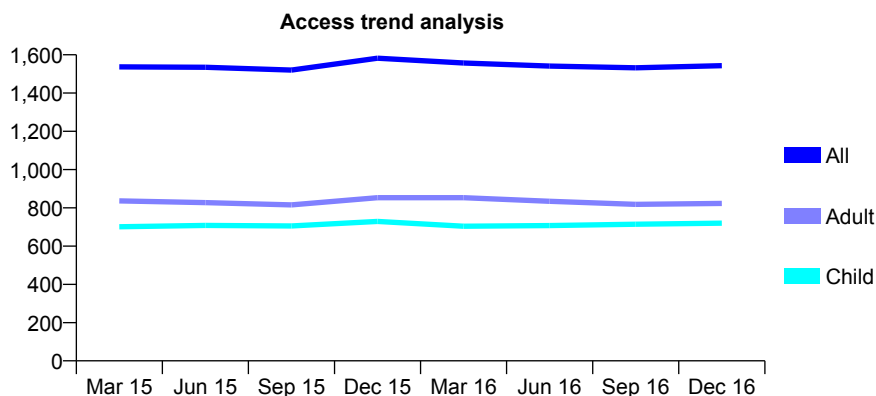
Q53 - Vital Signs At a Glance Contract Report for 166170/0001 - December 2016

Name or company name	Rubery Dental Surgery Limited
Contract type name	GDS Contract
Purpose of contract	General
Contract start date	01/11/2007
Contract end date	

16/17 Contracted general activity (UDA)	7,372
Carry forward general activity (UDA)	-84
16/17 Contracted orthodontic activity (UOA)	0
Carry forward orthodontic activity (UOA)	0
Baseline contract value	£174,475.03

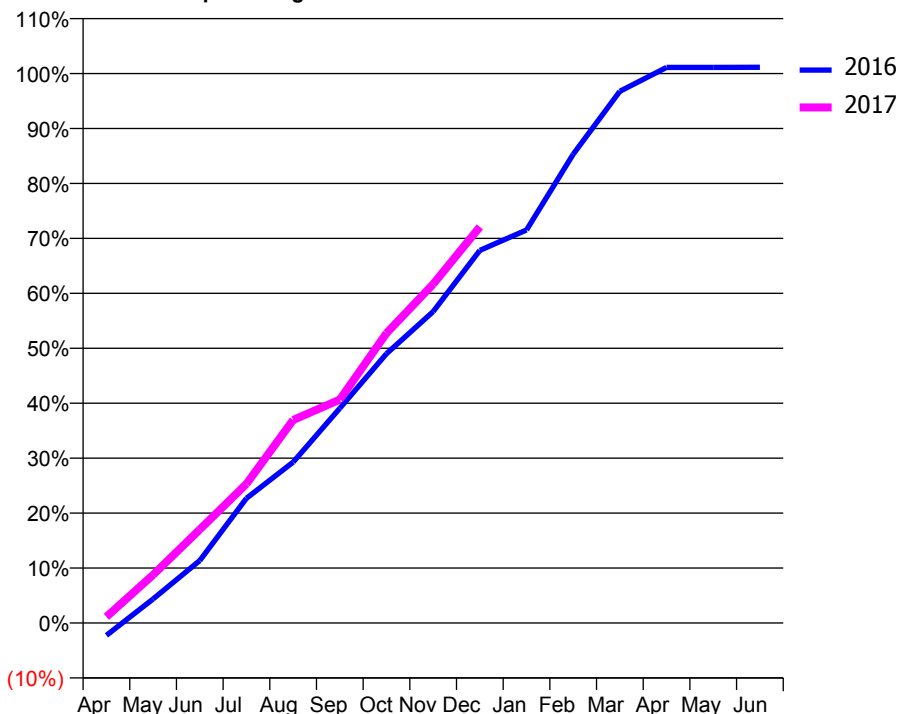
ACCESS*

Patients seen in 24 months	Total	Change since previous quarter
Quarter ending December 2015	1,582	
Quarter ending March 2016	1,557	↓
Quarter ending June 2016	1,541	↓
Quarter ending September 2016	1,532	→
Quarter ending December 2016	1,543	→
Variance since December 2015	(2.5%)	↓



ACTIVITY

Cumulative percentage of contracted UDA delivered 2016 & 2017



Month	Adjusted Scheduled Activity (UDA)	
	2016	2017
April	-168	84
May	323	647
June	839	1,256
July	1,673	1,867
August	2,158	2,724
September	2,881	2,998
October	3,612	3,888
November	4,178	4,547
December	5,000	5,314
January	5,274	
February	6,289	
March	7,133	
April	7,453	
May	7,453	
June	7,456	

QUALITY

	Quantity	Base Number	Contract	AT	Region	England
% of FP17s for the same patient ID Re-attending within 3 months - Children	17	735	2.3%	10.1%	12.1%	12.4%
% of FP17s for the same patient ID Re-attending within 3 months - Adults	69	884	7.8%	13.5%	15.9%	16.6%
% of FP17s for the same patient ID Re-attending between 3 & 9 months - Children	367	735	49.9%	58.0%	58.6%	57.5%
% of FP17s for the same patient ID Re-attending between 3 & 9 months - Adults	581	884	65.7%	49.3%	51.5%	50.4%
% of FP17s for Band 1 Urgent Courses	89	1,496	5.9%	7.0%	8.0%	9.1%
% of FP17s Relating to Free Repair or Replacements	0	1,496	0.0%	0.8%	0.8%	0.8%
% of FP17s Relating to Continuations	0	1,496	0.0%	1.3%	1.2%	1.3%
% of Patients satisfied with the dentistry they have received	4	4	N/A	93.3%	92.8%	92.7%
% of Patients satisfied with the time they had to wait for an appointment	4	4	N/A	91.0%	89.2%	88.8%

* This is based on patients treated on this contract for their most recent course of treatment. Figures in italics indicate the base number of FP17s or Patient Questionnaire responses are less than 100. N/A is shown where the base number of responses is less than 10 during the period. % is calculated as Quantity/Base number*100

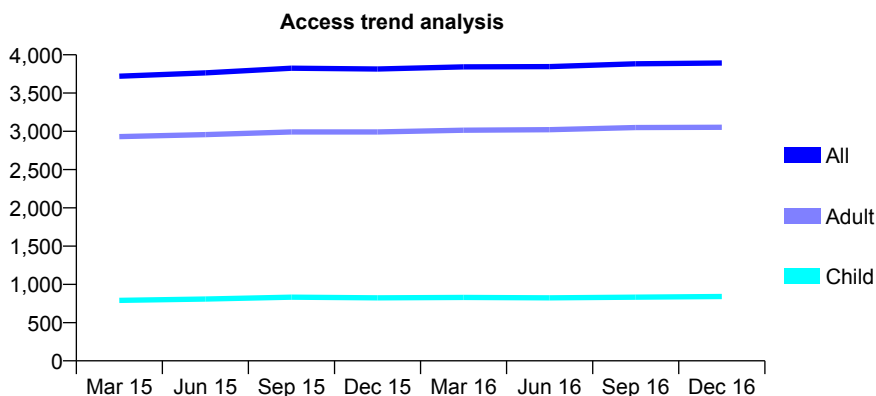
Q53 - Vital Signs At a Glance Contract Report for 167444/0001 - December 2016

Name or company name	Eachway Dental Practice
Contract type name	GDS Contract
Purpose of contract	General
Contract start date	01/04/2012
Contract end date	

16/17 Contracted general activity (UDA)	9,534
Carry forward general activity (UDA)	-191
16/17 Contracted orthodontic activity (UOA)	0
Carry forward orthodontic activity (UOA)	0
Baseline contract value	£216,945.75

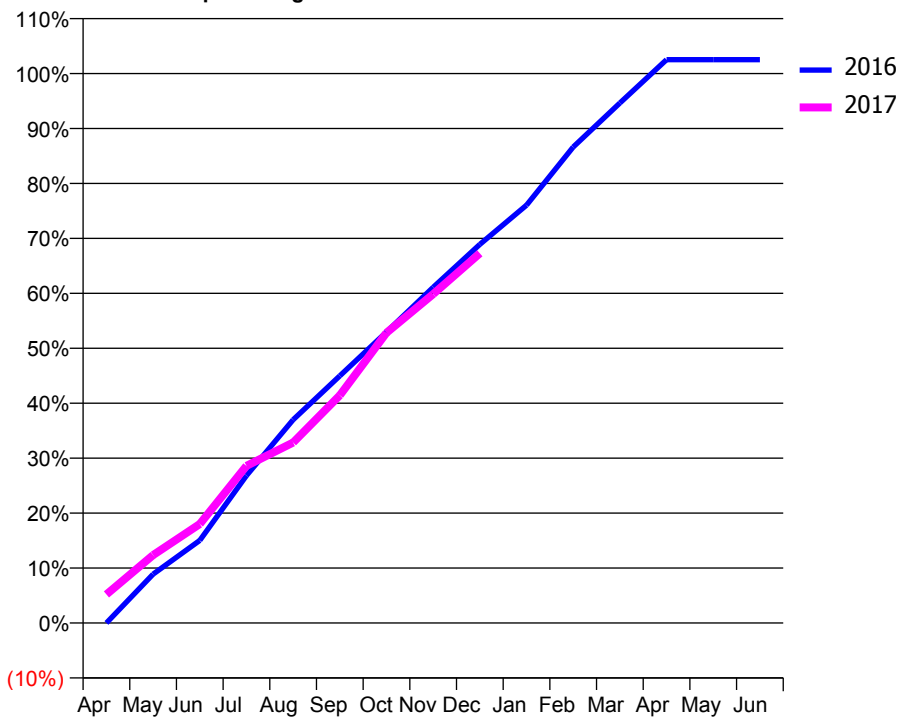
ACCESS*

Patients seen in 24 months	Total	Change since previous quarter
Quarter ending December 2015	3,815	
Quarter ending March 2016	3,843	→
Quarter ending June 2016	3,845	→
Quarter ending September 2016	3,883	→
Quarter ending December 2016	3,893	→
Variance since December 2015	2.0%	↑



ACTIVITY

Cumulative percentage of contracted UDA delivered 2016 & 2017



Month	Adjusted Scheduled Activity (UDA)	
	2016	2017
April	0	496
May	848	1,178
June	1,433	1,717
July	2,559	2,726
August	3,528	3,133
September	4,288	3,951
October	5,049	5,035
November	5,824	5,708
December	6,569	6,415
January	7,249	
February	8,259	
March	9,022	
April	9,773	
May	9,773	
June	9,773	

QUALITY

	Quantity	Base Number	Contract	AT	Region	England
% of FP17s for the same patient ID Re-attending within 3 months - Children	27	918	2.9%	10.1%	12.1%	12.4%
% of FP17s for the same patient ID Re-attending within 3 months - Adults	253	3,237	7.8%	13.5%	15.9%	16.6%
% of FP17s for the same patient ID Re-attending between 3 & 9 months - Children	576	918	62.7%	58.0%	58.6%	57.5%
% of FP17s for the same patient ID Re-attending between 3 & 9 months - Adults	1,797	3,237	55.5%	49.3%	51.5%	50.4%
% of FP17s for Band 1 Urgent Courses	209	3,750	5.6%	7.0%	8.0%	9.1%
% of FP17s Relating to Free Repair or Replacements	29	3,750	0.8%	0.8%	0.8%	0.8%
% of FP17s Relating to Continuations	11	3,750	0.3%	1.3%	1.2%	1.3%
% of Patients satisfied with the dentistry they have received	9	9	N/A	93.3%	92.8%	92.7%
% of Patients satisfied with the time they had to wait for an appointment	9	9	N/A	91.0%	89.2%	88.8%

* This is based on patients treated on this contract for their most recent course of treatment. Figures in italics indicate the base number of FP17s or Patient Questionnaire responses are less than 100. N/A is shown where the base number of responses is less than 10 during the period. % is calculated as Quantity/Base number*100

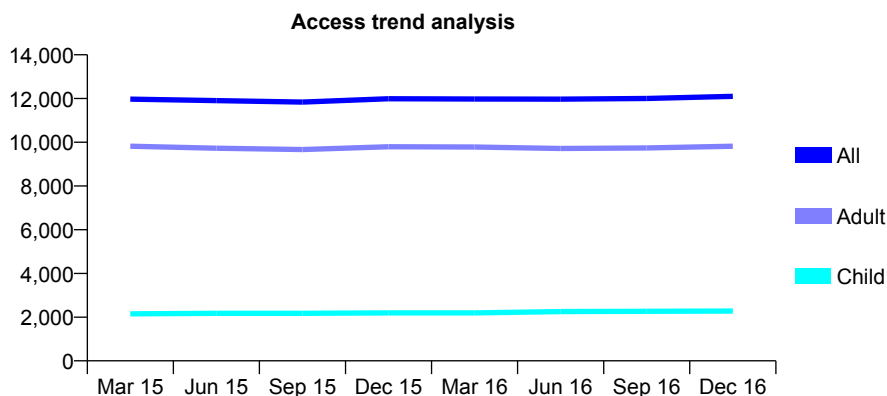
Q53 - Vital Signs At a Glance Contract Report for 167797/0002 - December 2016

Name or company name	Grafton House Dental Practice
Contract type name	PDS Plus Contract
Purpose of contract	General
Contract start date	01/04/2011
Contract end date	31/03/2017

16/17 Contracted general activity (UDA)	32,084
Carry forward general activity (UDA)	-201
16/17 Contracted orthodontic activity (UOA)	0
Carry forward orthodontic activity (UOA)	0
Baseline contract value	£670,180.51

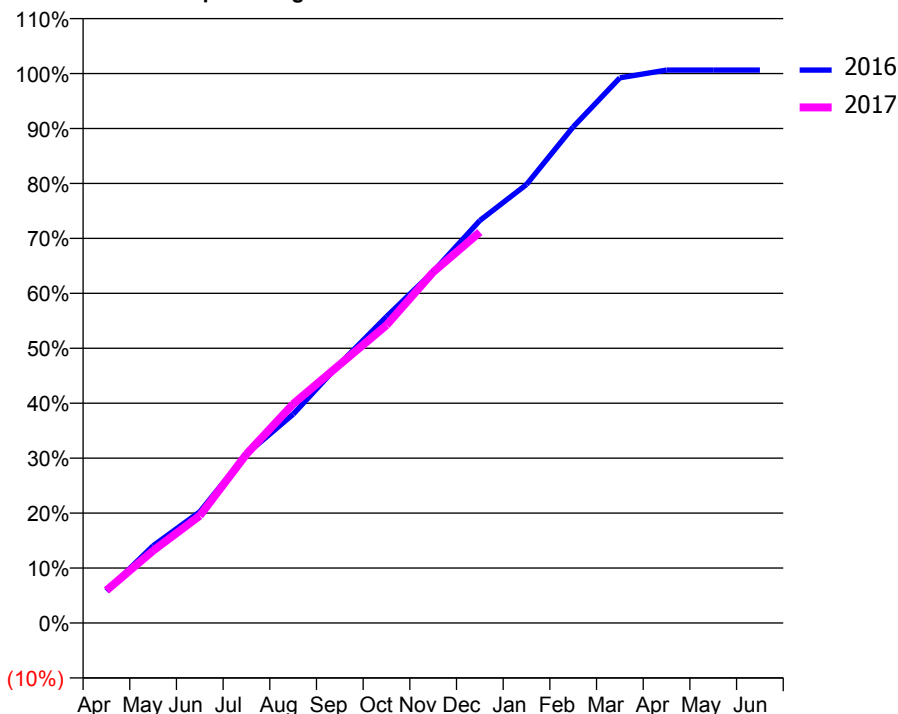
ACCESS*

Patients seen in 24 months	Total	Change since previous quarter
Quarter ending December 2015	11,990	
Quarter ending March 2016	11,976	→
Quarter ending June 2016	11,969	→
Quarter ending September 2016	12,002	→
Quarter ending December 2016	12,099	→
Variance since December 2015	0.9%	→



ACTIVITY

Cumulative percentage of contracted UDA delivered 2016 & 2017



Month	Adjusted Scheduled Activity (UDA)	
	2016	2017
April	1,864	1,904
May	4,515	4,222
June	6,499	6,265
July	9,871	9,864
August	12,186	12,788
September	15,141	15,092
October	17,888	17,393
November	20,516	20,485
December	23,499	22,826
January	25,606	
February	28,968	
March	31,831	
April	32,285	
May	32,285	
June	32,285	

QUALITY

	Quantity	Base Number	Contract	AT	Region	England
% of FP17s for the same patient ID Re-attending within 3 months - Children	113	2,518	4.5%	10.1%	12.1%	12.4%
% of FP17s for the same patient ID Re-attending within 3 months - Adults	705	9,939	7.1%	13.5%	15.9%	16.6%
% of FP17s for the same patient ID Re-attending between 3 & 9 months - Children	1,493	2,518	59.3%	58.0%	58.6%	57.5%
% of FP17s for the same patient ID Re-attending between 3 & 9 months - Adults	6,183	9,939	62.2%	49.3%	51.5%	50.4%
% of FP17s for Band 1 Urgent Courses	517	12,207	4.2%	7.0%	8.0%	9.1%
% of FP17s Relating to Free Repair or Replacements	30	12,207	0.2%	0.8%	0.8%	0.8%
% of FP17s Relating to Continuations	57	12,207	0.5%	1.3%	1.2%	1.3%
% of Patients satisfied with the dentistry they have received	29	31	93.5%	93.3%	92.8%	92.7%
% of Patients satisfied with the time they had to wait for an appointment	31	31	100.0%	91.0%	89.2%	88.8%

* This is based on patients treated on this contract for their most recent course of treatment. Figures in italics indicate the base number of FP17s or Patient Questionnaire responses are less than 100. N/A is shown where the base number of responses is less than 10 during the period. % is calculated as Quantity/Base number*100

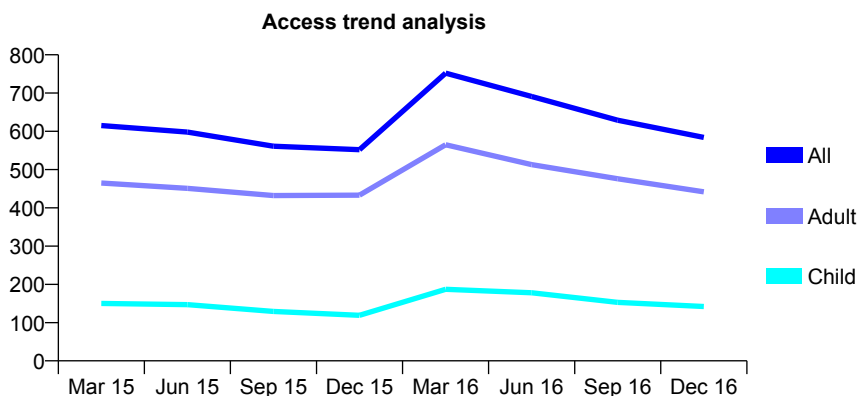
Q53 - Vital Signs At a Glance Contract Report for 169536/0001 - December 2016

Name or company name	Mrs Tait and Mr Parsons
Contract type name	GDS Contract
Purpose of contract	General
Contract start date	01/11/2012
Contract end date	

16/17 Contracted general activity (UDA)	1,878
Carry forward general activity (UDA)	41
16/17 Contracted orthodontic activity (UOA)	0
Carry forward orthodontic activity (UOA)	0
Baseline contract value	£46,418.77

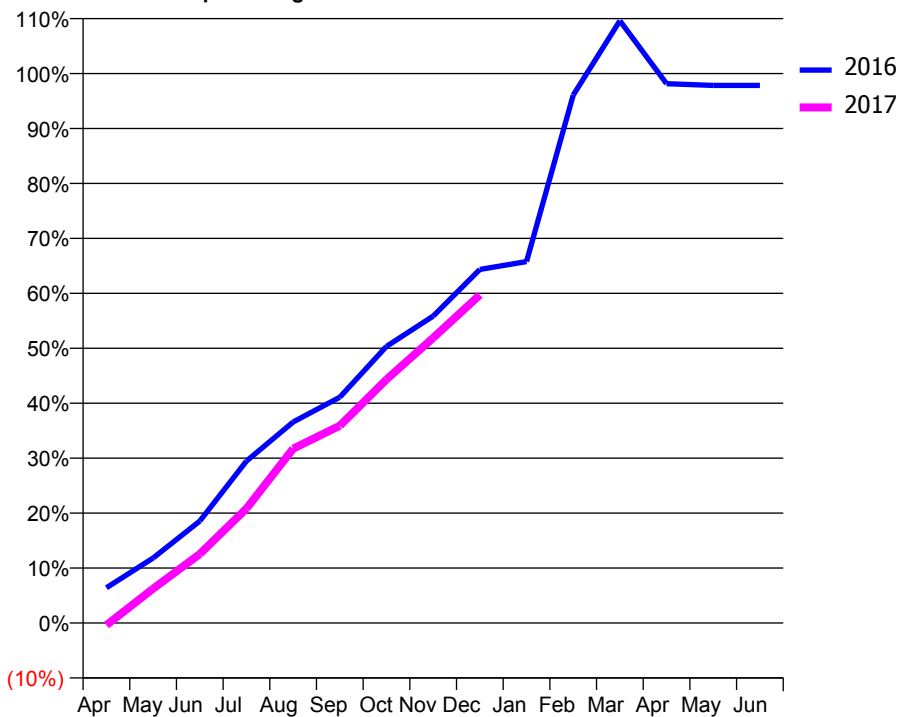
ACCESS*

Patients seen in 24 months	Total	Change since previous quarter
Quarter ending December 2015	552	
Quarter ending March 2016	752	↑
Quarter ending June 2016	691	↓
Quarter ending September 2016	629	↓
Quarter ending December 2016	584	↓
Variance since December 2015	5.8%	↑



ACTIVITY

Cumulative percentage of contracted UDA delivered 2016 & 2017



Adjusted Scheduled Activity (UDA)

Month	2016	2017
April	121	-7
May	222	117
June	348	236
July	554	391
August	687	596
September	772	674
October	946	833
November	1,049	975
December	1,208	1,121
January	1,235	
February	1,804	
March	2,058	
April	1,843	
May	1,837	
June	1,837	

QUALITY

	Quantity	Base Number	Contract	AT	Region	England
% of FP17s for the same patient ID Re-attending within 3 months - Children	5	148	3.4%	10.1%	12.1%	12.4%
% of FP17s for the same patient ID Re-attending within 3 months - Adults	71	493	14.4%	13.5%	15.9%	16.6%
% of FP17s for the same patient ID Re-attending between 3 & 9 months - Children	82	148	55.4%	58.0%	58.6%	57.5%
% of FP17s for the same patient ID Re-attending between 3 & 9 months - Adults	313	493	63.5%	49.3%	51.5%	50.4%
% of FP17s for Band 1 Urgent Courses	56	695	8.1%	7.0%	8.0%	9.1%
% of FP17s Relating to Free Repair or Replacements	9	695	1.3%	0.8%	0.8%	0.8%
% of FP17s Relating to Continuations	15	695	2.2%	1.3%	1.2%	1.3%
% of Patients satisfied with the dentistry they have received	0	0	N/A	93.3%	92.8%	92.7%
% of Patients satisfied with the time they had to wait for an appointment	0	0	N/A	91.0%	89.2%	88.8%

* This is based on patients treated on this contract for their most recent course of treatment. Figures in italics indicate the base number of FP17s or Patient Questionnaire responses are less than 100. N/A is shown where the base number of responses is less than 10 during the period. % is calculated as Quantity/Base number*100

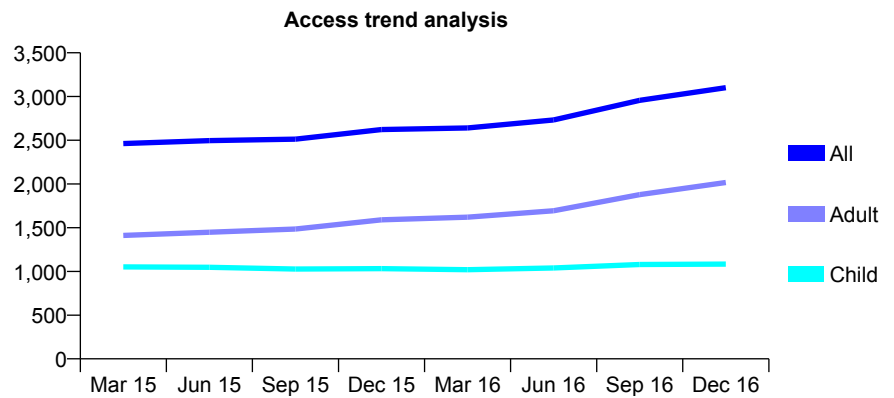
Q53 - Vital Signs At a Glance Contract Report for 169994/0002 - December 2016

Name or company name	Abbotsbury Court Dental Practice
Contract type name	GDS Contract
Purpose of contract	General
Contract start date	02/09/2012
Contract end date	

16/17 Contracted general activity (UDA)	7,527
Carry forward general activity (UDA)	49
16/17 Contracted orthodontic activity (UOA)	0
Carry forward orthodontic activity (UOA)	0
Baseline contract value	£190,250.20

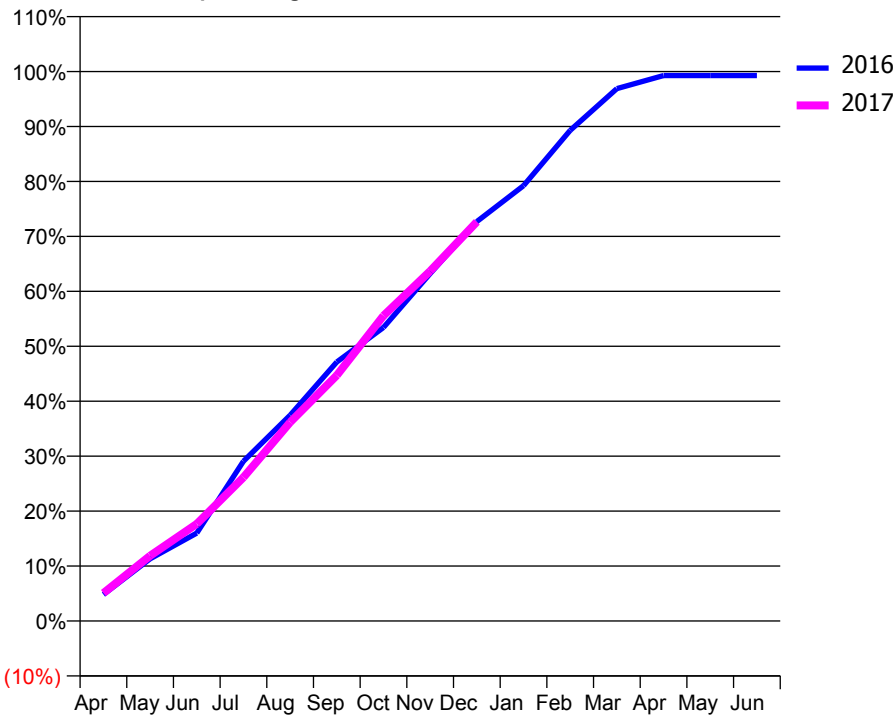
ACCESS*

Patients seen in 24 months	Total	Change since previous quarter
Quarter ending December 2015	2,622	
Quarter ending March 2016	2,640	→
Quarter ending June 2016	2,732	↑
Quarter ending September 2016	2,957	↑
Quarter ending December 2016	3,101	↑
Variance since December 2015	18.3%	↑



ACTIVITY

Cumulative percentage of contracted UDA delivered 2016 & 2017



Month	Adjusted Scheduled Activity (UDA)	
	2016	2017
April	314	382
May	739	895
June	1,044	1,330
July	1,899	1,967
August	2,444	2,722
September	3,077	3,365
October	3,487	4,182
November	4,127	4,793
December	4,744	5,468
January	5,170	
February	5,829	
March	6,323	
April	6,478	
May	6,478	
June	6,478	

QUALITY

	Quantity	Base Number	Contract	AT	Region	England
% of FP17s for the same patient ID Re-attending within 3 months - Children	90	1,320	6.8%	10.1%	12.1%	12.4%
% of FP17s for the same patient ID Re-attending within 3 months - Adults	375	2,136	17.6%	13.5%	15.9%	16.6%
% of FP17s for the same patient ID Re-attending between 3 & 9 months - Children	782	1,320	59.2%	58.0%	58.6%	57.5%
% of FP17s for the same patient ID Re-attending between 3 & 9 months - Adults	763	2,136	35.7%	49.3%	51.5%	50.4%
% of FP17s for Band 1 Urgent Courses	310	3,363	9.2%	7.0%	8.0%	9.1%
% of FP17s Relating to Free Repair or Replacements	30	3,363	0.9%	0.8%	0.8%	0.8%
% of FP17s Relating to Continuations	28	3,363	0.8%	1.3%	1.2%	1.3%
% of Patients satisfied with the dentistry they have received	2	2	N/A	93.3%	92.8%	92.7%
% of Patients satisfied with the time they had to wait for an appointment	1	2	N/A	91.0%	89.2%	88.8%

* This is based on patients treated on this contract for their most recent course of treatment. Figures in italics indicate the base number of FP17s or Patient Questionnaire responses are less than 100. N/A is shown where the base number of responses is less than 10 during the period. % is calculated as Quantity/Base number*100

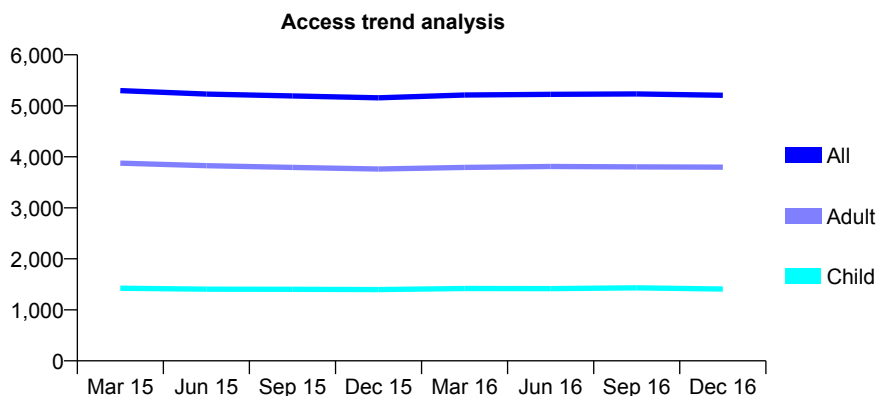
Q53 - Vital Signs At a Glance Contract Report for 174009/0001 - December 2016

Name or company name	Droitwich Spa Dental Practice
Contract type name	GDS Contract
Purpose of contract	General
Contract start date	01/03/2012
Contract end date	

16/17 Contracted general activity (UDA)	17,772
Carry forward general activity (UDA)	-288
16/17 Contracted orthodontic activity (UOA)	0
Carry forward orthodontic activity (UOA)	0
Baseline contract value	£495,829.33

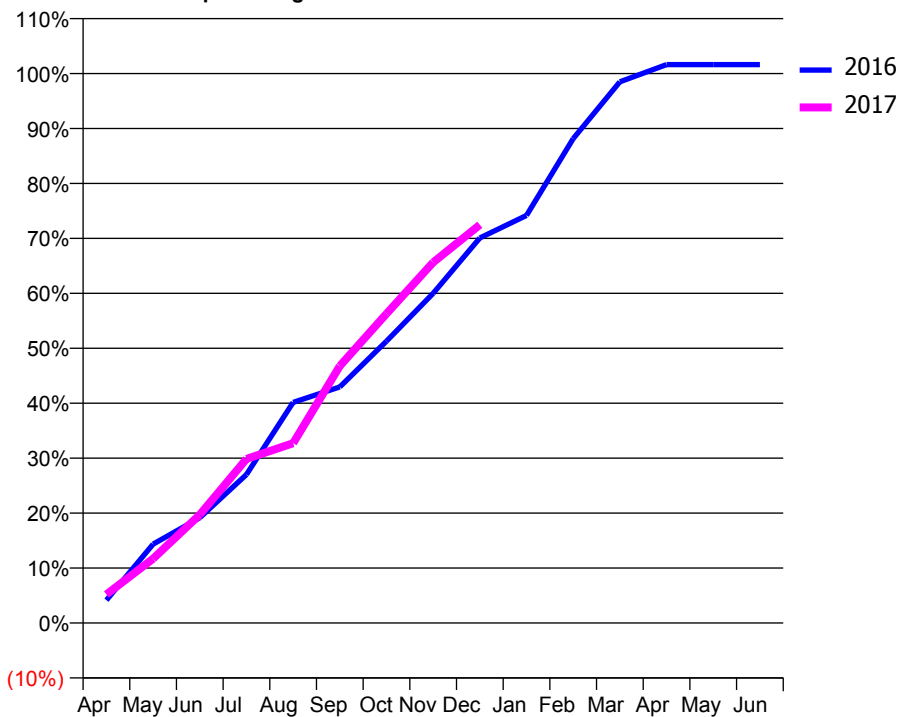
ACCESS*

Patients seen in 24 months	Total	Change since previous quarter
Quarter ending December 2015	5,157	
Quarter ending March 2016	5,212	→
Quarter ending June 2016	5,226	→
Quarter ending September 2016	5,233	→
Quarter ending December 2016	5,206	→
Variance since December 2015	1.0%	→



ACTIVITY

Cumulative percentage of contracted UDA delivered 2016 & 2017



Month	Adjusted Scheduled Activity (UDA)	
	2016	2017
April	741	927
May	2,550	2,080
June	3,404	3,505
July	4,801	5,306
August	7,136	5,815
September	7,635	8,314
October	9,113	10,005
November	10,665	11,664
December	12,453	12,881
January	13,183	
February	15,666	
March	17,504	
April	18,059	
May	18,059	
June	18,060	

QUALITY

	Quantity	Base Number	Contract	AT	Region	England
% of FP17s for the same patient ID Re-attending within 3 months - Children	97	1,634	5.9%	10.1%	12.1%	12.4%
% of FP17s for the same patient ID Re-attending within 3 months - Adults	690	4,366	15.8%	13.5%	15.9%	16.6%
% of FP17s for the same patient ID Re-attending between 3 & 9 months - Children	1,094	1,634	67.0%	58.0%	58.6%	57.5%
% of FP17s for the same patient ID Re-attending between 3 & 9 months - Adults	2,653	4,366	60.8%	49.3%	51.5%	50.4%
% of FP17s for Band 1 Urgent Courses	411	5,103	8.1%	7.0%	8.0%	9.1%
% of FP17s Relating to Free Repair or Replacements	50	5,103	1.0%	0.8%	0.8%	0.8%
% of FP17s Relating to Continuations	59	5,103	1.2%	1.3%	1.2%	1.3%
% of Patients satisfied with the dentistry they have received	8	9	N/A	93.3%	92.8%	92.7%
% of Patients satisfied with the time they had to wait for an appointment	8	9	N/A	91.0%	89.2%	88.8%

* This is based on patients treated on this contract for their most recent course of treatment. Figures in italics indicate the base number of FP17s or Patient Questionnaire responses are less than 100. N/A is shown where the base number of responses is less than 10 during the period. % is calculated as Quantity/Base number*100

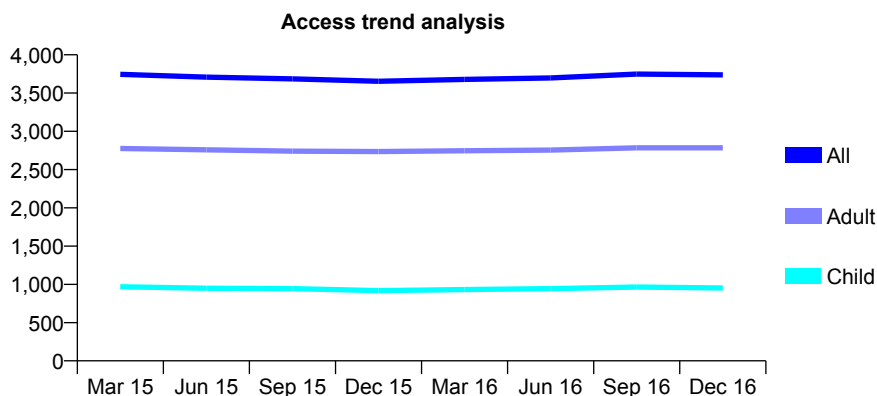
Q53 - Vital Signs At a Glance Contract Report for 174203/0001 - December 2016

Name or company name	Brighton Villa Dental Practice
Contract type name	GDS Contract
Purpose of contract	General
Contract start date	01/04/2006
Contract end date	

16/17 Contracted general activity (UDA)	11,754
Carry forward general activity (UDA)	462
16/17 Contracted orthodontic activity (UOA)	0
Carry forward orthodontic activity (UOA)	0
Baseline contract value	£285,839.00

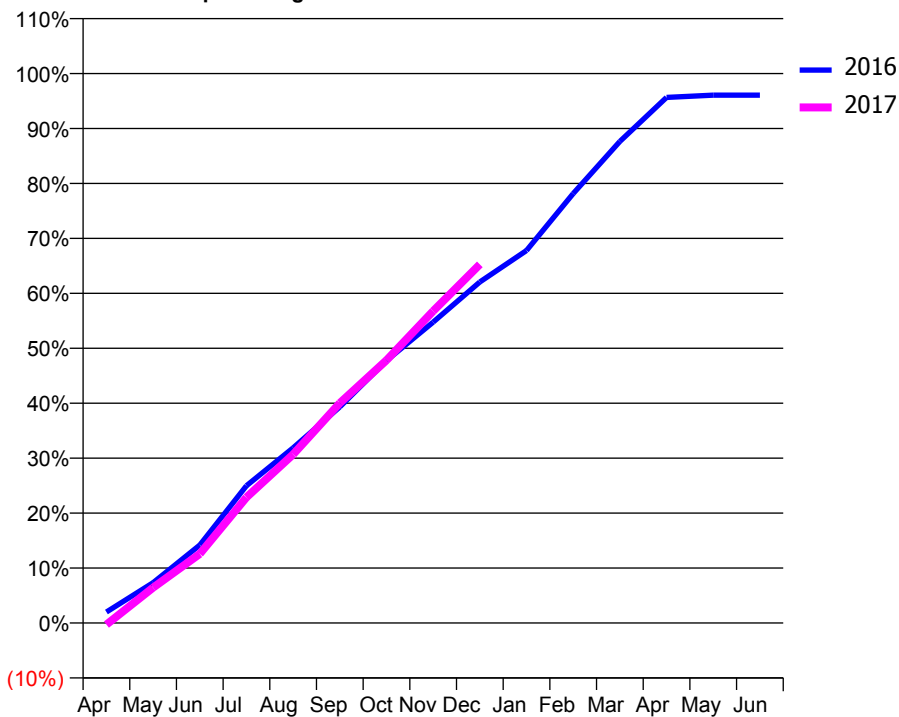
ACCESS*

Patients seen in 24 months	Total	Change since previous quarter
Quarter ending December 2015	3,654	
Quarter ending March 2016	3,678	→
Quarter ending June 2016	3,698	→
Quarter ending September 2016	3,749	→
Quarter ending December 2016	3,737	→
Variance since December 2015	2.3%	↑



ACTIVITY

Cumulative percentage of contracted UDA delivered 2016 & 2017



Month	Adjusted Scheduled Activity (UDA)	
	2016	2017
April	234	-37
May	863	756
June	1,667	1,480
July	2,935	2,688
August	3,747	3,608
September	4,623	4,704
October	5,612	5,620
November	6,437	6,673
December	7,296	7,671
January	7,969	
February	9,187	
March	10,303	
April	11,243	
May	11,292	
June	11,292	

QUALITY

	Quantity	Base Number	Contract	AT	Region	England
% of FP17s for the same patient ID Re-attending within 3 months - Children	137	1,295	10.6%	10.1%	12.1%	12.4%
% of FP17s for the same patient ID Re-attending within 3 months - Adults	589	3,518	16.7%	13.5%	15.9%	16.6%
% of FP17s for the same patient ID Re-attending between 3 & 9 months - Children	848	1,295	65.5%	58.0%	58.6%	57.5%
% of FP17s for the same patient ID Re-attending between 3 & 9 months - Adults	2,160	3,518	61.4%	49.3%	51.5%	50.4%
% of FP17s for Band 1 Urgent Courses	395	4,443	8.9%	7.0%	8.0%	9.1%
% of FP17s Relating to Free Repair or Replacements	42	4,443	0.9%	0.8%	0.8%	0.8%
% of FP17s Relating to Continuations	77	4,443	1.7%	1.3%	1.2%	1.3%
% of Patients satisfied with the dentistry they have received	11	12	91.7%	93.3%	92.8%	92.7%
% of Patients satisfied with the time they had to wait for an appointment	11	12	91.7%	91.0%	89.2%	88.8%

* This is based on patients treated on this contract for their most recent course of treatment. Figures in italics indicate the base number of FP17s or Patient Questionnaire responses are less than 100. N/A is shown where the base number of responses is less than 10 during the period. % is calculated as Quantity/Base number*100

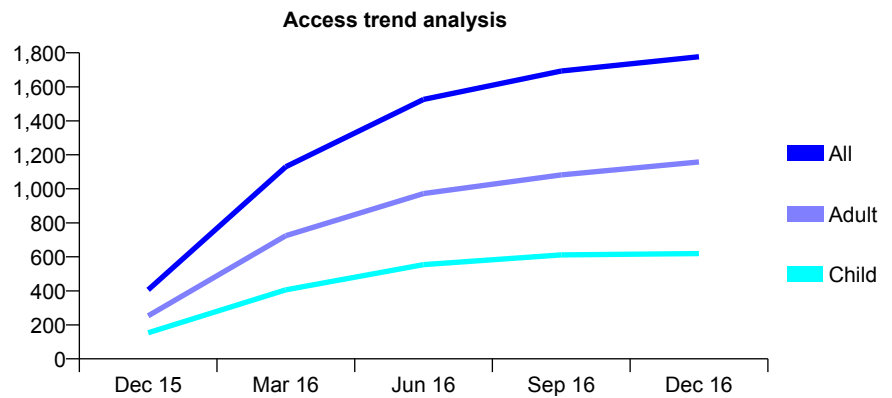
Q53 - Vital Signs At a Glance Contract Report for 175668/0001 - December 2016

Name or company name	Jai Arhi and Christopher Tulacz
Contract type name	GDS Contract
Purpose of contract	General
Contract start date	01/11/2015
Contract end date	

16/17 Contracted general activity (UDA)	7,993
Carry forward general activity (UDA)	0
16/17 Contracted orthodontic activity (UOA)	0
Carry forward orthodontic activity (UOA)	0
Baseline contract value	£196,633.94

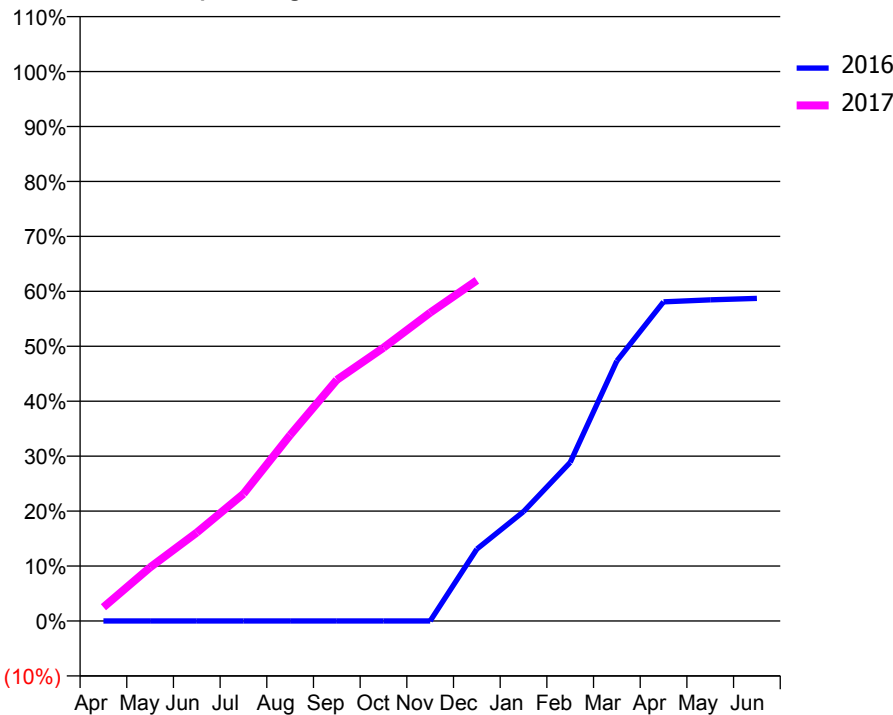
ACCESS*

Patients seen in 24 months	Total	Change since previous quarter
Quarter ending December 2015	406	
Quarter ending March 2016	1,130	↑
Quarter ending June 2016	1,526	↑
Quarter ending September 2016	1,693	↑
Quarter ending December 2016	1,777	↑
Variance since December 2015	337.7%	↑



ACTIVITY

Cumulative percentage of contracted UDA delivered 2016 & 2017



Month	Adjusted Scheduled Activity (UDA)	
	2016	2017
April	0	201
May	0	780
June	0	1,286
July	0	1,850
August	0	2,705
September	0	3,508
October	0	3,975
November	0	4,486
December	610	4,955
January	928	
February	1,346	
March	2,208	
April	2,709	
May	2,726	
June	2,738	

QUALITY

	Quantity	Base Number	Contract	AT	Region	England
% of FP17s for the same patient ID Re-attending within 3 months - Children	69	813	8.5%	10.1%	12.1%	12.4%
% of FP17s for the same patient ID Re-attending within 3 months - Adults	242	1,561	15.5%	13.5%	15.9%	16.6%
% of FP17s for the same patient ID Re-attending between 3 & 9 months - Children	410	813	50.4%	58.0%	58.6%	57.5%
% of FP17s for the same patient ID Re-attending between 3 & 9 months - Adults	778	1,561	49.8%	49.3%	51.5%	50.4%
% of FP17s for Band 1 Urgent Courses	130	2,209	5.9%	7.0%	8.0%	9.1%
% of FP17s Relating to Free Repair or Replacements	18	2,209	0.8%	0.8%	0.8%	0.8%
% of FP17s Relating to Continuations	42	2,209	1.9%	1.3%	1.2%	1.3%
% of Patients satisfied with the dentistry they have received	5	6	N/A	93.3%	92.8%	92.7%
% of Patients satisfied with the time they had to wait for an appointment	5	6	N/A	91.0%	89.2%	88.8%

* This is based on patients treated on this contract for their most recent course of treatment. Figures in italics indicate the base number of FP17s or Patient Questionnaire responses are less than 100. N/A is shown where the base number of responses is less than 10 during the period. % is calculated as Quantity/Base number*100

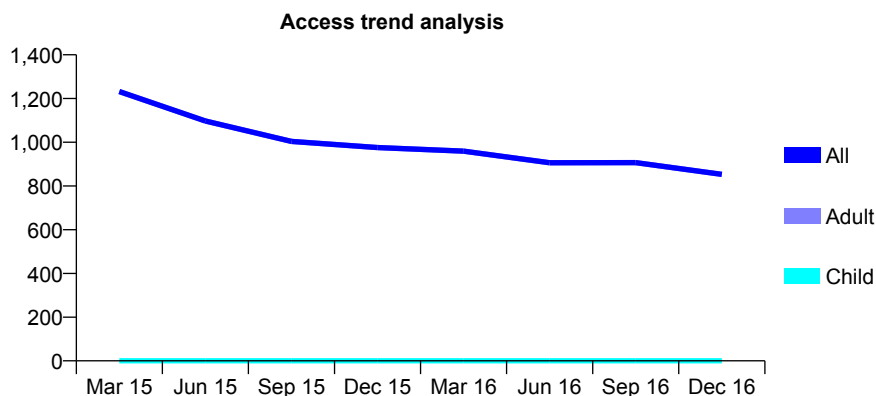
Q53 - Vital Signs At a Glance Contract Report for 175951/0001 - December 2016

Name or company name	Gentle Dental Care (WORCESTER)LTD. C
Contract type name	PDS Plus Contract
Purpose of contract	General
Contract start date	01/04/2012
Contract end date	31/03/2017

16/17 Contracted general activity (UDA)	6,000
Carry forward general activity (UDA)	0
16/17 Contracted orthodontic activity (UOA)	0
Carry forward orthodontic activity (UOA)	0
Baseline contract value	£94,323.88

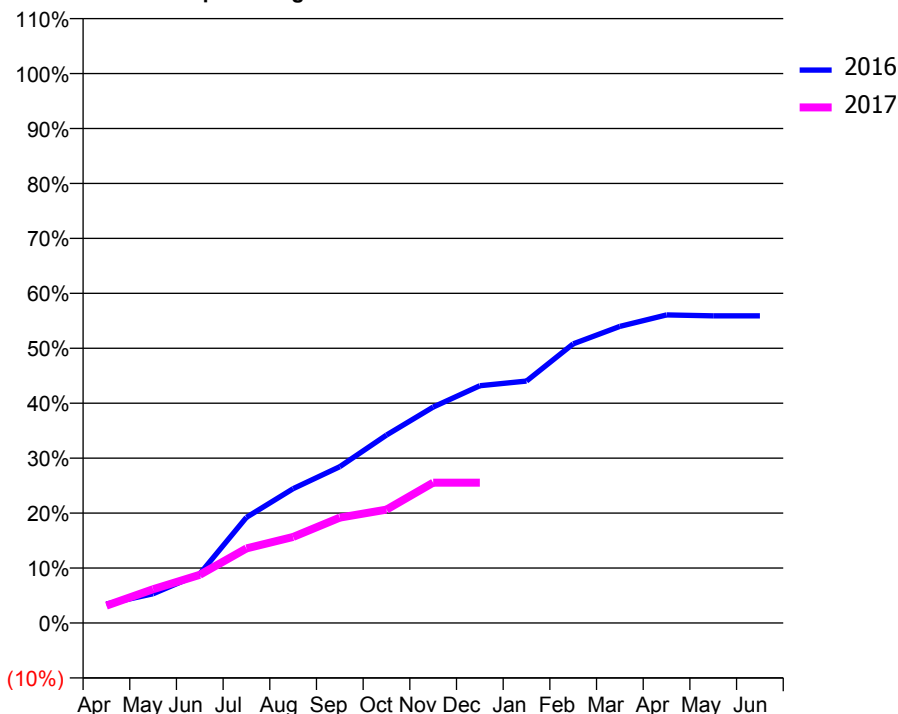
ACCESS*

Patients seen in 24 months	Total	Change since previous quarter
Quarter ending December 2015	976	
Quarter ending March 2016	959	↓
Quarter ending June 2016	906	↓
Quarter ending September 2016	907	→
Quarter ending December 2016	853	↓
Variance since December 2015	(12.6%)	↓



ACTIVITY

Cumulative percentage of contracted UDA delivered 2016 & 2017



Month	Adjusted Scheduled Activity (UDA)	
	2016	2017
April	208	190
May	319	369
June	536	526
July	1,153	814
August	1,467	940
September	1,707	1,151
October	2,052	1,238
November	2,357	1,533
December	2,591	1,533
January	2,643	
February	3,048	
March	3,238	
April	3,364	
May	3,353	
June	3,354	

QUALITY

	Quantity	Base Number	Contract	AT	Region	England
% of FP17s for the same patient ID Re-attending within 3 months - Children	0	0	N/A	10.1%	12.1%	12.4%
% of FP17s for the same patient ID Re-attending within 3 months - Adults	59	393	15.0%	13.5%	15.9%	16.6%
% of FP17s for the same patient ID Re-attending between 3 & 9 months - Children	0	0	N/A	58.0%	58.6%	57.5%
% of FP17s for the same patient ID Re-attending between 3 & 9 months - Adults	47	393	12.0%	49.3%	51.5%	50.4%
% of FP17s for Band 1 Urgent Courses	9	366	2.5%	7.0%	8.0%	9.1%
% of FP17s Relating to Free Repair or Replacements	2	366	0.5%	0.8%	0.8%	0.8%
% of FP17s Relating to Continuations	4	366	1.1%	1.3%	1.2%	1.3%
% of Patients satisfied with the dentistry they have received	1	4	N/A	93.3%	92.8%	92.7%
% of Patients satisfied with the time they had to wait for an appointment	1	4	N/A	91.0%	89.2%	88.8%

* This is based on patients treated on this contract for their most recent course of treatment. Figures in italics indicate the base number of FP17s or Patient Questionnaire responses are less than 100. N/A is shown where the base number of responses is less than 10 during the period. % is calculated as Quantity/Base number*100

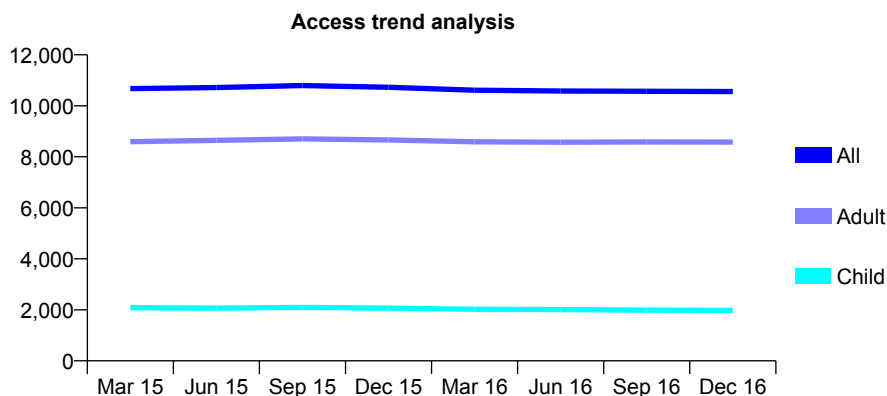
Q53 - Vital Signs At a Glance Contract Report for 176370/0001 - December 2016

Name or company name	Kyrle Street Dental Practice
Contract type name	GDS Contract
Purpose of contract	General
Contract start date	01/04/2006
Contract end date	

16/17 Contracted general activity (UDA)	29,000
Carry forward general activity (UDA)	0
16/17 Contracted orthodontic activity (UOA)	0
Carry forward orthodontic activity (UOA)	0
Baseline contract value	£750,609.69

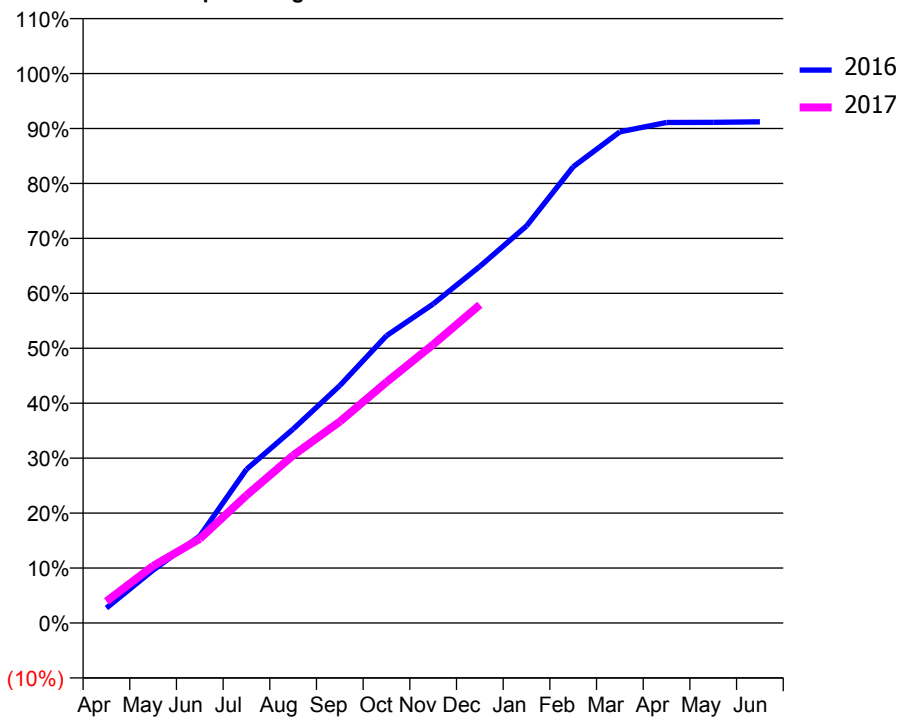
ACCESS*

Patients seen in 24 months	Total	Change since previous quarter
Quarter ending December 2015	10,727	
Quarter ending March 2016	10,612	↓
Quarter ending June 2016	10,583	→
Quarter ending September 2016	10,571	→
Quarter ending December 2016	10,558	→
Variance since December 2015	(1.6%)	↓



ACTIVITY

Cumulative percentage of contracted UDA delivered 2016 & 2017



Month	Adjusted Scheduled Activity (UDA)	
	2016	2017
April	788	1,142
May	2,788	3,014
June	4,590	4,444
July	8,113	6,738
August	10,233	8,849
September	12,531	10,627
October	15,160	12,714
November	16,835	14,694
December	18,819	16,793
January	20,957	
February	24,082	
March	25,919	
April	26,415	
May	26,421	
June	26,450	

QUALITY

	Quantity	Base Number	Contract	AT	Region	England
% of FP17s for the same patient ID Re-attending within 3 months - Children	93	1,760	5.3%	10.1%	12.1%	12.4%
% of FP17s for the same patient ID Re-attending within 3 months - Adults	1,071	7,295	14.7%	13.5%	15.9%	16.6%
% of FP17s for the same patient ID Re-attending between 3 & 9 months - Children	756	1,760	43.0%	58.0%	58.6%	57.5%
% of FP17s for the same patient ID Re-attending between 3 & 9 months - Adults	2,504	7,295	34.3%	49.3%	51.5%	50.4%
% of FP17s for Band 1 Urgent Courses	1,228	8,719	14.1%	7.0%	8.0%	9.1%
% of FP17s Relating to Free Repair or Replacements	33	8,719	0.4%	0.8%	0.8%	0.8%
% of FP17s Relating to Continuations	32	8,719	0.4%	1.3%	1.2%	1.3%
% of Patients satisfied with the dentistry they have received	32	32	100.0%	93.3%	92.8%	92.7%
% of Patients satisfied with the time they had to wait for an appointment	29	32	90.6%	91.0%	89.2%	88.8%

* This is based on patients treated on this contract for their most recent course of treatment. Figures in italics indicate the base number of FP17s or Patient Questionnaire responses are less than 100. N/A is shown where the base number of responses is less than 10 during the period. % is calculated as Quantity/Base number*100

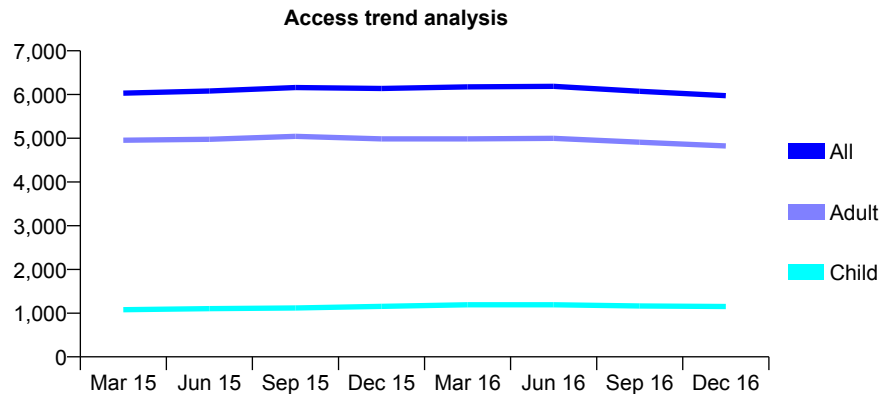
Q53 - Vital Signs At a Glance Contract Report for 176834/0001 - December 2016

Name or company name	Bewdley Dental Partnership
Contract type name	GDS Contract
Purpose of contract	General
Contract start date	01/02/2009
Contract end date	

16/17 Contracted general activity (UDA)	20,370
Carry forward general activity (UDA)	646
16/17 Contracted orthodontic activity (UOA)	0
Carry forward orthodontic activity (UOA)	0
Baseline contract value	£661,943.98

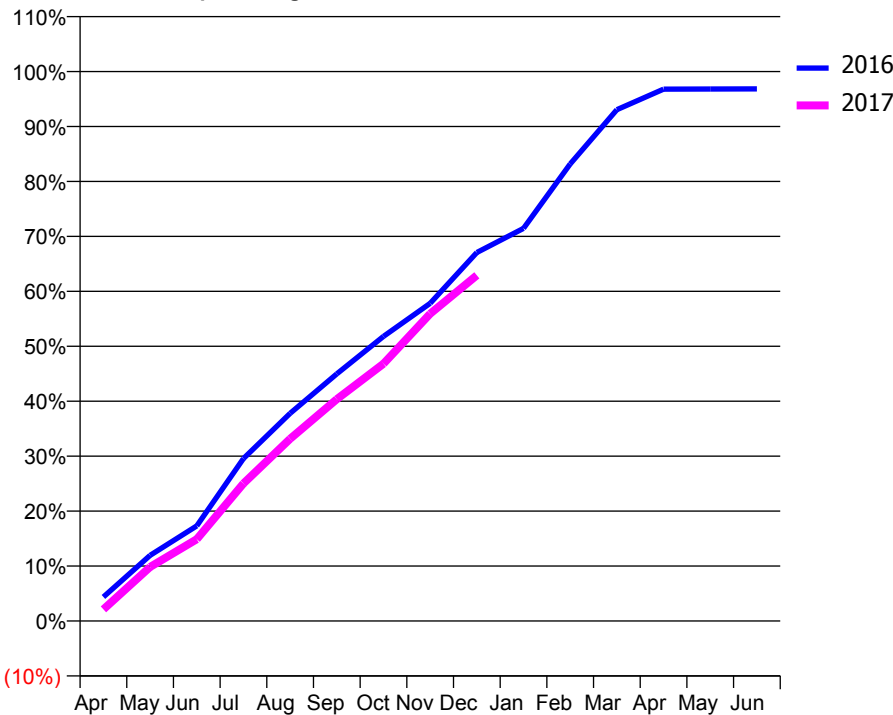
ACCESS*

Patients seen in 24 months	Total	Change since previous quarter
Quarter ending December 2015	6,139	
Quarter ending March 2016	6,176	→
Quarter ending June 2016	6,188	→
Quarter ending September 2016	6,074	↓
Quarter ending December 2016	5,974	↓
Variance since December 2015	(2.7%)	↓



ACTIVITY

Cumulative percentage of contracted UDA delivered 2016 & 2017



Month	Adjusted Scheduled Activity (UDA)	
	2016	2017
April	894	433
May	2,437	2,006
June	3,526	3,031
July	6,023	5,099
August	7,699	6,755
September	9,161	8,225
October	10,550	9,537
November	11,779	11,391
December	13,663	12,813
January	14,555	
February	16,943	
March	18,956	
April	19,718	
May	19,723	
June	19,724	

QUALITY

	Quantity	Base Number	Contract	AT	Region	England
% of FP17s for the same patient ID Re-attending within 3 months - Children	82	1,295	6.3%	10.1%	12.1%	12.4%
% of FP17s for the same patient ID Re-attending within 3 months - Adults	515	3,989	12.9%	13.5%	15.9%	16.6%
% of FP17s for the same patient ID Re-attending between 3 & 9 months - Children	825	1,295	63.7%	58.0%	58.6%	57.5%
% of FP17s for the same patient ID Re-attending between 3 & 9 months - Adults	1,866	3,989	46.8%	49.3%	51.5%	50.4%
% of FP17s for Band 1 Urgent Courses	96	4,941	1.9%	7.0%	8.0%	9.1%
% of FP17s Relating to Free Repair or Replacements	130	4,941	2.6%	0.8%	0.8%	0.8%
% of FP17s Relating to Continuations	92	4,941	1.9%	1.3%	1.2%	1.3%
% of Patients satisfied with the dentistry they have received	15	15	100.0%	93.3%	92.8%	92.7%
% of Patients satisfied with the time they had to wait for an appointment	14	15	93.3%	91.0%	89.2%	88.8%

* This is based on patients treated on this contract for their most recent course of treatment. Figures in italics indicate the base number of FP17s or Patient Questionnaire responses are less than 100. N/A is shown where the base number of responses is less than 10 during the period. % is calculated as Quantity/Base number*100

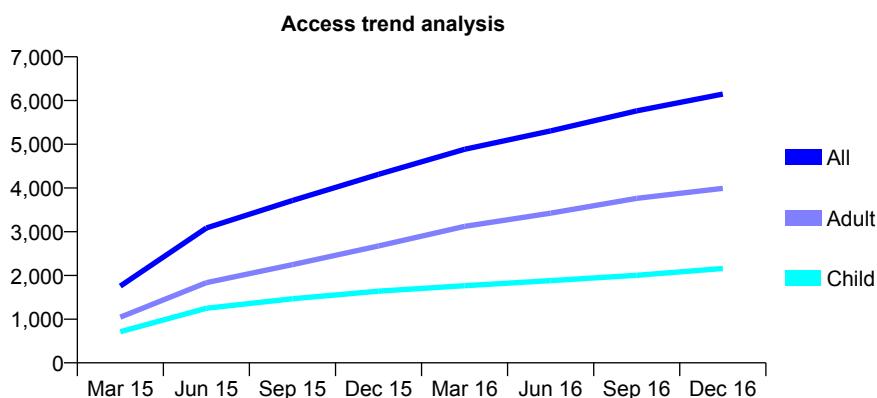
Q53 - Vital Signs At a Glance Contract Report for 177040/0001 - December 2016

Name or company name	Mr S B Ahmed Mulgund and Mrs S S Mulgund
Contract type name	GDS Contract
Purpose of contract	General
Contract start date	01/12/2014
Contract end date	

16/17 Contracted general activity (UDA)	14,774
Carry forward general activity (UDA)	448
16/17 Contracted orthodontic activity (UOA)	0
Carry forward orthodontic activity (UOA)	0
Baseline contract value	£383,711.86

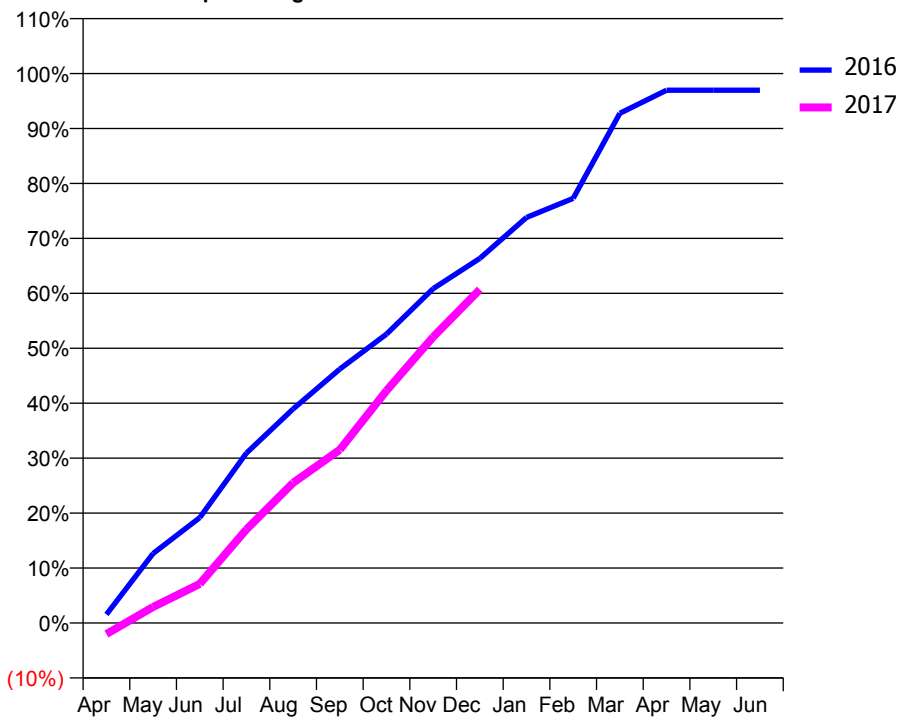
ACCESS*

Patients seen in 24 months	Total	Change since previous quarter
Quarter ending December 2015	4,310	
Quarter ending March 2016	4,884	↑
Quarter ending June 2016	5,306	↑
Quarter ending September 2016	5,764	↑
Quarter ending December 2016	6,147	↑
Variance since December 2015	42.6%	↑



ACTIVITY

Cumulative percentage of contracted UDA delivered 2016 & 2017



Month	Adjusted Scheduled Activity (UDA)	
	2016	2017
April	232	-301
May	1,869	433
June	2,836	1,051
July	4,568	2,519
August	5,756	3,770
September	6,828	4,660
October	7,769	6,246
November	8,990	7,694
December	9,802	8,970
January	10,903	
February	11,416	
March	13,706	
April	14,323	
May	14,326	
June	14,326	

QUALITY

	Quantity	Base Number	Contract	AT	Region	England
% of FP17s for the same patient ID Re-attending within 3 months - Children	72	1,897	3.8%	10.1%	12.1%	12.4%
% of FP17s for the same patient ID Re-attending within 3 months - Adults	229	3,095	7.4%	13.5%	15.9%	16.6%
% of FP17s for the same patient ID Re-attending between 3 & 9 months - Children	895	1,897	47.2%	58.0%	58.6%	57.5%
% of FP17s for the same patient ID Re-attending between 3 & 9 months - Adults	1,260	3,095	40.7%	49.3%	51.5%	50.4%
% of FP17s for Band 1 Urgent Courses	10	3,992	0.3%	7.0%	8.0%	9.1%
% of FP17s Relating to Free Repair or Replacements	1	3,992	0.0%	0.8%	0.8%	0.8%
% of FP17s Relating to Continuations	5	3,992	0.1%	1.3%	1.2%	1.3%
% of Patients satisfied with the dentistry they have received	6	8	N/A	93.3%	92.8%	92.7%
% of Patients satisfied with the time they had to wait for an appointment	6	8	N/A	91.0%	89.2%	88.8%

* This is based on patients treated on this contract for their most recent course of treatment. Figures in italics indicate the base number of FP17s or Patient Questionnaire responses are less than 100. N/A is shown where the base number of responses is less than 10 during the period. % is calculated as Quantity/Base number*100

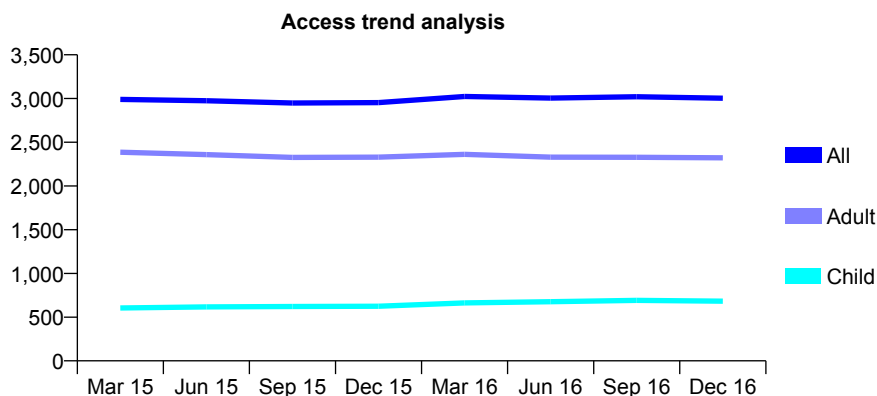
Q53 - Vital Signs At a Glance Contract Report for 177407/0002 - December 2016

Name or company name	BST Partnership
Contract type name	PDS Plus Contract
Purpose of contract	General
Contract start date	01/01/2011
Contract end date	31/03/2017

16/17 Contracted general activity (UDA)	8,000
Carry forward general activity (UDA)	0
16/17 Contracted orthodontic activity (UOA)	0
Carry forward orthodontic activity (UOA)	0
Baseline contract value	£129,885.07

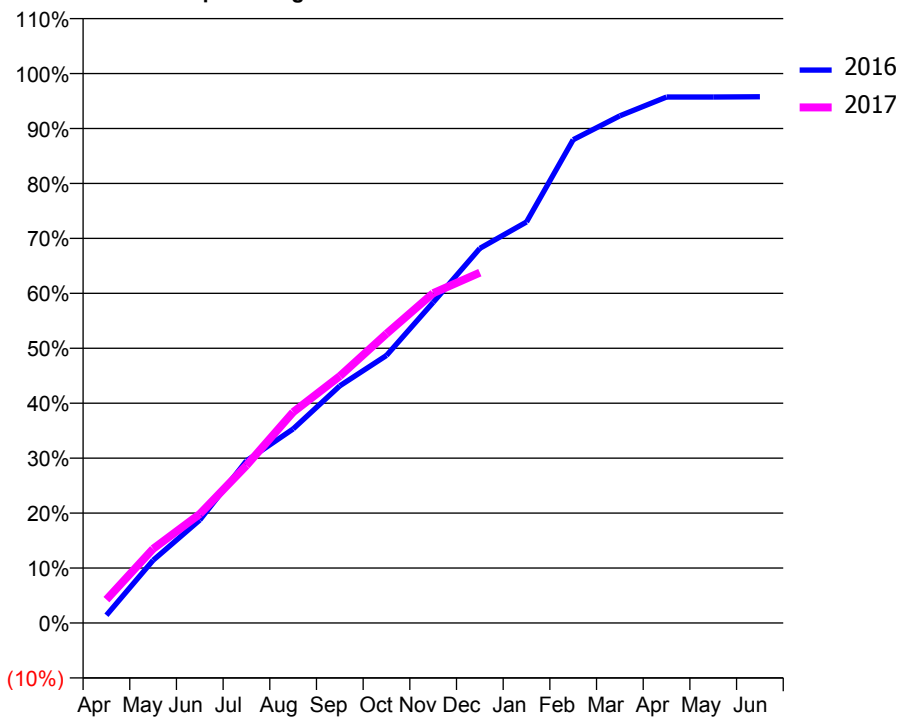
ACCESS*

Patients seen in 24 months	Total	Change since previous quarter
Quarter ending December 2015	2,954	
Quarter ending March 2016	3,024	↑
Quarter ending June 2016	3,005	→
Quarter ending September 2016	3,020	→
Quarter ending December 2016	3,004	→
Variance since December 2015	1.7%	→



ACTIVITY

Cumulative percentage of contracted UDA delivered 2016 & 2017



Month	Adjusted Scheduled Activity (UDA)	
	2016	2017
April	114	341
May	913	1,080
June	1,499	1,587
July	2,361	2,293
August	2,825	3,070
September	3,453	3,595
October	3,896	4,212
November	4,669	4,802
December	5,454	5,101
January	5,838	
February	7,036	
March	7,383	
April	7,659	
May	7,659	
June	7,661	

QUALITY

	Quantity	Base Number	Contract	AT	Region	England
% of FP17s for the same patient ID Re-attending within 3 months - Children	43	643	6.7%	10.1%	12.1%	12.4%
% of FP17s for the same patient ID Re-attending within 3 months - Adults	311	2,040	15.2%	13.5%	15.9%	16.6%
% of FP17s for the same patient ID Re-attending between 3 & 9 months - Children	378	643	58.8%	58.0%	58.6%	57.5%
% of FP17s for the same patient ID Re-attending between 3 & 9 months - Adults	938	2,040	46.0%	49.3%	51.5%	50.4%
% of FP17s for Band 1 Urgent Courses	198	2,532	7.8%	7.0%	8.0%	9.1%
% of FP17s Relating to Free Repair or Replacements	15	2,532	0.6%	0.8%	0.8%	0.8%
% of FP17s Relating to Continuations	33	2,532	1.3%	1.3%	1.2%	1.3%
% of Patients satisfied with the dentistry they have received	10	11	90.9%	93.3%	92.8%	92.7%
% of Patients satisfied with the time they had to wait for an appointment	9	11	81.8%	91.0%	89.2%	88.8%

* This is based on patients treated on this contract for their most recent course of treatment. Figures in italics indicate the base number of FP17s or Patient Questionnaire responses are less than 100. N/A is shown where the base number of responses is less than 10 during the period. % is calculated as Quantity/Base number*100

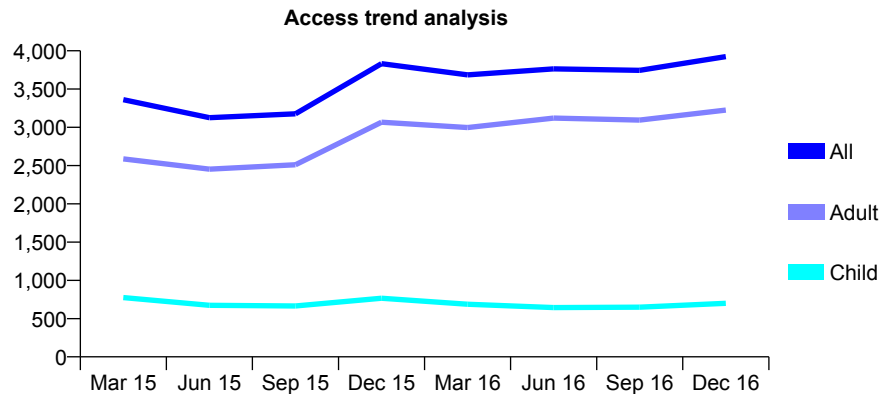
Q53 - Vital Signs At a Glance Contract Report for 179213/0001 - December 2016

Name or company name	Gentle Dental Care (EVESHAM)LTD
Contract type name	PDS Plus Contract
Purpose of contract	General
Contract start date	01/04/2012
Contract end date	31/03/2017

16/17 Contracted general activity (UDA)	17,200
Carry forward general activity (UDA)	0
16/17 Contracted orthodontic activity (UOA)	0
Carry forward orthodontic activity (UOA)	0
Baseline contract value	£205,127.34

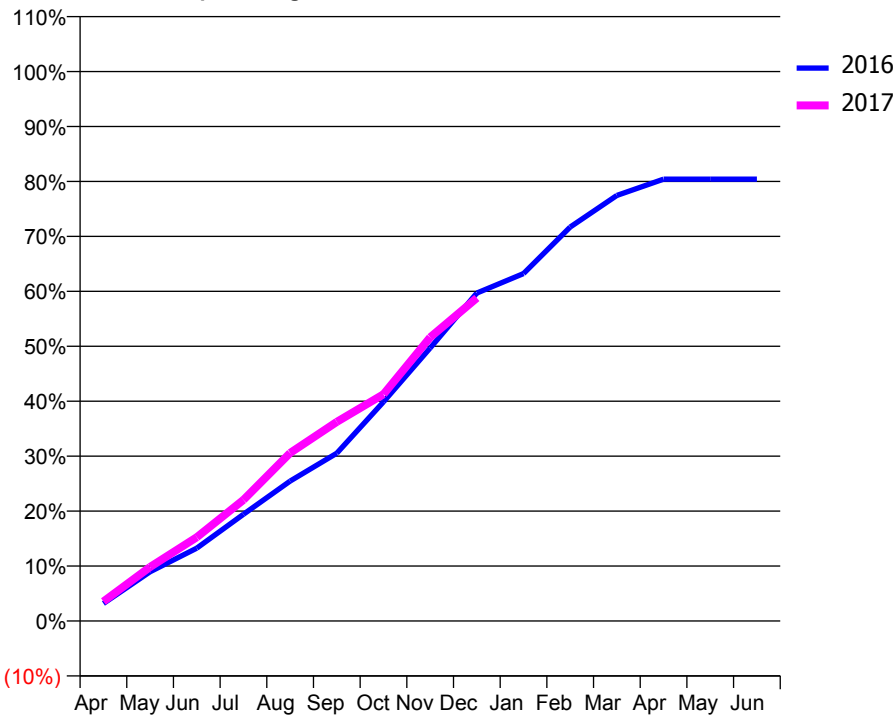
ACCESS*

Patients seen in 24 months	Total	Change since previous quarter
Quarter ending December 2015	3,832	
Quarter ending March 2016	3,685	↓
Quarter ending June 2016	3,764	↑
Quarter ending September 2016	3,744	→
Quarter ending December 2016	3,924	↑
Variance since December 2015	2.4%	↑



ACTIVITY

Cumulative percentage of contracted UDA delivered 2016 & 2017



Month	Adjusted Scheduled Activity (UDA)	
	2016	2017
April	548	613
May	1,543	1,694
June	2,280	2,624
July	3,340	3,792
August	4,381	5,261
September	5,253	6,234
October	6,858	7,098
November	8,546	8,879
December	10,264	10,109
January	10,875	
February	12,332	
March	13,322	
April	13,829	
May	13,829	
June	13,832	

QUALITY

	Quantity	Base Number	Contract	AT	Region	England
% of FP17s for the same patient ID Re-attending within 3 months - Children	15	650	2.3%	10.1%	12.1%	12.4%
% of FP17s for the same patient ID Re-attending within 3 months - Adults	231	3,027	7.6%	13.5%	15.9%	16.6%
% of FP17s for the same patient ID Re-attending between 3 & 9 months - Children	72	650	11.1%	58.0%	58.6%	57.5%
% of FP17s for the same patient ID Re-attending between 3 & 9 months - Adults	585	3,027	19.3%	49.3%	51.5%	50.4%
% of FP17s for Band 1 Urgent Courses	342	3,513	9.7%	7.0%	8.0%	9.1%
% of FP17s Relating to Free Repair or Replacements	36	3,513	1.0%	0.8%	0.8%	0.8%
% of FP17s Relating to Continuations	57	3,513	1.6%	1.3%	1.2%	1.3%
% of Patients satisfied with the dentistry they have received	14	16	87.5%	93.3%	92.8%	92.7%
% of Patients satisfied with the time they had to wait for an appointment	15	16	93.8%	91.0%	89.2%	88.8%

* This is based on patients treated on this contract for their most recent course of treatment. Figures in italics indicate the base number of FP17s or Patient Questionnaire responses are less than 100. N/A is shown where the base number of responses is less than 10 during the period. % is calculated as Quantity/Base number*100

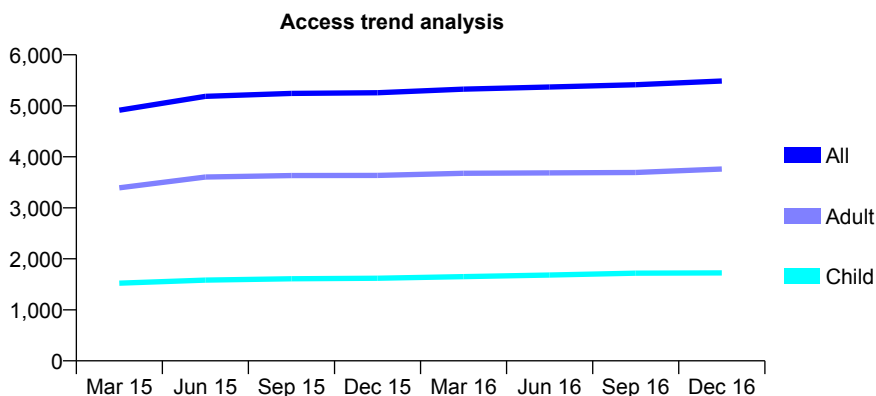
Q53 - Vital Signs At a Glance Contract Report for 179531/0001 - December 2016

Name or company name	Mr & Mrs Parvis
Contract type name	GDS Contract
Purpose of contract	General and Orthodontic
Contract start date	01/07/2013
Contract end date	

16/17 Contracted general activity (UDA)	14,510
Carry forward general activity (UDA)	-53
16/17 Contracted orthodontic activity (UOA)	106
Carry forward orthodontic activity (UOA)	-1
Baseline contract value	£361,644.60

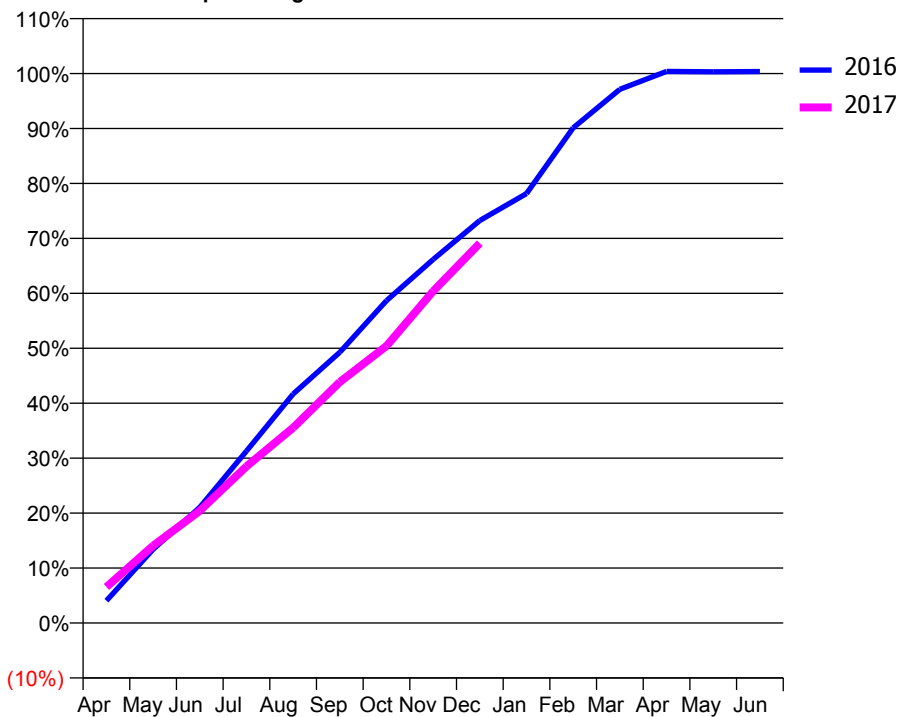
ACCESS*

Patients seen in 24 months	Total	Change since previous quarter
Quarter ending December 2015	5,255	
Quarter ending March 2016	5,328	→
Quarter ending June 2016	5,368	→
Quarter ending September 2016	5,413	→
Quarter ending December 2016	5,486	→
Variance since December 2015	4.4%	↑



ACTIVITY

Cumulative percentage of contracted UDA delivered 2016 & 2017



Month	Adjusted Scheduled Activity (UDA)	
	2016	2017
April	591	952
May	1,946	2,042
June	3,056	2,964
July	4,540	4,136
August	6,048	5,155
September	7,151	6,365
October	8,514	7,316
November	9,599	8,762
December	10,629	10,030
January	11,340	
February	13,076	
March	14,094	
April	14,564	
May	14,554	
June	14,563	

QUALITY

	Quantity	Base Number	Contract	AT	Region	England
% of FP17s for the same patient ID Re-attending within 3 months - Children	122	2,021	6.0%	10.1%	12.1%	12.4%
% of FP17s for the same patient ID Re-attending within 3 months - Adults	371	3,346	11.1%	13.5%	15.9%	16.6%
% of FP17s for the same patient ID Re-attending between 3 & 9 months - Children	1,282	2,021	63.4%	58.0%	58.6%	57.5%
% of FP17s for the same patient ID Re-attending between 3 & 9 months - Adults	1,638	3,346	49.0%	49.3%	51.5%	50.4%
% of FP17s for Band 1 Urgent Courses	109	5,128	2.1%	7.0%	8.0%	9.1%
% of FP17s Relating to Free Repair or Replacements	36	5,128	0.7%	0.8%	0.8%	0.8%
% of FP17s Relating to Continuations	13	5,128	0.3%	1.3%	1.2%	1.3%
% of Patients satisfied with the dentistry they have received	12	15	80.0%	93.3%	92.8%	92.7%
% of Patients satisfied with the time they had to wait for an appointment	14	15	93.3%	91.0%	89.2%	88.8%

* This is based on patients treated on this contract for their most recent course of treatment. Figures in italics indicate the base number of FP17s or Patient Questionnaire responses are less than 100. N/A is shown where the base number of responses is less than 10 during the period. % is calculated as Quantity/Base number*100

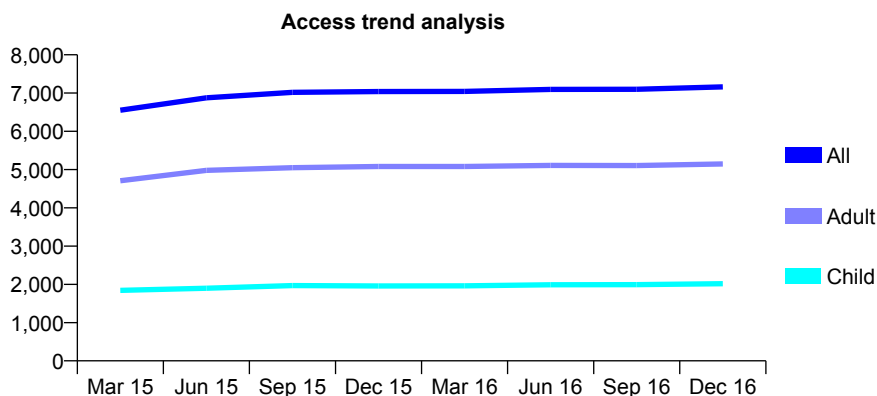
Q53 - Vital Signs At a Glance Contract Report for 179531/0002 - December 2016

Name or company name	Mr & Mrs Parvis
Contract type name	GDS Contract
Purpose of contract	General and Orthodontic
Contract start date	01/07/2013
Contract end date	

16/17 Contracted general activity (UDA)	16,334
Carry forward general activity (UDA)	-291
16/17 Contracted orthodontic activity (UOA)	264
Carry forward orthodontic activity (UOA)	2
Baseline contract value	£428,316.79

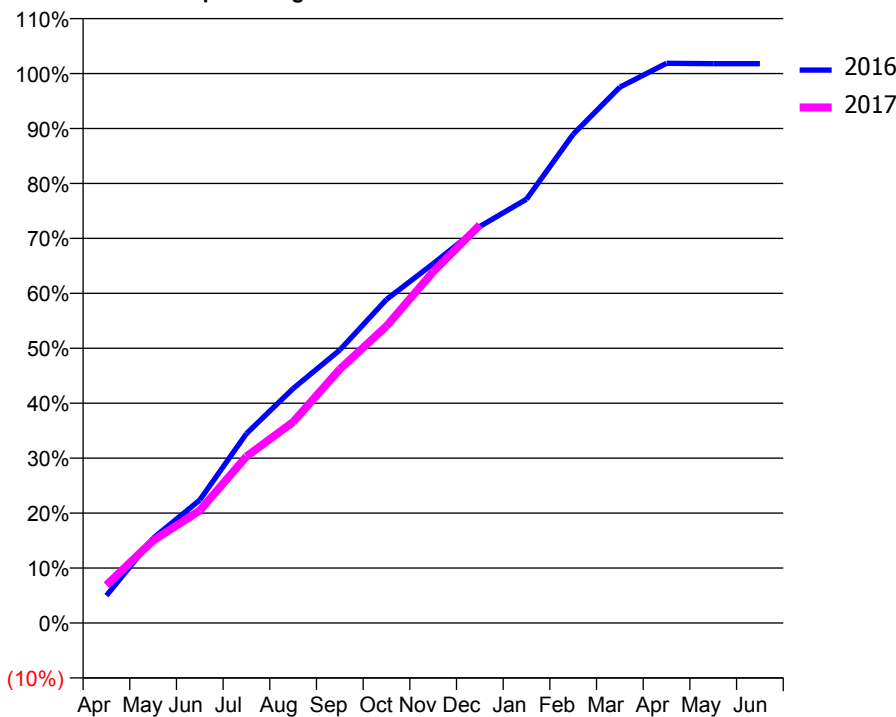
ACCESS*

Patients seen in 24 months	Total	Change since previous quarter
Quarter ending December 2015	7,038	
Quarter ending March 2016	7,042	→
Quarter ending June 2016	7,096	→
Quarter ending September 2016	7,098	→
Quarter ending December 2016	7,162	→
Variance since December 2015	1.8%	→



ACTIVITY

Cumulative percentage of contracted UDA delivered 2016 & 2017



Month	Adjusted Scheduled Activity (UDA)	
	2016	2017
April	814	1,127
May	2,520	2,450
June	3,655	3,342
July	5,629	4,951
August	6,970	5,975
September	8,116	7,547
October	9,619	8,825
November	10,682	10,443
December	11,788	11,832
January	12,597	
February	14,531	
March	15,929	
April	16,636	
May	16,626	
June	16,625	

QUALITY

	Quantity	Base Number	Contract	AT	Region	England
% of FP17s for the same patient ID Re-attending within 3 months - Children	166	2,403	6.9%	10.1%	12.1%	12.4%
% of FP17s for the same patient ID Re-attending within 3 months - Adults	527	4,958	10.6%	13.5%	15.9%	16.6%
% of FP17s for the same patient ID Re-attending between 3 & 9 months - Children	1,529	2,403	63.6%	58.0%	58.6%	57.5%
% of FP17s for the same patient ID Re-attending between 3 & 9 months - Adults	2,695	4,958	54.4%	49.3%	51.5%	50.4%
% of FP17s for Band 1 Urgent Courses	186	6,342	2.9%	7.0%	8.0%	9.1%
% of FP17s Relating to Free Repair or Replacements	31	6,342	0.5%	0.8%	0.8%	0.8%
% of FP17s Relating to Continuations	17	6,342	0.3%	1.3%	1.2%	1.3%
% of Patients satisfied with the dentistry they have received	31	31	100.0%	93.3%	92.8%	92.7%
% of Patients satisfied with the time they had to wait for an appointment	29	31	93.5%	91.0%	89.2%	88.8%

* This is based on patients treated on this contract for their most recent course of treatment. Figures in italics indicate the base number of FP17s or Patient Questionnaire responses are less than 100. N/A is shown where the base number of responses is less than 10 during the period. % is calculated as Quantity/Base number*100

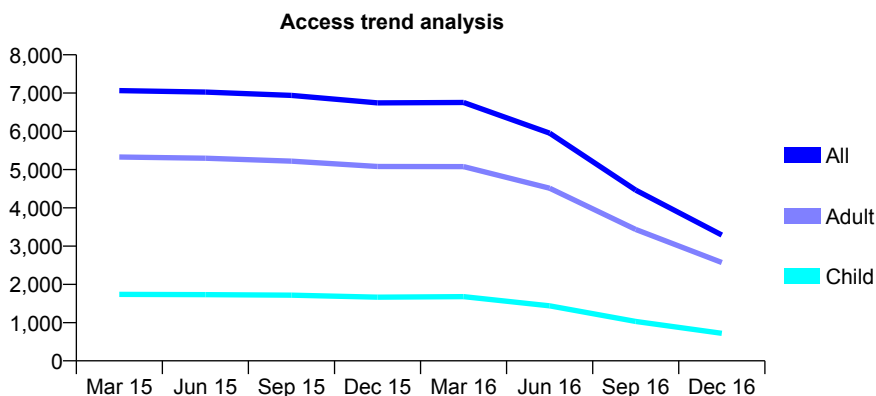
Q53 - Vital Signs At a Glance Contract Report for 179590/0001 - December 2016

Name or company name	Primecare Oral Health Services
Contract type name	PDS Plus Contract
Purpose of contract	General
Contract start date	01/02/2011
Contract end date	27/05/2016

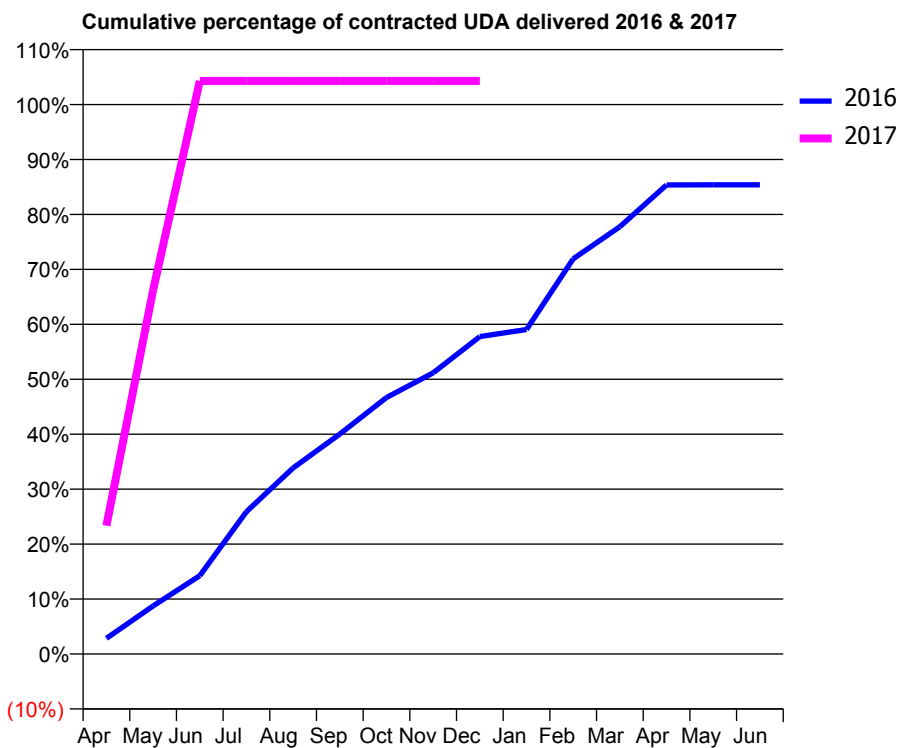
16/17 Contracted general activity (UDA)	3,454
Carry forward general activity (UDA)	0
16/17 Contracted orthodontic activity (UOA)	0
Carry forward orthodontic activity (UOA)	0
Baseline contract value	£42,016.30

ACCESS*

Patients seen in 24 months	Total	Change since previous quarter
Quarter ending December 2015	6,745	
Quarter ending March 2016	6,755	→
Quarter ending June 2016	5,953	↓
Quarter ending September 2016	4,465	↓
Quarter ending December 2016	3,290	↓
Variance since December 2015	(51.2%)	↓



ACTIVITY



Month	Adjusted Scheduled Activity (UDA)	
	2016	2017
April	634	806
May	1,939	2,287
June	3,156	3,602
July	5,735	3,602
August	7,501	3,602
September	8,864	3,602
October	10,340	3,602
November	11,334	3,602
December	12,793	3,602
January	13,081	
February	15,931	
March	17,226	
April	18,908	
May	18,913	
June	18,913	

QUALITY

	Quantity	Base Number	Contract	AT	Region	England
% of FP17s for the same patient ID Re-attending within 3 months - Children	53	514	10.3%	10.1%	12.1%	12.4%
% of FP17s for the same patient ID Re-attending within 3 months - Adults	255	1,656	15.4%	13.5%	15.9%	16.6%
% of FP17s for the same patient ID Re-attending between 3 & 9 months - Children	239	514	46.5%	58.0%	58.6%	57.5%
% of FP17s for the same patient ID Re-attending between 3 & 9 months - Adults	751	1,656	45.4%	49.3%	51.5%	50.4%
% of FP17s for Band 1 Urgent Courses	55	1,331	4.1%	7.0%	8.0%	9.1%
% of FP17s Relating to Free Repair or Replacements	35	1,331	2.6%	0.8%	0.8%	0.8%
% of FP17s Relating to Continuations	57	1,331	4.3%	1.3%	1.2%	1.3%
% of Patients satisfied with the dentistry they have received	26	26	100.0%	93.3%	92.8%	92.7%
% of Patients satisfied with the time they had to wait for an appointment	25	26	96.2%	91.0%	89.2%	88.8%

* This is based on patients treated on this contract for their most recent course of treatment. Figures in italics indicate the base number of FP17s or Patient Questionnaire responses are less than 100. N/A is shown where the base number of responses is less than 10 during the period. % is calculated as Quantity/Base number*100

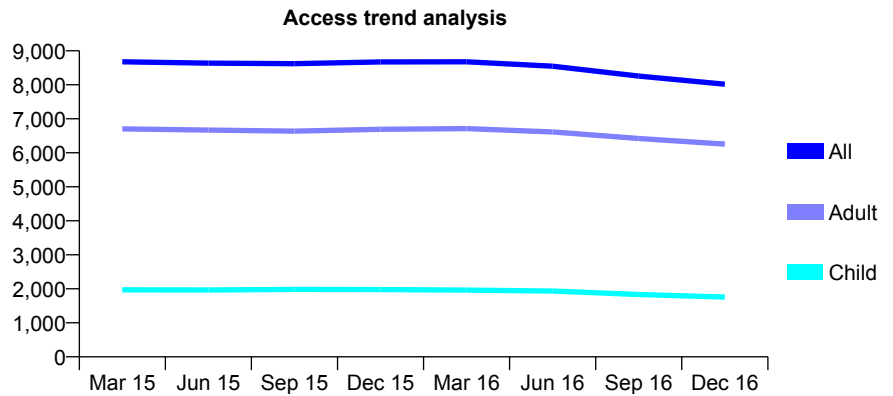
Q53 - Vital Signs At a Glance Contract Report for 180122/0002 - December 2016

Name or company name	IDH Limited
Contract type name	GDS Contract
Purpose of contract	General
Contract start date	01/09/2008
Contract end date	

16/17 Contracted general activity (UDA)	24,615
Carry forward general activity (UDA)	0
16/17 Contracted orthodontic activity (UOA)	0
Carry forward orthodontic activity (UOA)	0
Baseline contract value	£714,558.84

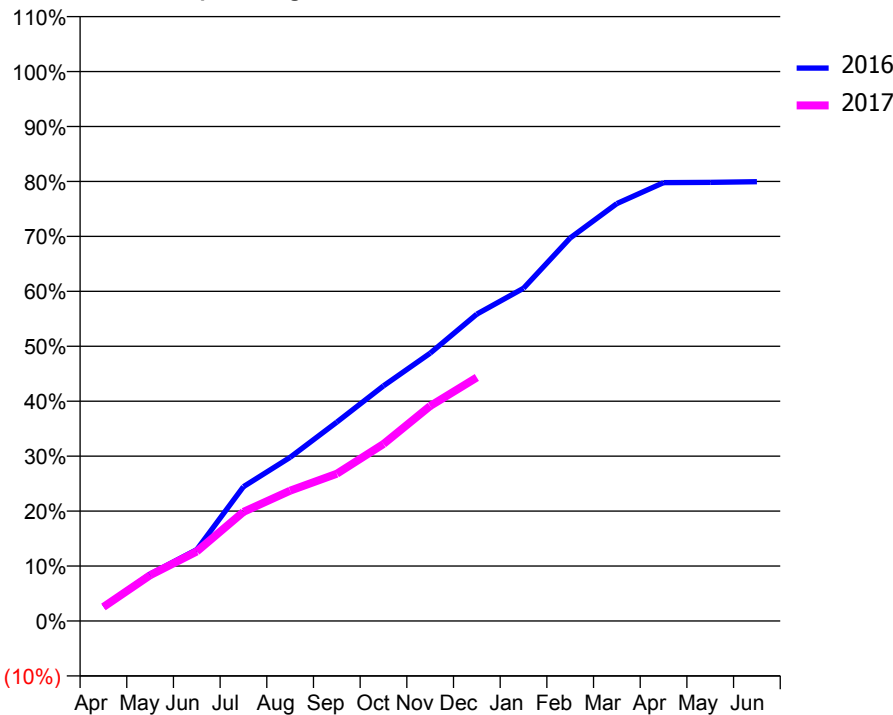
ACCESS*

Patients seen in 24 months	Total	Change since previous quarter
Quarter ending December 2015	8,673	
Quarter ending March 2016	8,677	→
Quarter ending June 2016	8,549	↓
Quarter ending September 2016	8,256	↓
Quarter ending December 2016	8,016	↓
Variance since December 2015	(7.6%)	↓



ACTIVITY

Cumulative percentage of contracted UDA delivered 2016 & 2017



Month	Adjusted Scheduled Activity (UDA)	
	2016	2017
April	641	632
May	2,100	2,054
June	3,200	3,115
July	6,017	4,892
August	7,333	5,841
September	8,907	6,596
October	10,536	7,928
November	12,000	9,634
December	13,745	10,909
January	14,908	
February	17,161	
March	18,700	
April	19,638	
May	19,651	
June	19,677	

QUALITY

	Quantity	Base Number	Contract	AT	Region	England
% of FP17s for the same patient ID Re-attending within 3 months - Children	104	1,536	6.8%	10.1%	12.1%	12.4%
% of FP17s for the same patient ID Re-attending within 3 months - Adults	720	5,135	14.0%	13.5%	15.9%	16.6%
% of FP17s for the same patient ID Re-attending between 3 & 9 months - Children	859	1,536	55.9%	58.0%	58.6%	57.5%
% of FP17s for the same patient ID Re-attending between 3 & 9 months - Adults	2,223	5,135	43.3%	49.3%	51.5%	50.4%
% of FP17s for Band 1 Urgent Courses	668	6,204	10.8%	7.0%	8.0%	9.1%
% of FP17s Relating to Free Repair or Replacements	34	6,204	0.5%	0.8%	0.8%	0.8%
% of FP17s Relating to Continuations	112	6,204	1.8%	1.3%	1.2%	1.3%
% of Patients satisfied with the dentistry they have received	5	6	N/A	93.3%	92.8%	92.7%
% of Patients satisfied with the time they had to wait for an appointment	3	6	N/A	91.0%	89.2%	88.8%

* This is based on patients treated on this contract for their most recent course of treatment. Figures in italics indicate the base number of FP17s or Patient Questionnaire responses are less than 100. N/A is shown where the base number of responses is less than 10 during the period. % is calculated as Quantity/Base number*100

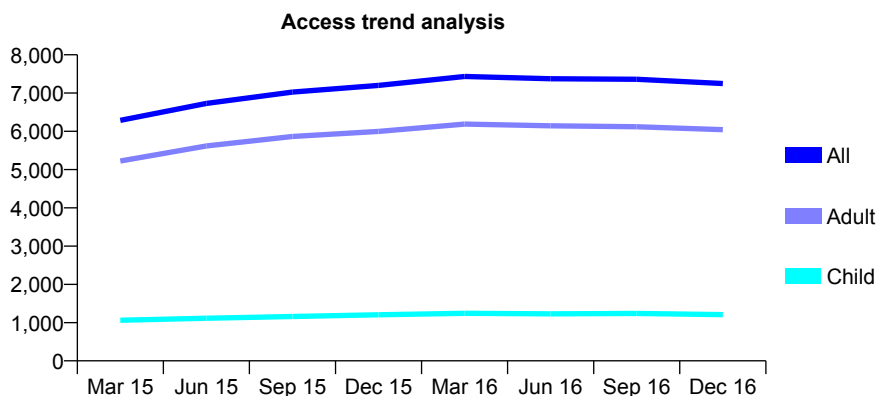
Q53 - Vital Signs At a Glance Contract Report for 180793/0001 - December 2016

Name or company name	Colehill Smile Care Limited
Contract type name	GDS Contract
Purpose of contract	General
Contract start date	01/04/2014
Contract end date	

16/17 Contracted general activity (UDA)	20,993
Carry forward general activity (UDA)	0
16/17 Contracted orthodontic activity (UOA)	0
Carry forward orthodontic activity (UOA)	0
Baseline contract value	£600,786.21

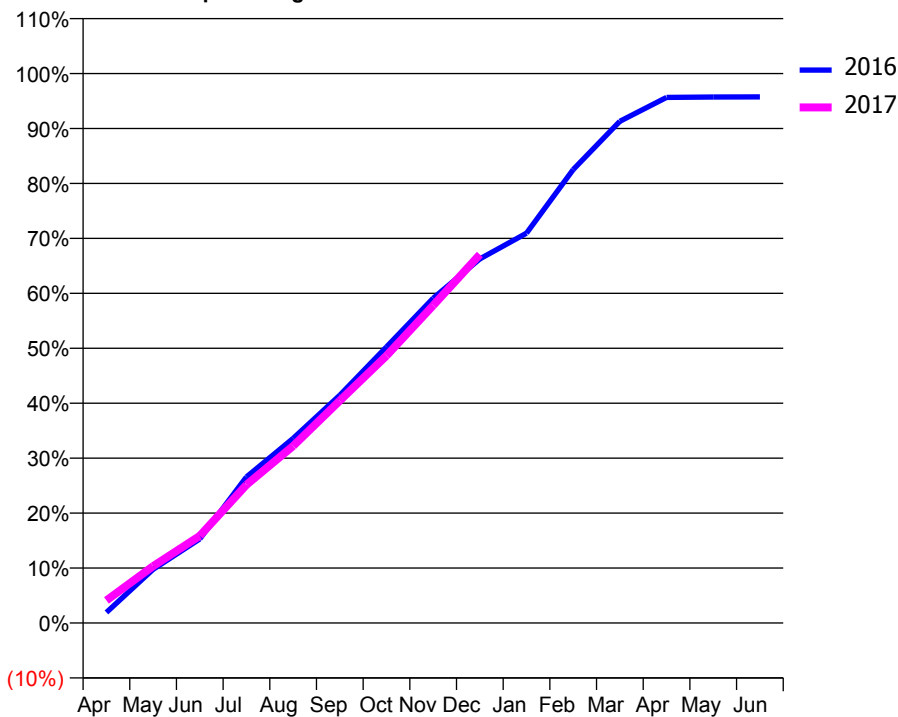
ACCESS*

Patients seen in 24 months	Total	Change since previous quarter
Quarter ending December 2015	7,200	
Quarter ending March 2016	7,434	↑
Quarter ending June 2016	7,373	→
Quarter ending September 2016	7,359	→
Quarter ending December 2016	7,248	↓
Variance since December 2015	0.7%	→



ACTIVITY

Cumulative percentage of contracted UDA delivered 2016 & 2017



Month	Adjusted Scheduled Activity (UDA)	
	2016	2017
April	406	865
May	2,052	2,175
June	3,210	3,329
July	5,583	5,278
August	7,055	6,762
September	8,703	8,493
October	10,547	10,213
November	12,407	12,135
December	13,910	14,078
January	14,893	
February	17,325	
March	19,165	
April	20,080	
May	20,092	
June	20,099	

QUALITY

	Quantity	Base Number	Contract	AT	Region	England
% of FP17s for the same patient ID Re-attending within 3 months - Children	92	1,286	7.2%	10.1%	12.1%	12.4%
% of FP17s for the same patient ID Re-attending within 3 months - Adults	1,046	6,599	15.9%	13.5%	15.9%	16.6%
% of FP17s for the same patient ID Re-attending between 3 & 9 months - Children	704	1,286	54.7%	58.0%	58.6%	57.5%
% of FP17s for the same patient ID Re-attending between 3 & 9 months - Adults	3,688	6,599	55.9%	49.3%	51.5%	50.4%
% of FP17s for Band 1 Urgent Courses	779	7,397	10.5%	7.0%	8.0%	9.1%
% of FP17s Relating to Free Repair or Replacements	129	7,397	1.7%	0.8%	0.8%	0.8%
% of FP17s Relating to Continuations	82	7,397	1.1%	1.3%	1.2%	1.3%
% of Patients satisfied with the dentistry they have received	12	13	92.3%	93.3%	92.8%	92.7%
% of Patients satisfied with the time they had to wait for an appointment	11	13	84.6%	91.0%	89.2%	88.8%

* This is based on patients treated on this contract for their most recent course of treatment. Figures in italics indicate the base number of FP17s or Patient Questionnaire responses are less than 100. N/A is shown where the base number of responses is less than 10 during the period. % is calculated as Quantity/Base number*100

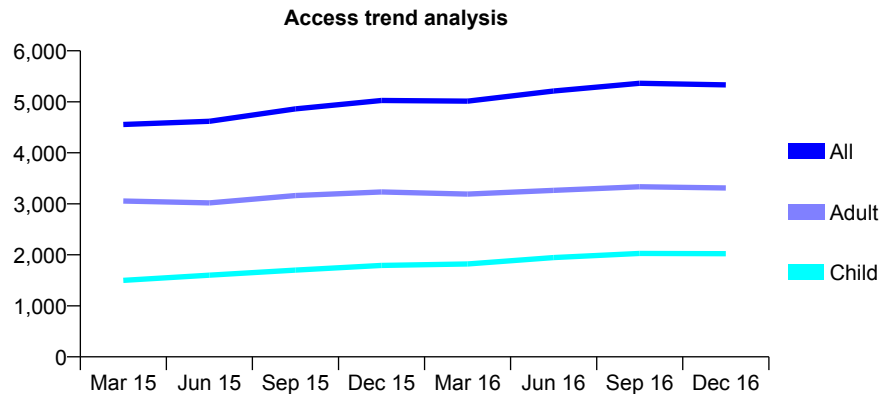
Q53 - Vital Signs At a Glance Contract Report for 181307/0001 - December 2016

Name or company name	Willenhall Dental Care
Contract type name	GDS Contract
Purpose of contract	General
Contract start date	01/09/2011
Contract end date	

16/17 Contracted general activity (UDA)	12,679
Carry forward general activity (UDA)	0
16/17 Contracted orthodontic activity (UOA)	0
Carry forward orthodontic activity (UOA)	0
Baseline contract value	£316,952.92

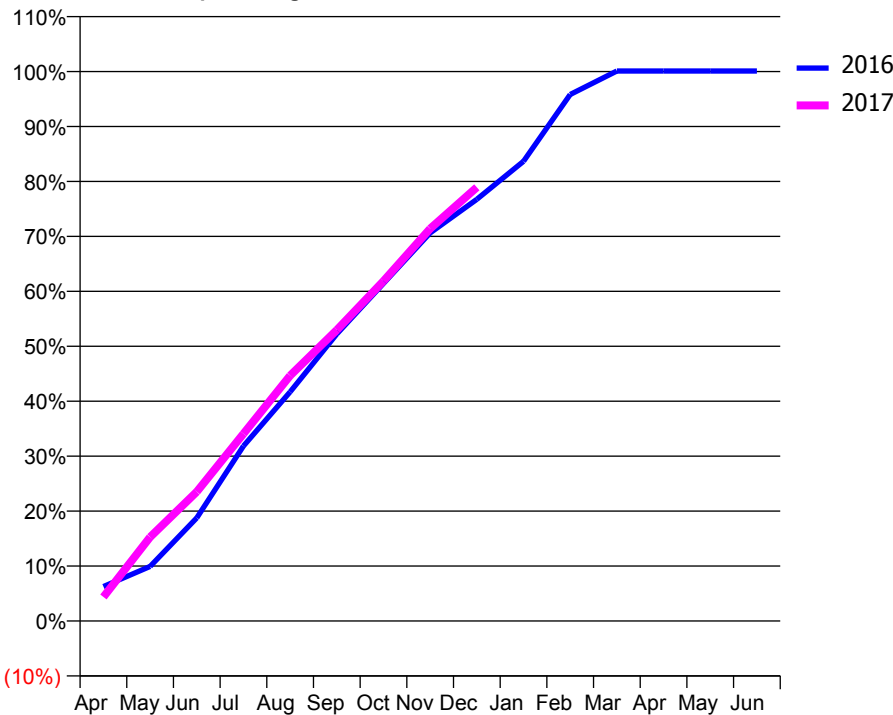
ACCESS*

Patients seen in 24 months	Total	Change since previous quarter
Quarter ending December 2015	5,025	
Quarter ending March 2016	5,013	→
Quarter ending June 2016	5,211	↑
Quarter ending September 2016	5,363	↑
Quarter ending December 2016	5,333	→
Variance since December 2015	6.1%	↑



ACTIVITY

Cumulative percentage of contracted UDA delivered 2016 & 2017



Month	Adjusted Scheduled Activity (UDA)	
	2016	2017
April	796	555
May	1,261	1,936
June	2,379	2,982
July	4,037	4,322
August	5,288	5,664
September	6,624	6,714
October	7,790	7,844
November	8,955	9,054
December	9,731	10,006
January	10,606	
February	12,148	
March	12,691	
April	12,691	
May	12,691	
June	12,691	

QUALITY

	Quantity	Base Number	Contract	AT	Region	England
% of FP17s for the same patient ID Re-attending within 3 months - Children	7	1,849	0.4%	10.1%	12.1%	12.4%
% of FP17s for the same patient ID Re-attending within 3 months - Adults	22	2,715	0.8%	13.5%	15.9%	16.6%
% of FP17s for the same patient ID Re-attending between 3 & 9 months - Children	996	1,849	53.9%	58.0%	58.6%	57.5%
% of FP17s for the same patient ID Re-attending between 3 & 9 months - Adults	1,290	2,715	47.5%	49.3%	51.5%	50.4%
% of FP17s for Band 1 Urgent Courses	5	4,564	0.1%	7.0%	8.0%	9.1%
% of FP17s Relating to Free Repair or Replacements	1	4,564	0.0%	0.8%	0.8%	0.8%
% of FP17s Relating to Continuations	1	4,564	0.0%	1.3%	1.2%	1.3%
% of Patients satisfied with the dentistry they have received	4	4	N/A	93.3%	92.8%	92.7%
% of Patients satisfied with the time they had to wait for an appointment	3	4	N/A	91.0%	89.2%	88.8%

* This is based on patients treated on this contract for their most recent course of treatment. Figures in italics indicate the base number of FP17s or Patient Questionnaire responses are less than 100. N/A is shown where the base number of responses is less than 10 during the period. % is calculated as Quantity/Base number*100

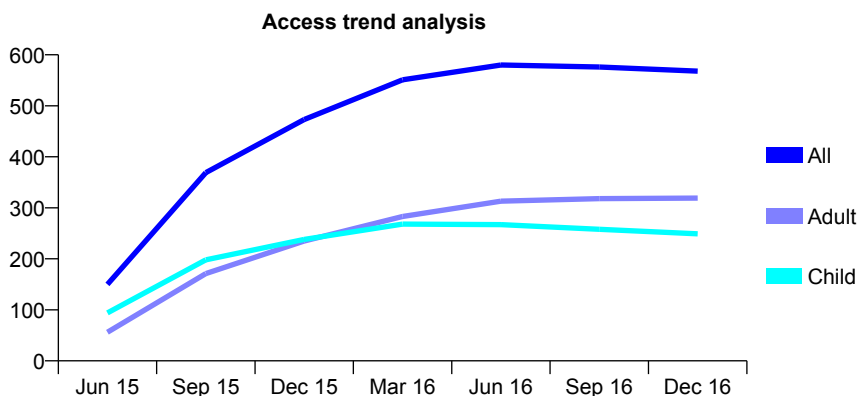
Q53 - Vital Signs At a Glance Contract Report for 182109/0001 - December 2016

Name or company name	Evesham Place Limited
Contract type name	GDS Contract
Purpose of contract	General
Contract start date	01/04/2015
Contract end date	

16/17 Contracted general activity (UDA)	1,452
Carry forward general activity (UDA)	-1
16/17 Contracted orthodontic activity (UOA)	0
Carry forward orthodontic activity (UOA)	0
Baseline contract value	£35,418.91

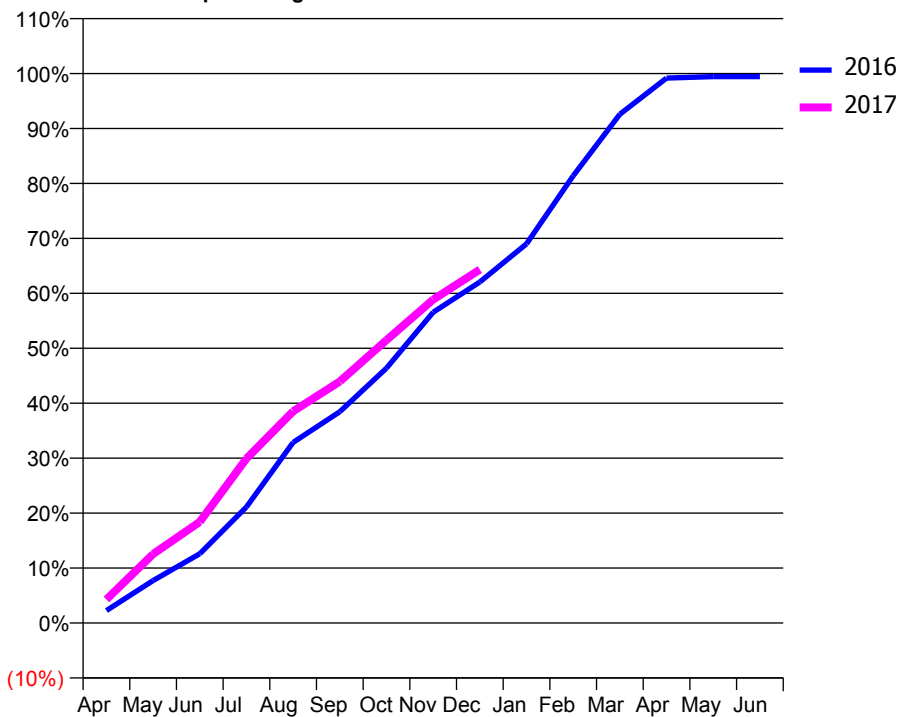
ACCESS*

Patients seen in 24 months	Total	Change since previous quarter
Quarter ending December 2015	473	
Quarter ending March 2016	551	↑
Quarter ending June 2016	580	↑
Quarter ending September 2016	576	→
Quarter ending December 2016	568	↓
Variance since December 2015	20.1%	↑



ACTIVITY

Cumulative percentage of contracted UDA delivered 2016 & 2017



Month	Adjusted Scheduled Activity (UDA)	
	2016	2017
April	33	62
May	112	182
June	183	267
July	307	435
August	477	559
September	558	638
October	674	748
November	821	855
December	901	934
January	1,002	
February	1,182	
March	1,344	
April	1,440	
May	1,444	
June	1,444	

QUALITY

	Quantity	Base Number	Contract	AT	Region	England
% of FP17s for the same patient ID Re-attending within 3 months - Children	24	327	7.3%	10.1%	12.1%	12.4%
% of FP17s for the same patient ID Re-attending within 3 months - Adults	32	308	10.4%	13.5%	15.9%	16.6%
% of FP17s for the same patient ID Re-attending between 3 & 9 months - Children	201	327	61.5%	58.0%	58.6%	57.5%
% of FP17s for the same patient ID Re-attending between 3 & 9 months - Adults	136	308	44.2%	49.3%	51.5%	50.4%
% of FP17s for Band 1 Urgent Courses	14	569	2.5%	7.0%	8.0%	9.1%
% of FP17s Relating to Free Repair or Replacements	3	569	0.5%	0.8%	0.8%	0.8%
% of FP17s Relating to Continuations	12	569	2.1%	1.3%	1.2%	1.3%
% of Patients satisfied with the dentistry they have received	0	0	N/A	93.3%	92.8%	92.7%
% of Patients satisfied with the time they had to wait for an appointment	0	0	N/A	91.0%	89.2%	88.8%

* This is based on patients treated on this contract for their most recent course of treatment. Figures in italics indicate the base number of FP17s or Patient Questionnaire responses are less than 100. N/A is shown where the base number of responses is less than 10 during the period. % is calculated as Quantity/Base number*100

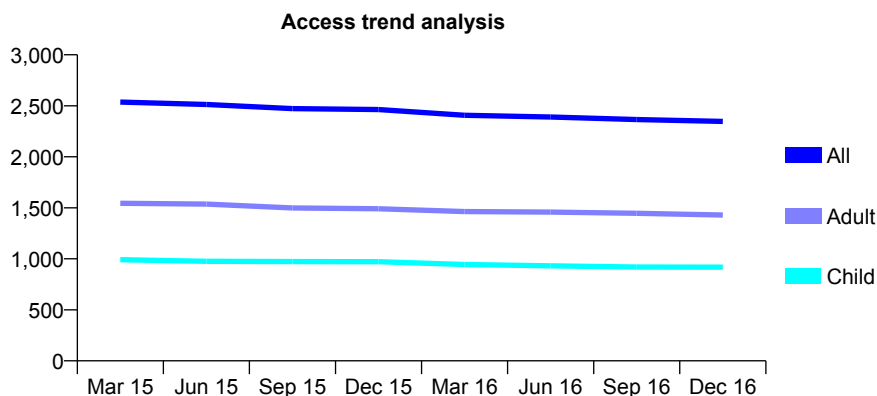
Q53 - Vital Signs At a Glance Contract Report for 187860/0001 - December 2016

Name or company name	Collins House Dental Surgery
Contract type name	GDS Contract
Purpose of contract	General
Contract start date	01/04/2006
Contract end date	

16/17 Contracted general activity (UDA)	7,900
Carry forward general activity (UDA)	0
16/17 Contracted orthodontic activity (UOA)	0
Carry forward orthodontic activity (UOA)	0
Baseline contract value	£233,428.49

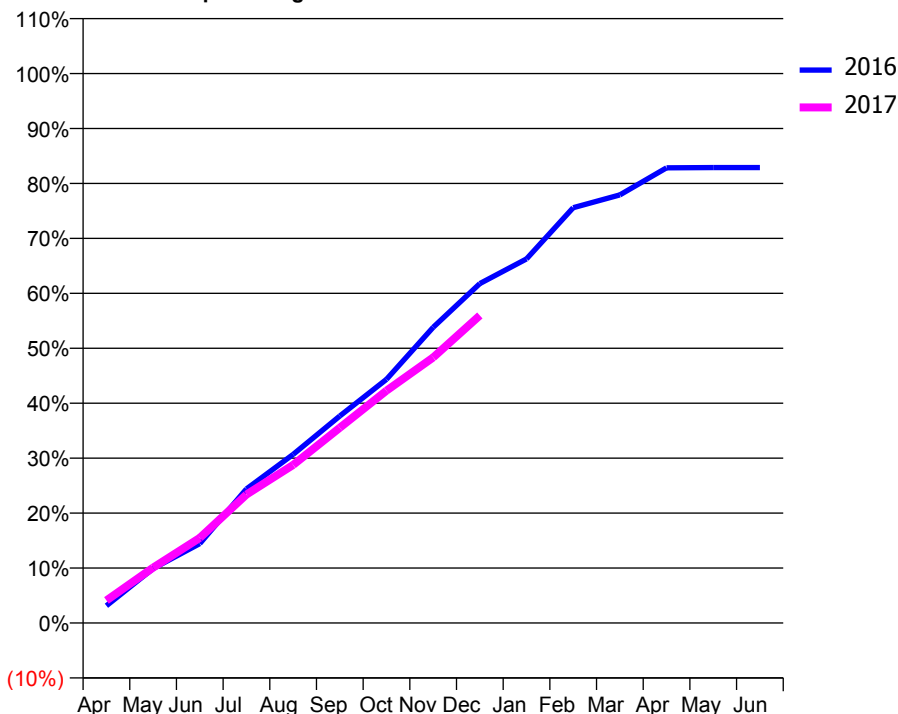
ACCESS*

Patients seen in 24 months	Total	Change since previous quarter
Quarter ending December 2015	2,463	
Quarter ending March 2016	2,407	↓
Quarter ending June 2016	2,390	→
Quarter ending September 2016	2,366	↓
Quarter ending December 2016	2,347	→
Variance since December 2015	(4.7%)	↓



ACTIVITY

Cumulative percentage of contracted UDA delivered 2016 & 2017



Month	Adjusted Scheduled Activity (UDA)	
	2016	2017
April	249	324
May	782	796
June	1,141	1,225
July	1,928	1,847
August	2,424	2,273
September	2,977	2,808
October	3,503	3,340
November	4,250	3,817
December	4,879	4,421
January	5,235	
February	5,971	
March	6,155	
April	6,543	
May	6,547	
June	6,547	

QUALITY

	Quantity	Base Number	Contract	AT	Region	England
% of FP17s for the same patient ID Re-attending within 3 months - Children	62	1,261	4.9%	10.1%	12.1%	12.4%
% of FP17s for the same patient ID Re-attending within 3 months - Adults	196	1,793	10.9%	13.5%	15.9%	16.6%
% of FP17s for the same patient ID Re-attending between 3 & 9 months - Children	980	1,261	77.7%	58.0%	58.6%	57.5%
% of FP17s for the same patient ID Re-attending between 3 & 9 months - Adults	1,321	1,793	73.7%	49.3%	51.5%	50.4%
% of FP17s for Band 1 Urgent Courses	125	2,740	4.6%	7.0%	8.0%	9.1%
% of FP17s Relating to Free Repair or Replacements	0	2,740	0.0%	0.8%	0.8%	0.8%
% of FP17s Relating to Continuations	17	2,740	0.6%	1.3%	1.2%	1.3%
% of Patients satisfied with the dentistry they have received	4	5	N/A	93.3%	92.8%	92.7%
% of Patients satisfied with the time they had to wait for an appointment	4	5	N/A	91.0%	89.2%	88.8%

* This is based on patients treated on this contract for their most recent course of treatment. Figures in italics indicate the base number of FP17s or Patient Questionnaire responses are less than 100. N/A is shown where the base number of responses is less than 10 during the period. % is calculated as Quantity/Base number*100

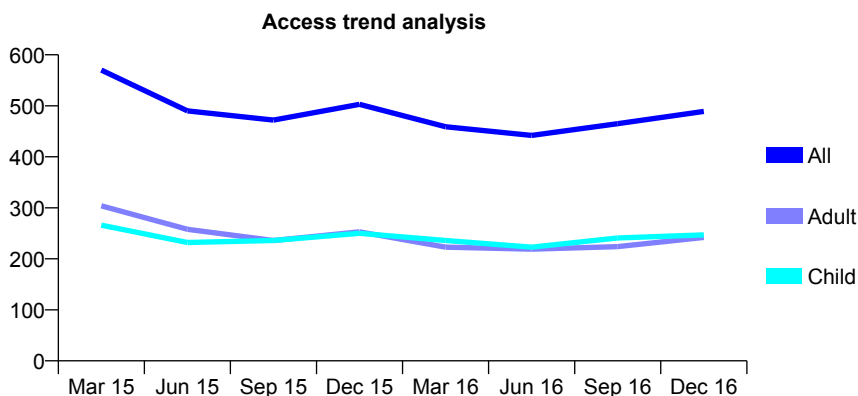
Q53 - Vital Signs At a Glance Contract Report for 189863/0001 - December 2016

Name or company name	David Holloman Dentistry Ltd
Contract type name	GDS Contract
Purpose of contract	General
Contract start date	01/04/2012
Contract end date	

16/17 Contracted general activity (UDA)	1,678
Carry forward general activity (UDA)	-34
16/17 Contracted orthodontic activity (UOA)	0
Carry forward orthodontic activity (UOA)	0
Baseline contract value	£40,818.39

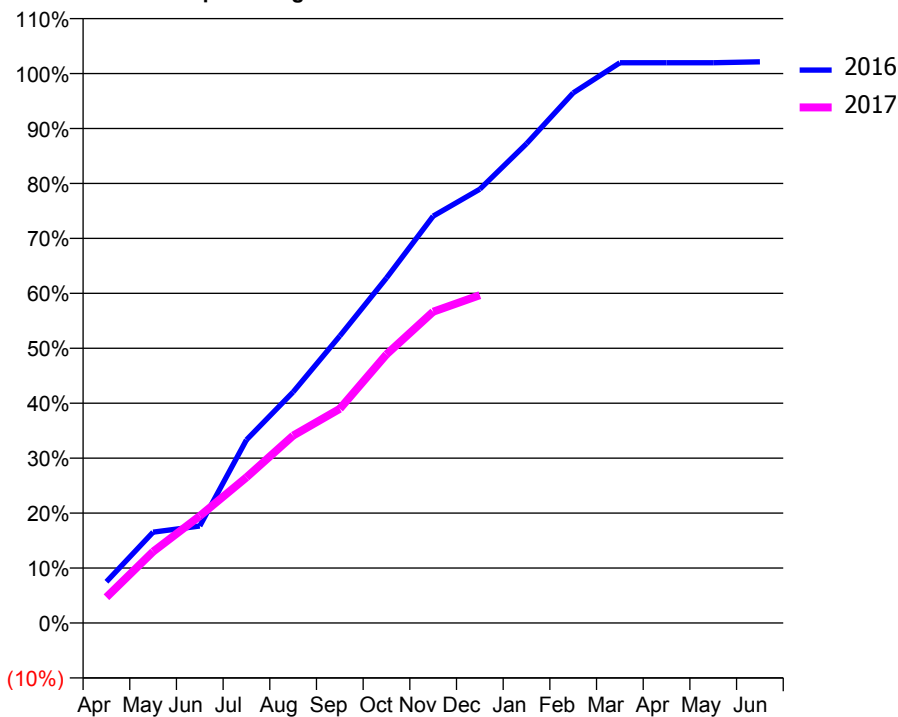
ACCESS*

Patients seen in 24 months	Total	Change since previous quarter
Quarter ending December 2015	503	
Quarter ending March 2016	459	↓
Quarter ending June 2016	442	↓
Quarter ending September 2016	465	↑
Quarter ending December 2016	489	↑
Variance since December 2015	(2.8%)	↓



ACTIVITY

Cumulative percentage of contracted UDA delivered 2016 & 2017



Adjusted Scheduled Activity (UDA)

Month	2016	2017
April	126	79
May	277	218
June	296	327
July	559	445
August	706	572
September	876	654
October	1,054	820
November	1,242	951
December	1,325	1,001
January	1,464	
February	1,619	
March	1,711	
April	1,711	
May	1,711	
June	1,714	

QUALITY

	Quantity	Base Number	Contract	AT	Region	England
% of FP17s for the same patient ID Re-attending within 3 months - Children	31	311	10.0%	10.1%	12.1%	12.4%
% of FP17s for the same patient ID Re-attending within 3 months - Adults	50	261	19.2%	13.5%	15.9%	16.6%
% of FP17s for the same patient ID Re-attending between 3 & 9 months - Children	167	311	53.7%	58.0%	58.6%	57.5%
% of FP17s for the same patient ID Re-attending between 3 & 9 months - Adults	115	261	44.1%	49.3%	51.5%	50.4%
% of FP17s for Band 1 Urgent Courses	50	569	8.8%	7.0%	8.0%	9.1%
% of FP17s Relating to Free Repair or Replacements	0	569	0.0%	0.8%	0.8%	0.8%
% of FP17s Relating to Continuations	1	569	0.2%	1.3%	1.2%	1.3%
% of Patients satisfied with the dentistry they have received	0	0	N/A	93.3%	92.8%	92.7%
% of Patients satisfied with the time they had to wait for an appointment	0	0	N/A	91.0%	89.2%	88.8%

* This is based on patients treated on this contract for their most recent course of treatment. Figures in italics indicate the base number of FP17s or Patient Questionnaire responses are less than 100. N/A is shown where the base number of responses is less than 10 during the period. % is calculated as Quantity/Base number*100

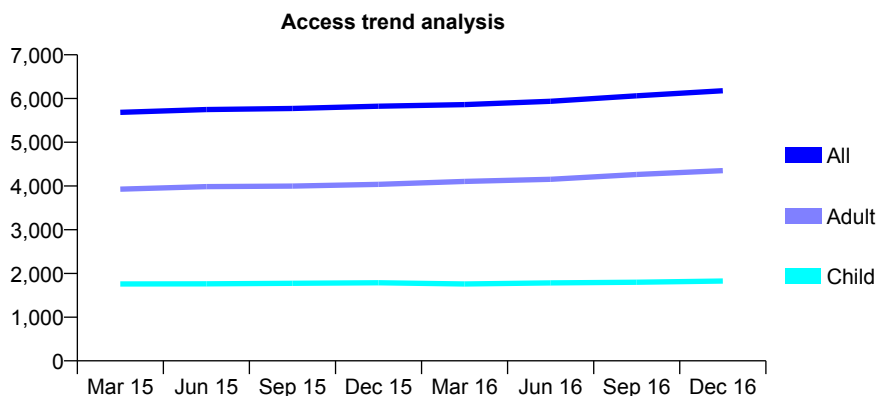
Q53 - Vital Signs At a Glance Contract Report for 190454/0001 - December 2016

Name or company name	Malvern Hills Dental Care
Contract type name	GDS Contract
Purpose of contract	General
Contract start date	01/11/2012
Contract end date	

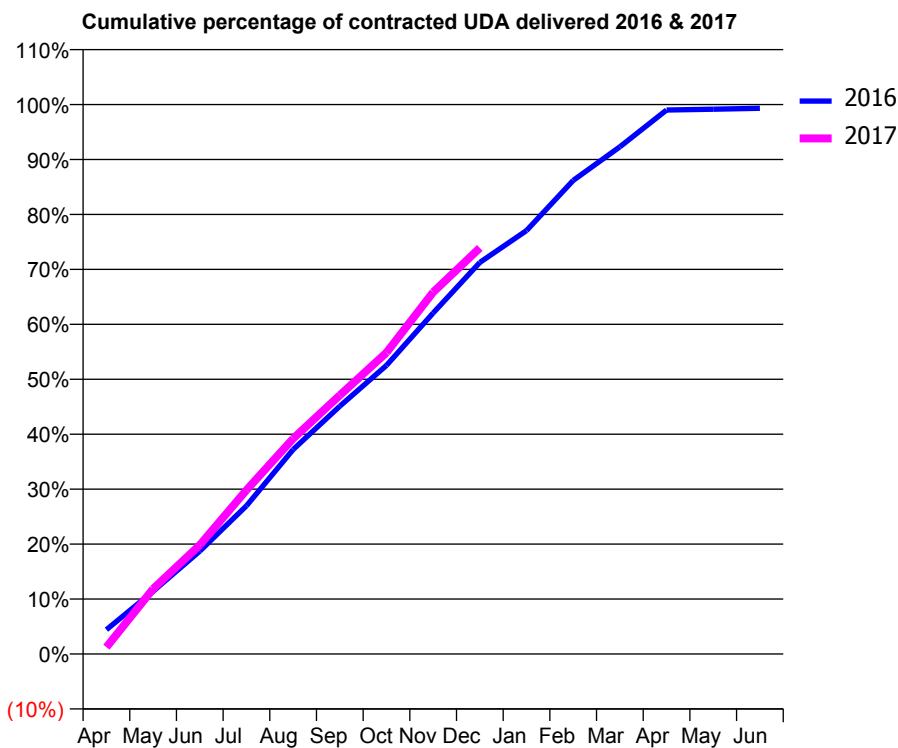
16/17 Contracted general activity (UDA)	18,773
Carry forward general activity (UDA)	131
16/17 Contracted orthodontic activity (UOA)	0
Carry forward orthodontic activity (UOA)	0
Baseline contract value	£418,012.11

ACCESS*

Patients seen in 24 months	Total	Change since previous quarter
Quarter ending December 2015	5,823	
Quarter ending March 2016	5,860	→
Quarter ending June 2016	5,936	→
Quarter ending September 2016	6,062	↑
Quarter ending December 2016	6,178	→
Variance since December 2015	6.1%	↑



ACTIVITY



Month	Adjusted Scheduled Activity (UDA)	
	2016	2017
April	833	235
May	2,141	2,227
June	3,514	3,726
July	5,062	5,601
August	6,986	7,360
September	8,466	8,839
October	9,862	10,296
November	11,651	12,363
December	13,376	13,875
January	14,464	
February	16,180	
March	17,326	
April	18,583	
May	18,612	
June	18,642	

QUALITY

	Quantity	Base Number	Contract	AT	Region	England
% of FP17s for the same patient ID Re-attending within 3 months - Children	198	2,285	8.7%	10.1%	12.1%	12.4%
% of FP17s for the same patient ID Re-attending within 3 months - Adults	690	3,689	18.7%	13.5%	15.9%	16.6%
% of FP17s for the same patient ID Re-attending between 3 & 9 months - Children	1,340	2,285	58.6%	58.0%	58.6%	57.5%
% of FP17s for the same patient ID Re-attending between 3 & 9 months - Adults	1,464	3,689	39.7%	49.3%	51.5%	50.4%
% of FP17s for Band 1 Urgent Courses	288	5,431	5.3%	7.0%	8.0%	9.1%
% of FP17s Relating to Free Repair or Replacements	100	5,431	1.8%	0.8%	0.8%	0.8%
% of FP17s Relating to Continuations	111	5,431	2.0%	1.3%	1.2%	1.3%
% of Patients satisfied with the dentistry they have received	17	18	94.4%	93.3%	92.8%	92.7%
% of Patients satisfied with the time they had to wait for an appointment	18	18	100.0%	91.0%	89.2%	88.8%

* This is based on patients treated on this contract for their most recent course of treatment. Figures in italics indicate the base number of FP17s or Patient Questionnaire responses are less than 100. N/A is shown where the base number of responses is less than 10 during the period. % is calculated as Quantity/Base number*100

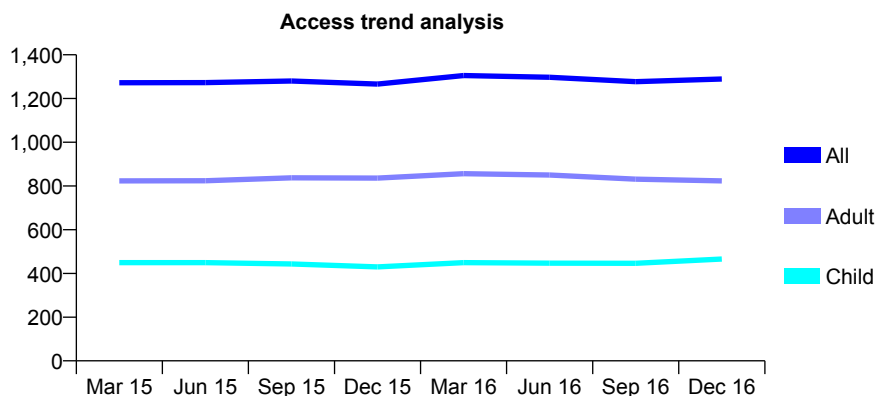
Q53 - Vital Signs At a Glance Contract Report for 190594/0002 - December 2016

Name or company name	Mercian House Dental Practice
Contract type name	GDS Contract
Purpose of contract	General
Contract start date	01/06/2012
Contract end date	

16/17 Contracted general activity (UDA)	3,374
Carry forward general activity (UDA)	-41
16/17 Contracted orthodontic activity (UOA)	0
Carry forward orthodontic activity (UOA)	0
Baseline contract value	£133,155.82

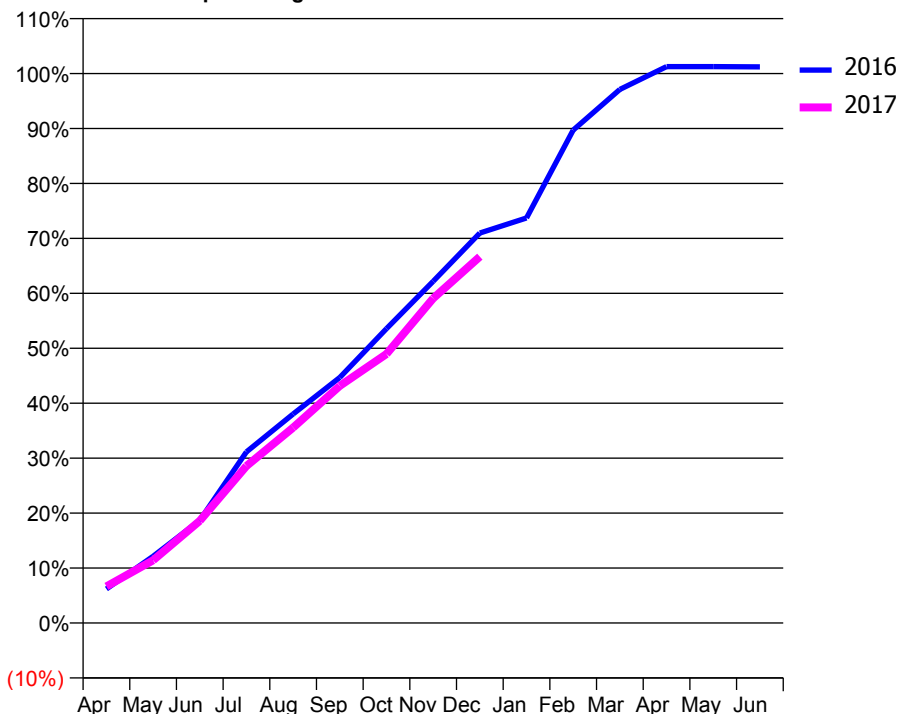
ACCESS*

Patients seen in 24 months	Total	Change since previous quarter
Quarter ending December 2015	1,266	
Quarter ending March 2016	1,305	↑
Quarter ending June 2016	1,297	→
Quarter ending September 2016	1,277	↓
Quarter ending December 2016	1,289	→
Variance since December 2015	1.8%	→



ACTIVITY

Cumulative percentage of contracted UDA delivered 2016 & 2017



Month	Adjusted Scheduled Activity (UDA)	
	2016	2017
April	209	225
May	410	386
June	631	627
July	1,051	964
August	1,284	1,200
September	1,508	1,456
October	1,807	1,652
November	2,098	1,993
December	2,394	2,250
January	2,487	
February	3,026	
March	3,276	
April	3,416	
May	3,416	
June	3,415	

QUALITY

	Quantity	Base Number	Contract	AT	Region	England
% of FP17s for the same patient ID Re-attending within 3 months - Children	29	540	5.4%	10.1%	12.1%	12.4%
% of FP17s for the same patient ID Re-attending within 3 months - Adults	96	857	11.2%	13.5%	15.9%	16.6%
% of FP17s for the same patient ID Re-attending between 3 & 9 months - Children	397	540	73.5%	58.0%	58.6%	57.5%
% of FP17s for the same patient ID Re-attending between 3 & 9 months - Adults	550	857	64.2%	49.3%	51.5%	50.4%
% of FP17s for Band 1 Urgent Courses	74	1,330	5.6%	7.0%	8.0%	9.1%
% of FP17s Relating to Free Repair or Replacements	13	1,330	1.0%	0.8%	0.8%	0.8%
% of FP17s Relating to Continuations	0	1,330	0.0%	1.3%	1.2%	1.3%
% of Patients satisfied with the dentistry they have received	1	1	N/A	93.3%	92.8%	92.7%
% of Patients satisfied with the time they had to wait for an appointment	1	1	N/A	91.0%	89.2%	88.8%

* This is based on patients treated on this contract for their most recent course of treatment. Figures in italics indicate the base number of FP17s or Patient Questionnaire responses are less than 100. N/A is shown where the base number of responses is less than 10 during the period. % is calculated as Quantity/Base number*100

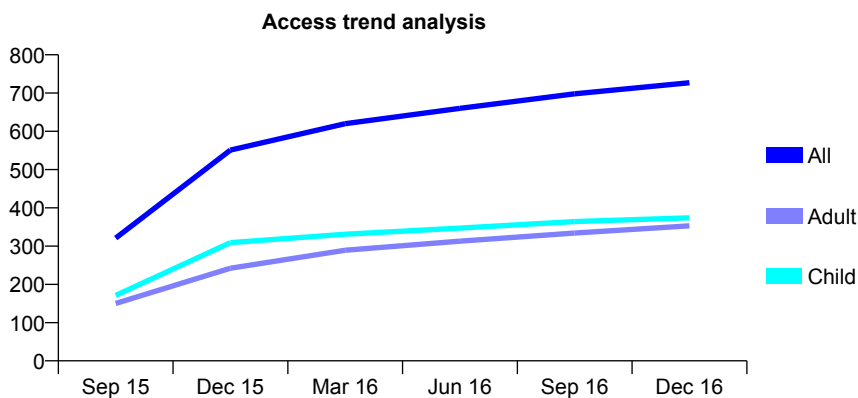
Q53 - Vital Signs At a Glance Contract Report for 192120/0001 - December 2016

Name or company name	Parkside Bromsgrove Ltd
Contract type name	GDS Contract
Purpose of contract	General
Contract start date	01/06/2015
Contract end date	

16/17 Contracted general activity (UDA)	1,866
Carry forward general activity (UDA)	-22
16/17 Contracted orthodontic activity (UOA)	0
Carry forward orthodontic activity (UOA)	0
Baseline contract value	£41,069.25

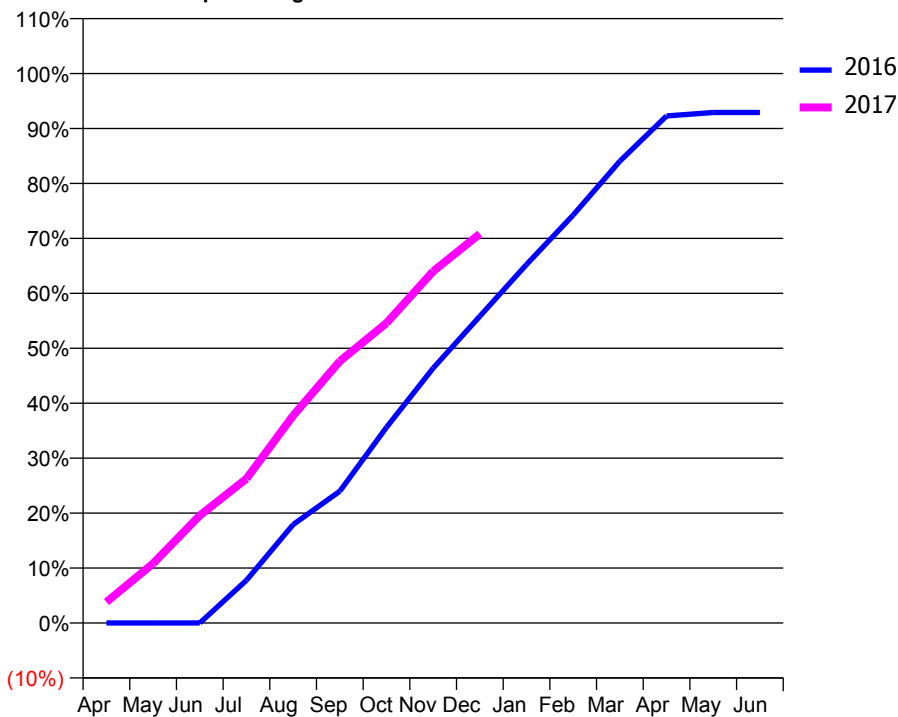
ACCESS*

Patients seen in 24 months	Total	Change since previous quarter
Quarter ending December 2015	551	
Quarter ending March 2016	620	↑
Quarter ending June 2016	660	↑
Quarter ending September 2016	698	↑
Quarter ending December 2016	727	↑
Variance since December 2015	31.9%	↑



ACTIVITY

Cumulative percentage of contracted UDA delivered 2016 & 2017



Adjusted Scheduled Activity (UDA)

Month	2016	2017
April	0	71
May	0	202
June	0	365
July	121	490
August	279	704
September	373	889
October	554	1,019
November	721	1,194
December	868	1,322
January	1,015	
February	1,155	
March	1,307	
April	1,435	
May	1,445	
June	1,445	

QUALITY

	Quantity	Base Number	Contract	AT	Region	England
% of FP17s for the same patient ID Re-attending within 3 months - Children	28	481	5.8%	10.1%	12.1%	12.4%
% of FP17s for the same patient ID Re-attending within 3 months - Adults	74	456	16.2%	13.5%	15.9%	16.6%
% of FP17s for the same patient ID Re-attending between 3 & 9 months - Children	345	481	71.7%	58.0%	58.6%	57.5%
% of FP17s for the same patient ID Re-attending between 3 & 9 months - Adults	295	456	64.7%	49.3%	51.5%	50.4%
% of FP17s for Band 1 Urgent Courses	38	838	4.5%	7.0%	8.0%	9.1%
% of FP17s Relating to Free Repair or Replacements	2	838	0.2%	0.8%	0.8%	0.8%
% of FP17s Relating to Continuations	1	838	0.1%	1.3%	1.2%	1.3%
% of Patients satisfied with the dentistry they have received	2	2	N/A	93.3%	92.8%	92.7%
% of Patients satisfied with the time they had to wait for an appointment	2	2	N/A	91.0%	89.2%	88.8%

* This is based on patients treated on this contract for their most recent course of treatment. Figures in italics indicate the base number of FP17s or Patient Questionnaire responses are less than 100. N/A is shown where the base number of responses is less than 10 during the period. % is calculated as Quantity/Base number*100

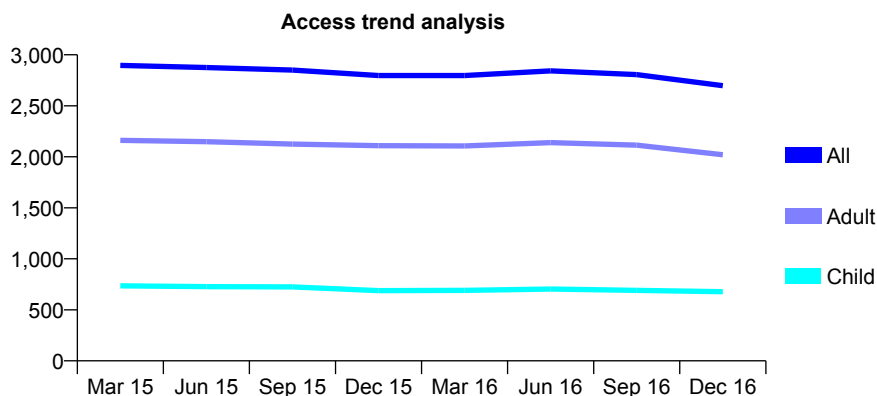
Q53 - Vital Signs At a Glance Contract Report for 198773/0001 - December 2016

Name or company name	Crabbs Cross Dental Surgery
Contract type name	GDS Contract
Purpose of contract	General
Contract start date	01/11/2012
Contract end date	

16/17 Contracted general activity (UDA)	9,300
Carry forward general activity (UDA)	-1
16/17 Contracted orthodontic activity (UOA)	0
Carry forward orthodontic activity (UOA)	0
Baseline contract value	£203,284.71

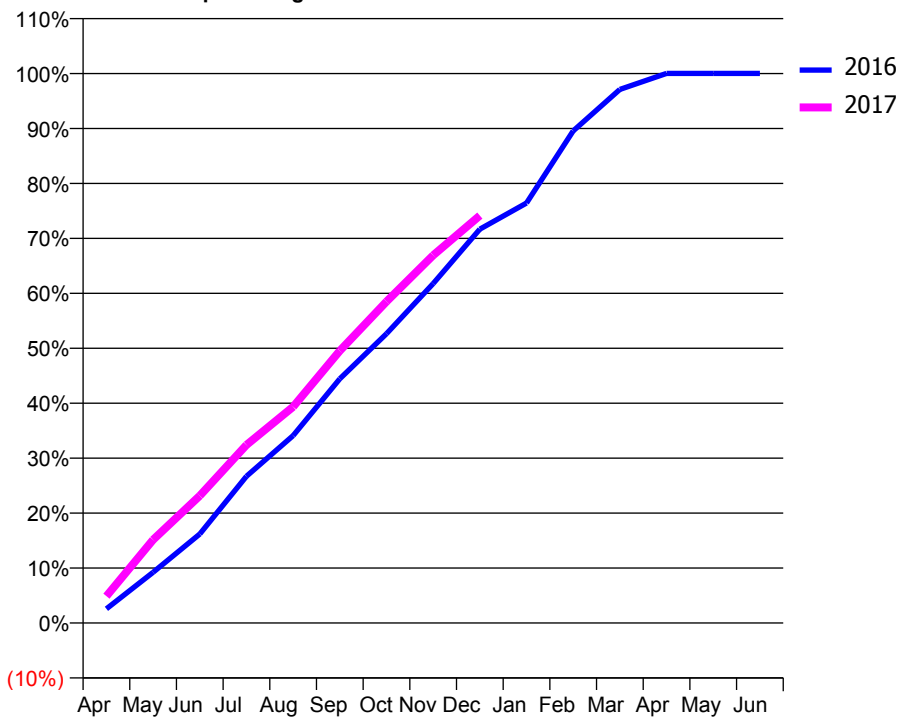
ACCESS*

Patients seen in 24 months	Total	Change since previous quarter
Quarter ending December 2015	2,797	
Quarter ending March 2016	2,797	→
Quarter ending June 2016	2,843	→
Quarter ending September 2016	2,806	↓
Quarter ending December 2016	2,698	↓
Variance since December 2015	(3.5%)	↓



ACTIVITY

Cumulative percentage of contracted UDA delivered 2016 & 2017



Month	Adjusted Scheduled Activity (UDA)	
	2016	2017
April	240	456
May	860	1,409
June	1,505	2,155
July	2,484	3,014
August	3,171	3,658
September	4,133	4,607
October	4,897	5,441
November	5,745	6,224
December	6,665	6,897
January	7,108	
February	8,329	
March	9,031	
April	9,301	
May	9,301	
June	9,301	

QUALITY

	Quantity	Base Number	Contract	AT	Region	England
% of FP17s for the same patient ID Re-attending within 3 months - Children	44	852	5.2%	10.1%	12.1%	12.4%
% of FP17s for the same patient ID Re-attending within 3 months - Adults	345	2,508	13.8%	13.5%	15.9%	16.6%
% of FP17s for the same patient ID Re-attending between 3 & 9 months - Children	589	852	69.1%	58.0%	58.6%	57.5%
% of FP17s for the same patient ID Re-attending between 3 & 9 months - Adults	1,623	2,508	64.7%	49.3%	51.5%	50.4%
% of FP17s for Band 1 Urgent Courses	173	3,214	5.4%	7.0%	8.0%	9.1%
% of FP17s Relating to Free Repair or Replacements	26	3,214	0.8%	0.8%	0.8%	0.8%
% of FP17s Relating to Continuations	22	3,214	0.7%	1.3%	1.2%	1.3%
% of Patients satisfied with the dentistry they have received	16	17	94.1%	93.3%	92.8%	92.7%
% of Patients satisfied with the time they had to wait for an appointment	17	17	100.0%	91.0%	89.2%	88.8%

* This is based on patients treated on this contract for their most recent course of treatment. Figures in italics indicate the base number of FP17s or Patient Questionnaire responses are less than 100. N/A is shown where the base number of responses is less than 10 during the period. % is calculated as Quantity/Base number*100

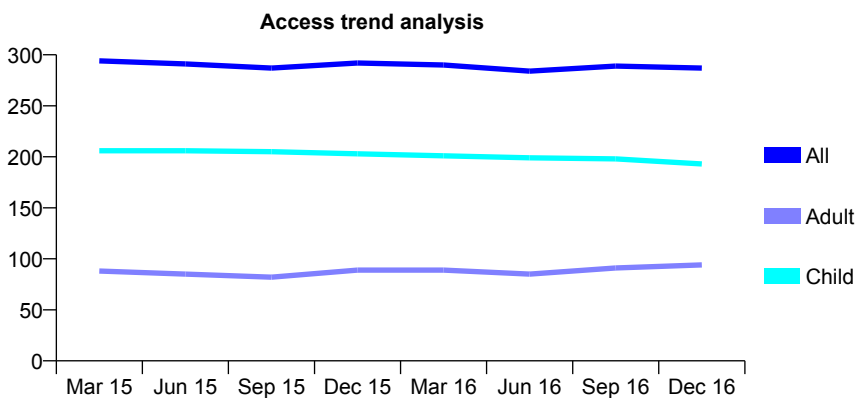
Q53 - Vital Signs At a Glance Contract Report for 205826/0002 - December 2016

Name or company name	MR RA NORMAN
Contract type name	GDS Contract
Purpose of contract	General
Contract start date	21/10/2010
Contract end date	

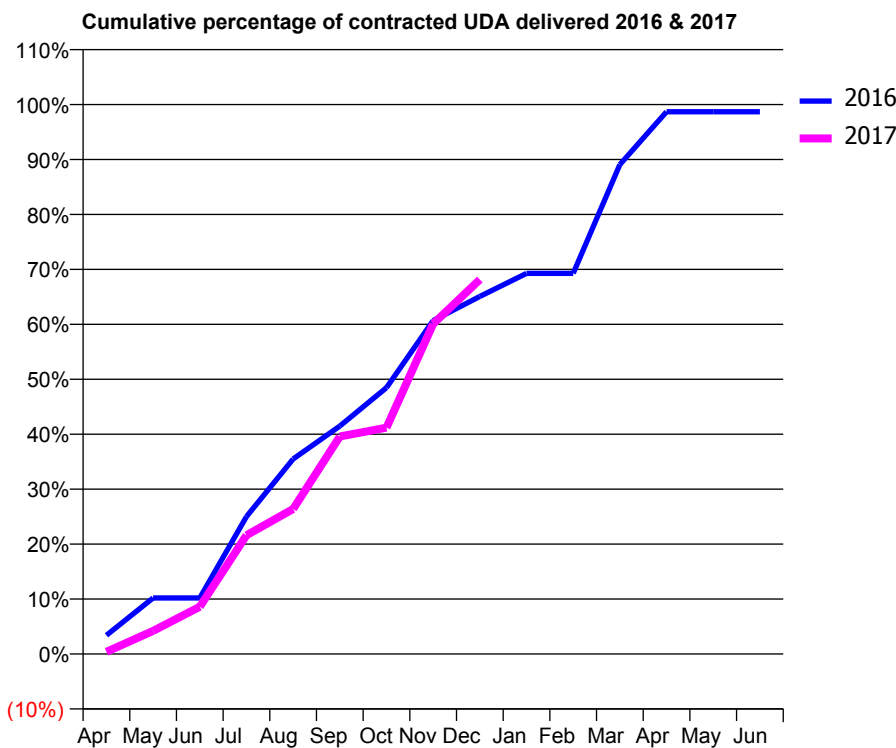
16/17 Contracted general activity (UDA)	500
Carry forward general activity (UDA)	7
16/17 Contracted orthodontic activity (UOA)	0
Carry forward orthodontic activity (UOA)	0
Baseline contract value	£12,001.88

ACCESS*

Patients seen in 24 months	Total	Change since previous quarter
Quarter ending December 2015	292	
Quarter ending March 2016	290	→
Quarter ending June 2016	284	↓
Quarter ending September 2016	289	→
Quarter ending December 2016	287	→
Variance since December 2015	(1.7%)	↓



ACTIVITY



Month	Adjusted Scheduled Activity (UDA)	
	2016	2017
April	17	2
May	51	21
June	51	43
July	125	108
August	177	132
September	207	198
October	242	206
November	303	300
December	325	341
January	346	
February	346	
March	445	
April	493	
May	493	
June	493	

QUALITY

	Quantity	Base Number	Contract	AT	Region	England
% of FP17s for the same patient ID Re-attending within 3 months - Children	11	252	4.4%	10.1%	12.1%	12.4%
% of FP17s for the same patient ID Re-attending within 3 months - Adults	3	60	5.0%	13.5%	15.9%	16.6%
% of FP17s for the same patient ID Re-attending between 3 & 9 months - Children	177	252	70.2%	58.0%	58.6%	57.5%
% of FP17s for the same patient ID Re-attending between 3 & 9 months - Adults	37	60	61.7%	49.3%	51.5%	50.4%
% of FP17s for Band 1 Urgent Courses	4	278	1.4%	7.0%	8.0%	9.1%
% of FP17s Relating to Free Repair or Replacements	0	278	0.0%	0.8%	0.8%	0.8%
% of FP17s Relating to Continuations	0	278	0.0%	1.3%	1.2%	1.3%
% of Patients satisfied with the dentistry they have received	0	0	N/A	93.3%	92.8%	92.7%
% of Patients satisfied with the time they had to wait for an appointment	0	0	N/A	91.0%	89.2%	88.8%

* This is based on patients treated on this contract for their most recent course of treatment. Figures in italics indicate the base number of FP17s or Patient Questionnaire responses are less than 100. N/A is shown where the base number of responses is less than 10 during the period. % is calculated as Quantity/Base number*100

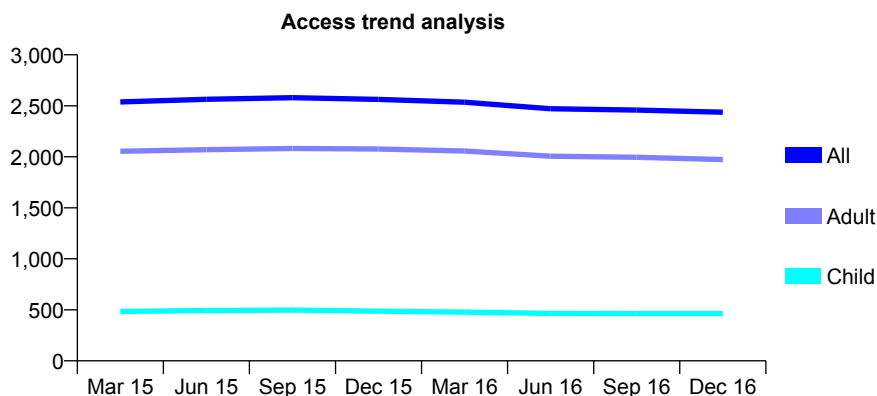
Q53 - Vital Signs At a Glance Contract Report for 208825/0001 - December 2016

Name or company name	MR A STUBLEY
Contract type name	GDS Contract
Purpose of contract	General
Contract start date	01/04/2006
Contract end date	

16/17 Contracted general activity (UDA)	6,782
Carry forward general activity (UDA)	0
16/17 Contracted orthodontic activity (UOA)	0
Carry forward orthodontic activity (UOA)	0
Baseline contract value	£151,002.28

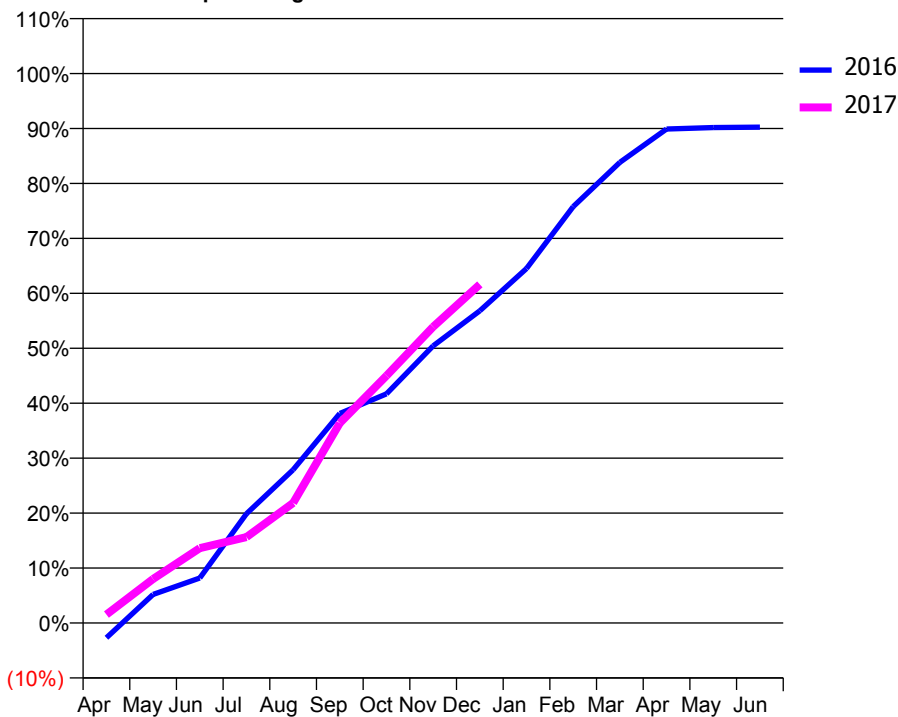
ACCESS*

Patients seen in 24 months	Total	Change since previous quarter
Quarter ending December 2015	2,563	
Quarter ending March 2016	2,535	↓
Quarter ending June 2016	2,471	↓
Quarter ending September 2016	2,458	→
Quarter ending December 2016	2,437	→
Variance since December 2015	(4.9%)	↓



ACTIVITY

Cumulative percentage of contracted UDA delivered 2016 & 2017



Month	Adjusted Scheduled Activity (UDA)	
	2016	2017
April	-183	104
May	353	544
June	555	925
July	1,349	1,060
August	1,892	1,482
September	2,586	2,468
October	2,828	3,052
November	3,421	3,657
December	3,854	4,179
January	4,375	
February	5,139	
March	5,686	
April	6,097	
May	6,115	
June	6,119	

QUALITY

	Quantity	Base Number	Contract	AT	Region	England
% of FP17s for the same patient ID Re-attending within 3 months - Children	25	371	6.7%	10.1%	12.1%	12.4%
% of FP17s for the same patient ID Re-attending within 3 months - Adults	345	1,738	19.9%	13.5%	15.9%	16.6%
% of FP17s for the same patient ID Re-attending between 3 & 9 months - Children	152	371	41.0%	58.0%	58.6%	57.5%
% of FP17s for the same patient ID Re-attending between 3 & 9 months - Adults	550	1,738	31.6%	49.3%	51.5%	50.4%
% of FP17s for Band 1 Urgent Courses	335	1,940	17.3%	7.0%	8.0%	9.1%
% of FP17s Relating to Free Repair or Replacements	34	1,940	1.8%	0.8%	0.8%	0.8%
% of FP17s Relating to Continuations	30	1,940	1.5%	1.3%	1.2%	1.3%
% of Patients satisfied with the dentistry they have received	9	10	90.0%	93.3%	92.8%	92.7%
% of Patients satisfied with the time they had to wait for an appointment	10	10	100.0%	91.0%	89.2%	88.8%

* This is based on patients treated on this contract for their most recent course of treatment. Figures in italics indicate the base number of FP17s or Patient Questionnaire responses are less than 100. N/A is shown where the base number of responses is less than 10 during the period. % is calculated as Quantity/Base number*100

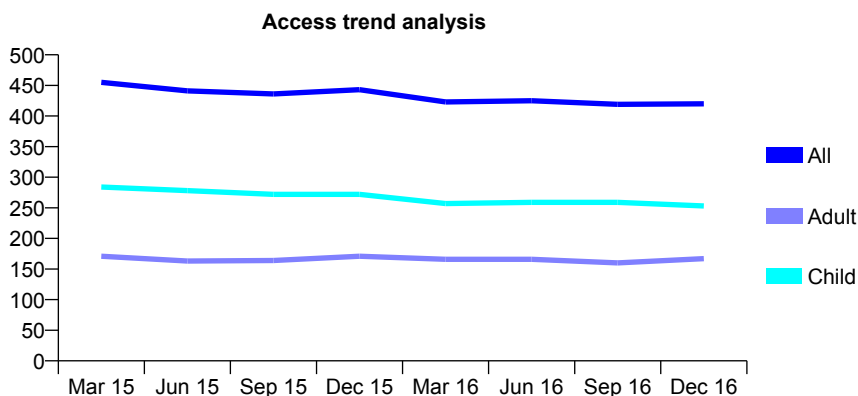
Q53 - Vital Signs At a Glance Contract Report for 224472/0001 - December 2016

Name or company name	MRS AC HADDON
Contract type name	GDS Contract
Purpose of contract	General
Contract start date	21/09/2011
Contract end date	

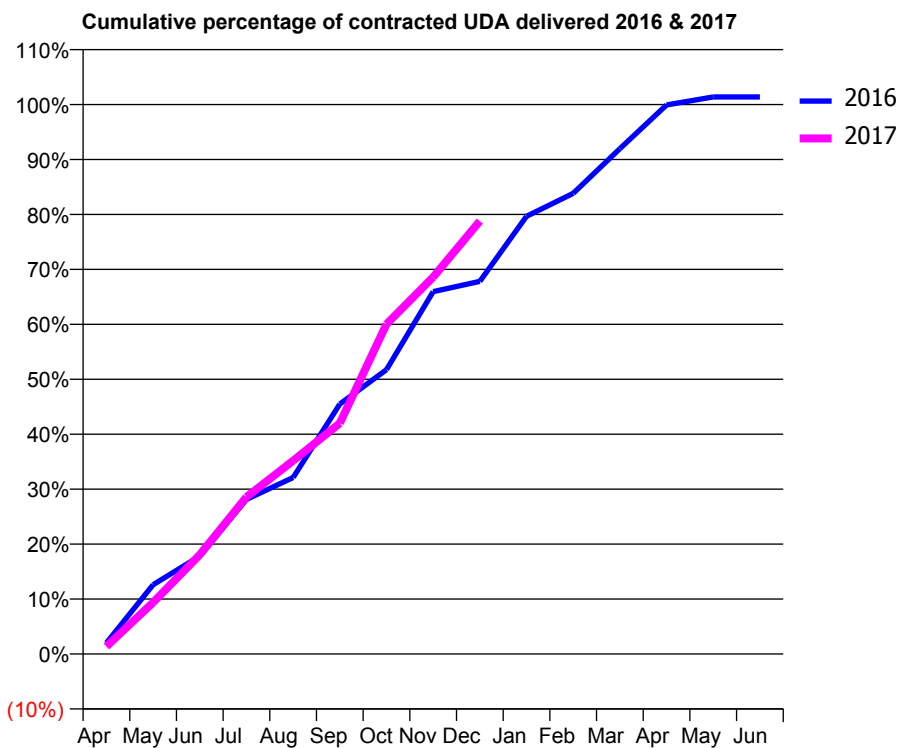
16/17 Contracted general activity (UDA)	1,240
Carry forward general activity (UDA)	-17
16/17 Contracted orthodontic activity (UOA)	0
Carry forward orthodontic activity (UOA)	0
Baseline contract value	£28,746.17

ACCESS*

Patients seen in 24 months	Total	Change since previous quarter
Quarter ending December 2015	443	
Quarter ending March 2016	423	↓
Quarter ending June 2016	425	→
Quarter ending September 2016	419	↓
Quarter ending December 2016	420	→
Variance since December 2015	(5.2%)	↓



ACTIVITY



Adjusted Scheduled Activity (UDA)		
Month	2016	2017
April	25	17
May	156	116
June	221	224
July	349	354
August	398	436
September	564	521
October	642	744
November	818	850
December	841	977
January	988	
February	1,040	
March	1,140	
April	1,239	
May	1,257	
June	1,257	

QUALITY

	Quantity	Base Number	Contract	AT	Region	England
% of FP17s for the same patient ID Re-attending within 3 months - Children	64	376	17.0%	10.1%	12.1%	12.4%
% of FP17s for the same patient ID Re-attending within 3 months - Adults	45	177	25.4%	13.5%	15.9%	16.6%
% of FP17s for the same patient ID Re-attending between 3 & 9 months - Children	208	376	55.3%	58.0%	58.6%	57.5%
% of FP17s for the same patient ID Re-attending between 3 & 9 months - Adults	74	177	41.8%	49.3%	51.5%	50.4%
% of FP17s for Band 1 Urgent Courses	24	492	4.9%	7.0%	8.0%	9.1%
% of FP17s Relating to Free Repair or Replacements	1	492	0.2%	0.8%	0.8%	0.8%
% of FP17s Relating to Continuations	5	492	1.0%	1.3%	1.2%	1.3%
% of Patients satisfied with the dentistry they have received	1	1	N/A	93.3%	92.8%	92.7%
% of Patients satisfied with the time they had to wait for an appointment	1	1	N/A	91.0%	89.2%	88.8%

* This is based on patients treated on this contract for their most recent course of treatment. Figures in italics indicate the base number of FP17s or Patient Questionnaire responses are less than 100. N/A is shown where the base number of responses is less than 10 during the period. % is calculated as Quantity/Base number*100

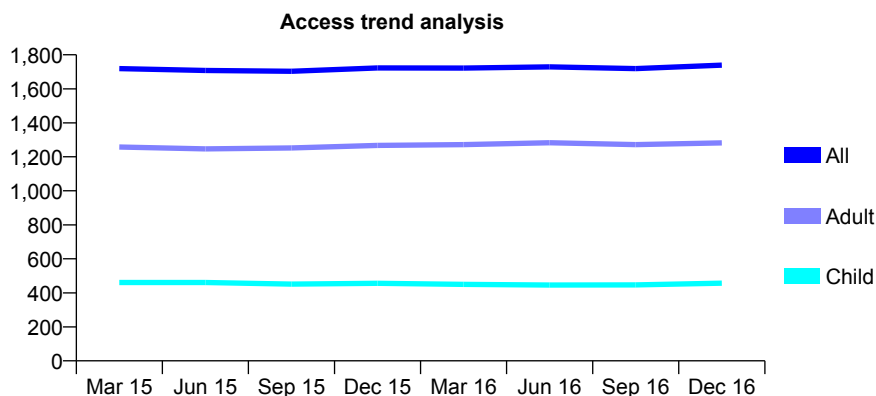
Q53 - Vital Signs At a Glance Contract Report for 232424/0001 - December 2016

Name or company name	MRS SL RAGSDALE
Contract type name	GDS Contract
Purpose of contract	General
Contract start date	01/04/2006
Contract end date	

16/17 Contracted general activity (UDA)	4,503
Carry forward general activity (UDA)	0
16/17 Contracted orthodontic activity (UOA)	0
Carry forward orthodontic activity (UOA)	0
Baseline contract value	£117,690.18

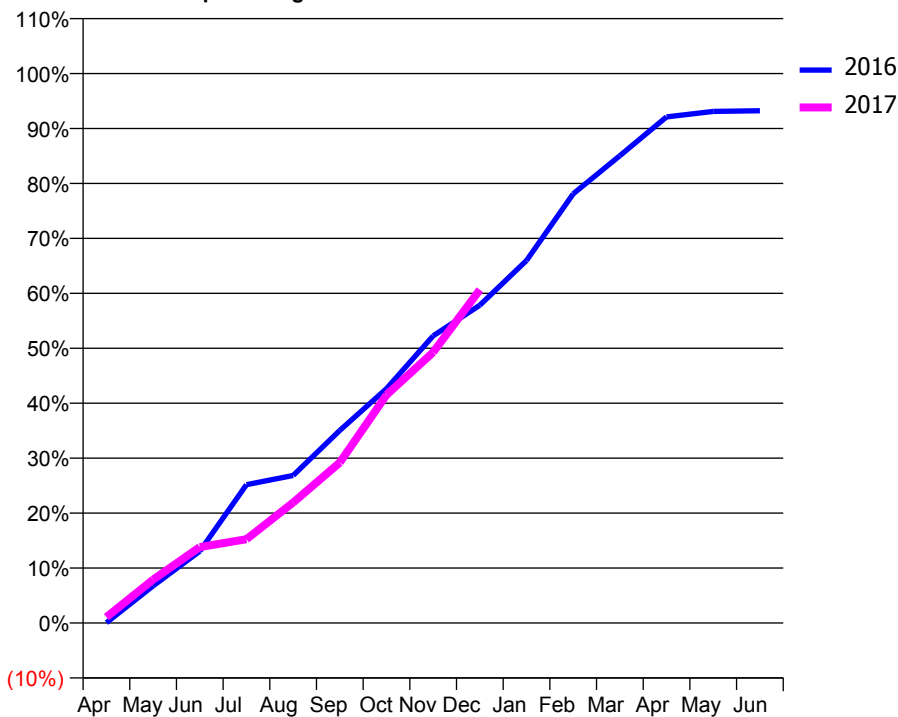
ACCESS*

Patients seen in 24 months	Total	Change since previous quarter
Quarter ending December 2015	1,723	
Quarter ending March 2016	1,722	→
Quarter ending June 2016	1,729	→
Quarter ending September 2016	1,719	→
Quarter ending December 2016	1,739	→
Variance since December 2015	0.9%	→



ACTIVITY

Cumulative percentage of contracted UDA delivered 2016 & 2017



Month	Adjusted Scheduled Activity (UDA)	
	2016	2017
April	3	48
May	305	355
June	589	623
July	1,134	687
August	1,209	988
September	1,579	1,315
October	1,920	1,869
November	2,353	2,219
December	2,605	2,731
January	2,971	
February	3,517	
March	3,830	
April	4,148	
May	4,193	
June	4,198	

QUALITY

	Quantity	Base Number	Contract	AT	Region	England
% of FP17s for the same patient ID Re-attending within 3 months - Children	40	491	8.1%	10.1%	12.1%	12.4%
% of FP17s for the same patient ID Re-attending within 3 months - Adults	232	1,396	16.6%	13.5%	15.9%	16.6%
% of FP17s for the same patient ID Re-attending between 3 & 9 months - Children	256	491	52.1%	58.0%	58.6%	57.5%
% of FP17s for the same patient ID Re-attending between 3 & 9 months - Adults	676	1,396	48.4%	49.3%	51.5%	50.4%
% of FP17s for Band 1 Urgent Courses	200	1,710	11.7%	7.0%	8.0%	9.1%
% of FP17s Relating to Free Repair or Replacements	21	1,710	1.2%	0.8%	0.8%	0.8%
% of FP17s Relating to Continuations	13	1,710	0.8%	1.3%	1.2%	1.3%
% of Patients satisfied with the dentistry they have received	1	1	N/A	93.3%	92.8%	92.7%
% of Patients satisfied with the time they had to wait for an appointment	1	1	N/A	91.0%	89.2%	88.8%

* This is based on patients treated on this contract for their most recent course of treatment. Figures in italics indicate the base number of FP17s or Patient Questionnaire responses are less than 100. N/A is shown where the base number of responses is less than 10 during the period. % is calculated as Quantity/Base number*100

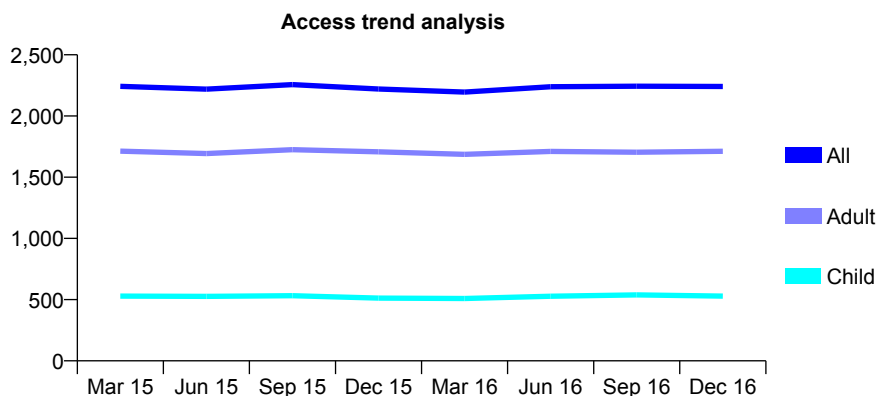
Q53 - Vital Signs At a Glance Contract Report for 234753/0001 - December 2016

Name or company name	MRS F SMART
Contract type name	GDS Contract
Purpose of contract	General
Contract start date	01/04/2006
Contract end date	

16/17 Contracted general activity (UDA)	6,000
Carry forward general activity (UDA)	4
16/17 Contracted orthodontic activity (UOA)	0
Carry forward orthodontic activity (UOA)	0
Baseline contract value	£176,844.75

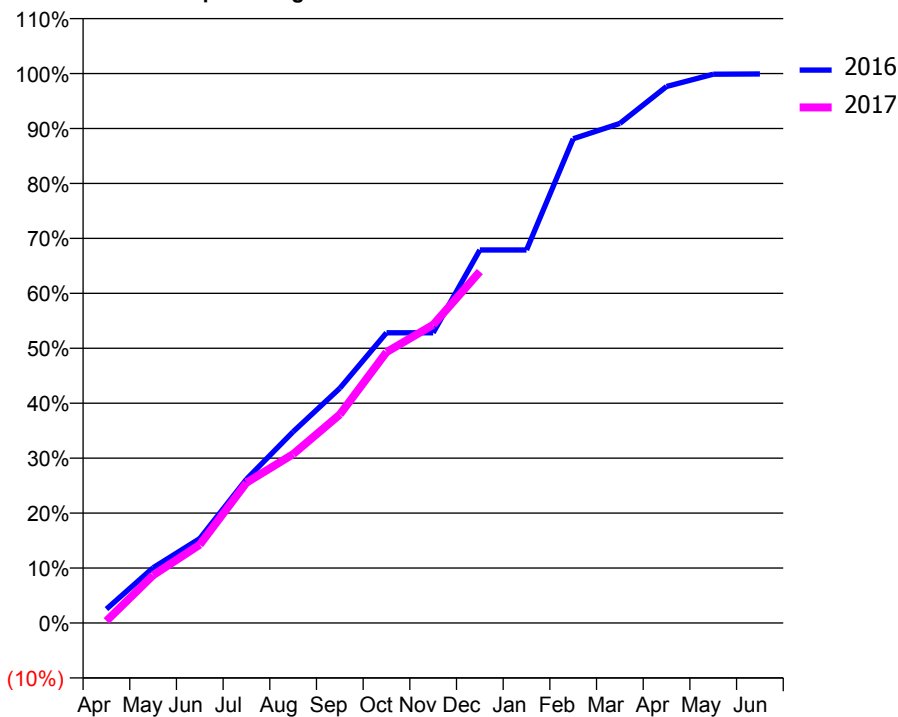
ACCESS*

Patients seen in 24 months	Total	Change since previous quarter
Quarter ending December 2015	2,221	
Quarter ending March 2016	2,196	↓
Quarter ending June 2016	2,239	→
Quarter ending September 2016	2,243	→
Quarter ending December 2016	2,241	→
Variance since December 2015	0.9%	→



ACTIVITY

Cumulative percentage of contracted UDA delivered 2016 & 2017



Month	Adjusted Scheduled Activity (UDA)	
	2016	2017
April	153	22
May	603	522
June	923	856
July	1,570	1,532
August	2,089	1,844
September	2,564	2,277
October	3,169	2,959
November	3,169	3,256
December	4,073	3,837
January	4,073	
February	5,287	
March	5,454	
April	5,859	
May	5,992	
June	5,996	

QUALITY

	Quantity	Base Number	Contract	AT	Region	England
% of FP17s for the same patient ID Re-attending within 3 months - Children	40	652	6.1%	10.1%	12.1%	12.4%
% of FP17s for the same patient ID Re-attending within 3 months - Adults	252	1,837	13.7%	13.5%	15.9%	16.6%
% of FP17s for the same patient ID Re-attending between 3 & 9 months - Children	429	652	65.8%	58.0%	58.6%	57.5%
% of FP17s for the same patient ID Re-attending between 3 & 9 months - Adults	878	1,837	47.8%	49.3%	51.5%	50.4%
% of FP17s for Band 1 Urgent Courses	135	2,213	6.1%	7.0%	8.0%	9.1%
% of FP17s Relating to Free Repair or Replacements	11	2,213	0.5%	0.8%	0.8%	0.8%
% of FP17s Relating to Continuations	26	2,213	1.2%	1.3%	1.2%	1.3%
% of Patients satisfied with the dentistry they have received	18	19	94.7%	93.3%	92.8%	92.7%
% of Patients satisfied with the time they had to wait for an appointment	17	19	89.5%	91.0%	89.2%	88.8%

* This is based on patients treated on this contract for their most recent course of treatment. Figures in italics indicate the base number of FP17s or Patient Questionnaire responses are less than 100. N/A is shown where the base number of responses is less than 10 during the period. % is calculated as Quantity/Base number*100

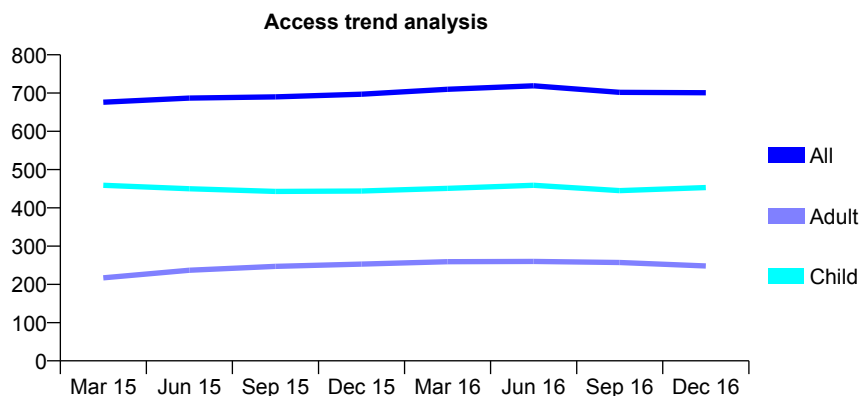
Q53 - Vital Signs At a Glance Contract Report for 250554/0001 - December 2016

Name or company name	MRS CJ PRINT
Contract type name	GDS Contract
Purpose of contract	General
Contract start date	01/04/2006
Contract end date	

16/17 Contracted general activity (UDA)	1,790
Carry forward general activity (UDA)	26
16/17 Contracted orthodontic activity (UOA)	0
Carry forward orthodontic activity (UOA)	0
Baseline contract value	£40,381.89

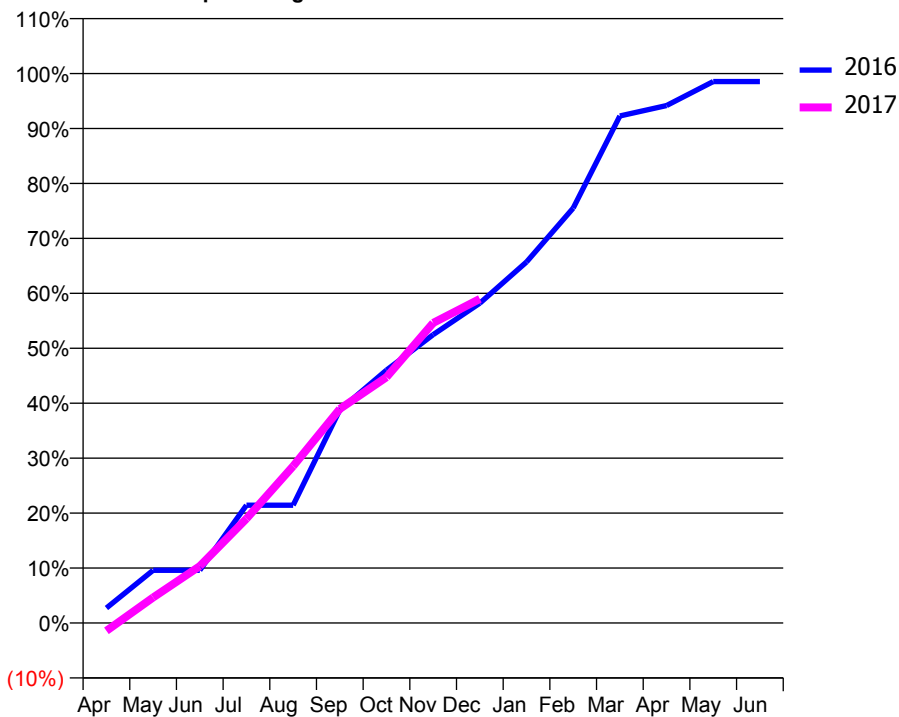
ACCESS*

Patients seen in 24 months	Total	Change since previous quarter
Quarter ending December 2015	697	
Quarter ending March 2016	710	→
Quarter ending June 2016	719	→
Quarter ending September 2016	702	↓
Quarter ending December 2016	701	→
Variance since December 2015	0.6%	→



ACTIVITY

Cumulative percentage of contracted UDA delivered 2016 & 2017



Month	Adjusted Scheduled Activity (UDA)	
	2016	2017
April	49	-26
May	172	83
June	172	185
July	384	340
August	384	511
September	694	698
October	824	801
November	939	978
December	1,042	1,056
January	1,176	
February	1,352	
March	1,652	
April	1,686	
May	1,764	
June	1,764	

QUALITY

	Quantity	Base Number	Contract	AT	Region	England
% of FP17s for the same patient ID Re-attending within 3 months - Children	62	591	10.5%	10.1%	12.1%	12.4%
% of FP17s for the same patient ID Re-attending within 3 months - Adults	11	144	7.6%	13.5%	15.9%	16.6%
% of FP17s for the same patient ID Re-attending between 3 & 9 months - Children	406	591	68.7%	58.0%	58.6%	57.5%
% of FP17s for the same patient ID Re-attending between 3 & 9 months - Adults	77	144	53.5%	49.3%	51.5%	50.4%
% of FP17s for Band 1 Urgent Courses	13	665	2.0%	7.0%	8.0%	9.1%
% of FP17s Relating to Free Repair or Replacements	0	665	0.0%	0.8%	0.8%	0.8%
% of FP17s Relating to Continuations	0	665	0.0%	1.3%	1.2%	1.3%
% of Patients satisfied with the dentistry they have received	0	0	N/A	93.3%	92.8%	92.7%
% of Patients satisfied with the time they had to wait for an appointment	0	0	N/A	91.0%	89.2%	88.8%

* This is based on patients treated on this contract for their most recent course of treatment. Figures in italics indicate the base number of FP17s or Patient Questionnaire responses are less than 100. N/A is shown where the base number of responses is less than 10 during the period. % is calculated as Quantity/Base number*100

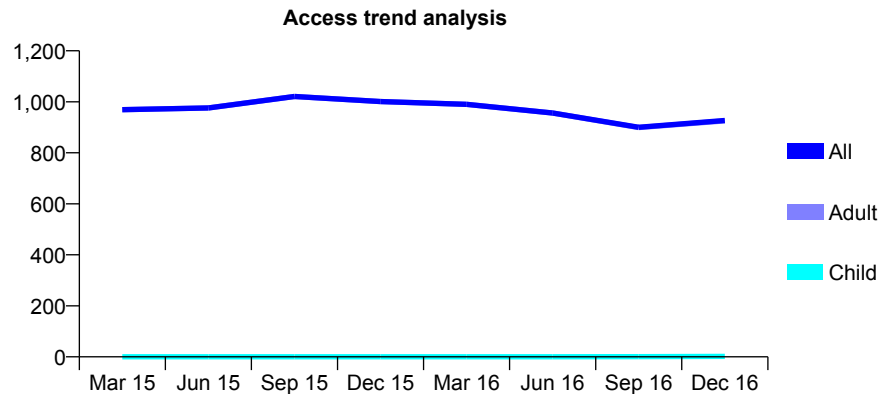
Q53 - Vital Signs At a Glance Contract Report for 250554/0002 - December 2016

Name or company name	MRS CJ PRINT
Contract type name	GDS Contract
Purpose of contract	General
Contract start date	01/06/2009
Contract end date	

16/17 Contracted general activity (UDA)	3,000
Carry forward general activity (UDA)	100
16/17 Contracted orthodontic activity (UOA)	0
Carry forward orthodontic activity (UOA)	0
Baseline contract value	£85,442.05

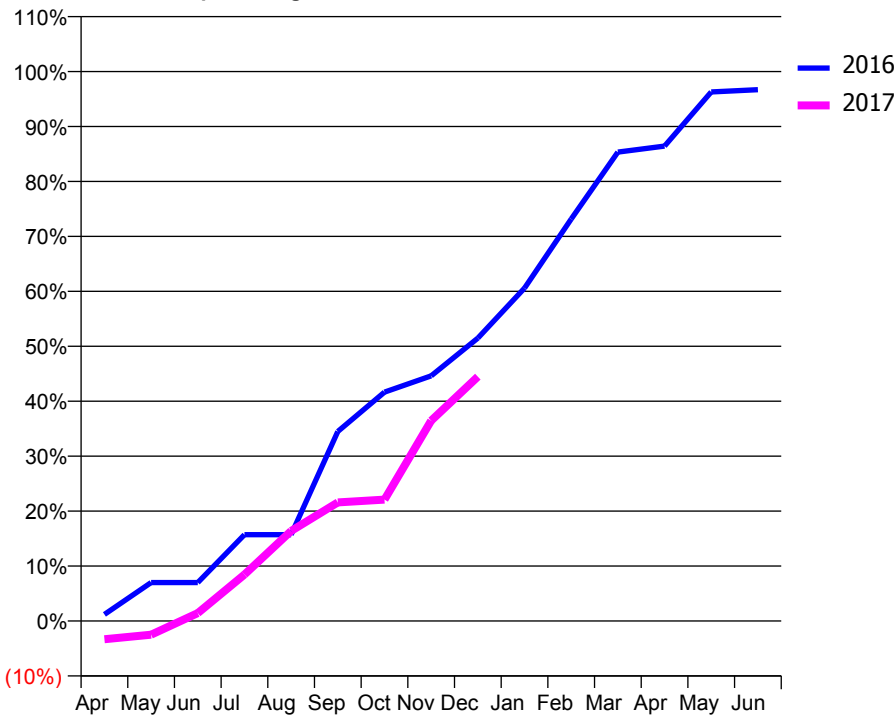
ACCESS*

Patients seen in 24 months	Total	Change since previous quarter
Quarter ending December 2015	1,001	
Quarter ending March 2016	990	↓
Quarter ending June 2016	956	↓
Quarter ending September 2016	900	↓
Quarter ending December 2016	927	↑
Variance since December 2015	(7.4%)	↓



ACTIVITY

Cumulative percentage of contracted UDA delivered 2016 & 2017



Month	Adjusted Scheduled Activity (UDA)	
	2016	2017
April	36	-100
May	210	-76
June	210	43
July	472	254
August	472	492
September	1,035	647
October	1,249	663
November	1,339	1,094
December	1,544	1,334
January	1,817	
February	2,195	
March	2,560	
April	2,593	
May	2,888	
June	2,900	

QUALITY

	Quantity	Base Number	Contract	AT	Region	England
% of FP17s for the same patient ID Re-attending within 3 months - Children	0	2	0.0%	10.1%	12.1%	12.4%
% of FP17s for the same patient ID Re-attending within 3 months - Adults	71	735	9.7%	13.5%	15.9%	16.6%
% of FP17s for the same patient ID Re-attending between 3 & 9 months - Children	0	2	0.0%	58.0%	58.6%	57.5%
% of FP17s for the same patient ID Re-attending between 3 & 9 months - Adults	366	735	49.8%	49.3%	51.5%	50.4%
% of FP17s for Band 1 Urgent Courses	31	579	5.4%	7.0%	8.0%	9.1%
% of FP17s Relating to Free Repair or Replacements	0	579	0.0%	0.8%	0.8%	0.8%
% of FP17s Relating to Continuations	5	579	0.9%	1.3%	1.2%	1.3%
% of Patients satisfied with the dentistry they have received	2	2	N/A	93.3%	92.8%	92.7%
% of Patients satisfied with the time they had to wait for an appointment	2	2	N/A	91.0%	89.2%	88.8%

* This is based on patients treated on this contract for their most recent course of treatment. Figures in italics indicate the base number of FP17s or Patient Questionnaire responses are less than 100. N/A is shown where the base number of responses is less than 10 during the period. % is calculated as Quantity/Base number*100

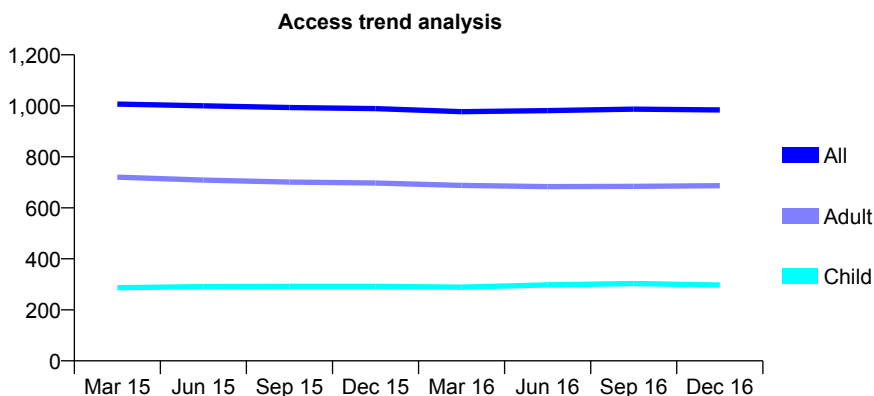
Q53 - Vital Signs At a Glance Contract Report for 254649/0001 - December 2016

Name or company name	MR MD JONES
Contract type name	GDS Contract
Purpose of contract	General
Contract start date	06/04/2009
Contract end date	

16/17 Contracted general activity (UDA)	3,000
Carry forward general activity (UDA)	117
16/17 Contracted orthodontic activity (UOA)	0
Carry forward orthodontic activity (UOA)	0
Baseline contract value	£80,605.71

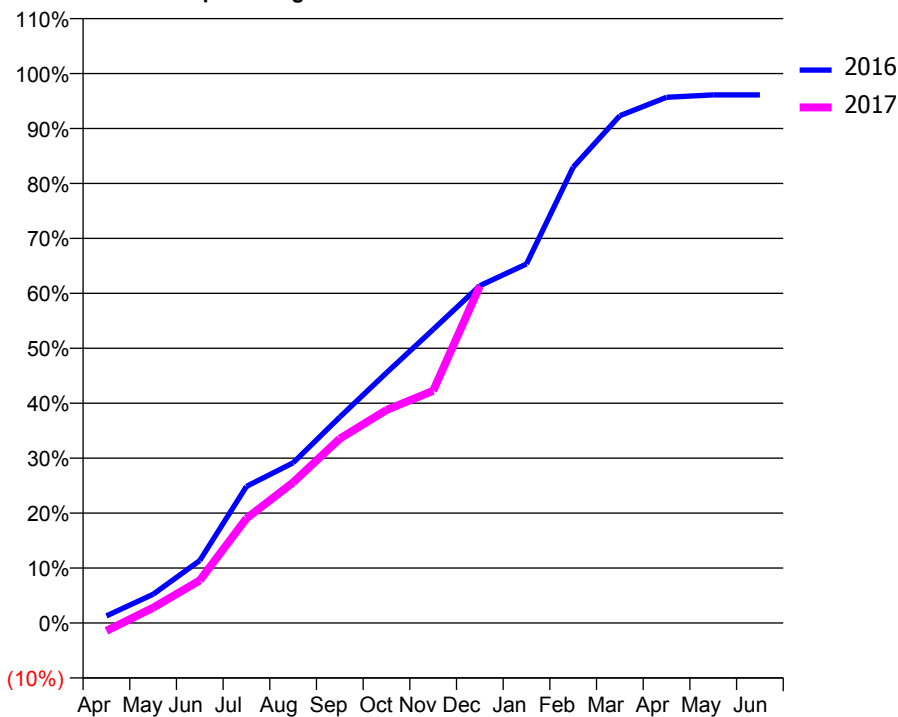
ACCESS*

Patients seen in 24 months	Total	Change since previous quarter
Quarter ending December 2015	989	
Quarter ending March 2016	977	↓
Quarter ending June 2016	981	→
Quarter ending September 2016	987	→
Quarter ending December 2016	984	→
Variance since December 2015	(0.5%)	→



ACTIVITY

Cumulative percentage of contracted UDA delivered 2016 & 2017



Month	Adjusted Scheduled Activity (UDA)	
	2016	2017
April	39	-44
May	157	83
June	341	232
July	746	571
August	875	768
September	1,125	1,007
October	1,366	1,163
November	1,603	1,268
December	1,841	1,840
January	1,960	
February	2,489	
March	2,770	
April	2,870	
May	2,883	
June	2,883	

QUALITY

	Quantity	Base Number	Contract	AT	Region	England
% of FP17s for the same patient ID Re-attending within 3 months - Children	14	331	4.2%	10.1%	12.1%	12.4%
% of FP17s for the same patient ID Re-attending within 3 months - Adults	104	796	13.1%	13.5%	15.9%	16.6%
% of FP17s for the same patient ID Re-attending between 3 & 9 months - Children	230	331	69.5%	58.0%	58.6%	57.5%
% of FP17s for the same patient ID Re-attending between 3 & 9 months - Adults	541	796	68.0%	49.3%	51.5%	50.4%
% of FP17s for Band 1 Urgent Courses	34	1,069	3.2%	7.0%	8.0%	9.1%
% of FP17s Relating to Free Repair or Replacements	2	1,069	0.2%	0.8%	0.8%	0.8%
% of FP17s Relating to Continuations	23	1,069	2.2%	1.3%	1.2%	1.3%
% of Patients satisfied with the dentistry they have received	4	4	N/A	93.3%	92.8%	92.7%
% of Patients satisfied with the time they had to wait for an appointment	3	4	N/A	91.0%	89.2%	88.8%

* This is based on patients treated on this contract for their most recent course of treatment. Figures in italics indicate the base number of FP17s or Patient Questionnaire responses are less than 100. N/A is shown where the base number of responses is less than 10 during the period. % is calculated as Quantity/Base number*100

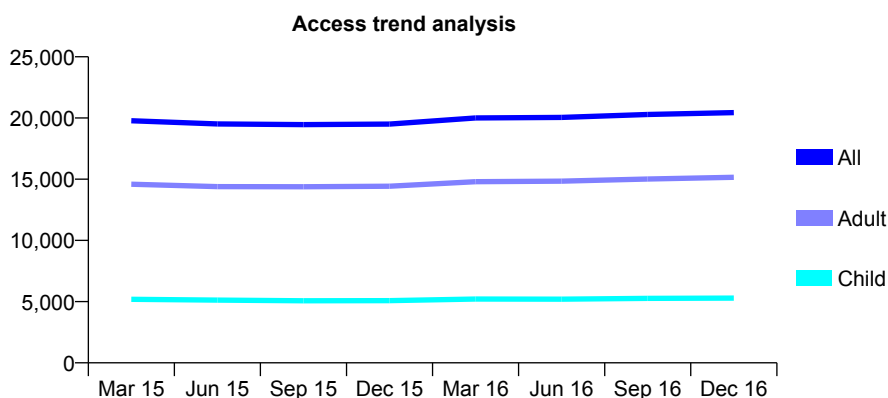
Q53 - Vital Signs At a Glance Contract Report for 256781/0001 - December 2016

Name or company name	MR AS DEOL
Contract type name	GDS Contract
Purpose of contract	General
Contract start date	01/04/2006
Contract end date	

16/17 Contracted general activity (UDA)	51,974
Carry forward general activity (UDA)	-995
16/17 Contracted orthodontic activity (UOA)	0
Carry forward orthodontic activity (UOA)	0
Baseline contract value	£1,432,638.77

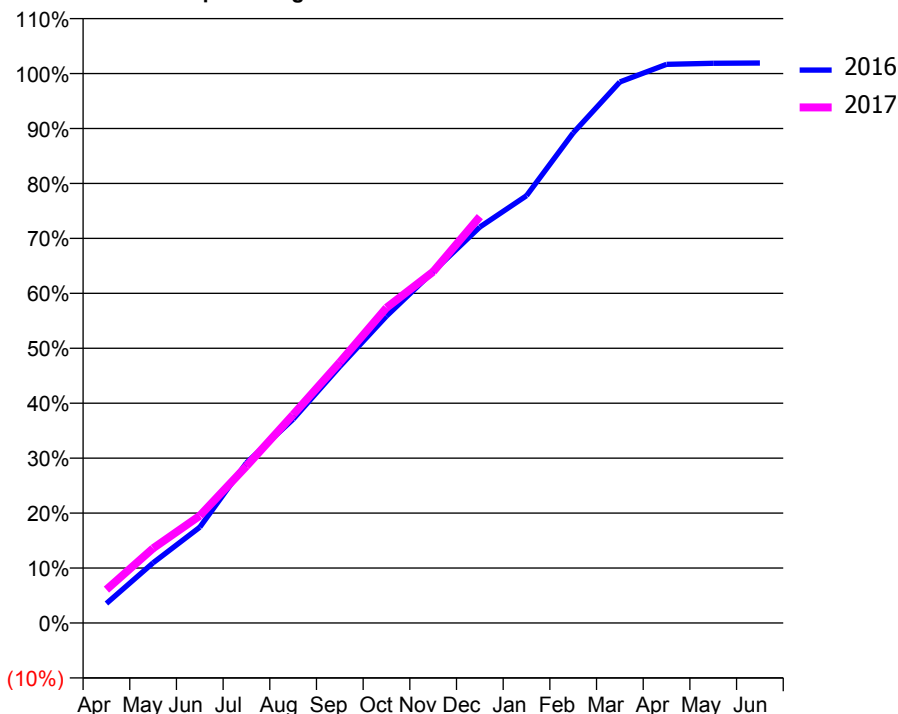
ACCESS*

Patients seen in 24 months	Total	Change since previous quarter
Quarter ending December 2015	19,504	
Quarter ending March 2016	20,008	↑
Quarter ending June 2016	20,050	→
Quarter ending September 2016	20,288	→
Quarter ending December 2016	20,438	→
Variance since December 2015	4.8%	↑



ACTIVITY

Cumulative percentage of contracted UDA delivered 2016 & 2017



Month	Adjusted Scheduled Activity (UDA)	
	2016	2017
April	1,843	3,165
May	5,700	7,069
June	9,064	10,150
July	15,154	14,841
August	19,272	19,702
September	24,258	24,665
October	29,022	29,817
November	33,242	33,233
December	37,451	38,433
January	40,413	
February	46,356	
March	51,172	
April	52,846	
May	52,935	
June	52,969	

QUALITY

	Quantity	Base Number	Contract	AT	Region	England
% of FP17s for the same patient ID Re-attending within 3 months - Children	243	5,234	4.6%	10.1%	12.1%	12.4%
% of FP17s for the same patient ID Re-attending within 3 months - Adults	1,046	14,624	7.2%	13.5%	15.9%	16.6%
% of FP17s for the same patient ID Re-attending between 3 & 9 months - Children	3,013	5,234	57.6%	58.0%	58.6%	57.5%
% of FP17s for the same patient ID Re-attending between 3 & 9 months - Adults	8,745	14,624	59.8%	49.3%	51.5%	50.4%
% of FP17s for Band 1 Urgent Courses	721	18,275	3.9%	7.0%	8.0%	9.1%
% of FP17s Relating to Free Repair or Replacements	99	18,275	0.5%	0.8%	0.8%	0.8%
% of FP17s Relating to Continuations	68	18,275	0.4%	1.3%	1.2%	1.3%
% of Patients satisfied with the dentistry they have received	14	16	87.5%	93.3%	92.8%	92.7%
% of Patients satisfied with the time they had to wait for an appointment	12	16	75.0%	91.0%	89.2%	88.8%

* This is based on patients treated on this contract for their most recent course of treatment. Figures in italics indicate the base number of FP17s or Patient Questionnaire responses are less than 100. N/A is shown where the base number of responses is less than 10 during the period. % is calculated as Quantity/Base number*100

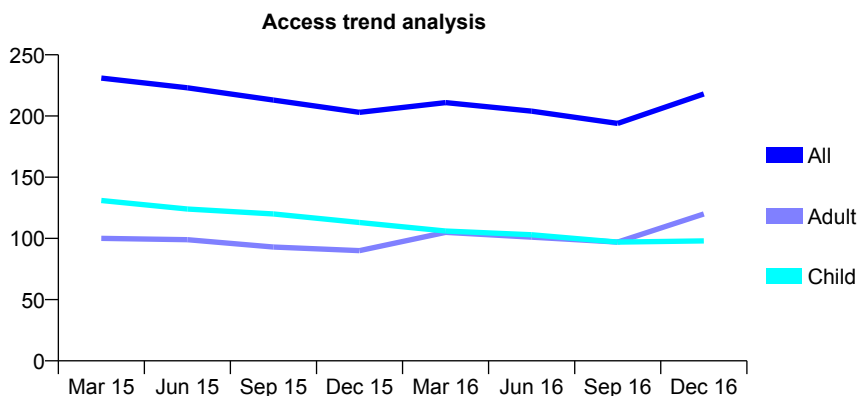
Q53 - Vital Signs At a Glance Contract Report for 261785/0002 - December 2016

Name or company name	MR P SABHARWAL
Contract type name	GDS Contract
Purpose of contract	General
Contract start date	01/05/2013
Contract end date	

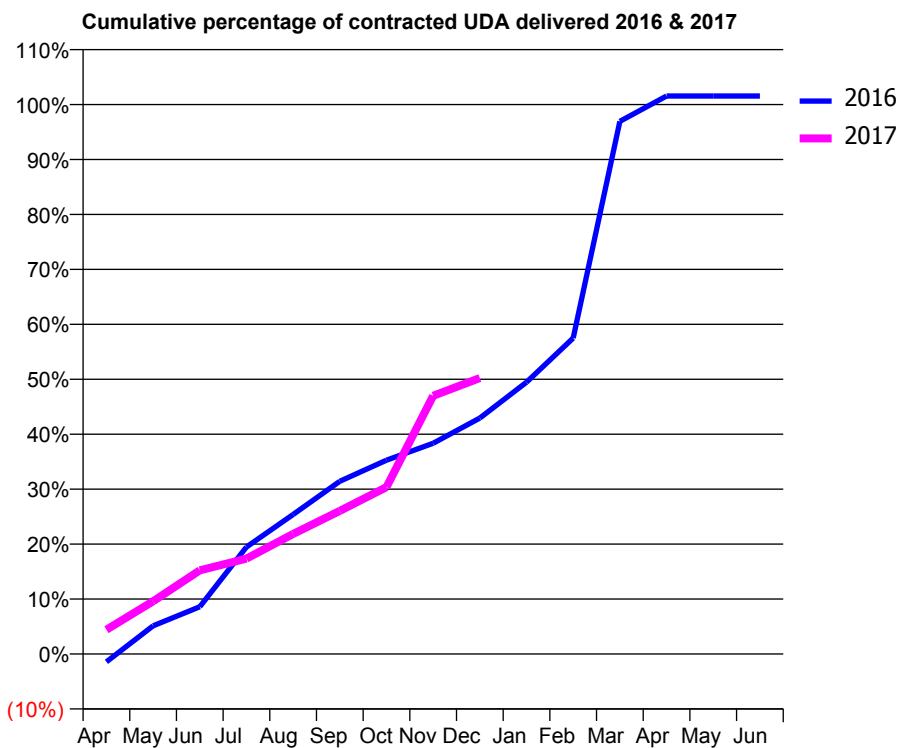
16/17 Contracted general activity (UDA)	812
Carry forward general activity (UDA)	-13
16/17 Contracted orthodontic activity (UOA)	0
Carry forward orthodontic activity (UOA)	0
Baseline contract value	£19,264.06

ACCESS*

Patients seen in 24 months	Total	Change since previous quarter
Quarter ending December 2015	203	
Quarter ending March 2016	211	↑
Quarter ending June 2016	204	↓
Quarter ending September 2016	194	↓
Quarter ending December 2016	218	↑
Variance since December 2015	7.4%	↑



ACTIVITY



Month	Adjusted Scheduled Activity (UDA)	
	2016	2017
April	-12	36
May	42	78
June	70	124
July	158	141
August	206	177
September	255	212
October	286	247
November	311	382
December	349	408
January	402	
February	467	
March	787	
April	825	
May	825	
June	825	

QUALITY

	Quantity	Base Number	Contract	AT	Region	England
% of FP17s for the same patient ID Re-attending within 3 months - Children	2	113	1.8%	10.1%	12.1%	12.4%
% of FP17s for the same patient ID Re-attending within 3 months - Adults	4	64	6.3%	13.5%	15.9%	16.6%
% of FP17s for the same patient ID Re-attending between 3 & 9 months - Children	80	113	70.8%	58.0%	58.6%	57.5%
% of FP17s for the same patient ID Re-attending between 3 & 9 months - Adults	24	64	37.5%	49.3%	51.5%	50.4%
% of FP17s for Band 1 Urgent Courses	9	164	5.5%	7.0%	8.0%	9.1%
% of FP17s Relating to Free Repair or Replacements	0	164	0.0%	0.8%	0.8%	0.8%
% of FP17s Relating to Continuations	0	164	0.0%	1.3%	1.2%	1.3%
% of Patients satisfied with the dentistry they have received	1	1	N/A	93.3%	92.8%	92.7%
% of Patients satisfied with the time they had to wait for an appointment	1	1	N/A	91.0%	89.2%	88.8%

* This is based on patients treated on this contract for their most recent course of treatment. Figures in italics indicate the base number of FP17s or Patient Questionnaire responses are less than 100. N/A is shown where the base number of responses is less than 10 during the period. % is calculated as Quantity/Base number*100

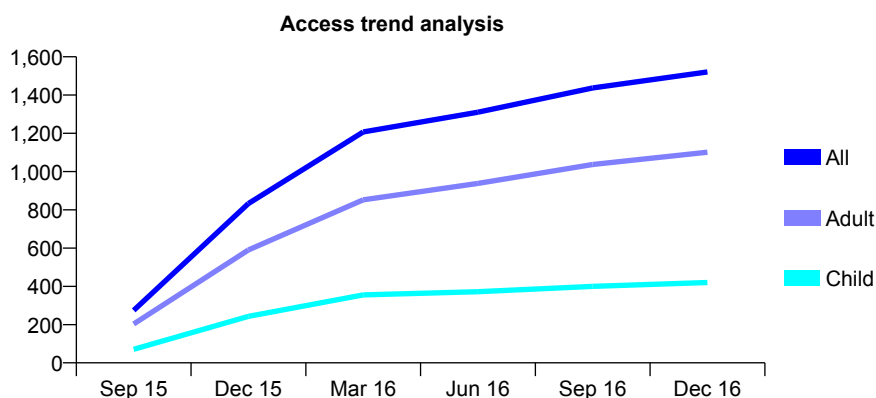
Q53 - Vital Signs At a Glance Contract Report for 262307/0001 - December 2016

Name or company name	MR PA MOYO
Contract type name	GDS Contract
Purpose of contract	General
Contract start date	01/08/2015
Contract end date	

16/17 Contracted general activity (UDA)	4,577
Carry forward general activity (UDA)	10
16/17 Contracted orthodontic activity (UOA)	0
Carry forward orthodontic activity (UOA)	0
Baseline contract value	£135,473.67

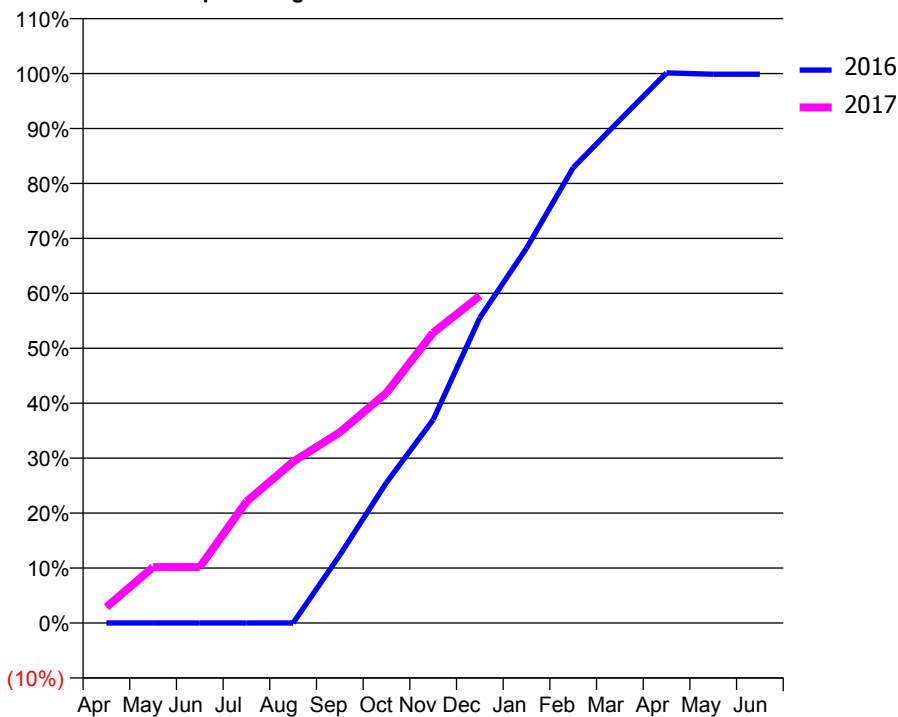
ACCESS*

Patients seen in 24 months	Total	Change since previous quarter
Quarter ending December 2015	833	
Quarter ending March 2016	1,207	↑
Quarter ending June 2016	1,310	↑
Quarter ending September 2016	1,437	↑
Quarter ending December 2016	1,521	↑
Variance since December 2015	82.6%	↑



ACTIVITY

Cumulative percentage of contracted UDA delivered 2016 & 2017



Month	Adjusted Scheduled Activity (UDA)	
	2016	2017
April	0	133
May	0	466
June	0	466
July	0	1,012
August	0	1,344
September	377	1,588
October	780	1,917
November	1,129	2,419
December	1,695	2,725
January	2,082	
February	2,528	
March	2,793	
April	3,054	
May	3,047	
June	3,047	

QUALITY

	Quantity	Base Number	Contract	AT	Region	England
% of FP17s for the same patient ID Re-attending within 3 months - Children	18	433	4.2%	10.1%	12.1%	12.4%
% of FP17s for the same patient ID Re-attending within 3 months - Adults	91	1,070	8.5%	13.5%	15.9%	16.6%
% of FP17s for the same patient ID Re-attending between 3 & 9 months - Children	199	433	46.0%	58.0%	58.6%	57.5%
% of FP17s for the same patient ID Re-attending between 3 & 9 months - Adults	551	1,070	51.5%	49.3%	51.5%	50.4%
% of FP17s for Band 1 Urgent Courses	39	1,369	2.8%	7.0%	8.0%	9.1%
% of FP17s Relating to Free Repair or Replacements	17	1,369	1.2%	0.8%	0.8%	0.8%
% of FP17s Relating to Continuations	1	1,369	0.1%	1.3%	1.2%	1.3%
% of Patients satisfied with the dentistry they have received	5	5	N/A	93.3%	92.8%	92.7%
% of Patients satisfied with the time they had to wait for an appointment	5	5	N/A	91.0%	89.2%	88.8%

* This is based on patients treated on this contract for their most recent course of treatment. Figures in italics indicate the base number of FP17s or Patient Questionnaire responses are less than 100. N/A is shown where the base number of responses is less than 10 during the period. % is calculated as Quantity/Base number*100

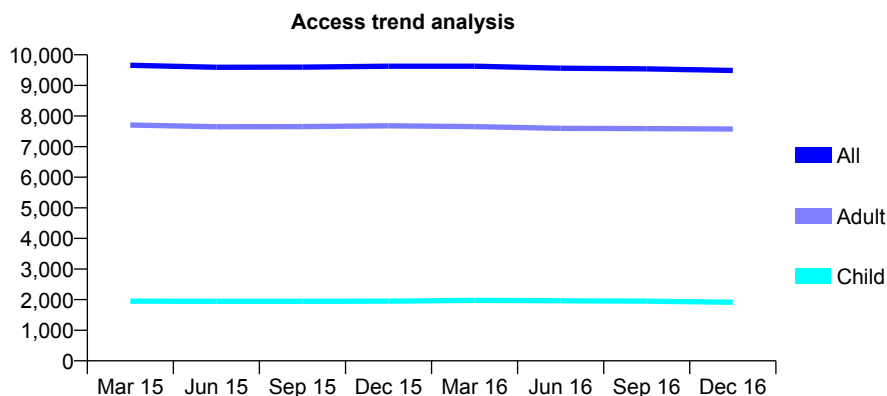
Q53 - Vital Signs At a Glance Contract Report for 262919/0001 - December 2016

Name or company name	MR TS GIDDA
Contract type name	GDS Contract
Purpose of contract	General
Contract start date	01/04/2006
Contract end date	

16/17 Contracted general activity (UDA)	37,353
Carry forward general activity (UDA)	-132
16/17 Contracted orthodontic activity (UOA)	0
Carry forward orthodontic activity (UOA)	0
Baseline contract value	£932,700.33

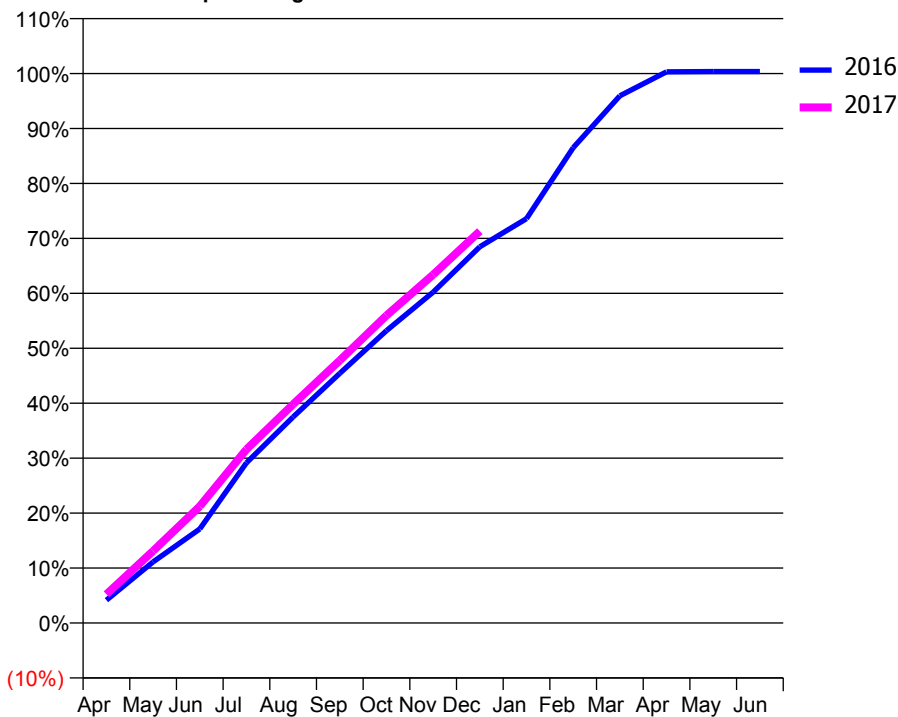
ACCESS*

Patients seen in 24 months	Total	Change since previous quarter
Quarter ending December 2015	9,628	
Quarter ending March 2016	9,627	→
Quarter ending June 2016	9,563	→
Quarter ending September 2016	9,541	→
Quarter ending December 2016	9,489	→
Variance since December 2015	(1.4%)	↓



ACTIVITY

Cumulative percentage of contracted UDA delivered 2016 & 2017



Month	Adjusted Scheduled Activity (UDA)	
	2016	2017
April	1,555	1,950
May	4,156	4,898
June	6,393	7,939
July	10,892	11,802
August	14,006	14,872
September	16,972	17,851
October	19,876	20,907
November	22,493	23,684
December	25,576	26,633
January	27,488	
February	32,306	
March	35,840	
April	37,469	
May	37,485	
June	37,485	

QUALITY

	Quantity	Base Number	Contract	AT	Region	England
% of FP17s for the same patient ID Re-attending within 3 months - Children	143	2,249	6.4%	10.1%	12.1%	12.4%
% of FP17s for the same patient ID Re-attending within 3 months - Adults	1,596	9,720	16.4%	13.5%	15.9%	16.6%
% of FP17s for the same patient ID Re-attending between 3 & 9 months - Children	1,465	2,249	65.1%	58.0%	58.6%	57.5%
% of FP17s for the same patient ID Re-attending between 3 & 9 months - Adults	6,404	9,720	65.9%	49.3%	51.5%	50.4%
% of FP17s for Band 1 Urgent Courses	395	11,346	3.5%	7.0%	8.0%	9.1%
% of FP17s Relating to Free Repair or Replacements	173	11,346	1.5%	0.8%	0.8%	0.8%
% of FP17s Relating to Continuations	419	11,346	3.7%	1.3%	1.2%	1.3%
% of Patients satisfied with the dentistry they have received	22	25	88.0%	93.3%	92.8%	92.7%
% of Patients satisfied with the time they had to wait for an appointment	22	25	88.0%	91.0%	89.2%	88.8%

* This is based on patients treated on this contract for their most recent course of treatment. Figures in italics indicate the base number of FP17s or Patient Questionnaire responses are less than 100. N/A is shown where the base number of responses is less than 10 during the period. % is calculated as Quantity/Base number*100

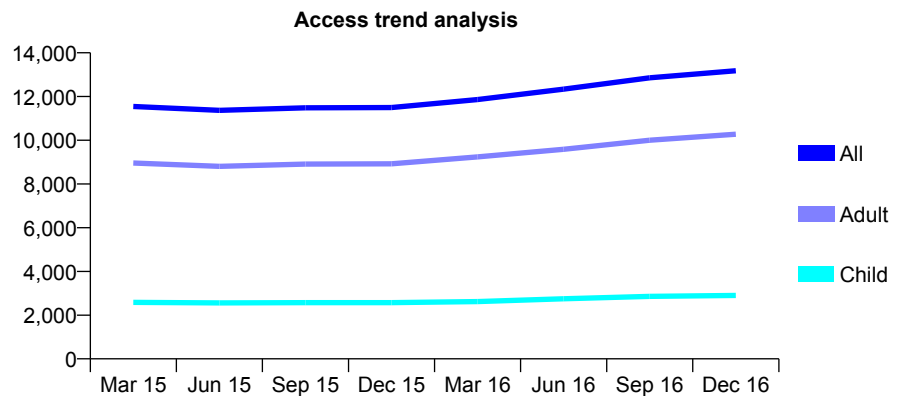
Q53 - Vital Signs At a Glance Contract Report for 269654/0001 - December 2016

Name or company name	MR H SANGHERA
Contract type name	GDS Contract
Purpose of contract	General
Contract start date	01/04/2006
Contract end date	

16/17 Contracted general activity (UDA)	36,773
Carry forward general activity (UDA)	0
16/17 Contracted orthodontic activity (UOA)	0
Carry forward orthodontic activity (UOA)	0
Baseline contract value	£1,020,278.39

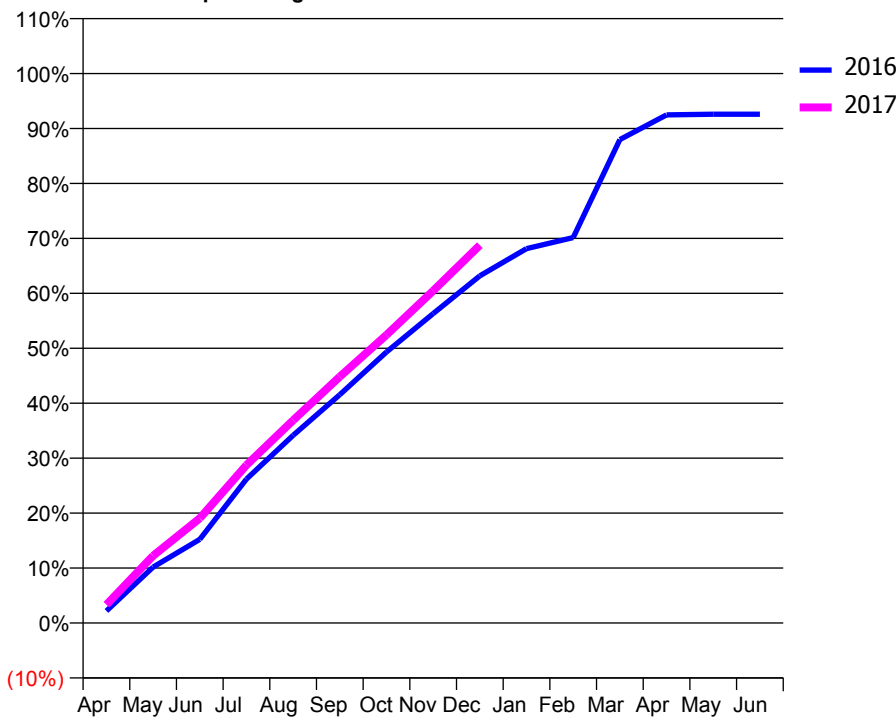
ACCESS*

Patients seen in 24 months	Total	Change since previous quarter
Quarter ending December 2015	11,493	
Quarter ending March 2016	11,864	↑
Quarter ending June 2016	12,335	↑
Quarter ending September 2016	12,859	↑
Quarter ending December 2016	13,179	↑
Variance since December 2015	14.7%	↑



ACTIVITY

Cumulative percentage of contracted UDA delivered 2016 & 2017



QUALITY

	Quantity	Base Number	Contract	AT	Region	England
% of FP17s for the same patient ID Re-attending within 3 months - Children	140	2,589	5.4%	10.1%	12.1%	12.4%
% of FP17s for the same patient ID Re-attending within 3 months - Adults	667	8,095	8.2%	13.5%	15.9%	16.6%
% of FP17s for the same patient ID Re-attending between 3 & 9 months - Children	812	2,589	31.4%	58.0%	58.6%	57.5%
% of FP17s for the same patient ID Re-attending between 3 & 9 months - Adults	1,858	8,095	23.0%	49.3%	51.5%	50.4%
% of FP17s for Band 1 Urgent Courses	209	10,142	2.1%	7.0%	8.0%	9.1%
% of FP17s Relating to Free Repair or Replacements	55	10,142	0.5%	0.8%	0.8%	0.8%
% of FP17s Relating to Continuations	210	10,142	2.1%	1.3%	1.2%	1.3%
% of Patients satisfied with the dentistry they have received	26	27	96.3%	93.3%	92.8%	92.7%
% of Patients satisfied with the time they had to wait for an appointment	25	27	92.6%	91.0%	89.2%	88.8%

* This is based on patients treated on this contract for their most recent course of treatment. Figures in italics indicate the base number of FP17s or Patient Questionnaire responses are less than 100. N/A is shown where the base number of responses is less than 10 during the period. % is calculated as Quantity/Base number*100

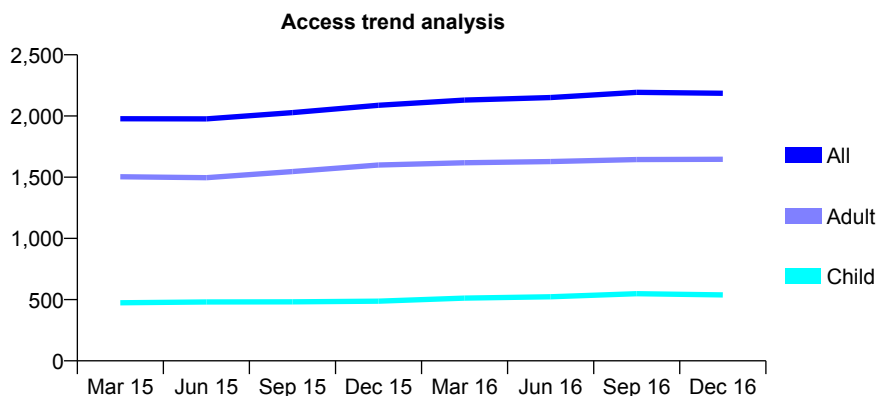
Q53 - Vital Signs At a Glance Contract Report for 273600/0003 - December 2016

Name or company name	MISS H ANJAM
Contract type name	GDS Contract
Purpose of contract	General
Contract start date	01/04/2007
Contract end date	

16/17 Contracted general activity (UDA)	6,434
Carry forward general activity (UDA)	0
16/17 Contracted orthodontic activity (UOA)	0
Carry forward orthodontic activity (UOA)	0
Baseline contract value	£143,911.54

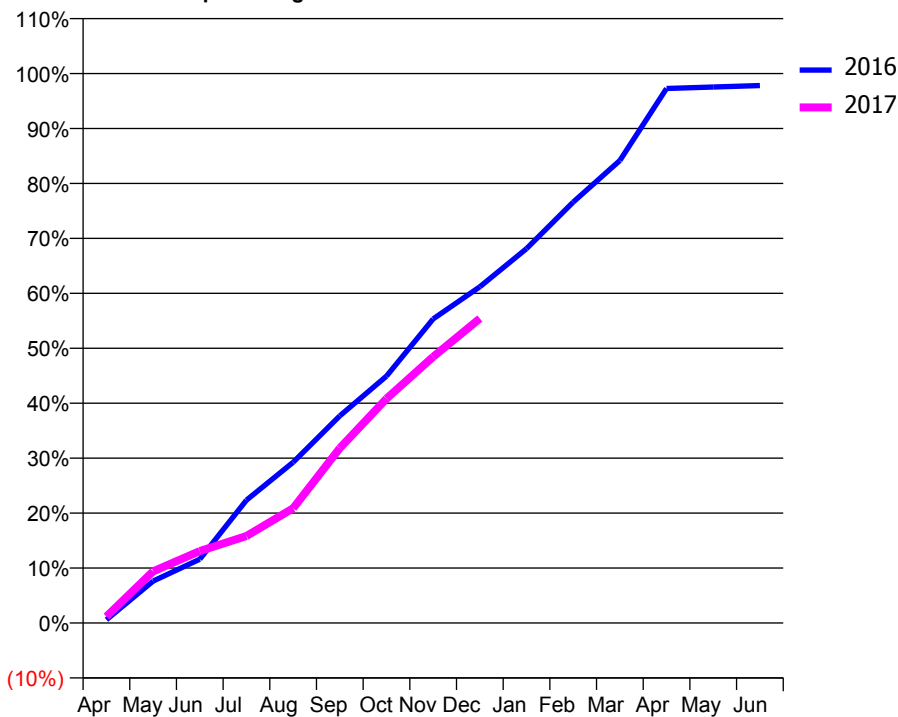
ACCESS*

Patients seen in 24 months	Total	Change since previous quarter
Quarter ending December 2015	2,088	
Quarter ending March 2016	2,130	↑
Quarter ending June 2016	2,151	→
Quarter ending September 2016	2,193	→
Quarter ending December 2016	2,186	→
Variance since December 2015	4.7%	↑



ACTIVITY

Cumulative percentage of contracted UDA delivered 2016 & 2017



Month	Adjusted Scheduled Activity (UDA)	
	2016	2017
April	38	76
May	491	606
June	747	843
July	1,438	1,019
August	1,883	1,344
September	2,425	2,048
October	2,891	2,627
November	3,561	3,117
December	3,937	3,565
January	4,384	
February	4,928	
March	5,416	
April	6,259	
May	6,276	
June	6,292	

QUALITY

	Quantity	Base Number	Contract	AT	Region	England
% of FP17s for the same patient ID Re-attending within 3 months - Children	21	473	4.4%	10.1%	12.1%	12.4%
% of FP17s for the same patient ID Re-attending within 3 months - Adults	171	1,453	11.8%	13.5%	15.9%	16.6%
% of FP17s for the same patient ID Re-attending between 3 & 9 months - Children	176	473	37.2%	58.0%	58.6%	57.5%
% of FP17s for the same patient ID Re-attending between 3 & 9 months - Adults	626	1,453	43.1%	49.3%	51.5%	50.4%
% of FP17s for Band 1 Urgent Courses	124	1,624	7.6%	7.0%	8.0%	9.1%
% of FP17s Relating to Free Repair or Replacements	15	1,624	0.9%	0.8%	0.8%	0.8%
% of FP17s Relating to Continuations	27	1,624	1.7%	1.3%	1.2%	1.3%
% of Patients satisfied with the dentistry they have received	7	9	N/A	93.3%	92.8%	92.7%
% of Patients satisfied with the time they had to wait for an appointment	6	9	N/A	91.0%	89.2%	88.8%

* This is based on patients treated on this contract for their most recent course of treatment. Figures in italics indicate the base number of FP17s or Patient Questionnaire responses are less than 100. N/A is shown where the base number of responses is less than 10 during the period. % is calculated as Quantity/Base number*100

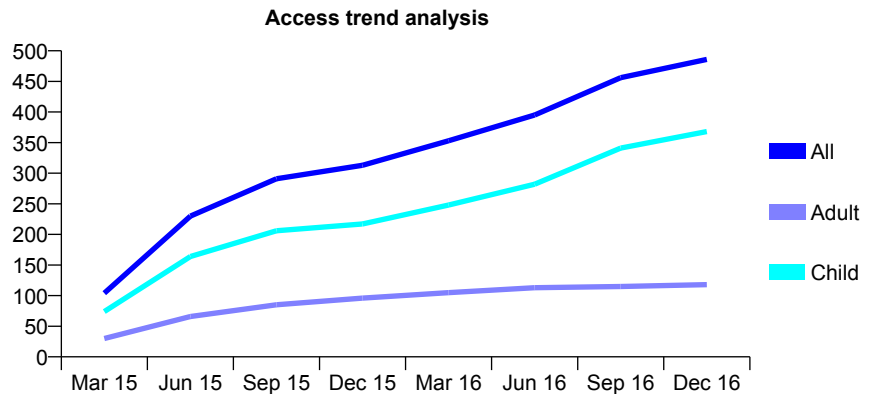
Q53 - Vital Signs At a Glance Contract Report for 296163/0001 - December 2016

Name or company name	MR S DHANDA
Contract type name	GDS Contract
Purpose of contract	General
Contract start date	01/01/2015
Contract end date	

16/17 Contracted general activity (UDA)	1,021
Carry forward general activity (UDA)	-4
16/17 Contracted orthodontic activity (UOA)	0
Carry forward orthodontic activity (UOA)	0
Baseline contract value	£23,445.56

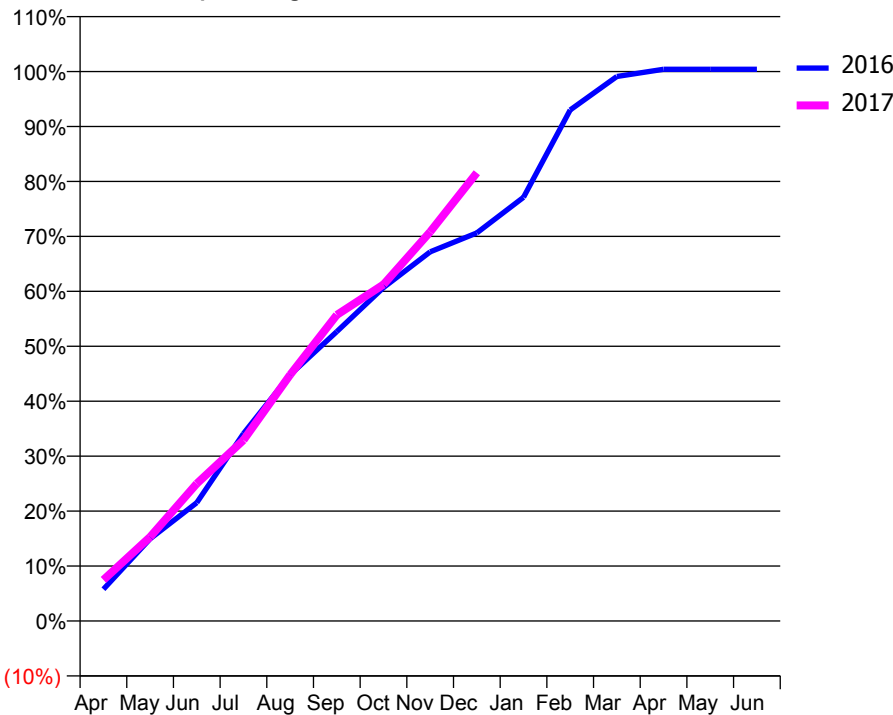
ACCESS*

Patients seen in 24 months	Total	Change since previous quarter
Quarter ending December 2015	313	
Quarter ending March 2016	353	↑
Quarter ending June 2016	395	↑
Quarter ending September 2016	456	↑
Quarter ending December 2016	486	↑
Variance since December 2015	55.3%	↑



ACTIVITY

Cumulative percentage of contracted UDA delivered 2016 & 2017



Month	Adjusted Scheduled Activity (UDA)	
	2016	2017
April	59	76
May	153	156
June	220	255
July	348	336
August	457	457
September	538	569
October	620	625
November	686	723
December	721	833
January	787	
February	950	
March	1,012	
April	1,025	
May	1,025	
June	1,025	

QUALITY

	Quantity	Base Number	Contract	AT	Region	England
% of FP17s for the same patient ID Re-attending within 3 months - Children	37	428	8.6%	10.1%	12.1%	12.4%
% of FP17s for the same patient ID Re-attending within 3 months - Adults	16	115	13.9%	13.5%	15.9%	16.6%
% of FP17s for the same patient ID Re-attending between 3 & 9 months - Children	209	428	48.8%	58.0%	58.6%	57.5%
% of FP17s for the same patient ID Re-attending between 3 & 9 months - Adults	83	115	72.2%	49.3%	51.5%	50.4%
% of FP17s for Band 1 Urgent Courses	34	534	6.4%	7.0%	8.0%	9.1%
% of FP17s Relating to Free Repair or Replacements	3	534	0.6%	0.8%	0.8%	0.8%
% of FP17s Relating to Continuations	3	534	0.6%	1.3%	1.2%	1.3%
% of Patients satisfied with the dentistry they have received	0	0	N/A	93.3%	92.8%	92.7%
% of Patients satisfied with the time they had to wait for an appointment	0	0	N/A	91.0%	89.2%	88.8%

* This is based on patients treated on this contract for their most recent course of treatment. Figures in italics indicate the base number of FP17s or Patient Questionnaire responses are less than 100. N/A is shown where the base number of responses is less than 10 during the period. % is calculated as Quantity/Base number*100

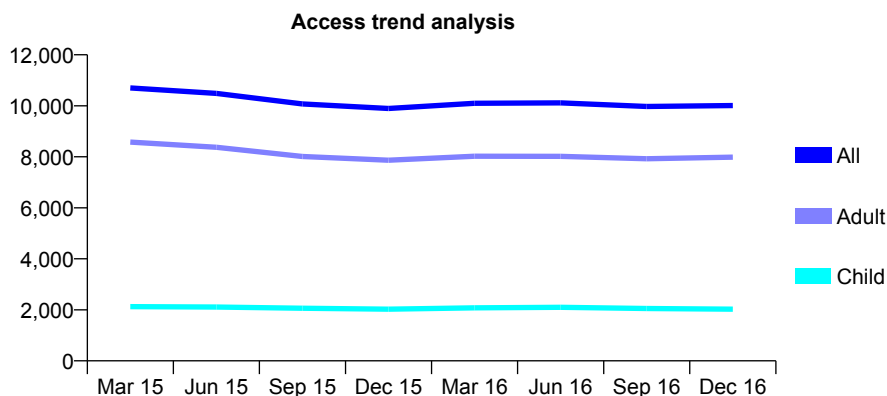
Q53 - Vital Signs At a Glance Contract Report for 309699/0001 - December 2016

Name or company name	MR DJ LANGMAN
Contract type name	GDS Contract
Purpose of contract	General
Contract start date	01/04/2006
Contract end date	

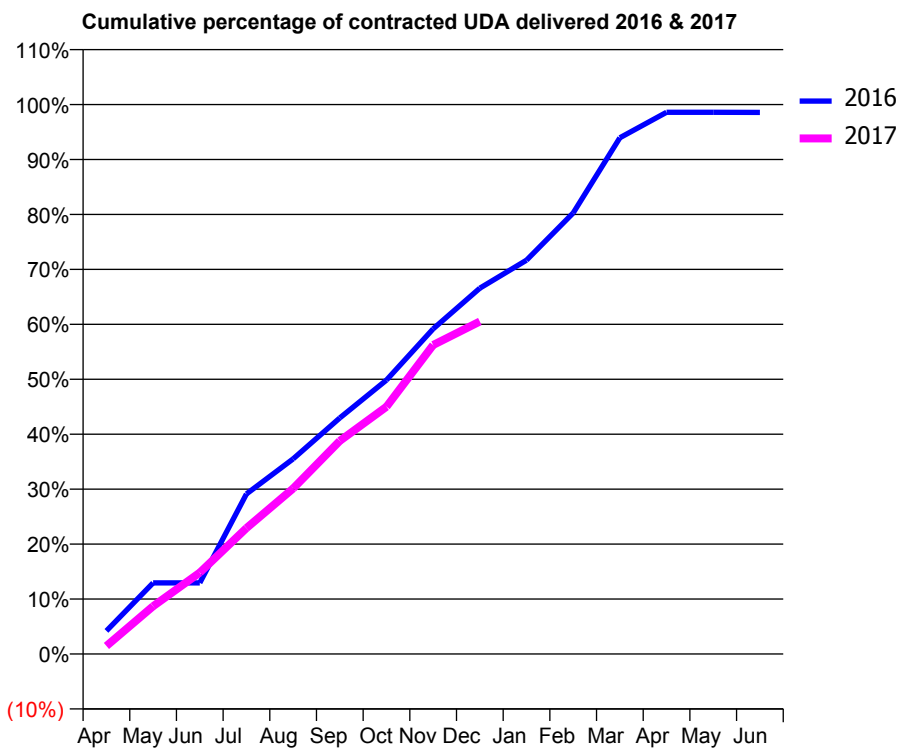
16/17 Contracted general activity (UDA)	29,745
Carry forward general activity (UDA)	427
16/17 Contracted orthodontic activity (UOA)	0
Carry forward orthodontic activity (UOA)	0
Baseline contract value	£946,847.04

ACCESS*

Patients seen in 24 months	Total	Change since previous quarter
Quarter ending December 2015	9,897	
Quarter ending March 2016	10,098	↑
Quarter ending June 2016	10,114	→
Quarter ending September 2016	9,972	↓
Quarter ending December 2016	10,013	→
Variance since December 2015	1.2%	→



ACTIVITY



Month	Adjusted Scheduled Activity (UDA)	
	2016	2017
April	1,255	438
May	3,849	2,587
June	3,849	4,407
July	8,666	6,818
August	10,566	8,958
September	12,781	11,537
October	14,829	13,389
November	17,605	16,732
December	19,802	17,998
January	21,316	
February	23,871	
March	27,945	
April	29,323	
May	29,322	
June	29,318	

QUALITY

	Quantity	Base Number	Contract	AT	Region	England
% of FP17s for the same patient ID Re-attending within 3 months - Children	203	2,429	8.4%	10.1%	12.1%	12.4%
% of FP17s for the same patient ID Re-attending within 3 months - Adults	1,276	8,266	15.4%	13.5%	15.9%	16.6%
% of FP17s for the same patient ID Re-attending between 3 & 9 months - Children	1,544	2,429	63.6%	58.0%	58.6%	57.5%
% of FP17s for the same patient ID Re-attending between 3 & 9 months - Adults	3,518	8,266	42.6%	49.3%	51.5%	50.4%
% of FP17s for Band 1 Urgent Courses	769	9,974	7.7%	7.0%	8.0%	9.1%
% of FP17s Relating to Free Repair or Replacements	129	9,974	1.3%	0.8%	0.8%	0.8%
% of FP17s Relating to Continuations	100	9,974	1.0%	1.3%	1.2%	1.3%
% of Patients satisfied with the dentistry they have received	16	17	94.1%	93.3%	92.8%	92.7%
% of Patients satisfied with the time they had to wait for an appointment	16	17	94.1%	91.0%	89.2%	88.8%

* This is based on patients treated on this contract for their most recent course of treatment. Figures in italics indicate the base number of FP17s or Patient Questionnaire responses are less than 100. N/A is shown where the base number of responses is less than 10 during the period. % is calculated as Quantity/Base number*100

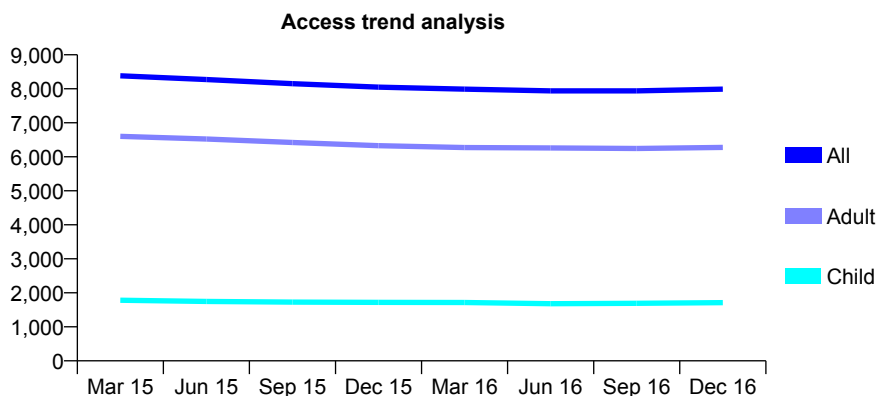
Q53 - Vital Signs At a Glance Contract Report for 309699/0002 - December 2016

Name or company name	MR DJ LANGMAN
Contract type name	GDS Contract
Purpose of contract	General
Contract start date	01/04/2006
Contract end date	

16/17 Contracted general activity (UDA)	22,500
Carry forward general activity (UDA)	476
16/17 Contracted orthodontic activity (UOA)	0
Carry forward orthodontic activity (UOA)	0
Baseline contract value	£716,223.18

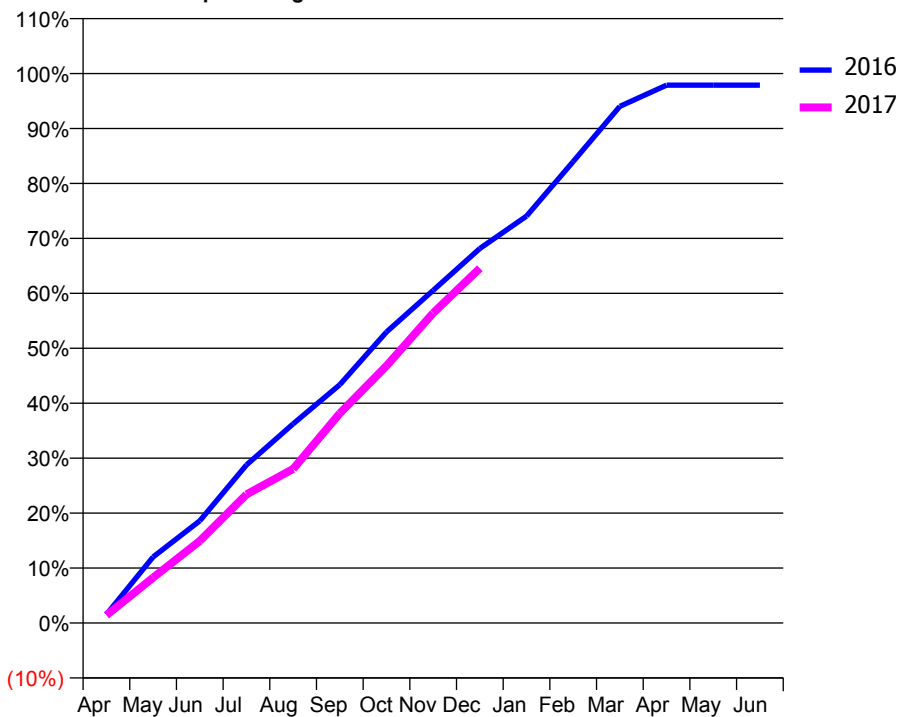
ACCESS*

Patients seen in 24 months	Total	Change since previous quarter
Quarter ending December 2015	8,048	
Quarter ending March 2016	7,990	→
Quarter ending June 2016	7,941	→
Quarter ending September 2016	7,939	→
Quarter ending December 2016	7,991	→
Variance since December 2015	(0.7%)	→



ACTIVITY

Cumulative percentage of contracted UDA delivered 2016 & 2017



Month	Adjusted Scheduled Activity (UDA)	
	2016	2017
April	354	319
May	2,704	1,860
June	4,183	3,363
July	6,470	5,264
August	8,153	6,310
September	9,762	8,588
October	11,915	10,530
November	13,620	12,693
December	15,333	14,529
January	16,662	
February	18,892	
March	21,152	
April	22,026	
May	22,024	
June	22,024	

QUALITY

	Quantity	Base Number	Contract	AT	Region	England
% of FP17s for the same patient ID Re-attending within 3 months - Children	175	2,096	8.3%	10.1%	12.1%	12.4%
% of FP17s for the same patient ID Re-attending within 3 months - Adults	1,041	7,214	14.4%	13.5%	15.9%	16.6%
% of FP17s for the same patient ID Re-attending between 3 & 9 months - Children	1,440	2,096	68.7%	58.0%	58.6%	57.5%
% of FP17s for the same patient ID Re-attending between 3 & 9 months - Adults	4,177	7,214	57.9%	49.3%	51.5%	50.4%
% of FP17s for Band 1 Urgent Courses	513	8,780	5.8%	7.0%	8.0%	9.1%
% of FP17s Relating to Free Repair or Replacements	151	8,780	1.7%	0.8%	0.8%	0.8%
% of FP17s Relating to Continuations	125	8,780	1.4%	1.3%	1.2%	1.3%
% of Patients satisfied with the dentistry they have received	22	22	100.0%	93.3%	92.8%	92.7%
% of Patients satisfied with the time they had to wait for an appointment	21	22	95.5%	91.0%	89.2%	88.8%

* This is based on patients treated on this contract for their most recent course of treatment. Figures in italics indicate the base number of FP17s or Patient Questionnaire responses are less than 100. N/A is shown where the base number of responses is less than 10 during the period. % is calculated as Quantity/Base number*100

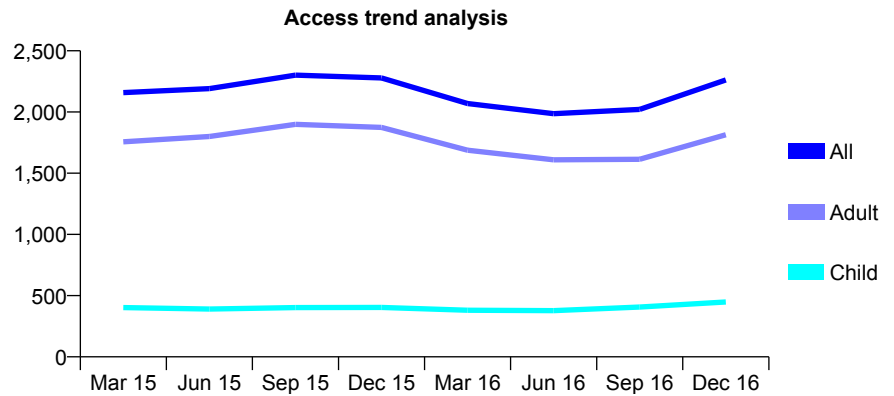
Q53 - Vital Signs At a Glance Contract Report for 309699/0003 - December 2016

Name or company name	MR DJ LANGMAN
Contract type name	PDS Plus Contract
Purpose of contract	General
Contract start date	01/01/2011
Contract end date	31/03/2017

16/17 Contracted general activity (UDA)	5,000
Carry forward general activity (UDA)	48
16/17 Contracted orthodontic activity (UOA)	0
Carry forward orthodontic activity (UOA)	0
Baseline contract value	£80,603.66

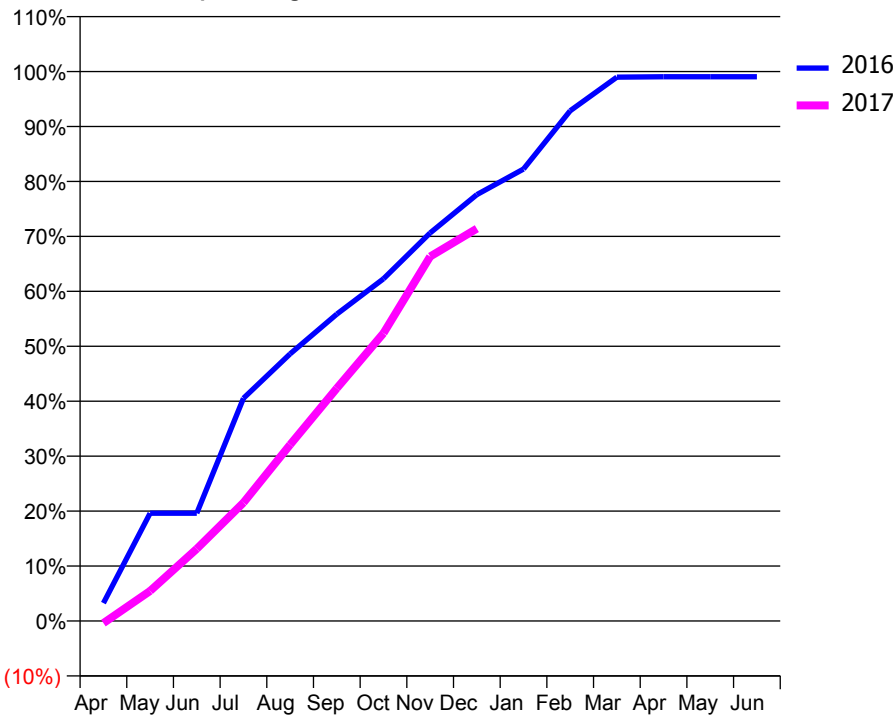
ACCESS*

Patients seen in 24 months	Total	Change since previous quarter
Quarter ending December 2015	2,278	
Quarter ending March 2016	2,069	↓
Quarter ending June 2016	1,986	↓
Quarter ending September 2016	2,021	→
Quarter ending December 2016	2,262	↑
Variance since December 2015	(0.7%)	→



ACTIVITY

Cumulative percentage of contracted UDA delivered 2016 & 2017



Month	Adjusted Scheduled Activity (UDA)	
	2016	2017
April	163	-20
May	981	273
June	981	657
July	2,027	1,077
August	2,431	1,605
September	2,792	2,118
October	3,114	2,619
November	3,531	3,317
December	3,880	3,570
January	4,112	
February	4,643	
March	4,949	
April	4,952	
May	4,952	
June	4,952	

QUALITY

	Quantity	Base Number	Contract	AT	Region	England
% of FP17s for the same patient ID Re-attending within 3 months - Children	20	492	4.1%	10.1%	12.1%	12.4%
% of FP17s for the same patient ID Re-attending within 3 months - Adults	141	1,780	7.9%	13.5%	15.9%	16.6%
% of FP17s for the same patient ID Re-attending between 3 & 9 months - Children	258	492	52.4%	58.0%	58.6%	57.5%
% of FP17s for the same patient ID Re-attending between 3 & 9 months - Adults	528	1,780	29.7%	49.3%	51.5%	50.4%
% of FP17s for Band 1 Urgent Courses	145	2,271	6.4%	7.0%	8.0%	9.1%
% of FP17s Relating to Free Repair or Replacements	15	2,271	0.7%	0.8%	0.8%	0.8%
% of FP17s Relating to Continuations	17	2,271	0.7%	1.3%	1.2%	1.3%
% of Patients satisfied with the dentistry they have received	20	20	100.0%	93.3%	92.8%	92.7%
% of Patients satisfied with the time they had to wait for an appointment	17	20	85.0%	91.0%	89.2%	88.8%

* This is based on patients treated on this contract for their most recent course of treatment. Figures in italics indicate the base number of FP17s or Patient Questionnaire responses are less than 100. N/A is shown where the base number of responses is less than 10 during the period. % is calculated as Quantity/Base number*100

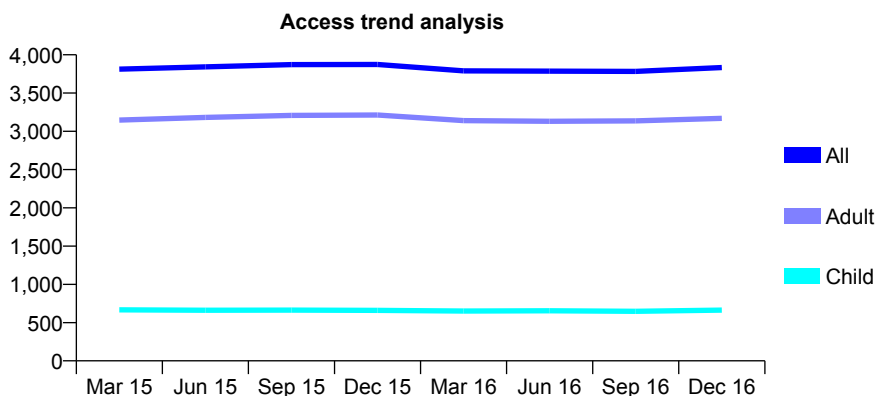
Q53 - Vital Signs At a Glance Contract Report for 324531/0001 - December 2016

Name or company name	MISS AH DAVEY
Contract type name	GDS Contract
Purpose of contract	General
Contract start date	01/04/2006
Contract end date	

16/17 Contracted general activity (UDA)	10,389
Carry forward general activity (UDA)	0
16/17 Contracted orthodontic activity (UOA)	0
Carry forward orthodontic activity (UOA)	0
Baseline contract value	£222,699.40

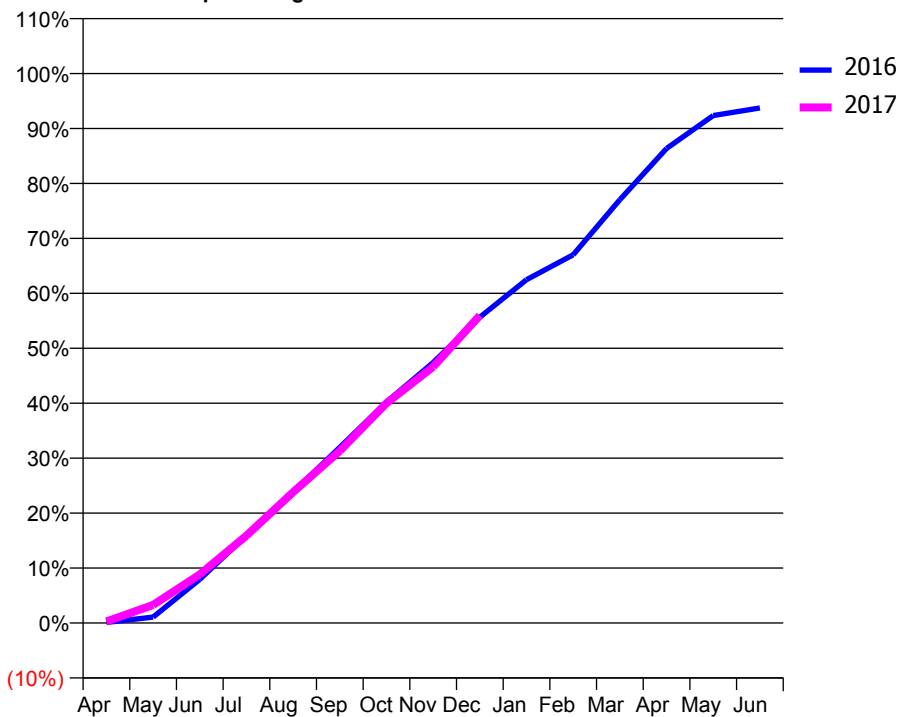
ACCESS*

Patients seen in 24 months	Total	Change since previous quarter
Quarter ending December 2015	3,873	
Quarter ending March 2016	3,790	↓
Quarter ending June 2016	3,787	→
Quarter ending September 2016	3,783	→
Quarter ending December 2016	3,834	→
Variance since December 2015	(1.0%)	↓



ACTIVITY

Cumulative percentage of contracted UDA delivered 2016 & 2017



Month	Adjusted Scheduled Activity (UDA)	
	2016	2017
April	12	30
May	112	341
June	826	918
July	1,656	1,652
August	2,478	2,475
September	3,322	3,253
October	4,179	4,156
November	4,925	4,845
December	5,783	5,816
January	6,490	
February	6,961	
March	8,003	
April	8,972	
May	9,593	
June	9,737	

QUALITY

	Quantity	Base Number	Contract	AT	Region	England
% of FP17s for the same patient ID Re-attending within 3 months - Children	51	811	6.3%	10.1%	12.1%	12.4%
% of FP17s for the same patient ID Re-attending within 3 months - Adults	420	3,156	13.3%	13.5%	15.9%	16.6%
% of FP17s for the same patient ID Re-attending between 3 & 9 months - Children	449	811	55.4%	58.0%	58.6%	57.5%
% of FP17s for the same patient ID Re-attending between 3 & 9 months - Adults	1,332	3,156	42.2%	49.3%	51.5%	50.4%
% of FP17s for Band 1 Urgent Courses	174	2,983	5.8%	7.0%	8.0%	9.1%
% of FP17s Relating to Free Repair or Replacements	35	2,983	1.2%	0.8%	0.8%	0.8%
% of FP17s Relating to Continuations	42	2,983	1.4%	1.3%	1.2%	1.3%
% of Patients satisfied with the dentistry they have received	8	8	N/A	93.3%	92.8%	92.7%
% of Patients satisfied with the time they had to wait for an appointment	7	8	N/A	91.0%	89.2%	88.8%

* This is based on patients treated on this contract for their most recent course of treatment. Figures in italics indicate the base number of FP17s or Patient Questionnaire responses are less than 100. N/A is shown where the base number of responses is less than 10 during the period. % is calculated as Quantity/Base number*100

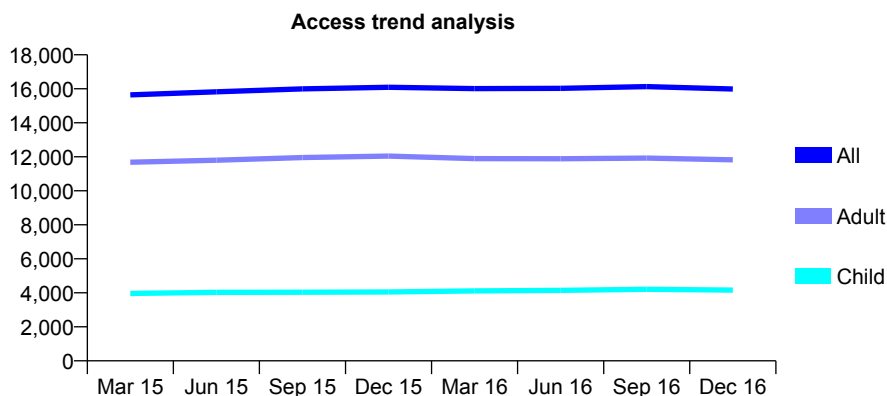
Q53 - Vital Signs At a Glance Contract Report for 324574/0008 - December 2016

Name or company name	MRS CM OWEN
Contract type name	PDS Contract
Purpose of contract	General
Contract start date	28/04/2008
Contract end date	27/04/2018

16/17 Contracted general activity (UDA)	75,120
Carry forward general activity (UDA)	0
16/17 Contracted orthodontic activity (UOA)	0
Carry forward orthodontic activity (UOA)	0
Baseline contract value	£0.00

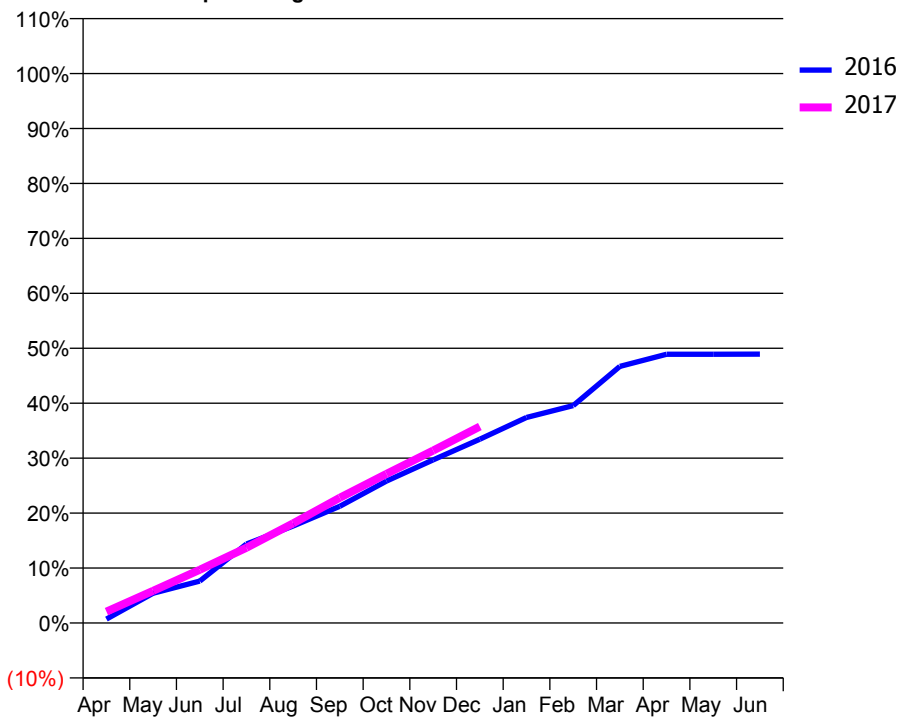
ACCESS*

Patients seen in 24 months	Total	Change since previous quarter
Quarter ending December 2015	16,092	
Quarter ending March 2016	16,010	→
Quarter ending June 2016	16,030	→
Quarter ending September 2016	16,131	→
Quarter ending December 2016	15,986	→
Variance since December 2015	(0.7%)	→



ACTIVITY

Cumulative percentage of contracted UDA delivered 2016 & 2017



Month	Adjusted Scheduled Activity (UDA)	
	2016	2017
April	542	1,566
May	4,069	4,406
June	5,733	7,283
July	10,792	10,289
August	13,267	13,630
September	15,962	17,132
October	19,398	20,396
November	22,295	23,588
December	25,125	26,858
January	28,095	
February	29,717	
March	35,085	
April	36,734	
May	36,745	
June	36,757	

QUALITY

	Quantity	Base Number	Contract	AT	Region	England
% of FP17s for the same patient ID Re-attending within 3 months - Children	792	5,017	15.8%	10.1%	12.1%	12.4%
% of FP17s for the same patient ID Re-attending within 3 months - Adults	2,682	10,831	24.8%	13.5%	15.9%	16.6%
% of FP17s for the same patient ID Re-attending between 3 & 9 months - Children	2,315	5,017	46.1%	58.0%	58.6%	57.5%
% of FP17s for the same patient ID Re-attending between 3 & 9 months - Adults	2,030	10,831	18.7%	49.3%	51.5%	50.4%
% of FP17s for Band 1 Urgent Courses	7,248	14,857	48.8%	7.0%	8.0%	9.1%
% of FP17s Relating to Free Repair or Replacements	0	14,857	0.0%	0.8%	0.8%	0.8%
% of FP17s Relating to Continuations	217	14,857	1.5%	1.3%	1.2%	1.3%
% of Patients satisfied with the dentistry they have received	19	19	100.0%	93.3%	92.8%	92.7%
% of Patients satisfied with the time they had to wait for an appointment	15	19	78.9%	91.0%	89.2%	88.8%

* This is based on patients treated on this contract for their most recent course of treatment. Figures in italics indicate the base number of FP17s or Patient Questionnaire responses are less than 100. N/A is shown where the base number of responses is less than 10 during the period. % is calculated as Quantity/Base number*100

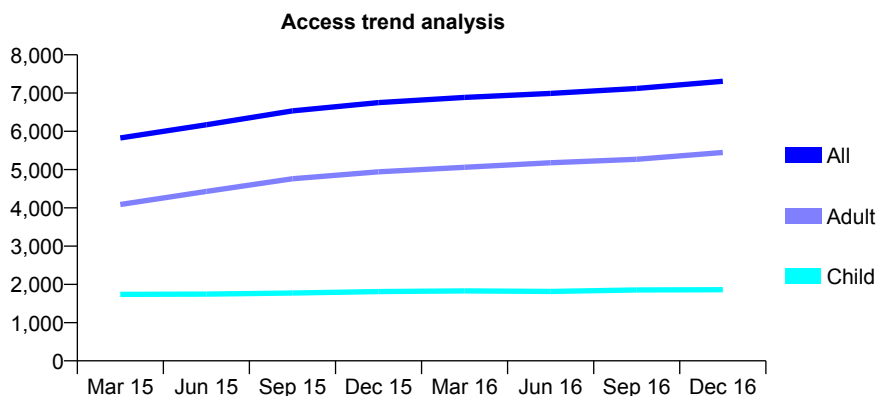
Q53 - Vital Signs At a Glance Contract Report for 325708/0006 - December 2016

Name or company name	Balbir S Bhandal, Amrik S Bhandal & Baljit
Contract type name	GDS Contract
Purpose of contract	General and Orthodontic
Contract start date	01/04/2006
Contract end date	

16/17 Contracted general activity (UDA)	23,158
Carry forward general activity (UDA)	-13
16/17 Contracted orthodontic activity (UOA)	203
Carry forward orthodontic activity (UOA)	-4
Baseline contract value	£549,156.26

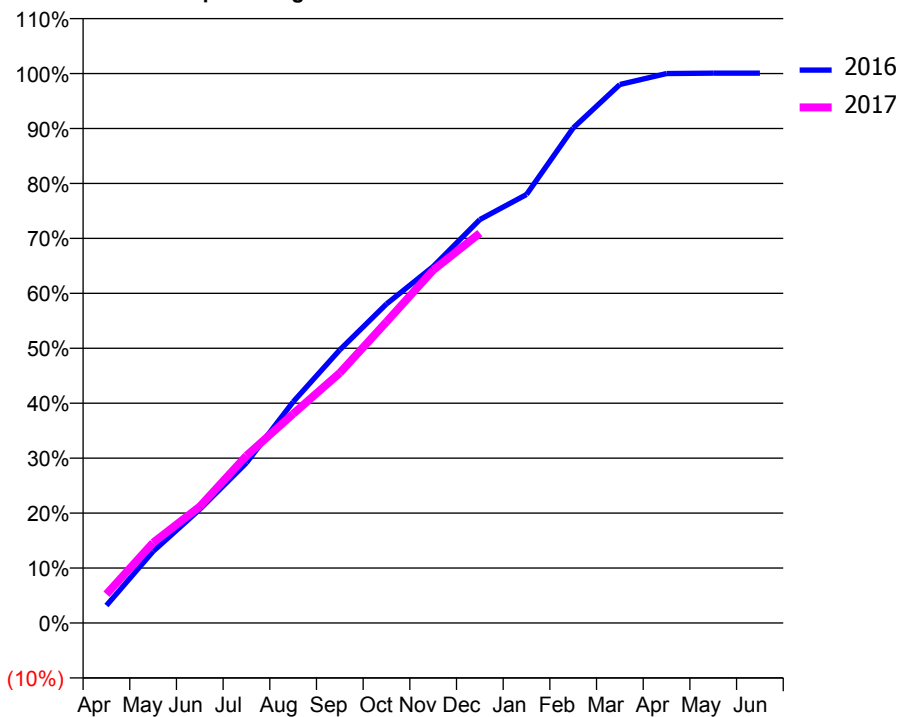
ACCESS*

Patients seen in 24 months	Total	Change since previous quarter
Quarter ending December 2015	6,751	
Quarter ending March 2016	6,886	→
Quarter ending June 2016	6,992	→
Quarter ending September 2016	7,120	→
Quarter ending December 2016	7,309	↑
Variance since December 2015	8.3%	↑



ACTIVITY

Cumulative percentage of contracted UDA delivered 2016 & 2017



Month	Adjusted Scheduled Activity (UDA)	
	2016	2017
April	739	1,218
May	3,023	3,388
June	4,794	4,910
July	6,752	7,052
August	9,319	8,817
September	11,510	10,540
October	13,446	12,693
November	15,023	14,875
December	17,004	16,429
January	18,062	
February	20,861	
March	22,698	
April	23,156	
May	23,171	
June	23,171	

QUALITY

	Quantity	Base Number	Contract	AT	Region	England
% of FP17s for the same patient ID Re-attending within 3 months - Children	95	1,902	5.0%	10.1%	12.1%	12.4%
% of FP17s for the same patient ID Re-attending within 3 months - Adults	733	5,887	12.5%	13.5%	15.9%	16.6%
% of FP17s for the same patient ID Re-attending between 3 & 9 months - Children	1,087	1,902	57.2%	58.0%	58.6%	57.5%
% of FP17s for the same patient ID Re-attending between 3 & 9 months - Adults	3,280	5,887	55.7%	49.3%	51.5%	50.4%
% of FP17s for Band 1 Urgent Courses	348	7,060	4.9%	7.0%	8.0%	9.1%
% of FP17s Relating to Free Repair or Replacements	70	7,060	1.0%	0.8%	0.8%	0.8%
% of FP17s Relating to Continuations	75	7,060	1.1%	1.3%	1.2%	1.3%
% of Patients satisfied with the dentistry they have received	12	13	92.3%	93.3%	92.8%	92.7%
% of Patients satisfied with the time they had to wait for an appointment	11	13	84.6%	91.0%	89.2%	88.8%

* This is based on patients treated on this contract for their most recent course of treatment. Figures in italics indicate the base number of FP17s or Patient Questionnaire responses are less than 100. N/A is shown where the base number of responses is less than 10 during the period. % is calculated as Quantity/Base number*100

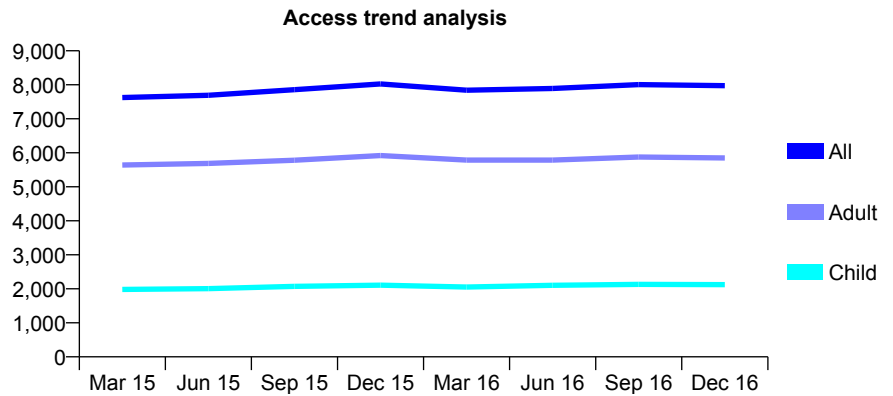
Q53 - Vital Signs At a Glance Contract Report for 331805/0002 - December 2016

Name or company name	MR JS SHERGILL
Contract type name	GDS Contract
Purpose of contract	General
Contract start date	01/04/2006
Contract end date	

16/17 Contracted general activity (UDA)	19,165
Carry forward general activity (UDA)	-383
16/17 Contracted orthodontic activity (UOA)	0
Carry forward orthodontic activity (UOA)	0
Baseline contract value	£475,532.62

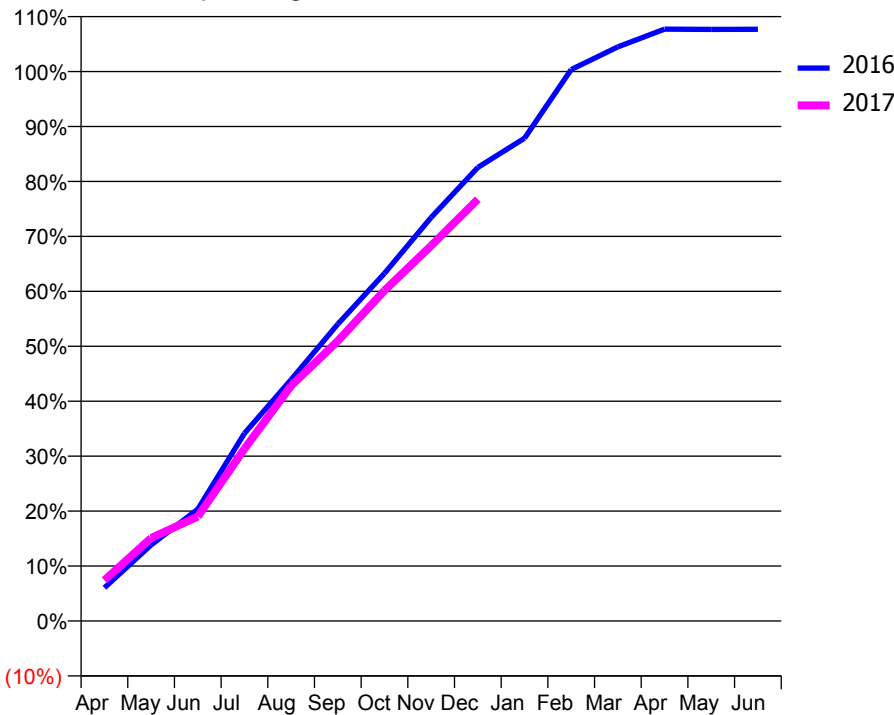
ACCESS*

Patients seen in 24 months	Total	Change since previous quarter
Quarter ending December 2015	8,027	
Quarter ending March 2016	7,842	↓
Quarter ending June 2016	7,893	→
Quarter ending September 2016	8,007	→
Quarter ending December 2016	7,973	→
Variance since December 2015	(0.7%)	→



ACTIVITY

Cumulative percentage of contracted UDA delivered 2016 & 2017



Month	Adjusted Scheduled Activity (UDA)	
	2016	2017
April	1,160	1,420
May	2,654	2,896
June	3,898	3,642
July	6,547	6,005
August	8,421	8,204
September	10,357	9,769
October	12,127	11,525
November	14,078	13,092
December	15,822	14,706
January	16,837	
February	19,234	
March	20,023	
April	20,641	
May	20,632	
June	20,636	

QUALITY

	Quantity	Base Number	Contract	AT	Region	England
% of FP17s for the same patient ID Re-attending within 3 months - Children	153	2,323	6.6%	10.1%	12.1%	12.4%
% of FP17s for the same patient ID Re-attending within 3 months - Adults	496	5,399	9.2%	13.5%	15.9%	16.6%
% of FP17s for the same patient ID Re-attending between 3 & 9 months - Children	1,350	2,323	58.1%	58.0%	58.6%	57.5%
% of FP17s for the same patient ID Re-attending between 3 & 9 months - Adults	2,730	5,399	50.6%	49.3%	51.5%	50.4%
% of FP17s for Band 1 Urgent Courses	395	7,450	5.3%	7.0%	8.0%	9.1%
% of FP17s Relating to Free Repair or Replacements	67	7,450	0.9%	0.8%	0.8%	0.8%
% of FP17s Relating to Continuations	75	7,450	1.0%	1.3%	1.2%	1.3%
% of Patients satisfied with the dentistry they have received	10	10	100.0%	93.3%	92.8%	92.7%
% of Patients satisfied with the time they had to wait for an appointment	10	10	100.0%	91.0%	89.2%	88.8%

* This is based on patients treated on this contract for their most recent course of treatment. Figures in italics indicate the base number of FP17s or Patient Questionnaire responses are less than 100. N/A is shown where the base number of responses is less than 10 during the period. % is calculated as Quantity/Base number*100

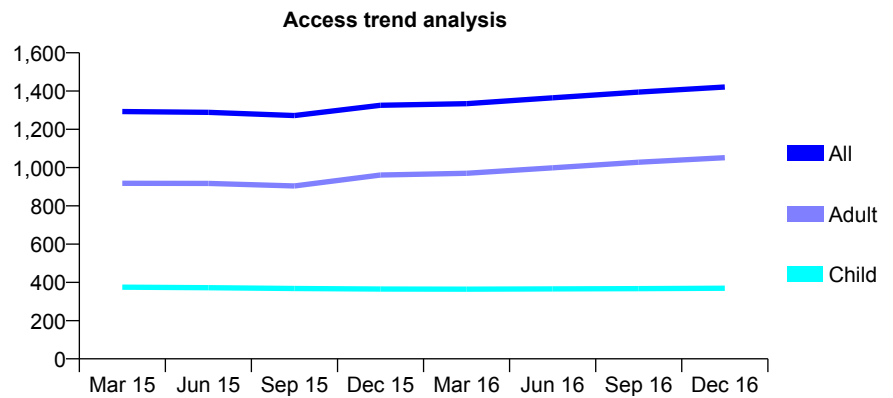
Q53 - Vital Signs At a Glance Contract Report for 331805/0003 - December 2016

Name or company name	MR JS SHERGILL
Contract type name	GDS Contract
Purpose of contract	General
Contract start date	01/04/2006
Contract end date	

16/17 Contracted general activity (UDA)	3,550
Carry forward general activity (UDA)	0
16/17 Contracted orthodontic activity (UOA)	0
Carry forward orthodontic activity (UOA)	0
Baseline contract value	£89,032.00

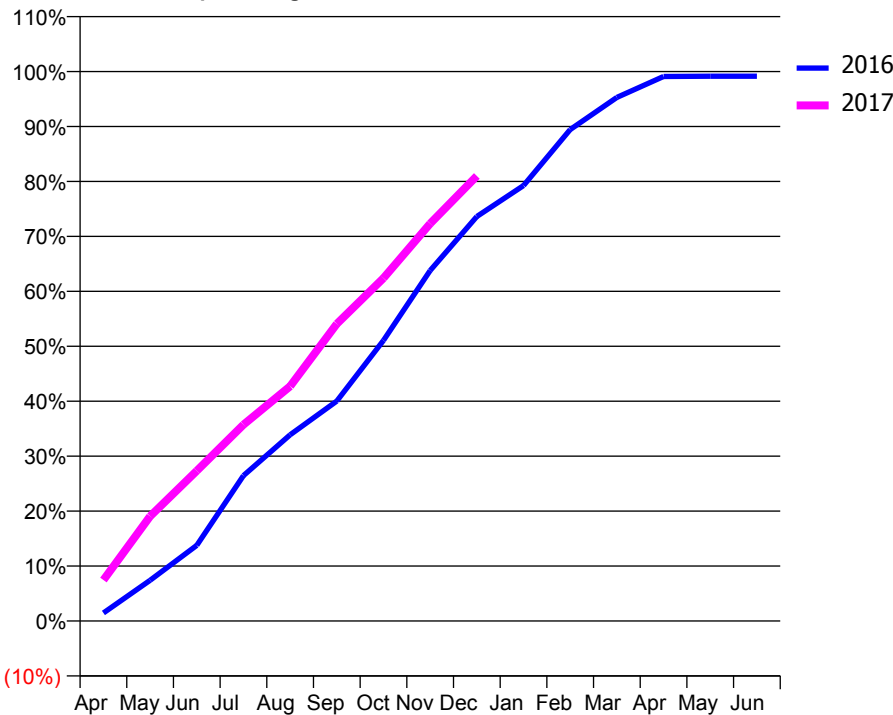
ACCESS*

Patients seen in 24 months	Total	Change since previous quarter
Quarter ending December 2015	1,326	
Quarter ending March 2016	1,334	→
Quarter ending June 2016	1,365	↑
Quarter ending September 2016	1,395	↑
Quarter ending December 2016	1,421	→
Variance since December 2015	7.2%	↑



ACTIVITY

Cumulative percentage of contracted UDA delivered 2016 & 2017



Month	Adjusted Scheduled Activity (UDA)	
	2016	2017
April	52	265
May	263	677
June	489	971
July	939	1,269
August	1,203	1,517
September	1,421	1,920
October	1,813	2,215
November	2,264	2,567
December	2,613	2,875
January	2,813	
February	3,175	
March	3,383	
April	3,518	
May	3,520	
June	3,520	

QUALITY

	Quantity	Base Number	Contract	AT	Region	England
% of FP17s for the same patient ID Re-attending within 3 months - Children	28	415	6.7%	10.1%	12.1%	12.4%
% of FP17s for the same patient ID Re-attending within 3 months - Adults	146	1,074	13.6%	13.5%	15.9%	16.6%
% of FP17s for the same patient ID Re-attending between 3 & 9 months - Children	241	415	58.1%	58.0%	58.6%	57.5%
% of FP17s for the same patient ID Re-attending between 3 & 9 months - Adults	527	1,074	49.1%	49.3%	51.5%	50.4%
% of FP17s for Band 1 Urgent Courses	120	1,391	8.6%	7.0%	8.0%	9.1%
% of FP17s Relating to Free Repair or Replacements	11	1,391	0.8%	0.8%	0.8%	0.8%
% of FP17s Relating to Continuations	11	1,391	0.8%	1.3%	1.2%	1.3%
% of Patients satisfied with the dentistry they have received	0	0	N/A	93.3%	92.8%	92.7%
% of Patients satisfied with the time they had to wait for an appointment	0	0	N/A	91.0%	89.2%	88.8%

* This is based on patients treated on this contract for their most recent course of treatment. Figures in italics indicate the base number of FP17s or Patient Questionnaire responses are less than 100. N/A is shown where the base number of responses is less than 10 during the period. % is calculated as Quantity/Base number*100

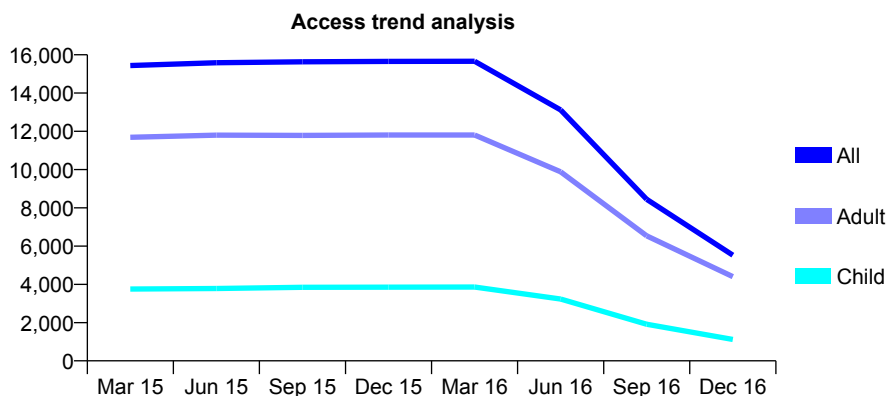
Q53 - Vital Signs At a Glance Contract Report for 331805/0004 - December 2016

Name or company name	MR JS SHERGILL
Contract type name	GDS Contract
Purpose of contract	General
Contract start date	01/04/2006
Contract end date	30/04/2016

16/17 Contracted general activity (UDA)	4,116
Carry forward general activity (UDA)	0
16/17 Contracted orthodontic activity (UOA)	0
Carry forward orthodontic activity (UOA)	0
Baseline contract value	£97,845.12

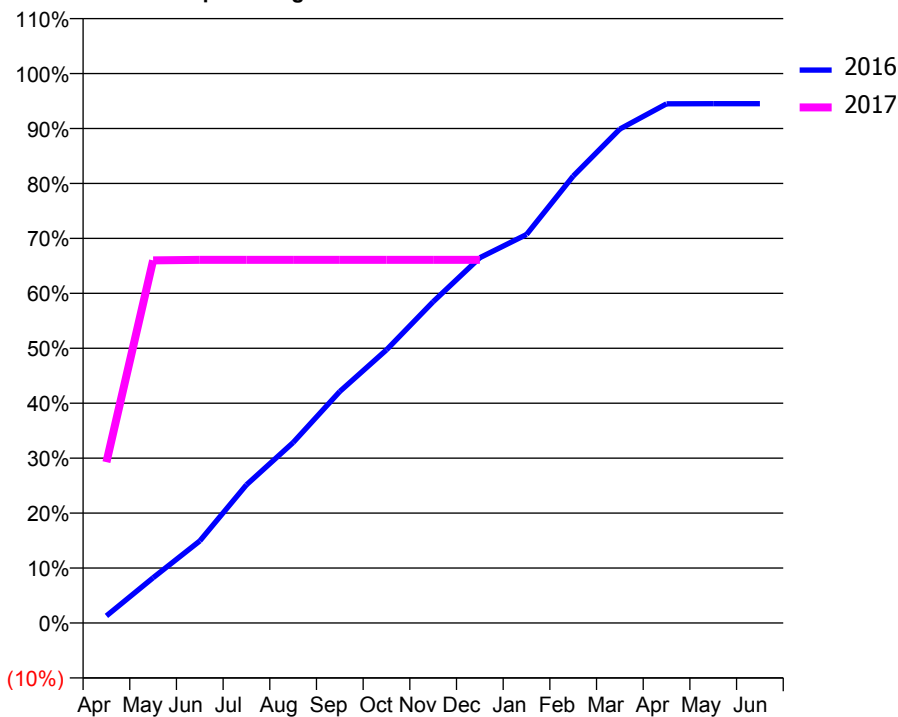
ACCESS*

Patients seen in 24 months	Total	Change since previous quarter
Quarter ending December 2015	15,654	
Quarter ending March 2016	15,665	→
Quarter ending June 2016	13,117	↓
Quarter ending September 2016	8,448	↓
Quarter ending December 2016	5,525	↓
Variance since December 2015	(64.7%)	↓



ACTIVITY

Cumulative percentage of contracted UDA delivered 2016 & 2017



Month	Adjusted Scheduled Activity (UDA)	
	2016	2017
April	642	1,205
May	4,065	2,716
June	7,378	2,720
July	12,422	2,720
August	16,224	2,720
September	20,821	2,720
October	24,554	2,720
November	28,879	2,720
December	32,841	2,720
January	34,928	
February	40,174	
March	44,411	
April	46,668	
May	46,680	
June	46,680	

QUALITY

	Quantity	Base Number	Contract	AT	Region	England
% of FP17s for the same patient ID Re-attending within 3 months - Children	58	592	9.8%	10.1%	12.1%	12.4%
% of FP17s for the same patient ID Re-attending within 3 months - Adults	320	1,829	17.5%	13.5%	15.9%	16.6%
% of FP17s for the same patient ID Re-attending between 3 & 9 months - Children	336	592	56.8%	58.0%	58.6%	57.5%
% of FP17s for the same patient ID Re-attending between 3 & 9 months - Adults	934	1,829	51.1%	49.3%	51.5%	50.4%
% of FP17s for Band 1 Urgent Courses	102	1,489	6.9%	7.0%	8.0%	9.1%
% of FP17s Relating to Free Repair or Replacements	26	1,489	1.7%	0.8%	0.8%	0.8%
% of FP17s Relating to Continuations	22	1,489	1.5%	1.3%	1.2%	1.3%
% of Patients satisfied with the dentistry they have received	3	3	N/A	93.3%	92.8%	92.7%
% of Patients satisfied with the time they had to wait for an appointment	3	3	N/A	91.0%	89.2%	88.8%

* This is based on patients treated on this contract for their most recent course of treatment. Figures in italics indicate the base number of FP17s or Patient Questionnaire responses are less than 100. N/A is shown where the base number of responses is less than 10 during the period. % is calculated as Quantity/Base number*100

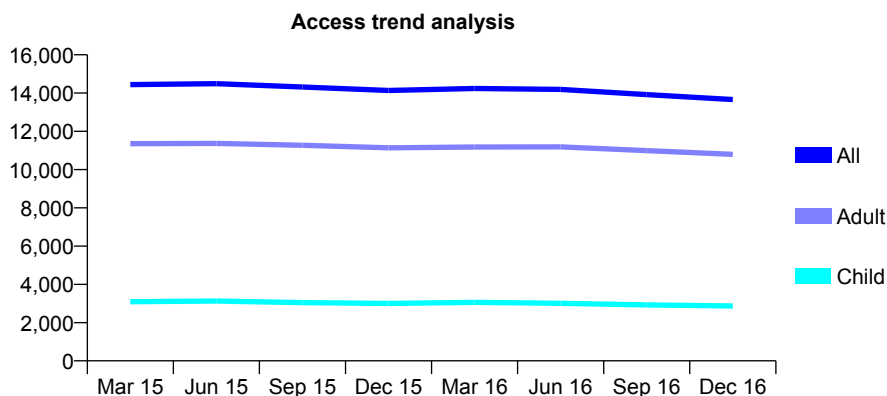
Q53 - Vital Signs At a Glance Contract Report for 334820/0001 - December 2016

Name or company name	MR AS DULKU
Contract type name	GDS Contract
Purpose of contract	General
Contract start date	01/04/2006
Contract end date	

16/17 Contracted general activity (UDA)	44,202
Carry forward general activity (UDA)	-477
16/17 Contracted orthodontic activity (UOA)	0
Carry forward orthodontic activity (UOA)	0
Baseline contract value	£1,329,685.22

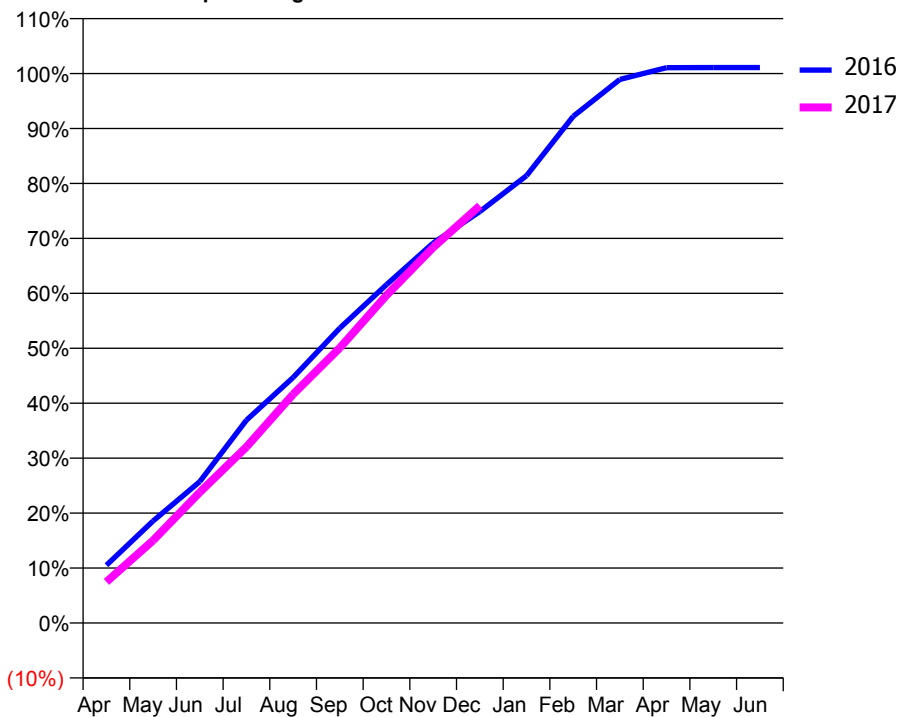
ACCESS*

Patients seen in 24 months	Total	Change since previous quarter
Quarter ending December 2015	14,134	
Quarter ending March 2016	14,238	→
Quarter ending June 2016	14,189	→
Quarter ending September 2016	13,918	↓
Quarter ending December 2016	13,664	↓
Variance since December 2015	(3.3%)	↓



ACTIVITY

Cumulative percentage of contracted UDA delivered 2016 & 2017



Month	Adjusted Scheduled Activity (UDA)	
	2016	2017
April	4,648	3,309
May	8,215	6,649
June	11,378	10,515
July	16,323	14,159
August	19,757	18,404
September	23,719	22,131
October	27,216	26,355
November	30,565	30,207
December	33,092	33,564
January	35,981	
February	40,754	
March	43,729	
April	44,671	
May	44,679	
June	44,679	

QUALITY

	Quantity	Base Number	Contract	AT	Region	England
% of FP17s for the same patient ID Re-attending within 3 months - Children	159	3,535	4.5%	10.1%	12.1%	12.4%
% of FP17s for the same patient ID Re-attending within 3 months - Adults	1,592	14,667	10.9%	13.5%	15.9%	16.6%
% of FP17s for the same patient ID Re-attending between 3 & 9 months - Children	2,557	3,535	72.3%	58.0%	58.6%	57.5%
% of FP17s for the same patient ID Re-attending between 3 & 9 months - Adults	9,313	14,667	63.5%	49.3%	51.5%	50.4%
% of FP17s for Band 1 Urgent Courses	321	17,592	1.8%	7.0%	8.0%	9.1%
% of FP17s Relating to Free Repair or Replacements	149	17,592	0.8%	0.8%	0.8%	0.8%
% of FP17s Relating to Continuations	407	17,592	2.3%	1.3%	1.2%	1.3%
% of Patients satisfied with the dentistry they have received	42	42	100.0%	93.3%	92.8%	92.7%
% of Patients satisfied with the time they had to wait for an appointment	42	42	100.0%	91.0%	89.2%	88.8%

* This is based on patients treated on this contract for their most recent course of treatment. Figures in italics indicate the base number of FP17s or Patient Questionnaire responses are less than 100. N/A is shown where the base number of responses is less than 10 during the period. % is calculated as Quantity/Base number*100

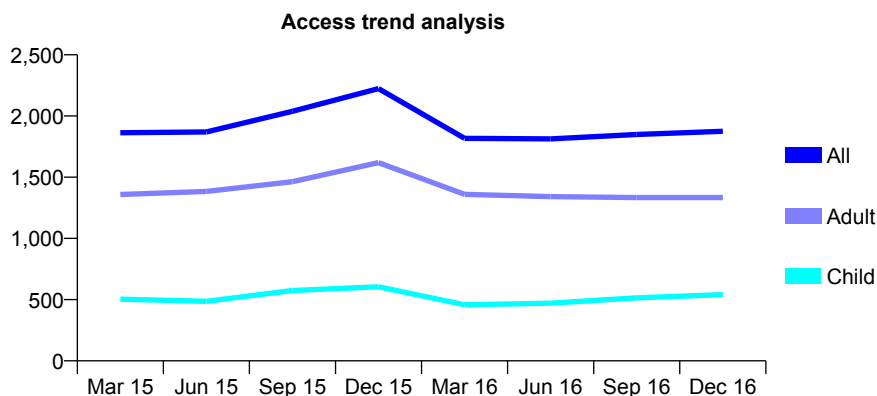
Q53 - Vital Signs At a Glance Contract Report for 334820/0002 - December 2016

Name or company name	MR AS DULKU
Contract type name	PDS Plus Contract
Purpose of contract	General
Contract start date	01/11/2010
Contract end date	31/03/2017

16/17 Contracted general activity (UDA)	5,000
Carry forward general activity (UDA)	-100
16/17 Contracted orthodontic activity (UOA)	0
Carry forward orthodontic activity (UOA)	0
Baseline contract value	£67,761.41

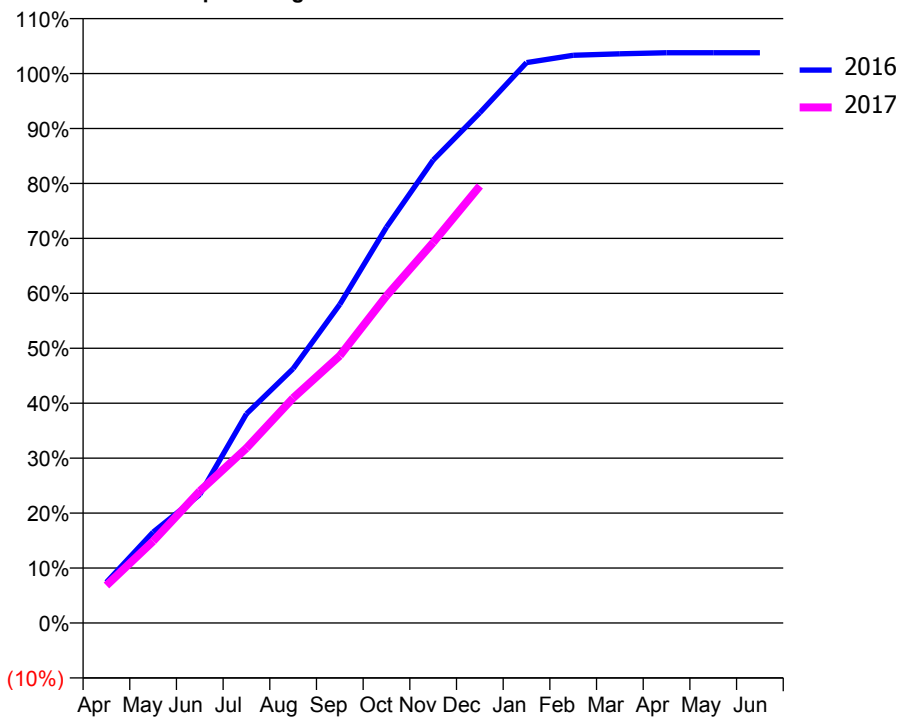
ACCESS*

Patients seen in 24 months	Total	Change since previous quarter
Quarter ending December 2015	2,224	
Quarter ending March 2016	1,818	↓
Quarter ending June 2016	1,813	→
Quarter ending September 2016	1,849	→
Quarter ending December 2016	1,875	→
Variance since December 2015	(15.7%)	↓



ACTIVITY

Cumulative percentage of contracted UDA delivered 2016 & 2017



Adjusted Scheduled Activity (UDA)

Month	2016	2017
April	371	341
May	827	744
June	1,169	1,201
July	1,904	1,591
August	2,314	2,048
September	2,899	2,433
October	3,602	2,977
November	4,212	3,463
December	4,643	3,977
January	5,100	
February	5,166	
March	5,179	
April	5,189	
May	5,189	
June	5,189	

QUALITY

	Quantity	Base Number	Contract	AT	Region	England
% of FP17s for the same patient ID Re-attending within 3 months - Children	5	531	0.9%	10.1%	12.1%	12.4%
% of FP17s for the same patient ID Re-attending within 3 months - Adults	52	1,275	4.1%	13.5%	15.9%	16.6%
% of FP17s for the same patient ID Re-attending between 3 & 9 months - Children	186	531	35.0%	58.0%	58.6%	57.5%
% of FP17s for the same patient ID Re-attending between 3 & 9 months - Adults	467	1,275	36.6%	49.3%	51.5%	50.4%
% of FP17s for Band 1 Urgent Courses	15	1,798	0.8%	7.0%	8.0%	9.1%
% of FP17s Relating to Free Repair or Replacements	16	1,798	0.9%	0.8%	0.8%	0.8%
% of FP17s Relating to Continuations	12	1,798	0.7%	1.3%	1.2%	1.3%
% of Patients satisfied with the dentistry they have received	9	10	90.0%	93.3%	92.8%	92.7%
% of Patients satisfied with the time they had to wait for an appointment	9	10	90.0%	91.0%	89.2%	88.8%

* This is based on patients treated on this contract for their most recent course of treatment. Figures in italics indicate the base number of FP17s or Patient Questionnaire responses are less than 100. N/A is shown where the base number of responses is less than 10 during the period. % is calculated as Quantity/Base number*100

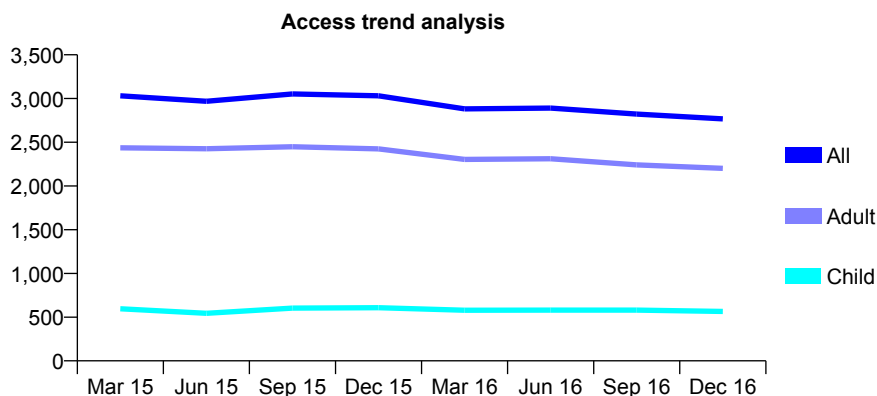
Q53 - Vital Signs At a Glance Contract Report for 339202/0001 - December 2016

Name or company name	MR M FIAZ
Contract type name	GDS Contract
Purpose of contract	General
Contract start date	01/04/2006
Contract end date	

16/17 Contracted general activity (UDA)	13,109
Carry forward general activity (UDA)	0
16/17 Contracted orthodontic activity (UOA)	0
Carry forward orthodontic activity (UOA)	0
Baseline contract value	£362,542.76

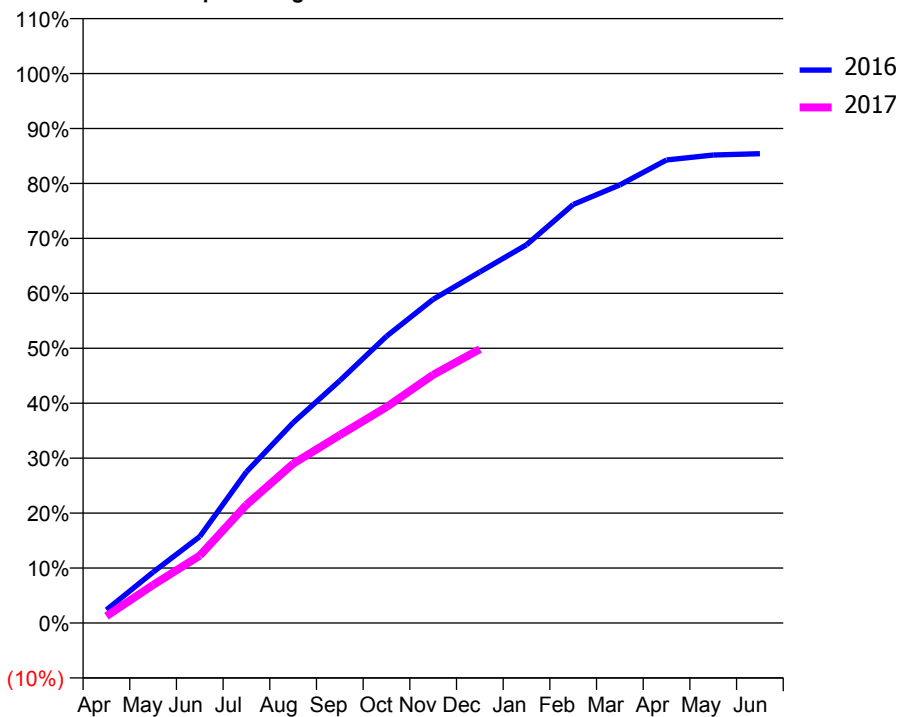
ACCESS*

Patients seen in 24 months	Total	Change since previous quarter
Quarter ending December 2015	3,031	
Quarter ending March 2016	2,881	↓
Quarter ending June 2016	2,891	→
Quarter ending September 2016	2,822	↓
Quarter ending December 2016	2,767	↓
Variance since December 2015	(8.7%)	↓



ACTIVITY

Cumulative percentage of contracted UDA delivered 2016 & 2017



Month	Adjusted Scheduled Activity (UDA)	
	2016	2017
April	313	163
May	1,213	908
June	2,062	1,609
July	3,605	2,820
August	4,781	3,799
September	5,781	4,483
October	6,842	5,150
November	7,723	5,922
December	8,374	6,533
January	9,023	
February	9,985	
March	10,451	
April	11,047	
May	11,165	
June	11,196	

QUALITY

	Quantity	Base Number	Contract	AT	Region	England
% of FP17s for the same patient ID Re-attending within 3 months - Children	19	375	5.1%	10.1%	12.1%	12.4%
% of FP17s for the same patient ID Re-attending within 3 months - Adults	228	1,530	14.9%	13.5%	15.9%	16.6%
% of FP17s for the same patient ID Re-attending between 3 & 9 months - Children	88	375	23.5%	58.0%	58.6%	57.5%
% of FP17s for the same patient ID Re-attending between 3 & 9 months - Adults	349	1,530	22.8%	49.3%	51.5%	50.4%
% of FP17s for Band 1 Urgent Courses	76	1,655	4.6%	7.0%	8.0%	9.1%
% of FP17s Relating to Free Repair or Replacements	22	1,655	1.3%	0.8%	0.8%	0.8%
% of FP17s Relating to Continuations	42	1,655	2.5%	1.3%	1.2%	1.3%
% of Patients satisfied with the dentistry they have received	8	8	N/A	93.3%	92.8%	92.7%
% of Patients satisfied with the time they had to wait for an appointment	8	8	N/A	91.0%	89.2%	88.8%

* This is based on patients treated on this contract for their most recent course of treatment. Figures in italics indicate the base number of FP17s or Patient Questionnaire responses are less than 100. N/A is shown where the base number of responses is less than 10 during the period. % is calculated as Quantity/Base number*100

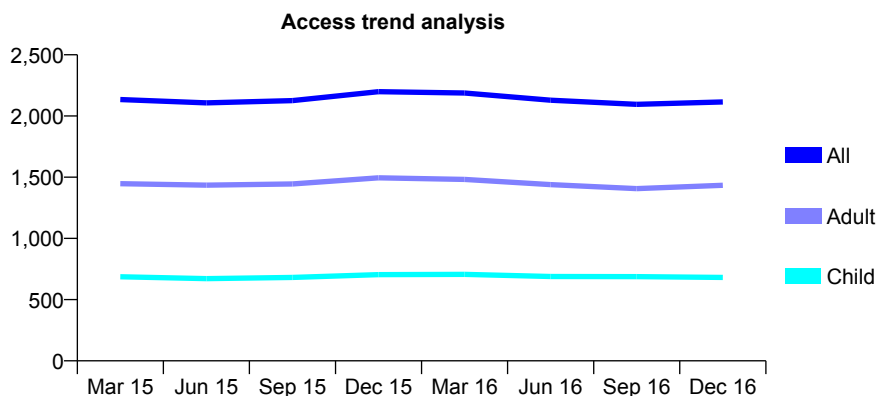
Q53 - Vital Signs At a Glance Contract Report for 339245/0001 - December 2016

Name or company name	MR SS TIWANA
Contract type name	GDS Contract
Purpose of contract	General
Contract start date	01/04/2006
Contract end date	

16/17 Contracted general activity (UDA)	6,915
Carry forward general activity (UDA)	0
16/17 Contracted orthodontic activity (UOA)	0
Carry forward orthodontic activity (UOA)	0
Baseline contract value	£198,752.00

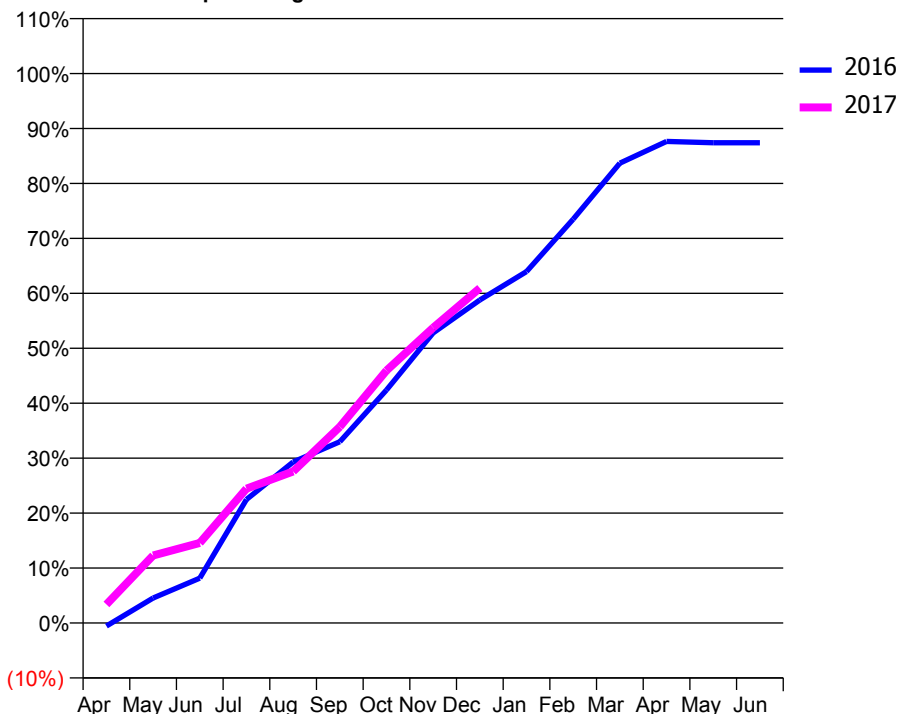
ACCESS*

Patients seen in 24 months	Total	Change since previous quarter
Quarter ending December 2015	2,199	
Quarter ending March 2016	2,188	→
Quarter ending June 2016	2,129	↓
Quarter ending September 2016	2,095	↓
Quarter ending December 2016	2,115	→
Variance since December 2015	(3.8%)	↓



ACTIVITY

Cumulative percentage of contracted UDA delivered 2016 & 2017



Month	Adjusted Scheduled Activity (UDA)	
	2016	2017
April	-39	234
May	315	850
June	565	1,007
July	1,554	1,691
August	2,026	1,907
September	2,281	2,469
October	2,933	3,177
November	3,651	3,716
December	4,066	4,215
January	4,423	
February	5,082	
March	5,787	
April	6,060	
May	6,043	
June	6,043	

QUALITY

	Quantity	Base Number	Contract	AT	Region	England
% of FP17s for the same patient ID Re-attending within 3 months - Children	45	621	7.2%	10.1%	12.1%	12.4%
% of FP17s for the same patient ID Re-attending within 3 months - Adults	119	1,253	9.5%	13.5%	15.9%	16.6%
% of FP17s for the same patient ID Re-attending between 3 & 9 months - Children	379	621	61.0%	58.0%	58.6%	57.5%
% of FP17s for the same patient ID Re-attending between 3 & 9 months - Adults	703	1,253	56.1%	49.3%	51.5%	50.4%
% of FP17s for Band 1 Urgent Courses	61	1,774	3.4%	7.0%	8.0%	9.1%
% of FP17s Relating to Free Repair or Replacements	8	1,774	0.5%	0.8%	0.8%	0.8%
% of FP17s Relating to Continuations	31	1,774	1.7%	1.3%	1.2%	1.3%
% of Patients satisfied with the dentistry they have received	4	5	N/A	93.3%	92.8%	92.7%
% of Patients satisfied with the time they had to wait for an appointment	4	5	N/A	91.0%	89.2%	88.8%

* This is based on patients treated on this contract for their most recent course of treatment. Figures in italics indicate the base number of FP17s or Patient Questionnaire responses are less than 100. N/A is shown where the base number of responses is less than 10 during the period. % is calculated as Quantity/Base number*100

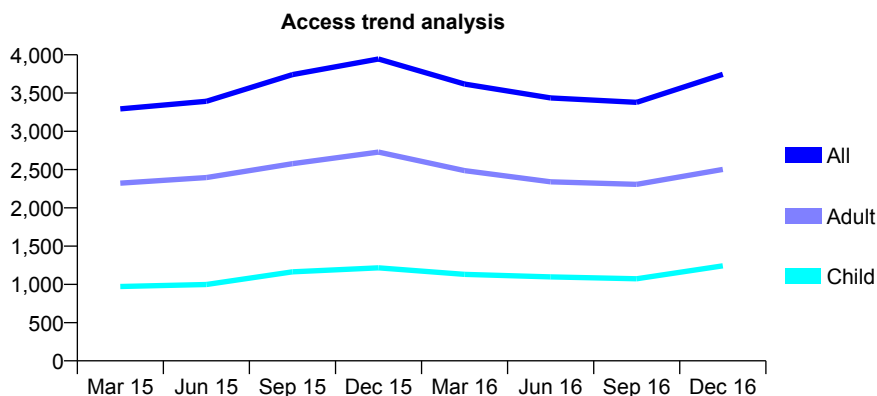
Q53 - Vital Signs At a Glance Contract Report for 339830/0001 - December 2016

Name or company name	MR D KAVANAGH
Contract type name	GDS Contract
Purpose of contract	General
Contract start date	01/04/2006
Contract end date	

16/17 Contracted general activity (UDA)	10,525
Carry forward general activity (UDA)	-210
16/17 Contracted orthodontic activity (UOA)	0
Carry forward orthodontic activity (UOA)	0
Baseline contract value	£247,252.51

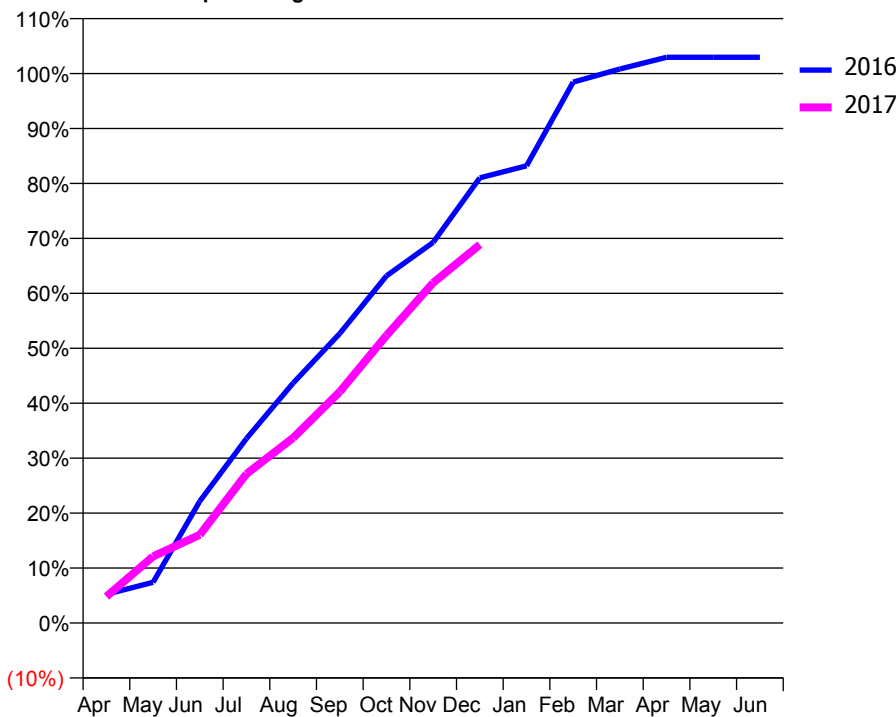
ACCESS*

Patients seen in 24 months	Total	Change since previous quarter
Quarter ending December 2015	3,945	
Quarter ending March 2016	3,617	↓
Quarter ending June 2016	3,437	↓
Quarter ending September 2016	3,378	↓
Quarter ending December 2016	3,744	↑
Variance since December 2015	(5.1%)	↓



ACTIVITY

Cumulative percentage of contracted UDA delivered 2016 & 2017



Month	Adjusted Scheduled Activity (UDA)	
	2016	2017
April	550	507
May	779	1,275
June	2,333	1,689
July	3,534	2,857
August	4,597	3,546
September	5,547	4,430
October	6,650	5,507
November	7,292	6,518
December	8,526	7,246
January	8,757	
February	10,362	
March	10,611	
April	10,835	
May	10,835	
June	10,835	

QUALITY

	Quantity	Base Number	Contract	AT	Region	England
% of FP17s for the same patient ID Re-attending within 3 months - Children	68	1,345	5.1%	10.1%	12.1%	12.4%
% of FP17s for the same patient ID Re-attending within 3 months - Adults	226	2,164	10.4%	13.5%	15.9%	16.6%
% of FP17s for the same patient ID Re-attending between 3 & 9 months - Children	559	1,345	41.6%	58.0%	58.6%	57.5%
% of FP17s for the same patient ID Re-attending between 3 & 9 months - Adults	914	2,164	42.2%	49.3%	51.5%	50.4%
% of FP17s for Band 1 Urgent Courses	115	3,370	3.4%	7.0%	8.0%	9.1%
% of FP17s Relating to Free Repair or Replacements	21	3,370	0.6%	0.8%	0.8%	0.8%
% of FP17s Relating to Continuations	84	3,370	2.5%	1.3%	1.2%	1.3%
% of Patients satisfied with the dentistry they have received	9	9	N/A	93.3%	92.8%	92.7%
% of Patients satisfied with the time they had to wait for an appointment	9	9	N/A	91.0%	89.2%	88.8%

* This is based on patients treated on this contract for their most recent course of treatment. Figures in italics indicate the base number of FP17s or Patient Questionnaire responses are less than 100. N/A is shown where the base number of responses is less than 10 during the period. % is calculated as Quantity/Base number*100

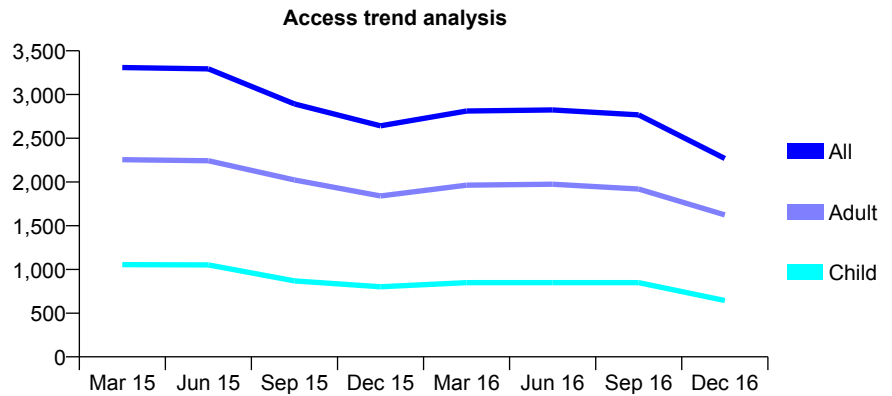
Q53 - Vital Signs At a Glance Contract Report for 339830/0002 - December 2016

Name or company name	MR D KAVANAGH
Contract type name	PDS Plus Contract
Purpose of contract	General
Contract start date	01/10/2010
Contract end date	31/03/2017

16/17 Contracted general activity (UDA)	7,700
Carry forward general activity (UDA)	-144
16/17 Contracted orthodontic activity (UOA)	0
Carry forward orthodontic activity (UOA)	0
Baseline contract value	£96,004.37

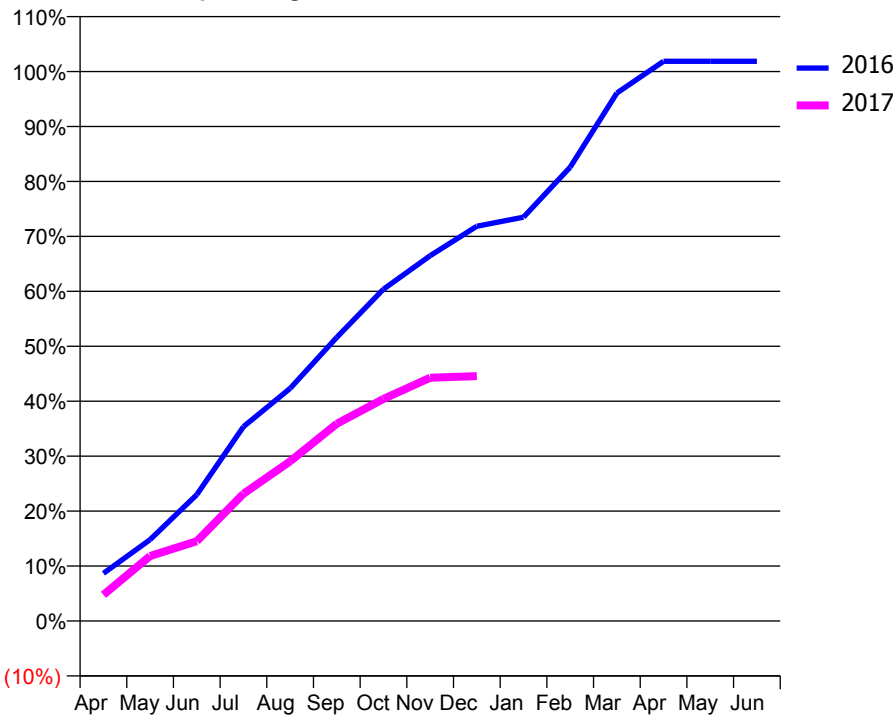
ACCESS*

Patients seen in 24 months	Total	Change since previous quarter
Quarter ending December 2015	2,642	
Quarter ending March 2016	2,812	↑
Quarter ending June 2016	2,823	→
Quarter ending September 2016	2,767	↓
Quarter ending December 2016	2,268	↓
Variance since December 2015	(14.2%)	↓



ACTIVITY

Cumulative percentage of contracted UDA delivered 2016 & 2017



Month	Adjusted Scheduled Activity (UDA)	
	2016	2017
April	668	367
May	1,141	910
June	1,770	1,119
July	2,724	1,783
August	3,259	2,237
September	3,976	2,765
October	4,650	3,112
November	5,119	3,410
December	5,531	3,432
January	5,660	
February	6,359	
March	7,398	
April	7,844	
May	7,844	
June	7,844	

QUALITY

	Quantity	Base Number	Contract	AT	Region	England
% of FP17s for the same patient ID Re-attending within 3 months - Children	28	618	4.5%	10.1%	12.1%	12.4%
% of FP17s for the same patient ID Re-attending within 3 months - Adults	92	1,261	7.3%	13.5%	15.9%	16.6%
% of FP17s for the same patient ID Re-attending between 3 & 9 months - Children	214	618	34.6%	58.0%	58.6%	57.5%
% of FP17s for the same patient ID Re-attending between 3 & 9 months - Adults	496	1,261	39.3%	49.3%	51.5%	50.4%
% of FP17s for Band 1 Urgent Courses	54	1,641	3.3%	7.0%	8.0%	9.1%
% of FP17s Relating to Free Repair or Replacements	4	1,641	0.2%	0.8%	0.8%	0.8%
% of FP17s Relating to Continuations	24	1,641	1.5%	1.3%	1.2%	1.3%
% of Patients satisfied with the dentistry they have received	10	11	90.9%	93.3%	92.8%	92.7%
% of Patients satisfied with the time they had to wait for an appointment	9	11	81.8%	91.0%	89.2%	88.8%

* This is based on patients treated on this contract for their most recent course of treatment. Figures in italics indicate the base number of FP17s or Patient Questionnaire responses are less than 100. N/A is shown where the base number of responses is less than 10 during the period. % is calculated as Quantity/Base number*100

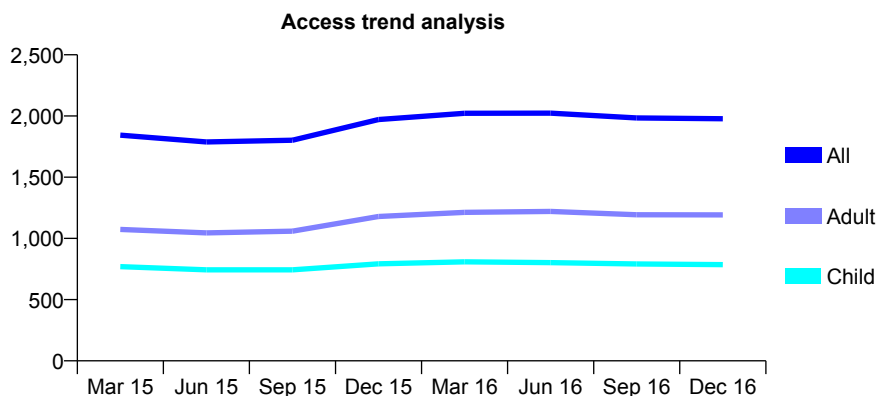
Q53 - Vital Signs At a Glance Contract Report for 340936/0001 - December 2016

Name or company name	MRS S RAHIMI
Contract type name	GDS Contract
Purpose of contract	General
Contract start date	01/04/2006
Contract end date	

16/17 Contracted general activity (UDA)	5,948
Carry forward general activity (UDA)	-118
16/17 Contracted orthodontic activity (UOA)	0
Carry forward orthodontic activity (UOA)	0
Baseline contract value	£174,229.79

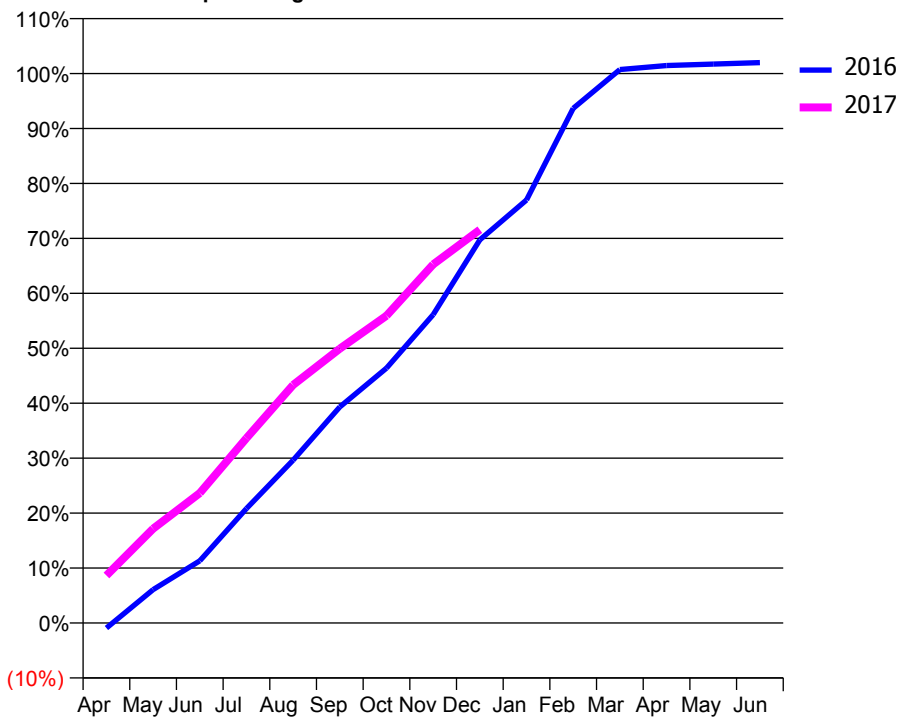
ACCESS*

Patients seen in 24 months	Total	Change since previous quarter
Quarter ending December 2015	1,971	
Quarter ending March 2016	2,022	↑
Quarter ending June 2016	2,023	→
Quarter ending September 2016	1,984	↓
Quarter ending December 2016	1,978	→
Variance since December 2015	0.4%	→



ACTIVITY

Cumulative percentage of contracted UDA delivered 2016 & 2017



Month	Adjusted Scheduled Activity (UDA)	
	2016	2017
April	-55	514
May	362	1,021
June	673	1,407
July	1,239	2,002
August	1,763	2,577
September	2,339	2,970
October	2,758	3,327
November	3,338	3,882
December	4,148	4,258
January	4,579	
February	5,571	
March	5,991	
April	6,034	
May	6,050	
June	6,066	

QUALITY

	Quantity	Base Number	Contract	AT	Region	England
% of FP17s for the same patient ID Re-attending within 3 months - Children	78	908	8.6%	10.1%	12.1%	12.4%
% of FP17s for the same patient ID Re-attending within 3 months - Adults	190	1,243	15.3%	13.5%	15.9%	16.6%
% of FP17s for the same patient ID Re-attending between 3 & 9 months - Children	589	908	64.9%	58.0%	58.6%	57.5%
% of FP17s for the same patient ID Re-attending between 3 & 9 months - Adults	780	1,243	62.8%	49.3%	51.5%	50.4%
% of FP17s for Band 1 Urgent Courses	173	2,106	8.2%	7.0%	8.0%	9.1%
% of FP17s Relating to Free Repair or Replacements	16	2,106	0.8%	0.8%	0.8%	0.8%
% of FP17s Relating to Continuations	5	2,106	0.2%	1.3%	1.2%	1.3%
% of Patients satisfied with the dentistry they have received	2	2	N/A	93.3%	92.8%	92.7%
% of Patients satisfied with the time they had to wait for an appointment	2	2	N/A	91.0%	89.2%	88.8%

* This is based on patients treated on this contract for their most recent course of treatment. Figures in italics indicate the base number of FP17s or Patient Questionnaire responses are less than 100. N/A is shown where the base number of responses is less than 10 during the period. % is calculated as Quantity/Base number*100

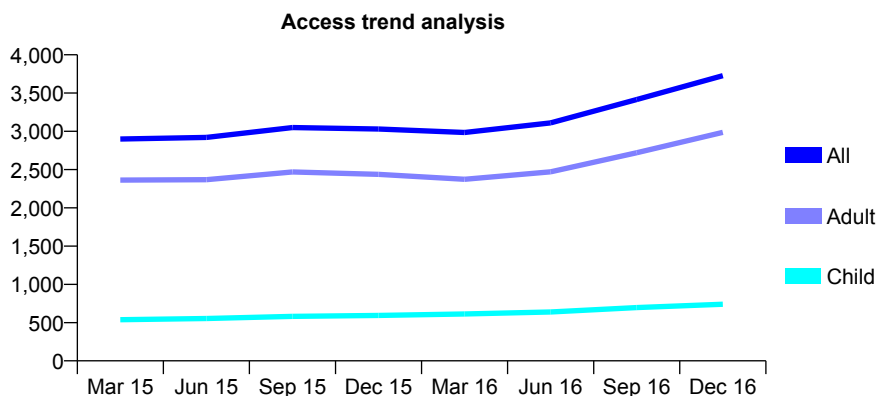
Q53 - Vital Signs At a Glance Contract Report for 342807/0001 - December 2016

Name or company name	MR HM MOSTAFA
Contract type name	GDS Contract
Purpose of contract	General
Contract start date	21/08/2006
Contract end date	

16/17 Contracted general activity (UDA)	8,075
Carry forward general activity (UDA)	-161
16/17 Contracted orthodontic activity (UOA)	0
Carry forward orthodontic activity (UOA)	0
Baseline contract value	£200,763.65

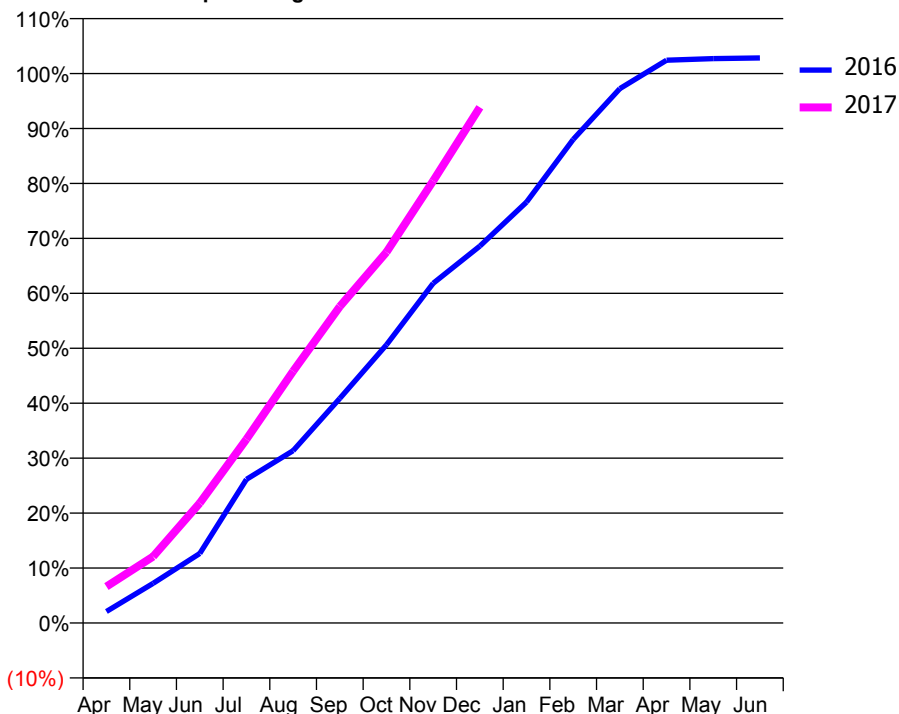
ACCESS*

Patients seen in 24 months	Total	Change since previous quarter
Quarter ending December 2015	3,030	
Quarter ending March 2016	2,985	↓
Quarter ending June 2016	3,110	↑
Quarter ending September 2016	3,416	↑
Quarter ending December 2016	3,727	↑
Variance since December 2015	23.0%	↑



ACTIVITY

Cumulative percentage of contracted UDA delivered 2016 & 2017



Month	Adjusted Scheduled Activity (UDA)	
	2016	2017
April	169	536
May	582	977
June	1,023	1,762
July	2,111	2,702
August	2,532	3,700
September	3,302	4,650
October	4,089	5,451
November	4,992	6,498
December	5,538	7,579
January	6,185	
February	7,107	
March	7,854	
April	8,270	
May	8,293	
June	8,303	

QUALITY

	Quantity	Base Number	Contract	AT	Region	England
% of FP17s for the same patient ID Re-attending within 3 months - Children	56	789	7.1%	10.1%	12.1%	12.4%
% of FP17s for the same patient ID Re-attending within 3 months - Adults	404	2,814	14.4%	13.5%	15.9%	16.6%
% of FP17s for the same patient ID Re-attending between 3 & 9 months - Children	405	789	51.3%	58.0%	58.6%	57.5%
% of FP17s for the same patient ID Re-attending between 3 & 9 months - Adults	904	2,814	32.1%	49.3%	51.5%	50.4%
% of FP17s for Band 1 Urgent Courses	325	3,384	9.6%	7.0%	8.0%	9.1%
% of FP17s Relating to Free Repair or Replacements	40	3,384	1.2%	0.8%	0.8%	0.8%
% of FP17s Relating to Continuations	30	3,384	0.9%	1.3%	1.2%	1.3%
% of Patients satisfied with the dentistry they have received	5	5	N/A	93.3%	92.8%	92.7%
% of Patients satisfied with the time they had to wait for an appointment	4	5	N/A	91.0%	89.2%	88.8%

* This is based on patients treated on this contract for their most recent course of treatment. Figures in italics indicate the base number of FP17s or Patient Questionnaire responses are less than 100. N/A is shown where the base number of responses is less than 10 during the period. % is calculated as Quantity/Base number*100

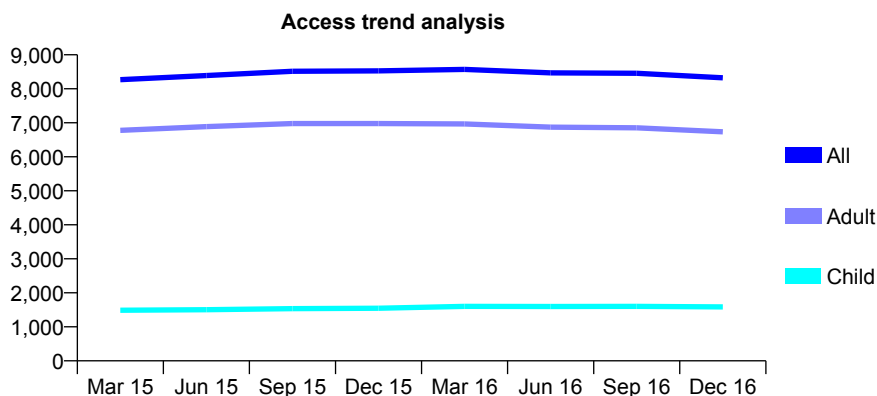
Q53 - Vital Signs At a Glance Contract Report for 343609/0001 - December 2016

Name or company name	MR A SAGHIR
Contract type name	GDS Contract
Purpose of contract	General
Contract start date	01/04/2006
Contract end date	

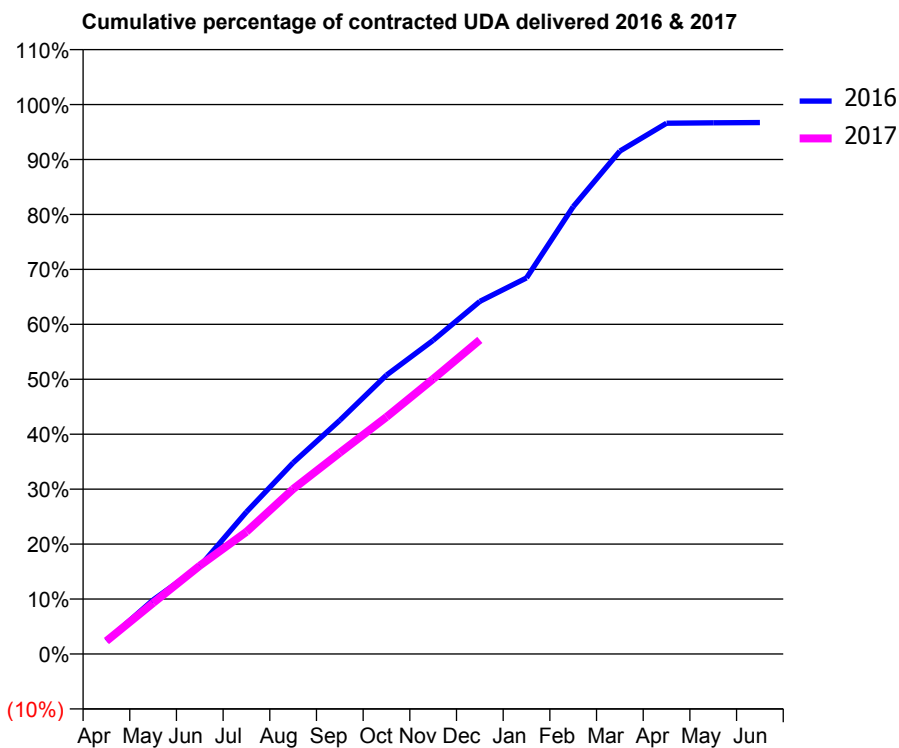
16/17 Contracted general activity (UDA)	22,885
Carry forward general activity (UDA)	0
16/17 Contracted orthodontic activity (UOA)	0
Carry forward orthodontic activity (UOA)	0
Baseline contract value	£635,793.30

ACCESS*

Patients seen in 24 months	Total	Change since previous quarter
Quarter ending December 2015	8,529	
Quarter ending March 2016	8,569	→
Quarter ending June 2016	8,469	↓
Quarter ending September 2016	8,455	→
Quarter ending December 2016	8,325	↓
Variance since December 2015	(2.4%)	↓



ACTIVITY



Month	Adjusted Scheduled Activity (UDA)	
	2016	2017
April	543	540
May	2,254	2,126
June	3,654	3,679
July	5,915	5,091
August	7,968	6,871
September	9,734	8,384
October	11,615	9,871
November	13,063	11,456
December	14,688	13,084
January	15,663	
February	18,627	
March	20,944	
April	22,104	
May	22,125	
June	22,132	

QUALITY

	Quantity	Base Number	Contract	AT	Region	England
% of FP17s for the same patient ID Re-attending within 3 months - Children	73	1,594	4.6%	10.1%	12.1%	12.4%
% of FP17s for the same patient ID Re-attending within 3 months - Adults	926	6,135	15.1%	13.5%	15.9%	16.6%
% of FP17s for the same patient ID Re-attending between 3 & 9 months - Children	848	1,594	53.2%	58.0%	58.6%	57.5%
% of FP17s for the same patient ID Re-attending between 3 & 9 months - Adults	2,772	6,135	45.2%	49.3%	51.5%	50.4%
% of FP17s for Band 1 Urgent Courses	434	6,679	6.5%	7.0%	8.0%	9.1%
% of FP17s Relating to Free Repair or Replacements	103	6,679	1.5%	0.8%	0.8%	0.8%
% of FP17s Relating to Continuations	57	6,679	0.9%	1.3%	1.2%	1.3%
% of Patients satisfied with the dentistry they have received	15	17	88.2%	93.3%	92.8%	92.7%
% of Patients satisfied with the time they had to wait for an appointment	15	17	88.2%	91.0%	89.2%	88.8%

* This is based on patients treated on this contract for their most recent course of treatment. Figures in italics indicate the base number of FP17s or Patient Questionnaire responses are less than 100. N/A is shown where the base number of responses is less than 10 during the period. % is calculated as Quantity/Base number*100

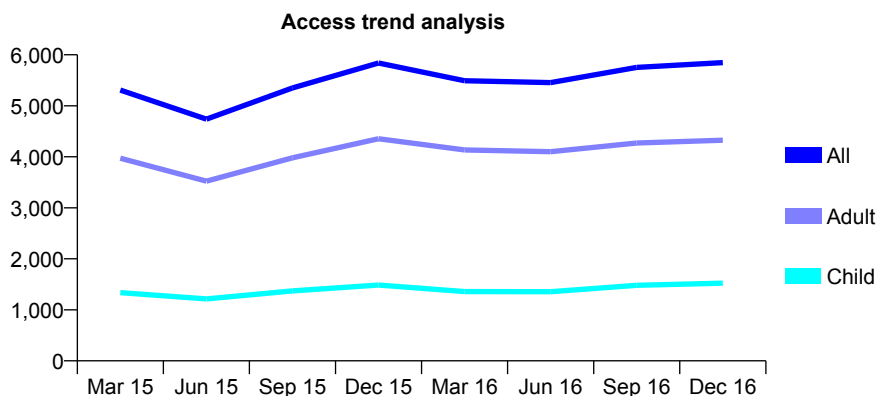
Q53 - Vital Signs At a Glance Contract Report for 345423/0001 - December 2016

Name or company name	MR T MOODLEY
Contract type name	GDS Contract
Purpose of contract	General
Contract start date	01/04/2006
Contract end date	

16/17 Contracted general activity (UDA)	14,129
Carry forward general activity (UDA)	98
16/17 Contracted orthodontic activity (UOA)	0
Carry forward orthodontic activity (UOA)	0
Baseline contract value	£367,563.41

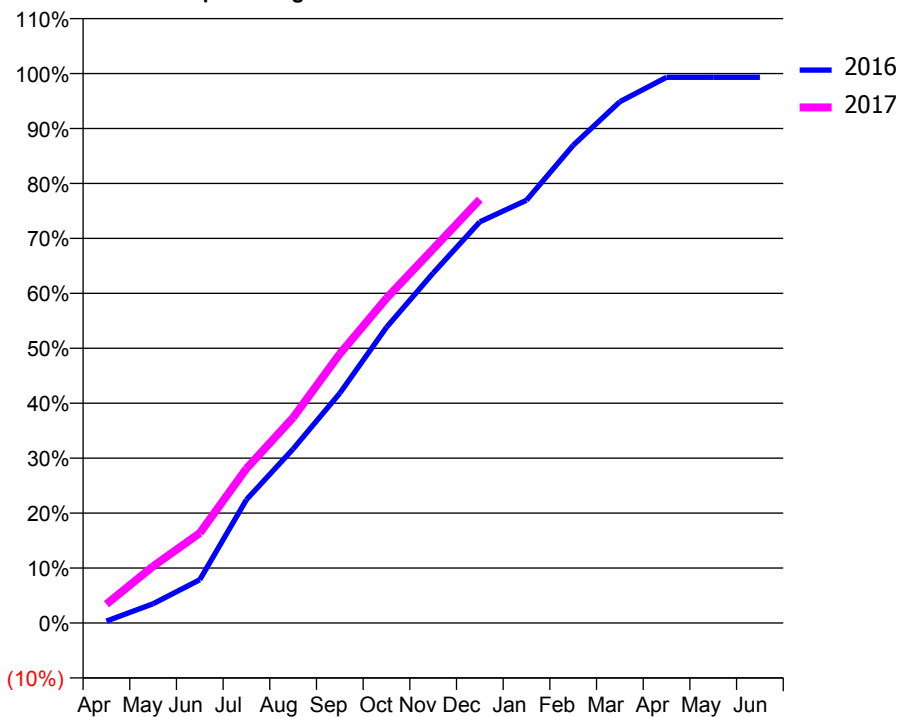
ACCESS*

Patients seen in 24 months	Total	Change since previous quarter
Quarter ending December 2015	5,840	
Quarter ending March 2016	5,492	↓
Quarter ending June 2016	5,455	→
Quarter ending September 2016	5,752	↑
Quarter ending December 2016	5,847	→
Variance since December 2015	0.1%	→



ACTIVITY

Cumulative percentage of contracted UDA delivered 2016 & 2017



Month	Adjusted Scheduled Activity (UDA)	
	2016	2017
April	51	486
May	494	1,458
June	1,111	2,311
July	3,172	3,972
August	4,478	5,282
September	5,910	6,919
October	7,602	8,352
November	8,999	9,621
December	10,315	10,892
January	10,870	
February	12,283	
March	13,405	
April	14,030	
May	14,030	
June	14,030	

QUALITY

	Quantity	Base Number	Contract	AT	Region	England
% of FP17s for the same patient ID Re-attending within 3 months - Children	75	1,586	4.7%	10.1%	12.1%	12.4%
% of FP17s for the same patient ID Re-attending within 3 months - Adults	474	4,303	11.0%	13.5%	15.9%	16.6%
% of FP17s for the same patient ID Re-attending between 3 & 9 months - Children	545	1,586	34.4%	58.0%	58.6%	57.5%
% of FP17s for the same patient ID Re-attending between 3 & 9 months - Adults	1,378	4,303	32.0%	49.3%	51.5%	50.4%
% of FP17s for Band 1 Urgent Courses	150	4,966	3.0%	7.0%	8.0%	9.1%
% of FP17s Relating to Free Repair or Replacements	36	4,966	0.7%	0.8%	0.8%	0.8%
% of FP17s Relating to Continuations	144	4,966	2.9%	1.3%	1.2%	1.3%
% of Patients satisfied with the dentistry they have received	5	5	N/A	93.3%	92.8%	92.7%
% of Patients satisfied with the time they had to wait for an appointment	5	5	N/A	91.0%	89.2%	88.8%

* This is based on patients treated on this contract for their most recent course of treatment. Figures in italics indicate the base number of FP17s or Patient Questionnaire responses are less than 100. N/A is shown where the base number of responses is less than 10 during the period. % is calculated as Quantity/Base number*100

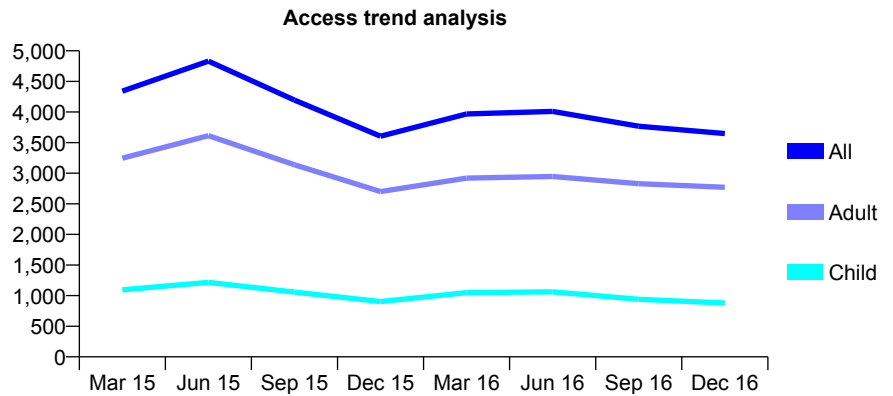
Q53 - Vital Signs At a Glance Contract Report for 345423/0002 - December 2016

Name or company name	MR T MOODLEY
Contract type name	PDS Plus Contract
Purpose of contract	General
Contract start date	01/04/2011
Contract end date	31/03/2017

16/17 Contracted general activity (UDA)	10,000
Carry forward general activity (UDA)	1
16/17 Contracted orthodontic activity (UOA)	0
Carry forward orthodontic activity (UOA)	0
Baseline contract value	£190,374.46

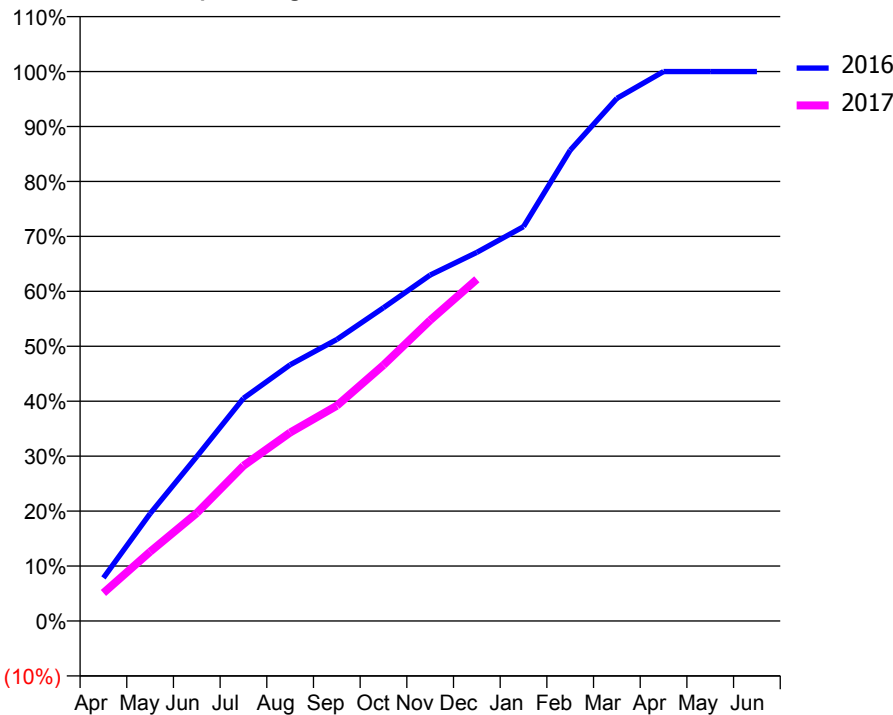
ACCESS*

Patients seen in 24 months	Total	Change since previous quarter
Quarter ending December 2015	3,604	
Quarter ending March 2016	3,968	↑
Quarter ending June 2016	4,009	→
Quarter ending September 2016	3,767	↓
Quarter ending December 2016	3,649	↓
Variance since December 2015	1.2%	→



ACTIVITY

Cumulative percentage of contracted UDA delivered 2016 & 2017



Month	Adjusted Scheduled Activity (UDA)	
	2016	2017
April	785	512
May	1,954	1,261
June	2,994	1,963
July	4,054	2,826
August	4,663	3,429
September	5,125	3,918
October	5,701	4,657
November	6,296	5,474
December	6,709	6,217
January	7,176	
February	8,567	
March	9,511	
April	10,000	
May	9,999	
June	9,999	

QUALITY

	Quantity	Base Number	Contract	AT	Region	England
% of FP17s for the same patient ID Re-attending within 3 months - Children	32	892	3.6%	10.1%	12.1%	12.4%
% of FP17s for the same patient ID Re-attending within 3 months - Adults	241	2,505	9.6%	13.5%	15.9%	16.6%
% of FP17s for the same patient ID Re-attending between 3 & 9 months - Children	305	892	34.2%	58.0%	58.6%	57.5%
% of FP17s for the same patient ID Re-attending between 3 & 9 months - Adults	752	2,505	30.0%	49.3%	51.5%	50.4%
% of FP17s for Band 1 Urgent Courses	112	3,194	3.5%	7.0%	8.0%	9.1%
% of FP17s Relating to Free Repair or Replacements	36	3,194	1.1%	0.8%	0.8%	0.8%
% of FP17s Relating to Continuations	45	3,194	1.4%	1.3%	1.2%	1.3%
% of Patients satisfied with the dentistry they have received	11	11	100.0%	93.3%	92.8%	92.7%
% of Patients satisfied with the time they had to wait for an appointment	11	11	100.0%	91.0%	89.2%	88.8%

* This is based on patients treated on this contract for their most recent course of treatment. Figures in italics indicate the base number of FP17s or Patient Questionnaire responses are less than 100. N/A is shown where the base number of responses is less than 10 during the period. % is calculated as Quantity/Base number*100

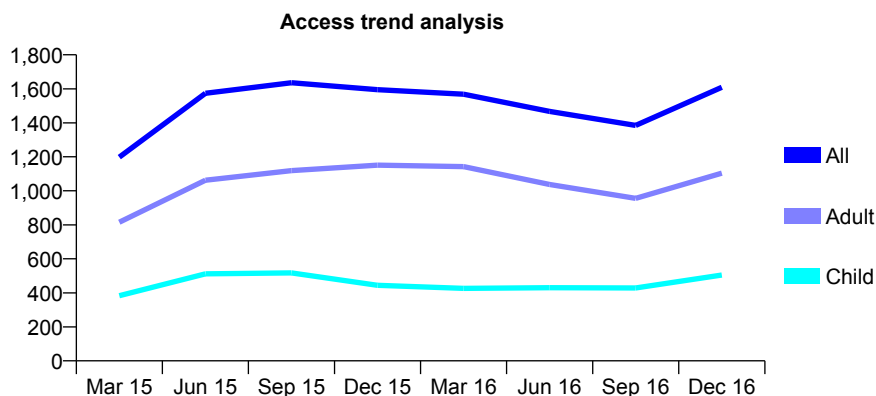
Q53 - Vital Signs At a Glance Contract Report for 358584/0001 - December 2016

Name or company name	MR A PANDEY
Contract type name	GDS Contract
Purpose of contract	General
Contract start date	01/04/2006
Contract end date	

16/17 Contracted general activity (UDA)	7,523
Carry forward general activity (UDA)	10
16/17 Contracted orthodontic activity (UOA)	0
Carry forward orthodontic activity (UOA)	0
Baseline contract value	£274,760.05

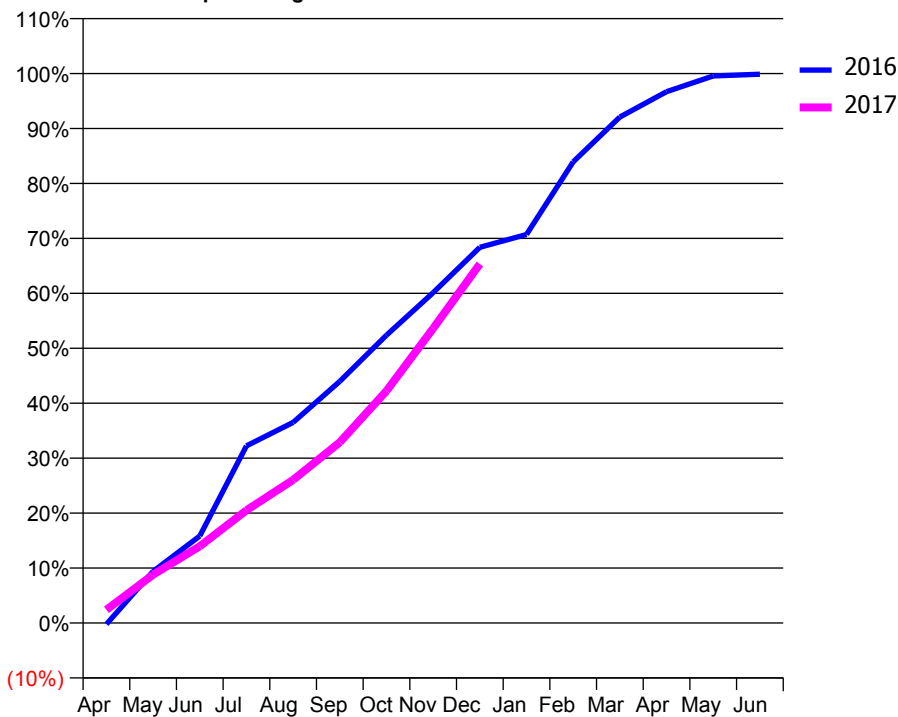
ACCESS*

Patients seen in 24 months	Total	Change since previous quarter
Quarter ending December 2015	1,595	
Quarter ending March 2016	1,568	↓
Quarter ending June 2016	1,467	↓
Quarter ending September 2016	1,385	↓
Quarter ending December 2016	1,609	↑
Variance since December 2015	0.9%	→



ACTIVITY

Cumulative percentage of contracted UDA delivered 2016 & 2017



Month	Adjusted Scheduled Activity (UDA)	
	2016	2017
April	-18	182
May	707	662
June	1,192	1,050
July	2,424	1,543
August	2,746	1,960
September	3,310	2,475
October	3,941	3,177
November	4,524	4,033
December	5,143	4,915
January	5,319	
February	6,314	
March	6,928	
April	7,274	
May	7,489	
June	7,513	

QUALITY

	Quantity	Base Number	Contract	AT	Region	England
% of FP17s for the same patient ID Re-attending within 3 months - Children	19	454	4.2%	10.1%	12.1%	12.4%
% of FP17s for the same patient ID Re-attending within 3 months - Adults	101	1,018	9.9%	13.5%	15.9%	16.6%
% of FP17s for the same patient ID Re-attending between 3 & 9 months - Children	173	454	38.1%	58.0%	58.6%	57.5%
% of FP17s for the same patient ID Re-attending between 3 & 9 months - Adults	326	1,018	32.0%	49.3%	51.5%	50.4%
% of FP17s for Band 1 Urgent Courses	143	1,355	10.6%	7.0%	8.0%	9.1%
% of FP17s Relating to Free Repair or Replacements	18	1,355	1.3%	0.8%	0.8%	0.8%
% of FP17s Relating to Continuations	16	1,355	1.2%	1.3%	1.2%	1.3%
% of Patients satisfied with the dentistry they have received	2	2	N/A	93.3%	92.8%	92.7%
% of Patients satisfied with the time they had to wait for an appointment	2	2	N/A	91.0%	89.2%	88.8%

* This is based on patients treated on this contract for their most recent course of treatment. Figures in italics indicate the base number of FP17s or Patient Questionnaire responses are less than 100. N/A is shown where the base number of responses is less than 10 during the period. % is calculated as Quantity/Base number*100

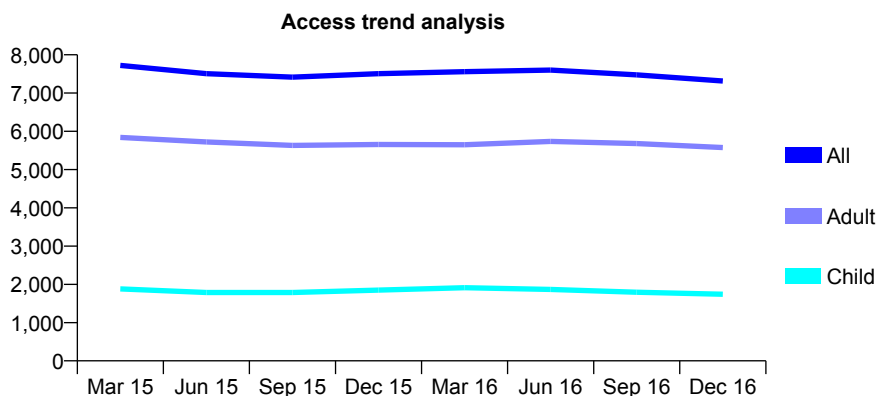
Q53 - Vital Signs At a Glance Contract Report for 358584/0002 - December 2016

Name or company name	MR A PANDEY
Contract type name	PDS Plus Contract
Purpose of contract	General
Contract start date	01/09/2010
Contract end date	31/03/2017

16/17 Contracted general activity (UDA)	26,200
Carry forward general activity (UDA)	0
16/17 Contracted orthodontic activity (UOA)	0
Carry forward orthodontic activity (UOA)	0
Baseline contract value	£312,461.41

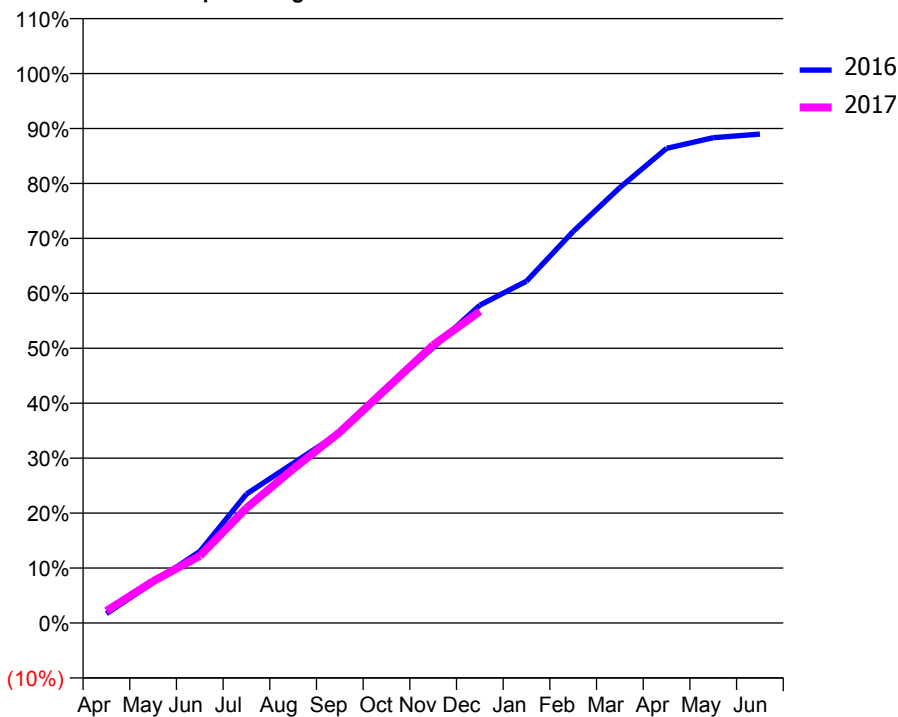
ACCESS*

Patients seen in 24 months	Total	Change since previous quarter
Quarter ending December 2015	7,506	
Quarter ending March 2016	7,559	→
Quarter ending June 2016	7,600	→
Quarter ending September 2016	7,476	↓
Quarter ending December 2016	7,316	↓
Variance since December 2015	(2.5%)	↓



ACTIVITY

Cumulative percentage of contracted UDA delivered 2016 & 2017



Month	Adjusted Scheduled Activity (UDA)	
	2016	2017
April	449	573
May	1,933	1,993
June	3,411	3,200
July	6,153	5,484
August	7,613	7,347
September	9,083	9,100
October	11,159	11,179
November	13,135	13,250
December	15,157	14,860
January	16,300	
February	18,673	
March	20,764	
April	22,631	
May	23,141	
June	23,312	

QUALITY

	Quantity	Base Number	Contract	AT	Region	England
% of FP17s for the same patient ID Re-attending within 3 months - Children	94	1,687	5.6%	10.1%	12.1%	12.4%
% of FP17s for the same patient ID Re-attending within 3 months - Adults	638	5,157	12.4%	13.5%	15.9%	16.6%
% of FP17s for the same patient ID Re-attending between 3 & 9 months - Children	895	1,687	53.1%	58.0%	58.6%	57.5%
% of FP17s for the same patient ID Re-attending between 3 & 9 months - Adults	2,232	5,157	43.3%	49.3%	51.5%	50.4%
% of FP17s for Band 1 Urgent Courses	427	6,207	6.9%	7.0%	8.0%	9.1%
% of FP17s Relating to Free Repair or Replacements	53	6,207	0.9%	0.8%	0.8%	0.8%
% of FP17s Relating to Continuations	135	6,207	2.2%	1.3%	1.2%	1.3%
% of Patients satisfied with the dentistry they have received	19	20	95.0%	93.3%	92.8%	92.7%
% of Patients satisfied with the time they had to wait for an appointment	18	20	90.0%	91.0%	89.2%	88.8%

* This is based on patients treated on this contract for their most recent course of treatment. Figures in italics indicate the base number of FP17s or Patient Questionnaire responses are less than 100. N/A is shown where the base number of responses is less than 10 during the period. % is calculated as Quantity/Base number*100

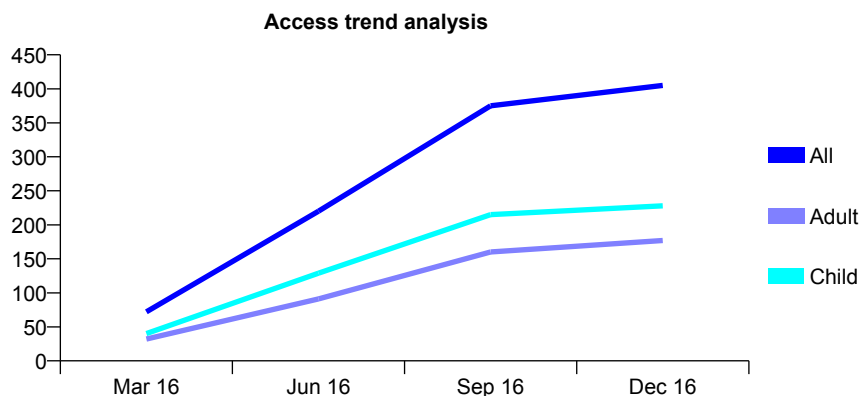
Q53 - Vital Signs At a Glance Contract Report for 499579/0001 - December 2016

Name or company name	MR SR GIBSON-SEXTON
Contract type name	GDS Contract
Purpose of contract	General
Contract start date	01/12/2015
Contract end date	

16/17 Contracted general activity (UDA)	1,192
Carry forward general activity (UDA)	45
16/17 Contracted orthodontic activity (UOA)	0
Carry forward orthodontic activity (UOA)	0
Baseline contract value	£25,568.16

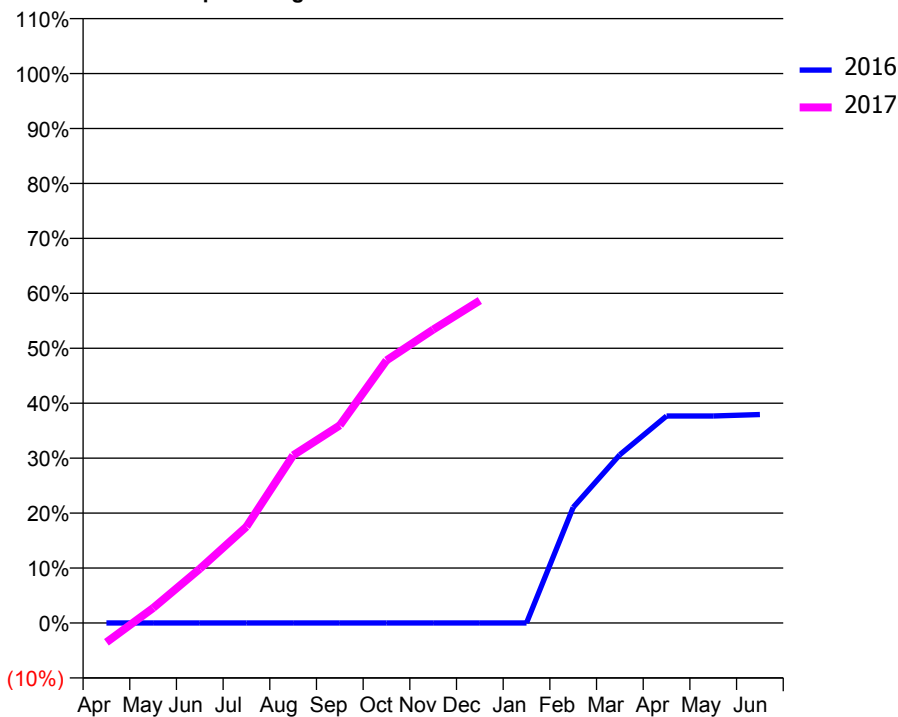
ACCESS*

Patients seen in 24 months	Total	Change since previous quarter
Quarter ending December 2015	0	
Quarter ending March 2016	72	
Quarter ending June 2016	220	↑
Quarter ending September 2016	375	↑
Quarter ending December 2016	405	↑
Variance since December 2015	N/A	



ACTIVITY

Cumulative percentage of contracted UDA delivered 2016 & 2017



Month	Adjusted Scheduled Activity (UDA)	
	2016	2017
April	0	-42
May	0	33
June	0	118
July	0	209
August	0	364
September	0	429
October	0	570
November	0	636
December	0	700
January	0	
February	84	
March	122	
April	150	
May	150	
June	151	

QUALITY

	Quantity	Base Number	Contract	AT	Region	England
% of FP17s for the same patient ID Re-attending within 3 months - Children	11	297	3.7%	10.1%	12.1%	12.4%
% of FP17s for the same patient ID Re-attending within 3 months - Adults	16	203	7.9%	13.5%	15.9%	16.6%
% of FP17s for the same patient ID Re-attending between 3 & 9 months - Children	77	297	25.9%	58.0%	58.6%	57.5%
% of FP17s for the same patient ID Re-attending between 3 & 9 months - Adults	51	203	25.1%	49.3%	51.5%	50.4%
% of FP17s for Band 1 Urgent Courses	19	494	3.8%	7.0%	8.0%	9.1%
% of FP17s Relating to Free Repair or Replacements	0	494	0.0%	0.8%	0.8%	0.8%
% of FP17s Relating to Continuations	1	494	0.2%	1.3%	1.2%	1.3%
% of Patients satisfied with the dentistry they have received	0	0	N/A	93.3%	92.8%	92.7%
% of Patients satisfied with the time they had to wait for an appointment	0	0	N/A	91.0%	89.2%	88.8%

* This is based on patients treated on this contract for their most recent course of treatment. Figures in italics indicate the base number of FP17s or Patient Questionnaire responses are less than 100. N/A is shown where the base number of responses is less than 10 during the period. % is calculated as Quantity/Base number*100

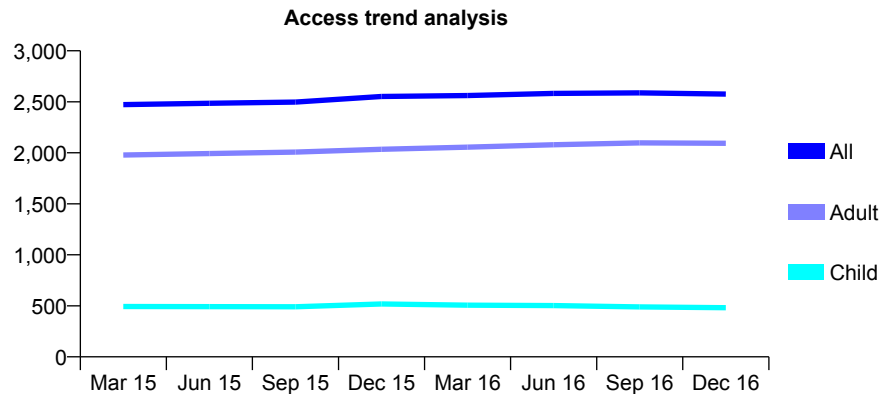
Q53 - Vital Signs At a Glance Contract Report for 564931/0001 - December 2016

Name or company name	MR PC SEE
Contract type name	GDS Contract
Purpose of contract	General
Contract start date	01/04/2006
Contract end date	

16/17 Contracted general activity (UDA)	7,635
Carry forward general activity (UDA)	-152
16/17 Contracted orthodontic activity (UOA)	0
Carry forward orthodontic activity (UOA)	0
Baseline contract value	£186,825.83

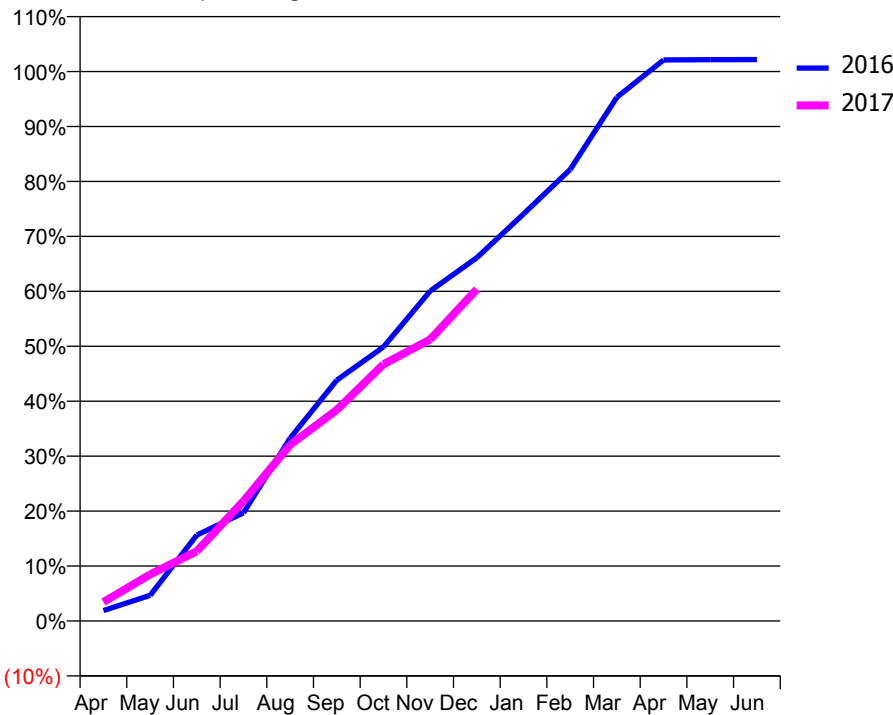
ACCESS*

Patients seen in 24 months	Total	Change since previous quarter
Quarter ending December 2015	2,552	
Quarter ending March 2016	2,562	→
Quarter ending June 2016	2,582	→
Quarter ending September 2016	2,588	→
Quarter ending December 2016	2,576	→
Variance since December 2015	0.9%	→



ACTIVITY

Cumulative percentage of contracted UDA delivered 2016 & 2017



Month	Adjusted Scheduled Activity (UDA)	
	2016	2017
April	145	264
May	356	648
June	1,195	970
July	1,503	1,667
August	2,541	2,449
September	3,347	2,935
October	3,809	3,568
November	4,584	3,912
December	5,048	4,610
January	5,656	
February	6,275	
March	7,277	
April	7,796	
May	7,799	
June	7,801	

QUALITY

	Quantity	Base Number	Contract	AT	Region	England
% of FP17s for the same patient ID Re-attending within 3 months - Children	41	460	8.9%	10.1%	12.1%	12.4%
% of FP17s for the same patient ID Re-attending within 3 months - Adults	476	2,216	21.5%	13.5%	15.9%	16.6%
% of FP17s for the same patient ID Re-attending between 3 & 9 months - Children	246	460	53.5%	58.0%	58.6%	57.5%
% of FP17s for the same patient ID Re-attending between 3 & 9 months - Adults	1,064	2,216	48.0%	49.3%	51.5%	50.4%
% of FP17s for Band 1 Urgent Courses	327	2,431	13.5%	7.0%	8.0%	9.1%
% of FP17s Relating to Free Repair or Replacements	79	2,431	3.2%	0.8%	0.8%	0.8%
% of FP17s Relating to Continuations	62	2,431	2.6%	1.3%	1.2%	1.3%
% of Patients satisfied with the dentistry they have received	8	8	N/A	93.3%	92.8%	92.7%
% of Patients satisfied with the time they had to wait for an appointment	8	8	N/A	91.0%	89.2%	88.8%

* This is based on patients treated on this contract for their most recent course of treatment. Figures in italics indicate the base number of FP17s or Patient Questionnaire responses are less than 100. N/A is shown where the base number of responses is less than 10 during the period. % is calculated as Quantity/Base number*100

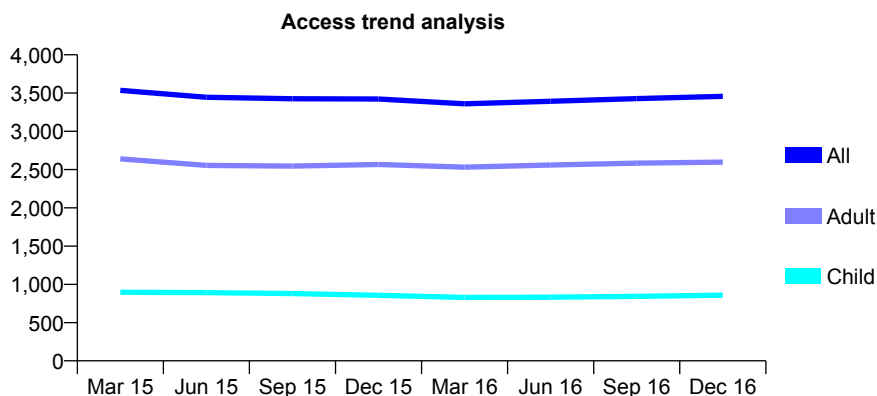
Q53 - Vital Signs At a Glance Contract Report for 569925/0001 - December 2016

Name or company name	MR AR ASHTON
Contract type name	GDS Contract
Purpose of contract	General
Contract start date	01/04/2006
Contract end date	

16/17 Contracted general activity (UDA)	9,986
Carry forward general activity (UDA)	0
16/17 Contracted orthodontic activity (UOA)	0
Carry forward orthodontic activity (UOA)	0
Baseline contract value	£241,476.79

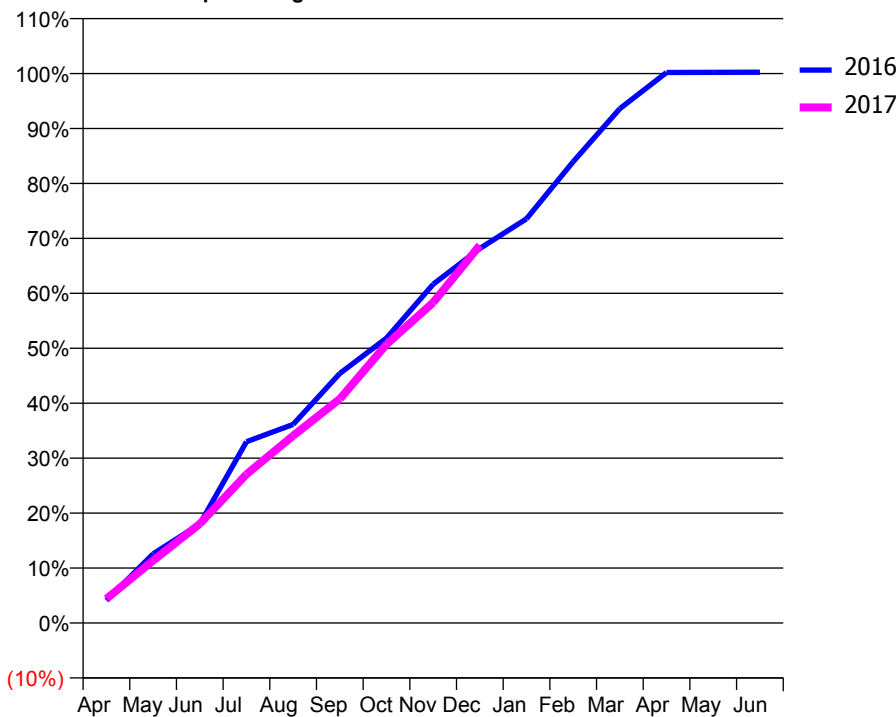
ACCESS*

Patients seen in 24 months	Total	Change since previous quarter
Quarter ending December 2015	3,422	
Quarter ending March 2016	3,360	↓
Quarter ending June 2016	3,392	→
Quarter ending September 2016	3,427	→
Quarter ending December 2016	3,457	→
Variance since December 2015	1.0%	→



ACTIVITY

Cumulative percentage of contracted UDA delivered 2016 & 2017



Month	Adjusted Scheduled Activity (UDA)	
	2016	2017
April	411	440
May	1,256	1,135
June	1,800	1,802
July	3,294	2,704
August	3,609	3,404
September	4,534	4,072
October	5,178	5,064
November	6,155	5,825
December	6,805	6,863
January	7,346	
February	8,384	
March	9,348	
April	10,004	
May	10,008	
June	10,009	

QUALITY

	Quantity	Base Number	Contract	AT	Region	England
% of FP17s for the same patient ID Re-attending within 3 months - Children	38	791	4.8%	10.1%	12.1%	12.4%
% of FP17s for the same patient ID Re-attending within 3 months - Adults	168	2,472	6.8%	13.5%	15.9%	16.6%
% of FP17s for the same patient ID Re-attending between 3 & 9 months - Children	426	791	53.9%	58.0%	58.6%	57.5%
% of FP17s for the same patient ID Re-attending between 3 & 9 months - Adults	1,424	2,472	57.6%	49.3%	51.5%	50.4%
% of FP17s for Band 1 Urgent Courses	132	3,093	4.3%	7.0%	8.0%	9.1%
% of FP17s Relating to Free Repair or Replacements	30	3,093	1.0%	0.8%	0.8%	0.8%
% of FP17s Relating to Continuations	35	3,093	1.1%	1.3%	1.2%	1.3%
% of Patients satisfied with the dentistry they have received	4	4	N/A	93.3%	92.8%	92.7%
% of Patients satisfied with the time they had to wait for an appointment	4	4	N/A	91.0%	89.2%	88.8%

* This is based on patients treated on this contract for their most recent course of treatment. Figures in italics indicate the base number of FP17s or Patient Questionnaire responses are less than 100. N/A is shown where the base number of responses is less than 10 during the period. % is calculated as Quantity/Base number*100

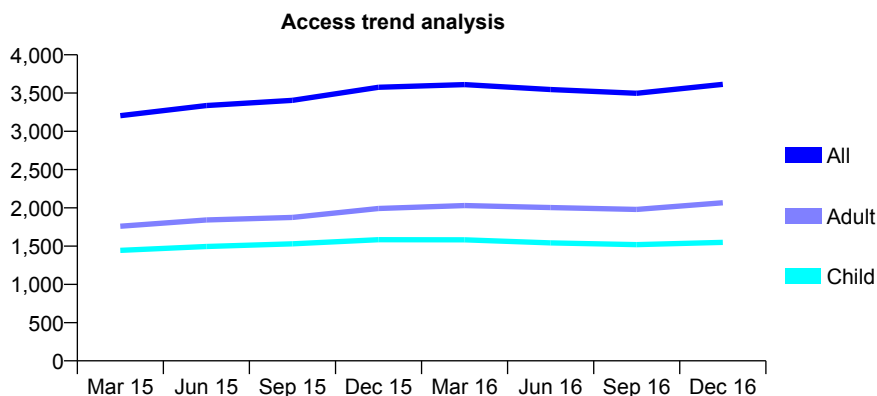
Q53 - Vital Signs At a Glance Contract Report for 574422/0001 - December 2016

Name or company name	MR R OSMAN
Contract type name	GDS Contract
Purpose of contract	General and Orthodontic
Contract start date	01/04/2006
Contract end date	

16/17 Contracted general activity (UDA)	5,528
Carry forward general activity (UDA)	51
16/17 Contracted orthodontic activity (UOA)	1,440
Carry forward orthodontic activity (UOA)	-3
Baseline contract value	£205,878.73

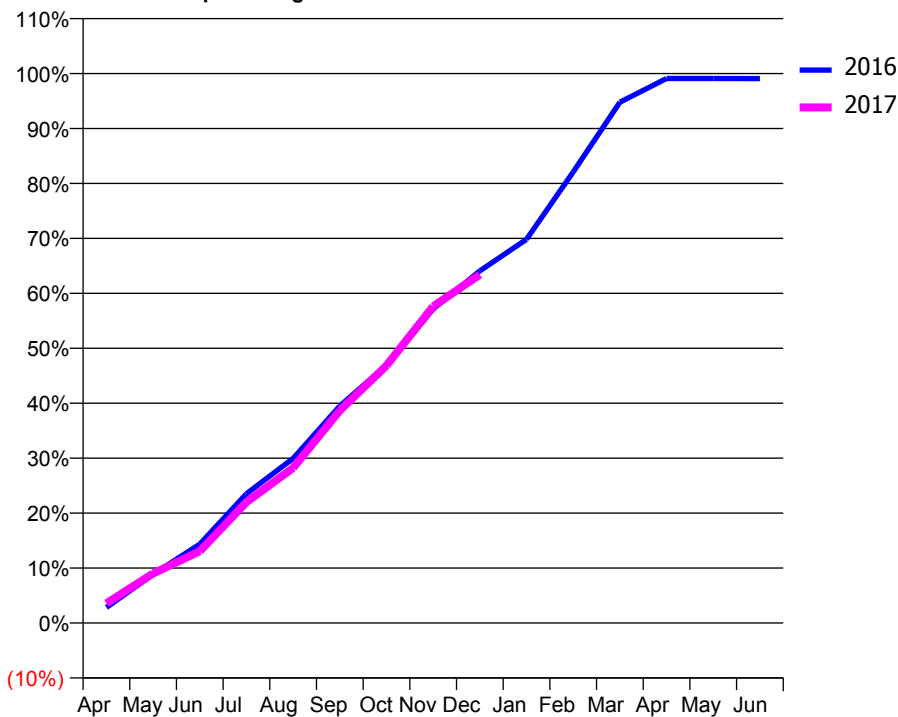
ACCESS*

Patients seen in 24 months	Total	Change since previous quarter
Quarter ending December 2015	3,576	
Quarter ending March 2016	3,611	→
Quarter ending June 2016	3,546	↓
Quarter ending September 2016	3,498	↓
Quarter ending December 2016	3,614	↑
Variance since December 2015	1.1%	→



ACTIVITY

Cumulative percentage of contracted UDA delivered 2016 & 2017



Month	Adjusted Scheduled Activity (UDA)	
	2016	2017
April	156	198
May	490	499
June	794	722
July	1,300	1,215
August	1,656	1,561
September	2,183	2,138
October	2,594	2,590
November	3,158	3,185
December	3,542	3,505
January	3,860	
February	4,537	
March	5,239	
April	5,478	
May	5,478	
June	5,477	

QUALITY

	Quantity	Base Number	Contract	AT	Region	England
% of FP17s for the same patient ID Re-attending within 3 months - Children	187	1,702	11.0%	10.1%	12.1%	12.4%
% of FP17s for the same patient ID Re-attending within 3 months - Adults	214	1,830	11.7%	13.5%	15.9%	16.6%
% of FP17s for the same patient ID Re-attending between 3 & 9 months - Children	1,025	1,702	60.2%	58.0%	58.6%	57.5%
% of FP17s for the same patient ID Re-attending between 3 & 9 months - Adults	1,009	1,830	55.1%	49.3%	51.5%	50.4%
% of FP17s for Band 1 Urgent Courses	109	1,998	5.5%	7.0%	8.0%	9.1%
% of FP17s Relating to Free Repair or Replacements	6	1,998	0.3%	0.8%	0.8%	0.8%
% of FP17s Relating to Continuations	21	1,998	1.1%	1.3%	1.2%	1.3%
% of Patients satisfied with the dentistry they have received	13	15	86.7%	93.3%	92.8%	92.7%
% of Patients satisfied with the time they had to wait for an appointment	13	15	86.7%	91.0%	89.2%	88.8%

* This is based on patients treated on this contract for their most recent course of treatment. Figures in italics indicate the base number of FP17s or Patient Questionnaire responses are less than 100. N/A is shown where the base number of responses is less than 10 during the period. % is calculated as Quantity/Base number*100

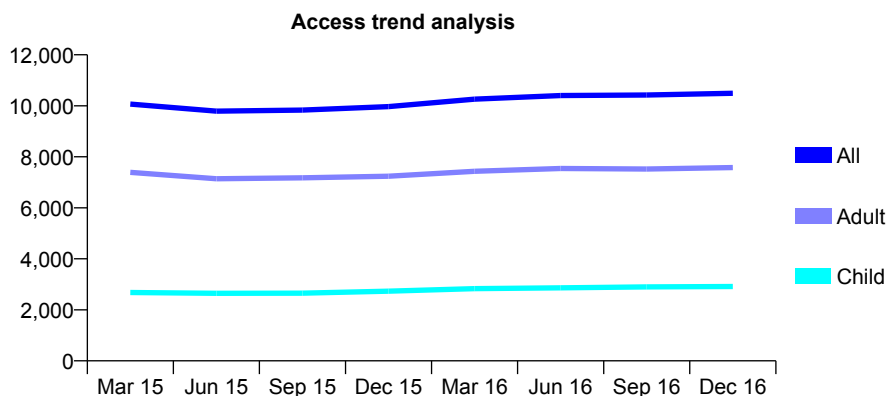
Q53 - Vital Signs At a Glance Contract Report for 574422/0002 - December 2016

Name or company name	MR R OSMAN
Contract type name	GDS Contract
Purpose of contract	General and Orthodontic
Contract start date	01/04/2006
Contract end date	

16/17 Contracted general activity (UDA)	30,693
Carry forward general activity (UDA)	1,179
16/17 Contracted orthodontic activity (UOA)	2,008
Carry forward orthodontic activity (UOA)	-12
Baseline contract value	£888,054.25

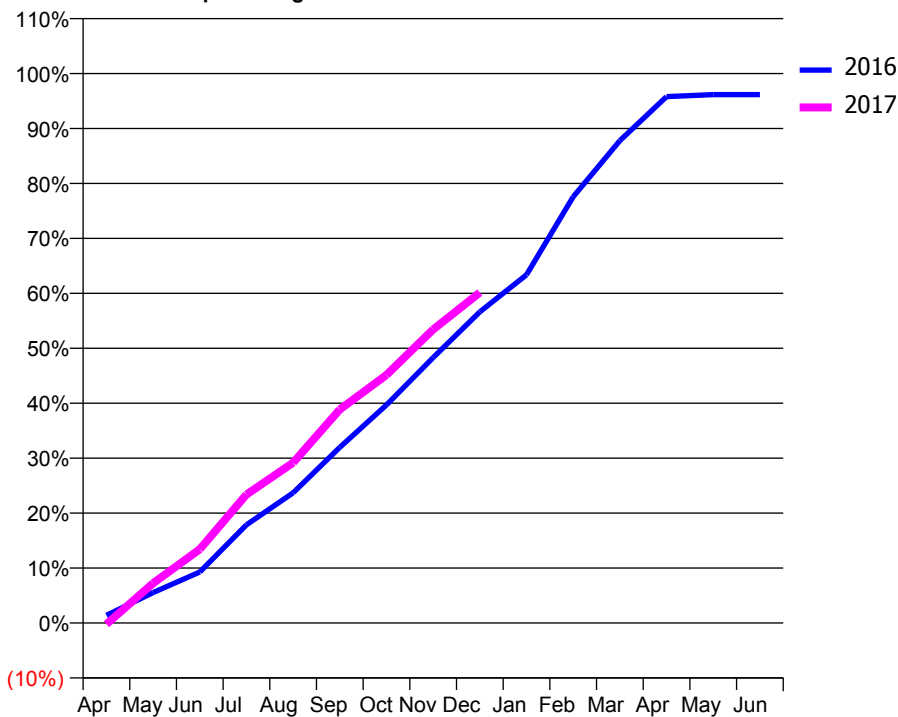
ACCESS*

Patients seen in 24 months	Total	Change since previous quarter
Quarter ending December 2015	9,971	
Quarter ending March 2016	10,261	↑
Quarter ending June 2016	10,405	→
Quarter ending September 2016	10,424	→
Quarter ending December 2016	10,494	→
Variance since December 2015	5.2%	↑



ACTIVITY

Cumulative percentage of contracted UDA delivered 2016 & 2017



Month	Adjusted Scheduled Activity (UDA)	
	2016	2017
April	431	-74
May	1,703	2,225
June	2,847	4,124
July	5,486	7,177
August	7,272	8,953
September	9,813	11,925
October	12,185	13,858
November	14,828	16,397
December	17,383	18,464
January	19,451	
February	23,805	
March	26,947	
April	29,403	
May	29,514	
June	29,514	

QUALITY

	Quantity	Base Number	Contract	AT	Region	England
% of FP17s for the same patient ID Re-attending within 3 months - Children	430	2,981	14.4%	10.1%	12.1%	12.4%
% of FP17s for the same patient ID Re-attending within 3 months - Adults	1,517	7,004	21.7%	13.5%	15.9%	16.6%
% of FP17s for the same patient ID Re-attending between 3 & 9 months - Children	1,491	2,981	50.0%	58.0%	58.6%	57.5%
% of FP17s for the same patient ID Re-attending between 3 & 9 months - Adults	2,848	7,004	40.7%	49.3%	51.5%	50.4%
% of FP17s for Band 1 Urgent Courses	958	8,614	11.1%	7.0%	8.0%	9.1%
% of FP17s Relating to Free Repair or Replacements	101	8,614	1.2%	0.8%	0.8%	0.8%
% of FP17s Relating to Continuations	196	8,614	2.3%	1.3%	1.2%	1.3%
% of Patients satisfied with the dentistry they have received	48	50	96.0%	93.3%	92.8%	92.7%
% of Patients satisfied with the time they had to wait for an appointment	45	50	90.0%	91.0%	89.2%	88.8%

* This is based on patients treated on this contract for their most recent course of treatment. Figures in italics indicate the base number of FP17s or Patient Questionnaire responses are less than 100. N/A is shown where the base number of responses is less than 10 during the period. % is calculated as Quantity/Base number*100

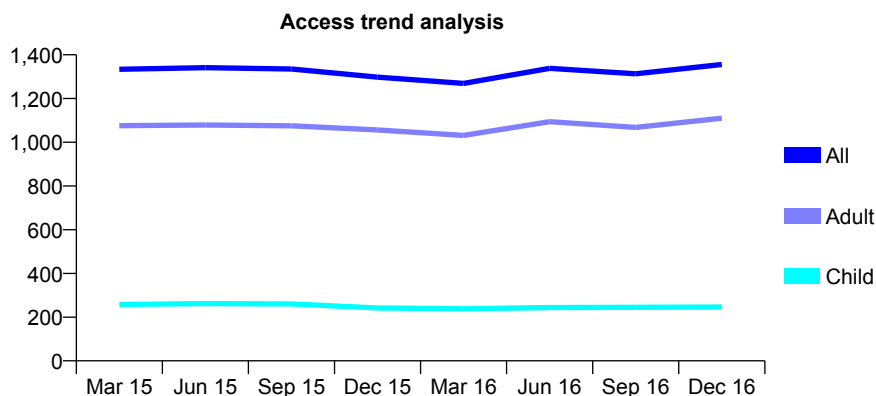
Q53 - Vital Signs At a Glance Contract Report for 574546/0001 - December 2016

Name or company name	MR PS THIARA
Contract type name	GDS Contract
Purpose of contract	General
Contract start date	01/04/2006
Contract end date	

16/17 Contracted general activity (UDA)	3,800
Carry forward general activity (UDA)	0
16/17 Contracted orthodontic activity (UOA)	0
Carry forward orthodontic activity (UOA)	0
Baseline contract value	£94,917.55

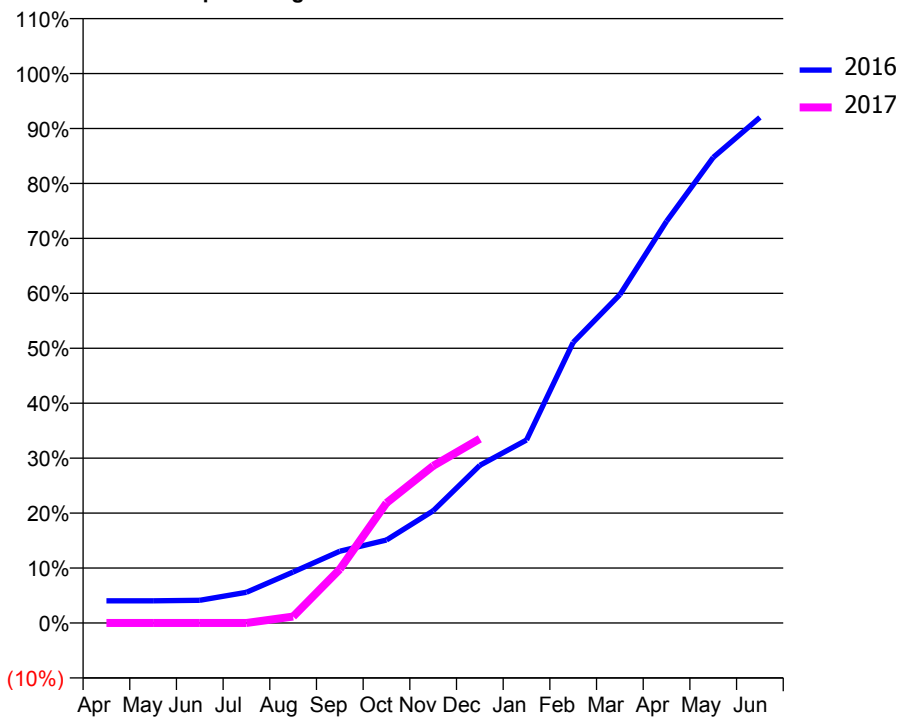
ACCESS*

Patients seen in 24 months	Total	Change since previous quarter
Quarter ending December 2015	1,298	
Quarter ending March 2016	1,269	↓
Quarter ending June 2016	1,338	↑
Quarter ending September 2016	1,313	↓
Quarter ending December 2016	1,356	↑
Variance since December 2015	4.5%	↑



ACTIVITY

Cumulative percentage of contracted UDA delivered 2016 & 2017



Month	Adjusted Scheduled Activity (UDA)	
	2016	2017
April	117	0
May	117	0
June	120	0
July	162	0
August	269	45
September	379	372
October	438	830
November	592	1,087
December	832	1,274
January	966	
February	1,481	
March	1,733	
April	2,120	
May	2,457	
June	2,668	

QUALITY

	Quantity	Base Number	Contract	AT	Region	England
% of FP17s for the same patient ID Re-attending within 3 months - Children	0	175	0.0%	10.1%	12.1%	12.4%
% of FP17s for the same patient ID Re-attending within 3 months - Adults	20	807	2.5%	13.5%	15.9%	16.6%
% of FP17s for the same patient ID Re-attending between 3 & 9 months - Children	58	175	33.1%	58.0%	58.6%	57.5%
% of FP17s for the same patient ID Re-attending between 3 & 9 months - Adults	244	807	30.2%	49.3%	51.5%	50.4%
% of FP17s for Band 1 Urgent Courses	1	578	0.2%	7.0%	8.0%	9.1%
% of FP17s Relating to Free Repair or Replacements	0	578	0.0%	0.8%	0.8%	0.8%
% of FP17s Relating to Continuations	0	578	0.0%	1.3%	1.2%	1.3%
% of Patients satisfied with the dentistry they have received	1	1	N/A	93.3%	92.8%	92.7%
% of Patients satisfied with the time they had to wait for an appointment	0	1	N/A	91.0%	89.2%	88.8%

* This is based on patients treated on this contract for their most recent course of treatment. Figures in italics indicate the base number of FP17s or Patient Questionnaire responses are less than 100. N/A is shown where the base number of responses is less than 10 during the period. % is calculated as Quantity/Base number*100

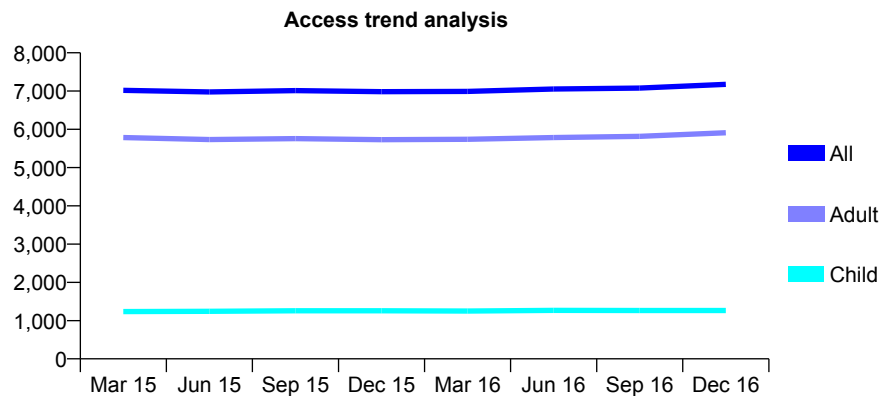
Q53 - Vital Signs At a Glance Contract Report for 575186/0002 - December 2016

Name or company name	MR S OWEN
Contract type name	Pilot Contract
Purpose of contract	General
Contract start date	01/04/2006
Contract end date	

16/17 Contracted general activity (UDA)	23,300
Carry forward general activity (UDA)	0
16/17 Contracted orthodontic activity (UOA)	0
Carry forward orthodontic activity (UOA)	0
Baseline contract value	£682,869.71

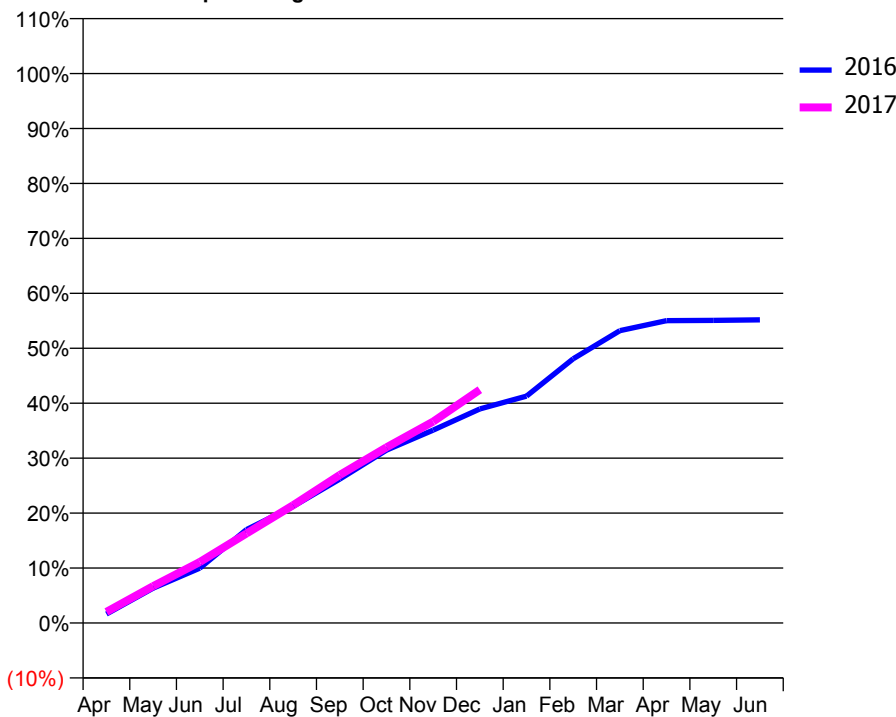
ACCESS*

Patients seen in 24 months	Total	Change since previous quarter
Quarter ending December 2015	6,985	
Quarter ending March 2016	6,992	→
Quarter ending June 2016	7,053	→
Quarter ending September 2016	7,079	→
Quarter ending December 2016	7,174	→
Variance since December 2015	2.7%	↑



ACTIVITY

Cumulative percentage of contracted UDA delivered 2016 & 2017



Month	Adjusted Scheduled Activity (UDA)	
	2016	2017
April	384	470
May	1,476	1,566
June	2,327	2,585
July	3,958	3,795
August	4,943	4,993
September	6,105	6,281
October	7,330	7,449
November	8,180	8,539
December	9,080	9,893
January	9,618	
February	11,202	
March	12,397	
April	12,822	
May	12,833	
June	12,854	

QUALITY

	Quantity	Base Number	Contract	AT	Region	England
% of FP17s for the same patient ID Re-attending within 3 months - Children	27	1,252	2.2%	10.1%	12.1%	12.4%
% of FP17s for the same patient ID Re-attending within 3 months - Adults	281	5,167	5.4%	13.5%	15.9%	16.6%
% of FP17s for the same patient ID Re-attending between 3 & 9 months - Children	631	1,252	50.4%	58.0%	58.6%	57.5%
% of FP17s for the same patient ID Re-attending between 3 & 9 months - Adults	1,809	5,167	35.0%	49.3%	51.5%	50.4%
% of FP17s for Band 1 Urgent Courses	381	6,060	6.3%	7.0%	8.0%	9.1%
% of FP17s Relating to Free Repair or Replacements	10	6,060	0.2%	0.8%	0.8%	0.8%
% of FP17s Relating to Continuations	13	6,060	0.2%	1.3%	1.2%	1.3%
% of Patients satisfied with the dentistry they have received	9	9	N/A	93.3%	92.8%	92.7%
% of Patients satisfied with the time they had to wait for an appointment	7	9	N/A	91.0%	89.2%	88.8%

* This is based on patients treated on this contract for their most recent course of treatment. Figures in italics indicate the base number of FP17s or Patient Questionnaire responses are less than 100. N/A is shown where the base number of responses is less than 10 during the period. % is calculated as Quantity/Base number*100

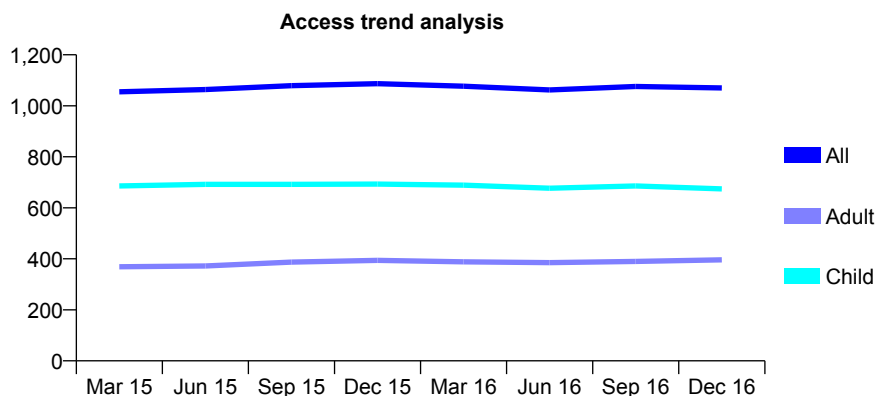
Q53 - Vital Signs At a Glance Contract Report for 575798/0001 - December 2016

Name or company name	MR CJ MEIXNER
Contract type name	GDS Contract
Purpose of contract	General
Contract start date	01/04/2006
Contract end date	

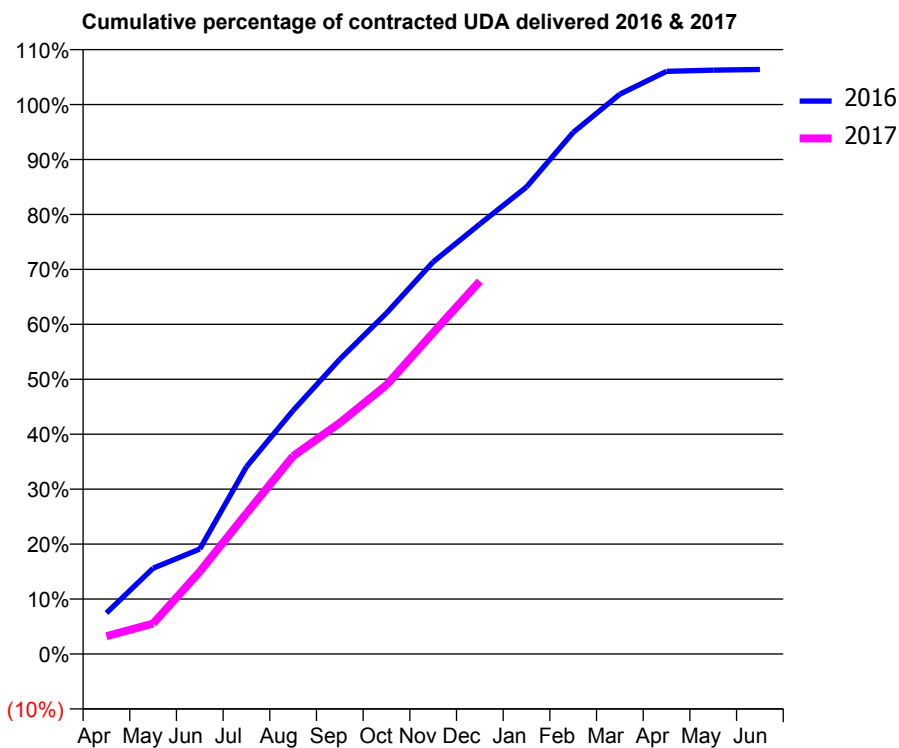
16/17 Contracted general activity (UDA)	2,750
Carry forward general activity (UDA)	-55
16/17 Contracted orthodontic activity (UOA)	0
Carry forward orthodontic activity (UOA)	0
Baseline contract value	£70,725.39

ACCESS*

Patients seen in 24 months	Total	Change since previous quarter
Quarter ending December 2015	1,087	
Quarter ending March 2016	1,077	→
Quarter ending June 2016	1,062	↓
Quarter ending September 2016	1,076	→
Quarter ending December 2016	1,070	→
Variance since December 2015	(1.6%)	↓



ACTIVITY



Month	Adjusted Scheduled Activity (UDA)	
	2016	2017
April	205	89
May	429	153
June	526	412
July	937	704
August	1,219	991
September	1,475	1,157
October	1,706	1,347
November	1,962	1,608
December	2,152	1,865
January	2,337	
February	2,610	
March	2,802	
April	2,916	
May	2,922	
June	2,925	

QUALITY

	Quantity	Base Number	Contract	AT	Region	England
% of FP17s for the same patient ID Re-attending within 3 months - Children	58	814	7.1%	10.1%	12.1%	12.4%
% of FP17s for the same patient ID Re-attending within 3 months - Adults	72	345	20.9%	13.5%	15.9%	16.6%
% of FP17s for the same patient ID Re-attending between 3 & 9 months - Children	547	814	67.2%	58.0%	58.6%	57.5%
% of FP17s for the same patient ID Re-attending between 3 & 9 months - Adults	172	345	49.9%	49.3%	51.5%	50.4%
% of FP17s for Band 1 Urgent Courses	72	1,078	6.7%	7.0%	8.0%	9.1%
% of FP17s Relating to Free Repair or Replacements	0	1,078	0.0%	0.8%	0.8%	0.8%
% of FP17s Relating to Continuations	1	1,078	0.1%	1.3%	1.2%	1.3%
% of Patients satisfied with the dentistry they have received	3	3	N/A	93.3%	92.8%	92.7%
% of Patients satisfied with the time they had to wait for an appointment	3	3	N/A	91.0%	89.2%	88.8%

* This is based on patients treated on this contract for their most recent course of treatment. Figures in italics indicate the base number of FP17s or Patient Questionnaire responses are less than 100. N/A is shown where the base number of responses is less than 10 during the period. % is calculated as Quantity/Base number*100

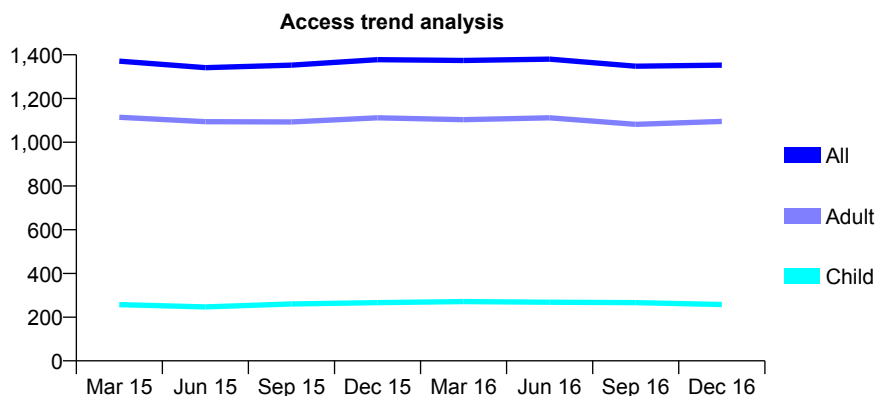
Q53 - Vital Signs At a Glance Contract Report for 619744/0005 - December 2016

Name or company name	MR AM WILLIAMS
Contract type name	GDS Contract
Purpose of contract	General
Contract start date	02/07/2012
Contract end date	

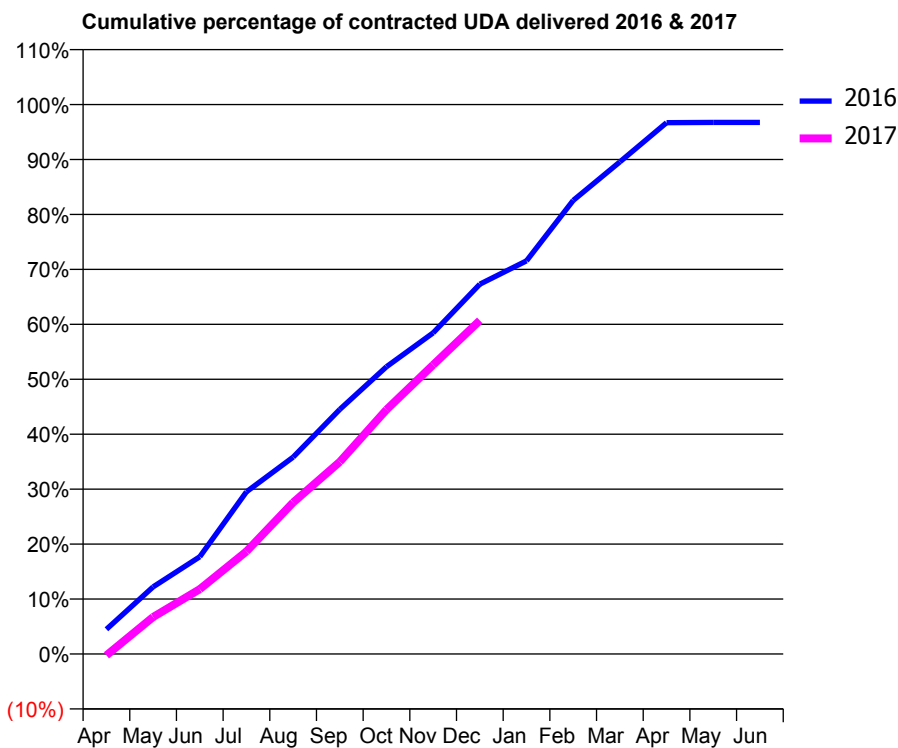
16/17 Contracted general activity (UDA)	3,761
Carry forward general activity (UDA)	122
16/17 Contracted orthodontic activity (UOA)	0
Carry forward orthodontic activity (UOA)	0
Baseline contract value	£76,761.55

ACCESS*

Patients seen in 24 months	Total	Change since previous quarter
Quarter ending December 2015	1,378	
Quarter ending March 2016	1,374	→
Quarter ending June 2016	1,380	→
Quarter ending September 2016	1,348	↓
Quarter ending December 2016	1,353	→
Variance since December 2015	(1.8%)	↓



ACTIVITY



Month	Adjusted Scheduled Activity (UDA)	
	2016	2017
April	170	-10
May	459	253
June	665	444
July	1,110	702
August	1,347	1,037
September	1,675	1,315
October	1,966	1,673
November	2,198	1,979
December	2,531	2,283
January	2,691	
February	3,105	
March	3,368	
April	3,636	
May	3,638	
June	3,638	

QUALITY

	Quantity	Base Number	Contract	AT	Region	England
% of FP17s for the same patient ID Re-attending within 3 months - Children	17	320	5.3%	10.1%	12.1%	12.4%
% of FP17s for the same patient ID Re-attending within 3 months - Adults	128	1,379	9.3%	13.5%	15.9%	16.6%
% of FP17s for the same patient ID Re-attending between 3 & 9 months - Children	203	320	63.4%	58.0%	58.6%	57.5%
% of FP17s for the same patient ID Re-attending between 3 & 9 months - Adults	918	1,379	66.6%	49.3%	51.5%	50.4%
% of FP17s for Band 1 Urgent Courses	105	1,556	6.7%	7.0%	8.0%	9.1%
% of FP17s Relating to Free Repair or Replacements	10	1,556	0.6%	0.8%	0.8%	0.8%
% of FP17s Relating to Continuations	21	1,556	1.3%	1.3%	1.2%	1.3%
% of Patients satisfied with the dentistry they have received	10	10	100.0%	93.3%	92.8%	92.7%
% of Patients satisfied with the time they had to wait for an appointment	10	10	100.0%	91.0%	89.2%	88.8%

* This is based on patients treated on this contract for their most recent course of treatment. Figures in italics indicate the base number of FP17s or Patient Questionnaire responses are less than 100. N/A is shown where the base number of responses is less than 10 during the period. % is calculated as Quantity/Base number*100

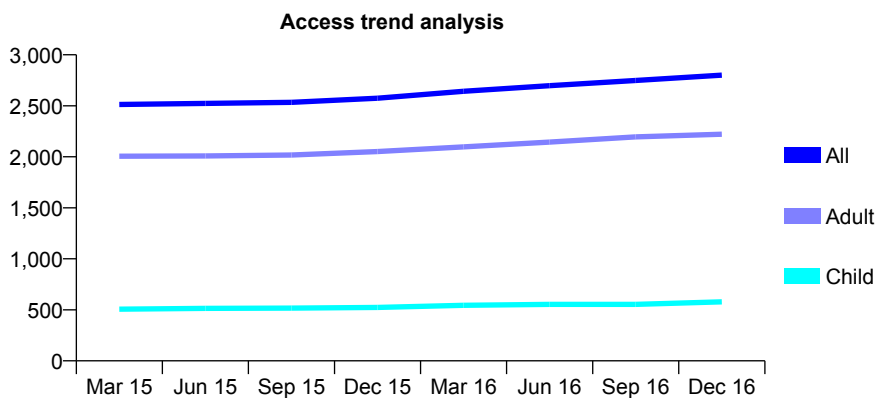
Q53 - Vital Signs At a Glance Contract Report for 619744/0006 - December 2016

Name or company name	MR AM WILLIAMS
Contract type name	GDS Contract
Purpose of contract	General and Orthodontic
Contract start date	02/07/2012
Contract end date	

16/17 Contracted general activity (UDA)	7,452
Carry forward general activity (UDA)	0
16/17 Contracted orthodontic activity (UOA)	409
Carry forward orthodontic activity (UOA)	0
Baseline contract value	£178,614.99

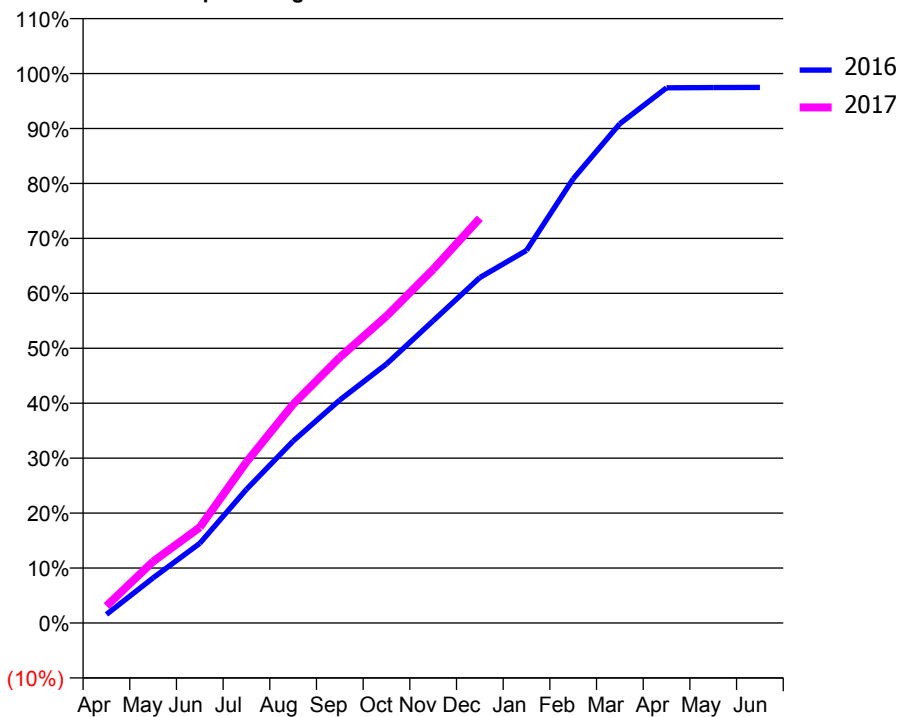
ACCESS*

Patients seen in 24 months	Total	Change since previous quarter
Quarter ending December 2015	2,574	
Quarter ending March 2016	2,642	↑
Quarter ending June 2016	2,698	↑
Quarter ending September 2016	2,748	→
Quarter ending December 2016	2,800	→
Variance since December 2015	8.8%	↑



ACTIVITY

Cumulative percentage of contracted UDA delivered 2016 & 2017



Month	Adjusted Scheduled Activity (UDA)	
	2016	2017
April	116	230
May	612	835
June	1,080	1,297
July	1,813	2,183
August	2,468	2,967
September	3,025	3,604
October	3,513	4,161
November	4,099	4,797
December	4,685	5,490
January	5,053	
February	6,024	
March	6,771	
April	7,259	
May	7,262	
June	7,263	

QUALITY

	Quantity	Base Number	Contract	AT	Region	England
% of FP17s for the same patient ID Re-attending within 3 months - Children	48	713	6.7%	10.1%	12.1%	12.4%
% of FP17s for the same patient ID Re-attending within 3 months - Adults	370	2,712	13.6%	13.5%	15.9%	16.6%
% of FP17s for the same patient ID Re-attending between 3 & 9 months - Children	440	713	61.7%	58.0%	58.6%	57.5%
% of FP17s for the same patient ID Re-attending between 3 & 9 months - Adults	1,706	2,712	62.9%	49.3%	51.5%	50.4%
% of FP17s for Band 1 Urgent Courses	273	3,144	8.7%	7.0%	8.0%	9.1%
% of FP17s Relating to Free Repair or Replacements	35	3,144	1.1%	0.8%	0.8%	0.8%
% of FP17s Relating to Continuations	54	3,144	1.7%	1.3%	1.2%	1.3%
% of Patients satisfied with the dentistry they have received	5	5	N/A	93.3%	92.8%	92.7%
% of Patients satisfied with the time they had to wait for an appointment	4	5	N/A	91.0%	89.2%	88.8%

* This is based on patients treated on this contract for their most recent course of treatment. Figures in italics indicate the base number of FP17s or Patient Questionnaire responses are less than 100. N/A is shown where the base number of responses is less than 10 during the period. % is calculated as Quantity/Base number*100

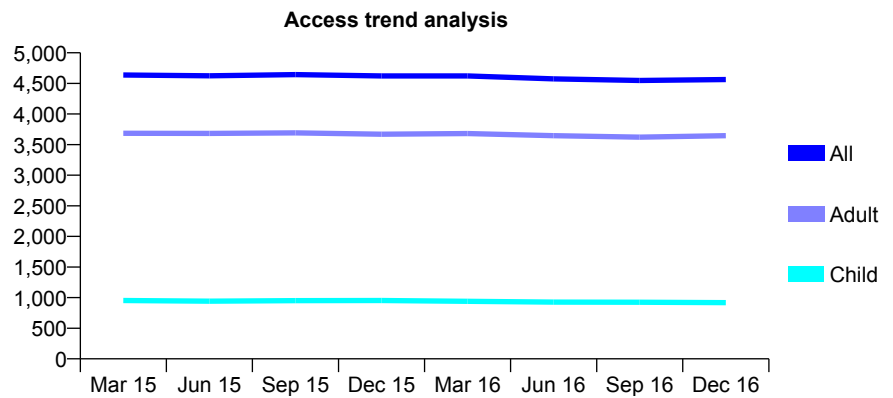
Q53 - Vital Signs At a Glance Contract Report for 626171/0001 - December 2016

Name or company name	MR MG HASSALL
Contract type name	GDS Contract
Purpose of contract	General
Contract start date	01/04/2006
Contract end date	

16/17 Contracted general activity (UDA)	12,950
Carry forward general activity (UDA)	-51
16/17 Contracted orthodontic activity (UOA)	0
Carry forward orthodontic activity (UOA)	0
Baseline contract value	£264,307.89

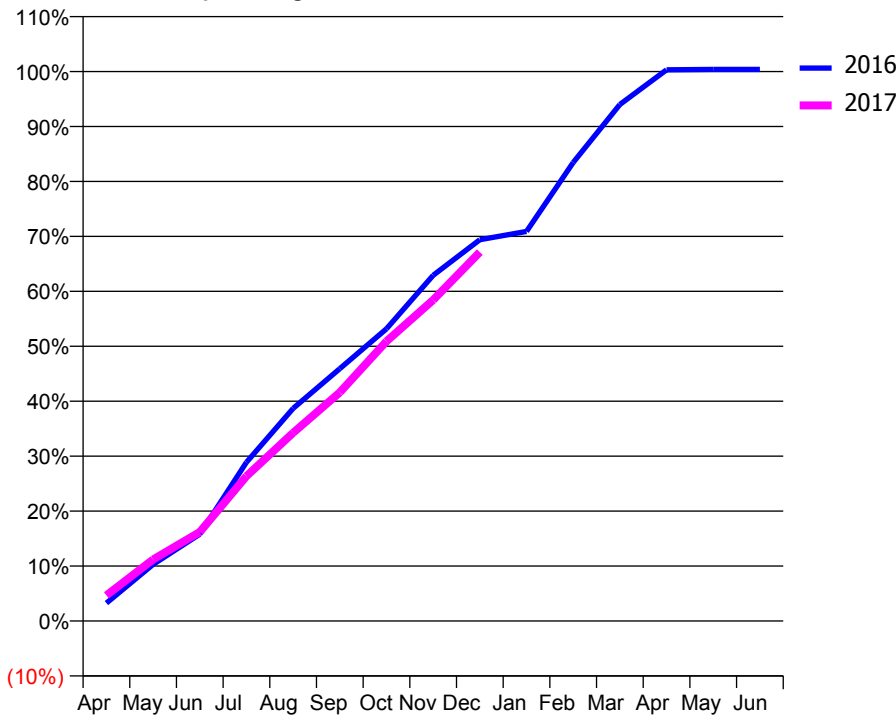
ACCESS*

Patients seen in 24 months	Total	Change since previous quarter
Quarter ending December 2015	4,623	
Quarter ending March 2016	4,621	→
Quarter ending June 2016	4,573	↓
Quarter ending September 2016	4,547	→
Quarter ending December 2016	4,564	→
Variance since December 2015	(1.3%)	↓



ACTIVITY

Cumulative percentage of contracted UDA delivered 2016 & 2017



Month	Adjusted Scheduled Activity (UDA)	
	2016	2017
April	422	605
May	1,335	1,452
June	2,047	2,096
July	3,740	3,414
August	5,011	4,435
September	5,946	5,387
October	6,888	6,591
November	8,148	7,565
December	8,987	8,694
January	9,180	
February	10,805	
March	12,172	
April	12,990	
May	12,998	
June	13,001	

QUALITY

	Quantity	Base Number	Contract	AT	Region	England
% of FP17s for the same patient ID Re-attending within 3 months - Children	73	883	8.3%	10.1%	12.1%	12.4%
% of FP17s for the same patient ID Re-attending within 3 months - Adults	507	3,741	13.6%	13.5%	15.9%	16.6%
% of FP17s for the same patient ID Re-attending between 3 & 9 months - Children	287	883	32.5%	58.0%	58.6%	57.5%
% of FP17s for the same patient ID Re-attending between 3 & 9 months - Adults	1,403	3,741	37.5%	49.3%	51.5%	50.4%
% of FP17s for Band 1 Urgent Courses	88	4,312	2.0%	7.0%	8.0%	9.1%
% of FP17s Relating to Free Repair or Replacements	36	4,312	0.8%	0.8%	0.8%	0.8%
% of FP17s Relating to Continuations	189	4,312	4.4%	1.3%	1.2%	1.3%
% of Patients satisfied with the dentistry they have received	6	7	N/A	93.3%	92.8%	92.7%
% of Patients satisfied with the time they had to wait for an appointment	7	7	N/A	91.0%	89.2%	88.8%

* This is based on patients treated on this contract for their most recent course of treatment. Figures in italics indicate the base number of FP17s or Patient Questionnaire responses are less than 100. N/A is shown where the base number of responses is less than 10 during the period. % is calculated as Quantity/Base number*100

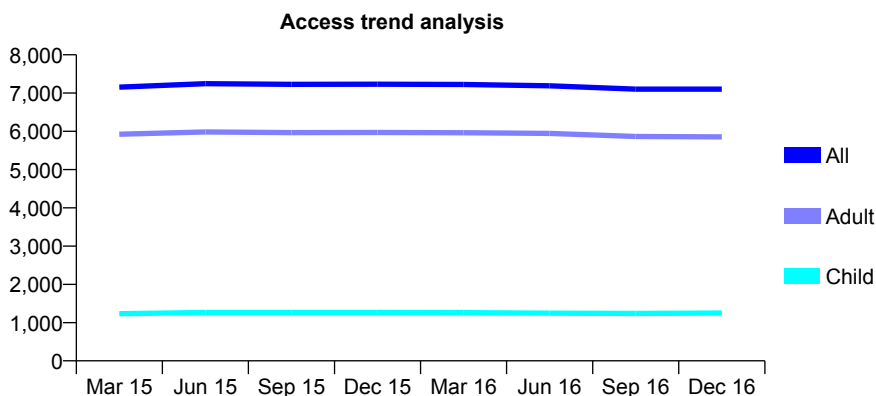
Q53 - Vital Signs At a Glance Contract Report for 630152/0001 - December 2016

Name or company name	MR TJ LEWIN
Contract type name	GDS Contract
Purpose of contract	General
Contract start date	01/04/2006
Contract end date	

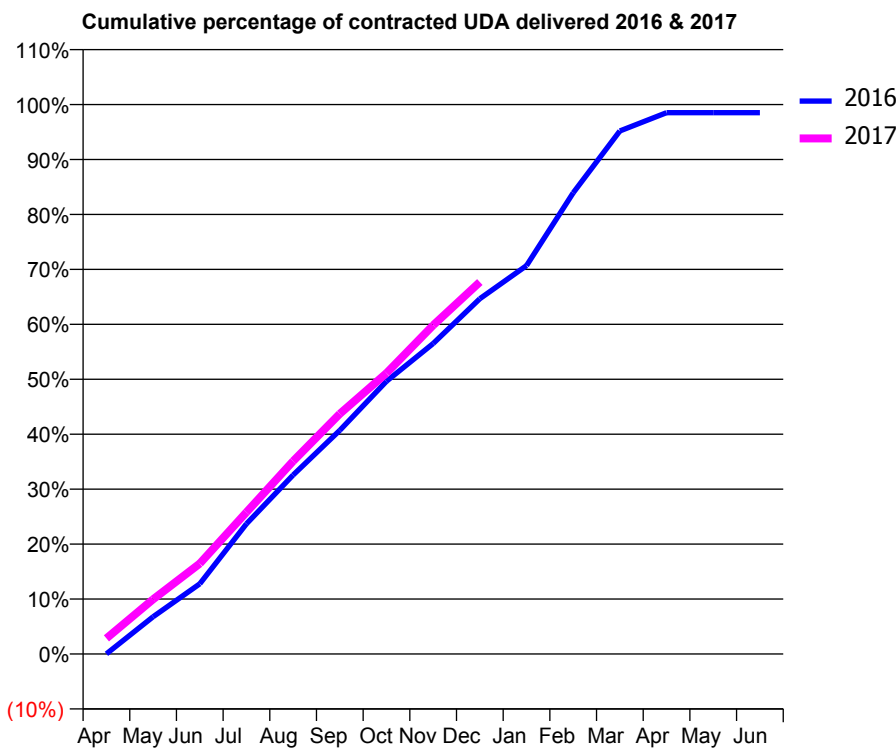
16/17 Contracted general activity (UDA)	18,059
Carry forward general activity (UDA)	269
16/17 Contracted orthodontic activity (UOA)	0
Carry forward orthodontic activity (UOA)	0
Baseline contract value	£449,594.71

ACCESS*

Patients seen in 24 months	Total	Change since previous quarter
Quarter ending December 2015	7,233	
Quarter ending March 2016	7,224	→
Quarter ending June 2016	7,190	→
Quarter ending September 2016	7,103	↓
Quarter ending December 2016	7,103	→
Variance since December 2015	(1.8%)	↓



ACTIVITY



Month	Adjusted Scheduled Activity (UDA)	
	2016	2017
April	8	515
May	1,223	1,798
June	2,309	2,973
July	4,280	4,659
August	5,883	6,340
September	7,354	7,895
October	8,965	9,232
November	10,204	10,804
December	11,678	12,223
January	12,763	
February	15,155	
March	17,190	
April	17,789	
May	17,790	
June	17,790	

QUALITY

	Quantity	Base Number	Contract	AT	Region	England
% of FP17s for the same patient ID Re-attending within 3 months - Children	59	1,229	4.8%	10.1%	12.1%	12.4%
% of FP17s for the same patient ID Re-attending within 3 months - Adults	820	5,736	14.3%	13.5%	15.9%	16.6%
% of FP17s for the same patient ID Re-attending between 3 & 9 months - Children	580	1,229	47.2%	58.0%	58.6%	57.5%
% of FP17s for the same patient ID Re-attending between 3 & 9 months - Adults	2,206	5,736	38.5%	49.3%	51.5%	50.4%
% of FP17s for Band 1 Urgent Courses	511	6,055	8.4%	7.0%	8.0%	9.1%
% of FP17s Relating to Free Repair or Replacements	59	6,055	1.0%	0.8%	0.8%	0.8%
% of FP17s Relating to Continuations	70	6,055	1.2%	1.3%	1.2%	1.3%
% of Patients satisfied with the dentistry they have received	18	19	94.7%	93.3%	92.8%	92.7%
% of Patients satisfied with the time they had to wait for an appointment	19	19	100.0%	91.0%	89.2%	88.8%

* This is based on patients treated on this contract for their most recent course of treatment. Figures in italics indicate the base number of FP17s or Patient Questionnaire responses are less than 100. N/A is shown where the base number of responses is less than 10 during the period. % is calculated as Quantity/Base number*100

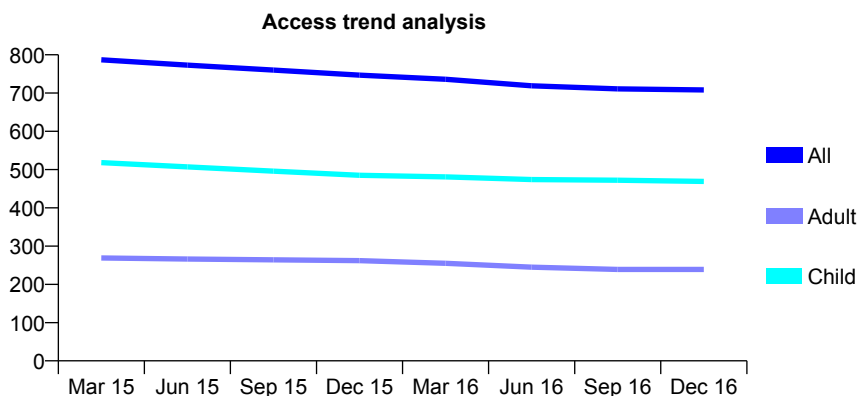
Q53 - Vital Signs At a Glance Contract Report for 630470/0001 - December 2016

Name or company name	MR PW AIRDRIE
Contract type name	GDS Contract
Purpose of contract	General
Contract start date	01/08/2012
Contract end date	

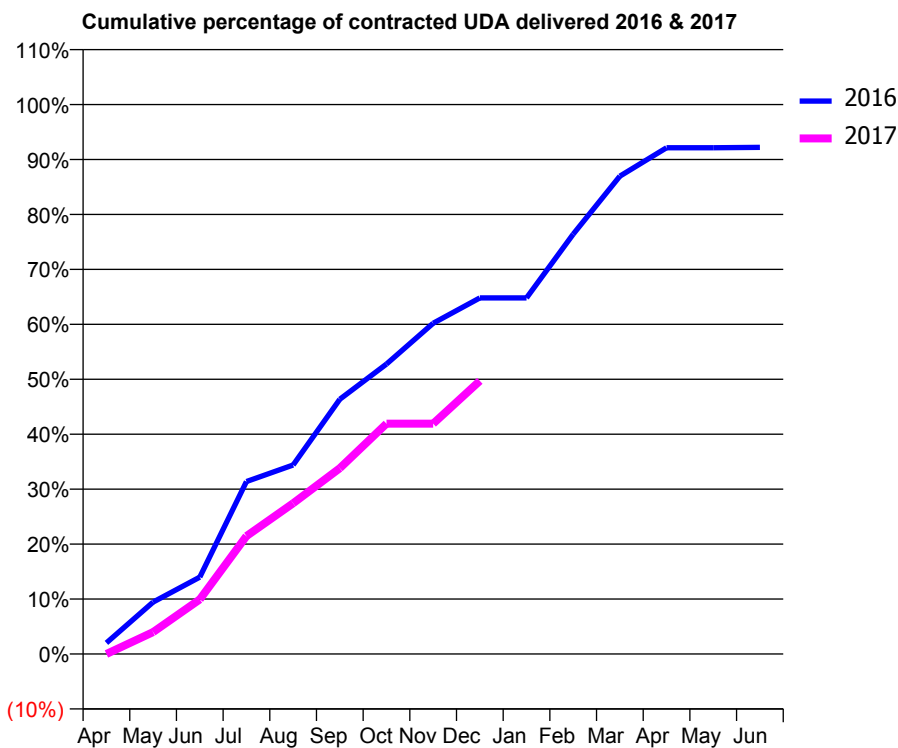
16/17 Contracted general activity (UDA)	1,630
Carry forward general activity (UDA)	0
16/17 Contracted orthodontic activity (UOA)	0
Carry forward orthodontic activity (UOA)	0
Baseline contract value	£36,251.99

ACCESS*

Patients seen in 24 months	Total	Change since previous quarter
Quarter ending December 2015	747	
Quarter ending March 2016	736	↓
Quarter ending June 2016	719	↓
Quarter ending September 2016	711	↓
Quarter ending December 2016	708	→
Variance since December 2015	(5.2%)	↓



ACTIVITY



Month	Adjusted Scheduled Activity (UDA)	
	2016	2017
April	33	0
May	154	65
June	228	162
July	512	350
August	561	447
September	756	551
October	860	683
November	981	683
December	1,056	810
January	1,056	
February	1,245	
March	1,418	
April	1,502	
May	1,502	
June	1,503	

QUALITY

	Quantity	Base Number	Contract	AT	Region	England
% of FP17s for the same patient ID Re-attending within 3 months - Children	22	562	3.9%	10.1%	12.1%	12.4%
% of FP17s for the same patient ID Re-attending within 3 months - Adults	20	194	10.3%	13.5%	15.9%	16.6%
% of FP17s for the same patient ID Re-attending between 3 & 9 months - Children	429	562	76.3%	58.0%	58.6%	57.5%
% of FP17s for the same patient ID Re-attending between 3 & 9 months - Adults	137	194	70.6%	49.3%	51.5%	50.4%
% of FP17s for Band 1 Urgent Courses	2	683	0.3%	7.0%	8.0%	9.1%
% of FP17s Relating to Free Repair or Replacements	0	683	0.0%	0.8%	0.8%	0.8%
% of FP17s Relating to Continuations	0	683	0.0%	1.3%	1.2%	1.3%
% of Patients satisfied with the dentistry they have received	2	2	N/A	93.3%	92.8%	92.7%
% of Patients satisfied with the time they had to wait for an appointment	2	2	N/A	91.0%	89.2%	88.8%

* This is based on patients treated on this contract for their most recent course of treatment. Figures in italics indicate the base number of FP17s or Patient Questionnaire responses are less than 100. N/A is shown where the base number of responses is less than 10 during the period. % is calculated as Quantity/Base number*100

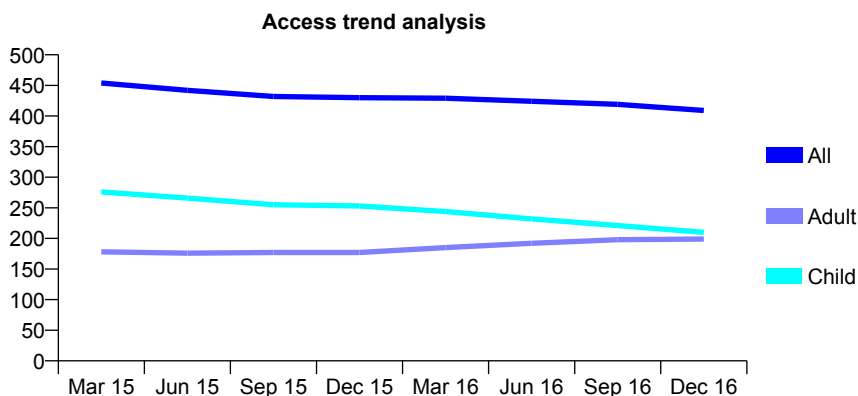
Q53 - Vital Signs At a Glance Contract Report for 634794/0001 - December 2016

Name or company name	MR MA FELLER
Contract type name	GDS Contract
Purpose of contract	General
Contract start date	01/04/2006
Contract end date	

16/17 Contracted general activity (UDA)	1,049
Carry forward general activity (UDA)	17
16/17 Contracted orthodontic activity (UOA)	0
Carry forward orthodontic activity (UOA)	0
Baseline contract value	£26,105.81

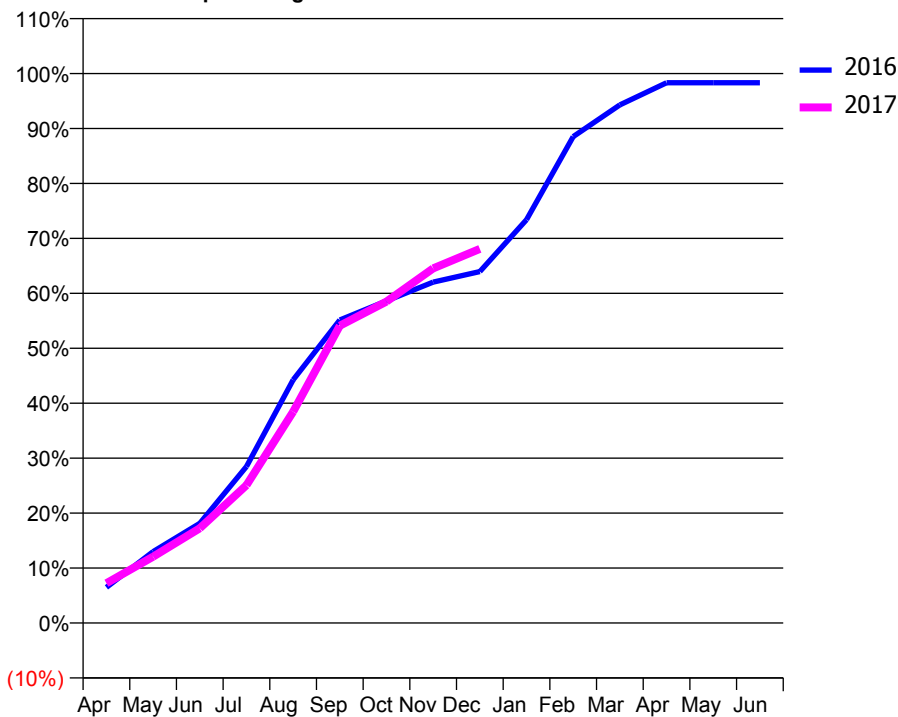
ACCESS*

Patients seen in 24 months	Total	Change since previous quarter
Quarter ending December 2015	430	
Quarter ending March 2016	429	→
Quarter ending June 2016	424	↓
Quarter ending September 2016	419	↓
Quarter ending December 2016	409	↓
Variance since December 2015	(4.9%)	↓



ACTIVITY

Cumulative percentage of contracted UDA delivered 2016 & 2017



Month	Adjusted Scheduled Activity (UDA)	
	2016	2017
April	68	76
May	136	127
June	190	181
July	299	263
August	464	403
September	579	568
October	615	614
November	651	677
December	671	714
January	770	
February	929	
March	989	
April	1,031	
May	1,031	
June	1,031	

QUALITY

	Quantity	Base Number	Contract	AT	Region	England
% of FP17s for the same patient ID Re-attending within 3 months - Children	13	251	5.2%	10.1%	12.1%	12.4%
% of FP17s for the same patient ID Re-attending within 3 months - Adults	6	104	5.8%	13.5%	15.9%	16.6%
% of FP17s for the same patient ID Re-attending between 3 & 9 months - Children	123	251	49.0%	58.0%	58.6%	57.5%
% of FP17s for the same patient ID Re-attending between 3 & 9 months - Adults	18	104	17.3%	49.3%	51.5%	50.4%
% of FP17s for Band 1 Urgent Courses	11	335	3.3%	7.0%	8.0%	9.1%
% of FP17s Relating to Free Repair or Replacements	0	335	0.0%	0.8%	0.8%	0.8%
% of FP17s Relating to Continuations	3	335	0.9%	1.3%	1.2%	1.3%
% of Patients satisfied with the dentistry they have received	0	0	N/A	93.3%	92.8%	92.7%
% of Patients satisfied with the time they had to wait for an appointment	0	0	N/A	91.0%	89.2%	88.8%

* This is based on patients treated on this contract for their most recent course of treatment. Figures in italics indicate the base number of FP17s or Patient Questionnaire responses are less than 100. N/A is shown where the base number of responses is less than 10 during the period. % is calculated as Quantity/Base number*100

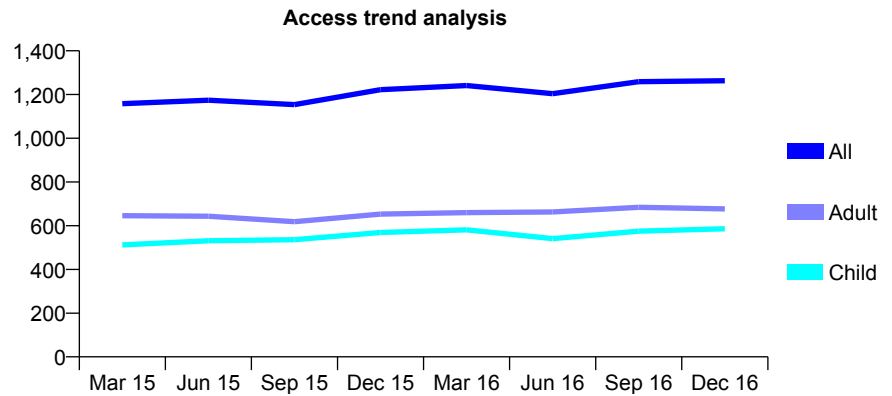
Q53 - Vital Signs At a Glance Contract Report for 635138/0001 - December 2016

Name or company name	MR FM RAHMAN
Contract type name	GDS Contract
Purpose of contract	General
Contract start date	01/04/2006
Contract end date	

16/17 Contracted general activity (UDA)	3,619
Carry forward general activity (UDA)	-40
16/17 Contracted orthodontic activity (UOA)	0
Carry forward orthodontic activity (UOA)	0
Baseline contract value	£106,169.32

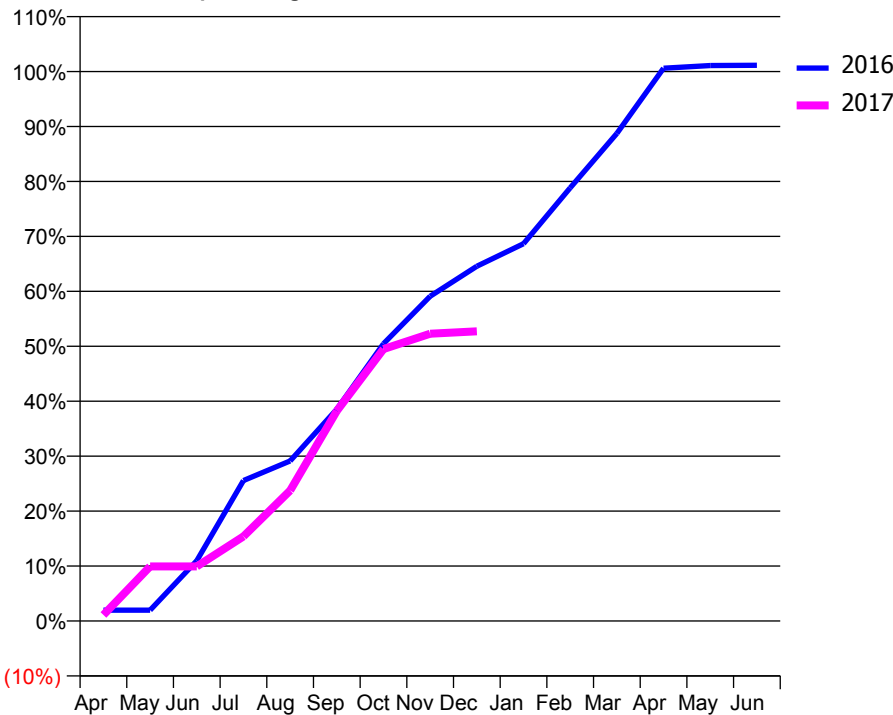
ACCESS*

Patients seen in 24 months	Total	Change since previous quarter
Quarter ending December 2015	1,222	
Quarter ending March 2016	1,241	→
Quarter ending June 2016	1,204	↓
Quarter ending September 2016	1,259	↑
Quarter ending December 2016	1,263	→
Variance since December 2015	3.4%	↑



ACTIVITY

Cumulative percentage of contracted UDA delivered 2016 & 2017



Month	Adjusted Scheduled Activity (UDA)	
	2016	2017
April	72	40
May	72	360
June	397	360
July	925	557
August	1,054	859
September	1,395	1,384
October	1,826	1,791
November	2,139	1,892
December	2,336	1,908
January	2,485	
February	2,853	
March	3,212	
April	3,641	
May	3,659	
June	3,660	

QUALITY

	Quantity	Base Number	Contract	AT	Region	England
% of FP17s for the same patient ID Re-attending within 3 months - Children	16	424	3.8%	10.1%	12.1%	12.4%
% of FP17s for the same patient ID Re-attending within 3 months - Adults	60	434	13.8%	13.5%	15.9%	16.6%
% of FP17s for the same patient ID Re-attending between 3 & 9 months - Children	210	424	49.5%	58.0%	58.6%	57.5%
% of FP17s for the same patient ID Re-attending between 3 & 9 months - Adults	140	434	32.3%	49.3%	51.5%	50.4%
% of FP17s for Band 1 Urgent Courses	66	742	8.9%	7.0%	8.0%	9.1%
% of FP17s Relating to Free Repair or Replacements	3	742	0.4%	0.8%	0.8%	0.8%
% of FP17s Relating to Continuations	0	742	0.0%	1.3%	1.2%	1.3%
% of Patients satisfied with the dentistry they have received	0	2	N/A	93.3%	92.8%	92.7%
% of Patients satisfied with the time they had to wait for an appointment	1	2	N/A	91.0%	89.2%	88.8%

* This is based on patients treated on this contract for their most recent course of treatment. Figures in italics indicate the base number of FP17s or Patient Questionnaire responses are less than 100. N/A is shown where the base number of responses is less than 10 during the period. % is calculated as Quantity/Base number*100

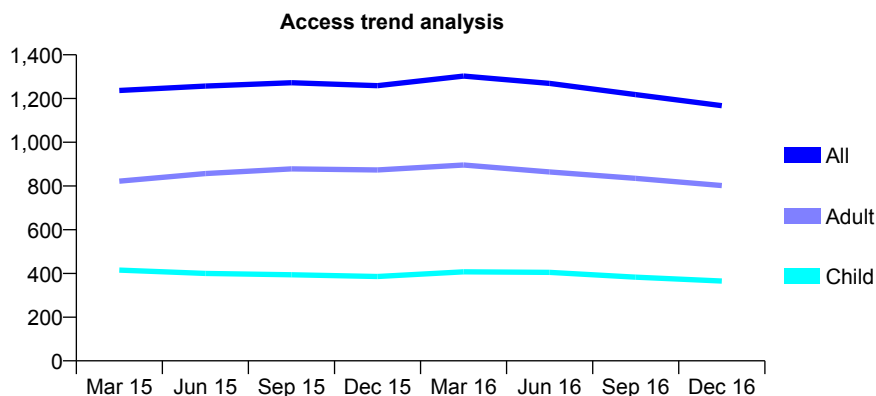
Q53 - Vital Signs At a Glance Contract Report for 641960/0002 - December 2016

Name or company name	MR AJ BROWNE
Contract type name	GDS Contract
Purpose of contract	General
Contract start date	01/01/2014
Contract end date	

16/17 Contracted general activity (UDA)	2,750
Carry forward general activity (UDA)	0
16/17 Contracted orthodontic activity (UOA)	0
Carry forward orthodontic activity (UOA)	0
Baseline contract value	£60,776.65

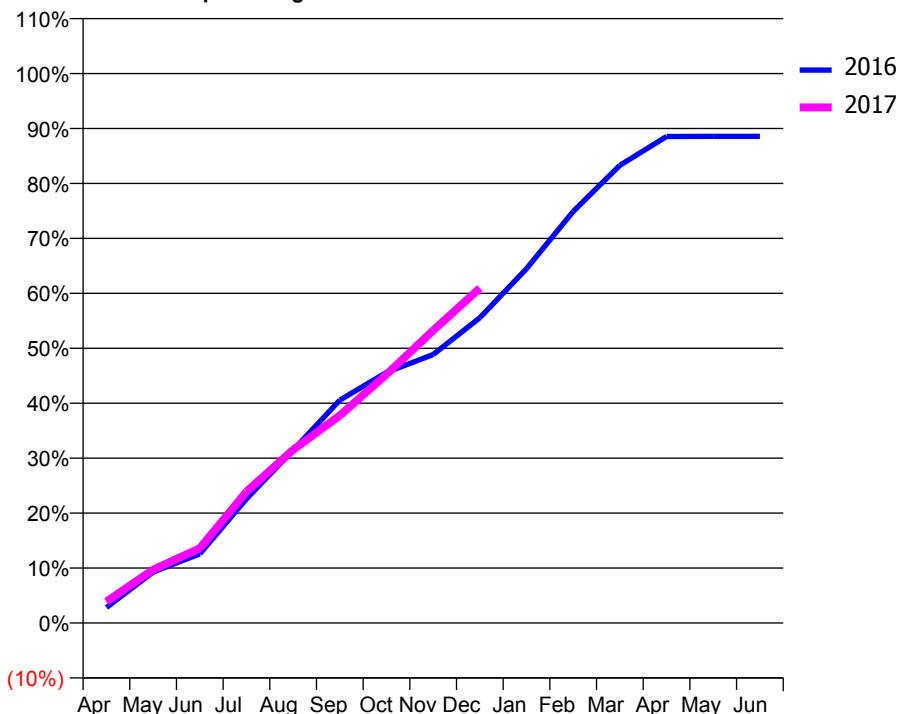
ACCESS*

Patients seen in 24 months	Total	Change since previous quarter
Quarter ending December 2015	1,259	
Quarter ending March 2016	1,303	↑
Quarter ending June 2016	1,269	↓
Quarter ending September 2016	1,218	↓
Quarter ending December 2016	1,167	↓
Variance since December 2015	(7.3%)	↓



ACTIVITY

Cumulative percentage of contracted UDA delivered 2016 & 2017



Month	Adjusted Scheduled Activity (UDA)	
	2016	2017
April	87	107
May	288	267
June	390	374
July	701	657
August	976	867
September	1,258	1,039
October	1,414	1,244
November	1,515	1,465
December	1,722	1,676
January	1,999	
February	2,322	
March	2,582	
April	2,745	
May	2,746	
June	2,746	

QUALITY

	Quantity	Base Number	Contract	AT	Region	England
% of FP17s for the same patient ID Re-attending within 3 months - Children	19	447	4.3%	10.1%	12.1%	12.4%
% of FP17s for the same patient ID Re-attending within 3 months - Adults	57	745	7.7%	13.5%	15.9%	16.6%
% of FP17s for the same patient ID Re-attending between 3 & 9 months - Children	308	447	68.9%	58.0%	58.6%	57.5%
% of FP17s for the same patient ID Re-attending between 3 & 9 months - Adults	390	745	52.3%	49.3%	51.5%	50.4%
% of FP17s for Band 1 Urgent Courses	10	1,097	0.9%	7.0%	8.0%	9.1%
% of FP17s Relating to Free Repair or Replacements	1	1,097	0.1%	0.8%	0.8%	0.8%
% of FP17s Relating to Continuations	26	1,097	2.4%	1.3%	1.2%	1.3%
% of Patients satisfied with the dentistry they have received	1	1	N/A	93.3%	92.8%	92.7%
% of Patients satisfied with the time they had to wait for an appointment	1	1	N/A	91.0%	89.2%	88.8%

* This is based on patients treated on this contract for their most recent course of treatment. Figures in italics indicate the base number of FP17s or Patient Questionnaire responses are less than 100. N/A is shown where the base number of responses is less than 10 during the period. % is calculated as Quantity/Base number*100

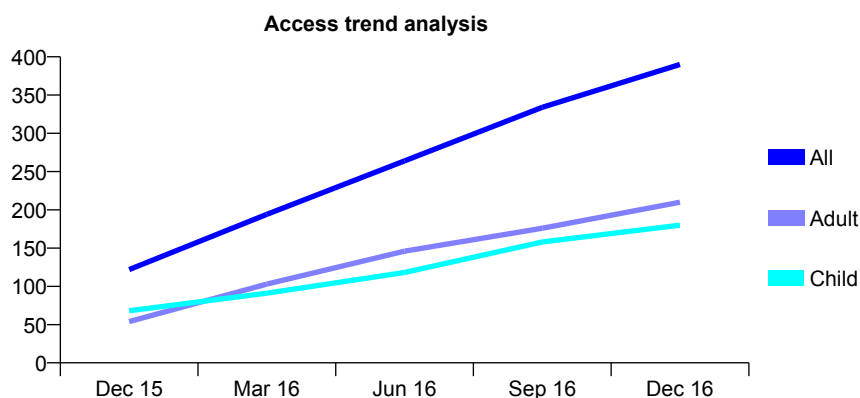
Q53 - Vital Signs At a Glance Contract Report for 641960/0003 - December 2016

Name or company name	MR AJ BROWNE
Contract type name	GDS Contract
Purpose of contract	General
Contract start date	01/09/2015
Contract end date	

16/17 Contracted general activity (UDA)	807
Carry forward general activity (UDA)	3
16/17 Contracted orthodontic activity (UOA)	0
Carry forward orthodontic activity (UOA)	0
Baseline contract value	£19,884.19

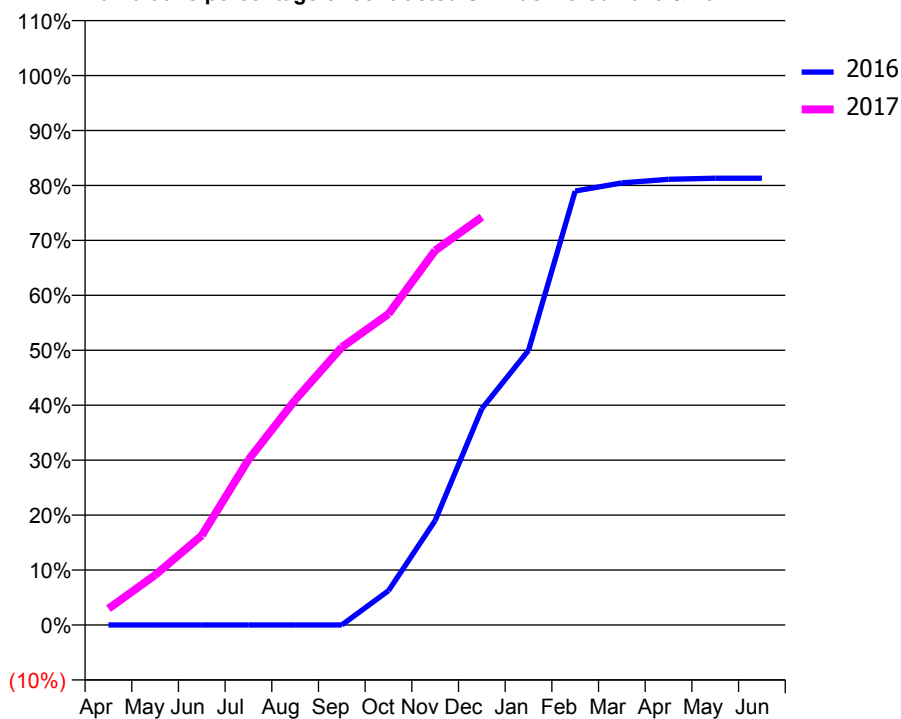
ACCESS*

Patients seen in 24 months	Total	Change since previous quarter
Quarter ending December 2015	122	
Quarter ending March 2016	194	↑
Quarter ending June 2016	264	↑
Quarter ending September 2016	334	↑
Quarter ending December 2016	390	↑
Variance since December 2015	219.7%	↑



ACTIVITY

Cumulative percentage of contracted UDA delivered 2016 & 2017



Month	Adjusted Scheduled Activity (UDA)	
	2016	2017
April	0	24
May	0	73
June	0	132
July	0	243
August	0	330
September	0	408
October	29	457
November	90	550
December	185	599
January	235	
February	372	
March	379	
April	382	
May	383	
June	383	

QUALITY

	Quantity	Base Number	Contract	AT	Region	England
% of FP17s for the same patient ID Re-attending within 3 months - Children	7	218	3.2%	10.1%	12.1%	12.4%
% of FP17s for the same patient ID Re-attending within 3 months - Adults	12	205	5.9%	13.5%	15.9%	16.6%
% of FP17s for the same patient ID Re-attending between 3 & 9 months - Children	93	218	42.7%	58.0%	58.6%	57.5%
% of FP17s for the same patient ID Re-attending between 3 & 9 months - Adults	74	205	36.1%	49.3%	51.5%	50.4%
% of FP17s for Band 1 Urgent Courses	16	421	3.8%	7.0%	8.0%	9.1%
% of FP17s Relating to Free Repair or Replacements	1	421	0.2%	0.8%	0.8%	0.8%
% of FP17s Relating to Continuations	7	421	1.7%	1.3%	1.2%	1.3%
% of Patients satisfied with the dentistry they have received	0	0	N/A	93.3%	92.8%	92.7%
% of Patients satisfied with the time they had to wait for an appointment	0	0	N/A	91.0%	89.2%	88.8%

* This is based on patients treated on this contract for their most recent course of treatment. Figures in italics indicate the base number of FP17s or Patient Questionnaire responses are less than 100. N/A is shown where the base number of responses is less than 10 during the period. % is calculated as Quantity/Base number*100

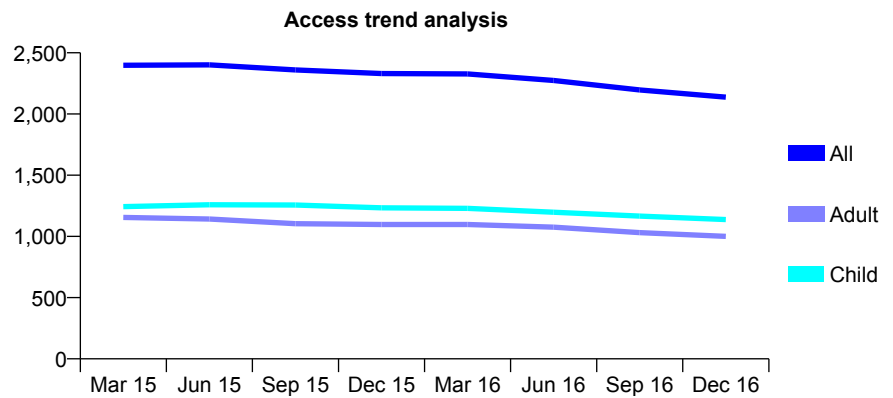
Q53 - Vital Signs At a Glance Contract Report for 650072/0001 - December 2016

Name or company name	MR PR BRADLEY
Contract type name	GDS Contract
Purpose of contract	General
Contract start date	01/04/2006
Contract end date	

16/17 Contracted general activity (UDA)	5,200
Carry forward general activity (UDA)	0
16/17 Contracted orthodontic activity (UOA)	0
Carry forward orthodontic activity (UOA)	0
Baseline contract value	£128,894.41

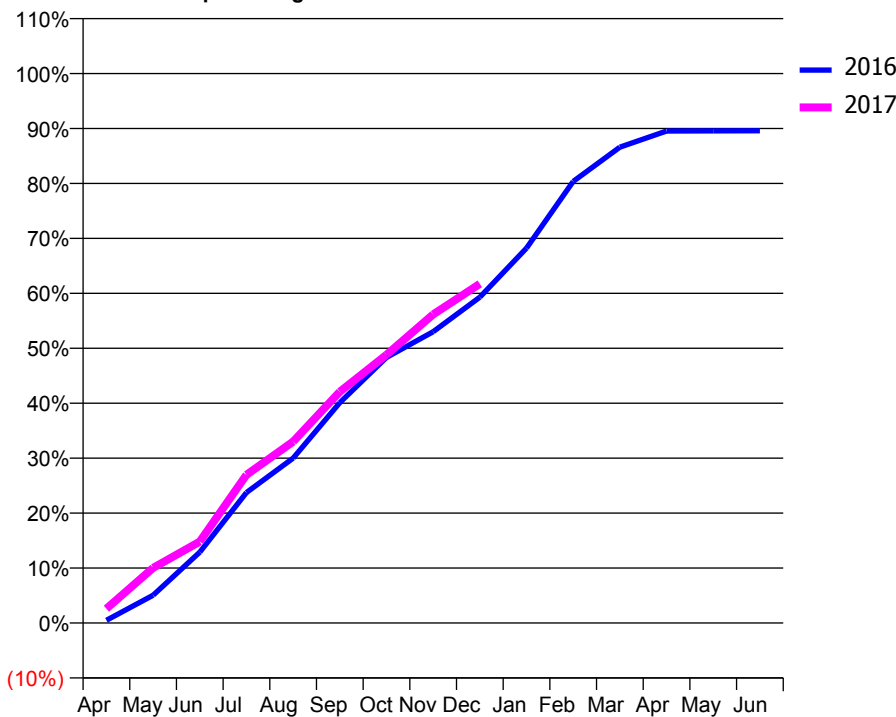
ACCESS*

Patients seen in 24 months	Total	Change since previous quarter
Quarter ending December 2015	2,331	
Quarter ending March 2016	2,327	→
Quarter ending June 2016	2,274	↓
Quarter ending September 2016	2,197	↓
Quarter ending December 2016	2,138	↓
Variance since December 2015	(8.3%)	↓



ACTIVITY

Cumulative percentage of contracted UDA delivered 2016 & 2017



Month	Adjusted Scheduled Activity (UDA)	
	2016	2017
April	25	136
May	263	522
June	670	771
July	1,234	1,403
August	1,560	1,717
September	2,085	2,189
October	2,513	2,538
November	2,756	2,921
December	3,083	3,210
January	3,547	
February	4,179	
March	4,503	
April	4,655	
May	4,656	
June	4,658	

QUALITY

	Quantity	Base Number	Contract	AT	Region	England
% of FP17s for the same patient ID Re-attending within 3 months - Children	96	1,163	8.3%	10.1%	12.1%	12.4%
% of FP17s for the same patient ID Re-attending within 3 months - Adults	142	956	14.9%	13.5%	15.9%	16.6%
% of FP17s for the same patient ID Re-attending between 3 & 9 months - Children	760	1,163	65.3%	58.0%	58.6%	57.5%
% of FP17s for the same patient ID Re-attending between 3 & 9 months - Adults	618	956	64.6%	49.3%	51.5%	50.4%
% of FP17s for Band 1 Urgent Courses	115	2,020	5.7%	7.0%	8.0%	9.1%
% of FP17s Relating to Free Repair or Replacements	0	2,020	0.0%	0.8%	0.8%	0.8%
% of FP17s Relating to Continuations	3	2,020	0.1%	1.3%	1.2%	1.3%
% of Patients satisfied with the dentistry they have received	3	3	N/A	93.3%	92.8%	92.7%
% of Patients satisfied with the time they had to wait for an appointment	3	3	N/A	91.0%	89.2%	88.8%

* This is based on patients treated on this contract for their most recent course of treatment. Figures in italics indicate the base number of FP17s or Patient Questionnaire responses are less than 100. N/A is shown where the base number of responses is less than 10 during the period. % is calculated as Quantity/Base number*100

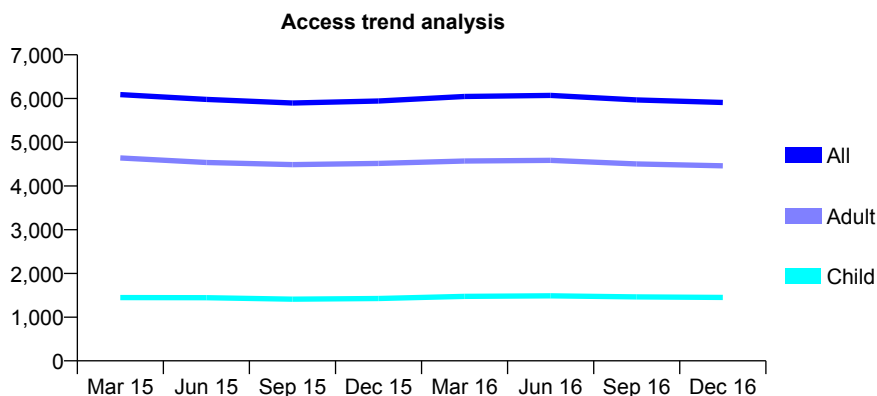
Q53 - Vital Signs At a Glance Contract Report for 650579/0001 - December 2016

Name or company name	MR AW STANLEY
Contract type name	GDS Contract
Purpose of contract	General
Contract start date	01/04/2006
Contract end date	

16/17 Contracted general activity (UDA)	17,035
Carry forward general activity (UDA)	0
16/17 Contracted orthodontic activity (UOA)	0
Carry forward orthodontic activity (UOA)	0
Baseline contract value	£576,226.14

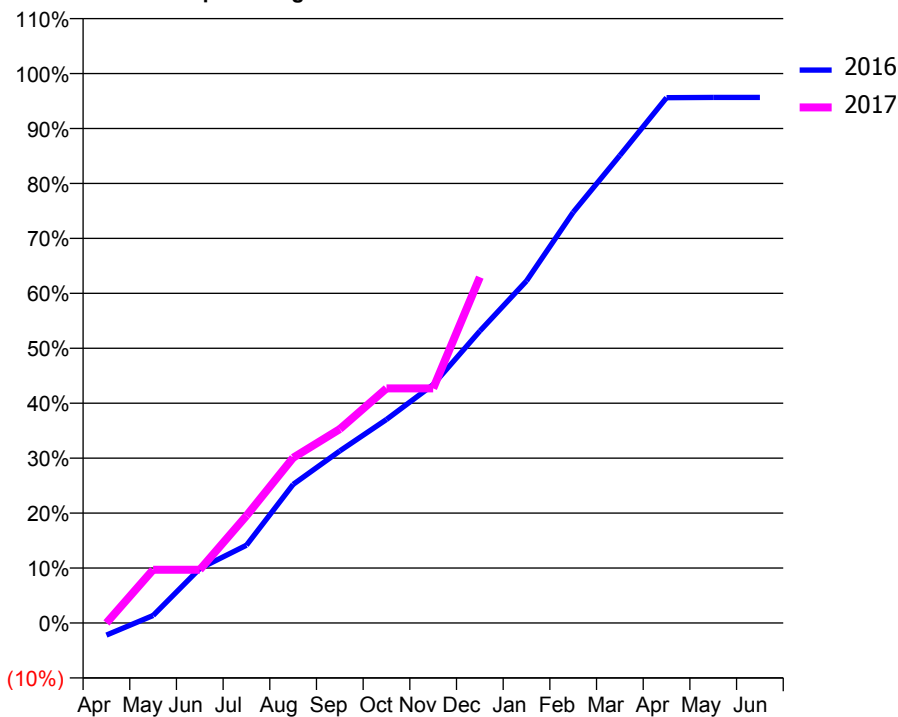
ACCESS*

Patients seen in 24 months	Total	Change since previous quarter
Quarter ending December 2015	5,942	
Quarter ending March 2016	6,046	→
Quarter ending June 2016	6,072	→
Quarter ending September 2016	5,967	↓
Quarter ending December 2016	5,911	→
Variance since December 2015	(0.5%)	→



ACTIVITY

Cumulative percentage of contracted UDA delivered 2016 & 2017



Month	Adjusted Scheduled Activity (UDA)	
	2016	2017
April	-379	1
May	232	1,651
June	1,687	1,651
July	2,411	3,327
August	4,298	5,122
September	5,336	6,011
October	6,312	7,272
November	7,388	7,272
December	9,050	10,723
January	10,605	
February	12,734	
March	14,495	
April	16,285	
May	16,293	
June	16,293	

QUALITY

	Quantity	Base Number	Contract	AT	Region	England
% of FP17s for the same patient ID Re-attending within 3 months - Children	100	1,473	6.8%	10.1%	12.1%	12.4%
% of FP17s for the same patient ID Re-attending within 3 months - Adults	680	4,512	15.1%	13.5%	15.9%	16.6%
% of FP17s for the same patient ID Re-attending between 3 & 9 months - Children	885	1,473	60.1%	58.0%	58.6%	57.5%
% of FP17s for the same patient ID Re-attending between 3 & 9 months - Adults	1,849	4,512	41.0%	49.3%	51.5%	50.4%
% of FP17s for Band 1 Urgent Courses	143	4,779	3.0%	7.0%	8.0%	9.1%
% of FP17s Relating to Free Repair or Replacements	0	4,779	0.0%	0.8%	0.8%	0.8%
% of FP17s Relating to Continuations	193	4,779	4.0%	1.3%	1.2%	1.3%
% of Patients satisfied with the dentistry they have received	10	11	90.9%	93.3%	92.8%	92.7%
% of Patients satisfied with the time they had to wait for an appointment	9	11	81.8%	91.0%	89.2%	88.8%

* This is based on patients treated on this contract for their most recent course of treatment. Figures in italics indicate the base number of FP17s or Patient Questionnaire responses are less than 100. N/A is shown where the base number of responses is less than 10 during the period. % is calculated as Quantity/Base number*100

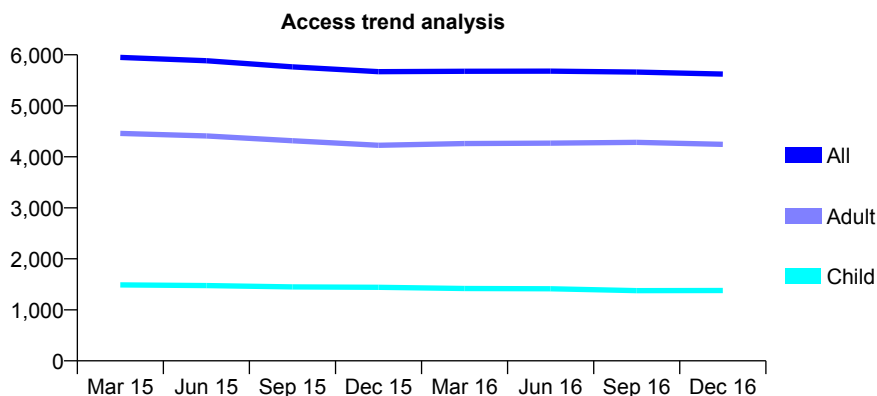
Q53 - Vital Signs At a Glance Contract Report for 653071/0002 - December 2016

Name or company name	MISS SS KHAIRA
Contract type name	GDS Contract
Purpose of contract	General
Contract start date	01/04/2013
Contract end date	

16/17 Contracted general activity (UDA)	16,115
Carry forward general activity (UDA)	-234
16/17 Contracted orthodontic activity (UOA)	0
Carry forward orthodontic activity (UOA)	0
Baseline contract value	£368,903.83

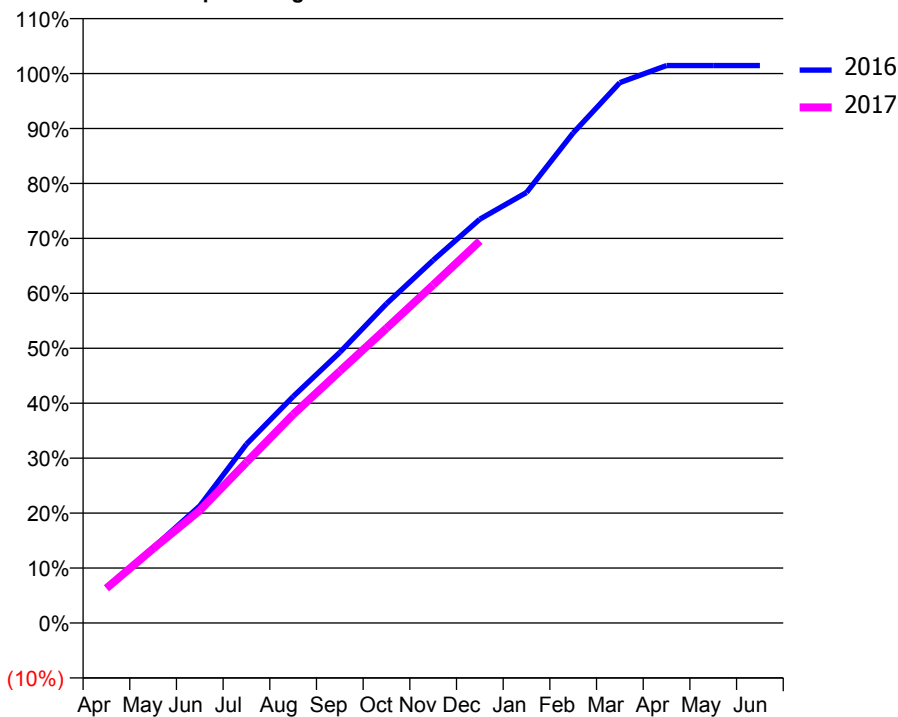
ACCESS*

Patients seen in 24 months	Total	Change since previous quarter
Quarter ending December 2015	5,669	
Quarter ending March 2016	5,677	→
Quarter ending June 2016	5,680	→
Quarter ending September 2016	5,661	→
Quarter ending December 2016	5,623	→
Variance since December 2015	(0.8%)	→



ACTIVITY

Cumulative percentage of contracted UDA delivered 2016 & 2017



Adjusted Scheduled Activity (UDA)

Month	2016	2017
April	1,031	1,020
May	2,207	2,179
June	3,434	3,303
July	5,248	4,716
August	6,642	6,113
September	7,938	7,385
October	9,364	8,643
November	10,638	9,915
December	11,844	11,201
January	12,626	
February	14,375	
March	15,849	
April	16,347	
May	16,350	
June	16,349	

QUALITY

	Quantity	Base Number	Contract	AT	Region	England
% of FP17s for the same patient ID Re-attending within 3 months - Children	89	1,478	6.0%	10.1%	12.1%	12.4%
% of FP17s for the same patient ID Re-attending within 3 months - Adults	605	4,433	13.6%	13.5%	15.9%	16.6%
% of FP17s for the same patient ID Re-attending between 3 & 9 months - Children	871	1,478	58.9%	58.0%	58.6%	57.5%
% of FP17s for the same patient ID Re-attending between 3 & 9 months - Adults	2,615	4,433	59.0%	49.3%	51.5%	50.4%
% of FP17s for Band 1 Urgent Courses	350	5,671	6.2%	7.0%	8.0%	9.1%
% of FP17s Relating to Free Repair or Replacements	128	5,671	2.3%	0.8%	0.8%	0.8%
% of FP17s Relating to Continuations	41	5,671	0.7%	1.3%	1.2%	1.3%
% of Patients satisfied with the dentistry they have received	16	16	100.0%	93.3%	92.8%	92.7%
% of Patients satisfied with the time they had to wait for an appointment	14	16	87.5%	91.0%	89.2%	88.8%

* This is based on patients treated on this contract for their most recent course of treatment. Figures in italics indicate the base number of FP17s or Patient Questionnaire responses are less than 100. N/A is shown where the base number of responses is less than 10 during the period. % is calculated as Quantity/Base number*100

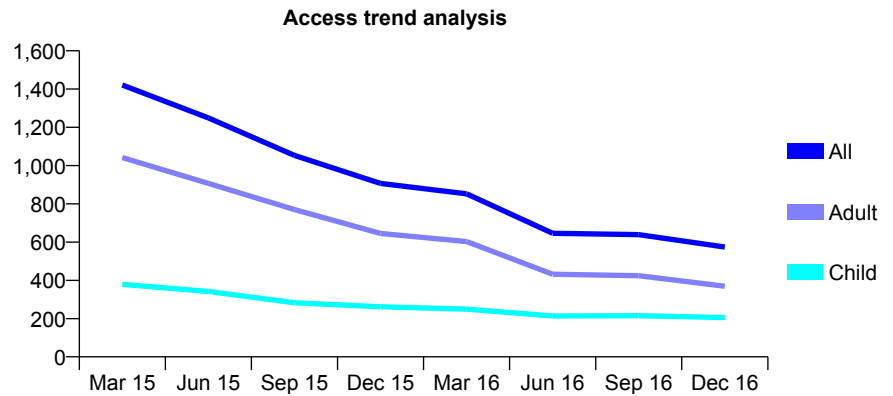
Q53 - Vital Signs At a Glance Contract Report for 654221/0001 - December 2016

Name or company name	MR SP HUNDAL
Contract type name	GDS Contract
Purpose of contract	General
Contract start date	01/04/2006
Contract end date	

16/17 Contracted general activity (UDA)	6,000
Carry forward general activity (UDA)	0
16/17 Contracted orthodontic activity (UOA)	0
Carry forward orthodontic activity (UOA)	0
Baseline contract value	£170,495.15

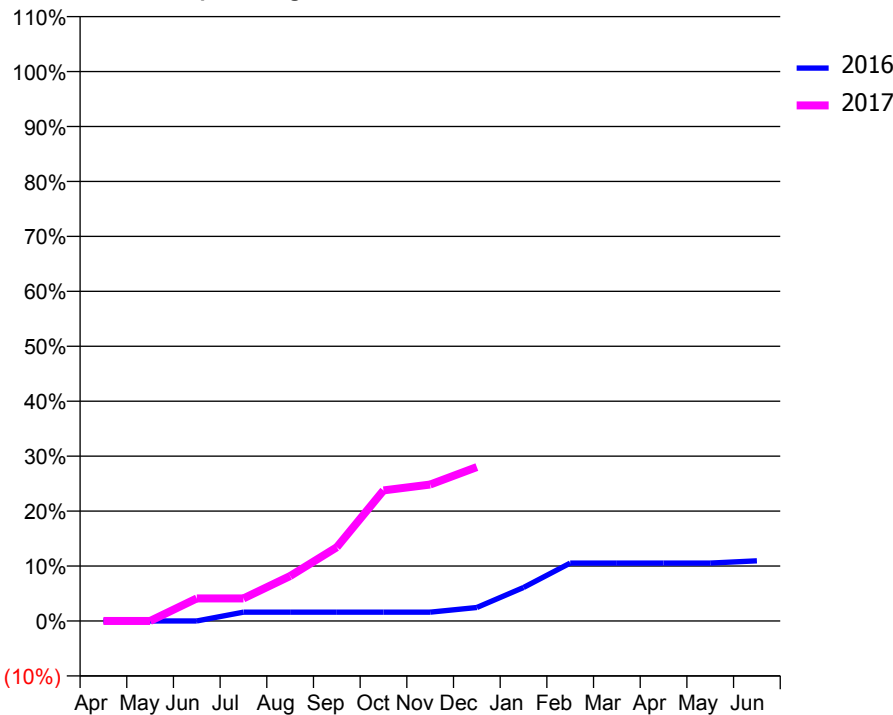
ACCESS*

Patients seen in 24 months	Total	Change since previous quarter
Quarter ending December 2015	907	
Quarter ending March 2016	852	↓
Quarter ending June 2016	646	↓
Quarter ending September 2016	639	↓
Quarter ending December 2016	574	↓
Variance since December 2015	(36.7%)	↓



ACTIVITY

Cumulative percentage of contracted UDA delivered 2016 & 2017



Month	Adjusted Scheduled Activity (UDA)	
	2016	2017
April	0	0
May	0	0
June	0	247
July	97	247
August	97	491
September	97	806
October	97	1,426
November	97	1,490
December	148	1,681
January	366	
February	633	
March	633	
April	633	
May	633	
June	658	

QUALITY

	Quantity	Base Number	Contract	AT	Region	England
% of FP17s for the same patient ID Re-attending within 3 months - Children	2	157	1.3%	10.1%	12.1%	12.4%
% of FP17s for the same patient ID Re-attending within 3 months - Adults	9	265	3.4%	13.5%	15.9%	16.6%
% of FP17s for the same patient ID Re-attending between 3 & 9 months - Children	18	157	11.5%	58.0%	58.6%	57.5%
% of FP17s for the same patient ID Re-attending between 3 & 9 months - Adults	24	265	9.1%	49.3%	51.5%	50.4%
% of FP17s for Band 1 Urgent Courses	2	416	0.5%	7.0%	8.0%	9.1%
% of FP17s Relating to Free Repair or Replacements	0	416	0.0%	0.8%	0.8%	0.8%
% of FP17s Relating to Continuations	1	416	0.2%	1.3%	1.2%	1.3%
% of Patients satisfied with the dentistry they have received	0	0	N/A	93.3%	92.8%	92.7%
% of Patients satisfied with the time they had to wait for an appointment	0	0	N/A	91.0%	89.2%	88.8%

* This is based on patients treated on this contract for their most recent course of treatment. Figures in italics indicate the base number of FP17s or Patient Questionnaire responses are less than 100. N/A is shown where the base number of responses is less than 10 during the period. % is calculated as Quantity/Base number*100

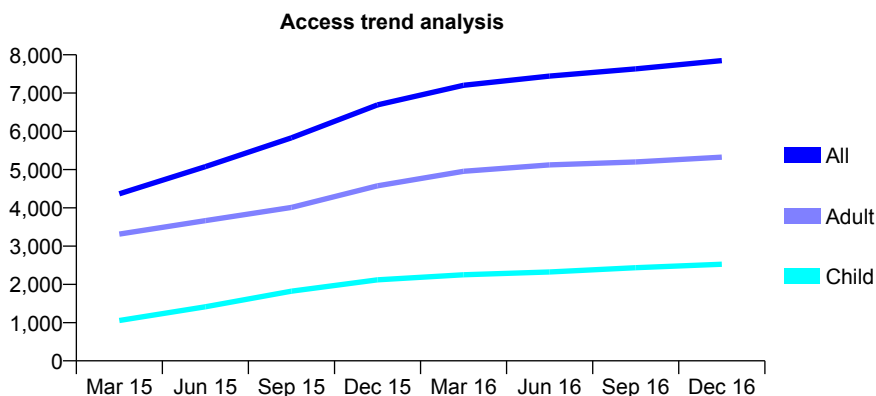
Q53 - Vital Signs At a Glance Contract Report for 658480/0001 - December 2016

Name or company name	MISS TJ WHITMORE
Contract type name	GDS Contract
Purpose of contract	General
Contract start date	01/09/2006
Contract end date	

16/17 Contracted general activity (UDA)	15,317
Carry forward general activity (UDA)	71
16/17 Contracted orthodontic activity (UOA)	0
Carry forward orthodontic activity (UOA)	0
Baseline contract value	£430,212.63

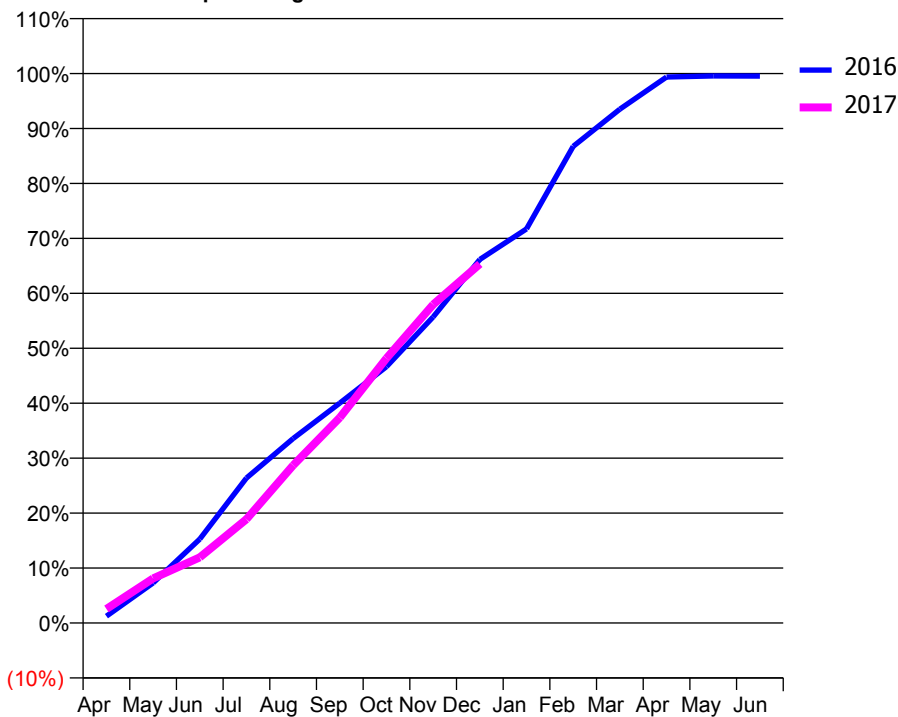
ACCESS*

Patients seen in 24 months	Total	Change since previous quarter
Quarter ending December 2015	6,692	
Quarter ending March 2016	7,205	↑
Quarter ending June 2016	7,445	↑
Quarter ending September 2016	7,633	↑
Quarter ending December 2016	7,850	↑
Variance since December 2015	17.3%	↑



ACTIVITY

Cumulative percentage of contracted UDA delivered 2016 & 2017



Month	Adjusted Scheduled Activity (UDA)	
	2016	2017
April	190	394
May	1,116	1,245
June	2,339	1,830
July	4,042	2,894
August	5,143	4,394
September	6,132	5,726
October	7,146	7,380
November	8,533	8,879
December	10,135	10,007
January	10,987	
February	13,287	
March	14,324	
April	15,220	
May	15,248	
June	15,246	

QUALITY

	Quantity	Base Number	Contract	AT	Region	England
% of FP17s for the same patient ID Re-attending within 3 months - Children	107	2,763	3.9%	10.1%	12.1%	12.4%
% of FP17s for the same patient ID Re-attending within 3 months - Adults	182	3,986	4.6%	13.5%	15.9%	16.6%
% of FP17s for the same patient ID Re-attending between 3 & 9 months - Children	1,593	2,763	57.7%	58.0%	58.6%	57.5%
% of FP17s for the same patient ID Re-attending between 3 & 9 months - Adults	1,032	3,986	25.9%	49.3%	51.5%	50.4%
% of FP17s for Band 1 Urgent Courses	215	5,723	3.8%	7.0%	8.0%	9.1%
% of FP17s Relating to Free Repair or Replacements	37	5,723	0.6%	0.8%	0.8%	0.8%
% of FP17s Relating to Continuations	15	5,723	0.3%	1.3%	1.2%	1.3%
% of Patients satisfied with the dentistry they have received	7	7	N/A	93.3%	92.8%	92.7%
% of Patients satisfied with the time they had to wait for an appointment	5	7	N/A	91.0%	89.2%	88.8%

* This is based on patients treated on this contract for their most recent course of treatment. Figures in italics indicate the base number of FP17s or Patient Questionnaire responses are less than 100. N/A is shown where the base number of responses is less than 10 during the period. % is calculated as Quantity/Base number*100

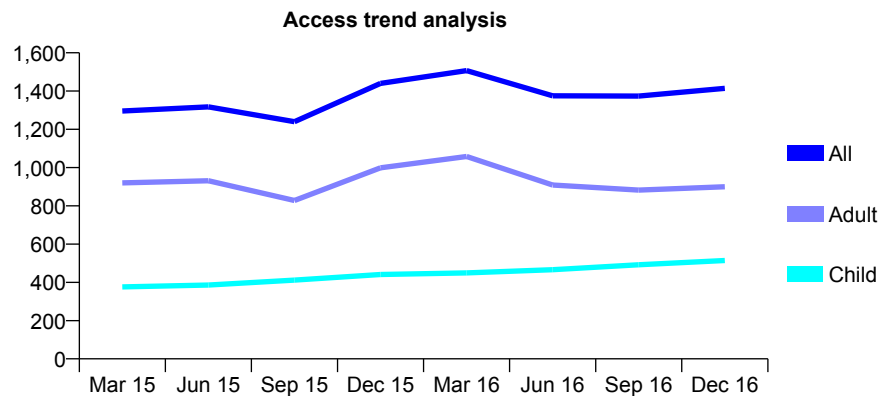
Q53 - Vital Signs At a Glance Contract Report for 658995/0002 - December 2016

Name or company name	MR SR MEHTA
Contract type name	GDS Contract
Purpose of contract	General
Contract start date	03/07/2013
Contract end date	

16/17 Contracted general activity (UDA)	4,000
Carry forward general activity (UDA)	-56
16/17 Contracted orthodontic activity (UOA)	0
Carry forward orthodontic activity (UOA)	0
Baseline contract value	£115,227.74

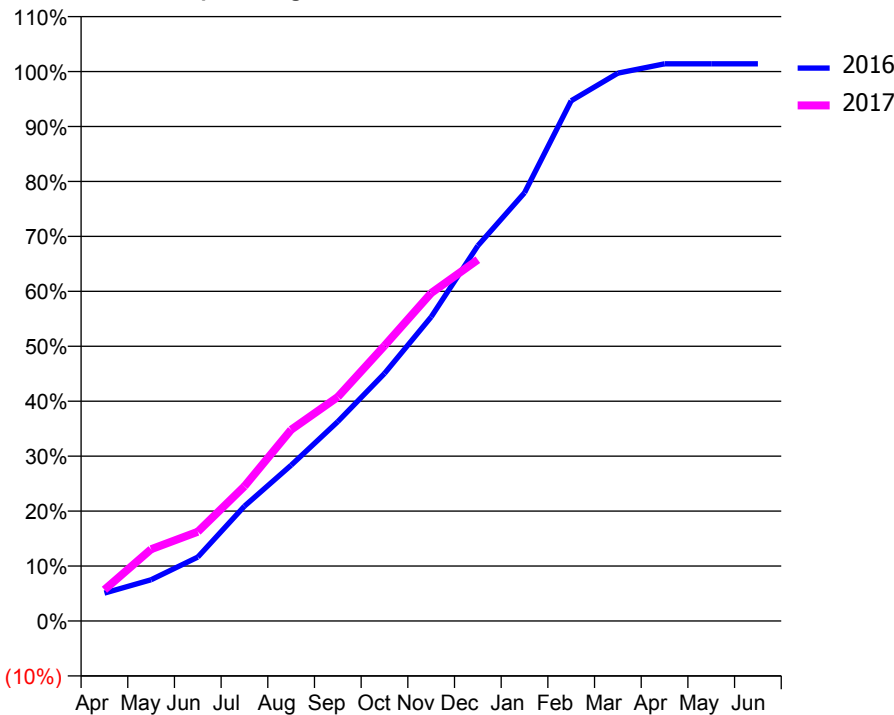
ACCESS*

Patients seen in 24 months	Total	Change since previous quarter
Quarter ending December 2015	1,440	
Quarter ending March 2016	1,507	↑
Quarter ending June 2016	1,375	↓
Quarter ending September 2016	1,374	→
Quarter ending December 2016	1,414	↑
Variance since December 2015	(1.8%)	↓



ACTIVITY

Cumulative percentage of contracted UDA delivered 2016 & 2017



Month	Adjusted Scheduled Activity (UDA)	
	2016	2017
April	203	227
May	301	523
June	465	650
July	836	981
August	1,135	1,392
September	1,452	1,631
October	1,802	2,004
November	2,213	2,387
December	2,732	2,630
January	3,118	
February	3,787	
March	3,988	
April	4,056	
May	4,056	
June	4,056	

QUALITY

	Quantity	Base Number	Contract	AT	Region	England
% of FP17s for the same patient ID Re-attending within 3 months - Children	28	609	4.6%	10.1%	12.1%	12.4%
% of FP17s for the same patient ID Re-attending within 3 months - Adults	40	352	11.4%	13.5%	15.9%	16.6%
% of FP17s for the same patient ID Re-attending between 3 & 9 months - Children	359	609	58.9%	58.0%	58.6%	57.5%
% of FP17s for the same patient ID Re-attending between 3 & 9 months - Adults	178	352	50.6%	49.3%	51.5%	50.4%
% of FP17s for Band 1 Urgent Courses	24	917	2.6%	7.0%	8.0%	9.1%
% of FP17s Relating to Free Repair or Replacements	4	917	0.4%	0.8%	0.8%	0.8%
% of FP17s Relating to Continuations	2	917	0.2%	1.3%	1.2%	1.3%
% of Patients satisfied with the dentistry they have received	3	4	N/A	93.3%	92.8%	92.7%
% of Patients satisfied with the time they had to wait for an appointment	3	4	N/A	91.0%	89.2%	88.8%

* This is based on patients treated on this contract for their most recent course of treatment. Figures in italics indicate the base number of FP17s or Patient Questionnaire responses are less than 100. N/A is shown where the base number of responses is less than 10 during the period. % is calculated as Quantity/Base number*100

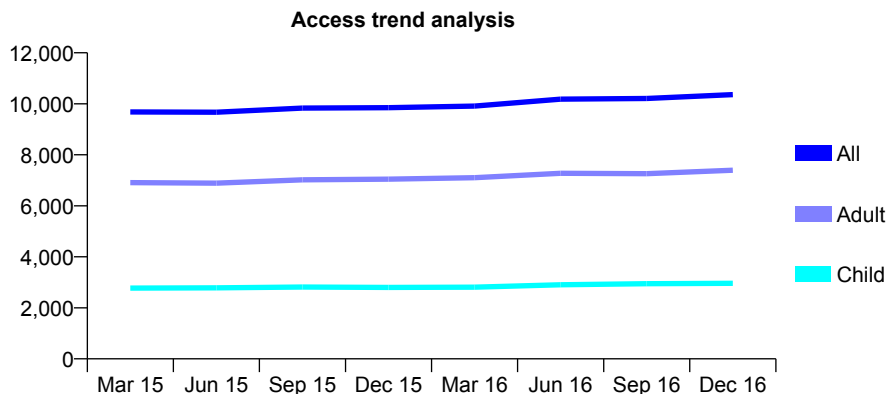
Q53 - Vital Signs At a Glance Contract Report for 676349/0001 - December 2016

Name or company name	MRS MK DEOL
Contract type name	GDS Contract
Purpose of contract	General
Contract start date	01/04/2006
Contract end date	

16/17 Contracted general activity (UDA)	22,272
Carry forward general activity (UDA)	-171
16/17 Contracted orthodontic activity (UOA)	0
Carry forward orthodontic activity (UOA)	0
Baseline contract value	£656,758.99

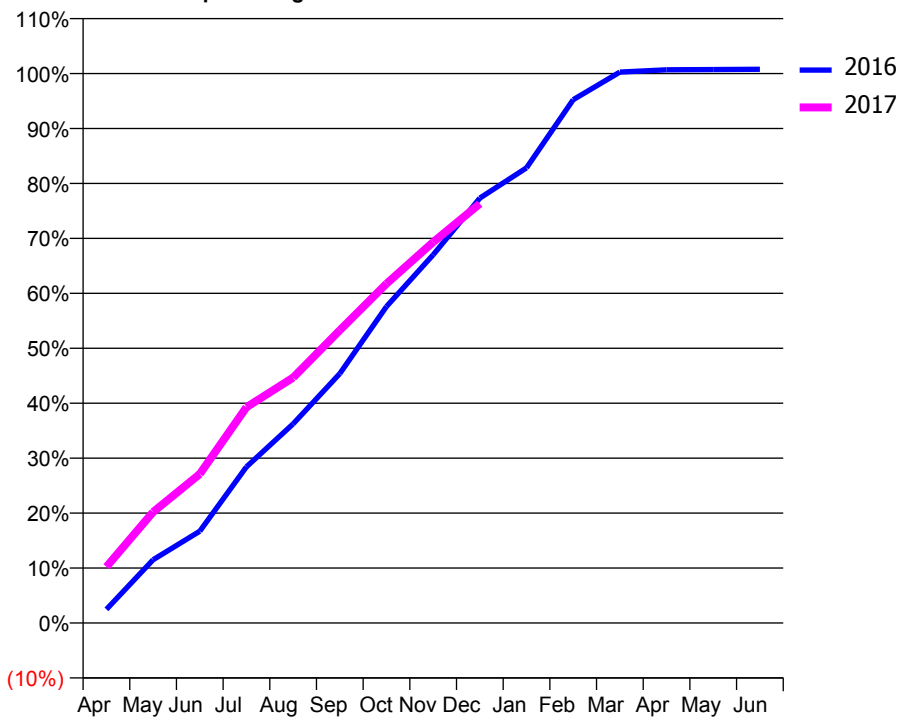
ACCESS*

Patients seen in 24 months	Total	Change since previous quarter
Quarter ending December 2015	9,848	
Quarter ending March 2016	9,910	→
Quarter ending June 2016	10,184	↑
Quarter ending September 2016	10,207	→
Quarter ending December 2016	10,360	→
Variance since December 2015	5.2%	↑



ACTIVITY

Cumulative percentage of contracted UDA delivered 2016 & 2017



Month	Adjusted Scheduled Activity (UDA)	
	2016	2017
April	552	2,281
May	2,566	4,500
June	3,720	6,041
July	6,331	8,748
August	8,073	9,948
September	10,110	11,868
October	12,826	13,751
November	14,927	15,438
December	17,223	16,993
January	18,450	
February	21,209	
March	22,332	
April	22,419	
May	22,431	
June	22,443	

QUALITY

	Quantity	Base Number	Contract	AT	Region	England
% of FP17s for the same patient ID Re-attending within 3 months - Children	111	2,735	4.1%	10.1%	12.1%	12.4%
% of FP17s for the same patient ID Re-attending within 3 months - Adults	308	6,053	5.1%	13.5%	15.9%	16.6%
% of FP17s for the same patient ID Re-attending between 3 & 9 months - Children	1,470	2,735	53.7%	58.0%	58.6%	57.5%
% of FP17s for the same patient ID Re-attending between 3 & 9 months - Adults	3,101	6,053	51.2%	49.3%	51.5%	50.4%
% of FP17s for Band 1 Urgent Courses	45	7,599	0.6%	7.0%	8.0%	9.1%
% of FP17s Relating to Free Repair or Replacements	30	7,599	0.4%	0.8%	0.8%	0.8%
% of FP17s Relating to Continuations	19	7,599	0.3%	1.3%	1.2%	1.3%
% of Patients satisfied with the dentistry they have received	7	7	N/A	93.3%	92.8%	92.7%
% of Patients satisfied with the time they had to wait for an appointment	7	7	N/A	91.0%	89.2%	88.8%

* This is based on patients treated on this contract for their most recent course of treatment. Figures in italics indicate the base number of FP17s or Patient Questionnaire responses are less than 100. N/A is shown where the base number of responses is less than 10 during the period. % is calculated as Quantity/Base number*100

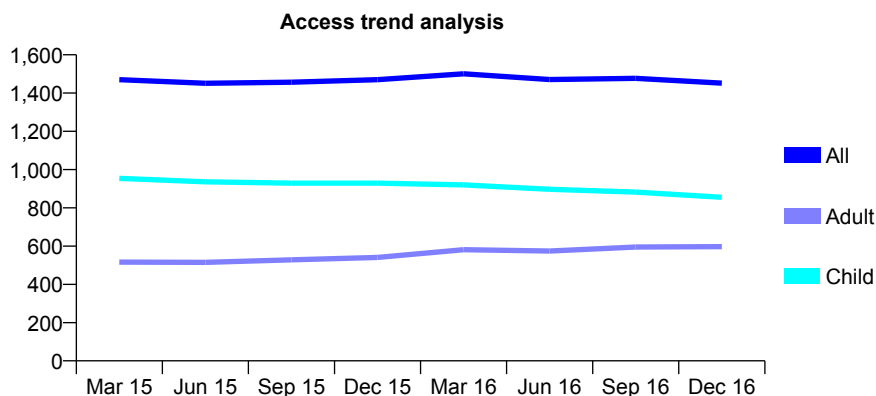
Q53 - Vital Signs At a Glance Contract Report for 679836/0001 - December 2016

Name or company name	MR P MULLIGAN
Contract type name	GDS Contract
Purpose of contract	General
Contract start date	01/04/2006
Contract end date	

16/17 Contracted general activity (UDA)	3,700
Carry forward general activity (UDA)	0
16/17 Contracted orthodontic activity (UOA)	0
Carry forward orthodontic activity (UOA)	0
Baseline contract value	£112,377.24

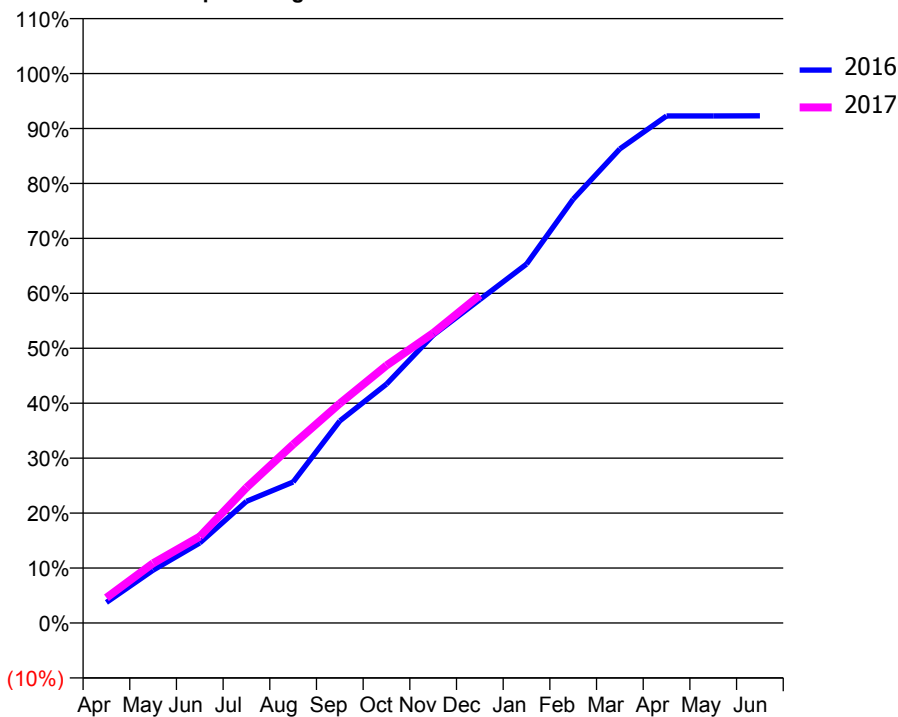
ACCESS*

Patients seen in 24 months	Total	Change since previous quarter
Quarter ending December 2015	1,470	
Quarter ending March 2016	1,501	↑
Quarter ending June 2016	1,471	↓
Quarter ending September 2016	1,477	→
Quarter ending December 2016	1,452	↓
Variance since December 2015	(1.2%)	↓



ACTIVITY

Cumulative percentage of contracted UDA delivered 2016 & 2017



Month	Adjusted Scheduled Activity (UDA)	
	2016	2017
April	139	170
May	356	402
June	539	583
July	820	911
August	950	1,203
September	1,361	1,478
October	1,609	1,735
November	1,938	1,953
December	2,178	2,208
January	2,416	
February	2,854	
March	3,192	
April	3,414	
May	3,414	
June	3,415	

QUALITY

	Quantity	Base Number	Contract	AT	Region	England
% of FP17s for the same patient ID Re-attending within 3 months - Children	69	1,252	5.5%	10.1%	12.1%	12.4%
% of FP17s for the same patient ID Re-attending within 3 months - Adults	39	560	7.0%	13.5%	15.9%	16.6%
% of FP17s for the same patient ID Re-attending between 3 & 9 months - Children	972	1,252	77.6%	58.0%	58.6%	57.5%
% of FP17s for the same patient ID Re-attending between 3 & 9 months - Adults	372	560	66.4%	49.3%	51.5%	50.4%
% of FP17s for Band 1 Urgent Courses	39	1,660	2.3%	7.0%	8.0%	9.1%
% of FP17s Relating to Free Repair or Replacements	2	1,660	0.1%	0.8%	0.8%	0.8%
% of FP17s Relating to Continuations	2	1,660	0.1%	1.3%	1.2%	1.3%
% of Patients satisfied with the dentistry they have received	2	2	N/A	93.3%	92.8%	92.7%
% of Patients satisfied with the time they had to wait for an appointment	2	2	N/A	91.0%	89.2%	88.8%

* This is based on patients treated on this contract for their most recent course of treatment. Figures in italics indicate the base number of FP17s or Patient Questionnaire responses are less than 100. N/A is shown where the base number of responses is less than 10 during the period. % is calculated as Quantity/Base number*100

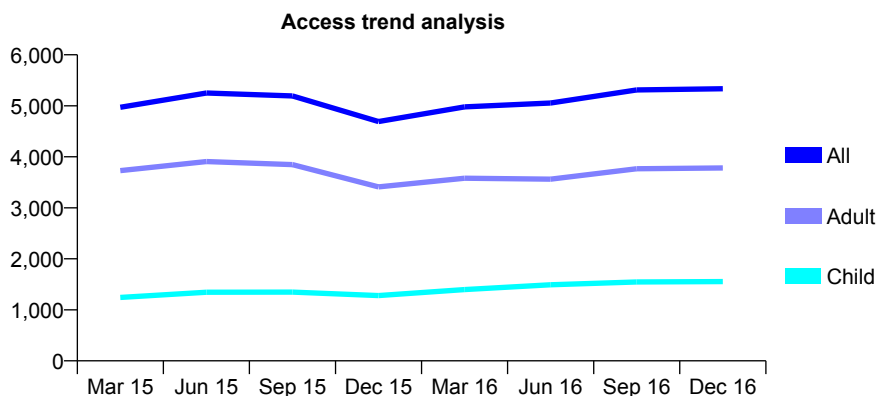
Q53 - Vital Signs At a Glance Contract Report for 681202/0003 - December 2016

Name or company name	MR M EBRAHIM
Contract type name	GDS Contract
Purpose of contract	General
Contract start date	17/01/2013
Contract end date	

16/17 Contracted general activity (UDA)	17,400
Carry forward general activity (UDA)	0
16/17 Contracted orthodontic activity (UOA)	0
Carry forward orthodontic activity (UOA)	0
Baseline contract value	£459,834.44

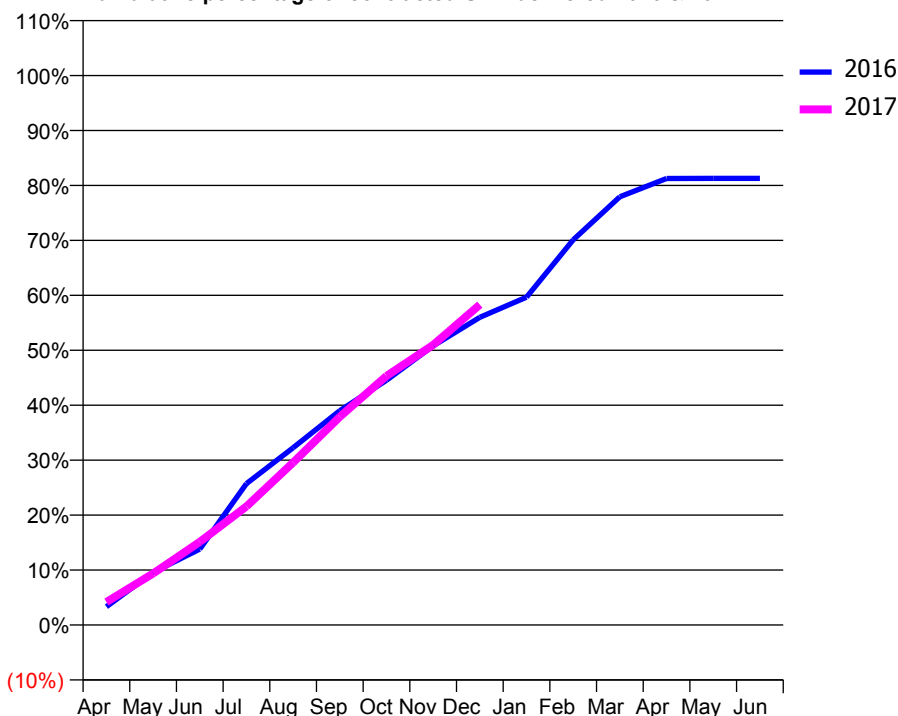
ACCESS*

Patients seen in 24 months	Total	Change since previous quarter
Quarter ending December 2015	4,692	
Quarter ending March 2016	4,979	↑
Quarter ending June 2016	5,055	→
Quarter ending September 2016	5,312	↑
Quarter ending December 2016	5,335	→
Variance since December 2015	13.7%	↑



ACTIVITY

Cumulative percentage of contracted UDA delivered 2016 & 2017



Month	Adjusted Scheduled Activity (UDA)	
	2016	2017
April	581	729
May	1,668	1,632
June	2,405	2,631
July	4,477	3,754
August	5,613	5,147
September	6,788	6,594
October	7,751	7,885
November	8,838	8,868
December	9,743	10,146
January	10,381	
February	12,198	
March	13,560	
April	14,138	
May	14,142	
June	14,142	

QUALITY

	Quantity	Base Number	Contract	AT	Region	England
% of FP17s for the same patient ID Re-attending within 3 months - Children	105	1,692	6.2%	10.1%	12.1%	12.4%
% of FP17s for the same patient ID Re-attending within 3 months - Adults	417	3,490	11.9%	13.5%	15.9%	16.6%
% of FP17s for the same patient ID Re-attending between 3 & 9 months - Children	772	1,692	45.6%	58.0%	58.6%	57.5%
% of FP17s for the same patient ID Re-attending between 3 & 9 months - Adults	1,071	3,490	30.7%	49.3%	51.5%	50.4%
% of FP17s for Band 1 Urgent Courses	269	4,870	5.5%	7.0%	8.0%	9.1%
% of FP17s Relating to Free Repair or Replacements	76	4,870	1.6%	0.8%	0.8%	0.8%
% of FP17s Relating to Continuations	61	4,870	1.3%	1.3%	1.2%	1.3%
% of Patients satisfied with the dentistry they have received	7	9	N/A	93.3%	92.8%	92.7%
% of Patients satisfied with the time they had to wait for an appointment	8	9	N/A	91.0%	89.2%	88.8%

* This is based on patients treated on this contract for their most recent course of treatment. Figures in italics indicate the base number of FP17s or Patient Questionnaire responses are less than 100. N/A is shown where the base number of responses is less than 10 during the period. % is calculated as Quantity/Base number*100

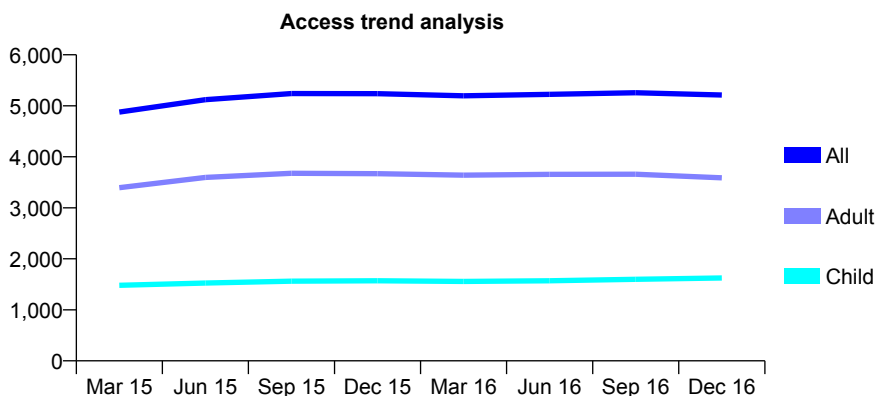
Q53 - Vital Signs At a Glance Contract Report for 682500/0001 - December 2016

Name or company name	MR MN GAMBROUDES
Contract type name	GDS Contract
Purpose of contract	General
Contract start date	01/04/2006
Contract end date	

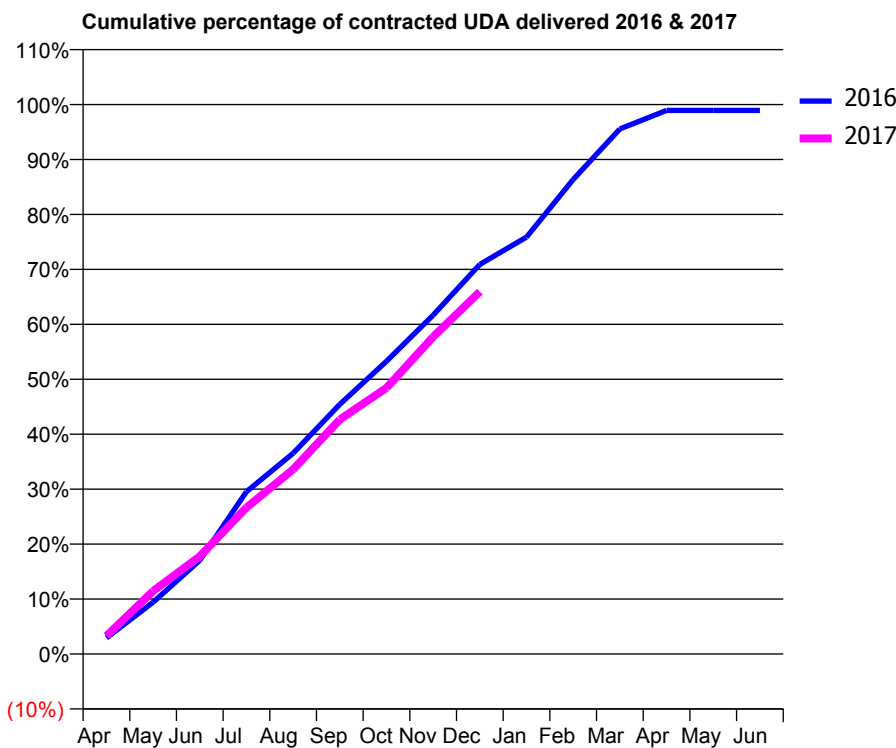
16/17 Contracted general activity (UDA)	14,071
Carry forward general activity (UDA)	153
16/17 Contracted orthodontic activity (UOA)	0
Carry forward orthodontic activity (UOA)	0
Baseline contract value	£414,736.25

ACCESS*

Patients seen in 24 months	Total	Change since previous quarter
Quarter ending December 2015	5,239	
Quarter ending March 2016	5,197	→
Quarter ending June 2016	5,225	→
Quarter ending September 2016	5,257	→
Quarter ending December 2016	5,213	→
Variance since December 2015	(0.5%)	→



ACTIVITY



Month	Adjusted Scheduled Activity (UDA)	
	2016	2017
April	412	462
May	1,328	1,615
June	2,399	2,502
July	4,156	3,751
August	5,142	4,727
September	6,395	6,004
October	7,496	6,813
November	8,677	8,123
December	9,975	9,280
January	10,674	
February	12,152	
March	13,444	
April	13,918	
May	13,918	
June	13,918	

QUALITY

	Quantity	Base Number	Contract	AT	Region	England
% of FP17s for the same patient ID Re-attending within 3 months - Children	169	1,932	8.7%	10.1%	12.1%	12.4%
% of FP17s for the same patient ID Re-attending within 3 months - Adults	484	3,800	12.7%	13.5%	15.9%	16.6%
% of FP17s for the same patient ID Re-attending between 3 & 9 months - Children	1,265	1,932	65.5%	58.0%	58.6%	57.5%
% of FP17s for the same patient ID Re-attending between 3 & 9 months - Adults	2,361	3,800	62.1%	49.3%	51.5%	50.4%
% of FP17s for Band 1 Urgent Courses	203	5,509	3.7%	7.0%	8.0%	9.1%
% of FP17s Relating to Free Repair or Replacements	31	5,509	0.6%	0.8%	0.8%	0.8%
% of FP17s Relating to Continuations	38	5,509	0.7%	1.3%	1.2%	1.3%
% of Patients satisfied with the dentistry they have received	7	8	N/A	93.3%	92.8%	92.7%
% of Patients satisfied with the time they had to wait for an appointment	8	8	N/A	91.0%	89.2%	88.8%

* This is based on patients treated on this contract for their most recent course of treatment. Figures in italics indicate the base number of FP17s or Patient Questionnaire responses are less than 100. N/A is shown where the base number of responses is less than 10 during the period. % is calculated as Quantity/Base number*100

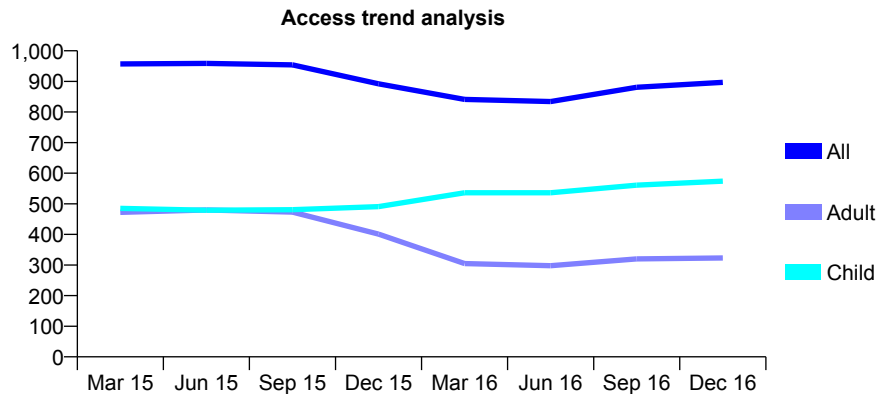
Q53 - Vital Signs At a Glance Contract Report for 688142/0001 - December 2016

Name or company name	MR P GOVENDER
Contract type name	GDS Contract
Purpose of contract	General
Contract start date	01/04/2010
Contract end date	

16/17 Contracted general activity (UDA)	1,400
Carry forward general activity (UDA)	0
16/17 Contracted orthodontic activity (UOA)	0
Carry forward orthodontic activity (UOA)	0
Baseline contract value	£33,677.22

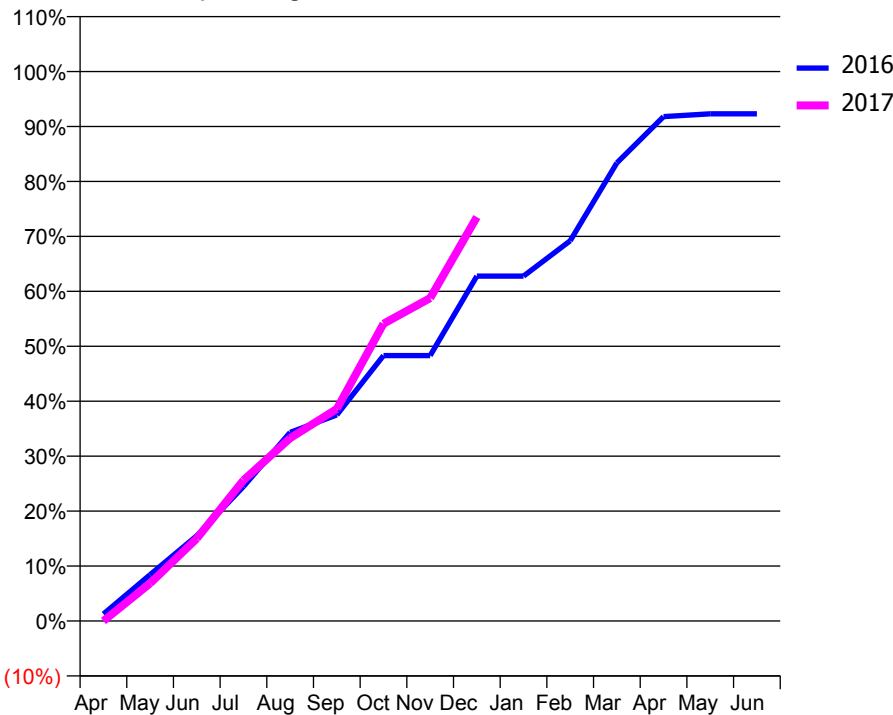
ACCESS*

Patients seen in 24 months	Total	Change since previous quarter
Quarter ending December 2015	892	
Quarter ending March 2016	841	↓
Quarter ending June 2016	834	→
Quarter ending September 2016	881	↑
Quarter ending December 2016	897	→
Variance since December 2015	0.6%	→



ACTIVITY

Cumulative percentage of contracted UDA delivered 2016 & 2017



Month	Adjusted Scheduled Activity (UDA)	
	2016	2017
April	18	0
May	118	96
June	217	210
July	343	359
August	480	466
September	525	540
October	676	758
November	676	823
December	879	1,029
January	879	
February	969	
March	1,167	
April	1,285	
May	1,292	
June	1,292	

QUALITY

	Quantity	Base Number	Contract	AT	Region	England
% of FP17s for the same patient ID Re-attending within 3 months - Children	33	580	5.7%	10.1%	12.1%	12.4%
% of FP17s for the same patient ID Re-attending within 3 months - Adults	36	217	16.6%	13.5%	15.9%	16.6%
% of FP17s for the same patient ID Re-attending between 3 & 9 months - Children	238	580	41.0%	58.0%	58.6%	57.5%
% of FP17s for the same patient ID Re-attending between 3 & 9 months - Adults	65	217	30.0%	49.3%	51.5%	50.4%
% of FP17s for Band 1 Urgent Courses	61	712	8.6%	7.0%	8.0%	9.1%
% of FP17s Relating to Free Repair or Replacements	0	712	0.0%	0.8%	0.8%	0.8%
% of FP17s Relating to Continuations	0	712	0.0%	1.3%	1.2%	1.3%
% of Patients satisfied with the dentistry they have received	1	1	N/A	93.3%	92.8%	92.7%
% of Patients satisfied with the time they had to wait for an appointment	1	1	N/A	91.0%	89.2%	88.8%

* This is based on patients treated on this contract for their most recent course of treatment. Figures in italics indicate the base number of FP17s or Patient Questionnaire responses are less than 100. N/A is shown where the base number of responses is less than 10 during the period. % is calculated as Quantity/Base number*100

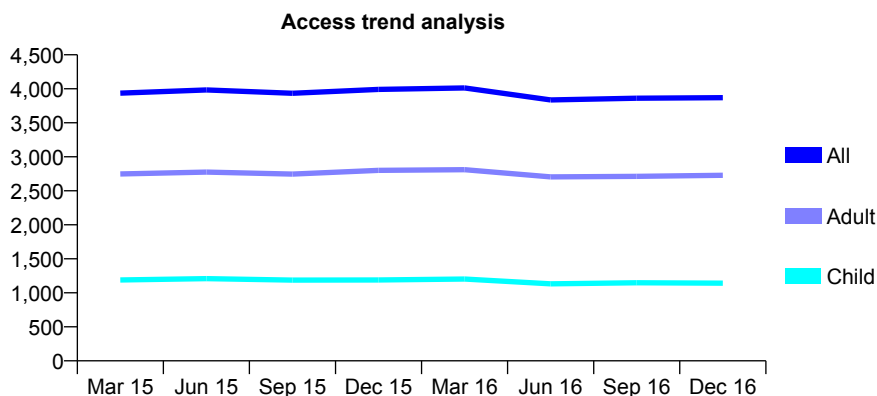
Q53 - Vital Signs At a Glance Contract Report for 693162/0002 - December 2016

Name or company name	MR RK BOJ
Contract type name	GDS Contract
Purpose of contract	General
Contract start date	16/06/2006
Contract end date	

16/17 Contracted general activity (UDA)	10,400
Carry forward general activity (UDA)	213
16/17 Contracted orthodontic activity (UOA)	0
Carry forward orthodontic activity (UOA)	0
Baseline contract value	£293,951.66

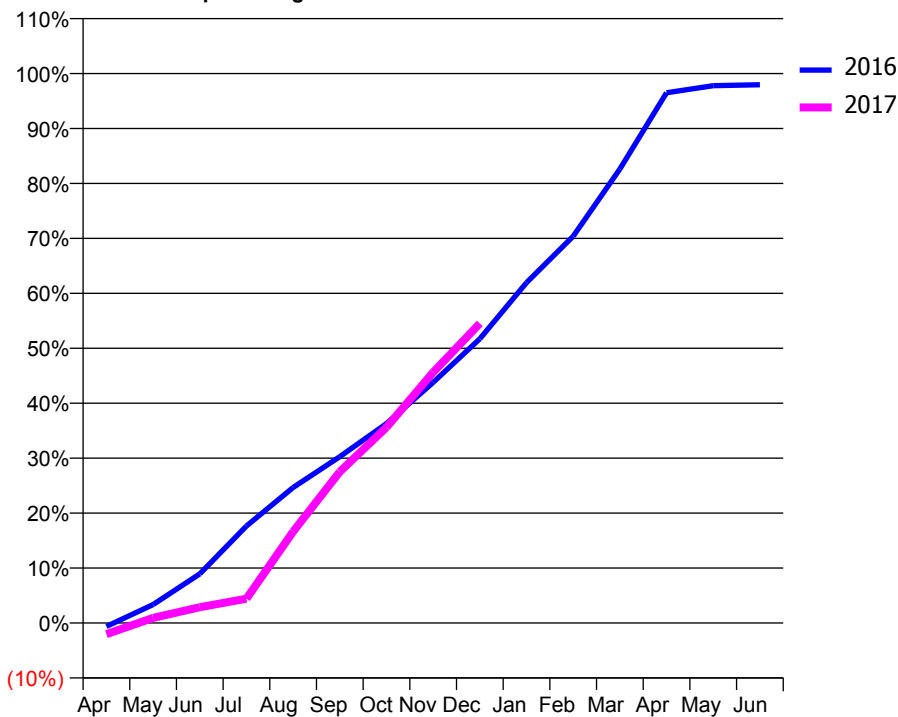
ACCESS*

Patients seen in 24 months	Total	Change since previous quarter
Quarter ending December 2015	3,991	
Quarter ending March 2016	4,013	→
Quarter ending June 2016	3,837	↓
Quarter ending September 2016	3,862	→
Quarter ending December 2016	3,870	→
Variance since December 2015	(3.0%)	↓



ACTIVITY

Cumulative percentage of contracted UDA delivered 2016 & 2017



Month	Adjusted Scheduled Activity (UDA)	
	2016	2017
April	-68	-213
May	350	98
June	930	299
July	1,837	460
August	2,565	1,731
September	3,149	2,864
October	3,775	3,705
November	4,554	4,746
December	5,379	5,668
January	6,442	
February	7,320	
March	8,593	
April	10,036	
May	10,171	
June	10,187	

QUALITY

	Quantity	Base Number	Contract	AT	Region	England
% of FP17s for the same patient ID Re-attending within 3 months - Children	38	723	5.3%	10.1%	12.1%	12.4%
% of FP17s for the same patient ID Re-attending within 3 months - Adults	196	1,642	11.9%	13.5%	15.9%	16.6%
% of FP17s for the same patient ID Re-attending between 3 & 9 months - Children	183	723	25.3%	58.0%	58.6%	57.5%
% of FP17s for the same patient ID Re-attending between 3 & 9 months - Adults	395	1,642	24.1%	49.3%	51.5%	50.4%
% of FP17s for Band 1 Urgent Courses	102	1,981	5.1%	7.0%	8.0%	9.1%
% of FP17s Relating to Free Repair or Replacements	13	1,981	0.7%	0.8%	0.8%	0.8%
% of FP17s Relating to Continuations	36	1,981	1.8%	1.3%	1.2%	1.3%
% of Patients satisfied with the dentistry they have received	6	6	N/A	93.3%	92.8%	92.7%
% of Patients satisfied with the time they had to wait for an appointment	4	6	N/A	91.0%	89.2%	88.8%

* This is based on patients treated on this contract for their most recent course of treatment. Figures in italics indicate the base number of FP17s or Patient Questionnaire responses are less than 100. N/A is shown where the base number of responses is less than 10 during the period. % is calculated as Quantity/Base number*100

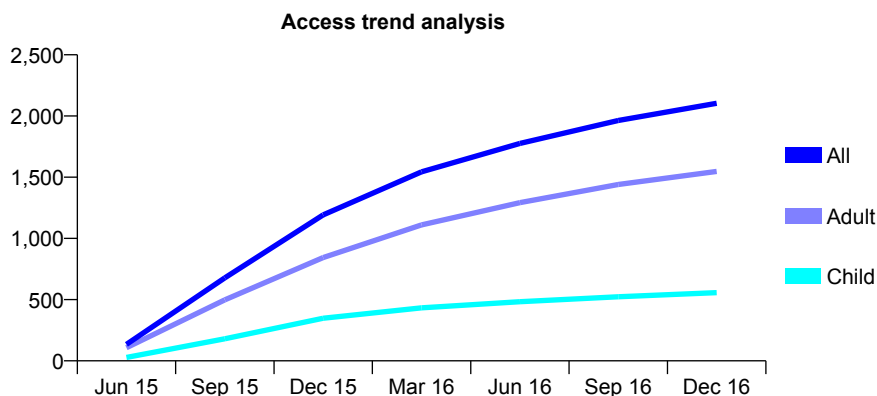
Q53 - Vital Signs At a Glance Contract Report for 698253/0001 - December 2016

Name or company name	MR NS MALHI
Contract type name	GDS Contract
Purpose of contract	General
Contract start date	01/06/2015
Contract end date	

16/17 Contracted general activity (UDA)	6,395
Carry forward general activity (UDA)	2
16/17 Contracted orthodontic activity (UOA)	0
Carry forward orthodontic activity (UOA)	0
Baseline contract value	£180,333.54

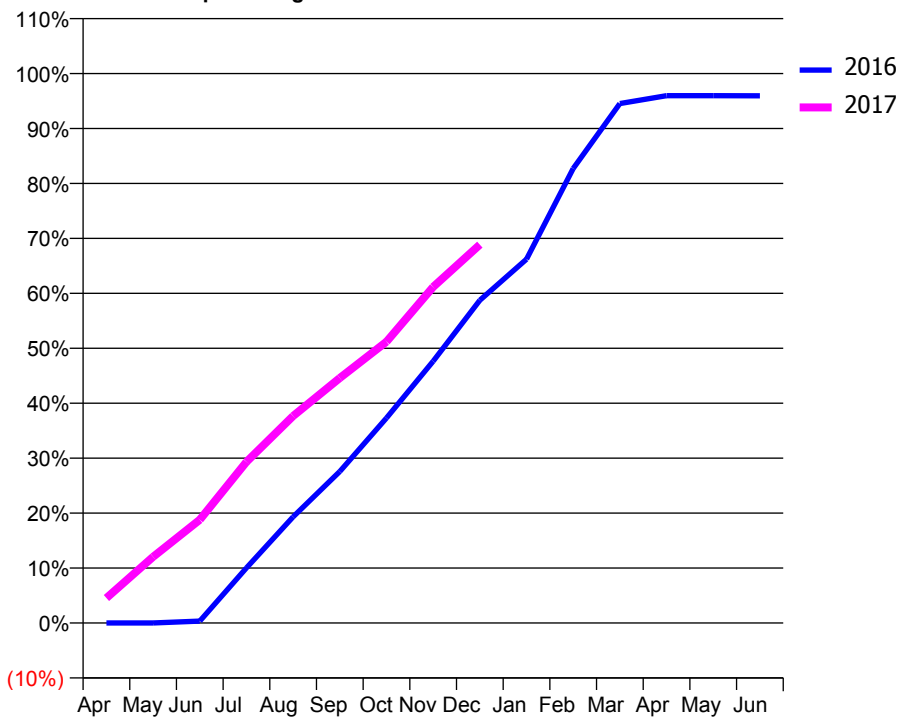
ACCESS*

Patients seen in 24 months	Total	Change since previous quarter
Quarter ending December 2015	1,192	
Quarter ending March 2016	1,544	↑
Quarter ending June 2016	1,776	↑
Quarter ending September 2016	1,964	↑
Quarter ending December 2016	2,104	↑
Variance since December 2015	76.5%	↑



ACTIVITY

Cumulative percentage of contracted UDA delivered 2016 & 2017



Month	Adjusted Scheduled Activity (UDA)	
	2016	2017
April	0	291
May	0	771
June	19	1,201
July	534	1,875
August	1,030	2,409
September	1,470	2,852
October	1,988	3,274
November	2,539	3,911
December	3,130	4,404
January	3,529	
February	4,407	
March	5,038	
April	5,114	
May	5,114	
June	5,113	

QUALITY

	Quantity	Base Number	Contract	AT	Region	England
% of FP17s for the same patient ID Re-attending within 3 months - Children	24	471	5.1%	10.1%	12.1%	12.4%
% of FP17s for the same patient ID Re-attending within 3 months - Adults	164	1,317	12.5%	13.5%	15.9%	16.6%
% of FP17s for the same patient ID Re-attending between 3 & 9 months - Children	183	471	38.9%	58.0%	58.6%	57.5%
% of FP17s for the same patient ID Re-attending between 3 & 9 months - Adults	483	1,317	36.7%	49.3%	51.5%	50.4%
% of FP17s for Band 1 Urgent Courses	116	1,745	6.6%	7.0%	8.0%	9.1%
% of FP17s Relating to Free Repair or Replacements	7	1,745	0.4%	0.8%	0.8%	0.8%
% of FP17s Relating to Continuations	11	1,745	0.6%	1.3%	1.2%	1.3%
% of Patients satisfied with the dentistry they have received	6	6	N/A	93.3%	92.8%	92.7%
% of Patients satisfied with the time they had to wait for an appointment	5	6	N/A	91.0%	89.2%	88.8%

* This is based on patients treated on this contract for their most recent course of treatment. Figures in italics indicate the base number of FP17s or Patient Questionnaire responses are less than 100. N/A is shown where the base number of responses is less than 10 during the period. % is calculated as Quantity/Base number*100

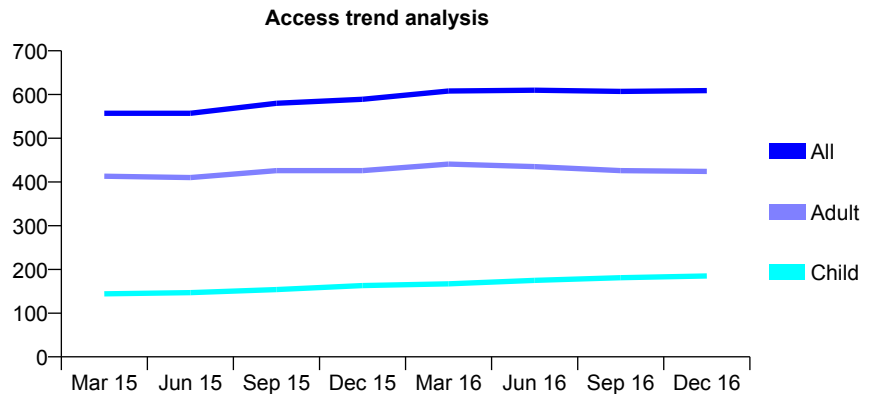
Q53 - Vital Signs At a Glance Contract Report for 716820/0001 - December 2016

Name or company name	MRS HM KOTLINSKA - STASZKOWS
Contract type name	GDS Contract
Purpose of contract	General
Contract start date	21/06/2010
Contract end date	

16/17 Contracted general activity (UDA)	1,813
Carry forward general activity (UDA)	-22
16/17 Contracted orthodontic activity (UOA)	0
Carry forward orthodontic activity (UOA)	0
Baseline contract value	£45,377.94

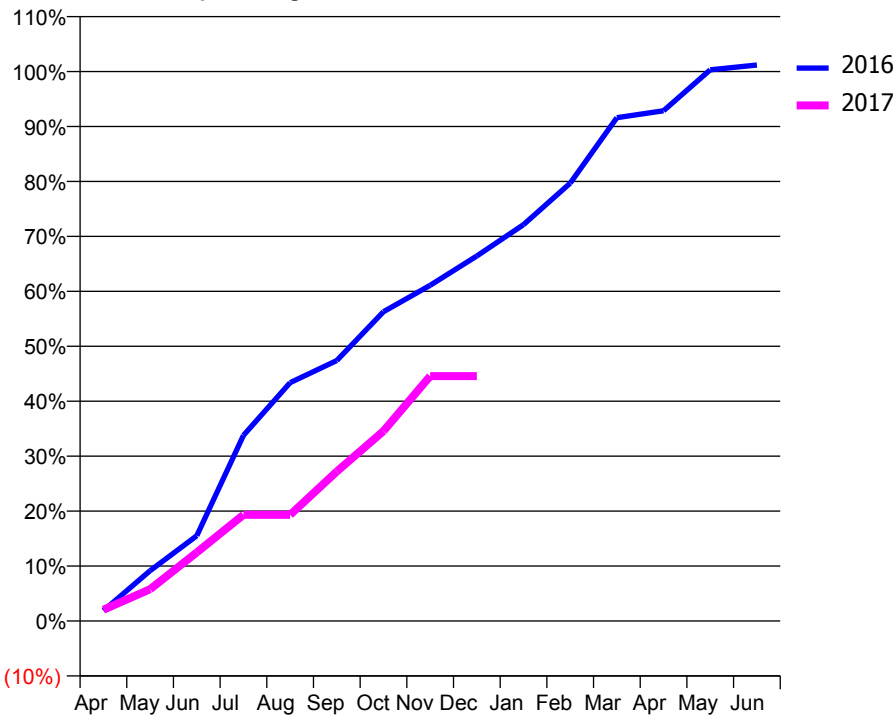
ACCESS*

Patients seen in 24 months	Total	Change since previous quarter
Quarter ending December 2015	589	
Quarter ending March 2016	608	↑
Quarter ending June 2016	610	→
Quarter ending September 2016	607	→
Quarter ending December 2016	609	→
Variance since December 2015	3.4%	↑



ACTIVITY

Cumulative percentage of contracted UDA delivered 2016 & 2017



Month	Adjusted Scheduled Activity (UDA)	
	2016	2017
April	34	37
May	166	105
June	281	226
July	613	351
August	787	351
September	860	494
October	1,021	627
November	1,108	808
December	1,205	808
January	1,308	
February	1,445	
March	1,661	
April	1,684	
May	1,819	
June	1,835	

QUALITY

	Quantity	Base Number	Contract	AT	Region	England
% of FP17s for the same patient ID Re-attending within 3 months - Children	13	166	7.8%	10.1%	12.1%	12.4%
% of FP17s for the same patient ID Re-attending within 3 months - Adults	31	215	14.4%	13.5%	15.9%	16.6%
% of FP17s for the same patient ID Re-attending between 3 & 9 months - Children	73	166	44.0%	58.0%	58.6%	57.5%
% of FP17s for the same patient ID Re-attending between 3 & 9 months - Adults	97	215	45.1%	49.3%	51.5%	50.4%
% of FP17s for Band 1 Urgent Courses	4	344	1.2%	7.0%	8.0%	9.1%
% of FP17s Relating to Free Repair or Replacements	6	344	1.7%	0.8%	0.8%	0.8%
% of FP17s Relating to Continuations	3	344	0.9%	1.3%	1.2%	1.3%
% of Patients satisfied with the dentistry they have received	0	0	N/A	93.3%	92.8%	92.7%
% of Patients satisfied with the time they had to wait for an appointment	0	0	N/A	91.0%	89.2%	88.8%

* This is based on patients treated on this contract for their most recent course of treatment. Figures in italics indicate the base number of FP17s or Patient Questionnaire responses are less than 100. N/A is shown where the base number of responses is less than 10 during the period. % is calculated as Quantity/Base number*100

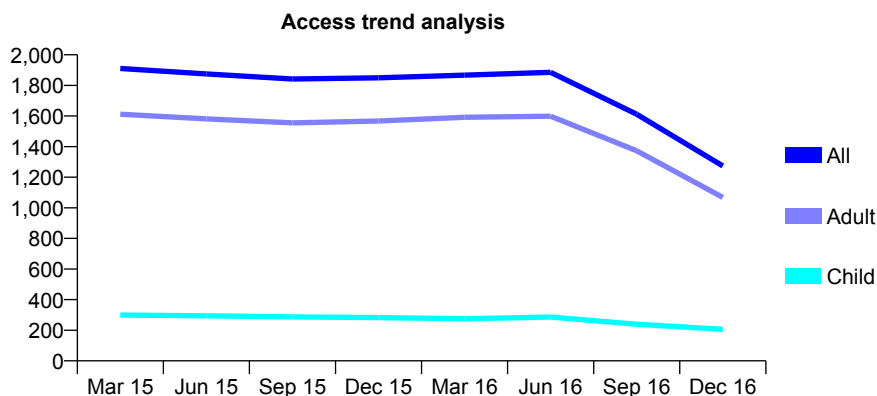
Q53 - Vital Signs At a Glance Contract Report for 731323/0001 - December 2016

Name or company name	MR NG MANLEY
Contract type name	GDS Contract
Purpose of contract	General
Contract start date	01/04/2006
Contract end date	

16/17 Contracted general activity (UDA)	6,641
Carry forward general activity (UDA)	117
16/17 Contracted orthodontic activity (UOA)	0
Carry forward orthodontic activity (UOA)	0
Baseline contract value	£152,266.05

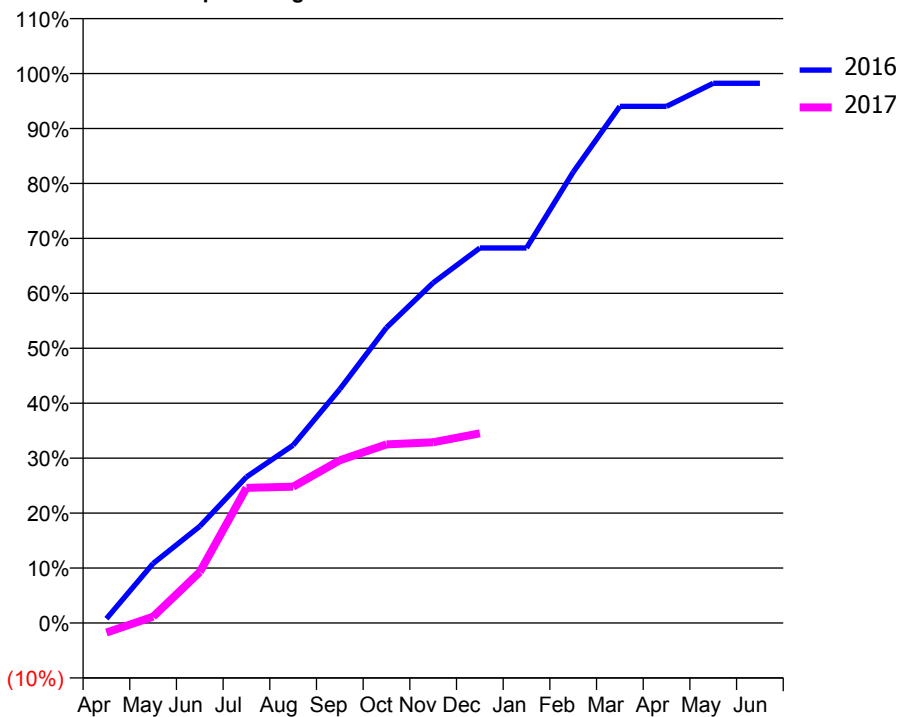
ACCESS*

Patients seen in 24 months	Total	Change since previous quarter
Quarter ending December 2015	1,850	
Quarter ending March 2016	1,867	→
Quarter ending June 2016	1,885	→
Quarter ending September 2016	1,612	↓
Quarter ending December 2016	1,274	↓
Variance since December 2015	(31.1%)	↓



ACTIVITY

Cumulative percentage of contracted UDA delivered 2016 & 2017



Adjusted Scheduled Activity (UDA)

Month	2016	2017
April	52	-117
May	719	77
June	1,169	617
July	1,766	1,634
August	2,149	1,648
September	2,827	1,967
October	3,571	2,159
November	4,112	2,185
December	4,532	2,292
January	4,532	
February	5,449	
March	6,245	
April	6,245	
May	6,523	
June	6,524	

QUALITY

	Quantity	Base Number	Contract	AT	Region	England
% of FP17s for the same patient ID Re-attending within 3 months - Children	8	226	3.5%	10.1%	12.1%	12.4%
% of FP17s for the same patient ID Re-attending within 3 months - Adults	125	1,011	12.4%	13.5%	15.9%	16.6%
% of FP17s for the same patient ID Re-attending between 3 & 9 months - Children	136	226	60.2%	58.0%	58.6%	57.5%
% of FP17s for the same patient ID Re-attending between 3 & 9 months - Adults	596	1,011	59.0%	49.3%	51.5%	50.4%
% of FP17s for Band 1 Urgent Courses	31	1,095	2.8%	7.0%	8.0%	9.1%
% of FP17s Relating to Free Repair or Replacements	7	1,095	0.6%	0.8%	0.8%	0.8%
% of FP17s Relating to Continuations	11	1,095	1.0%	1.3%	1.2%	1.3%
% of Patients satisfied with the dentistry they have received	6	6	N/A	93.3%	92.8%	92.7%
% of Patients satisfied with the time they had to wait for an appointment	6	6	N/A	91.0%	89.2%	88.8%

* This is based on patients treated on this contract for their most recent course of treatment. Figures in italics indicate the base number of FP17s or Patient Questionnaire responses are less than 100. N/A is shown where the base number of responses is less than 10 during the period. % is calculated as Quantity/Base number*100

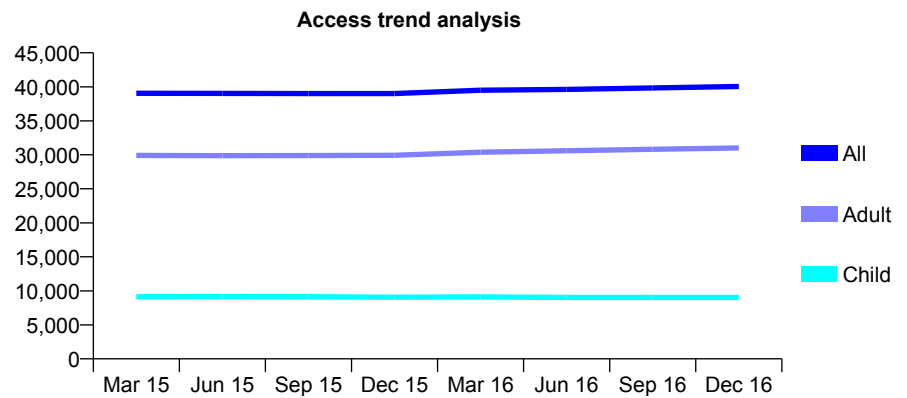
Q53 - Vital Signs At a Glance Contract Report for 732052/0003 - December 2016

Name or company name	Balbir S Bhandal, Amrik S Bhandal & Baljit
Contract type name	GDS Contract
Purpose of contract	General and Orthodontic
Contract start date	01/04/2006
Contract end date	

16/17 Contracted general activity (UDA)	100,734
Carry forward general activity (UDA)	2,146
16/17 Contracted orthodontic activity (UOA)	6,363
Carry forward orthodontic activity (UOA)	-57
Baseline contract value	£2,916,290.56

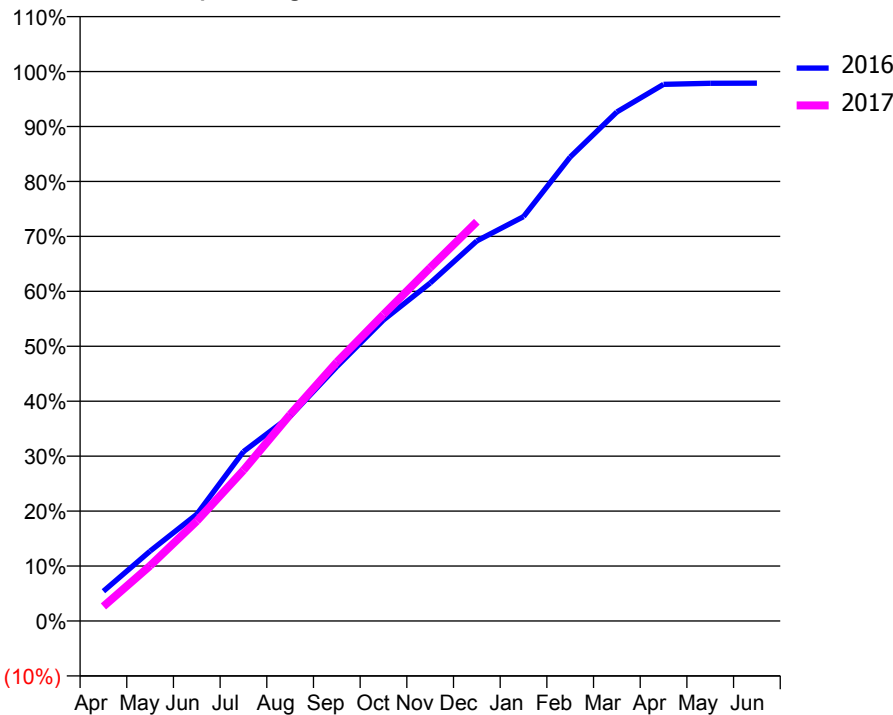
ACCESS*

Patients seen in 24 months	Total	Change since previous quarter
Quarter ending December 2015	39,001	
Quarter ending March 2016	39,497	→
Quarter ending June 2016	39,625	→
Quarter ending September 2016	39,832	→
Quarter ending December 2016	40,040	→
Variance since December 2015	2.7%	↑



ACTIVITY

Cumulative percentage of contracted UDA delivered 2016 & 2017



Month	Adjusted Scheduled Activity (UDA)	
	2016	2017
April	5,461	2,667
May	12,816	10,127
June	19,564	18,328
July	31,052	27,636
August	37,543	37,843
September	46,627	47,464
October	55,177	56,190
November	61,950	64,759
December	69,683	73,194
January	74,133	
February	85,058	
March	93,308	
April	98,371	
May	98,579	
June	98,588	

QUALITY

	Quantity	Base Number	Contract	AT	Region	England
% of FP17s for the same patient ID Re-attending within 3 months - Children	427	7,309	5.8%	10.1%	12.1%	12.4%
% of FP17s for the same patient ID Re-attending within 3 months - Adults	1,284	22,515	5.7%	13.5%	15.9%	16.6%
% of FP17s for the same patient ID Re-attending between 3 & 9 months - Children	2,320	7,309	31.7%	58.0%	58.6%	57.5%
% of FP17s for the same patient ID Re-attending between 3 & 9 months - Adults	7,598	22,515	33.7%	49.3%	51.5%	50.4%
% of FP17s for Band 1 Urgent Courses	497	26,928	1.8%	7.0%	8.0%	9.1%
% of FP17s Relating to Free Repair or Replacements	88	26,928	0.3%	0.8%	0.8%	0.8%
% of FP17s Relating to Continuations	14	26,928	0.1%	1.3%	1.2%	1.3%
% of Patients satisfied with the dentistry they have received	42	45	93.3%	93.3%	92.8%	92.7%
% of Patients satisfied with the time they had to wait for an appointment	42	45	93.3%	91.0%	89.2%	88.8%

* This is based on patients treated on this contract for their most recent course of treatment. Figures in italics indicate the base number of FP17s or Patient Questionnaire responses are less than 100. N/A is shown where the base number of responses is less than 10 during the period. % is calculated as Quantity/Base number*100

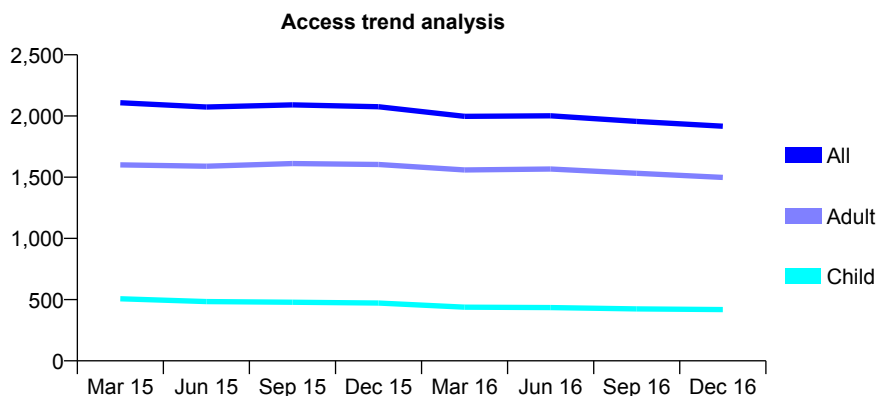
Q53 - Vital Signs At a Glance Contract Report for 732052/0004 - December 2016

Name or company name	Balbir S Bhandal, Amrik S Bhandal & Baljit
Contract type name	GDS Contract
Purpose of contract	General
Contract start date	01/04/2006
Contract end date	

16/17 Contracted general activity (UDA)	7,618
Carry forward general activity (UDA)	0
16/17 Contracted orthodontic activity (UOA)	0
Carry forward orthodontic activity (UOA)	0
Baseline contract value	£188,634.37

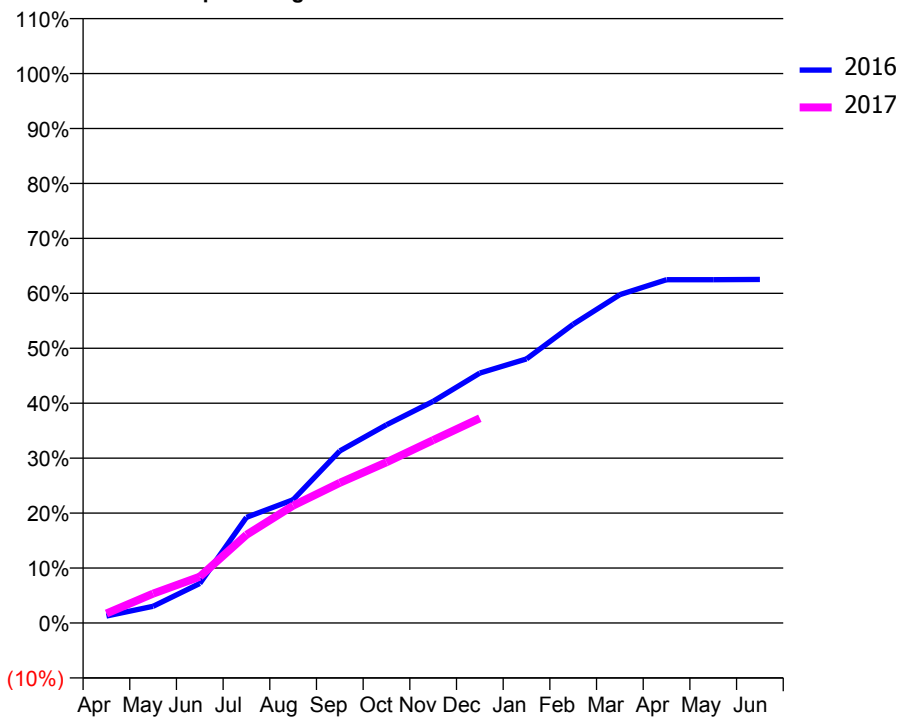
ACCESS*

Patients seen in 24 months	Total	Change since previous quarter
Quarter ending December 2015	2,076	
Quarter ending March 2016	1,997	↓
Quarter ending June 2016	2,002	→
Quarter ending September 2016	1,956	↓
Quarter ending December 2016	1,917	↓
Variance since December 2015	(7.7%)	↓



ACTIVITY

Cumulative percentage of contracted UDA delivered 2016 & 2017



Month	Adjusted Scheduled Activity (UDA)	
	2016	2017
April	97	133
May	232	408
June	549	642
July	1,465	1,224
August	1,710	1,628
September	2,386	1,945
October	2,748	2,229
November	3,073	2,536
December	3,464	2,838
January	3,660	
February	4,142	
March	4,553	
April	4,760	
May	4,760	
June	4,763	

QUALITY

	Quantity	Base Number	Contract	AT	Region	England
% of FP17s for the same patient ID Re-attending within 3 months - Children	27	372	7.3%	10.1%	12.1%	12.4%
% of FP17s for the same patient ID Re-attending within 3 months - Adults	42	1,087	3.9%	13.5%	15.9%	16.6%
% of FP17s for the same patient ID Re-attending between 3 & 9 months - Children	155	372	41.7%	58.0%	58.6%	57.5%
% of FP17s for the same patient ID Re-attending between 3 & 9 months - Adults	521	1,087	47.9%	49.3%	51.5%	50.4%
% of FP17s for Band 1 Urgent Courses	16	1,359	1.2%	7.0%	8.0%	9.1%
% of FP17s Relating to Free Repair or Replacements	7	1,359	0.5%	0.8%	0.8%	0.8%
% of FP17s Relating to Continuations	1	1,359	0.1%	1.3%	1.2%	1.3%
% of Patients satisfied with the dentistry they have received	2	2	N/A	93.3%	92.8%	92.7%
% of Patients satisfied with the time they had to wait for an appointment	2	2	N/A	91.0%	89.2%	88.8%

* This is based on patients treated on this contract for their most recent course of treatment. Figures in italics indicate the base number of FP17s or Patient Questionnaire responses are less than 100. N/A is shown where the base number of responses is less than 10 during the period. % is calculated as Quantity/Base number*100

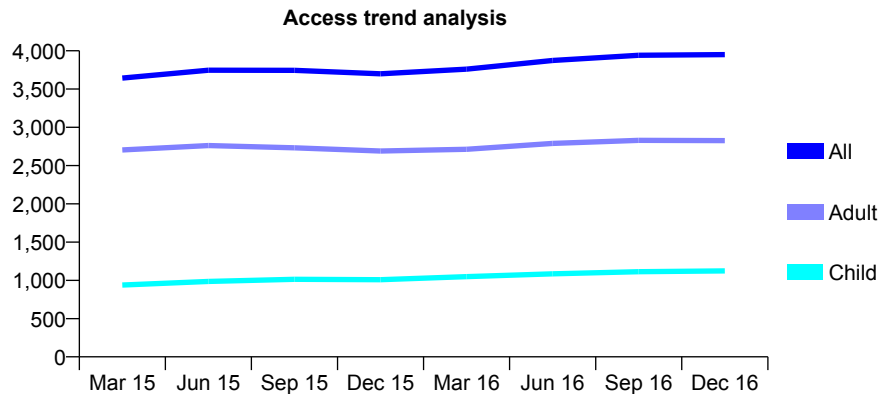
Q53 - Vital Signs At a Glance Contract Report for 732052/0005 - December 2016

Name or company name	Balbir S Bhandal, Amrik S Bhandal & Baljit
Contract type name	GDS Contract
Purpose of contract	General
Contract start date	18/05/2009
Contract end date	

16/17 Contracted general activity (UDA)	11,000
Carry forward general activity (UDA)	0
16/17 Contracted orthodontic activity (UOA)	0
Carry forward orthodontic activity (UOA)	0
Baseline contract value	£265,441.37

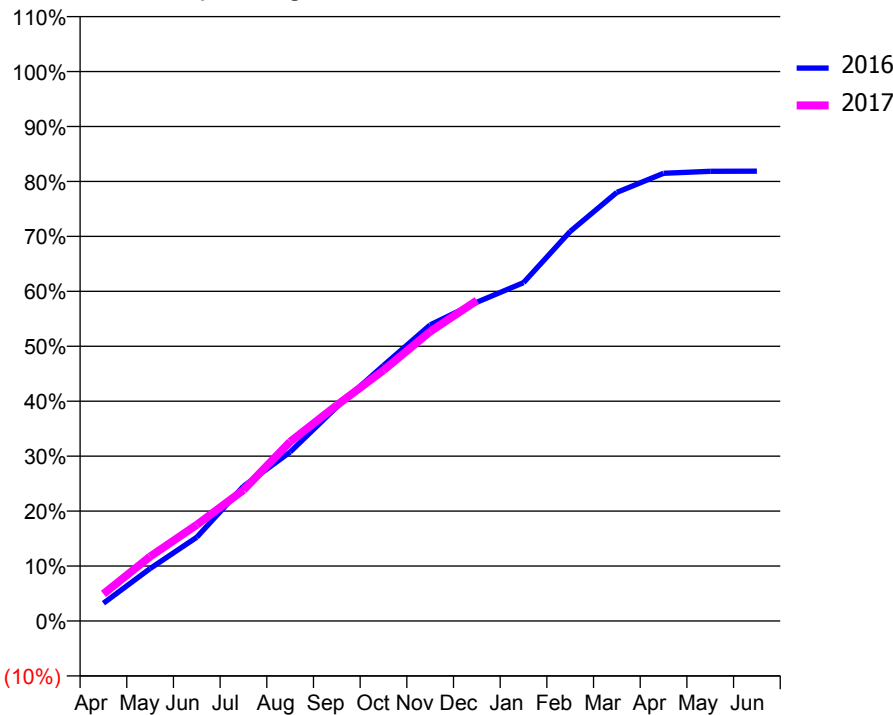
ACCESS*

Patients seen in 24 months	Total	Change since previous quarter
Quarter ending December 2015	3,699	
Quarter ending March 2016	3,760	→
Quarter ending June 2016	3,874	↑
Quarter ending September 2016	3,942	→
Quarter ending December 2016	3,950	→
Variance since December 2015	6.8%	↑



ACTIVITY

Cumulative percentage of contracted UDA delivered 2016 & 2017



Month	Adjusted Scheduled Activity (UDA)	
	2016	2017
April	355	543
May	1,050	1,290
June	1,677	1,925
July	2,698	2,623
August	3,384	3,589
September	4,287	4,320
October	5,115	5,020
November	5,928	5,794
December	6,381	6,415
January	6,774	
February	7,800	
March	8,581	
April	8,962	
May	9,003	
June	9,005	

QUALITY

	Quantity	Base Number	Contract	AT	Region	England
% of FP17s for the same patient ID Re-attending within 3 months - Children	10	800	1.3%	10.1%	12.1%	12.4%
% of FP17s for the same patient ID Re-attending within 3 months - Adults	72	1,993	3.6%	13.5%	15.9%	16.6%
% of FP17s for the same patient ID Re-attending between 3 & 9 months - Children	325	800	40.6%	58.0%	58.6%	57.5%
% of FP17s for the same patient ID Re-attending between 3 & 9 months - Adults	743	1,993	37.3%	49.3%	51.5%	50.4%
% of FP17s for Band 1 Urgent Courses	17	2,613	0.7%	7.0%	8.0%	9.1%
% of FP17s Relating to Free Repair or Replacements	2	2,613	0.1%	0.8%	0.8%	0.8%
% of FP17s Relating to Continuations	0	2,613	0.0%	1.3%	1.2%	1.3%
% of Patients satisfied with the dentistry they have received	8	10	80.0%	93.3%	92.8%	92.7%
% of Patients satisfied with the time they had to wait for an appointment	8	10	80.0%	91.0%	89.2%	88.8%

* This is based on patients treated on this contract for their most recent course of treatment. Figures in italics indicate the base number of FP17s or Patient Questionnaire responses are less than 100. N/A is shown where the base number of responses is less than 10 during the period. % is calculated as Quantity/Base number*100

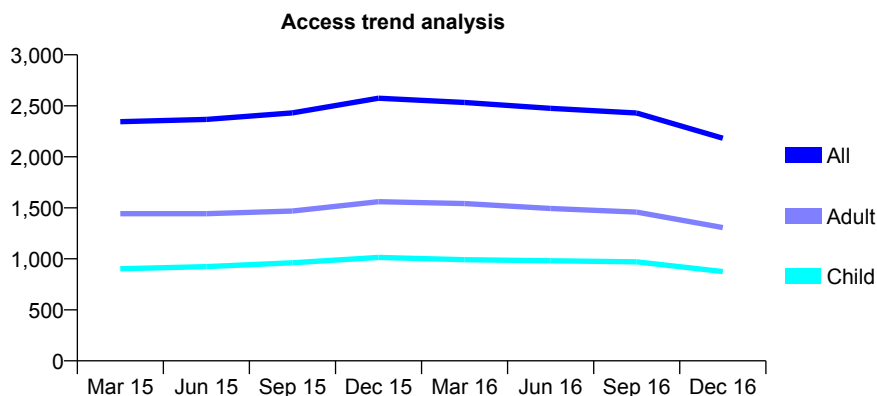
Q53 - Vital Signs At a Glance Contract Report for 732052/0006 - December 2016

Name or company name	Balbir S Bhandal, Amrik S Bhandal & Baljit
Contract type name	GDS Contract
Purpose of contract	General
Contract start date	18/05/2009
Contract end date	

16/17 Contracted general activity (UDA)	6,600
Carry forward general activity (UDA)	0
16/17 Contracted orthodontic activity (UOA)	0
Carry forward orthodontic activity (UOA)	0
Baseline contract value	£159,264.82

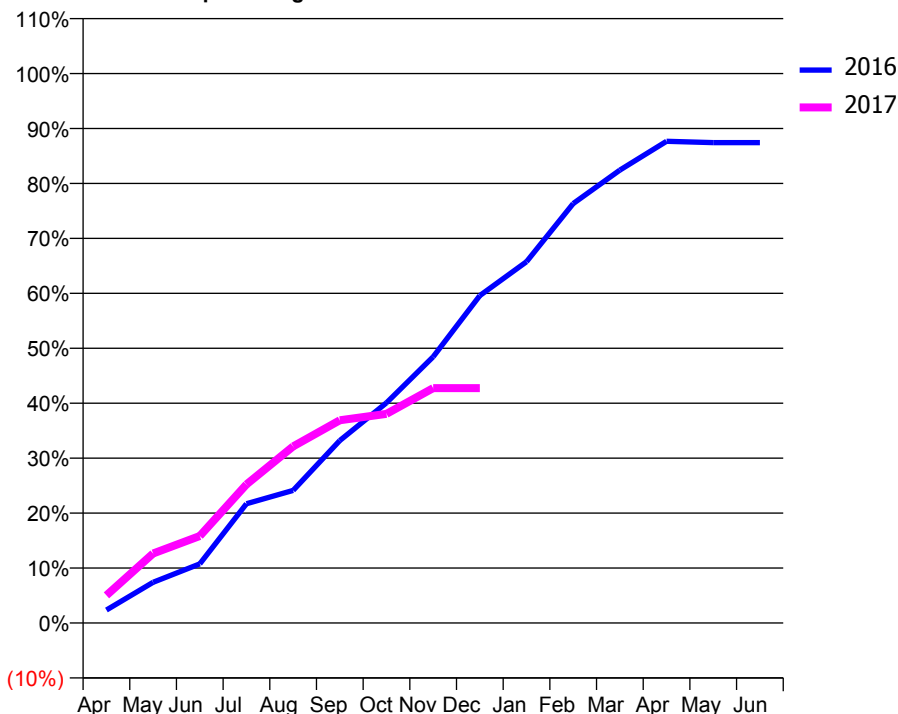
ACCESS*

Patients seen in 24 months	Total	Change since previous quarter
Quarter ending December 2015	2,574	
Quarter ending March 2016	2,533	↓
Quarter ending June 2016	2,475	↓
Quarter ending September 2016	2,429	↓
Quarter ending December 2016	2,182	↓
Variance since December 2015	(15.2%)	↓



ACTIVITY

Cumulative percentage of contracted UDA delivered 2016 & 2017



Month	Adjusted Scheduled Activity (UDA)	
	2016	2017
April	156	333
May	490	835
June	710	1,045
July	1,433	1,666
August	1,593	2,121
September	2,192	2,435
October	2,645	2,512
November	3,197	2,821
December	3,932	2,821
January	4,339	
February	5,038	
March	5,440	
April	5,786	
May	5,769	
June	5,769	

QUALITY

	Quantity	Base Number	Contract	AT	Region	England
% of FP17s for the same patient ID Re-attending within 3 months - Children	12	512	2.3%	10.1%	12.1%	12.4%
% of FP17s for the same patient ID Re-attending within 3 months - Adults	24	685	3.5%	13.5%	15.9%	16.6%
% of FP17s for the same patient ID Re-attending between 3 & 9 months - Children	175	512	34.2%	58.0%	58.6%	57.5%
% of FP17s for the same patient ID Re-attending between 3 & 9 months - Adults	211	685	30.8%	49.3%	51.5%	50.4%
% of FP17s for Band 1 Urgent Courses	3	1,055	0.3%	7.0%	8.0%	9.1%
% of FP17s Relating to Free Repair or Replacements	0	1,055	0.0%	0.8%	0.8%	0.8%
% of FP17s Relating to Continuations	1	1,055	0.1%	1.3%	1.2%	1.3%
% of Patients satisfied with the dentistry they have received	1	1	N/A	93.3%	92.8%	92.7%
% of Patients satisfied with the time they had to wait for an appointment	1	1	N/A	91.0%	89.2%	88.8%

* This is based on patients treated on this contract for their most recent course of treatment. Figures in italics indicate the base number of FP17s or Patient Questionnaire responses are less than 100. N/A is shown where the base number of responses is less than 10 during the period. % is calculated as Quantity/Base number*100

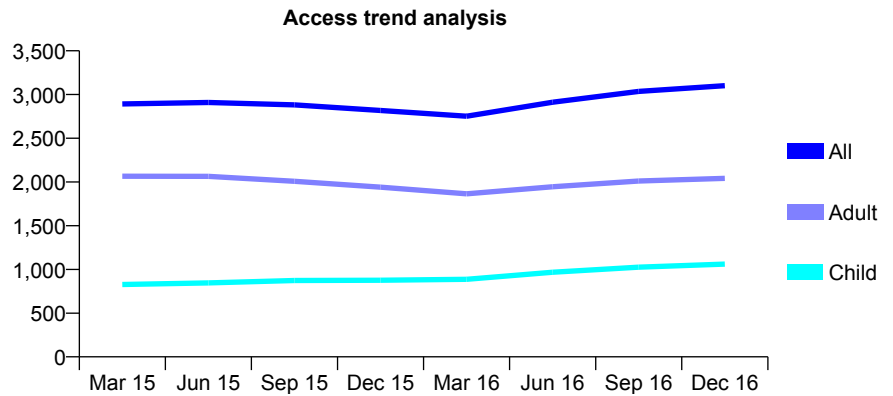
Q53 - Vital Signs At a Glance Contract Report for 732052/0007 - December 2016

Name or company name	Balbir S Bhandal, Amrik S Bhandal & Baljit
Contract type name	GDS Contract
Purpose of contract	General
Contract start date	18/05/2009
Contract end date	

16/17 Contracted general activity (UDA)	11,000
Carry forward general activity (UDA)	0
16/17 Contracted orthodontic activity (UOA)	0
Carry forward orthodontic activity (UOA)	0
Baseline contract value	£265,441.37

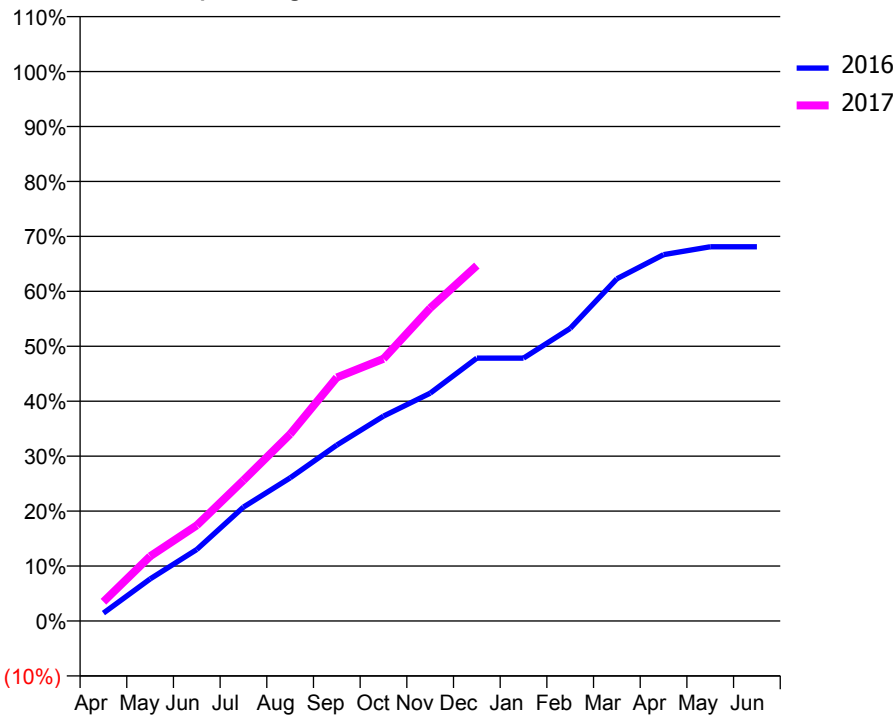
ACCESS*

Patients seen in 24 months	Total	Change since previous quarter
Quarter ending December 2015	2,817	
Quarter ending March 2016	2,752	↓
Quarter ending June 2016	2,912	↑
Quarter ending September 2016	3,036	↑
Quarter ending December 2016	3,101	↑
Variance since December 2015	10.1%	↑



ACTIVITY

Cumulative percentage of contracted UDA delivered 2016 & 2017



Month	Adjusted Scheduled Activity (UDA)	
	2016	2017
April	158	386
May	841	1,295
June	1,431	1,914
July	2,281	2,818
August	2,865	3,741
September	3,521	4,875
October	4,100	5,250
November	4,560	6,264
December	5,263	7,116
January	5,263	
February	5,858	
March	6,851	
April	7,334	
May	7,492	
June	7,492	

QUALITY

	Quantity	Base Number	Contract	AT	Region	England
% of FP17s for the same patient ID Re-attending within 3 months - Children	35	1,161	3.0%	10.1%	12.1%	12.4%
% of FP17s for the same patient ID Re-attending within 3 months - Adults	42	1,793	2.3%	13.5%	15.9%	16.6%
% of FP17s for the same patient ID Re-attending between 3 & 9 months - Children	627	1,161	54.0%	58.0%	58.6%	57.5%
% of FP17s for the same patient ID Re-attending between 3 & 9 months - Adults	806	1,793	45.0%	49.3%	51.5%	50.4%
% of FP17s for Band 1 Urgent Courses	12	2,718	0.4%	7.0%	8.0%	9.1%
% of FP17s Relating to Free Repair or Replacements	10	2,718	0.4%	0.8%	0.8%	0.8%
% of FP17s Relating to Continuations	0	2,718	0.0%	1.3%	1.2%	1.3%
% of Patients satisfied with the dentistry they have received	2	2	N/A	93.3%	92.8%	92.7%
% of Patients satisfied with the time they had to wait for an appointment	2	2	N/A	91.0%	89.2%	88.8%

* This is based on patients treated on this contract for their most recent course of treatment. Figures in italics indicate the base number of FP17s or Patient Questionnaire responses are less than 100. N/A is shown where the base number of responses is less than 10 during the period. % is calculated as Quantity/Base number*100

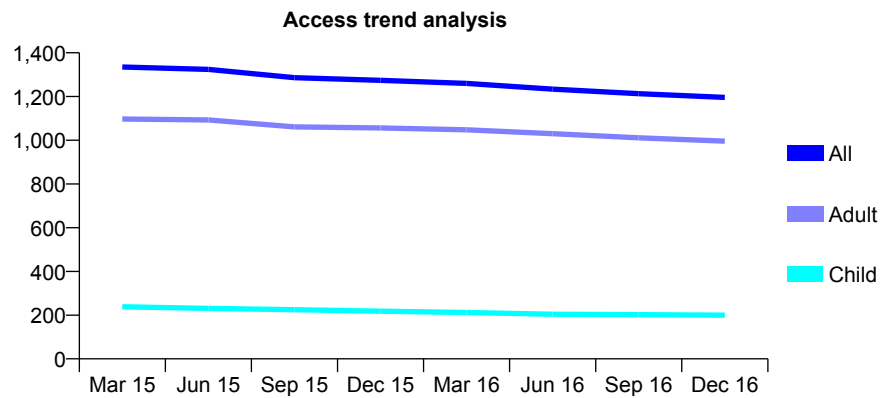
Q53 - Vital Signs At a Glance Contract Report for 735868/0001 - December 2016

Name or company name	MRS JA WARHAM
Contract type name	GDS Contract
Purpose of contract	General
Contract start date	01/04/2006
Contract end date	

16/17 Contracted general activity (UDA)	4,154
Carry forward general activity (UDA)	38
16/17 Contracted orthodontic activity (UOA)	0
Carry forward orthodontic activity (UOA)	0
Baseline contract value	£105,113.20

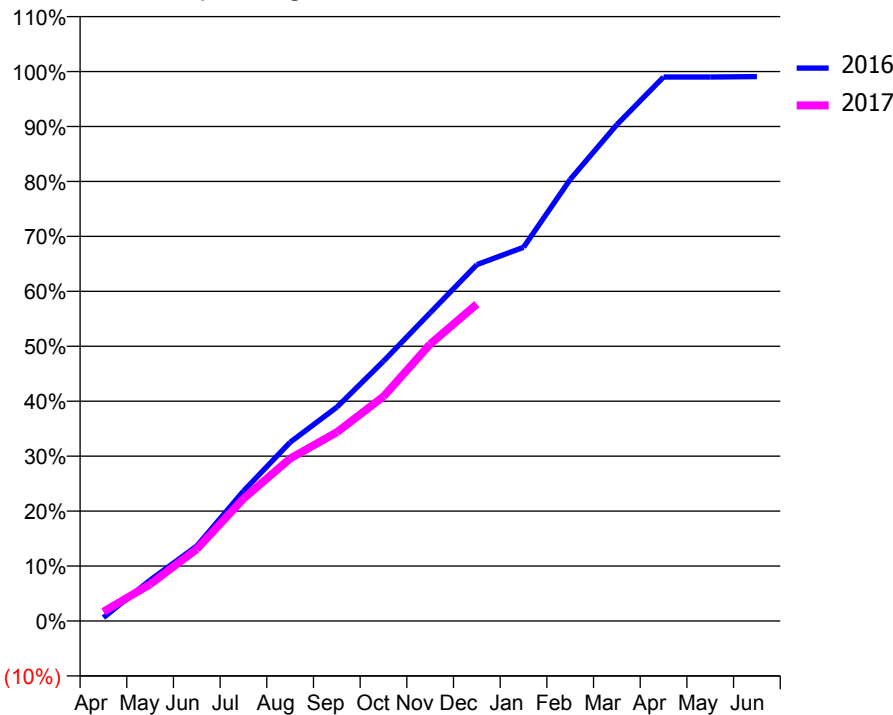
ACCESS*

Patients seen in 24 months	Total	Change since previous quarter
Quarter ending December 2015	1,274	
Quarter ending March 2016	1,260	↓
Quarter ending June 2016	1,234	↓
Quarter ending September 2016	1,213	↓
Quarter ending December 2016	1,196	↓
Variance since December 2015	(6.1%)	↓



ACTIVITY

Cumulative percentage of contracted UDA delivered 2016 & 2017



Month	Adjusted Scheduled Activity (UDA)	
	2016	2017
April	26	70
May	309	277
June	567	544
July	982	925
August	1,352	1,228
September	1,617	1,427
October	1,964	1,697
November	2,330	2,093
December	2,694	2,396
January	2,825	
February	3,339	
March	3,753	
April	4,113	
May	4,113	
June	4,116	

QUALITY

	Quantity	Base Number	Contract	AT	Region	England
% of FP17s for the same patient ID Re-attending within 3 months - Children	8	234	3.4%	10.1%	12.1%	12.4%
% of FP17s for the same patient ID Re-attending within 3 months - Adults	183	1,044	17.5%	13.5%	15.9%	16.6%
% of FP17s for the same patient ID Re-attending between 3 & 9 months - Children	165	234	70.5%	58.0%	58.6%	57.5%
% of FP17s for the same patient ID Re-attending between 3 & 9 months - Adults	517	1,044	49.5%	49.3%	51.5%	50.4%
% of FP17s for Band 1 Urgent Courses	168	1,137	14.8%	7.0%	8.0%	9.1%
% of FP17s Relating to Free Repair or Replacements	32	1,137	2.8%	0.8%	0.8%	0.8%
% of FP17s Relating to Continuations	28	1,137	2.5%	1.3%	1.2%	1.3%
% of Patients satisfied with the dentistry they have received	7	8	N/A	93.3%	92.8%	92.7%
% of Patients satisfied with the time they had to wait for an appointment	8	8	N/A	91.0%	89.2%	88.8%

* This is based on patients treated on this contract for their most recent course of treatment. Figures in italics indicate the base number of FP17s or Patient Questionnaire responses are less than 100. N/A is shown where the base number of responses is less than 10 during the period. % is calculated as Quantity/Base number*100

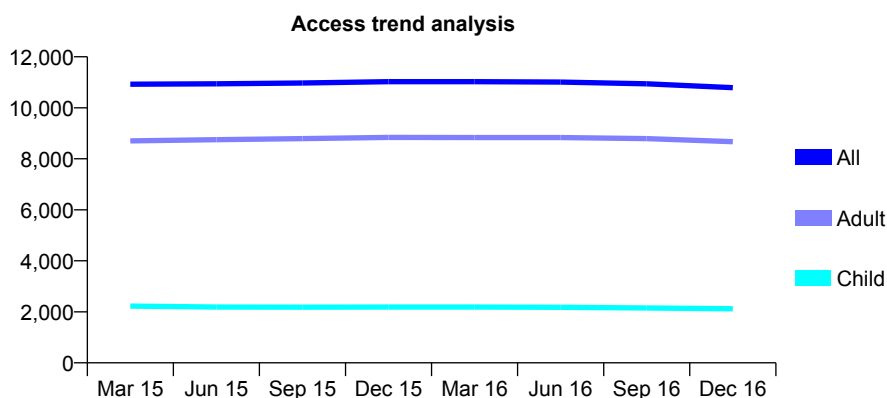
Q53 - Vital Signs At a Glance Contract Report for 740179/0001 - December 2016

Name or company name	MR JC ALLEN
Contract type name	GDS Contract
Purpose of contract	General and Orthodontic
Contract start date	01/04/2006
Contract end date	

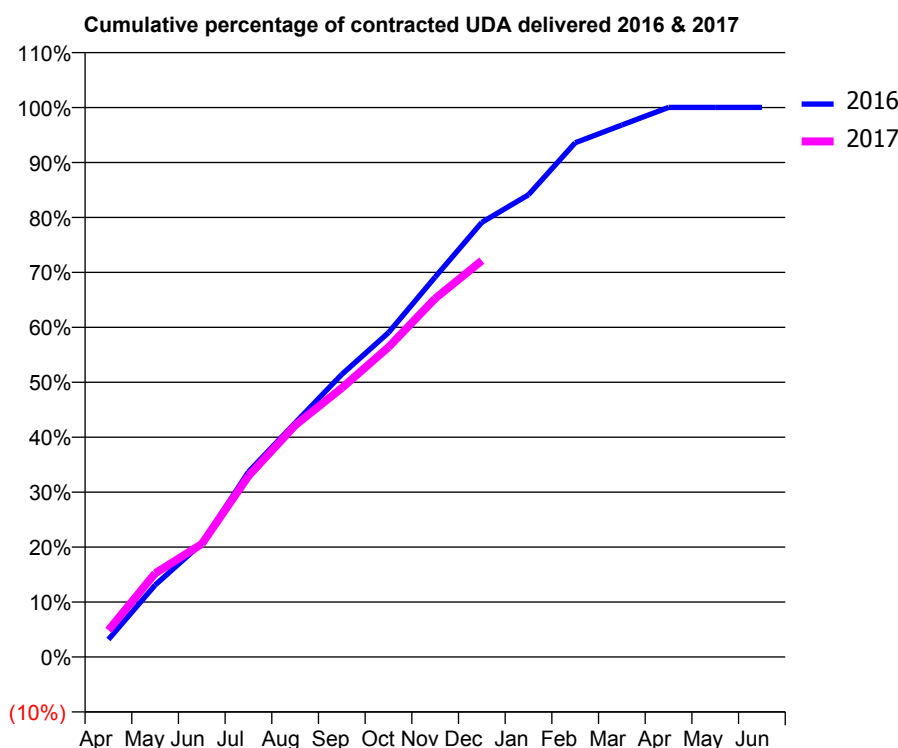
16/17 Contracted general activity (UDA)	28,247
Carry forward general activity (UDA)	-7
16/17 Contracted orthodontic activity (UOA)	645
Carry forward orthodontic activity (UOA)	0
Baseline contract value	£918,192.39

ACCESS*

Patients seen in 24 months	Total	Change since previous quarter
Quarter ending December 2015	11,025	
Quarter ending March 2016	11,023	→
Quarter ending June 2016	11,010	→
Quarter ending September 2016	10,942	→
Quarter ending December 2016	10,788	↓
Variance since December 2015	(2.1%)	↓



ACTIVITY



Month	Adjusted Scheduled Activity (UDA)	
	2016	2017
April	902	1,377
May	3,697	4,304
June	5,845	5,808
July	9,518	9,306
August	12,033	11,912
September	14,529	13,826
October	16,671	15,926
November	19,535	18,431
December	22,342	20,373
January	23,762	
February	26,438	
March	27,346	
April	28,254	
May	28,254	
June	28,254	

QUALITY

	Quantity	Base Number	Contract	AT	Region	England
% of FP17s for the same patient ID Re-attending within 3 months - Children	171	2,523	6.8%	10.1%	12.1%	12.4%
% of FP17s for the same patient ID Re-attending within 3 months - Adults	1,408	10,029	14.0%	13.5%	15.9%	16.6%
% of FP17s for the same patient ID Re-attending between 3 & 9 months - Children	1,778	2,523	70.5%	58.0%	58.6%	57.5%
% of FP17s for the same patient ID Re-attending between 3 & 9 months - Adults	5,025	10,029	50.1%	49.3%	51.5%	50.4%
% of FP17s for Band 1 Urgent Courses	511	11,988	4.3%	7.0%	8.0%	9.1%
% of FP17s Relating to Free Repair or Replacements	121	11,988	1.0%	0.8%	0.8%	0.8%
% of FP17s Relating to Continuations	414	11,988	3.5%	1.3%	1.2%	1.3%
% of Patients satisfied with the dentistry they have received	27	29	93.1%	93.3%	92.8%	92.7%
% of Patients satisfied with the time they had to wait for an appointment	25	29	86.2%	91.0%	89.2%	88.8%

* This is based on patients treated on this contract for their most recent course of treatment. Figures in italics indicate the base number of FP17s or Patient Questionnaire responses are less than 100. N/A is shown where the base number of responses is less than 10 during the period. % is calculated as Quantity/Base number*100

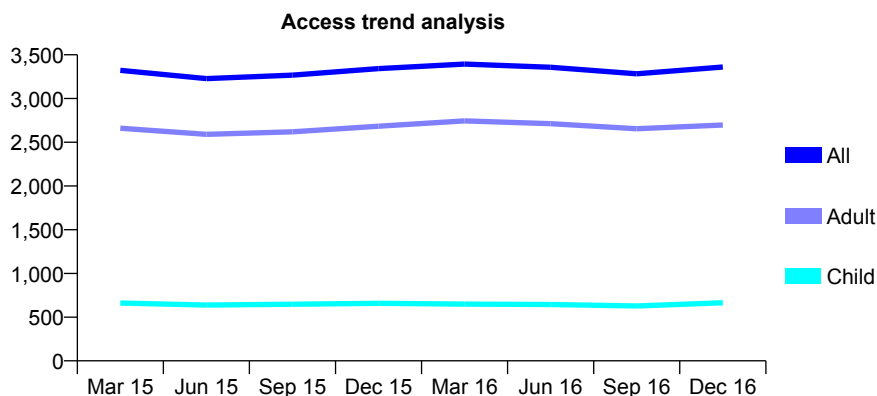
Q53 - Vital Signs At a Glance Contract Report for 742597/0001 - December 2016

Name or company name	MR SS UBHI
Contract type name	GDS Contract
Purpose of contract	General
Contract start date	01/04/2006
Contract end date	

16/17 Contracted general activity (UDA)	7,983
Carry forward general activity (UDA)	-2
16/17 Contracted orthodontic activity (UOA)	0
Carry forward orthodontic activity (UOA)	0
Baseline contract value	£235,277.76

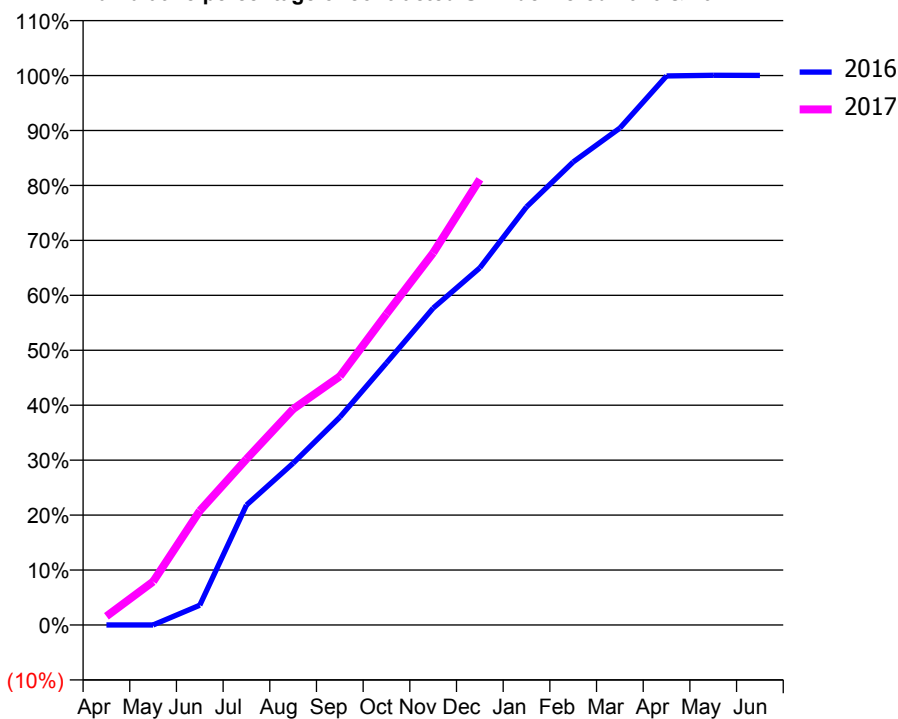
ACCESS*

Patients seen in 24 months	Total	Change since previous quarter
Quarter ending December 2015	3,342	
Quarter ending March 2016	3,394	→
Quarter ending June 2016	3,357	↓
Quarter ending September 2016	3,282	↓
Quarter ending December 2016	3,361	↑
Variance since December 2015	0.6%	→



ACTIVITY

Cumulative percentage of contracted UDA delivered 2016 & 2017



Month	Adjusted Scheduled Activity (UDA)	
	2016	2017
April	0	127
May	0	631
June	289	1,659
July	1,742	2,410
August	2,352	3,138
September	3,019	3,611
October	3,807	4,519
November	4,604	5,406
December	5,189	6,475
January	6,074	
February	6,727	
March	7,219	
April	7,977	
May	7,986	
June	7,985	

QUALITY

	Quantity	Base Number	Contract	AT	Region	England
% of FP17s for the same patient ID Re-attending within 3 months - Children	47	825	5.7%	10.1%	12.1%	12.4%
% of FP17s for the same patient ID Re-attending within 3 months - Adults	309	2,746	11.3%	13.5%	15.9%	16.6%
% of FP17s for the same patient ID Re-attending between 3 & 9 months - Children	493	825	59.8%	58.0%	58.6%	57.5%
% of FP17s for the same patient ID Re-attending between 3 & 9 months - Adults	914	2,746	33.3%	49.3%	51.5%	50.4%
% of FP17s for Band 1 Urgent Courses	302	3,176	9.5%	7.0%	8.0%	9.1%
% of FP17s Relating to Free Repair or Replacements	7	3,176	0.2%	0.8%	0.8%	0.8%
% of FP17s Relating to Continuations	11	3,176	0.3%	1.3%	1.2%	1.3%
% of Patients satisfied with the dentistry they have received	50	53	94.3%	93.3%	92.8%	92.7%
% of Patients satisfied with the time they had to wait for an appointment	51	53	96.2%	91.0%	89.2%	88.8%

* This is based on patients treated on this contract for their most recent course of treatment. Figures in italics indicate the base number of FP17s or Patient Questionnaire responses are less than 100. N/A is shown where the base number of responses is less than 10 during the period. % is calculated as Quantity/Base number*100

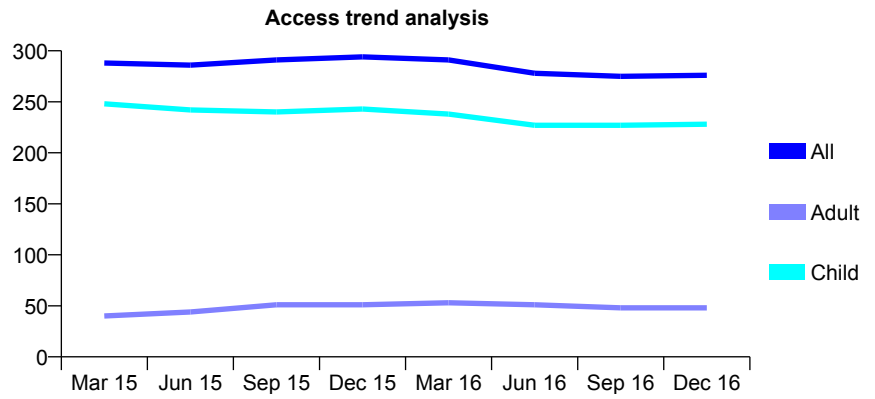
Q53 - Vital Signs At a Glance Contract Report for 746371/0001 - December 2016

Name or company name	MR SA WALKER
Contract type name	GDS Contract
Purpose of contract	General
Contract start date	01/04/2006
Contract end date	

16/17 Contracted general activity (UDA)	600
Carry forward general activity (UDA)	0
16/17 Contracted orthodontic activity (UOA)	0
Carry forward orthodontic activity (UOA)	0
Baseline contract value	£14,409.32

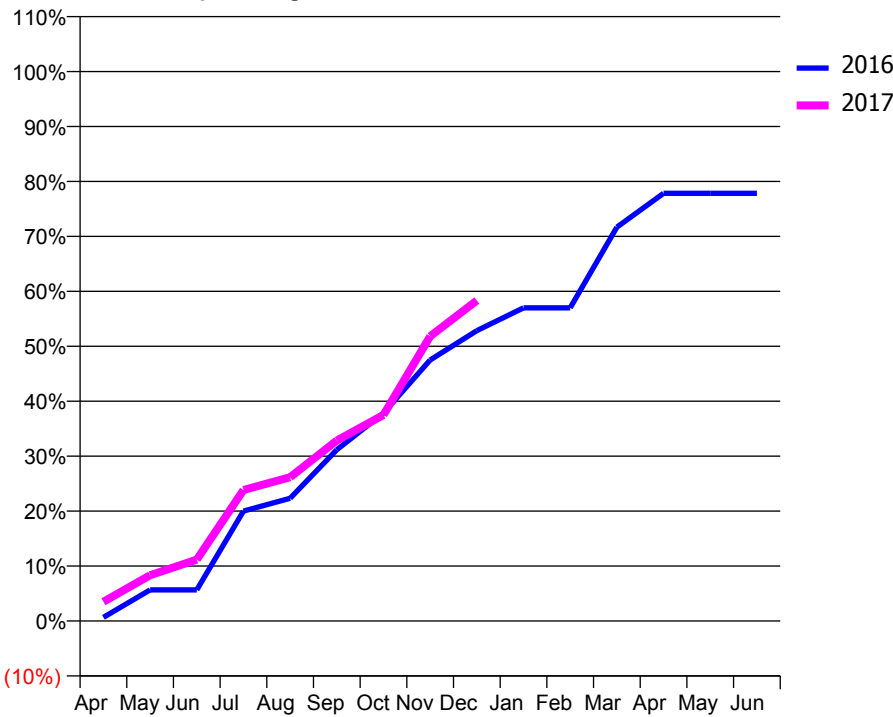
ACCESS*

Patients seen in 24 months	Total	Change since previous quarter
Quarter ending December 2015	294	
Quarter ending March 2016	291	↓
Quarter ending June 2016	278	↓
Quarter ending September 2016	275	↓
Quarter ending December 2016	276	→
Variance since December 2015	(6.1%)	↓



ACTIVITY

Cumulative percentage of contracted UDA delivered 2016 & 2017



Month	Adjusted Scheduled Activity (UDA)	
	2016	2017
April	4	21
May	34	50
June	34	67
July	120	143
August	134	157
September	187	197
October	227	225
November	285	311
December	317	350
January	342	
February	342	
March	430	
April	467	
May	467	
June	467	

QUALITY

	Quantity	Base Number	Contract	AT	Region	England
% of FP17s for the same patient ID Re-attending within 3 months - Children	17	298	5.7%	10.1%	12.1%	12.4%
% of FP17s for the same patient ID Re-attending within 3 months - Adults	0	18	0.0%	13.5%	15.9%	16.6%
% of FP17s for the same patient ID Re-attending between 3 & 9 months - Children	222	298	74.5%	58.0%	58.6%	57.5%
% of FP17s for the same patient ID Re-attending between 3 & 9 months - Adults	16	18	88.9%	49.3%	51.5%	50.4%
% of FP17s for Band 1 Urgent Courses	0	280	0.0%	7.0%	8.0%	9.1%
% of FP17s Relating to Free Repair or Replacements	0	280	0.0%	0.8%	0.8%	0.8%
% of FP17s Relating to Continuations	0	280	0.0%	1.3%	1.2%	1.3%
% of Patients satisfied with the dentistry they have received	2	2	N/A	93.3%	92.8%	92.7%
% of Patients satisfied with the time they had to wait for an appointment	2	2	N/A	91.0%	89.2%	88.8%

* This is based on patients treated on this contract for their most recent course of treatment. Figures in italics indicate the base number of FP17s or Patient Questionnaire responses are less than 100. N/A is shown where the base number of responses is less than 10 during the period. % is calculated as Quantity/Base number*100

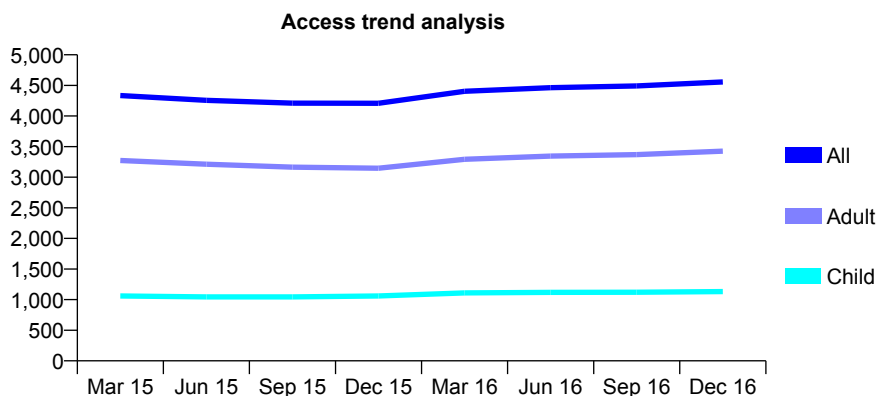
Q53 - Vital Signs At a Glance Contract Report for 749419/0001 - December 2016

Name or company name	MR SA CHALKER
Contract type name	GDS Contract
Purpose of contract	General
Contract start date	01/04/2006
Contract end date	

16/17 Contracted general activity (UDA)	10,827
Carry forward general activity (UDA)	0
16/17 Contracted orthodontic activity (UOA)	0
Carry forward orthodontic activity (UOA)	0
Baseline contract value	£250,344.58

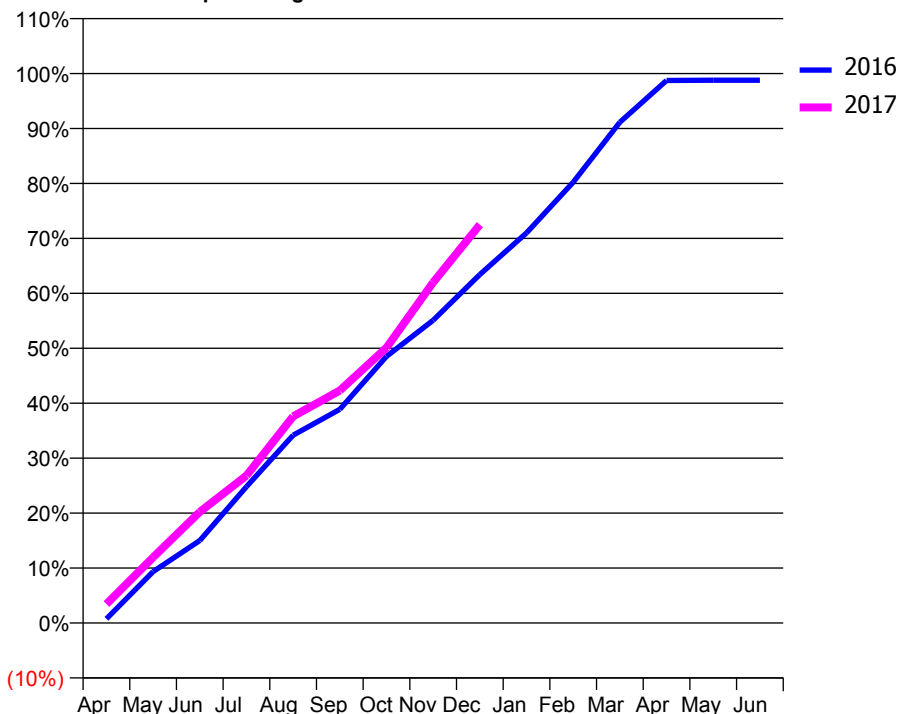
ACCESS*

Patients seen in 24 months	Total	Change since previous quarter
Quarter ending December 2015	4,207	
Quarter ending March 2016	4,404	↑
Quarter ending June 2016	4,463	→
Quarter ending September 2016	4,492	→
Quarter ending December 2016	4,557	→
Variance since December 2015	8.3%	↑



ACTIVITY

Cumulative percentage of contracted UDA delivered 2016 & 2017



Month	Adjusted Scheduled Activity (UDA)	
	2016	2017
April	82	373
May	1,014	1,293
June	1,624	2,189
July	2,685	2,904
August	3,701	4,072
September	4,210	4,581
October	5,253	5,423
November	5,966	6,710
December	6,866	7,851
January	7,686	
February	8,685	
March	9,868	
April	10,689	
May	10,695	
June	10,695	

QUALITY

	Quantity	Base Number	Contract	AT	Region	England
% of FP17s for the same patient ID Re-attending within 3 months - Children	109	1,504	7.2%	10.1%	12.1%	12.4%
% of FP17s for the same patient ID Re-attending within 3 months - Adults	393	3,224	12.2%	13.5%	15.9%	16.6%
% of FP17s for the same patient ID Re-attending between 3 & 9 months - Children	1,032	1,504	68.6%	58.0%	58.6%	57.5%
% of FP17s for the same patient ID Re-attending between 3 & 9 months - Adults	1,202	3,224	37.3%	49.3%	51.5%	50.4%
% of FP17s for Band 1 Urgent Courses	378	4,345	8.7%	7.0%	8.0%	9.1%
% of FP17s Relating to Free Repair or Replacements	44	4,345	1.0%	0.8%	0.8%	0.8%
% of FP17s Relating to Continuations	26	4,345	0.6%	1.3%	1.2%	1.3%
% of Patients satisfied with the dentistry they have received	4	6	N/A	93.3%	92.8%	92.7%
% of Patients satisfied with the time they had to wait for an appointment	6	6	N/A	91.0%	89.2%	88.8%

* This is based on patients treated on this contract for their most recent course of treatment. Figures in italics indicate the base number of FP17s or Patient Questionnaire responses are less than 100. N/A is shown where the base number of responses is less than 10 during the period. % is calculated as Quantity/Base number*100

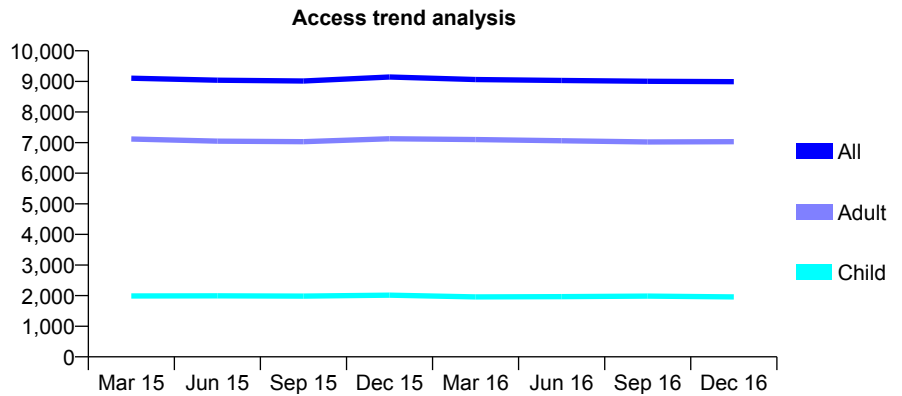
Q53 - Vital Signs At a Glance Contract Report for 753955/0001 - December 2016

Name or company name	MR AM RAJPUT
Contract type name	GDS Contract
Purpose of contract	General
Contract start date	01/04/2006
Contract end date	

16/17 Contracted general activity (UDA)	27,792
Carry forward general activity (UDA)	455
16/17 Contracted orthodontic activity (UOA)	0
Carry forward orthodontic activity (UOA)	0
Baseline contract value	£717,147.82

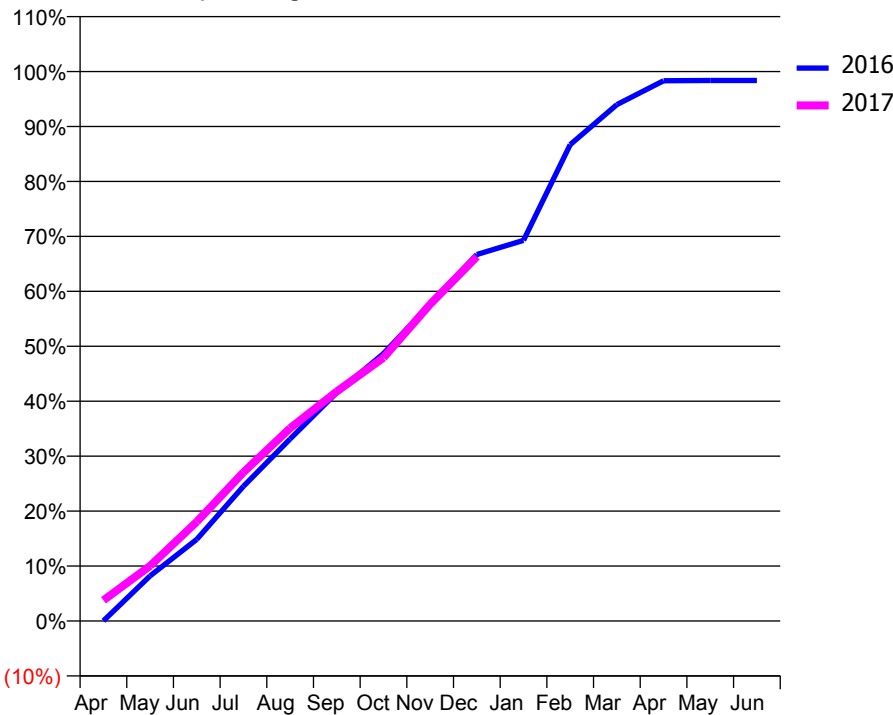
ACCESS*

Patients seen in 24 months	Total	Change since previous quarter
Quarter ending December 2015	9,143	
Quarter ending March 2016	9,060	→
Quarter ending June 2016	9,031	→
Quarter ending September 2016	9,004	→
Quarter ending December 2016	8,991	→
Variance since December 2015	(1.7%)	↓



ACTIVITY

Cumulative percentage of contracted UDA delivered 2016 & 2017



Month	Adjusted Scheduled Activity (UDA)	
	2016	2017
April	11	1,052
May	2,283	2,790
June	4,131	5,023
July	6,815	7,522
August	9,213	9,755
September	11,558	11,609
October	13,524	13,319
November	16,018	16,023
December	18,534	18,430
January	19,248	
February	24,097	
March	26,119	
April	27,326	
May	27,338	
June	27,337	

QUALITY

	Quantity	Base Number	Contract	AT	Region	England
% of FP17s for the same patient ID Re-attending within 3 months - Children	107	2,269	4.7%	10.1%	12.1%	12.4%
% of FP17s for the same patient ID Re-attending within 3 months - Adults	1,186	8,474	14.0%	13.5%	15.9%	16.6%
% of FP17s for the same patient ID Re-attending between 3 & 9 months - Children	1,603	2,269	70.6%	58.0%	58.6%	57.5%
% of FP17s for the same patient ID Re-attending between 3 & 9 months - Adults	5,565	8,474	65.7%	49.3%	51.5%	50.4%
% of FP17s for Band 1 Urgent Courses	289	10,077	2.9%	7.0%	8.0%	9.1%
% of FP17s Relating to Free Repair or Replacements	66	10,077	0.7%	0.8%	0.8%	0.8%
% of FP17s Relating to Continuations	364	10,077	3.6%	1.3%	1.2%	1.3%
% of Patients satisfied with the dentistry they have received	14	15	93.3%	93.3%	92.8%	92.7%
% of Patients satisfied with the time they had to wait for an appointment	14	15	93.3%	91.0%	89.2%	88.8%

* This is based on patients treated on this contract for their most recent course of treatment. Figures in italics indicate the base number of FP17s or Patient Questionnaire responses are less than 100. N/A is shown where the base number of responses is less than 10 during the period. % is calculated as Quantity/Base number*100

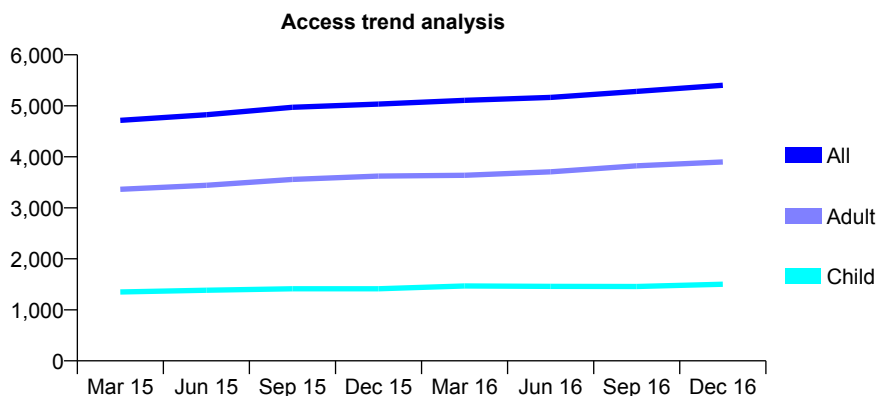
Q53 - Vital Signs At a Glance Contract Report for 763225/0001 - December 2016

Name or company name	MR SS MATHAROO
Contract type name	GDS Contract
Purpose of contract	General
Contract start date	01/04/2006
Contract end date	

16/17 Contracted general activity (UDA)	11,255
Carry forward general activity (UDA)	165
16/17 Contracted orthodontic activity (UOA)	0
Carry forward orthodontic activity (UOA)	0
Baseline contract value	£331,726.52

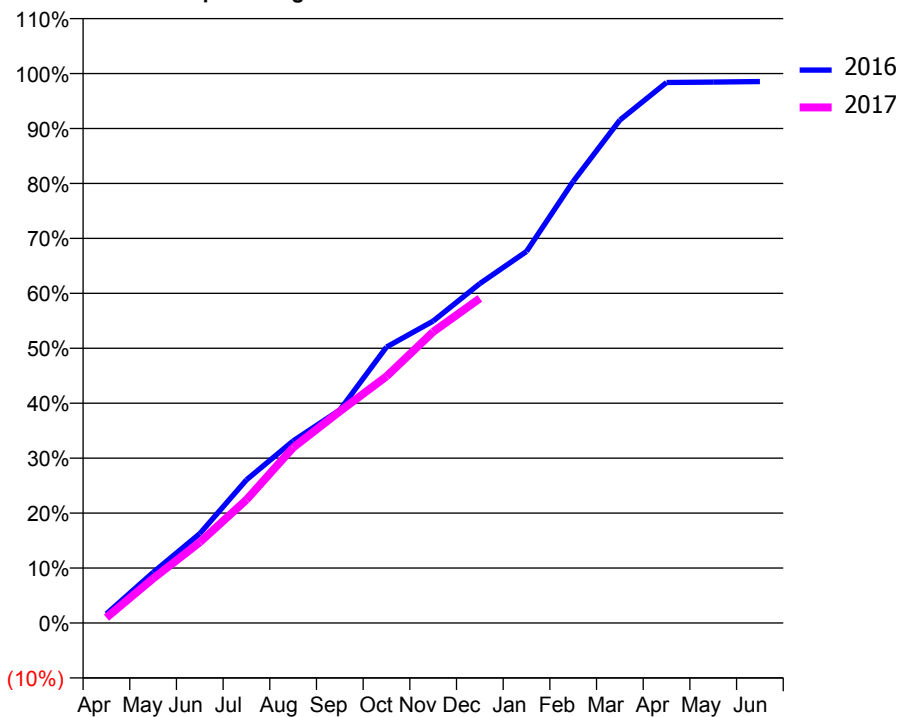
ACCESS*

Patients seen in 24 months	Total	Change since previous quarter
Quarter ending December 2015	5,033	
Quarter ending March 2016	5,108	→
Quarter ending June 2016	5,165	→
Quarter ending September 2016	5,282	↑
Quarter ending December 2016	5,403	↑
Variance since December 2015	7.4%	↑



ACTIVITY

Cumulative percentage of contracted UDA delivered 2016 & 2017



Month	Adjusted Scheduled Activity (UDA)	
	2016	2017
April	187	112
May	1,036	910
June	1,831	1,655
July	2,931	2,525
August	3,729	3,592
September	4,363	4,336
October	5,653	5,053
November	6,186	5,963
December	6,952	6,650
January	7,612	
February	9,045	
March	10,301	
April	11,072	
May	11,080	
June	11,090	

QUALITY

	Quantity	Base Number	Contract	AT	Region	England
% of FP17s for the same patient ID Re-attending within 3 months - Children	60	1,421	4.2%	10.1%	12.1%	12.4%
% of FP17s for the same patient ID Re-attending within 3 months - Adults	432	3,372	12.8%	13.5%	15.9%	16.6%
% of FP17s for the same patient ID Re-attending between 3 & 9 months - Children	826	1,421	58.1%	58.0%	58.6%	57.5%
% of FP17s for the same patient ID Re-attending between 3 & 9 months - Adults	1,505	3,372	44.6%	49.3%	51.5%	50.4%
% of FP17s for Band 1 Urgent Courses	225	3,684	6.1%	7.0%	8.0%	9.1%
% of FP17s Relating to Free Repair or Replacements	15	3,684	0.4%	0.8%	0.8%	0.8%
% of FP17s Relating to Continuations	34	3,684	0.9%	1.3%	1.2%	1.3%
% of Patients satisfied with the dentistry they have received	7	7	N/A	93.3%	92.8%	92.7%
% of Patients satisfied with the time they had to wait for an appointment	7	7	N/A	91.0%	89.2%	88.8%

* This is based on patients treated on this contract for their most recent course of treatment. Figures in italics indicate the base number of FP17s or Patient Questionnaire responses are less than 100. N/A is shown where the base number of responses is less than 10 during the period. % is calculated as Quantity/Base number*100

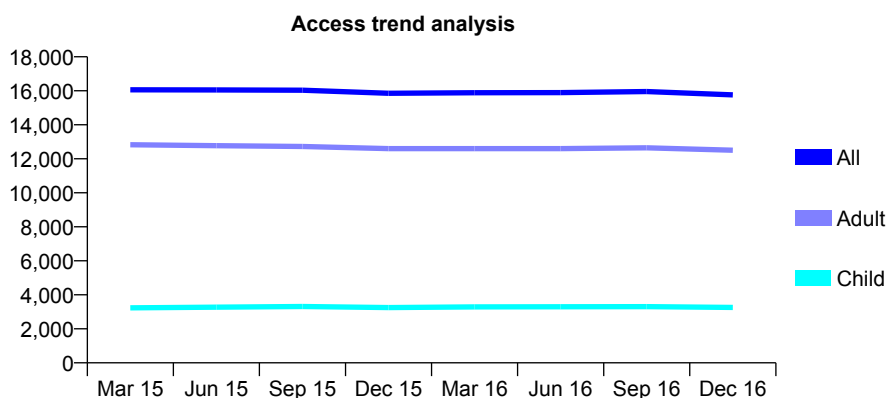
Q53 - Vital Signs At a Glance Contract Report for 764353/0001 - December 2016

Name or company name	MRS RP ATWAL
Contract type name	GDS Contract
Purpose of contract	General
Contract start date	01/04/2006
Contract end date	

16/17 Contracted general activity (UDA)	41,132
Carry forward general activity (UDA)	236
16/17 Contracted orthodontic activity (UOA)	0
Carry forward orthodontic activity (UOA)	0
Baseline contract value	£1,234,619.45

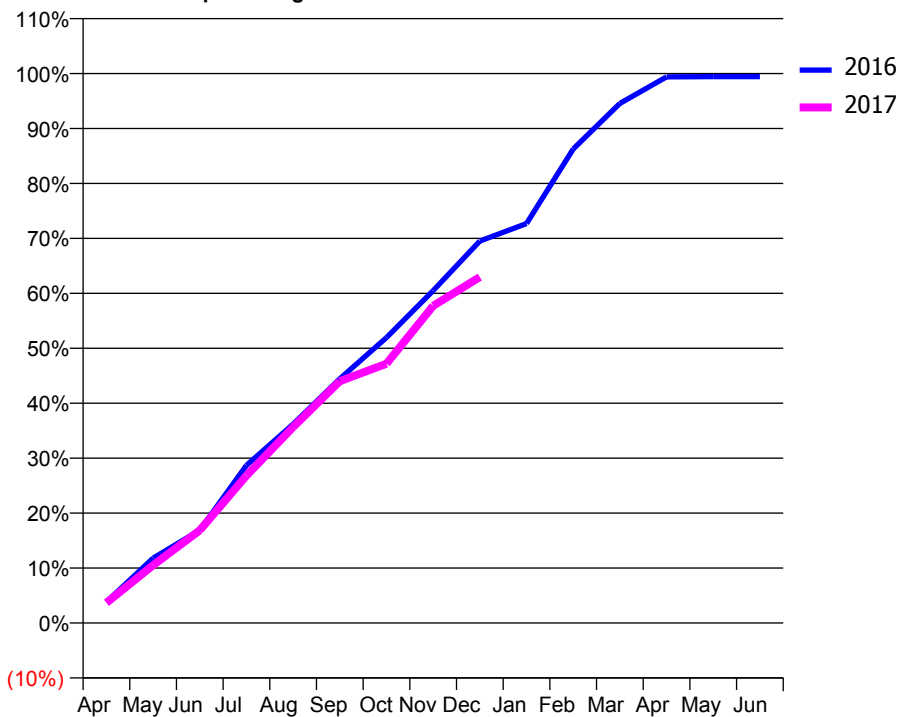
ACCESS*

Patients seen in 24 months	Total	Change since previous quarter
Quarter ending December 2015	15,854	
Quarter ending March 2016	15,887	→
Quarter ending June 2016	15,898	→
Quarter ending September 2016	15,955	→
Quarter ending December 2016	15,759	↓
Variance since December 2015	(0.6%)	→



ACTIVITY

Cumulative percentage of contracted UDA delivered 2016 & 2017



Month	Adjusted Scheduled Activity (UDA)	
	2016	2017
April	1,577	1,511
May	4,859	4,326
June	6,950	6,940
July	11,808	11,037
August	14,891	14,668
September	18,285	18,101
October	21,368	19,405
November	24,882	23,744
December	28,591	25,895
January	29,901	
February	35,484	
March	38,894	
April	40,875	
May	40,894	
June	40,896	

QUALITY

	Quantity	Base Number	Contract	AT	Region	England
% of FP17s for the same patient ID Re-attending within 3 months - Children	84	3,819	2.2%	10.1%	12.1%	12.4%
% of FP17s for the same patient ID Re-attending within 3 months - Adults	718	12,598	5.7%	13.5%	15.9%	16.6%
% of FP17s for the same patient ID Re-attending between 3 & 9 months - Children	2,840	3,819	74.4%	58.0%	58.6%	57.5%
% of FP17s for the same patient ID Re-attending between 3 & 9 months - Adults	7,045	12,598	55.9%	49.3%	51.5%	50.4%
% of FP17s for Band 1 Urgent Courses	125	15,351	0.8%	7.0%	8.0%	9.1%
% of FP17s Relating to Free Repair or Replacements	34	15,351	0.2%	0.8%	0.8%	0.8%
% of FP17s Relating to Continuations	157	15,351	1.0%	1.3%	1.2%	1.3%
% of Patients satisfied with the dentistry they have received	22	26	84.6%	93.3%	92.8%	92.7%
% of Patients satisfied with the time they had to wait for an appointment	24	26	92.3%	91.0%	89.2%	88.8%

* This is based on patients treated on this contract for their most recent course of treatment. Figures in italics indicate the base number of FP17s or Patient Questionnaire responses are less than 100. N/A is shown where the base number of responses is less than 10 during the period. % is calculated as Quantity/Base number*100

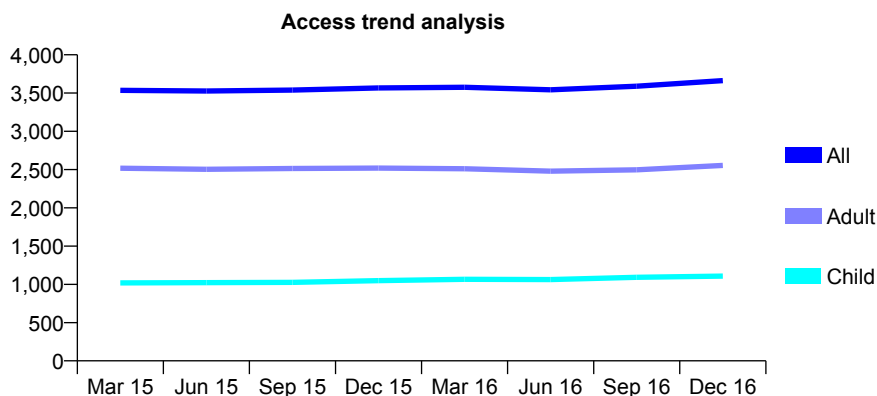
Q53 - Vital Signs At a Glance Contract Report for 765716/0001 - December 2016

Name or company name	MR TO YUNUS
Contract type name	GDS Contract
Purpose of contract	General
Contract start date	01/04/2006
Contract end date	

16/17 Contracted general activity (UDA)	8,281
Carry forward general activity (UDA)	-1
16/17 Contracted orthodontic activity (UOA)	0
Carry forward orthodontic activity (UOA)	0
Baseline contract value	£248,580.01

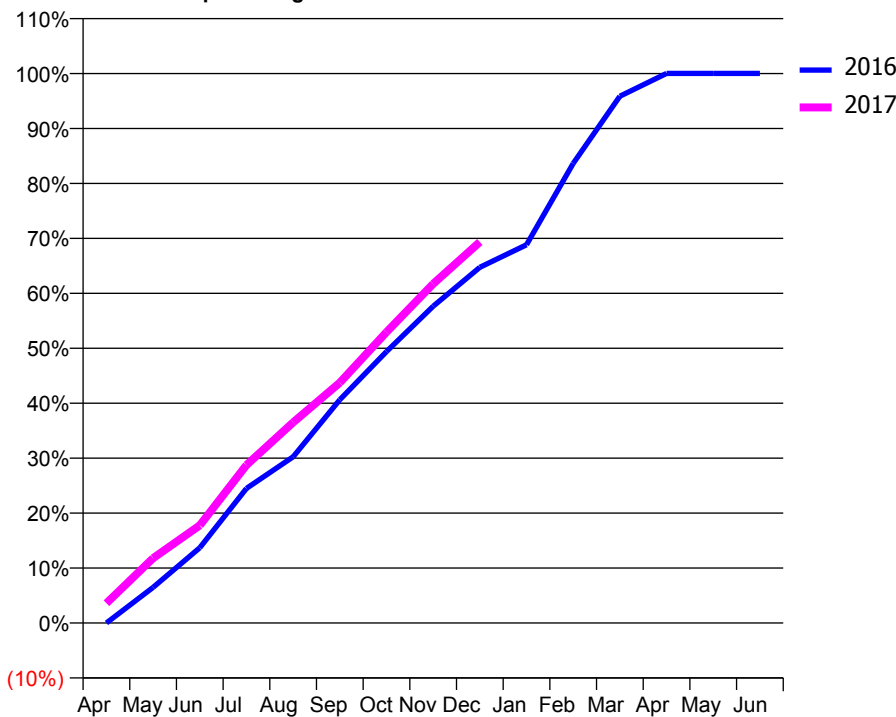
ACCESS*

Patients seen in 24 months	Total	Change since previous quarter
Quarter ending December 2015	3,567	
Quarter ending March 2016	3,575	→
Quarter ending June 2016	3,542	→
Quarter ending September 2016	3,589	→
Quarter ending December 2016	3,663	↑
Variance since December 2015	2.7%	↑



ACTIVITY

Cumulative percentage of contracted UDA delivered 2016 & 2017



Month	Adjusted Scheduled Activity (UDA)	
	2016	2017
April	1	299
May	537	978
June	1,135	1,473
July	2,029	2,380
August	2,506	3,024
September	3,365	3,622
October	4,090	4,384
November	4,773	5,111
December	5,361	5,743
January	5,699	
February	6,926	
March	7,939	
April	8,282	
May	8,282	
June	8,282	

QUALITY

	Quantity	Base Number	Contract	AT	Region	England
% of FP17s for the same patient ID Re-attending within 3 months - Children	8	1,007	0.8%	10.1%	12.1%	12.4%
% of FP17s for the same patient ID Re-attending within 3 months - Adults	128	2,015	6.4%	13.5%	15.9%	16.6%
% of FP17s for the same patient ID Re-attending between 3 & 9 months - Children	522	1,007	51.8%	58.0%	58.6%	57.5%
% of FP17s for the same patient ID Re-attending between 3 & 9 months - Adults	599	2,015	29.7%	49.3%	51.5%	50.4%
% of FP17s for Band 1 Urgent Courses	119	2,817	4.2%	7.0%	8.0%	9.1%
% of FP17s Relating to Free Repair or Replacements	3	2,817	0.1%	0.8%	0.8%	0.8%
% of FP17s Relating to Continuations	12	2,817	0.4%	1.3%	1.2%	1.3%
% of Patients satisfied with the dentistry they have received	3	3	N/A	93.3%	92.8%	92.7%
% of Patients satisfied with the time they had to wait for an appointment	3	3	N/A	91.0%	89.2%	88.8%

* This is based on patients treated on this contract for their most recent course of treatment. Figures in italics indicate the base number of FP17s or Patient Questionnaire responses are less than 100. N/A is shown where the base number of responses is less than 10 during the period. % is calculated as Quantity/Base number*100

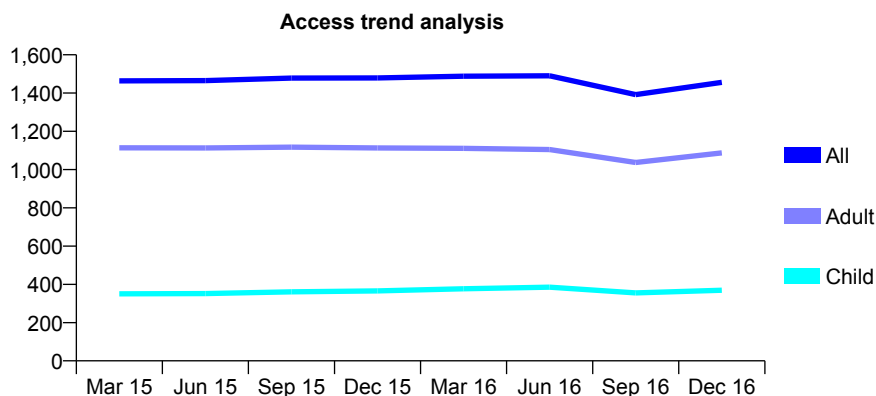
Q53 - Vital Signs At a Glance Contract Report for 768677/0002 - December 2016

Name or company name	MR S MIRFENDERESKI
Contract type name	GDS Contract
Purpose of contract	General
Contract start date	01/04/2006
Contract end date	

16/17 Contracted general activity (UDA)	7,259
Carry forward general activity (UDA)	0
16/17 Contracted orthodontic activity (UOA)	0
Carry forward orthodontic activity (UOA)	0
Baseline contract value	£190,141.86

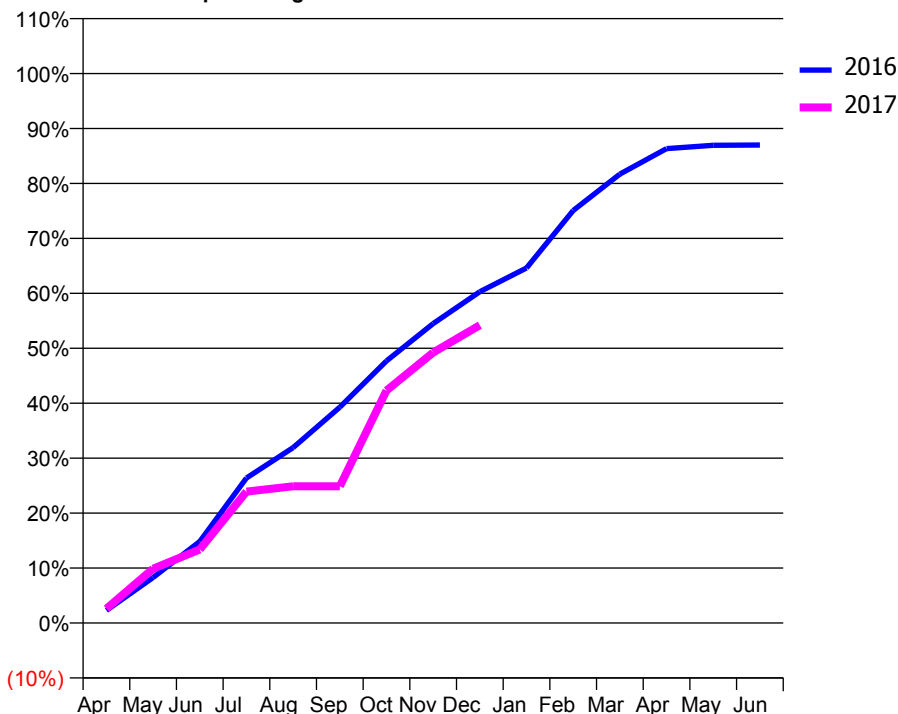
ACCESS*

Patients seen in 24 months	Total	Change since previous quarter
Quarter ending December 2015	1,479	
Quarter ending March 2016	1,488	→
Quarter ending June 2016	1,490	→
Quarter ending September 2016	1,392	↓
Quarter ending December 2016	1,456	↑
Variance since December 2015	(1.6%)	↓



ACTIVITY

Cumulative percentage of contracted UDA delivered 2016 & 2017



Month	Adjusted Scheduled Activity (UDA)	
	2016	2017
April	166	190
May	602	719
June	1,077	972
July	1,916	1,736
August	2,318	1,807
September	2,850	1,807
October	3,463	3,071
November	3,956	3,573
December	4,376	3,935
January	4,690	
February	5,449	
March	5,930	
April	6,267	
May	6,311	
June	6,315	

QUALITY

	Quantity	Base Number	Contract	AT	Region	England
% of FP17s for the same patient ID Re-attending within 3 months - Children	42	355	11.8%	10.1%	12.1%	12.4%
% of FP17s for the same patient ID Re-attending within 3 months - Adults	272	1,039	26.2%	13.5%	15.9%	16.6%
% of FP17s for the same patient ID Re-attending between 3 & 9 months - Children	185	355	52.1%	58.0%	58.6%	57.5%
% of FP17s for the same patient ID Re-attending between 3 & 9 months - Adults	429	1,039	41.3%	49.3%	51.5%	50.4%
% of FP17s for Band 1 Urgent Courses	104	1,274	8.2%	7.0%	8.0%	9.1%
% of FP17s Relating to Free Repair or Replacements	4	1,274	0.3%	0.8%	0.8%	0.8%
% of FP17s Relating to Continuations	20	1,274	1.6%	1.3%	1.2%	1.3%
% of Patients satisfied with the dentistry they have received	7	7	N/A	93.3%	92.8%	92.7%
% of Patients satisfied with the time they had to wait for an appointment	7	7	N/A	91.0%	89.2%	88.8%

* This is based on patients treated on this contract for their most recent course of treatment. Figures in italics indicate the base number of FP17s or Patient Questionnaire responses are less than 100. N/A is shown where the base number of responses is less than 10 during the period. % is calculated as Quantity/Base number*100

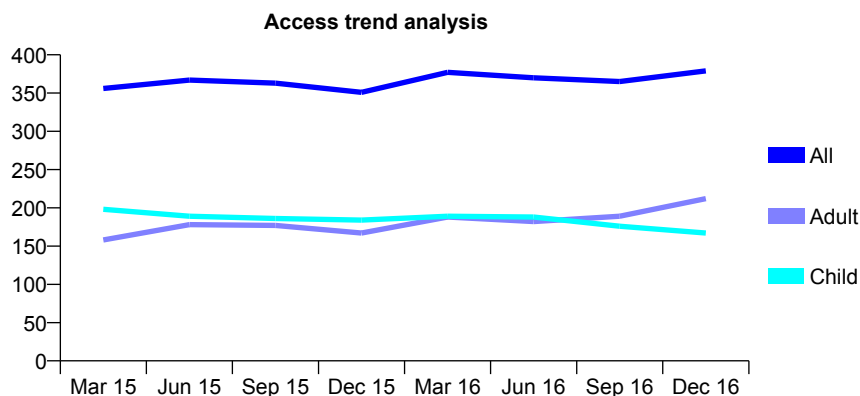
Q53 - Vital Signs At a Glance Contract Report for 770647/0002 - December 2016

Name or company name	MR AI PARUK
Contract type name	GDS Contract
Purpose of contract	General
Contract start date	18/08/2008
Contract end date	

16/17 Contracted general activity (UDA)	1,000
Carry forward general activity (UDA)	-13
16/17 Contracted orthodontic activity (UOA)	0
Carry forward orthodontic activity (UOA)	0
Baseline contract value	£25,044.34

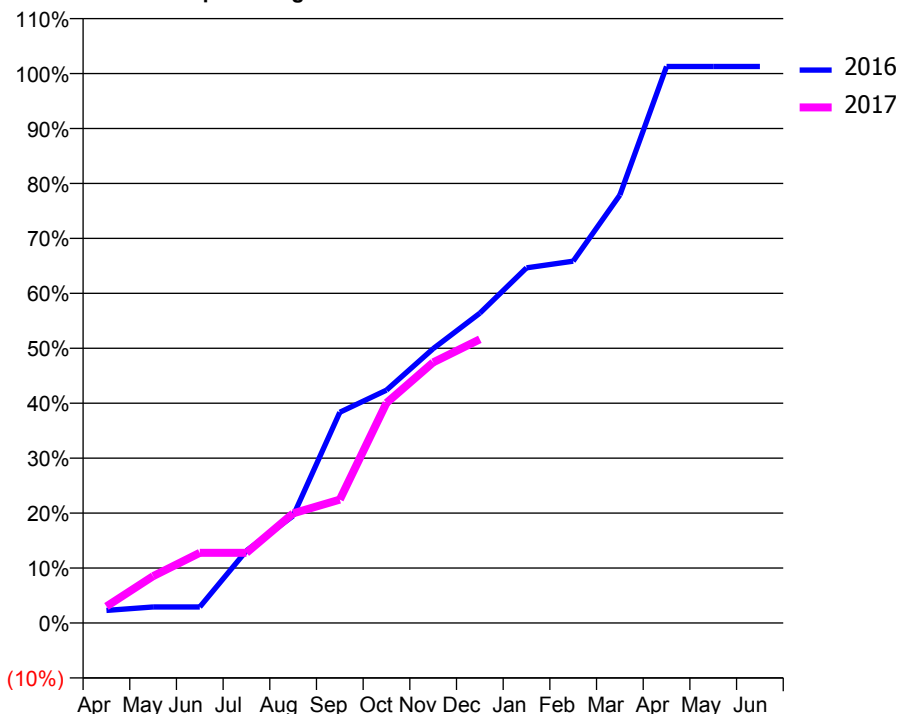
ACCESS*

Patients seen in 24 months	Total	Change since previous quarter
Quarter ending December 2015	351	
Quarter ending March 2016	377	↑
Quarter ending June 2016	370	↓
Quarter ending September 2016	365	↓
Quarter ending December 2016	379	↑
Variance since December 2015	8.0%	↑



ACTIVITY

Cumulative percentage of contracted UDA delivered 2016 & 2017



Month	Adjusted Scheduled Activity (UDA)	
	2016	2017
April	23	30
May	29	85
June	29	128
July	132	128
August	195	200
September	384	225
October	424	401
November	499	474
December	564	516
January	646	
February	658	
March	779	
April	1,013	
May	1,013	
June	1,013	

QUALITY

	Quantity	Base Number	Contract	AT	Region	England
% of FP17s for the same patient ID Re-attending within 3 months - Children	17	240	7.1%	10.1%	12.1%	12.4%
% of FP17s for the same patient ID Re-attending within 3 months - Adults	17	177	9.6%	13.5%	15.9%	16.6%
% of FP17s for the same patient ID Re-attending between 3 & 9 months - Children	174	240	72.5%	58.0%	58.6%	57.5%
% of FP17s for the same patient ID Re-attending between 3 & 9 months - Adults	84	177	47.5%	49.3%	51.5%	50.4%
% of FP17s for Band 1 Urgent Courses	27	331	8.2%	7.0%	8.0%	9.1%
% of FP17s Relating to Free Repair or Replacements	1	331	0.3%	0.8%	0.8%	0.8%
% of FP17s Relating to Continuations	0	331	0.0%	1.3%	1.2%	1.3%
% of Patients satisfied with the dentistry they have received	0	0	N/A	93.3%	92.8%	92.7%
% of Patients satisfied with the time they had to wait for an appointment	0	0	N/A	91.0%	89.2%	88.8%

* This is based on patients treated on this contract for their most recent course of treatment. Figures in italics indicate the base number of FP17s or Patient Questionnaire responses are less than 100. N/A is shown where the base number of responses is less than 10 during the period. % is calculated as Quantity/Base number*100

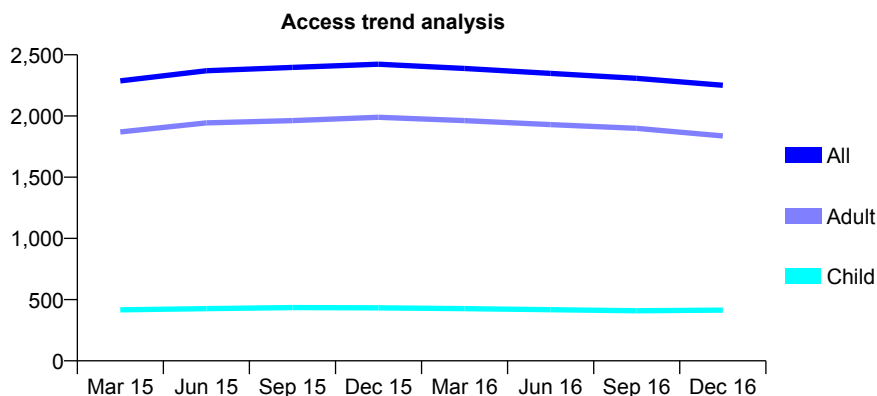
Q53 - Vital Signs At a Glance Contract Report for 773492/0001 - December 2016

Name or company name	MS S KUTTY
Contract type name	GDS Contract
Purpose of contract	General
Contract start date	01/07/2013
Contract end date	

16/17 Contracted general activity (UDA)	7,615
Carry forward general activity (UDA)	101
16/17 Contracted orthodontic activity (UOA)	0
Carry forward orthodontic activity (UOA)	0
Baseline contract value	£224,439.54

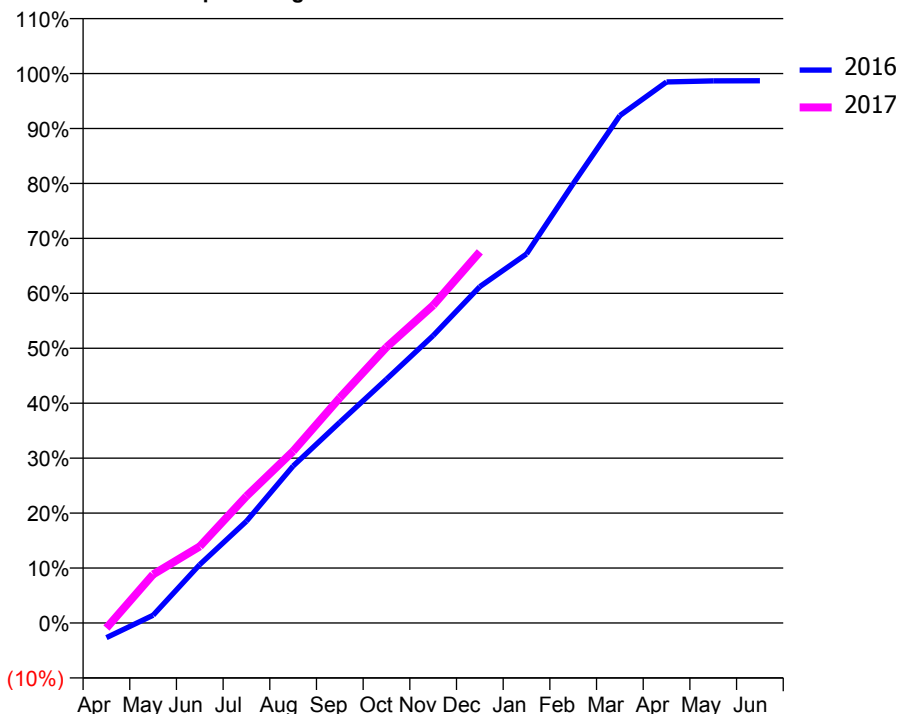
ACCESS*

Patients seen in 24 months	Total	Change since previous quarter
Quarter ending December 2015	2,423	
Quarter ending March 2016	2,388	↓
Quarter ending June 2016	2,348	↓
Quarter ending September 2016	2,308	↓
Quarter ending December 2016	2,251	↓
Variance since December 2015	(7.1%)	↓



ACTIVITY

Cumulative percentage of contracted UDA delivered 2016 & 2017



Month	Adjusted Scheduled Activity (UDA)	
	2016	2017
April	-205	-72
May	109	674
June	811	1,061
July	1,410	1,759
August	2,176	2,380
September	2,782	3,122
October	3,380	3,823
November	3,983	4,402
December	4,662	5,143
January	5,115	
February	6,088	
March	7,032	
April	7,497	
May	7,513	
June	7,514	

QUALITY

	Quantity	Base Number	Contract	AT	Region	England
% of FP17s for the same patient ID Re-attending within 3 months - Children	40	481	8.3%	10.1%	12.1%	12.4%
% of FP17s for the same patient ID Re-attending within 3 months - Adults	329	2,150	15.3%	13.5%	15.9%	16.6%
% of FP17s for the same patient ID Re-attending between 3 & 9 months - Children	329	481	68.4%	58.0%	58.6%	57.5%
% of FP17s for the same patient ID Re-attending between 3 & 9 months - Adults	1,378	2,150	64.1%	49.3%	51.5%	50.4%
% of FP17s for Band 1 Urgent Courses	165	2,470	6.7%	7.0%	8.0%	9.1%
% of FP17s Relating to Free Repair or Replacements	21	2,470	0.9%	0.8%	0.8%	0.8%
% of FP17s Relating to Continuations	51	2,470	2.1%	1.3%	1.2%	1.3%
% of Patients satisfied with the dentistry they have received	6	6	N/A	93.3%	92.8%	92.7%
% of Patients satisfied with the time they had to wait for an appointment	6	6	N/A	91.0%	89.2%	88.8%

* This is based on patients treated on this contract for their most recent course of treatment. Figures in italics indicate the base number of FP17s or Patient Questionnaire responses are less than 100. N/A is shown where the base number of responses is less than 10 during the period. % is calculated as Quantity/Base number*100

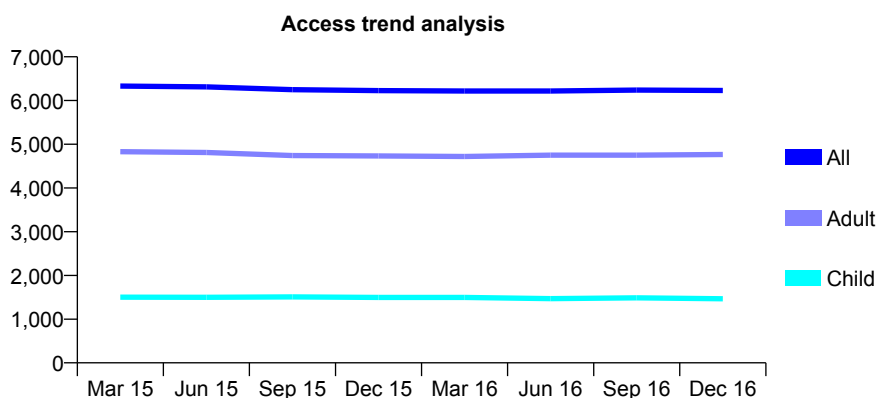
Q53 - Vital Signs At a Glance Contract Report for 781142/0001 - December 2016

Name or company name	MR A KACHHALA
Contract type name	GDS Contract
Purpose of contract	General
Contract start date	01/04/2009
Contract end date	

16/17 Contracted general activity (UDA)	18,442
Carry forward general activity (UDA)	66
16/17 Contracted orthodontic activity (UOA)	0
Carry forward orthodontic activity (UOA)	0
Baseline contract value	£435,038.03

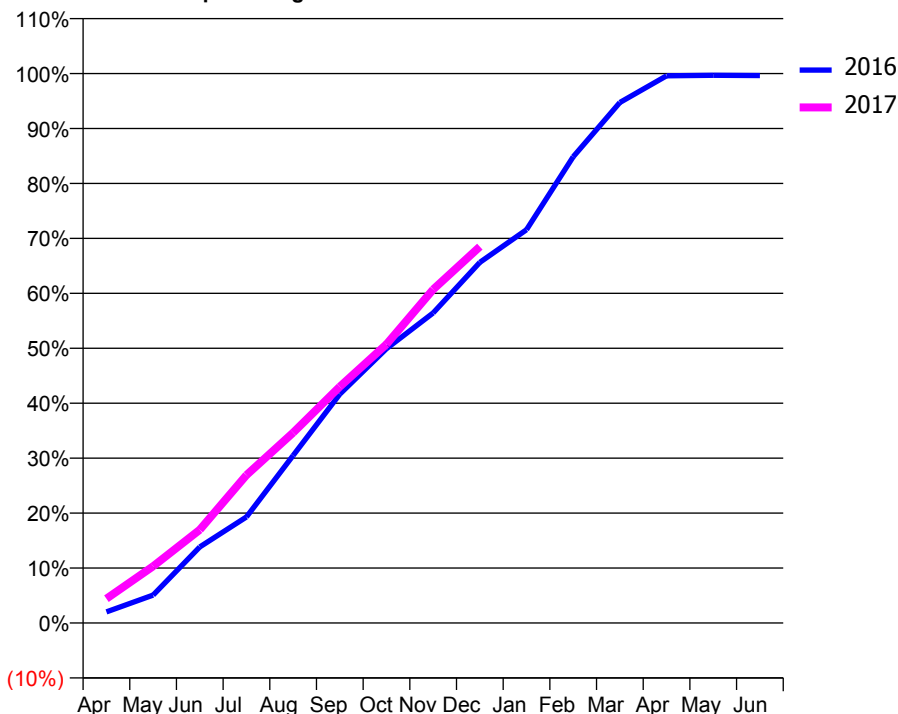
ACCESS*

Patients seen in 24 months	Total	Change since previous quarter
Quarter ending December 2015	6,226	
Quarter ending March 2016	6,218	→
Quarter ending June 2016	6,219	→
Quarter ending September 2016	6,238	→
Quarter ending December 2016	6,230	→
Variance since December 2015	0.1%	→



ACTIVITY

Cumulative percentage of contracted UDA delivered 2016 & 2017



Month	Adjusted Scheduled Activity (UDA)	
	2016	2017
April	375	818
May	940	1,906
June	2,555	3,129
July	3,558	4,965
August	5,623	6,390
September	7,680	7,931
October	9,208	9,355
November	10,407	11,193
December	12,104	12,632
January	13,198	
February	15,649	
March	17,468	
April	18,367	
May	18,381	
June	18,376	

QUALITY

	Quantity	Base Number	Contract	AT	Region	England
% of FP17s for the same patient ID Re-attending within 3 months - Children	109	1,695	6.4%	10.1%	12.1%	12.4%
% of FP17s for the same patient ID Re-attending within 3 months - Adults	390	4,333	9.0%	13.5%	15.9%	16.6%
% of FP17s for the same patient ID Re-attending between 3 & 9 months - Children	1,133	1,695	66.8%	58.0%	58.6%	57.5%
% of FP17s for the same patient ID Re-attending between 3 & 9 months - Adults	2,224	4,333	51.3%	49.3%	51.5%	50.4%
% of FP17s for Band 1 Urgent Courses	273	5,645	4.8%	7.0%	8.0%	9.1%
% of FP17s Relating to Free Repair or Replacements	34	5,645	0.6%	0.8%	0.8%	0.8%
% of FP17s Relating to Continuations	15	5,645	0.3%	1.3%	1.2%	1.3%
% of Patients satisfied with the dentistry they have received	7	8	N/A	93.3%	92.8%	92.7%
% of Patients satisfied with the time they had to wait for an appointment	7	8	N/A	91.0%	89.2%	88.8%

* This is based on patients treated on this contract for their most recent course of treatment. Figures in italics indicate the base number of FP17s or Patient Questionnaire responses are less than 100. N/A is shown where the base number of responses is less than 10 during the period. % is calculated as Quantity/Base number*100

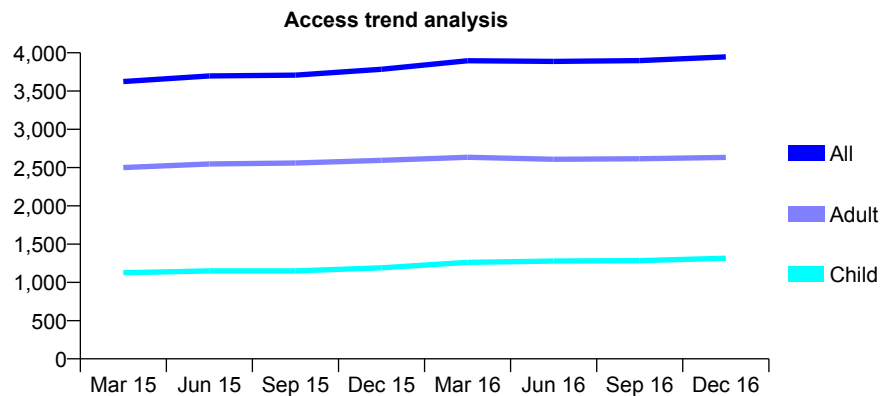
Q53 - Vital Signs At a Glance Contract Report for 782041/0001 - December 2016

Name or company name	MS S MESTRY
Contract type name	GDS Contract
Purpose of contract	General
Contract start date	31/07/2006
Contract end date	

16/17 Contracted general activity (UDA)	10,848
Carry forward general activity (UDA)	-54
16/17 Contracted orthodontic activity (UOA)	0
Carry forward orthodontic activity (UOA)	0
Baseline contract value	£266,372.09

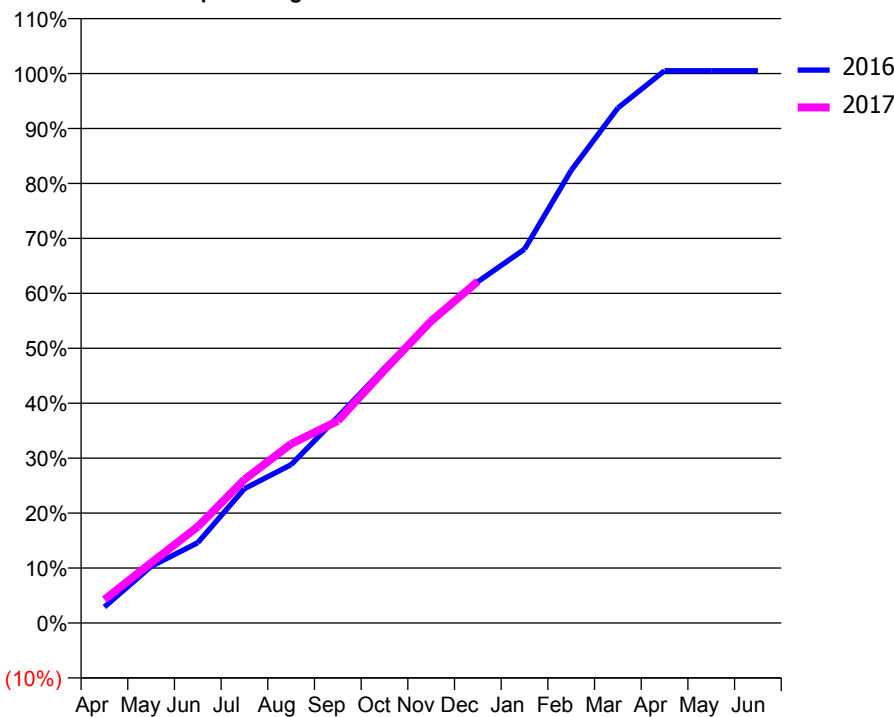
ACCESS*

Patients seen in 24 months	Total	Change since previous quarter
Quarter ending December 2015	3,784	
Quarter ending March 2016	3,896	↑
Quarter ending June 2016	3,888	→
Quarter ending September 2016	3,898	→
Quarter ending December 2016	3,947	→
Variance since December 2015	4.3%	↑



ACTIVITY

Cumulative percentage of contracted UDA delivered 2016 & 2017



Month	Adjusted Scheduled Activity (UDA)	
	2016	2017
April	317	462
May	1,116	1,187
June	1,587	1,901
July	2,653	2,834
August	3,127	3,538
September	4,069	3,991
October	5,032	4,992
November	5,947	5,960
December	6,738	6,747
January	7,381	
February	8,936	
March	10,169	
April	10,902	
May	10,902	
June	10,902	

QUALITY

	Quantity	Base Number	Contract	AT	Region	England
% of FP17s for the same patient ID Re-attending within 3 months - Children	85	1,350	6.3%	10.1%	12.1%	12.4%
% of FP17s for the same patient ID Re-attending within 3 months - Adults	354	2,474	14.3%	13.5%	15.9%	16.6%
% of FP17s for the same patient ID Re-attending between 3 & 9 months - Children	842	1,350	62.4%	58.0%	58.6%	57.5%
% of FP17s for the same patient ID Re-attending between 3 & 9 months - Adults	1,135	2,474	45.9%	49.3%	51.5%	50.4%
% of FP17s for Band 1 Urgent Courses	234	2,954	7.9%	7.0%	8.0%	9.1%
% of FP17s Relating to Free Repair or Replacements	21	2,954	0.7%	0.8%	0.8%	0.8%
% of FP17s Relating to Continuations	13	2,954	0.4%	1.3%	1.2%	1.3%
% of Patients satisfied with the dentistry they have received	5	5	N/A	93.3%	92.8%	92.7%
% of Patients satisfied with the time they had to wait for an appointment	4	5	N/A	91.0%	89.2%	88.8%

* This is based on patients treated on this contract for their most recent course of treatment. Figures in italics indicate the base number of FP17s or Patient Questionnaire responses are less than 100. N/A is shown where the base number of responses is less than 10 during the period. % is calculated as Quantity/Base number*100

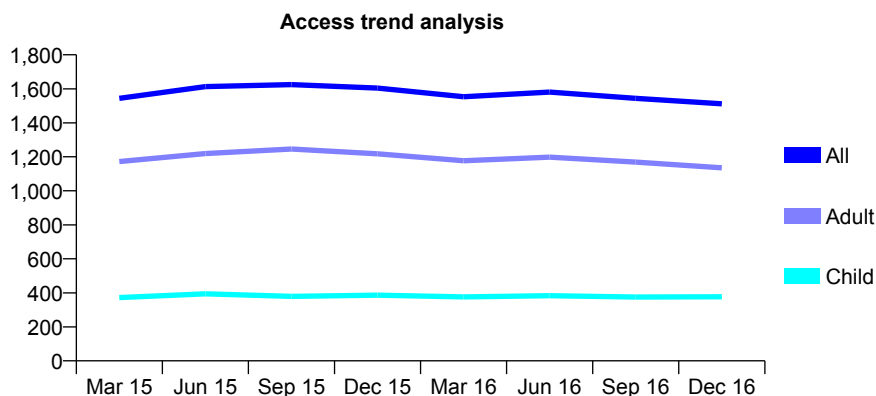
Q53 - Vital Signs At a Glance Contract Report for 794643/0002 - December 2016

Name or company name	MR W SIDHU
Contract type name	GDS Contract
Purpose of contract	General and Orthodontic
Contract start date	03/01/2012
Contract end date	

16/17 Contracted general activity (UDA)	6,301
Carry forward general activity (UDA)	0
16/17 Contracted orthodontic activity (UOA)	51
Carry forward orthodontic activity (UOA)	-1
Baseline contract value	£158,790.55

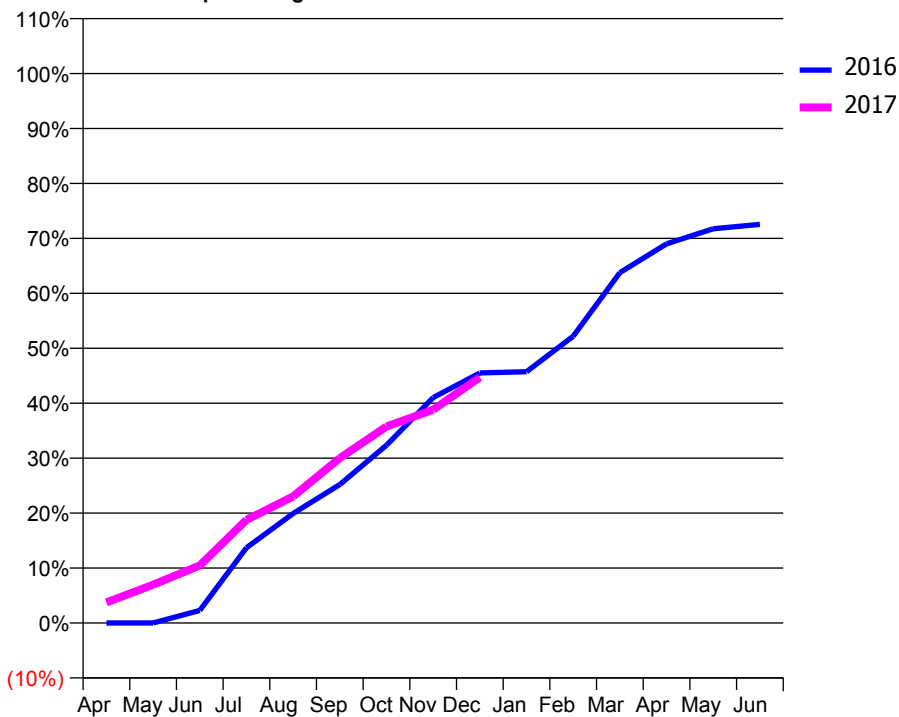
ACCESS*

Patients seen in 24 months	Total	Change since previous quarter
Quarter ending December 2015	1,604	
Quarter ending March 2016	1,553	↓
Quarter ending June 2016	1,581	→
Quarter ending September 2016	1,544	↓
Quarter ending December 2016	1,512	↓
Variance since December 2015	(5.7%)	↓



ACTIVITY

Cumulative percentage of contracted UDA delivered 2016 & 2017



Month	Adjusted Scheduled Activity (UDA)	
	2016	2017
April	0	236
May	0	440
June	145	660
July	863	1,182
August	1,256	1,452
September	1,588	1,891
October	2,040	2,253
November	2,585	2,446
December	2,867	2,817
January	2,882	
February	3,289	
March	4,018	
April	4,347	
May	4,520	
June	4,571	

QUALITY

	Quantity	Base Number	Contract	AT	Region	England
% of FP17s for the same patient ID Re-attending within 3 months - Children	11	295	3.7%	10.1%	12.1%	12.4%
% of FP17s for the same patient ID Re-attending within 3 months - Adults	56	716	7.8%	13.5%	15.9%	16.6%
% of FP17s for the same patient ID Re-attending between 3 & 9 months - Children	112	295	38.0%	58.0%	58.6%	57.5%
% of FP17s for the same patient ID Re-attending between 3 & 9 months - Adults	266	716	37.2%	49.3%	51.5%	50.4%
% of FP17s for Band 1 Urgent Courses	10	900	1.1%	7.0%	8.0%	9.1%
% of FP17s Relating to Free Repair or Replacements	0	900	0.0%	0.8%	0.8%	0.8%
% of FP17s Relating to Continuations	1	900	0.1%	1.3%	1.2%	1.3%
% of Patients satisfied with the dentistry they have received	1	1	N/A	93.3%	92.8%	92.7%
% of Patients satisfied with the time they had to wait for an appointment	1	1	N/A	91.0%	89.2%	88.8%

* This is based on patients treated on this contract for their most recent course of treatment. Figures in italics indicate the base number of FP17s or Patient Questionnaire responses are less than 100. N/A is shown where the base number of responses is less than 10 during the period. % is calculated as Quantity/Base number*100

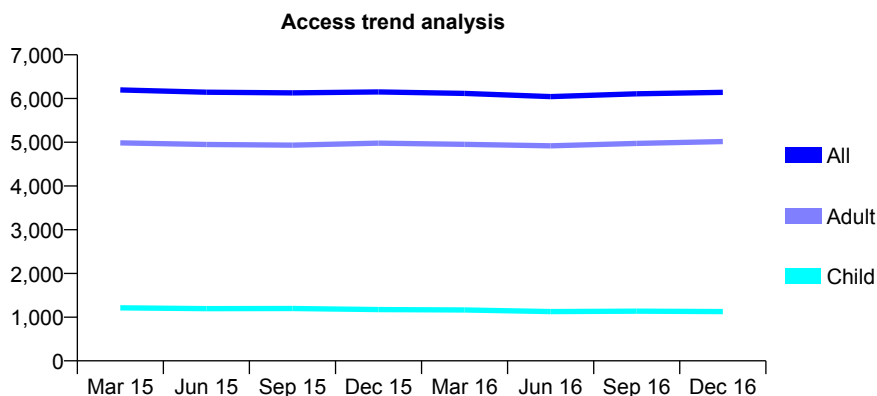
Q53 - Vital Signs At a Glance Contract Report for 814113/0001 - December 2016

Name or company name	MR RA ARROWSMITH
Contract type name	GDS Contract
Purpose of contract	General
Contract start date	01/04/2006
Contract end date	

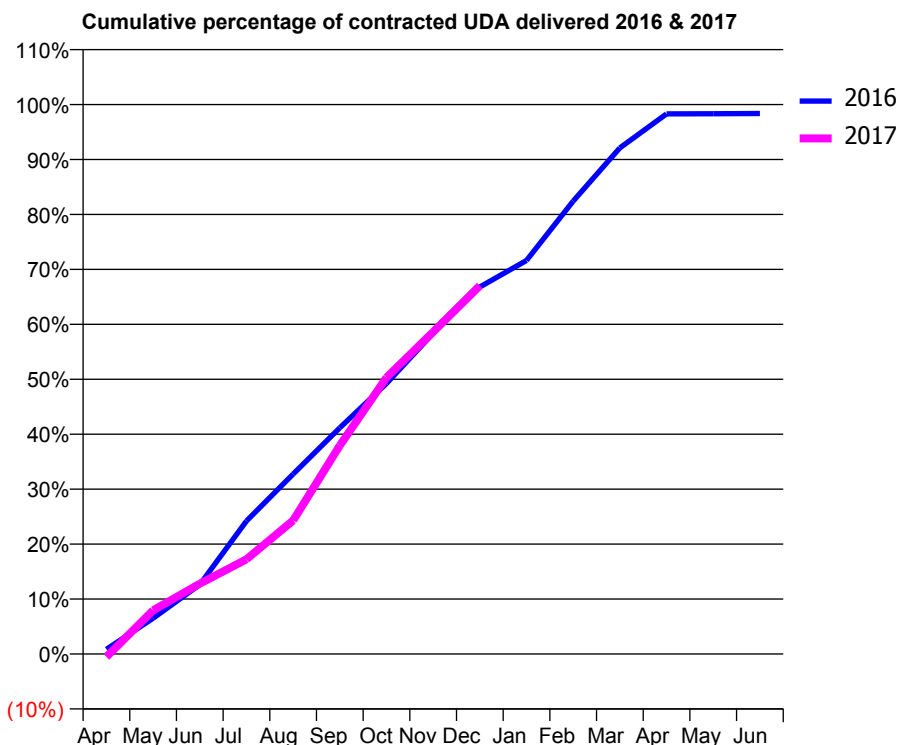
16/17 Contracted general activity (UDA)	12,778
Carry forward general activity (UDA)	210
16/17 Contracted orthodontic activity (UOA)	0
Carry forward orthodontic activity (UOA)	0
Baseline contract value	£365,714.89

ACCESS*

Patients seen in 24 months	Total	Change since previous quarter
Quarter ending December 2015	6,151	
Quarter ending March 2016	6,116	→
Quarter ending June 2016	6,045	↓
Quarter ending September 2016	6,107	→
Quarter ending December 2016	6,142	→
Variance since December 2015	(0.1%)	→



ACTIVITY



Month	Adjusted Scheduled Activity (UDA)	
	2016	2017
April	112	-70
May	833	1,016
June	1,613	1,637
July	3,095	2,203
August	4,185	3,104
September	5,260	4,848
October	6,291	6,429
November	7,459	7,490
December	8,536	8,565
January	9,152	
February	10,533	
March	11,768	
April	12,558	
May	12,563	
June	12,568	

QUALITY

	Quantity	Base Number	Contract	AT	Region	England
% of FP17s for the same patient ID Re-attending within 3 months - Children	64	1,159	5.5%	10.1%	12.1%	12.4%
% of FP17s for the same patient ID Re-attending within 3 months - Adults	477	4,909	9.7%	13.5%	15.9%	16.6%
% of FP17s for the same patient ID Re-attending between 3 & 9 months - Children	568	1,159	49.0%	58.0%	58.6%	57.5%
% of FP17s for the same patient ID Re-attending between 3 & 9 months - Adults	2,085	4,909	42.5%	49.3%	51.5%	50.4%
% of FP17s for Band 1 Urgent Courses	287	4,856	5.9%	7.0%	8.0%	9.1%
% of FP17s Relating to Free Repair or Replacements	21	4,856	0.4%	0.8%	0.8%	0.8%
% of FP17s Relating to Continuations	36	4,856	0.7%	1.3%	1.2%	1.3%
% of Patients satisfied with the dentistry they have received	11	11	100.0%	93.3%	92.8%	92.7%
% of Patients satisfied with the time they had to wait for an appointment	10	11	90.9%	91.0%	89.2%	88.8%

* This is based on patients treated on this contract for their most recent course of treatment. Figures in italics indicate the base number of FP17s or Patient Questionnaire responses are less than 100. N/A is shown where the base number of responses is less than 10 during the period. % is calculated as Quantity/Base number*100

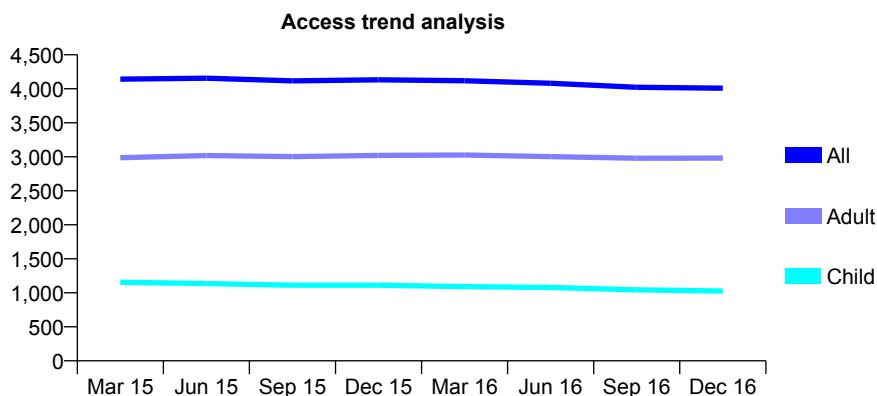
Q53 - Vital Signs At a Glance Contract Report for 817066/0001 - December 2016

Name or company name	MR PR VICKERY
Contract type name	GDS Contract
Purpose of contract	General
Contract start date	01/04/2006
Contract end date	

16/17 Contracted general activity (UDA)	16,087
Carry forward general activity (UDA)	243
16/17 Contracted orthodontic activity (UOA)	0
Carry forward orthodontic activity (UOA)	0
Baseline contract value	£398,524.31

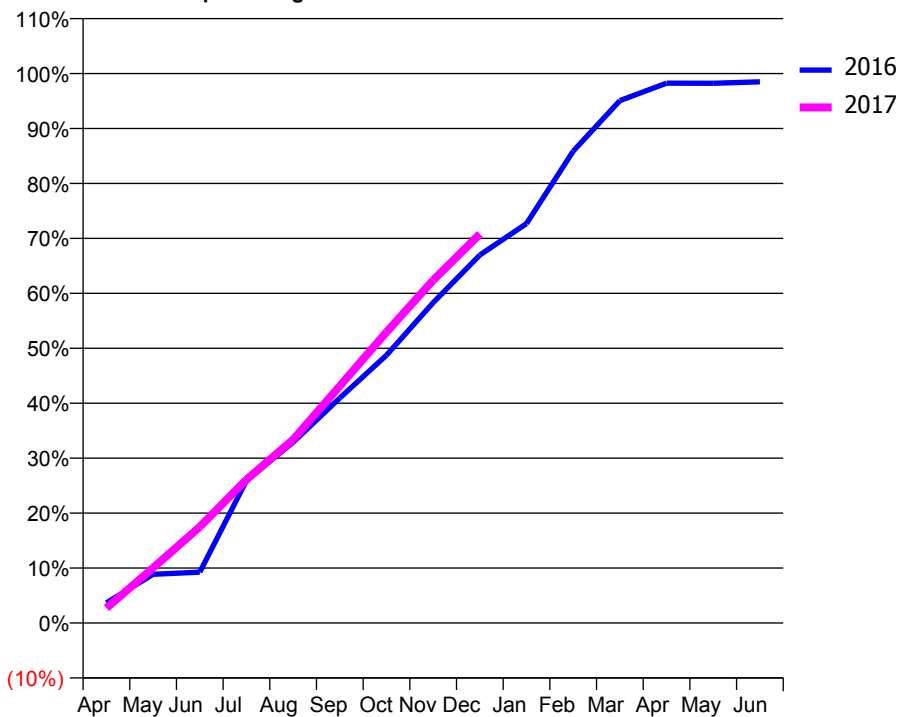
ACCESS*

Patients seen in 24 months	Total	Change since previous quarter
Quarter ending December 2015	4,133	
Quarter ending March 2016	4,118	→
Quarter ending June 2016	4,081	→
Quarter ending September 2016	4,023	↓
Quarter ending December 2016	4,008	→
Variance since December 2015	(3.0%)	↓



ACTIVITY

Cumulative percentage of contracted UDA delivered 2016 & 2017



Month	Adjusted Scheduled Activity (UDA)	
	2016	2017
April	591	440
May	1,428	1,615
June	1,489	2,815
July	4,173	4,200
August	5,292	5,371
September	6,588	6,940
October	7,843	8,517
November	9,379	10,036
December	10,773	11,389
January	11,693	
February	13,814	
March	15,294	
April	15,804	
May	15,802	
June	15,844	

QUALITY

	Quantity	Base Number	Contract	AT	Region	England
% of FP17s for the same patient ID Re-attending within 3 months - Children	101	1,360	7.4%	10.1%	12.1%	12.4%
% of FP17s for the same patient ID Re-attending within 3 months - Adults	633	3,902	16.2%	13.5%	15.9%	16.6%
% of FP17s for the same patient ID Re-attending between 3 & 9 months - Children	941	1,360	69.2%	58.0%	58.6%	57.5%
% of FP17s for the same patient ID Re-attending between 3 & 9 months - Adults	2,407	3,902	61.7%	49.3%	51.5%	50.4%
% of FP17s for Band 1 Urgent Courses	283	4,993	5.7%	7.0%	8.0%	9.1%
% of FP17s Relating to Free Repair or Replacements	53	4,993	1.1%	0.8%	0.8%	0.8%
% of FP17s Relating to Continuations	148	4,993	3.0%	1.3%	1.2%	1.3%
% of Patients satisfied with the dentistry they have received	9	9	N/A	93.3%	92.8%	92.7%
% of Patients satisfied with the time they had to wait for an appointment	8	9	N/A	91.0%	89.2%	88.8%

* This is based on patients treated on this contract for their most recent course of treatment. Figures in italics indicate the base number of FP17s or Patient Questionnaire responses are less than 100. N/A is shown where the base number of responses is less than 10 during the period. % is calculated as Quantity/Base number*100

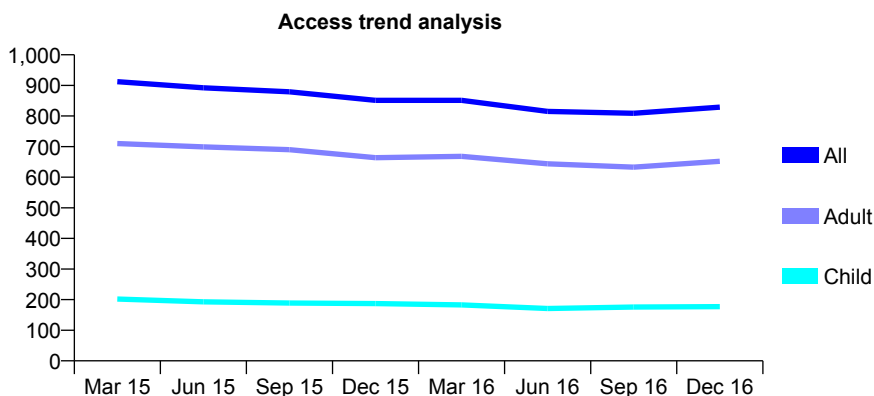
Q53 - Vital Signs At a Glance Contract Report for 818895/0003 - December 2016

Name or company name	MR BS MATHARU
Contract type name	GDS Contract
Purpose of contract	General
Contract start date	05/08/2006
Contract end date	

16/17 Contracted general activity (UDA)	2,608
Carry forward general activity (UDA)	-37
16/17 Contracted orthodontic activity (UOA)	0
Carry forward orthodontic activity (UOA)	0
Baseline contract value	£61,961.99

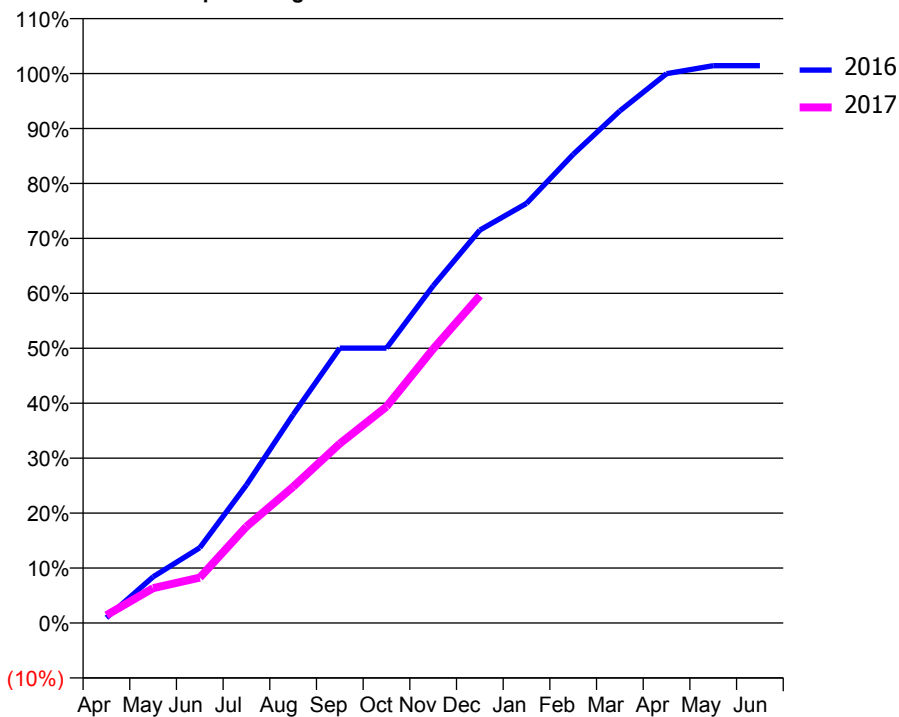
ACCESS*

Patients seen in 24 months	Total	Change since previous quarter
Quarter ending December 2015	851	
Quarter ending March 2016	851	→
Quarter ending June 2016	815	↓
Quarter ending September 2016	809	→
Quarter ending December 2016	829	↑
Variance since December 2015	(2.6%)	↓



ACTIVITY

Cumulative percentage of contracted UDA delivered 2016 & 2017



Month	Adjusted Scheduled Activity (UDA)	
	2016	2017
April	25	37
May	219	166
June	357	216
July	655	458
August	989	647
September	1,305	852
October	1,305	1,027
November	1,600	1,301
December	1,865	1,553
January	1,991	
February	2,224	
March	2,430	
April	2,607	
May	2,645	
June	2,645	

QUALITY

	Quantity	Base Number	Contract	AT	Region	England
% of FP17s for the same patient ID Re-attending within 3 months - Children	6	130	4.6%	10.1%	12.1%	12.4%
% of FP17s for the same patient ID Re-attending within 3 months - Adults	40	393	10.2%	13.5%	15.9%	16.6%
% of FP17s for the same patient ID Re-attending between 3 & 9 months - Children	40	130	30.8%	58.0%	58.6%	57.5%
% of FP17s for the same patient ID Re-attending between 3 & 9 months - Adults	98	393	24.9%	49.3%	51.5%	50.4%
% of FP17s for Band 1 Urgent Courses	21	468	4.5%	7.0%	8.0%	9.1%
% of FP17s Relating to Free Repair or Replacements	0	468	0.0%	0.8%	0.8%	0.8%
% of FP17s Relating to Continuations	13	468	2.8%	1.3%	1.2%	1.3%
% of Patients satisfied with the dentistry they have received	1	1	N/A	93.3%	92.8%	92.7%
% of Patients satisfied with the time they had to wait for an appointment	1	1	N/A	91.0%	89.2%	88.8%

* This is based on patients treated on this contract for their most recent course of treatment. Figures in italics indicate the base number of FP17s or Patient Questionnaire responses are less than 100. N/A is shown where the base number of responses is less than 10 during the period. % is calculated as Quantity/Base number*100

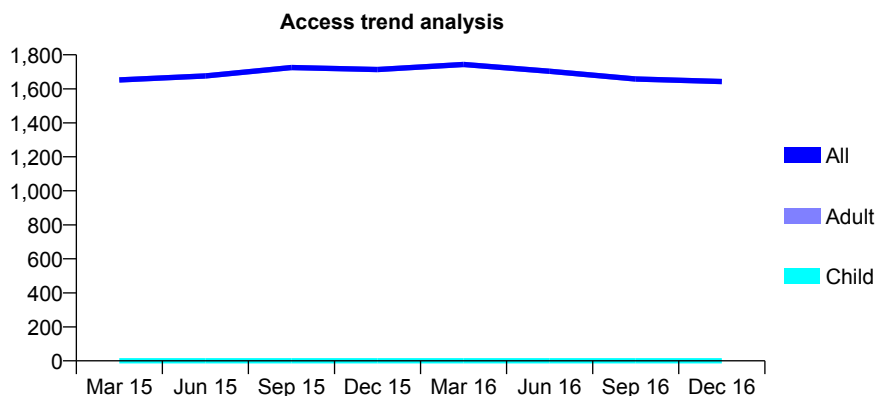
Q53 - Vital Signs At a Glance Contract Report for 819166/0001 - December 2016

Name or company name	MRS CA HARRINGTON
Contract type name	GDS Contract
Purpose of contract	General
Contract start date	18/09/2006
Contract end date	

16/17 Contracted general activity (UDA)	4,264
Carry forward general activity (UDA)	44
16/17 Contracted orthodontic activity (UOA)	0
Carry forward orthodontic activity (UOA)	0
Baseline contract value	£116,398.18

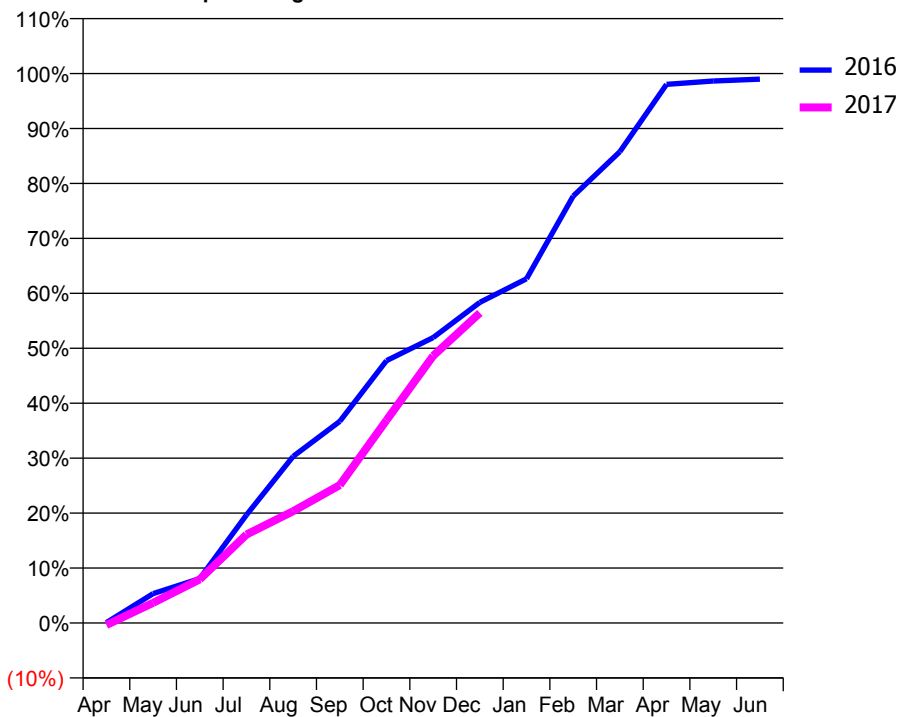
ACCESS*

Patients seen in 24 months	Total	Change since previous quarter
Quarter ending December 2015	1,713	
Quarter ending March 2016	1,743	→
Quarter ending June 2016	1,703	↓
Quarter ending September 2016	1,658	↓
Quarter ending December 2016	1,643	→
Variance since December 2015	(4.1%)	↓



ACTIVITY

Cumulative percentage of contracted UDA delivered 2016 & 2017



Month	Adjusted Scheduled Activity (UDA)	
	2016	2017
April	4	-16
May	228	157
June	345	339
July	839	686
August	1,293	867
September	1,565	1,070
October	2,036	1,573
November	2,215	2,073
December	2,488	2,406
January	2,671	
February	3,313	
March	3,657	
April	4,180	
May	4,206	
June	4,220	

QUALITY

	Quantity	Base Number	Contract	AT	Region	England
% of FP17s for the same patient ID Re-attending within 3 months - Children	0	0	N/A	10.1%	12.1%	12.4%
% of FP17s for the same patient ID Re-attending within 3 months - Adults	63	1,317	4.8%	13.5%	15.9%	16.6%
% of FP17s for the same patient ID Re-attending between 3 & 9 months - Children	0	0	N/A	58.0%	58.6%	57.5%
% of FP17s for the same patient ID Re-attending between 3 & 9 months - Adults	758	1,317	57.6%	49.3%	51.5%	50.4%
% of FP17s for Band 1 Urgent Courses	16	1,126	1.4%	7.0%	8.0%	9.1%
% of FP17s Relating to Free Repair or Replacements	1	1,126	0.1%	0.8%	0.8%	0.8%
% of FP17s Relating to Continuations	0	1,126	0.0%	1.3%	1.2%	1.3%
% of Patients satisfied with the dentistry they have received	0	1	N/A	93.3%	92.8%	92.7%
% of Patients satisfied with the time they had to wait for an appointment	0	1	N/A	91.0%	89.2%	88.8%

* This is based on patients treated on this contract for their most recent course of treatment. Figures in italics indicate the base number of FP17s or Patient Questionnaire responses are less than 100. N/A is shown where the base number of responses is less than 10 during the period. % is calculated as Quantity/Base number*100

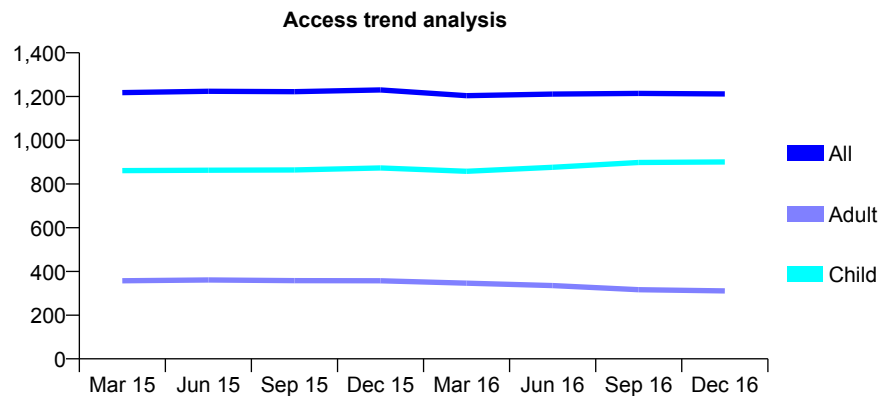
Q53 - Vital Signs At a Glance Contract Report for 825212/0004 - December 2016

Name or company name	MR D DALBY
Contract type name	GDS Contract
Purpose of contract	General
Contract start date	01/08/2012
Contract end date	

16/17 Contracted general activity (UDA)	2,200
Carry forward general activity (UDA)	22
16/17 Contracted orthodontic activity (UOA)	0
Carry forward orthodontic activity (UOA)	0
Baseline contract value	£63,907.54

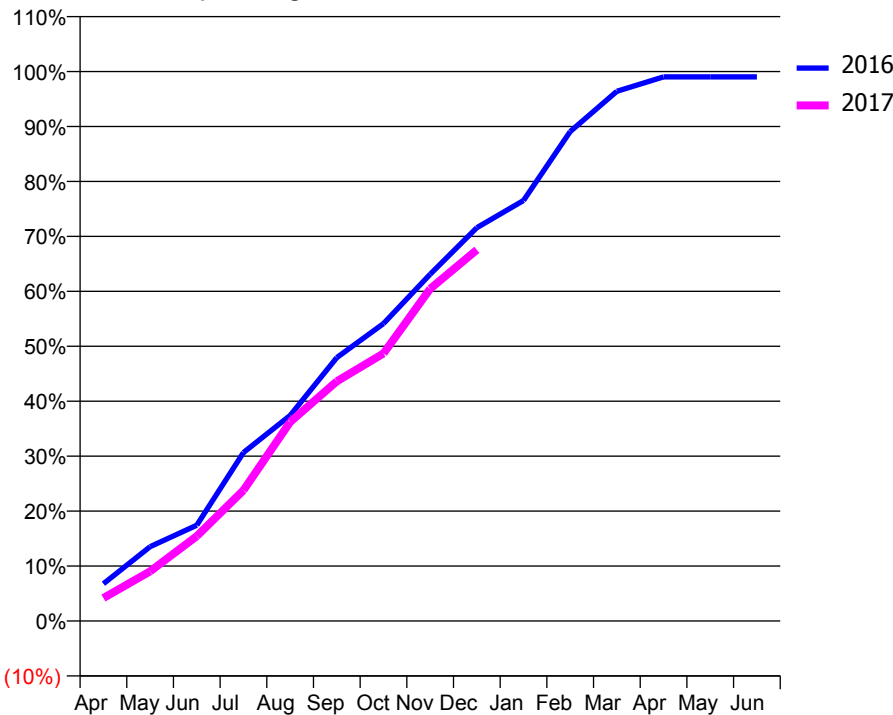
ACCESS*

Patients seen in 24 months	Total	Change since previous quarter
Quarter ending December 2015	1,230	
Quarter ending March 2016	1,204	↓
Quarter ending June 2016	1,211	→
Quarter ending September 2016	1,214	→
Quarter ending December 2016	1,212	→
Variance since December 2015	(1.5%)	↓



ACTIVITY

Cumulative percentage of contracted UDA delivered 2016 & 2017



Month	Adjusted Scheduled Activity (UDA)	
	2016	2017
April	149	92
May	297	199
June	383	340
July	675	523
August	823	797
September	1,054	959
October	1,191	1,071
November	1,388	1,330
December	1,574	1,486
January	1,684	
February	1,960	
March	2,121	
April	2,178	
May	2,178	
June	2,178	

QUALITY

	Quantity	Base Number	Contract	AT	Region	England
% of FP17s for the same patient ID Re-attending within 3 months - Children	107	1,061	10.1%	10.1%	12.1%	12.4%
% of FP17s for the same patient ID Re-attending within 3 months - Adults	11	190	5.8%	13.5%	15.9%	16.6%
% of FP17s for the same patient ID Re-attending between 3 & 9 months - Children	566	1,061	53.3%	58.0%	58.6%	57.5%
% of FP17s for the same patient ID Re-attending between 3 & 9 months - Adults	83	190	43.7%	49.3%	51.5%	50.4%
% of FP17s for Band 1 Urgent Courses	66	1,210	5.5%	7.0%	8.0%	9.1%
% of FP17s Relating to Free Repair or Replacements	0	1,210	0.0%	0.8%	0.8%	0.8%
% of FP17s Relating to Continuations	9	1,210	0.7%	1.3%	1.2%	1.3%
% of Patients satisfied with the dentistry they have received	1	1	N/A	93.3%	92.8%	92.7%
% of Patients satisfied with the time they had to wait for an appointment	1	1	N/A	91.0%	89.2%	88.8%

* This is based on patients treated on this contract for their most recent course of treatment. Figures in italics indicate the base number of FP17s or Patient Questionnaire responses are less than 100. N/A is shown where the base number of responses is less than 10 during the period. % is calculated as Quantity/Base number*100

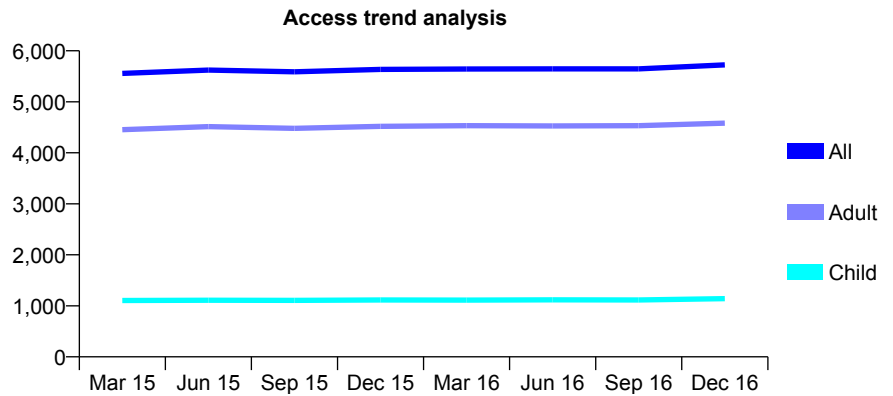
Q53 - Vital Signs At a Glance Contract Report for 831662/0001 - December 2016

Name or company name	MR SJ THOMAS
Contract type name	GDS Contract
Purpose of contract	General
Contract start date	01/04/2006
Contract end date	

16/17 Contracted general activity (UDA)	18,115
Carry forward general activity (UDA)	709
16/17 Contracted orthodontic activity (UOA)	0
Carry forward orthodontic activity (UOA)	0
Baseline contract value	£518,426.22

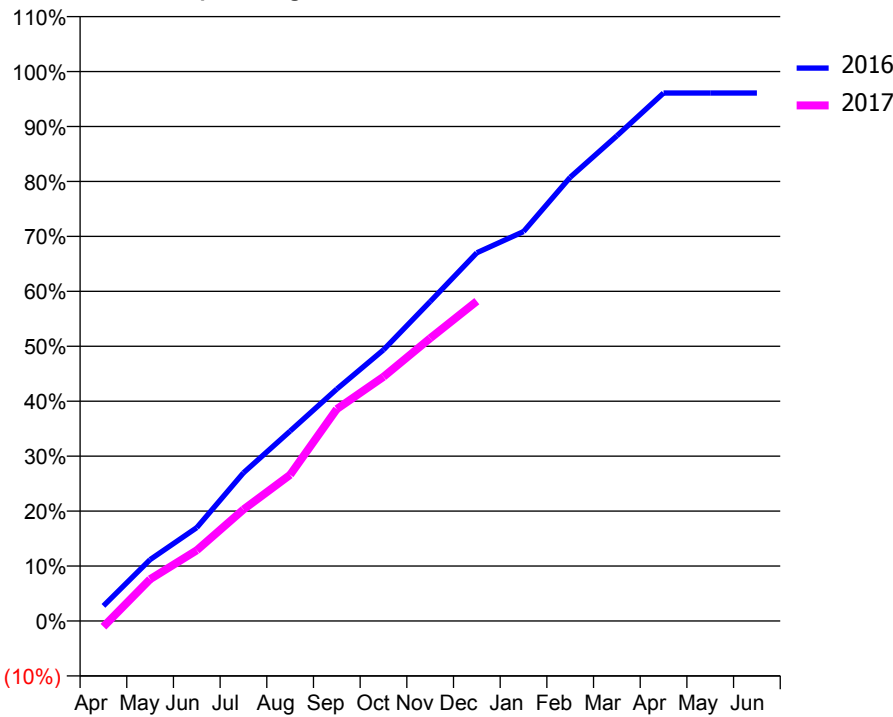
ACCESS*

Patients seen in 24 months	Total	Change since previous quarter
Quarter ending December 2015	5,636	
Quarter ending March 2016	5,643	→
Quarter ending June 2016	5,645	→
Quarter ending September 2016	5,646	→
Quarter ending December 2016	5,724	→
Variance since December 2015	1.6%	→



ACTIVITY

Cumulative percentage of contracted UDA delivered 2016 & 2017



Month	Adjusted Scheduled Activity (UDA)	
	2016	2017
April	501	-189
May	2,024	1,378
June	3,081	2,330
July	4,888	3,676
August	6,263	4,818
September	7,645	6,989
October	8,939	8,050
November	10,530	9,324
December	12,140	10,545
January	12,836	
February	14,627	
March	15,993	
April	17,406	
May	17,406	
June	17,406	

QUALITY

	Quantity	Base Number	Contract	AT	Region	England
% of FP17s for the same patient ID Re-attending within 3 months - Children	82	1,314	6.2%	10.1%	12.1%	12.4%
% of FP17s for the same patient ID Re-attending within 3 months - Adults	817	4,806	17.0%	13.5%	15.9%	16.6%
% of FP17s for the same patient ID Re-attending between 3 & 9 months - Children	785	1,314	59.7%	58.0%	58.6%	57.5%
% of FP17s for the same patient ID Re-attending between 3 & 9 months - Adults	1,744	4,806	36.3%	49.3%	51.5%	50.4%
% of FP17s for Band 1 Urgent Courses	354	5,627	6.3%	7.0%	8.0%	9.1%
% of FP17s Relating to Free Repair or Replacements	58	5,627	1.0%	0.8%	0.8%	0.8%
% of FP17s Relating to Continuations	206	5,627	3.7%	1.3%	1.2%	1.3%
% of Patients satisfied with the dentistry they have received	25	26	96.2%	93.3%	92.8%	92.7%
% of Patients satisfied with the time they had to wait for an appointment	23	26	88.5%	91.0%	89.2%	88.8%

* This is based on patients treated on this contract for their most recent course of treatment. Figures in italics indicate the base number of FP17s or Patient Questionnaire responses are less than 100. N/A is shown where the base number of responses is less than 10 during the period. % is calculated as Quantity/Base number*100

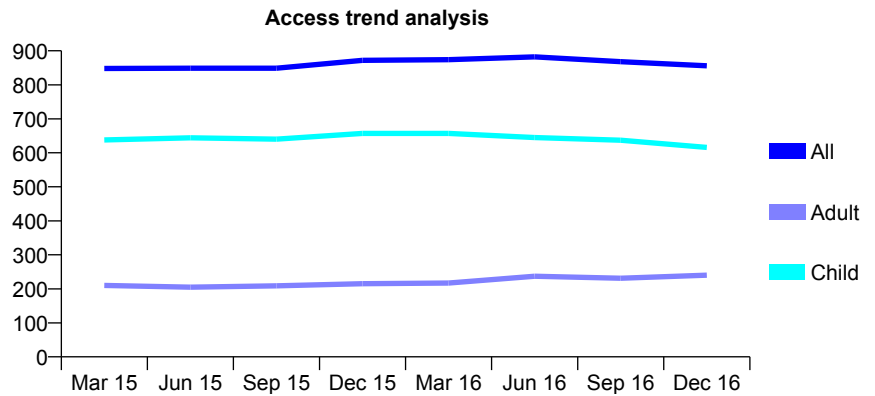
Q53 - Vital Signs At a Glance Contract Report for 835765/0001 - December 2016

Name or company name	MISS P WILKES
Contract type name	GDS Contract
Purpose of contract	General
Contract start date	01/08/2008
Contract end date	

16/17 Contracted general activity (UDA)	1,850
Carry forward general activity (UDA)	0
16/17 Contracted orthodontic activity (UOA)	0
Carry forward orthodontic activity (UOA)	0
Baseline contract value	£42,539.59

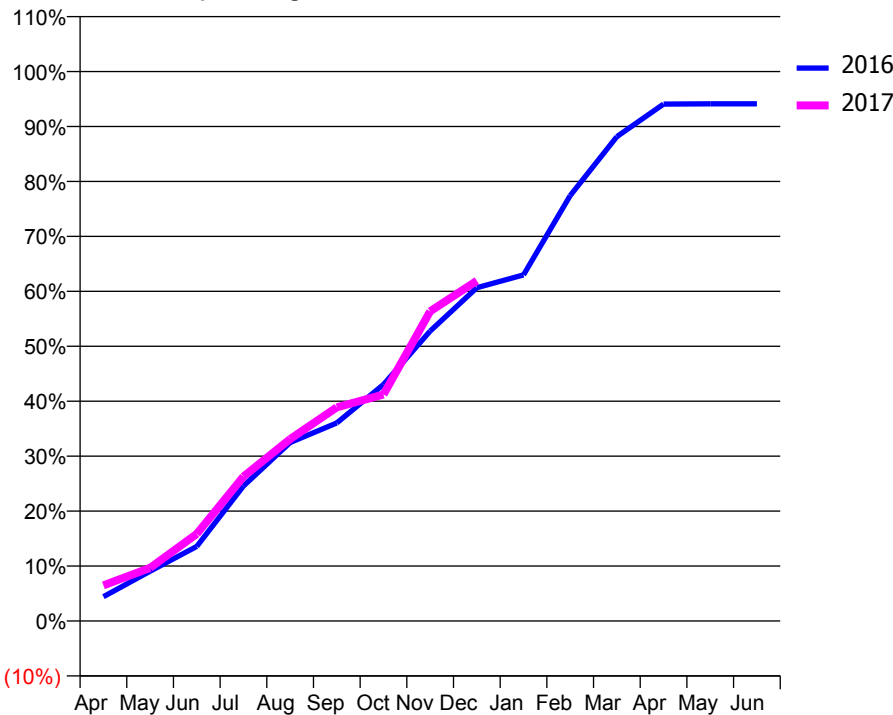
ACCESS*

Patients seen in 24 months	Total	Change since previous quarter
Quarter ending December 2015	872	
Quarter ending March 2016	874	→
Quarter ending June 2016	882	→
Quarter ending September 2016	868	↓
Quarter ending December 2016	856	↓
Variance since December 2015	(1.8%)	↓



ACTIVITY

Cumulative percentage of contracted UDA delivered 2016 & 2017



Month	Adjusted Scheduled Activity (UDA)	
	2016	2017
April	82	120
May	168	179
June	251	293
July	454	487
August	601	613
September	667	719
October	796	762
November	976	1,043
December	1,122	1,146
January	1,165	
February	1,432	
March	1,631	
April	1,740	
May	1,741	
June	1,741	

QUALITY

	Quantity	Base Number	Contract	AT	Region	England
% of FP17s for the same patient ID Re-attending within 3 months - Children	56	713	7.9%	10.1%	12.1%	12.4%
% of FP17s for the same patient ID Re-attending within 3 months - Adults	19	169	11.2%	13.5%	15.9%	16.6%
% of FP17s for the same patient ID Re-attending between 3 & 9 months - Children	455	713	63.8%	58.0%	58.6%	57.5%
% of FP17s for the same patient ID Re-attending between 3 & 9 months - Adults	90	169	53.3%	49.3%	51.5%	50.4%
% of FP17s for Band 1 Urgent Courses	33	826	4.0%	7.0%	8.0%	9.1%
% of FP17s Relating to Free Repair or Replacements	0	826	0.0%	0.8%	0.8%	0.8%
% of FP17s Relating to Continuations	16	826	1.9%	1.3%	1.2%	1.3%
% of Patients satisfied with the dentistry they have received	2	2	N/A	93.3%	92.8%	92.7%
% of Patients satisfied with the time they had to wait for an appointment	1	2	N/A	91.0%	89.2%	88.8%

* This is based on patients treated on this contract for their most recent course of treatment. Figures in italics indicate the base number of FP17s or Patient Questionnaire responses are less than 100. N/A is shown where the base number of responses is less than 10 during the period. % is calculated as Quantity/Base number*100

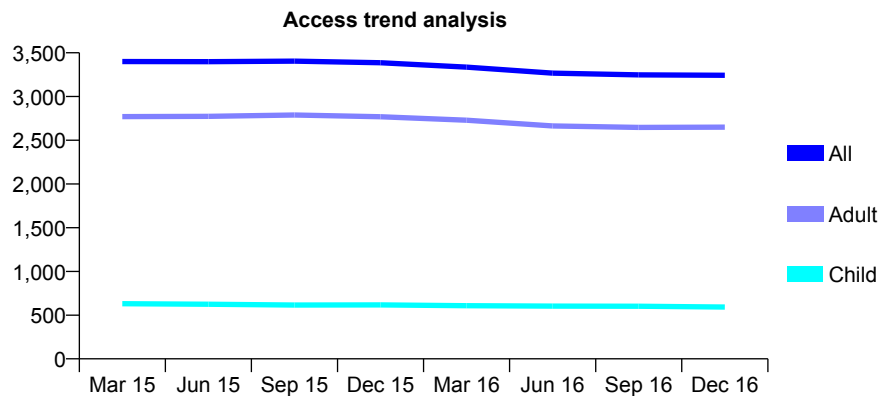
Q53 - Vital Signs At a Glance Contract Report for 836354/0001 - December 2016

Name or company name	MR SS HOTH I
Contract type name	GDS Contract
Purpose of contract	General
Contract start date	01/04/2006
Contract end date	

16/17 Contracted general activity (UDA)	11,116
Carry forward general activity (UDA)	0
16/17 Contracted orthodontic activity (UOA)	0
Carry forward orthodontic activity (UOA)	0
Baseline contract value	£327,642.58

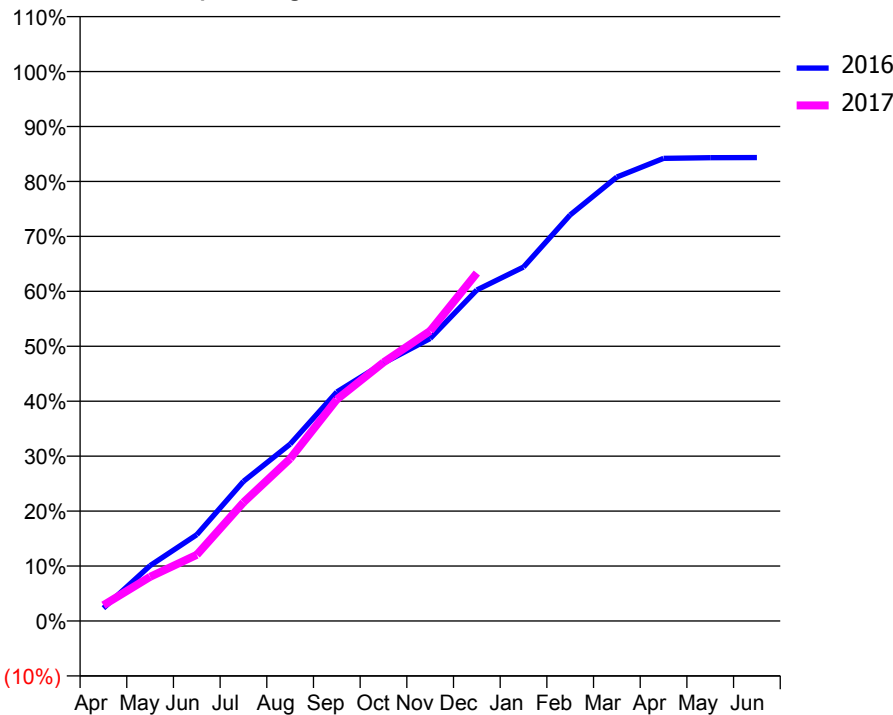
ACCESS*

Patients seen in 24 months	Total	Change since previous quarter
Quarter ending December 2015	3,386	
Quarter ending March 2016	3,336	↓
Quarter ending June 2016	3,267	↓
Quarter ending September 2016	3,248	→
Quarter ending December 2016	3,243	→
Variance since December 2015	(4.2%)	↓



ACTIVITY

Cumulative percentage of contracted UDA delivered 2016 & 2017



Month	Adjusted Scheduled Activity (UDA)	
	2016	2017
April	261	320
May	1,121	893
June	1,746	1,338
July	2,827	2,400
August	3,578	3,285
September	4,634	4,483
October	5,219	5,231
November	5,715	5,869
December	6,696	7,040
January	7,160	
February	8,216	
March	8,982	
April	9,358	
May	9,373	
June	9,374	

QUALITY

	Quantity	Base Number	Contract	AT	Region	England
% of FP17s for the same patient ID Re-attending within 3 months - Children	44	495	8.9%	10.1%	12.1%	12.4%
% of FP17s for the same patient ID Re-attending within 3 months - Adults	236	2,171	10.9%	13.5%	15.9%	16.6%
% of FP17s for the same patient ID Re-attending between 3 & 9 months - Children	232	495	46.9%	58.0%	58.6%	57.5%
% of FP17s for the same patient ID Re-attending between 3 & 9 months - Adults	1,044	2,171	48.1%	49.3%	51.5%	50.4%
% of FP17s for Band 1 Urgent Courses	168	2,489	6.7%	7.0%	8.0%	9.1%
% of FP17s Relating to Free Repair or Replacements	10	2,489	0.4%	0.8%	0.8%	0.8%
% of FP17s Relating to Continuations	23	2,489	0.9%	1.3%	1.2%	1.3%
% of Patients satisfied with the dentistry they have received	4	5	N/A	93.3%	92.8%	92.7%
% of Patients satisfied with the time they had to wait for an appointment	5	5	N/A	91.0%	89.2%	88.8%

* This is based on patients treated on this contract for their most recent course of treatment. Figures in italics indicate the base number of FP17s or Patient Questionnaire responses are less than 100. N/A is shown where the base number of responses is less than 10 during the period. % is calculated as Quantity/Base number*100

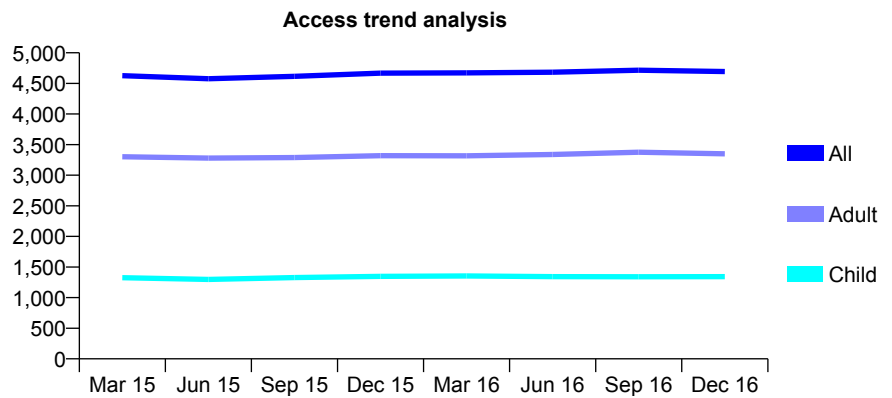
Q53 - Vital Signs At a Glance Contract Report for 841196/0001 - December 2016

Name or company name	MR A KAKAY AFSHARY
Contract type name	GDS Contract
Purpose of contract	General
Contract start date	01/04/2006
Contract end date	

16/17 Contracted general activity (UDA)	11,465
Carry forward general activity (UDA)	-155
16/17 Contracted orthodontic activity (UOA)	0
Carry forward orthodontic activity (UOA)	0
Baseline contract value	£344,152.24

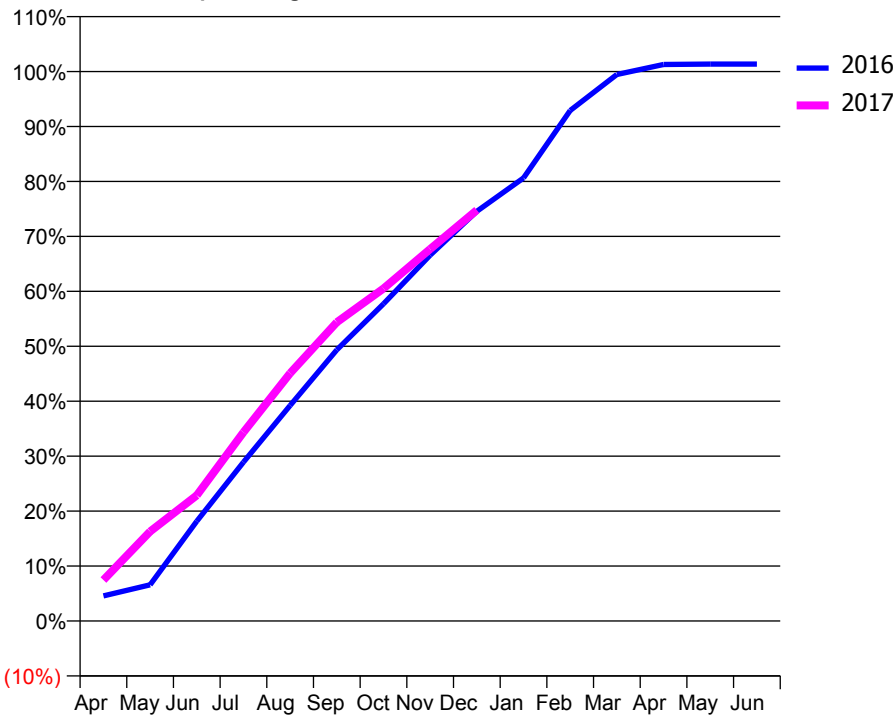
ACCESS*

Patients seen in 24 months	Total	Change since previous quarter
Quarter ending December 2015	4,667	
Quarter ending March 2016	4,673	→
Quarter ending June 2016	4,683	→
Quarter ending September 2016	4,715	→
Quarter ending December 2016	4,693	→
Variance since December 2015	0.6%	→



ACTIVITY

Cumulative percentage of contracted UDA delivered 2016 & 2017



Month	Adjusted Scheduled Activity (UDA)	
	2016	2017
April	523	856
May	755	1,870
June	2,082	2,623
July	3,316	3,940
August	4,498	5,170
September	5,659	6,234
October	6,617	6,937
November	7,632	7,761
December	8,549	8,573
January	9,244	
February	10,650	
March	11,404	
April	11,611	
May	11,619	
June	11,620	

QUALITY

	Quantity	Base Number	Contract	AT	Region	England
% of FP17s for the same patient ID Re-attending within 3 months - Children	42	1,247	3.4%	10.1%	12.1%	12.4%
% of FP17s for the same patient ID Re-attending within 3 months - Adults	193	2,851	6.8%	13.5%	15.9%	16.6%
% of FP17s for the same patient ID Re-attending between 3 & 9 months - Children	642	1,247	51.5%	58.0%	58.6%	57.5%
% of FP17s for the same patient ID Re-attending between 3 & 9 months - Adults	1,430	2,851	50.2%	49.3%	51.5%	50.4%
% of FP17s for Band 1 Urgent Courses	73	3,984	1.8%	7.0%	8.0%	9.1%
% of FP17s Relating to Free Repair or Replacements	18	3,984	0.5%	0.8%	0.8%	0.8%
% of FP17s Relating to Continuations	0	3,984	0.0%	1.3%	1.2%	1.3%
% of Patients satisfied with the dentistry they have received	6	8	N/A	93.3%	92.8%	92.7%
% of Patients satisfied with the time they had to wait for an appointment	5	8	N/A	91.0%	89.2%	88.8%

* This is based on patients treated on this contract for their most recent course of treatment. Figures in italics indicate the base number of FP17s or Patient Questionnaire responses are less than 100. N/A is shown where the base number of responses is less than 10 during the period. % is calculated as Quantity/Base number*100

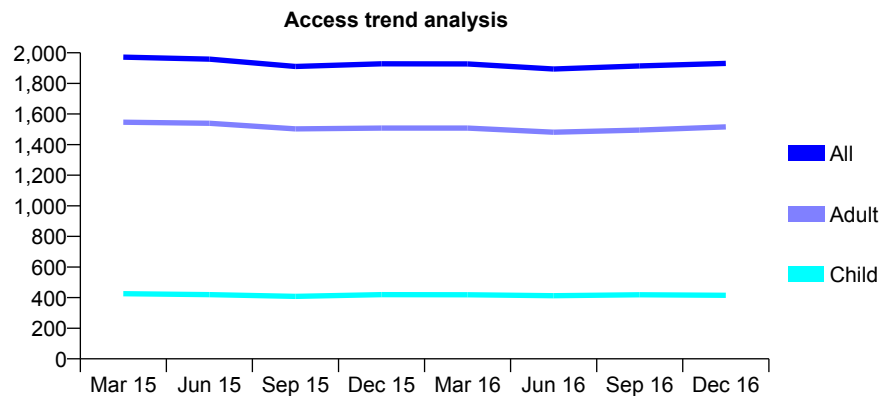
Q53 - Vital Signs At a Glance Contract Report for 841315/0003 - December 2016

Name or company name	MRS S BALKRISHNA
Contract type name	GDS Contract
Purpose of contract	General
Contract start date	01/04/2006
Contract end date	

16/17 Contracted general activity (UDA)	5,472
Carry forward general activity (UDA)	105
16/17 Contracted orthodontic activity (UOA)	0
Carry forward orthodontic activity (UOA)	0
Baseline contract value	£128,366.88

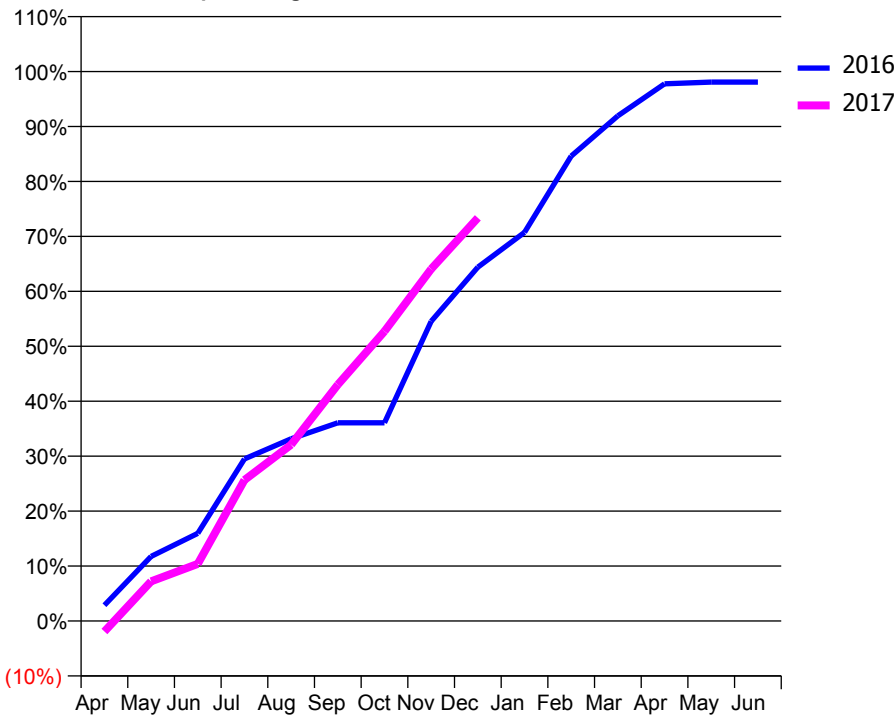
ACCESS*

Patients seen in 24 months	Total	Change since previous quarter
Quarter ending December 2015	1,928	
Quarter ending March 2016	1,927	→
Quarter ending June 2016	1,894	↓
Quarter ending September 2016	1,914	→
Quarter ending December 2016	1,931	→
Variance since December 2015	0.2%	→



ACTIVITY

Cumulative percentage of contracted UDA delivered 2016 & 2017



Month	Adjusted Scheduled Activity (UDA)	
	2016	2017
April	157	-105
May	643	395
June	873	568
July	1,614	1,404
August	1,815	1,756
September	1,974	2,354
October	1,974	2,885
November	2,984	3,506
December	3,523	4,015
January	3,870	
February	4,630	
March	5,030	
April	5,350	
May	5,367	
June	5,367	

QUALITY

	Quantity	Base Number	Contract	AT	Region	England
% of FP17s for the same patient ID Re-attending within 3 months - Children	15	402	3.7%	10.1%	12.1%	12.4%
% of FP17s for the same patient ID Re-attending within 3 months - Adults	182	1,419	12.8%	13.5%	15.9%	16.6%
% of FP17s for the same patient ID Re-attending between 3 & 9 months - Children	207	402	51.5%	58.0%	58.6%	57.5%
% of FP17s for the same patient ID Re-attending between 3 & 9 months - Adults	772	1,419	54.4%	49.3%	51.5%	50.4%
% of FP17s for Band 1 Urgent Courses	39	1,663	2.3%	7.0%	8.0%	9.1%
% of FP17s Relating to Free Repair or Replacements	10	1,663	0.6%	0.8%	0.8%	0.8%
% of FP17s Relating to Continuations	34	1,663	2.0%	1.3%	1.2%	1.3%
% of Patients satisfied with the dentistry they have received	1	1	N/A	93.3%	92.8%	92.7%
% of Patients satisfied with the time they had to wait for an appointment	1	1	N/A	91.0%	89.2%	88.8%

* This is based on patients treated on this contract for their most recent course of treatment. Figures in italics indicate the base number of FP17s or Patient Questionnaire responses are less than 100. N/A is shown where the base number of responses is less than 10 during the period. % is calculated as Quantity/Base number*100

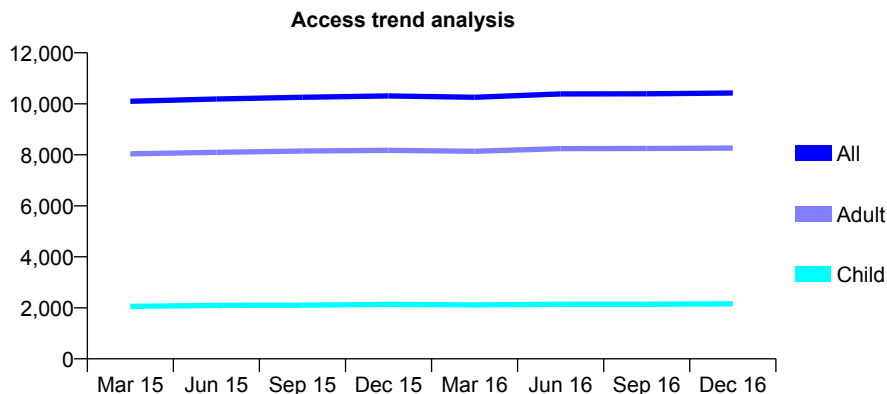
Q53 - Vital Signs At a Glance Contract Report for 847518/0001 - December 2016

Name or company name	MR KS SHOKER
Contract type name	GDS Contract
Purpose of contract	General
Contract start date	01/04/2006
Contract end date	

16/17 Contracted general activity (UDA)	25,422
Carry forward general activity (UDA)	-62
16/17 Contracted orthodontic activity (UOA)	0
Carry forward orthodontic activity (UOA)	0
Baseline contract value	£666,840.86

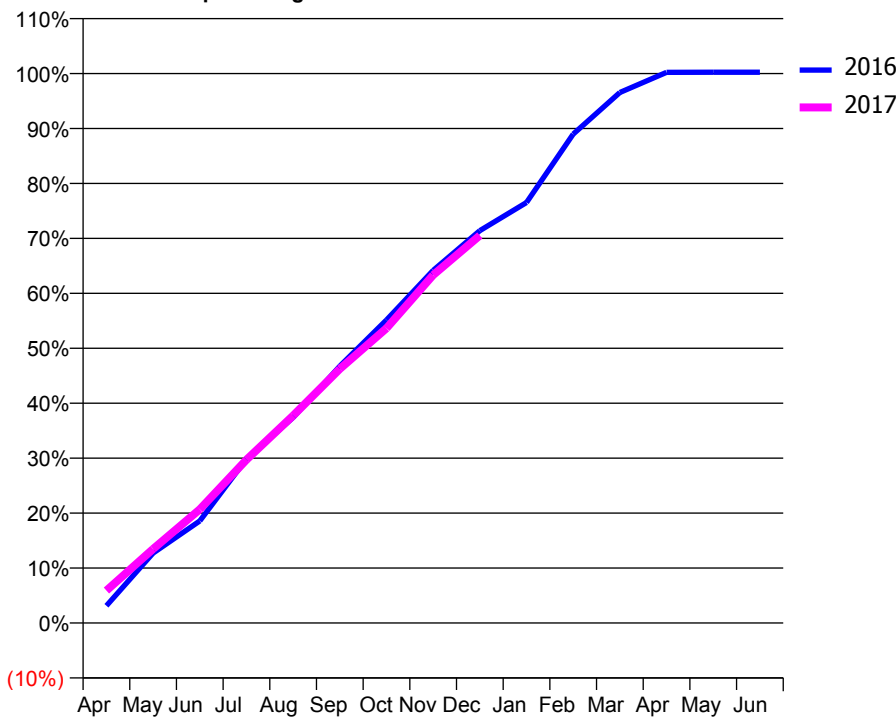
ACCESS*

Patients seen in 24 months	Total	Change since previous quarter
Quarter ending December 2015	10,307	
Quarter ending March 2016	10,257	→
Quarter ending June 2016	10,387	→
Quarter ending September 2016	10,391	→
Quarter ending December 2016	10,423	→
Variance since December 2015	1.1%	→



ACTIVITY

Cumulative percentage of contracted UDA delivered 2016 & 2017



Month	Adjusted Scheduled Activity (UDA)	
	2016	2017
April	802	1,500
May	3,235	3,425
June	4,723	5,261
July	7,591	7,552
August	9,508	9,599
September	11,888	11,755
October	14,021	13,636
November	16,316	16,096
December	18,151	17,931
January	19,455	
February	22,619	
March	24,541	
April	25,476	
May	25,481	
June	25,484	

QUALITY

	Quantity	Base Number	Contract	AT	Region	England
% of FP17s for the same patient ID Re-attending within 3 months - Children	198	2,262	8.8%	10.1%	12.1%	12.4%
% of FP17s for the same patient ID Re-attending within 3 months - Adults	906	7,598	11.9%	13.5%	15.9%	16.6%
% of FP17s for the same patient ID Re-attending between 3 & 9 months - Children	1,243	2,262	55.0%	58.0%	58.6%	57.5%
% of FP17s for the same patient ID Re-attending between 3 & 9 months - Adults	3,522	7,598	46.4%	49.3%	51.5%	50.4%
% of FP17s for Band 1 Urgent Courses	488	9,037	5.4%	7.0%	8.0%	9.1%
% of FP17s Relating to Free Repair or Replacements	62	9,037	0.7%	0.8%	0.8%	0.8%
% of FP17s Relating to Continuations	89	9,037	1.0%	1.3%	1.2%	1.3%
% of Patients satisfied with the dentistry they have received	19	20	95.0%	93.3%	92.8%	92.7%
% of Patients satisfied with the time they had to wait for an appointment	18	20	90.0%	91.0%	89.2%	88.8%

* This is based on patients treated on this contract for their most recent course of treatment. Figures in italics indicate the base number of FP17s or Patient Questionnaire responses are less than 100. N/A is shown where the base number of responses is less than 10 during the period. % is calculated as Quantity/Base number*100

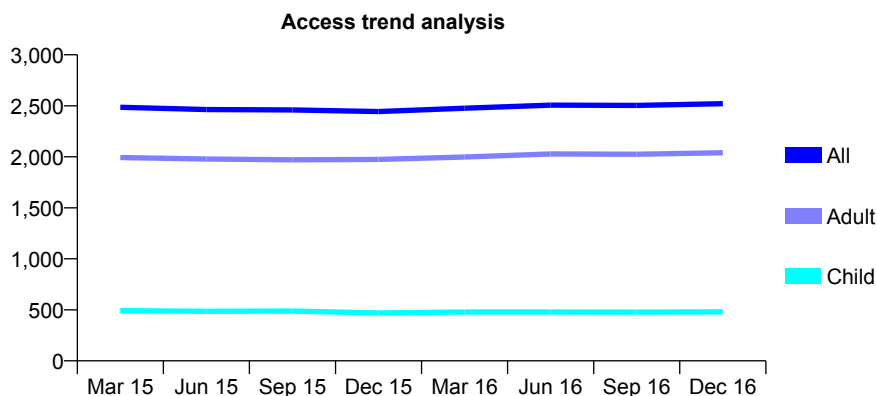
Q53 - Vital Signs At a Glance Contract Report for 848026/0001 - December 2016

Name or company name	MR GA MOEZZI
Contract type name	GDS Contract
Purpose of contract	General
Contract start date	01/04/2006
Contract end date	

16/17 Contracted general activity (UDA)	7,468
Carry forward general activity (UDA)	-149
16/17 Contracted orthodontic activity (UOA)	0
Carry forward orthodontic activity (UOA)	0
Baseline contract value	£224,158.47

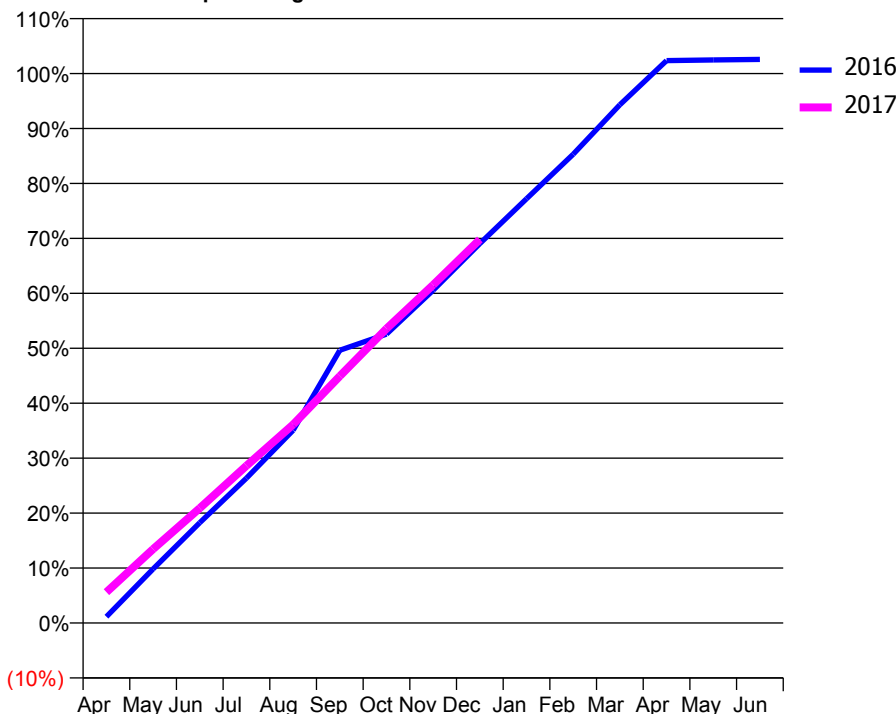
ACCESS*

Patients seen in 24 months	Total	Change since previous quarter
Quarter ending December 2015	2,444	
Quarter ending March 2016	2,477	→
Quarter ending June 2016	2,507	→
Quarter ending September 2016	2,504	→
Quarter ending December 2016	2,521	→
Variance since December 2015	3.2%	↑



ACTIVITY

Cumulative percentage of contracted UDA delivered 2016 & 2017



Month	Adjusted Scheduled Activity (UDA)	
	2016	2017
April	86	420
May	735	1,004
June	1,365	1,560
July	1,969	2,138
August	2,619	2,698
September	3,707	3,356
October	3,926	4,001
November	4,523	4,595
December	5,156	5,213
January	5,765	
February	6,370	
March	7,043	
April	7,644	
May	7,652	
June	7,660	

QUALITY

	Quantity	Base Number	Contract	AT	Region	England
% of FP17s for the same patient ID Re-attending within 3 months - Children	20	567	3.5%	10.1%	12.1%	12.4%
% of FP17s for the same patient ID Re-attending within 3 months - Adults	161	1,912	8.4%	13.5%	15.9%	16.6%
% of FP17s for the same patient ID Re-attending between 3 & 9 months - Children	328	567	57.8%	58.0%	58.6%	57.5%
% of FP17s for the same patient ID Re-attending between 3 & 9 months - Adults	887	1,912	46.4%	49.3%	51.5%	50.4%
% of FP17s for Band 1 Urgent Courses	132	2,227	5.9%	7.0%	8.0%	9.1%
% of FP17s Relating to Free Repair or Replacements	6	2,227	0.3%	0.8%	0.8%	0.8%
% of FP17s Relating to Continuations	18	2,227	0.8%	1.3%	1.2%	1.3%
% of Patients satisfied with the dentistry they have received	2	3	N/A	93.3%	92.8%	92.7%
% of Patients satisfied with the time they had to wait for an appointment	3	3	N/A	91.0%	89.2%	88.8%

* This is based on patients treated on this contract for their most recent course of treatment. Figures in italics indicate the base number of FP17s or Patient Questionnaire responses are less than 100. N/A is shown where the base number of responses is less than 10 during the period. % is calculated as Quantity/Base number*100

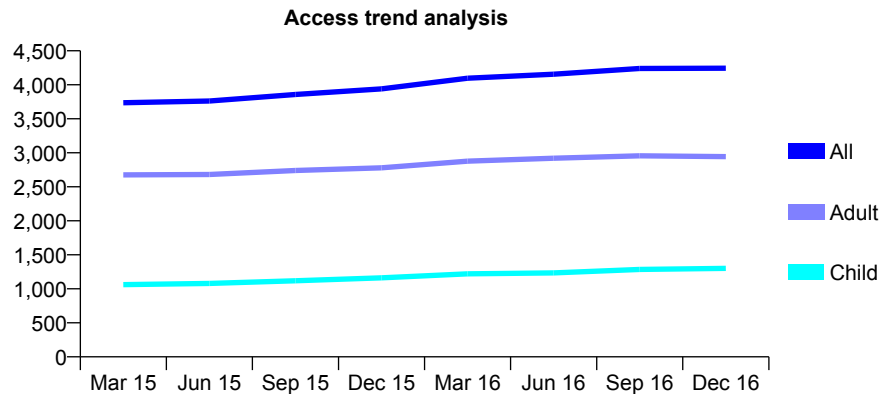
Q53 - Vital Signs At a Glance Contract Report for 852775/0001 - December 2016

Name or company name	MR F JAMALL
Contract type name	GDS Contract
Purpose of contract	General
Contract start date	01/04/2006
Contract end date	

16/17 Contracted general activity (UDA)	10,157
Carry forward general activity (UDA)	-122
16/17 Contracted orthodontic activity (UOA)	0
Carry forward orthodontic activity (UOA)	0
Baseline contract value	£298,548.08

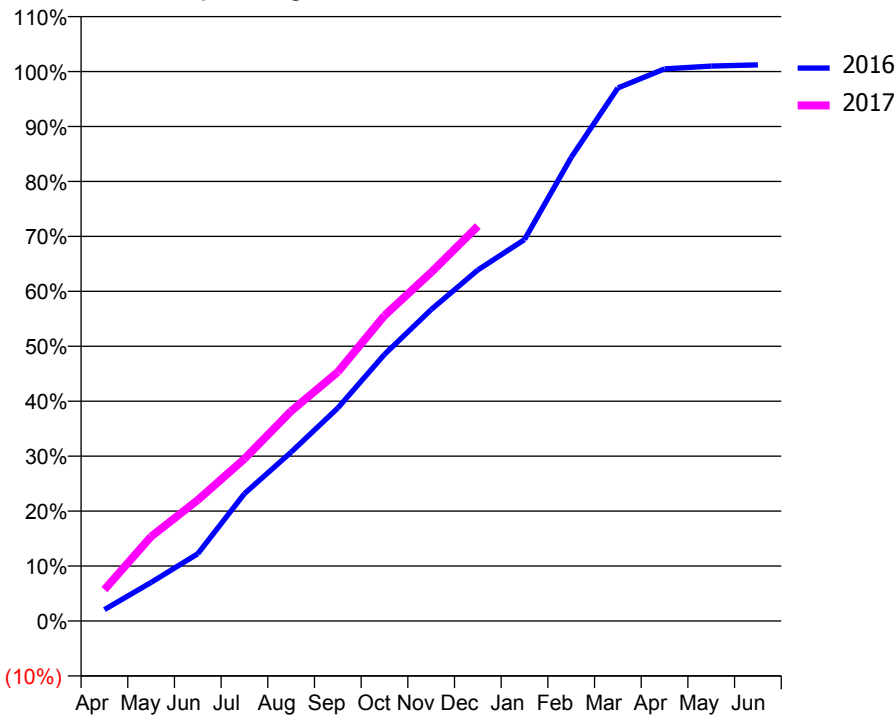
ACCESS*

Patients seen in 24 months	Total	Change since previous quarter
Quarter ending December 2015	3,940	
Quarter ending March 2016	4,098	↑
Quarter ending June 2016	4,156	→
Quarter ending September 2016	4,241	↑
Quarter ending December 2016	4,244	→
Variance since December 2015	7.7%	↑



ACTIVITY

Cumulative percentage of contracted UDA delivered 2016 & 2017



Month	Adjusted Scheduled Activity (UDA)	
	2016	2017
April	211	580
May	714	1,560
June	1,244	2,237
July	2,356	2,998
August	3,121	3,880
September	3,938	4,603
October	4,928	5,647
November	5,756	6,444
December	6,489	7,301
January	7,051	
February	8,568	
March	9,853	
April	10,206	
May	10,258	
June	10,279	

QUALITY

	Quantity	Base Number	Contract	AT	Region	England
% of FP17s for the same patient ID Re-attending within 3 months - Children	109	1,355	8.0%	10.1%	12.1%	12.4%
% of FP17s for the same patient ID Re-attending within 3 months - Adults	295	2,637	11.2%	13.5%	15.9%	16.6%
% of FP17s for the same patient ID Re-attending between 3 & 9 months - Children	814	1,355	60.1%	58.0%	58.6%	57.5%
% of FP17s for the same patient ID Re-attending between 3 & 9 months - Adults	1,379	2,637	52.3%	49.3%	51.5%	50.4%
% of FP17s for Band 1 Urgent Courses	258	3,742	6.9%	7.0%	8.0%	9.1%
% of FP17s Relating to Free Repair or Replacements	30	3,742	0.8%	0.8%	0.8%	0.8%
% of FP17s Relating to Continuations	24	3,742	0.6%	1.3%	1.2%	1.3%
% of Patients satisfied with the dentistry they have received	11	13	84.6%	93.3%	92.8%	92.7%
% of Patients satisfied with the time they had to wait for an appointment	9	13	69.2%	91.0%	89.2%	88.8%

* This is based on patients treated on this contract for their most recent course of treatment. Figures in italics indicate the base number of FP17s or Patient Questionnaire responses are less than 100. N/A is shown where the base number of responses is less than 10 during the period. % is calculated as Quantity/Base number*100

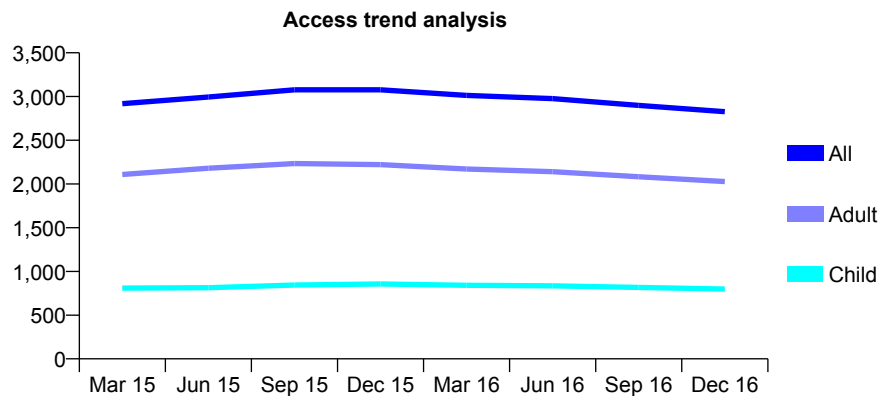
Q53 - Vital Signs At a Glance Contract Report for 852775/0003 - December 2016

Name or company name	MR F JAMALL
Contract type name	GDS Contract
Purpose of contract	General
Contract start date	01/04/2009
Contract end date	

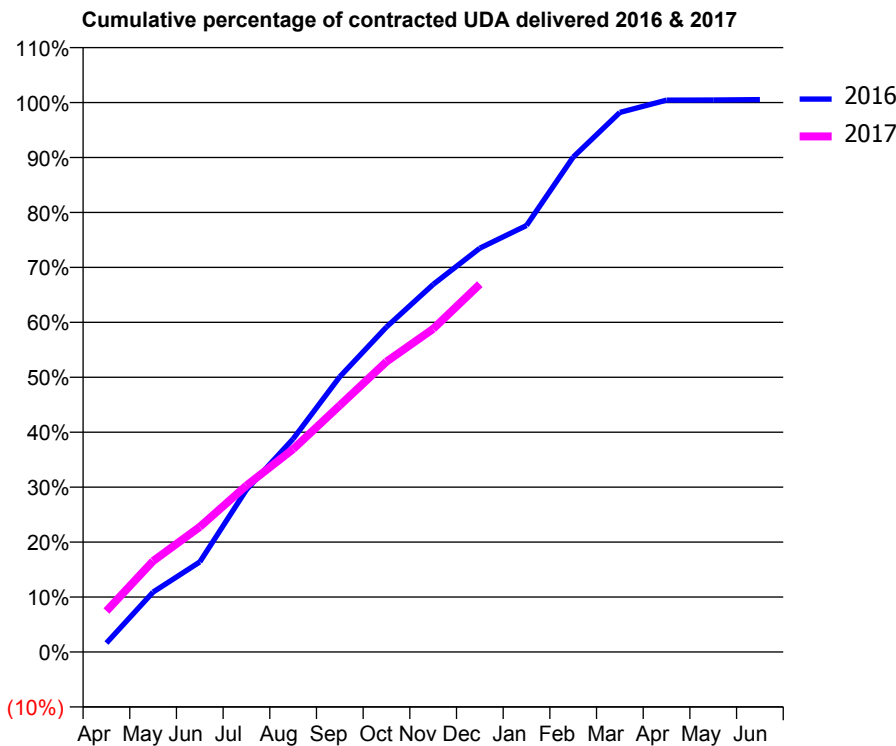
16/17 Contracted general activity (UDA)	8,000
Carry forward general activity (UDA)	-43
16/17 Contracted orthodontic activity (UOA)	0
Carry forward orthodontic activity (UOA)	0
Baseline contract value	£214,948.53

ACCESS*

Patients seen in 24 months	Total	Change since previous quarter
Quarter ending December 2015	3,077	
Quarter ending March 2016	3,012	↓
Quarter ending June 2016	2,976	↓
Quarter ending September 2016	2,898	↓
Quarter ending December 2016	2,826	↓
Variance since December 2015	(8.2%)	↓



ACTIVITY



Month	Adjusted Scheduled Activity (UDA)	
	2016	2017
April	131	597
May	873	1,326
June	1,312	1,822
July	2,364	2,424
August	3,103	2,953
September	4,007	3,590
October	4,733	4,227
November	5,351	4,704
December	5,879	5,355
January	6,209	
February	7,205	
March	7,856	
April	8,033	
May	8,037	
June	8,043	

QUALITY

	Quantity	Base Number	Contract	AT	Region	England
% of FP17s for the same patient ID Re-attending within 3 months - Children	41	1,061	3.9%	10.1%	12.1%	12.4%
% of FP17s for the same patient ID Re-attending within 3 months - Adults	243	1,983	12.3%	13.5%	15.9%	16.6%
% of FP17s for the same patient ID Re-attending between 3 & 9 months - Children	864	1,061	81.4%	58.0%	58.6%	57.5%
% of FP17s for the same patient ID Re-attending between 3 & 9 months - Adults	1,171	1,983	59.1%	49.3%	51.5%	50.4%
% of FP17s for Band 1 Urgent Courses	205	2,908	7.0%	7.0%	8.0%	9.1%
% of FP17s Relating to Free Repair or Replacements	8	2,908	0.3%	0.8%	0.8%	0.8%
% of FP17s Relating to Continuations	9	2,908	0.3%	1.3%	1.2%	1.3%
% of Patients satisfied with the dentistry they have received	2	2	N/A	93.3%	92.8%	92.7%
% of Patients satisfied with the time they had to wait for an appointment	2	2	N/A	91.0%	89.2%	88.8%

* This is based on patients treated on this contract for their most recent course of treatment. Figures in italics indicate the base number of FP17s or Patient Questionnaire responses are less than 100. N/A is shown where the base number of responses is less than 10 during the period. % is calculated as Quantity/Base number*100

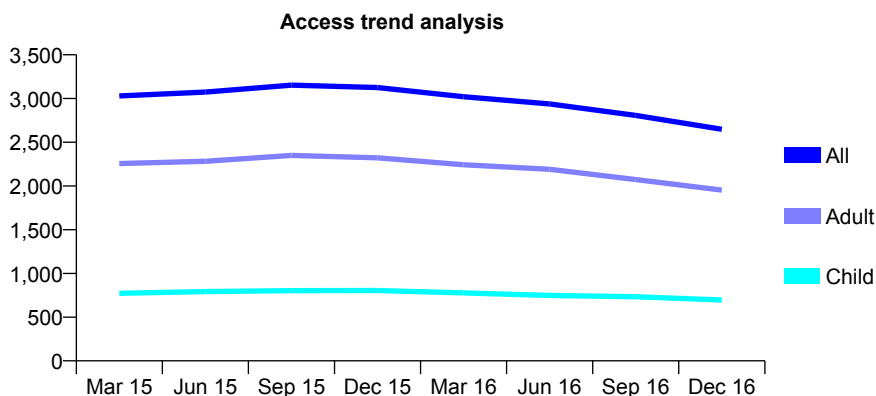
Q53 - Vital Signs At a Glance Contract Report for 852775/0004 - December 2016

Name or company name	MR F JAMALL
Contract type name	GDS Contract
Purpose of contract	General
Contract start date	26/04/2010
Contract end date	

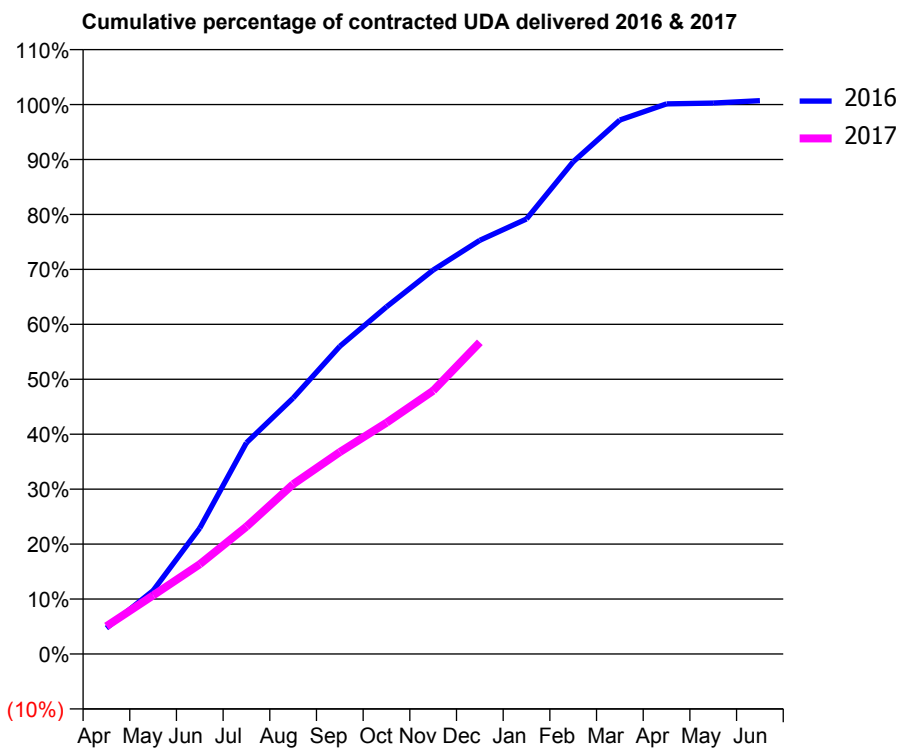
16/17 Contracted general activity (UDA)	8,000
Carry forward general activity (UDA)	-56
16/17 Contracted orthodontic activity (UOA)	0
Carry forward orthodontic activity (UOA)	0
Baseline contract value	£212,584.82

ACCESS*

Patients seen in 24 months	Total	Change since previous quarter
Quarter ending December 2015	3,126	
Quarter ending March 2016	3,020	↓
Quarter ending June 2016	2,938	↓
Quarter ending September 2016	2,807	↓
Quarter ending December 2016	2,649	↓
Variance since December 2015	(15.3%)	↓



ACTIVITY



Month	Adjusted Scheduled Activity (UDA)	
	2016	2017
April	378	405
May	923	854
June	1,833	1,307
July	3,076	1,854
August	3,727	2,472
September	4,481	2,940
October	5,054	3,367
November	5,589	3,833
December	6,023	4,539
January	6,333	
February	7,166	
March	7,774	
April	8,008	
May	8,020	
June	8,056	

QUALITY

	Quantity	Base Number	Contract	AT	Region	England
% of FP17s for the same patient ID Re-attending within 3 months - Children	29	663	4.4%	10.1%	12.1%	12.4%
% of FP17s for the same patient ID Re-attending within 3 months - Adults	122	1,499	8.1%	13.5%	15.9%	16.6%
% of FP17s for the same patient ID Re-attending between 3 & 9 months - Children	405	663	61.1%	58.0%	58.6%	57.5%
% of FP17s for the same patient ID Re-attending between 3 & 9 months - Adults	912	1,499	60.8%	49.3%	51.5%	50.4%
% of FP17s for Band 1 Urgent Courses	158	2,016	7.8%	7.0%	8.0%	9.1%
% of FP17s Relating to Free Repair or Replacements	13	2,016	0.6%	0.8%	0.8%	0.8%
% of FP17s Relating to Continuations	0	2,016	0.0%	1.3%	1.2%	1.3%
% of Patients satisfied with the dentistry they have received	4	4	N/A	93.3%	92.8%	92.7%
% of Patients satisfied with the time they had to wait for an appointment	3	4	N/A	91.0%	89.2%	88.8%

* This is based on patients treated on this contract for their most recent course of treatment. Figures in italics indicate the base number of FP17s or Patient Questionnaire responses are less than 100. N/A is shown where the base number of responses is less than 10 during the period. % is calculated as Quantity/Base number*100

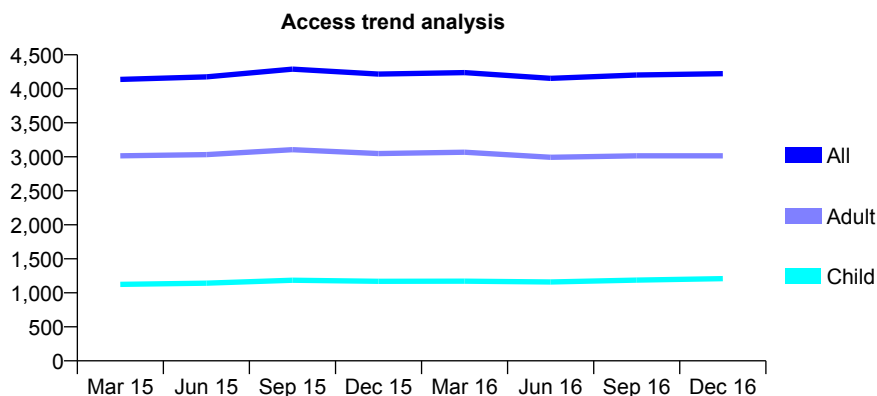
Q53 - Vital Signs At a Glance Contract Report for 857920/0001 - December 2016

Name or company name	MR B JAMAL
Contract type name	GDS Contract
Purpose of contract	General
Contract start date	01/04/2006
Contract end date	

16/17 Contracted general activity (UDA)	11,646
Carry forward general activity (UDA)	-233
16/17 Contracted orthodontic activity (UOA)	0
Carry forward orthodontic activity (UOA)	0
Baseline contract value	£309,573.28

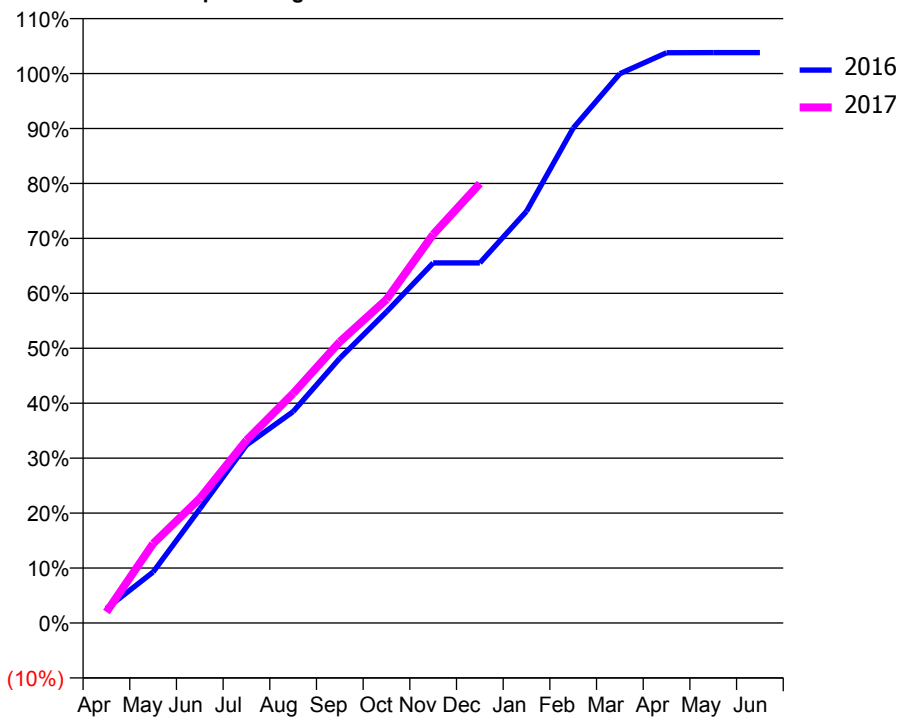
ACCESS*

Patients seen in 24 months	Total	Change since previous quarter
Quarter ending December 2015	4,217	
Quarter ending March 2016	4,239	→
Quarter ending June 2016	4,153	↓
Quarter ending September 2016	4,202	→
Quarter ending December 2016	4,222	→
Variance since December 2015	0.1%	→



ACTIVITY

Cumulative percentage of contracted UDA delivered 2016 & 2017



Month	Adjusted Scheduled Activity (UDA)	
	2016	2017
April	308	233
May	1,082	1,683
June	2,417	2,640
July	3,773	3,874
August	4,482	4,865
September	5,611	5,961
October	6,594	6,857
November	7,631	8,238
December	7,631	9,313
January	8,725	
February	10,490	
March	11,643	
April	12,086	
May	12,090	
June	12,090	

QUALITY

	Quantity	Base Number	Contract	AT	Region	England
% of FP17s for the same patient ID Re-attending within 3 months - Children	105	1,049	10.0%	10.1%	12.1%	12.4%
% of FP17s for the same patient ID Re-attending within 3 months - Adults	524	2,635	19.9%	13.5%	15.9%	16.6%
% of FP17s for the same patient ID Re-attending between 3 & 9 months - Children	427	1,049	40.7%	58.0%	58.6%	57.5%
% of FP17s for the same patient ID Re-attending between 3 & 9 months - Adults	915	2,635	34.7%	49.3%	51.5%	50.4%
% of FP17s for Band 1 Urgent Courses	606	3,501	17.3%	7.0%	8.0%	9.1%
% of FP17s Relating to Free Repair or Replacements	25	3,501	0.7%	0.8%	0.8%	0.8%
% of FP17s Relating to Continuations	33	3,501	0.9%	1.3%	1.2%	1.3%
% of Patients satisfied with the dentistry they have received	36	37	97.3%	93.3%	92.8%	92.7%
% of Patients satisfied with the time they had to wait for an appointment	35	37	94.6%	91.0%	89.2%	88.8%

* This is based on patients treated on this contract for their most recent course of treatment. Figures in italics indicate the base number of FP17s or Patient Questionnaire responses are less than 100. N/A is shown where the base number of responses is less than 10 during the period. % is calculated as Quantity/Base number*100

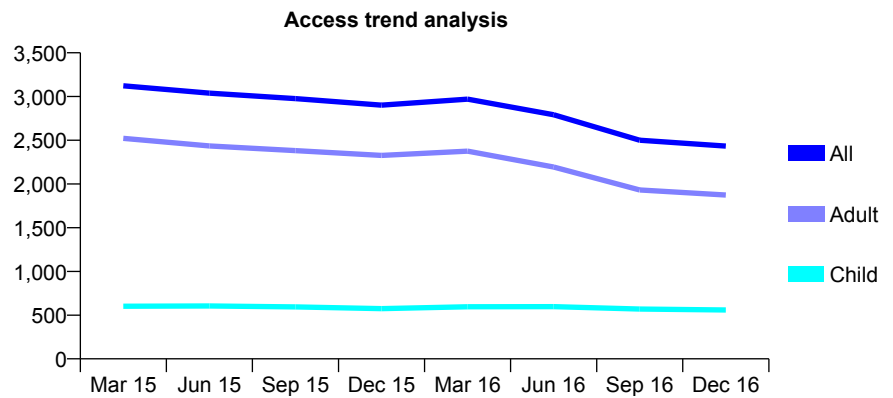
Q53 - Vital Signs At a Glance Contract Report for 898864/0001 - December 2016

Name or company name	MRS JA SMITH
Contract type name	GDS Contract
Purpose of contract	General
Contract start date	01/04/2006
Contract end date	

16/17 Contracted general activity (UDA)	9,472
Carry forward general activity (UDA)	0
16/17 Contracted orthodontic activity (UOA)	0
Carry forward orthodontic activity (UOA)	0
Baseline contract value	£234,823.82

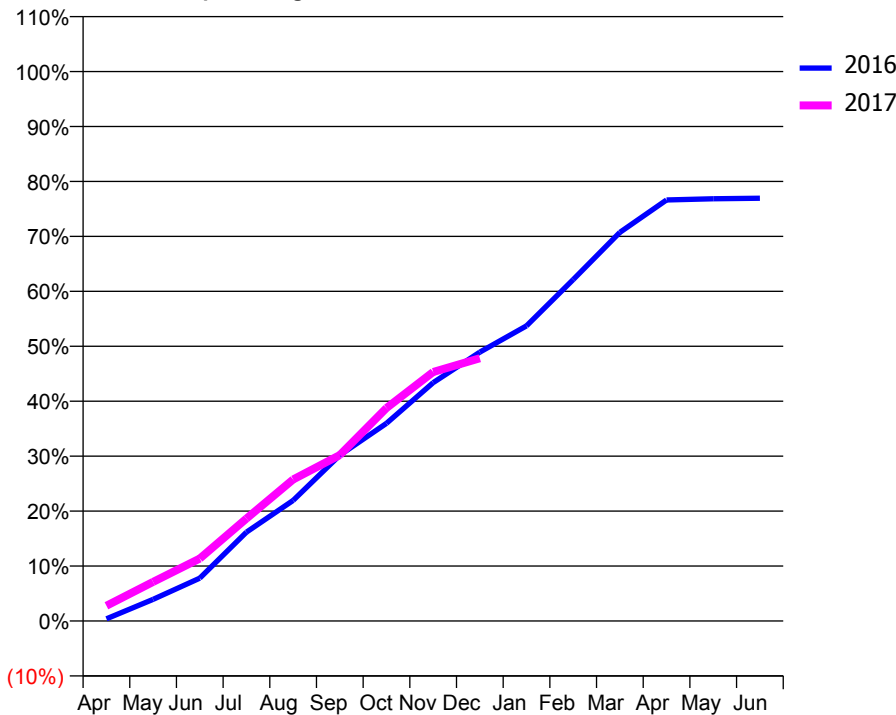
ACCESS*

Patients seen in 24 months	Total	Change since previous quarter
Quarter ending December 2015	2,901	
Quarter ending March 2016	2,970	↑
Quarter ending June 2016	2,791	↓
Quarter ending September 2016	2,501	↓
Quarter ending December 2016	2,433	↓
Variance since December 2015	(16.1%)	↓



ACTIVITY

Cumulative percentage of contracted UDA delivered 2016 & 2017



Month	Adjusted Scheduled Activity (UDA)	
	2016	2017
April	39	263
May	373	675
June	739	1,077
July	1,531	1,766
August	2,080	2,439
September	2,859	2,860
October	3,408	3,672
November	4,110	4,292
December	4,636	4,529
January	5,087	
February	5,885	
March	6,698	
April	7,258	
May	7,279	
June	7,288	

QUALITY

	Quantity	Base Number	Contract	AT	Region	England
% of FP17s for the same patient ID Re-attending within 3 months - Children	88	722	12.2%	10.1%	12.1%	12.4%
% of FP17s for the same patient ID Re-attending within 3 months - Adults	374	1,726	21.7%	13.5%	15.9%	16.6%
% of FP17s for the same patient ID Re-attending between 3 & 9 months - Children	431	722	59.7%	58.0%	58.6%	57.5%
% of FP17s for the same patient ID Re-attending between 3 & 9 months - Adults	624	1,726	36.2%	49.3%	51.5%	50.4%
% of FP17s for Band 1 Urgent Courses	295	2,213	13.3%	7.0%	8.0%	9.1%
% of FP17s Relating to Free Repair or Replacements	12	2,213	0.5%	0.8%	0.8%	0.8%
% of FP17s Relating to Continuations	16	2,213	0.7%	1.3%	1.2%	1.3%
% of Patients satisfied with the dentistry they have received	4	4	N/A	93.3%	92.8%	92.7%
% of Patients satisfied with the time they had to wait for an appointment	4	4	N/A	91.0%	89.2%	88.8%

* This is based on patients treated on this contract for their most recent course of treatment. Figures in italics indicate the base number of FP17s or Patient Questionnaire responses are less than 100. N/A is shown where the base number of responses is less than 10 during the period. % is calculated as Quantity/Base number*100

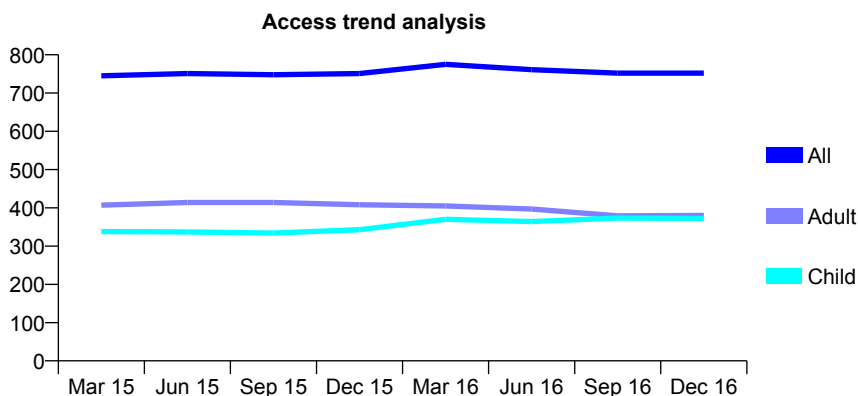
Q53 - Vital Signs At a Glance Contract Report for 905461/0001 - December 2016

Name or company name	MR RH JOSHI
Contract type name	GDS Contract
Purpose of contract	General
Contract start date	01/04/2006
Contract end date	

16/17 Contracted general activity (UDA)	3,245
Carry forward general activity (UDA)	-65
16/17 Contracted orthodontic activity (UOA)	0
Carry forward orthodontic activity (UOA)	0
Baseline contract value	£91,364.06

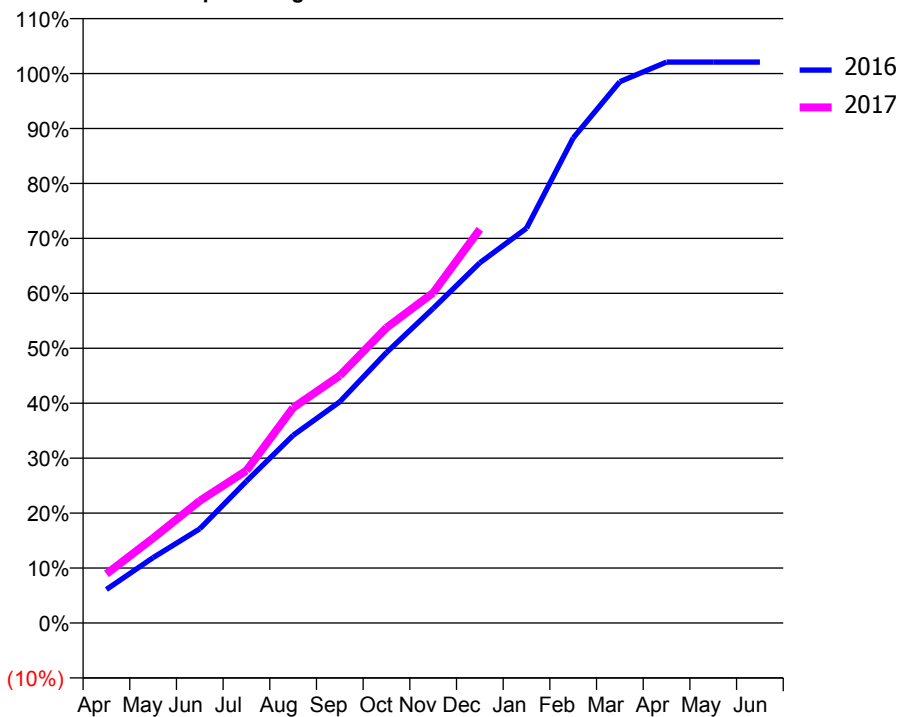
ACCESS*

Patients seen in 24 months	Total	Change since previous quarter
Quarter ending December 2015	751	
Quarter ending March 2016	775	↑
Quarter ending June 2016	761	↓
Quarter ending September 2016	752	↓
Quarter ending December 2016	752	→
Variance since December 2015	0.1%	→



ACTIVITY

Cumulative percentage of contracted UDA delivered 2016 & 2017



Month	Adjusted Scheduled Activity (UDA)	
	2016	2017
April	198	290
May	386	501
June	556	722
July	838	900
August	1,109	1,271
September	1,306	1,461
October	1,597	1,744
November	1,858	1,950
December	2,127	2,325
January	2,332	
February	2,864	
March	3,196	
April	3,313	
May	3,313	
June	3,313	

QUALITY

	Quantity	Base Number	Contract	AT	Region	England
% of FP17s for the same patient ID Re-attending within 3 months - Children	66	575	11.5%	10.1%	12.1%	12.4%
% of FP17s for the same patient ID Re-attending within 3 months - Adults	103	450	22.9%	13.5%	15.9%	16.6%
% of FP17s for the same patient ID Re-attending between 3 & 9 months - Children	387	575	67.3%	58.0%	58.6%	57.5%
% of FP17s for the same patient ID Re-attending between 3 & 9 months - Adults	198	450	44.0%	49.3%	51.5%	50.4%
% of FP17s for Band 1 Urgent Courses	108	978	11.0%	7.0%	8.0%	9.1%
% of FP17s Relating to Free Repair or Replacements	15	978	1.5%	0.8%	0.8%	0.8%
% of FP17s Relating to Continuations	0	978	0.0%	1.3%	1.2%	1.3%
% of Patients satisfied with the dentistry they have received	1	2	N/A	93.3%	92.8%	92.7%
% of Patients satisfied with the time they had to wait for an appointment	1	2	N/A	91.0%	89.2%	88.8%

* This is based on patients treated on this contract for their most recent course of treatment. Figures in italics indicate the base number of FP17s or Patient Questionnaire responses are less than 100. N/A is shown where the base number of responses is less than 10 during the period. % is calculated as Quantity/Base number*100

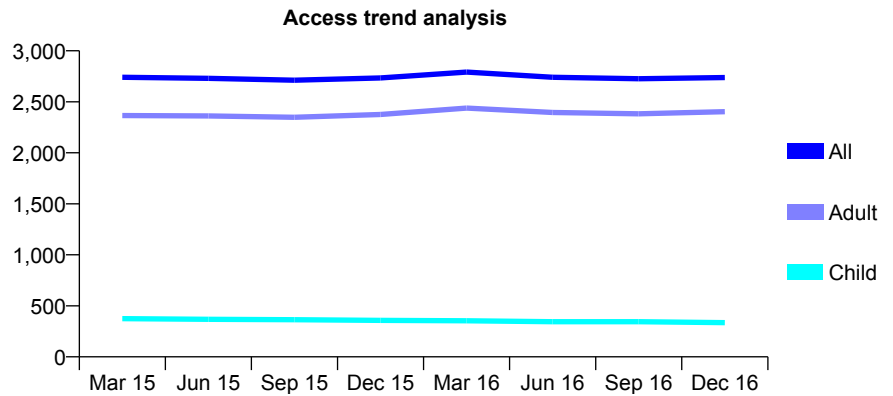
Q53 - Vital Signs At a Glance Contract Report for 906972/0001 - December 2016

Name or company name	MR RS BATE
Contract type name	GDS Contract
Purpose of contract	General
Contract start date	01/04/2006
Contract end date	

16/17 Contracted general activity (UDA)	7,216
Carry forward general activity (UDA)	42
16/17 Contracted orthodontic activity (UOA)	0
Carry forward orthodontic activity (UOA)	0
Baseline contract value	£212,688.81

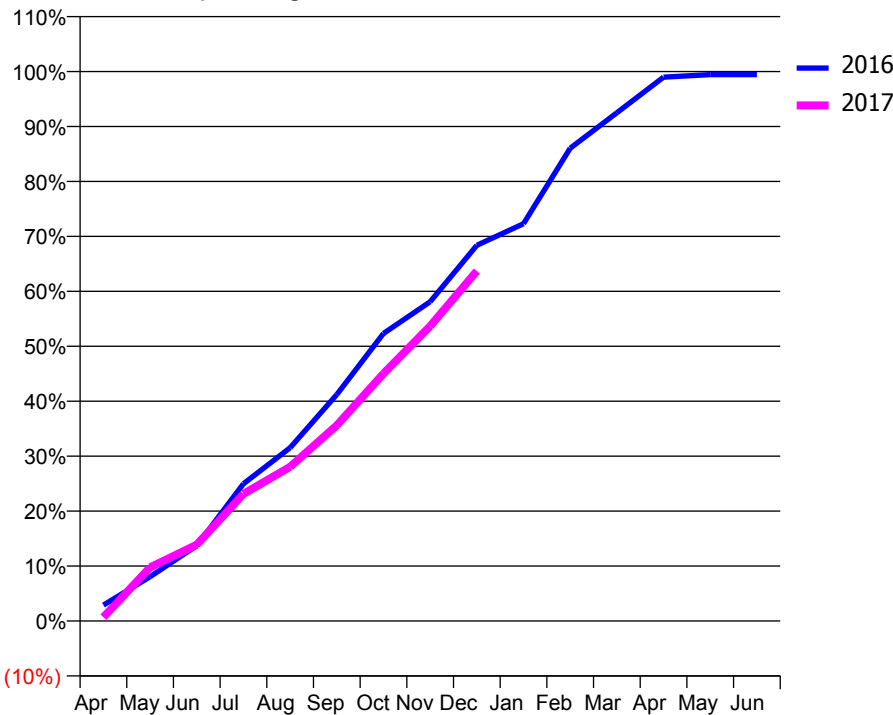
ACCESS*

Patients seen in 24 months	Total	Change since previous quarter
Quarter ending December 2015	2,734	
Quarter ending March 2016	2,792	↑
Quarter ending June 2016	2,740	↓
Quarter ending September 2016	2,726	→
Quarter ending December 2016	2,738	→
Variance since December 2015	0.1%	→



ACTIVITY

Cumulative percentage of contracted UDA delivered 2016 & 2017



Month	Adjusted Scheduled Activity (UDA)	
	2016	2017
April	209	50
May	582	705
June	990	1,003
July	1,802	1,670
August	2,275	2,025
September	2,974	2,570
October	3,777	3,250
November	4,192	3,873
December	4,934	4,596
January	5,217	
February	6,209	
March	6,674	
April	7,142	
May	7,174	
June	7,174	

QUALITY

	Quantity	Base Number	Contract	AT	Region	England
% of FP17s for the same patient ID Re-attending within 3 months - Children	14	284	4.9%	10.1%	12.1%	12.4%
% of FP17s for the same patient ID Re-attending within 3 months - Adults	275	2,234	12.3%	13.5%	15.9%	16.6%
% of FP17s for the same patient ID Re-attending between 3 & 9 months - Children	92	284	32.4%	58.0%	58.6%	57.5%
% of FP17s for the same patient ID Re-attending between 3 & 9 months - Adults	1,013	2,234	45.3%	49.3%	51.5%	50.4%
% of FP17s for Band 1 Urgent Courses	154	2,271	6.8%	7.0%	8.0%	9.1%
% of FP17s Relating to Free Repair or Replacements	34	2,271	1.5%	0.8%	0.8%	0.8%
% of FP17s Relating to Continuations	26	2,271	1.1%	1.3%	1.2%	1.3%
% of Patients satisfied with the dentistry they have received	7	8	N/A	93.3%	92.8%	92.7%
% of Patients satisfied with the time they had to wait for an appointment	7	8	N/A	91.0%	89.2%	88.8%

* This is based on patients treated on this contract for their most recent course of treatment. Figures in italics indicate the base number of FP17s or Patient Questionnaire responses are less than 100. N/A is shown where the base number of responses is less than 10 during the period. % is calculated as Quantity/Base number*100

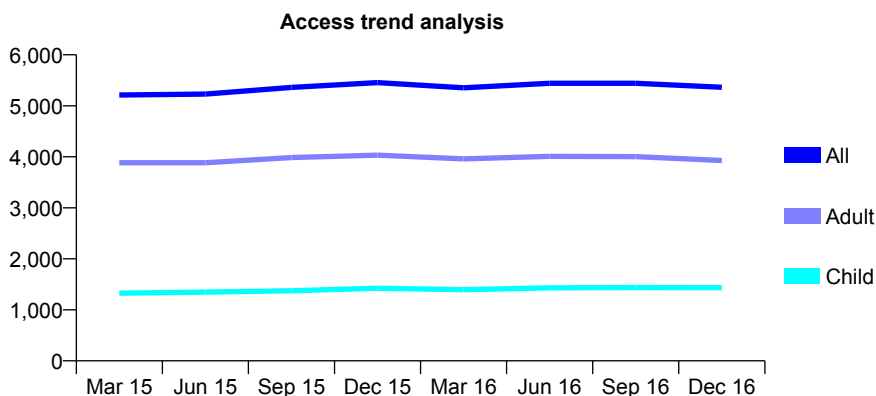
Q53 - Vital Signs At a Glance Contract Report for 910449/0001 - December 2016

Name or company name	MR JA CLARK
Contract type name	GDS Contract
Purpose of contract	General
Contract start date	01/04/2006
Contract end date	

16/17 Contracted general activity (UDA)	12,206
Carry forward general activity (UDA)	-108
16/17 Contracted orthodontic activity (UOA)	0
Carry forward orthodontic activity (UOA)	0
Baseline contract value	£332,244.95

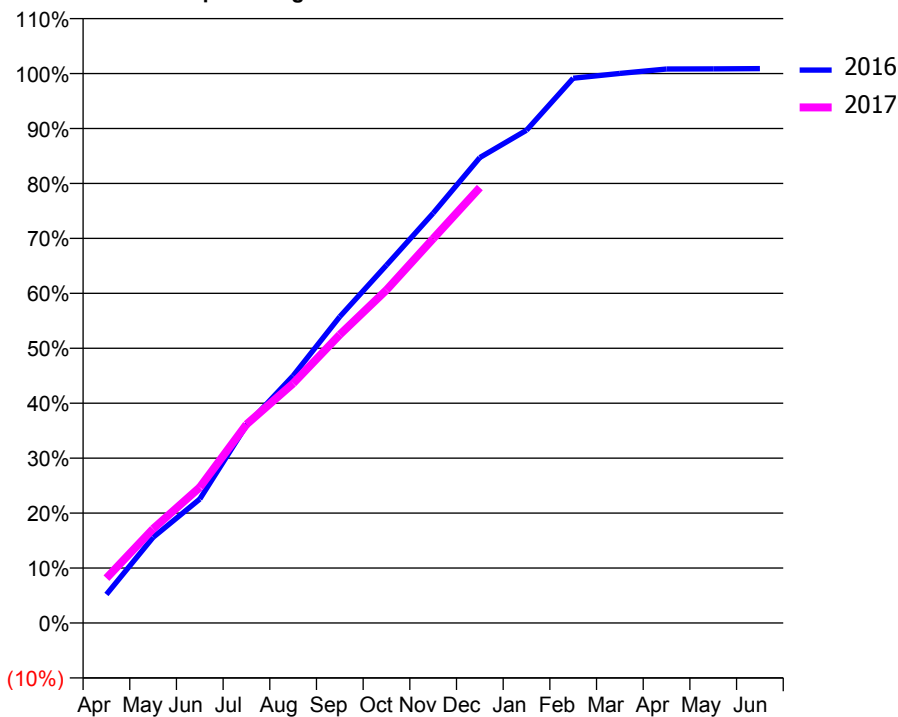
ACCESS*

Patients seen in 24 months	Total	Change since previous quarter
Quarter ending December 2015	5,456	
Quarter ending March 2016	5,353	↓
Quarter ending June 2016	5,442	→
Quarter ending September 2016	5,441	→
Quarter ending December 2016	5,364	↓
Variance since December 2015	(1.7%)	↓



ACTIVITY

Cumulative percentage of contracted UDA delivered 2016 & 2017



Month	Adjusted Scheduled Activity (UDA)	
	2016	2017
April	636	998
May	1,903	2,094
June	2,755	3,015
July	4,391	4,412
August	5,492	5,320
September	6,804	6,404
October	7,949	7,398
November	9,104	8,537
December	10,338	9,674
January	10,948	
February	12,100	
March	12,208	
April	12,305	
May	12,310	
June	12,314	

QUALITY

	Quantity	Base Number	Contract	AT	Region	England
% of FP17s for the same patient ID Re-attending within 3 months - Children	143	1,747	8.2%	10.1%	12.1%	12.4%
% of FP17s for the same patient ID Re-attending within 3 months - Adults	660	4,342	15.2%	13.5%	15.9%	16.6%
% of FP17s for the same patient ID Re-attending between 3 & 9 months - Children	1,081	1,747	61.9%	58.0%	58.6%	57.5%
% of FP17s for the same patient ID Re-attending between 3 & 9 months - Adults	2,302	4,342	53.0%	49.3%	51.5%	50.4%
% of FP17s for Band 1 Urgent Courses	412	5,639	7.3%	7.0%	8.0%	9.1%
% of FP17s Relating to Free Repair or Replacements	71	5,639	1.3%	0.8%	0.8%	0.8%
% of FP17s Relating to Continuations	104	5,639	1.8%	1.3%	1.2%	1.3%
% of Patients satisfied with the dentistry they have received	9	10	90.0%	93.3%	92.8%	92.7%
% of Patients satisfied with the time they had to wait for an appointment	10	10	100.0%	91.0%	89.2%	88.8%

* This is based on patients treated on this contract for their most recent course of treatment. Figures in italics indicate the base number of FP17s or Patient Questionnaire responses are less than 100. N/A is shown where the base number of responses is less than 10 during the period. % is calculated as Quantity/Base number*100

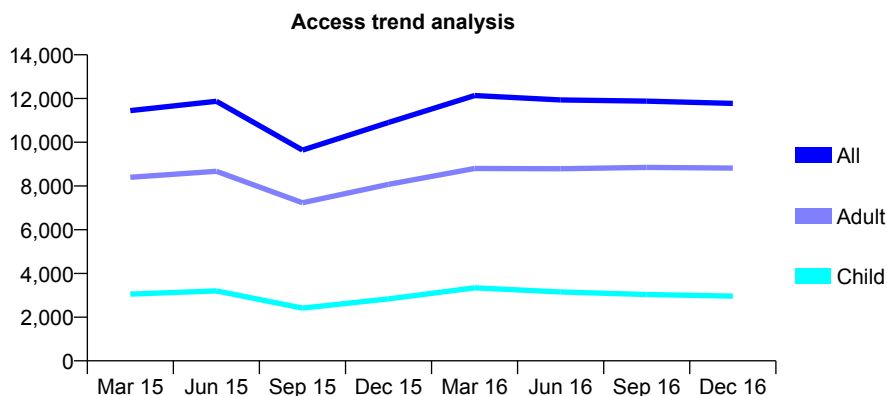
Q53 - Vital Signs At a Glance Contract Report for 910899/0001 - December 2016

Name or company name	MR NJ GIBB
Contract type name	GDS Contract
Purpose of contract	General
Contract start date	01/04/2006
Contract end date	

16/17 Contracted general activity (UDA)	30,266
Carry forward general activity (UDA)	888
16/17 Contracted orthodontic activity (UOA)	0
Carry forward orthodontic activity (UOA)	0
Baseline contract value	£892,068.64

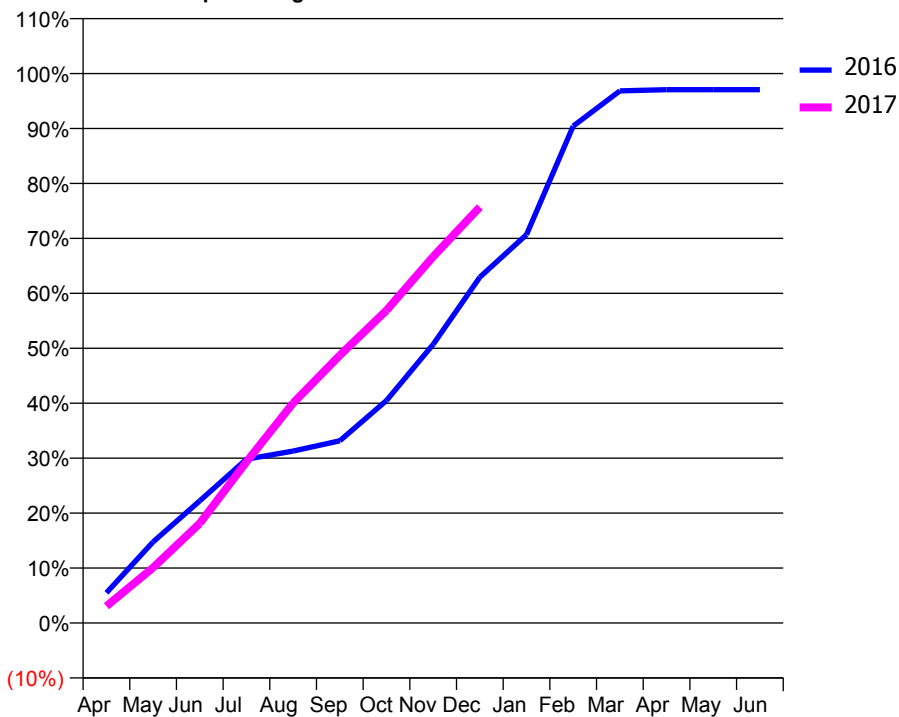
ACCESS*

Patients seen in 24 months	Total	Change since previous quarter
Quarter ending December 2015	10,907	
Quarter ending March 2016	12,134	↑
Quarter ending June 2016	11,937	↓
Quarter ending September 2016	11,882	→
Quarter ending December 2016	11,778	→
Variance since December 2015	8.0%	↑



ACTIVITY

Cumulative percentage of contracted UDA delivered 2016 & 2017



Month	Adjusted Scheduled Activity (UDA)	
	2016	2017
April	1,666	926
May	4,469	3,048
June	6,729	5,488
July	9,022	8,877
August	9,470	12,112
September	10,037	14,741
October	12,254	17,217
November	15,350	20,182
December	19,048	22,909
January	21,388	
February	27,368	
March	29,308	
April	29,376	
May	29,378	
June	29,378	

QUALITY

	Quantity	Base Number	Contract	AT	Region	England
% of FP17s for the same patient ID Re-attending within 3 months - Children	199	3,426	5.8%	10.1%	12.1%	12.4%
% of FP17s for the same patient ID Re-attending within 3 months - Adults	1,097	9,265	11.8%	13.5%	15.9%	16.6%
% of FP17s for the same patient ID Re-attending between 3 & 9 months - Children	2,041	3,426	59.6%	58.0%	58.6%	57.5%
% of FP17s for the same patient ID Re-attending between 3 & 9 months - Adults	4,158	9,265	44.9%	49.3%	51.5%	50.4%
% of FP17s for Band 1 Urgent Courses	1,040	12,686	8.2%	7.0%	8.0%	9.1%
% of FP17s Relating to Free Repair or Replacements	171	12,686	1.3%	0.8%	0.8%	0.8%
% of FP17s Relating to Continuations	153	12,686	1.2%	1.3%	1.2%	1.3%
% of Patients satisfied with the dentistry they have received	13	15	86.7%	93.3%	92.8%	92.7%
% of Patients satisfied with the time they had to wait for an appointment	15	15	100.0%	91.0%	89.2%	88.8%

* This is based on patients treated on this contract for their most recent course of treatment. Figures in italics indicate the base number of FP17s or Patient Questionnaire responses are less than 100. N/A is shown where the base number of responses is less than 10 during the period. % is calculated as Quantity/Base number*100

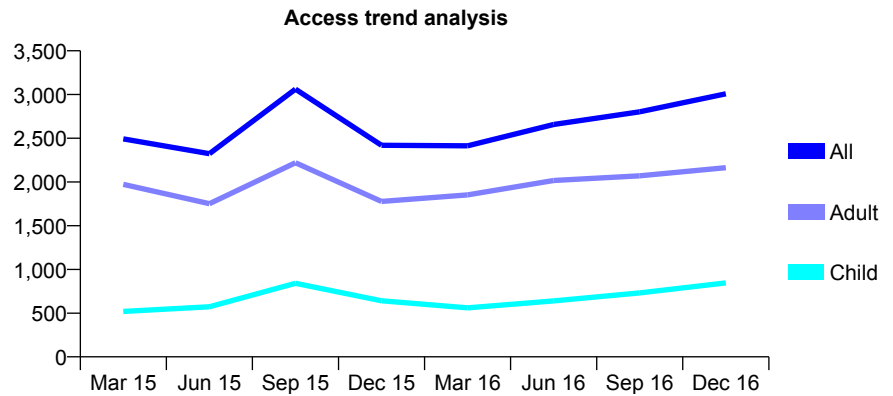
Q53 - Vital Signs At a Glance Contract Report for 910899/0002 - December 2016

Name or company name	MR NJ GIBB
Contract type name	PDS Plus Contract
Purpose of contract	General
Contract start date	01/10/2010
Contract end date	31/03/2017

16/17 Contracted general activity (UDA)	8,000
Carry forward general activity (UDA)	283
16/17 Contracted orthodontic activity (UOA)	0
Carry forward orthodontic activity (UOA)	0
Baseline contract value	£117,633.32

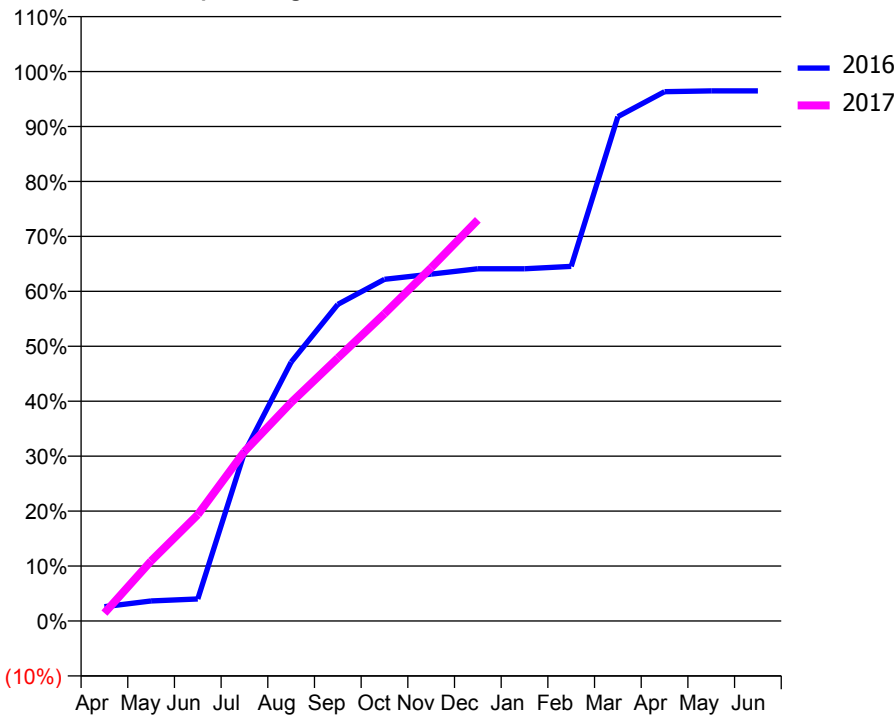
ACCESS*

Patients seen in 24 months	Total	Change since previous quarter
Quarter ending December 2015	2,419	
Quarter ending March 2016	2,413	→
Quarter ending June 2016	2,657	↑
Quarter ending September 2016	2,803	↑
Quarter ending December 2016	3,008	↑
Variance since December 2015	24.3%	↑



ACTIVITY

Cumulative percentage of contracted UDA delivered 2016 & 2017



Month	Adjusted Scheduled Activity (UDA)	
	2016	2017
April	208	116
May	293	874
June	321	1,549
July	2,454	2,468
August	3,770	3,180
September	4,609	3,828
October	4,975	4,473
November	5,050	5,143
December	5,127	5,840
January	5,127	
February	5,163	
March	7,344	
April	7,705	
May	7,717	
June	7,717	

QUALITY

	Quantity	Base Number	Contract	AT	Region	England
% of FP17s for the same patient ID Re-attending within 3 months - Children	64	1,005	6.4%	10.1%	12.1%	12.4%
% of FP17s for the same patient ID Re-attending within 3 months - Adults	210	2,300	9.1%	13.5%	15.9%	16.6%
% of FP17s for the same patient ID Re-attending between 3 & 9 months - Children	170	1,005	16.9%	58.0%	58.6%	57.5%
% of FP17s for the same patient ID Re-attending between 3 & 9 months - Adults	332	2,300	14.4%	49.3%	51.5%	50.4%
% of FP17s for Band 1 Urgent Courses	256	3,149	8.1%	7.0%	8.0%	9.1%
% of FP17s Relating to Free Repair or Replacements	11	3,149	0.3%	0.8%	0.8%	0.8%
% of FP17s Relating to Continuations	67	3,149	2.1%	1.3%	1.2%	1.3%
% of Patients satisfied with the dentistry they have received	15	15	100.0%	93.3%	92.8%	92.7%
% of Patients satisfied with the time they had to wait for an appointment	14	15	93.3%	91.0%	89.2%	88.8%

* This is based on patients treated on this contract for their most recent course of treatment. Figures in italics indicate the base number of FP17s or Patient Questionnaire responses are less than 100. N/A is shown where the base number of responses is less than 10 during the period. % is calculated as Quantity/Base number*100

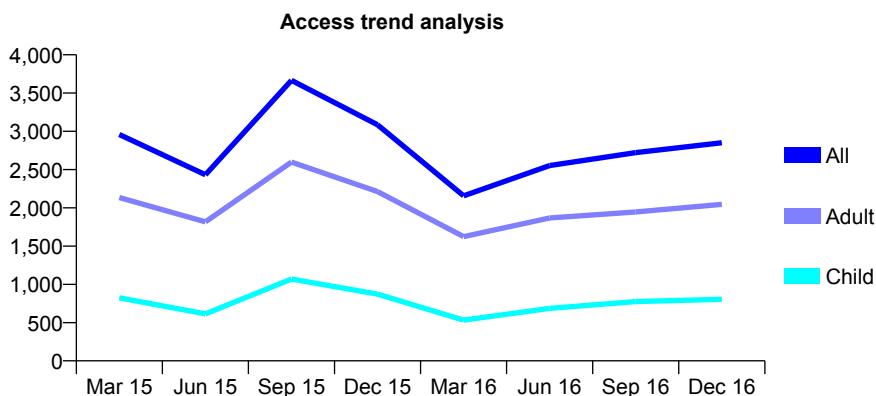
Q53 - Vital Signs At a Glance Contract Report for 910899/0003 - December 2016

Name or company name	MR NJ GIBB
Contract type name	PDS Plus Contract
Purpose of contract	General
Contract start date	01/10/2010
Contract end date	31/03/2017

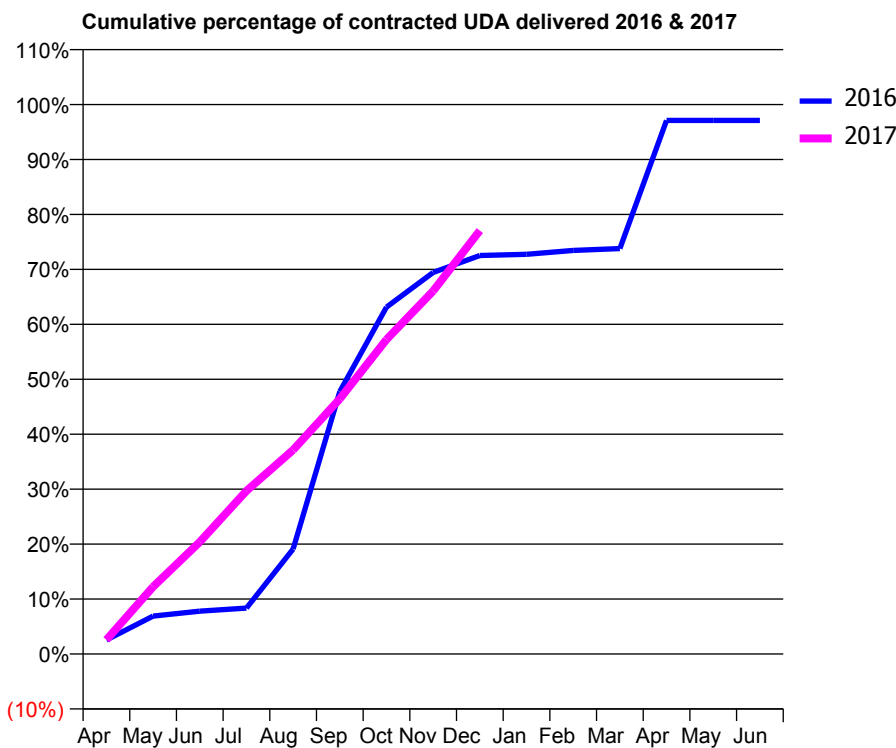
16/17 Contracted general activity (UDA)	7,000
Carry forward general activity (UDA)	203
16/17 Contracted orthodontic activity (UOA)	0
Carry forward orthodontic activity (UOA)	0
Baseline contract value	£102,997.34

ACCESS*

Patients seen in 24 months	Total	Change since previous quarter
Quarter ending December 2015	3,085	
Quarter ending March 2016	2,156	↓
Quarter ending June 2016	2,553	↑
Quarter ending September 2016	2,721	↑
Quarter ending December 2016	2,851	↑
Variance since December 2015	(7.6%)	↓



ACTIVITY



Month	Adjusted Scheduled Activity (UDA)	
	2016	2017
April	180	181
May	484	857
June	546	1,428
July	585	2,078
August	1,338	2,599
September	3,344	3,250
October	4,420	4,006
November	4,861	4,625
December	5,077	5,395
January	5,093	
February	5,142	
March	5,165	
April	6,797	
May	6,797	
June	6,797	

QUALITY

	Quantity	Base Number	Contract	AT	Region	England
% of FP17s for the same patient ID Re-attending within 3 months - Children	54	1,074	5.0%	10.1%	12.1%	12.4%
% of FP17s for the same patient ID Re-attending within 3 months - Adults	201	2,515	8.0%	13.5%	15.9%	16.6%
% of FP17s for the same patient ID Re-attending between 3 & 9 months - Children	184	1,074	17.1%	58.0%	58.6%	57.5%
% of FP17s for the same patient ID Re-attending between 3 & 9 months - Adults	391	2,515	15.5%	49.3%	51.5%	50.4%
% of FP17s for Band 1 Urgent Courses	215	2,850	7.5%	7.0%	8.0%	9.1%
% of FP17s Relating to Free Repair or Replacements	23	2,850	0.8%	0.8%	0.8%	0.8%
% of FP17s Relating to Continuations	81	2,850	2.8%	1.3%	1.2%	1.3%
% of Patients satisfied with the dentistry they have received	15	15	100.0%	93.3%	92.8%	92.7%
% of Patients satisfied with the time they had to wait for an appointment	15	15	100.0%	91.0%	89.2%	88.8%

* This is based on patients treated on this contract for their most recent course of treatment. Figures in italics indicate the base number of FP17s or Patient Questionnaire responses are less than 100. N/A is shown where the base number of responses is less than 10 during the period. % is calculated as Quantity/Base number*100

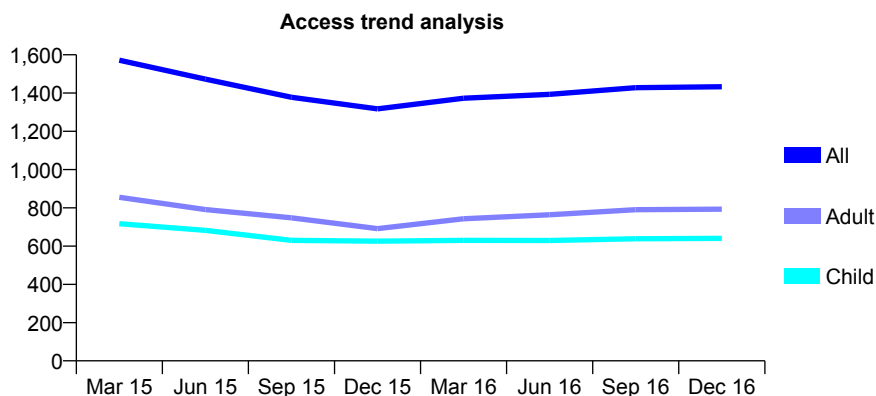
Q53 - Vital Signs At a Glance Contract Report for 911488/0001 - December 2016

Name or company name	MR AD LEE
Contract type name	GDS Contract
Purpose of contract	General
Contract start date	01/04/2006
Contract end date	

16/17 Contracted general activity (UDA)	6,333
Carry forward general activity (UDA)	54
16/17 Contracted orthodontic activity (UOA)	0
Carry forward orthodontic activity (UOA)	0
Baseline contract value	£189,196.50

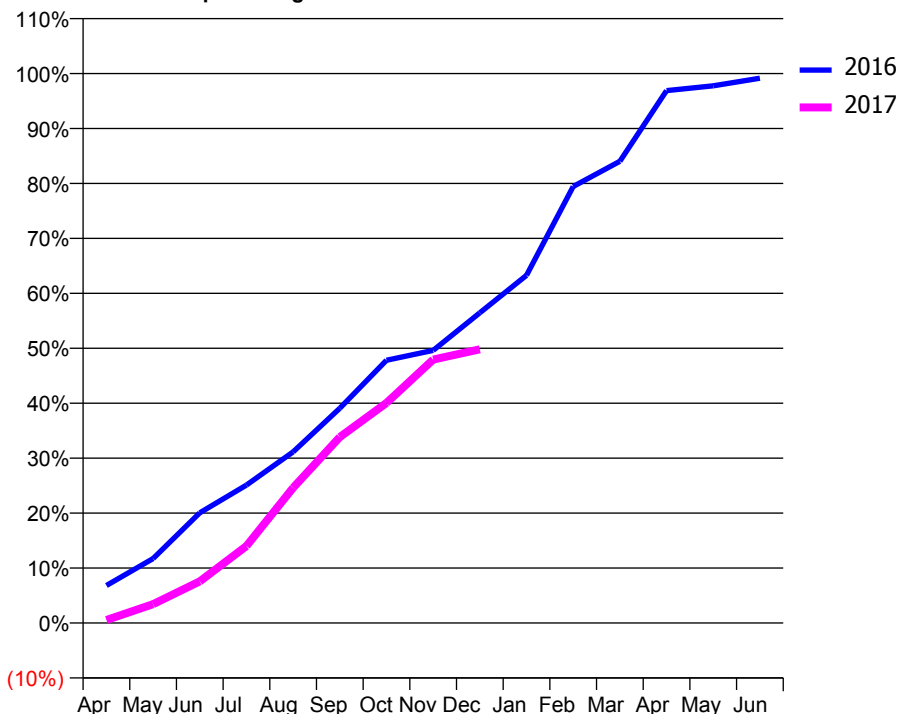
ACCESS*

Patients seen in 24 months	Total	Change since previous quarter
Quarter ending December 2015	1,317	
Quarter ending March 2016	1,373	↑
Quarter ending June 2016	1,393	→
Quarter ending September 2016	1,428	↑
Quarter ending December 2016	1,433	→
Variance since December 2015	8.8%	↑



ACTIVITY

Cumulative percentage of contracted UDA delivered 2016 & 2017



Month	Adjusted Scheduled Activity (UDA)	
	2016	2017
April	432	35
May	743	218
June	1,271	481
July	1,590	887
August	1,972	1,559
September	2,475	2,143
October	3,028	2,537
November	3,143	3,036
December	3,576	3,154
January	4,007	
February	5,031	
March	5,321	
April	6,136	
May	6,191	
June	6,279	

QUALITY

	Quantity	Base Number	Contract	AT	Region	England
% of FP17s for the same patient ID Re-attending within 3 months - Children	164	918	17.9%	10.1%	12.1%	12.4%
% of FP17s for the same patient ID Re-attending within 3 months - Adults	182	745	24.4%	13.5%	15.9%	16.6%
% of FP17s for the same patient ID Re-attending between 3 & 9 months - Children	524	918	57.1%	58.0%	58.6%	57.5%
% of FP17s for the same patient ID Re-attending between 3 & 9 months - Adults	273	745	36.6%	49.3%	51.5%	50.4%
% of FP17s for Band 1 Urgent Courses	115	1,364	8.4%	7.0%	8.0%	9.1%
% of FP17s Relating to Free Repair or Replacements	6	1,364	0.4%	0.8%	0.8%	0.8%
% of FP17s Relating to Continuations	31	1,364	2.3%	1.3%	1.2%	1.3%
% of Patients satisfied with the dentistry they have received	11	13	84.6%	93.3%	92.8%	92.7%
% of Patients satisfied with the time they had to wait for an appointment	12	13	92.3%	91.0%	89.2%	88.8%

* This is based on patients treated on this contract for their most recent course of treatment. Figures in italics indicate the base number of FP17s or Patient Questionnaire responses are less than 100. N/A is shown where the base number of responses is less than 10 during the period. % is calculated as Quantity/Base number*100

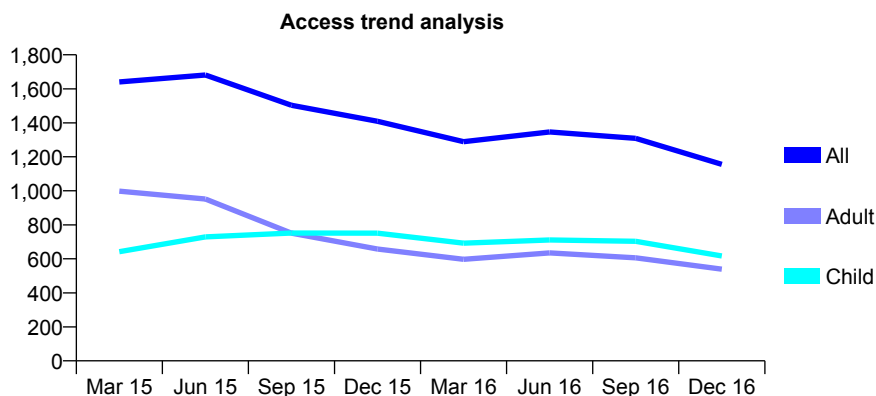
Q53 - Vital Signs At a Glance Contract Report for 913286/0001 - December 2016

Name or company name	MR GE FICKERT
Contract type name	GDS Contract
Purpose of contract	General
Contract start date	01/04/2006
Contract end date	

16/17 Contracted general activity (UDA)	3,036
Carry forward general activity (UDA)	-22
16/17 Contracted orthodontic activity (UOA)	0
Carry forward orthodontic activity (UOA)	0
Baseline contract value	£75,113.03

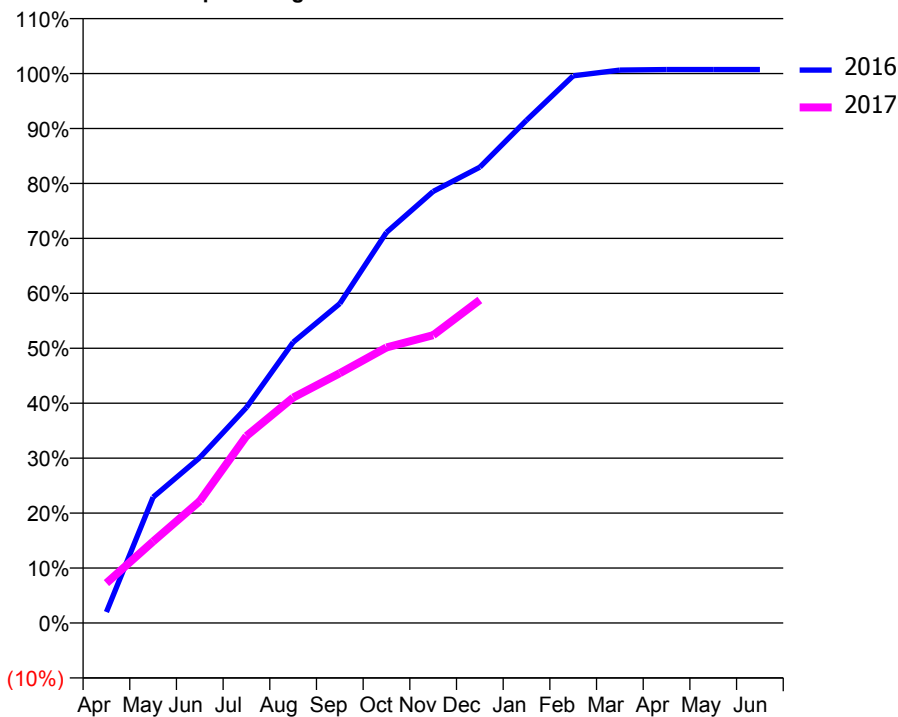
ACCESS*

Patients seen in 24 months	Total	Change since previous quarter
Quarter ending December 2015	1,409	
Quarter ending March 2016	1,289	↓
Quarter ending June 2016	1,346	↑
Quarter ending September 2016	1,309	↓
Quarter ending December 2016	1,156	↓
Variance since December 2015	(18.0%)	↓



ACTIVITY

Cumulative percentage of contracted UDA delivered 2016 & 2017



Month	Adjusted Scheduled Activity (UDA)	
	2016	2017
April	61	221
May	695	450
June	914	674
July	1,191	1,033
August	1,551	1,245
September	1,765	1,381
October	2,159	1,523
November	2,384	1,591
December	2,518	1,785
January	2,778	
February	3,023	
March	3,055	
April	3,058	
May	3,058	
June	3,058	

QUALITY

	Quantity	Base Number	Contract	AT	Region	England
% of FP17s for the same patient ID Re-attending within 3 months - Children	23	580	4.0%	10.1%	12.1%	12.4%
% of FP17s for the same patient ID Re-attending within 3 months - Adults	37	311	11.9%	13.5%	15.9%	16.6%
% of FP17s for the same patient ID Re-attending between 3 & 9 months - Children	357	580	61.6%	58.0%	58.6%	57.5%
% of FP17s for the same patient ID Re-attending between 3 & 9 months - Adults	125	311	40.2%	49.3%	51.5%	50.4%
% of FP17s for Band 1 Urgent Courses	13	881	1.5%	7.0%	8.0%	9.1%
% of FP17s Relating to Free Repair or Replacements	0	881	0.0%	0.8%	0.8%	0.8%
% of FP17s Relating to Continuations	1	881	0.1%	1.3%	1.2%	1.3%
% of Patients satisfied with the dentistry they have received	1	1	N/A	93.3%	92.8%	92.7%
% of Patients satisfied with the time they had to wait for an appointment	0	1	N/A	91.0%	89.2%	88.8%

* This is based on patients treated on this contract for their most recent course of treatment. Figures in italics indicate the base number of FP17s or Patient Questionnaire responses are less than 100. N/A is shown where the base number of responses is less than 10 during the period. % is calculated as Quantity/Base number*100

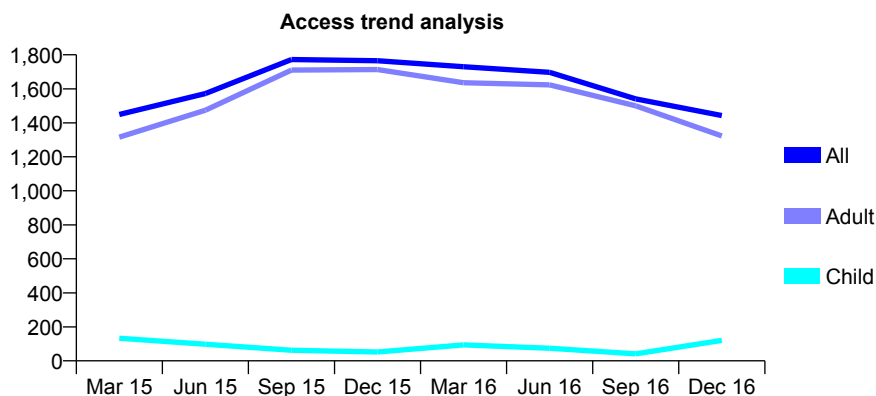
Q53 - Vital Signs At a Glance Contract Report for 913286/0009 - December 2016

Name or company name	MR GE FICKERT
Contract type name	PDS Plus Contract
Purpose of contract	General
Contract start date	01/11/2010
Contract end date	31/03/2017

16/17 Contracted general activity (UDA)	3,000
Carry forward general activity (UDA)	19
16/17 Contracted orthodontic activity (UOA)	0
Carry forward orthodontic activity (UOA)	0
Baseline contract value	£39,014.63

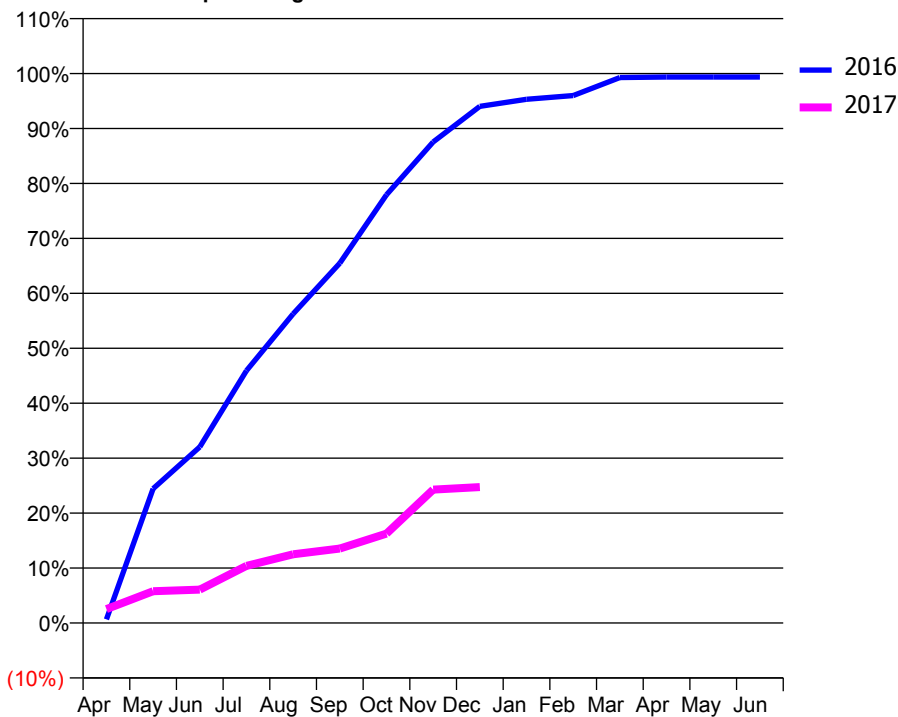
ACCESS*

Patients seen in 24 months	Total	Change since previous quarter
Quarter ending December 2015	1,765	
Quarter ending March 2016	1,730	↓
Quarter ending June 2016	1,697	↓
Quarter ending September 2016	1,541	↓
Quarter ending December 2016	1,443	↓
Variance since December 2015	(18.2%)	↓



ACTIVITY

Cumulative percentage of contracted UDA delivered 2016 & 2017



Month	Adjusted Scheduled Activity (UDA)	
	2016	2017
April	20	76
May	734	173
June	961	182
July	1,378	312
August	1,688	375
September	1,965	406
October	2,338	488
November	2,627	728
December	2,821	742
January	2,859	
February	2,879	
March	2,978	
April	2,981	
May	2,981	
June	2,981	

QUALITY

	Quantity	Base Number	Contract	AT	Region	England
% of FP17s for the same patient ID Re-attending within 3 months - Children	0	106	0.0%	10.1%	12.1%	12.4%
% of FP17s for the same patient ID Re-attending within 3 months - Adults	7	313	2.2%	13.5%	15.9%	16.6%
% of FP17s for the same patient ID Re-attending between 3 & 9 months - Children	5	106	4.7%	58.0%	58.6%	57.5%
% of FP17s for the same patient ID Re-attending between 3 & 9 months - Adults	107	313	34.2%	49.3%	51.5%	50.4%
% of FP17s for Band 1 Urgent Courses	22	416	5.3%	7.0%	8.0%	9.1%
% of FP17s Relating to Free Repair or Replacements	0	416	0.0%	0.8%	0.8%	0.8%
% of FP17s Relating to Continuations	0	416	0.0%	1.3%	1.2%	1.3%
% of Patients satisfied with the dentistry they have received	4	4	N/A	93.3%	92.8%	92.7%
% of Patients satisfied with the time they had to wait for an appointment	4	4	N/A	91.0%	89.2%	88.8%

* This is based on patients treated on this contract for their most recent course of treatment. Figures in italics indicate the base number of FP17s or Patient Questionnaire responses are less than 100. N/A is shown where the base number of responses is less than 10 during the period. % is calculated as Quantity/Base number*100

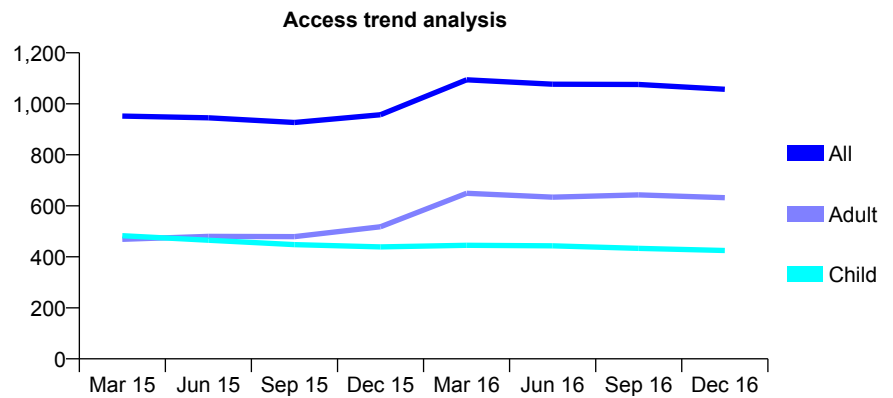
Q53 - Vital Signs At a Glance Contract Report for 917931/0001 - December 2016

Name or company name	MR M MEHRA
Contract type name	GDS Contract
Purpose of contract	General
Contract start date	01/04/2006
Contract end date	

16/17 Contracted general activity (UDA)	2,267
Carry forward general activity (UDA)	-37
16/17 Contracted orthodontic activity (UOA)	0
Carry forward orthodontic activity (UOA)	0
Baseline contract value	£60,192.05

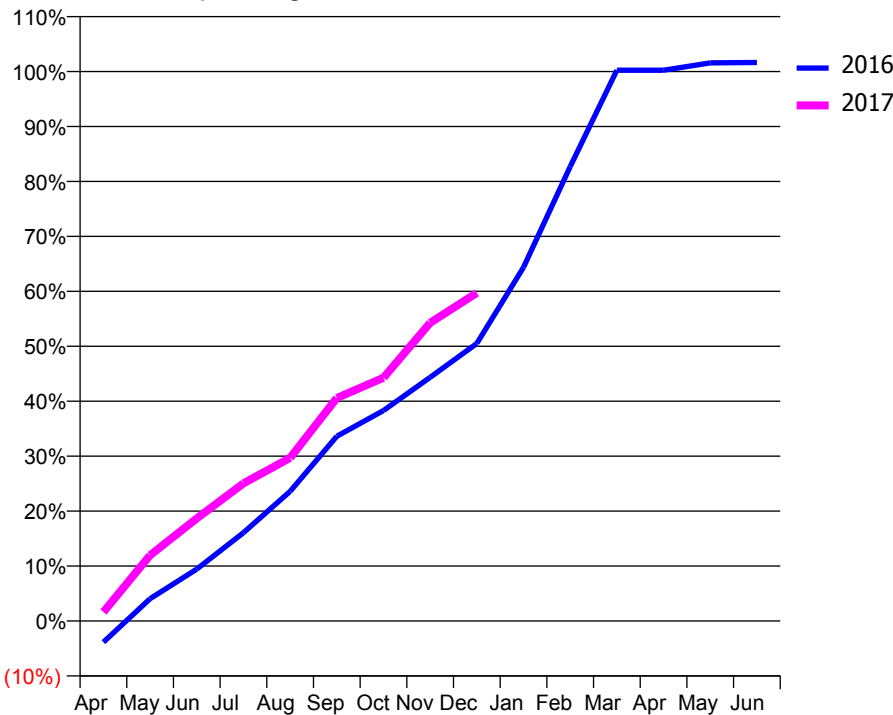
ACCESS*

Patients seen in 24 months	Total	Change since previous quarter
Quarter ending December 2015	957	
Quarter ending March 2016	1,094	↑
Quarter ending June 2016	1,077	↓
Quarter ending September 2016	1,076	→
Quarter ending December 2016	1,057	↓
Variance since December 2015	10.4%	↑



ACTIVITY

Cumulative percentage of contracted UDA delivered 2016 & 2017



Month	Adjusted Scheduled Activity (UDA)	
	2016	2017
April	-88	37
May	92	271
June	214	423
July	364	568
August	535	673
September	762	920
October	869	1,004
November	1,006	1,230
December	1,145	1,354
January	1,459	
February	1,874	
March	2,272	
April	2,272	
May	2,302	
June	2,304	

QUALITY

	Quantity	Base Number	Contract	AT	Region	England
% of FP17s for the same patient ID Re-attending within 3 months - Children	7	492	1.4%	10.1%	12.1%	12.4%
% of FP17s for the same patient ID Re-attending within 3 months - Adults	34	345	9.9%	13.5%	15.9%	16.6%
% of FP17s for the same patient ID Re-attending between 3 & 9 months - Children	338	492	68.7%	58.0%	58.6%	57.5%
% of FP17s for the same patient ID Re-attending between 3 & 9 months - Adults	194	345	56.2%	49.3%	51.5%	50.4%
% of FP17s for Band 1 Urgent Courses	23	813	2.8%	7.0%	8.0%	9.1%
% of FP17s Relating to Free Repair or Replacements	0	813	0.0%	0.8%	0.8%	0.8%
% of FP17s Relating to Continuations	0	813	0.0%	1.3%	1.2%	1.3%
% of Patients satisfied with the dentistry they have received	1	2	N/A	93.3%	92.8%	92.7%
% of Patients satisfied with the time they had to wait for an appointment	1	2	N/A	91.0%	89.2%	88.8%

* This is based on patients treated on this contract for their most recent course of treatment. Figures in italics indicate the base number of FP17s or Patient Questionnaire responses are less than 100. N/A is shown where the base number of responses is less than 10 during the period. % is calculated as Quantity/Base number*100

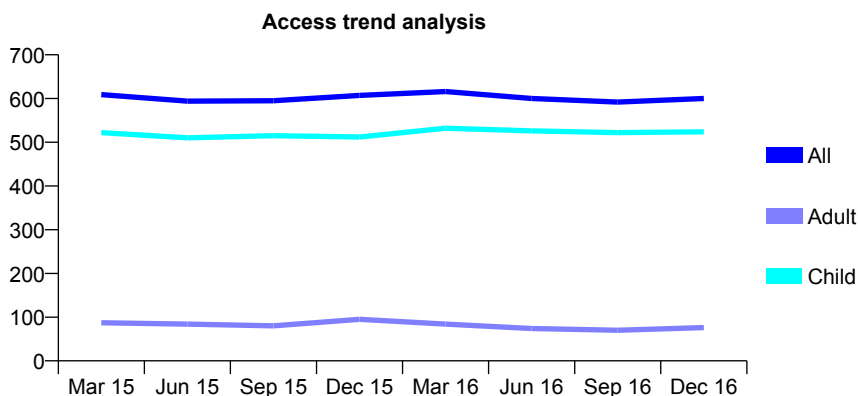
Q53 - Vital Signs At a Glance Contract Report for 920991/0001 - December 2016

Name or company name	MR RA COLEBOURNE
Contract type name	GDS Contract
Purpose of contract	General
Contract start date	01/04/2006
Contract end date	

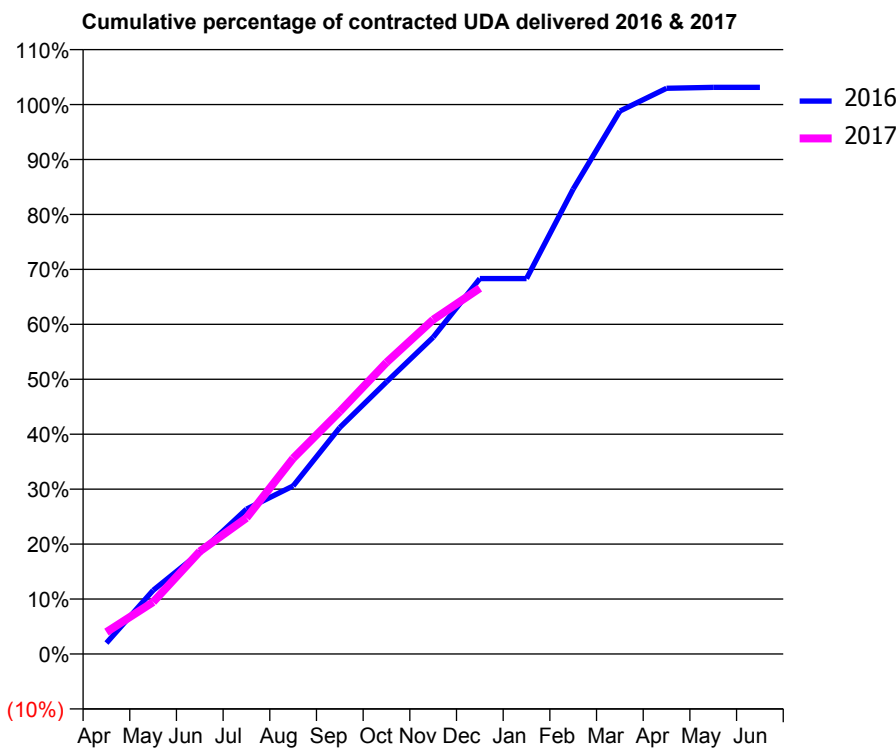
16/17 Contracted general activity (UDA)	1,255
Carry forward general activity (UDA)	-25
16/17 Contracted orthodontic activity (UOA)	0
Carry forward orthodontic activity (UOA)	0
Baseline contract value	£33,871.66

ACCESS*

Patients seen in 24 months	Total	Change since previous quarter
Quarter ending December 2015	607	
Quarter ending March 2016	616	→
Quarter ending June 2016	600	↓
Quarter ending September 2016	592	↓
Quarter ending December 2016	600	→
Variance since December 2015	(1.2%)	↓



ACTIVITY



Month	Adjusted Scheduled Activity (UDA)	
	2016	2017
April	25	50
May	145	119
June	232	234
July	331	311
August	384	447
September	517	554
October	621	666
November	723	764
December	858	836
January	858	
February	1,062	
March	1,240	
April	1,292	
May	1,294	
June	1,294	

QUALITY

	Quantity	Base Number	Contract	AT	Region	England
% of FP17s for the same patient ID Re-attending within 3 months - Children	33	643	5.1%	10.1%	12.1%	12.4%
% of FP17s for the same patient ID Re-attending within 3 months - Adults	1	20	5.0%	13.5%	15.9%	16.6%
% of FP17s for the same patient ID Re-attending between 3 & 9 months - Children	480	643	74.7%	58.0%	58.6%	57.5%
% of FP17s for the same patient ID Re-attending between 3 & 9 months - Adults	14	20	70.0%	49.3%	51.5%	50.4%
% of FP17s for Band 1 Urgent Courses	18	623	2.9%	7.0%	8.0%	9.1%
% of FP17s Relating to Free Repair or Replacements	0	623	0.0%	0.8%	0.8%	0.8%
% of FP17s Relating to Continuations	0	623	0.0%	1.3%	1.2%	1.3%
% of Patients satisfied with the dentistry they have received	1	1	N/A	93.3%	92.8%	92.7%
% of Patients satisfied with the time they had to wait for an appointment	1	1	N/A	91.0%	89.2%	88.8%

* This is based on patients treated on this contract for their most recent course of treatment. Figures in italics indicate the base number of FP17s or Patient Questionnaire responses are less than 100. N/A is shown where the base number of responses is less than 10 during the period. % is calculated as Quantity/Base number*100

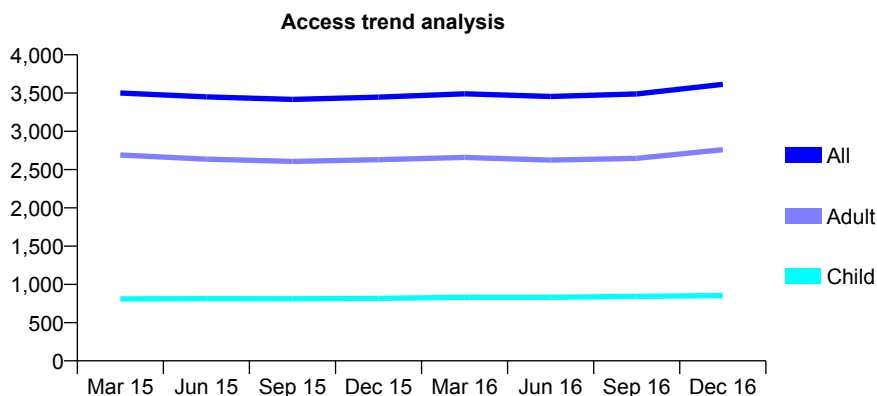
Q53 - Vital Signs At a Glance Contract Report for 923168/0001 - December 2016

Name or company name	MR ME WINT
Contract type name	GDS Contract
Purpose of contract	General
Contract start date	01/04/2006
Contract end date	

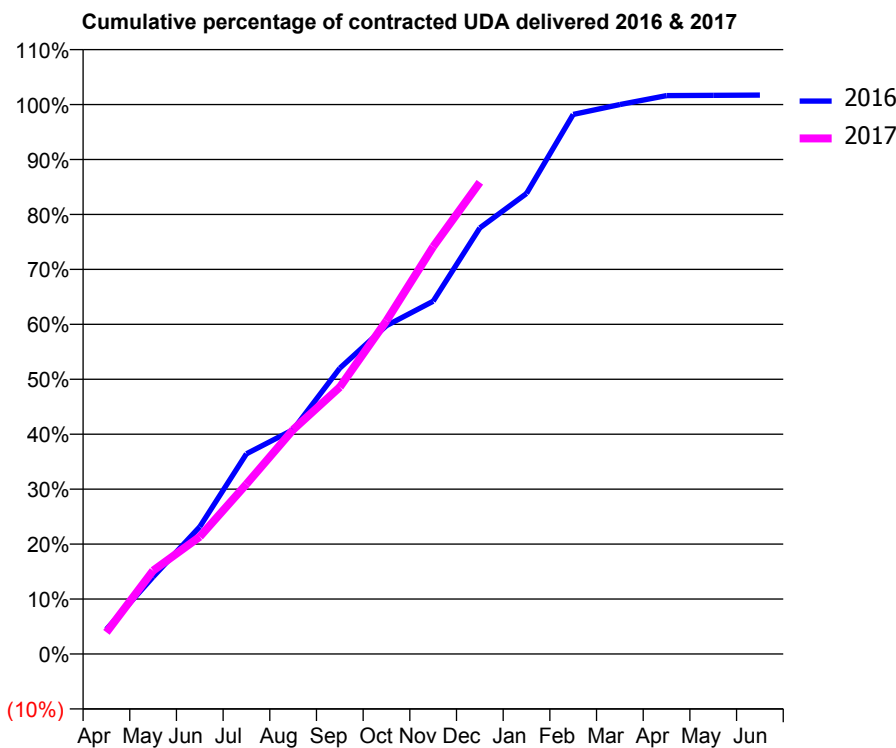
16/17 Contracted general activity (UDA)	7,833
Carry forward general activity (UDA)	-133
16/17 Contracted orthodontic activity (UOA)	0
Carry forward orthodontic activity (UOA)	0
Baseline contract value	£232,333.87

ACCESS*

Patients seen in 24 months	Total	Change since previous quarter
Quarter ending December 2015	3,446	
Quarter ending March 2016	3,490	→
Quarter ending June 2016	3,455	↓
Quarter ending September 2016	3,489	→
Quarter ending December 2016	3,614	↑
Variance since December 2015	4.9%	↑



ACTIVITY



Month	Adjusted Scheduled Activity (UDA)	
	2016	2017
April	353	309
May	1,099	1,189
June	1,814	1,671
July	2,854	2,422
August	3,197	3,197
September	4,075	3,804
October	4,681	4,752
November	5,028	5,806
December	6,074	6,725
January	6,564	
February	7,691	
March	7,833	
April	7,960	
May	7,963	
June	7,966	

QUALITY

	Quantity	Base Number	Contract	AT	Region	England
% of FP17s for the same patient ID Re-attending within 3 months - Children	59	942	6.3%	10.1%	12.1%	12.4%
% of FP17s for the same patient ID Re-attending within 3 months - Adults	463	2,912	15.9%	13.5%	15.9%	16.6%
% of FP17s for the same patient ID Re-attending between 3 & 9 months - Children	514	942	54.6%	58.0%	58.6%	57.5%
% of FP17s for the same patient ID Re-attending between 3 & 9 months - Adults	1,130	2,912	38.8%	49.3%	51.5%	50.4%
% of FP17s for Band 1 Urgent Courses	308	3,775	8.2%	7.0%	8.0%	9.1%
% of FP17s Relating to Free Repair or Replacements	38	3,775	1.0%	0.8%	0.8%	0.8%
% of FP17s Relating to Continuations	44	3,775	1.2%	1.3%	1.2%	1.3%
% of Patients satisfied with the dentistry they have received	8	8	N/A	93.3%	92.8%	92.7%
% of Patients satisfied with the time they had to wait for an appointment	8	8	N/A	91.0%	89.2%	88.8%

* This is based on patients treated on this contract for their most recent course of treatment. Figures in italics indicate the base number of FP17s or Patient Questionnaire responses are less than 100. N/A is shown where the base number of responses is less than 10 during the period. % is calculated as Quantity/Base number*100

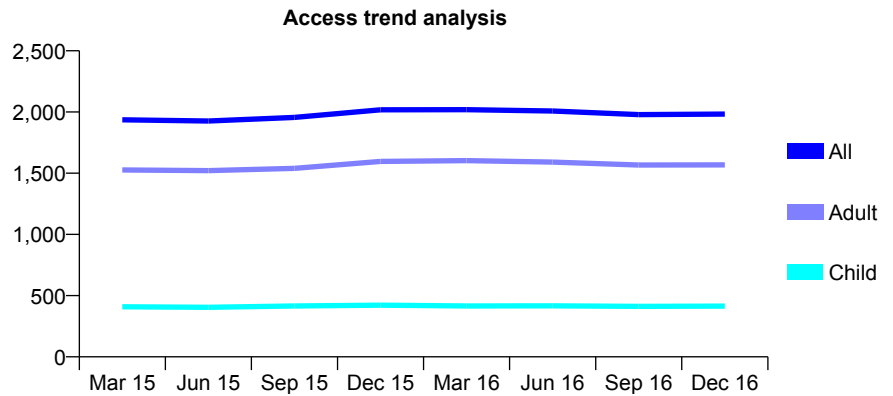
Q53 - Vital Signs At a Glance Contract Report for 925926/0001 - December 2016

Name or company name	MR PK MAHAPATRA
Contract type name	GDS Contract
Purpose of contract	General
Contract start date	01/04/2006
Contract end date	

16/17 Contracted general activity (UDA)	6,138
Carry forward general activity (UDA)	-8
16/17 Contracted orthodontic activity (UOA)	0
Carry forward orthodontic activity (UOA)	0
Baseline contract value	£180,909.82

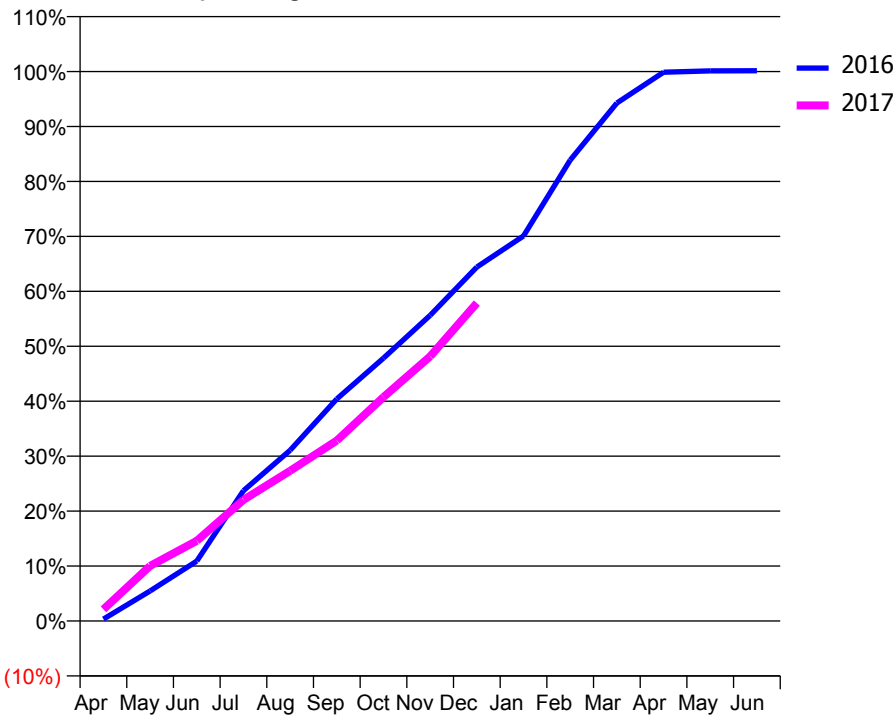
ACCESS*

Patients seen in 24 months	Total	Change since previous quarter
Quarter ending December 2015	2,018	
Quarter ending March 2016	2,019	→
Quarter ending June 2016	2,008	→
Quarter ending September 2016	1,979	↓
Quarter ending December 2016	1,983	→
Variance since December 2015	(1.7%)	↓



ACTIVITY

Cumulative percentage of contracted UDA delivered 2016 & 2017



Month	Adjusted Scheduled Activity (UDA)	
	2016	2017
April	20	130
May	303	616
June	603	895
July	1,310	1,353
August	1,717	1,678
September	2,232	2,016
October	2,642	2,501
November	3,073	2,955
December	3,558	3,552
January	3,870	
February	4,633	
March	5,208	
April	5,517	
May	5,530	
June	5,532	

QUALITY

	Quantity	Base Number	Contract	AT	Region	England
% of FP17s for the same patient ID Re-attending within 3 months - Children	19	416	4.6%	10.1%	12.1%	12.4%
% of FP17s for the same patient ID Re-attending within 3 months - Adults	225	1,435	15.7%	13.5%	15.9%	16.6%
% of FP17s for the same patient ID Re-attending between 3 & 9 months - Children	232	416	55.8%	58.0%	58.6%	57.5%
% of FP17s for the same patient ID Re-attending between 3 & 9 months - Adults	735	1,435	51.2%	49.3%	51.5%	50.4%
% of FP17s for Band 1 Urgent Courses	145	1,701	8.5%	7.0%	8.0%	9.1%
% of FP17s Relating to Free Repair or Replacements	26	1,701	1.5%	0.8%	0.8%	0.8%
% of FP17s Relating to Continuations	15	1,701	0.9%	1.3%	1.2%	1.3%
% of Patients satisfied with the dentistry they have received	6	6	N/A	93.3%	92.8%	92.7%
% of Patients satisfied with the time they had to wait for an appointment	6	6	N/A	91.0%	89.2%	88.8%

* This is based on patients treated on this contract for their most recent course of treatment. Figures in italics indicate the base number of FP17s or Patient Questionnaire responses are less than 100. N/A is shown where the base number of responses is less than 10 during the period. % is calculated as Quantity/Base number*100

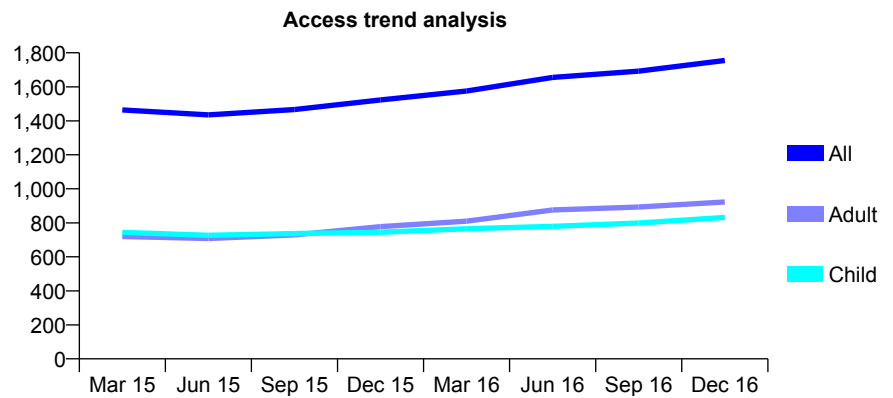
Q53 - Vital Signs At a Glance Contract Report for 925926/0002 - December 2016

Name or company name	MR PK MAHAPATRA
Contract type name	GDS Contract
Purpose of contract	General and Orthodontic
Contract start date	01/02/2013
Contract end date	

16/17 Contracted general activity (UDA)	3,595
Carry forward general activity (UDA)	0
16/17 Contracted orthodontic activity (UOA)	2,404
Carry forward orthodontic activity (UOA)	-26
Baseline contract value	£272,929.17

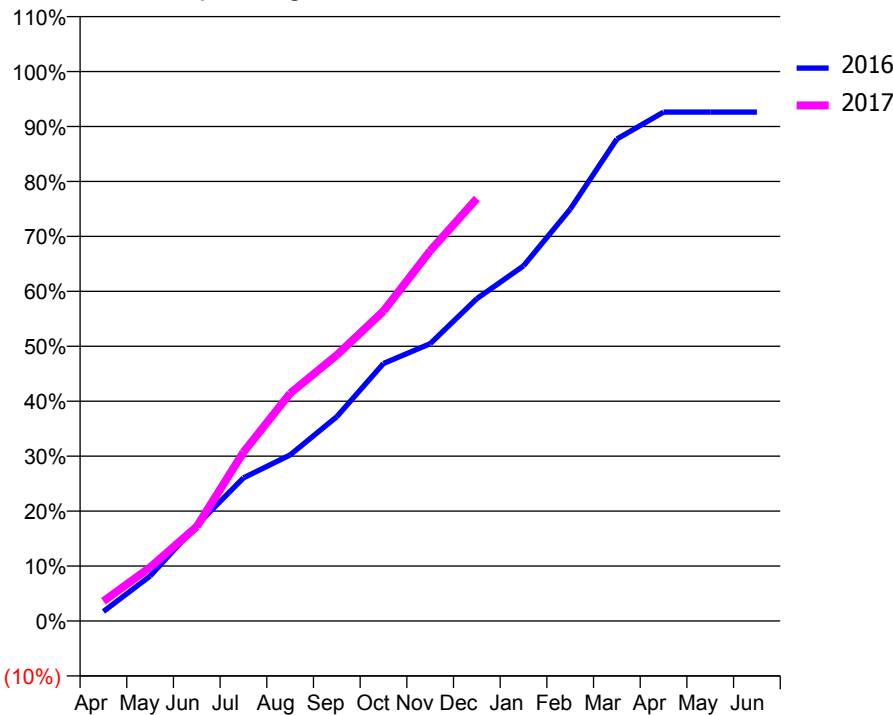
ACCESS*

Patients seen in 24 months	Total	Change since previous quarter
Quarter ending December 2015	1,523	
Quarter ending March 2016	1,575	↑
Quarter ending June 2016	1,655	↑
Quarter ending September 2016	1,692	↑
Quarter ending December 2016	1,755	↑
Variance since December 2015	15.2%	↑



ACTIVITY

Cumulative percentage of contracted UDA delivered 2016 & 2017



Month	Adjusted Scheduled Activity (UDA)	
	2016	2017
April	62	129
May	294	351
June	627	618
July	936	1,105
August	1,087	1,490
September	1,337	1,740
October	1,685	2,028
November	1,814	2,422
December	2,109	2,764
January	2,324	
February	2,694	
March	3,153	
April	3,329	
May	3,329	
June	3,329	

QUALITY

	Quantity	Base Number	Contract	AT	Region	England
% of FP17s for the same patient ID Re-attending within 3 months - Children	133	1,211	11.0%	10.1%	12.1%	12.4%
% of FP17s for the same patient ID Re-attending within 3 months - Adults	86	807	10.7%	13.5%	15.9%	16.6%
% of FP17s for the same patient ID Re-attending between 3 & 9 months - Children	547	1,211	45.2%	58.0%	58.6%	57.5%
% of FP17s for the same patient ID Re-attending between 3 & 9 months - Adults	369	807	45.7%	49.3%	51.5%	50.4%
% of FP17s for Band 1 Urgent Courses	140	1,502	9.3%	7.0%	8.0%	9.1%
% of FP17s Relating to Free Repair or Replacements	4	1,502	0.3%	0.8%	0.8%	0.8%
% of FP17s Relating to Continuations	14	1,502	0.9%	1.3%	1.2%	1.3%
% of Patients satisfied with the dentistry they have received	0	0	N/A	93.3%	92.8%	92.7%
% of Patients satisfied with the time they had to wait for an appointment	0	0	N/A	91.0%	89.2%	88.8%

* This is based on patients treated on this contract for their most recent course of treatment. Figures in italics indicate the base number of FP17s or Patient Questionnaire responses are less than 100. N/A is shown where the base number of responses is less than 10 during the period. % is calculated as Quantity/Base number*100

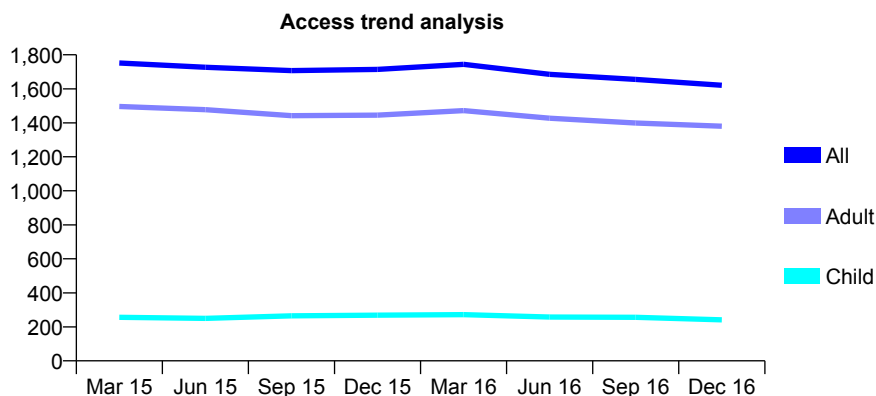
Q53 - Vital Signs At a Glance Contract Report for 926914/0001 - December 2016

Name or company name	MR LZ BRYNIARSKI
Contract type name	GDS Contract
Purpose of contract	General
Contract start date	01/02/2008
Contract end date	

16/17 Contracted general activity (UDA)	5,000
Carry forward general activity (UDA)	-21
16/17 Contracted orthodontic activity (UOA)	0
Carry forward orthodontic activity (UOA)	0
Baseline contract value	£138,910.49

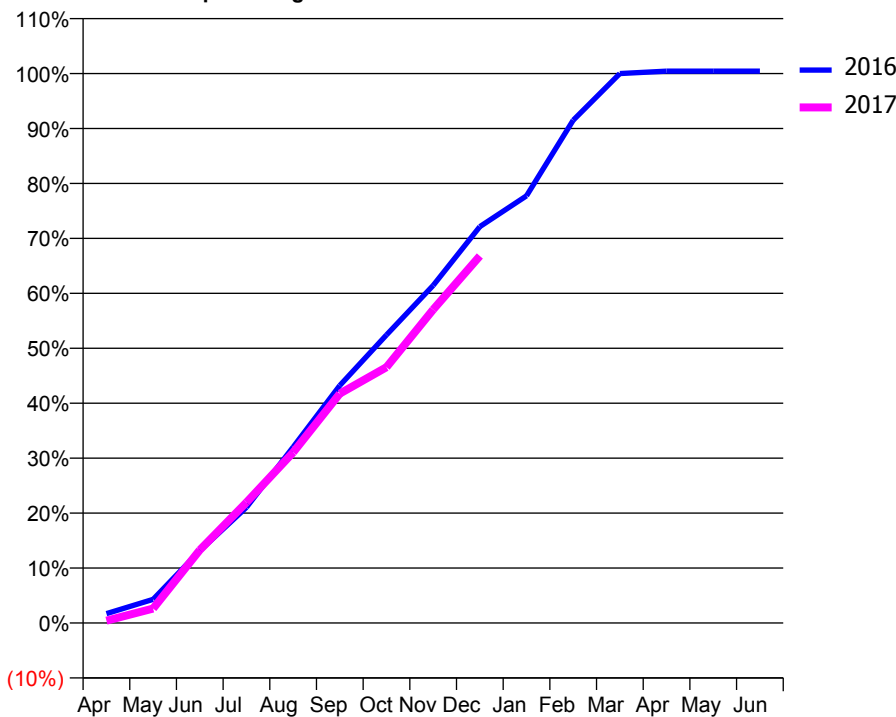
ACCESS*

Patients seen in 24 months	Total	Change since previous quarter
Quarter ending December 2015	1,714	
Quarter ending March 2016	1,744	→
Quarter ending June 2016	1,685	↓
Quarter ending September 2016	1,655	↓
Quarter ending December 2016	1,621	↓
Variance since December 2015	(5.4%)	↓



ACTIVITY

Cumulative percentage of contracted UDA delivered 2016 & 2017



Month	Adjusted Scheduled Activity (UDA)	
	2016	2017
April	86	21
May	215	132
June	658	664
July	1,053	1,097
August	1,601	1,552
September	2,162	2,088
October	2,621	2,327
November	3,072	2,852
December	3,606	3,340
January	3,887	
February	4,575	
March	5,000	
April	5,021	
May	5,021	
June	5,021	

QUALITY

	Quantity	Base Number	Contract	AT	Region	England
% of FP17s for the same patient ID Re-attending within 3 months - Children	10	239	4.2%	10.1%	12.1%	12.4%
% of FP17s for the same patient ID Re-attending within 3 months - Adults	201	1,312	15.3%	13.5%	15.9%	16.6%
% of FP17s for the same patient ID Re-attending between 3 & 9 months - Children	150	239	62.8%	58.0%	58.6%	57.5%
% of FP17s for the same patient ID Re-attending between 3 & 9 months - Adults	616	1,312	47.0%	49.3%	51.5%	50.4%
% of FP17s for Band 1 Urgent Courses	175	1,532	11.4%	7.0%	8.0%	9.1%
% of FP17s Relating to Free Repair or Replacements	14	1,532	0.9%	0.8%	0.8%	0.8%
% of FP17s Relating to Continuations	24	1,532	1.6%	1.3%	1.2%	1.3%
% of Patients satisfied with the dentistry they have received	7	7	N/A	93.3%	92.8%	92.7%
% of Patients satisfied with the time they had to wait for an appointment	7	7	N/A	91.0%	89.2%	88.8%

* This is based on patients treated on this contract for their most recent course of treatment. Figures in italics indicate the base number of FP17s or Patient Questionnaire responses are less than 100. N/A is shown where the base number of responses is less than 10 during the period. % is calculated as Quantity/Base number*100

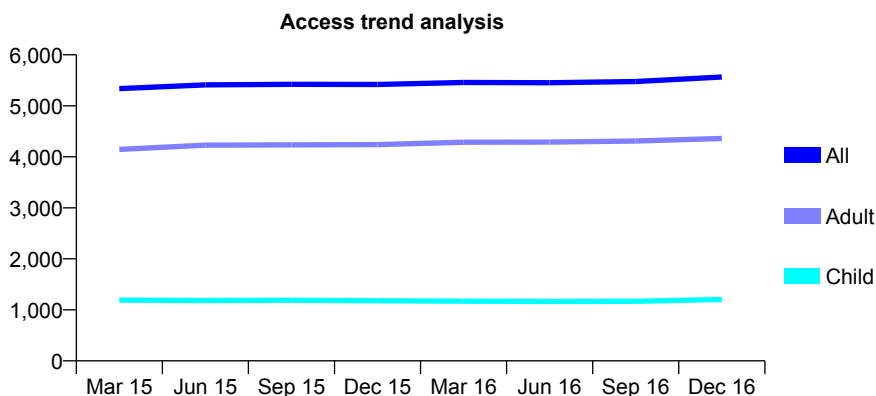
Q53 - Vital Signs At a Glance Contract Report for 927724/0001 - December 2016

Name or company name	MR SS DEHAL
Contract type name	GDS Contract
Purpose of contract	General
Contract start date	01/04/2006
Contract end date	

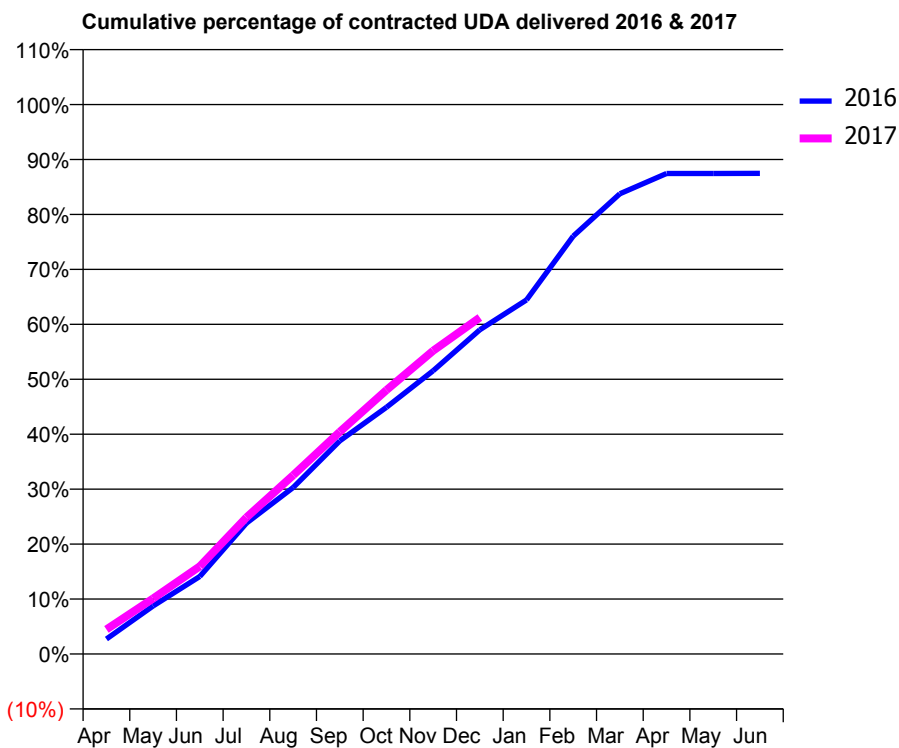
16/17 Contracted general activity (UDA)	18,430
Carry forward general activity (UDA)	0
16/17 Contracted orthodontic activity (UOA)	0
Carry forward orthodontic activity (UOA)	0
Baseline contract value	£542,883.96

ACCESS*

Patients seen in 24 months	Total	Change since previous quarter
Quarter ending December 2015	5,419	
Quarter ending March 2016	5,457	→
Quarter ending June 2016	5,453	→
Quarter ending September 2016	5,477	→
Quarter ending December 2016	5,564	→
Variance since December 2015	2.7%	↑



ACTIVITY



Month	Adjusted Scheduled Activity (UDA)	
	2016	2017
April	502	825
May	1,614	1,862
June	2,600	2,939
July	4,391	4,582
August	5,582	5,995
September	7,148	7,455
October	8,276	8,855
November	9,503	10,170
December	10,876	11,287
January	11,874	
February	14,013	
March	15,436	
April	16,115	
May	16,116	
June	16,119	

QUALITY

	Quantity	Base Number	Contract	AT	Region	England
% of FP17s for the same patient ID Re-attending within 3 months - Children	64	1,288	5.0%	10.1%	12.1%	12.4%
% of FP17s for the same patient ID Re-attending within 3 months - Adults	669	4,381	15.3%	13.5%	15.9%	16.6%
% of FP17s for the same patient ID Re-attending between 3 & 9 months - Children	819	1,288	63.6%	58.0%	58.6%	57.5%
% of FP17s for the same patient ID Re-attending between 3 & 9 months - Adults	2,504	4,381	57.2%	49.3%	51.5%	50.4%
% of FP17s for Band 1 Urgent Courses	396	5,343	7.4%	7.0%	8.0%	9.1%
% of FP17s Relating to Free Repair or Replacements	117	5,343	2.2%	0.8%	0.8%	0.8%
% of FP17s Relating to Continuations	50	5,343	0.9%	1.3%	1.2%	1.3%
% of Patients satisfied with the dentistry they have received	9	10	90.0%	93.3%	92.8%	92.7%
% of Patients satisfied with the time they had to wait for an appointment	9	10	90.0%	91.0%	89.2%	88.8%

* This is based on patients treated on this contract for their most recent course of treatment. Figures in italics indicate the base number of FP17s or Patient Questionnaire responses are less than 100. N/A is shown where the base number of responses is less than 10 during the period. % is calculated as Quantity/Base number*100

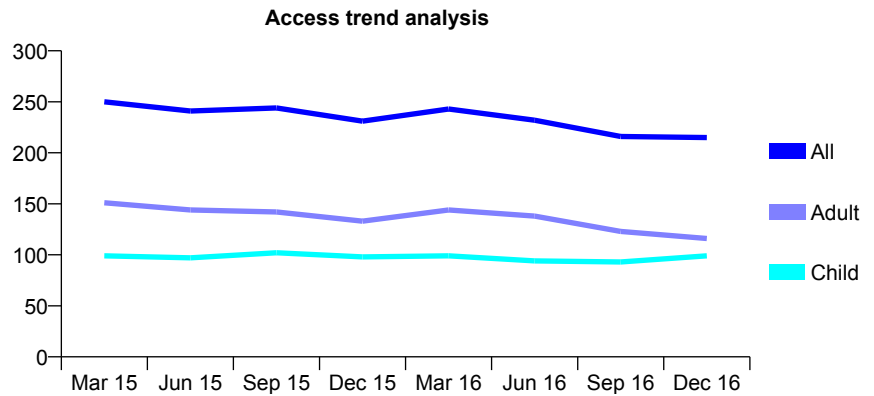
Q53 - Vital Signs At a Glance Contract Report for 931438/0001 - December 2016

Name or company name	MR JS HEER
Contract type name	GDS Contract
Purpose of contract	General
Contract start date	01/04/2006
Contract end date	

16/17 Contracted general activity (UDA)	447
Carry forward general activity (UDA)	0
16/17 Contracted orthodontic activity (UOA)	0
Carry forward orthodontic activity (UOA)	0
Baseline contract value	£11,402.76

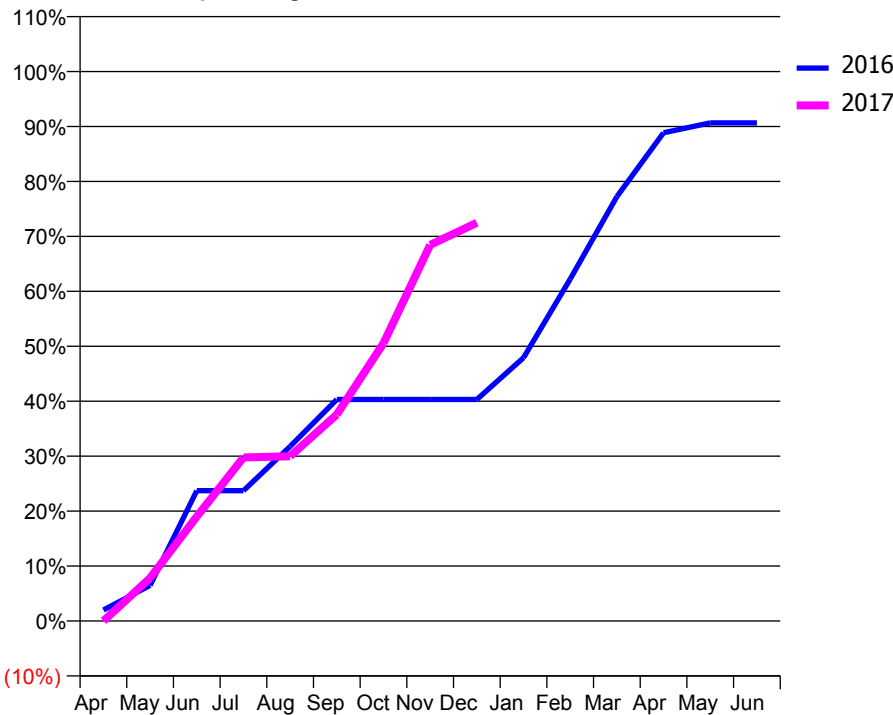
ACCESS*

Patients seen in 24 months	Total	Change since previous quarter
Quarter ending December 2015	231	
Quarter ending March 2016	243	↑
Quarter ending June 2016	232	↓
Quarter ending September 2016	216	↓
Quarter ending December 2016	215	→
Variance since December 2015	(6.9%)	↓



ACTIVITY

Cumulative percentage of contracted UDA delivered 2016 & 2017



Month	Adjusted Scheduled Activity (UDA)	
	2016	2017
April	9	0
May	29	35
June	106	85
July	106	133
August	142	134
September	180	168
October	180	226
November	180	306
December	180	324
January	214	
February	278	
March	345	
April	397	
May	405	
June	405	

QUALITY

	Quantity	Base Number	Contract	AT	Region	England
% of FP17s for the same patient ID Re-attending within 3 months - Children	2	71	2.8%	10.1%	12.1%	12.4%
% of FP17s for the same patient ID Re-attending within 3 months - Adults	7	81	8.6%	13.5%	15.9%	16.6%
% of FP17s for the same patient ID Re-attending between 3 & 9 months - Children	17	71	23.9%	58.0%	58.6%	57.5%
% of FP17s for the same patient ID Re-attending between 3 & 9 months - Adults	22	81	27.2%	49.3%	51.5%	50.4%
% of FP17s for Band 1 Urgent Courses	0	120	0.0%	7.0%	8.0%	9.1%
% of FP17s Relating to Free Repair or Replacements	0	120	0.0%	0.8%	0.8%	0.8%
% of FP17s Relating to Continuations	0	120	0.0%	1.3%	1.2%	1.3%
% of Patients satisfied with the dentistry they have received	0	0	N/A	93.3%	92.8%	92.7%
% of Patients satisfied with the time they had to wait for an appointment	0	0	N/A	91.0%	89.2%	88.8%

* This is based on patients treated on this contract for their most recent course of treatment. Figures in italics indicate the base number of FP17s or Patient Questionnaire responses are less than 100. N/A is shown where the base number of responses is less than 10 during the period. % is calculated as Quantity/Base number*100

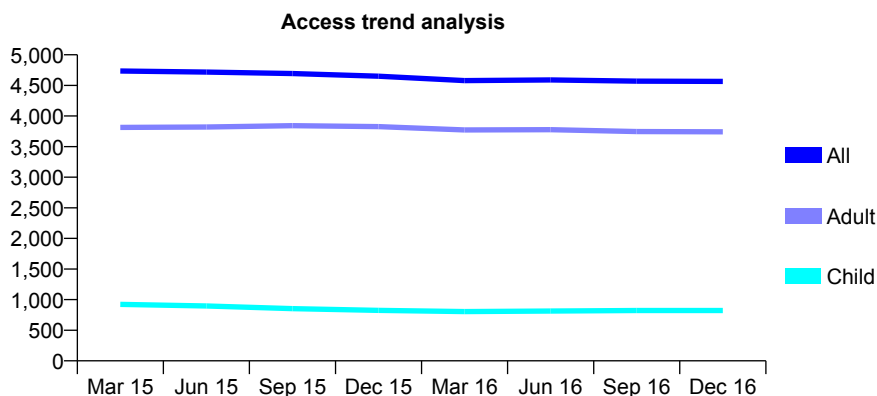
Q53 - Vital Signs At a Glance Contract Report for 931632/0001 - December 2016

Name or company name	MR T MIRZA
Contract type name	GDS Contract
Purpose of contract	General
Contract start date	10/07/2006
Contract end date	

16/17 Contracted general activity (UDA)	16,398
Carry forward general activity (UDA)	-235
16/17 Contracted orthodontic activity (UOA)	0
Carry forward orthodontic activity (UOA)	0
Baseline contract value	£420,980.89

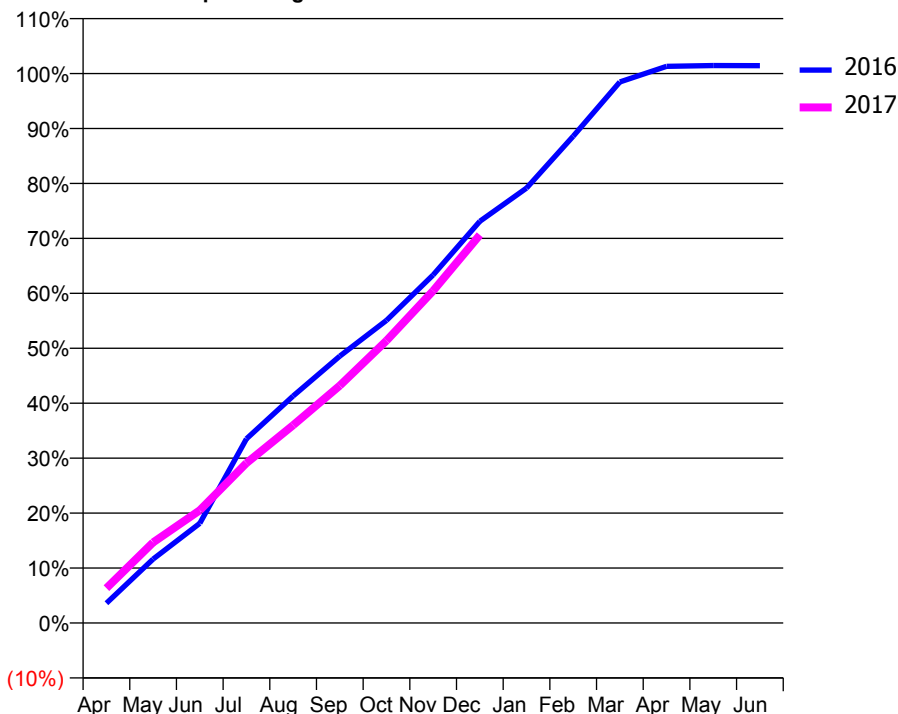
ACCESS*

Patients seen in 24 months	Total	Change since previous quarter
Quarter ending December 2015	4,650	
Quarter ending March 2016	4,579	↓
Quarter ending June 2016	4,590	→
Quarter ending September 2016	4,569	→
Quarter ending December 2016	4,565	→
Variance since December 2015	(1.8%)	↓



ACTIVITY

Cumulative percentage of contracted UDA delivered 2016 & 2017



Month	Adjusted Scheduled Activity (UDA)	
	2016	2017
April	592	1,040
May	1,908	2,406
June	2,975	3,363
July	5,499	4,775
August	6,775	5,902
September	7,963	7,086
October	9,031	8,426
November	10,389	9,914
December	11,988	11,583
January	12,978	
February	14,525	
March	16,144	
April	16,611	
May	16,634	
June	16,633	

QUALITY

	Quantity	Base Number	Contract	AT	Region	England
% of FP17s for the same patient ID Re-attending within 3 months - Children	45	856	5.3%	10.1%	12.1%	12.4%
% of FP17s for the same patient ID Re-attending within 3 months - Adults	441	3,877	11.4%	13.5%	15.9%	16.6%
% of FP17s for the same patient ID Re-attending between 3 & 9 months - Children	416	856	48.6%	58.0%	58.6%	57.5%
% of FP17s for the same patient ID Re-attending between 3 & 9 months - Adults	2,190	3,877	56.5%	49.3%	51.5%	50.4%
% of FP17s for Band 1 Urgent Courses	152	4,505	3.4%	7.0%	8.0%	9.1%
% of FP17s Relating to Free Repair or Replacements	56	4,505	1.2%	0.8%	0.8%	0.8%
% of FP17s Relating to Continuations	87	4,505	1.9%	1.3%	1.2%	1.3%
% of Patients satisfied with the dentistry they have received	17	17	100.0%	93.3%	92.8%	92.7%
% of Patients satisfied with the time they had to wait for an appointment	15	17	88.2%	91.0%	89.2%	88.8%

* This is based on patients treated on this contract for their most recent course of treatment. Figures in italics indicate the base number of FP17s or Patient Questionnaire responses are less than 100. N/A is shown where the base number of responses is less than 10 during the period. % is calculated as Quantity/Base number*100

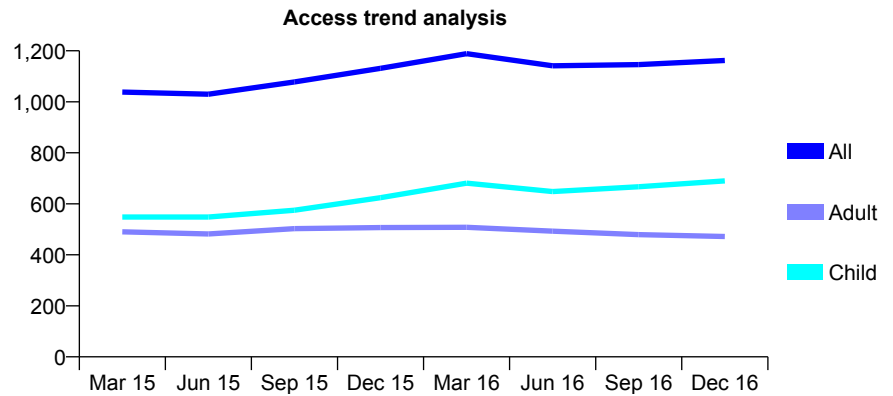
Q53 - Vital Signs At a Glance Contract Report for 931632/0002 - December 2016

Name or company name	MR T MIRZA
Contract type name	PDS Plus Contract
Purpose of contract	General
Contract start date	01/04/2011
Contract end date	31/03/2017

16/17 Contracted general activity (UDA)	5,000
Carry forward general activity (UDA)	-33
16/17 Contracted orthodontic activity (UOA)	0
Carry forward orthodontic activity (UOA)	0
Baseline contract value	£95,188.99

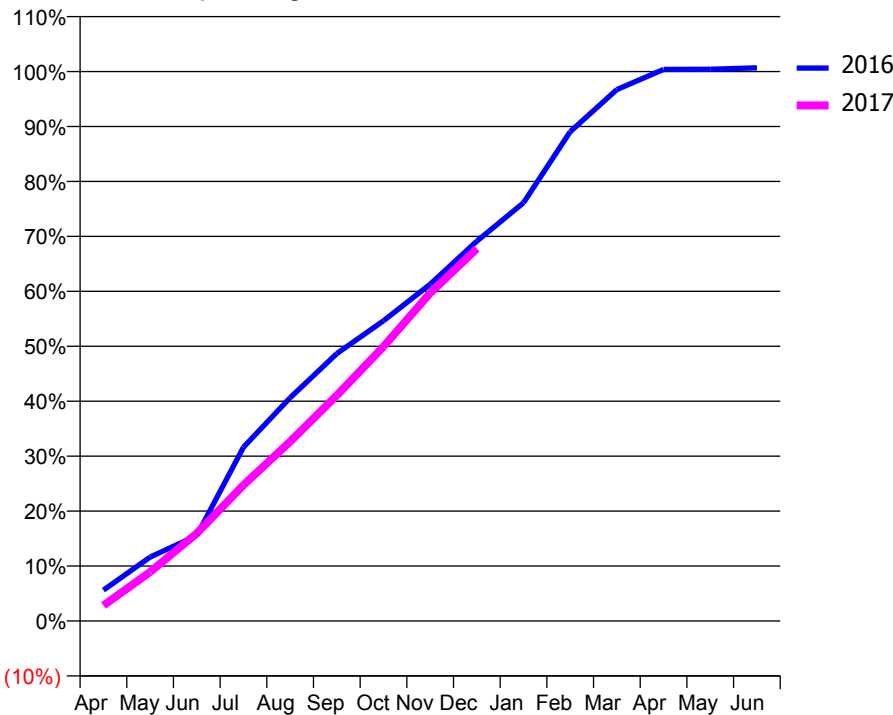
ACCESS*

Patients seen in 24 months	Total	Change since previous quarter
Quarter ending December 2015	1,131	
Quarter ending March 2016	1,189	↑
Quarter ending June 2016	1,141	↓
Quarter ending September 2016	1,146	→
Quarter ending December 2016	1,162	→
Variance since December 2015	2.7%	↑



ACTIVITY

Cumulative percentage of contracted UDA delivered 2016 & 2017



Month	Adjusted Scheduled Activity (UDA)	
	2016	2017
April	281	141
May	582	446
June	778	798
July	1,582	1,237
August	2,032	1,633
September	2,433	2,053
October	2,732	2,497
November	3,064	2,984
December	3,456	3,388
January	3,805	
February	4,452	
March	4,836	
April	5,019	
May	5,020	
June	5,033	

QUALITY

	Quantity	Base Number	Contract	AT	Region	England
% of FP17s for the same patient ID Re-attending within 3 months - Children	20	709	2.8%	10.1%	12.1%	12.4%
% of FP17s for the same patient ID Re-attending within 3 months - Adults	54	445	12.1%	13.5%	15.9%	16.6%
% of FP17s for the same patient ID Re-attending between 3 & 9 months - Children	373	709	52.6%	58.0%	58.6%	57.5%
% of FP17s for the same patient ID Re-attending between 3 & 9 months - Adults	200	445	44.9%	49.3%	51.5%	50.4%
% of FP17s for Band 1 Urgent Courses	10	1,082	0.9%	7.0%	8.0%	9.1%
% of FP17s Relating to Free Repair or Replacements	0	1,082	0.0%	0.8%	0.8%	0.8%
% of FP17s Relating to Continuations	1	1,082	0.1%	1.3%	1.2%	1.3%
% of Patients satisfied with the dentistry they have received	10	11	90.9%	93.3%	92.8%	92.7%
% of Patients satisfied with the time they had to wait for an appointment	9	11	81.8%	91.0%	89.2%	88.8%

* This is based on patients treated on this contract for their most recent course of treatment. Figures in italics indicate the base number of FP17s or Patient Questionnaire responses are less than 100. N/A is shown where the base number of responses is less than 10 during the period. % is calculated as Quantity/Base number*100

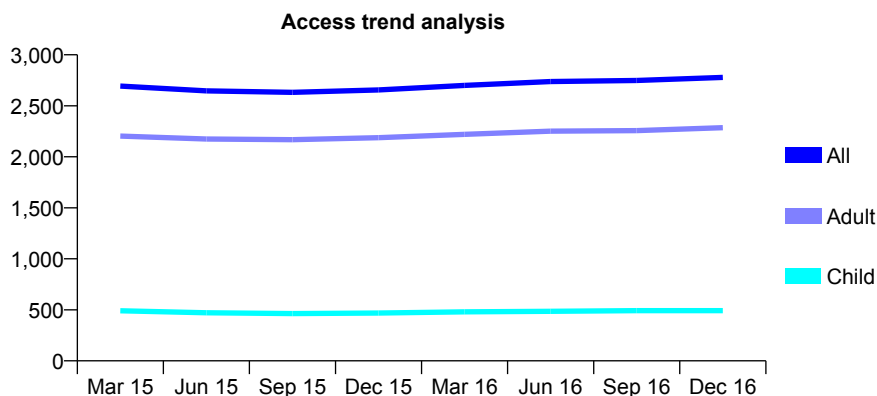
Q53 - Vital Signs At a Glance Contract Report for 932833/0001 - December 2016

Name or company name	MR B RAHNAMA
Contract type name	GDS Contract
Purpose of contract	General
Contract start date	01/04/2006
Contract end date	

16/17 Contracted general activity (UDA)	7,591
Carry forward general activity (UDA)	-51
16/17 Contracted orthodontic activity (UOA)	0
Carry forward orthodontic activity (UOA)	0
Baseline contract value	£227,865.12

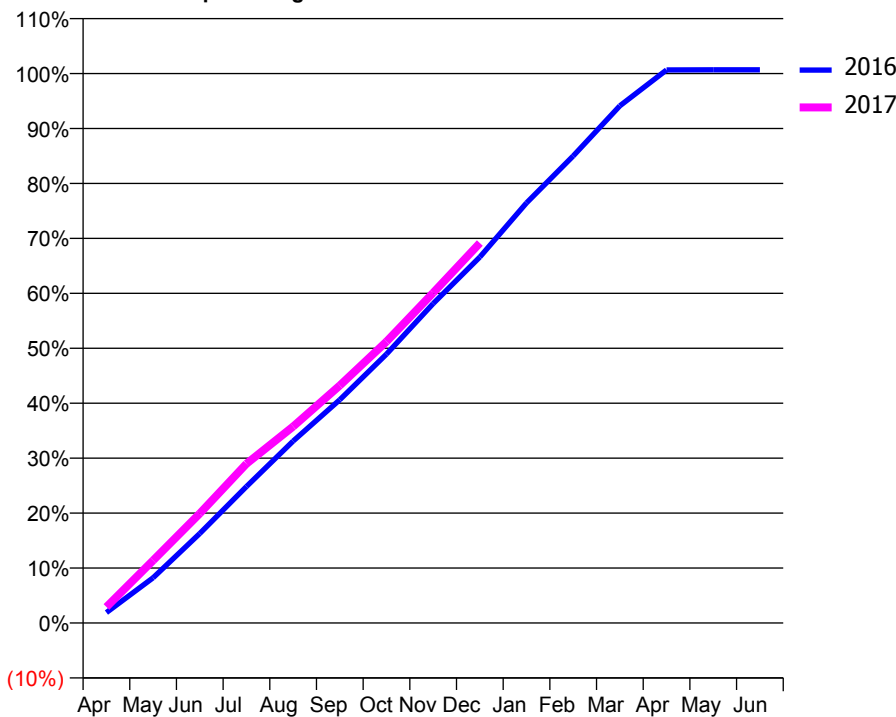
ACCESS*

Patients seen in 24 months	Total	Change since previous quarter
Quarter ending December 2015	2,656	
Quarter ending March 2016	2,700	→
Quarter ending June 2016	2,738	→
Quarter ending September 2016	2,749	→
Quarter ending December 2016	2,778	→
Variance since December 2015	4.6%	↑



ACTIVITY

Cumulative percentage of contracted UDA delivered 2016 & 2017



Month	Adjusted Scheduled Activity (UDA)	
	2016	2017
April	144	222
May	626	866
June	1,237	1,513
July	1,885	2,200
August	2,514	2,714
September	3,085	3,282
October	3,714	3,888
November	4,413	4,562
December	5,055	5,248
January	5,803	
February	6,452	
March	7,144	
April	7,639	
May	7,642	
June	7,642	

QUALITY

	Quantity	Base Number	Contract	AT	Region	England
% of FP17s for the same patient ID Re-attending within 3 months - Children	33	540	6.1%	10.1%	12.1%	12.4%
% of FP17s for the same patient ID Re-attending within 3 months - Adults	229	2,288	10.0%	13.5%	15.9%	16.6%
% of FP17s for the same patient ID Re-attending between 3 & 9 months - Children	292	540	54.1%	58.0%	58.6%	57.5%
% of FP17s for the same patient ID Re-attending between 3 & 9 months - Adults	1,085	2,288	47.4%	49.3%	51.5%	50.4%
% of FP17s for Band 1 Urgent Courses	205	2,556	8.0%	7.0%	8.0%	9.1%
% of FP17s Relating to Free Repair or Replacements	3	2,556	0.1%	0.8%	0.8%	0.8%
% of FP17s Relating to Continuations	11	2,556	0.4%	1.3%	1.2%	1.3%
% of Patients satisfied with the dentistry they have received	4	5	N/A	93.3%	92.8%	92.7%
% of Patients satisfied with the time they had to wait for an appointment	5	5	N/A	91.0%	89.2%	88.8%

* This is based on patients treated on this contract for their most recent course of treatment. Figures in italics indicate the base number of FP17s or Patient Questionnaire responses are less than 100. N/A is shown where the base number of responses is less than 10 during the period. % is calculated as Quantity/Base number*100

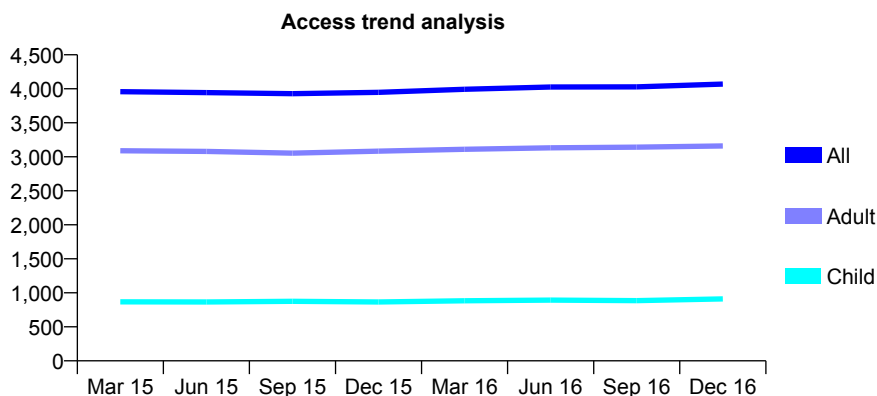
Q53 - Vital Signs At a Glance Contract Report for 960128/0001 - December 2016

Name or company name	MR Z SACRANIE
Contract type name	GDS Contract
Purpose of contract	General
Contract start date	01/04/2009
Contract end date	

16/17 Contracted general activity (UDA)	12,000
Carry forward general activity (UDA)	54
16/17 Contracted orthodontic activity (UOA)	0
Carry forward orthodontic activity (UOA)	0
Baseline contract value	£357,244.45

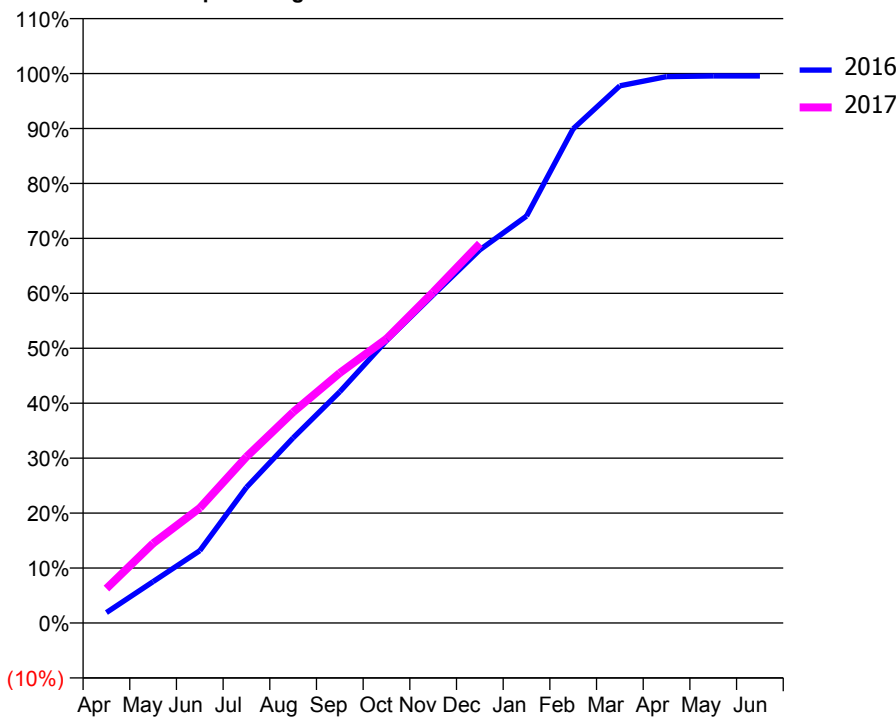
ACCESS*

Patients seen in 24 months	Total	Change since previous quarter
Quarter ending December 2015	3,948	
Quarter ending March 2016	3,994	→
Quarter ending June 2016	4,026	→
Quarter ending September 2016	4,029	→
Quarter ending December 2016	4,069	→
Variance since December 2015	3.1%	↑



ACTIVITY

Cumulative percentage of contracted UDA delivered 2016 & 2017



Month	Adjusted Scheduled Activity (UDA)	
	2016	2017
April	227	753
May	906	1,741
June	1,580	2,512
July	2,962	3,631
August	4,043	4,607
September	5,051	5,463
October	6,166	6,207
November	7,166	7,227
December	8,148	8,286
January	8,887	
February	10,795	
March	11,730	
April	11,932	
May	11,945	
June	11,946	

QUALITY

	Quantity	Base Number	Contract	AT	Region	England
% of FP17s for the same patient ID Re-attending within 3 months - Children	89	951	9.4%	10.1%	12.1%	12.4%
% of FP17s for the same patient ID Re-attending within 3 months - Adults	642	3,408	18.8%	13.5%	15.9%	16.6%
% of FP17s for the same patient ID Re-attending between 3 & 9 months - Children	581	951	61.1%	58.0%	58.6%	57.5%
% of FP17s for the same patient ID Re-attending between 3 & 9 months - Adults	1,960	3,408	57.5%	49.3%	51.5%	50.4%
% of FP17s for Band 1 Urgent Courses	507	4,088	12.4%	7.0%	8.0%	9.1%
% of FP17s Relating to Free Repair or Replacements	71	4,088	1.7%	0.8%	0.8%	0.8%
% of FP17s Relating to Continuations	29	4,088	0.7%	1.3%	1.2%	1.3%
% of Patients satisfied with the dentistry they have received	5	5	N/A	93.3%	92.8%	92.7%
% of Patients satisfied with the time they had to wait for an appointment	5	5	N/A	91.0%	89.2%	88.8%

* This is based on patients treated on this contract for their most recent course of treatment. Figures in italics indicate the base number of FP17s or Patient Questionnaire responses are less than 100. N/A is shown where the base number of responses is less than 10 during the period. % is calculated as Quantity/Base number*100

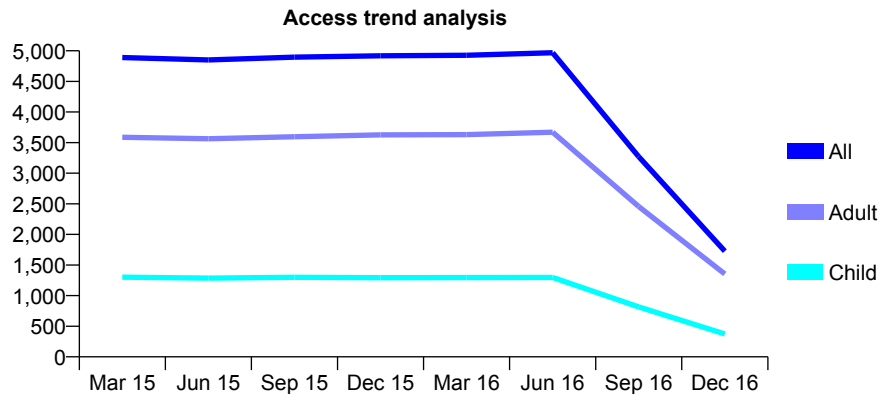
Q53 - Vital Signs At a Glance Contract Report for 986909/0001 - December 2016

Name or company name	MR JR JONES
Contract type name	GDS Contract
Purpose of contract	General
Contract start date	01/04/2006
Contract end date	30/06/2016

16/17 Contracted general activity (UDA)	3,551
Carry forward general activity (UDA)	0
16/17 Contracted orthodontic activity (UOA)	0
Carry forward orthodontic activity (UOA)	0
Baseline contract value	£75,949.50

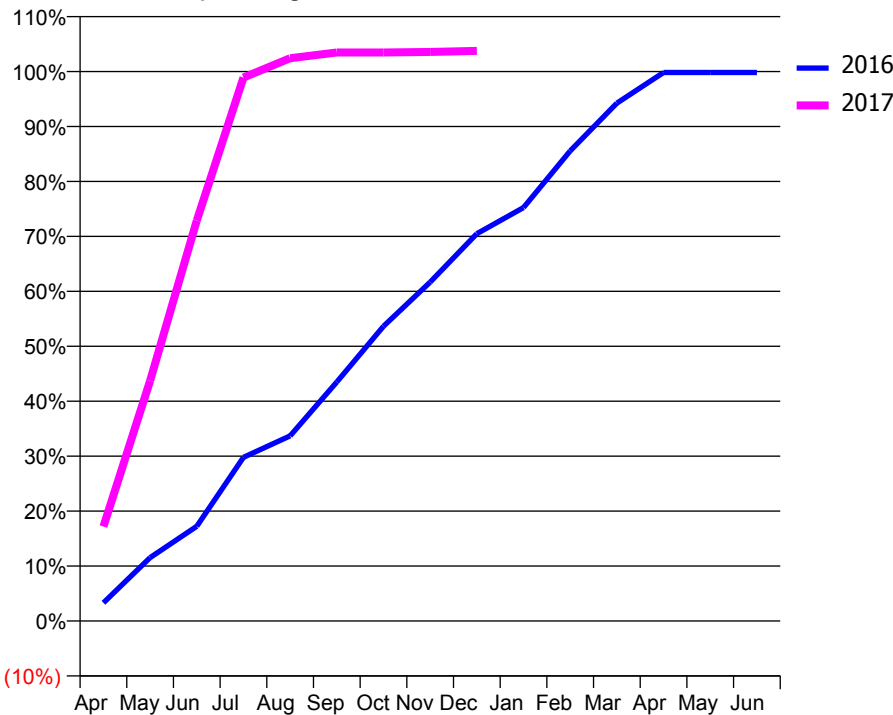
ACCESS*

Patients seen in 24 months	Total	Change since previous quarter
Quarter ending December 2015	4,919	
Quarter ending March 2016	4,926	→
Quarter ending June 2016	4,968	→
Quarter ending September 2016	3,271	↓
Quarter ending December 2016	1,727	↓
Variance since December 2015	(64.9%)	↓



ACTIVITY

Cumulative percentage of contracted UDA delivered 2016 & 2017



Month	Adjusted Scheduled Activity (UDA)	
	2016	2017
April	470	610
May	1,638	1,553
June	2,450	2,588
July	4,231	3,512
August	4,786	3,637
September	6,179	3,674
October	7,618	3,674
November	8,760	3,677
December	10,012	3,684
January	10,686	
February	12,152	
March	13,383	
April	14,178	
May	14,178	
June	14,178	

QUALITY

	Quantity	Base Number	Contract	AT	Region	England
% of FP17s for the same patient ID Re-attending within 3 months - Children	28	558	5.0%	10.1%	12.1%	12.4%
% of FP17s for the same patient ID Re-attending within 3 months - Adults	262	1,810	14.5%	13.5%	15.9%	16.6%
% of FP17s for the same patient ID Re-attending between 3 & 9 months - Children	363	558	65.1%	58.0%	58.6%	57.5%
% of FP17s for the same patient ID Re-attending between 3 & 9 months - Adults	1,034	1,810	57.1%	49.3%	51.5%	50.4%
% of FP17s for Band 1 Urgent Courses	51	1,955	2.6%	7.0%	8.0%	9.1%
% of FP17s Relating to Free Repair or Replacements	5	1,955	0.3%	0.8%	0.8%	0.8%
% of FP17s Relating to Continuations	81	1,955	4.1%	1.3%	1.2%	1.3%
% of Patients satisfied with the dentistry they have received	3	3	N/A	93.3%	92.8%	92.7%
% of Patients satisfied with the time they had to wait for an appointment	3	3	N/A	91.0%	89.2%	88.8%

* This is based on patients treated on this contract for their most recent course of treatment. Figures in italics indicate the base number of FP17s or Patient Questionnaire responses are less than 100. N/A is shown where the base number of responses is less than 10 during the period. % is calculated as Quantity/Base number*100

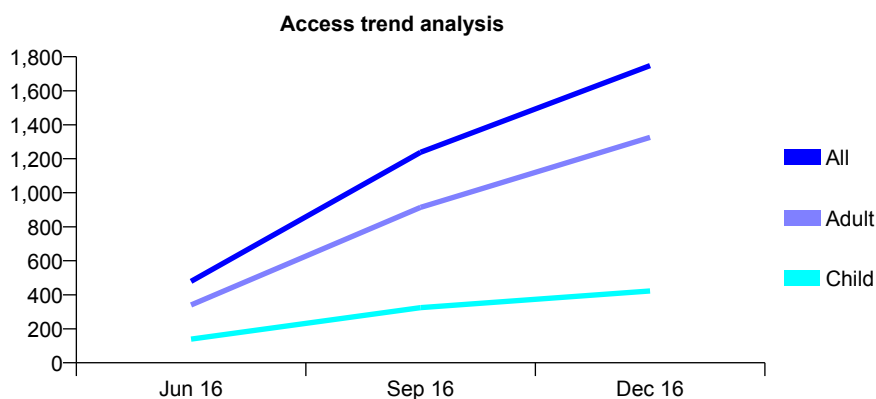
Q54 - Vital Signs At a Glance Contract Report for 100085/0000 - December 2016

Name or company name	Broadway Dental Suite
Contract type name	GDS Contract
Purpose of contract	General
Contract start date	01/04/2016
Contract end date	

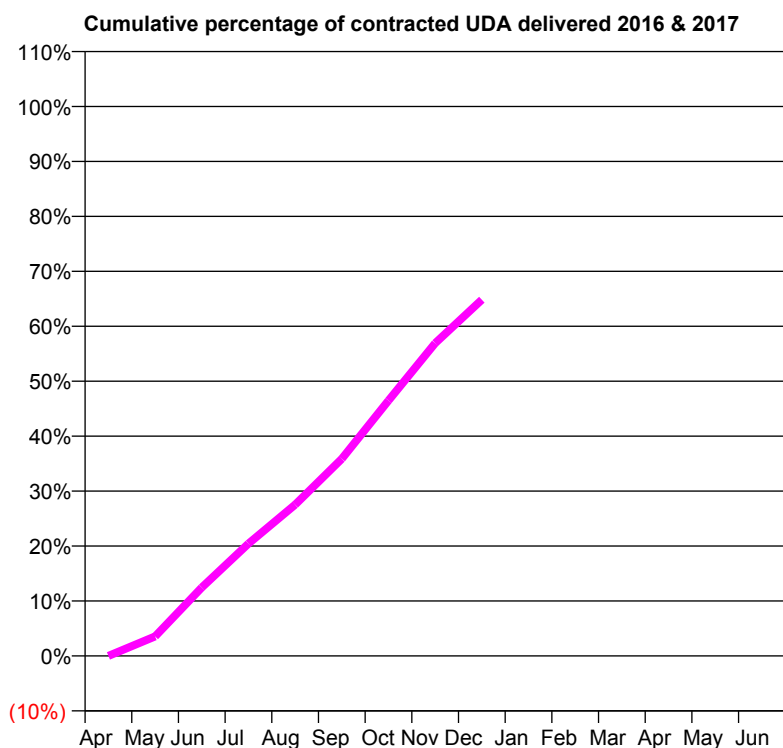
16/17 Contracted general activity (UDA)	11,404
Carry forward general activity (UDA)	0
16/17 Contracted orthodontic activity (UOA)	0
Carry forward orthodontic activity (UOA)	0
Baseline contract value	£368,786.10

ACCESS*

Patients seen in 24 months	Total	Change since previous quarter
Quarter ending December 2015	0	
Quarter ending March 2016	0	
Quarter ending June 2016	479	↑
Quarter ending September 2016	1,238	↑
Quarter ending December 2016	1,748	↑
Variance since December 2015	N/A	



ACTIVITY



Month	Adjusted Scheduled Activity (UDA)	
	2016	2017
April	0	0
May	0	406
June	0	1,420
July	0	2,333
August	0	3,140
September	0	4,091
October	0	5,300
November	0	6,490
December	0	7,394
January	0	
February	0	
March	0	
April	0	
May	0	
June	0	

QUALITY

	Quantity	Base Number	Contract	AT	Region	England
% of FP17s for the same patient ID Re-attending within 3 months - Children	17	485	3.5%	10.1%	12.1%	12.4%
% of FP17s for the same patient ID Re-attending within 3 months - Adults	176	1,661	10.6%	15.3%	15.9%	16.6%
% of FP17s for the same patient ID Re-attending between 3 & 9 months - Children	35	485	7.2%	50.9%	58.6%	57.5%
% of FP17s for the same patient ID Re-attending between 3 & 9 months - Adults	115	1,661	6.9%	46.5%	51.5%	50.4%
% of FP17s for Band 1 Urgent Courses	217	2,146	10.1%	8.2%	8.0%	9.1%
% of FP17s Relating to Free Repair or Replacements	8	2,146	0.4%	0.7%	0.8%	0.8%
% of FP17s Relating to Continuations	7	2,146	0.3%	0.9%	1.2%	1.3%
% of Patients satisfied with the dentistry they have received	0	0	N/A	92.3%	92.8%	92.7%
% of Patients satisfied with the time they had to wait for an appointment	0	0	N/A	91.0%	89.2%	88.8%

* This is based on patients treated on this contract for their most recent course of treatment. Figures in italics indicate the base number of FP17s or Patient Questionnaire responses are less than 100. N/A is shown where the base number of responses is less than 10 during the period. % is calculated as Quantity/Base number*100

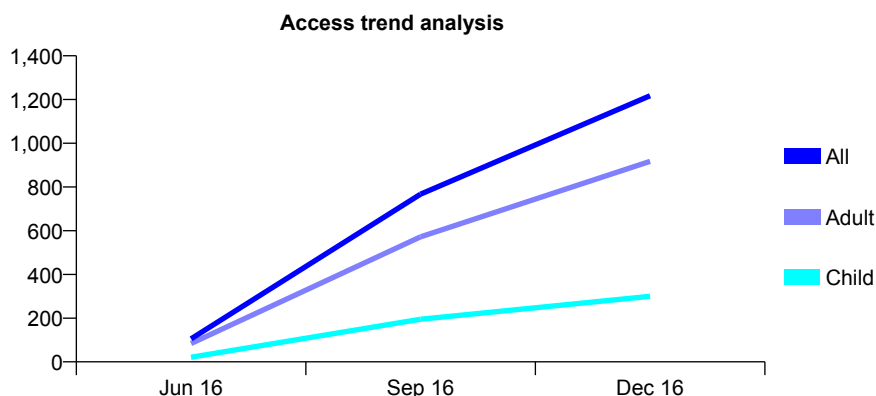
Q54 - Vital Signs At a Glance Contract Report for 100162/0000 - December 2016

Name or company name	MR MJ WARREN & MR JS JANDU
Contract type name	GDS Contract
Purpose of contract	General
Contract start date	01/06/2016
Contract end date	

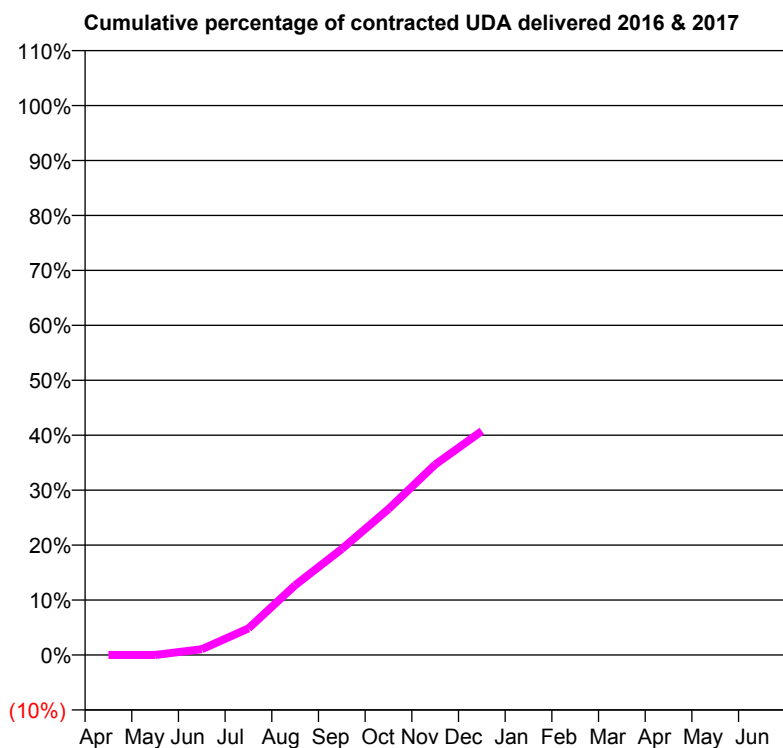
16/17 Contracted general activity (UDA)	6,000
Carry forward general activity (UDA)	0
16/17 Contracted orthodontic activity (UOA)	0
Carry forward orthodontic activity (UOA)	0
Baseline contract value	£127,659.48

ACCESS*

Patients seen in 24 months	Total	Change since previous quarter
Quarter ending December 2015	0	
Quarter ending March 2016	0	
Quarter ending June 2016	105	↑
Quarter ending September 2016	767	↑
Quarter ending December 2016	1,217	↑
Variance since December 2015	N/A	



ACTIVITY



Month	Adjusted Scheduled Activity (UDA)	
	2016	2017
April	0	0
May	0	0
June	0	64
July	0	291
August	0	762
September	0	1,158
October	0	1,593
November	0	2,081
December	0	2,445
January	0	
February	0	
March	0	
April	0	
May	0	
June	0	

QUALITY

	Quantity	Base Number	Contract	AT	Region	England
% of FP17s for the same patient ID Re-attending within 3 months - Children	13	316	4.1%	10.1%	12.1%	12.4%
% of FP17s for the same patient ID Re-attending within 3 months - Adults	128	1,087	11.8%	15.3%	15.9%	16.6%
% of FP17s for the same patient ID Re-attending between 3 & 9 months - Children	11	316	3.5%	50.9%	58.6%	57.5%
% of FP17s for the same patient ID Re-attending between 3 & 9 months - Adults	65	1,087	6.0%	46.5%	51.5%	50.4%
% of FP17s for Band 1 Urgent Courses	69	1,403	4.9%	8.2%	8.0%	9.1%
% of FP17s Relating to Free Repair or Replacements	0	1,403	0.0%	0.7%	0.8%	0.8%
% of FP17s Relating to Continuations	48	1,403	3.4%	0.9%	1.2%	1.3%
% of Patients satisfied with the dentistry they have received	0	0	N/A	92.3%	92.8%	92.7%
% of Patients satisfied with the time they had to wait for an appointment	0	0	N/A	91.0%	89.2%	88.8%

* This is based on patients treated on this contract for their most recent course of treatment. Figures in italics indicate the base number of FP17s or Patient Questionnaire responses are less than 100. N/A is shown where the base number of responses is less than 10 during the period. % is calculated as Quantity/Base number*100

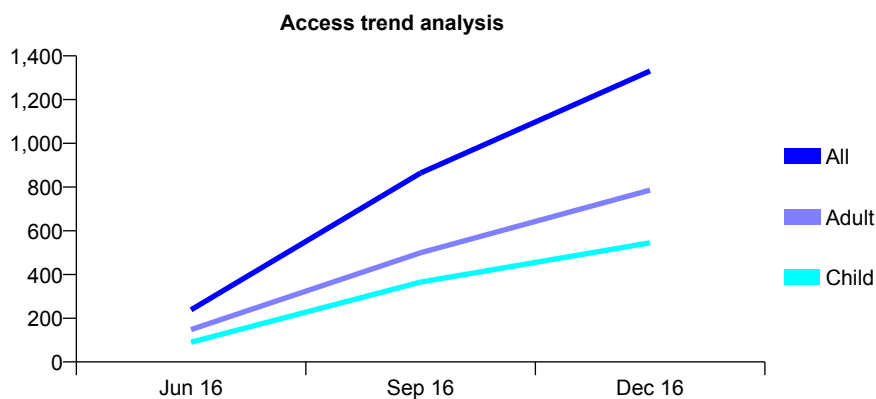
Q54 - Vital Signs At a Glance Contract Report for 100164/0000 - December 2016

Name or company name	Princes End Dental Practice
Contract type name	GDS Contract
Purpose of contract	General
Contract start date	01/06/2016
Contract end date	

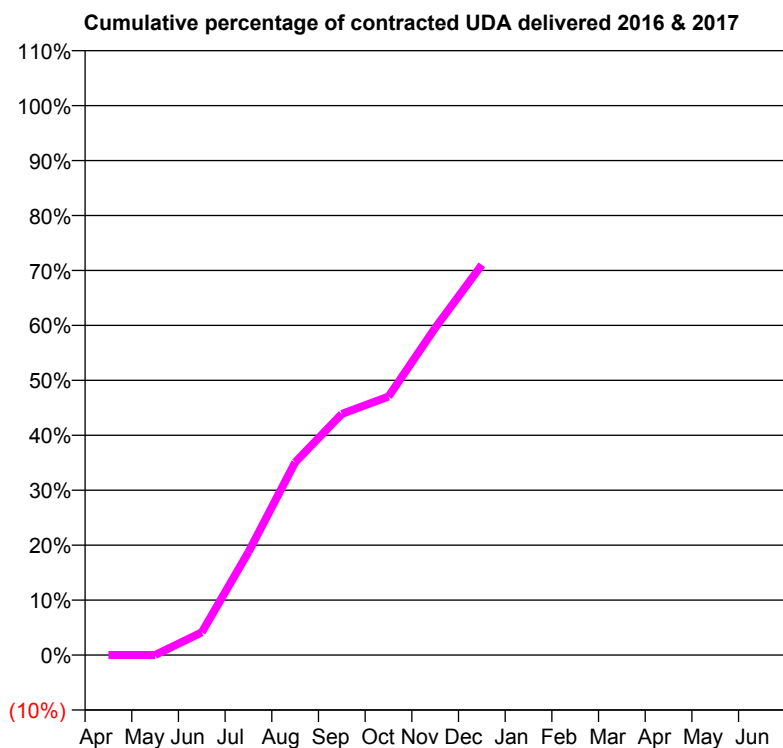
16/17 Contracted general activity (UDA)	6,088
Carry forward general activity (UDA)	0
16/17 Contracted orthodontic activity (UOA)	0
Carry forward orthodontic activity (UOA)	0
Baseline contract value	£146,419.97

ACCESS*

Patients seen in 24 months	Total	Change since previous quarter
Quarter ending December 2015	0	
Quarter ending March 2016	0	
Quarter ending June 2016	238	↑
Quarter ending September 2016	864	↑
Quarter ending December 2016	1,331	↑
Variance since December 2015	N/A	



ACTIVITY



Month	Adjusted Scheduled Activity (UDA)	
	2016	2017
April	0	0
May	0	0
June	0	251
July	0	1,141
August	0	2,135
September	0	2,672
October	0	2,863
November	0	3,624
December	0	4,323
January	0	
February	0	
March	0	
April	0	
May	0	
June	0	

QUALITY

	Quantity	Base Number	Contract	AT	Region	England
% of FP17s for the same patient ID Re-attending within 3 months - Children	25	624	4.0%	10.1%	12.1%	12.4%
% of FP17s for the same patient ID Re-attending within 3 months - Adults	77	962	8.0%	15.3%	15.9%	16.6%
% of FP17s for the same patient ID Re-attending between 3 & 9 months - Children	41	624	6.6%	50.9%	58.6%	57.5%
% of FP17s for the same patient ID Re-attending between 3 & 9 months - Adults	73	962	7.6%	46.5%	51.5%	50.4%
% of FP17s for Band 1 Urgent Courses	100	1,586	6.3%	8.2%	8.0%	9.1%
% of FP17s Relating to Free Repair or Replacements	1	1,586	0.1%	0.7%	0.8%	0.8%
% of FP17s Relating to Continuations	9	1,586	0.6%	0.9%	1.2%	1.3%
% of Patients satisfied with the dentistry they have received	0	0	N/A	92.3%	92.8%	92.7%
% of Patients satisfied with the time they had to wait for an appointment	0	0	N/A	91.0%	89.2%	88.8%

* This is based on patients treated on this contract for their most recent course of treatment. Figures in italics indicate the base number of FP17s or Patient Questionnaire responses are less than 100. N/A is shown where the base number of responses is less than 10 during the period. % is calculated as Quantity/Base number*100

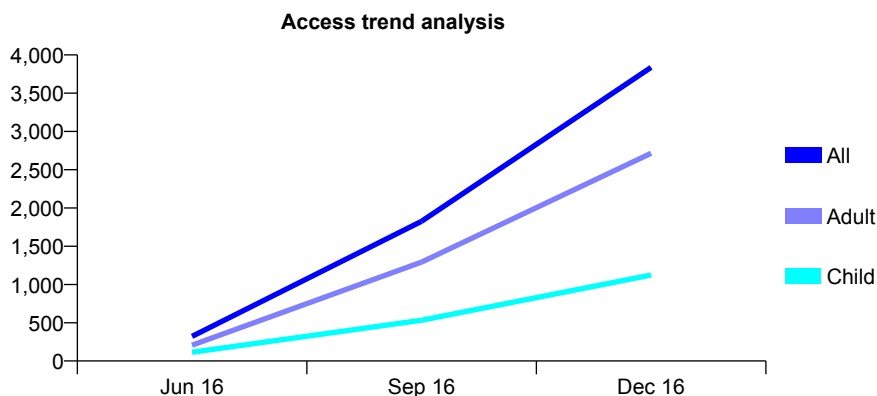
Q54 - Vital Signs At a Glance Contract Report for 100165/0000 - December 2016

Name or company name	Family Dental Centre Partnership
Contract type name	GDS Contract
Purpose of contract	General
Contract start date	01/06/2016
Contract end date	

16/17 Contracted general activity (UDA)	15,551
Carry forward general activity (UDA)	0
16/17 Contracted orthodontic activity (UOA)	0
Carry forward orthodontic activity (UOA)	0
Baseline contract value	£416,643.21

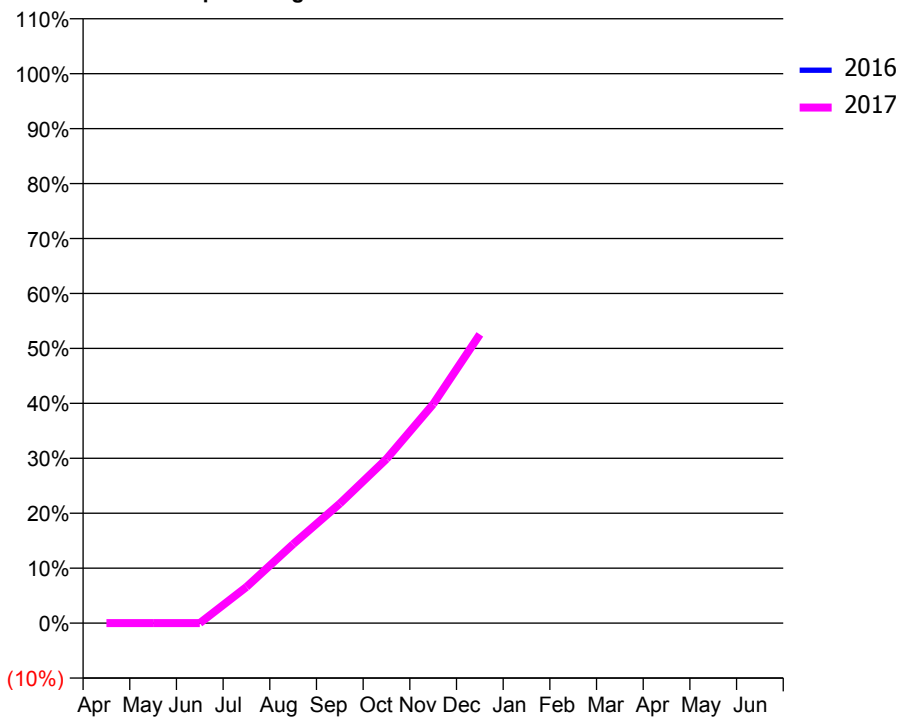
ACCESS*

Patients seen in 24 months	Total	Change since previous quarter
Quarter ending December 2015	0	
Quarter ending March 2016	0	
Quarter ending June 2016	322	↑
Quarter ending September 2016	1,825	↑
Quarter ending December 2016	3,837	↑
Variance since December 2015	N/A	



ACTIVITY

Cumulative percentage of contracted UDA delivered 2016 & 2017



Month	Adjusted Scheduled Activity (UDA)	
	2016	2017
April	0	0
May	0	0
June	0	0
July	0	1,025
August	0	2,235
September	0	3,385
October	0	4,648
November	0	6,199
December	0	8,173
January	0	
February	0	
March	0	
April	0	
May	0	
June	0	

QUALITY

	Quantity	Base Number	Contract	AT	Region	England
% of FP17s for the same patient ID Re-attending within 3 months - Children	48	1,186	4.0%	10.1%	12.1%	12.4%
% of FP17s for the same patient ID Re-attending within 3 months - Adults	213	3,076	6.9%	15.3%	15.9%	16.6%
% of FP17s for the same patient ID Re-attending between 3 & 9 months - Children	33	1,186	2.8%	50.9%	58.6%	57.5%
% of FP17s for the same patient ID Re-attending between 3 & 9 months - Adults	155	3,076	5.0%	46.5%	51.5%	50.4%
% of FP17s for Band 1 Urgent Courses	179	4,092	4.4%	8.2%	8.0%	9.1%
% of FP17s Relating to Free Repair or Replacements	11	4,092	0.3%	0.7%	0.8%	0.8%
% of FP17s Relating to Continuations	61	4,092	1.5%	0.9%	1.2%	1.3%
% of Patients satisfied with the dentistry they have received	0	0	N/A	92.3%	92.8%	92.7%
% of Patients satisfied with the time they had to wait for an appointment	0	0	N/A	91.0%	89.2%	88.8%

* This is based on patients treated on this contract for their most recent course of treatment. Figures in italics indicate the base number of FP17s or Patient Questionnaire responses are less than 100. N/A is shown where the base number of responses is less than 10 during the period. % is calculated as Quantity/Base number*100

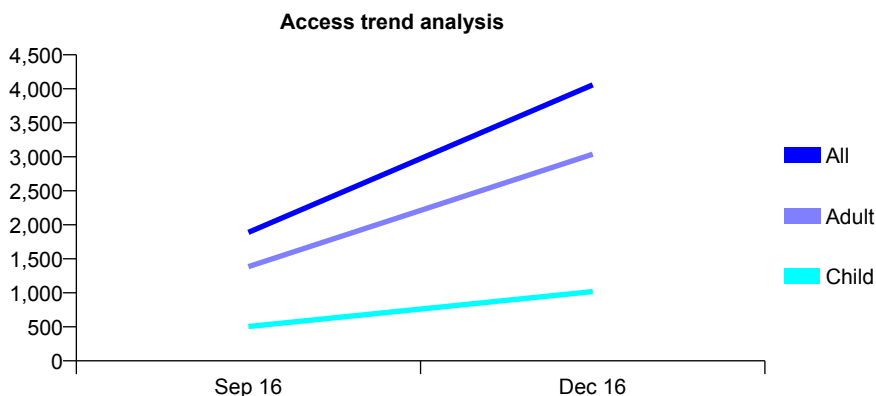
Q54 - Vital Signs At a Glance Contract Report for 100173/0000 - December 2016

Name or company name	Hilltop Dental Spa
Contract type name	GDS Contract
Purpose of contract	General
Contract start date	01/07/2016
Contract end date	

16/17 Contracted general activity (UDA)	16,931
Carry forward general activity (UDA)	0
16/17 Contracted orthodontic activity (UOA)	0
Carry forward orthodontic activity (UOA)	0
Baseline contract value	£470,653.26

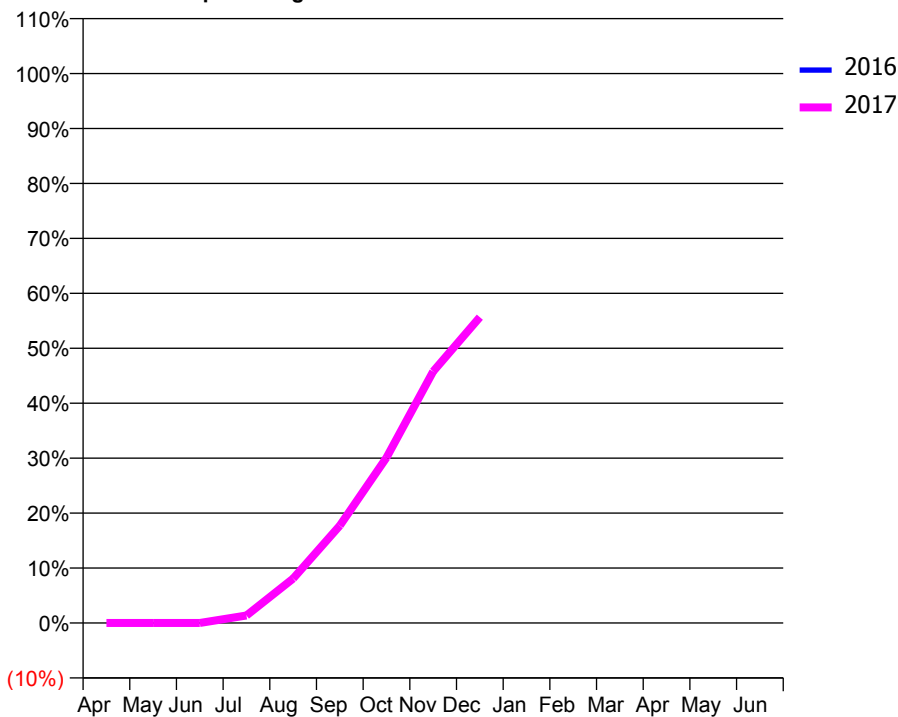
ACCESS*

Patients seen in 24 months	Total	Change since previous quarter
Quarter ending December 2015	0	
Quarter ending March 2016	0	
Quarter ending June 2016	0	
Quarter ending September 2016	1,890	↑
Quarter ending December 2016	4,057	↑
Variance since December 2015	N/A	



ACTIVITY

Cumulative percentage of contracted UDA delivered 2016 & 2017



Month	Adjusted Scheduled Activity (UDA)	
	2016	2017
April	0	0
May	0	0
June	0	0
July	0	232
August	0	1,369
September	0	3,003
October	0	5,098
November	0	7,749
December	0	9,423
January	0	
February	0	
March	0	
April	0	
May	0	
June	0	

QUALITY

	Quantity	Base Number	Contract	AT	Region	England
% of FP17s for the same patient ID Re-attending within 3 months - Children	53	1,046	5.1%	10.1%	12.1%	12.4%
% of FP17s for the same patient ID Re-attending within 3 months - Adults	351	3,404	10.3%	15.3%	15.9%	16.6%
% of FP17s for the same patient ID Re-attending between 3 & 9 months - Children	28	1,046	2.7%	50.9%	58.6%	57.5%
% of FP17s for the same patient ID Re-attending between 3 & 9 months - Adults	105	3,404	3.1%	46.5%	51.5%	50.4%
% of FP17s for Band 1 Urgent Courses	196	4,450	4.4%	8.2%	8.0%	9.1%
% of FP17s Relating to Free Repair or Replacements	30	4,450	0.7%	0.7%	0.8%	0.8%
% of FP17s Relating to Continuations	104	4,450	2.3%	0.9%	1.2%	1.3%
% of Patients satisfied with the dentistry they have received	0	0	N/A	92.3%	92.8%	92.7%
% of Patients satisfied with the time they had to wait for an appointment	0	0	N/A	91.0%	89.2%	88.8%

* This is based on patients treated on this contract for their most recent course of treatment. Figures in italics indicate the base number of FP17s or Patient Questionnaire responses are less than 100. N/A is shown where the base number of responses is less than 10 during the period. % is calculated as Quantity/Base number*100

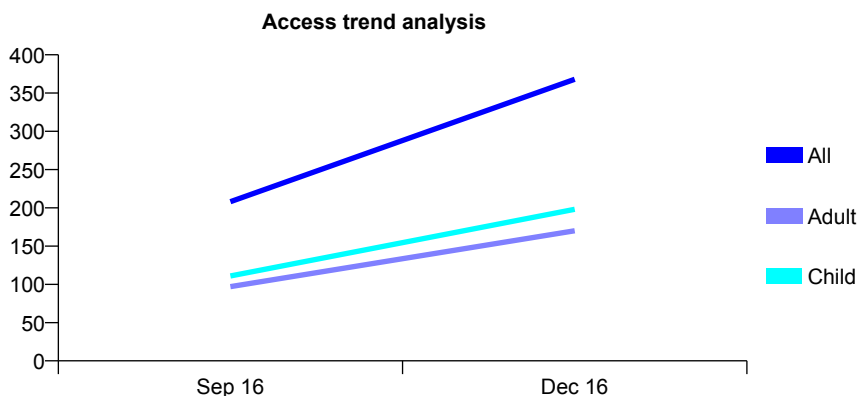
Q54 - Vital Signs At a Glance Contract Report for 100176/0000 - December 2016

Name or company name	Mr S Merali
Contract type name	GDS Contract
Purpose of contract	General
Contract start date	01/07/2016
Contract end date	

16/17 Contracted general activity (UDA)	1,753
Carry forward general activity (UDA)	0
16/17 Contracted orthodontic activity (UOA)	0
Carry forward orthodontic activity (UOA)	0
Baseline contract value	£40,078.43

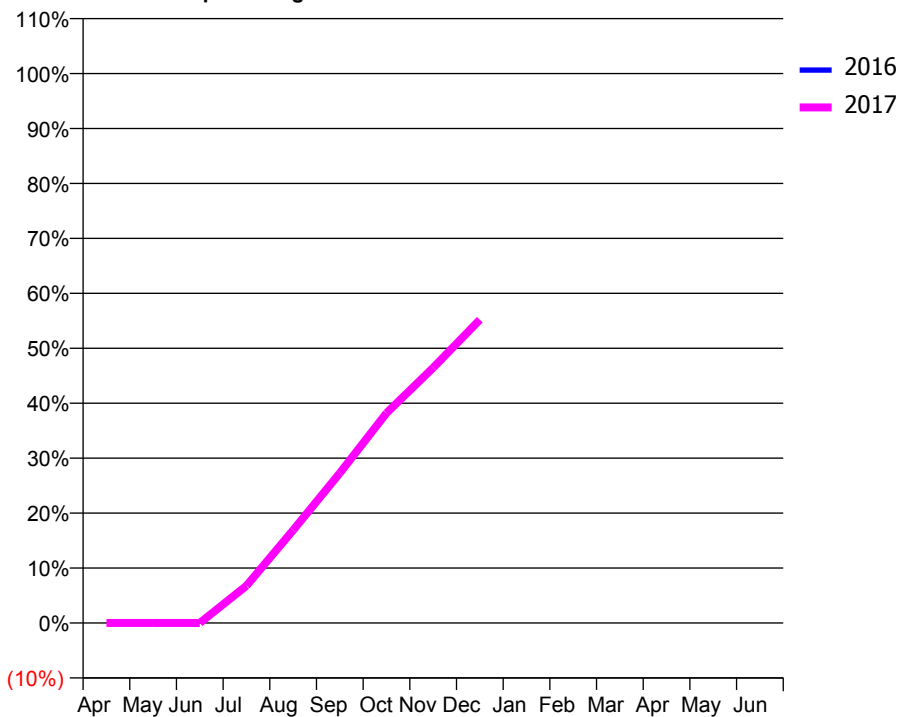
ACCESS*

Patients seen in 24 months	Total	Change since previous quarter
Quarter ending December 2015	0	
Quarter ending March 2016	0	
Quarter ending June 2016	0	
Quarter ending September 2016	208	↑
Quarter ending December 2016	368	↑
Variance since December 2015	N/A	



ACTIVITY

Cumulative percentage of contracted UDA delivered 2016 & 2017



Month	Adjusted Scheduled Activity (UDA)	
	2016	2017
April	0	0
May	0	0
June	0	0
July	0	119
August	0	296
September	0	478
October	0	670
November	0	814
December	0	967
January	0	
February	0	
March	0	
April	0	
May	0	
June	0	

QUALITY

	Quantity	Base Number	Contract	AT	Region	England
% of FP17s for the same patient ID Re-attending within 3 months - Children	12	216	5.6%	10.1%	12.1%	12.4%
% of FP17s for the same patient ID Re-attending within 3 months - Adults	23	207	11.1%	15.3%	15.9%	16.6%
% of FP17s for the same patient ID Re-attending between 3 & 9 months - Children	3	216	1.4%	50.9%	58.6%	57.5%
% of FP17s for the same patient ID Re-attending between 3 & 9 months - Adults	7	207	3.4%	46.5%	51.5%	50.4%
% of FP17s for Band 1 Urgent Courses	32	423	7.6%	8.2%	8.0%	9.1%
% of FP17s Relating to Free Repair or Replacements	0	423	0.0%	0.7%	0.8%	0.8%
% of FP17s Relating to Continuations	0	423	0.0%	0.9%	1.2%	1.3%
% of Patients satisfied with the dentistry they have received	0	0	N/A	92.3%	92.8%	92.7%
% of Patients satisfied with the time they had to wait for an appointment	0	0	N/A	91.0%	89.2%	88.8%

* This is based on patients treated on this contract for their most recent course of treatment. Figures in italics indicate the base number of FP17s or Patient Questionnaire responses are less than 100. N/A is shown where the base number of responses is less than 10 during the period. % is calculated as Quantity/Base number*100

Q54 - Vital Signs At a Glance Contract Report for 100227/0000 - December 2016


Name or company name	Wolverhampton Community Dental Service
Contract type name	PDS Contract
Purpose of contract	General
Contract start date	01/11/2016
Contract end date	31/03/2017

16/17 Contracted general activity (UDA)	1,875
Carry forward general activity (UDA)	0
16/17 Contracted orthodontic activity (UOA)	0
Carry forward orthodontic activity (UOA)	0
Baseline contract value	£0.00

ACCESS*

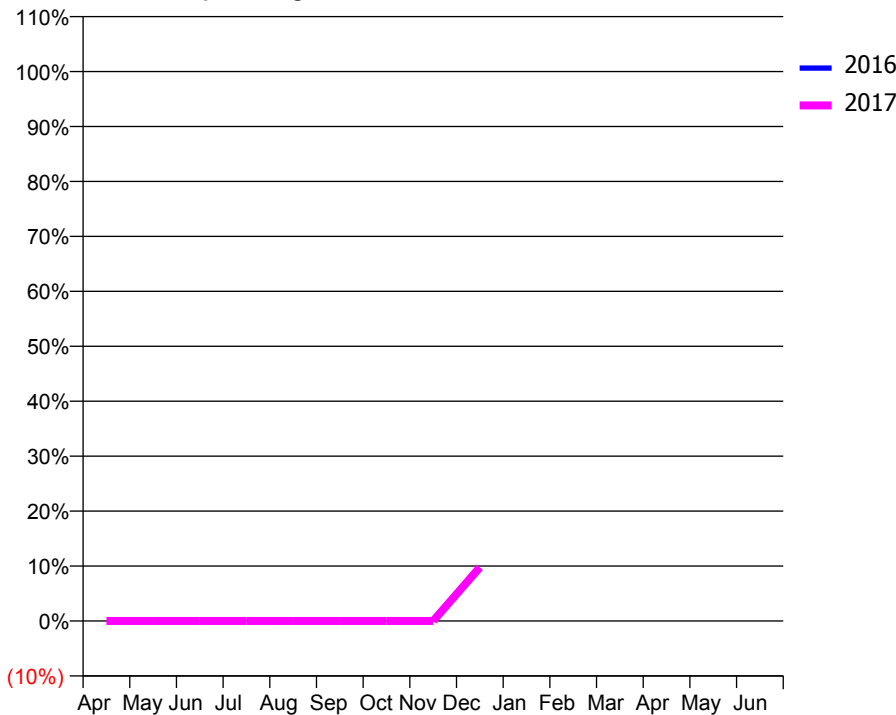
Patients seen in 24 months	Total	Change since previous quarter
Quarter ending December 2015	0	
Quarter ending March 2016	0	
Quarter ending June 2016	0	
Quarter ending September 2016	0	
Quarter ending December 2016	136	↑
Variance since December 2015	N/A	

Access trend analysis



ACTIVITY

Cumulative percentage of contracted UDA delivered 2016 & 2017



Month	Adjusted Scheduled Activity (UDA)	
	2016	2017
April	0	0
May	0	0
June	0	0
July	0	0
August	0	0
September	0	0
October	0	0
November	0	0
December	0	183
January	0	
February	0	
March	0	
April	0	
May	0	
June	0	

QUALITY

	Quantity	Base Number	Contract	AT	Region	England
% of FP17s for the same patient ID Re-attending within 3 months - Children	0	55	0.0%	10.1%	12.1%	12.4%
% of FP17s for the same patient ID Re-attending within 3 months - Adults	0	41	0.0%	15.3%	15.9%	16.6%
% of FP17s for the same patient ID Re-attending between 3 & 9 months - Children	0	55	0.0%	50.9%	58.6%	57.5%
% of FP17s for the same patient ID Re-attending between 3 & 9 months - Adults	0	41	0.0%	46.5%	51.5%	50.4%
% of FP17s for Band 1 Urgent Courses	10	96	10.4%	8.2%	8.0%	9.1%
% of FP17s Relating to Free Repair or Replacements	0	96	0.0%	0.7%	0.8%	0.8%
% of FP17s Relating to Continuations	0	96	0.0%	0.9%	1.2%	1.3%
% of Patients satisfied with the dentistry they have received	0	0	N/A	92.3%	92.8%	92.7%
% of Patients satisfied with the time they had to wait for an appointment	0	0	N/A	91.0%	89.2%	88.8%

* This is based on patients treated on this contract for their most recent course of treatment. Figures in italics indicate the base number of FP17s or Patient Questionnaire responses are less than 100. N/A is shown where the base number of responses is less than 10 during the period. % is calculated as Quantity/Base number*100

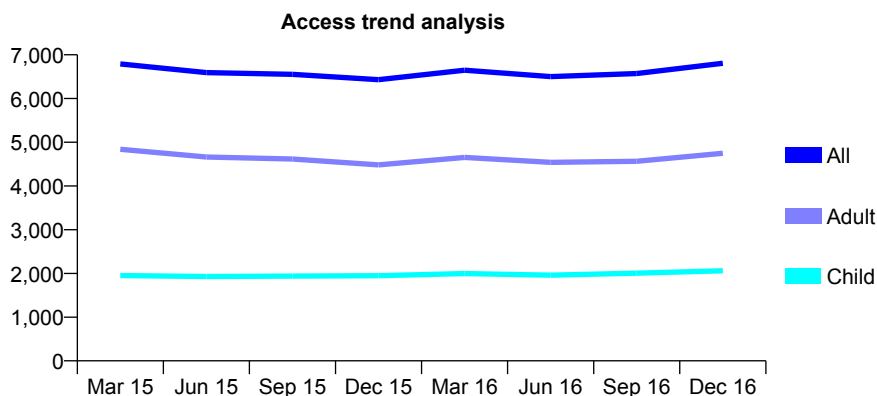
Q54 - Vital Signs At a Glance Contract Report for 101281/0126 - December 2016

Name or company name	OASIS DENTAL CARE LTD
Contract type name	GDS Contract
Purpose of contract	General
Contract start date	01/04/2006
Contract end date	

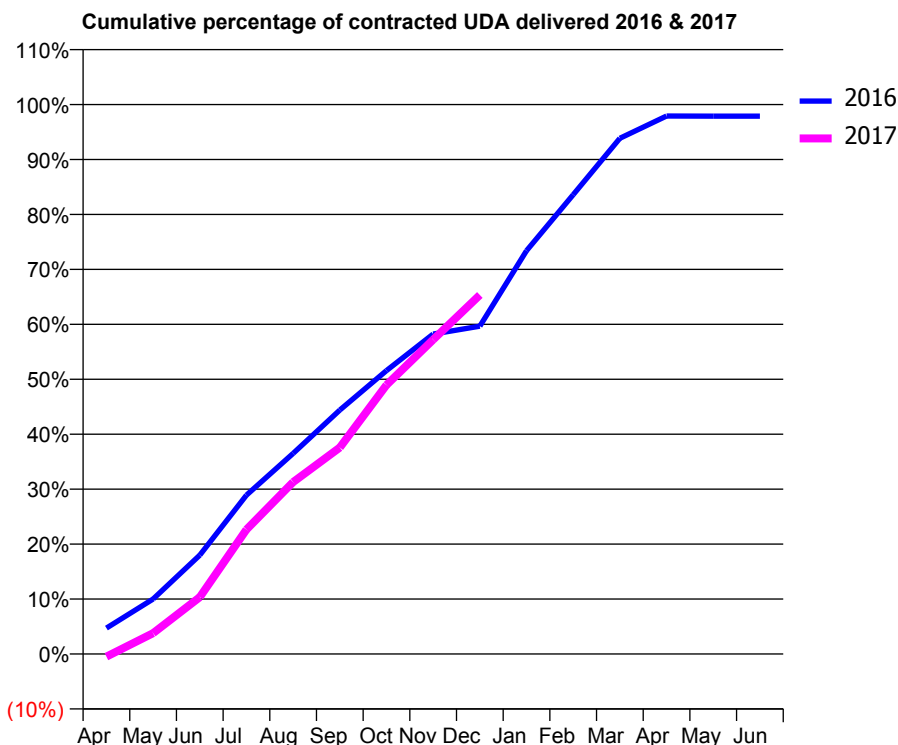
16/17 Contracted general activity (UDA)	21,700
Carry forward general activity (UDA)	460
16/17 Contracted orthodontic activity (UOA)	0
Carry forward orthodontic activity (UOA)	0
Baseline contract value	£469,390.47

ACCESS*

Patients seen in 24 months	Total	Change since previous quarter
Quarter ending December 2015	6,430	
Quarter ending March 2016	6,649	↑
Quarter ending June 2016	6,501	↓
Quarter ending September 2016	6,570	→
Quarter ending December 2016	6,806	↑
Variance since December 2015	5.8%	↑



ACTIVITY



Month	Adjusted Scheduled Activity (UDA)	
	2016	2017
April	1,023	-110
May	2,172	826
June	3,904	2,244
July	6,275	4,916
August	7,924	6,792
September	9,636	8,153
October	11,195	10,623
November	12,634	12,414
December	12,948	14,179
January	15,927	
February	18,138	
March	20,365	
April	21,244	
May	21,240	
June	21,240	

QUALITY

	Quantity	Base Number	Contract	AT	Region	England
% of FP17s for the same patient ID Re-attending within 3 months - Children	115	1,784	6.4%	10.1%	12.1%	12.4%
% of FP17s for the same patient ID Re-attending within 3 months - Adults	769	4,211	18.3%	15.3%	15.9%	16.6%
% of FP17s for the same patient ID Re-attending between 3 & 9 months - Children	715	1,784	40.1%	50.9%	58.6%	57.5%
% of FP17s for the same patient ID Re-attending between 3 & 9 months - Adults	1,485	4,211	35.3%	46.5%	51.5%	50.4%
% of FP17s for Band 1 Urgent Courses	559	5,671	9.9%	8.2%	8.0%	9.1%
% of FP17s Relating to Free Repair or Replacements	27	5,671	0.5%	0.7%	0.8%	0.8%
% of FP17s Relating to Continuations	143	5,671	2.5%	0.9%	1.2%	1.3%
% of Patients satisfied with the dentistry they have received	4	4	N/A	92.3%	92.8%	92.7%
% of Patients satisfied with the time they had to wait for an appointment	4	4	N/A	91.0%	89.2%	88.8%

* This is based on patients treated on this contract for their most recent course of treatment. Figures in italics indicate the base number of FP17s or Patient Questionnaire responses are less than 100. N/A is shown where the base number of responses is less than 10 during the period. % is calculated as Quantity/Base number*100

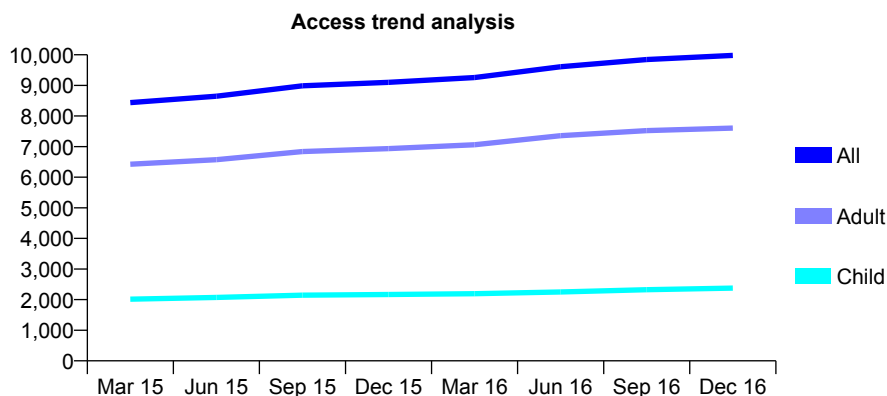
Q54 - Vital Signs At a Glance Contract Report for 101281/0176 - December 2016

Name or company name	OASIS DENTAL CARE LTD
Contract type name	GDS Contract
Purpose of contract	General
Contract start date	27/12/2007
Contract end date	

16/17 Contracted general activity (UDA)	29,000
Carry forward general activity (UDA)	0
16/17 Contracted orthodontic activity (UOA)	0
Carry forward orthodontic activity (UOA)	0
Baseline contract value	£572,032.79

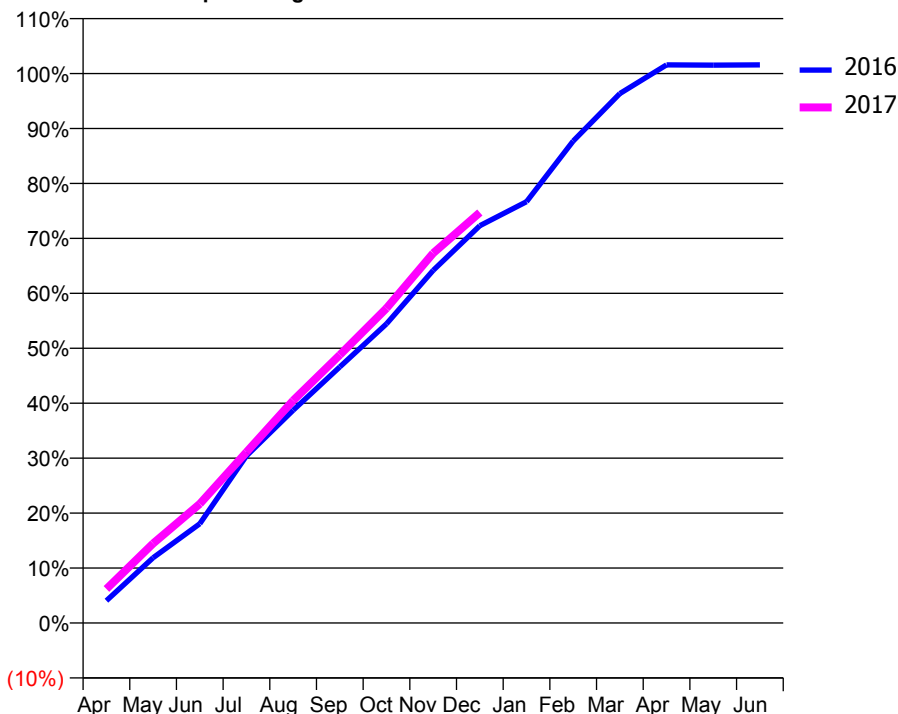
ACCESS*

Patients seen in 24 months	Total	Change since previous quarter
Quarter ending December 2015	9,099	
Quarter ending March 2016	9,255	→
Quarter ending June 2016	9,608	↑
Quarter ending September 2016	9,846	↑
Quarter ending December 2016	9,982	→
Variance since December 2015	9.7%	↑



ACTIVITY

Cumulative percentage of contracted UDA delivered 2016 & 2017



Month	Adjusted Scheduled Activity (UDA)	
	2016	2017
April	1,135	1,801
May	3,327	4,198
June	5,058	6,286
July	8,517	9,016
August	10,841	11,740
September	13,050	14,147
October	15,243	16,615
November	17,969	19,515
December	20,247	21,663
January	21,468	
February	24,557	
March	26,977	
April	28,437	
May	28,424	
June	28,436	

QUALITY

	Quantity	Base Number	Contract	AT	Region	England
% of FP17s for the same patient ID Re-attending within 3 months - Children	187	2,413	7.7%	10.1%	12.1%	12.4%
% of FP17s for the same patient ID Re-attending within 3 months - Adults	1,154	7,668	15.0%	15.3%	15.9%	16.6%
% of FP17s for the same patient ID Re-attending between 3 & 9 months - Children	1,236	2,413	51.2%	50.9%	58.6%	57.5%
% of FP17s for the same patient ID Re-attending between 3 & 9 months - Adults	3,753	7,668	48.9%	46.5%	51.5%	50.4%
% of FP17s for Band 1 Urgent Courses	805	9,436	8.5%	8.2%	8.0%	9.1%
% of FP17s Relating to Free Repair or Replacements	83	9,436	0.9%	0.7%	0.8%	0.8%
% of FP17s Relating to Continuations	164	9,436	1.7%	0.9%	1.2%	1.3%
% of Patients satisfied with the dentistry they have received	17	19	89.5%	92.3%	92.8%	92.7%
% of Patients satisfied with the time they had to wait for an appointment	19	19	100.0%	91.0%	89.2%	88.8%

* This is based on patients treated on this contract for their most recent course of treatment. Figures in italics indicate the base number of FP17s or Patient Questionnaire responses are less than 100. N/A is shown where the base number of responses is less than 10 during the period. % is calculated as Quantity/Base number*100

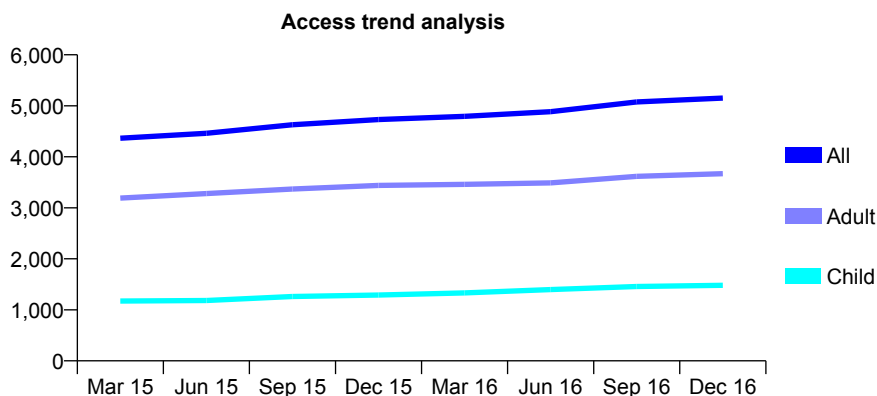
Q54 - Vital Signs At a Glance Contract Report for 101281/0228 - December 2016

Name or company name	OASIS DENTAL CARE LTD
Contract type name	PDS Plus Contract
Purpose of contract	General
Contract start date	24/10/2010
Contract end date	31/10/2020

16/17 Contracted general activity (UDA)	14,250
Carry forward general activity (UDA)	-169
16/17 Contracted orthodontic activity (UOA)	0
Carry forward orthodontic activity (UOA)	0
Baseline contract value	£219,404.43

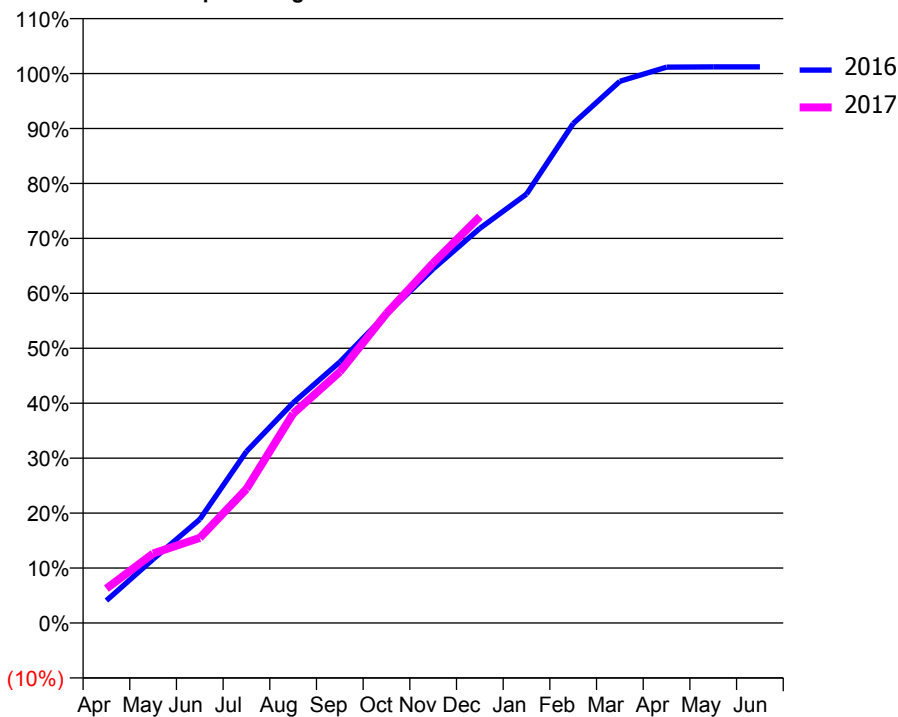
ACCESS*

Patients seen in 24 months	Total	Change since previous quarter
Quarter ending December 2015	4,730	
Quarter ending March 2016	4,793	→
Quarter ending June 2016	4,885	→
Quarter ending September 2016	5,076	↑
Quarter ending December 2016	5,152	→
Variance since December 2015	8.9%	↑



ACTIVITY

Cumulative percentage of contracted UDA delivered 2016 & 2017



Month	Adjusted Scheduled Activity (UDA)	
	2016	2017
April	577	893
May	1,639	1,803
June	2,663	2,208
July	4,403	3,477
August	5,651	5,430
September	6,701	6,512
October	7,928	8,029
November	9,089	9,335
December	10,129	10,539
January	11,008	
February	12,821	
March	13,907	
April	14,270	
May	14,274	
June	14,274	

QUALITY

	Quantity	Base Number	Contract	AT	Region	England
% of FP17s for the same patient ID Re-attending within 3 months - Children	120	1,363	8.8%	10.1%	12.1%	12.4%
% of FP17s for the same patient ID Re-attending within 3 months - Adults	602	3,180	18.9%	15.3%	15.9%	16.6%
% of FP17s for the same patient ID Re-attending between 3 & 9 months - Children	612	1,363	44.9%	50.9%	58.6%	57.5%
% of FP17s for the same patient ID Re-attending between 3 & 9 months - Adults	1,160	3,180	36.5%	46.5%	51.5%	50.4%
% of FP17s for Band 1 Urgent Courses	668	4,373	15.3%	8.2%	8.0%	9.1%
% of FP17s Relating to Free Repair or Replacements	32	4,373	0.7%	0.7%	0.8%	0.8%
% of FP17s Relating to Continuations	81	4,373	1.9%	0.9%	1.2%	1.3%
% of Patients satisfied with the dentistry they have received	15	15	100.0%	92.3%	92.8%	92.7%
% of Patients satisfied with the time they had to wait for an appointment	14	15	93.3%	91.0%	89.2%	88.8%

* This is based on patients treated on this contract for their most recent course of treatment. Figures in italics indicate the base number of FP17s or Patient Questionnaire responses are less than 100. N/A is shown where the base number of responses is less than 10 during the period. % is calculated as Quantity/Base number*100

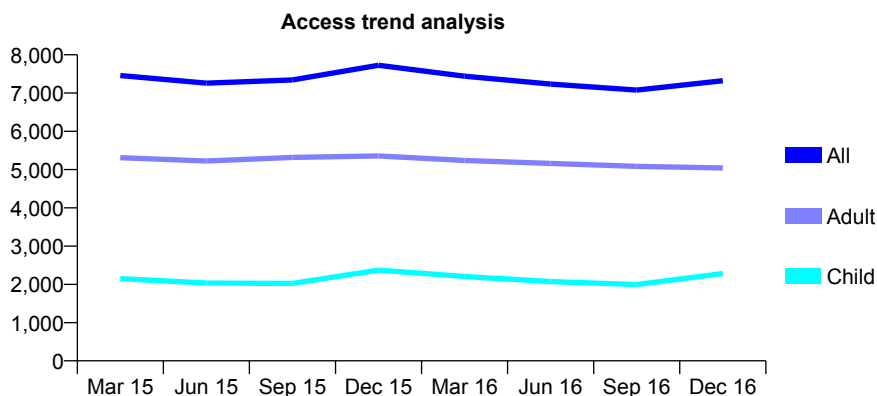
Q54 - Vital Signs At a Glance Contract Report for 101362/0025 - December 2016

Name or company name	Rodericks Dental Limited
Contract type name	GDS Contract
Purpose of contract	General
Contract start date	01/09/2009
Contract end date	

16/17 Contracted general activity (UDA)	20,000
Carry forward general activity (UDA)	-400
16/17 Contracted orthodontic activity (UOA)	0
Carry forward orthodontic activity (UOA)	0
Baseline contract value	£493,345.58

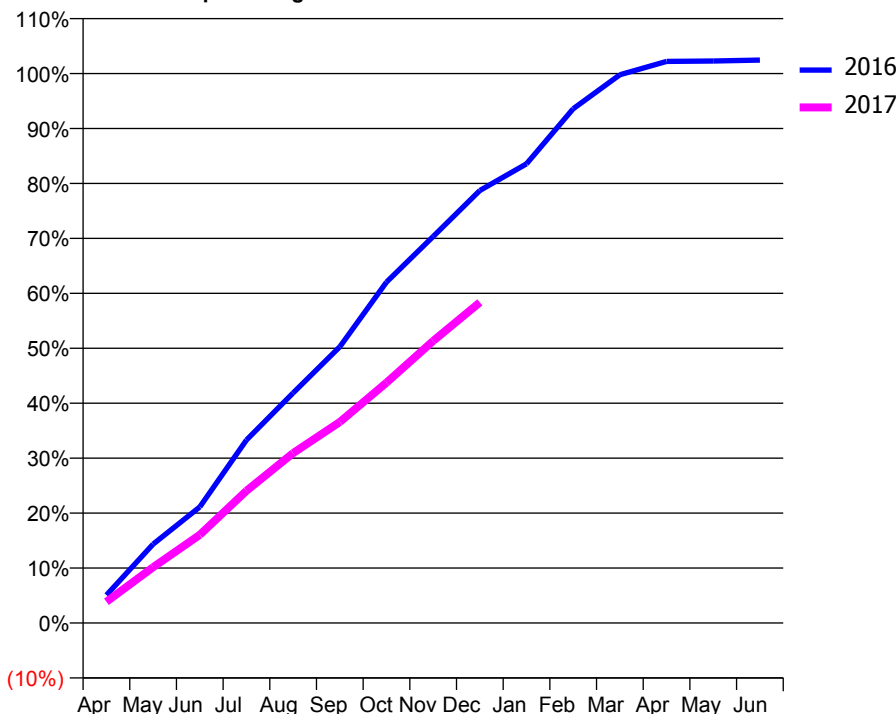
ACCESS*

Patients seen in 24 months	Total	Change since previous quarter
Quarter ending December 2015	7,726	
Quarter ending March 2016	7,442	↓
Quarter ending June 2016	7,235	↓
Quarter ending September 2016	7,079	↓
Quarter ending December 2016	7,323	↑
Variance since December 2015	(5.2%)	↓



ACTIVITY

Cumulative percentage of contracted UDA delivered 2016 & 2017



Month	Adjusted Scheduled Activity (UDA)	
	2016	2017
April	1,015	776
May	2,869	2,033
June	4,225	3,210
July	6,662	4,814
August	8,374	6,186
September	10,056	7,319
October	12,406	8,746
November	14,068	10,267
December	15,743	11,669
January	16,711	
February	18,717	
March	19,957	
April	20,441	
May	20,453	
June	20,489	

QUALITY

	Quantity	Base Number	Contract	AT	Region	England
% of FP17s for the same patient ID Re-attending within 3 months - Children	114	2,053	5.6%	10.1%	12.1%	12.4%
% of FP17s for the same patient ID Re-attending within 3 months - Adults	671	4,498	14.9%	15.3%	15.9%	16.6%
% of FP17s for the same patient ID Re-attending between 3 & 9 months - Children	818	2,053	39.8%	50.9%	58.6%	57.5%
% of FP17s for the same patient ID Re-attending between 3 & 9 months - Adults	2,340	4,498	52.0%	46.5%	51.5%	50.4%
% of FP17s for Band 1 Urgent Courses	521	6,235	8.4%	8.2%	8.0%	9.1%
% of FP17s Relating to Free Repair or Replacements	64	6,235	1.0%	0.7%	0.8%	0.8%
% of FP17s Relating to Continuations	29	6,235	0.5%	0.9%	1.2%	1.3%
% of Patients satisfied with the dentistry they have received	3	5	N/A	92.3%	92.8%	92.7%
% of Patients satisfied with the time they had to wait for an appointment	4	5	N/A	91.0%	89.2%	88.8%

* This is based on patients treated on this contract for their most recent course of treatment. Figures in italics indicate the base number of FP17s or Patient Questionnaire responses are less than 100. N/A is shown where the base number of responses is less than 10 during the period. % is calculated as Quantity/Base number*100

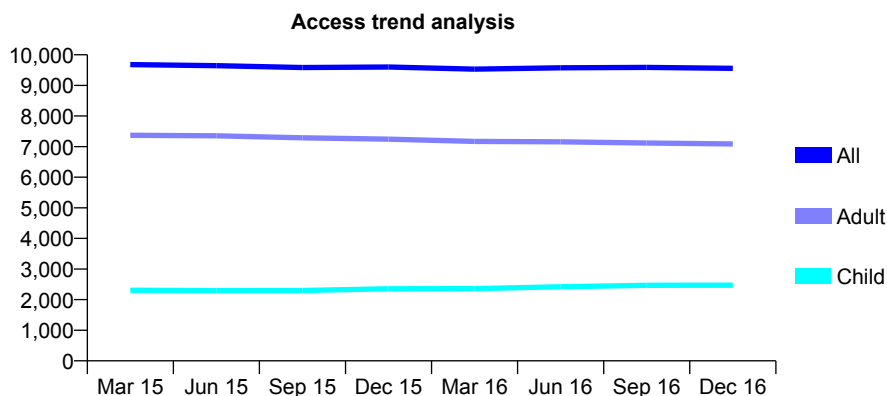
Q54 - Vital Signs At a Glance Contract Report for 101370/0096 - December 2016

Name or company name	Petrie Tucker & Partners Ltd
Contract type name	GDS Contract
Purpose of contract	General and Orthodontic
Contract start date	01/04/2007
Contract end date	

16/17 Contracted general activity (UDA)	27,162
Carry forward general activity (UDA)	376
16/17 Contracted orthodontic activity (UOA)	644
Carry forward orthodontic activity (UOA)	-13
Baseline contract value	£701,178.72

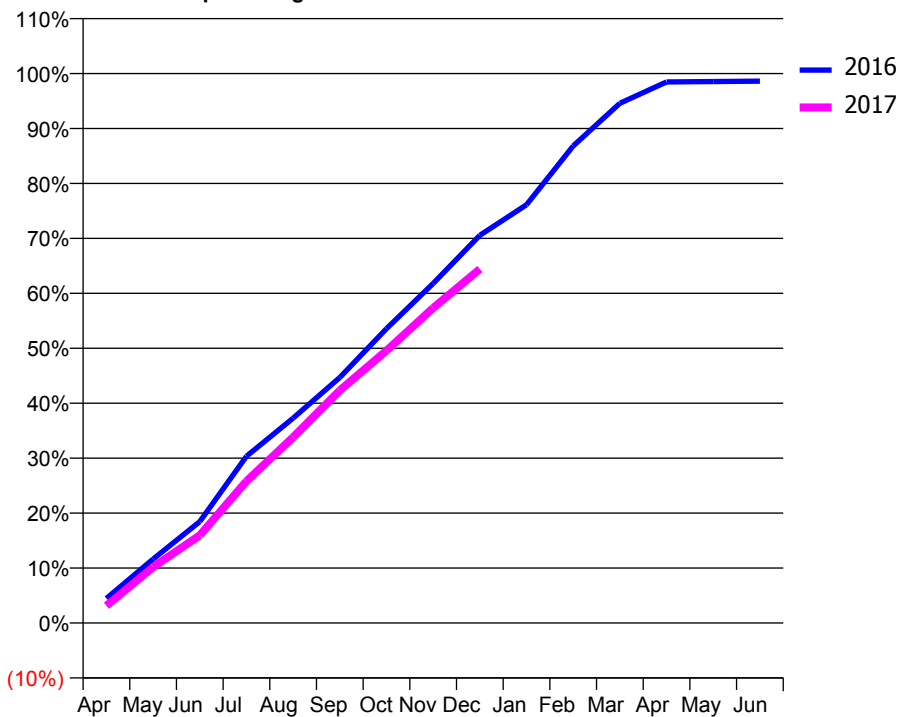
ACCESS*

Patients seen in 24 months	Total	Change since previous quarter
Quarter ending December 2015	9,600	
Quarter ending March 2016	9,530	→
Quarter ending June 2016	9,577	→
Quarter ending September 2016	9,587	→
Quarter ending December 2016	9,557	→
Variance since December 2015	(0.4%)	→



ACTIVITY

Cumulative percentage of contracted UDA delivered 2016 & 2017



Month	Adjusted Scheduled Activity (UDA)	
	2016	2017
April	1,219	853
May	3,163	2,762
June	5,012	4,335
July	8,239	7,008
August	10,125	9,183
September	12,141	11,502
October	14,552	13,462
November	16,785	15,574
December	19,163	17,494
January	20,673	
February	23,584	
March	25,689	
April	26,743	
May	26,764	
June	26,786	

QUALITY

	Quantity	Base Number	Contract	AT	Region	England
% of FP17s for the same patient ID Re-attending within 3 months - Children	132	2,534	5.2%	10.1%	12.1%	12.4%
% of FP17s for the same patient ID Re-attending within 3 months - Adults	663	6,410	10.3%	15.3%	15.9%	16.6%
% of FP17s for the same patient ID Re-attending between 3 & 9 months - Children	1,385	2,534	54.7%	50.9%	58.6%	57.5%
% of FP17s for the same patient ID Re-attending between 3 & 9 months - Adults	3,220	6,410	50.2%	46.5%	51.5%	50.4%
% of FP17s for Band 1 Urgent Courses	244	8,389	2.9%	8.2%	8.0%	9.1%
% of FP17s Relating to Free Repair or Replacements	32	8,389	0.4%	0.7%	0.8%	0.8%
% of FP17s Relating to Continuations	134	8,389	1.6%	0.9%	1.2%	1.3%
% of Patients satisfied with the dentistry they have received	7	9	N/A	92.3%	92.8%	92.7%
% of Patients satisfied with the time they had to wait for an appointment	7	9	N/A	91.0%	89.2%	88.8%

* This is based on patients treated on this contract for their most recent course of treatment. Figures in italics indicate the base number of FP17s or Patient Questionnaire responses are less than 100. N/A is shown where the base number of responses is less than 10 during the period. % is calculated as Quantity/Base number*100

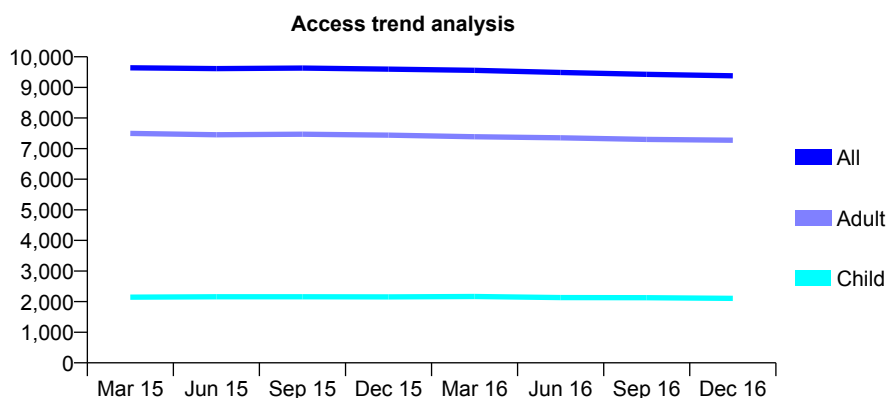
Q54 - Vital Signs At a Glance Contract Report for 101370/0111 - December 2016

Name or company name	Petrie Tucker & Partners Ltd
Contract type name	GDS Contract
Purpose of contract	General
Contract start date	01/01/2009
Contract end date	

16/17 Contracted general activity (UDA)	29,024
Carry forward general activity (UDA)	0
16/17 Contracted orthodontic activity (UOA)	0
Carry forward orthodontic activity (UOA)	0
Baseline contract value	£688,007.66

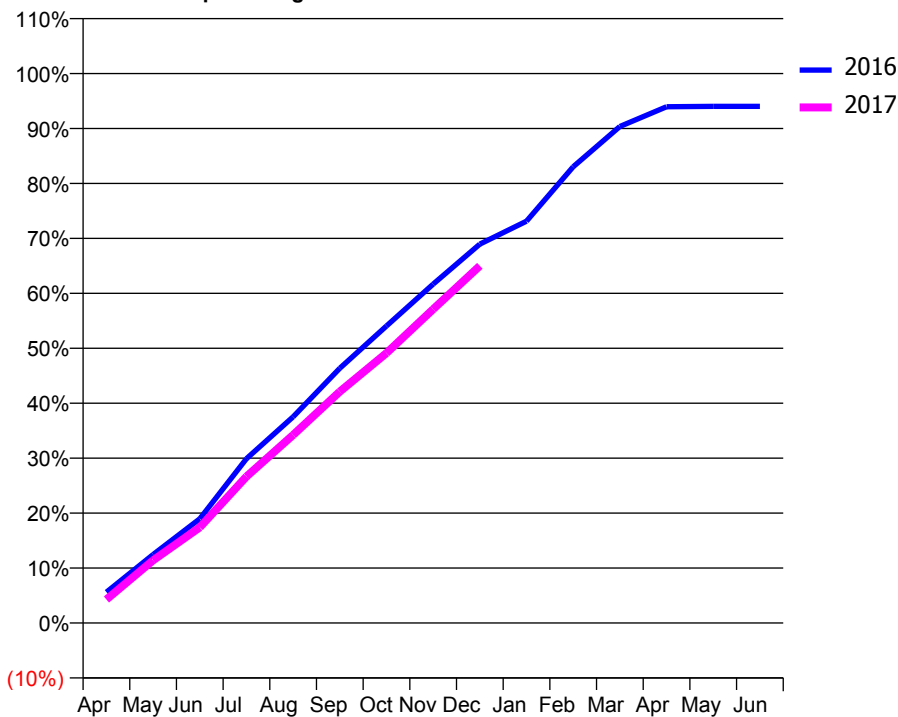
ACCESS*

Patients seen in 24 months	Total	Change since previous quarter
Quarter ending December 2015	9,598	
Quarter ending March 2016	9,557	→
Quarter ending June 2016	9,487	→
Quarter ending September 2016	9,429	→
Quarter ending December 2016	9,381	→
Variance since December 2015	(2.3%)	↓



ACTIVITY

Cumulative percentage of contracted UDA delivered 2016 & 2017



Month	Adjusted Scheduled Activity (UDA)	
	2016	2017
April	1,630	1,240
May	3,619	3,315
June	5,508	5,054
July	8,678	7,739
August	10,895	9,931
September	13,458	12,225
October	15,686	14,257
November	17,899	16,578
December	20,012	18,865
January	21,228	
February	24,095	
March	26,228	
April	27,266	
May	27,287	
June	27,287	

QUALITY

	Quantity	Base Number	Contract	AT	Region	England
% of FP17s for the same patient ID Re-attending within 3 months - Children	114	2,300	5.0%	10.1%	12.1%	12.4%
% of FP17s for the same patient ID Re-attending within 3 months - Adults	920	8,068	11.4%	15.3%	15.9%	16.6%
% of FP17s for the same patient ID Re-attending between 3 & 9 months - Children	1,465	2,300	63.7%	50.9%	58.6%	57.5%
% of FP17s for the same patient ID Re-attending between 3 & 9 months - Adults	4,802	8,068	59.5%	46.5%	51.5%	50.4%
% of FP17s for Band 1 Urgent Courses	444	9,842	4.5%	8.2%	8.0%	9.1%
% of FP17s Relating to Free Repair or Replacements	62	9,842	0.6%	0.7%	0.8%	0.8%
% of FP17s Relating to Continuations	258	9,842	2.6%	0.9%	1.2%	1.3%
% of Patients satisfied with the dentistry they have received	19	20	95.0%	92.3%	92.8%	92.7%
% of Patients satisfied with the time they had to wait for an appointment	20	20	100.0%	91.0%	89.2%	88.8%

* This is based on patients treated on this contract for their most recent course of treatment. Figures in italics indicate the base number of FP17s or Patient Questionnaire responses are less than 100. N/A is shown where the base number of responses is less than 10 during the period. % is calculated as Quantity/Base number*100

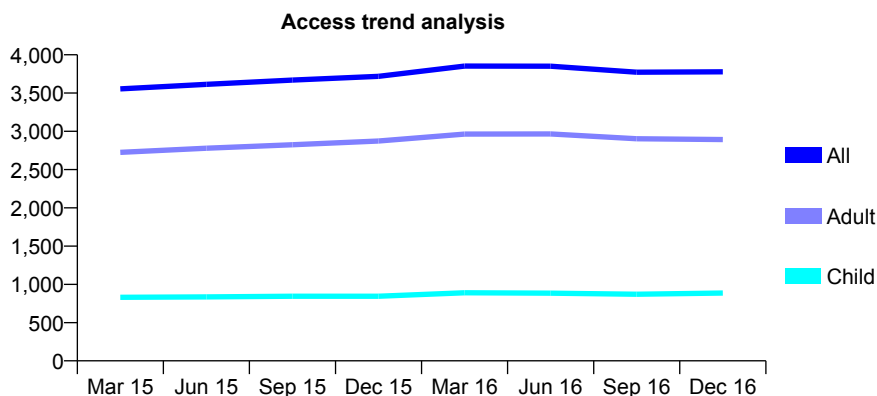
Q54 - Vital Signs At a Glance Contract Report for 102032/0001 - December 2016

Name or company name	Sutton Dental Care
Contract type name	GDS Contract
Purpose of contract	General
Contract start date	01/04/2006
Contract end date	

16/17 Contracted general activity (UDA)	7,800
Carry forward general activity (UDA)	-28
16/17 Contracted orthodontic activity (UOA)	0
Carry forward orthodontic activity (UOA)	0
Baseline contract value	£260,383.55

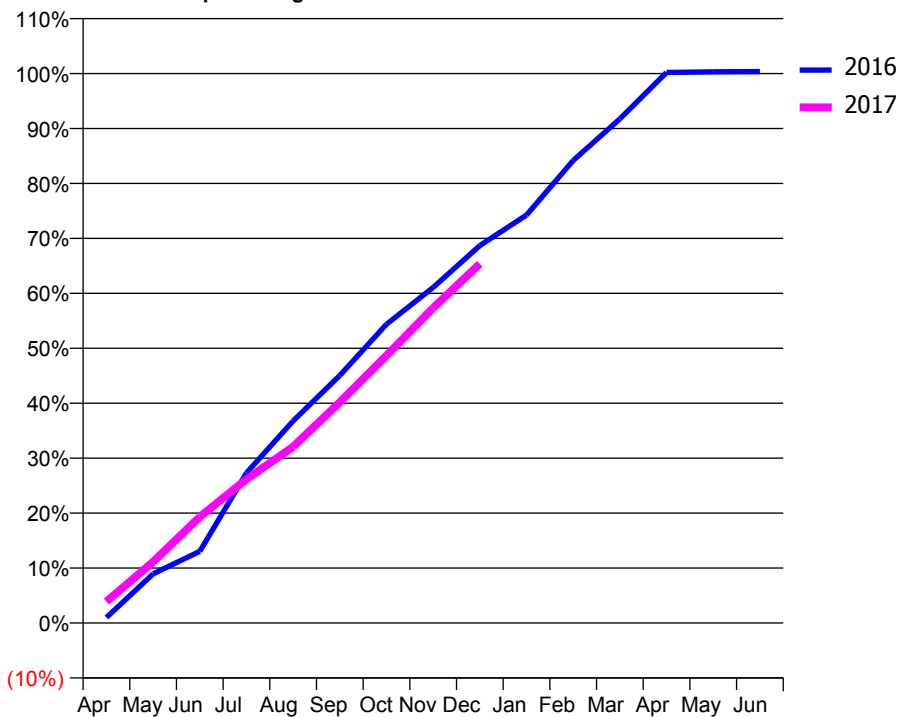
ACCESS*

Patients seen in 24 months	Total	Change since previous quarter
Quarter ending December 2015	3,718	
Quarter ending March 2016	3,853	↑
Quarter ending June 2016	3,851	→
Quarter ending September 2016	3,773	↓
Quarter ending December 2016	3,778	→
Variance since December 2015	1.6%	→



ACTIVITY

Cumulative percentage of contracted UDA delivered 2016 & 2017



Adjusted Scheduled Activity (UDA)

Month	2016	2017
April	79	304
May	697	868
June	1,018	1,505
July	2,131	2,040
August	2,869	2,501
September	3,514	3,134
October	4,241	3,797
November	4,764	4,472
December	5,358	5,097
January	5,790	
February	6,565	
March	7,155	
April	7,814	
May	7,824	
June	7,828	

QUALITY

	Quantity	Base Number	Contract	AT	Region	England
% of FP17s for the same patient ID Re-attending within 3 months - Children	61	1,017	6.0%	10.1%	12.1%	12.4%
% of FP17s for the same patient ID Re-attending within 3 months - Adults	449	3,237	13.9%	15.3%	15.9%	16.6%
% of FP17s for the same patient ID Re-attending between 3 & 9 months - Children	685	1,017	67.4%	50.9%	58.6%	57.5%
% of FP17s for the same patient ID Re-attending between 3 & 9 months - Adults	2,061	3,237	63.7%	46.5%	51.5%	50.4%
% of FP17s for Band 1 Urgent Courses	267	3,144	8.5%	8.2%	8.0%	9.1%
% of FP17s Relating to Free Repair or Replacements	14	3,144	0.4%	0.7%	0.8%	0.8%
% of FP17s Relating to Continuations	10	3,144	0.3%	0.9%	1.2%	1.3%
% of Patients satisfied with the dentistry they have received	5	5	N/A	92.3%	92.8%	92.7%
% of Patients satisfied with the time they had to wait for an appointment	5	5	N/A	91.0%	89.2%	88.8%

* This is based on patients treated on this contract for their most recent course of treatment. Figures in italics indicate the base number of FP17s or Patient Questionnaire responses are less than 100. N/A is shown where the base number of responses is less than 10 during the period. % is calculated as Quantity/Base number*100

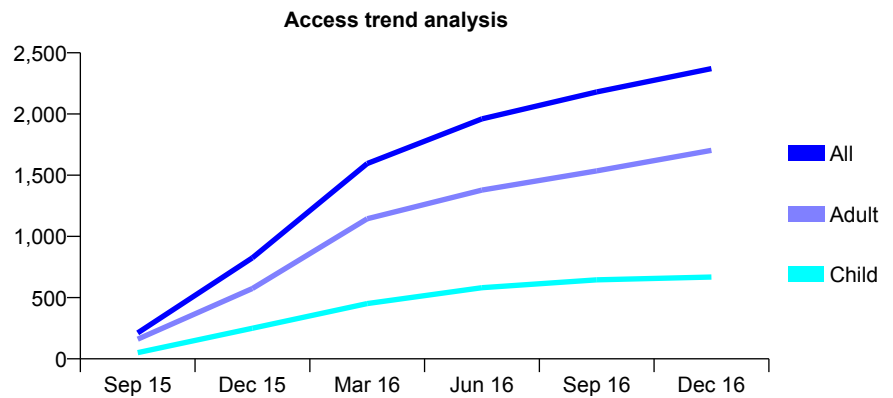
Q54 - Vital Signs At a Glance Contract Report for 104264/0001 - December 2016

Name or company name	High Street Dental Practice
Contract type name	GDS Contract
Purpose of contract	General
Contract start date	01/09/2015
Contract end date	

16/17 Contracted general activity (UDA)	8,128
Carry forward general activity (UDA)	0
16/17 Contracted orthodontic activity (UOA)	0
Carry forward orthodontic activity (UOA)	0
Baseline contract value	£192,181.17

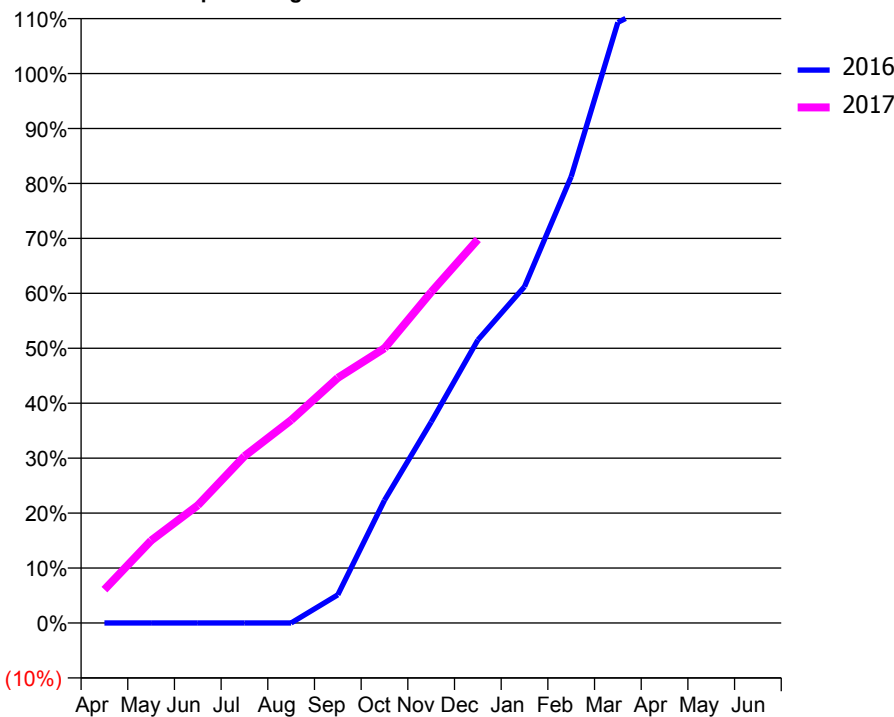
ACCESS*

Patients seen in 24 months	Total	Change since previous quarter
Quarter ending December 2015	825	
Quarter ending March 2016	1,595	↑
Quarter ending June 2016	1,960	↑
Quarter ending September 2016	2,180	↑
Quarter ending December 2016	2,371	↑
Variance since December 2015	187.4%	↑



ACTIVITY

Cumulative percentage of contracted UDA delivered 2016 & 2017



Month	Adjusted Scheduled Activity (UDA)	
	2016	2017
April	0	495
May	0	1,219
June	0	1,740
July	0	2,468
August	0	3,001
September	243	3,625
October	1,059	4,064
November	1,735	4,894
December	2,442	5,674
January	2,902	
February	3,852	
March	5,183	
April	5,382	
May	5,382	
June	5,382	

QUALITY

	Quantity	Base Number	Contract	AT	Region	England
% of FP17s for the same patient ID Re-attending within 3 months - Children	32	833	3.8%	10.1%	12.1%	12.4%
% of FP17s for the same patient ID Re-attending within 3 months - Adults	178	1,439	12.4%	15.3%	15.9%	16.6%
% of FP17s for the same patient ID Re-attending between 3 & 9 months - Children	446	833	53.5%	50.9%	58.6%	57.5%
% of FP17s for the same patient ID Re-attending between 3 & 9 months - Adults	522	1,439	36.3%	46.5%	51.5%	50.4%
% of FP17s for Band 1 Urgent Courses	188	2,153	8.7%	8.2%	8.0%	9.1%
% of FP17s Relating to Free Repair or Replacements	3	2,153	0.1%	0.7%	0.8%	0.8%
% of FP17s Relating to Continuations	13	2,153	0.6%	0.9%	1.2%	1.3%
% of Patients satisfied with the dentistry they have received	3	3	N/A	92.3%	92.8%	92.7%
% of Patients satisfied with the time they had to wait for an appointment	3	3	N/A	91.0%	89.2%	88.8%

* This is based on patients treated on this contract for their most recent course of treatment. Figures in italics indicate the base number of FP17s or Patient Questionnaire responses are less than 100. N/A is shown where the base number of responses is less than 10 during the period. % is calculated as Quantity/Base number*100

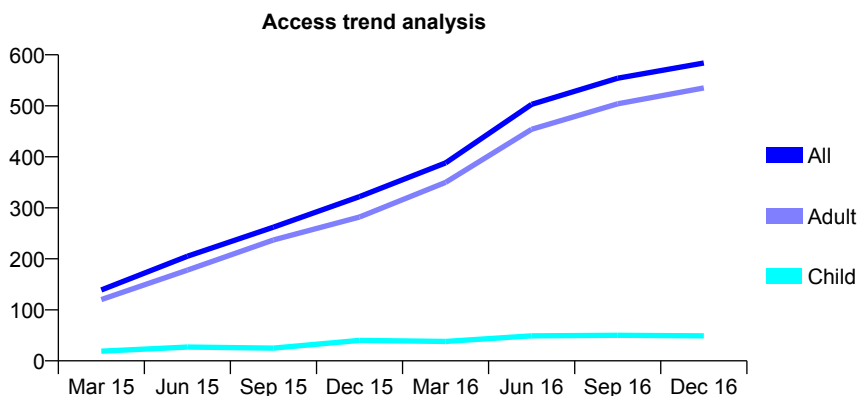
Q54 - Vital Signs At a Glance Contract Report for 106437/0001 - December 2016

Name or company name	BCHC - Walsall Dental Access Centre
Contract type name	PDS Contract
Purpose of contract	General
Contract start date	01/10/2014
Contract end date	30/09/2024

16/17 Contracted general activity (UDA)	1,661
Carry forward general activity (UDA)	0
16/17 Contracted orthodontic activity (UOA)	0
Carry forward orthodontic activity (UOA)	0
Baseline contract value	£0.00

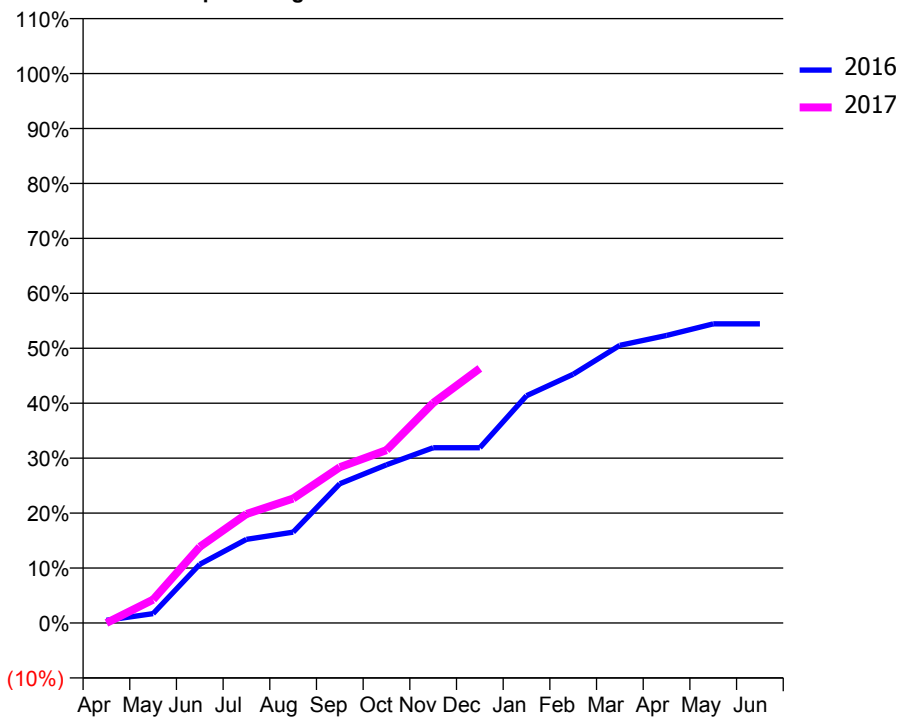
ACCESS*

Patients seen in 24 months	Total	Change since previous quarter
Quarter ending December 2015	322	
Quarter ending March 2016	388	↑
Quarter ending June 2016	503	↑
Quarter ending September 2016	554	↑
Quarter ending December 2016	584	↑
Variance since December 2015	81.4%	↑



ACTIVITY

Cumulative percentage of contracted UDA delivered 2016 & 2017



Month	Adjusted Scheduled Activity (UDA)	
	2016	2017
April	8	0
May	29	71
June	178	230
July	253	329
August	275	376
September	421	471
October	478	523
November	530	665
December	530	770
January	687	
February	752	
March	839	
April	869	
May	904	
June	904	

QUALITY

	Quantity	Base Number	Contract	AT	Region	England
% of FP17s for the same patient ID Re-attending within 3 months - Children	4	88	4.5%	10.1%	12.1%	12.4%
% of FP17s for the same patient ID Re-attending within 3 months - Adults	7	610	1.1%	15.3%	15.9%	16.6%
% of FP17s for the same patient ID Re-attending between 3 & 9 months - Children	1	88	1.1%	50.9%	58.6%	57.5%
% of FP17s for the same patient ID Re-attending between 3 & 9 months - Adults	5	610	0.8%	46.5%	51.5%	50.4%
% of FP17s for Band 1 Urgent Courses	639	643	99.4%	8.2%	8.0%	9.1%
% of FP17s Relating to Free Repair or Replacements	0	643	0.0%	0.7%	0.8%	0.8%
% of FP17s Relating to Continuations	0	643	0.0%	0.9%	1.2%	1.3%
% of Patients satisfied with the dentistry they have received	0	0	N/A	92.3%	92.8%	92.7%
% of Patients satisfied with the time they had to wait for an appointment	0	0	N/A	91.0%	89.2%	88.8%

* This is based on patients treated on this contract for their most recent course of treatment. Figures in italics indicate the base number of FP17s or Patient Questionnaire responses are less than 100. N/A is shown where the base number of responses is less than 10 during the period. % is calculated as Quantity/Base number*100

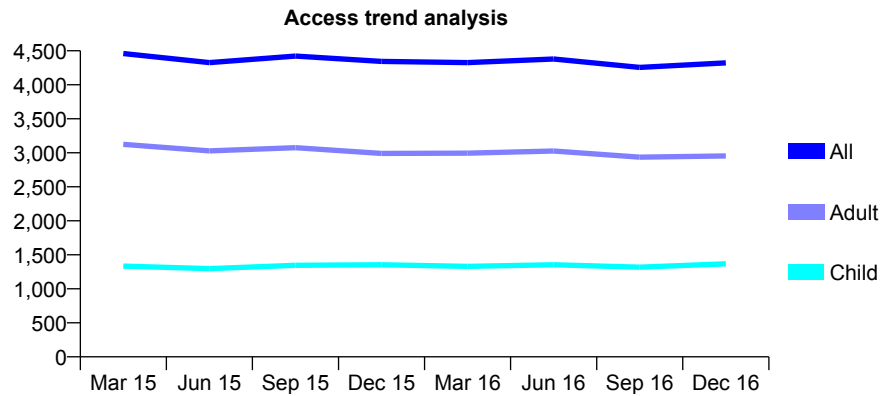
Q54 - Vital Signs At a Glance Contract Report for 106623/0001 - December 2016

Name or company name	Rookery Road Dental
Contract type name	GDS Contract
Purpose of contract	General
Contract start date	01/06/2011
Contract end date	

16/17 Contracted general activity (UDA)	16,436
Carry forward general activity (UDA)	489
16/17 Contracted orthodontic activity (UOA)	0
Carry forward orthodontic activity (UOA)	0
Baseline contract value	£408,060.91

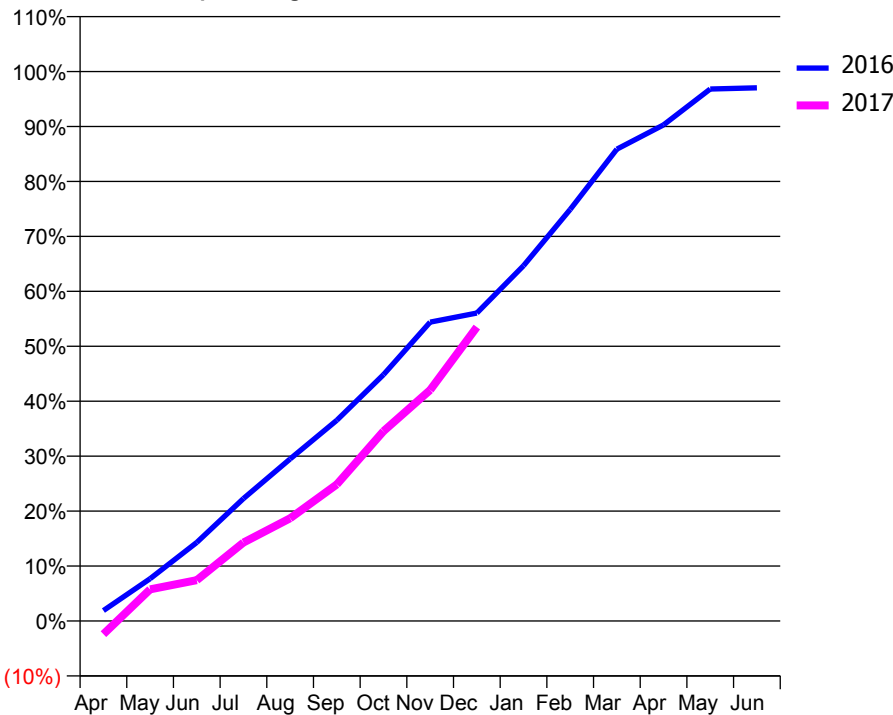
ACCESS*

Patients seen in 24 months	Total	Change since previous quarter
Quarter ending December 2015	4,345	
Quarter ending March 2016	4,327	→
Quarter ending June 2016	4,379	→
Quarter ending September 2016	4,255	↓
Quarter ending December 2016	4,322	→
Variance since December 2015	(0.5%)	→



ACTIVITY

Cumulative percentage of contracted UDA delivered 2016 & 2017



Month	Adjusted Scheduled Activity (UDA)	
	2016	2017
April	313	-399
May	1,267	948
June	2,352	1,224
July	3,662	2,348
August	4,847	3,074
September	6,003	4,084
October	7,368	5,679
November	8,942	6,910
December	9,210	8,794
January	10,629	
February	12,311	
March	14,114	
April	14,841	
May	15,912	
June	15,947	

QUALITY

	Quantity	Base Number	Contract	AT	Region	England
% of FP17s for the same patient ID Re-attending within 3 months - Children	43	901	4.8%	10.1%	12.1%	12.4%
% of FP17s for the same patient ID Re-attending within 3 months - Adults	84	1,725	4.9%	15.3%	15.9%	16.6%
% of FP17s for the same patient ID Re-attending between 3 & 9 months - Children	198	901	22.0%	50.9%	58.6%	57.5%
% of FP17s for the same patient ID Re-attending between 3 & 9 months - Adults	328	1,725	19.0%	46.5%	51.5%	50.4%
% of FP17s for Band 1 Urgent Courses	14	2,263	0.6%	8.2%	8.0%	9.1%
% of FP17s Relating to Free Repair or Replacements	8	2,263	0.4%	0.7%	0.8%	0.8%
% of FP17s Relating to Continuations	7	2,263	0.3%	0.9%	1.2%	1.3%
% of Patients satisfied with the dentistry they have received	0	1	N/A	92.3%	92.8%	92.7%
% of Patients satisfied with the time they had to wait for an appointment	1	1	N/A	91.0%	89.2%	88.8%

* This is based on patients treated on this contract for their most recent course of treatment. Figures in italics indicate the base number of FP17s or Patient Questionnaire responses are less than 100. N/A is shown where the base number of responses is less than 10 during the period. % is calculated as Quantity/Base number*100

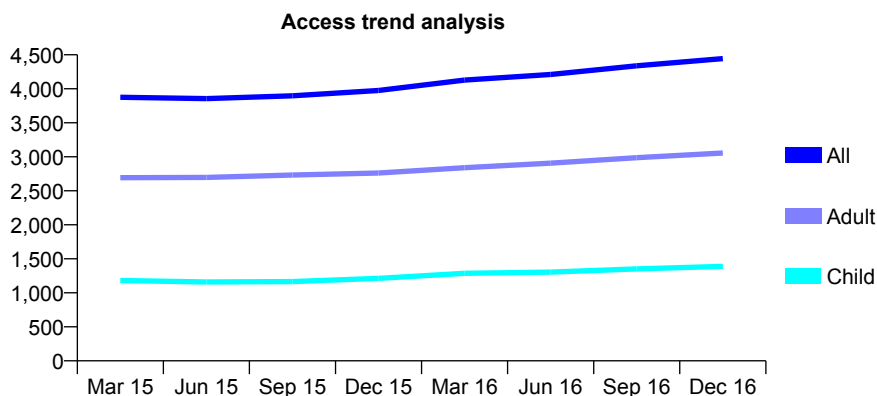
Q54 - Vital Signs At a Glance Contract Report for 106860/0001 - December 2016

Name or company name	Smile Stylist Ltd
Contract type name	PDS Plus Contract
Purpose of contract	General
Contract start date	01/09/2010
Contract end date	31/10/2020

16/17 Contracted general activity (UDA)	12,000
Carry forward general activity (UDA)	32
16/17 Contracted orthodontic activity (UOA)	0
Carry forward orthodontic activity (UOA)	0
Baseline contract value	£216,836.25

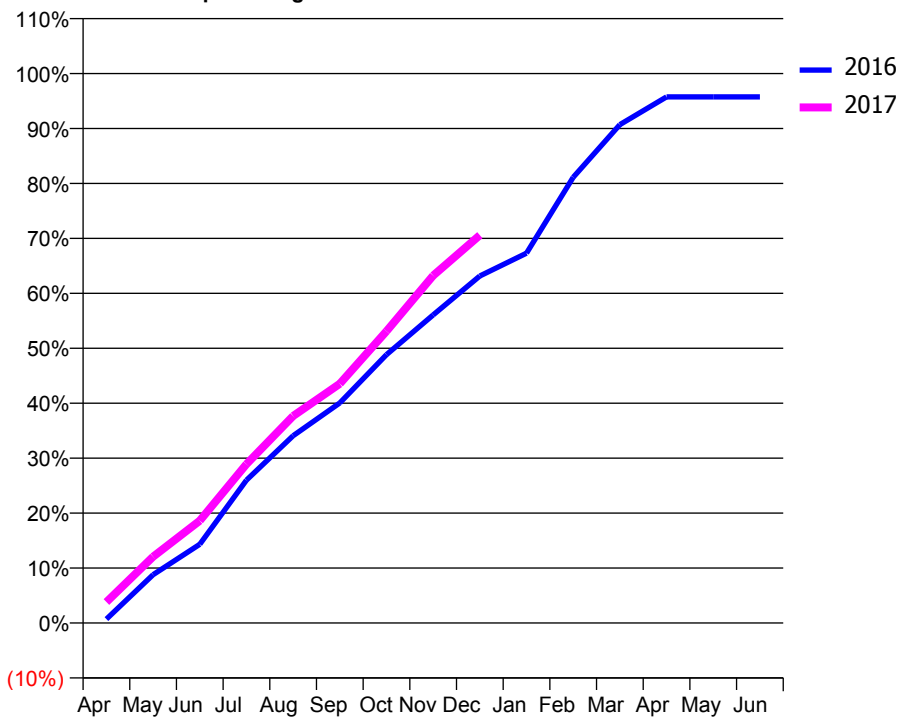
ACCESS*

Patients seen in 24 months	Total	Change since previous quarter
Quarter ending December 2015	3,975	
Quarter ending March 2016	4,129	↑
Quarter ending June 2016	4,210	→
Quarter ending September 2016	4,339	↑
Quarter ending December 2016	4,445	↑
Variance since December 2015	11.8%	↑



ACTIVITY

Cumulative percentage of contracted UDA delivered 2016 & 2017



Month	Adjusted Scheduled Activity (UDA)	
	2016	2017
April	85	458
May	1,055	1,449
June	1,720	2,234
July	3,121	3,470
August	4,090	4,521
September	4,808	5,227
October	5,861	6,374
November	6,728	7,587
December	7,578	8,471
January	8,076	
February	9,732	
March	10,884	
April	11,488	
May	11,488	
June	11,488	

QUALITY

	Quantity	Base Number	Contract	AT	Region	England
% of FP17s for the same patient ID Re-attending within 3 months - Children	77	1,213	6.3%	10.1%	12.1%	12.4%
% of FP17s for the same patient ID Re-attending within 3 months - Adults	373	2,488	15.0%	15.3%	15.9%	16.6%
% of FP17s for the same patient ID Re-attending between 3 & 9 months - Children	532	1,213	43.9%	50.9%	58.6%	57.5%
% of FP17s for the same patient ID Re-attending between 3 & 9 months - Adults	924	2,488	37.1%	46.5%	51.5%	50.4%
% of FP17s for Band 1 Urgent Courses	575	3,487	16.5%	8.2%	8.0%	9.1%
% of FP17s Relating to Free Repair or Replacements	2	3,487	0.1%	0.7%	0.8%	0.8%
% of FP17s Relating to Continuations	1	3,487	0.0%	0.9%	1.2%	1.3%
% of Patients satisfied with the dentistry they have received	1	2	N/A	92.3%	92.8%	92.7%
% of Patients satisfied with the time they had to wait for an appointment	1	2	N/A	91.0%	89.2%	88.8%

* This is based on patients treated on this contract for their most recent course of treatment. Figures in italics indicate the base number of FP17s or Patient Questionnaire responses are less than 100. N/A is shown where the base number of responses is less than 10 during the period. % is calculated as Quantity/Base number*100

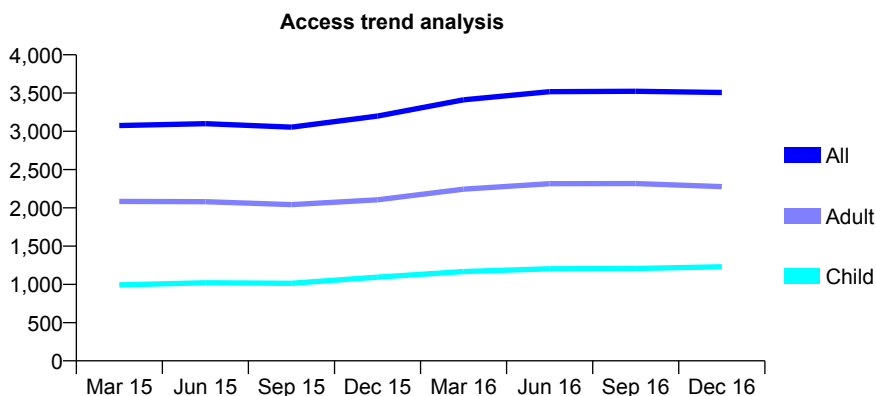
Q54 - Vital Signs At a Glance Contract Report for 106860/0002 - December 2016

Name or company name	Smile Stylist Ltd
Contract type name	PDS Plus Contract
Purpose of contract	General
Contract start date	30/09/2010
Contract end date	31/10/2020

16/17 Contracted general activity (UDA)	12,000
Carry forward general activity (UDA)	-35
16/17 Contracted orthodontic activity (UOA)	0
Carry forward orthodontic activity (UOA)	0
Baseline contract value	£216,836.25

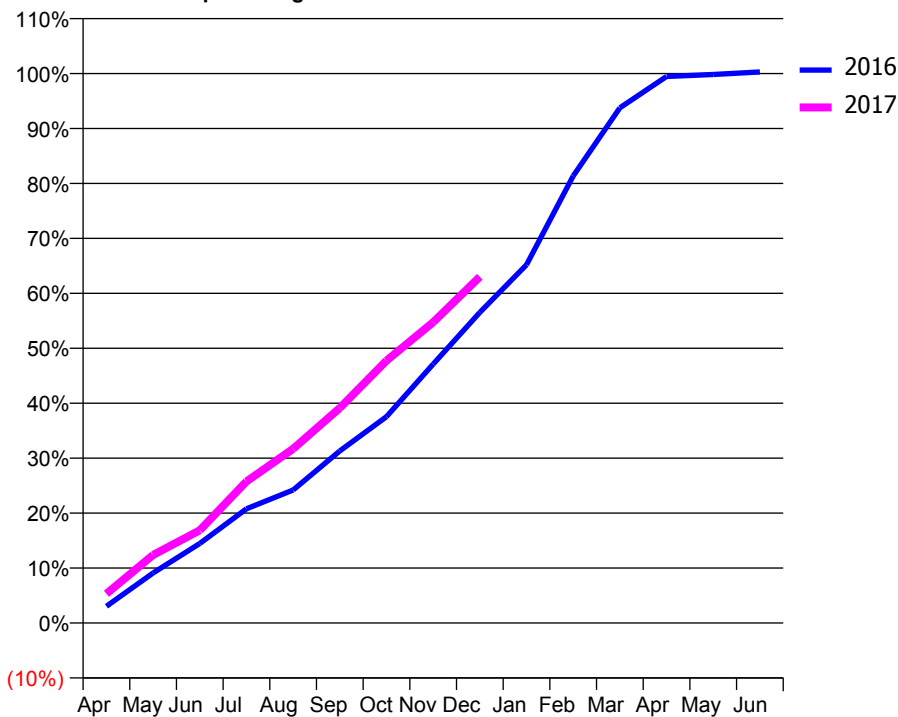
ACCESS*

Patients seen in 24 months	Total	Change since previous quarter
Quarter ending December 2015	3,199	
Quarter ending March 2016	3,411	↑
Quarter ending June 2016	3,518	↑
Quarter ending September 2016	3,524	→
Quarter ending December 2016	3,507	→
Variance since December 2015	9.6%	↑



ACTIVITY

Cumulative percentage of contracted UDA delivered 2016 & 2017



Month	Adjusted Scheduled Activity (UDA)	
	2016	2017
April	364	639
May	1,093	1,486
June	1,736	2,027
July	2,494	3,091
August	2,906	3,804
September	3,759	4,695
October	4,506	5,729
November	5,653	6,569
December	6,782	7,560
January	7,823	
February	9,763	
March	11,249	
April	11,934	
May	11,979	
June	12,035	

QUALITY

	Quantity	Base Number	Contract	AT	Region	England
% of FP17s for the same patient ID Re-attending within 3 months - Children	65	935	7.0%	10.1%	12.1%	12.4%
% of FP17s for the same patient ID Re-attending within 3 months - Adults	293	1,672	17.5%	15.3%	15.9%	16.6%
% of FP17s for the same patient ID Re-attending between 3 & 9 months - Children	329	935	35.2%	50.9%	58.6%	57.5%
% of FP17s for the same patient ID Re-attending between 3 & 9 months - Adults	458	1,672	27.4%	46.5%	51.5%	50.4%
% of FP17s for Band 1 Urgent Courses	440	2,400	18.3%	8.2%	8.0%	9.1%
% of FP17s Relating to Free Repair or Replacements	3	2,400	0.1%	0.7%	0.8%	0.8%
% of FP17s Relating to Continuations	19	2,400	0.8%	0.9%	1.2%	1.3%
% of Patients satisfied with the dentistry they have received	2	3	N/A	92.3%	92.8%	92.7%
% of Patients satisfied with the time they had to wait for an appointment	2	3	N/A	91.0%	89.2%	88.8%

* This is based on patients treated on this contract for their most recent course of treatment. Figures in italics indicate the base number of FP17s or Patient Questionnaire responses are less than 100. N/A is shown where the base number of responses is less than 10 during the period. % is calculated as Quantity/Base number*100

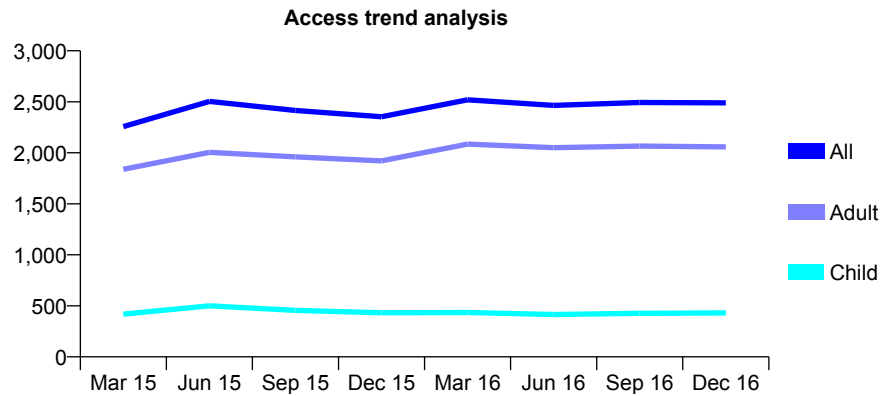
Q54 - Vital Signs At a Glance Contract Report for 107409/0001 - December 2016

Name or company name	Mr Sukhbir Singh & Mr David George Pear...
Contract type name	GDS Contract
Purpose of contract	General
Contract start date	01/12/2011
Contract end date	

16/17 Contracted general activity (UDA)	7,087
Carry forward general activity (UDA)	-24
16/17 Contracted orthodontic activity (UOA)	0
Carry forward orthodontic activity (UOA)	0
Baseline contract value	£151,795.27

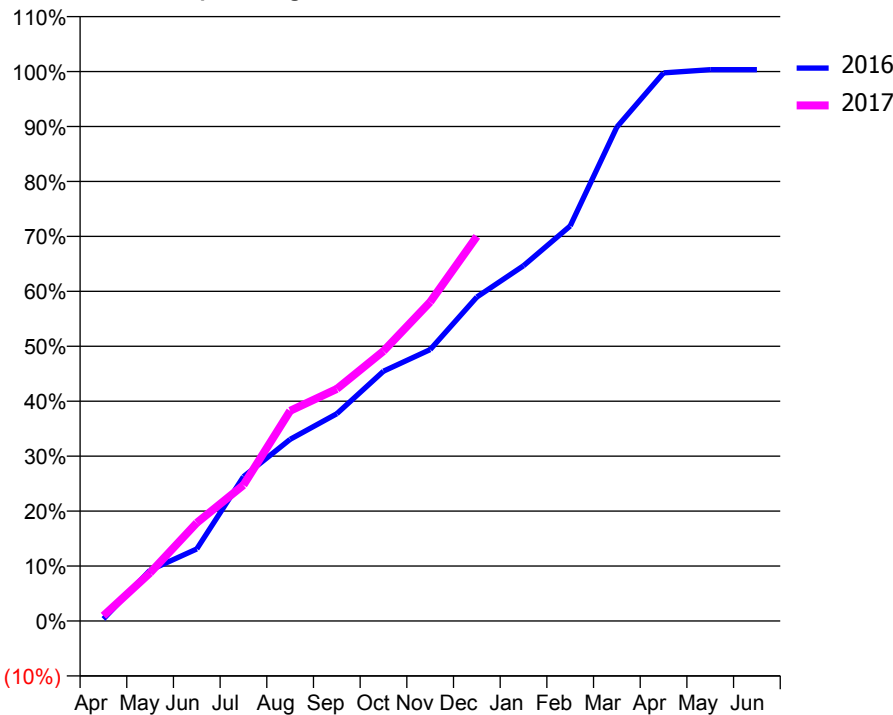
ACCESS*

Patients seen in 24 months	Total	Change since previous quarter
Quarter ending December 2015	2,353	
Quarter ending March 2016	2,519	↑
Quarter ending June 2016	2,465	↓
Quarter ending September 2016	2,493	→
Quarter ending December 2016	2,489	→
Variance since December 2015	5.8%	↑



ACTIVITY

Cumulative percentage of contracted UDA delivered 2016 & 2017



Month	Adjusted Scheduled Activity (UDA)	
	2016	2017
April	27	68
May	656	621
June	930	1,266
July	1,862	1,753
August	2,343	2,711
September	2,673	2,993
October	3,221	3,482
November	3,501	4,115
December	4,179	4,961
January	4,582	
February	5,094	
March	6,371	
April	7,069	
May	7,111	
June	7,111	

QUALITY

	Quantity	Base Number	Contract	AT	Region	England
% of FP17s for the same patient ID Re-attending within 3 months - Children	17	377	4.5%	10.1%	12.1%	12.4%
% of FP17s for the same patient ID Re-attending within 3 months - Adults	179	1,911	9.4%	15.3%	15.9%	16.6%
% of FP17s for the same patient ID Re-attending between 3 & 9 months - Children	144	377	38.2%	50.9%	58.6%	57.5%
% of FP17s for the same patient ID Re-attending between 3 & 9 months - Adults	768	1,911	40.2%	46.5%	51.5%	50.4%
% of FP17s for Band 1 Urgent Courses	77	2,037	3.8%	8.2%	8.0%	9.1%
% of FP17s Relating to Free Repair or Replacements	14	2,037	0.7%	0.7%	0.8%	0.8%
% of FP17s Relating to Continuations	46	2,037	2.3%	0.9%	1.2%	1.3%
% of Patients satisfied with the dentistry they have received	8	8	N/A	92.3%	92.8%	92.7%
% of Patients satisfied with the time they had to wait for an appointment	8	8	N/A	91.0%	89.2%	88.8%

* This is based on patients treated on this contract for their most recent course of treatment. Figures in italics indicate the base number of FP17s or Patient Questionnaire responses are less than 100. N/A is shown where the base number of responses is less than 10 during the period. % is calculated as Quantity/Base number*100

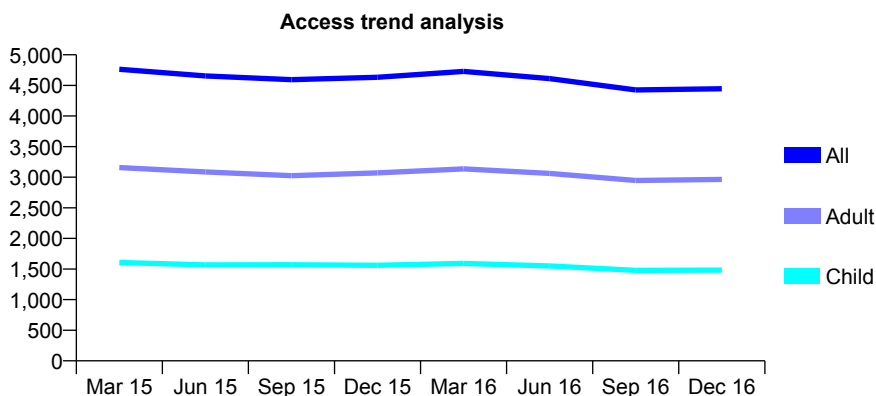
Q54 - Vital Signs At a Glance Contract Report for 108162/0001 - December 2016

Name or company name	Gupta & Gupta
Contract type name	GDS Contract
Purpose of contract	General and Orthodontic
Contract start date	01/04/2006
Contract end date	

16/17 Contracted general activity (UDA)	16,327
Carry forward general activity (UDA)	0
16/17 Contracted orthodontic activity (UOA)	337
Carry forward orthodontic activity (UOA)	0
Baseline contract value	£386,413.02

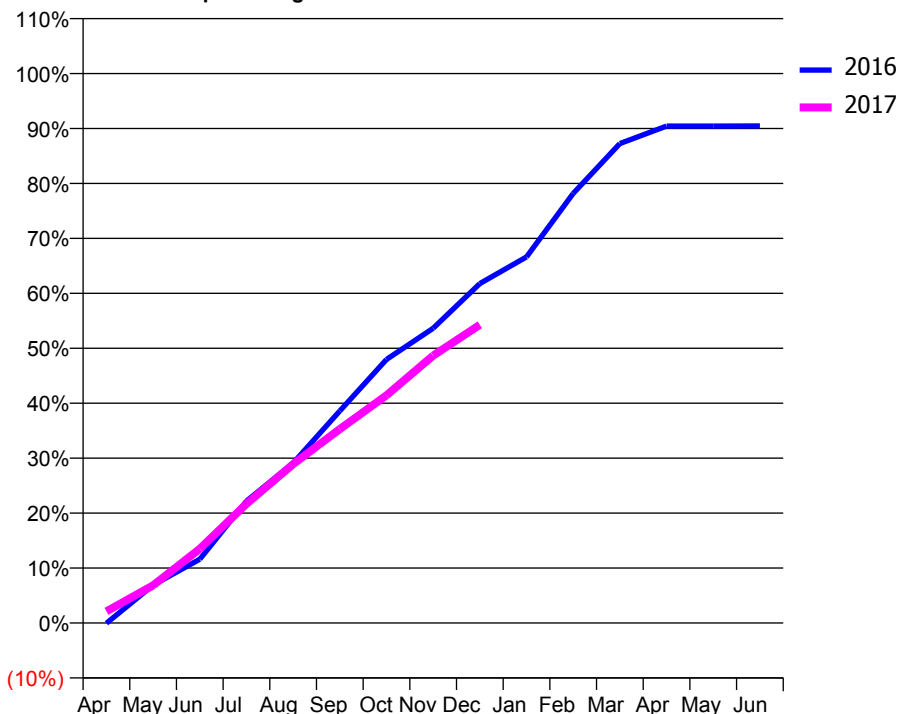
ACCESS*

Patients seen in 24 months	Total	Change since previous quarter
Quarter ending December 2015	4,632	
Quarter ending March 2016	4,728	↑
Quarter ending June 2016	4,612	↓
Quarter ending September 2016	4,425	↓
Quarter ending December 2016	4,446	→
Variance since December 2015	(4.0%)	↓



ACTIVITY

Cumulative percentage of contracted UDA delivered 2016 & 2017



Adjusted Scheduled Activity (UDA)

Month	2016	2017
April	-8	345
May	1,128	1,119
June	1,897	2,203
July	3,623	3,542
August	4,753	4,721
September	6,301	5,762
October	7,832	6,764
November	8,759	7,947
December	10,086	8,861
January	10,879	
February	12,763	
March	14,247	
April	14,766	
May	14,766	
June	14,769	

QUALITY

	Quantity	Base Number	Contract	AT	Region	England
% of FP17s for the same patient ID Re-attending within 3 months - Children	161	1,608	10.0%	10.1%	12.1%	12.4%
% of FP17s for the same patient ID Re-attending within 3 months - Adults	466	2,865	16.3%	15.3%	15.9%	16.6%
% of FP17s for the same patient ID Re-attending between 3 & 9 months - Children	1,029	1,608	64.0%	50.9%	58.6%	57.5%
% of FP17s for the same patient ID Re-attending between 3 & 9 months - Adults	1,614	2,865	56.3%	46.5%	51.5%	50.4%
% of FP17s for Band 1 Urgent Courses	278	4,197	6.6%	8.2%	8.0%	9.1%
% of FP17s Relating to Free Repair or Replacements	12	4,197	0.3%	0.7%	0.8%	0.8%
% of FP17s Relating to Continuations	9	4,197	0.2%	0.9%	1.2%	1.3%
% of Patients satisfied with the dentistry they have received	2	2	N/A	92.3%	92.8%	92.7%
% of Patients satisfied with the time they had to wait for an appointment	2	2	N/A	91.0%	89.2%	88.8%

* This is based on patients treated on this contract for their most recent course of treatment. Figures in italics indicate the base number of FP17s or Patient Questionnaire responses are less than 100. N/A is shown where the base number of responses is less than 10 during the period. % is calculated as Quantity/Base number*100

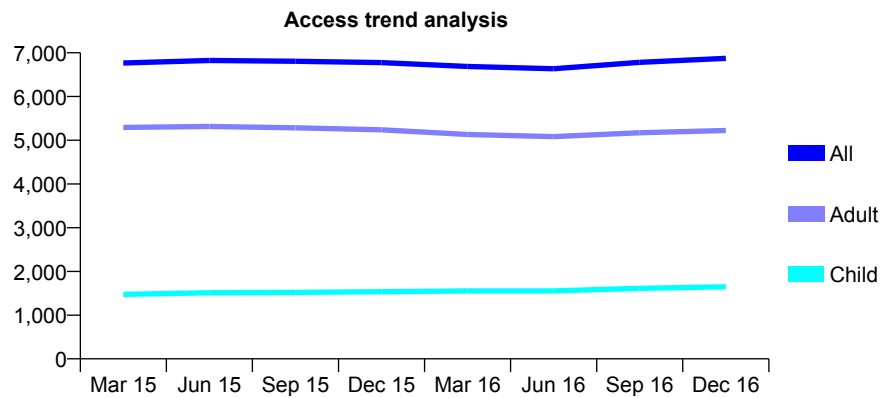
Q54 - Vital Signs At a Glance Contract Report for 109096/0001 - December 2016

Name or company name	Cottams Dental Practice
Contract type name	GDS Contract
Purpose of contract	General
Contract start date	01/04/2012
Contract end date	

16/17 Contracted general activity (UDA)	19,422
Carry forward general activity (UDA)	0
16/17 Contracted orthodontic activity (UOA)	0
Carry forward orthodontic activity (UOA)	0
Baseline contract value	£409,511.56

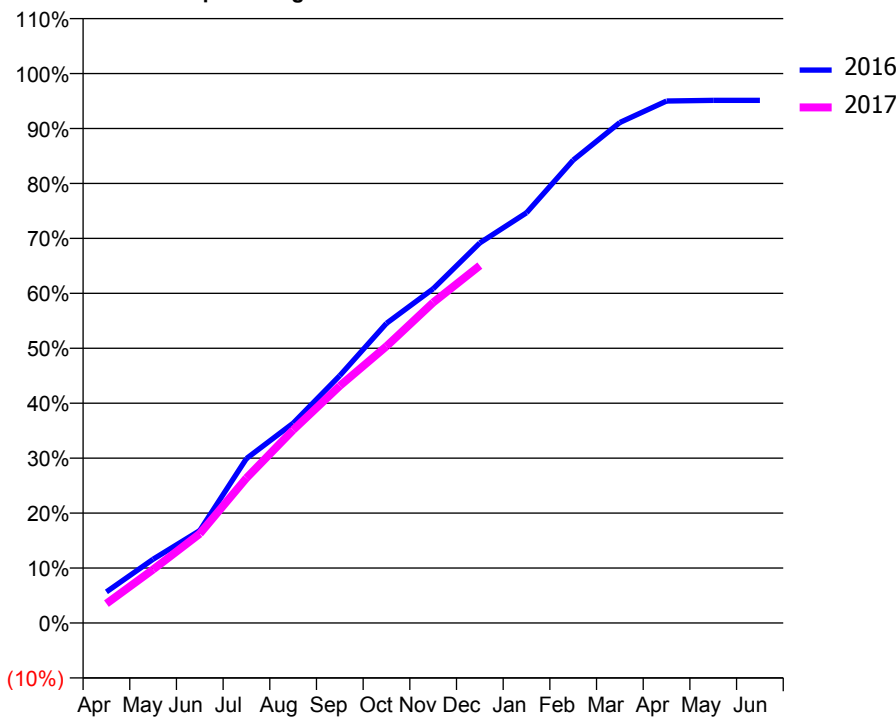
ACCESS*

Patients seen in 24 months	Total	Change since previous quarter
Quarter ending December 2015	6,775	
Quarter ending March 2016	6,686	↓
Quarter ending June 2016	6,637	→
Quarter ending September 2016	6,782	↑
Quarter ending December 2016	6,872	→
Variance since December 2015	1.4%	→



ACTIVITY

Cumulative percentage of contracted UDA delivered 2016 & 2017



Month	Adjusted Scheduled Activity (UDA)	
	2016	2017
April	1,102	686
May	2,254	1,891
June	3,270	3,154
July	5,812	5,125
August	7,062	6,823
September	8,744	8,382
October	10,593	9,781
November	11,811	11,326
December	13,436	12,634
January	14,499	
February	16,359	
March	17,690	
April	18,451	
May	18,474	
June	18,473	

QUALITY

	Quantity	Base Number	Contract	AT	Region	England
% of FP17s for the same patient ID Re-attending within 3 months - Children	104	1,835	5.7%	10.1%	12.1%	12.4%
% of FP17s for the same patient ID Re-attending within 3 months - Adults	597	5,026	11.9%	15.3%	15.9%	16.6%
% of FP17s for the same patient ID Re-attending between 3 & 9 months - Children	1,037	1,835	56.5%	50.9%	58.6%	57.5%
% of FP17s for the same patient ID Re-attending between 3 & 9 months - Adults	2,488	5,026	49.5%	46.5%	51.5%	50.4%
% of FP17s for Band 1 Urgent Courses	414	6,281	6.6%	8.2%	8.0%	9.1%
% of FP17s Relating to Free Repair or Replacements	55	6,281	0.9%	0.7%	0.8%	0.8%
% of FP17s Relating to Continuations	41	6,281	0.7%	0.9%	1.2%	1.3%
% of Patients satisfied with the dentistry they have received	5	5	N/A	92.3%	92.8%	92.7%
% of Patients satisfied with the time they had to wait for an appointment	5	5	N/A	91.0%	89.2%	88.8%

* This is based on patients treated on this contract for their most recent course of treatment. Figures in italics indicate the base number of FP17s or Patient Questionnaire responses are less than 100. N/A is shown where the base number of responses is less than 10 during the period. % is calculated as Quantity/Base number*100

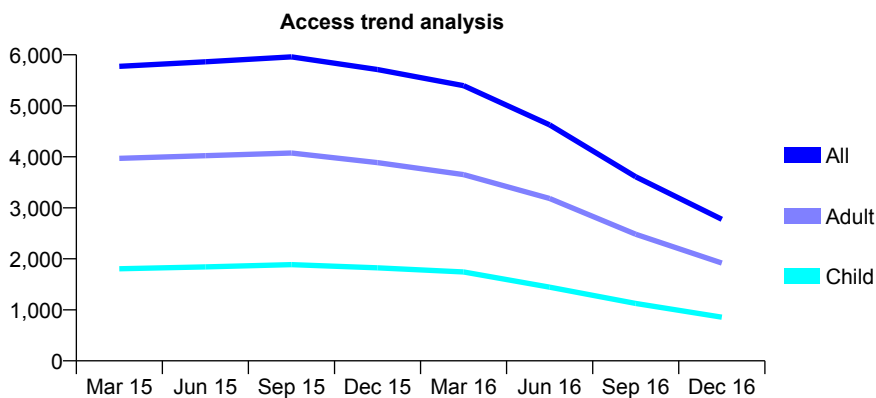
Q54 - Vital Signs At a Glance Contract Report for 109533/0001 - December 2016

Name or company name	Primecare Oral Health Services Ltd
Contract type name	PDS Plus Contract
Purpose of contract	General
Contract start date	14/02/2011
Contract end date	27/05/2016

16/17 Contracted general activity (UDA)	3,430
Carry forward general activity (UDA)	0
16/17 Contracted orthodontic activity (UOA)	0
Carry forward orthodontic activity (UOA)	0
Baseline contract value	£44,579.50

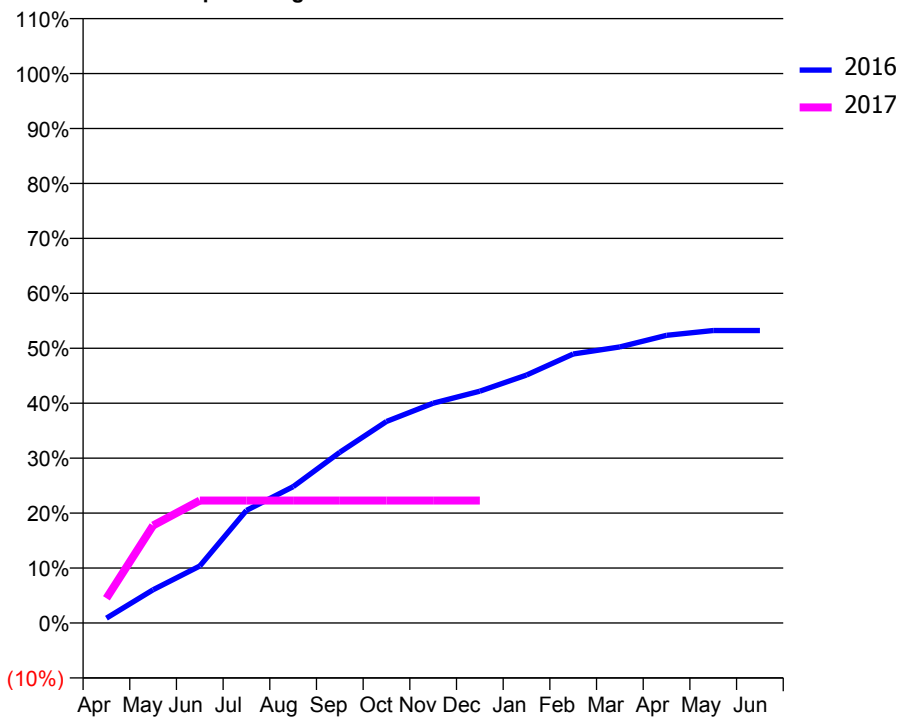
ACCESS*

Patients seen in 24 months	Total	Change since previous quarter
Quarter ending December 2015	5,711	
Quarter ending March 2016	5,394	↓
Quarter ending June 2016	4,627	↓
Quarter ending September 2016	3,608	↓
Quarter ending December 2016	2,774	↓
Variance since December 2015	(51.4%)	↓



ACTIVITY

Cumulative percentage of contracted UDA delivered 2016 & 2017



Month	Adjusted Scheduled Activity (UDA)	
	2016	2017
April	194	155
May	1,331	609
June	2,283	765
July	4,511	765
August	5,459	765
September	6,835	765
October	8,068	765
November	8,802	765
December	9,282	765
January	9,928	
February	10,772	
March	11,054	
April	11,519	
May	11,713	
June	11,713	

QUALITY

	Quantity	Base Number	Contract	AT	Region	England
% of FP17s for the same patient ID Re-attending within 3 months - Children	9	191	4.7%	10.1%	12.1%	12.4%
% of FP17s for the same patient ID Re-attending within 3 months - Adults	53	532	10.0%	15.3%	15.9%	16.6%
% of FP17s for the same patient ID Re-attending between 3 & 9 months - Children	108	191	56.5%	50.9%	58.6%	57.5%
% of FP17s for the same patient ID Re-attending between 3 & 9 months - Adults	294	532	55.3%	46.5%	51.5%	50.4%
% of FP17s for Band 1 Urgent Courses	64	379	16.9%	8.2%	8.0%	9.1%
% of FP17s Relating to Free Repair or Replacements	14	379	3.7%	0.7%	0.8%	0.8%
% of FP17s Relating to Continuations	2	379	0.5%	0.9%	1.2%	1.3%
% of Patients satisfied with the dentistry they have received	14	15	93.3%	92.3%	92.8%	92.7%
% of Patients satisfied with the time they had to wait for an appointment	13	15	86.7%	91.0%	89.2%	88.8%

* This is based on patients treated on this contract for their most recent course of treatment. Figures in italics indicate the base number of FP17s or Patient Questionnaire responses are less than 100. N/A is shown where the base number of responses is less than 10 during the period. % is calculated as Quantity/Base number*100

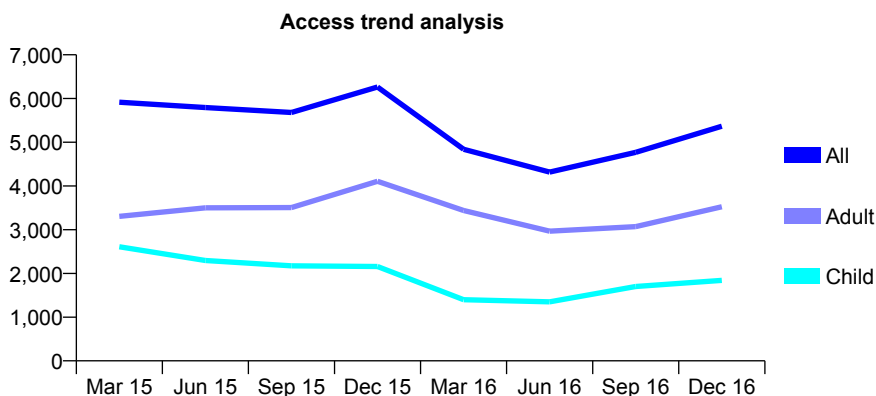
Q54 - Vital Signs At a Glance Contract Report for 109843/0001 - December 2016

Name or company name	Amit A Duggal & Gurpreet K Duggal
Contract type name	GDS Contract
Purpose of contract	General
Contract start date	01/04/2013
Contract end date	

16/17 Contracted general activity (UDA)	11,000
Carry forward general activity (UDA)	431
16/17 Contracted orthodontic activity (UOA)	0
Carry forward orthodontic activity (UOA)	0
Baseline contract value	£283,137.46

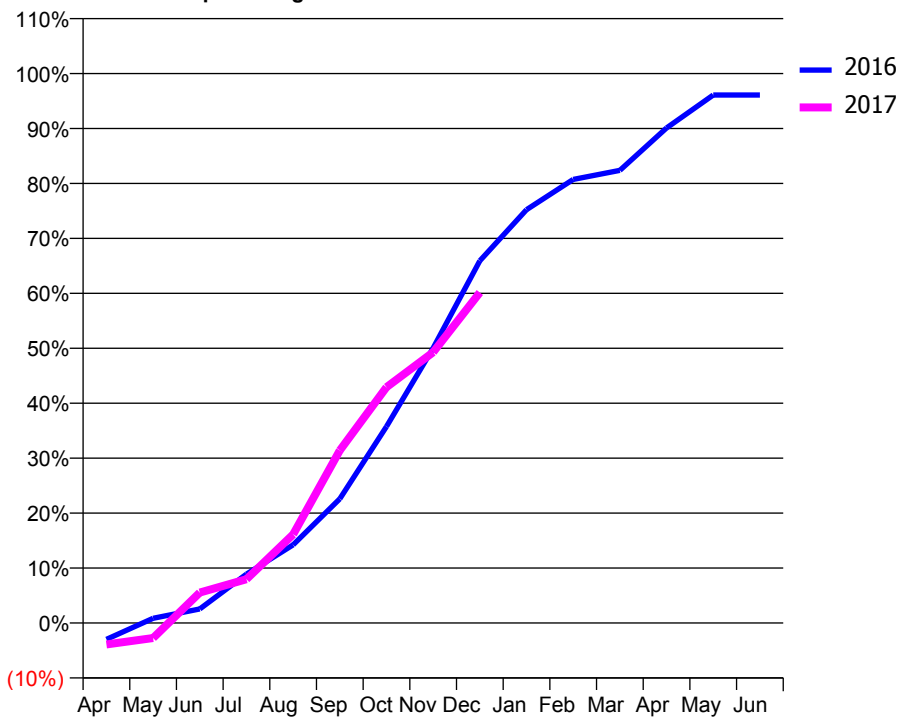
ACCESS*

Patients seen in 24 months	Total	Change since previous quarter
Quarter ending December 2015	6,263	
Quarter ending March 2016	4,839	↓
Quarter ending June 2016	4,317	↓
Quarter ending September 2016	4,769	↑
Quarter ending December 2016	5,366	↑
Variance since December 2015	(14.3%)	↓



ACTIVITY

Cumulative percentage of contracted UDA delivered 2016 & 2017



Month	Adjusted Scheduled Activity (UDA)	
	2016	2017
April	-329	-430
May	96	-302
June	281	610
July	978	876
August	1,567	1,773
September	2,488	3,456
October	3,934	4,721
November	5,506	5,421
December	7,251	6,615
January	8,274	
February	8,880	
March	9,061	
April	9,911	
May	10,569	
June	10,569	

QUALITY

	Quantity	Base Number	Contract	AT	Region	England
% of FP17s for the same patient ID Re-attending within 3 months - Children	45	1,804	2.5%	10.1%	12.1%	12.4%
% of FP17s for the same patient ID Re-attending within 3 months - Adults	225	2,759	8.2%	15.3%	15.9%	16.6%
% of FP17s for the same patient ID Re-attending between 3 & 9 months - Children	164	1,804	9.1%	50.9%	58.6%	57.5%
% of FP17s for the same patient ID Re-attending between 3 & 9 months - Adults	482	2,759	17.5%	46.5%	51.5%	50.4%
% of FP17s for Band 1 Urgent Courses	194	3,824	5.1%	8.2%	8.0%	9.1%
% of FP17s Relating to Free Repair or Replacements	29	3,824	0.8%	0.7%	0.8%	0.8%
% of FP17s Relating to Continuations	18	3,824	0.5%	0.9%	1.2%	1.3%
% of Patients satisfied with the dentistry they have received	5	6	N/A	92.3%	92.8%	92.7%
% of Patients satisfied with the time they had to wait for an appointment	5	6	N/A	91.0%	89.2%	88.8%

* This is based on patients treated on this contract for their most recent course of treatment. Figures in italics indicate the base number of FP17s or Patient Questionnaire responses are less than 100. N/A is shown where the base number of responses is less than 10 during the period. % is calculated as Quantity/Base number*100

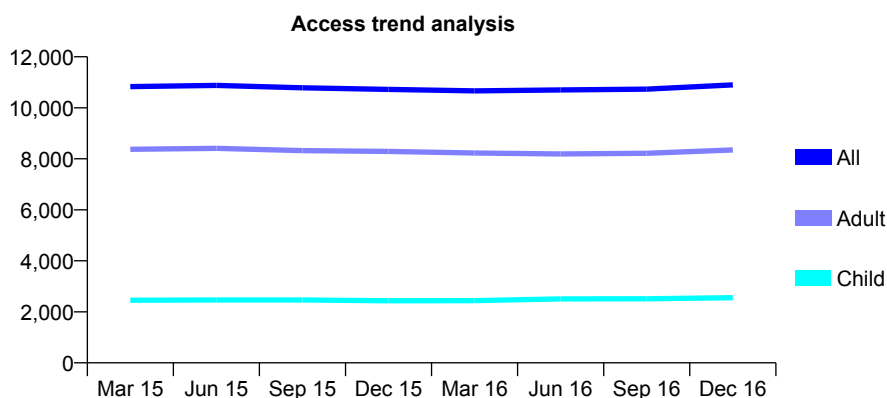
Q54 - Vital Signs At a Glance Contract Report for 110272/0001 - December 2016

Name or company name	Miss R. Sharma
Contract type name	Pilot Contract
Purpose of contract	General and Orthodontic
Contract start date	01/04/2010
Contract end date	

16/17 Contracted general activity (UDA)	33,454
Carry forward general activity (UDA)	0
16/17 Contracted orthodontic activity (UOA)	1,250
Carry forward orthodontic activity (UOA)	-25
Baseline contract value	£862,899.43

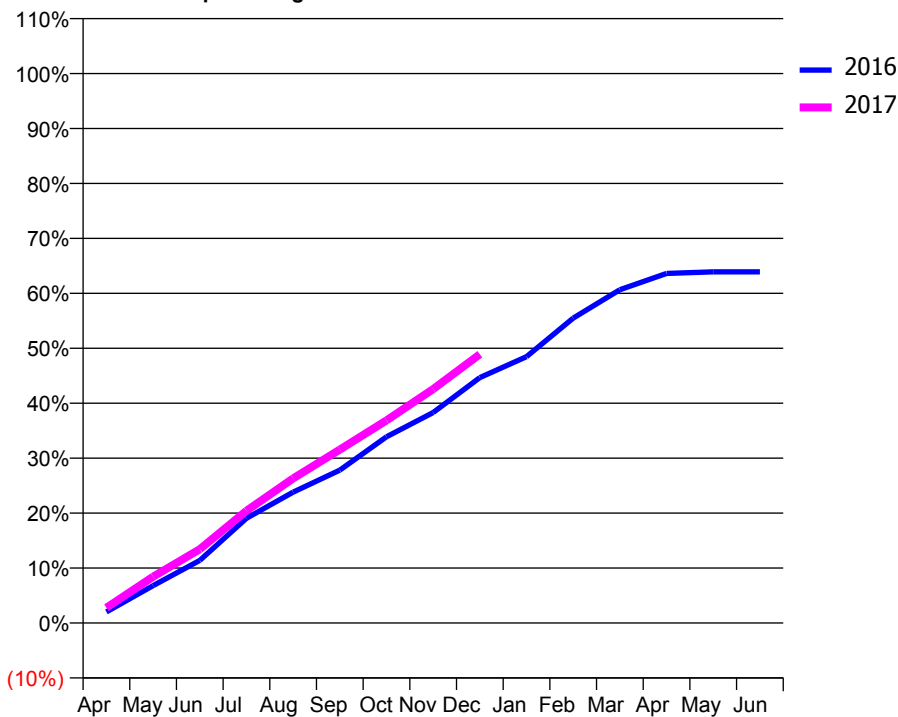
ACCESS*

Patients seen in 24 months	Total	Change since previous quarter
Quarter ending December 2015	10,723	
Quarter ending March 2016	10,666	→
Quarter ending June 2016	10,700	→
Quarter ending September 2016	10,731	→
Quarter ending December 2016	10,901	→
Variance since December 2015	1.7%	→



ACTIVITY

Cumulative percentage of contracted UDA delivered 2016 & 2017



Month	Adjusted Scheduled Activity (UDA)	
	2016	2017
April	679	931
May	2,274	2,823
June	3,815	4,492
July	6,378	6,828
August	7,969	8,803
September	9,308	10,559
October	11,334	12,333
November	12,812	14,241
December	14,941	16,366
January	16,214	
February	18,561	
March	20,288	
April	21,280	
May	21,376	
June	21,382	

QUALITY

	Quantity	Base Number	Contract	AT	Region	England
% of FP17s for the same patient ID Re-attending within 3 months - Children	201	2,699	7.4%	10.1%	12.1%	12.4%
% of FP17s for the same patient ID Re-attending within 3 months - Adults	1,346	8,006	16.8%	15.3%	15.9%	16.6%
% of FP17s for the same patient ID Re-attending between 3 & 9 months - Children	1,343	2,699	49.8%	50.9%	58.6%	57.5%
% of FP17s for the same patient ID Re-attending between 3 & 9 months - Adults	3,279	8,006	41.0%	46.5%	51.5%	50.4%
% of FP17s for Band 1 Urgent Courses	694	9,323	7.4%	8.2%	8.0%	9.1%
% of FP17s Relating to Free Repair or Replacements	111	9,323	1.2%	0.7%	0.8%	0.8%
% of FP17s Relating to Continuations	91	9,323	1.0%	0.9%	1.2%	1.3%
% of Patients satisfied with the dentistry they have received	10	11	90.9%	92.3%	92.8%	92.7%
% of Patients satisfied with the time they had to wait for an appointment	10	11	90.9%	91.0%	89.2%	88.8%

* This is based on patients treated on this contract for their most recent course of treatment. Figures in italics indicate the base number of FP17s or Patient Questionnaire responses are less than 100. N/A is shown where the base number of responses is less than 10 during the period. % is calculated as Quantity/Base number*100

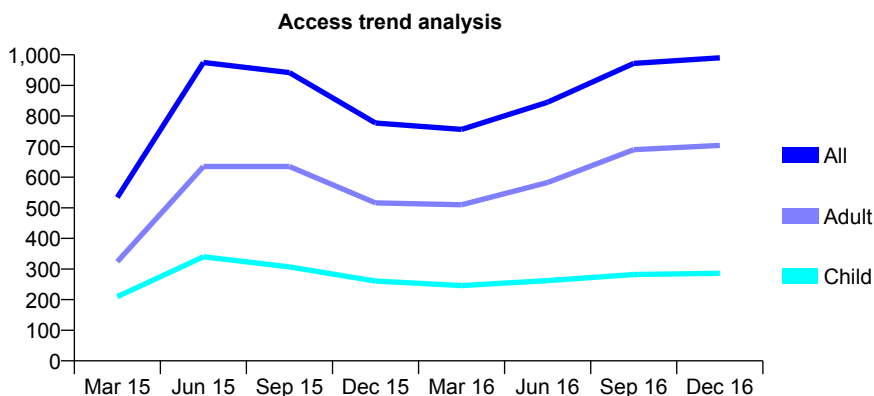
Q54 - Vital Signs At a Glance Contract Report for 114421/0001 - December 2016

Name or company name	Hanji and Goel Partnership t/a Waterloo De
Contract type name	GDS Contract
Purpose of contract	General
Contract start date	01/09/2014
Contract end date	

16/17 Contracted general activity (UDA)	3,078
Carry forward general activity (UDA)	-62
16/17 Contracted orthodontic activity (UOA)	0
Carry forward orthodontic activity (UOA)	0
Baseline contract value	£86,913.28

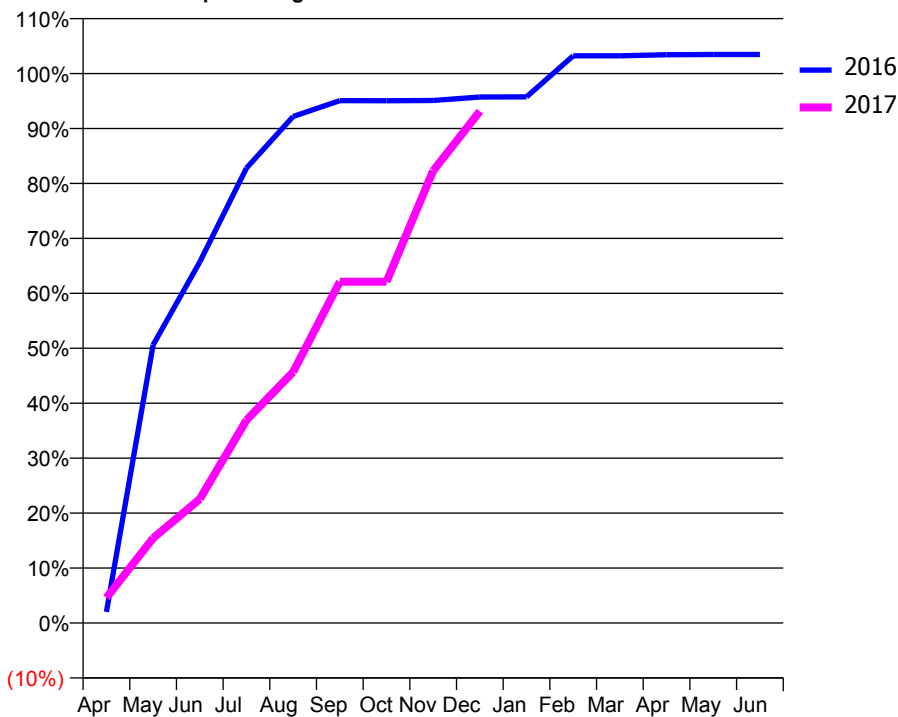
ACCESS*

Patients seen in 24 months	Total	Change since previous quarter
Quarter ending December 2015	777	
Quarter ending March 2016	756	↓
Quarter ending June 2016	845	↑
Quarter ending September 2016	972	↑
Quarter ending December 2016	990	→
Variance since December 2015	27.4%	↑



ACTIVITY

Cumulative percentage of contracted UDA delivered 2016 & 2017



Month	Adjusted Scheduled Activity (UDA)	
	2016	2017
April	62	141
May	1,557	475
June	2,022	695
July	2,548	1,136
August	2,837	1,406
September	2,926	1,912
October	2,925	1,912
November	2,927	2,533
December	2,946	2,866
January	2,947	
February	3,177	
March	3,177	
April	3,183	
May	3,184	
June	3,184	

QUALITY

	Quantity	Base Number	Contract	AT	Region	England
% of FP17s for the same patient ID Re-attending within 3 months - Children	19	225	8.4%	10.1%	12.1%	12.4%
% of FP17s for the same patient ID Re-attending within 3 months - Adults	87	580	15.0%	15.3%	15.9%	16.6%
% of FP17s for the same patient ID Re-attending between 3 & 9 months - Children	11	225	4.9%	50.9%	58.6%	57.5%
% of FP17s for the same patient ID Re-attending between 3 & 9 months - Adults	41	580	7.1%	46.5%	51.5%	50.4%
% of FP17s for Band 1 Urgent Courses	242	802	30.2%	8.2%	8.0%	9.1%
% of FP17s Relating to Free Repair or Replacements	4	802	0.5%	0.7%	0.8%	0.8%
% of FP17s Relating to Continuations	0	802	0.0%	0.9%	1.2%	1.3%
% of Patients satisfied with the dentistry they have received	2	2	N/A	92.3%	92.8%	92.7%
% of Patients satisfied with the time they had to wait for an appointment	1	2	N/A	91.0%	89.2%	88.8%

* This is based on patients treated on this contract for their most recent course of treatment. Figures in italics indicate the base number of FP17s or Patient Questionnaire responses are less than 100. N/A is shown where the base number of responses is less than 10 during the period. % is calculated as Quantity/Base number*100

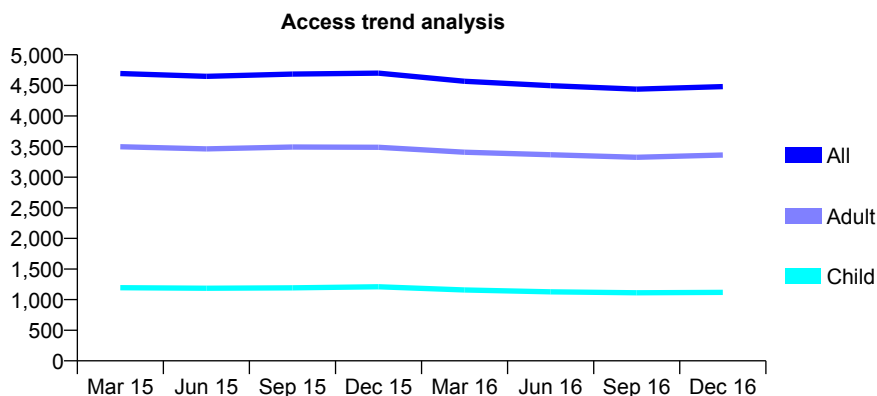
Q54 - Vital Signs At a Glance Contract Report for 114634/0001 - December 2016

Name or company name	Addison/Addison GDS contract partnership
Contract type name	GDS Contract
Purpose of contract	General
Contract start date	01/04/2012
Contract end date	

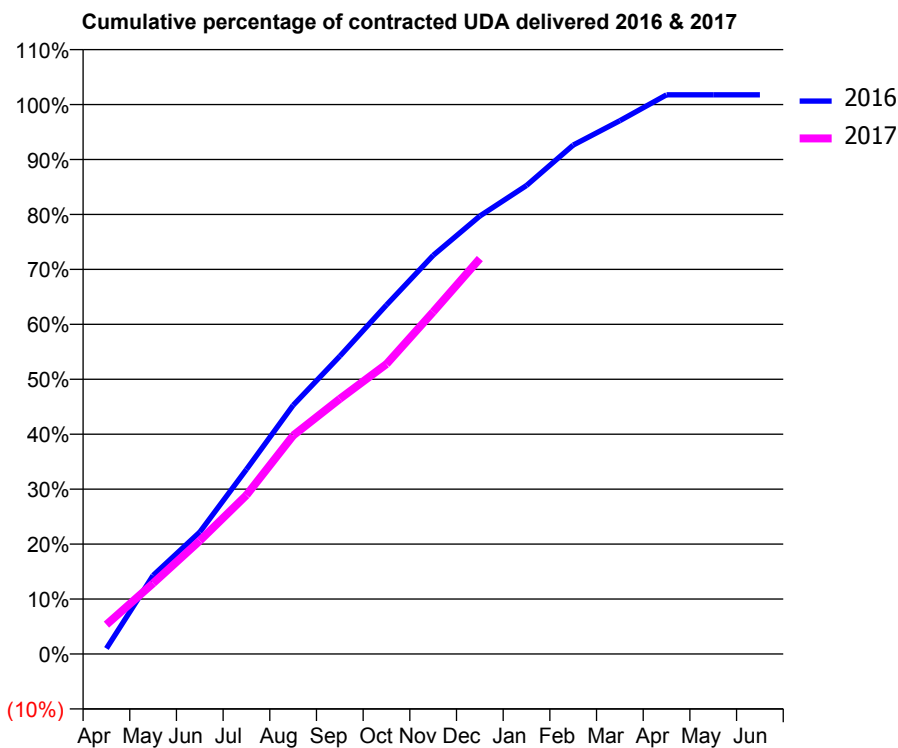
16/17 Contracted general activity (UDA)	11,547
Carry forward general activity (UDA)	-204
16/17 Contracted orthodontic activity (UOA)	0
Carry forward orthodontic activity (UOA)	0
Baseline contract value	£288,001.09

ACCESS*

Patients seen in 24 months	Total	Change since previous quarter
Quarter ending December 2015	4,700	
Quarter ending March 2016	4,567	↓
Quarter ending June 2016	4,496	↓
Quarter ending September 2016	4,439	↓
Quarter ending December 2016	4,480	→
Variance since December 2015	(4.7%)	↓



ACTIVITY



Month	Adjusted Scheduled Activity (UDA)	
	2016	2017
April	115	617
May	1,651	1,486
June	2,563	2,381
July	3,880	3,340
August	5,228	4,591
September	6,258	5,361
October	7,335	6,093
November	8,378	7,190
December	9,204	8,308
January	9,845	
February	10,693	
March	11,208	
April	11,750	
May	11,750	
June	11,751	

QUALITY

	Quantity	Base Number	Contract	AT	Region	England
% of FP17s for the same patient ID Re-attending within 3 months - Children	63	1,401	4.5%	10.1%	12.1%	12.4%
% of FP17s for the same patient ID Re-attending within 3 months - Adults	390	3,845	10.1%	15.3%	15.9%	16.6%
% of FP17s for the same patient ID Re-attending between 3 & 9 months - Children	916	1,401	65.4%	50.9%	58.6%	57.5%
% of FP17s for the same patient ID Re-attending between 3 & 9 months - Adults	2,189	3,845	56.9%	46.5%	51.5%	50.4%
% of FP17s for Band 1 Urgent Courses	212	4,964	4.3%	8.2%	8.0%	9.1%
% of FP17s Relating to Free Repair or Replacements	5	4,964	0.1%	0.7%	0.8%	0.8%
% of FP17s Relating to Continuations	60	4,964	1.2%	0.9%	1.2%	1.3%
% of Patients satisfied with the dentistry they have received	5	5	N/A	92.3%	92.8%	92.7%
% of Patients satisfied with the time they had to wait for an appointment	4	5	N/A	91.0%	89.2%	88.8%

* This is based on patients treated on this contract for their most recent course of treatment. Figures in italics indicate the base number of FP17s or Patient Questionnaire responses are less than 100. N/A is shown where the base number of responses is less than 10 during the period. % is calculated as Quantity/Base number*100

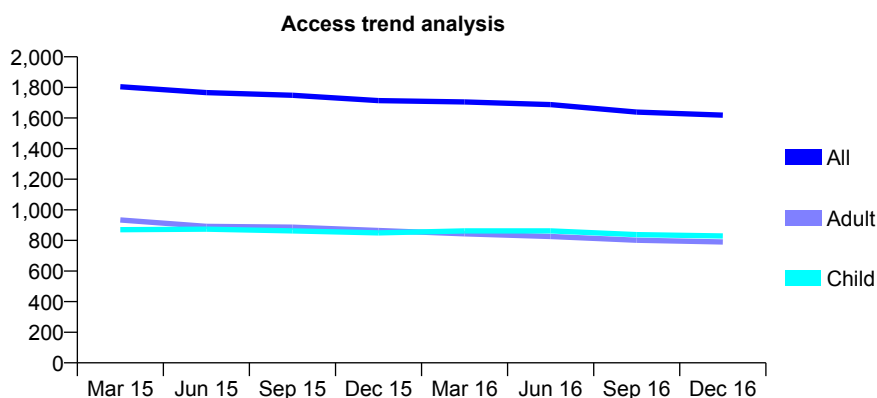
Q54 - Vital Signs At a Glance Contract Report for 116343/0001 - December 2016

Name or company name	The Dental Surgery
Contract type name	GDS Contract
Purpose of contract	General
Contract start date	22/12/2010
Contract end date	

16/17 Contracted general activity (UDA)	6,221
Carry forward general activity (UDA)	-49
16/17 Contracted orthodontic activity (UOA)	0
Carry forward orthodontic activity (UOA)	0
Baseline contract value	£163,390.43

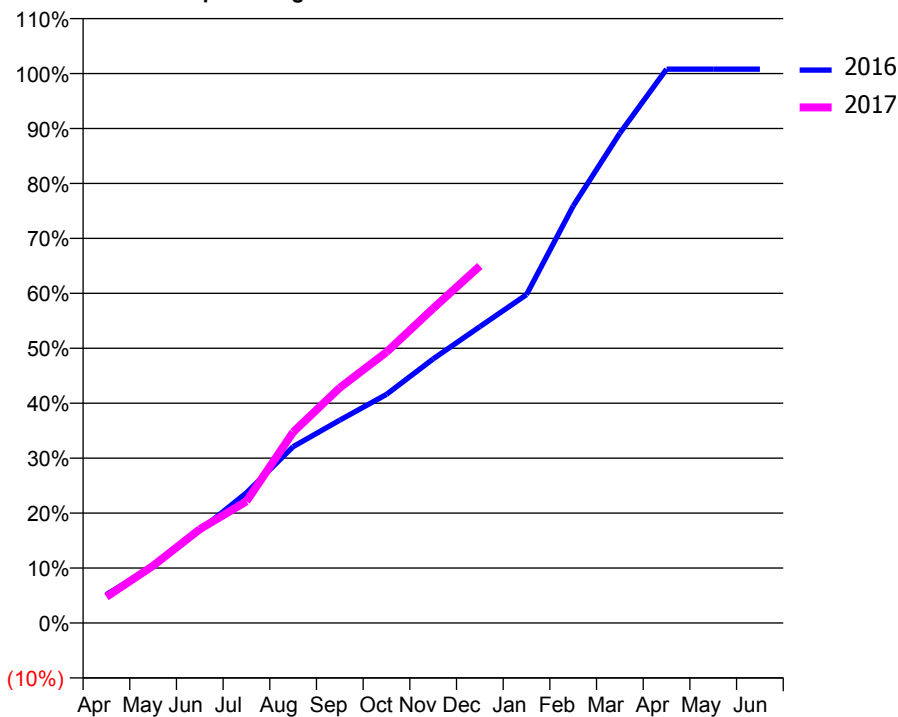
ACCESS*

Patients seen in 24 months	Total	Change since previous quarter
Quarter ending December 2015	1,714	
Quarter ending March 2016	1,705	→
Quarter ending June 2016	1,688	→
Quarter ending September 2016	1,639	↓
Quarter ending December 2016	1,619	↓
Variance since December 2015	(5.5%)	↓



ACTIVITY

Cumulative percentage of contracted UDA delivered 2016 & 2017



Adjusted Scheduled Activity (UDA)

Month	2016	2017
April	323	297
May	644	648
June	1,049	1,062
July	1,474	1,378
August	1,997	2,162
September	2,296	2,663
October	2,588	3,067
November	2,991	3,562
December	3,355	4,041
January	3,717	
February	4,721	
March	5,546	
April	6,270	
May	6,270	
June	6,270	

QUALITY

	Quantity	Base Number	Contract	AT	Region	England
% of FP17s for the same patient ID Re-attending within 3 months - Children	70	1,192	5.9%	10.1%	12.1%	12.4%
% of FP17s for the same patient ID Re-attending within 3 months - Adults	169	969	17.4%	15.3%	15.9%	16.6%
% of FP17s for the same patient ID Re-attending between 3 & 9 months - Children	853	1,192	71.6%	50.9%	58.6%	57.5%
% of FP17s for the same patient ID Re-attending between 3 & 9 months - Adults	551	969	56.9%	46.5%	51.5%	50.4%
% of FP17s for Band 1 Urgent Courses	72	1,900	3.8%	8.2%	8.0%	9.1%
% of FP17s Relating to Free Repair or Replacements	0	1,900	0.0%	0.7%	0.8%	0.8%
% of FP17s Relating to Continuations	9	1,900	0.5%	0.9%	1.2%	1.3%
% of Patients satisfied with the dentistry they have received	0	0	N/A	92.3%	92.8%	92.7%
% of Patients satisfied with the time they had to wait for an appointment	0	0	N/A	91.0%	89.2%	88.8%

* This is based on patients treated on this contract for their most recent course of treatment. Figures in italics indicate the base number of FP17s or Patient Questionnaire responses are less than 100. N/A is shown where the base number of responses is less than 10 during the period. % is calculated as Quantity/Base number*100

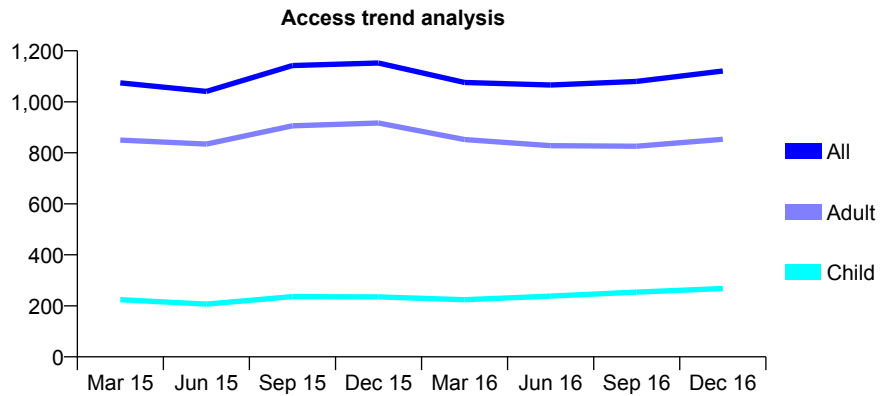
Q54 - Vital Signs At a Glance Contract Report for 116351/0001 - December 2016

Name or company name	Hillary Street Dental Practice
Contract type name	GDS Contract
Purpose of contract	General
Contract start date	01/04/2011
Contract end date	

16/17 Contracted general activity (UDA)	3,560
Carry forward general activity (UDA)	-39
16/17 Contracted orthodontic activity (UOA)	0
Carry forward orthodontic activity (UOA)	0
Baseline contract value	£83,928.14

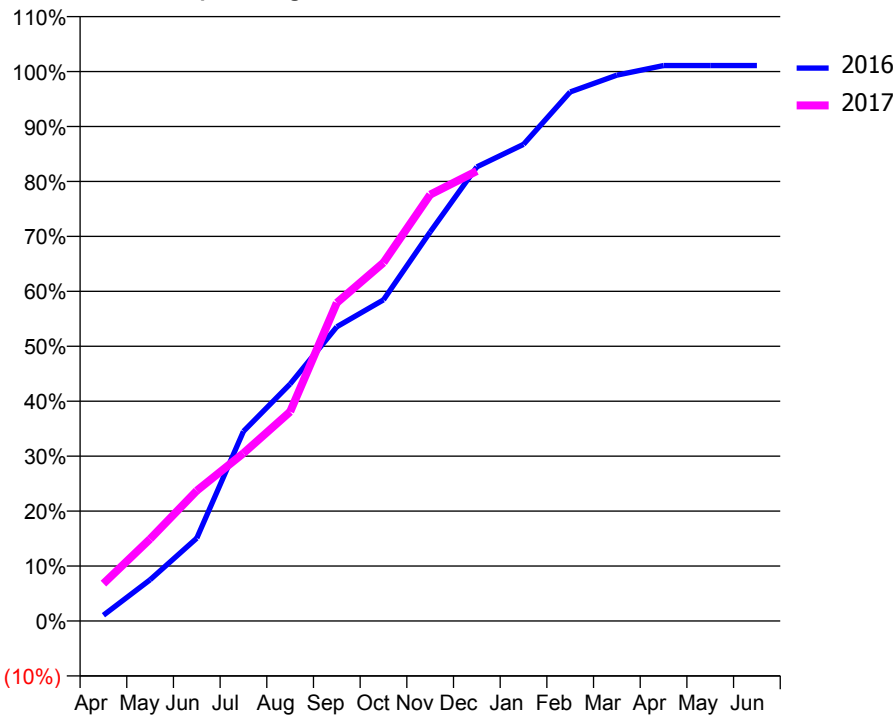
ACCESS*

Patients seen in 24 months	Total	Change since previous quarter
Quarter ending December 2015	1,152	
Quarter ending March 2016	1,076	↓
Quarter ending June 2016	1,066	→
Quarter ending September 2016	1,080	→
Quarter ending December 2016	1,121	↑
Variance since December 2015	(2.7%)	↓



ACTIVITY

Cumulative percentage of contracted UDA delivered 2016 & 2017



Month	Adjusted Scheduled Activity (UDA)	
	2016	2017
April	38	242
May	267	532
June	537	844
July	1,229	1,087
August	1,536	1,356
September	1,906	2,061
October	2,081	2,322
November	2,521	2,762
December	2,942	2,916
January	3,088	
February	3,428	
March	3,536	
April	3,599	
May	3,599	
June	3,599	

QUALITY

	Quantity	Base Number	Contract	AT	Region	England
% of FP17s for the same patient ID Re-attending within 3 months - Children	12	237	5.1%	10.1%	12.1%	12.4%
% of FP17s for the same patient ID Re-attending within 3 months - Adults	82	676	12.1%	15.3%	15.9%	16.6%
% of FP17s for the same patient ID Re-attending between 3 & 9 months - Children	34	237	14.3%	50.9%	58.6%	57.5%
% of FP17s for the same patient ID Re-attending between 3 & 9 months - Adults	123	676	18.2%	46.5%	51.5%	50.4%
% of FP17s for Band 1 Urgent Courses	128	903	14.2%	8.2%	8.0%	9.1%
% of FP17s Relating to Free Repair or Replacements	4	903	0.4%	0.7%	0.8%	0.8%
% of FP17s Relating to Continuations	20	903	2.2%	0.9%	1.2%	1.3%
% of Patients satisfied with the dentistry they have received	0	1	N/A	92.3%	92.8%	92.7%
% of Patients satisfied with the time they had to wait for an appointment	1	1	N/A	91.0%	89.2%	88.8%

* This is based on patients treated on this contract for their most recent course of treatment. Figures in italics indicate the base number of FP17s or Patient Questionnaire responses are less than 100. N/A is shown where the base number of responses is less than 10 during the period. % is calculated as Quantity/Base number*100

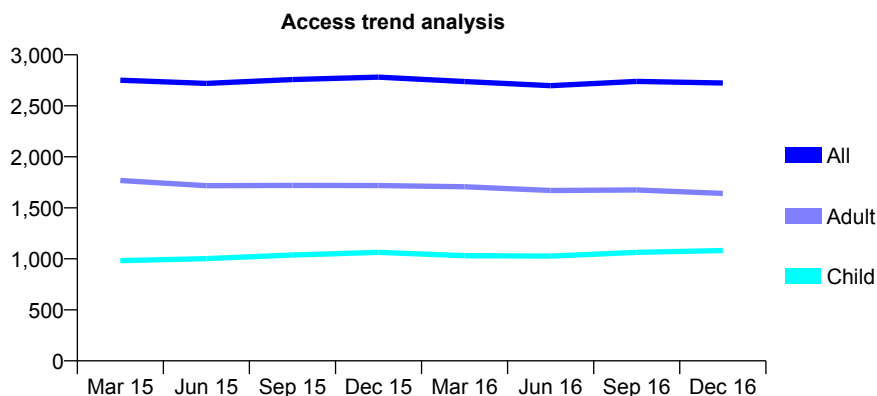
Q54 - Vital Signs At a Glance Contract Report for 116661/0001 - December 2016

Name or company name	Springfield Dental Practice
Contract type name	GDS Contract
Purpose of contract	General
Contract start date	01/01/2009
Contract end date	

16/17 Contracted general activity (UDA)	8,176
Carry forward general activity (UDA)	73
16/17 Contracted orthodontic activity (UOA)	0
Carry forward orthodontic activity (UOA)	0
Baseline contract value	£166,152.70

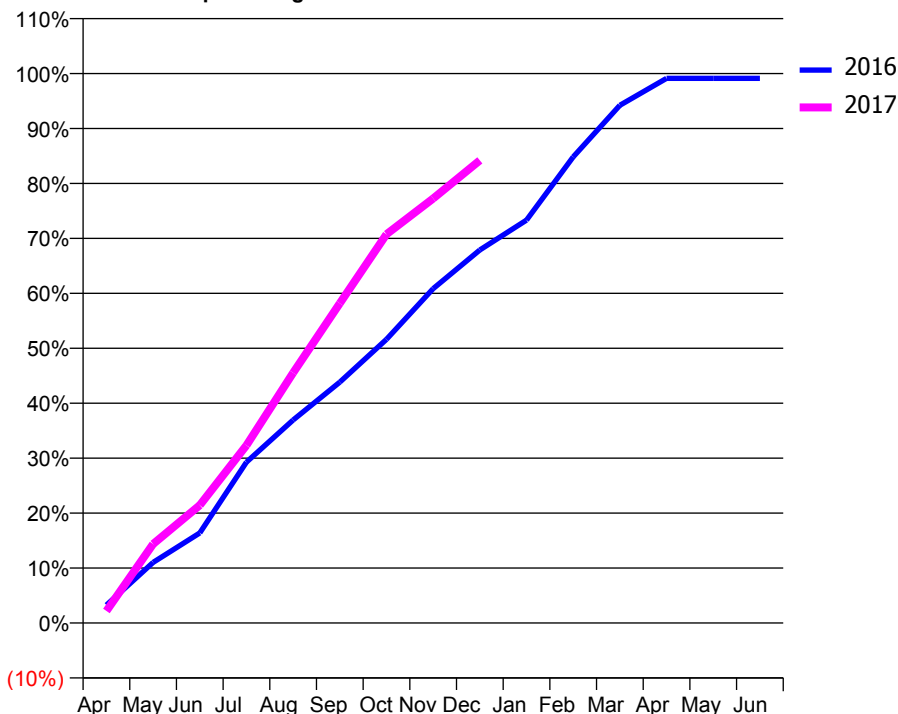
ACCESS*

Patients seen in 24 months	Total	Change since previous quarter
Quarter ending December 2015	2,781	
Quarter ending March 2016	2,738	↓
Quarter ending June 2016	2,697	↓
Quarter ending September 2016	2,739	→
Quarter ending December 2016	2,723	→
Variance since December 2015	(2.1%)	↓



ACTIVITY

Cumulative percentage of contracted UDA delivered 2016 & 2017



Month	Adjusted Scheduled Activity (UDA)	
	2016	2017
April	267	179
May	902	1,176
June	1,341	1,752
July	2,393	2,643
August	3,021	3,722
September	3,584	4,757
October	4,222	5,785
November	4,976	6,316
December	5,550	6,884
January	5,994	
February	6,935	
March	7,704	
April	8,103	
May	8,103	
June	8,103	

QUALITY

	Quantity	Base Number	Contract	AT	Region	England
% of FP17s for the same patient ID Re-attending within 3 months - Children	63	933	6.8%	10.1%	12.1%	12.4%
% of FP17s for the same patient ID Re-attending within 3 months - Adults	219	1,400	15.6%	15.3%	15.9%	16.6%
% of FP17s for the same patient ID Re-attending between 3 & 9 months - Children	342	933	36.7%	50.9%	58.6%	57.5%
% of FP17s for the same patient ID Re-attending between 3 & 9 months - Adults	514	1,400	36.7%	46.5%	51.5%	50.4%
% of FP17s for Band 1 Urgent Courses	137	2,207	6.2%	8.2%	8.0%	9.1%
% of FP17s Relating to Free Repair or Replacements	10	2,207	0.5%	0.7%	0.8%	0.8%
% of FP17s Relating to Continuations	34	2,207	1.5%	0.9%	1.2%	1.3%
% of Patients satisfied with the dentistry they have received	0	0	N/A	92.3%	92.8%	92.7%
% of Patients satisfied with the time they had to wait for an appointment	0	0	N/A	91.0%	89.2%	88.8%

* This is based on patients treated on this contract for their most recent course of treatment. Figures in italics indicate the base number of FP17s or Patient Questionnaire responses are less than 100. N/A is shown where the base number of responses is less than 10 during the period. % is calculated as Quantity/Base number*100

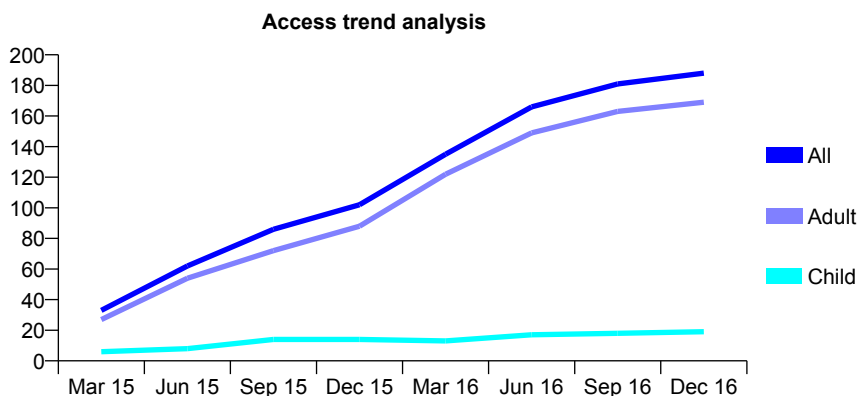
Q54 - Vital Signs At a Glance Contract Report for 119725/0001 - December 2016

Name or company name	BCHC - Walsall Out of Hours
Contract type name	PDS Contract
Purpose of contract	General
Contract start date	01/10/2014
Contract end date	30/09/2024

16/17 Contracted general activity (UDA)	456
Carry forward general activity (UDA)	0
16/17 Contracted orthodontic activity (UOA)	0
Carry forward orthodontic activity (UOA)	0
Baseline contract value	£0.00

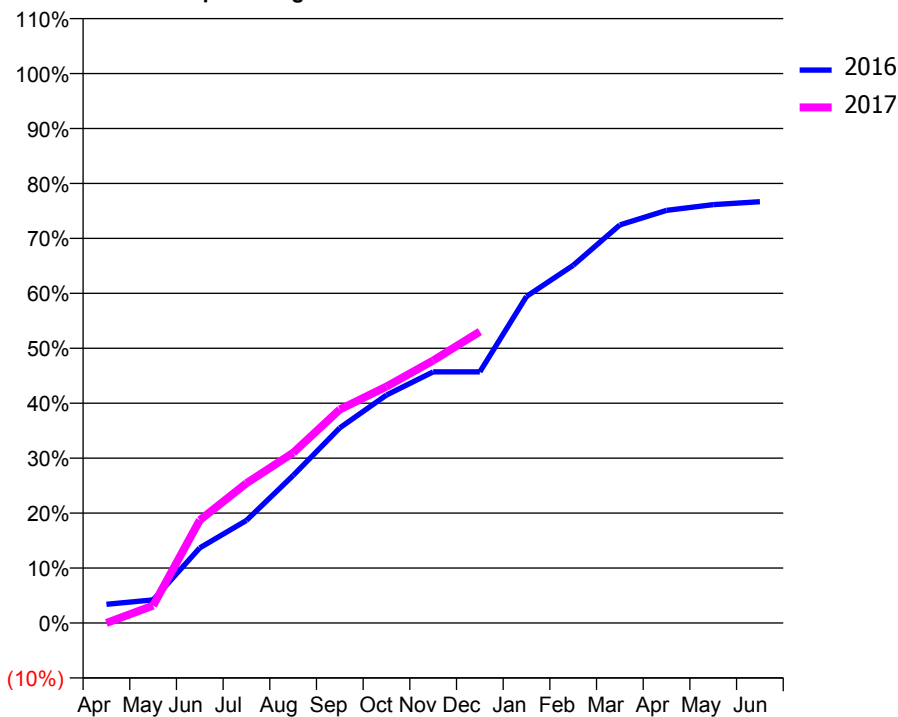
ACCESS*

Patients seen in 24 months	Total	Change since previous quarter
Quarter ending December 2015	102	
Quarter ending March 2016	135	↑
Quarter ending June 2016	166	↑
Quarter ending September 2016	181	↑
Quarter ending December 2016	188	↑
Variance since December 2015	84.3%	↑



ACTIVITY

Cumulative percentage of contracted UDA delivered 2016 & 2017



Month	Adjusted Scheduled Activity (UDA)	
	2016	2017
April	16	0
May	19	14
June	62	85
July	85	116
August	122	141
September	162	177
October	189	196
November	208	218
December	208	242
January	271	
February	297	
March	330	
April	342	
May	347	
June	350	

QUALITY

	Quantity	Base Number	Contract	AT	Region	England
% of FP17s for the same patient ID Re-attending within 3 months - Children	0	35	0.0%	10.1%	12.1%	12.4%
% of FP17s for the same patient ID Re-attending within 3 months - Adults	0	204	0.0%	15.3%	15.9%	16.6%
% of FP17s for the same patient ID Re-attending between 3 & 9 months - Children	0	35	0.0%	50.9%	58.6%	57.5%
% of FP17s for the same patient ID Re-attending between 3 & 9 months - Adults	0	204	0.0%	46.5%	51.5%	50.4%
% of FP17s for Band 1 Urgent Courses	194	199	97.5%	8.2%	8.0%	9.1%
% of FP17s Relating to Free Repair or Replacements	0	199	0.0%	0.7%	0.8%	0.8%
% of FP17s Relating to Continuations	0	199	0.0%	0.9%	1.2%	1.3%
% of Patients satisfied with the dentistry they have received	0	0	N/A	92.3%	92.8%	92.7%
% of Patients satisfied with the time they had to wait for an appointment	0	0	N/A	91.0%	89.2%	88.8%

* This is based on patients treated on this contract for their most recent course of treatment. Figures in italics indicate the base number of FP17s or Patient Questionnaire responses are less than 100. N/A is shown where the base number of responses is less than 10 during the period. % is calculated as Quantity/Base number*100

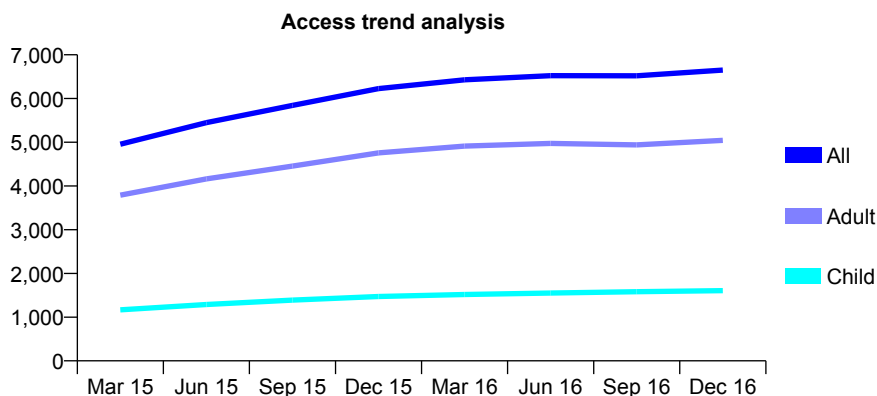
Q54 - Vital Signs At a Glance Contract Report for 120707/0001 - December 2016

Name or company name	Kings Norton Dental Practice
Contract type name	GDS Contract
Purpose of contract	General
Contract start date	28/06/2013
Contract end date	

16/17 Contracted general activity (UDA)	18,339
Carry forward general activity (UDA)	-54
16/17 Contracted orthodontic activity (UOA)	0
Carry forward orthodontic activity (UOA)	0
Baseline contract value	£455,686.64

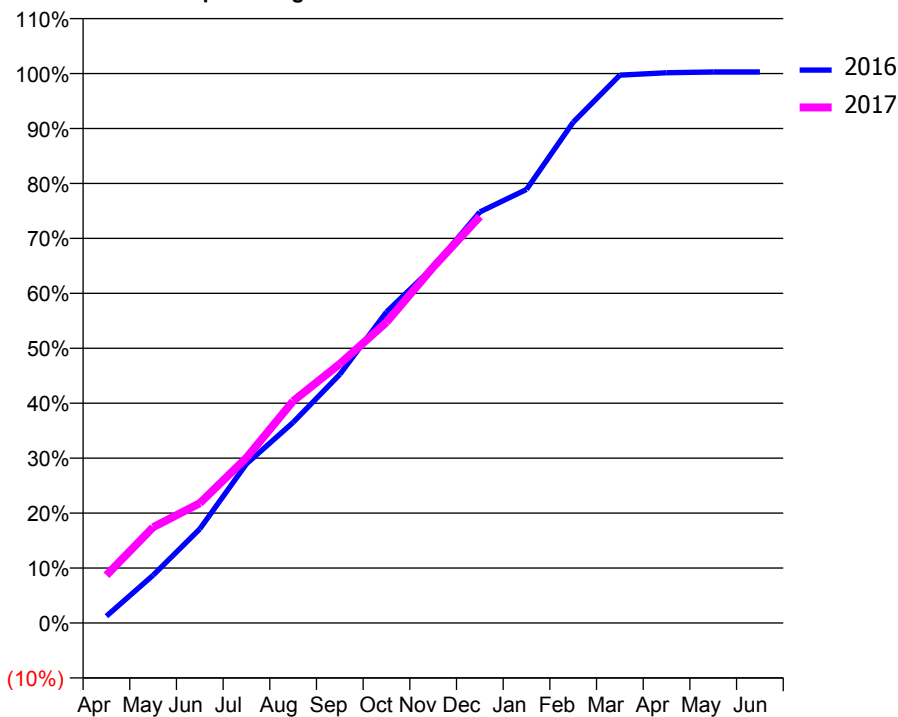
ACCESS*

Patients seen in 24 months	Total	Change since previous quarter
Quarter ending December 2015	6,228	
Quarter ending March 2016	6,429	↑
Quarter ending June 2016	6,524	→
Quarter ending September 2016	6,520	→
Quarter ending December 2016	6,650	→
Variance since December 2015	6.8%	↑



ACTIVITY

Cumulative percentage of contracted UDA delivered 2016 & 2017



Month	Adjusted Scheduled Activity (UDA)	
	2016	2017
April	230	1,593
May	1,595	3,197
June	3,139	4,000
July	5,312	5,515
August	6,694	7,406
September	8,296	8,647
October	10,382	10,038
November	11,876	11,875
December	13,720	13,565
January	14,469	
February	16,715	
March	18,283	
April	18,364	
May	18,393	
June	18,393	

QUALITY

	Quantity	Base Number	Contract	AT	Region	England
% of FP17s for the same patient ID Re-attending within 3 months - Children	110	1,571	7.0%	10.1%	12.1%	12.4%
% of FP17s for the same patient ID Re-attending within 3 months - Adults	589	4,742	12.4%	15.3%	15.9%	16.6%
% of FP17s for the same patient ID Re-attending between 3 & 9 months - Children	797	1,571	50.7%	50.9%	58.6%	57.5%
% of FP17s for the same patient ID Re-attending between 3 & 9 months - Adults	2,467	4,742	52.0%	46.5%	51.5%	50.4%
% of FP17s for Band 1 Urgent Courses	400	6,268	6.4%	8.2%	8.0%	9.1%
% of FP17s Relating to Free Repair or Replacements	55	6,268	0.9%	0.7%	0.8%	0.8%
% of FP17s Relating to Continuations	110	6,268	1.8%	0.9%	1.2%	1.3%
% of Patients satisfied with the dentistry they have received	3	3	N/A	92.3%	92.8%	92.7%
% of Patients satisfied with the time they had to wait for an appointment	3	3	N/A	91.0%	89.2%	88.8%

* This is based on patients treated on this contract for their most recent course of treatment. Figures in italics indicate the base number of FP17s or Patient Questionnaire responses are less than 100. N/A is shown where the base number of responses is less than 10 during the period. % is calculated as Quantity/Base number*100

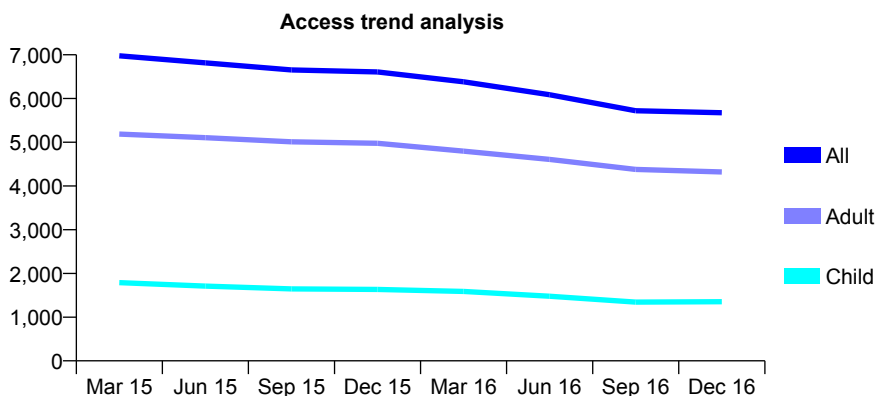
Q54 - Vital Signs At a Glance Contract Report for 121444/0001 - December 2016

Name or company name	South Road Dental Practice
Contract type name	Pilot Contract
Purpose of contract	General
Contract start date	01/04/2009
Contract end date	

16/17 Contracted general activity (UDA)	25,349
Carry forward general activity (UDA)	0
16/17 Contracted orthodontic activity (UOA)	0
Carry forward orthodontic activity (UOA)	0
Baseline contract value	£608,635.52

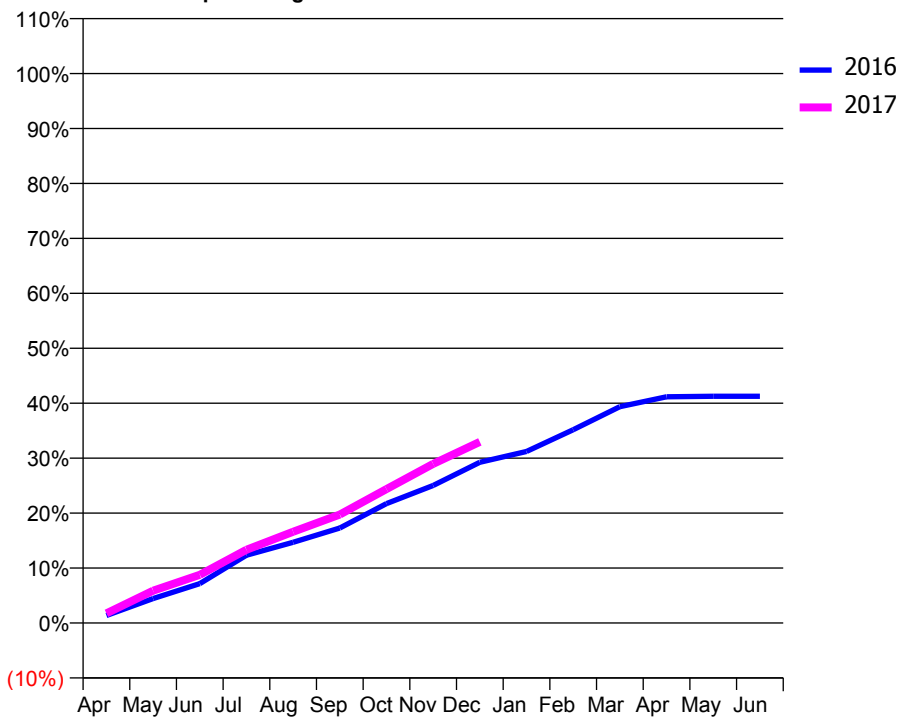
ACCESS*

Patients seen in 24 months	Total	Change since previous quarter
Quarter ending December 2015	6,608	
Quarter ending March 2016	6,382	↓
Quarter ending June 2016	6,085	↓
Quarter ending September 2016	5,722	↓
Quarter ending December 2016	5,674	→
Variance since December 2015	(14.1%)	↓



ACTIVITY

Cumulative percentage of contracted UDA delivered 2016 & 2017



Month	Adjusted Scheduled Activity (UDA)	
	2016	2017
April	349	444
May	1,127	1,494
June	1,815	2,226
July	3,129	3,379
August	3,723	4,211
September	4,386	5,003
October	5,506	6,181
November	6,345	7,340
December	7,414	8,355
January	7,911	
February	8,914	
March	9,982	
April	10,434	
May	10,459	
June	10,461	

QUALITY

	Quantity	Base Number	Contract	AT	Region	England
% of FP17s for the same patient ID Re-attending within 3 months - Children	59	1,318	4.5%	10.1%	12.1%	12.4%
% of FP17s for the same patient ID Re-attending within 3 months - Adults	419	4,163	10.1%	15.3%	15.9%	16.6%
% of FP17s for the same patient ID Re-attending between 3 & 9 months - Children	718	1,318	54.5%	50.9%	58.6%	57.5%
% of FP17s for the same patient ID Re-attending between 3 & 9 months - Adults	2,093	4,163	50.3%	46.5%	51.5%	50.4%
% of FP17s for Band 1 Urgent Courses	156	4,956	3.1%	8.2%	8.0%	9.1%
% of FP17s Relating to Free Repair or Replacements	30	4,956	0.6%	0.7%	0.8%	0.8%
% of FP17s Relating to Continuations	27	4,956	0.5%	0.9%	1.2%	1.3%
% of Patients satisfied with the dentistry they have received	2	2	N/A	92.3%	92.8%	92.7%
% of Patients satisfied with the time they had to wait for an appointment	2	2	N/A	91.0%	89.2%	88.8%

* This is based on patients treated on this contract for their most recent course of treatment. Figures in italics indicate the base number of FP17s or Patient Questionnaire responses are less than 100. N/A is shown where the base number of responses is less than 10 during the period. % is calculated as Quantity/Base number*100

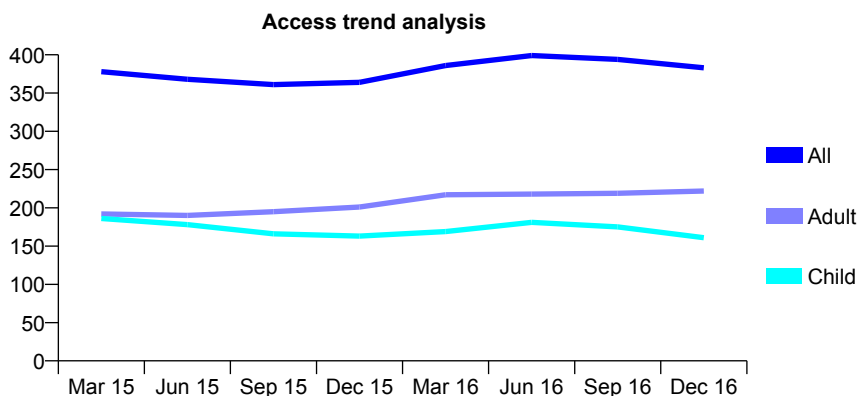
Q54 - Vital Signs At a Glance Contract Report for 121452/0001 - December 2016

Name or company name	Kassam GDS Contract Partnership
Contract type name	GDS Contract
Purpose of contract	General
Contract start date	01/02/2013
Contract end date	

16/17 Contracted general activity (UDA)	1,000
Carry forward general activity (UDA)	-2
16/17 Contracted orthodontic activity (UOA)	0
Carry forward orthodontic activity (UOA)	0
Baseline contract value	£27,938.38

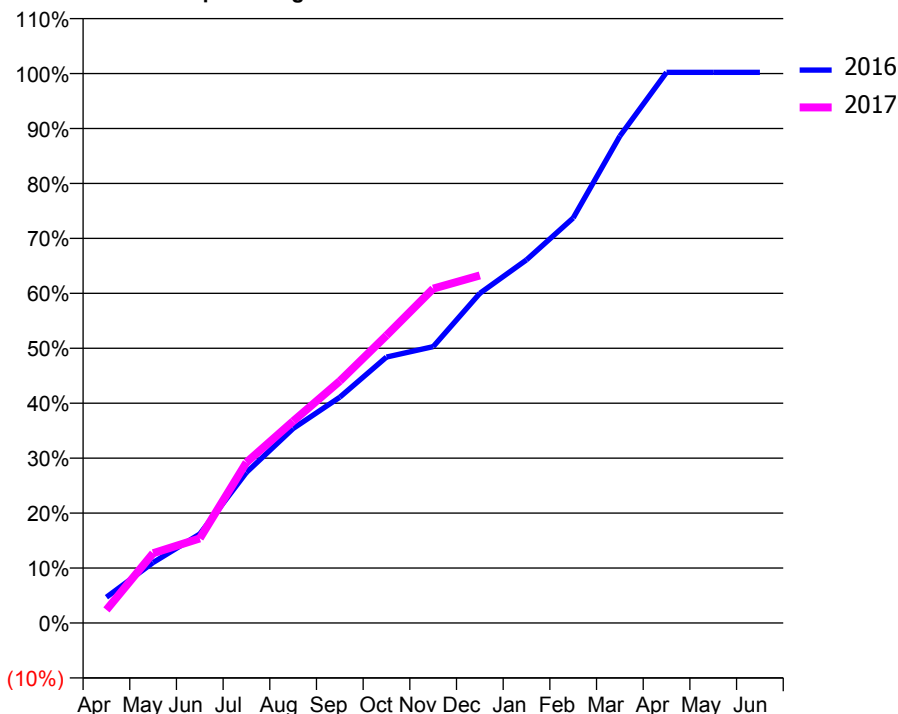
ACCESS*

Patients seen in 24 months	Total	Change since previous quarter
Quarter ending December 2015	364	
Quarter ending March 2016	386	↑
Quarter ending June 2016	399	↑
Quarter ending September 2016	394	↓
Quarter ending December 2016	383	↓
Variance since December 2015	5.2%	↑



ACTIVITY

Cumulative percentage of contracted UDA delivered 2016 & 2017



Month	Adjusted Scheduled Activity (UDA)	
	2016	2017
April	47	24
May	110	127
June	162	154
July	274	292
August	354	367
September	411	440
October	484	523
November	503	608
December	600	632
January	661	
February	737	
March	886	
April	1,002	
May	1,002	
June	1,002	

QUALITY

	Quantity	Base Number	Contract	AT	Region	England
% of FP17s for the same patient ID Re-attending within 3 months - Children	5	161	3.1%	10.1%	12.1%	12.4%
% of FP17s for the same patient ID Re-attending within 3 months - Adults	11	163	6.7%	15.3%	15.9%	16.6%
% of FP17s for the same patient ID Re-attending between 3 & 9 months - Children	77	161	47.8%	50.9%	58.6%	57.5%
% of FP17s for the same patient ID Re-attending between 3 & 9 months - Adults	75	163	46.0%	46.5%	51.5%	50.4%
% of FP17s for Band 1 Urgent Courses	2	286	0.7%	8.2%	8.0%	9.1%
% of FP17s Relating to Free Repair or Replacements	1	286	0.3%	0.7%	0.8%	0.8%
% of FP17s Relating to Continuations	6	286	2.1%	0.9%	1.2%	1.3%
% of Patients satisfied with the dentistry they have received	0	0	N/A	92.3%	92.8%	92.7%
% of Patients satisfied with the time they had to wait for an appointment	0	0	N/A	91.0%	89.2%	88.8%

* This is based on patients treated on this contract for their most recent course of treatment. Figures in italics indicate the base number of FP17s or Patient Questionnaire responses are less than 100. N/A is shown where the base number of responses is less than 10 during the period. % is calculated as Quantity/Base number*100

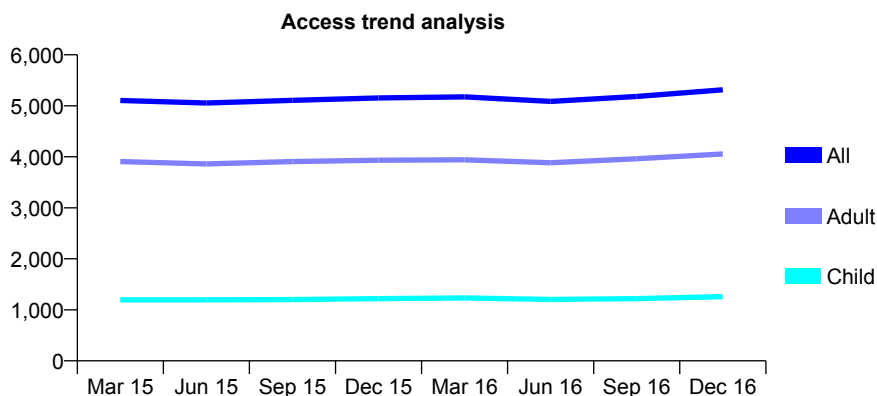
Q54 - Vital Signs At a Glance Contract Report for 121460/0001 - December 2016

Name or company name	Rooprai-Rooprai and Associates
Contract type name	GDS Contract
Purpose of contract	General
Contract start date	01/12/2011
Contract end date	

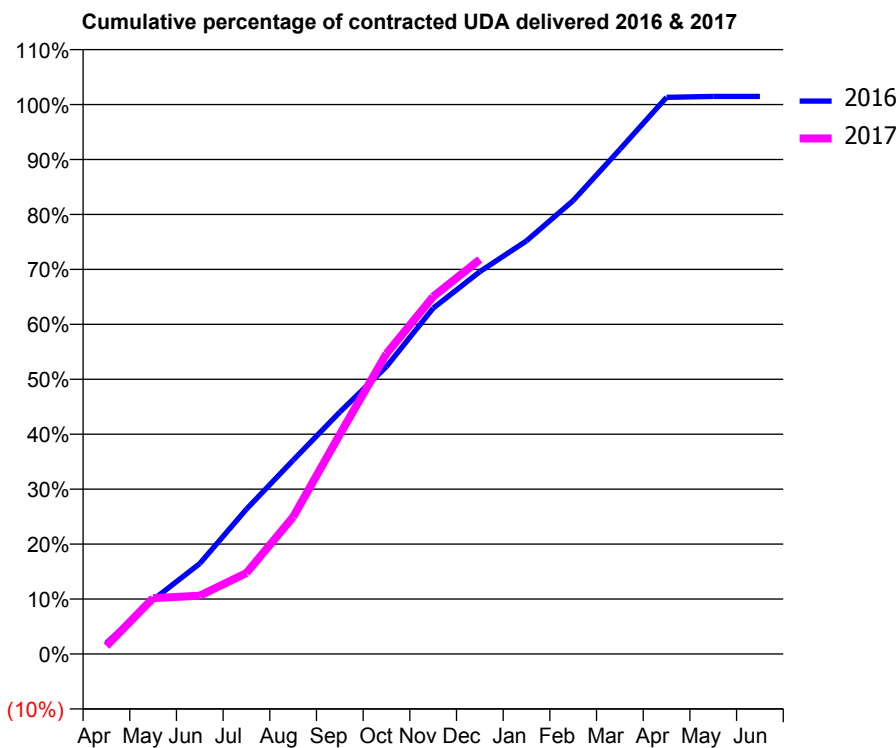
16/17 Contracted general activity (UDA)	14,616
Carry forward general activity (UDA)	-215
16/17 Contracted orthodontic activity (UOA)	0
Carry forward orthodontic activity (UOA)	0
Baseline contract value	£397,719.75

ACCESS*

Patients seen in 24 months	Total	Change since previous quarter
Quarter ending December 2015	5,154	
Quarter ending March 2016	5,174	→
Quarter ending June 2016	5,087	↓
Quarter ending September 2016	5,182	→
Quarter ending December 2016	5,313	↑
Variance since December 2015	3.1%	↑



ACTIVITY



Month	Adjusted Scheduled Activity (UDA)	
	2016	2017
April	293	215
May	1,441	1,487
June	2,405	1,553
July	3,855	2,156
August	5,156	3,643
September	6,437	5,841
October	7,646	7,991
November	9,200	9,507
December	10,172	10,492
January	10,988	
February	12,061	
March	13,423	
April	14,808	
May	14,831	
June	14,831	

QUALITY

	Quantity	Base Number	Contract	AT	Region	England
% of FP17s for the same patient ID Re-attending within 3 months - Children	51	1,053	4.8%	10.1%	12.1%	12.4%
% of FP17s for the same patient ID Re-attending within 3 months - Adults	399	3,685	10.8%	15.3%	15.9%	16.6%
% of FP17s for the same patient ID Re-attending between 3 & 9 months - Children	456	1,053	43.3%	50.9%	58.6%	57.5%
% of FP17s for the same patient ID Re-attending between 3 & 9 months - Adults	1,722	3,685	46.7%	46.5%	51.5%	50.4%
% of FP17s for Band 1 Urgent Courses	153	4,215	3.6%	8.2%	8.0%	9.1%
% of FP17s Relating to Free Repair or Replacements	19	4,215	0.5%	0.7%	0.8%	0.8%
% of FP17s Relating to Continuations	32	4,215	0.8%	0.9%	1.2%	1.3%
% of Patients satisfied with the dentistry they have received	4	4	N/A	92.3%	92.8%	92.7%
% of Patients satisfied with the time they had to wait for an appointment	4	4	N/A	91.0%	89.2%	88.8%

* This is based on patients treated on this contract for their most recent course of treatment. Figures in italics indicate the base number of FP17s or Patient Questionnaire responses are less than 100. N/A is shown where the base number of responses is less than 10 during the period. % is calculated as Quantity/Base number*100

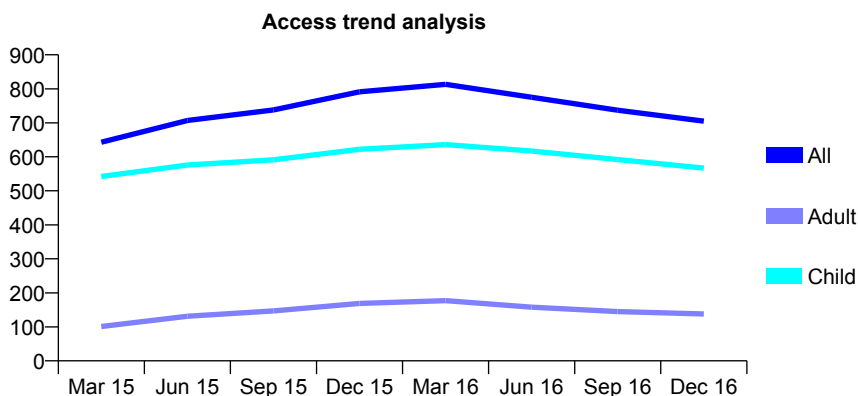
Q54 - Vital Signs At a Glance Contract Report for 122068/0001 - December 2016

Name or company name	Jandu, Bhambra and Payne
Contract type name	GDS Contract
Purpose of contract	General and Orthodontic
Contract start date	01/04/2014
Contract end date	

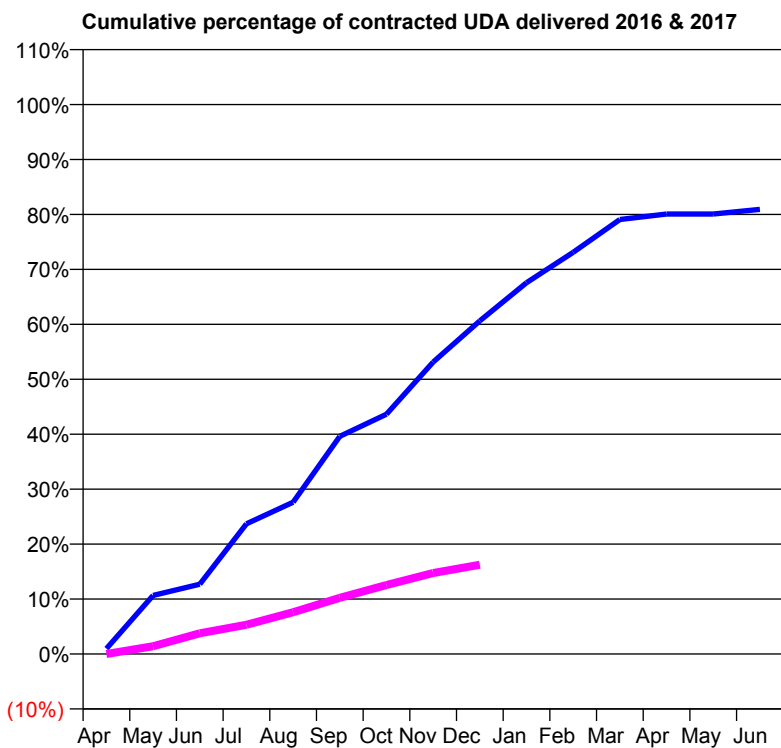
16/17 Contracted general activity (UDA)	1,413
Carry forward general activity (UDA)	0
16/17 Contracted orthodontic activity (UOA)	534
Carry forward orthodontic activity (UOA)	0
Baseline contract value	£70,446.89

ACCESS*

Patients seen in 24 months	Total	Change since previous quarter
Quarter ending December 2015	791	
Quarter ending March 2016	813	↑
Quarter ending June 2016	775	↓
Quarter ending September 2016	737	↓
Quarter ending December 2016	705	↓
Variance since December 2015	(10.9%)	↓



ACTIVITY



Month	Adjusted Scheduled Activity (UDA)	
	2016	2017
April	14	0
May	151	20
June	180	53
July	335	75
August	390	107
September	560	144
October	617	177
November	751	208
December	857	229
January	955	
February	1,033	
March	1,117	
April	1,131	
May	1,131	
June	1,143	

QUALITY

	Quantity	Base Number	Contract	AT	Region	England
% of FP17s for the same patient ID Re-attending within 3 months - Children	8	233	3.4%	10.1%	12.1%	12.4%
% of FP17s for the same patient ID Re-attending within 3 months - Adults	1	21	4.8%	15.3%	15.9%	16.6%
% of FP17s for the same patient ID Re-attending between 3 & 9 months - Children	99	233	42.5%	50.9%	58.6%	57.5%
% of FP17s for the same patient ID Re-attending between 3 & 9 months - Adults	3	21	14.3%	46.5%	51.5%	50.4%
% of FP17s for Band 1 Urgent Courses	2	189	1.1%	8.2%	8.0%	9.1%
% of FP17s Relating to Free Repair or Replacements	1	189	0.5%	0.7%	0.8%	0.8%
% of FP17s Relating to Continuations	0	189	0.0%	0.9%	1.2%	1.3%
% of Patients satisfied with the dentistry they have received	0	0	N/A	92.3%	92.8%	92.7%
% of Patients satisfied with the time they had to wait for an appointment	0	0	N/A	91.0%	89.2%	88.8%

* This is based on patients treated on this contract for their most recent course of treatment. Figures in italics indicate the base number of FP17s or Patient Questionnaire responses are less than 100. N/A is shown where the base number of responses is less than 10 during the period. % is calculated as Quantity/Base number*100

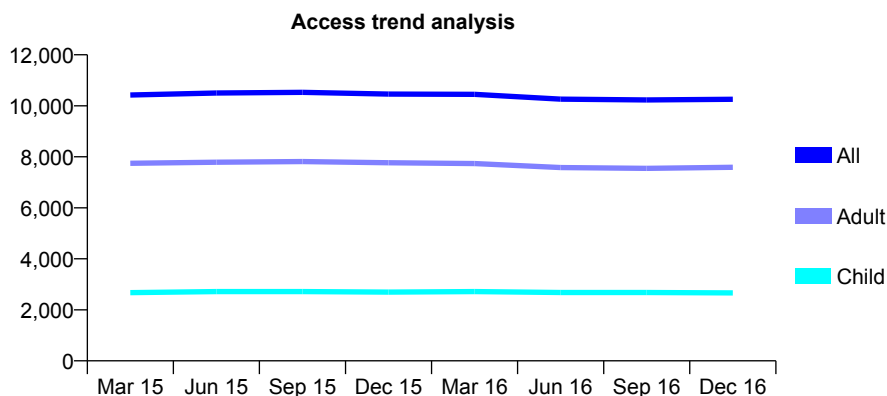
Q54 - Vital Signs At a Glance Contract Report for 122084/0001 - December 2016

Name or company name	Antrim House Dental Practice
Contract type name	GDS Contract
Purpose of contract	General
Contract start date	01/08/2012
Contract end date	

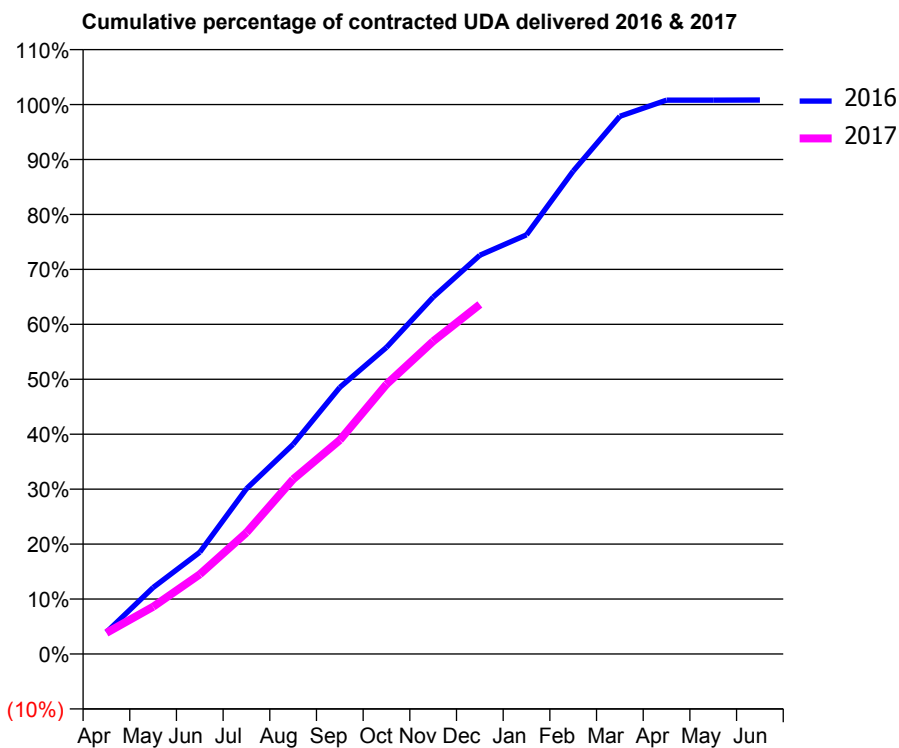
16/17 Contracted general activity (UDA)	36,131
Carry forward general activity (UDA)	-296
16/17 Contracted orthodontic activity (UOA)	0
Carry forward orthodontic activity (UOA)	0
Baseline contract value	£933,430.69

ACCESS*

Patients seen in 24 months	Total	Change since previous quarter
Quarter ending December 2015	10,462	
Quarter ending March 2016	10,449	→
Quarter ending June 2016	10,260	↓
Quarter ending September 2016	10,230	→
Quarter ending December 2016	10,256	→
Variance since December 2015	(2.0%)	↓



ACTIVITY



Month	Adjusted Scheduled Activity (UDA)	
	2016	2017
April	1,435	1,389
May	4,375	3,112
June	6,695	5,236
July	10,869	7,980
August	13,784	11,486
September	17,531	14,068
October	20,165	17,733
November	23,472	20,567
December	26,222	22,982
January	27,561	
February	31,757	
March	35,354	
April	36,419	
May	36,422	
June	36,427	

QUALITY

	Quantity	Base Number	Contract	AT	Region	England
% of FP17s for the same patient ID Re-attending within 3 months - Children	213	2,784	7.7%	10.1%	12.1%	12.4%
% of FP17s for the same patient ID Re-attending within 3 months - Adults	1,405	8,137	17.3%	15.3%	15.9%	16.6%
% of FP17s for the same patient ID Re-attending between 3 & 9 months - Children	1,700	2,784	61.1%	50.9%	58.6%	57.5%
% of FP17s for the same patient ID Re-attending between 3 & 9 months - Adults	4,571	8,137	56.2%	46.5%	51.5%	50.4%
% of FP17s for Band 1 Urgent Courses	1,195	10,447	11.4%	8.2%	8.0%	9.1%
% of FP17s Relating to Free Repair or Replacements	45	10,447	0.4%	0.7%	0.8%	0.8%
% of FP17s Relating to Continuations	66	10,447	0.6%	0.9%	1.2%	1.3%
% of Patients satisfied with the dentistry they have received	8	8	N/A	92.3%	92.8%	92.7%
% of Patients satisfied with the time they had to wait for an appointment	7	8	N/A	91.0%	89.2%	88.8%

* This is based on patients treated on this contract for their most recent course of treatment. Figures in italics indicate the base number of FP17s or Patient Questionnaire responses are less than 100. N/A is shown where the base number of responses is less than 10 during the period. % is calculated as Quantity/Base number*100

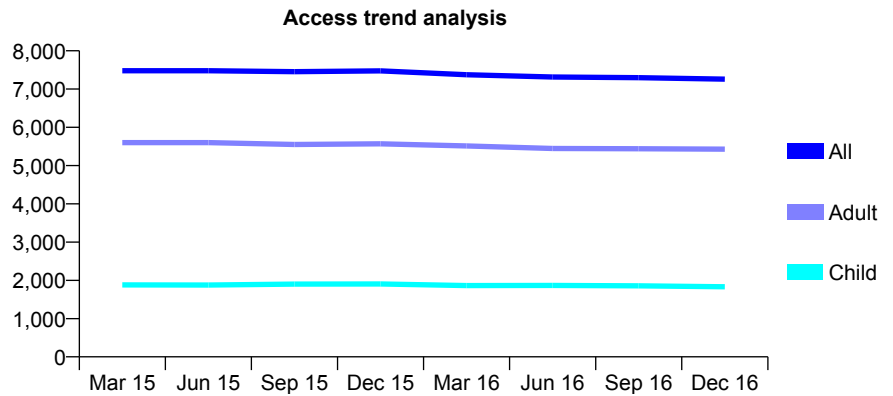
Q54 - Vital Signs At a Glance Contract Report for 122769/0001 - December 2016

Name or company name	Rees Dental Practice
Contract type name	GDS Contract
Purpose of contract	General
Contract start date	01/12/2010
Contract end date	

16/17 Contracted general activity (UDA)	22,098
Carry forward general activity (UDA)	-57
16/17 Contracted orthodontic activity (UOA)	0
Carry forward orthodontic activity (UOA)	0
Baseline contract value	£560,034.65

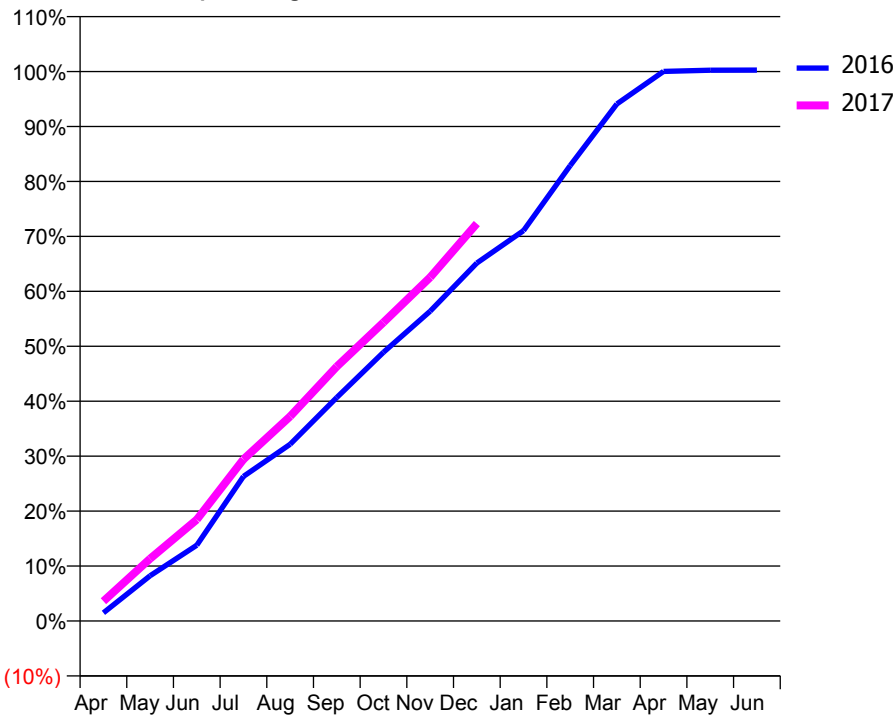
ACCESS*

Patients seen in 24 months	Total	Change since previous quarter
Quarter ending December 2015	7,474	
Quarter ending March 2016	7,375	↓
Quarter ending June 2016	7,314	→
Quarter ending September 2016	7,296	→
Quarter ending December 2016	7,260	→
Variance since December 2015	(2.9%)	↓



ACTIVITY

Cumulative percentage of contracted UDA delivered 2016 & 2017



Month	Adjusted Scheduled Activity (UDA)	
	2016	2017
April	331	798
May	1,820	2,508
June	3,046	4,079
July	5,814	6,500
August	7,109	8,231
September	8,989	10,232
October	10,806	12,010
November	12,462	13,822
December	14,394	15,986
January	15,700	
February	18,313	
March	20,792	
April	22,104	
May	22,152	
June	22,155	

QUALITY

	Quantity	Base Number	Contract	AT	Region	England
% of FP17s for the same patient ID Re-attending within 3 months - Children	132	1,860	7.1%	10.1%	12.1%	12.4%
% of FP17s for the same patient ID Re-attending within 3 months - Adults	636	5,103	12.5%	15.3%	15.9%	16.6%
% of FP17s for the same patient ID Re-attending between 3 & 9 months - Children	1,000	1,860	53.8%	50.9%	58.6%	57.5%
% of FP17s for the same patient ID Re-attending between 3 & 9 months - Adults	2,601	5,103	51.0%	46.5%	51.5%	50.4%
% of FP17s for Band 1 Urgent Courses	318	6,468	4.9%	8.2%	8.0%	9.1%
% of FP17s Relating to Free Repair or Replacements	86	6,468	1.3%	0.7%	0.8%	0.8%
% of FP17s Relating to Continuations	140	6,468	2.2%	0.9%	1.2%	1.3%
% of Patients satisfied with the dentistry they have received	12	12	100.0%	92.3%	92.8%	92.7%
% of Patients satisfied with the time they had to wait for an appointment	11	12	91.7%	91.0%	89.2%	88.8%

* This is based on patients treated on this contract for their most recent course of treatment. Figures in italics indicate the base number of FP17s or Patient Questionnaire responses are less than 100. N/A is shown where the base number of responses is less than 10 during the period. % is calculated as Quantity/Base number*100

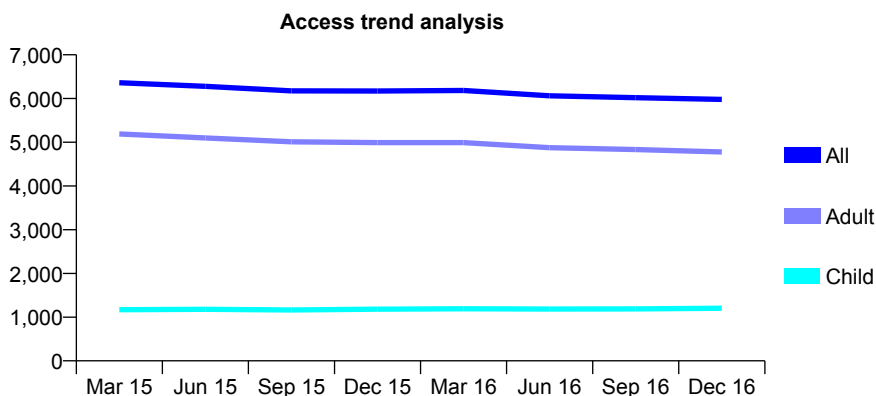
Q54 - Vital Signs At a Glance Contract Report for 125008/0001 - December 2016

Name or company name	Briars Dental Practice
Contract type name	GDS Contract
Purpose of contract	General and Orthodontic
Contract start date	01/04/2006
Contract end date	

16/17 Contracted general activity (UDA)	18,492
Carry forward general activity (UDA)	475
16/17 Contracted orthodontic activity (UOA)	2,013
Carry forward orthodontic activity (UOA)	-15
Baseline contract value	£554,697.63

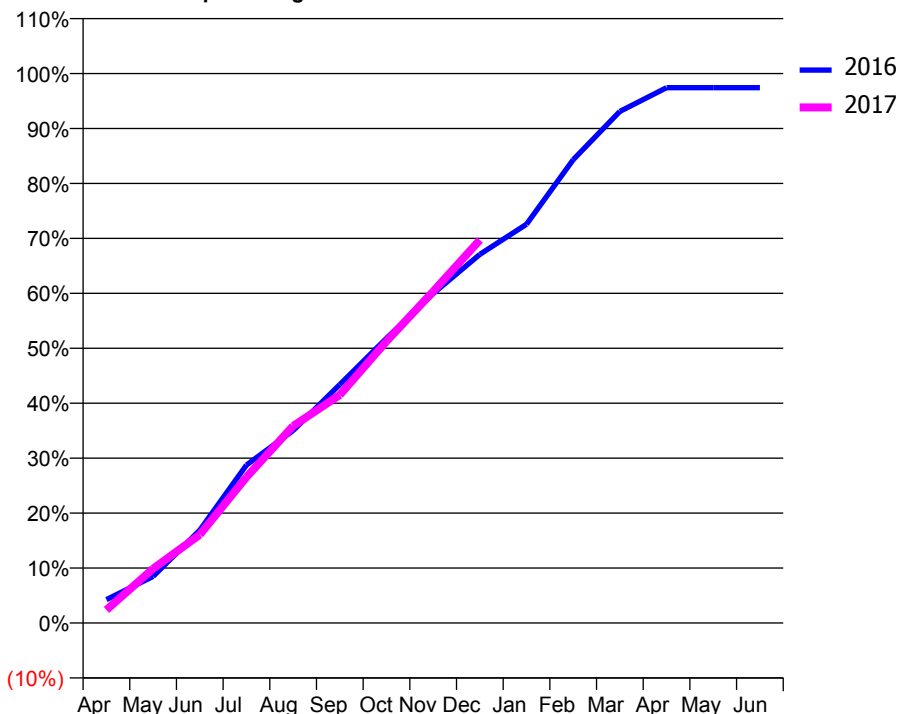
ACCESS*

Patients seen in 24 months	Total	Change since previous quarter
Quarter ending December 2015	6,172	
Quarter ending March 2016	6,185	→
Quarter ending June 2016	6,061	↓
Quarter ending September 2016	6,019	→
Quarter ending December 2016	5,979	→
Variance since December 2015	(3.1%)	↓



ACTIVITY

Cumulative percentage of contracted UDA delivered 2016 & 2017



Month	Adjusted Scheduled Activity (UDA)	
	2016	2017
April	790	444
May	1,568	1,829
June	3,123	2,972
July	5,315	4,910
August	6,476	6,629
September	8,025	7,677
October	9,585	9,482
November	11,084	11,156
December	12,404	12,890
January	13,420	
February	15,591	
March	17,216	
April	18,016	
May	18,016	
June	18,017	

QUALITY

	Quantity	Base Number	Contract	AT	Region	England
% of FP17s for the same patient ID Re-attending within 3 months - Children	92	1,300	7.1%	10.1%	12.1%	12.4%
% of FP17s for the same patient ID Re-attending within 3 months - Adults	563	4,890	11.5%	15.3%	15.9%	16.6%
% of FP17s for the same patient ID Re-attending between 3 & 9 months - Children	641	1,300	49.3%	50.9%	58.6%	57.5%
% of FP17s for the same patient ID Re-attending between 3 & 9 months - Adults	2,739	4,890	56.0%	46.5%	51.5%	50.4%
% of FP17s for Band 1 Urgent Courses	136	5,695	2.4%	8.2%	8.0%	9.1%
% of FP17s Relating to Free Repair or Replacements	101	5,695	1.8%	0.7%	0.8%	0.8%
% of FP17s Relating to Continuations	62	5,695	1.1%	0.9%	1.2%	1.3%
% of Patients satisfied with the dentistry they have received	3	3	N/A	92.3%	92.8%	92.7%
% of Patients satisfied with the time they had to wait for an appointment	3	3	N/A	91.0%	89.2%	88.8%

* This is based on patients treated on this contract for their most recent course of treatment. Figures in italics indicate the base number of FP17s or Patient Questionnaire responses are less than 100. N/A is shown where the base number of responses is less than 10 during the period. % is calculated as Quantity/Base number*100

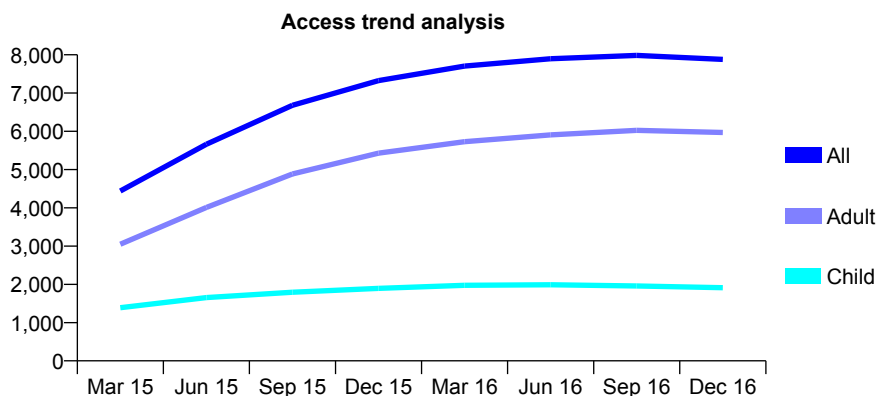
Q54 - Vital Signs At a Glance Contract Report for 126543/0001 - December 2016

Name or company name	Amblecote Dental Care
Contract type name	Pilot Contract
Purpose of contract	General and Orthodontic
Contract start date	01/10/2014
Contract end date	

16/17 Contracted general activity (UDA)	21,139
Carry forward general activity (UDA)	0
16/17 Contracted orthodontic activity (UOA)	1,699
Carry forward orthodontic activity (UOA)	22
Baseline contract value	£776,327.83

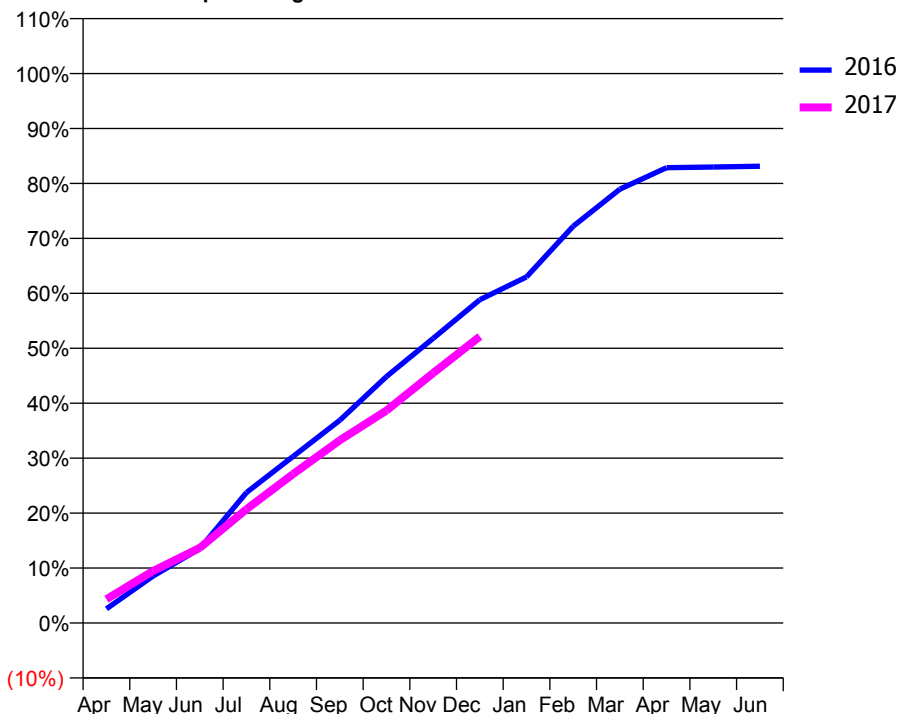
ACCESS*

Patients seen in 24 months	Total	Change since previous quarter
Quarter ending December 2015	7,324	
Quarter ending March 2016	7,706	↑
Quarter ending June 2016	7,896	↑
Quarter ending September 2016	7,984	→
Quarter ending December 2016	7,880	↓
Variance since December 2015	7.6%	↑



ACTIVITY

Cumulative percentage of contracted UDA delivered 2016 & 2017



Month	Adjusted Scheduled Activity (UDA)	
	2016	2017
April	546	915
May	1,809	2,002
June	2,861	2,891
July	5,019	4,378
August	6,411	5,733
September	7,802	7,031
October	9,484	8,175
November	10,947	9,618
December	12,436	11,020
January	13,313	
February	15,263	
March	16,692	
April	17,517	
May	17,540	
June	17,572	

QUALITY

	Quantity	Base Number	Contract	AT	Region	England
% of FP17s for the same patient ID Re-attending within 3 months - Children	215	2,561	8.4%	10.1%	12.1%	12.4%
% of FP17s for the same patient ID Re-attending within 3 months - Adults	607	5,072	12.0%	15.3%	15.9%	16.6%
% of FP17s for the same patient ID Re-attending between 3 & 9 months - Children	1,743	2,561	68.1%	50.9%	58.6%	57.5%
% of FP17s for the same patient ID Re-attending between 3 & 9 months - Adults	2,106	5,072	41.5%	46.5%	51.5%	50.4%
% of FP17s for Band 1 Urgent Courses	400	6,890	5.8%	8.2%	8.0%	9.1%
% of FP17s Relating to Free Repair or Replacements	31	6,890	0.4%	0.7%	0.8%	0.8%
% of FP17s Relating to Continuations	29	6,890	0.4%	0.9%	1.2%	1.3%
% of Patients satisfied with the dentistry they have received	4	5	N/A	92.3%	92.8%	92.7%
% of Patients satisfied with the time they had to wait for an appointment	4	5	N/A	91.0%	89.2%	88.8%

* This is based on patients treated on this contract for their most recent course of treatment. Figures in italics indicate the base number of FP17s or Patient Questionnaire responses are less than 100. N/A is shown where the base number of responses is less than 10 during the period. % is calculated as Quantity/Base number*100

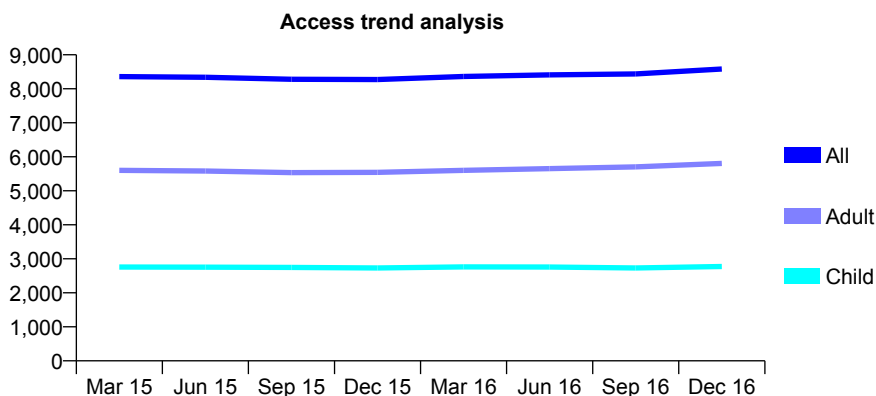
Q54 - Vital Signs At a Glance Contract Report for 127930/0001 - December 2016

Name or company name	Dr R Patel & Dr D Patel & Dr P S Dogra
Contract type name	GDS Contract
Purpose of contract	General
Contract start date	02/07/2010
Contract end date	

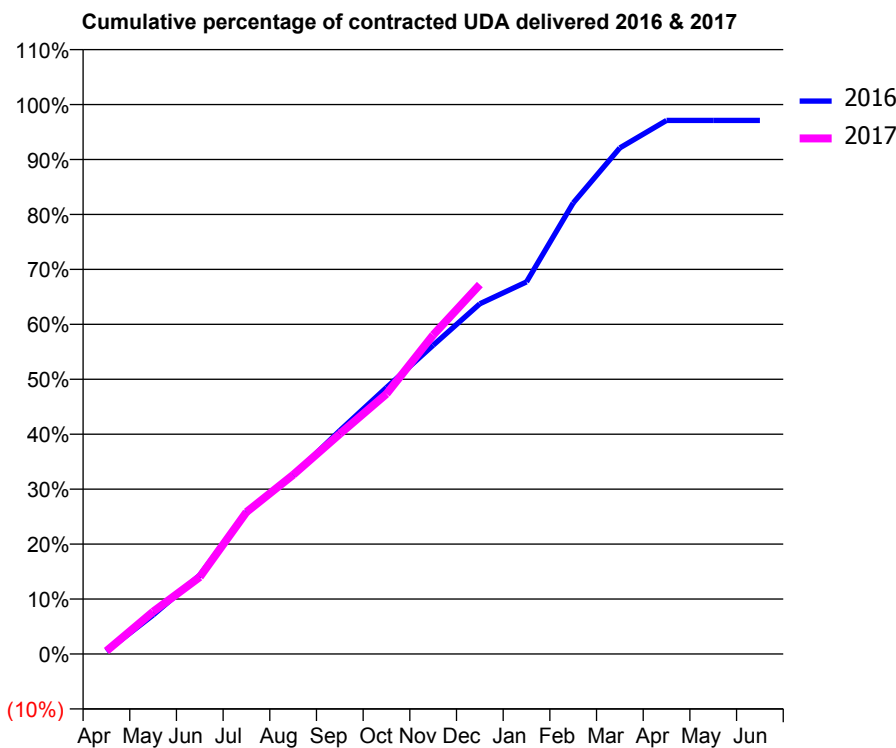
16/17 Contracted general activity (UDA)	23,248
Carry forward general activity (UDA)	672
16/17 Contracted orthodontic activity (UOA)	0
Carry forward orthodontic activity (UOA)	0
Baseline contract value	£624,966.92

ACCESS*

Patients seen in 24 months	Total	Change since previous quarter
Quarter ending December 2015	8,272	
Quarter ending March 2016	8,364	→
Quarter ending June 2016	8,409	→
Quarter ending September 2016	8,438	→
Quarter ending December 2016	8,583	→
Variance since December 2015	3.8%	↑



ACTIVITY



Month	Adjusted Scheduled Activity (UDA)	
	2016	2017
April	113	129
May	1,652	1,793
June	3,336	3,258
July	6,011	6,006
August	7,557	7,578
September	9,450	9,310
October	11,272	11,003
November	13,065	13,495
December	14,819	15,633
January	15,745	
February	19,084	
March	21,411	
April	22,573	
May	22,575	
June	22,576	

QUALITY

	Quantity	Base Number	Contract	AT	Region	England
% of FP17s for the same patient ID Re-attending within 3 months - Children	154	2,581	6.0%	10.1%	12.1%	12.4%
% of FP17s for the same patient ID Re-attending within 3 months - Adults	765	5,426	14.1%	15.3%	15.9%	16.6%
% of FP17s for the same patient ID Re-attending between 3 & 9 months - Children	1,279	2,581	49.6%	50.9%	58.6%	57.5%
% of FP17s for the same patient ID Re-attending between 3 & 9 months - Adults	2,461	5,426	45.4%	46.5%	51.5%	50.4%
% of FP17s for Band 1 Urgent Courses	889	7,495	11.9%	8.2%	8.0%	9.1%
% of FP17s Relating to Free Repair or Replacements	24	7,495	0.3%	0.7%	0.8%	0.8%
% of FP17s Relating to Continuations	8	7,495	0.1%	0.9%	1.2%	1.3%
% of Patients satisfied with the dentistry they have received	8	9	N/A	92.3%	92.8%	92.7%
% of Patients satisfied with the time they had to wait for an appointment	7	9	N/A	91.0%	89.2%	88.8%

* This is based on patients treated on this contract for their most recent course of treatment. Figures in italics indicate the base number of FP17s or Patient Questionnaire responses are less than 100. N/A is shown where the base number of responses is less than 10 during the period. % is calculated as Quantity/Base number*100

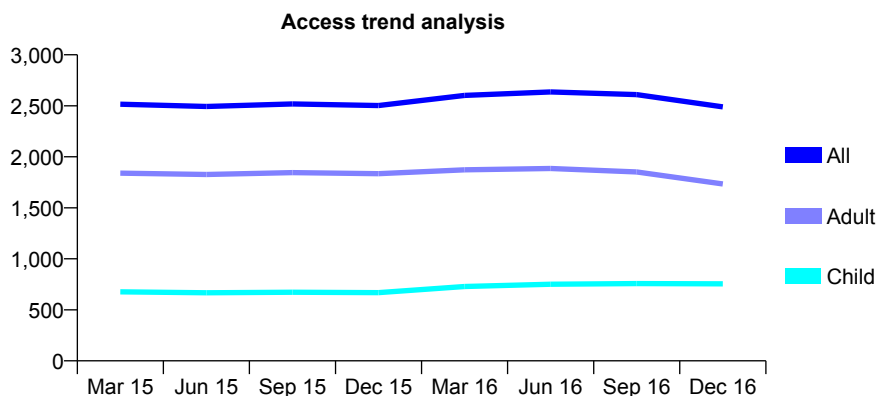
Q54 - Vital Signs At a Glance Contract Report for 129321/0001 - December 2016

Name or company name	Smile By Smile Dental
Contract type name	GDS Contract
Purpose of contract	General and Orthodontic
Contract start date	01/08/2011
Contract end date	

16/17 Contracted general activity (UDA)	8,806
Carry forward general activity (UDA)	162
16/17 Contracted orthodontic activity (UOA)	227
Carry forward orthodontic activity (UOA)	-4
Baseline contract value	£214,484.33

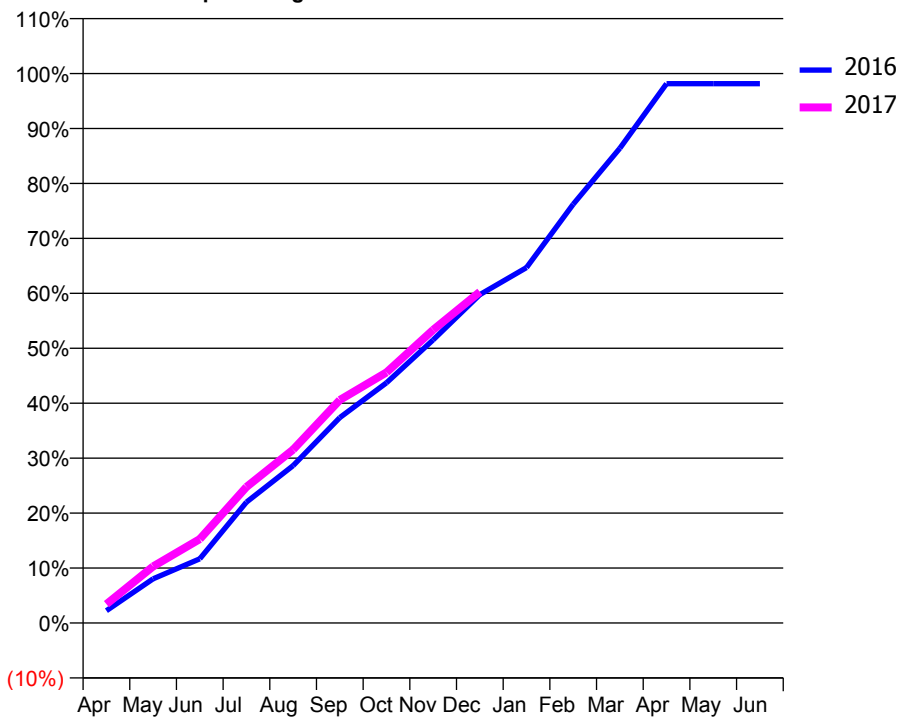
ACCESS*

Patients seen in 24 months	Total	Change since previous quarter
Quarter ending December 2015	2,503	
Quarter ending March 2016	2,602	↑
Quarter ending June 2016	2,636	→
Quarter ending September 2016	2,610	→
Quarter ending December 2016	2,489	↓
Variance since December 2015	(0.6%)	→



ACTIVITY

Cumulative percentage of contracted UDA delivered 2016 & 2017



Month	Adjusted Scheduled Activity (UDA)	
	2016	2017
April	198	302
May	707	908
June	1,029	1,346
July	1,938	2,180
August	2,522	2,779
September	3,292	3,575
October	3,851	4,016
November	4,539	4,698
December	5,262	5,307
January	5,696	
February	6,710	
March	7,608	
April	8,644	
May	8,644	
June	8,644	

QUALITY

	Quantity	Base Number	Contract	AT	Region	England
% of FP17s for the same patient ID Re-attending within 3 months - Children	138	1,033	13.4%	10.1%	12.1%	12.4%
% of FP17s for the same patient ID Re-attending within 3 months - Adults	344	2,228	15.4%	15.3%	15.9%	16.6%
% of FP17s for the same patient ID Re-attending between 3 & 9 months - Children	640	1,033	62.0%	50.9%	58.6%	57.5%
% of FP17s for the same patient ID Re-attending between 3 & 9 months - Adults	1,479	2,228	66.4%	46.5%	51.5%	50.4%
% of FP17s for Band 1 Urgent Courses	142	2,917	4.9%	8.2%	8.0%	9.1%
% of FP17s Relating to Free Repair or Replacements	4	2,917	0.1%	0.7%	0.8%	0.8%
% of FP17s Relating to Continuations	0	2,917	0.0%	0.9%	1.2%	1.3%
% of Patients satisfied with the dentistry they have received	5	5	N/A	92.3%	92.8%	92.7%
% of Patients satisfied with the time they had to wait for an appointment	5	5	N/A	91.0%	89.2%	88.8%

* This is based on patients treated on this contract for their most recent course of treatment. Figures in italics indicate the base number of FP17s or Patient Questionnaire responses are less than 100. N/A is shown where the base number of responses is less than 10 during the period. % is calculated as Quantity/Base number*100

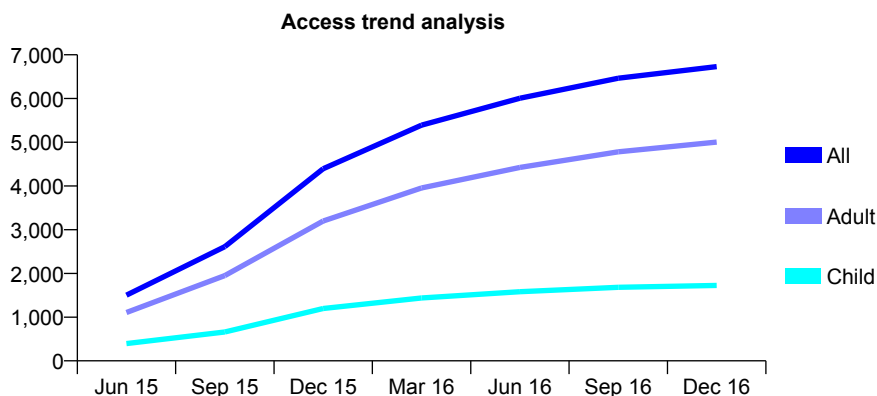
Q54 - Vital Signs At a Glance Contract Report for 130257/0001 - December 2016

Name or company name	Knowle & Dorridge Dental Practice
Contract type name	GDS Contract
Purpose of contract	General
Contract start date	01/04/2015
Contract end date	

16/17 Contracted general activity (UDA)	14,442
Carry forward general activity (UDA)	-146
16/17 Contracted orthodontic activity (UOA)	0
Carry forward orthodontic activity (UOA)	0
Baseline contract value	£349,533.20

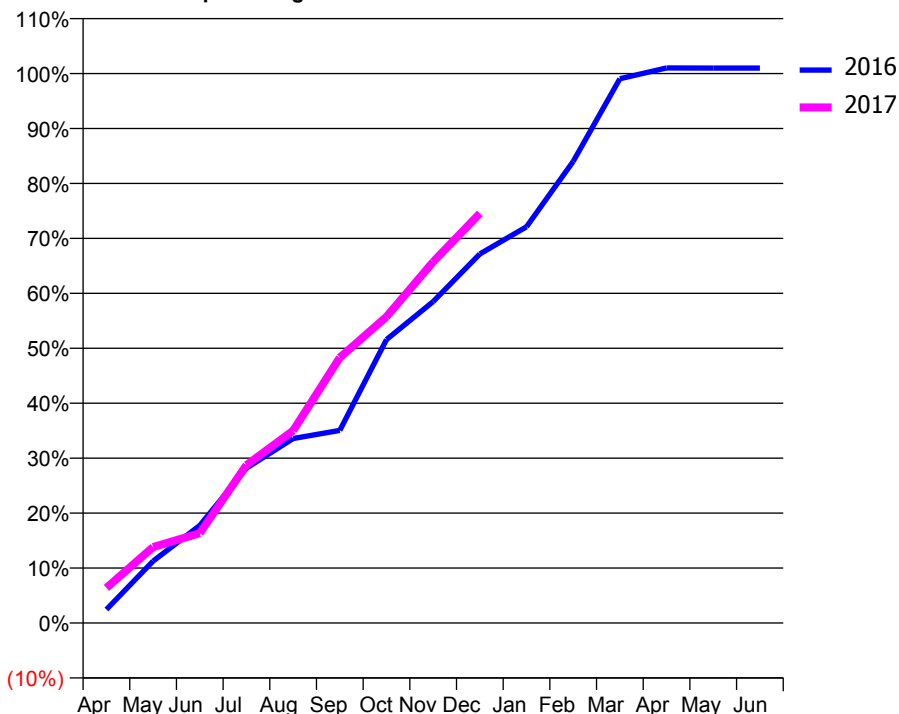
ACCESS*

Patients seen in 24 months	Total	Change since previous quarter
Quarter ending December 2015	4,395	
Quarter ending March 2016	5,392	↑
Quarter ending June 2016	6,007	↑
Quarter ending September 2016	6,464	↑
Quarter ending December 2016	6,730	↑
Variance since December 2015	53.1%	↑



ACTIVITY

Cumulative percentage of contracted UDA delivered 2016 & 2017



Month	Adjusted Scheduled Activity (UDA)	
	2016	2017
April	360	924
May	1,651	1,995
June	2,596	2,362
July	4,124	4,153
August	4,914	5,057
September	5,130	6,974
October	7,546	8,048
November	8,559	9,493
December	9,826	10,765
January	10,551	
February	12,291	
March	14,493	
April	14,780	
May	14,779	
June	14,779	

QUALITY

	Quantity	Base Number	Contract	AT	Region	England
% of FP17s for the same patient ID Re-attending within 3 months - Children	117	1,871	6.3%	10.1%	12.1%	12.4%
% of FP17s for the same patient ID Re-attending within 3 months - Adults	806	5,245	15.4%	15.3%	15.9%	16.6%
% of FP17s for the same patient ID Re-attending between 3 & 9 months - Children	959	1,871	51.3%	50.9%	58.6%	57.5%
% of FP17s for the same patient ID Re-attending between 3 & 9 months - Adults	2,405	5,245	45.9%	46.5%	51.5%	50.4%
% of FP17s for Band 1 Urgent Courses	518	6,224	8.3%	8.2%	8.0%	9.1%
% of FP17s Relating to Free Repair or Replacements	107	6,224	1.7%	0.7%	0.8%	0.8%
% of FP17s Relating to Continuations	43	6,224	0.7%	0.9%	1.2%	1.3%
% of Patients satisfied with the dentistry they have received	3	4	N/A	92.3%	92.8%	92.7%
% of Patients satisfied with the time they had to wait for an appointment	2	4	N/A	91.0%	89.2%	88.8%

* This is based on patients treated on this contract for their most recent course of treatment. Figures in italics indicate the base number of FP17s or Patient Questionnaire responses are less than 100. N/A is shown where the base number of responses is less than 10 during the period. % is calculated as Quantity/Base number*100

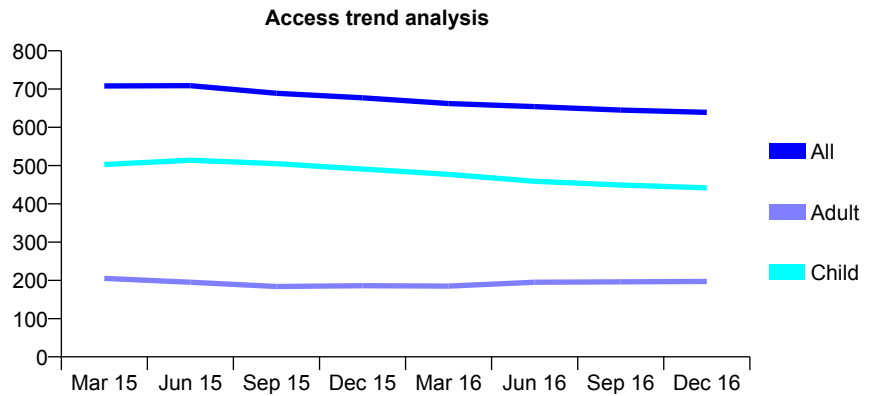
Q54 - Vital Signs At a Glance Contract Report for 130842/0001 - December 2016

Name or company name	Mr P H McCullough & Mrs S J McCullough
Contract type name	GDS Contract
Purpose of contract	General
Contract start date	01/04/2006
Contract end date	

16/17 Contracted general activity (UDA)	1,440
Carry forward general activity (UDA)	0
16/17 Contracted orthodontic activity (UOA)	0
Carry forward orthodontic activity (UOA)	0
Baseline contract value	£40,235.15

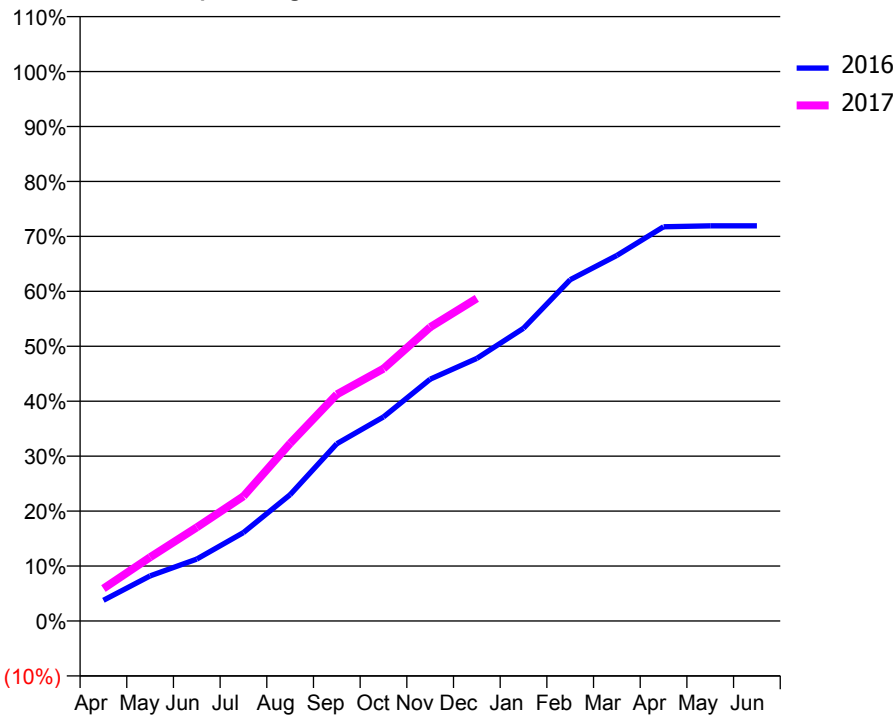
ACCESS*

Patients seen in 24 months	Total	Change since previous quarter
Quarter ending December 2015	677	
Quarter ending March 2016	662	↓
Quarter ending June 2016	654	↓
Quarter ending September 2016	645	↓
Quarter ending December 2016	639	→
Variance since December 2015	(5.6%)	↓



ACTIVITY

Cumulative percentage of contracted UDA delivered 2016 & 2017



Month	Adjusted Scheduled Activity (UDA)	
	2016	2017
April	68	85
May	148	167
June	203	245
July	290	327
August	414	466
September	581	594
October	669	661
November	792	770
December	860	845
January	959	
February	1,118	
March	1,197	
April	1,291	
May	1,294	
June	1,294	

QUALITY

	Quantity	Base Number	Contract	AT	Region	England
% of FP17s for the same patient ID Re-attending within 3 months - Children	26	518	5.0%	10.1%	12.1%	12.4%
% of FP17s for the same patient ID Re-attending within 3 months - Adults	4	146	2.7%	15.3%	15.9%	16.6%
% of FP17s for the same patient ID Re-attending between 3 & 9 months - Children	361	518	69.7%	50.9%	58.6%	57.5%
% of FP17s for the same patient ID Re-attending between 3 & 9 months - Adults	89	146	61.0%	46.5%	51.5%	50.4%
% of FP17s for Band 1 Urgent Courses	22	608	3.6%	8.2%	8.0%	9.1%
% of FP17s Relating to Free Repair or Replacements	0	608	0.0%	0.7%	0.8%	0.8%
% of FP17s Relating to Continuations	3	608	0.5%	0.9%	1.2%	1.3%
% of Patients satisfied with the dentistry they have received	1	1	N/A	92.3%	92.8%	92.7%
% of Patients satisfied with the time they had to wait for an appointment	1	1	N/A	91.0%	89.2%	88.8%

* This is based on patients treated on this contract for their most recent course of treatment. Figures in italics indicate the base number of FP17s or Patient Questionnaire responses are less than 100. N/A is shown where the base number of responses is less than 10 during the period. % is calculated as Quantity/Base number*100

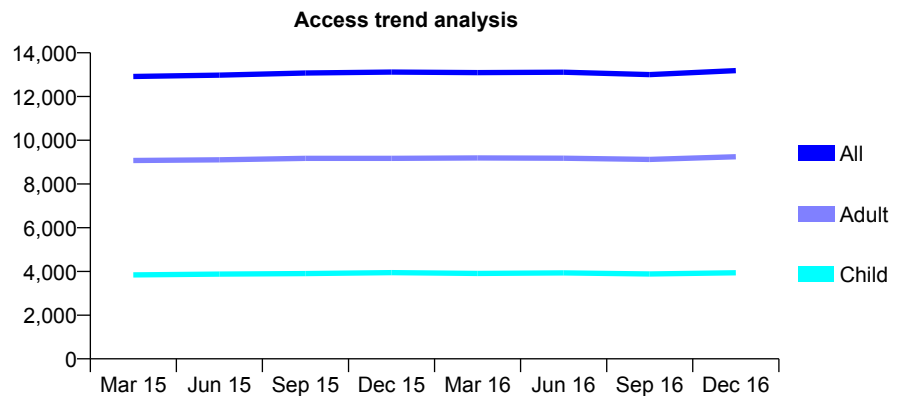
Q54 - Vital Signs At a Glance Contract Report for 131342/0001 - December 2016

Name or company name	Camila Pema Dhaya & Jatinder Kaur
Contract type name	GDS Contract
Purpose of contract	General and Orthodontic
Contract start date	01/04/2010
Contract end date	

16/17 Contracted general activity (UDA)	44,254
Carry forward general activity (UDA)	60
16/17 Contracted orthodontic activity (UOA)	1,091
Carry forward orthodontic activity (UOA)	-5
Baseline contract value	£1,314,627.69

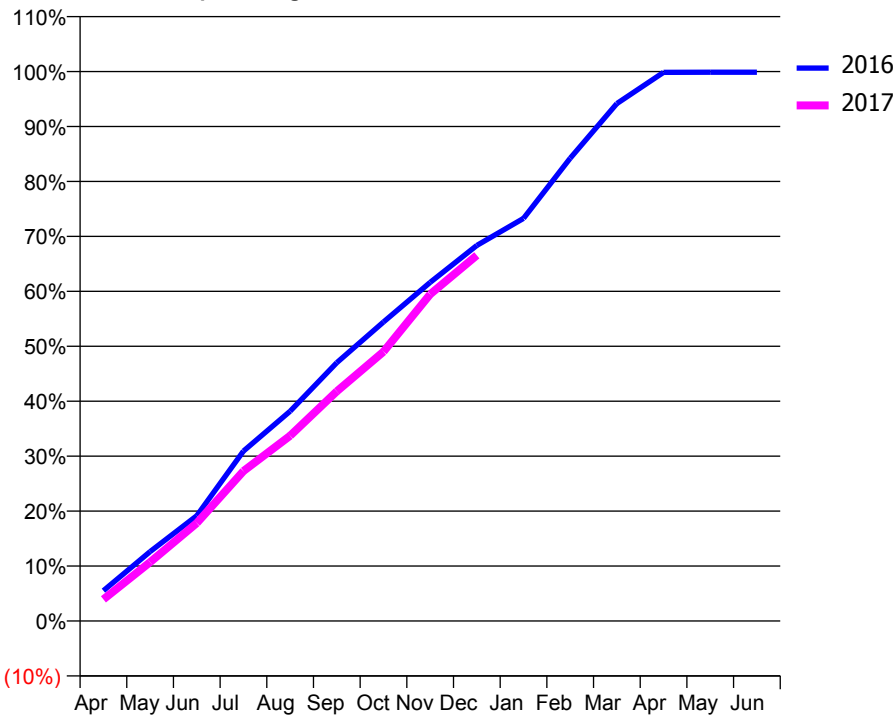
ACCESS*

Patients seen in 24 months	Total	Change since previous quarter
Quarter ending December 2015	13,117	
Quarter ending March 2016	13,095	→
Quarter ending June 2016	13,112	→
Quarter ending September 2016	13,004	→
Quarter ending December 2016	13,185	→
Variance since December 2015	0.5%	→



ACTIVITY

Cumulative percentage of contracted UDA delivered 2016 & 2017



Month	Adjusted Scheduled Activity (UDA)	
	2016	2017
April	2,439	1,742
May	5,586	4,742
June	8,479	7,883
July	13,688	12,076
August	16,899	14,924
September	20,809	18,496
October	24,082	21,690
November	27,275	26,315
December	30,247	29,452
January	32,428	
February	37,275	
March	41,674	
April	44,189	
May	44,193	
June	44,194	

QUALITY

	Quantity	Base Number	Contract	AT	Region	England
% of FP17s for the same patient ID Re-attending within 3 months - Children	527	4,094	12.9%	10.1%	12.1%	12.4%
% of FP17s for the same patient ID Re-attending within 3 months - Adults	1,936	9,194	21.1%	15.3%	15.9%	16.6%
% of FP17s for the same patient ID Re-attending between 3 & 9 months - Children	2,075	4,094	50.7%	50.9%	58.6%	57.5%
% of FP17s for the same patient ID Re-attending between 3 & 9 months - Adults	4,279	9,194	46.5%	46.5%	51.5%	50.4%
% of FP17s for Band 1 Urgent Courses	768	11,329	6.8%	8.2%	8.0%	9.1%
% of FP17s Relating to Free Repair or Replacements	159	11,329	1.4%	0.7%	0.8%	0.8%
% of FP17s Relating to Continuations	82	11,329	0.7%	0.9%	1.2%	1.3%
% of Patients satisfied with the dentistry they have received	13	13	100.0%	92.3%	92.8%	92.7%
% of Patients satisfied with the time they had to wait for an appointment	11	13	84.6%	91.0%	89.2%	88.8%

* This is based on patients treated on this contract for their most recent course of treatment. Figures in italics indicate the base number of FP17s or Patient Questionnaire responses are less than 100. N/A is shown where the base number of responses is less than 10 during the period. % is calculated as Quantity/Base number*100

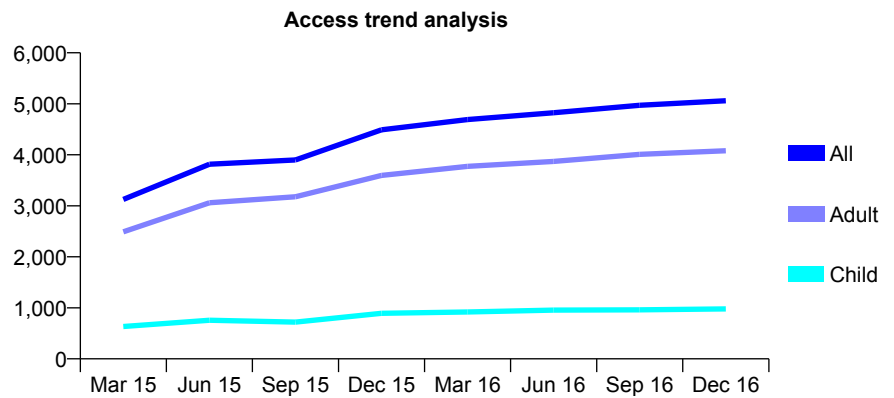
Q54 - Vital Signs At a Glance Contract Report for 132780/0001 - December 2016

Name or company name	Kingswinford Health Centre 1
Contract type name	GDS Contract
Purpose of contract	General
Contract start date	01/09/2014
Contract end date	

16/17 Contracted general activity (UDA)	14,554
Carry forward general activity (UDA)	-181
16/17 Contracted orthodontic activity (UOA)	0
Carry forward orthodontic activity (UOA)	0
Baseline contract value	£347,628.14

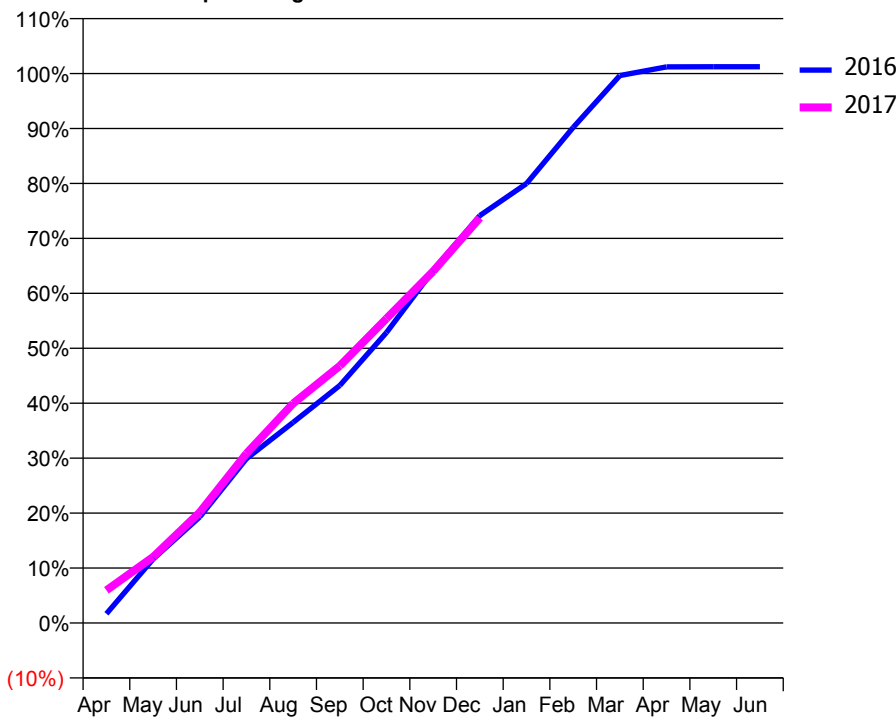
ACCESS*

Patients seen in 24 months	Total	Change since previous quarter
Quarter ending December 2015	4,489	
Quarter ending March 2016	4,692	↑
Quarter ending June 2016	4,826	↑
Quarter ending September 2016	4,971	↑
Quarter ending December 2016	5,060	→
Variance since December 2015	12.7%	↑



ACTIVITY

Cumulative percentage of contracted UDA delivered 2016 & 2017



Month	Adjusted Scheduled Activity (UDA)	
	2016	2017
April	246	867
May	1,693	1,750
June	2,810	2,934
July	4,351	4,491
August	5,314	5,815
September	6,293	6,811
October	7,696	8,067
November	9,336	9,317
December	10,793	10,733
January	11,639	
February	13,127	
March	14,501	
April	14,731	
May	14,732	
June	14,735	

QUALITY

	Quantity	Base Number	Contract	AT	Region	England
% of FP17s for the same patient ID Re-attending within 3 months - Children	50	998	5.0%	10.1%	12.1%	12.4%
% of FP17s for the same patient ID Re-attending within 3 months - Adults	736	4,406	16.7%	15.3%	15.9%	16.6%
% of FP17s for the same patient ID Re-attending between 3 & 9 months - Children	408	998	40.9%	50.9%	58.6%	57.5%
% of FP17s for the same patient ID Re-attending between 3 & 9 months - Adults	2,055	4,406	46.6%	46.5%	51.5%	50.4%
% of FP17s for Band 1 Urgent Courses	316	5,262	6.0%	8.2%	8.0%	9.1%
% of FP17s Relating to Free Repair or Replacements	69	5,262	1.3%	0.7%	0.8%	0.8%
% of FP17s Relating to Continuations	105	5,262	2.0%	0.9%	1.2%	1.3%
% of Patients satisfied with the dentistry they have received	7	7	N/A	92.3%	92.8%	92.7%
% of Patients satisfied with the time they had to wait for an appointment	7	7	N/A	91.0%	89.2%	88.8%

* This is based on patients treated on this contract for their most recent course of treatment. Figures in italics indicate the base number of FP17s or Patient Questionnaire responses are less than 100. N/A is shown where the base number of responses is less than 10 during the period. % is calculated as Quantity/Base number*100

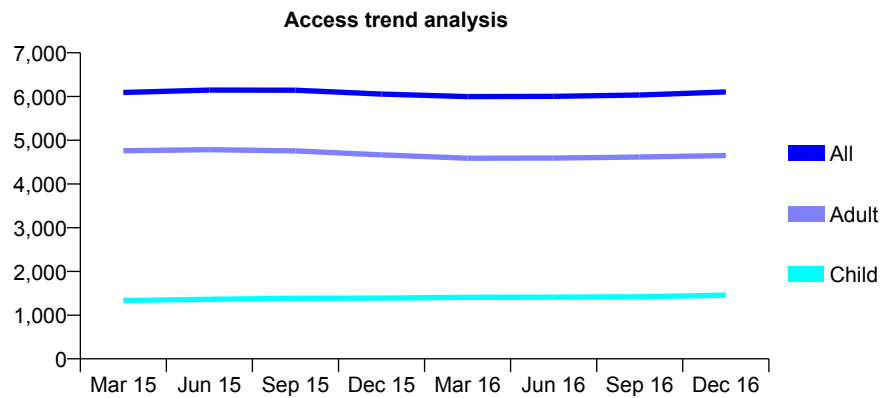
Q54 - Vital Signs At a Glance Contract Report for 133507/0001 - December 2016

Name or company name	Castle Bromwich Dental Care
Contract type name	GDS Contract
Purpose of contract	General
Contract start date	01/10/2012
Contract end date	

16/17 Contracted general activity (UDA)	17,362
Carry forward general activity (UDA)	-24
16/17 Contracted orthodontic activity (UOA)	0
Carry forward orthodontic activity (UOA)	0
Baseline contract value	£416,061.37

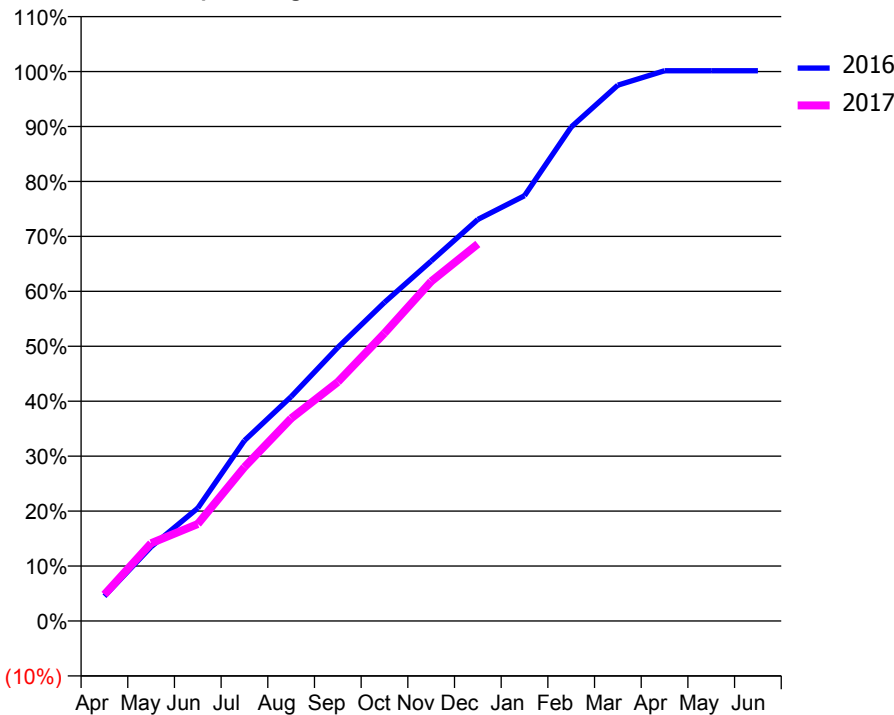
ACCESS*

Patients seen in 24 months	Total	Change since previous quarter
Quarter ending December 2015	6,056	
Quarter ending March 2016	5,997	→
Quarter ending June 2016	6,003	→
Quarter ending September 2016	6,035	→
Quarter ending December 2016	6,106	→
Variance since December 2015	0.8%	→



ACTIVITY

Cumulative percentage of contracted UDA delivered 2016 & 2017



Month	Adjusted Scheduled Activity (UDA)	
	2016	2017
April	785	835
May	2,344	2,457
June	3,566	3,064
July	5,704	4,866
August	7,088	6,400
September	8,644	7,552
October	10,067	9,094
November	11,372	10,728
December	12,688	11,913
January	13,437	
February	15,606	
March	16,930	
April	17,385	
May	17,386	
June	17,386	

QUALITY

	Quantity	Base Number	Contract	AT	Region	England
% of FP17s for the same patient ID Re-attending within 3 months - Children	88	1,376	6.4%	10.1%	12.1%	12.4%
% of FP17s for the same patient ID Re-attending within 3 months - Adults	593	4,318	13.7%	15.3%	15.9%	16.6%
% of FP17s for the same patient ID Re-attending between 3 & 9 months - Children	688	1,376	50.0%	50.9%	58.6%	57.5%
% of FP17s for the same patient ID Re-attending between 3 & 9 months - Adults	2,045	4,318	47.4%	46.5%	51.5%	50.4%
% of FP17s for Band 1 Urgent Courses	298	5,519	5.4%	8.2%	8.0%	9.1%
% of FP17s Relating to Free Repair or Replacements	45	5,519	0.8%	0.7%	0.8%	0.8%
% of FP17s Relating to Continuations	97	5,519	1.8%	0.9%	1.2%	1.3%
% of Patients satisfied with the dentistry they have received	4	6	N/A	92.3%	92.8%	92.7%
% of Patients satisfied with the time they had to wait for an appointment	5	6	N/A	91.0%	89.2%	88.8%

* This is based on patients treated on this contract for their most recent course of treatment. Figures in italics indicate the base number of FP17s or Patient Questionnaire responses are less than 100. N/A is shown where the base number of responses is less than 10 during the period. % is calculated as Quantity/Base number*100

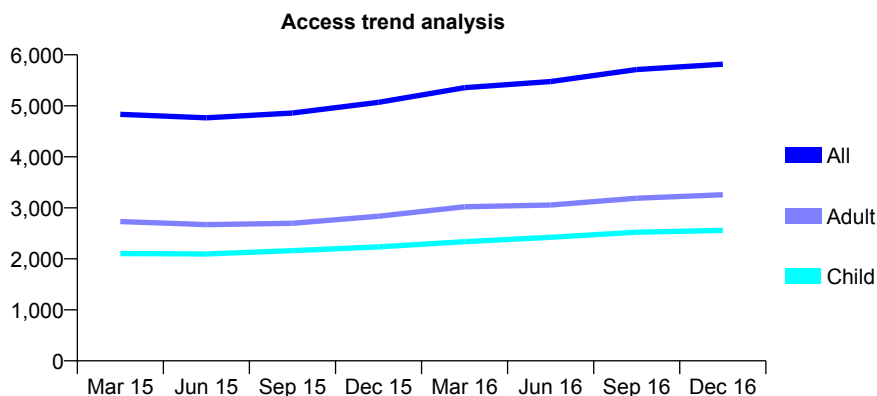
Q54 - Vital Signs At a Glance Contract Report for 133698/0001 - December 2016

Name or company name	Synergy Dental Practice Limited
Contract type name	PDS Plus Contract
Purpose of contract	General
Contract start date	01/10/2010
Contract end date	31/10/2020

16/17 Contracted general activity (UDA)	12,000
Carry forward general activity (UDA)	-240
16/17 Contracted orthodontic activity (UOA)	0
Carry forward orthodontic activity (UOA)	0
Baseline contract value	£229,591.57

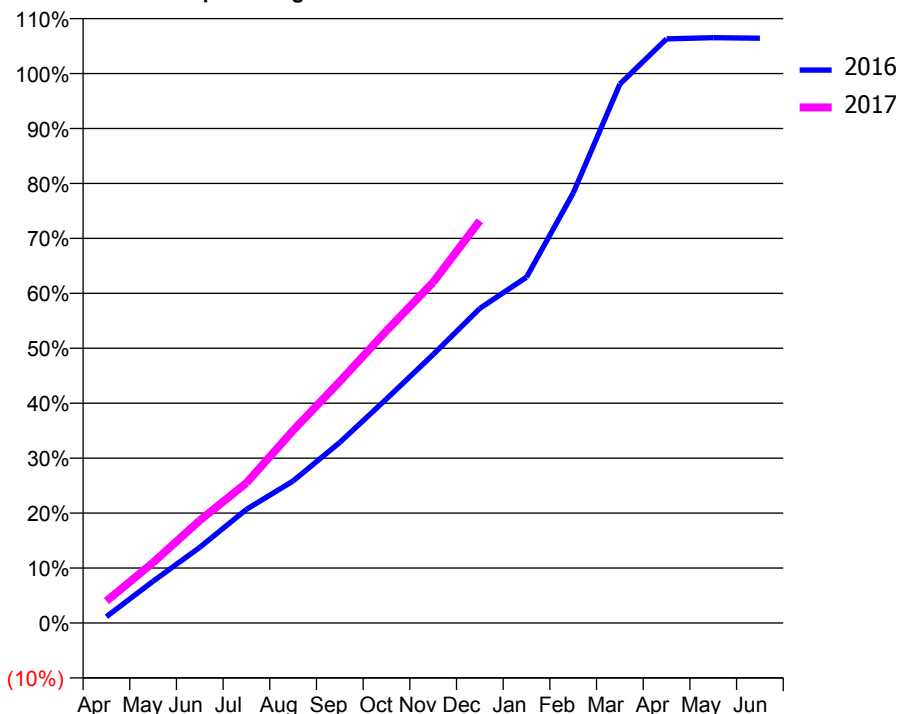
ACCESS*

Patients seen in 24 months	Total	Change since previous quarter
Quarter ending December 2015	5,069	
Quarter ending March 2016	5,356	↑
Quarter ending June 2016	5,476	↑
Quarter ending September 2016	5,710	↑
Quarter ending December 2016	5,815	→
Variance since December 2015	14.7%	↑



ACTIVITY

Cumulative percentage of contracted UDA delivered 2016 & 2017



Month	Adjusted Scheduled Activity (UDA)	
	2016	2017
April	138	480
May	912	1,320
June	1,653	2,240
July	2,484	3,058
August	3,102	4,207
September	3,945	5,275
October	4,893	6,381
November	5,863	7,441
December	6,870	8,784
January	7,551	
February	9,390	
March	11,770	
April	12,757	
May	12,782	
June	12,771	

QUALITY

	Quantity	Base Number	Contract	AT	Region	England
% of FP17s for the same patient ID Re-attending within 3 months - Children	90	1,711	5.3%	10.1%	12.1%	12.4%
% of FP17s for the same patient ID Re-attending within 3 months - Adults	340	2,455	13.8%	15.3%	15.9%	16.6%
% of FP17s for the same patient ID Re-attending between 3 & 9 months - Children	606	1,711	35.4%	50.9%	58.6%	57.5%
% of FP17s for the same patient ID Re-attending between 3 & 9 months - Adults	786	2,455	32.0%	46.5%	51.5%	50.4%
% of FP17s for Band 1 Urgent Courses	489	3,757	13.0%	8.2%	8.0%	9.1%
% of FP17s Relating to Free Repair or Replacements	19	3,757	0.5%	0.7%	0.8%	0.8%
% of FP17s Relating to Continuations	2	3,757	0.1%	0.9%	1.2%	1.3%
% of Patients satisfied with the dentistry they have received	3	3	N/A	92.3%	92.8%	92.7%
% of Patients satisfied with the time they had to wait for an appointment	3	3	N/A	91.0%	89.2%	88.8%

* This is based on patients treated on this contract for their most recent course of treatment. Figures in italics indicate the base number of FP17s or Patient Questionnaire responses are less than 100. N/A is shown where the base number of responses is less than 10 during the period. % is calculated as Quantity/Base number*100

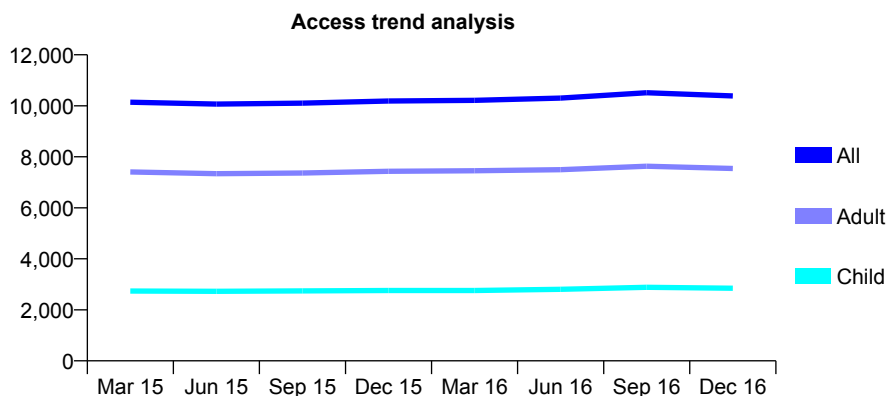
Q54 - Vital Signs At a Glance Contract Report for 135356/0001 - December 2016

Name or company name	Asden House Dental Clinic
Contract type name	GDS Contract
Purpose of contract	General
Contract start date	01/08/2012
Contract end date	

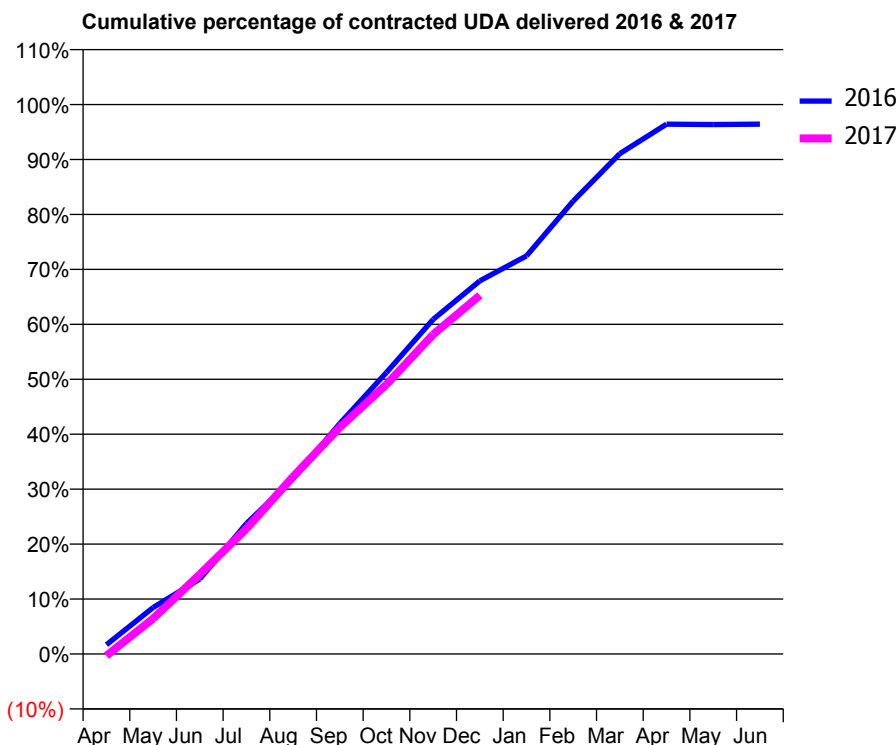
16/17 Contracted general activity (UDA)	29,744
Carry forward general activity (UDA)	1,064
16/17 Contracted orthodontic activity (UOA)	0
Carry forward orthodontic activity (UOA)	0
Baseline contract value	£845,436.88

ACCESS*

Patients seen in 24 months	Total	Change since previous quarter
Quarter ending December 2015	10,189	
Quarter ending March 2016	10,213	→
Quarter ending June 2016	10,302	→
Quarter ending September 2016	10,512	↑
Quarter ending December 2016	10,389	↓
Variance since December 2015	2.0%	→



ACTIVITY



Month	Adjusted Scheduled Activity (UDA)	
	2016	2017
April	498	-98
May	2,516	1,914
June	4,062	4,313
July	7,062	6,784
August	9,487	9,601
September	12,476	12,270
October	15,241	14,591
November	18,115	17,300
December	20,202	19,415
January	21,552	
February	24,516	
March	27,085	
April	28,681	
May	28,662	
June	28,680	

QUALITY

	Quantity	Base Number	Contract	AT	Region	England
% of FP17s for the same patient ID Re-attending within 3 months - Children	253	2,664	9.5%	10.1%	12.1%	12.4%
% of FP17s for the same patient ID Re-attending within 3 months - Adults	1,196	6,443	18.6%	15.3%	15.9%	16.6%
% of FP17s for the same patient ID Re-attending between 3 & 9 months - Children	1,192	2,664	44.7%	50.9%	58.6%	57.5%
% of FP17s for the same patient ID Re-attending between 3 & 9 months - Adults	2,277	6,443	35.3%	46.5%	51.5%	50.4%
% of FP17s for Band 1 Urgent Courses	927	7,347	12.6%	8.2%	8.0%	9.1%
% of FP17s Relating to Free Repair or Replacements	65	7,347	0.9%	0.7%	0.8%	0.8%
% of FP17s Relating to Continuations	27	7,347	0.4%	0.9%	1.2%	1.3%
% of Patients satisfied with the dentistry they have received	10	10	100.0%	92.3%	92.8%	92.7%
% of Patients satisfied with the time they had to wait for an appointment	8	10	80.0%	91.0%	89.2%	88.8%

* This is based on patients treated on this contract for their most recent course of treatment. Figures in italics indicate the base number of FP17s or Patient Questionnaire responses are less than 100. N/A is shown where the base number of responses is less than 10 during the period. % is calculated as Quantity/Base number*100

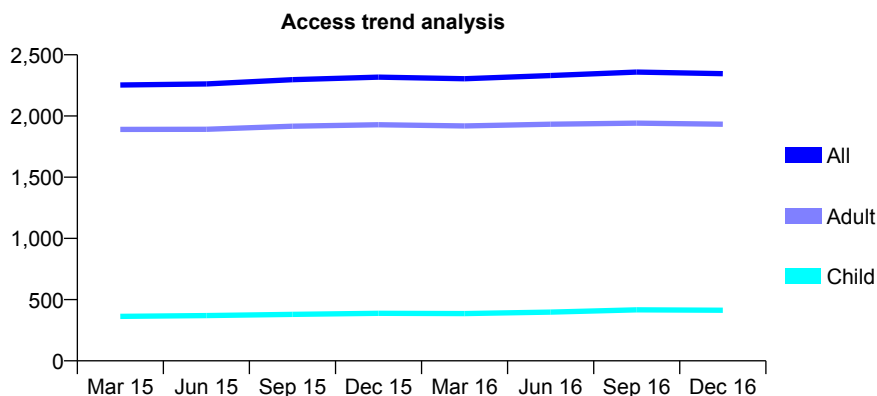
Q54 - Vital Signs At a Glance Contract Report for 135623/0001 - December 2016

Name or company name	New Coventry Road Dental Practice
Contract type name	GDS Contract
Purpose of contract	General
Contract start date	01/09/2011
Contract end date	

16/17 Contracted general activity (UDA)	7,068
Carry forward general activity (UDA)	-89
16/17 Contracted orthodontic activity (UOA)	0
Carry forward orthodontic activity (UOA)	0
Baseline contract value	£172,517.94

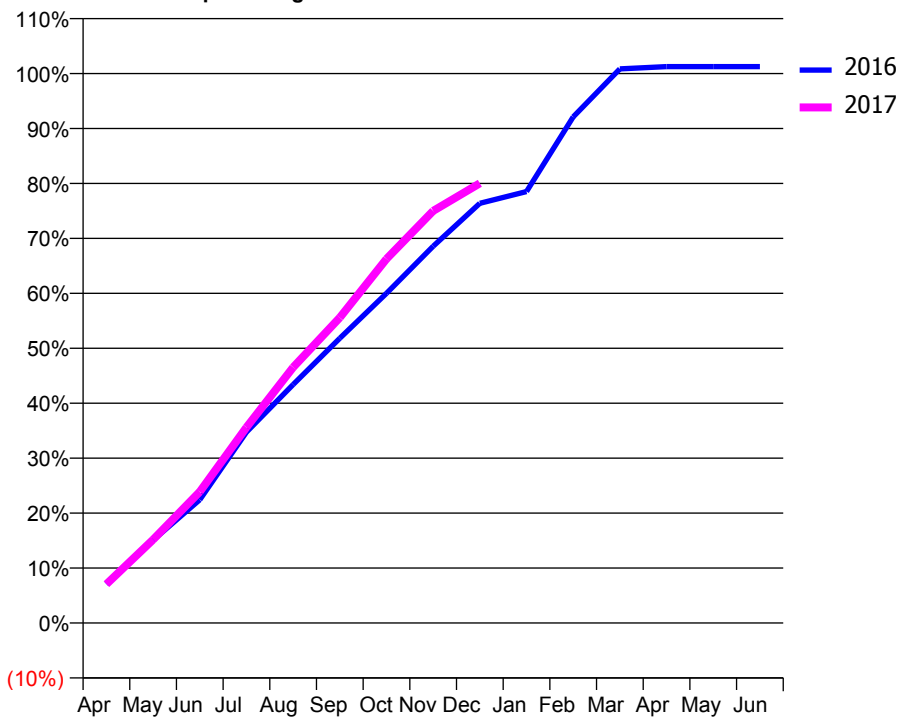
ACCESS*

Patients seen in 24 months	Total	Change since previous quarter
Quarter ending December 2015	2,317	
Quarter ending March 2016	2,305	→
Quarter ending June 2016	2,331	→
Quarter ending September 2016	2,359	→
Quarter ending December 2016	2,346	→
Variance since December 2015	1.3%	→



ACTIVITY

Cumulative percentage of contracted UDA delivered 2016 & 2017



Month	Adjusted Scheduled Activity (UDA)	
	2016	2017
April	499	501
May	1,066	1,072
June	1,586	1,688
July	2,455	2,517
August	3,068	3,288
September	3,662	3,929
October	4,241	4,683
November	4,846	5,300
December	5,399	5,655
January	5,550	
February	6,510	
March	7,128	
April	7,157	
May	7,157	
June	7,157	

QUALITY

	Quantity	Base Number	Contract	AT	Region	England
% of FP17s for the same patient ID Re-attending within 3 months - Children	22	445	4.9%	10.1%	12.1%	12.4%
% of FP17s for the same patient ID Re-attending within 3 months - Adults	371	2,294	16.2%	15.3%	15.9%	16.6%
% of FP17s for the same patient ID Re-attending between 3 & 9 months - Children	279	445	62.7%	50.9%	58.6%	57.5%
% of FP17s for the same patient ID Re-attending between 3 & 9 months - Adults	1,446	2,294	63.0%	46.5%	51.5%	50.4%
% of FP17s for Band 1 Urgent Courses	105	2,718	3.9%	8.2%	8.0%	9.1%
% of FP17s Relating to Free Repair or Replacements	4	2,718	0.1%	0.7%	0.8%	0.8%
% of FP17s Relating to Continuations	10	2,718	0.4%	0.9%	1.2%	1.3%
% of Patients satisfied with the dentistry they have received	5	5	N/A	92.3%	92.8%	92.7%
% of Patients satisfied with the time they had to wait for an appointment	5	5	N/A	91.0%	89.2%	88.8%

* This is based on patients treated on this contract for their most recent course of treatment. Figures in italics indicate the base number of FP17s or Patient Questionnaire responses are less than 100. N/A is shown where the base number of responses is less than 10 during the period. % is calculated as Quantity/Base number*100

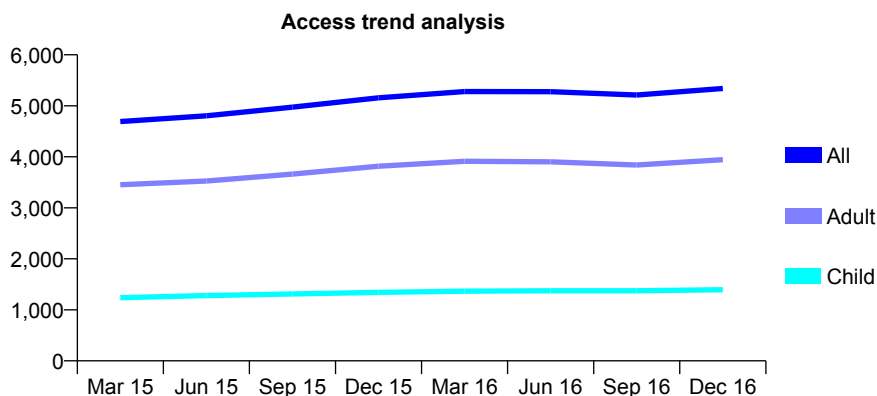
Q54 - Vital Signs At a Glance Contract Report for 136662/0001 - December 2016

Name or company name	Mr Hiren Yagnik Mr Prasad Vishnupurikar
Contract type name	GDS Contract
Purpose of contract	General
Contract start date	01/09/2008
Contract end date	

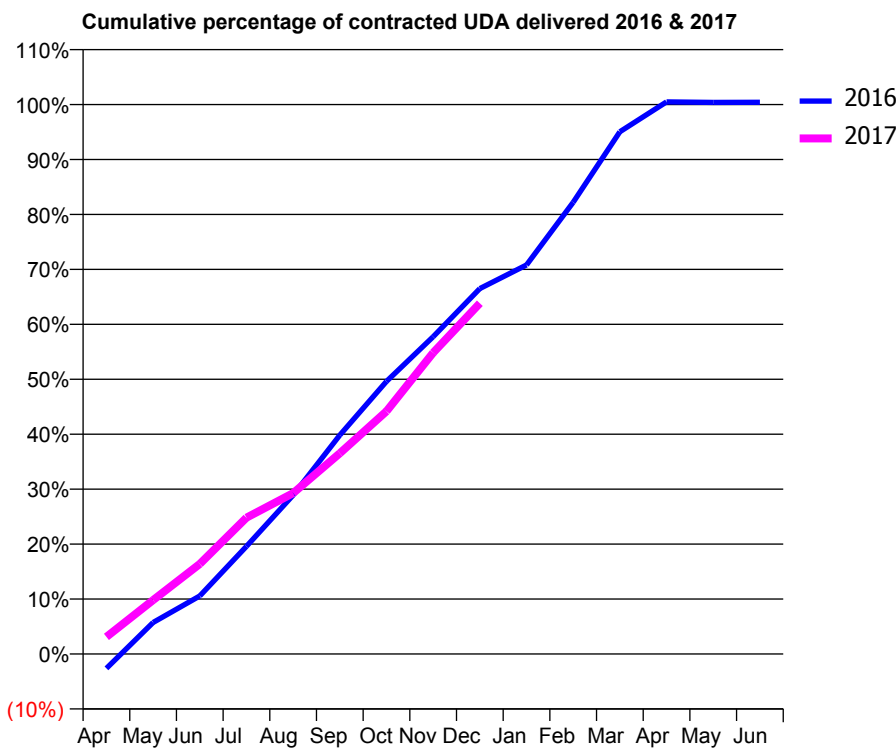
16/17 Contracted general activity (UDA)	13,545
Carry forward general activity (UDA)	55
16/17 Contracted orthodontic activity (UOA)	0
Carry forward orthodontic activity (UOA)	0
Baseline contract value	£310,412.92

ACCESS*

Patients seen in 24 months	Total	Change since previous quarter
Quarter ending December 2015	5,158	
Quarter ending March 2016	5,279	↑
Quarter ending June 2016	5,276	→
Quarter ending September 2016	5,212	↓
Quarter ending December 2016	5,339	↑
Variance since December 2015	3.5%	↑



ACTIVITY



Month	Adjusted Scheduled Activity (UDA)	
	2016	2017
April	-356	422
May	778	1,329
June	1,432	2,222
July	2,653	3,361
August	3,916	3,965
September	5,395	4,949
October	6,722	5,983
November	7,821	7,426
December	9,007	8,646
January	9,591	
February	11,134	
March	12,874	
April	13,611	
May	13,597	
June	13,600	

QUALITY

	Quantity	Base Number	Contract	AT	Region	England
% of FP17s for the same patient ID Re-attending within 3 months - Children	96	1,242	7.7%	10.1%	12.1%	12.4%
% of FP17s for the same patient ID Re-attending within 3 months - Adults	496	3,331	14.9%	15.3%	15.9%	16.6%
% of FP17s for the same patient ID Re-attending between 3 & 9 months - Children	615	1,242	49.5%	50.9%	58.6%	57.5%
% of FP17s for the same patient ID Re-attending between 3 & 9 months - Adults	1,530	3,331	45.9%	46.5%	51.5%	50.4%
% of FP17s for Band 1 Urgent Courses	429	3,795	11.3%	8.2%	8.0%	9.1%
% of FP17s Relating to Free Repair or Replacements	34	3,795	0.9%	0.7%	0.8%	0.8%
% of FP17s Relating to Continuations	28	3,795	0.7%	0.9%	1.2%	1.3%
% of Patients satisfied with the dentistry they have received	2	2	N/A	92.3%	92.8%	92.7%
% of Patients satisfied with the time they had to wait for an appointment	2	2	N/A	91.0%	89.2%	88.8%

* This is based on patients treated on this contract for their most recent course of treatment. Figures in italics indicate the base number of FP17s or Patient Questionnaire responses are less than 100. N/A is shown where the base number of responses is less than 10 during the period. % is calculated as Quantity/Base number*100

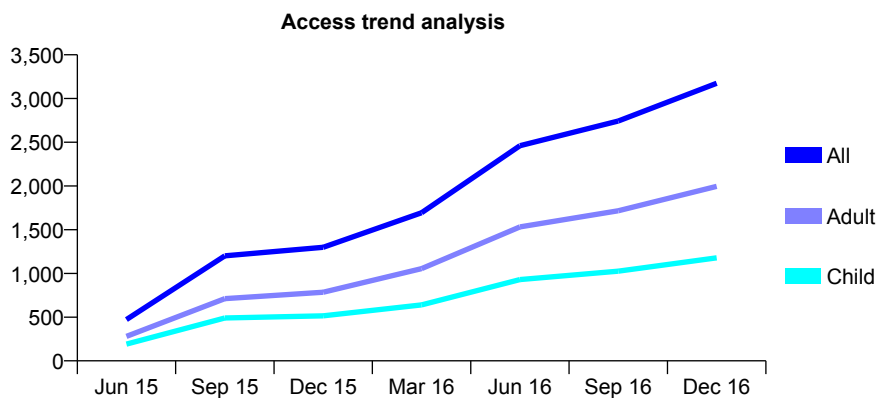
Q54 - Vital Signs At a Glance Contract Report for 137537/0001 - December 2016

Name or company name	Mr N.R.W Whiting & Mr Kiran Hanji
Contract type name	GDS Contract
Purpose of contract	General
Contract start date	01/05/2015
Contract end date	

16/17 Contracted general activity (UDA)	10,882
Carry forward general activity (UDA)	-48
16/17 Contracted orthodontic activity (UOA)	0
Carry forward orthodontic activity (UOA)	0
Baseline contract value	£313,449.69

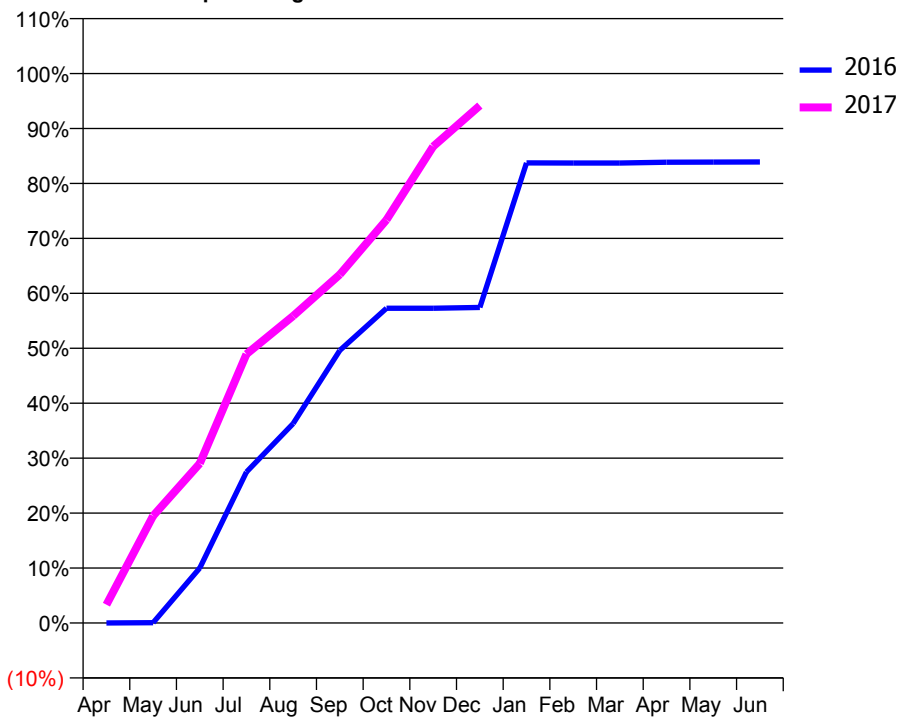
ACCESS*

Patients seen in 24 months	Total	Change since previous quarter
Quarter ending December 2015	1,299	
Quarter ending March 2016	1,694	↑
Quarter ending June 2016	2,461	↑
Quarter ending September 2016	2,743	↑
Quarter ending December 2016	3,174	↑
Variance since December 2015	144.3%	↑



ACTIVITY

Cumulative percentage of contracted UDA delivered 2016 & 2017



Month	Adjusted Scheduled Activity (UDA)	
	2016	2017
April	0	363
May	7	2,122
June	996	3,160
July	2,738	5,325
August	3,615	6,081
September	4,942	6,903
October	5,705	7,983
November	5,705	9,438
December	5,720	10,247
January	8,340	
February	8,338	
March	8,338	
April	8,351	
May	8,355	
June	8,357	

QUALITY

	Quantity	Base Number	Contract	AT	Region	England
% of FP17s for the same patient ID Re-attending within 3 months - Children	91	1,270	7.2%	10.1%	12.1%	12.4%
% of FP17s for the same patient ID Re-attending within 3 months - Adults	190	1,897	10.0%	15.3%	15.9%	16.6%
% of FP17s for the same patient ID Re-attending between 3 & 9 months - Children	337	1,270	26.5%	50.9%	58.6%	57.5%
% of FP17s for the same patient ID Re-attending between 3 & 9 months - Adults	439	1,897	23.1%	46.5%	51.5%	50.4%
% of FP17s for Band 1 Urgent Courses	222	3,120	7.1%	8.2%	8.0%	9.1%
% of FP17s Relating to Free Repair or Replacements	3	3,120	0.1%	0.7%	0.8%	0.8%
% of FP17s Relating to Continuations	2	3,120	0.1%	0.9%	1.2%	1.3%
% of Patients satisfied with the dentistry they have received	1	1	N/A	92.3%	92.8%	92.7%
% of Patients satisfied with the time they had to wait for an appointment	1	1	N/A	91.0%	89.2%	88.8%

* This is based on patients treated on this contract for their most recent course of treatment. Figures in italics indicate the base number of FP17s or Patient Questionnaire responses are less than 100. N/A is shown where the base number of responses is less than 10 during the period. % is calculated as Quantity/Base number*100

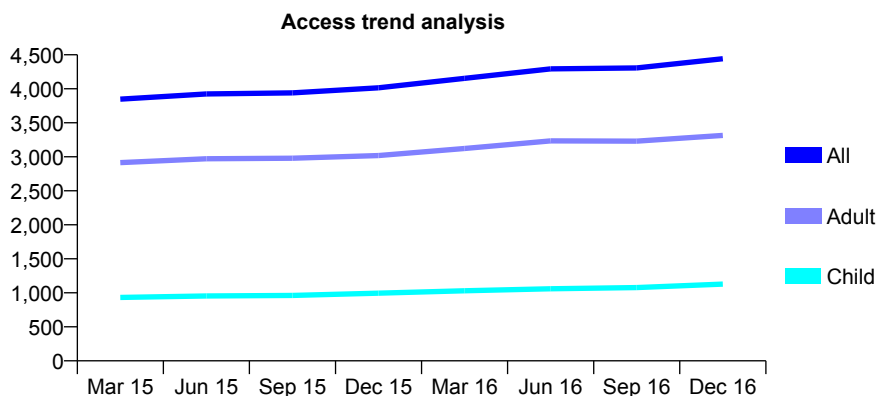
Q54 - Vital Signs At a Glance Contract Report for 138657/0001 - December 2016

Name or company name	Coalway Road Dental Practice
Contract type name	GDS Contract
Purpose of contract	General and Orthodontic
Contract start date	01/06/2011
Contract end date	

16/17 Contracted general activity (UDA)	15,000
Carry forward general activity (UDA)	-87
16/17 Contracted orthodontic activity (UOA)	546
Carry forward orthodontic activity (UOA)	0
Baseline contract value	£317,492.57

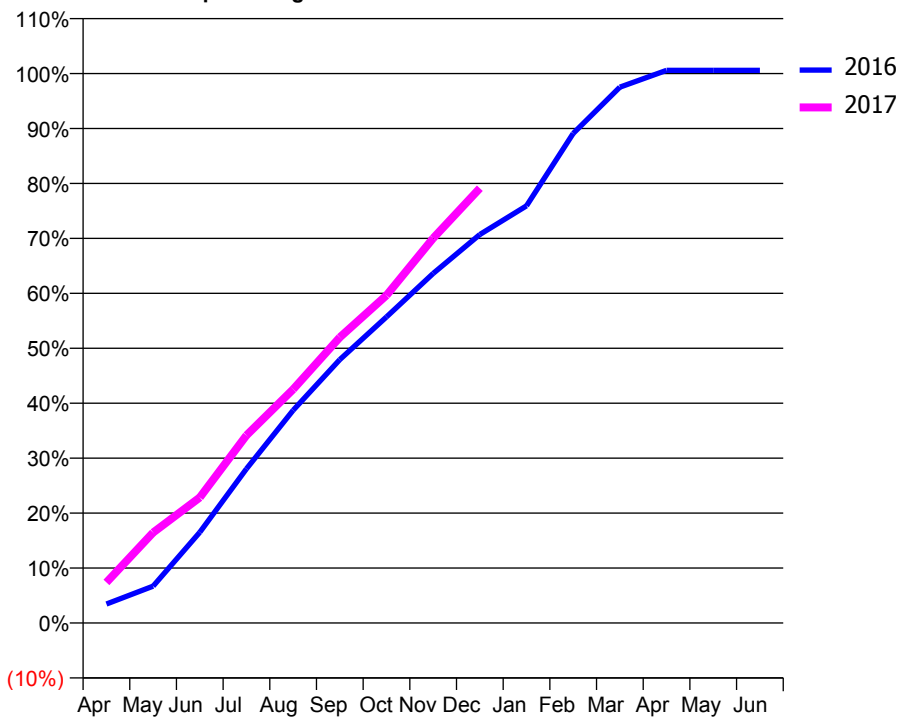
ACCESS*

Patients seen in 24 months	Total	Change since previous quarter
Quarter ending December 2015	4,014	
Quarter ending March 2016	4,154	↑
Quarter ending June 2016	4,294	↑
Quarter ending September 2016	4,307	→
Quarter ending December 2016	4,443	↑
Variance since December 2015	10.7%	↑



ACTIVITY

Cumulative percentage of contracted UDA delivered 2016 & 2017



Month	Adjusted Scheduled Activity (UDA)	
	2016	2017
April	520	1,107
May	1,006	2,470
June	2,475	3,427
July	4,209	5,123
August	5,808	6,380
September	7,190	7,800
October	8,357	8,946
November	9,542	10,504
December	10,607	11,869
January	11,388	
February	13,364	
March	14,629	
April	15,087	
May	15,087	
June	15,087	

QUALITY

	Quantity	Base Number	Contract	AT	Region	England
% of FP17s for the same patient ID Re-attending within 3 months - Children	141	1,271	11.1%	10.1%	12.1%	12.4%
% of FP17s for the same patient ID Re-attending within 3 months - Adults	608	3,329	18.3%	15.3%	15.9%	16.6%
% of FP17s for the same patient ID Re-attending between 3 & 9 months - Children	596	1,271	46.9%	50.9%	58.6%	57.5%
% of FP17s for the same patient ID Re-attending between 3 & 9 months - Adults	1,389	3,329	41.7%	46.5%	51.5%	50.4%
% of FP17s for Band 1 Urgent Courses	496	4,389	11.3%	8.2%	8.0%	9.1%
% of FP17s Relating to Free Repair or Replacements	27	4,389	0.6%	0.7%	0.8%	0.8%
% of FP17s Relating to Continuations	27	4,389	0.6%	0.9%	1.2%	1.3%
% of Patients satisfied with the dentistry they have received	5	6	N/A	92.3%	92.8%	92.7%
% of Patients satisfied with the time they had to wait for an appointment	6	6	N/A	91.0%	89.2%	88.8%

* This is based on patients treated on this contract for their most recent course of treatment. Figures in italics indicate the base number of FP17s or Patient Questionnaire responses are less than 100. N/A is shown where the base number of responses is less than 10 during the period. % is calculated as Quantity/Base number*100

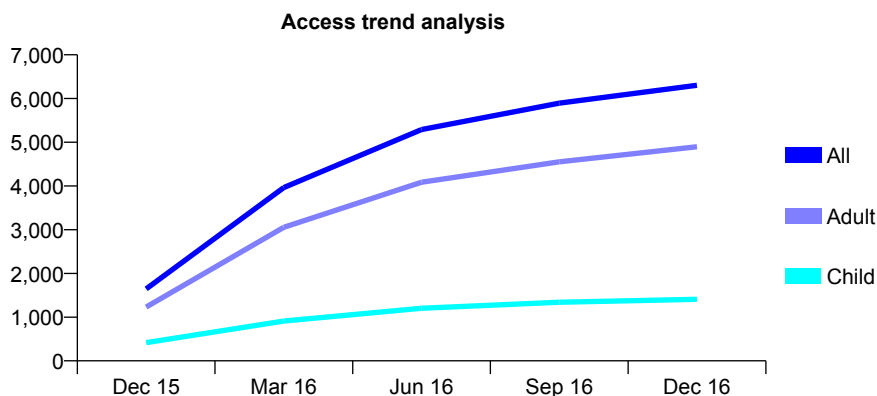
Q54 - Vital Signs At a Glance Contract Report for 139955/0001 - December 2016

Name or company name	Wilkinson Dental Care
Contract type name	GDS Contract
Purpose of contract	General
Contract start date	01/10/2015
Contract end date	

16/17 Contracted general activity (UDA)	23,902
Carry forward general activity (UDA)	-188
16/17 Contracted orthodontic activity (UOA)	0
Carry forward orthodontic activity (UOA)	0
Baseline contract value	£522,277.08

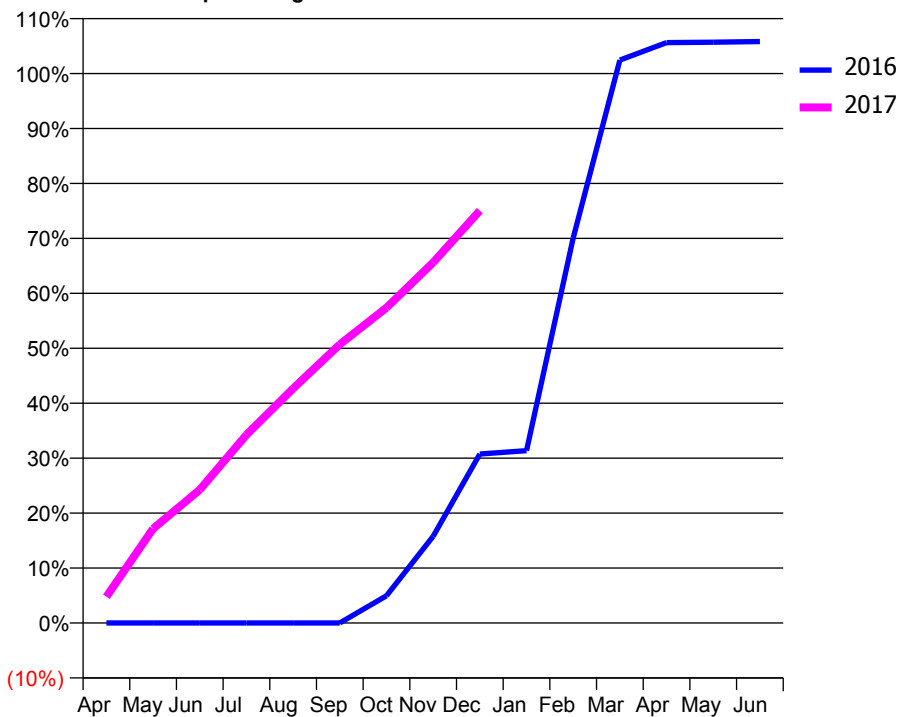
ACCESS*

Patients seen in 24 months	Total	Change since previous quarter
Quarter ending December 2015	1,645	
Quarter ending March 2016	3,965	↑
Quarter ending June 2016	5,290	↑
Quarter ending September 2016	5,893	↑
Quarter ending December 2016	6,304	↑
Variance since December 2015	283.2%	↑



ACTIVITY

Cumulative percentage of contracted UDA delivered 2016 & 2017



Month	Adjusted Scheduled Activity (UDA)	
	2016	2017
April	0	1,144
May	0	4,105
June	0	5,797
July	0	8,184
August	0	10,199
September	0	12,121
October	593	13,715
November	1,886	15,680
December	3,676	17,936
January	3,749	
February	8,376	
March	12,243	
April	12,624	
May	12,632	
June	12,645	

QUALITY

	Quantity	Base Number	Contract	AT	Region	England
% of FP17s for the same patient ID Re-attending within 3 months - Children	114	1,577	7.2%	10.1%	12.1%	12.4%
% of FP17s for the same patient ID Re-attending within 3 months - Adults	713	5,411	13.2%	15.3%	15.9%	16.6%
% of FP17s for the same patient ID Re-attending between 3 & 9 months - Children	729	1,577	46.2%	50.9%	58.6%	57.5%
% of FP17s for the same patient ID Re-attending between 3 & 9 months - Adults	2,423	5,411	44.8%	46.5%	51.5%	50.4%
% of FP17s for Band 1 Urgent Courses	572	6,859	8.3%	8.2%	8.0%	9.1%
% of FP17s Relating to Free Repair or Replacements	31	6,859	0.5%	0.7%	0.8%	0.8%
% of FP17s Relating to Continuations	42	6,859	0.6%	0.9%	1.2%	1.3%
% of Patients satisfied with the dentistry they have received	14	14	100.0%	92.3%	92.8%	92.7%
% of Patients satisfied with the time they had to wait for an appointment	12	14	85.7%	91.0%	89.2%	88.8%

* This is based on patients treated on this contract for their most recent course of treatment. Figures in italics indicate the base number of FP17s or Patient Questionnaire responses are less than 100. N/A is shown where the base number of responses is less than 10 during the period. % is calculated as Quantity/Base number*100

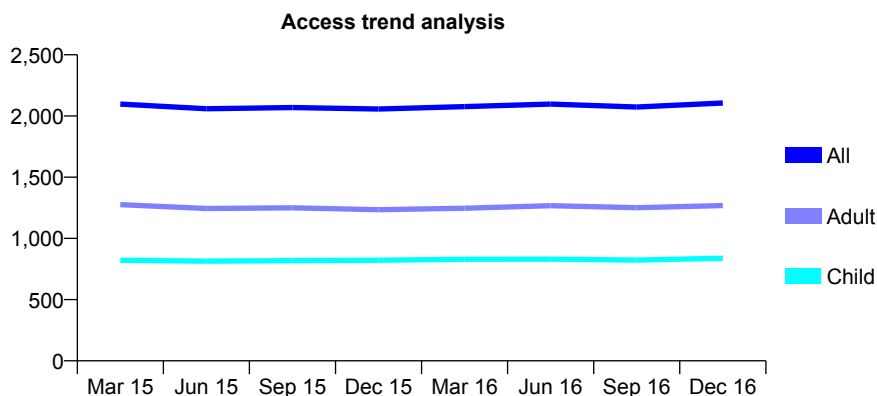
Q54 - Vital Signs At a Glance Contract Report for 140260/0001 - December 2016

Name or company name	Thornley & Thornley
Contract type name	GDS Contract
Purpose of contract	General and Orthodontic
Contract start date	01/04/2006
Contract end date	

16/17 Contracted general activity (UDA)	3,132
Carry forward general activity (UDA)	-63
16/17 Contracted orthodontic activity (UOA)	791
Carry forward orthodontic activity (UOA)	-16
Baseline contract value	£134,417.05

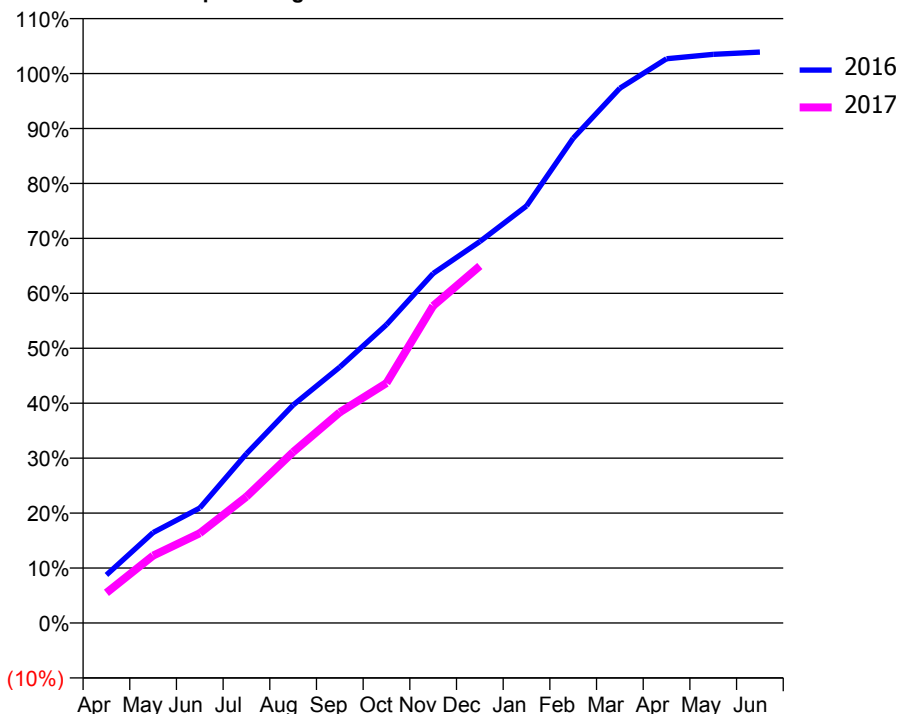
ACCESS*

Patients seen in 24 months	Total	Change since previous quarter
Quarter ending December 2015	2,057	
Quarter ending March 2016	2,077	→
Quarter ending June 2016	2,098	→
Quarter ending September 2016	2,074	↓
Quarter ending December 2016	2,106	→
Variance since December 2015	2.4%	↑



ACTIVITY

Cumulative percentage of contracted UDA delivered 2016 & 2017



Month	Adjusted Scheduled Activity (UDA)	
	2016	2017
April	274	172
May	516	384
June	655	512
July	965	720
August	1,243	975
September	1,459	1,201
October	1,701	1,367
November	1,993	1,808
December	2,174	2,035
January	2,377	
February	2,763	
March	3,048	
April	3,216	
May	3,241	
June	3,254	

QUALITY

	Quantity	Base Number	Contract	AT	Region	England
% of FP17s for the same patient ID Re-attending within 3 months - Children	62	911	6.8%	10.1%	12.1%	12.4%
% of FP17s for the same patient ID Re-attending within 3 months - Adults	138	1,016	13.6%	15.3%	15.9%	16.6%
% of FP17s for the same patient ID Re-attending between 3 & 9 months - Children	417	911	45.8%	50.9%	58.6%	57.5%
% of FP17s for the same patient ID Re-attending between 3 & 9 months - Adults	473	1,016	46.6%	46.5%	51.5%	50.4%
% of FP17s for Band 1 Urgent Courses	60	983	6.1%	8.2%	8.0%	9.1%
% of FP17s Relating to Free Repair or Replacements	1	983	0.1%	0.7%	0.8%	0.8%
% of FP17s Relating to Continuations	13	983	1.3%	0.9%	1.2%	1.3%
% of Patients satisfied with the dentistry they have received	2	2	N/A	92.3%	92.8%	92.7%
% of Patients satisfied with the time they had to wait for an appointment	2	2	N/A	91.0%	89.2%	88.8%

* This is based on patients treated on this contract for their most recent course of treatment. Figures in italics indicate the base number of FP17s or Patient Questionnaire responses are less than 100. N/A is shown where the base number of responses is less than 10 during the period. % is calculated as Quantity/Base number*100

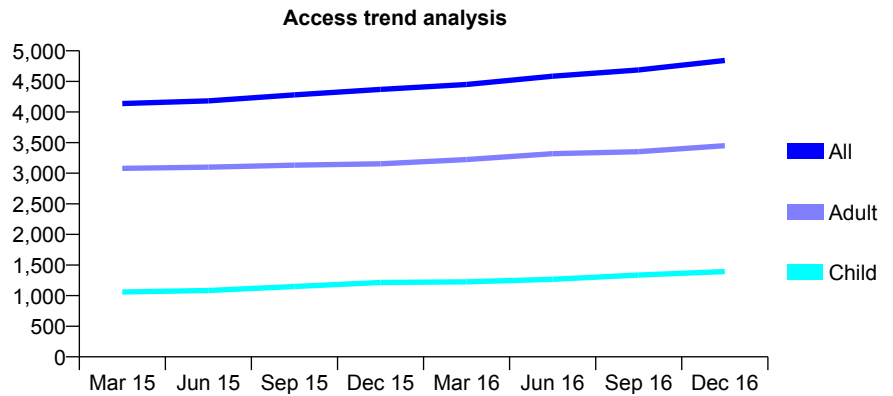
Q54 - Vital Signs At a Glance Contract Report for 140996/0001 - December 2016

Name or company name	Darlaston Dental Practice
Contract type name	GDS Contract
Purpose of contract	General
Contract start date	01/10/2008
Contract end date	

16/17 Contracted general activity (UDA)	15,411
Carry forward general activity (UDA)	-54
16/17 Contracted orthodontic activity (UOA)	0
Carry forward orthodontic activity (UOA)	0
Baseline contract value	£371,420.47

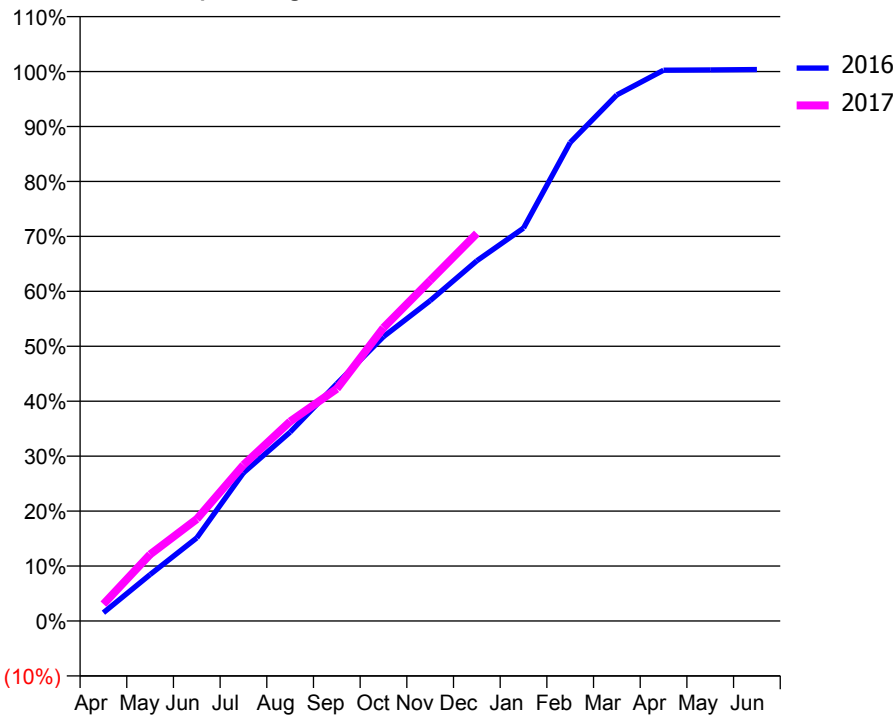
ACCESS*

Patients seen in 24 months	Total	Change since previous quarter
Quarter ending December 2015	4,369	
Quarter ending March 2016	4,449	→
Quarter ending June 2016	4,585	↑
Quarter ending September 2016	4,687	↑
Quarter ending December 2016	4,842	↑
Variance since December 2015	10.8%	↑



ACTIVITY

Cumulative percentage of contracted UDA delivered 2016 & 2017



Month	Adjusted Scheduled Activity (UDA)	
	2016	2017
April	234	473
May	1,303	1,867
June	2,331	2,858
July	4,156	4,379
August	5,297	5,598
September	6,656	6,511
October	7,976	8,227
November	8,986	9,550
December	10,102	10,869
January	11,020	
February	13,420	
March	14,754	
April	15,446	
May	15,453	
June	15,465	

QUALITY

	Quantity	Base Number	Contract	AT	Region	England
% of FP17s for the same patient ID Re-attending within 3 months - Children	46	1,304	3.5%	10.1%	12.1%	12.4%
% of FP17s for the same patient ID Re-attending within 3 months - Adults	252	3,035	8.3%	15.3%	15.9%	16.6%
% of FP17s for the same patient ID Re-attending between 3 & 9 months - Children	572	1,304	43.9%	50.9%	58.6%	57.5%
% of FP17s for the same patient ID Re-attending between 3 & 9 months - Adults	1,338	3,035	44.1%	46.5%	51.5%	50.4%
% of FP17s for Band 1 Urgent Courses	191	4,112	4.6%	8.2%	8.0%	9.1%
% of FP17s Relating to Free Repair or Replacements	36	4,112	0.9%	0.7%	0.8%	0.8%
% of FP17s Relating to Continuations	18	4,112	0.4%	0.9%	1.2%	1.3%
% of Patients satisfied with the dentistry they have received	4	4	N/A	92.3%	92.8%	92.7%
% of Patients satisfied with the time they had to wait for an appointment	4	4	N/A	91.0%	89.2%	88.8%

* This is based on patients treated on this contract for their most recent course of treatment. Figures in italics indicate the base number of FP17s or Patient Questionnaire responses are less than 100. N/A is shown where the base number of responses is less than 10 during the period. % is calculated as Quantity/Base number*100

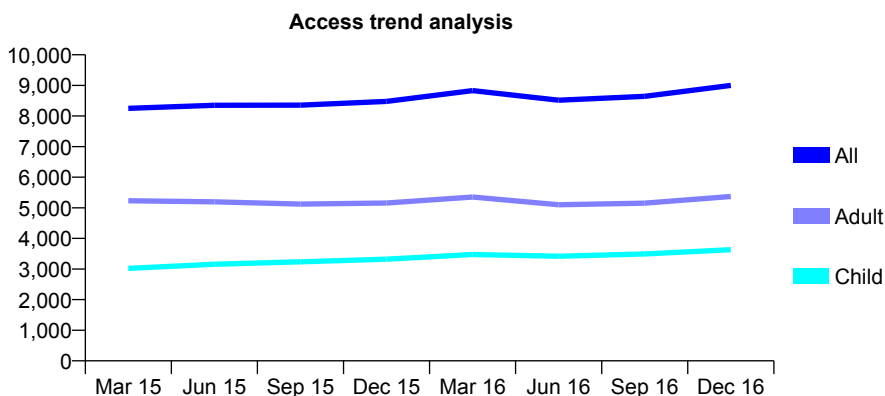
Q54 - Vital Signs At a Glance Contract Report for 141070/0001 - December 2016

Name or company name	Walsall Dental Practice
Contract type name	GDS Contract
Purpose of contract	General
Contract start date	09/09/2010
Contract end date	

16/17 Contracted general activity (UDA)	29,761
Carry forward general activity (UDA)	201
16/17 Contracted orthodontic activity (UOA)	0
Carry forward orthodontic activity (UOA)	0
Baseline contract value	£719,053.96

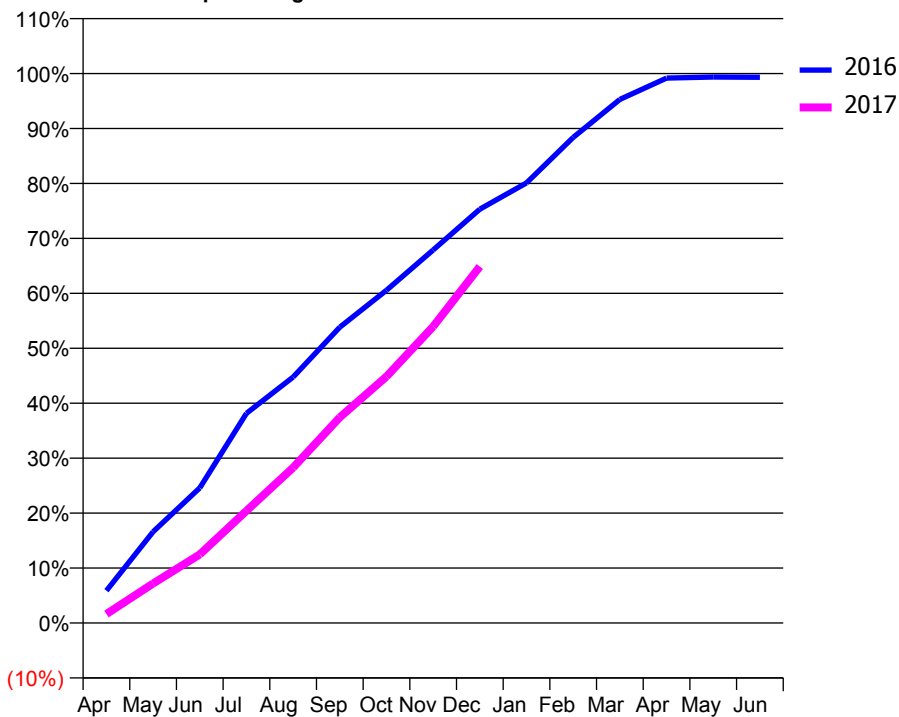
ACCESS*

Patients seen in 24 months	Total	Change since previous quarter
Quarter ending December 2015	8,478	
Quarter ending March 2016	8,832	↑
Quarter ending June 2016	8,518	↓
Quarter ending September 2016	8,643	→
Quarter ending December 2016	9,001	↑
Variance since December 2015	6.2%	↑



ACTIVITY

Cumulative percentage of contracted UDA delivered 2016 & 2017



Month	Adjusted Scheduled Activity (UDA)	
	2016	2017
April	1,751	485
May	4,945	2,138
June	7,319	3,718
July	11,360	6,075
August	13,320	8,415
September	16,020	11,139
October	18,024	13,352
November	20,203	16,055
December	22,410	19,307
January	23,833	
February	26,302	
March	28,361	
April	29,510	
May	29,572	
June	29,560	

QUALITY

	Quantity	Base Number	Contract	AT	Region	England
% of FP17s for the same patient ID Re-attending within 3 months - Children	137	3,560	3.8%	10.1%	12.1%	12.4%
% of FP17s for the same patient ID Re-attending within 3 months - Adults	348	4,512	7.7%	15.3%	15.9%	16.6%
% of FP17s for the same patient ID Re-attending between 3 & 9 months - Children	1,811	3,560	50.9%	50.9%	58.6%	57.5%
% of FP17s for the same patient ID Re-attending between 3 & 9 months - Adults	1,876	4,512	41.6%	46.5%	51.5%	50.4%
% of FP17s for Band 1 Urgent Courses	483	7,635	6.3%	8.2%	8.0%	9.1%
% of FP17s Relating to Free Repair or Replacements	26	7,635	0.3%	0.7%	0.8%	0.8%
% of FP17s Relating to Continuations	52	7,635	0.7%	0.9%	1.2%	1.3%
% of Patients satisfied with the dentistry they have received	5	5	N/A	92.3%	92.8%	92.7%
% of Patients satisfied with the time they had to wait for an appointment	5	5	N/A	91.0%	89.2%	88.8%

* This is based on patients treated on this contract for their most recent course of treatment. Figures in italics indicate the base number of FP17s or Patient Questionnaire responses are less than 100. N/A is shown where the base number of responses is less than 10 during the period. % is calculated as Quantity/Base number*100

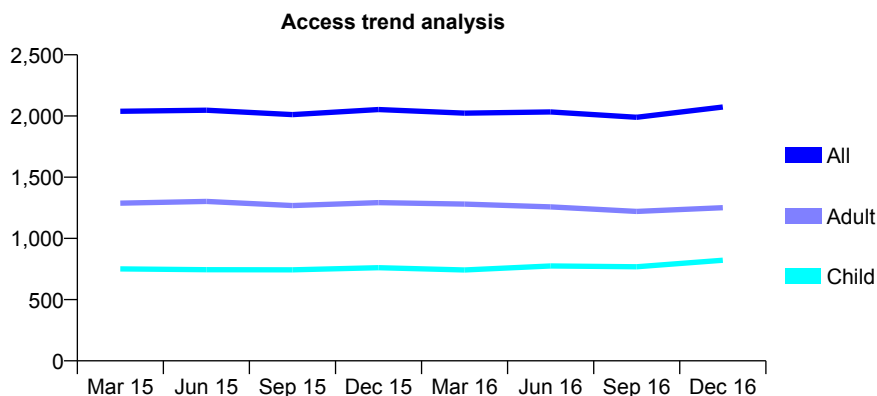
Q54 - Vital Signs At a Glance Contract Report for 141801/0001 - December 2016

Name or company name	AS, BS & BS Bhandal
Contract type name	GDS Contract
Purpose of contract	General
Contract start date	12/01/2009
Contract end date	

16/17 Contracted general activity (UDA)	5,368
Carry forward general activity (UDA)	-39
16/17 Contracted orthodontic activity (UOA)	0
Carry forward orthodontic activity (UOA)	0
Baseline contract value	£130,204.88

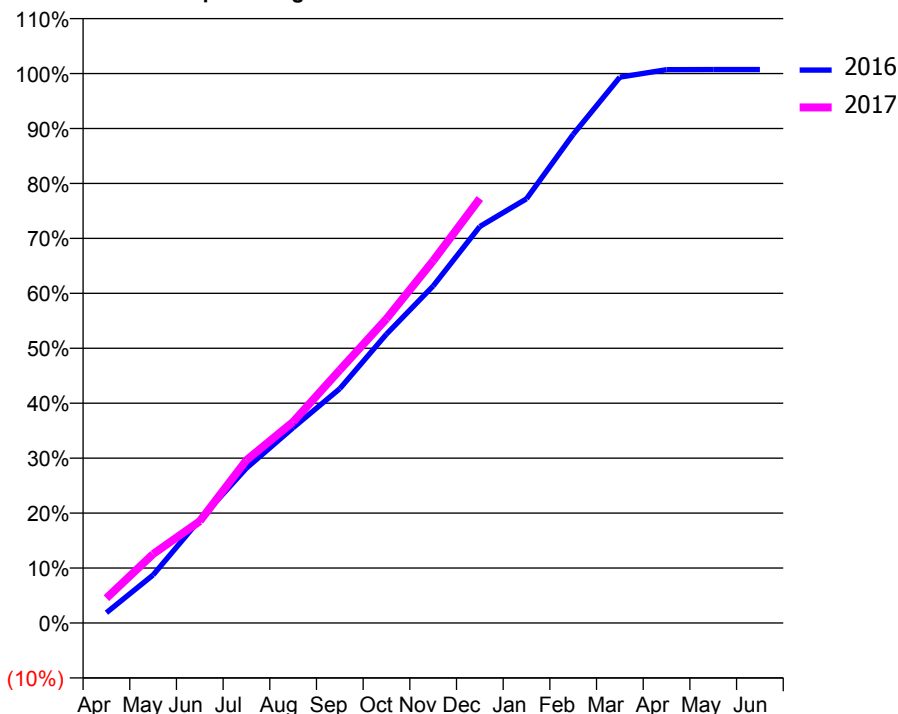
ACCESS*

Patients seen in 24 months	Total	Change since previous quarter
Quarter ending December 2015	2,053	
Quarter ending March 2016	2,023	↓
Quarter ending June 2016	2,033	→
Quarter ending September 2016	1,990	↓
Quarter ending December 2016	2,073	↑
Variance since December 2015	1.0%	→



ACTIVITY

Cumulative percentage of contracted UDA delivered 2016 & 2017



Month	Adjusted Scheduled Activity (UDA)	
	2016	2017
April	101	242
May	470	674
June	1,010	995
July	1,513	1,591
August	1,908	1,965
September	2,290	2,472
October	2,822	2,972
November	3,292	3,538
December	3,873	4,147
January	4,144	
February	4,774	
March	5,333	
April	5,406	
May	5,407	
June	5,407	

QUALITY

	Quantity	Base Number	Contract	AT	Region	England
% of FP17s for the same patient ID Re-attending within 3 months - Children	51	711	7.2%	10.1%	12.1%	12.4%
% of FP17s for the same patient ID Re-attending within 3 months - Adults	131	1,036	12.6%	15.3%	15.9%	16.6%
% of FP17s for the same patient ID Re-attending between 3 & 9 months - Children	250	711	35.2%	50.9%	58.6%	57.5%
% of FP17s for the same patient ID Re-attending between 3 & 9 months - Adults	383	1,036	37.0%	46.5%	51.5%	50.4%
% of FP17s for Band 1 Urgent Courses	107	1,722	6.2%	8.2%	8.0%	9.1%
% of FP17s Relating to Free Repair or Replacements	0	1,722	0.0%	0.7%	0.8%	0.8%
% of FP17s Relating to Continuations	3	1,722	0.2%	0.9%	1.2%	1.3%
% of Patients satisfied with the dentistry they have received	0	0	N/A	92.3%	92.8%	92.7%
% of Patients satisfied with the time they had to wait for an appointment	0	0	N/A	91.0%	89.2%	88.8%

* This is based on patients treated on this contract for their most recent course of treatment. Figures in italics indicate the base number of FP17s or Patient Questionnaire responses are less than 100. N/A is shown where the base number of responses is less than 10 during the period. % is calculated as Quantity/Base number*100

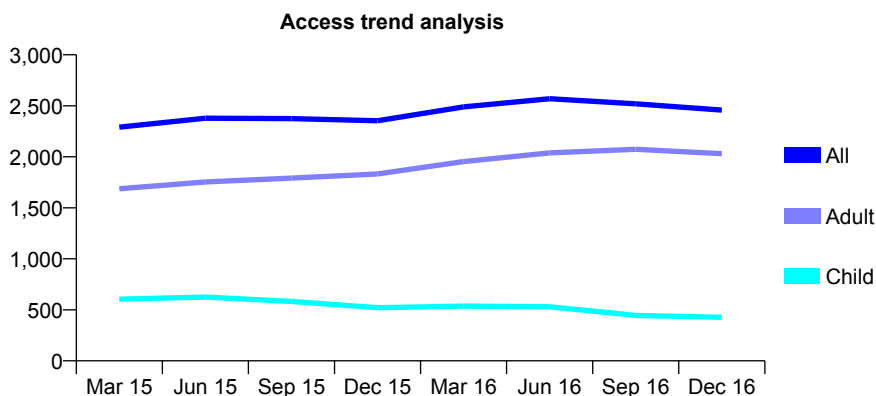
Q54 - Vital Signs At a Glance Contract Report for 142131/0001 - December 2016

Name or company name	New Road Dental Practice
Contract type name	GDS Contract
Purpose of contract	General
Contract start date	01/09/2010
Contract end date	

16/17 Contracted general activity (UDA)	9,064
Carry forward general activity (UDA)	-21
16/17 Contracted orthodontic activity (UOA)	0
Carry forward orthodontic activity (UOA)	0
Baseline contract value	£230,642.71

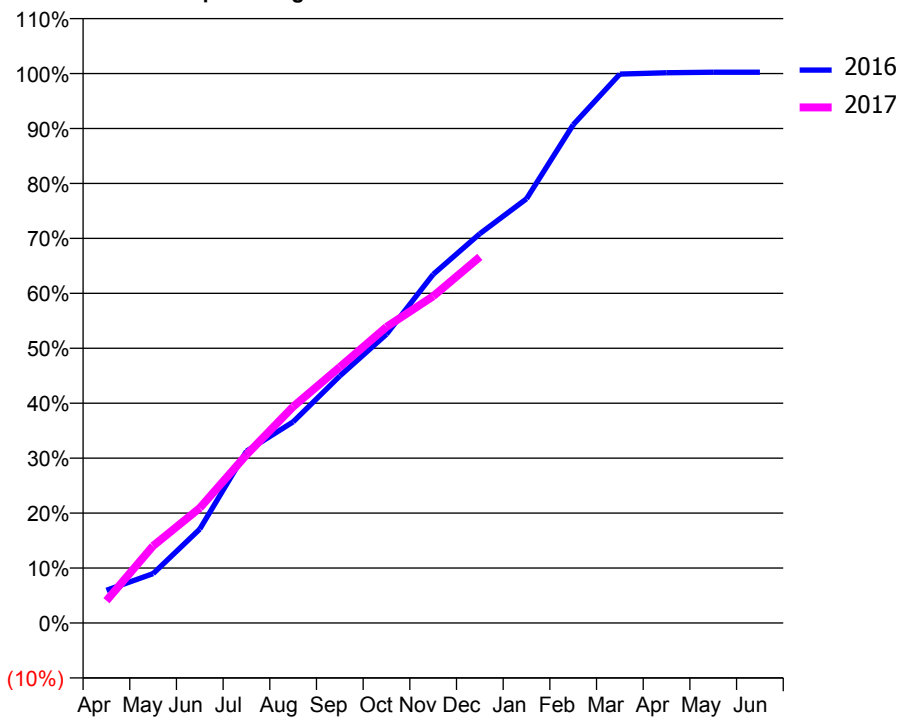
ACCESS*

Patients seen in 24 months	Total	Change since previous quarter
Quarter ending December 2015	2,353	
Quarter ending March 2016	2,490	↑
Quarter ending June 2016	2,569	↑
Quarter ending September 2016	2,519	↓
Quarter ending December 2016	2,458	↓
Variance since December 2015	4.5%	↑



ACTIVITY

Cumulative percentage of contracted UDA delivered 2016 & 2017



Month	Adjusted Scheduled Activity (UDA)	
	2016	2017
April	540	369
May	815	1,271
June	1,549	1,897
July	2,834	2,776
August	3,318	3,569
September	4,075	4,223
October	4,763	4,883
November	5,750	5,391
December	6,422	6,039
January	6,999	
February	8,218	
March	9,054	
April	9,077	
May	9,085	
June	9,085	

QUALITY

	Quantity	Base Number	Contract	AT	Region	England
% of FP17s for the same patient ID Re-attending within 3 months - Children	27	375	7.2%	10.1%	12.1%	12.4%
% of FP17s for the same patient ID Re-attending within 3 months - Adults	238	1,791	13.3%	15.3%	15.9%	16.6%
% of FP17s for the same patient ID Re-attending between 3 & 9 months - Children	141	375	37.6%	50.9%	58.6%	57.5%
% of FP17s for the same patient ID Re-attending between 3 & 9 months - Adults	729	1,791	40.7%	46.5%	51.5%	50.4%
% of FP17s for Band 1 Urgent Courses	221	2,150	10.3%	8.2%	8.0%	9.1%
% of FP17s Relating to Free Repair or Replacements	28	2,150	1.3%	0.7%	0.8%	0.8%
% of FP17s Relating to Continuations	10	2,150	0.5%	0.9%	1.2%	1.3%
% of Patients satisfied with the dentistry they have received	4	4	N/A	92.3%	92.8%	92.7%
% of Patients satisfied with the time they had to wait for an appointment	4	4	N/A	91.0%	89.2%	88.8%

* This is based on patients treated on this contract for their most recent course of treatment. Figures in italics indicate the base number of FP17s or Patient Questionnaire responses are less than 100. N/A is shown where the base number of responses is less than 10 during the period. % is calculated as Quantity/Base number*100

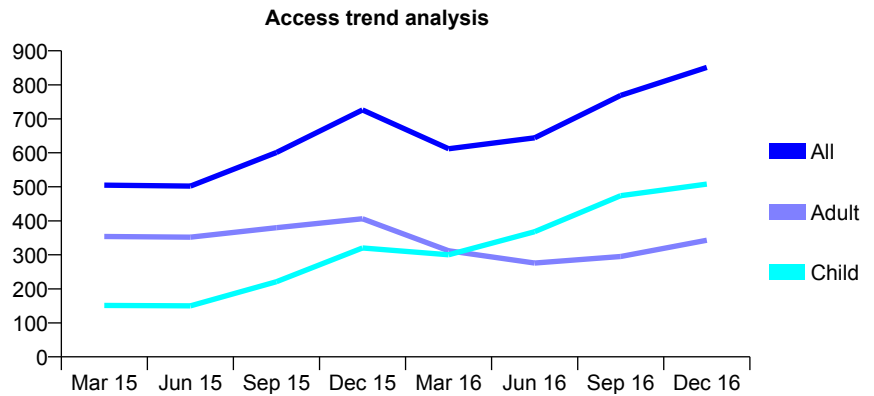
Q54 - Vital Signs At a Glance Contract Report for 142131/0006 - December 2016

Name or company name	New Road Dental Practice
Contract type name	PDS Plus Contract
Purpose of contract	General
Contract start date	01/05/2012
Contract end date	30/04/2017

16/17 Contracted general activity (UDA)	2,000
Carry forward general activity (UDA)	18
16/17 Contracted orthodontic activity (UOA)	0
Carry forward orthodontic activity (UOA)	0
Baseline contract value	£27,369.09

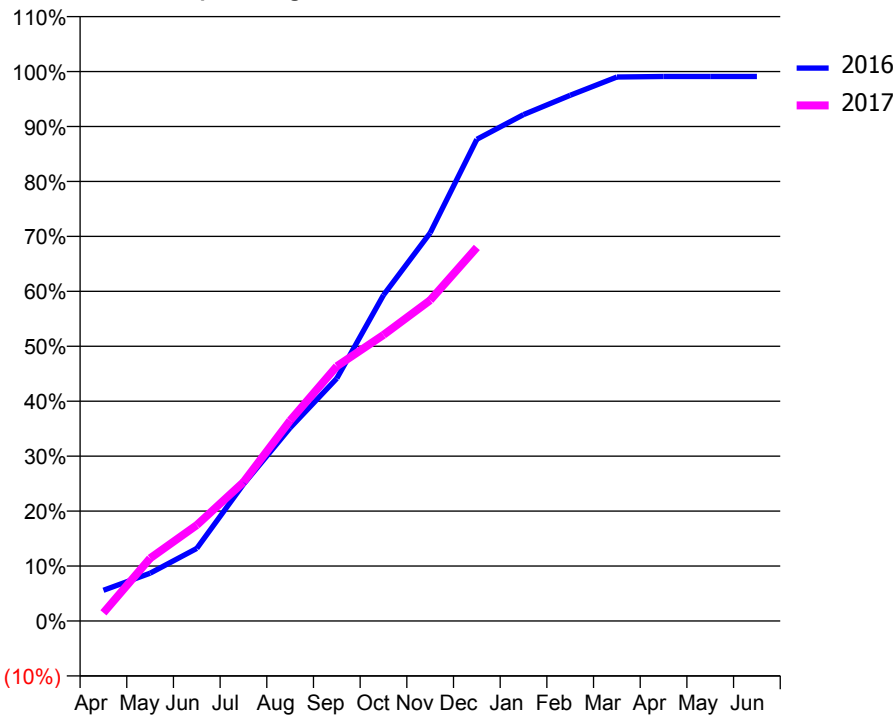
ACCESS*

Patients seen in 24 months	Total	Change since previous quarter
Quarter ending December 2015	726	
Quarter ending March 2016	612	↓
Quarter ending June 2016	644	↑
Quarter ending September 2016	769	↑
Quarter ending December 2016	851	↑
Variance since December 2015	17.2%	↑



ACTIVITY

Cumulative percentage of contracted UDA delivered 2016 & 2017



Month	Adjusted Scheduled Activity (UDA)	
	2016	2017
April	112	30
May	174	228
June	264	349
July	498	505
August	703	730
September	883	927
October	1,186	1,041
November	1,412	1,168
December	1,753	1,360
January	1,843	
February	1,913	
March	1,980	
April	1,982	
May	1,982	
June	1,982	

QUALITY

	Quantity	Base Number	Contract	AT	Region	England
% of FP17s for the same patient ID Re-attending within 3 months - Children	18	499	3.6%	10.1%	12.1%	12.4%
% of FP17s for the same patient ID Re-attending within 3 months - Adults	6	225	2.7%	15.3%	15.9%	16.6%
% of FP17s for the same patient ID Re-attending between 3 & 9 months - Children	125	499	25.1%	50.9%	58.6%	57.5%
% of FP17s for the same patient ID Re-attending between 3 & 9 months - Adults	29	225	12.9%	46.5%	51.5%	50.4%
% of FP17s for Band 1 Urgent Courses	19	722	2.6%	8.2%	8.0%	9.1%
% of FP17s Relating to Free Repair or Replacements	0	722	0.0%	0.7%	0.8%	0.8%
% of FP17s Relating to Continuations	0	722	0.0%	0.9%	1.2%	1.3%
% of Patients satisfied with the dentistry they have received	1	1	N/A	92.3%	92.8%	92.7%
% of Patients satisfied with the time they had to wait for an appointment	0	1	N/A	91.0%	89.2%	88.8%

* This is based on patients treated on this contract for their most recent course of treatment. Figures in italics indicate the base number of FP17s or Patient Questionnaire responses are less than 100. N/A is shown where the base number of responses is less than 10 during the period. % is calculated as Quantity/Base number*100

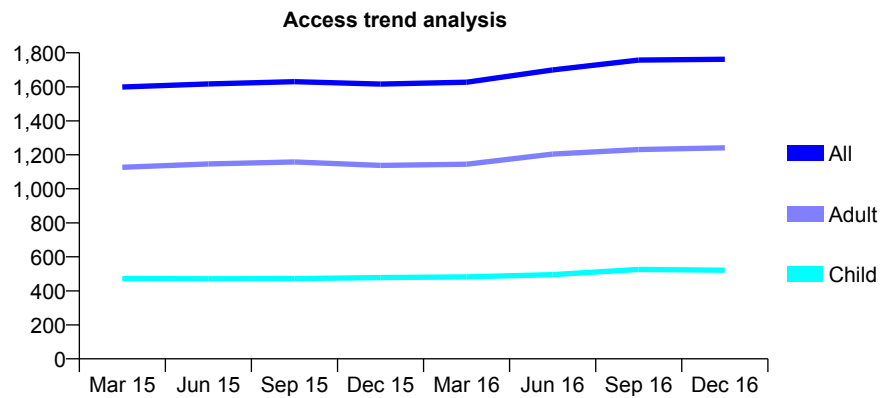
Q54 - Vital Signs At a Glance Contract Report for 142492/0001 - December 2016

Name or company name	Tipton Dental Practice
Contract type name	GDS Contract
Purpose of contract	General
Contract start date	01/04/2013
Contract end date	

16/17 Contracted general activity (UDA)	5,837
Carry forward general activity (UDA)	130
16/17 Contracted orthodontic activity (UOA)	0
Carry forward orthodontic activity (UOA)	0
Baseline contract value	£170,068.04

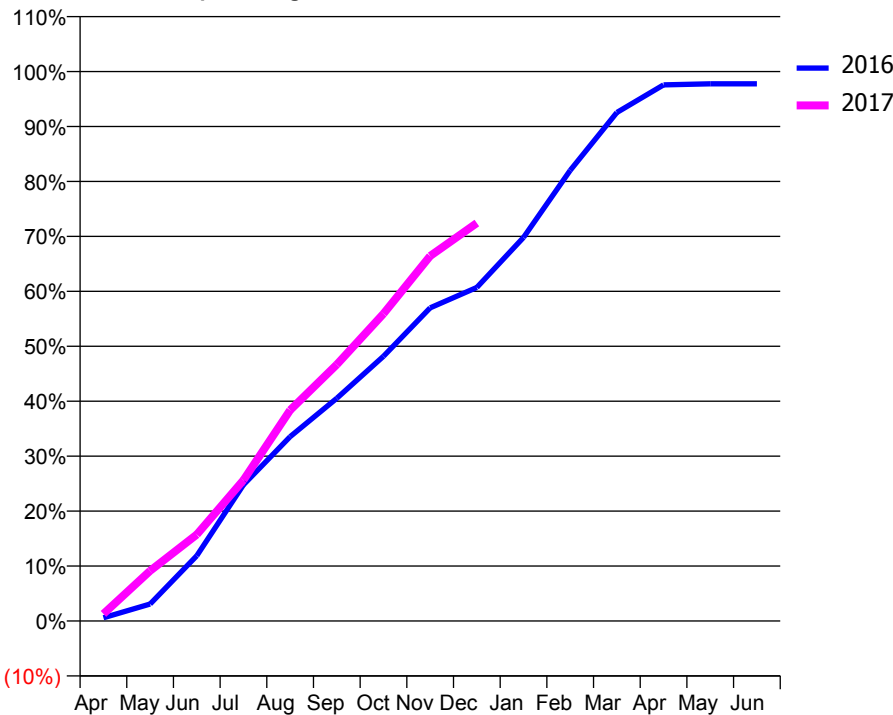
ACCESS*

Patients seen in 24 months	Total	Change since previous quarter
Quarter ending December 2015	1,616	
Quarter ending March 2016	1,627	→
Quarter ending June 2016	1,699	↑
Quarter ending September 2016	1,757	↑
Quarter ending December 2016	1,762	→
Variance since December 2015	9.0%	↑



ACTIVITY

Cumulative percentage of contracted UDA delivered 2016 & 2017



Month	Adjusted Scheduled Activity (UDA)	
	2016	2017
April	34	76
May	180	534
June	694	919
July	1,446	1,497
August	1,958	2,240
September	2,366	2,725
October	2,812	3,264
November	3,327	3,878
December	3,543	4,227
January	4,075	
February	4,788	
March	5,402	
April	5,695	
May	5,707	
June	5,707	

QUALITY

	Quantity	Base Number	Contract	AT	Region	England
% of FP17s for the same patient ID Re-attending within 3 months - Children	28	458	6.1%	10.1%	12.1%	12.4%
% of FP17s for the same patient ID Re-attending within 3 months - Adults	128	1,000	12.8%	15.3%	15.9%	16.6%
% of FP17s for the same patient ID Re-attending between 3 & 9 months - Children	199	458	43.4%	50.9%	58.6%	57.5%
% of FP17s for the same patient ID Re-attending between 3 & 9 months - Adults	272	1,000	27.2%	46.5%	51.5%	50.4%
% of FP17s for Band 1 Urgent Courses	164	1,362	12.0%	8.2%	8.0%	9.1%
% of FP17s Relating to Free Repair or Replacements	18	1,362	1.3%	0.7%	0.8%	0.8%
% of FP17s Relating to Continuations	7	1,362	0.5%	0.9%	1.2%	1.3%
% of Patients satisfied with the dentistry they have received	4	4	N/A	92.3%	92.8%	92.7%
% of Patients satisfied with the time they had to wait for an appointment	4	4	N/A	91.0%	89.2%	88.8%

* This is based on patients treated on this contract for their most recent course of treatment. Figures in italics indicate the base number of FP17s or Patient Questionnaire responses are less than 100. N/A is shown where the base number of responses is less than 10 during the period. % is calculated as Quantity/Base number*100

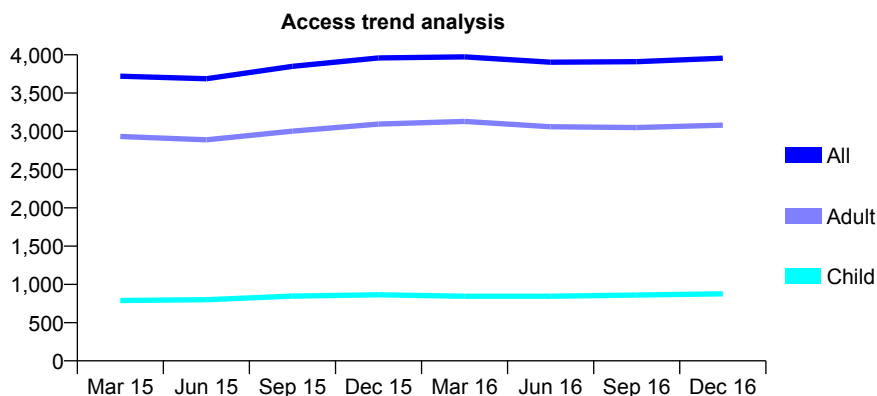
Q54 - Vital Signs At a Glance Contract Report for 142956/0001 - December 2016

Name or company name	Four Oaks Dental Surgery
Contract type name	GDS Contract
Purpose of contract	General
Contract start date	07/09/2012
Contract end date	

16/17 Contracted general activity (UDA)	8,970
Carry forward general activity (UDA)	-179
16/17 Contracted orthodontic activity (UOA)	0
Carry forward orthodontic activity (UOA)	0
Baseline contract value	£178,310.04

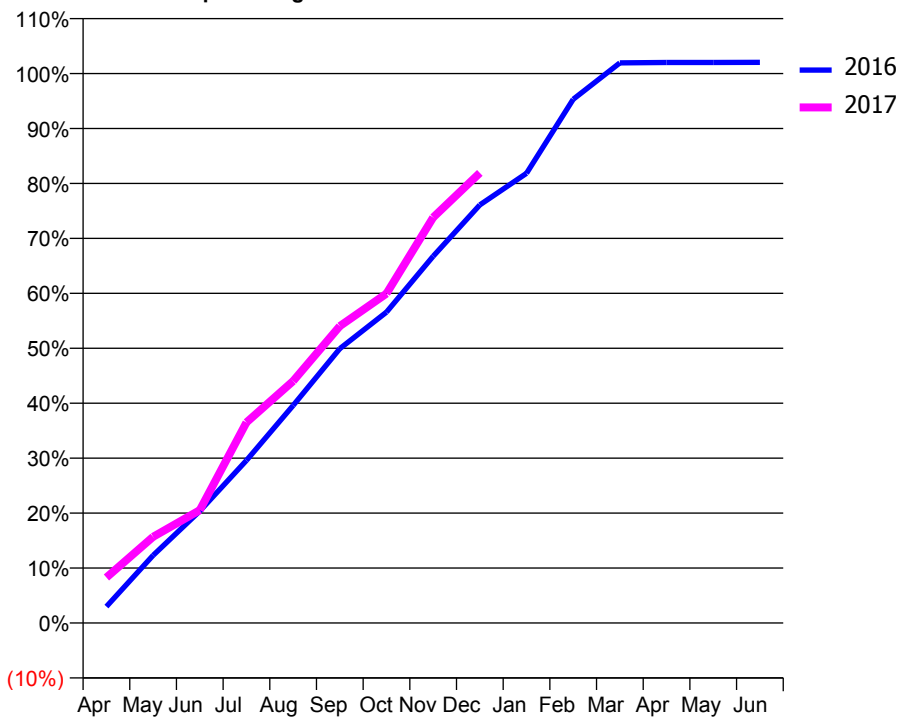
ACCESS*

Patients seen in 24 months	Total	Change since previous quarter
Quarter ending December 2015	3,959	
Quarter ending March 2016	3,973	→
Quarter ending June 2016	3,904	↓
Quarter ending September 2016	3,911	→
Quarter ending December 2016	3,956	→
Variance since December 2015	(0.1%)	→



ACTIVITY

Cumulative percentage of contracted UDA delivered 2016 & 2017



Month	Adjusted Scheduled Activity (UDA)	
	2016	2017
April	269	743
May	1,105	1,407
June	1,826	1,842
July	2,655	3,275
August	3,552	3,950
September	4,479	4,847
October	5,076	5,377
November	5,987	6,621
December	6,825	7,348
January	7,340	
February	8,550	
March	9,142	
April	9,150	
May	9,151	
June	9,152	

QUALITY

	Quantity	Base Number	Contract	AT	Region	England
% of FP17s for the same patient ID Re-attending within 3 months - Children	37	973	3.8%	10.1%	12.1%	12.4%
% of FP17s for the same patient ID Re-attending within 3 months - Adults	384	3,338	11.5%	15.3%	15.9%	16.6%
% of FP17s for the same patient ID Re-attending between 3 & 9 months - Children	612	973	62.9%	50.9%	58.6%	57.5%
% of FP17s for the same patient ID Re-attending between 3 & 9 months - Adults	1,873	3,338	56.1%	46.5%	51.5%	50.4%
% of FP17s for Band 1 Urgent Courses	268	4,301	6.2%	8.2%	8.0%	9.1%
% of FP17s Relating to Free Repair or Replacements	9	4,301	0.2%	0.7%	0.8%	0.8%
% of FP17s Relating to Continuations	7	4,301	0.2%	0.9%	1.2%	1.3%
% of Patients satisfied with the dentistry they have received	4	4	N/A	92.3%	92.8%	92.7%
% of Patients satisfied with the time they had to wait for an appointment	4	4	N/A	91.0%	89.2%	88.8%

* This is based on patients treated on this contract for their most recent course of treatment. Figures in italics indicate the base number of FP17s or Patient Questionnaire responses are less than 100. N/A is shown where the base number of responses is less than 10 during the period. % is calculated as Quantity/Base number*100

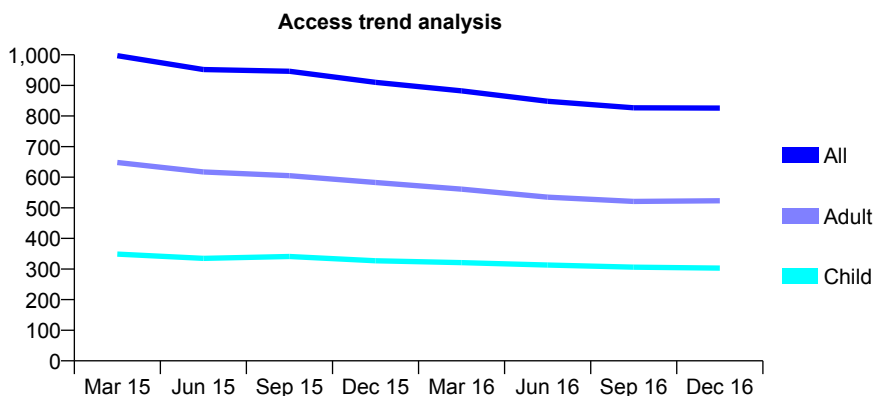
Q54 - Vital Signs At a Glance Contract Report for 145289/0001 - December 2016

Name or company name	Miss P Sanghera
Contract type name	GDS Contract
Purpose of contract	General
Contract start date	01/07/2010
Contract end date	

16/17 Contracted general activity (UDA)	3,640
Carry forward general activity (UDA)	0
16/17 Contracted orthodontic activity (UOA)	0
Carry forward orthodontic activity (UOA)	0
Baseline contract value	£83,848.32

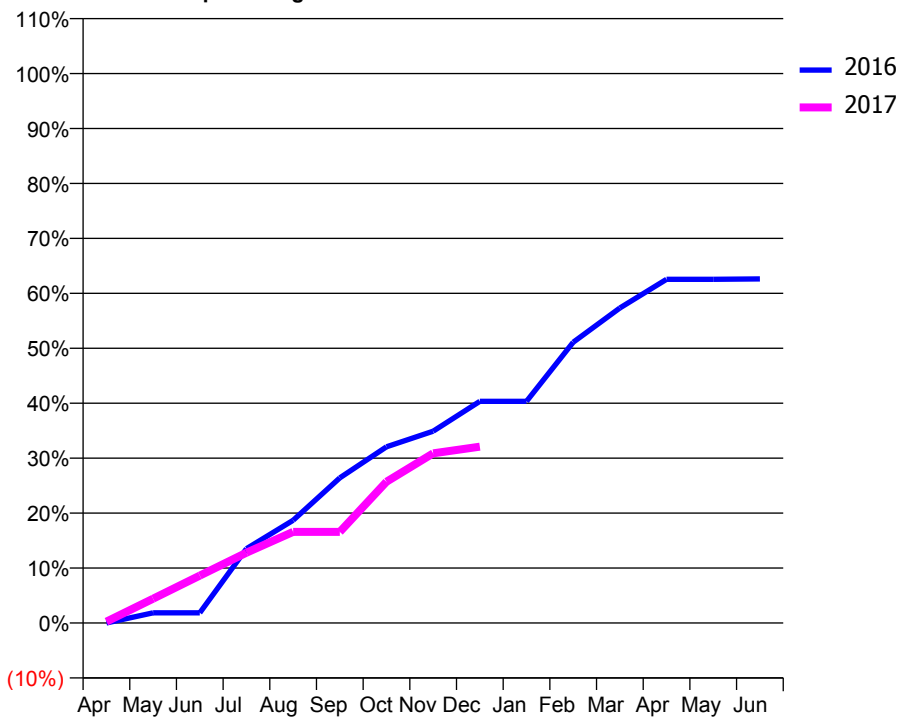
ACCESS*

Patients seen in 24 months	Total	Change since previous quarter
Quarter ending December 2015	910	
Quarter ending March 2016	882	↓
Quarter ending June 2016	848	↓
Quarter ending September 2016	827	↓
Quarter ending December 2016	826	→
Variance since December 2015	(9.2%)	↓



ACTIVITY

Cumulative percentage of contracted UDA delivered 2016 & 2017



Adjusted Scheduled Activity (UDA)

Month	2016	2017
April	0	9
May	68	162
June	68	314
July	493	466
August	680	604
September	961	604
October	1,167	936
November	1,271	1,124
December	1,468	1,168
January	1,468	
February	1,860	
March	2,087	
April	2,277	
May	2,277	
June	2,280	

QUALITY

	Quantity	Base Number	Contract	AT	Region	England
% of FP17s for the same patient ID Re-attending within 3 months - Children	11	291	3.8%	10.1%	12.1%	12.4%
% of FP17s for the same patient ID Re-attending within 3 months - Adults	62	498	12.4%	15.3%	15.9%	16.6%
% of FP17s for the same patient ID Re-attending between 3 & 9 months - Children	199	291	68.4%	50.9%	58.6%	57.5%
% of FP17s for the same patient ID Re-attending between 3 & 9 months - Adults	316	498	63.5%	46.5%	51.5%	50.4%
% of FP17s for Band 1 Urgent Courses	12	691	1.7%	8.2%	8.0%	9.1%
% of FP17s Relating to Free Repair or Replacements	3	691	0.4%	0.7%	0.8%	0.8%
% of FP17s Relating to Continuations	1	691	0.1%	0.9%	1.2%	1.3%
% of Patients satisfied with the dentistry they have received	2	2	N/A	92.3%	92.8%	92.7%
% of Patients satisfied with the time they had to wait for an appointment	2	2	N/A	91.0%	89.2%	88.8%

* This is based on patients treated on this contract for their most recent course of treatment. Figures in italics indicate the base number of FP17s or Patient Questionnaire responses are less than 100. N/A is shown where the base number of responses is less than 10 during the period. % is calculated as Quantity/Base number*100

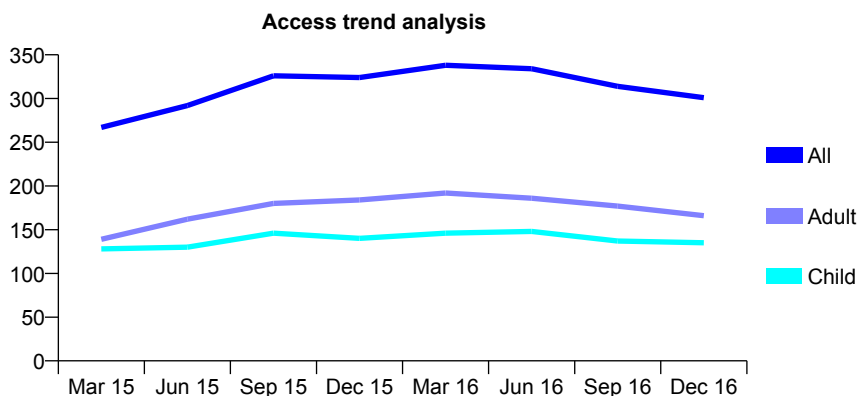
Q54 - Vital Signs At a Glance Contract Report for 148733/0001 - December 2016

Name or company name	Morgan Dental
Contract type name	GDS Contract
Purpose of contract	General and Orthodontic
Contract start date	01/10/2013
Contract end date	

16/17 Contracted general activity (UDA)	773
Carry forward general activity (UDA)	30
16/17 Contracted orthodontic activity (UOA)	900
Carry forward orthodontic activity (UOA)	-9
Baseline contract value	£78,410.32

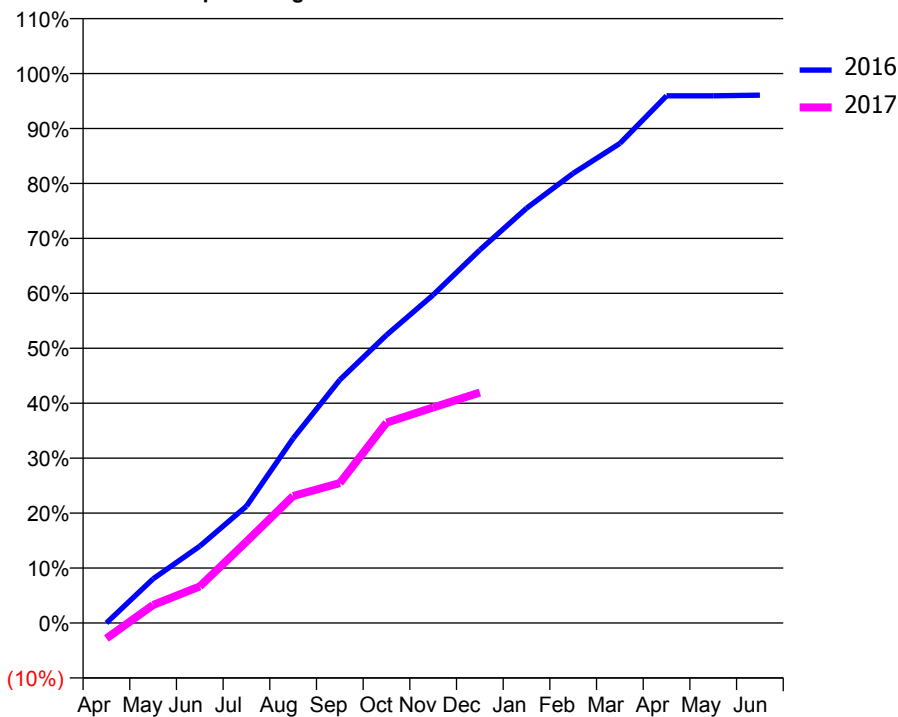
ACCESS*

Patients seen in 24 months	Total	Change since previous quarter
Quarter ending December 2015	324	
Quarter ending March 2016	338	↑
Quarter ending June 2016	334	↓
Quarter ending September 2016	314	↓
Quarter ending December 2016	301	↓
Variance since December 2015	(7.1%)	↓



ACTIVITY

Cumulative percentage of contracted UDA delivered 2016 & 2017



Adjusted Scheduled Activity (UDA)

Month	2016	2017
April	0	-22
May	62	25
June	108	51
July	164	115
August	260	179
September	342	197
October	405	282
November	462	303
December	525	324
January	583	
February	633	
March	675	
April	742	
May	742	
June	743	

QUALITY

	Quantity	Base Number	Contract	AT	Region	England
% of FP17s for the same patient ID Re-attending within 3 months - Children	12	179	6.7%	10.1%	12.1%	12.4%
% of FP17s for the same patient ID Re-attending within 3 months - Adults	25	139	18.0%	15.3%	15.9%	16.6%
% of FP17s for the same patient ID Re-attending between 3 & 9 months - Children	71	179	39.7%	50.9%	58.6%	57.5%
% of FP17s for the same patient ID Re-attending between 3 & 9 months - Adults	71	139	51.1%	46.5%	51.5%	50.4%
% of FP17s for Band 1 Urgent Courses	6	215	2.8%	8.2%	8.0%	9.1%
% of FP17s Relating to Free Repair or Replacements	0	215	0.0%	0.7%	0.8%	0.8%
% of FP17s Relating to Continuations	9	215	4.2%	0.9%	1.2%	1.3%
% of Patients satisfied with the dentistry they have received	0	0	N/A	92.3%	92.8%	92.7%
% of Patients satisfied with the time they had to wait for an appointment	0	0	N/A	91.0%	89.2%	88.8%

* This is based on patients treated on this contract for their most recent course of treatment. Figures in italics indicate the base number of FP17s or Patient Questionnaire responses are less than 100. N/A is shown where the base number of responses is less than 10 during the period. % is calculated as Quantity/Base number*100

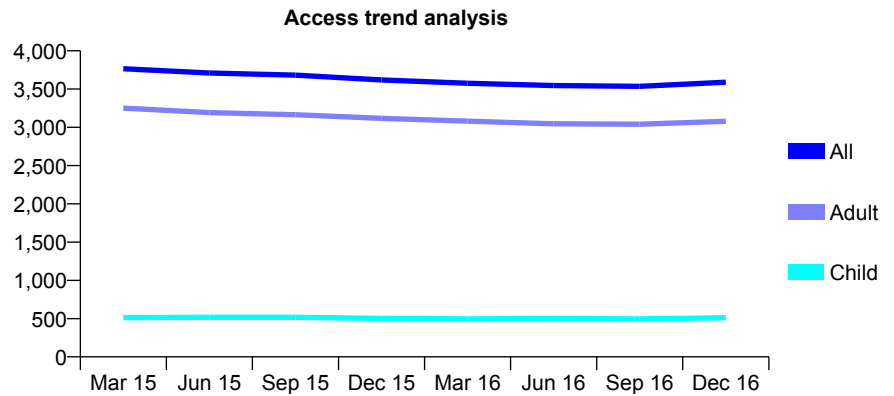
Q54 - Vital Signs At a Glance Contract Report for 149012/0001 - December 2016

Name or company name	Castle View Dental Practice Limited
Contract type name	GDS Contract
Purpose of contract	General
Contract start date	01/01/2007
Contract end date	

16/17 Contracted general activity (UDA)	12,928
Carry forward general activity (UDA)	0
16/17 Contracted orthodontic activity (UOA)	0
Carry forward orthodontic activity (UOA)	0
Baseline contract value	£367,439.67

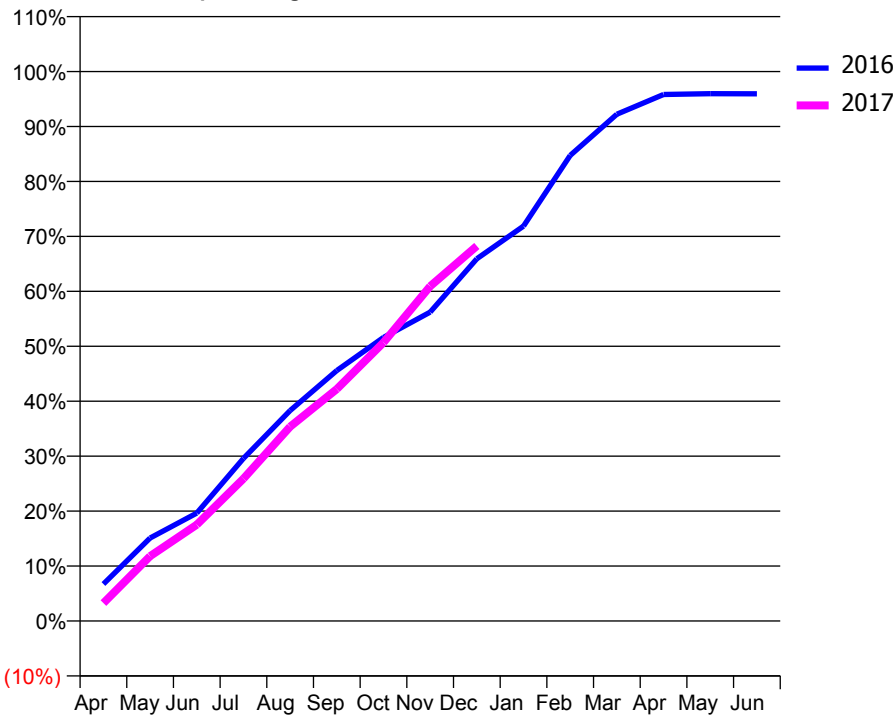
ACCESS*

Patients seen in 24 months	Total	Change since previous quarter
Quarter ending December 2015	3,620	
Quarter ending March 2016	3,576	↓
Quarter ending June 2016	3,546	→
Quarter ending September 2016	3,535	→
Quarter ending December 2016	3,590	→
Variance since December 2015	(0.8%)	→



ACTIVITY

Cumulative percentage of contracted UDA delivered 2016 & 2017



Month	Adjusted Scheduled Activity (UDA)	
	2016	2017
April	870	422
May	1,952	1,528
June	2,539	2,266
July	3,826	3,348
August	4,951	4,574
September	5,892	5,457
October	6,673	6,551
November	7,266	7,875
December	8,524	8,822
January	9,290	
February	10,954	
March	11,923	
April	12,388	
May	12,406	
June	12,403	

QUALITY

	Quantity	Base Number	Contract	AT	Region	England
% of FP17s for the same patient ID Re-attending within 3 months - Children	36	636	5.7%	10.1%	12.1%	12.4%
% of FP17s for the same patient ID Re-attending within 3 months - Adults	399	3,599	11.1%	15.3%	15.9%	16.6%
% of FP17s for the same patient ID Re-attending between 3 & 9 months - Children	395	636	62.1%	50.9%	58.6%	57.5%
% of FP17s for the same patient ID Re-attending between 3 & 9 months - Adults	2,233	3,599	62.0%	46.5%	51.5%	50.4%
% of FP17s for Band 1 Urgent Courses	181	4,004	4.5%	8.2%	8.0%	9.1%
% of FP17s Relating to Free Repair or Replacements	46	4,004	1.1%	0.7%	0.8%	0.8%
% of FP17s Relating to Continuations	15	4,004	0.4%	0.9%	1.2%	1.3%
% of Patients satisfied with the dentistry they have received	9	9	N/A	92.3%	92.8%	92.7%
% of Patients satisfied with the time they had to wait for an appointment	9	9	N/A	91.0%	89.2%	88.8%

* This is based on patients treated on this contract for their most recent course of treatment. Figures in italics indicate the base number of FP17s or Patient Questionnaire responses are less than 100. N/A is shown where the base number of responses is less than 10 during the period. % is calculated as Quantity/Base number*100

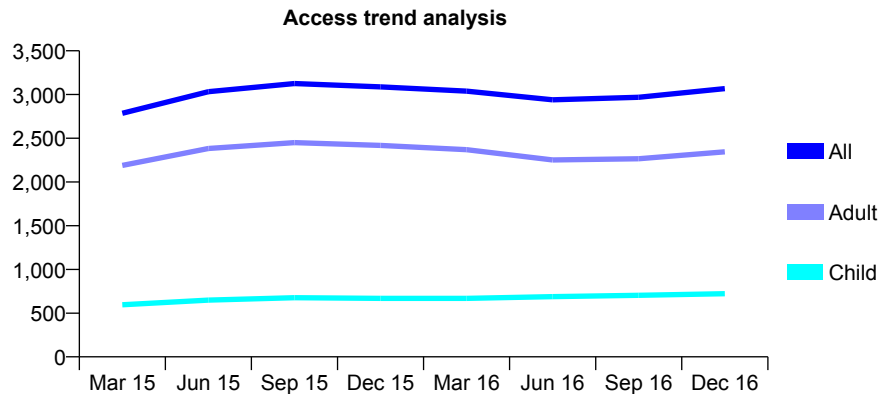
Q54 - Vital Signs At a Glance Contract Report for 150223/0001 - December 2016

Name or company name	Qamar Dental
Contract type name	GDS Contract
Purpose of contract	General
Contract start date	02/08/2013
Contract end date	

16/17 Contracted general activity (UDA)	8,026
Carry forward general activity (UDA)	-39
16/17 Contracted orthodontic activity (UOA)	0
Carry forward orthodontic activity (UOA)	0
Baseline contract value	£237,344.49

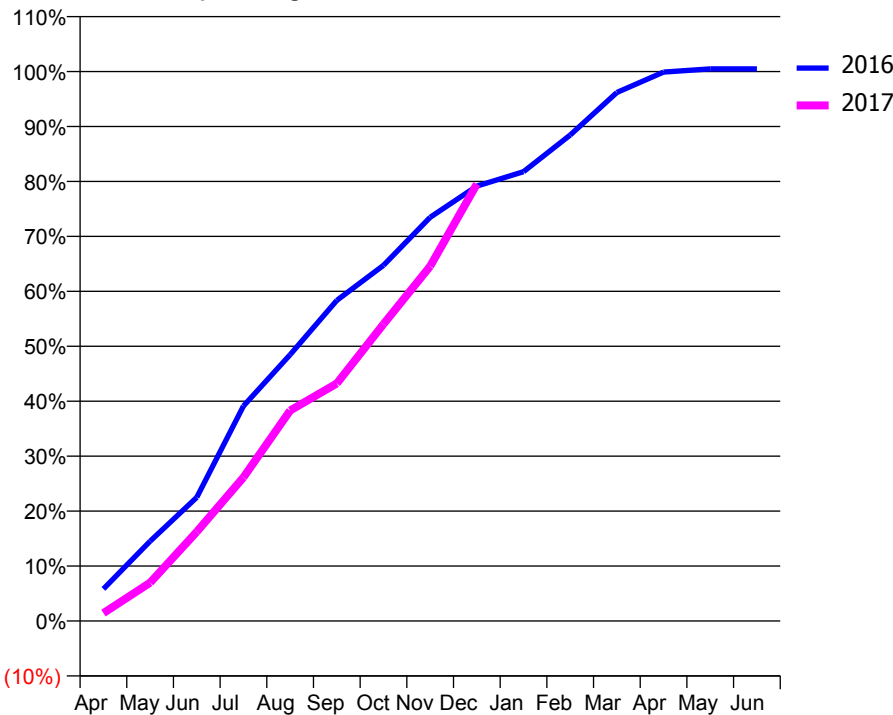
ACCESS*

Patients seen in 24 months	Total	Change since previous quarter
Quarter ending December 2015	3,087	
Quarter ending March 2016	3,038	↓
Quarter ending June 2016	2,940	↓
Quarter ending September 2016	2,969	→
Quarter ending December 2016	3,067	↑
Variance since December 2015	(0.6%)	→



ACTIVITY

Cumulative percentage of contracted UDA delivered 2016 & 2017



Month	Adjusted Scheduled Activity (UDA)	
	2016	2017
April	469	115
May	1,167	559
June	1,806	1,305
July	3,141	2,099
August	3,891	3,074
September	4,684	3,471
October	5,196	4,337
November	5,897	5,182
December	6,351	6,381
January	6,562	
February	7,099	
March	7,719	
April	8,017	
May	8,065	
June	8,065	

QUALITY

	Quantity	Base Number	Contract	AT	Region	England
% of FP17s for the same patient ID Re-attending within 3 months - Children	43	669	6.4%	10.1%	12.1%	12.4%
% of FP17s for the same patient ID Re-attending within 3 months - Adults	320	2,343	13.7%	15.3%	15.9%	16.6%
% of FP17s for the same patient ID Re-attending between 3 & 9 months - Children	305	669	45.6%	50.9%	58.6%	57.5%
% of FP17s for the same patient ID Re-attending between 3 & 9 months - Adults	659	2,343	28.1%	46.5%	51.5%	50.4%
% of FP17s for Band 1 Urgent Courses	237	2,831	8.4%	8.2%	8.0%	9.1%
% of FP17s Relating to Free Repair or Replacements	29	2,831	1.0%	0.7%	0.8%	0.8%
% of FP17s Relating to Continuations	20	2,831	0.7%	0.9%	1.2%	1.3%
% of Patients satisfied with the dentistry they have received	4	4	N/A	92.3%	92.8%	92.7%
% of Patients satisfied with the time they had to wait for an appointment	4	4	N/A	91.0%	89.2%	88.8%

* This is based on patients treated on this contract for their most recent course of treatment. Figures in italics indicate the base number of FP17s or Patient Questionnaire responses are less than 100. N/A is shown where the base number of responses is less than 10 during the period. % is calculated as Quantity/Base number*100

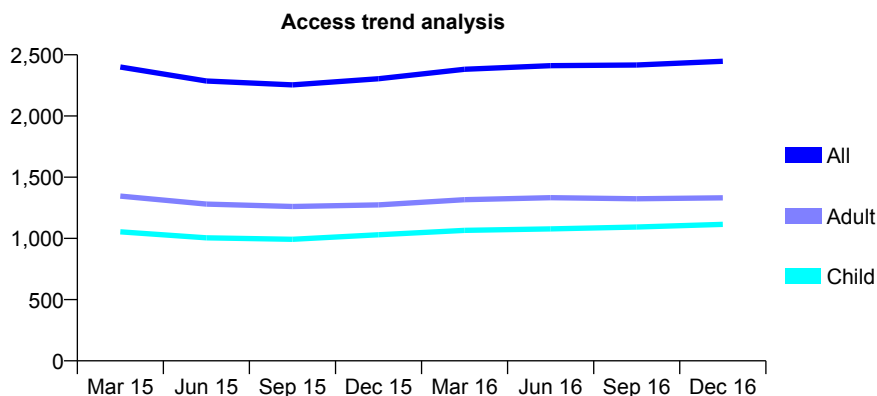
Q54 - Vital Signs At a Glance Contract Report for 150339/0001 - December 2016

Name or company name	Ali, Ahmed & Shabir
Contract type name	GDS Contract
Purpose of contract	General
Contract start date	01/04/2006
Contract end date	

16/17 Contracted general activity (UDA)	10,078
Carry forward general activity (UDA)	0
16/17 Contracted orthodontic activity (UOA)	0
Carry forward orthodontic activity (UOA)	0
Baseline contract value	£248,914.85

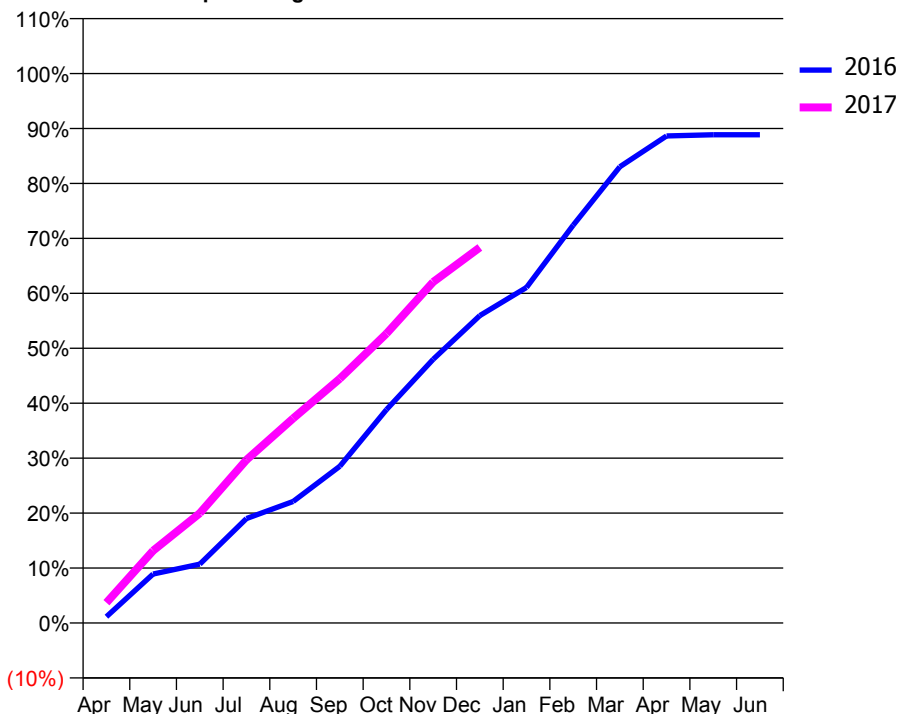
ACCESS*

Patients seen in 24 months	Total	Change since previous quarter
Quarter ending December 2015	2,304	
Quarter ending March 2016	2,382	↑
Quarter ending June 2016	2,411	→
Quarter ending September 2016	2,417	→
Quarter ending December 2016	2,447	→
Variance since December 2015	6.2%	↑



ACTIVITY

Cumulative percentage of contracted UDA delivered 2016 & 2017



Month	Adjusted Scheduled Activity (UDA)	
	2016	2017
April	115	373
May	899	1,326
June	1,079	2,013
July	1,915	2,991
August	2,229	3,754
September	2,874	4,482
October	3,913	5,308
November	4,835	6,254
December	5,639	6,889
January	6,154	
February	7,295	
March	8,368	
April	8,933	
May	8,955	
June	8,955	

QUALITY

	Quantity	Base Number	Contract	AT	Region	England
% of FP17s for the same patient ID Re-attending within 3 months - Children	41	877	4.7%	10.1%	12.1%	12.4%
% of FP17s for the same patient ID Re-attending within 3 months - Adults	148	1,057	14.0%	15.3%	15.9%	16.6%
% of FP17s for the same patient ID Re-attending between 3 & 9 months - Children	259	877	29.5%	50.9%	58.6%	57.5%
% of FP17s for the same patient ID Re-attending between 3 & 9 months - Adults	355	1,057	33.6%	46.5%	51.5%	50.4%
% of FP17s for Band 1 Urgent Courses	105	1,767	5.9%	8.2%	8.0%	9.1%
% of FP17s Relating to Free Repair or Replacements	0	1,767	0.0%	0.7%	0.8%	0.8%
% of FP17s Relating to Continuations	2	1,767	0.1%	0.9%	1.2%	1.3%
% of Patients satisfied with the dentistry they have received	0	0	N/A	92.3%	92.8%	92.7%
% of Patients satisfied with the time they had to wait for an appointment	0	0	N/A	91.0%	89.2%	88.8%

* This is based on patients treated on this contract for their most recent course of treatment. Figures in italics indicate the base number of FP17s or Patient Questionnaire responses are less than 100. N/A is shown where the base number of responses is less than 10 during the period. % is calculated as Quantity/Base number*100

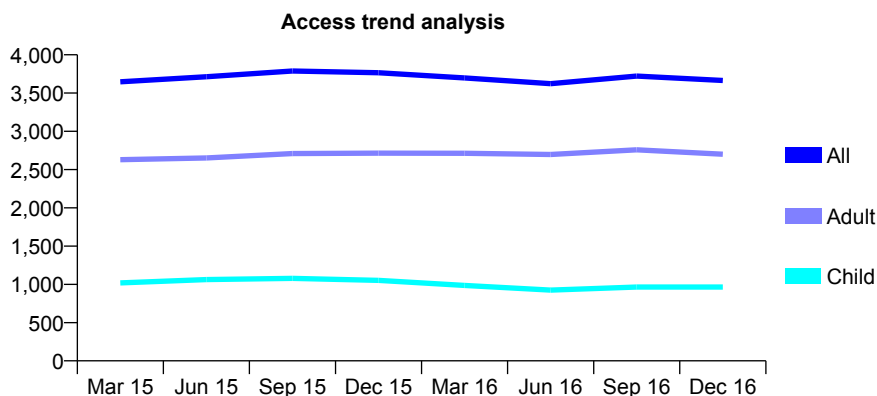
Q54 - Vital Signs At a Glance Contract Report for 150665/0001 - December 2016

Name or company name	Shaw & Jandu Dental Practice
Contract type name	GDS Contract
Purpose of contract	General and Orthodontic
Contract start date	01/04/2009
Contract end date	

16/17 Contracted general activity (UDA)	10,110
Carry forward general activity (UDA)	327
16/17 Contracted orthodontic activity (UOA)	1,857
Carry forward orthodontic activity (UOA)	26
Baseline contract value	£258,317.09

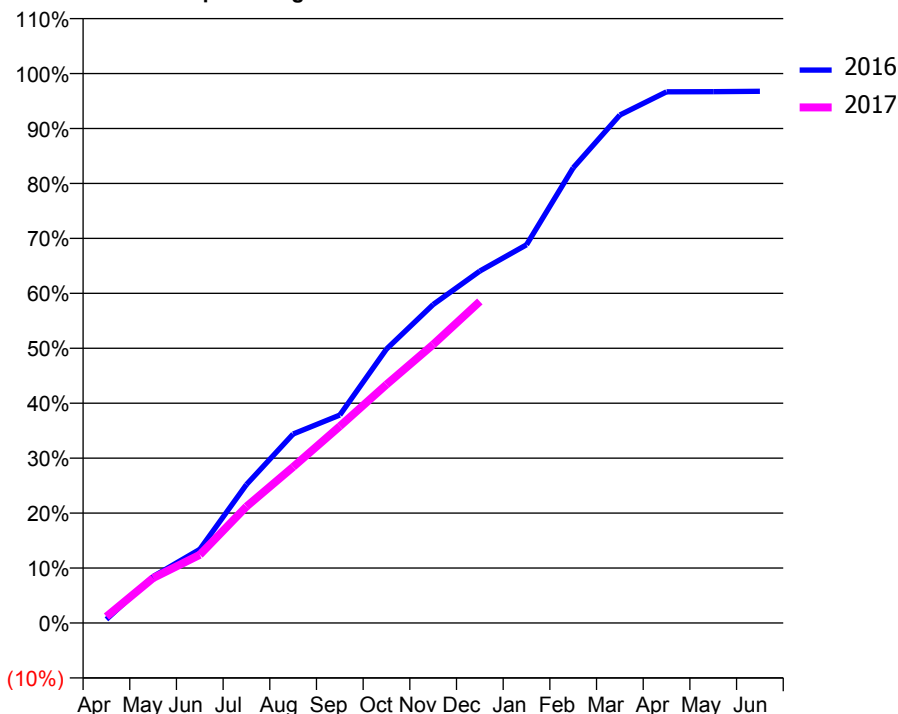
ACCESS*

Patients seen in 24 months	Total	Change since previous quarter
Quarter ending December 2015	3,765	
Quarter ending March 2016	3,698	↓
Quarter ending June 2016	3,622	↓
Quarter ending September 2016	3,722	↑
Quarter ending December 2016	3,665	↓
Variance since December 2015	(2.7%)	↓



ACTIVITY

Cumulative percentage of contracted UDA delivered 2016 & 2017



Adjusted Scheduled Activity (UDA)

Month	2016	2017
April	69	120
May	854	828
June	1,356	1,255
July	2,549	2,144
August	3,477	2,872
September	3,826	3,619
October	5,041	4,388
November	5,860	5,123
December	6,475	5,917
January	6,959	
February	8,374	
March	9,345	
April	9,773	
May	9,776	
June	9,783	

QUALITY

	Quantity	Base Number	Contract	AT	Region	England
% of FP17s for the same patient ID Re-attending within 3 months - Children	71	1,020	7.0%	10.1%	12.1%	12.4%
% of FP17s for the same patient ID Re-attending within 3 months - Adults	305	2,886	10.6%	15.3%	15.9%	16.6%
% of FP17s for the same patient ID Re-attending between 3 & 9 months - Children	438	1,020	42.9%	50.9%	58.6%	57.5%
% of FP17s for the same patient ID Re-attending between 3 & 9 months - Adults	1,350	2,886	46.8%	46.5%	51.5%	50.4%
% of FP17s for Band 1 Urgent Courses	401	3,640	11.0%	8.2%	8.0%	9.1%
% of FP17s Relating to Free Repair or Replacements	30	3,640	0.8%	0.7%	0.8%	0.8%
% of FP17s Relating to Continuations	9	3,640	0.2%	0.9%	1.2%	1.3%
% of Patients satisfied with the dentistry they have received	3	3	N/A	92.3%	92.8%	92.7%
% of Patients satisfied with the time they had to wait for an appointment	3	3	N/A	91.0%	89.2%	88.8%

* This is based on patients treated on this contract for their most recent course of treatment. Figures in italics indicate the base number of FP17s or Patient Questionnaire responses are less than 100. N/A is shown where the base number of responses is less than 10 during the period. % is calculated as Quantity/Base number*100

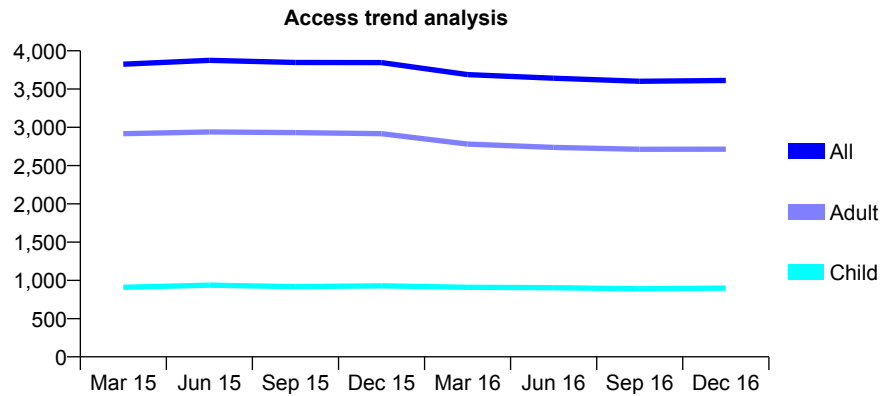
Q54 - Vital Signs At a Glance Contract Report for 151351/0001 - December 2016

Name or company name	Dr N Hayre and Dr AP Najran
Contract type name	GDS Contract
Purpose of contract	General
Contract start date	01/10/2011
Contract end date	

16/17 Contracted general activity (UDA)	11,705
Carry forward general activity (UDA)	-186
16/17 Contracted orthodontic activity (UOA)	0
Carry forward orthodontic activity (UOA)	0
Baseline contract value	£253,042.39

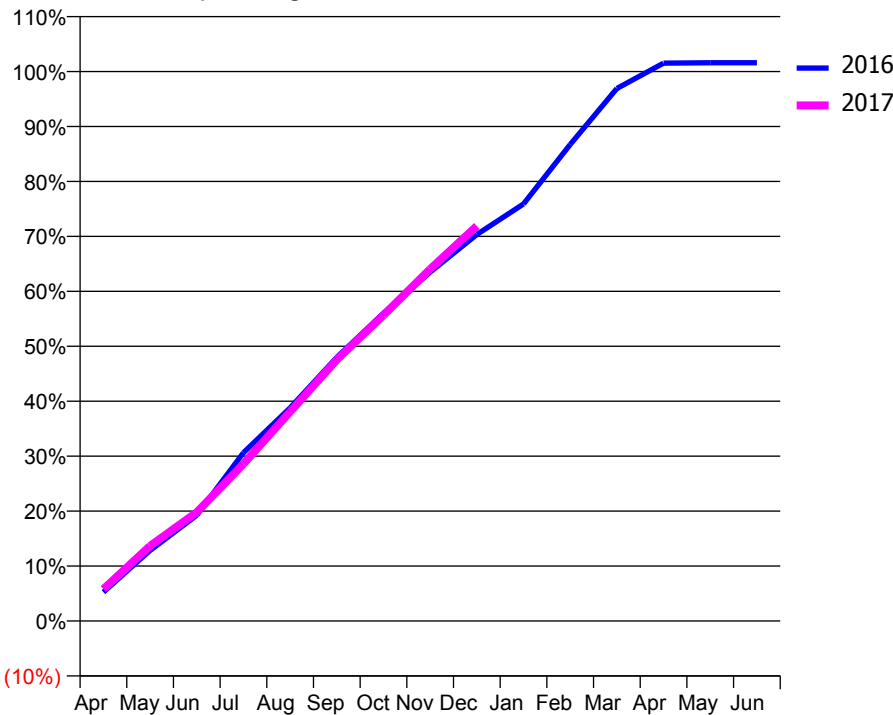
ACCESS*

Patients seen in 24 months	Total	Change since previous quarter
Quarter ending December 2015	3,845	
Quarter ending March 2016	3,689	↓
Quarter ending June 2016	3,641	↓
Quarter ending September 2016	3,602	↓
Quarter ending December 2016	3,612	→
Variance since December 2015	(6.1%)	↓



ACTIVITY

Cumulative percentage of contracted UDA delivered 2016 & 2017



Month	Adjusted Scheduled Activity (UDA)	
	2016	2017
April	614	680
May	1,504	1,601
June	2,255	2,317
July	3,586	3,347
August	4,541	4,457
September	5,618	5,566
October	6,558	6,514
November	7,433	7,496
December	8,234	8,416
January	8,884	
February	10,151	
March	11,342	
April	11,883	
May	11,891	
June	11,891	

QUALITY

	Quantity	Base Number	Contract	AT	Region	England
% of FP17s for the same patient ID Re-attending within 3 months - Children	63	1,110	5.7%	10.1%	12.1%	12.4%
% of FP17s for the same patient ID Re-attending within 3 months - Adults	395	2,958	13.4%	15.3%	15.9%	16.6%
% of FP17s for the same patient ID Re-attending between 3 & 9 months - Children	795	1,110	71.6%	50.9%	58.6%	57.5%
% of FP17s for the same patient ID Re-attending between 3 & 9 months - Adults	1,899	2,958	64.2%	46.5%	51.5%	50.4%
% of FP17s for Band 1 Urgent Courses	236	3,846	6.1%	8.2%	8.0%	9.1%
% of FP17s Relating to Free Repair or Replacements	30	3,846	0.8%	0.7%	0.8%	0.8%
% of FP17s Relating to Continuations	33	3,846	0.9%	0.9%	1.2%	1.3%
% of Patients satisfied with the dentistry they have received	4	4	N/A	92.3%	92.8%	92.7%
% of Patients satisfied with the time they had to wait for an appointment	4	4	N/A	91.0%	89.2%	88.8%

* This is based on patients treated on this contract for their most recent course of treatment. Figures in italics indicate the base number of FP17s or Patient Questionnaire responses are less than 100. N/A is shown where the base number of responses is less than 10 during the period. % is calculated as Quantity/Base number*100

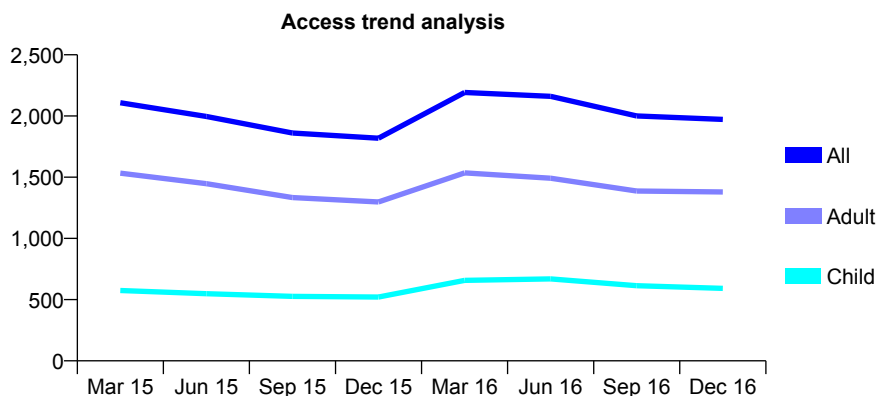
Q54 - Vital Signs At a Glance Contract Report for 154873/0001 - December 2016

Name or company name	Dental Clinique Ltd
Contract type name	GDS Contract
Purpose of contract	General
Contract start date	01/04/2011
Contract end date	

16/17 Contracted general activity (UDA)	6,928
Carry forward general activity (UDA)	-15
16/17 Contracted orthodontic activity (UOA)	0
Carry forward orthodontic activity (UOA)	0
Baseline contract value	£193,582.49

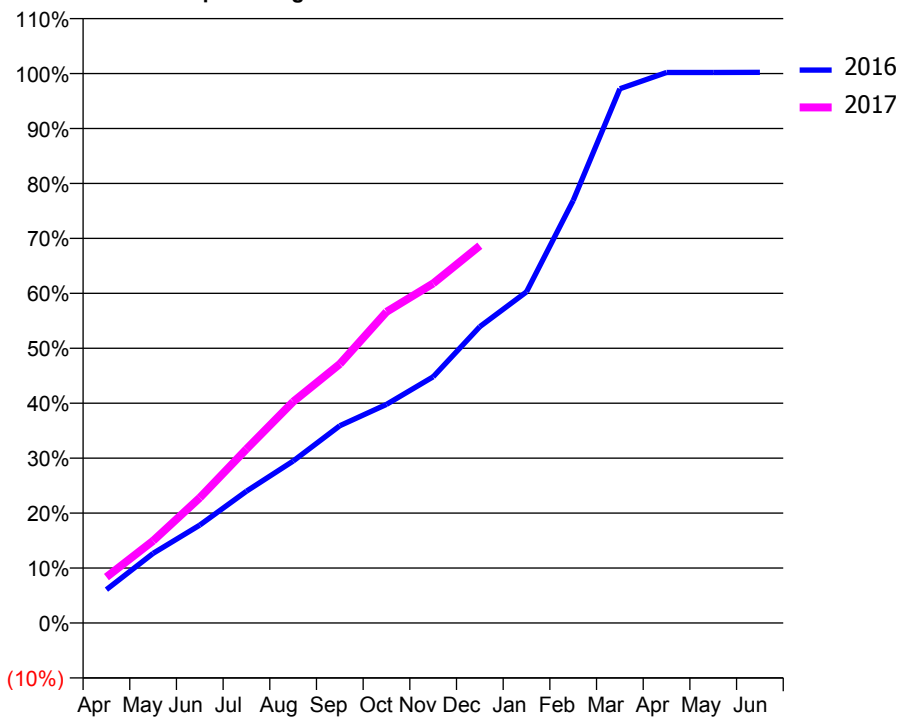
ACCESS*

Patients seen in 24 months	Total	Change since previous quarter
Quarter ending December 2015	1,819	
Quarter ending March 2016	2,192	↑
Quarter ending June 2016	2,161	↓
Quarter ending September 2016	2,001	↓
Quarter ending December 2016	1,972	↓
Variance since December 2015	8.4%	↑



ACTIVITY

Cumulative percentage of contracted UDA delivered 2016 & 2017



Month	Adjusted Scheduled Activity (UDA)	
	2016	2017
April	421	579
May	878	1,036
June	1,234	1,579
July	1,662	2,194
August	2,042	2,790
September	2,488	3,266
October	2,757	3,923
November	3,104	4,280
December	3,736	4,758
January	4,175	
February	5,327	
March	6,737	
April	6,942	
May	6,942	
June	6,943	

QUALITY

	Quantity	Base Number	Contract	AT	Region	England
% of FP17s for the same patient ID Re-attending within 3 months - Children	54	685	7.9%	10.1%	12.1%	12.4%
% of FP17s for the same patient ID Re-attending within 3 months - Adults	254	1,478	17.2%	15.3%	15.9%	16.6%
% of FP17s for the same patient ID Re-attending between 3 & 9 months - Children	302	685	44.1%	50.9%	58.6%	57.5%
% of FP17s for the same patient ID Re-attending between 3 & 9 months - Adults	615	1,478	41.6%	46.5%	51.5%	50.4%
% of FP17s for Band 1 Urgent Courses	259	2,095	12.4%	8.2%	8.0%	9.1%
% of FP17s Relating to Free Repair or Replacements	7	2,095	0.3%	0.7%	0.8%	0.8%
% of FP17s Relating to Continuations	14	2,095	0.7%	0.9%	1.2%	1.3%
% of Patients satisfied with the dentistry they have received	2	2	N/A	92.3%	92.8%	92.7%
% of Patients satisfied with the time they had to wait for an appointment	2	2	N/A	91.0%	89.2%	88.8%

* This is based on patients treated on this contract for their most recent course of treatment. Figures in italics indicate the base number of FP17s or Patient Questionnaire responses are less than 100. N/A is shown where the base number of responses is less than 10 during the period. % is calculated as Quantity/Base number*100

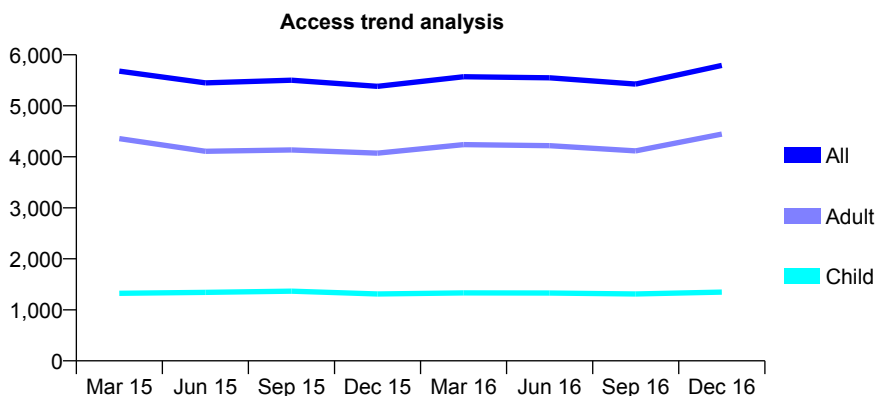
Q54 - Vital Signs At a Glance Contract Report for 155861/0001 - December 2016

Name or company name	Bilston Dental Surgery
Contract type name	GDS Contract
Purpose of contract	General and Orthodontic
Contract start date	25/02/2011
Contract end date	

16/17 Contracted general activity (UDA)	16,221
Carry forward general activity (UDA)	-31
16/17 Contracted orthodontic activity (UOA)	554
Carry forward orthodontic activity (UOA)	-1
Baseline contract value	£379,148.03

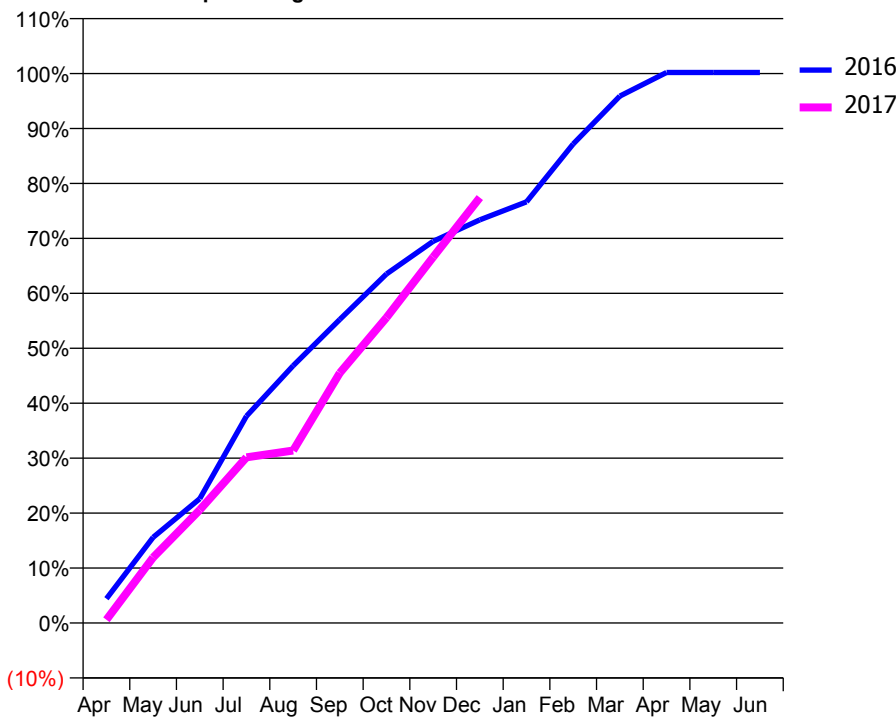
ACCESS*

Patients seen in 24 months	Total	Change since previous quarter
Quarter ending December 2015	5,382	
Quarter ending March 2016	5,570	↑
Quarter ending June 2016	5,548	→
Quarter ending September 2016	5,427	↓
Quarter ending December 2016	5,793	↑
Variance since December 2015	7.6%	↑



ACTIVITY

Cumulative percentage of contracted UDA delivered 2016 & 2017



Month	Adjusted Scheduled Activity (UDA)	
	2016	2017
April	718	95
May	2,530	1,935
June	3,671	3,338
July	6,109	4,892
August	7,596	5,092
September	8,960	7,382
October	10,303	9,015
November	11,267	10,805
December	11,902	12,560
January	12,432	
February	14,140	
March	15,553	
April	16,252	
May	16,252	
June	16,252	

QUALITY

	Quantity	Base Number	Contract	AT	Region	England
% of FP17s for the same patient ID Re-attending within 3 months - Children	119	1,403	8.5%	10.1%	12.1%	12.4%
% of FP17s for the same patient ID Re-attending within 3 months - Adults	257	3,879	6.6%	15.3%	15.9%	16.6%
% of FP17s for the same patient ID Re-attending between 3 & 9 months - Children	774	1,403	55.2%	50.9%	58.6%	57.5%
% of FP17s for the same patient ID Re-attending between 3 & 9 months - Adults	1,221	3,879	31.5%	46.5%	51.5%	50.4%
% of FP17s for Band 1 Urgent Courses	81	4,995	1.6%	8.2%	8.0%	9.1%
% of FP17s Relating to Free Repair or Replacements	4	4,995	0.1%	0.7%	0.8%	0.8%
% of FP17s Relating to Continuations	5	4,995	0.1%	0.9%	1.2%	1.3%
% of Patients satisfied with the dentistry they have received	3	4	N/A	92.3%	92.8%	92.7%
% of Patients satisfied with the time they had to wait for an appointment	2	4	N/A	91.0%	89.2%	88.8%

* This is based on patients treated on this contract for their most recent course of treatment. Figures in italics indicate the base number of FP17s or Patient Questionnaire responses are less than 100. N/A is shown where the base number of responses is less than 10 during the period. % is calculated as Quantity/Base number*100

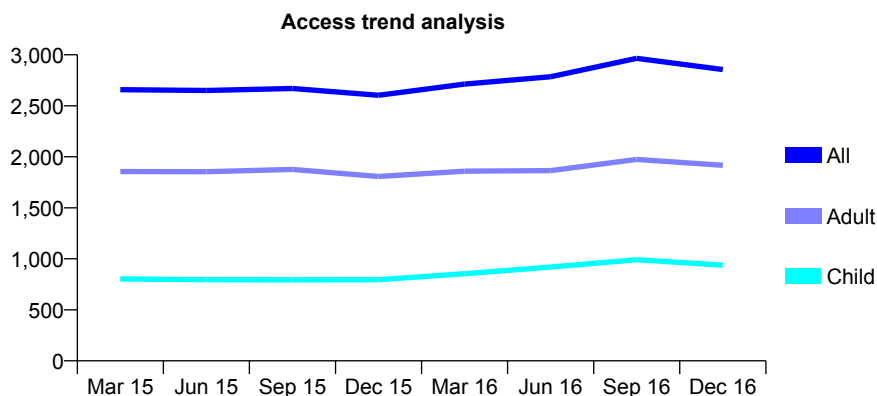
Q54 - Vital Signs At a Glance Contract Report for 157422/0001 - December 2016

Name or company name	Priory Dental Practice
Contract type name	GDS Contract
Purpose of contract	General
Contract start date	01/03/2009
Contract end date	

16/17 Contracted general activity (UDA)	5,749
Carry forward general activity (UDA)	-115
16/17 Contracted orthodontic activity (UOA)	0
Carry forward orthodontic activity (UOA)	0
Baseline contract value	£152,280.50

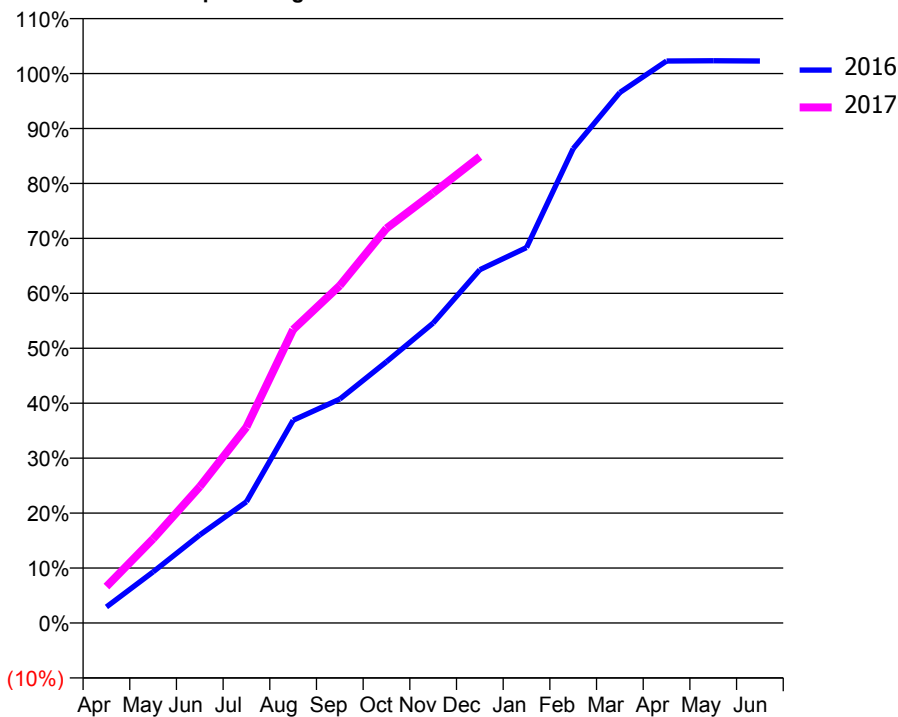
ACCESS*

Patients seen in 24 months	Total	Change since previous quarter
Quarter ending December 2015	2,603	
Quarter ending March 2016	2,713	↑
Quarter ending June 2016	2,785	↑
Quarter ending September 2016	2,966	↑
Quarter ending December 2016	2,855	↓
Variance since December 2015	9.7%	↑



ACTIVITY

Cumulative percentage of contracted UDA delivered 2016 & 2017



Month	Adjusted Scheduled Activity (UDA)	
	2016	2017
April	169	382
May	534	881
June	921	1,427
July	1,268	2,050
August	2,121	3,070
September	2,343	3,530
October	2,734	4,128
November	3,139	4,498
December	3,696	4,880
January	3,928	
February	4,963	
March	5,550	
April	5,880	
May	5,882	
June	5,880	

QUALITY

	Quantity	Base Number	Contract	AT	Region	England
% of FP17s for the same patient ID Re-attending within 3 months - Children	68	1,095	6.2%	10.1%	12.1%	12.4%
% of FP17s for the same patient ID Re-attending within 3 months - Adults	247	1,741	14.2%	15.3%	15.9%	16.6%
% of FP17s for the same patient ID Re-attending between 3 & 9 months - Children	431	1,095	39.4%	50.9%	58.6%	57.5%
% of FP17s for the same patient ID Re-attending between 3 & 9 months - Adults	399	1,741	22.9%	46.5%	51.5%	50.4%
% of FP17s for Band 1 Urgent Courses	346	2,023	17.1%	8.2%	8.0%	9.1%
% of FP17s Relating to Free Repair or Replacements	37	2,023	1.8%	0.7%	0.8%	0.8%
% of FP17s Relating to Continuations	1	2,023	0.0%	0.9%	1.2%	1.3%
% of Patients satisfied with the dentistry they have received	9	10	90.0%	92.3%	92.8%	92.7%
% of Patients satisfied with the time they had to wait for an appointment	10	10	100.0%	91.0%	89.2%	88.8%

* This is based on patients treated on this contract for their most recent course of treatment. Figures in italics indicate the base number of FP17s or Patient Questionnaire responses are less than 100. N/A is shown where the base number of responses is less than 10 during the period. % is calculated as Quantity/Base number*100

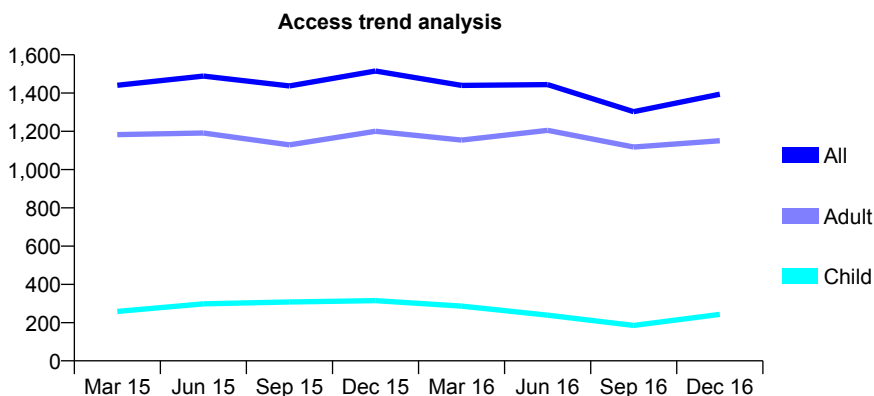
Q54 - Vital Signs At a Glance Contract Report for 157422/0008 - December 2016

Name or company name	Priory Dental Practice
Contract type name	PDS Plus Contract
Purpose of contract	General
Contract start date	01/05/2012
Contract end date	30/04/2017

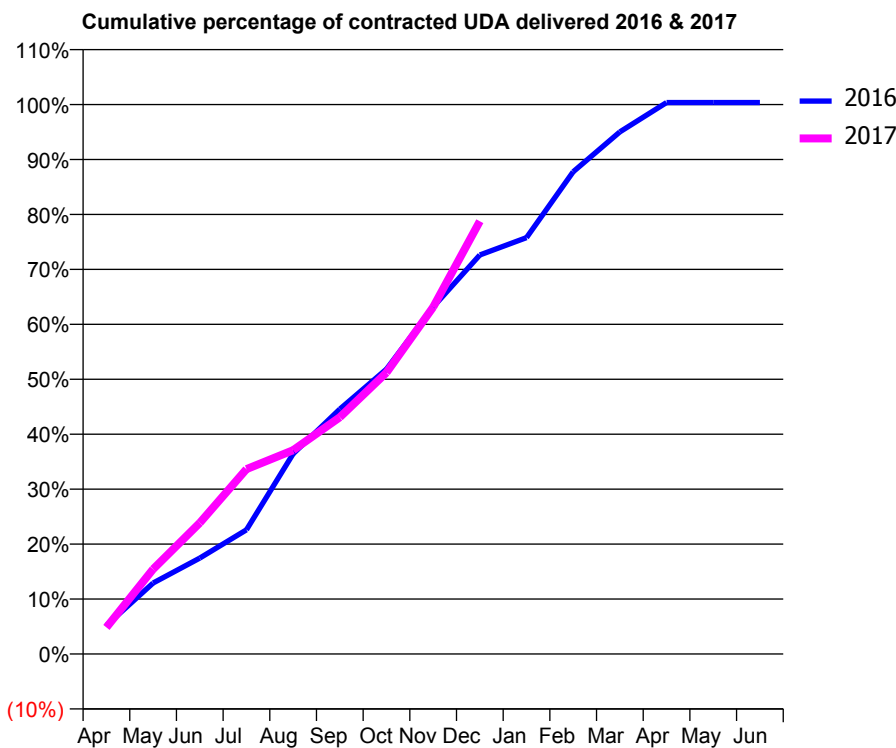
16/17 Contracted general activity (UDA)	3,000
Carry forward general activity (UDA)	-11
16/17 Contracted orthodontic activity (UOA)	0
Carry forward orthodontic activity (UOA)	0
Baseline contract value	£38,643.17

ACCESS*

Patients seen in 24 months	Total	Change since previous quarter
Quarter ending December 2015	1,515	
Quarter ending March 2016	1,440	↓
Quarter ending June 2016	1,444	→
Quarter ending September 2016	1,303	↓
Quarter ending December 2016	1,394	↑
Variance since December 2015	(8.0%)	↓



ACTIVITY



Month	Adjusted Scheduled Activity (UDA)	
	2016	2017
April	156	145
May	388	463
June	524	716
July	678	1,009
August	1,093	1,112
September	1,337	1,292
October	1,555	1,537
November	1,894	1,894
December	2,178	2,363
January	2,273	
February	2,633	
March	2,851	
April	3,011	
May	3,011	
June	3,011	

QUALITY

	Quantity	Base Number	Contract	AT	Region	England
% of FP17s for the same patient ID Re-attending within 3 months - Children	0	214	0.0%	10.1%	12.1%	12.4%
% of FP17s for the same patient ID Re-attending within 3 months - Adults	6	888	0.7%	15.3%	15.9%	16.6%
% of FP17s for the same patient ID Re-attending between 3 & 9 months - Children	44	214	20.6%	50.9%	58.6%	57.5%
% of FP17s for the same patient ID Re-attending between 3 & 9 months - Adults	147	888	16.6%	46.5%	51.5%	50.4%
% of FP17s for Band 1 Urgent Courses	4	1,057	0.4%	8.2%	8.0%	9.1%
% of FP17s Relating to Free Repair or Replacements	6	1,057	0.6%	0.7%	0.8%	0.8%
% of FP17s Relating to Continuations	0	1,057	0.0%	0.9%	1.2%	1.3%
% of Patients satisfied with the dentistry they have received	2	2	N/A	92.3%	92.8%	92.7%
% of Patients satisfied with the time they had to wait for an appointment	2	2	N/A	91.0%	89.2%	88.8%

* This is based on patients treated on this contract for their most recent course of treatment. Figures in italics indicate the base number of FP17s or Patient Questionnaire responses are less than 100. N/A is shown where the base number of responses is less than 10 during the period. % is calculated as Quantity/Base number*100

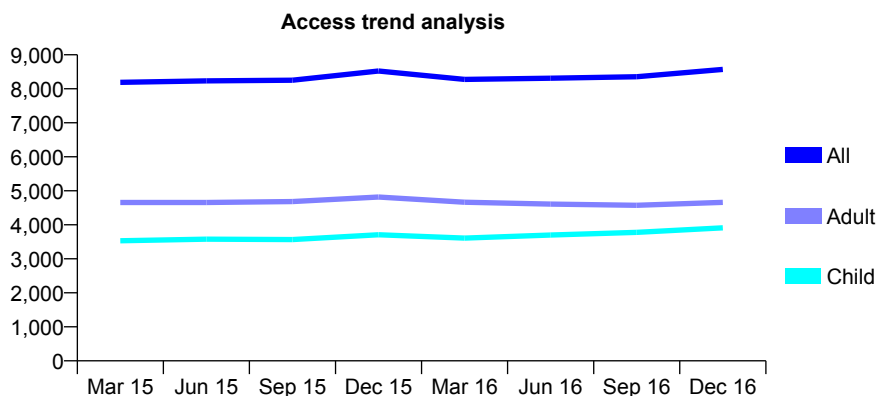
Q54 - Vital Signs At a Glance Contract Report for 158054/0001 - December 2016

Name or company name	Ward End Dental Practice Partnership
Contract type name	GDS Contract
Purpose of contract	General
Contract start date	01/04/2007
Contract end date	

16/17 Contracted general activity (UDA)	23,513
Carry forward general activity (UDA)	-256
16/17 Contracted orthodontic activity (UOA)	0
Carry forward orthodontic activity (UOA)	0
Baseline contract value	£496,465.05

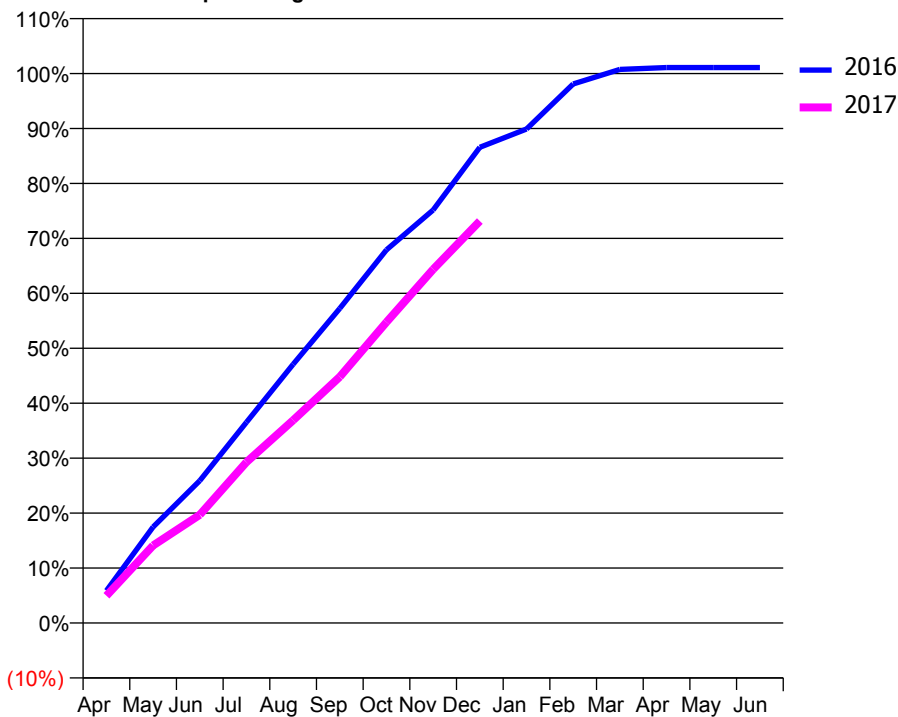
ACCESS*

Patients seen in 24 months	Total	Change since previous quarter
Quarter ending December 2015	8,524	
Quarter ending March 2016	8,275	↓
Quarter ending June 2016	8,310	→
Quarter ending September 2016	8,356	→
Quarter ending December 2016	8,572	↑
Variance since December 2015	0.6%	→



ACTIVITY

Cumulative percentage of contracted UDA delivered 2016 & 2017



Month	Adjusted Scheduled Activity (UDA)	
	2016	2017
April	1,382	1,169
May	4,111	3,315
June	6,088	4,631
July	8,588	6,885
August	11,072	8,674
September	13,463	10,536
October	15,969	12,876
November	17,671	15,137
December	20,358	17,199
January	21,140	
February	23,065	
March	23,688	
April	23,769	
May	23,769	
June	23,769	

QUALITY

	Quantity	Base Number	Contract	AT	Region	England
% of FP17s for the same patient ID Re-attending within 3 months - Children	175	3,300	5.3%	10.1%	12.1%	12.4%
% of FP17s for the same patient ID Re-attending within 3 months - Adults	571	3,687	15.5%	15.3%	15.9%	16.6%
% of FP17s for the same patient ID Re-attending between 3 & 9 months - Children	1,206	3,300	36.5%	50.9%	58.6%	57.5%
% of FP17s for the same patient ID Re-attending between 3 & 9 months - Adults	1,165	3,687	31.6%	46.5%	51.5%	50.4%
% of FP17s for Band 1 Urgent Courses	1,023	6,933	14.8%	8.2%	8.0%	9.1%
% of FP17s Relating to Free Repair or Replacements	0	6,933	0.0%	0.7%	0.8%	0.8%
% of FP17s Relating to Continuations	72	6,933	1.0%	0.9%	1.2%	1.3%
% of Patients satisfied with the dentistry they have received	3	3	N/A	92.3%	92.8%	92.7%
% of Patients satisfied with the time they had to wait for an appointment	2	3	N/A	91.0%	89.2%	88.8%

* This is based on patients treated on this contract for their most recent course of treatment. Figures in italics indicate the base number of FP17s or Patient Questionnaire responses are less than 100. N/A is shown where the base number of responses is less than 10 during the period. % is calculated as Quantity/Base number*100

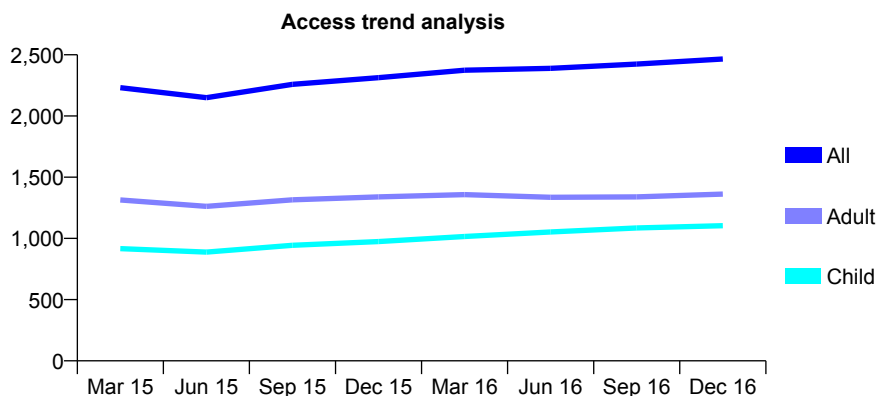
Q54 - Vital Signs At a Glance Contract Report for 158119/0001 - December 2016

Name or company name	Ali, Ahmed & Shabir
Contract type name	GDS Contract
Purpose of contract	General
Contract start date	01/04/2006
Contract end date	

16/17 Contracted general activity (UDA)	11,721
Carry forward general activity (UDA)	0
16/17 Contracted orthodontic activity (UOA)	0
Carry forward orthodontic activity (UOA)	0
Baseline contract value	£284,177.70

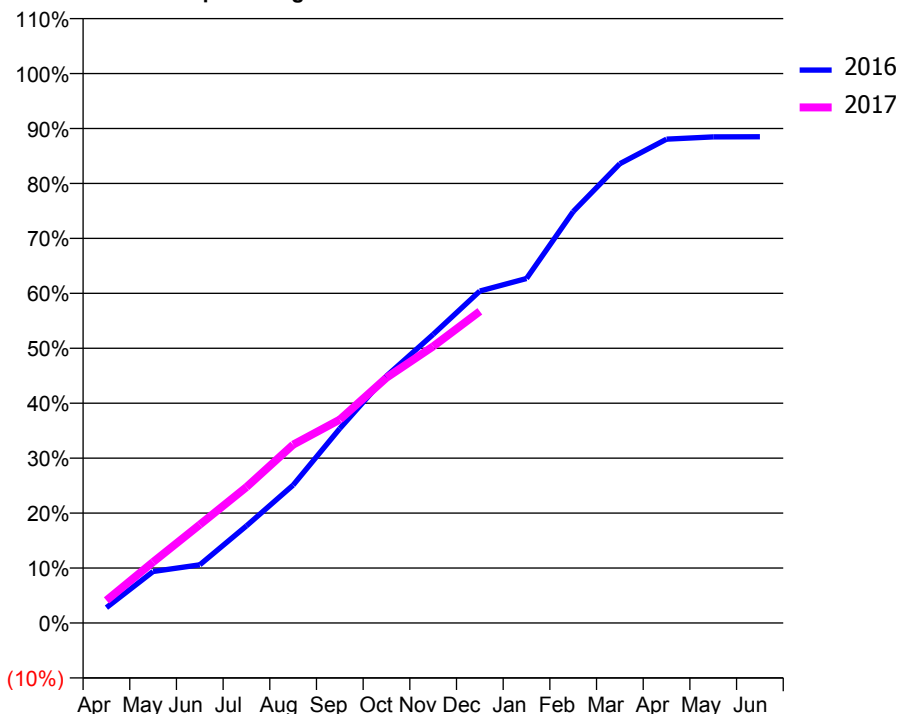
ACCESS*

Patients seen in 24 months	Total	Change since previous quarter
Quarter ending December 2015	2,313	
Quarter ending March 2016	2,374	↑
Quarter ending June 2016	2,389	→
Quarter ending September 2016	2,424	→
Quarter ending December 2016	2,466	→
Variance since December 2015	6.6%	↑



ACTIVITY

Cumulative percentage of contracted UDA delivered 2016 & 2017



Month	Adjusted Scheduled Activity (UDA)	
	2016	2017
April	328	483
May	1,099	1,302
June	1,242	2,097
July	2,073	2,900
August	2,943	3,804
September	4,147	4,339
October	5,269	5,232
November	6,157	5,901
December	7,081	6,650
January	7,349	
February	8,775	
March	9,799	
April	10,320	
May	10,370	
June	10,371	

QUALITY

	Quantity	Base Number	Contract	AT	Region	England
% of FP17s for the same patient ID Re-attending within 3 months - Children	55	959	5.7%	10.1%	12.1%	12.4%
% of FP17s for the same patient ID Re-attending within 3 months - Adults	194	1,081	17.9%	15.3%	15.9%	16.6%
% of FP17s for the same patient ID Re-attending between 3 & 9 months - Children	411	959	42.9%	50.9%	58.6%	57.5%
% of FP17s for the same patient ID Re-attending between 3 & 9 months - Adults	381	1,081	35.2%	46.5%	51.5%	50.4%
% of FP17s for Band 1 Urgent Courses	213	1,895	11.2%	8.2%	8.0%	9.1%
% of FP17s Relating to Free Repair or Replacements	1	1,895	0.1%	0.7%	0.8%	0.8%
% of FP17s Relating to Continuations	25	1,895	1.3%	0.9%	1.2%	1.3%
% of Patients satisfied with the dentistry they have received	3	3	N/A	92.3%	92.8%	92.7%
% of Patients satisfied with the time they had to wait for an appointment	3	3	N/A	91.0%	89.2%	88.8%

* This is based on patients treated on this contract for their most recent course of treatment. Figures in italics indicate the base number of FP17s or Patient Questionnaire responses are less than 100. N/A is shown where the base number of responses is less than 10 during the period. % is calculated as Quantity/Base number*100

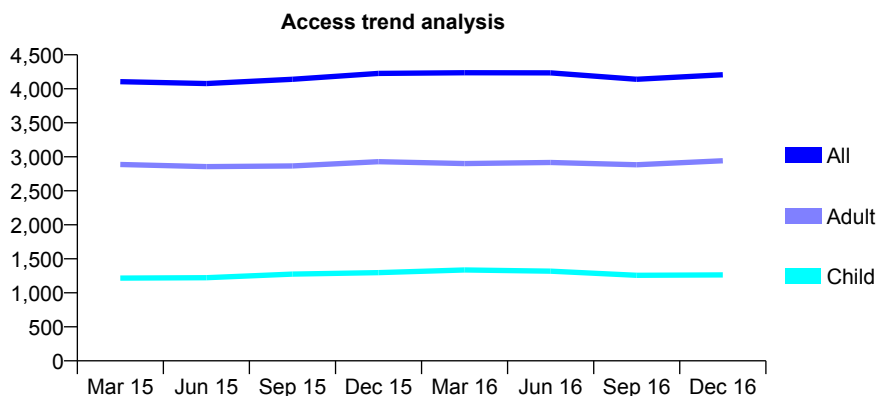
Q54 - Vital Signs At a Glance Contract Report for 159948/0001 - December 2016

Name or company name	Grove Lane Dental Surgery
Contract type name	GDS Contract
Purpose of contract	General
Contract start date	21/02/2011
Contract end date	

16/17 Contracted general activity (UDA)	13,862
Carry forward general activity (UDA)	-101
16/17 Contracted orthodontic activity (UOA)	0
Carry forward orthodontic activity (UOA)	0
Baseline contract value	£335,295.76

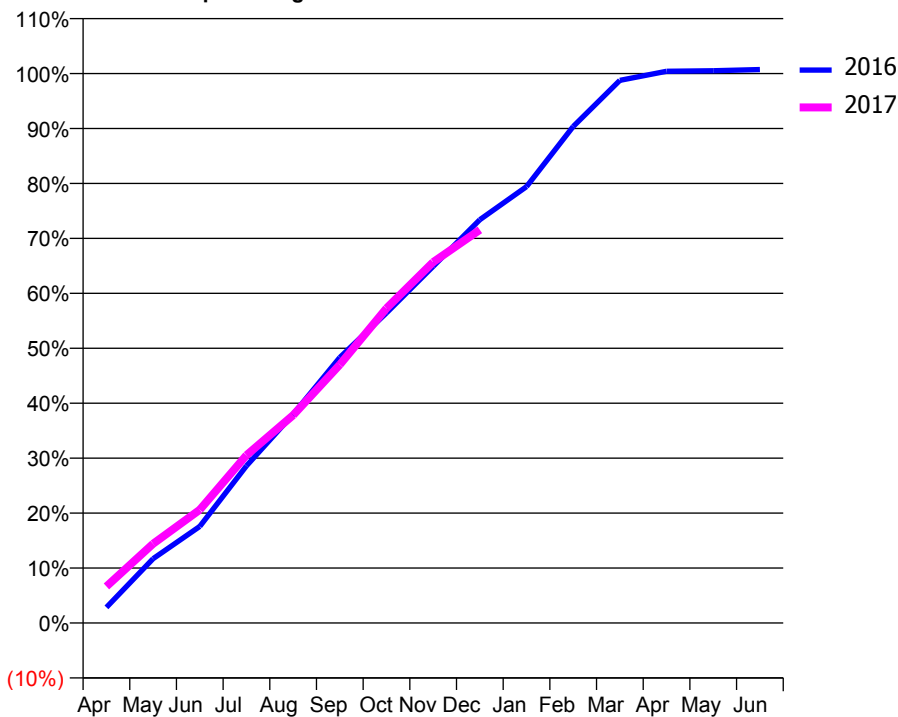
ACCESS*

Patients seen in 24 months	Total	Change since previous quarter
Quarter ending December 2015	4,227	
Quarter ending March 2016	4,237	→
Quarter ending June 2016	4,235	→
Quarter ending September 2016	4,140	↓
Quarter ending December 2016	4,206	→
Variance since December 2015	(0.5%)	→



ACTIVITY

Cumulative percentage of contracted UDA delivered 2016 & 2017



Month	Adjusted Scheduled Activity (UDA)	
	2016	2017
April	395	925
May	1,623	1,999
June	2,436	2,859
July	3,965	4,234
August	5,268	5,242
September	6,699	6,519
October	7,824	7,939
November	8,995	9,105
December	10,172	9,919
January	11,008	
February	12,524	
March	13,691	
April	13,919	
May	13,932	
June	13,963	

QUALITY

	Quantity	Base Number	Contract	AT	Region	England
% of FP17s for the same patient ID Re-attending within 3 months - Children	107	958	11.2%	10.1%	12.1%	12.4%
% of FP17s for the same patient ID Re-attending within 3 months - Adults	494	2,316	21.3%	15.3%	15.9%	16.6%
% of FP17s for the same patient ID Re-attending between 3 & 9 months - Children	279	958	29.1%	50.9%	58.6%	57.5%
% of FP17s for the same patient ID Re-attending between 3 & 9 months - Adults	584	2,316	25.2%	46.5%	51.5%	50.4%
% of FP17s for Band 1 Urgent Courses	609	3,153	19.3%	8.2%	8.0%	9.1%
% of FP17s Relating to Free Repair or Replacements	3	3,153	0.1%	0.7%	0.8%	0.8%
% of FP17s Relating to Continuations	5	3,153	0.2%	0.9%	1.2%	1.3%
% of Patients satisfied with the dentistry they have received	2	2	N/A	92.3%	92.8%	92.7%
% of Patients satisfied with the time they had to wait for an appointment	2	2	N/A	91.0%	89.2%	88.8%

* This is based on patients treated on this contract for their most recent course of treatment. Figures in italics indicate the base number of FP17s or Patient Questionnaire responses are less than 100. N/A is shown where the base number of responses is less than 10 during the period. % is calculated as Quantity/Base number*100

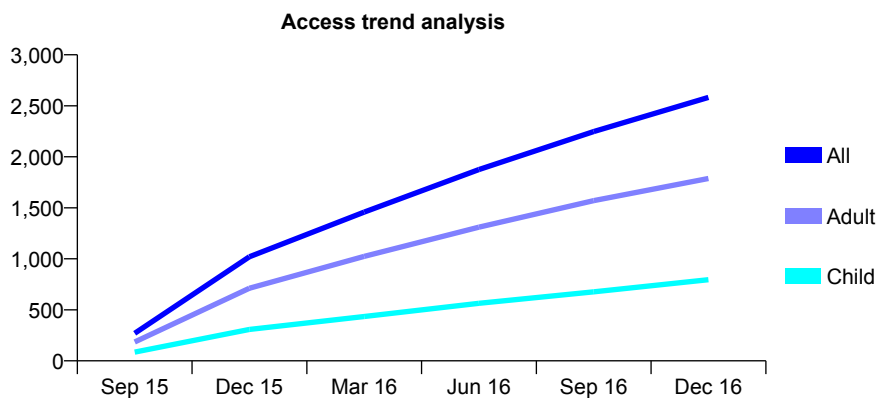
Q54 - Vital Signs At a Glance Contract Report for 160857/0001 - December 2016

Name or company name	Handsworth Dental Practice
Contract type name	GDS Contract
Purpose of contract	General
Contract start date	01/09/2015
Contract end date	

16/17 Contracted general activity (UDA)	9,200
Carry forward general activity (UDA)	-10
16/17 Contracted orthodontic activity (UOA)	0
Carry forward orthodontic activity (UOA)	0
Baseline contract value	£222,757.47

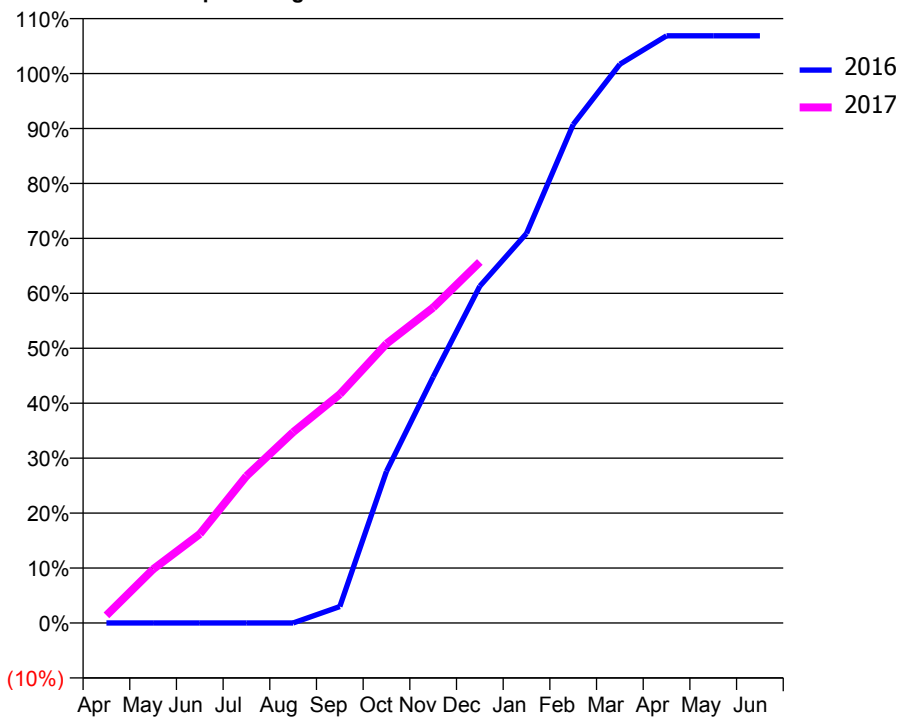
ACCESS*

Patients seen in 24 months	Total	Change since previous quarter
Quarter ending December 2015	1,020	
Quarter ending March 2016	1,458	↑
Quarter ending June 2016	1,875	↑
Quarter ending September 2016	2,248	↑
Quarter ending December 2016	2,583	↑
Variance since December 2015	153.2%	↑



ACTIVITY

Cumulative percentage of contracted UDA delivered 2016 & 2017



Month	Adjusted Scheduled Activity (UDA)	
	2016	2017
April	0	128
May	0	901
June	0	1,490
July	0	2,461
August	0	3,195
September	161	3,829
October	1,482	4,675
November	2,404	5,282
December	3,290	6,044
January	3,805	
February	4,869	
March	5,458	
April	5,735	
May	5,735	
June	5,735	

QUALITY

	Quantity	Base Number	Contract	AT	Region	England
% of FP17s for the same patient ID Re-attending within 3 months - Children	54	683	7.9%	10.1%	12.1%	12.4%
% of FP17s for the same patient ID Re-attending within 3 months - Adults	219	1,637	13.4%	15.3%	15.9%	16.6%
% of FP17s for the same patient ID Re-attending between 3 & 9 months - Children	167	683	24.5%	50.9%	58.6%	57.5%
% of FP17s for the same patient ID Re-attending between 3 & 9 months - Adults	426	1,637	26.0%	46.5%	51.5%	50.4%
% of FP17s for Band 1 Urgent Courses	312	2,208	14.1%	8.2%	8.0%	9.1%
% of FP17s Relating to Free Repair or Replacements	6	2,208	0.3%	0.7%	0.8%	0.8%
% of FP17s Relating to Continuations	13	2,208	0.6%	0.9%	1.2%	1.3%
% of Patients satisfied with the dentistry they have received	0	0	N/A	92.3%	92.8%	92.7%
% of Patients satisfied with the time they had to wait for an appointment	0	0	N/A	91.0%	89.2%	88.8%

* This is based on patients treated on this contract for their most recent course of treatment. Figures in italics indicate the base number of FP17s or Patient Questionnaire responses are less than 100. N/A is shown where the base number of responses is less than 10 during the period. % is calculated as Quantity/Base number*100

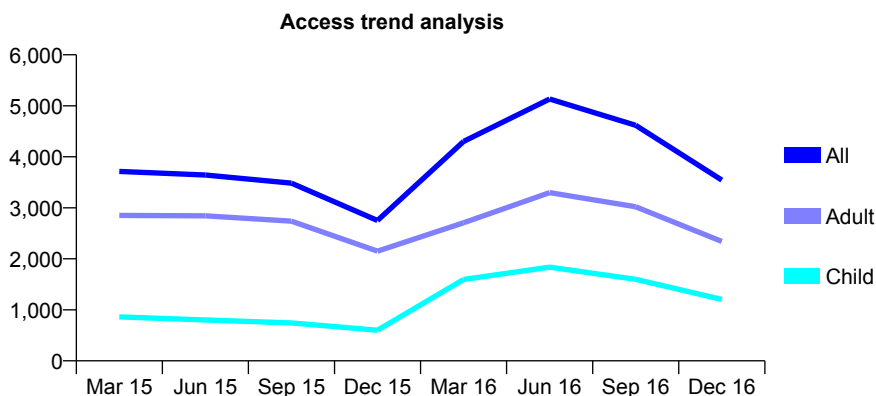
Q54 - Vital Signs At a Glance Contract Report for 161446/0001 - December 2016

Name or company name	Amit A Duggal & Gurpreet K Duggal
Contract type name	GDS Contract
Purpose of contract	General
Contract start date	01/01/2013
Contract end date	

16/17 Contracted general activity (UDA)	9,647
Carry forward general activity (UDA)	0
16/17 Contracted orthodontic activity (UOA)	0
Carry forward orthodontic activity (UOA)	0
Baseline contract value	£228,138.61

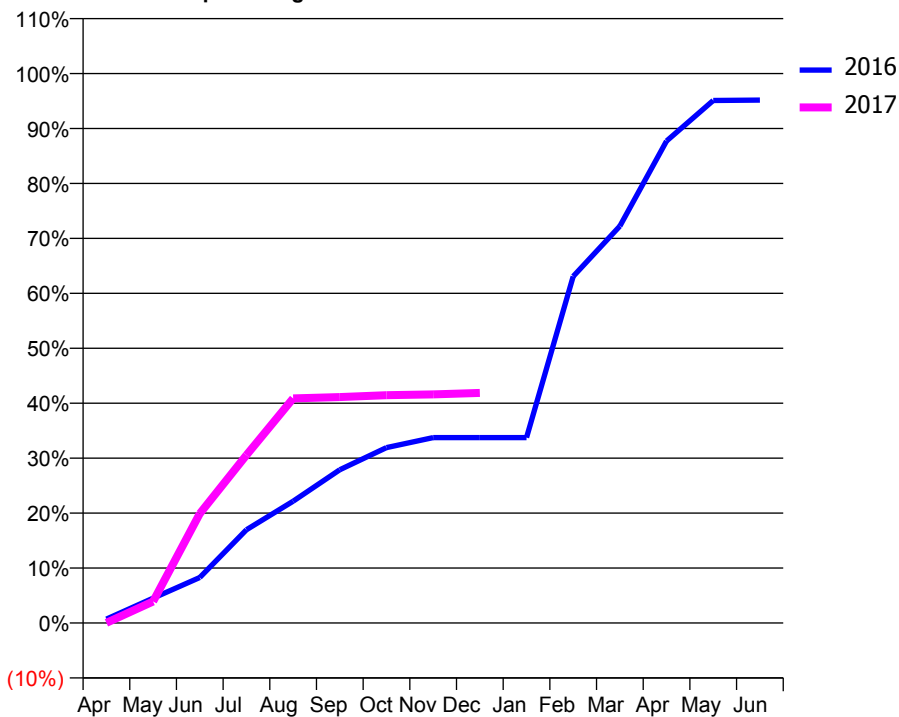
ACCESS*

Patients seen in 24 months	Total	Change since previous quarter
Quarter ending December 2015	2,752	
Quarter ending March 2016	4,302	↑
Quarter ending June 2016	5,134	↑
Quarter ending September 2016	4,619	↓
Quarter ending December 2016	3,544	↓
Variance since December 2015	28.8%	↑



ACTIVITY

Cumulative percentage of contracted UDA delivered 2016 & 2017



Month	Adjusted Scheduled Activity (UDA)	
	2016	2017
April	68	3
May	438	377
June	800	1,922
July	1,639	2,949
August	2,139	3,944
September	2,690	3,968
October	3,079	4,000
November	3,256	4,014
December	3,256	4,040
January	3,256	
February	6,087	
March	6,967	
April	8,462	
May	9,174	
June	9,179	

QUALITY

	Quantity	Base Number	Contract	AT	Region	England
% of FP17s for the same patient ID Re-attending within 3 months - Children	44	868	5.1%	10.1%	12.1%	12.4%
% of FP17s for the same patient ID Re-attending within 3 months - Adults	164	2,221	7.4%	15.3%	15.9%	16.6%
% of FP17s for the same patient ID Re-attending between 3 & 9 months - Children	75	868	8.6%	50.9%	58.6%	57.5%
% of FP17s for the same patient ID Re-attending between 3 & 9 months - Adults	157	2,221	7.1%	46.5%	51.5%	50.4%
% of FP17s for Band 1 Urgent Courses	113	1,908	5.9%	8.2%	8.0%	9.1%
% of FP17s Relating to Free Repair or Replacements	22	1,908	1.2%	0.7%	0.8%	0.8%
% of FP17s Relating to Continuations	25	1,908	1.3%	0.9%	1.2%	1.3%
% of Patients satisfied with the dentistry they have received	21	24	87.5%	92.3%	92.8%	92.7%
% of Patients satisfied with the time they had to wait for an appointment	22	24	91.7%	91.0%	89.2%	88.8%

* This is based on patients treated on this contract for their most recent course of treatment. Figures in italics indicate the base number of FP17s or Patient Questionnaire responses are less than 100. N/A is shown where the base number of responses is less than 10 during the period. % is calculated as Quantity/Base number*100

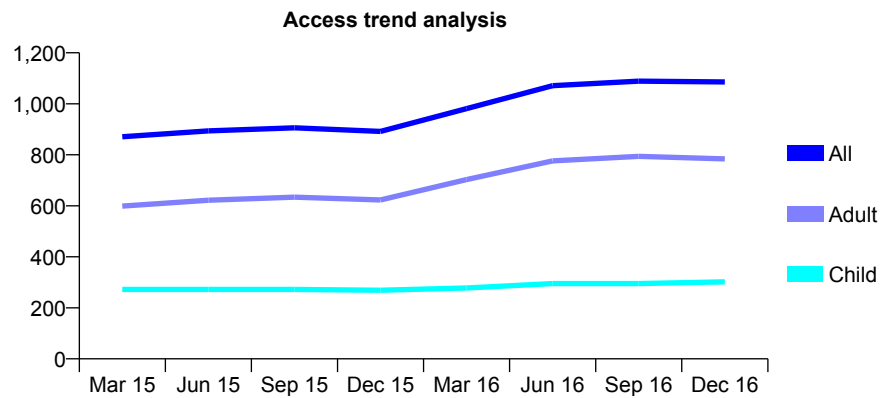
Q54 - Vital Signs At a Glance Contract Report for 162884/0001 - December 2016

Name or company name	Redhill Dental Practice
Contract type name	GDS Contract
Purpose of contract	General
Contract start date	01/02/2010
Contract end date	

16/17 Contracted general activity (UDA)	4,286
Carry forward general activity (UDA)	53
16/17 Contracted orthodontic activity (UOA)	0
Carry forward orthodontic activity (UOA)	0
Baseline contract value	£105,130.76

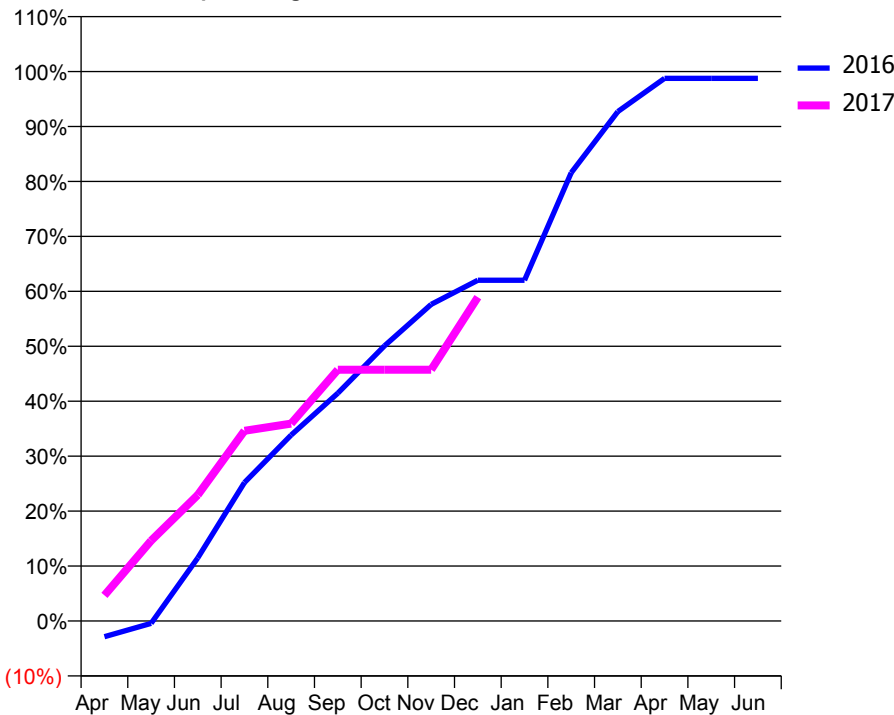
ACCESS*

Patients seen in 24 months	Total	Change since previous quarter
Quarter ending December 2015	892	
Quarter ending March 2016	981	↑
Quarter ending June 2016	1,071	↑
Quarter ending September 2016	1,089	→
Quarter ending December 2016	1,086	→
Variance since December 2015	21.7%	↑



ACTIVITY

Cumulative percentage of contracted UDA delivered 2016 & 2017



Month	Adjusted Scheduled Activity (UDA)	
	2016	2017
April	-123	200
May	-20	627
June	493	983
July	1,081	1,483
August	1,450	1,539
September	1,777	1,960
October	2,146	1,960
November	2,469	1,960
December	2,658	2,526
January	2,658	
February	3,496	
March	3,974	
April	4,233	
May	4,233	
June	4,233	

QUALITY

	Quantity	Base Number	Contract	AT	Region	England
% of FP17s for the same patient ID Re-attending within 3 months - Children	9	290	3.1%	10.1%	12.1%	12.4%
% of FP17s for the same patient ID Re-attending within 3 months - Adults	77	713	10.8%	15.3%	15.9%	16.6%
% of FP17s for the same patient ID Re-attending between 3 & 9 months - Children	153	290	52.8%	50.9%	58.6%	57.5%
% of FP17s for the same patient ID Re-attending between 3 & 9 months - Adults	294	713	41.2%	46.5%	51.5%	50.4%
% of FP17s for Band 1 Urgent Courses	64	938	6.8%	8.2%	8.0%	9.1%
% of FP17s Relating to Free Repair or Replacements	9	938	1.0%	0.7%	0.8%	0.8%
% of FP17s Relating to Continuations	2	938	0.2%	0.9%	1.2%	1.3%
% of Patients satisfied with the dentistry they have received	1	2	N/A	92.3%	92.8%	92.7%
% of Patients satisfied with the time they had to wait for an appointment	2	2	N/A	91.0%	89.2%	88.8%

* This is based on patients treated on this contract for their most recent course of treatment. Figures in italics indicate the base number of FP17s or Patient Questionnaire responses are less than 100. N/A is shown where the base number of responses is less than 10 during the period. % is calculated as Quantity/Base number*100

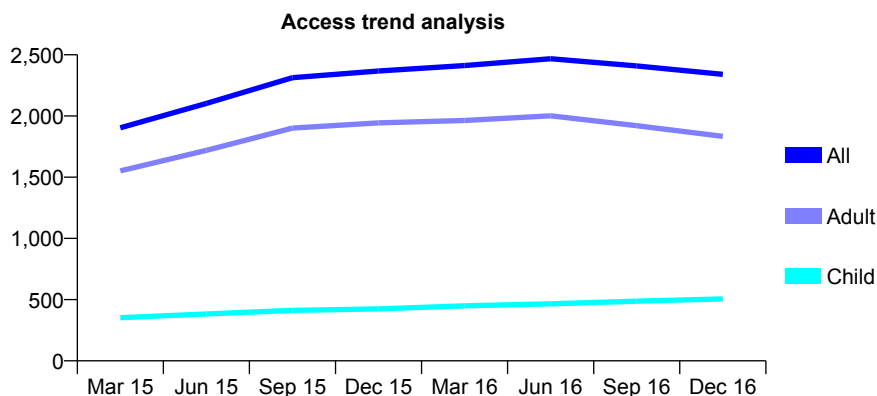
Q54 - Vital Signs At a Glance Contract Report for 163287/0001 - December 2016

Name or company name	Aesthetics Dental and Implant Surgery
Contract type name	GDS Contract
Purpose of contract	General
Contract start date	01/04/2014
Contract end date	

16/17 Contracted general activity (UDA)	5,794
Carry forward general activity (UDA)	-116
16/17 Contracted orthodontic activity (UOA)	0
Carry forward orthodontic activity (UOA)	0
Baseline contract value	£107,182.78

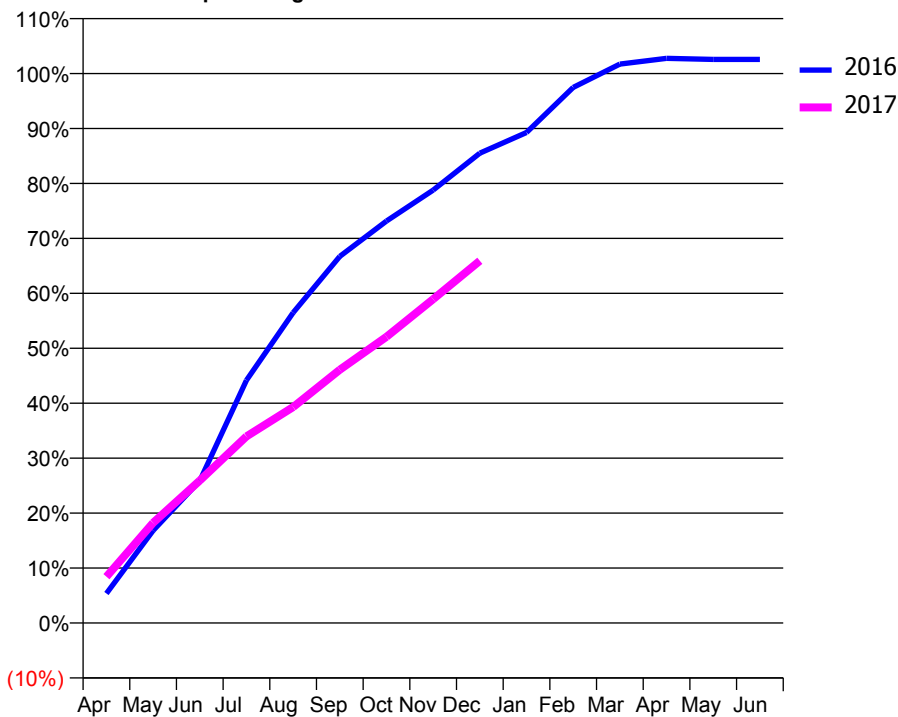
ACCESS*

Patients seen in 24 months	Total	Change since previous quarter
Quarter ending December 2015	2,368	
Quarter ending March 2016	2,412	→
Quarter ending June 2016	2,468	↑
Quarter ending September 2016	2,409	↓
Quarter ending December 2016	2,340	↓
Variance since December 2015	(1.2%)	↓



ACTIVITY

Cumulative percentage of contracted UDA delivered 2016 & 2017



Month	Adjusted Scheduled Activity (UDA)	
	2016	2017
April	311	489
May	975	1,057
June	1,499	1,503
July	2,559	1,968
August	3,272	2,277
September	3,866	2,670
October	4,238	3,017
November	4,564	3,415
December	4,954	3,820
January	5,172	
February	5,647	
March	5,893	
April	5,954	
May	5,942	
June	5,942	

QUALITY

	Quantity	Base Number	Contract	AT	Region	England
% of FP17s for the same patient ID Re-attending within 3 months - Children	32	513	6.2%	10.1%	12.1%	12.4%
% of FP17s for the same patient ID Re-attending within 3 months - Adults	195	1,255	15.5%	15.3%	15.9%	16.6%
% of FP17s for the same patient ID Re-attending between 3 & 9 months - Children	236	513	46.0%	50.9%	58.6%	57.5%
% of FP17s for the same patient ID Re-attending between 3 & 9 months - Adults	402	1,255	32.0%	46.5%	51.5%	50.4%
% of FP17s for Band 1 Urgent Courses	215	1,732	12.4%	8.2%	8.0%	9.1%
% of FP17s Relating to Free Repair or Replacements	29	1,732	1.7%	0.7%	0.8%	0.8%
% of FP17s Relating to Continuations	18	1,732	1.0%	0.9%	1.2%	1.3%
% of Patients satisfied with the dentistry they have received	1	2	N/A	92.3%	92.8%	92.7%
% of Patients satisfied with the time they had to wait for an appointment	1	2	N/A	91.0%	89.2%	88.8%

* This is based on patients treated on this contract for their most recent course of treatment. Figures in italics indicate the base number of FP17s or Patient Questionnaire responses are less than 100. N/A is shown where the base number of responses is less than 10 during the period. % is calculated as Quantity/Base number*100

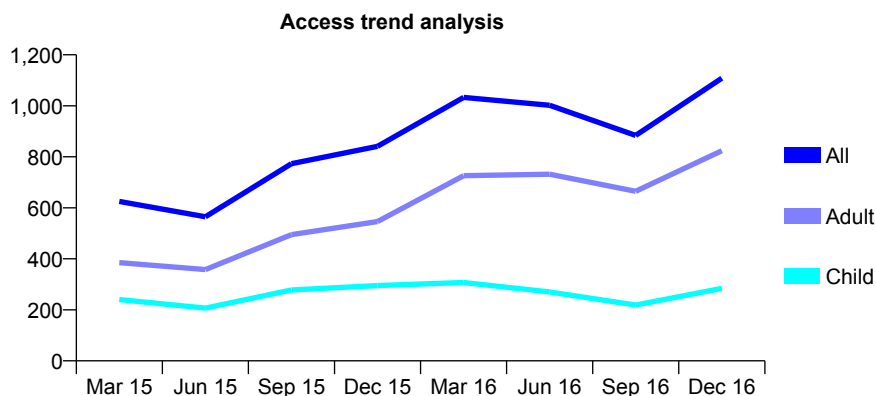
Q54 - Vital Signs At a Glance Contract Report for 163813/0001 - December 2016

Name or company name	Dr M Gibbons & Associates
Contract type name	GDS Contract
Purpose of contract	General
Contract start date	01/10/2014
Contract end date	

16/17 Contracted general activity (UDA)	2,925
Carry forward general activity (UDA)	95
16/17 Contracted orthodontic activity (UOA)	0
Carry forward orthodontic activity (UOA)	0
Baseline contract value	£75,448.37

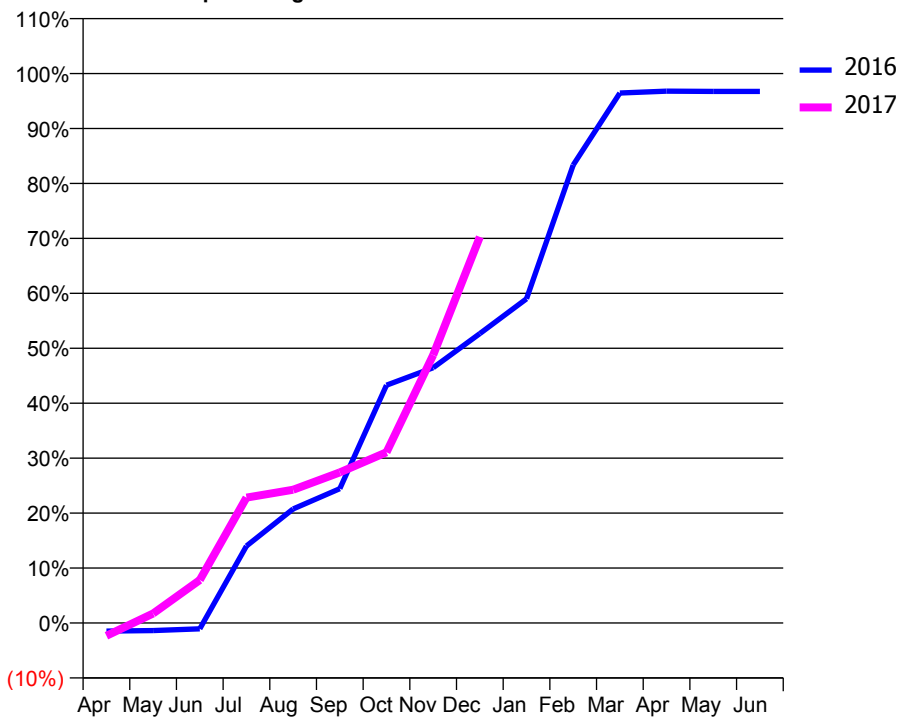
ACCESS*

Patients seen in 24 months	Total	Change since previous quarter
Quarter ending December 2015	841	
Quarter ending March 2016	1,033	↑
Quarter ending June 2016	1,002	↓
Quarter ending September 2016	884	↓
Quarter ending December 2016	1,108	↑
Variance since December 2015	31.7%	↑



ACTIVITY

Cumulative percentage of contracted UDA delivered 2016 & 2017



Month	Adjusted Scheduled Activity (UDA)	
	2016	2017
April	-44	-69
May	-41	50
June	-32	229
July	410	668
August	607	710
September	715	802
October	1,266	909
November	1,359	1,426
December	1,541	2,055
January	1,726	
February	2,438	
March	2,821	
April	2,831	
May	2,830	
June	2,830	

QUALITY

	Quantity	Base Number	Contract	AT	Region	England
% of FP17s for the same patient ID Re-attending within 3 months - Children	4	283	1.4%	10.1%	12.1%	12.4%
% of FP17s for the same patient ID Re-attending within 3 months - Adults	79	856	9.2%	15.3%	15.9%	16.6%
% of FP17s for the same patient ID Re-attending between 3 & 9 months - Children	30	283	10.6%	50.9%	58.6%	57.5%
% of FP17s for the same patient ID Re-attending between 3 & 9 months - Adults	119	856	13.9%	46.5%	51.5%	50.4%
% of FP17s for Band 1 Urgent Courses	61	1,136	5.4%	8.2%	8.0%	9.1%
% of FP17s Relating to Free Repair or Replacements	8	1,136	0.7%	0.7%	0.8%	0.8%
% of FP17s Relating to Continuations	11	1,136	1.0%	0.9%	1.2%	1.3%
% of Patients satisfied with the dentistry they have received	1	1	N/A	92.3%	92.8%	92.7%
% of Patients satisfied with the time they had to wait for an appointment	1	1	N/A	91.0%	89.2%	88.8%

* This is based on patients treated on this contract for their most recent course of treatment. Figures in italics indicate the base number of FP17s or Patient Questionnaire responses are less than 100. N/A is shown where the base number of responses is less than 10 during the period. % is calculated as Quantity/Base number*100

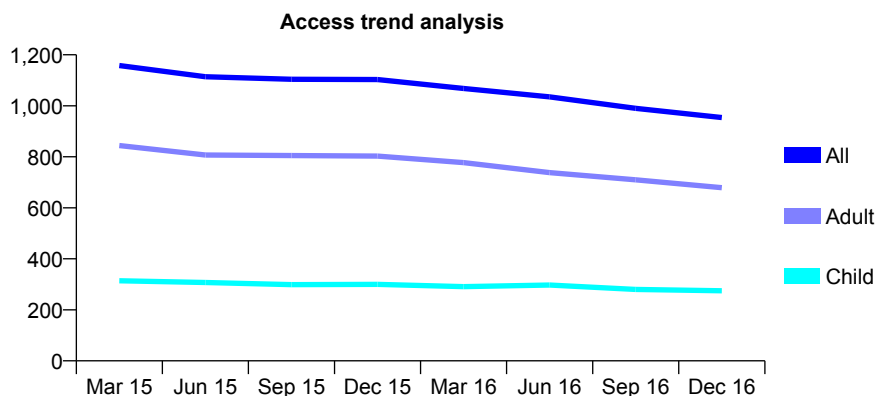
Q54 - Vital Signs At a Glance Contract Report for 171360/0001 - December 2016

Name or company name	Dr AS Bhandal, Dr Balbir Bhandal & Dr Balj
Contract type name	GDS Contract
Purpose of contract	General
Contract start date	09/04/2010
Contract end date	

16/17 Contracted general activity (UDA)	4,033
Carry forward general activity (UDA)	-42
16/17 Contracted orthodontic activity (UOA)	0
Carry forward orthodontic activity (UOA)	0
Baseline contract value	£86,808.36

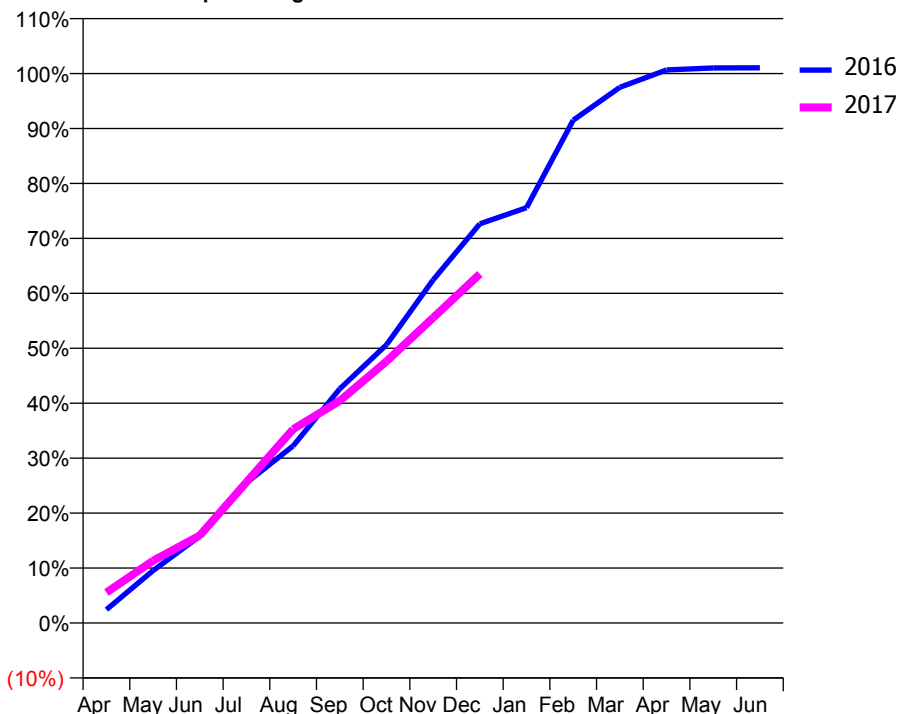
ACCESS*

Patients seen in 24 months	Total	Change since previous quarter
Quarter ending December 2015	1,103	
Quarter ending March 2016	1,068	↓
Quarter ending June 2016	1,035	↓
Quarter ending September 2016	990	↓
Quarter ending December 2016	954	↓
Variance since December 2015	(13.5%)	↓



ACTIVITY

Cumulative percentage of contracted UDA delivered 2016 & 2017



Adjusted Scheduled Activity (UDA)

Month	2016	2017
April	98	224
May	385	458
June	638	642
July	1,029	1,034
August	1,300	1,423
September	1,719	1,631
October	2,042	1,921
November	2,518	2,241
December	2,930	2,561
January	3,048	
February	3,690	
March	3,932	
April	4,059	
May	4,074	
June	4,075	

QUALITY

	Quantity	Base Number	Contract	AT	Region	England
% of FP17s for the same patient ID Re-attending within 3 months - Children	14	202	6.9%	10.1%	12.1%	12.4%
% of FP17s for the same patient ID Re-attending within 3 months - Adults	90	528	17.0%	15.3%	15.9%	16.6%
% of FP17s for the same patient ID Re-attending between 3 & 9 months - Children	49	202	24.3%	50.9%	58.6%	57.5%
% of FP17s for the same patient ID Re-attending between 3 & 9 months - Adults	187	528	35.4%	46.5%	51.5%	50.4%
% of FP17s for Band 1 Urgent Courses	12	690	1.7%	8.2%	8.0%	9.1%
% of FP17s Relating to Free Repair or Replacements	15	690	2.2%	0.7%	0.8%	0.8%
% of FP17s Relating to Continuations	20	690	2.9%	0.9%	1.2%	1.3%
% of Patients satisfied with the dentistry they have received	2	2	N/A	92.3%	92.8%	92.7%
% of Patients satisfied with the time they had to wait for an appointment	2	2	N/A	91.0%	89.2%	88.8%

* This is based on patients treated on this contract for their most recent course of treatment. Figures in italics indicate the base number of FP17s or Patient Questionnaire responses are less than 100. N/A is shown where the base number of responses is less than 10 during the period. % is calculated as Quantity/Base number*100

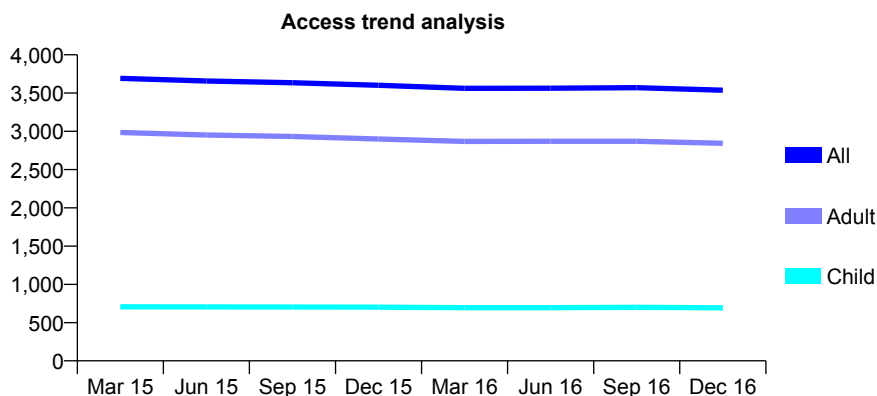
Q54 - Vital Signs At a Glance Contract Report for 171530/0001 - December 2016

Name or company name	Mr T Sunnar & Mr P Sunnar
Contract type name	GDS Contract
Purpose of contract	General
Contract start date	01/04/2012
Contract end date	

16/17 Contracted general activity (UDA)	12,831
Carry forward general activity (UDA)	407
16/17 Contracted orthodontic activity (UOA)	0
Carry forward orthodontic activity (UOA)	0
Baseline contract value	£274,914.80

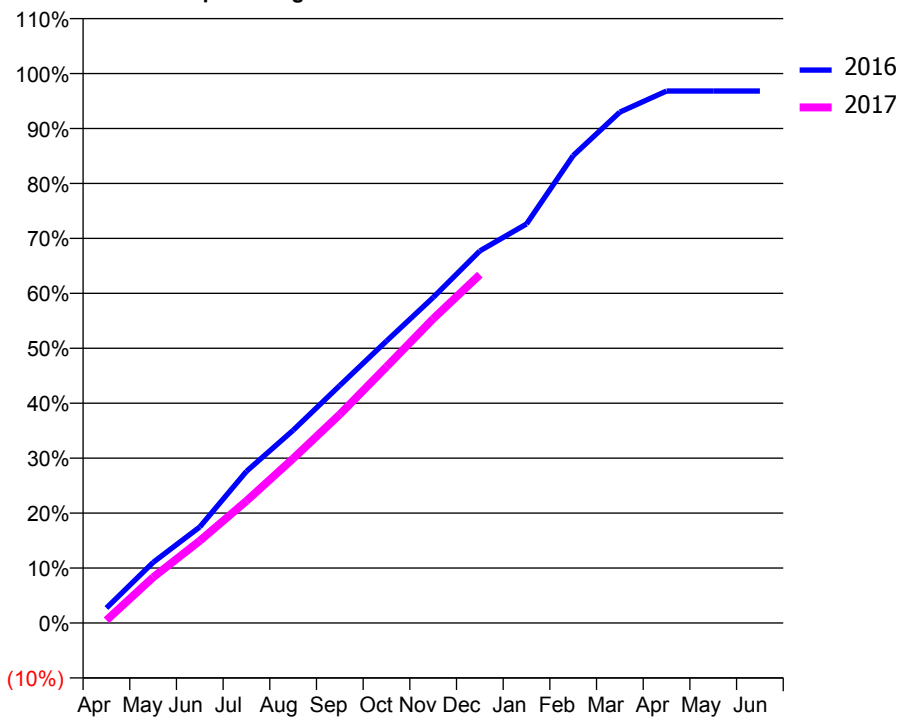
ACCESS*

Patients seen in 24 months	Total	Change since previous quarter
Quarter ending December 2015	3,601	
Quarter ending March 2016	3,562	↓
Quarter ending June 2016	3,564	→
Quarter ending September 2016	3,570	→
Quarter ending December 2016	3,537	→
Variance since December 2015	(1.8%)	↓



ACTIVITY

Cumulative percentage of contracted UDA delivered 2016 & 2017



Month	Adjusted Scheduled Activity (UDA)	
	2016	2017
April	351	63
May	1,415	1,066
June	2,244	1,918
July	3,542	2,850
August	4,502	3,841
September	5,547	4,872
October	6,584	5,981
November	7,601	7,105
December	8,689	8,134
January	9,316	
February	10,914	
March	11,929	
April	12,421	
May	12,424	
June	12,424	

QUALITY

	Quantity	Base Number	Contract	AT	Region	England
% of FP17s for the same patient ID Re-attending within 3 months - Children	52	803	6.5%	10.1%	12.1%	12.4%
% of FP17s for the same patient ID Re-attending within 3 months - Adults	466	3,460	13.5%	15.3%	15.9%	16.6%
% of FP17s for the same patient ID Re-attending between 3 & 9 months - Children	528	803	65.8%	50.9%	58.6%	57.5%
% of FP17s for the same patient ID Re-attending between 3 & 9 months - Adults	2,314	3,460	66.9%	46.5%	51.5%	50.4%
% of FP17s for Band 1 Urgent Courses	222	4,082	5.4%	8.2%	8.0%	9.1%
% of FP17s Relating to Free Repair or Replacements	33	4,082	0.8%	0.7%	0.8%	0.8%
% of FP17s Relating to Continuations	14	4,082	0.3%	0.9%	1.2%	1.3%
% of Patients satisfied with the dentistry they have received	4	4	N/A	92.3%	92.8%	92.7%
% of Patients satisfied with the time they had to wait for an appointment	4	4	N/A	91.0%	89.2%	88.8%

* This is based on patients treated on this contract for their most recent course of treatment. Figures in italics indicate the base number of FP17s or Patient Questionnaire responses are less than 100. N/A is shown where the base number of responses is less than 10 during the period. % is calculated as Quantity/Base number*100

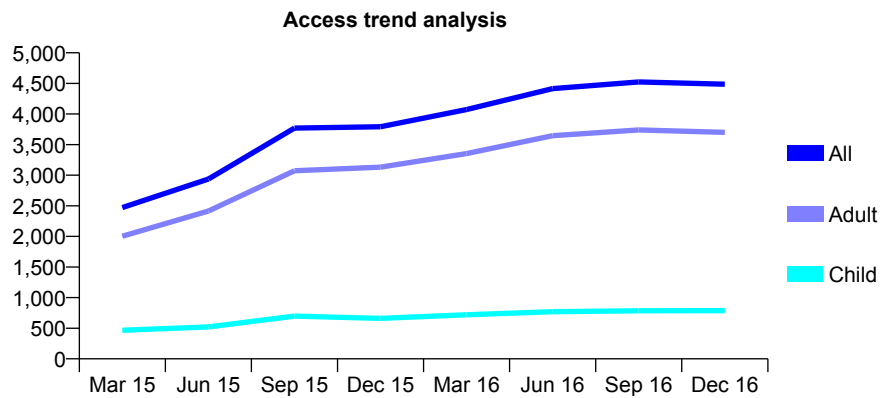
Q54 - Vital Signs At a Glance Contract Report for 171654/0001 - December 2016

Name or company name	Kingswinford Health Centre 2
Contract type name	GDS Contract
Purpose of contract	General and Orthodontic
Contract start date	01/09/2014
Contract end date	

16/17 Contracted general activity (UDA)	11,155
Carry forward general activity (UDA)	-179
16/17 Contracted orthodontic activity (UOA)	820
Carry forward orthodontic activity (UOA)	0
Baseline contract value	£319,934.65

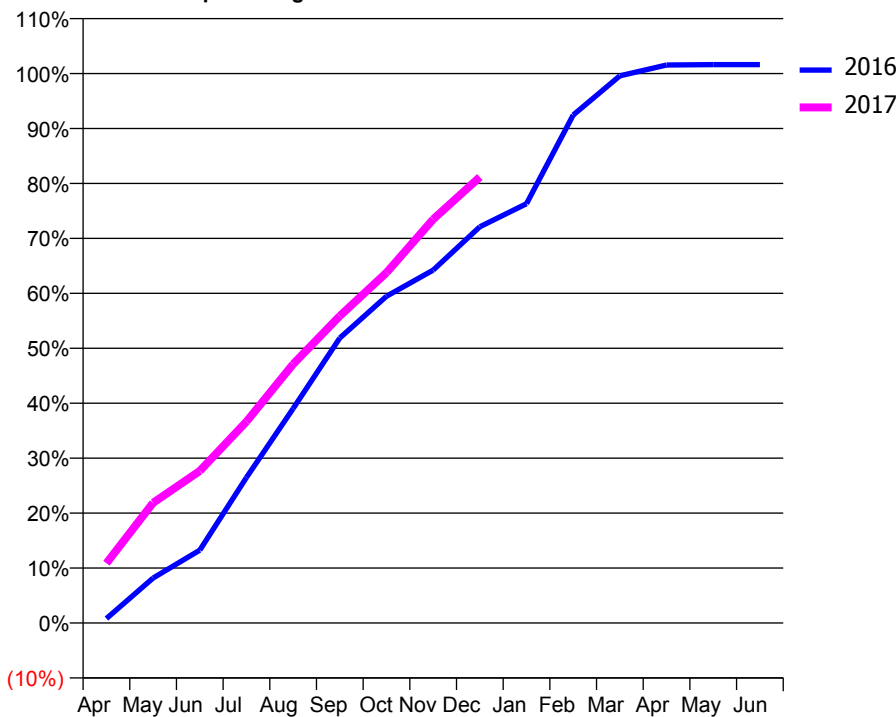
ACCESS*

Patients seen in 24 months	Total	Change since previous quarter
Quarter ending December 2015	3,792	
Quarter ending March 2016	4,074	↑
Quarter ending June 2016	4,415	↑
Quarter ending September 2016	4,525	↑
Quarter ending December 2016	4,488	→
Variance since December 2015	18.4%	↑



ACTIVITY

Cumulative percentage of contracted UDA delivered 2016 & 2017



Month	Adjusted Scheduled Activity (UDA)	
	2016	2017
April	92	1,215
May	914	2,441
June	1,478	3,088
July	2,956	4,090
August	4,355	5,256
September	5,786	6,233
October	6,634	7,112
November	7,165	8,196
December	8,043	9,054
January	8,511	
February	10,311	
March	11,107	
April	11,326	
May	11,334	
June	11,334	

QUALITY

	Quantity	Base Number	Contract	AT	Region	England
% of FP17s for the same patient ID Re-attending within 3 months - Children	91	1,020	8.9%	10.1%	12.1%	12.4%
% of FP17s for the same patient ID Re-attending within 3 months - Adults	542	4,022	13.5%	15.3%	15.9%	16.6%
% of FP17s for the same patient ID Re-attending between 3 & 9 months - Children	450	1,020	44.1%	50.9%	58.6%	57.5%
% of FP17s for the same patient ID Re-attending between 3 & 9 months - Adults	1,735	4,022	43.1%	46.5%	51.5%	50.4%
% of FP17s for Band 1 Urgent Courses	377	4,798	7.9%	8.2%	8.0%	9.1%
% of FP17s Relating to Free Repair or Replacements	54	4,798	1.1%	0.7%	0.8%	0.8%
% of FP17s Relating to Continuations	50	4,798	1.0%	0.9%	1.2%	1.3%
% of Patients satisfied with the dentistry they have received	11	11	100.0%	92.3%	92.8%	92.7%
% of Patients satisfied with the time they had to wait for an appointment	11	11	100.0%	91.0%	89.2%	88.8%

* This is based on patients treated on this contract for their most recent course of treatment. Figures in italics indicate the base number of FP17s or Patient Questionnaire responses are less than 100. N/A is shown where the base number of responses is less than 10 during the period. % is calculated as Quantity/Base number*100

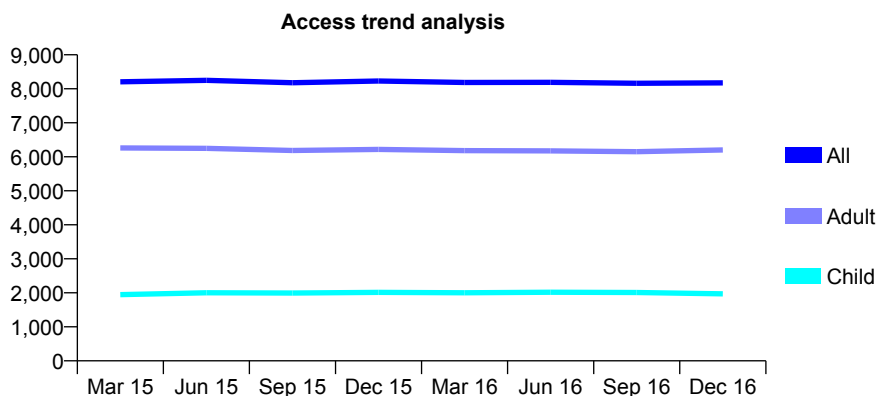
Q54 - Vital Signs At a Glance Contract Report for 172170/0001 - December 2016

Name or company name	Tile Cross Dental practice
Contract type name	GDS Contract
Purpose of contract	General
Contract start date	03/07/2012
Contract end date	

16/17 Contracted general activity (UDA)	28,686
Carry forward general activity (UDA)	1,029
16/17 Contracted orthodontic activity (UOA)	0
Carry forward orthodontic activity (UOA)	0
Baseline contract value	£650,039.40

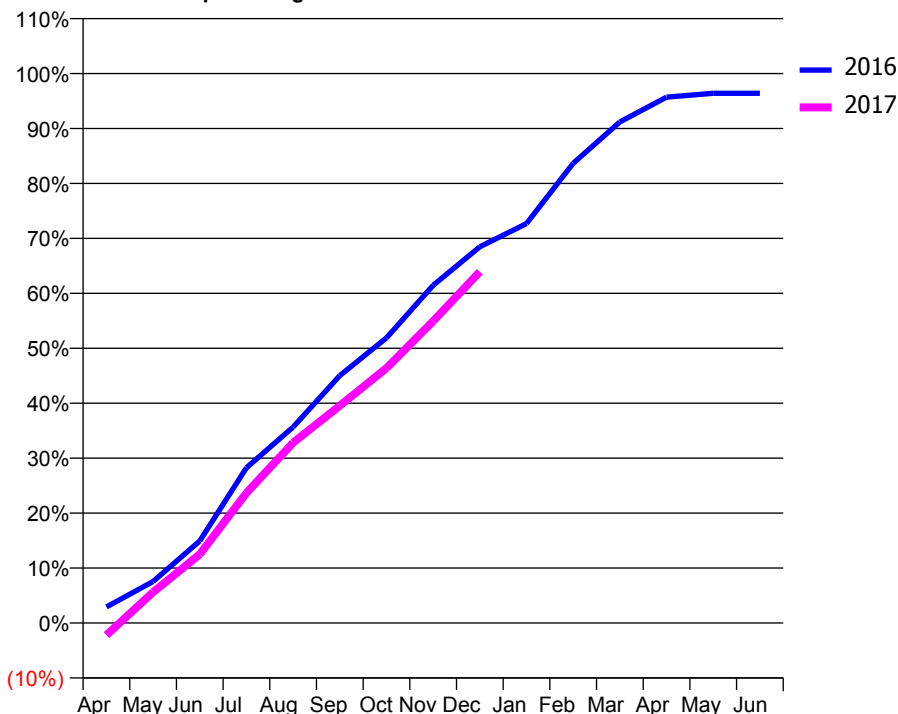
ACCESS*

Patients seen in 24 months	Total	Change since previous quarter
Quarter ending December 2015	8,230	
Quarter ending March 2016	8,185	→
Quarter ending June 2016	8,192	→
Quarter ending September 2016	8,161	→
Quarter ending December 2016	8,173	→
Variance since December 2015	(0.7%)	→



ACTIVITY

Cumulative percentage of contracted UDA delivered 2016 & 2017



Month	Adjusted Scheduled Activity (UDA)	
	2016	2017
April	835	-640
May	2,171	1,611
June	4,285	3,592
July	8,106	6,790
August	10,226	9,416
September	12,919	11,341
October	14,884	13,307
November	17,630	15,754
December	19,644	18,336
January	20,853	
February	23,996	
March	26,158	
April	27,453	
May	27,657	
June	27,657	

QUALITY

	Quantity	Base Number	Contract	AT	Region	England
% of FP17s for the same patient ID Re-attending within 3 months - Children	124	1,631	7.6%	10.1%	12.1%	12.4%
% of FP17s for the same patient ID Re-attending within 3 months - Adults	974	5,325	18.3%	15.3%	15.9%	16.6%
% of FP17s for the same patient ID Re-attending between 3 & 9 months - Children	620	1,631	38.0%	50.9%	58.6%	57.5%
% of FP17s for the same patient ID Re-attending between 3 & 9 months - Adults	1,967	5,325	36.9%	46.5%	51.5%	50.4%
% of FP17s for Band 1 Urgent Courses	702	6,429	10.9%	8.2%	8.0%	9.1%
% of FP17s Relating to Free Repair or Replacements	65	6,429	1.0%	0.7%	0.8%	0.8%
% of FP17s Relating to Continuations	73	6,429	1.1%	0.9%	1.2%	1.3%
% of Patients satisfied with the dentistry they have received	8	9	N/A	92.3%	92.8%	92.7%
% of Patients satisfied with the time they had to wait for an appointment	9	9	N/A	91.0%	89.2%	88.8%

* This is based on patients treated on this contract for their most recent course of treatment. Figures in italics indicate the base number of FP17s or Patient Questionnaire responses are less than 100. N/A is shown where the base number of responses is less than 10 during the period. % is calculated as Quantity/Base number*100

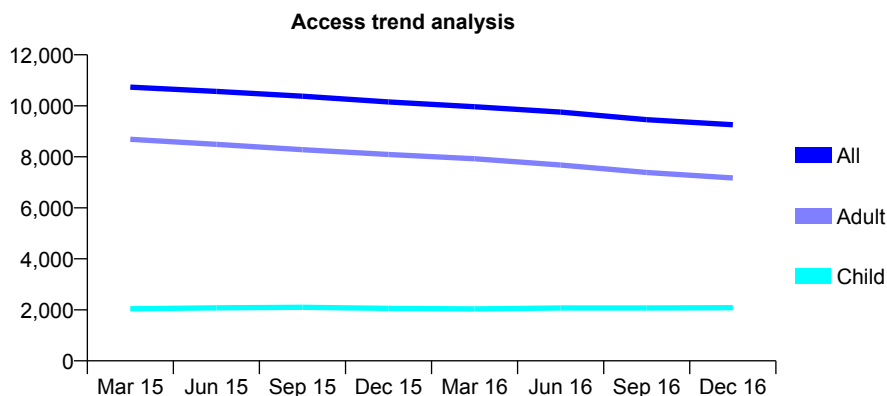
Q54 - Vital Signs At a Glance Contract Report for 172693/0001 - December 2016

Name or company name	The Gables Dental Practice
Contract type name	GDS Contract
Purpose of contract	General
Contract start date	01/02/2009
Contract end date	

16/17 Contracted general activity (UDA)	34,168
Carry forward general activity (UDA)	418
16/17 Contracted orthodontic activity (UOA)	0
Carry forward orthodontic activity (UOA)	0
Baseline contract value	£766,743.32

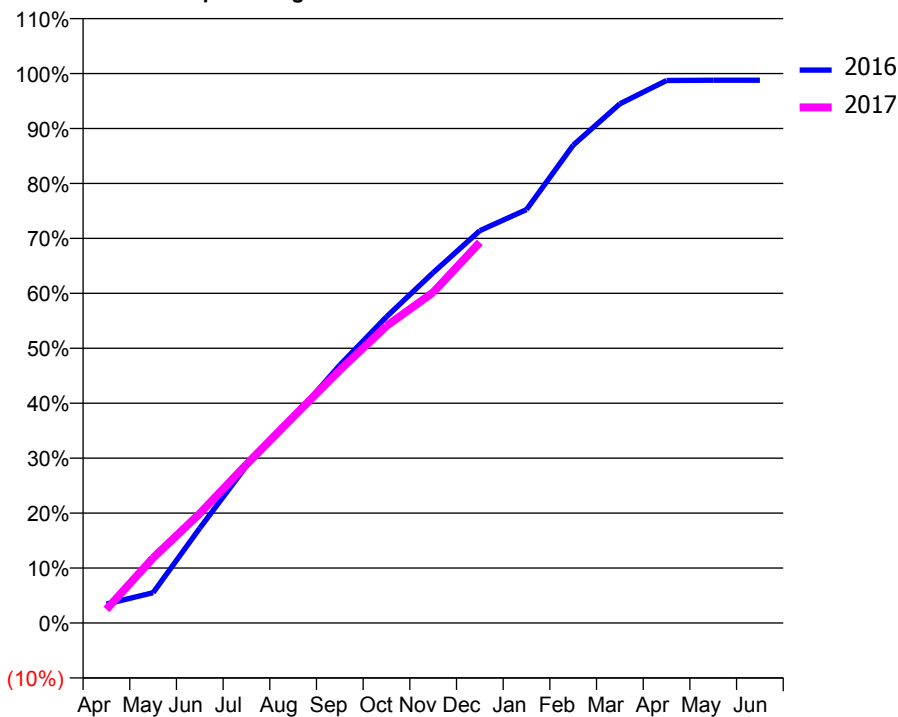
ACCESS*

Patients seen in 24 months	Total	Change since previous quarter
Quarter ending December 2015	10,151	
Quarter ending March 2016	9,961	↓
Quarter ending June 2016	9,753	↓
Quarter ending September 2016	9,458	↓
Quarter ending December 2016	9,255	↓
Variance since December 2015	(8.8%)	↓



ACTIVITY

Cumulative percentage of contracted UDA delivered 2016 & 2017



Month	Adjusted Scheduled Activity (UDA)	
	2016	2017
April	1,181	846
May	1,888	4,048
June	5,899	6,810
July	9,775	9,862
August	12,728	12,815
September	16,040	15,728
October	19,039	18,466
November	21,790	20,559
December	24,401	23,666
January	25,709	
February	29,710	
March	32,285	
April	33,731	
May	33,749	
June	33,750	

QUALITY

	Quantity	Base Number	Contract	AT	Region	England
% of FP17s for the same patient ID Re-attending within 3 months - Children	92	1,871	4.9%	10.1%	12.1%	12.4%
% of FP17s for the same patient ID Re-attending within 3 months - Adults	641	5,698	11.2%	15.3%	15.9%	16.6%
% of FP17s for the same patient ID Re-attending between 3 & 9 months - Children	711	1,871	38.0%	50.9%	58.6%	57.5%
% of FP17s for the same patient ID Re-attending between 3 & 9 months - Adults	1,977	5,698	34.7%	46.5%	51.5%	50.4%
% of FP17s for Band 1 Urgent Courses	1,100	7,170	15.3%	8.2%	8.0%	9.1%
% of FP17s Relating to Free Repair or Replacements	82	7,170	1.1%	0.7%	0.8%	0.8%
% of FP17s Relating to Continuations	47	7,170	0.7%	0.9%	1.2%	1.3%
% of Patients satisfied with the dentistry they have received	7	8	N/A	92.3%	92.8%	92.7%
% of Patients satisfied with the time they had to wait for an appointment	7	8	N/A	91.0%	89.2%	88.8%

* This is based on patients treated on this contract for their most recent course of treatment. Figures in italics indicate the base number of FP17s or Patient Questionnaire responses are less than 100. N/A is shown where the base number of responses is less than 10 during the period. % is calculated as Quantity/Base number*100

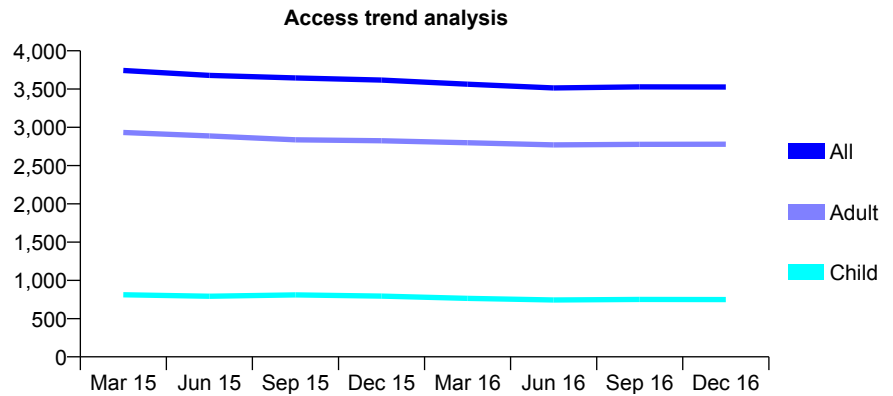
Q54 - Vital Signs At a Glance Contract Report for 173355/0001 - December 2016

Name or company name	Kemberton Dental Practice
Contract type name	GDS Contract
Purpose of contract	General
Contract start date	01/05/2012
Contract end date	

16/17 Contracted general activity (UDA)	11,770
Carry forward general activity (UDA)	-153
16/17 Contracted orthodontic activity (UOA)	0
Carry forward orthodontic activity (UOA)	0
Baseline contract value	£309,580.17

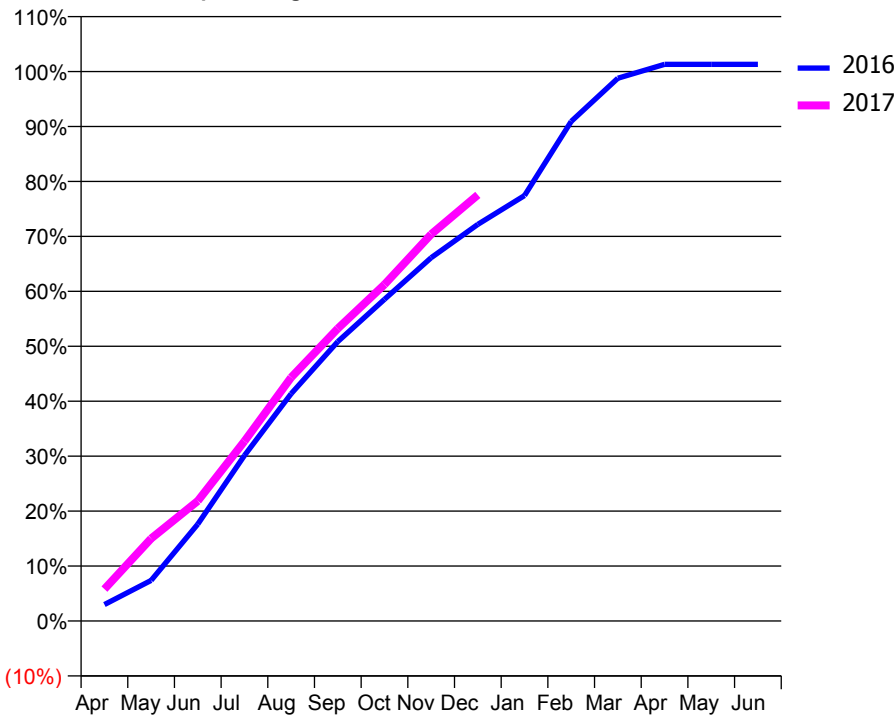
ACCESS*

Patients seen in 24 months	Total	Change since previous quarter
Quarter ending December 2015	3,618	
Quarter ending March 2016	3,563	↓
Quarter ending June 2016	3,514	↓
Quarter ending September 2016	3,529	→
Quarter ending December 2016	3,527	→
Variance since December 2015	(2.5%)	↓



ACTIVITY

Cumulative percentage of contracted UDA delivered 2016 & 2017



Month	Adjusted Scheduled Activity (UDA)	
	2016	2017
April	352	684
May	870	1,765
June	2,075	2,572
July	3,546	3,853
August	4,870	5,216
September	5,987	6,264
October	6,892	7,208
November	7,781	8,286
December	8,496	9,128
January	9,112	
February	10,700	
March	11,625	
April	11,923	
May	11,923	
June	11,923	

QUALITY

	Quantity	Base Number	Contract	AT	Region	England
% of FP17s for the same patient ID Re-attending within 3 months - Children	111	923	12.0%	10.1%	12.1%	12.4%
% of FP17s for the same patient ID Re-attending within 3 months - Adults	565	3,357	16.8%	15.3%	15.9%	16.6%
% of FP17s for the same patient ID Re-attending between 3 & 9 months - Children	499	923	54.1%	50.9%	58.6%	57.5%
% of FP17s for the same patient ID Re-attending between 3 & 9 months - Adults	1,927	3,357	57.4%	46.5%	51.5%	50.4%
% of FP17s for Band 1 Urgent Courses	244	4,127	5.9%	8.2%	8.0%	9.1%
% of FP17s Relating to Free Repair or Replacements	90	4,127	2.2%	0.7%	0.8%	0.8%
% of FP17s Relating to Continuations	25	4,127	0.6%	0.9%	1.2%	1.3%
% of Patients satisfied with the dentistry they have received	4	4	N/A	92.3%	92.8%	92.7%
% of Patients satisfied with the time they had to wait for an appointment	4	4	N/A	91.0%	89.2%	88.8%

* This is based on patients treated on this contract for their most recent course of treatment. Figures in italics indicate the base number of FP17s or Patient Questionnaire responses are less than 100. N/A is shown where the base number of responses is less than 10 during the period. % is calculated as Quantity/Base number*100

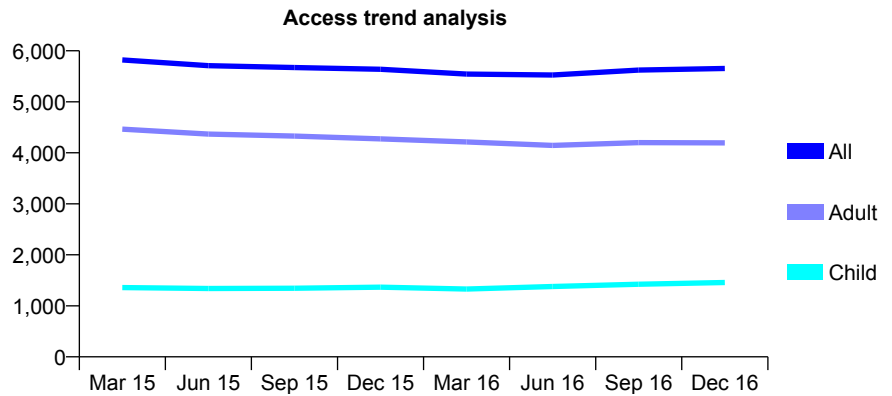
Q54 - Vital Signs At a Glance Contract Report for 173770/0001 - December 2016

Name or company name	Pentwyn Dental Surgery
Contract type name	GDS Contract
Purpose of contract	General
Contract start date	01/10/2012
Contract end date	

16/17 Contracted general activity (UDA)	19,415
Carry forward general activity (UDA)	-56
16/17 Contracted orthodontic activity (UOA)	0
Carry forward orthodontic activity (UOA)	0
Baseline contract value	£435,611.96

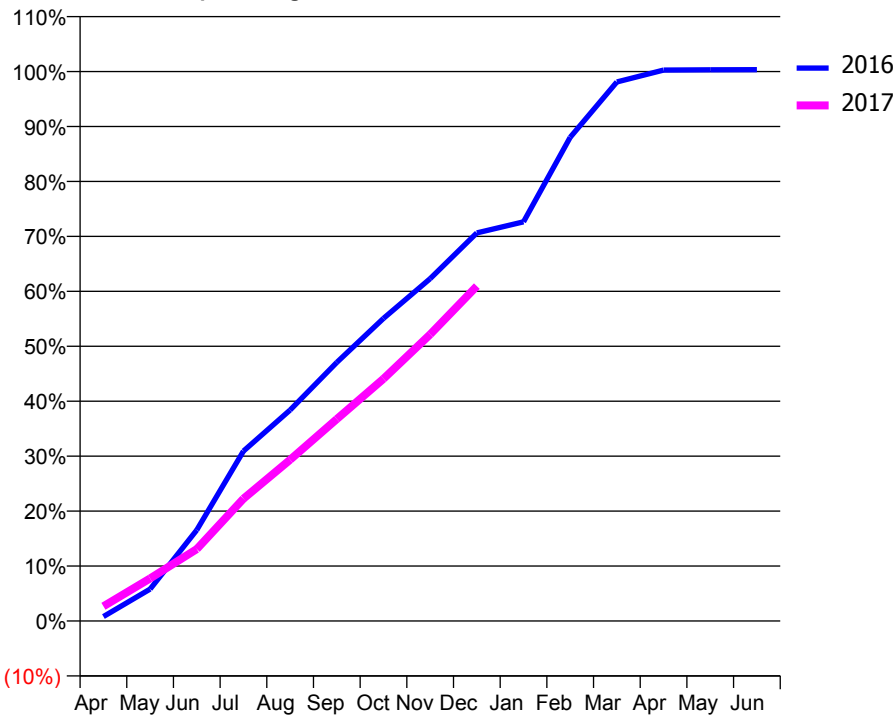
ACCESS*

Patients seen in 24 months	Total	Change since previous quarter
Quarter ending December 2015	5,637	
Quarter ending March 2016	5,543	↓
Quarter ending June 2016	5,525	→
Quarter ending September 2016	5,622	→
Quarter ending December 2016	5,653	→
Variance since December 2015	0.3%	→



ACTIVITY

Cumulative percentage of contracted UDA delivered 2016 & 2017



Month	Adjusted Scheduled Activity (UDA)	
	2016	2017
April	141	522
May	1,018	1,504
June	2,905	2,544
July	5,423	4,321
August	6,734	5,700
September	8,251	7,137
October	9,654	8,558
November	10,924	10,127
December	12,382	11,834
January	12,736	
February	15,433	
March	17,199	
April	17,577	
May	17,584	
June	17,586	

QUALITY

	Quantity	Base Number	Contract	AT	Region	England
% of FP17s for the same patient ID Re-attending within 3 months - Children	104	1,641	6.3%	10.1%	12.1%	12.4%
% of FP17s for the same patient ID Re-attending within 3 months - Adults	516	4,229	12.2%	15.3%	15.9%	16.6%
% of FP17s for the same patient ID Re-attending between 3 & 9 months - Children	921	1,641	56.1%	50.9%	58.6%	57.5%
% of FP17s for the same patient ID Re-attending between 3 & 9 months - Adults	2,303	4,229	54.5%	46.5%	51.5%	50.4%
% of FP17s for Band 1 Urgent Courses	357	5,670	6.3%	8.2%	8.0%	9.1%
% of FP17s Relating to Free Repair or Replacements	65	5,670	1.1%	0.7%	0.8%	0.8%
% of FP17s Relating to Continuations	45	5,670	0.8%	0.9%	1.2%	1.3%
% of Patients satisfied with the dentistry they have received	10	11	90.9%	92.3%	92.8%	92.7%
% of Patients satisfied with the time they had to wait for an appointment	10	11	90.9%	91.0%	89.2%	88.8%

* This is based on patients treated on this contract for their most recent course of treatment. Figures in italics indicate the base number of FP17s or Patient Questionnaire responses are less than 100. N/A is shown where the base number of responses is less than 10 during the period. % is calculated as Quantity/Base number*100

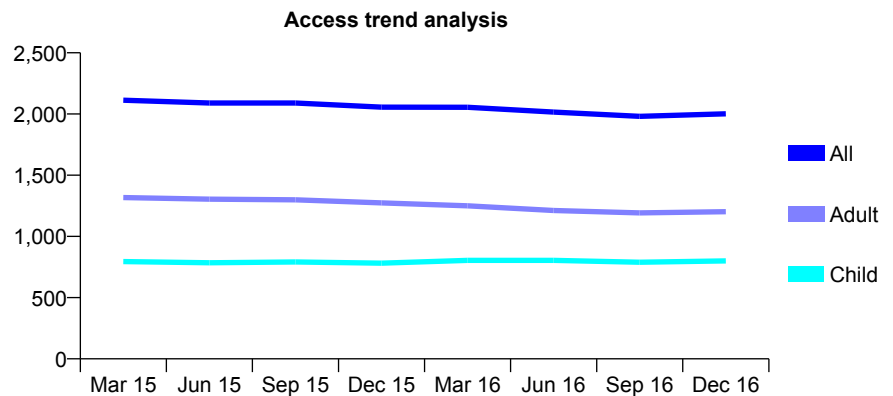
Q54 - Vital Signs At a Glance Contract Report for 175234/0001 - December 2016

Name or company name	Oakville Dental Partnership
Contract type name	GDS Contract
Purpose of contract	General
Contract start date	01/09/2010
Contract end date	

16/17 Contracted general activity (UDA)	5,768
Carry forward general activity (UDA)	-102
16/17 Contracted orthodontic activity (UOA)	0
Carry forward orthodontic activity (UOA)	0
Baseline contract value	£147,565.24

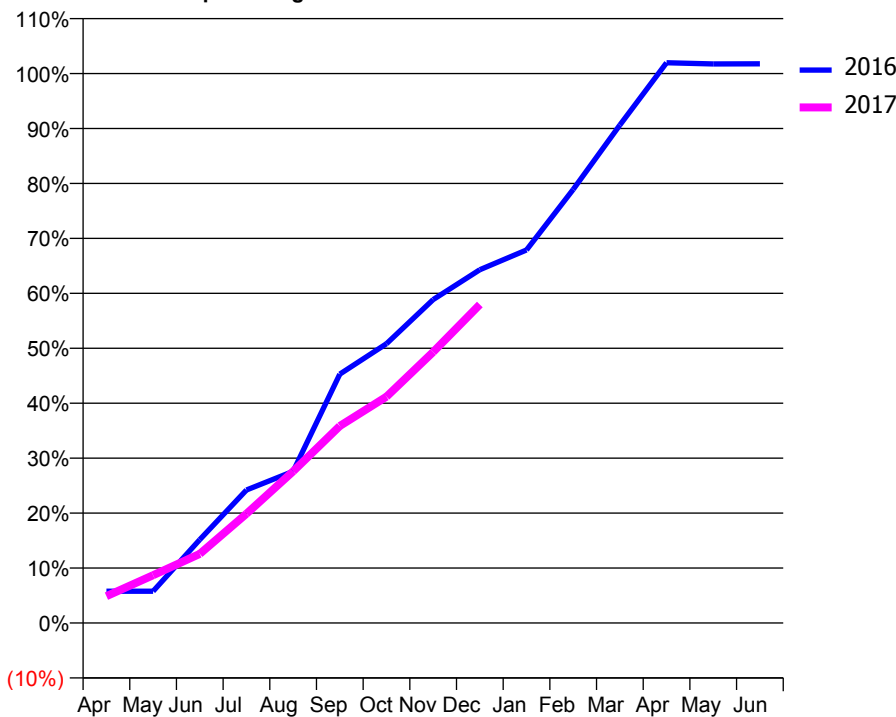
ACCESS*

Patients seen in 24 months	Total	Change since previous quarter
Quarter ending December 2015	2,056	
Quarter ending March 2016	2,055	→
Quarter ending June 2016	2,016	↓
Quarter ending September 2016	1,981	↓
Quarter ending December 2016	2,002	→
Variance since December 2015	(2.6%)	↓



ACTIVITY

Cumulative percentage of contracted UDA delivered 2016 & 2017



Month	Adjusted Scheduled Activity (UDA)	
	2016	2017
April	333	282
May	333	502
June	876	726
July	1,396	1,146
August	1,592	1,592
September	2,613	2,068
October	2,931	2,376
November	3,396	2,845
December	3,708	3,343
January	3,916	
February	4,551	
March	5,227	
April	5,881	
May	5,869	
June	5,870	

QUALITY

	Quantity	Base Number	Contract	AT	Region	England
% of FP17s for the same patient ID Re-attending within 3 months - Children	97	1,052	9.2%	10.1%	12.1%	12.4%
% of FP17s for the same patient ID Re-attending within 3 months - Adults	288	1,411	20.4%	15.3%	15.9%	16.6%
% of FP17s for the same patient ID Re-attending between 3 & 9 months - Children	743	1,052	70.6%	50.9%	58.6%	57.5%
% of FP17s for the same patient ID Re-attending between 3 & 9 months - Adults	882	1,411	62.5%	46.5%	51.5%	50.4%
% of FP17s for Band 1 Urgent Courses	74	1,713	4.3%	8.2%	8.0%	9.1%
% of FP17s Relating to Free Repair or Replacements	13	1,713	0.8%	0.7%	0.8%	0.8%
% of FP17s Relating to Continuations	62	1,713	3.6%	0.9%	1.2%	1.3%
% of Patients satisfied with the dentistry they have received	3	4	N/A	92.3%	92.8%	92.7%
% of Patients satisfied with the time they had to wait for an appointment	3	4	N/A	91.0%	89.2%	88.8%

* This is based on patients treated on this contract for their most recent course of treatment. Figures in italics indicate the base number of FP17s or Patient Questionnaire responses are less than 100. N/A is shown where the base number of responses is less than 10 during the period. % is calculated as Quantity/Base number*100

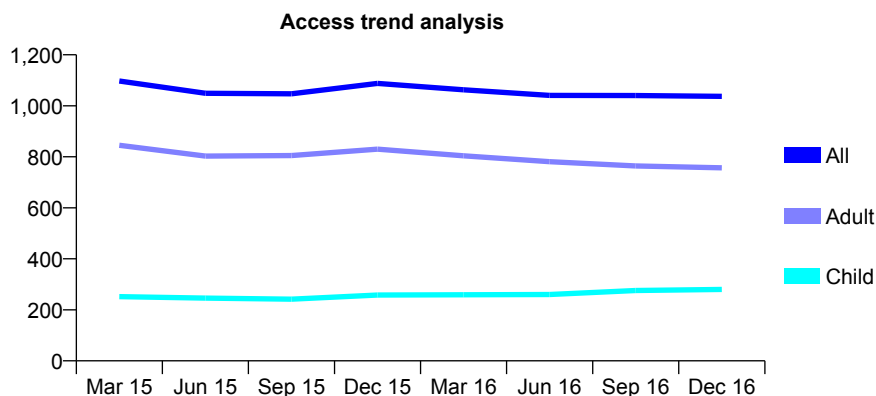
Q54 - Vital Signs At a Glance Contract Report for 176745/0001 - December 2016

Name or company name	Dr V Ansari & Dr N kimberlin
Contract type name	GDS Contract
Purpose of contract	General and Orthodontic
Contract start date	01/04/2012
Contract end date	

16/17 Contracted general activity (UDA)	3,216
Carry forward general activity (UDA)	0
16/17 Contracted orthodontic activity (UOA)	2,050
Carry forward orthodontic activity (UOA)	-18
Baseline contract value	£215,264.83

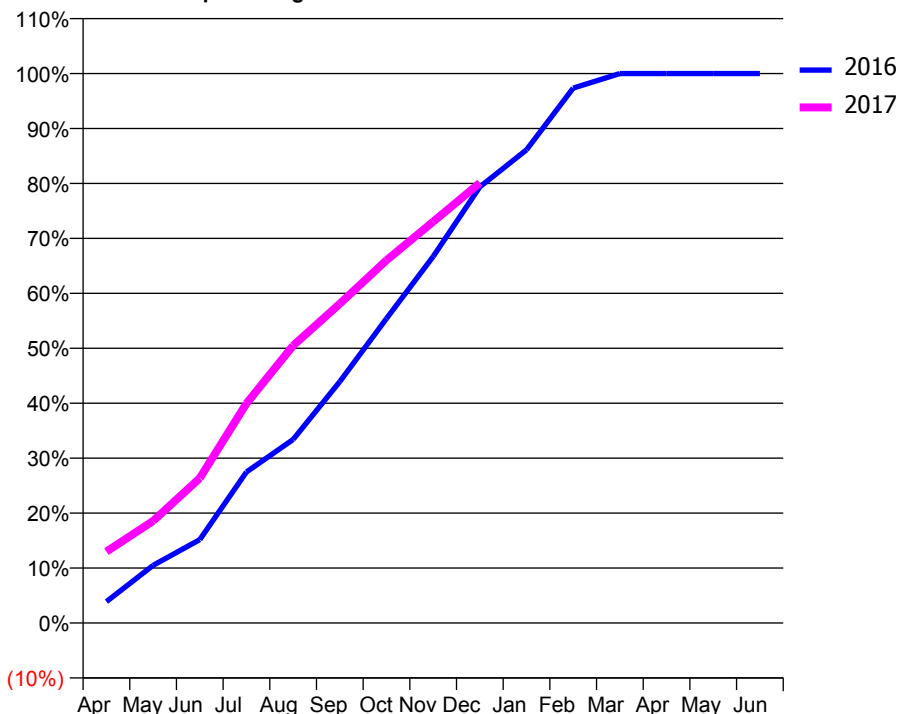
ACCESS*

Patients seen in 24 months	Total	Change since previous quarter
Quarter ending December 2015	1,088	
Quarter ending March 2016	1,063	↓
Quarter ending June 2016	1,041	↓
Quarter ending September 2016	1,040	→
Quarter ending December 2016	1,037	→
Variance since December 2015	(4.7%)	↓



ACTIVITY

Cumulative percentage of contracted UDA delivered 2016 & 2017



Month	Adjusted Scheduled Activity (UDA)	
	2016	2017
April	125	418
May	337	598
June	488	848
July	884	1,285
August	1,074	1,624
September	1,413	1,869
October	1,782	2,123
November	2,145	2,349
December	2,552	2,576
January	2,769	
February	3,131	
March	3,216	
April	3,216	
May	3,216	
June	3,216	

QUALITY

	Quantity	Base Number	Contract	AT	Region	England
% of FP17s for the same patient ID Re-attending within 3 months - Children	18	535	3.4%	10.1%	12.1%	12.4%
% of FP17s for the same patient ID Re-attending within 3 months - Adults	62	685	9.1%	15.3%	15.9%	16.6%
% of FP17s for the same patient ID Re-attending between 3 & 9 months - Children	120	535	22.4%	50.9%	58.6%	57.5%
% of FP17s for the same patient ID Re-attending between 3 & 9 months - Adults	363	685	53.0%	46.5%	51.5%	50.4%
% of FP17s for Band 1 Urgent Courses	23	943	2.4%	8.2%	8.0%	9.1%
% of FP17s Relating to Free Repair or Replacements	0	943	0.0%	0.7%	0.8%	0.8%
% of FP17s Relating to Continuations	8	943	0.8%	0.9%	1.2%	1.3%
% of Patients satisfied with the dentistry they have received	4	4	N/A	92.3%	92.8%	92.7%
% of Patients satisfied with the time they had to wait for an appointment	4	4	N/A	91.0%	89.2%	88.8%

* This is based on patients treated on this contract for their most recent course of treatment. Figures in italics indicate the base number of FP17s or Patient Questionnaire responses are less than 100. N/A is shown where the base number of responses is less than 10 during the period. % is calculated as Quantity/Base number*100

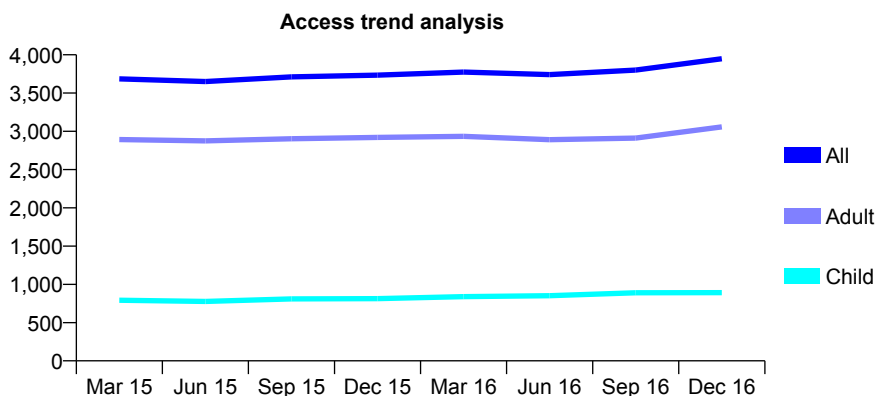
Q54 - Vital Signs At a Glance Contract Report for 176753/0001 - December 2016

Name or company name	Roseville Dental Practice
Contract type name	GDS Contract
Purpose of contract	General
Contract start date	01/06/2010
Contract end date	

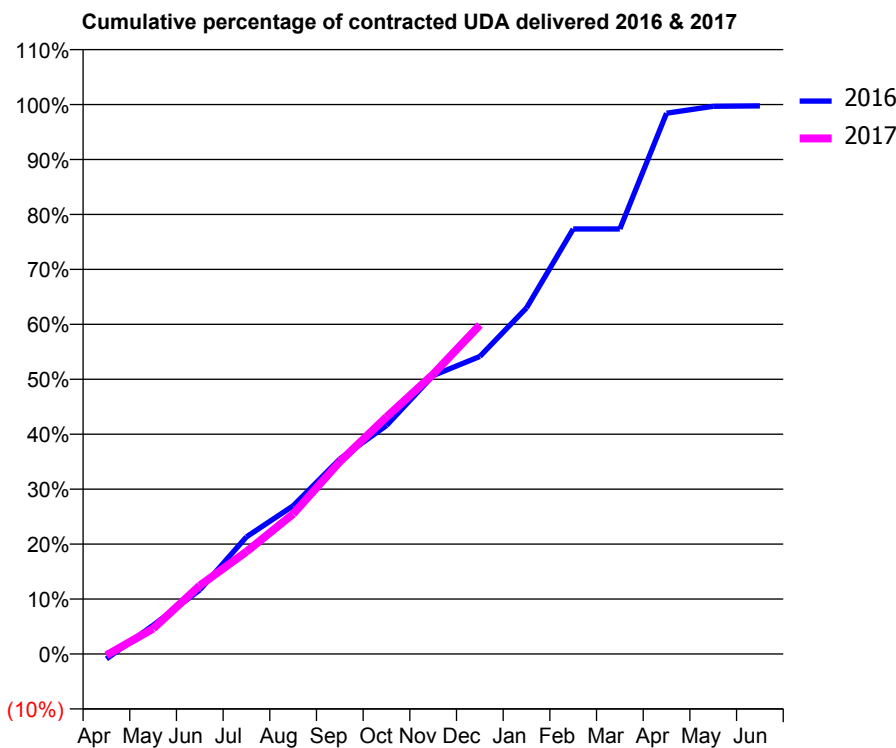
16/17 Contracted general activity (UDA)	10,949
Carry forward general activity (UDA)	28
16/17 Contracted orthodontic activity (UOA)	0
Carry forward orthodontic activity (UOA)	0
Baseline contract value	£247,932.45

ACCESS*

Patients seen in 24 months	Total	Change since previous quarter
Quarter ending December 2015	3,734	
Quarter ending March 2016	3,774	→
Quarter ending June 2016	3,741	→
Quarter ending September 2016	3,801	→
Quarter ending December 2016	3,949	↑
Variance since December 2015	5.8%	↑



ACTIVITY



Month	Adjusted Scheduled Activity (UDA)	
	2016	2017
April	-101	-28
May	572	506
June	1,277	1,364
July	2,335	2,039
August	2,952	2,792
September	3,886	3,834
October	4,553	4,724
November	5,549	5,575
December	5,929	6,555
January	6,897	
February	8,470	
March	8,470	
April	10,776	
May	10,915	
June	10,921	

QUALITY

	Quantity	Base Number	Contract	AT	Region	England
% of FP17s for the same patient ID Re-attending within 3 months - Children	68	924	7.4%	10.1%	12.1%	12.4%
% of FP17s for the same patient ID Re-attending within 3 months - Adults	499	3,174	15.7%	15.3%	15.9%	16.6%
% of FP17s for the same patient ID Re-attending between 3 & 9 months - Children	363	924	39.3%	50.9%	58.6%	57.5%
% of FP17s for the same patient ID Re-attending between 3 & 9 months - Adults	1,406	3,174	44.3%	46.5%	51.5%	50.4%
% of FP17s for Band 1 Urgent Courses	484	2,882	16.8%	8.2%	8.0%	9.1%
% of FP17s Relating to Free Repair or Replacements	13	2,882	0.5%	0.7%	0.8%	0.8%
% of FP17s Relating to Continuations	27	2,882	0.9%	0.9%	1.2%	1.3%
% of Patients satisfied with the dentistry they have received	5	6	N/A	92.3%	92.8%	92.7%
% of Patients satisfied with the time they had to wait for an appointment	5	6	N/A	91.0%	89.2%	88.8%

* This is based on patients treated on this contract for their most recent course of treatment. Figures in italics indicate the base number of FP17s or Patient Questionnaire responses are less than 100. N/A is shown where the base number of responses is less than 10 during the period. % is calculated as Quantity/Base number*100

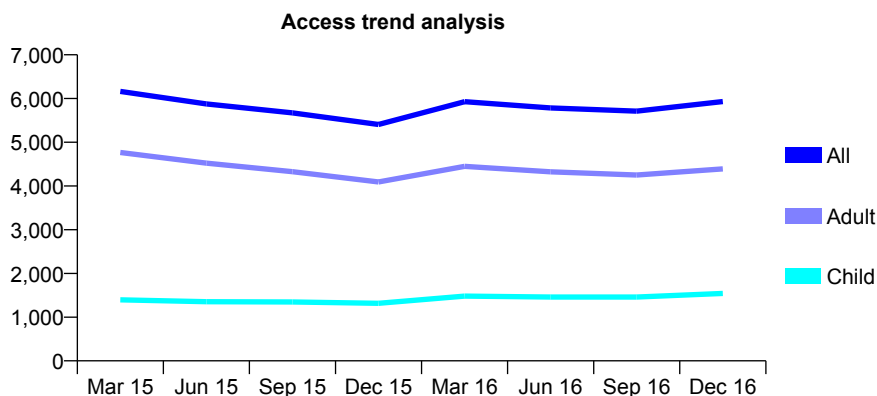
Q54 - Vital Signs At a Glance Contract Report for 177407/0001 - December 2016

Name or company name	BST Partnership
Contract type name	PDS Plus Contract
Purpose of contract	General
Contract start date	01/01/2011
Contract end date	31/12/2020

16/17 Contracted general activity (UDA)	14,000
Carry forward general activity (UDA)	0
16/17 Contracted orthodontic activity (UOA)	0
Carry forward orthodontic activity (UOA)	0
Baseline contract value	£176,154.51

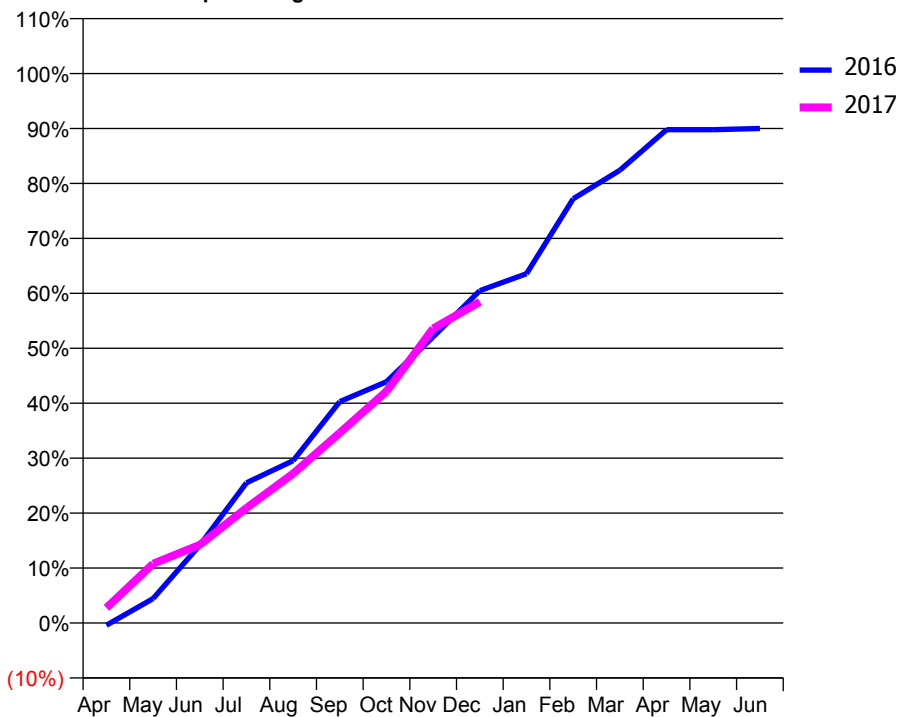
ACCESS*

Patients seen in 24 months	Total	Change since previous quarter
Quarter ending December 2015	5,407	
Quarter ending March 2016	5,929	↑
Quarter ending June 2016	5,785	↓
Quarter ending September 2016	5,711	↓
Quarter ending December 2016	5,932	↑
Variance since December 2015	9.7%	↑



ACTIVITY

Cumulative percentage of contracted UDA delivered 2016 & 2017



Month	Adjusted Scheduled Activity (UDA)	
	2016	2017
April	-59	385
May	625	1,511
June	1,984	1,992
July	3,573	2,931
August	4,138	3,808
September	5,640	4,845
October	6,148	5,902
November	7,294	7,504
December	8,469	8,182
January	8,901	
February	10,808	
March	11,537	
April	12,567	
May	12,569	
June	12,599	

QUALITY

	Quantity	Base Number	Contract	AT	Region	England
% of FP17s for the same patient ID Re-attending within 3 months - Children	133	1,536	8.7%	10.1%	12.1%	12.4%
% of FP17s for the same patient ID Re-attending within 3 months - Adults	770	4,032	19.1%	15.3%	15.9%	16.6%
% of FP17s for the same patient ID Re-attending between 3 & 9 months - Children	636	1,536	41.4%	50.9%	58.6%	57.5%
% of FP17s for the same patient ID Re-attending between 3 & 9 months - Adults	1,481	4,032	36.7%	46.5%	51.5%	50.4%
% of FP17s for Band 1 Urgent Courses	637	4,363	14.6%	8.2%	8.0%	9.1%
% of FP17s Relating to Free Repair or Replacements	23	4,363	0.5%	0.7%	0.8%	0.8%
% of FP17s Relating to Continuations	101	4,363	2.3%	0.9%	1.2%	1.3%
% of Patients satisfied with the dentistry they have received	12	13	92.3%	92.3%	92.8%	92.7%
% of Patients satisfied with the time they had to wait for an appointment	10	13	76.9%	91.0%	89.2%	88.8%

* This is based on patients treated on this contract for their most recent course of treatment. Figures in italics indicate the base number of FP17s or Patient Questionnaire responses are less than 100. N/A is shown where the base number of responses is less than 10 during the period. % is calculated as Quantity/Base number*100

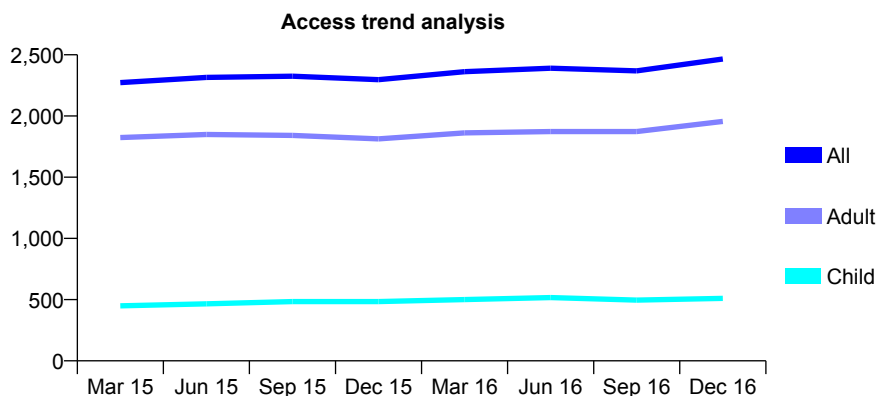
Q54 - Vital Signs At a Glance Contract Report for 177407/0003 - December 2016

Name or company name	BST Partnership
Contract type name	GDS Contract
Purpose of contract	General
Contract start date	01/04/2012
Contract end date	

16/17 Contracted general activity (UDA)	7,350
Carry forward general activity (UDA)	0
16/17 Contracted orthodontic activity (UOA)	0
Carry forward orthodontic activity (UOA)	0
Baseline contract value	£159,336.61

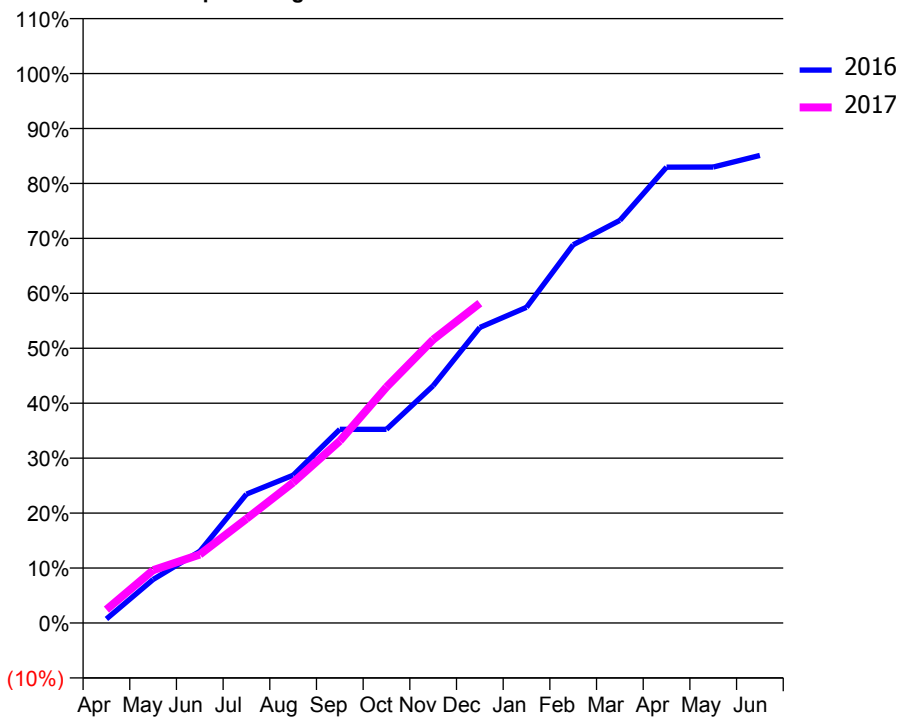
ACCESS*

Patients seen in 24 months	Total	Change since previous quarter
Quarter ending December 2015	2,297	
Quarter ending March 2016	2,362	↑
Quarter ending June 2016	2,390	→
Quarter ending September 2016	2,369	→
Quarter ending December 2016	2,466	↑
Variance since December 2015	7.4%	↑



ACTIVITY

Cumulative percentage of contracted UDA delivered 2016 & 2017



Month	Adjusted Scheduled Activity (UDA)	
	2016	2017
April	55	179
May	582	708
June	958	916
July	1,724	1,394
August	1,977	1,880
September	2,591	2,435
October	2,591	3,156
November	3,175	3,792
December	3,953	4,279
January	4,222	
February	5,060	
March	5,385	
April	6,097	
May	6,099	
June	6,254	

QUALITY

	Quantity	Base Number	Contract	AT	Region	England
% of FP17s for the same patient ID Re-attending within 3 months - Children	22	527	4.2%	10.1%	12.1%	12.4%
% of FP17s for the same patient ID Re-attending within 3 months - Adults	244	1,964	12.4%	15.3%	15.9%	16.6%
% of FP17s for the same patient ID Re-attending between 3 & 9 months - Children	313	527	59.4%	50.9%	58.6%	57.5%
% of FP17s for the same patient ID Re-attending between 3 & 9 months - Adults	1,043	1,964	53.1%	46.5%	51.5%	50.4%
% of FP17s for Band 1 Urgent Courses	173	2,129	8.1%	8.2%	8.0%	9.1%
% of FP17s Relating to Free Repair or Replacements	25	2,129	1.2%	0.7%	0.8%	0.8%
% of FP17s Relating to Continuations	19	2,129	0.9%	0.9%	1.2%	1.3%
% of Patients satisfied with the dentistry they have received	5	5	N/A	92.3%	92.8%	92.7%
% of Patients satisfied with the time they had to wait for an appointment	5	5	N/A	91.0%	89.2%	88.8%

* This is based on patients treated on this contract for their most recent course of treatment. Figures in italics indicate the base number of FP17s or Patient Questionnaire responses are less than 100. N/A is shown where the base number of responses is less than 10 during the period. % is calculated as Quantity/Base number*100

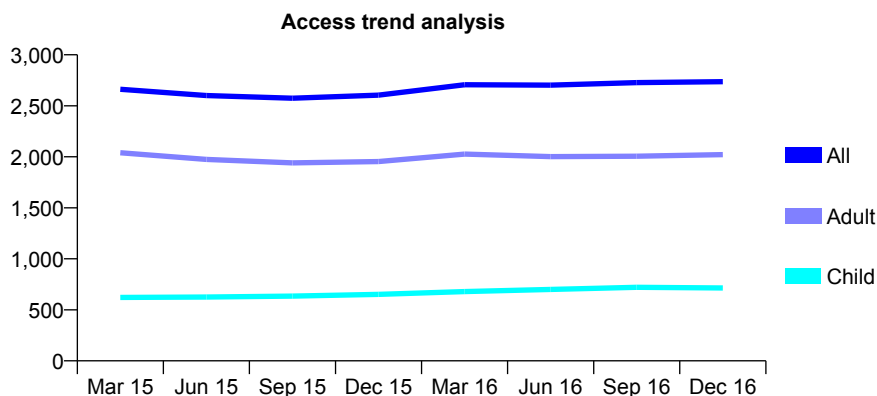
Q54 - Vital Signs At a Glance Contract Report for 177407/0004 - December 2016

Name or company name	BST Partnership
Contract type name	PDS Plus Contract
Purpose of contract	General
Contract start date	01/04/2012
Contract end date	31/03/2017

16/17 Contracted general activity (UDA)	7,000
Carry forward general activity (UDA)	-140
16/17 Contracted orthodontic activity (UOA)	0
Carry forward orthodontic activity (UOA)	0
Baseline contract value	£94,205.63

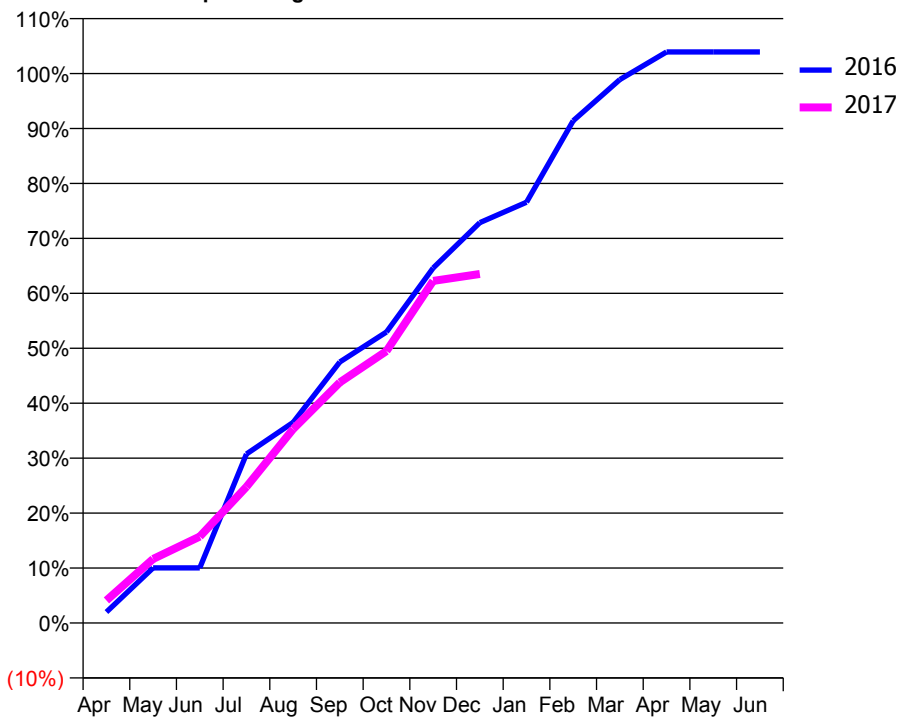
ACCESS*

Patients seen in 24 months	Total	Change since previous quarter
Quarter ending December 2015	2,604	
Quarter ending March 2016	2,706	↑
Quarter ending June 2016	2,702	→
Quarter ending September 2016	2,727	→
Quarter ending December 2016	2,737	→
Variance since December 2015	5.1%	↑



ACTIVITY

Cumulative percentage of contracted UDA delivered 2016 & 2017



Month	Adjusted Scheduled Activity (UDA)	
	2016	2017
April	140	287
May	702	816
June	702	1,101
July	2,152	1,736
August	2,556	2,471
September	3,324	3,066
October	3,707	3,465
November	4,522	4,358
December	5,100	4,447
January	5,360	
February	6,397	
March	6,923	
April	7,275	
May	7,275	
June	7,275	

QUALITY

	Quantity	Base Number	Contract	AT	Region	England
% of FP17s for the same patient ID Re-attending within 3 months - Children	26	580	4.5%	10.1%	12.1%	12.4%
% of FP17s for the same patient ID Re-attending within 3 months - Adults	148	1,614	9.2%	15.3%	15.9%	16.6%
% of FP17s for the same patient ID Re-attending between 3 & 9 months - Children	295	580	50.9%	50.9%	58.6%	57.5%
% of FP17s for the same patient ID Re-attending between 3 & 9 months - Adults	835	1,614	51.7%	46.5%	51.5%	50.4%
% of FP17s for Band 1 Urgent Courses	174	2,052	8.5%	8.2%	8.0%	9.1%
% of FP17s Relating to Free Repair or Replacements	19	2,052	0.9%	0.7%	0.8%	0.8%
% of FP17s Relating to Continuations	19	2,052	0.9%	0.9%	1.2%	1.3%
% of Patients satisfied with the dentistry they have received	7	8	N/A	92.3%	92.8%	92.7%
% of Patients satisfied with the time they had to wait for an appointment	7	8	N/A	91.0%	89.2%	88.8%

* This is based on patients treated on this contract for their most recent course of treatment. Figures in italics indicate the base number of FP17s or Patient Questionnaire responses are less than 100. N/A is shown where the base number of responses is less than 10 during the period. % is calculated as Quantity/Base number*100

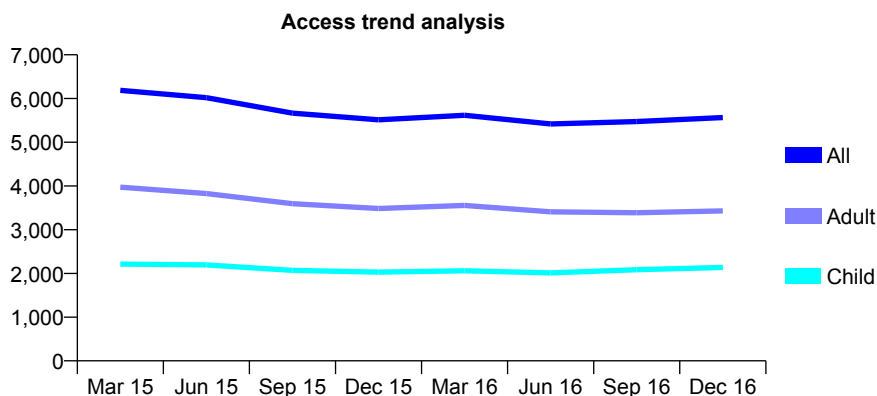
Q54 - Vital Signs At a Glance Contract Report for 177407/0005 - December 2016

Name or company name	BST Partnership
Contract type name	GDS Contract
Purpose of contract	General
Contract start date	01/04/2013
Contract end date	

16/17 Contracted general activity (UDA)	15,774
Carry forward general activity (UDA)	-2
16/17 Contracted orthodontic activity (UOA)	0
Carry forward orthodontic activity (UOA)	0
Baseline contract value	£374,493.13

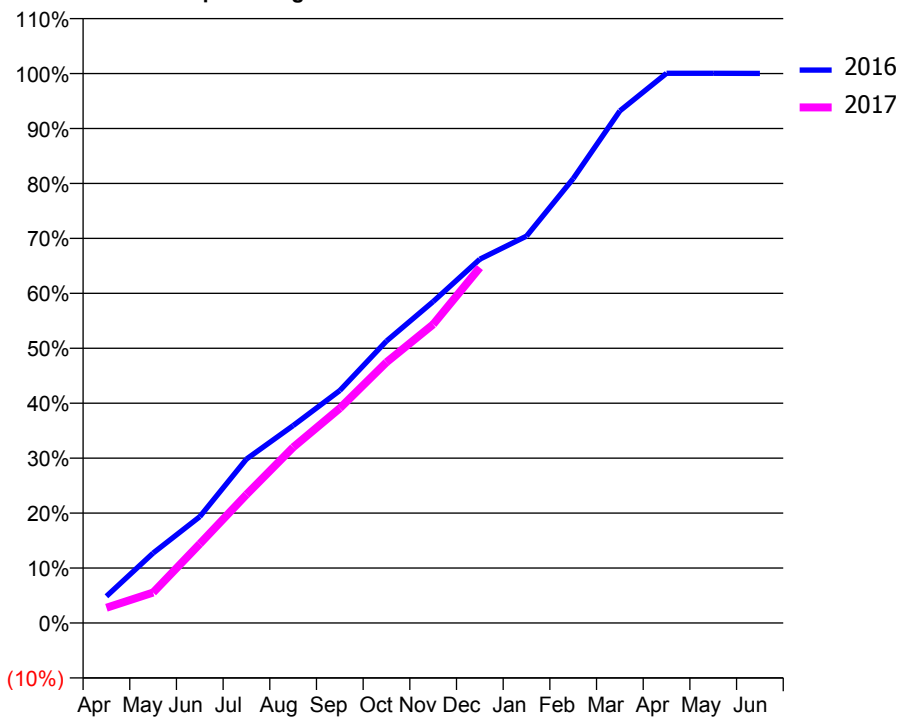
ACCESS*

Patients seen in 24 months	Total	Change since previous quarter
Quarter ending December 2015	5,513	
Quarter ending March 2016	5,616	→
Quarter ending June 2016	5,420	↓
Quarter ending September 2016	5,472	→
Quarter ending December 2016	5,565	→
Variance since December 2015	0.9%	→



ACTIVITY

Cumulative percentage of contracted UDA delivered 2016 & 2017



Month	Adjusted Scheduled Activity (UDA)	
	2016	2017
April	766	439
May	2,007	875
June	3,053	2,271
July	4,707	3,687
August	5,668	5,044
September	6,674	6,165
October	8,094	7,485
November	9,229	8,574
December	10,444	10,205
January	11,105	
February	12,757	
March	14,700	
April	15,782	
May	15,782	
June	15,776	

QUALITY

	Quantity	Base Number	Contract	AT	Region	England
% of FP17s for the same patient ID Re-attending within 3 months - Children	136	1,706	8.0%	10.1%	12.1%	12.4%
% of FP17s for the same patient ID Re-attending within 3 months - Adults	487	2,711	18.0%	15.3%	15.9%	16.6%
% of FP17s for the same patient ID Re-attending between 3 & 9 months - Children	427	1,706	25.0%	50.9%	58.6%	57.5%
% of FP17s for the same patient ID Re-attending between 3 & 9 months - Adults	711	2,711	26.2%	46.5%	51.5%	50.4%
% of FP17s for Band 1 Urgent Courses	530	4,014	13.2%	8.2%	8.0%	9.1%
% of FP17s Relating to Free Repair or Replacements	0	4,014	0.0%	0.7%	0.8%	0.8%
% of FP17s Relating to Continuations	0	4,014	0.0%	0.9%	1.2%	1.3%
% of Patients satisfied with the dentistry they have received	9	9	N/A	92.3%	92.8%	92.7%
% of Patients satisfied with the time they had to wait for an appointment	6	9	N/A	91.0%	89.2%	88.8%

* This is based on patients treated on this contract for their most recent course of treatment. Figures in italics indicate the base number of FP17s or Patient Questionnaire responses are less than 100. N/A is shown where the base number of responses is less than 10 during the period. % is calculated as Quantity/Base number*100

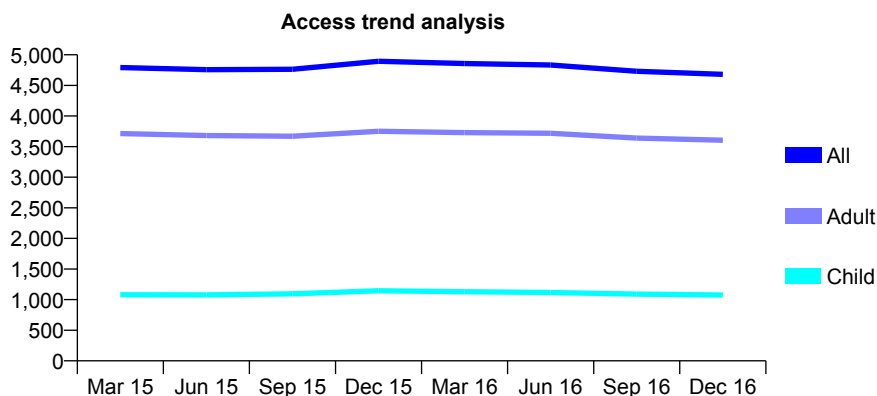
Q54 - Vital Signs At a Glance Contract Report for 178853/0001 - December 2016

Name or company name	OraCo Ltd
Contract type name	GDS Contract
Purpose of contract	General
Contract start date	01/04/2011
Contract end date	

16/17 Contracted general activity (UDA)	14,447
Carry forward general activity (UDA)	-289
16/17 Contracted orthodontic activity (UOA)	0
Carry forward orthodontic activity (UOA)	0
Baseline contract value	£400,184.51

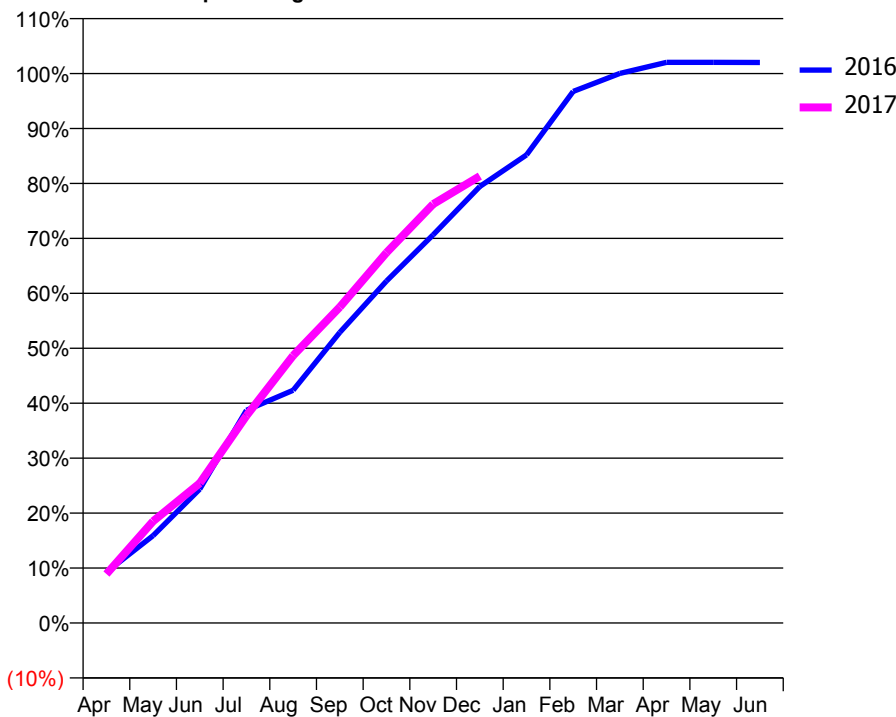
ACCESS*

Patients seen in 24 months	Total	Change since previous quarter
Quarter ending December 2015	4,895	
Quarter ending March 2016	4,858	→
Quarter ending June 2016	4,833	→
Quarter ending September 2016	4,730	↓
Quarter ending December 2016	4,680	↓
Variance since December 2015	(4.4%)	↓



ACTIVITY

Cumulative percentage of contracted UDA delivered 2016 & 2017



Month	Adjusted Scheduled Activity (UDA)	
	2016	2017
April	1,337	1,288
May	2,297	2,677
June	3,520	3,677
July	5,593	5,449
August	6,120	7,030
September	7,642	8,308
October	8,991	9,737
November	10,207	11,014
December	11,477	11,750
January	12,308	
February	13,978	
March	14,450	
April	14,739	
May	14,739	
June	14,736	

QUALITY

	Quantity	Base Number	Contract	AT	Region	England
% of FP17s for the same patient ID Re-attending within 3 months - Children	46	1,168	3.9%	10.1%	12.1%	12.4%
% of FP17s for the same patient ID Re-attending within 3 months - Adults	580	3,904	14.9%	15.3%	15.9%	16.6%
% of FP17s for the same patient ID Re-attending between 3 & 9 months - Children	700	1,168	59.9%	50.9%	58.6%	57.5%
% of FP17s for the same patient ID Re-attending between 3 & 9 months - Adults	2,062	3,904	52.8%	46.5%	51.5%	50.4%
% of FP17s for Band 1 Urgent Courses	281	4,954	5.7%	8.2%	8.0%	9.1%
% of FP17s Relating to Free Repair or Replacements	74	4,954	1.5%	0.7%	0.8%	0.8%
% of FP17s Relating to Continuations	34	4,954	0.7%	0.9%	1.2%	1.3%
% of Patients satisfied with the dentistry they have received	7	7	N/A	92.3%	92.8%	92.7%
% of Patients satisfied with the time they had to wait for an appointment	6	7	N/A	91.0%	89.2%	88.8%

* This is based on patients treated on this contract for their most recent course of treatment. Figures in italics indicate the base number of FP17s or Patient Questionnaire responses are less than 100. N/A is shown where the base number of responses is less than 10 during the period. % is calculated as Quantity/Base number*100

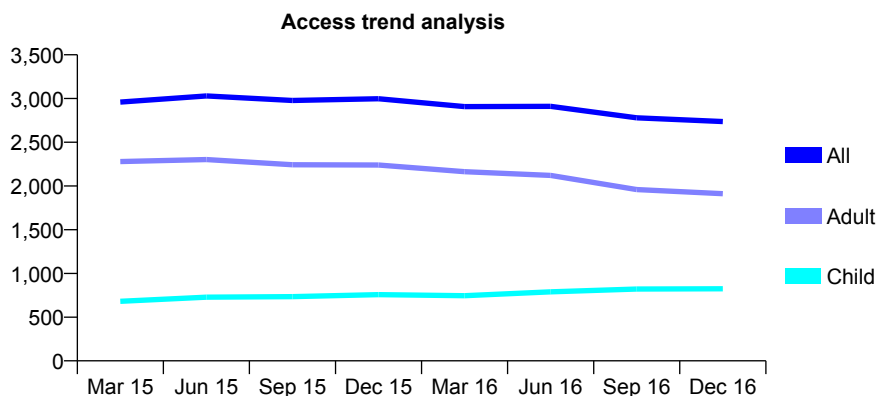
Q54 - Vital Signs At a Glance Contract Report for 180009/0001 - December 2016

Name or company name	Aesthetic Dental Implant Surgery
Contract type name	GDS Contract
Purpose of contract	General
Contract start date	01/11/2011
Contract end date	

16/17 Contracted general activity (UDA)	4,305
Carry forward general activity (UDA)	-12
16/17 Contracted orthodontic activity (UOA)	0
Carry forward orthodontic activity (UOA)	0
Baseline contract value	£97,038.09

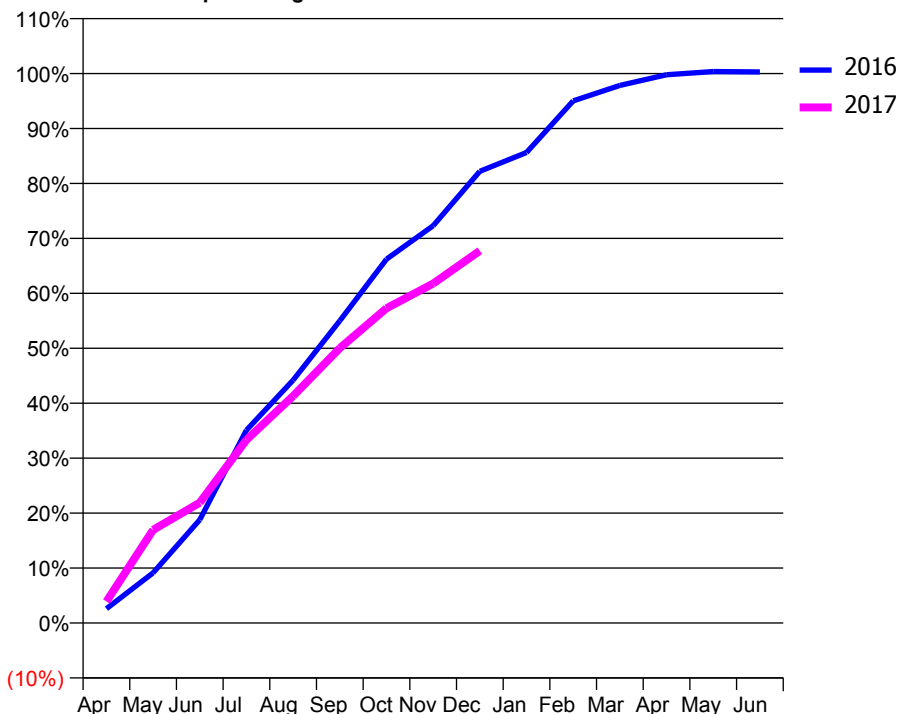
ACCESS*

Patients seen in 24 months	Total	Change since previous quarter
Quarter ending December 2015	2,997	
Quarter ending March 2016	2,908	↓
Quarter ending June 2016	2,910	→
Quarter ending September 2016	2,780	↓
Quarter ending December 2016	2,736	↓
Variance since December 2015	(8.7%)	↓



ACTIVITY

Cumulative percentage of contracted UDA delivered 2016 & 2017



Month	Adjusted Scheduled Activity (UDA)	
	2016	2017
April	113	169
May	393	730
June	809	943
July	1,511	1,435
August	1,903	1,779
September	2,368	2,154
October	2,850	2,466
November	3,113	2,660
December	3,539	2,917
January	3,686	
February	4,091	
March	4,212	
April	4,295	
May	4,320	
June	4,317	

QUALITY

	Quantity	Base Number	Contract	AT	Region	England
% of FP17s for the same patient ID Re-attending within 3 months - Children	66	778	8.5%	10.1%	12.1%	12.4%
% of FP17s for the same patient ID Re-attending within 3 months - Adults	343	1,475	23.3%	15.3%	15.9%	16.6%
% of FP17s for the same patient ID Re-attending between 3 & 9 months - Children	295	778	37.9%	50.9%	58.6%	57.5%
% of FP17s for the same patient ID Re-attending between 3 & 9 months - Adults	314	1,475	21.3%	46.5%	51.5%	50.4%
% of FP17s for Band 1 Urgent Courses	198	1,424	13.9%	8.2%	8.0%	9.1%
% of FP17s Relating to Free Repair or Replacements	6	1,424	0.4%	0.7%	0.8%	0.8%
% of FP17s Relating to Continuations	10	1,424	0.7%	0.9%	1.2%	1.3%
% of Patients satisfied with the dentistry they have received	0	0	N/A	92.3%	92.8%	92.7%
% of Patients satisfied with the time they had to wait for an appointment	0	0	N/A	91.0%	89.2%	88.8%

* This is based on patients treated on this contract for their most recent course of treatment. Figures in italics indicate the base number of FP17s or Patient Questionnaire responses are less than 100. N/A is shown where the base number of responses is less than 10 during the period. % is calculated as Quantity/Base number*100

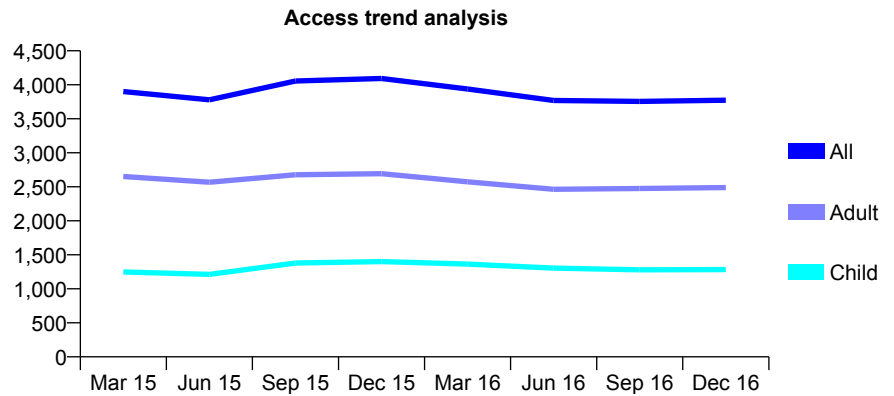
Q54 - Vital Signs At a Glance Contract Report for 180017/0001 - December 2016

Name or company name	Dr AS Bhandal, Dr Balbir Bhandal & Dr Balj
Contract type name	GDS Contract
Purpose of contract	General
Contract start date	28/05/2010
Contract end date	

16/17 Contracted general activity (UDA)	10,544
Carry forward general activity (UDA)	131
16/17 Contracted orthodontic activity (UOA)	0
Carry forward orthodontic activity (UOA)	0
Baseline contract value	£242,126.35

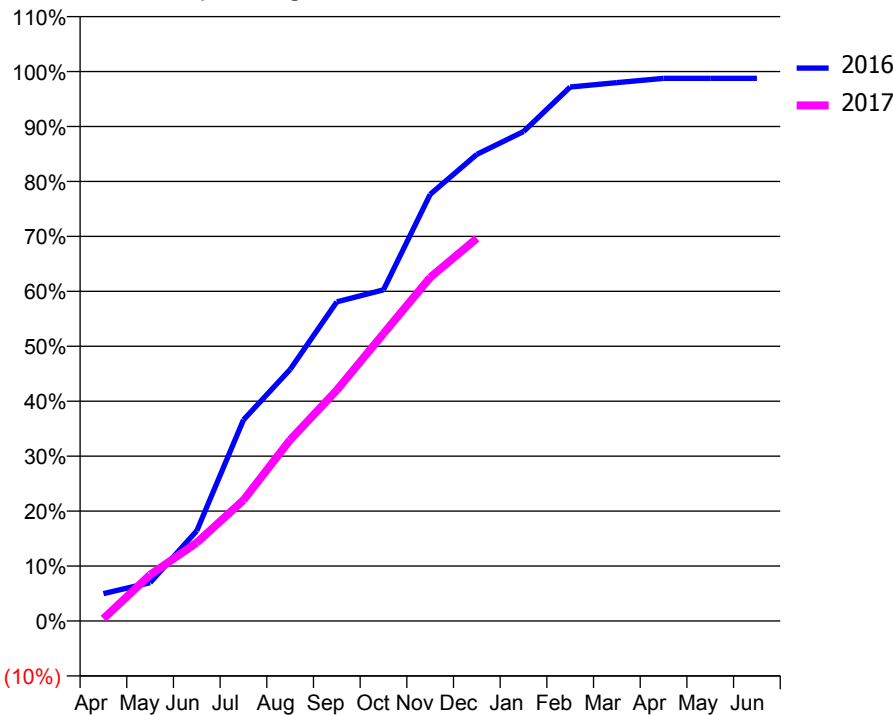
ACCESS*

Patients seen in 24 months	Total	Change since previous quarter
Quarter ending December 2015	4,093	
Quarter ending March 2016	3,938	↓
Quarter ending June 2016	3,769	↓
Quarter ending September 2016	3,756	→
Quarter ending December 2016	3,773	→
Variance since December 2015	(7.8%)	↓



ACTIVITY

Cumulative percentage of contracted UDA delivered 2016 & 2017



Month	Adjusted Scheduled Activity (UDA)	
	2016	2017
April	525	45
May	735	887
June	1,732	1,504
July	3,860	2,319
August	4,826	3,477
September	6,124	4,430
October	6,353	5,516
November	8,186	6,593
December	8,954	7,343
January	9,393	
February	10,246	
March	10,331	
April	10,413	
May	10,413	
June	10,413	

QUALITY

	Quantity	Base Number	Contract	AT	Region	England
% of FP17s for the same patient ID Re-attending within 3 months - Children	69	1,069	6.5%	10.1%	12.1%	12.4%
% of FP17s for the same patient ID Re-attending within 3 months - Adults	231	1,969	11.7%	15.3%	15.9%	16.6%
% of FP17s for the same patient ID Re-attending between 3 & 9 months - Children	390	1,069	36.5%	50.9%	58.6%	57.5%
% of FP17s for the same patient ID Re-attending between 3 & 9 months - Adults	609	1,969	30.9%	46.5%	51.5%	50.4%
% of FP17s for Band 1 Urgent Courses	256	2,994	8.6%	8.2%	8.0%	9.1%
% of FP17s Relating to Free Repair or Replacements	4	2,994	0.1%	0.7%	0.8%	0.8%
% of FP17s Relating to Continuations	9	2,994	0.3%	0.9%	1.2%	1.3%
% of Patients satisfied with the dentistry they have received	3	3	N/A	92.3%	92.8%	92.7%
% of Patients satisfied with the time they had to wait for an appointment	3	3	N/A	91.0%	89.2%	88.8%

* This is based on patients treated on this contract for their most recent course of treatment. Figures in italics indicate the base number of FP17s or Patient Questionnaire responses are less than 100. N/A is shown where the base number of responses is less than 10 during the period. % is calculated as Quantity/Base number*100

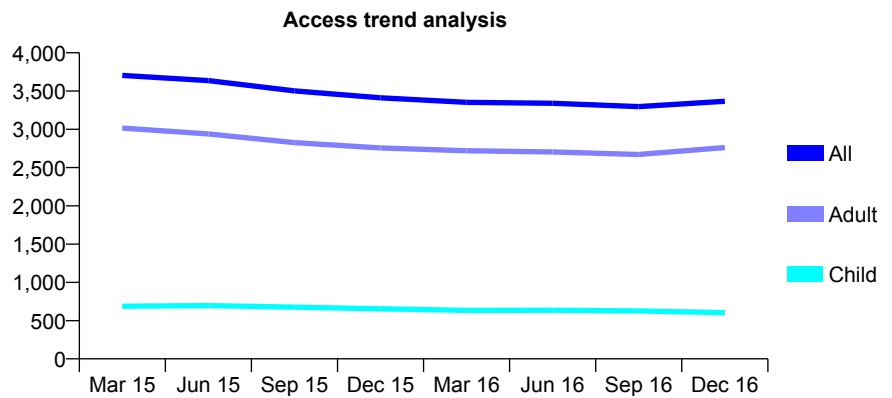
Q54 - Vital Signs At a Glance Contract Report for 181544/0001 - December 2016

Name or company name	Pelsall Road Dental Partnership
Contract type name	GDS Contract
Purpose of contract	General
Contract start date	30/07/2012
Contract end date	

16/17 Contracted general activity (UDA)	8,071
Carry forward general activity (UDA)	-133
16/17 Contracted orthodontic activity (UOA)	0
Carry forward orthodontic activity (UOA)	0
Baseline contract value	£289,576.50

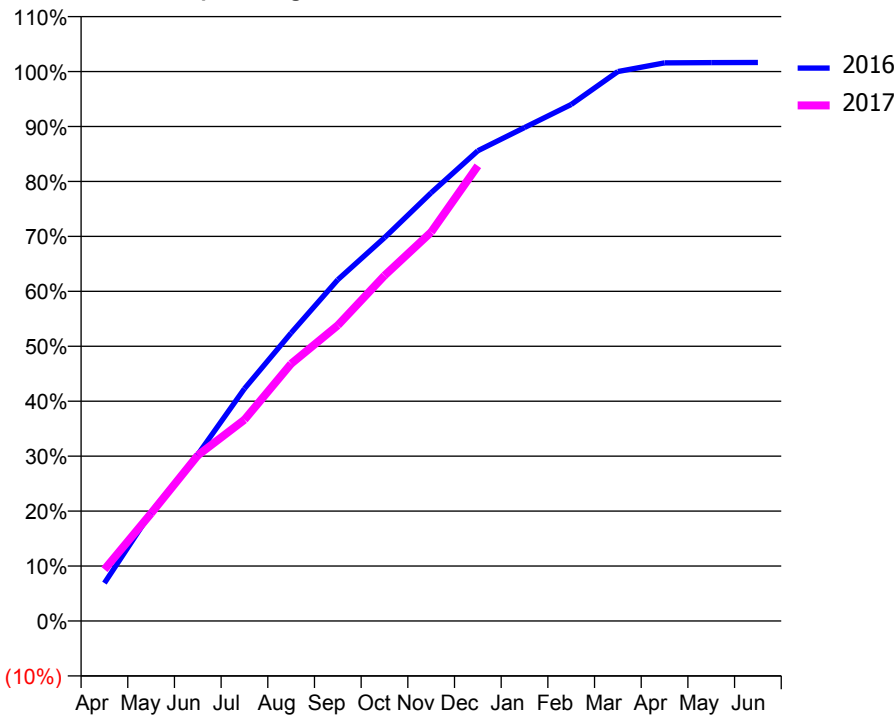
ACCESS*

Patients seen in 24 months	Total	Change since previous quarter
Quarter ending December 2015	3,411	
Quarter ending March 2016	3,353	↓
Quarter ending June 2016	3,341	→
Quarter ending September 2016	3,297	↓
Quarter ending December 2016	3,366	↑
Variance since December 2015	(1.3%)	↓



ACTIVITY

Cumulative percentage of contracted UDA delivered 2016 & 2017



Month	Adjusted Scheduled Activity (UDA)	
	2016	2017
April	558	757
May	1,597	1,582
June	2,446	2,434
July	3,413	2,957
August	4,231	3,780
September	5,012	4,343
October	5,631	5,074
November	6,290	5,713
December	6,907	6,685
January	7,247	
February	7,587	
March	8,071	
April	8,198	
May	8,201	
June	8,204	

QUALITY

	Quantity	Base Number	Contract	AT	Region	England
% of FP17s for the same patient ID Re-attending within 3 months - Children	27	746	3.6%	10.1%	12.1%	12.4%
% of FP17s for the same patient ID Re-attending within 3 months - Adults	214	2,701	7.9%	15.3%	15.9%	16.6%
% of FP17s for the same patient ID Re-attending between 3 & 9 months - Children	441	746	59.1%	50.9%	58.6%	57.5%
% of FP17s for the same patient ID Re-attending between 3 & 9 months - Adults	1,385	2,701	51.3%	46.5%	51.5%	50.4%
% of FP17s for Band 1 Urgent Courses	116	3,374	3.4%	8.2%	8.0%	9.1%
% of FP17s Relating to Free Repair or Replacements	13	3,374	0.4%	0.7%	0.8%	0.8%
% of FP17s Relating to Continuations	40	3,374	1.2%	0.9%	1.2%	1.3%
% of Patients satisfied with the dentistry they have received	2	2	N/A	92.3%	92.8%	92.7%
% of Patients satisfied with the time they had to wait for an appointment	2	2	N/A	91.0%	89.2%	88.8%

* This is based on patients treated on this contract for their most recent course of treatment. Figures in italics indicate the base number of FP17s or Patient Questionnaire responses are less than 100. N/A is shown where the base number of responses is less than 10 during the period. % is calculated as Quantity/Base number*100

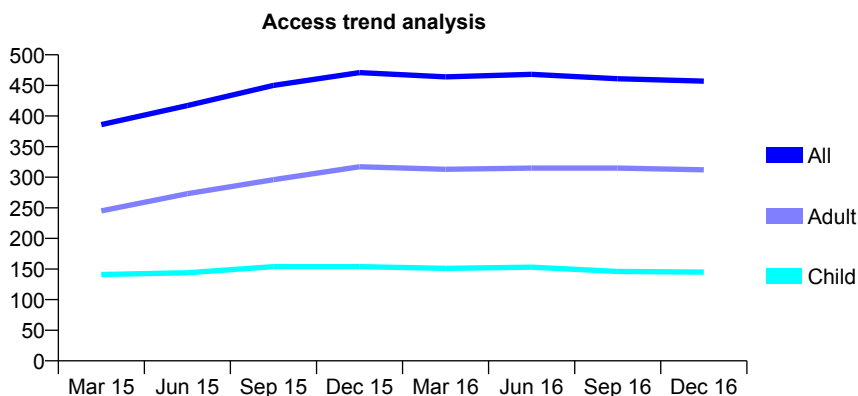
Q54 - Vital Signs At a Glance Contract Report for 183628/0001 - December 2016

Name or company name	Greenwood Dental Clinic
Contract type name	GDS Contract
Purpose of contract	General
Contract start date	09/11/2013
Contract end date	

16/17 Contracted general activity (UDA)	1,346
Carry forward general activity (UDA)	0
16/17 Contracted orthodontic activity (UOA)	0
Carry forward orthodontic activity (UOA)	0
Baseline contract value	£29,913.32

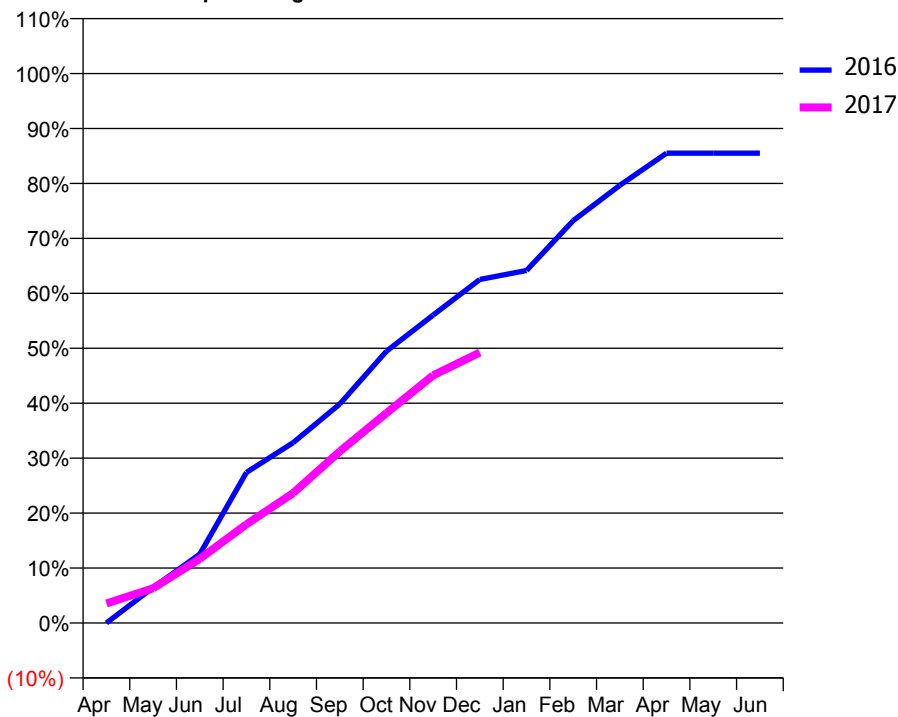
ACCESS*

Patients seen in 24 months	Total	Change since previous quarter
Quarter ending December 2015	471	
Quarter ending March 2016	464	↓
Quarter ending June 2016	468	→
Quarter ending September 2016	461	↓
Quarter ending December 2016	457	→
Variance since December 2015	(3.0%)	↓



ACTIVITY

Cumulative percentage of contracted UDA delivered 2016 & 2017



Month	Adjusted Scheduled Activity (UDA)	
	2016	2017
April	0	48
May	87	85
June	169	157
July	369	242
August	442	318
September	537	421
October	666	514
November	754	607
December	842	663
January	863	
February	986	
March	1,072	
April	1,151	
May	1,151	
June	1,151	

QUALITY

	Quantity	Base Number	Contract	AT	Region	England
% of FP17s for the same patient ID Re-attending within 3 months - Children	7	120	5.8%	10.1%	12.1%	12.4%
% of FP17s for the same patient ID Re-attending within 3 months - Adults	32	254	12.6%	15.3%	15.9%	16.6%
% of FP17s for the same patient ID Re-attending between 3 & 9 months - Children	52	120	43.3%	50.9%	58.6%	57.5%
% of FP17s for the same patient ID Re-attending between 3 & 9 months - Adults	114	254	44.9%	46.5%	51.5%	50.4%
% of FP17s for Band 1 Urgent Courses	38	345	11.0%	8.2%	8.0%	9.1%
% of FP17s Relating to Free Repair or Replacements	0	345	0.0%	0.7%	0.8%	0.8%
% of FP17s Relating to Continuations	3	345	0.9%	0.9%	1.2%	1.3%
% of Patients satisfied with the dentistry they have received	0	0	N/A	92.3%	92.8%	92.7%
% of Patients satisfied with the time they had to wait for an appointment	0	0	N/A	91.0%	89.2%	88.8%

* This is based on patients treated on this contract for their most recent course of treatment. Figures in italics indicate the base number of FP17s or Patient Questionnaire responses are less than 100. N/A is shown where the base number of responses is less than 10 during the period. % is calculated as Quantity/Base number*100

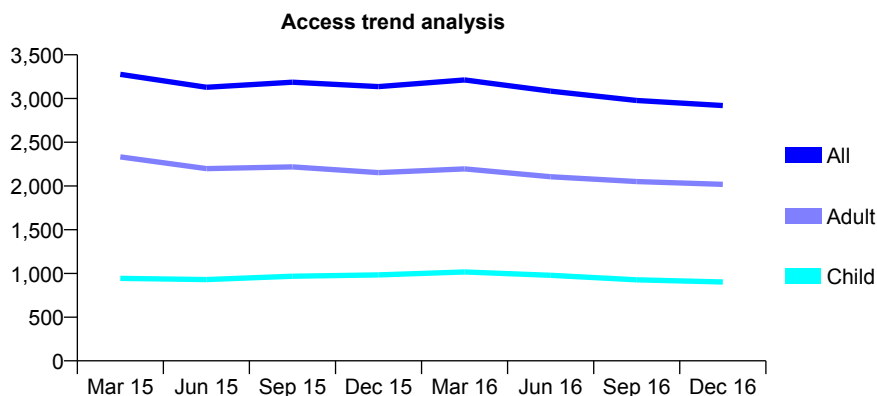
Q54 - Vital Signs At a Glance Contract Report for 184152/0001 - December 2016

Name or company name	Cromer Road Dental Care
Contract type name	GDS Contract
Purpose of contract	General
Contract start date	01/02/2009
Contract end date	

16/17 Contracted general activity (UDA)	13,947
Carry forward general activity (UDA)	410
16/17 Contracted orthodontic activity (UOA)	0
Carry forward orthodontic activity (UOA)	0
Baseline contract value	£411,571.57

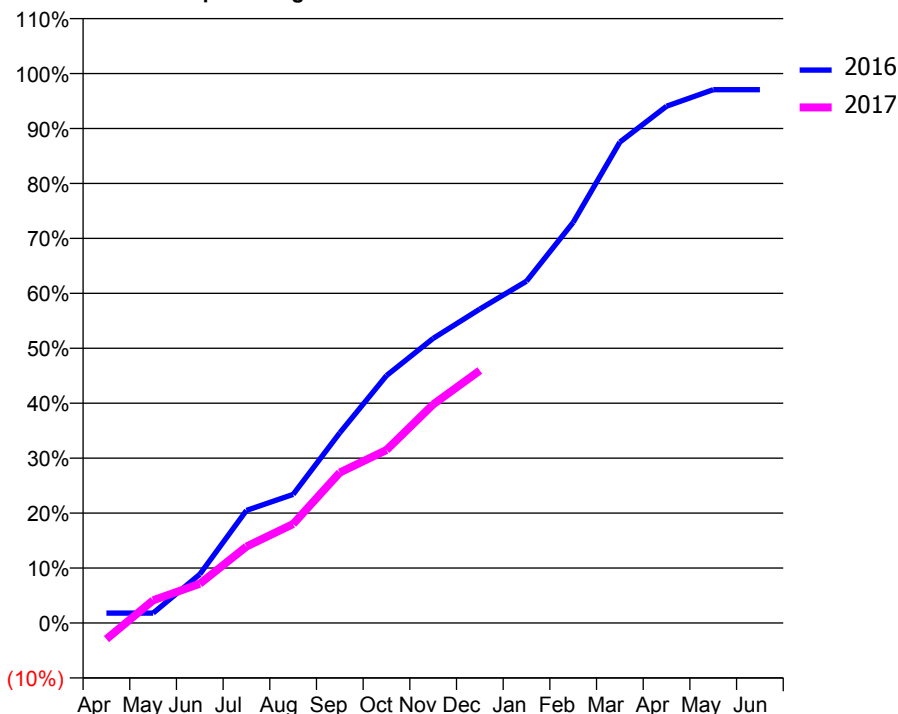
ACCESS*

Patients seen in 24 months	Total	Change since previous quarter
Quarter ending December 2015	3,136	
Quarter ending March 2016	3,212	↑
Quarter ending June 2016	3,084	↓
Quarter ending September 2016	2,977	↓
Quarter ending December 2016	2,920	↓
Variance since December 2015	(6.9%)	↓



ACTIVITY

Cumulative percentage of contracted UDA delivered 2016 & 2017



Month	Adjusted Scheduled Activity (UDA)	
	2016	2017
April	251	-410
May	251	579
June	1,238	995
July	2,860	1,940
August	3,264	2,513
September	4,828	3,820
October	6,278	4,391
November	7,225	5,550
December	7,968	6,410
January	8,677	
February	10,169	
March	12,208	
April	13,115	
May	13,537	
June	13,537	

QUALITY

	Quantity	Base Number	Contract	AT	Region	England
% of FP17s for the same patient ID Re-attending within 3 months - Children	75	656	11.4%	10.1%	12.1%	12.4%
% of FP17s for the same patient ID Re-attending within 3 months - Adults	211	1,442	14.6%	15.3%	15.9%	16.6%
% of FP17s for the same patient ID Re-attending between 3 & 9 months - Children	218	656	33.2%	50.9%	58.6%	57.5%
% of FP17s for the same patient ID Re-attending between 3 & 9 months - Adults	473	1,442	32.8%	46.5%	51.5%	50.4%
% of FP17s for Band 1 Urgent Courses	201	1,862	10.8%	8.2%	8.0%	9.1%
% of FP17s Relating to Free Repair or Replacements	35	1,862	1.9%	0.7%	0.8%	0.8%
% of FP17s Relating to Continuations	2	1,862	0.1%	0.9%	1.2%	1.3%
% of Patients satisfied with the dentistry they have received	3	3	N/A	92.3%	92.8%	92.7%
% of Patients satisfied with the time they had to wait for an appointment	2	3	N/A	91.0%	89.2%	88.8%

* This is based on patients treated on this contract for their most recent course of treatment. Figures in italics indicate the base number of FP17s or Patient Questionnaire responses are less than 100. N/A is shown where the base number of responses is less than 10 during the period. % is calculated as Quantity/Base number*100

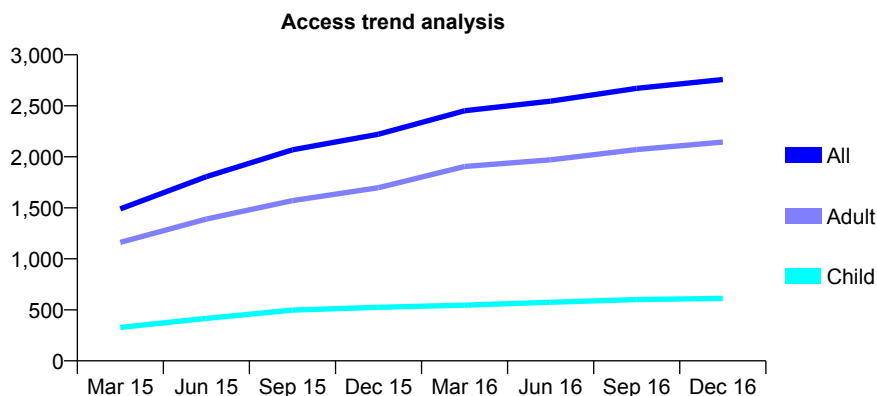
Q54 - Vital Signs At a Glance Contract Report for 184780/0001 - December 2016

Name or company name	Short Heath Dental Practice
Contract type name	GDS Contract
Purpose of contract	General
Contract start date	15/10/2014
Contract end date	

16/17 Contracted general activity (UDA)	7,926
Carry forward general activity (UDA)	-56
16/17 Contracted orthodontic activity (UOA)	0
Carry forward orthodontic activity (UOA)	0
Baseline contract value	£187,405.01

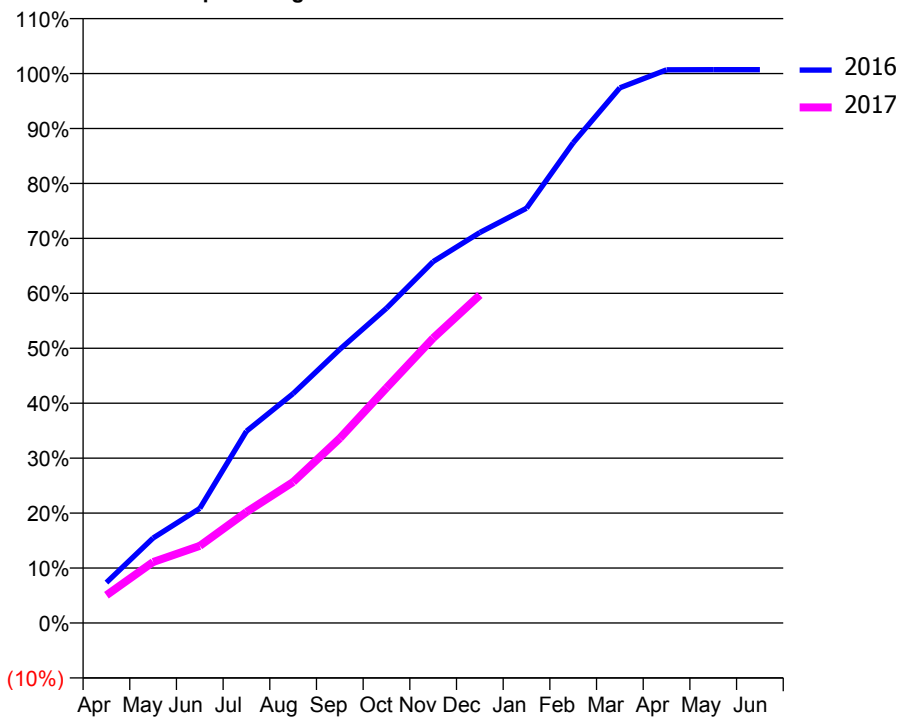
ACCESS*

Patients seen in 24 months	Total	Change since previous quarter
Quarter ending December 2015	2,222	
Quarter ending March 2016	2,451	↑
Quarter ending June 2016	2,546	↑
Quarter ending September 2016	2,671	↑
Quarter ending December 2016	2,757	↑
Variance since December 2015	24.1%	↑



ACTIVITY

Cumulative percentage of contracted UDA delivered 2016 & 2017



Month	Adjusted Scheduled Activity (UDA)	
	2016	2017
April	584	401
May	1,226	879
June	1,652	1,113
July	2,767	1,601
August	3,309	2,034
September	3,947	2,665
October	4,539	3,393
November	5,213	4,109
December	5,633	4,731
January	5,983	
February	6,926	
March	7,719	
April	7,979	
May	7,982	
June	7,982	

QUALITY

	Quantity	Base Number	Contract	AT	Region	England
% of FP17s for the same patient ID Re-attending within 3 months - Children	38	607	6.3%	10.1%	12.1%	12.4%
% of FP17s for the same patient ID Re-attending within 3 months - Adults	183	1,697	10.8%	15.3%	15.9%	16.6%
% of FP17s for the same patient ID Re-attending between 3 & 9 months - Children	329	607	54.2%	50.9%	58.6%	57.5%
% of FP17s for the same patient ID Re-attending between 3 & 9 months - Adults	633	1,697	37.3%	46.5%	51.5%	50.4%
% of FP17s for Band 1 Urgent Courses	87	2,171	4.0%	8.2%	8.0%	9.1%
% of FP17s Relating to Free Repair or Replacements	15	2,171	0.7%	0.7%	0.8%	0.8%
% of FP17s Relating to Continuations	62	2,171	2.9%	0.9%	1.2%	1.3%
% of Patients satisfied with the dentistry they have received	5	5	N/A	92.3%	92.8%	92.7%
% of Patients satisfied with the time they had to wait for an appointment	5	5	N/A	91.0%	89.2%	88.8%

* This is based on patients treated on this contract for their most recent course of treatment. Figures in italics indicate the base number of FP17s or Patient Questionnaire responses are less than 100. N/A is shown where the base number of responses is less than 10 during the period. % is calculated as Quantity/Base number*100

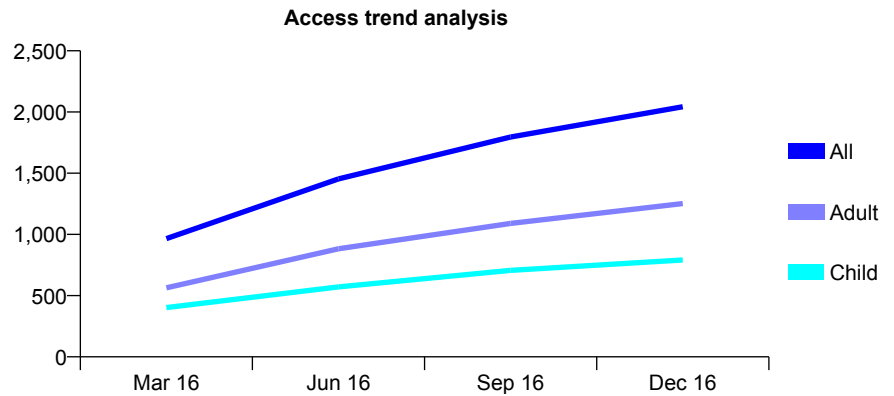
Q54 - Vital Signs At a Glance Contract Report for 184926/0001 - December 2016

Name or company name	Mrs Jaspreet Kiran Kaur Pahal
Contract type name	GDS Contract
Purpose of contract	General and Orthodontic
Contract start date	01/01/2016
Contract end date	

16/17 Contracted general activity (UDA)	7,545
Carry forward general activity (UDA)	0
16/17 Contracted orthodontic activity (UOA)	451
Carry forward orthodontic activity (UOA)	-5
Baseline contract value	£204,900.35

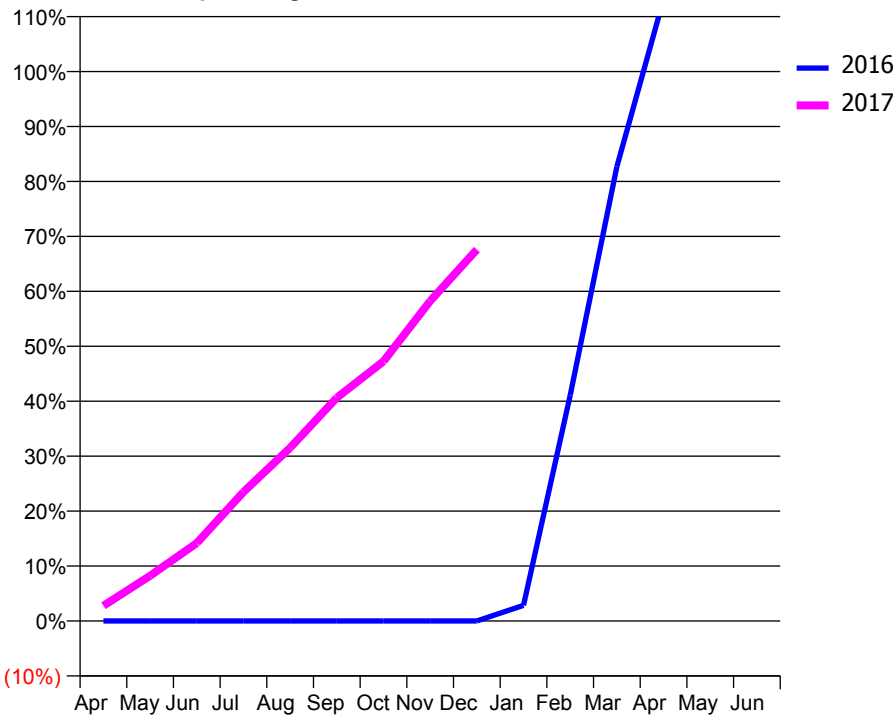
ACCESS*

Patients seen in 24 months	Total	Change since previous quarter
Quarter ending December 2015	0	
Quarter ending March 2016	966	
Quarter ending June 2016	1,454	↑
Quarter ending September 2016	1,796	↑
Quarter ending December 2016	2,043	↑
Variance since December 2015	N/A	



ACTIVITY

Cumulative percentage of contracted UDA delivered 2016 & 2017



Month	Adjusted Scheduled Activity (UDA)	
	2016	2017
April	0	210
May	0	621
June	0	1,070
July	0	1,772
August	0	2,380
September	0	3,065
October	0	3,565
November	0	4,393
December	0	5,100
January	54	
February	775	
March	1,560	
April	2,133	
May	2,129	
June	2,124	

QUALITY

	Quantity	Base Number	Contract	AT	Region	England
% of FP17s for the same patient ID Re-attending within 3 months - Children	89	1,009	8.8%	10.1%	12.1%	12.4%
% of FP17s for the same patient ID Re-attending within 3 months - Adults	254	1,727	14.7%	15.3%	15.9%	16.6%
% of FP17s for the same patient ID Re-attending between 3 & 9 months - Children	384	1,009	38.1%	50.9%	58.6%	57.5%
% of FP17s for the same patient ID Re-attending between 3 & 9 months - Adults	645	1,727	37.3%	46.5%	51.5%	50.4%
% of FP17s for Band 1 Urgent Courses	220	2,450	9.0%	8.2%	8.0%	9.1%
% of FP17s Relating to Free Repair or Replacements	9	2,450	0.4%	0.7%	0.8%	0.8%
% of FP17s Relating to Continuations	0	2,450	0.0%	0.9%	1.2%	1.3%
% of Patients satisfied with the dentistry they have received	1	1	N/A	92.3%	92.8%	92.7%
% of Patients satisfied with the time they had to wait for an appointment	1	1	N/A	91.0%	89.2%	88.8%

* This is based on patients treated on this contract for their most recent course of treatment. Figures in italics indicate the base number of FP17s or Patient Questionnaire responses are less than 100. N/A is shown where the base number of responses is less than 10 during the period. % is calculated as Quantity/Base number*100

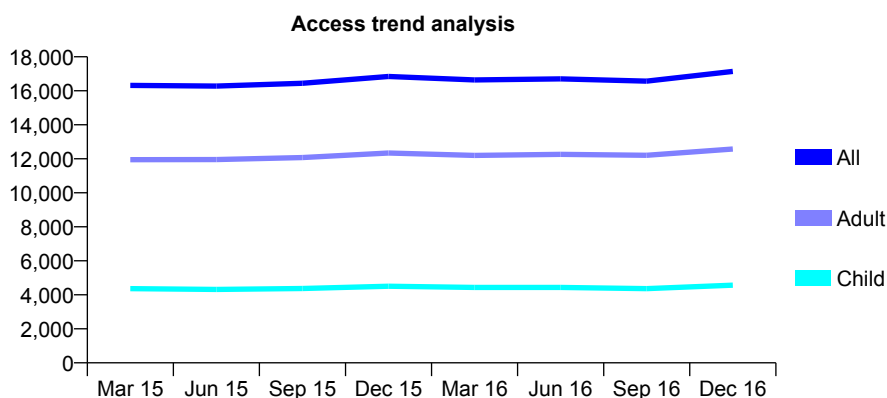
Q54 - Vital Signs At a Glance Contract Report for 186813/0001 - December 2016

Name or company name	The Smile Centre(Birmingham) Ltd
Contract type name	GDS Contract
Purpose of contract	General and Orthodontic
Contract start date	28/06/2012
Contract end date	

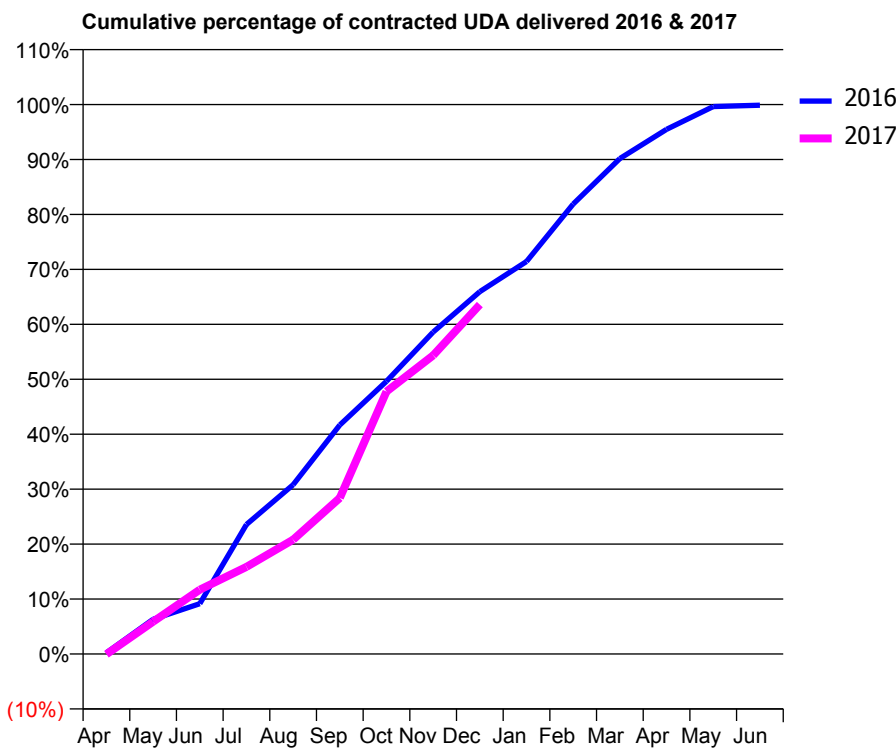
16/17 Contracted general activity (UDA)	45,908
Carry forward general activity (UDA)	60
16/17 Contracted orthodontic activity (UOA)	0
Carry forward orthodontic activity (UOA)	0
Baseline contract value	£1,140,025.15

ACCESS*

Patients seen in 24 months	Total	Change since previous quarter
Quarter ending December 2015	16,846	
Quarter ending March 2016	16,637	↓
Quarter ending June 2016	16,700	→
Quarter ending September 2016	16,572	→
Quarter ending December 2016	17,143	↑
Variance since December 2015	1.8%	→



ACTIVITY



Month	Adjusted Scheduled Activity (UDA)	
	2016	2017
April	102	-28
May	2,904	2,706
June	4,208	5,378
July	10,821	7,282
August	14,141	9,549
September	19,134	13,040
October	22,783	21,933
November	26,891	24,946
December	30,272	29,190
January	32,790	
February	37,585	
March	41,392	
April	43,826	
May	45,731	
June	45,843	

QUALITY

	Quantity	Base Number	Contract	AT	Region	England
% of FP17s for the same patient ID Re-attending within 3 months - Children	181	3,719	4.9%	10.1%	12.1%	12.4%
% of FP17s for the same patient ID Re-attending within 3 months - Adults	1,510	10,072	15.0%	15.3%	15.9%	16.6%
% of FP17s for the same patient ID Re-attending between 3 & 9 months - Children	1,555	3,719	41.8%	50.9%	58.6%	57.5%
% of FP17s for the same patient ID Re-attending between 3 & 9 months - Adults	3,974	10,072	39.5%	46.5%	51.5%	50.4%
% of FP17s for Band 1 Urgent Courses	367	11,266	3.3%	8.2%	8.0%	9.1%
% of FP17s Relating to Free Repair or Replacements	109	11,266	1.0%	0.7%	0.8%	0.8%
% of FP17s Relating to Continuations	205	11,266	1.8%	0.9%	1.2%	1.3%
% of Patients satisfied with the dentistry they have received	11	11	100.0%	92.3%	92.8%	92.7%
% of Patients satisfied with the time they had to wait for an appointment	11	11	100.0%	91.0%	89.2%	88.8%

* This is based on patients treated on this contract for their most recent course of treatment. Figures in italics indicate the base number of FP17s or Patient Questionnaire responses are less than 100. N/A is shown where the base number of responses is less than 10 during the period. % is calculated as Quantity/Base number*100

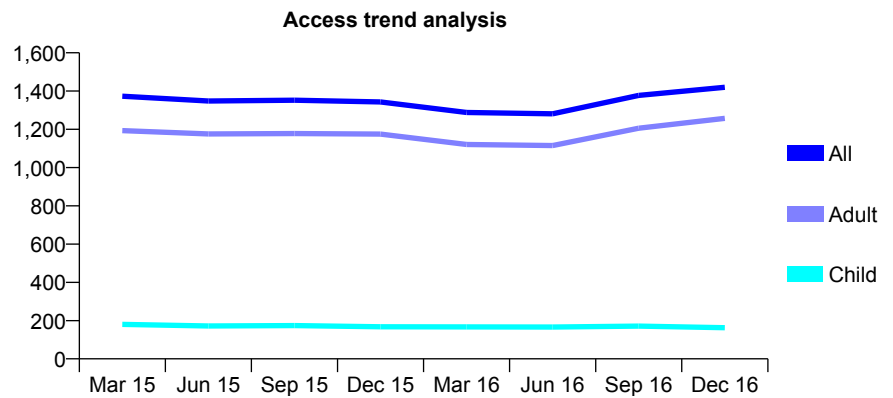
Q54 - Vital Signs At a Glance Contract Report for 188441/0001 - December 2016

Name or company name	Mr Sukhbir Singh & Mr L A Shiels
Contract type name	GDS Contract
Purpose of contract	General
Contract start date	01/12/2011
Contract end date	

16/17 Contracted general activity (UDA)	4,374
Carry forward general activity (UDA)	119
16/17 Contracted orthodontic activity (UOA)	0
Carry forward orthodontic activity (UOA)	0
Baseline contract value	£95,928.83

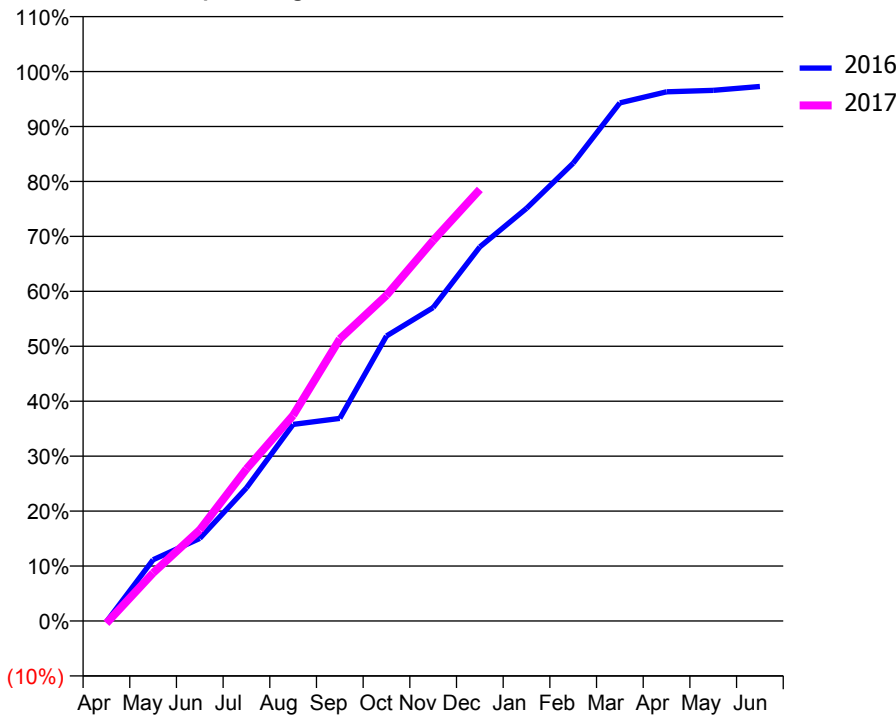
ACCESS*

Patients seen in 24 months	Total	Change since previous quarter
Quarter ending December 2015	1,343	
Quarter ending March 2016	1,288	↓
Quarter ending June 2016	1,281	→
Quarter ending September 2016	1,377	↑
Quarter ending December 2016	1,420	↑
Variance since December 2015	5.7%	↑



ACTIVITY

Cumulative percentage of contracted UDA delivered 2016 & 2017



Month	Adjusted Scheduled Activity (UDA)	
	2016	2017
April	-7	-18
May	488	383
June	657	725
July	1,060	1,211
August	1,565	1,637
September	1,613	2,245
October	2,269	2,592
November	2,495	3,029
December	2,978	3,435
January	3,284	
February	3,644	
March	4,124	
April	4,212	
May	4,224	
June	4,255	

QUALITY

	Quantity	Base Number	Contract	AT	Region	England
% of FP17s for the same patient ID Re-attending within 3 months - Children	1	133	0.8%	10.1%	12.1%	12.4%
% of FP17s for the same patient ID Re-attending within 3 months - Adults	121	1,215	10.0%	15.3%	15.9%	16.6%
% of FP17s for the same patient ID Re-attending between 3 & 9 months - Children	31	133	23.3%	50.9%	58.6%	57.5%
% of FP17s for the same patient ID Re-attending between 3 & 9 months - Adults	441	1,215	36.3%	46.5%	51.5%	50.4%
% of FP17s for Band 1 Urgent Courses	60	1,307	4.6%	8.2%	8.0%	9.1%
% of FP17s Relating to Free Repair or Replacements	6	1,307	0.5%	0.7%	0.8%	0.8%
% of FP17s Relating to Continuations	35	1,307	2.7%	0.9%	1.2%	1.3%
% of Patients satisfied with the dentistry they have received	4	4	N/A	92.3%	92.8%	92.7%
% of Patients satisfied with the time they had to wait for an appointment	4	4	N/A	91.0%	89.2%	88.8%

* This is based on patients treated on this contract for their most recent course of treatment. Figures in italics indicate the base number of FP17s or Patient Questionnaire responses are less than 100. N/A is shown where the base number of responses is less than 10 during the period. % is calculated as Quantity/Base number*100

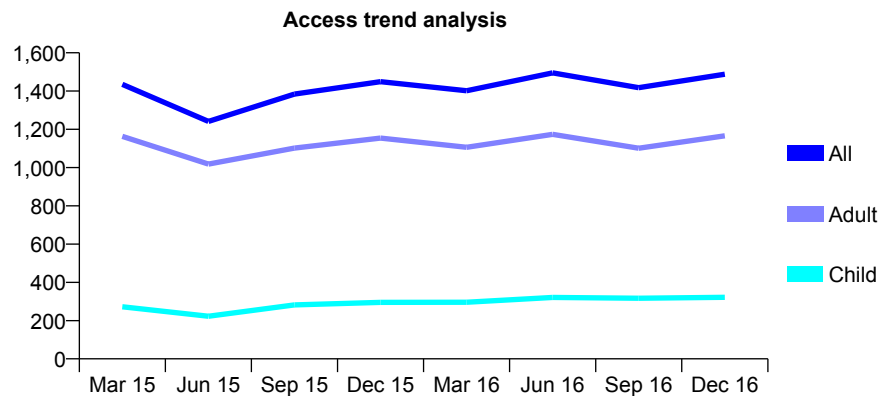
Q54 - Vital Signs At a Glance Contract Report for 188441/0002 - December 2016

Name or company name	Mr Sukhbir Singh & Mr L A Shiels
Contract type name	GDS Contract
Purpose of contract	General
Contract start date	01/12/2011
Contract end date	

16/17 Contracted general activity (UDA)	3,685
Carry forward general activity (UDA)	-2
16/17 Contracted orthodontic activity (UOA)	0
Carry forward orthodontic activity (UOA)	0
Baseline contract value	£73,157.73

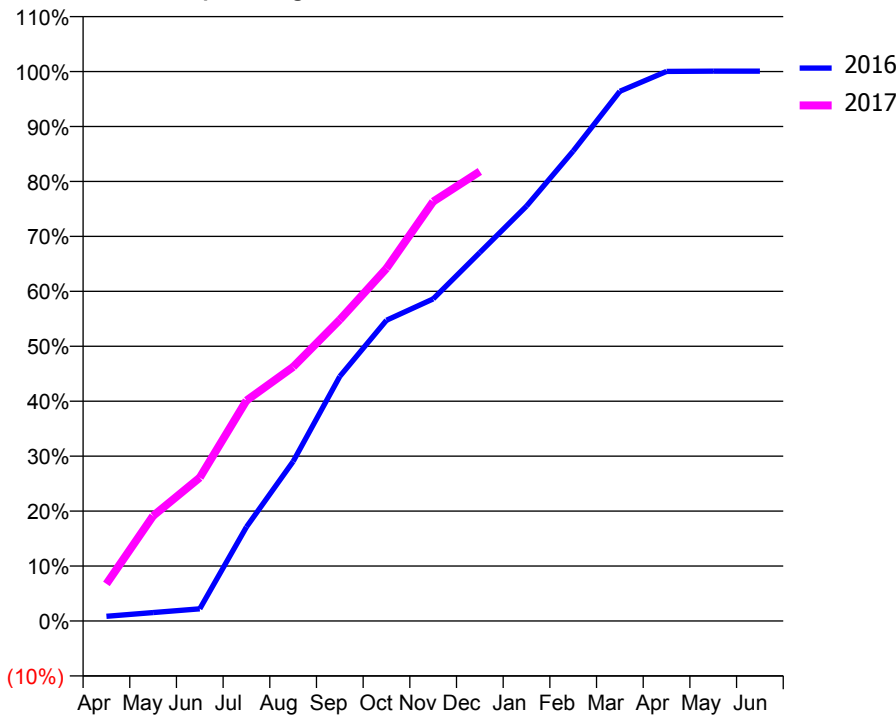
ACCESS*

Patients seen in 24 months	Total	Change since previous quarter
Quarter ending December 2015	1,449	
Quarter ending March 2016	1,402	↓
Quarter ending June 2016	1,495	↑
Quarter ending September 2016	1,418	↓
Quarter ending December 2016	1,488	↑
Variance since December 2015	2.7%	↑



ACTIVITY

Cumulative percentage of contracted UDA delivered 2016 & 2017



Month	Adjusted Scheduled Activity (UDA)	
	2016	2017
April	32	249
May	57	705
June	82	962
July	631	1,479
August	1,070	1,704
September	1,640	2,021
October	2,017	2,365
November	2,160	2,813
December	2,472	3,015
January	2,783	
February	3,151	
March	3,553	
April	3,686	
May	3,687	
June	3,687	

QUALITY

	Quantity	Base Number	Contract	AT	Region	England
% of FP17s for the same patient ID Re-attending within 3 months - Children	18	323	5.6%	10.1%	12.1%	12.4%
% of FP17s for the same patient ID Re-attending within 3 months - Adults	71	987	7.2%	15.3%	15.9%	16.6%
% of FP17s for the same patient ID Re-attending between 3 & 9 months - Children	102	323	31.6%	50.9%	58.6%	57.5%
% of FP17s for the same patient ID Re-attending between 3 & 9 months - Adults	284	987	28.8%	46.5%	51.5%	50.4%
% of FP17s for Band 1 Urgent Courses	73	1,262	5.8%	8.2%	8.0%	9.1%
% of FP17s Relating to Free Repair or Replacements	1	1,262	0.1%	0.7%	0.8%	0.8%
% of FP17s Relating to Continuations	13	1,262	1.0%	0.9%	1.2%	1.3%
% of Patients satisfied with the dentistry they have received	5	5	N/A	92.3%	92.8%	92.7%
% of Patients satisfied with the time they had to wait for an appointment	5	5	N/A	91.0%	89.2%	88.8%

* This is based on patients treated on this contract for their most recent course of treatment. Figures in italics indicate the base number of FP17s or Patient Questionnaire responses are less than 100. N/A is shown where the base number of responses is less than 10 during the period. % is calculated as Quantity/Base number*100

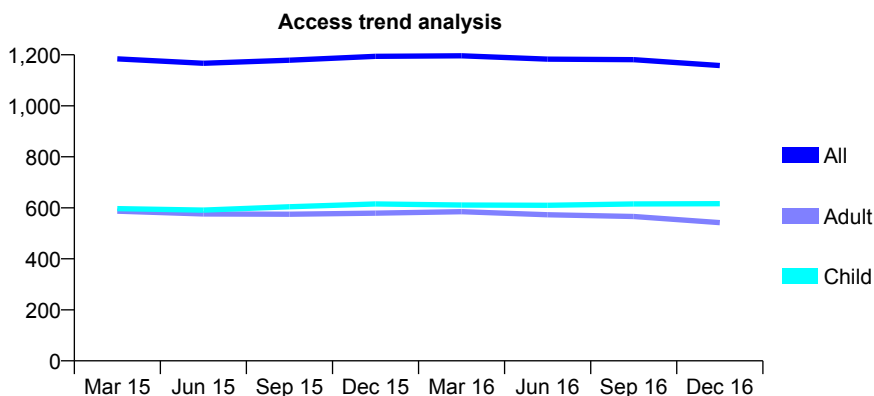
Q54 - Vital Signs At a Glance Contract Report for 188514/0001 - December 2016

Name or company name	The Wall Heath Dental Practice
Contract type name	GDS Contract
Purpose of contract	General
Contract start date	01/09/2008
Contract end date	

16/17 Contracted general activity (UDA)	3,710
Carry forward general activity (UDA)	61
16/17 Contracted orthodontic activity (UOA)	0
Carry forward orthodontic activity (UOA)	0
Baseline contract value	£97,585.38

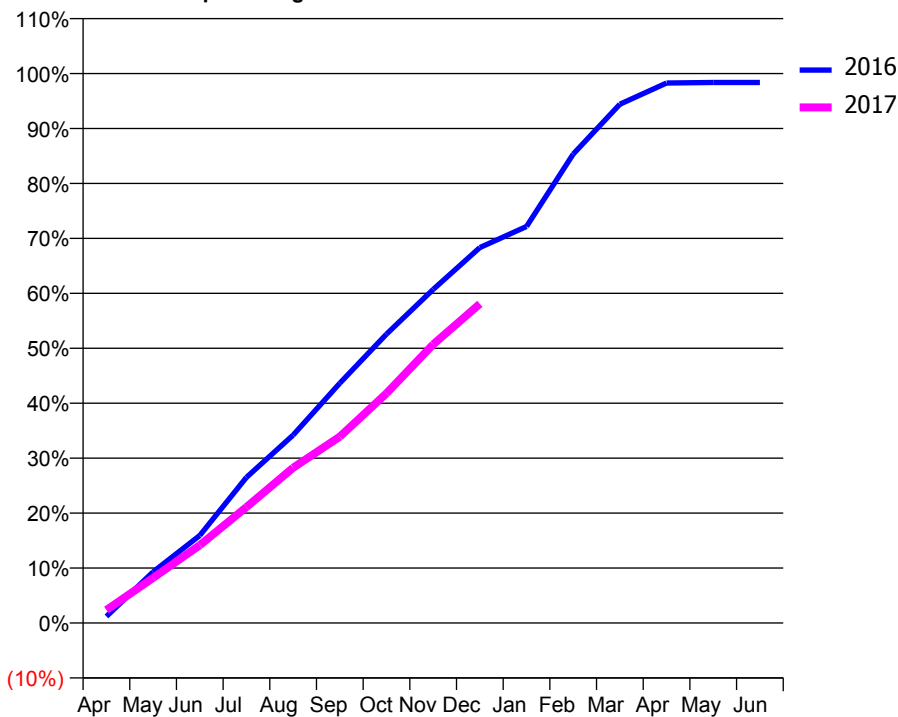
ACCESS*

Patients seen in 24 months	Total	Change since previous quarter
Quarter ending December 2015	1,194	
Quarter ending March 2016	1,196	→
Quarter ending June 2016	1,183	↓
Quarter ending September 2016	1,181	→
Quarter ending December 2016	1,158	↓
Variance since December 2015	(3.0%)	↓



ACTIVITY

Cumulative percentage of contracted UDA delivered 2016 & 2017



Month	Adjusted Scheduled Activity (UDA)	
	2016	2017
April	45	88
May	345	305
June	591	525
July	984	783
August	1,269	1,048
September	1,619	1,258
October	1,951	1,551
November	2,252	1,881
December	2,535	2,155
January	2,677	
February	3,166	
March	3,502	
April	3,646	
May	3,649	
June	3,649	

QUALITY

	Quantity	Base Number	Contract	AT	Region	England
% of FP17s for the same patient ID Re-attending within 3 months - Children	63	819	7.7%	10.1%	12.1%	12.4%
% of FP17s for the same patient ID Re-attending within 3 months - Adults	110	559	19.7%	15.3%	15.9%	16.6%
% of FP17s for the same patient ID Re-attending between 3 & 9 months - Children	587	819	71.7%	50.9%	58.6%	57.5%
% of FP17s for the same patient ID Re-attending between 3 & 9 months - Adults	339	559	60.6%	46.5%	51.5%	50.4%
% of FP17s for Band 1 Urgent Courses	71	1,308	5.4%	8.2%	8.0%	9.1%
% of FP17s Relating to Free Repair or Replacements	0	1,308	0.0%	0.7%	0.8%	0.8%
% of FP17s Relating to Continuations	22	1,308	1.7%	0.9%	1.2%	1.3%
% of Patients satisfied with the dentistry they have received	1	1	N/A	92.3%	92.8%	92.7%
% of Patients satisfied with the time they had to wait for an appointment	1	1	N/A	91.0%	89.2%	88.8%

* This is based on patients treated on this contract for their most recent course of treatment. Figures in italics indicate the base number of FP17s or Patient Questionnaire responses are less than 100. N/A is shown where the base number of responses is less than 10 during the period. % is calculated as Quantity/Base number*100

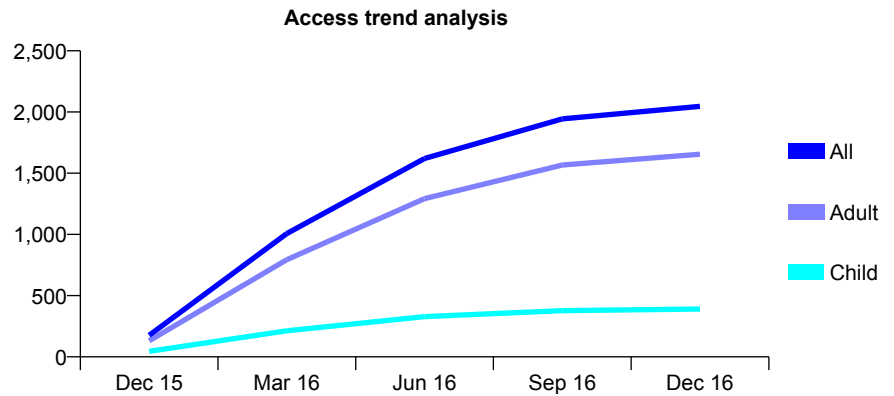
Q54 - Vital Signs At a Glance Contract Report for 189030/0001 - December 2016

Name or company name	Wordsley Dental Practice
Contract type name	GDS Contract
Purpose of contract	General
Contract start date	01/12/2015
Contract end date	

16/17 Contracted general activity (UDA)	6,934
Carry forward general activity (UDA)	0
16/17 Contracted orthodontic activity (UOA)	0
Carry forward orthodontic activity (UOA)	0
Baseline contract value	£151,273.10

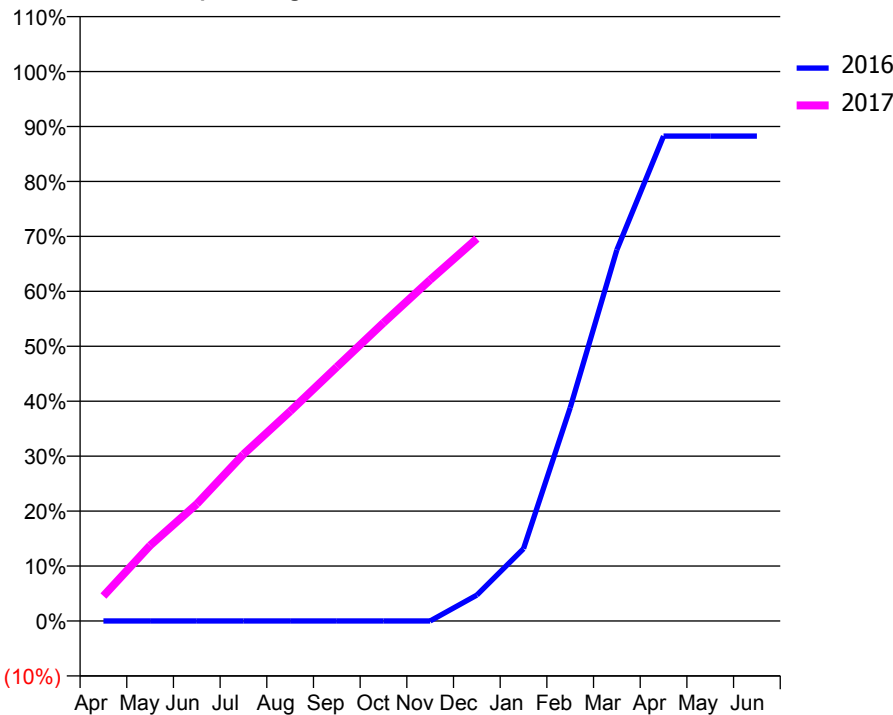
ACCESS*

Patients seen in 24 months	Total	Change since previous quarter
Quarter ending December 2015	176	
Quarter ending March 2016	1,007	↑
Quarter ending June 2016	1,620	↑
Quarter ending September 2016	1,944	↑
Quarter ending December 2016	2,046	↑
Variance since December 2015	1062.5%	↑



ACTIVITY

Cumulative percentage of contracted UDA delivered 2016 & 2017



Month	Adjusted Scheduled Activity (UDA)	
	2016	2017
April	0	316
May	0	953
June	0	1,476
July	0	2,104
August	0	2,647
September	0	3,207
October	0	3,763
November	0	4,306
December	109	4,825
January	304	
February	897	
March	1,561	
April	2,040	
May	2,040	
June	2,040	

QUALITY

	Quantity	Base Number	Contract	AT	Region	England
% of FP17s for the same patient ID Re-attending within 3 months - Children	9	422	2.1%	10.1%	12.1%	12.4%
% of FP17s for the same patient ID Re-attending within 3 months - Adults	208	2,021	10.3%	15.3%	15.9%	16.6%
% of FP17s for the same patient ID Re-attending between 3 & 9 months - Children	112	422	26.5%	50.9%	58.6%	57.5%
% of FP17s for the same patient ID Re-attending between 3 & 9 months - Adults	683	2,021	33.8%	46.5%	51.5%	50.4%
% of FP17s for Band 1 Urgent Courses	123	2,245	5.5%	8.2%	8.0%	9.1%
% of FP17s Relating to Free Repair or Replacements	20	2,245	0.9%	0.7%	0.8%	0.8%
% of FP17s Relating to Continuations	50	2,245	2.2%	0.9%	1.2%	1.3%
% of Patients satisfied with the dentistry they have received	1	1	N/A	92.3%	92.8%	92.7%
% of Patients satisfied with the time they had to wait for an appointment	1	1	N/A	91.0%	89.2%	88.8%

* This is based on patients treated on this contract for their most recent course of treatment. Figures in italics indicate the base number of FP17s or Patient Questionnaire responses are less than 100. N/A is shown where the base number of responses is less than 10 during the period. % is calculated as Quantity/Base number*100

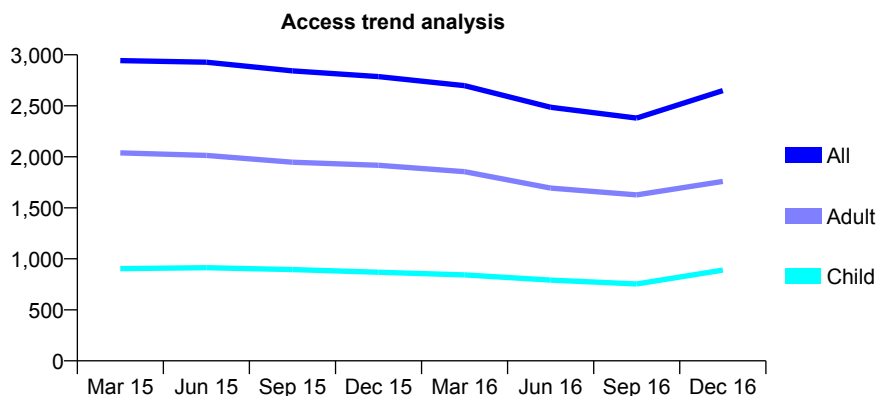
Q54 - Vital Signs At a Glance Contract Report for 189758/0001 - December 2016

Name or company name	Stratford Road Dental Surgery
Contract type name	GDS Contract
Purpose of contract	General
Contract start date	01/06/2011
Contract end date	

16/17 Contracted general activity (UDA)	14,796
Carry forward general activity (UDA)	551
16/17 Contracted orthodontic activity (UOA)	0
Carry forward orthodontic activity (UOA)	0
Baseline contract value	£398,946.67

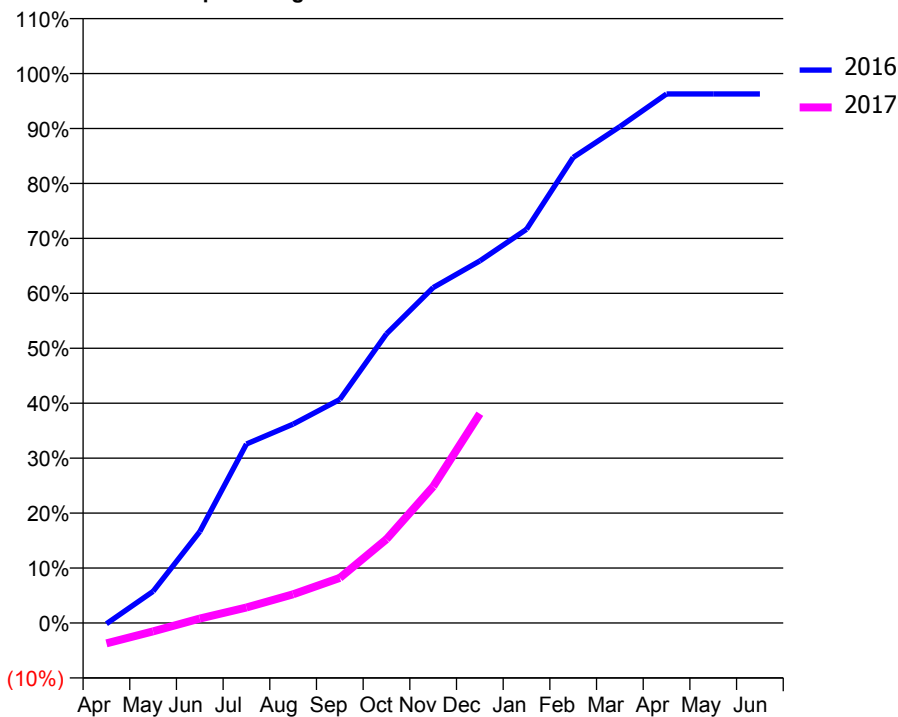
ACCESS*

Patients seen in 24 months	Total	Change since previous quarter
Quarter ending December 2015	2,786	
Quarter ending March 2016	2,697	↓
Quarter ending June 2016	2,485	↓
Quarter ending September 2016	2,380	↓
Quarter ending December 2016	2,649	↑
Variance since December 2015	(4.9%)	↓



ACTIVITY

Cumulative percentage of contracted UDA delivered 2016 & 2017



Month	Adjusted Scheduled Activity (UDA)	
	2016	2017
April	-22	-551
May	854	-229
June	2,461	120
July	4,821	419
August	5,356	772
September	6,021	1,217
October	7,787	2,257
November	9,033	3,674
December	9,750	5,636
January	10,600	
February	12,537	
March	13,365	
April	14,245	
May	14,245	
June	14,245	

QUALITY

	Quantity	Base Number	Contract	AT	Region	England
% of FP17s for the same patient ID Re-attending within 3 months - Children	26	683	3.8%	10.1%	12.1%	12.4%
% of FP17s for the same patient ID Re-attending within 3 months - Adults	140	1,339	10.5%	15.3%	15.9%	16.6%
% of FP17s for the same patient ID Re-attending between 3 & 9 months - Children	129	683	18.9%	50.9%	58.6%	57.5%
% of FP17s for the same patient ID Re-attending between 3 & 9 months - Adults	352	1,339	26.3%	46.5%	51.5%	50.4%
% of FP17s for Band 1 Urgent Courses	191	1,839	10.4%	8.2%	8.0%	9.1%
% of FP17s Relating to Free Repair or Replacements	1	1,839	0.1%	0.7%	0.8%	0.8%
% of FP17s Relating to Continuations	2	1,839	0.1%	0.9%	1.2%	1.3%
% of Patients satisfied with the dentistry they have received	0	0	N/A	92.3%	92.8%	92.7%
% of Patients satisfied with the time they had to wait for an appointment	0	0	N/A	91.0%	89.2%	88.8%

* This is based on patients treated on this contract for their most recent course of treatment. Figures in italics indicate the base number of FP17s or Patient Questionnaire responses are less than 100. N/A is shown where the base number of responses is less than 10 during the period. % is calculated as Quantity/Base number*100

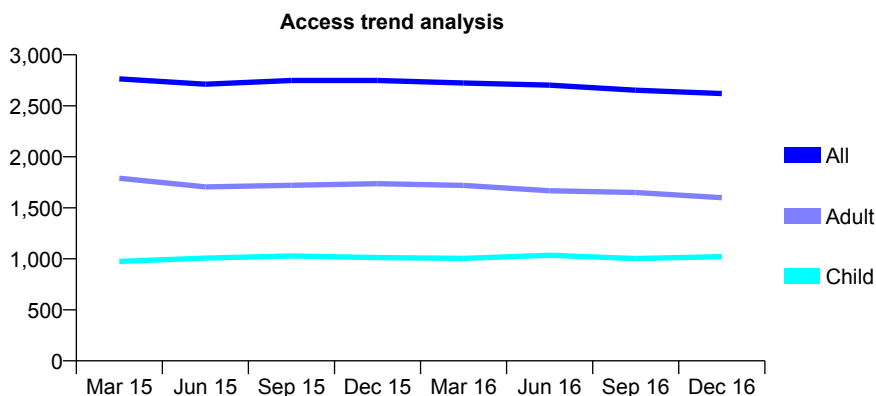
Q54 - Vital Signs At a Glance Contract Report for 190012/0001 - December 2016

Name or company name	Smile by Smile Wolverhampton
Contract type name	GDS Contract
Purpose of contract	General
Contract start date	01/10/2012
Contract end date	

16/17 Contracted general activity (UDA)	6,174
Carry forward general activity (UDA)	35
16/17 Contracted orthodontic activity (UOA)	0
Carry forward orthodontic activity (UOA)	0
Baseline contract value	£135,117.67

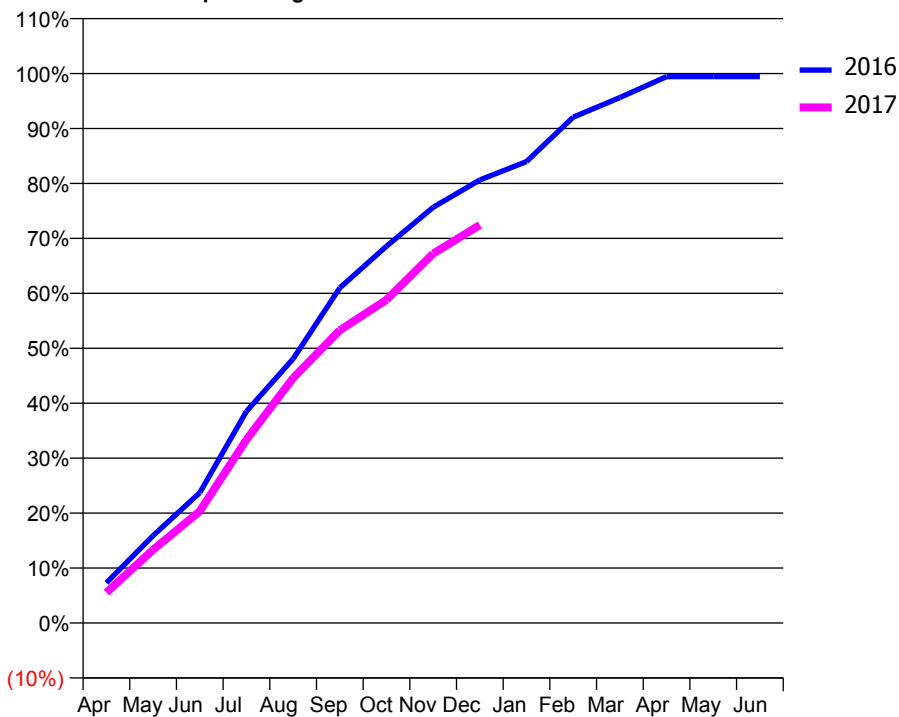
ACCESS*

Patients seen in 24 months	Total	Change since previous quarter
Quarter ending December 2015	2,749	
Quarter ending March 2016	2,724	→
Quarter ending June 2016	2,702	→
Quarter ending September 2016	2,653	↓
Quarter ending December 2016	2,620	↓
Variance since December 2015	(4.7%)	↓



ACTIVITY

Cumulative percentage of contracted UDA delivered 2016 & 2017



Month	Adjusted Scheduled Activity (UDA)	
	2016	2017
April	452	342
May	982	824
June	1,464	1,257
July	2,378	2,061
August	2,969	2,753
September	3,765	3,290
October	4,234	3,631
November	4,671	4,151
December	4,978	4,472
January	5,185	
February	5,683	
March	5,904	
April	6,139	
May	6,139	
June	6,139	

QUALITY

	Quantity	Base Number	Contract	AT	Region	England
% of FP17s for the same patient ID Re-attending within 3 months - Children	64	1,113	5.8%	10.1%	12.1%	12.4%
% of FP17s for the same patient ID Re-attending within 3 months - Adults	134	1,430	9.4%	15.3%	15.9%	16.6%
% of FP17s for the same patient ID Re-attending between 3 & 9 months - Children	704	1,113	63.3%	50.9%	58.6%	57.5%
% of FP17s for the same patient ID Re-attending between 3 & 9 months - Adults	443	1,430	31.0%	46.5%	51.5%	50.4%
% of FP17s for Band 1 Urgent Courses	128	2,428	5.3%	8.2%	8.0%	9.1%
% of FP17s Relating to Free Repair or Replacements	1	2,428	0.0%	0.7%	0.8%	0.8%
% of FP17s Relating to Continuations	1	2,428	0.0%	0.9%	1.2%	1.3%
% of Patients satisfied with the dentistry they have received	3	4	N/A	92.3%	92.8%	92.7%
% of Patients satisfied with the time they had to wait for an appointment	3	4	N/A	91.0%	89.2%	88.8%

* This is based on patients treated on this contract for their most recent course of treatment. Figures in italics indicate the base number of FP17s or Patient Questionnaire responses are less than 100. N/A is shown where the base number of responses is less than 10 during the period. % is calculated as Quantity/Base number*100

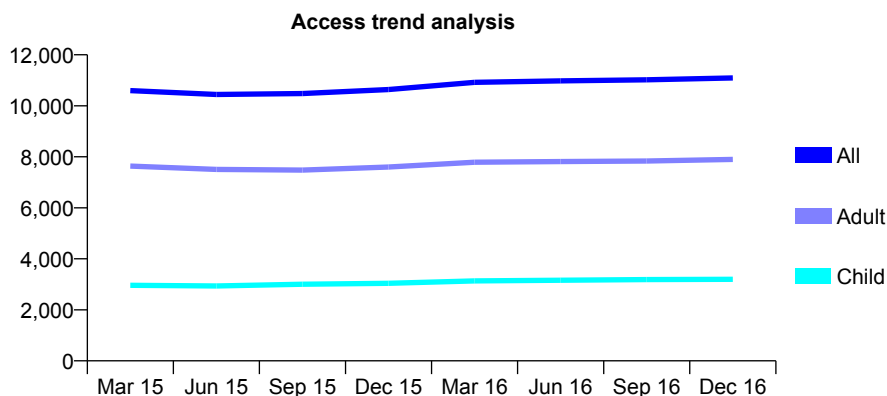
Q54 - Vital Signs At a Glance Contract Report for 190195/0008 - December 2016

Name or company name	Xeon Smiles UK Ltd
Contract type name	GDS Contract
Purpose of contract	General
Contract start date	01/04/2010
Contract end date	

16/17 Contracted general activity (UDA)	29,744
Carry forward general activity (UDA)	-388
16/17 Contracted orthodontic activity (UOA)	0
Carry forward orthodontic activity (UOA)	0
Baseline contract value	£719,601.00

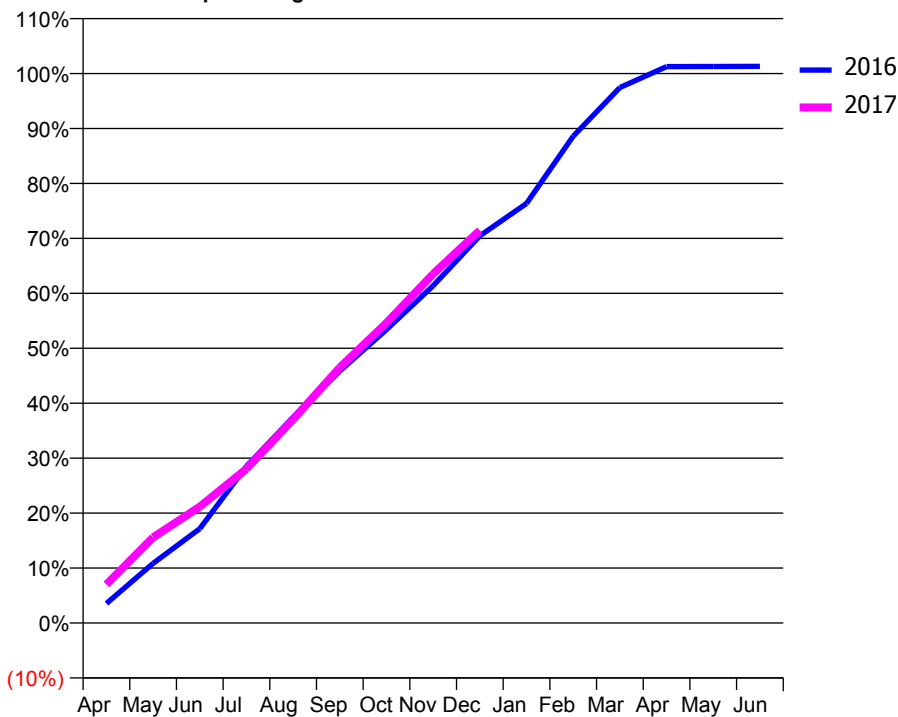
ACCESS*

Patients seen in 24 months	Total	Change since previous quarter
Quarter ending December 2015	10,638	
Quarter ending March 2016	10,921	↑
Quarter ending June 2016	10,976	→
Quarter ending September 2016	11,020	→
Quarter ending December 2016	11,095	→
Variance since December 2015	4.3%	↑



ACTIVITY

Cumulative percentage of contracted UDA delivered 2016 & 2017



Month	Adjusted Scheduled Activity (UDA)	
	2016	2017
April	1,059	2,091
May	3,230	4,635
June	5,108	6,300
July	8,483	8,348
August	11,142	11,023
September	13,635	13,837
October	15,880	16,243
November	18,256	18,898
December	20,955	21,256
January	22,714	
February	26,351	
March	28,986	
April	30,120	
May	30,126	
June	30,132	

QUALITY

	Quantity	Base Number	Contract	AT	Region	England
% of FP17s for the same patient ID Re-attending within 3 months - Children	138	3,052	4.5%	10.1%	12.1%	12.4%
% of FP17s for the same patient ID Re-attending within 3 months - Adults	805	6,666	12.1%	15.3%	15.9%	16.6%
% of FP17s for the same patient ID Re-attending between 3 & 9 months - Children	1,649	3,052	54.0%	50.9%	58.6%	57.5%
% of FP17s for the same patient ID Re-attending between 3 & 9 months - Adults	2,857	6,666	42.9%	46.5%	51.5%	50.4%
% of FP17s for Band 1 Urgent Courses	774	9,176	8.4%	8.2%	8.0%	9.1%
% of FP17s Relating to Free Repair or Replacements	82	9,176	0.9%	0.7%	0.8%	0.8%
% of FP17s Relating to Continuations	20	9,176	0.2%	0.9%	1.2%	1.3%
% of Patients satisfied with the dentistry they have received	6	6	N/A	92.3%	92.8%	92.7%
% of Patients satisfied with the time they had to wait for an appointment	3	6	N/A	91.0%	89.2%	88.8%

* This is based on patients treated on this contract for their most recent course of treatment. Figures in italics indicate the base number of FP17s or Patient Questionnaire responses are less than 100. N/A is shown where the base number of responses is less than 10 during the period. % is calculated as Quantity/Base number*100

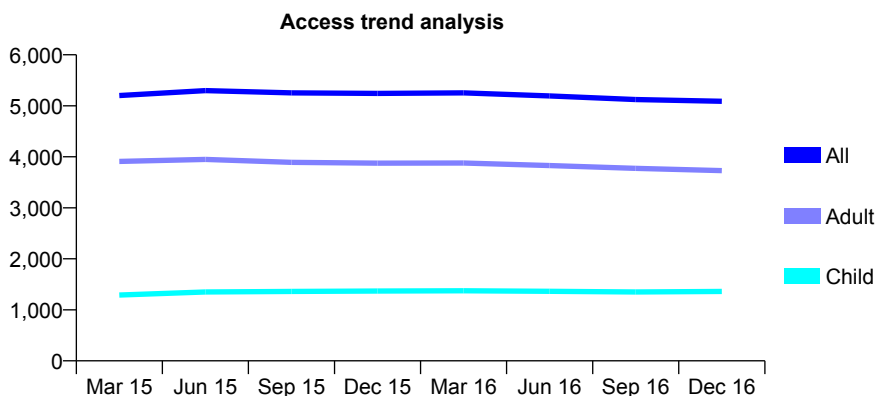
Q54 - Vital Signs At a Glance Contract Report for 190195/0019 - December 2016

Name or company name	Xeon Smiles UK Ltd
Contract type name	GDS Contract
Purpose of contract	General
Contract start date	18/07/2012
Contract end date	

16/17 Contracted general activity (UDA)	16,944
Carry forward general activity (UDA)	-185
16/17 Contracted orthodontic activity (UOA)	0
Carry forward orthodontic activity (UOA)	0
Baseline contract value	£400,504.98

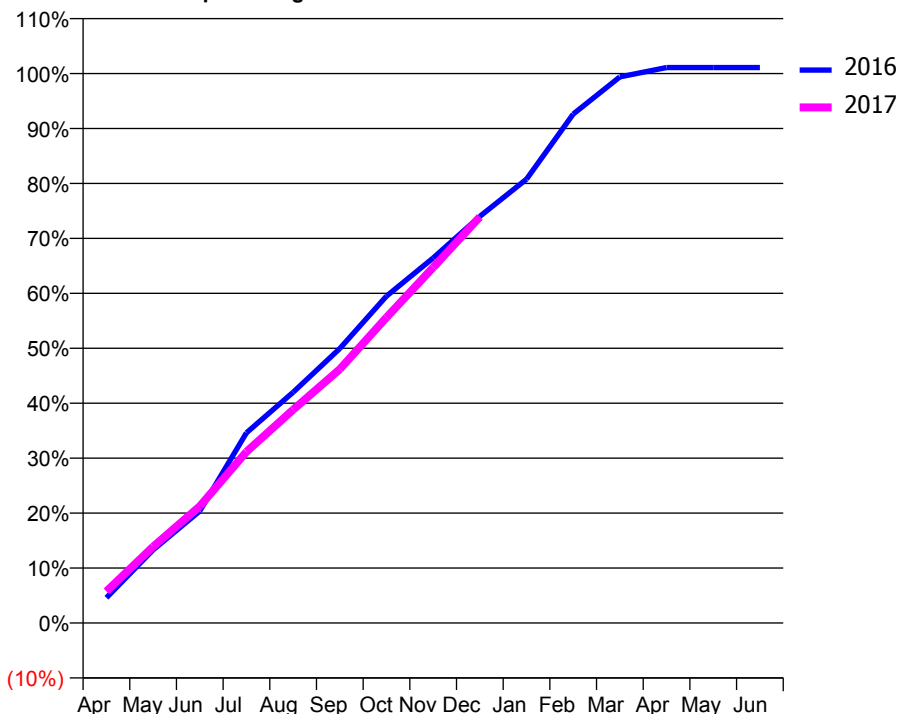
ACCESS*

Patients seen in 24 months	Total	Change since previous quarter
Quarter ending December 2015	5,244	
Quarter ending March 2016	5,253	→
Quarter ending June 2016	5,193	↓
Quarter ending September 2016	5,124	↓
Quarter ending December 2016	5,090	→
Variance since December 2015	(2.9%)	↓



ACTIVITY

Cumulative percentage of contracted UDA delivered 2016 & 2017



Month	Adjusted Scheduled Activity (UDA)	
	2016	2017
April	779	978
May	2,255	2,353
June	3,454	3,598
July	5,867	5,282
August	7,114	6,577
September	8,463	7,828
October	10,080	9,421
November	11,255	10,966
December	12,539	12,524
January	13,686	
February	15,691	
March	16,839	
April	17,126	
May	17,129	
June	17,129	

QUALITY

	Quantity	Base Number	Contract	AT	Region	England
% of FP17s for the same patient ID Re-attending within 3 months - Children	119	1,526	7.8%	10.1%	12.1%	12.4%
% of FP17s for the same patient ID Re-attending within 3 months - Adults	826	3,715	22.2%	15.3%	15.9%	16.6%
% of FP17s for the same patient ID Re-attending between 3 & 9 months - Children	950	1,526	62.3%	50.9%	58.6%	57.5%
% of FP17s for the same patient ID Re-attending between 3 & 9 months - Adults	1,792	3,715	48.2%	46.5%	51.5%	50.4%
% of FP17s for Band 1 Urgent Courses	691	5,073	13.6%	8.2%	8.0%	9.1%
% of FP17s Relating to Free Repair or Replacements	22	5,073	0.4%	0.7%	0.8%	0.8%
% of FP17s Relating to Continuations	6	5,073	0.1%	0.9%	1.2%	1.3%
% of Patients satisfied with the dentistry they have received	5	6	N/A	92.3%	92.8%	92.7%
% of Patients satisfied with the time they had to wait for an appointment	4	6	N/A	91.0%	89.2%	88.8%

* This is based on patients treated on this contract for their most recent course of treatment. Figures in italics indicate the base number of FP17s or Patient Questionnaire responses are less than 100. N/A is shown where the base number of responses is less than 10 during the period. % is calculated as Quantity/Base number*100

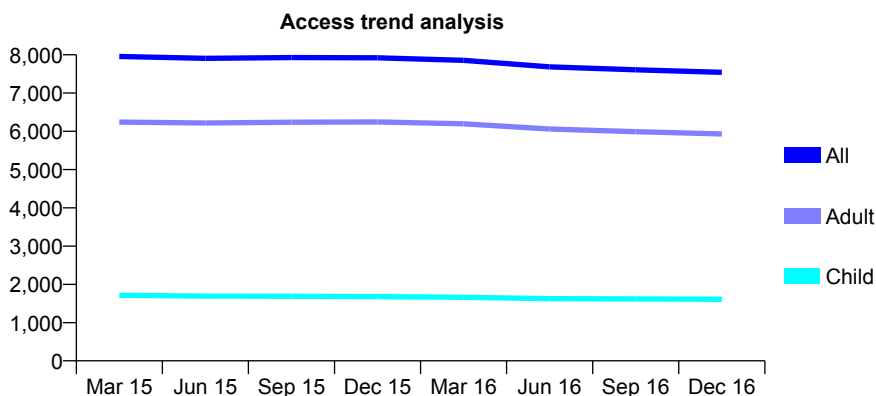
Q54 - Vital Signs At a Glance Contract Report for 190489/0001 - December 2016

Name or company name	Titley, Darby, Dehal and Associates
Contract type name	GDS Contract
Purpose of contract	General and Orthodontic
Contract start date	01/11/2011
Contract end date	

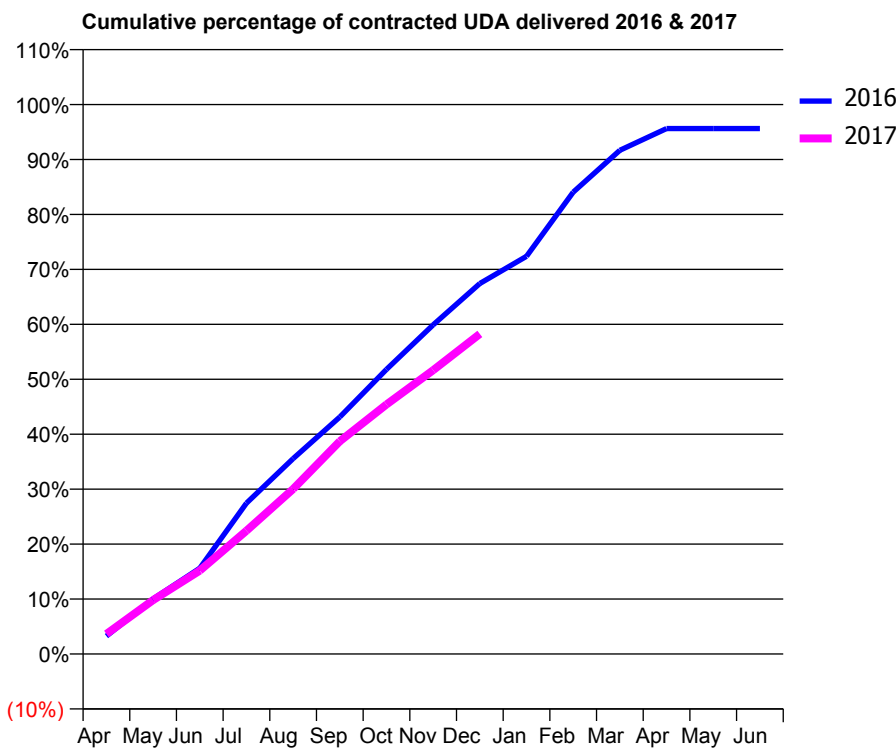
16/17 Contracted general activity (UDA)	27,023
Carry forward general activity (UDA)	0
16/17 Contracted orthodontic activity (UOA)	205
Carry forward orthodontic activity (UOA)	1
Baseline contract value	£649,204.09

ACCESS*

Patients seen in 24 months	Total	Change since previous quarter
Quarter ending December 2015	7,922	
Quarter ending March 2016	7,856	→
Quarter ending June 2016	7,685	↓
Quarter ending September 2016	7,608	↓
Quarter ending December 2016	7,541	→
Variance since December 2015	(4.8%)	↓



ACTIVITY



Month	Adjusted Scheduled Activity (UDA)	
	2016	2017
April	883	985
May	2,715	2,654
June	4,218	4,105
July	7,422	6,062
August	9,608	8,117
September	11,658	10,464
October	13,994	12,273
November	16,185	13,960
December	18,221	15,741
January	19,558	
February	22,710	
March	24,773	
April	25,841	
May	25,842	
June	25,840	

QUALITY

	Quantity	Base Number	Contract	AT	Region	England
% of FP17s for the same patient ID Re-attending within 3 months - Children	134	1,867	7.2%	10.1%	12.1%	12.4%
% of FP17s for the same patient ID Re-attending within 3 months - Adults	996	6,769	14.7%	15.3%	15.9%	16.6%
% of FP17s for the same patient ID Re-attending between 3 & 9 months - Children	1,232	1,867	66.0%	50.9%	58.6%	57.5%
% of FP17s for the same patient ID Re-attending between 3 & 9 months - Adults	4,219	6,769	62.3%	46.5%	51.5%	50.4%
% of FP17s for Band 1 Urgent Courses	658	8,208	8.0%	8.2%	8.0%	9.1%
% of FP17s Relating to Free Repair or Replacements	56	8,208	0.7%	0.7%	0.8%	0.8%
% of FP17s Relating to Continuations	64	8,208	0.8%	0.9%	1.2%	1.3%
% of Patients satisfied with the dentistry they have received	7	7	N/A	92.3%	92.8%	92.7%
% of Patients satisfied with the time they had to wait for an appointment	6	7	N/A	91.0%	89.2%	88.8%

* This is based on patients treated on this contract for their most recent course of treatment. Figures in italics indicate the base number of FP17s or Patient Questionnaire responses are less than 100. N/A is shown where the base number of responses is less than 10 during the period. % is calculated as Quantity/Base number*100

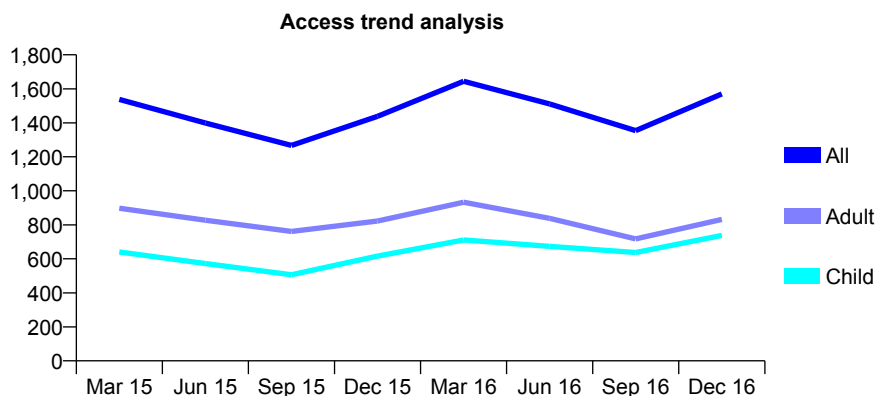
Q54 - Vital Signs At a Glance Contract Report for 193542/0001 - December 2016

Name or company name	Newtown Dental Practice
Contract type name	GDS Contract
Purpose of contract	General
Contract start date	01/07/2011
Contract end date	

16/17 Contracted general activity (UDA)	3,875
Carry forward general activity (UDA)	100
16/17 Contracted orthodontic activity (UOA)	0
Carry forward orthodontic activity (UOA)	0
Baseline contract value	£96,505.42

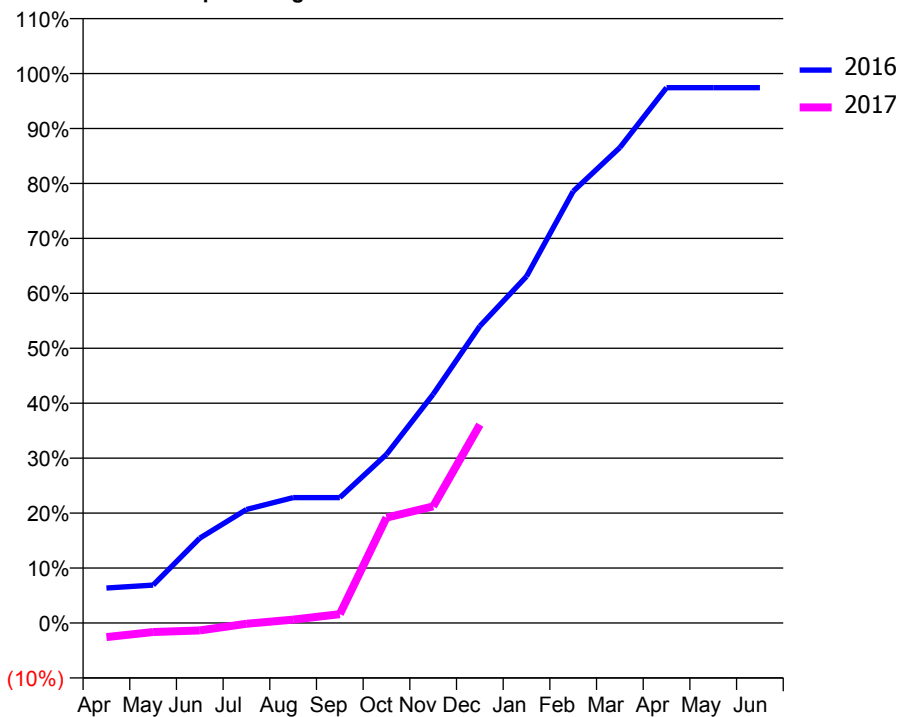
ACCESS*

Patients seen in 24 months	Total	Change since previous quarter
Quarter ending December 2015	1,438	
Quarter ending March 2016	1,644	↑
Quarter ending June 2016	1,511	↓
Quarter ending September 2016	1,354	↓
Quarter ending December 2016	1,570	↑
Variance since December 2015	9.2%	↑



ACTIVITY

Cumulative percentage of contracted UDA delivered 2016 & 2017



Month	Adjusted Scheduled Activity (UDA)	
	2016	2017
April	247	-100
May	268	-64
June	599	-53
July	800	-6
August	884	24
September	884	62
October	1,189	744
November	1,613	823
December	2,094	1,399
January	2,444	
February	3,044	
March	3,352	
April	3,775	
May	3,775	
June	3,775	

QUALITY

	Quantity	Base Number	Contract	AT	Region	England
% of FP17s for the same patient ID Re-attending within 3 months - Children	19	430	4.4%	10.1%	12.1%	12.4%
% of FP17s for the same patient ID Re-attending within 3 months - Adults	53	526	10.1%	15.3%	15.9%	16.6%
% of FP17s for the same patient ID Re-attending between 3 & 9 months - Children	80	430	18.6%	50.9%	58.6%	57.5%
% of FP17s for the same patient ID Re-attending between 3 & 9 months - Adults	112	526	21.3%	46.5%	51.5%	50.4%
% of FP17s for Band 1 Urgent Courses	76	744	10.2%	8.2%	8.0%	9.1%
% of FP17s Relating to Free Repair or Replacements	0	744	0.0%	0.7%	0.8%	0.8%
% of FP17s Relating to Continuations	12	744	1.6%	0.9%	1.2%	1.3%
% of Patients satisfied with the dentistry they have received	0	0	N/A	92.3%	92.8%	92.7%
% of Patients satisfied with the time they had to wait for an appointment	0	0	N/A	91.0%	89.2%	88.8%

* This is based on patients treated on this contract for their most recent course of treatment. Figures in italics indicate the base number of FP17s or Patient Questionnaire responses are less than 100. N/A is shown where the base number of responses is less than 10 during the period. % is calculated as Quantity/Base number*100

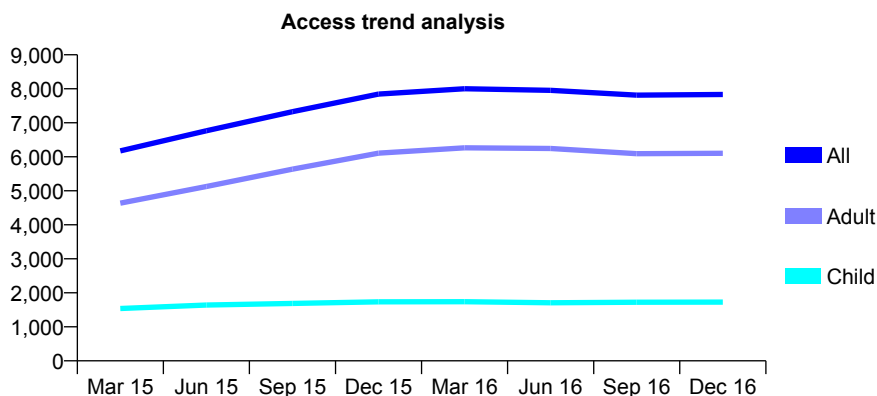
Q54 - Vital Signs At a Glance Contract Report for 195685/0001 - December 2016

Name or company name	Wolverhampton dental care
Contract type name	GDS Contract
Purpose of contract	General
Contract start date	01/04/2014
Contract end date	

16/17 Contracted general activity (UDA)	22,943
Carry forward general activity (UDA)	-459
16/17 Contracted orthodontic activity (UOA)	0
Carry forward orthodontic activity (UOA)	0
Baseline contract value	£483,296.60

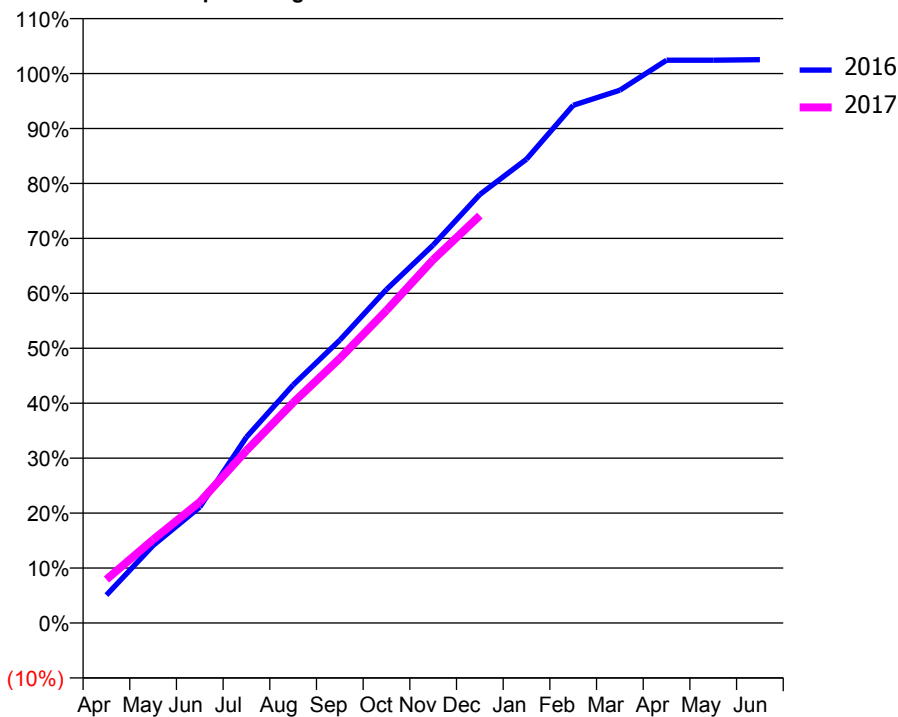
ACCESS*

Patients seen in 24 months	Total	Change since previous quarter
Quarter ending December 2015	7,845	
Quarter ending March 2016	8,001	→
Quarter ending June 2016	7,955	→
Quarter ending September 2016	7,814	↓
Quarter ending December 2016	7,832	→
Variance since December 2015	(0.2%)	→



ACTIVITY

Cumulative percentage of contracted UDA delivered 2016 & 2017



Month	Adjusted Scheduled Activity (UDA)	
	2016	2017
April	1,165	1,819
May	3,236	3,480
June	4,842	5,053
July	7,766	7,200
August	9,942	9,202
September	11,811	11,046
October	13,928	13,053
November	15,782	15,168
December	17,890	17,011
January	19,366	
February	21,617	
March	22,245	
April	23,498	
May	23,495	
June	23,519	

QUALITY

	Quantity	Base Number	Contract	AT	Region	England
% of FP17s for the same patient ID Re-attending within 3 months - Children	141	1,998	7.1%	10.1%	12.1%	12.4%
% of FP17s for the same patient ID Re-attending within 3 months - Adults	910	5,520	16.5%	15.3%	15.9%	16.6%
% of FP17s for the same patient ID Re-attending between 3 & 9 months - Children	1,059	1,998	53.0%	50.9%	58.6%	57.5%
% of FP17s for the same patient ID Re-attending between 3 & 9 months - Adults	2,007	5,520	36.4%	46.5%	51.5%	50.4%
% of FP17s for Band 1 Urgent Courses	562	6,887	8.2%	8.2%	8.0%	9.1%
% of FP17s Relating to Free Repair or Replacements	78	6,887	1.1%	0.7%	0.8%	0.8%
% of FP17s Relating to Continuations	137	6,887	2.0%	0.9%	1.2%	1.3%
% of Patients satisfied with the dentistry they have received	4	5	N/A	92.3%	92.8%	92.7%
% of Patients satisfied with the time they had to wait for an appointment	4	5	N/A	91.0%	89.2%	88.8%

* This is based on patients treated on this contract for their most recent course of treatment. Figures in italics indicate the base number of FP17s or Patient Questionnaire responses are less than 100. N/A is shown where the base number of responses is less than 10 during the period. % is calculated as Quantity/Base number*100

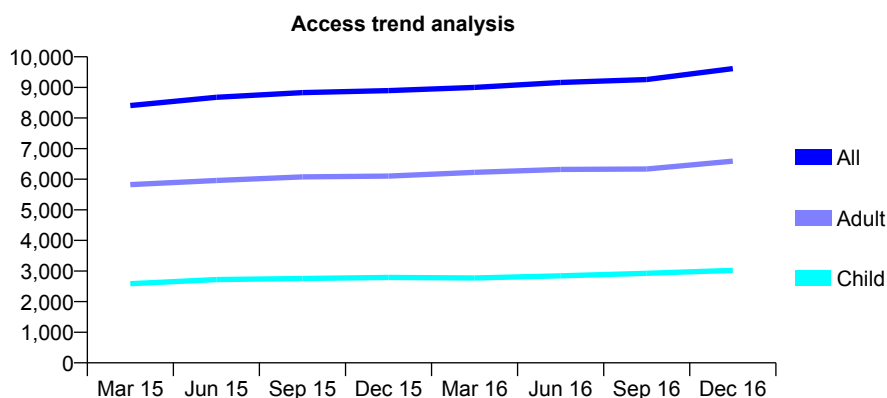
Q54 - Vital Signs At a Glance Contract Report for 196606/0001 - December 2016

Name or company name	Mr Anil Tandon and Mr Anoup Nandra
Contract type name	GDS Contract
Purpose of contract	General
Contract start date	01/04/2012
Contract end date	

16/17 Contracted general activity (UDA)	29,289
Carry forward general activity (UDA)	-586
16/17 Contracted orthodontic activity (UOA)	0
Carry forward orthodontic activity (UOA)	0
Baseline contract value	£921,061.95

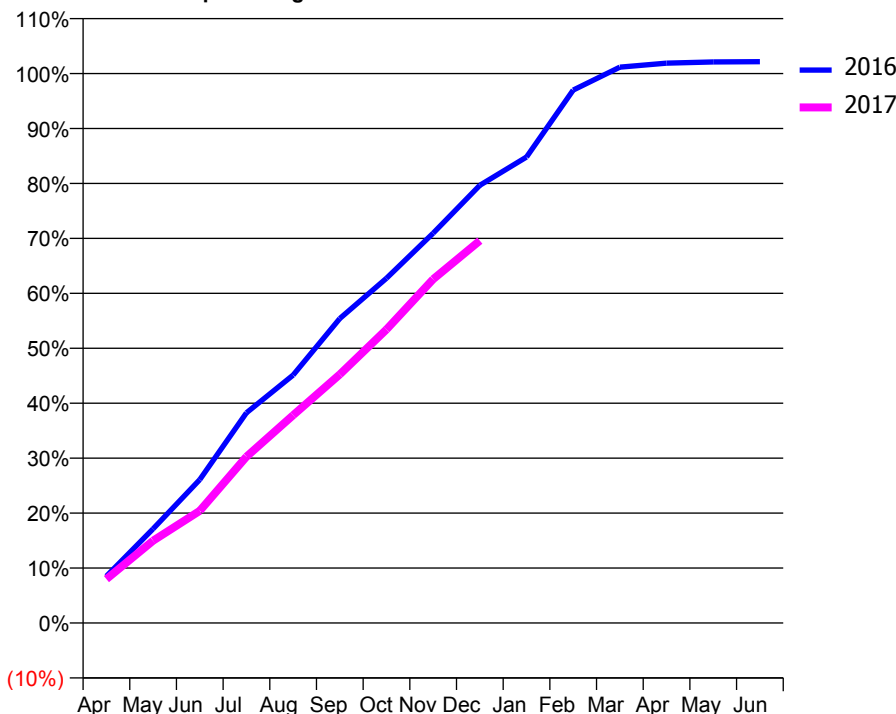
ACCESS*

Patients seen in 24 months	Total	Change since previous quarter
Quarter ending December 2015	8,895	
Quarter ending March 2016	8,999	→
Quarter ending June 2016	9,162	→
Quarter ending September 2016	9,259	→
Quarter ending December 2016	9,613	↑
Variance since December 2015	8.1%	↑



ACTIVITY

Cumulative percentage of contracted UDA delivered 2016 & 2017



Month	Adjusted Scheduled Activity (UDA)	
	2016	2017
April	2,497	2,340
May	5,024	4,387
June	7,647	5,983
July	11,205	8,864
August	13,217	11,080
September	16,228	13,250
October	18,375	15,644
November	20,778	18,325
December	23,328	20,384
January	24,838	
February	28,403	
March	29,625	
April	29,842	
May	29,904	
June	29,916	

QUALITY

	Quantity	Base Number	Contract	AT	Region	England
% of FP17s for the same patient ID Re-attending within 3 months - Children	250	3,136	8.0%	10.1%	12.1%	12.4%
% of FP17s for the same patient ID Re-attending within 3 months - Adults	950	5,914	16.1%	15.3%	15.9%	16.6%
% of FP17s for the same patient ID Re-attending between 3 & 9 months - Children	1,549	3,136	49.4%	50.9%	58.6%	57.5%
% of FP17s for the same patient ID Re-attending between 3 & 9 months - Adults	2,484	5,914	42.0%	46.5%	51.5%	50.4%
% of FP17s for Band 1 Urgent Courses	875	8,166	10.7%	8.2%	8.0%	9.1%
% of FP17s Relating to Free Repair or Replacements	16	8,166	0.2%	0.7%	0.8%	0.8%
% of FP17s Relating to Continuations	3	8,166	0.0%	0.9%	1.2%	1.3%
% of Patients satisfied with the dentistry they have received	8	11	72.7%	92.3%	92.8%	92.7%
% of Patients satisfied with the time they had to wait for an appointment	9	11	81.8%	91.0%	89.2%	88.8%

* This is based on patients treated on this contract for their most recent course of treatment. Figures in italics indicate the base number of FP17s or Patient Questionnaire responses are less than 100. N/A is shown where the base number of responses is less than 10 during the period. % is calculated as Quantity/Base number*100

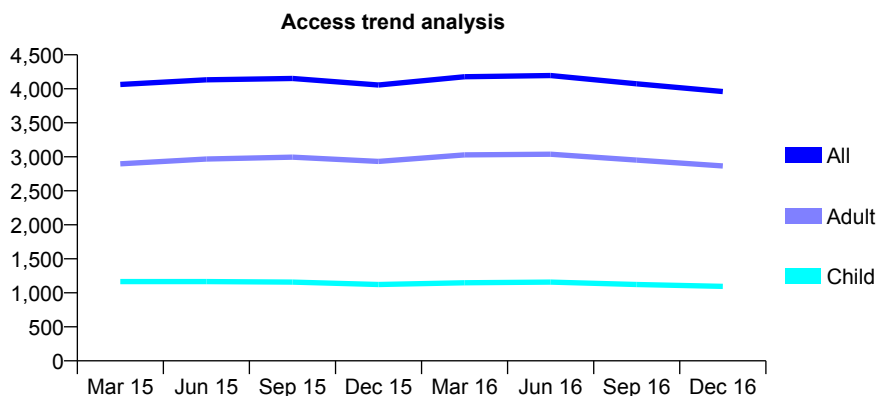
Q54 - Vital Signs At a Glance Contract Report for 197734/0001 - December 2016

Name or company name	Robinson & Dicker Dental Practice
Contract type name	GDS Contract
Purpose of contract	General
Contract start date	01/04/2006
Contract end date	

16/17 Contracted general activity (UDA)	10,906
Carry forward general activity (UDA)	0
16/17 Contracted orthodontic activity (UOA)	0
Carry forward orthodontic activity (UOA)	0
Baseline contract value	£256,134.34

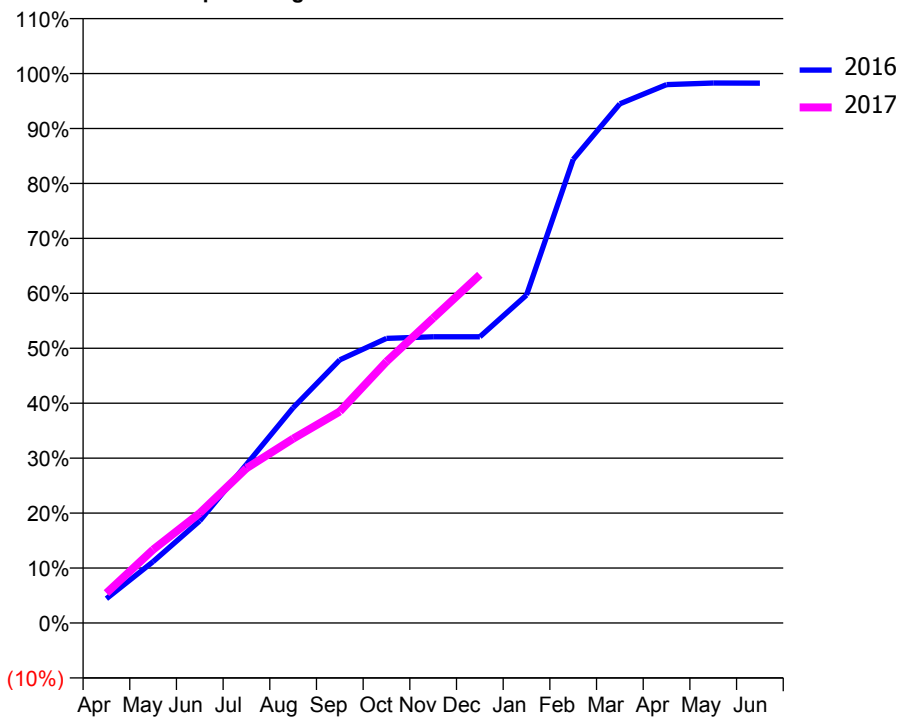
ACCESS*

Patients seen in 24 months	Total	Change since previous quarter
Quarter ending December 2015	4,055	
Quarter ending March 2016	4,177	↑
Quarter ending June 2016	4,195	→
Quarter ending September 2016	4,074	↓
Quarter ending December 2016	3,960	↓
Variance since December 2015	(2.3%)	↓



ACTIVITY

Cumulative percentage of contracted UDA delivered 2016 & 2017



Adjusted Scheduled Activity (UDA)

Month	2016	2017
April	484	594
May	1,220	1,458
June	2,028	2,183
July	3,148	3,071
August	4,273	3,658
September	5,224	4,199
October	5,649	5,187
November	5,680	6,050
December	5,680	6,912
January	6,510	
February	9,200	
March	10,305	
April	10,686	
May	10,717	
June	10,714	

QUALITY

	Quantity	Base Number	Contract	AT	Region	England
% of FP17s for the same patient ID Re-attending within 3 months - Children	82	1,204	6.8%	10.1%	12.1%	12.4%
% of FP17s for the same patient ID Re-attending within 3 months - Adults	428	2,609	16.4%	15.3%	15.9%	16.6%
% of FP17s for the same patient ID Re-attending between 3 & 9 months - Children	749	1,204	62.2%	50.9%	58.6%	57.5%
% of FP17s for the same patient ID Re-attending between 3 & 9 months - Adults	1,509	2,609	57.8%	46.5%	51.5%	50.4%
% of FP17s for Band 1 Urgent Courses	294	3,605	8.2%	8.2%	8.0%	9.1%
% of FP17s Relating to Free Repair or Replacements	18	3,605	0.5%	0.7%	0.8%	0.8%
% of FP17s Relating to Continuations	2	3,605	0.1%	0.9%	1.2%	1.3%
% of Patients satisfied with the dentistry they have received	6	6	N/A	92.3%	92.8%	92.7%
% of Patients satisfied with the time they had to wait for an appointment	6	6	N/A	91.0%	89.2%	88.8%

* This is based on patients treated on this contract for their most recent course of treatment. Figures in italics indicate the base number of FP17s or Patient Questionnaire responses are less than 100. N/A is shown where the base number of responses is less than 10 during the period. % is calculated as Quantity/Base number*100

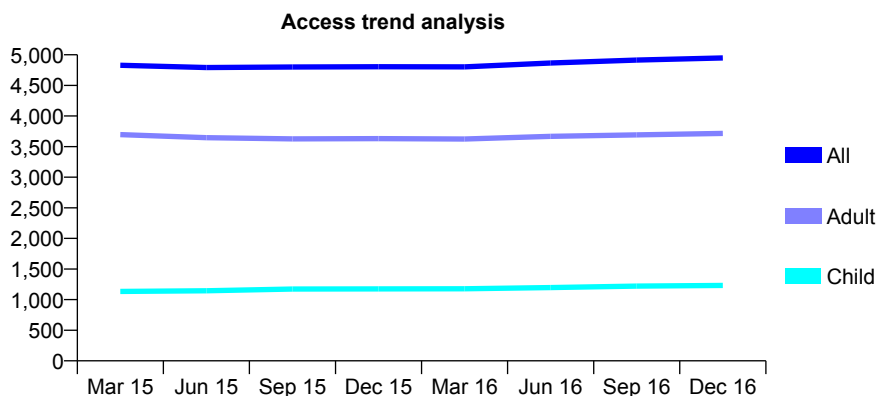
Q54 - Vital Signs At a Glance Contract Report for 198412/0001 - December 2016

Name or company name	Castle Care Dental Practice
Contract type name	GDS Contract
Purpose of contract	General
Contract start date	01/07/2010
Contract end date	

16/17 Contracted general activity (UDA)	13,080
Carry forward general activity (UDA)	-195
16/17 Contracted orthodontic activity (UOA)	0
Carry forward orthodontic activity (UOA)	0
Baseline contract value	£319,327.53

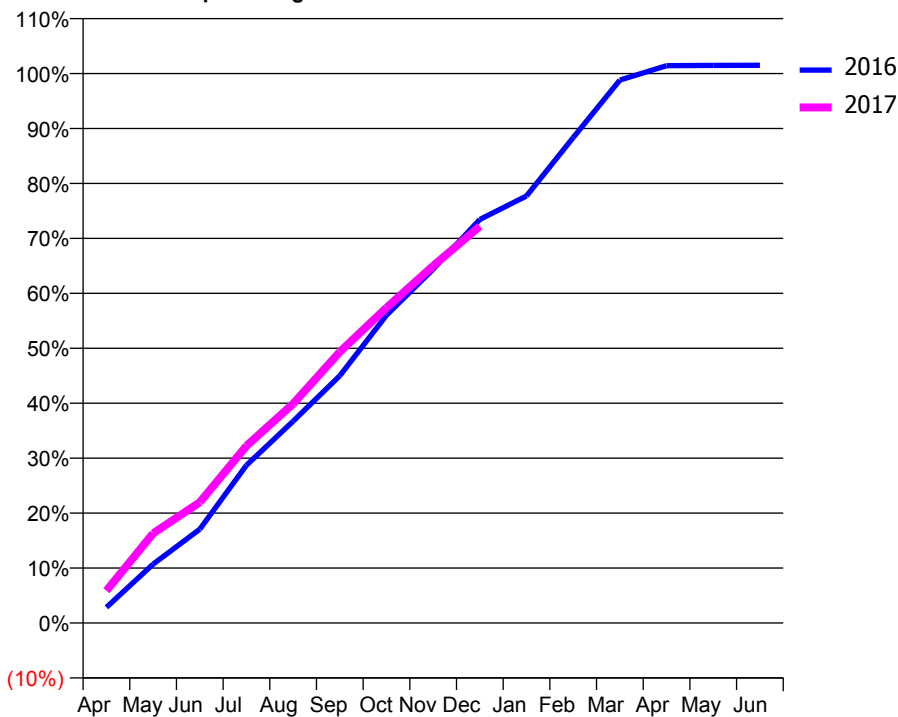
ACCESS*

Patients seen in 24 months	Total	Change since previous quarter
Quarter ending December 2015	4,806	
Quarter ending March 2016	4,803	→
Quarter ending June 2016	4,865	→
Quarter ending September 2016	4,914	→
Quarter ending December 2016	4,948	→
Variance since December 2015	3.0%	↑



ACTIVITY

Cumulative percentage of contracted UDA delivered 2016 & 2017



Month	Adjusted Scheduled Activity (UDA)	
	2016	2017
April	374	770
May	1,403	2,133
June	2,232	2,875
July	3,756	4,217
August	4,804	5,219
September	5,885	6,455
October	7,328	7,506
November	8,422	8,501
December	9,607	9,445
January	10,164	
February	11,556	
March	12,924	
April	13,268	
May	13,274	
June	13,275	

QUALITY

	Quantity	Base Number	Contract	AT	Region	England
% of FP17s for the same patient ID Re-attending within 3 months - Children	88	1,200	7.3%	10.1%	12.1%	12.4%
% of FP17s for the same patient ID Re-attending within 3 months - Adults	525	3,339	15.7%	15.3%	15.9%	16.6%
% of FP17s for the same patient ID Re-attending between 3 & 9 months - Children	604	1,200	50.3%	50.9%	58.6%	57.5%
% of FP17s for the same patient ID Re-attending between 3 & 9 months - Adults	1,363	3,339	40.8%	46.5%	51.5%	50.4%
% of FP17s for Band 1 Urgent Courses	440	4,365	10.1%	8.2%	8.0%	9.1%
% of FP17s Relating to Free Repair or Replacements	55	4,365	1.3%	0.7%	0.8%	0.8%
% of FP17s Relating to Continuations	38	4,365	0.9%	0.9%	1.2%	1.3%
% of Patients satisfied with the dentistry they have received	4	4	N/A	92.3%	92.8%	92.7%
% of Patients satisfied with the time they had to wait for an appointment	4	4	N/A	91.0%	89.2%	88.8%

* This is based on patients treated on this contract for their most recent course of treatment. Figures in italics indicate the base number of FP17s or Patient Questionnaire responses are less than 100. N/A is shown where the base number of responses is less than 10 during the period. % is calculated as Quantity/Base number*100

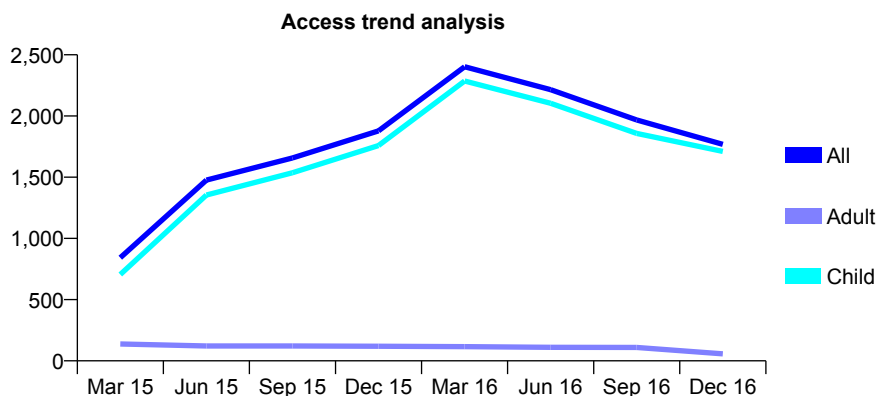
Q54 - Vital Signs At a Glance Contract Report for 198536/0001 - December 2016

Name or company name	BCHC - Walsall Mobile
Contract type name	PDS Contract
Purpose of contract	General
Contract start date	01/10/2014
Contract end date	30/09/2024

16/17 Contracted general activity (UDA)	1,687
Carry forward general activity (UDA)	0
16/17 Contracted orthodontic activity (UOA)	0
Carry forward orthodontic activity (UOA)	0
Baseline contract value	£0.00

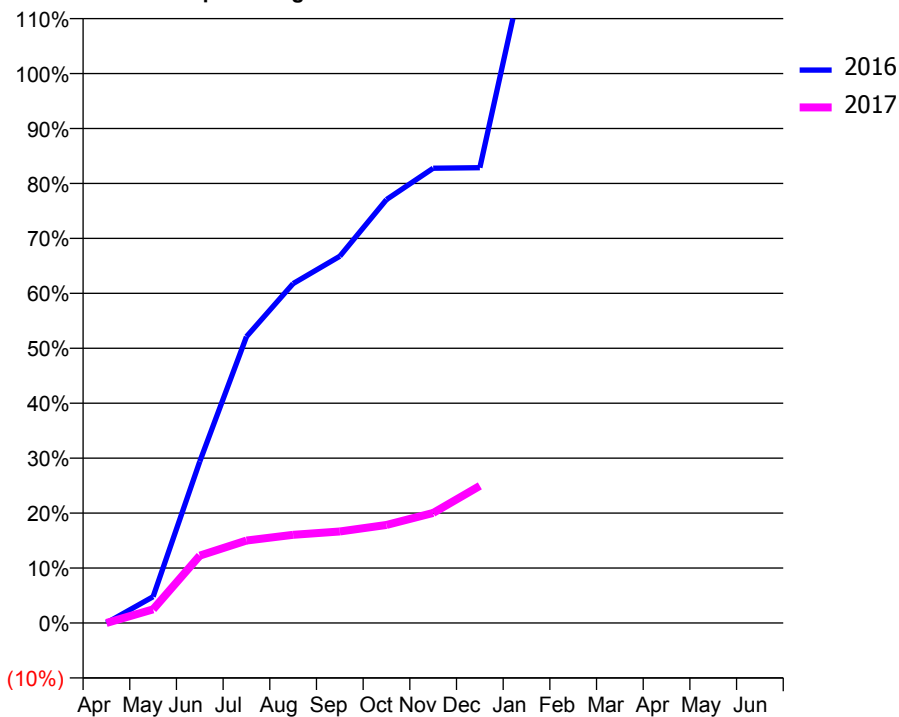
ACCESS*

Patients seen in 24 months	Total	Change since previous quarter
Quarter ending December 2015	1,878	
Quarter ending March 2016	2,402	↑
Quarter ending June 2016	2,215	↓
Quarter ending September 2016	1,968	↓
Quarter ending December 2016	1,768	↓
Variance since December 2015	(5.9%)	↓



ACTIVITY

Cumulative percentage of contracted UDA delivered 2016 & 2017



Month	Adjusted Scheduled Activity (UDA)	
	2016	2017
April	0	0
May	81	42
June	496	207
July	879	253
August	1,042	271
September	1,126	281
October	1,300	301
November	1,396	338
December	1,398	421
January	2,042	
February	2,378	
March	2,633	
April	2,757	
May	2,760	
June	2,816	

QUALITY

	Quantity	Base Number	Contract	AT	Region	England
% of FP17s for the same patient ID Re-attending within 3 months - Children	0	567	0.0%	10.1%	12.1%	12.4%
% of FP17s for the same patient ID Re-attending within 3 months - Adults	0	1	0.0%	15.3%	15.9%	16.6%
% of FP17s for the same patient ID Re-attending between 3 & 9 months - Children	4	567	0.7%	50.9%	58.6%	57.5%
% of FP17s for the same patient ID Re-attending between 3 & 9 months - Adults	0	1	0.0%	46.5%	51.5%	50.4%
% of FP17s for Band 1 Urgent Courses	0	371	0.0%	8.2%	8.0%	9.1%
% of FP17s Relating to Free Repair or Replacements	0	371	0.0%	0.7%	0.8%	0.8%
% of FP17s Relating to Continuations	0	371	0.0%	0.9%	1.2%	1.3%
% of Patients satisfied with the dentistry they have received	0	0	N/A	92.3%	92.8%	92.7%
% of Patients satisfied with the time they had to wait for an appointment	0	0	N/A	91.0%	89.2%	88.8%

* This is based on patients treated on this contract for their most recent course of treatment. Figures in italics indicate the base number of FP17s or Patient Questionnaire responses are less than 100. N/A is shown where the base number of responses is less than 10 during the period. % is calculated as Quantity/Base number*100

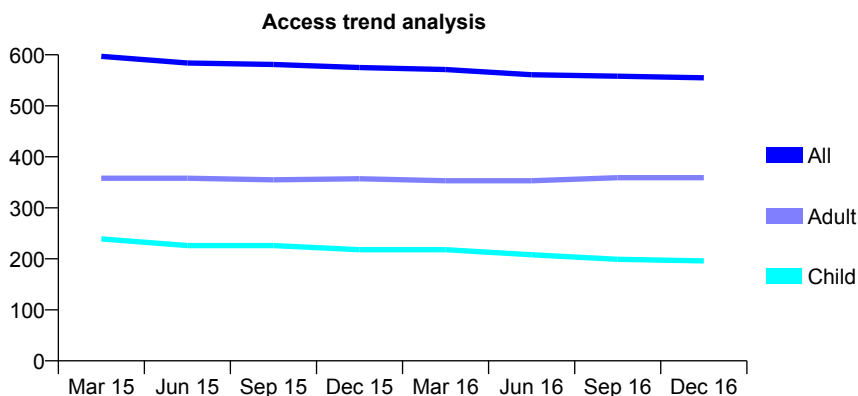
Q54 - Vital Signs At a Glance Contract Report for 210285/0001 - December 2016

Name or company name	MR MI WEBB
Contract type name	GDS Contract
Purpose of contract	General
Contract start date	01/04/2006
Contract end date	

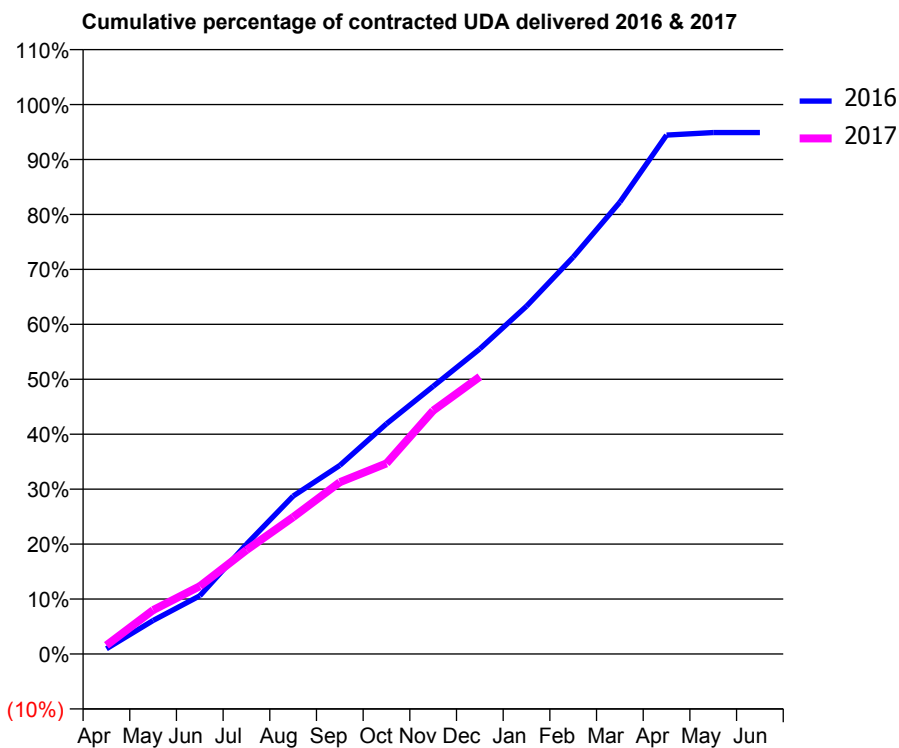
16/17 Contracted general activity (UDA)	2,000
Carry forward general activity (UDA)	0
16/17 Contracted orthodontic activity (UOA)	0
Carry forward orthodontic activity (UOA)	0
Baseline contract value	£45,282.46

ACCESS*

Patients seen in 24 months	Total	Change since previous quarter
Quarter ending December 2015	575	
Quarter ending March 2016	571	→
Quarter ending June 2016	561	↓
Quarter ending September 2016	558	→
Quarter ending December 2016	555	→
Variance since December 2015	(3.5%)	↓



ACTIVITY



Month	Adjusted Scheduled Activity (UDA)	
	2016	2017
April	19	32
May	122	160
June	212	247
July	400	378
August	575	498
September	687	625
October	838	694
November	974	886
December	1,111	1,009
January	1,266	
February	1,445	
March	1,645	
April	1,889	
May	1,898	
June	1,898	

QUALITY

	Quantity	Base Number	Contract	AT	Region	England
% of FP17s for the same patient ID Re-attending within 3 months - Children	14	240	5.8%	10.1%	12.1%	12.4%
% of FP17s for the same patient ID Re-attending within 3 months - Adults	64	389	16.5%	15.3%	15.9%	16.6%
% of FP17s for the same patient ID Re-attending between 3 & 9 months - Children	173	240	72.1%	50.9%	58.6%	57.5%
% of FP17s for the same patient ID Re-attending between 3 & 9 months - Adults	237	389	60.9%	46.5%	51.5%	50.4%
% of FP17s for Band 1 Urgent Courses	51	551	9.3%	8.2%	8.0%	9.1%
% of FP17s Relating to Free Repair or Replacements	0	551	0.0%	0.7%	0.8%	0.8%
% of FP17s Relating to Continuations	11	551	2.0%	0.9%	1.2%	1.3%
% of Patients satisfied with the dentistry they have received	2	2	N/A	92.3%	92.8%	92.7%
% of Patients satisfied with the time they had to wait for an appointment	1	2	N/A	91.0%	89.2%	88.8%

* This is based on patients treated on this contract for their most recent course of treatment. Figures in italics indicate the base number of FP17s or Patient Questionnaire responses are less than 100. N/A is shown where the base number of responses is less than 10 during the period. % is calculated as Quantity/Base number*100

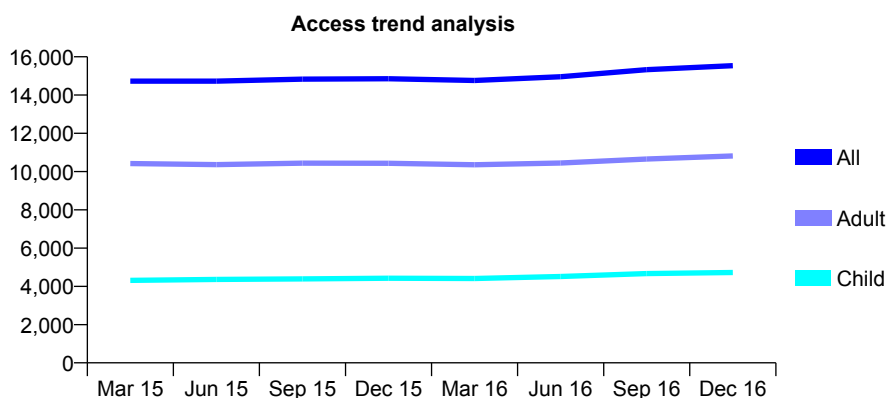
Q54 - Vital Signs At a Glance Contract Report for 214299/0002 - December 2016

Name or company name	MR JS KAINTH
Contract type name	GDS Contract
Purpose of contract	General
Contract start date	28/01/2013
Contract end date	

16/17 Contracted general activity (UDA)	39,079
Carry forward general activity (UDA)	1,322
16/17 Contracted orthodontic activity (UOA)	0
Carry forward orthodontic activity (UOA)	0
Baseline contract value	£954,129.45

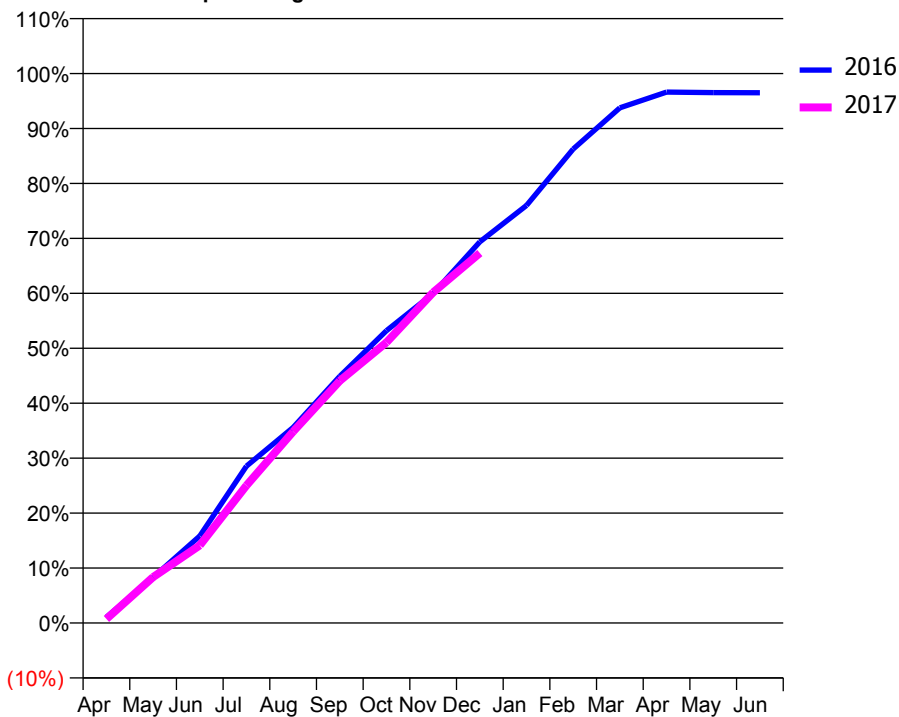
ACCESS*

Patients seen in 24 months	Total	Change since previous quarter
Quarter ending December 2015	14,853	
Quarter ending March 2016	14,764	→
Quarter ending June 2016	14,958	→
Quarter ending September 2016	15,330	↑
Quarter ending December 2016	15,538	→
Variance since December 2015	4.6%	↑



ACTIVITY

Cumulative percentage of contracted UDA delivered 2016 & 2017



Month	Adjusted Scheduled Activity (UDA)	
	2016	2017
April	402	291
May	3,143	3,269
June	5,982	5,519
July	10,785	9,786
August	13,442	13,614
September	16,963	17,231
October	20,096	19,956
November	22,657	23,514
December	26,208	26,315
January	28,709	
February	32,583	
March	35,418	
April	36,503	
May	36,468	
June	36,457	

QUALITY

	Quantity	Base Number	Contract	AT	Region	England
% of FP17s for the same patient ID Re-attending within 3 months - Children	198	3,937	5.0%	10.1%	12.1%	12.4%
% of FP17s for the same patient ID Re-attending within 3 months - Adults	957	8,445	11.3%	15.3%	15.9%	16.6%
% of FP17s for the same patient ID Re-attending between 3 & 9 months - Children	1,497	3,937	38.0%	50.9%	58.6%	57.5%
% of FP17s for the same patient ID Re-attending between 3 & 9 months - Adults	2,924	8,445	34.6%	46.5%	51.5%	50.4%
% of FP17s for Band 1 Urgent Courses	1,083	11,913	9.1%	8.2%	8.0%	9.1%
% of FP17s Relating to Free Repair or Replacements	96	11,913	0.8%	0.7%	0.8%	0.8%
% of FP17s Relating to Continuations	143	11,913	1.2%	0.9%	1.2%	1.3%
% of Patients satisfied with the dentistry they have received	13	14	92.9%	92.3%	92.8%	92.7%
% of Patients satisfied with the time they had to wait for an appointment	13	14	92.9%	91.0%	89.2%	88.8%

* This is based on patients treated on this contract for their most recent course of treatment. Figures in italics indicate the base number of FP17s or Patient Questionnaire responses are less than 100. N/A is shown where the base number of responses is less than 10 during the period. % is calculated as Quantity/Base number*100

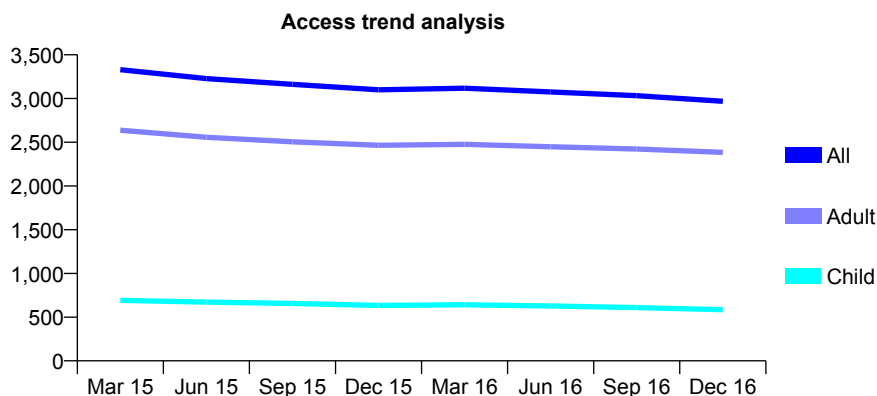
Q54 - Vital Signs At a Glance Contract Report for 215465/0001 - December 2016

Name or company name	MR GM SMITH
Contract type name	GDS Contract
Purpose of contract	General
Contract start date	01/04/2006
Contract end date	

16/17 Contracted general activity (UDA)	9,458
Carry forward general activity (UDA)	308
16/17 Contracted orthodontic activity (UOA)	0
Carry forward orthodontic activity (UOA)	0
Baseline contract value	£219,495.73

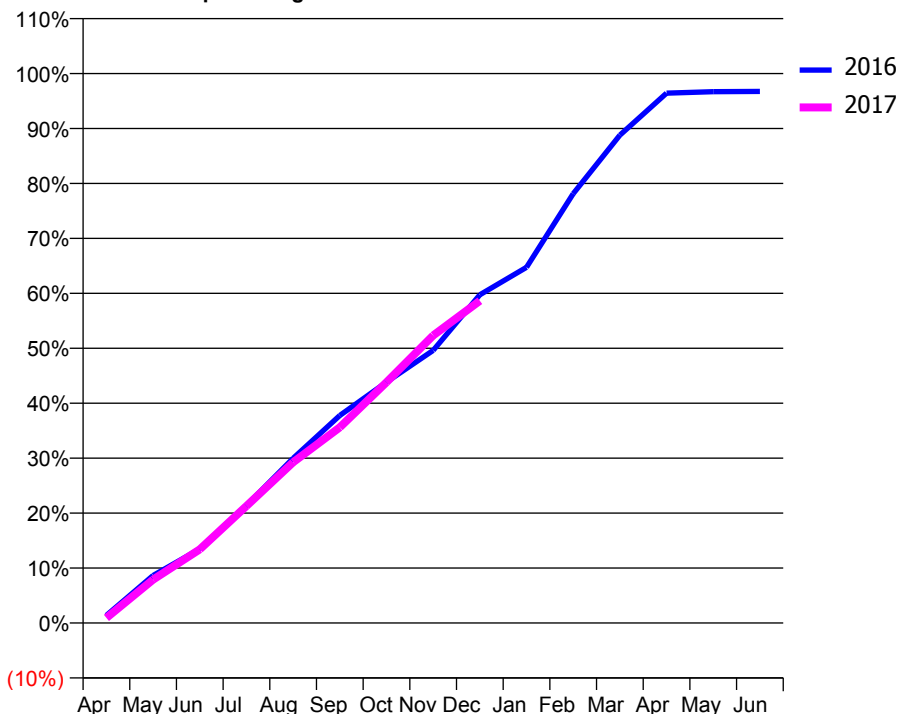
ACCESS*

Patients seen in 24 months	Total	Change since previous quarter
Quarter ending December 2015	3,100	
Quarter ending March 2016	3,118	→
Quarter ending June 2016	3,076	↓
Quarter ending September 2016	3,032	↓
Quarter ending December 2016	2,969	↓
Variance since December 2015	(4.2%)	↓



ACTIVITY

Cumulative percentage of contracted UDA delivered 2016 & 2017



Month	Adjusted Scheduled Activity (UDA)	
	2016	2017
April	133	88
May	818	748
June	1,276	1,267
July	2,025	2,014
August	2,836	2,767
September	3,572	3,368
October	4,147	4,143
November	4,694	4,950
December	5,649	5,546
January	6,121	
February	7,390	
March	8,396	
April	9,119	
May	9,145	
June	9,150	

QUALITY

	Quantity	Base Number	Contract	AT	Region	England
% of FP17s for the same patient ID Re-attending within 3 months - Children	49	588	8.3%	10.1%	12.1%	12.4%
% of FP17s for the same patient ID Re-attending within 3 months - Adults	495	2,460	20.1%	15.3%	15.9%	16.6%
% of FP17s for the same patient ID Re-attending between 3 & 9 months - Children	242	588	41.2%	50.9%	58.6%	57.5%
% of FP17s for the same patient ID Re-attending between 3 & 9 months - Adults	956	2,460	38.9%	46.5%	51.5%	50.4%
% of FP17s for Band 1 Urgent Courses	310	2,782	11.1%	8.2%	8.0%	9.1%
% of FP17s Relating to Free Repair or Replacements	31	2,782	1.1%	0.7%	0.8%	0.8%
% of FP17s Relating to Continuations	75	2,782	2.7%	0.9%	1.2%	1.3%
% of Patients satisfied with the dentistry they have received	3	3	N/A	92.3%	92.8%	92.7%
% of Patients satisfied with the time they had to wait for an appointment	3	3	N/A	91.0%	89.2%	88.8%

* This is based on patients treated on this contract for their most recent course of treatment. Figures in italics indicate the base number of FP17s or Patient Questionnaire responses are less than 100. N/A is shown where the base number of responses is less than 10 during the period. % is calculated as Quantity/Base number*100

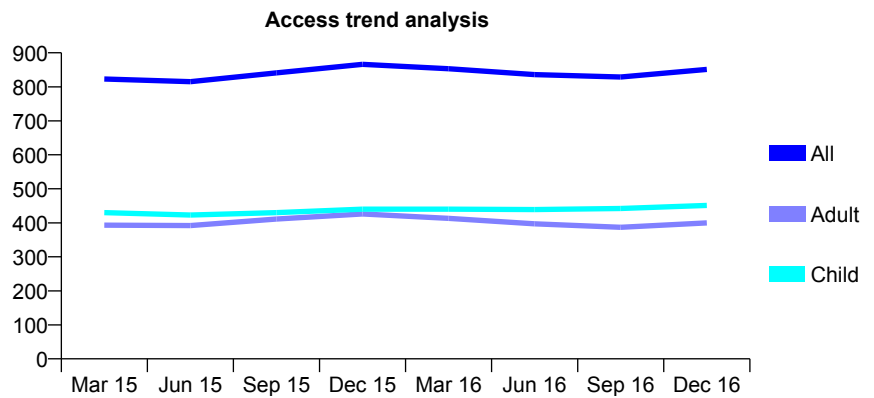
Q54 - Vital Signs At a Glance Contract Report for 215732/0001 - December 2016

Name or company name	Hall Green Dental Health Practice P'ship
Contract type name	GDS Contract
Purpose of contract	General
Contract start date	01/04/2006
Contract end date	

16/17 Contracted general activity (UDA)	2,225
Carry forward general activity (UDA)	-28
16/17 Contracted orthodontic activity (UOA)	0
Carry forward orthodontic activity (UOA)	0
Baseline contract value	£54,680.84

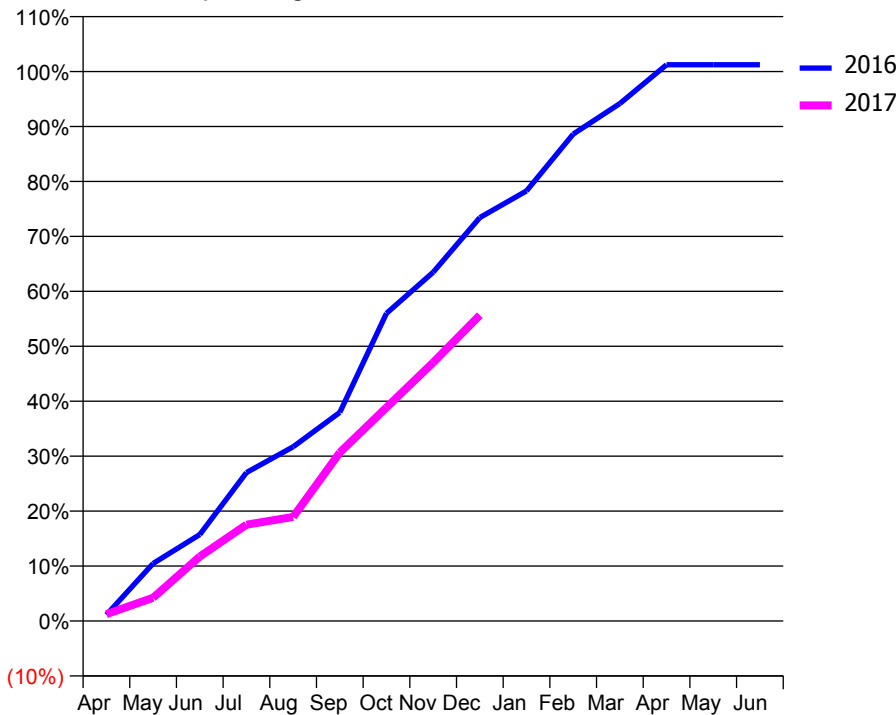
ACCESS*

Patients seen in 24 months	Total	Change since previous quarter
Quarter ending December 2015	866	
Quarter ending March 2016	853	↓
Quarter ending June 2016	836	↓
Quarter ending September 2016	829	→
Quarter ending December 2016	851	↑
Variance since December 2015	(1.7%)	↓



ACTIVITY

Cumulative percentage of contracted UDA delivered 2016 & 2017



Month	Adjusted Scheduled Activity (UDA)	
	2016	2017
April	25	28
May	233	94
June	350	261
July	601	390
August	705	421
September	845	682
October	1,246	865
November	1,412	1,047
December	1,633	1,238
January	1,742	
February	1,971	
March	2,095	
April	2,253	
May	2,253	
June	2,253	

QUALITY

	Quantity	Base Number	Contract	AT	Region	England
% of FP17s for the same patient ID Re-attending within 3 months - Children	15	499	3.0%	10.1%	12.1%	12.4%
% of FP17s for the same patient ID Re-attending within 3 months - Adults	11	233	4.7%	15.3%	15.9%	16.6%
% of FP17s for the same patient ID Re-attending between 3 & 9 months - Children	319	499	63.9%	50.9%	58.6%	57.5%
% of FP17s for the same patient ID Re-attending between 3 & 9 months - Adults	93	233	39.9%	46.5%	51.5%	50.4%
% of FP17s for Band 1 Urgent Courses	26	655	4.0%	8.2%	8.0%	9.1%
% of FP17s Relating to Free Repair or Replacements	0	655	0.0%	0.7%	0.8%	0.8%
% of FP17s Relating to Continuations	0	655	0.0%	0.9%	1.2%	1.3%
% of Patients satisfied with the dentistry they have received	0	0	N/A	92.3%	92.8%	92.7%
% of Patients satisfied with the time they had to wait for an appointment	0	0	N/A	91.0%	89.2%	88.8%

* This is based on patients treated on this contract for their most recent course of treatment. Figures in italics indicate the base number of FP17s or Patient Questionnaire responses are less than 100. N/A is shown where the base number of responses is less than 10 during the period. % is calculated as Quantity/Base number*100

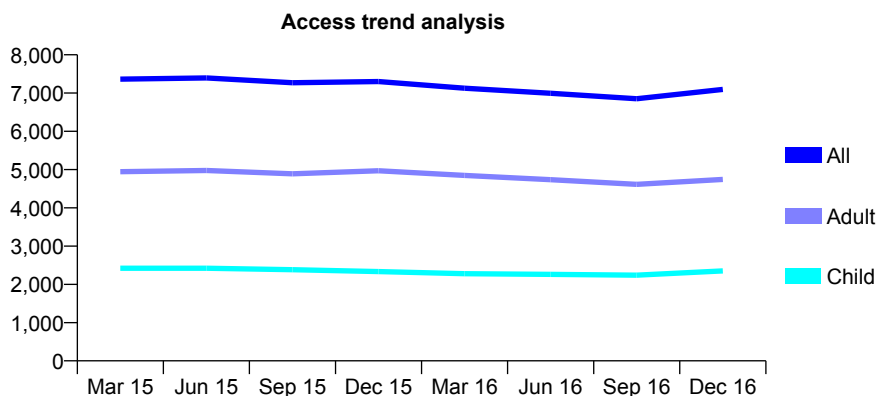
Q54 - Vital Signs At a Glance Contract Report for 219916/0001 - December 2016

Name or company name	MR M KHOJA
Contract type name	GDS Contract
Purpose of contract	General
Contract start date	01/04/2006
Contract end date	

16/17 Contracted general activity (UDA)	22,689
Carry forward general activity (UDA)	82
16/17 Contracted orthodontic activity (UOA)	0
Carry forward orthodontic activity (UOA)	0
Baseline contract value	£594,097.84

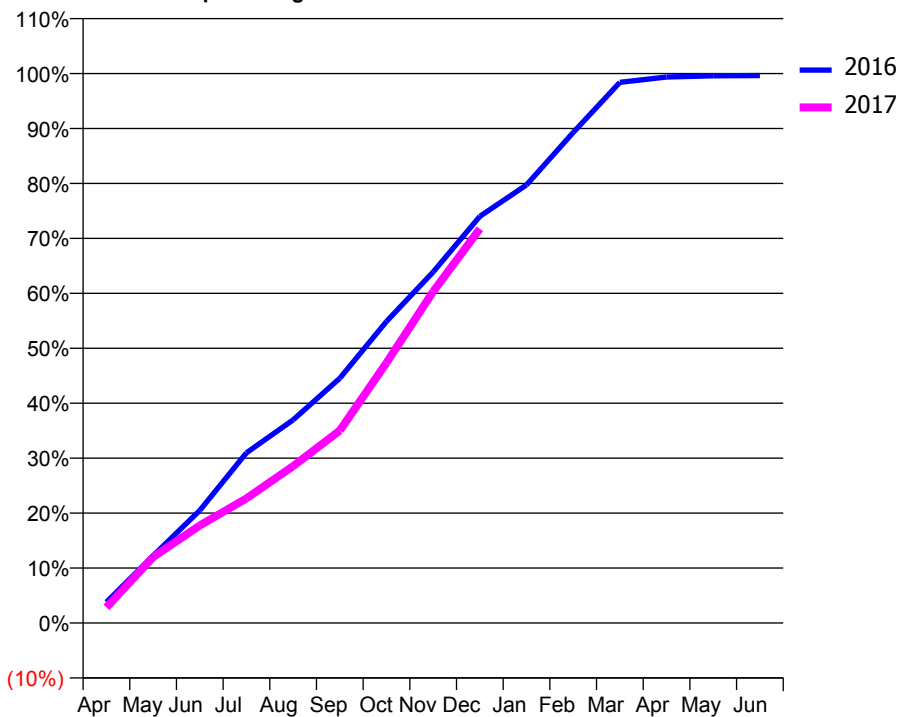
ACCESS*

Patients seen in 24 months	Total	Change since previous quarter
Quarter ending December 2015	7,302	
Quarter ending March 2016	7,126	↓
Quarter ending June 2016	6,996	↓
Quarter ending September 2016	6,851	↓
Quarter ending December 2016	7,095	↑
Variance since December 2015	(2.8%)	↓



ACTIVITY

Cumulative percentage of contracted UDA delivered 2016 & 2017



Month	Adjusted Scheduled Activity (UDA)	
	2016	2017
April	864	648
May	2,777	2,725
June	4,651	4,027
July	7,027	5,145
August	8,389	6,476
September	10,108	7,949
October	12,454	10,745
November	14,492	13,683
December	16,788	16,278
January	18,089	
February	20,254	
March	22,325	
April	22,542	
May	22,596	
June	22,607	

QUALITY

	Quantity	Base Number	Contract	AT	Region	England
% of FP17s for the same patient ID Re-attending within 3 months - Children	155	1,980	7.8%	10.1%	12.1%	12.4%
% of FP17s for the same patient ID Re-attending within 3 months - Adults	858	4,097	20.9%	15.3%	15.9%	16.6%
% of FP17s for the same patient ID Re-attending between 3 & 9 months - Children	643	1,980	32.5%	50.9%	58.6%	57.5%
% of FP17s for the same patient ID Re-attending between 3 & 9 months - Adults	1,300	4,097	31.7%	46.5%	51.5%	50.4%
% of FP17s for Band 1 Urgent Courses	1,007	5,940	17.0%	8.2%	8.0%	9.1%
% of FP17s Relating to Free Repair or Replacements	35	5,940	0.6%	0.7%	0.8%	0.8%
% of FP17s Relating to Continuations	8	5,940	0.1%	0.9%	1.2%	1.3%
% of Patients satisfied with the dentistry they have received	4	4	N/A	92.3%	92.8%	92.7%
% of Patients satisfied with the time they had to wait for an appointment	3	4	N/A	91.0%	89.2%	88.8%

* This is based on patients treated on this contract for their most recent course of treatment. Figures in italics indicate the base number of FP17s or Patient Questionnaire responses are less than 100. N/A is shown where the base number of responses is less than 10 during the period. % is calculated as Quantity/Base number*100

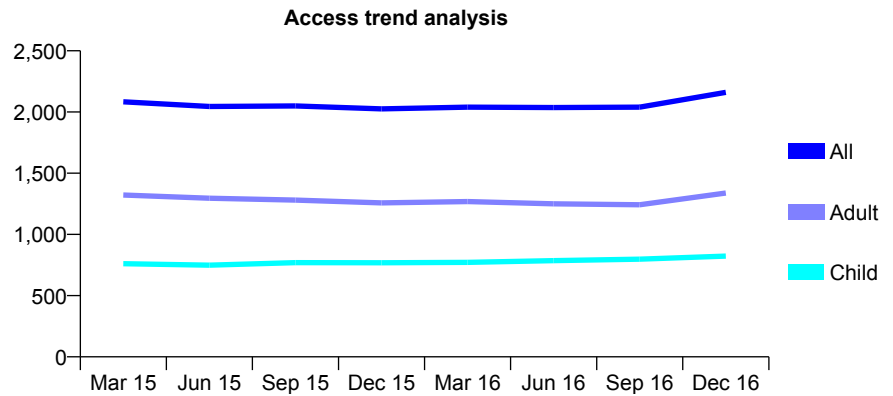
Q54 - Vital Signs At a Glance Contract Report for 219916/0002 - December 2016

Name or company name	MR M KHOJA
Contract type name	GDS Contract
Purpose of contract	General
Contract start date	01/04/2006
Contract end date	

16/17 Contracted general activity (UDA)	5,632
Carry forward general activity (UDA)	3
16/17 Contracted orthodontic activity (UOA)	0
Carry forward orthodontic activity (UOA)	0
Baseline contract value	£151,704.50

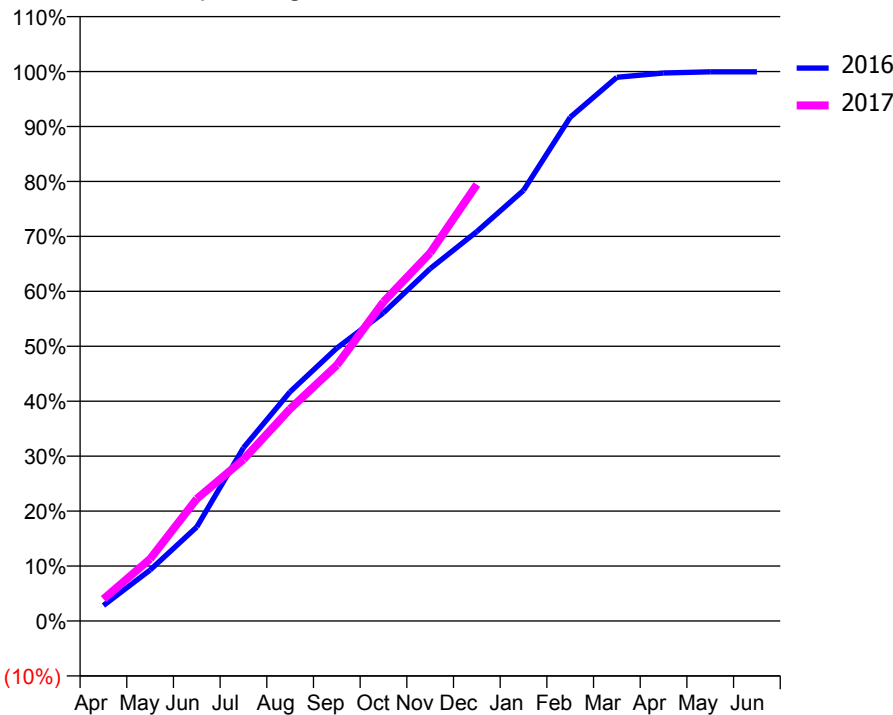
ACCESS*

Patients seen in 24 months	Total	Change since previous quarter
Quarter ending December 2015	2,026	
Quarter ending March 2016	2,040	→
Quarter ending June 2016	2,036	→
Quarter ending September 2016	2,040	→
Quarter ending December 2016	2,161	↑
Variance since December 2015	6.7%	↑



ACTIVITY

Cumulative percentage of contracted UDA delivered 2016 & 2017



Month	Adjusted Scheduled Activity (UDA)	
	2016	2017
April	159	225
May	522	636
June	964	1,252
July	1,776	1,655
August	2,350	2,175
September	2,797	2,621
October	3,159	3,272
November	3,611	3,773
December	3,991	4,474
January	4,414	
February	5,162	
March	5,573	
April	5,617	
May	5,629	
June	5,629	

QUALITY

	Quantity	Base Number	Contract	AT	Region	England
% of FP17s for the same patient ID Re-attending within 3 months - Children	83	765	10.8%	10.1%	12.1%	12.4%
% of FP17s for the same patient ID Re-attending within 3 months - Adults	219	1,192	18.4%	15.3%	15.9%	16.6%
% of FP17s for the same patient ID Re-attending between 3 & 9 months - Children	301	765	39.3%	50.9%	58.6%	57.5%
% of FP17s for the same patient ID Re-attending between 3 & 9 months - Adults	406	1,192	34.1%	46.5%	51.5%	50.4%
% of FP17s for Band 1 Urgent Courses	249	1,940	12.8%	8.2%	8.0%	9.1%
% of FP17s Relating to Free Repair or Replacements	11	1,940	0.6%	0.7%	0.8%	0.8%
% of FP17s Relating to Continuations	1	1,940	0.1%	0.9%	1.2%	1.3%
% of Patients satisfied with the dentistry they have received	0	0	N/A	92.3%	92.8%	92.7%
% of Patients satisfied with the time they had to wait for an appointment	0	0	N/A	91.0%	89.2%	88.8%

* This is based on patients treated on this contract for their most recent course of treatment. Figures in italics indicate the base number of FP17s or Patient Questionnaire responses are less than 100. N/A is shown where the base number of responses is less than 10 during the period. % is calculated as Quantity/Base number*100

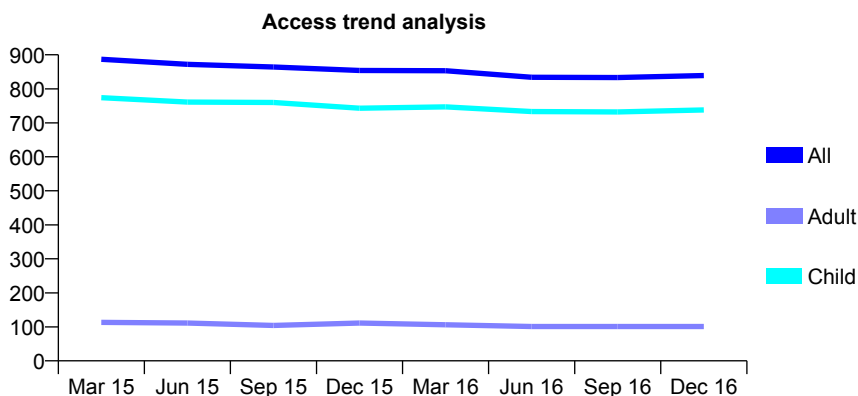
Q54 - Vital Signs At a Glance Contract Report for 220108/0001 - December 2016

Name or company name	MR TR JONES
Contract type name	GDS Contract
Purpose of contract	General
Contract start date	01/04/2006
Contract end date	

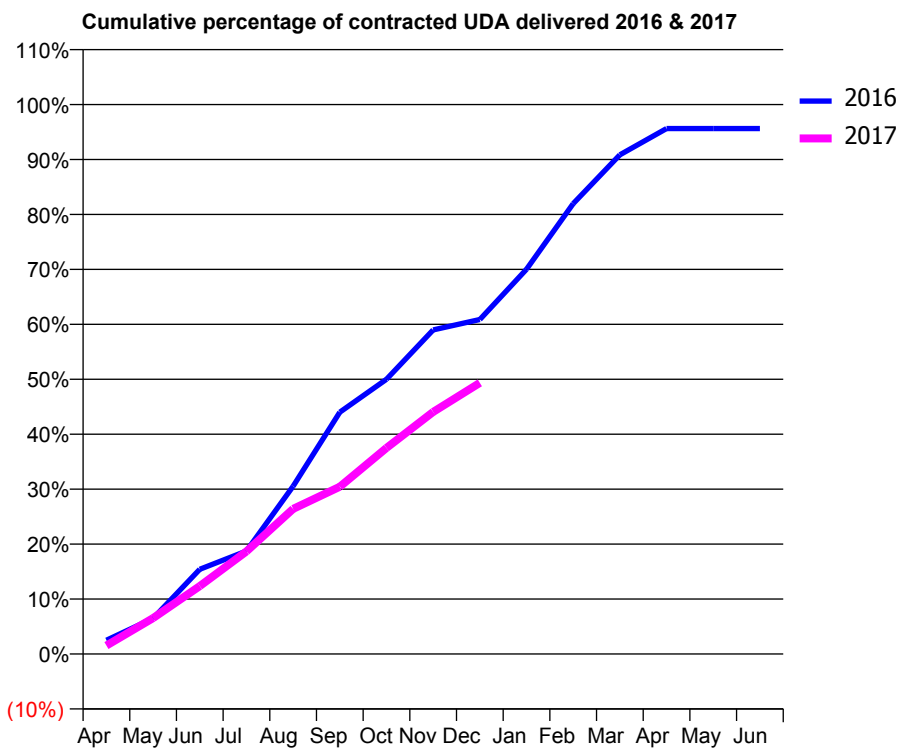
16/17 Contracted general activity (UDA)	2,598
Carry forward general activity (UDA)	0
16/17 Contracted orthodontic activity (UOA)	0
Carry forward orthodontic activity (UOA)	0
Baseline contract value	£56,907.45

ACCESS*

Patients seen in 24 months	Total	Change since previous quarter
Quarter ending December 2015	854	
Quarter ending March 2016	853	→
Quarter ending June 2016	834	↓
Quarter ending September 2016	833	→
Quarter ending December 2016	839	→
Variance since December 2015	(1.8%)	↓



ACTIVITY



Month	Adjusted Scheduled Activity (UDA)	
	2016	2017
April	50	40
May	130	170
June	308	321
July	375	485
August	611	686
September	880	791
October	1,000	975
November	1,180	1,145
December	1,218	1,282
January	1,401	
February	1,639	
March	1,817	
April	1,912	
May	1,912	
June	1,912	

QUALITY

	Quantity	Base Number	Contract	AT	Region	England
% of FP17s for the same patient ID Re-attending within 3 months - Children	151	1,070	14.1%	10.1%	12.1%	12.4%
% of FP17s for the same patient ID Re-attending within 3 months - Adults	0	0	N/A	15.3%	15.9%	16.6%
% of FP17s for the same patient ID Re-attending between 3 & 9 months - Children	715	1,070	66.8%	50.9%	58.6%	57.5%
% of FP17s for the same patient ID Re-attending between 3 & 9 months - Adults	0	0	N/A	46.5%	51.5%	50.4%
% of FP17s for Band 1 Urgent Courses	20	999	2.0%	8.2%	8.0%	9.1%
% of FP17s Relating to Free Repair or Replacements	0	999	0.0%	0.7%	0.8%	0.8%
% of FP17s Relating to Continuations	18	999	1.8%	0.9%	1.2%	1.3%
% of Patients satisfied with the dentistry they have received	2	2	N/A	92.3%	92.8%	92.7%
% of Patients satisfied with the time they had to wait for an appointment	2	2	N/A	91.0%	89.2%	88.8%

* This is based on patients treated on this contract for their most recent course of treatment. Figures in italics indicate the base number of FP17s or Patient Questionnaire responses are less than 100. N/A is shown where the base number of responses is less than 10 during the period. % is calculated as Quantity/Base number*100

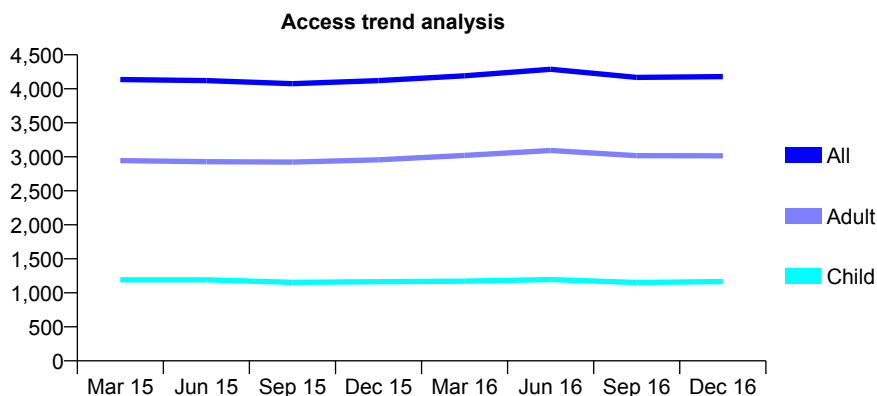
Q54 - Vital Signs At a Glance Contract Report for 220124/0001 - December 2016

Name or company name	MR PK PATEL
Contract type name	GDS Contract
Purpose of contract	General and Orthodontic
Contract start date	01/04/2006
Contract end date	

16/17 Contracted general activity (UDA)	11,324
Carry forward general activity (UDA)	-196
16/17 Contracted orthodontic activity (UOA)	234
Carry forward orthodontic activity (UOA)	-5
Baseline contract value	£347,281.60

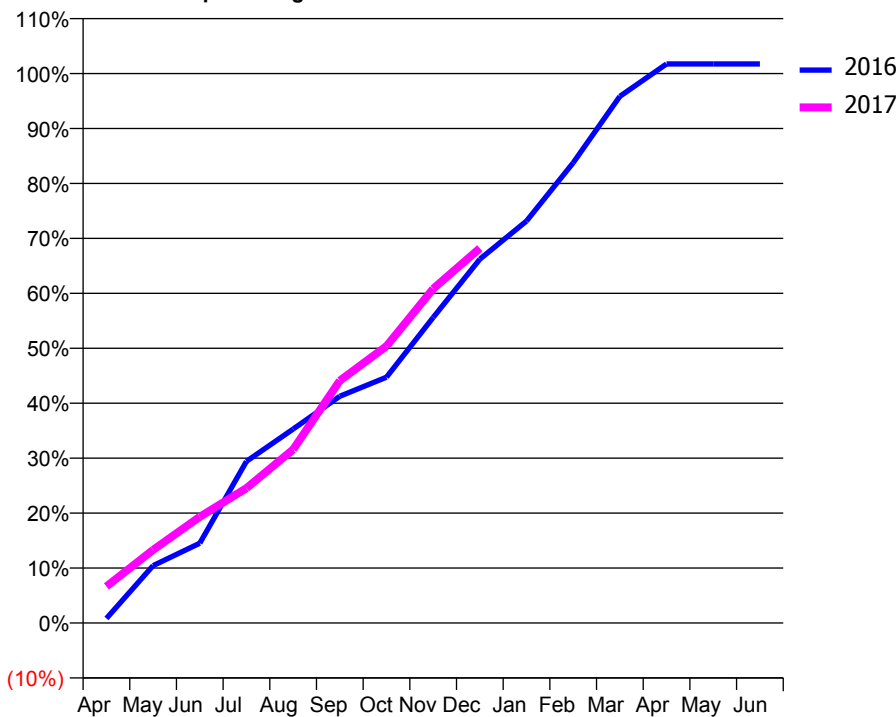
ACCESS*

Patients seen in 24 months	Total	Change since previous quarter
Quarter ending December 2015	4,120	
Quarter ending March 2016	4,192	→
Quarter ending June 2016	4,288	↑
Quarter ending September 2016	4,168	↓
Quarter ending December 2016	4,180	→
Variance since December 2015	1.5%	→



ACTIVITY

Cumulative percentage of contracted UDA delivered 2016 & 2017



Month	Adjusted Scheduled Activity (UDA)	
	2016	2017
April	96	753
May	1,182	1,507
June	1,645	2,188
July	3,333	2,779
August	3,996	3,577
September	4,673	4,994
October	5,066	5,707
November	6,298	6,887
December	7,498	7,723
January	8,283	
February	9,486	
March	10,854	
April	11,520	
May	11,520	
June	11,520	

QUALITY

	Quantity	Base Number	Contract	AT	Region	England
% of FP17s for the same patient ID Re-attending within 3 months - Children	65	1,088	6.0%	10.1%	12.1%	12.4%
% of FP17s for the same patient ID Re-attending within 3 months - Adults	241	2,301	10.5%	15.3%	15.9%	16.6%
% of FP17s for the same patient ID Re-attending between 3 & 9 months - Children	523	1,088	48.1%	50.9%	58.6%	57.5%
% of FP17s for the same patient ID Re-attending between 3 & 9 months - Adults	867	2,301	37.7%	46.5%	51.5%	50.4%
% of FP17s for Band 1 Urgent Courses	221	3,118	7.1%	8.2%	8.0%	9.1%
% of FP17s Relating to Free Repair or Replacements	4	3,118	0.1%	0.7%	0.8%	0.8%
% of FP17s Relating to Continuations	28	3,118	0.9%	0.9%	1.2%	1.3%
% of Patients satisfied with the dentistry they have received	6	6	N/A	92.3%	92.8%	92.7%
% of Patients satisfied with the time they had to wait for an appointment	6	6	N/A	91.0%	89.2%	88.8%

* This is based on patients treated on this contract for their most recent course of treatment. Figures in italics indicate the base number of FP17s or Patient Questionnaire responses are less than 100. N/A is shown where the base number of responses is less than 10 during the period. % is calculated as Quantity/Base number*100

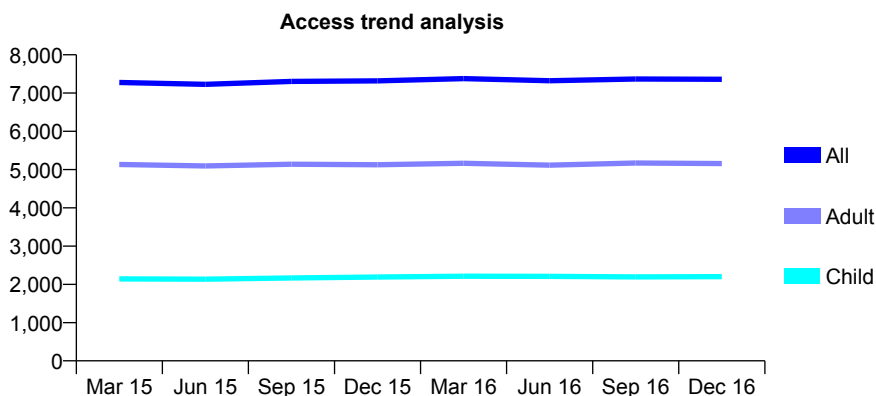
Q54 - Vital Signs At a Glance Contract Report for 220922/0001 - December 2016

Name or company name	MR JS SIDHU
Contract type name	GDS Contract
Purpose of contract	General and Orthodontic
Contract start date	01/04/2006
Contract end date	

16/17 Contracted general activity (UDA)	19,884
Carry forward general activity (UDA)	-398
16/17 Contracted orthodontic activity (UOA)	22
Carry forward orthodontic activity (UOA)	0
Baseline contract value	£503,271.80

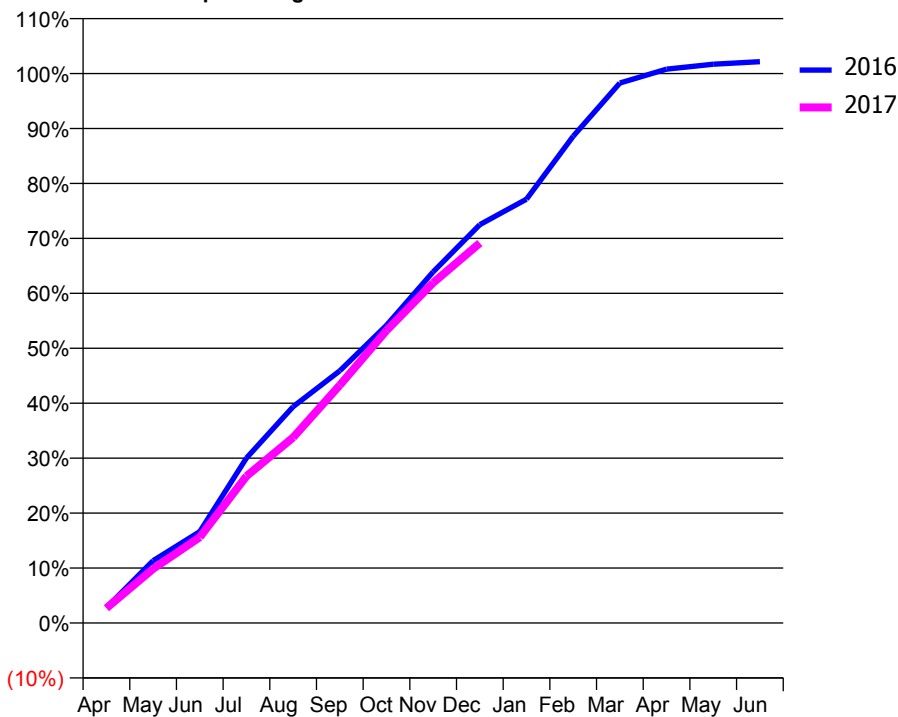
ACCESS*

Patients seen in 24 months	Total	Change since previous quarter
Quarter ending December 2015	7,318	
Quarter ending March 2016	7,378	→
Quarter ending June 2016	7,323	→
Quarter ending September 2016	7,366	→
Quarter ending December 2016	7,362	→
Variance since December 2015	0.6%	→



ACTIVITY

Cumulative percentage of contracted UDA delivered 2016 & 2017



Month	Adjusted Scheduled Activity (UDA)	
	2016	2017
April	556	538
May	2,257	1,960
June	3,310	3,103
July	5,973	5,316
August	7,827	6,714
September	9,126	8,607
October	10,774	10,584
November	12,705	12,310
December	14,415	13,748
January	15,337	
February	17,614	
March	19,538	
April	20,041	
May	20,218	
June	20,311	

QUALITY

	Quantity	Base Number	Contract	AT	Region	England
% of FP17s for the same patient ID Re-attending within 3 months - Children	69	1,553	4.4%	10.1%	12.1%	12.4%
% of FP17s for the same patient ID Re-attending within 3 months - Adults	448	3,750	11.9%	15.3%	15.9%	16.6%
% of FP17s for the same patient ID Re-attending between 3 & 9 months - Children	487	1,553	31.4%	50.9%	58.6%	57.5%
% of FP17s for the same patient ID Re-attending between 3 & 9 months - Adults	1,259	3,750	33.6%	46.5%	51.5%	50.4%
% of FP17s for Band 1 Urgent Courses	272	5,018	5.4%	8.2%	8.0%	9.1%
% of FP17s Relating to Free Repair or Replacements	71	5,018	1.4%	0.7%	0.8%	0.8%
% of FP17s Relating to Continuations	17	5,018	0.3%	0.9%	1.2%	1.3%
% of Patients satisfied with the dentistry they have received	2	2	N/A	92.3%	92.8%	92.7%
% of Patients satisfied with the time they had to wait for an appointment	2	2	N/A	91.0%	89.2%	88.8%

* This is based on patients treated on this contract for their most recent course of treatment. Figures in italics indicate the base number of FP17s or Patient Questionnaire responses are less than 100. N/A is shown where the base number of responses is less than 10 during the period. % is calculated as Quantity/Base number*100

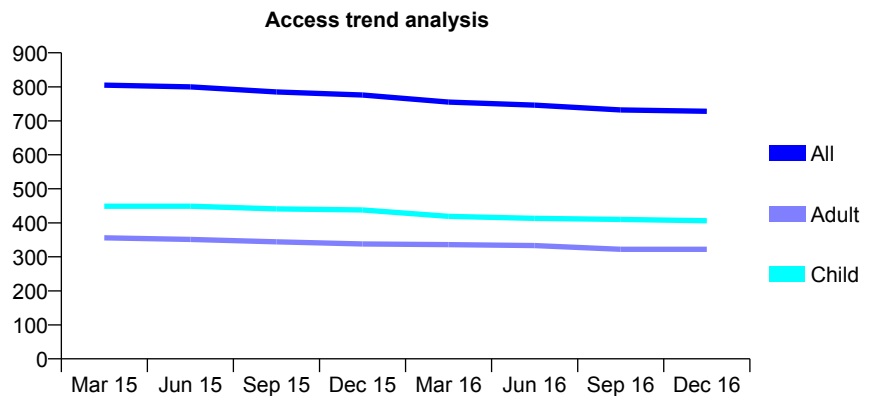
Q54 - Vital Signs At a Glance Contract Report for 221309/0001 - December 2016

Name or company name	MR IC WILSON
Contract type name	GDS Contract
Purpose of contract	General
Contract start date	01/04/2006
Contract end date	

16/17 Contracted general activity (UDA)	2,225
Carry forward general activity (UDA)	0
16/17 Contracted orthodontic activity (UOA)	0
Carry forward orthodontic activity (UOA)	0
Baseline contract value	£53,281.02

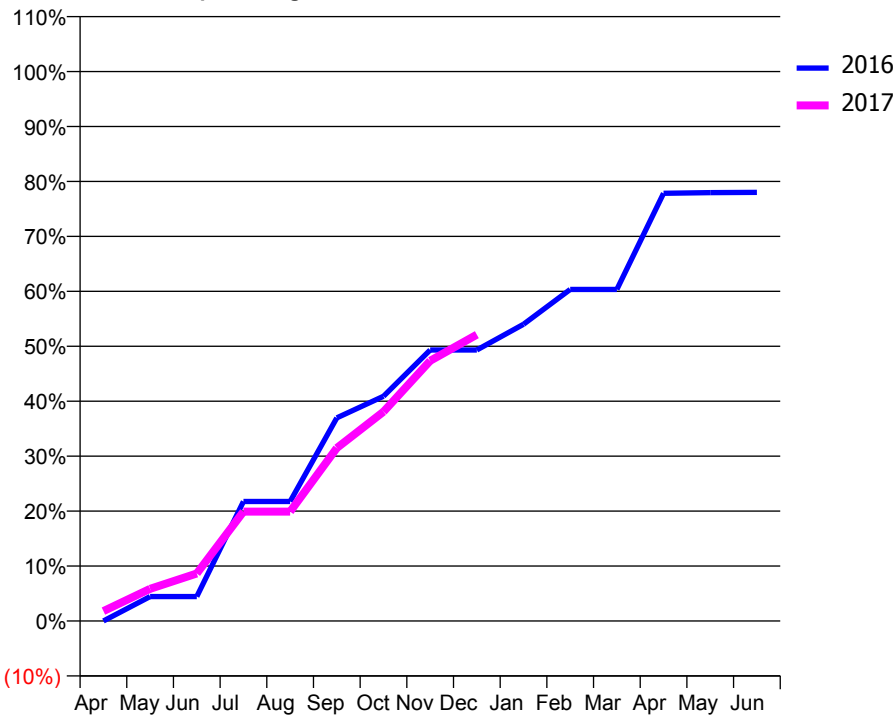
ACCESS*

Patients seen in 24 months	Total	Change since previous quarter
Quarter ending December 2015	776	
Quarter ending March 2016	755	↓
Quarter ending June 2016	746	↓
Quarter ending September 2016	732	↓
Quarter ending December 2016	728	→
Variance since December 2015	(6.2%)	↓



ACTIVITY

Cumulative percentage of contracted UDA delivered 2016 & 2017



Month	Adjusted Scheduled Activity (UDA)	
	2016	2017
April	0	40
May	99	130
June	99	193
July	484	443
August	484	443
September	823	701
October	910	848
November	1,097	1,054
December	1,097	1,160
January	1,201	
February	1,343	
March	1,343	
April	1,732	
May	1,735	
June	1,736	

QUALITY

	Quantity	Base Number	Contract	AT	Region	England
% of FP17s for the same patient ID Re-attending within 3 months - Children	35	564	6.2%	10.1%	12.1%	12.4%
% of FP17s for the same patient ID Re-attending within 3 months - Adults	58	311	18.6%	15.3%	15.9%	16.6%
% of FP17s for the same patient ID Re-attending between 3 & 9 months - Children	328	564	58.2%	50.9%	58.6%	57.5%
% of FP17s for the same patient ID Re-attending between 3 & 9 months - Adults	166	311	53.4%	46.5%	51.5%	50.4%
% of FP17s for Band 1 Urgent Courses	43	641	6.7%	8.2%	8.0%	9.1%
% of FP17s Relating to Free Repair or Replacements	0	641	0.0%	0.7%	0.8%	0.8%
% of FP17s Relating to Continuations	11	641	1.7%	0.9%	1.2%	1.3%
% of Patients satisfied with the dentistry they have received	0	0	N/A	92.3%	92.8%	92.7%
% of Patients satisfied with the time they had to wait for an appointment	0	0	N/A	91.0%	89.2%	88.8%

* This is based on patients treated on this contract for their most recent course of treatment. Figures in italics indicate the base number of FP17s or Patient Questionnaire responses are less than 100. N/A is shown where the base number of responses is less than 10 during the period. % is calculated as Quantity/Base number*100

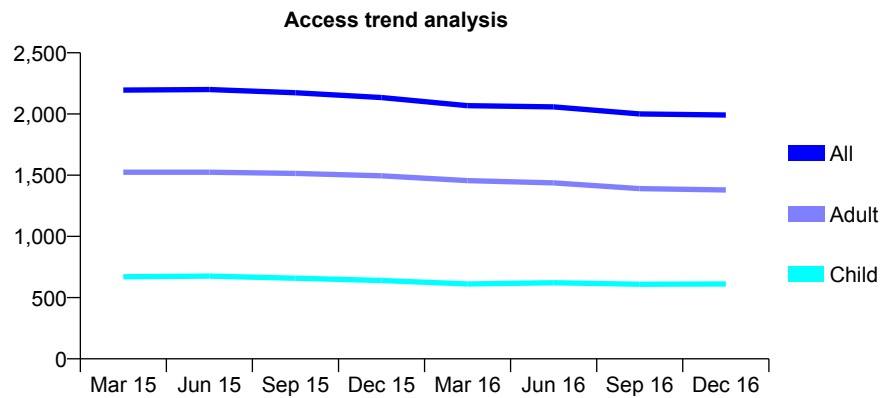
Q54 - Vital Signs At a Glance Contract Report for 224472/0002 - December 2016

Name or company name	MRS AC HADDON
Contract type name	GDS Contract
Purpose of contract	General
Contract start date	28/09/2011
Contract end date	

16/17 Contracted general activity (UDA)	8,384
Carry forward general activity (UDA)	197
16/17 Contracted orthodontic activity (UOA)	0
Carry forward orthodontic activity (UOA)	0
Baseline contract value	£247,465.92

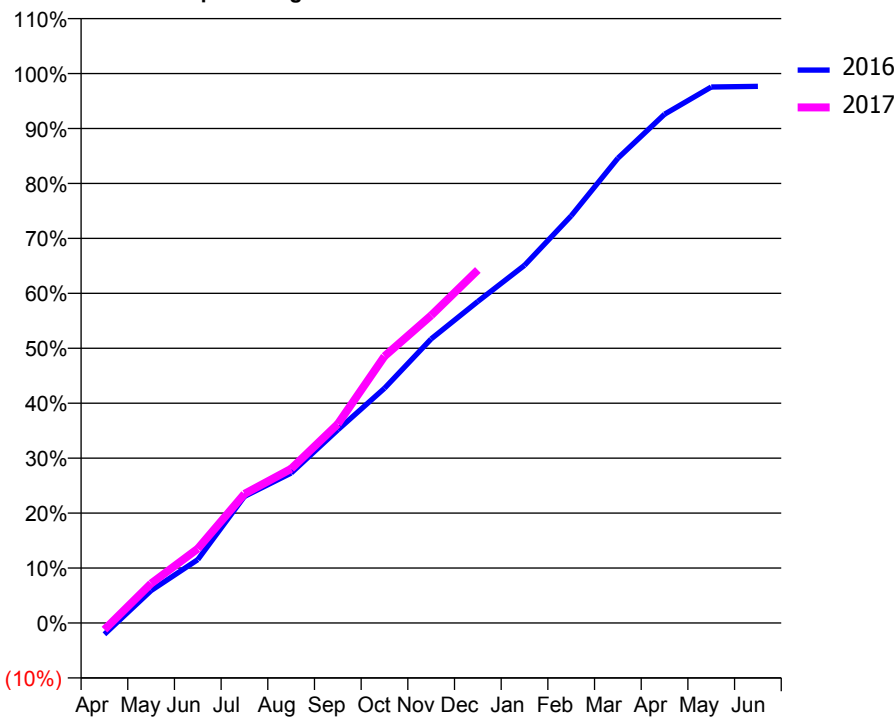
ACCESS*

Patients seen in 24 months	Total	Change since previous quarter
Quarter ending December 2015	2,135	
Quarter ending March 2016	2,068	↓
Quarter ending June 2016	2,058	→
Quarter ending September 2016	2,001	↓
Quarter ending December 2016	1,992	→
Variance since December 2015	(6.7%)	↓



ACTIVITY

Cumulative percentage of contracted UDA delivered 2016 & 2017



Month	Adjusted Scheduled Activity (UDA)	
	2016	2017
April	-174	-103
May	495	603
June	968	1,134
July	1,932	1,970
August	2,287	2,352
September	2,947	3,036
October	3,582	4,070
November	4,335	4,692
December	4,906	5,386
January	5,458	
February	6,213	
March	7,092	
April	7,762	
May	8,178	
June	8,187	

QUALITY

	Quantity	Base Number	Contract	AT	Region	England
% of FP17s for the same patient ID Re-attending within 3 months - Children	95	646	14.7%	10.1%	12.1%	12.4%
% of FP17s for the same patient ID Re-attending within 3 months - Adults	870	1,966	44.3%	15.3%	15.9%	16.6%
% of FP17s for the same patient ID Re-attending between 3 & 9 months - Children	274	646	42.4%	50.9%	58.6%	57.5%
% of FP17s for the same patient ID Re-attending between 3 & 9 months - Adults	700	1,966	35.6%	46.5%	51.5%	50.4%
% of FP17s for Band 1 Urgent Courses	262	2,190	12.0%	8.2%	8.0%	9.1%
% of FP17s Relating to Free Repair or Replacements	40	2,190	1.8%	0.7%	0.8%	0.8%
% of FP17s Relating to Continuations	118	2,190	5.4%	0.9%	1.2%	1.3%
% of Patients satisfied with the dentistry they have received	8	8	N/A	92.3%	92.8%	92.7%
% of Patients satisfied with the time they had to wait for an appointment	8	8	N/A	91.0%	89.2%	88.8%

* This is based on patients treated on this contract for their most recent course of treatment. Figures in italics indicate the base number of FP17s or Patient Questionnaire responses are less than 100. N/A is shown where the base number of responses is less than 10 during the period. % is calculated as Quantity/Base number*100

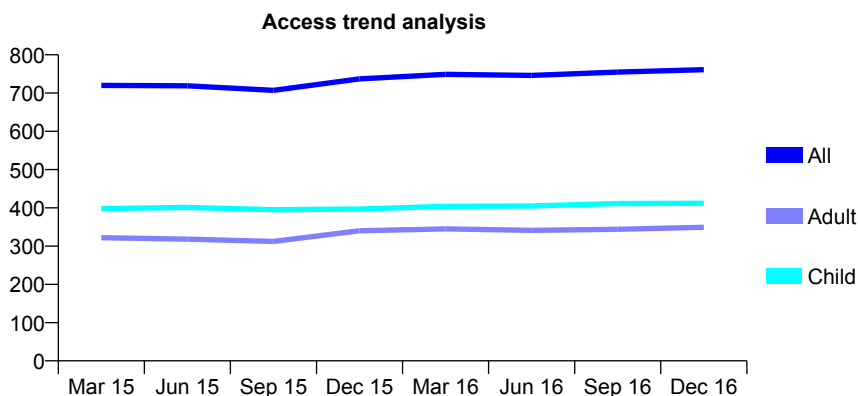
Q54 - Vital Signs At a Glance Contract Report for 231282/0001 - December 2016

Name or company name	MR SD LOESCHER
Contract type name	GDS Contract
Purpose of contract	General
Contract start date	01/04/2006
Contract end date	

16/17 Contracted general activity (UDA)	1,566
Carry forward general activity (UDA)	23
16/17 Contracted orthodontic activity (UOA)	0
Carry forward orthodontic activity (UOA)	0
Baseline contract value	£37,302.44

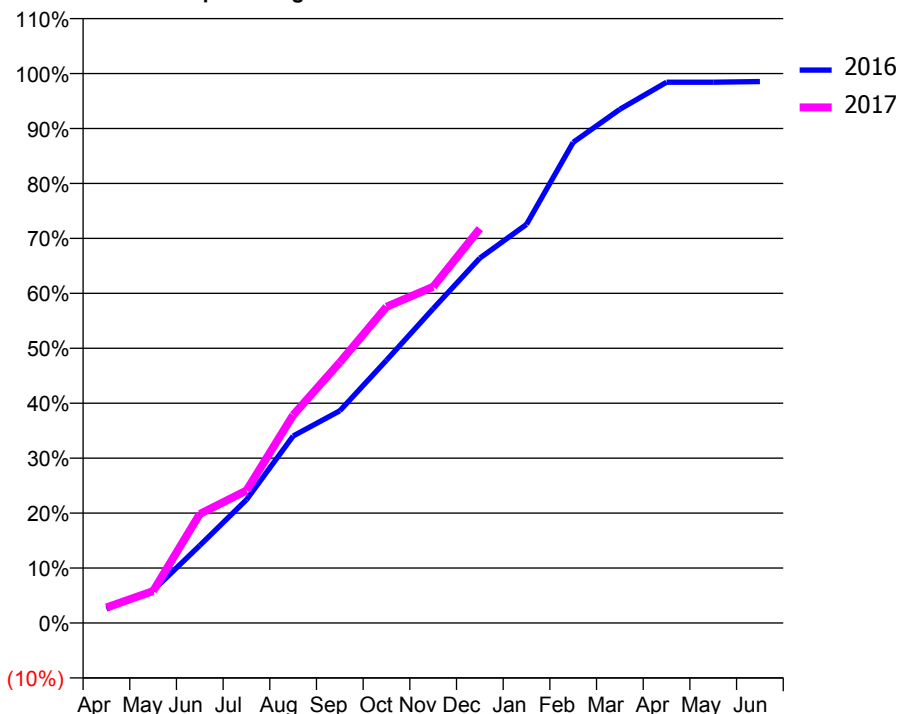
ACCESS*

Patients seen in 24 months	Total	Change since previous quarter
Quarter ending December 2015	737	
Quarter ending March 2016	749	→
Quarter ending June 2016	746	→
Quarter ending September 2016	755	→
Quarter ending December 2016	761	→
Variance since December 2015	3.3%	↑



ACTIVITY

Cumulative percentage of contracted UDA delivered 2016 & 2017



Month	Adjusted Scheduled Activity (UDA)	
	2016	2017
April	40	44
May	93	91
June	221	311
July	351	378
August	533	593
September	605	743
October	749	901
November	896	958
December	1,040	1,124
January	1,136	
February	1,370	
March	1,464	
April	1,541	
May	1,541	
June	1,543	

QUALITY

	Quantity	Base Number	Contract	AT	Region	England
% of FP17s for the same patient ID Re-attending within 3 months - Children	31	483	6.4%	10.1%	12.1%	12.4%
% of FP17s for the same patient ID Re-attending within 3 months - Adults	24	304	7.9%	15.3%	15.9%	16.6%
% of FP17s for the same patient ID Re-attending between 3 & 9 months - Children	293	483	60.7%	50.9%	58.6%	57.5%
% of FP17s for the same patient ID Re-attending between 3 & 9 months - Adults	176	304	57.9%	46.5%	51.5%	50.4%
% of FP17s for Band 1 Urgent Courses	25	740	3.4%	8.2%	8.0%	9.1%
% of FP17s Relating to Free Repair or Replacements	2	740	0.3%	0.7%	0.8%	0.8%
% of FP17s Relating to Continuations	2	740	0.3%	0.9%	1.2%	1.3%
% of Patients satisfied with the dentistry they have received	0	0	N/A	92.3%	92.8%	92.7%
% of Patients satisfied with the time they had to wait for an appointment	0	0	N/A	91.0%	89.2%	88.8%

* This is based on patients treated on this contract for their most recent course of treatment. Figures in italics indicate the base number of FP17s or Patient Questionnaire responses are less than 100. N/A is shown where the base number of responses is less than 10 during the period. % is calculated as Quantity/Base number*100

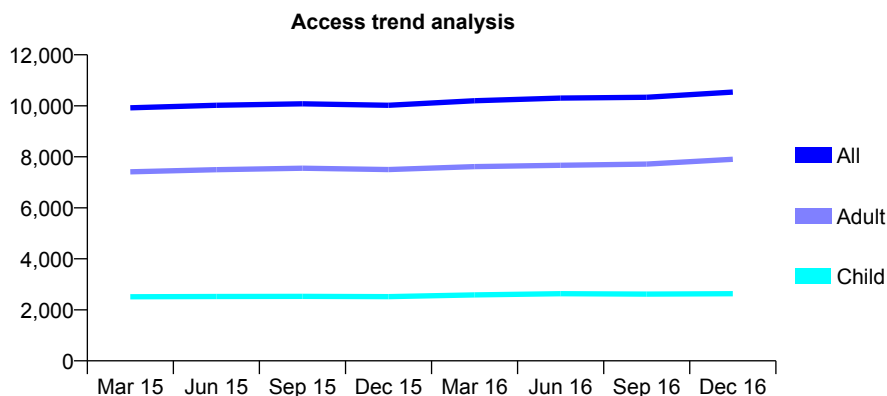
Q54 - Vital Signs At a Glance Contract Report for 234761/0001 - December 2016

Name or company name	MR RS TOBIN
Contract type name	GDS Contract
Purpose of contract	General
Contract start date	01/04/2009
Contract end date	

16/17 Contracted general activity (UDA)	37,040
Carry forward general activity (UDA)	0
16/17 Contracted orthodontic activity (UOA)	0
Carry forward orthodontic activity (UOA)	0
Baseline contract value	£974,720.63

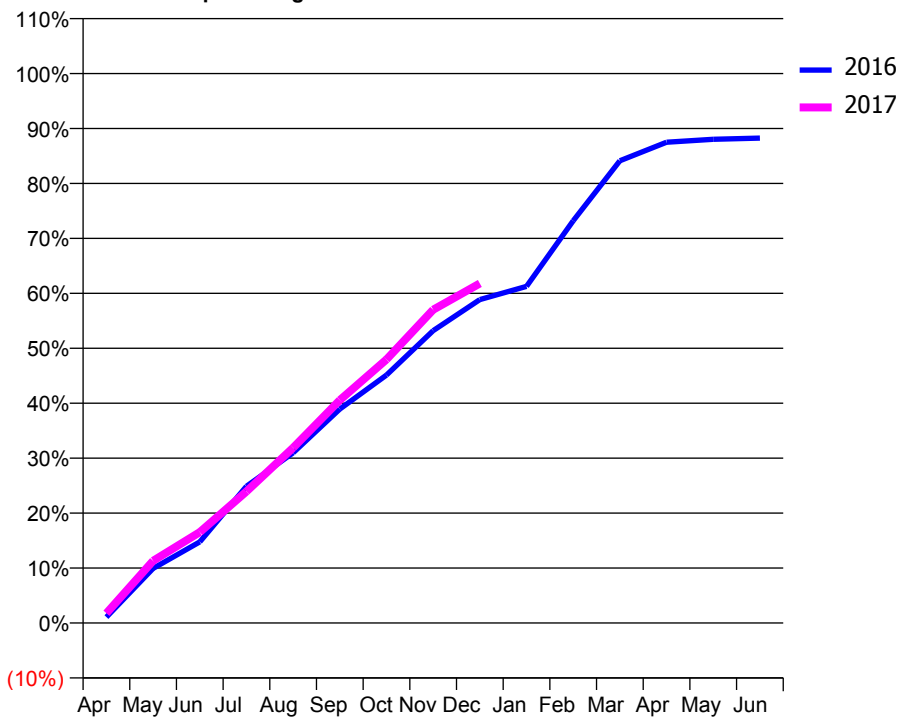
ACCESS*

Patients seen in 24 months	Total	Change since previous quarter
Quarter ending December 2015	10,020	
Quarter ending March 2016	10,199	→
Quarter ending June 2016	10,303	→
Quarter ending September 2016	10,336	→
Quarter ending December 2016	10,537	→
Variance since December 2015	5.2%	↑



ACTIVITY

Cumulative percentage of contracted UDA delivered 2016 & 2017



Month	Adjusted Scheduled Activity (UDA)	
	2016	2017
April	399	659
May	3,679	4,191
June	5,465	6,127
July	9,217	8,864
August	11,472	11,818
September	14,418	15,023
October	16,710	17,770
November	19,705	21,120
December	21,802	22,892
January	22,695	
February	27,112	
March	31,159	
April	32,409	
May	32,608	
June	32,685	

QUALITY

	Quantity	Base Number	Contract	AT	Region	England
% of FP17s for the same patient ID Re-attending within 3 months - Children	291	2,604	11.2%	10.1%	12.1%	12.4%
% of FP17s for the same patient ID Re-attending within 3 months - Adults	1,831	8,121	22.5%	15.3%	15.9%	16.6%
% of FP17s for the same patient ID Re-attending between 3 & 9 months - Children	1,317	2,604	50.6%	50.9%	58.6%	57.5%
% of FP17s for the same patient ID Re-attending between 3 & 9 months - Adults	3,640	8,121	44.8%	46.5%	51.5%	50.4%
% of FP17s for Band 1 Urgent Courses	1,507	9,511	15.8%	8.2%	8.0%	9.1%
% of FP17s Relating to Free Repair or Replacements	81	9,511	0.9%	0.7%	0.8%	0.8%
% of FP17s Relating to Continuations	177	9,511	1.9%	0.9%	1.2%	1.3%
% of Patients satisfied with the dentistry they have received	11	11	100.0%	92.3%	92.8%	92.7%
% of Patients satisfied with the time they had to wait for an appointment	11	11	100.0%	91.0%	89.2%	88.8%

* This is based on patients treated on this contract for their most recent course of treatment. Figures in italics indicate the base number of FP17s or Patient Questionnaire responses are less than 100. N/A is shown where the base number of responses is less than 10 during the period. % is calculated as Quantity/Base number*100

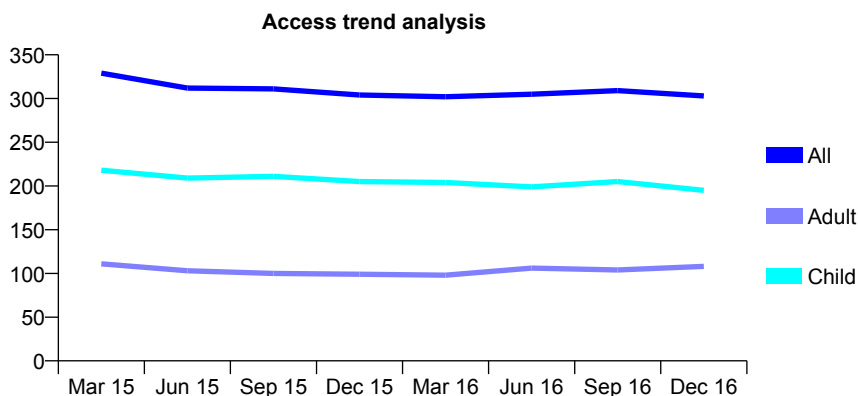
Q54 - Vital Signs At a Glance Contract Report for 234982/0001 - December 2016

Name or company name	MR CJ HIRST
Contract type name	GDS Contract
Purpose of contract	General
Contract start date	01/04/2006
Contract end date	

16/17 Contracted general activity (UDA)	600
Carry forward general activity (UDA)	0
16/17 Contracted orthodontic activity (UOA)	0
Carry forward orthodontic activity (UOA)	0
Baseline contract value	£14,730.69

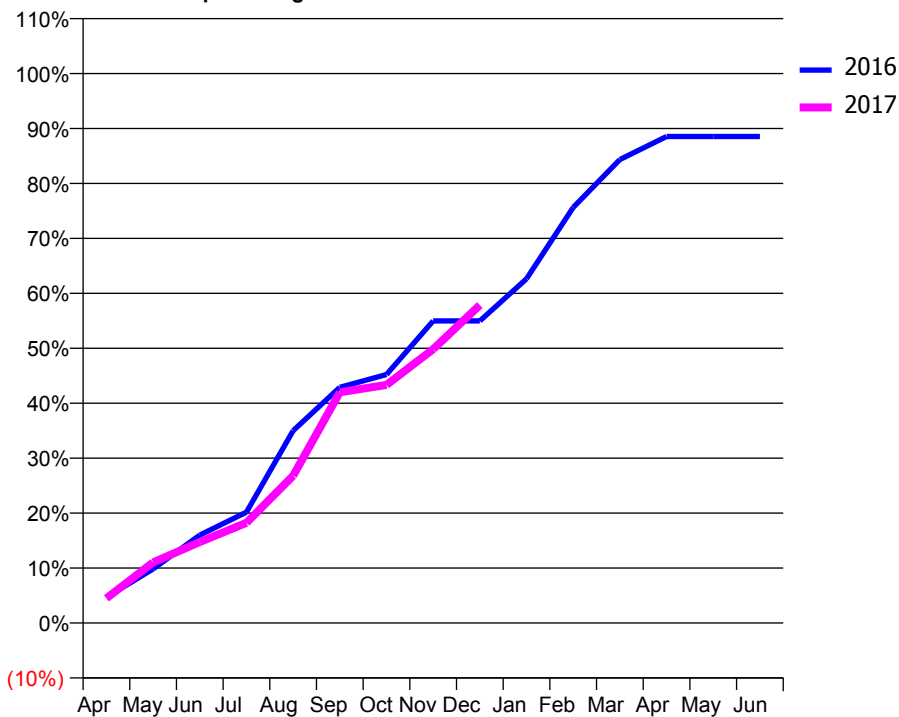
ACCESS*

Patients seen in 24 months	Total	Change since previous quarter
Quarter ending December 2015	304	
Quarter ending March 2016	302	→
Quarter ending June 2016	305	→
Quarter ending September 2016	309	→
Quarter ending December 2016	303	↓
Variance since December 2015	(0.3%)	→



ACTIVITY

Cumulative percentage of contracted UDA delivered 2016 & 2017



Month	Adjusted Scheduled Activity (UDA)	
	2016	2017
April	28	27
May	59	66
June	96	88
July	121	109
August	210	161
September	257	252
October	271	260
November	330	299
December	330	347
January	376	
February	454	
March	506	
April	531	
May	531	
June	531	

QUALITY

	Quantity	Base Number	Contract	AT	Region	England
% of FP17s for the same patient ID Re-attending within 3 months - Children	7	214	3.3%	10.1%	12.1%	12.4%
% of FP17s for the same patient ID Re-attending within 3 months - Adults	4	78	5.1%	15.3%	15.9%	16.6%
% of FP17s for the same patient ID Re-attending between 3 & 9 months - Children	125	214	58.4%	50.9%	58.6%	57.5%
% of FP17s for the same patient ID Re-attending between 3 & 9 months - Adults	38	78	48.7%	46.5%	51.5%	50.4%
% of FP17s for Band 1 Urgent Courses	6	271	2.2%	8.2%	8.0%	9.1%
% of FP17s Relating to Free Repair or Replacements	0	271	0.0%	0.7%	0.8%	0.8%
% of FP17s Relating to Continuations	2	271	0.7%	0.9%	1.2%	1.3%
% of Patients satisfied with the dentistry they have received	0	0	N/A	92.3%	92.8%	92.7%
% of Patients satisfied with the time they had to wait for an appointment	0	0	N/A	91.0%	89.2%	88.8%

* This is based on patients treated on this contract for their most recent course of treatment. Figures in italics indicate the base number of FP17s or Patient Questionnaire responses are less than 100. N/A is shown where the base number of responses is less than 10 during the period. % is calculated as Quantity/Base number*100

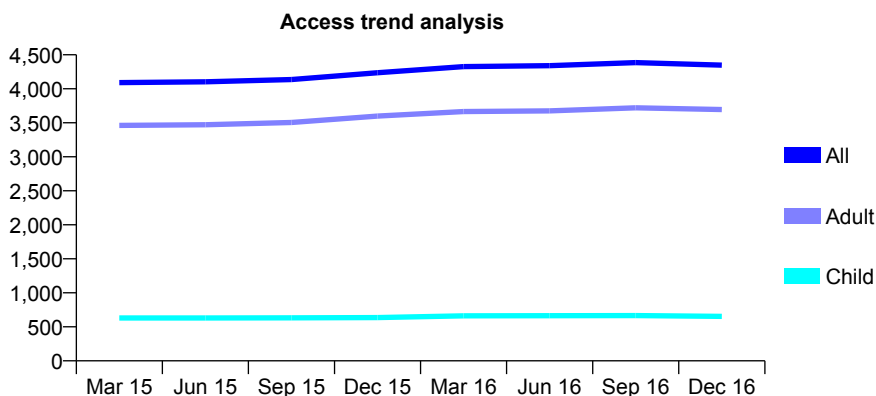
Q54 - Vital Signs At a Glance Contract Report for 239046/0001 - December 2016

Name or company name	MR DW PANNELL
Contract type name	GDS Contract
Purpose of contract	General
Contract start date	01/04/2006
Contract end date	

16/17 Contracted general activity (UDA)	13,464
Carry forward general activity (UDA)	483
16/17 Contracted orthodontic activity (UOA)	0
Carry forward orthodontic activity (UOA)	0
Baseline contract value	£274,129.76

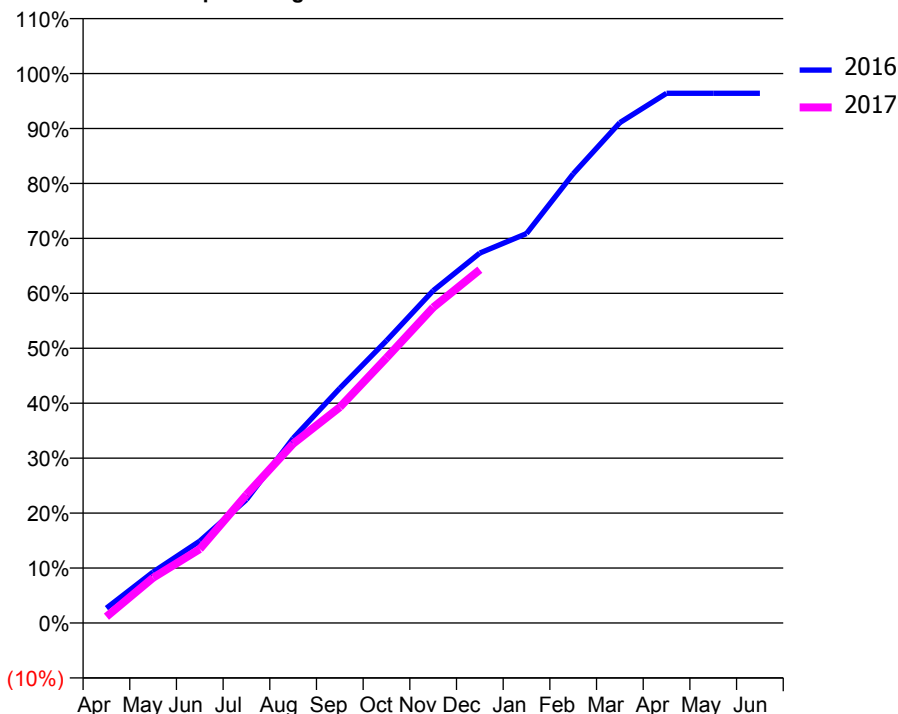
ACCESS*

Patients seen in 24 months	Total	Change since previous quarter
Quarter ending December 2015	4,236	
Quarter ending March 2016	4,327	↑
Quarter ending June 2016	4,340	→
Quarter ending September 2016	4,386	→
Quarter ending December 2016	4,349	→
Variance since December 2015	2.7%	↑



ACTIVITY

Cumulative percentage of contracted UDA delivered 2016 & 2017



Month	Adjusted Scheduled Activity (UDA)	
	2016	2017
April	364	155
May	1,249	1,108
June	2,008	1,810
July	3,024	3,144
August	4,527	4,392
September	5,751	5,288
October	6,918	6,497
November	8,145	7,733
December	9,066	8,656
January	9,543	
February	11,006	
March	12,261	
April	12,981	
May	12,981	
June	12,981	

QUALITY

	Quantity	Base Number	Contract	AT	Region	England
% of FP17s for the same patient ID Re-attending within 3 months - Children	48	789	6.1%	10.1%	12.1%	12.4%
% of FP17s for the same patient ID Re-attending within 3 months - Adults	648	4,326	15.0%	15.3%	15.9%	16.6%
% of FP17s for the same patient ID Re-attending between 3 & 9 months - Children	510	789	64.6%	50.9%	58.6%	57.5%
% of FP17s for the same patient ID Re-attending between 3 & 9 months - Adults	2,651	4,326	61.3%	46.5%	51.5%	50.4%
% of FP17s for Band 1 Urgent Courses	227	4,811	4.7%	8.2%	8.0%	9.1%
% of FP17s Relating to Free Repair or Replacements	30	4,811	0.6%	0.7%	0.8%	0.8%
% of FP17s Relating to Continuations	91	4,811	1.9%	0.9%	1.2%	1.3%
% of Patients satisfied with the dentistry they have received	9	9	N/A	92.3%	92.8%	92.7%
% of Patients satisfied with the time they had to wait for an appointment	9	9	N/A	91.0%	89.2%	88.8%

* This is based on patients treated on this contract for their most recent course of treatment. Figures in italics indicate the base number of FP17s or Patient Questionnaire responses are less than 100. N/A is shown where the base number of responses is less than 10 during the period. % is calculated as Quantity/Base number*100

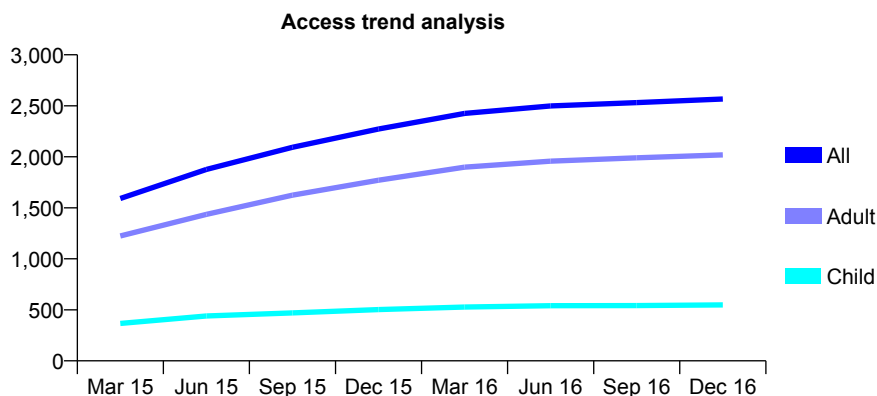
Q54 - Vital Signs At a Glance Contract Report for 240672/0002 - December 2016

Name or company name	MISS CR RUMLEY
Contract type name	GDS Contract
Purpose of contract	General
Contract start date	01/08/2014
Contract end date	

16/17 Contracted general activity (UDA)	7,324
Carry forward general activity (UDA)	-73
16/17 Contracted orthodontic activity (UOA)	0
Carry forward orthodontic activity (UOA)	0
Baseline contract value	£193,083.81

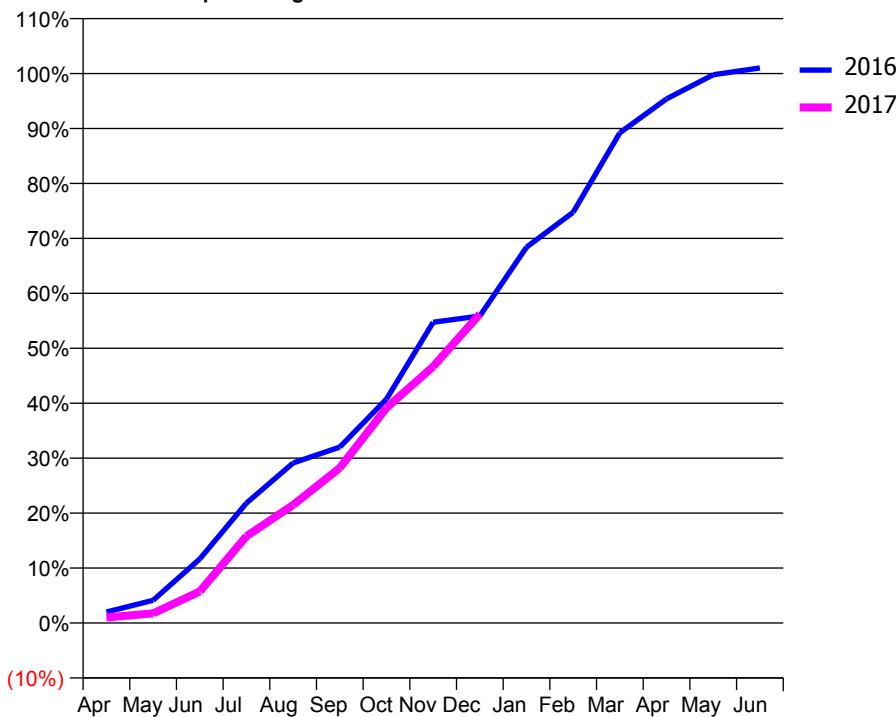
ACCESS*

Patients seen in 24 months	Total	Change since previous quarter
Quarter ending December 2015	2,273	
Quarter ending March 2016	2,426	↑
Quarter ending June 2016	2,499	↑
Quarter ending September 2016	2,532	→
Quarter ending December 2016	2,567	→
Variance since December 2015	12.9%	↑



ACTIVITY

Cumulative percentage of contracted UDA delivered 2016 & 2017



Month	Adjusted Scheduled Activity (UDA)	
	2016	2017
April	146	73
May	303	129
June	855	421
July	1,598	1,158
August	2,134	1,573
September	2,345	2,068
October	2,985	2,868
November	4,009	3,418
December	4,092	4,120
January	5,010	
February	5,475	
March	6,534	
April	6,987	
May	7,308	
June	7,397	

QUALITY

	Quantity	Base Number	Contract	AT	Region	England
% of FP17s for the same patient ID Re-attending within 3 months - Children	31	461	6.7%	10.1%	12.1%	12.4%
% of FP17s for the same patient ID Re-attending within 3 months - Adults	174	1,740	10.0%	15.3%	15.9%	16.6%
% of FP17s for the same patient ID Re-attending between 3 & 9 months - Children	213	461	46.2%	50.9%	58.6%	57.5%
% of FP17s for the same patient ID Re-attending between 3 & 9 months - Adults	896	1,740	51.5%	46.5%	51.5%	50.4%
% of FP17s for Band 1 Urgent Courses	133	1,795	7.4%	8.2%	8.0%	9.1%
% of FP17s Relating to Free Repair or Replacements	6	1,795	0.3%	0.7%	0.8%	0.8%
% of FP17s Relating to Continuations	12	1,795	0.7%	0.9%	1.2%	1.3%
% of Patients satisfied with the dentistry they have received	6	6	N/A	92.3%	92.8%	92.7%
% of Patients satisfied with the time they had to wait for an appointment	6	6	N/A	91.0%	89.2%	88.8%

* This is based on patients treated on this contract for their most recent course of treatment. Figures in italics indicate the base number of FP17s or Patient Questionnaire responses are less than 100. N/A is shown where the base number of responses is less than 10 during the period. % is calculated as Quantity/Base number*100

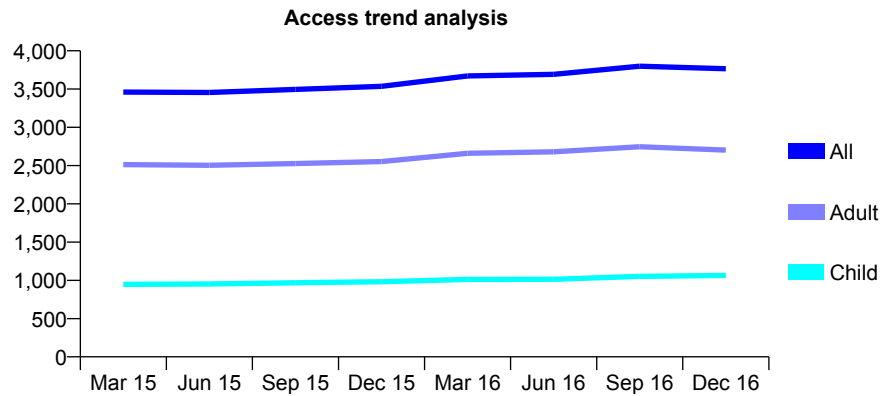
Q54 - Vital Signs At a Glance Contract Report for 241083/0001 - December 2016

Name or company name	MR V SUDRA
Contract type name	GDS Contract
Purpose of contract	General and Orthodontic
Contract start date	01/04/2006
Contract end date	

16/17 Contracted general activity (UDA)	11,592
Carry forward general activity (UDA)	17
16/17 Contracted orthodontic activity (UOA)	190
Carry forward orthodontic activity (UOA)	-4
Baseline contract value	£374,196.10

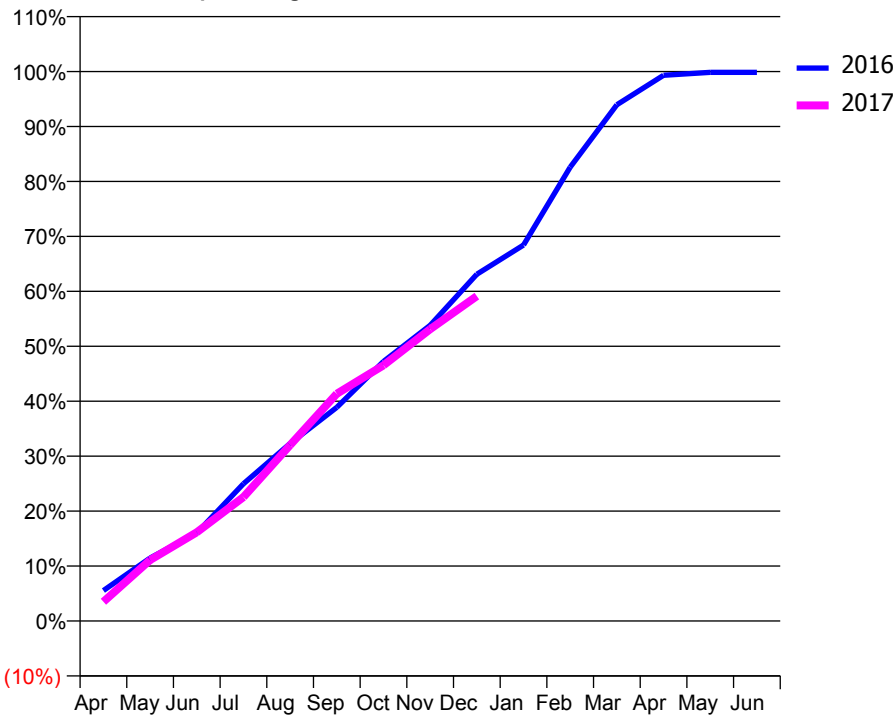
ACCESS*

Patients seen in 24 months	Total	Change since previous quarter
Quarter ending December 2015	3,535	
Quarter ending March 2016	3,672	↑
Quarter ending June 2016	3,693	→
Quarter ending September 2016	3,798	↑
Quarter ending December 2016	3,766	→
Variance since December 2015	6.5%	↑



ACTIVITY

Cumulative percentage of contracted UDA delivered 2016 & 2017



Month	Adjusted Scheduled Activity (UDA)	
	2016	2017
April	643	405
May	1,328	1,286
June	1,859	1,872
July	2,895	2,614
August	3,745	3,711
September	4,508	4,796
October	5,477	5,393
November	6,237	6,157
December	7,315	6,854
January	7,931	
February	9,575	
March	10,890	
April	11,512	
May	11,575	
June	11,575	

QUALITY

	Quantity	Base Number	Contract	AT	Region	England
% of FP17s for the same patient ID Re-attending within 3 months - Children	38	770	4.9%	10.1%	12.1%	12.4%
% of FP17s for the same patient ID Re-attending within 3 months - Adults	206	1,851	11.1%	15.3%	15.9%	16.6%
% of FP17s for the same patient ID Re-attending between 3 & 9 months - Children	224	770	29.1%	50.9%	58.6%	57.5%
% of FP17s for the same patient ID Re-attending between 3 & 9 months - Adults	529	1,851	28.6%	46.5%	51.5%	50.4%
% of FP17s for Band 1 Urgent Courses	90	2,044	4.4%	8.2%	8.0%	9.1%
% of FP17s Relating to Free Repair or Replacements	30	2,044	1.5%	0.7%	0.8%	0.8%
% of FP17s Relating to Continuations	10	2,044	0.5%	0.9%	1.2%	1.3%
% of Patients satisfied with the dentistry they have received	1	1	N/A	92.3%	92.8%	92.7%
% of Patients satisfied with the time they had to wait for an appointment	1	1	N/A	91.0%	89.2%	88.8%

* This is based on patients treated on this contract for their most recent course of treatment. Figures in italics indicate the base number of FP17s or Patient Questionnaire responses are less than 100. N/A is shown where the base number of responses is less than 10 during the period. % is calculated as Quantity/Base number*100

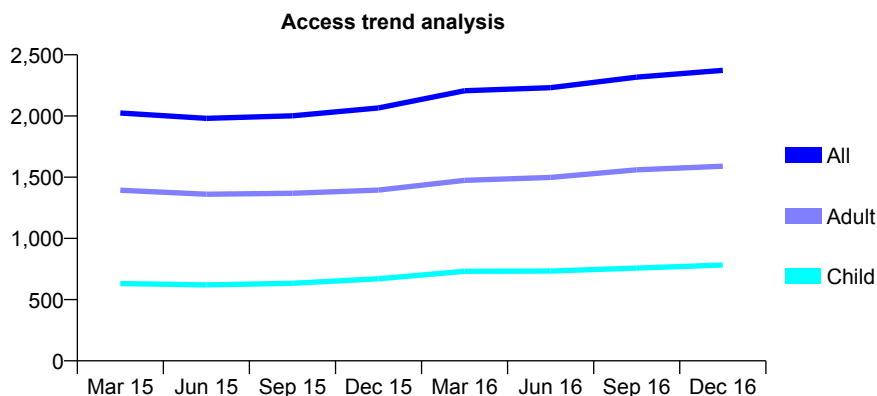
Q54 - Vital Signs At a Glance Contract Report for 244228/0001 - December 2016

Name or company name	MR JS BARDHA
Contract type name	GDS Contract
Purpose of contract	General and Orthodontic
Contract start date	01/04/2006
Contract end date	

16/17 Contracted general activity (UDA)	9,698
Carry forward general activity (UDA)	101
16/17 Contracted orthodontic activity (UOA)	204
Carry forward orthodontic activity (UOA)	-4
Baseline contract value	£275,036.00

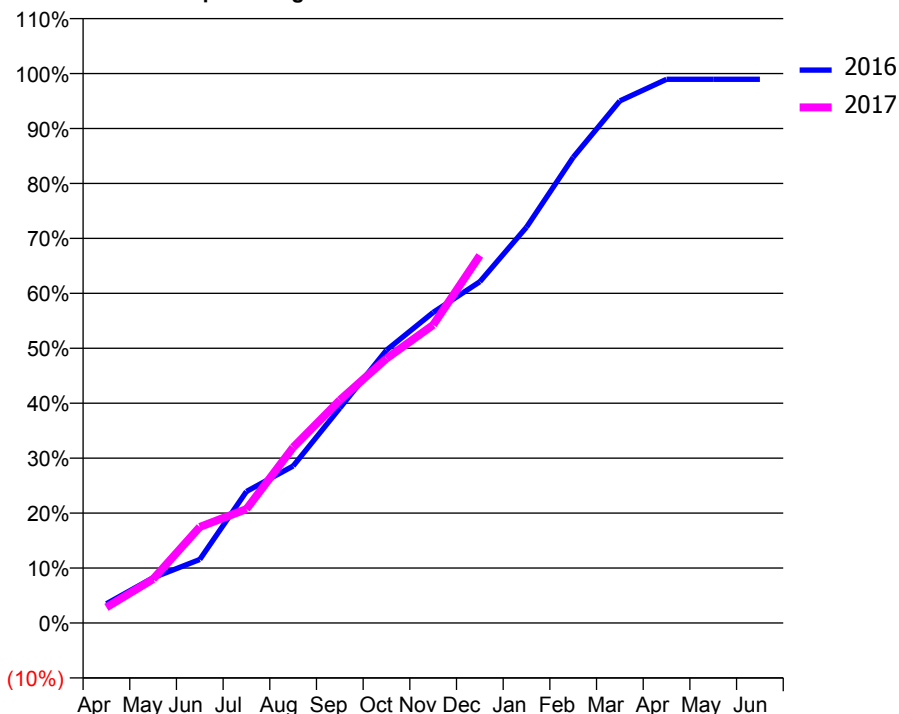
ACCESS*

Patients seen in 24 months	Total	Change since previous quarter
Quarter ending December 2015	2,066	
Quarter ending March 2016	2,206	↑
Quarter ending June 2016	2,232	→
Quarter ending September 2016	2,318	↑
Quarter ending December 2016	2,373	↑
Variance since December 2015	14.9%	↑



ACTIVITY

Cumulative percentage of contracted UDA delivered 2016 & 2017



Month	Adjusted Scheduled Activity (UDA)	
	2016	2017
April	340	276
May	798	776
June	1,121	1,695
July	2,323	2,011
August	2,771	3,101
September	3,792	3,933
October	4,816	4,668
November	5,482	5,261
December	6,023	6,486
January	6,987	
February	8,220	
March	9,215	
April	9,596	
May	9,597	
June	9,597	

QUALITY

	Quantity	Base Number	Contract	AT	Region	England
% of FP17s for the same patient ID Re-attending within 3 months - Children	46	755	6.1%	10.1%	12.1%	12.4%
% of FP17s for the same patient ID Re-attending within 3 months - Adults	154	1,288	12.0%	15.3%	15.9%	16.6%
% of FP17s for the same patient ID Re-attending between 3 & 9 months - Children	374	755	49.5%	50.9%	58.6%	57.5%
% of FP17s for the same patient ID Re-attending between 3 & 9 months - Adults	542	1,288	42.1%	46.5%	51.5%	50.4%
% of FP17s for Band 1 Urgent Courses	11	1,849	0.6%	8.2%	8.0%	9.1%
% of FP17s Relating to Free Repair or Replacements	0	1,849	0.0%	0.7%	0.8%	0.8%
% of FP17s Relating to Continuations	68	1,849	3.7%	0.9%	1.2%	1.3%
% of Patients satisfied with the dentistry they have received	1	1	N/A	92.3%	92.8%	92.7%
% of Patients satisfied with the time they had to wait for an appointment	0	1	N/A	91.0%	89.2%	88.8%

* This is based on patients treated on this contract for their most recent course of treatment. Figures in italics indicate the base number of FP17s or Patient Questionnaire responses are less than 100. N/A is shown where the base number of responses is less than 10 during the period. % is calculated as Quantity/Base number*100

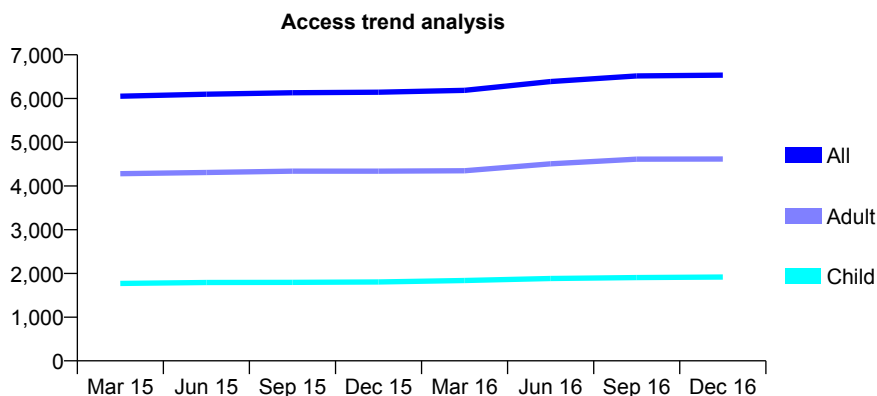
Q54 - Vital Signs At a Glance Contract Report for 245860/0001 - December 2016

Name or company name	MR M BINAMIN
Contract type name	GDS Contract
Purpose of contract	General
Contract start date	01/04/2006
Contract end date	

16/17 Contracted general activity (UDA)	12,244
Carry forward general activity (UDA)	0
16/17 Contracted orthodontic activity (UOA)	0
Carry forward orthodontic activity (UOA)	0
Baseline contract value	£289,811.87

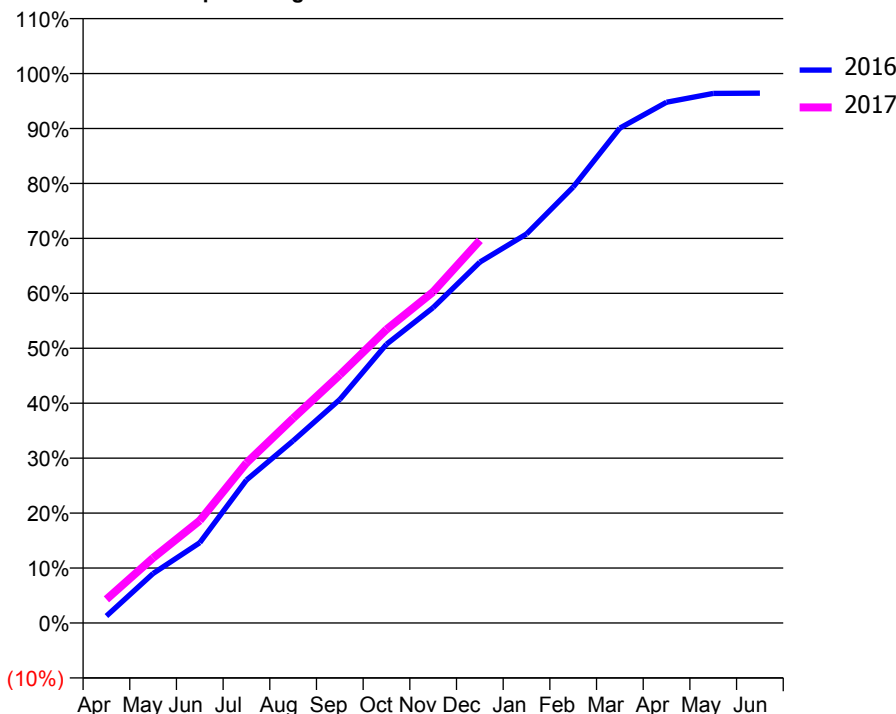
ACCESS*

Patients seen in 24 months	Total	Change since previous quarter
Quarter ending December 2015	6,143	
Quarter ending March 2016	6,186	→
Quarter ending June 2016	6,389	↑
Quarter ending September 2016	6,516	→
Quarter ending December 2016	6,535	→
Variance since December 2015	6.4%	↑



ACTIVITY

Cumulative percentage of contracted UDA delivered 2016 & 2017



Month	Adjusted Scheduled Activity (UDA)	
	2016	2017
April	157	527
May	1,104	1,453
June	1,790	2,283
July	3,186	3,566
August	4,060	4,563
September	4,982	5,528
October	6,213	6,543
November	7,030	7,378
December	8,042	8,527
January	8,669	
February	9,714	
March	11,029	
April	11,604	
May	11,800	
June	11,806	

QUALITY

	Quantity	Base Number	Contract	AT	Region	England
% of FP17s for the same patient ID Re-attending within 3 months - Children	97	1,937	5.0%	10.1%	12.1%	12.4%
% of FP17s for the same patient ID Re-attending within 3 months - Adults	655	4,537	14.4%	15.3%	15.9%	16.6%
% of FP17s for the same patient ID Re-attending between 3 & 9 months - Children	1,092	1,937	56.4%	50.9%	58.6%	57.5%
% of FP17s for the same patient ID Re-attending between 3 & 9 months - Adults	2,350	4,537	51.8%	46.5%	51.5%	50.4%
% of FP17s for Band 1 Urgent Courses	474	5,508	8.6%	8.2%	8.0%	9.1%
% of FP17s Relating to Free Repair or Replacements	37	5,508	0.7%	0.7%	0.8%	0.8%
% of FP17s Relating to Continuations	3	5,508	0.1%	0.9%	1.2%	1.3%
% of Patients satisfied with the dentistry they have received	4	5	N/A	92.3%	92.8%	92.7%
% of Patients satisfied with the time they had to wait for an appointment	5	5	N/A	91.0%	89.2%	88.8%

* This is based on patients treated on this contract for their most recent course of treatment. Figures in italics indicate the base number of FP17s or Patient Questionnaire responses are less than 100. N/A is shown where the base number of responses is less than 10 during the period. % is calculated as Quantity/Base number*100

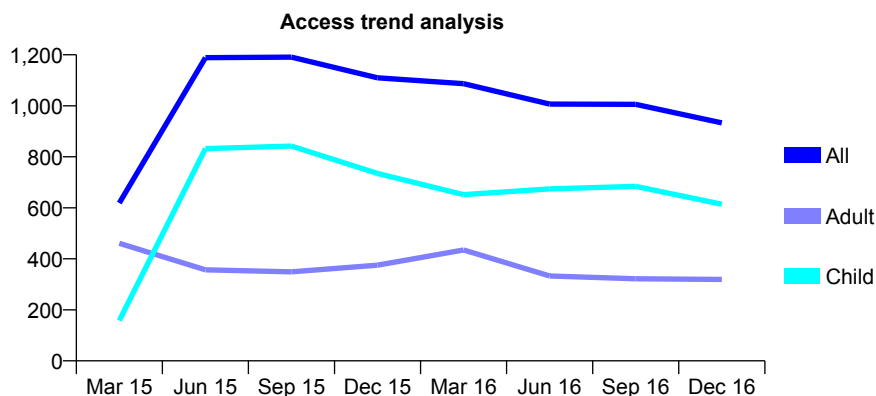
Q54 - Vital Signs At a Glance Contract Report for 249726/0004 - December 2016

Name or company name	MR AA DUGGAL
Contract type name	PDS Plus Contract
Purpose of contract	General
Contract start date	01/05/2012
Contract end date	30/04/2017

16/17 Contracted general activity (UDA)	2,000
Carry forward general activity (UDA)	55
16/17 Contracted orthodontic activity (UOA)	0
Carry forward orthodontic activity (UOA)	0
Baseline contract value	£25,762.12

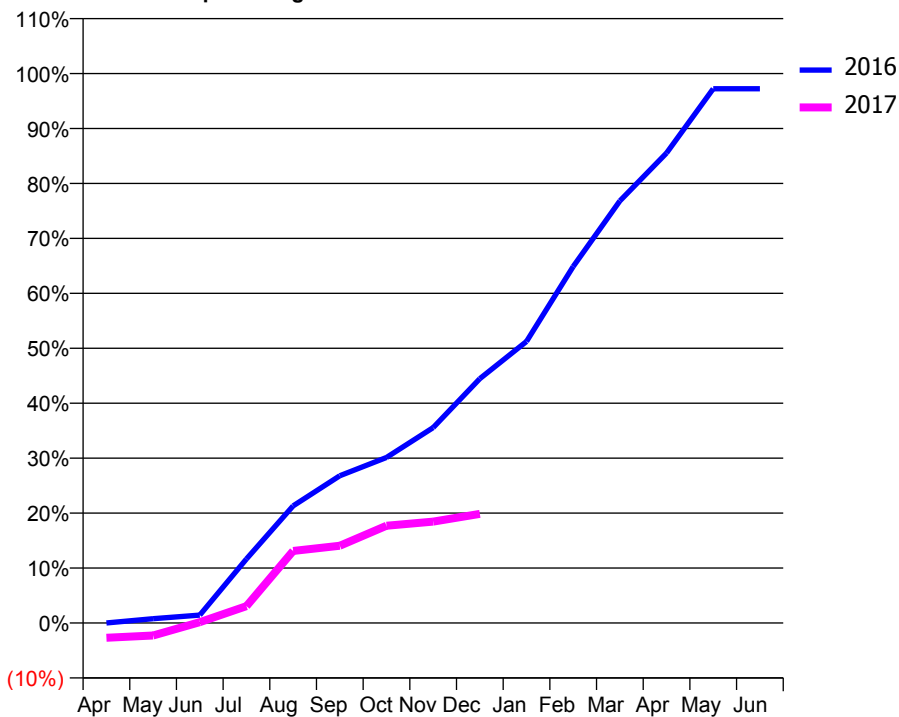
ACCESS*

Patients seen in 24 months	Total	Change since previous quarter
Quarter ending December 2015	1,110	
Quarter ending March 2016	1,087	↓
Quarter ending June 2016	1,007	↓
Quarter ending September 2016	1,006	→
Quarter ending December 2016	933	↓
Variance since December 2015	(15.9%)	↓



ACTIVITY

Cumulative percentage of contracted UDA delivered 2016 & 2017



Month	Adjusted Scheduled Activity (UDA)	
	2016	2017
April	0	-54
May	16	-46
June	29	3
July	233	61
August	426	262
September	536	281
October	602	354
November	711	369
December	889	397
January	1,025	
February	1,297	
March	1,536	
April	1,711	
May	1,945	
June	1,945	

QUALITY

	Quantity	Base Number	Contract	AT	Region	England
% of FP17s for the same patient ID Re-attending within 3 months - Children	1	471	0.2%	10.1%	12.1%	12.4%
% of FP17s for the same patient ID Re-attending within 3 months - Adults	15	221	6.8%	15.3%	15.9%	16.6%
% of FP17s for the same patient ID Re-attending between 3 & 9 months - Children	10	471	2.1%	50.9%	58.6%	57.5%
% of FP17s for the same patient ID Re-attending between 3 & 9 months - Adults	20	221	9.0%	46.5%	51.5%	50.4%
% of FP17s for Band 1 Urgent Courses	1	344	0.3%	8.2%	8.0%	9.1%
% of FP17s Relating to Free Repair or Replacements	1	344	0.3%	0.7%	0.8%	0.8%
% of FP17s Relating to Continuations	1	344	0.3%	0.9%	1.2%	1.3%
% of Patients satisfied with the dentistry they have received	4	4	N/A	92.3%	92.8%	92.7%
% of Patients satisfied with the time they had to wait for an appointment	3	4	N/A	91.0%	89.2%	88.8%

* This is based on patients treated on this contract for their most recent course of treatment. Figures in italics indicate the base number of FP17s or Patient Questionnaire responses are less than 100. N/A is shown where the base number of responses is less than 10 during the period. % is calculated as Quantity/Base number*100

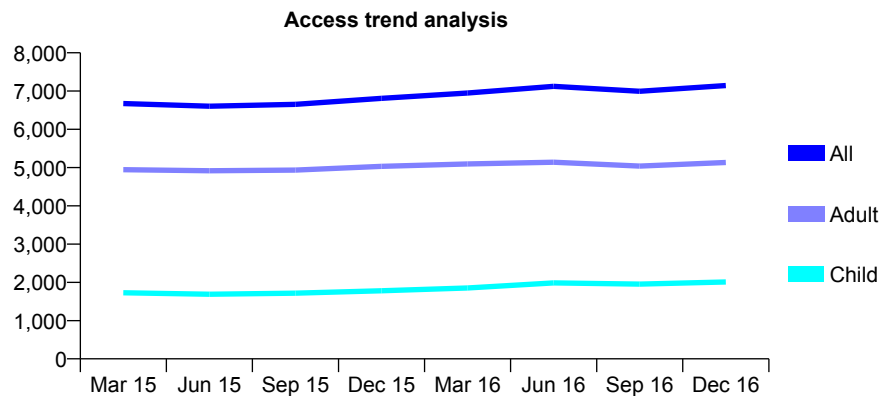
Q54 - Vital Signs At a Glance Contract Report for 250333/0001 - December 2016

Name or company name	MR JS JANDU
Contract type name	GDS Contract
Purpose of contract	General and Orthodontic
Contract start date	01/04/2008
Contract end date	

16/17 Contracted general activity (UDA)	22,064
Carry forward general activity (UDA)	764
16/17 Contracted orthodontic activity (UOA)	999
Carry forward orthodontic activity (UOA)	0
Baseline contract value	£636,901.58

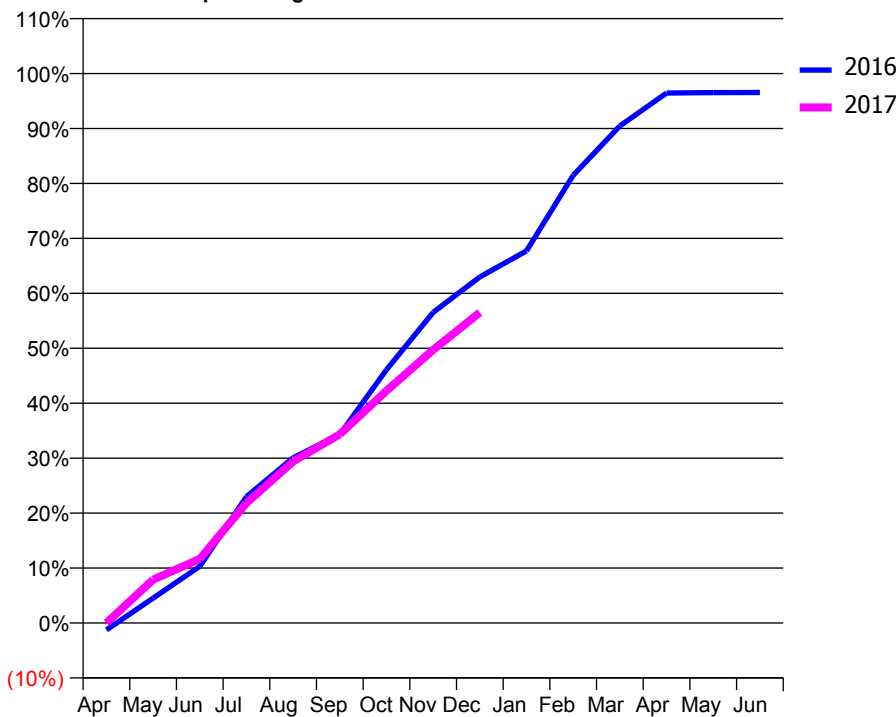
ACCESS*

Patients seen in 24 months	Total	Change since previous quarter
Quarter ending December 2015	6,811	
Quarter ending March 2016	6,950	↑
Quarter ending June 2016	7,125	↑
Quarter ending September 2016	6,994	↓
Quarter ending December 2016	7,143	↑
Variance since December 2015	4.9%	↑



ACTIVITY

Cumulative percentage of contracted UDA delivered 2016 & 2017



Month	Adjusted Scheduled Activity (UDA)	
	2016	2017
April	-280	3
May	998	1,742
June	2,280	2,574
July	5,071	4,816
August	6,638	6,485
September	7,571	7,577
October	10,169	9,325
November	12,472	10,966
December	13,899	12,469
January	14,942	
February	17,975	
March	19,959	
April	21,281	
May	21,298	
June	21,300	

QUALITY

	Quantity	Base Number	Contract	AT	Region	England
% of FP17s for the same patient ID Re-attending within 3 months - Children	135	2,040	6.6%	10.1%	12.1%	12.4%
% of FP17s for the same patient ID Re-attending within 3 months - Adults	615	4,574	13.4%	15.3%	15.9%	16.6%
% of FP17s for the same patient ID Re-attending between 3 & 9 months - Children	827	2,040	40.5%	50.9%	58.6%	57.5%
% of FP17s for the same patient ID Re-attending between 3 & 9 months - Adults	1,830	4,574	40.0%	46.5%	51.5%	50.4%
% of FP17s for Band 1 Urgent Courses	594	5,961	10.0%	8.2%	8.0%	9.1%
% of FP17s Relating to Free Repair or Replacements	36	5,961	0.6%	0.7%	0.8%	0.8%
% of FP17s Relating to Continuations	31	5,961	0.5%	0.9%	1.2%	1.3%
% of Patients satisfied with the dentistry they have received	5	5	N/A	92.3%	92.8%	92.7%
% of Patients satisfied with the time they had to wait for an appointment	5	5	N/A	91.0%	89.2%	88.8%

* This is based on patients treated on this contract for their most recent course of treatment. Figures in italics indicate the base number of FP17s or Patient Questionnaire responses are less than 100. N/A is shown where the base number of responses is less than 10 during the period. % is calculated as Quantity/Base number*100

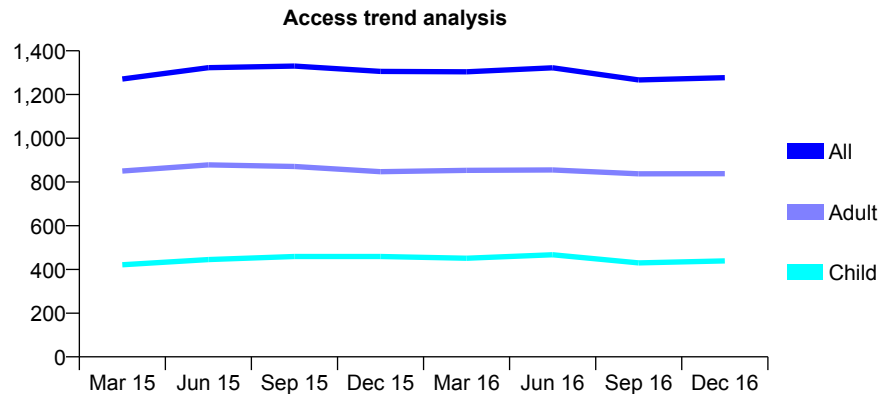
Q54 - Vital Signs At a Glance Contract Report for 250333/0002 - December 2016

Name or company name	MR JS JANDU
Contract type name	GDS Contract
Purpose of contract	General
Contract start date	01/10/2012
Contract end date	

16/17 Contracted general activity (UDA)	4,213
Carry forward general activity (UDA)	0
16/17 Contracted orthodontic activity (UOA)	0
Carry forward orthodontic activity (UOA)	0
Baseline contract value	£112,408.40

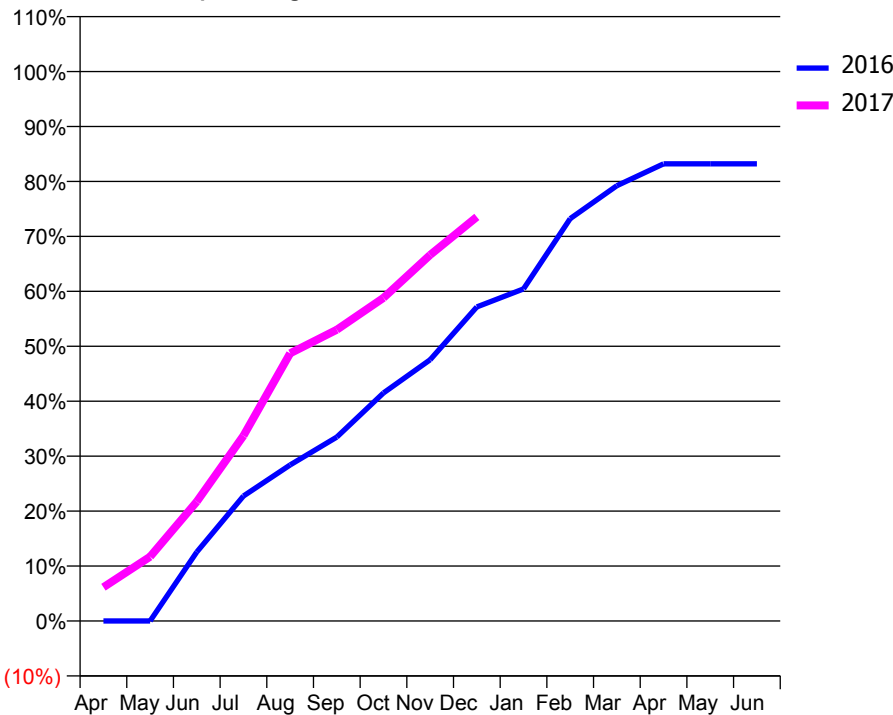
ACCESS*

Patients seen in 24 months	Total	Change since previous quarter
Quarter ending December 2015	1,306	
Quarter ending March 2016	1,304	→
Quarter ending June 2016	1,322	→
Quarter ending September 2016	1,267	↓
Quarter ending December 2016	1,277	→
Variance since December 2015	(2.2%)	↓



ACTIVITY

Cumulative percentage of contracted UDA delivered 2016 & 2017



Month	Adjusted Scheduled Activity (UDA)	
	2016	2017
April	0	259
May	0	494
June	529	916
July	958	1,421
August	1,196	2,052
September	1,410	2,234
October	1,749	2,478
November	2,004	2,807
December	2,409	3,098
January	2,546	
February	3,085	
March	3,338	
April	3,505	
May	3,505	
June	3,505	

QUALITY

	Quantity	Base Number	Contract	AT	Region	England
% of FP17s for the same patient ID Re-attending within 3 months - Children	32	419	7.6%	10.1%	12.1%	12.4%
% of FP17s for the same patient ID Re-attending within 3 months - Adults	109	743	14.7%	15.3%	15.9%	16.6%
% of FP17s for the same patient ID Re-attending between 3 & 9 months - Children	191	419	45.6%	50.9%	58.6%	57.5%
% of FP17s for the same patient ID Re-attending between 3 & 9 months - Adults	313	743	42.1%	46.5%	51.5%	50.4%
% of FP17s for Band 1 Urgent Courses	106	1,092	9.7%	8.2%	8.0%	9.1%
% of FP17s Relating to Free Repair or Replacements	16	1,092	1.5%	0.7%	0.8%	0.8%
% of FP17s Relating to Continuations	13	1,092	1.2%	0.9%	1.2%	1.3%
% of Patients satisfied with the dentistry they have received	0	0	N/A	92.3%	92.8%	92.7%
% of Patients satisfied with the time they had to wait for an appointment	0	0	N/A	91.0%	89.2%	88.8%

* This is based on patients treated on this contract for their most recent course of treatment. Figures in italics indicate the base number of FP17s or Patient Questionnaire responses are less than 100. N/A is shown where the base number of responses is less than 10 during the period. % is calculated as Quantity/Base number*100

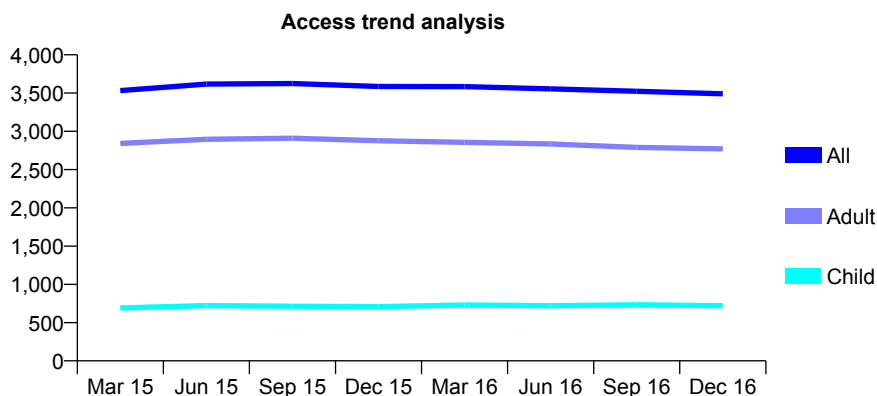
Q54 - Vital Signs At a Glance Contract Report for 251623/0001 - December 2016

Name or company name	MR F HEYDARI-BATENI
Contract type name	GDS Contract
Purpose of contract	General
Contract start date	01/04/2006
Contract end date	

16/17 Contracted general activity (UDA)	11,261
Carry forward general activity (UDA)	129
16/17 Contracted orthodontic activity (UOA)	0
Carry forward orthodontic activity (UOA)	0
Baseline contract value	£237,160.58

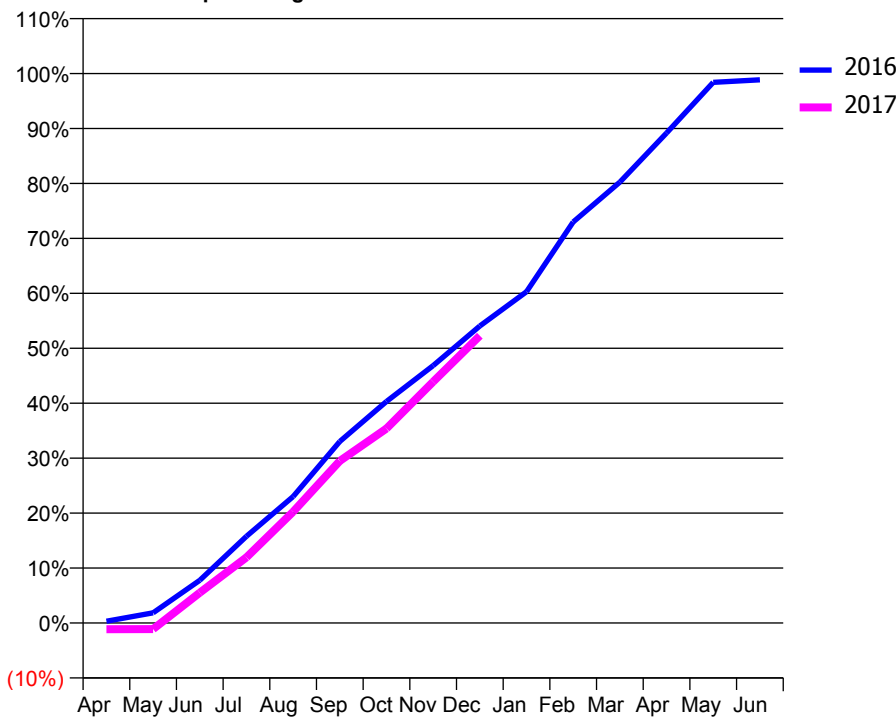
ACCESS*

Patients seen in 24 months	Total	Change since previous quarter
Quarter ending December 2015	3,586	
Quarter ending March 2016	3,585	→
Quarter ending June 2016	3,554	→
Quarter ending September 2016	3,523	→
Quarter ending December 2016	3,491	→
Variance since December 2015	(2.6%)	↓



ACTIVITY

Cumulative percentage of contracted UDA delivered 2016 & 2017



Month	Adjusted Scheduled Activity (UDA)	
	2016	2017
April	38	-129
May	209	-126
June	877	621
July	1,779	1,345
August	2,591	2,280
September	3,720	3,322
October	4,541	3,986
November	5,276	4,945
December	6,088	5,888
January	6,791	
February	8,218	
March	9,037	
April	10,042	
May	11,079	
June	11,132	

QUALITY

	Quantity	Base Number	Contract	AT	Region	England
% of FP17s for the same patient ID Re-attending within 3 months - Children	40	761	5.3%	10.1%	12.1%	12.4%
% of FP17s for the same patient ID Re-attending within 3 months - Adults	373	2,981	12.5%	15.3%	15.9%	16.6%
% of FP17s for the same patient ID Re-attending between 3 & 9 months - Children	476	761	62.5%	50.9%	58.6%	57.5%
% of FP17s for the same patient ID Re-attending between 3 & 9 months - Adults	1,726	2,981	57.9%	46.5%	51.5%	50.4%
% of FP17s for Band 1 Urgent Courses	197	2,789	7.1%	8.2%	8.0%	9.1%
% of FP17s Relating to Free Repair or Replacements	20	2,789	0.7%	0.7%	0.8%	0.8%
% of FP17s Relating to Continuations	27	2,789	1.0%	0.9%	1.2%	1.3%
% of Patients satisfied with the dentistry they have received	5	5	N/A	92.3%	92.8%	92.7%
% of Patients satisfied with the time they had to wait for an appointment	5	5	N/A	91.0%	89.2%	88.8%

* This is based on patients treated on this contract for their most recent course of treatment. Figures in italics indicate the base number of FP17s or Patient Questionnaire responses are less than 100. N/A is shown where the base number of responses is less than 10 during the period. % is calculated as Quantity/Base number*100

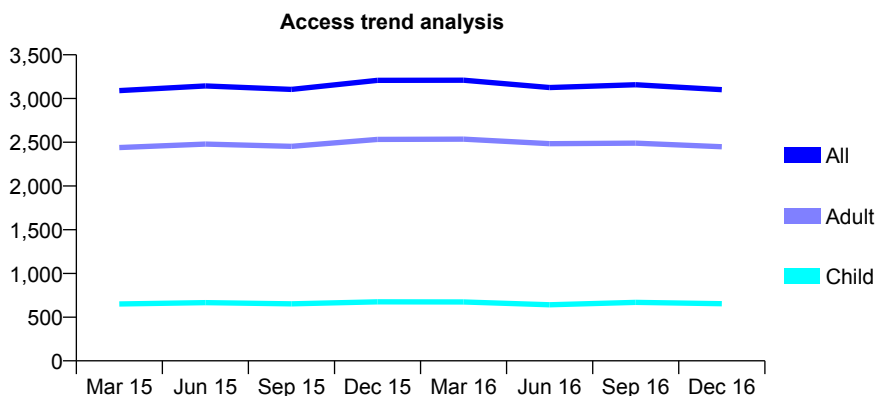
Q54 - Vital Signs At a Glance Contract Report for 251941/0001 - December 2016

Name or company name	MR JS CHUHAN
Contract type name	GDS Contract
Purpose of contract	General
Contract start date	01/04/2006
Contract end date	

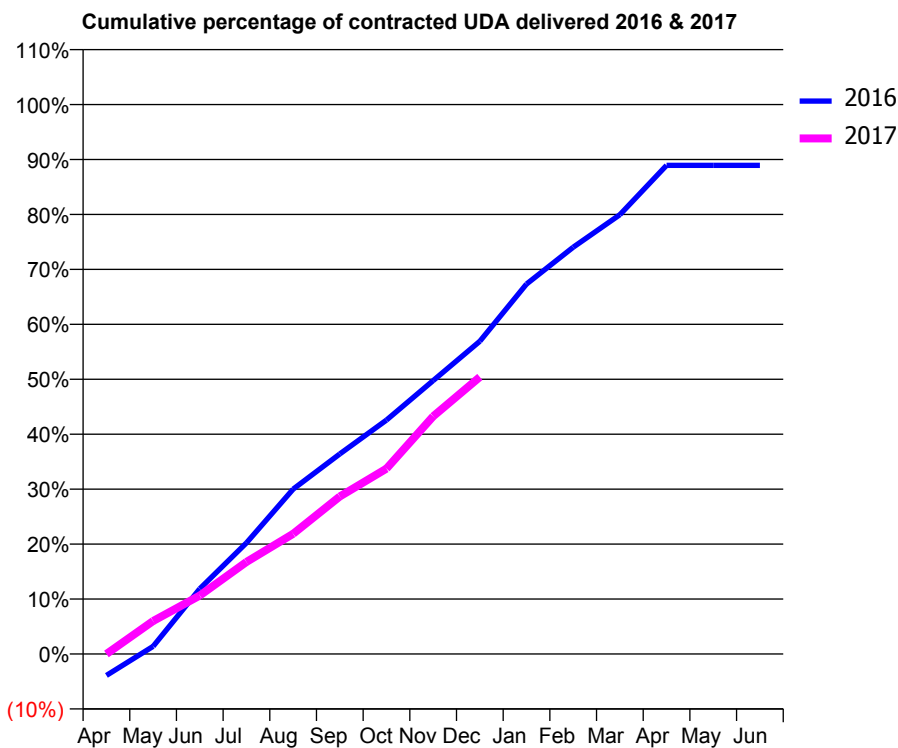
16/17 Contracted general activity (UDA)	12,721
Carry forward general activity (UDA)	0
16/17 Contracted orthodontic activity (UOA)	0
Carry forward orthodontic activity (UOA)	0
Baseline contract value	£341,717.12

ACCESS*

Patients seen in 24 months	Total	Change since previous quarter
Quarter ending December 2015	3,208	
Quarter ending March 2016	3,209	→
Quarter ending June 2016	3,126	↓
Quarter ending September 2016	3,158	→
Quarter ending December 2016	3,101	↓
Variance since December 2015	(3.3%)	↓



ACTIVITY



Month	Adjusted Scheduled Activity (UDA)	
	2016	2017
April	-500	0
May	179	765
June	1,511	1,354
July	2,574	2,130
August	3,817	2,784
September	4,632	3,648
October	5,417	4,294
November	6,329	5,502
December	7,240	6,413
January	8,564	
February	9,416	
March	10,169	
April	11,313	
May	11,313	
June	11,313	

QUALITY

	Quantity	Base Number	Contract	AT	Region	England
% of FP17s for the same patient ID Re-attending within 3 months - Children	66	523	12.6%	10.1%	12.1%	12.4%
% of FP17s for the same patient ID Re-attending within 3 months - Adults	666	2,380	28.0%	15.3%	15.9%	16.6%
% of FP17s for the same patient ID Re-attending between 3 & 9 months - Children	129	523	24.7%	50.9%	58.6%	57.5%
% of FP17s for the same patient ID Re-attending between 3 & 9 months - Adults	734	2,380	30.8%	46.5%	51.5%	50.4%
% of FP17s for Band 1 Urgent Courses	582	2,508	23.2%	8.2%	8.0%	9.1%
% of FP17s Relating to Free Repair or Replacements	32	2,508	1.3%	0.7%	0.8%	0.8%
% of FP17s Relating to Continuations	15	2,508	0.6%	0.9%	1.2%	1.3%
% of Patients satisfied with the dentistry they have received	1	2	N/A	92.3%	92.8%	92.7%
% of Patients satisfied with the time they had to wait for an appointment	2	2	N/A	91.0%	89.2%	88.8%

* This is based on patients treated on this contract for their most recent course of treatment. Figures in italics indicate the base number of FP17s or Patient Questionnaire responses are less than 100. N/A is shown where the base number of responses is less than 10 during the period. % is calculated as Quantity/Base number*100

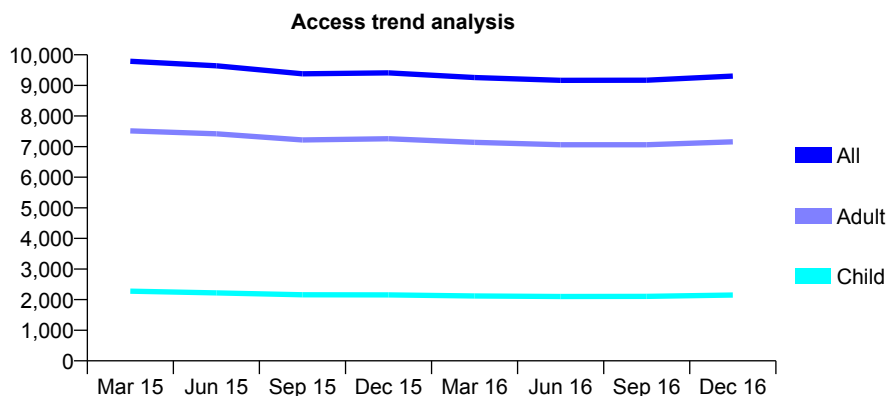
Q54 - Vital Signs At a Glance Contract Report for 253693/0001 - December 2016

Name or company name	MR OS DHILLON
Contract type name	GDS Contract
Purpose of contract	General
Contract start date	01/04/2006
Contract end date	

16/17 Contracted general activity (UDA)	32,861
Carry forward general activity (UDA)	1,295
16/17 Contracted orthodontic activity (UOA)	0
Carry forward orthodontic activity (UOA)	0
Baseline contract value	£838,736.83

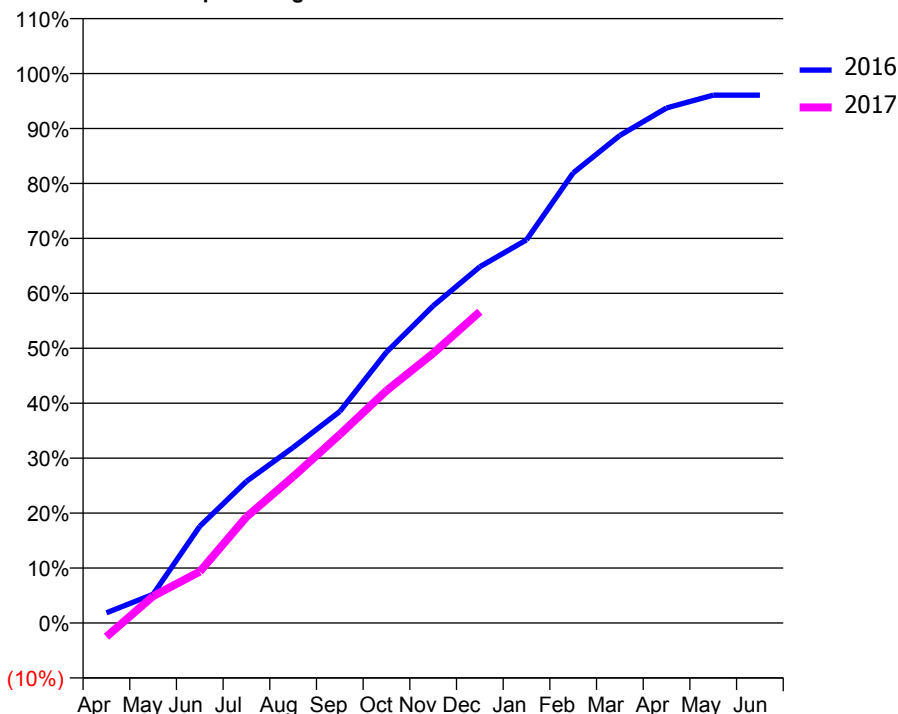
ACCESS*

Patients seen in 24 months	Total	Change since previous quarter
Quarter ending December 2015	9,408	
Quarter ending March 2016	9,256	↓
Quarter ending June 2016	9,164	→
Quarter ending September 2016	9,169	→
Quarter ending December 2016	9,306	→
Variance since December 2015	(1.1%)	↓



ACTIVITY

Cumulative percentage of contracted UDA delivered 2016 & 2017



Month	Adjusted Scheduled Activity (UDA)	
	2016	2017
April	608	-826
May	1,722	1,610
June	5,782	3,078
July	8,472	6,347
August	10,496	8,750
September	12,652	11,270
October	16,198	13,896
November	18,969	16,131
December	21,307	18,618
January	22,915	
February	26,916	
March	29,157	
April	30,803	
May	31,566	
June	31,566	

QUALITY

	Quantity	Base Number	Contract	AT	Region	England
% of FP17s for the same patient ID Re-attending within 3 months - Children	105	2,076	5.1%	10.1%	12.1%	12.4%
% of FP17s for the same patient ID Re-attending within 3 months - Adults	1,393	7,992	17.4%	15.3%	15.9%	16.6%
% of FP17s for the same patient ID Re-attending between 3 & 9 months - Children	1,101	2,076	53.0%	50.9%	58.6%	57.5%
% of FP17s for the same patient ID Re-attending between 3 & 9 months - Adults	4,400	7,992	55.1%	46.5%	51.5%	50.4%
% of FP17s for Band 1 Urgent Courses	757	9,380	8.1%	8.2%	8.0%	9.1%
% of FP17s Relating to Free Repair or Replacements	231	9,380	2.5%	0.7%	0.8%	0.8%
% of FP17s Relating to Continuations	95	9,380	1.0%	0.9%	1.2%	1.3%
% of Patients satisfied with the dentistry they have received	5	5	N/A	92.3%	92.8%	92.7%
% of Patients satisfied with the time they had to wait for an appointment	5	5	N/A	91.0%	89.2%	88.8%

* This is based on patients treated on this contract for their most recent course of treatment. Figures in italics indicate the base number of FP17s or Patient Questionnaire responses are less than 100. N/A is shown where the base number of responses is less than 10 during the period. % is calculated as Quantity/Base number*100

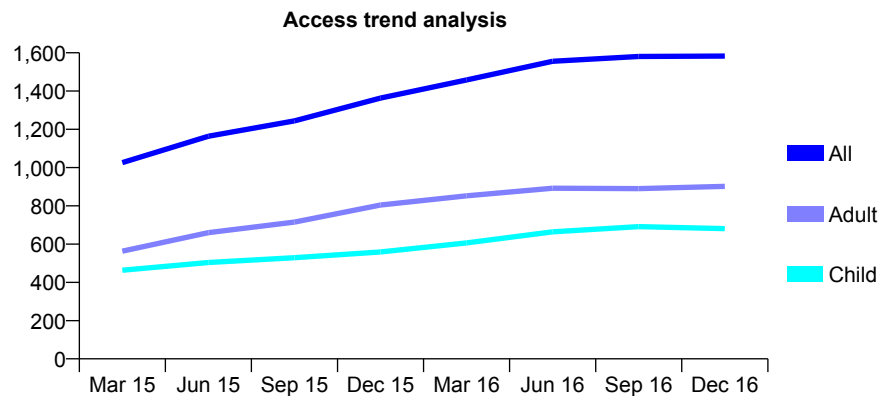
Q54 - Vital Signs At a Glance Contract Report for 257842/0001 - December 2016

Name or company name	MR N JAIN
Contract type name	GDS Contract
Purpose of contract	General
Contract start date	01/08/2014
Contract end date	

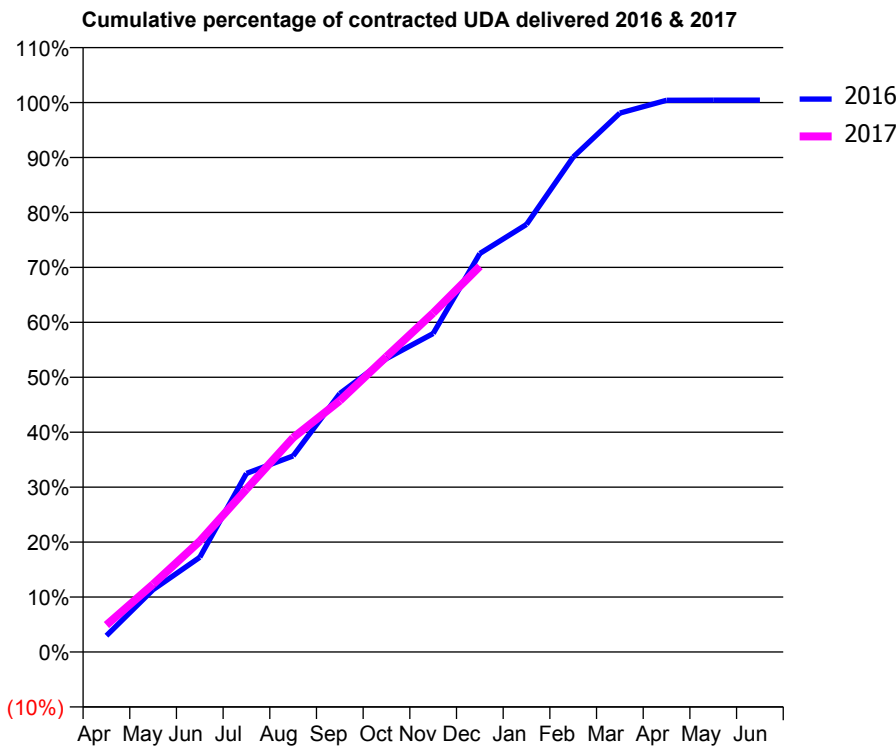
16/17 Contracted general activity (UDA)	4,806
Carry forward general activity (UDA)	-21
16/17 Contracted orthodontic activity (UOA)	0
Carry forward orthodontic activity (UOA)	0
Baseline contract value	£114,613.06

ACCESS*

Patients seen in 24 months	Total	Change since previous quarter
Quarter ending December 2015	1,363	
Quarter ending March 2016	1,458	↑
Quarter ending June 2016	1,556	↑
Quarter ending September 2016	1,581	→
Quarter ending December 2016	1,583	→
Variance since December 2015	16.1%	↑



ACTIVITY



Month	Adjusted Scheduled Activity (UDA)	
	2016	2017
April	143	236
May	545	594
June	828	970
July	1,562	1,424
August	1,715	1,875
September	2,261	2,198
October	2,567	2,584
November	2,786	2,965
December	3,485	3,374
January	3,740	
February	4,329	
March	4,713	
April	4,826	
May	4,827	
June	4,827	

QUALITY

	Quantity	Base Number	Contract	AT	Region	England
% of FP17s for the same patient ID Re-attending within 3 months - Children	35	810	4.3%	10.1%	12.1%	12.4%
% of FP17s for the same patient ID Re-attending within 3 months - Adults	61	749	8.1%	15.3%	15.9%	16.6%
% of FP17s for the same patient ID Re-attending between 3 & 9 months - Children	430	810	53.1%	50.9%	58.6%	57.5%
% of FP17s for the same patient ID Re-attending between 3 & 9 months - Adults	380	749	50.7%	46.5%	51.5%	50.4%
% of FP17s for Band 1 Urgent Courses	48	1,497	3.2%	8.2%	8.0%	9.1%
% of FP17s Relating to Free Repair or Replacements	2	1,497	0.1%	0.7%	0.8%	0.8%
% of FP17s Relating to Continuations	5	1,497	0.3%	0.9%	1.2%	1.3%
% of Patients satisfied with the dentistry they have received	0	0	N/A	92.3%	92.8%	92.7%
% of Patients satisfied with the time they had to wait for an appointment	0	0	N/A	91.0%	89.2%	88.8%

* This is based on patients treated on this contract for their most recent course of treatment. Figures in italics indicate the base number of FP17s or Patient Questionnaire responses are less than 100. N/A is shown where the base number of responses is less than 10 during the period. % is calculated as Quantity/Base number*100

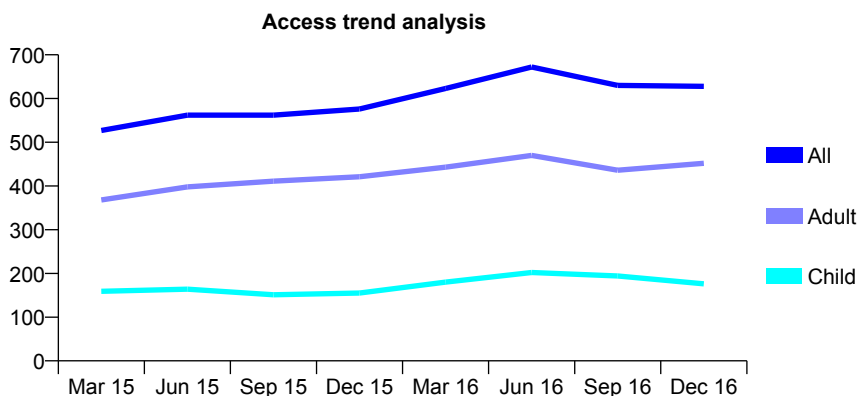
Q54 - Vital Signs At a Glance Contract Report for 258202/0001 - December 2016

Name or company name	MR H SINGH
Contract type name	GDS Contract
Purpose of contract	General
Contract start date	01/08/2009
Contract end date	

16/17 Contracted general activity (UDA)	2,609
Carry forward general activity (UDA)	0
16/17 Contracted orthodontic activity (UOA)	0
Carry forward orthodontic activity (UOA)	0
Baseline contract value	£59,753.35

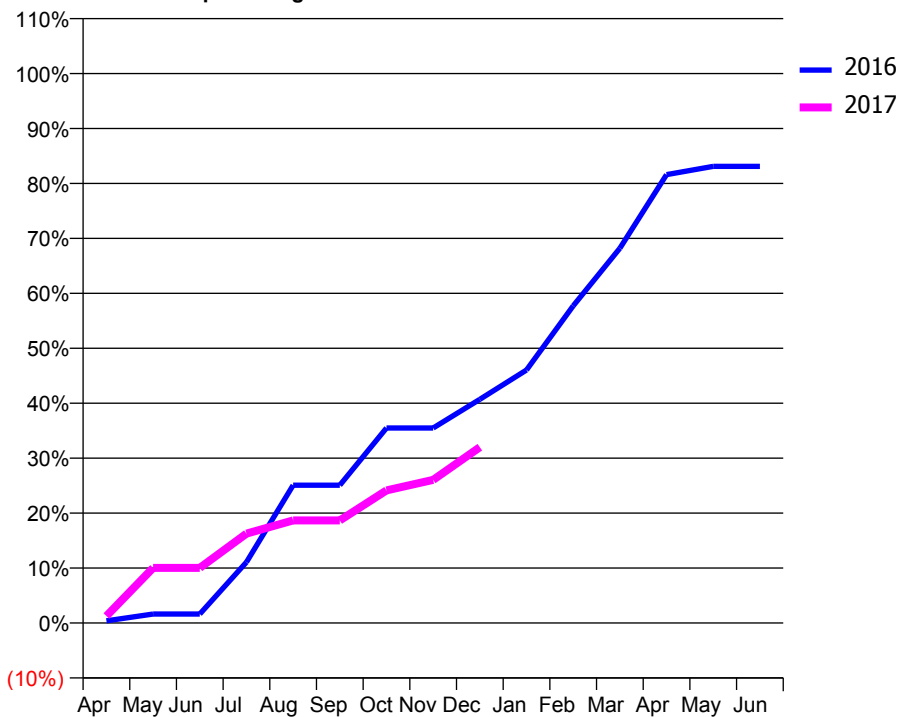
ACCESS*

Patients seen in 24 months	Total	Change since previous quarter
Quarter ending December 2015	576	
Quarter ending March 2016	623	↑
Quarter ending June 2016	672	↑
Quarter ending September 2016	630	↓
Quarter ending December 2016	628	→
Variance since December 2015	9.0%	↑



ACTIVITY

Cumulative percentage of contracted UDA delivered 2016 & 2017



Month	Adjusted Scheduled Activity (UDA)	
	2016	2017
April	10	33
May	43	262
June	43	262
July	289	425
August	655	487
September	655	487
October	926	630
November	926	679
December	1,062	835
January	1,201	
February	1,506	
March	1,780	
April	2,129	
May	2,168	
June	2,168	

QUALITY

	Quantity	Base Number	Contract	AT	Region	England
% of FP17s for the same patient ID Re-attending within 3 months - Children	5	154	3.2%	10.1%	12.1%	12.4%
% of FP17s for the same patient ID Re-attending within 3 months - Adults	25	299	8.4%	15.3%	15.9%	16.6%
% of FP17s for the same patient ID Re-attending between 3 & 9 months - Children	82	154	53.2%	50.9%	58.6%	57.5%
% of FP17s for the same patient ID Re-attending between 3 & 9 months - Adults	124	299	41.5%	46.5%	51.5%	50.4%
% of FP17s for Band 1 Urgent Courses	50	377	13.3%	8.2%	8.0%	9.1%
% of FP17s Relating to Free Repair or Replacements	0	377	0.0%	0.7%	0.8%	0.8%
% of FP17s Relating to Continuations	0	377	0.0%	0.9%	1.2%	1.3%
% of Patients satisfied with the dentistry they have received	0	0	N/A	92.3%	92.8%	92.7%
% of Patients satisfied with the time they had to wait for an appointment	0	0	N/A	91.0%	89.2%	88.8%

* This is based on patients treated on this contract for their most recent course of treatment. Figures in italics indicate the base number of FP17s or Patient Questionnaire responses are less than 100. N/A is shown where the base number of responses is less than 10 during the period. % is calculated as Quantity/Base number*100

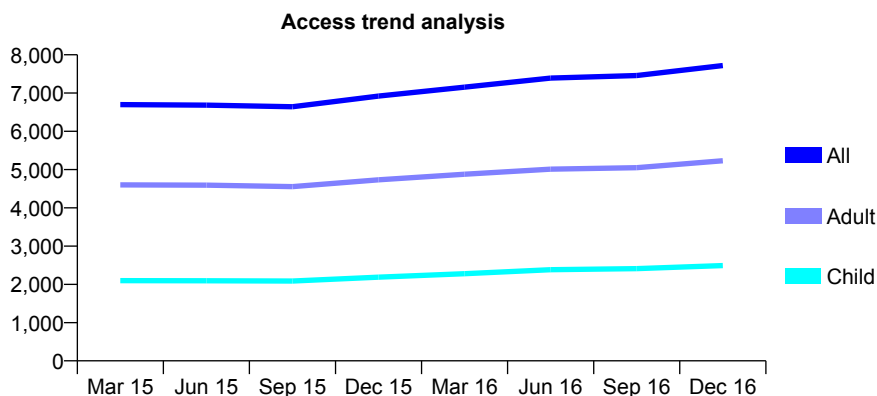
Q54 - Vital Signs At a Glance Contract Report for 258237/0001 - December 2016

Name or company name	MR SH KHAN
Contract type name	GDS Contract
Purpose of contract	General
Contract start date	01/04/2006
Contract end date	

16/17 Contracted general activity (UDA)	21,314
Carry forward general activity (UDA)	0
16/17 Contracted orthodontic activity (UOA)	0
Carry forward orthodontic activity (UOA)	0
Baseline contract value	£529,128.27

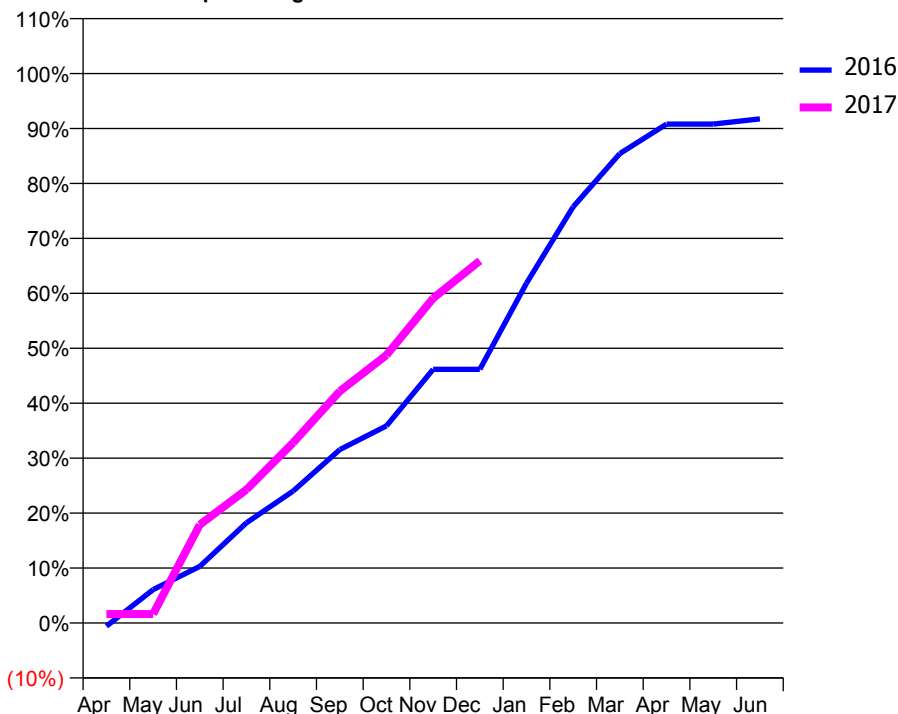
ACCESS*

Patients seen in 24 months	Total	Change since previous quarter
Quarter ending December 2015	6,921	
Quarter ending March 2016	7,155	↑
Quarter ending June 2016	7,392	↑
Quarter ending September 2016	7,458	→
Quarter ending December 2016	7,721	↑
Variance since December 2015	11.6%	↑



ACTIVITY

Cumulative percentage of contracted UDA delivered 2016 & 2017



Month	Adjusted Scheduled Activity (UDA)	
	2016	2017
April	-126	348
May	1,298	348
June	2,195	3,816
July	3,887	5,176
August	5,119	6,993
September	6,725	8,991
October	7,646	10,392
November	9,839	12,596
December	9,839	14,051
January	13,179	
February	16,146	
March	18,211	
April	19,352	
May	19,352	
June	19,556	

QUALITY

	Quantity	Base Number	Contract	AT	Region	England
% of FP17s for the same patient ID Re-attending within 3 months - Children	138	2,090	6.6%	10.1%	12.1%	12.4%
% of FP17s for the same patient ID Re-attending within 3 months - Adults	698	4,432	15.7%	15.3%	15.9%	16.6%
% of FP17s for the same patient ID Re-attending between 3 & 9 months - Children	758	2,090	36.3%	50.9%	58.6%	57.5%
% of FP17s for the same patient ID Re-attending between 3 & 9 months - Adults	1,535	4,432	34.6%	46.5%	51.5%	50.4%
% of FP17s for Band 1 Urgent Courses	1,146	5,979	19.2%	8.2%	8.0%	9.1%
% of FP17s Relating to Free Repair or Replacements	13	5,979	0.2%	0.7%	0.8%	0.8%
% of FP17s Relating to Continuations	35	5,979	0.6%	0.9%	1.2%	1.3%
% of Patients satisfied with the dentistry they have received	4	4	N/A	92.3%	92.8%	92.7%
% of Patients satisfied with the time they had to wait for an appointment	3	4	N/A	91.0%	89.2%	88.8%

* This is based on patients treated on this contract for their most recent course of treatment. Figures in italics indicate the base number of FP17s or Patient Questionnaire responses are less than 100. N/A is shown where the base number of responses is less than 10 during the period. % is calculated as Quantity/Base number*100

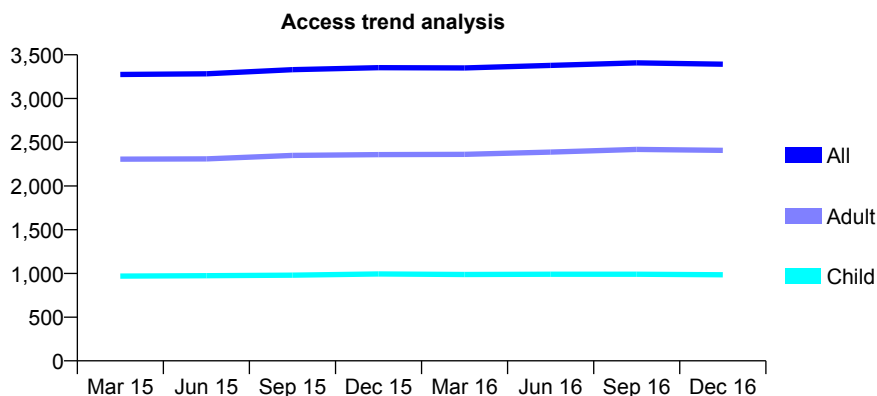
Q54 - Vital Signs At a Glance Contract Report for 258709/0001 - December 2016

Name or company name	MR G DHERI
Contract type name	GDS Contract
Purpose of contract	General
Contract start date	01/04/2006
Contract end date	

16/17 Contracted general activity (UDA)	8,839
Carry forward general activity (UDA)	261
16/17 Contracted orthodontic activity (UOA)	0
Carry forward orthodontic activity (UOA)	0
Baseline contract value	£237,491.20

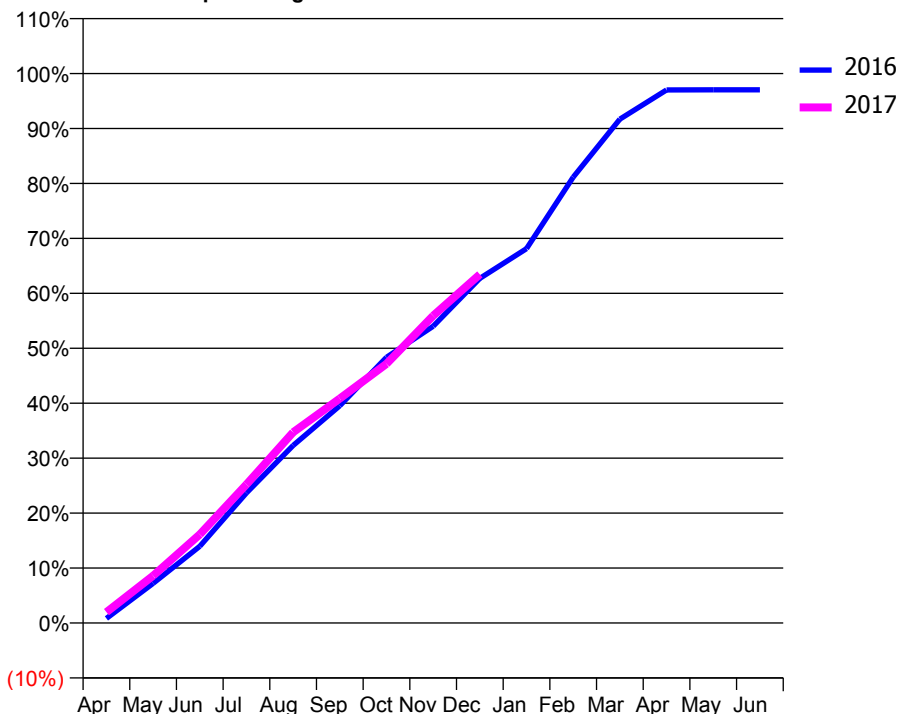
ACCESS*

Patients seen in 24 months	Total	Change since previous quarter
Quarter ending December 2015	3,353	
Quarter ending March 2016	3,350	→
Quarter ending June 2016	3,378	→
Quarter ending September 2016	3,408	→
Quarter ending December 2016	3,392	→
Variance since December 2015	1.2%	→



ACTIVITY

Cumulative percentage of contracted UDA delivered 2016 & 2017



QUALITY

	Quantity	Base Number	Contract	AT	Region	England
% of FP17s for the same patient ID Re-attending within 3 months - Children	85	1,228	6.9%	10.1%	12.1%	12.4%
% of FP17s for the same patient ID Re-attending within 3 months - Adults	385	2,753	14.0%	15.3%	15.9%	16.6%
% of FP17s for the same patient ID Re-attending between 3 & 9 months - Children	858	1,228	69.9%	50.9%	58.6%	57.5%
% of FP17s for the same patient ID Re-attending between 3 & 9 months - Adults	1,673	2,753	60.8%	46.5%	51.5%	50.4%
% of FP17s for Band 1 Urgent Courses	250	3,732	6.7%	8.2%	8.0%	9.1%
% of FP17s Relating to Free Repair or Replacements	19	3,732	0.5%	0.7%	0.8%	0.8%
% of FP17s Relating to Continuations	62	3,732	1.7%	0.9%	1.2%	1.3%
% of Patients satisfied with the dentistry they have received	5	5	N/A	92.3%	92.8%	92.7%
% of Patients satisfied with the time they had to wait for an appointment	5	5	N/A	91.0%	89.2%	88.8%

* This is based on patients treated on this contract for their most recent course of treatment. Figures in italics indicate the base number of FP17s or Patient Questionnaire responses are less than 100. N/A is shown where the base number of responses is less than 10 during the period. % is calculated as Quantity/Base number*100

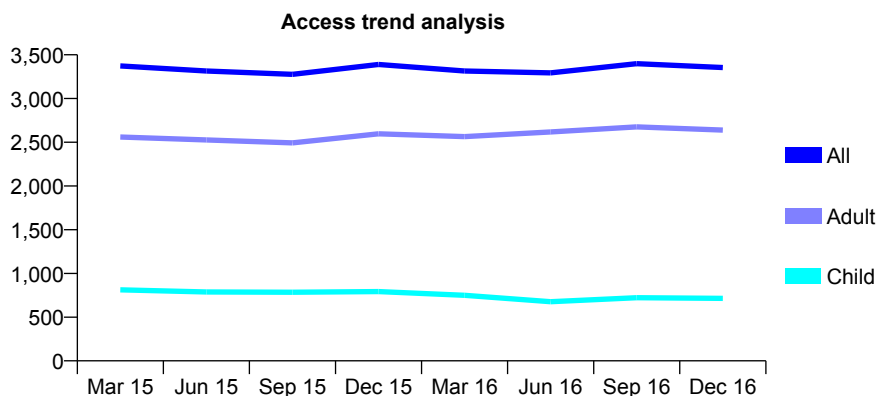
Q54 - Vital Signs At a Glance Contract Report for 264776/0001 - December 2016

Name or company name	MR SB MAHALEKAM
Contract type name	GDS Contract
Purpose of contract	General
Contract start date	01/04/2006
Contract end date	

16/17 Contracted general activity (UDA)	10,247
Carry forward general activity (UDA)	1
16/17 Contracted orthodontic activity (UOA)	0
Carry forward orthodontic activity (UOA)	0
Baseline contract value	£364,645.79

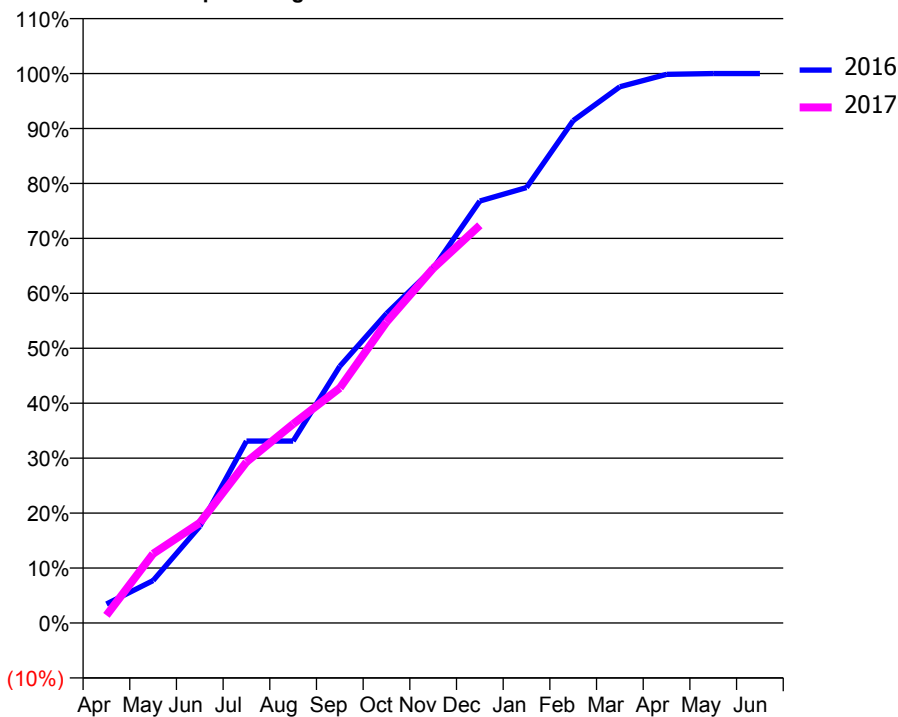
ACCESS*

Patients seen in 24 months	Total	Change since previous quarter
Quarter ending December 2015	3,389	
Quarter ending March 2016	3,314	↓
Quarter ending June 2016	3,294	→
Quarter ending September 2016	3,398	↑
Quarter ending December 2016	3,354	↓
Variance since December 2015	(1.0%)	↓



ACTIVITY

Cumulative percentage of contracted UDA delivered 2016 & 2017



Month	Adjusted Scheduled Activity (UDA)	
	2016	2017
April	355	144
May	792	1,292
June	1,802	1,868
July	3,393	3,002
August	3,393	3,712
September	4,789	4,383
October	5,771	5,612
November	6,613	6,614
December	7,870	7,418
January	8,121	
February	9,369	
March	10,000	
April	10,231	
May	10,246	
June	10,246	

QUALITY

	Quantity	Base Number	Contract	AT	Region	England
% of FP17s for the same patient ID Re-attending within 3 months - Children	35	569	6.2%	10.1%	12.1%	12.4%
% of FP17s for the same patient ID Re-attending within 3 months - Adults	452	2,217	20.4%	15.3%	15.9%	16.6%
% of FP17s for the same patient ID Re-attending between 3 & 9 months - Children	96	569	16.9%	50.9%	58.6%	57.5%
% of FP17s for the same patient ID Re-attending between 3 & 9 months - Adults	598	2,217	27.0%	46.5%	51.5%	50.4%
% of FP17s for Band 1 Urgent Courses	558	2,709	20.6%	8.2%	8.0%	9.1%
% of FP17s Relating to Free Repair or Replacements	1	2,709	0.0%	0.7%	0.8%	0.8%
% of FP17s Relating to Continuations	4	2,709	0.1%	0.9%	1.2%	1.3%
% of Patients satisfied with the dentistry they have received	1	1	N/A	92.3%	92.8%	92.7%
% of Patients satisfied with the time they had to wait for an appointment	1	1	N/A	91.0%	89.2%	88.8%

* This is based on patients treated on this contract for their most recent course of treatment. Figures in italics indicate the base number of FP17s or Patient Questionnaire responses are less than 100. N/A is shown where the base number of responses is less than 10 during the period. % is calculated as Quantity/Base number*100

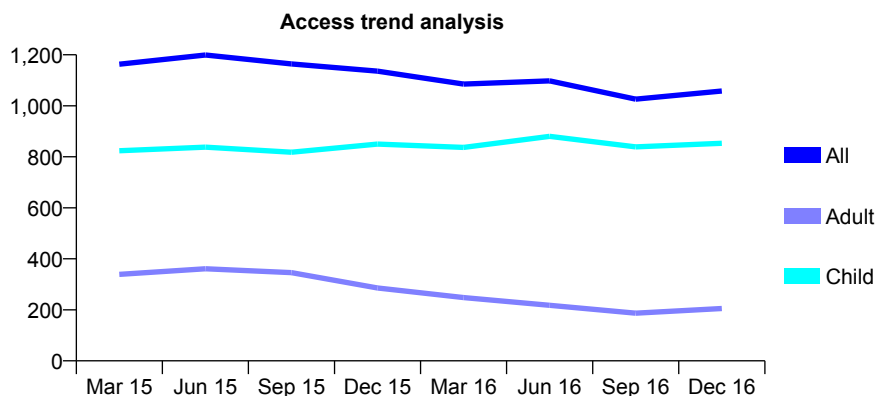
Q54 - Vital Signs At a Glance Contract Report for 264776/0008 - December 2016

Name or company name	MR SB MAHALEKAM
Contract type name	PDS Plus Contract
Purpose of contract	General
Contract start date	01/05/2012
Contract end date	30/04/2017

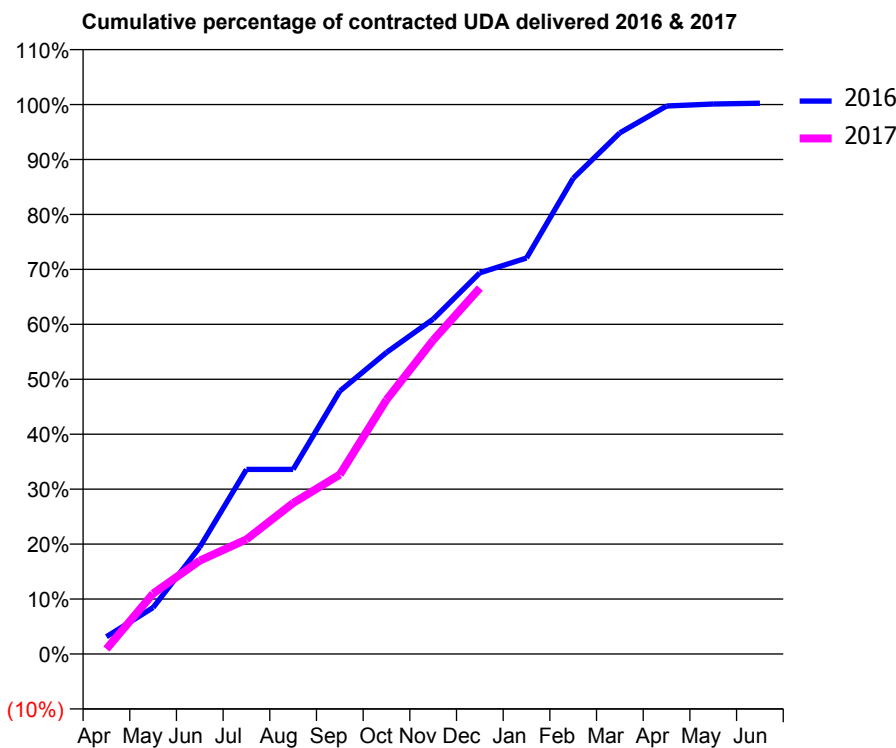
16/17 Contracted general activity (UDA)	2,000
Carry forward general activity (UDA)	-5
16/17 Contracted orthodontic activity (UOA)	0
Carry forward orthodontic activity (UOA)	0
Baseline contract value	£25,762.12

ACCESS*

Patients seen in 24 months	Total	Change since previous quarter
Quarter ending December 2015	1,136	
Quarter ending March 2016	1,085	↓
Quarter ending June 2016	1,098	→
Quarter ending September 2016	1,026	↓
Quarter ending December 2016	1,058	↑
Variance since December 2015	(6.9%)	↓



ACTIVITY



Month	Adjusted Scheduled Activity (UDA)	
	2016	2017
April	63	18
May	169	220
June	389	340
July	672	417
August	672	550
September	957	653
October	1,098	925
November	1,219	1,142
December	1,387	1,332
January	1,441	
February	1,731	
March	1,897	
April	1,995	
May	2,002	
June	2,005	

QUALITY

	Quantity	Base Number	Contract	AT	Region	England
% of FP17s for the same patient ID Re-attending within 3 months - Children	12	729	1.6%	10.1%	12.1%	12.4%
% of FP17s for the same patient ID Re-attending within 3 months - Adults	1	104	1.0%	15.3%	15.9%	16.6%
% of FP17s for the same patient ID Re-attending between 3 & 9 months - Children	189	729	25.9%	50.9%	58.6%	57.5%
% of FP17s for the same patient ID Re-attending between 3 & 9 months - Adults	4	104	3.8%	46.5%	51.5%	50.4%
% of FP17s for Band 1 Urgent Courses	35	764	4.6%	8.2%	8.0%	9.1%
% of FP17s Relating to Free Repair or Replacements	0	764	0.0%	0.7%	0.8%	0.8%
% of FP17s Relating to Continuations	0	764	0.0%	0.9%	1.2%	1.3%
% of Patients satisfied with the dentistry they have received	1	1	N/A	92.3%	92.8%	92.7%
% of Patients satisfied with the time they had to wait for an appointment	1	1	N/A	91.0%	89.2%	88.8%

* This is based on patients treated on this contract for their most recent course of treatment. Figures in italics indicate the base number of FP17s or Patient Questionnaire responses are less than 100. N/A is shown where the base number of responses is less than 10 during the period. % is calculated as Quantity/Base number*100

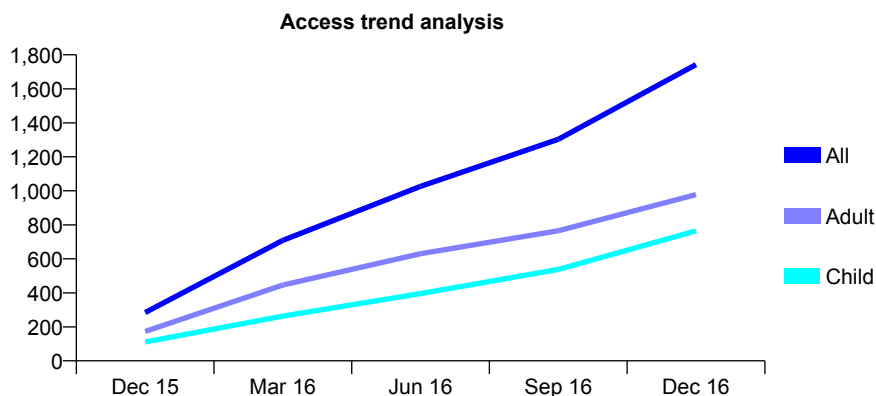
Q54 - Vital Signs At a Glance Contract Report for 266574/0001 - December 2016

Name or company name	MS N KAUR
Contract type name	GDS Contract
Purpose of contract	General
Contract start date	01/10/2015
Contract end date	

16/17 Contracted general activity (UDA)	5,792
Carry forward general activity (UDA)	-116
16/17 Contracted orthodontic activity (UOA)	0
Carry forward orthodontic activity (UOA)	0
Baseline contract value	£145,626.91

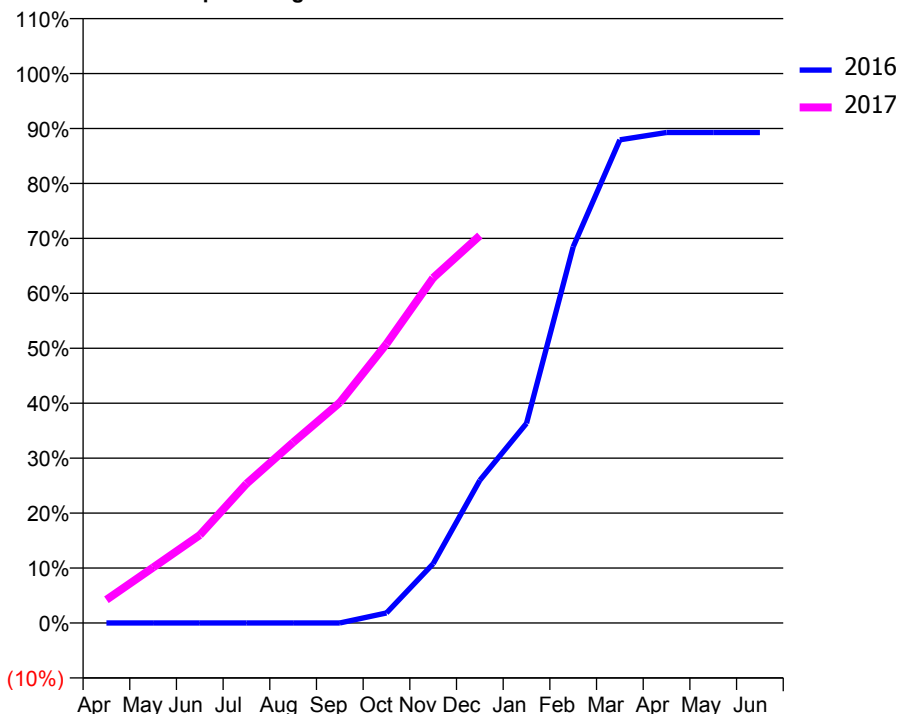
ACCESS*

Patients seen in 24 months	Total	Change since previous quarter
Quarter ending December 2015	284	
Quarter ending March 2016	709	↑
Quarter ending June 2016	1,026	↑
Quarter ending September 2016	1,303	↑
Quarter ending December 2016	1,742	↑
Variance since December 2015	513.4%	↑



ACTIVITY

Cumulative percentage of contracted UDA delivered 2016 & 2017



Month	Adjusted Scheduled Activity (UDA)	
	2016	2017
April	0	245
May	0	585
June	0	927
July	0	1,469
August	0	1,903
September	0	2,324
October	53	2,943
November	312	3,638
December	752	4,084
January	1,053	
February	1,983	
March	2,546	
April	2,585	
May	2,585	
June	2,585	

QUALITY

	Quantity	Base Number	Contract	AT	Region	England
% of FP17s for the same patient ID Re-attending within 3 months - Children	33	681	4.8%	10.1%	12.1%	12.4%
% of FP17s for the same patient ID Re-attending within 3 months - Adults	121	941	12.9%	15.3%	15.9%	16.6%
% of FP17s for the same patient ID Re-attending between 3 & 9 months - Children	104	681	15.3%	50.9%	58.6%	57.5%
% of FP17s for the same patient ID Re-attending between 3 & 9 months - Adults	171	941	18.2%	46.5%	51.5%	50.4%
% of FP17s for Band 1 Urgent Courses	261	1,609	16.2%	8.2%	8.0%	9.1%
% of FP17s Relating to Free Repair or Replacements	0	1,609	0.0%	0.7%	0.8%	0.8%
% of FP17s Relating to Continuations	3	1,609	0.2%	0.9%	1.2%	1.3%
% of Patients satisfied with the dentistry they have received	0	0	N/A	92.3%	92.8%	92.7%
% of Patients satisfied with the time they had to wait for an appointment	0	0	N/A	91.0%	89.2%	88.8%

* This is based on patients treated on this contract for their most recent course of treatment. Figures in italics indicate the base number of FP17s or Patient Questionnaire responses are less than 100. N/A is shown where the base number of responses is less than 10 during the period. % is calculated as Quantity/Base number*100

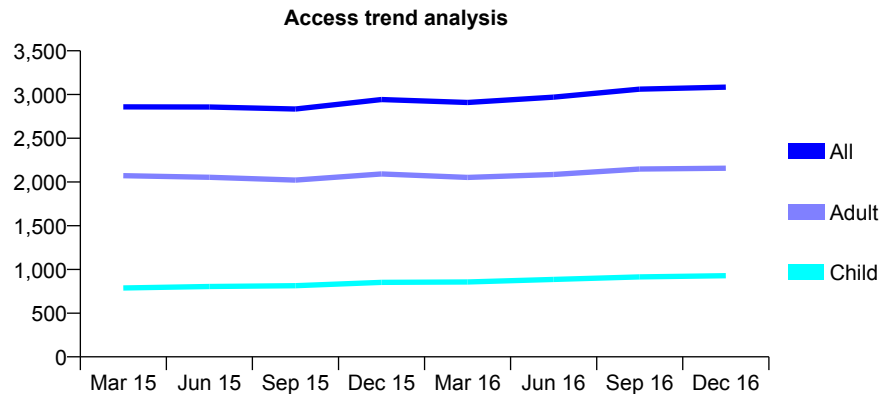
Q54 - Vital Signs At a Glance Contract Report for 273708/0006 - December 2016

Name or company name	MR G MOORE
Contract type name	GDS Contract
Purpose of contract	General
Contract start date	01/04/2010
Contract end date	

16/17 Contracted general activity (UDA)	7,809
Carry forward general activity (UDA)	-84
16/17 Contracted orthodontic activity (UOA)	0
Carry forward orthodontic activity (UOA)	0
Baseline contract value	£182,434.19

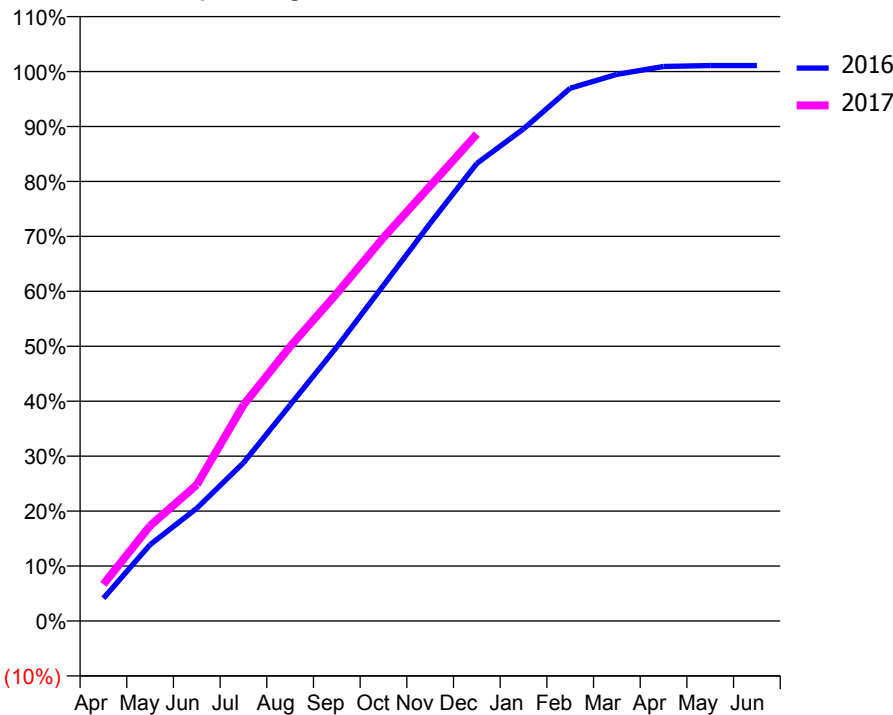
ACCESS*

Patients seen in 24 months	Total	Change since previous quarter
Quarter ending December 2015	2,942	
Quarter ending March 2016	2,909	↓
Quarter ending June 2016	2,970	↑
Quarter ending September 2016	3,062	↑
Quarter ending December 2016	3,085	→
Variance since December 2015	4.9%	↑



ACTIVITY

Cumulative percentage of contracted UDA delivered 2016 & 2017



Month	Adjusted Scheduled Activity (UDA)	
	2016	2017
April	322	522
May	1,084	1,353
June	1,603	1,936
July	2,248	3,071
August	3,071	3,900
September	3,896	4,655
October	4,770	5,450
November	5,651	6,183
December	6,503	6,920
January	6,993	
February	7,572	
March	7,768	
April	7,880	
May	7,893	
June	7,893	

QUALITY

	Quantity	Base Number	Contract	AT	Region	England
% of FP17s for the same patient ID Re-attending within 3 months - Children	41	943	4.3%	10.1%	12.1%	12.4%
% of FP17s for the same patient ID Re-attending within 3 months - Adults	267	2,383	11.2%	15.3%	15.9%	16.6%
% of FP17s for the same patient ID Re-attending between 3 & 9 months - Children	447	943	47.4%	50.9%	58.6%	57.5%
% of FP17s for the same patient ID Re-attending between 3 & 9 months - Adults	1,218	2,383	51.1%	46.5%	51.5%	50.4%
% of FP17s for Band 1 Urgent Courses	243	3,248	7.5%	8.2%	8.0%	9.1%
% of FP17s Relating to Free Repair or Replacements	4	3,248	0.1%	0.7%	0.8%	0.8%
% of FP17s Relating to Continuations	0	3,248	0.0%	0.9%	1.2%	1.3%
% of Patients satisfied with the dentistry they have received	4	5	N/A	92.3%	92.8%	92.7%
% of Patients satisfied with the time they had to wait for an appointment	4	5	N/A	91.0%	89.2%	88.8%

* This is based on patients treated on this contract for their most recent course of treatment. Figures in italics indicate the base number of FP17s or Patient Questionnaire responses are less than 100. N/A is shown where the base number of responses is less than 10 during the period. % is calculated as Quantity/Base number*100

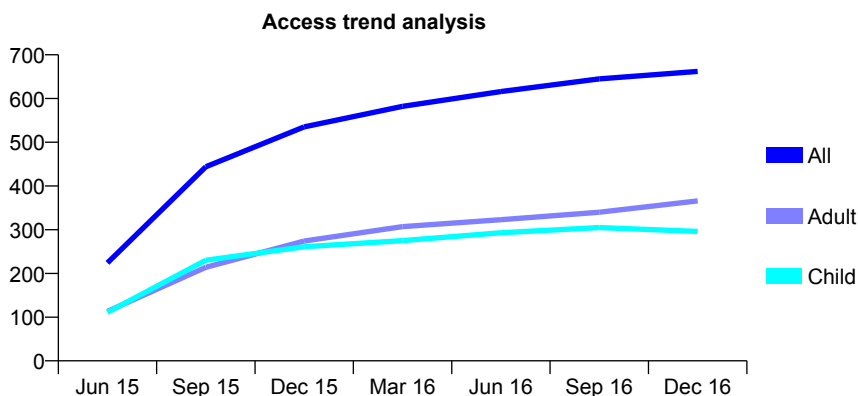
Q54 - Vital Signs At a Glance Contract Report for 273937/0001 - December 2016

Name or company name	MR B GUPTA
Contract type name	GDS Contract
Purpose of contract	General
Contract start date	01/04/2015
Contract end date	

16/17 Contracted general activity (UDA)	2,400
Carry forward general activity (UDA)	-12
16/17 Contracted orthodontic activity (UOA)	0
Carry forward orthodontic activity (UOA)	0
Baseline contract value	£59,913.04

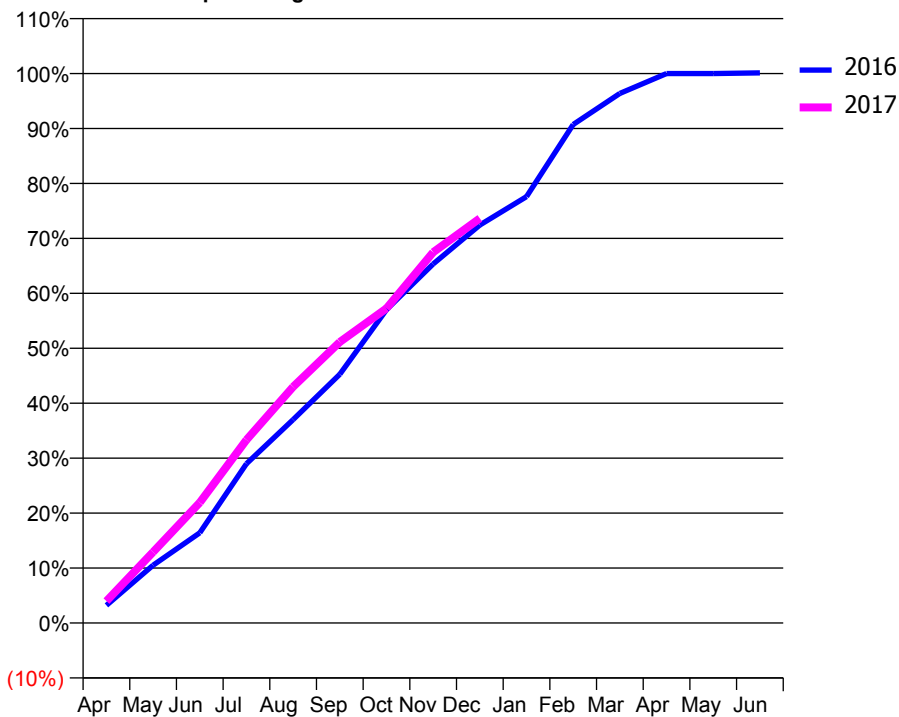
ACCESS*

Patients seen in 24 months	Total	Change since previous quarter
Quarter ending December 2015	535	
Quarter ending March 2016	582	↑
Quarter ending June 2016	616	↑
Quarter ending September 2016	645	↑
Quarter ending December 2016	662	↑
Variance since December 2015	23.7%	↑



ACTIVITY

Cumulative percentage of contracted UDA delivered 2016 & 2017



Month	Adjusted Scheduled Activity (UDA)	
	2016	2017
April	80	96
May	260	310
June	406	526
July	718	800
August	916	1,032
September	1,121	1,227
October	1,411	1,374
November	1,617	1,620
December	1,793	1,767
January	1,920	
February	2,245	
March	2,385	
April	2,475	
May	2,475	
June	2,478	

QUALITY

	Quantity	Base Number	Contract	AT	Region	England
% of FP17s for the same patient ID Re-attending within 3 months - Children	52	414	12.6%	10.1%	12.1%	12.4%
% of FP17s for the same patient ID Re-attending within 3 months - Adults	99	441	22.4%	15.3%	15.9%	16.6%
% of FP17s for the same patient ID Re-attending between 3 & 9 months - Children	257	414	62.1%	50.9%	58.6%	57.5%
% of FP17s for the same patient ID Re-attending between 3 & 9 months - Adults	250	441	56.7%	46.5%	51.5%	50.4%
% of FP17s for Band 1 Urgent Courses	57	808	7.1%	8.2%	8.0%	9.1%
% of FP17s Relating to Free Repair or Replacements	2	808	0.2%	0.7%	0.8%	0.8%
% of FP17s Relating to Continuations	5	808	0.6%	0.9%	1.2%	1.3%
% of Patients satisfied with the dentistry they have received	1	1	N/A	92.3%	92.8%	92.7%
% of Patients satisfied with the time they had to wait for an appointment	1	1	N/A	91.0%	89.2%	88.8%

* This is based on patients treated on this contract for their most recent course of treatment. Figures in italics indicate the base number of FP17s or Patient Questionnaire responses are less than 100. N/A is shown where the base number of responses is less than 10 during the period. % is calculated as Quantity/Base number*100

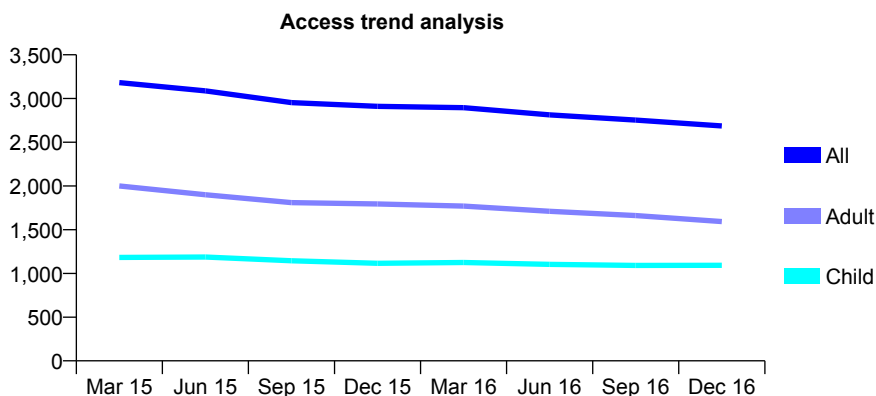
Q54 - Vital Signs At a Glance Contract Report for 274038/0002 - December 2016

Name or company name	MR O PATEL
Contract type name	GDS Contract
Purpose of contract	General
Contract start date	01/04/2009
Contract end date	

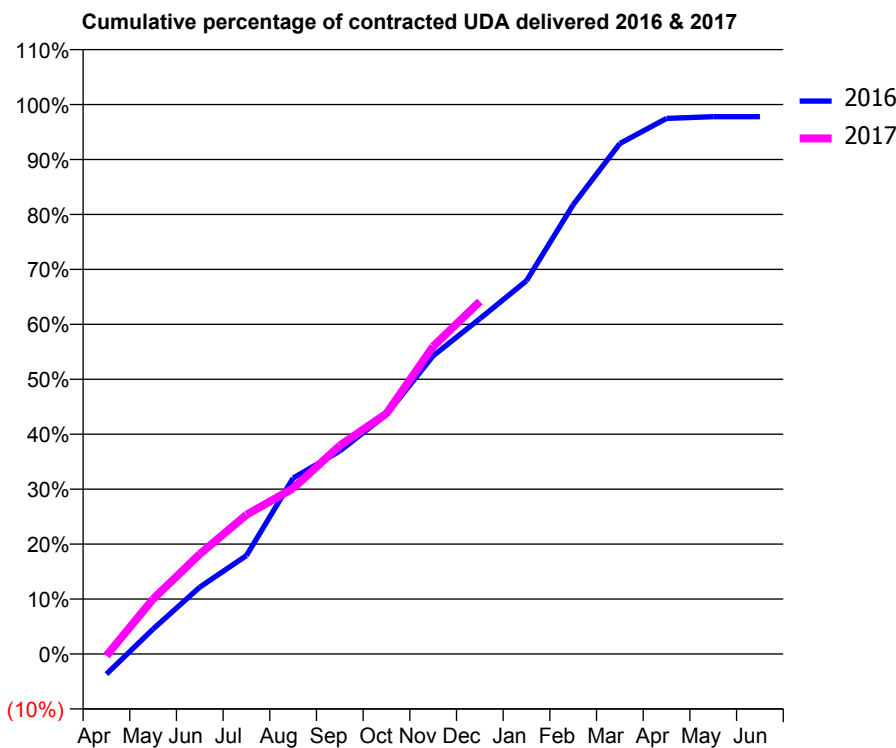
16/17 Contracted general activity (UDA)	9,739
Carry forward general activity (UDA)	216
16/17 Contracted orthodontic activity (UOA)	0
Carry forward orthodontic activity (UOA)	0
Baseline contract value	£233,623.33

ACCESS*

Patients seen in 24 months	Total	Change since previous quarter
Quarter ending December 2015	2,910	
Quarter ending March 2016	2,895	→
Quarter ending June 2016	2,813	↓
Quarter ending September 2016	2,753	↓
Quarter ending December 2016	2,686	↓
Variance since December 2015	(7.7%)	↓



ACTIVITY



Month	Adjusted Scheduled Activity (UDA)	
	2016	2017
April	-359	-32
May	444	974
June	1,185	1,771
July	1,745	2,469
August	3,119	2,937
September	3,598	3,694
October	4,246	4,262
November	5,285	5,452
December	5,942	6,248
January	6,616	
February	7,964	
March	9,049	
April	9,492	
May	9,523	
June	9,523	

QUALITY

	Quantity	Base Number	Contract	AT	Region	England
% of FP17s for the same patient ID Re-attending within 3 months - Children	114	915	12.5%	10.1%	12.1%	12.4%
% of FP17s for the same patient ID Re-attending within 3 months - Adults	241	1,260	19.1%	15.3%	15.9%	16.6%
% of FP17s for the same patient ID Re-attending between 3 & 9 months - Children	278	915	30.4%	50.9%	58.6%	57.5%
% of FP17s for the same patient ID Re-attending between 3 & 9 months - Adults	409	1,260	32.5%	46.5%	51.5%	50.4%
% of FP17s for Band 1 Urgent Courses	260	2,036	12.8%	8.2%	8.0%	9.1%
% of FP17s Relating to Free Repair or Replacements	0	2,036	0.0%	0.7%	0.8%	0.8%
% of FP17s Relating to Continuations	0	2,036	0.0%	0.9%	1.2%	1.3%
% of Patients satisfied with the dentistry they have received	7	7	N/A	92.3%	92.8%	92.7%
% of Patients satisfied with the time they had to wait for an appointment	5	7	N/A	91.0%	89.2%	88.8%

* This is based on patients treated on this contract for their most recent course of treatment. Figures in italics indicate the base number of FP17s or Patient Questionnaire responses are less than 100. N/A is shown where the base number of responses is less than 10 during the period. % is calculated as Quantity/Base number*100

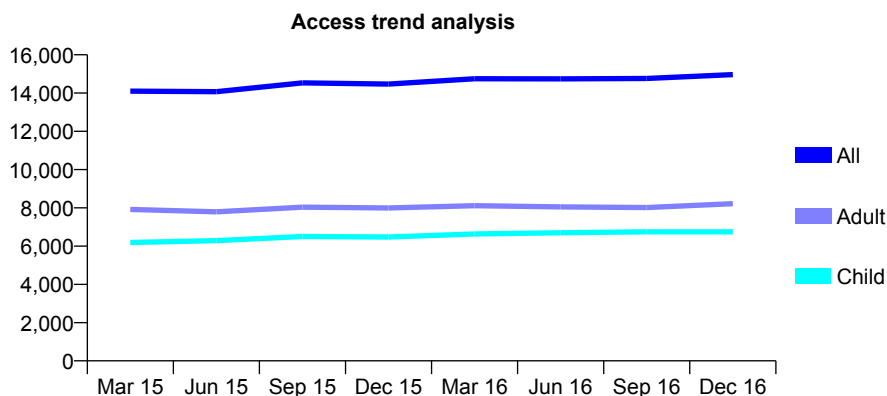
Q54 - Vital Signs At a Glance Contract Report for 275441/0001 - December 2016

Name or company name	MS P ALIPOUR
Contract type name	GDS Contract
Purpose of contract	General
Contract start date	01/04/2009
Contract end date	

16/17 Contracted general activity (UDA)	44,400
Carry forward general activity (UDA)	-39
16/17 Contracted orthodontic activity (UOA)	0
Carry forward orthodontic activity (UOA)	0
Baseline contract value	£1,090,220.13

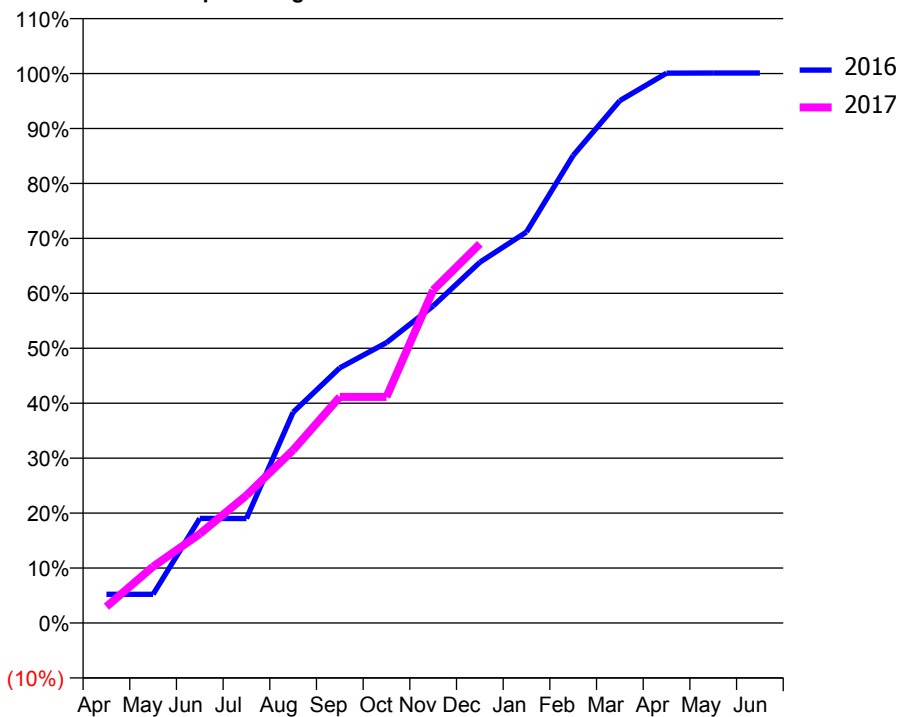
ACCESS*

Patients seen in 24 months	Total	Change since previous quarter
Quarter ending December 2015	14,467	
Quarter ending March 2016	14,747	→
Quarter ending June 2016	14,744	→
Quarter ending September 2016	14,761	→
Quarter ending December 2016	14,965	→
Variance since December 2015	3.4%	↑



ACTIVITY

Cumulative percentage of contracted UDA delivered 2016 & 2017



Month	Adjusted Scheduled Activity (UDA)	
	2016	2017
April	2,321	1,321
May	2,321	4,562
June	8,448	7,197
July	8,446	10,316
August	17,026	13,984
September	20,618	18,265
October	22,652	18,265
November	25,622	26,904
December	29,149	30,641
January	31,592	
February	37,779	
March	42,212	
April	44,424	
May	44,439	
June	44,439	

QUALITY

	Quantity	Base Number	Contract	AT	Region	England
% of FP17s for the same patient ID Re-attending within 3 months - Children	258	6,972	3.7%	10.1%	12.1%	12.4%
% of FP17s for the same patient ID Re-attending within 3 months - Adults	753	6,893	10.9%	15.3%	15.9%	16.6%
% of FP17s for the same patient ID Re-attending between 3 & 9 months - Children	4,382	6,972	62.9%	50.9%	58.6%	57.5%
% of FP17s for the same patient ID Re-attending between 3 & 9 months - Adults	2,858	6,893	41.5%	46.5%	51.5%	50.4%
% of FP17s for Band 1 Urgent Courses	1,233	12,955	9.5%	8.2%	8.0%	9.1%
% of FP17s Relating to Free Repair or Replacements	9	12,955	0.1%	0.7%	0.8%	0.8%
% of FP17s Relating to Continuations	65	12,955	0.5%	0.9%	1.2%	1.3%
% of Patients satisfied with the dentistry they have received	3	3	N/A	92.3%	92.8%	92.7%
% of Patients satisfied with the time they had to wait for an appointment	2	3	N/A	91.0%	89.2%	88.8%

* This is based on patients treated on this contract for their most recent course of treatment. Figures in italics indicate the base number of FP17s or Patient Questionnaire responses are less than 100. N/A is shown where the base number of responses is less than 10 during the period. % is calculated as Quantity/Base number*100

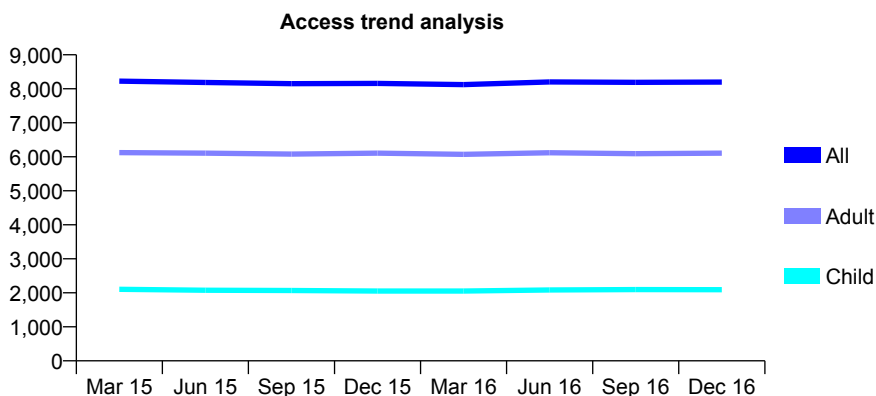
Q54 - Vital Signs At a Glance Contract Report for 300012/0003 - December 2016

Name or company name	MR EE THOMPSON
Contract type name	GDS Contract
Purpose of contract	General and Orthodontic
Contract start date	20/09/2010
Contract end date	

16/17 Contracted general activity (UDA)	24,718
Carry forward general activity (UDA)	18
16/17 Contracted orthodontic activity (UOA)	2,142
Carry forward orthodontic activity (UOA)	-12
Baseline contract value	£782,220.78

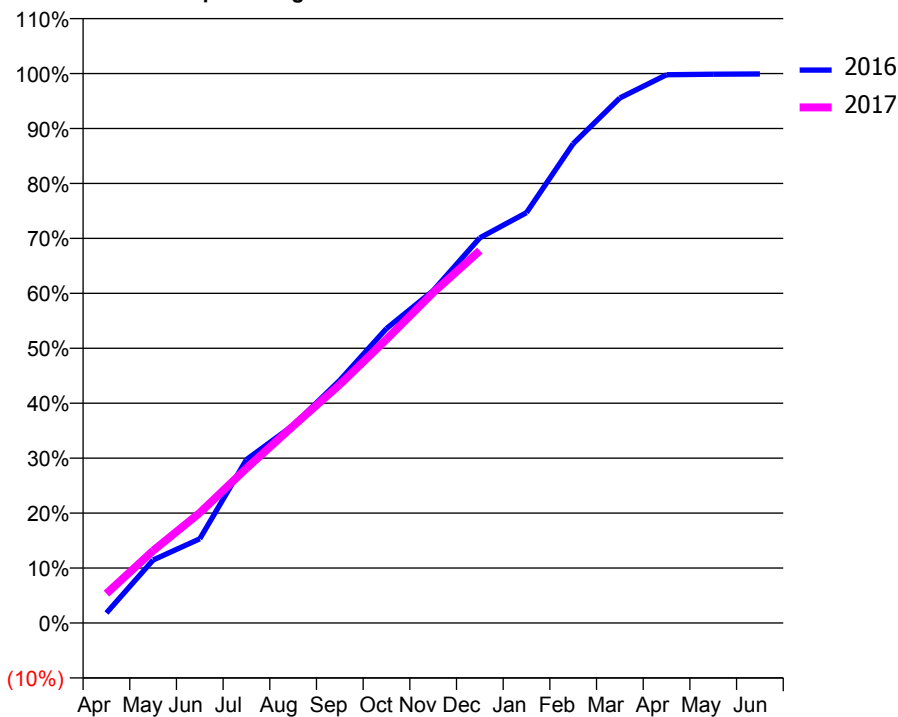
ACCESS*

Patients seen in 24 months	Total	Change since previous quarter
Quarter ending December 2015	8,157	
Quarter ending March 2016	8,122	→
Quarter ending June 2016	8,203	→
Quarter ending September 2016	8,189	→
Quarter ending December 2016	8,198	→
Variance since December 2015	0.5%	→



ACTIVITY

Cumulative percentage of contracted UDA delivered 2016 & 2017



Month	Adjusted Scheduled Activity (UDA)	
	2016	2017
April	420	1,321
May	2,637	3,257
June	3,522	4,957
July	6,838	6,959
August	8,273	8,861
September	10,161	10,730
October	12,328	12,761
November	13,914	14,863
December	16,124	16,747
January	17,177	
February	20,061	
March	21,977	
April	22,945	
May	22,971	
June	22,982	

QUALITY

	Quantity	Base Number	Contract	AT	Region	England
% of FP17s for the same patient ID Re-attending within 3 months - Children	132	2,128	6.2%	10.1%	12.1%	12.4%
% of FP17s for the same patient ID Re-attending within 3 months - Adults	675	5,178	13.0%	15.3%	15.9%	16.6%
% of FP17s for the same patient ID Re-attending between 3 & 9 months - Children	1,020	2,128	47.9%	50.9%	58.6%	57.5%
% of FP17s for the same patient ID Re-attending between 3 & 9 months - Adults	1,975	5,178	38.1%	46.5%	51.5%	50.4%
% of FP17s for Band 1 Urgent Courses	566	6,708	8.4%	8.2%	8.0%	9.1%
% of FP17s Relating to Free Repair or Replacements	40	6,708	0.6%	0.7%	0.8%	0.8%
% of FP17s Relating to Continuations	63	6,708	0.9%	0.9%	1.2%	1.3%
% of Patients satisfied with the dentistry they have received	12	12	100.0%	92.3%	92.8%	92.7%
% of Patients satisfied with the time they had to wait for an appointment	12	12	100.0%	91.0%	89.2%	88.8%

* This is based on patients treated on this contract for their most recent course of treatment. Figures in italics indicate the base number of FP17s or Patient Questionnaire responses are less than 100. N/A is shown where the base number of responses is less than 10 during the period. % is calculated as Quantity/Base number*100

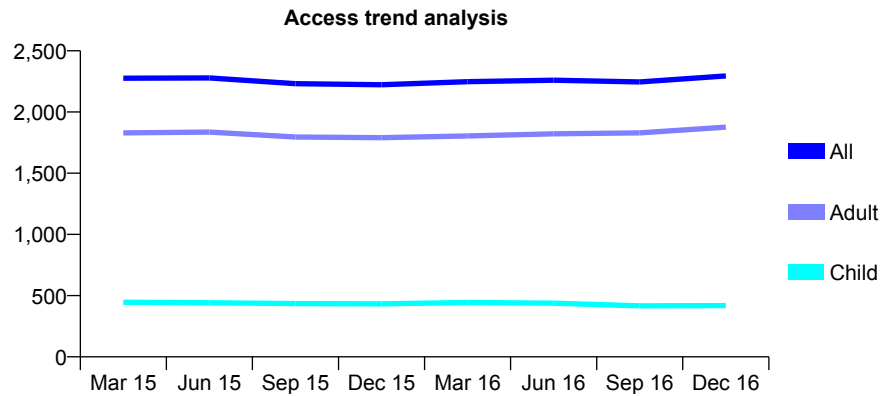
Q54 - Vital Signs At a Glance Contract Report for 301574/0003 - December 2016

Name or company name	The Greens Dental Practice
Contract type name	GDS Contract
Purpose of contract	General
Contract start date	01/04/2013
Contract end date	

16/17 Contracted general activity (UDA)	7,304
Carry forward general activity (UDA)	-63
16/17 Contracted orthodontic activity (UOA)	0
Carry forward orthodontic activity (UOA)	0
Baseline contract value	£177,474.27

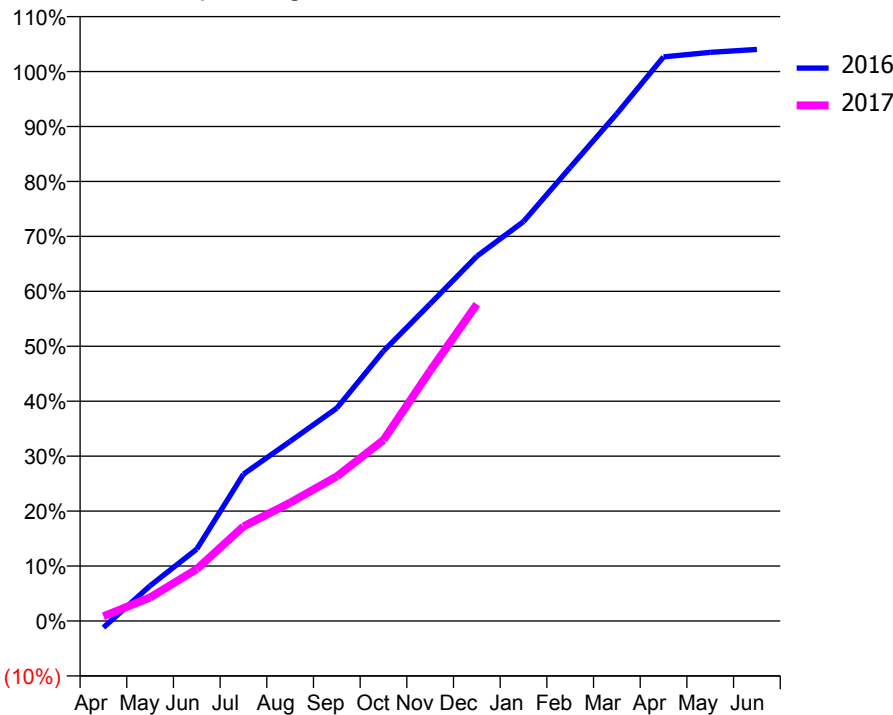
ACCESS*

Patients seen in 24 months	Total	Change since previous quarter
Quarter ending December 2015	2,223	
Quarter ending March 2016	2,248	→
Quarter ending June 2016	2,260	→
Quarter ending September 2016	2,246	→
Quarter ending December 2016	2,295	↑
Variance since December 2015	3.2%	↑



ACTIVITY

Cumulative percentage of contracted UDA delivered 2016 & 2017



Month	Adjusted Scheduled Activity (UDA)	
	2016	2017
April	-80	63
May	426	313
June	868	690
July	1,773	1,257
August	2,169	1,574
September	2,571	1,923
October	3,259	2,406
November	3,829	3,326
December	4,403	4,210
January	4,823	
February	5,476	
March	6,124	
April	6,810	
May	6,866	
June	6,901	

QUALITY

	Quantity	Base Number	Contract	AT	Region	England
% of FP17s for the same patient ID Re-attending within 3 months - Children	36	443	8.1%	10.1%	12.1%	12.4%
% of FP17s for the same patient ID Re-attending within 3 months - Adults	275	1,851	14.9%	15.3%	15.9%	16.6%
% of FP17s for the same patient ID Re-attending between 3 & 9 months - Children	204	443	46.0%	50.9%	58.6%	57.5%
% of FP17s for the same patient ID Re-attending between 3 & 9 months - Adults	878	1,851	47.4%	46.5%	51.5%	50.4%
% of FP17s for Band 1 Urgent Courses	216	1,977	10.9%	8.2%	8.0%	9.1%
% of FP17s Relating to Free Repair or Replacements	9	1,977	0.5%	0.7%	0.8%	0.8%
% of FP17s Relating to Continuations	17	1,977	0.9%	0.9%	1.2%	1.3%
% of Patients satisfied with the dentistry they have received	4	4	N/A	92.3%	92.8%	92.7%
% of Patients satisfied with the time they had to wait for an appointment	4	4	N/A	91.0%	89.2%	88.8%

* This is based on patients treated on this contract for their most recent course of treatment. Figures in italics indicate the base number of FP17s or Patient Questionnaire responses are less than 100. N/A is shown where the base number of responses is less than 10 during the period. % is calculated as Quantity/Base number*100

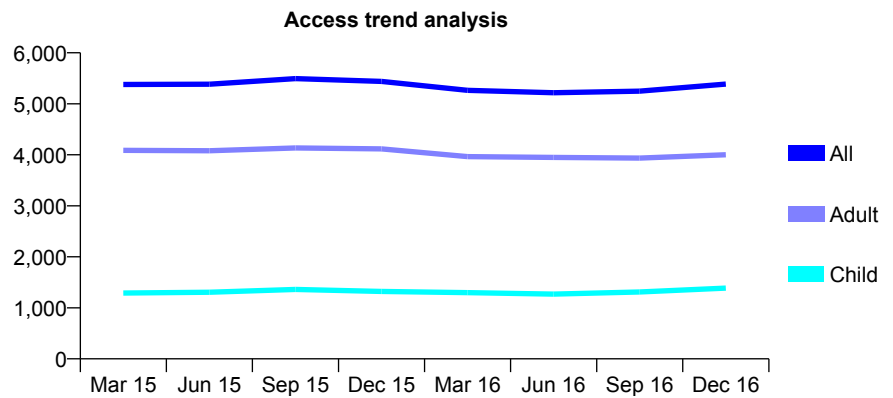
Q54 - Vital Signs At a Glance Contract Report for 303089/0001 - December 2016

Name or company name	MR RJ STATHAM
Contract type name	GDS Contract
Purpose of contract	General and Orthodontic
Contract start date	01/04/2006
Contract end date	

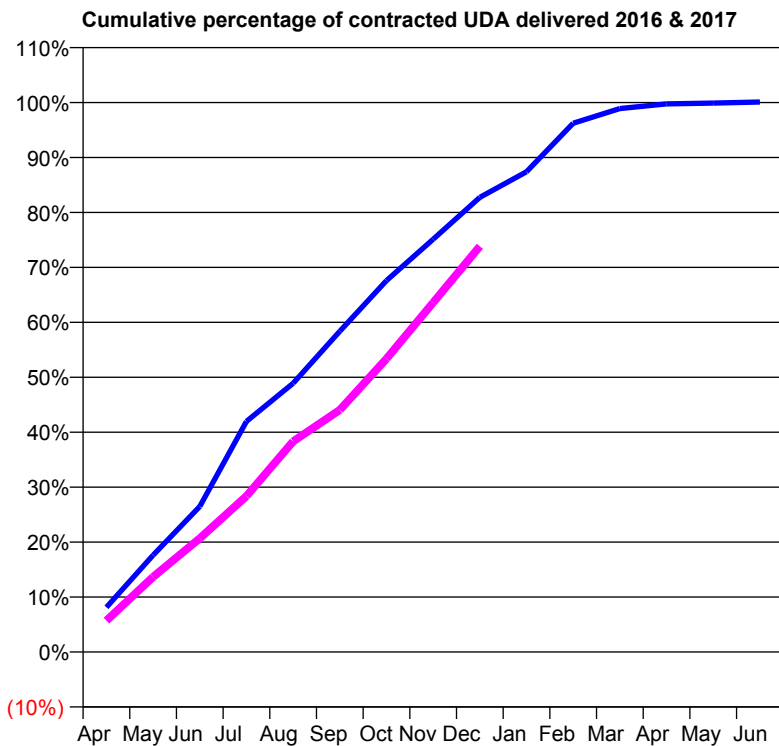
16/17 Contracted general activity (UDA)	14,412
Carry forward general activity (UDA)	-14
16/17 Contracted orthodontic activity (UOA)	273
Carry forward orthodontic activity (UOA)	0
Baseline contract value	£357,520.98

ACCESS*

Patients seen in 24 months	Total	Change since previous quarter
Quarter ending December 2015	5,438	
Quarter ending March 2016	5,263	↓
Quarter ending June 2016	5,218	→
Quarter ending September 2016	5,248	→
Quarter ending December 2016	5,386	↑
Variance since December 2015	(1.0%)	→



ACTIVITY



Month	Adjusted Scheduled Activity (UDA)	
	2016	2017
April	1,174	824
May	2,542	1,972
June	3,818	2,981
July	6,048	4,091
August	7,048	5,522
September	8,412	6,348
October	9,744	7,692
November	10,826	9,165
December	11,925	10,642
January	12,594	
February	13,868	
March	14,252	
April	14,376	
May	14,396	
June	14,426	

QUALITY

	Quantity	Base Number	Contract	AT	Region	England
% of FP17s for the same patient ID Re-attending within 3 months - Children	50	1,286	3.9%	10.1%	12.1%	12.4%
% of FP17s for the same patient ID Re-attending within 3 months - Adults	372	3,574	10.4%	15.3%	15.9%	16.6%
% of FP17s for the same patient ID Re-attending between 3 & 9 months - Children	490	1,286	38.1%	50.9%	58.6%	57.5%
% of FP17s for the same patient ID Re-attending between 3 & 9 months - Adults	1,243	3,574	34.8%	46.5%	51.5%	50.4%
% of FP17s for Band 1 Urgent Courses	299	4,776	6.3%	8.2%	8.0%	9.1%
% of FP17s Relating to Free Repair or Replacements	11	4,776	0.2%	0.7%	0.8%	0.8%
% of FP17s Relating to Continuations	29	4,776	0.6%	0.9%	1.2%	1.3%
% of Patients satisfied with the dentistry they have received	10	11	90.9%	92.3%	92.8%	92.7%
% of Patients satisfied with the time they had to wait for an appointment	10	11	90.9%	91.0%	89.2%	88.8%

* This is based on patients treated on this contract for their most recent course of treatment. Figures in italics indicate the base number of FP17s or Patient Questionnaire responses are less than 100. N/A is shown where the base number of responses is less than 10 during the period. % is calculated as Quantity/Base number*100

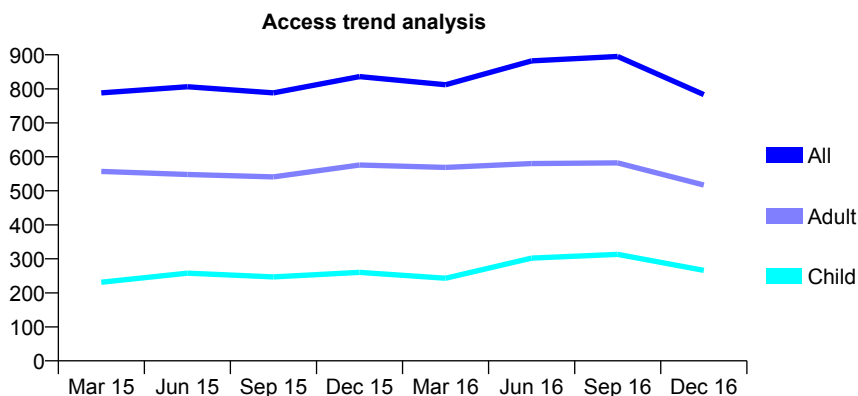
Q54 - Vital Signs At a Glance Contract Report for 303089/0005 - December 2016

Name or company name	MR RJ STATHAM
Contract type name	PDS Plus Contract
Purpose of contract	General
Contract start date	01/06/2012
Contract end date	31/05/2017

16/17 Contracted general activity (UDA)	2,000
Carry forward general activity (UDA)	-31
16/17 Contracted orthodontic activity (UOA)	0
Carry forward orthodontic activity (UOA)	0
Baseline contract value	£24,414.47

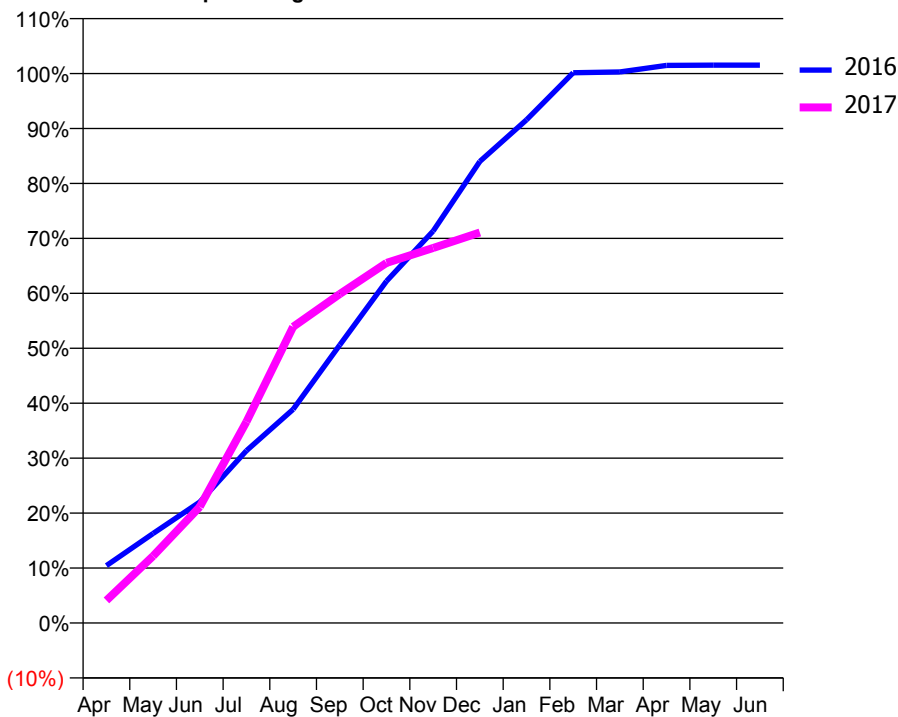
ACCESS*

Patients seen in 24 months	Total	Change since previous quarter
Quarter ending December 2015	836	
Quarter ending March 2016	812	↓
Quarter ending June 2016	882	↑
Quarter ending September 2016	895	→
Quarter ending December 2016	783	↓
Variance since December 2015	(6.3%)	↓



ACTIVITY

Cumulative percentage of contracted UDA delivered 2016 & 2017



Adjusted Scheduled Activity (UDA)

Month	2016	2017
April	209	82
May	326	244
June	441	423
July	627	732
August	778	1,078
September	1,012	1,197
October	1,244	1,311
November	1,427	1,365
December	1,680	1,421
January	1,832	
February	2,003	
March	2,006	
April	2,030	
May	2,031	
June	2,031	

QUALITY

	Quantity	Base Number	Contract	AT	Region	England
% of FP17s for the same patient ID Re-attending within 3 months - Children	4	229	1.7%	10.1%	12.1%	12.4%
% of FP17s for the same patient ID Re-attending within 3 months - Adults	21	383	5.5%	15.3%	15.9%	16.6%
% of FP17s for the same patient ID Re-attending between 3 & 9 months - Children	40	229	17.5%	50.9%	58.6%	57.5%
% of FP17s for the same patient ID Re-attending between 3 & 9 months - Adults	63	383	16.4%	46.5%	51.5%	50.4%
% of FP17s for Band 1 Urgent Courses	26	599	4.3%	8.2%	8.0%	9.1%
% of FP17s Relating to Free Repair or Replacements	2	599	0.3%	0.7%	0.8%	0.8%
% of FP17s Relating to Continuations	4	599	0.7%	0.9%	1.2%	1.3%
% of Patients satisfied with the dentistry they have received	0	0	N/A	92.3%	92.8%	92.7%
% of Patients satisfied with the time they had to wait for an appointment	0	0	N/A	91.0%	89.2%	88.8%

* This is based on patients treated on this contract for their most recent course of treatment. Figures in italics indicate the base number of FP17s or Patient Questionnaire responses are less than 100. N/A is shown where the base number of responses is less than 10 during the period. % is calculated as Quantity/Base number*100

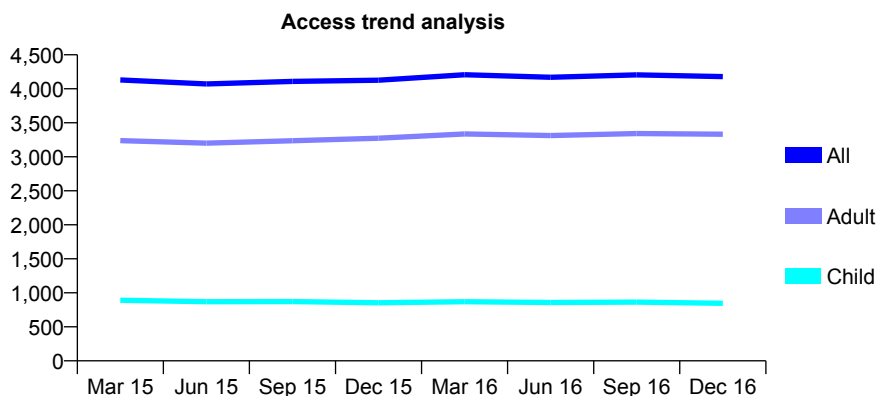
Q54 - Vital Signs At a Glance Contract Report for 324329/0001 - December 2016

Name or company name	MR SR LOWE
Contract type name	GDS Contract
Purpose of contract	General
Contract start date	01/04/2006
Contract end date	

16/17 Contracted general activity (UDA)	14,603
Carry forward general activity (UDA)	546
16/17 Contracted orthodontic activity (UOA)	0
Carry forward orthodontic activity (UOA)	0
Baseline contract value	£304,470.19

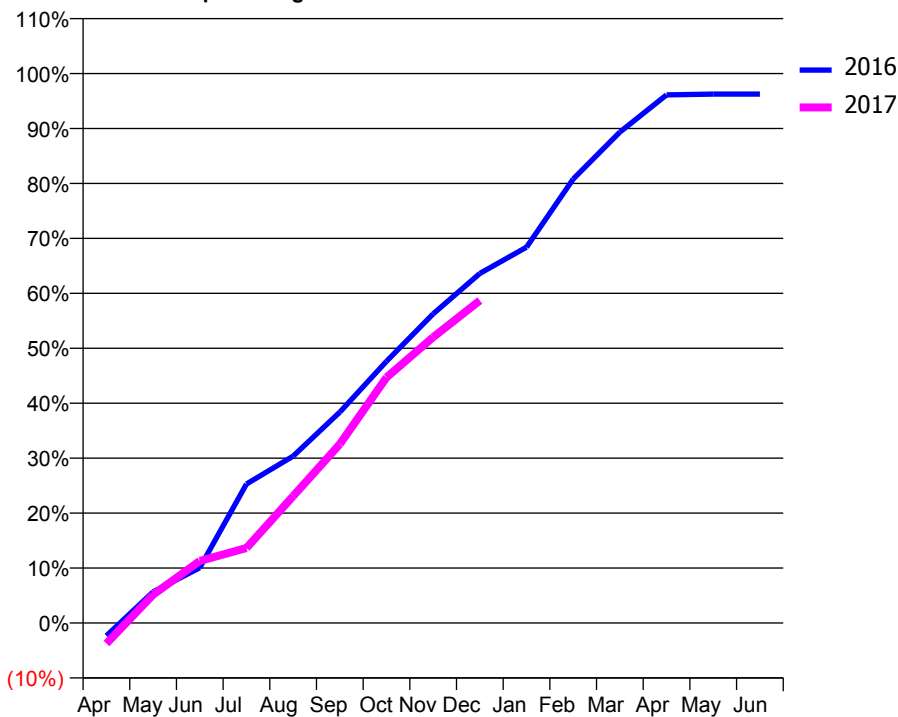
ACCESS*

Patients seen in 24 months	Total	Change since previous quarter
Quarter ending December 2015	4,127	
Quarter ending March 2016	4,206	→
Quarter ending June 2016	4,169	→
Quarter ending September 2016	4,205	→
Quarter ending December 2016	4,179	→
Variance since December 2015	1.3%	→



ACTIVITY

Cumulative percentage of contracted UDA delivered 2016 & 2017



Month	Adjusted Scheduled Activity (UDA)	
	2016	2017
April	-343	-546
May	826	752
June	1,470	1,650
July	3,693	1,993
August	4,434	3,372
September	5,606	4,755
October	6,955	6,527
November	8,216	7,594
December	9,291	8,569
January	9,988	
February	11,800	
March	13,046	
April	14,036	
May	14,056	
June	14,057	

QUALITY

	Quantity	Base Number	Contract	AT	Region	England
% of FP17s for the same patient ID Re-attending within 3 months - Children	21	854	2.5%	10.1%	12.1%	12.4%
% of FP17s for the same patient ID Re-attending within 3 months - Adults	369	3,613	10.2%	15.3%	15.9%	16.6%
% of FP17s for the same patient ID Re-attending between 3 & 9 months - Children	537	854	62.9%	50.9%	58.6%	57.5%
% of FP17s for the same patient ID Re-attending between 3 & 9 months - Adults	2,384	3,613	66.0%	46.5%	51.5%	50.4%
% of FP17s for Band 1 Urgent Courses	119	4,038	2.9%	8.2%	8.0%	9.1%
% of FP17s Relating to Free Repair or Replacements	65	4,038	1.6%	0.7%	0.8%	0.8%
% of FP17s Relating to Continuations	0	4,038	0.0%	0.9%	1.2%	1.3%
% of Patients satisfied with the dentistry they have received	5	5	N/A	92.3%	92.8%	92.7%
% of Patients satisfied with the time they had to wait for an appointment	4	5	N/A	91.0%	89.2%	88.8%

* This is based on patients treated on this contract for their most recent course of treatment. Figures in italics indicate the base number of FP17s or Patient Questionnaire responses are less than 100. N/A is shown where the base number of responses is less than 10 during the period. % is calculated as Quantity/Base number*100

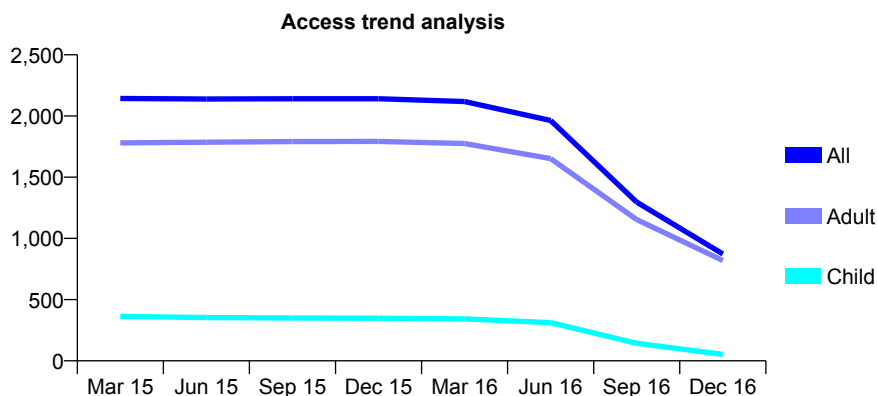
Q54 - Vital Signs At a Glance Contract Report for 325694/0001 - December 2016

Name or company name	MR MJ WARREN
Contract type name	GDS Contract
Purpose of contract	General
Contract start date	01/04/2006
Contract end date	31/05/2016

16/17 Contracted general activity (UDA)	1,200
Carry forward general activity (UDA)	0
16/17 Contracted orthodontic activity (UOA)	0
Carry forward orthodontic activity (UOA)	0
Baseline contract value	£25,531.90

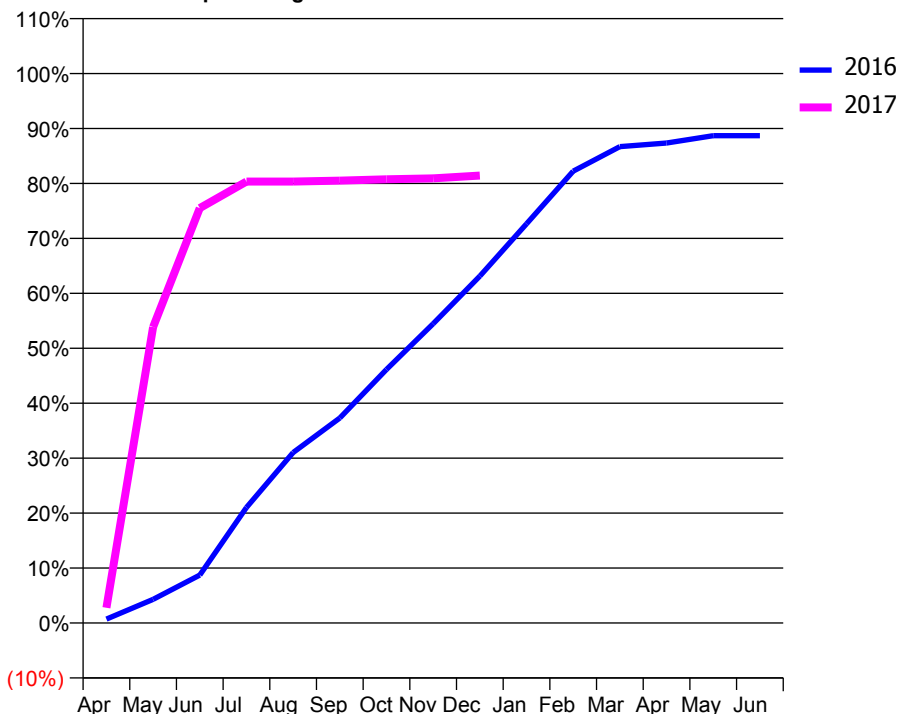
ACCESS*

Patients seen in 24 months	Total	Change since previous quarter
Quarter ending December 2015	2,141	
Quarter ending March 2016	2,118	↓
Quarter ending June 2016	1,964	↓
Quarter ending September 2016	1,297	↓
Quarter ending December 2016	873	↓
Variance since December 2015	(59.2%)	↓



ACTIVITY

Cumulative percentage of contracted UDA delivered 2016 & 2017



Month	Adjusted Scheduled Activity (UDA)	
	2016	2017
April	51	33
May	309	646
June	628	906
July	1,514	964
August	2,233	964
September	2,686	966
October	3,322	969
November	3,922	971
December	4,545	977
January	5,231	
February	5,921	
March	6,241	
April	6,289	
May	6,385	
June	6,385	

QUALITY

	Quantity	Base Number	Contract	AT	Region	England
% of FP17s for the same patient ID Re-attending within 3 months - Children	10	115	8.7%	10.1%	12.1%	12.4%
% of FP17s for the same patient ID Re-attending within 3 months - Adults	80	477	16.8%	15.3%	15.9%	16.6%
% of FP17s for the same patient ID Re-attending between 3 & 9 months - Children	78	115	67.8%	50.9%	58.6%	57.5%
% of FP17s for the same patient ID Re-attending between 3 & 9 months - Adults	287	477	60.2%	46.5%	51.5%	50.4%
% of FP17s for Band 1 Urgent Courses	20	497	4.0%	8.2%	8.0%	9.1%
% of FP17s Relating to Free Repair or Replacements	2	497	0.4%	0.7%	0.8%	0.8%
% of FP17s Relating to Continuations	10	497	2.0%	0.9%	1.2%	1.3%
% of Patients satisfied with the dentistry they have received	1	1	N/A	92.3%	92.8%	92.7%
% of Patients satisfied with the time they had to wait for an appointment	1	1	N/A	91.0%	89.2%	88.8%

* This is based on patients treated on this contract for their most recent course of treatment. Figures in italics indicate the base number of FP17s or Patient Questionnaire responses are less than 100. N/A is shown where the base number of responses is less than 10 during the period. % is calculated as Quantity/Base number*100

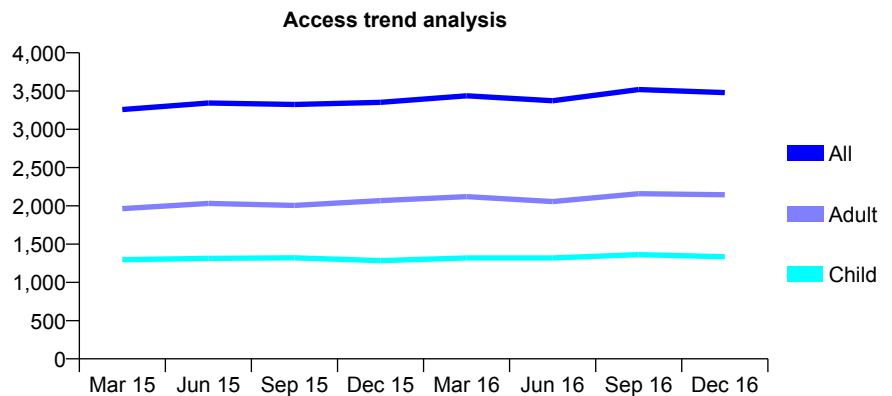
Q54 - Vital Signs At a Glance Contract Report for 325708/0002 - December 2016

Name or company name	Balbir S Bhandal, Amrik S Bhandal & Baljit
Contract type name	GDS Contract
Purpose of contract	General and Orthodontic
Contract start date	01/04/2006
Contract end date	

16/17 Contracted general activity (UDA)	8,791
Carry forward general activity (UDA)	240
16/17 Contracted orthodontic activity (UOA)	2,964
Carry forward orthodontic activity (UOA)	-12
Baseline contract value	£412,820.64

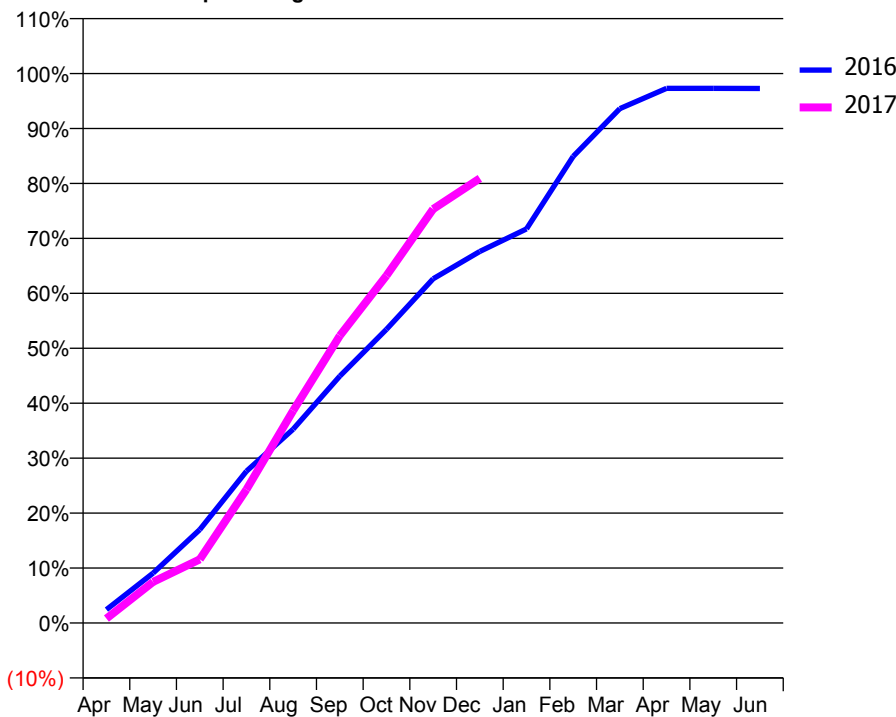
ACCESS*

Patients seen in 24 months	Total	Change since previous quarter
Quarter ending December 2015	3,352	
Quarter ending March 2016	3,438	↑
Quarter ending June 2016	3,374	↓
Quarter ending September 2016	3,520	↑
Quarter ending December 2016	3,479	↓
Variance since December 2015	3.8%	↑



ACTIVITY

Cumulative percentage of contracted UDA delivered 2016 & 2017



Month	Adjusted Scheduled Activity (UDA)	
	2016	2017
April	215	72
May	800	658
June	1,495	1,018
July	2,428	2,136
August	3,101	3,397
September	3,950	4,595
October	4,700	5,557
November	5,506	6,624
December	5,945	7,114
January	6,304	
February	7,465	
March	8,230	
April	8,553	
May	8,553	
June	8,551	

QUALITY

	Quantity	Base Number	Contract	AT	Region	England
% of FP17s for the same patient ID Re-attending within 3 months - Children	79	1,332	5.9%	10.1%	12.1%	12.4%
% of FP17s for the same patient ID Re-attending within 3 months - Adults	221	1,695	13.0%	15.3%	15.9%	16.6%
% of FP17s for the same patient ID Re-attending between 3 & 9 months - Children	347	1,332	26.1%	50.9%	58.6%	57.5%
% of FP17s for the same patient ID Re-attending between 3 & 9 months - Adults	448	1,695	26.4%	46.5%	51.5%	50.4%
% of FP17s for Band 1 Urgent Courses	324	2,555	12.7%	8.2%	8.0%	9.1%
% of FP17s Relating to Free Repair or Replacements	1	2,555	0.0%	0.7%	0.8%	0.8%
% of FP17s Relating to Continuations	3	2,555	0.1%	0.9%	1.2%	1.3%
% of Patients satisfied with the dentistry they have received	0	0	N/A	92.3%	92.8%	92.7%
% of Patients satisfied with the time they had to wait for an appointment	0	0	N/A	91.0%	89.2%	88.8%

* This is based on patients treated on this contract for their most recent course of treatment. Figures in italics indicate the base number of FP17s or Patient Questionnaire responses are less than 100. N/A is shown where the base number of responses is less than 10 during the period. % is calculated as Quantity/Base number*100

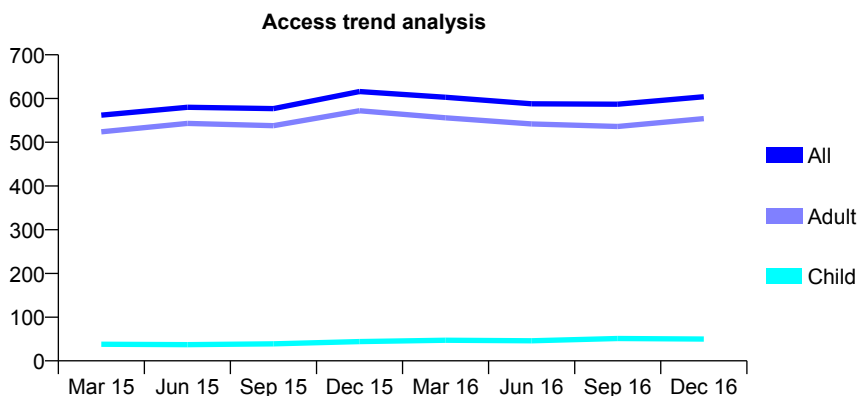
Q54 - Vital Signs At a Glance Contract Report for 325708/0003 - December 2016

Name or company name	Balbir S Bhandal, Amrik S Bhandal & Baljit
Contract type name	GDS Contract
Purpose of contract	General
Contract start date	01/04/2006
Contract end date	

16/17 Contracted general activity (UDA)	1,823
Carry forward general activity (UDA)	-2
16/17 Contracted orthodontic activity (UOA)	0
Carry forward orthodontic activity (UOA)	0
Baseline contract value	£41,467.98

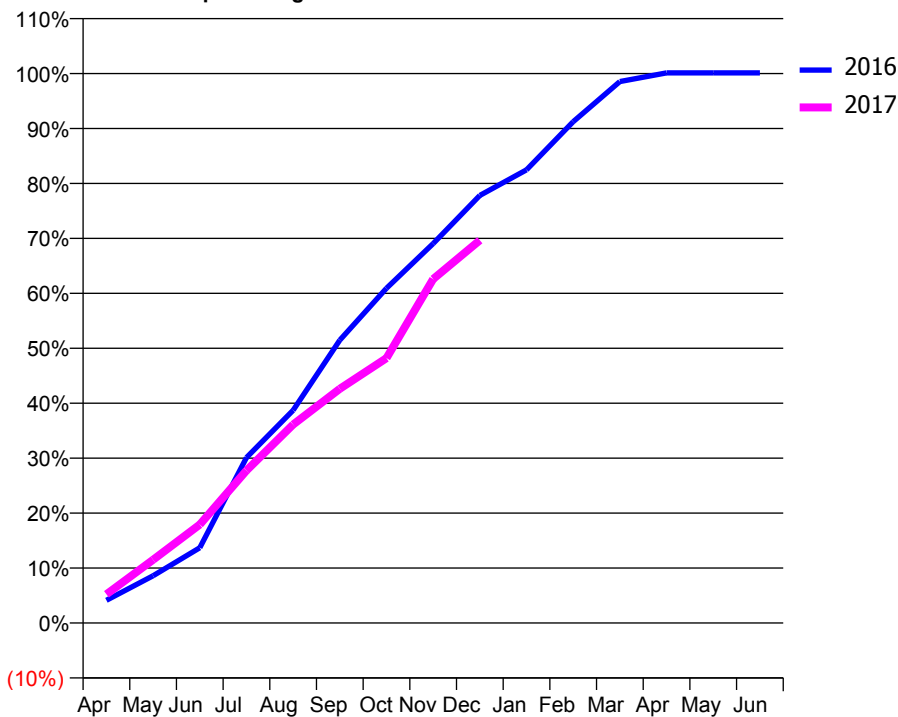
ACCESS*

Patients seen in 24 months	Total	Change since previous quarter
Quarter ending December 2015	616	
Quarter ending March 2016	603	↓
Quarter ending June 2016	588	↓
Quarter ending September 2016	587	→
Quarter ending December 2016	604	↑
Variance since December 2015	(1.9%)	↓



ACTIVITY

Cumulative percentage of contracted UDA delivered 2016 & 2017



Month	Adjusted Scheduled Activity (UDA)	
	2016	2017
April	75	95
May	157	210
June	250	327
July	549	506
August	706	659
September	939	777
October	1,111	879
November	1,259	1,141
December	1,418	1,270
January	1,504	
February	1,663	
March	1,796	
April	1,825	
May	1,825	
June	1,825	

QUALITY

	Quantity	Base Number	Contract	AT	Region	England
% of FP17s for the same patient ID Re-attending within 3 months - Children	1	40	2.5%	10.1%	12.1%	12.4%
% of FP17s for the same patient ID Re-attending within 3 months - Adults	46	484	9.5%	15.3%	15.9%	16.6%
% of FP17s for the same patient ID Re-attending between 3 & 9 months - Children	16	40	40.0%	50.9%	58.6%	57.5%
% of FP17s for the same patient ID Re-attending between 3 & 9 months - Adults	248	484	51.2%	46.5%	51.5%	50.4%
% of FP17s for Band 1 Urgent Courses	44	512	8.6%	8.2%	8.0%	9.1%
% of FP17s Relating to Free Repair or Replacements	4	512	0.8%	0.7%	0.8%	0.8%
% of FP17s Relating to Continuations	12	512	2.3%	0.9%	1.2%	1.3%
% of Patients satisfied with the dentistry they have received	1	1	N/A	92.3%	92.8%	92.7%
% of Patients satisfied with the time they had to wait for an appointment	1	1	N/A	91.0%	89.2%	88.8%

* This is based on patients treated on this contract for their most recent course of treatment. Figures in italics indicate the base number of FP17s or Patient Questionnaire responses are less than 100. N/A is shown where the base number of responses is less than 10 during the period. % is calculated as Quantity/Base number*100

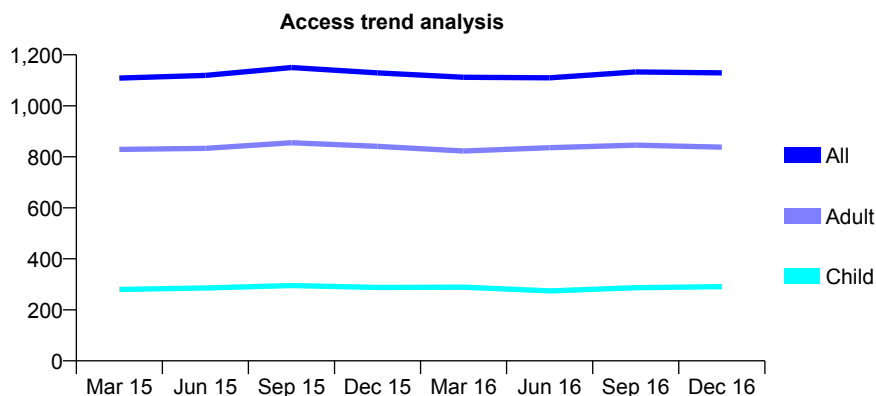
Q54 - Vital Signs At a Glance Contract Report for 325708/0004 - December 2016

Name or company name	Balbir S Bhandal, Amrik S Bhandal & Baljit
Contract type name	GDS Contract
Purpose of contract	General
Contract start date	01/04/2006
Contract end date	

16/17 Contracted general activity (UDA)	4,086
Carry forward general activity (UDA)	136
16/17 Contracted orthodontic activity (UOA)	0
Carry forward orthodontic activity (UOA)	0
Baseline contract value	£99,107.31

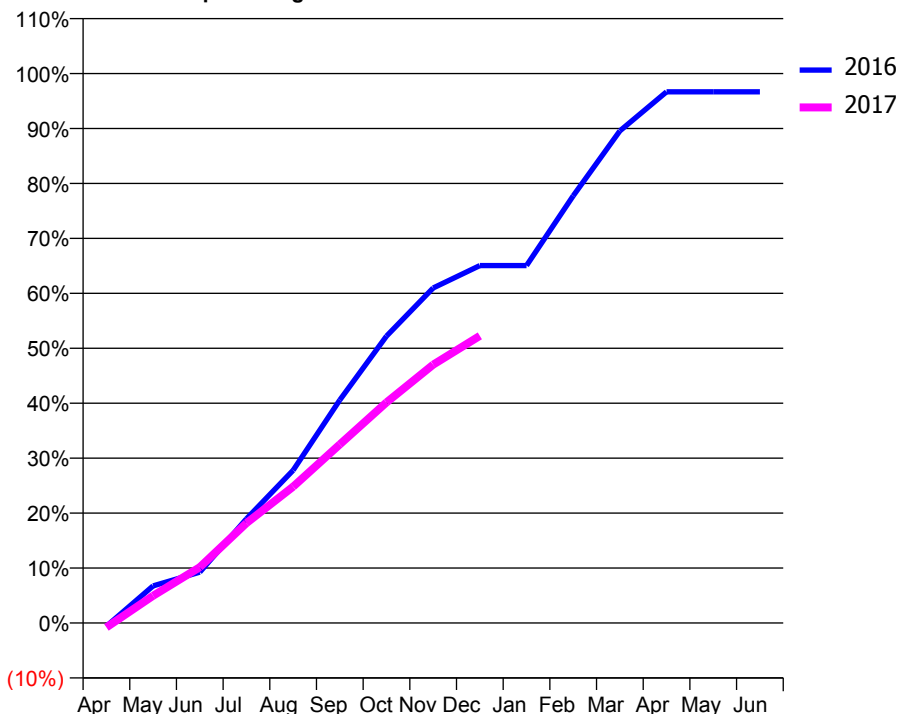
ACCESS*

Patients seen in 24 months	Total	Change since previous quarter
Quarter ending December 2015	1,129	
Quarter ending March 2016	1,112	↓
Quarter ending June 2016	1,110	→
Quarter ending September 2016	1,133	↑
Quarter ending December 2016	1,129	→
Variance since December 2015	0.0%	→



ACTIVITY

Cumulative percentage of contracted UDA delivered 2016 & 2017



Month	Adjusted Scheduled Activity (UDA)	
	2016	2017
April	-25	-33
May	276	203
June	378	415
July	775	743
August	1,136	1,014
September	1,659	1,329
October	2,133	1,641
November	2,491	1,921
December	2,658	2,136
January	2,658	
February	3,177	
March	3,659	
April	3,950	
May	3,950	
June	3,950	

QUALITY

	Quantity	Base Number	Contract	AT	Region	England
% of FP17s for the same patient ID Re-attending within 3 months - Children	10	263	3.8%	10.1%	12.1%	12.4%
% of FP17s for the same patient ID Re-attending within 3 months - Adults	75	724	10.4%	15.3%	15.9%	16.6%
% of FP17s for the same patient ID Re-attending between 3 & 9 months - Children	140	263	53.2%	50.9%	58.6%	57.5%
% of FP17s for the same patient ID Re-attending between 3 & 9 months - Adults	341	724	47.1%	46.5%	51.5%	50.4%
% of FP17s for Band 1 Urgent Courses	38	904	4.2%	8.2%	8.0%	9.1%
% of FP17s Relating to Free Repair or Replacements	1	904	0.1%	0.7%	0.8%	0.8%
% of FP17s Relating to Continuations	4	904	0.4%	0.9%	1.2%	1.3%
% of Patients satisfied with the dentistry they have received	1	1	N/A	92.3%	92.8%	92.7%
% of Patients satisfied with the time they had to wait for an appointment	1	1	N/A	91.0%	89.2%	88.8%

* This is based on patients treated on this contract for their most recent course of treatment. Figures in italics indicate the base number of FP17s or Patient Questionnaire responses are less than 100. N/A is shown where the base number of responses is less than 10 during the period. % is calculated as Quantity/Base number*100

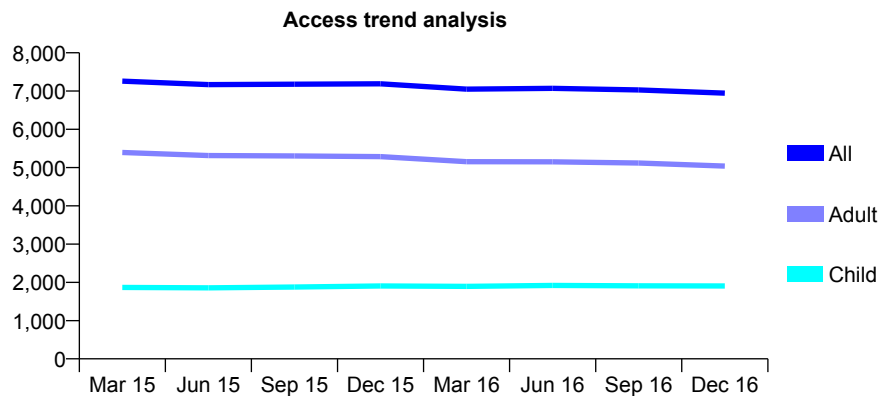
Q54 - Vital Signs At a Glance Contract Report for 325708/0005 - December 2016

Name or company name	Balbir S Bhandal, Amrik S Bhandal & Baljit
Contract type name	GDS Contract
Purpose of contract	General
Contract start date	01/04/2006
Contract end date	

16/17 Contracted general activity (UDA)	25,351
Carry forward general activity (UDA)	0
16/17 Contracted orthodontic activity (UOA)	0
Carry forward orthodontic activity (UOA)	0
Baseline contract value	£616,877.94

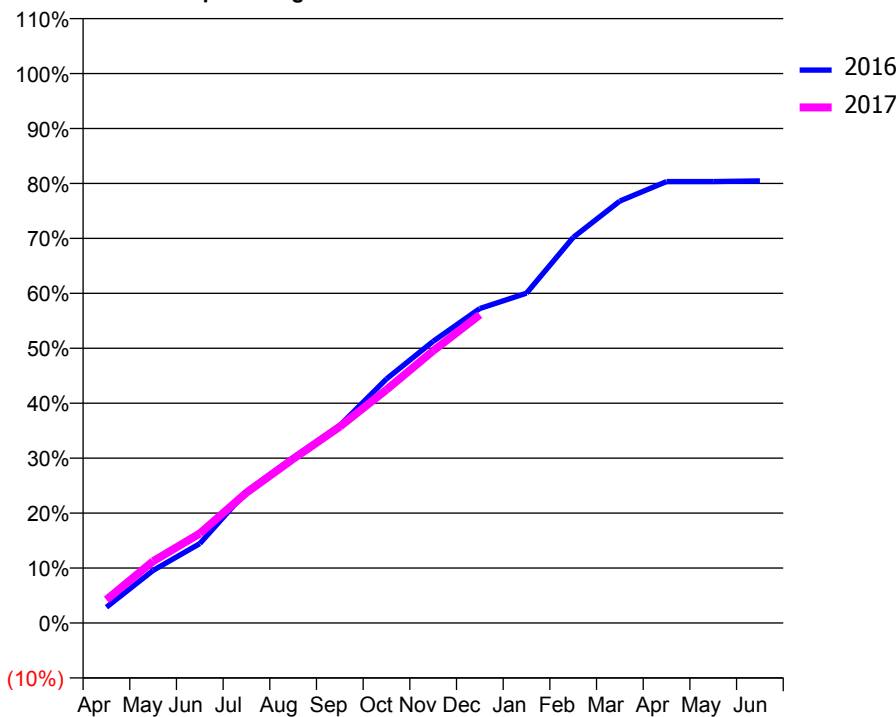
ACCESS*

Patients seen in 24 months	Total	Change since previous quarter
Quarter ending December 2015	7,190	
Quarter ending March 2016	7,049	↓
Quarter ending June 2016	7,071	→
Quarter ending September 2016	7,028	→
Quarter ending December 2016	6,945	↓
Variance since December 2015	(3.4%)	↓



ACTIVITY

Cumulative percentage of contracted UDA delivered 2016 & 2017



Month	Adjusted Scheduled Activity (UDA)	
	2016	2017
April	728	1,075
May	2,429	2,849
June	3,661	4,129
July	6,070	6,011
August	7,628	7,572
September	9,115	9,061
October	11,260	10,763
November	12,997	12,561
December	14,506	14,219
January	15,215	
February	17,790	
March	19,466	
April	20,367	
May	20,365	
June	20,396	

QUALITY

	Quantity	Base Number	Contract	AT	Region	England
% of FP17s for the same patient ID Re-attending within 3 months - Children	52	1,657	3.1%	10.1%	12.1%	12.4%
% of FP17s for the same patient ID Re-attending within 3 months - Adults	232	3,977	5.8%	15.3%	15.9%	16.6%
% of FP17s for the same patient ID Re-attending between 3 & 9 months - Children	728	1,657	43.9%	50.9%	58.6%	57.5%
% of FP17s for the same patient ID Re-attending between 3 & 9 months - Adults	1,733	3,977	43.6%	46.5%	51.5%	50.4%
% of FP17s for Band 1 Urgent Courses	389	5,268	7.4%	8.2%	8.0%	9.1%
% of FP17s Relating to Free Repair or Replacements	50	5,268	0.9%	0.7%	0.8%	0.8%
% of FP17s Relating to Continuations	31	5,268	0.6%	0.9%	1.2%	1.3%
% of Patients satisfied with the dentistry they have received	5	5	N/A	92.3%	92.8%	92.7%
% of Patients satisfied with the time they had to wait for an appointment	5	5	N/A	91.0%	89.2%	88.8%

* This is based on patients treated on this contract for their most recent course of treatment. Figures in italics indicate the base number of FP17s or Patient Questionnaire responses are less than 100. N/A is shown where the base number of responses is less than 10 during the period. % is calculated as Quantity/Base number*100

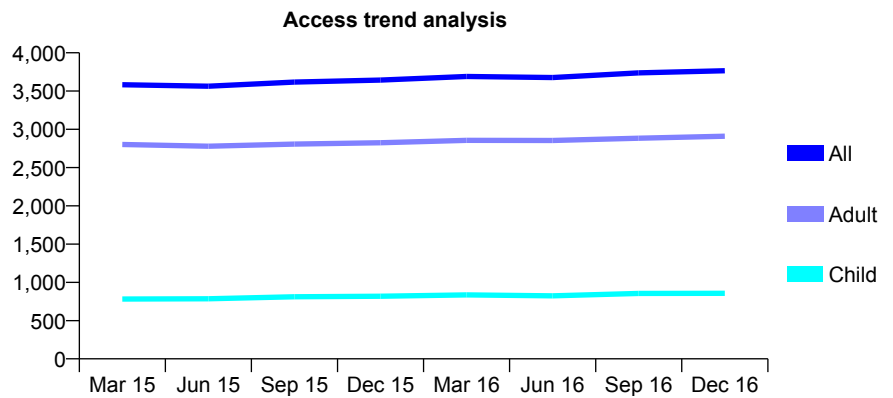
Q54 - Vital Signs At a Glance Contract Report for 325708/0007 - December 2016

Name or company name	Balbir S Bhandal, Amrik S Bhandal & Baljit
Contract type name	GDS Contract
Purpose of contract	General
Contract start date	01/04/2006
Contract end date	

16/17 Contracted general activity (UDA)	14,484
Carry forward general activity (UDA)	86
16/17 Contracted orthodontic activity (UOA)	0
Carry forward orthodontic activity (UOA)	0
Baseline contract value	£415,980.63

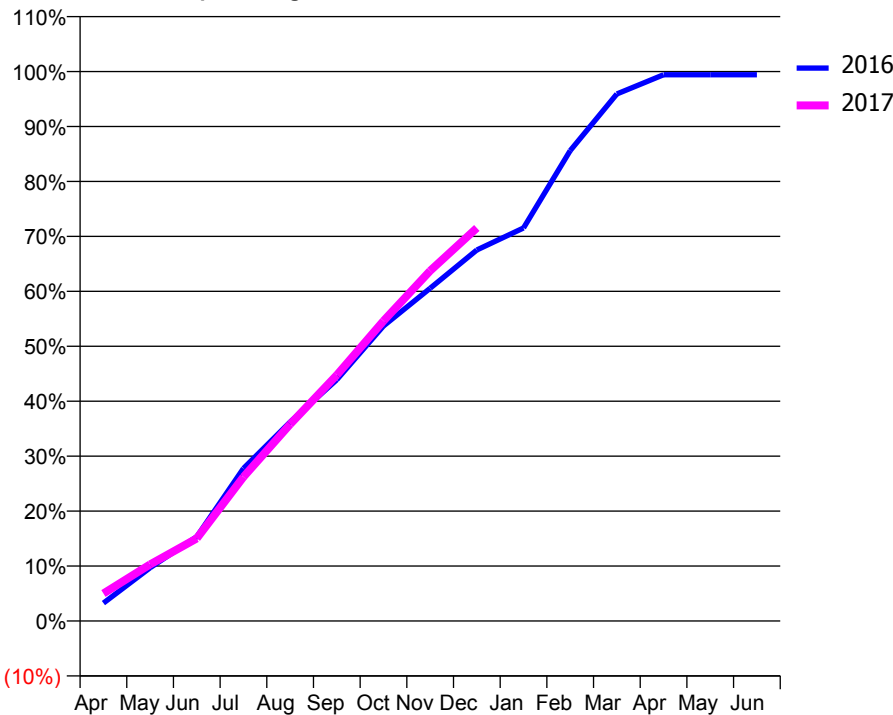
ACCESS*

Patients seen in 24 months	Total	Change since previous quarter
Quarter ending December 2015	3,643	
Quarter ending March 2016	3,691	→
Quarter ending June 2016	3,677	→
Quarter ending September 2016	3,738	→
Quarter ending December 2016	3,765	→
Variance since December 2015	3.3%	↑



ACTIVITY

Cumulative percentage of contracted UDA delivered 2016 & 2017



Month	Adjusted Scheduled Activity (UDA)	
	2016	2017
April	471	726
May	1,404	1,491
June	2,223	2,176
July	4,023	3,797
August	5,246	5,187
September	6,360	6,483
October	7,775	7,910
November	8,772	9,231
December	9,781	10,359
January	10,361	
February	12,399	
March	13,894	
April	14,398	
May	14,398	
June	14,398	

QUALITY

	Quantity	Base Number	Contract	AT	Region	England
% of FP17s for the same patient ID Re-attending within 3 months - Children	30	690	4.3%	10.1%	12.1%	12.4%
% of FP17s for the same patient ID Re-attending within 3 months - Adults	411	2,784	14.8%	15.3%	15.9%	16.6%
% of FP17s for the same patient ID Re-attending between 3 & 9 months - Children	362	690	52.5%	50.9%	58.6%	57.5%
% of FP17s for the same patient ID Re-attending between 3 & 9 months - Adults	1,464	2,784	52.6%	46.5%	51.5%	50.4%
% of FP17s for Band 1 Urgent Courses	120	3,327	3.6%	8.2%	8.0%	9.1%
% of FP17s Relating to Free Repair or Replacements	9	3,327	0.3%	0.7%	0.8%	0.8%
% of FP17s Relating to Continuations	31	3,327	0.9%	0.9%	1.2%	1.3%
% of Patients satisfied with the dentistry they have received	6	7	N/A	92.3%	92.8%	92.7%
% of Patients satisfied with the time they had to wait for an appointment	7	7	N/A	91.0%	89.2%	88.8%

* This is based on patients treated on this contract for their most recent course of treatment. Figures in italics indicate the base number of FP17s or Patient Questionnaire responses are less than 100. N/A is shown where the base number of responses is less than 10 during the period. % is calculated as Quantity/Base number*100

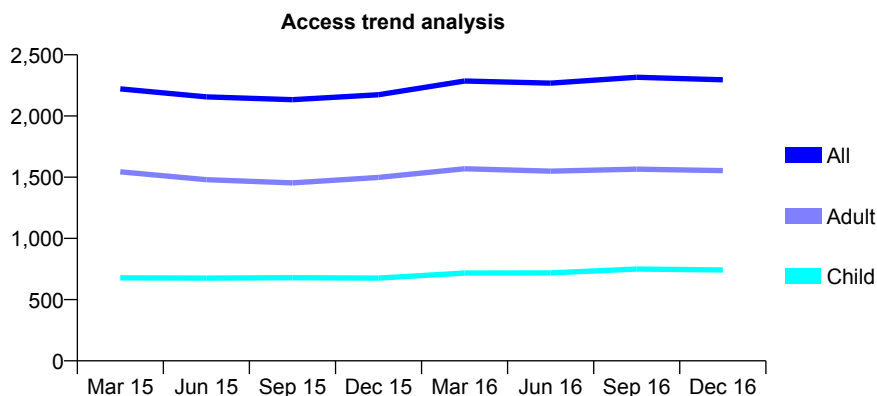
Q54 - Vital Signs At a Glance Contract Report for 325708/0008 - December 2016

Name or company name	Balbir S Bhandal, Amrik S Bhandal & Baljit
Contract type name	GDS Contract
Purpose of contract	General
Contract start date	01/04/2006
Contract end date	

16/17 Contracted general activity (UDA)	7,249
Carry forward general activity (UDA)	168
16/17 Contracted orthodontic activity (UOA)	0
Carry forward orthodontic activity (UOA)	0
Baseline contract value	£180,873.71

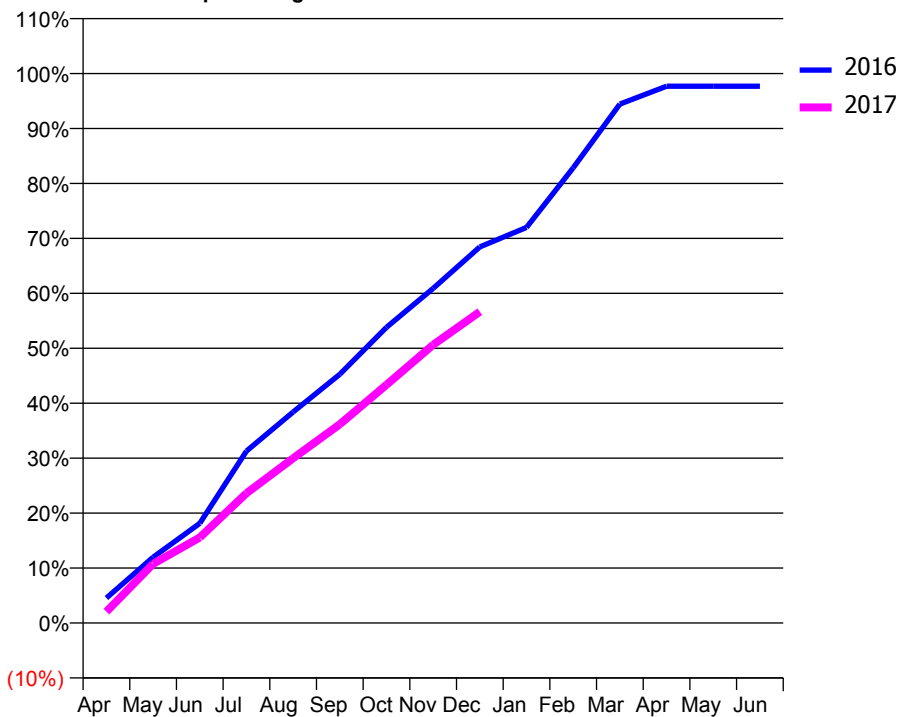
ACCESS*

Patients seen in 24 months	Total	Change since previous quarter
Quarter ending December 2015	2,174	
Quarter ending March 2016	2,286	↑
Quarter ending June 2016	2,268	→
Quarter ending September 2016	2,316	↑
Quarter ending December 2016	2,296	→
Variance since December 2015	5.6%	↑



ACTIVITY

Cumulative percentage of contracted UDA delivered 2016 & 2017



Adjusted Scheduled Activity (UDA)

Month	2016	2017
April	329	151
May	868	779
June	1,315	1,129
July	2,269	1,713
August	2,784	2,173
September	3,281	2,622
October	3,900	3,142
November	4,414	3,670
December	4,962	4,106
January	5,219	
February	6,005	
March	6,845	
April	7,081	
May	7,081	
June	7,081	

QUALITY

	Quantity	Base Number	Contract	AT	Region	England
% of FP17s for the same patient ID Re-attending within 3 months - Children	7	568	1.2%	10.1%	12.1%	12.4%
% of FP17s for the same patient ID Re-attending within 3 months - Adults	43	1,070	4.0%	15.3%	15.9%	16.6%
% of FP17s for the same patient ID Re-attending between 3 & 9 months - Children	240	568	42.3%	50.9%	58.6%	57.5%
% of FP17s for the same patient ID Re-attending between 3 & 9 months - Adults	382	1,070	35.7%	46.5%	51.5%	50.4%
% of FP17s for Band 1 Urgent Courses	26	1,557	1.7%	8.2%	8.0%	9.1%
% of FP17s Relating to Free Repair or Replacements	6	1,557	0.4%	0.7%	0.8%	0.8%
% of FP17s Relating to Continuations	4	1,557	0.3%	0.9%	1.2%	1.3%
% of Patients satisfied with the dentistry they have received	1	1	N/A	92.3%	92.8%	92.7%
% of Patients satisfied with the time they had to wait for an appointment	1	1	N/A	91.0%	89.2%	88.8%

* This is based on patients treated on this contract for their most recent course of treatment. Figures in italics indicate the base number of FP17s or Patient Questionnaire responses are less than 100. N/A is shown where the base number of responses is less than 10 during the period. % is calculated as Quantity/Base number*100

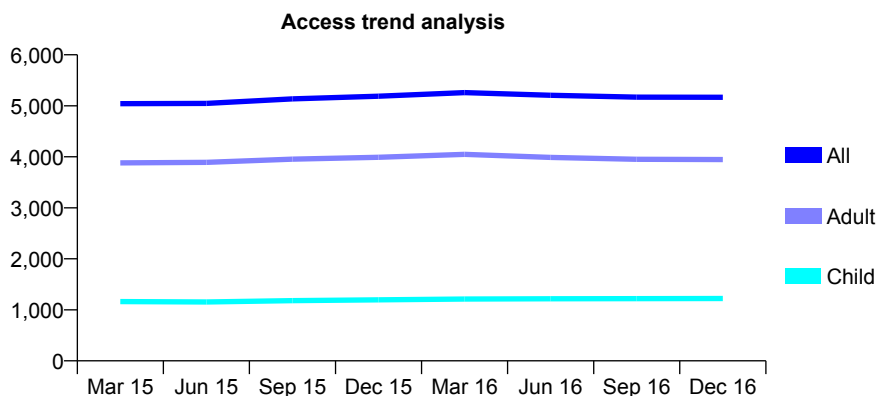
Q54 - Vital Signs At a Glance Contract Report for 325708/0009 - December 2016

Name or company name	Balbir S Bhandal, Amrik S Bhandal & Baljit
Contract type name	GDS Contract
Purpose of contract	General
Contract start date	01/04/2006
Contract end date	

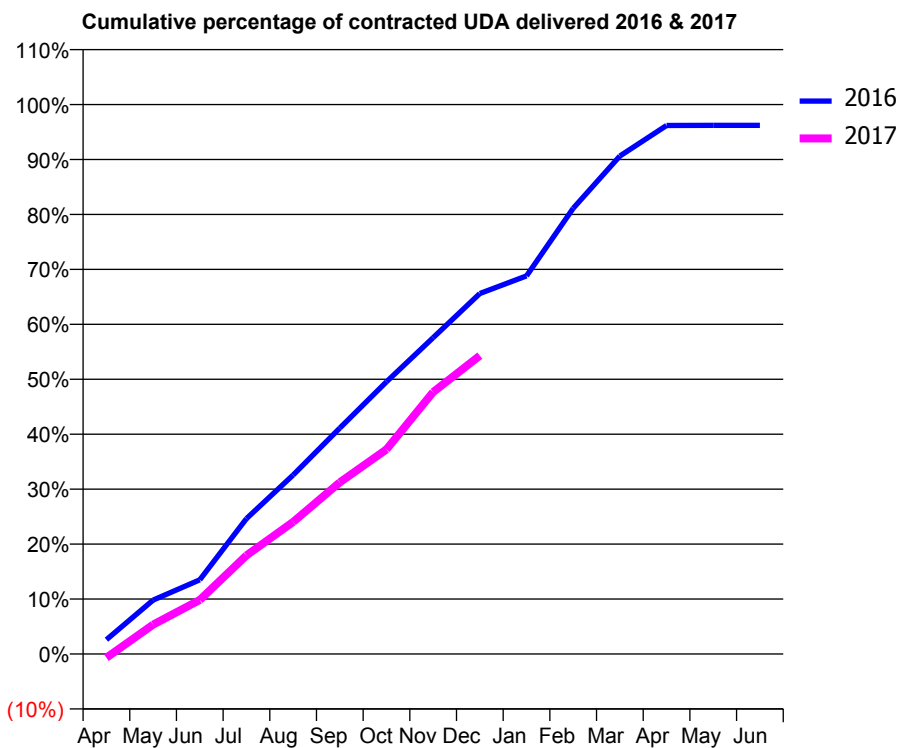
16/17 Contracted general activity (UDA)	19,521
Carry forward general activity (UDA)	742
16/17 Contracted orthodontic activity (UOA)	0
Carry forward orthodontic activity (UOA)	0
Baseline contract value	£479,292.62

ACCESS*

Patients seen in 24 months	Total	Change since previous quarter
Quarter ending December 2015	5,187	
Quarter ending March 2016	5,260	→
Quarter ending June 2016	5,206	↓
Quarter ending September 2016	5,170	→
Quarter ending December 2016	5,167	→
Variance since December 2015	(0.4%)	→



ACTIVITY



Month	Adjusted Scheduled Activity (UDA)	
	2016	2017
April	512	-134
May	1,914	1,044
June	2,634	1,919
July	4,810	3,502
August	6,357	4,691
September	8,027	6,100
October	9,671	7,269
November	11,240	9,304
December	12,808	10,600
January	13,432	
February	15,836	
March	17,691	
April	18,777	
May	18,779	
June	18,779	

QUALITY

	Quantity	Base Number	Contract	AT	Region	England
% of FP17s for the same patient ID Re-attending within 3 months - Children	68	1,050	6.5%	10.1%	12.1%	12.4%
% of FP17s for the same patient ID Re-attending within 3 months - Adults	555	3,638	15.3%	15.3%	15.9%	16.6%
% of FP17s for the same patient ID Re-attending between 3 & 9 months - Children	576	1,050	54.9%	50.9%	58.6%	57.5%
% of FP17s for the same patient ID Re-attending between 3 & 9 months - Adults	1,841	3,638	50.6%	46.5%	51.5%	50.4%
% of FP17s for Band 1 Urgent Courses	439	4,350	10.1%	8.2%	8.0%	9.1%
% of FP17s Relating to Free Repair or Replacements	57	4,350	1.3%	0.7%	0.8%	0.8%
% of FP17s Relating to Continuations	38	4,350	0.9%	0.9%	1.2%	1.3%
% of Patients satisfied with the dentistry they have received	5	5	N/A	92.3%	92.8%	92.7%
% of Patients satisfied with the time they had to wait for an appointment	5	5	N/A	91.0%	89.2%	88.8%

* This is based on patients treated on this contract for their most recent course of treatment. Figures in italics indicate the base number of FP17s or Patient Questionnaire responses are less than 100. N/A is shown where the base number of responses is less than 10 during the period. % is calculated as Quantity/Base number*100

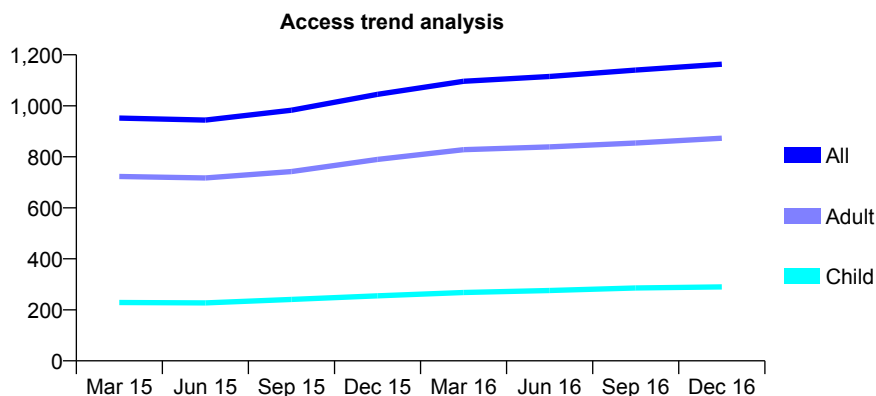
Q54 - Vital Signs At a Glance Contract Report for 325708/0012 - December 2016

Name or company name	Balbir S Bhandal, Amrik S Bhandal & Baljit
Contract type name	GDS Contract
Purpose of contract	General
Contract start date	01/04/2006
Contract end date	

16/17 Contracted general activity (UDA)	3,593
Carry forward general activity (UDA)	99
16/17 Contracted orthodontic activity (UOA)	0
Carry forward orthodontic activity (UOA)	0
Baseline contract value	£100,665.97

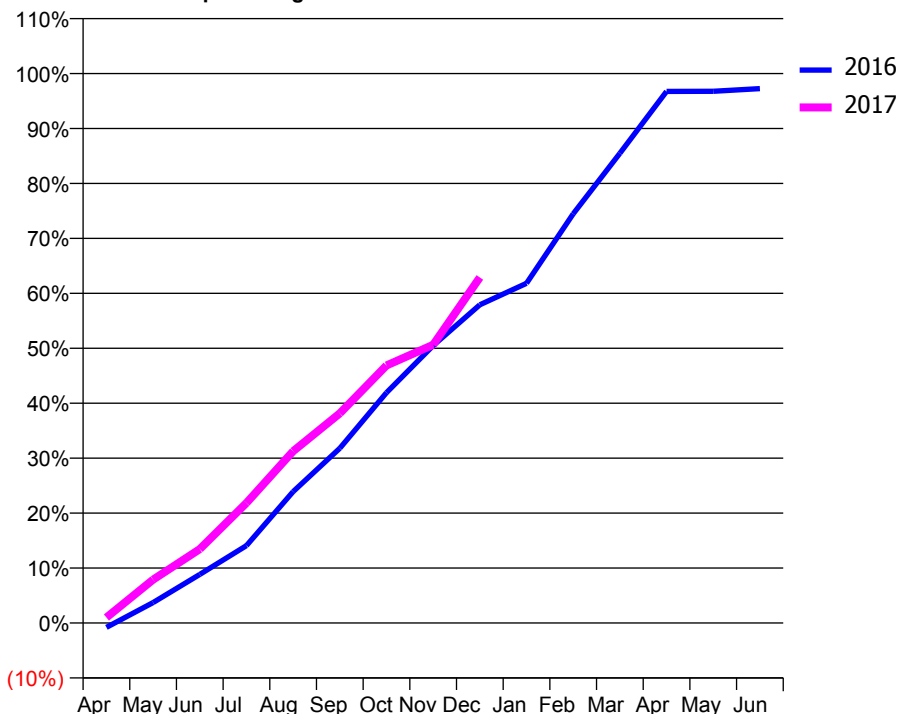
ACCESS*

Patients seen in 24 months	Total	Change since previous quarter
Quarter ending December 2015	1,045	
Quarter ending March 2016	1,096	↑
Quarter ending June 2016	1,115	→
Quarter ending September 2016	1,140	↑
Quarter ending December 2016	1,163	↑
Variance since December 2015	11.3%	↑



ACTIVITY

Cumulative percentage of contracted UDA delivered 2016 & 2017



Month	Adjusted Scheduled Activity (UDA)	
	2016	2017
April	-29	36
May	134	284
June	318	483
July	506	785
August	860	1,123
September	1,143	1,371
October	1,506	1,684
November	1,814	1,819
December	2,081	2,260
January	2,221	
February	2,676	
March	3,071	
April	3,476	
May	3,477	
June	3,494	

QUALITY

	Quantity	Base Number	Contract	AT	Region	England
% of FP17s for the same patient ID Re-attending within 3 months - Children	3	244	1.2%	10.1%	12.1%	12.4%
% of FP17s for the same patient ID Re-attending within 3 months - Adults	26	736	3.5%	15.3%	15.9%	16.6%
% of FP17s for the same patient ID Re-attending between 3 & 9 months - Children	124	244	50.8%	50.9%	58.6%	57.5%
% of FP17s for the same patient ID Re-attending between 3 & 9 months - Adults	328	736	44.6%	46.5%	51.5%	50.4%
% of FP17s for Band 1 Urgent Courses	64	883	7.2%	8.2%	8.0%	9.1%
% of FP17s Relating to Free Repair or Replacements	3	883	0.3%	0.7%	0.8%	0.8%
% of FP17s Relating to Continuations	1	883	0.1%	0.9%	1.2%	1.3%
% of Patients satisfied with the dentistry they have received	0	0	N/A	92.3%	92.8%	92.7%
% of Patients satisfied with the time they had to wait for an appointment	0	0	N/A	91.0%	89.2%	88.8%

* This is based on patients treated on this contract for their most recent course of treatment. Figures in italics indicate the base number of FP17s or Patient Questionnaire responses are less than 100. N/A is shown where the base number of responses is less than 10 during the period. % is calculated as Quantity/Base number*100

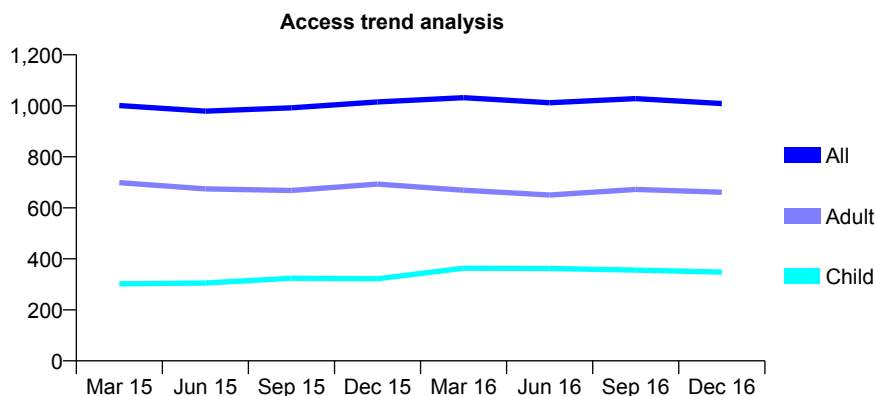
Q54 - Vital Signs At a Glance Contract Report for 325708/0013 - December 2016

Name or company name	Balbir S Bhandal, Amrik S Bhandal & Baljit
Contract type name	GDS Contract
Purpose of contract	General
Contract start date	01/04/2006
Contract end date	

16/17 Contracted general activity (UDA)	3,124
Carry forward general activity (UDA)	-43
16/17 Contracted orthodontic activity (UOA)	0
Carry forward orthodontic activity (UOA)	0
Baseline contract value	£72,705.58

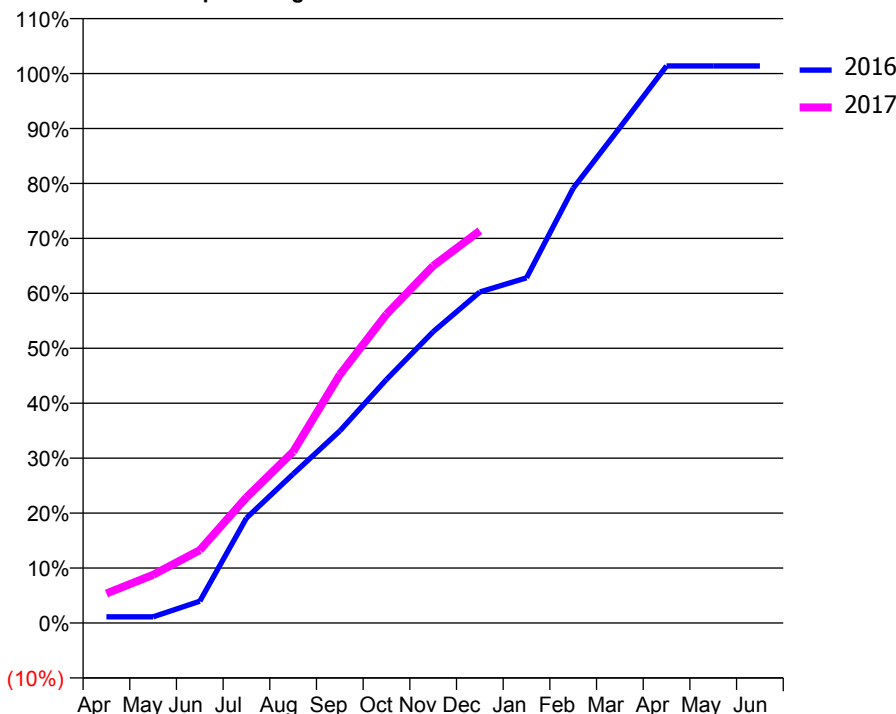
ACCESS*

Patients seen in 24 months	Total	Change since previous quarter
Quarter ending December 2015	1,015	
Quarter ending March 2016	1,032	→
Quarter ending June 2016	1,012	↓
Quarter ending September 2016	1,028	→
Quarter ending December 2016	1,009	↓
Variance since December 2015	(0.6%)	→



ACTIVITY

Cumulative percentage of contracted UDA delivered 2016 & 2017



Month	Adjusted Scheduled Activity (UDA)	
	2016	2017
April	35	168
May	35	274
June	124	414
July	597	714
August	847	974
September	1,092	1,412
October	1,385	1,756
November	1,656	2,030
December	1,882	2,230
January	1,962	
February	2,472	
March	2,817	
April	3,167	
May	3,167	
June	3,167	

QUALITY

	Quantity	Base Number	Contract	AT	Region	England
% of FP17s for the same patient ID Re-attending within 3 months - Children	8	247	3.2%	10.1%	12.1%	12.4%
% of FP17s for the same patient ID Re-attending within 3 months - Adults	45	481	9.4%	15.3%	15.9%	16.6%
% of FP17s for the same patient ID Re-attending between 3 & 9 months - Children	87	247	35.2%	50.9%	58.6%	57.5%
% of FP17s for the same patient ID Re-attending between 3 & 9 months - Adults	165	481	34.3%	46.5%	51.5%	50.4%
% of FP17s for Band 1 Urgent Courses	26	657	4.0%	8.2%	8.0%	9.1%
% of FP17s Relating to Free Repair or Replacements	1	657	0.2%	0.7%	0.8%	0.8%
% of FP17s Relating to Continuations	3	657	0.5%	0.9%	1.2%	1.3%
% of Patients satisfied with the dentistry they have received	2	4	N/A	92.3%	92.8%	92.7%
% of Patients satisfied with the time they had to wait for an appointment	4	4	N/A	91.0%	89.2%	88.8%

* This is based on patients treated on this contract for their most recent course of treatment. Figures in italics indicate the base number of FP17s or Patient Questionnaire responses are less than 100. N/A is shown where the base number of responses is less than 10 during the period. % is calculated as Quantity/Base number*100

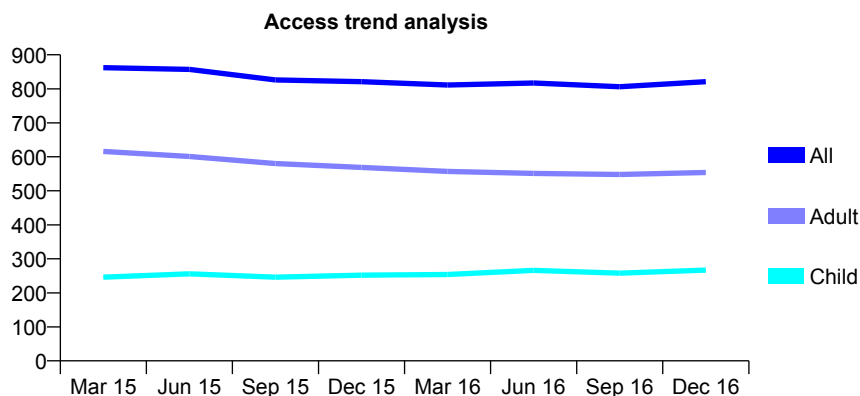
Q54 - Vital Signs At a Glance Contract Report for 325708/0015 - December 2016

Name or company name	Balbir S Bhandal, Amrik S Bhandal & Baljit
Contract type name	GDS Contract
Purpose of contract	General
Contract start date	01/04/2006
Contract end date	

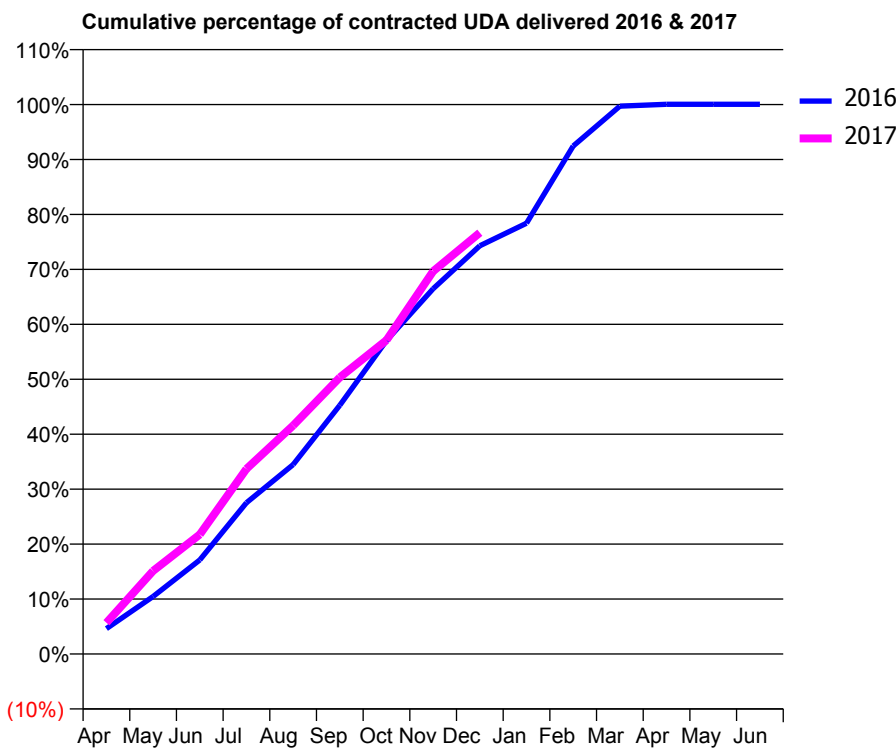
16/17 Contracted general activity (UDA)	1,930
Carry forward general activity (UDA)	-1
16/17 Contracted orthodontic activity (UOA)	0
Carry forward orthodontic activity (UOA)	0
Baseline contract value	£50,728.58

ACCESS*

Patients seen in 24 months	Total	Change since previous quarter
Quarter ending December 2015	821	
Quarter ending March 2016	811	↓
Quarter ending June 2016	817	→
Quarter ending September 2016	806	↓
Quarter ending December 2016	821	→
Variance since December 2015	0.0%	→



ACTIVITY



Month	Adjusted Scheduled Activity (UDA)	
	2016	2017
April	89	110
May	202	292
June	330	420
July	531	650
August	665	802
September	874	971
October	1,101	1,102
November	1,283	1,345
December	1,434	1,480
January	1,513	
February	1,784	
March	1,924	
April	1,931	
May	1,931	
June	1,931	

QUALITY

	Quantity	Base Number	Contract	AT	Region	England
% of FP17s for the same patient ID Re-attending within 3 months - Children	1	204	0.5%	10.1%	12.1%	12.4%
% of FP17s for the same patient ID Re-attending within 3 months - Adults	4	377	1.1%	15.3%	15.9%	16.6%
% of FP17s for the same patient ID Re-attending between 3 & 9 months - Children	75	204	36.8%	50.9%	58.6%	57.5%
% of FP17s for the same patient ID Re-attending between 3 & 9 months - Adults	139	377	36.9%	46.5%	51.5%	50.4%
% of FP17s for Band 1 Urgent Courses	3	576	0.5%	8.2%	8.0%	9.1%
% of FP17s Relating to Free Repair or Replacements	1	576	0.2%	0.7%	0.8%	0.8%
% of FP17s Relating to Continuations	0	576	0.0%	0.9%	1.2%	1.3%
% of Patients satisfied with the dentistry they have received	2	2	N/A	92.3%	92.8%	92.7%
% of Patients satisfied with the time they had to wait for an appointment	2	2	N/A	91.0%	89.2%	88.8%

* This is based on patients treated on this contract for their most recent course of treatment. Figures in italics indicate the base number of FP17s or Patient Questionnaire responses are less than 100. N/A is shown where the base number of responses is less than 10 during the period. % is calculated as Quantity/Base number*100

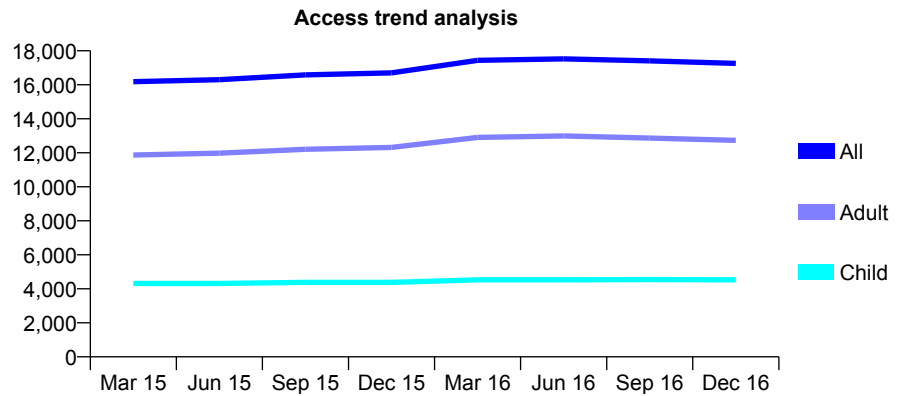
Q54 - Vital Signs At a Glance Contract Report for 325708/0016 - December 2016

Name or company name	Balbir S Bhandal, Amrik S Bhandal & Baljit
Contract type name	GDS Contract
Purpose of contract	General and Orthodontic
Contract start date	01/04/2006
Contract end date	

16/17 Contracted general activity (UDA)	57,385
Carry forward general activity (UDA)	851
16/17 Contracted orthodontic activity (UOA)	5,152
Carry forward orthodontic activity (UOA)	-12
Baseline contract value	£1,848,170.06

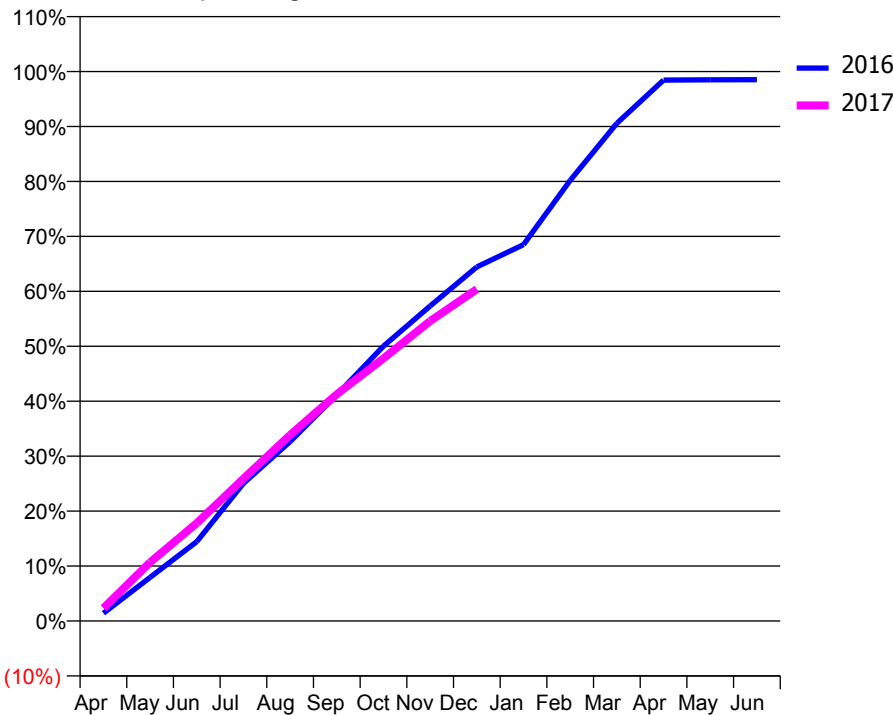
ACCESS*

Patients seen in 24 months	Total	Change since previous quarter
Quarter ending December 2015	16,699	
Quarter ending March 2016	17,440	↑
Quarter ending June 2016	17,524	→
Quarter ending September 2016	17,409	→
Quarter ending December 2016	17,260	→
Variance since December 2015	3.4%	↑



ACTIVITY

Cumulative percentage of contracted UDA delivered 2016 & 2017



Month	Adjusted Scheduled Activity (UDA)	
	2016	2017
April	818	1,345
May	4,559	6,141
June	8,296	10,227
July	14,382	14,867
August	18,737	19,432
September	23,621	23,674
October	28,710	27,426
November	32,903	31,321
December	36,982	34,660
January	39,299	
February	46,022	
March	51,980	
April	56,496	
May	56,521	
June	56,534	

QUALITY

	Quantity	Base Number	Contract	AT	Region	England
% of FP17s for the same patient ID Re-attending within 3 months - Children	316	4,382	7.2%	10.1%	12.1%	12.4%
% of FP17s for the same patient ID Re-attending within 3 months - Adults	1,256	10,304	12.2%	15.3%	15.9%	16.6%
% of FP17s for the same patient ID Re-attending between 3 & 9 months - Children	1,884	4,382	43.0%	50.9%	58.6%	57.5%
% of FP17s for the same patient ID Re-attending between 3 & 9 months - Adults	3,612	10,304	35.1%	46.5%	51.5%	50.4%
% of FP17s for Band 1 Urgent Courses	1,576	13,086	12.0%	8.2%	8.0%	9.1%
% of FP17s Relating to Free Repair or Replacements	169	13,086	1.3%	0.7%	0.8%	0.8%
% of FP17s Relating to Continuations	79	13,086	0.6%	0.9%	1.2%	1.3%
% of Patients satisfied with the dentistry they have received	22	25	88.0%	92.3%	92.8%	92.7%
% of Patients satisfied with the time they had to wait for an appointment	24	25	96.0%	91.0%	89.2%	88.8%

* This is based on patients treated on this contract for their most recent course of treatment. Figures in italics indicate the base number of FP17s or Patient Questionnaire responses are less than 100. N/A is shown where the base number of responses is less than 10 during the period. % is calculated as Quantity/Base number*100

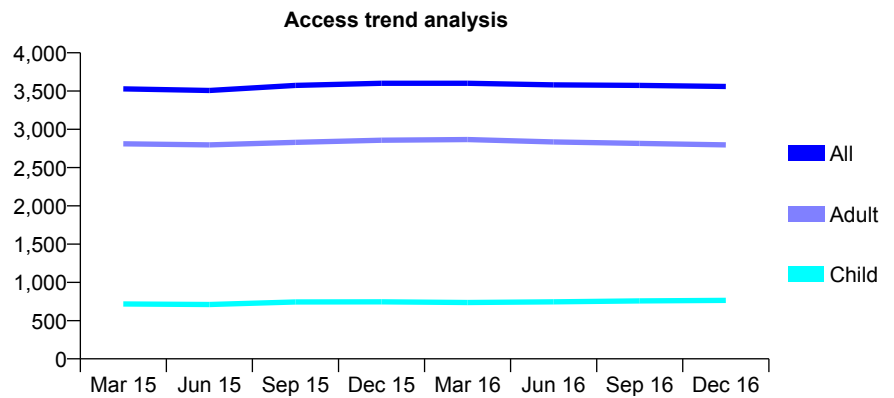
Q54 - Vital Signs At a Glance Contract Report for 325708/0017 - December 2016

Name or company name	Balbir S Bhandal, Amrik S Bhandal & Baljit
Contract type name	GDS Contract
Purpose of contract	General
Contract start date	01/04/2006
Contract end date	

16/17 Contracted general activity (UDA)	11,857
Carry forward general activity (UDA)	440
16/17 Contracted orthodontic activity (UOA)	0
Carry forward orthodontic activity (UOA)	0
Baseline contract value	£265,910.84

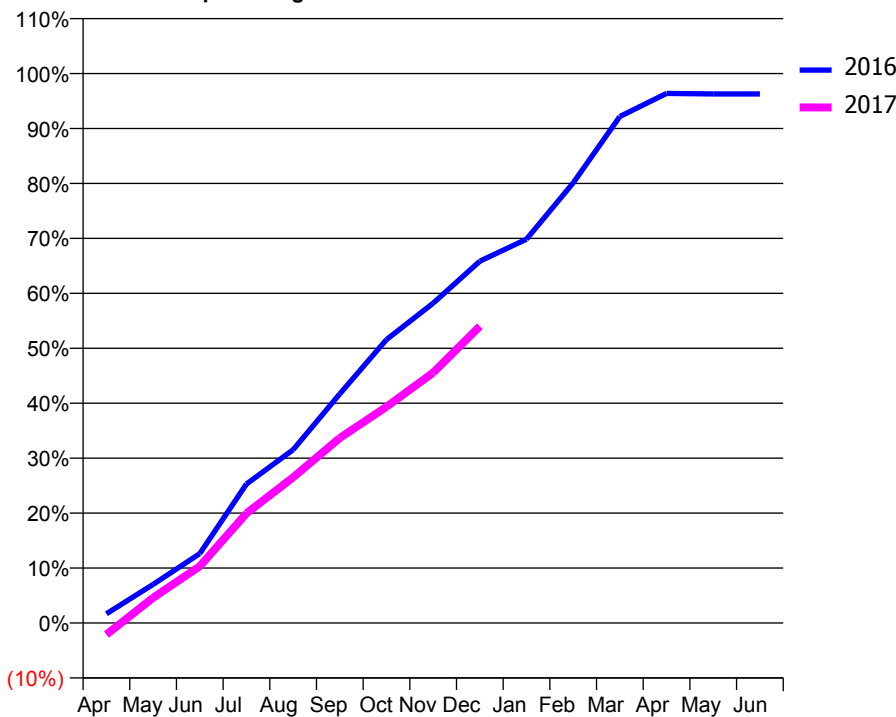
ACCESS*

Patients seen in 24 months	Total	Change since previous quarter
Quarter ending December 2015	3,602	
Quarter ending March 2016	3,602	→
Quarter ending June 2016	3,580	→
Quarter ending September 2016	3,573	→
Quarter ending December 2016	3,560	→
Variance since December 2015	(1.2%)	↓



ACTIVITY

Cumulative percentage of contracted UDA delivered 2016 & 2017



Month	Adjusted Scheduled Activity (UDA)	
	2016	2017
April	200	-252
May	834	546
June	1,497	1,224
July	2,999	2,366
August	3,738	3,144
September	4,944	3,993
October	6,114	4,665
November	6,902	5,401
December	7,808	6,403
January	8,282	
February	9,497	
March	10,931	
April	11,429	
May	11,417	
June	11,417	

QUALITY

	Quantity	Base Number	Contract	AT	Region	England
% of FP17s for the same patient ID Re-attending within 3 months - Children	32	781	4.1%	10.1%	12.1%	12.4%
% of FP17s for the same patient ID Re-attending within 3 months - Adults	277	2,513	11.0%	15.3%	15.9%	16.6%
% of FP17s for the same patient ID Re-attending between 3 & 9 months - Children	426	781	54.5%	50.9%	58.6%	57.5%
% of FP17s for the same patient ID Re-attending between 3 & 9 months - Adults	1,329	2,513	52.9%	46.5%	51.5%	50.4%
% of FP17s for Band 1 Urgent Courses	220	3,124	7.0%	8.2%	8.0%	9.1%
% of FP17s Relating to Free Repair or Replacements	34	3,124	1.1%	0.7%	0.8%	0.8%
% of FP17s Relating to Continuations	28	3,124	0.9%	0.9%	1.2%	1.3%
% of Patients satisfied with the dentistry they have received	4	4	N/A	92.3%	92.8%	92.7%
% of Patients satisfied with the time they had to wait for an appointment	3	4	N/A	91.0%	89.2%	88.8%

* This is based on patients treated on this contract for their most recent course of treatment. Figures in italics indicate the base number of FP17s or Patient Questionnaire responses are less than 100. N/A is shown where the base number of responses is less than 10 during the period. % is calculated as Quantity/Base number*100

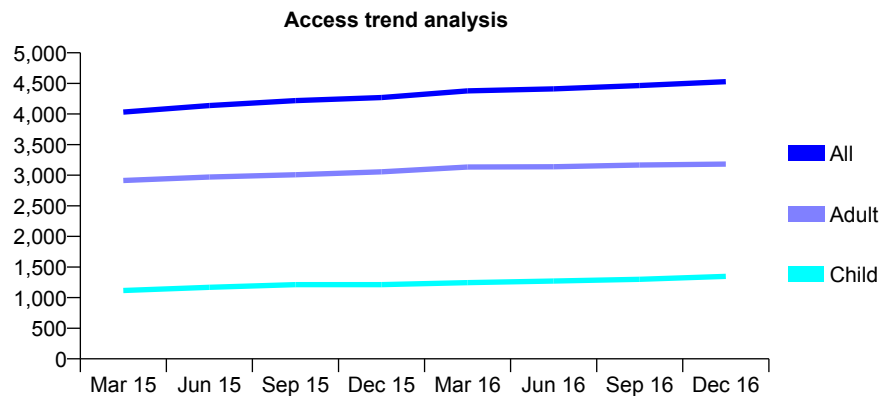
Q54 - Vital Signs At a Glance Contract Report for 325708/0018 - December 2016

Name or company name	Balbir S Bhandal, Amrik S Bhandal & Baljit
Contract type name	GDS Contract
Purpose of contract	General and Orthodontic
Contract start date	01/04/2006
Contract end date	

16/17 Contracted general activity (UDA)	15,769
Carry forward general activity (UDA)	120
16/17 Contracted orthodontic activity (UOA)	172
Carry forward orthodontic activity (UOA)	2
Baseline contract value	£362,074.89

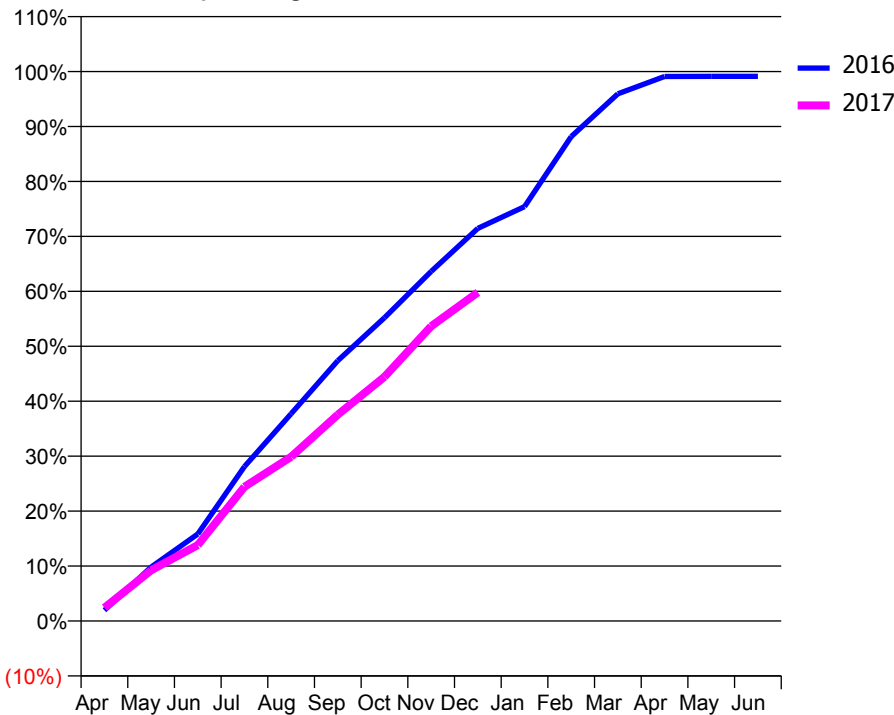
ACCESS*

Patients seen in 24 months	Total	Change since previous quarter
Quarter ending December 2015	4,269	
Quarter ending March 2016	4,379	↑
Quarter ending June 2016	4,411	→
Quarter ending September 2016	4,466	→
Quarter ending December 2016	4,529	→
Variance since December 2015	6.1%	↑



ACTIVITY

Cumulative percentage of contracted UDA delivered 2016 & 2017



Month	Adjusted Scheduled Activity (UDA)	
	2016	2017
April	268	379
May	1,353	1,456
June	2,180	2,179
July	3,872	3,853
August	5,195	4,713
September	6,523	5,922
October	7,600	7,008
November	8,761	8,458
December	9,837	9,433
January	10,385	
February	12,136	
March	13,210	
April	13,643	
May	13,649	
June	13,649	

QUALITY

	Quantity	Base Number	Contract	AT	Region	England
% of FP17s for the same patient ID Re-attending within 3 months - Children	59	1,192	4.9%	10.1%	12.1%	12.4%
% of FP17s for the same patient ID Re-attending within 3 months - Adults	228	2,701	8.4%	15.3%	15.9%	16.6%
% of FP17s for the same patient ID Re-attending between 3 & 9 months - Children	545	1,192	45.7%	50.9%	58.6%	57.5%
% of FP17s for the same patient ID Re-attending between 3 & 9 months - Adults	1,143	2,701	42.3%	46.5%	51.5%	50.4%
% of FP17s for Band 1 Urgent Courses	223	3,704	6.0%	8.2%	8.0%	9.1%
% of FP17s Relating to Free Repair or Replacements	17	3,704	0.5%	0.7%	0.8%	0.8%
% of FP17s Relating to Continuations	14	3,704	0.4%	0.9%	1.2%	1.3%
% of Patients satisfied with the dentistry they have received	5	5	N/A	92.3%	92.8%	92.7%
% of Patients satisfied with the time they had to wait for an appointment	5	5	N/A	91.0%	89.2%	88.8%

* This is based on patients treated on this contract for their most recent course of treatment. Figures in italics indicate the base number of FP17s or Patient Questionnaire responses are less than 100. N/A is shown where the base number of responses is less than 10 during the period. % is calculated as Quantity/Base number*100

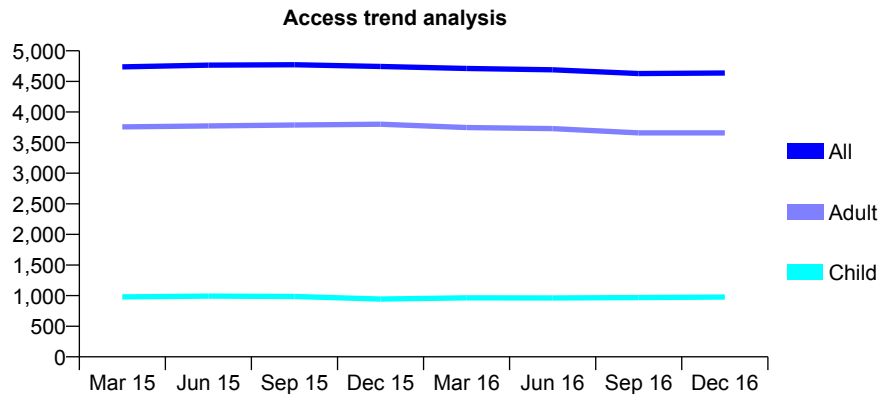
Q54 - Vital Signs At a Glance Contract Report for 325708/0023 - December 2016

Name or company name	Balbir S Bhandal, Amrik S Bhandal & Baljit
Contract type name	GDS Contract
Purpose of contract	General
Contract start date	02/01/2008
Contract end date	

16/17 Contracted general activity (UDA)	13,357
Carry forward general activity (UDA)	0
16/17 Contracted orthodontic activity (UOA)	0
Carry forward orthodontic activity (UOA)	0
Baseline contract value	£317,495.35

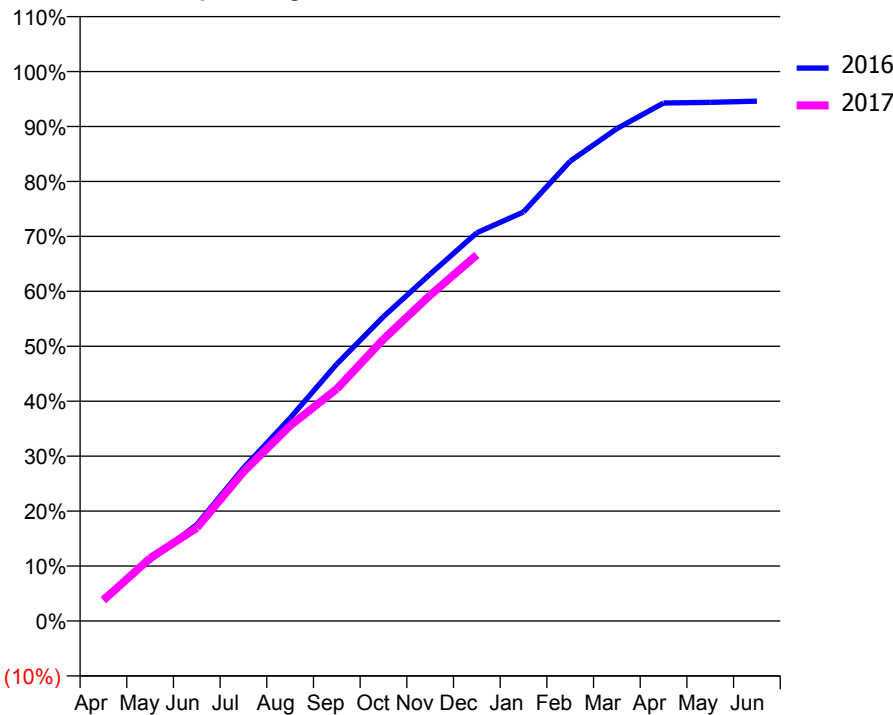
ACCESS*

Patients seen in 24 months	Total	Change since previous quarter
Quarter ending December 2015	4,745	
Quarter ending March 2016	4,712	→
Quarter ending June 2016	4,690	→
Quarter ending September 2016	4,628	↓
Quarter ending December 2016	4,637	→
Variance since December 2015	(2.3%)	↓



ACTIVITY

Cumulative percentage of contracted UDA delivered 2016 & 2017



Month	Adjusted Scheduled Activity (UDA)	
	2016	2017
April	555	503
May	1,480	1,529
June	2,343	2,263
July	3,719	3,624
August	4,935	4,746
September	6,247	5,642
October	7,399	6,850
November	8,433	7,922
December	9,439	8,899
January	9,943	
February	11,176	
March	11,970	
April	12,592	
May	12,606	
June	12,635	

QUALITY

	Quantity	Base Number	Contract	AT	Region	England
% of FP17s for the same patient ID Re-attending within 3 months - Children	60	860	7.0%	10.1%	12.1%	12.4%
% of FP17s for the same patient ID Re-attending within 3 months - Adults	396	3,658	10.8%	15.3%	15.9%	16.6%
% of FP17s for the same patient ID Re-attending between 3 & 9 months - Children	262	860	30.5%	50.9%	58.6%	57.5%
% of FP17s for the same patient ID Re-attending between 3 & 9 months - Adults	1,827	3,658	49.9%	46.5%	51.5%	50.4%
% of FP17s for Band 1 Urgent Courses	203	4,219	4.8%	8.2%	8.0%	9.1%
% of FP17s Relating to Free Repair or Replacements	14	4,219	0.3%	0.7%	0.8%	0.8%
% of FP17s Relating to Continuations	26	4,219	0.6%	0.9%	1.2%	1.3%
% of Patients satisfied with the dentistry they have received	2	4	N/A	92.3%	92.8%	92.7%
% of Patients satisfied with the time they had to wait for an appointment	3	4	N/A	91.0%	89.2%	88.8%

* This is based on patients treated on this contract for their most recent course of treatment. Figures in italics indicate the base number of FP17s or Patient Questionnaire responses are less than 100. N/A is shown where the base number of responses is less than 10 during the period. % is calculated as Quantity/Base number*100

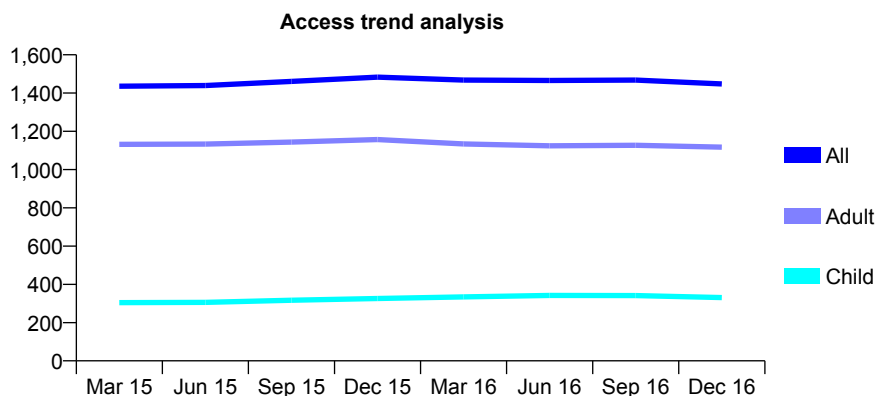
Q54 - Vital Signs At a Glance Contract Report for 326496/0001 - December 2016

Name or company name	MR D MAHGEREFTEH
Contract type name	GDS Contract
Purpose of contract	General
Contract start date	01/04/2006
Contract end date	

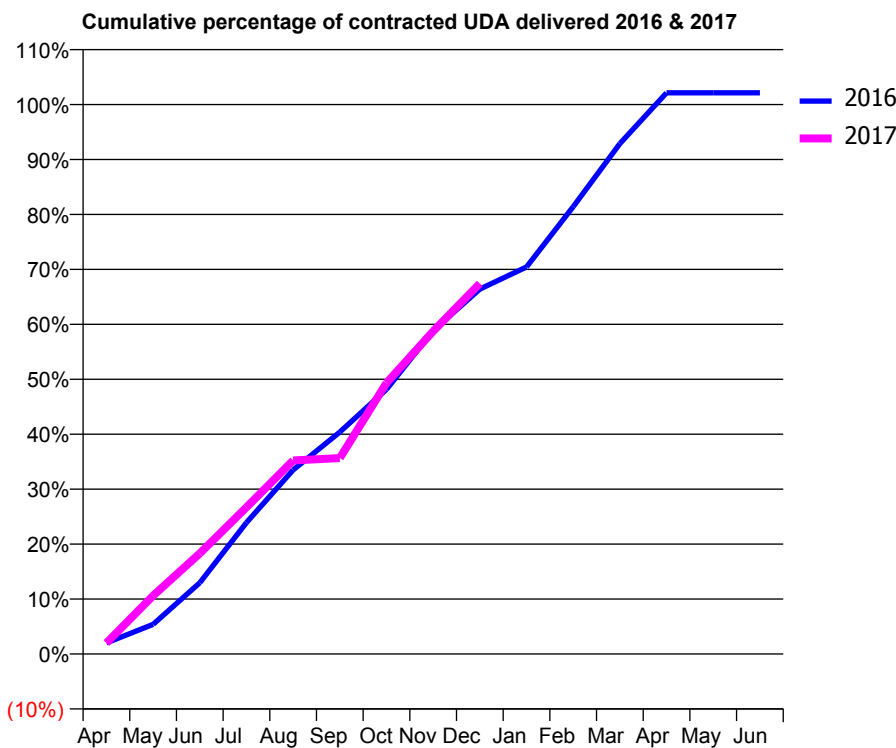
16/17 Contracted general activity (UDA)	7,433
Carry forward general activity (UDA)	-149
16/17 Contracted orthodontic activity (UOA)	0
Carry forward orthodontic activity (UOA)	0
Baseline contract value	£230,475.78

ACCESS*

Patients seen in 24 months	Total	Change since previous quarter
Quarter ending December 2015	1,483	
Quarter ending March 2016	1,468	↓
Quarter ending June 2016	1,466	→
Quarter ending September 2016	1,468	→
Quarter ending December 2016	1,448	↓
Variance since December 2015	(2.4%)	↓



ACTIVITY



Month	Adjusted Scheduled Activity (UDA)	
	2016	2017
April	150	149
May	401	788
June	964	1,362
July	1,777	1,984
August	2,490	2,618
September	3,003	2,650
October	3,580	3,667
November	4,373	4,366
December	4,937	5,012
January	5,235	
February	6,051	
March	6,904	
April	7,591	
May	7,592	
June	7,592	

QUALITY

	Quantity	Base Number	Contract	AT	Region	England
% of FP17s for the same patient ID Re-attending within 3 months - Children	29	400	7.2%	10.1%	12.1%	12.4%
% of FP17s for the same patient ID Re-attending within 3 months - Adults	270	1,445	18.7%	15.3%	15.9%	16.6%
% of FP17s for the same patient ID Re-attending between 3 & 9 months - Children	265	400	66.3%	50.9%	58.6%	57.5%
% of FP17s for the same patient ID Re-attending between 3 & 9 months - Adults	859	1,445	59.4%	46.5%	51.5%	50.4%
% of FP17s for Band 1 Urgent Courses	82	1,592	5.2%	8.2%	8.0%	9.1%
% of FP17s Relating to Free Repair or Replacements	34	1,592	2.1%	0.7%	0.8%	0.8%
% of FP17s Relating to Continuations	33	1,592	2.1%	0.9%	1.2%	1.3%
% of Patients satisfied with the dentistry they have received	1	1	N/A	92.3%	92.8%	92.7%
% of Patients satisfied with the time they had to wait for an appointment	1	1	N/A	91.0%	89.2%	88.8%

* This is based on patients treated on this contract for their most recent course of treatment. Figures in italics indicate the base number of FP17s or Patient Questionnaire responses are less than 100. N/A is shown where the base number of responses is less than 10 during the period. % is calculated as Quantity/Base number*100

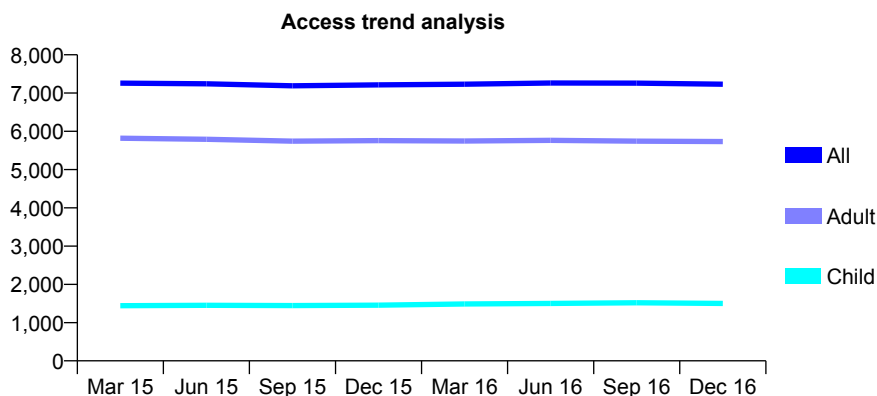
Q54 - Vital Signs At a Glance Contract Report for 326666/0002 - December 2016

Name or company name	MR RS TENNET
Contract type name	GDS Contract
Purpose of contract	General
Contract start date	01/04/2006
Contract end date	

16/17 Contracted general activity (UDA)	16,970
Carry forward general activity (UDA)	392
16/17 Contracted orthodontic activity (UOA)	0
Carry forward orthodontic activity (UOA)	0
Baseline contract value	£437,342.86

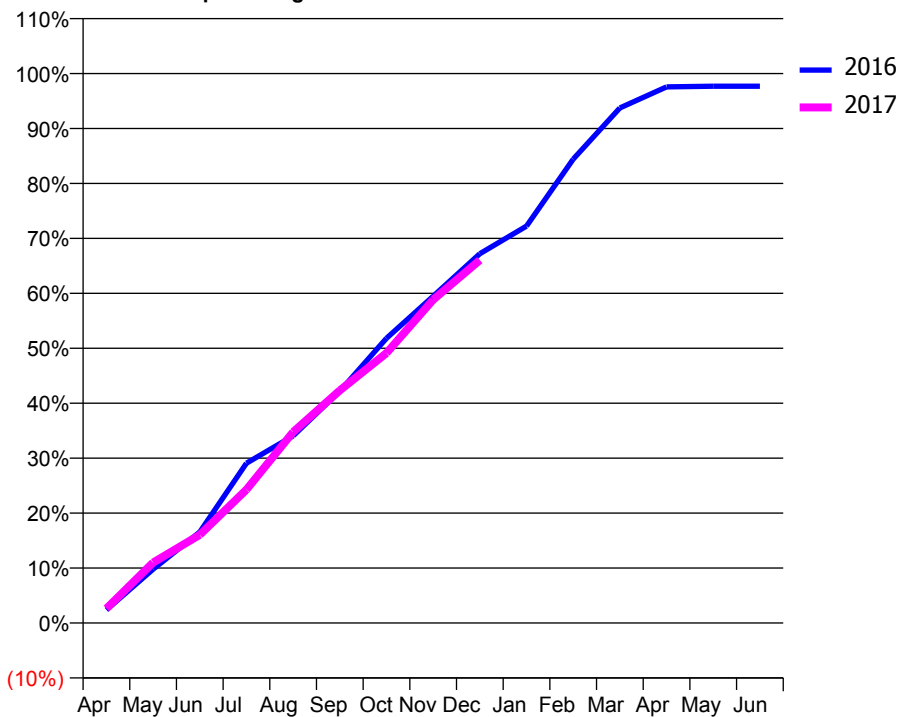
ACCESS*

Patients seen in 24 months	Total	Change since previous quarter
Quarter ending December 2015	7,215	
Quarter ending March 2016	7,231	→
Quarter ending June 2016	7,264	→
Quarter ending September 2016	7,261	→
Quarter ending December 2016	7,233	→
Variance since December 2015	0.2%	→



ACTIVITY

Cumulative percentage of contracted UDA delivered 2016 & 2017



Month	Adjusted Scheduled Activity (UDA)	
	2016	2017
April	405	445
May	1,662	1,867
June	2,811	2,723
July	4,937	4,122
August	5,779	5,897
September	7,161	7,184
October	8,795	8,336
November	10,091	9,983
December	11,405	11,208
January	12,258	
February	14,327	
March	15,905	
April	16,555	
May	16,578	
June	16,578	

QUALITY

	Quantity	Base Number	Contract	AT	Region	England
% of FP17s for the same patient ID Re-attending within 3 months - Children	60	1,465	4.1%	10.1%	12.1%	12.4%
% of FP17s for the same patient ID Re-attending within 3 months - Adults	515	4,744	10.9%	15.3%	15.9%	16.6%
% of FP17s for the same patient ID Re-attending between 3 & 9 months - Children	809	1,465	55.2%	50.9%	58.6%	57.5%
% of FP17s for the same patient ID Re-attending between 3 & 9 months - Adults	1,842	4,744	38.8%	46.5%	51.5%	50.4%
% of FP17s for Band 1 Urgent Courses	343	5,878	5.8%	8.2%	8.0%	9.1%
% of FP17s Relating to Free Repair or Replacements	28	5,878	0.5%	0.7%	0.8%	0.8%
% of FP17s Relating to Continuations	102	5,878	1.7%	0.9%	1.2%	1.3%
% of Patients satisfied with the dentistry they have received	9	9	N/A	92.3%	92.8%	92.7%
% of Patients satisfied with the time they had to wait for an appointment	9	9	N/A	91.0%	89.2%	88.8%

* This is based on patients treated on this contract for their most recent course of treatment. Figures in italics indicate the base number of FP17s or Patient Questionnaire responses are less than 100. N/A is shown where the base number of responses is less than 10 during the period. % is calculated as Quantity/Base number*100

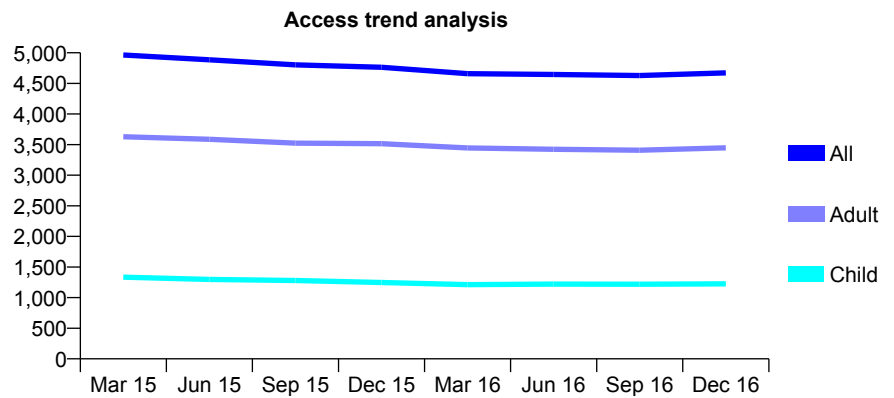
Q54 - Vital Signs At a Glance Contract Report for 327875/0001 - December 2016

Name or company name	MISS S MOSEDALE
Contract type name	GDS Contract
Purpose of contract	General
Contract start date	01/04/2006
Contract end date	

16/17 Contracted general activity (UDA)	16,997
Carry forward general activity (UDA)	0
16/17 Contracted orthodontic activity (UOA)	0
Carry forward orthodontic activity (UOA)	0
Baseline contract value	£373,952.33

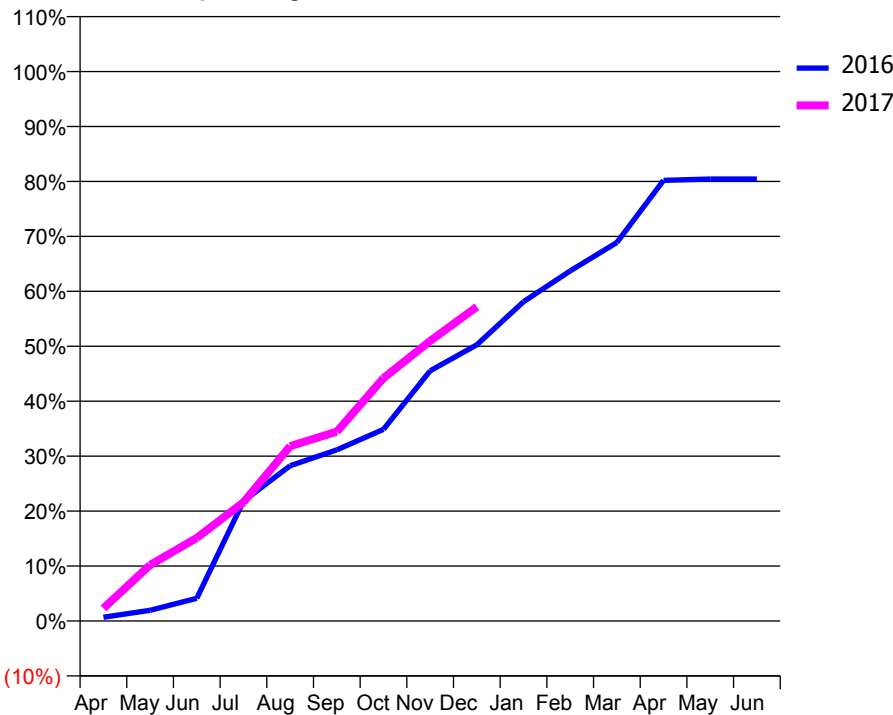
ACCESS*

Patients seen in 24 months	Total	Change since previous quarter
Quarter ending December 2015	4,763	
Quarter ending March 2016	4,658	↓
Quarter ending June 2016	4,646	→
Quarter ending September 2016	4,628	→
Quarter ending December 2016	4,673	→
Variance since December 2015	(1.9%)	↓



ACTIVITY

Cumulative percentage of contracted UDA delivered 2016 & 2017



Month	Adjusted Scheduled Activity (UDA)	
	2016	2017
April	118	393
May	331	1,733
June	701	2,572
July	3,711	3,672
August	4,805	5,408
September	5,296	5,859
October	5,930	7,514
November	7,740	8,665
December	8,544	9,722
January	9,878	
February	10,828	
March	11,707	
April	13,629	
May	13,670	
June	13,671	

QUALITY

	Quantity	Base Number	Contract	AT	Region	England
% of FP17s for the same patient ID Re-attending within 3 months - Children	97	1,592	6.1%	10.1%	12.1%	12.4%
% of FP17s for the same patient ID Re-attending within 3 months - Adults	647	4,576	14.1%	15.3%	15.9%	16.6%
% of FP17s for the same patient ID Re-attending between 3 & 9 months - Children	1,008	1,592	63.3%	50.9%	58.6%	57.5%
% of FP17s for the same patient ID Re-attending between 3 & 9 months - Adults	2,783	4,576	60.8%	46.5%	51.5%	50.4%
% of FP17s for Band 1 Urgent Courses	353	5,133	6.9%	8.2%	8.0%	9.1%
% of FP17s Relating to Free Repair or Replacements	46	5,133	0.9%	0.7%	0.8%	0.8%
% of FP17s Relating to Continuations	41	5,133	0.8%	0.9%	1.2%	1.3%
% of Patients satisfied with the dentistry they have received	8	8	N/A	92.3%	92.8%	92.7%
% of Patients satisfied with the time they had to wait for an appointment	8	8	N/A	91.0%	89.2%	88.8%

* This is based on patients treated on this contract for their most recent course of treatment. Figures in italics indicate the base number of FP17s or Patient Questionnaire responses are less than 100. N/A is shown where the base number of responses is less than 10 during the period. % is calculated as Quantity/Base number*100

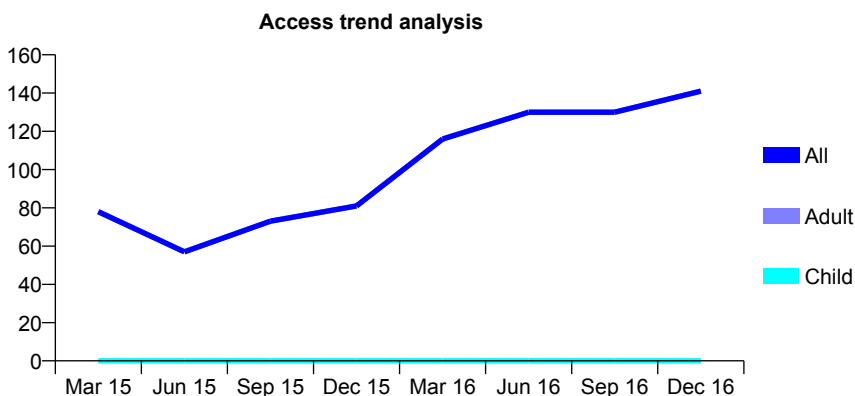
Q54 - Vital Signs At a Glance Contract Report for 328944/0001 - December 2016

Name or company name	MR P TANGRI
Contract type name	PDS Contract
Purpose of contract	General
Contract start date	01/04/2006
Contract end date	17/03/2026

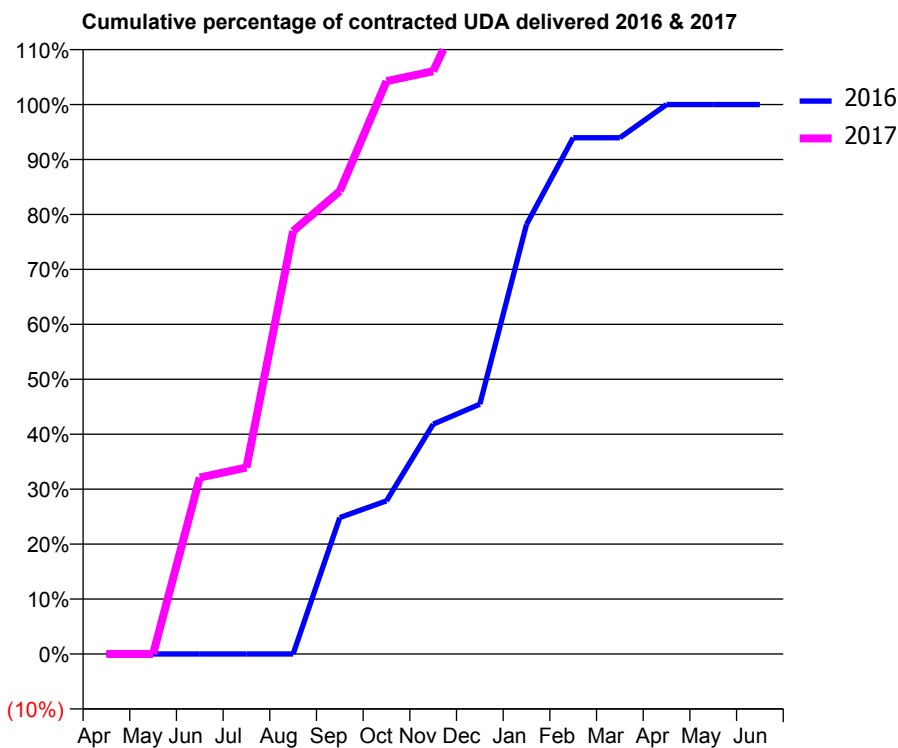
16/17 Contracted general activity (UDA)	165
Carry forward general activity (UDA)	0
16/17 Contracted orthodontic activity (UOA)	0
Carry forward orthodontic activity (UOA)	0
Baseline contract value	£7,328.26

ACCESS*

Patients seen in 24 months	Total	Change since previous quarter
Quarter ending December 2015	81	
Quarter ending March 2016	116	↑
Quarter ending June 2016	130	↑
Quarter ending September 2016	130	→
Quarter ending December 2016	141	↑
Variance since December 2015	74.1%	↑



ACTIVITY



Month	Adjusted Scheduled Activity (UDA)	
	2016	2017
April	0	0
May	0	0
June	0	53
July	0	56
August	0	127
September	41	139
October	46	172
November	69	175
December	75	205
January	129	
February	155	
March	155	
April	165	
May	165	
June	165	

QUALITY

	Quantity	Base Number	Contract	AT	Region	England
% of FP17s for the same patient ID Re-attending within 3 months - Children	0	0	N/A	10.1%	12.1%	12.4%
% of FP17s for the same patient ID Re-attending within 3 months - Adults	0	86	0.0%	15.3%	15.9%	16.6%
% of FP17s for the same patient ID Re-attending between 3 & 9 months - Children	0	0	N/A	50.9%	58.6%	57.5%
% of FP17s for the same patient ID Re-attending between 3 & 9 months - Adults	2	86	2.3%	46.5%	51.5%	50.4%
% of FP17s for Band 1 Urgent Courses	0	82	0.0%	8.2%	8.0%	9.1%
% of FP17s Relating to Free Repair or Replacements	0	82	0.0%	0.7%	0.8%	0.8%
% of FP17s Relating to Continuations	0	82	0.0%	0.9%	1.2%	1.3%
% of Patients satisfied with the dentistry they have received	0	0	N/A	92.3%	92.8%	92.7%
% of Patients satisfied with the time they had to wait for an appointment	0	0	N/A	91.0%	89.2%	88.8%

* This is based on patients treated on this contract for their most recent course of treatment. Figures in italics indicate the base number of FP17s or Patient Questionnaire responses are less than 100. N/A is shown where the base number of responses is less than 10 during the period. % is calculated as Quantity/Base number*100

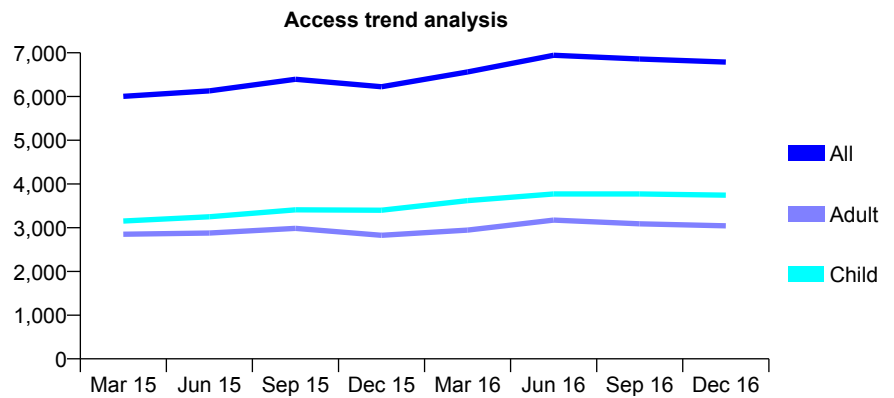
Q54 - Vital Signs At a Glance Contract Report for 328944/0002 - December 2016

Name or company name	MR P TANGRI
Contract type name	GDS Contract
Purpose of contract	General and Orthodontic
Contract start date	01/04/2006
Contract end date	

16/17 Contracted general activity (UDA)	14,197
Carry forward general activity (UDA)	-56
16/17 Contracted orthodontic activity (UOA)	22
Carry forward orthodontic activity (UOA)	0
Baseline contract value	£324,912.34

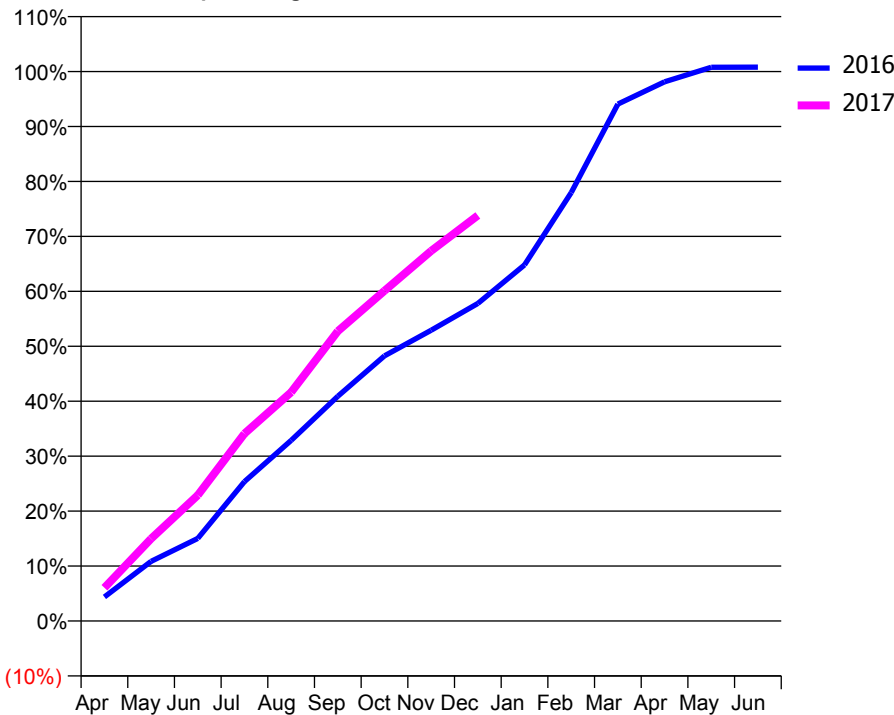
ACCESS*

Patients seen in 24 months	Total	Change since previous quarter
Quarter ending December 2015	6,224	
Quarter ending March 2016	6,563	↑
Quarter ending June 2016	6,944	↑
Quarter ending September 2016	6,859	↓
Quarter ending December 2016	6,787	↓
Variance since December 2015	9.0%	↑



ACTIVITY

Cumulative percentage of contracted UDA delivered 2016 & 2017



Month	Adjusted Scheduled Activity (UDA)	
	2016	2017
April	622	859
May	1,541	2,128
June	2,133	3,252
July	3,603	4,841
August	4,668	5,910
September	5,807	7,487
October	6,851	8,532
November	7,512	9,563
December	8,205	10,478
January	9,199	
February	11,068	
March	13,354	
April	13,931	
May	14,306	
June	14,309	

QUALITY

	Quantity	Base Number	Contract	AT	Region	England
% of FP17s for the same patient ID Re-attending within 3 months - Children	435	4,202	10.4%	10.1%	12.1%	12.4%
% of FP17s for the same patient ID Re-attending within 3 months - Adults	234	2,547	9.2%	15.3%	15.9%	16.6%
% of FP17s for the same patient ID Re-attending between 3 & 9 months - Children	1,564	4,202	37.2%	50.9%	58.6%	57.5%
% of FP17s for the same patient ID Re-attending between 3 & 9 months - Adults	177	2,547	6.9%	46.5%	51.5%	50.4%
% of FP17s for Band 1 Urgent Courses	2,714	6,326	42.9%	8.2%	8.0%	9.1%
% of FP17s Relating to Free Repair or Replacements	9	6,326	0.1%	0.7%	0.8%	0.8%
% of FP17s Relating to Continuations	4	6,326	0.1%	0.9%	1.2%	1.3%
% of Patients satisfied with the dentistry they have received	2	3	N/A	92.3%	92.8%	92.7%
% of Patients satisfied with the time they had to wait for an appointment	2	3	N/A	91.0%	89.2%	88.8%

* This is based on patients treated on this contract for their most recent course of treatment. Figures in italics indicate the base number of FP17s or Patient Questionnaire responses are less than 100. N/A is shown where the base number of responses is less than 10 during the period. % is calculated as Quantity/Base number*100

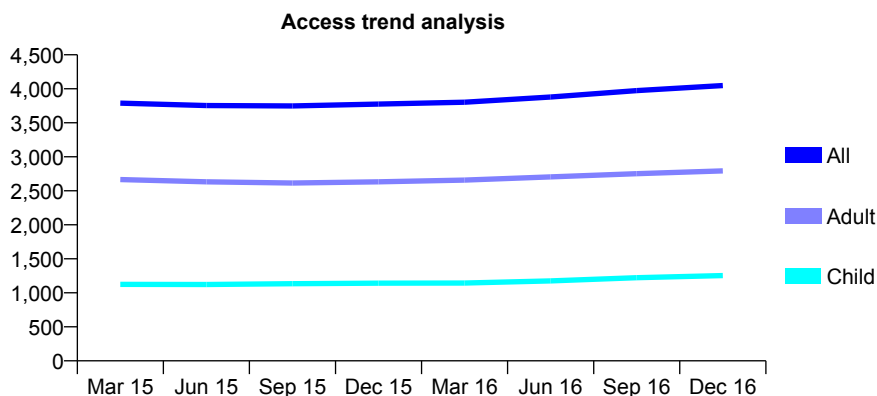
Q54 - Vital Signs At a Glance Contract Report for 330485/0002 - December 2016

Name or company name	MR I AZMAT
Contract type name	GDS Contract
Purpose of contract	General
Contract start date	01/04/2006
Contract end date	

16/17 Contracted general activity (UDA)	10,775
Carry forward general activity (UDA)	345
16/17 Contracted orthodontic activity (UOA)	0
Carry forward orthodontic activity (UOA)	0
Baseline contract value	£223,971.29

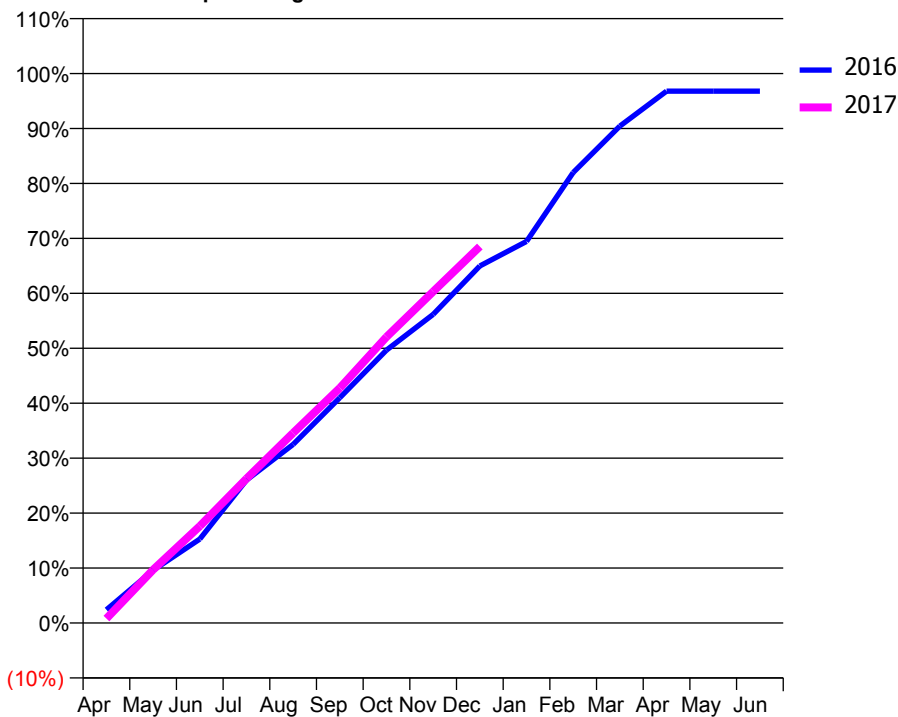
ACCESS*

Patients seen in 24 months	Total	Change since previous quarter
Quarter ending December 2015	3,775	
Quarter ending March 2016	3,802	→
Quarter ending June 2016	3,880	↑
Quarter ending September 2016	3,973	↑
Quarter ending December 2016	4,048	→
Variance since December 2015	7.2%	↑



ACTIVITY

Cumulative percentage of contracted UDA delivered 2016 & 2017



Month	Adjusted Scheduled Activity (UDA)	
	2016	2017
April	261	86
May	1,035	1,045
June	1,646	1,900
July	2,803	2,830
August	3,501	3,728
September	4,419	4,609
October	5,350	5,610
November	6,053	6,498
December	7,001	7,383
January	7,482	
February	8,833	
March	9,743	
April	10,429	
May	10,430	
June	10,430	

QUALITY

	Quantity	Base Number	Contract	AT	Region	England
% of FP17s for the same patient ID Re-attending within 3 months - Children	105	1,084	9.7%	10.1%	12.1%	12.4%
% of FP17s for the same patient ID Re-attending within 3 months - Adults	452	2,547	17.7%	15.3%	15.9%	16.6%
% of FP17s for the same patient ID Re-attending between 3 & 9 months - Children	258	1,084	23.8%	50.9%	58.6%	57.5%
% of FP17s for the same patient ID Re-attending between 3 & 9 months - Adults	770	2,547	30.2%	46.5%	51.5%	50.4%
% of FP17s for Band 1 Urgent Courses	538	3,403	15.8%	8.2%	8.0%	9.1%
% of FP17s Relating to Free Repair or Replacements	6	3,403	0.2%	0.7%	0.8%	0.8%
% of FP17s Relating to Continuations	19	3,403	0.6%	0.9%	1.2%	1.3%
% of Patients satisfied with the dentistry they have received	1	1	N/A	92.3%	92.8%	92.7%
% of Patients satisfied with the time they had to wait for an appointment	1	1	N/A	91.0%	89.2%	88.8%

* This is based on patients treated on this contract for their most recent course of treatment. Figures in italics indicate the base number of FP17s or Patient Questionnaire responses are less than 100. N/A is shown where the base number of responses is less than 10 during the period. % is calculated as Quantity/Base number*100

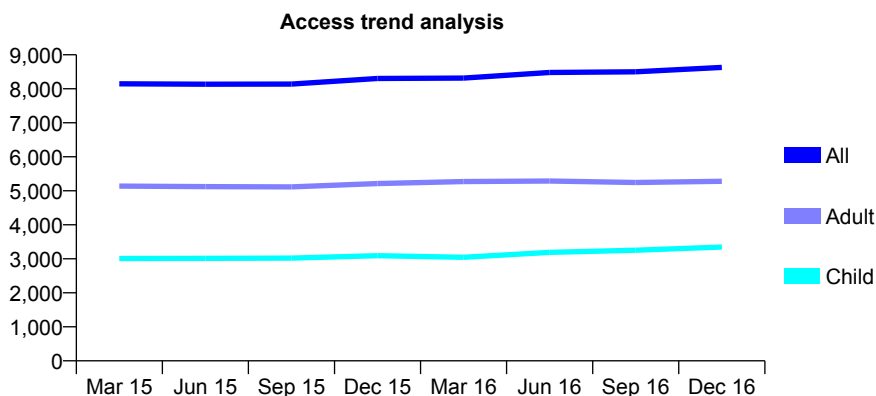
Q54 - Vital Signs At a Glance Contract Report for 330485/0003 - December 2016

Name or company name	MR I AZMAT
Contract type name	GDS Contract
Purpose of contract	General
Contract start date	01/04/2006
Contract end date	

16/17 Contracted general activity (UDA)	24,125
Carry forward general activity (UDA)	799
16/17 Contracted orthodontic activity (UOA)	0
Carry forward orthodontic activity (UOA)	0
Baseline contract value	£493,925.13

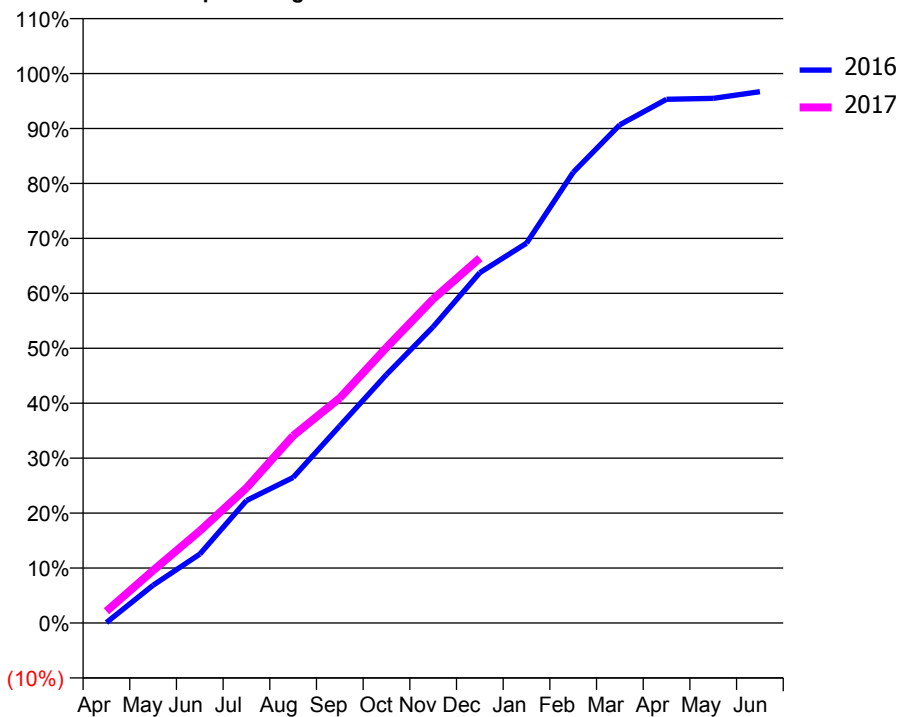
ACCESS*

Patients seen in 24 months	Total	Change since previous quarter
Quarter ending December 2015	8,304	
Quarter ending March 2016	8,316	→
Quarter ending June 2016	8,479	→
Quarter ending September 2016	8,501	→
Quarter ending December 2016	8,628	→
Variance since December 2015	3.9%	↑



ACTIVITY

Cumulative percentage of contracted UDA delivered 2016 & 2017



Month	Adjusted Scheduled Activity (UDA)	
	2016	2017
April	23	517
May	1,659	2,309
June	3,026	4,045
July	5,375	5,925
August	6,392	8,220
September	8,657	9,880
October	10,909	12,097
November	13,003	14,222
December	15,383	16,018
January	16,677	
February	19,784	
March	21,875	
April	22,990	
May	23,031	
June	23,325	

QUALITY

	Quantity	Base Number	Contract	AT	Region	England
% of FP17s for the same patient ID Re-attending within 3 months - Children	219	2,725	8.0%	10.1%	12.1%	12.4%
% of FP17s for the same patient ID Re-attending within 3 months - Adults	622	4,021	15.5%	15.3%	15.9%	16.6%
% of FP17s for the same patient ID Re-attending between 3 & 9 months - Children	829	2,725	30.4%	50.9%	58.6%	57.5%
% of FP17s for the same patient ID Re-attending between 3 & 9 months - Adults	1,207	4,021	30.0%	46.5%	51.5%	50.4%
% of FP17s for Band 1 Urgent Courses	524	6,320	8.3%	8.2%	8.0%	9.1%
% of FP17s Relating to Free Repair or Replacements	5	6,320	0.1%	0.7%	0.8%	0.8%
% of FP17s Relating to Continuations	28	6,320	0.4%	0.9%	1.2%	1.3%
% of Patients satisfied with the dentistry they have received	2	3	N/A	92.3%	92.8%	92.7%
% of Patients satisfied with the time they had to wait for an appointment	3	3	N/A	91.0%	89.2%	88.8%

* This is based on patients treated on this contract for their most recent course of treatment. Figures in italics indicate the base number of FP17s or Patient Questionnaire responses are less than 100. N/A is shown where the base number of responses is less than 10 during the period. % is calculated as Quantity/Base number*100

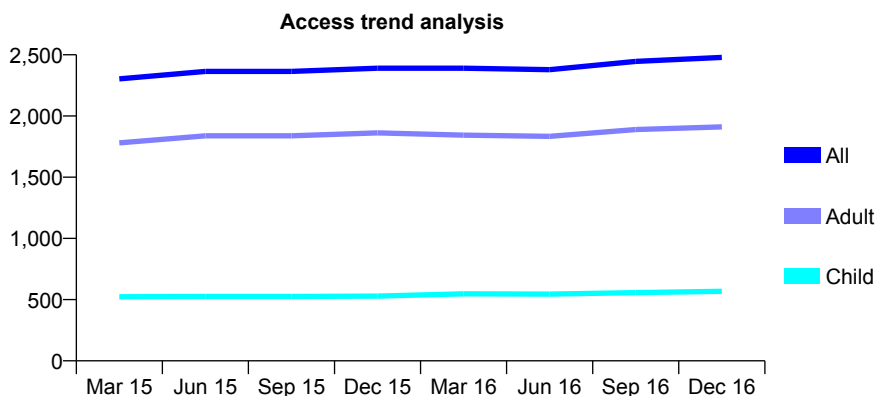
Q54 - Vital Signs At a Glance Contract Report for 330485/0004 - December 2016

Name or company name	MR I AZMAT
Contract type name	GDS Contract
Purpose of contract	General
Contract start date	01/04/2006
Contract end date	

16/17 Contracted general activity (UDA)	7,740
Carry forward general activity (UDA)	34
16/17 Contracted orthodontic activity (UOA)	0
Carry forward orthodontic activity (UOA)	0
Baseline contract value	£149,532.82

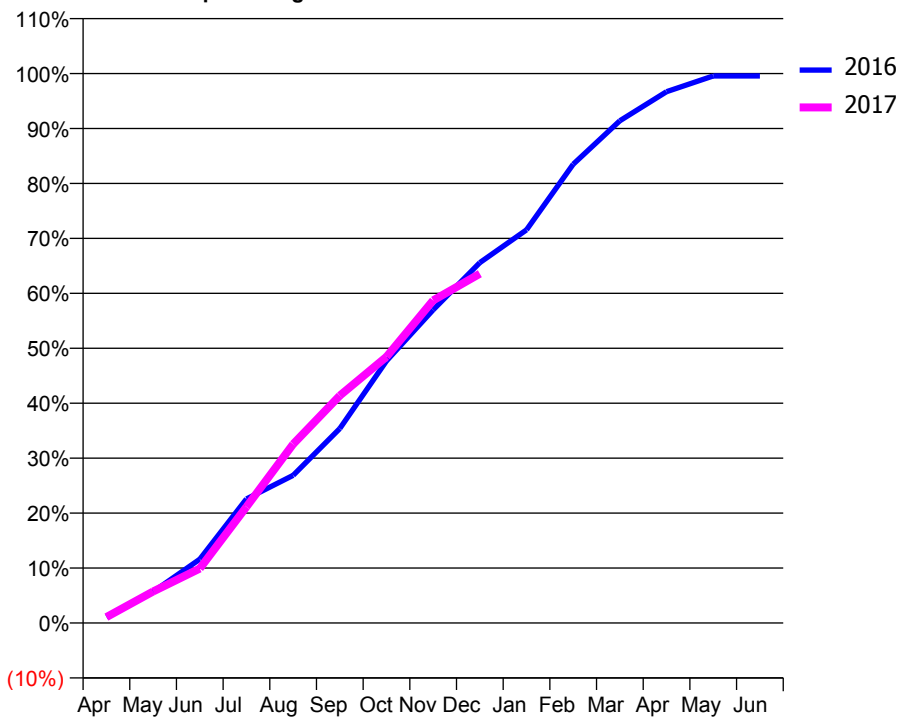
ACCESS*

Patients seen in 24 months	Total	Change since previous quarter
Quarter ending December 2015	2,391	
Quarter ending March 2016	2,391	→
Quarter ending June 2016	2,379	→
Quarter ending September 2016	2,446	↑
Quarter ending December 2016	2,479	→
Variance since December 2015	3.7%	↑



ACTIVITY

Cumulative percentage of contracted UDA delivered 2016 & 2017



Month	Adjusted Scheduled Activity (UDA)	
	2016	2017
April	87	84
May	440	444
June	900	767
July	1,747	1,637
August	2,081	2,519
September	2,740	3,203
October	3,691	3,750
November	4,411	4,544
December	5,076	4,920
January	5,537	
February	6,463	
March	7,074	
April	7,484	
May	7,706	
June	7,706	

QUALITY

	Quantity	Base Number	Contract	AT	Region	England
% of FP17s for the same patient ID Re-attending within 3 months - Children	18	512	3.5%	10.1%	12.1%	12.4%
% of FP17s for the same patient ID Re-attending within 3 months - Adults	148	1,592	9.3%	15.3%	15.9%	16.6%
% of FP17s for the same patient ID Re-attending between 3 & 9 months - Children	225	512	43.9%	50.9%	58.6%	57.5%
% of FP17s for the same patient ID Re-attending between 3 & 9 months - Adults	793	1,592	49.8%	46.5%	51.5%	50.4%
% of FP17s for Band 1 Urgent Courses	85	1,922	4.4%	8.2%	8.0%	9.1%
% of FP17s Relating to Free Repair or Replacements	21	1,922	1.1%	0.7%	0.8%	0.8%
% of FP17s Relating to Continuations	29	1,922	1.5%	0.9%	1.2%	1.3%
% of Patients satisfied with the dentistry they have received	0	0	N/A	92.3%	92.8%	92.7%
% of Patients satisfied with the time they had to wait for an appointment	0	0	N/A	91.0%	89.2%	88.8%

* This is based on patients treated on this contract for their most recent course of treatment. Figures in italics indicate the base number of FP17s or Patient Questionnaire responses are less than 100. N/A is shown where the base number of responses is less than 10 during the period. % is calculated as Quantity/Base number*100

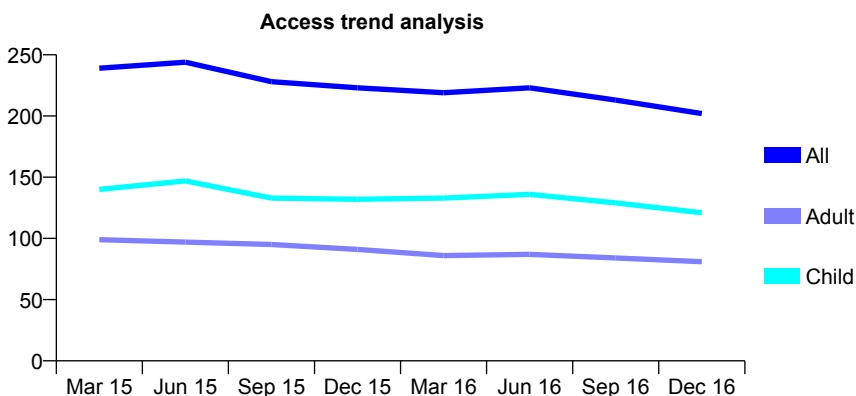
Q54 - Vital Signs At a Glance Contract Report for 331902/0001 - December 2016

Name or company name	MR MA PLUMB
Contract type name	GDS Contract
Purpose of contract	General and Orthodontic
Contract start date	01/04/2006
Contract end date	

16/17 Contracted general activity (UDA)	500
Carry forward general activity (UDA)	0
16/17 Contracted orthodontic activity (UOA)	897
Carry forward orthodontic activity (UOA)	0
Baseline contract value	£72,159.25

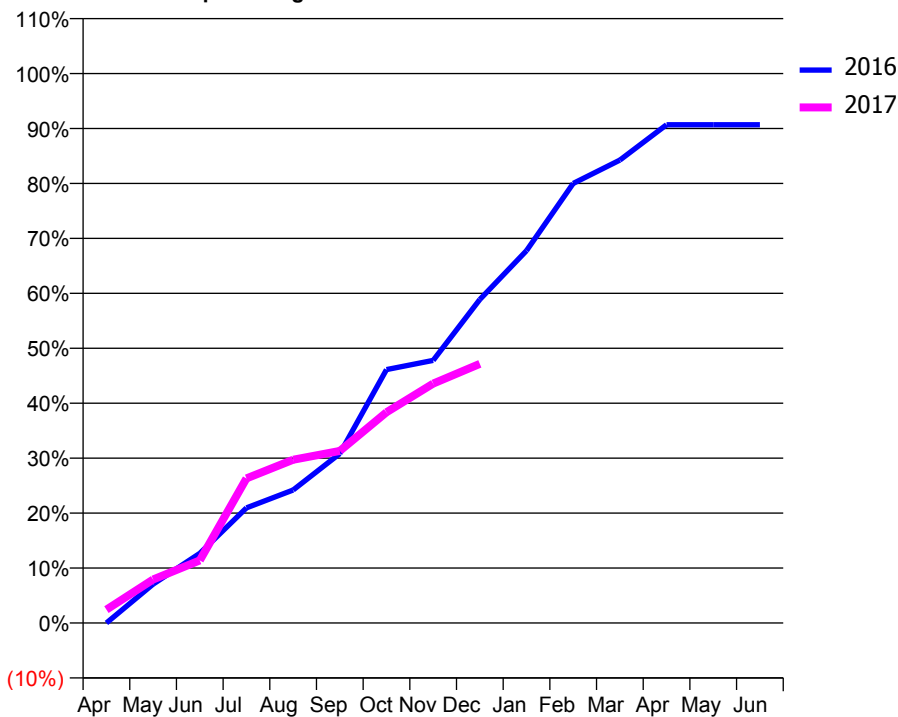
ACCESS*

Patients seen in 24 months	Total	Change since previous quarter
Quarter ending December 2015	223	
Quarter ending March 2016	219	↓
Quarter ending June 2016	223	→
Quarter ending September 2016	213	↓
Quarter ending December 2016	202	↓
Variance since December 2015	(9.4%)	↓



ACTIVITY

Cumulative percentage of contracted UDA delivered 2016 & 2017



Adjusted Scheduled Activity (UDA)

Month	2016	2017
April	0	12
May	35	40
June	63	57
July	105	132
August	121	149
September	154	157
October	231	192
November	239	218
December	294	236
January	339	
February	400	
March	421	
April	453	
May	453	
June	453	

QUALITY

	Quantity	Base Number	Contract	AT	Region	England
% of FP17s for the same patient ID Re-attending within 3 months - Children	11	211	5.2%	10.1%	12.1%	12.4%
% of FP17s for the same patient ID Re-attending within 3 months - Adults	5	58	8.6%	15.3%	15.9%	16.6%
% of FP17s for the same patient ID Re-attending between 3 & 9 months - Children	91	211	43.1%	50.9%	58.6%	57.5%
% of FP17s for the same patient ID Re-attending between 3 & 9 months - Adults	37	58	63.8%	46.5%	51.5%	50.4%
% of FP17s for Band 1 Urgent Courses	9	173	5.2%	8.2%	8.0%	9.1%
% of FP17s Relating to Free Repair or Replacements	1	173	0.6%	0.7%	0.8%	0.8%
% of FP17s Relating to Continuations	0	173	0.0%	0.9%	1.2%	1.3%
% of Patients satisfied with the dentistry they have received	0	0	N/A	92.3%	92.8%	92.7%
% of Patients satisfied with the time they had to wait for an appointment	0	0	N/A	91.0%	89.2%	88.8%

* This is based on patients treated on this contract for their most recent course of treatment. Figures in italics indicate the base number of FP17s or Patient Questionnaire responses are less than 100. N/A is shown where the base number of responses is less than 10 during the period. % is calculated as Quantity/Base number*100

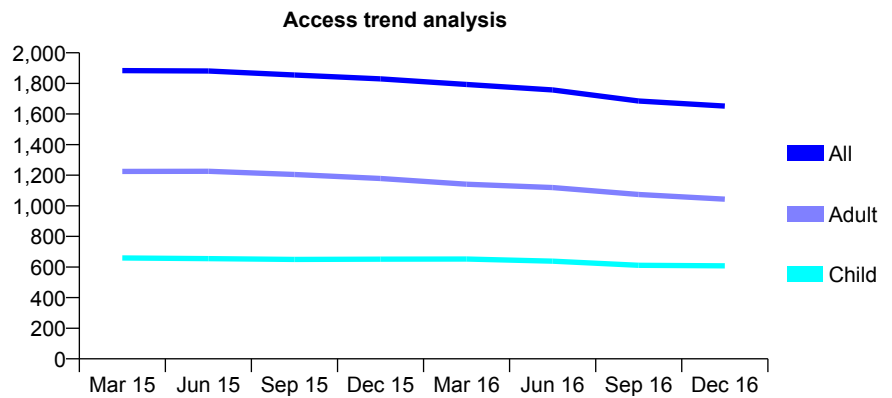
Q54 - Vital Signs At a Glance Contract Report for 332089/0001 - December 2016

Name or company name	MR C BULLARD
Contract type name	GDS Contract
Purpose of contract	General
Contract start date	01/04/2006
Contract end date	

16/17 Contracted general activity (UDA)	6,250
Carry forward general activity (UDA)	199
16/17 Contracted orthodontic activity (UOA)	0
Carry forward orthodontic activity (UOA)	0
Baseline contract value	£153,741.02

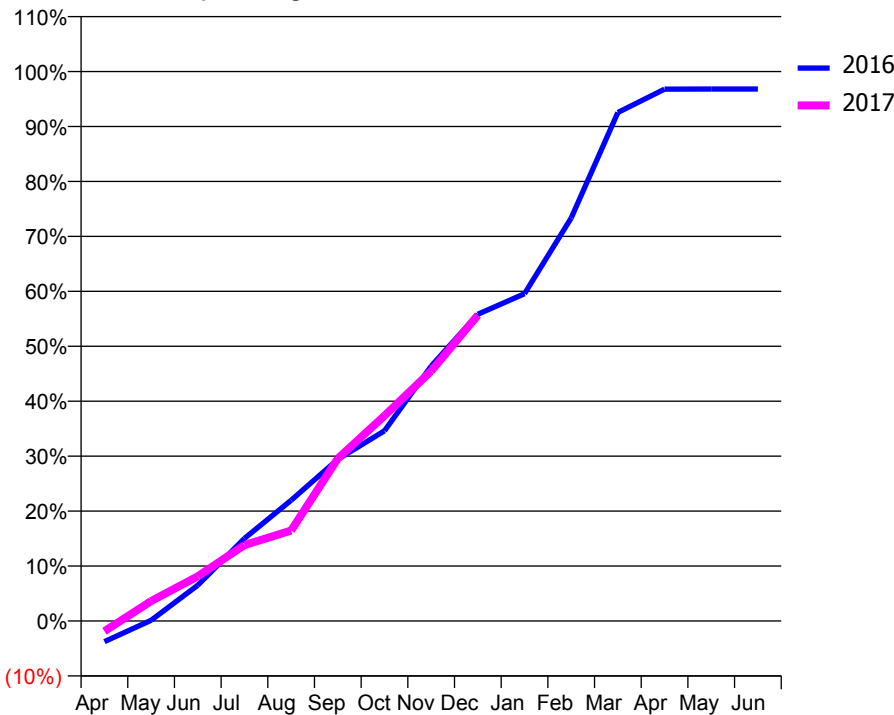
ACCESS*

Patients seen in 24 months	Total	Change since previous quarter
Quarter ending December 2015	1,830	
Quarter ending March 2016	1,793	↓
Quarter ending June 2016	1,757	↓
Quarter ending September 2016	1,685	↓
Quarter ending December 2016	1,652	↓
Variance since December 2015	(9.7%)	↓



ACTIVITY

Cumulative percentage of contracted UDA delivered 2016 & 2017



Month	Adjusted Scheduled Activity (UDA)	
	2016	2017
April	-236	-117
May	8	227
June	407	509
July	940	864
August	1,373	1,028
September	1,839	1,849
October	2,164	2,336
November	2,899	2,843
December	3,490	3,478
January	3,723	
February	4,584	
March	5,784	
April	6,050	
May	6,051	
June	6,051	

QUALITY

	Quantity	Base Number	Contract	AT	Region	England
% of FP17s for the same patient ID Re-attending within 3 months - Children	72	764	9.4%	10.1%	12.1%	12.4%
% of FP17s for the same patient ID Re-attending within 3 months - Adults	143	956	15.0%	15.3%	15.9%	16.6%
% of FP17s for the same patient ID Re-attending between 3 & 9 months - Children	501	764	65.6%	50.9%	58.6%	57.5%
% of FP17s for the same patient ID Re-attending between 3 & 9 months - Adults	588	956	61.5%	46.5%	51.5%	50.4%
% of FP17s for Band 1 Urgent Courses	104	1,592	6.5%	8.2%	8.0%	9.1%
% of FP17s Relating to Free Repair or Replacements	2	1,592	0.1%	0.7%	0.8%	0.8%
% of FP17s Relating to Continuations	5	1,592	0.3%	0.9%	1.2%	1.3%
% of Patients satisfied with the dentistry they have received	1	1	N/A	92.3%	92.8%	92.7%
% of Patients satisfied with the time they had to wait for an appointment	1	1	N/A	91.0%	89.2%	88.8%

* This is based on patients treated on this contract for their most recent course of treatment. Figures in italics indicate the base number of FP17s or Patient Questionnaire responses are less than 100. N/A is shown where the base number of responses is less than 10 during the period. % is calculated as Quantity/Base number*100

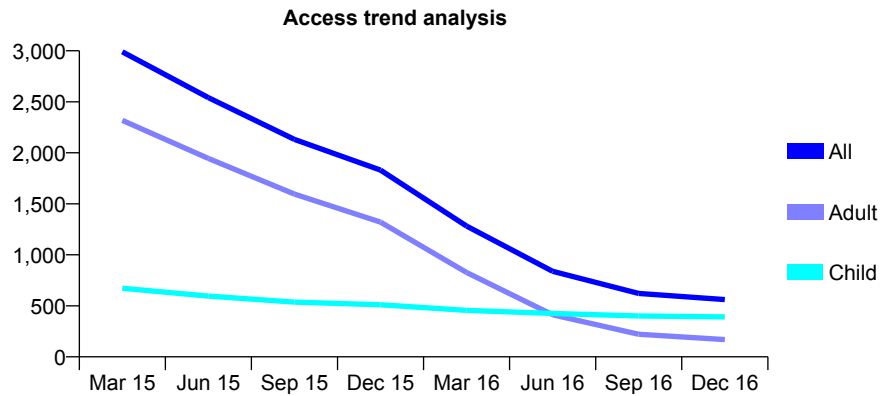
Q54 - Vital Signs At a Glance Contract Report for 334553/0001 - December 2016

Name or company name	MR AF MURPHY
Contract type name	GDS Contract
Purpose of contract	General
Contract start date	01/04/2008
Contract end date	

16/17 Contracted general activity (UDA)	2,000
Carry forward general activity (UDA)	0
16/17 Contracted orthodontic activity (UOA)	0
Carry forward orthodontic activity (UOA)	0
Baseline contract value	£49,351.08

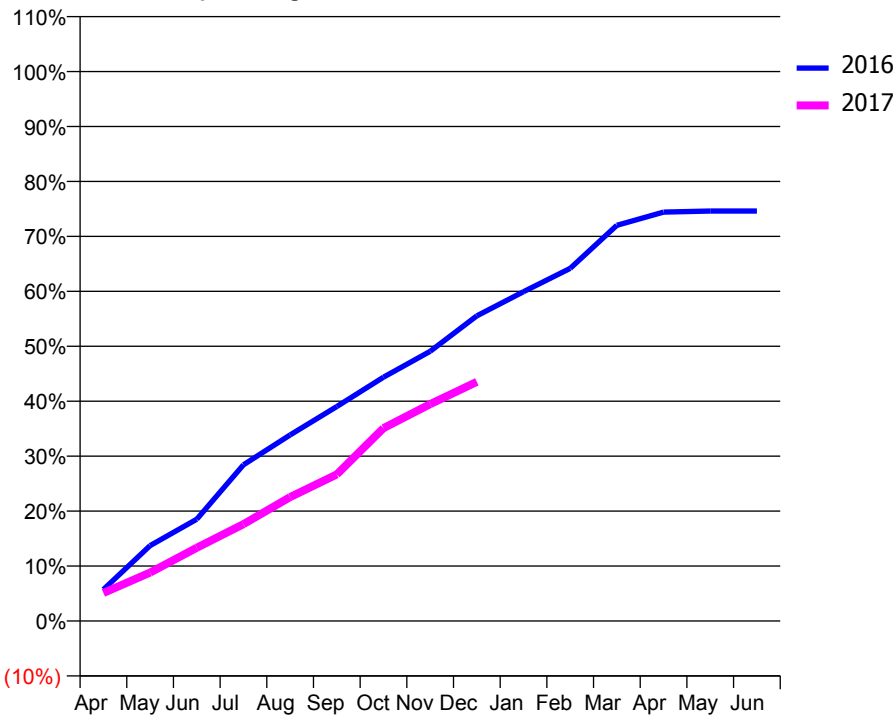
ACCESS*

Patients seen in 24 months	Total	Change since previous quarter
Quarter ending December 2015	1,831	
Quarter ending March 2016	1,282	↓
Quarter ending June 2016	839	↓
Quarter ending September 2016	622	↓
Quarter ending December 2016	561	↓
Variance since December 2015	(69.4%)	↓



ACTIVITY

Cumulative percentage of contracted UDA delivered 2016 & 2017



Month	Adjusted Scheduled Activity (UDA)	
	2016	2017
April	115	102
May	275	176
June	370	267
July	569	352
August	677	451
September	781	534
October	888	702
November	982	789
December	1,111	870
January	1,199	
February	1,284	
March	1,440	
April	1,488	
May	1,492	
June	1,492	

QUALITY

	Quantity	Base Number	Contract	AT	Region	England
% of FP17s for the same patient ID Re-attending within 3 months - Children	65	505	12.9%	10.1%	12.1%	12.4%
% of FP17s for the same patient ID Re-attending within 3 months - Adults	17	86	19.8%	15.3%	15.9%	16.6%
% of FP17s for the same patient ID Re-attending between 3 & 9 months - Children	342	505	67.7%	50.9%	58.6%	57.5%
% of FP17s for the same patient ID Re-attending between 3 & 9 months - Adults	41	86	47.7%	46.5%	51.5%	50.4%
% of FP17s for Band 1 Urgent Courses	22	553	4.0%	8.2%	8.0%	9.1%
% of FP17s Relating to Free Repair or Replacements	0	553	0.0%	0.7%	0.8%	0.8%
% of FP17s Relating to Continuations	0	553	0.0%	0.9%	1.2%	1.3%
% of Patients satisfied with the dentistry they have received	0	0	N/A	92.3%	92.8%	92.7%
% of Patients satisfied with the time they had to wait for an appointment	0	0	N/A	91.0%	89.2%	88.8%

* This is based on patients treated on this contract for their most recent course of treatment. Figures in italics indicate the base number of FP17s or Patient Questionnaire responses are less than 100. N/A is shown where the base number of responses is less than 10 during the period. % is calculated as Quantity/Base number*100

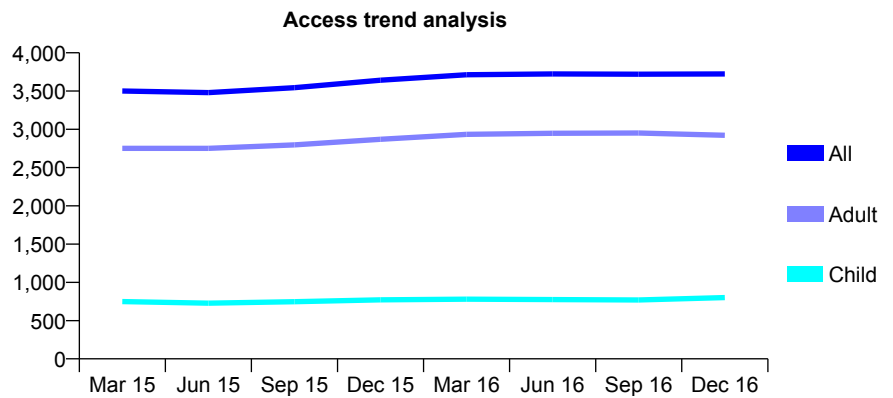
Q54 - Vital Signs At a Glance Contract Report for 335673/0001 - December 2016

Name or company name	MR RS KUDHAIL
Contract type name	PDS Contract
Purpose of contract	General
Contract start date	01/04/2006
Contract end date	31/03/2021

16/17 Contracted general activity (UDA)	12,902
Carry forward general activity (UDA)	65
16/17 Contracted orthodontic activity (UOA)	0
Carry forward orthodontic activity (UOA)	0
Baseline contract value	£375,136.66

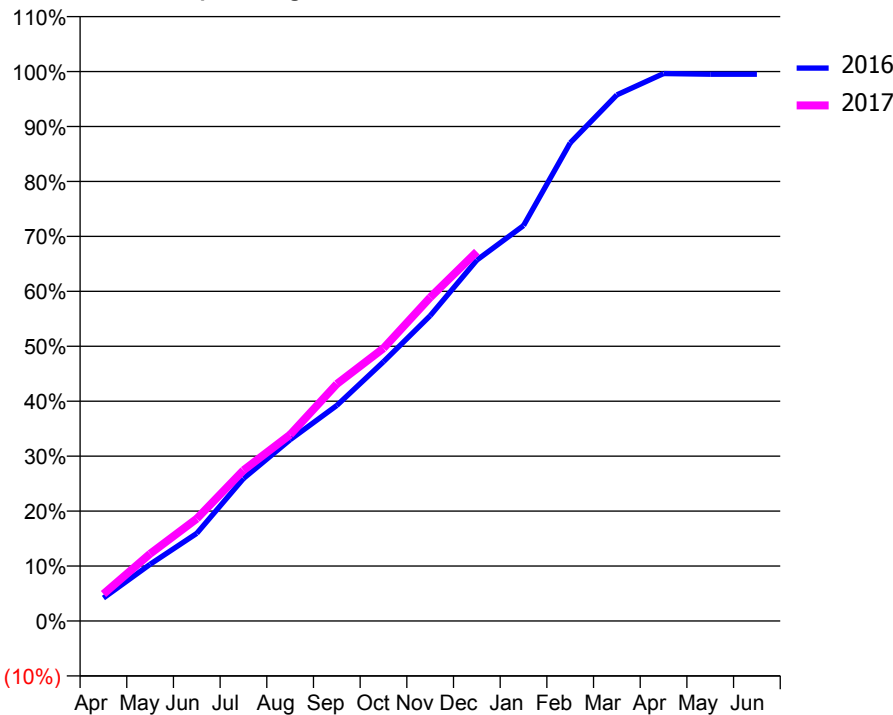
ACCESS*

Patients seen in 24 months	Total	Change since previous quarter
Quarter ending December 2015	3,641	
Quarter ending March 2016	3,714	↑
Quarter ending June 2016	3,724	→
Quarter ending September 2016	3,721	→
Quarter ending December 2016	3,723	→
Variance since December 2015	2.3%	↑



ACTIVITY

Cumulative percentage of contracted UDA delivered 2016 & 2017



Month	Adjusted Scheduled Activity (UDA)	
	2016	2017
April	540	634
May	1,331	1,579
June	2,060	2,404
July	3,345	3,541
August	4,255	4,375
September	5,060	5,566
October	6,087	6,405
November	7,167	7,597
December	8,472	8,673
January	9,283	
February	11,227	
March	12,354	
April	12,854	
May	12,839	
June	12,837	

QUALITY

	Quantity	Base Number	Contract	AT	Region	England
% of FP17s for the same patient ID Re-attending within 3 months - Children	62	908	6.8%	10.1%	12.1%	12.4%
% of FP17s for the same patient ID Re-attending within 3 months - Adults	352	3,090	11.4%	15.3%	15.9%	16.6%
% of FP17s for the same patient ID Re-attending between 3 & 9 months - Children	580	908	63.9%	50.9%	58.6%	57.5%
% of FP17s for the same patient ID Re-attending between 3 & 9 months - Adults	2,019	3,090	65.3%	46.5%	51.5%	50.4%
% of FP17s for Band 1 Urgent Courses	208	3,414	6.1%	8.2%	8.0%	9.1%
% of FP17s Relating to Free Repair or Replacements	23	3,414	0.7%	0.7%	0.8%	0.8%
% of FP17s Relating to Continuations	26	3,414	0.8%	0.9%	1.2%	1.3%
% of Patients satisfied with the dentistry they have received	3	4	N/A	92.3%	92.8%	92.7%
% of Patients satisfied with the time they had to wait for an appointment	4	4	N/A	91.0%	89.2%	88.8%

* This is based on patients treated on this contract for their most recent course of treatment. Figures in italics indicate the base number of FP17s or Patient Questionnaire responses are less than 100. N/A is shown where the base number of responses is less than 10 during the period. % is calculated as Quantity/Base number*100

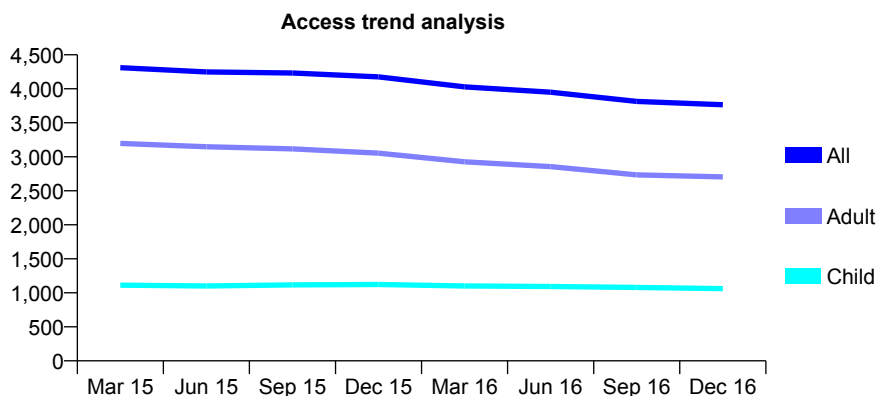
Q54 - Vital Signs At a Glance Contract Report for 336823/0002 - December 2016

Name or company name	MR F SHOJA-ASSADI
Contract type name	GDS Contract
Purpose of contract	General
Contract start date	01/04/2006
Contract end date	

16/17 Contracted general activity (UDA)	14,575
Carry forward general activity (UDA)	312
16/17 Contracted orthodontic activity (UOA)	0
Carry forward orthodontic activity (UOA)	0
Baseline contract value	£375,156.05

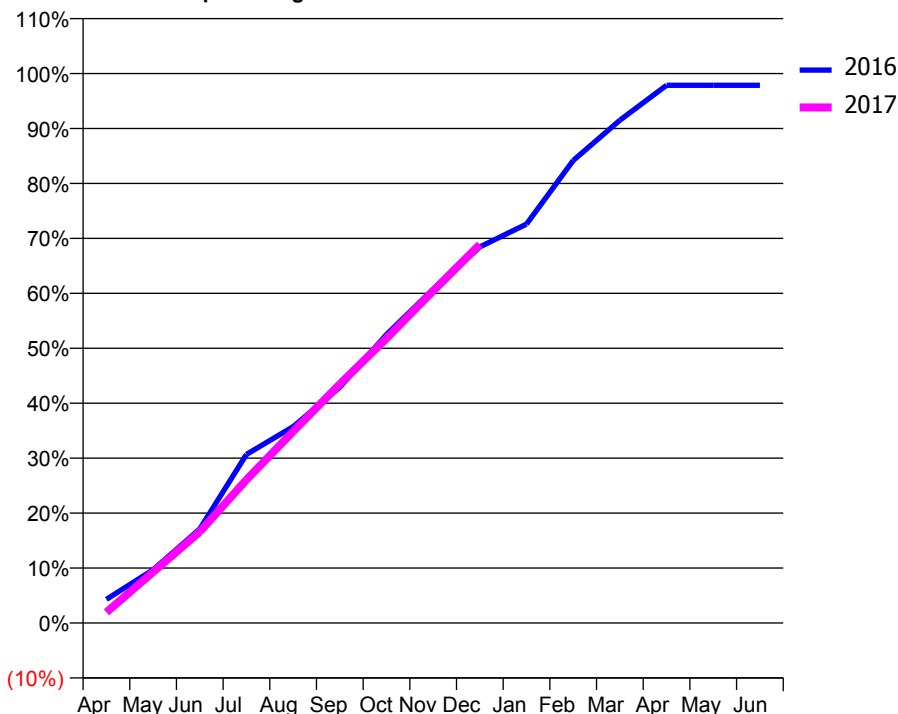
ACCESS*

Patients seen in 24 months	Total	Change since previous quarter
Quarter ending December 2015	4,176	
Quarter ending March 2016	4,028	↓
Quarter ending June 2016	3,950	↓
Quarter ending September 2016	3,814	↓
Quarter ending December 2016	3,766	↓
Variance since December 2015	(9.8%)	↓



ACTIVITY

Cumulative percentage of contracted UDA delivered 2016 & 2017



Month	Adjusted Scheduled Activity (UDA)	
	2016	2017
April	629	283
May	1,414	1,352
June	2,494	2,419
July	4,473	3,801
August	5,208	5,080
September	6,257	6,335
October	7,651	7,549
November	8,856	8,808
December	9,975	10,040
January	10,580	
February	12,269	
March	13,335	
April	14,262	
May	14,263	
June	14,263	

QUALITY

	Quantity	Base Number	Contract	AT	Region	England
% of FP17s for the same patient ID Re-attending within 3 months - Children	74	1,070	6.9%	10.1%	12.1%	12.4%
% of FP17s for the same patient ID Re-attending within 3 months - Adults	393	2,431	16.2%	15.3%	15.9%	16.6%
% of FP17s for the same patient ID Re-attending between 3 & 9 months - Children	554	1,070	51.8%	50.9%	58.6%	57.5%
% of FP17s for the same patient ID Re-attending between 3 & 9 months - Adults	1,155	2,431	47.5%	46.5%	51.5%	50.4%
% of FP17s for Band 1 Urgent Courses	213	3,278	6.5%	8.2%	8.0%	9.1%
% of FP17s Relating to Free Repair or Replacements	45	3,278	1.4%	0.7%	0.8%	0.8%
% of FP17s Relating to Continuations	19	3,278	0.6%	0.9%	1.2%	1.3%
% of Patients satisfied with the dentistry they have received	4	5	N/A	92.3%	92.8%	92.7%
% of Patients satisfied with the time they had to wait for an appointment	2	5	N/A	91.0%	89.2%	88.8%

* This is based on patients treated on this contract for their most recent course of treatment. Figures in italics indicate the base number of FP17s or Patient Questionnaire responses are less than 100. N/A is shown where the base number of responses is less than 10 during the period. % is calculated as Quantity/Base number*100

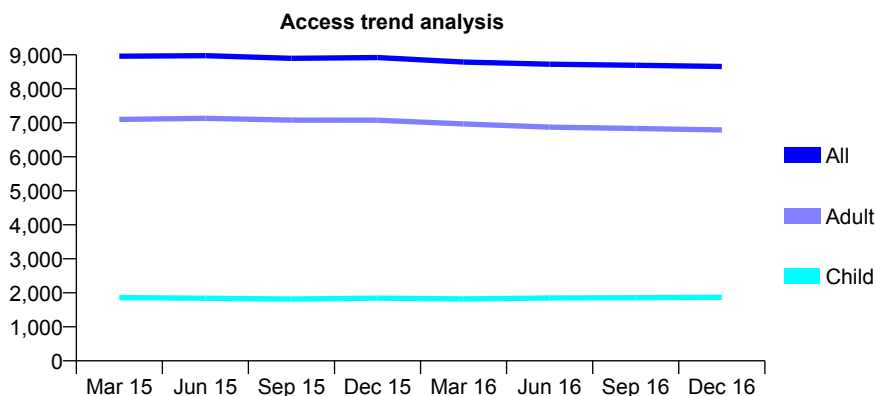
Q54 - Vital Signs At a Glance Contract Report for 339539/0001 - December 2016

Name or company name	MR D BALKRISHNA
Contract type name	GDS Contract
Purpose of contract	General
Contract start date	01/04/2006
Contract end date	

16/17 Contracted general activity (UDA)	26,139
Carry forward general activity (UDA)	320
16/17 Contracted orthodontic activity (UOA)	0
Carry forward orthodontic activity (UOA)	0
Baseline contract value	£644,337.78

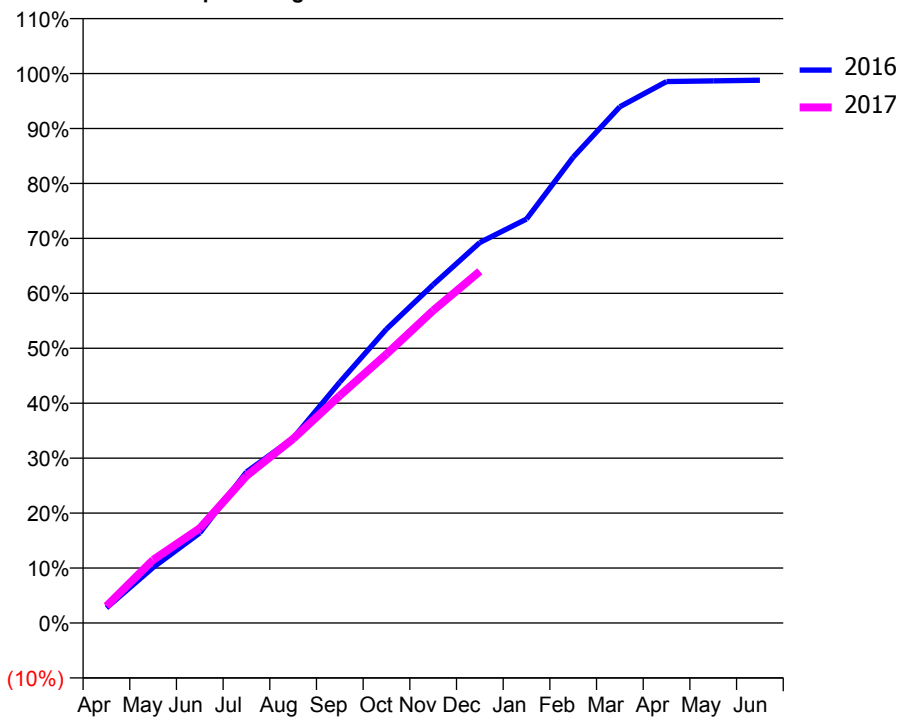
ACCESS*

Patients seen in 24 months	Total	Change since previous quarter
Quarter ending December 2015	8,921	
Quarter ending March 2016	8,788	↓
Quarter ending June 2016	8,722	→
Quarter ending September 2016	8,691	→
Quarter ending December 2016	8,658	→
Variance since December 2015	(2.9%)	↓



ACTIVITY

Cumulative percentage of contracted UDA delivered 2016 & 2017



Month	Adjusted Scheduled Activity (UDA)	
	2016	2017
April	722	805
May	2,643	3,004
June	4,283	4,505
July	7,186	6,997
August	8,795	8,764
September	11,457	10,816
October	13,984	12,793
November	16,093	14,863
December	18,099	16,728
January	19,217	
February	22,159	
March	24,561	
April	25,758	
May	25,790	
June	25,818	

QUALITY

	Quantity	Base Number	Contract	AT	Region	England
% of FP17s for the same patient ID Re-attending within 3 months - Children	112	1,932	5.8%	10.1%	12.1%	12.4%
% of FP17s for the same patient ID Re-attending within 3 months - Adults	775	6,626	11.7%	15.3%	15.9%	16.6%
% of FP17s for the same patient ID Re-attending between 3 & 9 months - Children	1,171	1,932	60.6%	50.9%	58.6%	57.5%
% of FP17s for the same patient ID Re-attending between 3 & 9 months - Adults	3,804	6,626	57.4%	46.5%	51.5%	50.4%
% of FP17s for Band 1 Urgent Courses	403	7,976	5.1%	8.2%	8.0%	9.1%
% of FP17s Relating to Free Repair or Replacements	74	7,976	0.9%	0.7%	0.8%	0.8%
% of FP17s Relating to Continuations	62	7,976	0.8%	0.9%	1.2%	1.3%
% of Patients satisfied with the dentistry they have received	4	7	N/A	92.3%	92.8%	92.7%
% of Patients satisfied with the time they had to wait for an appointment	5	7	N/A	91.0%	89.2%	88.8%

* This is based on patients treated on this contract for their most recent course of treatment. Figures in italics indicate the base number of FP17s or Patient Questionnaire responses are less than 100. N/A is shown where the base number of responses is less than 10 during the period. % is calculated as Quantity/Base number*100

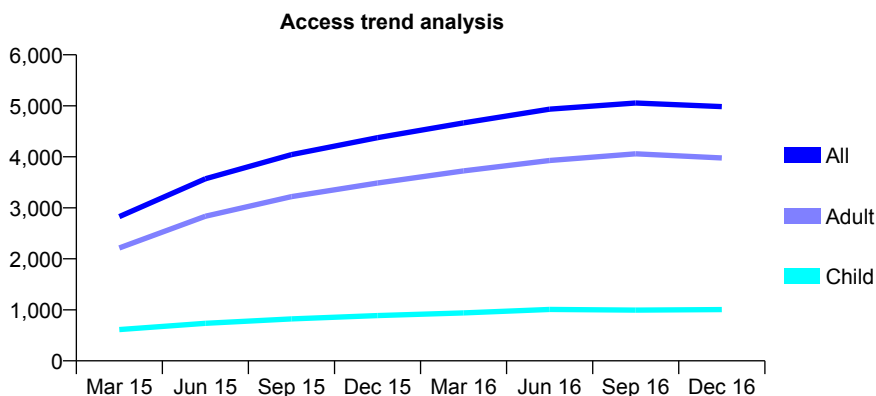
Q54 - Vital Signs At a Glance Contract Report for 345423/0003 - December 2016

Name or company name	MR T MOODLEY
Contract type name	GDS Contract
Purpose of contract	General
Contract start date	01/10/2014
Contract end date	

16/17 Contracted general activity (UDA)	14,085
Carry forward general activity (UDA)	-63
16/17 Contracted orthodontic activity (UOA)	0
Carry forward orthodontic activity (UOA)	0
Baseline contract value	£281,375.36

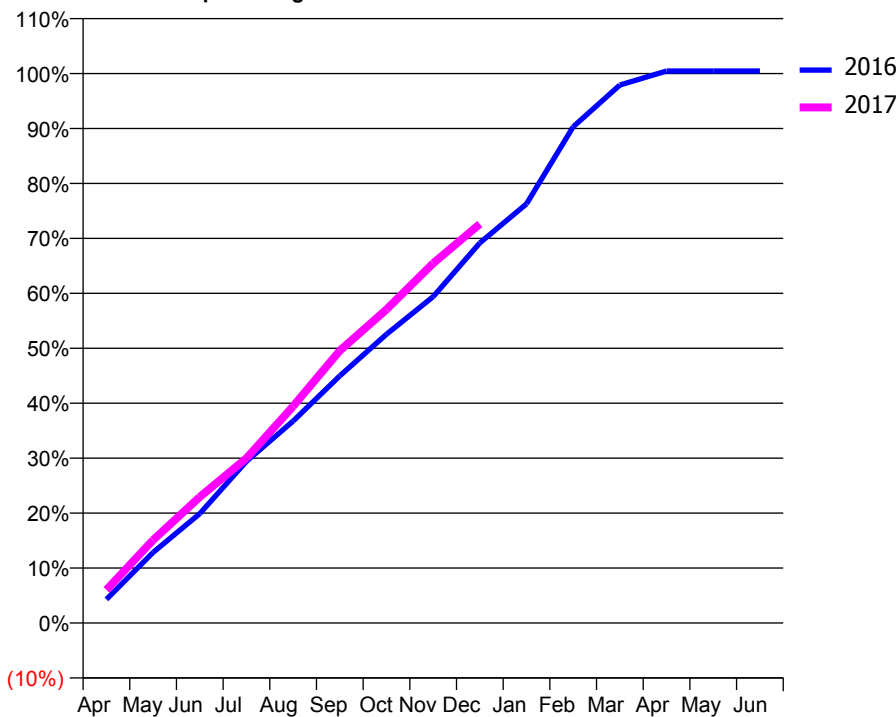
ACCESS*

Patients seen in 24 months	Total	Change since previous quarter
Quarter ending December 2015	4,374	
Quarter ending March 2016	4,665	↑
Quarter ending June 2016	4,935	↑
Quarter ending September 2016	5,055	↑
Quarter ending December 2016	4,985	↓
Variance since December 2015	14.0%	↑



ACTIVITY

Cumulative percentage of contracted UDA delivered 2016 & 2017



Month	Adjusted Scheduled Activity (UDA)	
	2016	2017
April	607	850
May	1,808	2,128
June	2,806	3,231
July	4,143	4,225
August	5,177	5,557
September	6,334	6,981
October	7,402	8,039
November	8,366	9,221
December	9,743	10,229
January	10,744	
February	12,721	
March	13,791	
April	14,147	
May	14,147	
June	14,148	

QUALITY

	Quantity	Base Number	Contract	AT	Region	England
% of FP17s for the same patient ID Re-attending within 3 months - Children	80	1,061	7.5%	10.1%	12.1%	12.4%
% of FP17s for the same patient ID Re-attending within 3 months - Adults	649	3,924	16.5%	15.3%	15.9%	16.6%
% of FP17s for the same patient ID Re-attending between 3 & 9 months - Children	643	1,061	60.6%	50.9%	58.6%	57.5%
% of FP17s for the same patient ID Re-attending between 3 & 9 months - Adults	2,148	3,924	54.7%	46.5%	51.5%	50.4%
% of FP17s for Band 1 Urgent Courses	150	4,377	3.4%	8.2%	8.0%	9.1%
% of FP17s Relating to Free Repair or Replacements	44	4,377	1.0%	0.7%	0.8%	0.8%
% of FP17s Relating to Continuations	151	4,377	3.4%	0.9%	1.2%	1.3%
% of Patients satisfied with the dentistry they have received	7	8	N/A	92.3%	92.8%	92.7%
% of Patients satisfied with the time they had to wait for an appointment	7	8	N/A	91.0%	89.2%	88.8%

* This is based on patients treated on this contract for their most recent course of treatment. Figures in italics indicate the base number of FP17s or Patient Questionnaire responses are less than 100. N/A is shown where the base number of responses is less than 10 during the period. % is calculated as Quantity/Base number*100

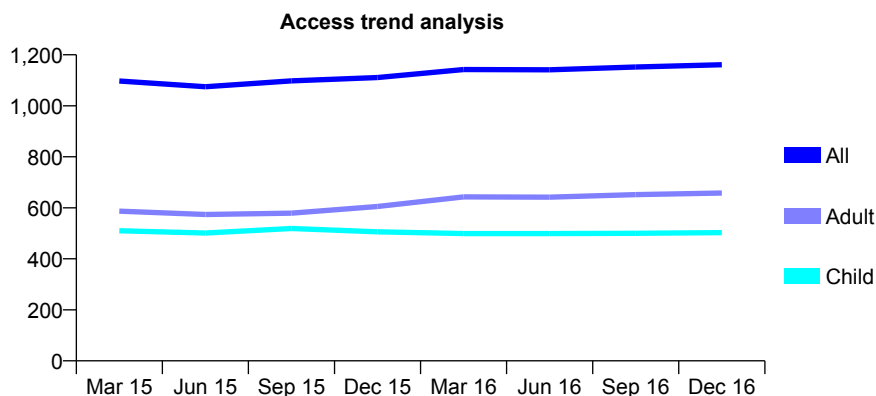
Q54 - Vital Signs At a Glance Contract Report for 345636/0001 - December 2016

Name or company name	MS F FARSHAD
Contract type name	GDS Contract
Purpose of contract	General
Contract start date	01/04/2006
Contract end date	

16/17 Contracted general activity (UDA)	3,655
Carry forward general activity (UDA)	0
16/17 Contracted orthodontic activity (UOA)	0
Carry forward orthodontic activity (UOA)	0
Baseline contract value	£90,722.25

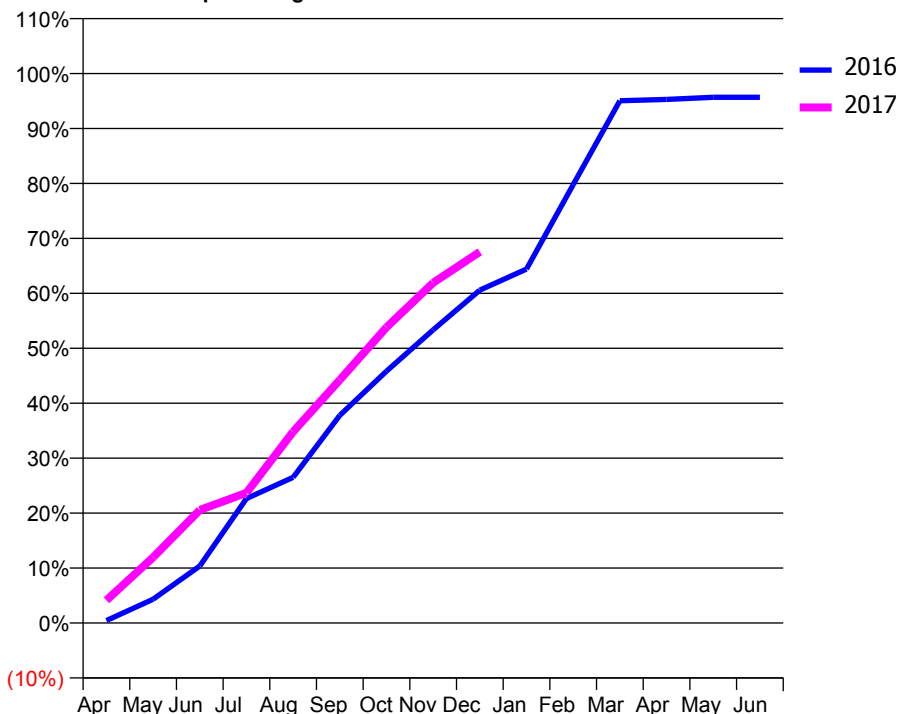
ACCESS*

Patients seen in 24 months	Total	Change since previous quarter
Quarter ending December 2015	1,111	
Quarter ending March 2016	1,142	↑
Quarter ending June 2016	1,141	→
Quarter ending September 2016	1,152	→
Quarter ending December 2016	1,161	→
Variance since December 2015	4.5%	↑



ACTIVITY

Cumulative percentage of contracted UDA delivered 2016 & 2017



Month	Adjusted Scheduled Activity (UDA)	
	2016	2017
April	16	151
May	158	437
June	379	751
July	828	866
August	969	1,272
September	1,382	1,618
October	1,675	1,967
November	1,950	2,263
December	2,214	2,469
January	2,355	
February	2,916	
March	3,474	
April	3,482	
May	3,497	
June	3,497	

QUALITY

	Quantity	Base Number	Contract	AT	Region	England
% of FP17s for the same patient ID Re-attending within 3 months - Children	28	527	5.3%	10.1%	12.1%	12.4%
% of FP17s for the same patient ID Re-attending within 3 months - Adults	51	614	8.3%	15.3%	15.9%	16.6%
% of FP17s for the same patient ID Re-attending between 3 & 9 months - Children	312	527	59.2%	50.9%	58.6%	57.5%
% of FP17s for the same patient ID Re-attending between 3 & 9 months - Adults	355	614	57.8%	46.5%	51.5%	50.4%
% of FP17s for Band 1 Urgent Courses	75	1,134	6.6%	8.2%	8.0%	9.1%
% of FP17s Relating to Free Repair or Replacements	2	1,134	0.2%	0.7%	0.8%	0.8%
% of FP17s Relating to Continuations	1	1,134	0.1%	0.9%	1.2%	1.3%
% of Patients satisfied with the dentistry they have received	0	1	N/A	92.3%	92.8%	92.7%
% of Patients satisfied with the time they had to wait for an appointment	0	1	N/A	91.0%	89.2%	88.8%

* This is based on patients treated on this contract for their most recent course of treatment. Figures in italics indicate the base number of FP17s or Patient Questionnaire responses are less than 100. N/A is shown where the base number of responses is less than 10 during the period. % is calculated as Quantity/Base number*100

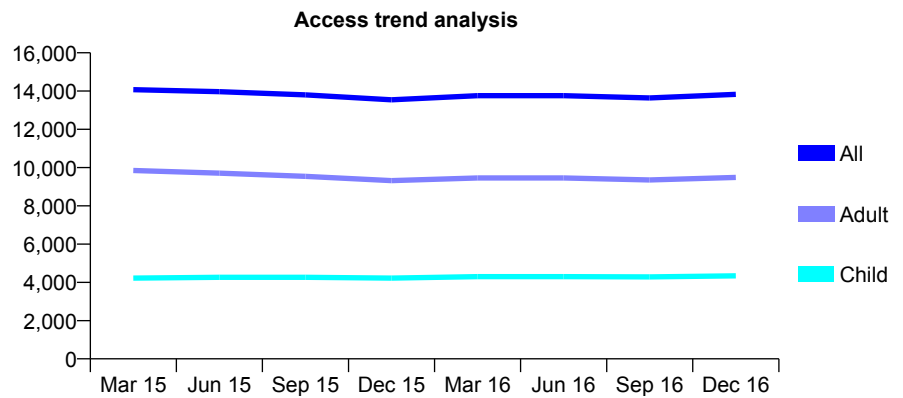
Q54 - Vital Signs At a Glance Contract Report for 345865/0001 - December 2016

Name or company name	MR SI ALI
Contract type name	GDS Contract
Purpose of contract	General
Contract start date	01/04/2006
Contract end date	

16/17 Contracted general activity (UDA)	31,270
Carry forward general activity (UDA)	12
16/17 Contracted orthodontic activity (UOA)	0
Carry forward orthodontic activity (UOA)	0
Baseline contract value	£749,904.04

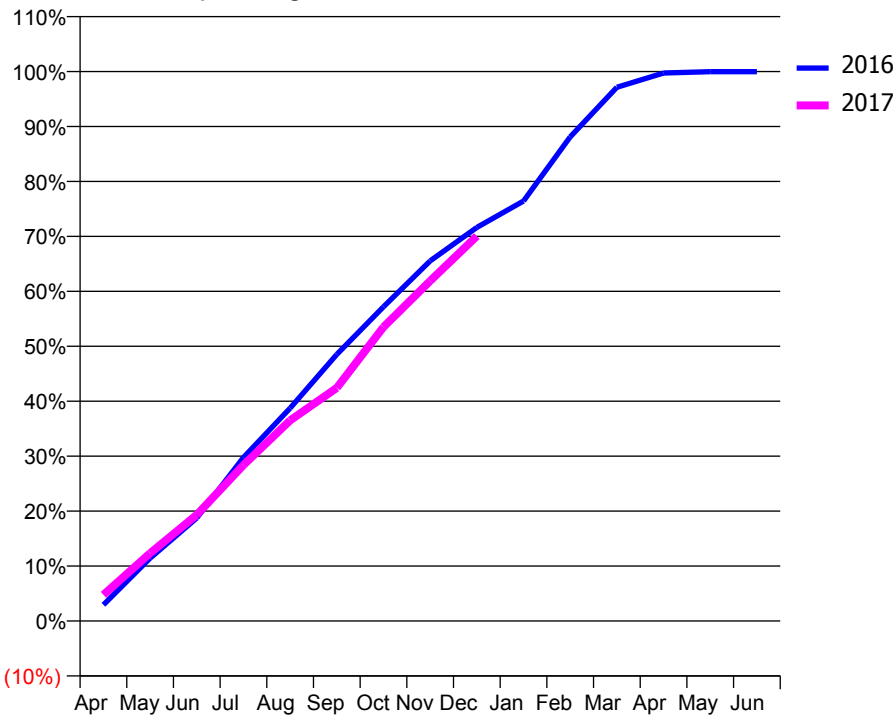
ACCESS*

Patients seen in 24 months	Total	Change since previous quarter
Quarter ending December 2015	13,541	
Quarter ending March 2016	13,758	→
Quarter ending June 2016	13,758	→
Quarter ending September 2016	13,637	→
Quarter ending December 2016	13,826	→
Variance since December 2015	2.1%	↑



ACTIVITY

Cumulative percentage of contracted UDA delivered 2016 & 2017



Month	Adjusted Scheduled Activity (UDA)	
	2016	2017
April	920	1,492
May	3,579	3,855
June	5,863	6,046
July	9,310	8,877
August	12,112	11,419
September	15,176	13,267
October	17,879	16,731
November	20,491	19,357
December	22,398	21,902
January	23,898	
February	27,548	
March	30,369	
April	31,183	
May	31,256	
June	31,257	

QUALITY

	Quantity	Base Number	Contract	AT	Region	England
% of FP17s for the same patient ID Re-attending within 3 months - Children	238	4,350	5.5%	10.1%	12.1%	12.4%
% of FP17s for the same patient ID Re-attending within 3 months - Adults	768	7,887	9.7%	15.3%	15.9%	16.6%
% of FP17s for the same patient ID Re-attending between 3 & 9 months - Children	2,215	4,350	50.9%	50.9%	58.6%	57.5%
% of FP17s for the same patient ID Re-attending between 3 & 9 months - Adults	3,863	7,887	49.0%	46.5%	51.5%	50.4%
% of FP17s for Band 1 Urgent Courses	412	10,751	3.8%	8.2%	8.0%	9.1%
% of FP17s Relating to Free Repair or Replacements	85	10,751	0.8%	0.7%	0.8%	0.8%
% of FP17s Relating to Continuations	49	10,751	0.5%	0.9%	1.2%	1.3%
% of Patients satisfied with the dentistry they have received	7	9	N/A	92.3%	92.8%	92.7%
% of Patients satisfied with the time they had to wait for an appointment	8	9	N/A	91.0%	89.2%	88.8%

* This is based on patients treated on this contract for their most recent course of treatment. Figures in italics indicate the base number of FP17s or Patient Questionnaire responses are less than 100. N/A is shown where the base number of responses is less than 10 during the period. % is calculated as Quantity/Base number*100

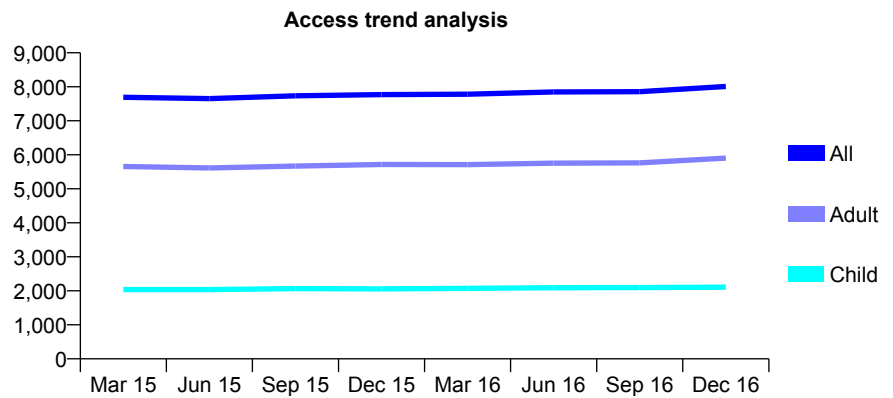
Q54 - Vital Signs At a Glance Contract Report for 345962/0001 - December 2016

Name or company name	MR JS DOSANJH
Contract type name	GDS Contract
Purpose of contract	General
Contract start date	01/04/2006
Contract end date	

16/17 Contracted general activity (UDA)	20,414
Carry forward general activity (UDA)	-165
16/17 Contracted orthodontic activity (UOA)	0
Carry forward orthodontic activity (UOA)	0
Baseline contract value	£492,470.32

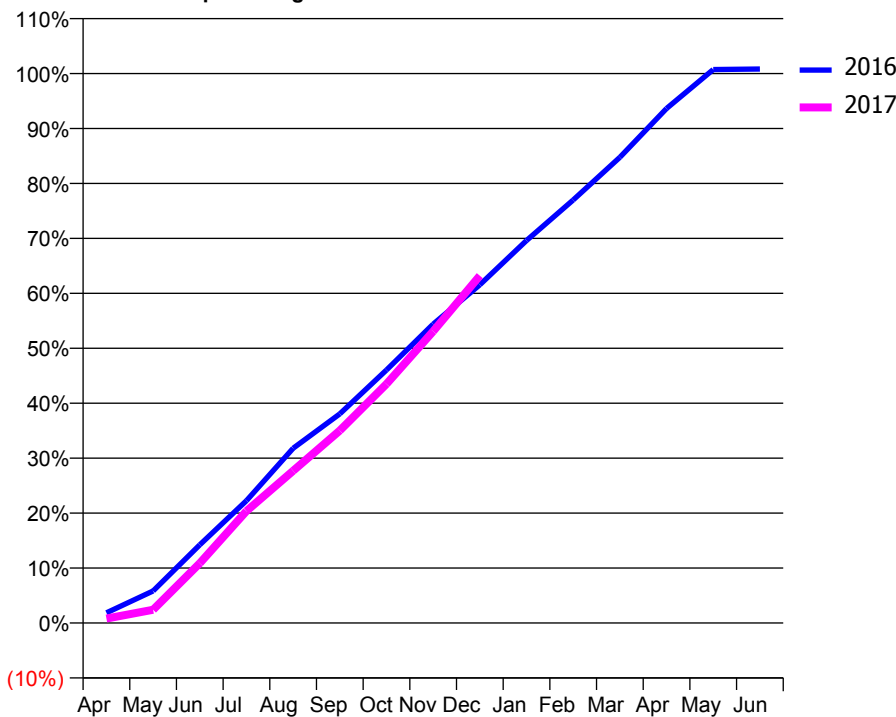
ACCESS*

Patients seen in 24 months	Total	Change since previous quarter
Quarter ending December 2015	7,772	
Quarter ending March 2016	7,784	→
Quarter ending June 2016	7,850	→
Quarter ending September 2016	7,858	→
Quarter ending December 2016	8,010	→
Variance since December 2015	3.1%	↑



ACTIVITY

Cumulative percentage of contracted UDA delivered 2016 & 2017



Month	Adjusted Scheduled Activity (UDA)	
	2016	2017
April	377	165
May	1,191	493
June	2,904	2,221
July	4,545	4,158
August	6,491	5,652
September	7,772	7,151
October	9,400	8,880
November	11,106	10,839
December	12,567	12,902
January	14,209	
February	15,718	
March	17,301	
April	19,112	
May	20,563	
June	20,580	

QUALITY

	Quantity	Base Number	Contract	AT	Region	England
% of FP17s for the same patient ID Re-attending within 3 months - Children	115	2,261	5.1%	10.1%	12.1%	12.4%
% of FP17s for the same patient ID Re-attending within 3 months - Adults	825	6,056	13.6%	15.3%	15.9%	16.6%
% of FP17s for the same patient ID Re-attending between 3 & 9 months - Children	1,247	2,261	55.2%	50.9%	58.6%	57.5%
% of FP17s for the same patient ID Re-attending between 3 & 9 months - Adults	3,074	6,056	50.8%	46.5%	51.5%	50.4%
% of FP17s for Band 1 Urgent Courses	432	6,711	6.4%	8.2%	8.0%	9.1%
% of FP17s Relating to Free Repair or Replacements	22	6,711	0.3%	0.7%	0.8%	0.8%
% of FP17s Relating to Continuations	30	6,711	0.4%	0.9%	1.2%	1.3%
% of Patients satisfied with the dentistry they have received	5	5	N/A	92.3%	92.8%	92.7%
% of Patients satisfied with the time they had to wait for an appointment	5	5	N/A	91.0%	89.2%	88.8%

* This is based on patients treated on this contract for their most recent course of treatment. Figures in italics indicate the base number of FP17s or Patient Questionnaire responses are less than 100. N/A is shown where the base number of responses is less than 10 during the period. % is calculated as Quantity/Base number*100

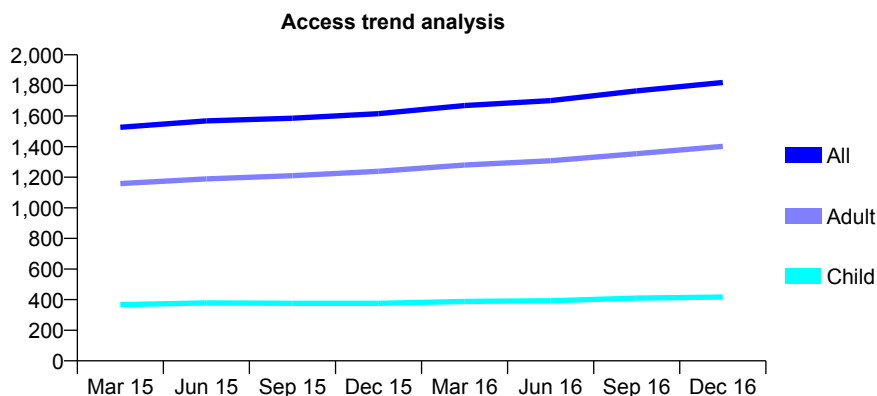
Q54 - Vital Signs At a Glance Contract Report for 357022/0002 - December 2016

Name or company name	MR FV ELIA
Contract type name	GDS Contract
Purpose of contract	General and Orthodontic
Contract start date	01/04/2012
Contract end date	

16/17 Contracted general activity (UDA)	8,918
Carry forward general activity (UDA)	-138
16/17 Contracted orthodontic activity (UOA)	90
Carry forward orthodontic activity (UOA)	-2
Baseline contract value	£262,551.94

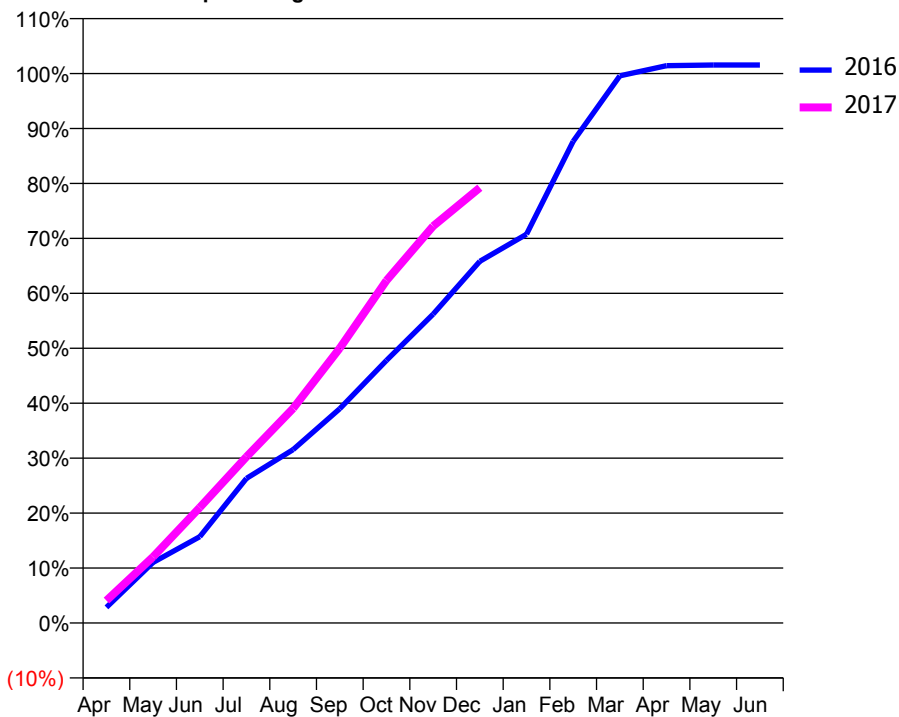
ACCESS*

Patients seen in 24 months	Total	Change since previous quarter
Quarter ending December 2015	1,615	
Quarter ending March 2016	1,668	↑
Quarter ending June 2016	1,701	→
Quarter ending September 2016	1,764	↑
Quarter ending December 2016	1,819	↑
Variance since December 2015	12.6%	↑



ACTIVITY

Cumulative percentage of contracted UDA delivered 2016 & 2017



Month	Adjusted Scheduled Activity (UDA)	
	2016	2017
April	253	364
May	983	1,075
June	1,402	1,875
July	2,346	2,697
August	2,815	3,484
September	3,478	4,462
October	4,262	5,558
November	5,014	6,442
December	5,869	7,065
January	6,310	
February	7,819	
March	8,881	
April	9,045	
May	9,055	
June	9,056	

QUALITY

	Quantity	Base Number	Contract	AT	Region	England
% of FP17s for the same patient ID Re-attending within 3 months - Children	29	427	6.8%	10.1%	12.1%	12.4%
% of FP17s for the same patient ID Re-attending within 3 months - Adults	123	1,275	9.6%	15.3%	15.9%	16.6%
% of FP17s for the same patient ID Re-attending between 3 & 9 months - Children	230	427	53.9%	50.9%	58.6%	57.5%
% of FP17s for the same patient ID Re-attending between 3 & 9 months - Adults	673	1,275	52.8%	46.5%	51.5%	50.4%
% of FP17s for Band 1 Urgent Courses	49	1,565	3.1%	8.2%	8.0%	9.1%
% of FP17s Relating to Free Repair or Replacements	19	1,565	1.2%	0.7%	0.8%	0.8%
% of FP17s Relating to Continuations	1	1,565	0.1%	0.9%	1.2%	1.3%
% of Patients satisfied with the dentistry they have received	5	6	N/A	92.3%	92.8%	92.7%
% of Patients satisfied with the time they had to wait for an appointment	5	6	N/A	91.0%	89.2%	88.8%

* This is based on patients treated on this contract for their most recent course of treatment. Figures in italics indicate the base number of FP17s or Patient Questionnaire responses are less than 100. N/A is shown where the base number of responses is less than 10 during the period. % is calculated as Quantity/Base number*100

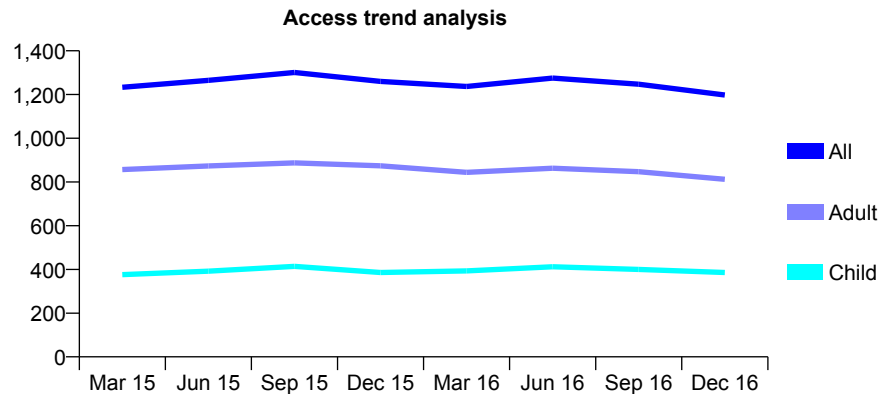
Q54 - Vital Signs At a Glance Contract Report for 358223/0001 - December 2016

Name or company name	MR F YASSIN
Contract type name	GDS Contract
Purpose of contract	General
Contract start date	01/04/2006
Contract end date	

16/17 Contracted general activity (UDA)	2,761
Carry forward general activity (UDA)	-55
16/17 Contracted orthodontic activity (UOA)	0
Carry forward orthodontic activity (UOA)	0
Baseline contract value	£72,353.28

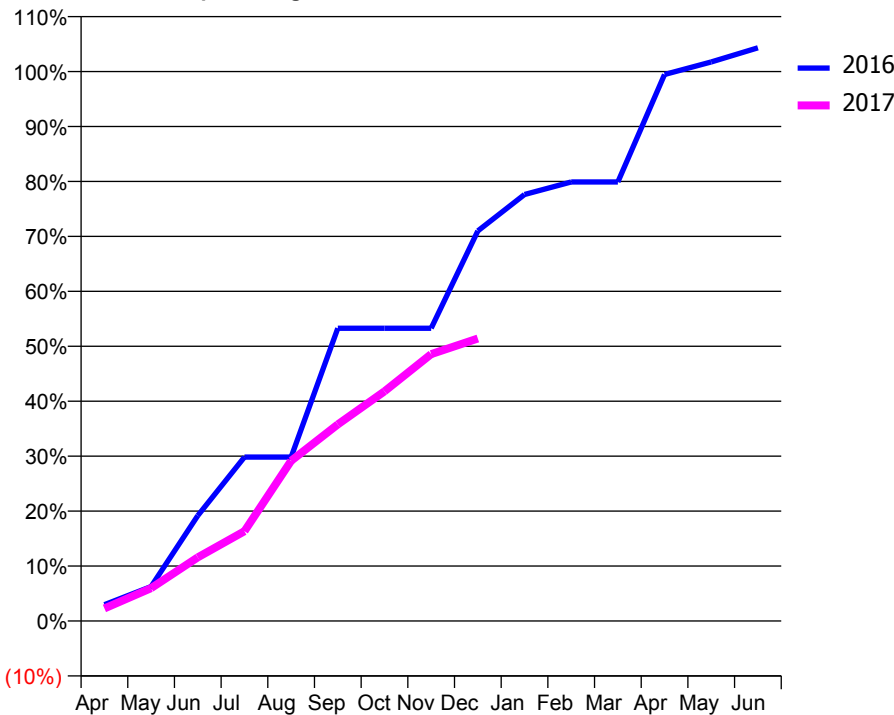
ACCESS*

Patients seen in 24 months	Total	Change since previous quarter
Quarter ending December 2015	1,260	
Quarter ending March 2016	1,237	↓
Quarter ending June 2016	1,275	↑
Quarter ending September 2016	1,247	↓
Quarter ending December 2016	1,198	↓
Variance since December 2015	(4.9%)	↓



ACTIVITY

Cumulative percentage of contracted UDA delivered 2016 & 2017



Month	Adjusted Scheduled Activity (UDA)	
	2016	2017
April	82	63
May	173	165
June	529	320
July	824	451
August	824	805
September	1,471	988
October	1,471	1,154
November	1,471	1,341
December	1,960	1,419
January	2,143	
February	2,206	
March	2,206	
April	2,746	
May	2,809	
June	2,880	

QUALITY

	Quantity	Base Number	Contract	AT	Region	England
% of FP17s for the same patient ID Re-attending within 3 months - Children	5	249	2.0%	10.1%	12.1%	12.4%
% of FP17s for the same patient ID Re-attending within 3 months - Adults	62	523	11.9%	15.3%	15.9%	16.6%
% of FP17s for the same patient ID Re-attending between 3 & 9 months - Children	57	249	22.9%	50.9%	58.6%	57.5%
% of FP17s for the same patient ID Re-attending between 3 & 9 months - Adults	104	523	19.9%	46.5%	51.5%	50.4%
% of FP17s for Band 1 Urgent Courses	32	491	6.5%	8.2%	8.0%	9.1%
% of FP17s Relating to Free Repair or Replacements	0	491	0.0%	0.7%	0.8%	0.8%
% of FP17s Relating to Continuations	3	491	0.6%	0.9%	1.2%	1.3%
% of Patients satisfied with the dentistry they have received	0	0	N/A	92.3%	92.8%	92.7%
% of Patients satisfied with the time they had to wait for an appointment	0	0	N/A	91.0%	89.2%	88.8%

* This is based on patients treated on this contract for their most recent course of treatment. Figures in italics indicate the base number of FP17s or Patient Questionnaire responses are less than 100. N/A is shown where the base number of responses is less than 10 during the period. % is calculated as Quantity/Base number*100

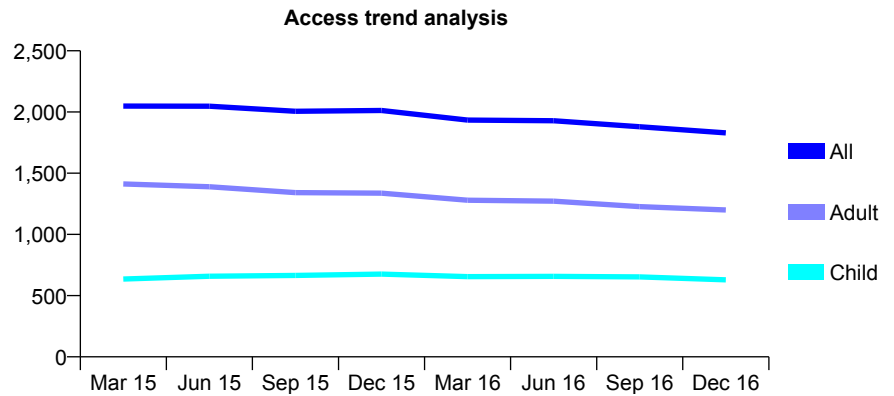
Q54 - Vital Signs At a Glance Contract Report for 361690/0001 - December 2016

Name or company name	MR M AGGARWAL
Contract type name	GDS Contract
Purpose of contract	General
Contract start date	01/04/2006
Contract end date	

16/17 Contracted general activity (UDA)	3,955
Carry forward general activity (UDA)	0
16/17 Contracted orthodontic activity (UOA)	0
Carry forward orthodontic activity (UOA)	0
Baseline contract value	£98,237.46

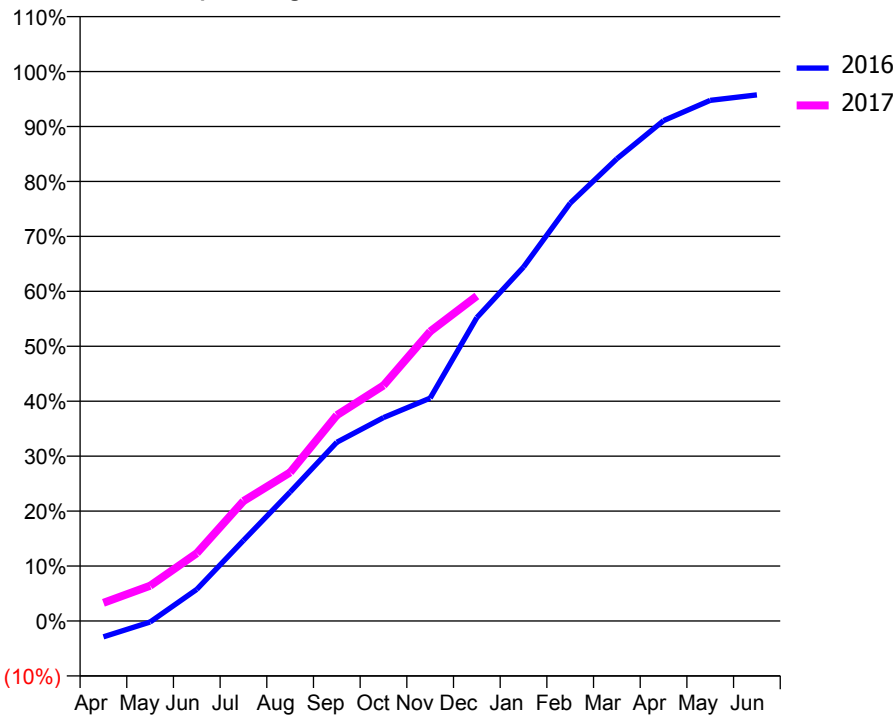
ACCESS*

Patients seen in 24 months	Total	Change since previous quarter
Quarter ending December 2015	2,013	
Quarter ending March 2016	1,934	↓
Quarter ending June 2016	1,929	→
Quarter ending September 2016	1,880	↓
Quarter ending December 2016	1,829	↓
Variance since December 2015	(9.1%)	↓



ACTIVITY

Cumulative percentage of contracted UDA delivered 2016 & 2017



Month	Adjusted Scheduled Activity (UDA)	
	2016	2017
April	-115	131
May	-8	254
June	228	488
July	580	863
August	928	1,070
September	1,286	1,481
October	1,464	1,695
November	1,604	2,084
December	2,184	2,340
January	2,547	
February	3,007	
March	3,327	
April	3,601	
May	3,748	
June	3,787	

QUALITY

	Quantity	Base Number	Contract	AT	Region	England
% of FP17s for the same patient ID Re-attending within 3 months - Children	14	455	3.1%	10.1%	12.1%	12.4%
% of FP17s for the same patient ID Re-attending within 3 months - Adults	63	764	8.2%	15.3%	15.9%	16.6%
% of FP17s for the same patient ID Re-attending between 3 & 9 months - Children	219	455	48.1%	50.9%	58.6%	57.5%
% of FP17s for the same patient ID Re-attending between 3 & 9 months - Adults	273	764	35.7%	46.5%	51.5%	50.4%
% of FP17s for Band 1 Urgent Courses	43	1,021	4.2%	8.2%	8.0%	9.1%
% of FP17s Relating to Free Repair or Replacements	2	1,021	0.2%	0.7%	0.8%	0.8%
% of FP17s Relating to Continuations	2	1,021	0.2%	0.9%	1.2%	1.3%
% of Patients satisfied with the dentistry they have received	10	11	90.9%	92.3%	92.8%	92.7%
% of Patients satisfied with the time they had to wait for an appointment	10	11	90.9%	91.0%	89.2%	88.8%

* This is based on patients treated on this contract for their most recent course of treatment. Figures in italics indicate the base number of FP17s or Patient Questionnaire responses are less than 100. N/A is shown where the base number of responses is less than 10 during the period. % is calculated as Quantity/Base number*100

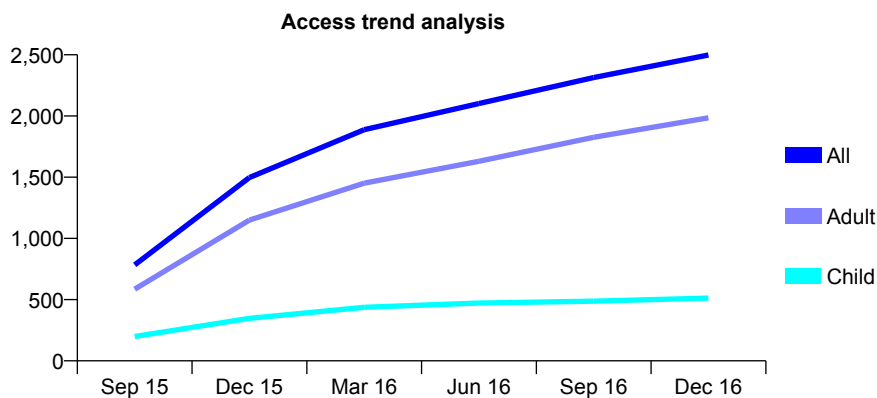
Q54 - Vital Signs At a Glance Contract Report for 372471/0001 - December 2016

Name or company name	MR E KARA
Contract type name	GDS Contract
Purpose of contract	General
Contract start date	01/07/2015
Contract end date	

16/17 Contracted general activity (UDA)	8,492
Carry forward general activity (UDA)	-7
16/17 Contracted orthodontic activity (UOA)	0
Carry forward orthodontic activity (UOA)	0
Baseline contract value	£276,352.57

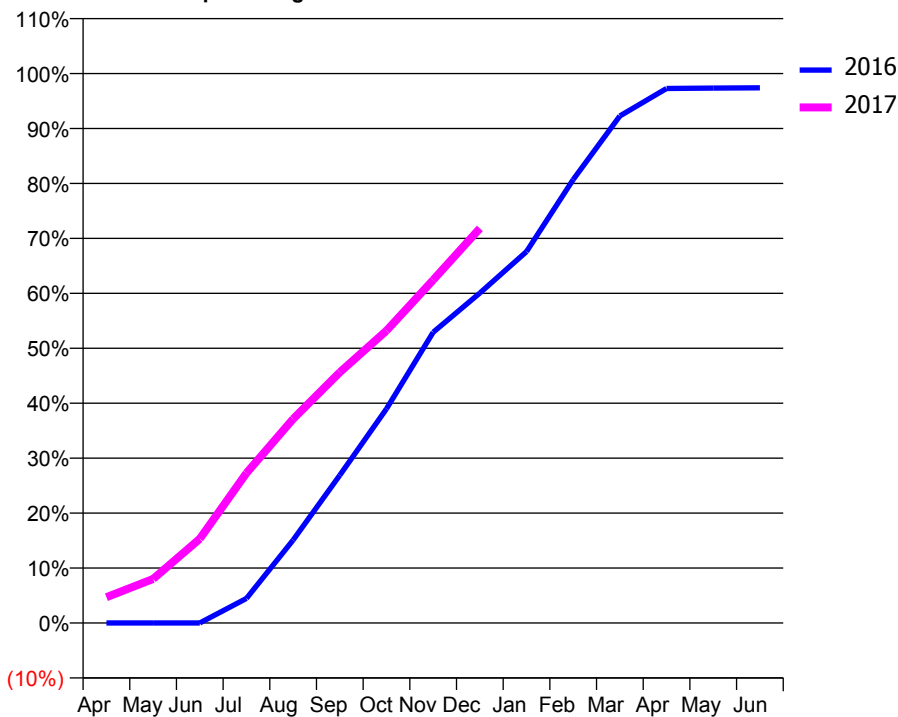
ACCESS*

Patients seen in 24 months	Total	Change since previous quarter
Quarter ending December 2015	1,497	
Quarter ending March 2016	1,888	↑
Quarter ending June 2016	2,102	↑
Quarter ending September 2016	2,314	↑
Quarter ending December 2016	2,498	↑
Variance since December 2015	66.9%	↑



ACTIVITY

Cumulative percentage of contracted UDA delivered 2016 & 2017



Month	Adjusted Scheduled Activity (UDA)	
	2016	2017
April	0	398
May	0	681
June	0	1,301
July	281	2,317
August	946	3,154
September	1,684	3,876
October	2,442	4,519
November	3,314	5,302
December	3,760	6,100
January	4,233	
February	5,053	
March	5,779	
April	6,091	
May	6,096	
June	6,099	

QUALITY

	Quantity	Base Number	Contract	AT	Region	England
% of FP17s for the same patient ID Re-attending within 3 months - Children	44	617	7.1%	10.1%	12.1%	12.4%
% of FP17s for the same patient ID Re-attending within 3 months - Adults	341	2,131	16.0%	15.3%	15.9%	16.6%
% of FP17s for the same patient ID Re-attending between 3 & 9 months - Children	355	617	57.5%	50.9%	58.6%	57.5%
% of FP17s for the same patient ID Re-attending between 3 & 9 months - Adults	737	2,131	34.6%	46.5%	51.5%	50.4%
% of FP17s for Band 1 Urgent Courses	210	2,623	8.0%	8.2%	8.0%	9.1%
% of FP17s Relating to Free Repair or Replacements	37	2,623	1.4%	0.7%	0.8%	0.8%
% of FP17s Relating to Continuations	58	2,623	2.2%	0.9%	1.2%	1.3%
% of Patients satisfied with the dentistry they have received	2	2	N/A	92.3%	92.8%	92.7%
% of Patients satisfied with the time they had to wait for an appointment	2	2	N/A	91.0%	89.2%	88.8%

* This is based on patients treated on this contract for their most recent course of treatment. Figures in italics indicate the base number of FP17s or Patient Questionnaire responses are less than 100. N/A is shown where the base number of responses is less than 10 during the period. % is calculated as Quantity/Base number*100

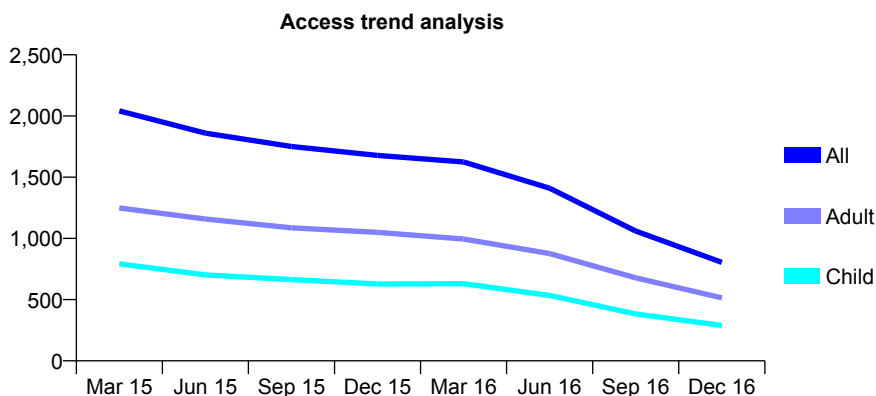
Q54 - Vital Signs At a Glance Contract Report for 398012/0001 - December 2016

Name or company name	MR A GARCIA JUNIOR
Contract type name	GDS Contract
Purpose of contract	General
Contract start date	01/04/2006
Contract end date	31/05/2016

16/17 Contracted general activity (UDA)	746
Carry forward general activity (UDA)	0
16/17 Contracted orthodontic activity (UOA)	0
Carry forward orthodontic activity (UOA)	0
Baseline contract value	£20,002.62

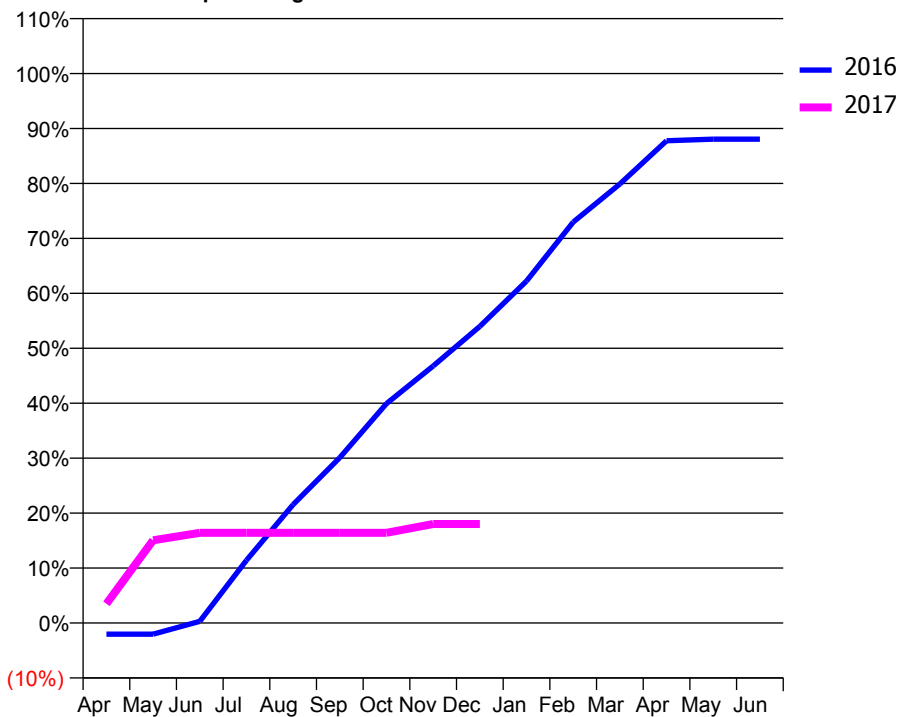
ACCESS*

Patients seen in 24 months	Total	Change since previous quarter
Quarter ending December 2015	1,678	
Quarter ending March 2016	1,625	↓
Quarter ending June 2016	1,410	↓
Quarter ending September 2016	1,061	↓
Quarter ending December 2016	804	↓
Variance since December 2015	(52.1%)	↓



ACTIVITY

Cumulative percentage of contracted UDA delivered 2016 & 2017



Month	Adjusted Scheduled Activity (UDA)	
	2016	2017
April	-92	26
May	-92	112
June	13	122
July	511	122
August	965	122
September	1,347	122
October	1,787	122
November	2,093	134
December	2,416	134
January	2,785	
February	3,265	
March	3,575	
April	3,927	
May	3,940	
June	3,940	

QUALITY

	Quantity	Base Number	Contract	AT	Region	England
% of FP17s for the same patient ID Re-attending within 3 months - Children	1	79	1.3%	10.1%	12.1%	12.4%
% of FP17s for the same patient ID Re-attending within 3 months - Adults	4	98	4.1%	15.3%	15.9%	16.6%
% of FP17s for the same patient ID Re-attending between 3 & 9 months - Children	23	79	29.1%	50.9%	58.6%	57.5%
% of FP17s for the same patient ID Re-attending between 3 & 9 months - Adults	30	98	30.6%	46.5%	51.5%	50.4%
% of FP17s for Band 1 Urgent Courses	2	27	7.4%	8.2%	8.0%	9.1%
% of FP17s Relating to Free Repair or Replacements	1	27	3.7%	0.7%	0.8%	0.8%
% of FP17s Relating to Continuations	0	27	0.0%	0.9%	1.2%	1.3%
% of Patients satisfied with the dentistry they have received	0	0	N/A	92.3%	92.8%	92.7%
% of Patients satisfied with the time they had to wait for an appointment	0	0	N/A	91.0%	89.2%	88.8%

* This is based on patients treated on this contract for their most recent course of treatment. Figures in italics indicate the base number of FP17s or Patient Questionnaire responses are less than 100. N/A is shown where the base number of responses is less than 10 during the period. % is calculated as Quantity/Base number*100

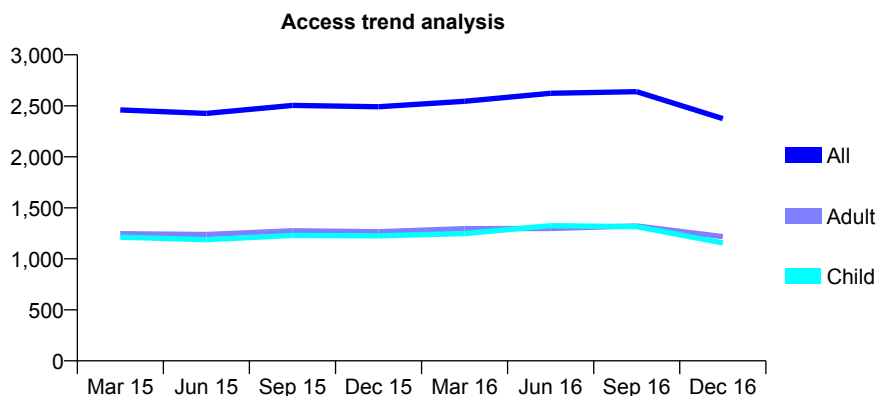
Q54 - Vital Signs At a Glance Contract Report for 502146/0004 - December 2016

Name or company name	PCT Dental Services
Contract type name	PDS Contract
Purpose of contract	General
Contract start date	01/04/2011
Contract end date	31/10/2016

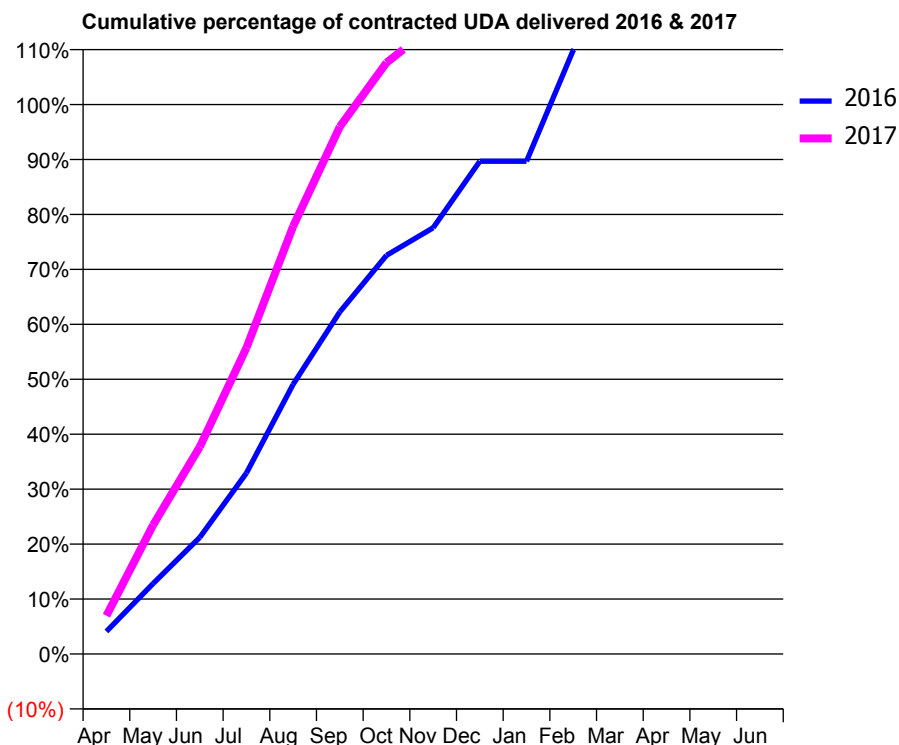
16/17 Contracted general activity (UDA)	2,625
Carry forward general activity (UDA)	0
16/17 Contracted orthodontic activity (UOA)	0
Carry forward orthodontic activity (UOA)	0
Baseline contract value	£0.59

ACCESS*

Patients seen in 24 months	Total	Change since previous quarter
Quarter ending December 2015	2,491	
Quarter ending March 2016	2,544	↑
Quarter ending June 2016	2,623	↑
Quarter ending September 2016	2,638	→
Quarter ending December 2016	2,374	↓
Variance since December 2015	(4.7%)	↓



ACTIVITY



Month	Adjusted Scheduled Activity (UDA)	
	2016	2017
April	185	183
May	577	616
June	955	990
July	1,482	1,463
August	2,209	2,043
September	2,801	2,519
October	3,264	2,825
November	3,491	2,999
December	4,036	3,019
January	4,036	
February	4,944	
March	5,353	
April	5,563	
May	5,562	
June	5,562	

QUALITY

	Quantity	Base Number	Contract	AT	Region	England
% of FP17s for the same patient ID Re-attending within 3 months - Children	85	1,102	7.7%	10.1%	12.1%	12.4%
% of FP17s for the same patient ID Re-attending within 3 months - Adults	158	905	17.5%	15.3%	15.9%	16.6%
% of FP17s for the same patient ID Re-attending between 3 & 9 months - Children	279	1,102	25.3%	50.9%	58.6%	57.5%
% of FP17s for the same patient ID Re-attending between 3 & 9 months - Adults	371	905	41.0%	46.5%	51.5%	50.4%
% of FP17s for Band 1 Urgent Courses	166	1,837	9.0%	8.2%	8.0%	9.1%
% of FP17s Relating to Free Repair or Replacements	0	1,837	0.0%	0.7%	0.8%	0.8%
% of FP17s Relating to Continuations	2	1,837	0.1%	0.9%	1.2%	1.3%
% of Patients satisfied with the dentistry they have received	1	1	N/A	92.3%	92.8%	92.7%
% of Patients satisfied with the time they had to wait for an appointment	0	1	N/A	91.0%	89.2%	88.8%

* This is based on patients treated on this contract for their most recent course of treatment. Figures in italics indicate the base number of FP17s or Patient Questionnaire responses are less than 100. N/A is shown where the base number of responses is less than 10 during the period. % is calculated as Quantity/Base number*100

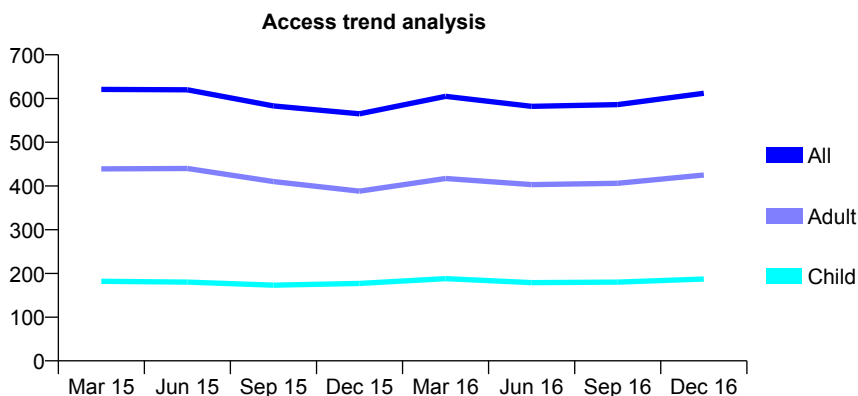
Q54 - Vital Signs At a Glance Contract Report for 564192/0001 - December 2016

Name or company name	MR PJ ROBERTS
Contract type name	GDS Contract
Purpose of contract	General
Contract start date	01/04/2006
Contract end date	

16/17 Contracted general activity (UDA)	1,393
Carry forward general activity (UDA)	0
16/17 Contracted orthodontic activity (UOA)	0
Carry forward orthodontic activity (UOA)	0
Baseline contract value	£30,821.69

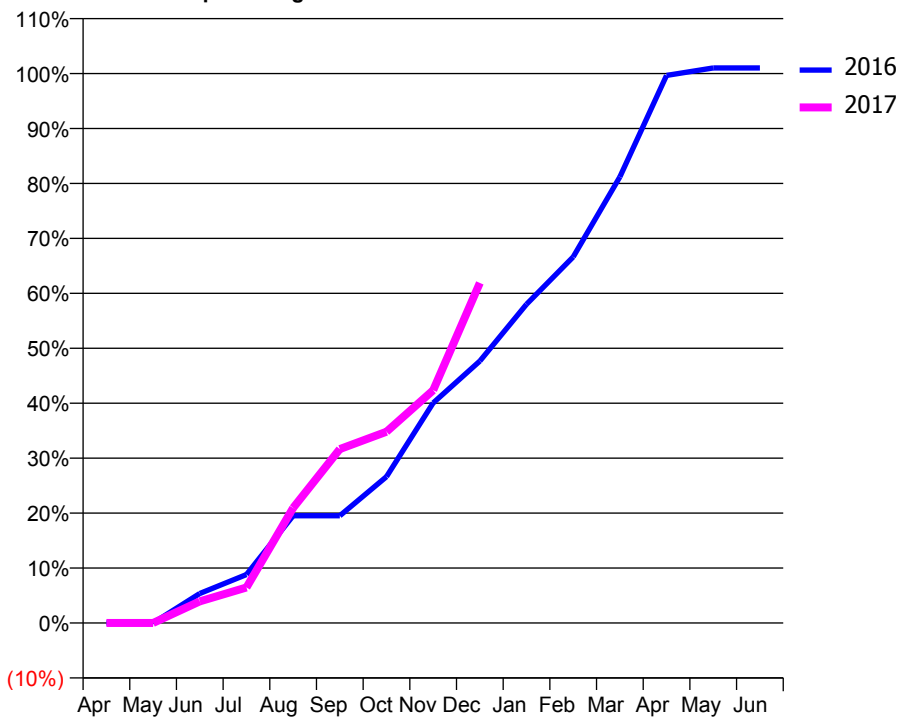
ACCESS*

Patients seen in 24 months	Total	Change since previous quarter
Quarter ending December 2015	565	
Quarter ending March 2016	605	↑
Quarter ending June 2016	582	↓
Quarter ending September 2016	586	→
Quarter ending December 2016	612	↑
Variance since December 2015	8.3%	↑



ACTIVITY

Cumulative percentage of contracted UDA delivered 2016 & 2017



Month	Adjusted Scheduled Activity (UDA)	
	2016	2017
April	0	0
May	0	0
June	75	55
July	123	90
August	272	292
September	272	441
October	371	485
November	558	590
December	664	862
January	808	
February	928	
March	1,131	
April	1,388	
May	1,407	
June	1,407	

QUALITY

	Quantity	Base Number	Contract	AT	Region	England
% of FP17s for the same patient ID Re-attending within 3 months - Children	9	204	4.4%	10.1%	12.1%	12.4%
% of FP17s for the same patient ID Re-attending within 3 months - Adults	21	273	7.7%	15.3%	15.9%	16.6%
% of FP17s for the same patient ID Re-attending between 3 & 9 months - Children	124	204	60.8%	50.9%	58.6%	57.5%
% of FP17s for the same patient ID Re-attending between 3 & 9 months - Adults	106	273	38.8%	46.5%	51.5%	50.4%
% of FP17s for Band 1 Urgent Courses	0	387	0.0%	8.2%	8.0%	9.1%
% of FP17s Relating to Free Repair or Replacements	4	387	1.0%	0.7%	0.8%	0.8%
% of FP17s Relating to Continuations	0	387	0.0%	0.9%	1.2%	1.3%
% of Patients satisfied with the dentistry they have received	2	2	N/A	92.3%	92.8%	92.7%
% of Patients satisfied with the time they had to wait for an appointment	2	2	N/A	91.0%	89.2%	88.8%

* This is based on patients treated on this contract for their most recent course of treatment. Figures in italics indicate the base number of FP17s or Patient Questionnaire responses are less than 100. N/A is shown where the base number of responses is less than 10 during the period. % is calculated as Quantity/Base number*100

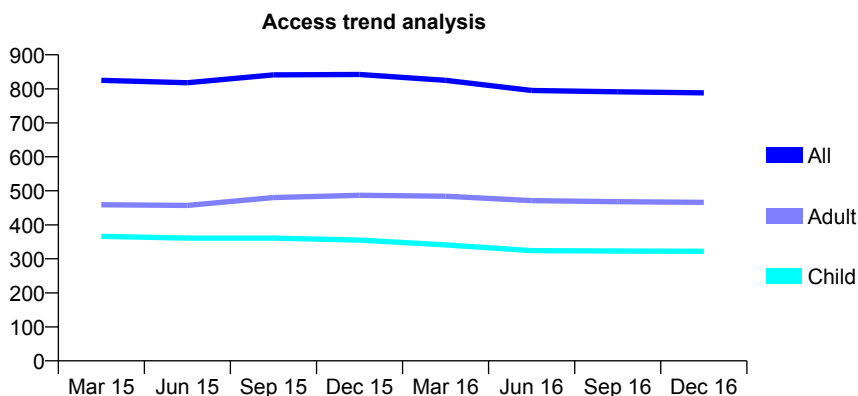
Q54 - Vital Signs At a Glance Contract Report for 565032/0001 - December 2016

Name or company name	MR P CASASOLA
Contract type name	GDS Contract
Purpose of contract	General
Contract start date	01/04/2006
Contract end date	

16/17 Contracted general activity (UDA)	1,618
Carry forward general activity (UDA)	0
16/17 Contracted orthodontic activity (UOA)	0
Carry forward orthodontic activity (UOA)	0
Baseline contract value	£39,749.80

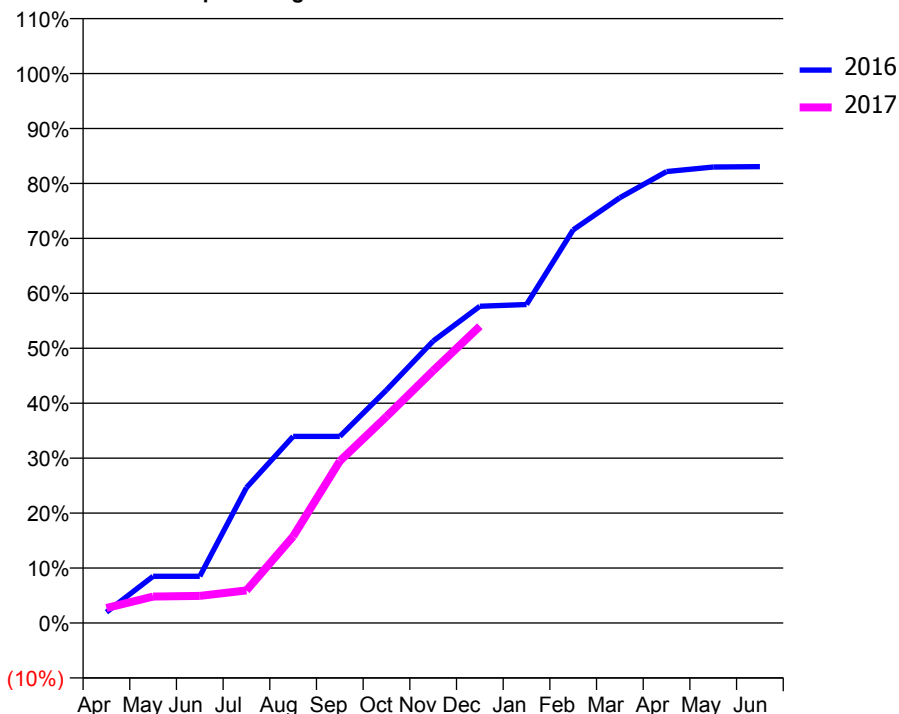
ACCESS*

Patients seen in 24 months	Total	Change since previous quarter
Quarter ending December 2015	842	
Quarter ending March 2016	825	↓
Quarter ending June 2016	795	↓
Quarter ending September 2016	791	→
Quarter ending December 2016	788	→
Variance since December 2015	(6.4%)	↓



ACTIVITY

Cumulative percentage of contracted UDA delivered 2016 & 2017



Month	Adjusted Scheduled Activity (UDA)	
	2016	2017
April	31	44
May	134	78
June	134	80
July	388	96
August	535	255
September	535	477
October	668	608
November	808	743
December	908	874
January	913	
February	1,127	
March	1,219	
April	1,294	
May	1,307	
June	1,308	

QUALITY

	Quantity	Base Number	Contract	AT	Region	England
% of FP17s for the same patient ID Re-attending within 3 months - Children	9	298	3.0%	10.1%	12.1%	12.4%
% of FP17s for the same patient ID Re-attending within 3 months - Adults	30	362	8.3%	15.3%	15.9%	16.6%
% of FP17s for the same patient ID Re-attending between 3 & 9 months - Children	157	298	52.7%	50.9%	58.6%	57.5%
% of FP17s for the same patient ID Re-attending between 3 & 9 months - Adults	157	362	43.4%	46.5%	51.5%	50.4%
% of FP17s for Band 1 Urgent Courses	0	604	0.0%	8.2%	8.0%	9.1%
% of FP17s Relating to Free Repair or Replacements	0	604	0.0%	0.7%	0.8%	0.8%
% of FP17s Relating to Continuations	0	604	0.0%	0.9%	1.2%	1.3%
% of Patients satisfied with the dentistry they have received	0	0	N/A	92.3%	92.8%	92.7%
% of Patients satisfied with the time they had to wait for an appointment	0	0	N/A	91.0%	89.2%	88.8%

* This is based on patients treated on this contract for their most recent course of treatment. Figures in italics indicate the base number of FP17s or Patient Questionnaire responses are less than 100. N/A is shown where the base number of responses is less than 10 during the period. % is calculated as Quantity/Base number*100

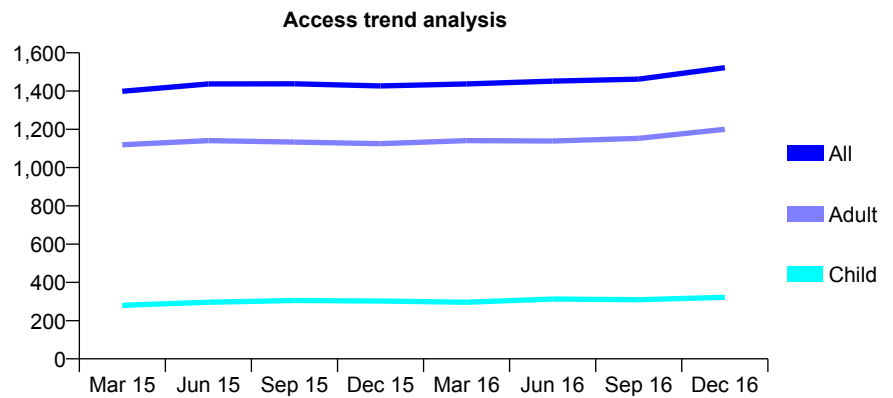
Q54 - Vital Signs At a Glance Contract Report for 568724/0001 - December 2016

Name or company name	MR MD SEGELOV
Contract type name	GDS Contract
Purpose of contract	General
Contract start date	01/04/2006
Contract end date	

16/17 Contracted general activity (UDA)	3,197
Carry forward general activity (UDA)	-2
16/17 Contracted orthodontic activity (UOA)	0
Carry forward orthodontic activity (UOA)	0
Baseline contract value	£84,616.68

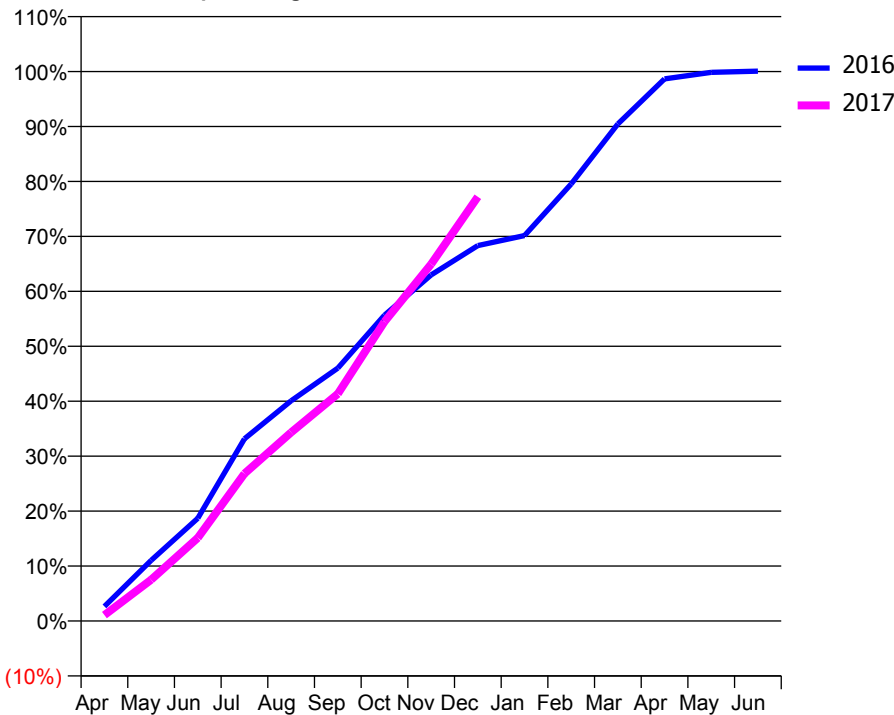
ACCESS*

Patients seen in 24 months	Total	Change since previous quarter
Quarter ending December 2015	1,427	
Quarter ending March 2016	1,437	→
Quarter ending June 2016	1,452	→
Quarter ending September 2016	1,462	→
Quarter ending December 2016	1,522	↑
Variance since December 2015	6.7%	↑



ACTIVITY

Cumulative percentage of contracted UDA delivered 2016 & 2017



Month	Adjusted Scheduled Activity (UDA)	
	2016	2017
April	85	34
May	353	240
June	598	484
July	1,060	858
August	1,281	1,097
September	1,471	1,322
October	1,779	1,741
November	2,014	2,076
December	2,184	2,468
January	2,243	
February	2,543	
March	2,892	
April	3,154	
May	3,192	
June	3,199	

QUALITY

	Quantity	Base Number	Contract	AT	Region	England
% of FP17s for the same patient ID Re-attending within 3 months - Children	20	314	6.4%	10.1%	12.1%	12.4%
% of FP17s for the same patient ID Re-attending within 3 months - Adults	123	1,201	10.2%	15.3%	15.9%	16.6%
% of FP17s for the same patient ID Re-attending between 3 & 9 months - Children	137	314	43.6%	50.9%	58.6%	57.5%
% of FP17s for the same patient ID Re-attending between 3 & 9 months - Adults	578	1,201	48.1%	46.5%	51.5%	50.4%
% of FP17s for Band 1 Urgent Courses	90	1,351	6.7%	8.2%	8.0%	9.1%
% of FP17s Relating to Free Repair or Replacements	0	1,351	0.0%	0.7%	0.8%	0.8%
% of FP17s Relating to Continuations	0	1,351	0.0%	0.9%	1.2%	1.3%
% of Patients satisfied with the dentistry they have received	3	3	N/A	92.3%	92.8%	92.7%
% of Patients satisfied with the time they had to wait for an appointment	3	3	N/A	91.0%	89.2%	88.8%

* This is based on patients treated on this contract for their most recent course of treatment. Figures in italics indicate the base number of FP17s or Patient Questionnaire responses are less than 100. N/A is shown where the base number of responses is less than 10 during the period. % is calculated as Quantity/Base number*100

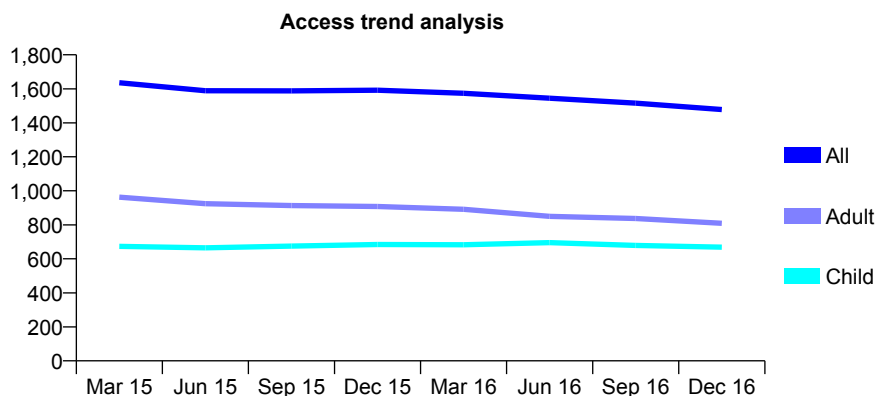
Q54 - Vital Signs At a Glance Contract Report for 570192/0001 - December 2016

Name or company name	MR A SOLANKI
Contract type name	GDS Contract
Purpose of contract	General
Contract start date	01/04/2006
Contract end date	

16/17 Contracted general activity (UDA)	4,873
Carry forward general activity (UDA)	-26
16/17 Contracted orthodontic activity (UOA)	0
Carry forward orthodontic activity (UOA)	0
Baseline contract value	£138,350.81

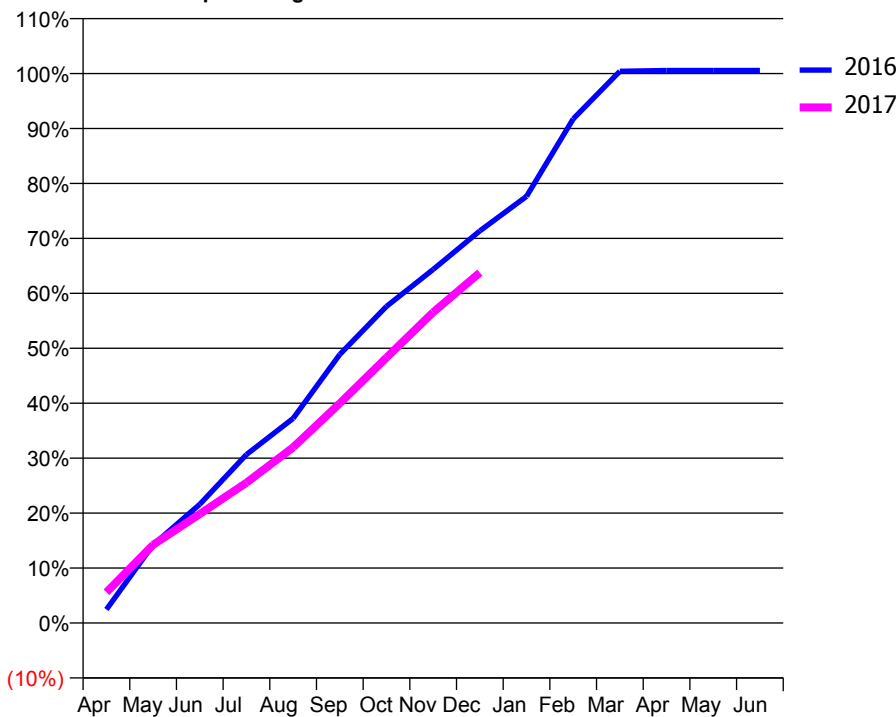
ACCESS*

Patients seen in 24 months	Total	Change since previous quarter
Quarter ending December 2015	1,592	
Quarter ending March 2016	1,574	↓
Quarter ending June 2016	1,545	↓
Quarter ending September 2016	1,516	↓
Quarter ending December 2016	1,478	↓
Variance since December 2015	(7.2%)	↓



ACTIVITY

Cumulative percentage of contracted UDA delivered 2016 & 2017



Adjusted Scheduled Activity (UDA)

Month	2016	2017
April	120	273
May	694	694
June	1,053	967
July	1,495	1,245
August	1,815	1,558
September	2,382	1,948
October	2,808	2,354
November	3,135	2,756
December	3,478	3,108
January	3,783	
February	4,471	
March	4,893	
April	4,900	
May	4,900	
June	4,900	

QUALITY

	Quantity	Base Number	Contract	AT	Region	England
% of FP17s for the same patient ID Re-attending within 3 months - Children	24	629	3.8%	10.1%	12.1%	12.4%
% of FP17s for the same patient ID Re-attending within 3 months - Adults	53	638	8.3%	15.3%	15.9%	16.6%
% of FP17s for the same patient ID Re-attending between 3 & 9 months - Children	367	629	58.3%	50.9%	58.6%	57.5%
% of FP17s for the same patient ID Re-attending between 3 & 9 months - Adults	309	638	48.4%	46.5%	51.5%	50.4%
% of FP17s for Band 1 Urgent Courses	93	1,261	7.4%	8.2%	8.0%	9.1%
% of FP17s Relating to Free Repair or Replacements	0	1,261	0.0%	0.7%	0.8%	0.8%
% of FP17s Relating to Continuations	2	1,261	0.2%	0.9%	1.2%	1.3%
% of Patients satisfied with the dentistry they have received	0	0	N/A	92.3%	92.8%	92.7%
% of Patients satisfied with the time they had to wait for an appointment	0	0	N/A	91.0%	89.2%	88.8%

* This is based on patients treated on this contract for their most recent course of treatment. Figures in italics indicate the base number of FP17s or Patient Questionnaire responses are less than 100. N/A is shown where the base number of responses is less than 10 during the period. % is calculated as Quantity/Base number*100

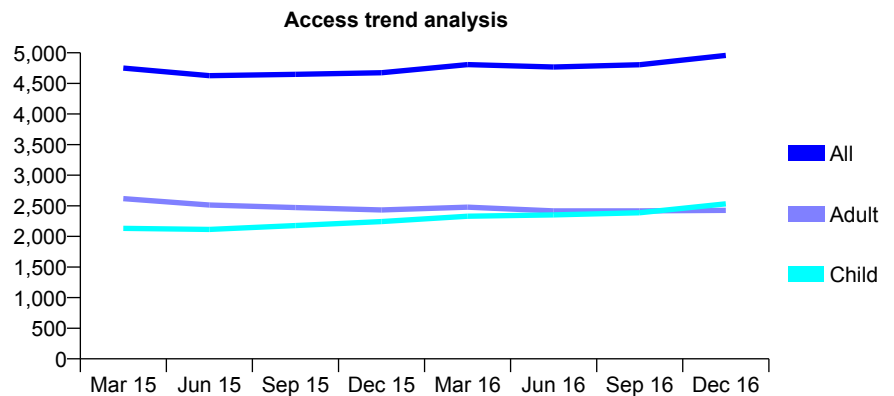
Q54 - Vital Signs At a Glance Contract Report for 570192/0002 - December 2016

Name or company name	MR A SOLANKI
Contract type name	GDS Contract
Purpose of contract	General
Contract start date	01/04/2006
Contract end date	

16/17 Contracted general activity (UDA)	11,552
Carry forward general activity (UDA)	-225
16/17 Contracted orthodontic activity (UOA)	0
Carry forward orthodontic activity (UOA)	0
Baseline contract value	£332,233.45

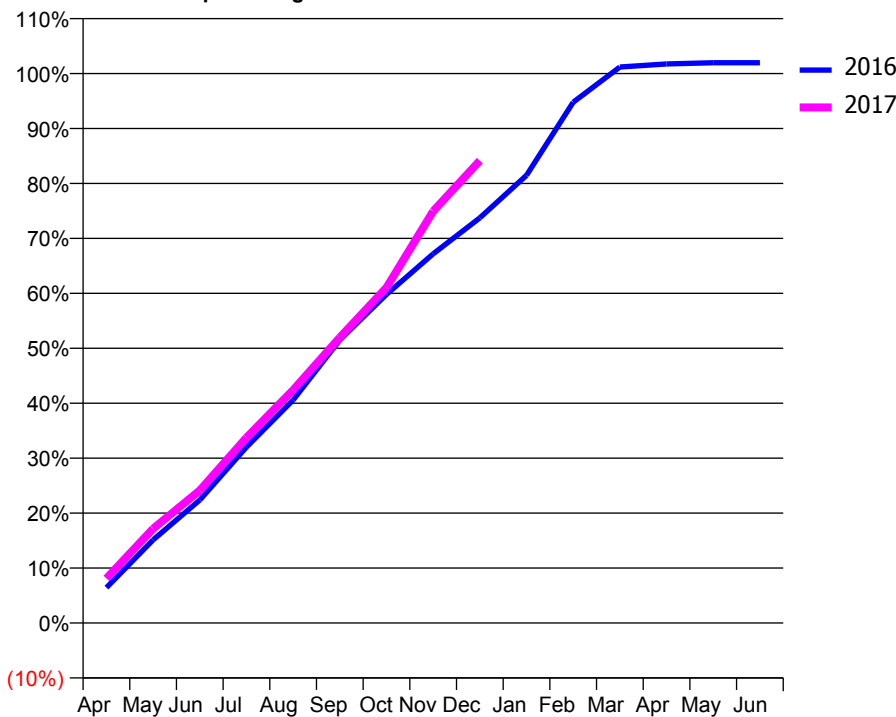
ACCESS*

Patients seen in 24 months	Total	Change since previous quarter
Quarter ending December 2015	4,674	
Quarter ending March 2016	4,808	↑
Quarter ending June 2016	4,769	→
Quarter ending September 2016	4,804	→
Quarter ending December 2016	4,958	↑
Variance since December 2015	6.1%	↑



ACTIVITY

Cumulative percentage of contracted UDA delivered 2016 & 2017



Month	Adjusted Scheduled Activity (UDA)	
	2016	2017
April	746	937
May	1,748	1,985
June	2,586	2,787
July	3,698	3,899
August	4,690	4,898
September	5,950	6,004
October	6,908	7,051
November	7,761	8,658
December	8,519	9,720
January	9,412	
February	10,947	
March	11,688	
April	11,754	
May	11,778	
June	11,778	

QUALITY

	Quantity	Base Number	Contract	AT	Region	England
% of FP17s for the same patient ID Re-attending within 3 months - Children	174	2,628	6.6%	10.1%	12.1%	12.4%
% of FP17s for the same patient ID Re-attending within 3 months - Adults	255	2,078	12.3%	15.3%	15.9%	16.6%
% of FP17s for the same patient ID Re-attending between 3 & 9 months - Children	1,263	2,628	48.1%	50.9%	58.6%	57.5%
% of FP17s for the same patient ID Re-attending between 3 & 9 months - Adults	794	2,078	38.2%	46.5%	51.5%	50.4%
% of FP17s for Band 1 Urgent Courses	378	4,110	9.2%	8.2%	8.0%	9.1%
% of FP17s Relating to Free Repair or Replacements	0	4,110	0.0%	0.7%	0.8%	0.8%
% of FP17s Relating to Continuations	3	4,110	0.1%	0.9%	1.2%	1.3%
% of Patients satisfied with the dentistry they have received	6	6	N/A	92.3%	92.8%	92.7%
% of Patients satisfied with the time they had to wait for an appointment	3	6	N/A	91.0%	89.2%	88.8%

* This is based on patients treated on this contract for their most recent course of treatment. Figures in italics indicate the base number of FP17s or Patient Questionnaire responses are less than 100. N/A is shown where the base number of responses is less than 10 during the period. % is calculated as Quantity/Base number*100

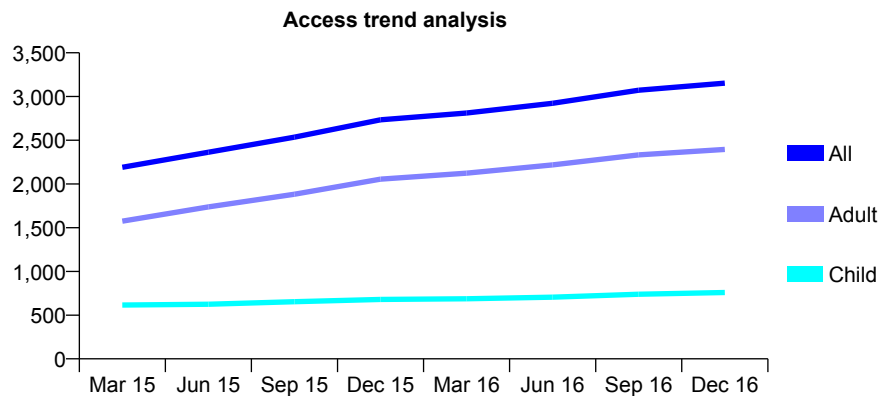
Q54 - Vital Signs At a Glance Contract Report for 576530/0001 - December 2016

Name or company name	MR AK PAL
Contract type name	GDS Contract
Purpose of contract	General
Contract start date	01/04/2006
Contract end date	

16/17 Contracted general activity (UDA)	6,708
Carry forward general activity (UDA)	-55
16/17 Contracted orthodontic activity (UOA)	0
Carry forward orthodontic activity (UOA)	0
Baseline contract value	£219,430.90

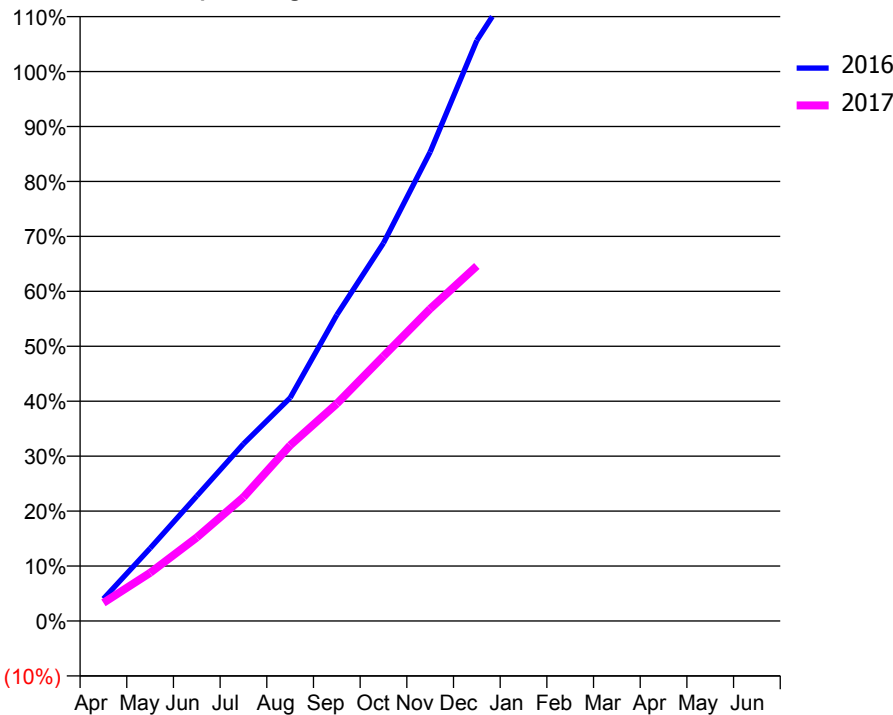
ACCESS*

Patients seen in 24 months	Total	Change since previous quarter
Quarter ending December 2015	2,734	
Quarter ending March 2016	2,811	↑
Quarter ending June 2016	2,923	↑
Quarter ending September 2016	3,072	↑
Quarter ending December 2016	3,153	↑
Variance since December 2015	15.3%	↑



ACTIVITY

Cumulative percentage of contracted UDA delivered 2016 & 2017



Month	Adjusted Scheduled Activity (UDA)	
	2016	2017
April	108	222
May	355	588
June	610	1,021
July	865	1,512
August	1,090	2,145
September	1,495	2,653
October	1,846	3,234
November	2,290	3,812
December	2,835	4,335
January	3,187	
February	3,726	
March	4,068	
April	4,250	
May	4,257	
June	4,259	

QUALITY

	Quantity	Base Number	Contract	AT	Region	England
% of FP17s for the same patient ID Re-attending within 3 months - Children	47	749	6.3%	10.1%	12.1%	12.4%
% of FP17s for the same patient ID Re-attending within 3 months - Adults	276	1,932	14.3%	15.3%	15.9%	16.6%
% of FP17s for the same patient ID Re-attending between 3 & 9 months - Children	283	749	37.8%	50.9%	58.6%	57.5%
% of FP17s for the same patient ID Re-attending between 3 & 9 months - Adults	465	1,932	24.1%	46.5%	51.5%	50.4%
% of FP17s for Band 1 Urgent Courses	254	1,980	12.8%	8.2%	8.0%	9.1%
% of FP17s Relating to Free Repair or Replacements	2	1,980	0.1%	0.7%	0.8%	0.8%
% of FP17s Relating to Continuations	8	1,980	0.4%	0.9%	1.2%	1.3%
% of Patients satisfied with the dentistry they have received	2	2	N/A	92.3%	92.8%	92.7%
% of Patients satisfied with the time they had to wait for an appointment	1	2	N/A	91.0%	89.2%	88.8%

* This is based on patients treated on this contract for their most recent course of treatment. Figures in italics indicate the base number of FP17s or Patient Questionnaire responses are less than 100. N/A is shown where the base number of responses is less than 10 during the period. % is calculated as Quantity/Base number*100

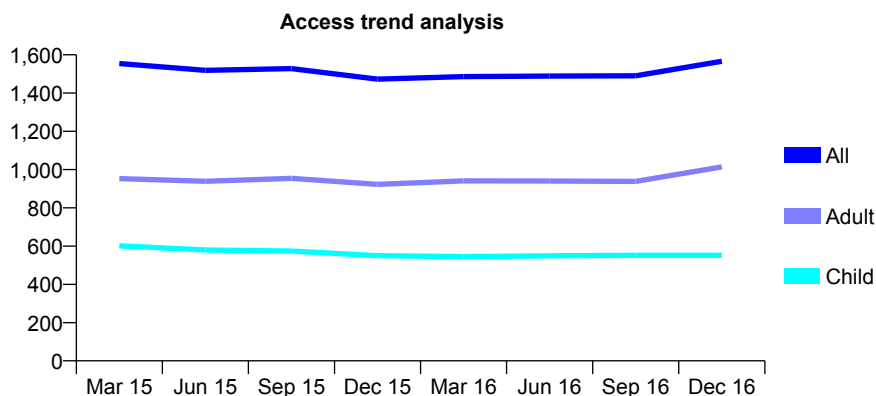
Q54 - Vital Signs At a Glance Contract Report for 577820/0001 - December 2016

Name or company name	MR R KUMAR
Contract type name	GDS Contract
Purpose of contract	General
Contract start date	01/04/2006
Contract end date	

16/17 Contracted general activity (UDA)	7,540
Carry forward general activity (UDA)	-115
16/17 Contracted orthodontic activity (UOA)	0
Carry forward orthodontic activity (UOA)	0
Baseline contract value	£220,588.98

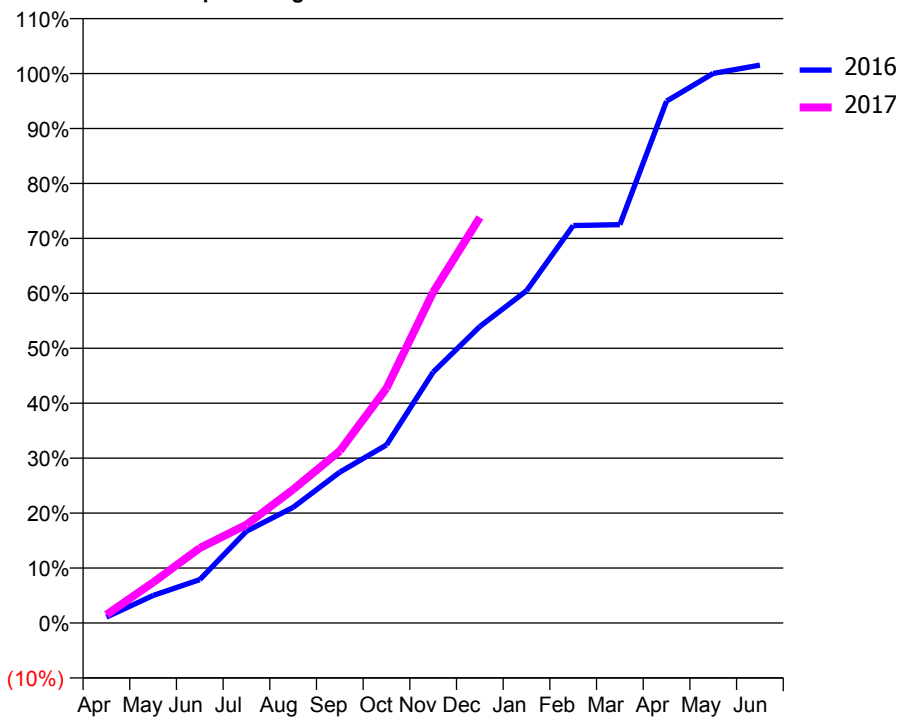
ACCESS*

Patients seen in 24 months	Total	Change since previous quarter
Quarter ending December 2015	1,473	
Quarter ending March 2016	1,486	→
Quarter ending June 2016	1,489	→
Quarter ending September 2016	1,490	→
Quarter ending December 2016	1,566	↑
Variance since December 2015	6.3%	↑



ACTIVITY

Cumulative percentage of contracted UDA delivered 2016 & 2017



Month	Adjusted Scheduled Activity (UDA)	
	2016	2017
April	81	115
May	377	557
June	596	1,030
July	1,259	1,349
August	1,587	1,832
September	2,070	2,361
October	2,443	3,222
November	3,443	4,540
December	4,068	5,565
January	4,560	
February	5,454	
March	5,466	
April	7,160	
May	7,541	
June	7,655	

QUALITY

	Quantity	Base Number	Contract	AT	Region	England
% of FP17s for the same patient ID Re-attending within 3 months - Children	14	380	3.7%	10.1%	12.1%	12.4%
% of FP17s for the same patient ID Re-attending within 3 months - Adults	104	860	12.1%	15.3%	15.9%	16.6%
% of FP17s for the same patient ID Re-attending between 3 & 9 months - Children	81	380	21.3%	50.9%	58.6%	57.5%
% of FP17s for the same patient ID Re-attending between 3 & 9 months - Adults	255	860	29.7%	46.5%	51.5%	50.4%
% of FP17s for Band 1 Urgent Courses	49	876	5.6%	8.2%	8.0%	9.1%
% of FP17s Relating to Free Repair or Replacements	1	876	0.1%	0.7%	0.8%	0.8%
% of FP17s Relating to Continuations	1	876	0.1%	0.9%	1.2%	1.3%
% of Patients satisfied with the dentistry they have received	0	1	N/A	92.3%	92.8%	92.7%
% of Patients satisfied with the time they had to wait for an appointment	0	1	N/A	91.0%	89.2%	88.8%

* This is based on patients treated on this contract for their most recent course of treatment. Figures in italics indicate the base number of FP17s or Patient Questionnaire responses are less than 100. N/A is shown where the base number of responses is less than 10 during the period. % is calculated as Quantity/Base number*100

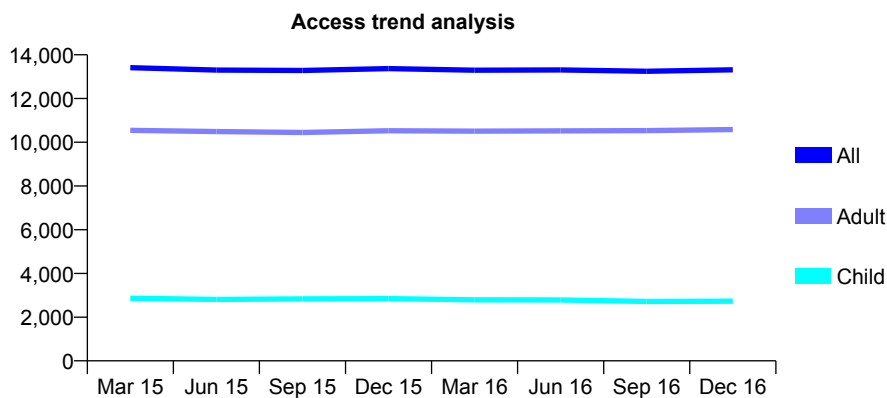
Q54 - Vital Signs At a Glance Contract Report for 619744/0004 - December 2016

Name or company name	MR AM WILLIAMS
Contract type name	GDS Contract
Purpose of contract	General and Orthodontic
Contract start date	01/07/2012
Contract end date	

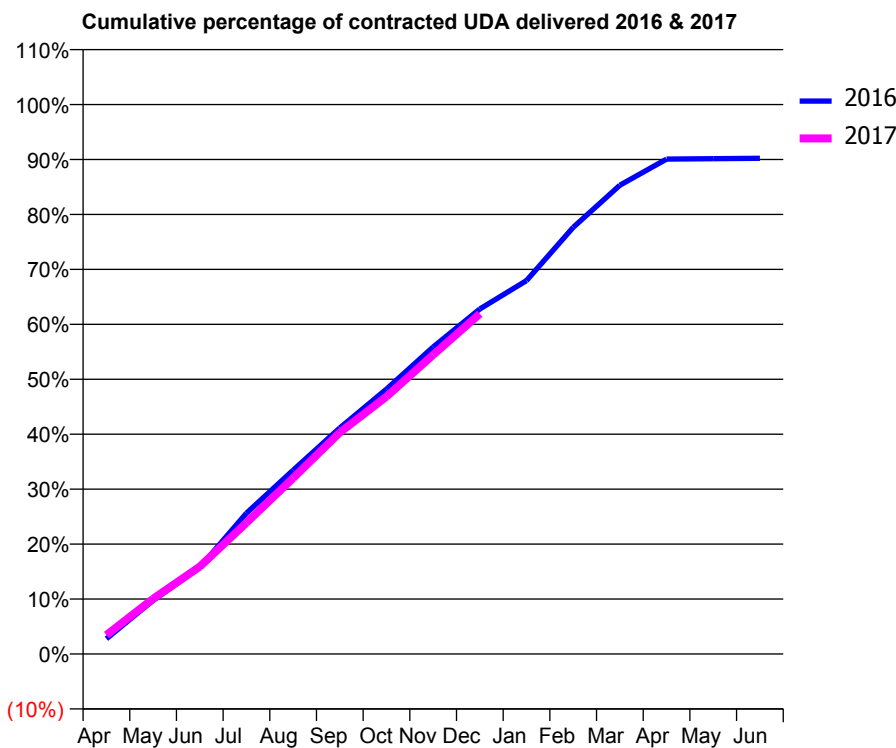
16/17 Contracted general activity (UDA)	42,273
Carry forward general activity (UDA)	0
16/17 Contracted orthodontic activity (UOA)	1,974
Carry forward orthodontic activity (UOA)	-20
Baseline contract value	£1,101,102.19

ACCESS*

Patients seen in 24 months	Total	Change since previous quarter
Quarter ending December 2015	13,371	
Quarter ending March 2016	13,298	→
Quarter ending June 2016	13,307	→
Quarter ending September 2016	13,248	→
Quarter ending December 2016	13,315	→
Variance since December 2015	(0.4%)	→



ACTIVITY



Month	Adjusted Scheduled Activity (UDA)	
	2016	2017
April	1,171	1,460
May	4,131	4,253
June	6,666	6,727
July	10,833	10,102
August	14,139	13,533
September	17,395	17,045
October	20,378	19,806
November	23,620	23,012
December	26,542	26,177
January	28,726	
February	32,826	
March	36,065	
April	38,076	
May	38,101	
June	38,131	

QUALITY

	Quantity	Base Number	Contract	AT	Region	England
% of FP17s for the same patient ID Re-attending within 3 months - Children	354	3,167	11.2%	10.1%	12.1%	12.4%
% of FP17s for the same patient ID Re-attending within 3 months - Adults	1,762	12,128	14.5%	15.3%	15.9%	16.6%
% of FP17s for the same patient ID Re-attending between 3 & 9 months - Children	1,892	3,167	59.7%	50.9%	58.6%	57.5%
% of FP17s for the same patient ID Re-attending between 3 & 9 months - Adults	7,599	12,128	62.7%	46.5%	51.5%	50.4%
% of FP17s for Band 1 Urgent Courses	1,089	14,067	7.7%	8.2%	8.0%	9.1%
% of FP17s Relating to Free Repair or Replacements	204	14,067	1.5%	0.7%	0.8%	0.8%
% of FP17s Relating to Continuations	285	14,067	2.0%	0.9%	1.2%	1.3%
% of Patients satisfied with the dentistry they have received	17	21	81.0%	92.3%	92.8%	92.7%
% of Patients satisfied with the time they had to wait for an appointment	19	21	90.5%	91.0%	89.2%	88.8%

* This is based on patients treated on this contract for their most recent course of treatment. Figures in italics indicate the base number of FP17s or Patient Questionnaire responses are less than 100. N/A is shown where the base number of responses is less than 10 during the period. % is calculated as Quantity/Base number*100

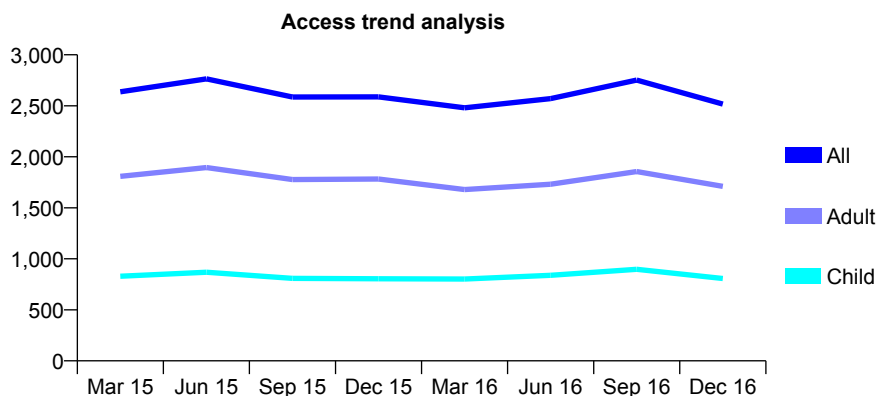
Q54 - Vital Signs At a Glance Contract Report for 629715/0001 - December 2016

Name or company name	MR M GIBBONS
Contract type name	GDS Contract
Purpose of contract	General
Contract start date	01/04/2006
Contract end date	

16/17 Contracted general activity (UDA)	9,814
Carry forward general activity (UDA)	0
16/17 Contracted orthodontic activity (UOA)	0
Carry forward orthodontic activity (UOA)	0
Baseline contract value	£222,636.27

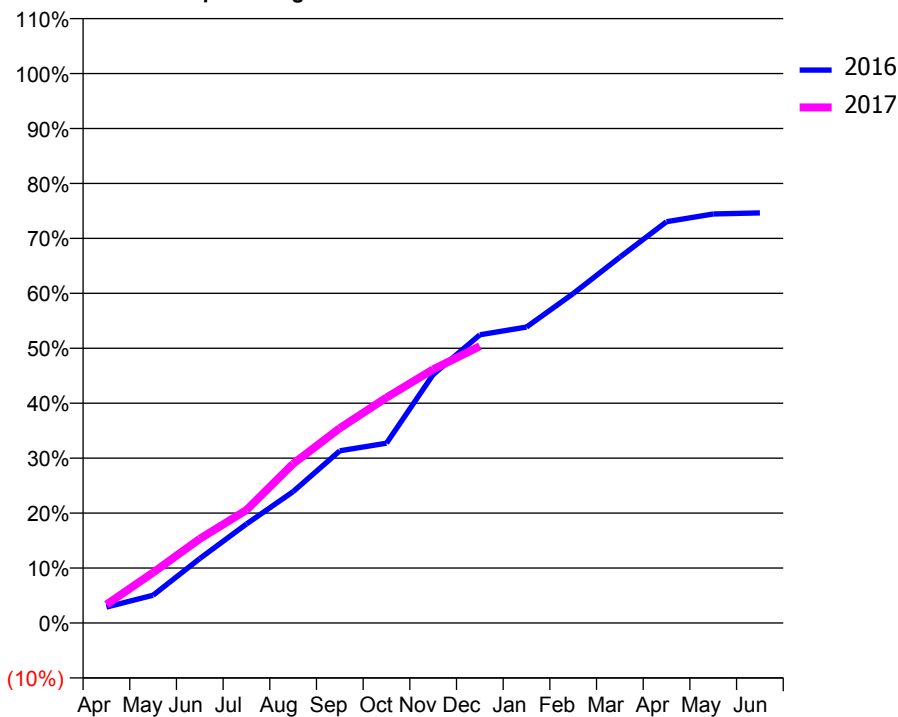
ACCESS*

Patients seen in 24 months	Total	Change since previous quarter
Quarter ending December 2015	2,587	
Quarter ending March 2016	2,481	↓
Quarter ending June 2016	2,571	↑
Quarter ending September 2016	2,752	↑
Quarter ending December 2016	2,517	↓
Variance since December 2015	(2.7%)	↓



ACTIVITY

Cumulative percentage of contracted UDA delivered 2016 & 2017



Month	Adjusted Scheduled Activity (UDA)	
	2016	2017
April	284	330
May	497	901
June	1,152	1,505
July	1,768	2,017
August	2,347	2,845
September	3,075	3,481
October	3,212	4,025
November	4,437	4,530
December	5,147	4,943
January	5,286	
February	5,884	
March	6,533	
April	7,168	
May	7,306	
June	7,324	

QUALITY

	Quantity	Base Number	Contract	AT	Region	England
% of FP17s for the same patient ID Re-attending within 3 months - Children	42	992	4.2%	10.1%	12.1%	12.4%
% of FP17s for the same patient ID Re-attending within 3 months - Adults	253	2,067	12.2%	15.3%	15.9%	16.6%
% of FP17s for the same patient ID Re-attending between 3 & 9 months - Children	467	992	47.1%	50.9%	58.6%	57.5%
% of FP17s for the same patient ID Re-attending between 3 & 9 months - Adults	874	2,067	42.3%	46.5%	51.5%	50.4%
% of FP17s for Band 1 Urgent Courses	123	2,573	4.8%	8.2%	8.0%	9.1%
% of FP17s Relating to Free Repair or Replacements	26	2,573	1.0%	0.7%	0.8%	0.8%
% of FP17s Relating to Continuations	22	2,573	0.9%	0.9%	1.2%	1.3%
% of Patients satisfied with the dentistry they have received	1	1	N/A	92.3%	92.8%	92.7%
% of Patients satisfied with the time they had to wait for an appointment	1	1	N/A	91.0%	89.2%	88.8%

* This is based on patients treated on this contract for their most recent course of treatment. Figures in italics indicate the base number of FP17s or Patient Questionnaire responses are less than 100. N/A is shown where the base number of responses is less than 10 during the period. % is calculated as Quantity/Base number*100

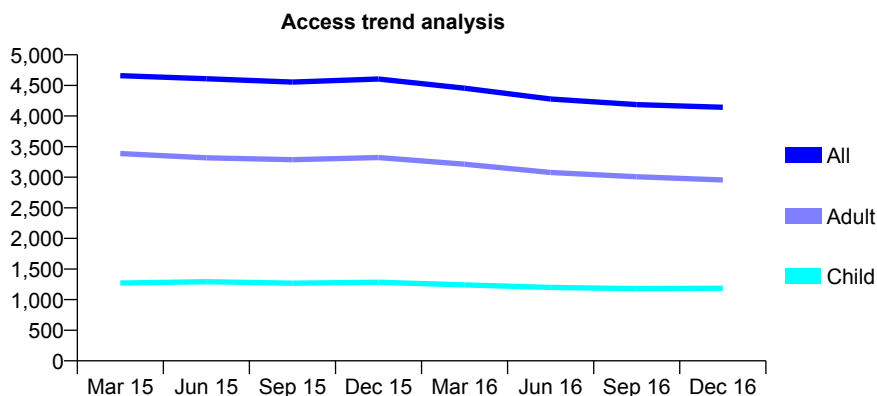
Q54 - Vital Signs At a Glance Contract Report for 629820/0001 - December 2016

Name or company name	MR JW TAYLOR
Contract type name	GDS Contract
Purpose of contract	General
Contract start date	01/04/2006
Contract end date	

16/17 Contracted general activity (UDA)	16,237
Carry forward general activity (UDA)	0
16/17 Contracted orthodontic activity (UOA)	0
Carry forward orthodontic activity (UOA)	0
Baseline contract value	£372,119.04

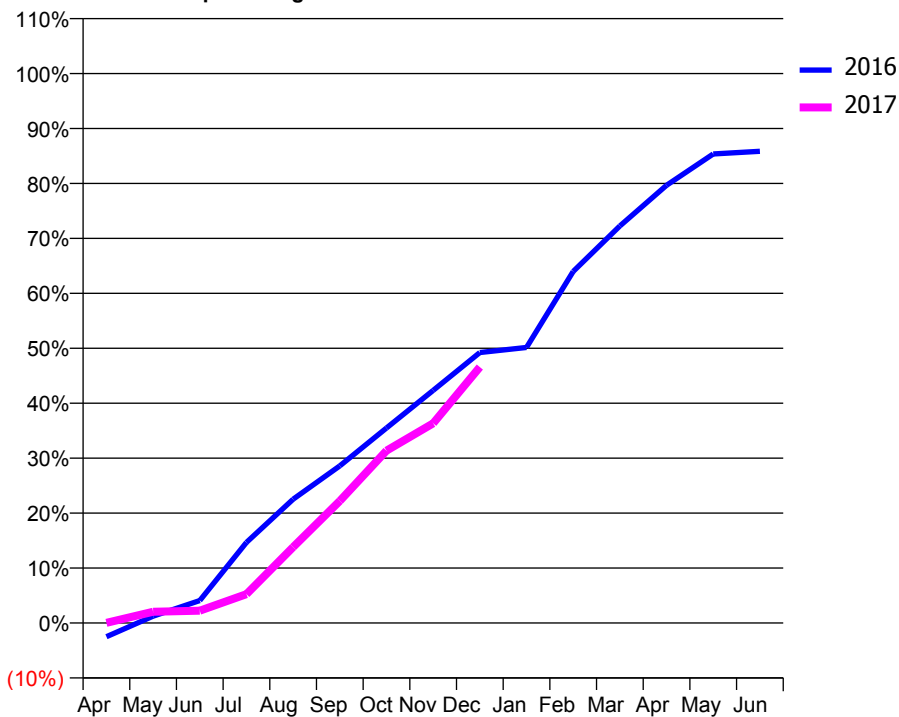
ACCESS*

Patients seen in 24 months	Total	Change since previous quarter
Quarter ending December 2015	4,605	
Quarter ending March 2016	4,454	↓
Quarter ending June 2016	4,277	↓
Quarter ending September 2016	4,187	↓
Quarter ending December 2016	4,143	↓
Variance since December 2015	(10.0%)	↓



ACTIVITY

Cumulative percentage of contracted UDA delivered 2016 & 2017



Month	Adjusted Scheduled Activity (UDA)	
	2016	2017
April	-409	4
May	201	331
June	662	363
July	2,381	855
August	3,660	2,243
September	4,642	3,606
October	5,764	5,093
November	6,874	5,901
December	7,994	7,562
January	8,143	
February	10,390	
March	11,733	
April	12,936	
May	13,859	
June	13,940	

QUALITY

	Quantity	Base Number	Contract	AT	Region	England
% of FP17s for the same patient ID Re-attending within 3 months - Children	40	974	4.1%	10.1%	12.1%	12.4%
% of FP17s for the same patient ID Re-attending within 3 months - Adults	241	2,365	10.2%	15.3%	15.9%	16.6%
% of FP17s for the same patient ID Re-attending between 3 & 9 months - Children	381	974	39.1%	50.9%	58.6%	57.5%
% of FP17s for the same patient ID Re-attending between 3 & 9 months - Adults	1,042	2,365	44.1%	46.5%	51.5%	50.4%
% of FP17s for Band 1 Urgent Courses	193	2,586	7.5%	8.2%	8.0%	9.1%
% of FP17s Relating to Free Repair or Replacements	4	2,586	0.2%	0.7%	0.8%	0.8%
% of FP17s Relating to Continuations	1	2,586	0.0%	0.9%	1.2%	1.3%
% of Patients satisfied with the dentistry they have received	5	6	N/A	92.3%	92.8%	92.7%
% of Patients satisfied with the time they had to wait for an appointment	3	6	N/A	91.0%	89.2%	88.8%

* This is based on patients treated on this contract for their most recent course of treatment. Figures in italics indicate the base number of FP17s or Patient Questionnaire responses are less than 100. N/A is shown where the base number of responses is less than 10 during the period. % is calculated as Quantity/Base number*100

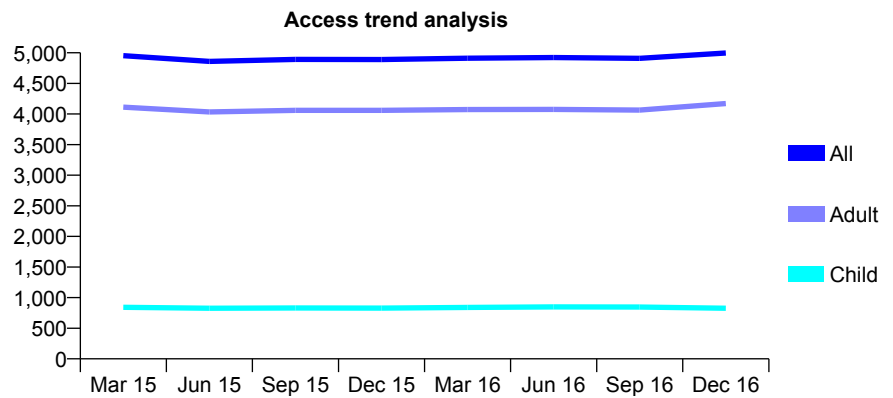
Q54 - Vital Signs At a Glance Contract Report for 630179/0001 - December 2016

Name or company name	MR SG HAMBLETON
Contract type name	GDS Contract
Purpose of contract	General and Orthodontic
Contract start date	01/04/2006
Contract end date	

16/17 Contracted general activity (UDA)	13,502
Carry forward general activity (UDA)	-270
16/17 Contracted orthodontic activity (UOA)	395
Carry forward orthodontic activity (UOA)	6
Baseline contract value	£347,973.66

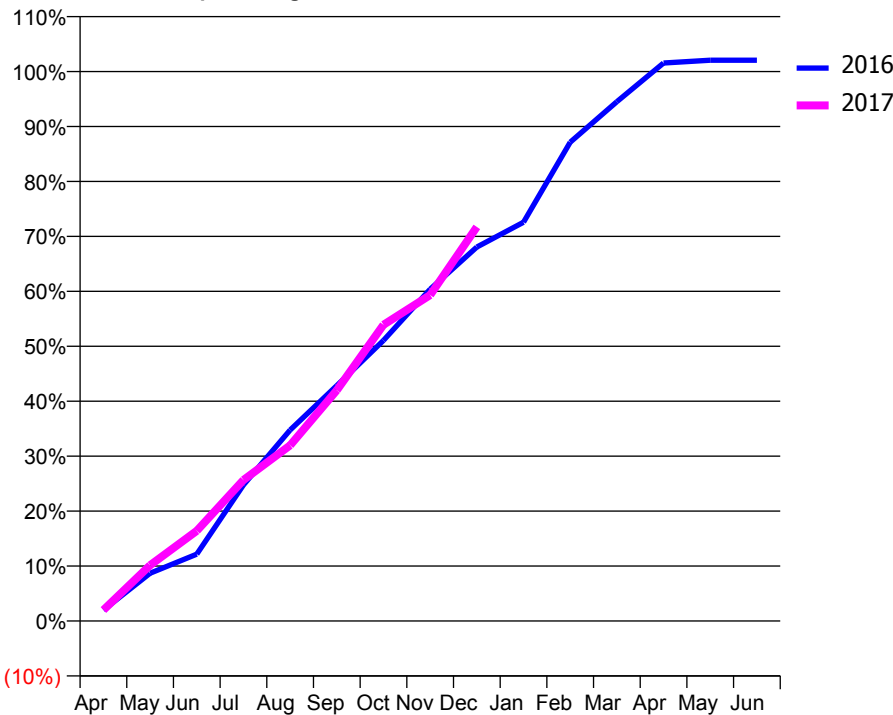
ACCESS*

Patients seen in 24 months	Total	Change since previous quarter
Quarter ending December 2015	4,889	
Quarter ending March 2016	4,912	→
Quarter ending June 2016	4,923	→
Quarter ending September 2016	4,910	→
Quarter ending December 2016	4,997	→
Variance since December 2015	2.2%	↑



ACTIVITY

Cumulative percentage of contracted UDA delivered 2016 & 2017



Month	Adjusted Scheduled Activity (UDA)	
	2016	2017
April	270	270
May	1,174	1,371
June	1,643	2,218
July	3,342	3,464
August	4,695	4,316
September	5,785	5,671
October	6,894	7,279
November	8,153	8,009
December	9,189	9,685
January	9,799	
February	11,764	
March	12,761	
April	13,711	
May	13,780	
June	13,780	

QUALITY

	Quantity	Base Number	Contract	AT	Region	England
% of FP17s for the same patient ID Re-attending within 3 months - Children	65	812	8.0%	10.1%	12.1%	12.4%
% of FP17s for the same patient ID Re-attending within 3 months - Adults	388	4,156	9.3%	15.3%	15.9%	16.6%
% of FP17s for the same patient ID Re-attending between 3 & 9 months - Children	401	812	49.4%	50.9%	58.6%	57.5%
% of FP17s for the same patient ID Re-attending between 3 & 9 months - Adults	2,303	4,156	55.4%	46.5%	51.5%	50.4%
% of FP17s for Band 1 Urgent Courses	106	4,499	2.4%	8.2%	8.0%	9.1%
% of FP17s Relating to Free Repair or Replacements	52	4,499	1.2%	0.7%	0.8%	0.8%
% of FP17s Relating to Continuations	56	4,499	1.2%	0.9%	1.2%	1.3%
% of Patients satisfied with the dentistry they have received	7	7	N/A	92.3%	92.8%	92.7%
% of Patients satisfied with the time they had to wait for an appointment	6	7	N/A	91.0%	89.2%	88.8%

* This is based on patients treated on this contract for their most recent course of treatment. Figures in italics indicate the base number of FP17s or Patient Questionnaire responses are less than 100. N/A is shown where the base number of responses is less than 10 during the period. % is calculated as Quantity/Base number*100

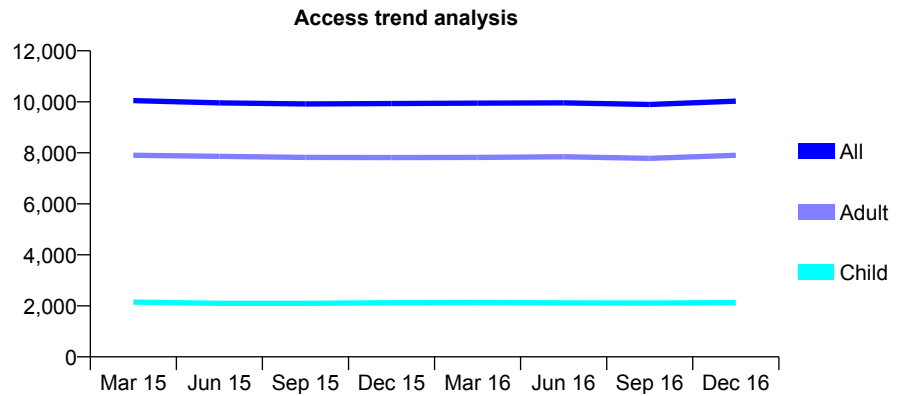
Q54 - Vital Signs At a Glance Contract Report for 631183/0001 - December 2016

Name or company name	MR AJ KIMPTON
Contract type name	GDS Contract
Purpose of contract	General
Contract start date	01/04/2006
Contract end date	

16/17 Contracted general activity (UDA)	26,410
Carry forward general activity (UDA)	-362
16/17 Contracted orthodontic activity (UOA)	0
Carry forward orthodontic activity (UOA)	0
Baseline contract value	£636,482.14

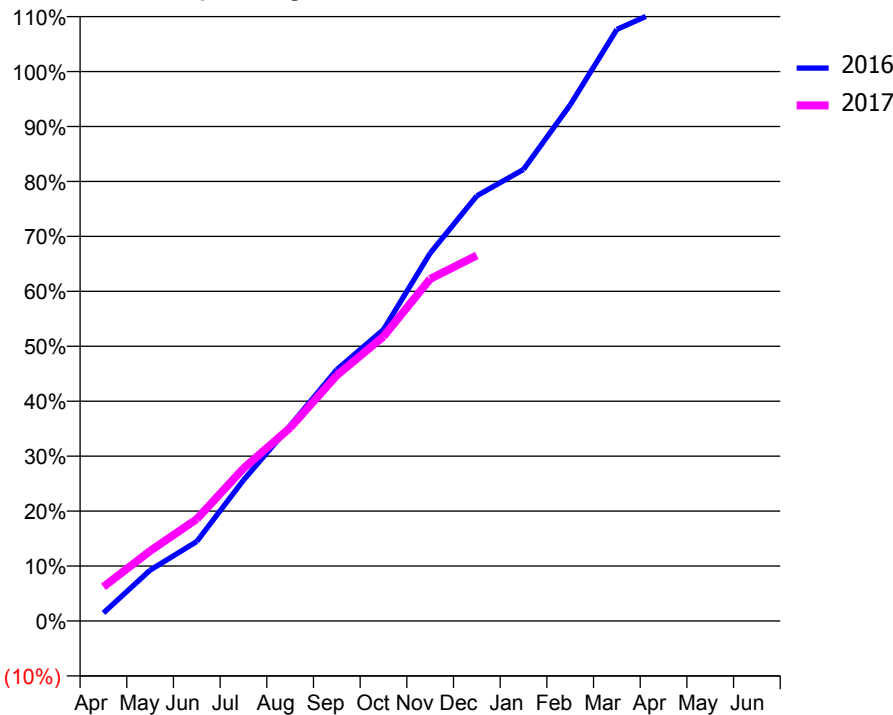
ACCESS*

Patients seen in 24 months	Total	Change since previous quarter
Quarter ending December 2015	9,934	
Quarter ending March 2016	9,950	→
Quarter ending June 2016	9,958	→
Quarter ending September 2016	9,894	→
Quarter ending December 2016	10,028	→
Variance since December 2015	0.9%	→



ACTIVITY

Cumulative percentage of contracted UDA delivered 2016 & 2017



Month	Adjusted Scheduled Activity (UDA)	
	2016	2017
April	350	1,642
May	2,223	3,368
June	3,473	4,898
July	6,155	7,335
August	8,530	9,292
September	10,984	11,805
October	12,733	13,675
November	16,074	16,443
December	18,578	17,570
January	19,729	
February	22,552	
March	25,850	
April	26,761	
May	26,761	
June	26,773	

QUALITY

	Quantity	Base Number	Contract	AT	Region	England
% of FP17s for the same patient ID Re-attending within 3 months - Children	142	2,049	6.9%	10.1%	12.1%	12.4%
% of FP17s for the same patient ID Re-attending within 3 months - Adults	1,059	7,132	14.8%	15.3%	15.9%	16.6%
% of FP17s for the same patient ID Re-attending between 3 & 9 months - Children	1,138	2,049	55.5%	50.9%	58.6%	57.5%
% of FP17s for the same patient ID Re-attending between 3 & 9 months - Adults	3,648	7,132	51.1%	46.5%	51.5%	50.4%
% of FP17s for Band 1 Urgent Courses	174	8,278	2.1%	8.2%	8.0%	9.1%
% of FP17s Relating to Free Repair or Replacements	53	8,278	0.6%	0.7%	0.8%	0.8%
% of FP17s Relating to Continuations	168	8,278	2.0%	0.9%	1.2%	1.3%
% of Patients satisfied with the dentistry they have received	54	54	100.0%	92.3%	92.8%	92.7%
% of Patients satisfied with the time they had to wait for an appointment	52	54	96.3%	91.0%	89.2%	88.8%

* This is based on patients treated on this contract for their most recent course of treatment. Figures in italics indicate the base number of FP17s or Patient Questionnaire responses are less than 100. N/A is shown where the base number of responses is less than 10 during the period. % is calculated as Quantity/Base number*100

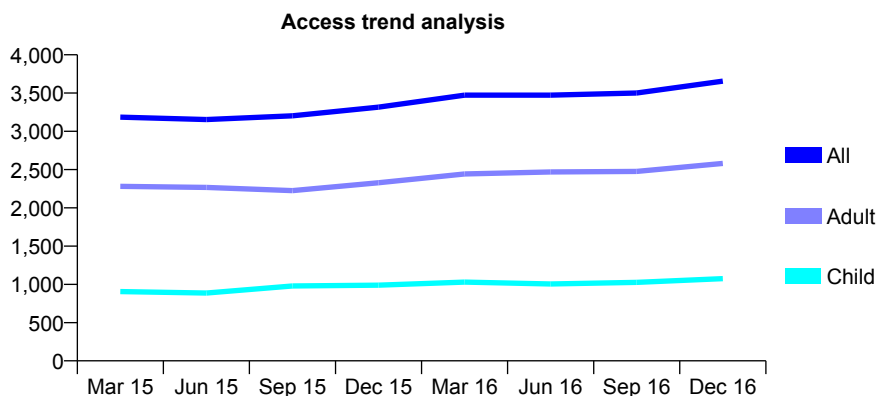
Q54 - Vital Signs At a Glance Contract Report for 638056/0001 - December 2016

Name or company name	MR CJ GIBSON
Contract type name	GDS Contract
Purpose of contract	General
Contract start date	01/04/2006
Contract end date	

16/17 Contracted general activity (UDA)	9,422
Carry forward general activity (UDA)	0
16/17 Contracted orthodontic activity (UOA)	0
Carry forward orthodontic activity (UOA)	0
Baseline contract value	£244,227.77

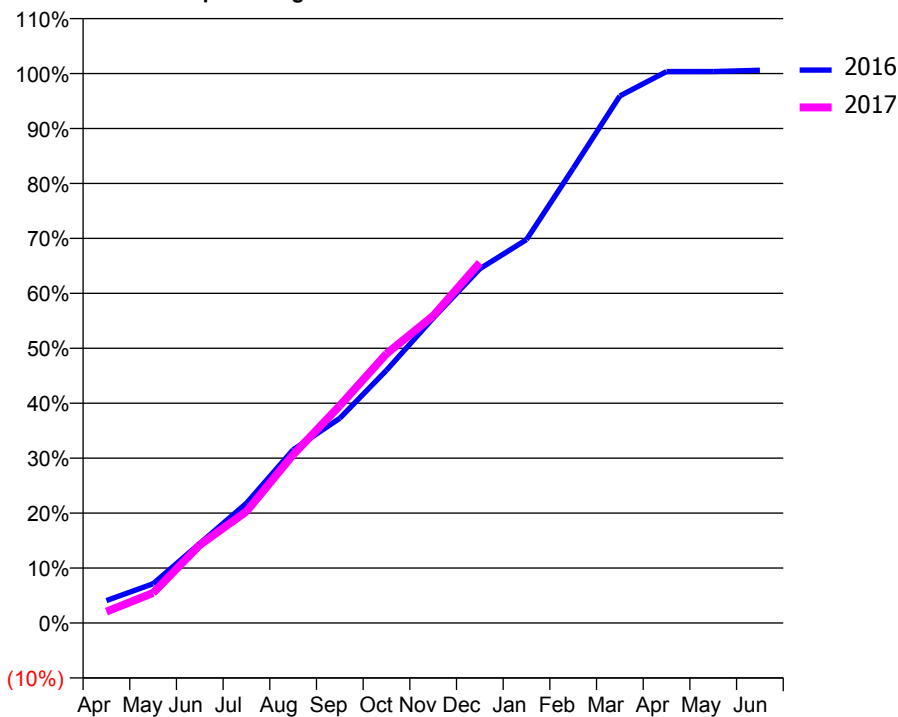
ACCESS*

Patients seen in 24 months	Total	Change since previous quarter
Quarter ending December 2015	3,316	
Quarter ending March 2016	3,472	↑
Quarter ending June 2016	3,473	→
Quarter ending September 2016	3,501	→
Quarter ending December 2016	3,655	↑
Variance since December 2015	10.2%	↑



ACTIVITY

Cumulative percentage of contracted UDA delivered 2016 & 2017



Month	Adjusted Scheduled Activity (UDA)	
	2016	2017
April	385	196
May	674	516
June	1,364	1,338
July	2,054	1,912
August	2,970	2,886
September	3,511	3,728
October	4,335	4,618
November	5,228	5,268
December	6,074	6,179
January	6,575	
February	7,796	
March	9,037	
April	9,456	
May	9,455	
June	9,479	

QUALITY

	Quantity	Base Number	Contract	AT	Region	England
% of FP17s for the same patient ID Re-attending within 3 months - Children	54	926	5.8%	10.1%	12.1%	12.4%
% of FP17s for the same patient ID Re-attending within 3 months - Adults	263	1,968	13.4%	15.3%	15.9%	16.6%
% of FP17s for the same patient ID Re-attending between 3 & 9 months - Children	389	926	42.0%	50.9%	58.6%	57.5%
% of FP17s for the same patient ID Re-attending between 3 & 9 months - Adults	695	1,968	35.3%	46.5%	51.5%	50.4%
% of FP17s for Band 1 Urgent Courses	139	2,700	5.1%	8.2%	8.0%	9.1%
% of FP17s Relating to Free Repair or Replacements	36	2,700	1.3%	0.7%	0.8%	0.8%
% of FP17s Relating to Continuations	23	2,700	0.9%	0.9%	1.2%	1.3%
% of Patients satisfied with the dentistry they have received	4	5	N/A	92.3%	92.8%	92.7%
% of Patients satisfied with the time they had to wait for an appointment	4	5	N/A	91.0%	89.2%	88.8%

* This is based on patients treated on this contract for their most recent course of treatment. Figures in italics indicate the base number of FP17s or Patient Questionnaire responses are less than 100. N/A is shown where the base number of responses is less than 10 during the period. % is calculated as Quantity/Base number*100

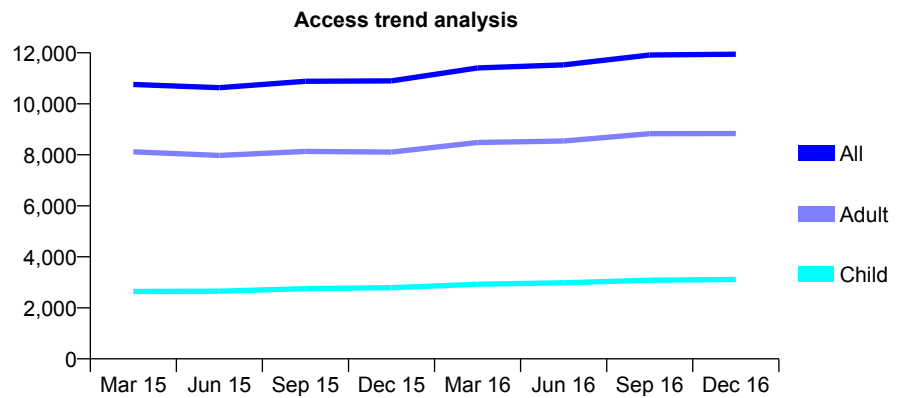
Q54 - Vital Signs At a Glance Contract Report for 638633/0001 - December 2016

Name or company name	Balbir S Bhandal, Amrik S Bhandal & Baljit
Contract type name	GDS Contract
Purpose of contract	General
Contract start date	01/04/2006
Contract end date	

16/17 Contracted general activity (UDA)	45,033
Carry forward general activity (UDA)	1,322
16/17 Contracted orthodontic activity (UOA)	0
Carry forward orthodontic activity (UOA)	0
Baseline contract value	£1,173,860.08

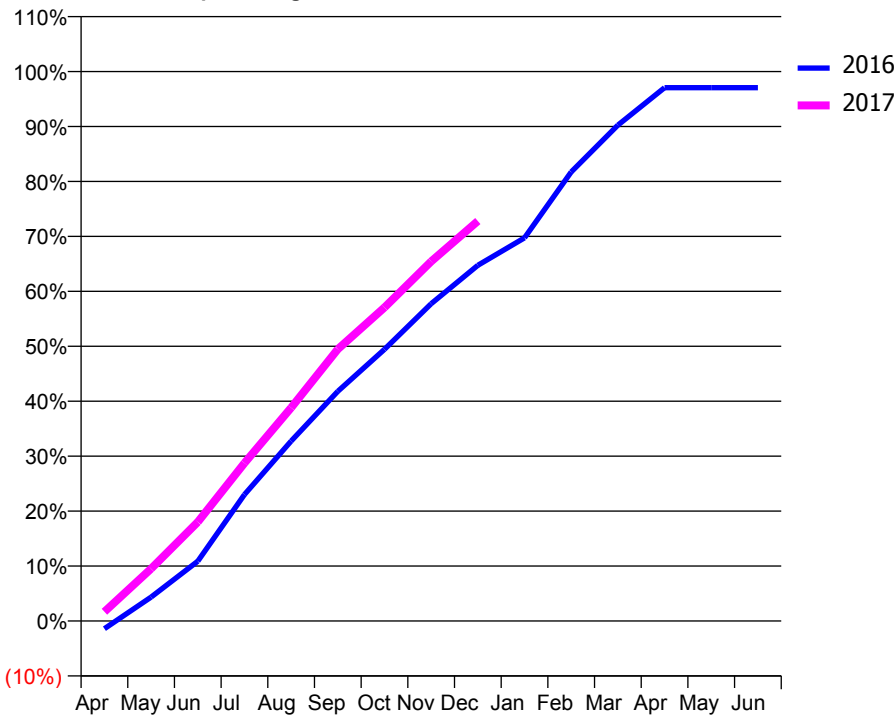
ACCESS*

Patients seen in 24 months	Total	Change since previous quarter
Quarter ending December 2015	10,897	
Quarter ending March 2016	11,405	↑
Quarter ending June 2016	11,526	→
Quarter ending September 2016	11,913	↑
Quarter ending December 2016	11,947	→
Variance since December 2015	9.6%	↑



ACTIVITY

Cumulative percentage of contracted UDA delivered 2016 & 2017



Month	Adjusted Scheduled Activity (UDA)	
	2016	2017
April	-641	762
May	1,962	4,290
June	4,896	8,115
July	10,367	12,947
August	14,747	17,477
September	18,820	22,276
October	22,266	25,694
November	25,999	29,470
December	29,155	32,776
January	31,400	
February	36,798	
March	40,633	
April	43,704	
May	43,707	
June	43,711	

QUALITY

	Quantity	Base Number	Contract	AT	Region	England
% of FP17s for the same patient ID Re-attending within 3 months - Children	148	2,877	5.1%	10.1%	12.1%	12.4%
% of FP17s for the same patient ID Re-attending within 3 months - Adults	729	7,444	9.8%	15.3%	15.9%	16.6%
% of FP17s for the same patient ID Re-attending between 3 & 9 months - Children	1,231	2,877	42.8%	50.9%	58.6%	57.5%
% of FP17s for the same patient ID Re-attending between 3 & 9 months - Adults	2,483	7,444	33.4%	46.5%	51.5%	50.4%
% of FP17s for Band 1 Urgent Courses	1,037	9,462	11.0%	8.2%	8.0%	9.1%
% of FP17s Relating to Free Repair or Replacements	95	9,462	1.0%	0.7%	0.8%	0.8%
% of FP17s Relating to Continuations	54	9,462	0.6%	0.9%	1.2%	1.3%
% of Patients satisfied with the dentistry they have received	20	21	95.2%	92.3%	92.8%	92.7%
% of Patients satisfied with the time they had to wait for an appointment	21	21	100.0%	91.0%	89.2%	88.8%

* This is based on patients treated on this contract for their most recent course of treatment. Figures in italics indicate the base number of FP17s or Patient Questionnaire responses are less than 100. N/A is shown where the base number of responses is less than 10 during the period. % is calculated as Quantity/Base number*100

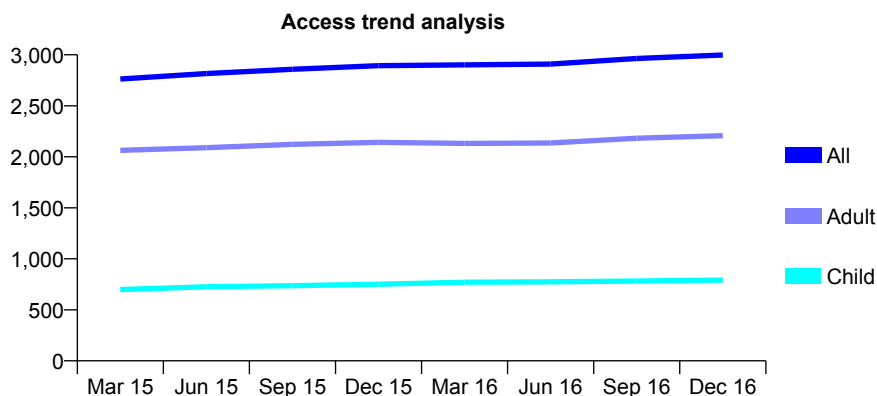
Q54 - Vital Signs At a Glance Contract Report for 638633/0002 - December 2016

Name or company name	Balbir S Bhandal, Amrik S Bhandal & Baljit
Contract type name	GDS Contract
Purpose of contract	General
Contract start date	01/04/2006
Contract end date	

16/17 Contracted general activity (UDA)	9,867
Carry forward general activity (UDA)	353
16/17 Contracted orthodontic activity (UOA)	0
Carry forward orthodontic activity (UOA)	0
Baseline contract value	£218,096.20

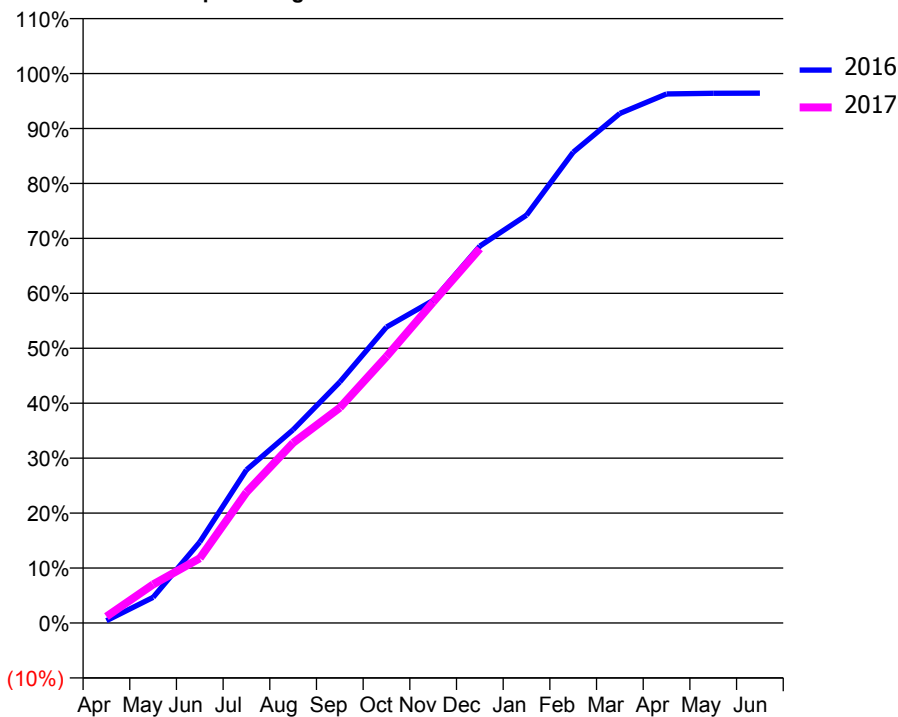
ACCESS*

Patients seen in 24 months	Total	Change since previous quarter
Quarter ending December 2015	2,893	
Quarter ending March 2016	2,901	→
Quarter ending June 2016	2,909	→
Quarter ending September 2016	2,964	→
Quarter ending December 2016	2,998	→
Variance since December 2015	3.6%	↑



ACTIVITY

Cumulative percentage of contracted UDA delivered 2016 & 2017



Month	2016	2017
April	42	116
May	460	694
June	1,454	1,162
July	2,750	2,347
August	3,470	3,236
September	4,327	3,866
October	5,315	4,786
November	5,792	5,761
December	6,769	6,721
January	7,324	
February	8,453	
March	9,150	
April	9,499	
May	9,512	
June	9,513	

QUALITY

	Quantity	Base Number	Contract	AT	Region	England
% of FP17s for the same patient ID Re-attending within 3 months - Children	14	660	2.1%	10.1%	12.1%	12.4%
% of FP17s for the same patient ID Re-attending within 3 months - Adults	117	1,867	6.3%	15.3%	15.9%	16.6%
% of FP17s for the same patient ID Re-attending between 3 & 9 months - Children	289	660	43.8%	50.9%	58.6%	57.5%
% of FP17s for the same patient ID Re-attending between 3 & 9 months - Adults	891	1,867	47.7%	46.5%	51.5%	50.4%
% of FP17s for Band 1 Urgent Courses	112	2,390	4.7%	8.2%	8.0%	9.1%
% of FP17s Relating to Free Repair or Replacements	28	2,390	1.2%	0.7%	0.8%	0.8%
% of FP17s Relating to Continuations	9	2,390	0.4%	0.9%	1.2%	1.3%
% of Patients satisfied with the dentistry they have received	6	6	N/A	92.3%	92.8%	92.7%
% of Patients satisfied with the time they had to wait for an appointment	6	6	N/A	91.0%	89.2%	88.8%

* This is based on patients treated on this contract for their most recent course of treatment. Figures in italics indicate the base number of FP17s or Patient Questionnaire responses are less than 100. N/A is shown where the base number of responses is less than 10 during the period. % is calculated as Quantity/Base number*100

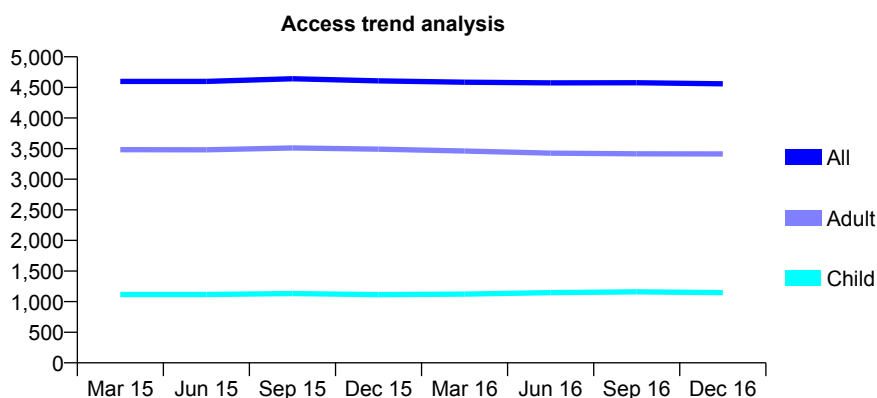
Q54 - Vital Signs At a Glance Contract Report for 638633/0003 - December 2016

Name or company name	Balbir S Bhandal, Amrik S Bhandal & Baljit
Contract type name	GDS Contract
Purpose of contract	General
Contract start date	01/04/2006
Contract end date	

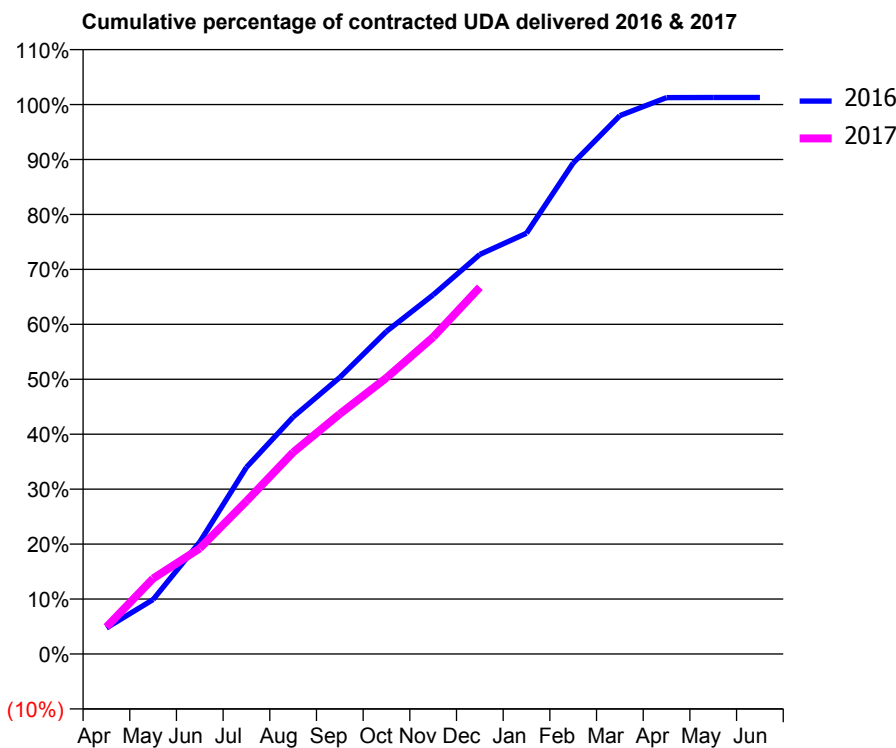
16/17 Contracted general activity (UDA)	13,717
Carry forward general activity (UDA)	-175
16/17 Contracted orthodontic activity (UOA)	0
Carry forward orthodontic activity (UOA)	0
Baseline contract value	£340,613.89

ACCESS*

Patients seen in 24 months	Total	Change since previous quarter
Quarter ending December 2015	4,606	
Quarter ending March 2016	4,585	→
Quarter ending June 2016	4,575	→
Quarter ending September 2016	4,577	→
Quarter ending December 2016	4,559	→
Variance since December 2015	(1.0%)	↓



ACTIVITY



Month	Adjusted Scheduled Activity (UDA)	
	2016	2017
April	651	672
May	1,358	1,884
June	2,797	2,638
July	4,660	3,818
August	5,917	5,034
September	6,906	5,994
October	8,054	6,894
November	8,967	7,909
December	9,975	9,155
January	10,503	
February	12,257	
March	13,439	
April	13,890	
May	13,892	
June	13,892	

QUALITY

	Quantity	Base Number	Contract	AT	Region	England
% of FP17s for the same patient ID Re-attending within 3 months - Children	28	1,042	2.7%	10.1%	12.1%	12.4%
% of FP17s for the same patient ID Re-attending within 3 months - Adults	214	2,804	7.6%	15.3%	15.9%	16.6%
% of FP17s for the same patient ID Re-attending between 3 & 9 months - Children	410	1,042	39.3%	50.9%	58.6%	57.5%
% of FP17s for the same patient ID Re-attending between 3 & 9 months - Adults	1,193	2,804	42.5%	46.5%	51.5%	50.4%
% of FP17s for Band 1 Urgent Courses	135	3,614	3.7%	8.2%	8.0%	9.1%
% of FP17s Relating to Free Repair or Replacements	36	3,614	1.0%	0.7%	0.8%	0.8%
% of FP17s Relating to Continuations	30	3,614	0.8%	0.9%	1.2%	1.3%
% of Patients satisfied with the dentistry they have received	6	6	N/A	92.3%	92.8%	92.7%
% of Patients satisfied with the time they had to wait for an appointment	5	6	N/A	91.0%	89.2%	88.8%

* This is based on patients treated on this contract for their most recent course of treatment. Figures in italics indicate the base number of FP17s or Patient Questionnaire responses are less than 100. N/A is shown where the base number of responses is less than 10 during the period. % is calculated as Quantity/Base number*100

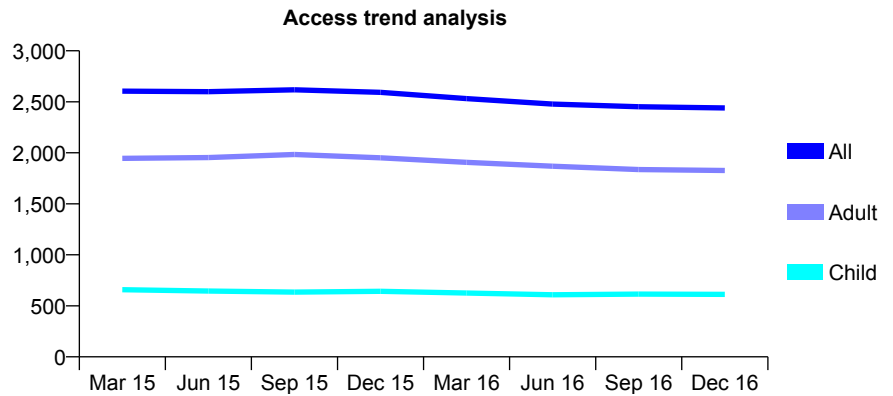
Q54 - Vital Signs At a Glance Contract Report for 638633/0004 - December 2016

Name or company name	Balbir S Bhandal, Amrik S Bhandal & Baljit
Contract type name	GDS Contract
Purpose of contract	General
Contract start date	01/04/2006
Contract end date	

16/17 Contracted general activity (UDA)	7,522
Carry forward general activity (UDA)	-104
16/17 Contracted orthodontic activity (UOA)	0
Carry forward orthodontic activity (UOA)	0
Baseline contract value	£186,725.73

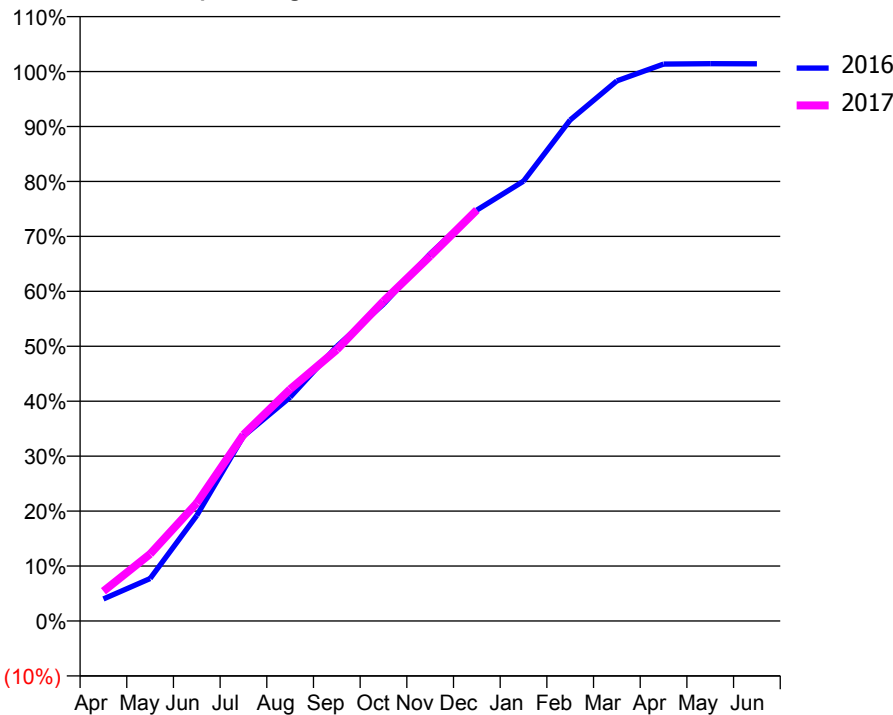
ACCESS*

Patients seen in 24 months	Total	Change since previous quarter
Quarter ending December 2015	2,593	
Quarter ending March 2016	2,531	↓
Quarter ending June 2016	2,478	↓
Quarter ending September 2016	2,451	↓
Quarter ending December 2016	2,440	→
Variance since December 2015	(5.9%)	↓



ACTIVITY

Cumulative percentage of contracted UDA delivered 2016 & 2017



Month	Adjusted Scheduled Activity (UDA)	
	2016	2017
April	302	408
May	581	918
June	1,445	1,614
July	2,530	2,551
August	3,064	3,174
September	3,760	3,714
October	4,337	4,379
November	5,026	4,994
December	5,625	5,626
January	6,022	
February	6,859	
March	7,394	
April	7,624	
May	7,628	
June	7,626	

QUALITY

	Quantity	Base Number	Contract	AT	Region	England
% of FP17s for the same patient ID Re-attending within 3 months - Children	29	587	4.9%	10.1%	12.1%	12.4%
% of FP17s for the same patient ID Re-attending within 3 months - Adults	127	1,509	8.4%	15.3%	15.9%	16.6%
% of FP17s for the same patient ID Re-attending between 3 & 9 months - Children	245	587	41.7%	50.9%	58.6%	57.5%
% of FP17s for the same patient ID Re-attending between 3 & 9 months - Adults	548	1,509	36.3%	46.5%	51.5%	50.4%
% of FP17s for Band 1 Urgent Courses	140	2,017	6.9%	8.2%	8.0%	9.1%
% of FP17s Relating to Free Repair or Replacements	22	2,017	1.1%	0.7%	0.8%	0.8%
% of FP17s Relating to Continuations	10	2,017	0.5%	0.9%	1.2%	1.3%
% of Patients satisfied with the dentistry they have received	1	1	N/A	92.3%	92.8%	92.7%
% of Patients satisfied with the time they had to wait for an appointment	1	1	N/A	91.0%	89.2%	88.8%

* This is based on patients treated on this contract for their most recent course of treatment. Figures in italics indicate the base number of FP17s or Patient Questionnaire responses are less than 100. N/A is shown where the base number of responses is less than 10 during the period. % is calculated as Quantity/Base number*100

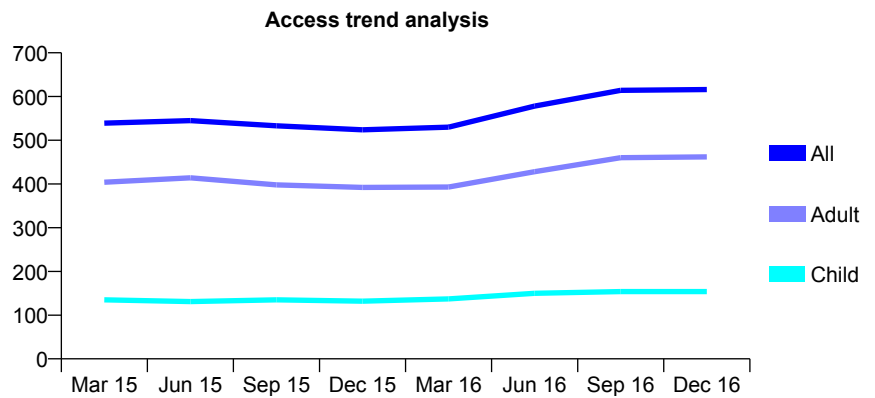
Q54 - Vital Signs At a Glance Contract Report for 638633/0005 - December 2016

Name or company name	Balbir S Bhandal, Amrik S Bhandal & Baljit
Contract type name	GDS Contract
Purpose of contract	General and Orthodontic
Contract start date	01/04/2006
Contract end date	

16/17 Contracted general activity (UDA)	2,045
Carry forward general activity (UDA)	71
16/17 Contracted orthodontic activity (UOA)	450
Carry forward orthodontic activity (UOA)	0
Baseline contract value	£74,193.80

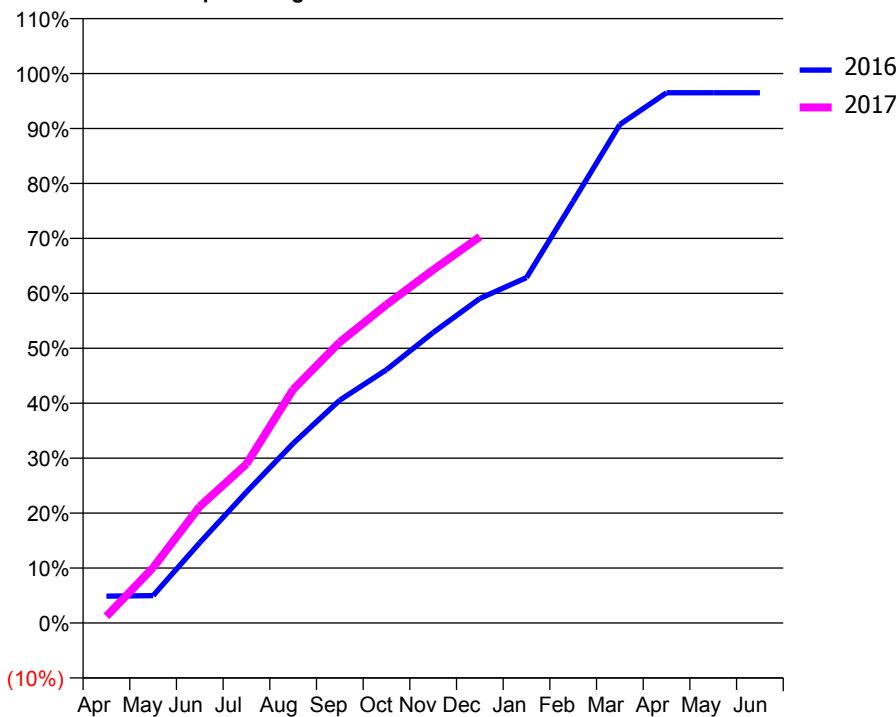
ACCESS*

Patients seen in 24 months	Total	Change since previous quarter
Quarter ending December 2015	524	
Quarter ending March 2016	530	→
Quarter ending June 2016	578	↑
Quarter ending September 2016	614	↑
Quarter ending December 2016	616	→
Variance since December 2015	17.6%	↑



ACTIVITY

Cumulative percentage of contracted UDA delivered 2016 & 2017



Month	Adjusted Scheduled Activity (UDA)	
	2016	2017
April	100	25
May	102	206
June	299	434
July	488	592
August	668	869
September	829	1,045
October	943	1,185
November	1,081	1,314
December	1,208	1,438
January	1,286	
February	1,569	
March	1,855	
April	1,973	
May	1,973	
June	1,973	

QUALITY

	Quantity	Base Number	Contract	AT	Region	England
% of FP17s for the same patient ID Re-attending within 3 months - Children	26	225	11.6%	10.1%	12.1%	12.4%
% of FP17s for the same patient ID Re-attending within 3 months - Adults	35	487	7.2%	15.3%	15.9%	16.6%
% of FP17s for the same patient ID Re-attending between 3 & 9 months - Children	90	225	40.0%	50.9%	58.6%	57.5%
% of FP17s for the same patient ID Re-attending between 3 & 9 months - Adults	232	487	47.6%	46.5%	51.5%	50.4%
% of FP17s for Band 1 Urgent Courses	83	613	13.5%	8.2%	8.0%	9.1%
% of FP17s Relating to Free Repair or Replacements	1	613	0.2%	0.7%	0.8%	0.8%
% of FP17s Relating to Continuations	5	613	0.8%	0.9%	1.2%	1.3%
% of Patients satisfied with the dentistry they have received	0	0	N/A	92.3%	92.8%	92.7%
% of Patients satisfied with the time they had to wait for an appointment	0	0	N/A	91.0%	89.2%	88.8%

* This is based on patients treated on this contract for their most recent course of treatment. Figures in italics indicate the base number of FP17s or Patient Questionnaire responses are less than 100. N/A is shown where the base number of responses is less than 10 during the period. % is calculated as Quantity/Base number*100

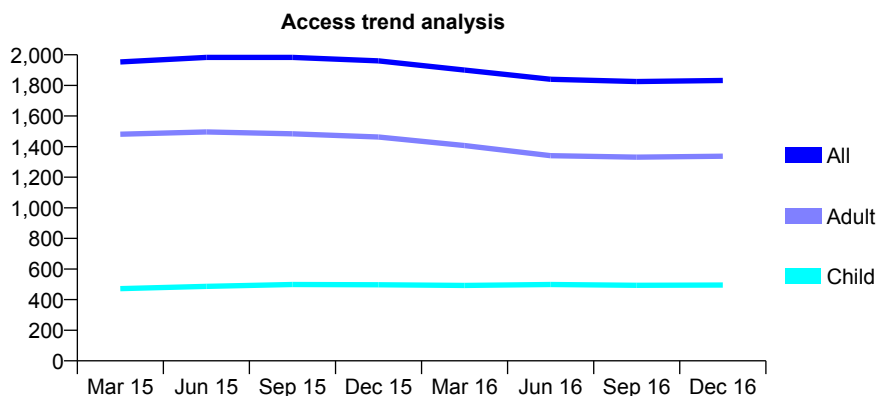
Q54 - Vital Signs At a Glance Contract Report for 638633/0006 - December 2016

Name or company name	Balbir S Bhandal, Amrik S Bhandal & Baljit
Contract type name	GDS Contract
Purpose of contract	General
Contract start date	01/04/2006
Contract end date	

16/17 Contracted general activity (UDA)	6,103
Carry forward general activity (UDA)	83
16/17 Contracted orthodontic activity (UOA)	0
Carry forward orthodontic activity (UOA)	0
Baseline contract value	£131,894.25

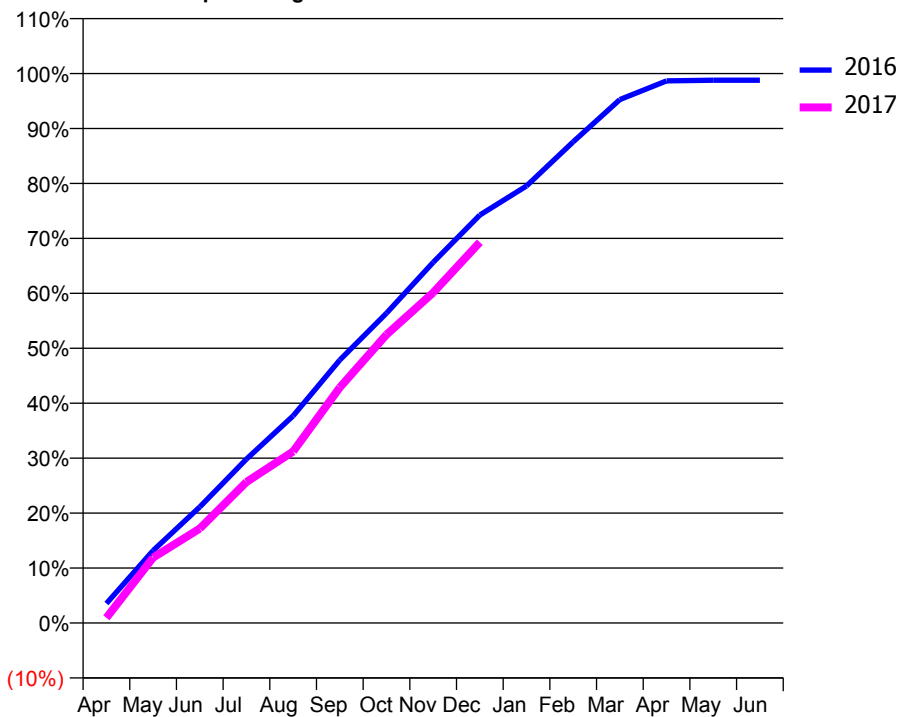
ACCESS*

Patients seen in 24 months	Total	Change since previous quarter
Quarter ending December 2015	1,960	
Quarter ending March 2016	1,900	↓
Quarter ending June 2016	1,840	↓
Quarter ending September 2016	1,825	→
Quarter ending December 2016	1,832	→
Variance since December 2015	(6.5%)	↓



ACTIVITY

Cumulative percentage of contracted UDA delivered 2016 & 2017



Adjusted Scheduled Activity (UDA)

Month	2016	2017
April	217	59
May	806	727
June	1,289	1,050
July	1,821	1,566
August	2,301	1,905
September	2,922	2,616
October	3,442	3,202
November	4,005	3,669
December	4,531	4,228
January	4,854	
February	5,344	
March	5,814	
April	6,021	
May	6,028	
June	6,028	

QUALITY

	Quantity	Base Number	Contract	AT	Region	England
% of FP17s for the same patient ID Re-attending within 3 months - Children	4	424	0.9%	10.1%	12.1%	12.4%
% of FP17s for the same patient ID Re-attending within 3 months - Adults	46	1,068	4.3%	15.3%	15.9%	16.6%
% of FP17s for the same patient ID Re-attending between 3 & 9 months - Children	188	424	44.3%	50.9%	58.6%	57.5%
% of FP17s for the same patient ID Re-attending between 3 & 9 months - Adults	413	1,068	38.7%	46.5%	51.5%	50.4%
% of FP17s for Band 1 Urgent Courses	32	1,423	2.2%	8.2%	8.0%	9.1%
% of FP17s Relating to Free Repair or Replacements	17	1,423	1.2%	0.7%	0.8%	0.8%
% of FP17s Relating to Continuations	2	1,423	0.1%	0.9%	1.2%	1.3%
% of Patients satisfied with the dentistry they have received	1	1	N/A	92.3%	92.8%	92.7%
% of Patients satisfied with the time they had to wait for an appointment	1	1	N/A	91.0%	89.2%	88.8%

* This is based on patients treated on this contract for their most recent course of treatment. Figures in italics indicate the base number of FP17s or Patient Questionnaire responses are less than 100. N/A is shown where the base number of responses is less than 10 during the period. % is calculated as Quantity/Base number*100

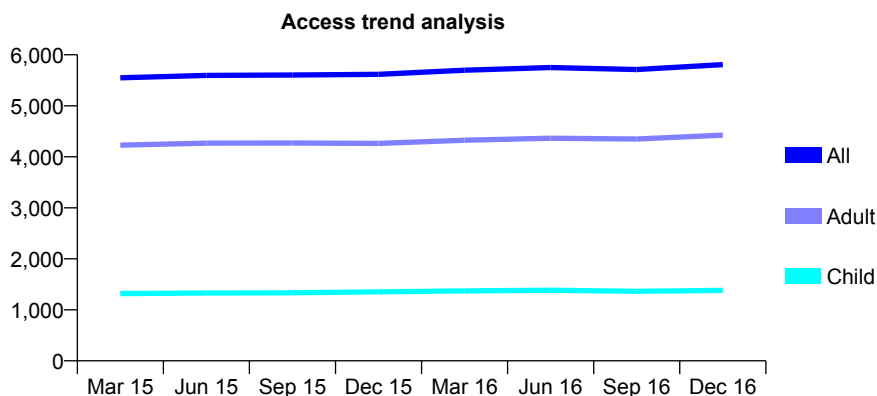
Q54 - Vital Signs At a Glance Contract Report for 638633/0007 - December 2016

Name or company name	Balbir S Bhandal, Amrik S Bhandal & Baljit
Contract type name	GDS Contract
Purpose of contract	General
Contract start date	01/04/2006
Contract end date	

16/17 Contracted general activity (UDA)	19,396
Carry forward general activity (UDA)	616
16/17 Contracted orthodontic activity (UOA)	0
Carry forward orthodontic activity (UOA)	0
Baseline contract value	£444,833.10

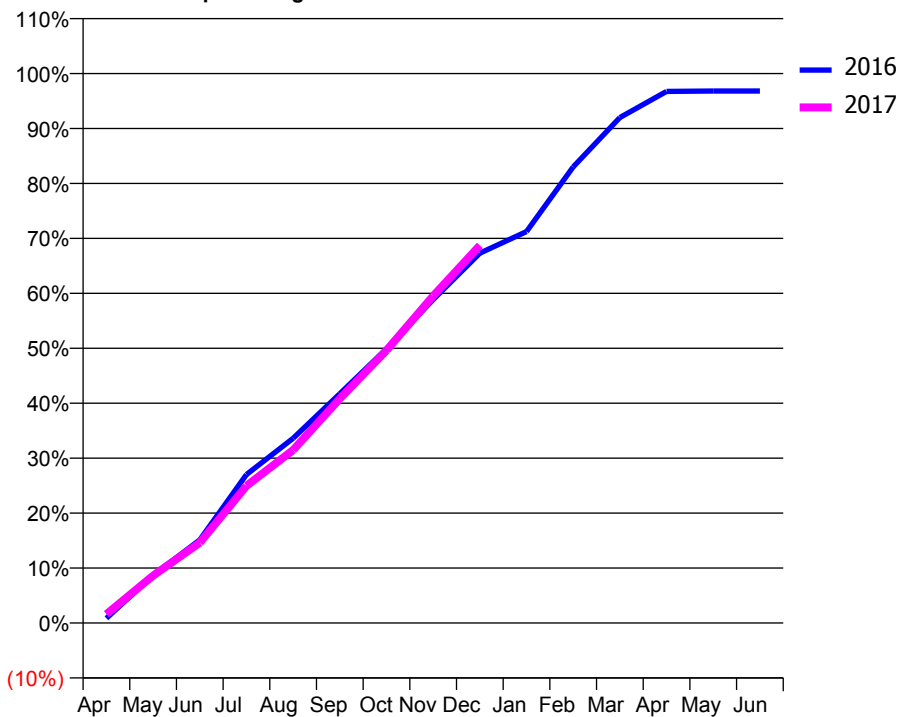
ACCESS*

Patients seen in 24 months	Total	Change since previous quarter
Quarter ending December 2015	5,617	
Quarter ending March 2016	5,697	→
Quarter ending June 2016	5,750	→
Quarter ending September 2016	5,711	→
Quarter ending December 2016	5,807	→
Variance since December 2015	3.4%	↑



ACTIVITY

Cumulative percentage of contracted UDA delivered 2016 & 2017



Month	Adjusted Scheduled Activity (UDA)	
	2016	2017
April	168	315
May	1,687	1,672
June	2,932	2,838
July	5,242	4,840
August	6,519	6,108
September	8,095	7,920
October	9,677	9,625
November	11,415	11,542
December	13,056	13,329
January	13,815	
February	16,101	
March	17,843	
April	18,764	
May	18,778	
June	18,779	

QUALITY

	Quantity	Base Number	Contract	AT	Region	England
% of FP17s for the same patient ID Re-attending within 3 months - Children	69	1,345	5.1%	10.1%	12.1%	12.4%
% of FP17s for the same patient ID Re-attending within 3 months - Adults	484	4,169	11.6%	15.3%	15.9%	16.6%
% of FP17s for the same patient ID Re-attending between 3 & 9 months - Children	740	1,345	55.0%	50.9%	58.6%	57.5%
% of FP17s for the same patient ID Re-attending between 3 & 9 months - Adults	1,964	4,169	47.1%	46.5%	51.5%	50.4%
% of FP17s for Band 1 Urgent Courses	306	5,173	5.9%	8.2%	8.0%	9.1%
% of FP17s Relating to Free Repair or Replacements	45	5,173	0.9%	0.7%	0.8%	0.8%
% of FP17s Relating to Continuations	38	5,173	0.7%	0.9%	1.2%	1.3%
% of Patients satisfied with the dentistry they have received	3	3	N/A	92.3%	92.8%	92.7%
% of Patients satisfied with the time they had to wait for an appointment	3	3	N/A	91.0%	89.2%	88.8%

* This is based on patients treated on this contract for their most recent course of treatment. Figures in italics indicate the base number of FP17s or Patient Questionnaire responses are less than 100. N/A is shown where the base number of responses is less than 10 during the period. % is calculated as Quantity/Base number*100

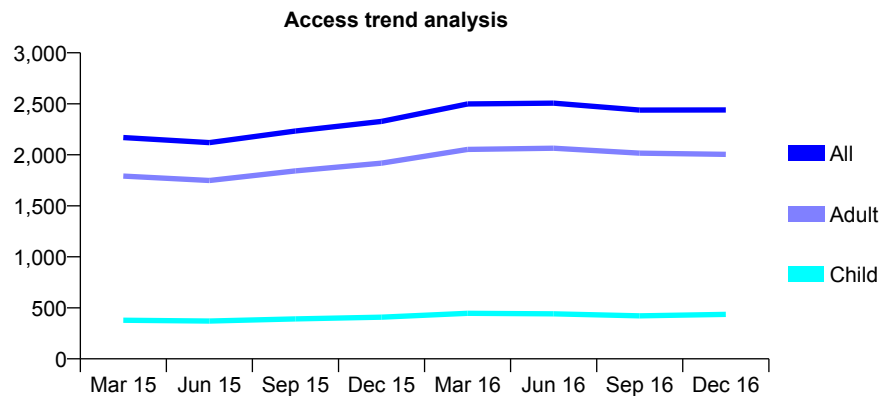
Q54 - Vital Signs At a Glance Contract Report for 638633/0008 - December 2016

Name or company name	Balbir S Bhandal, Amrik S Bhandal & Baljit
Contract type name	GDS Contract
Purpose of contract	General
Contract start date	01/04/2006
Contract end date	

16/17 Contracted general activity (UDA)	9,466
Carry forward general activity (UDA)	-22
16/17 Contracted orthodontic activity (UOA)	0
Carry forward orthodontic activity (UOA)	0
Baseline contract value	£227,489.23

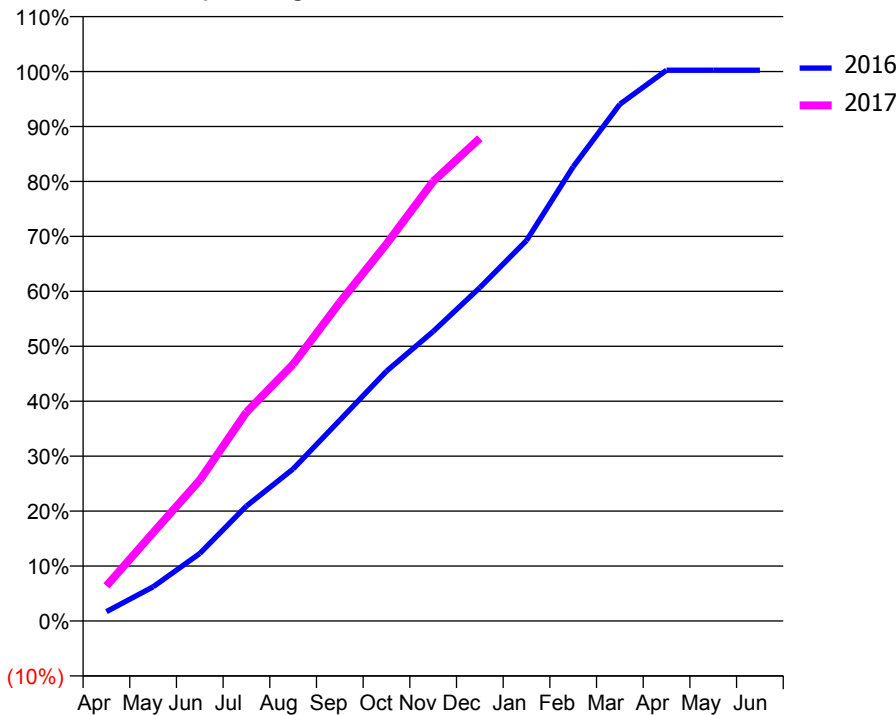
ACCESS*

Patients seen in 24 months	Total	Change since previous quarter
Quarter ending December 2015	2,327	
Quarter ending March 2016	2,499	↑
Quarter ending June 2016	2,506	→
Quarter ending September 2016	2,438	↓
Quarter ending December 2016	2,440	→
Variance since December 2015	4.9%	↑



ACTIVITY

Cumulative percentage of contracted UDA delivered 2016 & 2017



Month	Adjusted Scheduled Activity (UDA)	
	2016	2017
April	162	606
May	589	1,522
June	1,164	2,427
July	1,980	3,598
August	2,620	4,422
September	3,461	5,489
October	4,303	6,495
November	4,989	7,573
December	5,744	8,316
January	6,555	
February	7,826	
March	8,902	
April	9,488	
May	9,488	
June	9,488	

QUALITY

	Quantity	Base Number	Contract	AT	Region	England
% of FP17s for the same patient ID Re-attending within 3 months - Children	7	344	2.0%	10.1%	12.1%	12.4%
% of FP17s for the same patient ID Re-attending within 3 months - Adults	119	1,489	8.0%	15.3%	15.9%	16.6%
% of FP17s for the same patient ID Re-attending between 3 & 9 months - Children	163	344	47.4%	50.9%	58.6%	57.5%
% of FP17s for the same patient ID Re-attending between 3 & 9 months - Adults	594	1,489	39.9%	46.5%	51.5%	50.4%
% of FP17s for Band 1 Urgent Courses	104	1,700	6.1%	8.2%	8.0%	9.1%
% of FP17s Relating to Free Repair or Replacements	6	1,700	0.4%	0.7%	0.8%	0.8%
% of FP17s Relating to Continuations	8	1,700	0.5%	0.9%	1.2%	1.3%
% of Patients satisfied with the dentistry they have received	1	1	N/A	92.3%	92.8%	92.7%
% of Patients satisfied with the time they had to wait for an appointment	1	1	N/A	91.0%	89.2%	88.8%

* This is based on patients treated on this contract for their most recent course of treatment. Figures in italics indicate the base number of FP17s or Patient Questionnaire responses are less than 100. N/A is shown where the base number of responses is less than 10 during the period. % is calculated as Quantity/Base number*100

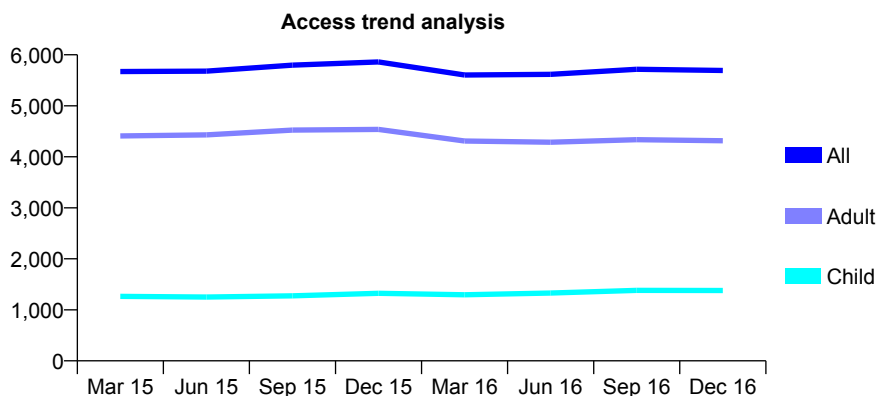
Q54 - Vital Signs At a Glance Contract Report for 638633/0009 - December 2016

Name or company name	Balbir S Bhandal, Amrik S Bhandal & Baljit
Contract type name	GDS Contract
Purpose of contract	General
Contract start date	01/04/2006
Contract end date	

16/17 Contracted general activity (UDA)	18,695
Carry forward general activity (UDA)	200
16/17 Contracted orthodontic activity (UOA)	0
Carry forward orthodontic activity (UOA)	0
Baseline contract value	£430,993.09

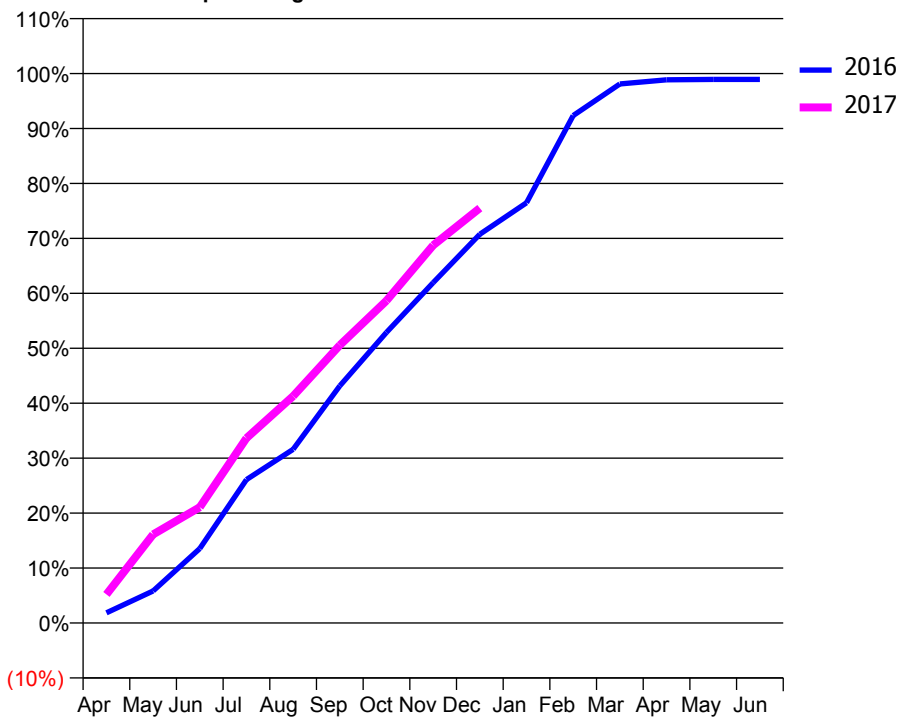
ACCESS*

Patients seen in 24 months	Total	Change since previous quarter
Quarter ending December 2015	5,860	
Quarter ending March 2016	5,604	↓
Quarter ending June 2016	5,617	→
Quarter ending September 2016	5,717	→
Quarter ending December 2016	5,693	→
Variance since December 2015	(2.8%)	↓



ACTIVITY

Cumulative percentage of contracted UDA delivered 2016 & 2017



Month	Adjusted Scheduled Activity (UDA)	
	2016	2017
April	345	975
May	1,093	3,016
June	2,536	3,941
July	4,880	6,289
August	5,909	7,720
September	8,069	9,450
October	9,889	10,967
November	11,580	12,851
December	13,225	14,116
January	14,299	
February	17,266	
March	18,342	
April	18,478	
May	18,494	
June	18,494	

QUALITY

	Quantity	Base Number	Contract	AT	Region	England
% of FP17s for the same patient ID Re-attending within 3 months - Children	45	1,363	3.3%	10.1%	12.1%	12.4%
% of FP17s for the same patient ID Re-attending within 3 months - Adults	421	3,887	10.8%	15.3%	15.9%	16.6%
% of FP17s for the same patient ID Re-attending between 3 & 9 months - Children	699	1,363	51.3%	50.9%	58.6%	57.5%
% of FP17s for the same patient ID Re-attending between 3 & 9 months - Adults	1,830	3,887	47.1%	46.5%	51.5%	50.4%
% of FP17s for Band 1 Urgent Courses	334	5,187	6.4%	8.2%	8.0%	9.1%
% of FP17s Relating to Free Repair or Replacements	56	5,187	1.1%	0.7%	0.8%	0.8%
% of FP17s Relating to Continuations	22	5,187	0.4%	0.9%	1.2%	1.3%
% of Patients satisfied with the dentistry they have received	12	13	92.3%	92.3%	92.8%	92.7%
% of Patients satisfied with the time they had to wait for an appointment	13	13	100.0%	91.0%	89.2%	88.8%

* This is based on patients treated on this contract for their most recent course of treatment. Figures in italics indicate the base number of FP17s or Patient Questionnaire responses are less than 100. N/A is shown where the base number of responses is less than 10 during the period. % is calculated as Quantity/Base number*100

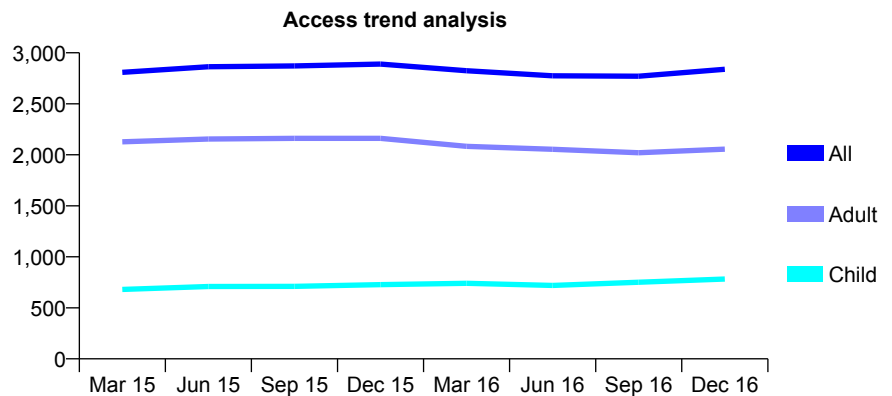
Q54 - Vital Signs At a Glance Contract Report for 638633/0010 - December 2016

Name or company name	Balbir S Bhandal, Amrik S Bhandal & Baljit
Contract type name	GDS Contract
Purpose of contract	General
Contract start date	01/04/2006
Contract end date	

16/17 Contracted general activity (UDA)	11,660
Carry forward general activity (UDA)	300
16/17 Contracted orthodontic activity (UOA)	0
Carry forward orthodontic activity (UOA)	0
Baseline contract value	£298,784.39

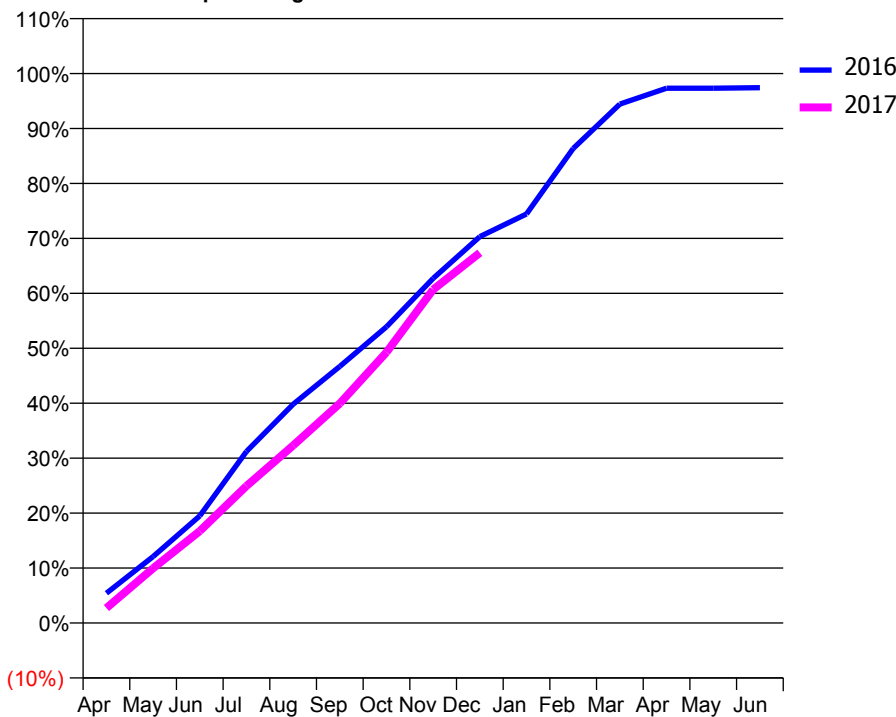
ACCESS*

Patients seen in 24 months	Total	Change since previous quarter
Quarter ending December 2015	2,889	
Quarter ending March 2016	2,824	↓
Quarter ending June 2016	2,774	↓
Quarter ending September 2016	2,771	→
Quarter ending December 2016	2,838	↑
Variance since December 2015	(1.8%)	↓



ACTIVITY

Cumulative percentage of contracted UDA delivered 2016 & 2017



Month	Adjusted Scheduled Activity (UDA)	
	2016	2017
April	634	319
May	1,410	1,161
June	2,273	1,952
July	3,641	2,908
August	4,643	3,768
September	5,446	4,658
October	6,286	5,745
November	7,313	7,074
December	8,197	7,857
January	8,679	
February	10,069	
March	11,012	
April	11,348	
May	11,348	
June	11,360	

QUALITY

	Quantity	Base Number	Contract	AT	Region	England
% of FP17s for the same patient ID Re-attending within 3 months - Children	47	725	6.5%	10.1%	12.1%	12.4%
% of FP17s for the same patient ID Re-attending within 3 months - Adults	230	1,743	13.2%	15.3%	15.9%	16.6%
% of FP17s for the same patient ID Re-attending between 3 & 9 months - Children	289	725	39.9%	50.9%	58.6%	57.5%
% of FP17s for the same patient ID Re-attending between 3 & 9 months - Adults	664	1,743	38.1%	46.5%	51.5%	50.4%
% of FP17s for Band 1 Urgent Courses	98	2,381	4.1%	8.2%	8.0%	9.1%
% of FP17s Relating to Free Repair or Replacements	12	2,381	0.5%	0.7%	0.8%	0.8%
% of FP17s Relating to Continuations	31	2,381	1.3%	0.9%	1.2%	1.3%
% of Patients satisfied with the dentistry they have received	2	2	N/A	92.3%	92.8%	92.7%
% of Patients satisfied with the time they had to wait for an appointment	1	2	N/A	91.0%	89.2%	88.8%

* This is based on patients treated on this contract for their most recent course of treatment. Figures in italics indicate the base number of FP17s or Patient Questionnaire responses are less than 100. N/A is shown where the base number of responses is less than 10 during the period. % is calculated as Quantity/Base number*100

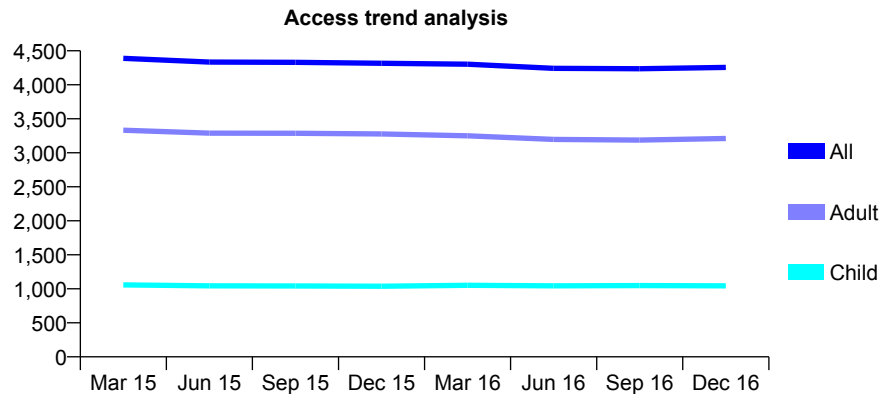
Q54 - Vital Signs At a Glance Contract Report for 638633/0011 - December 2016

Name or company name	Balbir S Bhandal, Amrik S Bhandal & Baljit
Contract type name	GDS Contract
Purpose of contract	General and Orthodontic
Contract start date	01/04/2006
Contract end date	

16/17 Contracted general activity (UDA)	13,730
Carry forward general activity (UDA)	350
16/17 Contracted orthodontic activity (UOA)	1,096
Carry forward orthodontic activity (UOA)	-5
Baseline contract value	£369,495.22

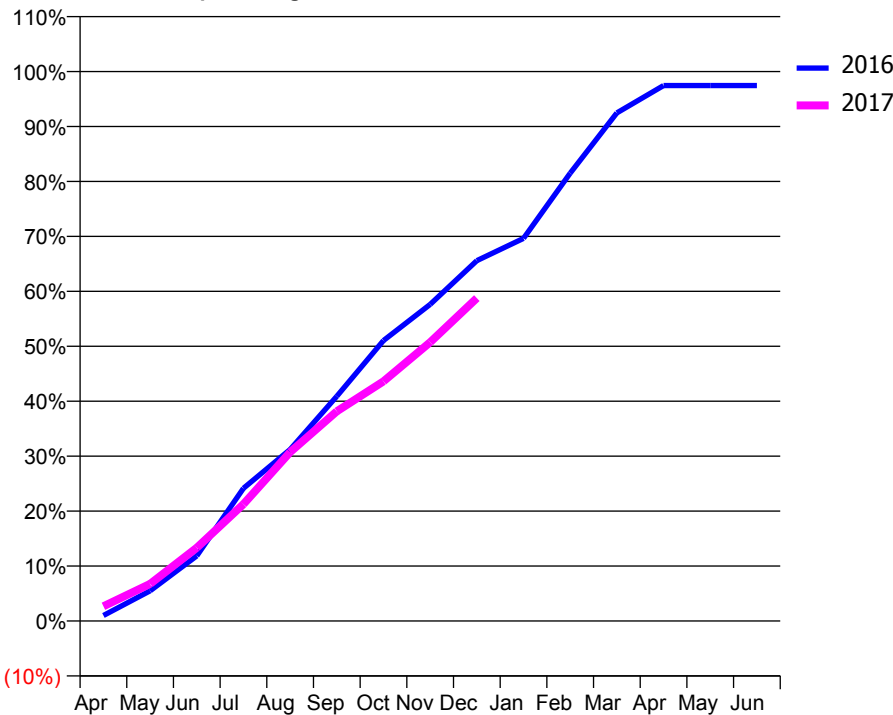
ACCESS*

Patients seen in 24 months	Total	Change since previous quarter
Quarter ending December 2015	4,316	
Quarter ending March 2016	4,302	→
Quarter ending June 2016	4,243	↓
Quarter ending September 2016	4,236	→
Quarter ending December 2016	4,256	→
Variance since December 2015	(1.4%)	↓



ACTIVITY

Cumulative percentage of contracted UDA delivered 2016 & 2017



Month	Adjusted Scheduled Activity (UDA)	
	2016	2017
April	138	368
May	753	929
June	1,627	1,830
July	3,315	2,921
August	4,287	4,221
September	5,617	5,238
October	7,009	5,991
November	7,911	6,966
December	9,003	8,067
January	9,562	
February	11,189	
March	12,695	
April	13,378	
May	13,379	
June	13,379	

QUALITY

	Quantity	Base Number	Contract	AT	Region	England
% of FP17s for the same patient ID Re-attending within 3 months - Children	51	1,204	4.2%	10.1%	12.1%	12.4%
% of FP17s for the same patient ID Re-attending within 3 months - Adults	225	3,377	6.7%	15.3%	15.9%	16.6%
% of FP17s for the same patient ID Re-attending between 3 & 9 months - Children	824	1,204	68.4%	50.9%	58.6%	57.5%
% of FP17s for the same patient ID Re-attending between 3 & 9 months - Adults	2,181	3,377	64.6%	46.5%	51.5%	50.4%
% of FP17s for Band 1 Urgent Courses	129	4,139	3.1%	8.2%	8.0%	9.1%
% of FP17s Relating to Free Repair or Replacements	21	4,139	0.5%	0.7%	0.8%	0.8%
% of FP17s Relating to Continuations	11	4,139	0.3%	0.9%	1.2%	1.3%
% of Patients satisfied with the dentistry they have received	7	8	N/A	92.3%	92.8%	92.7%
% of Patients satisfied with the time they had to wait for an appointment	7	8	N/A	91.0%	89.2%	88.8%

* This is based on patients treated on this contract for their most recent course of treatment. Figures in italics indicate the base number of FP17s or Patient Questionnaire responses are less than 100. N/A is shown where the base number of responses is less than 10 during the period. % is calculated as Quantity/Base number*100

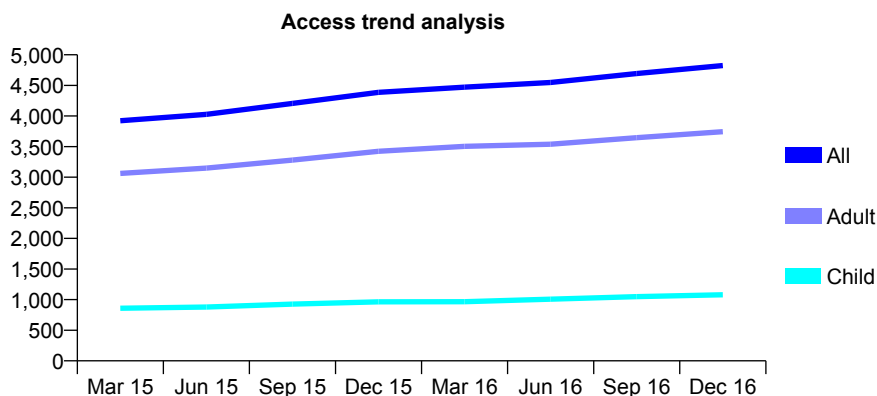
Q54 - Vital Signs At a Glance Contract Report for 638633/0013 - December 2016

Name or company name	Balbir S Bhandal, Amrik S Bhandal & Baljit
Contract type name	GDS Contract
Purpose of contract	General
Contract start date	01/04/2006
Contract end date	

16/17 Contracted general activity (UDA)	16,321
Carry forward general activity (UDA)	151
16/17 Contracted orthodontic activity (UOA)	0
Carry forward orthodontic activity (UOA)	0
Baseline contract value	£347,246.46

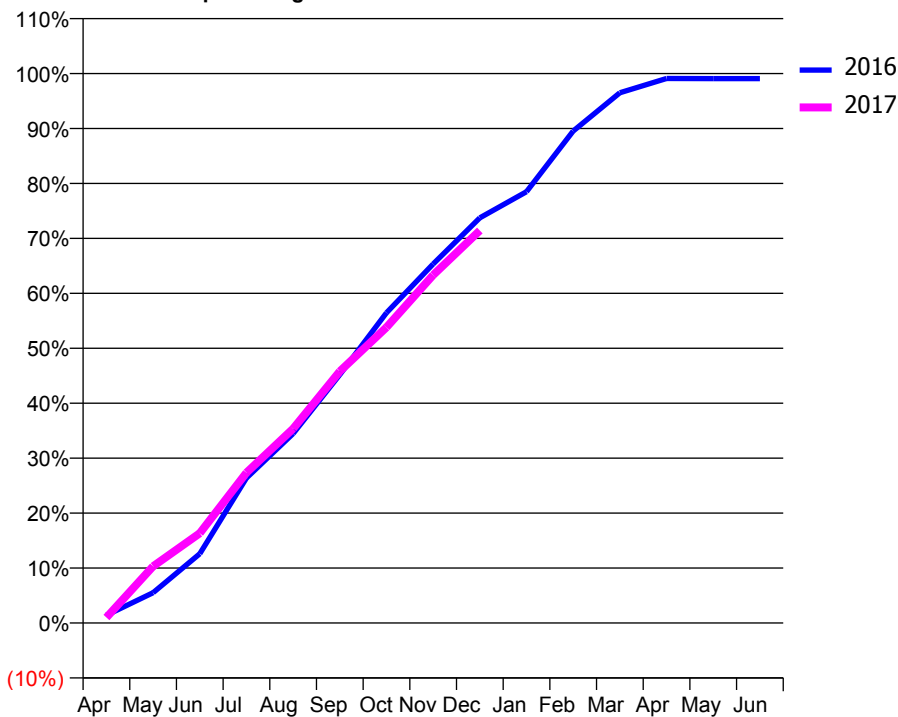
ACCESS*

Patients seen in 24 months	Total	Change since previous quarter
Quarter ending December 2015	4,387	
Quarter ending March 2016	4,471	→
Quarter ending June 2016	4,548	→
Quarter ending September 2016	4,693	↑
Quarter ending December 2016	4,825	↑
Variance since December 2015	10.0%	↑



ACTIVITY

Cumulative percentage of contracted UDA delivered 2016 & 2017



Month	Adjusted Scheduled Activity (UDA)	
	2016	2017
April	233	165
May	899	1,684
June	2,057	2,666
July	4,309	4,465
August	5,627	5,772
September	7,376	7,475
October	9,213	8,782
November	10,665	10,334
December	12,034	11,657
January	12,811	
February	14,611	
March	15,749	
April	16,172	
May	16,169	
June	16,169	

QUALITY

	Quantity	Base Number	Contract	AT	Region	England
% of FP17s for the same patient ID Re-attending within 3 months - Children	31	1,010	3.1%	10.1%	12.1%	12.4%
% of FP17s for the same patient ID Re-attending within 3 months - Adults	261	3,349	7.8%	15.3%	15.9%	16.6%
% of FP17s for the same patient ID Re-attending between 3 & 9 months - Children	498	1,010	49.3%	50.9%	58.6%	57.5%
% of FP17s for the same patient ID Re-attending between 3 & 9 months - Adults	1,633	3,349	48.8%	46.5%	51.5%	50.4%
% of FP17s for Band 1 Urgent Courses	134	4,188	3.2%	8.2%	8.0%	9.1%
% of FP17s Relating to Free Repair or Replacements	45	4,188	1.1%	0.7%	0.8%	0.8%
% of FP17s Relating to Continuations	13	4,188	0.3%	0.9%	1.2%	1.3%
% of Patients satisfied with the dentistry they have received	16	16	100.0%	92.3%	92.8%	92.7%
% of Patients satisfied with the time they had to wait for an appointment	16	16	100.0%	91.0%	89.2%	88.8%

* This is based on patients treated on this contract for their most recent course of treatment. Figures in italics indicate the base number of FP17s or Patient Questionnaire responses are less than 100. N/A is shown where the base number of responses is less than 10 during the period. % is calculated as Quantity/Base number*100

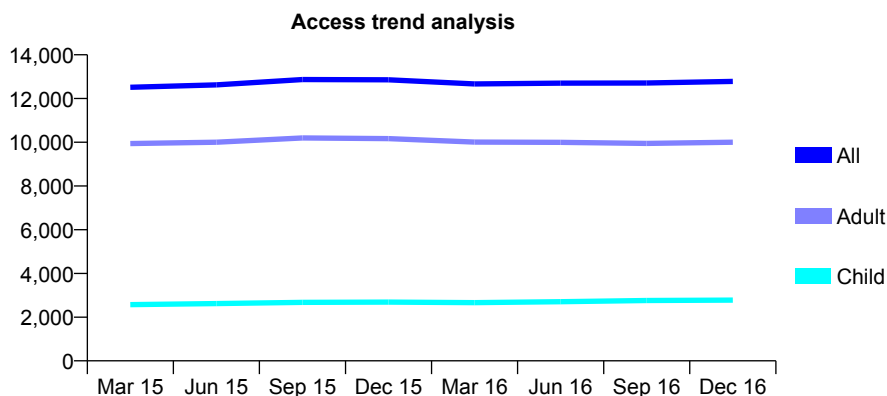
Q54 - Vital Signs At a Glance Contract Report for 638633/0014 - December 2016

Name or company name	Balbir S Bhandal, Amrik S Bhandal & Baljit
Contract type name	GDS Contract
Purpose of contract	General
Contract start date	01/04/2006
Contract end date	

16/17 Contracted general activity (UDA)	39,989
Carry forward general activity (UDA)	-746
16/17 Contracted orthodontic activity (UOA)	0
Carry forward orthodontic activity (UOA)	0
Baseline contract value	£934,240.25

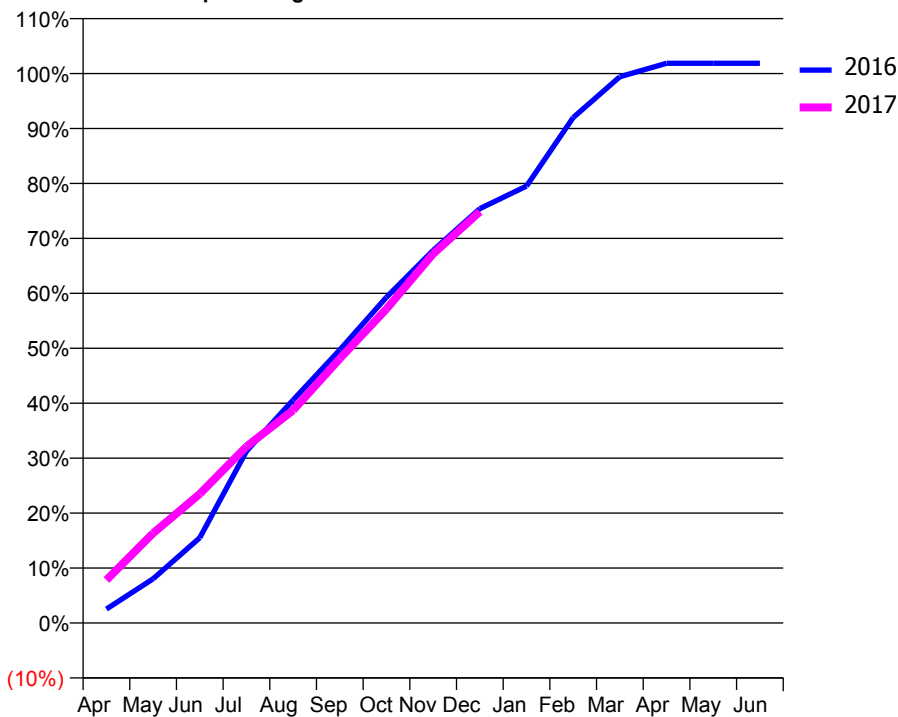
ACCESS*

Patients seen in 24 months	Total	Change since previous quarter
Quarter ending December 2015	12,855	
Quarter ending March 2016	12,668	↓
Quarter ending June 2016	12,701	→
Quarter ending September 2016	12,707	→
Quarter ending December 2016	12,782	→
Variance since December 2015	(0.6%)	→



ACTIVITY

Cumulative percentage of contracted UDA delivered 2016 & 2017



QUALITY

	Quantity	Base Number	Contract	AT	Region	England
% of FP17s for the same patient ID Re-attending within 3 months - Children	137	2,550	5.4%	10.1%	12.1%	12.4%
% of FP17s for the same patient ID Re-attending within 3 months - Adults	1,057	8,634	12.2%	15.3%	15.9%	16.6%
% of FP17s for the same patient ID Re-attending between 3 & 9 months - Children	1,065	2,550	41.8%	50.9%	58.6%	57.5%
% of FP17s for the same patient ID Re-attending between 3 & 9 months - Adults	3,666	8,634	42.5%	46.5%	51.5%	50.4%
% of FP17s for Band 1 Urgent Courses	384	10,811	3.6%	8.2%	8.0%	9.1%
% of FP17s Relating to Free Repair or Replacements	42	10,811	0.4%	0.7%	0.8%	0.8%
% of FP17s Relating to Continuations	39	10,811	0.4%	0.9%	1.2%	1.3%
% of Patients satisfied with the dentistry they have received	7	8	N/A	92.3%	92.8%	92.7%
% of Patients satisfied with the time they had to wait for an appointment	8	8	N/A	91.0%	89.2%	88.8%

* This is based on patients treated on this contract for their most recent course of treatment. Figures in italics indicate the base number of FP17s or Patient Questionnaire responses are less than 100. N/A is shown where the base number of responses is less than 10 during the period. % is calculated as Quantity/Base number*100

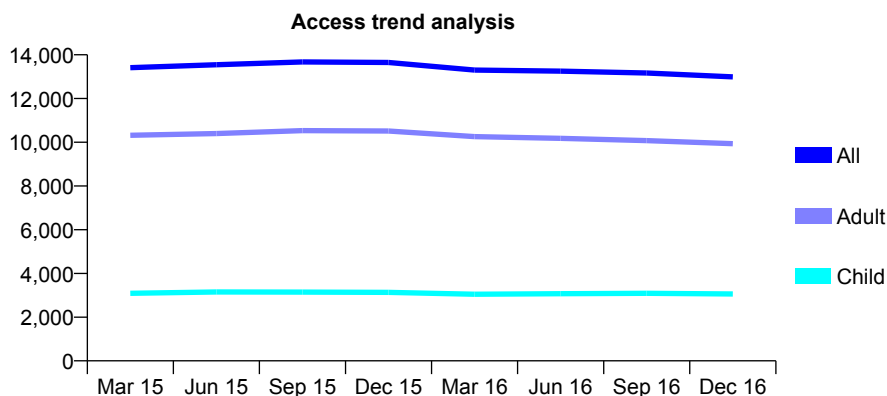
Q54 - Vital Signs At a Glance Contract Report for 638633/0015 - December 2016

Name or company name	Balbir S Bhandal, Amrik S Bhandal & Baljit
Contract type name	GDS Contract
Purpose of contract	General
Contract start date	01/04/2006
Contract end date	

16/17 Contracted general activity (UDA)	42,991
Carry forward general activity (UDA)	-414
16/17 Contracted orthodontic activity (UOA)	0
Carry forward orthodontic activity (UOA)	0
Baseline contract value	£989,834.49

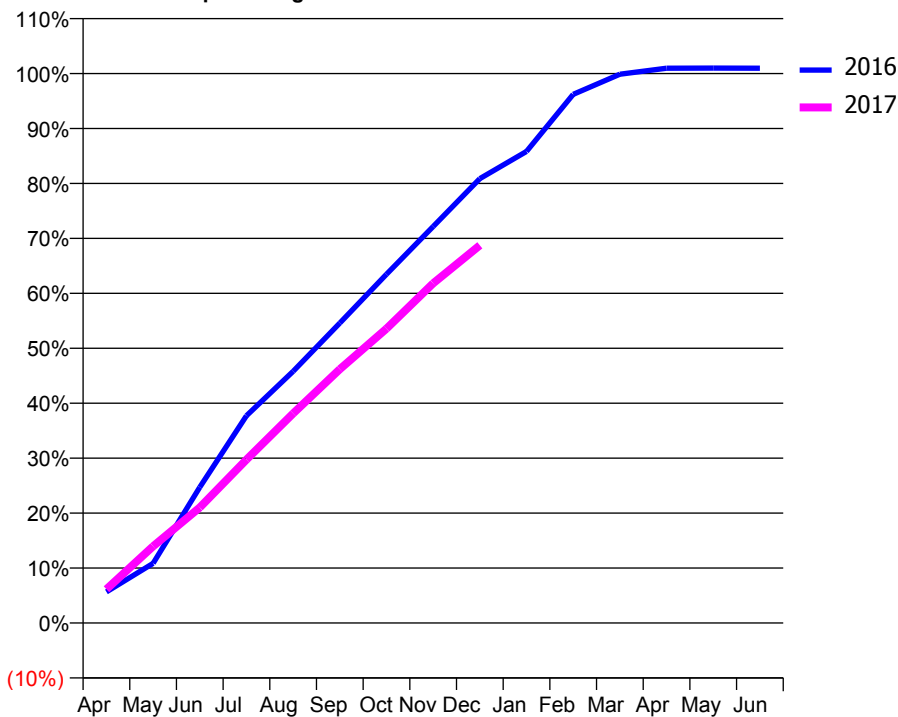
ACCESS*

Patients seen in 24 months	Total	Change since previous quarter
Quarter ending December 2015	13,651	
Quarter ending March 2016	13,303	↓
Quarter ending June 2016	13,252	→
Quarter ending September 2016	13,166	→
Quarter ending December 2016	12,991	↓
Variance since December 2015	(4.8%)	↓



ACTIVITY

Cumulative percentage of contracted UDA delivered 2016 & 2017



Month	Adjusted Scheduled Activity (UDA)	
	2016	2017
April	2,435	2,645
May	4,667	6,008
June	10,624	9,035
July	16,221	12,784
August	19,690	16,396
September	23,469	19,863
October	27,283	23,031
November	31,021	26,578
December	34,763	29,547
January	36,898	
February	41,363	
March	42,938	
April	43,403	
May	43,420	
June	43,405	

QUALITY

	Quantity	Base Number	Contract	AT	Region	England
% of FP17s for the same patient ID Re-attending within 3 months - Children	135	2,810	4.8%	10.1%	12.1%	12.4%
% of FP17s for the same patient ID Re-attending within 3 months - Adults	1,081	8,964	12.1%	15.3%	15.9%	16.6%
% of FP17s for the same patient ID Re-attending between 3 & 9 months - Children	1,120	2,810	39.9%	50.9%	58.6%	57.5%
% of FP17s for the same patient ID Re-attending between 3 & 9 months - Adults	4,205	8,964	46.9%	46.5%	51.5%	50.4%
% of FP17s for Band 1 Urgent Courses	444	10,917	4.1%	8.2%	8.0%	9.1%
% of FP17s Relating to Free Repair or Replacements	153	10,917	1.4%	0.7%	0.8%	0.8%
% of FP17s Relating to Continuations	133	10,917	1.2%	0.9%	1.2%	1.3%
% of Patients satisfied with the dentistry they have received	19	20	95.0%	92.3%	92.8%	92.7%
% of Patients satisfied with the time they had to wait for an appointment	18	20	90.0%	91.0%	89.2%	88.8%

* This is based on patients treated on this contract for their most recent course of treatment. Figures in italics indicate the base number of FP17s or Patient Questionnaire responses are less than 100. N/A is shown where the base number of responses is less than 10 during the period. % is calculated as Quantity/Base number*100

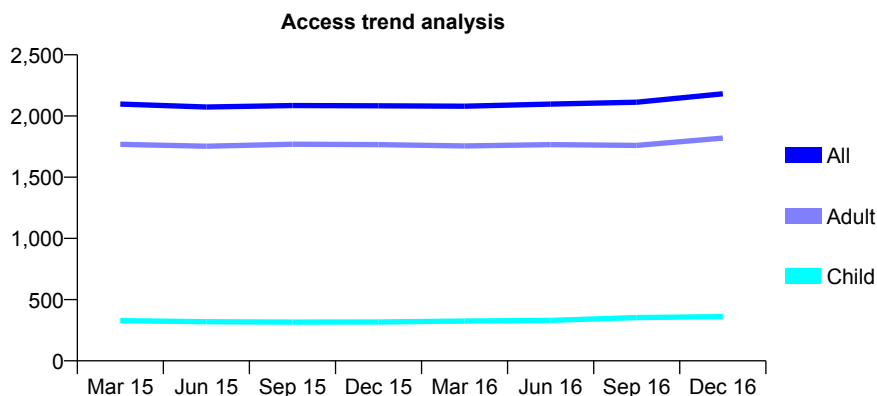
Q54 - Vital Signs At a Glance Contract Report for 638633/0016 - December 2016

Name or company name	Balbir S Bhandal, Amrik S Bhandal & Baljit
Contract type name	GDS Contract
Purpose of contract	General
Contract start date	01/04/2006
Contract end date	

16/17 Contracted general activity (UDA)	6,561
Carry forward general activity (UDA)	209
16/17 Contracted orthodontic activity (UOA)	0
Carry forward orthodontic activity (UOA)	0
Baseline contract value	£197,941.57

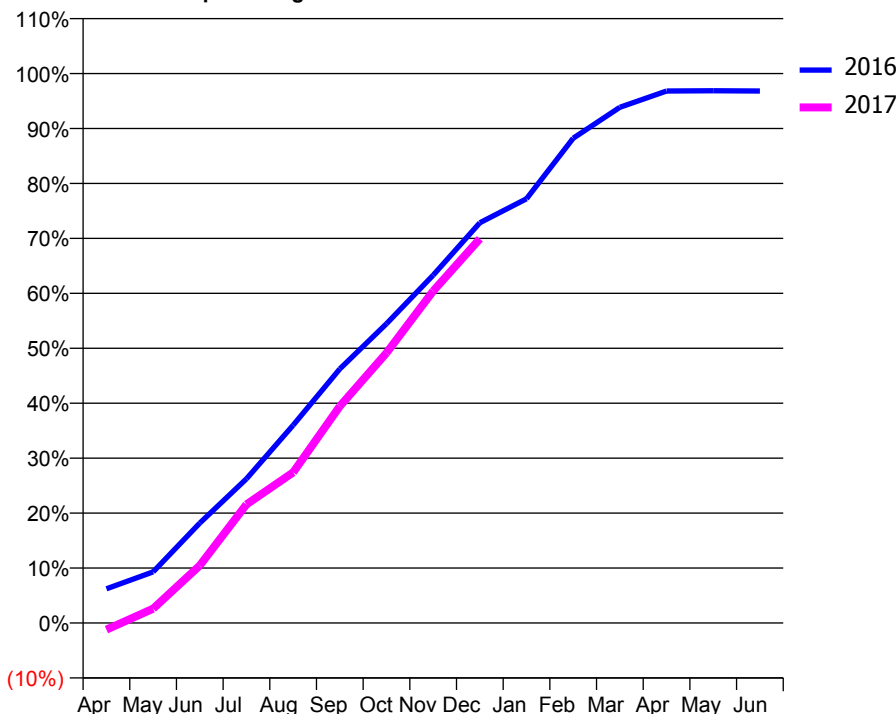
ACCESS*

Patients seen in 24 months	Total	Change since previous quarter
Quarter ending December 2015	2,083	
Quarter ending March 2016	2,080	→
Quarter ending June 2016	2,097	→
Quarter ending September 2016	2,113	→
Quarter ending December 2016	2,181	↑
Variance since December 2015	4.7%	↑



ACTIVITY

Cumulative percentage of contracted UDA delivered 2016 & 2017



Adjusted Scheduled Activity (UDA)

Month	2016	2017
April	408	-80
May	611	172
June	1,194	687
July	1,722	1,416
August	2,361	1,799
September	3,034	2,589
October	3,573	3,225
November	4,153	3,964
December	4,779	4,588
January	5,066	
February	5,788	
March	6,157	
April	6,352	
May	6,354	
June	6,351	

QUALITY

	Quantity	Base Number	Contract	AT	Region	England
% of FP17s for the same patient ID Re-attending within 3 months - Children	26	281	9.3%	10.1%	12.1%	12.4%
% of FP17s for the same patient ID Re-attending within 3 months - Adults	131	1,308	10.0%	15.3%	15.9%	16.6%
% of FP17s for the same patient ID Re-attending between 3 & 9 months - Children	68	281	24.2%	50.9%	58.6%	57.5%
% of FP17s for the same patient ID Re-attending between 3 & 9 months - Adults	321	1,308	24.5%	46.5%	51.5%	50.4%
% of FP17s for Band 1 Urgent Courses	49	1,497	3.3%	8.2%	8.0%	9.1%
% of FP17s Relating to Free Repair or Replacements	11	1,497	0.7%	0.7%	0.8%	0.8%
% of FP17s Relating to Continuations	6	1,497	0.4%	0.9%	1.2%	1.3%
% of Patients satisfied with the dentistry they have received	0	0	N/A	92.3%	92.8%	92.7%
% of Patients satisfied with the time they had to wait for an appointment	0	0	N/A	91.0%	89.2%	88.8%

* This is based on patients treated on this contract for their most recent course of treatment. Figures in italics indicate the base number of FP17s or Patient Questionnaire responses are less than 100. N/A is shown where the base number of responses is less than 10 during the period. % is calculated as Quantity/Base number*100

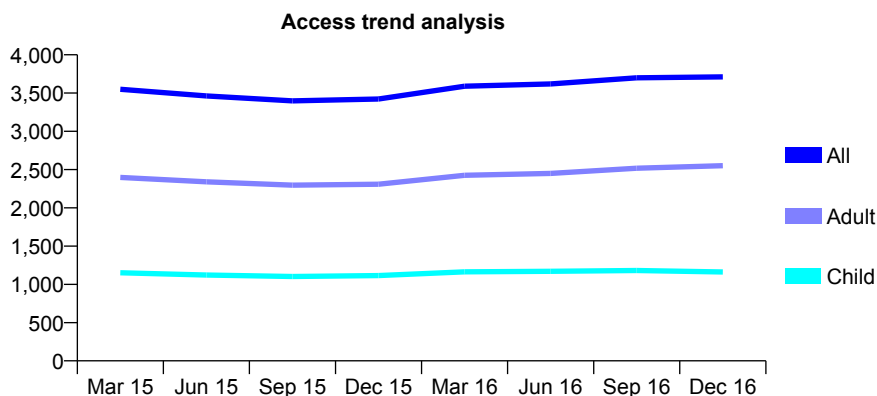
Q54 - Vital Signs At a Glance Contract Report for 638633/0017 - December 2016

Name or company name	Balbir S Bhandal, Amrik S Bhandal & Baljit
Contract type name	GDS Contract
Purpose of contract	General
Contract start date	01/04/2006
Contract end date	

16/17 Contracted general activity (UDA)	11,830
Carry forward general activity (UDA)	-1
16/17 Contracted orthodontic activity (UOA)	0
Carry forward orthodontic activity (UOA)	0
Baseline contract value	£283,207.40

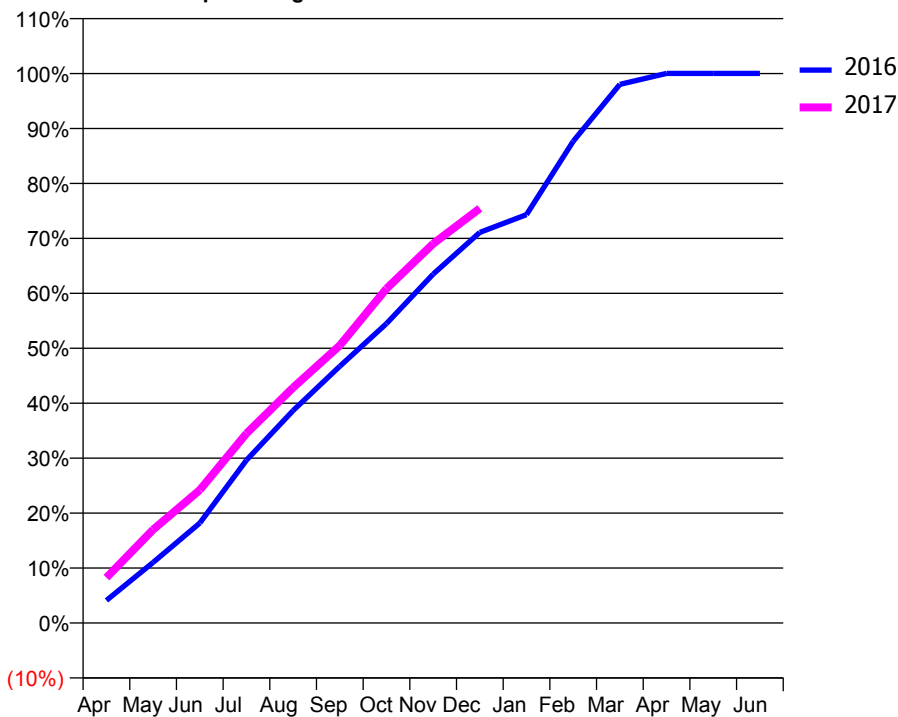
ACCESS*

Patients seen in 24 months	Total	Change since previous quarter
Quarter ending December 2015	3,423	
Quarter ending March 2016	3,590	↑
Quarter ending June 2016	3,620	→
Quarter ending September 2016	3,699	↑
Quarter ending December 2016	3,712	→
Variance since December 2015	8.4%	↑



ACTIVITY

Cumulative percentage of contracted UDA delivered 2016 & 2017



Month	Adjusted Scheduled Activity (UDA)	
	2016	2017
April	486	977
May	1,305	2,012
June	2,151	2,864
July	3,507	4,081
August	4,574	5,069
September	5,527	5,974
October	6,446	7,197
November	7,512	8,165
December	8,409	8,926
January	8,792	
February	10,371	
March	11,597	
April	11,832	
May	11,831	
June	11,831	

QUALITY

	Quantity	Base Number	Contract	AT	Region	England
% of FP17s for the same patient ID Re-attending within 3 months - Children	79	1,033	7.6%	10.1%	12.1%	12.4%
% of FP17s for the same patient ID Re-attending within 3 months - Adults	315	2,290	13.8%	15.3%	15.9%	16.6%
% of FP17s for the same patient ID Re-attending between 3 & 9 months - Children	492	1,033	47.6%	50.9%	58.6%	57.5%
% of FP17s for the same patient ID Re-attending between 3 & 9 months - Adults	920	2,290	40.2%	46.5%	51.5%	50.4%
% of FP17s for Band 1 Urgent Courses	258	3,237	8.0%	8.2%	8.0%	9.1%
% of FP17s Relating to Free Repair or Replacements	28	3,237	0.9%	0.7%	0.8%	0.8%
% of FP17s Relating to Continuations	26	3,237	0.8%	0.9%	1.2%	1.3%
% of Patients satisfied with the dentistry they have received	3	3	N/A	92.3%	92.8%	92.7%
% of Patients satisfied with the time they had to wait for an appointment	3	3	N/A	91.0%	89.2%	88.8%

* This is based on patients treated on this contract for their most recent course of treatment. Figures in italics indicate the base number of FP17s or Patient Questionnaire responses are less than 100. N/A is shown where the base number of responses is less than 10 during the period. % is calculated as Quantity/Base number*100

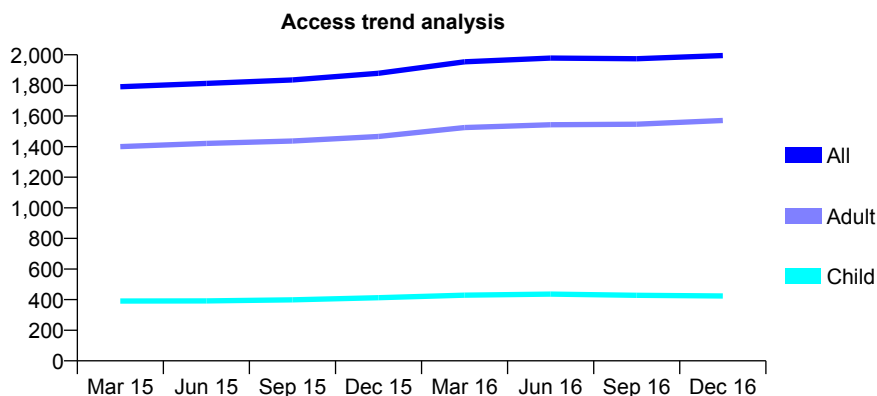
Q54 - Vital Signs At a Glance Contract Report for 638633/0018 - December 2016

Name or company name	Balbir S Bhandal, Amrik S Bhandal & Baljit
Contract type name	GDS Contract
Purpose of contract	General
Contract start date	01/04/2006
Contract end date	

16/17 Contracted general activity (UDA)	7,552
Carry forward general activity (UDA)	134
16/17 Contracted orthodontic activity (UOA)	0
Carry forward orthodontic activity (UOA)	0
Baseline contract value	£195,670.53

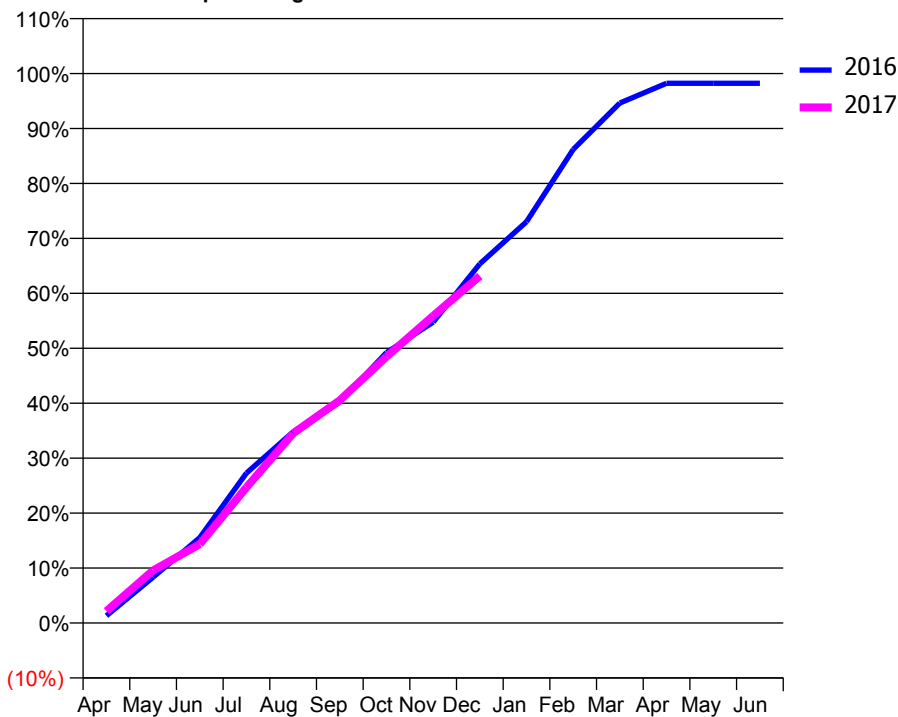
ACCESS*

Patients seen in 24 months	Total	Change since previous quarter
Quarter ending December 2015	1,879	
Quarter ending March 2016	1,954	↑
Quarter ending June 2016	1,979	→
Quarter ending September 2016	1,974	→
Quarter ending December 2016	1,995	→
Variance since December 2015	6.2%	↑



ACTIVITY

Cumulative percentage of contracted UDA delivered 2016 & 2017



Month	Adjusted Scheduled Activity (UDA)	
	2016	2017
April	101	165
May	629	723
June	1,174	1,085
July	2,061	1,865
August	2,627	2,608
September	3,037	3,061
October	3,718	3,661
November	4,136	4,222
December	4,936	4,769
January	5,515	
February	6,508	
March	7,147	
April	7,418	
May	7,418	
June	7,417	

QUALITY

	Quantity	Base Number	Contract	AT	Region	England
% of FP17s for the same patient ID Re-attending within 3 months - Children	13	335	3.9%	10.1%	12.1%	12.4%
% of FP17s for the same patient ID Re-attending within 3 months - Adults	161	1,430	11.3%	15.3%	15.9%	16.6%
% of FP17s for the same patient ID Re-attending between 3 & 9 months - Children	164	335	49.0%	50.9%	58.6%	57.5%
% of FP17s for the same patient ID Re-attending between 3 & 9 months - Adults	680	1,430	47.6%	46.5%	51.5%	50.4%
% of FP17s for Band 1 Urgent Courses	84	1,670	5.0%	8.2%	8.0%	9.1%
% of FP17s Relating to Free Repair or Replacements	18	1,670	1.1%	0.7%	0.8%	0.8%
% of FP17s Relating to Continuations	9	1,670	0.5%	0.9%	1.2%	1.3%
% of Patients satisfied with the dentistry they have received	0	1	N/A	92.3%	92.8%	92.7%
% of Patients satisfied with the time they had to wait for an appointment	1	1	N/A	91.0%	89.2%	88.8%

* This is based on patients treated on this contract for their most recent course of treatment. Figures in italics indicate the base number of FP17s or Patient Questionnaire responses are less than 100. N/A is shown where the base number of responses is less than 10 during the period. % is calculated as Quantity/Base number*100

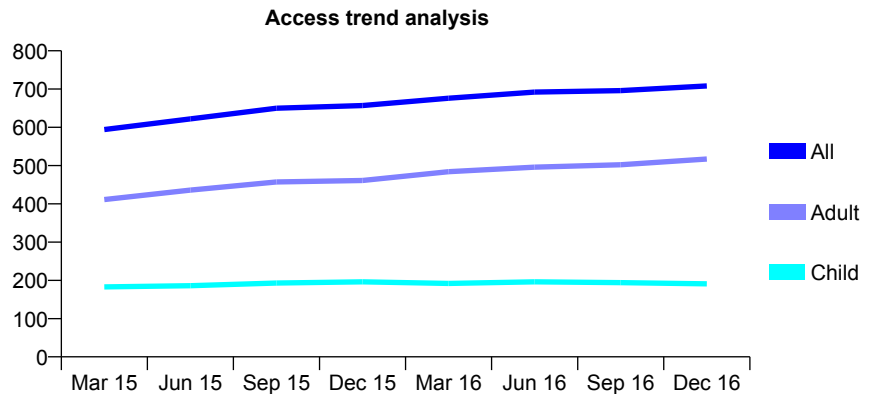
Q54 - Vital Signs At a Glance Contract Report for 638633/0019 - December 2016

Name or company name	Balbir S Bhandal, Amrik S Bhandal & Baljit
Contract type name	GDS Contract
Purpose of contract	General and Orthodontic
Contract start date	01/04/2006
Contract end date	

16/17 Contracted general activity (UDA)	2,037
Carry forward general activity (UDA)	9
16/17 Contracted orthodontic activity (UOA)	147
Carry forward orthodontic activity (UOA)	-3
Baseline contract value	£53,435.21

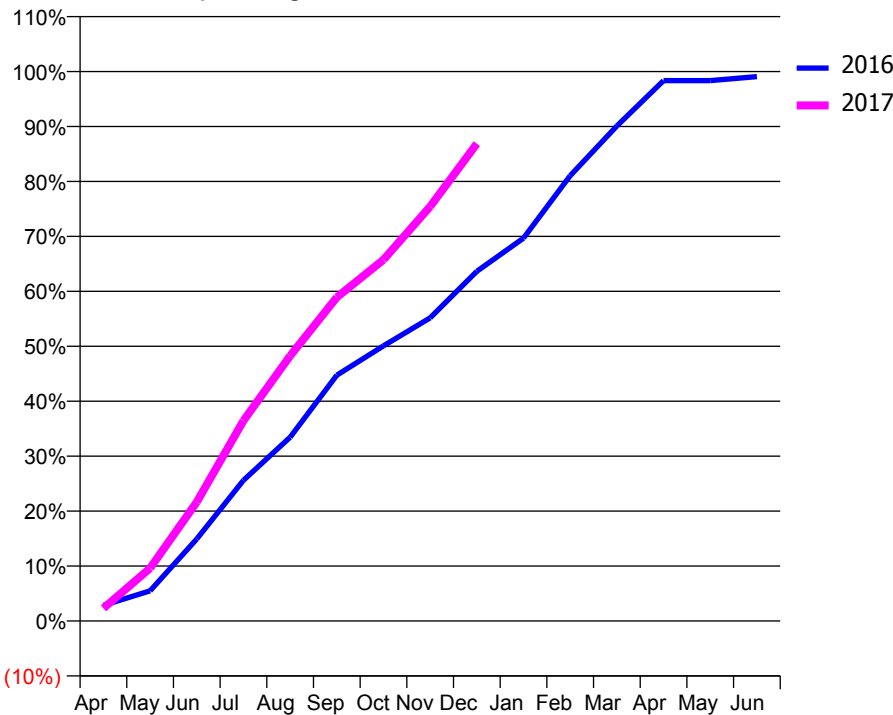
ACCESS*

Patients seen in 24 months	Total	Change since previous quarter
Quarter ending December 2015	657	
Quarter ending March 2016	676	↑
Quarter ending June 2016	692	↑
Quarter ending September 2016	696	→
Quarter ending December 2016	708	→
Variance since December 2015	7.8%	↑



ACTIVITY

Cumulative percentage of contracted UDA delivered 2016 & 2017



Month	Adjusted Scheduled Activity (UDA)	
	2016	2017
April	58	47
May	112	196
June	304	441
July	522	743
August	681	983
September	911	1,200
October	1,020	1,339
November	1,124	1,537
December	1,296	1,769
January	1,419	
February	1,651	
March	1,835	
April	2,003	
May	2,003	
June	2,018	

QUALITY

	Quantity	Base Number	Contract	AT	Region	England
% of FP17s for the same patient ID Re-attending within 3 months - Children	26	276	9.4%	10.1%	12.1%	12.4%
% of FP17s for the same patient ID Re-attending within 3 months - Adults	51	546	9.3%	15.3%	15.9%	16.6%
% of FP17s for the same patient ID Re-attending between 3 & 9 months - Children	169	276	61.2%	50.9%	58.6%	57.5%
% of FP17s for the same patient ID Re-attending between 3 & 9 months - Adults	299	546	54.8%	46.5%	51.5%	50.4%
% of FP17s for Band 1 Urgent Courses	32	743	4.3%	8.2%	8.0%	9.1%
% of FP17s Relating to Free Repair or Replacements	0	743	0.0%	0.7%	0.8%	0.8%
% of FP17s Relating to Continuations	7	743	0.9%	0.9%	1.2%	1.3%
% of Patients satisfied with the dentistry they have received	0	0	N/A	92.3%	92.8%	92.7%
% of Patients satisfied with the time they had to wait for an appointment	0	0	N/A	91.0%	89.2%	88.8%

* This is based on patients treated on this contract for their most recent course of treatment. Figures in italics indicate the base number of FP17s or Patient Questionnaire responses are less than 100. N/A is shown where the base number of responses is less than 10 during the period. % is calculated as Quantity/Base number*100

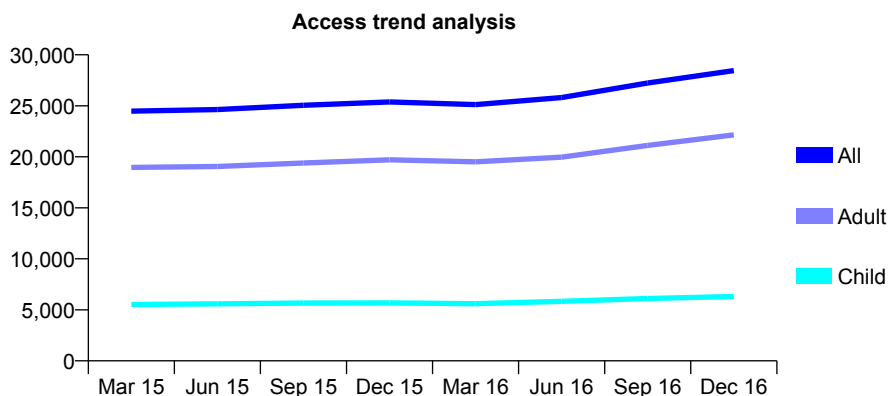
Q54 - Vital Signs At a Glance Contract Report for 638633/0020 - December 2016

Name or company name	Balbir S Bhandal, Amrik S Bhandal & Baljit
Contract type name	GDS Contract
Purpose of contract	General and Orthodontic
Contract start date	01/04/2006
Contract end date	

16/17 Contracted general activity (UDA)	97,227
Carry forward general activity (UDA)	-1,836
16/17 Contracted orthodontic activity (UOA)	6,238
Carry forward orthodontic activity (UOA)	-95
Baseline contract value	£3,513,752.74

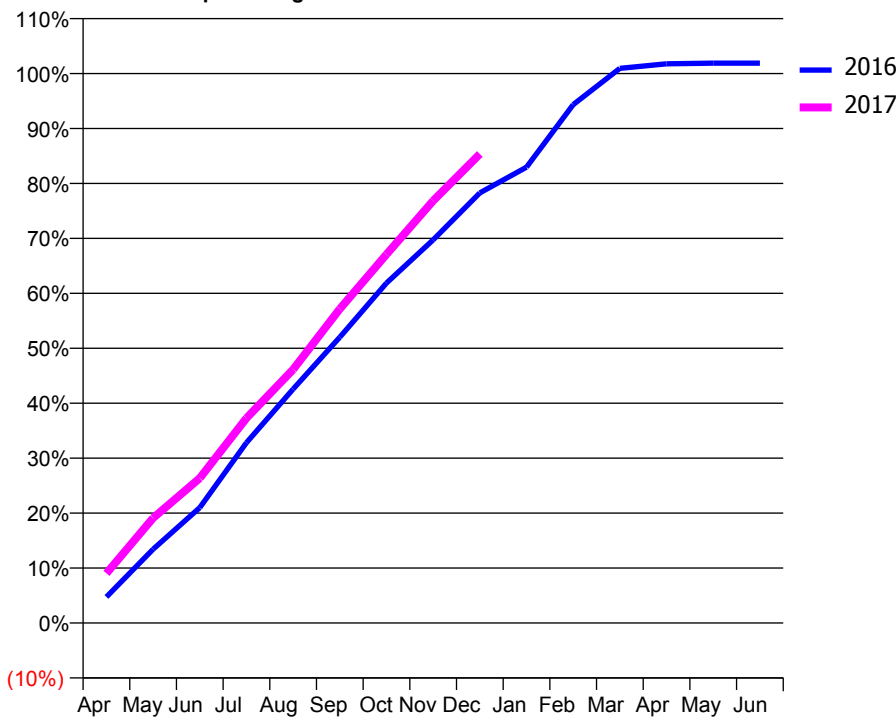
ACCESS*

Patients seen in 24 months	Total	Change since previous quarter
Quarter ending December 2015	25,385	
Quarter ending March 2016	25,118	↓
Quarter ending June 2016	25,806	↑
Quarter ending September 2016	27,231	↑
Quarter ending December 2016	28,455	↑
Variance since December 2015	12.1%	↑



ACTIVITY

Cumulative percentage of contracted UDA delivered 2016 & 2017



Month	Adjusted Scheduled Activity (UDA)	
	2016	2017
April	4,609	8,779
May	13,066	18,580
June	20,417	25,630
July	31,914	36,256
August	41,390	44,854
September	50,568	55,570
October	60,144	65,231
November	67,787	74,713
December	76,107	82,997
January	80,651	
February	91,732	
March	98,150	
April	98,933	
May	99,063	
June	99,063	

QUALITY

	Quantity	Base Number	Contract	AT	Region	England
% of FP17s for the same patient ID Re-attending within 3 months - Children	402	5,977	6.7%	10.1%	12.1%	12.4%
% of FP17s for the same patient ID Re-attending within 3 months - Adults	1,617	17,156	9.4%	15.3%	15.9%	16.6%
% of FP17s for the same patient ID Re-attending between 3 & 9 months - Children	1,711	5,977	28.6%	50.9%	58.6%	57.5%
% of FP17s for the same patient ID Re-attending between 3 & 9 months - Adults	4,365	17,156	25.4%	46.5%	51.5%	50.4%
% of FP17s for Band 1 Urgent Courses	1,124	21,954	5.1%	8.2%	8.0%	9.1%
% of FP17s Relating to Free Repair or Replacements	98	21,954	0.4%	0.7%	0.8%	0.8%
% of FP17s Relating to Continuations	170	21,954	0.8%	0.9%	1.2%	1.3%
% of Patients satisfied with the dentistry they have received	15	16	93.8%	92.3%	92.8%	92.7%
% of Patients satisfied with the time they had to wait for an appointment	16	16	100.0%	91.0%	89.2%	88.8%

* This is based on patients treated on this contract for their most recent course of treatment. Figures in italics indicate the base number of FP17s or Patient Questionnaire responses are less than 100. N/A is shown where the base number of responses is less than 10 during the period. % is calculated as Quantity/Base number*100

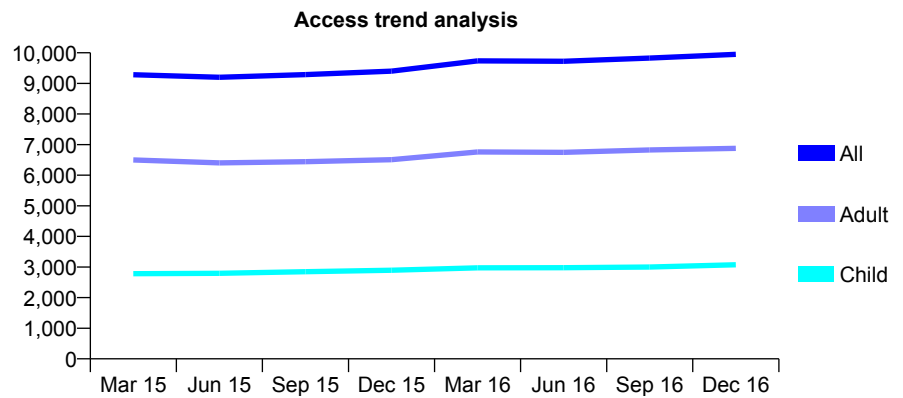
Q54 - Vital Signs At a Glance Contract Report for 638633/0021 - December 2016

Name or company name	Balbir S Bhandal, Amrik S Bhandal & Baljit
Contract type name	GDS Contract
Purpose of contract	General
Contract start date	01/04/2006
Contract end date	

16/17 Contracted general activity (UDA)	30,893
Carry forward general activity (UDA)	418
16/17 Contracted orthodontic activity (UOA)	0
Carry forward orthodontic activity (UOA)	0
Baseline contract value	£795,990.10

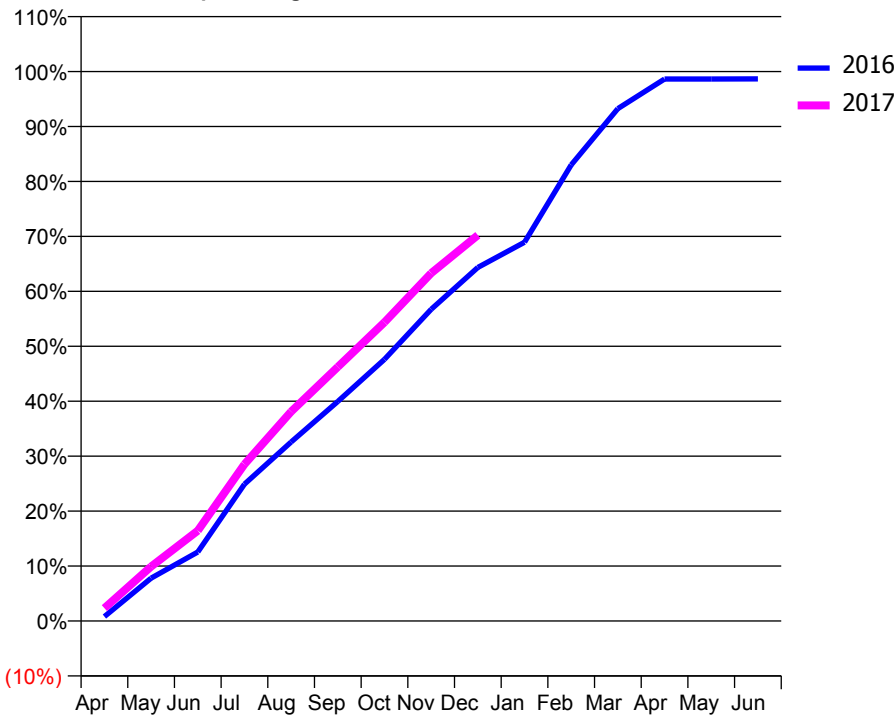
ACCESS*

Patients seen in 24 months	Total	Change since previous quarter
Quarter ending December 2015	9,403	
Quarter ending March 2016	9,737	↑
Quarter ending June 2016	9,725	→
Quarter ending September 2016	9,827	→
Quarter ending December 2016	9,951	→
Variance since December 2015	5.8%	↑



ACTIVITY

Cumulative percentage of contracted UDA delivered 2016 & 2017



Month	Adjusted Scheduled Activity (UDA)	
	2016	2017
April	253	726
May	2,409	3,064
June	3,881	5,080
July	7,693	8,812
August	10,062	11,775
September	12,347	14,283
October	14,715	16,795
November	17,524	19,557
December	19,881	21,690
January	21,296	
February	25,640	
March	28,806	
April	30,471	
May	30,474	
June	30,475	

QUALITY

	Quantity	Base Number	Contract	AT	Region	England
% of FP17s for the same patient ID Re-attending within 3 months - Children	129	2,895	4.5%	10.1%	12.1%	12.4%
% of FP17s for the same patient ID Re-attending within 3 months - Adults	606	5,915	10.2%	15.3%	15.9%	16.6%
% of FP17s for the same patient ID Re-attending between 3 & 9 months - Children	1,550	2,895	53.5%	50.9%	58.6%	57.5%
% of FP17s for the same patient ID Re-attending between 3 & 9 months - Adults	2,741	5,915	46.3%	46.5%	51.5%	50.4%
% of FP17s for Band 1 Urgent Courses	497	8,254	6.0%	8.2%	8.0%	9.1%
% of FP17s Relating to Free Repair or Replacements	40	8,254	0.5%	0.7%	0.8%	0.8%
% of FP17s Relating to Continuations	16	8,254	0.2%	0.9%	1.2%	1.3%
% of Patients satisfied with the dentistry they have received	5	5	N/A	92.3%	92.8%	92.7%
% of Patients satisfied with the time they had to wait for an appointment	5	5	N/A	91.0%	89.2%	88.8%

* This is based on patients treated on this contract for their most recent course of treatment. Figures in italics indicate the base number of FP17s or Patient Questionnaire responses are less than 100. N/A is shown where the base number of responses is less than 10 during the period. % is calculated as Quantity/Base number*100

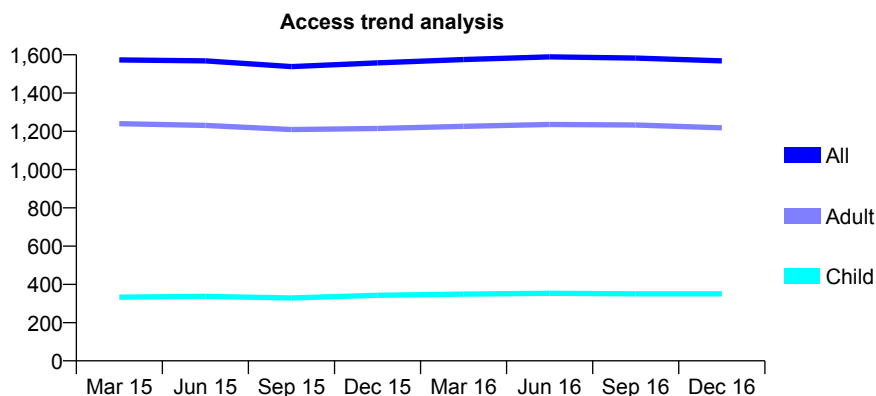
Q54 - Vital Signs At a Glance Contract Report for 643572/0002 - December 2016

Name or company name	DR JF ALLSOPP
Contract type name	GDS Contract
Purpose of contract	General and Orthodontic
Contract start date	01/04/2006
Contract end date	

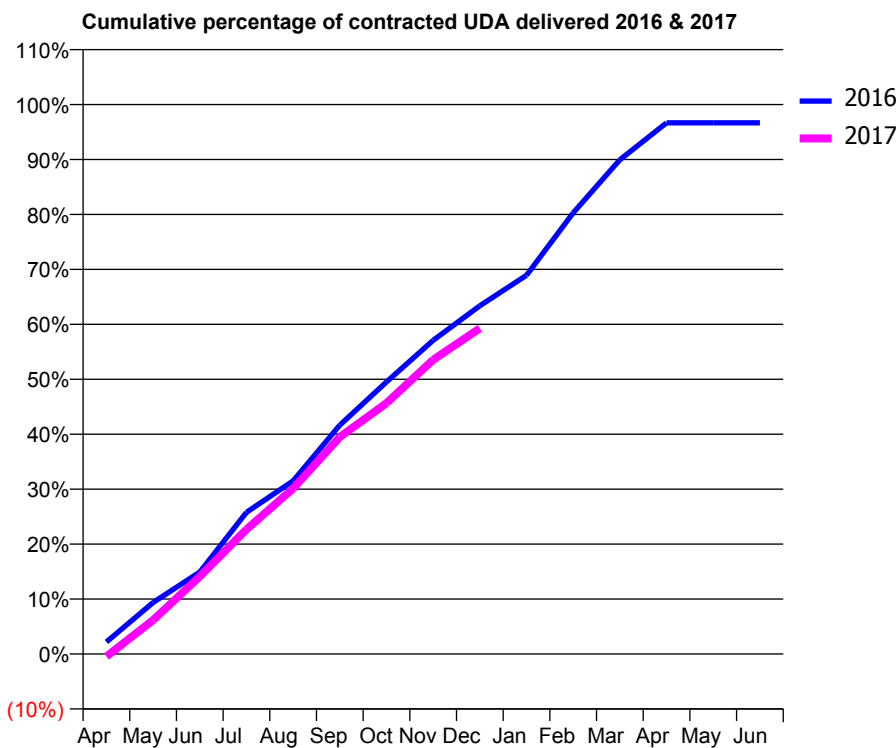
16/17 Contracted general activity (UDA)	4,835
Carry forward general activity (UDA)	160
16/17 Contracted orthodontic activity (UOA)	760
Carry forward orthodontic activity (UOA)	-6
Baseline contract value	£164,746.82

ACCESS*

Patients seen in 24 months	Total	Change since previous quarter
Quarter ending December 2015	1,558	
Quarter ending March 2016	1,575	→
Quarter ending June 2016	1,589	→
Quarter ending September 2016	1,583	→
Quarter ending December 2016	1,568	→
Variance since December 2015	0.6%	→



ACTIVITY



Month	Adjusted Scheduled Activity (UDA)	
	2016	2017
April	106	-23
May	454	299
June	721	683
July	1,247	1,096
August	1,523	1,457
September	2,014	1,909
October	2,394	2,208
November	2,760	2,589
December	3,065	2,866
January	3,333	
February	3,881	
March	4,349	
April	4,674	
May	4,674	
June	4,674	

QUALITY

	Quantity	Base Number	Contract	AT	Region	England
% of FP17s for the same patient ID Re-attending within 3 months - Children	20	371	5.4%	10.1%	12.1%	12.4%
% of FP17s for the same patient ID Re-attending within 3 months - Adults	191	1,255	15.2%	15.3%	15.9%	16.6%
% of FP17s for the same patient ID Re-attending between 3 & 9 months - Children	168	371	45.3%	50.9%	58.6%	57.5%
% of FP17s for the same patient ID Re-attending between 3 & 9 months - Adults	661	1,255	52.7%	46.5%	51.5%	50.4%
% of FP17s for Band 1 Urgent Courses	23	1,429	1.6%	8.2%	8.0%	9.1%
% of FP17s Relating to Free Repair or Replacements	16	1,429	1.1%	0.7%	0.8%	0.8%
% of FP17s Relating to Continuations	16	1,429	1.1%	0.9%	1.2%	1.3%
% of Patients satisfied with the dentistry they have received	1	1	N/A	92.3%	92.8%	92.7%
% of Patients satisfied with the time they had to wait for an appointment	1	1	N/A	91.0%	89.2%	88.8%

* This is based on patients treated on this contract for their most recent course of treatment. Figures in italics indicate the base number of FP17s or Patient Questionnaire responses are less than 100. N/A is shown where the base number of responses is less than 10 during the period. % is calculated as Quantity/Base number*100

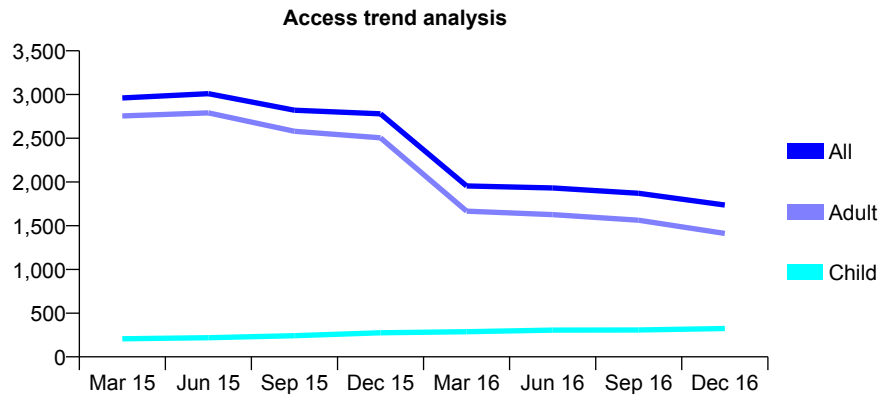
Q54 - Vital Signs At a Glance Contract Report for 650544/0001 - December 2016

Name or company name	MR GD BROWN
Contract type name	GDS Contract
Purpose of contract	General
Contract start date	01/04/2006
Contract end date	

16/17 Contracted general activity (UDA)	6,000
Carry forward general activity (UDA)	0
16/17 Contracted orthodontic activity (UOA)	0
Carry forward orthodontic activity (UOA)	0
Baseline contract value	£157,998.30

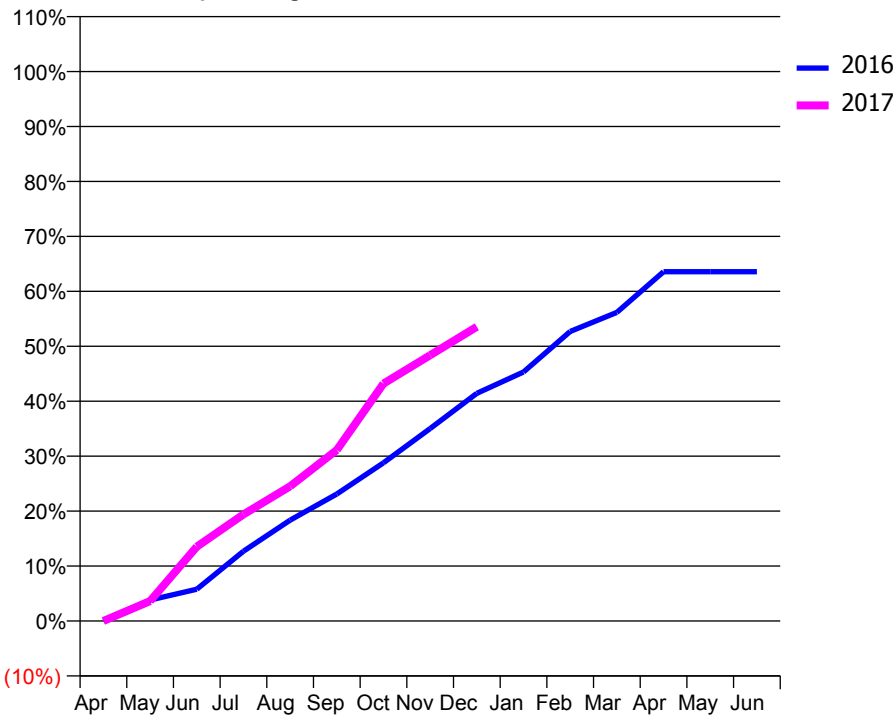
ACCESS*

Patients seen in 24 months	Total	Change since previous quarter
Quarter ending December 2015	2,780	
Quarter ending March 2016	1,954	↓
Quarter ending June 2016	1,932	↓
Quarter ending September 2016	1,871	↓
Quarter ending December 2016	1,736	↓
Variance since December 2015	(37.6%)	↓



ACTIVITY

Cumulative percentage of contracted UDA delivered 2016 & 2017



Month	Adjusted Scheduled Activity (UDA)	
	2016	2017
April	0	0
May	336	218
June	508	812
July	1,118	1,164
August	1,616	1,471
September	2,033	1,868
October	2,534	2,593
November	3,081	2,903
December	3,645	3,213
January	3,986	
February	4,636	
March	4,942	
April	5,592	
May	5,593	
June	5,593	

QUALITY

	Quantity	Base Number	Contract	AT	Region	England
% of FP17s for the same patient ID Re-attending within 3 months - Children	11	189	5.8%	10.1%	12.1%	12.4%
% of FP17s for the same patient ID Re-attending within 3 months - Adults	69	720	9.6%	15.3%	15.9%	16.6%
% of FP17s for the same patient ID Re-attending between 3 & 9 months - Children	31	189	16.4%	50.9%	58.6%	57.5%
% of FP17s for the same patient ID Re-attending between 3 & 9 months - Adults	129	720	17.9%	46.5%	51.5%	50.4%
% of FP17s for Band 1 Urgent Courses	0	770	0.0%	8.2%	8.0%	9.1%
% of FP17s Relating to Free Repair or Replacements	2	770	0.3%	0.7%	0.8%	0.8%
% of FP17s Relating to Continuations	23	770	3.0%	0.9%	1.2%	1.3%
% of Patients satisfied with the dentistry they have received	3	3	N/A	92.3%	92.8%	92.7%
% of Patients satisfied with the time they had to wait for an appointment	3	3	N/A	91.0%	89.2%	88.8%

* This is based on patients treated on this contract for their most recent course of treatment. Figures in italics indicate the base number of FP17s or Patient Questionnaire responses are less than 100. N/A is shown where the base number of responses is less than 10 during the period. % is calculated as Quantity/Base number*100

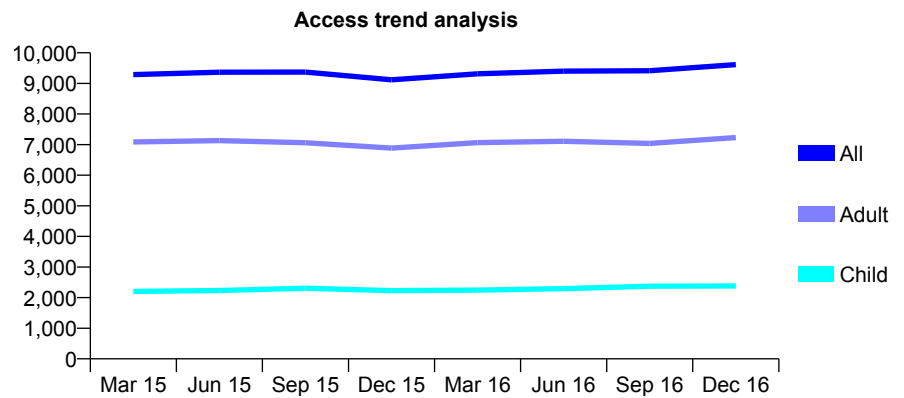
Q54 - Vital Signs At a Glance Contract Report for 658421/0001 - December 2016

Name or company name	MR ES HAYER
Contract type name	GDS Contract
Purpose of contract	General and Orthodontic
Contract start date	01/04/2006
Contract end date	

16/17 Contracted general activity (UDA)	21,866
Carry forward general activity (UDA)	-350
16/17 Contracted orthodontic activity (UOA)	387
Carry forward orthodontic activity (UOA)	-1
Baseline contract value	£542,675.61

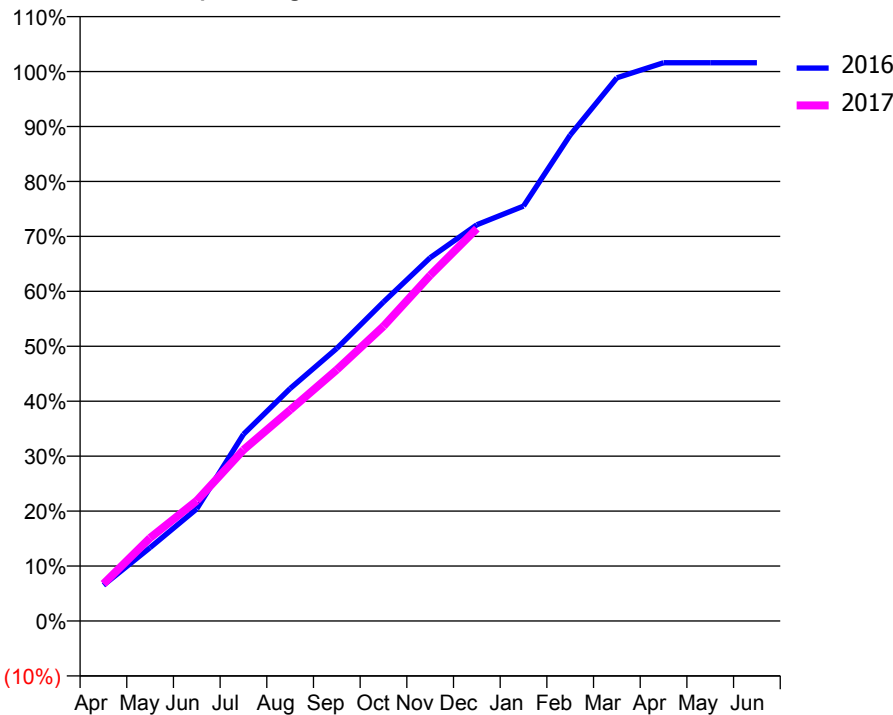
ACCESS*

Patients seen in 24 months	Total	Change since previous quarter
Quarter ending December 2015	9,117	
Quarter ending March 2016	9,315	↑
Quarter ending June 2016	9,401	→
Quarter ending September 2016	9,414	→
Quarter ending December 2016	9,613	↑
Variance since December 2015	5.4%	↑



ACTIVITY

Cumulative percentage of contracted UDA delivered 2016 & 2017



Month	Adjusted Scheduled Activity (UDA)	
	2016	2017
April	1,426	1,479
May	2,922	3,309
June	4,463	4,790
July	7,434	6,810
August	9,249	8,399
September	10,847	10,001
October	12,695	11,729
November	14,456	13,754
December	15,770	15,611
January	16,510	
February	19,336	
March	21,615	
April	22,216	
May	22,216	
June	22,216	

QUALITY

	Quantity	Base Number	Contract	AT	Region	England
% of FP17s for the same patient ID Re-attending within 3 months - Children	118	1,929	6.1%	10.1%	12.1%	12.4%
% of FP17s for the same patient ID Re-attending within 3 months - Adults	633	5,570	11.4%	15.3%	15.9%	16.6%
% of FP17s for the same patient ID Re-attending between 3 & 9 months - Children	668	1,929	34.6%	50.9%	58.6%	57.5%
% of FP17s for the same patient ID Re-attending between 3 & 9 months - Adults	1,598	5,570	28.7%	46.5%	51.5%	50.4%
% of FP17s for Band 1 Urgent Courses	645	6,751	9.6%	8.2%	8.0%	9.1%
% of FP17s Relating to Free Repair or Replacements	83	6,751	1.2%	0.7%	0.8%	0.8%
% of FP17s Relating to Continuations	66	6,751	1.0%	0.9%	1.2%	1.3%
% of Patients satisfied with the dentistry they have received	8	9	N/A	92.3%	92.8%	92.7%
% of Patients satisfied with the time they had to wait for an appointment	9	9	N/A	91.0%	89.2%	88.8%

* This is based on patients treated on this contract for their most recent course of treatment. Figures in italics indicate the base number of FP17s or Patient Questionnaire responses are less than 100. N/A is shown where the base number of responses is less than 10 during the period. % is calculated as Quantity/Base number*100

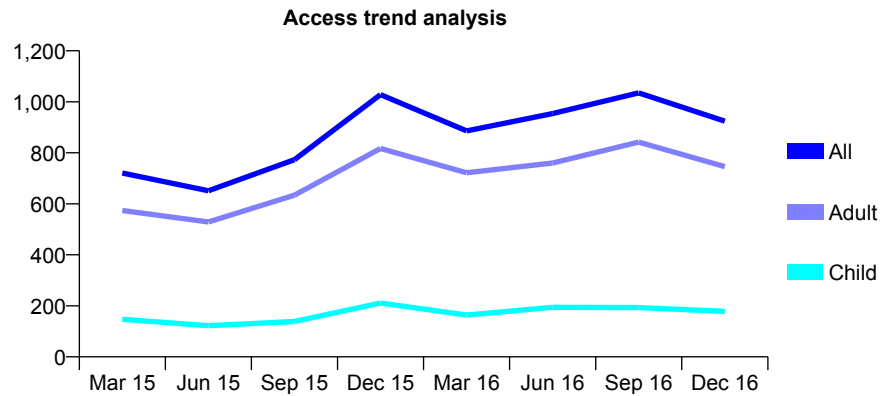
Q54 - Vital Signs At a Glance Contract Report for 658421/0005 - December 2016

Name or company name	MR ES HAYER
Contract type name	PDS Plus Contract
Purpose of contract	General
Contract start date	01/05/2012
Contract end date	30/04/2017

16/17 Contracted general activity (UDA)	2,000
Carry forward general activity (UDA)	-12
16/17 Contracted orthodontic activity (UOA)	0
Carry forward orthodontic activity (UOA)	0
Baseline contract value	£26,831.28

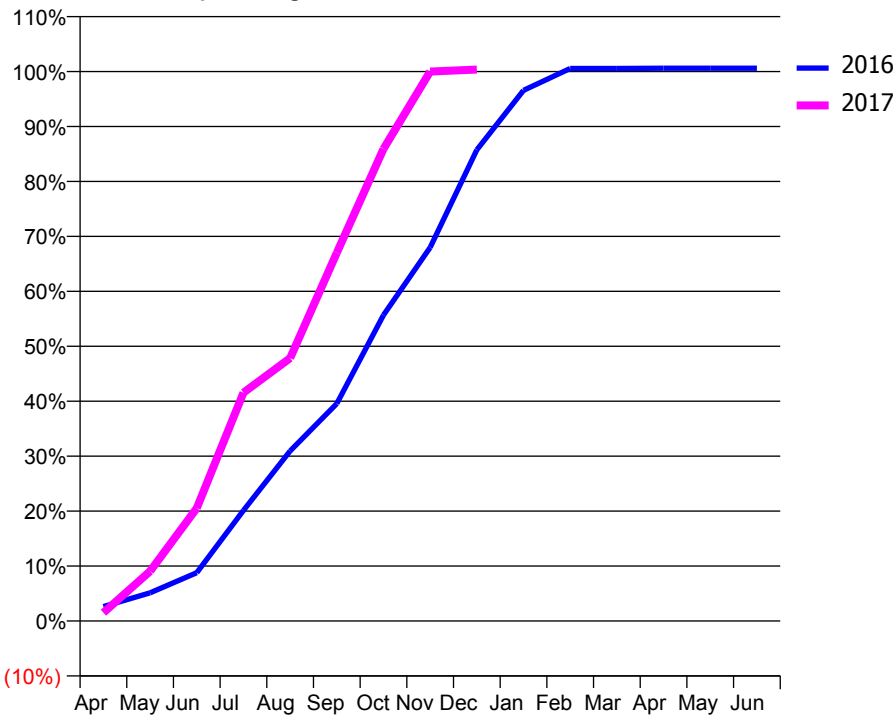
ACCESS*

Patients seen in 24 months	Total	Change since previous quarter
Quarter ending December 2015	1,028	
Quarter ending March 2016	886	↓
Quarter ending June 2016	954	↑
Quarter ending September 2016	1,035	↑
Quarter ending December 2016	924	↓
Variance since December 2015	(10.1%)	↓



ACTIVITY

Cumulative percentage of contracted UDA delivered 2016 & 2017



Month	Adjusted Scheduled Activity (UDA)	
	2016	2017
April	53	30
May	103	181
June	176	411
July	403	831
August	619	957
September	791	1,340
October	1,114	1,718
November	1,360	2,000
December	1,715	2,007
January	1,932	
February	2,011	
March	2,011	
April	2,012	
May	2,012	
June	2,012	

QUALITY

	Quantity	Base Number	Contract	AT	Region	England
% of FP17s for the same patient ID Re-attending within 3 months - Children	0	162	0.0%	10.1%	12.1%	12.4%
% of FP17s for the same patient ID Re-attending within 3 months - Adults	17	682	2.5%	15.3%	15.9%	16.6%
% of FP17s for the same patient ID Re-attending between 3 & 9 months - Children	21	162	13.0%	50.9%	58.6%	57.5%
% of FP17s for the same patient ID Re-attending between 3 & 9 months - Adults	78	682	11.4%	46.5%	51.5%	50.4%
% of FP17s for Band 1 Urgent Courses	40	843	4.7%	8.2%	8.0%	9.1%
% of FP17s Relating to Free Repair or Replacements	0	843	0.0%	0.7%	0.8%	0.8%
% of FP17s Relating to Continuations	4	843	0.5%	0.9%	1.2%	1.3%
% of Patients satisfied with the dentistry they have received	3	3	N/A	92.3%	92.8%	92.7%
% of Patients satisfied with the time they had to wait for an appointment	3	3	N/A	91.0%	89.2%	88.8%

* This is based on patients treated on this contract for their most recent course of treatment. Figures in italics indicate the base number of FP17s or Patient Questionnaire responses are less than 100. N/A is shown where the base number of responses is less than 10 during the period. % is calculated as Quantity/Base number*100

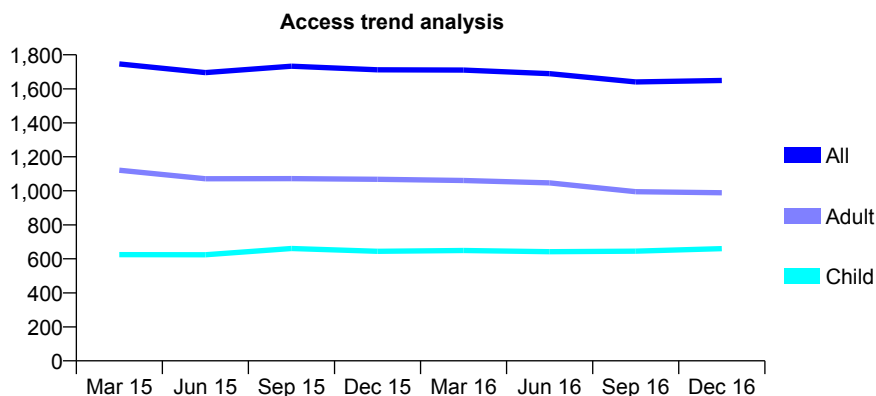
Q54 - Vital Signs At a Glance Contract Report for 658995/0001 - December 2016

Name or company name	MR SR MEHTA
Contract type name	GDS Contract
Purpose of contract	General
Contract start date	16/08/2011
Contract end date	

16/17 Contracted general activity (UDA)	5,107
Carry forward general activity (UDA)	-3
16/17 Contracted orthodontic activity (UOA)	0
Carry forward orthodontic activity (UOA)	0
Baseline contract value	£105,213.18

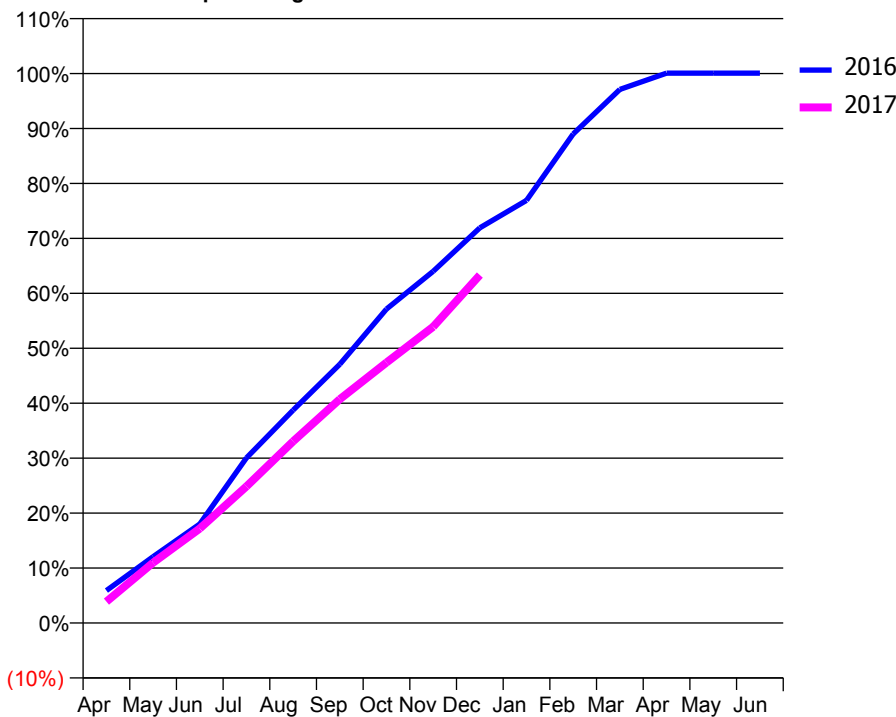
ACCESS*

Patients seen in 24 months	Total	Change since previous quarter
Quarter ending December 2015	1,712	
Quarter ending March 2016	1,710	→
Quarter ending June 2016	1,689	↓
Quarter ending September 2016	1,640	↓
Quarter ending December 2016	1,649	→
Variance since December 2015	(3.7%)	↓



ACTIVITY

Cumulative percentage of contracted UDA delivered 2016 & 2017



Month	Adjusted Scheduled Activity (UDA)	
	2016	2017
April	301	198
May	616	561
June	920	878
July	1,535	1,270
August	1,979	1,689
September	2,404	2,081
October	2,918	2,421
November	3,268	2,753
December	3,672	3,234
January	3,928	
February	4,545	
March	4,959	
April	5,110	
May	5,110	
June	5,110	

QUALITY

	Quantity	Base Number	Contract	AT	Region	England
% of FP17s for the same patient ID Re-attending within 3 months - Children	17	413	4.1%	10.1%	12.1%	12.4%
% of FP17s for the same patient ID Re-attending within 3 months - Adults	59	641	9.2%	15.3%	15.9%	16.6%
% of FP17s for the same patient ID Re-attending between 3 & 9 months - Children	113	413	27.4%	50.9%	58.6%	57.5%
% of FP17s for the same patient ID Re-attending between 3 & 9 months - Adults	232	641	36.2%	46.5%	51.5%	50.4%
% of FP17s for Band 1 Urgent Courses	52	1,008	5.2%	8.2%	8.0%	9.1%
% of FP17s Relating to Free Repair or Replacements	0	1,008	0.0%	0.7%	0.8%	0.8%
% of FP17s Relating to Continuations	5	1,008	0.5%	0.9%	1.2%	1.3%
% of Patients satisfied with the dentistry they have received	1	1	N/A	92.3%	92.8%	92.7%
% of Patients satisfied with the time they had to wait for an appointment	1	1	N/A	91.0%	89.2%	88.8%

* This is based on patients treated on this contract for their most recent course of treatment. Figures in italics indicate the base number of FP17s or Patient Questionnaire responses are less than 100. N/A is shown where the base number of responses is less than 10 during the period. % is calculated as Quantity/Base number*100

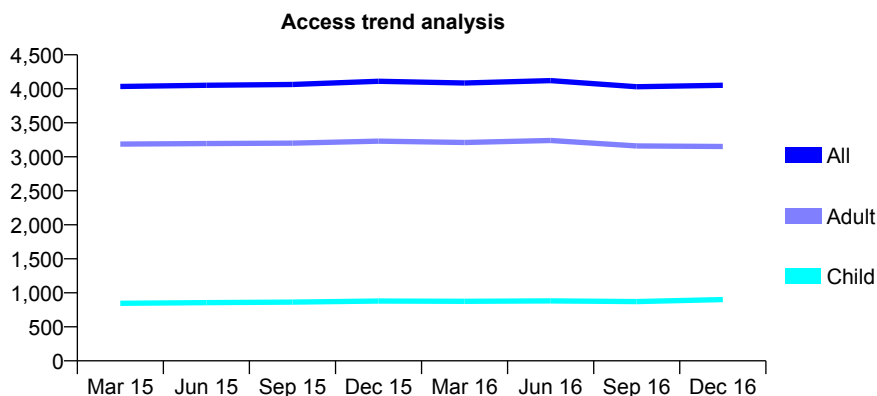
Q54 - Vital Signs At a Glance Contract Report for 660094/0001 - December 2016

Name or company name	MISS HL PHAM
Contract type name	GDS Contract
Purpose of contract	General
Contract start date	01/04/2006
Contract end date	

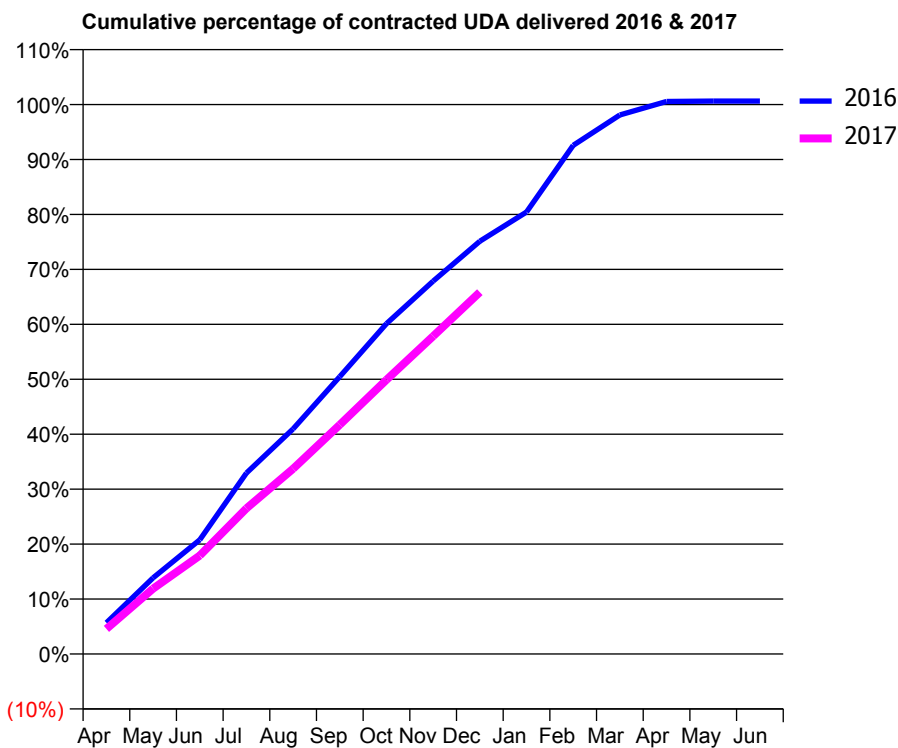
16/17 Contracted general activity (UDA)	16,200
Carry forward general activity (UDA)	-102
16/17 Contracted orthodontic activity (UOA)	0
Carry forward orthodontic activity (UOA)	0
Baseline contract value	£389,743.19

ACCESS*

Patients seen in 24 months	Total	Change since previous quarter
Quarter ending December 2015	4,110	
Quarter ending March 2016	4,086	→
Quarter ending June 2016	4,121	→
Quarter ending September 2016	4,031	↓
Quarter ending December 2016	4,051	→
Variance since December 2015	(1.4%)	↓



ACTIVITY



Month	Adjusted Scheduled Activity (UDA)	
	2016	2017
April	920	739
May	2,248	1,927
June	3,365	2,902
July	5,335	4,294
August	6,638	5,464
September	8,179	6,759
October	9,738	8,085
November	10,996	9,369
December	12,170	10,666
January	13,030	
February	14,997	
March	15,890	
April	16,288	
May	16,299	
June	16,302	

QUALITY

	Quantity	Base Number	Contract	AT	Region	England
% of FP17s for the same patient ID Re-attending within 3 months - Children	70	842	8.3%	10.1%	12.1%	12.4%
% of FP17s for the same patient ID Re-attending within 3 months - Adults	512	3,413	15.0%	15.3%	15.9%	16.6%
% of FP17s for the same patient ID Re-attending between 3 & 9 months - Children	433	842	51.4%	50.9%	58.6%	57.5%
% of FP17s for the same patient ID Re-attending between 3 & 9 months - Adults	1,962	3,413	57.5%	46.5%	51.5%	50.4%
% of FP17s for Band 1 Urgent Courses	376	4,098	9.2%	8.2%	8.0%	9.1%
% of FP17s Relating to Free Repair or Replacements	63	4,098	1.5%	0.7%	0.8%	0.8%
% of FP17s Relating to Continuations	55	4,098	1.3%	0.9%	1.2%	1.3%
% of Patients satisfied with the dentistry they have received	6	6	N/A	92.3%	92.8%	92.7%
% of Patients satisfied with the time they had to wait for an appointment	5	6	N/A	91.0%	89.2%	88.8%

* This is based on patients treated on this contract for their most recent course of treatment. Figures in italics indicate the base number of FP17s or Patient Questionnaire responses are less than 100. N/A is shown where the base number of responses is less than 10 during the period. % is calculated as Quantity/Base number*100

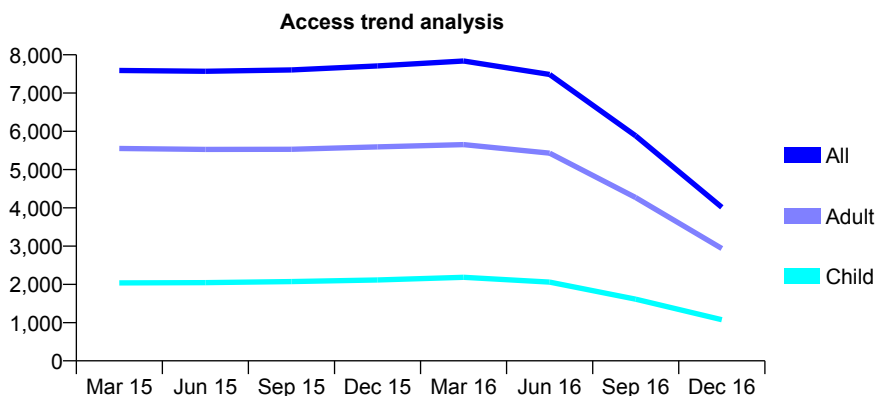
Q54 - Vital Signs At a Glance Contract Report for 673730/0001 - December 2016

Name or company name	MR IW JAYAWEERA
Contract type name	GDS Contract
Purpose of contract	General
Contract start date	01/04/2006
Contract end date	31/05/2016

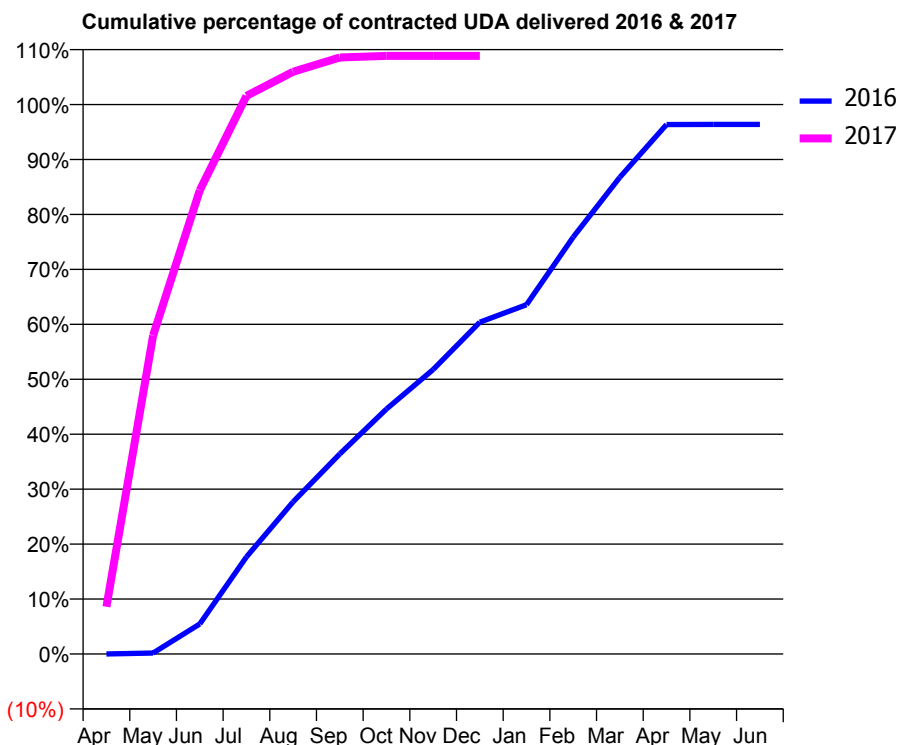
16/17 Contracted general activity (UDA)	2,981
Carry forward general activity (UDA)	0
16/17 Contracted orthodontic activity (UOA)	0
Carry forward orthodontic activity (UOA)	0
Baseline contract value	£83,328.64

ACCESS*

Patients seen in 24 months	Total	Change since previous quarter
Quarter ending December 2015	7,709	
Quarter ending March 2016	7,838	→
Quarter ending June 2016	7,487	↓
Quarter ending September 2016	5,881	↓
Quarter ending December 2016	4,014	↓
Variance since December 2015	(47.9%)	↓



ACTIVITY



Month	Adjusted Scheduled Activity (UDA)	
	2016	2017
April	0	256
May	33	1,728
June	981	2,516
July	3,162	3,028
August	4,956	3,159
September	6,510	3,236
October	7,974	3,245
November	9,257	3,245
December	10,799	3,245
January	11,368	
February	13,568	
March	15,516	
April	17,232	
May	17,236	
June	17,236	

QUALITY

	Quantity	Base Number	Contract	AT	Region	England
% of FP17s for the same patient ID Re-attending within 3 months - Children	48	604	7.9%	10.1%	12.1%	12.4%
% of FP17s for the same patient ID Re-attending within 3 months - Adults	192	1,609	11.9%	15.3%	15.9%	16.6%
% of FP17s for the same patient ID Re-attending between 3 & 9 months - Children	265	604	43.9%	50.9%	58.6%	57.5%
% of FP17s for the same patient ID Re-attending between 3 & 9 months - Adults	701	1,609	43.6%	46.5%	51.5%	50.4%
% of FP17s for Band 1 Urgent Courses	14	1,295	1.1%	8.2%	8.0%	9.1%
% of FP17s Relating to Free Repair or Replacements	6	1,295	0.5%	0.7%	0.8%	0.8%
% of FP17s Relating to Continuations	25	1,295	1.9%	0.9%	1.2%	1.3%
% of Patients satisfied with the dentistry they have received	1	1	N/A	92.3%	92.8%	92.7%
% of Patients satisfied with the time they had to wait for an appointment	1	1	N/A	91.0%	89.2%	88.8%

* This is based on patients treated on this contract for their most recent course of treatment. Figures in italics indicate the base number of FP17s or Patient Questionnaire responses are less than 100. N/A is shown where the base number of responses is less than 10 during the period. % is calculated as Quantity/Base number*100

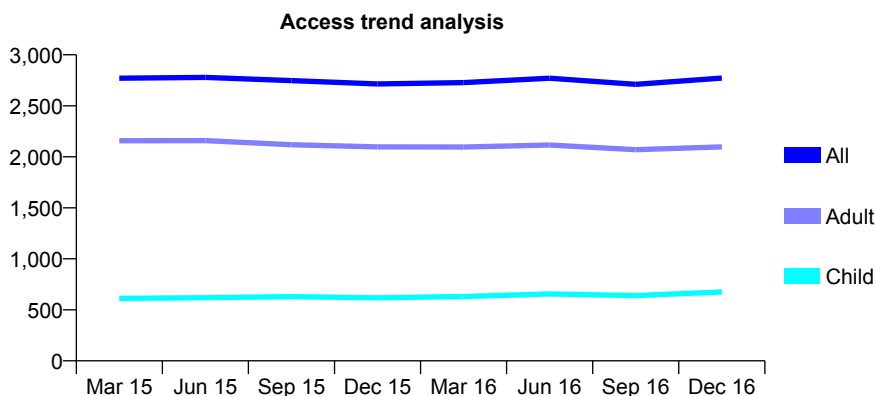
Q54 - Vital Signs At a Glance Contract Report for 673749/0001 - December 2016

Name or company name	MR R KUMAR
Contract type name	Pilot Contract
Purpose of contract	General and Orthodontic
Contract start date	01/04/2006
Contract end date	

16/17 Contracted general activity (UDA)	9,973
Carry forward general activity (UDA)	0
16/17 Contracted orthodontic activity (UOA)	210
Carry forward orthodontic activity (UOA)	0
Baseline contract value	£268,120.45

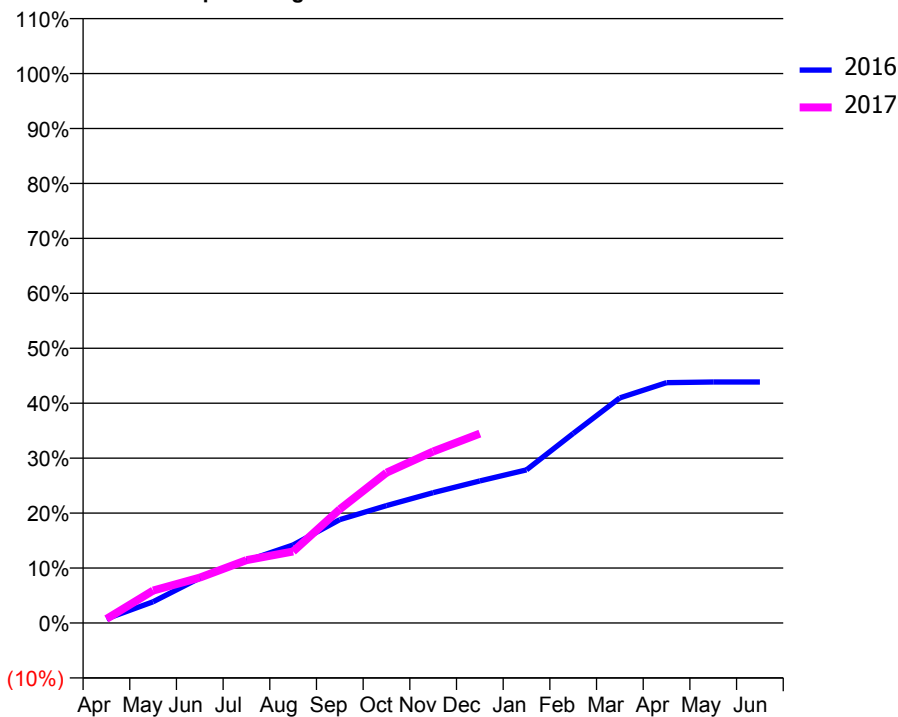
ACCESS*

Patients seen in 24 months	Total	Change since previous quarter
Quarter ending December 2015	2,715	
Quarter ending March 2016	2,727	→
Quarter ending June 2016	2,771	→
Quarter ending September 2016	2,710	↓
Quarter ending December 2016	2,772	↑
Variance since December 2015	2.1%	↑



ACTIVITY

Cumulative percentage of contracted UDA delivered 2016 & 2017



Month	Adjusted Scheduled Activity (UDA)	
	2016	2017
April	76	75
May	386	589
June	817	824
July	1,129	1,141
August	1,416	1,298
September	1,876	2,064
October	2,131	2,729
November	2,365	3,114
December	2,578	3,438
January	2,779	
February	3,440	
March	4,086	
April	4,361	
May	4,373	
June	4,373	

QUALITY

	Quantity	Base Number	Contract	AT	Region	England
% of FP17s for the same patient ID Re-attending within 3 months - Children	20	601	3.3%	10.1%	12.1%	12.4%
% of FP17s for the same patient ID Re-attending within 3 months - Adults	122	1,490	8.2%	15.3%	15.9%	16.6%
% of FP17s for the same patient ID Re-attending between 3 & 9 months - Children	227	601	37.8%	50.9%	58.6%	57.5%
% of FP17s for the same patient ID Re-attending between 3 & 9 months - Adults	490	1,490	32.9%	46.5%	51.5%	50.4%
% of FP17s for Band 1 Urgent Courses	81	1,937	4.2%	8.2%	8.0%	9.1%
% of FP17s Relating to Free Repair or Replacements	0	1,937	0.0%	0.7%	0.8%	0.8%
% of FP17s Relating to Continuations	14	1,937	0.7%	0.9%	1.2%	1.3%
% of Patients satisfied with the dentistry they have received	0	0	N/A	92.3%	92.8%	92.7%
% of Patients satisfied with the time they had to wait for an appointment	0	0	N/A	91.0%	89.2%	88.8%

* This is based on patients treated on this contract for their most recent course of treatment. Figures in italics indicate the base number of FP17s or Patient Questionnaire responses are less than 100. N/A is shown where the base number of responses is less than 10 during the period. % is calculated as Quantity/Base number*100

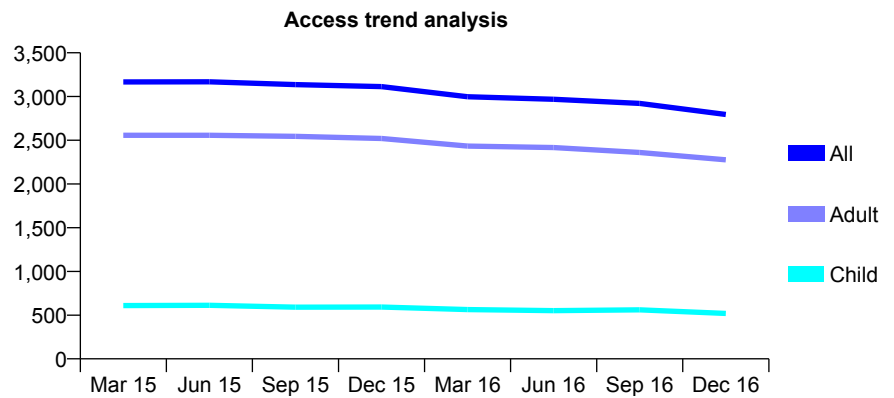
Q54 - Vital Signs At a Glance Contract Report for 677566/0001 - December 2016

Name or company name	MR N KHALED
Contract type name	GDS Contract
Purpose of contract	General
Contract start date	01/12/2006
Contract end date	

16/17 Contracted general activity (UDA)	15,657
Carry forward general activity (UDA)	0
16/17 Contracted orthodontic activity (UOA)	0
Carry forward orthodontic activity (UOA)	0
Baseline contract value	£390,593.31

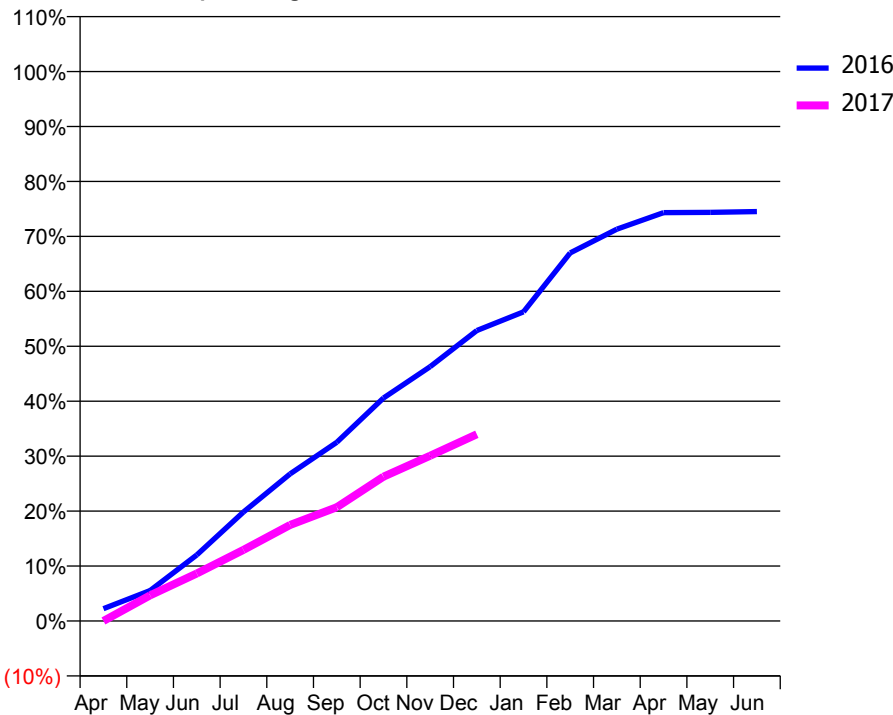
ACCESS*

Patients seen in 24 months	Total	Change since previous quarter
Quarter ending December 2015	3,113	
Quarter ending March 2016	2,997	↓
Quarter ending June 2016	2,968	→
Quarter ending September 2016	2,921	↓
Quarter ending December 2016	2,795	↓
Variance since December 2015	(10.2%)	↓



ACTIVITY

Cumulative percentage of contracted UDA delivered 2016 & 2017



Month	Adjusted Scheduled Activity (UDA)	
	2016	2017
April	350	0
May	870	730
June	1,883	1,353
July	3,108	2,027
August	4,193	2,736
September	5,092	3,242
October	6,354	4,113
November	7,248	4,709
December	8,276	5,322
January	8,808	
February	10,490	
March	11,164	
April	11,636	
May	11,643	
June	11,665	

QUALITY

	Quantity	Base Number	Contract	AT	Region	England
% of FP17s for the same patient ID Re-attending within 3 months - Children	28	373	7.5%	10.1%	12.1%	12.4%
% of FP17s for the same patient ID Re-attending within 3 months - Adults	349	1,607	21.7%	15.3%	15.9%	16.6%
% of FP17s for the same patient ID Re-attending between 3 & 9 months - Children	129	373	34.6%	50.9%	58.6%	57.5%
% of FP17s for the same patient ID Re-attending between 3 & 9 months - Adults	478	1,607	29.7%	46.5%	51.5%	50.4%
% of FP17s for Band 1 Urgent Courses	69	1,832	3.8%	8.2%	8.0%	9.1%
% of FP17s Relating to Free Repair or Replacements	33	1,832	1.8%	0.7%	0.8%	0.8%
% of FP17s Relating to Continuations	88	1,832	4.8%	0.9%	1.2%	1.3%
% of Patients satisfied with the dentistry they have received	2	2	N/A	92.3%	92.8%	92.7%
% of Patients satisfied with the time they had to wait for an appointment	2	2	N/A	91.0%	89.2%	88.8%

* This is based on patients treated on this contract for their most recent course of treatment. Figures in italics indicate the base number of FP17s or Patient Questionnaire responses are less than 100. N/A is shown where the base number of responses is less than 10 during the period. % is calculated as Quantity/Base number*100

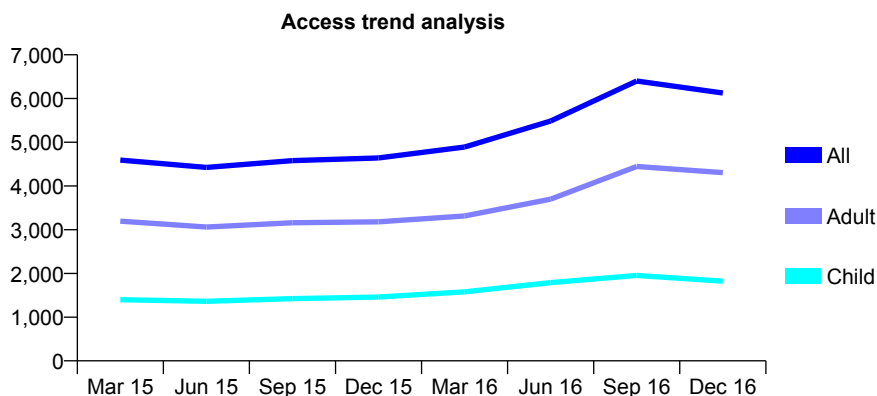
Q54 - Vital Signs At a Glance Contract Report for 677620/0002 - December 2016

Name or company name	MR MA ILYAS
Contract type name	GDS Contract
Purpose of contract	General
Contract start date	01/04/2006
Contract end date	

16/17 Contracted general activity (UDA)	14,933
Carry forward general activity (UDA)	0
16/17 Contracted orthodontic activity (UOA)	0
Carry forward orthodontic activity (UOA)	0
Baseline contract value	£335,867.58

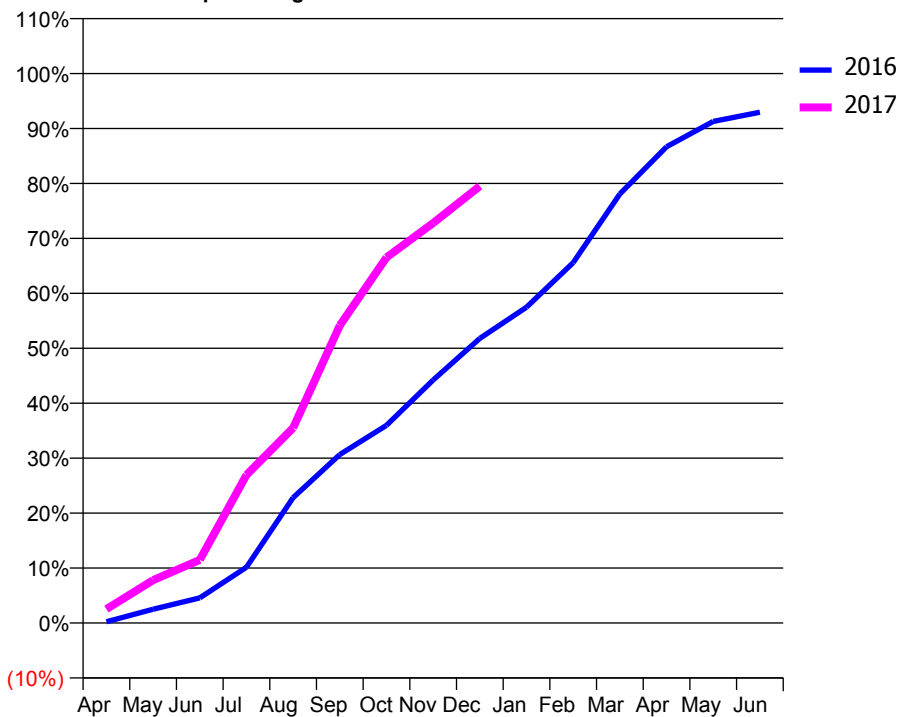
ACCESS*

Patients seen in 24 months	Total	Change since previous quarter
Quarter ending December 2015	4,640	
Quarter ending March 2016	4,892	↑
Quarter ending June 2016	5,487	↑
Quarter ending September 2016	6,400	↑
Quarter ending December 2016	6,125	↓
Variance since December 2015	32.0%	↑



ACTIVITY

Cumulative percentage of contracted UDA delivered 2016 & 2017



Month	Adjusted Scheduled Activity (UDA)	
	2016	2017
April	35	378
May	376	1,165
June	684	1,714
July	1,517	4,026
August	3,408	5,304
September	4,579	8,086
October	5,373	9,936
November	6,604	10,868
December	7,736	11,872
January	8,582	
February	9,793	
March	11,660	
April	12,942	
May	13,630	
June	13,883	

QUALITY

	Quantity	Base Number	Contract	AT	Region	England
% of FP17s for the same patient ID Re-attending within 3 months - Children	123	2,081	5.9%	10.1%	12.1%	12.4%
% of FP17s for the same patient ID Re-attending within 3 months - Adults	522	4,968	10.5%	15.3%	15.9%	16.6%
% of FP17s for the same patient ID Re-attending between 3 & 9 months - Children	920	2,081	44.2%	50.9%	58.6%	57.5%
% of FP17s for the same patient ID Re-attending between 3 & 9 months - Adults	1,933	4,968	38.9%	46.5%	51.5%	50.4%
% of FP17s for Band 1 Urgent Courses	411	5,733	7.2%	8.2%	8.0%	9.1%
% of FP17s Relating to Free Repair or Replacements	20	5,733	0.3%	0.7%	0.8%	0.8%
% of FP17s Relating to Continuations	19	5,733	0.3%	0.9%	1.2%	1.3%
% of Patients satisfied with the dentistry they have received	5	5	N/A	92.3%	92.8%	92.7%
% of Patients satisfied with the time they had to wait for an appointment	5	5	N/A	91.0%	89.2%	88.8%

* This is based on patients treated on this contract for their most recent course of treatment. Figures in italics indicate the base number of FP17s or Patient Questionnaire responses are less than 100. N/A is shown where the base number of responses is less than 10 during the period. % is calculated as Quantity/Base number*100

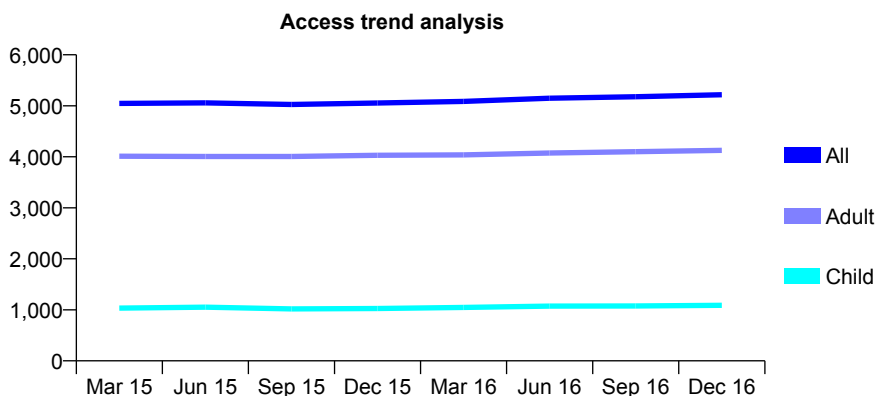
Q54 - Vital Signs At a Glance Contract Report for 678139/0001 - December 2016

Name or company name	MS WP CHEUNG
Contract type name	GDS Contract
Purpose of contract	General
Contract start date	01/04/2006
Contract end date	

16/17 Contracted general activity (UDA)	16,054
Carry forward general activity (UDA)	-115
16/17 Contracted orthodontic activity (UOA)	0
Carry forward orthodontic activity (UOA)	0
Baseline contract value	£335,493.93

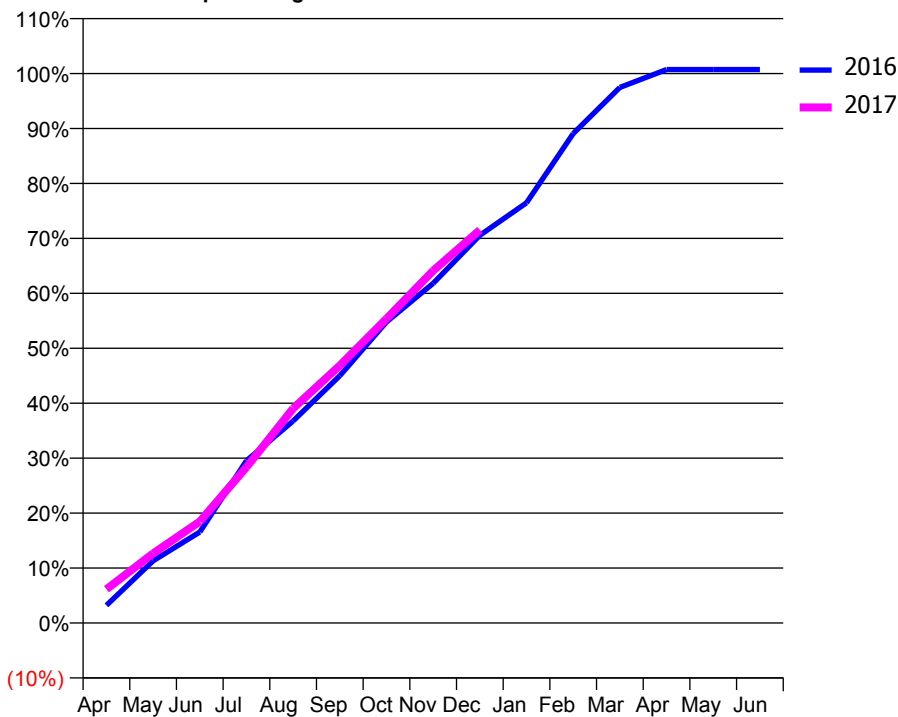
ACCESS*

Patients seen in 24 months	Total	Change since previous quarter
Quarter ending December 2015	5,055	
Quarter ending March 2016	5,086	→
Quarter ending June 2016	5,148	→
Quarter ending September 2016	5,178	→
Quarter ending December 2016	5,216	→
Variance since December 2015	3.2%	↑



ACTIVITY

Cumulative percentage of contracted UDA delivered 2016 & 2017



Month	Adjusted Scheduled Activity (UDA)	
	2016	2017
April	516	988
May	1,817	2,034
June	2,660	2,968
July	4,745	4,556
August	5,905	6,269
September	7,225	7,524
October	8,796	8,891
November	9,925	10,296
December	11,325	11,484
January	12,277	
February	14,300	
March	15,647	
April	16,169	
May	16,169	
June	16,169	

QUALITY

	Quantity	Base Number	Contract	AT	Region	England
% of FP17s for the same patient ID Re-attending within 3 months - Children	88	1,206	7.3%	10.1%	12.1%	12.4%
% of FP17s for the same patient ID Re-attending within 3 months - Adults	831	5,049	16.5%	15.3%	15.9%	16.6%
% of FP17s for the same patient ID Re-attending between 3 & 9 months - Children	723	1,206	60.0%	50.9%	58.6%	57.5%
% of FP17s for the same patient ID Re-attending between 3 & 9 months - Adults	3,188	5,049	63.1%	46.5%	51.5%	50.4%
% of FP17s for Band 1 Urgent Courses	330	6,029	5.5%	8.2%	8.0%	9.1%
% of FP17s Relating to Free Repair or Replacements	68	6,029	1.1%	0.7%	0.8%	0.8%
% of FP17s Relating to Continuations	201	6,029	3.3%	0.9%	1.2%	1.3%
% of Patients satisfied with the dentistry they have received	8	9	N/A	92.3%	92.8%	92.7%
% of Patients satisfied with the time they had to wait for an appointment	9	9	N/A	91.0%	89.2%	88.8%

* This is based on patients treated on this contract for their most recent course of treatment. Figures in italics indicate the base number of FP17s or Patient Questionnaire responses are less than 100. N/A is shown where the base number of responses is less than 10 during the period. % is calculated as Quantity/Base number*100

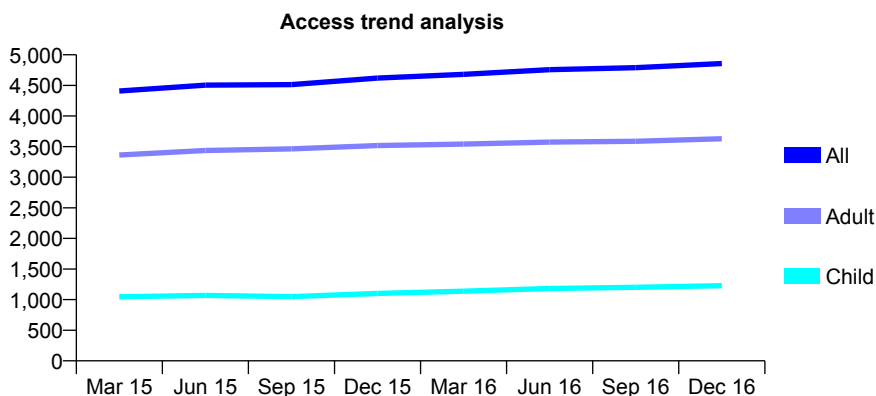
Q54 - Vital Signs At a Glance Contract Report for 678325/0001 - December 2016

Name or company name	MR MS PARMAR
Contract type name	GDS Contract
Purpose of contract	General
Contract start date	01/04/2006
Contract end date	

16/17 Contracted general activity (UDA)	9,855
Carry forward general activity (UDA)	-181
16/17 Contracted orthodontic activity (UOA)	0
Carry forward orthodontic activity (UOA)	0
Baseline contract value	£271,183.15

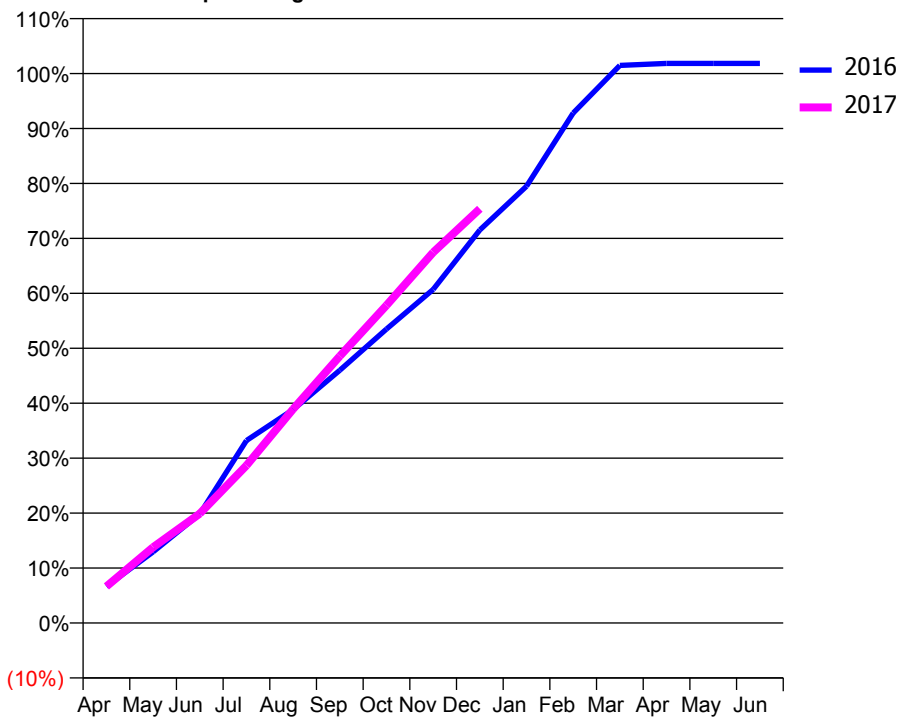
ACCESS*

Patients seen in 24 months	Total	Change since previous quarter
Quarter ending December 2015	4,619	
Quarter ending March 2016	4,681	→
Quarter ending June 2016	4,757	→
Quarter ending September 2016	4,789	→
Quarter ending December 2016	4,857	→
Variance since December 2015	5.2%	↑



ACTIVITY

Cumulative percentage of contracted UDA delivered 2016 & 2017



Month	Adjusted Scheduled Activity (UDA)	
	2016	2017
April	656	657
May	1,275	1,361
June	1,954	1,963
July	3,273	2,826
August	3,827	3,836
September	4,533	4,786
October	5,272	5,699
November	5,983	6,648
December	7,048	7,429
January	7,834	
February	9,146	
March	10,000	
April	10,036	
May	10,036	
June	10,036	

QUALITY

	Quantity	Base Number	Contract	AT	Region	England
% of FP17s for the same patient ID Re-attending within 3 months - Children	89	1,158	7.7%	10.1%	12.1%	12.4%
% of FP17s for the same patient ID Re-attending within 3 months - Adults	307	2,998	10.2%	15.3%	15.9%	16.6%
% of FP17s for the same patient ID Re-attending between 3 & 9 months - Children	528	1,158	45.6%	50.9%	58.6%	57.5%
% of FP17s for the same patient ID Re-attending between 3 & 9 months - Adults	1,285	2,998	42.9%	46.5%	51.5%	50.4%
% of FP17s for Band 1 Urgent Courses	131	3,674	3.6%	8.2%	8.0%	9.1%
% of FP17s Relating to Free Repair or Replacements	15	3,674	0.4%	0.7%	0.8%	0.8%
% of FP17s Relating to Continuations	36	3,674	1.0%	0.9%	1.2%	1.3%
% of Patients satisfied with the dentistry they have received	6	6	N/A	92.3%	92.8%	92.7%
% of Patients satisfied with the time they had to wait for an appointment	6	6	N/A	91.0%	89.2%	88.8%

* This is based on patients treated on this contract for their most recent course of treatment. Figures in italics indicate the base number of FP17s or Patient Questionnaire responses are less than 100. N/A is shown where the base number of responses is less than 10 during the period. % is calculated as Quantity/Base number*100

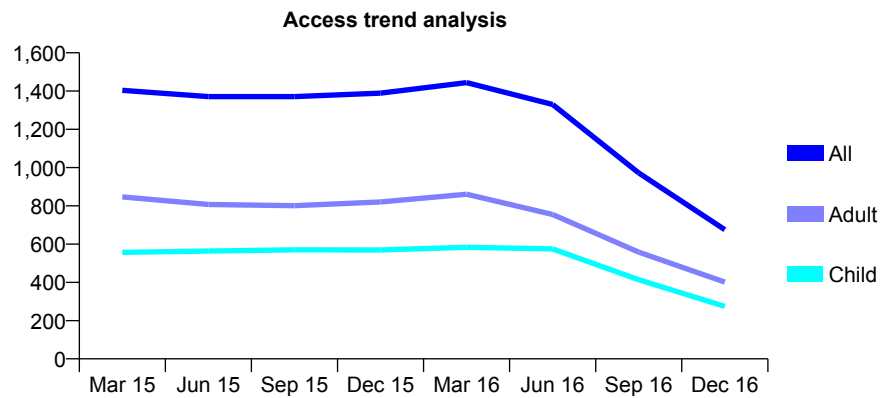
Q54 - Vital Signs At a Glance Contract Report for 679186/0002 - December 2016

Name or company name	MR A DA COSTA
Contract type name	GDS Contract
Purpose of contract	General
Contract start date	01/11/2008
Contract end date	31/05/2016

16/17 Contracted general activity (UDA)	815
Carry forward general activity (UDA)	0
16/17 Contracted orthodontic activity (UOA)	0
Carry forward orthodontic activity (UOA)	0
Baseline contract value	£19,688.00

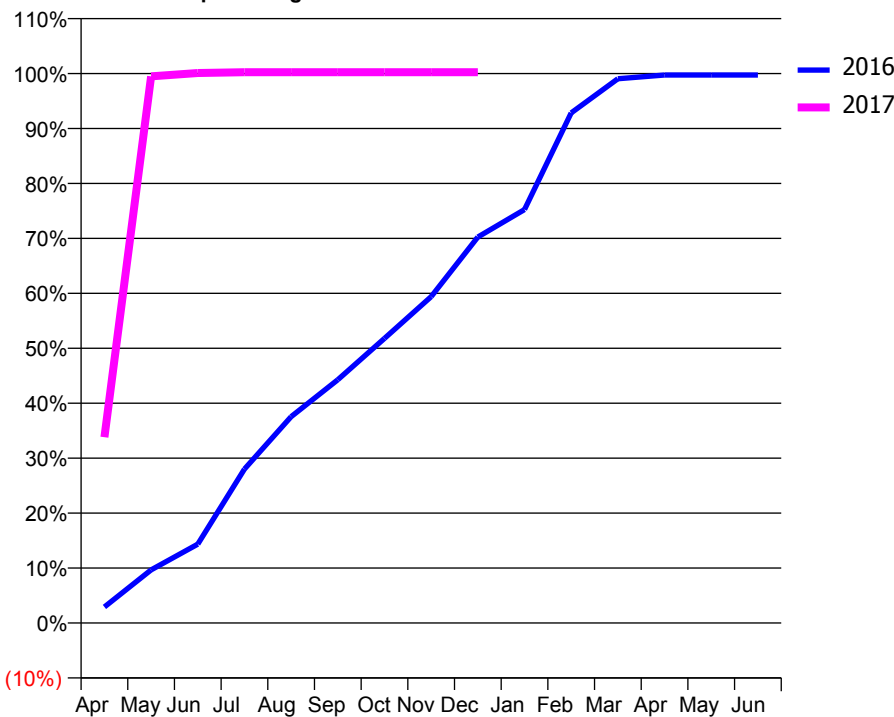
ACCESS*

Patients seen in 24 months	Total	Change since previous quarter
Quarter ending December 2015	1,389	
Quarter ending March 2016	1,444	↑
Quarter ending June 2016	1,330	↓
Quarter ending September 2016	972	↓
Quarter ending December 2016	675	↓
Variance since December 2015	(51.4%)	↓



ACTIVITY

Cumulative percentage of contracted UDA delivered 2016 & 2017



Month	Adjusted Scheduled Activity (UDA)	
	2016	2017
April	143	276
May	473	811
June	702	816
July	1,370	817
August	1,836	817
September	2,166	817
October	2,533	817
November	2,904	817
December	3,435	817
January	3,680	
February	4,540	
March	4,843	
April	4,877	
May	4,877	
June	4,877	

QUALITY

	Quantity	Base Number	Contract	AT	Region	England
% of FP17s for the same patient ID Re-attending within 3 months - Children	9	156	5.8%	10.1%	12.1%	12.4%
% of FP17s for the same patient ID Re-attending within 3 months - Adults	20	142	14.1%	15.3%	15.9%	16.6%
% of FP17s for the same patient ID Re-attending between 3 & 9 months - Children	34	156	21.8%	50.9%	58.6%	57.5%
% of FP17s for the same patient ID Re-attending between 3 & 9 months - Adults	38	142	26.8%	46.5%	51.5%	50.4%
% of FP17s for Band 1 Urgent Courses	25	277	9.0%	8.2%	8.0%	9.1%
% of FP17s Relating to Free Repair or Replacements	1	277	0.4%	0.7%	0.8%	0.8%
% of FP17s Relating to Continuations	0	277	0.0%	0.9%	1.2%	1.3%
% of Patients satisfied with the dentistry they have received	0	0	N/A	92.3%	92.8%	92.7%
% of Patients satisfied with the time they had to wait for an appointment	0	0	N/A	91.0%	89.2%	88.8%

* This is based on patients treated on this contract for their most recent course of treatment. Figures in italics indicate the base number of FP17s or Patient Questionnaire responses are less than 100. N/A is shown where the base number of responses is less than 10 during the period. % is calculated as Quantity/Base number*100

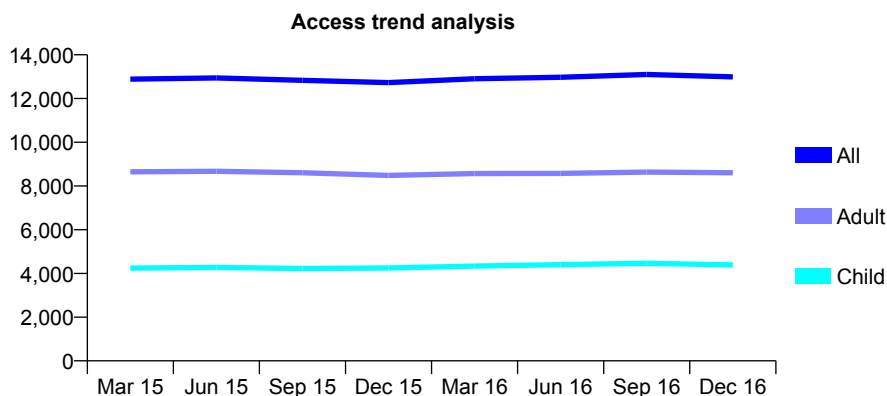
Q54 - Vital Signs At a Glance Contract Report for 682004/0001 - December 2016

Name or company name	MR S KUMAR
Contract type name	GDS Contract
Purpose of contract	General
Contract start date	01/04/2006
Contract end date	

16/17 Contracted general activity (UDA)	45,372
Carry forward general activity (UDA)	1,262
16/17 Contracted orthodontic activity (UOA)	0
Carry forward orthodontic activity (UOA)	0
Baseline contract value	£1,235,389.53

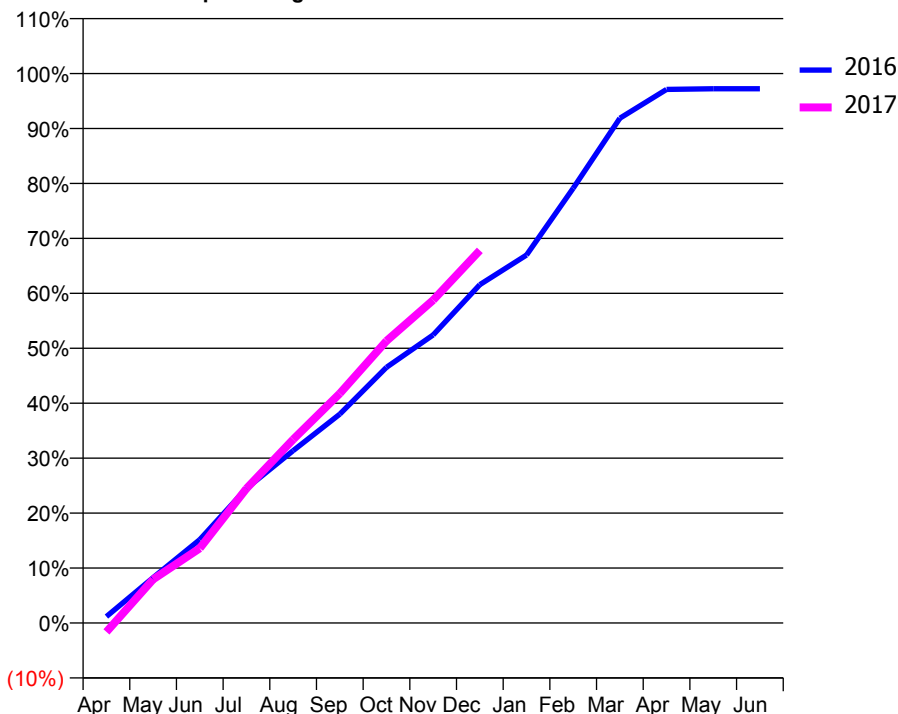
ACCESS*

Patients seen in 24 months	Total	Change since previous quarter
Quarter ending December 2015	12,727	
Quarter ending March 2016	12,902	→
Quarter ending June 2016	12,974	→
Quarter ending September 2016	13,099	→
Quarter ending December 2016	12,991	→
Variance since December 2015	2.1%	↑



ACTIVITY

Cumulative percentage of contracted UDA delivered 2016 & 2017



Month	Adjusted Scheduled Activity (UDA)	
	2016	2017
April	535	-739
May	3,753	3,602
June	6,885	6,174
July	11,115	11,103
August	14,231	15,151
September	17,245	18,957
October	21,109	23,287
November	23,783	26,666
December	27,937	30,771
January	30,388	
February	35,897	
March	41,679	
April	44,058	
May	44,110	
June	44,110	

QUALITY

	Quantity	Base Number	Contract	AT	Region	England
% of FP17s for the same patient ID Re-attending within 3 months - Children	181	3,623	5.0%	10.1%	12.1%	12.4%
% of FP17s for the same patient ID Re-attending within 3 months - Adults	887	6,847	13.0%	15.3%	15.9%	16.6%
% of FP17s for the same patient ID Re-attending between 3 & 9 months - Children	1,432	3,623	39.5%	50.9%	58.6%	57.5%
% of FP17s for the same patient ID Re-attending between 3 & 9 months - Adults	2,365	6,847	34.5%	46.5%	51.5%	50.4%
% of FP17s for Band 1 Urgent Courses	920	9,722	9.5%	8.2%	8.0%	9.1%
% of FP17s Relating to Free Repair or Replacements	36	9,722	0.4%	0.7%	0.8%	0.8%
% of FP17s Relating to Continuations	40	9,722	0.4%	0.9%	1.2%	1.3%
% of Patients satisfied with the dentistry they have received	6	7	N/A	92.3%	92.8%	92.7%
% of Patients satisfied with the time they had to wait for an appointment	5	7	N/A	91.0%	89.2%	88.8%

* This is based on patients treated on this contract for their most recent course of treatment. Figures in italics indicate the base number of FP17s or Patient Questionnaire responses are less than 100. N/A is shown where the base number of responses is less than 10 during the period. % is calculated as Quantity/Base number*100

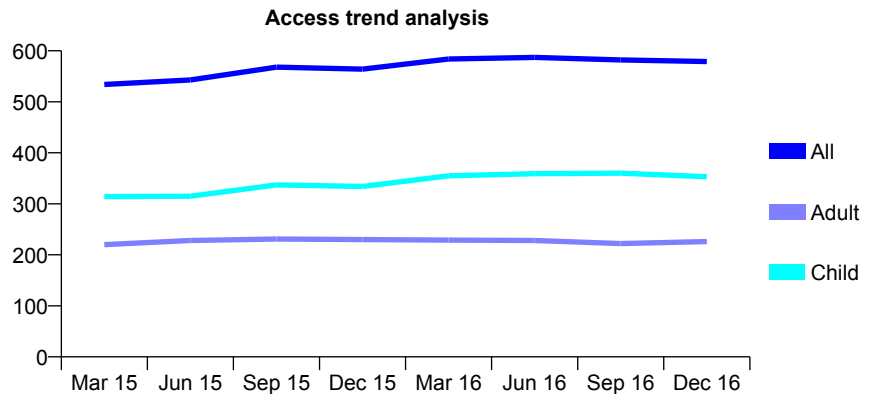
Q54 - Vital Signs At a Glance Contract Report for 682381/0001 - December 2016

Name or company name	MR TF FRASER
Contract type name	GDS Contract
Purpose of contract	General
Contract start date	01/04/2006
Contract end date	

16/17 Contracted general activity (UDA)	1,829
Carry forward general activity (UDA)	0
16/17 Contracted orthodontic activity (UOA)	0
Carry forward orthodontic activity (UOA)	0
Baseline contract value	£46,482.46

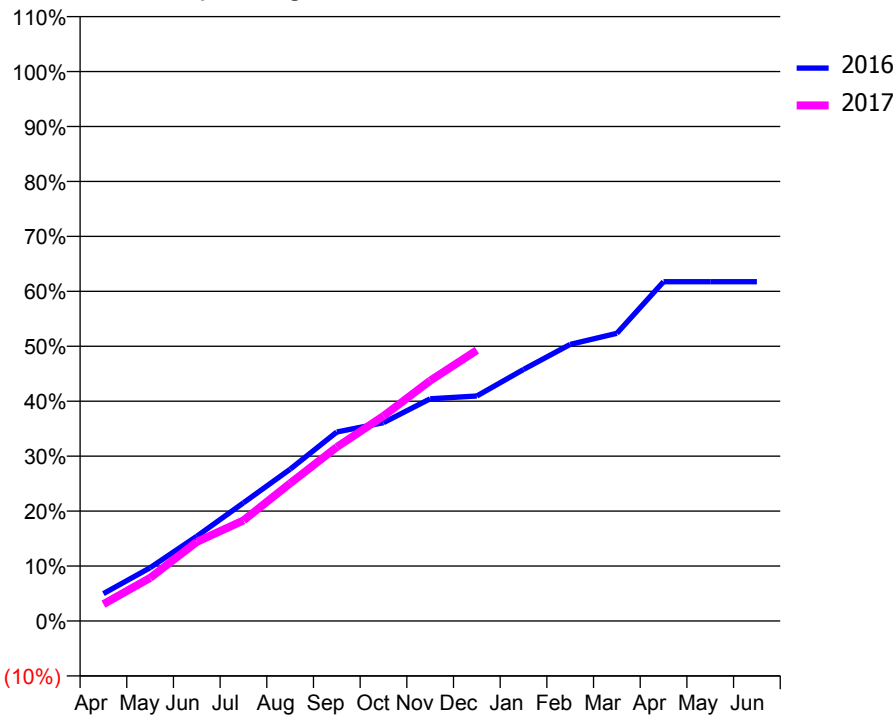
ACCESS*

Patients seen in 24 months	Total	Change since previous quarter
Quarter ending December 2015	564	
Quarter ending March 2016	584	↑
Quarter ending June 2016	587	→
Quarter ending September 2016	582	→
Quarter ending December 2016	579	→
Variance since December 2015	2.7%	↑



ACTIVITY

Cumulative percentage of contracted UDA delivered 2016 & 2017



Month	Adjusted Scheduled Activity (UDA)	
	2016	2017
April	91	56
May	177	144
June	282	264
July	393	335
August	505	458
September	629	579
October	660	683
November	740	800
December	749	901
January	837	
February	921	
March	958	
April	1,129	
May	1,129	
June	1,129	

QUALITY

	Quantity	Base Number	Contract	AT	Region	England
% of FP17s for the same patient ID Re-attending within 3 months - Children	18	428	4.2%	10.1%	12.1%	12.4%
% of FP17s for the same patient ID Re-attending within 3 months - Adults	57	237	24.1%	15.3%	15.9%	16.6%
% of FP17s for the same patient ID Re-attending between 3 & 9 months - Children	236	428	55.1%	50.9%	58.6%	57.5%
% of FP17s for the same patient ID Re-attending between 3 & 9 months - Adults	98	237	41.4%	46.5%	51.5%	50.4%
% of FP17s for Band 1 Urgent Courses	25	561	4.5%	8.2%	8.0%	9.1%
% of FP17s Relating to Free Repair or Replacements	0	561	0.0%	0.7%	0.8%	0.8%
% of FP17s Relating to Continuations	19	561	3.4%	0.9%	1.2%	1.3%
% of Patients satisfied with the dentistry they have received	0	0	N/A	92.3%	92.8%	92.7%
% of Patients satisfied with the time they had to wait for an appointment	0	0	N/A	91.0%	89.2%	88.8%

* This is based on patients treated on this contract for their most recent course of treatment. Figures in italics indicate the base number of FP17s or Patient Questionnaire responses are less than 100. N/A is shown where the base number of responses is less than 10 during the period. % is calculated as Quantity/Base number*100

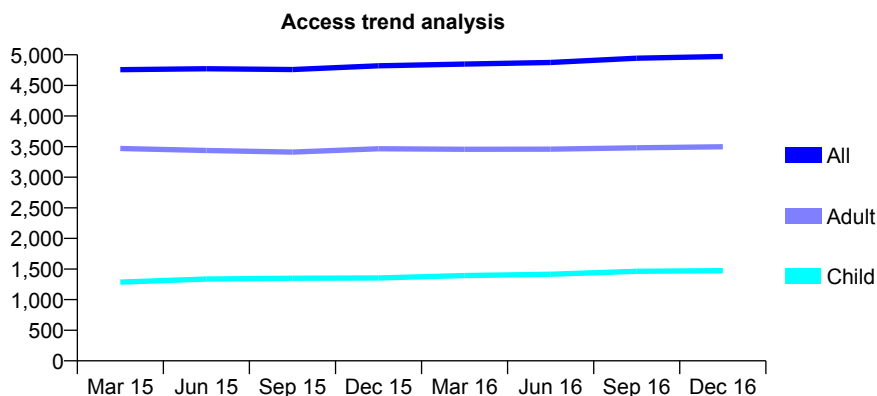
Q54 - Vital Signs At a Glance Contract Report for 686867/0001 - December 2016

Name or company name	MISS PK ATHWAL
Contract type name	GDS Contract
Purpose of contract	General
Contract start date	01/04/2006
Contract end date	

16/17 Contracted general activity (UDA)	18,296
Carry forward general activity (UDA)	-16
16/17 Contracted orthodontic activity (UOA)	0
Carry forward orthodontic activity (UOA)	0
Baseline contract value	£521,090.68

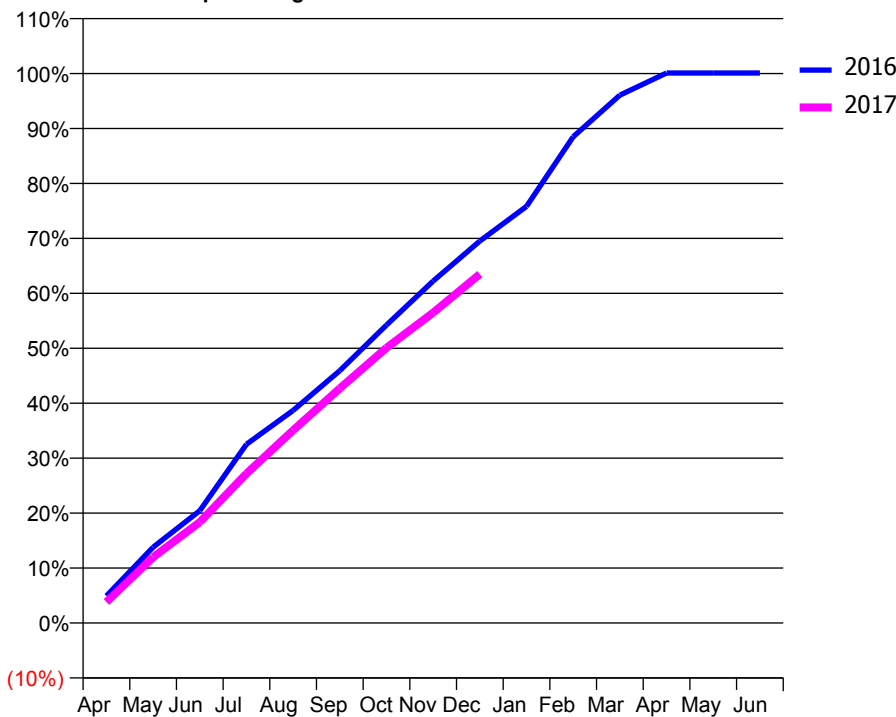
ACCESS*

Patients seen in 24 months	Total	Change since previous quarter
Quarter ending December 2015	4,820	
Quarter ending March 2016	4,849	→
Quarter ending June 2016	4,874	→
Quarter ending September 2016	4,944	→
Quarter ending December 2016	4,972	→
Variance since December 2015	3.2%	↑



ACTIVITY

Cumulative percentage of contracted UDA delivered 2016 & 2017



Month	Adjusted Scheduled Activity (UDA)	
	2016	2017
April	905	698
May	2,523	2,190
June	3,741	3,359
July	5,953	4,974
August	7,082	6,418
September	8,404	7,811
October	9,920	9,163
November	11,387	10,335
December	12,719	11,618
January	13,870	
February	16,188	
March	17,575	
April	18,312	
May	18,312	
June	18,312	

QUALITY

	Quantity	Base Number	Contract	AT	Region	England
% of FP17s for the same patient ID Re-attending within 3 months - Children	31	1,330	2.3%	10.1%	12.1%	12.4%
% of FP17s for the same patient ID Re-attending within 3 months - Adults	151	3,028	5.0%	15.3%	15.9%	16.6%
% of FP17s for the same patient ID Re-attending between 3 & 9 months - Children	718	1,330	54.0%	50.9%	58.6%	57.5%
% of FP17s for the same patient ID Re-attending between 3 & 9 months - Adults	1,674	3,028	55.3%	46.5%	51.5%	50.4%
% of FP17s for Band 1 Urgent Courses	83	4,123	2.0%	8.2%	8.0%	9.1%
% of FP17s Relating to Free Repair or Replacements	19	4,123	0.5%	0.7%	0.8%	0.8%
% of FP17s Relating to Continuations	11	4,123	0.3%	0.9%	1.2%	1.3%
% of Patients satisfied with the dentistry they have received	2	2	N/A	92.3%	92.8%	92.7%
% of Patients satisfied with the time they had to wait for an appointment	2	2	N/A	91.0%	89.2%	88.8%

* This is based on patients treated on this contract for their most recent course of treatment. Figures in italics indicate the base number of FP17s or Patient Questionnaire responses are less than 100. N/A is shown where the base number of responses is less than 10 during the period. % is calculated as Quantity/Base number*100

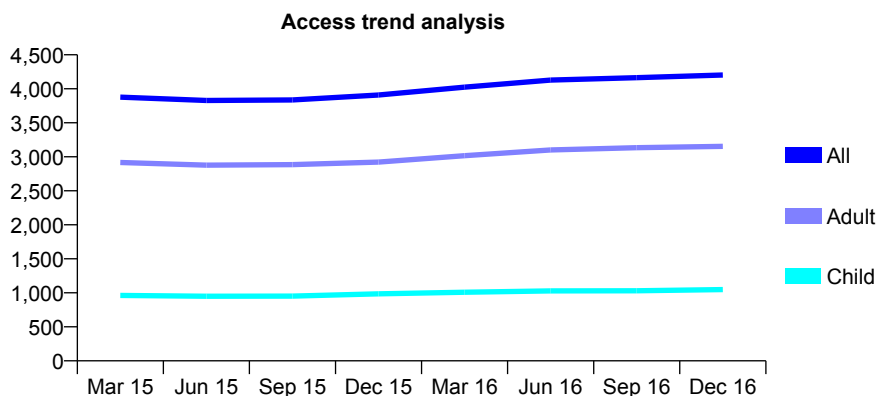
Q54 - Vital Signs At a Glance Contract Report for 686883/0001 - December 2016

Name or company name	MR HS GILL
Contract type name	GDS Contract
Purpose of contract	General
Contract start date	01/04/2006
Contract end date	

16/17 Contracted general activity (UDA)	11,380
Carry forward general activity (UDA)	432
16/17 Contracted orthodontic activity (UOA)	0
Carry forward orthodontic activity (UOA)	0
Baseline contract value	£246,343.53

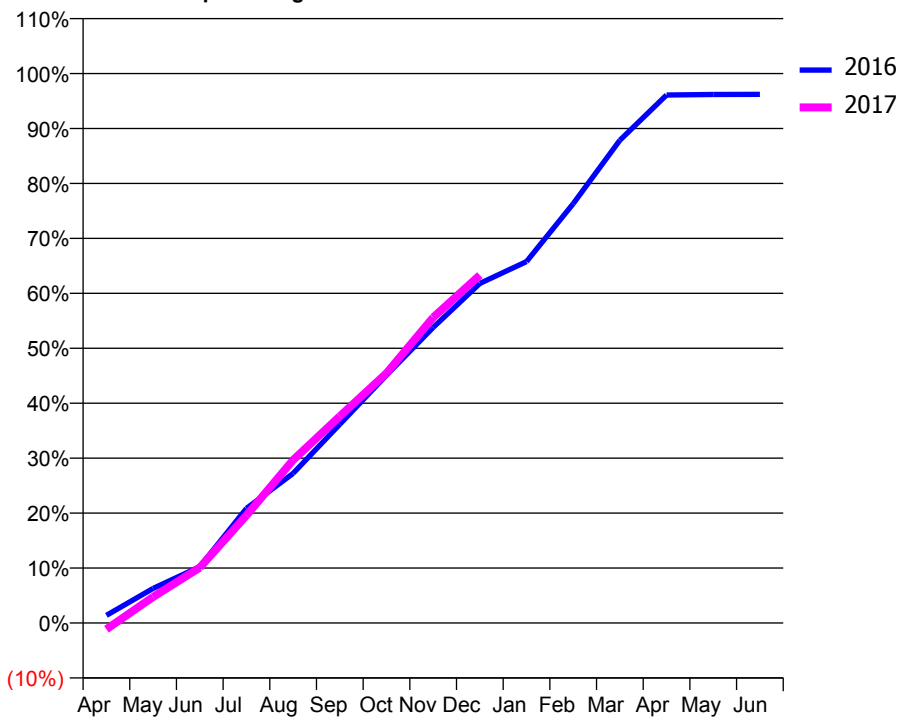
ACCESS*

Patients seen in 24 months	Total	Change since previous quarter
Quarter ending December 2015	3,908	
Quarter ending March 2016	4,025	↑
Quarter ending June 2016	4,128	↑
Quarter ending September 2016	4,164	→
Quarter ending December 2016	4,203	→
Variance since December 2015	7.5%	↑



ACTIVITY

Cumulative percentage of contracted UDA delivered 2016 & 2017



Month	Adjusted Scheduled Activity (UDA)	
	2016	2017
April	159	-132
May	716	540
June	1,168	1,149
July	2,374	2,231
August	3,100	3,377
September	4,116	4,282
October	5,133	5,174
November	6,122	6,329
December	7,031	7,204
January	7,485	
February	8,682	
March	9,998	
April	10,935	
May	10,947	
June	10,948	

QUALITY

	Quantity	Base Number	Contract	AT	Region	England
% of FP17s for the same patient ID Re-attending within 3 months - Children	101	1,148	8.8%	10.1%	12.1%	12.4%
% of FP17s for the same patient ID Re-attending within 3 months - Adults	278	2,798	9.9%	15.3%	15.9%	16.6%
% of FP17s for the same patient ID Re-attending between 3 & 9 months - Children	685	1,148	59.7%	50.9%	58.6%	57.5%
% of FP17s for the same patient ID Re-attending between 3 & 9 months - Adults	1,515	2,798	54.1%	46.5%	51.5%	50.4%
% of FP17s for Band 1 Urgent Courses	86	3,197	2.7%	8.2%	8.0%	9.1%
% of FP17s Relating to Free Repair or Replacements	28	3,197	0.9%	0.7%	0.8%	0.8%
% of FP17s Relating to Continuations	19	3,197	0.6%	0.9%	1.2%	1.3%
% of Patients satisfied with the dentistry they have received	2	2	N/A	92.3%	92.8%	92.7%
% of Patients satisfied with the time they had to wait for an appointment	2	2	N/A	91.0%	89.2%	88.8%

* This is based on patients treated on this contract for their most recent course of treatment. Figures in italics indicate the base number of FP17s or Patient Questionnaire responses are less than 100. N/A is shown where the base number of responses is less than 10 during the period. % is calculated as Quantity/Base number*100

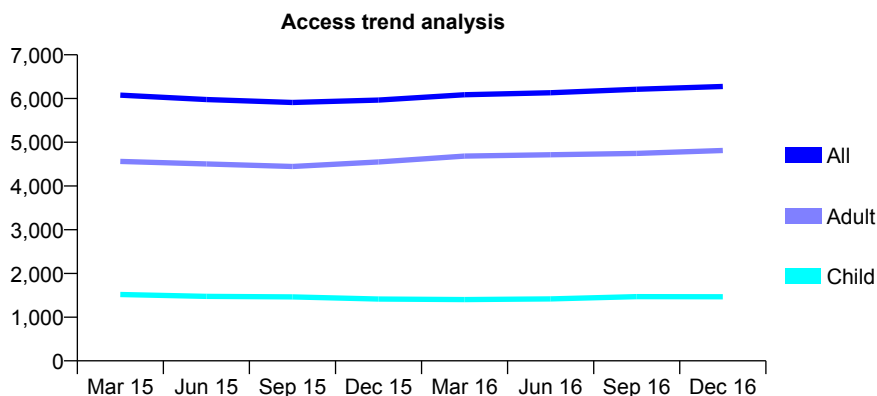
Q54 - Vital Signs At a Glance Contract Report for 686883/0002 - December 2016

Name or company name	MR HS GILL
Contract type name	PDS Plus Contract
Purpose of contract	General
Contract start date	01/11/2010
Contract end date	31/10/2020

16/17 Contracted general activity (UDA)	22,480
Carry forward general activity (UDA)	0
16/17 Contracted orthodontic activity (UOA)	0
Carry forward orthodontic activity (UOA)	0
Baseline contract value	£294,668.34

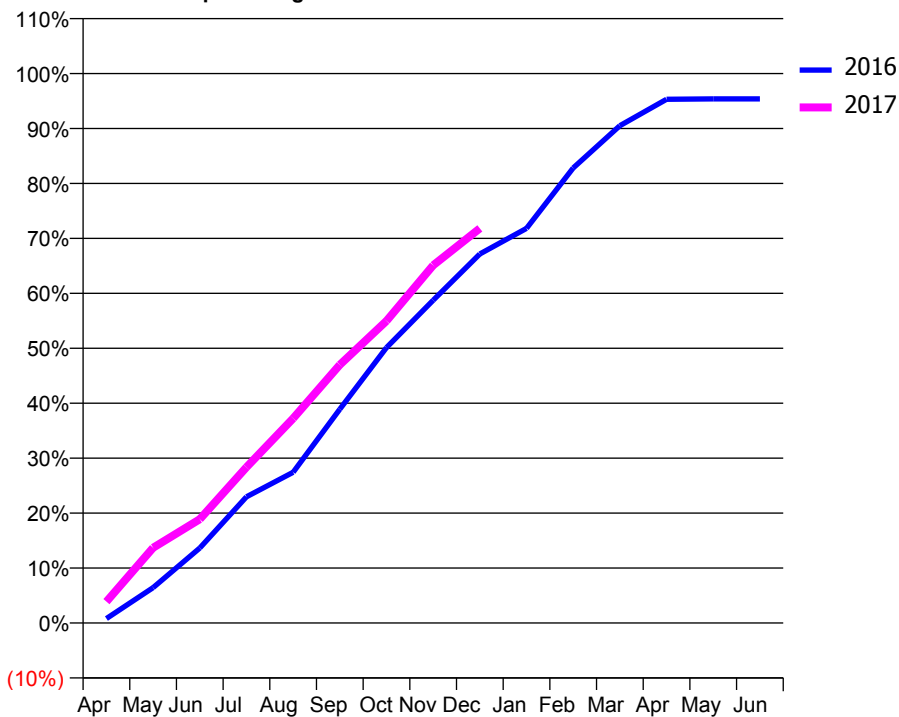
ACCESS*

Patients seen in 24 months	Total	Change since previous quarter
Quarter ending December 2015	5,963	
Quarter ending March 2016	6,086	↑
Quarter ending June 2016	6,133	→
Quarter ending September 2016	6,212	→
Quarter ending December 2016	6,277	→
Variance since December 2015	5.3%	↑



ACTIVITY

Cumulative percentage of contracted UDA delivered 2016 & 2017



Month	Adjusted Scheduled Activity (UDA)	
	2016	2017
April	179	876
May	1,432	3,080
June	3,029	4,245
July	5,101	6,373
August	6,089	8,371
September	8,637	10,561
October	11,127	12,356
November	13,038	14,635
December	14,911	16,146
January	15,946	
February	18,384	
March	20,091	
April	21,160	
May	21,173	
June	21,177	

QUALITY

	Quantity	Base Number	Contract	AT	Region	England
% of FP17s for the same patient ID Re-attending within 3 months - Children	144	1,333	10.8%	10.1%	12.1%	12.4%
% of FP17s for the same patient ID Re-attending within 3 months - Adults	984	4,163	23.6%	15.3%	15.9%	16.6%
% of FP17s for the same patient ID Re-attending between 3 & 9 months - Children	530	1,333	39.8%	50.9%	58.6%	57.5%
% of FP17s for the same patient ID Re-attending between 3 & 9 months - Adults	916	4,163	22.0%	46.5%	51.5%	50.4%
% of FP17s for Band 1 Urgent Courses	1,458	5,145	28.3%	8.2%	8.0%	9.1%
% of FP17s Relating to Free Repair or Replacements	33	5,145	0.6%	0.7%	0.8%	0.8%
% of FP17s Relating to Continuations	53	5,145	1.0%	0.9%	1.2%	1.3%
% of Patients satisfied with the dentistry they have received	3	3	N/A	92.3%	92.8%	92.7%
% of Patients satisfied with the time they had to wait for an appointment	3	3	N/A	91.0%	89.2%	88.8%

* This is based on patients treated on this contract for their most recent course of treatment. Figures in italics indicate the base number of FP17s or Patient Questionnaire responses are less than 100. N/A is shown where the base number of responses is less than 10 during the period. % is calculated as Quantity/Base number*100

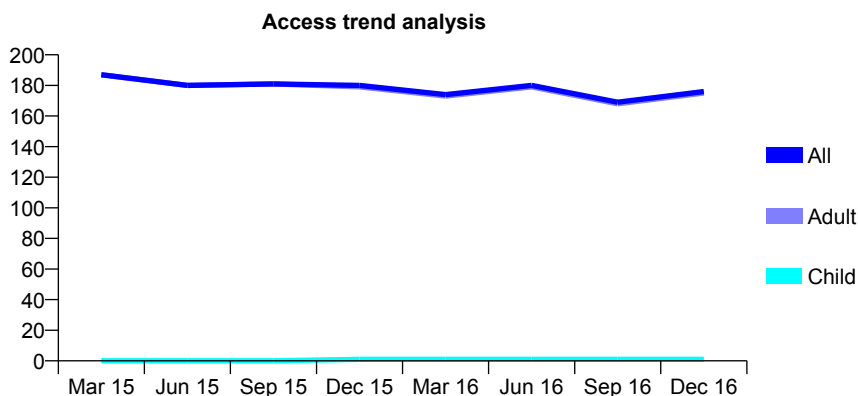
Q54 - Vital Signs At a Glance Contract Report for 688347/0002 - December 2016

Name or company name	MR K HANJI
Contract type name	PDS Contract
Purpose of contract	General
Contract start date	08/03/2012
Contract end date	07/03/2022

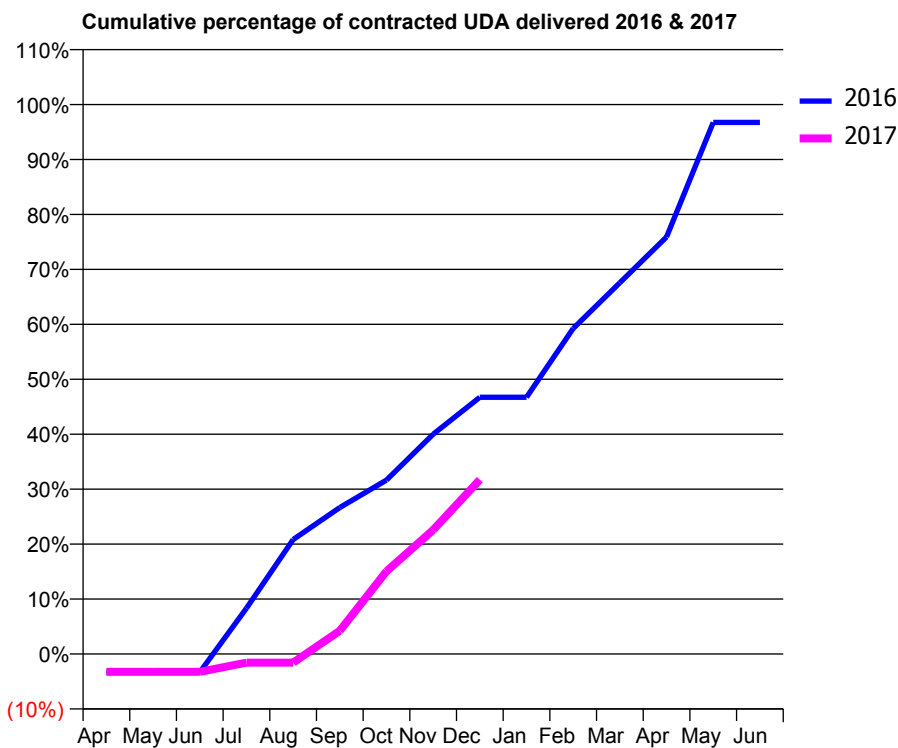
16/17 Contracted general activity (UDA)	1,440
Carry forward general activity (UDA)	47
16/17 Contracted orthodontic activity (UOA)	0
Carry forward orthodontic activity (UOA)	0
Baseline contract value	£70,922.99

ACCESS*

Patients seen in 24 months	Total	Change since previous quarter
Quarter ending December 2015	180	
Quarter ending March 2016	174	↓
Quarter ending June 2016	180	↑
Quarter ending September 2016	169	↓
Quarter ending December 2016	176	↑
Variance since December 2015	(2.2%)	↓



ACTIVITY



Month	Adjusted Scheduled Activity (UDA)	
	2016	2017
April	-48	-47
May	-48	-47
June	-48	-47
July	120	-23
August	300	-23
September	384	61
October	456	217
November	576	325
December	673	457
January	673	
February	853	
March	973	
April	1,093	
May	1,393	
June	1,393	

QUALITY

	Quantity	Base Number	Contract	AT	Region	England
% of FP17s for the same patient ID Re-attending within 3 months - Children	0	0	N/A	10.1%	12.1%	12.4%
% of FP17s for the same patient ID Re-attending within 3 months - Adults	0	77	0.0%	15.3%	15.9%	16.6%
% of FP17s for the same patient ID Re-attending between 3 & 9 months - Children	0	0	N/A	50.9%	58.6%	57.5%
% of FP17s for the same patient ID Re-attending between 3 & 9 months - Adults	2	77	2.6%	46.5%	51.5%	50.4%
% of FP17s for Band 1 Urgent Courses	0	42	0.0%	8.2%	8.0%	9.1%
% of FP17s Relating to Free Repair or Replacements	0	42	0.0%	0.7%	0.8%	0.8%
% of FP17s Relating to Continuations	0	42	0.0%	0.9%	1.2%	1.3%
% of Patients satisfied with the dentistry they have received	0	0	N/A	92.3%	92.8%	92.7%
% of Patients satisfied with the time they had to wait for an appointment	0	0	N/A	91.0%	89.2%	88.8%

* This is based on patients treated on this contract for their most recent course of treatment. Figures in italics indicate the base number of FP17s or Patient Questionnaire responses are less than 100. N/A is shown where the base number of responses is less than 10 during the period. % is calculated as Quantity/Base number*100

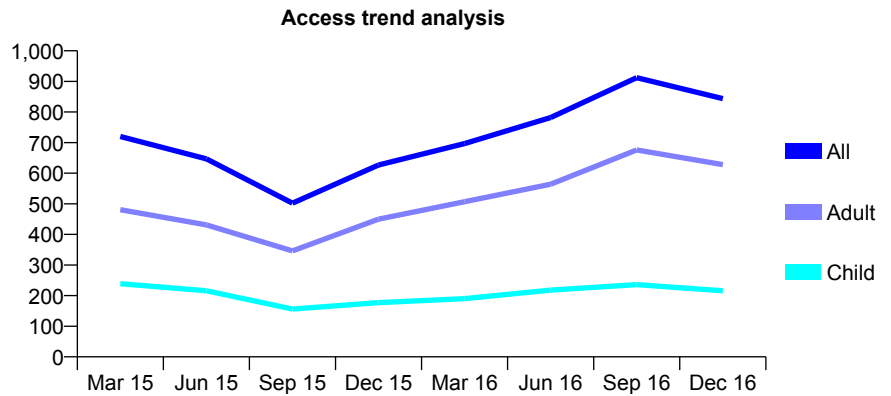
Q54 - Vital Signs At a Glance Contract Report for 688347/0003 - December 2016

Name or company name	MR K HANJI
Contract type name	GDS Contract
Purpose of contract	General
Contract start date	08/03/2012
Contract end date	

16/17 Contracted general activity (UDA)	1,758
Carry forward general activity (UDA)	0
16/17 Contracted orthodontic activity (UOA)	0
Carry forward orthodontic activity (UOA)	0
Baseline contract value	£45,502.14

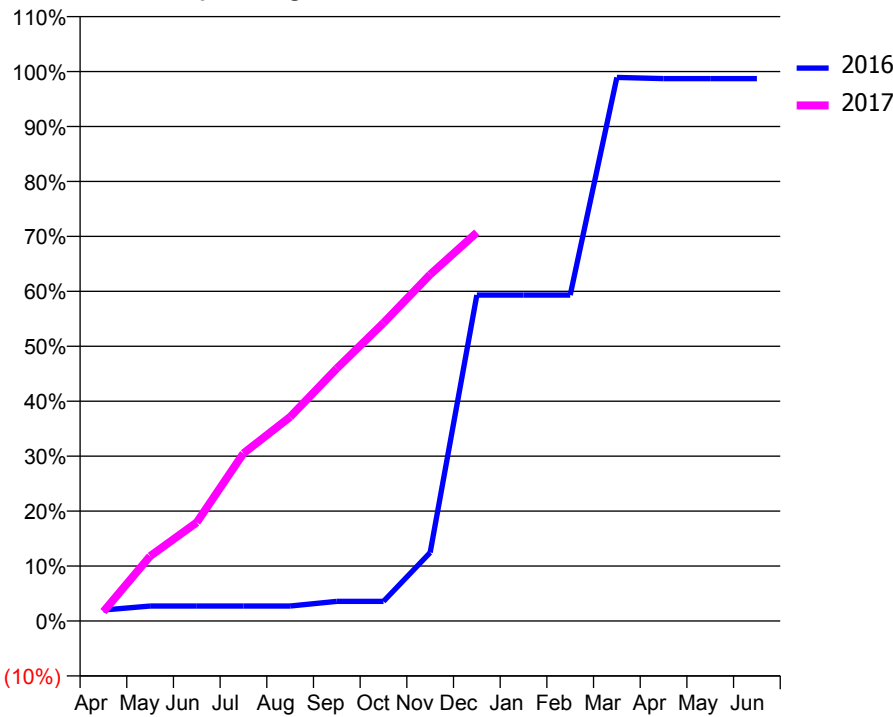
ACCESS*

Patients seen in 24 months	Total	Change since previous quarter
Quarter ending December 2015	627	
Quarter ending March 2016	697	↑
Quarter ending June 2016	782	↑
Quarter ending September 2016	912	↑
Quarter ending December 2016	844	↓
Variance since December 2015	34.6%	↑



ACTIVITY

Cumulative percentage of contracted UDA delivered 2016 & 2017



Month	Adjusted Scheduled Activity (UDA)	
	2016	2017
April	35	30
May	48	207
June	48	316
July	48	537
August	48	653
September	63	808
October	63	954
November	219	1,109
December	1,043	1,243
January	1,043	
February	1,043	
March	1,739	
April	1,735	
May	1,735	
June	1,735	

QUALITY

	Quantity	Base Number	Contract	AT	Region	England
% of FP17s for the same patient ID Re-attending within 3 months - Children	0	162	0.0%	10.1%	12.1%	12.4%
% of FP17s for the same patient ID Re-attending within 3 months - Adults	1	432	0.2%	15.3%	15.9%	16.6%
% of FP17s for the same patient ID Re-attending between 3 & 9 months - Children	3	162	1.9%	50.9%	58.6%	57.5%
% of FP17s for the same patient ID Re-attending between 3 & 9 months - Adults	19	432	4.4%	46.5%	51.5%	50.4%
% of FP17s for Band 1 Urgent Courses	24	565	4.2%	8.2%	8.0%	9.1%
% of FP17s Relating to Free Repair or Replacements	0	565	0.0%	0.7%	0.8%	0.8%
% of FP17s Relating to Continuations	0	565	0.0%	0.9%	1.2%	1.3%
% of Patients satisfied with the dentistry they have received	0	0	N/A	92.3%	92.8%	92.7%
% of Patients satisfied with the time they had to wait for an appointment	0	0	N/A	91.0%	89.2%	88.8%

* This is based on patients treated on this contract for their most recent course of treatment. Figures in italics indicate the base number of FP17s or Patient Questionnaire responses are less than 100. N/A is shown where the base number of responses is less than 10 during the period. % is calculated as Quantity/Base number*100

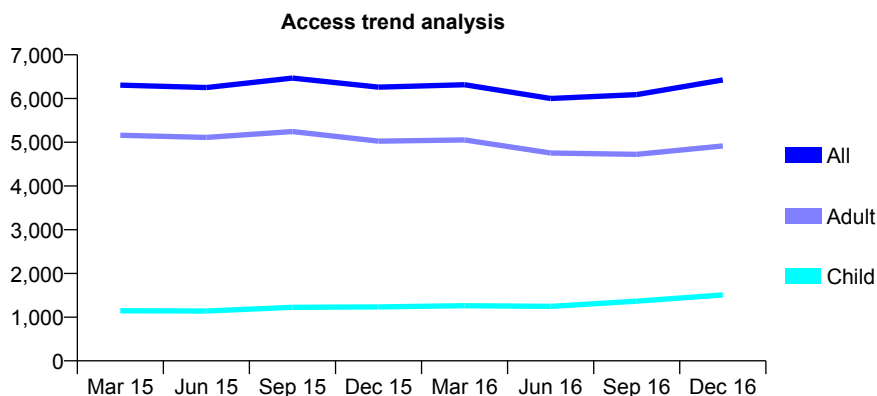
Q54 - Vital Signs At a Glance Contract Report for 688347/0004 - December 2016

Name or company name	MR K HANJI
Contract type name	GDS Contract
Purpose of contract	General
Contract start date	01/05/2012
Contract end date	

16/17 Contracted general activity (UDA)	20,602
Carry forward general activity (UDA)	189
16/17 Contracted orthodontic activity (UOA)	0
Carry forward orthodontic activity (UOA)	0
Baseline contract value	£538,267.02

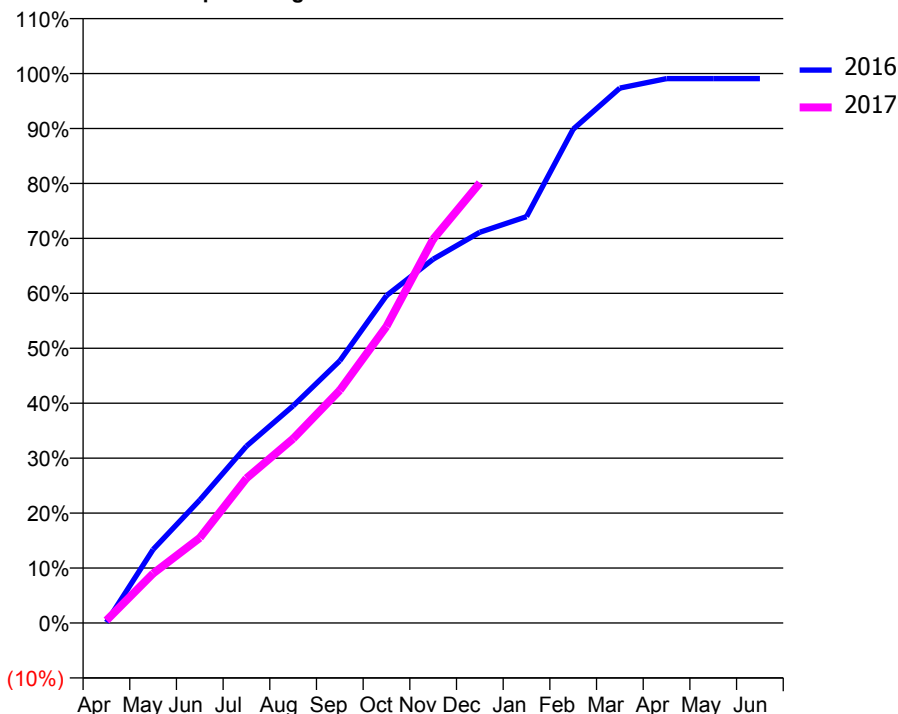
ACCESS*

Patients seen in 24 months	Total	Change since previous quarter
Quarter ending December 2015	6,260	
Quarter ending March 2016	6,315	→
Quarter ending June 2016	6,000	↓
Quarter ending September 2016	6,089	→
Quarter ending December 2016	6,425	↑
Variance since December 2015	2.6%	↑



ACTIVITY

Cumulative percentage of contracted UDA delivered 2016 & 2017



Month	Adjusted Scheduled Activity (UDA)	
	2016	2017
April	28	99
May	2,758	1,856
June	4,611	3,191
July	6,634	5,428
August	8,140	6,911
September	9,831	8,726
October	12,277	11,120
November	13,643	14,391
December	14,649	16,501
January	15,234	
February	18,513	
March	20,056	
April	20,409	
May	20,413	
June	20,413	

QUALITY

	Quantity	Base Number	Contract	AT	Region	England
% of FP17s for the same patient ID Re-attending within 3 months - Children	32	1,164	2.7%	10.1%	12.1%	12.4%
% of FP17s for the same patient ID Re-attending within 3 months - Adults	158	3,189	5.0%	15.3%	15.9%	16.6%
% of FP17s for the same patient ID Re-attending between 3 & 9 months - Children	230	1,164	19.8%	50.9%	58.6%	57.5%
% of FP17s for the same patient ID Re-attending between 3 & 9 months - Adults	627	3,189	19.7%	46.5%	51.5%	50.4%
% of FP17s for Band 1 Urgent Courses	187	4,271	4.4%	8.2%	8.0%	9.1%
% of FP17s Relating to Free Repair or Replacements	2	4,271	0.0%	0.7%	0.8%	0.8%
% of FP17s Relating to Continuations	6	4,271	0.1%	0.9%	1.2%	1.3%
% of Patients satisfied with the dentistry they have received	3	4	N/A	92.3%	92.8%	92.7%
% of Patients satisfied with the time they had to wait for an appointment	3	4	N/A	91.0%	89.2%	88.8%

* This is based on patients treated on this contract for their most recent course of treatment. Figures in italics indicate the base number of FP17s or Patient Questionnaire responses are less than 100. N/A is shown where the base number of responses is less than 10 during the period. % is calculated as Quantity/Base number*100

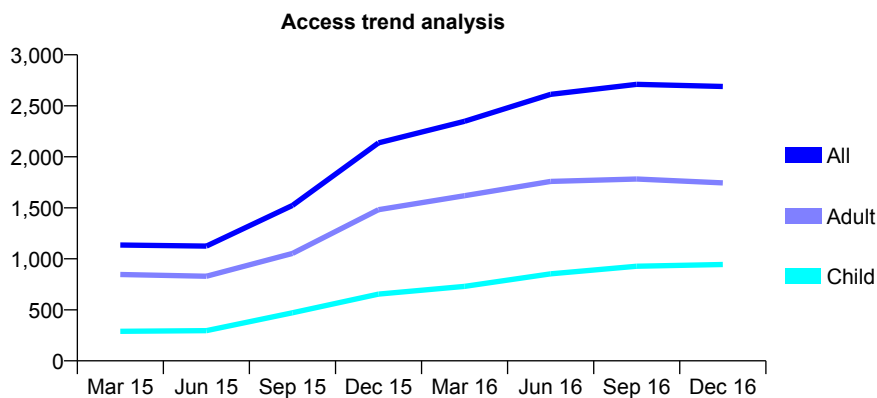
Q54 - Vital Signs At a Glance Contract Report for 688347/0006 - December 2016

Name or company name	MR K HANJI
Contract type name	GDS Contract
Purpose of contract	General
Contract start date	01/09/2014
Contract end date	

16/17 Contracted general activity (UDA)	8,562
Carry forward general activity (UDA)	-171
16/17 Contracted orthodontic activity (UOA)	0
Carry forward orthodontic activity (UOA)	0
Baseline contract value	£221,952.03

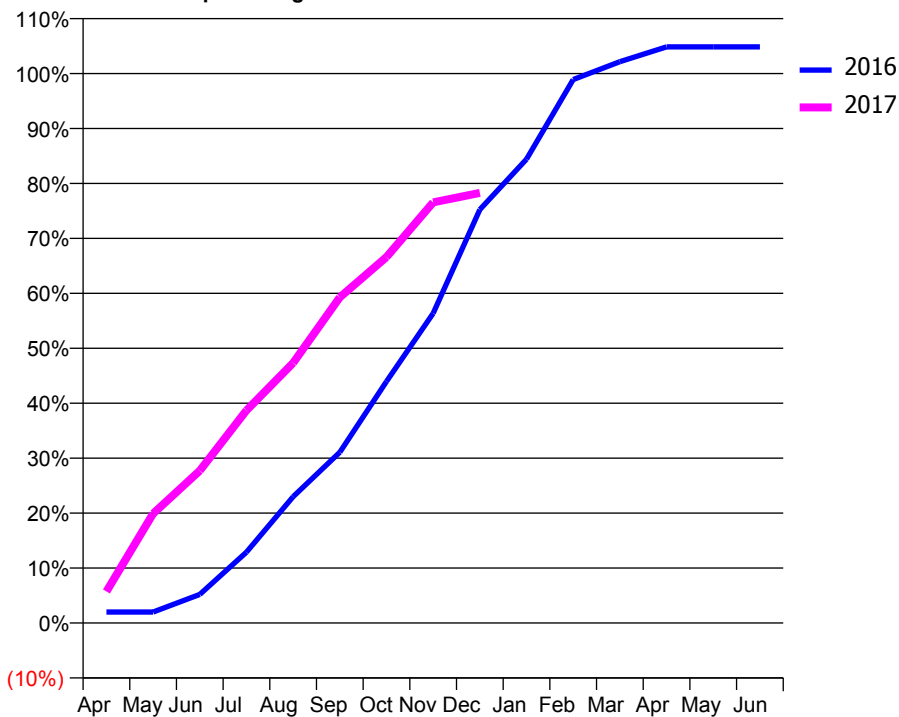
ACCESS*

Patients seen in 24 months	Total	Change since previous quarter
Quarter ending December 2015	2,136	
Quarter ending March 2016	2,349	↑
Quarter ending June 2016	2,612	↑
Quarter ending September 2016	2,710	↑
Quarter ending December 2016	2,690	→
Variance since December 2015	25.9%	↑



ACTIVITY

Cumulative percentage of contracted UDA delivered 2016 & 2017



Month	Adjusted Scheduled Activity (UDA)	
	2016	2017
April	171	491
May	171	1,704
June	445	2,373
July	1,105	3,312
August	1,969	4,052
September	2,660	5,074
October	3,763	5,702
November	4,826	6,553
December	6,441	6,702
January	7,228	
February	8,468	
March	8,747	
April	8,977	
May	8,977	
June	8,977	

QUALITY

	Quantity	Base Number	Contract	AT	Region	England
% of FP17s for the same patient ID Re-attending within 3 months - Children	50	679	7.4%	10.1%	12.1%	12.4%
% of FP17s for the same patient ID Re-attending within 3 months - Adults	132	1,165	11.3%	15.3%	15.9%	16.6%
% of FP17s for the same patient ID Re-attending between 3 & 9 months - Children	161	679	23.7%	50.9%	58.6%	57.5%
% of FP17s for the same patient ID Re-attending between 3 & 9 months - Adults	287	1,165	24.6%	46.5%	51.5%	50.4%
% of FP17s for Band 1 Urgent Courses	407	1,762	23.1%	8.2%	8.0%	9.1%
% of FP17s Relating to Free Repair or Replacements	10	1,762	0.6%	0.7%	0.8%	0.8%
% of FP17s Relating to Continuations	3	1,762	0.2%	0.9%	1.2%	1.3%
% of Patients satisfied with the dentistry they have received	3	3	N/A	92.3%	92.8%	92.7%
% of Patients satisfied with the time they had to wait for an appointment	2	3	N/A	91.0%	89.2%	88.8%

* This is based on patients treated on this contract for their most recent course of treatment. Figures in italics indicate the base number of FP17s or Patient Questionnaire responses are less than 100. N/A is shown where the base number of responses is less than 10 during the period. % is calculated as Quantity/Base number*100

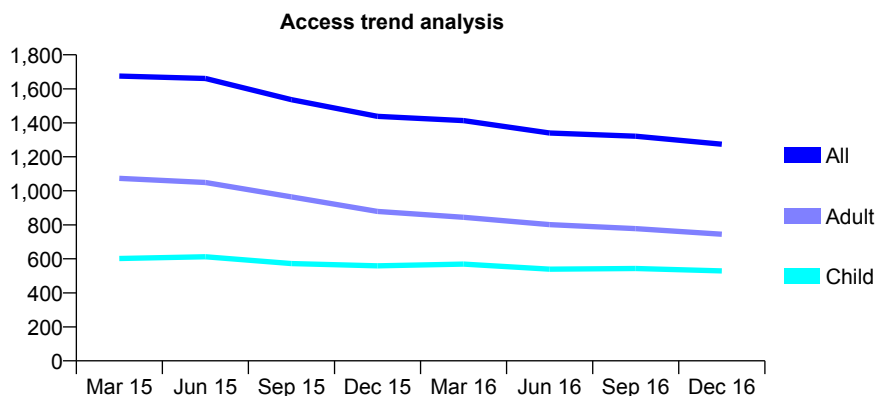
Q54 - Vital Signs At a Glance Contract Report for 689068/0001 - December 2016

Name or company name	MRS S VORA
Contract type name	GDS Contract
Purpose of contract	General
Contract start date	01/04/2006
Contract end date	

16/17 Contracted general activity (UDA)	4,767
Carry forward general activity (UDA)	-91
16/17 Contracted orthodontic activity (UOA)	0
Carry forward orthodontic activity (UOA)	0
Baseline contract value	£56,763.14

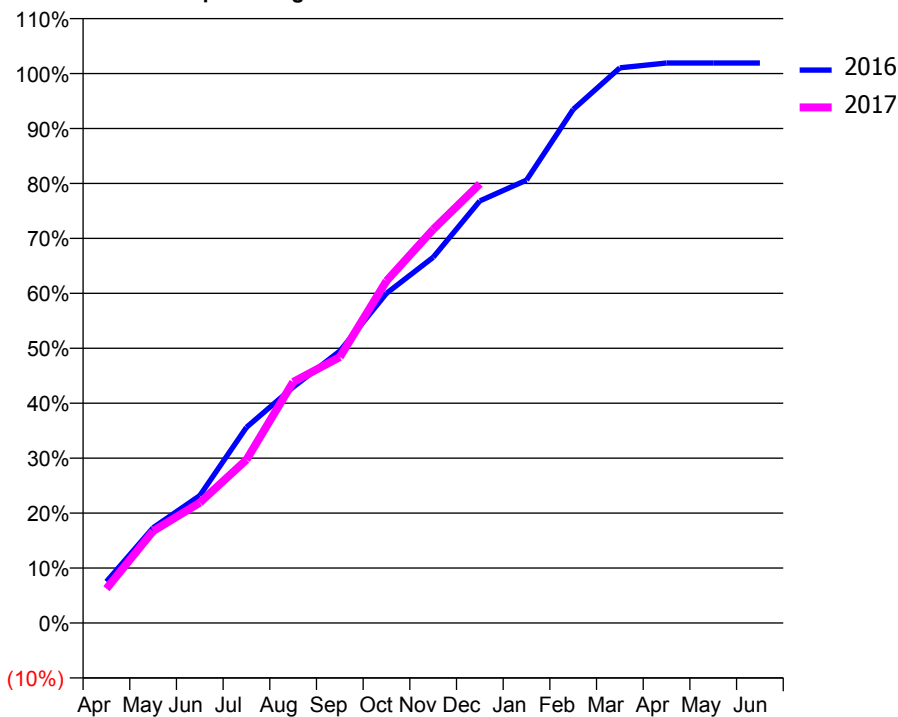
ACCESS*

Patients seen in 24 months	Total	Change since previous quarter
Quarter ending December 2015	1,438	
Quarter ending March 2016	1,413	↓
Quarter ending June 2016	1,340	↓
Quarter ending September 2016	1,321	↓
Quarter ending December 2016	1,274	↓
Variance since December 2015	(11.4%)	↓



ACTIVITY

Cumulative percentage of contracted UDA delivered 2016 & 2017



Month	Adjusted Scheduled Activity (UDA)	
	2016	2017
April	359	298
May	826	798
June	1,105	1,044
July	1,698	1,417
August	2,046	2,090
September	2,359	2,307
October	2,860	2,968
November	3,173	3,414
December	3,662	3,810
January	3,842	
February	4,456	
March	4,816	
April	4,858	
May	4,858	
June	4,858	

QUALITY

	Quantity	Base Number	Contract	AT	Region	England
% of FP17s for the same patient ID Re-attending within 3 months - Children	52	649	8.0%	10.1%	12.1%	12.4%
% of FP17s for the same patient ID Re-attending within 3 months - Adults	159	854	18.6%	15.3%	15.9%	16.6%
% of FP17s for the same patient ID Re-attending between 3 & 9 months - Children	325	649	50.1%	50.9%	58.6%	57.5%
% of FP17s for the same patient ID Re-attending between 3 & 9 months - Adults	322	854	37.7%	46.5%	51.5%	50.4%
% of FP17s for Band 1 Urgent Courses	40	1,481	2.7%	8.2%	8.0%	9.1%
% of FP17s Relating to Free Repair or Replacements	18	1,481	1.2%	0.7%	0.8%	0.8%
% of FP17s Relating to Continuations	23	1,481	1.6%	0.9%	1.2%	1.3%
% of Patients satisfied with the dentistry they have received	0	0	N/A	92.3%	92.8%	92.7%
% of Patients satisfied with the time they had to wait for an appointment	0	0	N/A	91.0%	89.2%	88.8%

* This is based on patients treated on this contract for their most recent course of treatment. Figures in italics indicate the base number of FP17s or Patient Questionnaire responses are less than 100. N/A is shown where the base number of responses is less than 10 during the period. % is calculated as Quantity/Base number*100

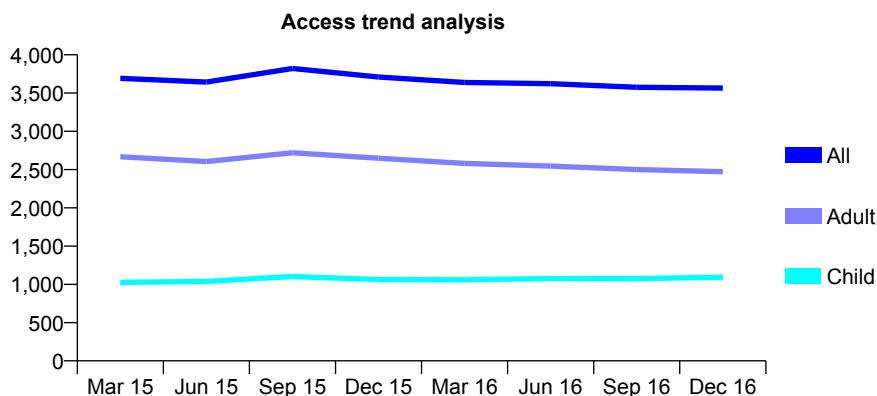
Q54 - Vital Signs At a Glance Contract Report for 732052/0002 - December 2016

Name or company name	Balbir S Bhandal, Amrik S Bhandal & Baljit
Contract type name	GDS Contract
Purpose of contract	General
Contract start date	01/04/2006
Contract end date	

16/17 Contracted general activity (UDA)	10,031
Carry forward general activity (UDA)	48
16/17 Contracted orthodontic activity (UOA)	0
Carry forward orthodontic activity (UOA)	0
Baseline contract value	£245,553.64

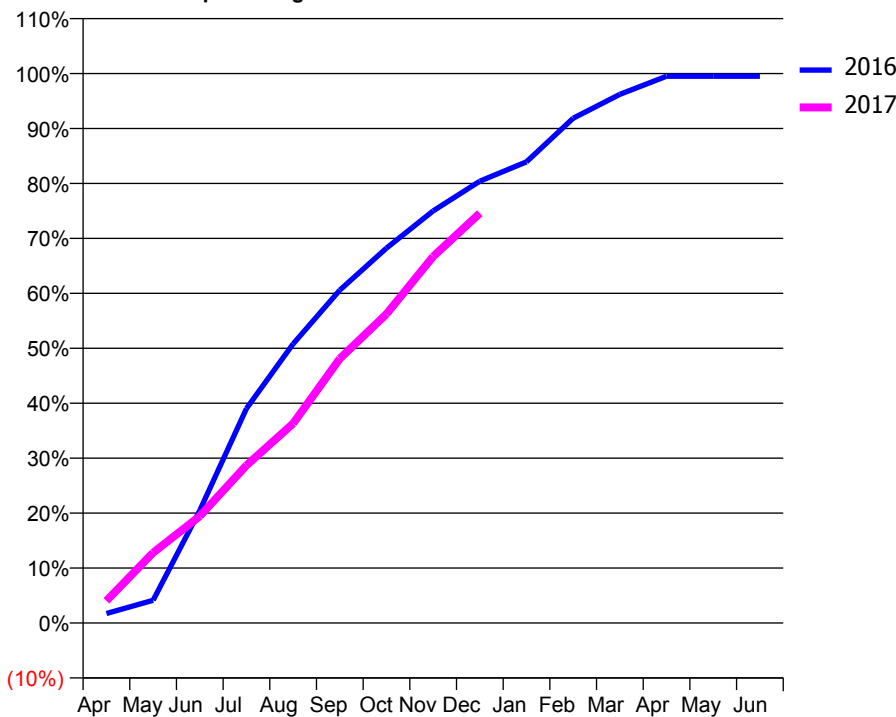
ACCESS*

Patients seen in 24 months	Total	Change since previous quarter
Quarter ending December 2015	3,710	
Quarter ending March 2016	3,639	↓
Quarter ending June 2016	3,622	→
Quarter ending September 2016	3,575	↓
Quarter ending December 2016	3,566	→
Variance since December 2015	(3.9%)	↓



ACTIVITY

Cumulative percentage of contracted UDA delivered 2016 & 2017



Adjusted Scheduled Activity (UDA)

Month	2016	2017
April	174	404
May	415	1,285
June	2,056	1,950
July	3,916	2,878
August	5,097	3,643
September	6,077	4,825
October	6,843	5,641
November	7,522	6,692
December	8,065	7,481
January	8,418	
February	9,214	
March	9,651	
April	9,981	
May	9,983	
June	9,983	

QUALITY

	Quantity	Base Number	Contract	AT	Region	England
% of FP17s for the same patient ID Re-attending within 3 months - Children	36	978	3.7%	10.1%	12.1%	12.4%
% of FP17s for the same patient ID Re-attending within 3 months - Adults	112	1,861	6.0%	15.3%	15.9%	16.6%
% of FP17s for the same patient ID Re-attending between 3 & 9 months - Children	353	978	36.1%	50.9%	58.6%	57.5%
% of FP17s for the same patient ID Re-attending between 3 & 9 months - Adults	623	1,861	33.5%	46.5%	51.5%	50.4%
% of FP17s for Band 1 Urgent Courses	114	2,706	4.2%	8.2%	8.0%	9.1%
% of FP17s Relating to Free Repair or Replacements	26	2,706	1.0%	0.7%	0.8%	0.8%
% of FP17s Relating to Continuations	7	2,706	0.3%	0.9%	1.2%	1.3%
% of Patients satisfied with the dentistry they have received	7	8	N/A	92.3%	92.8%	92.7%
% of Patients satisfied with the time they had to wait for an appointment	7	8	N/A	91.0%	89.2%	88.8%

* This is based on patients treated on this contract for their most recent course of treatment. Figures in italics indicate the base number of FP17s or Patient Questionnaire responses are less than 100. N/A is shown where the base number of responses is less than 10 during the period. % is calculated as Quantity/Base number*100

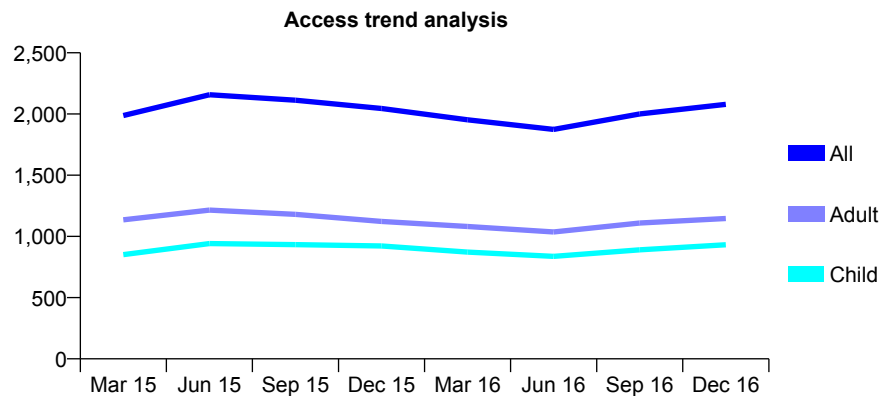
Q54 - Vital Signs At a Glance Contract Report for 735884/0001 - December 2016

Name or company name	MR VJ PATTNI
Contract type name	GDS Contract
Purpose of contract	General
Contract start date	01/04/2006
Contract end date	

16/17 Contracted general activity (UDA)	7,426
Carry forward general activity (UDA)	-148
16/17 Contracted orthodontic activity (UOA)	0
Carry forward orthodontic activity (UOA)	0
Baseline contract value	£200,580.41

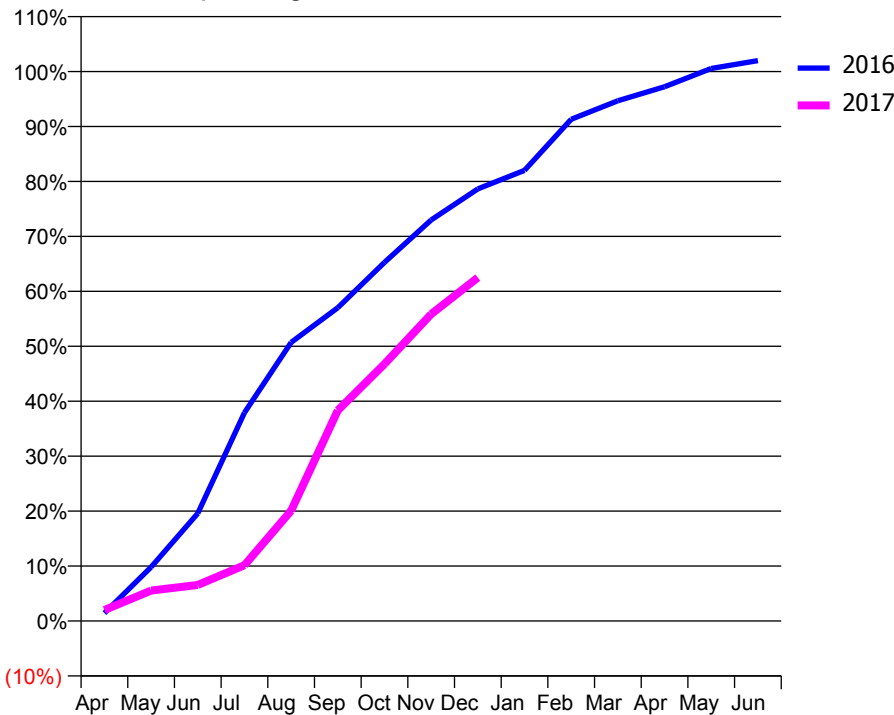
ACCESS*

Patients seen in 24 months	Total	Change since previous quarter
Quarter ending December 2015	2,045	
Quarter ending March 2016	1,953	↓
Quarter ending June 2016	1,874	↓
Quarter ending September 2016	2,000	↑
Quarter ending December 2016	2,079	↑
Variance since December 2015	1.7%	→



ACTIVITY

Cumulative percentage of contracted UDA delivered 2016 & 2017



Month	Adjusted Scheduled Activity (UDA)	
	2016	2017
April	107	148
May	729	412
June	1,455	487
July	2,815	755
August	3,765	1,491
September	4,234	2,847
October	4,847	3,473
November	5,420	4,148
December	5,840	4,642
January	6,090	
February	6,781	
March	7,031	
April	7,221	
May	7,467	
June	7,574	

QUALITY

	Quantity	Base Number	Contract	AT	Region	England
% of FP17s for the same patient ID Re-attending within 3 months - Children	51	645	7.9%	10.1%	12.1%	12.4%
% of FP17s for the same patient ID Re-attending within 3 months - Adults	119	860	13.8%	15.3%	15.9%	16.6%
% of FP17s for the same patient ID Re-attending between 3 & 9 months - Children	120	645	18.6%	50.9%	58.6%	57.5%
% of FP17s for the same patient ID Re-attending between 3 & 9 months - Adults	163	860	19.0%	46.5%	51.5%	50.4%
% of FP17s for Band 1 Urgent Courses	230	1,366	16.8%	8.2%	8.0%	9.1%
% of FP17s Relating to Free Repair or Replacements	5	1,366	0.4%	0.7%	0.8%	0.8%
% of FP17s Relating to Continuations	0	1,366	0.0%	0.9%	1.2%	1.3%
% of Patients satisfied with the dentistry they have received	0	0	N/A	92.3%	92.8%	92.7%
% of Patients satisfied with the time they had to wait for an appointment	0	0	N/A	91.0%	89.2%	88.8%

* This is based on patients treated on this contract for their most recent course of treatment. Figures in italics indicate the base number of FP17s or Patient Questionnaire responses are less than 100. N/A is shown where the base number of responses is less than 10 during the period. % is calculated as Quantity/Base number*100

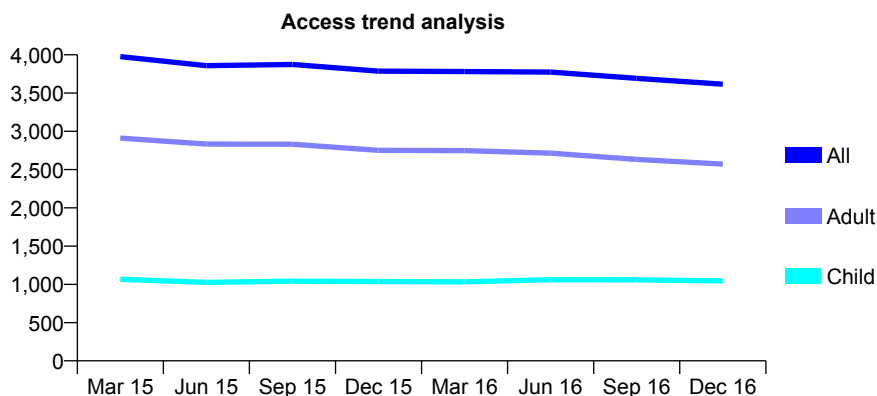
Q54 - Vital Signs At a Glance Contract Report for 735884/0002 - December 2016

Name or company name	MR VJ PATTNI
Contract type name	GDS Contract
Purpose of contract	General
Contract start date	01/04/2011
Contract end date	

16/17 Contracted general activity (UDA)	16,000
Carry forward general activity (UDA)	446
16/17 Contracted orthodontic activity (UOA)	0
Carry forward orthodontic activity (UOA)	0
Baseline contract value	£344,811.03

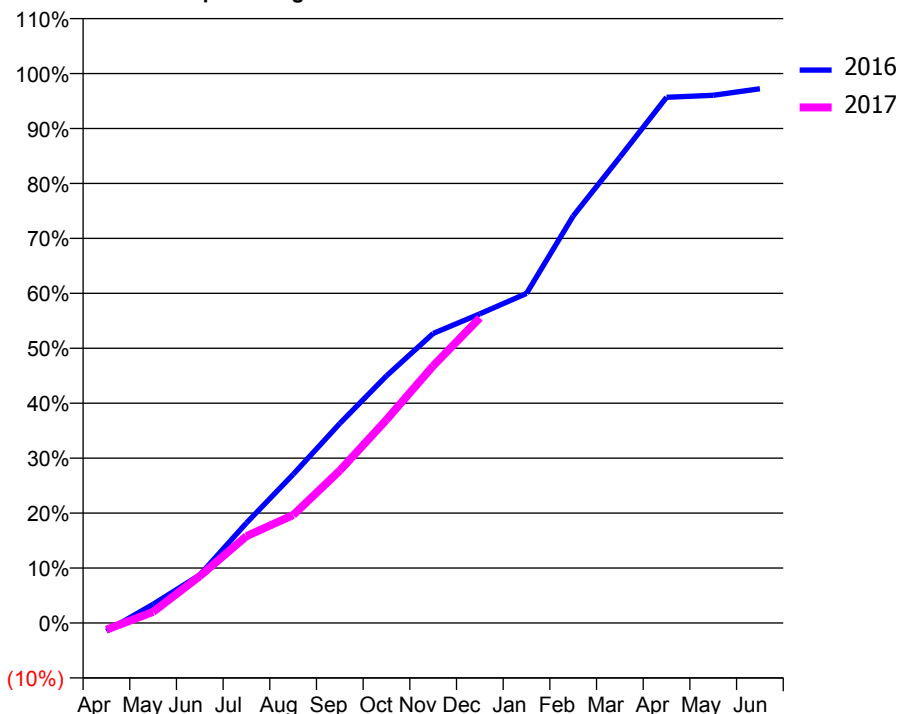
ACCESS*

Patients seen in 24 months	Total	Change since previous quarter
Quarter ending December 2015	3,787	
Quarter ending March 2016	3,781	→
Quarter ending June 2016	3,775	→
Quarter ending September 2016	3,692	↓
Quarter ending December 2016	3,616	↓
Variance since December 2015	(4.5%)	↓



ACTIVITY

Cumulative percentage of contracted UDA delivered 2016 & 2017



Month	Adjusted Scheduled Activity (UDA)	
	2016	2017
April	-238	-196
May	545	324
June	1,400	1,366
July	2,912	2,529
August	4,326	3,142
September	5,811	4,439
October	7,196	5,918
November	8,431	7,489
December	9,003	8,887
January	9,598	
February	11,853	
March	13,564	
April	15,308	
May	15,364	
June	15,554	

QUALITY

	Quantity	Base Number	Contract	AT	Region	England
% of FP17s for the same patient ID Re-attending within 3 months - Children	58	905	6.4%	10.1%	12.1%	12.4%
% of FP17s for the same patient ID Re-attending within 3 months - Adults	275	1,911	14.4%	15.3%	15.9%	16.6%
% of FP17s for the same patient ID Re-attending between 3 & 9 months - Children	305	905	33.7%	50.9%	58.6%	57.5%
% of FP17s for the same patient ID Re-attending between 3 & 9 months - Adults	763	1,911	39.9%	46.5%	51.5%	50.4%
% of FP17s for Band 1 Urgent Courses	262	2,472	10.6%	8.2%	8.0%	9.1%
% of FP17s Relating to Free Repair or Replacements	11	2,472	0.4%	0.7%	0.8%	0.8%
% of FP17s Relating to Continuations	39	2,472	1.6%	0.9%	1.2%	1.3%
% of Patients satisfied with the dentistry they have received	3	4	N/A	92.3%	92.8%	92.7%
% of Patients satisfied with the time they had to wait for an appointment	4	4	N/A	91.0%	89.2%	88.8%

* This is based on patients treated on this contract for their most recent course of treatment. Figures in italics indicate the base number of FP17s or Patient Questionnaire responses are less than 100. N/A is shown where the base number of responses is less than 10 during the period. % is calculated as Quantity/Base number*100

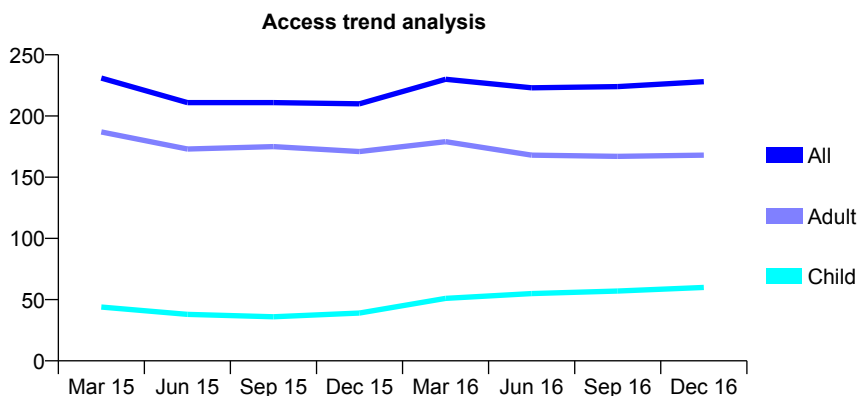
Q54 - Vital Signs At a Glance Contract Report for 740403/0001 - December 2016

Name or company name	MISS JV PATEL
Contract type name	GDS Contract
Purpose of contract	General
Contract start date	01/04/2006
Contract end date	

16/17 Contracted general activity (UDA)	1,035
Carry forward general activity (UDA)	-9
16/17 Contracted orthodontic activity (UOA)	0
Carry forward orthodontic activity (UOA)	0
Baseline contract value	£23,772.53

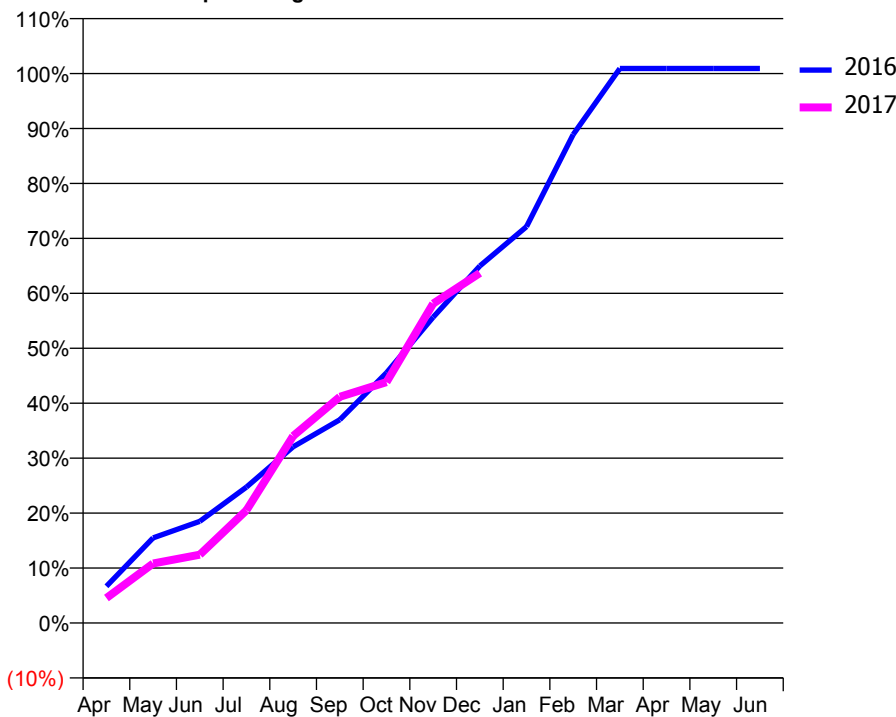
ACCESS*

Patients seen in 24 months	Total	Change since previous quarter
Quarter ending December 2015	210	
Quarter ending March 2016	230	↑
Quarter ending June 2016	223	↓
Quarter ending September 2016	224	→
Quarter ending December 2016	228	→
Variance since December 2015	8.6%	↑



ACTIVITY

Cumulative percentage of contracted UDA delivered 2016 & 2017



Month	Adjusted Scheduled Activity (UDA)	
	2016	2017
April	69	47
May	160	112
June	191	129
July	256	212
August	332	352
September	383	426
October	471	454
November	576	602
December	673	659
January	747	
February	920	
March	1,044	
April	1,044	
May	1,044	
June	1,044	

QUALITY

	Quantity	Base Number	Contract	AT	Region	England
% of FP17s for the same patient ID Re-attending within 3 months - Children	2	59	3.4%	10.1%	12.1%	12.4%
% of FP17s for the same patient ID Re-attending within 3 months - Adults	11	127	8.7%	15.3%	15.9%	16.6%
% of FP17s for the same patient ID Re-attending between 3 & 9 months - Children	26	59	44.1%	50.9%	58.6%	57.5%
% of FP17s for the same patient ID Re-attending between 3 & 9 months - Adults	55	127	43.3%	46.5%	51.5%	50.4%
% of FP17s for Band 1 Urgent Courses	31	186	16.7%	8.2%	8.0%	9.1%
% of FP17s Relating to Free Repair or Replacements	0	186	0.0%	0.7%	0.8%	0.8%
% of FP17s Relating to Continuations	0	186	0.0%	0.9%	1.2%	1.3%
% of Patients satisfied with the dentistry they have received	0	0	N/A	92.3%	92.8%	92.7%
% of Patients satisfied with the time they had to wait for an appointment	0	0	N/A	91.0%	89.2%	88.8%

* This is based on patients treated on this contract for their most recent course of treatment. Figures in italics indicate the base number of FP17s or Patient Questionnaire responses are less than 100. N/A is shown where the base number of responses is less than 10 during the period. % is calculated as Quantity/Base number*100

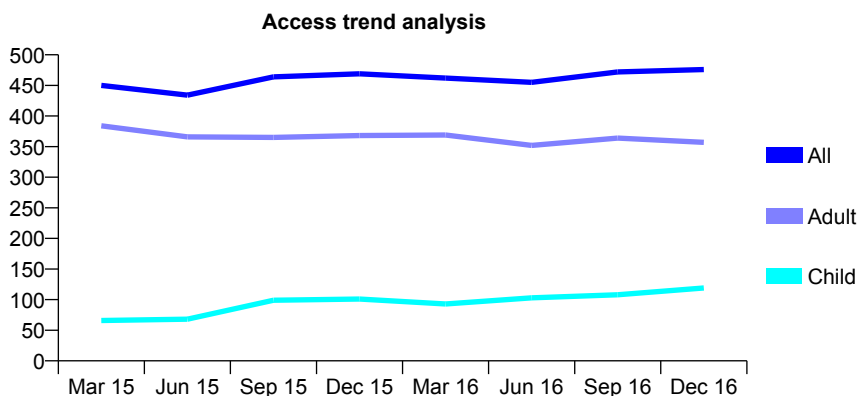
Q54 - Vital Signs At a Glance Contract Report for 740403/0002 - December 2016

Name or company name	MISS JV PATEL
Contract type name	GDS Contract
Purpose of contract	General
Contract start date	01/04/2006
Contract end date	

16/17 Contracted general activity (UDA)	1,962
Carry forward general activity (UDA)	-39
16/17 Contracted orthodontic activity (UOA)	0
Carry forward orthodontic activity (UOA)	0
Baseline contract value	£50,066.40

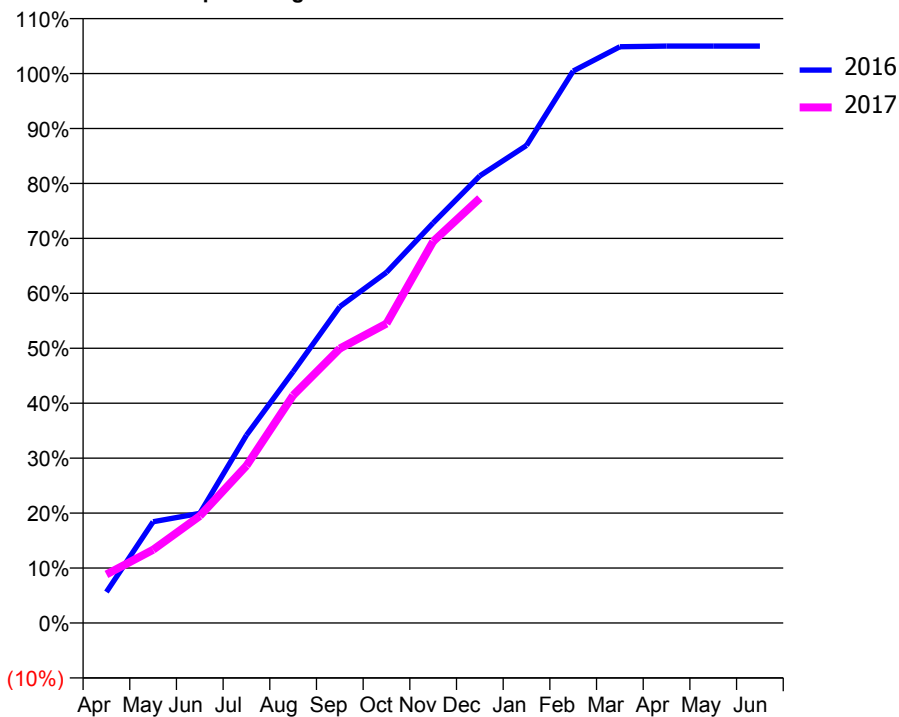
ACCESS*

Patients seen in 24 months	Total	Change since previous quarter
Quarter ending December 2015	469	
Quarter ending March 2016	462	↓
Quarter ending June 2016	455	↓
Quarter ending September 2016	472	↑
Quarter ending December 2016	476	→
Variance since December 2015	1.5%	→



ACTIVITY

Cumulative percentage of contracted UDA delivered 2016 & 2017



Month	Adjusted Scheduled Activity (UDA)	
	2016	2017
April	111	173
May	362	262
June	392	382
July	671	561
August	897	813
September	1,129	980
October	1,252	1,069
November	1,429	1,363
December	1,597	1,517
January	1,705	
February	1,971	
March	2,058	
April	2,060	
May	2,060	
June	2,060	

QUALITY

	Quantity	Base Number	Contract	AT	Region	England
% of FP17s for the same patient ID Re-attending within 3 months - Children	4	114	3.5%	10.1%	12.1%	12.4%
% of FP17s for the same patient ID Re-attending within 3 months - Adults	56	329	17.0%	15.3%	15.9%	16.6%
% of FP17s for the same patient ID Re-attending between 3 & 9 months - Children	42	114	36.8%	50.9%	58.6%	57.5%
% of FP17s for the same patient ID Re-attending between 3 & 9 months - Adults	118	329	35.9%	46.5%	51.5%	50.4%
% of FP17s for Band 1 Urgent Courses	93	441	21.1%	8.2%	8.0%	9.1%
% of FP17s Relating to Free Repair or Replacements	0	441	0.0%	0.7%	0.8%	0.8%
% of FP17s Relating to Continuations	0	441	0.0%	0.9%	1.2%	1.3%
% of Patients satisfied with the dentistry they have received	0	0	N/A	92.3%	92.8%	92.7%
% of Patients satisfied with the time they had to wait for an appointment	0	0	N/A	91.0%	89.2%	88.8%

* This is based on patients treated on this contract for their most recent course of treatment. Figures in italics indicate the base number of FP17s or Patient Questionnaire responses are less than 100. N/A is shown where the base number of responses is less than 10 during the period. % is calculated as Quantity/Base number*100

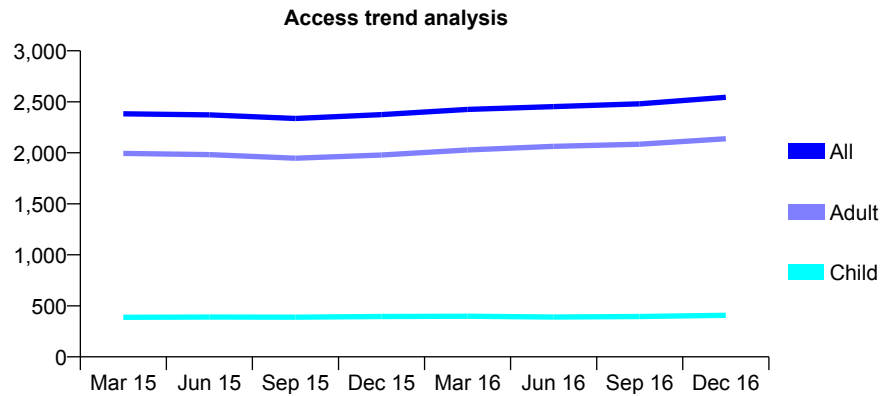
Q54 - Vital Signs At a Glance Contract Report for 745138/0001 - December 2016

Name or company name	MR JM ROBINSON
Contract type name	GDS Contract
Purpose of contract	General
Contract start date	01/04/2006
Contract end date	

16/17 Contracted general activity (UDA)	7,227
Carry forward general activity (UDA)	-145
16/17 Contracted orthodontic activity (UOA)	0
Carry forward orthodontic activity (UOA)	0
Baseline contract value	£175,055.47

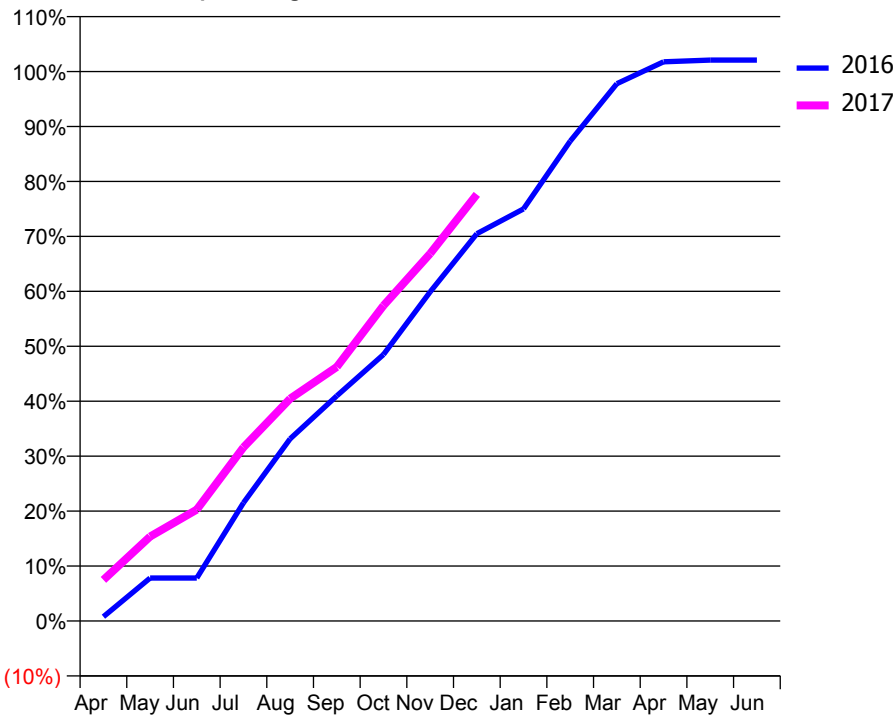
ACCESS*

Patients seen in 24 months	Total	Change since previous quarter
Quarter ending December 2015	2,374	
Quarter ending March 2016	2,426	↑
Quarter ending June 2016	2,453	→
Quarter ending September 2016	2,480	→
Quarter ending December 2016	2,545	↑
Variance since December 2015	7.2%	↑



ACTIVITY

Cumulative percentage of contracted UDA delivered 2016 & 2017



Month	Adjusted Scheduled Activity (UDA)	
	2016	2017
April	57	542
May	566	1,112
June	566	1,466
July	1,555	2,284
August	2,396	2,925
September	2,961	3,342
October	3,505	4,148
November	4,329	4,832
December	5,094	5,611
January	5,420	
February	6,310	
March	7,066	
April	7,355	
May	7,377	
June	7,377	

QUALITY

	Quantity	Base Number	Contract	AT	Region	England
% of FP17s for the same patient ID Re-attending within 3 months - Children	11	465	2.4%	10.1%	12.1%	12.4%
% of FP17s for the same patient ID Re-attending within 3 months - Adults	222	2,341	9.5%	15.3%	15.9%	16.6%
% of FP17s for the same patient ID Re-attending between 3 & 9 months - Children	308	465	66.2%	50.9%	58.6%	57.5%
% of FP17s for the same patient ID Re-attending between 3 & 9 months - Adults	1,436	2,341	61.3%	46.5%	51.5%	50.4%
% of FP17s for Band 1 Urgent Courses	144	2,654	5.4%	8.2%	8.0%	9.1%
% of FP17s Relating to Free Repair or Replacements	6	2,654	0.2%	0.7%	0.8%	0.8%
% of FP17s Relating to Continuations	9	2,654	0.3%	0.9%	1.2%	1.3%
% of Patients satisfied with the dentistry they have received	7	7	N/A	92.3%	92.8%	92.7%
% of Patients satisfied with the time they had to wait for an appointment	6	7	N/A	91.0%	89.2%	88.8%

* This is based on patients treated on this contract for their most recent course of treatment. Figures in italics indicate the base number of FP17s or Patient Questionnaire responses are less than 100. N/A is shown where the base number of responses is less than 10 during the period. % is calculated as Quantity/Base number*100

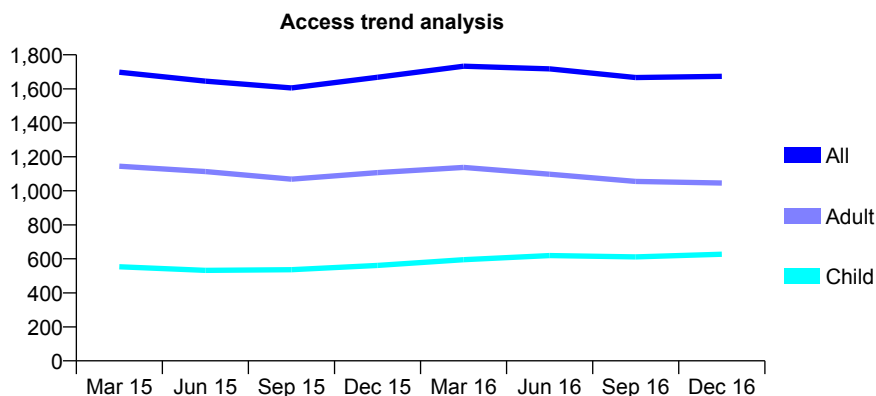
Q54 - Vital Signs At a Glance Contract Report for 748196/0001 - December 2016

Name or company name	MR AM PATTNI
Contract type name	GDS Contract
Purpose of contract	General
Contract start date	01/04/2006
Contract end date	

16/17 Contracted general activity (UDA)	4,099
Carry forward general activity (UDA)	-51
16/17 Contracted orthodontic activity (UOA)	0
Carry forward orthodontic activity (UOA)	0
Baseline contract value	£94,821.79

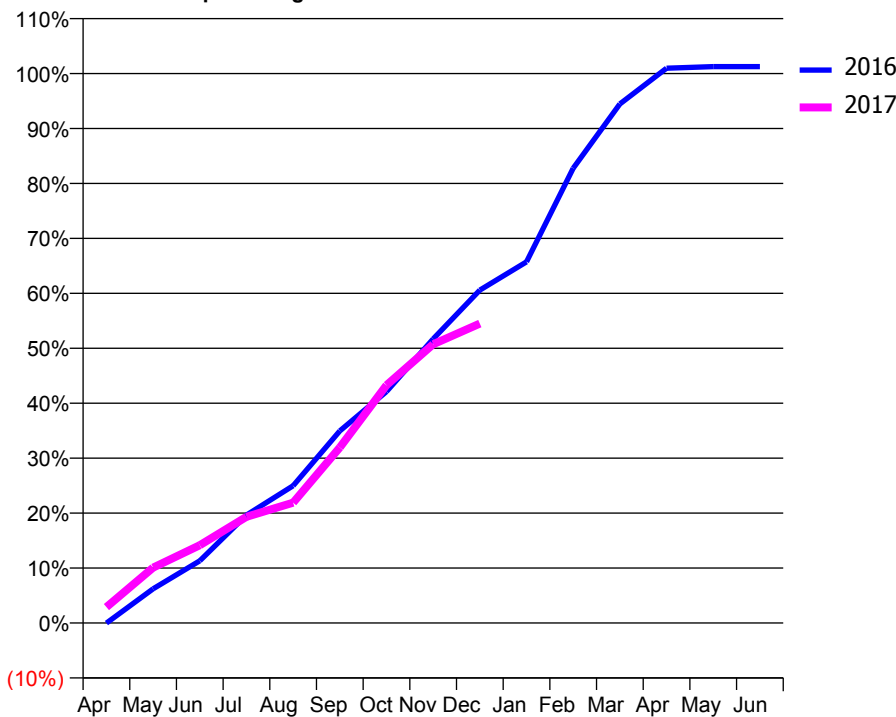
ACCESS*

Patients seen in 24 months	Total	Change since previous quarter
Quarter ending December 2015	1,668	
Quarter ending March 2016	1,733	↑
Quarter ending June 2016	1,717	→
Quarter ending September 2016	1,666	↓
Quarter ending December 2016	1,673	→
Variance since December 2015	0.3%	→



ACTIVITY

Cumulative percentage of contracted UDA delivered 2016 & 2017



Month	Adjusted Scheduled Activity (UDA)	
	2016	2017
April	-1	119
May	255	413
June	464	581
July	805	792
August	1,024	898
September	1,433	1,310
October	1,727	1,774
November	2,119	2,080
December	2,483	2,234
January	2,694	
February	3,392	
March	3,872	
April	4,138	
May	4,150	
June	4,150	

QUALITY

	Quantity	Base Number	Contract	AT	Region	England
% of FP17s for the same patient ID Re-attending within 3 months - Children	35	640	5.5%	10.1%	12.1%	12.4%
% of FP17s for the same patient ID Re-attending within 3 months - Adults	32	626	5.1%	15.3%	15.9%	16.6%
% of FP17s for the same patient ID Re-attending between 3 & 9 months - Children	339	640	53.0%	50.9%	58.6%	57.5%
% of FP17s for the same patient ID Re-attending between 3 & 9 months - Adults	221	626	35.3%	46.5%	51.5%	50.4%
% of FP17s for Band 1 Urgent Courses	106	1,114	9.5%	8.2%	8.0%	9.1%
% of FP17s Relating to Free Repair or Replacements	0	1,114	0.0%	0.7%	0.8%	0.8%
% of FP17s Relating to Continuations	0	1,114	0.0%	0.9%	1.2%	1.3%
% of Patients satisfied with the dentistry they have received	2	3	N/A	92.3%	92.8%	92.7%
% of Patients satisfied with the time they had to wait for an appointment	2	3	N/A	91.0%	89.2%	88.8%

* This is based on patients treated on this contract for their most recent course of treatment. Figures in italics indicate the base number of FP17s or Patient Questionnaire responses are less than 100. N/A is shown where the base number of responses is less than 10 during the period. % is calculated as Quantity/Base number*100

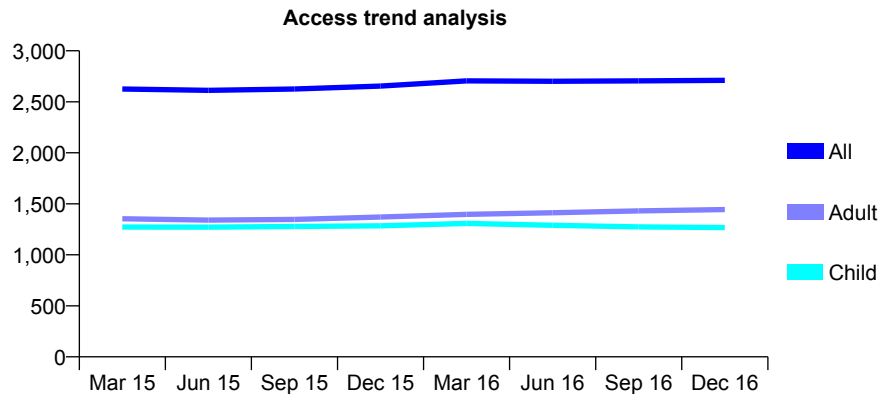
Q54 - Vital Signs At a Glance Contract Report for 749672/0001 - December 2016

Name or company name	MR SS KELLEY
Contract type name	GDS Contract
Purpose of contract	General
Contract start date	01/04/2006
Contract end date	

16/17 Contracted general activity (UDA)	8,700
Carry forward general activity (UDA)	289
16/17 Contracted orthodontic activity (UOA)	0
Carry forward orthodontic activity (UOA)	0
Baseline contract value	£201,355.18

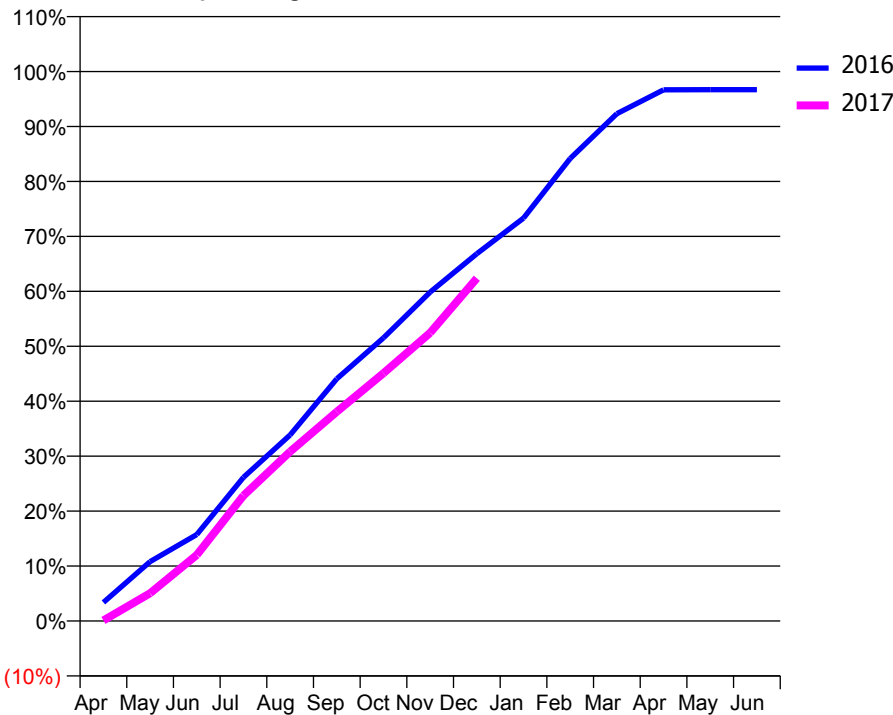
ACCESS*

Patients seen in 24 months	Total	Change since previous quarter
Quarter ending December 2015	2,654	
Quarter ending March 2016	2,705	→
Quarter ending June 2016	2,701	→
Quarter ending September 2016	2,705	→
Quarter ending December 2016	2,711	→
Variance since December 2015	2.1%	↑



ACTIVITY

Cumulative percentage of contracted UDA delivered 2016 & 2017



Month	Adjusted Scheduled Activity (UDA)	
	2016	2017
April	294	9
May	941	440
June	1,368	1,046
July	2,276	1,987
August	2,945	2,682
September	3,835	3,314
October	4,483	3,924
November	5,207	4,563
December	5,815	5,428
January	6,379	
February	7,323	
March	8,033	
April	8,409	
May	8,411	
June	8,411	

QUALITY

	Quantity	Base Number	Contract	AT	Region	England
% of FP17s for the same patient ID Re-attending within 3 months - Children	112	1,709	6.6%	10.1%	12.1%	12.4%
% of FP17s for the same patient ID Re-attending within 3 months - Adults	210	1,725	12.2%	15.3%	15.9%	16.6%
% of FP17s for the same patient ID Re-attending between 3 & 9 months - Children	1,261	1,709	73.8%	50.9%	58.6%	57.5%
% of FP17s for the same patient ID Re-attending between 3 & 9 months - Adults	1,173	1,725	68.0%	46.5%	51.5%	50.4%
% of FP17s for Band 1 Urgent Courses	123	3,246	3.8%	8.2%	8.0%	9.1%
% of FP17s Relating to Free Repair or Replacements	12	3,246	0.4%	0.7%	0.8%	0.8%
% of FP17s Relating to Continuations	24	3,246	0.7%	0.9%	1.2%	1.3%
% of Patients satisfied with the dentistry they have received	4	4	N/A	92.3%	92.8%	92.7%
% of Patients satisfied with the time they had to wait for an appointment	4	4	N/A	91.0%	89.2%	88.8%

* This is based on patients treated on this contract for their most recent course of treatment. Figures in italics indicate the base number of FP17s or Patient Questionnaire responses are less than 100. N/A is shown where the base number of responses is less than 10 during the period. % is calculated as Quantity/Base number*100

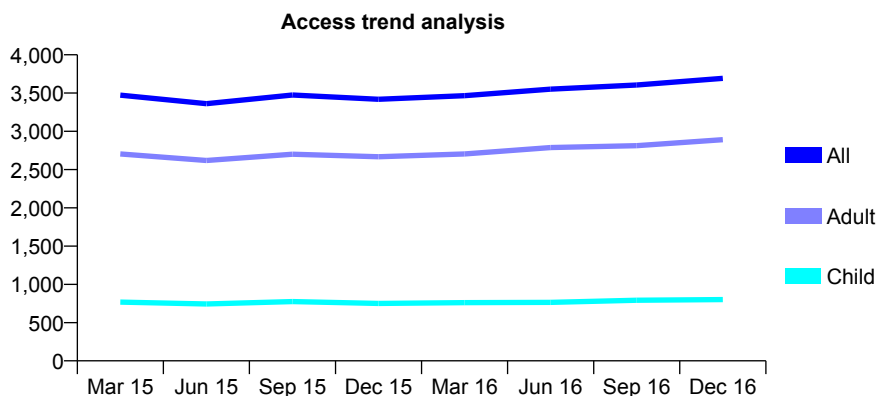
Q54 - Vital Signs At a Glance Contract Report for 754005/0001 - December 2016

Name or company name	MR RN RIDDELL
Contract type name	GDS Contract
Purpose of contract	General
Contract start date	01/04/2006
Contract end date	

16/17 Contracted general activity (UDA)	5,536
Carry forward general activity (UDA)	0
16/17 Contracted orthodontic activity (UOA)	0
Carry forward orthodontic activity (UOA)	0
Baseline contract value	£114,057.46

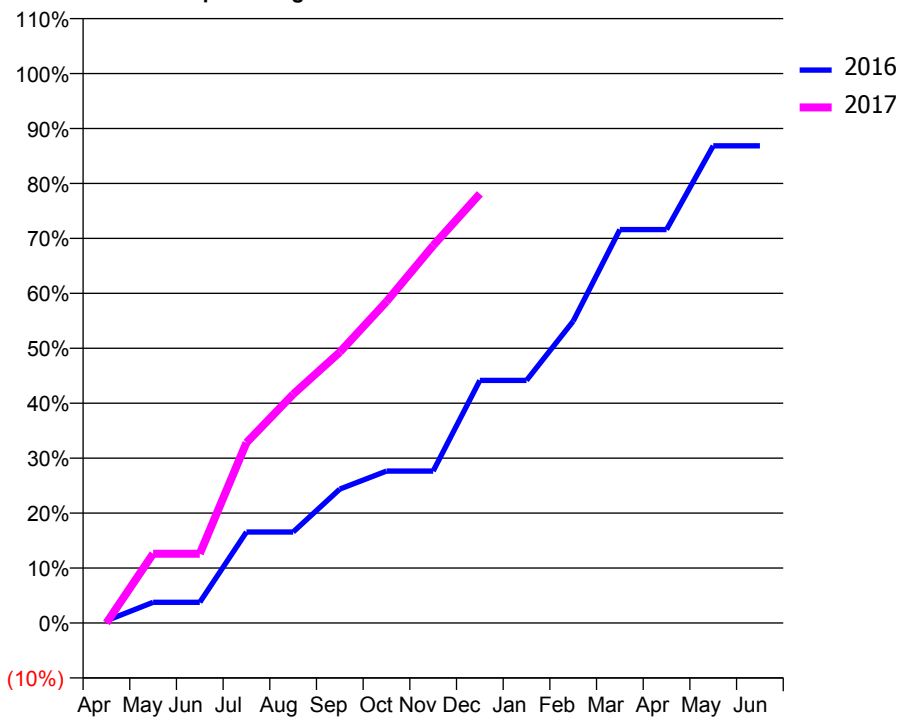
ACCESS*

Patients seen in 24 months	Total	Change since previous quarter
Quarter ending December 2015	3,418	
Quarter ending March 2016	3,465	→
Quarter ending June 2016	3,552	↑
Quarter ending September 2016	3,606	→
Quarter ending December 2016	3,692	↑
Variance since December 2015	8.0%	↑



ACTIVITY

Cumulative percentage of contracted UDA delivered 2016 & 2017



Month	Adjusted Scheduled Activity (UDA)	
	2016	2017
April	24	0
May	209	697
June	209	697
July	917	1,818
August	917	2,304
September	1,350	2,729
October	1,531	3,238
November	1,531	3,803
December	2,445	4,324
January	2,445	
February	3,041	
March	3,964	
April	3,964	
May	4,808	
June	4,808	

QUALITY

	Quantity	Base Number	Contract	AT	Region	England
% of FP17s for the same patient ID Re-attending within 3 months - Children	42	927	4.5%	10.1%	12.1%	12.4%
% of FP17s for the same patient ID Re-attending within 3 months - Adults	377	2,970	12.7%	15.3%	15.9%	16.6%
% of FP17s for the same patient ID Re-attending between 3 & 9 months - Children	543	927	58.6%	50.9%	58.6%	57.5%
% of FP17s for the same patient ID Re-attending between 3 & 9 months - Adults	1,160	2,970	39.1%	46.5%	51.5%	50.4%
% of FP17s for Band 1 Urgent Courses	228	2,718	8.4%	8.2%	8.0%	9.1%
% of FP17s Relating to Free Repair or Replacements	13	2,718	0.5%	0.7%	0.8%	0.8%
% of FP17s Relating to Continuations	16	2,718	0.6%	0.9%	1.2%	1.3%
% of Patients satisfied with the dentistry they have received	1	1	N/A	92.3%	92.8%	92.7%
% of Patients satisfied with the time they had to wait for an appointment	1	1	N/A	91.0%	89.2%	88.8%

* This is based on patients treated on this contract for their most recent course of treatment. Figures in italics indicate the base number of FP17s or Patient Questionnaire responses are less than 100. N/A is shown where the base number of responses is less than 10 during the period. % is calculated as Quantity/Base number*100

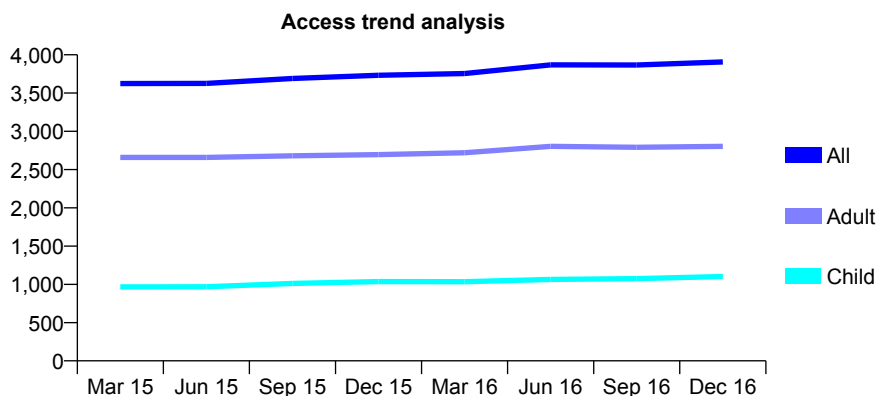
Q54 - Vital Signs At a Glance Contract Report for 763144/0001 - December 2016

Name or company name	MR GS BAHIA
Contract type name	GDS Contract
Purpose of contract	General
Contract start date	01/04/2006
Contract end date	

16/17 Contracted general activity (UDA)	7,933
Carry forward general activity (UDA)	-159
16/17 Contracted orthodontic activity (UOA)	0
Carry forward orthodontic activity (UOA)	0
Baseline contract value	£212,193.63

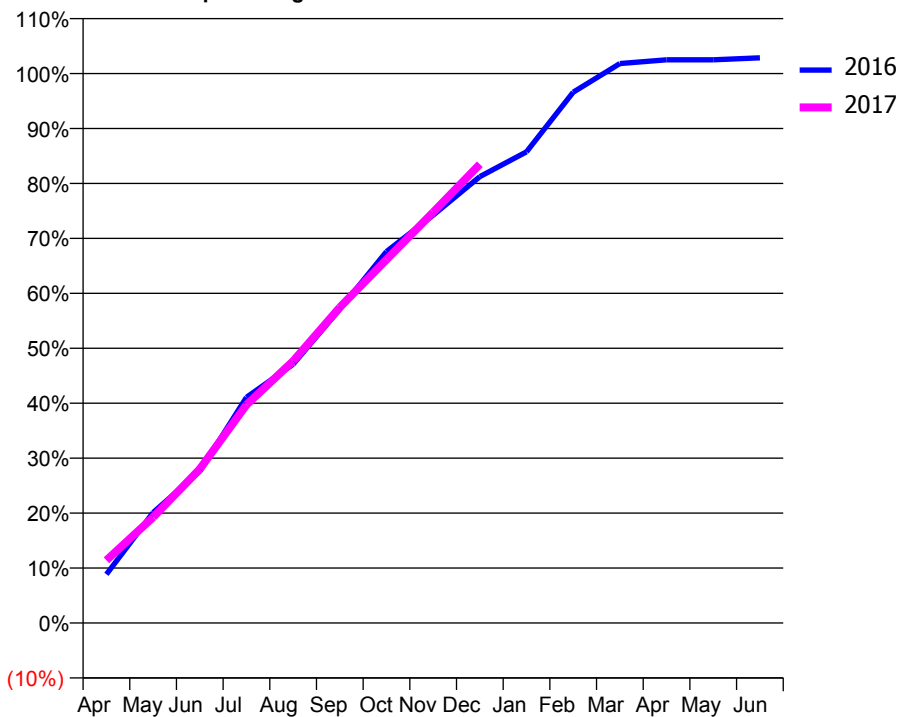
ACCESS*

Patients seen in 24 months	Total	Change since previous quarter
Quarter ending December 2015	3,732	
Quarter ending March 2016	3,755	→
Quarter ending June 2016	3,868	↑
Quarter ending September 2016	3,866	→
Quarter ending December 2016	3,906	→
Variance since December 2015	4.7%	↑



ACTIVITY

Cumulative percentage of contracted UDA delivered 2016 & 2017



Month	Adjusted Scheduled Activity (UDA)	
	2016	2017
April	703	905
May	1,595	1,528
June	2,192	2,222
July	3,258	3,151
August	3,736	3,781
September	4,531	4,557
October	5,361	5,247
November	5,888	5,931
December	6,445	6,622
January	6,802	
February	7,664	
March	8,076	
April	8,131	
May	8,131	
June	8,160	

QUALITY

	Quantity	Base Number	Contract	AT	Region	England
% of FP17s for the same patient ID Re-attending within 3 months - Children	17	1,027	1.7%	10.1%	12.1%	12.4%
% of FP17s for the same patient ID Re-attending within 3 months - Adults	152	2,252	6.7%	15.3%	15.9%	16.6%
% of FP17s for the same patient ID Re-attending between 3 & 9 months - Children	530	1,027	51.6%	50.9%	58.6%	57.5%
% of FP17s for the same patient ID Re-attending between 3 & 9 months - Adults	836	2,252	37.1%	46.5%	51.5%	50.4%
% of FP17s for Band 1 Urgent Courses	92	3,222	2.9%	8.2%	8.0%	9.1%
% of FP17s Relating to Free Repair or Replacements	9	3,222	0.3%	0.7%	0.8%	0.8%
% of FP17s Relating to Continuations	4	3,222	0.1%	0.9%	1.2%	1.3%
% of Patients satisfied with the dentistry they have received	5	5	N/A	92.3%	92.8%	92.7%
% of Patients satisfied with the time they had to wait for an appointment	4	5	N/A	91.0%	89.2%	88.8%

* This is based on patients treated on this contract for their most recent course of treatment. Figures in italics indicate the base number of FP17s or Patient Questionnaire responses are less than 100. N/A is shown where the base number of responses is less than 10 during the period. % is calculated as Quantity/Base number*100

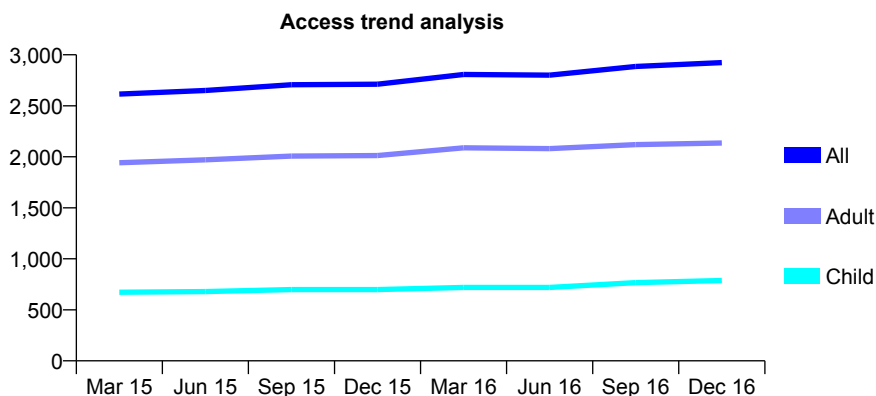
Q54 - Vital Signs At a Glance Contract Report for 764191/0001 - December 2016

Name or company name	MISS KL ROBINSON
Contract type name	GDS Contract
Purpose of contract	General
Contract start date	01/04/2006
Contract end date	

16/17 Contracted general activity (UDA)	7,466
Carry forward general activity (UDA)	0
16/17 Contracted orthodontic activity (UOA)	0
Carry forward orthodontic activity (UOA)	0
Baseline contract value	£207,165.00

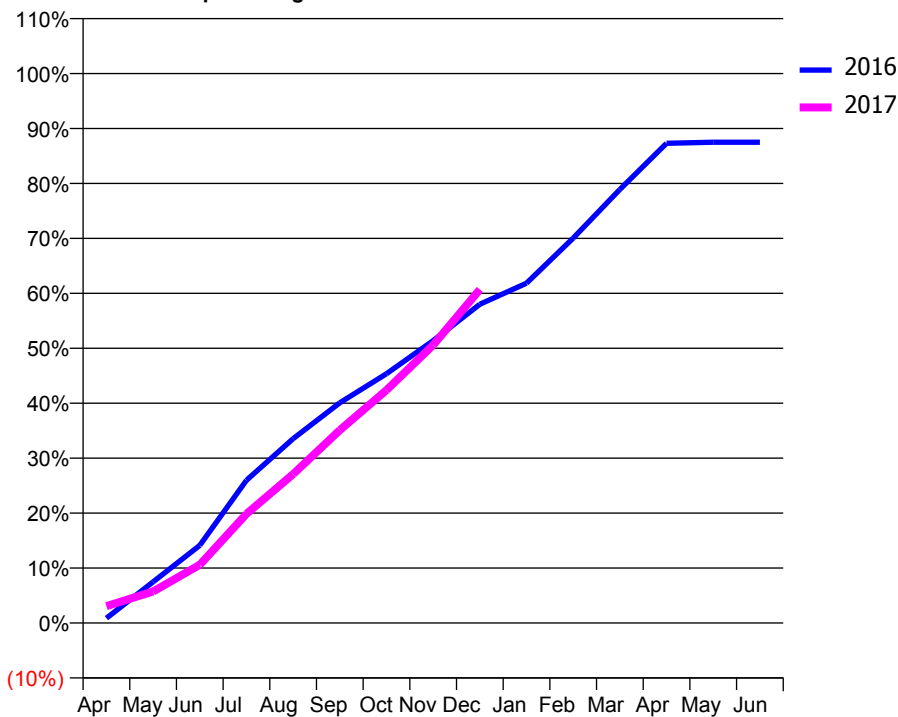
ACCESS*

Patients seen in 24 months	Total	Change since previous quarter
Quarter ending December 2015	2,712	
Quarter ending March 2016	2,807	↑
Quarter ending June 2016	2,801	→
Quarter ending September 2016	2,886	↑
Quarter ending December 2016	2,923	→
Variance since December 2015	7.8%	↑



ACTIVITY

Cumulative percentage of contracted UDA delivered 2016 & 2017



Month	Adjusted Scheduled Activity (UDA)	
	2016	2017
April	67	229
May	559	428
June	1,055	791
July	1,940	1,482
August	2,504	2,023
September	2,992	2,620
October	3,388	3,164
November	3,836	3,776
December	4,330	4,532
January	4,618	
February	5,230	
March	5,890	
April	6,517	
May	6,532	
June	6,533	

QUALITY

	Quantity	Base Number	Contract	AT	Region	England
% of FP17s for the same patient ID Re-attending within 3 months - Children	58	848	6.8%	10.1%	12.1%	12.4%
% of FP17s for the same patient ID Re-attending within 3 months - Adults	242	1,663	14.6%	15.3%	15.9%	16.6%
% of FP17s for the same patient ID Re-attending between 3 & 9 months - Children	467	848	55.1%	50.9%	58.6%	57.5%
% of FP17s for the same patient ID Re-attending between 3 & 9 months - Adults	828	1,663	49.8%	46.5%	51.5%	50.4%
% of FP17s for Band 1 Urgent Courses	224	2,267	9.9%	8.2%	8.0%	9.1%
% of FP17s Relating to Free Repair or Replacements	12	2,267	0.5%	0.7%	0.8%	0.8%
% of FP17s Relating to Continuations	8	2,267	0.4%	0.9%	1.2%	1.3%
% of Patients satisfied with the dentistry they have received	1	1	N/A	92.3%	92.8%	92.7%
% of Patients satisfied with the time they had to wait for an appointment	1	1	N/A	91.0%	89.2%	88.8%

* This is based on patients treated on this contract for their most recent course of treatment. Figures in italics indicate the base number of FP17s or Patient Questionnaire responses are less than 100. N/A is shown where the base number of responses is less than 10 during the period. % is calculated as Quantity/Base number*100

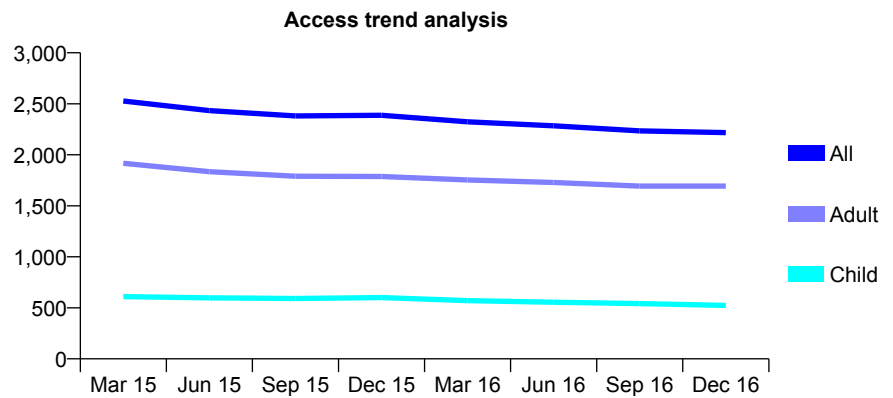
Q54 - Vital Signs At a Glance Contract Report for 765597/0001 - December 2016

Name or company name	MRS N GHABAI
Contract type name	GDS Contract
Purpose of contract	General
Contract start date	01/04/2006
Contract end date	

16/17 Contracted general activity (UDA)	8,368
Carry forward general activity (UDA)	147
16/17 Contracted orthodontic activity (UOA)	0
Carry forward orthodontic activity (UOA)	0
Baseline contract value	£190,992.31

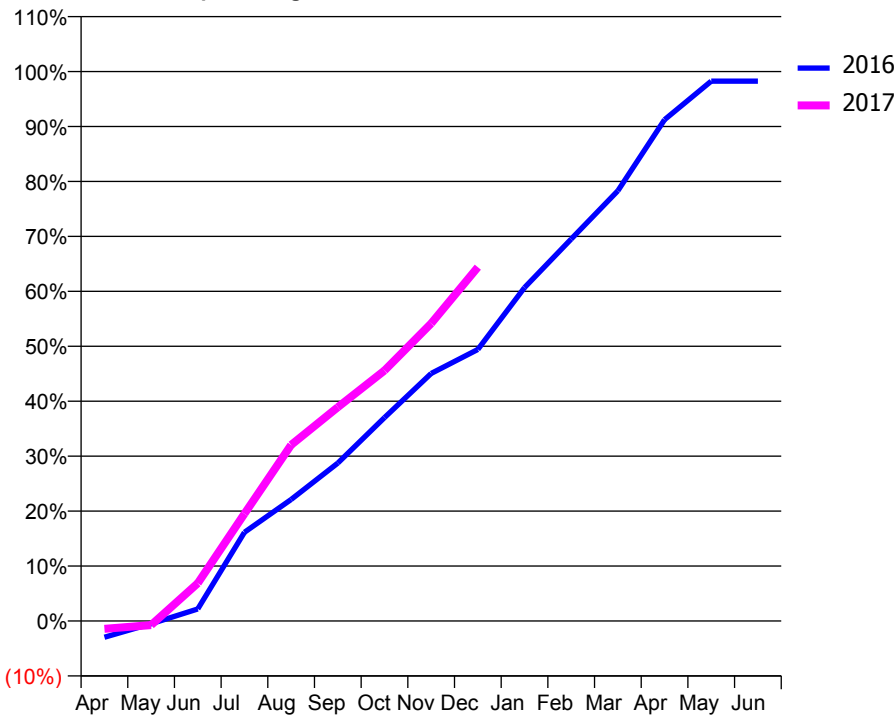
ACCESS*

Patients seen in 24 months	Total	Change since previous quarter
Quarter ending December 2015	2,387	
Quarter ending March 2016	2,323	↓
Quarter ending June 2016	2,284	↓
Quarter ending September 2016	2,235	↓
Quarter ending December 2016	2,218	→
Variance since December 2015	(7.1%)	↓



ACTIVITY

Cumulative percentage of contracted UDA delivered 2016 & 2017



Month	Adjusted Scheduled Activity (UDA)	
	2016	2017
April	-250	-121
May	-44	-64
June	184	575
July	1,352	1,633
August	1,852	2,681
September	2,405	3,257
October	3,098	3,814
November	3,770	4,531
December	4,136	5,388
January	5,078	
February	5,817	
March	6,551	
April	7,635	
May	8,221	
June	8,221	

QUALITY

	Quantity	Base Number	Contract	AT	Region	England
% of FP17s for the same patient ID Re-attending within 3 months - Children	85	766	11.1%	10.1%	12.1%	12.4%
% of FP17s for the same patient ID Re-attending within 3 months - Adults	404	2,119	19.1%	15.3%	15.9%	16.6%
% of FP17s for the same patient ID Re-attending between 3 & 9 months - Children	516	766	67.4%	50.9%	58.6%	57.5%
% of FP17s for the same patient ID Re-attending between 3 & 9 months - Adults	1,298	2,119	61.3%	46.5%	51.5%	50.4%
% of FP17s for Band 1 Urgent Courses	199	2,196	9.1%	8.2%	8.0%	9.1%
% of FP17s Relating to Free Repair or Replacements	4	2,196	0.2%	0.7%	0.8%	0.8%
% of FP17s Relating to Continuations	45	2,196	2.0%	0.9%	1.2%	1.3%
% of Patients satisfied with the dentistry they have received	35	38	92.1%	92.3%	92.8%	92.7%
% of Patients satisfied with the time they had to wait for an appointment	36	38	94.7%	91.0%	89.2%	88.8%

* This is based on patients treated on this contract for their most recent course of treatment. Figures in italics indicate the base number of FP17s or Patient Questionnaire responses are less than 100. N/A is shown where the base number of responses is less than 10 during the period. % is calculated as Quantity/Base number*100

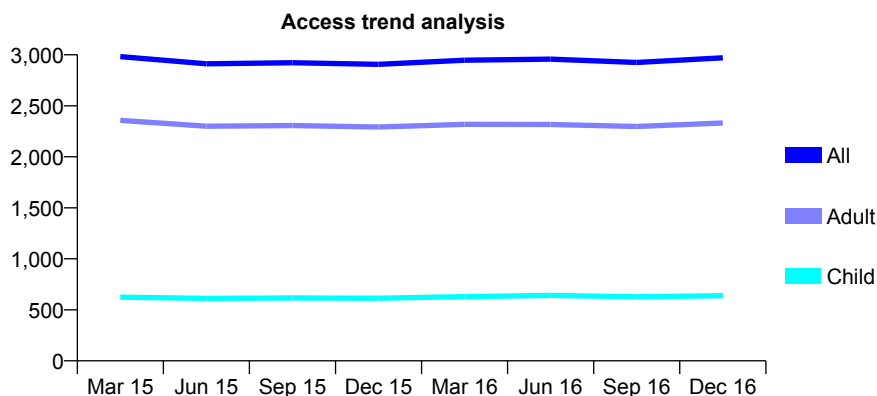
Q54 - Vital Signs At a Glance Contract Report for 765643/0001 - December 2016

Name or company name	MR D SINGH-TERPOT
Contract type name	GDS Contract
Purpose of contract	General
Contract start date	01/04/2006
Contract end date	

16/17 Contracted general activity (UDA)	8,845
Carry forward general activity (UDA)	80
16/17 Contracted orthodontic activity (UOA)	0
Carry forward orthodontic activity (UOA)	0
Baseline contract value	£213,411.52

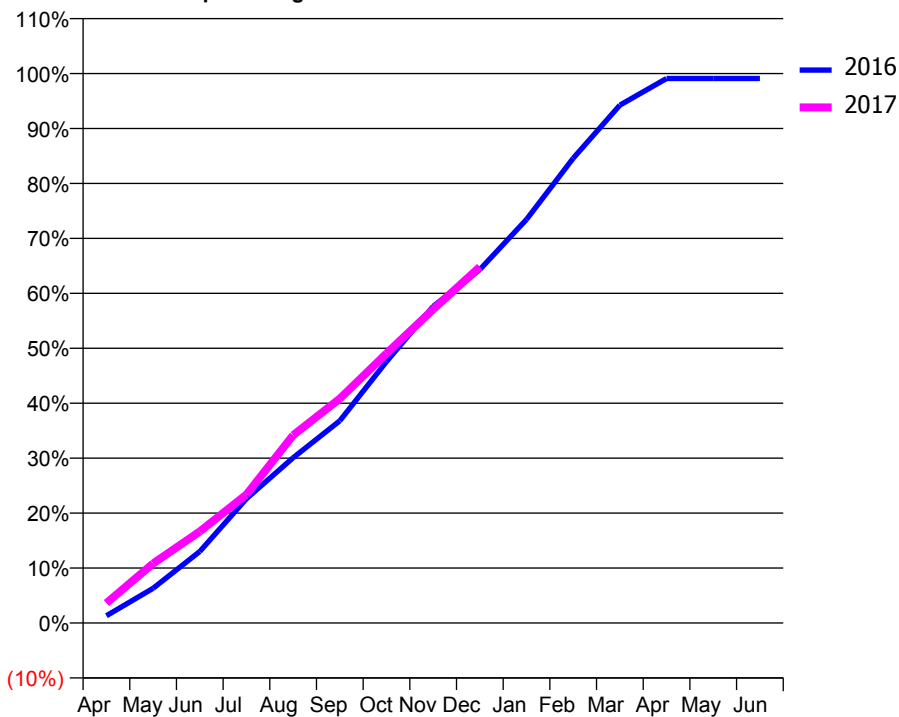
ACCESS*

Patients seen in 24 months	Total	Change since previous quarter
Quarter ending December 2015	2,906	
Quarter ending March 2016	2,947	→
Quarter ending June 2016	2,958	→
Quarter ending September 2016	2,925	↓
Quarter ending December 2016	2,970	→
Variance since December 2015	2.2%	↑



ACTIVITY

Cumulative percentage of contracted UDA delivered 2016 & 2017



Month	Adjusted Scheduled Activity (UDA)	
	2016	2017
April	116	321
May	558	959
June	1,151	1,473
July	2,001	2,069
August	2,661	3,023
September	3,256	3,611
October	4,208	4,339
November	5,097	5,049
December	5,690	5,732
January	6,496	
February	7,480	
March	8,335	
April	8,764	
May	8,764	
June	8,765	

QUALITY

	Quantity	Base Number	Contract	AT	Region	England
% of FP17s for the same patient ID Re-attending within 3 months - Children	23	627	3.7%	10.1%	12.1%	12.4%
% of FP17s for the same patient ID Re-attending within 3 months - Adults	350	2,375	14.7%	15.3%	15.9%	16.6%
% of FP17s for the same patient ID Re-attending between 3 & 9 months - Children	328	627	52.3%	50.9%	58.6%	57.5%
% of FP17s for the same patient ID Re-attending between 3 & 9 months - Adults	1,318	2,375	55.5%	46.5%	51.5%	50.4%
% of FP17s for Band 1 Urgent Courses	24	2,806	0.9%	8.2%	8.0%	9.1%
% of FP17s Relating to Free Repair or Replacements	13	2,806	0.5%	0.7%	0.8%	0.8%
% of FP17s Relating to Continuations	10	2,806	0.4%	0.9%	1.2%	1.3%
% of Patients satisfied with the dentistry they have received	3	3	N/A	92.3%	92.8%	92.7%
% of Patients satisfied with the time they had to wait for an appointment	3	3	N/A	91.0%	89.2%	88.8%

* This is based on patients treated on this contract for their most recent course of treatment. Figures in italics indicate the base number of FP17s or Patient Questionnaire responses are less than 100. N/A is shown where the base number of responses is less than 10 during the period. % is calculated as Quantity/Base number*100

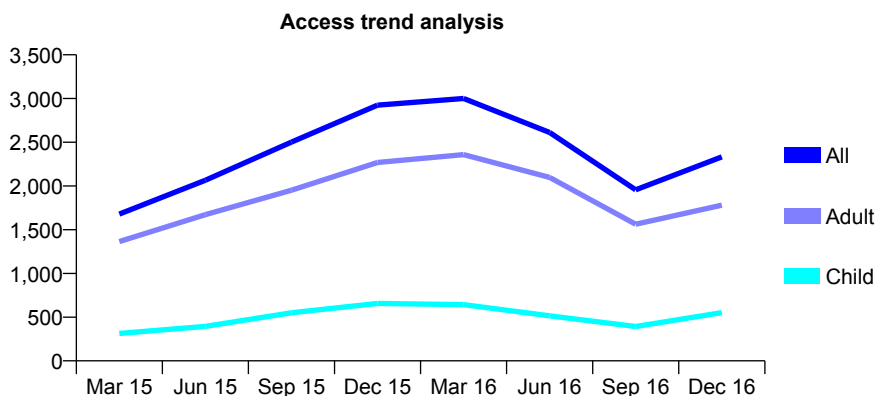
Q54 - Vital Signs At a Glance Contract Report for 766518/0001 - December 2016

Name or company name	MRS CS ILYAS
Contract type name	GDS Contract
Purpose of contract	General
Contract start date	01/10/2014
Contract end date	

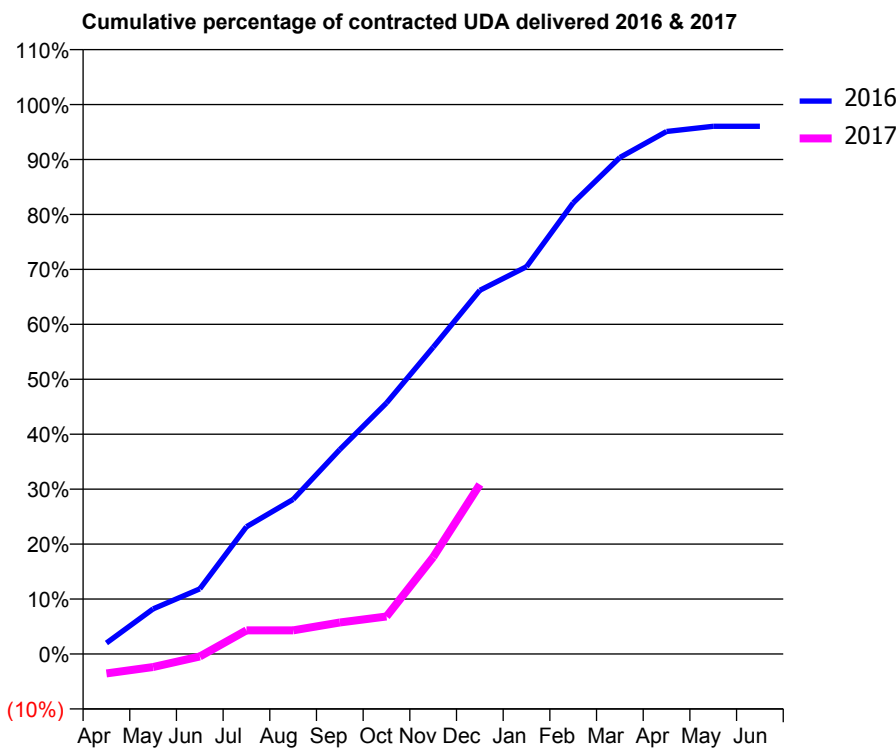
16/17 Contracted general activity (UDA)	9,871
Carry forward general activity (UDA)	392
16/17 Contracted orthodontic activity (UOA)	0
Carry forward orthodontic activity (UOA)	0
Baseline contract value	£196,853.10

ACCESS*

Patients seen in 24 months	Total	Change since previous quarter
Quarter ending December 2015	2,924	
Quarter ending March 2016	3,001	↑
Quarter ending June 2016	2,612	↓
Quarter ending September 2016	1,956	↓
Quarter ending December 2016	2,332	↑
Variance since December 2015	(20.2%)	↓



ACTIVITY



Month	Adjusted Scheduled Activity (UDA)	
	2016	2017
April	198	-350
May	811	-236
June	1,169	-46
July	2,286	425
August	2,778	425
September	3,674	567
October	4,510	675
November	5,512	1,740
December	6,533	3,046
January	6,958	
February	8,105	
March	8,918	
April	9,385	
May	9,479	
June	9,479	

QUALITY

	Quantity	Base Number	Contract	AT	Region	England
% of FP17s for the same patient ID Re-attending within 3 months - Children	11	450	2.4%	10.1%	12.1%	12.4%
% of FP17s for the same patient ID Re-attending within 3 months - Adults	100	1,530	6.5%	15.3%	15.9%	16.6%
% of FP17s for the same patient ID Re-attending between 3 & 9 months - Children	114	450	25.3%	50.9%	58.6%	57.5%
% of FP17s for the same patient ID Re-attending between 3 & 9 months - Adults	597	1,530	39.0%	46.5%	51.5%	50.4%
% of FP17s for Band 1 Urgent Courses	103	1,737	5.9%	8.2%	8.0%	9.1%
% of FP17s Relating to Free Repair or Replacements	1	1,737	0.1%	0.7%	0.8%	0.8%
% of FP17s Relating to Continuations	4	1,737	0.2%	0.9%	1.2%	1.3%
% of Patients satisfied with the dentistry they have received	1	1	N/A	92.3%	92.8%	92.7%
% of Patients satisfied with the time they had to wait for an appointment	1	1	N/A	91.0%	89.2%	88.8%

* This is based on patients treated on this contract for their most recent course of treatment. Figures in italics indicate the base number of FP17s or Patient Questionnaire responses are less than 100. N/A is shown where the base number of responses is less than 10 during the period. % is calculated as Quantity/Base number*100

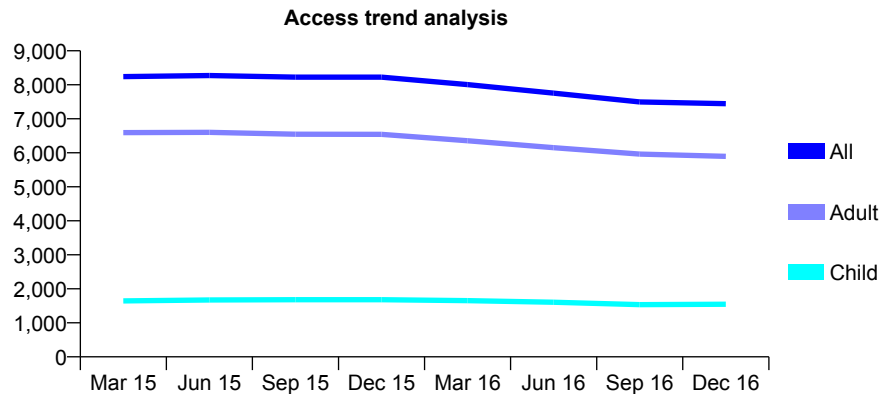
Q54 - Vital Signs At a Glance Contract Report for 769258/0001 - December 2016

Name or company name	MR S TALWAR
Contract type name	GDS Contract
Purpose of contract	General
Contract start date	01/04/2006
Contract end date	

16/17 Contracted general activity (UDA)	23,061
Carry forward general activity (UDA)	-300
16/17 Contracted orthodontic activity (UOA)	0
Carry forward orthodontic activity (UOA)	0
Baseline contract value	£541,792.23

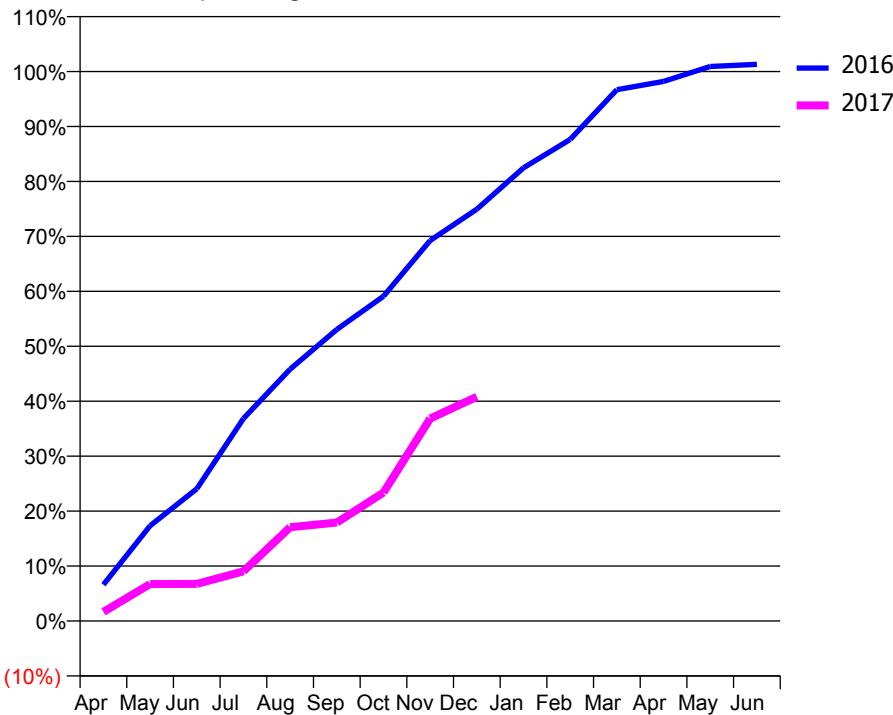
ACCESS*

Patients seen in 24 months	Total	Change since previous quarter
Quarter ending December 2015	8,226	
Quarter ending March 2016	8,007	↓
Quarter ending June 2016	7,754	↓
Quarter ending September 2016	7,496	↓
Quarter ending December 2016	7,446	→
Variance since December 2015	(9.5%)	↓



ACTIVITY

Cumulative percentage of contracted UDA delivered 2016 & 2017



Month	Adjusted Scheduled Activity (UDA)	
	2016	2017
April	1,527	383
May	4,000	1,551
June	5,550	1,557
July	8,499	2,083
August	10,570	3,934
September	12,239	4,133
October	13,630	5,392
November	15,971	8,499
December	17,286	9,408
January	19,017	
February	20,211	
March	22,300	
April	22,644	
May	23,271	
June	23,361	

QUALITY

	Quantity	Base Number	Contract	AT	Region	England
% of FP17s for the same patient ID Re-attending within 3 months - Children	77	1,269	6.1%	10.1%	12.1%	12.4%
% of FP17s for the same patient ID Re-attending within 3 months - Adults	739	4,588	16.1%	15.3%	15.9%	16.6%
% of FP17s for the same patient ID Re-attending between 3 & 9 months - Children	822	1,269	64.8%	50.9%	58.6%	57.5%
% of FP17s for the same patient ID Re-attending between 3 & 9 months - Adults	2,873	4,588	62.6%	46.5%	51.5%	50.4%
% of FP17s for Band 1 Urgent Courses	406	5,303	7.7%	8.2%	8.0%	9.1%
% of FP17s Relating to Free Repair or Replacements	60	5,303	1.1%	0.7%	0.8%	0.8%
% of FP17s Relating to Continuations	136	5,303	2.6%	0.9%	1.2%	1.3%
% of Patients satisfied with the dentistry they have received	10	12	83.3%	92.3%	92.8%	92.7%
% of Patients satisfied with the time they had to wait for an appointment	12	12	100.0%	91.0%	89.2%	88.8%

* This is based on patients treated on this contract for their most recent course of treatment. Figures in italics indicate the base number of FP17s or Patient Questionnaire responses are less than 100. N/A is shown where the base number of responses is less than 10 during the period. % is calculated as Quantity/Base number*100

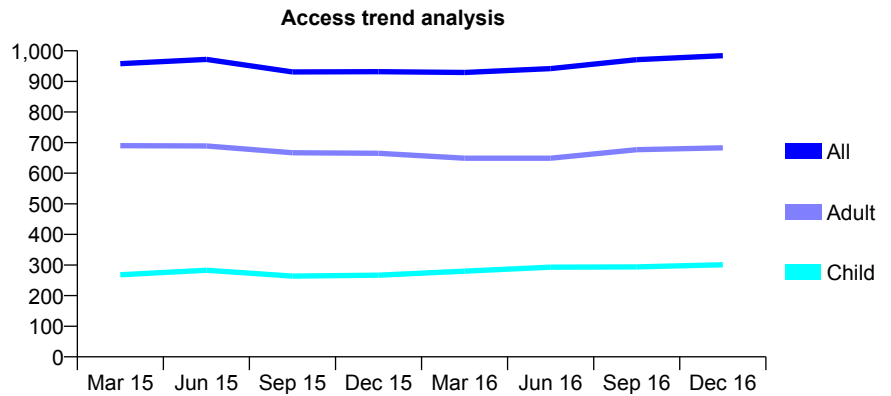
Q54 - Vital Signs At a Glance Contract Report for 769258/0002 - December 2016

Name or company name	MR S TALWAR
Contract type name	GDS Contract
Purpose of contract	General
Contract start date	01/04/2006
Contract end date	

16/17 Contracted general activity (UDA)	4,660
Carry forward general activity (UDA)	0
16/17 Contracted orthodontic activity (UOA)	0
Carry forward orthodontic activity (UOA)	0
Baseline contract value	£110,111.95

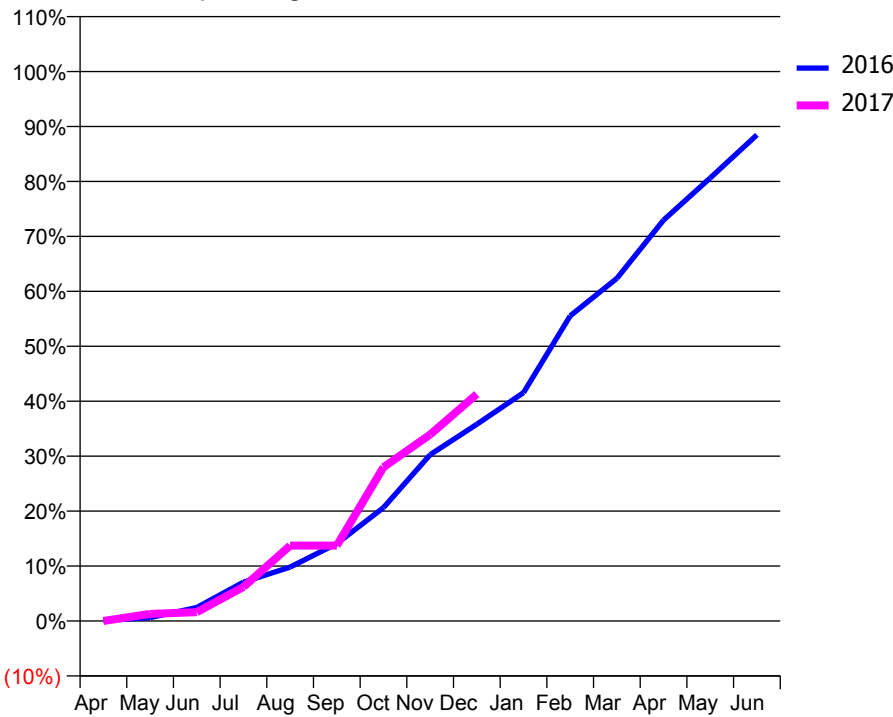
ACCESS*

Patients seen in 24 months	Total	Change since previous quarter
Quarter ending December 2015	932	
Quarter ending March 2016	929	→
Quarter ending June 2016	942	→
Quarter ending September 2016	971	↑
Quarter ending December 2016	984	→
Variance since December 2015	5.6%	↑



ACTIVITY

Cumulative percentage of contracted UDA delivered 2016 & 2017



Month	Adjusted Scheduled Activity (UDA)	
	2016	2017
April	4	1
May	29	61
June	115	75
July	329	289
August	457	640
September	657	640
October	962	1,305
November	1,411	1,582
December	1,668	1,924
January	1,936	
February	2,588	
March	2,906	
April	3,400	
May	3,757	
June	4,122	

QUALITY

	Quantity	Base Number	Contract	AT	Region	England
% of FP17s for the same patient ID Re-attending within 3 months - Children	49	305	16.1%	10.1%	12.1%	12.4%
% of FP17s for the same patient ID Re-attending within 3 months - Adults	317	897	35.3%	15.3%	15.9%	16.6%
% of FP17s for the same patient ID Re-attending between 3 & 9 months - Children	149	305	48.9%	50.9%	58.6%	57.5%
% of FP17s for the same patient ID Re-attending between 3 & 9 months - Adults	355	897	39.6%	46.5%	51.5%	50.4%
% of FP17s for Band 1 Urgent Courses	78	849	9.2%	8.2%	8.0%	9.1%
% of FP17s Relating to Free Repair or Replacements	19	849	2.2%	0.7%	0.8%	0.8%
% of FP17s Relating to Continuations	65	849	7.7%	0.9%	1.2%	1.3%
% of Patients satisfied with the dentistry they have received	1	2	N/A	92.3%	92.8%	92.7%
% of Patients satisfied with the time they had to wait for an appointment	0	2	N/A	91.0%	89.2%	88.8%

* This is based on patients treated on this contract for their most recent course of treatment. Figures in italics indicate the base number of FP17s or Patient Questionnaire responses are less than 100. N/A is shown where the base number of responses is less than 10 during the period. % is calculated as Quantity/Base number*100

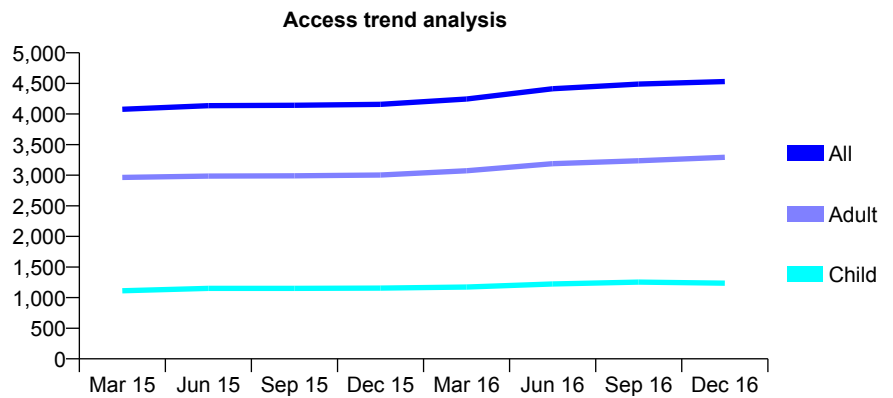
Q54 - Vital Signs At a Glance Contract Report for 769827/0001 - December 2016

Name or company name	MR A HUSSAIN
Contract type name	GDS Contract
Purpose of contract	General
Contract start date	01/04/2006
Contract end date	

16/17 Contracted general activity (UDA)	10,369
Carry forward general activity (UDA)	-183
16/17 Contracted orthodontic activity (UOA)	0
Carry forward orthodontic activity (UOA)	0
Baseline contract value	£252,511.90

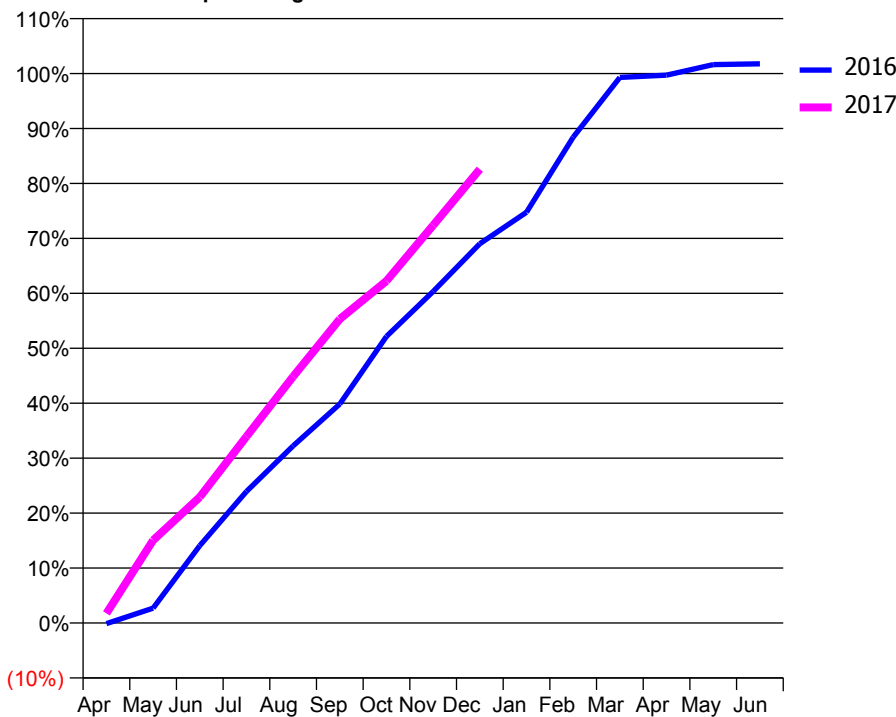
ACCESS*

Patients seen in 24 months	Total	Change since previous quarter
Quarter ending December 2015	4,158	
Quarter ending March 2016	4,245	↑
Quarter ending June 2016	4,412	↑
Quarter ending September 2016	4,490	→
Quarter ending December 2016	4,530	→
Variance since December 2015	8.9%	↑



ACTIVITY

Cumulative percentage of contracted UDA delivered 2016 & 2017



Month	Adjusted Scheduled Activity (UDA)	
	2016	2017
April	-13	183
May	280	1,562
June	1,461	2,375
July	2,481	3,520
August	3,344	4,652
September	4,132	5,735
October	5,410	6,456
November	6,257	7,505
December	7,157	8,564
January	7,752	
February	9,168	
March	10,294	
April	10,338	
May	10,538	
June	10,552	

QUALITY

	Quantity	Base Number	Contract	AT	Region	England
% of FP17s for the same patient ID Re-attending within 3 months - Children	54	949	5.7%	10.1%	12.1%	12.4%
% of FP17s for the same patient ID Re-attending within 3 months - Adults	410	2,595	15.8%	15.3%	15.9%	16.6%
% of FP17s for the same patient ID Re-attending between 3 & 9 months - Children	280	949	29.5%	50.9%	58.6%	57.5%
% of FP17s for the same patient ID Re-attending between 3 & 9 months - Adults	751	2,595	28.9%	46.5%	51.5%	50.4%
% of FP17s for Band 1 Urgent Courses	354	2,965	11.9%	8.2%	8.0%	9.1%
% of FP17s Relating to Free Repair or Replacements	87	2,965	2.9%	0.7%	0.8%	0.8%
% of FP17s Relating to Continuations	12	2,965	0.4%	0.9%	1.2%	1.3%
% of Patients satisfied with the dentistry they have received	2	2	N/A	92.3%	92.8%	92.7%
% of Patients satisfied with the time they had to wait for an appointment	1	2	N/A	91.0%	89.2%	88.8%

* This is based on patients treated on this contract for their most recent course of treatment. Figures in italics indicate the base number of FP17s or Patient Questionnaire responses are less than 100. N/A is shown where the base number of responses is less than 10 during the period. % is calculated as Quantity/Base number*100

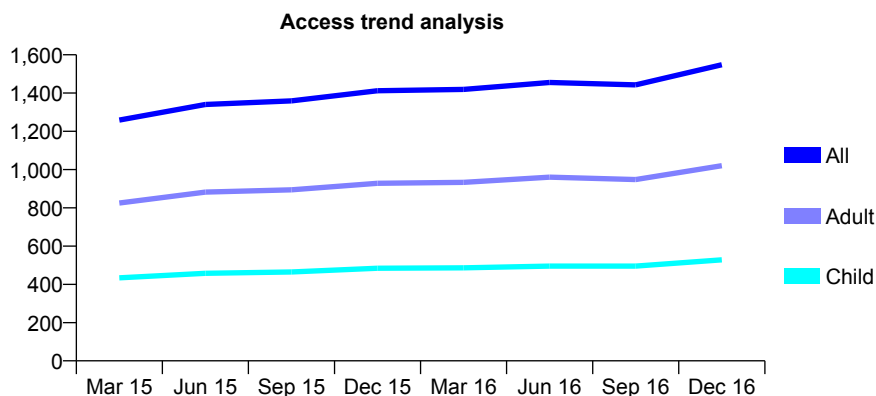
Q54 - Vital Signs At a Glance Contract Report for 769827/0002 - December 2016

Name or company name	MR A HUSSAIN
Contract type name	GDS Contract
Purpose of contract	General
Contract start date	01/11/2010
Contract end date	

16/17 Contracted general activity (UDA)	3,564
Carry forward general activity (UDA)	-71
16/17 Contracted orthodontic activity (UOA)	0
Carry forward orthodontic activity (UOA)	0
Baseline contract value	£91,103.33

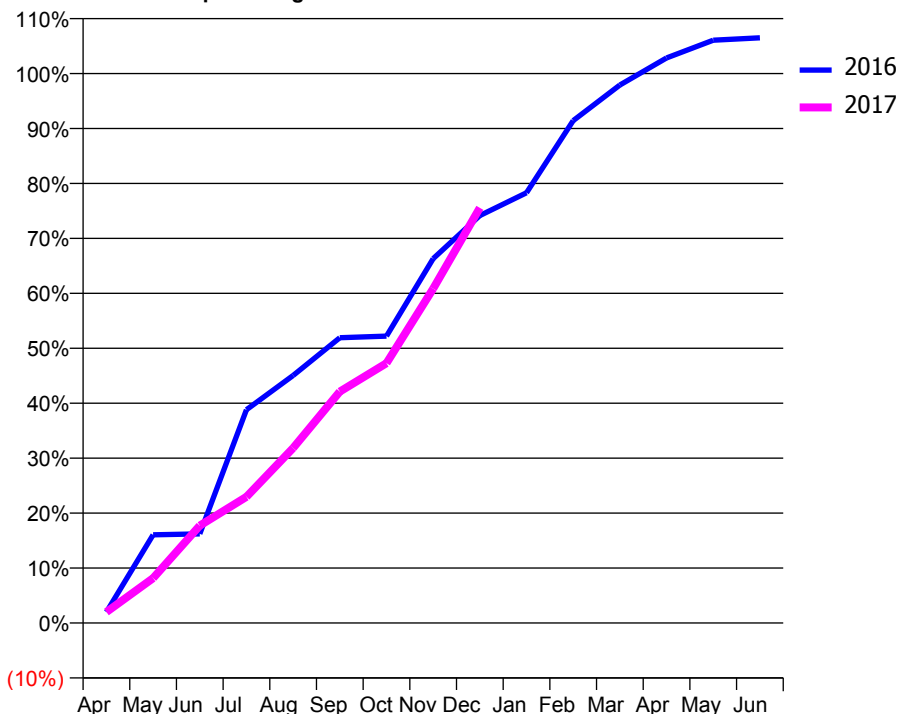
ACCESS*

Patients seen in 24 months	Total	Change since previous quarter
Quarter ending December 2015	1,412	
Quarter ending March 2016	1,419	→
Quarter ending June 2016	1,455	↑
Quarter ending September 2016	1,443	→
Quarter ending December 2016	1,548	↑
Variance since December 2015	9.6%	↑



ACTIVITY

Cumulative percentage of contracted UDA delivered 2016 & 2017



Month	Adjusted Scheduled Activity (UDA)	
	2016	2017
April	71	71
May	572	291
June	578	632
July	1,384	819
August	1,605	1,135
September	1,850	1,501
October	1,861	1,685
November	2,363	2,169
December	2,642	2,692
January	2,790	
February	3,259	
March	3,489	
April	3,665	
May	3,780	
June	3,796	

QUALITY

	Quantity	Base Number	Contract	AT	Region	England
% of FP17s for the same patient ID Re-attending within 3 months - Children	17	333	5.1%	10.1%	12.1%	12.4%
% of FP17s for the same patient ID Re-attending within 3 months - Adults	77	671	11.5%	15.3%	15.9%	16.6%
% of FP17s for the same patient ID Re-attending between 3 & 9 months - Children	80	333	24.0%	50.9%	58.6%	57.5%
% of FP17s for the same patient ID Re-attending between 3 & 9 months - Adults	185	671	27.6%	46.5%	51.5%	50.4%
% of FP17s for Band 1 Urgent Courses	70	908	7.7%	8.2%	8.0%	9.1%
% of FP17s Relating to Free Repair or Replacements	24	908	2.6%	0.7%	0.8%	0.8%
% of FP17s Relating to Continuations	4	908	0.4%	0.9%	1.2%	1.3%
% of Patients satisfied with the dentistry they have received	0	0	N/A	92.3%	92.8%	92.7%
% of Patients satisfied with the time they had to wait for an appointment	0	0	N/A	91.0%	89.2%	88.8%

* This is based on patients treated on this contract for their most recent course of treatment. Figures in italics indicate the base number of FP17s or Patient Questionnaire responses are less than 100. N/A is shown where the base number of responses is less than 10 during the period. % is calculated as Quantity/Base number*100

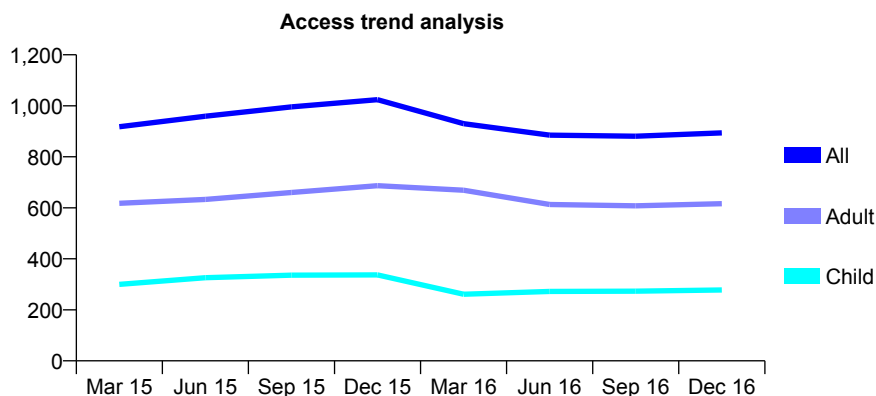
Q54 - Vital Signs At a Glance Contract Report for 769827/0003 - December 2016

Name or company name	MR A HUSSAIN
Contract type name	GDS Contract
Purpose of contract	General
Contract start date	09/11/2012
Contract end date	

16/17 Contracted general activity (UDA)	2,224
Carry forward general activity (UDA)	-44
16/17 Contracted orthodontic activity (UOA)	0
Carry forward orthodontic activity (UOA)	0
Baseline contract value	£56,442.97

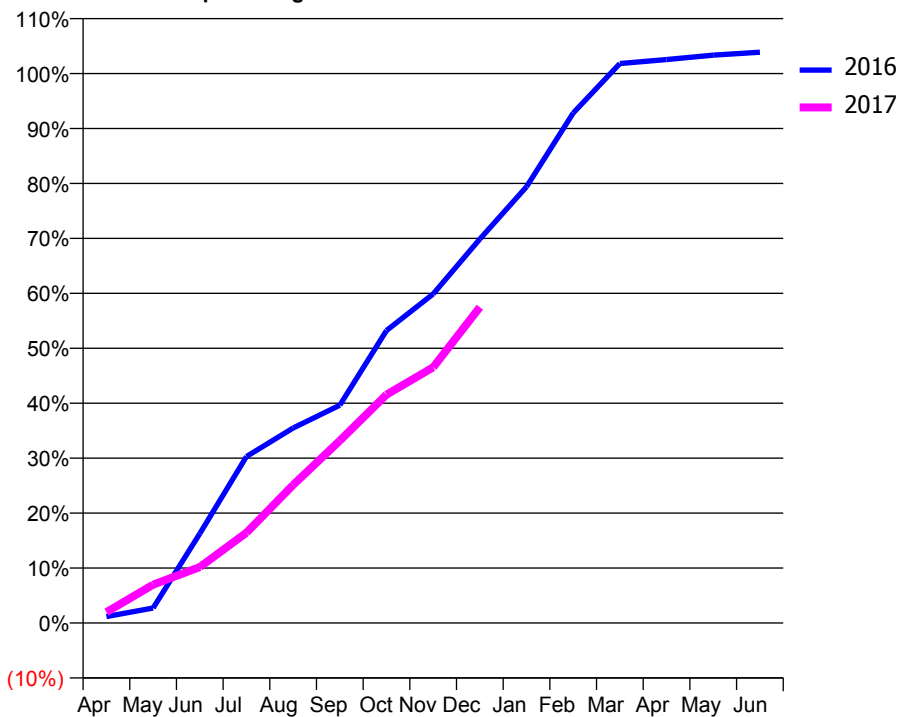
ACCESS*

Patients seen in 24 months	Total	Change since previous quarter
Quarter ending December 2015	1,024	
Quarter ending March 2016	930	↓
Quarter ending June 2016	885	↓
Quarter ending September 2016	881	→
Quarter ending December 2016	894	→
Variance since December 2015	(12.7%)	↓



ACTIVITY

Cumulative percentage of contracted UDA delivered 2016 & 2017



Month	Adjusted Scheduled Activity (UDA)	
	2016	2017
April	26	44
May	61	155
June	362	226
July	674	365
August	789	559
September	882	738
October	1,184	924
November	1,332	1,035
December	1,554	1,278
January	1,765	
February	2,064	
March	2,264	
April	2,281	
May	2,298	
June	2,310	

QUALITY

	Quantity	Base Number	Contract	AT	Region	England
% of FP17s for the same patient ID Re-attending within 3 months - Children	2	157	1.3%	10.1%	12.1%	12.4%
% of FP17s for the same patient ID Re-attending within 3 months - Adults	23	305	7.5%	15.3%	15.9%	16.6%
% of FP17s for the same patient ID Re-attending between 3 & 9 months - Children	29	157	18.5%	50.9%	58.6%	57.5%
% of FP17s for the same patient ID Re-attending between 3 & 9 months - Adults	76	305	24.9%	46.5%	51.5%	50.4%
% of FP17s for Band 1 Urgent Courses	47	435	10.8%	8.2%	8.0%	9.1%
% of FP17s Relating to Free Repair or Replacements	7	435	1.6%	0.7%	0.8%	0.8%
% of FP17s Relating to Continuations	1	435	0.2%	0.9%	1.2%	1.3%
% of Patients satisfied with the dentistry they have received	0	0	N/A	92.3%	92.8%	92.7%
% of Patients satisfied with the time they had to wait for an appointment	0	0	N/A	91.0%	89.2%	88.8%

* This is based on patients treated on this contract for their most recent course of treatment. Figures in italics indicate the base number of FP17s or Patient Questionnaire responses are less than 100. N/A is shown where the base number of responses is less than 10 during the period. % is calculated as Quantity/Base number*100

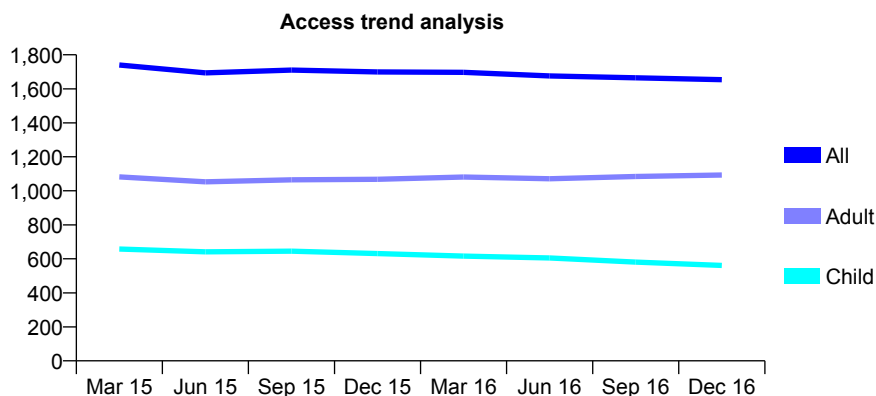
Q54 - Vital Signs At a Glance Contract Report for 769967/0004 - December 2016

Name or company name	MR MA TAI
Contract type name	GDS Contract
Purpose of contract	General
Contract start date	01/04/2012
Contract end date	

16/17 Contracted general activity (UDA)	4,402
Carry forward general activity (UDA)	0
16/17 Contracted orthodontic activity (UOA)	0
Carry forward orthodontic activity (UOA)	0
Baseline contract value	£115,556.02

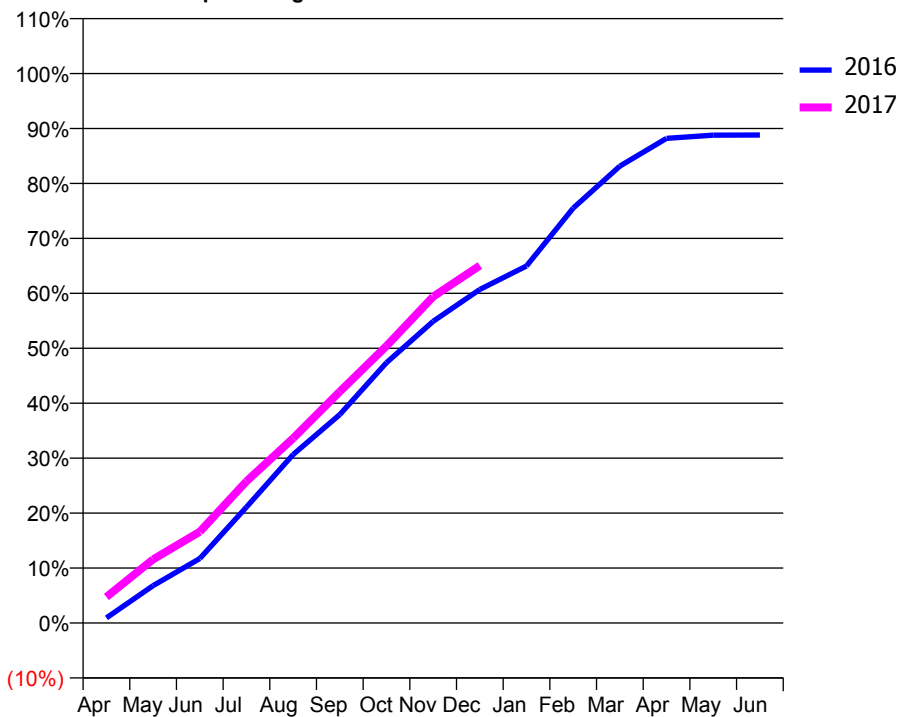
ACCESS*

Patients seen in 24 months	Total	Change since previous quarter
Quarter ending December 2015	1,699	
Quarter ending March 2016	1,697	→
Quarter ending June 2016	1,676	↓
Quarter ending September 2016	1,665	→
Quarter ending December 2016	1,654	→
Variance since December 2015	(2.6%)	↓



ACTIVITY

Cumulative percentage of contracted UDA delivered 2016 & 2017



Month	Adjusted Scheduled Activity (UDA)	
	2016	2017
April	42	209
May	299	510
June	517	732
July	929	1,135
August	1,350	1,480
September	1,670	1,854
October	2,086	2,219
November	2,417	2,614
December	2,672	2,864
January	2,860	
February	3,324	
March	3,660	
April	3,883	
May	3,908	
June	3,909	

QUALITY

	Quantity	Base Number	Contract	AT	Region	England
% of FP17s for the same patient ID Re-attending within 3 months - Children	21	601	3.5%	10.1%	12.1%	12.4%
% of FP17s for the same patient ID Re-attending within 3 months - Adults	113	1,020	11.1%	15.3%	15.9%	16.6%
% of FP17s for the same patient ID Re-attending between 3 & 9 months - Children	355	601	59.1%	50.9%	58.6%	57.5%
% of FP17s for the same patient ID Re-attending between 3 & 9 months - Adults	520	1,020	51.0%	46.5%	51.5%	50.4%
% of FP17s for Band 1 Urgent Courses	44	1,482	3.0%	8.2%	8.0%	9.1%
% of FP17s Relating to Free Repair or Replacements	4	1,482	0.3%	0.7%	0.8%	0.8%
% of FP17s Relating to Continuations	22	1,482	1.5%	0.9%	1.2%	1.3%
% of Patients satisfied with the dentistry they have received	2	2	N/A	92.3%	92.8%	92.7%
% of Patients satisfied with the time they had to wait for an appointment	2	2	N/A	91.0%	89.2%	88.8%

* This is based on patients treated on this contract for their most recent course of treatment. Figures in italics indicate the base number of FP17s or Patient Questionnaire responses are less than 100. N/A is shown where the base number of responses is less than 10 during the period. % is calculated as Quantity/Base number*100

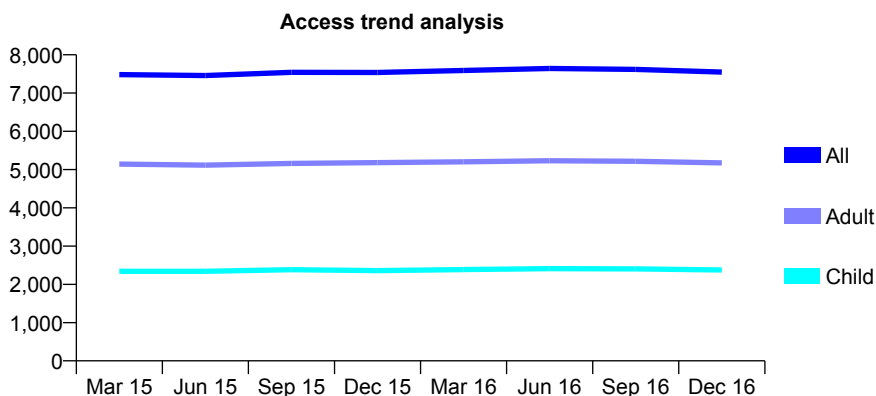
Q54 - Vital Signs At a Glance Contract Report for 770728/0001 - December 2016

Name or company name	MR TS JHEETA
Contract type name	GDS Contract
Purpose of contract	General
Contract start date	01/04/2006
Contract end date	

16/17 Contracted general activity (UDA)	20,291
Carry forward general activity (UDA)	-284
16/17 Contracted orthodontic activity (UOA)	0
Carry forward orthodontic activity (UOA)	0
Baseline contract value	£565,013.15

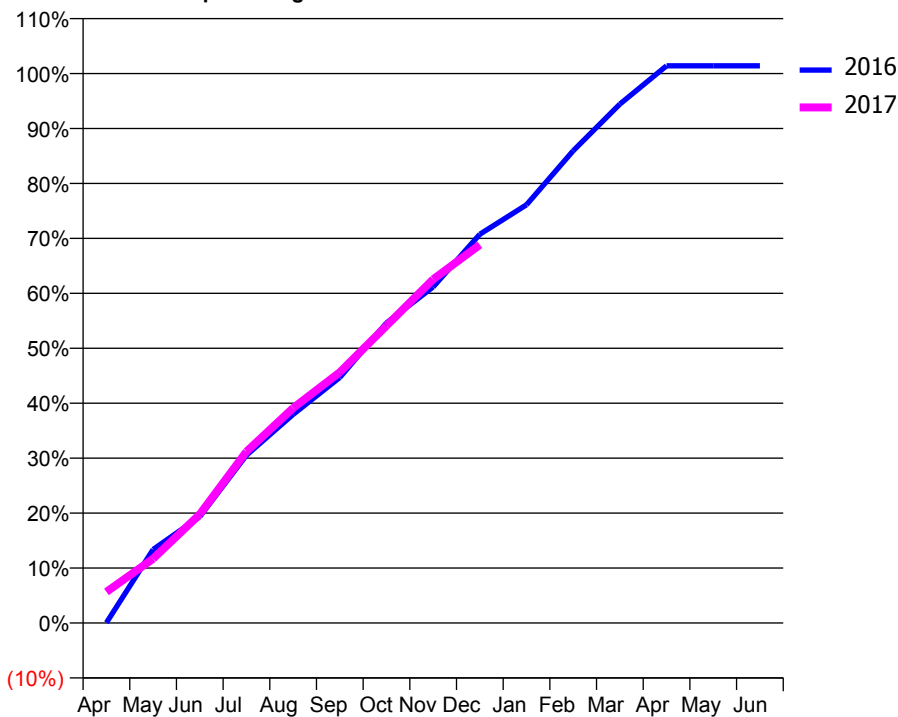
ACCESS*

Patients seen in 24 months	Total	Change since previous quarter
Quarter ending December 2015	7,539	
Quarter ending March 2016	7,589	→
Quarter ending June 2016	7,641	→
Quarter ending September 2016	7,617	→
Quarter ending December 2016	7,549	→
Variance since December 2015	0.1%	→



ACTIVITY

Cumulative percentage of contracted UDA delivered 2016 & 2017



Month	Adjusted Scheduled Activity (UDA)	
	2016	2017
April	13	1,148
May	2,714	2,376
June	3,927	4,017
July	6,197	6,331
August	7,705	7,940
September	9,068	9,262
October	11,080	10,977
November	12,409	12,693
December	14,356	13,967
January	15,445	
February	17,437	
March	19,163	
April	20,576	
May	20,574	
June	20,575	

QUALITY

	Quantity	Base Number	Contract	AT	Region	England
% of FP17s for the same patient ID Re-attending within 3 months - Children	155	2,800	5.5%	10.1%	12.1%	12.4%
% of FP17s for the same patient ID Re-attending within 3 months - Adults	491	5,081	9.7%	15.3%	15.9%	16.6%
% of FP17s for the same patient ID Re-attending between 3 & 9 months - Children	1,719	2,800	61.4%	50.9%	58.6%	57.5%
% of FP17s for the same patient ID Re-attending between 3 & 9 months - Adults	2,929	5,081	57.6%	46.5%	51.5%	50.4%
% of FP17s for Band 1 Urgent Courses	245	6,478	3.8%	8.2%	8.0%	9.1%
% of FP17s Relating to Free Repair or Replacements	43	6,478	0.7%	0.7%	0.8%	0.8%
% of FP17s Relating to Continuations	19	6,478	0.3%	0.9%	1.2%	1.3%
% of Patients satisfied with the dentistry they have received	11	11	100.0%	92.3%	92.8%	92.7%
% of Patients satisfied with the time they had to wait for an appointment	10	11	90.9%	91.0%	89.2%	88.8%

* This is based on patients treated on this contract for their most recent course of treatment. Figures in italics indicate the base number of FP17s or Patient Questionnaire responses are less than 100. N/A is shown where the base number of responses is less than 10 during the period. % is calculated as Quantity/Base number*100

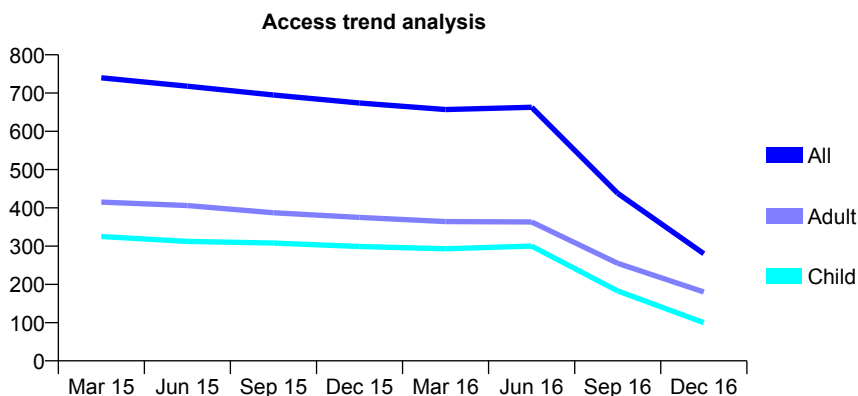
Q54 - Vital Signs At a Glance Contract Report for 774707/0001 - December 2016

Name or company name	Stuart Benson & Shoaib Hussein Merali
Contract type name	GDS Contract
Purpose of contract	General
Contract start date	01/04/2006
Contract end date	30/06/2016

16/17 Contracted general activity (UDA)	581
Carry forward general activity (UDA)	0
16/17 Contracted orthodontic activity (UOA)	0
Carry forward orthodontic activity (UOA)	0
Baseline contract value	£13,359.48

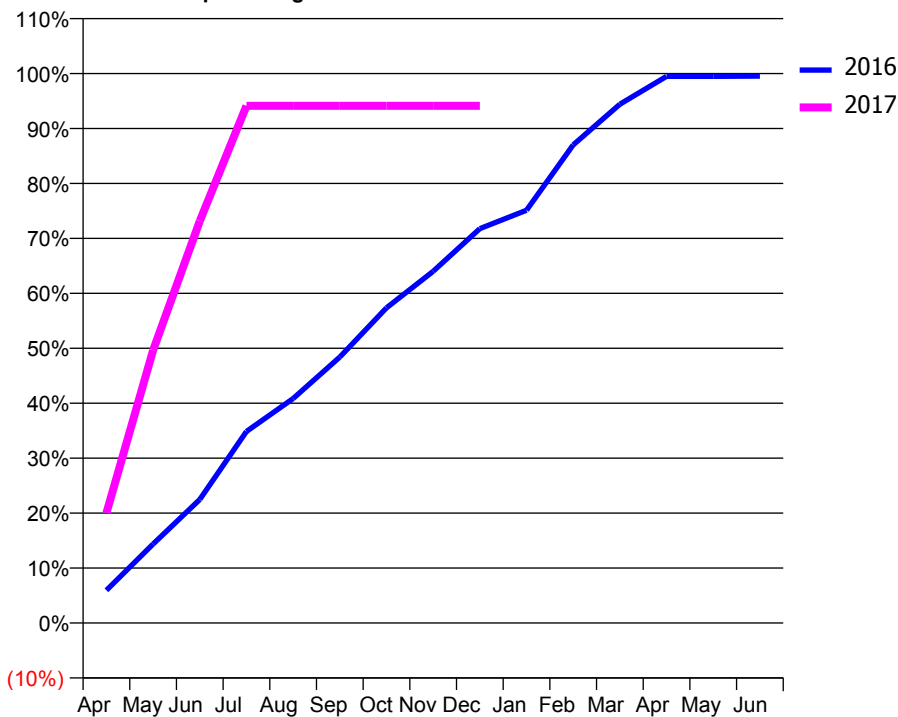
ACCESS*

Patients seen in 24 months	Total	Change since previous quarter
Quarter ending December 2015	674	
Quarter ending March 2016	657	↓
Quarter ending June 2016	663	→
Quarter ending September 2016	438	↓
Quarter ending December 2016	280	↓
Variance since December 2015	(58.5%)	↓



ACTIVITY

Cumulative percentage of contracted UDA delivered 2016 & 2017



Month	Adjusted Scheduled Activity (UDA)	
	2016	2017
April	138	116
May	334	288
June	522	425
July	810	547
August	949	547
September	1,124	547
October	1,332	547
November	1,487	547
December	1,667	547
January	1,745	
February	2,021	
March	2,193	
April	2,311	
May	2,311	
June	2,312	

QUALITY

	Quantity	Base Number	Contract	AT	Region	England
% of FP17s for the same patient ID Re-attending within 3 months - Children	5	140	3.6%	10.1%	12.1%	12.4%
% of FP17s for the same patient ID Re-attending within 3 months - Adults	26	164	15.9%	15.3%	15.9%	16.6%
% of FP17s for the same patient ID Re-attending between 3 & 9 months - Children	81	140	57.9%	50.9%	58.6%	57.5%
% of FP17s for the same patient ID Re-attending between 3 & 9 months - Adults	84	164	51.2%	46.5%	51.5%	50.4%
% of FP17s for Band 1 Urgent Courses	14	258	5.4%	8.2%	8.0%	9.1%
% of FP17s Relating to Free Repair or Replacements	0	258	0.0%	0.7%	0.8%	0.8%
% of FP17s Relating to Continuations	1	258	0.4%	0.9%	1.2%	1.3%
% of Patients satisfied with the dentistry they have received	0	0	N/A	92.3%	92.8%	92.7%
% of Patients satisfied with the time they had to wait for an appointment	0	0	N/A	91.0%	89.2%	88.8%

* This is based on patients treated on this contract for their most recent course of treatment. Figures in italics indicate the base number of FP17s or Patient Questionnaire responses are less than 100. N/A is shown where the base number of responses is less than 10 during the period. % is calculated as Quantity/Base number*100

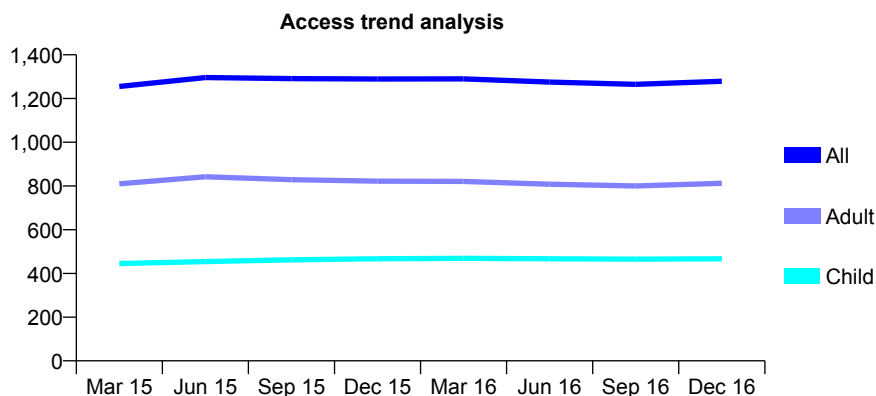
Q54 - Vital Signs At a Glance Contract Report for 776432/0001 - December 2016

Name or company name	MRS AN ARSHAD
Contract type name	GDS Contract
Purpose of contract	General
Contract start date	01/04/2006
Contract end date	

16/17 Contracted general activity (UDA)	3,806
Carry forward general activity (UDA)	-51
16/17 Contracted orthodontic activity (UOA)	0
Carry forward orthodontic activity (UOA)	0
Baseline contract value	£93,598.93

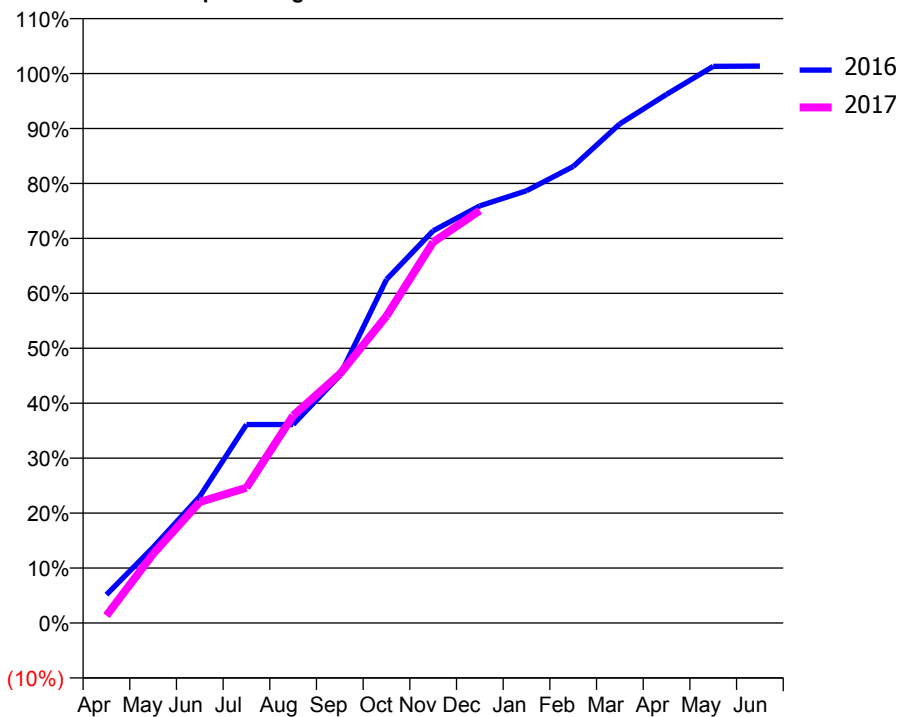
ACCESS*

Patients seen in 24 months	Total	Change since previous quarter
Quarter ending December 2015	1,289	
Quarter ending March 2016	1,290	→
Quarter ending June 2016	1,275	↓
Quarter ending September 2016	1,265	→
Quarter ending December 2016	1,279	→
Variance since December 2015	(0.8%)	→



ACTIVITY

Cumulative percentage of contracted UDA delivered 2016 & 2017



Month	Adjusted Scheduled Activity (UDA)	
	2016	2017
April	196	51
May	524	479
June	877	838
July	1,375	937
August	1,375	1,436
September	1,715	1,725
October	2,380	2,127
November	2,717	2,638
December	2,890	2,857
January	2,994	
February	3,162	
March	3,457	
April	3,662	
May	3,856	
June	3,857	

QUALITY

	Quantity	Base Number	Contract	AT	Region	England
% of FP17s for the same patient ID Re-attending within 3 months - Children	25	533	4.7%	10.1%	12.1%	12.4%
% of FP17s for the same patient ID Re-attending within 3 months - Adults	86	882	9.8%	15.3%	15.9%	16.6%
% of FP17s for the same patient ID Re-attending between 3 & 9 months - Children	301	533	56.5%	50.9%	58.6%	57.5%
% of FP17s for the same patient ID Re-attending between 3 & 9 months - Adults	485	882	55.0%	46.5%	51.5%	50.4%
% of FP17s for Band 1 Urgent Courses	67	1,219	5.5%	8.2%	8.0%	9.1%
% of FP17s Relating to Free Repair or Replacements	0	1,219	0.0%	0.7%	0.8%	0.8%
% of FP17s Relating to Continuations	28	1,219	2.3%	0.9%	1.2%	1.3%
% of Patients satisfied with the dentistry they have received	1	1	N/A	92.3%	92.8%	92.7%
% of Patients satisfied with the time they had to wait for an appointment	1	1	N/A	91.0%	89.2%	88.8%

* This is based on patients treated on this contract for their most recent course of treatment. Figures in italics indicate the base number of FP17s or Patient Questionnaire responses are less than 100. N/A is shown where the base number of responses is less than 10 during the period. % is calculated as Quantity/Base number*100

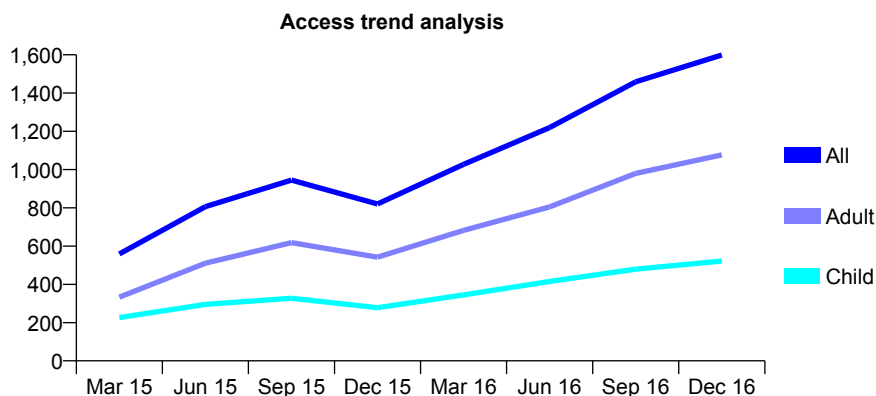
Q54 - Vital Signs At a Glance Contract Report for 786837/0003 - December 2016

Name or company name	MR WS TAM
Contract type name	GDS Contract
Purpose of contract	General
Contract start date	01/10/2014
Contract end date	

16/17 Contracted general activity (UDA)	6,500
Carry forward general activity (UDA)	127
16/17 Contracted orthodontic activity (UOA)	0
Carry forward orthodontic activity (UOA)	0
Baseline contract value	£164,735.26

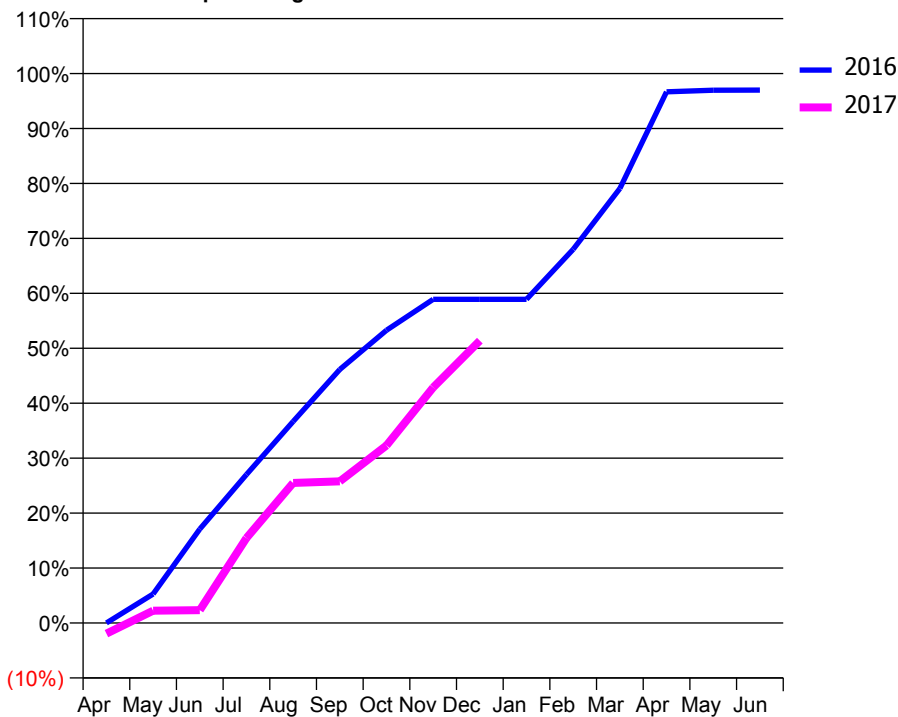
ACCESS*

Patients seen in 24 months	Total	Change since previous quarter
Quarter ending December 2015	820	
Quarter ending March 2016	1,027	↑
Quarter ending June 2016	1,220	↑
Quarter ending September 2016	1,459	↑
Quarter ending December 2016	1,599	↑
Variance since December 2015	95.0%	↑



ACTIVITY

Cumulative percentage of contracted UDA delivered 2016 & 2017



Month	Adjusted Scheduled Activity (UDA)	
	2016	2017
April	0	-127
May	222	147
June	718	153
July	1,136	1,005
August	1,542	1,656
September	1,941	1,676
October	2,240	2,101
November	2,477	2,786
December	2,477	3,340
January	2,477	
February	2,860	
March	3,325	
April	4,065	
May	4,077	
June	4,078	

QUALITY

	Quantity	Base Number	Contract	AT	Region	England
% of FP17s for the same patient ID Re-attending within 3 months - Children	42	532	7.9%	10.1%	12.1%	12.4%
% of FP17s for the same patient ID Re-attending within 3 months - Adults	233	1,152	20.2%	15.3%	15.9%	16.6%
% of FP17s for the same patient ID Re-attending between 3 & 9 months - Children	181	532	34.0%	50.9%	58.6%	57.5%
% of FP17s for the same patient ID Re-attending between 3 & 9 months - Adults	296	1,152	25.7%	46.5%	51.5%	50.4%
% of FP17s for Band 1 Urgent Courses	298	1,401	21.3%	8.2%	8.0%	9.1%
% of FP17s Relating to Free Repair or Replacements	17	1,401	1.2%	0.7%	0.8%	0.8%
% of FP17s Relating to Continuations	7	1,401	0.5%	0.9%	1.2%	1.3%
% of Patients satisfied with the dentistry they have received	1	1	N/A	92.3%	92.8%	92.7%
% of Patients satisfied with the time they had to wait for an appointment	1	1	N/A	91.0%	89.2%	88.8%

* This is based on patients treated on this contract for their most recent course of treatment. Figures in italics indicate the base number of FP17s or Patient Questionnaire responses are less than 100. N/A is shown where the base number of responses is less than 10 during the period. % is calculated as Quantity/Base number*100

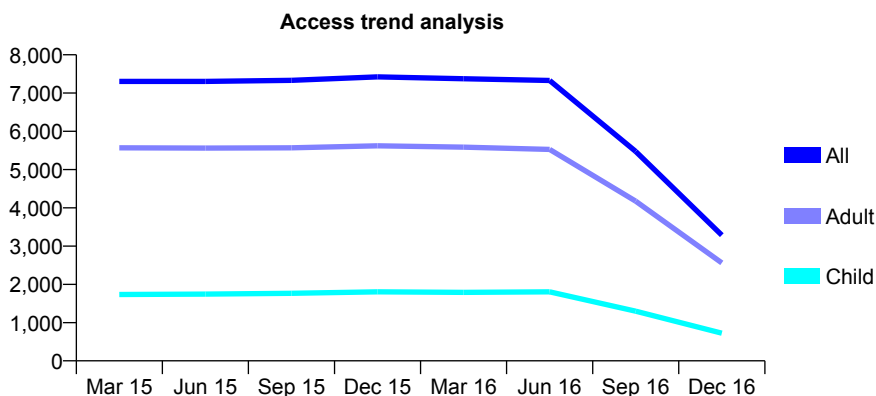
Q54 - Vital Signs At a Glance Contract Report for 794945/0001 - December 2016

Name or company name	MR GREGORY & MRS DEBORAH MORSE
Contract type name	GDS Contract
Purpose of contract	General
Contract start date	01/04/2006
Contract end date	30/06/2016

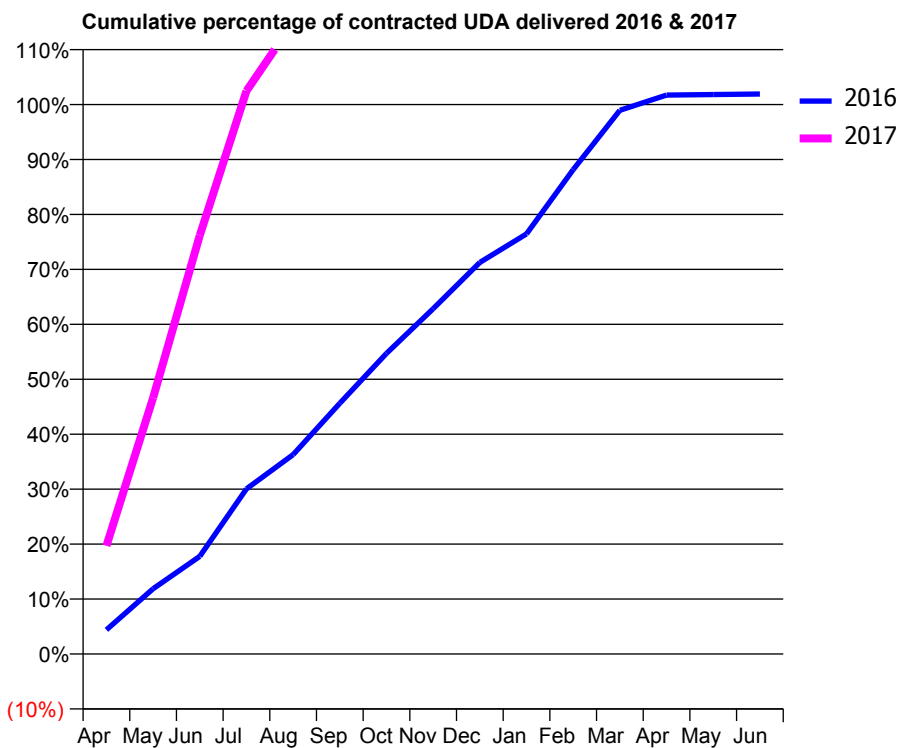
16/17 Contracted general activity (UDA)	5,791
Carry forward general activity (UDA)	0
16/17 Contracted orthodontic activity (UOA)	0
Carry forward orthodontic activity (UOA)	0
Baseline contract value	£156,884.42

ACCESS*

Patients seen in 24 months	Total	Change since previous quarter
Quarter ending December 2015	7,423	
Quarter ending March 2016	7,375	→
Quarter ending June 2016	7,330	→
Quarter ending September 2016	5,473	↓
Quarter ending December 2016	3,284	↓
Variance since December 2015	(55.8%)	↓



ACTIVITY



Month	Adjusted Scheduled Activity (UDA)	
	2016	2017
April	1,020	1,141
May	2,750	2,700
June	4,117	4,412
July	6,960	5,934
August	8,409	6,655
September	10,573	7,042
October	12,675	7,287
November	14,554	7,372
December	16,509	7,394
January	17,707	
February	20,420	
March	22,918	
April	23,563	
May	23,582	
June	23,606	

QUALITY

	Quantity	Base Number	Contract	AT	Region	England
% of FP17s for the same patient ID Re-attending within 3 months - Children	44	725	6.1%	10.1%	12.1%	12.4%
% of FP17s for the same patient ID Re-attending within 3 months - Adults	360	2,515	14.3%	15.3%	15.9%	16.6%
% of FP17s for the same patient ID Re-attending between 3 & 9 months - Children	426	725	58.8%	50.9%	58.6%	57.5%
% of FP17s for the same patient ID Re-attending between 3 & 9 months - Adults	1,448	2,515	57.6%	46.5%	51.5%	50.4%
% of FP17s for Band 1 Urgent Courses	98	2,925	3.4%	8.2%	8.0%	9.1%
% of FP17s Relating to Free Repair or Replacements	24	2,925	0.8%	0.7%	0.8%	0.8%
% of FP17s Relating to Continuations	74	2,925	2.5%	0.9%	1.2%	1.3%
% of Patients satisfied with the dentistry they have received	6	6	N/A	92.3%	92.8%	92.7%
% of Patients satisfied with the time they had to wait for an appointment	6	6	N/A	91.0%	89.2%	88.8%

* This is based on patients treated on this contract for their most recent course of treatment. Figures in italics indicate the base number of FP17s or Patient Questionnaire responses are less than 100. N/A is shown where the base number of responses is less than 10 during the period. % is calculated as Quantity/Base number*100

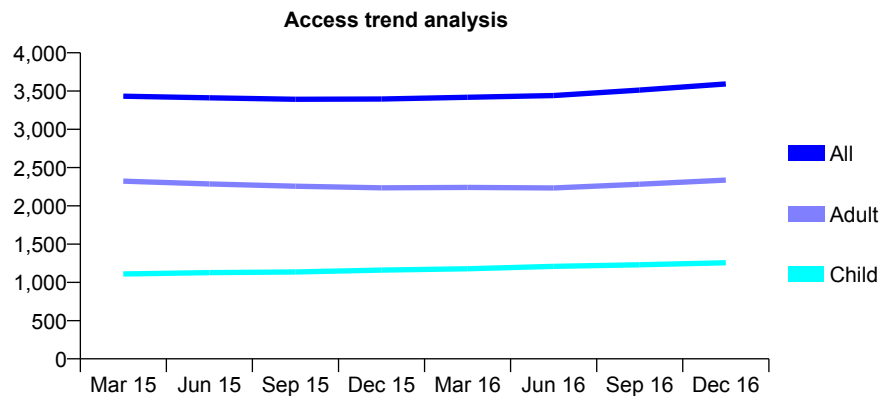
Q54 - Vital Signs At a Glance Contract Report for 804274/0001 - December 2016

Name or company name	MR MC REECE
Contract type name	GDS Contract
Purpose of contract	General
Contract start date	01/04/2006
Contract end date	

16/17 Contracted general activity (UDA)	8,745
Carry forward general activity (UDA)	-129
16/17 Contracted orthodontic activity (UOA)	0
Carry forward orthodontic activity (UOA)	0
Baseline contract value	£188,476.38

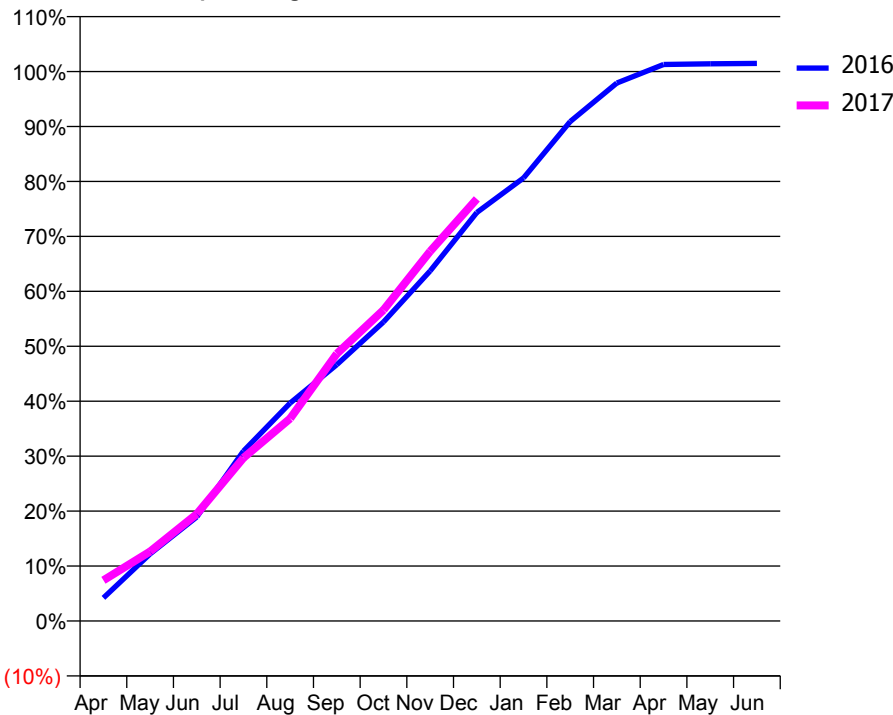
ACCESS*

Patients seen in 24 months	Total	Change since previous quarter
Quarter ending December 2015	3,396	
Quarter ending March 2016	3,418	→
Quarter ending June 2016	3,441	→
Quarter ending September 2016	3,513	↑
Quarter ending December 2016	3,593	↑
Variance since December 2015	5.8%	↑



ACTIVITY

Cumulative percentage of contracted UDA delivered 2016 & 2017



Month	Adjusted Scheduled Activity (UDA)	
	2016	2017
April	368	649
May	1,069	1,106
June	1,656	1,703
July	2,705	2,595
August	3,469	3,222
September	4,079	4,254
October	4,759	4,949
November	5,571	5,884
December	6,502	6,717
January	7,050	
February	7,948	
March	8,561	
April	8,857	
May	8,867	
June	8,874	

QUALITY

	Quantity	Base Number	Contract	AT	Region	England
% of FP17s for the same patient ID Re-attending within 3 months - Children	82	1,429	5.7%	10.1%	12.1%	12.4%
% of FP17s for the same patient ID Re-attending within 3 months - Adults	321	2,542	12.6%	15.3%	15.9%	16.6%
% of FP17s for the same patient ID Re-attending between 3 & 9 months - Children	901	1,429	63.1%	50.9%	58.6%	57.5%
% of FP17s for the same patient ID Re-attending between 3 & 9 months - Adults	1,552	2,542	61.1%	46.5%	51.5%	50.4%
% of FP17s for Band 1 Urgent Courses	206	3,791	5.4%	8.2%	8.0%	9.1%
% of FP17s Relating to Free Repair or Replacements	51	3,791	1.3%	0.7%	0.8%	0.8%
% of FP17s Relating to Continuations	18	3,791	0.5%	0.9%	1.2%	1.3%
% of Patients satisfied with the dentistry they have received	5	5	N/A	92.3%	92.8%	92.7%
% of Patients satisfied with the time they had to wait for an appointment	5	5	N/A	91.0%	89.2%	88.8%

* This is based on patients treated on this contract for their most recent course of treatment. Figures in italics indicate the base number of FP17s or Patient Questionnaire responses are less than 100. N/A is shown where the base number of responses is less than 10 during the period. % is calculated as Quantity/Base number*100

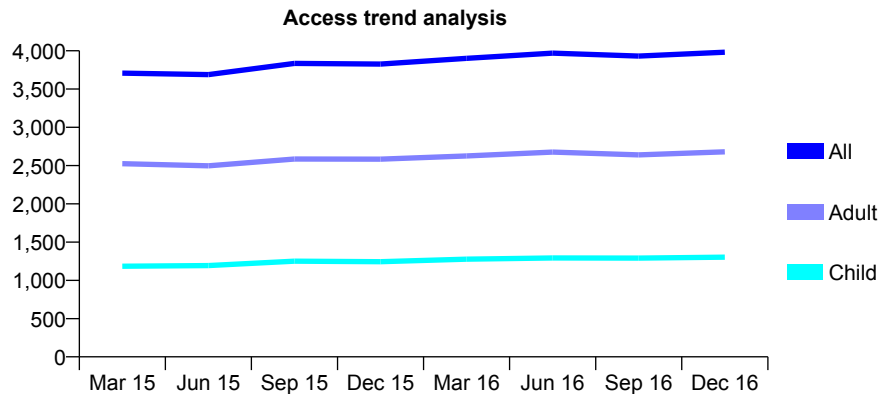
Q54 - Vital Signs At a Glance Contract Report for 804886/0001 - December 2016

Name or company name	MR K HASHEMI
Contract type name	GDS Contract
Purpose of contract	General
Contract start date	01/04/2006
Contract end date	

16/17 Contracted general activity (UDA)	11,696
Carry forward general activity (UDA)	328
16/17 Contracted orthodontic activity (UOA)	0
Carry forward orthodontic activity (UOA)	0
Baseline contract value	£317,902.33

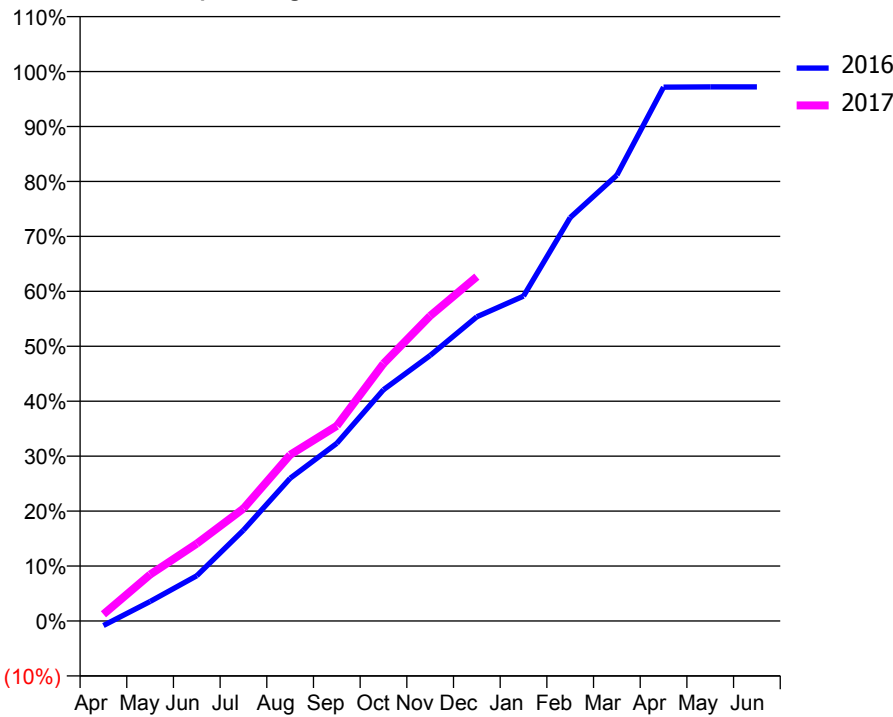
ACCESS*

Patients seen in 24 months	Total	Change since previous quarter
Quarter ending December 2015	3,827	
Quarter ending March 2016	3,901	→
Quarter ending June 2016	3,970	→
Quarter ending September 2016	3,931	→
Quarter ending December 2016	3,982	→
Variance since December 2015	4.1%	↑



ACTIVITY

Cumulative percentage of contracted UDA delivered 2016 & 2017



Month	Adjusted Scheduled Activity (UDA)	
	2016	2017
April	-99	143
May	417	990
June	964	1,647
July	1,934	2,394
August	3,038	3,538
September	3,782	4,154
October	4,922	5,481
November	5,653	6,495
December	6,475	7,328
January	6,914	
February	8,586	
March	9,490	
April	11,364	
May	11,368	
June	11,368	

QUALITY

	Quantity	Base Number	Contract	AT	Region	England
% of FP17s for the same patient ID Re-attending within 3 months - Children	69	1,049	6.6%	10.1%	12.1%	12.4%
% of FP17s for the same patient ID Re-attending within 3 months - Adults	481	2,371	20.3%	15.3%	15.9%	16.6%
% of FP17s for the same patient ID Re-attending between 3 & 9 months - Children	348	1,049	33.2%	50.9%	58.6%	57.5%
% of FP17s for the same patient ID Re-attending between 3 & 9 months - Adults	826	2,371	34.8%	46.5%	51.5%	50.4%
% of FP17s for Band 1 Urgent Courses	292	2,557	11.4%	8.2%	8.0%	9.1%
% of FP17s Relating to Free Repair or Replacements	13	2,557	0.5%	0.7%	0.8%	0.8%
% of FP17s Relating to Continuations	68	2,557	2.7%	0.9%	1.2%	1.3%
% of Patients satisfied with the dentistry they have received	1	2	N/A	92.3%	92.8%	92.7%
% of Patients satisfied with the time they had to wait for an appointment	2	2	N/A	91.0%	89.2%	88.8%

* This is based on patients treated on this contract for their most recent course of treatment. Figures in italics indicate the base number of FP17s or Patient Questionnaire responses are less than 100. N/A is shown where the base number of responses is less than 10 during the period. % is calculated as Quantity/Base number*100

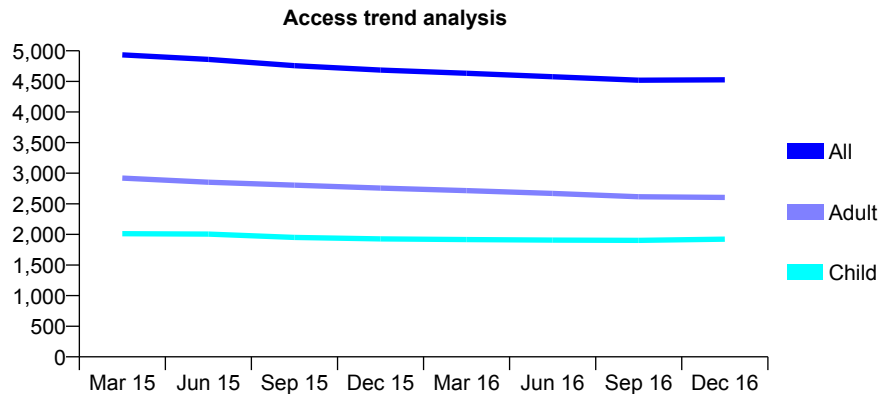
Q54 - Vital Signs At a Glance Contract Report for 804886/0002 - December 2016

Name or company name	MR K HASHEMI
Contract type name	GDS Contract
Purpose of contract	General
Contract start date	01/04/2006
Contract end date	

16/17 Contracted general activity (UDA)	18,497
Carry forward general activity (UDA)	-16
16/17 Contracted orthodontic activity (UOA)	0
Carry forward orthodontic activity (UOA)	0
Baseline contract value	£472,472.01

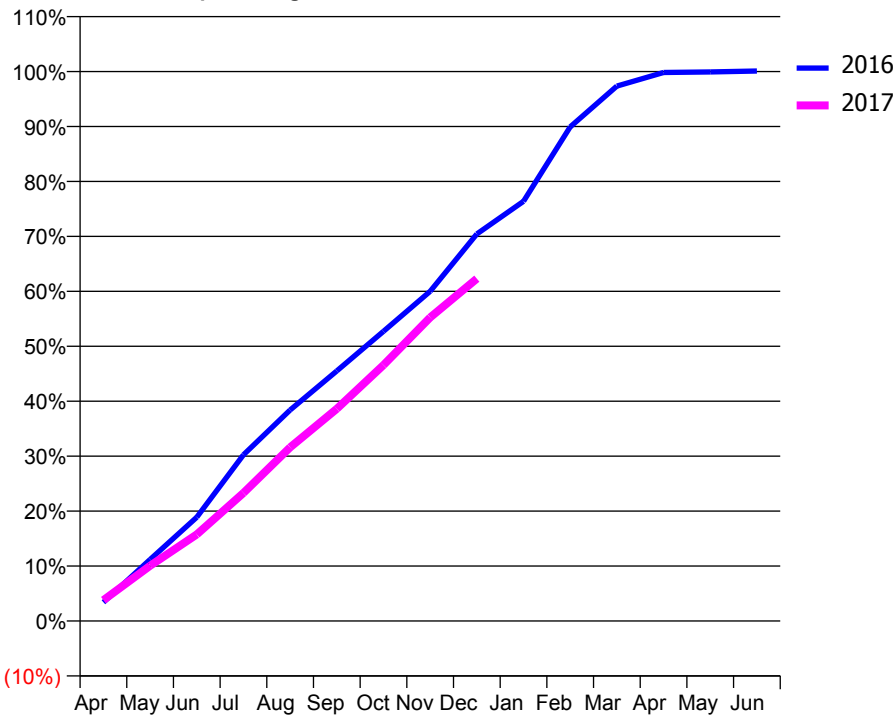
ACCESS*

Patients seen in 24 months	Total	Change since previous quarter
Quarter ending December 2015	4,685	
Quarter ending March 2016	4,633	↓
Quarter ending June 2016	4,576	↓
Quarter ending September 2016	4,519	↓
Quarter ending December 2016	4,526	→
Variance since December 2015	(3.4%)	↓



ACTIVITY

Cumulative percentage of contracted UDA delivered 2016 & 2017



Month	Adjusted Scheduled Activity (UDA)	
	2016	2017
April	631	703
May	2,070	1,859
June	3,493	2,914
July	5,593	4,311
August	7,101	5,848
September	8,417	7,145
October	9,752	8,618
November	11,098	10,220
December	13,030	11,523
January	14,128	
February	16,635	
March	18,004	
April	18,463	
May	18,480	
June	18,513	

QUALITY

	Quantity	Base Number	Contract	AT	Region	England
% of FP17s for the same patient ID Re-attending within 3 months - Children	148	1,821	8.1%	10.1%	12.1%	12.4%
% of FP17s for the same patient ID Re-attending within 3 months - Adults	462	2,363	19.6%	15.3%	15.9%	16.6%
% of FP17s for the same patient ID Re-attending between 3 & 9 months - Children	901	1,821	49.5%	50.9%	58.6%	57.5%
% of FP17s for the same patient ID Re-attending between 3 & 9 months - Adults	991	2,363	41.9%	46.5%	51.5%	50.4%
% of FP17s for Band 1 Urgent Courses	504	4,004	12.6%	8.2%	8.0%	9.1%
% of FP17s Relating to Free Repair or Replacements	10	4,004	0.2%	0.7%	0.8%	0.8%
% of FP17s Relating to Continuations	56	4,004	1.4%	0.9%	1.2%	1.3%
% of Patients satisfied with the dentistry they have received	1	1	N/A	92.3%	92.8%	92.7%
% of Patients satisfied with the time they had to wait for an appointment	1	1	N/A	91.0%	89.2%	88.8%

* This is based on patients treated on this contract for their most recent course of treatment. Figures in italics indicate the base number of FP17s or Patient Questionnaire responses are less than 100. N/A is shown where the base number of responses is less than 10 during the period. % is calculated as Quantity/Base number*100

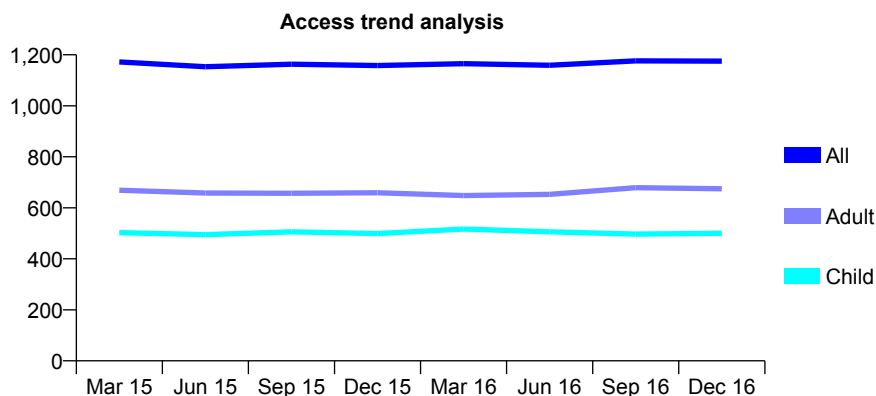
Q54 - Vital Signs At a Glance Contract Report for 812714/0001 - December 2016

Name or company name	MR A KOTADIA
Contract type name	GDS Contract
Purpose of contract	General
Contract start date	01/04/2006
Contract end date	

16/17 Contracted general activity (UDA)	2,151
Carry forward general activity (UDA)	0
16/17 Contracted orthodontic activity (UOA)	0
Carry forward orthodontic activity (UOA)	0
Baseline contract value	£60,076.89

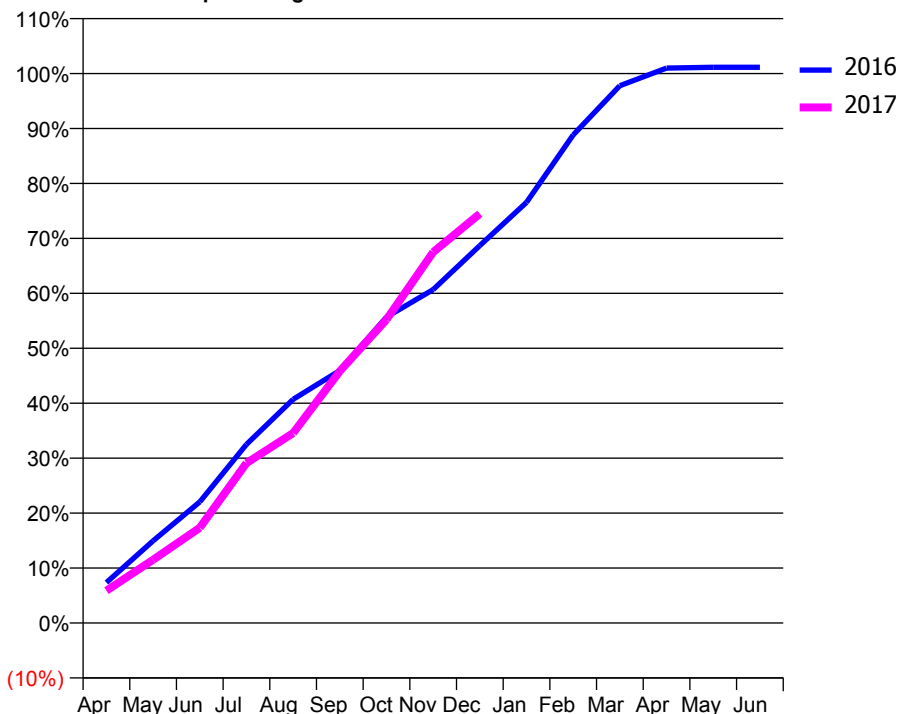
ACCESS*

Patients seen in 24 months	Total	Change since previous quarter
Quarter ending December 2015	1,158	
Quarter ending March 2016	1,165	→
Quarter ending June 2016	1,159	→
Quarter ending September 2016	1,176	→
Quarter ending December 2016	1,175	→
Variance since December 2015	1.5%	→



ACTIVITY

Cumulative percentage of contracted UDA delivered 2016 & 2017



Month	Adjusted Scheduled Activity (UDA)	
	2016	2017
April	158	126
May	322	248
June	474	373
July	699	626
August	875	744
September	988	986
October	1,198	1,188
November	1,305	1,452
December	1,478	1,602
January	1,647	
February	1,911	
March	2,103	
April	2,172	
May	2,175	
June	2,175	

QUALITY

	Quantity	Base Number	Contract	AT	Region	England
% of FP17s for the same patient ID Re-attending within 3 months - Children	22	446	4.9%	10.1%	12.1%	12.4%
% of FP17s for the same patient ID Re-attending within 3 months - Adults	34	515	6.6%	15.3%	15.9%	16.6%
% of FP17s for the same patient ID Re-attending between 3 & 9 months - Children	98	446	22.0%	50.9%	58.6%	57.5%
% of FP17s for the same patient ID Re-attending between 3 & 9 months - Adults	178	515	34.6%	46.5%	51.5%	50.4%
% of FP17s for Band 1 Urgent Courses	45	916	4.9%	8.2%	8.0%	9.1%
% of FP17s Relating to Free Repair or Replacements	0	916	0.0%	0.7%	0.8%	0.8%
% of FP17s Relating to Continuations	3	916	0.3%	0.9%	1.2%	1.3%
% of Patients satisfied with the dentistry they have received	0	0	N/A	92.3%	92.8%	92.7%
% of Patients satisfied with the time they had to wait for an appointment	0	0	N/A	91.0%	89.2%	88.8%

* This is based on patients treated on this contract for their most recent course of treatment. Figures in italics indicate the base number of FP17s or Patient Questionnaire responses are less than 100. N/A is shown where the base number of responses is less than 10 during the period. % is calculated as Quantity/Base number*100

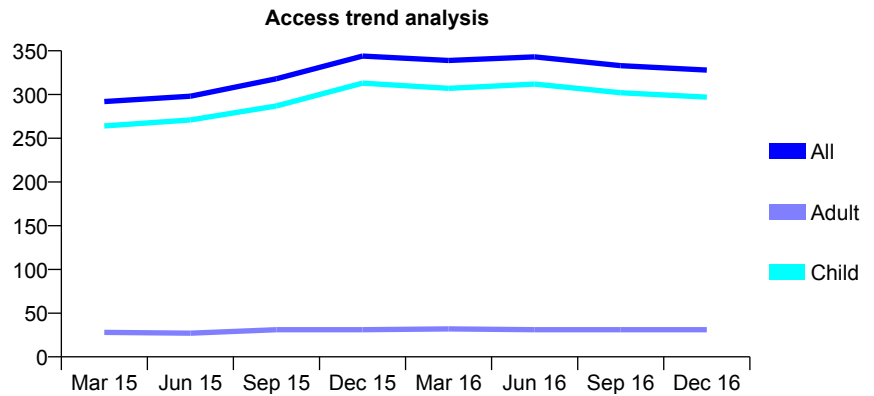
Q54 - Vital Signs At a Glance Contract Report for 813567/0001 - December 2016

Name or company name	MR MP SKALKA
Contract type name	GDS Contract
Purpose of contract	General
Contract start date	01/04/2006
Contract end date	

16/17 Contracted general activity (UDA)	665
Carry forward general activity (UDA)	-13
16/17 Contracted orthodontic activity (UOA)	0
Carry forward orthodontic activity (UOA)	0
Baseline contract value	£18,444.90

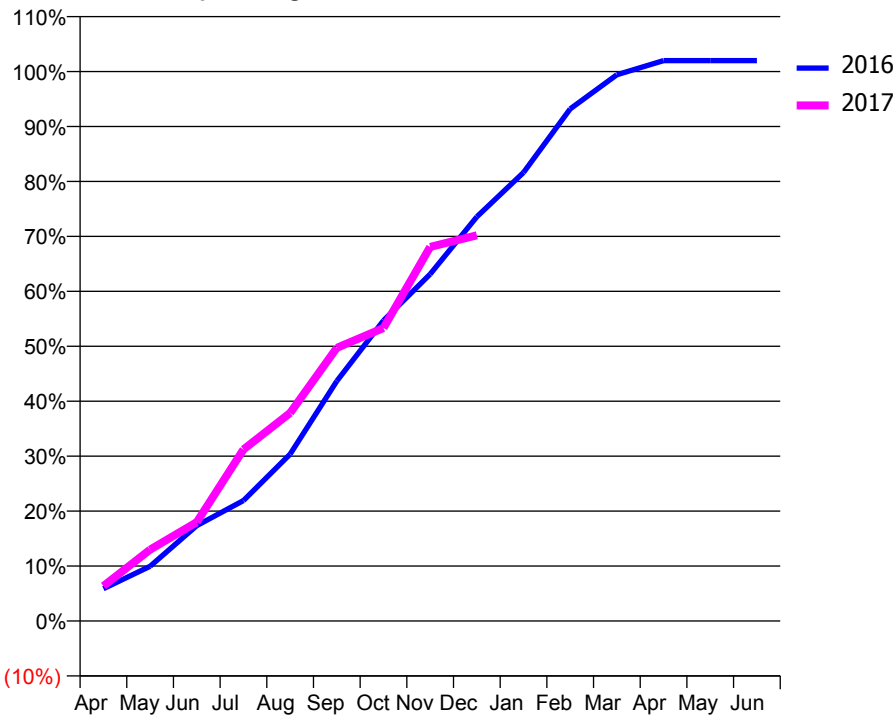
ACCESS*

Patients seen in 24 months	Total	Change since previous quarter
Quarter ending December 2015	344	
Quarter ending March 2016	339	↓
Quarter ending June 2016	343	→
Quarter ending September 2016	333	↓
Quarter ending December 2016	328	↓
Variance since December 2015	(4.7%)	↓



ACTIVITY

Cumulative percentage of contracted UDA delivered 2016 & 2017



Month	Adjusted Scheduled Activity (UDA)	
	2016	2017
April	39	42
May	66	86
June	115	120
July	146	208
August	202	252
September	290	331
October	364	355
November	420	453
December	489	467
January	543	
February	620	
March	661	
April	678	
May	678	
June	678	

QUALITY

	Quantity	Base Number	Contract	AT	Region	England
% of FP17s for the same patient ID Re-attending within 3 months - Children	14	331	4.2%	10.1%	12.1%	12.4%
% of FP17s for the same patient ID Re-attending within 3 months - Adults	0	0	N/A	15.3%	15.9%	16.6%
% of FP17s for the same patient ID Re-attending between 3 & 9 months - Children	207	331	62.5%	50.9%	58.6%	57.5%
% of FP17s for the same patient ID Re-attending between 3 & 9 months - Adults	0	0	N/A	46.5%	51.5%	50.4%
% of FP17s for Band 1 Urgent Courses	9	314	2.9%	8.2%	8.0%	9.1%
% of FP17s Relating to Free Repair or Replacements	0	314	0.0%	0.7%	0.8%	0.8%
% of FP17s Relating to Continuations	0	314	0.0%	0.9%	1.2%	1.3%
% of Patients satisfied with the dentistry they have received	1	1	N/A	92.3%	92.8%	92.7%
% of Patients satisfied with the time they had to wait for an appointment	1	1	N/A	91.0%	89.2%	88.8%

* This is based on patients treated on this contract for their most recent course of treatment. Figures in italics indicate the base number of FP17s or Patient Questionnaire responses are less than 100. N/A is shown where the base number of responses is less than 10 during the period. % is calculated as Quantity/Base number*100

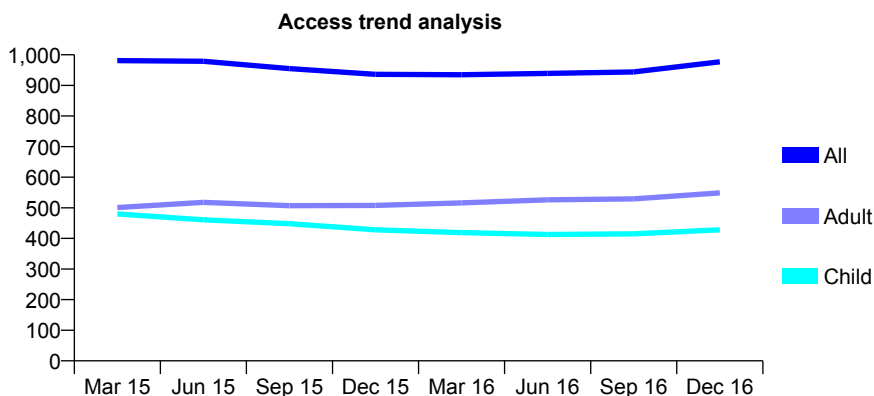
Q54 - Vital Signs At a Glance Contract Report for 813575/0001 - December 2016

Name or company name	MR AJ LUCKHURST
Contract type name	GDS Contract
Purpose of contract	General
Contract start date	01/04/2006
Contract end date	

16/17 Contracted general activity (UDA)	2,298
Carry forward general activity (UDA)	-4
16/17 Contracted orthodontic activity (UOA)	0
Carry forward orthodontic activity (UOA)	0
Baseline contract value	£53,755.37

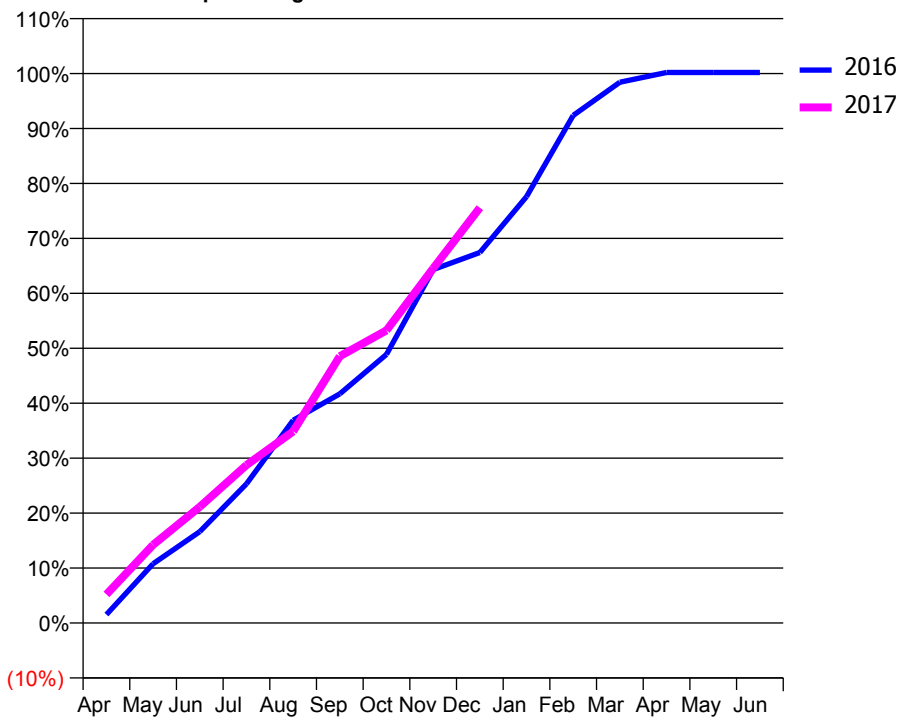
ACCESS*

Patients seen in 24 months	Total	Change since previous quarter
Quarter ending December 2015	936	
Quarter ending March 2016	935	→
Quarter ending June 2016	939	→
Quarter ending September 2016	944	→
Quarter ending December 2016	977	↑
Variance since December 2015	4.4%	↑



ACTIVITY

Cumulative percentage of contracted UDA delivered 2016 & 2017



Month	Adjusted Scheduled Activity (UDA)	
	2016	2017
April	36	120
May	248	327
June	382	486
July	582	661
August	848	801
September	958	1,116
October	1,123	1,224
November	1,478	1,483
December	1,549	1,737
January	1,783	
February	2,123	
March	2,262	
April	2,302	
May	2,302	
June	2,302	

QUALITY

	Quantity	Base Number	Contract	AT	Region	England
% of FP17s for the same patient ID Re-attending within 3 months - Children	27	478	5.6%	10.1%	12.1%	12.4%
% of FP17s for the same patient ID Re-attending within 3 months - Adults	75	520	14.4%	15.3%	15.9%	16.6%
% of FP17s for the same patient ID Re-attending between 3 & 9 months - Children	275	478	57.5%	50.9%	58.6%	57.5%
% of FP17s for the same patient ID Re-attending between 3 & 9 months - Adults	252	520	48.5%	46.5%	51.5%	50.4%
% of FP17s for Band 1 Urgent Courses	53	979	5.4%	8.2%	8.0%	9.1%
% of FP17s Relating to Free Repair or Replacements	2	979	0.2%	0.7%	0.8%	0.8%
% of FP17s Relating to Continuations	13	979	1.3%	0.9%	1.2%	1.3%
% of Patients satisfied with the dentistry they have received	3	3	N/A	92.3%	92.8%	92.7%
% of Patients satisfied with the time they had to wait for an appointment	3	3	N/A	91.0%	89.2%	88.8%

* This is based on patients treated on this contract for their most recent course of treatment. Figures in italics indicate the base number of FP17s or Patient Questionnaire responses are less than 100. N/A is shown where the base number of responses is less than 10 during the period. % is calculated as Quantity/Base number*100

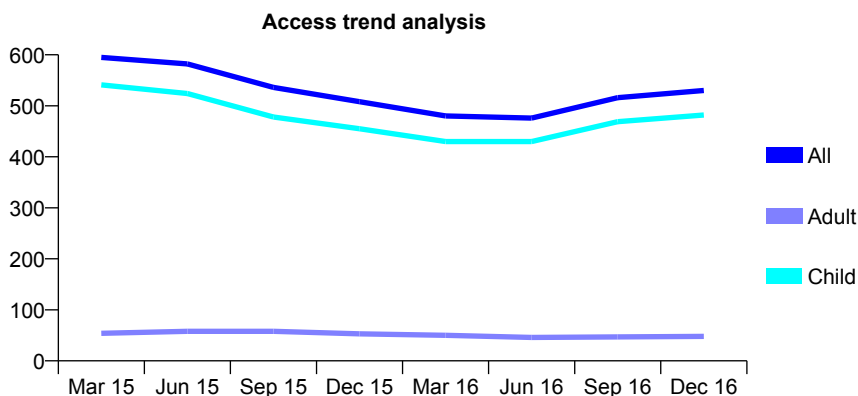
Q54 - Vital Signs At a Glance Contract Report for 815365/0001 - December 2016

Name or company name	MR JW NEWLAND
Contract type name	GDS Contract
Purpose of contract	General
Contract start date	01/04/2006
Contract end date	

16/17 Contracted general activity (UDA)	1,200
Carry forward general activity (UDA)	0
16/17 Contracted orthodontic activity (UOA)	0
Carry forward orthodontic activity (UOA)	0
Baseline contract value	£28,988.66

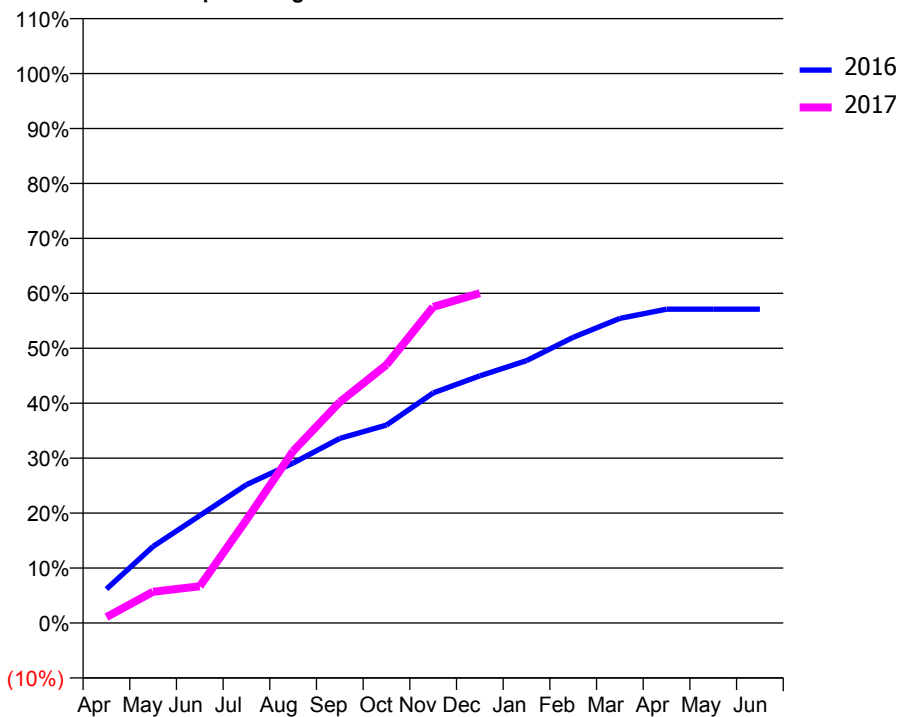
ACCESS*

Patients seen in 24 months	Total	Change since previous quarter
Quarter ending December 2015	508	
Quarter ending March 2016	480	↓
Quarter ending June 2016	476	→
Quarter ending September 2016	516	↑
Quarter ending December 2016	530	↑
Variance since December 2015	4.3%	↑



ACTIVITY

Cumulative percentage of contracted UDA delivered 2016 & 2017



Month	Adjusted Scheduled Activity (UDA)	
	2016	2017
April	74	13
May	167	68
June	235	80
July	302	225
August	349	376
September	403	483
October	432	564
November	502	690
December	540	720
January	573	
February	624	
March	665	
April	685	
May	685	
June	685	

QUALITY

	Quantity	Base Number	Contract	AT	Region	England
% of FP17s for the same patient ID Re-attending within 3 months - Children	38	605	6.3%	10.1%	12.1%	12.4%
% of FP17s for the same patient ID Re-attending within 3 months - Adults	0	0	N/A	15.3%	15.9%	16.6%
% of FP17s for the same patient ID Re-attending between 3 & 9 months - Children	231	605	38.2%	50.9%	58.6%	57.5%
% of FP17s for the same patient ID Re-attending between 3 & 9 months - Adults	0	0	N/A	46.5%	51.5%	50.4%
% of FP17s for Band 1 Urgent Courses	17	494	3.4%	8.2%	8.0%	9.1%
% of FP17s Relating to Free Repair or Replacements	0	494	0.0%	0.7%	0.8%	0.8%
% of FP17s Relating to Continuations	0	494	0.0%	0.9%	1.2%	1.3%
% of Patients satisfied with the dentistry they have received	0	0	N/A	92.3%	92.8%	92.7%
% of Patients satisfied with the time they had to wait for an appointment	0	0	N/A	91.0%	89.2%	88.8%

* This is based on patients treated on this contract for their most recent course of treatment. Figures in italics indicate the base number of FP17s or Patient Questionnaire responses are less than 100. N/A is shown where the base number of responses is less than 10 during the period. % is calculated as Quantity/Base number*100

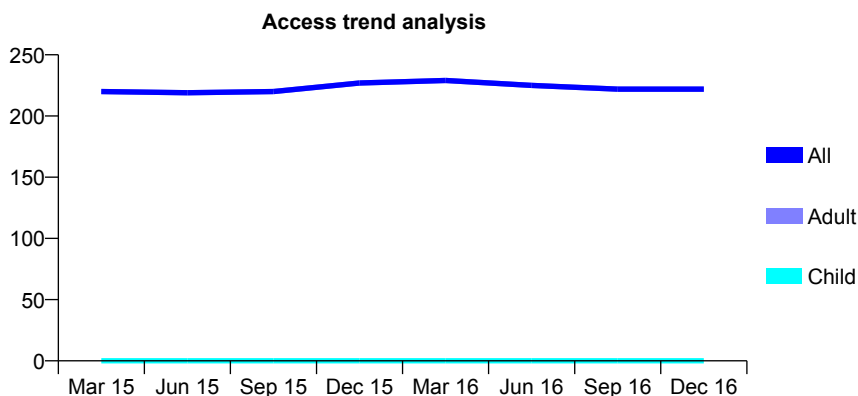
Q54 - Vital Signs At a Glance Contract Report for 820822/0002 - December 2016

Name or company name	MR GJ ALLEN
Contract type name	GDS Contract
Purpose of contract	General
Contract start date	01/04/2006
Contract end date	

16/17 Contracted general activity (UDA)	700
Carry forward general activity (UDA)	-10
16/17 Contracted orthodontic activity (UOA)	0
Carry forward orthodontic activity (UOA)	0
Baseline contract value	£18,208.18

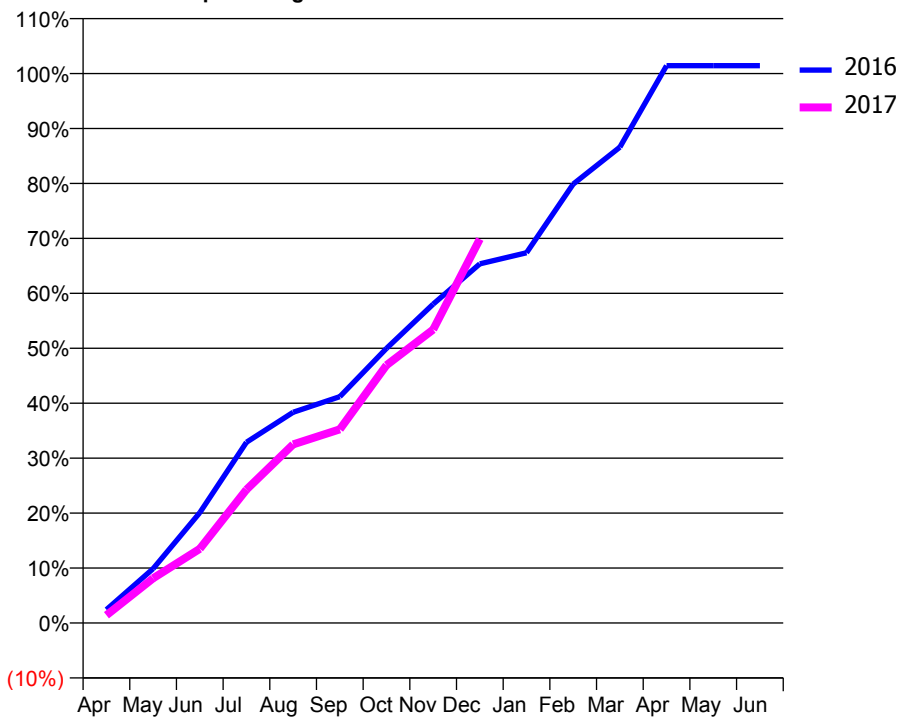
ACCESS*

Patients seen in 24 months	Total	Change since previous quarter
Quarter ending December 2015	227	
Quarter ending March 2016	229	→
Quarter ending June 2016	225	↓
Quarter ending September 2016	222	↓
Quarter ending December 2016	222	→
Variance since December 2015	(2.2%)	↓



ACTIVITY

Cumulative percentage of contracted UDA delivered 2016 & 2017



Month	Adjusted Scheduled Activity (UDA)	
	2016	2017
April	17	10
May	69	57
June	141	95
July	230	170
August	268	228
September	288	247
October	350	328
November	406	374
December	458	489
January	472	
February	559	
March	606	
April	710	
May	710	
June	710	

QUALITY

	Quantity	Base Number	Contract	AT	Region	England
% of FP17s for the same patient ID Re-attending within 3 months - Children	0	0	N/A	10.1%	12.1%	12.4%
% of FP17s for the same patient ID Re-attending within 3 months - Adults	30	237	12.7%	15.3%	15.9%	16.6%
% of FP17s for the same patient ID Re-attending between 3 & 9 months - Children	0	0	N/A	50.9%	58.6%	57.5%
% of FP17s for the same patient ID Re-attending between 3 & 9 months - Adults	133	237	56.1%	46.5%	51.5%	50.4%
% of FP17s for Band 1 Urgent Courses	26	211	12.3%	8.2%	8.0%	9.1%
% of FP17s Relating to Free Repair or Replacements	4	211	1.9%	0.7%	0.8%	0.8%
% of FP17s Relating to Continuations	4	211	1.9%	0.9%	1.2%	1.3%
% of Patients satisfied with the dentistry they have received	0	0	N/A	92.3%	92.8%	92.7%
% of Patients satisfied with the time they had to wait for an appointment	0	0	N/A	91.0%	89.2%	88.8%

* This is based on patients treated on this contract for their most recent course of treatment. Figures in italics indicate the base number of FP17s or Patient Questionnaire responses are less than 100. N/A is shown where the base number of responses is less than 10 during the period. % is calculated as Quantity/Base number*100

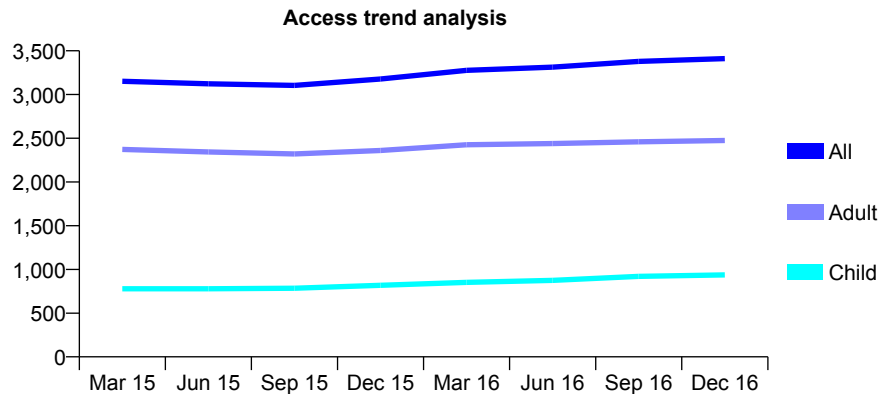
Q54 - Vital Signs At a Glance Contract Report for 822205/0001 - December 2016

Name or company name	MR V PRASAD
Contract type name	Pilot Contract
Purpose of contract	General
Contract start date	01/04/2006
Contract end date	

16/17 Contracted general activity (UDA)	12,097
Carry forward general activity (UDA)	0
16/17 Contracted orthodontic activity (UOA)	0
Carry forward orthodontic activity (UOA)	0
Baseline contract value	£329,920.36

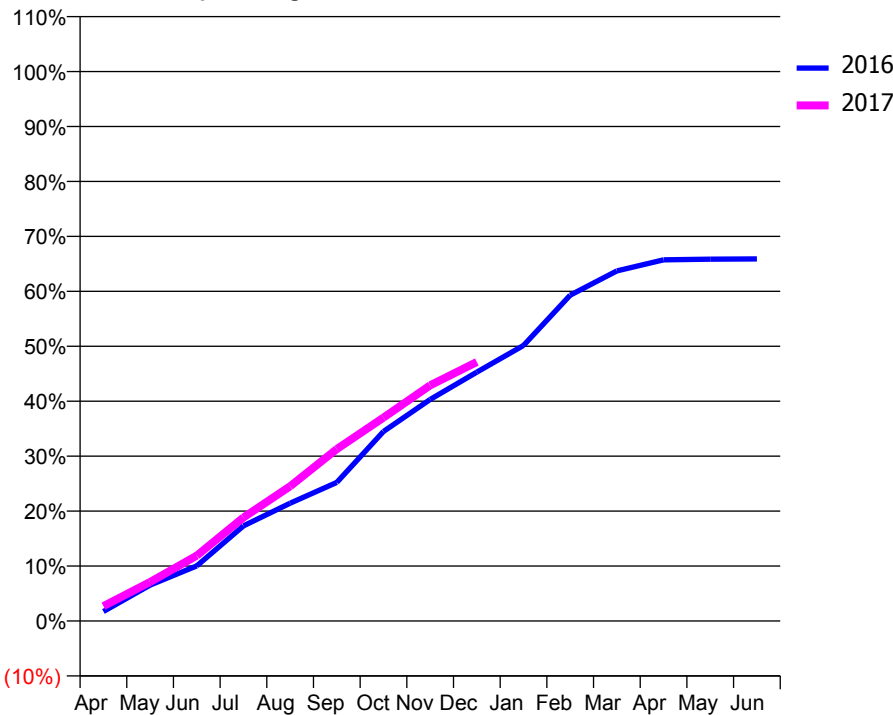
ACCESS*

Patients seen in 24 months	Total	Change since previous quarter
Quarter ending December 2015	3,178	
Quarter ending March 2016	3,276	↑
Quarter ending June 2016	3,313	→
Quarter ending September 2016	3,379	→
Quarter ending December 2016	3,411	→
Variance since December 2015	7.3%	↑



ACTIVITY

Cumulative percentage of contracted UDA delivered 2016 & 2017



Month	Adjusted Scheduled Activity (UDA)	
	2016	2017
April	209	328
May	792	859
June	1,214	1,439
July	2,095	2,279
August	2,594	2,968
September	3,053	3,785
October	4,173	4,478
November	4,878	5,190
December	5,479	5,702
January	6,066	
February	7,173	
March	7,709	
April	7,950	
May	7,966	
June	7,972	

QUALITY

	Quantity	Base Number	Contract	AT	Region	England
% of FP17s for the same patient ID Re-attending within 3 months - Children	56	883	6.3%	10.1%	12.1%	12.4%
% of FP17s for the same patient ID Re-attending within 3 months - Adults	247	1,934	12.8%	15.3%	15.9%	16.6%
% of FP17s for the same patient ID Re-attending between 3 & 9 months - Children	408	883	46.2%	50.9%	58.6%	57.5%
% of FP17s for the same patient ID Re-attending between 3 & 9 months - Adults	699	1,934	36.1%	46.5%	51.5%	50.4%
% of FP17s for Band 1 Urgent Courses	96	2,691	3.6%	8.2%	8.0%	9.1%
% of FP17s Relating to Free Repair or Replacements	14	2,691	0.5%	0.7%	0.8%	0.8%
% of FP17s Relating to Continuations	105	2,691	3.9%	0.9%	1.2%	1.3%
% of Patients satisfied with the dentistry they have received	9	10	90.0%	92.3%	92.8%	92.7%
% of Patients satisfied with the time they had to wait for an appointment	10	10	100.0%	91.0%	89.2%	88.8%

* This is based on patients treated on this contract for their most recent course of treatment. Figures in italics indicate the base number of FP17s or Patient Questionnaire responses are less than 100. N/A is shown where the base number of responses is less than 10 during the period. % is calculated as Quantity/Base number*100

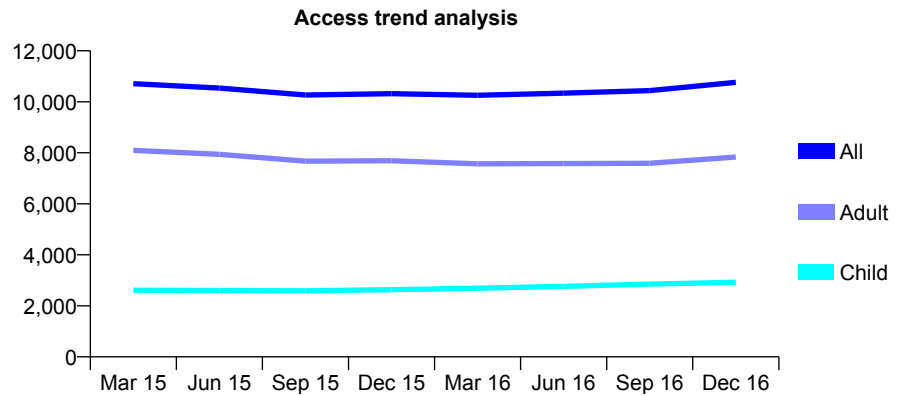
Q54 - Vital Signs At a Glance Contract Report for 824399/0001 - December 2016

Name or company name	MR J SINGH
Contract type name	GDS Contract
Purpose of contract	General
Contract start date	01/04/2006
Contract end date	

16/17 Contracted general activity (UDA)	33,417
Carry forward general activity (UDA)	141
16/17 Contracted orthodontic activity (UOA)	0
Carry forward orthodontic activity (UOA)	0
Baseline contract value	£888,819.94

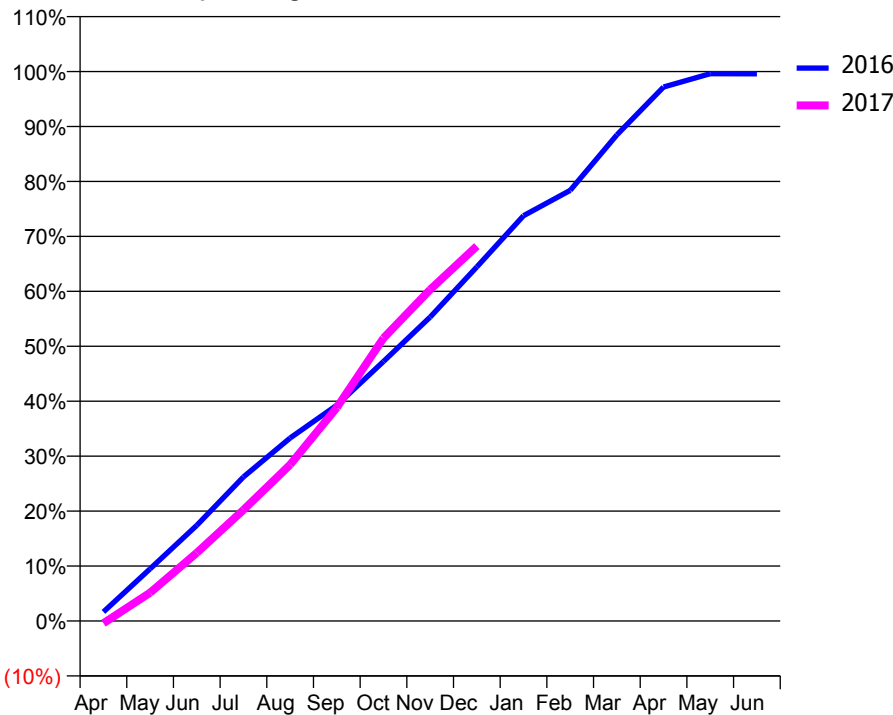
ACCESS*

Patients seen in 24 months	Total	Change since previous quarter
Quarter ending December 2015	10,318	
Quarter ending March 2016	10,257	→
Quarter ending June 2016	10,342	→
Quarter ending September 2016	10,439	→
Quarter ending December 2016	10,761	↑
Variance since December 2015	4.3%	↑



ACTIVITY

Cumulative percentage of contracted UDA delivered 2016 & 2017



Month	Adjusted Scheduled Activity (UDA)	
	2016	2017
April	557	-141
May	3,173	1,723
June	5,819	4,145
July	8,761	6,760
August	11,133	9,508
September	13,129	12,978
October	15,785	17,205
November	18,482	20,154
December	21,531	22,797
January	24,647	
February	26,191	
March	29,560	
April	32,472	
May	33,283	
June	33,276	

QUALITY

	Quantity	Base Number	Contract	AT	Region	England
% of FP17s for the same patient ID Re-attending within 3 months - Children	204	2,969	6.9%	10.1%	12.1%	12.4%
% of FP17s for the same patient ID Re-attending within 3 months - Adults	734	6,342	11.6%	15.3%	15.9%	16.6%
% of FP17s for the same patient ID Re-attending between 3 & 9 months - Children	1,374	2,969	46.3%	50.9%	58.6%	57.5%
% of FP17s for the same patient ID Re-attending between 3 & 9 months - Adults	2,327	6,342	36.7%	46.5%	51.5%	50.4%
% of FP17s for Band 1 Urgent Courses	305	8,027	3.8%	8.2%	8.0%	9.1%
% of FP17s Relating to Free Repair or Replacements	34	8,027	0.4%	0.7%	0.8%	0.8%
% of FP17s Relating to Continuations	100	8,027	1.2%	0.9%	1.2%	1.3%
% of Patients satisfied with the dentistry they have received	5	5	N/A	92.3%	92.8%	92.7%
% of Patients satisfied with the time they had to wait for an appointment	5	5	N/A	91.0%	89.2%	88.8%

* This is based on patients treated on this contract for their most recent course of treatment. Figures in italics indicate the base number of FP17s or Patient Questionnaire responses are less than 100. N/A is shown where the base number of responses is less than 10 during the period. % is calculated as Quantity/Base number*100

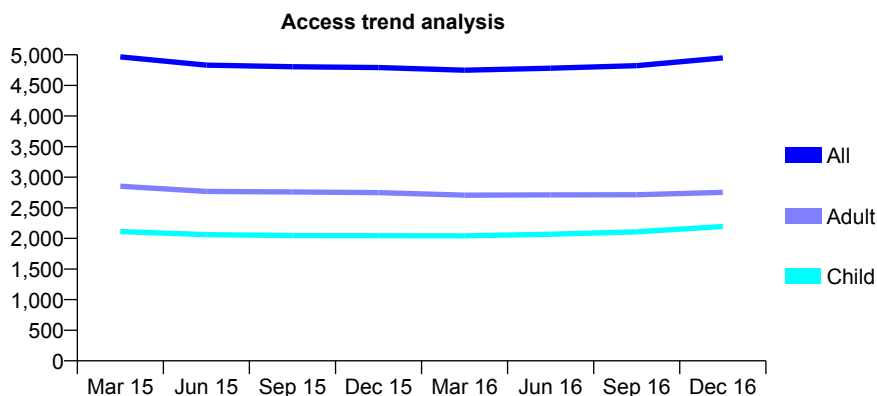
Q54 - Vital Signs At a Glance Contract Report for 824399/0002 - December 2016

Name or company name	MR J SINGH
Contract type name	GDS Contract
Purpose of contract	General
Contract start date	01/04/2006
Contract end date	

16/17 Contracted general activity (UDA)	15,789
Carry forward general activity (UDA)	32
16/17 Contracted orthodontic activity (UOA)	0
Carry forward orthodontic activity (UOA)	0
Baseline contract value	£397,996.83

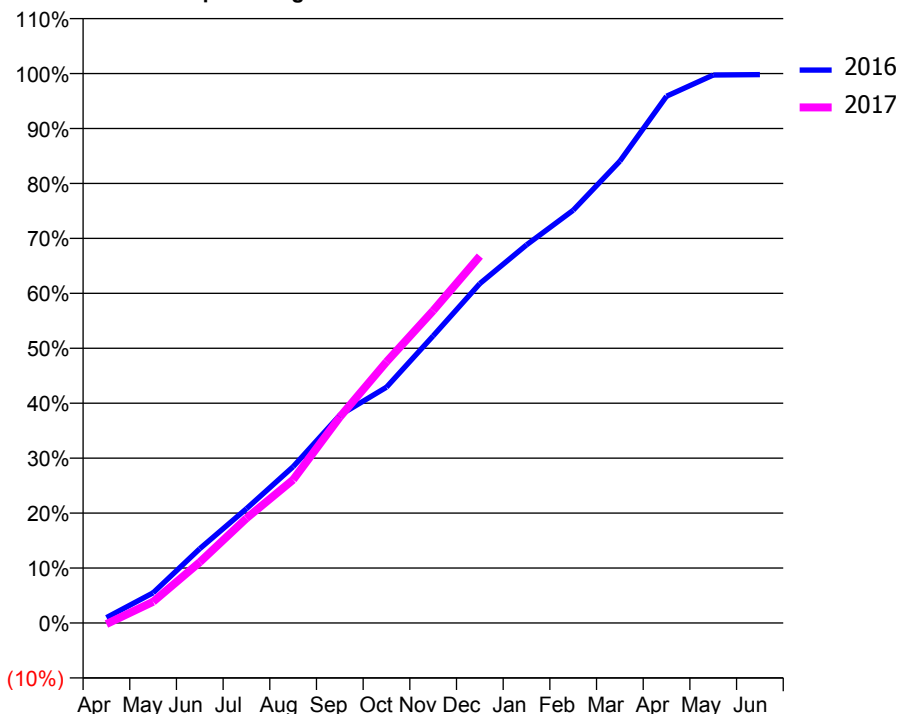
ACCESS*

Patients seen in 24 months	Total	Change since previous quarter
Quarter ending December 2015	4,793	
Quarter ending March 2016	4,749	→
Quarter ending June 2016	4,780	→
Quarter ending September 2016	4,822	→
Quarter ending December 2016	4,948	↑
Variance since December 2015	3.2%	↑



ACTIVITY

Cumulative percentage of contracted UDA delivered 2016 & 2017



Month	Adjusted Scheduled Activity (UDA)	
	2016	2017
April	154	-32
May	867	613
June	2,135	1,748
July	3,286	3,011
August	4,491	4,118
September	5,971	5,918
October	6,775	7,505
November	8,251	8,976
December	9,752	10,543
January	10,863	
February	11,861	
March	13,269	
April	15,135	
May	15,745	
June	15,757	

QUALITY

	Quantity	Base Number	Contract	AT	Region	England
% of FP17s for the same patient ID Re-attending within 3 months - Children	117	2,253	5.2%	10.1%	12.1%	12.4%
% of FP17s for the same patient ID Re-attending within 3 months - Adults	374	2,446	15.3%	15.3%	15.9%	16.6%
% of FP17s for the same patient ID Re-attending between 3 & 9 months - Children	1,122	2,253	49.8%	50.9%	58.6%	57.5%
% of FP17s for the same patient ID Re-attending between 3 & 9 months - Adults	989	2,446	40.4%	46.5%	51.5%	50.4%
% of FP17s for Band 1 Urgent Courses	162	3,842	4.2%	8.2%	8.0%	9.1%
% of FP17s Relating to Free Repair or Replacements	3	3,842	0.1%	0.7%	0.8%	0.8%
% of FP17s Relating to Continuations	40	3,842	1.0%	0.9%	1.2%	1.3%
% of Patients satisfied with the dentistry they have received	1	1	N/A	92.3%	92.8%	92.7%
% of Patients satisfied with the time they had to wait for an appointment	1	1	N/A	91.0%	89.2%	88.8%

* This is based on patients treated on this contract for their most recent course of treatment. Figures in italics indicate the base number of FP17s or Patient Questionnaire responses are less than 100. N/A is shown where the base number of responses is less than 10 during the period. % is calculated as Quantity/Base number*100

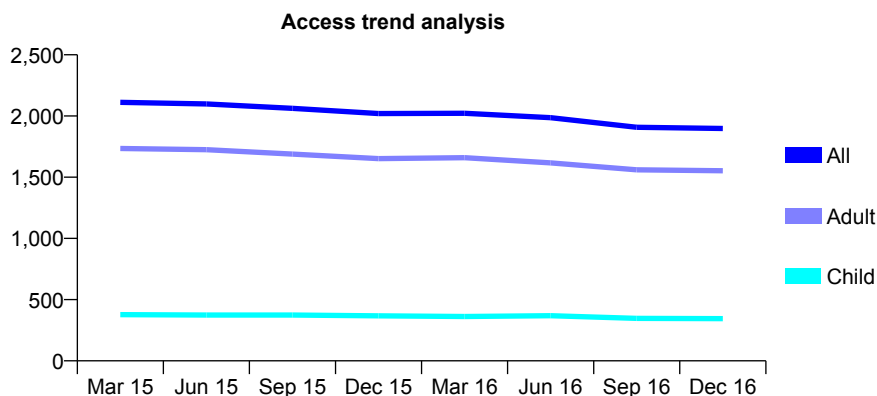
Q54 - Vital Signs At a Glance Contract Report for 825743/0001 - December 2016

Name or company name	MRS A SHARMA
Contract type name	GDS Contract
Purpose of contract	General
Contract start date	01/04/2006
Contract end date	

16/17 Contracted general activity (UDA)	6,723
Carry forward general activity (UDA)	-134
16/17 Contracted orthodontic activity (UOA)	0
Carry forward orthodontic activity (UOA)	0
Baseline contract value	£161,853.02

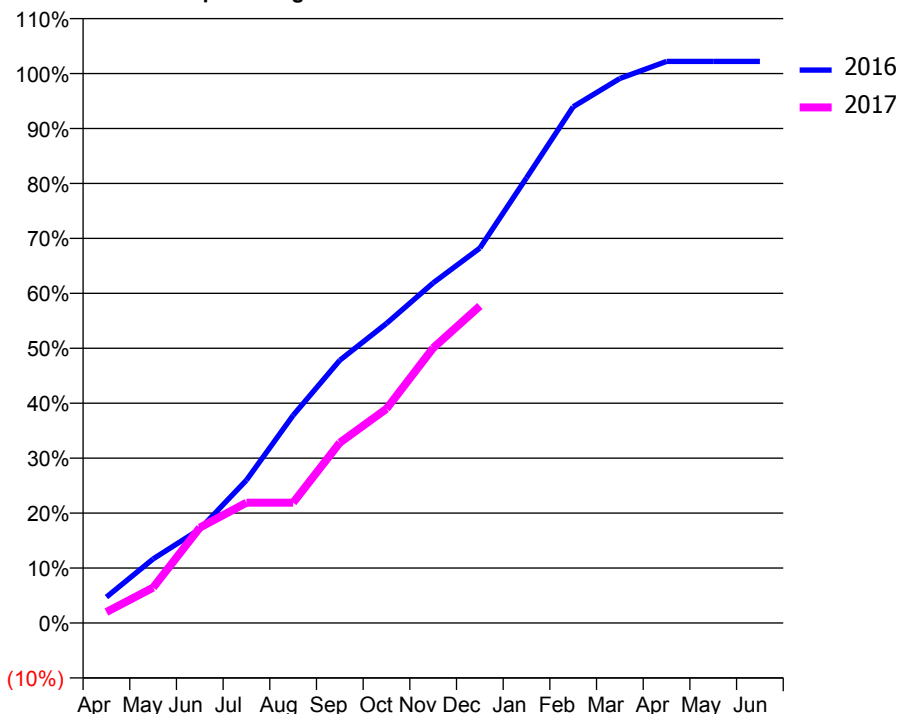
ACCESS*

Patients seen in 24 months	Total	Change since previous quarter
Quarter ending December 2015	2,020	
Quarter ending March 2016	2,022	→
Quarter ending June 2016	1,986	↓
Quarter ending September 2016	1,908	↓
Quarter ending December 2016	1,898	→
Variance since December 2015	(6.0%)	↓



ACTIVITY

Cumulative percentage of contracted UDA delivered 2016 & 2017



Month	Adjusted Scheduled Activity (UDA)	
	2016	2017
April	318	134
May	784	433
June	1,147	1,168
July	1,748	1,472
August	2,541	1,472
September	3,214	2,207
October	3,666	2,621
November	4,162	3,365
December	4,587	3,879
January	5,446	
February	6,316	
March	6,663	
April	6,871	
May	6,871	
June	6,871	

QUALITY

	Quantity	Base Number	Contract	AT	Region	England
% of FP17s for the same patient ID Re-attending within 3 months - Children	13	377	3.4%	10.1%	12.1%	12.4%
% of FP17s for the same patient ID Re-attending within 3 months - Adults	75	1,568	4.8%	15.3%	15.9%	16.6%
% of FP17s for the same patient ID Re-attending between 3 & 9 months - Children	282	377	74.8%	50.9%	58.6%	57.5%
% of FP17s for the same patient ID Re-attending between 3 & 9 months - Adults	1,102	1,568	70.3%	46.5%	51.5%	50.4%
% of FP17s for Band 1 Urgent Courses	20	1,286	1.6%	8.2%	8.0%	9.1%
% of FP17s Relating to Free Repair or Replacements	1	1,286	0.1%	0.7%	0.8%	0.8%
% of FP17s Relating to Continuations	0	1,286	0.0%	0.9%	1.2%	1.3%
% of Patients satisfied with the dentistry they have received	1	1	N/A	92.3%	92.8%	92.7%
% of Patients satisfied with the time they had to wait for an appointment	1	1	N/A	91.0%	89.2%	88.8%

* This is based on patients treated on this contract for their most recent course of treatment. Figures in italics indicate the base number of FP17s or Patient Questionnaire responses are less than 100. N/A is shown where the base number of responses is less than 10 during the period. % is calculated as Quantity/Base number*100

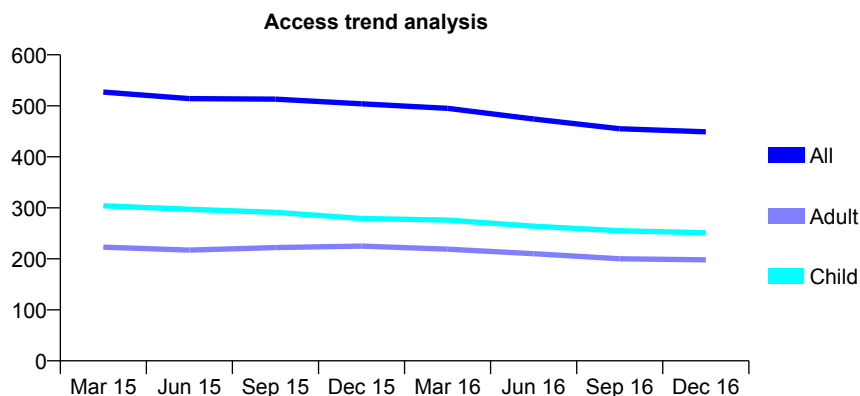
Q54 - Vital Signs At a Glance Contract Report for 826774/0001 - December 2016

Name or company name	MR PJ READY
Contract type name	GDS Contract
Purpose of contract	General
Contract start date	01/04/2006
Contract end date	

16/17 Contracted general activity (UDA)	2,236
Carry forward general activity (UDA)	12
16/17 Contracted orthodontic activity (UOA)	0
Carry forward orthodontic activity (UOA)	0
Baseline contract value	£52,483.08

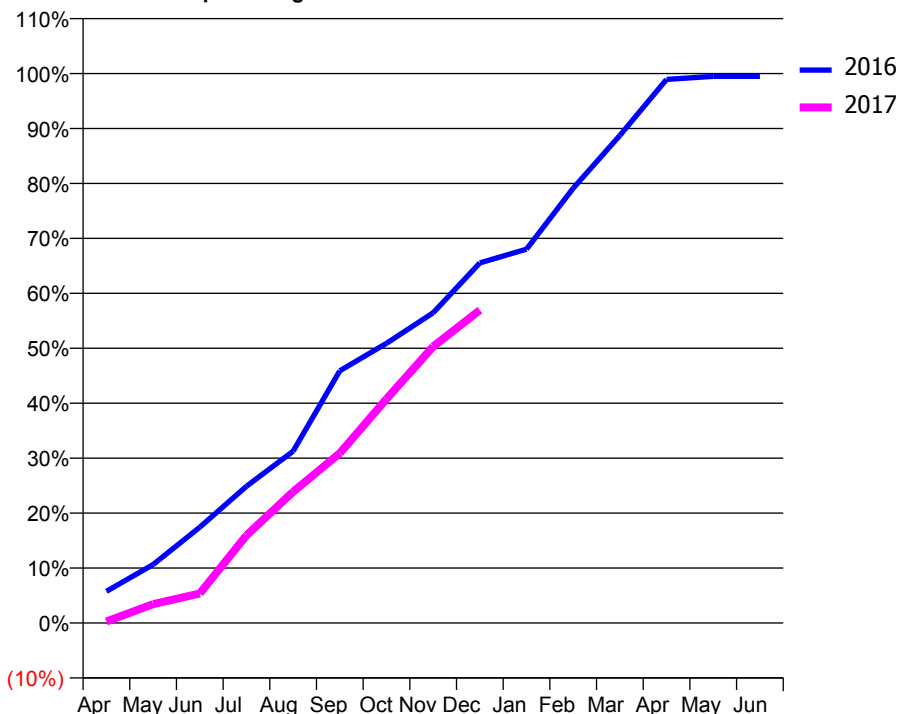
ACCESS*

Patients seen in 24 months	Total	Change since previous quarter
Quarter ending December 2015	504	
Quarter ending March 2016	495	↓
Quarter ending June 2016	474	↓
Quarter ending September 2016	455	↓
Quarter ending December 2016	449	↓
Variance since December 2015	(10.9%)	↓



ACTIVITY

Cumulative percentage of contracted UDA delivered 2016 & 2017



Month	Adjusted Scheduled Activity (UDA)	
	2016	2017
April	129	6
May	238	77
June	390	120
July	556	357
August	699	534
September	1,026	691
October	1,138	912
November	1,262	1,125
December	1,465	1,273
January	1,521	
February	1,769	
March	1,984	
April	2,212	
May	2,224	
June	2,224	

QUALITY

	Quantity	Base Number	Contract	AT	Region	England
% of FP17s for the same patient ID Re-attending within 3 months - Children	52	329	15.8%	10.1%	12.1%	12.4%
% of FP17s for the same patient ID Re-attending within 3 months - Adults	29	171	17.0%	15.3%	15.9%	16.6%
% of FP17s for the same patient ID Re-attending between 3 & 9 months - Children	224	329	68.1%	50.9%	58.6%	57.5%
% of FP17s for the same patient ID Re-attending between 3 & 9 months - Adults	96	171	56.1%	46.5%	51.5%	50.4%
% of FP17s for Band 1 Urgent Courses	0	434	0.0%	8.2%	8.0%	9.1%
% of FP17s Relating to Free Repair or Replacements	0	434	0.0%	0.7%	0.8%	0.8%
% of FP17s Relating to Continuations	0	434	0.0%	0.9%	1.2%	1.3%
% of Patients satisfied with the dentistry they have received	0	0	N/A	92.3%	92.8%	92.7%
% of Patients satisfied with the time they had to wait for an appointment	0	0	N/A	91.0%	89.2%	88.8%

* This is based on patients treated on this contract for their most recent course of treatment. Figures in italics indicate the base number of FP17s or Patient Questionnaire responses are less than 100. N/A is shown where the base number of responses is less than 10 during the period. % is calculated as Quantity/Base number*100

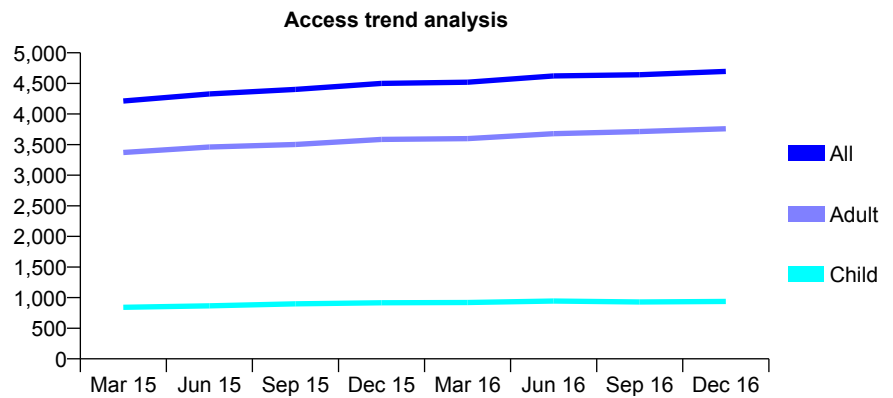
Q54 - Vital Signs At a Glance Contract Report for 827223/0001 - December 2016

Name or company name	MR DC O'SULLIVAN
Contract type name	GDS Contract
Purpose of contract	General
Contract start date	01/04/2006
Contract end date	

16/17 Contracted general activity (UDA)	10,941
Carry forward general activity (UDA)	-217
16/17 Contracted orthodontic activity (UOA)	0
Carry forward orthodontic activity (UOA)	0
Baseline contract value	£214,990.13

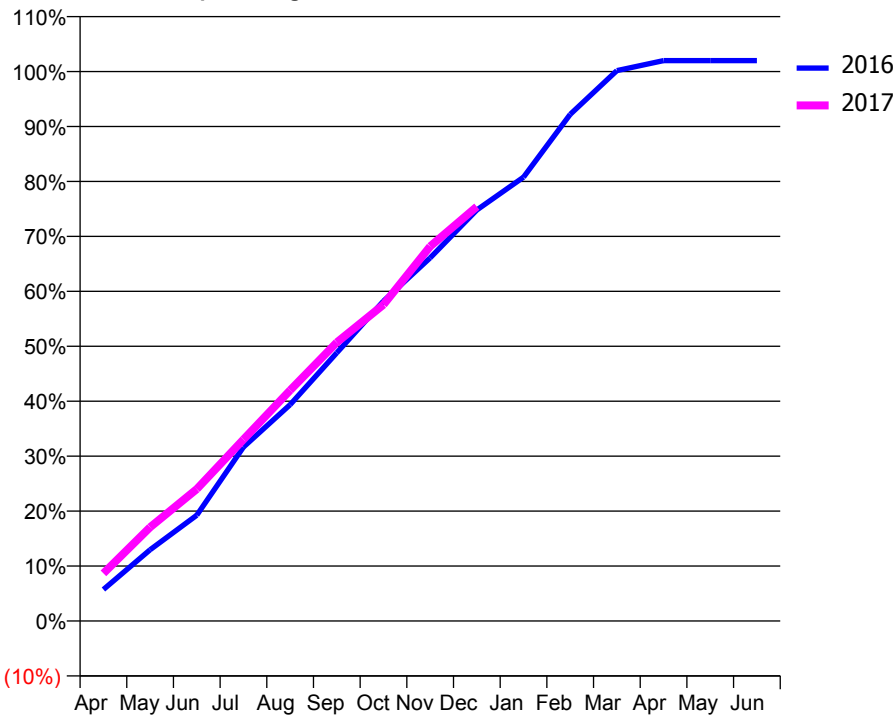
ACCESS*

Patients seen in 24 months	Total	Change since previous quarter
Quarter ending December 2015	4,500	
Quarter ending March 2016	4,519	→
Quarter ending June 2016	4,622	↑
Quarter ending September 2016	4,642	→
Quarter ending December 2016	4,696	→
Variance since December 2015	4.4%	↑



ACTIVITY

Cumulative percentage of contracted UDA delivered 2016 & 2017



Month	Adjusted Scheduled Activity (UDA)	
	2016	2017
April	628	949
May	1,420	1,867
June	2,107	2,627
July	3,464	3,614
August	4,309	4,594
September	5,340	5,549
October	6,370	6,298
November	7,232	7,459
December	8,185	8,250
January	8,836	
February	10,087	
March	10,959	
April	11,158	
May	11,158	
June	11,158	

QUALITY

	Quantity	Base Number	Contract	AT	Region	England
% of FP17s for the same patient ID Re-attending within 3 months - Children	23	939	2.4%	10.1%	12.1%	12.4%
% of FP17s for the same patient ID Re-attending within 3 months - Adults	305	2,964	10.3%	15.3%	15.9%	16.6%
% of FP17s for the same patient ID Re-attending between 3 & 9 months - Children	569	939	60.6%	50.9%	58.6%	57.5%
% of FP17s for the same patient ID Re-attending between 3 & 9 months - Adults	747	2,964	25.2%	46.5%	51.5%	50.4%
% of FP17s for Band 1 Urgent Courses	310	3,758	8.2%	8.2%	8.0%	9.1%
% of FP17s Relating to Free Repair or Replacements	39	3,758	1.0%	0.7%	0.8%	0.8%
% of FP17s Relating to Continuations	37	3,758	1.0%	0.9%	1.2%	1.3%
% of Patients satisfied with the dentistry they have received	6	6	N/A	92.3%	92.8%	92.7%
% of Patients satisfied with the time they had to wait for an appointment	6	6	N/A	91.0%	89.2%	88.8%

* This is based on patients treated on this contract for their most recent course of treatment. Figures in italics indicate the base number of FP17s or Patient Questionnaire responses are less than 100. N/A is shown where the base number of responses is less than 10 during the period. % is calculated as Quantity/Base number*100

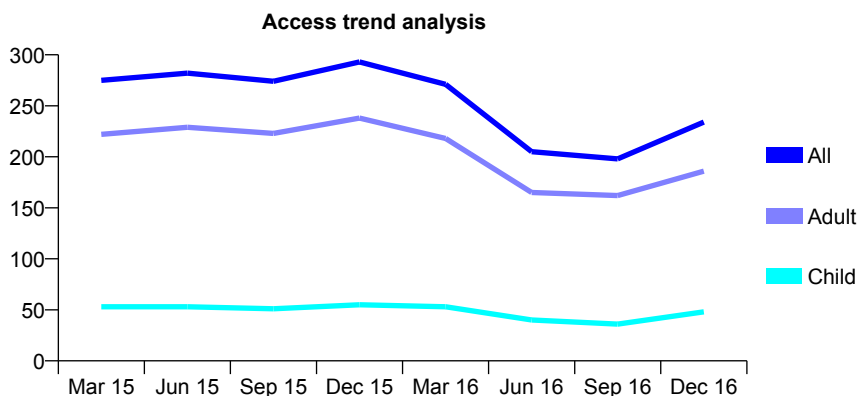
Q54 - Vital Signs At a Glance Contract Report for 833142/0001 - December 2016

Name or company name	MRS S DABAS
Contract type name	GDS Contract
Purpose of contract	General
Contract start date	01/04/2006
Contract end date	

16/17 Contracted general activity (UDA)	1,032
Carry forward general activity (UDA)	-14
16/17 Contracted orthodontic activity (UOA)	0
Carry forward orthodontic activity (UOA)	0
Baseline contract value	£36,727.08

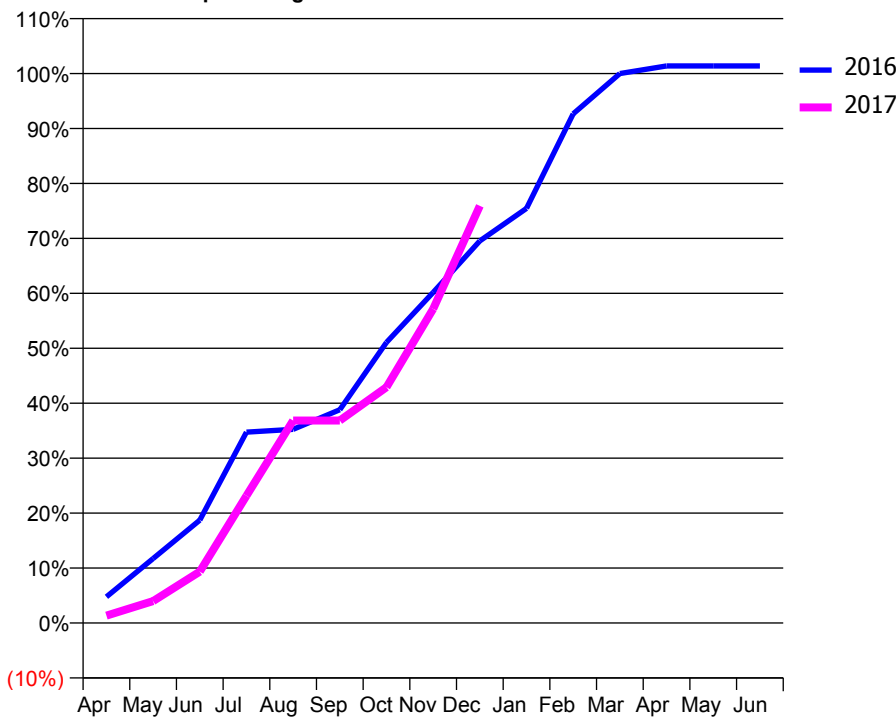
ACCESS*

Patients seen in 24 months	Total	Change since previous quarter
Quarter ending December 2015	293	
Quarter ending March 2016	271	↓
Quarter ending June 2016	205	↓
Quarter ending September 2016	198	↓
Quarter ending December 2016	234	↑
Variance since December 2015	(20.1%)	↓



ACTIVITY

Cumulative percentage of contracted UDA delivered 2016 & 2017



Month	Adjusted Scheduled Activity (UDA)	
	2016	2017
April	49	14
May	121	41
June	193	97
July	359	239
August	364	380
September	401	380
October	527	443
November	621	590
December	718	784
January	779	
February	956	
March	1,032	
April	1,046	
May	1,046	
June	1,046	

QUALITY

	Quantity	Base Number	Contract	AT	Region	England
% of FP17s for the same patient ID Re-attending within 3 months - Children	0	37	0.0%	10.1%	12.1%	12.4%
% of FP17s for the same patient ID Re-attending within 3 months - Adults	11	138	8.0%	15.3%	15.9%	16.6%
% of FP17s for the same patient ID Re-attending between 3 & 9 months - Children	3	37	8.1%	50.9%	58.6%	57.5%
% of FP17s for the same patient ID Re-attending between 3 & 9 months - Adults	25	138	18.1%	46.5%	51.5%	50.4%
% of FP17s for Band 1 Urgent Courses	23	173	13.3%	8.2%	8.0%	9.1%
% of FP17s Relating to Free Repair or Replacements	1	173	0.6%	0.7%	0.8%	0.8%
% of FP17s Relating to Continuations	1	173	0.6%	0.9%	1.2%	1.3%
% of Patients satisfied with the dentistry they have received	0	0	N/A	92.3%	92.8%	92.7%
% of Patients satisfied with the time they had to wait for an appointment	0	0	N/A	91.0%	89.2%	88.8%

* This is based on patients treated on this contract for their most recent course of treatment. Figures in italics indicate the base number of FP17s or Patient Questionnaire responses are less than 100. N/A is shown where the base number of responses is less than 10 during the period. % is calculated as Quantity/Base number*100

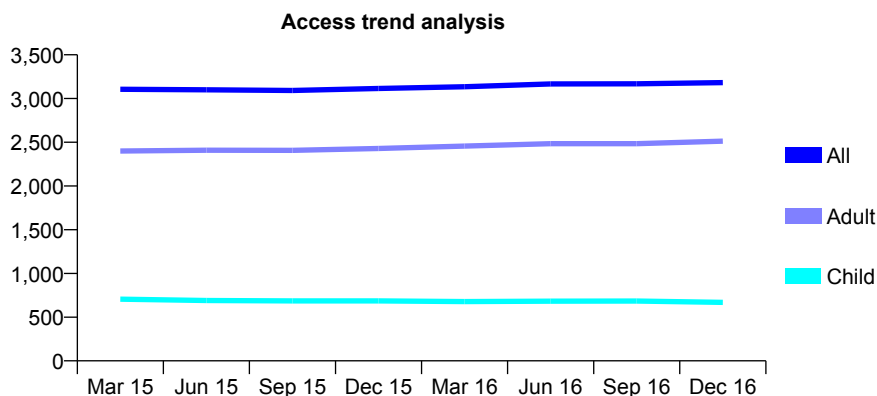
Q54 - Vital Signs At a Glance Contract Report for 833584/0001 - December 2016

Name or company name	MR A KAPNISIS
Contract type name	GDS Contract
Purpose of contract	General
Contract start date	01/04/2006
Contract end date	

16/17 Contracted general activity (UDA)	8,492
Carry forward general activity (UDA)	165
16/17 Contracted orthodontic activity (UOA)	0
Carry forward orthodontic activity (UOA)	0
Baseline contract value	£272,978.28

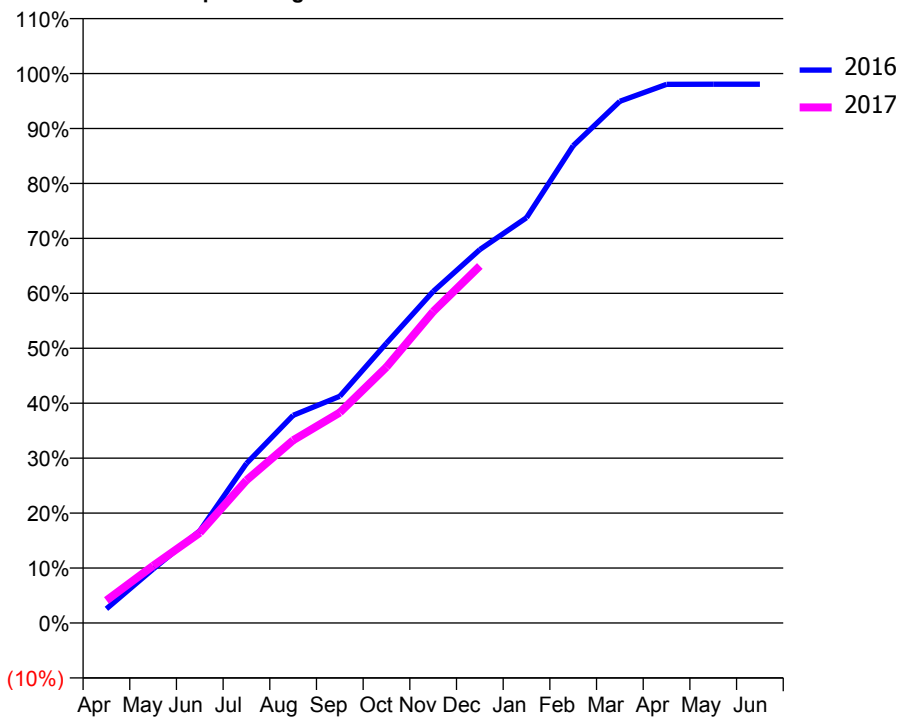
ACCESS*

Patients seen in 24 months	Total	Change since previous quarter
Quarter ending December 2015	3,115	
Quarter ending March 2016	3,134	→
Quarter ending June 2016	3,167	→
Quarter ending September 2016	3,168	→
Quarter ending December 2016	3,182	→
Variance since December 2015	2.2%	↑



ACTIVITY

Cumulative percentage of contracted UDA delivered 2016 & 2017



Adjusted Scheduled Activity (UDA)

Month	2016	2017
April	220	349
May	833	886
June	1,425	1,395
July	2,465	2,207
August	3,209	2,825
September	3,505	3,253
October	4,324	3,956
November	5,125	4,813
December	5,772	5,517
January	6,264	
February	7,377	
March	8,062	
April	8,324	
May	8,327	
June	8,327	

QUALITY

	Quantity	Base Number	Contract	AT	Region	England
% of FP17s for the same patient ID Re-attending within 3 months - Children	46	792	5.8%	10.1%	12.1%	12.4%
% of FP17s for the same patient ID Re-attending within 3 months - Adults	331	2,508	13.2%	15.3%	15.9%	16.6%
% of FP17s for the same patient ID Re-attending between 3 & 9 months - Children	549	792	69.3%	50.9%	58.6%	57.5%
% of FP17s for the same patient ID Re-attending between 3 & 9 months - Adults	871	2,508	34.7%	46.5%	51.5%	50.4%
% of FP17s for Band 1 Urgent Courses	208	3,162	6.6%	8.2%	8.0%	9.1%
% of FP17s Relating to Free Repair or Replacements	9	3,162	0.3%	0.7%	0.8%	0.8%
% of FP17s Relating to Continuations	46	3,162	1.5%	0.9%	1.2%	1.3%
% of Patients satisfied with the dentistry they have received	5	5	N/A	92.3%	92.8%	92.7%
% of Patients satisfied with the time they had to wait for an appointment	5	5	N/A	91.0%	89.2%	88.8%

* This is based on patients treated on this contract for their most recent course of treatment. Figures in italics indicate the base number of FP17s or Patient Questionnaire responses are less than 100. N/A is shown where the base number of responses is less than 10 during the period. % is calculated as Quantity/Base number*100

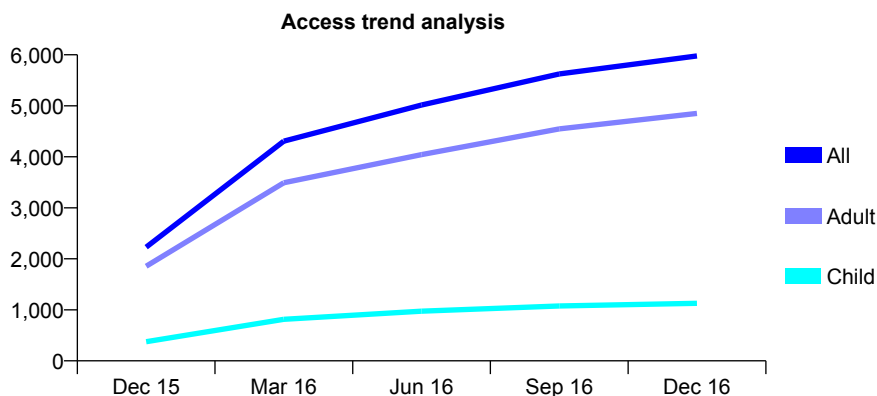
Q54 - Vital Signs At a Glance Contract Report for 835811/0002 - December 2016

Name or company name	MR LP CORBETT
Contract type name	GDS Contract
Purpose of contract	General
Contract start date	01/10/2015
Contract end date	

16/17 Contracted general activity (UDA)	26,834
Carry forward general activity (UDA)	-26
16/17 Contracted orthodontic activity (UOA)	0
Carry forward orthodontic activity (UOA)	0
Baseline contract value	£713,578.56

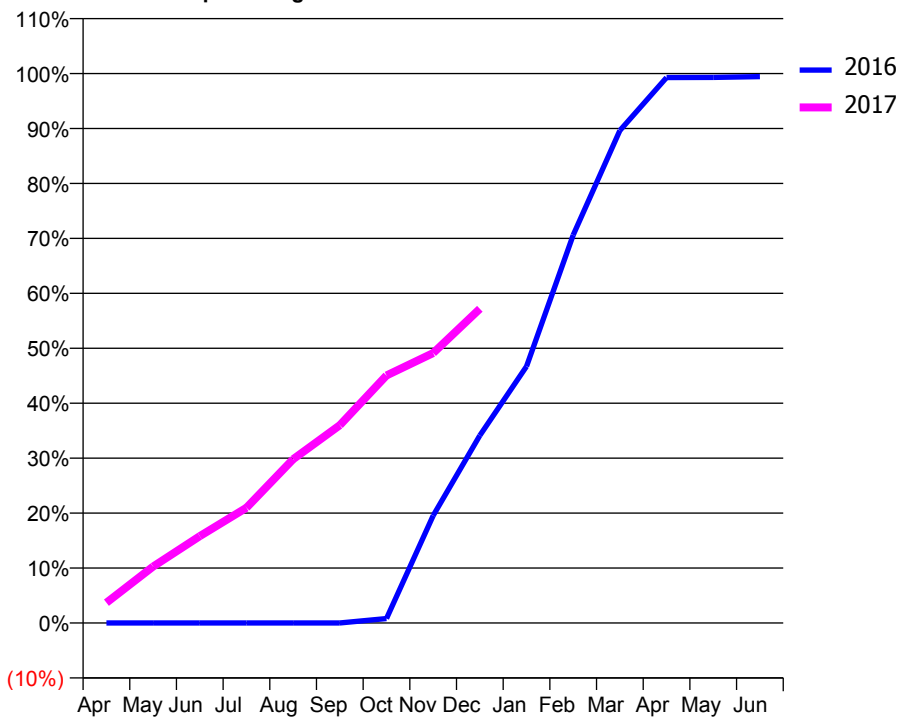
ACCESS*

Patients seen in 24 months	Total	Change since previous quarter
Quarter ending December 2015	2,230	
Quarter ending March 2016	4,306	↑
Quarter ending June 2016	5,016	↑
Quarter ending September 2016	5,625	↑
Quarter ending December 2016	5,977	↑
Variance since December 2015	168.0%	↑



ACTIVITY

Cumulative percentage of contracted UDA delivered 2016 & 2017



Month	Adjusted Scheduled Activity (UDA)	
	2016	2017
April	0	990
May	0	2,760
June	0	4,240
July	0	5,629
August	0	8,002
September	0	9,659
October	110	12,090
November	2,624	13,180
December	4,578	15,348
January	6,266	
February	9,472	
March	12,027	
April	13,317	
May	13,322	
June	13,340	

QUALITY

	Quantity	Base Number	Contract	AT	Region	England
% of FP17s for the same patient ID Re-attending within 3 months - Children	54	1,157	4.7%	10.1%	12.1%	12.4%
% of FP17s for the same patient ID Re-attending within 3 months - Adults	754	5,567	13.5%	15.3%	15.9%	16.6%
% of FP17s for the same patient ID Re-attending between 3 & 9 months - Children	589	1,157	50.9%	50.9%	58.6%	57.5%
% of FP17s for the same patient ID Re-attending between 3 & 9 months - Adults	3,045	5,567	54.7%	46.5%	51.5%	50.4%
% of FP17s for Band 1 Urgent Courses	139	6,193	2.2%	8.2%	8.0%	9.1%
% of FP17s Relating to Free Repair or Replacements	32	6,193	0.5%	0.7%	0.8%	0.8%
% of FP17s Relating to Continuations	146	6,193	2.4%	0.9%	1.2%	1.3%
% of Patients satisfied with the dentistry they have received	7	8	N/A	92.3%	92.8%	92.7%
% of Patients satisfied with the time they had to wait for an appointment	8	8	N/A	91.0%	89.2%	88.8%

* This is based on patients treated on this contract for their most recent course of treatment. Figures in italics indicate the base number of FP17s or Patient Questionnaire responses are less than 100. N/A is shown where the base number of responses is less than 10 during the period. % is calculated as Quantity/Base number*100

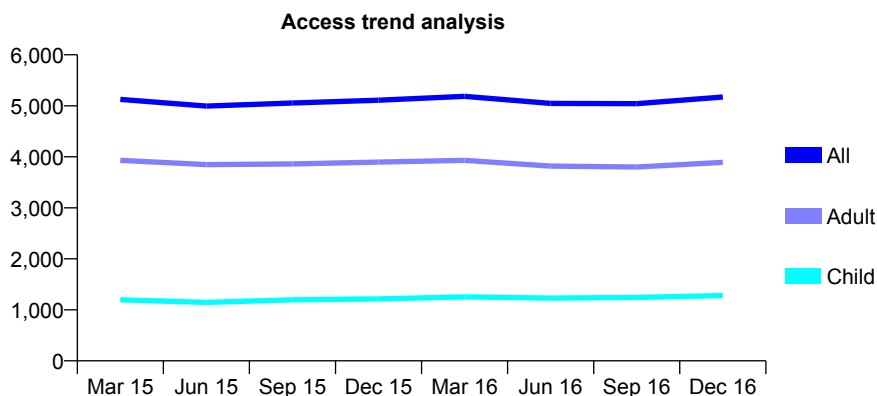
Q54 - Vital Signs At a Glance Contract Report for 847739/0001 - December 2016

Name or company name	MR E MOORE
Contract type name	GDS Contract
Purpose of contract	General
Contract start date	01/04/2006
Contract end date	

16/17 Contracted general activity (UDA)	16,341
Carry forward general activity (UDA)	194
16/17 Contracted orthodontic activity (UOA)	0
Carry forward orthodontic activity (UOA)	0
Baseline contract value	£431,753.44

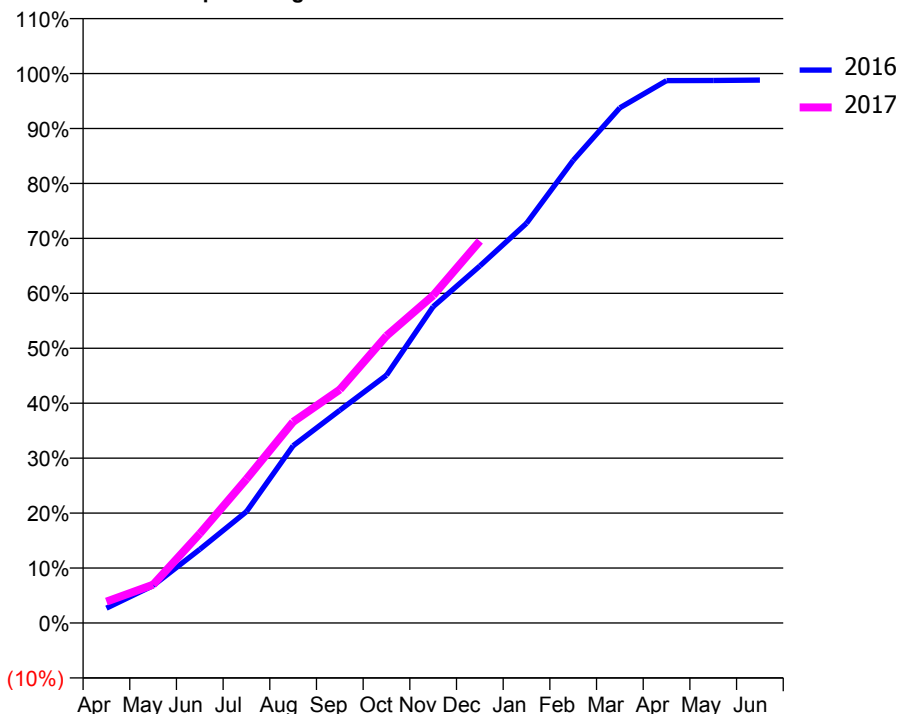
ACCESS*

Patients seen in 24 months	Total	Change since previous quarter
Quarter ending December 2015	5,111	
Quarter ending March 2016	5,185	→
Quarter ending June 2016	5,047	↓
Quarter ending September 2016	5,043	→
Quarter ending December 2016	5,172	↑
Variance since December 2015	1.2%	→



ACTIVITY

Cumulative percentage of contracted UDA delivered 2016 & 2017



Month	Adjusted Scheduled Activity (UDA)	
	2016	2017
April	442	637
May	1,112	1,140
June	2,191	2,657
July	3,312	4,281
August	5,273	5,982
September	6,329	6,943
October	7,369	8,540
November	9,408	9,743
December	10,616	11,358
January	11,887	
February	13,756	
March	15,320	
April	16,130	
May	16,132	
June	16,147	

QUALITY

	Quantity	Base Number	Contract	AT	Region	England
% of FP17s for the same patient ID Re-attending within 3 months - Children	71	1,145	6.2%	10.1%	12.1%	12.4%
% of FP17s for the same patient ID Re-attending within 3 months - Adults	518	3,665	14.1%	15.3%	15.9%	16.6%
% of FP17s for the same patient ID Re-attending between 3 & 9 months - Children	596	1,145	52.1%	50.9%	58.6%	57.5%
% of FP17s for the same patient ID Re-attending between 3 & 9 months - Adults	1,960	3,665	53.5%	46.5%	51.5%	50.4%
% of FP17s for Band 1 Urgent Courses	300	4,456	6.7%	8.2%	8.0%	9.1%
% of FP17s Relating to Free Repair or Replacements	20	4,456	0.4%	0.7%	0.8%	0.8%
% of FP17s Relating to Continuations	76	4,456	1.7%	0.9%	1.2%	1.3%
% of Patients satisfied with the dentistry they have received	7	7	N/A	92.3%	92.8%	92.7%
% of Patients satisfied with the time they had to wait for an appointment	7	7	N/A	91.0%	89.2%	88.8%

* This is based on patients treated on this contract for their most recent course of treatment. Figures in italics indicate the base number of FP17s or Patient Questionnaire responses are less than 100. N/A is shown where the base number of responses is less than 10 during the period. % is calculated as Quantity/Base number*100

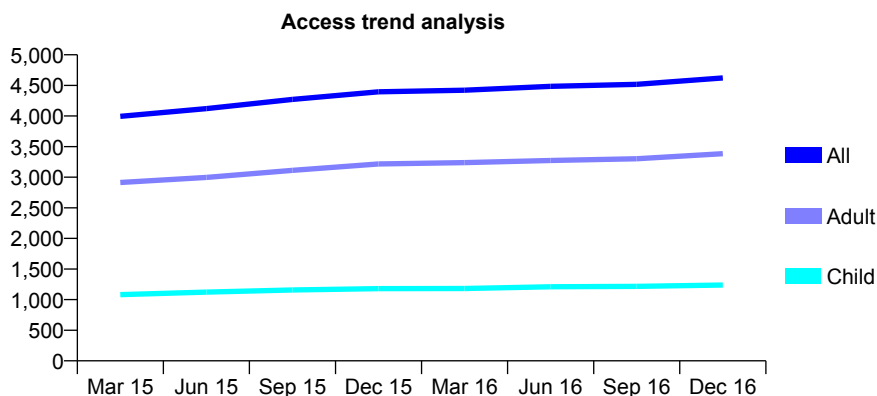
Q54 - Vital Signs At a Glance Contract Report for 848115/0002 - December 2016

Name or company name	MR P PARSOTAM
Contract type name	GDS Contract
Purpose of contract	General
Contract start date	01/04/2013
Contract end date	

16/17 Contracted general activity (UDA)	15,734
Carry forward general activity (UDA)	0
16/17 Contracted orthodontic activity (UOA)	0
Carry forward orthodontic activity (UOA)	0
Baseline contract value	£392,685.53

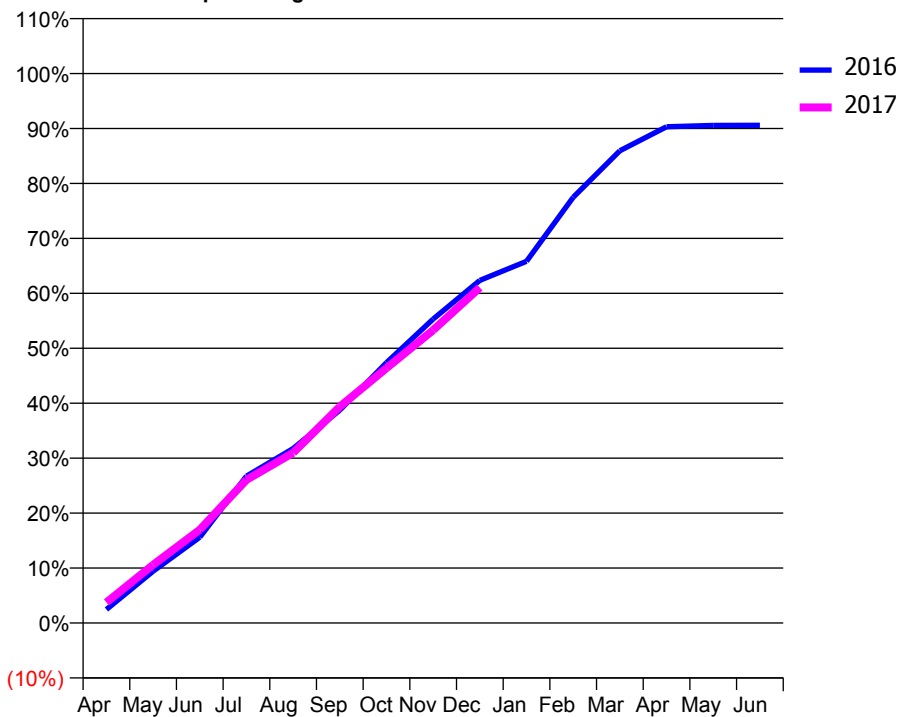
ACCESS*

Patients seen in 24 months	Total	Change since previous quarter
Quarter ending December 2015	4,396	
Quarter ending March 2016	4,422	→
Quarter ending June 2016	4,484	→
Quarter ending September 2016	4,518	→
Quarter ending December 2016	4,623	↑
Variance since December 2015	5.2%	↑



ACTIVITY

Cumulative percentage of contracted UDA delivered 2016 & 2017



Month	Adjusted Scheduled Activity (UDA)	
	2016	2017
April	386	592
May	1,484	1,667
June	2,457	2,671
July	4,208	4,099
August	4,996	4,872
September	6,095	6,194
October	7,453	7,299
November	8,702	8,387
December	9,812	9,604
January	10,358	
February	12,190	
March	13,520	
April	14,211	
May	14,248	
June	14,251	

QUALITY

	Quantity	Base Number	Contract	AT	Region	England
% of FP17s for the same patient ID Re-attending within 3 months - Children	87	1,280	6.8%	10.1%	12.1%	12.4%
% of FP17s for the same patient ID Re-attending within 3 months - Adults	612	3,702	16.5%	15.3%	15.9%	16.6%
% of FP17s for the same patient ID Re-attending between 3 & 9 months - Children	730	1,280	57.0%	50.9%	58.6%	57.5%
% of FP17s for the same patient ID Re-attending between 3 & 9 months - Adults	2,034	3,702	54.9%	46.5%	51.5%	50.4%
% of FP17s for Band 1 Urgent Courses	270	4,209	6.4%	8.2%	8.0%	9.1%
% of FP17s Relating to Free Repair or Replacements	25	4,209	0.6%	0.7%	0.8%	0.8%
% of FP17s Relating to Continuations	90	4,209	2.1%	0.9%	1.2%	1.3%
% of Patients satisfied with the dentistry they have received	4	4	N/A	92.3%	92.8%	92.7%
% of Patients satisfied with the time they had to wait for an appointment	4	4	N/A	91.0%	89.2%	88.8%

* This is based on patients treated on this contract for their most recent course of treatment. Figures in italics indicate the base number of FP17s or Patient Questionnaire responses are less than 100. N/A is shown where the base number of responses is less than 10 during the period. % is calculated as Quantity/Base number*100

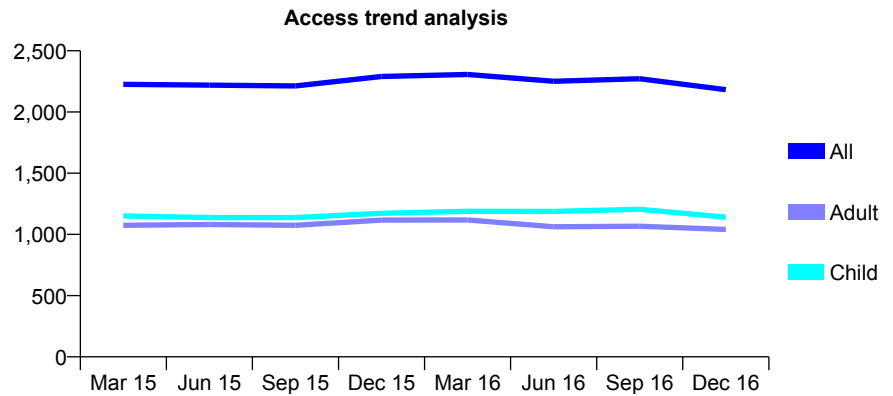
Q54 - Vital Signs At a Glance Contract Report for 849022/0001 - December 2016

Name or company name	MR FL MOHAMED
Contract type name	GDS Contract
Purpose of contract	General
Contract start date	01/04/2006
Contract end date	

16/17 Contracted general activity (UDA)	6,092
Carry forward general activity (UDA)	-41
16/17 Contracted orthodontic activity (UOA)	0
Carry forward orthodontic activity (UOA)	0
Baseline contract value	£188,561.01

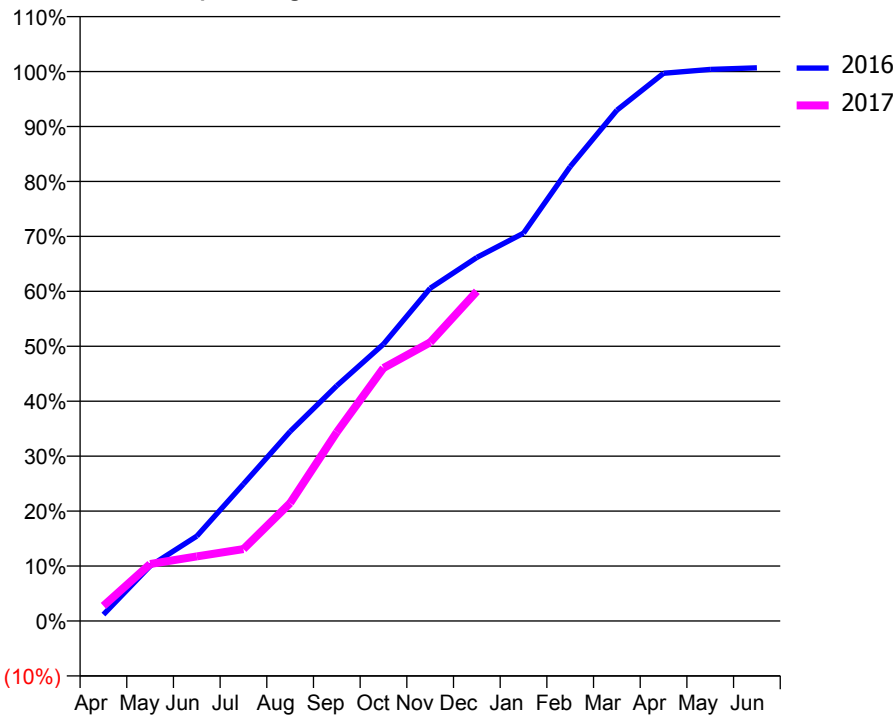
ACCESS*

Patients seen in 24 months	Total	Change since previous quarter
Quarter ending December 2015	2,290	
Quarter ending March 2016	2,307	→
Quarter ending June 2016	2,251	↓
Quarter ending September 2016	2,272	→
Quarter ending December 2016	2,182	↓
Variance since December 2015	(4.7%)	↓



ACTIVITY

Cumulative percentage of contracted UDA delivered 2016 & 2017



Month	Adjusted Scheduled Activity (UDA)	
	2016	2017
April	72	168
May	610	632
June	941	716
July	1,519	797
August	2,101	1,308
September	2,609	2,094
October	3,070	2,805
November	3,689	3,089
December	4,031	3,655
January	4,299	
February	5,037	
March	5,663	
April	6,072	
May	6,116	
June	6,133	

QUALITY

	Quantity	Base Number	Contract	AT	Region	England
% of FP17s for the same patient ID Re-attending within 3 months - Children	61	765	8.0%	10.1%	12.1%	12.4%
% of FP17s for the same patient ID Re-attending within 3 months - Adults	86	621	13.8%	15.3%	15.9%	16.6%
% of FP17s for the same patient ID Re-attending between 3 & 9 months - Children	176	765	23.0%	50.9%	58.6%	57.5%
% of FP17s for the same patient ID Re-attending between 3 & 9 months - Adults	145	621	23.3%	46.5%	51.5%	50.4%
% of FP17s for Band 1 Urgent Courses	153	1,251	12.2%	8.2%	8.0%	9.1%
% of FP17s Relating to Free Repair or Replacements	1	1,251	0.1%	0.7%	0.8%	0.8%
% of FP17s Relating to Continuations	3	1,251	0.2%	0.9%	1.2%	1.3%
% of Patients satisfied with the dentistry they have received	1	2	N/A	92.3%	92.8%	92.7%
% of Patients satisfied with the time they had to wait for an appointment	1	2	N/A	91.0%	89.2%	88.8%

* This is based on patients treated on this contract for their most recent course of treatment. Figures in italics indicate the base number of FP17s or Patient Questionnaire responses are less than 100. N/A is shown where the base number of responses is less than 10 during the period. % is calculated as Quantity/Base number*100

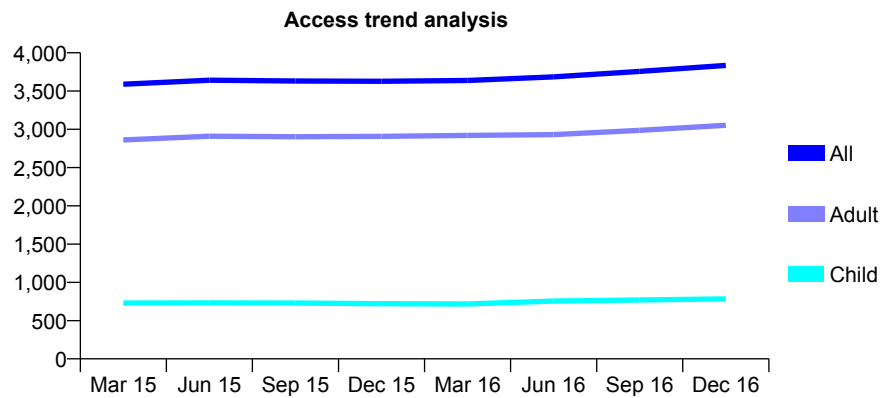
Q54 - Vital Signs At a Glance Contract Report for 853720/0001 - December 2016

Name or company name	MR LY CHEN
Contract type name	GDS Contract
Purpose of contract	General
Contract start date	01/04/2006
Contract end date	

16/17 Contracted general activity (UDA)	14,150
Carry forward general activity (UDA)	183
16/17 Contracted orthodontic activity (UOA)	0
Carry forward orthodontic activity (UOA)	0
Baseline contract value	£335,324.22

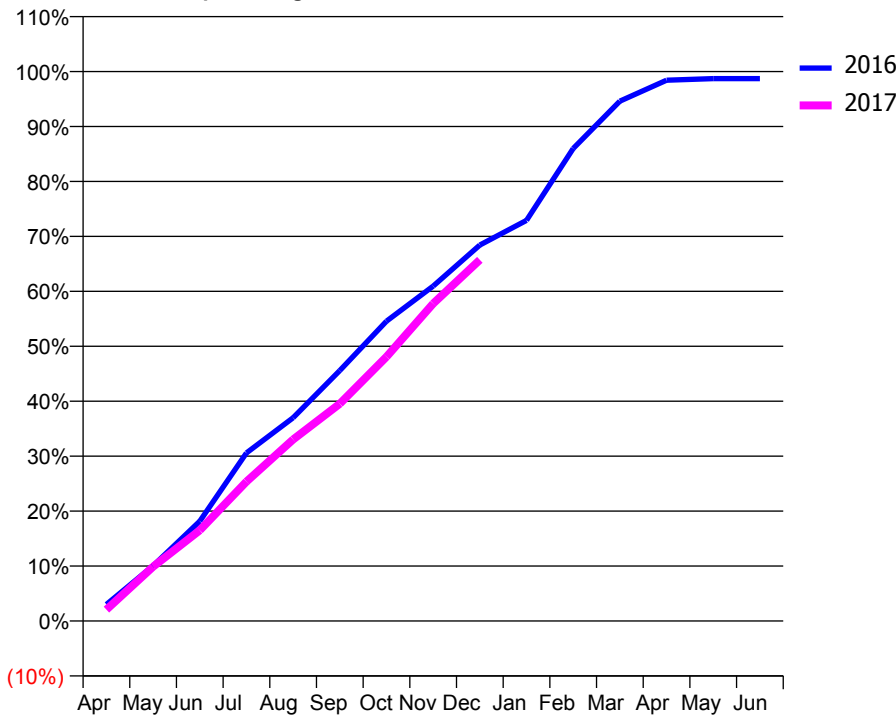
ACCESS*

Patients seen in 24 months	Total	Change since previous quarter
Quarter ending December 2015	3,628	
Quarter ending March 2016	3,639	→
Quarter ending June 2016	3,685	→
Quarter ending September 2016	3,757	→
Quarter ending December 2016	3,836	↑
Variance since December 2015	5.7%	↑



ACTIVITY

Cumulative percentage of contracted UDA delivered 2016 & 2017



Month	Adjusted Scheduled Activity (UDA)	
	2016	2017
April	429	295
May	1,424	1,401
June	2,570	2,335
July	4,327	3,591
August	5,235	4,674
September	6,449	5,597
October	7,719	6,806
November	8,624	8,173
December	9,680	9,299
January	10,317	
February	12,168	
March	13,387	
April	13,927	
May	13,966	
June	13,967	

QUALITY

	Quantity	Base Number	Contract	AT	Region	England
% of FP17s for the same patient ID Re-attending within 3 months - Children	83	805	10.3%	10.1%	12.1%	12.4%
% of FP17s for the same patient ID Re-attending within 3 months - Adults	355	2,863	12.4%	15.3%	15.9%	16.6%
% of FP17s for the same patient ID Re-attending between 3 & 9 months - Children	332	805	41.2%	50.9%	58.6%	57.5%
% of FP17s for the same patient ID Re-attending between 3 & 9 months - Adults	1,389	2,863	48.5%	46.5%	51.5%	50.4%
% of FP17s for Band 1 Urgent Courses	220	3,452	6.4%	8.2%	8.0%	9.1%
% of FP17s Relating to Free Repair or Replacements	14	3,452	0.4%	0.7%	0.8%	0.8%
% of FP17s Relating to Continuations	11	3,452	0.3%	0.9%	1.2%	1.3%
% of Patients satisfied with the dentistry they have received	5	6	N/A	92.3%	92.8%	92.7%
% of Patients satisfied with the time they had to wait for an appointment	5	6	N/A	91.0%	89.2%	88.8%

* This is based on patients treated on this contract for their most recent course of treatment. Figures in italics indicate the base number of FP17s or Patient Questionnaire responses are less than 100. N/A is shown where the base number of responses is less than 10 during the period. % is calculated as Quantity/Base number*100

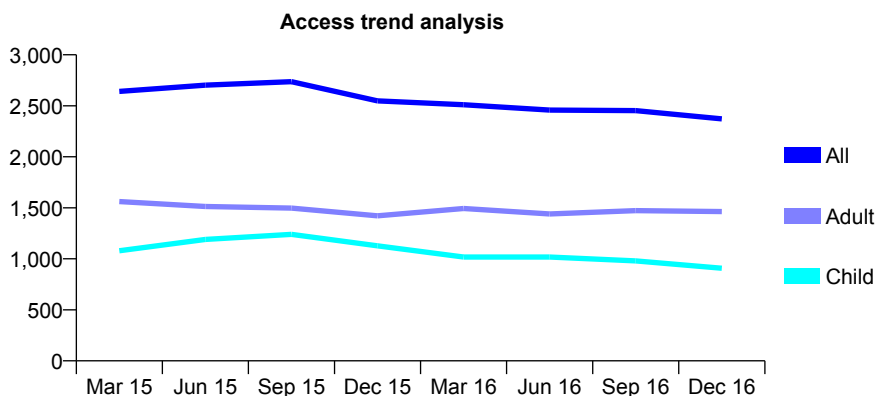
Q54 - Vital Signs At a Glance Contract Report for 854115/0001 - December 2016

Name or company name	MISS N DHALIWAL
Contract type name	GDS Contract
Purpose of contract	General
Contract start date	01/04/2006
Contract end date	

16/17 Contracted general activity (UDA)	9,418
Carry forward general activity (UDA)	0
16/17 Contracted orthodontic activity (UOA)	0
Carry forward orthodontic activity (UOA)	0
Baseline contract value	£259,865.57

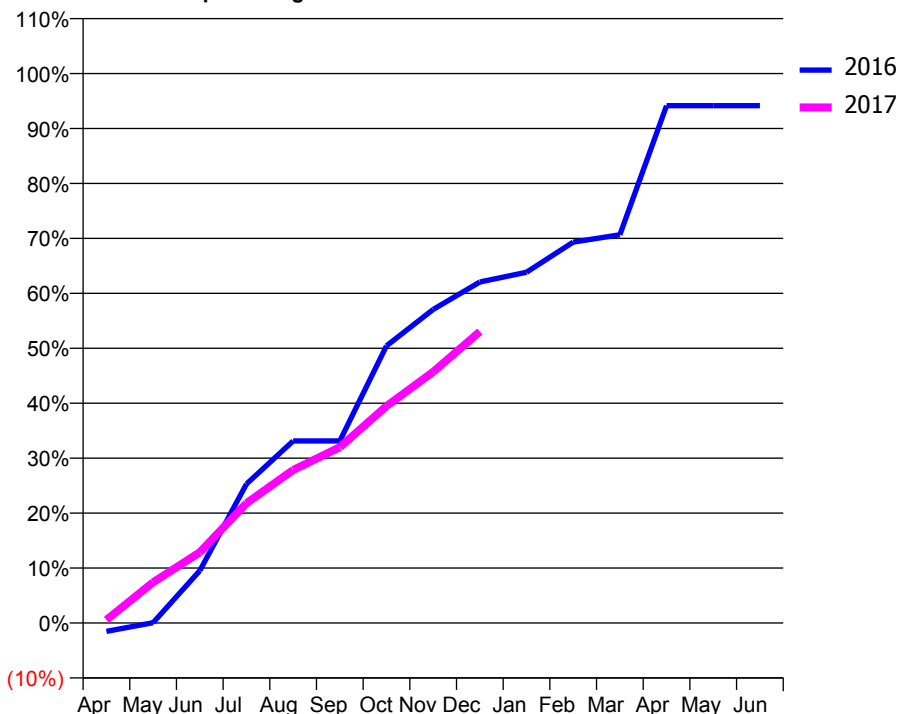
ACCESS*

Patients seen in 24 months	Total	Change since previous quarter
Quarter ending December 2015	2,549	
Quarter ending March 2016	2,510	↓
Quarter ending June 2016	2,458	↓
Quarter ending September 2016	2,453	→
Quarter ending December 2016	2,372	↓
Variance since December 2015	(6.9%)	↓



ACTIVITY

Cumulative percentage of contracted UDA delivered 2016 & 2017



Month	Adjusted Scheduled Activity (UDA)	
	2016	2017
April	-146	54
May	5	698
June	896	1,213
July	2,383	2,053
August	3,122	2,623
September	3,122	3,014
October	4,751	3,718
November	5,374	4,305
December	5,845	4,996
January	6,012	
February	6,528	
March	6,654	
April	8,867	
May	8,867	
June	8,867	

QUALITY

	Quantity	Base Number	Contract	AT	Region	England
% of FP17s for the same patient ID Re-attending within 3 months - Children	27	1,082	2.5%	10.1%	12.1%	12.4%
% of FP17s for the same patient ID Re-attending within 3 months - Adults	123	1,385	8.9%	15.3%	15.9%	16.6%
% of FP17s for the same patient ID Re-attending between 3 & 9 months - Children	518	1,082	47.9%	50.9%	58.6%	57.5%
% of FP17s for the same patient ID Re-attending between 3 & 9 months - Adults	462	1,385	33.4%	46.5%	51.5%	50.4%
% of FP17s for Band 1 Urgent Courses	15	1,784	0.8%	8.2%	8.0%	9.1%
% of FP17s Relating to Free Repair or Replacements	1	1,784	0.1%	0.7%	0.8%	0.8%
% of FP17s Relating to Continuations	39	1,784	2.2%	0.9%	1.2%	1.3%
% of Patients satisfied with the dentistry they have received	0	0	N/A	92.3%	92.8%	92.7%
% of Patients satisfied with the time they had to wait for an appointment	0	0	N/A	91.0%	89.2%	88.8%

* This is based on patients treated on this contract for their most recent course of treatment. Figures in italics indicate the base number of FP17s or Patient Questionnaire responses are less than 100. N/A is shown where the base number of responses is less than 10 during the period. % is calculated as Quantity/Base number*100

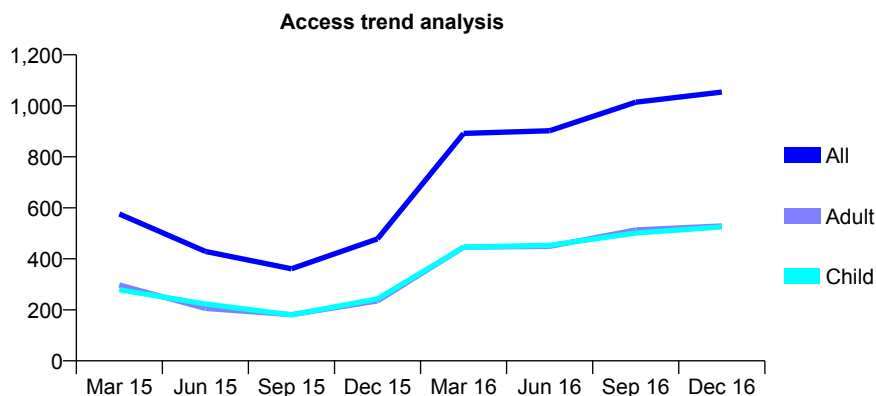
Q54 - Vital Signs At a Glance Contract Report for 854115/0009 - December 2016

Name or company name	MISS N DHALIWAL
Contract type name	PDS Plus Contract
Purpose of contract	General
Contract start date	01/05/2012
Contract end date	30/04/2017

16/17 Contracted general activity (UDA)	2,000
Carry forward general activity (UDA)	62
16/17 Contracted orthodontic activity (UOA)	0
Carry forward orthodontic activity (UOA)	0
Baseline contract value	£23,610.98

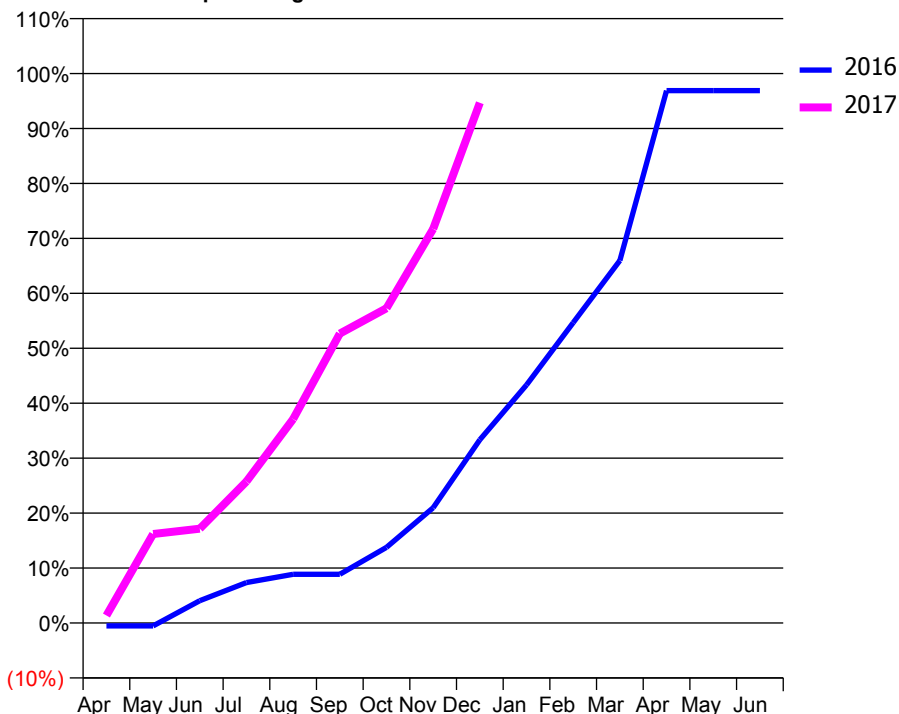
ACCESS*

Patients seen in 24 months	Total	Change since previous quarter
Quarter ending December 2015	478	
Quarter ending March 2016	892	↑
Quarter ending June 2016	902	→
Quarter ending September 2016	1,014	↑
Quarter ending December 2016	1,054	↑
Variance since December 2015	120.5%	↑



ACTIVITY

Cumulative percentage of contracted UDA delivered 2016 & 2017



Month	Adjusted Scheduled Activity (UDA)	
	2016	2017
April	-11	27
May	-11	324
June	81	343
July	147	515
August	178	742
September	178	1,054
October	276	1,146
November	420	1,435
December	667	1,894
January	866	
February	1,093	
March	1,320	
April	1,938	
May	1,938	
June	1,938	

QUALITY

	Quantity	Base Number	Contract	AT	Region	England
% of FP17s for the same patient ID Re-attending within 3 months - Children	4	562	0.7%	10.1%	12.1%	12.4%
% of FP17s for the same patient ID Re-attending within 3 months - Adults	18	474	3.8%	15.3%	15.9%	16.6%
% of FP17s for the same patient ID Re-attending between 3 & 9 months - Children	141	562	25.1%	50.9%	58.6%	57.5%
% of FP17s for the same patient ID Re-attending between 3 & 9 months - Adults	73	474	15.4%	46.5%	51.5%	50.4%
% of FP17s for Band 1 Urgent Courses	3	807	0.4%	8.2%	8.0%	9.1%
% of FP17s Relating to Free Repair or Replacements	0	807	0.0%	0.7%	0.8%	0.8%
% of FP17s Relating to Continuations	7	807	0.9%	0.9%	1.2%	1.3%
% of Patients satisfied with the dentistry they have received	1	1	N/A	92.3%	92.8%	92.7%
% of Patients satisfied with the time they had to wait for an appointment	1	1	N/A	91.0%	89.2%	88.8%

* This is based on patients treated on this contract for their most recent course of treatment. Figures in italics indicate the base number of FP17s or Patient Questionnaire responses are less than 100. N/A is shown where the base number of responses is less than 10 during the period. % is calculated as Quantity/Base number*100

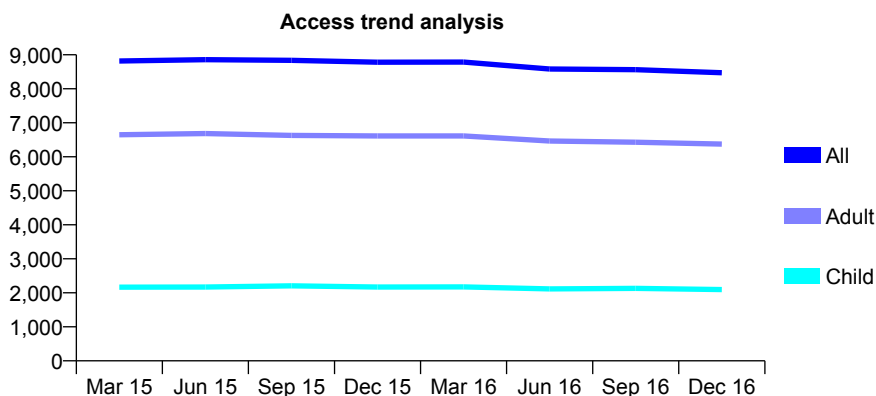
Q54 - Vital Signs At a Glance Contract Report for 854255/0001 - December 2016

Name or company name	MR M DHANDA
Contract type name	GDS Contract
Purpose of contract	General
Contract start date	01/04/2006
Contract end date	

16/17 Contracted general activity (UDA)	22,559
Carry forward general activity (UDA)	522
16/17 Contracted orthodontic activity (UOA)	0
Carry forward orthodontic activity (UOA)	0
Baseline contract value	£533,385.63

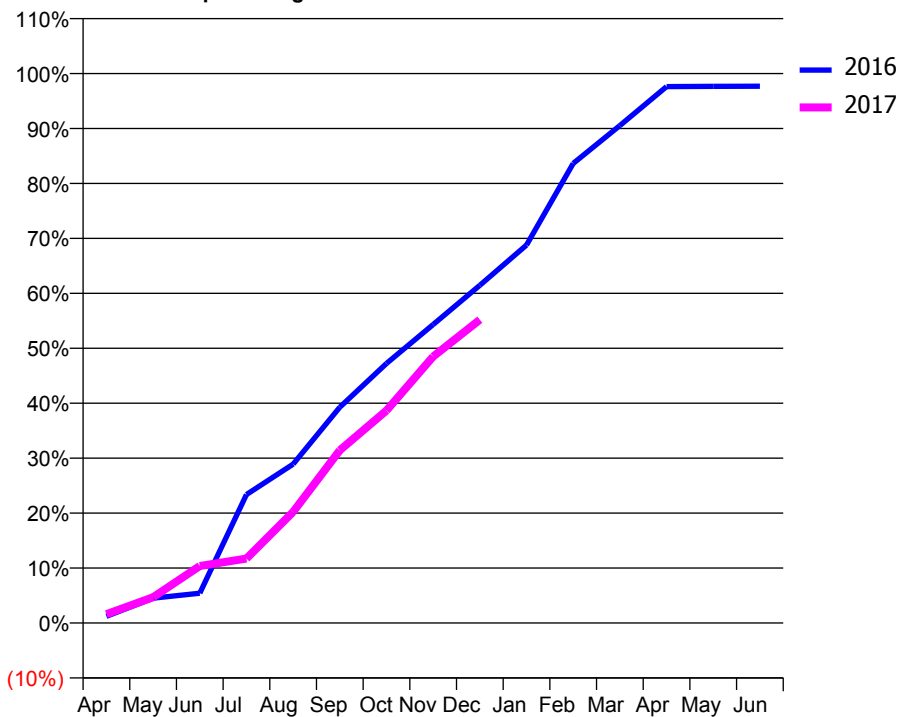
ACCESS*

Patients seen in 24 months	Total	Change since previous quarter
Quarter ending December 2015	8,783	
Quarter ending March 2016	8,786	→
Quarter ending June 2016	8,581	↓
Quarter ending September 2016	8,561	→
Quarter ending December 2016	8,472	↓
Variance since December 2015	(3.5%)	↓



ACTIVITY

Cumulative percentage of contracted UDA delivered 2016 & 2017



Month	Adjusted Scheduled Activity (UDA)	
	2016	2017
April	277	362
May	1,022	1,057
June	1,221	2,342
July	5,275	2,649
August	6,522	4,564
September	8,861	7,090
October	10,654	8,726
November	12,256	10,940
December	13,866	12,454
January	15,519	
February	18,865	
March	20,424	
April	22,022	
May	22,034	
June	22,037	

QUALITY

	Quantity	Base Number	Contract	AT	Region	England
% of FP17s for the same patient ID Re-attending within 3 months - Children	99	1,840	5.4%	10.1%	12.1%	12.4%
% of FP17s for the same patient ID Re-attending within 3 months - Adults	493	5,072	9.7%	15.3%	15.9%	16.6%
% of FP17s for the same patient ID Re-attending between 3 & 9 months - Children	931	1,840	50.6%	50.9%	58.6%	57.5%
% of FP17s for the same patient ID Re-attending between 3 & 9 months - Adults	2,475	5,072	48.8%	46.5%	51.5%	50.4%
% of FP17s for Band 1 Urgent Courses	325	5,741	5.7%	8.2%	8.0%	9.1%
% of FP17s Relating to Free Repair or Replacements	42	5,741	0.7%	0.7%	0.8%	0.8%
% of FP17s Relating to Continuations	27	5,741	0.5%	0.9%	1.2%	1.3%
% of Patients satisfied with the dentistry they have received	7	8	N/A	92.3%	92.8%	92.7%
% of Patients satisfied with the time they had to wait for an appointment	7	8	N/A	91.0%	89.2%	88.8%

* This is based on patients treated on this contract for their most recent course of treatment. Figures in italics indicate the base number of FP17s or Patient Questionnaire responses are less than 100. N/A is shown where the base number of responses is less than 10 during the period. % is calculated as Quantity/Base number*100

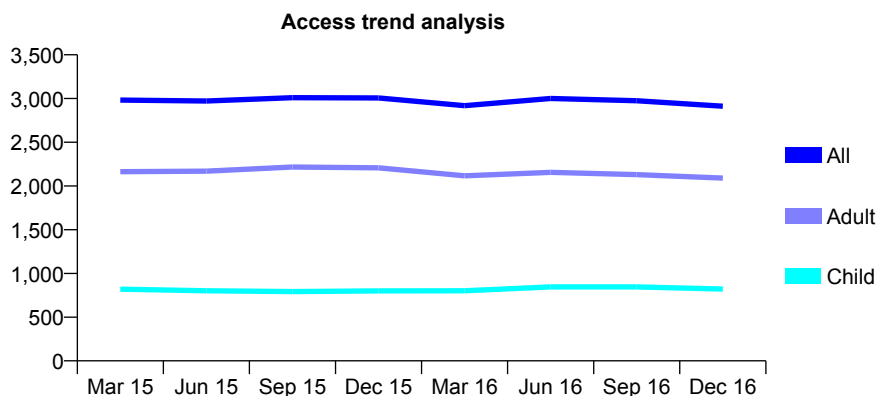
Q54 - Vital Signs At a Glance Contract Report for 857866/0002 - December 2016

Name or company name	MR LG THOTA
Contract type name	GDS Contract
Purpose of contract	General
Contract start date	01/09/2006
Contract end date	

16/17 Contracted general activity (UDA)	16,000
Carry forward general activity (UDA)	0
16/17 Contracted orthodontic activity (UOA)	0
Carry forward orthodontic activity (UOA)	0
Baseline contract value	£324,128.57

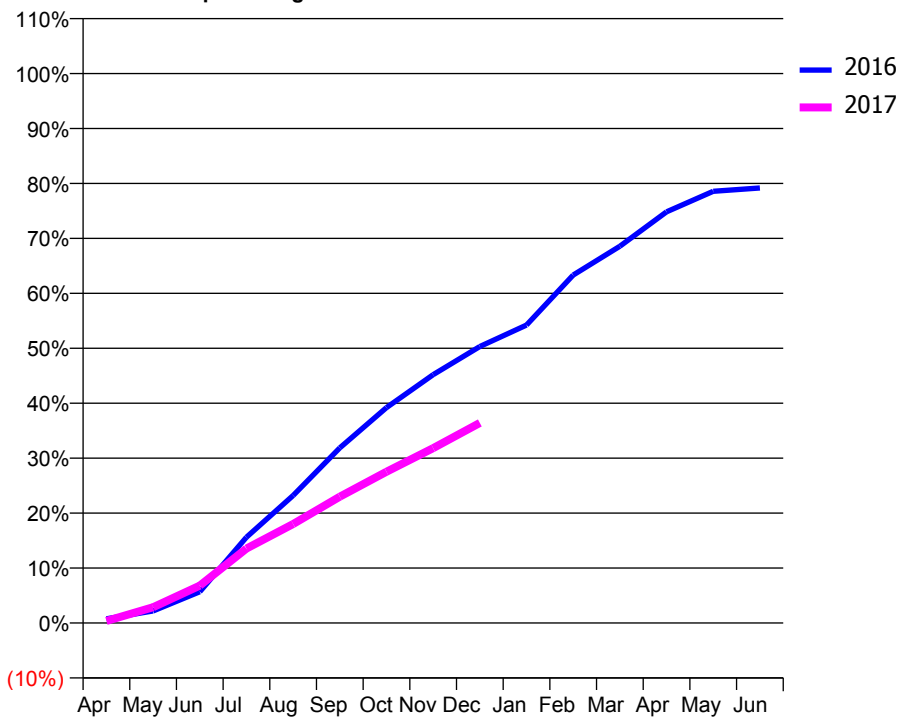
ACCESS*

Patients seen in 24 months	Total	Change since previous quarter
Quarter ending December 2015	3,007	
Quarter ending March 2016	2,918	↓
Quarter ending June 2016	3,000	↑
Quarter ending September 2016	2,974	→
Quarter ending December 2016	2,912	↓
Variance since December 2015	(3.2%)	↓



ACTIVITY

Cumulative percentage of contracted UDA delivered 2016 & 2017



Month	Adjusted Scheduled Activity (UDA)	
	2016	2017
April	121	62
May	350	462
June	909	1,088
July	2,498	2,170
August	3,715	2,884
September	5,099	3,679
October	6,274	4,405
November	7,232	5,091
December	8,051	5,828
January	8,677	
February	10,133	
March	10,970	
April	11,971	
May	12,569	
June	12,665	

QUALITY

	Quantity	Base Number	Contract	AT	Region	England
% of FP17s for the same patient ID Re-attending within 3 months - Children	77	890	8.7%	10.1%	12.1%	12.4%
% of FP17s for the same patient ID Re-attending within 3 months - Adults	527	2,327	22.6%	15.3%	15.9%	16.6%
% of FP17s for the same patient ID Re-attending between 3 & 9 months - Children	476	890	53.5%	50.9%	58.6%	57.5%
% of FP17s for the same patient ID Re-attending between 3 & 9 months - Adults	1,109	2,327	47.7%	46.5%	51.5%	50.4%
% of FP17s for Band 1 Urgent Courses	413	2,636	15.7%	8.2%	8.0%	9.1%
% of FP17s Relating to Free Repair or Replacements	50	2,636	1.9%	0.7%	0.8%	0.8%
% of FP17s Relating to Continuations	38	2,636	1.4%	0.9%	1.2%	1.3%
% of Patients satisfied with the dentistry they have received	2	2	N/A	92.3%	92.8%	92.7%
% of Patients satisfied with the time they had to wait for an appointment	2	2	N/A	91.0%	89.2%	88.8%

* This is based on patients treated on this contract for their most recent course of treatment. Figures in italics indicate the base number of FP17s or Patient Questionnaire responses are less than 100. N/A is shown where the base number of responses is less than 10 during the period. % is calculated as Quantity/Base number*100

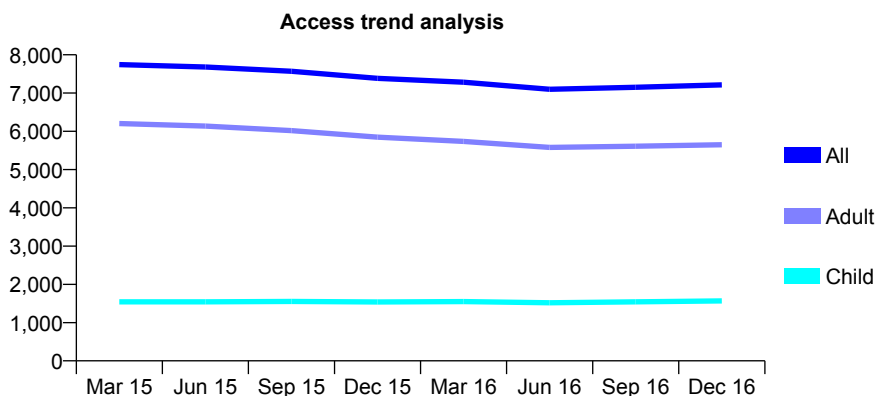
Q54 - Vital Signs At a Glance Contract Report for 858064/0001 - December 2016

Name or company name	MR JE SWINSCOE
Contract type name	GDS Contract
Purpose of contract	General
Contract start date	01/04/2006
Contract end date	

16/17 Contracted general activity (UDA)	23,507
Carry forward general activity (UDA)	123
16/17 Contracted orthodontic activity (UOA)	0
Carry forward orthodontic activity (UOA)	0
Baseline contract value	£658,304.77

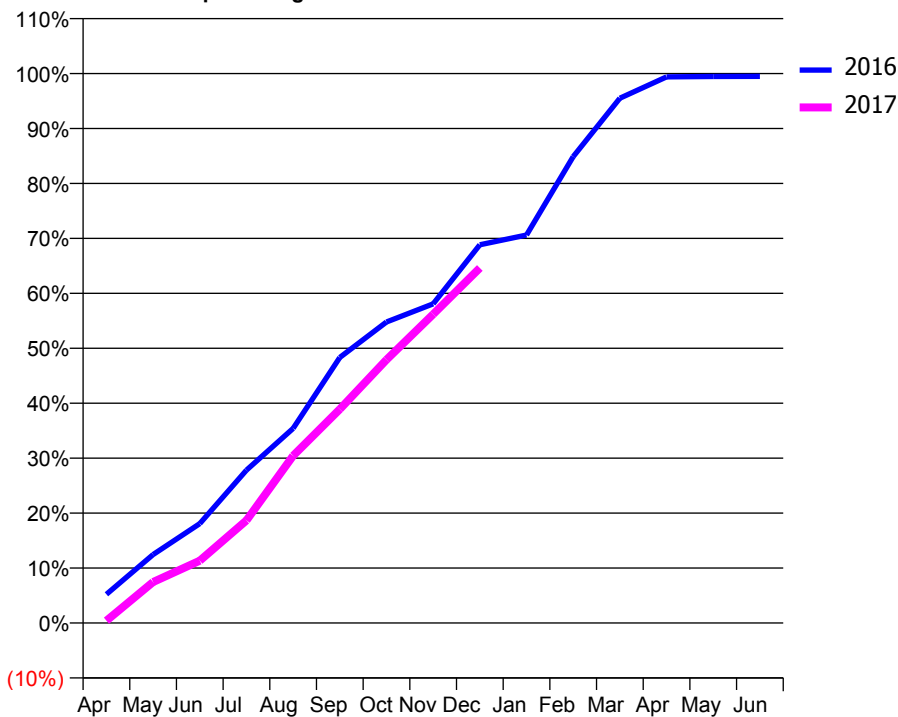
ACCESS*

Patients seen in 24 months	Total	Change since previous quarter
Quarter ending December 2015	7,384	
Quarter ending March 2016	7,283	↓
Quarter ending June 2016	7,098	↓
Quarter ending September 2016	7,151	→
Quarter ending December 2016	7,215	→
Variance since December 2015	(2.3%)	↓



ACTIVITY

Cumulative percentage of contracted UDA delivered 2016 & 2017



Month	Adjusted Scheduled Activity (UDA)	
	2016	2017
April	1,229	99
May	2,932	1,752
June	4,254	2,664
July	6,541	4,392
August	8,327	7,155
September	11,363	9,148
October	12,875	11,264
November	13,651	13,210
December	16,179	15,189
January	16,596	
February	19,954	
March	22,450	
April	23,363	
May	23,382	
June	23,384	

QUALITY

	Quantity	Base Number	Contract	AT	Region	England
% of FP17s for the same patient ID Re-attending within 3 months - Children	89	1,491	6.0%	10.1%	12.1%	12.4%
% of FP17s for the same patient ID Re-attending within 3 months - Adults	586	5,411	10.8%	15.3%	15.9%	16.6%
% of FP17s for the same patient ID Re-attending between 3 & 9 months - Children	810	1,491	54.3%	50.9%	58.6%	57.5%
% of FP17s for the same patient ID Re-attending between 3 & 9 months - Adults	2,986	5,411	55.2%	46.5%	51.5%	50.4%
% of FP17s for Band 1 Urgent Courses	346	6,555	5.3%	8.2%	8.0%	9.1%
% of FP17s Relating to Free Repair or Replacements	53	6,555	0.8%	0.7%	0.8%	0.8%
% of FP17s Relating to Continuations	105	6,555	1.6%	0.9%	1.2%	1.3%
% of Patients satisfied with the dentistry they have received	3	5	N/A	92.3%	92.8%	92.7%
% of Patients satisfied with the time they had to wait for an appointment	4	5	N/A	91.0%	89.2%	88.8%

* This is based on patients treated on this contract for their most recent course of treatment. Figures in italics indicate the base number of FP17s or Patient Questionnaire responses are less than 100. N/A is shown where the base number of responses is less than 10 during the period. % is calculated as Quantity/Base number*100

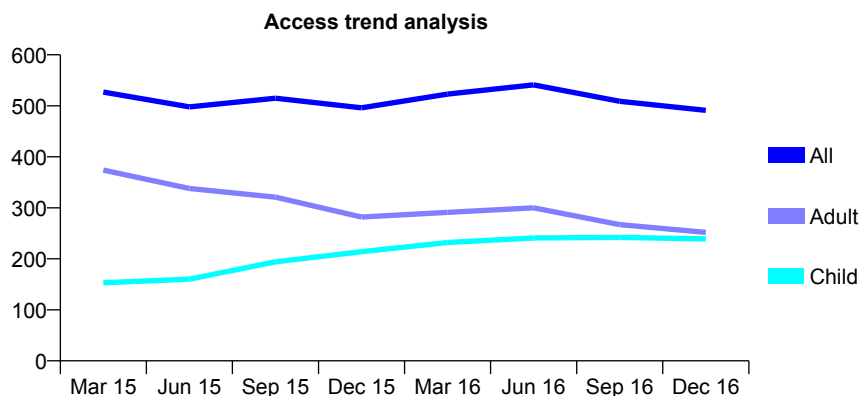
Q54 - Vital Signs At a Glance Contract Report for 858609/0001 - December 2016

Name or company name	MR KS GILL
Contract type name	GDS Contract
Purpose of contract	General
Contract start date	01/03/2010
Contract end date	

16/17 Contracted general activity (UDA)	2,000
Carry forward general activity (UDA)	30
16/17 Contracted orthodontic activity (UOA)	0
Carry forward orthodontic activity (UOA)	0
Baseline contract value	£46,492.19

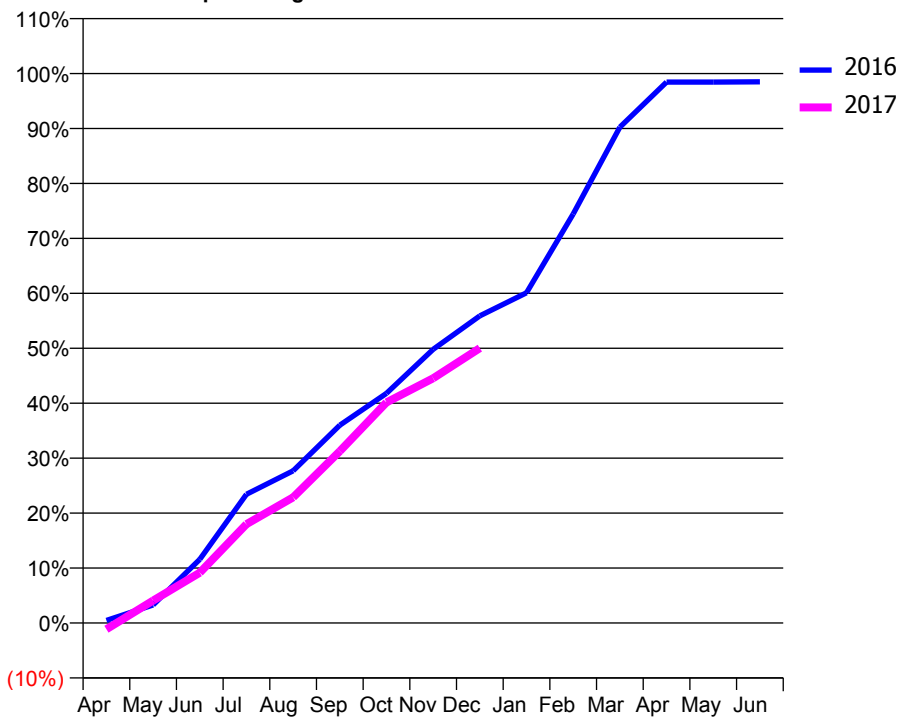
ACCESS*

Patients seen in 24 months	Total	Change since previous quarter
Quarter ending December 2015	496	
Quarter ending March 2016	523	↑
Quarter ending June 2016	541	↑
Quarter ending September 2016	509	↓
Quarter ending December 2016	491	↓
Variance since December 2015	(1.0%)	↓



ACTIVITY

Cumulative percentage of contracted UDA delivered 2016 & 2017



Month	Adjusted Scheduled Activity (UDA)	
	2016	2017
April	10	-23
May	66	82
June	232	183
July	468	360
August	554	457
September	720	625
October	836	803
November	996	891
December	1,118	1,000
January	1,202	
February	1,489	
March	1,805	
April	1,969	
May	1,969	
June	1,970	

QUALITY

	Quantity	Base Number	Contract	AT	Region	England
% of FP17s for the same patient ID Re-attending within 3 months - Children	10	271	3.7%	10.1%	12.1%	12.4%
% of FP17s for the same patient ID Re-attending within 3 months - Adults	21	259	8.1%	15.3%	15.9%	16.6%
% of FP17s for the same patient ID Re-attending between 3 & 9 months - Children	166	271	61.3%	50.9%	58.6%	57.5%
% of FP17s for the same patient ID Re-attending between 3 & 9 months - Adults	62	259	23.9%	46.5%	51.5%	50.4%
% of FP17s for Band 1 Urgent Courses	27	494	5.5%	8.2%	8.0%	9.1%
% of FP17s Relating to Free Repair or Replacements	0	494	0.0%	0.7%	0.8%	0.8%
% of FP17s Relating to Continuations	2	494	0.4%	0.9%	1.2%	1.3%
% of Patients satisfied with the dentistry they have received	0	0	N/A	92.3%	92.8%	92.7%
% of Patients satisfied with the time they had to wait for an appointment	0	0	N/A	91.0%	89.2%	88.8%

* This is based on patients treated on this contract for their most recent course of treatment. Figures in italics indicate the base number of FP17s or Patient Questionnaire responses are less than 100. N/A is shown where the base number of responses is less than 10 during the period. % is calculated as Quantity/Base number*100

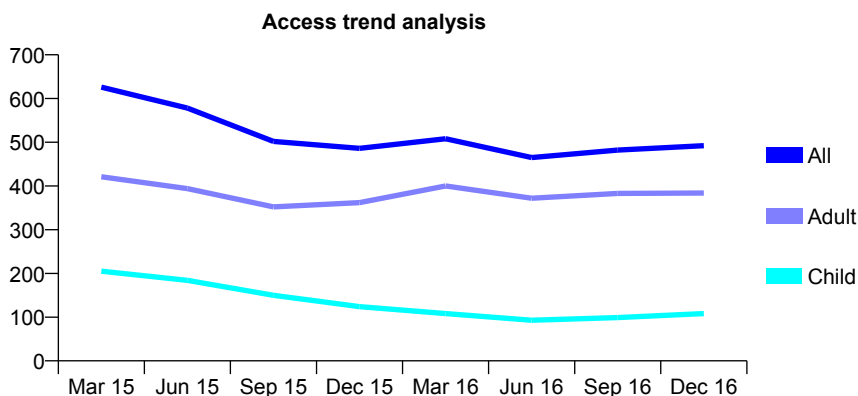
Q54 - Vital Signs At a Glance Contract Report for 858609/0003 - December 2016

Name or company name	MR KS GILL
Contract type name	PDS Plus Contract
Purpose of contract	General
Contract start date	01/05/2012
Contract end date	30/04/2017

16/17 Contracted general activity (UDA)	2,000
Carry forward general activity (UDA)	17
16/17 Contracted orthodontic activity (UOA)	0
Carry forward orthodontic activity (UOA)	0
Baseline contract value	£24,686.55

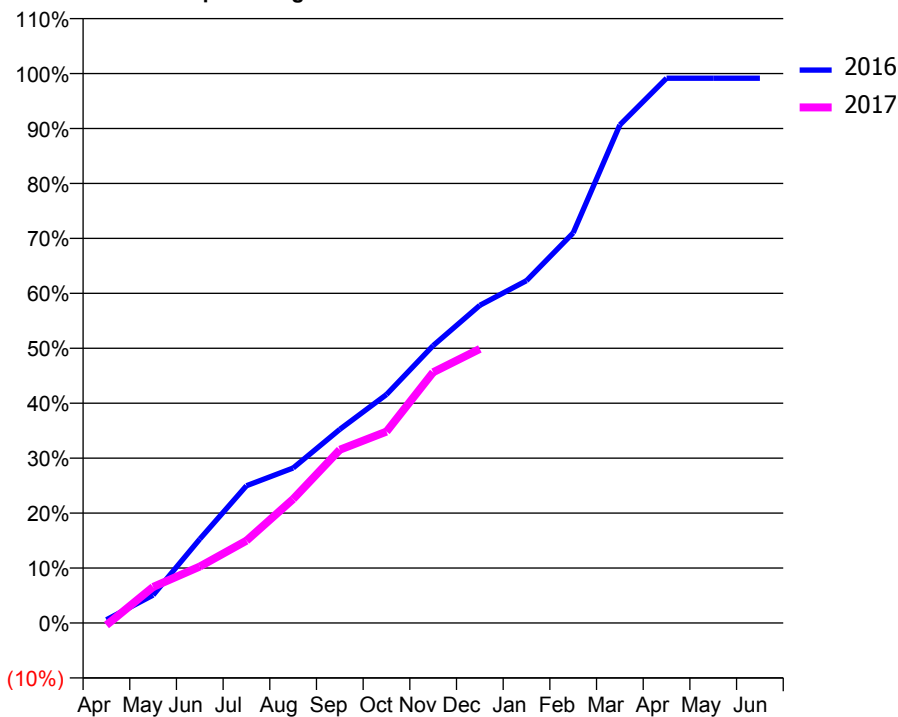
ACCESS*

Patients seen in 24 months	Total	Change since previous quarter
Quarter ending December 2015	486	
Quarter ending March 2016	508	↑
Quarter ending June 2016	465	↓
Quarter ending September 2016	482	↑
Quarter ending December 2016	492	↑
Variance since December 2015	1.2%	→



ACTIVITY

Cumulative percentage of contracted UDA delivered 2016 & 2017



Month	Adjusted Scheduled Activity (UDA)	
	2016	2017
April	12	-8
May	102	131
June	305	206
July	500	300
August	564	451
September	705	631
October	831	697
November	1,010	913
December	1,156	998
January	1,246	
February	1,420	
March	1,813	
April	1,983	
May	1,983	
June	1,983	

QUALITY

	Quantity	Base Number	Contract	AT	Region	England
% of FP17s for the same patient ID Re-attending within 3 months - Children	0	85	0.0%	10.1%	12.1%	12.4%
% of FP17s for the same patient ID Re-attending within 3 months - Adults	22	331	6.6%	15.3%	15.9%	16.6%
% of FP17s for the same patient ID Re-attending between 3 & 9 months - Children	10	85	11.8%	50.9%	58.6%	57.5%
% of FP17s for the same patient ID Re-attending between 3 & 9 months - Adults	99	331	29.9%	46.5%	51.5%	50.4%
% of FP17s for Band 1 Urgent Courses	18	390	4.6%	8.2%	8.0%	9.1%
% of FP17s Relating to Free Repair or Replacements	2	390	0.5%	0.7%	0.8%	0.8%
% of FP17s Relating to Continuations	0	390	0.0%	0.9%	1.2%	1.3%
% of Patients satisfied with the dentistry they have received	1	2	N/A	92.3%	92.8%	92.7%
% of Patients satisfied with the time they had to wait for an appointment	1	2	N/A	91.0%	89.2%	88.8%

* This is based on patients treated on this contract for their most recent course of treatment. Figures in italics indicate the base number of FP17s or Patient Questionnaire responses are less than 100. N/A is shown where the base number of responses is less than 10 during the period. % is calculated as Quantity/Base number*100

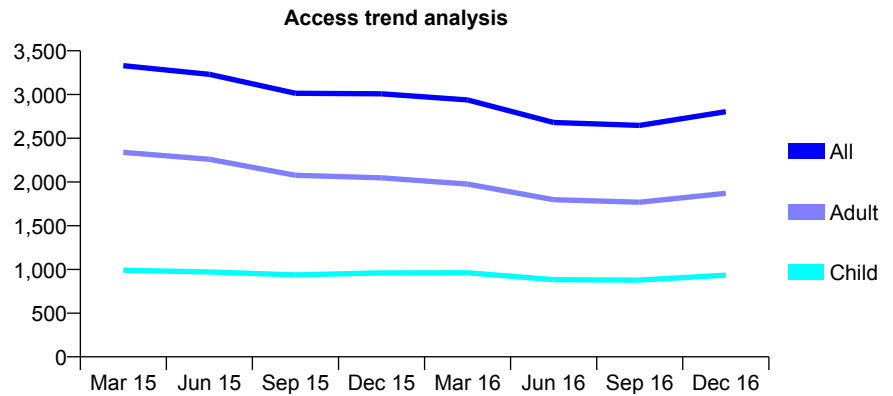
Q54 - Vital Signs At a Glance Contract Report for 859389/0001 - December 2016

Name or company name	MR A KHALIL
Contract type name	GDS Contract
Purpose of contract	General
Contract start date	01/04/2006
Contract end date	

16/17 Contracted general activity (UDA)	11,766
Carry forward general activity (UDA)	-188
16/17 Contracted orthodontic activity (UOA)	0
Carry forward orthodontic activity (UOA)	0
Baseline contract value	£292,757.33

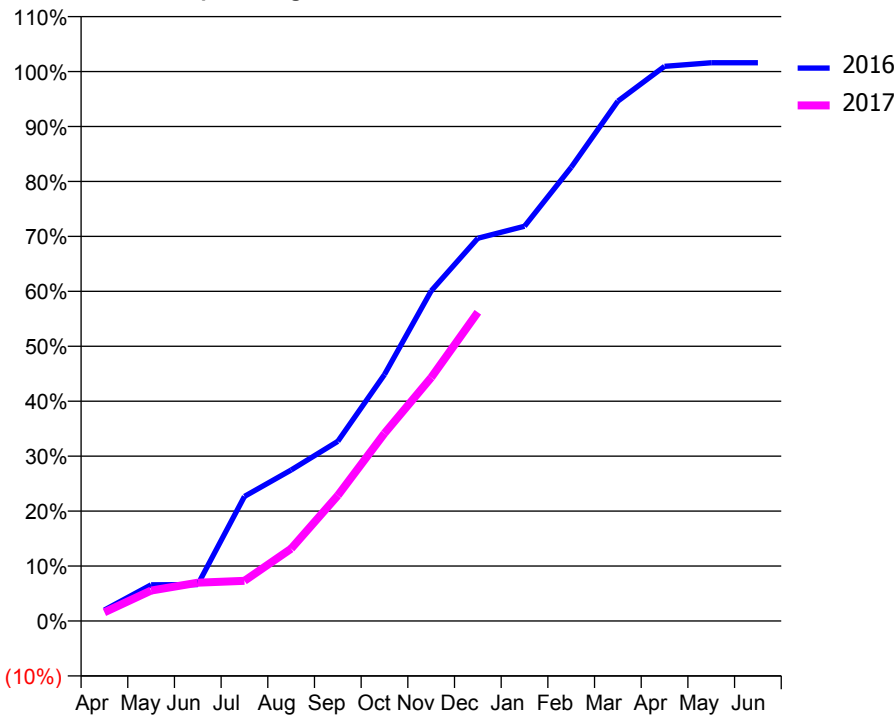
ACCESS*

Patients seen in 24 months	Total	Change since previous quarter
Quarter ending December 2015	3,008	
Quarter ending March 2016	2,938	↓
Quarter ending June 2016	2,680	↓
Quarter ending September 2016	2,646	↓
Quarter ending December 2016	2,804	↑
Variance since December 2015	(6.8%)	↓



ACTIVITY

Cumulative percentage of contracted UDA delivered 2016 & 2017



Month	Adjusted Scheduled Activity (UDA)	
	2016	2017
April	235	188
May	777	652
June	780	821
July	2,668	861
August	3,233	1,548
September	3,847	2,687
October	5,279	4,020
November	7,069	5,211
December	8,195	6,612
January	8,454	
February	9,714	
March	11,130	
April	11,877	
May	11,954	
June	11,954	

QUALITY

	Quantity	Base Number	Contract	AT	Region	England
% of FP17s for the same patient ID Re-attending within 3 months - Children	33	668	4.9%	10.1%	12.1%	12.4%
% of FP17s for the same patient ID Re-attending within 3 months - Adults	100	1,338	7.5%	15.3%	15.9%	16.6%
% of FP17s for the same patient ID Re-attending between 3 & 9 months - Children	156	668	23.4%	50.9%	58.6%	57.5%
% of FP17s for the same patient ID Re-attending between 3 & 9 months - Adults	377	1,338	28.2%	46.5%	51.5%	50.4%
% of FP17s for Band 1 Urgent Courses	121	1,831	6.6%	8.2%	8.0%	9.1%
% of FP17s Relating to Free Repair or Replacements	6	1,831	0.3%	0.7%	0.8%	0.8%
% of FP17s Relating to Continuations	1	1,831	0.1%	0.9%	1.2%	1.3%
% of Patients satisfied with the dentistry they have received	2	2	N/A	92.3%	92.8%	92.7%
% of Patients satisfied with the time they had to wait for an appointment	2	2	N/A	91.0%	89.2%	88.8%

* This is based on patients treated on this contract for their most recent course of treatment. Figures in italics indicate the base number of FP17s or Patient Questionnaire responses are less than 100. N/A is shown where the base number of responses is less than 10 during the period. % is calculated as Quantity/Base number*100

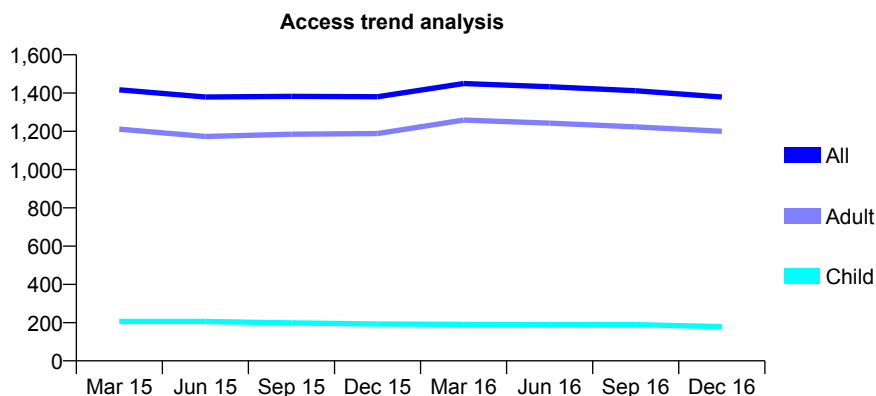
Q54 - Vital Signs At a Glance Contract Report for 901245/0001 - December 2016

Name or company name	MR DG HENDERSON
Contract type name	GDS Contract
Purpose of contract	General and Orthodontic
Contract start date	01/04/2006
Contract end date	

16/17 Contracted general activity (UDA)	3,830
Carry forward general activity (UDA)	13
16/17 Contracted orthodontic activity (UOA)	3
Carry forward orthodontic activity (UOA)	0
Baseline contract value	£98,638.00

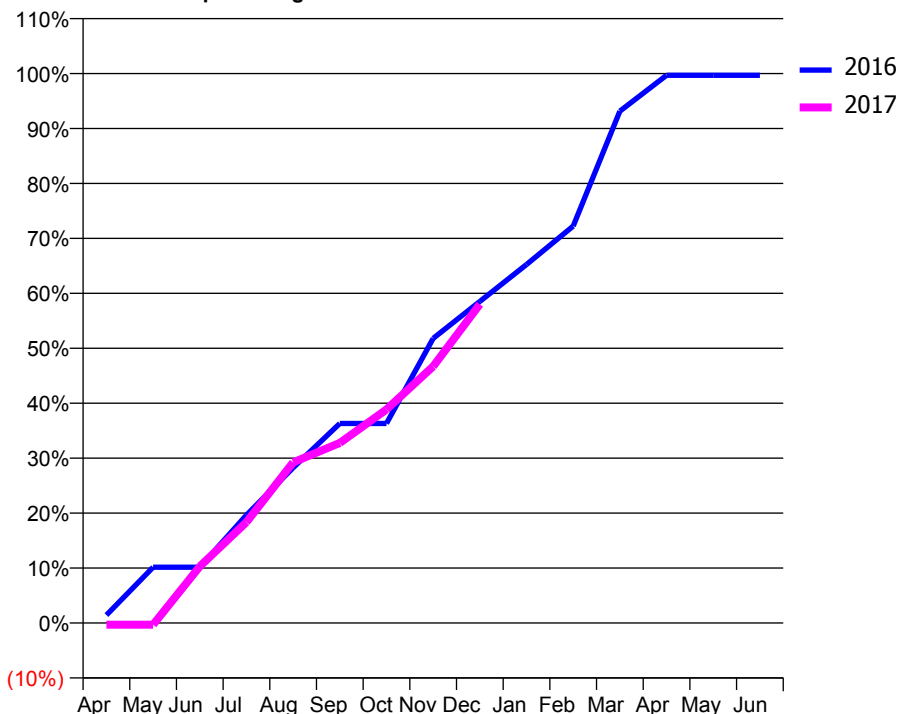
ACCESS*

Patients seen in 24 months	Total	Change since previous quarter
Quarter ending December 2015	1,381	
Quarter ending March 2016	1,450	↑
Quarter ending June 2016	1,433	↓
Quarter ending September 2016	1,412	↓
Quarter ending December 2016	1,379	↓
Variance since December 2015	(0.1%)	→



ACTIVITY

Cumulative percentage of contracted UDA delivered 2016 & 2017



Month	Adjusted Scheduled Activity (UDA)	
	2016	2017
April	55	-13
May	389	-13
June	389	395
July	752	703
August	1,082	1,120
September	1,391	1,255
October	1,391	1,489
November	1,983	1,789
December	2,241	2,222
January	2,499	
February	2,766	
March	3,568	
April	3,817	
May	3,817	
June	3,817	

QUALITY

	Quantity	Base Number	Contract	AT	Region	England
% of FP17s for the same patient ID Re-attending within 3 months - Children	17	178	9.6%	10.1%	12.1%	12.4%
% of FP17s for the same patient ID Re-attending within 3 months - Adults	155	1,039	14.9%	15.3%	15.9%	16.6%
% of FP17s for the same patient ID Re-attending between 3 & 9 months - Children	102	178	57.3%	50.9%	58.6%	57.5%
% of FP17s for the same patient ID Re-attending between 3 & 9 months - Adults	482	1,039	46.4%	46.5%	51.5%	50.4%
% of FP17s for Band 1 Urgent Courses	111	1,118	9.9%	8.2%	8.0%	9.1%
% of FP17s Relating to Free Repair or Replacements	5	1,118	0.4%	0.7%	0.8%	0.8%
% of FP17s Relating to Continuations	0	1,118	0.0%	0.9%	1.2%	1.3%
% of Patients satisfied with the dentistry they have received	0	0	N/A	92.3%	92.8%	92.7%
% of Patients satisfied with the time they had to wait for an appointment	0	0	N/A	91.0%	89.2%	88.8%

* This is based on patients treated on this contract for their most recent course of treatment. Figures in italics indicate the base number of FP17s or Patient Questionnaire responses are less than 100. N/A is shown where the base number of responses is less than 10 during the period. % is calculated as Quantity/Base number*100

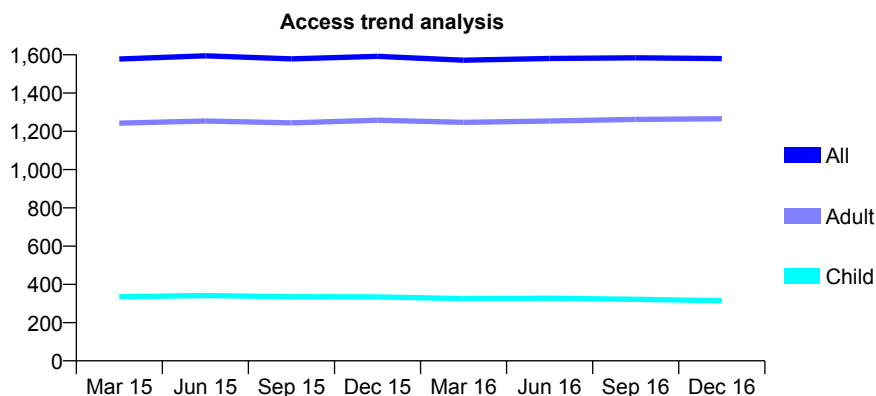
Q54 - Vital Signs At a Glance Contract Report for 909386/0001 - December 2016

Name or company name	MR AN HARGREAVES
Contract type name	GDS Contract
Purpose of contract	General
Contract start date	01/04/2006
Contract end date	

16/17 Contracted general activity (UDA)	4,635
Carry forward general activity (UDA)	0
16/17 Contracted orthodontic activity (UOA)	0
Carry forward orthodontic activity (UOA)	0
Baseline contract value	£131,960.42

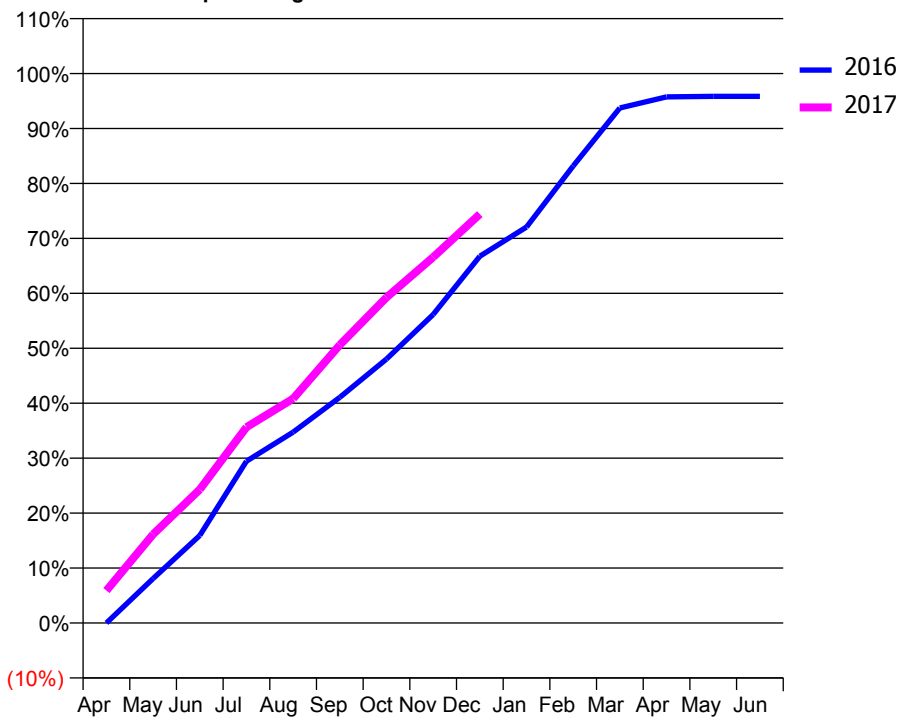
ACCESS*

Patients seen in 24 months	Total	Change since previous quarter
Quarter ending December 2015	1,592	
Quarter ending March 2016	1,572	↓
Quarter ending June 2016	1,581	→
Quarter ending September 2016	1,584	→
Quarter ending December 2016	1,580	→
Variance since December 2015	(0.8%)	→



ACTIVITY

Cumulative percentage of contracted UDA delivered 2016 & 2017



Month	Adjusted Scheduled Activity (UDA)	
	2016	2017
April	-1	274
May	375	748
June	738	1,127
July	1,364	1,652
August	1,610	1,892
September	1,903	2,345
October	2,227	2,746
November	2,602	3,086
December	3,094	3,449
January	3,340	
February	3,855	
March	4,345	
April	4,438	
May	4,442	
June	4,442	

QUALITY

	Quantity	Base Number	Contract	AT	Region	England
% of FP17s for the same patient ID Re-attending within 3 months - Children	12	408	2.9%	10.1%	12.1%	12.4%
% of FP17s for the same patient ID Re-attending within 3 months - Adults	73	1,404	5.2%	15.3%	15.9%	16.6%
% of FP17s for the same patient ID Re-attending between 3 & 9 months - Children	304	408	74.5%	50.9%	58.6%	57.5%
% of FP17s for the same patient ID Re-attending between 3 & 9 months - Adults	969	1,404	69.0%	46.5%	51.5%	50.4%
% of FP17s for Band 1 Urgent Courses	52	1,750	3.0%	8.2%	8.0%	9.1%
% of FP17s Relating to Free Repair or Replacements	1	1,750	0.1%	0.7%	0.8%	0.8%
% of FP17s Relating to Continuations	6	1,750	0.3%	0.9%	1.2%	1.3%
% of Patients satisfied with the dentistry they have received	0	0	N/A	92.3%	92.8%	92.7%
% of Patients satisfied with the time they had to wait for an appointment	0	0	N/A	91.0%	89.2%	88.8%

* This is based on patients treated on this contract for their most recent course of treatment. Figures in italics indicate the base number of FP17s or Patient Questionnaire responses are less than 100. N/A is shown where the base number of responses is less than 10 during the period. % is calculated as Quantity/Base number*100

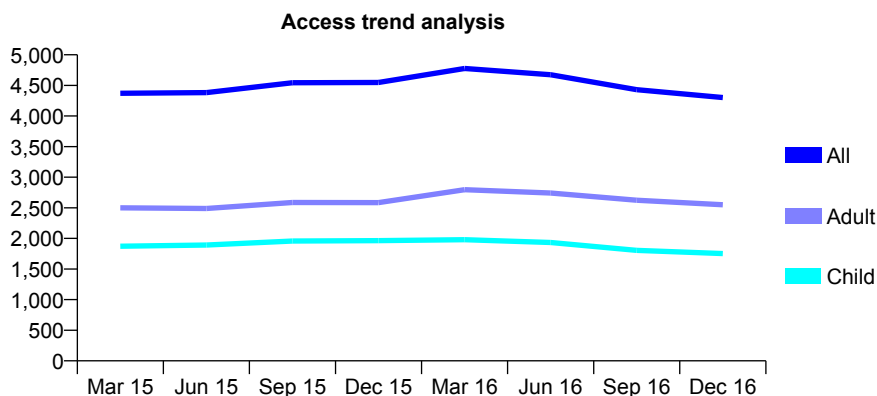
Q54 - Vital Signs At a Glance Contract Report for 913286/0002 - December 2016

Name or company name	MR GE FICKERT
Contract type name	GDS Contract
Purpose of contract	General
Contract start date	01/04/2006
Contract end date	

16/17 Contracted general activity (UDA)	14,799
Carry forward general activity (UDA)	-71
16/17 Contracted orthodontic activity (UOA)	0
Carry forward orthodontic activity (UOA)	0
Baseline contract value	£361,703.67

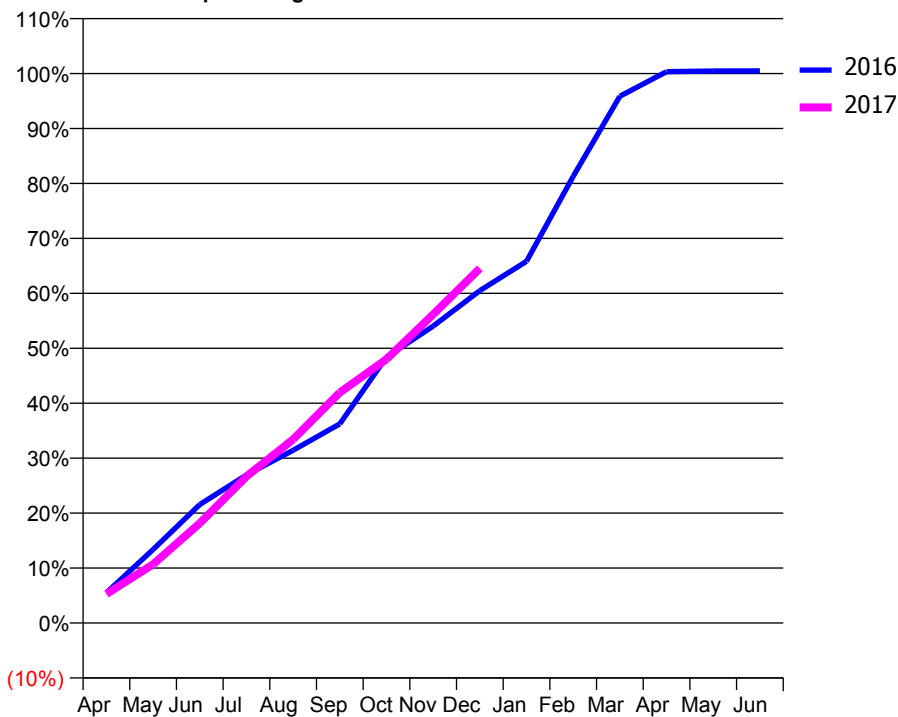
ACCESS*

Patients seen in 24 months	Total	Change since previous quarter
Quarter ending December 2015	4,548	
Quarter ending March 2016	4,776	↑
Quarter ending June 2016	4,674	↓
Quarter ending September 2016	4,430	↓
Quarter ending December 2016	4,302	↓
Variance since December 2015	(5.4%)	↓



ACTIVITY

Cumulative percentage of contracted UDA delivered 2016 & 2017



Month	Adjusted Scheduled Activity (UDA)	
	2016	2017
April	816	782
May	1,982	1,581
June	3,191	2,690
July	3,987	3,947
August	4,653	4,948
September	5,364	6,209
October	7,163	7,105
November	7,994	8,311
December	8,951	9,550
January	9,740	
February	12,030	
March	14,188	
April	14,848	
May	14,867	
June	14,870	

QUALITY

	Quantity	Base Number	Contract	AT	Region	England
% of FP17s for the same patient ID Re-attending within 3 months - Children	91	1,529	6.0%	10.1%	12.1%	12.4%
% of FP17s for the same patient ID Re-attending within 3 months - Adults	367	1,855	19.8%	15.3%	15.9%	16.6%
% of FP17s for the same patient ID Re-attending between 3 & 9 months - Children	833	1,529	54.5%	50.9%	58.6%	57.5%
% of FP17s for the same patient ID Re-attending between 3 & 9 months - Adults	682	1,855	36.8%	46.5%	51.5%	50.4%
% of FP17s for Band 1 Urgent Courses	325	3,139	10.4%	8.2%	8.0%	9.1%
% of FP17s Relating to Free Repair or Replacements	6	3,139	0.2%	0.7%	0.8%	0.8%
% of FP17s Relating to Continuations	2	3,139	0.1%	0.9%	1.2%	1.3%
% of Patients satisfied with the dentistry they have received	4	4	N/A	92.3%	92.8%	92.7%
% of Patients satisfied with the time they had to wait for an appointment	4	4	N/A	91.0%	89.2%	88.8%

* This is based on patients treated on this contract for their most recent course of treatment. Figures in italics indicate the base number of FP17s or Patient Questionnaire responses are less than 100. N/A is shown where the base number of responses is less than 10 during the period. % is calculated as Quantity/Base number*100

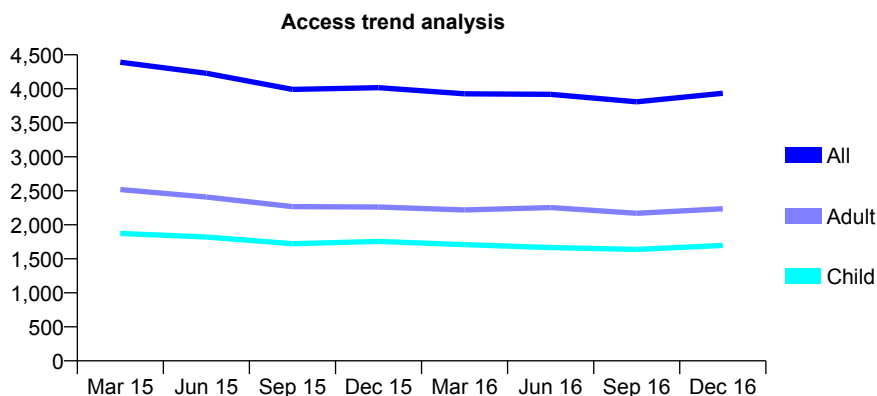
Q54 - Vital Signs At a Glance Contract Report for 913286/0003 - December 2016

Name or company name	MR GE FICKERT
Contract type name	GDS Contract
Purpose of contract	General
Contract start date	01/04/2006
Contract end date	

16/17 Contracted general activity (UDA)	8,060
Carry forward general activity (UDA)	-118
16/17 Contracted orthodontic activity (UOA)	0
Carry forward orthodontic activity (UOA)	0
Baseline contract value	£197,866.76

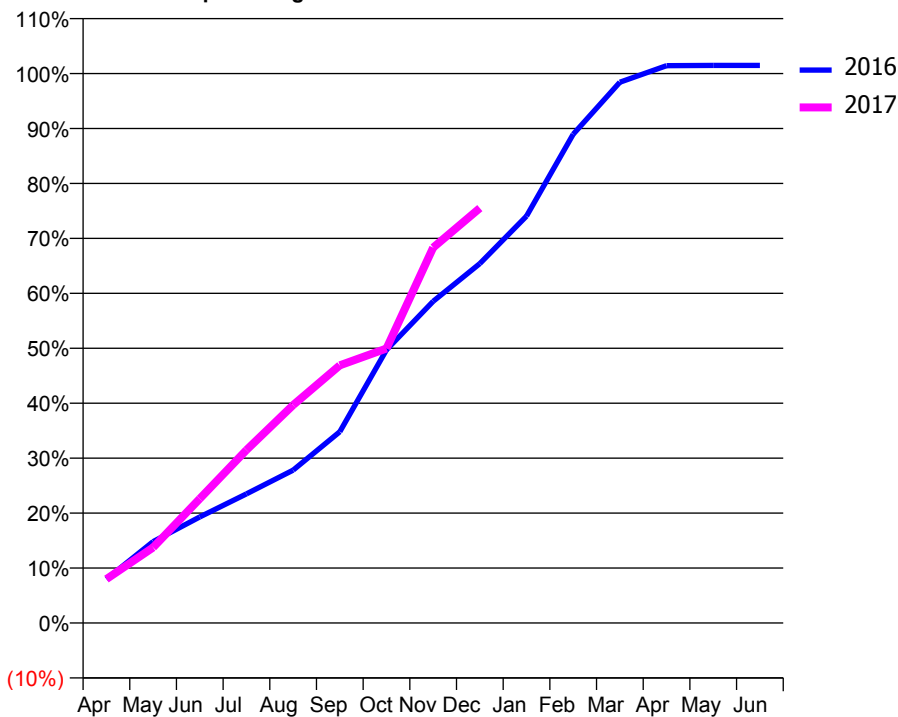
ACCESS*

Patients seen in 24 months	Total	Change since previous quarter
Quarter ending December 2015	4,016	
Quarter ending March 2016	3,927	↓
Quarter ending June 2016	3,919	→
Quarter ending September 2016	3,809	↓
Quarter ending December 2016	3,935	↑
Variance since December 2015	(2.0%)	↓



ACTIVITY

Cumulative percentage of contracted UDA delivered 2016 & 2017



Month	Adjusted Scheduled Activity (UDA)	
	2016	2017
April	645	644
May	1,194	1,107
June	1,557	1,824
July	1,895	2,537
August	2,242	3,197
September	2,806	3,780
October	4,007	4,027
November	4,719	5,507
December	5,272	6,085
January	5,968	
February	7,169	
March	7,933	
April	8,174	
May	8,178	
June	8,178	

QUALITY

	Quantity	Base Number	Contract	AT	Region	England
% of FP17s for the same patient ID Re-attending within 3 months - Children	79	1,358	5.8%	10.1%	12.1%	12.4%
% of FP17s for the same patient ID Re-attending within 3 months - Adults	184	1,563	11.8%	15.3%	15.9%	16.6%
% of FP17s for the same patient ID Re-attending between 3 & 9 months - Children	501	1,358	36.9%	50.9%	58.6%	57.5%
% of FP17s for the same patient ID Re-attending between 3 & 9 months - Adults	450	1,563	28.8%	46.5%	51.5%	50.4%
% of FP17s for Band 1 Urgent Courses	271	2,264	12.0%	8.2%	8.0%	9.1%
% of FP17s Relating to Free Repair or Replacements	0	2,264	0.0%	0.7%	0.8%	0.8%
% of FP17s Relating to Continuations	0	2,264	0.0%	0.9%	1.2%	1.3%
% of Patients satisfied with the dentistry they have received	2	2	N/A	92.3%	92.8%	92.7%
% of Patients satisfied with the time they had to wait for an appointment	1	2	N/A	91.0%	89.2%	88.8%

* This is based on patients treated on this contract for their most recent course of treatment. Figures in italics indicate the base number of FP17s or Patient Questionnaire responses are less than 100. N/A is shown where the base number of responses is less than 10 during the period. % is calculated as Quantity/Base number*100

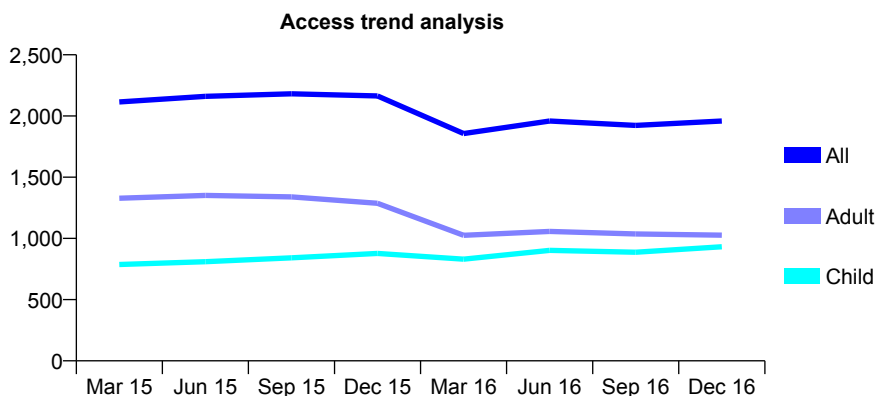
Q54 - Vital Signs At a Glance Contract Report for 913286/0004 - December 2016

Name or company name	MR GE FICKERT
Contract type name	GDS Contract
Purpose of contract	General
Contract start date	01/04/2006
Contract end date	

16/17 Contracted general activity (UDA)	5,597
Carry forward general activity (UDA)	-87
16/17 Contracted orthodontic activity (UOA)	0
Carry forward orthodontic activity (UOA)	0
Baseline contract value	£173,188.95

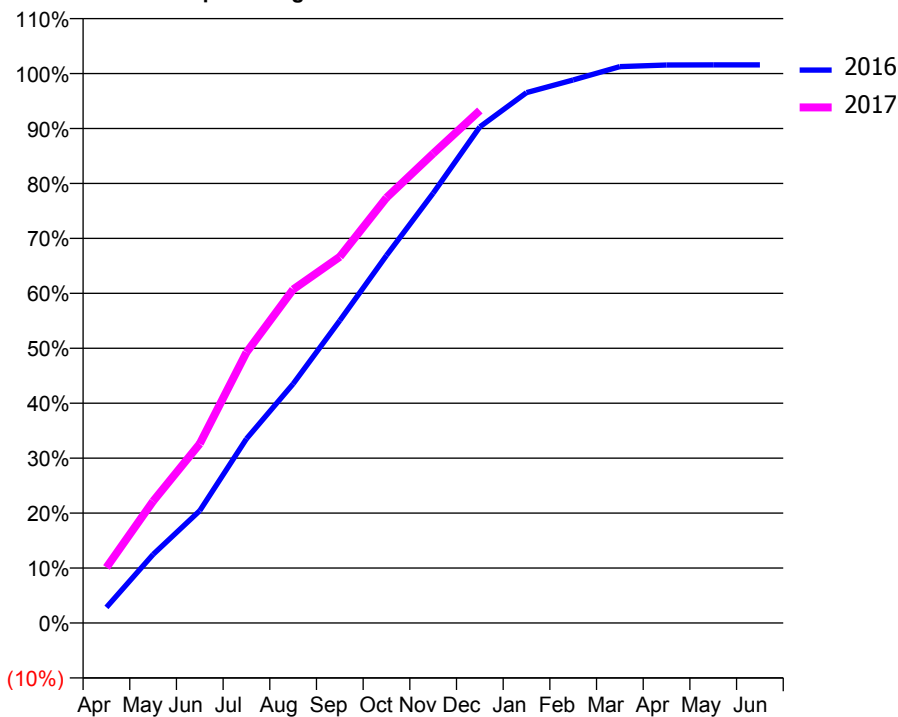
ACCESS*

Patients seen in 24 months	Total	Change since previous quarter
Quarter ending December 2015	2,164	
Quarter ending March 2016	1,857	↓
Quarter ending June 2016	1,959	↑
Quarter ending September 2016	1,923	↓
Quarter ending December 2016	1,959	→
Variance since December 2015	(9.5%)	↓



ACTIVITY

Cumulative percentage of contracted UDA delivered 2016 & 2017



Month	Adjusted Scheduled Activity (UDA)	
	2016	2017
April	160	566
May	699	1,241
June	1,144	1,826
July	1,876	2,756
August	2,436	3,397
September	3,081	3,730
October	3,744	4,331
November	4,378	4,781
December	5,053	5,221
January	5,403	
February	5,532	
March	5,668	
April	5,683	
May	5,684	
June	5,684	

QUALITY

	Quantity	Base Number	Contract	AT	Region	England
% of FP17s for the same patient ID Re-attending within 3 months - Children	104	1,062	9.8%	10.1%	12.1%	12.4%
% of FP17s for the same patient ID Re-attending within 3 months - Adults	290	1,163	24.9%	15.3%	15.9%	16.6%
% of FP17s for the same patient ID Re-attending between 3 & 9 months - Children	456	1,062	42.9%	50.9%	58.6%	57.5%
% of FP17s for the same patient ID Re-attending between 3 & 9 months - Adults	371	1,163	31.9%	46.5%	51.5%	50.4%
% of FP17s for Band 1 Urgent Courses	428	2,213	19.3%	8.2%	8.0%	9.1%
% of FP17s Relating to Free Repair or Replacements	0	2,213	0.0%	0.7%	0.8%	0.8%
% of FP17s Relating to Continuations	1	2,213	0.0%	0.9%	1.2%	1.3%
% of Patients satisfied with the dentistry they have received	1	1	N/A	92.3%	92.8%	92.7%
% of Patients satisfied with the time they had to wait for an appointment	1	1	N/A	91.0%	89.2%	88.8%

* This is based on patients treated on this contract for their most recent course of treatment. Figures in italics indicate the base number of FP17s or Patient Questionnaire responses are less than 100. N/A is shown where the base number of responses is less than 10 during the period. % is calculated as Quantity/Base number*100

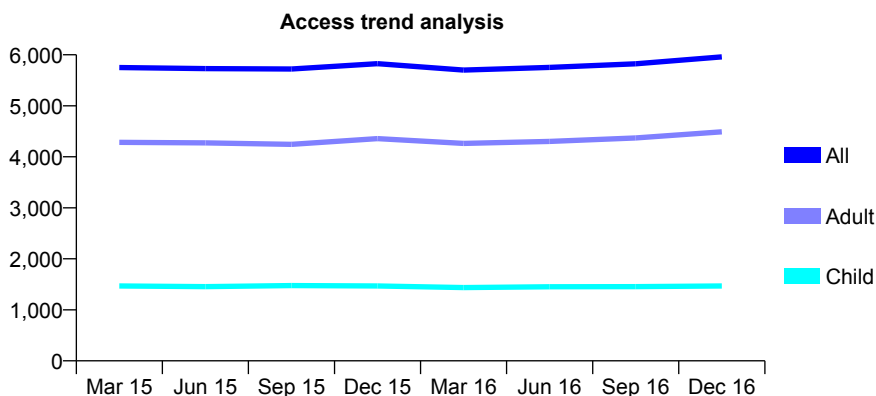
Q54 - Vital Signs At a Glance Contract Report for 913286/0007 - December 2016

Name or company name	MR GE FICKERT
Contract type name	GDS Contract
Purpose of contract	General
Contract start date	01/04/2009
Contract end date	

16/17 Contracted general activity (UDA)	19,254
Carry forward general activity (UDA)	-60
16/17 Contracted orthodontic activity (UOA)	0
Carry forward orthodontic activity (UOA)	0
Baseline contract value	£478,678.03

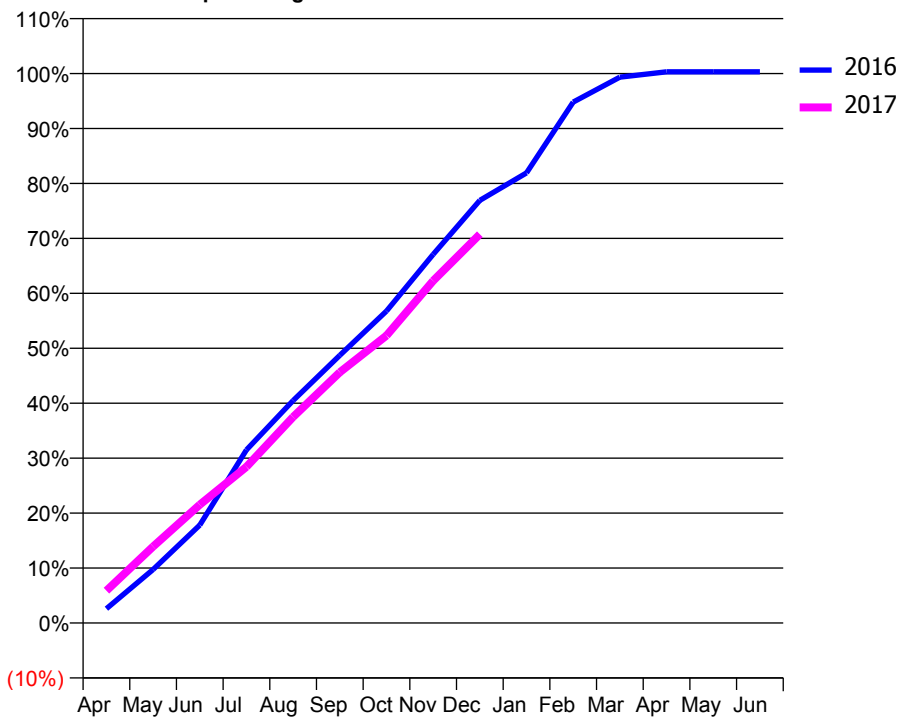
ACCESS*

Patients seen in 24 months	Total	Change since previous quarter
Quarter ending December 2015	5,827	
Quarter ending March 2016	5,700	↓
Quarter ending June 2016	5,754	→
Quarter ending September 2016	5,823	→
Quarter ending December 2016	5,959	↑
Variance since December 2015	2.3%	↑



ACTIVITY

Cumulative percentage of contracted UDA delivered 2016 & 2017



Month	Adjusted Scheduled Activity (UDA)	
	2016	2017
April	500	1,133
May	1,878	2,680
June	3,432	4,149
July	6,069	5,472
August	7,794	7,220
September	9,379	8,788
October	10,932	10,070
November	12,917	11,992
December	14,807	13,624
January	15,774	
February	18,253	
March	19,128	
April	19,313	
May	19,313	
June	19,314	

QUALITY

	Quantity	Base Number	Contract	AT	Region	England
% of FP17s for the same patient ID Re-attending within 3 months - Children	53	1,493	3.5%	10.1%	12.1%	12.4%
% of FP17s for the same patient ID Re-attending within 3 months - Adults	291	3,842	7.6%	15.3%	15.9%	16.6%
% of FP17s for the same patient ID Re-attending between 3 & 9 months - Children	904	1,493	60.5%	50.9%	58.6%	57.5%
% of FP17s for the same patient ID Re-attending between 3 & 9 months - Adults	1,704	3,842	44.4%	46.5%	51.5%	50.4%
% of FP17s for Band 1 Urgent Courses	164	5,253	3.1%	8.2%	8.0%	9.1%
% of FP17s Relating to Free Repair or Replacements	11	5,253	0.2%	0.7%	0.8%	0.8%
% of FP17s Relating to Continuations	9	5,253	0.2%	0.9%	1.2%	1.3%
% of Patients satisfied with the dentistry they have received	4	5	N/A	92.3%	92.8%	92.7%
% of Patients satisfied with the time they had to wait for an appointment	5	5	N/A	91.0%	89.2%	88.8%

* This is based on patients treated on this contract for their most recent course of treatment. Figures in italics indicate the base number of FP17s or Patient Questionnaire responses are less than 100. N/A is shown where the base number of responses is less than 10 during the period. % is calculated as Quantity/Base number*100

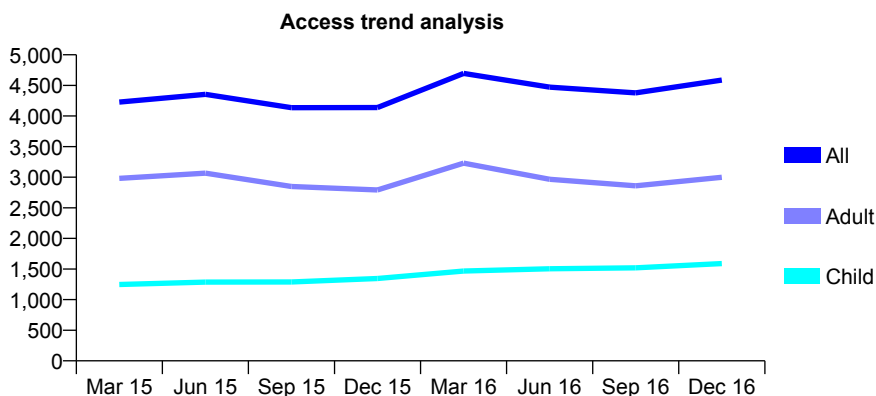
Q54 - Vital Signs At a Glance Contract Report for 913286/0010 - December 2016

Name or company name	MR GE FICKERT
Contract type name	GDS Contract
Purpose of contract	General
Contract start date	30/04/2013
Contract end date	

16/17 Contracted general activity (UDA)	12,869
Carry forward general activity (UDA)	-257
16/17 Contracted orthodontic activity (UOA)	0
Carry forward orthodontic activity (UOA)	0
Baseline contract value	£329,425.19

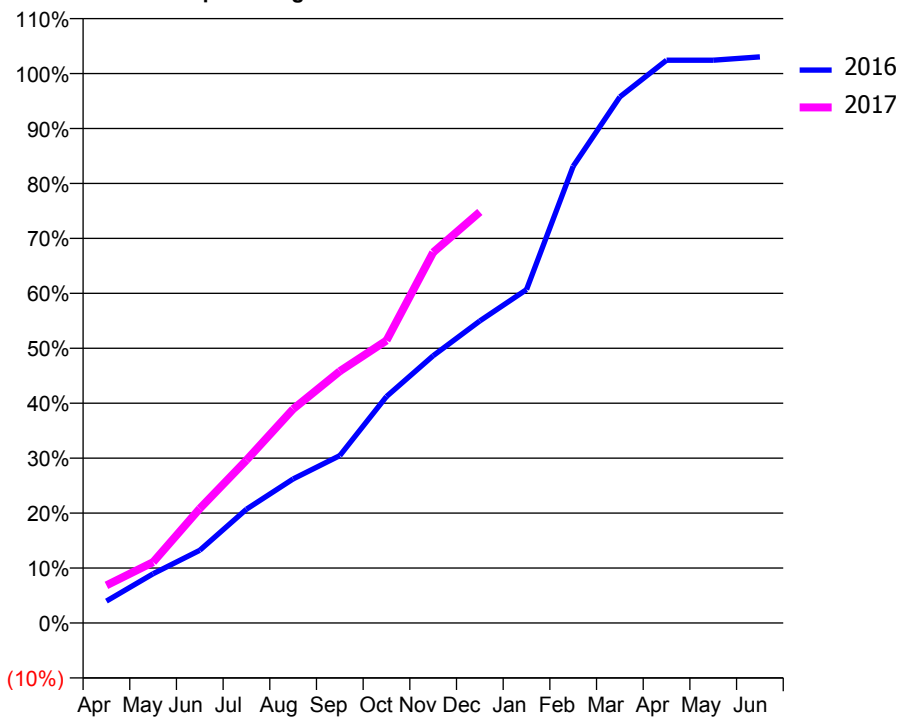
ACCESS*

Patients seen in 24 months	Total	Change since previous quarter
Quarter ending December 2015	4,138	
Quarter ending March 2016	4,697	↑
Quarter ending June 2016	4,471	↓
Quarter ending September 2016	4,378	↓
Quarter ending December 2016	4,588	↑
Variance since December 2015	10.9%	↑



ACTIVITY

Cumulative percentage of contracted UDA delivered 2016 & 2017



Month	Adjusted Scheduled Activity (UDA)	
	2016	2017
April	513	883
May	1,155	1,425
June	1,702	2,681
July	2,666	3,815
August	3,375	5,012
September	3,921	5,899
October	5,305	6,615
November	6,260	8,681
December	7,076	9,626
January	7,808	
February	10,696	
March	12,323	
April	13,181	
May	13,181	
June	13,259	

QUALITY

	Quantity	Base Number	Contract	AT	Region	England
% of FP17s for the same patient ID Re-attending within 3 months - Children	80	1,478	5.4%	10.1%	12.1%	12.4%
% of FP17s for the same patient ID Re-attending within 3 months - Adults	291	2,247	13.0%	15.3%	15.9%	16.6%
% of FP17s for the same patient ID Re-attending between 3 & 9 months - Children	784	1,478	53.0%	50.9%	58.6%	57.5%
% of FP17s for the same patient ID Re-attending between 3 & 9 months - Adults	889	2,247	39.6%	46.5%	51.5%	50.4%
% of FP17s for Band 1 Urgent Courses	283	3,391	8.3%	8.2%	8.0%	9.1%
% of FP17s Relating to Free Repair or Replacements	9	3,391	0.3%	0.7%	0.8%	0.8%
% of FP17s Relating to Continuations	1	3,391	0.0%	0.9%	1.2%	1.3%
% of Patients satisfied with the dentistry they have received	2	2	N/A	92.3%	92.8%	92.7%
% of Patients satisfied with the time they had to wait for an appointment	1	2	N/A	91.0%	89.2%	88.8%

* This is based on patients treated on this contract for their most recent course of treatment. Figures in italics indicate the base number of FP17s or Patient Questionnaire responses are less than 100. N/A is shown where the base number of responses is less than 10 during the period. % is calculated as Quantity/Base number*100

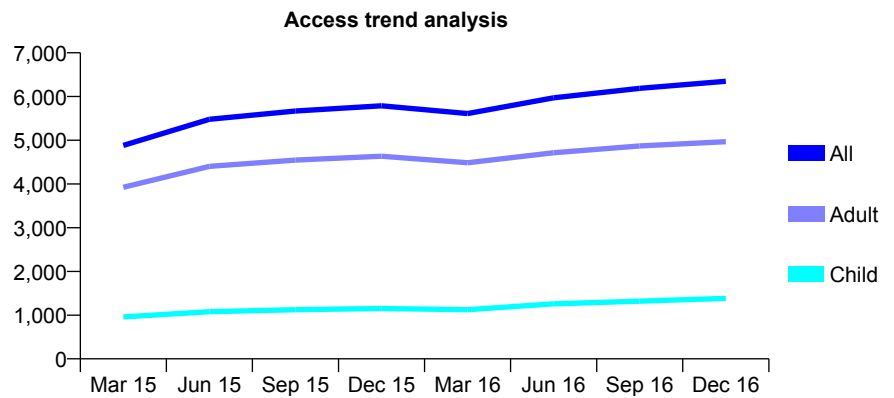
Q54 - Vital Signs At a Glance Contract Report for 913286/0011 - December 2016

Name or company name	MR GE FICKERT
Contract type name	GDS Contract
Purpose of contract	General
Contract start date	01/07/2013
Contract end date	

16/17 Contracted general activity (UDA)	15,442
Carry forward general activity (UDA)	-309
16/17 Contracted orthodontic activity (UOA)	0
Carry forward orthodontic activity (UOA)	0
Baseline contract value	£340,382.49

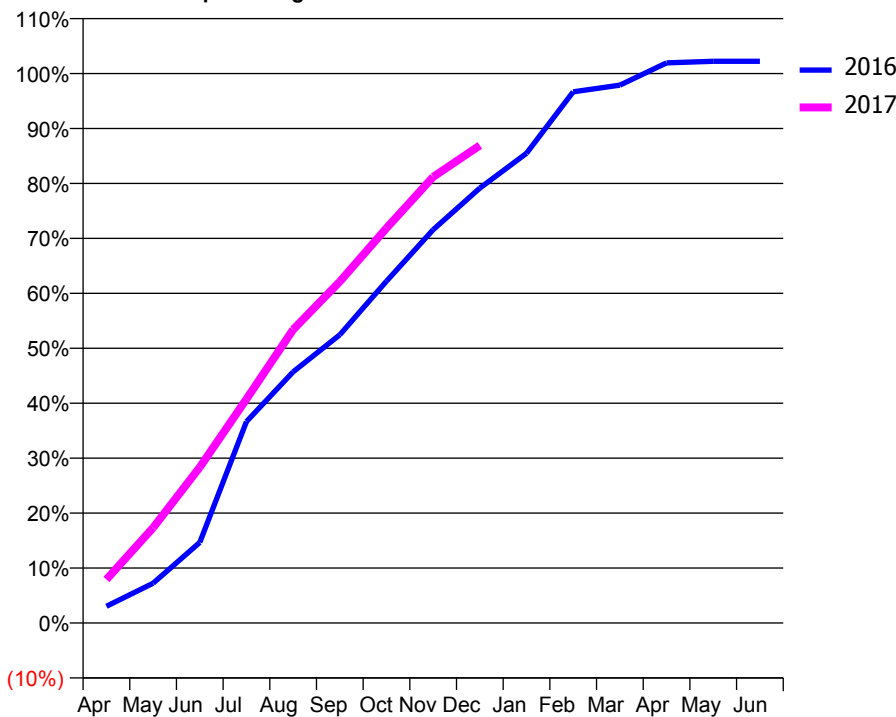
ACCESS*

Patients seen in 24 months	Total	Change since previous quarter
Quarter ending December 2015	5,787	
Quarter ending March 2016	5,611	↓
Quarter ending June 2016	5,971	↑
Quarter ending September 2016	6,187	↑
Quarter ending December 2016	6,349	↑
Variance since December 2015	9.7%	↑



ACTIVITY

Cumulative percentage of contracted UDA delivered 2016 & 2017



Month	Adjusted Scheduled Activity (UDA)	
	2016	2017
April	470	1,223
May	1,118	2,676
June	2,266	4,380
July	5,661	6,293
August	7,058	8,245
September	8,099	9,596
October	9,606	11,097
November	11,054	12,538
December	12,222	13,422
January	13,199	
February	14,928	
March	15,116	
April	15,742	
May	15,785	
June	15,785	

QUALITY

	Quantity	Base Number	Contract	AT	Region	England
% of FP17s for the same patient ID Re-attending within 3 months - Children	114	1,470	7.8%	10.1%	12.1%	12.4%
% of FP17s for the same patient ID Re-attending within 3 months - Adults	633	4,331	14.6%	15.3%	15.9%	16.6%
% of FP17s for the same patient ID Re-attending between 3 & 9 months - Children	630	1,470	42.9%	50.9%	58.6%	57.5%
% of FP17s for the same patient ID Re-attending between 3 & 9 months - Adults	1,596	4,331	36.9%	46.5%	51.5%	50.4%
% of FP17s for Band 1 Urgent Courses	775	5,478	14.1%	8.2%	8.0%	9.1%
% of FP17s Relating to Free Repair or Replacements	35	5,478	0.6%	0.7%	0.8%	0.8%
% of FP17s Relating to Continuations	1	5,478	0.0%	0.9%	1.2%	1.3%
% of Patients satisfied with the dentistry they have received	9	12	75.0%	92.3%	92.8%	92.7%
% of Patients satisfied with the time they had to wait for an appointment	10	12	83.3%	91.0%	89.2%	88.8%

* This is based on patients treated on this contract for their most recent course of treatment. Figures in italics indicate the base number of FP17s or Patient Questionnaire responses are less than 100. N/A is shown where the base number of responses is less than 10 during the period. % is calculated as Quantity/Base number*100

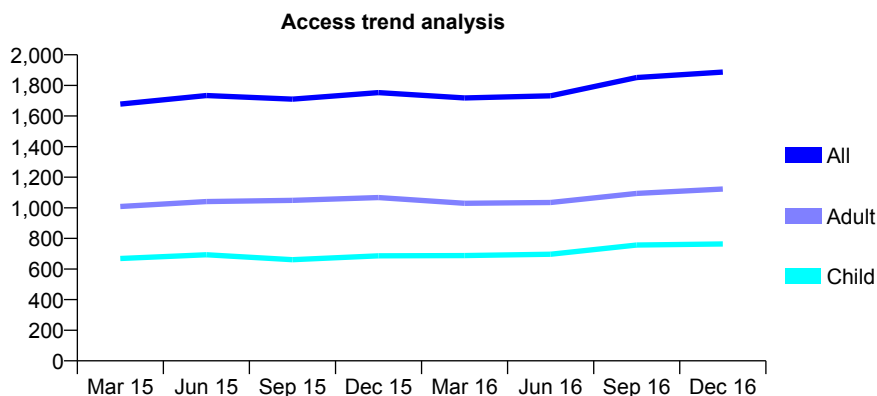
Q54 - Vital Signs At a Glance Contract Report for 913618/0001 - December 2016

Name or company name	Mere Green Dental Practice
Contract type name	GDS Contract
Purpose of contract	General and Orthodontic
Contract start date	01/04/2006
Contract end date	

16/17 Contracted general activity (UDA)	5,306
Carry forward general activity (UDA)	-45
16/17 Contracted orthodontic activity (UOA)	959
Carry forward orthodontic activity (UOA)	-19
Baseline contract value	£192,603.52

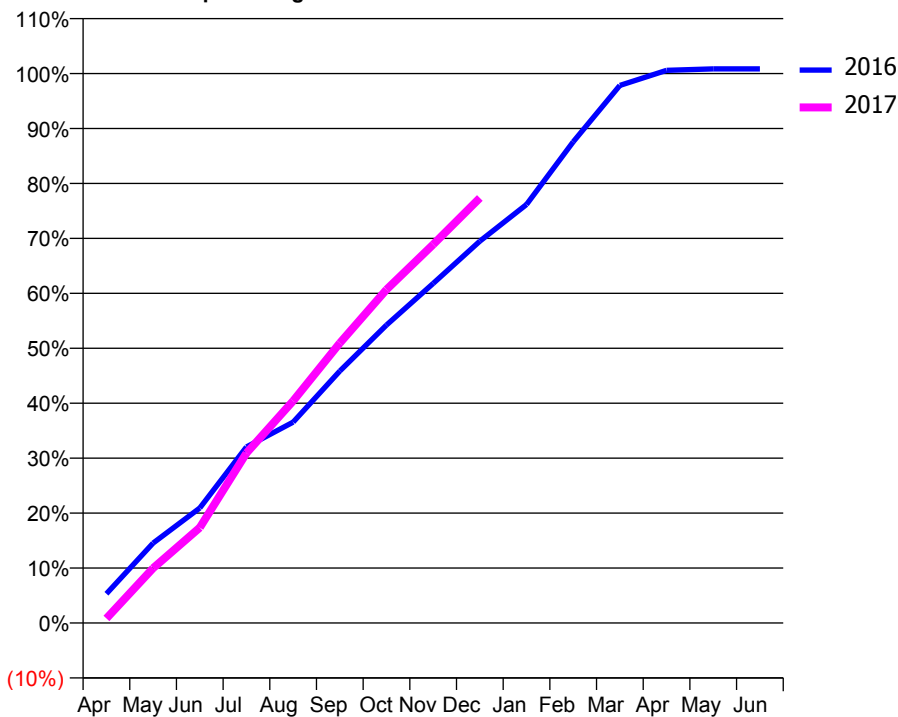
ACCESS*

Patients seen in 24 months	Total	Change since previous quarter
Quarter ending December 2015	1,753	
Quarter ending March 2016	1,718	↓
Quarter ending June 2016	1,732	→
Quarter ending September 2016	1,851	↑
Quarter ending December 2016	1,887	→
Variance since December 2015	7.6%	↑



ACTIVITY

Cumulative percentage of contracted UDA delivered 2016 & 2017



Month	Adjusted Scheduled Activity (UDA)	
	2016	2017
April	283	45
May	771	530
June	1,110	921
July	1,701	1,642
August	1,940	2,145
September	2,433	2,703
October	2,877	3,220
November	3,279	3,655
December	3,687	4,105
January	4,041	
February	4,647	
March	5,190	
April	5,336	
May	5,350	
June	5,351	

QUALITY

	Quantity	Base Number	Contract	AT	Region	England
% of FP17s for the same patient ID Re-attending within 3 months - Children	119	882	13.5%	10.1%	12.1%	12.4%
% of FP17s for the same patient ID Re-attending within 3 months - Adults	113	943	12.0%	15.3%	15.9%	16.6%
% of FP17s for the same patient ID Re-attending between 3 & 9 months - Children	299	882	33.9%	50.9%	58.6%	57.5%
% of FP17s for the same patient ID Re-attending between 3 & 9 months - Adults	342	943	36.3%	46.5%	51.5%	50.4%
% of FP17s for Band 1 Urgent Courses	134	1,664	8.1%	8.2%	8.0%	9.1%
% of FP17s Relating to Free Repair or Replacements	6	1,664	0.4%	0.7%	0.8%	0.8%
% of FP17s Relating to Continuations	13	1,664	0.8%	0.9%	1.2%	1.3%
% of Patients satisfied with the dentistry they have received	0	0	N/A	92.3%	92.8%	92.7%
% of Patients satisfied with the time they had to wait for an appointment	0	0	N/A	91.0%	89.2%	88.8%

* This is based on patients treated on this contract for their most recent course of treatment. Figures in italics indicate the base number of FP17s or Patient Questionnaire responses are less than 100. N/A is shown where the base number of responses is less than 10 during the period. % is calculated as Quantity/Base number*100

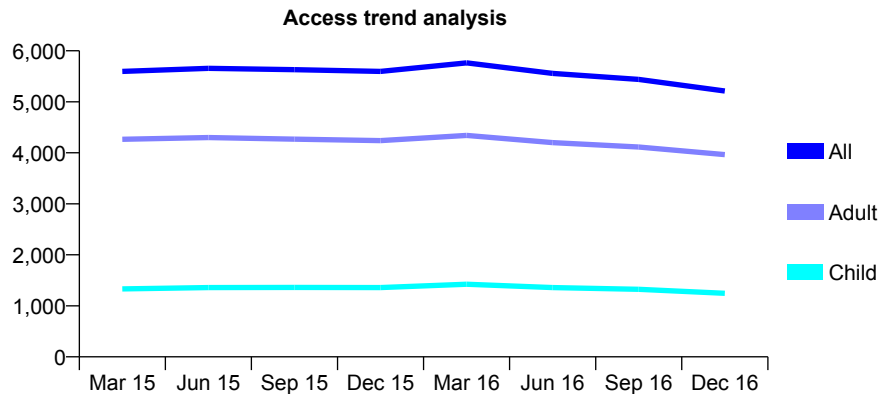
Q54 - Vital Signs At a Glance Contract Report for 921025/0001 - December 2016

Name or company name	MR S KUMAR
Contract type name	GDS Contract
Purpose of contract	General
Contract start date	06/04/2007
Contract end date	

16/17 Contracted general activity (UDA)	17,992
Carry forward general activity (UDA)	-48
16/17 Contracted orthodontic activity (UOA)	0
Carry forward orthodontic activity (UOA)	0
Baseline contract value	£413,221.87

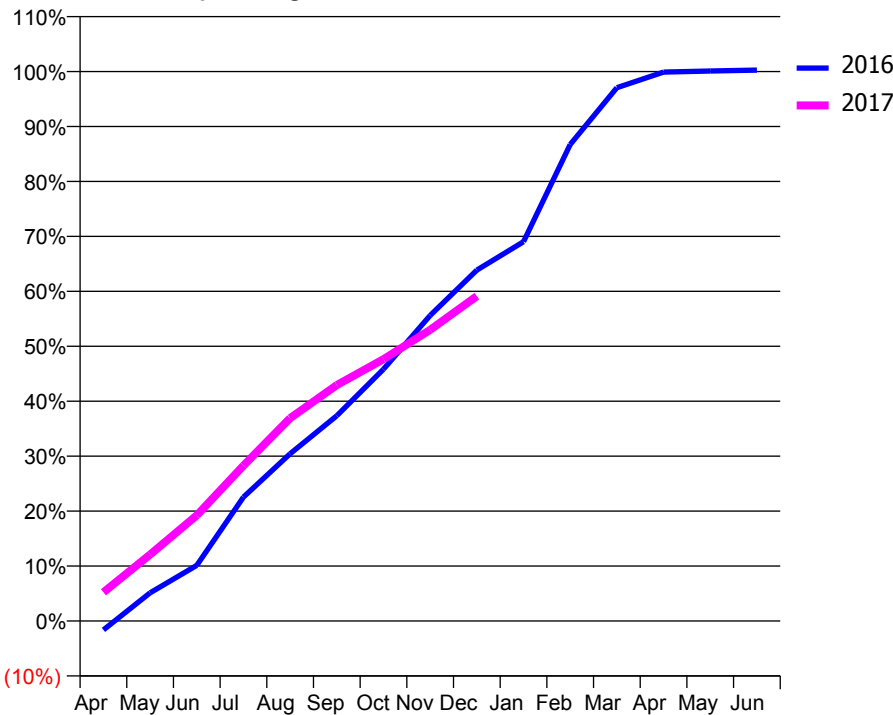
ACCESS*

Patients seen in 24 months	Total	Change since previous quarter
Quarter ending December 2015	5,597	
Quarter ending March 2016	5,763	↑
Quarter ending June 2016	5,558	↓
Quarter ending September 2016	5,439	↓
Quarter ending December 2016	5,211	↓
Variance since December 2015	(6.9%)	↓



ACTIVITY

Cumulative percentage of contracted UDA delivered 2016 & 2017



Month	Adjusted Scheduled Activity (UDA)	
	2016	2017
April	-296	942
May	925	2,176
June	1,824	3,458
July	4,059	5,089
August	5,478	6,642
September	6,720	7,726
October	8,244	8,571
November	10,004	9,534
December	11,489	10,637
January	12,421	
February	15,602	
March	17,464	
April	17,975	
May	18,010	
June	18,040	

QUALITY

	Quantity	Base Number	Contract	AT	Region	England
% of FP17s for the same patient ID Re-attending within 3 months - Children	110	1,103	10.0%	10.1%	12.1%	12.4%
% of FP17s for the same patient ID Re-attending within 3 months - Adults	672	3,552	18.9%	15.3%	15.9%	16.6%
% of FP17s for the same patient ID Re-attending between 3 & 9 months - Children	600	1,103	54.4%	50.9%	58.6%	57.5%
% of FP17s for the same patient ID Re-attending between 3 & 9 months - Adults	1,767	3,552	49.7%	46.5%	51.5%	50.4%
% of FP17s for Band 1 Urgent Courses	173	4,078	4.2%	8.2%	8.0%	9.1%
% of FP17s Relating to Free Repair or Replacements	179	4,078	4.4%	0.7%	0.8%	0.8%
% of FP17s Relating to Continuations	51	4,078	1.3%	0.9%	1.2%	1.3%
% of Patients satisfied with the dentistry they have received	10	10	100.0%	92.3%	92.8%	92.7%
% of Patients satisfied with the time they had to wait for an appointment	8	10	80.0%	91.0%	89.2%	88.8%

* This is based on patients treated on this contract for their most recent course of treatment. Figures in italics indicate the base number of FP17s or Patient Questionnaire responses are less than 100. N/A is shown where the base number of responses is less than 10 during the period. % is calculated as Quantity/Base number*100

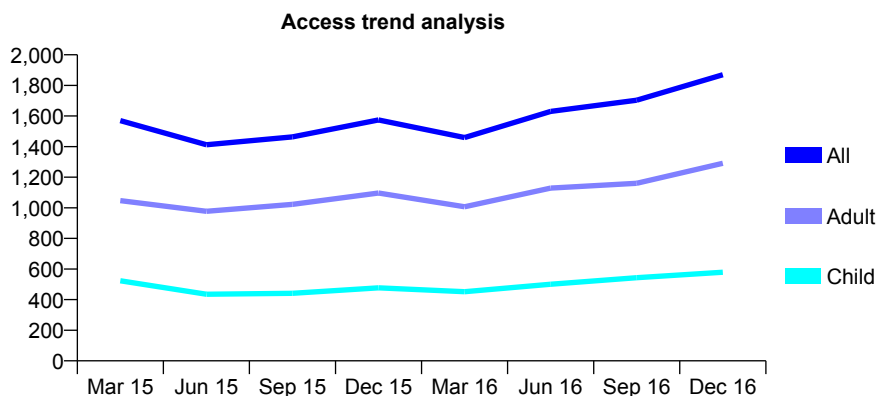
Q54 - Vital Signs At a Glance Contract Report for 921025/0002 - December 2016

Name or company name	MR S KUMAR
Contract type name	PDS Plus Contract
Purpose of contract	General
Contract start date	01/03/2011
Contract end date	31/12/2016

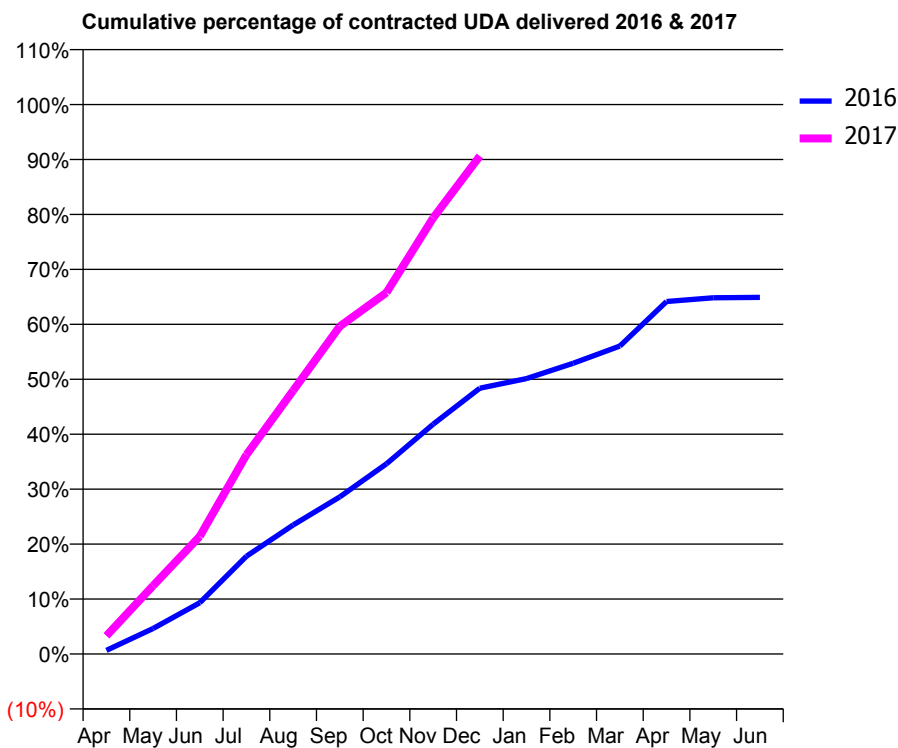
16/17 Contracted general activity (UDA)	4,500
Carry forward general activity (UDA)	0
16/17 Contracted orthodontic activity (UOA)	0
Carry forward orthodontic activity (UOA)	0
Baseline contract value	£104,705.96

ACCESS*

Patients seen in 24 months	Total	Change since previous quarter
Quarter ending December 2015	1,574	
Quarter ending March 2016	1,459	↓
Quarter ending June 2016	1,630	↑
Quarter ending September 2016	1,703	↑
Quarter ending December 2016	1,870	↑
Variance since December 2015	18.8%	↑



ACTIVITY



Month	Adjusted Scheduled Activity (UDA)	
	2016	2017
April	40	149
May	278	559
June	559	964
July	1,068	1,632
August	1,409	2,158
September	1,715	2,683
October	2,077	2,960
November	2,510	3,572
December	2,903	4,078
January	3,008	
February	3,175	
March	3,363	
April	3,848	
May	3,889	
June	3,894	

QUALITY

	Quantity	Base Number	Contract	AT	Region	England
% of FP17s for the same patient ID Re-attending within 3 months - Children	16	507	3.2%	10.1%	12.1%	12.4%
% of FP17s for the same patient ID Re-attending within 3 months - Adults	79	1,124	7.0%	15.3%	15.9%	16.6%
% of FP17s for the same patient ID Re-attending between 3 & 9 months - Children	97	507	19.1%	50.9%	58.6%	57.5%
% of FP17s for the same patient ID Re-attending between 3 & 9 months - Adults	140	1,124	12.5%	46.5%	51.5%	50.4%
% of FP17s for Band 1 Urgent Courses	24	1,457	1.6%	8.2%	8.0%	9.1%
% of FP17s Relating to Free Repair or Replacements	20	1,457	1.4%	0.7%	0.8%	0.8%
% of FP17s Relating to Continuations	16	1,457	1.1%	0.9%	1.2%	1.3%
% of Patients satisfied with the dentistry they have received	5	5	N/A	92.3%	92.8%	92.7%
% of Patients satisfied with the time they had to wait for an appointment	5	5	N/A	91.0%	89.2%	88.8%

* This is based on patients treated on this contract for their most recent course of treatment. Figures in italics indicate the base number of FP17s or Patient Questionnaire responses are less than 100. N/A is shown where the base number of responses is less than 10 during the period. % is calculated as Quantity/Base number*100

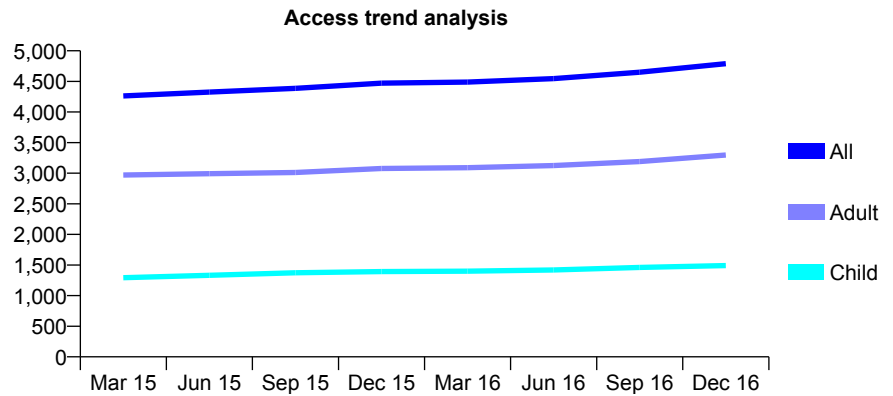
Q54 - Vital Signs At a Glance Contract Report for 921408/0001 - December 2016

Name or company name	MRS AK KHATKAR
Contract type name	GDS Contract
Purpose of contract	General
Contract start date	01/04/2006
Contract end date	

16/17 Contracted general activity (UDA)	8,640
Carry forward general activity (UDA)	-39
16/17 Contracted orthodontic activity (UOA)	0
Carry forward orthodontic activity (UOA)	0
Baseline contract value	£206,622.66

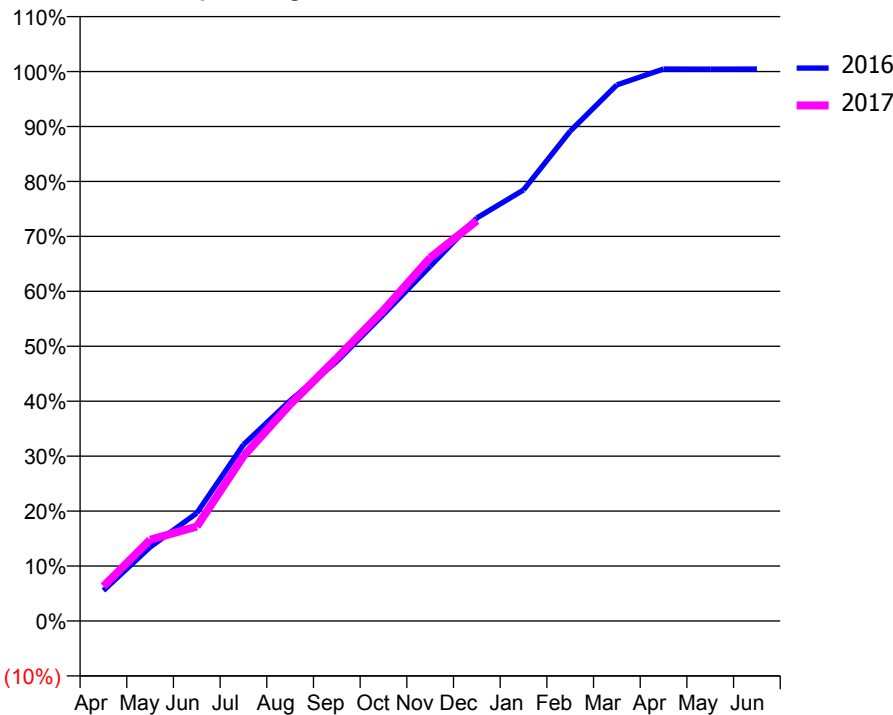
ACCESS*

Patients seen in 24 months	Total	Change since previous quarter
Quarter ending December 2015	4,472	
Quarter ending March 2016	4,489	→
Quarter ending June 2016	4,545	→
Quarter ending September 2016	4,650	↑
Quarter ending December 2016	4,789	↑
Variance since December 2015	7.1%	↑



ACTIVITY

Cumulative percentage of contracted UDA delivered 2016 & 2017



Month	Adjusted Scheduled Activity (UDA)	
	2016	2017
April	480	546
May	1,162	1,278
June	1,698	1,485
July	2,773	2,593
August	3,464	3,407
September	4,081	4,134
October	4,821	4,887
November	5,578	5,712
December	6,337	6,295
January	6,778	
February	7,702	
March	8,429	
April	8,680	
May	8,678	
June	8,679	

QUALITY

	Quantity	Base Number	Contract	AT	Region	England
% of FP17s for the same patient ID Re-attending within 3 months - Children	89	1,671	5.3%	10.1%	12.1%	12.4%
% of FP17s for the same patient ID Re-attending within 3 months - Adults	309	2,917	10.6%	15.3%	15.9%	16.6%
% of FP17s for the same patient ID Re-attending between 3 & 9 months - Children	1,086	1,671	65.0%	50.9%	58.6%	57.5%
% of FP17s for the same patient ID Re-attending between 3 & 9 months - Adults	1,171	2,917	40.1%	46.5%	51.5%	50.4%
% of FP17s for Band 1 Urgent Courses	253	3,545	7.1%	8.2%	8.0%	9.1%
% of FP17s Relating to Free Repair or Replacements	19	3,545	0.5%	0.7%	0.8%	0.8%
% of FP17s Relating to Continuations	7	3,545	0.2%	0.9%	1.2%	1.3%
% of Patients satisfied with the dentistry they have received	3	3	N/A	92.3%	92.8%	92.7%
% of Patients satisfied with the time they had to wait for an appointment	3	3	N/A	91.0%	89.2%	88.8%

* This is based on patients treated on this contract for their most recent course of treatment. Figures in italics indicate the base number of FP17s or Patient Questionnaire responses are less than 100. N/A is shown where the base number of responses is less than 10 during the period. % is calculated as Quantity/Base number*100

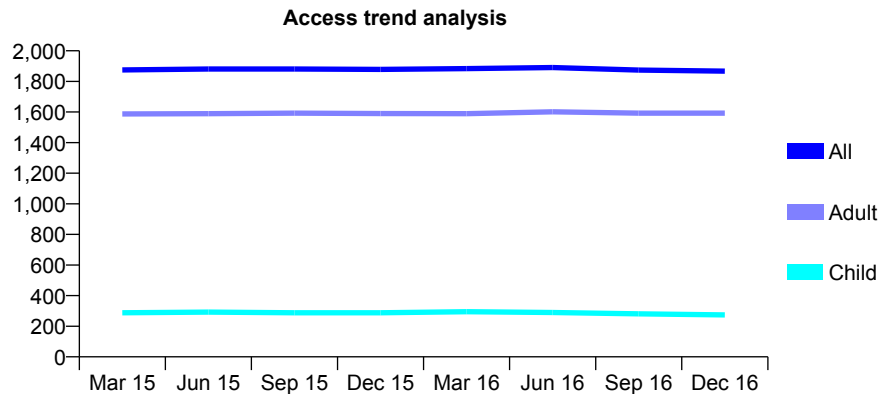
Q54 - Vital Signs At a Glance Contract Report for 924822/0002 - December 2016

Name or company name	Rai Dental Surgery
Contract type name	GDS Contract
Purpose of contract	General
Contract start date	28/01/2013
Contract end date	

16/17 Contracted general activity (UDA)	6,238
Carry forward general activity (UDA)	-110
16/17 Contracted orthodontic activity (UOA)	0
Carry forward orthodontic activity (UOA)	0
Baseline contract value	£178,495.28

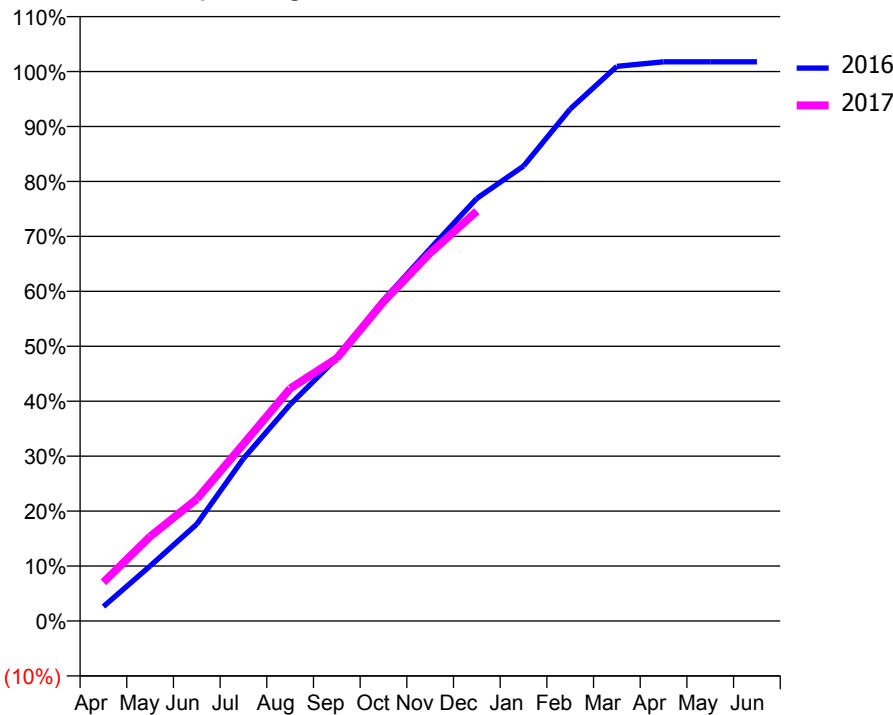
ACCESS*

Patients seen in 24 months	Total	Change since previous quarter
Quarter ending December 2015	1,878	
Quarter ending March 2016	1,884	→
Quarter ending June 2016	1,891	→
Quarter ending September 2016	1,874	→
Quarter ending December 2016	1,867	→
Variance since December 2015	(0.6%)	→



ACTIVITY

Cumulative percentage of contracted UDA delivered 2016 & 2017



Month	Adjusted Scheduled Activity (UDA)	
	2016	2017
April	164	440
May	624	958
June	1,100	1,385
July	1,845	2,009
August	2,457	2,639
September	2,985	2,982
October	3,644	3,625
November	4,228	4,177
December	4,799	4,652
January	5,165	
February	5,813	
March	6,297	
April	6,348	
May	6,348	
June	6,348	

QUALITY

	Quantity	Base Number	Contract	AT	Region	England
% of FP17s for the same patient ID Re-attending within 3 months - Children	12	327	3.7%	10.1%	12.1%	12.4%
% of FP17s for the same patient ID Re-attending within 3 months - Adults	298	2,010	14.8%	15.3%	15.9%	16.6%
% of FP17s for the same patient ID Re-attending between 3 & 9 months - Children	236	327	72.2%	50.9%	58.6%	57.5%
% of FP17s for the same patient ID Re-attending between 3 & 9 months - Adults	1,276	2,010	63.5%	46.5%	51.5%	50.4%
% of FP17s for Band 1 Urgent Courses	100	2,300	4.3%	8.2%	8.0%	9.1%
% of FP17s Relating to Free Repair or Replacements	1	2,300	0.0%	0.7%	0.8%	0.8%
% of FP17s Relating to Continuations	22	2,300	1.0%	0.9%	1.2%	1.3%
% of Patients satisfied with the dentistry they have received	6	6	N/A	92.3%	92.8%	92.7%
% of Patients satisfied with the time they had to wait for an appointment	6	6	N/A	91.0%	89.2%	88.8%

* This is based on patients treated on this contract for their most recent course of treatment. Figures in italics indicate the base number of FP17s or Patient Questionnaire responses are less than 100. N/A is shown where the base number of responses is less than 10 during the period. % is calculated as Quantity/Base number*100

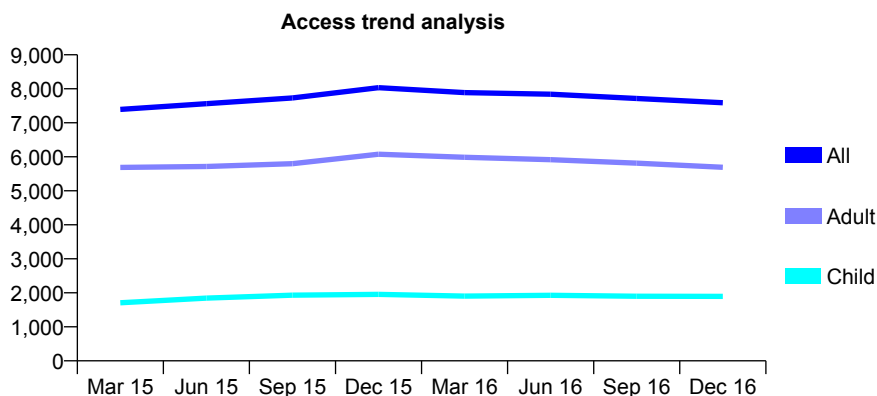
Q54 - Vital Signs At a Glance Contract Report for 925829/0005 - December 2016

Name or company name	MR KS AULAK
Contract type name	PDS Plus Contract
Purpose of contract	General
Contract start date	01/09/2010
Contract end date	31/10/2020

16/17 Contracted general activity (UDA)	22,000
Carry forward general activity (UDA)	0
16/17 Contracted orthodontic activity (UOA)	0
Carry forward orthodontic activity (UOA)	0
Baseline contract value	£320,286.42

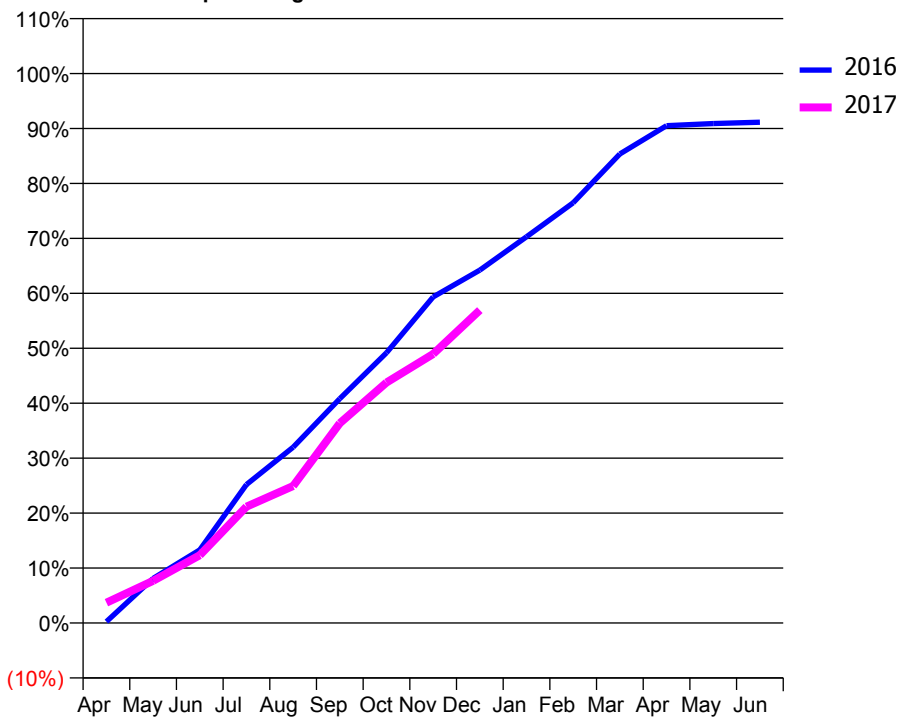
ACCESS*

Patients seen in 24 months	Total	Change since previous quarter
Quarter ending December 2015	8,033	
Quarter ending March 2016	7,890	↓
Quarter ending June 2016	7,843	→
Quarter ending September 2016	7,716	↓
Quarter ending December 2016	7,592	↓
Variance since December 2015	(5.5%)	↓



ACTIVITY

Cumulative percentage of contracted UDA delivered 2016 & 2017



Month	Adjusted Scheduled Activity (UDA)	
	2016	2017
April	55	817
May	1,783	1,691
June	2,931	2,715
July	5,544	4,661
August	7,040	5,486
September	8,980	7,999
October	10,816	9,631
November	13,055	10,770
December	14,130	12,528
January	15,466	
February	16,823	
March	18,779	
April	19,910	
May	19,994	
June	20,049	

QUALITY

	Quantity	Base Number	Contract	AT	Region	England
% of FP17s for the same patient ID Re-attending within 3 months - Children	150	1,629	9.2%	10.1%	12.1%	12.4%
% of FP17s for the same patient ID Re-attending within 3 months - Adults	688	4,542	15.1%	15.3%	15.9%	16.6%
% of FP17s for the same patient ID Re-attending between 3 & 9 months - Children	691	1,629	42.4%	50.9%	58.6%	57.5%
% of FP17s for the same patient ID Re-attending between 3 & 9 months - Adults	1,662	4,542	36.6%	46.5%	51.5%	50.4%
% of FP17s for Band 1 Urgent Courses	1,177	5,606	21.0%	8.2%	8.0%	9.1%
% of FP17s Relating to Free Repair or Replacements	28	5,606	0.5%	0.7%	0.8%	0.8%
% of FP17s Relating to Continuations	78	5,606	1.4%	0.9%	1.2%	1.3%
% of Patients satisfied with the dentistry they have received	6	6	N/A	92.3%	92.8%	92.7%
% of Patients satisfied with the time they had to wait for an appointment	6	6	N/A	91.0%	89.2%	88.8%

* This is based on patients treated on this contract for their most recent course of treatment. Figures in italics indicate the base number of FP17s or Patient Questionnaire responses are less than 100. N/A is shown where the base number of responses is less than 10 during the period. % is calculated as Quantity/Base number*100

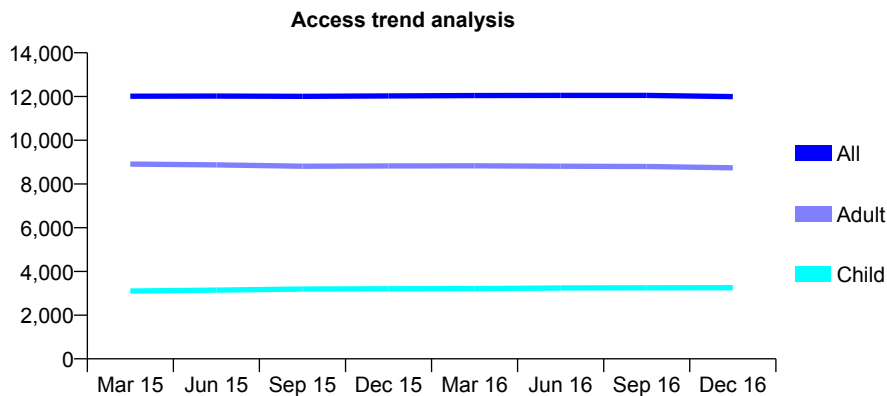
Q54 - Vital Signs At a Glance Contract Report for 927724/0002 - December 2016

Name or company name	MR SS DEHAL
Contract type name	GDS Contract
Purpose of contract	General
Contract start date	01/04/2006
Contract end date	

16/17 Contracted general activity (UDA)	37,097
Carry forward general activity (UDA)	0
16/17 Contracted orthodontic activity (UOA)	0
Carry forward orthodontic activity (UOA)	0
Baseline contract value	£976,320.85

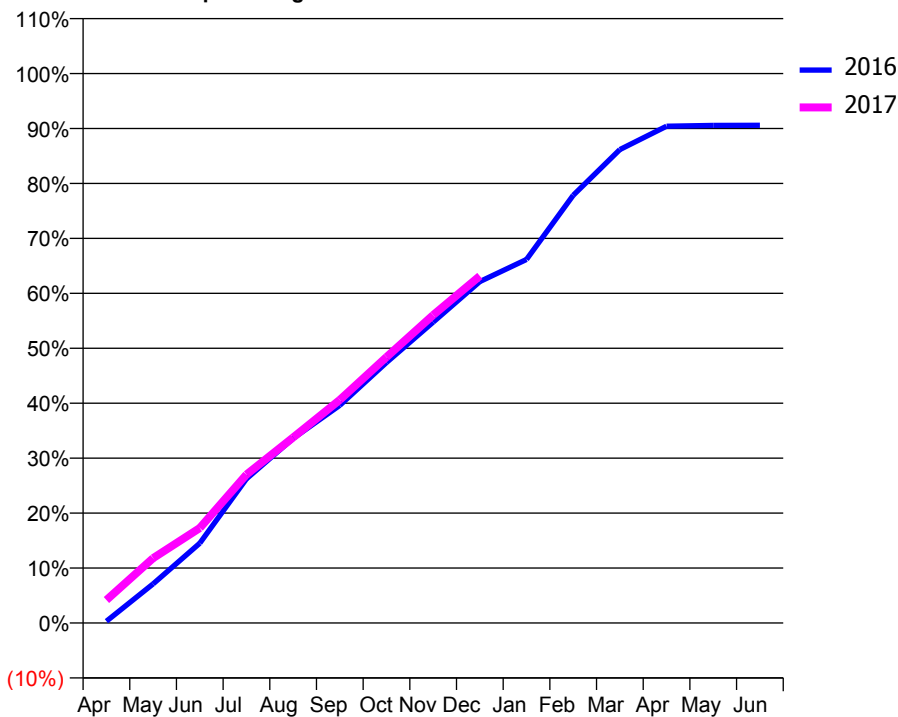
ACCESS*

Patients seen in 24 months	Total	Change since previous quarter
Quarter ending December 2015	12,026	
Quarter ending March 2016	12,045	→
Quarter ending June 2016	12,054	→
Quarter ending September 2016	12,053	→
Quarter ending December 2016	11,996	→
Variance since December 2015	(0.2%)	→



ACTIVITY

Cumulative percentage of contracted UDA delivered 2016 & 2017



QUALITY

	Quantity	Base Number	Contract	AT	Region	England
% of FP17s for the same patient ID Re-attending within 3 months - Children	117	2,775	4.2%	10.1%	12.1%	12.4%
% of FP17s for the same patient ID Re-attending within 3 months - Adults	771	7,039	11.0%	15.3%	15.9%	16.6%
% of FP17s for the same patient ID Re-attending between 3 & 9 months - Children	1,191	2,775	42.9%	50.9%	58.6%	57.5%
% of FP17s for the same patient ID Re-attending between 3 & 9 months - Adults	2,915	7,039	41.4%	46.5%	51.5%	50.4%
% of FP17s for Band 1 Urgent Courses	512	9,192	5.6%	8.2%	8.0%	9.1%
% of FP17s Relating to Free Repair or Replacements	69	9,192	0.8%	0.7%	0.8%	0.8%
% of FP17s Relating to Continuations	32	9,192	0.3%	0.9%	1.2%	1.3%
% of Patients satisfied with the dentistry they have received	12	13	92.3%	92.3%	92.8%	92.7%
% of Patients satisfied with the time they had to wait for an appointment	13	13	100.0%	91.0%	89.2%	88.8%

* This is based on patients treated on this contract for their most recent course of treatment. Figures in italics indicate the base number of FP17s or Patient Questionnaire responses are less than 100. N/A is shown where the base number of responses is less than 10 during the period. % is calculated as Quantity/Base number*100

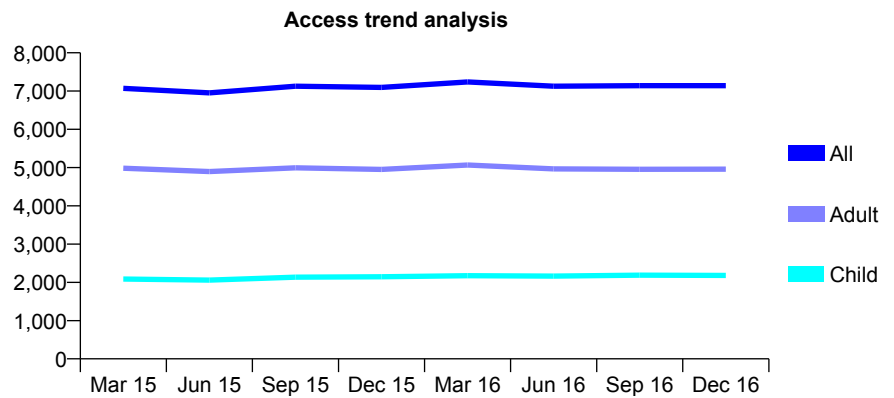
Q54 - Vital Signs At a Glance Contract Report for 931152/0001 - December 2016

Name or company name	MR TS MAROK
Contract type name	GDS Contract
Purpose of contract	General and Orthodontic
Contract start date	01/04/2006
Contract end date	

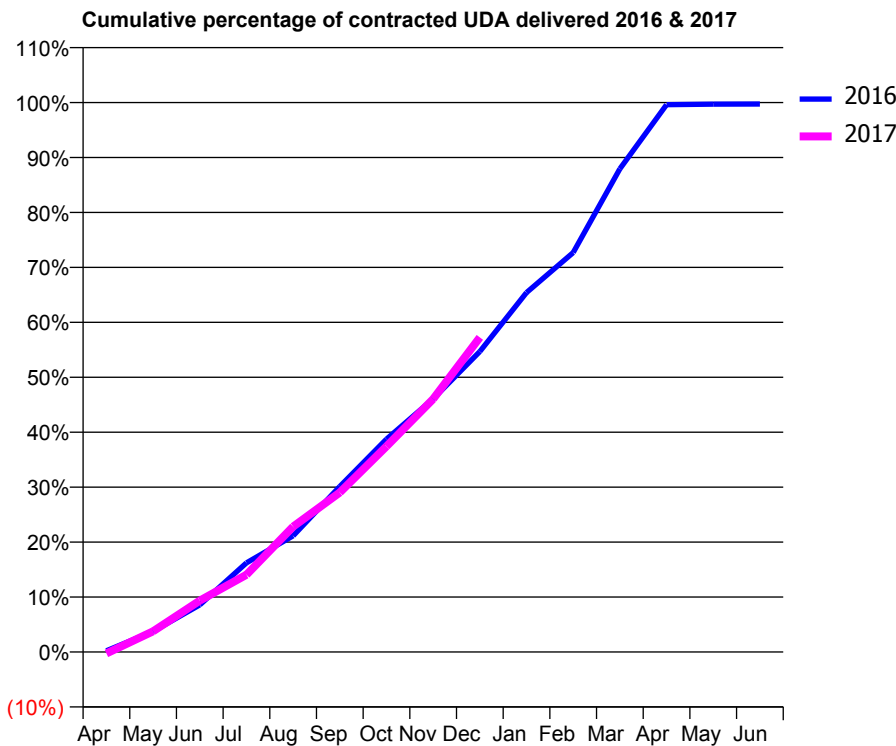
16/17 Contracted general activity (UDA)	22,662
Carry forward general activity (UDA)	64
16/17 Contracted orthodontic activity (UOA)	20
Carry forward orthodontic activity (UOA)	0
Baseline contract value	£556,084.71

ACCESS*

Patients seen in 24 months	Total	Change since previous quarter
Quarter ending December 2015	7,094	
Quarter ending March 2016	7,237	↑
Quarter ending June 2016	7,126	↓
Quarter ending September 2016	7,142	→
Quarter ending December 2016	7,139	→
Variance since December 2015	0.6%	→



ACTIVITY



Month	Adjusted Scheduled Activity (UDA)	
	2016	2017
April	54	-64
May	847	854
June	1,943	2,119
July	3,674	3,190
August	4,793	5,174
September	6,827	6,578
October	8,780	8,484
November	10,440	10,435
December	12,395	12,974
January	14,824	
February	16,475	
March	19,926	
April	22,575	
May	22,594	
June	22,598	

QUALITY

	Quantity	Base Number	Contract	AT	Region	England
% of FP17s for the same patient ID Re-attending within 3 months - Children	199	2,330	8.5%	10.1%	12.1%	12.4%
% of FP17s for the same patient ID Re-attending within 3 months - Adults	463	4,272	10.8%	15.3%	15.9%	16.6%
% of FP17s for the same patient ID Re-attending between 3 & 9 months - Children	1,198	2,330	51.4%	50.9%	58.6%	57.5%
% of FP17s for the same patient ID Re-attending between 3 & 9 months - Adults	2,275	4,272	53.3%	46.5%	51.5%	50.4%
% of FP17s for Band 1 Urgent Courses	130	5,386	2.4%	8.2%	8.0%	9.1%
% of FP17s Relating to Free Repair or Replacements	50	5,386	0.9%	0.7%	0.8%	0.8%
% of FP17s Relating to Continuations	18	5,386	0.3%	0.9%	1.2%	1.3%
% of Patients satisfied with the dentistry they have received	1	1	N/A	92.3%	92.8%	92.7%
% of Patients satisfied with the time they had to wait for an appointment	1	1	N/A	91.0%	89.2%	88.8%

* This is based on patients treated on this contract for their most recent course of treatment. Figures in italics indicate the base number of FP17s or Patient Questionnaire responses are less than 100. N/A is shown where the base number of responses is less than 10 during the period. % is calculated as Quantity/Base number*100

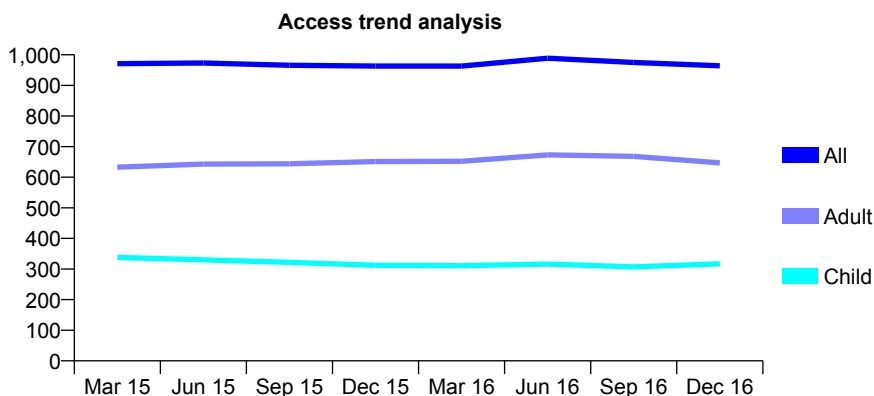
Q54 - Vital Signs At a Glance Contract Report for 931446/0001 - December 2016

Name or company name	MR WW YIP
Contract type name	GDS Contract
Purpose of contract	General
Contract start date	01/04/2006
Contract end date	

16/17 Contracted general activity (UDA)	3,873
Carry forward general activity (UDA)	96
16/17 Contracted orthodontic activity (UOA)	0
Carry forward orthodontic activity (UOA)	0
Baseline contract value	£94,555.40

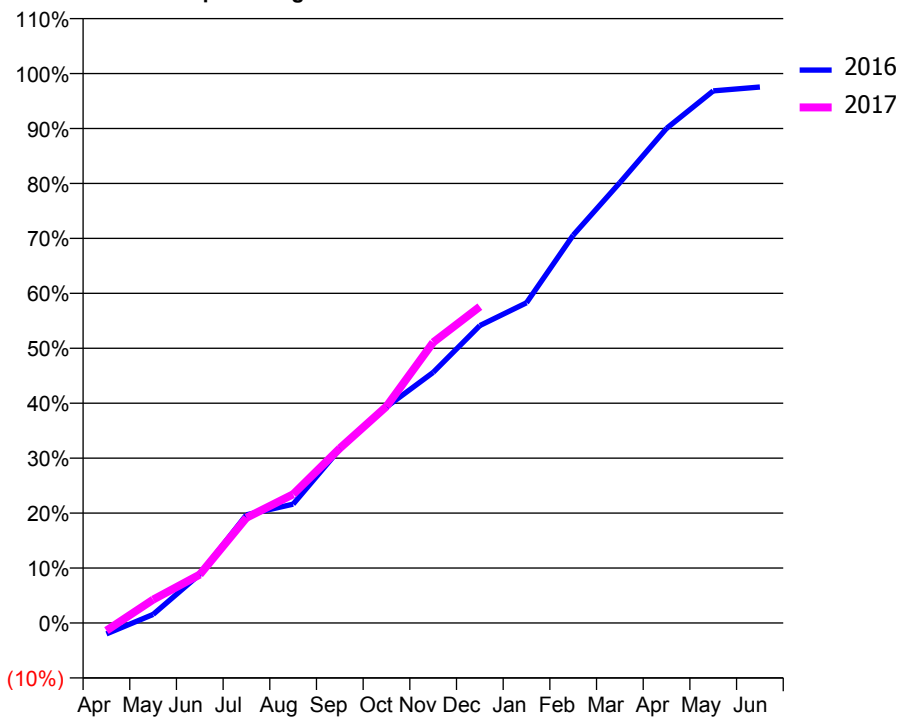
ACCESS*

Patients seen in 24 months	Total	Change since previous quarter
Quarter ending December 2015	963	
Quarter ending March 2016	963	→
Quarter ending June 2016	989	↑
Quarter ending September 2016	975	↓
Quarter ending December 2016	964	↓
Variance since December 2015	0.1%	→



ACTIVITY

Cumulative percentage of contracted UDA delivered 2016 & 2017



Month	Adjusted Scheduled Activity (UDA)	
	2016	2017
April	-78	-54
May	60	165
June	344	342
July	763	742
August	838	908
September	1,226	1,231
October	1,523	1,527
November	1,766	1,978
December	2,097	2,229
January	2,257	
February	2,734	
March	3,104	
April	3,486	
May	3,750	
June	3,777	

QUALITY

	Quantity	Base Number	Contract	AT	Region	England
% of FP17s for the same patient ID Re-attending within 3 months - Children	39	364	10.7%	10.1%	12.1%	12.4%
% of FP17s for the same patient ID Re-attending within 3 months - Adults	176	772	22.8%	15.3%	15.9%	16.6%
% of FP17s for the same patient ID Re-attending between 3 & 9 months - Children	220	364	60.4%	50.9%	58.6%	57.5%
% of FP17s for the same patient ID Re-attending between 3 & 9 months - Adults	406	772	52.6%	46.5%	51.5%	50.4%
% of FP17s for Band 1 Urgent Courses	152	972	15.6%	8.2%	8.0%	9.1%
% of FP17s Relating to Free Repair or Replacements	0	972	0.0%	0.7%	0.8%	0.8%
% of FP17s Relating to Continuations	22	972	2.3%	0.9%	1.2%	1.3%
% of Patients satisfied with the dentistry they have received	1	1	N/A	92.3%	92.8%	92.7%
% of Patients satisfied with the time they had to wait for an appointment	1	1	N/A	91.0%	89.2%	88.8%

* This is based on patients treated on this contract for their most recent course of treatment. Figures in italics indicate the base number of FP17s or Patient Questionnaire responses are less than 100. N/A is shown where the base number of responses is less than 10 during the period. % is calculated as Quantity/Base number*100

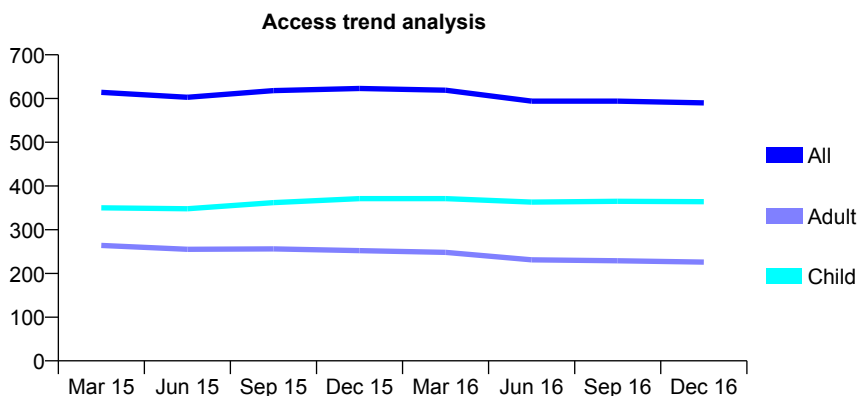
Q54 - Vital Signs At a Glance Contract Report for 936448/0001 - December 2016

Name or company name	MR SW PIPE
Contract type name	GDS Contract
Purpose of contract	General
Contract start date	01/04/2006
Contract end date	

16/17 Contracted general activity (UDA)	1,250
Carry forward general activity (UDA)	0
16/17 Contracted orthodontic activity (UOA)	0
Carry forward orthodontic activity (UOA)	0
Baseline contract value	£30,806.15

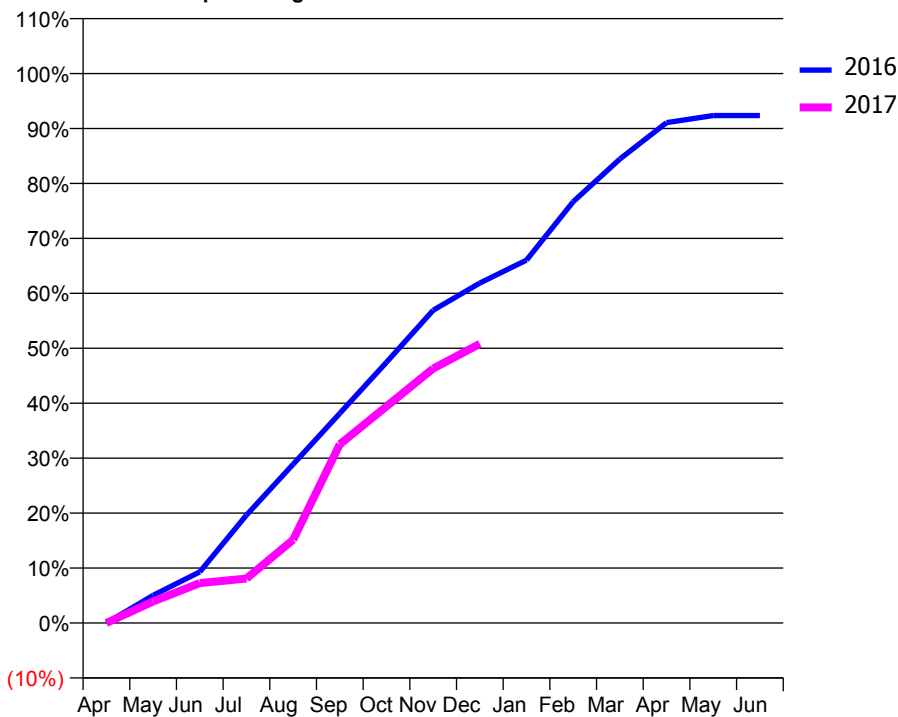
ACCESS*

Patients seen in 24 months	Total	Change since previous quarter
Quarter ending December 2015	623	
Quarter ending March 2016	619	→
Quarter ending June 2016	594	↓
Quarter ending September 2016	594	→
Quarter ending December 2016	590	→
Variance since December 2015	(5.3%)	↓



ACTIVITY

Cumulative percentage of contracted UDA delivered 2016 & 2017



Month	Adjusted Scheduled Activity (UDA)	
	2016	2017
April	0	0
May	63	49
June	116	91
July	246	101
August	361	189
September	477	407
October	593	493
November	711	579
December	773	635
January	825	
February	958	
March	1,055	
April	1,138	
May	1,154	
June	1,154	

QUALITY

	Quantity	Base Number	Contract	AT	Region	England
% of FP17s for the same patient ID Re-attending within 3 months - Children	9	358	2.5%	10.1%	12.1%	12.4%
% of FP17s for the same patient ID Re-attending within 3 months - Adults	17	159	10.7%	15.3%	15.9%	16.6%
% of FP17s for the same patient ID Re-attending between 3 & 9 months - Children	221	358	61.7%	50.9%	58.6%	57.5%
% of FP17s for the same patient ID Re-attending between 3 & 9 months - Adults	78	159	49.1%	46.5%	51.5%	50.4%
% of FP17s for Band 1 Urgent Courses	5	458	1.1%	8.2%	8.0%	9.1%
% of FP17s Relating to Free Repair or Replacements	0	458	0.0%	0.7%	0.8%	0.8%
% of FP17s Relating to Continuations	0	458	0.0%	0.9%	1.2%	1.3%
% of Patients satisfied with the dentistry they have received	1	1	N/A	92.3%	92.8%	92.7%
% of Patients satisfied with the time they had to wait for an appointment	1	1	N/A	91.0%	89.2%	88.8%

* This is based on patients treated on this contract for their most recent course of treatment. Figures in italics indicate the base number of FP17s or Patient Questionnaire responses are less than 100. N/A is shown where the base number of responses is less than 10 during the period. % is calculated as Quantity/Base number*100

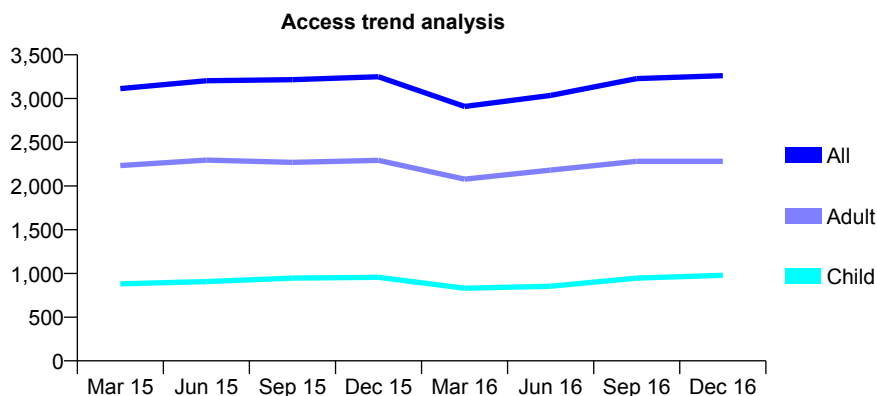
Q54 - Vital Signs At a Glance Contract Report for 936596/0001 - December 2016

Name or company name	MR M ASGHARI TAVANEI GILANI
Contract type name	GDS Contract
Purpose of contract	General
Contract start date	01/04/2006
Contract end date	

16/17 Contracted general activity (UDA)	9,921
Carry forward general activity (UDA)	-174
16/17 Contracted orthodontic activity (UOA)	0
Carry forward orthodontic activity (UOA)	0
Baseline contract value	£277,187.38

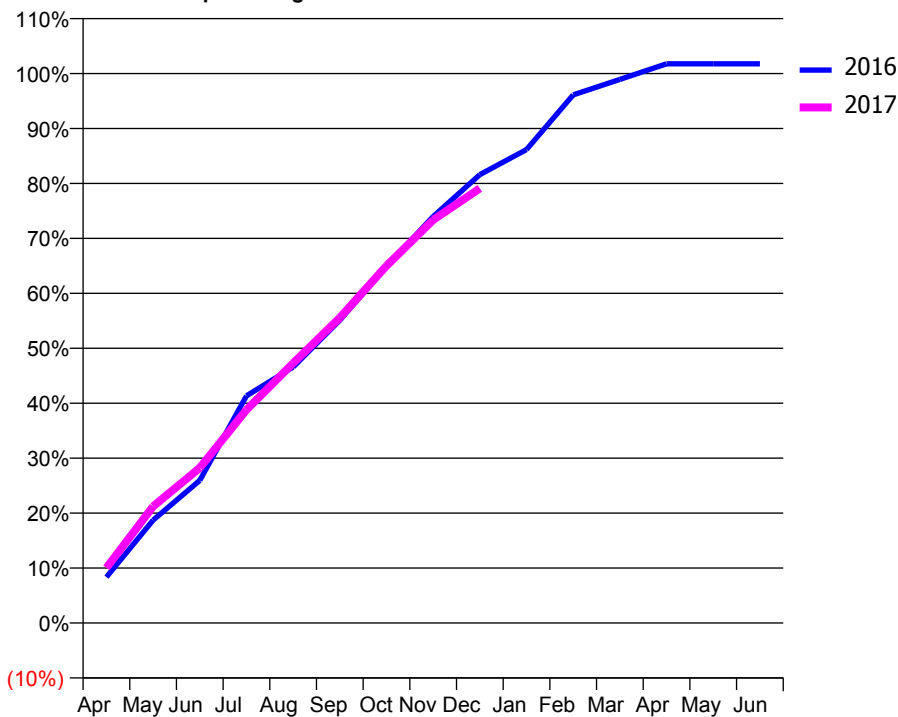
ACCESS*

Patients seen in 24 months	Total	Change since previous quarter
Quarter ending December 2015	3,249	
Quarter ending March 2016	2,909	↓
Quarter ending June 2016	3,035	↑
Quarter ending September 2016	3,228	↑
Quarter ending December 2016	3,262	→
Variance since December 2015	0.4%	→



ACTIVITY

Cumulative percentage of contracted UDA delivered 2016 & 2017



Month	Adjusted Scheduled Activity (UDA)	
	2016	2017
April	829	995
May	1,857	2,105
June	2,575	2,802
July	4,102	3,849
August	4,621	4,692
September	5,465	5,512
October	6,438	6,448
November	7,338	7,276
December	8,096	7,848
January	8,548	
February	9,534	
March	9,814	
April	10,095	
May	10,095	
June	10,095	

QUALITY

	Quantity	Base Number	Contract	AT	Region	England
% of FP17s for the same patient ID Re-attending within 3 months - Children	93	1,101	8.4%	10.1%	12.1%	12.4%
% of FP17s for the same patient ID Re-attending within 3 months - Adults	291	2,273	12.8%	15.3%	15.9%	16.6%
% of FP17s for the same patient ID Re-attending between 3 & 9 months - Children	483	1,101	43.9%	50.9%	58.6%	57.5%
% of FP17s for the same patient ID Re-attending between 3 & 9 months - Adults	886	2,273	39.0%	46.5%	51.5%	50.4%
% of FP17s for Band 1 Urgent Courses	372	3,241	11.5%	8.2%	8.0%	9.1%
% of FP17s Relating to Free Repair or Replacements	2	3,241	0.1%	0.7%	0.8%	0.8%
% of FP17s Relating to Continuations	4	3,241	0.1%	0.9%	1.2%	1.3%
% of Patients satisfied with the dentistry they have received	4	4	N/A	92.3%	92.8%	92.7%
% of Patients satisfied with the time they had to wait for an appointment	4	4	N/A	91.0%	89.2%	88.8%

* This is based on patients treated on this contract for their most recent course of treatment. Figures in italics indicate the base number of FP17s or Patient Questionnaire responses are less than 100. N/A is shown where the base number of responses is less than 10 during the period. % is calculated as Quantity/Base number*100

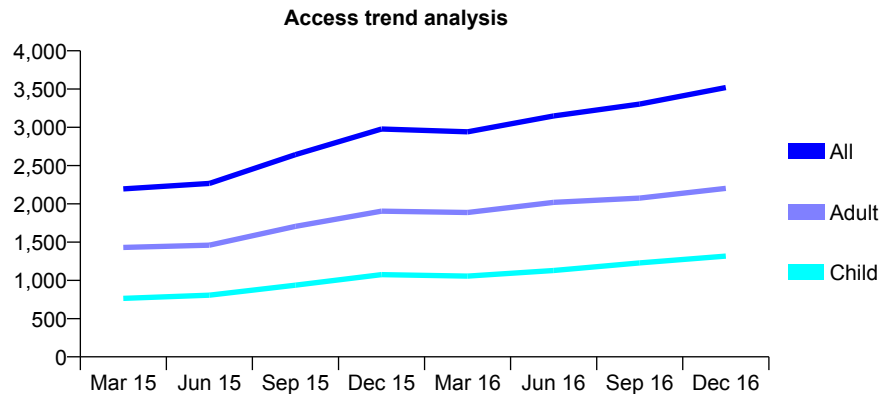
Q54 - Vital Signs At a Glance Contract Report for 938181/0001 - December 2016

Name or company name	MR SS ATTHI
Contract type name	GDS Contract
Purpose of contract	General and Orthodontic
Contract start date	01/04/2006
Contract end date	

16/17 Contracted general activity (UDA)	11,107
Carry forward general activity (UDA)	0
16/17 Contracted orthodontic activity (UOA)	587
Carry forward orthodontic activity (UOA)	-12
Baseline contract value	£373,156.36

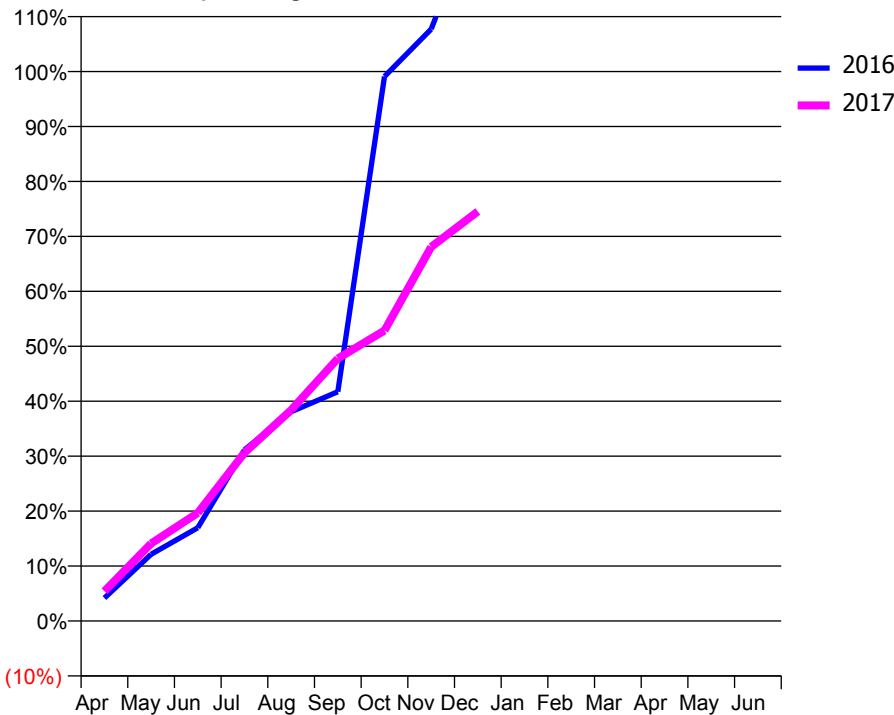
ACCESS*

Patients seen in 24 months	Total	Change since previous quarter
Quarter ending December 2015	2,978	
Quarter ending March 2016	2,942	↓
Quarter ending June 2016	3,148	↑
Quarter ending September 2016	3,303	↑
Quarter ending December 2016	3,519	↑
Variance since December 2015	18.2%	↑



ACTIVITY

Cumulative percentage of contracted UDA delivered 2016 & 2017



Month	Adjusted Scheduled Activity (UDA)	
	2016	2017
April	186	603
May	540	1,567
June	755	2,186
July	1,384	3,400
August	1,692	4,266
September	1,854	5,306
October	4,403	5,873
November	4,786	7,561
December	5,745	8,278
January	6,246	
February	6,867	
March	6,950	
April	7,054	
May	7,057	
June	7,057	

QUALITY

	Quantity	Base Number	Contract	AT	Region	England
% of FP17s for the same patient ID Re-attending within 3 months - Children	141	1,352	10.4%	10.1%	12.1%	12.4%
% of FP17s for the same patient ID Re-attending within 3 months - Adults	437	2,259	19.3%	15.3%	15.9%	16.6%
% of FP17s for the same patient ID Re-attending between 3 & 9 months - Children	397	1,352	29.4%	50.9%	58.6%	57.5%
% of FP17s for the same patient ID Re-attending between 3 & 9 months - Adults	615	2,259	27.2%	46.5%	51.5%	50.4%
% of FP17s for Band 1 Urgent Courses	603	2,948	20.5%	8.2%	8.0%	9.1%
% of FP17s Relating to Free Repair or Replacements	3	2,948	0.1%	0.7%	0.8%	0.8%
% of FP17s Relating to Continuations	30	2,948	1.0%	0.9%	1.2%	1.3%
% of Patients satisfied with the dentistry they have received	0	0	N/A	92.3%	92.8%	92.7%
% of Patients satisfied with the time they had to wait for an appointment	0	0	N/A	91.0%	89.2%	88.8%

* This is based on patients treated on this contract for their most recent course of treatment. Figures in italics indicate the base number of FP17s or Patient Questionnaire responses are less than 100. N/A is shown where the base number of responses is less than 10 during the period. % is calculated as Quantity/Base number*100

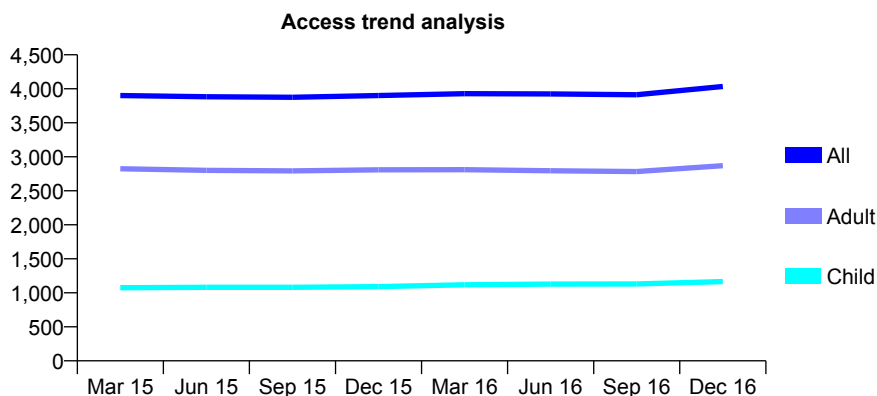
Q54 - Vital Signs At a Glance Contract Report for 942243/0001 - December 2016

Name or company name	MR KS RATRA
Contract type name	GDS Contract
Purpose of contract	General
Contract start date	01/04/2006
Contract end date	

16/17 Contracted general activity (UDA)	12,456
Carry forward general activity (UDA)	0
16/17 Contracted orthodontic activity (UOA)	0
Carry forward orthodontic activity (UOA)	0
Baseline contract value	£297,790.03

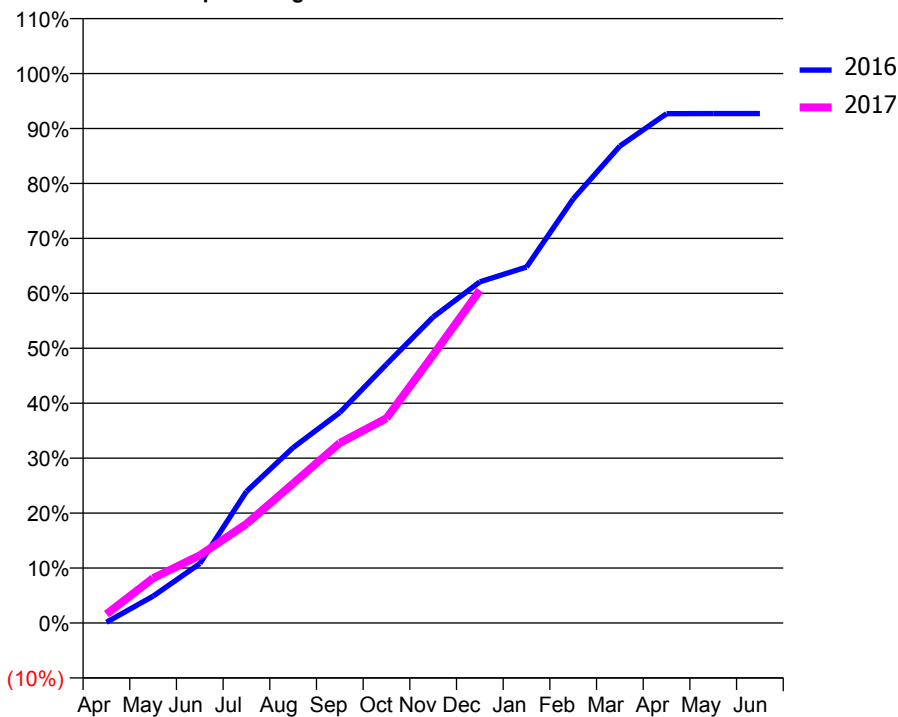
ACCESS*

Patients seen in 24 months	Total	Change since previous quarter
Quarter ending December 2015	3,900	
Quarter ending March 2016	3,929	→
Quarter ending June 2016	3,925	→
Quarter ending September 2016	3,913	→
Quarter ending December 2016	4,035	↑
Variance since December 2015	3.5%	↑



ACTIVITY

Cumulative percentage of contracted UDA delivered 2016 & 2017



Month	Adjusted Scheduled Activity (UDA)	
	2016	2017
April	17	202
May	610	1,017
June	1,347	1,533
July	2,981	2,247
August	3,977	3,163
September	4,771	4,083
October	5,865	4,640
November	6,936	6,078
December	7,734	7,544
January	8,069	
February	9,613	
March	10,809	
April	11,546	
May	11,547	
June	11,547	

QUALITY

	Quantity	Base Number	Contract	AT	Region	England
% of FP17s for the same patient ID Re-attending within 3 months - Children	81	1,078	7.5%	10.1%	12.1%	12.4%
% of FP17s for the same patient ID Re-attending within 3 months - Adults	339	2,599	13.0%	15.3%	15.9%	16.6%
% of FP17s for the same patient ID Re-attending between 3 & 9 months - Children	454	1,078	42.1%	50.9%	58.6%	57.5%
% of FP17s for the same patient ID Re-attending between 3 & 9 months - Adults	1,217	2,599	46.8%	46.5%	51.5%	50.4%
% of FP17s for Band 1 Urgent Courses	241	3,095	7.8%	8.2%	8.0%	9.1%
% of FP17s Relating to Free Repair or Replacements	19	3,095	0.6%	0.7%	0.8%	0.8%
% of FP17s Relating to Continuations	22	3,095	0.7%	0.9%	1.2%	1.3%
% of Patients satisfied with the dentistry they have received	5	7	N/A	92.3%	92.8%	92.7%
% of Patients satisfied with the time they had to wait for an appointment	6	7	N/A	91.0%	89.2%	88.8%

* This is based on patients treated on this contract for their most recent course of treatment. Figures in italics indicate the base number of FP17s or Patient Questionnaire responses are less than 100. N/A is shown where the base number of responses is less than 10 during the period. % is calculated as Quantity/Base number*100

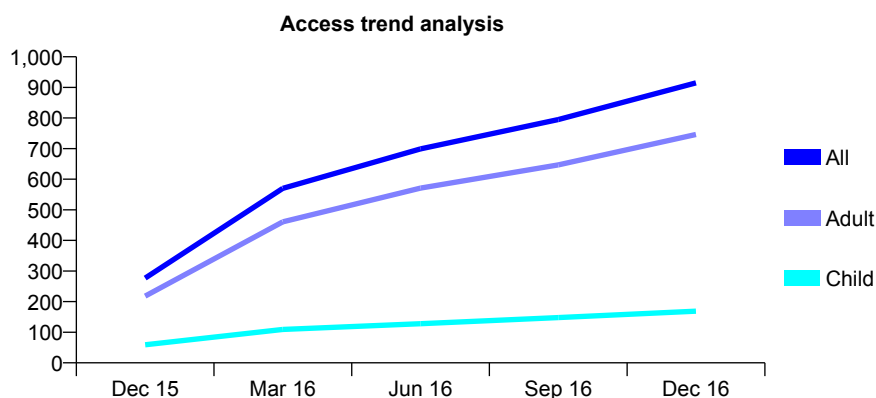
Q54 - Vital Signs At a Glance Contract Report for 943630/0001 - December 2016

Name or company name	MS HJ WAHEED
Contract type name	GDS Contract
Purpose of contract	General
Contract start date	01/10/2015
Contract end date	

16/17 Contracted general activity (UDA)	3,820
Carry forward general activity (UDA)	0
16/17 Contracted orthodontic activity (UOA)	0
Carry forward orthodontic activity (UOA)	0
Baseline contract value	£106,025.21

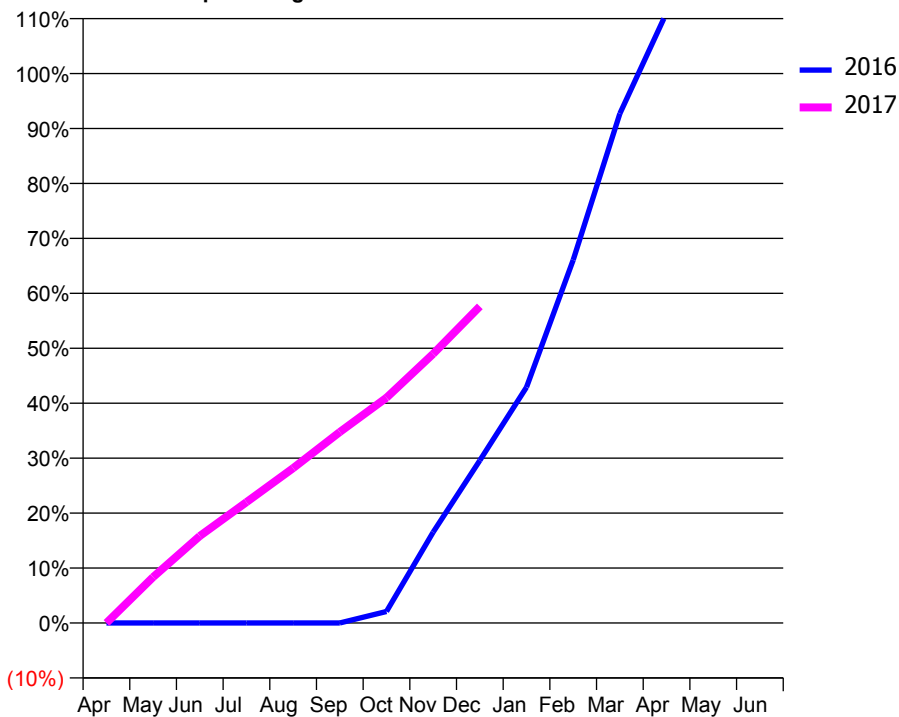
ACCESS*

Patients seen in 24 months	Total	Change since previous quarter
Quarter ending December 2015	277	
Quarter ending March 2016	570	↑
Quarter ending June 2016	699	↑
Quarter ending September 2016	795	↑
Quarter ending December 2016	915	↑
Variance since December 2015	230.3%	↑



ACTIVITY

Cumulative percentage of contracted UDA delivered 2016 & 2017



Month	Adjusted Scheduled Activity (UDA)	
	2016	2017
April	0	0
May	0	320
June	0	605
July	0	840
August	0	1,076
September	0	1,328
October	40	1,567
November	316	1,871
December	565	2,202
January	820	
February	1,262	
March	1,771	
April	2,121	
May	2,122	
June	2,122	

QUALITY

	Quantity	Base Number	Contract	AT	Region	England
% of FP17s for the same patient ID Re-attending within 3 months - Children	12	174	6.9%	10.1%	12.1%	12.4%
% of FP17s for the same patient ID Re-attending within 3 months - Adults	77	873	8.8%	15.3%	15.9%	16.6%
% of FP17s for the same patient ID Re-attending between 3 & 9 months - Children	68	174	39.1%	50.9%	58.6%	57.5%
% of FP17s for the same patient ID Re-attending between 3 & 9 months - Adults	390	873	44.7%	46.5%	51.5%	50.4%
% of FP17s for Band 1 Urgent Courses	28	872	3.2%	8.2%	8.0%	9.1%
% of FP17s Relating to Free Repair or Replacements	7	872	0.8%	0.7%	0.8%	0.8%
% of FP17s Relating to Continuations	6	872	0.7%	0.9%	1.2%	1.3%
% of Patients satisfied with the dentistry they have received	6	7	N/A	92.3%	92.8%	92.7%
% of Patients satisfied with the time they had to wait for an appointment	7	7	N/A	91.0%	89.2%	88.8%

* This is based on patients treated on this contract for their most recent course of treatment. Figures in italics indicate the base number of FP17s or Patient Questionnaire responses are less than 100. N/A is shown where the base number of responses is less than 10 during the period. % is calculated as Quantity/Base number*100

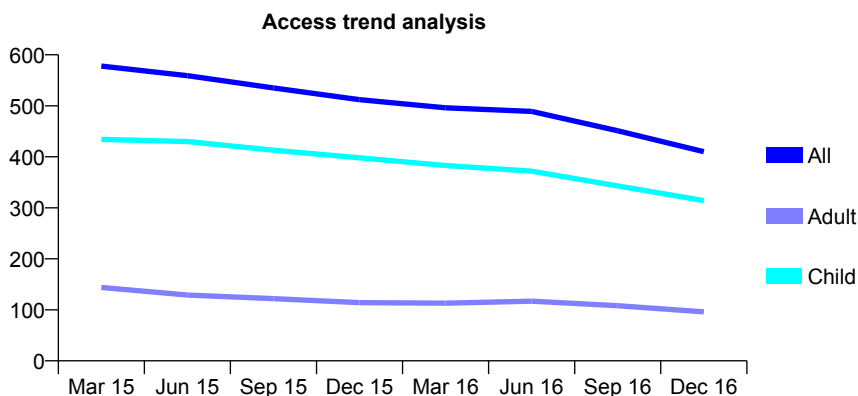
Q54 - Vital Signs At a Glance Contract Report for 943673/0001 - December 2016

Name or company name	MISS H JAGPAL
Contract type name	GDS Contract
Purpose of contract	General
Contract start date	03/07/2009
Contract end date	

16/17 Contracted general activity (UDA)	826
Carry forward general activity (UDA)	-5
16/17 Contracted orthodontic activity (UOA)	0
Carry forward orthodontic activity (UOA)	0
Baseline contract value	£19,308.87

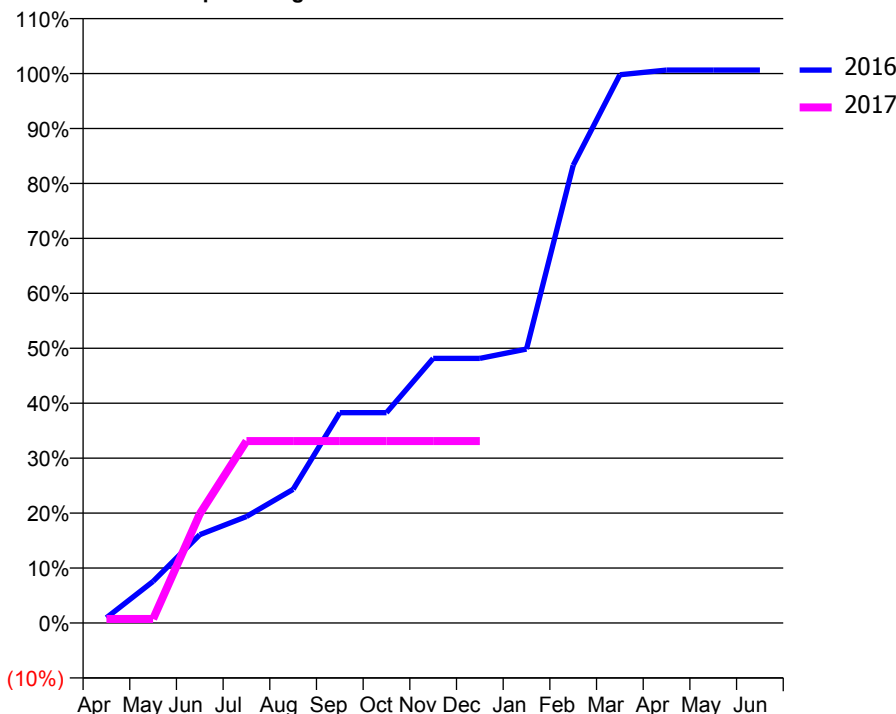
ACCESS*

Patients seen in 24 months	Total	Change since previous quarter
Quarter ending December 2015	512	
Quarter ending March 2016	496	↓
Quarter ending June 2016	489	↓
Quarter ending September 2016	451	↓
Quarter ending December 2016	410	↓
Variance since December 2015	(19.9%)	↓



ACTIVITY

Cumulative percentage of contracted UDA delivered 2016 & 2017



Month	Adjusted Scheduled Activity (UDA)	
	2016	2017
April	8	6
May	63	6
June	133	164
July	160	274
August	201	274
September	316	274
October	316	274
November	398	274
December	398	274
January	412	
February	688	
March	824	
April	831	
May	831	
June	831	

QUALITY

	Quantity	Base Number	Contract	AT	Region	England
% of FP17s for the same patient ID Re-attending within 3 months - Children	1	106	0.9%	10.1%	12.1%	12.4%
% of FP17s for the same patient ID Re-attending within 3 months - Adults	1	18	5.6%	15.3%	15.9%	16.6%
% of FP17s for the same patient ID Re-attending between 3 & 9 months - Children	13	106	12.3%	50.9%	58.6%	57.5%
% of FP17s for the same patient ID Re-attending between 3 & 9 months - Adults	3	18	16.7%	46.5%	51.5%	50.4%
% of FP17s for Band 1 Urgent Courses	8	119	6.7%	8.2%	8.0%	9.1%
% of FP17s Relating to Free Repair or Replacements	0	119	0.0%	0.7%	0.8%	0.8%
% of FP17s Relating to Continuations	0	119	0.0%	0.9%	1.2%	1.3%
% of Patients satisfied with the dentistry they have received	1	1	N/A	92.3%	92.8%	92.7%
% of Patients satisfied with the time they had to wait for an appointment	0	1	N/A	91.0%	89.2%	88.8%

* This is based on patients treated on this contract for their most recent course of treatment. Figures in italics indicate the base number of FP17s or Patient Questionnaire responses are less than 100. N/A is shown where the base number of responses is less than 10 during the period. % is calculated as Quantity/Base number*100

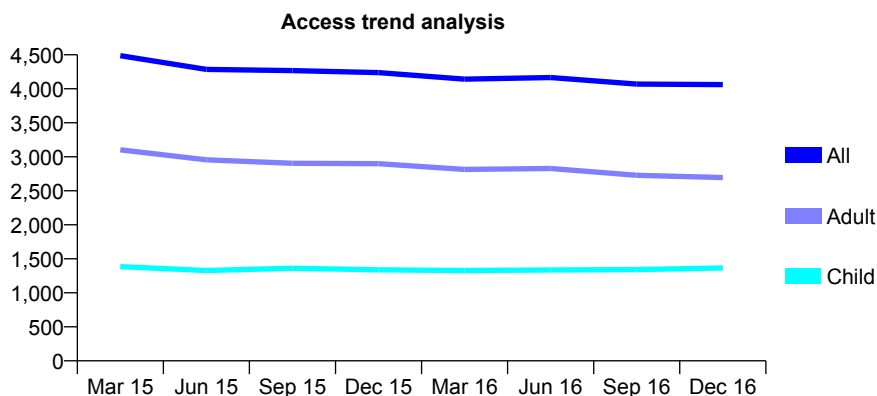
Q54 - Vital Signs At a Glance Contract Report for 944009/0001 - December 2016

Name or company name	MR Z AFZAL
Contract type name	GDS Contract
Purpose of contract	General
Contract start date	01/04/2006
Contract end date	

16/17 Contracted general activity (UDA)	13,582
Carry forward general activity (UDA)	12
16/17 Contracted orthodontic activity (UOA)	0
Carry forward orthodontic activity (UOA)	0
Baseline contract value	£336,359.55

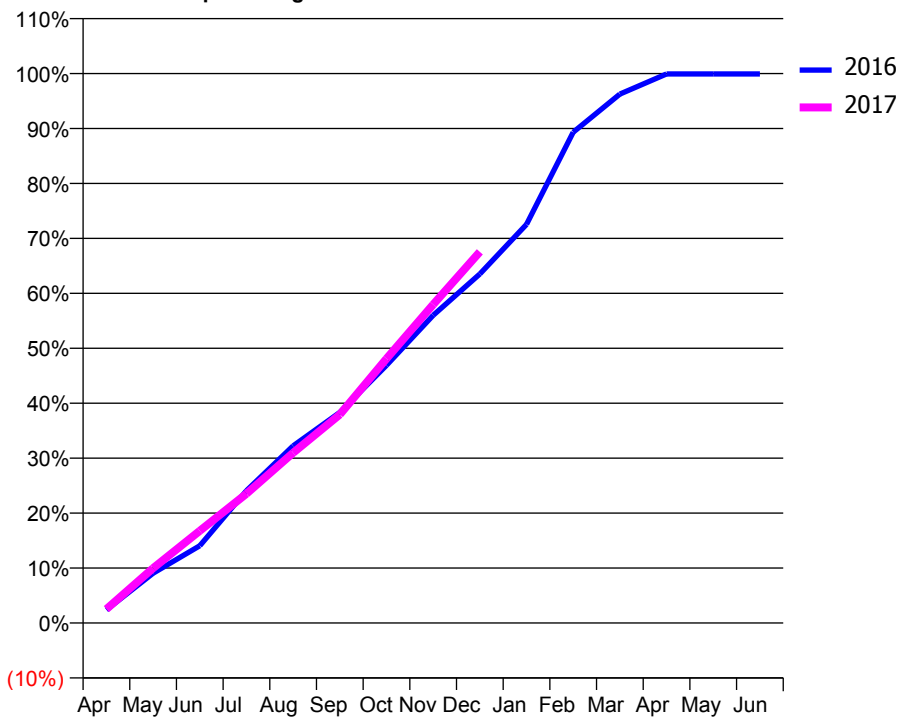
ACCESS*

Patients seen in 24 months	Total	Change since previous quarter
Quarter ending December 2015	4,238	
Quarter ending March 2016	4,143	↓
Quarter ending June 2016	4,165	→
Quarter ending September 2016	4,070	↓
Quarter ending December 2016	4,061	→
Variance since December 2015	(4.2%)	↓



ACTIVITY

Cumulative percentage of contracted UDA delivered 2016 & 2017



Month	Adjusted Scheduled Activity (UDA)	
	2016	2017
April	326	344
May	1,232	1,356
June	1,911	2,280
July	3,270	3,194
August	4,377	4,206
September	5,207	5,152
October	6,368	6,534
November	7,604	7,871
December	8,627	9,173
January	9,852	
February	12,130	
March	13,075	
April	13,570	
May	13,570	
June	13,570	

QUALITY

	Quantity	Base Number	Contract	AT	Region	England
% of FP17s for the same patient ID Re-attending within 3 months - Children	74	946	7.8%	10.1%	12.1%	12.4%
% of FP17s for the same patient ID Re-attending within 3 months - Adults	340	2,105	16.2%	15.3%	15.9%	16.6%
% of FP17s for the same patient ID Re-attending between 3 & 9 months - Children	329	946	34.8%	50.9%	58.6%	57.5%
% of FP17s for the same patient ID Re-attending between 3 & 9 months - Adults	778	2,105	37.0%	46.5%	51.5%	50.4%
% of FP17s for Band 1 Urgent Courses	359	2,912	12.3%	8.2%	8.0%	9.1%
% of FP17s Relating to Free Repair or Replacements	37	2,912	1.3%	0.7%	0.8%	0.8%
% of FP17s Relating to Continuations	6	2,912	0.2%	0.9%	1.2%	1.3%
% of Patients satisfied with the dentistry they have received	0	0	N/A	92.3%	92.8%	92.7%
% of Patients satisfied with the time they had to wait for an appointment	0	0	N/A	91.0%	89.2%	88.8%

* This is based on patients treated on this contract for their most recent course of treatment. Figures in italics indicate the base number of FP17s or Patient Questionnaire responses are less than 100. N/A is shown where the base number of responses is less than 10 during the period. % is calculated as Quantity/Base number*100

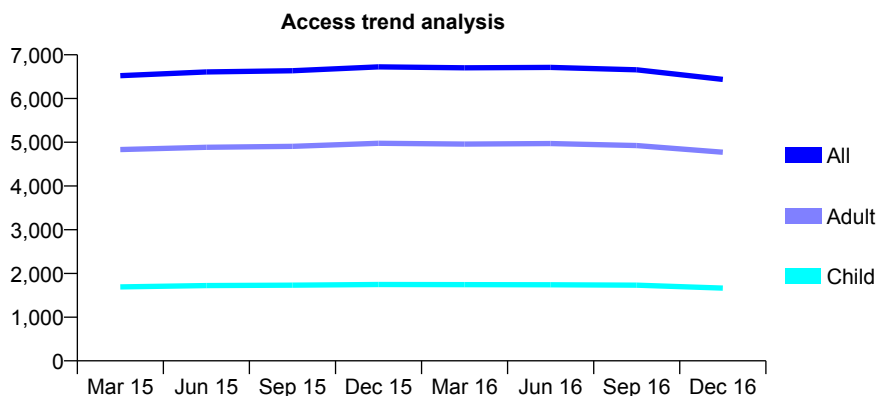
Q54 - Vital Signs At a Glance Contract Report for 944092/0001 - December 2016

Name or company name	MISS SN CHAUDARY
Contract type name	GDS Contract
Purpose of contract	General
Contract start date	17/09/2010
Contract end date	

16/17 Contracted general activity (UDA)	18,528
Carry forward general activity (UDA)	-370
16/17 Contracted orthodontic activity (UOA)	0
Carry forward orthodontic activity (UOA)	0
Baseline contract value	£460,784.27

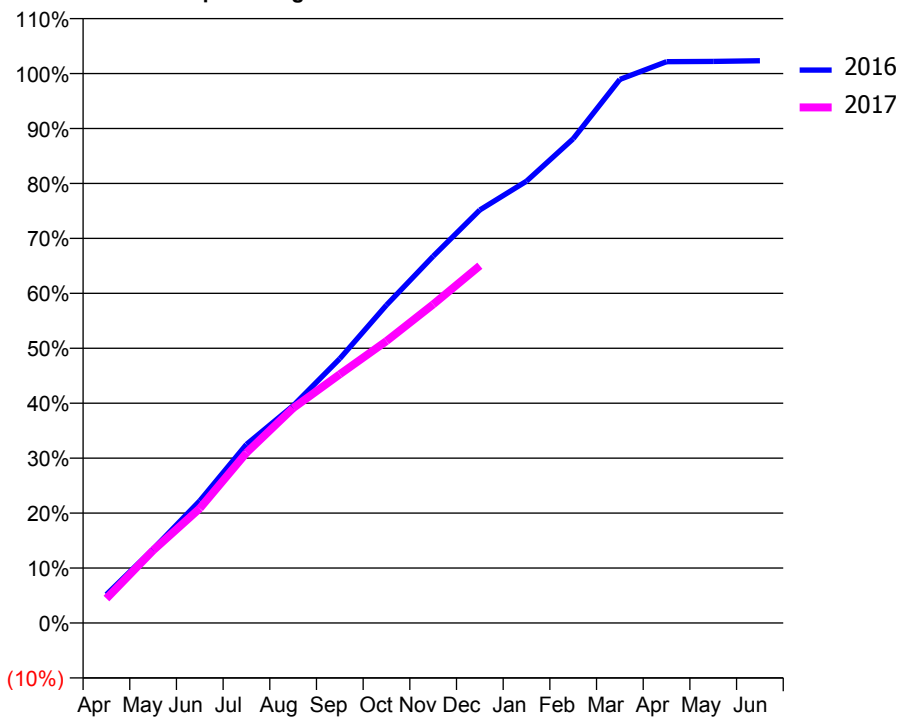
ACCESS*

Patients seen in 24 months	Total	Change since previous quarter
Quarter ending December 2015	6,723	
Quarter ending March 2016	6,702	→
Quarter ending June 2016	6,711	→
Quarter ending September 2016	6,656	→
Quarter ending December 2016	6,436	↓
Variance since December 2015	(4.3%)	↓



ACTIVITY

Cumulative percentage of contracted UDA delivered 2016 & 2017



Month	Adjusted Scheduled Activity (UDA)	
	2016	2017
April	960	825
May	2,492	2,446
June	4,122	3,863
July	6,024	5,738
August	7,326	7,243
September	8,914	8,386
October	10,722	9,505
November	12,368	10,743
December	13,929	12,046
January	14,897	
February	16,328	
March	18,329	
April	18,928	
May	18,936	
June	18,960	

QUALITY

	Quantity	Base Number	Contract	AT	Region	England
% of FP17s for the same patient ID Re-attending within 3 months - Children	106	1,739	6.1%	10.1%	12.1%	12.4%
% of FP17s for the same patient ID Re-attending within 3 months - Adults	603	4,928	12.2%	15.3%	15.9%	16.6%
% of FP17s for the same patient ID Re-attending between 3 & 9 months - Children	1,083	1,739	62.3%	50.9%	58.6%	57.5%
% of FP17s for the same patient ID Re-attending between 3 & 9 months - Adults	3,042	4,928	61.7%	46.5%	51.5%	50.4%
% of FP17s for Band 1 Urgent Courses	255	6,365	4.0%	8.2%	8.0%	9.1%
% of FP17s Relating to Free Repair or Replacements	36	6,365	0.6%	0.7%	0.8%	0.8%
% of FP17s Relating to Continuations	48	6,365	0.8%	0.9%	1.2%	1.3%
% of Patients satisfied with the dentistry they have received	7	8	N/A	92.3%	92.8%	92.7%
% of Patients satisfied with the time they had to wait for an appointment	8	8	N/A	91.0%	89.2%	88.8%

* This is based on patients treated on this contract for their most recent course of treatment. Figures in italics indicate the base number of FP17s or Patient Questionnaire responses are less than 100. N/A is shown where the base number of responses is less than 10 during the period. % is calculated as Quantity/Base number*100

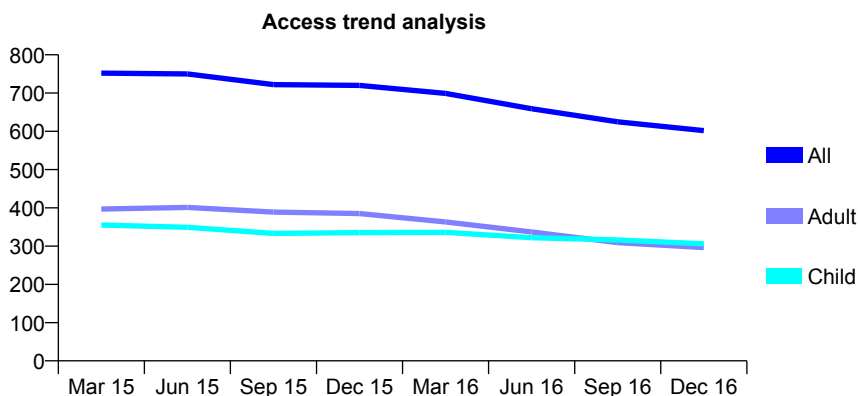
Q54 - Vital Signs At a Glance Contract Report for 946303/0001 - December 2016

Name or company name	MR E ACHEAMPONG
Contract type name	GDS Contract
Purpose of contract	General and Orthodontic
Contract start date	01/04/2006
Contract end date	

16/17 Contracted general activity (UDA)	2,390
Carry forward general activity (UDA)	0
16/17 Contracted orthodontic activity (UOA)	706
Carry forward orthodontic activity (UOA)	16
Baseline contract value	£99,547.33

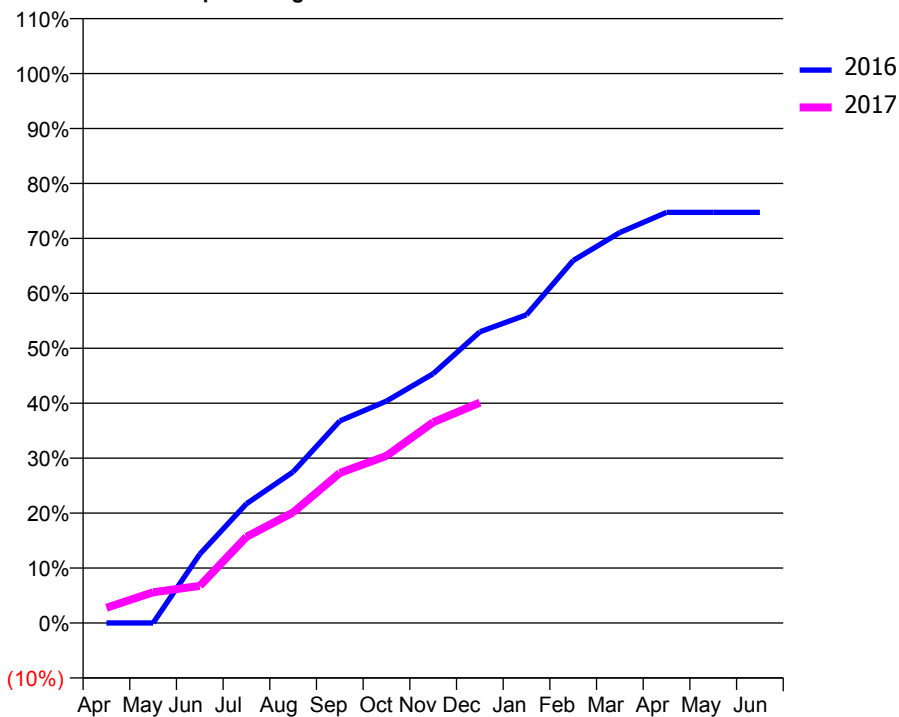
ACCESS*

Patients seen in 24 months	Total	Change since previous quarter
Quarter ending December 2015	720	
Quarter ending March 2016	699	↓
Quarter ending June 2016	659	↓
Quarter ending September 2016	625	↓
Quarter ending December 2016	602	↓
Variance since December 2015	(16.4%)	↓



ACTIVITY

Cumulative percentage of contracted UDA delivered 2016 & 2017



Month	Adjusted Scheduled Activity (UDA)	
	2016	2017
April	0	66
May	0	134
June	299	162
July	519	375
August	658	481
September	879	653
October	966	727
November	1,084	873
December	1,266	959
January	1,341	
February	1,577	
March	1,699	
April	1,786	
May	1,786	
June	1,786	

QUALITY

	Quantity	Base Number	Contract	AT	Region	England
% of FP17s for the same patient ID Re-attending within 3 months - Children	14	327	4.3%	10.1%	12.1%	12.4%
% of FP17s for the same patient ID Re-attending within 3 months - Adults	38	240	15.8%	15.3%	15.9%	16.6%
% of FP17s for the same patient ID Re-attending between 3 & 9 months - Children	155	327	47.4%	50.9%	58.6%	57.5%
% of FP17s for the same patient ID Re-attending between 3 & 9 months - Adults	111	240	46.3%	46.5%	51.5%	50.4%
% of FP17s for Band 1 Urgent Courses	23	489	4.7%	8.2%	8.0%	9.1%
% of FP17s Relating to Free Repair or Replacements	0	489	0.0%	0.7%	0.8%	0.8%
% of FP17s Relating to Continuations	4	489	0.8%	0.9%	1.2%	1.3%
% of Patients satisfied with the dentistry they have received	1	1	N/A	92.3%	92.8%	92.7%
% of Patients satisfied with the time they had to wait for an appointment	1	1	N/A	91.0%	89.2%	88.8%

* This is based on patients treated on this contract for their most recent course of treatment. Figures in italics indicate the base number of FP17s or Patient Questionnaire responses are less than 100. N/A is shown where the base number of responses is less than 10 during the period. % is calculated as Quantity/Base number*100

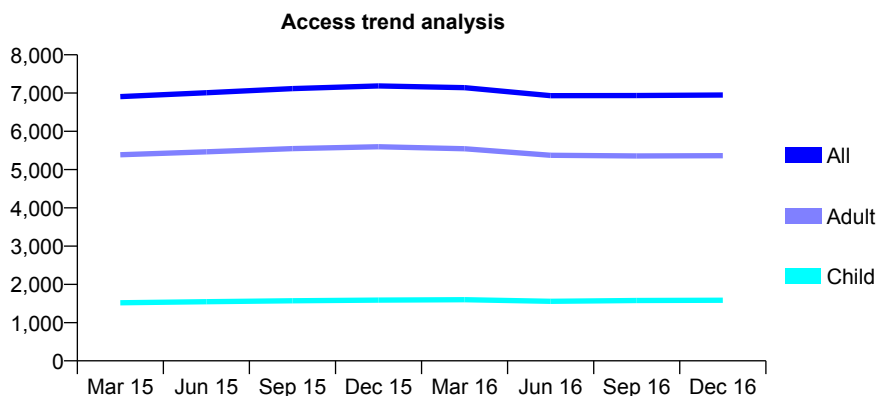
Q54 - Vital Signs At a Glance Contract Report for 960128/0002 - December 2016

Name or company name	MR Z SACRANIE
Contract type name	GDS Contract
Purpose of contract	General
Contract start date	01/11/2006
Contract end date	

16/17 Contracted general activity (UDA)	18,821
Carry forward general activity (UDA)	-40
16/17 Contracted orthodontic activity (UOA)	0
Carry forward orthodontic activity (UOA)	0
Baseline contract value	£416,064.06

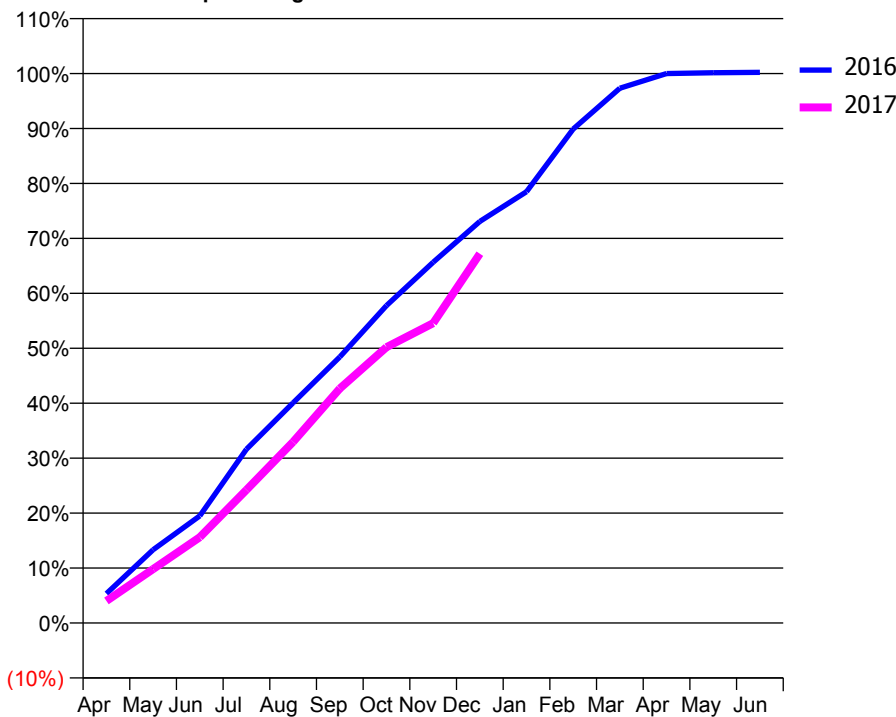
ACCESS*

Patients seen in 24 months	Total	Change since previous quarter
Quarter ending December 2015	7,185	
Quarter ending March 2016	7,142	→
Quarter ending June 2016	6,932	↓
Quarter ending September 2016	6,934	→
Quarter ending December 2016	6,950	→
Variance since December 2015	(3.3%)	↓



ACTIVITY

Cumulative percentage of contracted UDA delivered 2016 & 2017



Month	Adjusted Scheduled Activity (UDA)	
	2016	2017
April	1,009	756
May	2,511	1,846
June	3,671	2,941
July	5,954	4,560
August	7,543	6,203
September	9,116	8,030
October	10,873	9,446
November	12,357	10,271
December	13,756	12,651
January	14,775	
February	16,918	
March	18,317	
April	18,820	
May	18,846	
June	18,861	

QUALITY

	Quantity	Base Number	Contract	AT	Region	England
% of FP17s for the same patient ID Re-attending within 3 months - Children	170	1,715	9.9%	10.1%	12.1%	12.4%
% of FP17s for the same patient ID Re-attending within 3 months - Adults	785	5,505	14.3%	15.3%	15.9%	16.6%
% of FP17s for the same patient ID Re-attending between 3 & 9 months - Children	1,075	1,715	62.7%	50.9%	58.6%	57.5%
% of FP17s for the same patient ID Re-attending between 3 & 9 months - Adults	3,325	5,505	60.4%	46.5%	51.5%	50.4%
% of FP17s for Band 1 Urgent Courses	547	6,535	8.4%	8.2%	8.0%	9.1%
% of FP17s Relating to Free Repair or Replacements	66	6,535	1.0%	0.7%	0.8%	0.8%
% of FP17s Relating to Continuations	40	6,535	0.6%	0.9%	1.2%	1.3%
% of Patients satisfied with the dentistry they have received	9	9	N/A	92.3%	92.8%	92.7%
% of Patients satisfied with the time they had to wait for an appointment	8	9	N/A	91.0%	89.2%	88.8%

* This is based on patients treated on this contract for their most recent course of treatment. Figures in italics indicate the base number of FP17s or Patient Questionnaire responses are less than 100. N/A is shown where the base number of responses is less than 10 during the period. % is calculated as Quantity/Base number*100

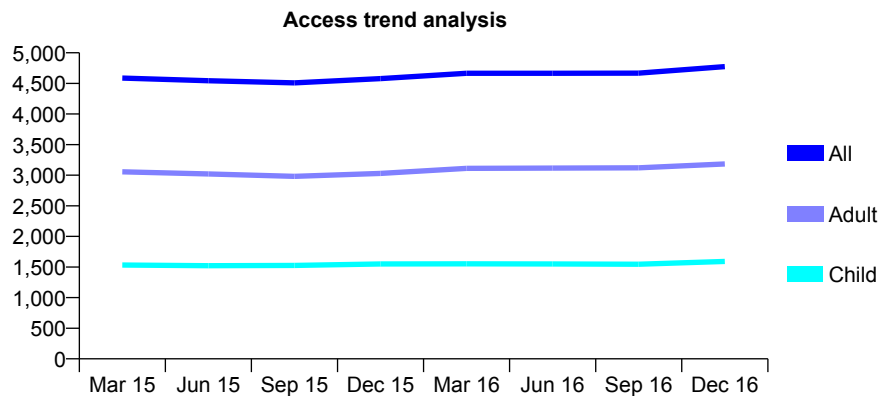
Q54 - Vital Signs At a Glance Contract Report for 960934/0002 - December 2016

Name or company name	MRS J DHERI
Contract type name	GDS Contract
Purpose of contract	General
Contract start date	19/06/2006
Contract end date	

16/17 Contracted general activity (UDA)	12,396
Carry forward general activity (UDA)	-23
16/17 Contracted orthodontic activity (UOA)	0
Carry forward orthodontic activity (UOA)	0
Baseline contract value	£320,687.87

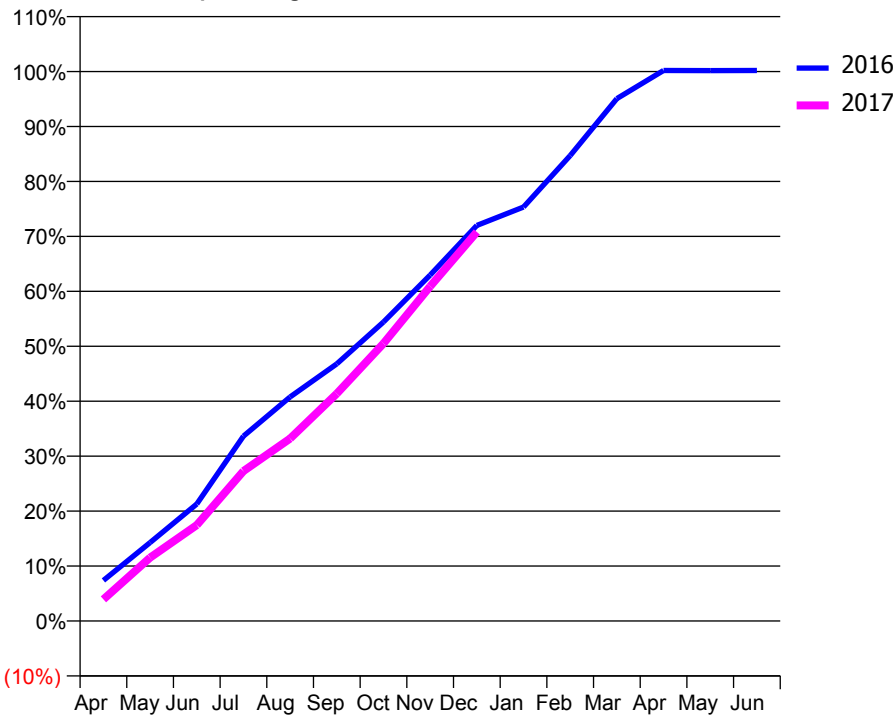
ACCESS*

Patients seen in 24 months	Total	Change since previous quarter
Quarter ending December 2015	4,579	
Quarter ending March 2016	4,665	→
Quarter ending June 2016	4,666	→
Quarter ending September 2016	4,667	→
Quarter ending December 2016	4,775	↑
Variance since December 2015	4.3%	↑



ACTIVITY

Cumulative percentage of contracted UDA delivered 2016 & 2017



Month	Adjusted Scheduled Activity (UDA)	
	2016	2017
April	916	490
May	1,770	1,429
June	2,641	2,164
July	4,172	3,384
August	5,054	4,115
September	5,800	5,129
October	6,745	6,260
November	7,804	7,548
December	8,925	8,775
January	9,338	
February	10,500	
March	11,785	
April	12,419	
May	12,416	
June	12,419	

QUALITY

	Quantity	Base Number	Contract	AT	Region	England
% of FP17s for the same patient ID Re-attending within 3 months - Children	96	1,792	5.4%	10.1%	12.1%	12.4%
% of FP17s for the same patient ID Re-attending within 3 months - Adults	459	3,425	13.4%	15.3%	15.9%	16.6%
% of FP17s for the same patient ID Re-attending between 3 & 9 months - Children	1,097	1,792	61.2%	50.9%	58.6%	57.5%
% of FP17s for the same patient ID Re-attending between 3 & 9 months - Adults	1,890	3,425	55.2%	46.5%	51.5%	50.4%
% of FP17s for Band 1 Urgent Courses	280	4,916	5.7%	8.2%	8.0%	9.1%
% of FP17s Relating to Free Repair or Replacements	25	4,916	0.5%	0.7%	0.8%	0.8%
% of FP17s Relating to Continuations	57	4,916	1.2%	0.9%	1.2%	1.3%
% of Patients satisfied with the dentistry they have received	4	5	N/A	92.3%	92.8%	92.7%
% of Patients satisfied with the time they had to wait for an appointment	4	5	N/A	91.0%	89.2%	88.8%

* This is based on patients treated on this contract for their most recent course of treatment. Figures in italics indicate the base number of FP17s or Patient Questionnaire responses are less than 100. N/A is shown where the base number of responses is less than 10 during the period. % is calculated as Quantity/Base number*100

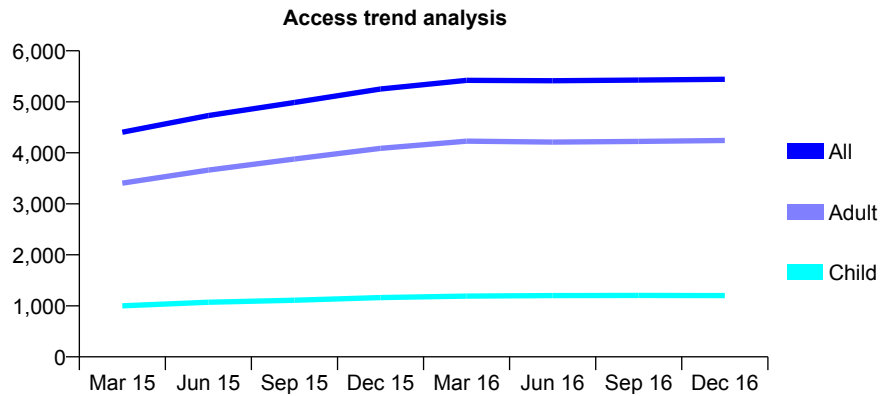
Q54 - Vital Signs At a Glance Contract Report for 968811/0001 - December 2016

Name or company name	MR D CHACKO
Contract type name	GDS Contract
Purpose of contract	General
Contract start date	01/04/2014
Contract end date	

16/17 Contracted general activity (UDA)	16,500
Carry forward general activity (UDA)	-330
16/17 Contracted orthodontic activity (UOA)	0
Carry forward orthodontic activity (UOA)	0
Baseline contract value	£413,864.99

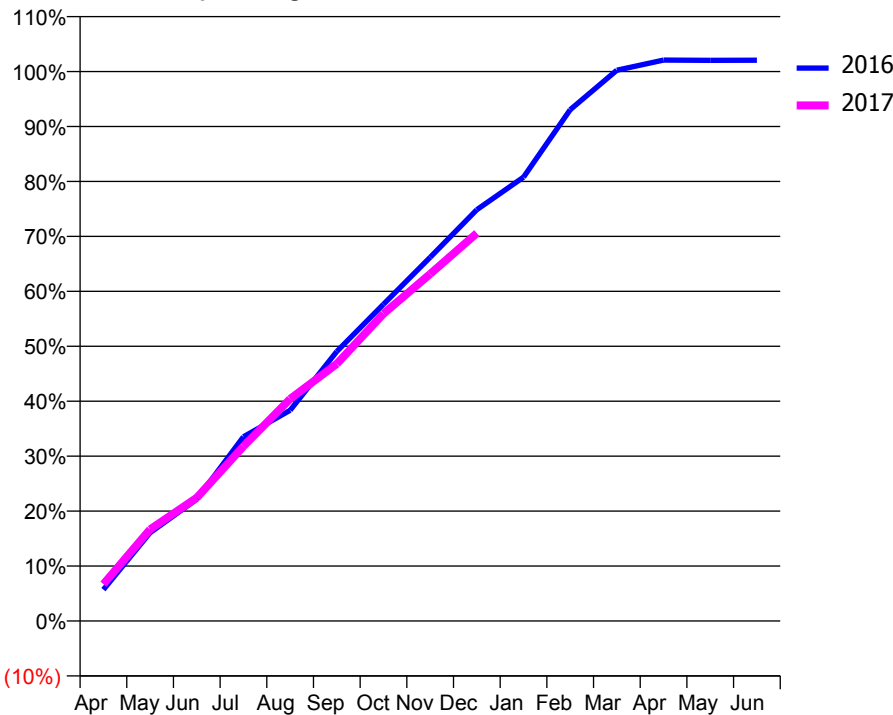
ACCESS*

Patients seen in 24 months	Total	Change since previous quarter
Quarter ending December 2015	5,250	
Quarter ending March 2016	5,422	↑
Quarter ending June 2016	5,412	→
Quarter ending September 2016	5,426	→
Quarter ending December 2016	5,441	→
Variance since December 2015	3.6%	↑



ACTIVITY

Cumulative percentage of contracted UDA delivered 2016 & 2017



Month	Adjusted Scheduled Activity (UDA)	
	2016	2017
April	945	1,108
May	2,651	2,752
June	3,656	3,702
July	5,532	5,248
August	6,327	6,670
September	8,093	7,723
October	9,514	9,226
November	10,922	10,421
December	12,352	11,646
January	13,329	
February	15,354	
March	16,537	
April	16,844	
May	16,837	
June	16,840	

QUALITY

	Quantity	Base Number	Contract	AT	Region	England
% of FP17s for the same patient ID Re-attending within 3 months - Children	88	1,306	6.7%	10.1%	12.1%	12.4%
% of FP17s for the same patient ID Re-attending within 3 months - Adults	717	4,476	16.0%	15.3%	15.9%	16.6%
% of FP17s for the same patient ID Re-attending between 3 & 9 months - Children	827	1,306	63.3%	50.9%	58.6%	57.5%
% of FP17s for the same patient ID Re-attending between 3 & 9 months - Adults	2,565	4,476	57.3%	46.5%	51.5%	50.4%
% of FP17s for Band 1 Urgent Courses	365	5,603	6.5%	8.2%	8.0%	9.1%
% of FP17s Relating to Free Repair or Replacements	93	5,603	1.7%	0.7%	0.8%	0.8%
% of FP17s Relating to Continuations	49	5,603	0.9%	0.9%	1.2%	1.3%
% of Patients satisfied with the dentistry they have received	5	6	N/A	92.3%	92.8%	92.7%
% of Patients satisfied with the time they had to wait for an appointment	6	6	N/A	91.0%	89.2%	88.8%

* This is based on patients treated on this contract for their most recent course of treatment. Figures in italics indicate the base number of FP17s or Patient Questionnaire responses are less than 100. N/A is shown where the base number of responses is less than 10 during the period. % is calculated as Quantity/Base number*100

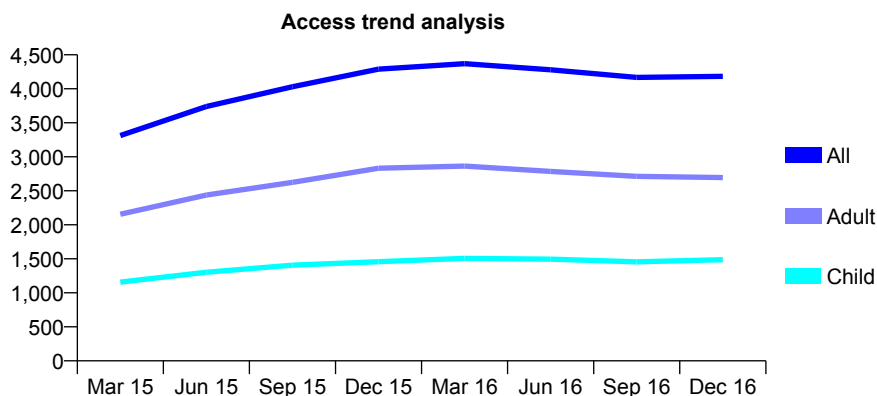
Q54 - Vital Signs At a Glance Contract Report for 976989/0001 - December 2016

Name or company name	MR SS SOHAL
Contract type name	GDS Contract
Purpose of contract	General
Contract start date	23/11/2013
Contract end date	

16/17 Contracted general activity (UDA)	12,884
Carry forward general activity (UDA)	225
16/17 Contracted orthodontic activity (UOA)	0
Carry forward orthodontic activity (UOA)	0
Baseline contract value	£340,475.89

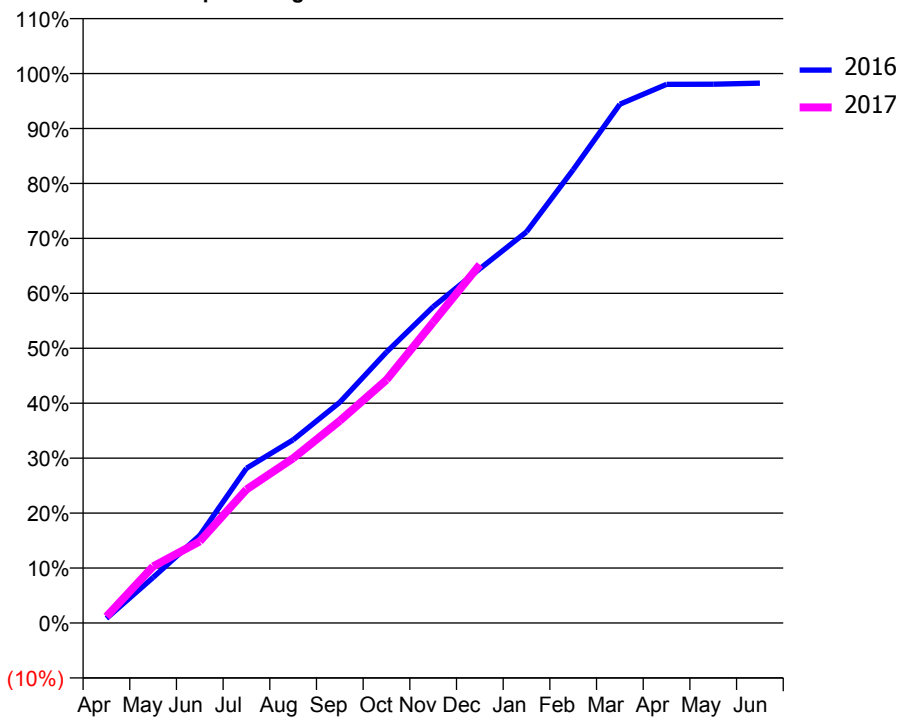
ACCESS*

Patients seen in 24 months	Total	Change since previous quarter
Quarter ending December 2015	4,289	
Quarter ending March 2016	4,370	→
Quarter ending June 2016	4,280	↓
Quarter ending September 2016	4,168	↓
Quarter ending December 2016	4,184	→
Variance since December 2015	(2.4%)	↓



ACTIVITY

Cumulative percentage of contracted UDA delivered 2016 & 2017



Month	Adjusted Scheduled Activity (UDA)	
	2016	2017
April	107	151
May	1,068	1,326
June	2,056	1,916
July	3,630	3,132
August	4,293	3,864
September	5,177	4,741
October	6,350	5,700
November	7,415	7,053
December	8,307	8,403
January	9,172	
February	10,629	
March	12,164	
April	12,629	
May	12,632	
June	12,658	

QUALITY

	Quantity	Base Number	Contract	AT	Region	England
% of FP17s for the same patient ID Re-attending within 3 months - Children	67	1,364	4.9%	10.1%	12.1%	12.4%
% of FP17s for the same patient ID Re-attending within 3 months - Adults	328	2,258	14.5%	15.3%	15.9%	16.6%
% of FP17s for the same patient ID Re-attending between 3 & 9 months - Children	739	1,364	54.2%	50.9%	58.6%	57.5%
% of FP17s for the same patient ID Re-attending between 3 & 9 months - Adults	991	2,258	43.9%	46.5%	51.5%	50.4%
% of FP17s for Band 1 Urgent Courses	385	3,409	11.3%	8.2%	8.0%	9.1%
% of FP17s Relating to Free Repair or Replacements	1	3,409	0.0%	0.7%	0.8%	0.8%
% of FP17s Relating to Continuations	16	3,409	0.5%	0.9%	1.2%	1.3%
% of Patients satisfied with the dentistry they have received	0	0	N/A	92.3%	92.8%	92.7%
% of Patients satisfied with the time they had to wait for an appointment	0	0	N/A	91.0%	89.2%	88.8%

* This is based on patients treated on this contract for their most recent course of treatment. Figures in italics indicate the base number of FP17s or Patient Questionnaire responses are less than 100. N/A is shown where the base number of responses is less than 10 during the period. % is calculated as Quantity/Base number*100

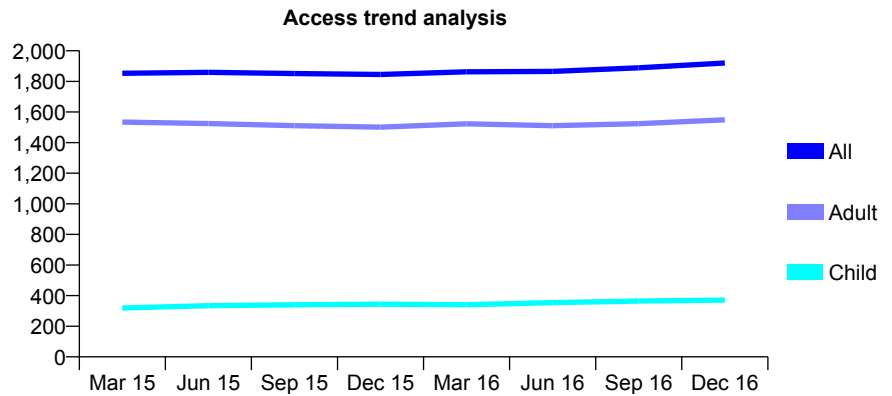
Q54 - Vital Signs At a Glance Contract Report for 993913/0001 - December 2016

Name or company name	MR SL REES
Contract type name	PDS Contract
Purpose of contract	General and Orthodontic
Contract start date	01/04/2006
Contract end date	31/03/2021

16/17 Contracted general activity (UDA)	6,811
Carry forward general activity (UDA)	0
16/17 Contracted orthodontic activity (UOA)	450
Carry forward orthodontic activity (UOA)	-9
Baseline contract value	£248,123.60

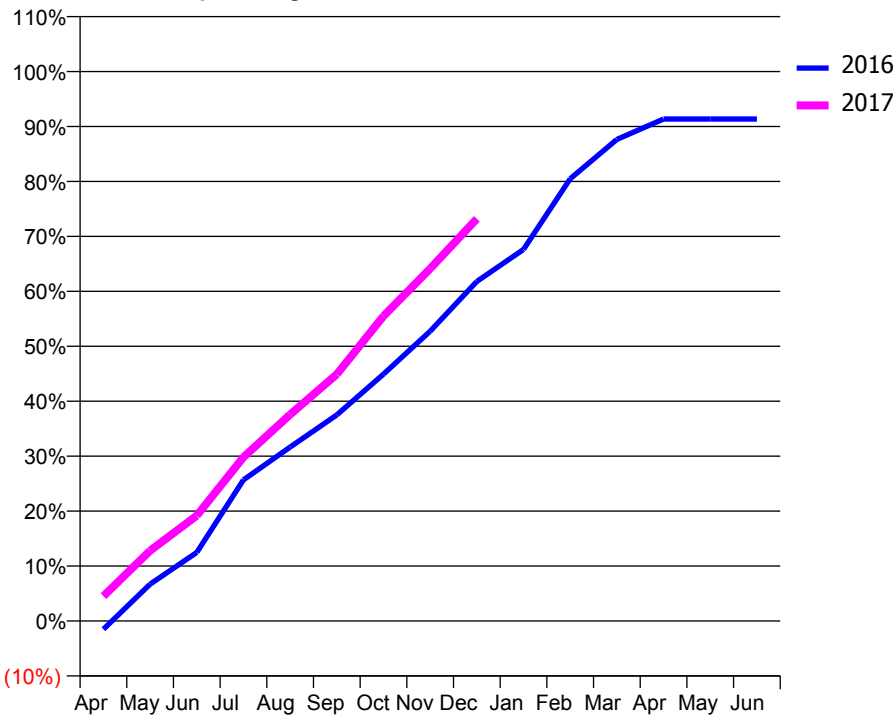
ACCESS*

Patients seen in 24 months	Total	Change since previous quarter
Quarter ending December 2015	1,845	
Quarter ending March 2016	1,863	→
Quarter ending June 2016	1,865	→
Quarter ending September 2016	1,889	→
Quarter ending December 2016	1,920	→
Variance since December 2015	4.1%	↑



ACTIVITY

Cumulative percentage of contracted UDA delivered 2016 & 2017



Month	Adjusted Scheduled Activity (UDA)	
	2016	2017
April	-103	309
May	457	871
June	851	1,307
July	1,750	2,030
August	2,155	2,559
September	2,555	3,059
October	3,061	3,778
November	3,593	4,368
December	4,209	4,986
January	4,605	
February	5,482	
March	5,969	
April	6,222	
May	6,222	
June	6,222	

QUALITY

	Quantity	Base Number	Contract	AT	Region	England
% of FP17s for the same patient ID Re-attending within 3 months - Children	58	426	13.6%	10.1%	12.1%	12.4%
% of FP17s for the same patient ID Re-attending within 3 months - Adults	206	1,665	12.4%	15.3%	15.9%	16.6%
% of FP17s for the same patient ID Re-attending between 3 & 9 months - Children	199	426	46.7%	50.9%	58.6%	57.5%
% of FP17s for the same patient ID Re-attending between 3 & 9 months - Adults	1,068	1,665	64.1%	46.5%	51.5%	50.4%
% of FP17s for Band 1 Urgent Courses	43	1,962	2.2%	8.2%	8.0%	9.1%
% of FP17s Relating to Free Repair or Replacements	19	1,962	1.0%	0.7%	0.8%	0.8%
% of FP17s Relating to Continuations	34	1,962	1.7%	0.9%	1.2%	1.3%
% of Patients satisfied with the dentistry they have received	4	5	N/A	92.3%	92.8%	92.7%
% of Patients satisfied with the time they had to wait for an appointment	4	5	N/A	91.0%	89.2%	88.8%

* This is based on patients treated on this contract for their most recent course of treatment. Figures in italics indicate the base number of FP17s or Patient Questionnaire responses are less than 100. N/A is shown where the base number of responses is less than 10 during the period. % is calculated as Quantity/Base number*100

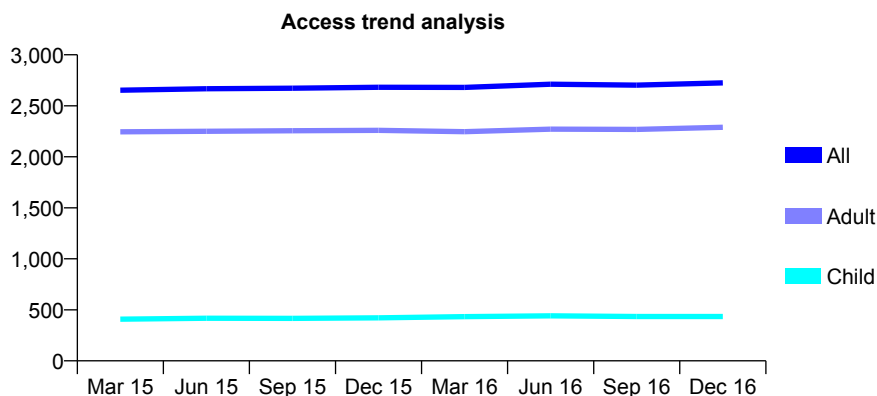
Q54 - Vital Signs At a Glance Contract Report for 993956/0001 - December 2016

Name or company name	MR SM BENTLEY
Contract type name	GDS Contract
Purpose of contract	General
Contract start date	01/04/2006
Contract end date	

16/17 Contracted general activity (UDA)	7,816
Carry forward general activity (UDA)	8
16/17 Contracted orthodontic activity (UOA)	0
Carry forward orthodontic activity (UOA)	0
Baseline contract value	£165,716.49

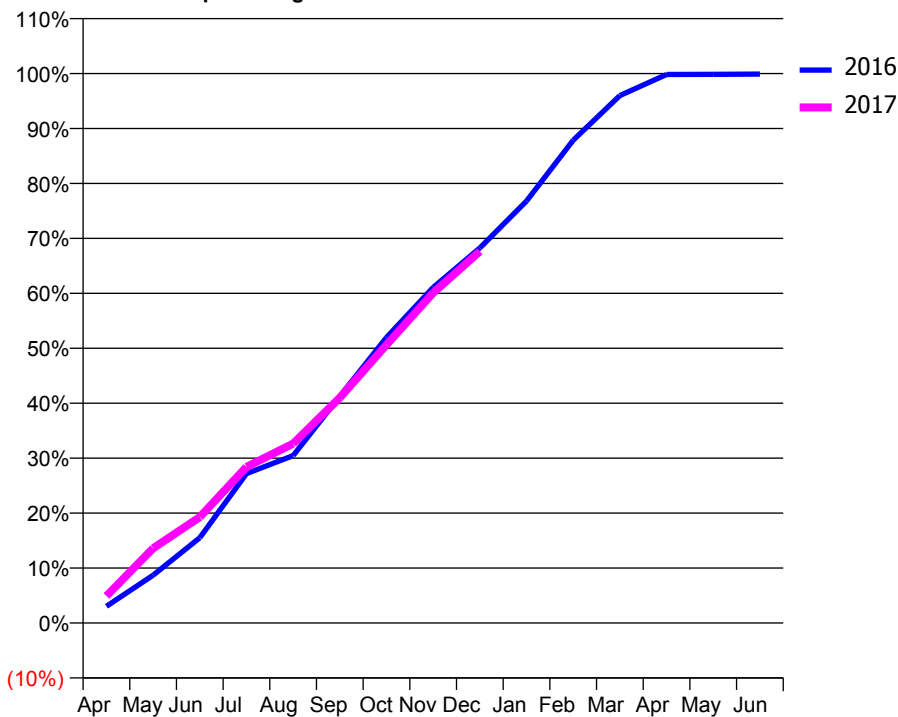
ACCESS*

Patients seen in 24 months	Total	Change since previous quarter
Quarter ending December 2015	2,682	
Quarter ending March 2016	2,680	→
Quarter ending June 2016	2,712	→
Quarter ending September 2016	2,703	→
Quarter ending December 2016	2,725	→
Variance since December 2015	1.6%	→



ACTIVITY

Cumulative percentage of contracted UDA delivered 2016 & 2017



Month	Adjusted Scheduled Activity (UDA)	
	2016	2017
April	239	384
May	680	1,063
June	1,212	1,508
July	2,125	2,219
August	2,381	2,552
September	3,225	3,205
October	4,061	3,957
November	4,773	4,695
December	5,334	5,287
January	6,002	
February	6,867	
March	7,502	
April	7,802	
May	7,805	
June	7,808	

QUALITY

	Quantity	Base Number	Contract	AT	Region	England
% of FP17s for the same patient ID Re-attending within 3 months - Children	25	398	6.3%	10.1%	12.1%	12.4%
% of FP17s for the same patient ID Re-attending within 3 months - Adults	295	2,225	13.3%	15.3%	15.9%	16.6%
% of FP17s for the same patient ID Re-attending between 3 & 9 months - Children	202	398	50.8%	50.9%	58.6%	57.5%
% of FP17s for the same patient ID Re-attending between 3 & 9 months - Adults	1,016	2,225	45.7%	46.5%	51.5%	50.4%
% of FP17s for Band 1 Urgent Courses	69	2,462	2.8%	8.2%	8.0%	9.1%
% of FP17s Relating to Free Repair or Replacements	43	2,462	1.7%	0.7%	0.8%	0.8%
% of FP17s Relating to Continuations	32	2,462	1.3%	0.9%	1.2%	1.3%
% of Patients satisfied with the dentistry they have received	3	3	N/A	92.3%	92.8%	92.7%
% of Patients satisfied with the time they had to wait for an appointment	3	3	N/A	91.0%	89.2%	88.8%

* This is based on patients treated on this contract for their most recent course of treatment. Figures in italics indicate the base number of FP17s or Patient Questionnaire responses are less than 100. N/A is shown where the base number of responses is less than 10 during the period. % is calculated as Quantity/Base number*100

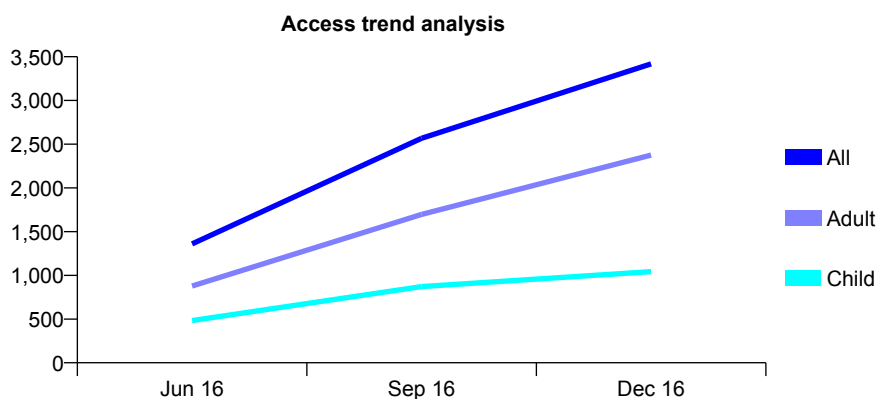
Q55 - Vital Signs At a Glance Contract Report for 100062/0000 - December 2016

Name or company name	MR EG MCDAID
Contract type name	GDS Contract
Purpose of contract	General
Contract start date	01/04/2016
Contract end date	

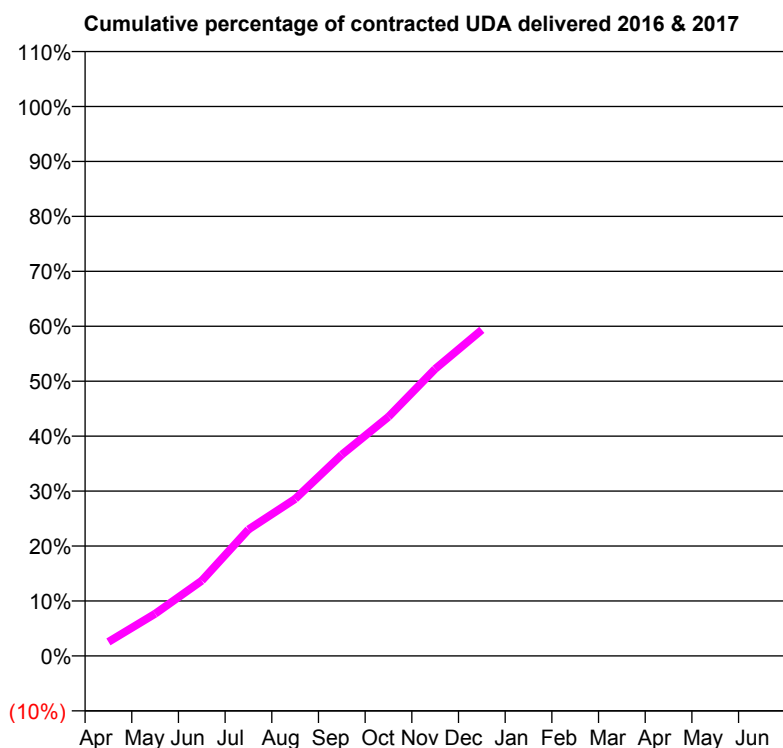
16/17 Contracted general activity (UDA)	15,426
Carry forward general activity (UDA)	0
16/17 Contracted orthodontic activity (UOA)	0
Carry forward orthodontic activity (UOA)	0
Baseline contract value	£396,518.85

ACCESS*

Patients seen in 24 months	Total	Change since previous quarter
Quarter ending December 2015	0	
Quarter ending March 2016	0	
Quarter ending June 2016	1,360	↑
Quarter ending September 2016	2,568	↑
Quarter ending December 2016	3,419	↑
Variance since December 2015	N/A	



ACTIVITY



Month	Adjusted Scheduled Activity (UDA)	
	2016	2017
April	0	396
May	0	1,185
June	0	2,112
July	0	3,549
August	0	4,408
September	0	5,651
October	0	6,713
November	0	8,057
December	0	9,153
January	0	
February	0	
March	0	
April	0	
May	0	
June	0	

QUALITY

	Quantity	Base Number	Contract	AT	Region	England
% of FP17s for the same patient ID Re-attending within 3 months - Children	79	1,522	5.2%	11.0%	12.1%	12.4%
% of FP17s for the same patient ID Re-attending within 3 months - Adults	319	3,095	10.3%	15.2%	15.9%	16.6%
% of FP17s for the same patient ID Re-attending between 3 & 9 months - Children	320	1,522	21.0%	61.2%	58.6%	57.5%
% of FP17s for the same patient ID Re-attending between 3 & 9 months - Adults	378	3,095	12.2%	55.2%	51.5%	50.4%
% of FP17s for Band 1 Urgent Courses	331	4,524	7.3%	7.0%	8.0%	9.1%
% of FP17s Relating to Free Repair or Replacements	41	4,524	0.9%	0.9%	0.8%	0.8%
% of FP17s Relating to Continuations	51	4,524	1.1%	1.6%	1.2%	1.3%
% of Patients satisfied with the dentistry they have received	0	0	N/A	92.0%	92.8%	92.7%
% of Patients satisfied with the time they had to wait for an appointment	0	0	N/A	88.4%	89.2%	88.8%

* This is based on patients treated on this contract for their most recent course of treatment. Figures in italics indicate the base number of FP17s or Patient Questionnaire responses are less than 100. N/A is shown where the base number of responses is less than 10 during the period. % is calculated as Quantity/Base number*100

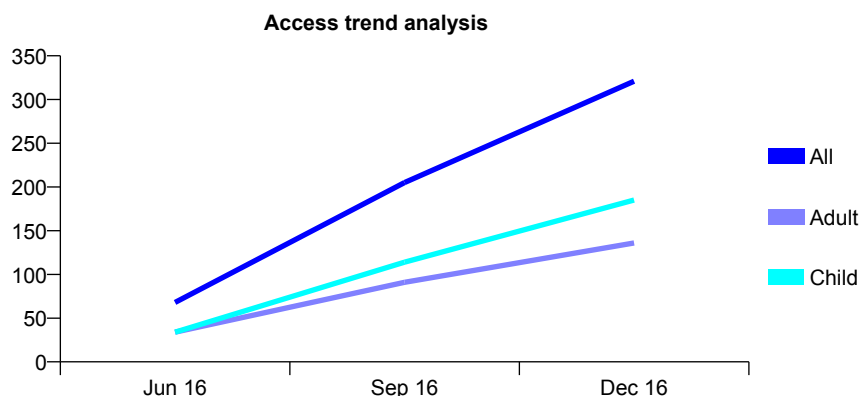
Q55 - Vital Signs At a Glance Contract Report for 100101/0000 - December 2016

Name or company name	Brookview Dental Care
Contract type name	GDS Contract
Purpose of contract	General
Contract start date	01/04/2016
Contract end date	

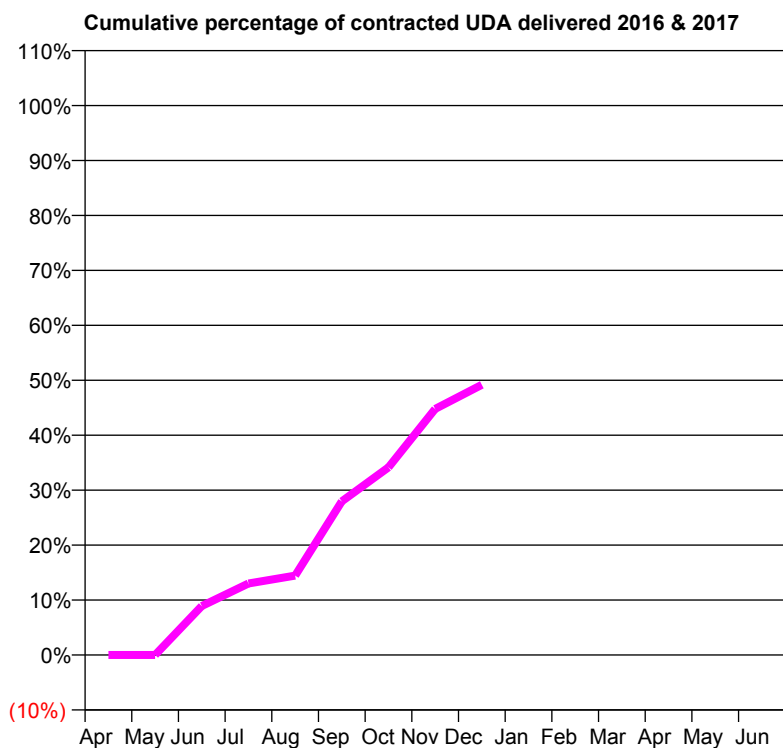
16/17 Contracted general activity (UDA)	980
Carry forward general activity (UDA)	0
16/17 Contracted orthodontic activity (UOA)	0
Carry forward orthodontic activity (UOA)	0
Baseline contract value	£29,084.98

ACCESS*

Patients seen in 24 months	Total	Change since previous quarter
Quarter ending December 2015	0	
Quarter ending March 2016	0	
Quarter ending June 2016	68	↑
Quarter ending September 2016	205	↑
Quarter ending December 2016	321	↑
Variance since December 2015	N/A	



ACTIVITY



Month	Adjusted Scheduled Activity (UDA)	
	2016	2017
April	0	0
May	0	0
June	0	87
July	0	128
August	0	142
September	0	274
October	0	335
November	0	439
December	0	482
January	0	
February	0	
March	0	
April	0	
May	0	
June	0	

QUALITY

	Quantity	Base Number	Contract	AT	Region	England
% of FP17s for the same patient ID Re-attending within 3 months - Children	4	200	2.0%	11.0%	12.1%	12.4%
% of FP17s for the same patient ID Re-attending within 3 months - Adults	13	150	8.7%	15.2%	15.9%	16.6%
% of FP17s for the same patient ID Re-attending between 3 & 9 months - Children	13	200	6.5%	61.2%	58.6%	57.5%
% of FP17s for the same patient ID Re-attending between 3 & 9 months - Adults	17	150	11.3%	55.2%	51.5%	50.4%
% of FP17s for Band 1 Urgent Courses	10	350	2.9%	7.0%	8.0%	9.1%
% of FP17s Relating to Free Repair or Replacements	0	350	0.0%	0.9%	0.8%	0.8%
% of FP17s Relating to Continuations	0	350	0.0%	1.6%	1.2%	1.3%
% of Patients satisfied with the dentistry they have received	0	0	N/A	92.0%	92.8%	92.7%
% of Patients satisfied with the time they had to wait for an appointment	0	0	N/A	88.4%	89.2%	88.8%

* This is based on patients treated on this contract for their most recent course of treatment. Figures in italics indicate the base number of FP17s or Patient Questionnaire responses are less than 100. N/A is shown where the base number of responses is less than 10 during the period. % is calculated as Quantity/Base number*100

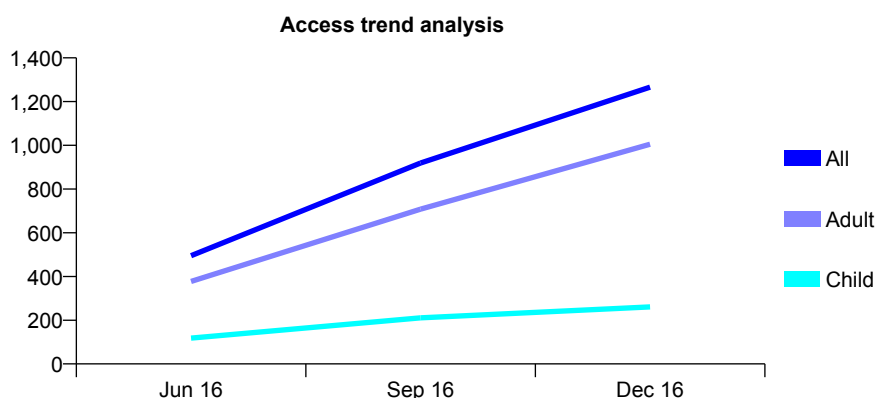
Q55 - Vital Signs At a Glance Contract Report for 100103/0000 - December 2016

Name or company name	Dr H S Thiara, Mrs R K Mattu
Contract type name	GDS Contract
Purpose of contract	General
Contract start date	01/04/2016
Contract end date	

16/17 Contracted general activity (UDA)	5,332
Carry forward general activity (UDA)	0
16/17 Contracted orthodontic activity (UOA)	0
Carry forward orthodontic activity (UOA)	0
Baseline contract value	£206,490.69

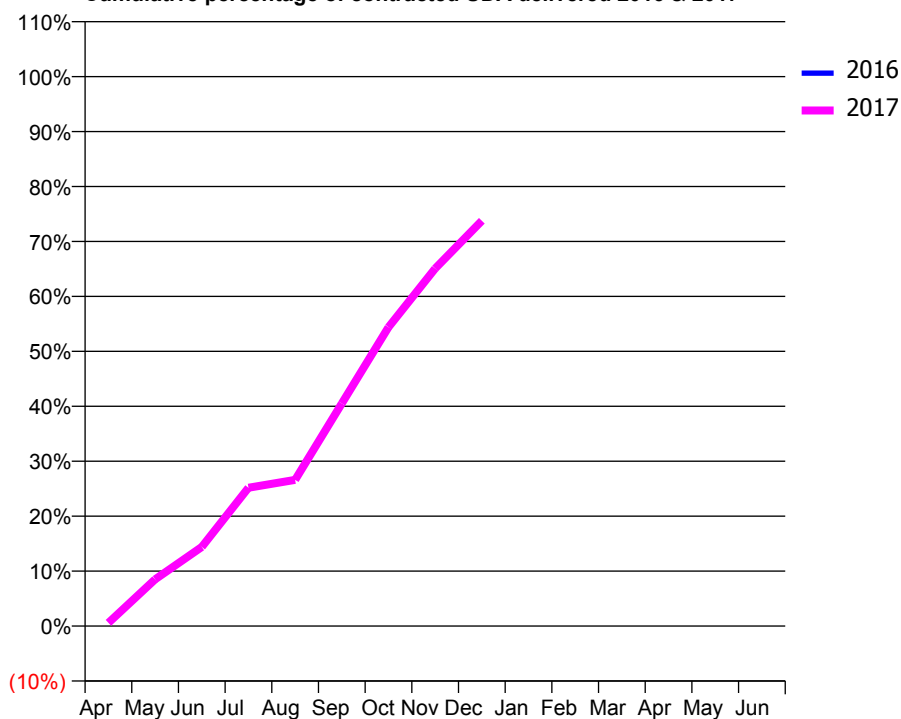
ACCESS*

Patients seen in 24 months	Total	Change since previous quarter
Quarter ending December 2015	0	
Quarter ending March 2016	0	
Quarter ending June 2016	495	↑
Quarter ending September 2016	919	↑
Quarter ending December 2016	1,266	↑
Variance since December 2015	N/A	



ACTIVITY

Cumulative percentage of contracted UDA delivered 2016 & 2017



Month	Adjusted Scheduled Activity (UDA)	
	2016	2017
April	0	32
May	0	453
June	0	768
July	0	1,343
August	0	1,418
September	0	2,160
October	0	2,900
November	0	3,469
December	0	3,933
January	0	
February	0	
March	0	
April	0	
May	0	
June	0	

QUALITY

	Quantity	Base Number	Contract	AT	Region	England
% of FP17s for the same patient ID Re-attending within 3 months - Children	32	392	8.2%	11.0%	12.1%	12.4%
% of FP17s for the same patient ID Re-attending within 3 months - Adults	149	1,406	10.6%	15.2%	15.9%	16.6%
% of FP17s for the same patient ID Re-attending between 3 & 9 months - Children	77	392	19.6%	61.2%	58.6%	57.5%
% of FP17s for the same patient ID Re-attending between 3 & 9 months - Adults	224	1,406	15.9%	55.2%	51.5%	50.4%
% of FP17s for Band 1 Urgent Courses	125	1,798	7.0%	7.0%	8.0%	9.1%
% of FP17s Relating to Free Repair or Replacements	17	1,798	0.9%	0.9%	0.8%	0.8%
% of FP17s Relating to Continuations	19	1,798	1.1%	1.6%	1.2%	1.3%
% of Patients satisfied with the dentistry they have received	0	0	N/A	92.0%	92.8%	92.7%
% of Patients satisfied with the time they had to wait for an appointment	0	0	N/A	88.4%	89.2%	88.8%

* This is based on patients treated on this contract for their most recent course of treatment. Figures in italics indicate the base number of FP17s or Patient Questionnaire responses are less than 100. N/A is shown where the base number of responses is less than 10 during the period. % is calculated as Quantity/Base number*100

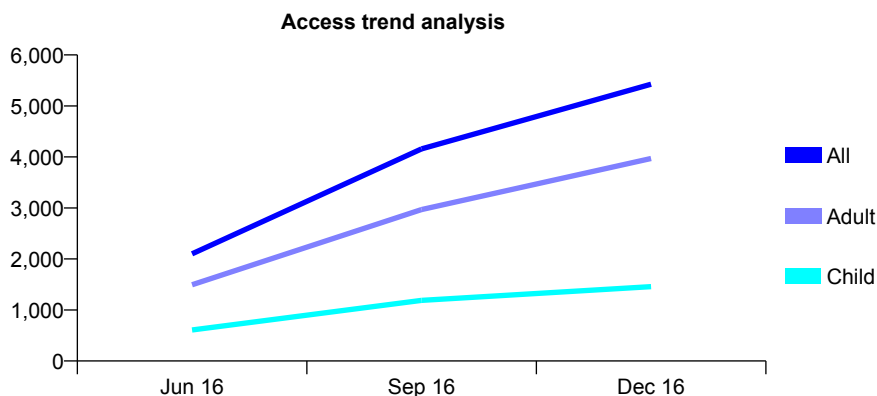
Q55 - Vital Signs At a Glance Contract Report for 100109/0000 - December 2016

Name or company name	Whitecross Dental Care Limited
Contract type name	GDS Contract
Purpose of contract	General
Contract start date	01/04/2016
Contract end date	

16/17 Contracted general activity (UDA)	24,298
Carry forward general activity (UDA)	0
16/17 Contracted orthodontic activity (UOA)	0
Carry forward orthodontic activity (UOA)	0
Baseline contract value	£601,979.62

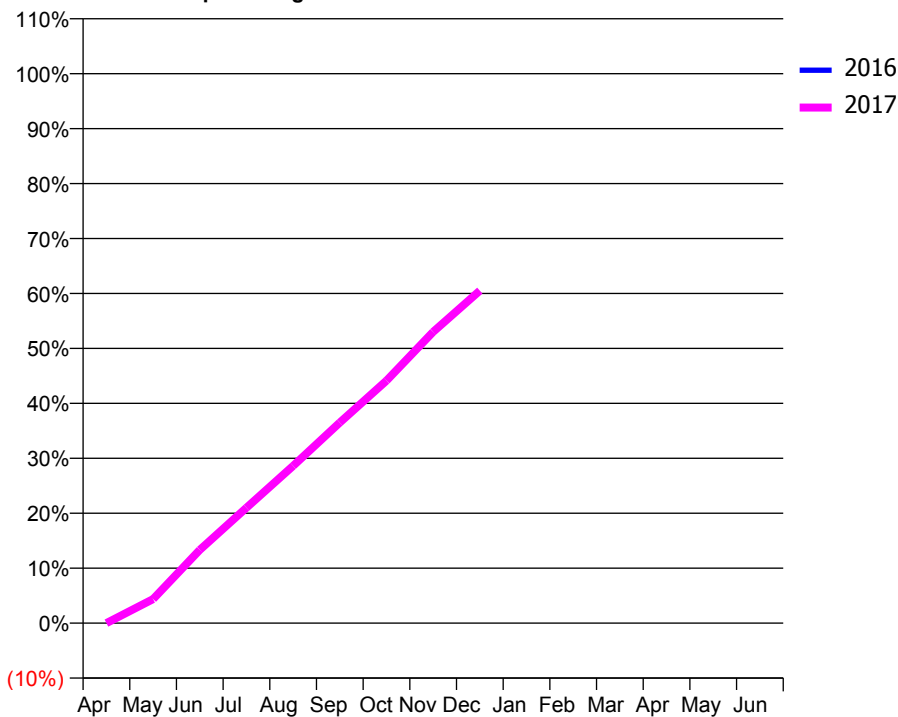
ACCESS*

Patients seen in 24 months	Total	Change since previous quarter
Quarter ending December 2015	0	
Quarter ending March 2016	0	
Quarter ending June 2016	2,101	↑
Quarter ending September 2016	4,158	↑
Quarter ending December 2016	5,427	↑
Variance since December 2015	N/A	



ACTIVITY

Cumulative percentage of contracted UDA delivered 2016 & 2017



Month	Adjusted Scheduled Activity (UDA)	
	2016	2017
April	0	0
May	0	1,062
June	0	3,241
July	0	5,100
August	0	6,955
September	0	8,871
October	0	10,720
November	0	12,878
December	0	14,704
January	0	
February	0	
March	0	
April	0	
May	0	
June	0	

QUALITY

	Quantity	Base Number	Contract	AT	Region	England
% of FP17s for the same patient ID Re-attending within 3 months - Children	92	1,881	4.9%	11.0%	12.1%	12.4%
% of FP17s for the same patient ID Re-attending within 3 months - Adults	406	5,164	7.9%	15.2%	15.9%	16.6%
% of FP17s for the same patient ID Re-attending between 3 & 9 months - Children	280	1,881	14.9%	61.2%	58.6%	57.5%
% of FP17s for the same patient ID Re-attending between 3 & 9 months - Adults	676	5,164	13.1%	55.2%	51.5%	50.4%
% of FP17s for Band 1 Urgent Courses	158	7,045	2.2%	7.0%	8.0%	9.1%
% of FP17s Relating to Free Repair or Replacements	69	7,045	1.0%	0.9%	0.8%	0.8%
% of FP17s Relating to Continuations	165	7,045	2.3%	1.6%	1.2%	1.3%
% of Patients satisfied with the dentistry they have received	0	0	N/A	92.0%	92.8%	92.7%
% of Patients satisfied with the time they had to wait for an appointment	0	0	N/A	88.4%	89.2%	88.8%

* This is based on patients treated on this contract for their most recent course of treatment. Figures in italics indicate the base number of FP17s or Patient Questionnaire responses are less than 100. N/A is shown where the base number of responses is less than 10 during the period. % is calculated as Quantity/Base number*100

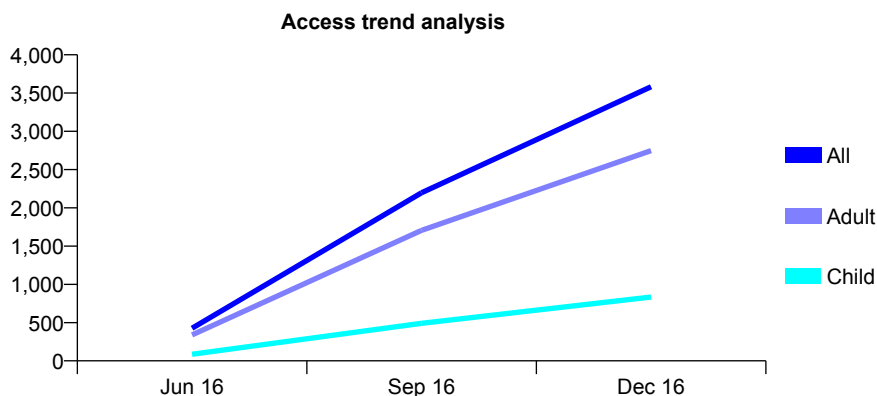
Q55 - Vital Signs At a Glance Contract Report for 100150/0000 - December 2016

Name or company name	MR JD AL-DAMOUK
Contract type name	GDS Contract
Purpose of contract	General and Orthodontic
Contract start date	01/06/2016
Contract end date	

16/17 Contracted general activity (UDA)	13,091
Carry forward general activity (UDA)	0
16/17 Contracted orthodontic activity (UOA)	479
Carry forward orthodontic activity (UOA)	0
Baseline contract value	£386,543.48

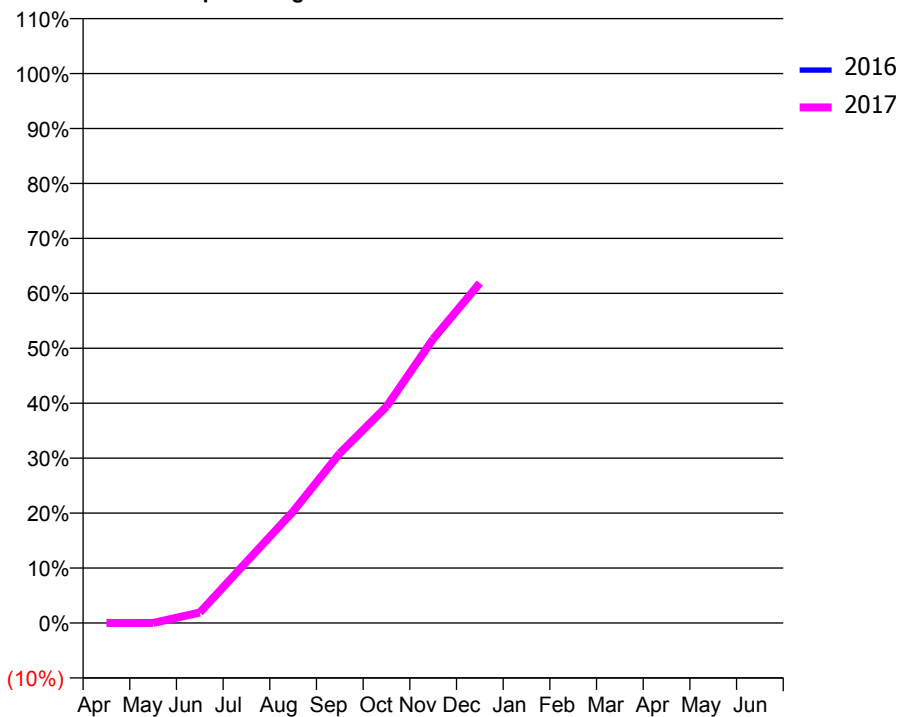
ACCESS*

Patients seen in 24 months	Total	Change since previous quarter
Quarter ending December 2015	0	
Quarter ending March 2016	0	
Quarter ending June 2016	426	↑
Quarter ending September 2016	2,197	↑
Quarter ending December 2016	3,582	↑
Variance since December 2015	N/A	



ACTIVITY

Cumulative percentage of contracted UDA delivered 2016 & 2017



Month	Adjusted Scheduled Activity (UDA)	
	2016	2017
April	0	0
May	0	0
June	0	248
July	0	1,457
August	0	2,657
September	0	4,044
October	0	5,154
November	0	6,769
December	0	8,098
January	0	
February	0	
March	0	
April	0	
May	0	
June	0	

QUALITY

	Quantity	Base Number	Contract	AT	Region	England
% of FP17s for the same patient ID Re-attending within 3 months - Children	287	1,264	22.7%	11.0%	12.1%	12.4%
% of FP17s for the same patient ID Re-attending within 3 months - Adults	347	3,451	10.1%	15.2%	15.9%	16.6%
% of FP17s for the same patient ID Re-attending between 3 & 9 months - Children	51	1,264	4.0%	61.2%	58.6%	57.5%
% of FP17s for the same patient ID Re-attending between 3 & 9 months - Adults	342	3,451	9.9%	55.2%	51.5%	50.4%
% of FP17s for Band 1 Urgent Courses	341	4,365	7.8%	7.0%	8.0%	9.1%
% of FP17s Relating to Free Repair or Replacements	31	4,365	0.7%	0.9%	0.8%	0.8%
% of FP17s Relating to Continuations	16	4,365	0.4%	1.6%	1.2%	1.3%
% of Patients satisfied with the dentistry they have received	0	0	N/A	92.0%	92.8%	92.7%
% of Patients satisfied with the time they had to wait for an appointment	0	0	N/A	88.4%	89.2%	88.8%

* This is based on patients treated on this contract for their most recent course of treatment. Figures in italics indicate the base number of FP17s or Patient Questionnaire responses are less than 100. N/A is shown where the base number of responses is less than 10 during the period. % is calculated as Quantity/Base number*100

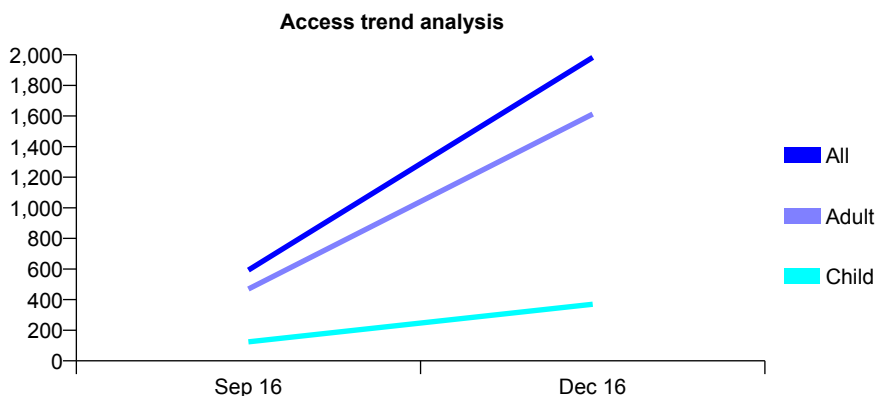
Q55 - Vital Signs At a Glance Contract Report for 100180/0000 - December 2016

Name or company name	Mr Andrew Dale and Mr Ravi Nathwani
Contract type name	GDS Contract
Purpose of contract	General
Contract start date	01/08/2016
Contract end date	

16/17 Contracted general activity (UDA)	6,819
Carry forward general activity (UDA)	0
16/17 Contracted orthodontic activity (UOA)	0
Carry forward orthodontic activity (UOA)	0
Baseline contract value	£197,773.71

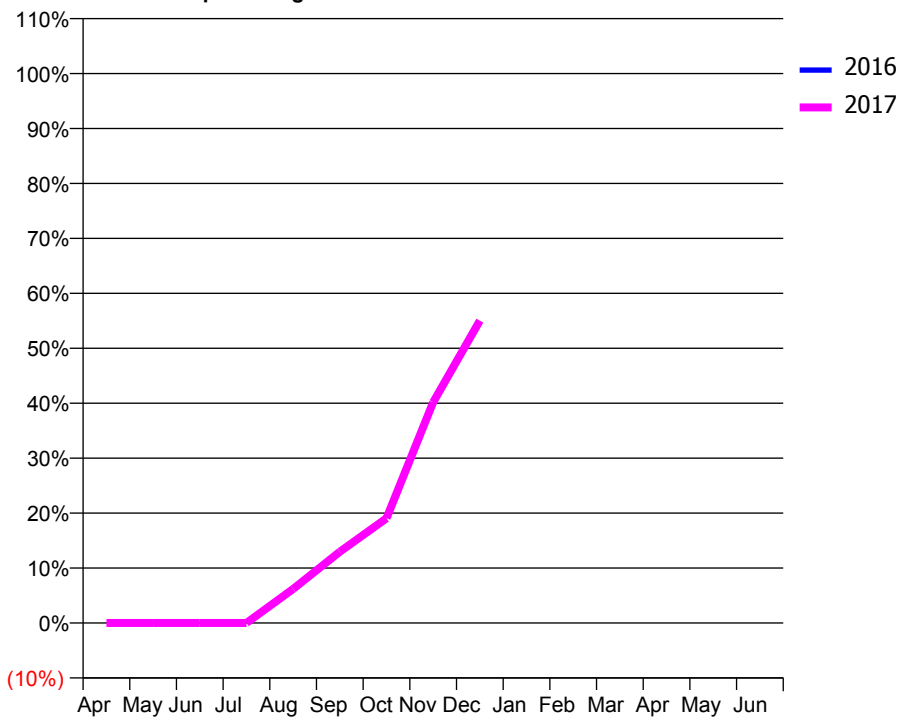
ACCESS*

Patients seen in 24 months	Total	Change since previous quarter
Quarter ending December 2015	0	
Quarter ending March 2016	0	
Quarter ending June 2016	0	
Quarter ending September 2016	593	↑
Quarter ending December 2016	1,983	↑
Variance since December 2015	N/A	



ACTIVITY

Cumulative percentage of contracted UDA delivered 2016 & 2017



Month	Adjusted Scheduled Activity (UDA)	
	2016	2017
April	0	0
May	0	0
June	0	0
July	0	0
August	0	423
September	0	884
October	0	1,300
November	0	2,740
December	0	3,751
January	0	
February	0	
March	0	
April	0	
May	0	
June	0	

QUALITY

	Quantity	Base Number	Contract	AT	Region	England
% of FP17s for the same patient ID Re-attending within 3 months - Children	10	372	2.7%	11.0%	12.1%	12.4%
% of FP17s for the same patient ID Re-attending within 3 months - Adults	87	1,646	5.3%	15.2%	15.9%	16.6%
% of FP17s for the same patient ID Re-attending between 3 & 9 months - Children	0	372	0.0%	61.2%	58.6%	57.5%
% of FP17s for the same patient ID Re-attending between 3 & 9 months - Adults	16	1,646	1.0%	55.2%	51.5%	50.4%
% of FP17s for Band 1 Urgent Courses	61	2,018	3.0%	7.0%	8.0%	9.1%
% of FP17s Relating to Free Repair or Replacements	4	2,018	0.2%	0.9%	0.8%	0.8%
% of FP17s Relating to Continuations	38	2,018	1.9%	1.6%	1.2%	1.3%
% of Patients satisfied with the dentistry they have received	0	0	N/A	92.0%	92.8%	92.7%
% of Patients satisfied with the time they had to wait for an appointment	0	0	N/A	88.4%	89.2%	88.8%

* This is based on patients treated on this contract for their most recent course of treatment. Figures in italics indicate the base number of FP17s or Patient Questionnaire responses are less than 100. N/A is shown where the base number of responses is less than 10 during the period. % is calculated as Quantity/Base number*100

Q55 - Vital Signs At a Glance Contract Report for 100195/0000 - December 2016


Name or company name	Dental Perfection
Contract type name	GDS Contract
Purpose of contract	General
Contract start date	01/08/2016
Contract end date	

16/17 Contracted general activity (UDA)	7,267
Carry forward general activity (UDA)	0
16/17 Contracted orthodontic activity (UOA)	0
Carry forward orthodontic activity (UOA)	0
Baseline contract value	£159,714.75

ACCESS*

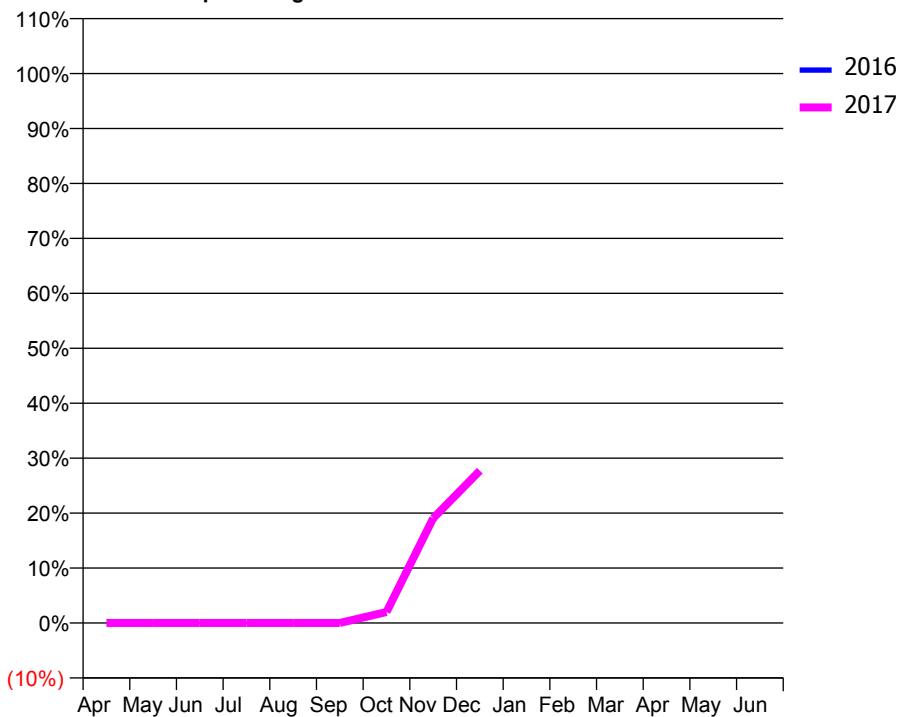
Patients seen in 24 months	Total	Change since previous quarter
Quarter ending December 2015	0	
Quarter ending March 2016	0	
Quarter ending June 2016	0	
Quarter ending September 2016	0	
Quarter ending December 2016	1,017	↑
Variance since December 2015	N/A	

Access trend analysis



ACTIVITY

Cumulative percentage of contracted UDA delivered 2016 & 2017



Month	Adjusted Scheduled Activity (UDA)	
	2016	2017
April	0	0
May	0	0
June	0	0
July	0	0
August	0	0
September	0	0
October	0	145
November	0	1,385
December	0	2,015
January	0	
February	0	
March	0	
April	0	
May	0	
June	0	

QUALITY

	Quantity	Base Number	Contract	AT	Region	England
% of FP17s for the same patient ID Re-attending within 3 months - Children	4	326	1.2%	11.0%	12.1%	12.4%
% of FP17s for the same patient ID Re-attending within 3 months - Adults	31	699	4.4%	15.2%	15.9%	16.6%
% of FP17s for the same patient ID Re-attending between 3 & 9 months - Children	4	326	1.2%	61.2%	58.6%	57.5%
% of FP17s for the same patient ID Re-attending between 3 & 9 months - Adults	2	699	0.3%	55.2%	51.5%	50.4%
% of FP17s for Band 1 Urgent Courses	52	1,025	5.1%	7.0%	8.0%	9.1%
% of FP17s Relating to Free Repair or Replacements	2	1,025	0.2%	0.9%	0.8%	0.8%
% of FP17s Relating to Continuations	9	1,025	0.9%	1.6%	1.2%	1.3%
% of Patients satisfied with the dentistry they have received	0	0	N/A	92.0%	92.8%	92.7%
% of Patients satisfied with the time they had to wait for an appointment	0	0	N/A	88.4%	89.2%	88.8%

* This is based on patients treated on this contract for their most recent course of treatment. Figures in italics indicate the base number of FP17s or Patient Questionnaire responses are less than 100. N/A is shown where the base number of responses is less than 10 during the period. % is calculated as Quantity/Base number*100

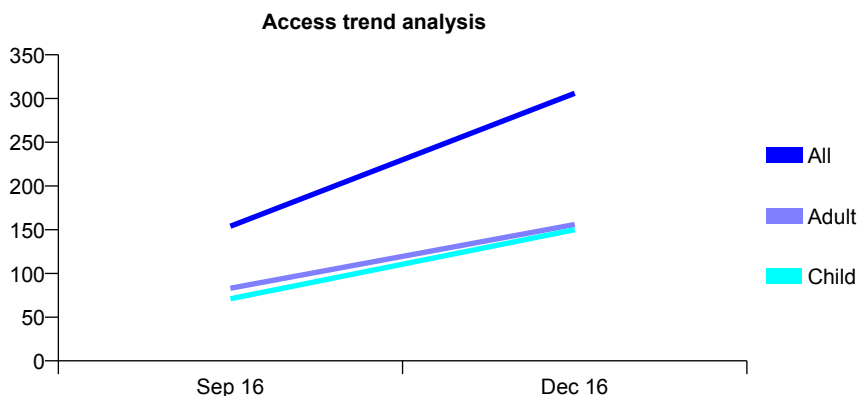
Q55 - Vital Signs At a Glance Contract Report for 100196/0000 - December 2016

Name or company name	Impressions Dental Care (Nottingham) Limi
Contract type name	GDS Contract
Purpose of contract	General
Contract start date	01/08/2016
Contract end date	

16/17 Contracted general activity (UDA)	917
Carry forward general activity (UDA)	0
16/17 Contracted orthodontic activity (UOA)	0
Carry forward orthodontic activity (UOA)	0
Baseline contract value	£21,482.69

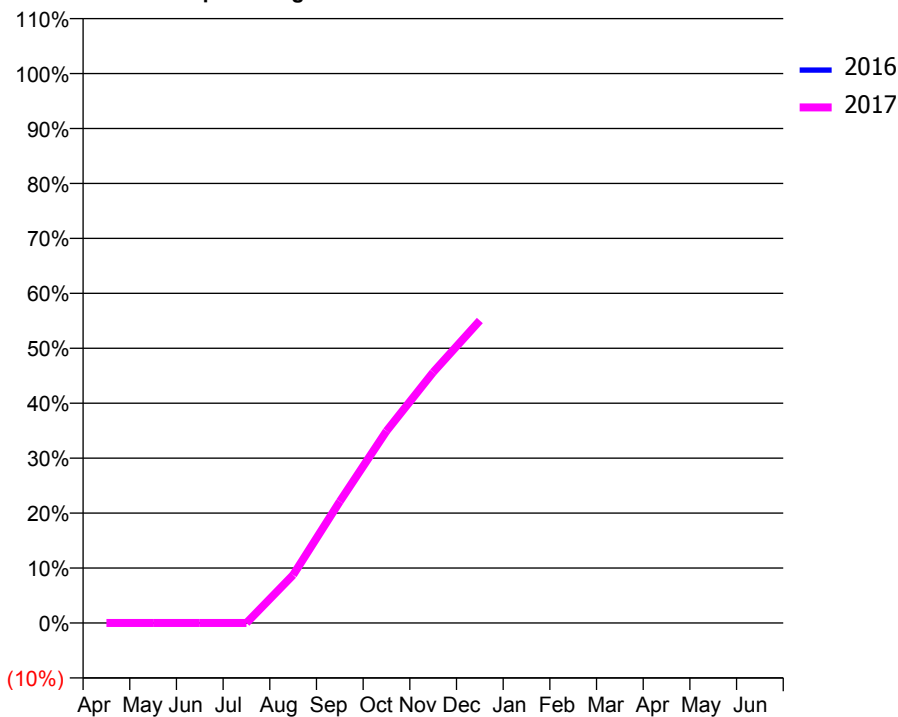
ACCESS*

Patients seen in 24 months	Total	Change since previous quarter
Quarter ending December 2015	0	
Quarter ending March 2016	0	
Quarter ending June 2016	0	
Quarter ending September 2016	154	↑
Quarter ending December 2016	306	↑
Variance since December 2015	N/A	



ACTIVITY

Cumulative percentage of contracted UDA delivered 2016 & 2017



Month	Adjusted Scheduled Activity (UDA)	
	2016	2017
April	0	0
May	0	0
June	0	0
July	0	0
August	0	80
September	0	203
October	0	320
November	0	418
December	0	505
January	0	
February	0	
March	0	
April	0	
May	0	
June	0	

QUALITY

	Quantity	Base Number	Contract	AT	Region	England
% of FP17s for the same patient ID Re-attending within 3 months - Children	10	145	6.9%	11.0%	12.1%	12.4%
% of FP17s for the same patient ID Re-attending within 3 months - Adults	17	169	10.1%	15.2%	15.9%	16.6%
% of FP17s for the same patient ID Re-attending between 3 & 9 months - Children	2	145	1.4%	61.2%	58.6%	57.5%
% of FP17s for the same patient ID Re-attending between 3 & 9 months - Adults	3	169	1.8%	55.2%	51.5%	50.4%
% of FP17s for Band 1 Urgent Courses	14	314	4.5%	7.0%	8.0%	9.1%
% of FP17s Relating to Free Repair or Replacements	2	314	0.6%	0.9%	0.8%	0.8%
% of FP17s Relating to Continuations	0	314	0.0%	1.6%	1.2%	1.3%
% of Patients satisfied with the dentistry they have received	0	0	N/A	92.0%	92.8%	92.7%
% of Patients satisfied with the time they had to wait for an appointment	0	0	N/A	88.4%	89.2%	88.8%

* This is based on patients treated on this contract for their most recent course of treatment. Figures in italics indicate the base number of FP17s or Patient Questionnaire responses are less than 100. N/A is shown where the base number of responses is less than 10 during the period. % is calculated as Quantity/Base number*100

Q55 - Vital Signs At a Glance Contract Report for 100205/0000 - December 2016


Name or company name	Family Medical Centre (Green//Hanji)
Contract type name	GDS Contract
Purpose of contract	General
Contract start date	01/08/2016
Contract end date	

16/17 Contracted general activity (UDA)	22,812
Carry forward general activity (UDA)	0
16/17 Contracted orthodontic activity (UOA)	0
Carry forward orthodontic activity (UOA)	0
Baseline contract value	£239,321.52

ACCESS*

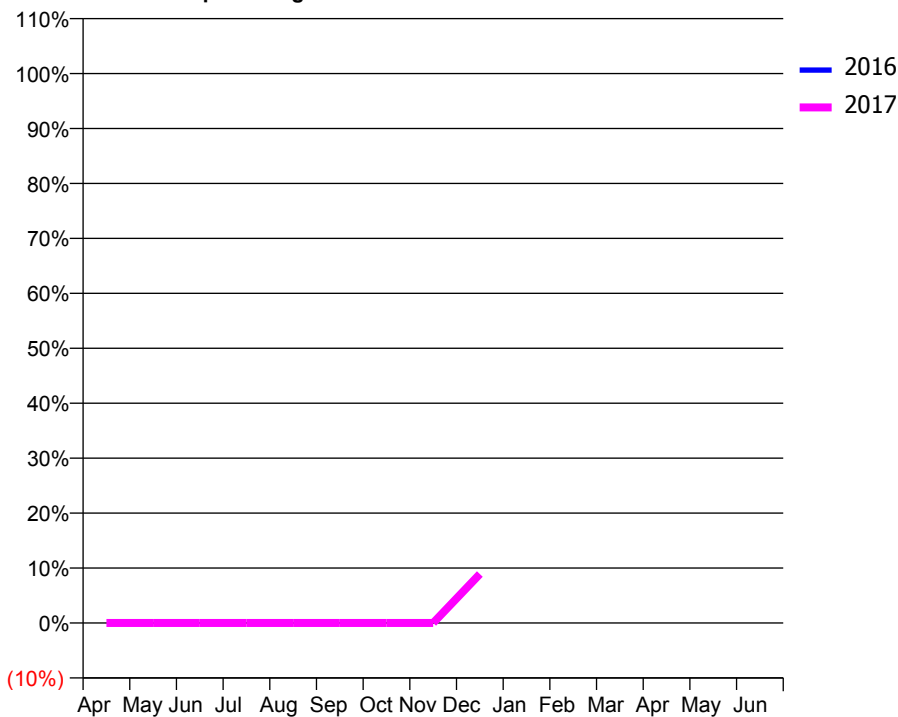
Patients seen in 24 months	Total	Change since previous quarter
Quarter ending December 2015	0	
Quarter ending March 2016	0	
Quarter ending June 2016	0	
Quarter ending September 2016	0	
Quarter ending December 2016	775	↑
Variance since December 2015	N/A	

Access trend analysis



ACTIVITY

Cumulative percentage of contracted UDA delivered 2016 & 2017



Month	Adjusted Scheduled Activity (UDA)	
	2016	2017
April	0	0
May	0	0
June	0	0
July	0	0
August	0	0
September	0	0
October	0	0
November	0	0
December	0	2,034
January	0	
February	0	
March	0	
April	0	
May	0	
June	0	

QUALITY

	Quantity	Base Number	Contract	AT	Region	England
% of FP17s for the same patient ID Re-attending within 3 months - Children	1	175	0.6%	11.0%	12.1%	12.4%
% of FP17s for the same patient ID Re-attending within 3 months - Adults	14	455	3.1%	15.2%	15.9%	16.6%
% of FP17s for the same patient ID Re-attending between 3 & 9 months - Children	0	175	0.0%	61.2%	58.6%	57.5%
% of FP17s for the same patient ID Re-attending between 3 & 9 months - Adults	0	455	0.0%	55.2%	51.5%	50.4%
% of FP17s for Band 1 Urgent Courses	25	630	4.0%	7.0%	8.0%	9.1%
% of FP17s Relating to Free Repair or Replacements	0	630	0.0%	0.9%	0.8%	0.8%
% of FP17s Relating to Continuations	5	630	0.8%	1.6%	1.2%	1.3%
% of Patients satisfied with the dentistry they have received	0	0	N/A	92.0%	92.8%	92.7%
% of Patients satisfied with the time they had to wait for an appointment	0	0	N/A	88.4%	89.2%	88.8%

* This is based on patients treated on this contract for their most recent course of treatment. Figures in italics indicate the base number of FP17s or Patient Questionnaire responses are less than 100. N/A is shown where the base number of responses is less than 10 during the period. % is calculated as Quantity/Base number*100

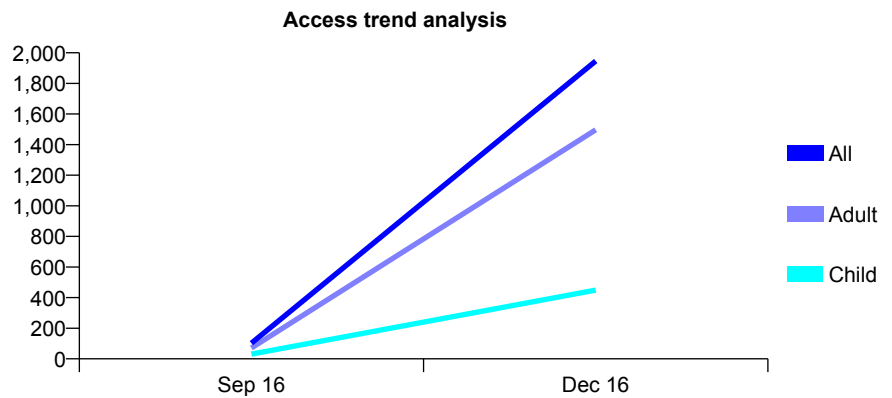
Q55 - Vital Signs At a Glance Contract Report for 100211/0000 - December 2016

Name or company name	Rivergreen Dental Practice
Contract type name	GDS Contract
Purpose of contract	General
Contract start date	01/09/2016
Contract end date	

16/17 Contracted general activity (UDA)	8,709
Carry forward general activity (UDA)	0
16/17 Contracted orthodontic activity (UOA)	0
Carry forward orthodontic activity (UOA)	0
Baseline contract value	£223,104.79

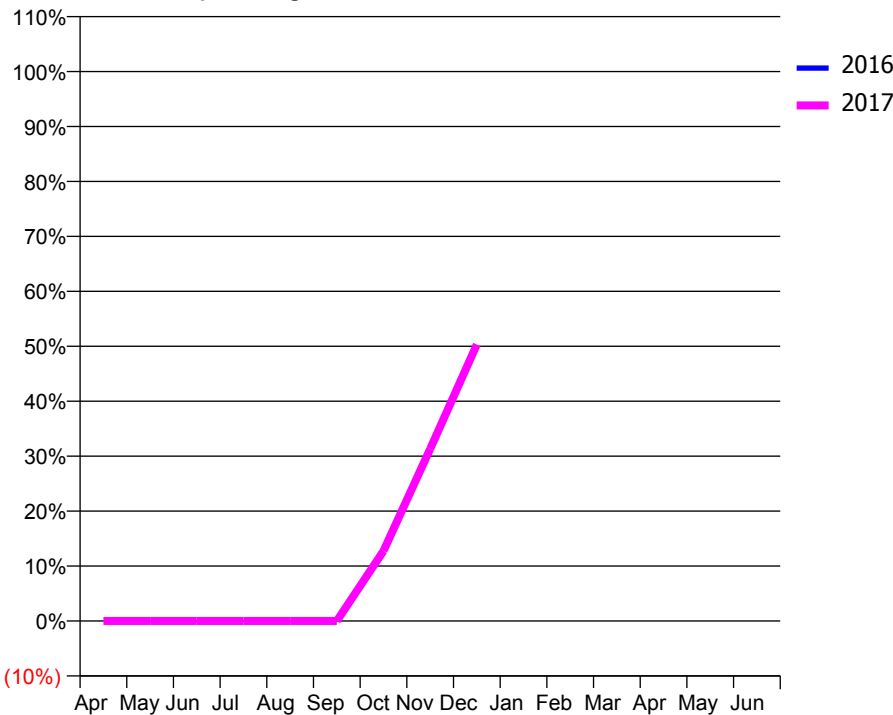
ACCESS*

Patients seen in 24 months	Total	Change since previous quarter
Quarter ending December 2015	0	
Quarter ending March 2016	0	
Quarter ending June 2016	0	
Quarter ending September 2016	102	↑
Quarter ending December 2016	1,946	↑
Variance since December 2015	N/A	



ACTIVITY

Cumulative percentage of contracted UDA delivered 2016 & 2017



Month	Adjusted Scheduled Activity (UDA)	
	2016	2017
April	0	0
May	0	0
June	0	0
July	0	0
August	0	0
September	0	0
October	0	1,111
November	0	2,728
December	0	4,381
January	0	
February	0	
March	0	
April	0	
May	0	
June	0	

QUALITY

	Quantity	Base Number	Contract	AT	Region	England
% of FP17s for the same patient ID Re-attending within 3 months - Children	9	409	2.2%	11.0%	12.1%	12.4%
% of FP17s for the same patient ID Re-attending within 3 months - Adults	113	1,542	7.3%	15.2%	15.9%	16.6%
% of FP17s for the same patient ID Re-attending between 3 & 9 months - Children	0	409	0.0%	61.2%	58.6%	57.5%
% of FP17s for the same patient ID Re-attending between 3 & 9 months - Adults	2	1,542	0.1%	55.2%	51.5%	50.4%
% of FP17s for Band 1 Urgent Courses	86	1,951	4.4%	7.0%	8.0%	9.1%
% of FP17s Relating to Free Repair or Replacements	16	1,951	0.8%	0.9%	0.8%	0.8%
% of FP17s Relating to Continuations	8	1,951	0.4%	1.6%	1.2%	1.3%
% of Patients satisfied with the dentistry they have received	0	0	N/A	92.0%	92.8%	92.7%
% of Patients satisfied with the time they had to wait for an appointment	0	0	N/A	88.4%	89.2%	88.8%

* This is based on patients treated on this contract for their most recent course of treatment. Figures in italics indicate the base number of FP17s or Patient Questionnaire responses are less than 100. N/A is shown where the base number of responses is less than 10 during the period. % is calculated as Quantity/Base number*100

Q55 - Vital Signs At a Glance Contract Report for 100236/0000 - December 2016


Name or company name	AJ Moore & Associates
Contract type name	GDS Contract
Purpose of contract	General
Contract start date	01/12/2016
Contract end date	

16/17 Contracted general activity (UDA)	18,929
Carry forward general activity (UDA)	0
16/17 Contracted orthodontic activity (UOA)	0
Carry forward orthodontic activity (UOA)	0
Baseline contract value	£442,883.68

ACCESS*

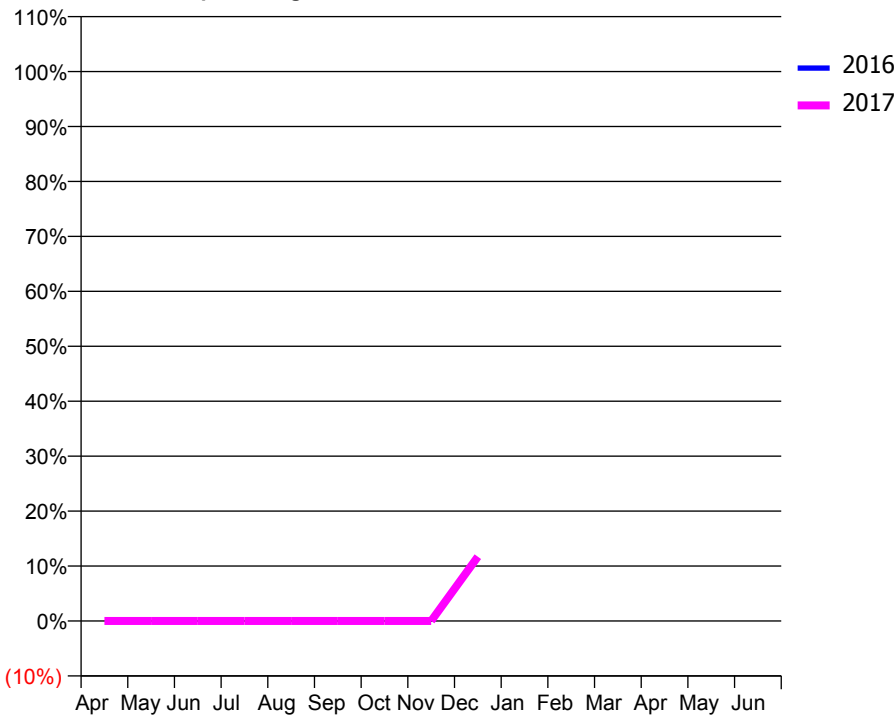
Patients seen in 24 months	Total	Change since previous quarter
Quarter ending December 2015	0	
Quarter ending March 2016	0	
Quarter ending June 2016	0	
Quarter ending September 2016	0	
Quarter ending December 2016	1,678	↑
Variance since December 2015	N/A	

Access trend analysis



ACTIVITY

Cumulative percentage of contracted UDA delivered 2016 & 2017



Month	Adjusted Scheduled Activity (UDA)	
	2016	2017
April	0	0
May	0	0
June	0	0
July	0	0
August	0	0
September	0	0
October	0	0
November	0	0
December	0	2,215
January	0	
February	0	
March	0	
April	0	
May	0	
June	0	

QUALITY

	Quantity	Base Number	Contract	AT	Region	England
% of FP17s for the same patient ID Re-attending within 3 months - Children	1	168	0.6%	11.0%	12.1%	12.4%
% of FP17s for the same patient ID Re-attending within 3 months - Adults	9	1,030	0.9%	15.2%	15.9%	16.6%
% of FP17s for the same patient ID Re-attending between 3 & 9 months - Children	0	168	0.0%	61.2%	58.6%	57.5%
% of FP17s for the same patient ID Re-attending between 3 & 9 months - Adults	0	1,030	0.0%	55.2%	51.5%	50.4%
% of FP17s for Band 1 Urgent Courses	80	1,198	6.7%	7.0%	8.0%	9.1%
% of FP17s Relating to Free Repair or Replacements	29	1,198	2.4%	0.9%	0.8%	0.8%
% of FP17s Relating to Continuations	8	1,198	0.7%	1.6%	1.2%	1.3%
% of Patients satisfied with the dentistry they have received	0	0	N/A	92.0%	92.8%	92.7%
% of Patients satisfied with the time they had to wait for an appointment	0	0	N/A	88.4%	89.2%	88.8%

* This is based on patients treated on this contract for their most recent course of treatment. Figures in italics indicate the base number of FP17s or Patient Questionnaire responses are less than 100. N/A is shown where the base number of responses is less than 10 during the period. % is calculated as Quantity/Base number*100

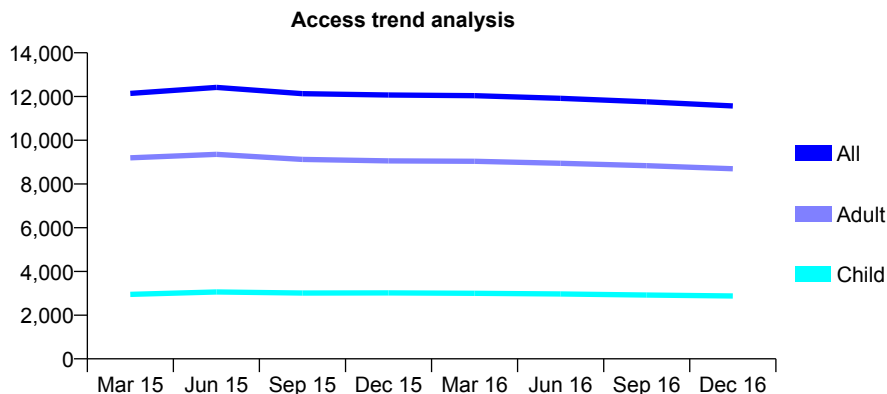
Q55 - Vital Signs At a Glance Contract Report for 101281/0023 - December 2016

Name or company name	OASIS DENTAL CARE LTD
Contract type name	GDS Contract
Purpose of contract	General
Contract start date	01/04/2006
Contract end date	

16/17 Contracted general activity (UDA)	35,550
Carry forward general activity (UDA)	348
16/17 Contracted orthodontic activity (UOA)	0
Carry forward orthodontic activity (UOA)	0
Baseline contract value	£757,994.95

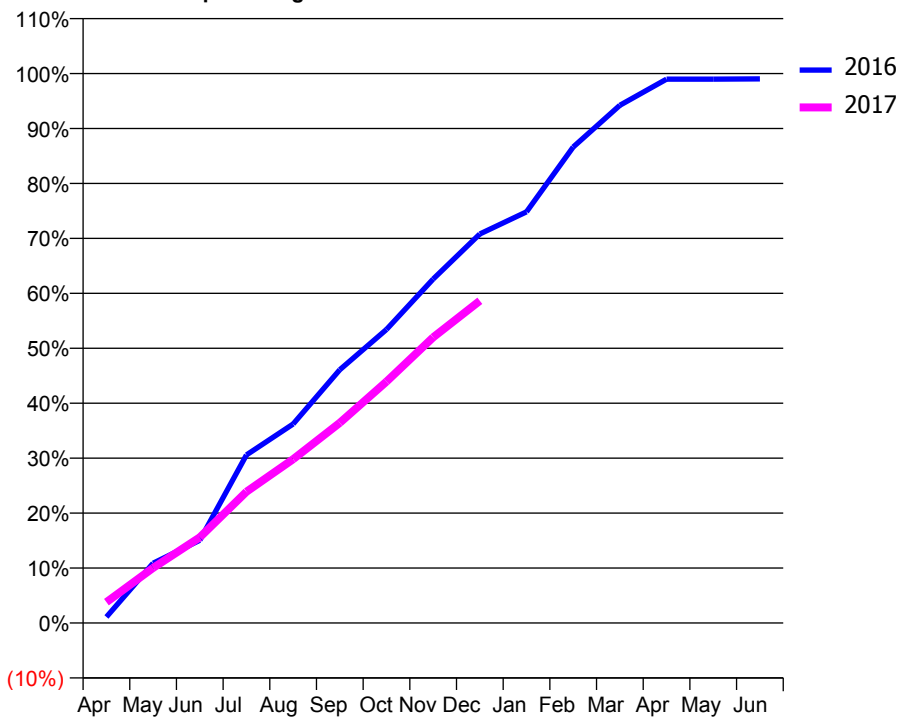
ACCESS*

Patients seen in 24 months	Total	Change since previous quarter
Quarter ending December 2015	12,071	
Quarter ending March 2016	12,040	→
Quarter ending June 2016	11,915	↓
Quarter ending September 2016	11,758	↓
Quarter ending December 2016	11,572	↓
Variance since December 2015	(4.1%)	↓



ACTIVITY

Cumulative percentage of contracted UDA delivered 2016 & 2017



Month	Adjusted Scheduled Activity (UDA)	
	2016	2017
April	392	1,347
May	3,873	3,567
June	5,349	5,539
July	10,872	8,494
August	12,879	10,595
September	16,386	12,953
October	18,992	15,618
November	22,257	18,482
December	25,169	20,850
January	26,604	
February	30,790	
March	33,493	
April	35,182	
May	35,187	
June	35,202	

QUALITY

	Quantity	Base Number	Contract	AT	Region	England
% of FP17s for the same patient ID Re-attending within 3 months - Children	266	3,292	8.1%	11.0%	12.1%	12.4%
% of FP17s for the same patient ID Re-attending within 3 months - Adults	1,396	9,857	14.2%	15.2%	15.9%	16.6%
% of FP17s for the same patient ID Re-attending between 3 & 9 months - Children	2,208	3,292	67.1%	61.2%	58.6%	57.5%
% of FP17s for the same patient ID Re-attending between 3 & 9 months - Adults	6,586	9,857	66.8%	55.2%	51.5%	50.4%
% of FP17s for Band 1 Urgent Courses	614	12,246	5.0%	7.0%	8.0%	9.1%
% of FP17s Relating to Free Repair or Replacements	139	12,246	1.1%	0.9%	0.8%	0.8%
% of FP17s Relating to Continuations	184	12,246	1.5%	1.6%	1.2%	1.3%
% of Patients satisfied with the dentistry they have received	9	10	90.0%	92.0%	92.8%	92.7%
% of Patients satisfied with the time they had to wait for an appointment	10	10	100.0%	88.4%	89.2%	88.8%

* This is based on patients treated on this contract for their most recent course of treatment. Figures in italics indicate the base number of FP17s or Patient Questionnaire responses are less than 100. N/A is shown where the base number of responses is less than 10 during the period. % is calculated as Quantity/Base number*100

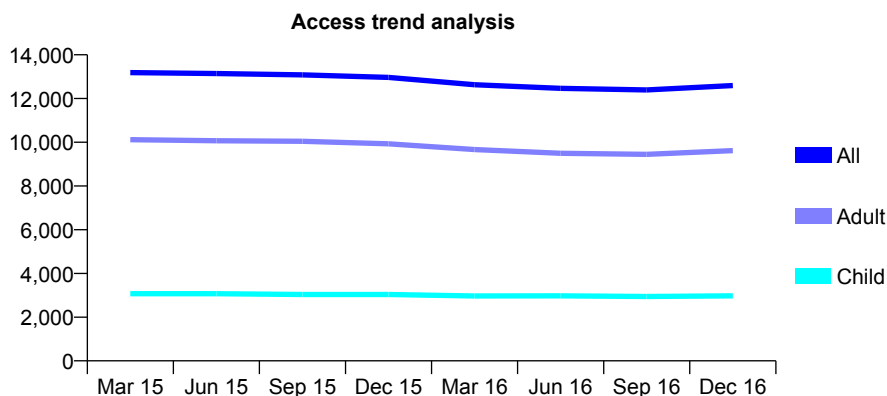
Q55 - Vital Signs At a Glance Contract Report for 101281/0041 - December 2016

Name or company name	OASIS DENTAL CARE LTD
Contract type name	GDS Contract
Purpose of contract	General
Contract start date	01/04/2006
Contract end date	

16/17 Contracted general activity (UDA)	42,036
Carry forward general activity (UDA)	0
16/17 Contracted orthodontic activity (UOA)	0
Carry forward orthodontic activity (UOA)	0
Baseline contract value	£910,237.87

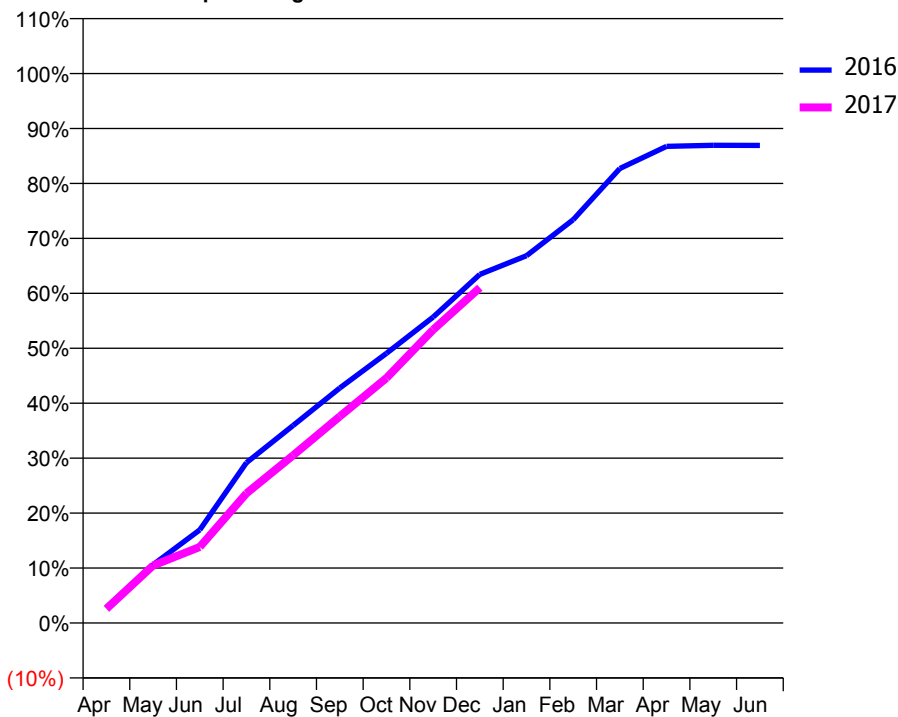
ACCESS*

Patients seen in 24 months	Total	Change since previous quarter
Quarter ending December 2015	12,964	
Quarter ending March 2016	12,629	↓
Quarter ending June 2016	12,467	↓
Quarter ending September 2016	12,390	→
Quarter ending December 2016	12,595	→
Variance since December 2015	(2.8%)	↓



ACTIVITY

Cumulative percentage of contracted UDA delivered 2016 & 2017



Month	Adjusted Scheduled Activity (UDA)	
	2016	2017
April	1,202	1,090
May	4,463	4,405
June	7,126	5,820
July	12,269	9,918
August	15,115	12,828
September	17,976	15,807
October	20,630	18,741
November	23,404	22,433
December	26,673	25,651
January	28,097	
February	30,848	
March	34,769	
April	36,460	
May	36,544	
June	36,539	

QUALITY

	Quantity	Base Number	Contract	AT	Region	England
% of FP17s for the same patient ID Re-attending within 3 months - Children	247	3,361	7.3%	11.0%	12.1%	12.4%
% of FP17s for the same patient ID Re-attending within 3 months - Adults	1,683	10,785	15.6%	15.2%	15.9%	16.6%
% of FP17s for the same patient ID Re-attending between 3 & 9 months - Children	1,970	3,361	58.6%	61.2%	58.6%	57.5%
% of FP17s for the same patient ID Re-attending between 3 & 9 months - Adults	5,696	10,785	52.8%	55.2%	51.5%	50.4%
% of FP17s for Band 1 Urgent Courses	1,233	13,087	9.4%	7.0%	8.0%	9.1%
% of FP17s Relating to Free Repair or Replacements	125	13,087	1.0%	0.9%	0.8%	0.8%
% of FP17s Relating to Continuations	211	13,087	1.6%	1.6%	1.2%	1.3%
% of Patients satisfied with the dentistry they have received	19	22	86.4%	92.0%	92.8%	92.7%
% of Patients satisfied with the time they had to wait for an appointment	18	22	81.8%	88.4%	89.2%	88.8%

* This is based on patients treated on this contract for their most recent course of treatment. Figures in italics indicate the base number of FP17s or Patient Questionnaire responses are less than 100. N/A is shown where the base number of responses is less than 10 during the period. % is calculated as Quantity/Base number*100

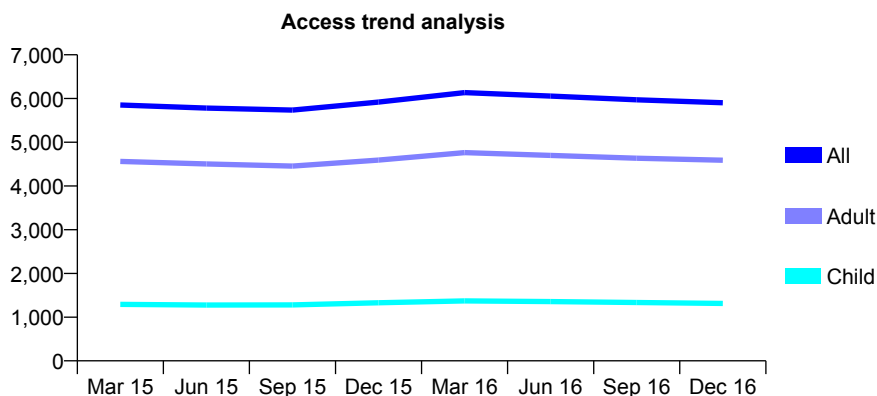
Q55 - Vital Signs At a Glance Contract Report for 101281/0048 - December 2016

Name or company name	OASIS DENTAL CARE LTD
Contract type name	GDS Contract
Purpose of contract	General and Orthodontic
Contract start date	01/04/2006
Contract end date	

16/17 Contracted general activity (UDA)	19,361
Carry forward general activity (UDA)	-387
16/17 Contracted orthodontic activity (UOA)	628
Carry forward orthodontic activity (UOA)	12
Baseline contract value	£503,773.86

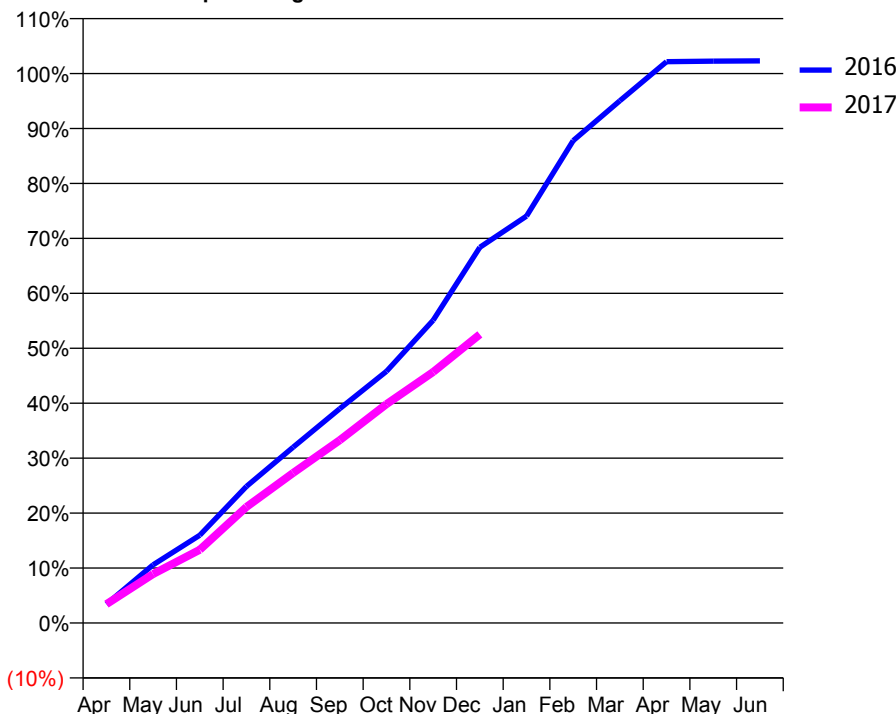
ACCESS*

Patients seen in 24 months	Total	Change since previous quarter
Quarter ending December 2015	5,919	
Quarter ending March 2016	6,136	↑
Quarter ending June 2016	6,056	↓
Quarter ending September 2016	5,970	↓
Quarter ending December 2016	5,903	↓
Variance since December 2015	(0.3%)	→



ACTIVITY

Cumulative percentage of contracted UDA delivered 2016 & 2017



Adjusted Scheduled Activity (UDA)

Month	2016	2017
April	665	667
May	2,052	1,726
June	3,095	2,583
July	4,812	4,088
August	6,194	5,289
September	7,550	6,445
October	8,869	7,710
November	10,669	8,845
December	13,237	10,172
January	14,337	
February	16,994	
March	18,402	
April	19,777	
May	19,799	
June	19,806	

QUALITY

	Quantity	Base Number	Contract	AT	Region	England
% of FP17s for the same patient ID Re-attending within 3 months - Children	112	1,440	7.8%	11.0%	12.1%	12.4%
% of FP17s for the same patient ID Re-attending within 3 months - Adults	684	4,205	16.3%	15.2%	15.9%	16.6%
% of FP17s for the same patient ID Re-attending between 3 & 9 months - Children	921	1,440	64.0%	61.2%	58.6%	57.5%
% of FP17s for the same patient ID Re-attending between 3 & 9 months - Adults	2,133	4,205	50.7%	55.2%	51.5%	50.4%
% of FP17s for Band 1 Urgent Courses	534	4,948	10.8%	7.0%	8.0%	9.1%
% of FP17s Relating to Free Repair or Replacements	32	4,948	0.6%	0.9%	0.8%	0.8%
% of FP17s Relating to Continuations	83	4,948	1.7%	1.6%	1.2%	1.3%
% of Patients satisfied with the dentistry they have received	4	4	N/A	92.0%	92.8%	92.7%
% of Patients satisfied with the time they had to wait for an appointment	4	4	N/A	88.4%	89.2%	88.8%

* This is based on patients treated on this contract for their most recent course of treatment. Figures in italics indicate the base number of FP17s or Patient Questionnaire responses are less than 100. N/A is shown where the base number of responses is less than 10 during the period. % is calculated as Quantity/Base number*100

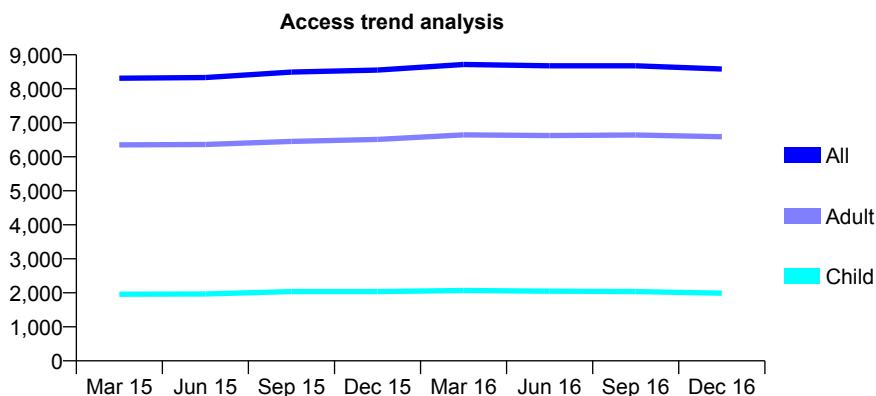
Q55 - Vital Signs At a Glance Contract Report for 101281/0059 - December 2016

Name or company name	OASIS DENTAL CARE LTD
Contract type name	GDS Contract
Purpose of contract	General
Contract start date	01/04/2006
Contract end date	

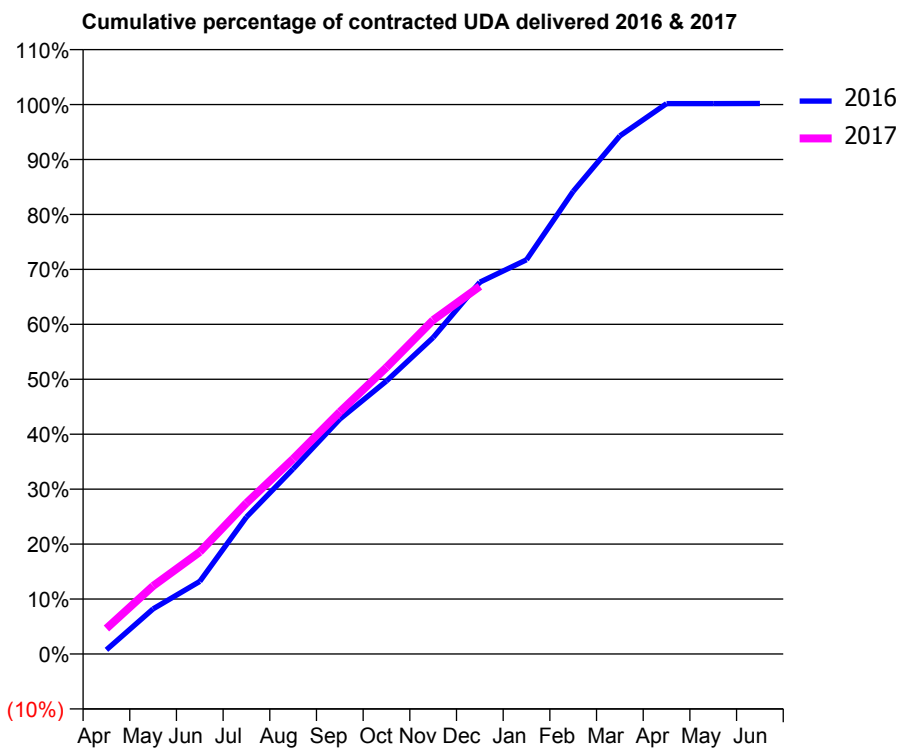
16/17 Contracted general activity (UDA)	26,245
Carry forward general activity (UDA)	-46
16/17 Contracted orthodontic activity (UOA)	0
Carry forward orthodontic activity (UOA)	0
Baseline contract value	£602,188.12

ACCESS*

Patients seen in 24 months	Total	Change since previous quarter
Quarter ending December 2015	8,550	
Quarter ending March 2016	8,716	→
Quarter ending June 2016	8,675	→
Quarter ending September 2016	8,678	→
Quarter ending December 2016	8,584	↓
Variance since December 2015	0.4%	→



ACTIVITY



Month	Adjusted Scheduled Activity (UDA)	
	2016	2017
April	203	1,222
May	2,158	3,248
June	3,465	4,878
July	6,545	7,212
August	8,840	9,322
September	11,218	11,563
October	13,043	13,687
November	15,119	15,951
December	17,758	17,564
January	18,831	
February	22,099	
March	24,747	
April	26,288	
May	26,288	
June	26,291	

QUALITY

	Quantity	Base Number	Contract	AT	Region	England
% of FP17s for the same patient ID Re-attending within 3 months - Children	207	2,492	8.3%	11.0%	12.1%	12.4%
% of FP17s for the same patient ID Re-attending within 3 months - Adults	1,283	8,271	15.5%	15.2%	15.9%	16.6%
% of FP17s for the same patient ID Re-attending between 3 & 9 months - Children	1,727	2,492	69.3%	61.2%	58.6%	57.5%
% of FP17s for the same patient ID Re-attending between 3 & 9 months - Adults	5,550	8,271	67.1%	55.2%	51.5%	50.4%
% of FP17s for Band 1 Urgent Courses	546	9,960	5.5%	7.0%	8.0%	9.1%
% of FP17s Relating to Free Repair or Replacements	192	9,960	1.9%	0.9%	0.8%	0.8%
% of FP17s Relating to Continuations	237	9,960	2.4%	1.6%	1.2%	1.3%
% of Patients satisfied with the dentistry they have received	16	16	100.0%	92.0%	92.8%	92.7%
% of Patients satisfied with the time they had to wait for an appointment	15	16	93.8%	88.4%	89.2%	88.8%

* This is based on patients treated on this contract for their most recent course of treatment. Figures in italics indicate the base number of FP17s or Patient Questionnaire responses are less than 100. N/A is shown where the base number of responses is less than 10 during the period. % is calculated as Quantity/Base number*100

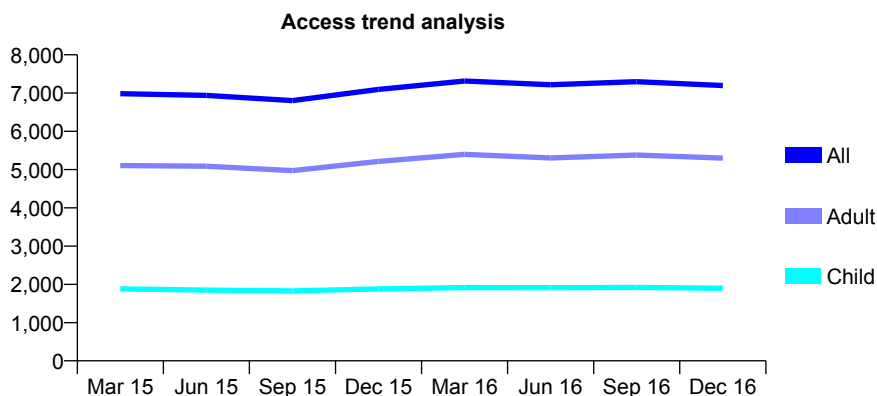
Q55 - Vital Signs At a Glance Contract Report for 101281/0092 - December 2016

Name or company name	OASIS DENTAL CARE LTD
Contract type name	GDS Contract
Purpose of contract	General
Contract start date	01/04/2006
Contract end date	

16/17 Contracted general activity (UDA)	18,929
Carry forward general activity (UDA)	0
16/17 Contracted orthodontic activity (UOA)	0
Carry forward orthodontic activity (UOA)	0
Baseline contract value	£404,973.39

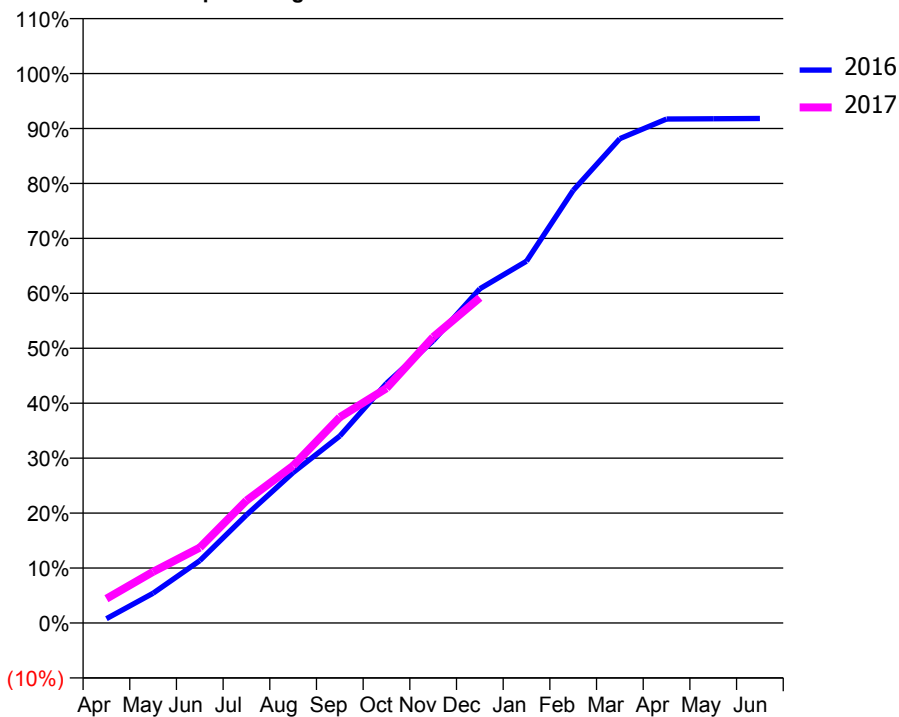
ACCESS*

Patients seen in 24 months	Total	Change since previous quarter
Quarter ending December 2015	7,094	
Quarter ending March 2016	7,314	↑
Quarter ending June 2016	7,216	↓
Quarter ending September 2016	7,299	→
Quarter ending December 2016	7,198	↓
Variance since December 2015	1.5%	→



ACTIVITY

Cumulative percentage of contracted UDA delivered 2016 & 2017



Month	Adjusted Scheduled Activity (UDA)	
	2016	2017
April	148	840
May	1,029	1,768
June	2,145	2,596
July	3,721	4,219
August	5,182	5,420
September	6,442	7,089
October	8,259	8,088
November	9,722	9,849
December	11,515	11,204
January	12,465	
February	14,902	
March	16,686	
April	17,363	
May	17,370	
June	17,377	

QUALITY

	Quantity	Base Number	Contract	AT	Region	England
% of FP17s for the same patient ID Re-attending within 3 months - Children	130	2,178	6.0%	11.0%	12.1%	12.4%
% of FP17s for the same patient ID Re-attending within 3 months - Adults	772	5,287	14.6%	15.2%	15.9%	16.6%
% of FP17s for the same patient ID Re-attending between 3 & 9 months - Children	1,454	2,178	66.8%	61.2%	58.6%	57.5%
% of FP17s for the same patient ID Re-attending between 3 & 9 months - Adults	3,125	5,287	59.1%	55.2%	51.5%	50.4%
% of FP17s for Band 1 Urgent Courses	532	6,600	8.1%	7.0%	8.0%	9.1%
% of FP17s Relating to Free Repair or Replacements	86	6,600	1.3%	0.9%	0.8%	0.8%
% of FP17s Relating to Continuations	72	6,600	1.1%	1.6%	1.2%	1.3%
% of Patients satisfied with the dentistry they have received	8	9	N/A	92.0%	92.8%	92.7%
% of Patients satisfied with the time they had to wait for an appointment	7	9	N/A	88.4%	89.2%	88.8%

* This is based on patients treated on this contract for their most recent course of treatment. Figures in italics indicate the base number of FP17s or Patient Questionnaire responses are less than 100. N/A is shown where the base number of responses is less than 10 during the period. % is calculated as Quantity/Base number*100

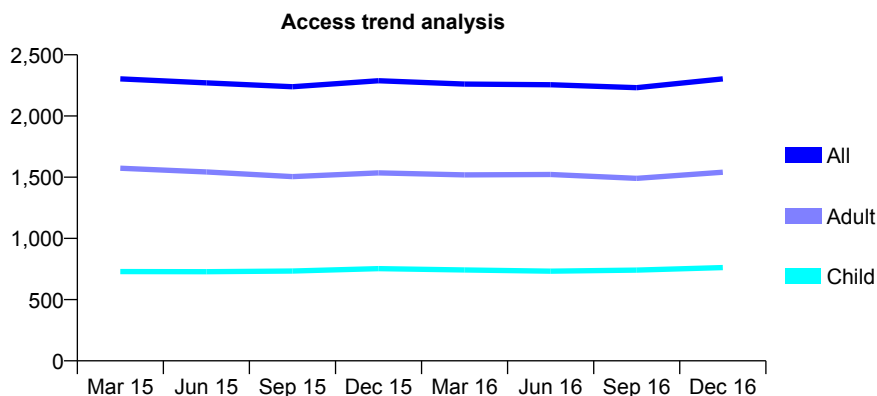
Q55 - Vital Signs At a Glance Contract Report for 101281/0118 - December 2016

Name or company name	OASIS DENTAL CARE LTD
Contract type name	GDS Contract
Purpose of contract	General
Contract start date	01/04/2006
Contract end date	

16/17 Contracted general activity (UDA)	5,159
Carry forward general activity (UDA)	0
16/17 Contracted orthodontic activity (UOA)	0
Carry forward orthodontic activity (UOA)	0
Baseline contract value	£152,048.69

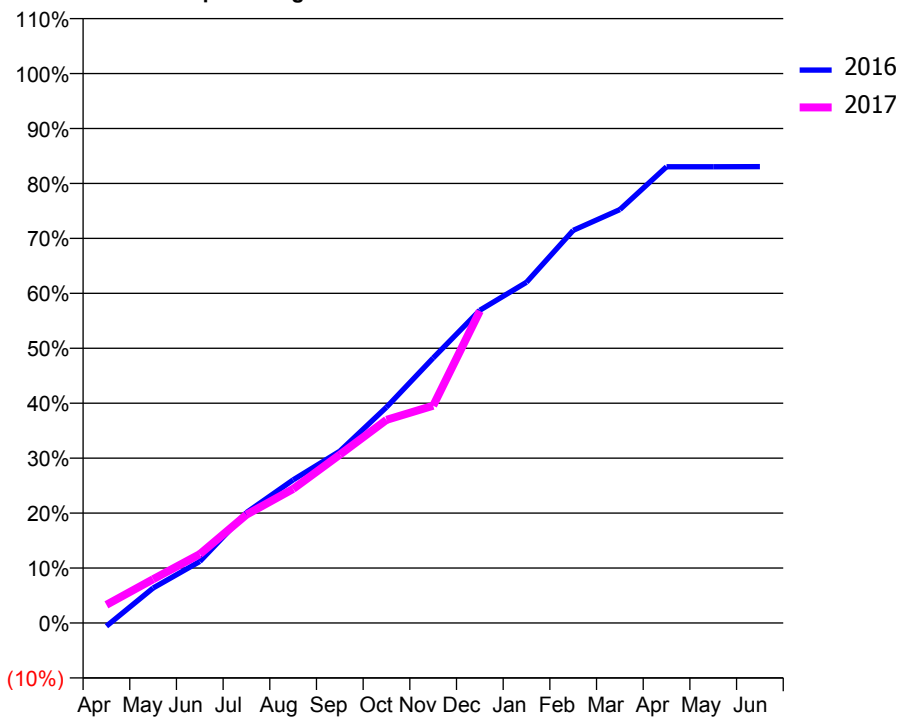
ACCESS*

Patients seen in 24 months	Total	Change since previous quarter
Quarter ending December 2015	2,288	
Quarter ending March 2016	2,261	↓
Quarter ending June 2016	2,255	→
Quarter ending September 2016	2,232	↓
Quarter ending December 2016	2,303	↑
Variance since December 2015	0.7%	→



ACTIVITY

Cumulative percentage of contracted UDA delivered 2016 & 2017



Month	Adjusted Scheduled Activity (UDA)	
	2016	2017
April	-31	170
May	329	412
June	577	647
July	1,038	1,018
August	1,344	1,258
September	1,613	1,580
October	2,026	1,907
November	2,488	2,040
December	2,936	2,929
January	3,199	
February	3,686	
March	3,882	
April	4,283	
May	4,283	
June	4,285	

QUALITY

	Quantity	Base Number	Contract	AT	Region	England
% of FP17s for the same patient ID Re-attending within 3 months - Children	63	866	7.3%	11.0%	12.1%	12.4%
% of FP17s for the same patient ID Re-attending within 3 months - Adults	271	1,575	17.2%	15.2%	15.9%	16.6%
% of FP17s for the same patient ID Re-attending between 3 & 9 months - Children	512	866	59.1%	61.2%	58.6%	57.5%
% of FP17s for the same patient ID Re-attending between 3 & 9 months - Adults	754	1,575	47.9%	55.2%	51.5%	50.4%
% of FP17s for Band 1 Urgent Courses	115	1,677	6.9%	7.0%	8.0%	9.1%
% of FP17s Relating to Free Repair or Replacements	3	1,677	0.2%	0.9%	0.8%	0.8%
% of FP17s Relating to Continuations	28	1,677	1.7%	1.6%	1.2%	1.3%
% of Patients satisfied with the dentistry they have received	0	1	N/A	92.0%	92.8%	92.7%
% of Patients satisfied with the time they had to wait for an appointment	0	1	N/A	88.4%	89.2%	88.8%

* This is based on patients treated on this contract for their most recent course of treatment. Figures in italics indicate the base number of FP17s or Patient Questionnaire responses are less than 100. N/A is shown where the base number of responses is less than 10 during the period. % is calculated as Quantity/Base number*100

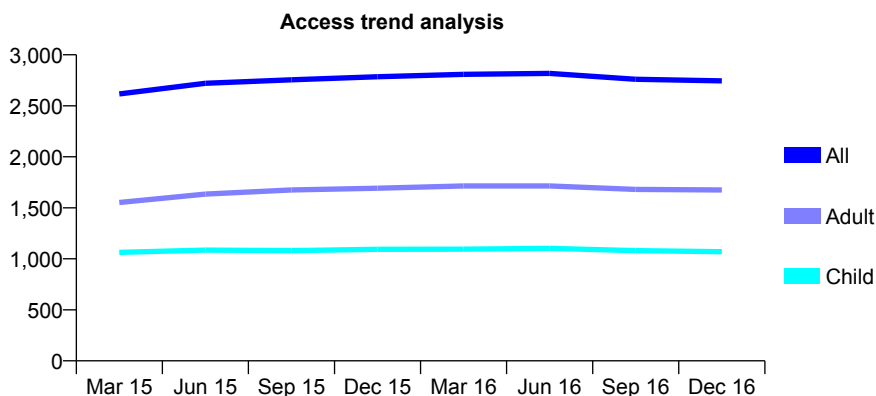
Q55 - Vital Signs At a Glance Contract Report for 101281/0129 - December 2016

Name or company name	OASIS DENTAL CARE LTD
Contract type name	GDS Contract
Purpose of contract	General
Contract start date	01/04/2006
Contract end date	

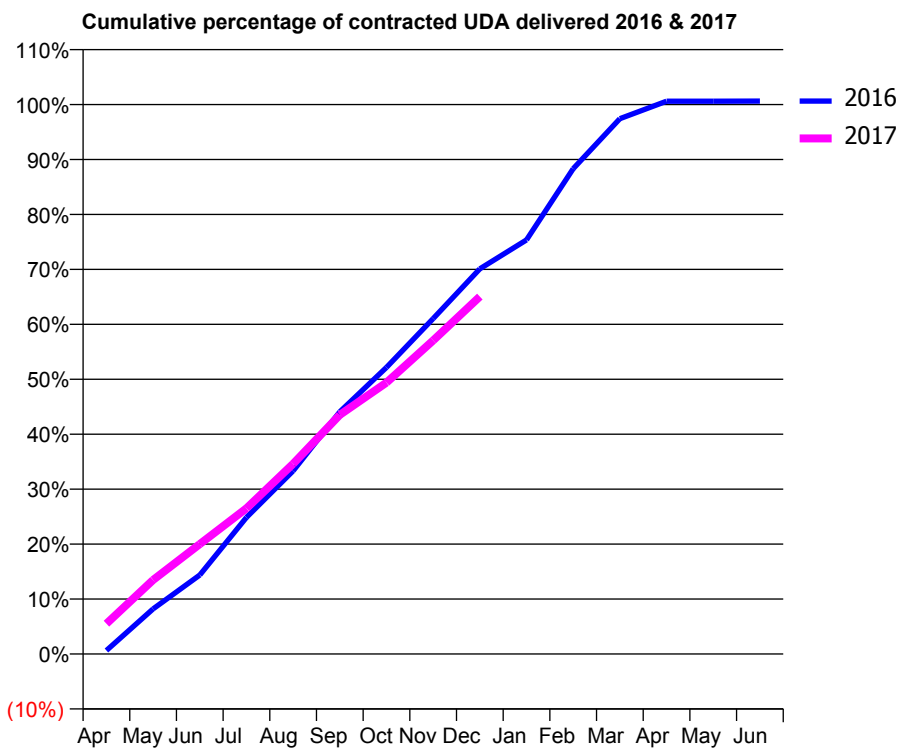
16/17 Contracted general activity (UDA)	7,956
Carry forward general activity (UDA)	-49
16/17 Contracted orthodontic activity (UOA)	0
Carry forward orthodontic activity (UOA)	0
Baseline contract value	£173,187.12

ACCESS*

Patients seen in 24 months	Total	Change since previous quarter
Quarter ending December 2015	2,785	
Quarter ending March 2016	2,809	→
Quarter ending June 2016	2,818	→
Quarter ending September 2016	2,760	↓
Quarter ending December 2016	2,745	→
Variance since December 2015	(1.4%)	↓



ACTIVITY



Month	Adjusted Scheduled Activity (UDA)	
	2016	2017
April	51	439
May	654	1,073
June	1,143	1,592
July	1,977	2,109
August	2,651	2,754
September	3,507	3,463
October	4,150	3,930
November	4,857	4,540
December	5,576	5,176
January	5,996	
February	7,026	
March	7,751	
April	8,004	
May	8,004	
June	8,005	

QUALITY

	Quantity	Base Number	Contract	AT	Region	England
% of FP17s for the same patient ID Re-attending within 3 months - Children	84	1,163	7.2%	11.0%	12.1%	12.4%
% of FP17s for the same patient ID Re-attending within 3 months - Adults	252	1,606	15.7%	15.2%	15.9%	16.6%
% of FP17s for the same patient ID Re-attending between 3 & 9 months - Children	764	1,163	65.7%	61.2%	58.6%	57.5%
% of FP17s for the same patient ID Re-attending between 3 & 9 months - Adults	918	1,606	57.2%	55.2%	51.5%	50.4%
% of FP17s for Band 1 Urgent Courses	234	2,626	8.9%	7.0%	8.0%	9.1%
% of FP17s Relating to Free Repair or Replacements	16	2,626	0.6%	0.9%	0.8%	0.8%
% of FP17s Relating to Continuations	29	2,626	1.1%	1.6%	1.2%	1.3%
% of Patients satisfied with the dentistry they have received	5	5	N/A	92.0%	92.8%	92.7%
% of Patients satisfied with the time they had to wait for an appointment	5	5	N/A	88.4%	89.2%	88.8%

* This is based on patients treated on this contract for their most recent course of treatment. Figures in italics indicate the base number of FP17s or Patient Questionnaire responses are less than 100. N/A is shown where the base number of responses is less than 10 during the period. % is calculated as Quantity/Base number*100

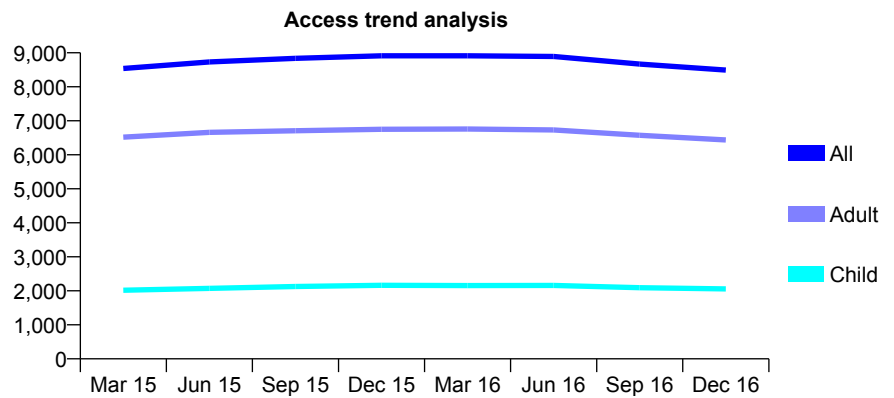
Q55 - Vital Signs At a Glance Contract Report for 101281/0200 - December 2016

Name or company name	OASIS DENTAL CARE LTD
Contract type name	GDS Contract
Purpose of contract	General
Contract start date	28/04/2009
Contract end date	

16/17 Contracted general activity (UDA)	30,000
Carry forward general activity (UDA)	0
16/17 Contracted orthodontic activity (UOA)	0
Carry forward orthodontic activity (UOA)	0
Baseline contract value	£643,494.25

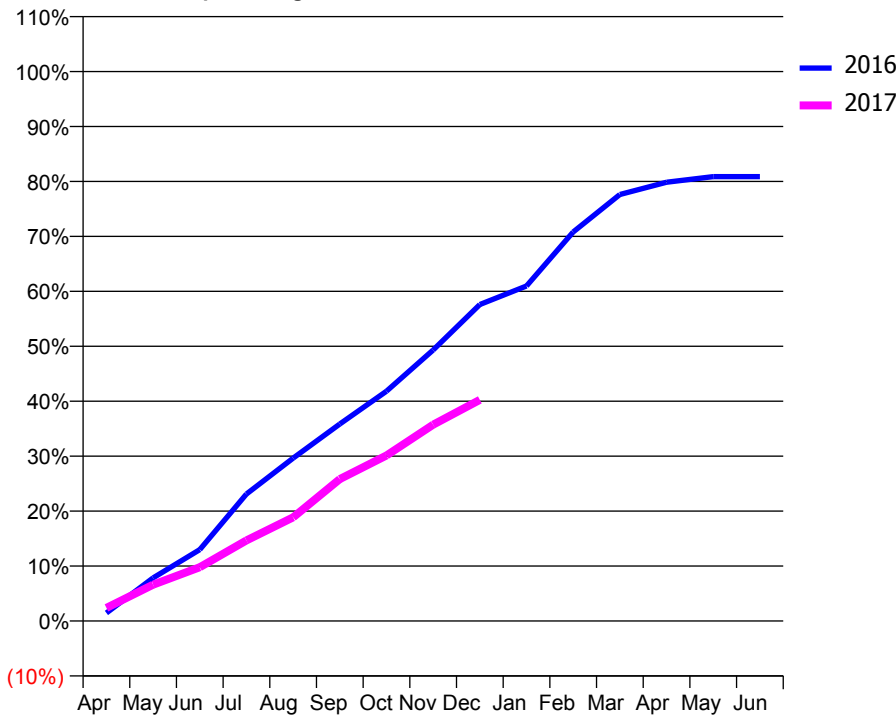
ACCESS*

Patients seen in 24 months	Total	Change since previous quarter
Quarter ending December 2015	8,911	
Quarter ending March 2016	8,913	→
Quarter ending June 2016	8,891	→
Quarter ending September 2016	8,668	↓
Quarter ending December 2016	8,494	↓
Variance since December 2015	(4.7%)	↓



ACTIVITY

Cumulative percentage of contracted UDA delivered 2016 & 2017



Month	Adjusted Scheduled Activity (UDA)	
	2016	2017
April	442	718
May	2,352	1,987
June	3,900	2,937
July	6,938	4,403
August	8,896	5,662
September	10,759	7,752
October	12,550	9,039
November	14,799	10,721
December	17,280	12,076
January	18,290	
February	21,239	
March	23,285	
April	23,956	
May	24,260	
June	24,264	

QUALITY

	Quantity	Base Number	Contract	AT	Region	England
% of FP17s for the same patient ID Re-attending within 3 months - Children	220	1,614	13.6%	11.0%	12.1%	12.4%
% of FP17s for the same patient ID Re-attending within 3 months - Adults	729	4,720	15.4%	15.2%	15.9%	16.6%
% of FP17s for the same patient ID Re-attending between 3 & 9 months - Children	769	1,614	47.6%	61.2%	58.6%	57.5%
% of FP17s for the same patient ID Re-attending between 3 & 9 months - Adults	2,278	4,720	48.3%	55.2%	51.5%	50.4%
% of FP17s for Band 1 Urgent Courses	541	5,828	9.3%	7.0%	8.0%	9.1%
% of FP17s Relating to Free Repair or Replacements	20	5,828	0.3%	0.9%	0.8%	0.8%
% of FP17s Relating to Continuations	154	5,828	2.6%	1.6%	1.2%	1.3%
% of Patients satisfied with the dentistry they have received	3	4	N/A	92.0%	92.8%	92.7%
% of Patients satisfied with the time they had to wait for an appointment	3	4	N/A	88.4%	89.2%	88.8%

* This is based on patients treated on this contract for their most recent course of treatment. Figures in italics indicate the base number of FP17s or Patient Questionnaire responses are less than 100. N/A is shown where the base number of responses is less than 10 during the period. % is calculated as Quantity/Base number*100

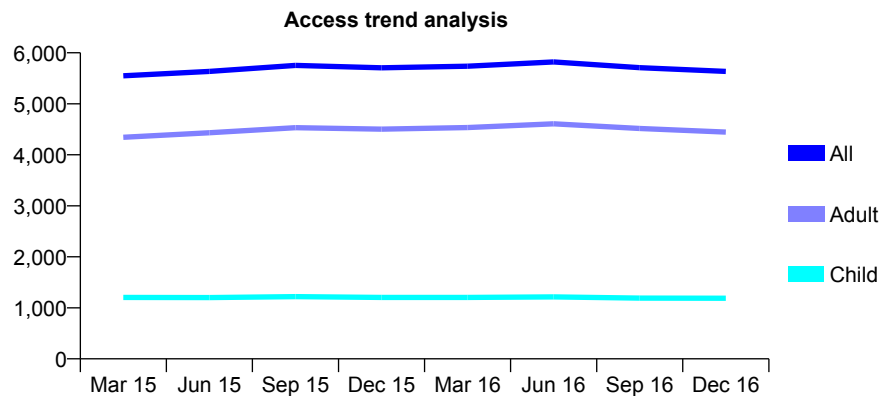
Q55 - Vital Signs At a Glance Contract Report for 101338/0050 - December 2016

Name or company name	Whitecross Dental Care Limited
Contract type name	GDS Contract
Purpose of contract	General
Contract start date	01/04/2007
Contract end date	

16/17 Contracted general activity (UDA)	14,300
Carry forward general activity (UDA)	0
16/17 Contracted orthodontic activity (UOA)	0
Carry forward orthodontic activity (UOA)	0
Baseline contract value	£372,676.40

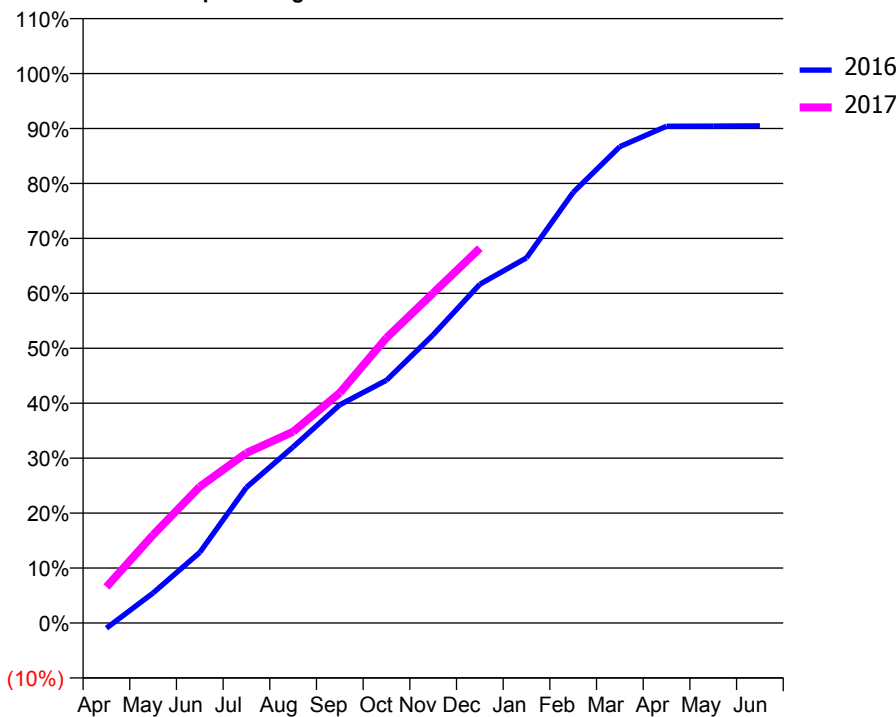
ACCESS*

Patients seen in 24 months	Total	Change since previous quarter
Quarter ending December 2015	5,706	
Quarter ending March 2016	5,738	→
Quarter ending June 2016	5,822	→
Quarter ending September 2016	5,708	↓
Quarter ending December 2016	5,635	↓
Variance since December 2015	(1.2%)	↓



ACTIVITY

Cumulative percentage of contracted UDA delivered 2016 & 2017



Month	Adjusted Scheduled Activity (UDA)	
	2016	2017
April	-170	938
May	962	2,296
June	2,261	3,548
July	4,345	4,427
August	5,640	4,978
September	6,990	5,991
October	7,775	7,419
November	9,231	8,587
December	10,851	9,751
January	11,695	
February	13,793	
March	15,257	
April	15,911	
May	15,915	
June	15,922	

QUALITY

	Quantity	Base Number	Contract	AT	Region	England
% of FP17s for the same patient ID Re-attending within 3 months - Children	75	1,225	6.1%	11.0%	12.1%	12.4%
% of FP17s for the same patient ID Re-attending within 3 months - Adults	535	4,342	12.3%	15.2%	15.9%	16.6%
% of FP17s for the same patient ID Re-attending between 3 & 9 months - Children	702	1,225	57.3%	61.2%	58.6%	57.5%
% of FP17s for the same patient ID Re-attending between 3 & 9 months - Adults	2,322	4,342	53.5%	55.2%	51.5%	50.4%
% of FP17s for Band 1 Urgent Courses	101	5,247	1.9%	7.0%	8.0%	9.1%
% of FP17s Relating to Free Repair or Replacements	27	5,247	0.5%	0.9%	0.8%	0.8%
% of FP17s Relating to Continuations	144	5,247	2.7%	1.6%	1.2%	1.3%
% of Patients satisfied with the dentistry they have received	11	12	91.7%	92.0%	92.8%	92.7%
% of Patients satisfied with the time they had to wait for an appointment	11	12	91.7%	88.4%	89.2%	88.8%

* This is based on patients treated on this contract for their most recent course of treatment. Figures in italics indicate the base number of FP17s or Patient Questionnaire responses are less than 100. N/A is shown where the base number of responses is less than 10 during the period. % is calculated as Quantity/Base number*100

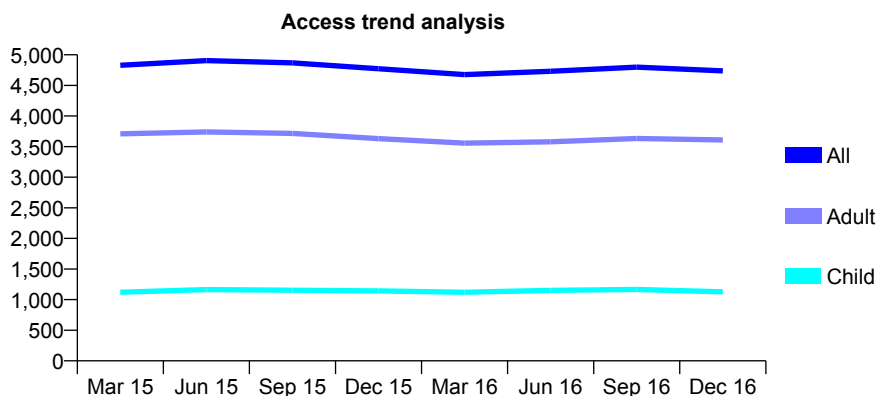
Q55 - Vital Signs At a Glance Contract Report for 101362/0006 - December 2016

Name or company name	Rodericks Dental Limited
Contract type name	GDS Contract
Purpose of contract	General
Contract start date	01/04/2008
Contract end date	

16/17 Contracted general activity (UDA)	14,092
Carry forward general activity (UDA)	-48
16/17 Contracted orthodontic activity (UOA)	0
Carry forward orthodontic activity (UOA)	0
Baseline contract value	£336,172.79

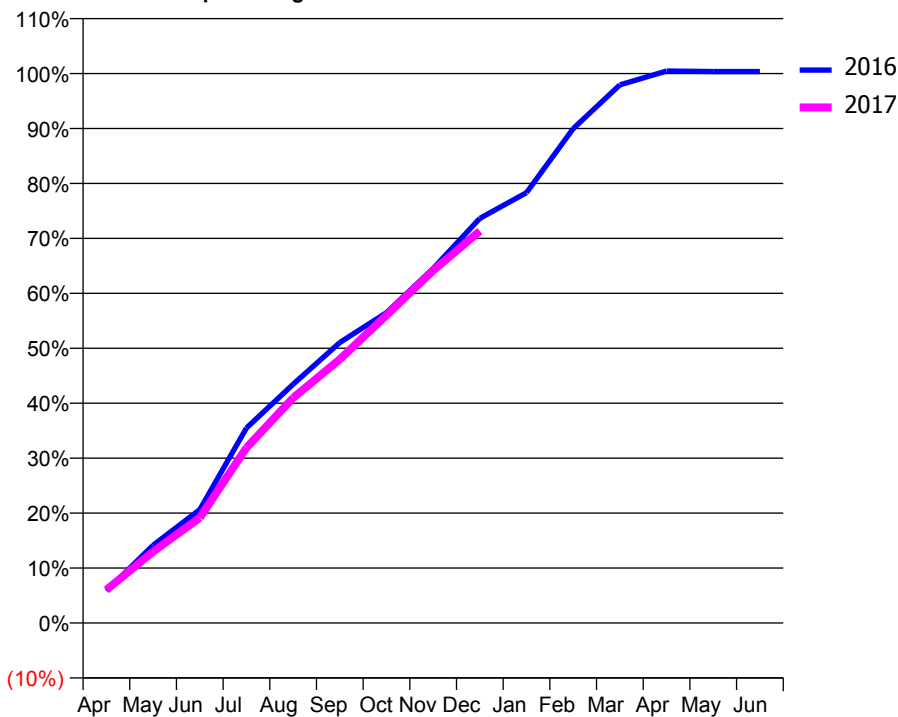
ACCESS*

Patients seen in 24 months	Total	Change since previous quarter
Quarter ending December 2015	4,772	
Quarter ending March 2016	4,676	↓
Quarter ending June 2016	4,730	→
Quarter ending September 2016	4,799	→
Quarter ending December 2016	4,737	↓
Variance since December 2015	(0.7%)	→



ACTIVITY

Cumulative percentage of contracted UDA delivered 2016 & 2017



Month	Adjusted Scheduled Activity (UDA)	
	2016	2017
April	794	851
May	1,916	1,831
June	2,795	2,701
July	4,805	4,495
August	5,884	5,773
September	6,912	6,763
October	7,648	7,896
November	8,737	9,041
December	9,974	10,054
January	10,607	
February	12,185	
March	13,261	
April	13,604	
May	13,590	
June	13,590	

QUALITY

	Quantity	Base Number	Contract	AT	Region	England
% of FP17s for the same patient ID Re-attending within 3 months - Children	87	1,385	6.3%	11.0%	12.1%	12.4%
% of FP17s for the same patient ID Re-attending within 3 months - Adults	441	4,137	10.7%	15.2%	15.9%	16.6%
% of FP17s for the same patient ID Re-attending between 3 & 9 months - Children	890	1,385	64.3%	61.2%	58.6%	57.5%
% of FP17s for the same patient ID Re-attending between 3 & 9 months - Adults	2,559	4,137	61.9%	55.2%	51.5%	50.4%
% of FP17s for Band 1 Urgent Courses	263	5,300	5.0%	7.0%	8.0%	9.1%
% of FP17s Relating to Free Repair or Replacements	79	5,300	1.5%	0.9%	0.8%	0.8%
% of FP17s Relating to Continuations	16	5,300	0.3%	1.6%	1.2%	1.3%
% of Patients satisfied with the dentistry they have received	10	10	100.0%	92.0%	92.8%	92.7%
% of Patients satisfied with the time they had to wait for an appointment	10	10	100.0%	88.4%	89.2%	88.8%

* This is based on patients treated on this contract for their most recent course of treatment. Figures in italics indicate the base number of FP17s or Patient Questionnaire responses are less than 100. N/A is shown where the base number of responses is less than 10 during the period. % is calculated as Quantity/Base number*100

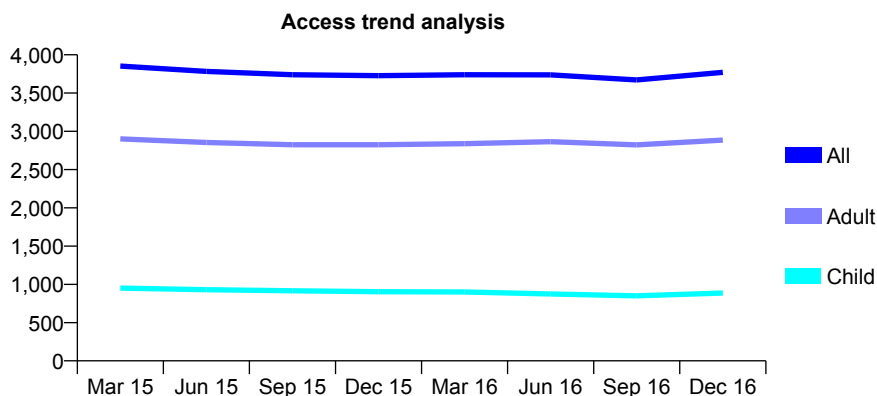
Q55 - Vital Signs At a Glance Contract Report for 101362/0007 - December 2016

Name or company name	Rodericks Dental Limited
Contract type name	GDS Contract
Purpose of contract	General
Contract start date	28/07/2008
Contract end date	

16/17 Contracted general activity (UDA)	13,553
Carry forward general activity (UDA)	-219
16/17 Contracted orthodontic activity (UOA)	0
Carry forward orthodontic activity (UOA)	0
Baseline contract value	£332,452.92

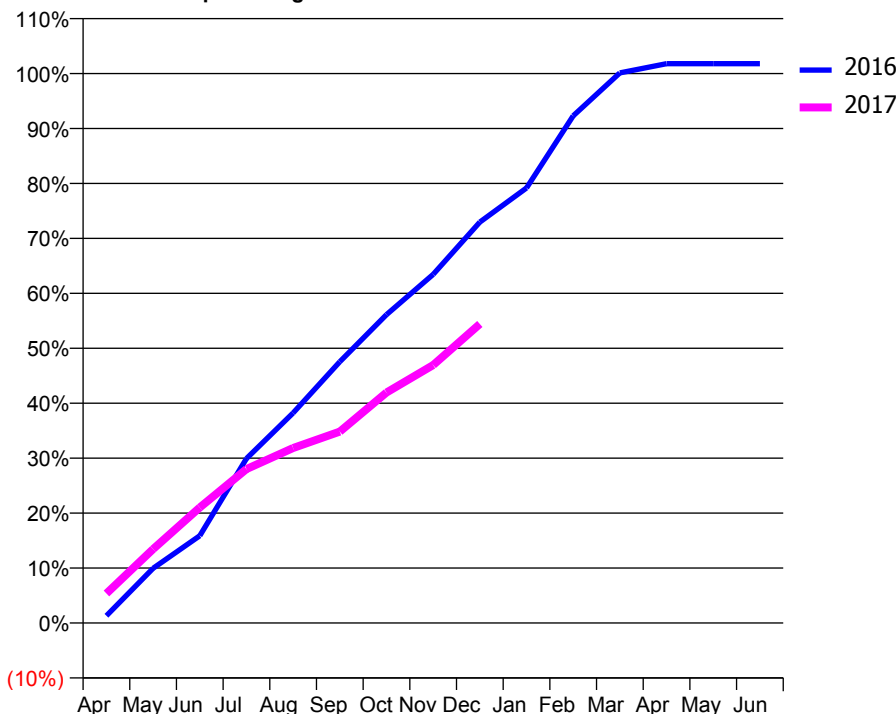
ACCESS*

Patients seen in 24 months	Total	Change since previous quarter
Quarter ending December 2015	3,728	
Quarter ending March 2016	3,739	→
Quarter ending June 2016	3,738	→
Quarter ending September 2016	3,672	↓
Quarter ending December 2016	3,771	↑
Variance since December 2015	1.2%	→



ACTIVITY

Cumulative percentage of contracted UDA delivered 2016 & 2017



Month	Adjusted Scheduled Activity (UDA)	
	2016	2017
April	163	730
May	1,225	1,823
June	1,953	2,851
July	3,679	3,798
August	4,699	4,318
September	5,845	4,720
October	6,897	5,684
November	7,798	6,364
December	8,967	7,374
January	9,731	
February	11,346	
March	12,306	
April	12,511	
May	12,511	
June	12,511	

QUALITY

	Quantity	Base Number	Contract	AT	Region	England
% of FP17s for the same patient ID Re-attending within 3 months - Children	76	926	8.2%	11.0%	12.1%	12.4%
% of FP17s for the same patient ID Re-attending within 3 months - Adults	480	2,734	17.6%	15.2%	15.9%	16.6%
% of FP17s for the same patient ID Re-attending between 3 & 9 months - Children	589	926	63.6%	61.2%	58.6%	57.5%
% of FP17s for the same patient ID Re-attending between 3 & 9 months - Adults	1,484	2,734	54.3%	55.2%	51.5%	50.4%
% of FP17s for Band 1 Urgent Courses	216	3,561	6.1%	7.0%	8.0%	9.1%
% of FP17s Relating to Free Repair or Replacements	49	3,561	1.4%	0.9%	0.8%	0.8%
% of FP17s Relating to Continuations	51	3,561	1.4%	1.6%	1.2%	1.3%
% of Patients satisfied with the dentistry they have received	3	5	N/A	92.0%	92.8%	92.7%
% of Patients satisfied with the time they had to wait for an appointment	3	5	N/A	88.4%	89.2%	88.8%

* This is based on patients treated on this contract for their most recent course of treatment. Figures in italics indicate the base number of FP17s or Patient Questionnaire responses are less than 100. N/A is shown where the base number of responses is less than 10 during the period. % is calculated as Quantity/Base number*100

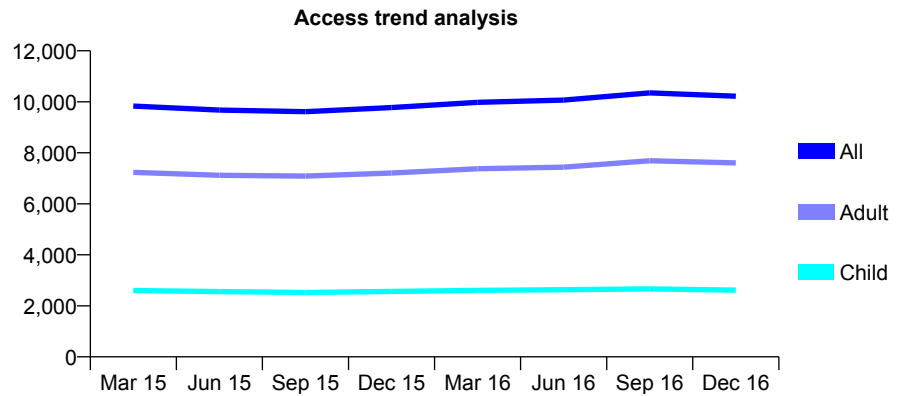
Q55 - Vital Signs At a Glance Contract Report for 101362/0008 - December 2016

Name or company name	Rodericks Dental Limited
Contract type name	GDS Contract
Purpose of contract	General
Contract start date	01/04/2008
Contract end date	

16/17 Contracted general activity (UDA)	27,688
Carry forward general activity (UDA)	248
16/17 Contracted orthodontic activity (UOA)	0
Carry forward orthodontic activity (UOA)	0
Baseline contract value	£634,447.91

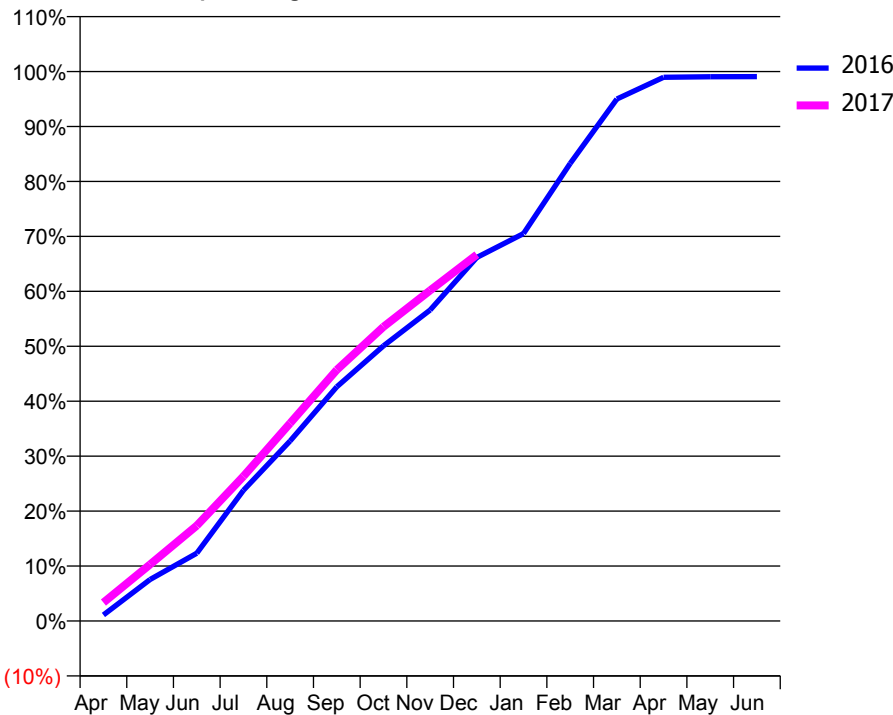
ACCESS*

Patients seen in 24 months	Total	Change since previous quarter
Quarter ending December 2015	9,773	
Quarter ending March 2016	9,978	↑
Quarter ending June 2016	10,069	→
Quarter ending September 2016	10,352	↑
Quarter ending December 2016	10,220	↓
Variance since December 2015	4.6%	↑



ACTIVITY

Cumulative percentage of contracted UDA delivered 2016 & 2017



Month	Adjusted Scheduled Activity (UDA)	
	2016	2017
April	293	933
May	1,992	2,849
June	3,253	4,808
July	6,273	7,291
August	8,645	9,968
September	11,243	12,654
October	13,208	14,826
November	14,928	16,658
December	17,450	18,460
January	18,592	
February	21,959	
March	25,049	
April	26,091	
May	26,120	
June	26,122	

QUALITY

	Quantity	Base Number	Contract	AT	Region	England
% of FP17s for the same patient ID Re-attending within 3 months - Children	158	3,031	5.2%	11.0%	12.1%	12.4%
% of FP17s for the same patient ID Re-attending within 3 months - Adults	984	8,626	11.4%	15.2%	15.9%	16.6%
% of FP17s for the same patient ID Re-attending between 3 & 9 months - Children	2,159	3,031	71.2%	61.2%	58.6%	57.5%
% of FP17s for the same patient ID Re-attending between 3 & 9 months - Adults	5,451	8,626	63.2%	55.2%	51.5%	50.4%
% of FP17s for Band 1 Urgent Courses	501	11,090	4.5%	7.0%	8.0%	9.1%
% of FP17s Relating to Free Repair or Replacements	76	11,090	0.7%	0.9%	0.8%	0.8%
% of FP17s Relating to Continuations	30	11,090	0.3%	1.6%	1.2%	1.3%
% of Patients satisfied with the dentistry they have received	14	14	100.0%	92.0%	92.8%	92.7%
% of Patients satisfied with the time they had to wait for an appointment	12	14	85.7%	88.4%	89.2%	88.8%

* This is based on patients treated on this contract for their most recent course of treatment. Figures in italics indicate the base number of FP17s or Patient Questionnaire responses are less than 100. N/A is shown where the base number of responses is less than 10 during the period. % is calculated as Quantity/Base number*100

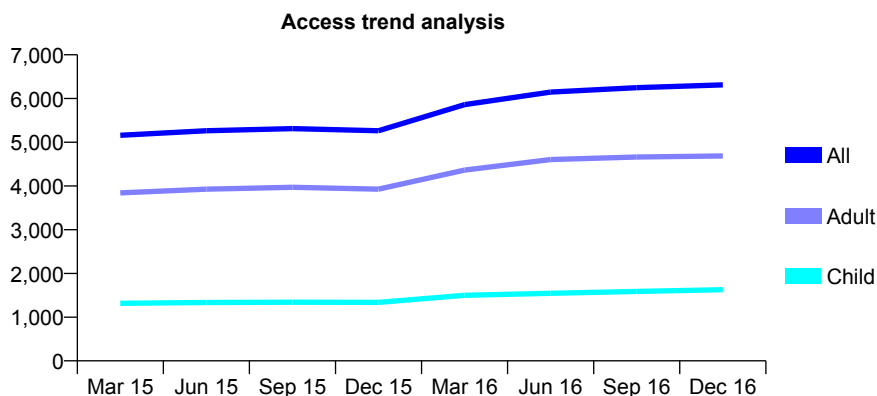
Q55 - Vital Signs At a Glance Contract Report for 101362/0014 - December 2016

Name or company name	Rodericks Dental Limited
Contract type name	GDS Contract
Purpose of contract	General
Contract start date	05/02/2009
Contract end date	

16/17 Contracted general activity (UDA)	16,638
Carry forward general activity (UDA)	-7
16/17 Contracted orthodontic activity (UOA)	0
Carry forward orthodontic activity (UOA)	0
Baseline contract value	£383,995.79

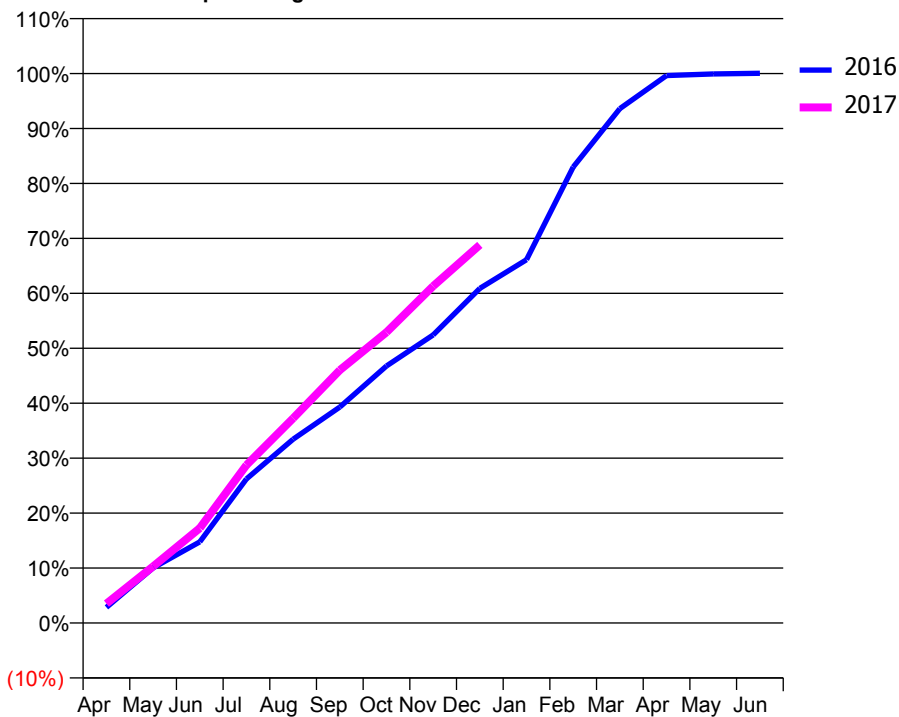
ACCESS*

Patients seen in 24 months	Total	Change since previous quarter
Quarter ending December 2015	5,263	
Quarter ending March 2016	5,860	↑
Quarter ending June 2016	6,149	↑
Quarter ending September 2016	6,249	→
Quarter ending December 2016	6,313	→
Variance since December 2015	20.0%	↑



ACTIVITY

Cumulative percentage of contracted UDA delivered 2016 & 2017



Month	Adjusted Scheduled Activity (UDA)	
	2016	2017
April	439	588
May	1,546	1,715
June	2,275	2,874
July	4,037	4,781
August	5,153	6,198
September	6,053	7,657
October	7,202	8,803
November	8,073	10,201
December	9,379	11,447
January	10,181	
February	12,780	
March	14,417	
April	15,343	
May	15,389	
June	15,407	

QUALITY

	Quantity	Base Number	Contract	AT	Region	England
% of FP17s for the same patient ID Re-attending within 3 months - Children	120	1,700	7.1%	11.0%	12.1%	12.4%
% of FP17s for the same patient ID Re-attending within 3 months - Adults	613	4,838	12.7%	15.2%	15.9%	16.6%
% of FP17s for the same patient ID Re-attending between 3 & 9 months - Children	964	1,700	56.7%	61.2%	58.6%	57.5%
% of FP17s for the same patient ID Re-attending between 3 & 9 months - Adults	2,484	4,838	51.3%	55.2%	51.5%	50.4%
% of FP17s for Band 1 Urgent Courses	485	6,059	8.0%	7.0%	8.0%	9.1%
% of FP17s Relating to Free Repair or Replacements	69	6,059	1.1%	0.9%	0.8%	0.8%
% of FP17s Relating to Continuations	24	6,059	0.4%	1.6%	1.2%	1.3%
% of Patients satisfied with the dentistry they have received	8	9	N/A	92.0%	92.8%	92.7%
% of Patients satisfied with the time they had to wait for an appointment	6	9	N/A	88.4%	89.2%	88.8%

* This is based on patients treated on this contract for their most recent course of treatment. Figures in italics indicate the base number of FP17s or Patient Questionnaire responses are less than 100. N/A is shown where the base number of responses is less than 10 during the period. % is calculated as Quantity/Base number*100

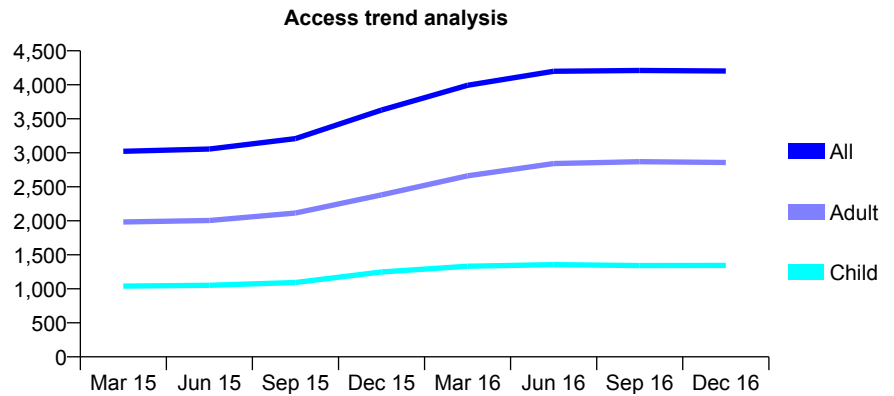
Q55 - Vital Signs At a Glance Contract Report for 101362/0026 - December 2016

Name or company name	Rodericks Dental Limited
Contract type name	GDS Contract
Purpose of contract	General
Contract start date	16/11/2009
Contract end date	

16/17 Contracted general activity (UDA)	12,524
Carry forward general activity (UDA)	-146
16/17 Contracted orthodontic activity (UOA)	0
Carry forward orthodontic activity (UOA)	0
Baseline contract value	£319,505.29

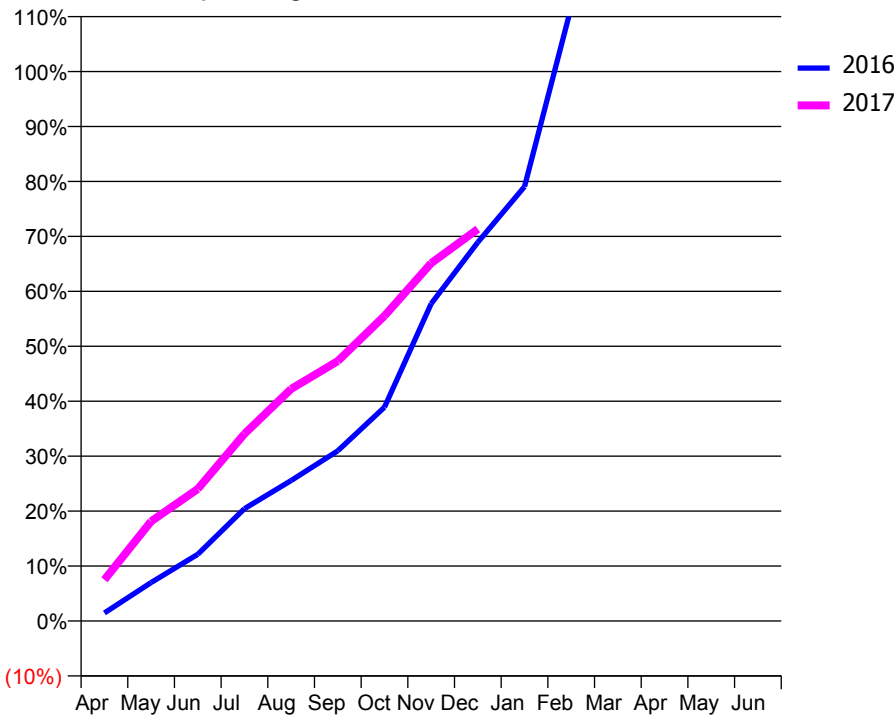
ACCESS*

Patients seen in 24 months	Total	Change since previous quarter
Quarter ending December 2015	3,629	
Quarter ending March 2016	3,994	↑
Quarter ending June 2016	4,199	↑
Quarter ending September 2016	4,211	→
Quarter ending December 2016	4,203	→
Variance since December 2015	15.8%	↑



ACTIVITY

Cumulative percentage of contracted UDA delivered 2016 & 2017



Month	Adjusted Scheduled Activity (UDA)	
	2016	2017
April	107	940
May	511	2,272
June	887	3,010
July	1,494	4,266
August	1,868	5,289
September	2,264	5,925
October	2,843	6,954
November	4,219	8,157
December	5,036	8,934
January	5,776	
February	8,157	
March	9,171	
April	9,383	
May	9,452	
June	9,470	

QUALITY

	Quantity	Base Number	Contract	AT	Region	England
% of FP17s for the same patient ID Re-attending within 3 months - Children	155	1,471	10.5%	11.0%	12.1%	12.4%
% of FP17s for the same patient ID Re-attending within 3 months - Adults	591	3,122	18.9%	15.2%	15.9%	16.6%
% of FP17s for the same patient ID Re-attending between 3 & 9 months - Children	915	1,471	62.2%	61.2%	58.6%	57.5%
% of FP17s for the same patient ID Re-attending between 3 & 9 months - Adults	1,719	3,122	55.1%	55.2%	51.5%	50.4%
% of FP17s for Band 1 Urgent Courses	397	4,435	9.0%	7.0%	8.0%	9.1%
% of FP17s Relating to Free Repair or Replacements	43	4,435	1.0%	0.9%	0.8%	0.8%
% of FP17s Relating to Continuations	21	4,435	0.5%	1.6%	1.2%	1.3%
% of Patients satisfied with the dentistry they have received	1	2	N/A	92.0%	92.8%	92.7%
% of Patients satisfied with the time they had to wait for an appointment	2	2	N/A	88.4%	89.2%	88.8%

* This is based on patients treated on this contract for their most recent course of treatment. Figures in italics indicate the base number of FP17s or Patient Questionnaire responses are less than 100. N/A is shown where the base number of responses is less than 10 during the period. % is calculated as Quantity/Base number*100

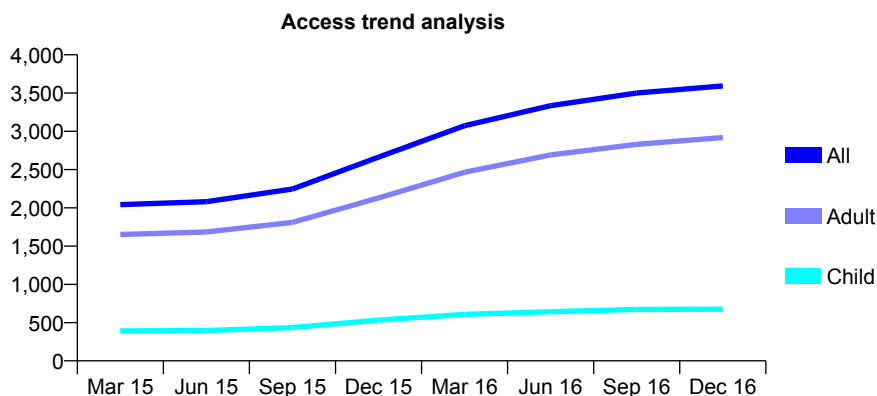
Q55 - Vital Signs At a Glance Contract Report for 101362/0027 - December 2016

Name or company name	Rodericks Dental Limited
Contract type name	GDS Contract
Purpose of contract	General
Contract start date	13/01/2010
Contract end date	

16/17 Contracted general activity (UDA)	12,042
Carry forward general activity (UDA)	-140
16/17 Contracted orthodontic activity (UOA)	0
Carry forward orthodontic activity (UOA)	0
Baseline contract value	£307,223.21

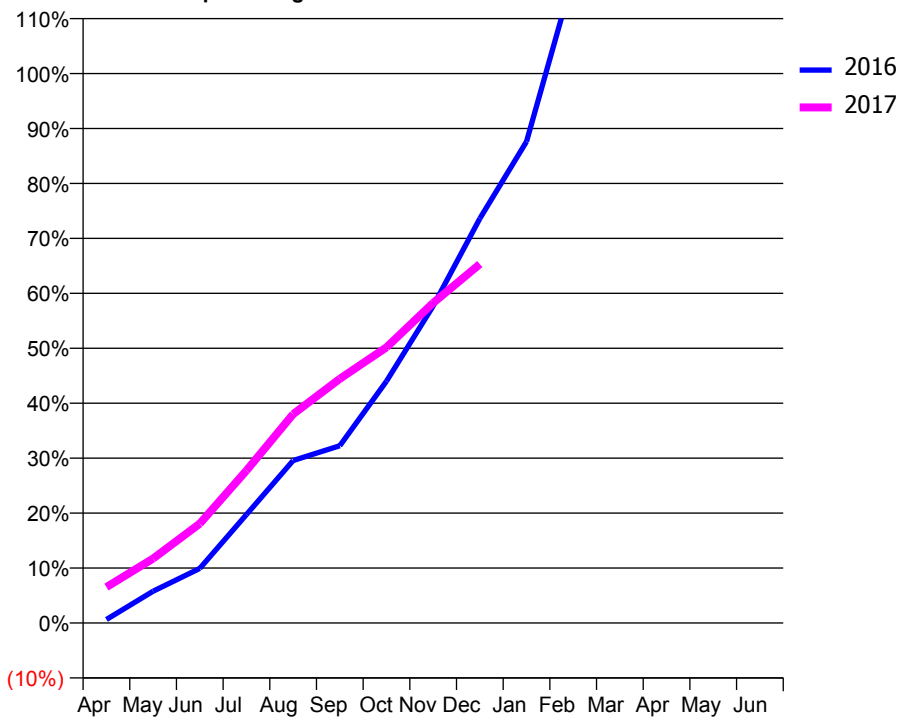
ACCESS*

Patients seen in 24 months	Total	Change since previous quarter
Quarter ending December 2015	2,662	
Quarter ending March 2016	3,074	↑
Quarter ending June 2016	3,335	↑
Quarter ending September 2016	3,501	↑
Quarter ending December 2016	3,593	↑
Variance since December 2015	35.0%	↑



ACTIVITY

Cumulative percentage of contracted UDA delivered 2016 & 2017



Month	Adjusted Scheduled Activity (UDA)	
	2016	2017
April	45	789
May	406	1,414
June	698	2,180
July	1,387	3,341
August	2,077	4,578
September	2,266	5,353
October	3,092	6,043
November	4,053	7,016
December	5,171	7,864
January	6,156	
February	8,263	
March	8,979	
April	9,455	
May	9,470	
June	9,479	

QUALITY

	Quantity	Base Number	Contract	AT	Region	England
% of FP17s for the same patient ID Re-attending within 3 months - Children	63	721	8.7%	11.0%	12.1%	12.4%
% of FP17s for the same patient ID Re-attending within 3 months - Adults	460	2,994	15.4%	15.2%	15.9%	16.6%
% of FP17s for the same patient ID Re-attending between 3 & 9 months - Children	354	721	49.1%	61.2%	58.6%	57.5%
% of FP17s for the same patient ID Re-attending between 3 & 9 months - Adults	1,431	2,994	47.8%	55.2%	51.5%	50.4%
% of FP17s for Band 1 Urgent Courses	282	3,520	8.0%	7.0%	8.0%	9.1%
% of FP17s Relating to Free Repair or Replacements	19	3,520	0.5%	0.9%	0.8%	0.8%
% of FP17s Relating to Continuations	11	3,520	0.3%	1.6%	1.2%	1.3%
% of Patients satisfied with the dentistry they have received	2	2	N/A	92.0%	92.8%	92.7%
% of Patients satisfied with the time they had to wait for an appointment	2	2	N/A	88.4%	89.2%	88.8%

* This is based on patients treated on this contract for their most recent course of treatment. Figures in italics indicate the base number of FP17s or Patient Questionnaire responses are less than 100. N/A is shown where the base number of responses is less than 10 during the period. % is calculated as Quantity/Base number*100

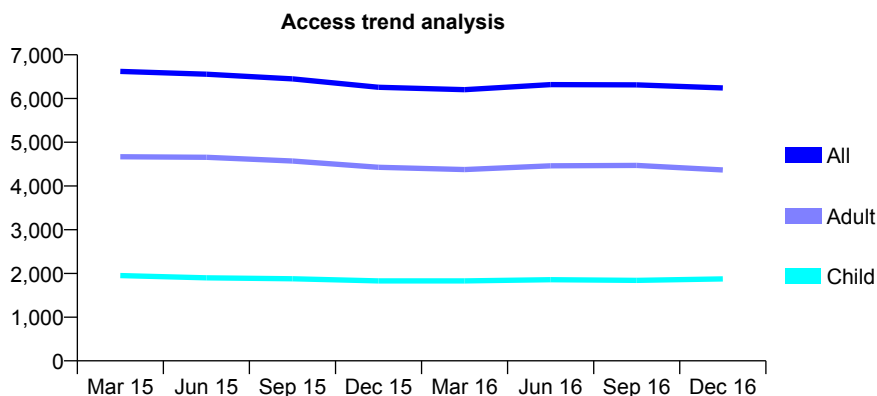
Q55 - Vital Signs At a Glance Contract Report for 101362/0032 - December 2016

Name or company name	Rodericks Dental Limited
Contract type name	PDS Plus Contract
Purpose of contract	General
Contract start date	01/10/2010
Contract end date	31/03/2017

16/17 Contracted general activity (UDA)	20,500
Carry forward general activity (UDA)	0
16/17 Contracted orthodontic activity (UOA)	0
Carry forward orthodontic activity (UOA)	0
Baseline contract value	£401,599.16

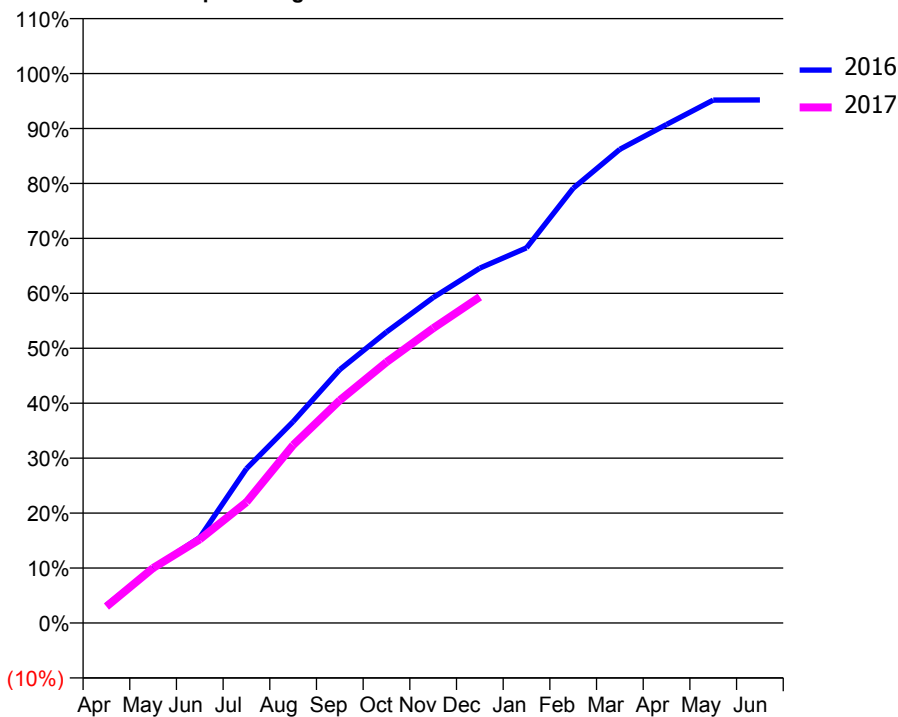
ACCESS*

Patients seen in 24 months	Total	Change since previous quarter
Quarter ending December 2015	6,257	
Quarter ending March 2016	6,203	→
Quarter ending June 2016	6,317	→
Quarter ending September 2016	6,313	→
Quarter ending December 2016	6,242	↓
Variance since December 2015	(0.2%)	→



ACTIVITY

Cumulative percentage of contracted UDA delivered 2016 & 2017



Month	Adjusted Scheduled Activity (UDA)	
	2016	2017
April	663	614
May	2,040	2,054
June	3,190	3,121
July	5,760	4,507
August	7,517	6,637
September	9,452	8,312
October	10,860	9,731
November	12,142	10,996
December	13,241	12,167
January	13,998	
February	16,222	
March	17,672	
April	18,597	
May	19,509	
June	19,512	

QUALITY

	Quantity	Base Number	Contract	AT	Region	England
% of FP17s for the same patient ID Re-attending within 3 months - Children	155	1,790	8.7%	11.0%	12.1%	12.4%
% of FP17s for the same patient ID Re-attending within 3 months - Adults	766	4,447	17.2%	15.2%	15.9%	16.6%
% of FP17s for the same patient ID Re-attending between 3 & 9 months - Children	859	1,790	48.0%	61.2%	58.6%	57.5%
% of FP17s for the same patient ID Re-attending between 3 & 9 months - Adults	2,023	4,447	45.5%	55.2%	51.5%	50.4%
% of FP17s for Band 1 Urgent Courses	628	5,335	11.8%	7.0%	8.0%	9.1%
% of FP17s Relating to Free Repair or Replacements	43	5,335	0.8%	0.9%	0.8%	0.8%
% of FP17s Relating to Continuations	16	5,335	0.3%	1.6%	1.2%	1.3%
% of Patients satisfied with the dentistry they have received	17	19	89.5%	92.0%	92.8%	92.7%
% of Patients satisfied with the time they had to wait for an appointment	16	19	84.2%	88.4%	89.2%	88.8%

* This is based on patients treated on this contract for their most recent course of treatment. Figures in italics indicate the base number of FP17s or Patient Questionnaire responses are less than 100. N/A is shown where the base number of responses is less than 10 during the period. % is calculated as Quantity/Base number*100

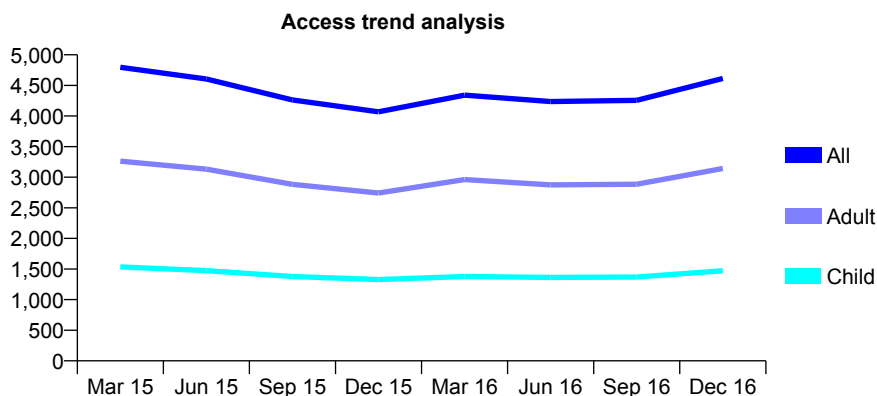
Q55 - Vital Signs At a Glance Contract Report for 101362/0036 - December 2016

Name or company name	Rodericks Dental Limited
Contract type name	PDS Plus Contract
Purpose of contract	General
Contract start date	01/11/2010
Contract end date	31/03/2017

16/17 Contracted general activity (UDA)	16,500
Carry forward general activity (UDA)	0
16/17 Contracted orthodontic activity (UOA)	0
Carry forward orthodontic activity (UOA)	0
Baseline contract value	£292,399.04

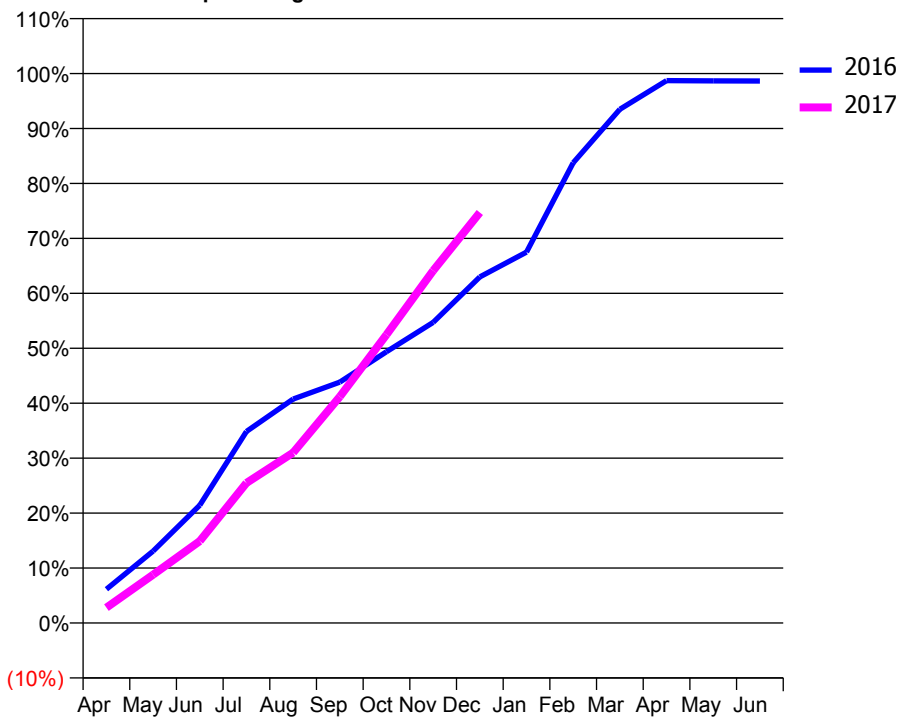
ACCESS*

Patients seen in 24 months	Total	Change since previous quarter
Quarter ending December 2015	4,069	
Quarter ending March 2016	4,340	↑
Quarter ending June 2016	4,237	↓
Quarter ending September 2016	4,255	→
Quarter ending December 2016	4,614	↑
Variance since December 2015	13.4%	↑



ACTIVITY

Cumulative percentage of contracted UDA delivered 2016 & 2017



Month	Adjusted Scheduled Activity (UDA)	
	2016	2017
April	1,014	463
May	2,160	1,452
June	3,536	2,462
July	5,751	4,207
August	6,726	5,115
September	7,233	6,796
October	8,146	8,659
November	9,028	10,579
December	10,394	12,326
January	11,136	
February	13,819	
March	15,426	
April	16,286	
May	16,279	
June	16,274	

QUALITY

	Quantity	Base Number	Contract	AT	Region	England
% of FP17s for the same patient ID Re-attending within 3 months - Children	166	1,484	11.2%	11.0%	12.1%	12.4%
% of FP17s for the same patient ID Re-attending within 3 months - Adults	648	3,422	18.9%	15.2%	15.9%	16.6%
% of FP17s for the same patient ID Re-attending between 3 & 9 months - Children	678	1,484	45.7%	61.2%	58.6%	57.5%
% of FP17s for the same patient ID Re-attending between 3 & 9 months - Adults	1,475	3,422	43.1%	55.2%	51.5%	50.4%
% of FP17s for Band 1 Urgent Courses	505	4,635	10.9%	7.0%	8.0%	9.1%
% of FP17s Relating to Free Repair or Replacements	42	4,635	0.9%	0.9%	0.8%	0.8%
% of FP17s Relating to Continuations	15	4,635	0.3%	1.6%	1.2%	1.3%
% of Patients satisfied with the dentistry they have received	9	12	75.0%	92.0%	92.8%	92.7%
% of Patients satisfied with the time they had to wait for an appointment	12	12	100.0%	88.4%	89.2%	88.8%

* This is based on patients treated on this contract for their most recent course of treatment. Figures in italics indicate the base number of FP17s or Patient Questionnaire responses are less than 100. N/A is shown where the base number of responses is less than 10 during the period. % is calculated as Quantity/Base number*100

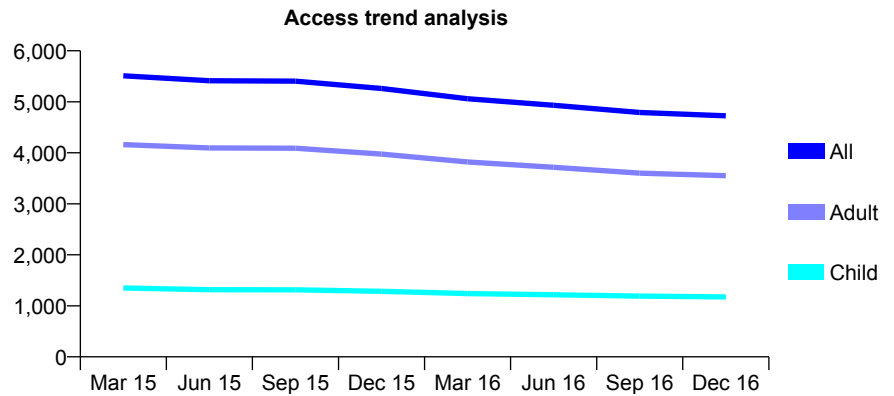
Q55 - Vital Signs At a Glance Contract Report for 101370/0040 - December 2016

Name or company name	Petrie Tucker & Partners Ltd
Contract type name	GDS Contract
Purpose of contract	General
Contract start date	01/04/2006
Contract end date	

16/17 Contracted general activity (UDA)	15,000
Carry forward general activity (UDA)	-210
16/17 Contracted orthodontic activity (UOA)	0
Carry forward orthodontic activity (UOA)	0
Baseline contract value	£346,731.40

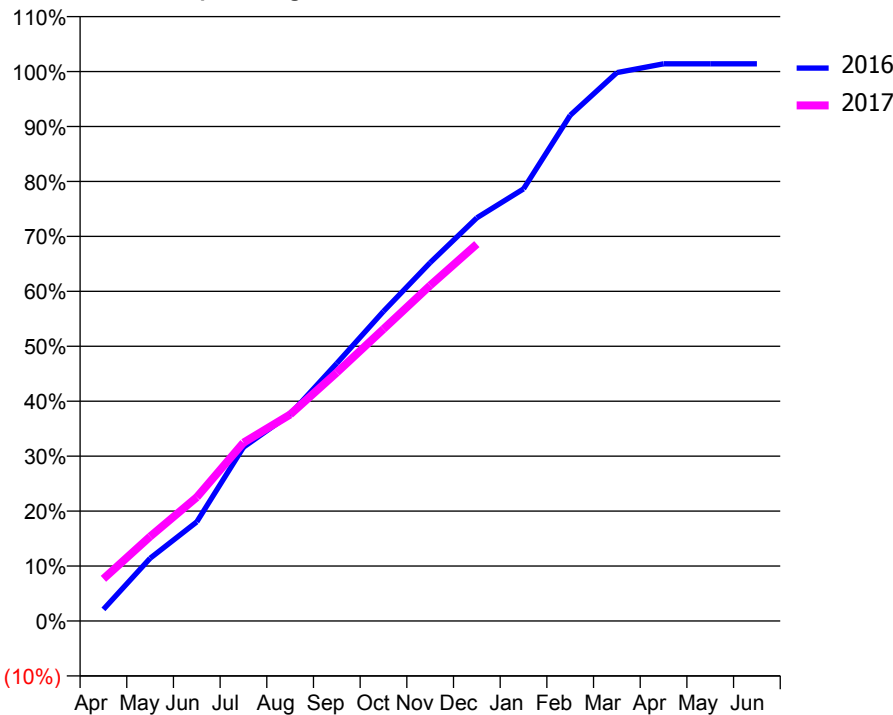
ACCESS*

Patients seen in 24 months	Total	Change since previous quarter
Quarter ending December 2015	5,262	
Quarter ending March 2016	5,060	↓
Quarter ending June 2016	4,933	↓
Quarter ending September 2016	4,791	↓
Quarter ending December 2016	4,726	↓
Variance since December 2015	(10.2%)	↓



ACTIVITY

Cumulative percentage of contracted UDA delivered 2016 & 2017



Month	Adjusted Scheduled Activity (UDA)	
	2016	2017
April	320	1,151
May	1,714	2,307
June	2,708	3,380
July	4,743	4,869
August	5,643	5,635
September	7,033	6,784
October	8,455	7,971
November	9,781	9,160
December	11,007	10,289
January	11,797	
February	13,804	
March	14,968	
April	15,210	
May	15,210	
June	15,210	

QUALITY

	Quantity	Base Number	Contract	AT	Region	England
% of FP17s for the same patient ID Re-attending within 3 months - Children	60	1,127	5.3%	11.0%	12.1%	12.4%
% of FP17s for the same patient ID Re-attending within 3 months - Adults	337	3,224	10.5%	15.2%	15.9%	16.6%
% of FP17s for the same patient ID Re-attending between 3 & 9 months - Children	603	1,127	53.5%	61.2%	58.6%	57.5%
% of FP17s for the same patient ID Re-attending between 3 & 9 months - Adults	1,479	3,224	45.9%	55.2%	51.5%	50.4%
% of FP17s for Band 1 Urgent Courses	251	4,225	5.9%	7.0%	8.0%	9.1%
% of FP17s Relating to Free Repair or Replacements	12	4,225	0.3%	0.9%	0.8%	0.8%
% of FP17s Relating to Continuations	81	4,225	1.9%	1.6%	1.2%	1.3%
% of Patients satisfied with the dentistry they have received	7	8	N/A	92.0%	92.8%	92.7%
% of Patients satisfied with the time they had to wait for an appointment	8	8	N/A	88.4%	89.2%	88.8%

* This is based on patients treated on this contract for their most recent course of treatment. Figures in italics indicate the base number of FP17s or Patient Questionnaire responses are less than 100. N/A is shown where the base number of responses is less than 10 during the period. % is calculated as Quantity/Base number*100

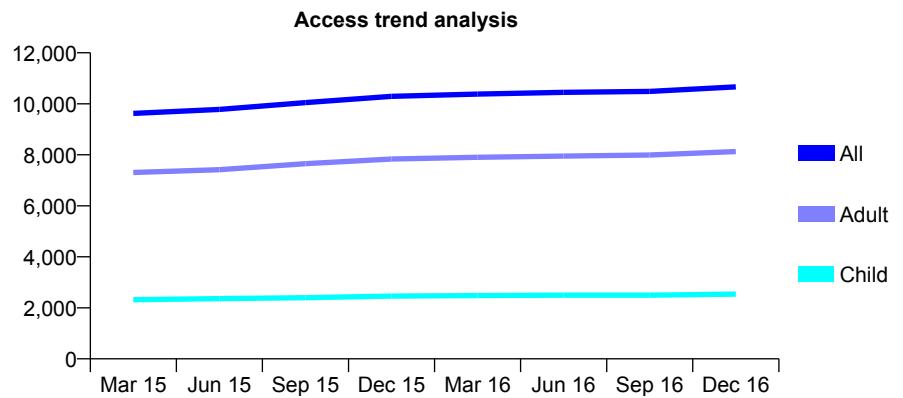
Q55 - Vital Signs At a Glance Contract Report for 101370/0071 - December 2016

Name or company name	Petrie Tucker & Partners Ltd
Contract type name	GDS Contract
Purpose of contract	General
Contract start date	01/07/2006
Contract end date	

16/17 Contracted general activity (UDA)	28,992
Carry forward general activity (UDA)	-11
16/17 Contracted orthodontic activity (UOA)	0
Carry forward orthodontic activity (UOA)	0
Baseline contract value	£568,601.79

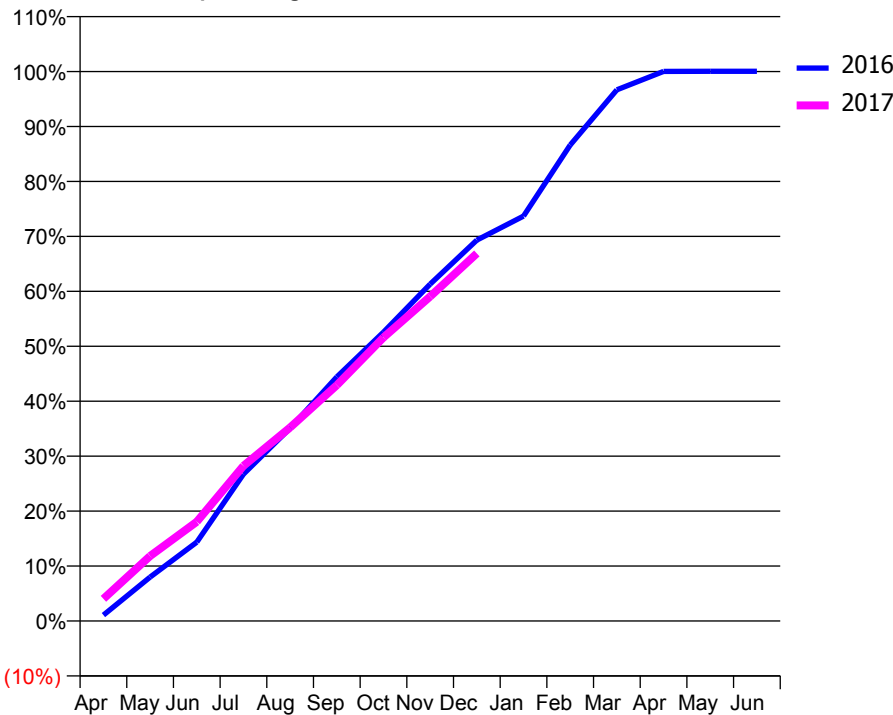
ACCESS*

Patients seen in 24 months	Total	Change since previous quarter
Quarter ending December 2015	10,294	
Quarter ending March 2016	10,383	→
Quarter ending June 2016	10,451	→
Quarter ending September 2016	10,485	→
Quarter ending December 2016	10,664	→
Variance since December 2015	3.6%	↑



ACTIVITY

Cumulative percentage of contracted UDA delivered 2016 & 2017



Month	Adjusted Scheduled Activity (UDA)	
	2016	2017
April	315	1,173
May	2,319	3,432
June	4,165	5,241
July	7,746	8,183
August	10,174	10,215
September	12,879	12,442
October	15,240	14,959
November	17,776	17,119
December	20,095	19,396
January	21,363	
February	25,113	
March	28,029	
April	28,994	
May	29,006	
June	29,003	

QUALITY

	Quantity	Base Number	Contract	AT	Region	England
% of FP17s for the same patient ID Re-attending within 3 months - Children	160	2,554	6.3%	11.0%	12.1%	12.4%
% of FP17s for the same patient ID Re-attending within 3 months - Adults	696	7,237	9.6%	15.2%	15.9%	16.6%
% of FP17s for the same patient ID Re-attending between 3 & 9 months - Children	1,497	2,554	58.6%	61.2%	58.6%	57.5%
% of FP17s for the same patient ID Re-attending between 3 & 9 months - Adults	3,865	7,237	53.4%	55.2%	51.5%	50.4%
% of FP17s for Band 1 Urgent Courses	160	9,355	1.7%	7.0%	8.0%	9.1%
% of FP17s Relating to Free Repair or Replacements	77	9,355	0.8%	0.9%	0.8%	0.8%
% of FP17s Relating to Continuations	229	9,355	2.4%	1.6%	1.2%	1.3%
% of Patients satisfied with the dentistry they have received	8	8	N/A	92.0%	92.8%	92.7%
% of Patients satisfied with the time they had to wait for an appointment	7	8	N/A	88.4%	89.2%	88.8%

* This is based on patients treated on this contract for their most recent course of treatment. Figures in italics indicate the base number of FP17s or Patient Questionnaire responses are less than 100. N/A is shown where the base number of responses is less than 10 during the period. % is calculated as Quantity/Base number*100

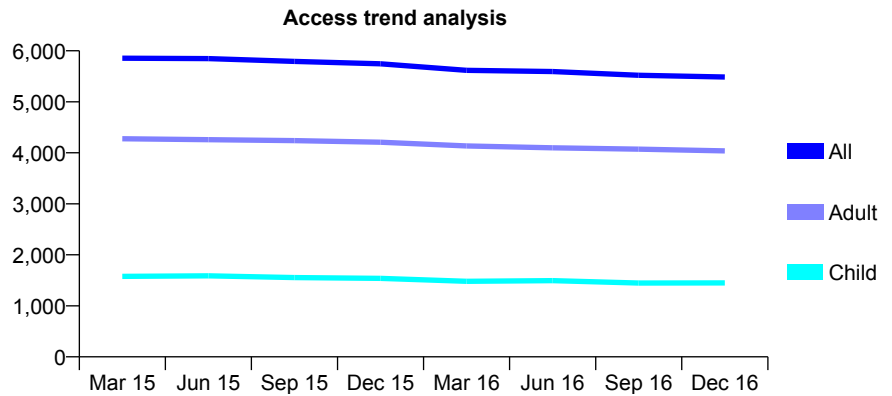
Q55 - Vital Signs At a Glance Contract Report for 101370/0076 - December 2016

Name or company name	Petrie Tucker & Partners Ltd
Contract type name	GDS Contract
Purpose of contract	General
Contract start date	01/04/2006
Contract end date	

16/17 Contracted general activity (UDA)	18,058
Carry forward general activity (UDA)	0
16/17 Contracted orthodontic activity (UOA)	0
Carry forward orthodontic activity (UOA)	0
Baseline contract value	£486,526.74

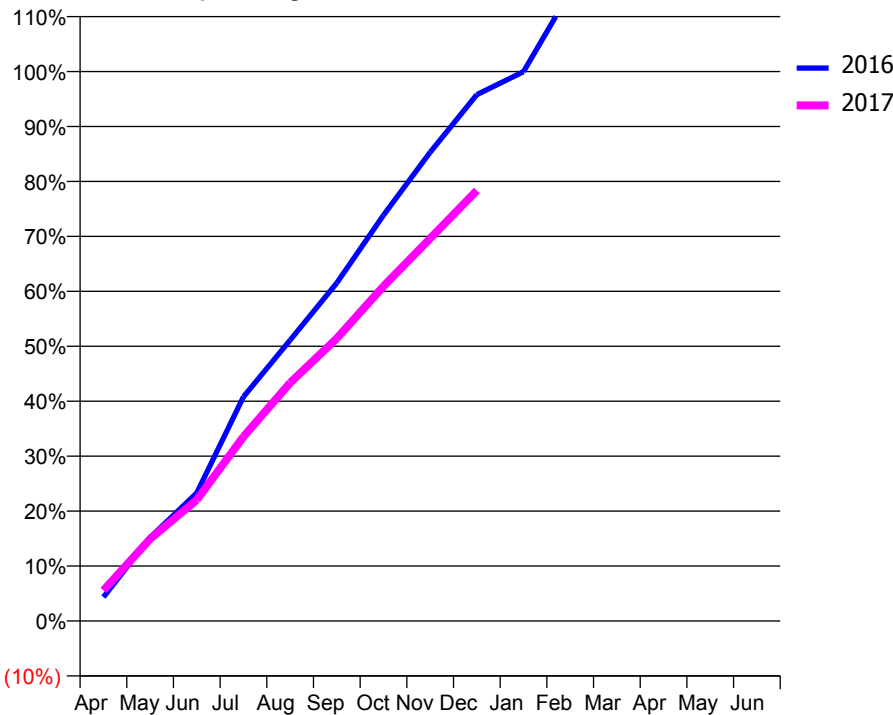
ACCESS*

Patients seen in 24 months	Total	Change since previous quarter
Quarter ending December 2015	5,745	
Quarter ending March 2016	5,616	↓
Quarter ending June 2016	5,594	→
Quarter ending September 2016	5,520	↓
Quarter ending December 2016	5,486	→
Variance since December 2015	(4.5%)	↓



ACTIVITY

Cumulative percentage of contracted UDA delivered 2016 & 2017



Month	Adjusted Scheduled Activity (UDA)	
	2016	2017
April	788	1,005
May	2,747	2,696
June	4,207	3,983
July	7,370	6,057
August	9,230	7,830
September	11,110	9,286
October	13,337	11,003
November	15,405	12,569
December	17,300	14,148
January	18,050	
February	20,667	
March	22,421	
April	23,071	
May	23,076	
June	23,076	

QUALITY

	Quantity	Base Number	Contract	AT	Region	England
% of FP17s for the same patient ID Re-attending within 3 months - Children	76	1,197	6.3%	11.0%	12.1%	12.4%
% of FP17s for the same patient ID Re-attending within 3 months - Adults	407	3,155	12.9%	15.2%	15.9%	16.6%
% of FP17s for the same patient ID Re-attending between 3 & 9 months - Children	456	1,197	38.1%	61.2%	58.6%	57.5%
% of FP17s for the same patient ID Re-attending between 3 & 9 months - Adults	1,250	3,155	39.6%	55.2%	51.5%	50.4%
% of FP17s for Band 1 Urgent Courses	167	4,163	4.0%	7.0%	8.0%	9.1%
% of FP17s Relating to Free Repair or Replacements	67	4,163	1.6%	0.9%	0.8%	0.8%
% of FP17s Relating to Continuations	77	4,163	1.8%	1.6%	1.2%	1.3%
% of Patients satisfied with the dentistry they have received	11	11	100.0%	92.0%	92.8%	92.7%
% of Patients satisfied with the time they had to wait for an appointment	11	11	100.0%	88.4%	89.2%	88.8%

* This is based on patients treated on this contract for their most recent course of treatment. Figures in italics indicate the base number of FP17s or Patient Questionnaire responses are less than 100. N/A is shown where the base number of responses is less than 10 during the period. % is calculated as Quantity/Base number*100

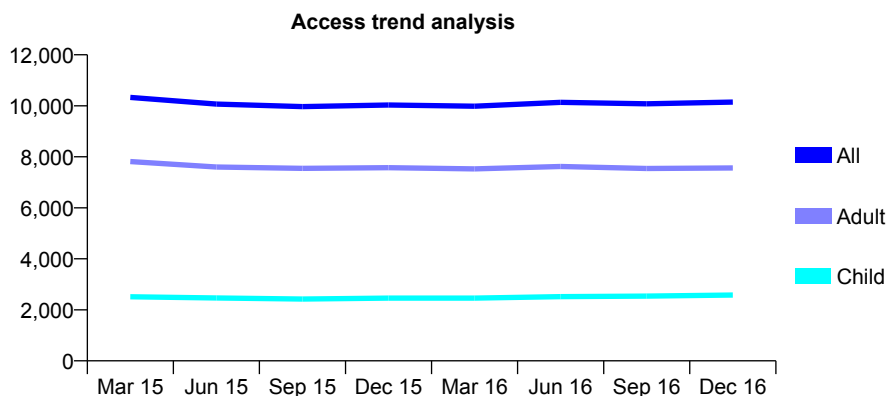
Q55 - Vital Signs At a Glance Contract Report for 101370/0077 - December 2016

Name or company name	Petrie Tucker & Partners Ltd
Contract type name	GDS Contract
Purpose of contract	General
Contract start date	01/04/2006
Contract end date	

16/17 Contracted general activity (UDA)	29,016
Carry forward general activity (UDA)	0
16/17 Contracted orthodontic activity (UOA)	0
Carry forward orthodontic activity (UOA)	0
Baseline contract value	£782,034.87

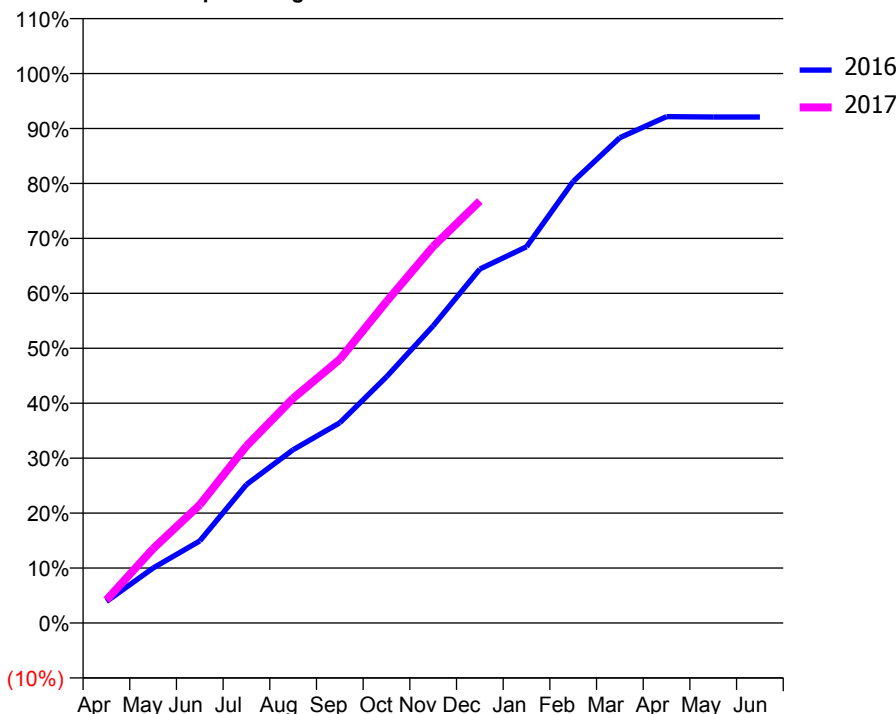
ACCESS*

Patients seen in 24 months	Total	Change since previous quarter
Quarter ending December 2015	10,032	
Quarter ending March 2016	9,985	→
Quarter ending June 2016	10,138	→
Quarter ending September 2016	10,080	→
Quarter ending December 2016	10,144	→
Variance since December 2015	1.1%	→



ACTIVITY

Cumulative percentage of contracted UDA delivered 2016 & 2017



Month	Adjusted Scheduled Activity (UDA)	
	2016	2017
April	1,139	1,216
May	2,903	3,923
June	4,336	6,241
July	7,315	9,348
August	9,148	11,865
September	10,571	13,923
October	13,004	16,971
November	15,691	19,881
December	18,693	22,284
January	19,870	
February	23,316	
March	25,626	
April	26,736	
May	26,718	
June	26,718	

QUALITY

	Quantity	Base Number	Contract	AT	Region	England
% of FP17s for the same patient ID Re-attending within 3 months - Children	128	2,520	5.1%	11.0%	12.1%	12.4%
% of FP17s for the same patient ID Re-attending within 3 months - Adults	616	7,072	8.7%	15.2%	15.9%	16.6%
% of FP17s for the same patient ID Re-attending between 3 & 9 months - Children	1,207	2,520	47.9%	61.2%	58.6%	57.5%
% of FP17s for the same patient ID Re-attending between 3 & 9 months - Adults	3,705	7,072	52.4%	55.2%	51.5%	50.4%
% of FP17s for Band 1 Urgent Courses	258	9,167	2.8%	7.0%	8.0%	9.1%
% of FP17s Relating to Free Repair or Replacements	69	9,167	0.8%	0.9%	0.8%	0.8%
% of FP17s Relating to Continuations	104	9,167	1.1%	1.6%	1.2%	1.3%
% of Patients satisfied with the dentistry they have received	15	15	100.0%	92.0%	92.8%	92.7%
% of Patients satisfied with the time they had to wait for an appointment	14	15	93.3%	88.4%	89.2%	88.8%

* This is based on patients treated on this contract for their most recent course of treatment. Figures in italics indicate the base number of FP17s or Patient Questionnaire responses are less than 100. N/A is shown where the base number of responses is less than 10 during the period. % is calculated as Quantity/Base number*100

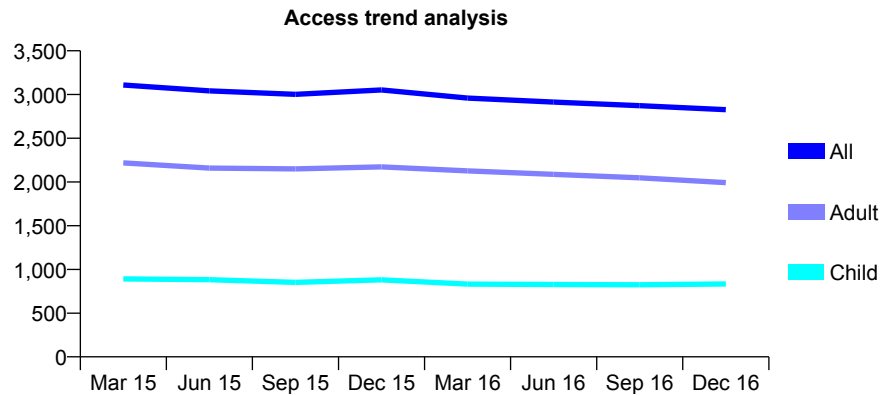
Q55 - Vital Signs At a Glance Contract Report for 101370/0078 - December 2016

Name or company name	Petrie Tucker & Partners Ltd
Contract type name	GDS Contract
Purpose of contract	General
Contract start date	01/04/2006
Contract end date	

16/17 Contracted general activity (UDA)	8,386
Carry forward general activity (UDA)	0
16/17 Contracted orthodontic activity (UOA)	0
Carry forward orthodontic activity (UOA)	0
Baseline contract value	£322,707.36

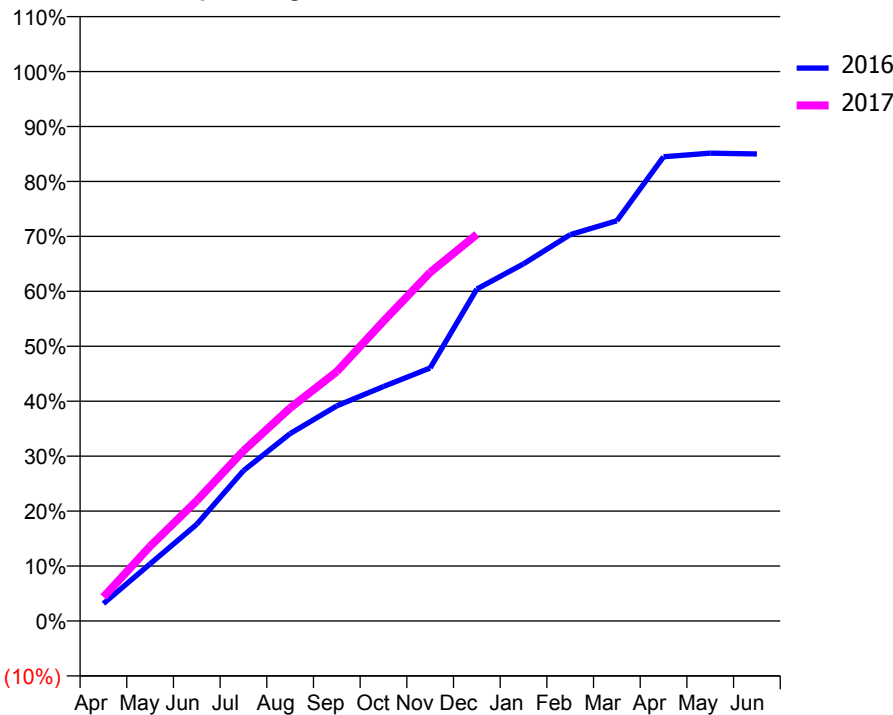
ACCESS*

Patients seen in 24 months	Total	Change since previous quarter
Quarter ending December 2015	3,053	
Quarter ending March 2016	2,959	↓
Quarter ending June 2016	2,914	↓
Quarter ending September 2016	2,873	↓
Quarter ending December 2016	2,826	↓
Variance since December 2015	(7.4%)	↓



ACTIVITY

Cumulative percentage of contracted UDA delivered 2016 & 2017



Month	Adjusted Scheduled Activity (UDA)	
	2016	2017
April	266	365
May	872	1,142
June	1,476	1,836
July	2,294	2,598
August	2,860	3,251
September	3,284	3,806
October	3,580	4,576
November	3,862	5,321
December	5,067	5,900
January	5,451	
February	5,897	
March	6,109	
April	7,084	
May	7,139	
June	7,127	

QUALITY

	Quantity	Base Number	Contract	AT	Region	England
% of FP17s for the same patient ID Re-attending within 3 months - Children	71	880	8.1%	11.0%	12.1%	12.4%
% of FP17s for the same patient ID Re-attending within 3 months - Adults	396	1,945	20.4%	15.2%	15.9%	16.6%
% of FP17s for the same patient ID Re-attending between 3 & 9 months - Children	379	880	43.1%	61.2%	58.6%	57.5%
% of FP17s for the same patient ID Re-attending between 3 & 9 months - Adults	720	1,945	37.0%	55.2%	51.5%	50.4%
% of FP17s for Band 1 Urgent Courses	28	2,379	1.2%	7.0%	8.0%	9.1%
% of FP17s Relating to Free Repair or Replacements	31	2,379	1.3%	0.9%	0.8%	0.8%
% of FP17s Relating to Continuations	177	2,379	7.4%	1.6%	1.2%	1.3%
% of Patients satisfied with the dentistry they have received	1	4	N/A	92.0%	92.8%	92.7%
% of Patients satisfied with the time they had to wait for an appointment	3	4	N/A	88.4%	89.2%	88.8%

* This is based on patients treated on this contract for their most recent course of treatment. Figures in italics indicate the base number of FP17s or Patient Questionnaire responses are less than 100. N/A is shown where the base number of responses is less than 10 during the period. % is calculated as Quantity/Base number*100

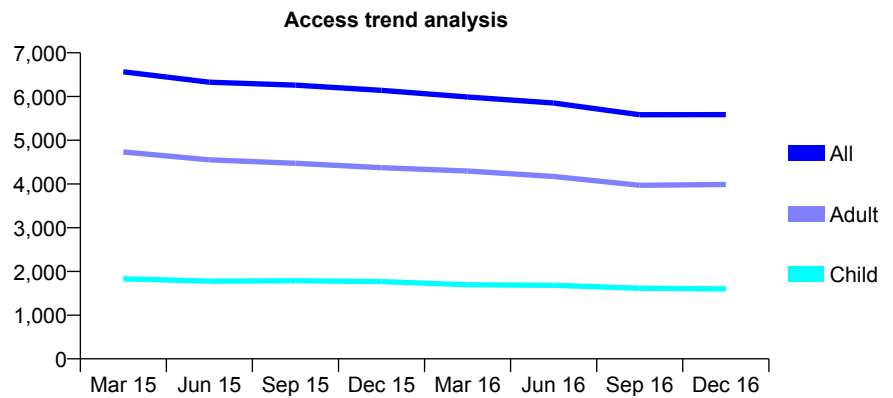
Q55 - Vital Signs At a Glance Contract Report for 101370/0079 - December 2016

Name or company name	Petrie Tucker & Partners Ltd
Contract type name	GDS Contract
Purpose of contract	General
Contract start date	01/04/2006
Contract end date	

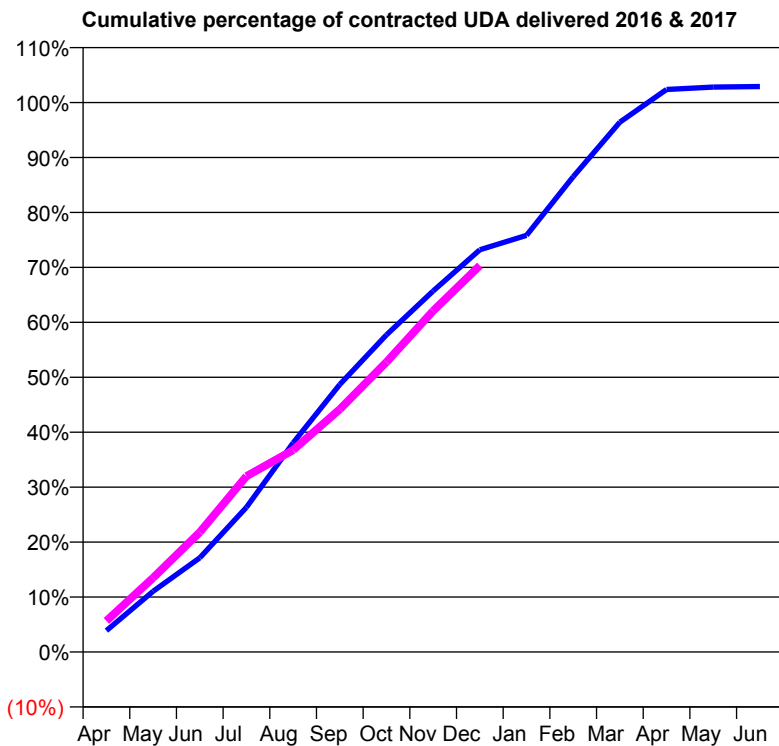
16/17 Contracted general activity (UDA)	14,432
Carry forward general activity (UDA)	0
16/17 Contracted orthodontic activity (UOA)	0
Carry forward orthodontic activity (UOA)	0
Baseline contract value	£388,142.35

ACCESS*

Patients seen in 24 months	Total	Change since previous quarter
Quarter ending December 2015	6,140	
Quarter ending March 2016	5,990	↓
Quarter ending June 2016	5,853	↓
Quarter ending September 2016	5,584	↓
Quarter ending December 2016	5,586	→
Variance since December 2015	(9.0%)	↓



ACTIVITY



Month	Adjusted Scheduled Activity (UDA)	
	2016	2017
April	563	819
May	1,595	1,948
June	2,474	3,147
July	3,802	4,619
August	5,493	5,303
September	7,028	6,375
October	8,329	7,617
November	9,481	8,960
December	10,565	10,151
January	10,944	
February	12,483	
March	13,917	
April	14,775	
May	14,837	
June	14,851	

QUALITY

	Quantity	Base Number	Contract	AT	Region	England
% of FP17s for the same patient ID Re-attending within 3 months - Children	70	1,255	5.6%	11.0%	12.1%	12.4%
% of FP17s for the same patient ID Re-attending within 3 months - Adults	375	3,020	12.4%	15.2%	15.9%	16.6%
% of FP17s for the same patient ID Re-attending between 3 & 9 months - Children	393	1,255	31.3%	61.2%	58.6%	57.5%
% of FP17s for the same patient ID Re-attending between 3 & 9 months - Adults	1,006	3,020	33.3%	55.2%	51.5%	50.4%
% of FP17s for Band 1 Urgent Courses	90	3,907	2.3%	7.0%	8.0%	9.1%
% of FP17s Relating to Free Repair or Replacements	24	3,907	0.6%	0.9%	0.8%	0.8%
% of FP17s Relating to Continuations	109	3,907	2.8%	1.6%	1.2%	1.3%
% of Patients satisfied with the dentistry they have received	1	1	N/A	92.0%	92.8%	92.7%
% of Patients satisfied with the time they had to wait for an appointment	1	1	N/A	88.4%	89.2%	88.8%

* This is based on patients treated on this contract for their most recent course of treatment. Figures in italics indicate the base number of FP17s or Patient Questionnaire responses are less than 100. N/A is shown where the base number of responses is less than 10 during the period. % is calculated as Quantity/Base number*100

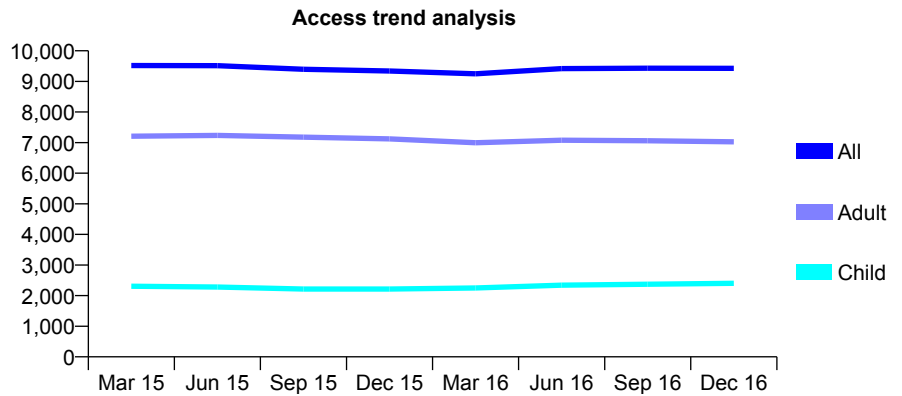
Q55 - Vital Signs At a Glance Contract Report for 101370/0080 - December 2016

Name or company name	Petrie Tucker & Partners Ltd
Contract type name	GDS Contract
Purpose of contract	General
Contract start date	01/04/2006
Contract end date	

16/17 Contracted general activity (UDA)	48,053
Carry forward general activity (UDA)	0
16/17 Contracted orthodontic activity (UOA)	0
Carry forward orthodontic activity (UOA)	0
Baseline contract value	£1,212,546.01

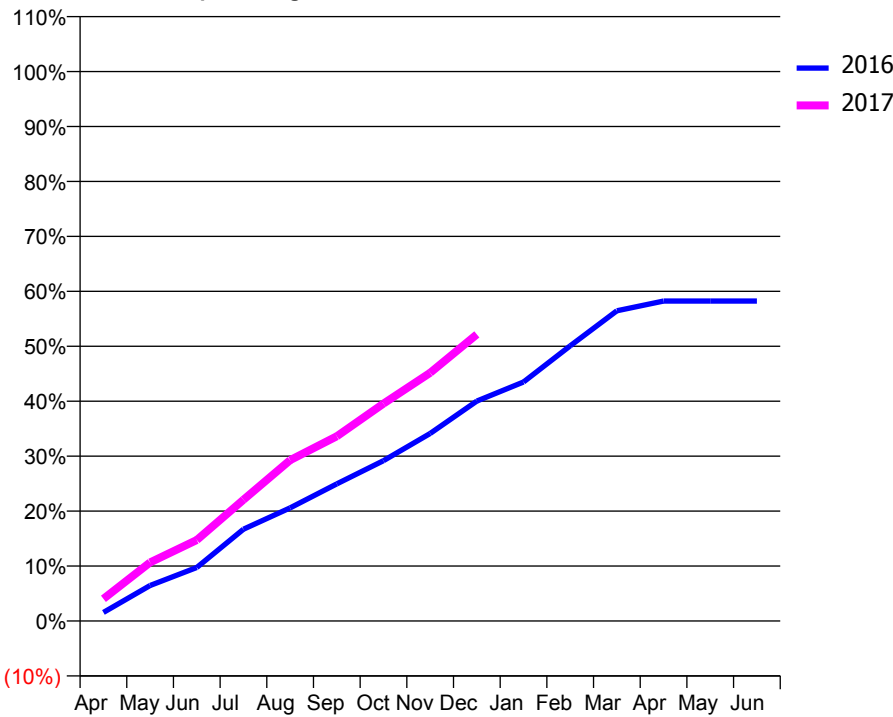
ACCESS*

Patients seen in 24 months	Total	Change since previous quarter
Quarter ending December 2015	9,340	
Quarter ending March 2016	9,249	→
Quarter ending June 2016	9,420	→
Quarter ending September 2016	9,433	→
Quarter ending December 2016	9,426	→
Variance since December 2015	0.9%	→



ACTIVITY

Cumulative percentage of contracted UDA delivered 2016 & 2017



Month	Adjusted Scheduled Activity (UDA)	
	2016	2017
April	878	1,941
May	3,609	5,129
June	5,429	7,080
July	9,320	10,605
August	11,473	14,064
September	13,912	16,159
October	16,264	19,010
November	19,028	21,709
December	22,316	25,069
January	24,248	
February	27,924	
March	31,474	
April	32,467	
May	32,468	
June	32,468	

QUALITY

	Quantity	Base Number	Contract	AT	Region	England
% of FP17s for the same patient ID Re-attending within 3 months - Children	224	2,099	10.7%	11.0%	12.1%	12.4%
% of FP17s for the same patient ID Re-attending within 3 months - Adults	1,460	6,075	24.0%	15.2%	15.9%	16.6%
% of FP17s for the same patient ID Re-attending between 3 & 9 months - Children	693	2,099	33.0%	61.2%	58.6%	57.5%
% of FP17s for the same patient ID Re-attending between 3 & 9 months - Adults	1,820	6,075	30.0%	55.2%	51.5%	50.4%
% of FP17s for Band 1 Urgent Courses	1,126	7,751	14.5%	7.0%	8.0%	9.1%
% of FP17s Relating to Free Repair or Replacements	68	7,751	0.9%	0.9%	0.8%	0.8%
% of FP17s Relating to Continuations	224	7,751	2.9%	1.6%	1.2%	1.3%
% of Patients satisfied with the dentistry they have received	5	8	N/A	92.0%	92.8%	92.7%
% of Patients satisfied with the time they had to wait for an appointment	6	8	N/A	88.4%	89.2%	88.8%

* This is based on patients treated on this contract for their most recent course of treatment. Figures in italics indicate the base number of FP17s or Patient Questionnaire responses are less than 100. N/A is shown where the base number of responses is less than 10 during the period. % is calculated as Quantity/Base number*100

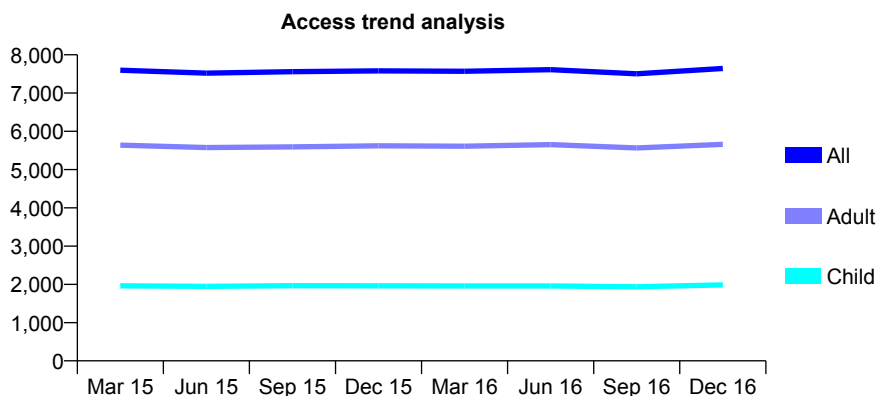
Q55 - Vital Signs At a Glance Contract Report for 101370/0091 - December 2016

Name or company name	Petrie Tucker & Partners Ltd
Contract type name	GDS Contract
Purpose of contract	General
Contract start date	01/04/2007
Contract end date	

16/17 Contracted general activity (UDA)	27,705
Carry forward general activity (UDA)	0
16/17 Contracted orthodontic activity (UOA)	0
Carry forward orthodontic activity (UOA)	0
Baseline contract value	£787,919.77

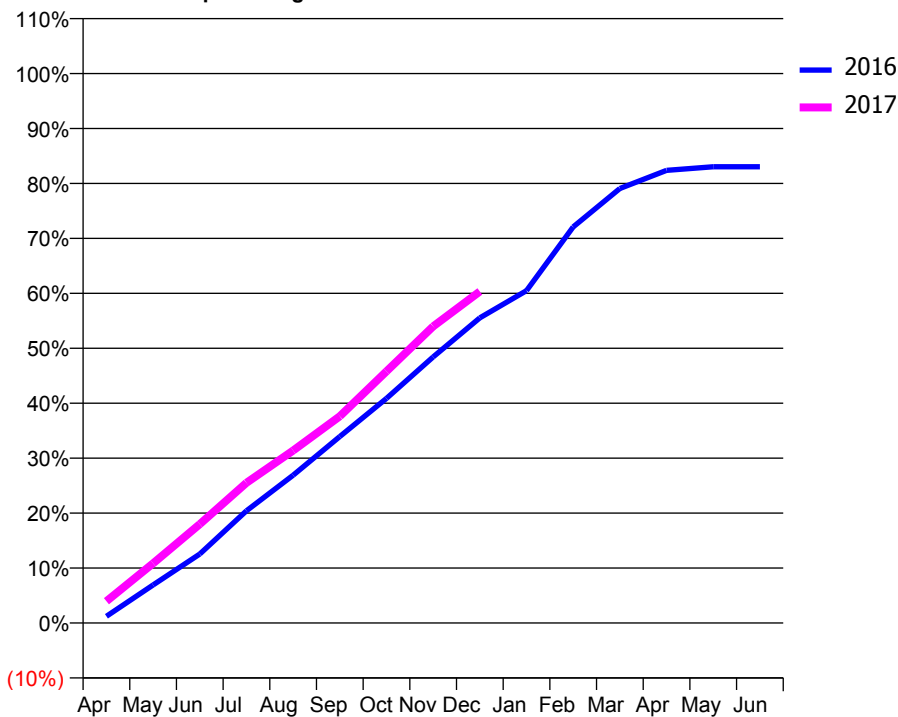
ACCESS*

Patients seen in 24 months	Total	Change since previous quarter
Quarter ending December 2015	7,580	
Quarter ending March 2016	7,568	→
Quarter ending June 2016	7,611	→
Quarter ending September 2016	7,503	↓
Quarter ending December 2016	7,644	→
Variance since December 2015	0.8%	→



ACTIVITY

Cumulative percentage of contracted UDA delivered 2016 & 2017



Month	Adjusted Scheduled Activity (UDA)	
	2016	2017
April	340	1,101
May	1,921	3,008
June	3,481	4,988
July	5,656	7,070
August	7,453	8,696
September	9,404	10,422
October	11,327	12,688
November	13,415	14,955
December	15,386	16,718
January	16,757	
February	19,971	
March	21,905	
April	22,821	
May	23,002	
June	23,006	

QUALITY

	Quantity	Base Number	Contract	AT	Region	England
% of FP17s for the same patient ID Re-attending within 3 months - Children	137	2,016	6.8%	11.0%	12.1%	12.4%
% of FP17s for the same patient ID Re-attending within 3 months - Adults	735	5,520	13.3%	15.2%	15.9%	16.6%
% of FP17s for the same patient ID Re-attending between 3 & 9 months - Children	1,010	2,016	50.1%	61.2%	58.6%	57.5%
% of FP17s for the same patient ID Re-attending between 3 & 9 months - Adults	2,682	5,520	48.6%	55.2%	51.5%	50.4%
% of FP17s for Band 1 Urgent Courses	440	7,123	6.2%	7.0%	8.0%	9.1%
% of FP17s Relating to Free Repair or Replacements	27	7,123	0.4%	0.9%	0.8%	0.8%
% of FP17s Relating to Continuations	135	7,123	1.9%	1.6%	1.2%	1.3%
% of Patients satisfied with the dentistry they have received	6	7	N/A	92.0%	92.8%	92.7%
% of Patients satisfied with the time they had to wait for an appointment	4	7	N/A	88.4%	89.2%	88.8%

* This is based on patients treated on this contract for their most recent course of treatment. Figures in italics indicate the base number of FP17s or Patient Questionnaire responses are less than 100. N/A is shown where the base number of responses is less than 10 during the period. % is calculated as Quantity/Base number*100

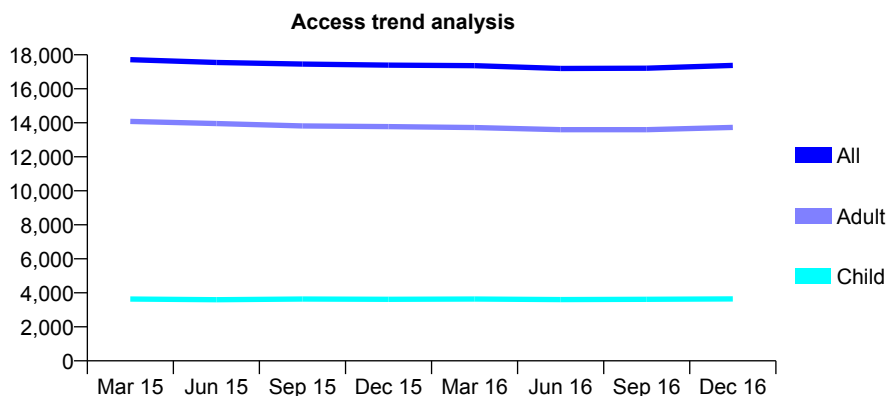
Q55 - Vital Signs At a Glance Contract Report for 101435/0064 - December 2016

Name or company name	IDH Limited
Contract type name	GDS Contract
Purpose of contract	General
Contract start date	21/07/2007
Contract end date	

16/17 Contracted general activity (UDA)	49,253
Carry forward general activity (UDA)	1,562
16/17 Contracted orthodontic activity (UOA)	0
Carry forward orthodontic activity (UOA)	0
Baseline contract value	£1,006,430.77

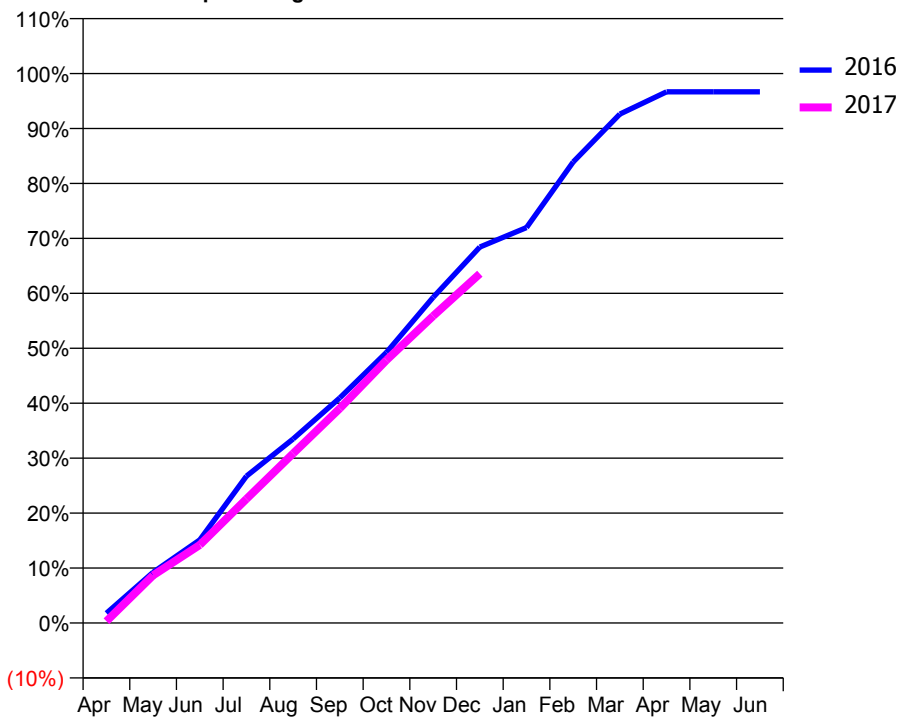
ACCESS*

Patients seen in 24 months	Total	Change since previous quarter
Quarter ending December 2015	17,394	
Quarter ending March 2016	17,358	→
Quarter ending June 2016	17,199	→
Quarter ending September 2016	17,214	→
Quarter ending December 2016	17,377	→
Variance since December 2015	(0.1%)	→



ACTIVITY

Cumulative percentage of contracted UDA delivered 2016 & 2017



Month	Adjusted Scheduled Activity (UDA)	
	2016	2017
April	839	160
May	4,328	4,272
June	7,093	6,997
July	12,520	11,125
August	15,693	15,196
September	19,197	19,237
October	23,080	23,558
November	27,773	27,524
December	32,059	31,313
January	33,721	
February	39,307	
March	43,391	
April	45,292	
May	45,295	
June	45,291	

QUALITY

	Quantity	Base Number	Contract	AT	Region	England
% of FP17s for the same patient ID Re-attending within 3 months - Children	276	4,173	6.6%	11.0%	12.1%	12.4%
% of FP17s for the same patient ID Re-attending within 3 months - Adults	2,068	14,831	13.9%	15.2%	15.9%	16.6%
% of FP17s for the same patient ID Re-attending between 3 & 9 months - Children	2,445	4,173	58.6%	61.2%	58.6%	57.5%
% of FP17s for the same patient ID Re-attending between 3 & 9 months - Adults	7,178	14,831	48.4%	55.2%	51.5%	50.4%
% of FP17s for Band 1 Urgent Courses	1,325	17,980	7.4%	7.0%	8.0%	9.1%
% of FP17s Relating to Free Repair or Replacements	226	17,980	1.3%	0.9%	0.8%	0.8%
% of FP17s Relating to Continuations	348	17,980	1.9%	1.6%	1.2%	1.3%
% of Patients satisfied with the dentistry they have received	22	23	95.7%	92.0%	92.8%	92.7%
% of Patients satisfied with the time they had to wait for an appointment	20	23	87.0%	88.4%	89.2%	88.8%

* This is based on patients treated on this contract for their most recent course of treatment. Figures in italics indicate the base number of FP17s or Patient Questionnaire responses are less than 100. N/A is shown where the base number of responses is less than 10 during the period. % is calculated as Quantity/Base number*100

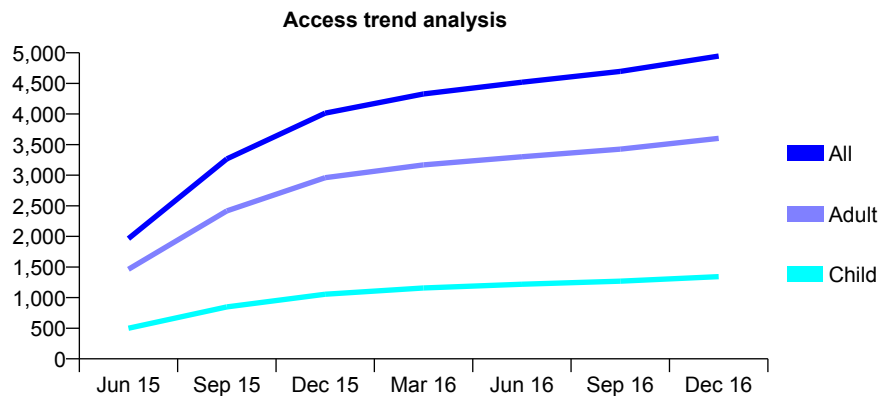
Q55 - Vital Signs At a Glance Contract Report for 101656/0004 - December 2016

Name or company name	DM and LJ Jordan Limited
Contract type name	GDS Contract
Purpose of contract	General
Contract start date	01/01/2015
Contract end date	

16/17 Contracted general activity (UDA)	14,814
Carry forward general activity (UDA)	-12
16/17 Contracted orthodontic activity (UOA)	0
Carry forward orthodontic activity (UOA)	0
Baseline contract value	£408,197.52

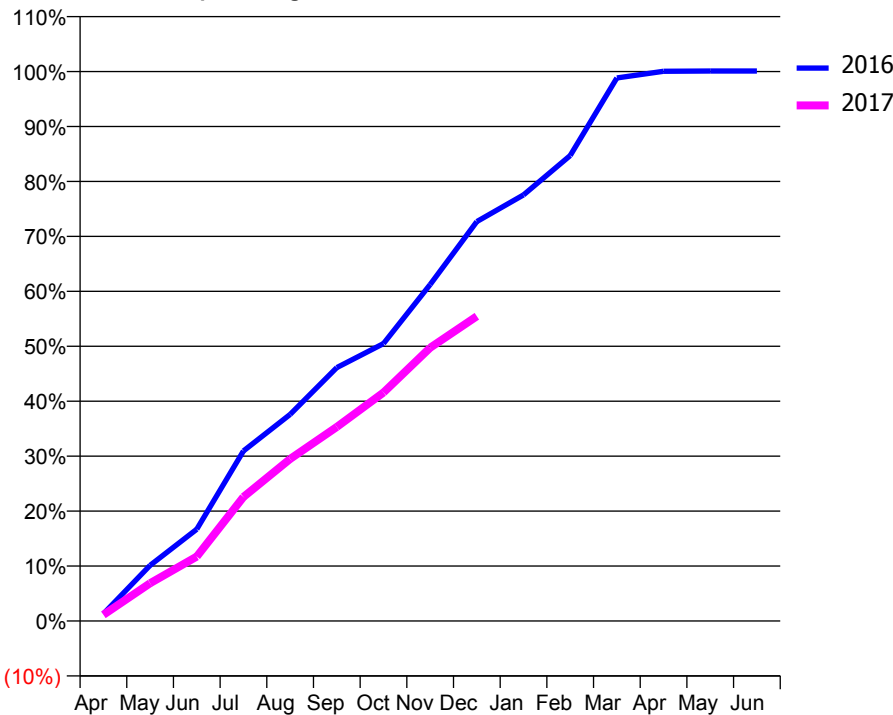
ACCESS*

Patients seen in 24 months	Total	Change since previous quarter
Quarter ending December 2015	4,015	
Quarter ending March 2016	4,327	↑
Quarter ending June 2016	4,520	↑
Quarter ending September 2016	4,696	↑
Quarter ending December 2016	4,947	↑
Variance since December 2015	23.2%	↑



ACTIVITY

Cumulative percentage of contracted UDA delivered 2016 & 2017



Month	Adjusted Scheduled Activity (UDA)	
	2016	2017
April	197	167
May	1,500	1,019
June	2,475	1,737
July	4,584	3,343
August	5,569	4,368
September	6,831	5,233
October	7,479	6,161
November	9,073	7,369
December	10,768	8,215
January	11,488	
February	12,548	
March	14,640	
April	14,821	
May	14,826	
June	14,826	

QUALITY

	Quantity	Base Number	Contract	AT	Region	England
% of FP17s for the same patient ID Re-attending within 3 months - Children	117	1,424	8.2%	11.0%	12.1%	12.4%
% of FP17s for the same patient ID Re-attending within 3 months - Adults	559	3,880	14.4%	15.2%	15.9%	16.6%
% of FP17s for the same patient ID Re-attending between 3 & 9 months - Children	868	1,424	61.0%	61.2%	58.6%	57.5%
% of FP17s for the same patient ID Re-attending between 3 & 9 months - Adults	2,252	3,880	58.0%	55.2%	51.5%	50.4%
% of FP17s for Band 1 Urgent Courses	414	4,807	8.6%	7.0%	8.0%	9.1%
% of FP17s Relating to Free Repair or Replacements	21	4,807	0.4%	0.9%	0.8%	0.8%
% of FP17s Relating to Continuations	64	4,807	1.3%	1.6%	1.2%	1.3%
% of Patients satisfied with the dentistry they have received	7	7	N/A	92.0%	92.8%	92.7%
% of Patients satisfied with the time they had to wait for an appointment	5	7	N/A	88.4%	89.2%	88.8%

* This is based on patients treated on this contract for their most recent course of treatment. Figures in italics indicate the base number of FP17s or Patient Questionnaire responses are less than 100. N/A is shown where the base number of responses is less than 10 during the period. % is calculated as Quantity/Base number*100

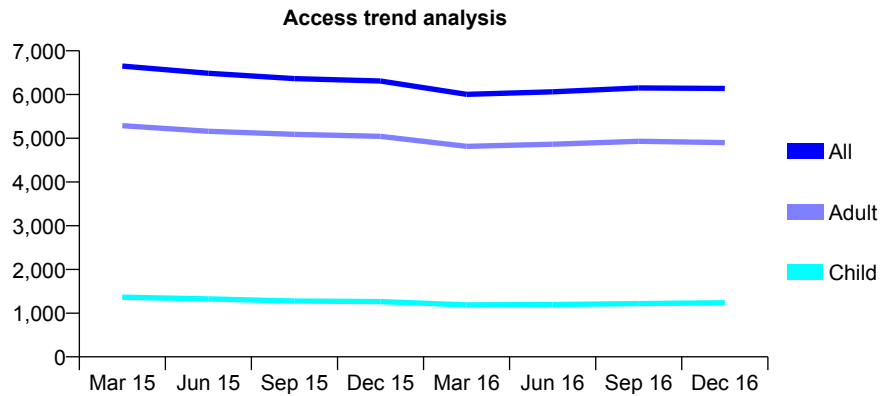
Q55 - Vital Signs At a Glance Contract Report for 103667/0001 - December 2016

Name or company name	Daybrook Dental Surgery Ltd
Contract type name	GDS Contract
Purpose of contract	General
Contract start date	01/05/2010
Contract end date	

16/17 Contracted general activity (UDA)	29,000
Carry forward general activity (UDA)	0
16/17 Contracted orthodontic activity (UOA)	0
Carry forward orthodontic activity (UOA)	0
Baseline contract value	£679,065.70

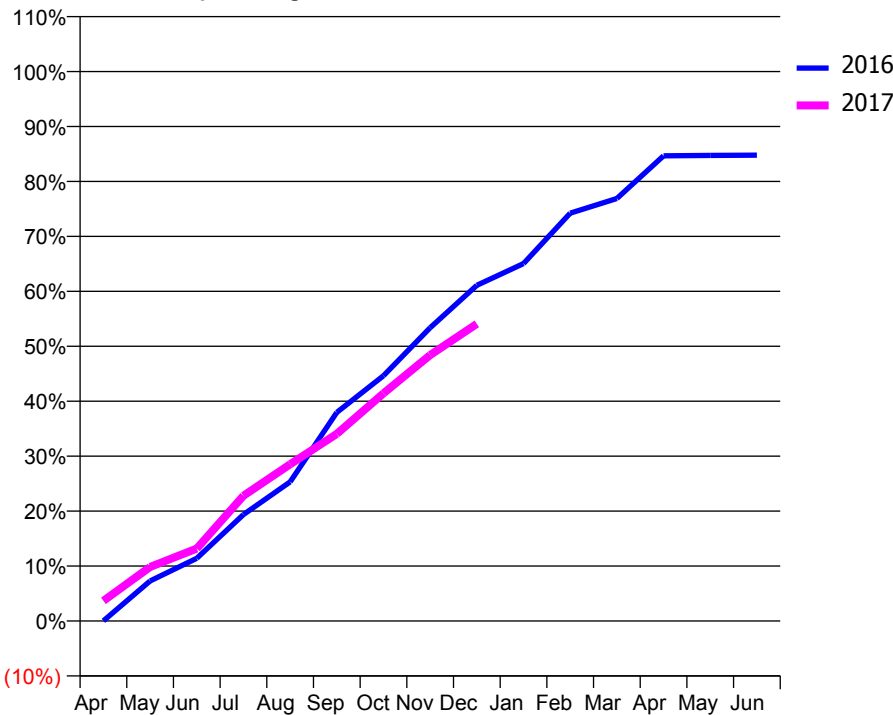
ACCESS*

Patients seen in 24 months	Total	Change since previous quarter
Quarter ending December 2015	6,309	
Quarter ending March 2016	6,004	↓
Quarter ending June 2016	6,062	→
Quarter ending September 2016	6,150	→
Quarter ending December 2016	6,137	→
Variance since December 2015	(2.7%)	↓



ACTIVITY

Cumulative percentage of contracted UDA delivered 2016 & 2017



Month	Adjusted Scheduled Activity (UDA)	
	2016	2017
April	9	1,063
May	2,114	2,852
June	3,310	3,822
July	5,620	6,611
August	7,343	8,275
September	11,007	9,878
October	12,946	12,014
November	15,480	14,040
December	17,715	15,680
January	18,867	
February	21,525	
March	22,297	
April	24,550	
May	24,568	
June	24,586	

QUALITY

	Quantity	Base Number	Contract	AT	Region	England
% of FP17s for the same patient ID Re-attending within 3 months - Children	77	1,408	5.5%	11.0%	12.1%	12.4%
% of FP17s for the same patient ID Re-attending within 3 months - Adults	491	5,283	9.3%	15.2%	15.9%	16.6%
% of FP17s for the same patient ID Re-attending between 3 & 9 months - Children	786	1,408	55.8%	61.2%	58.6%	57.5%
% of FP17s for the same patient ID Re-attending between 3 & 9 months - Adults	3,239	5,283	61.3%	55.2%	51.5%	50.4%
% of FP17s for Band 1 Urgent Courses	195	5,895	3.3%	7.0%	8.0%	9.1%
% of FP17s Relating to Free Repair or Replacements	79	5,895	1.3%	0.9%	0.8%	0.8%
% of FP17s Relating to Continuations	72	5,895	1.2%	1.6%	1.2%	1.3%
% of Patients satisfied with the dentistry they have received	9	9	N/A	92.0%	92.8%	92.7%
% of Patients satisfied with the time they had to wait for an appointment	9	9	N/A	88.4%	89.2%	88.8%

* This is based on patients treated on this contract for their most recent course of treatment. Figures in italics indicate the base number of FP17s or Patient Questionnaire responses are less than 100. N/A is shown where the base number of responses is less than 10 during the period. % is calculated as Quantity/Base number*100

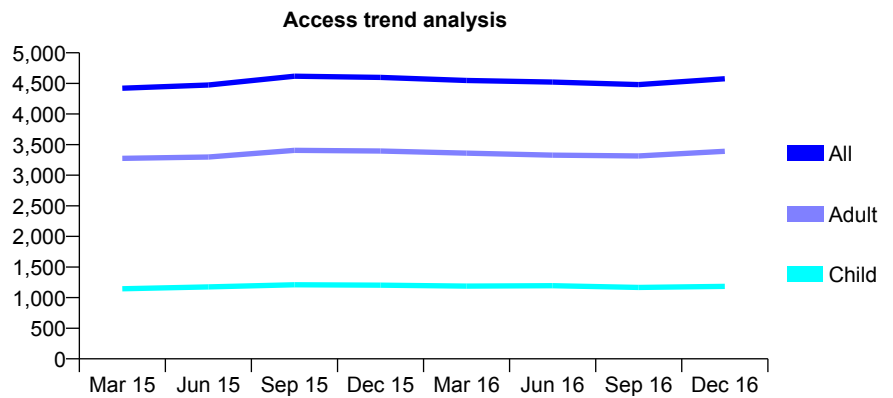
Q55 - Vital Signs At a Glance Contract Report for 104167/0001 - December 2016

Name or company name	TSA Care Limited
Contract type name	GDS Contract
Purpose of contract	General
Contract start date	01/08/2010
Contract end date	

16/17 Contracted general activity (UDA)	15,453
Carry forward general activity (UDA)	1,220
16/17 Contracted orthodontic activity (UOA)	0
Carry forward orthodontic activity (UOA)	0
Baseline contract value	£395,169.39

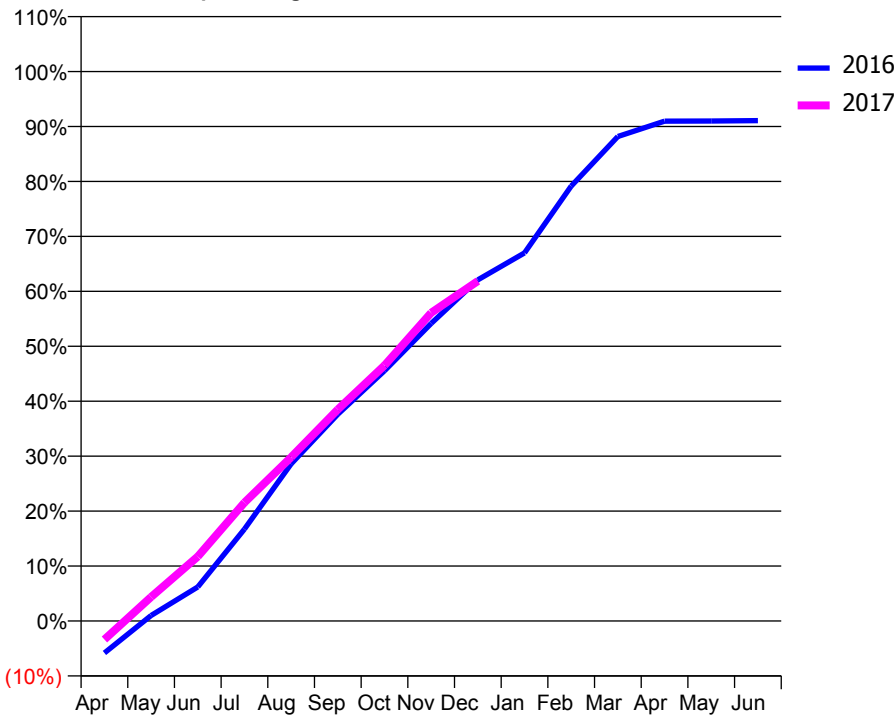
ACCESS*

Patients seen in 24 months	Total	Change since previous quarter
Quarter ending December 2015	4,599	
Quarter ending March 2016	4,549	↓
Quarter ending June 2016	4,521	→
Quarter ending September 2016	4,481	→
Quarter ending December 2016	4,577	↑
Variance since December 2015	(0.5%)	→



ACTIVITY

Cumulative percentage of contracted UDA delivered 2016 & 2017



Month	Adjusted Scheduled Activity (UDA)	
	2016	2017
April	-900	-522
May	155	675
June	958	1,814
July	2,585	3,332
August	4,419	4,608
September	5,815	5,949
October	7,036	7,187
November	8,368	8,667
December	9,593	9,559
January	10,352	
February	12,229	
March	13,626	
April	14,058	
May	14,060	
June	14,071	

QUALITY

	Quantity	Base Number	Contract	AT	Region	England
% of FP17s for the same patient ID Re-attending within 3 months - Children	77	1,443	5.3%	11.0%	12.1%	12.4%
% of FP17s for the same patient ID Re-attending within 3 months - Adults	440	4,179	10.5%	15.2%	15.9%	16.6%
% of FP17s for the same patient ID Re-attending between 3 & 9 months - Children	1,087	1,443	75.3%	61.2%	58.6%	57.5%
% of FP17s for the same patient ID Re-attending between 3 & 9 months - Adults	3,110	4,179	74.4%	55.2%	51.5%	50.4%
% of FP17s for Band 1 Urgent Courses	92	5,407	1.7%	7.0%	8.0%	9.1%
% of FP17s Relating to Free Repair or Replacements	36	5,407	0.7%	0.9%	0.8%	0.8%
% of FP17s Relating to Continuations	87	5,407	1.6%	1.6%	1.2%	1.3%
% of Patients satisfied with the dentistry they have received	3	3	N/A	92.0%	92.8%	92.7%
% of Patients satisfied with the time they had to wait for an appointment	2	3	N/A	88.4%	89.2%	88.8%

* This is based on patients treated on this contract for their most recent course of treatment. Figures in italics indicate the base number of FP17s or Patient Questionnaire responses are less than 100. N/A is shown where the base number of responses is less than 10 during the period. % is calculated as Quantity/Base number*100

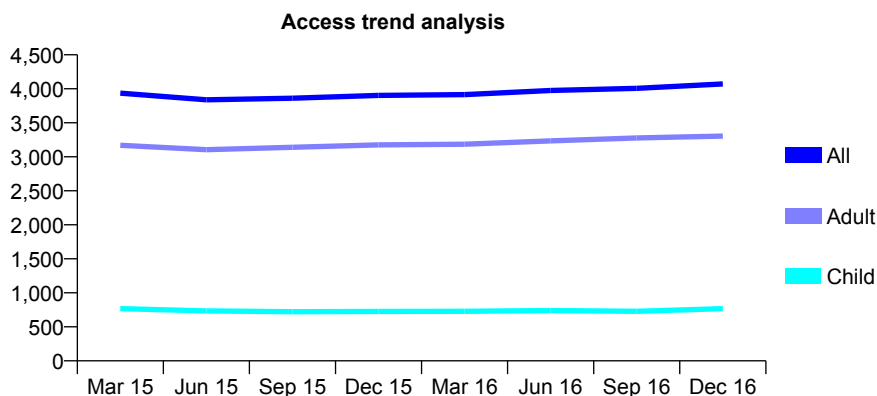
Q55 - Vital Signs At a Glance Contract Report for 104426/0001 - December 2016

Name or company name	Parklands Dental Care
Contract type name	GDS Contract
Purpose of contract	General
Contract start date	01/04/2006
Contract end date	

16/17 Contracted general activity (UDA)	13,579
Carry forward general activity (UDA)	255
16/17 Contracted orthodontic activity (UOA)	0
Carry forward orthodontic activity (UOA)	0
Baseline contract value	£321,833.69

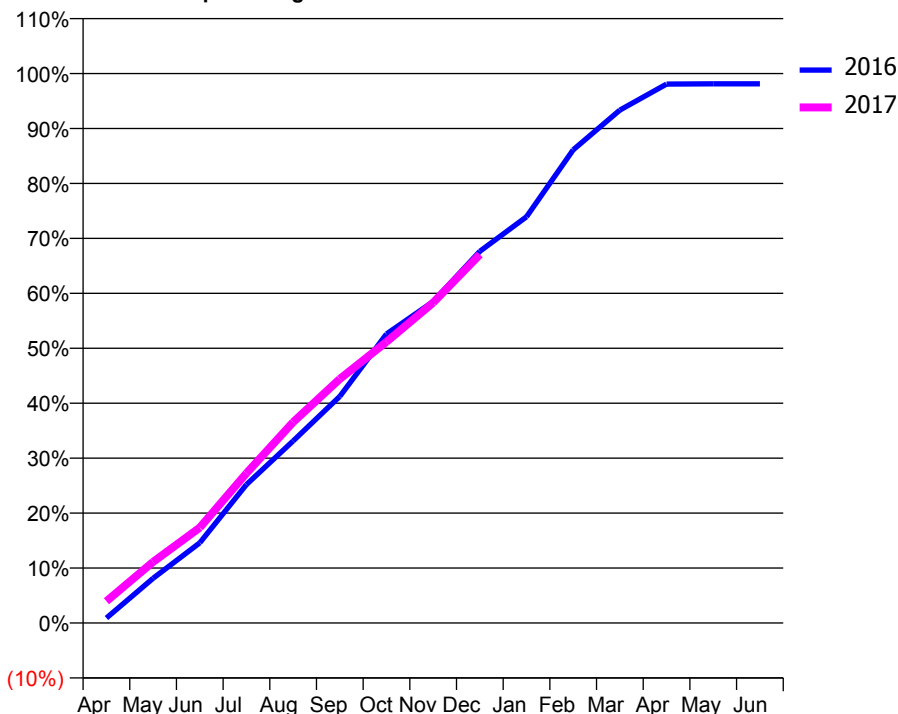
ACCESS*

Patients seen in 24 months	Total	Change since previous quarter
Quarter ending December 2015	3,903	
Quarter ending March 2016	3,915	→
Quarter ending June 2016	3,975	→
Quarter ending September 2016	4,006	→
Quarter ending December 2016	4,072	→
Variance since December 2015	4.3%	↑



ACTIVITY

Cumulative percentage of contracted UDA delivered 2016 & 2017



Month	Adjusted Scheduled Activity (UDA)	
	2016	2017
April	122	539
May	1,104	1,512
June	1,982	2,357
July	3,422	3,703
August	4,500	4,963
September	5,600	6,033
October	7,144	6,947
November	7,945	7,917
December	9,185	9,106
January	10,038	
February	11,694	
March	12,674	
April	13,318	
May	13,324	
June	13,324	

QUALITY

	Quantity	Base Number	Contract	AT	Region	England
% of FP17s for the same patient ID Re-attending within 3 months - Children	75	924	8.1%	11.0%	12.1%	12.4%
% of FP17s for the same patient ID Re-attending within 3 months - Adults	658	3,754	17.5%	15.2%	15.9%	16.6%
% of FP17s for the same patient ID Re-attending between 3 & 9 months - Children	528	924	57.1%	61.2%	58.6%	57.5%
% of FP17s for the same patient ID Re-attending between 3 & 9 months - Adults	1,919	3,754	51.1%	55.2%	51.5%	50.4%
% of FP17s for Band 1 Urgent Courses	379	4,438	8.5%	7.0%	8.0%	9.1%
% of FP17s Relating to Free Repair or Replacements	51	4,438	1.1%	0.9%	0.8%	0.8%
% of FP17s Relating to Continuations	46	4,438	1.0%	1.6%	1.2%	1.3%
% of Patients satisfied with the dentistry they have received	6	7	N/A	92.0%	92.8%	92.7%
% of Patients satisfied with the time they had to wait for an appointment	5	7	N/A	88.4%	89.2%	88.8%

* This is based on patients treated on this contract for their most recent course of treatment. Figures in italics indicate the base number of FP17s or Patient Questionnaire responses are less than 100. N/A is shown where the base number of responses is less than 10 during the period. % is calculated as Quantity/Base number*100

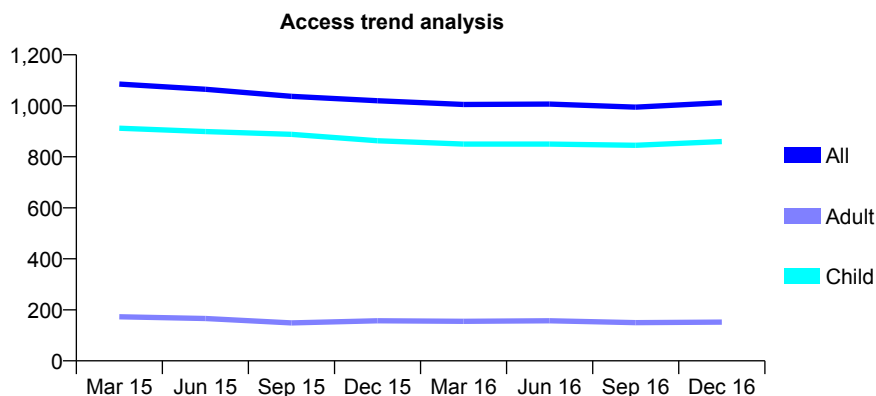
Q55 - Vital Signs At a Glance Contract Report for 104736/0001 - December 2016

Name or company name	Compton Acres Dental Practice LTD
Contract type name	GDS Contract
Purpose of contract	General
Contract start date	01/07/2009
Contract end date	

16/17 Contracted general activity (UDA)	2,182
Carry forward general activity (UDA)	0
16/17 Contracted orthodontic activity (UOA)	0
Carry forward orthodontic activity (UOA)	0
Baseline contract value	£51,818.13

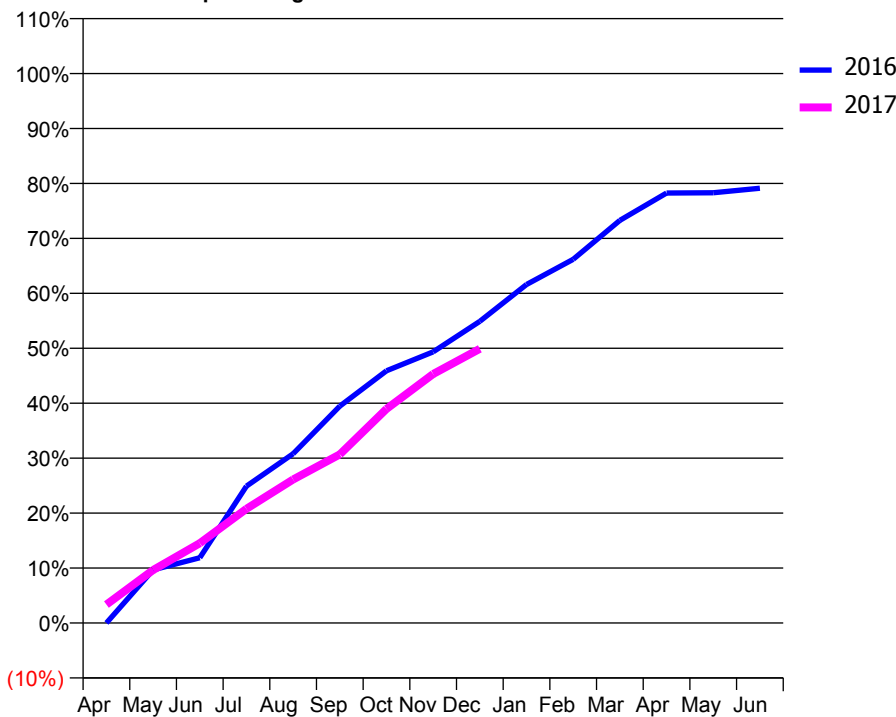
ACCESS*

Patients seen in 24 months	Total	Change since previous quarter
Quarter ending December 2015	1,020	
Quarter ending March 2016	1,005	↓
Quarter ending June 2016	1,007	→
Quarter ending September 2016	995	↓
Quarter ending December 2016	1,012	→
Variance since December 2015	(0.8%)	→



ACTIVITY

Cumulative percentage of contracted UDA delivered 2016 & 2017



Month	Adjusted Scheduled Activity (UDA)	
	2016	2017
April	0	73
May	211	210
June	259	317
July	544	453
August	672	570
September	861	670
October	1,001	850
November	1,077	989
December	1,198	1,089
January	1,344	
February	1,444	
March	1,599	
April	1,708	
May	1,709	
June	1,727	

QUALITY

	Quantity	Base Number	Contract	AT	Region	England
% of FP17s for the same patient ID Re-attending within 3 months - Children	37	803	4.6%	11.0%	12.1%	12.4%
% of FP17s for the same patient ID Re-attending within 3 months - Adults	3	50	6.0%	15.2%	15.9%	16.6%
% of FP17s for the same patient ID Re-attending between 3 & 9 months - Children	394	803	49.1%	61.2%	58.6%	57.5%
% of FP17s for the same patient ID Re-attending between 3 & 9 months - Adults	29	50	58.0%	55.2%	51.5%	50.4%
% of FP17s for Band 1 Urgent Courses	14	760	1.8%	7.0%	8.0%	9.1%
% of FP17s Relating to Free Repair or Replacements	1	760	0.1%	0.9%	0.8%	0.8%
% of FP17s Relating to Continuations	0	760	0.0%	1.6%	1.2%	1.3%
% of Patients satisfied with the dentistry they have received	0	0	N/A	92.0%	92.8%	92.7%
% of Patients satisfied with the time they had to wait for an appointment	0	0	N/A	88.4%	89.2%	88.8%

* This is based on patients treated on this contract for their most recent course of treatment. Figures in italics indicate the base number of FP17s or Patient Questionnaire responses are less than 100. N/A is shown where the base number of responses is less than 10 during the period. % is calculated as Quantity/Base number*100

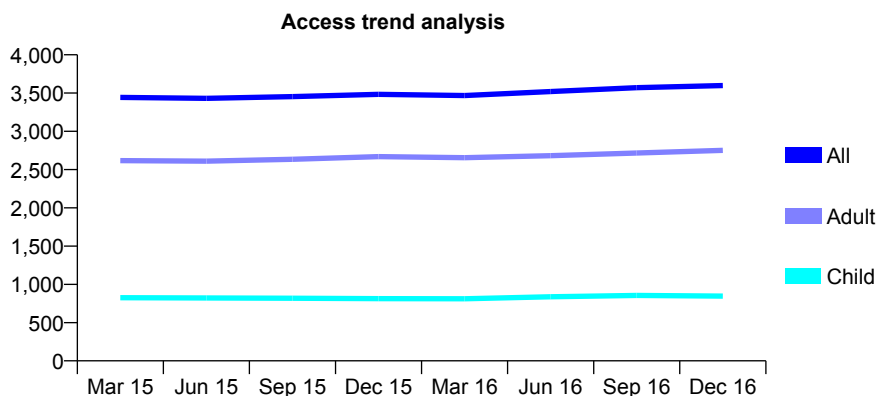
Q55 - Vital Signs At a Glance Contract Report for 105740/0001 - December 2016

Name or company name	Mr JE Rowson & Mr I McVicar
Contract type name	GDS Contract
Purpose of contract	General
Contract start date	01/04/2006
Contract end date	

16/17 Contracted general activity (UDA)	12,629
Carry forward general activity (UDA)	0
16/17 Contracted orthodontic activity (UOA)	0
Carry forward orthodontic activity (UOA)	0
Baseline contract value	£293,564.34

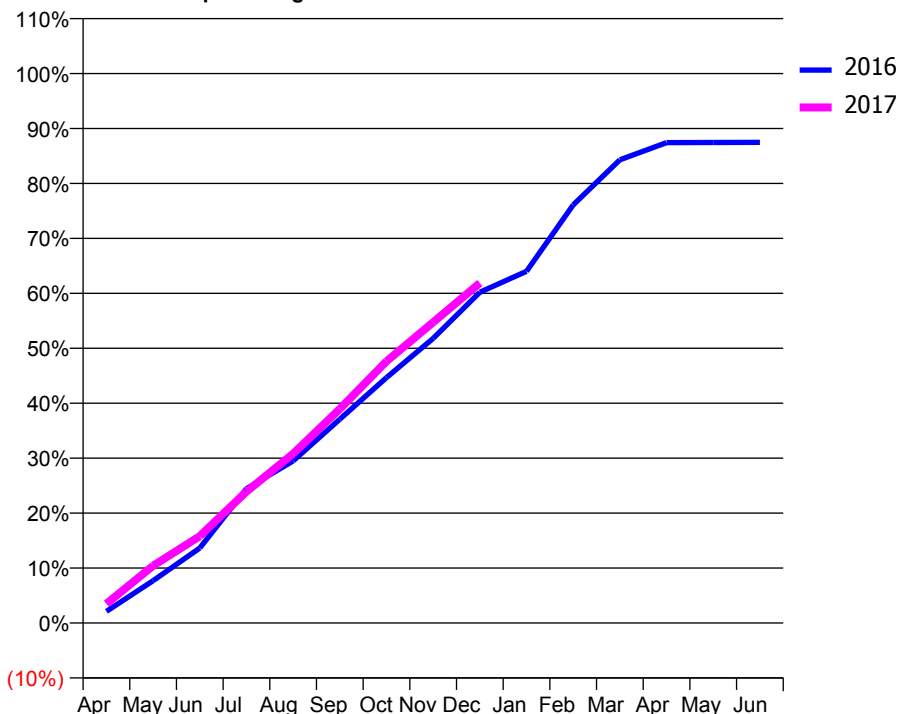
ACCESS*

Patients seen in 24 months	Total	Change since previous quarter
Quarter ending December 2015	3,483	
Quarter ending March 2016	3,468	→
Quarter ending June 2016	3,519	→
Quarter ending September 2016	3,571	→
Quarter ending December 2016	3,598	→
Variance since December 2015	3.3%	↑



ACTIVITY

Cumulative percentage of contracted UDA delivered 2016 & 2017



Month	Adjusted Scheduled Activity (UDA)	
	2016	2017
April	268	442
May	972	1,316
June	1,725	1,997
July	3,088	3,021
August	3,724	3,890
September	4,684	4,922
October	5,639	6,015
November	6,542	6,913
December	7,603	7,813
January	8,083	
February	9,610	
March	10,645	
April	11,040	
May	11,043	
June	11,047	

QUALITY

	Quantity	Base Number	Contract	AT	Region	England
% of FP17s for the same patient ID Re-attending within 3 months - Children	92	1,026	9.0%	11.0%	12.1%	12.4%
% of FP17s for the same patient ID Re-attending within 3 months - Adults	794	3,724	21.3%	15.2%	15.9%	16.6%
% of FP17s for the same patient ID Re-attending between 3 & 9 months - Children	607	1,026	59.2%	61.2%	58.6%	57.5%
% of FP17s for the same patient ID Re-attending between 3 & 9 months - Adults	2,235	3,724	60.0%	55.2%	51.5%	50.4%
% of FP17s for Band 1 Urgent Courses	252	4,539	5.6%	7.0%	8.0%	9.1%
% of FP17s Relating to Free Repair or Replacements	83	4,539	1.8%	0.9%	0.8%	0.8%
% of FP17s Relating to Continuations	119	4,539	2.6%	1.6%	1.2%	1.3%
% of Patients satisfied with the dentistry they have received	7	7	N/A	92.0%	92.8%	92.7%
% of Patients satisfied with the time they had to wait for an appointment	6	7	N/A	88.4%	89.2%	88.8%

* This is based on patients treated on this contract for their most recent course of treatment. Figures in italics indicate the base number of FP17s or Patient Questionnaire responses are less than 100. N/A is shown where the base number of responses is less than 10 during the period. % is calculated as Quantity/Base number*100

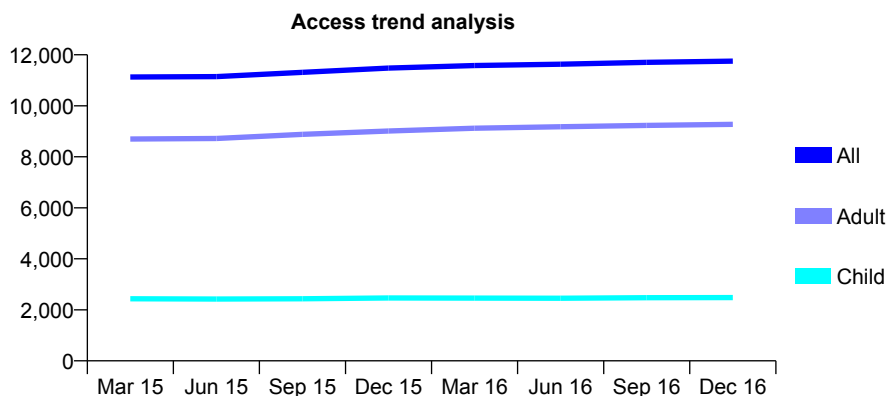
Q55 - Vital Signs At a Glance Contract Report for 106992/0001 - December 2016

Name or company name	The Plains' Dental Practice Limited
Contract type name	GDS Contract
Purpose of contract	General
Contract start date	01/04/2008
Contract end date	

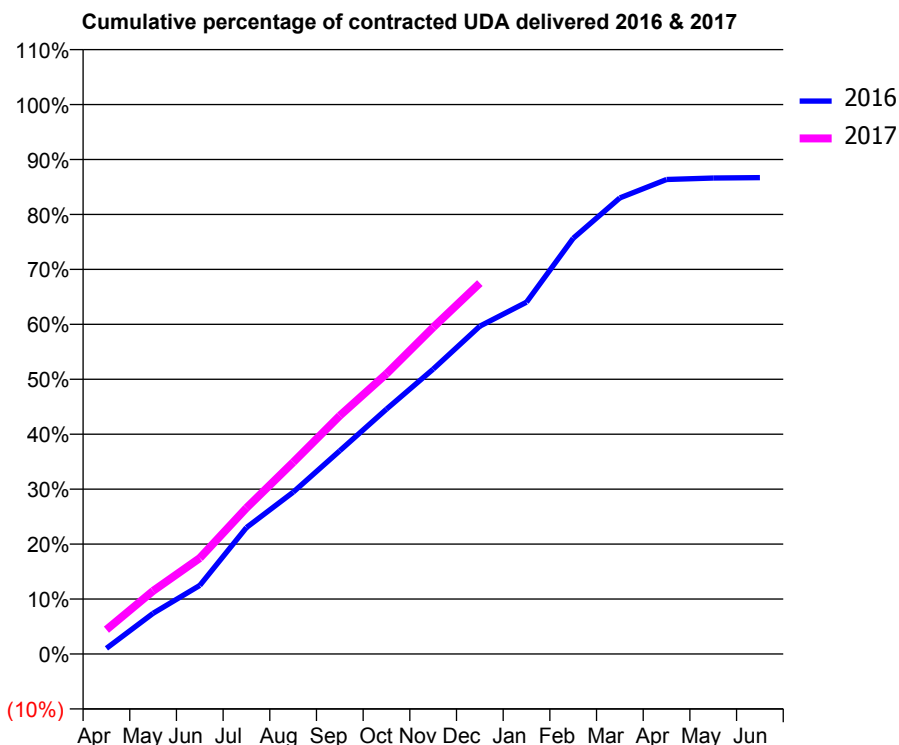
16/17 Contracted general activity (UDA)	33,431
Carry forward general activity (UDA)	0
16/17 Contracted orthodontic activity (UOA)	0
Carry forward orthodontic activity (UOA)	0
Baseline contract value	£923,628.66

ACCESS*

Patients seen in 24 months	Total	Change since previous quarter
Quarter ending December 2015	11,480	
Quarter ending March 2016	11,580	→
Quarter ending June 2016	11,631	→
Quarter ending September 2016	11,705	→
Quarter ending December 2016	11,753	→
Variance since December 2015	2.4%	↑



ACTIVITY



Month	Adjusted Scheduled Activity (UDA)	
	2016	2017
April	381	1,483
May	2,741	3,838
June	4,613	5,836
July	8,497	8,886
August	10,878	11,663
September	13,658	14,505
October	16,459	17,046
November	19,145	19,872
December	22,037	22,569
January	23,650	
February	27,943	
March	30,654	
April	31,894	
May	31,992	
June	32,021	

QUALITY

	Quantity	Base Number	Contract	AT	Region	England
% of FP17s for the same patient ID Re-attending within 3 months - Children	162	2,808	5.8%	11.0%	12.1%	12.4%
% of FP17s for the same patient ID Re-attending within 3 months - Adults	1,139	10,200	11.2%	15.2%	15.9%	16.6%
% of FP17s for the same patient ID Re-attending between 3 & 9 months - Children	1,811	2,808	64.5%	61.2%	58.6%	57.5%
% of FP17s for the same patient ID Re-attending between 3 & 9 months - Adults	6,412	10,200	62.9%	55.2%	51.5%	50.4%
% of FP17s for Band 1 Urgent Courses	522	11,968	4.4%	7.0%	8.0%	9.1%
% of FP17s Relating to Free Repair or Replacements	130	11,968	1.1%	0.9%	0.8%	0.8%
% of FP17s Relating to Continuations	157	11,968	1.3%	1.6%	1.2%	1.3%
% of Patients satisfied with the dentistry they have received	22	22	100.0%	92.0%	92.8%	92.7%
% of Patients satisfied with the time they had to wait for an appointment	20	22	90.9%	88.4%	89.2%	88.8%

* This is based on patients treated on this contract for their most recent course of treatment. Figures in italics indicate the base number of FP17s or Patient Questionnaire responses are less than 100. N/A is shown where the base number of responses is less than 10 during the period. % is calculated as Quantity/Base number*100

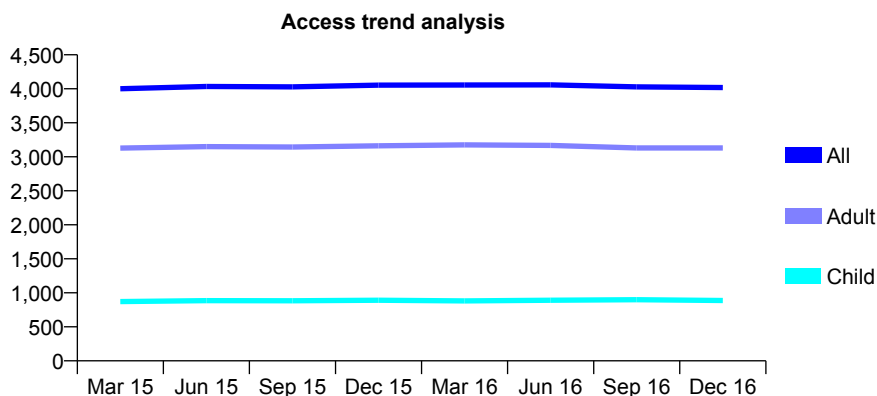
Q55 - Vital Signs At a Glance Contract Report for 110841/0001 - December 2016

Name or company name	Bamford Dental Practice
Contract type name	GDS Contract
Purpose of contract	General
Contract start date	01/04/2011
Contract end date	

16/17 Contracted general activity (UDA)	11,928
Carry forward general activity (UDA)	0
16/17 Contracted orthodontic activity (UOA)	0
Carry forward orthodontic activity (UOA)	0
Baseline contract value	£304,730.58

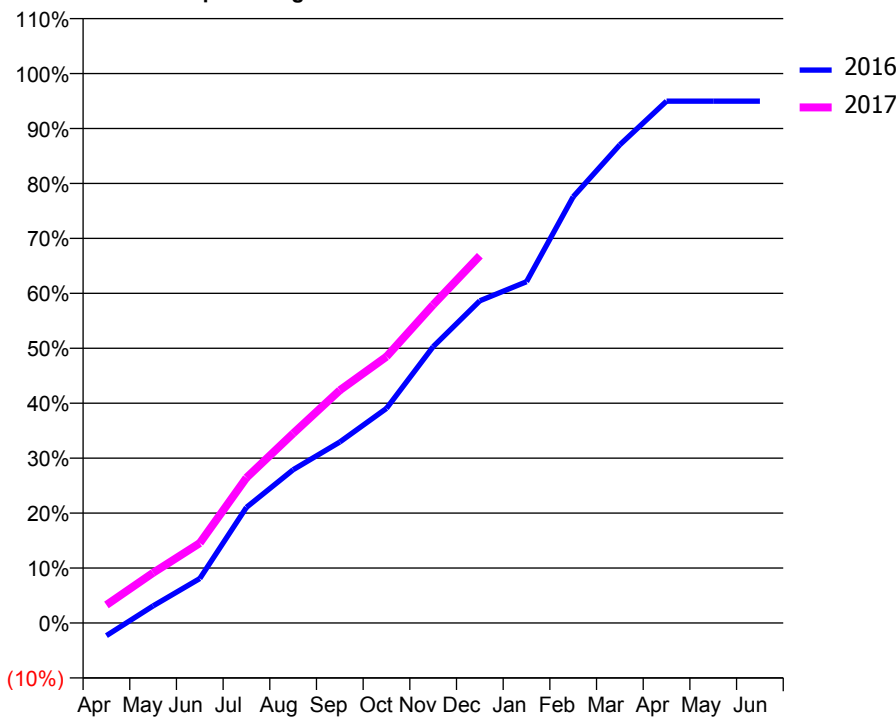
ACCESS*

Patients seen in 24 months	Total	Change since previous quarter
Quarter ending December 2015	4,054	
Quarter ending March 2016	4,056	→
Quarter ending June 2016	4,058	→
Quarter ending September 2016	4,029	→
Quarter ending December 2016	4,019	→
Variance since December 2015	(0.9%)	→



ACTIVITY

Cumulative percentage of contracted UDA delivered 2016 & 2017



Month	Adjusted Scheduled Activity (UDA)	
	2016	2017
April	-276	392
May	371	1,090
June	965	1,734
July	2,511	3,153
August	3,326	4,114
September	3,929	5,052
October	4,660	5,781
November	6,000	6,908
December	6,995	7,972
January	7,409	
February	9,253	
March	10,383	
April	11,327	
May	11,327	
June	11,327	

QUALITY

	Quantity	Base Number	Contract	AT	Region	England
% of FP17s for the same patient ID Re-attending within 3 months - Children	86	1,051	8.2%	11.0%	12.1%	12.4%
% of FP17s for the same patient ID Re-attending within 3 months - Adults	496	3,523	14.1%	15.2%	15.9%	16.6%
% of FP17s for the same patient ID Re-attending between 3 & 9 months - Children	618	1,051	58.8%	61.2%	58.6%	57.5%
% of FP17s for the same patient ID Re-attending between 3 & 9 months - Adults	1,933	3,523	54.9%	55.2%	51.5%	50.4%
% of FP17s for Band 1 Urgent Courses	285	4,244	6.7%	7.0%	8.0%	9.1%
% of FP17s Relating to Free Repair or Replacements	50	4,244	1.2%	0.9%	0.8%	0.8%
% of FP17s Relating to Continuations	60	4,244	1.4%	1.6%	1.2%	1.3%
% of Patients satisfied with the dentistry they have received	8	9	N/A	92.0%	92.8%	92.7%
% of Patients satisfied with the time they had to wait for an appointment	9	9	N/A	88.4%	89.2%	88.8%

* This is based on patients treated on this contract for their most recent course of treatment. Figures in italics indicate the base number of FP17s or Patient Questionnaire responses are less than 100. N/A is shown where the base number of responses is less than 10 during the period. % is calculated as Quantity/Base number*100

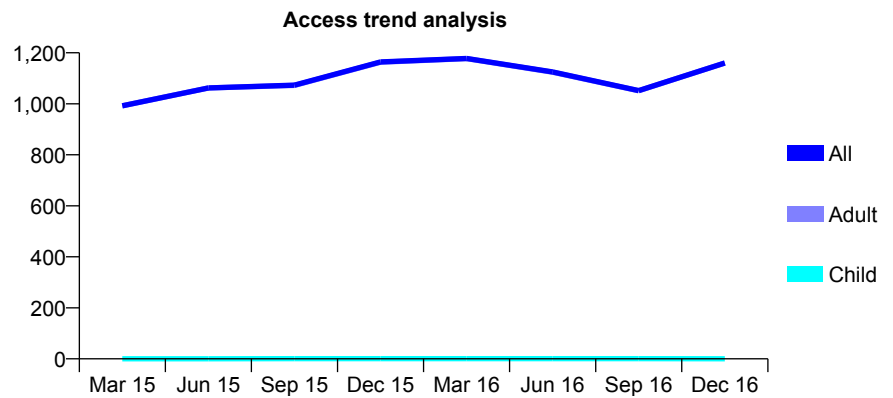
Q55 - Vital Signs At a Glance Contract Report for 111627/0002 - December 2016

Name or company name	VOSG Bassetlaw Ltd
Contract type name	PDS Contract
Purpose of contract	General
Contract start date	01/07/2013
Contract end date	31/03/2017

16/17 Contracted general activity (UDA)	4,000
Carry forward general activity (UDA)	0
16/17 Contracted orthodontic activity (UOA)	0
Carry forward orthodontic activity (UOA)	0
Baseline contract value	£148,523.69

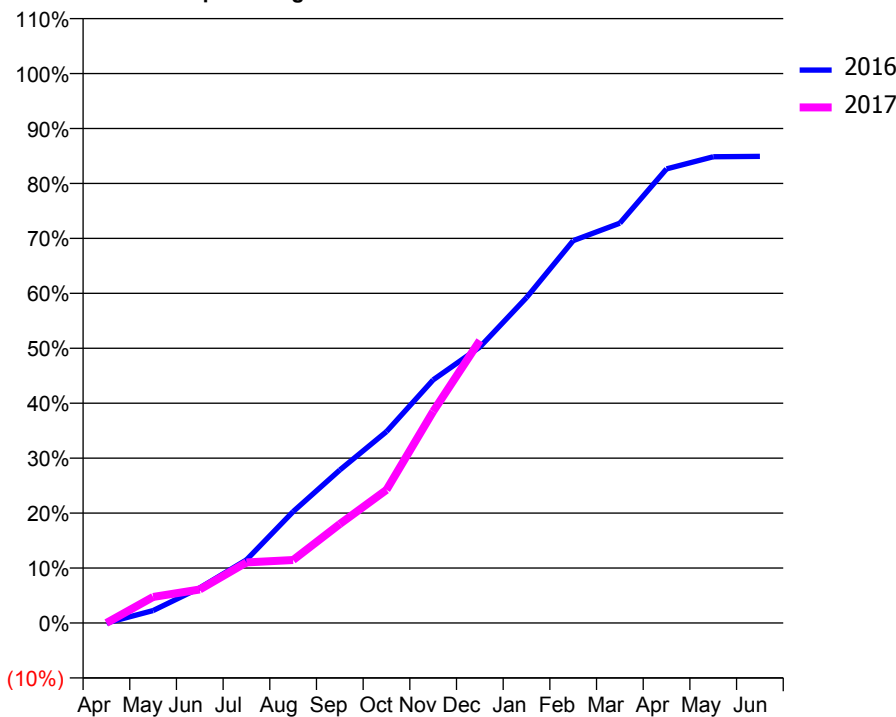
ACCESS*

Patients seen in 24 months	Total	Change since previous quarter
Quarter ending December 2015	1,164	
Quarter ending March 2016	1,178	→
Quarter ending June 2016	1,125	↓
Quarter ending September 2016	1,052	↓
Quarter ending December 2016	1,160	↑
Variance since December 2015	(0.3%)	→



ACTIVITY

Cumulative percentage of contracted UDA delivered 2016 & 2017



Month	Adjusted Scheduled Activity (UDA)	
	2016	2017
April	0	0
May	91	190
June	256	244
July	460	441
August	811	459
September	1,113	721
October	1,394	969
November	1,770	1,540
December	2,009	2,056
January	2,369	
February	2,783	
March	2,911	
April	3,306	
May	3,394	
June	3,397	

QUALITY

	Quantity	Base Number	Contract	AT	Region	England
% of FP17s for the same patient ID Re-attending within 3 months - Children	0	0	N/A	11.0%	12.1%	12.4%
% of FP17s for the same patient ID Re-attending within 3 months - Adults	53	729	7.3%	15.2%	15.9%	16.6%
% of FP17s for the same patient ID Re-attending between 3 & 9 months - Children	0	0	N/A	61.2%	58.6%	57.5%
% of FP17s for the same patient ID Re-attending between 3 & 9 months - Adults	89	729	12.2%	55.2%	51.5%	50.4%
% of FP17s for Band 1 Urgent Courses	30	573	5.2%	7.0%	8.0%	9.1%
% of FP17s Relating to Free Repair or Replacements	0	573	0.0%	0.9%	0.8%	0.8%
% of FP17s Relating to Continuations	0	573	0.0%	1.6%	1.2%	1.3%
% of Patients satisfied with the dentistry they have received	0	0	N/A	92.0%	92.8%	92.7%
% of Patients satisfied with the time they had to wait for an appointment	0	0	N/A	88.4%	89.2%	88.8%

* This is based on patients treated on this contract for their most recent course of treatment. Figures in italics indicate the base number of FP17s or Patient Questionnaire responses are less than 100. N/A is shown where the base number of responses is less than 10 during the period. % is calculated as Quantity/Base number*100

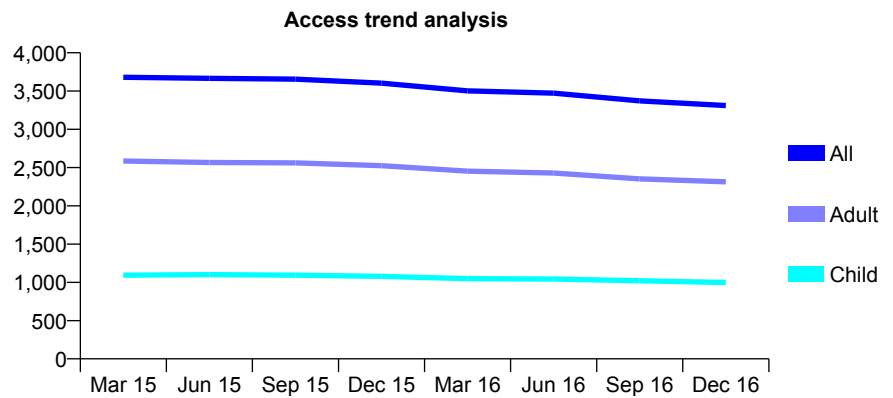
Q55 - Vital Signs At a Glance Contract Report for 113883/0001 - December 2016

Name or company name	Aesthetix Limited
Contract type name	GDS Contract
Purpose of contract	General
Contract start date	01/12/2012
Contract end date	

16/17 Contracted general activity (UDA)	9,555
Carry forward general activity (UDA)	0
16/17 Contracted orthodontic activity (UOA)	0
Carry forward orthodontic activity (UOA)	0
Baseline contract value	£286,012.00

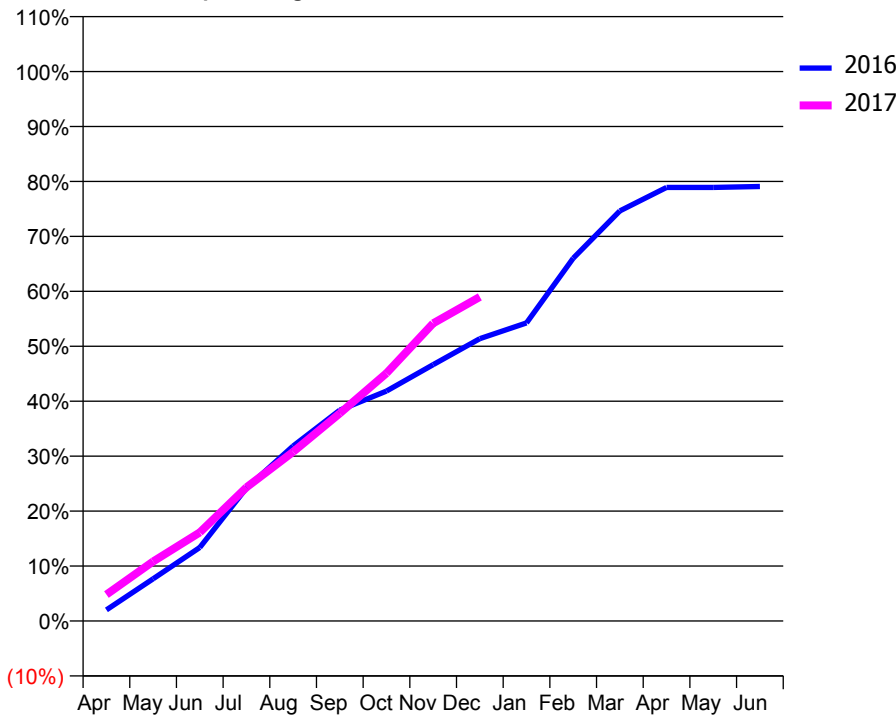
ACCESS*

Patients seen in 24 months	Total	Change since previous quarter
Quarter ending December 2015	3,603	
Quarter ending March 2016	3,502	↓
Quarter ending June 2016	3,472	→
Quarter ending September 2016	3,372	↓
Quarter ending December 2016	3,311	↓
Variance since December 2015	(8.1%)	↓



ACTIVITY

Cumulative percentage of contracted UDA delivered 2016 & 2017



Month	Adjusted Scheduled Activity (UDA)	
	2016	2017
April	194	460
May	734	1,034
June	1,279	1,541
July	2,314	2,324
August	3,044	2,941
September	3,666	3,611
October	3,999	4,309
November	4,458	5,176
December	4,910	5,636
January	5,183	
February	6,308	
March	7,132	
April	7,538	
May	7,538	
June	7,554	

QUALITY

	Quantity	Base Number	Contract	AT	Region	England
% of FP17s for the same patient ID Re-attending within 3 months - Children	100	1,151	8.7%	11.0%	12.1%	12.4%
% of FP17s for the same patient ID Re-attending within 3 months - Adults	398	2,308	17.2%	15.2%	15.9%	16.6%
% of FP17s for the same patient ID Re-attending between 3 & 9 months - Children	729	1,151	63.3%	61.2%	58.6%	57.5%
% of FP17s for the same patient ID Re-attending between 3 & 9 months - Adults	1,115	2,308	48.3%	55.2%	51.5%	50.4%
% of FP17s for Band 1 Urgent Courses	108	2,850	3.8%	7.0%	8.0%	9.1%
% of FP17s Relating to Free Repair or Replacements	38	2,850	1.3%	0.9%	0.8%	0.8%
% of FP17s Relating to Continuations	115	2,850	4.0%	1.6%	1.2%	1.3%
% of Patients satisfied with the dentistry they have received	3	3	N/A	92.0%	92.8%	92.7%
% of Patients satisfied with the time they had to wait for an appointment	3	3	N/A	88.4%	89.2%	88.8%

* This is based on patients treated on this contract for their most recent course of treatment. Figures in italics indicate the base number of FP17s or Patient Questionnaire responses are less than 100. N/A is shown where the base number of responses is less than 10 during the period. % is calculated as Quantity/Base number*100

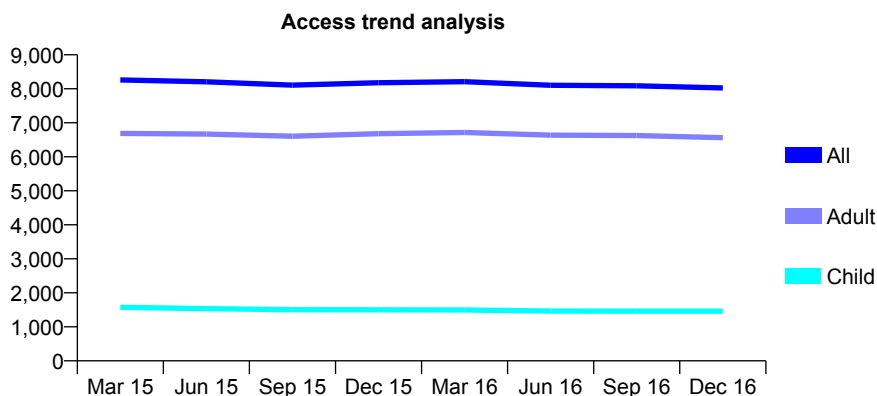
Q55 - Vital Signs At a Glance Contract Report for 115649/0001 - December 2016

Name or company name	Whitecross Dental Care Ltd
Contract type name	GDS Contract
Purpose of contract	General
Contract start date	01/05/2011
Contract end date	

16/17 Contracted general activity (UDA)	22,225
Carry forward general activity (UDA)	0
16/17 Contracted orthodontic activity (UOA)	0
Carry forward orthodontic activity (UOA)	0
Baseline contract value	£587,018.86

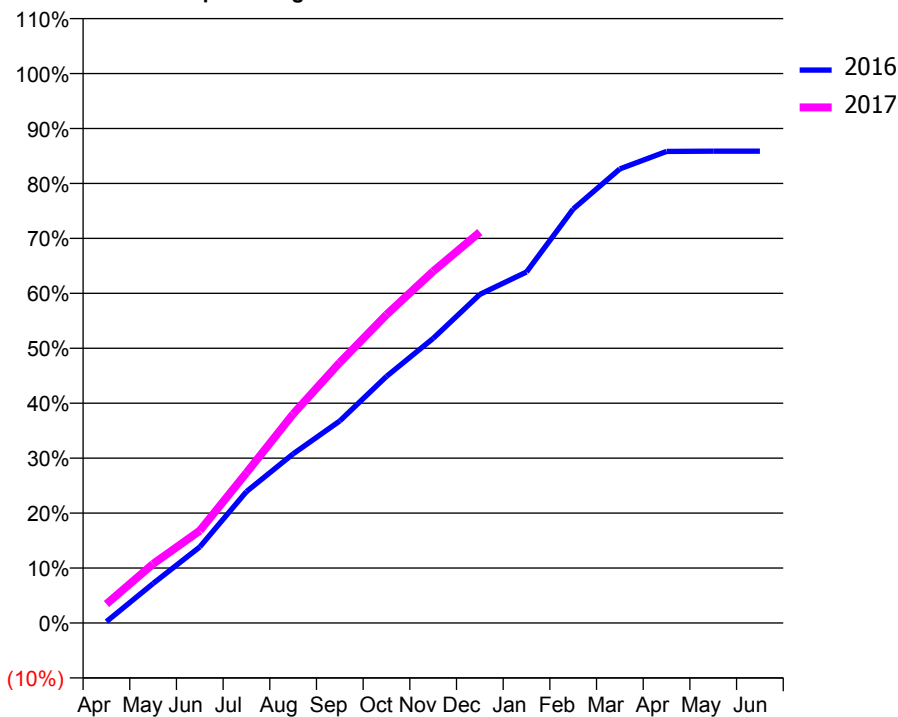
ACCESS*

Patients seen in 24 months	Total	Change since previous quarter
Quarter ending December 2015	8,180	
Quarter ending March 2016	8,211	→
Quarter ending June 2016	8,103	↓
Quarter ending September 2016	8,087	→
Quarter ending December 2016	8,025	→
Variance since December 2015	(1.9%)	↓



ACTIVITY

Cumulative percentage of contracted UDA delivered 2016 & 2017



Month	Adjusted Scheduled Activity (UDA)	
	2016	2017
April	69	766
May	1,957	2,393
June	3,768	3,737
July	6,508	6,076
August	8,384	8,452
September	10,013	10,537
October	12,221	12,472
November	14,099	14,227
December	16,280	15,812
January	17,393	
February	20,507	
March	22,502	
April	23,365	
May	23,376	
June	23,377	

QUALITY

	Quantity	Base Number	Contract	AT	Region	England
% of FP17s for the same patient ID Re-attending within 3 months - Children	72	1,552	4.6%	11.0%	12.1%	12.4%
% of FP17s for the same patient ID Re-attending within 3 months - Adults	721	6,451	11.2%	15.2%	15.9%	16.6%
% of FP17s for the same patient ID Re-attending between 3 & 9 months - Children	955	1,552	61.5%	61.2%	58.6%	57.5%
% of FP17s for the same patient ID Re-attending between 3 & 9 months - Adults	3,442	6,451	53.4%	55.2%	51.5%	50.4%
% of FP17s for Band 1 Urgent Courses	148	7,614	1.9%	7.0%	8.0%	9.1%
% of FP17s Relating to Free Repair or Replacements	46	7,614	0.6%	0.9%	0.8%	0.8%
% of FP17s Relating to Continuations	272	7,614	3.6%	1.6%	1.2%	1.3%
% of Patients satisfied with the dentistry they have received	4	5	N/A	92.0%	92.8%	92.7%
% of Patients satisfied with the time they had to wait for an appointment	4	5	N/A	88.4%	89.2%	88.8%

* This is based on patients treated on this contract for their most recent course of treatment. Figures in italics indicate the base number of FP17s or Patient Questionnaire responses are less than 100. N/A is shown where the base number of responses is less than 10 during the period. % is calculated as Quantity/Base number*100

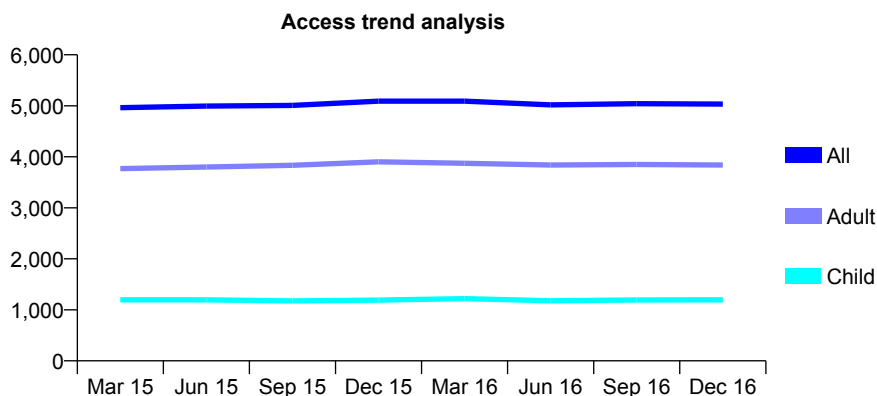
Q55 - Vital Signs At a Glance Contract Report for 115711/0001 - December 2016

Name or company name	Ishak Practices Limited
Contract type name	GDS Contract
Purpose of contract	General
Contract start date	01/04/2011
Contract end date	

16/17 Contracted general activity (UDA)	16,922
Carry forward general activity (UDA)	0
16/17 Contracted orthodontic activity (UOA)	0
Carry forward orthodontic activity (UOA)	0
Baseline contract value	£396,042.92

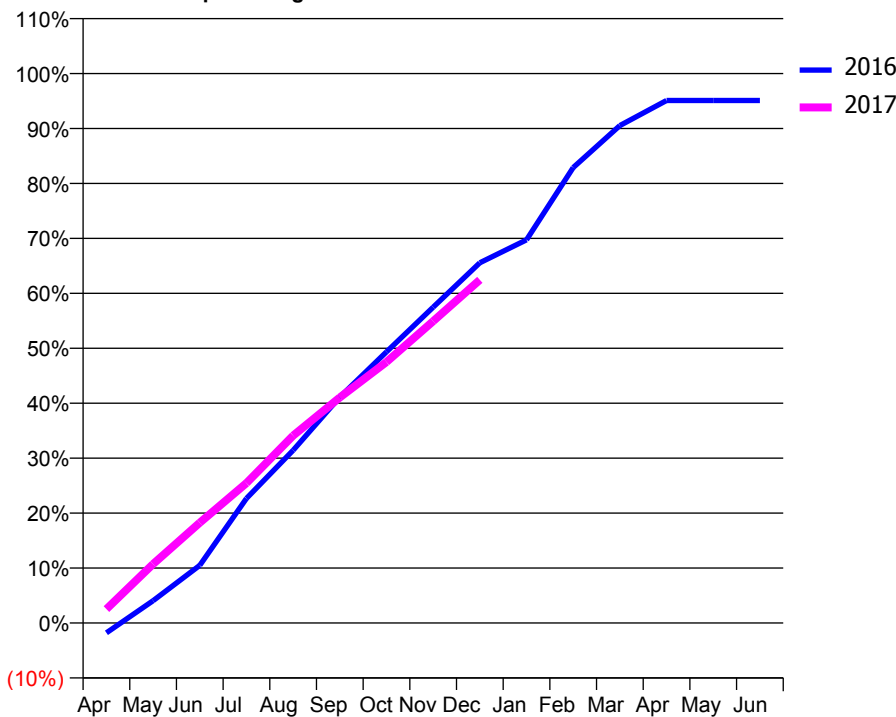
ACCESS*

Patients seen in 24 months	Total	Change since previous quarter
Quarter ending December 2015	5,092	
Quarter ending March 2016	5,091	→
Quarter ending June 2016	5,017	↓
Quarter ending September 2016	5,043	→
Quarter ending December 2016	5,035	→
Variance since December 2015	(1.1%)	↓



ACTIVITY

Cumulative percentage of contracted UDA delivered 2016 & 2017



Month	Adjusted Scheduled Activity (UDA)	
	2016	2017
April	-305	430
May	687	1,816
June	1,775	3,091
July	3,837	4,310
August	5,320	5,771
September	6,957	6,947
October	8,352	8,040
November	9,728	9,297
December	11,094	10,569
January	11,802	
February	14,024	
March	15,319	
April	16,092	
May	16,092	
June	16,092	

QUALITY

	Quantity	Base Number	Contract	AT	Region	England
% of FP17s for the same patient ID Re-attending within 3 months - Children	55	1,349	4.1%	11.0%	12.1%	12.4%
% of FP17s for the same patient ID Re-attending within 3 months - Adults	298	3,901	7.6%	15.2%	15.9%	16.6%
% of FP17s for the same patient ID Re-attending between 3 & 9 months - Children	908	1,349	67.3%	61.2%	58.6%	57.5%
% of FP17s for the same patient ID Re-attending between 3 & 9 months - Adults	2,508	3,901	64.3%	55.2%	51.5%	50.4%
% of FP17s for Band 1 Urgent Courses	0	4,989	0.0%	7.0%	8.0%	9.1%
% of FP17s Relating to Free Repair or Replacements	33	4,989	0.7%	0.9%	0.8%	0.8%
% of FP17s Relating to Continuations	89	4,989	1.8%	1.6%	1.2%	1.3%
% of Patients satisfied with the dentistry they have received	7	7	N/A	92.0%	92.8%	92.7%
% of Patients satisfied with the time they had to wait for an appointment	7	7	N/A	88.4%	89.2%	88.8%

* This is based on patients treated on this contract for their most recent course of treatment. Figures in italics indicate the base number of FP17s or Patient Questionnaire responses are less than 100. N/A is shown where the base number of responses is less than 10 during the period. % is calculated as Quantity/Base number*100

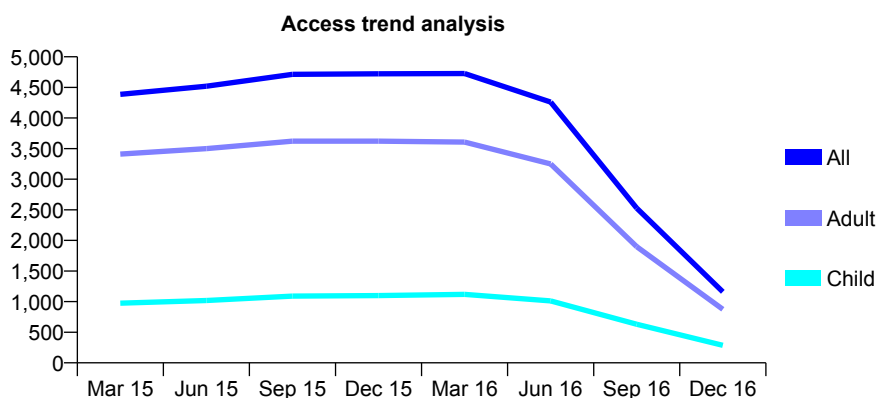
Q55 - Vital Signs At a Glance Contract Report for 115843/0001 - December 2016

Name or company name	Brimington Dental Practice
Contract type name	GDS Contract
Purpose of contract	General and Orthodontic
Contract start date	01/11/2012
Contract end date	31/05/2016

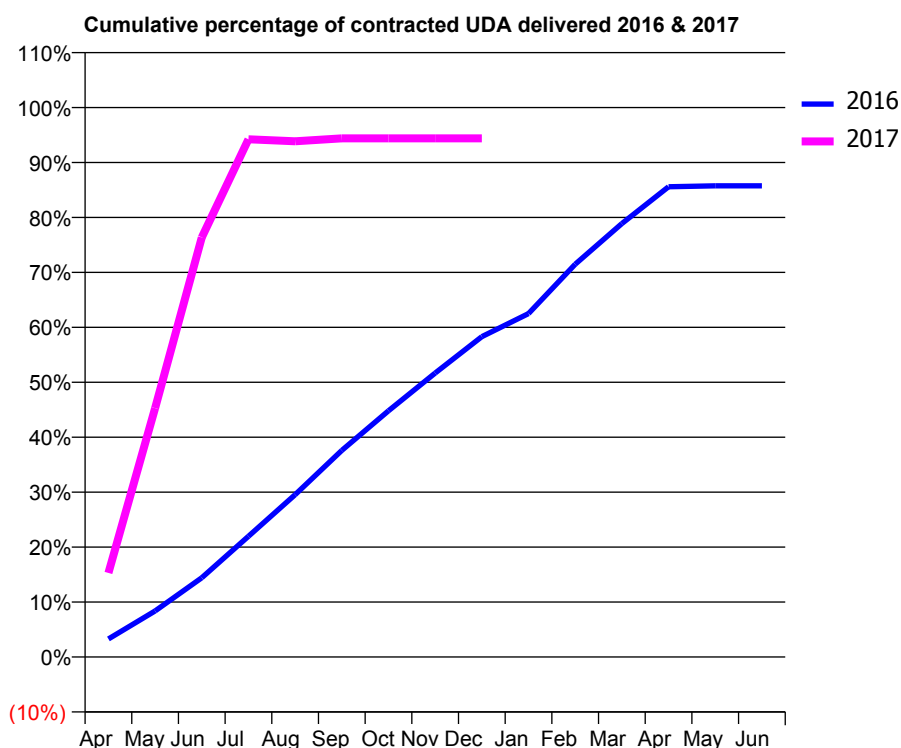
16/17 Contracted general activity (UDA)	3,285
Carry forward general activity (UDA)	0
16/17 Contracted orthodontic activity (UOA)	96
Carry forward orthodontic activity (UOA)	0
Baseline contract value	£95,302.03

ACCESS*

Patients seen in 24 months	Total	Change since previous quarter
Quarter ending December 2015	4,722	
Quarter ending March 2016	4,726	→
Quarter ending June 2016	4,261	↓
Quarter ending September 2016	2,529	↓
Quarter ending December 2016	1,161	↓
Variance since December 2015	(75.4%)	↓



ACTIVITY



Month	Adjusted Scheduled Activity (UDA)	
	2016	2017
April	650	503
May	1,651	1,488
June	2,843	2,508
July	4,332	3,095
August	5,825	3,083
September	7,411	3,100
October	8,834	3,100
November	10,184	3,100
December	11,490	3,100
January	12,320	
February	14,087	
March	15,544	
April	16,868	
May	16,899	
June	16,902	

QUALITY

	Quantity	Base Number	Contract	AT	Region	England
% of FP17s for the same patient ID Re-attending within 3 months - Children	171	600	28.5%	11.0%	12.1%	12.4%
% of FP17s for the same patient ID Re-attending within 3 months - Adults	174	1,588	11.0%	15.2%	15.9%	16.6%
% of FP17s for the same patient ID Re-attending between 3 & 9 months - Children	324	600	54.0%	61.2%	58.6%	57.5%
% of FP17s for the same patient ID Re-attending between 3 & 9 months - Adults	1,186	1,588	74.7%	55.2%	51.5%	50.4%
% of FP17s for Band 1 Urgent Courses	92	1,458	6.3%	7.0%	8.0%	9.1%
% of FP17s Relating to Free Repair or Replacements	5	1,458	0.3%	0.9%	0.8%	0.8%
% of FP17s Relating to Continuations	4	1,458	0.3%	1.6%	1.2%	1.3%
% of Patients satisfied with the dentistry they have received	2	2	N/A	92.0%	92.8%	92.7%
% of Patients satisfied with the time they had to wait for an appointment	2	2	N/A	88.4%	89.2%	88.8%

* This is based on patients treated on this contract for their most recent course of treatment. Figures in italics indicate the base number of FP17s or Patient Questionnaire responses are less than 100. N/A is shown where the base number of responses is less than 10 during the period. % is calculated as Quantity/Base number*100

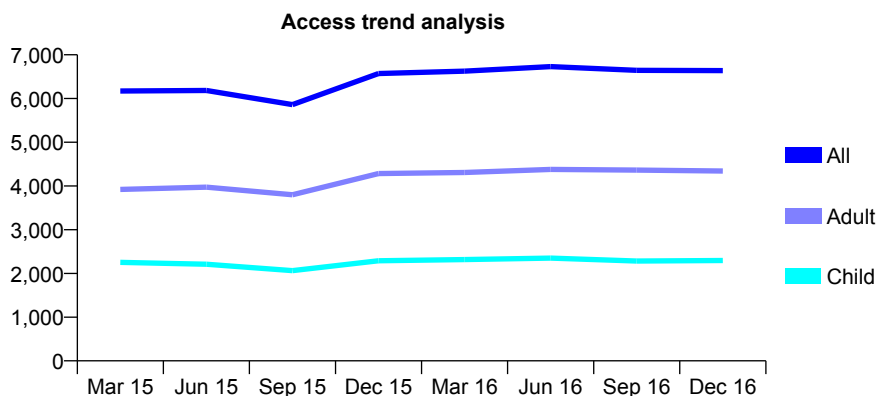
Q55 - Vital Signs At a Glance Contract Report for 116114/0001 - December 2016

Name or company name	Rise Park Dental Practice
Contract type name	GDS Contract
Purpose of contract	General
Contract start date	01/04/2010
Contract end date	

16/17 Contracted general activity (UDA)	16,916
Carry forward general activity (UDA)	-338
16/17 Contracted orthodontic activity (UOA)	0
Carry forward orthodontic activity (UOA)	0
Baseline contract value	£383,524.09

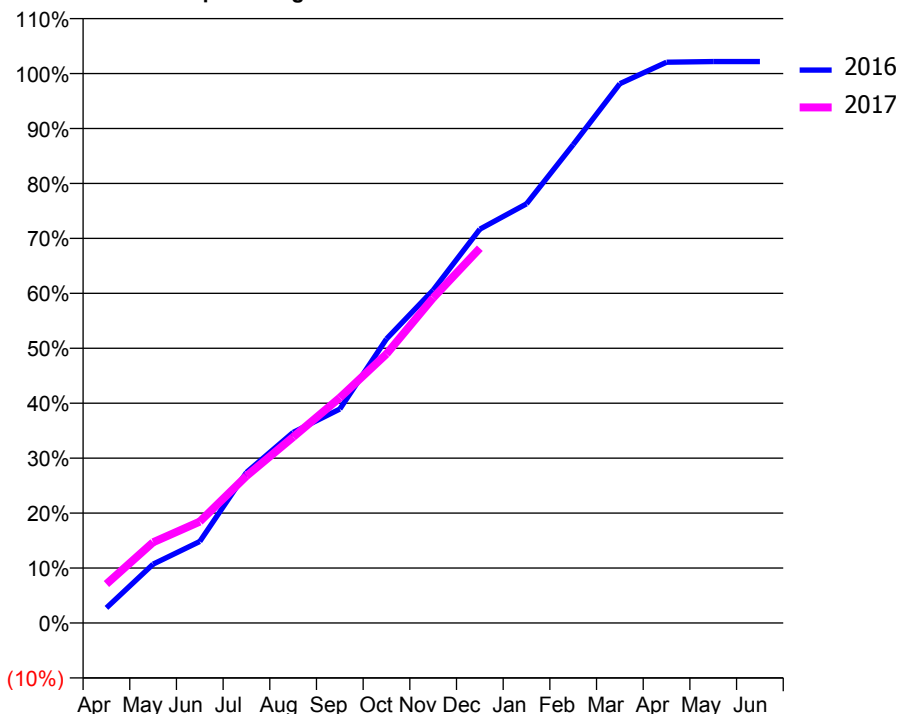
ACCESS*

Patients seen in 24 months	Total	Change since previous quarter
Quarter ending December 2015	6,571	
Quarter ending March 2016	6,625	→
Quarter ending June 2016	6,729	→
Quarter ending September 2016	6,646	↓
Quarter ending December 2016	6,638	→
Variance since December 2015	1.0%	→



ACTIVITY

Cumulative percentage of contracted UDA delivered 2016 & 2017



Month	Adjusted Scheduled Activity (UDA)	
	2016	2017
April	465	1,201
May	1,812	2,486
June	2,512	3,121
July	4,636	4,527
August	5,866	5,725
September	6,588	6,936
October	8,745	8,283
November	10,249	10,010
December	12,125	11,539
January	12,905	
February	14,726	
March	16,604	
April	17,266	
May	17,285	
June	17,286	

QUALITY

	Quantity	Base Number	Contract	AT	Region	England
% of FP17s for the same patient ID Re-attending within 3 months - Children	140	2,357	5.9%	11.0%	12.1%	12.4%
% of FP17s for the same patient ID Re-attending within 3 months - Adults	333	3,598	9.3%	15.2%	15.9%	16.6%
% of FP17s for the same patient ID Re-attending between 3 & 9 months - Children	1,335	2,357	56.6%	61.2%	58.6%	57.5%
% of FP17s for the same patient ID Re-attending between 3 & 9 months - Adults	1,727	3,598	48.0%	55.2%	51.5%	50.4%
% of FP17s for Band 1 Urgent Courses	163	5,640	2.9%	7.0%	8.0%	9.1%
% of FP17s Relating to Free Repair or Replacements	35	5,640	0.6%	0.9%	0.8%	0.8%
% of FP17s Relating to Continuations	107	5,640	1.9%	1.6%	1.2%	1.3%
% of Patients satisfied with the dentistry they have received	4	4	N/A	92.0%	92.8%	92.7%
% of Patients satisfied with the time they had to wait for an appointment	3	4	N/A	88.4%	89.2%	88.8%

* This is based on patients treated on this contract for their most recent course of treatment. Figures in italics indicate the base number of FP17s or Patient Questionnaire responses are less than 100. N/A is shown where the base number of responses is less than 10 during the period. % is calculated as Quantity/Base number*100

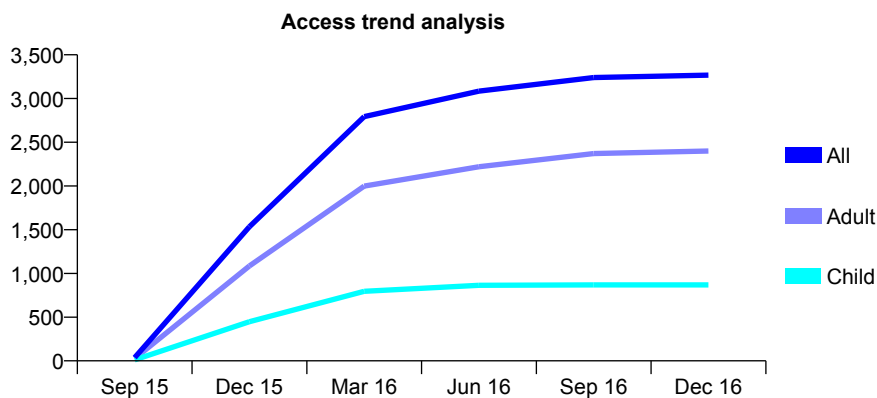
Q55 - Vital Signs At a Glance Contract Report for 116386/0001 - December 2016

Name or company name	Apex Dental Care Dronfield Partnership
Contract type name	GDS Contract
Purpose of contract	General and Orthodontic
Contract start date	01/05/2015
Contract end date	

16/17 Contracted general activity (UDA)	10,201
Carry forward general activity (UDA)	109
16/17 Contracted orthodontic activity (UOA)	105
Carry forward orthodontic activity (UOA)	0
Baseline contract value	£262,038.66

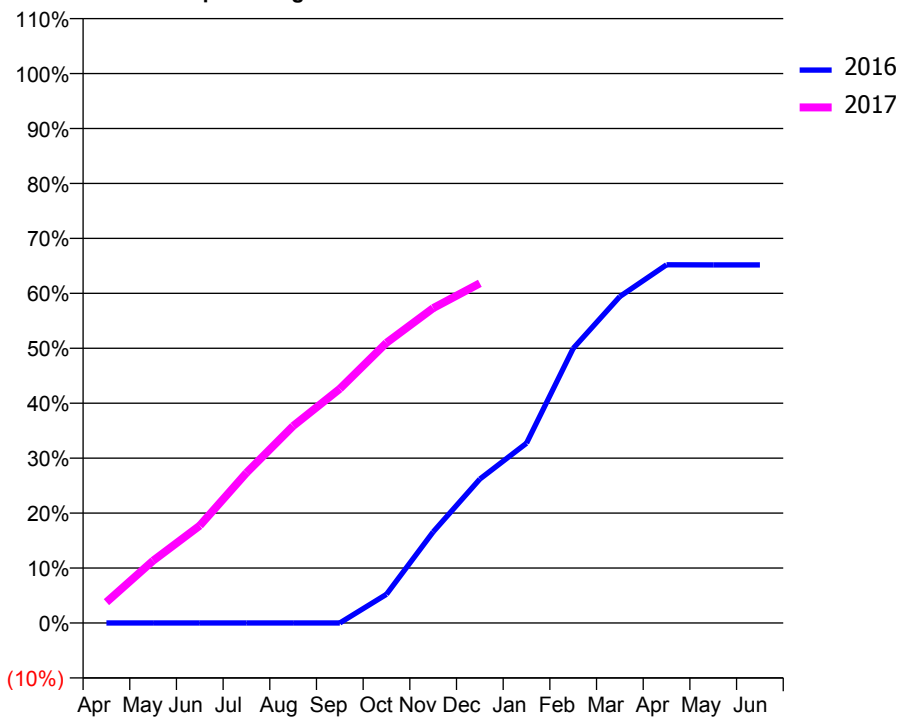
ACCESS*

Patients seen in 24 months	Total	Change since previous quarter
Quarter ending December 2015	1,533	
Quarter ending March 2016	2,793	↑
Quarter ending June 2016	3,084	↑
Quarter ending September 2016	3,240	↑
Quarter ending December 2016	3,268	→
Variance since December 2015	113.2%	↑



ACTIVITY

Cumulative percentage of contracted UDA delivered 2016 & 2017



Month	Adjusted Scheduled Activity (UDA)	
	2016	2017
April	0	386
May	0	1,158
June	0	1,807
July	0	2,788
August	0	3,658
September	0	4,349
October	490	5,202
November	1,552	5,845
December	2,452	6,307
January	3,064	
February	4,680	
March	5,565	
April	6,105	
May	6,103	
June	6,103	

QUALITY

	Quantity	Base Number	Contract	AT	Region	England
% of FP17s for the same patient ID Re-attending within 3 months - Children	68	1,269	5.4%	11.0%	12.1%	12.4%
% of FP17s for the same patient ID Re-attending within 3 months - Adults	441	3,088	14.3%	15.2%	15.9%	16.6%
% of FP17s for the same patient ID Re-attending between 3 & 9 months - Children	963	1,269	75.9%	61.2%	58.6%	57.5%
% of FP17s for the same patient ID Re-attending between 3 & 9 months - Adults	1,986	3,088	64.3%	55.2%	51.5%	50.4%
% of FP17s for Band 1 Urgent Courses	334	3,956	8.4%	7.0%	8.0%	9.1%
% of FP17s Relating to Free Repair or Replacements	23	3,956	0.6%	0.9%	0.8%	0.8%
% of FP17s Relating to Continuations	6	3,956	0.2%	1.6%	1.2%	1.3%
% of Patients satisfied with the dentistry they have received	12	12	100.0%	92.0%	92.8%	92.7%
% of Patients satisfied with the time they had to wait for an appointment	11	12	91.7%	88.4%	89.2%	88.8%

* This is based on patients treated on this contract for their most recent course of treatment. Figures in italics indicate the base number of FP17s or Patient Questionnaire responses are less than 100. N/A is shown where the base number of responses is less than 10 during the period. % is calculated as Quantity/Base number*100

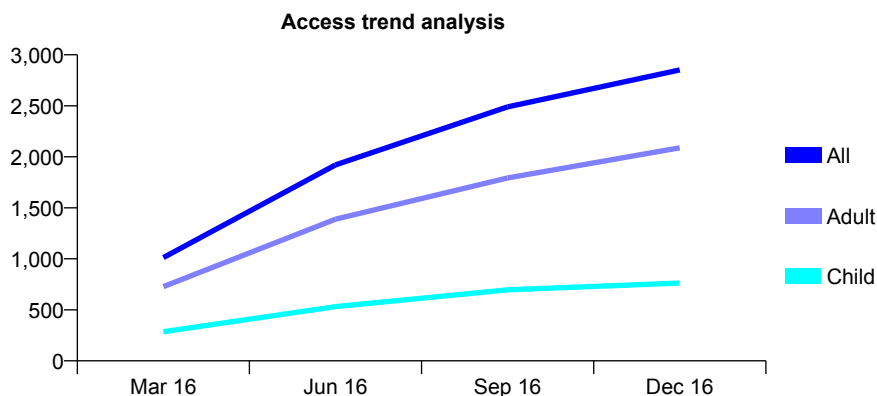
Q55 - Vital Signs At a Glance Contract Report for 117153/0001 - December 2016

Name or company name	Woodthorpe Dental Care
Contract type name	GDS Contract
Purpose of contract	General
Contract start date	24/12/2015
Contract end date	

16/17 Contracted general activity (UDA)	8,991
Carry forward general activity (UDA)	0
16/17 Contracted orthodontic activity (UOA)	0
Carry forward orthodontic activity (UOA)	0
Baseline contract value	£212,610.11

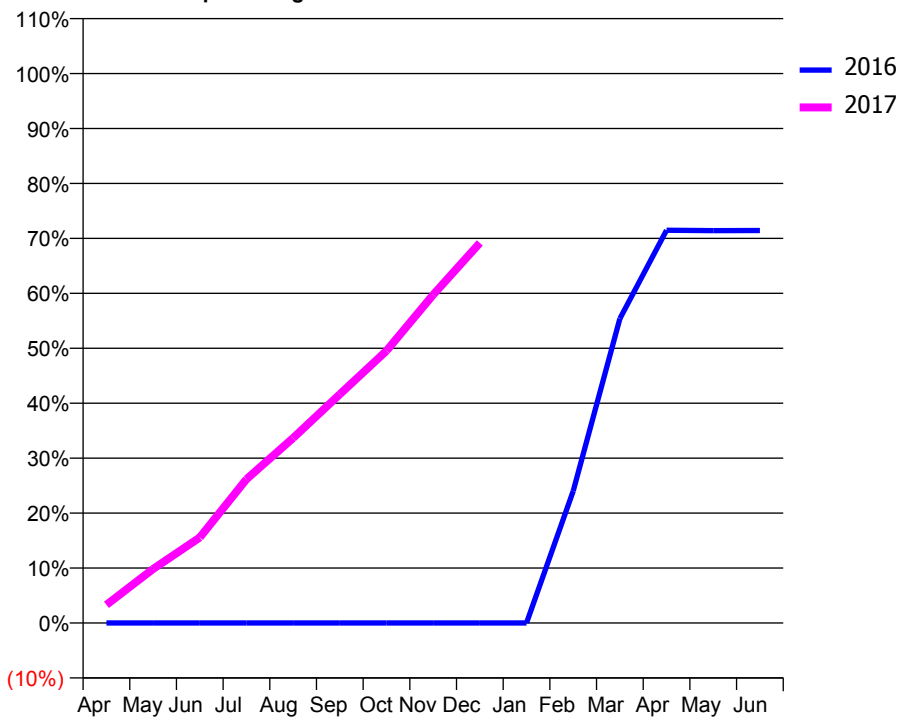
ACCESS*

Patients seen in 24 months	Total	Change since previous quarter
Quarter ending December 2015	0	
Quarter ending March 2016	1,012	
Quarter ending June 2016	1,921	↑
Quarter ending September 2016	2,489	↑
Quarter ending December 2016	2,851	↑
Variance since December 2015	N/A	



ACTIVITY

Cumulative percentage of contracted UDA delivered 2016 & 2017



Month	Adjusted Scheduled Activity (UDA)	
	2016	2017
April	0	297
May	0	886
June	0	1,401
July	0	2,353
August	0	3,027
September	0	3,743
October	0	4,454
November	0	5,371
December	0	6,220
January	0	
February	584	
March	1,347	
April	1,738	
May	1,736	
June	1,737	

QUALITY

	Quantity	Base Number	Contract	AT	Region	England
% of FP17s for the same patient ID Re-attending within 3 months - Children	61	973	6.3%	11.0%	12.1%	12.4%
% of FP17s for the same patient ID Re-attending within 3 months - Adults	317	2,756	11.5%	15.2%	15.9%	16.6%
% of FP17s for the same patient ID Re-attending between 3 & 9 months - Children	332	973	34.1%	61.2%	58.6%	57.5%
% of FP17s for the same patient ID Re-attending between 3 & 9 months - Adults	926	2,756	33.6%	55.2%	51.5%	50.4%
% of FP17s for Band 1 Urgent Courses	258	3,504	7.4%	7.0%	8.0%	9.1%
% of FP17s Relating to Free Repair or Replacements	10	3,504	0.3%	0.9%	0.8%	0.8%
% of FP17s Relating to Continuations	4	3,504	0.1%	1.6%	1.2%	1.3%
% of Patients satisfied with the dentistry they have received	3	3	N/A	92.0%	92.8%	92.7%
% of Patients satisfied with the time they had to wait for an appointment	2	3	N/A	88.4%	89.2%	88.8%

* This is based on patients treated on this contract for their most recent course of treatment. Figures in italics indicate the base number of FP17s or Patient Questionnaire responses are less than 100. N/A is shown where the base number of responses is less than 10 during the period. % is calculated as Quantity/Base number*100

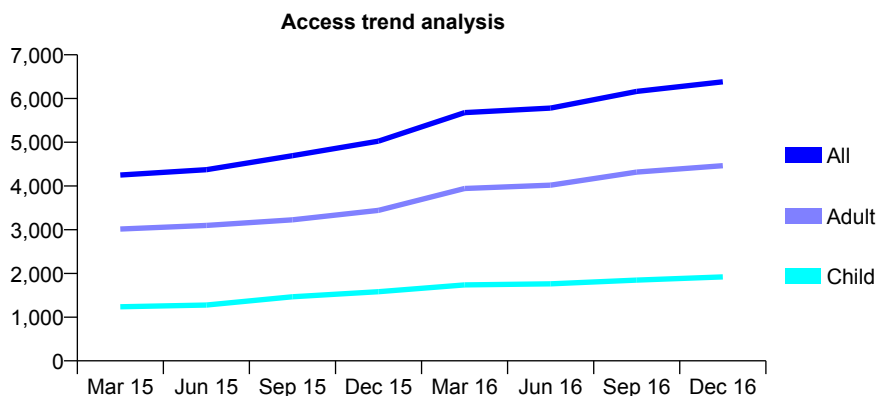
Q55 - Vital Signs At a Glance Contract Report for 117897/0001 - December 2016

Name or company name	Dove Dental Care Ltd
Contract type name	GDS Contract
Purpose of contract	General
Contract start date	01/10/2009
Contract end date	

16/17 Contracted general activity (UDA)	28,030
Carry forward general activity (UDA)	-441
16/17 Contracted orthodontic activity (UOA)	0
Carry forward orthodontic activity (UOA)	0
Baseline contract value	£697,305.09

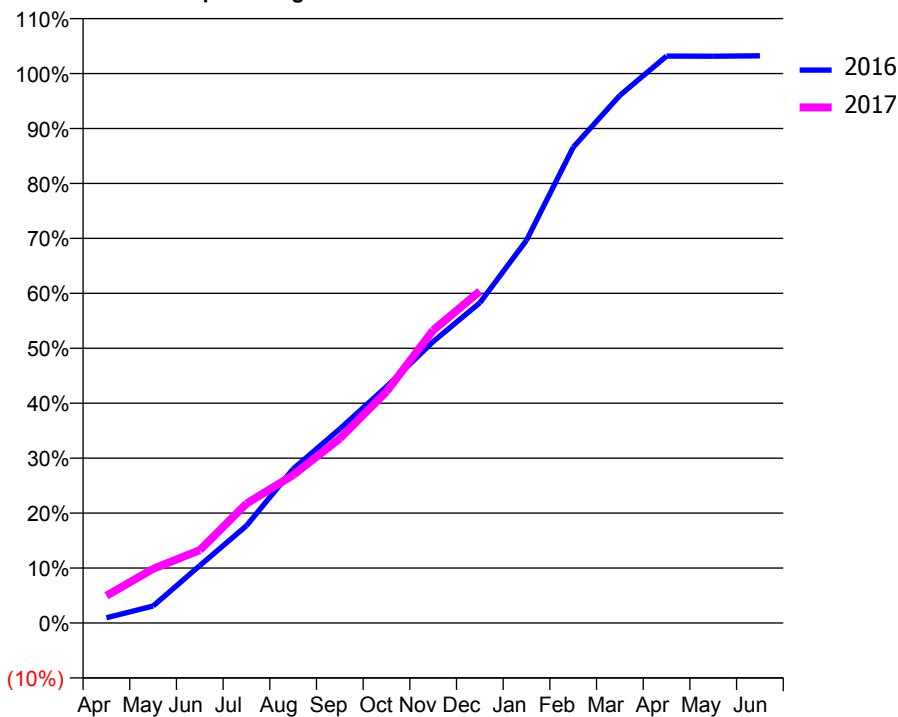
ACCESS*

Patients seen in 24 months	Total	Change since previous quarter
Quarter ending December 2015	5,025	
Quarter ending March 2016	5,679	↑
Quarter ending June 2016	5,780	→
Quarter ending September 2016	6,162	↑
Quarter ending December 2016	6,382	↑
Variance since December 2015	27.0%	↑



ACTIVITY

Cumulative percentage of contracted UDA delivered 2016 & 2017



Month	Adjusted Scheduled Activity (UDA)	
	2016	2017
April	213	1,390
May	681	2,766
June	2,299	3,714
July	3,900	6,089
August	6,175	7,544
September	7,781	9,409
October	9,475	11,802
November	11,285	14,934
December	12,838	16,927
January	15,345	
February	19,072	
March	21,152	
April	22,731	
May	22,724	
June	22,737	

QUALITY

	Quantity	Base Number	Contract	AT	Region	England
% of FP17s for the same patient ID Re-attending within 3 months - Children	370	2,689	13.8%	11.0%	12.1%	12.4%
% of FP17s for the same patient ID Re-attending within 3 months - Adults	1,161	5,576	20.8%	15.2%	15.9%	16.6%
% of FP17s for the same patient ID Re-attending between 3 & 9 months - Children	1,563	2,689	58.1%	61.2%	58.6%	57.5%
% of FP17s for the same patient ID Re-attending between 3 & 9 months - Adults	3,089	5,576	55.4%	55.2%	51.5%	50.4%
% of FP17s for Band 1 Urgent Courses	525	7,637	6.9%	7.0%	8.0%	9.1%
% of FP17s Relating to Free Repair or Replacements	76	7,637	1.0%	0.9%	0.8%	0.8%
% of FP17s Relating to Continuations	20	7,637	0.3%	1.6%	1.2%	1.3%
% of Patients satisfied with the dentistry they have received	8	9	N/A	92.0%	92.8%	92.7%
% of Patients satisfied with the time they had to wait for an appointment	8	9	N/A	88.4%	89.2%	88.8%

* This is based on patients treated on this contract for their most recent course of treatment. Figures in italics indicate the base number of FP17s or Patient Questionnaire responses are less than 100. N/A is shown where the base number of responses is less than 10 during the period. % is calculated as Quantity/Base number*100

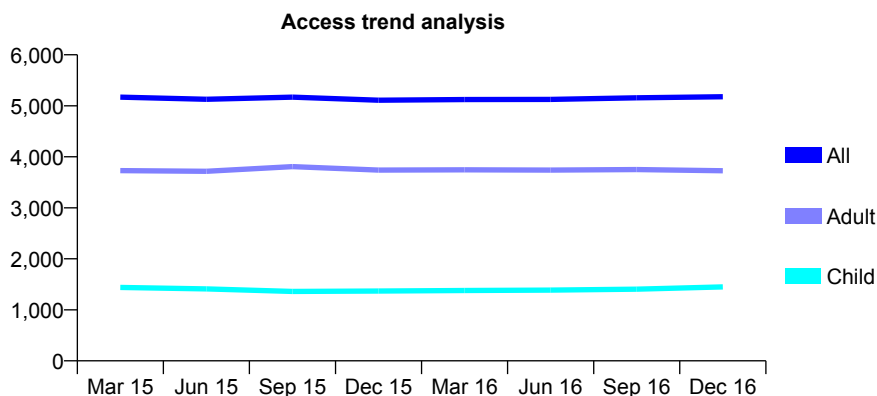
Q55 - Vital Signs At a Glance Contract Report for 118389/0004 - December 2016

Name or company name	Ishak Practices Limited
Contract type name	PDS Plus Contract
Purpose of contract	General
Contract start date	01/04/2011
Contract end date	31/03/2017

16/17 Contracted general activity (UDA)	19,000
Carry forward general activity (UDA)	0
16/17 Contracted orthodontic activity (UOA)	0
Carry forward orthodontic activity (UOA)	0
Baseline contract value	£533,797.83

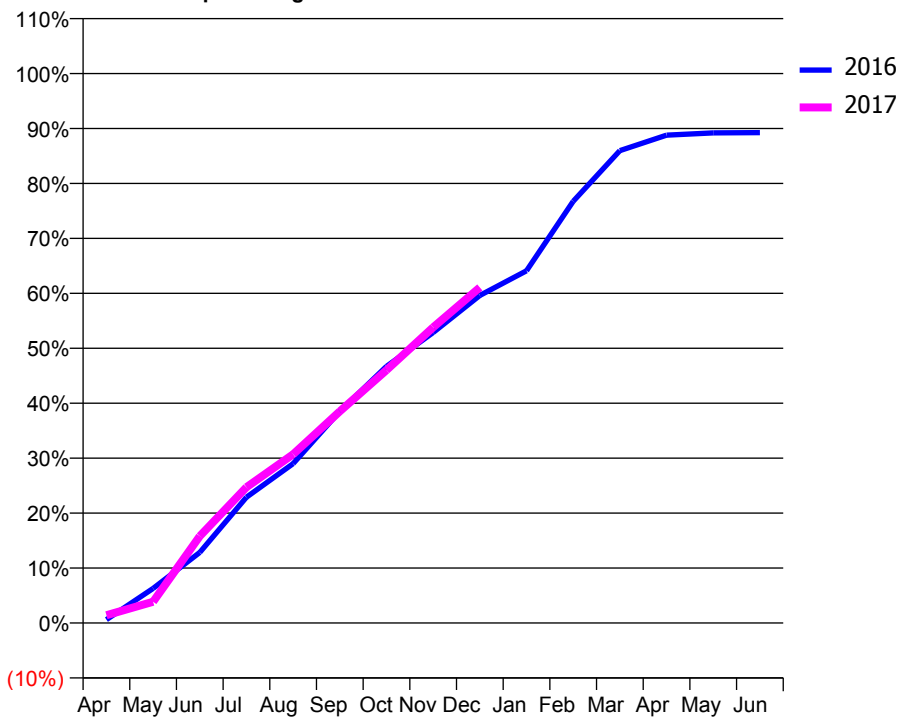
ACCESS*

Patients seen in 24 months	Total	Change since previous quarter
Quarter ending December 2015	5,109	
Quarter ending March 2016	5,124	→
Quarter ending June 2016	5,126	→
Quarter ending September 2016	5,157	→
Quarter ending December 2016	5,178	→
Variance since December 2015	1.4%	→



ACTIVITY

Cumulative percentage of contracted UDA delivered 2016 & 2017



Month	Adjusted Scheduled Activity (UDA)	
	2016	2017
April	119	268
May	1,195	737
June	2,442	3,002
July	4,352	4,698
August	5,513	5,835
September	7,321	7,320
October	8,873	8,744
November	10,043	10,222
December	11,324	11,604
January	12,181	
February	14,580	
March	16,333	
April	16,869	
May	16,946	
June	16,958	

QUALITY

	Quantity	Base Number	Contract	AT	Region	England
% of FP17s for the same patient ID Re-attending within 3 months - Children	113	1,462	7.7%	11.0%	12.1%	12.4%
% of FP17s for the same patient ID Re-attending within 3 months - Adults	502	3,353	15.0%	15.2%	15.9%	16.6%
% of FP17s for the same patient ID Re-attending between 3 & 9 months - Children	763	1,462	52.2%	61.2%	58.6%	57.5%
% of FP17s for the same patient ID Re-attending between 3 & 9 months - Adults	1,593	3,353	47.5%	55.2%	51.5%	50.4%
% of FP17s for Band 1 Urgent Courses	402	4,577	8.8%	7.0%	8.0%	9.1%
% of FP17s Relating to Free Repair or Replacements	27	4,577	0.6%	0.9%	0.8%	0.8%
% of FP17s Relating to Continuations	72	4,577	1.6%	1.6%	1.2%	1.3%
% of Patients satisfied with the dentistry they have received	10	14	71.4%	92.0%	92.8%	92.7%
% of Patients satisfied with the time they had to wait for an appointment	10	14	71.4%	88.4%	89.2%	88.8%

* This is based on patients treated on this contract for their most recent course of treatment. Figures in italics indicate the base number of FP17s or Patient Questionnaire responses are less than 100. N/A is shown where the base number of responses is less than 10 during the period. % is calculated as Quantity/Base number*100

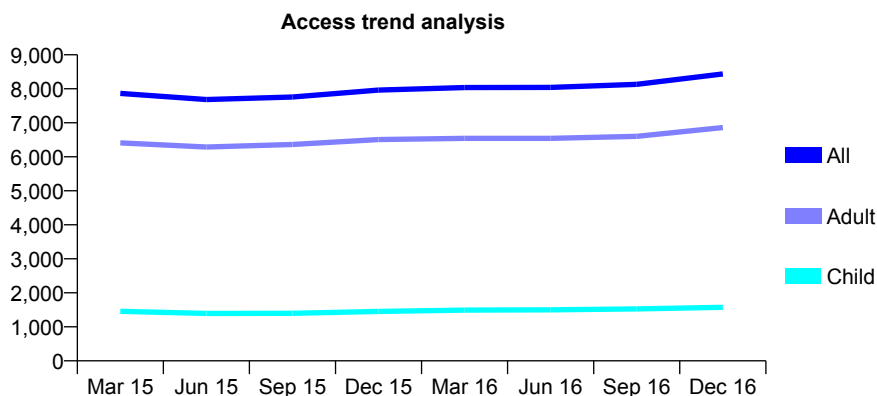
Q55 - Vital Signs At a Glance Contract Report for 118885/0001 - December 2016

Name or company name	Sherwood Dental Centre
Contract type name	GDS Contract
Purpose of contract	General
Contract start date	01/04/2006
Contract end date	

16/17 Contracted general activity (UDA)	28,155
Carry forward general activity (UDA)	-237
16/17 Contracted orthodontic activity (UOA)	0
Carry forward orthodontic activity (UOA)	0
Baseline contract value	£520,602.73

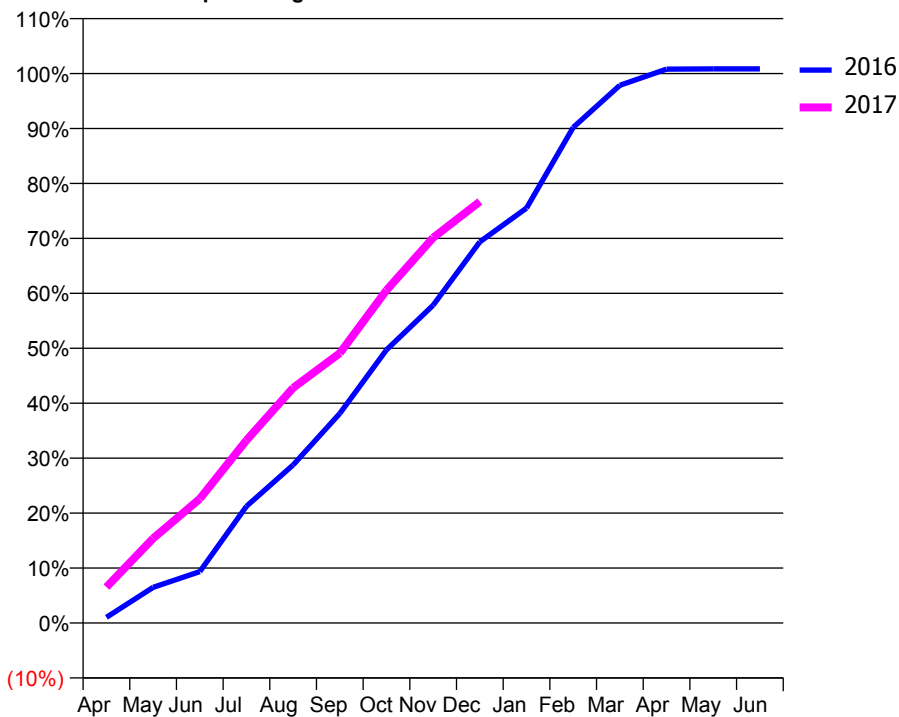
ACCESS*

Patients seen in 24 months	Total	Change since previous quarter
Quarter ending December 2015	7,961	
Quarter ending March 2016	8,037	→
Quarter ending June 2016	8,043	→
Quarter ending September 2016	8,130	→
Quarter ending December 2016	8,437	↑
Variance since December 2015	6.0%	↑



ACTIVITY

Cumulative percentage of contracted UDA delivered 2016 & 2017



Month	Adjusted Scheduled Activity (UDA)	
	2016	2017
April	289	1,840
May	1,825	4,335
June	2,631	6,363
July	5,980	9,363
August	8,102	12,051
September	10,735	13,824
October	13,993	17,050
November	16,286	19,742
December	19,528	21,592
January	21,257	
February	25,391	
March	27,548	
April	28,375	
May	28,392	
June	28,392	

QUALITY

	Quantity	Base Number	Contract	AT	Region	England
% of FP17s for the same patient ID Re-attending within 3 months - Children	165	1,947	8.5%	11.0%	12.1%	12.4%
% of FP17s for the same patient ID Re-attending within 3 months - Adults	737	7,310	10.1%	15.2%	15.9%	16.6%
% of FP17s for the same patient ID Re-attending between 3 & 9 months - Children	1,220	1,947	62.7%	61.2%	58.6%	57.5%
% of FP17s for the same patient ID Re-attending between 3 & 9 months - Adults	4,560	7,310	62.4%	55.2%	51.5%	50.4%
% of FP17s for Band 1 Urgent Courses	380	8,843	4.3%	7.0%	8.0%	9.1%
% of FP17s Relating to Free Repair or Replacements	73	8,843	0.8%	0.9%	0.8%	0.8%
% of FP17s Relating to Continuations	14	8,843	0.2%	1.6%	1.2%	1.3%
% of Patients satisfied with the dentistry they have received	21	24	87.5%	92.0%	92.8%	92.7%
% of Patients satisfied with the time they had to wait for an appointment	24	24	100.0%	88.4%	89.2%	88.8%

* This is based on patients treated on this contract for their most recent course of treatment. Figures in italics indicate the base number of FP17s or Patient Questionnaire responses are less than 100. N/A is shown where the base number of responses is less than 10 during the period. % is calculated as Quantity/Base number*100

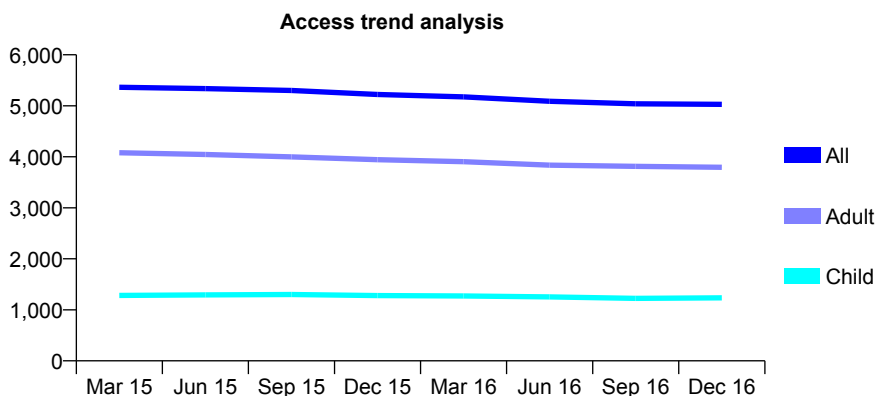
Q55 - Vital Signs At a Glance Contract Report for 119091/0002 - December 2016

Name or company name	TLC 4 Smiles Ltd.
Contract type name	PDS Contract
Purpose of contract	General
Contract start date	15/02/2010
Contract end date	14/02/2020

16/17 Contracted general activity (UDA)	14,674
Carry forward general activity (UDA)	95
16/17 Contracted orthodontic activity (UOA)	0
Carry forward orthodontic activity (UOA)	0
Baseline contract value	£478,315.84

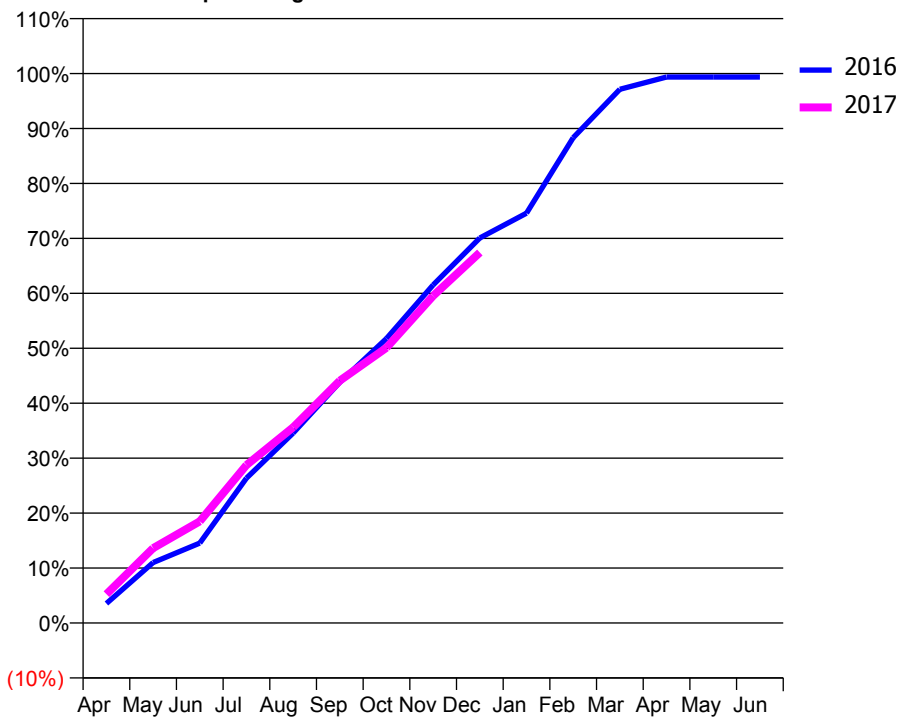
ACCESS*

Patients seen in 24 months	Total	Change since previous quarter
Quarter ending December 2015	5,222	
Quarter ending March 2016	5,176	→
Quarter ending June 2016	5,090	↓
Quarter ending September 2016	5,038	↓
Quarter ending December 2016	5,028	→
Variance since December 2015	(3.7%)	↓



ACTIVITY

Cumulative percentage of contracted UDA delivered 2016 & 2017



Month	Adjusted Scheduled Activity (UDA)	
	2016	2017
April	522	770
May	1,614	1,998
June	2,135	2,715
July	3,870	4,217
August	5,072	5,227
September	6,428	6,473
October	7,599	7,351
November	9,029	8,736
December	10,282	9,893
January	10,946	
February	12,961	
March	14,252	
April	14,579	
May	14,579	
June	14,579	

QUALITY

	Quantity	Base Number	Contract	AT	Region	England
% of FP17s for the same patient ID Re-attending within 3 months - Children	58	1,387	4.2%	11.0%	12.1%	12.4%
% of FP17s for the same patient ID Re-attending within 3 months - Adults	488	4,310	11.3%	15.2%	15.9%	16.6%
% of FP17s for the same patient ID Re-attending between 3 & 9 months - Children	972	1,387	70.1%	61.2%	58.6%	57.5%
% of FP17s for the same patient ID Re-attending between 3 & 9 months - Adults	2,863	4,310	66.4%	55.2%	51.5%	50.4%
% of FP17s for Band 1 Urgent Courses	372	5,537	6.7%	7.0%	8.0%	9.1%
% of FP17s Relating to Free Repair or Replacements	23	5,537	0.4%	0.9%	0.8%	0.8%
% of FP17s Relating to Continuations	41	5,537	0.7%	1.6%	1.2%	1.3%
% of Patients satisfied with the dentistry they have received	12	12	100.0%	92.0%	92.8%	92.7%
% of Patients satisfied with the time they had to wait for an appointment	8	12	66.7%	88.4%	89.2%	88.8%

* This is based on patients treated on this contract for their most recent course of treatment. Figures in italics indicate the base number of FP17s or Patient Questionnaire responses are less than 100. N/A is shown where the base number of responses is less than 10 during the period. % is calculated as Quantity/Base number*100

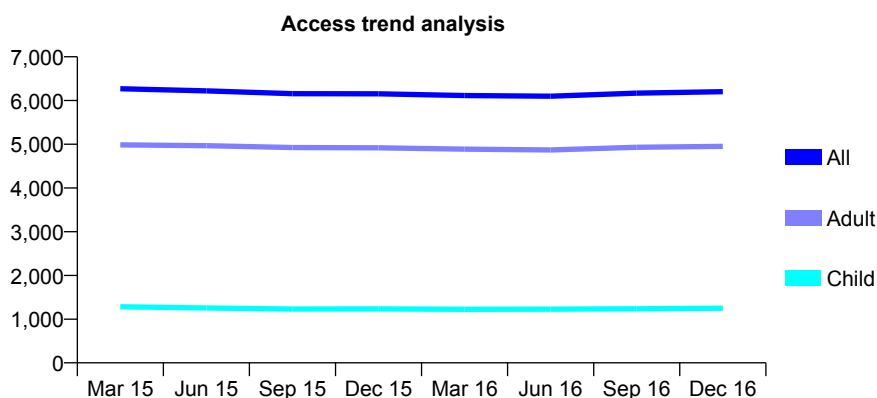
Q55 - Vital Signs At a Glance Contract Report for 119105/0001 - December 2016

Name or company name	THE PEAR TREE DENTAL CENTRE LIMITED
Contract type name	GDS Contract
Purpose of contract	General
Contract start date	01/09/2010
Contract end date	

16/17 Contracted general activity (UDA)	17,206
Carry forward general activity (UDA)	-330
16/17 Contracted orthodontic activity (UOA)	0
Carry forward orthodontic activity (UOA)	0
Baseline contract value	£419,348.74

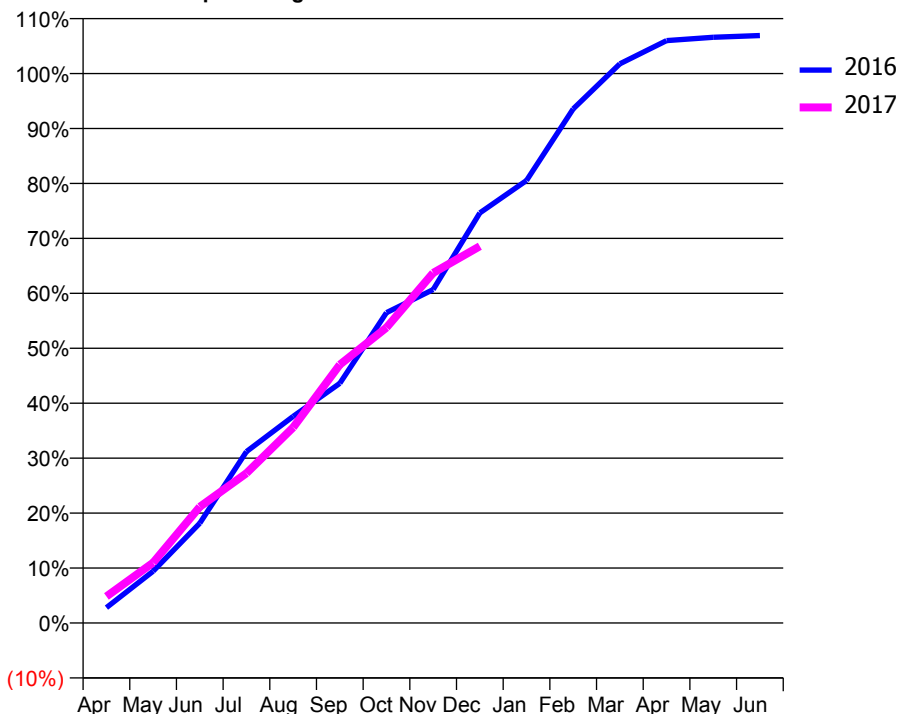
ACCESS*

Patients seen in 24 months	Total	Change since previous quarter
Quarter ending December 2015	6,153	
Quarter ending March 2016	6,113	→
Quarter ending June 2016	6,098	→
Quarter ending September 2016	6,169	→
Quarter ending December 2016	6,201	→
Variance since December 2015	0.8%	→



ACTIVITY

Cumulative percentage of contracted UDA delivered 2016 & 2017



Month	Adjusted Scheduled Activity (UDA)	
	2016	2017
April	463	833
May	1,556	1,891
June	3,001	3,638
July	5,154	4,691
August	6,210	6,122
September	7,206	8,089
October	9,328	9,250
November	10,023	10,964
December	12,329	11,796
January	13,301	
February	15,456	
March	16,808	
April	17,509	
May	17,609	
June	17,660	

QUALITY

	Quantity	Base Number	Contract	AT	Region	England
% of FP17s for the same patient ID Re-attending within 3 months - Children	78	1,525	5.1%	11.0%	12.1%	12.4%
% of FP17s for the same patient ID Re-attending within 3 months - Adults	969	6,276	15.4%	15.2%	15.9%	16.6%
% of FP17s for the same patient ID Re-attending between 3 & 9 months - Children	1,086	1,525	71.2%	61.2%	58.6%	57.5%
% of FP17s for the same patient ID Re-attending between 3 & 9 months - Adults	4,129	6,276	65.8%	55.2%	51.5%	50.4%
% of FP17s for Band 1 Urgent Courses	16	7,255	0.2%	7.0%	8.0%	9.1%
% of FP17s Relating to Free Repair or Replacements	60	7,255	0.8%	0.9%	0.8%	0.8%
% of FP17s Relating to Continuations	289	7,255	4.0%	1.6%	1.2%	1.3%
% of Patients satisfied with the dentistry they have received	16	16	100.0%	92.0%	92.8%	92.7%
% of Patients satisfied with the time they had to wait for an appointment	16	16	100.0%	88.4%	89.2%	88.8%

* This is based on patients treated on this contract for their most recent course of treatment. Figures in italics indicate the base number of FP17s or Patient Questionnaire responses are less than 100. N/A is shown where the base number of responses is less than 10 during the period. % is calculated as Quantity/Base number*100

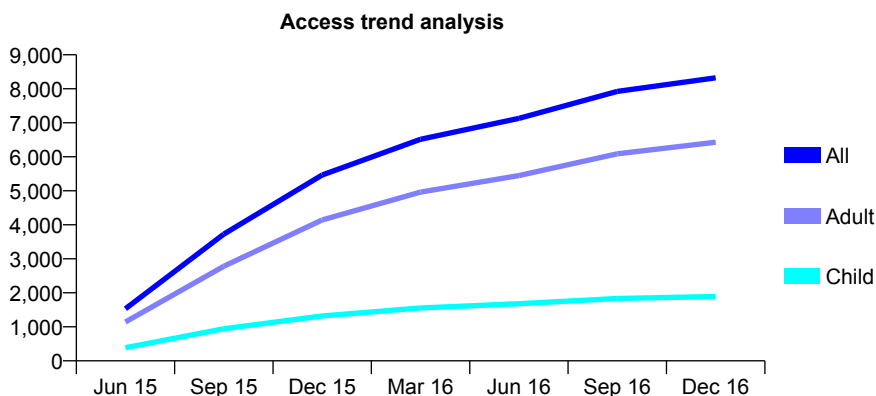
Q55 - Vital Signs At a Glance Contract Report for 120898/0001 - December 2016

Name or company name	Nationwide Healthcare Providers Ltd
Contract type name	GDS Contract
Purpose of contract	General
Contract start date	01/04/2015
Contract end date	

16/17 Contracted general activity (UDA)	30,096
Carry forward general activity (UDA)	0
16/17 Contracted orthodontic activity (UOA)	0
Carry forward orthodontic activity (UOA)	0
Baseline contract value	£604,101.28

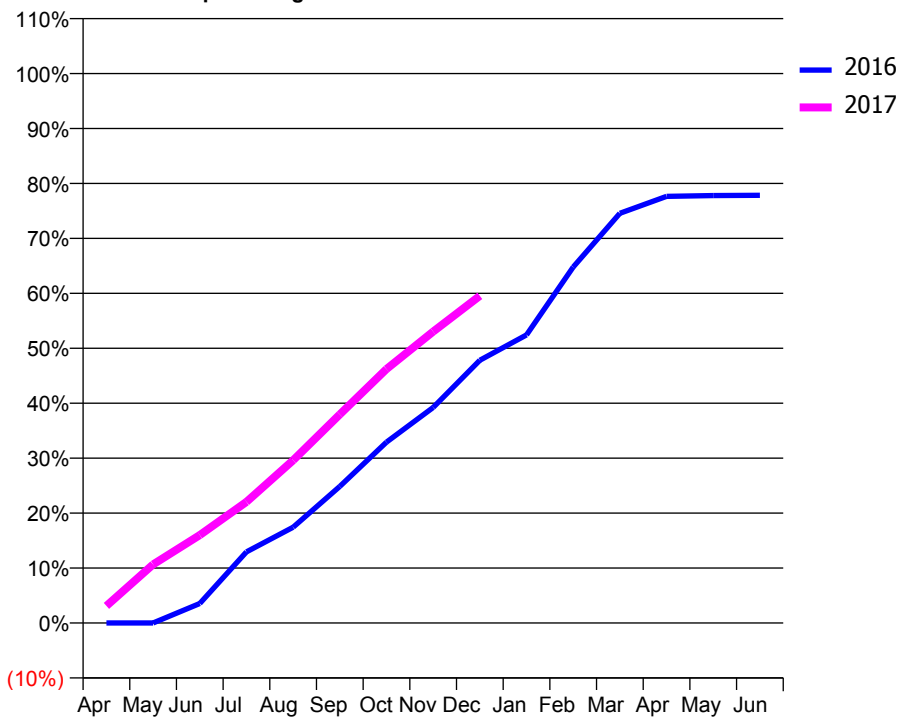
ACCESS*

Patients seen in 24 months	Total	Change since previous quarter
Quarter ending December 2015	5,464	
Quarter ending March 2016	6,516	↑
Quarter ending June 2016	7,131	↑
Quarter ending September 2016	7,924	↑
Quarter ending December 2016	8,322	↑
Variance since December 2015	52.3%	↑



ACTIVITY

Cumulative percentage of contracted UDA delivered 2016 & 2017



Month	Adjusted Scheduled Activity (UDA)	
	2016	2017
April	0	942
May	0	3,210
June	983	4,820
July	3,590	6,632
August	4,829	8,913
September	6,888	11,424
October	9,122	13,910
November	10,868	15,963
December	13,249	17,920
January	14,530	
February	17,948	
March	20,658	
April	21,514	
May	21,557	
June	21,569	

QUALITY

	Quantity	Base Number	Contract	AT	Region	England
% of FP17s for the same patient ID Re-attending within 3 months - Children	210	2,164	9.7%	11.0%	12.1%	12.4%
% of FP17s for the same patient ID Re-attending within 3 months - Adults	1,215	7,043	17.3%	15.2%	15.9%	16.6%
% of FP17s for the same patient ID Re-attending between 3 & 9 months - Children	1,158	2,164	53.5%	61.2%	58.6%	57.5%
% of FP17s for the same patient ID Re-attending between 3 & 9 months - Adults	3,663	7,043	52.0%	55.2%	51.5%	50.4%
% of FP17s for Band 1 Urgent Courses	933	8,771	10.6%	7.0%	8.0%	9.1%
% of FP17s Relating to Free Repair or Replacements	23	8,771	0.3%	0.9%	0.8%	0.8%
% of FP17s Relating to Continuations	281	8,771	3.2%	1.6%	1.2%	1.3%
% of Patients satisfied with the dentistry they have received	9	9	N/A	92.0%	92.8%	92.7%
% of Patients satisfied with the time they had to wait for an appointment	9	9	N/A	88.4%	89.2%	88.8%

* This is based on patients treated on this contract for their most recent course of treatment. Figures in italics indicate the base number of FP17s or Patient Questionnaire responses are less than 100. N/A is shown where the base number of responses is less than 10 during the period. % is calculated as Quantity/Base number*100

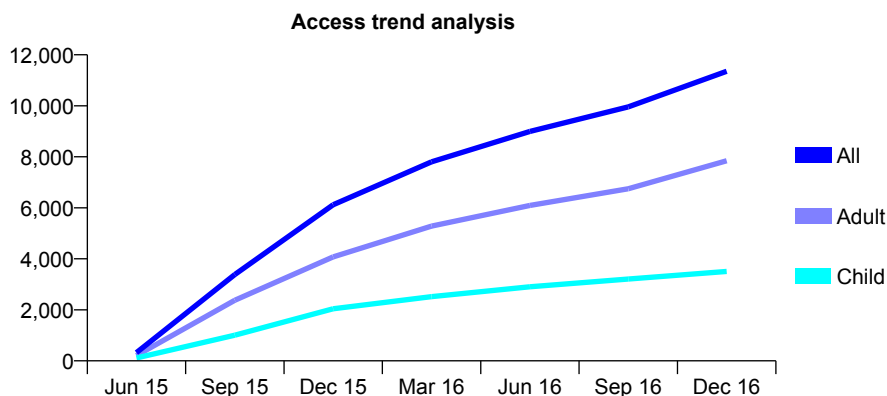
Q55 - Vital Signs At a Glance Contract Report for 120898/0002 - December 2016

Name or company name	Nationwide Healthcare Providers Ltd
Contract type name	GDS Contract
Purpose of contract	General
Contract start date	01/06/2015
Contract end date	

16/17 Contracted general activity (UDA)	38,898
Carry forward general activity (UDA)	-738
16/17 Contracted orthodontic activity (UOA)	0
Carry forward orthodontic activity (UOA)	0
Baseline contract value	£875,275.39

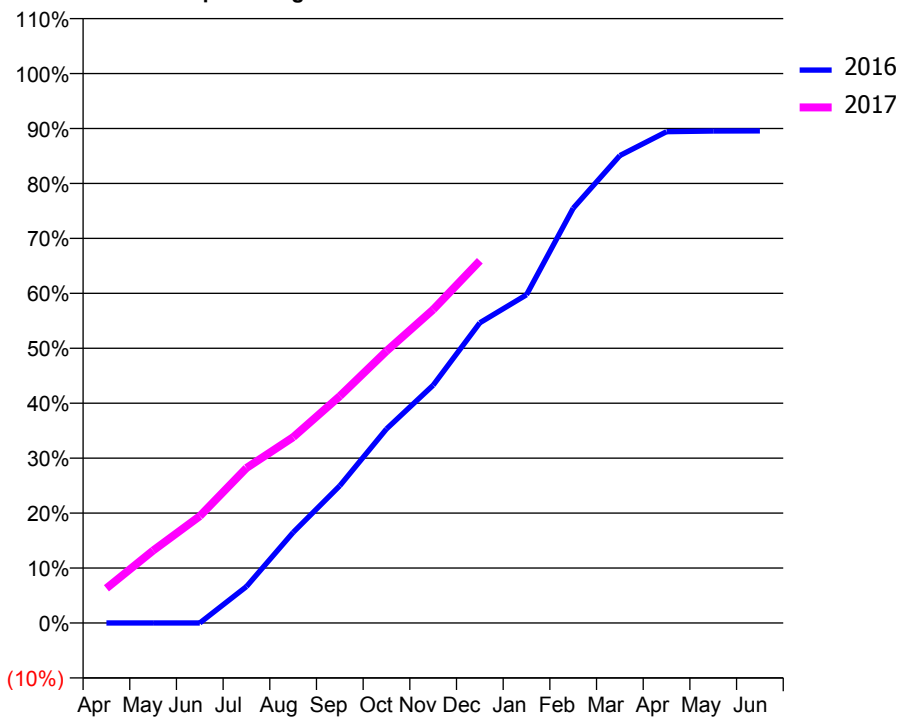
ACCESS*

Patients seen in 24 months	Total	Change since previous quarter
Quarter ending December 2015	6,118	
Quarter ending March 2016	7,803	↑
Quarter ending June 2016	8,998	↑
Quarter ending September 2016	9,958	↑
Quarter ending December 2016	11,354	↑
Variance since December 2015	85.6%	↑



ACTIVITY

Cumulative percentage of contracted UDA delivered 2016 & 2017



Month	Adjusted Scheduled Activity (UDA)	
	2016	2017
April	0	2,456
May	0	5,126
June	0	7,569
July	2,040	10,974
August	5,073	13,155
September	7,682	16,065
October	10,859	19,249
November	13,311	22,186
December	16,803	25,638
January	18,368	
February	23,212	
March	26,156	
April	27,495	
May	27,526	
June	27,538	

QUALITY

	Quantity	Base Number	Contract	AT	Region	England
% of FP17s for the same patient ID Re-attending within 3 months - Children	309	3,818	8.1%	11.0%	12.1%	12.4%
% of FP17s for the same patient ID Re-attending within 3 months - Adults	1,012	6,869	14.7%	15.2%	15.9%	16.6%
% of FP17s for the same patient ID Re-attending between 3 & 9 months - Children	2,001	3,818	52.4%	61.2%	58.6%	57.5%
% of FP17s for the same patient ID Re-attending between 3 & 9 months - Adults	2,559	6,869	37.3%	55.2%	51.5%	50.4%
% of FP17s for Band 1 Urgent Courses	746	10,140	7.4%	7.0%	8.0%	9.1%
% of FP17s Relating to Free Repair or Replacements	26	10,140	0.3%	0.9%	0.8%	0.8%
% of FP17s Relating to Continuations	277	10,140	2.7%	1.6%	1.2%	1.3%
% of Patients satisfied with the dentistry they have received	24	26	92.3%	92.0%	92.8%	92.7%
% of Patients satisfied with the time they had to wait for an appointment	25	26	96.2%	88.4%	89.2%	88.8%

* This is based on patients treated on this contract for their most recent course of treatment. Figures in italics indicate the base number of FP17s or Patient Questionnaire responses are less than 100. N/A is shown where the base number of responses is less than 10 during the period. % is calculated as Quantity/Base number*100

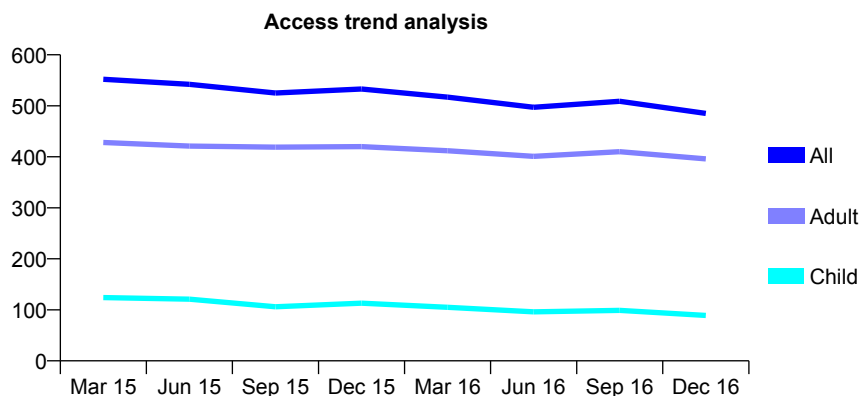
Q55 - Vital Signs At a Glance Contract Report for 121908/0001 - December 2016

Name or company name	Forest Road and Cherry Orchard Mount
Contract type name	GDS Contract
Purpose of contract	General
Contract start date	18/09/2012
Contract end date	

16/17 Contracted general activity (UDA)	2,056
Carry forward general activity (UDA)	6
16/17 Contracted orthodontic activity (UOA)	0
Carry forward orthodontic activity (UOA)	0
Baseline contract value	£47,538.43

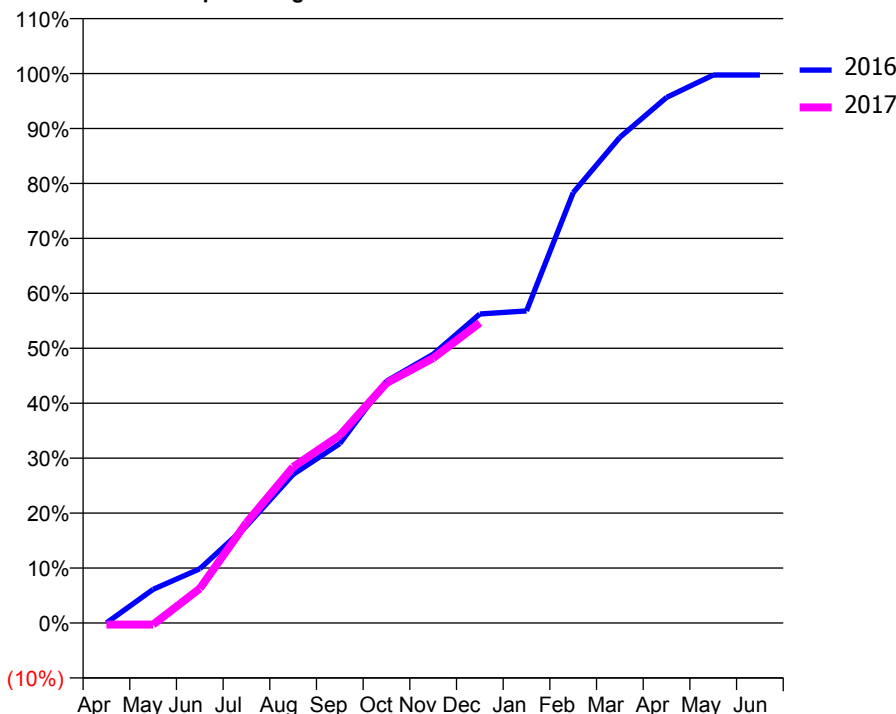
ACCESS*

Patients seen in 24 months	Total	Change since previous quarter
Quarter ending December 2015	533	
Quarter ending March 2016	517	↓
Quarter ending June 2016	497	↓
Quarter ending September 2016	509	↑
Quarter ending December 2016	485	↓
Variance since December 2015	(9.0%)	↓



ACTIVITY

Cumulative percentage of contracted UDA delivered 2016 & 2017



Month	Adjusted Scheduled Activity (UDA)	
	2016	2017
April	0	-6
May	133	-6
June	214	129
July	382	375
August	586	584
September	707	702
October	953	898
November	1,060	991
December	1,218	1,123
January	1,230	
February	1,697	
March	1,915	
April	2,072	
May	2,160	
June	2,160	

QUALITY

	Quantity	Base Number	Contract	AT	Region	England
% of FP17s for the same patient ID Re-attending within 3 months - Children	3	98	3.1%	11.0%	12.1%	12.4%
% of FP17s for the same patient ID Re-attending within 3 months - Adults	24	313	7.7%	15.2%	15.9%	16.6%
% of FP17s for the same patient ID Re-attending between 3 & 9 months - Children	62	98	63.3%	61.2%	58.6%	57.5%
% of FP17s for the same patient ID Re-attending between 3 & 9 months - Adults	133	313	42.5%	55.2%	51.5%	50.4%
% of FP17s for Band 1 Urgent Courses	30	357	8.4%	7.0%	8.0%	9.1%
% of FP17s Relating to Free Repair or Replacements	2	357	0.6%	0.9%	0.8%	0.8%
% of FP17s Relating to Continuations	2	357	0.6%	1.6%	1.2%	1.3%
% of Patients satisfied with the dentistry they have received	2	2	N/A	92.0%	92.8%	92.7%
% of Patients satisfied with the time they had to wait for an appointment	2	2	N/A	88.4%	89.2%	88.8%

* This is based on patients treated on this contract for their most recent course of treatment. Figures in italics indicate the base number of FP17s or Patient Questionnaire responses are less than 100. N/A is shown where the base number of responses is less than 10 during the period. % is calculated as Quantity/Base number*100

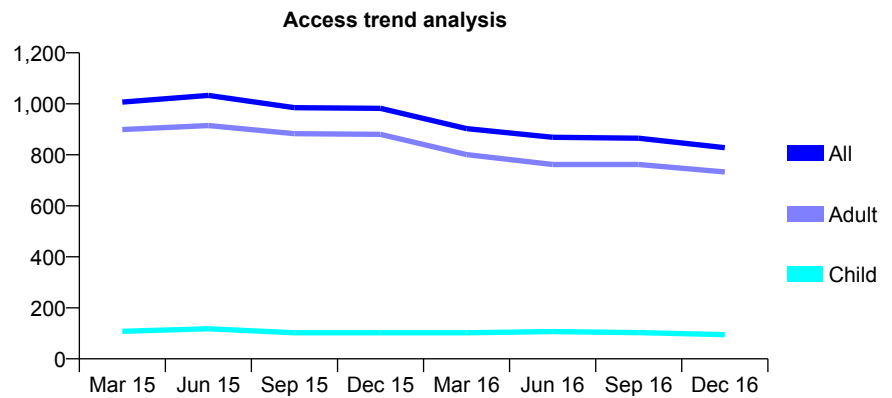
Q55 - Vital Signs At a Glance Contract Report for 121908/0002 - December 2016

Name or company name	Forest Road and Cherry Orchard Mount
Contract type name	GDS Contract
Purpose of contract	General
Contract start date	18/09/2012
Contract end date	

16/17 Contracted general activity (UDA)	3,555
Carry forward general activity (UDA)	-49
16/17 Contracted orthodontic activity (UOA)	0
Carry forward orthodontic activity (UOA)	0
Baseline contract value	£91,225.54

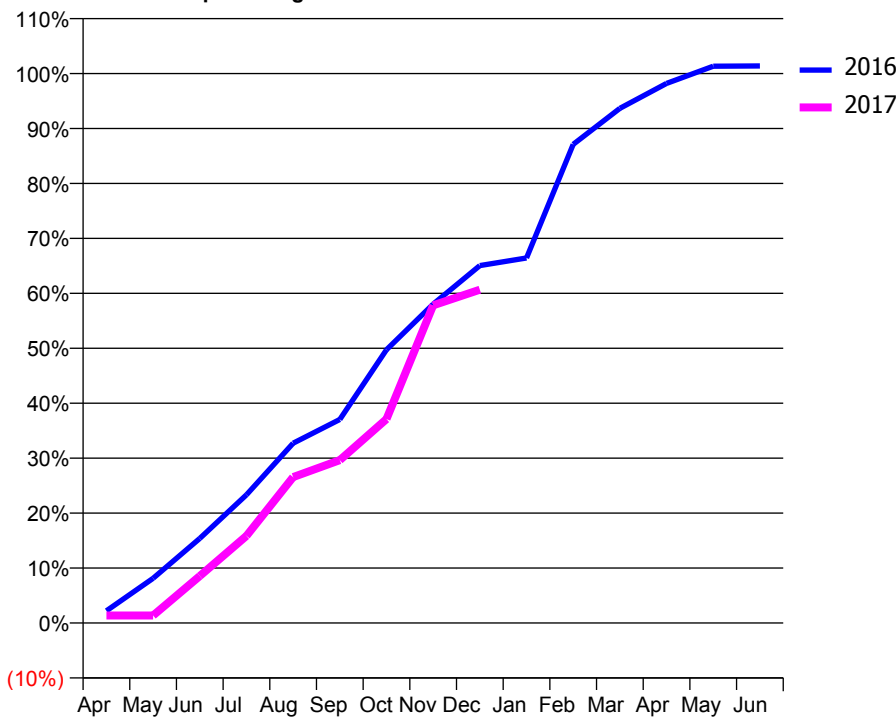
ACCESS*

Patients seen in 24 months	Total	Change since previous quarter
Quarter ending December 2015	982	
Quarter ending March 2016	903	↓
Quarter ending June 2016	869	↓
Quarter ending September 2016	865	→
Quarter ending December 2016	828	↓
Variance since December 2015	(15.7%)	↓



ACTIVITY

Cumulative percentage of contracted UDA delivered 2016 & 2017



Month	Adjusted Scheduled Activity (UDA)	
	2016	2017
April	79	49
May	290	49
June	547	304
July	830	564
August	1,163	944
September	1,317	1,054
October	1,768	1,320
November	2,063	2,056
December	2,313	2,156
January	2,361	
February	3,097	
March	3,329	
April	3,491	
May	3,602	
June	3,604	

QUALITY

	Quantity	Base Number	Contract	AT	Region	England
% of FP17s for the same patient ID Re-attending within 3 months - Children	3	61	4.9%	11.0%	12.1%	12.4%
% of FP17s for the same patient ID Re-attending within 3 months - Adults	59	541	10.9%	15.2%	15.9%	16.6%
% of FP17s for the same patient ID Re-attending between 3 & 9 months - Children	30	61	49.2%	61.2%	58.6%	57.5%
% of FP17s for the same patient ID Re-attending between 3 & 9 months - Adults	202	541	37.3%	55.2%	51.5%	50.4%
% of FP17s for Band 1 Urgent Courses	51	532	9.6%	7.0%	8.0%	9.1%
% of FP17s Relating to Free Repair or Replacements	4	532	0.8%	0.9%	0.8%	0.8%
% of FP17s Relating to Continuations	5	532	0.9%	1.6%	1.2%	1.3%
% of Patients satisfied with the dentistry they have received	3	3	N/A	92.0%	92.8%	92.7%
% of Patients satisfied with the time they had to wait for an appointment	2	3	N/A	88.4%	89.2%	88.8%

* This is based on patients treated on this contract for their most recent course of treatment. Figures in italics indicate the base number of FP17s or Patient Questionnaire responses are less than 100. N/A is shown where the base number of responses is less than 10 during the period. % is calculated as Quantity/Base number*100

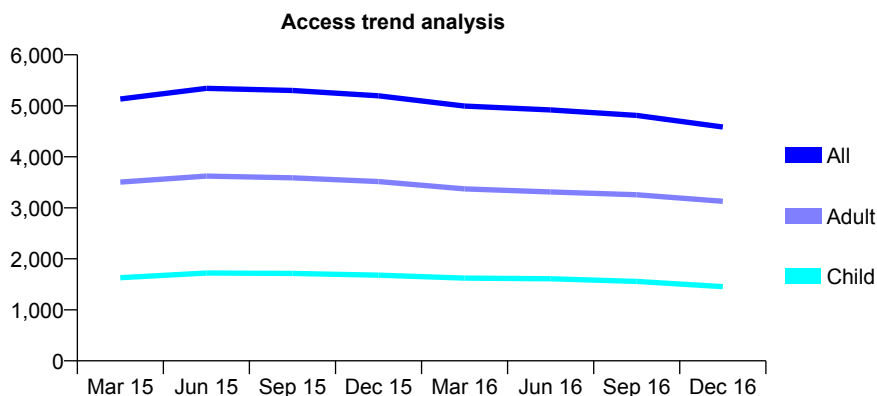
Q55 - Vital Signs At a Glance Contract Report for 124788/0002 - December 2016

Name or company name	Laxsh Ltd
Contract type name	GDS Contract
Purpose of contract	General
Contract start date	23/02/2009
Contract end date	

16/17 Contracted general activity (UDA)	14,000
Carry forward general activity (UDA)	-280
16/17 Contracted orthodontic activity (UOA)	0
Carry forward orthodontic activity (UOA)	0
Baseline contract value	£317,328.51

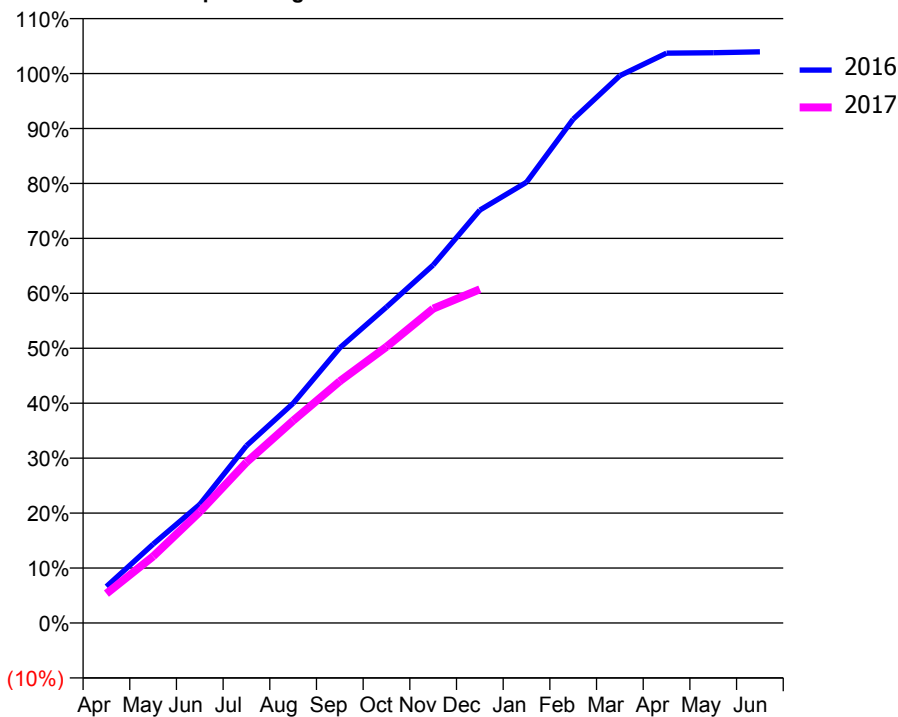
ACCESS*

Patients seen in 24 months	Total	Change since previous quarter
Quarter ending December 2015	5,196	
Quarter ending March 2016	4,994	↓
Quarter ending June 2016	4,918	↓
Quarter ending September 2016	4,813	↓
Quarter ending December 2016	4,585	↓
Variance since December 2015	(11.8%)	↓



ACTIVITY

Cumulative percentage of contracted UDA delivered 2016 & 2017



Month	Adjusted Scheduled Activity (UDA)	
	2016	2017
April	930	748
May	2,011	1,697
June	3,023	2,831
July	4,516	4,094
August	5,598	5,157
September	7,012	6,162
October	8,050	7,037
November	9,120	8,008
December	10,522	8,502
January	11,231	
February	12,837	
March	13,945	
April	14,520	
May	14,527	
June	14,552	

QUALITY

	Quantity	Base Number	Contract	AT	Region	England
% of FP17s for the same patient ID Re-attending within 3 months - Children	96	1,455	6.6%	11.0%	12.1%	12.4%
% of FP17s for the same patient ID Re-attending within 3 months - Adults	391	2,955	13.2%	15.2%	15.9%	16.6%
% of FP17s for the same patient ID Re-attending between 3 & 9 months - Children	932	1,455	64.1%	61.2%	58.6%	57.5%
% of FP17s for the same patient ID Re-attending between 3 & 9 months - Adults	1,875	2,955	63.5%	55.2%	51.5%	50.4%
% of FP17s for Band 1 Urgent Courses	246	4,102	6.0%	7.0%	8.0%	9.1%
% of FP17s Relating to Free Repair or Replacements	25	4,102	0.6%	0.9%	0.8%	0.8%
% of FP17s Relating to Continuations	91	4,102	2.2%	1.6%	1.2%	1.3%
% of Patients satisfied with the dentistry they have received	2	2	N/A	92.0%	92.8%	92.7%
% of Patients satisfied with the time they had to wait for an appointment	1	2	N/A	88.4%	89.2%	88.8%

* This is based on patients treated on this contract for their most recent course of treatment. Figures in italics indicate the base number of FP17s or Patient Questionnaire responses are less than 100. N/A is shown where the base number of responses is less than 10 during the period. % is calculated as Quantity/Base number*100

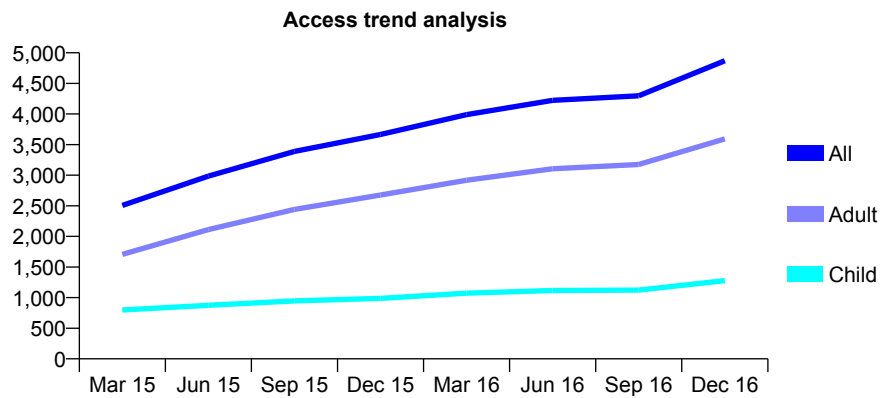
Q55 - Vital Signs At a Glance Contract Report for 124931/0001 - December 2016

Name or company name	Goyt Valley Medical & Dental Practice
Contract type name	GDS Contract
Purpose of contract	General
Contract start date	01/04/2008
Contract end date	

16/17 Contracted general activity (UDA)	19,370
Carry forward general activity (UDA)	2,040
16/17 Contracted orthodontic activity (UOA)	0
Carry forward orthodontic activity (UOA)	0
Baseline contract value	£610,598.04

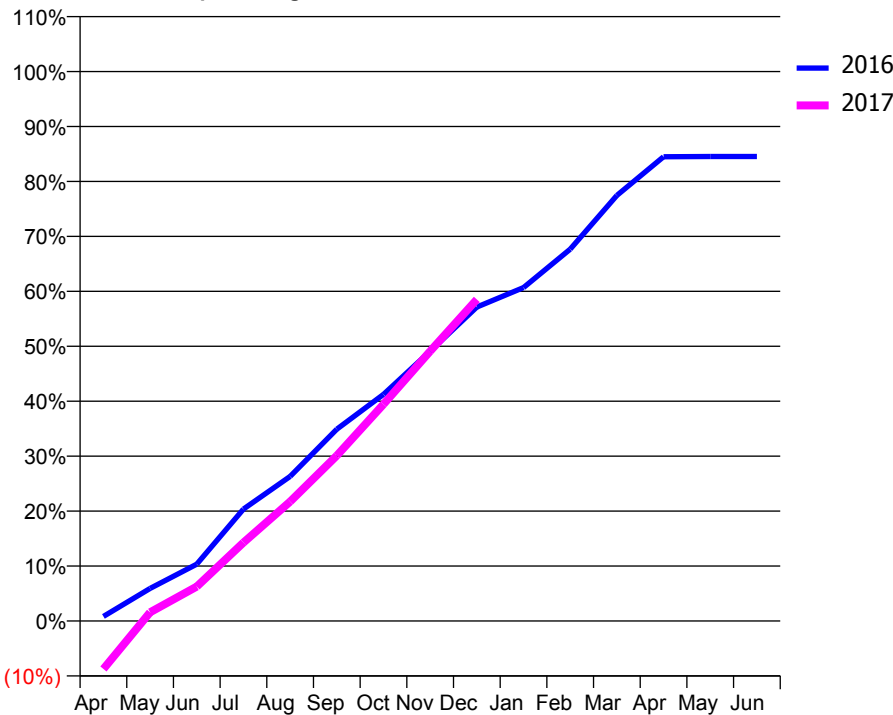
ACCESS*

Patients seen in 24 months	Total	Change since previous quarter
Quarter ending December 2015	3,665	
Quarter ending March 2016	3,991	↑
Quarter ending June 2016	4,223	↑
Quarter ending September 2016	4,298	→
Quarter ending December 2016	4,871	↑
Variance since December 2015	32.9%	↑



ACTIVITY

Cumulative percentage of contracted UDA delivered 2016 & 2017



Month	Adjusted Scheduled Activity (UDA)	
	2016	2017
April	160	-1,696
May	1,151	309
June	2,004	1,213
July	3,947	2,767
August	5,096	4,211
September	6,760	5,832
October	7,987	7,641
November	9,513	9,509
December	11,067	11,337
January	11,752	
February	13,108	
March	15,001	
April	16,365	
May	16,374	
June	16,374	

QUALITY

	Quantity	Base Number	Contract	AT	Region	England
% of FP17s for the same patient ID Re-attending within 3 months - Children	170	1,778	9.6%	11.0%	12.1%	12.4%
% of FP17s for the same patient ID Re-attending within 3 months - Adults	892	5,130	17.4%	15.2%	15.9%	16.6%
% of FP17s for the same patient ID Re-attending between 3 & 9 months - Children	1,129	1,778	63.5%	61.2%	58.6%	57.5%
% of FP17s for the same patient ID Re-attending between 3 & 9 months - Adults	3,047	5,130	59.4%	55.2%	51.5%	50.4%
% of FP17s for Band 1 Urgent Courses	376	6,291	6.0%	7.0%	8.0%	9.1%
% of FP17s Relating to Free Repair or Replacements	92	6,291	1.5%	0.9%	0.8%	0.8%
% of FP17s Relating to Continuations	81	6,291	1.3%	1.6%	1.2%	1.3%
% of Patients satisfied with the dentistry they have received	18	19	94.7%	92.0%	92.8%	92.7%
% of Patients satisfied with the time they had to wait for an appointment	14	19	73.7%	88.4%	89.2%	88.8%

* This is based on patients treated on this contract for their most recent course of treatment. Figures in italics indicate the base number of FP17s or Patient Questionnaire responses are less than 100. N/A is shown where the base number of responses is less than 10 during the period. % is calculated as Quantity/Base number*100

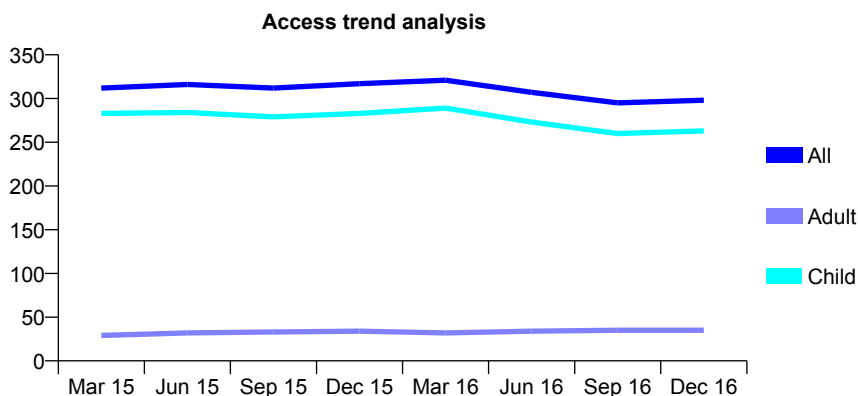
Q55 - Vital Signs At a Glance Contract Report for 125563/0001 - December 2016

Name or company name	S Goodwin Limited*
Contract type name	GDS Contract
Purpose of contract	General
Contract start date	01/10/2008
Contract end date	

16/17 Contracted general activity (UDA)	815
Carry forward general activity (UDA)	8
16/17 Contracted orthodontic activity (UOA)	0
Carry forward orthodontic activity (UOA)	0
Baseline contract value	£25,536.82

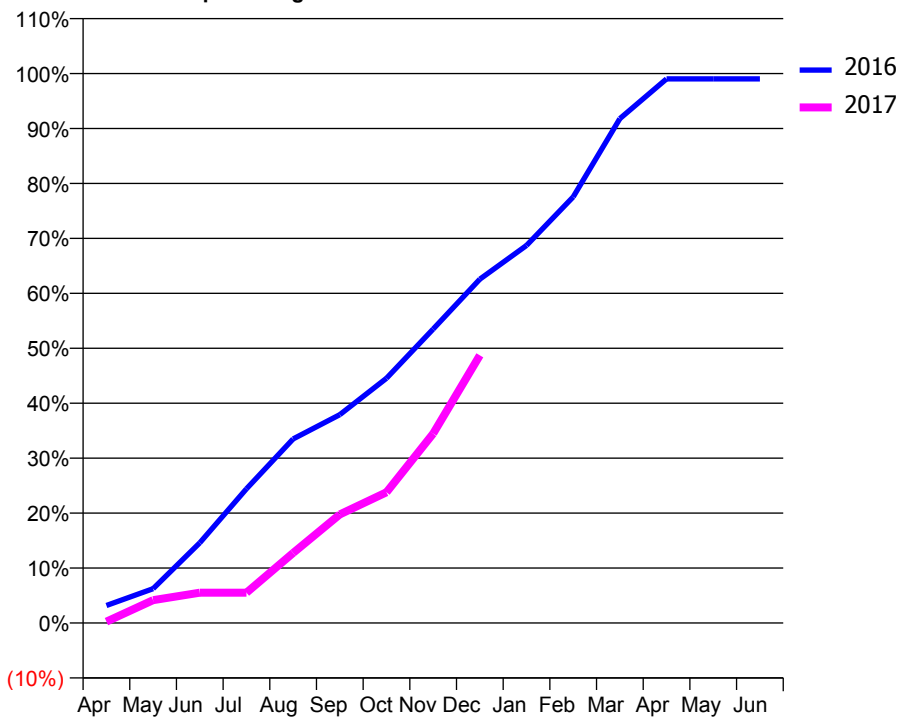
ACCESS*

Patients seen in 24 months	Total	Change since previous quarter
Quarter ending December 2015	317	
Quarter ending March 2016	321	→
Quarter ending June 2016	307	↓
Quarter ending September 2016	295	↓
Quarter ending December 2016	298	→
Variance since December 2015	(6.0%)	↓



ACTIVITY

Cumulative percentage of contracted UDA delivered 2016 & 2017



Month	Adjusted Scheduled Activity (UDA)	
	2016	2017
April	26	2
May	51	34
June	119	45
July	199	45
August	273	104
September	309	161
October	363	194
November	436	281
December	510	397
January	560	
February	632	
March	748	
April	807	
May	807	
June	807	

QUALITY

	Quantity	Base Number	Contract	AT	Region	England
% of FP17s for the same patient ID Re-attending within 3 months - Children	27	298	9.1%	11.0%	12.1%	12.4%
% of FP17s for the same patient ID Re-attending within 3 months - Adults	0	0	N/A	15.2%	15.9%	16.6%
% of FP17s for the same patient ID Re-attending between 3 & 9 months - Children	180	298	60.4%	61.2%	58.6%	57.5%
% of FP17s for the same patient ID Re-attending between 3 & 9 months - Adults	0	0	N/A	55.2%	51.5%	50.4%
% of FP17s for Band 1 Urgent Courses	0	263	0.0%	7.0%	8.0%	9.1%
% of FP17s Relating to Free Repair or Replacements	0	263	0.0%	0.9%	0.8%	0.8%
% of FP17s Relating to Continuations	2	263	0.8%	1.6%	1.2%	1.3%
% of Patients satisfied with the dentistry they have received	0	0	N/A	92.0%	92.8%	92.7%
% of Patients satisfied with the time they had to wait for an appointment	0	0	N/A	88.4%	89.2%	88.8%

* This is based on patients treated on this contract for their most recent course of treatment. Figures in italics indicate the base number of FP17s or Patient Questionnaire responses are less than 100. N/A is shown where the base number of responses is less than 10 during the period. % is calculated as Quantity/Base number*100

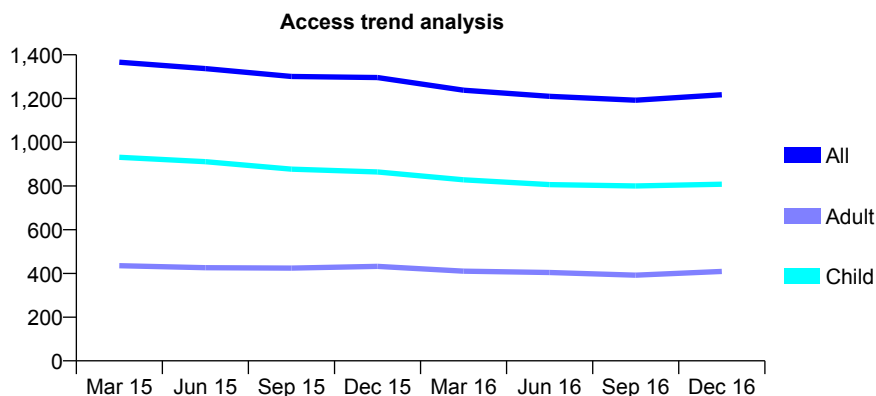
Q55 - Vital Signs At a Glance Contract Report for 125725/0001 - December 2016

Name or company name	D A Bradley Ltd
Contract type name	GDS Contract
Purpose of contract	General
Contract start date	01/09/2008
Contract end date	

16/17 Contracted general activity (UDA)	4,000
Carry forward general activity (UDA)	0
16/17 Contracted orthodontic activity (UOA)	0
Carry forward orthodontic activity (UOA)	0
Baseline contract value	£107,073.54

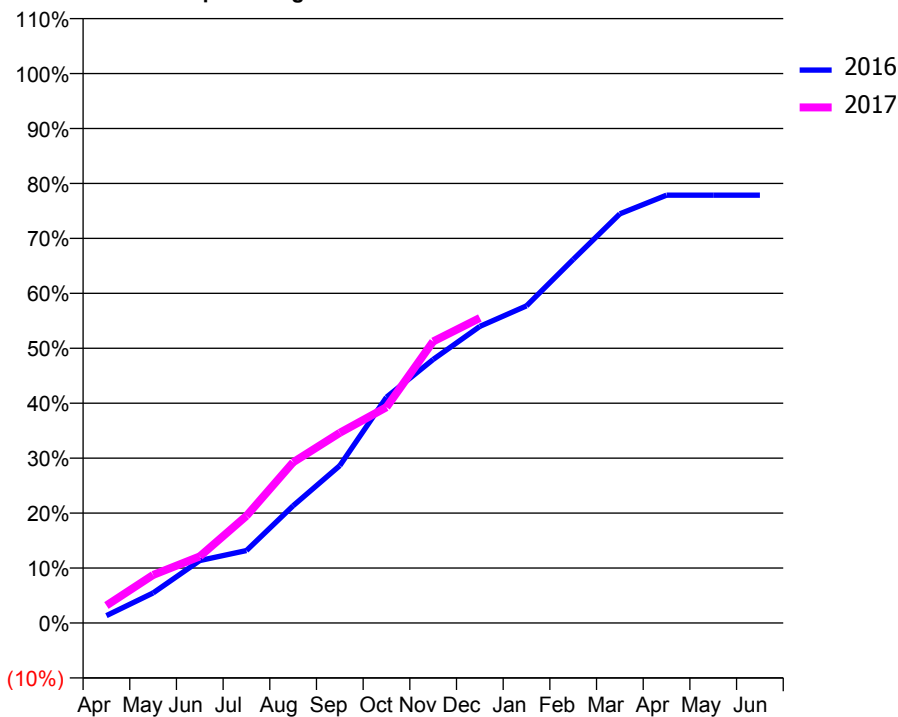
ACCESS*

Patients seen in 24 months	Total	Change since previous quarter
Quarter ending December 2015	1,296	
Quarter ending March 2016	1,238	↓
Quarter ending June 2016	1,210	↓
Quarter ending September 2016	1,192	↓
Quarter ending December 2016	1,217	↑
Variance since December 2015	(6.1%)	↓



ACTIVITY

Cumulative percentage of contracted UDA delivered 2016 & 2017



Month	Adjusted Scheduled Activity (UDA)	
	2016	2017
April	61	128
May	246	350
June	512	485
July	593	780
August	960	1,170
September	1,290	1,385
October	1,849	1,571
November	2,158	2,049
December	2,429	2,220
January	2,597	
February	2,977	
March	3,350	
April	3,503	
May	3,503	
June	3,503	

QUALITY

	Quantity	Base Number	Contract	AT	Region	England
% of FP17s for the same patient ID Re-attending within 3 months - Children	59	846	7.0%	11.0%	12.1%	12.4%
% of FP17s for the same patient ID Re-attending within 3 months - Adults	45	310	14.5%	15.2%	15.9%	16.6%
% of FP17s for the same patient ID Re-attending between 3 & 9 months - Children	477	846	56.4%	61.2%	58.6%	57.5%
% of FP17s for the same patient ID Re-attending between 3 & 9 months - Adults	168	310	54.2%	55.2%	51.5%	50.4%
% of FP17s for Band 1 Urgent Courses	2	1,068	0.2%	7.0%	8.0%	9.1%
% of FP17s Relating to Free Repair or Replacements	0	1,068	0.0%	0.9%	0.8%	0.8%
% of FP17s Relating to Continuations	42	1,068	3.9%	1.6%	1.2%	1.3%
% of Patients satisfied with the dentistry they have received	1	1	N/A	92.0%	92.8%	92.7%
% of Patients satisfied with the time they had to wait for an appointment	1	1	N/A	88.4%	89.2%	88.8%

* This is based on patients treated on this contract for their most recent course of treatment. Figures in italics indicate the base number of FP17s or Patient Questionnaire responses are less than 100. N/A is shown where the base number of responses is less than 10 during the period. % is calculated as Quantity/Base number*100

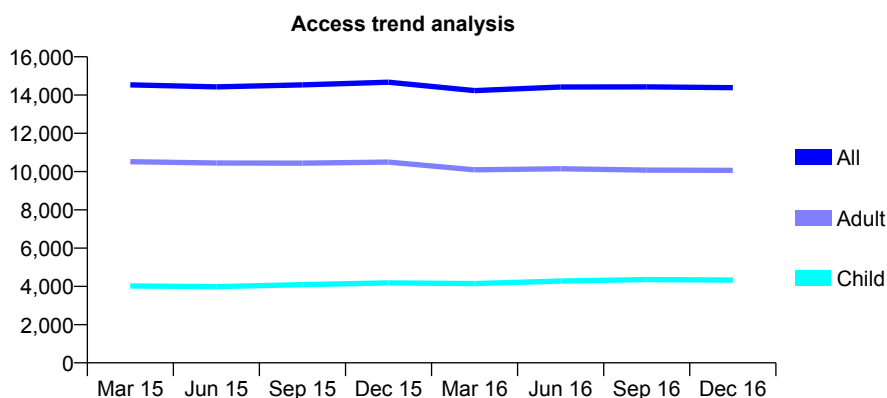
Q55 - Vital Signs At a Glance Contract Report for 126667/0001 - December 2016

Name or company name	Nationwide Healthcare - Normanton Road f
Contract type name	GDS Contract
Purpose of contract	General
Contract start date	17/02/2009
Contract end date	

16/17 Contracted general activity (UDA)	46,218
Carry forward general activity (UDA)	122
16/17 Contracted orthodontic activity (UOA)	0
Carry forward orthodontic activity (UOA)	0
Baseline contract value	£1,112,111.87

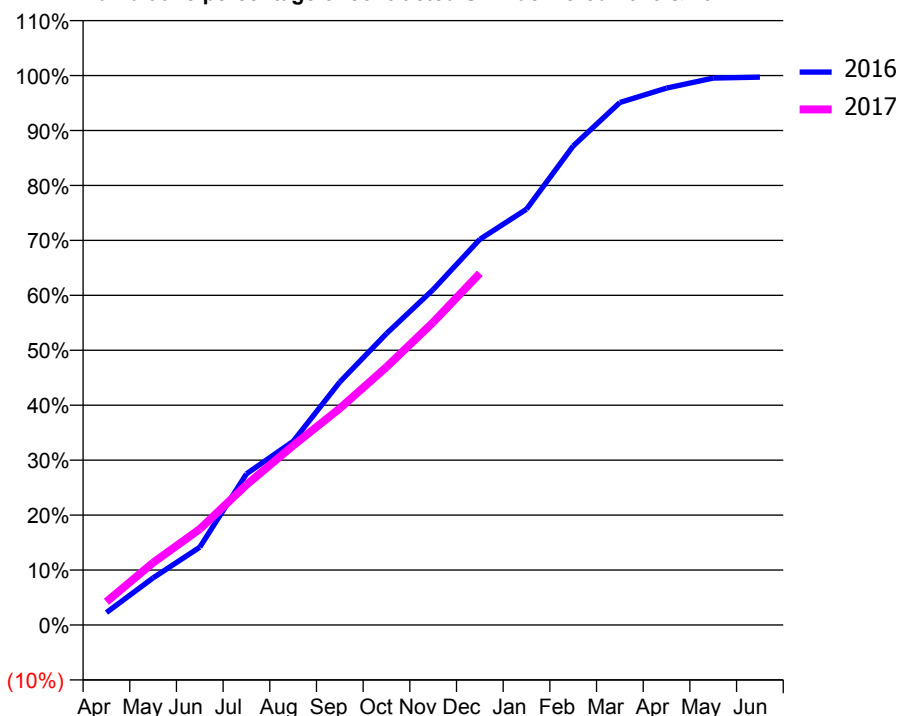
ACCESS*

Patients seen in 24 months	Total	Change since previous quarter
Quarter ending December 2015	14,673	
Quarter ending March 2016	14,233	↓
Quarter ending June 2016	14,424	→
Quarter ending September 2016	14,428	→
Quarter ending December 2016	14,389	→
Variance since December 2015	(1.9%)	↓



ACTIVITY

Cumulative percentage of contracted UDA delivered 2016 & 2017



Month	Adjusted Scheduled Activity (UDA)	
	2016	2017
April	915	1,955
May	3,454	5,242
June	5,699	8,068
July	11,062	11,790
August	13,445	15,091
September	17,787	18,221
October	21,327	21,698
November	24,546	25,463
December	28,227	29,577
January	30,435	
February	35,063	
March	38,244	
April	39,299	
May	40,028	
June	40,096	

QUALITY

	Quantity	Base Number	Contract	AT	Region	England
% of FP17s for the same patient ID Re-attending within 3 months - Children	254	4,231	6.0%	11.0%	12.1%	12.4%
% of FP17s for the same patient ID Re-attending within 3 months - Adults	1,358	8,855	15.3%	15.2%	15.9%	16.6%
% of FP17s for the same patient ID Re-attending between 3 & 9 months - Children	2,110	4,231	49.9%	61.2%	58.6%	57.5%
% of FP17s for the same patient ID Re-attending between 3 & 9 months - Adults	3,753	8,855	42.4%	55.2%	51.5%	50.4%
% of FP17s for Band 1 Urgent Courses	849	12,277	6.9%	7.0%	8.0%	9.1%
% of FP17s Relating to Free Repair or Replacements	32	12,277	0.3%	0.9%	0.8%	0.8%
% of FP17s Relating to Continuations	293	12,277	2.4%	1.6%	1.2%	1.3%
% of Patients satisfied with the dentistry they have received	12	13	92.3%	92.0%	92.8%	92.7%
% of Patients satisfied with the time they had to wait for an appointment	10	13	76.9%	88.4%	89.2%	88.8%

* This is based on patients treated on this contract for their most recent course of treatment. Figures in italics indicate the base number of FP17s or Patient Questionnaire responses are less than 100. N/A is shown where the base number of responses is less than 10 during the period. % is calculated as Quantity/Base number*100

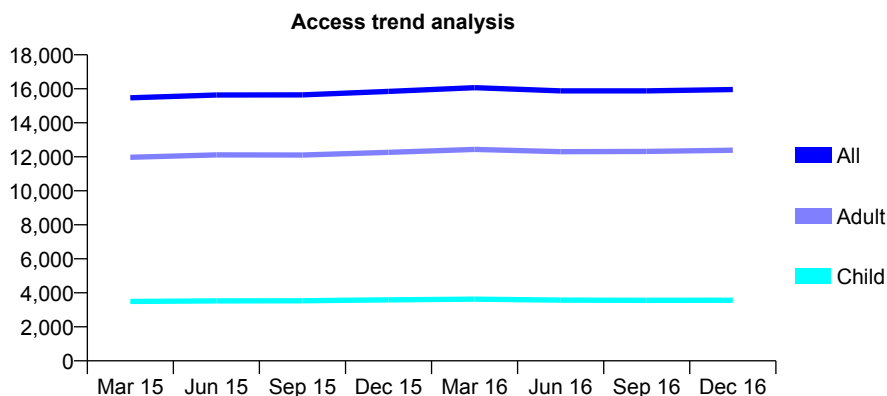
Q55 - Vital Signs At a Glance Contract Report for 127000/0001 - December 2016

Name or company name	Petrie Tucker & Partners Ltd
Contract type name	GDS Contract
Purpose of contract	General
Contract start date	01/04/2012
Contract end date	

16/17 Contracted general activity (UDA)	44,524
Carry forward general activity (UDA)	0
16/17 Contracted orthodontic activity (UOA)	0
Carry forward orthodontic activity (UOA)	0
Baseline contract value	£1,037,823.10

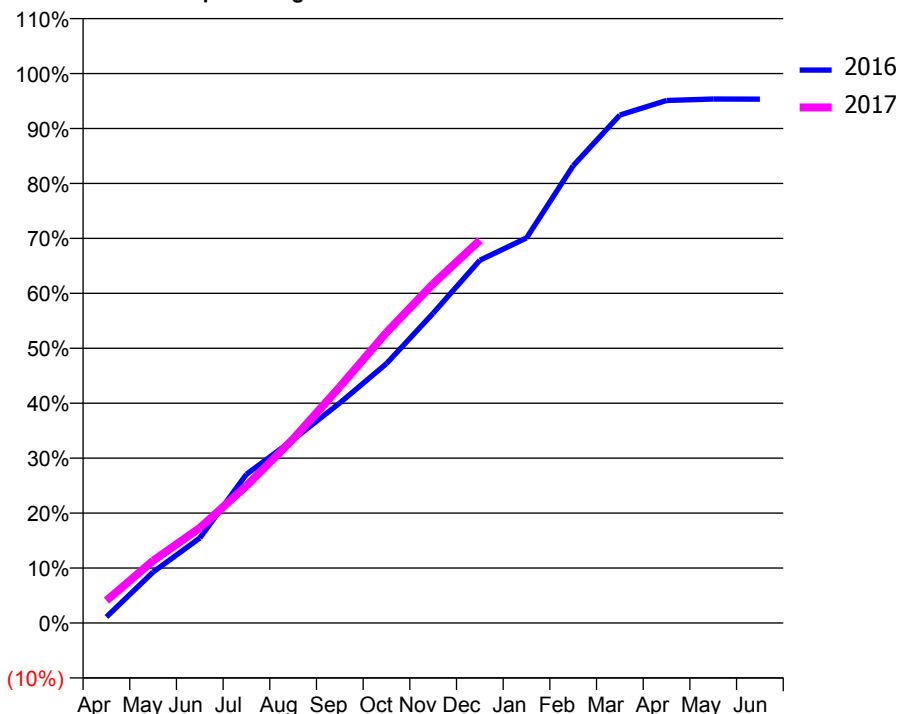
ACCESS*

Patients seen in 24 months	Total	Change since previous quarter
Quarter ending December 2015	15,848	
Quarter ending March 2016	16,063	→
Quarter ending June 2016	15,879	↓
Quarter ending September 2016	15,876	→
Quarter ending December 2016	15,954	→
Variance since December 2015	0.7%	→



ACTIVITY

Cumulative percentage of contracted UDA delivered 2016 & 2017



Month	Adjusted Scheduled Activity (UDA)	
	2016	2017
April	582	1,825
May	4,863	5,056
June	8,095	7,711
July	14,166	11,112
August	17,461	14,919
September	20,957	19,141
October	24,699	23,548
November	29,497	27,488
December	34,548	31,016
January	36,660	
February	43,545	
March	48,376	
April	49,754	
May	49,900	
June	49,888	

QUALITY

	Quantity	Base Number	Contract	AT	Region	England
% of FP17s for the same patient ID Re-attending within 3 months - Children	225	3,552	6.3%	11.0%	12.1%	12.4%
% of FP17s for the same patient ID Re-attending within 3 months - Adults	1,523	11,787	12.9%	15.2%	15.9%	16.6%
% of FP17s for the same patient ID Re-attending between 3 & 9 months - Children	1,915	3,552	53.9%	61.2%	58.6%	57.5%
% of FP17s for the same patient ID Re-attending between 3 & 9 months - Adults	5,926	11,787	50.3%	55.2%	51.5%	50.4%
% of FP17s for Band 1 Urgent Courses	679	14,650	4.6%	7.0%	8.0%	9.1%
% of FP17s Relating to Free Repair or Replacements	163	14,650	1.1%	0.9%	0.8%	0.8%
% of FP17s Relating to Continuations	469	14,650	3.2%	1.6%	1.2%	1.3%
% of Patients satisfied with the dentistry they have received	16	18	88.9%	92.0%	92.8%	92.7%
% of Patients satisfied with the time they had to wait for an appointment	16	18	88.9%	88.4%	89.2%	88.8%

* This is based on patients treated on this contract for their most recent course of treatment. Figures in italics indicate the base number of FP17s or Patient Questionnaire responses are less than 100. N/A is shown where the base number of responses is less than 10 during the period. % is calculated as Quantity/Base number*100

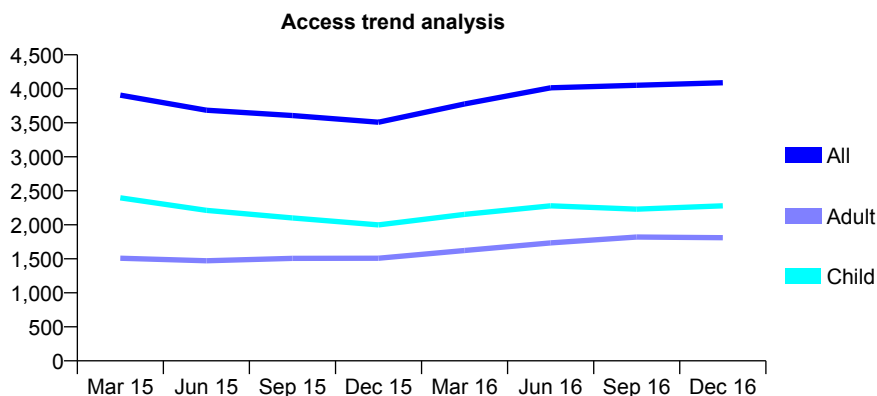
Q55 - Vital Signs At a Glance Contract Report for 127957/0006 - December 2016

Name or company name	Derbyshire Community Health Services
Contract type name	GDS Contract
Purpose of contract	General
Contract start date	01/07/2007
Contract end date	

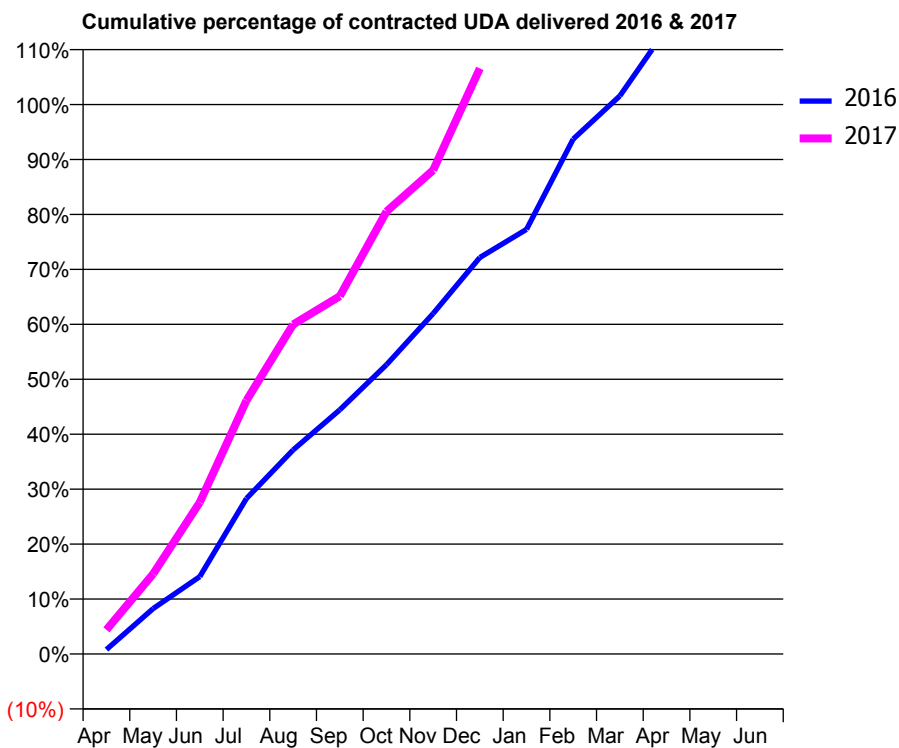
16/17 Contracted general activity (UDA)	8,436
Carry forward general activity (UDA)	0
16/17 Contracted orthodontic activity (UOA)	0
Carry forward orthodontic activity (UOA)	0
Baseline contract value	£0.00

ACCESS*

Patients seen in 24 months	Total	Change since previous quarter
Quarter ending December 2015	3,508	
Quarter ending March 2016	3,777	↑
Quarter ending June 2016	4,014	↑
Quarter ending September 2016	4,051	→
Quarter ending December 2016	4,089	→
Variance since December 2015	16.6%	↑



ACTIVITY



Month	Adjusted Scheduled Activity (UDA)	
	2016	2017
April	69	372
May	697	1,229
June	1,189	2,329
July	2,388	3,893
August	3,132	5,059
September	3,750	5,493
October	4,441	6,793
November	5,228	7,429
December	6,087	8,991
January	6,520	
February	7,905	
March	8,568	
April	9,596	
May	9,650	
June	9,657	

QUALITY

	Quantity	Base Number	Contract	AT	Region	England
% of FP17s for the same patient ID Re-attending within 3 months - Children	165	3,019	5.5%	11.0%	12.1%	12.4%
% of FP17s for the same patient ID Re-attending within 3 months - Adults	211	2,009	10.5%	15.2%	15.9%	16.6%
% of FP17s for the same patient ID Re-attending between 3 & 9 months - Children	557	3,019	18.4%	61.2%	58.6%	57.5%
% of FP17s for the same patient ID Re-attending between 3 & 9 months - Adults	607	2,009	30.2%	55.2%	51.5%	50.4%
% of FP17s for Band 1 Urgent Courses	180	4,223	4.3%	7.0%	8.0%	9.1%
% of FP17s Relating to Free Repair or Replacements	1	4,223	0.0%	0.9%	0.8%	0.8%
% of FP17s Relating to Continuations	88	4,223	2.1%	1.6%	1.2%	1.3%
% of Patients satisfied with the dentistry they have received	3	5	N/A	92.0%	92.8%	92.7%
% of Patients satisfied with the time they had to wait for an appointment	3	5	N/A	88.4%	89.2%	88.8%

* This is based on patients treated on this contract for their most recent course of treatment. Figures in italics indicate the base number of FP17s or Patient Questionnaire responses are less than 100. N/A is shown where the base number of responses is less than 10 during the period. % is calculated as Quantity/Base number*100

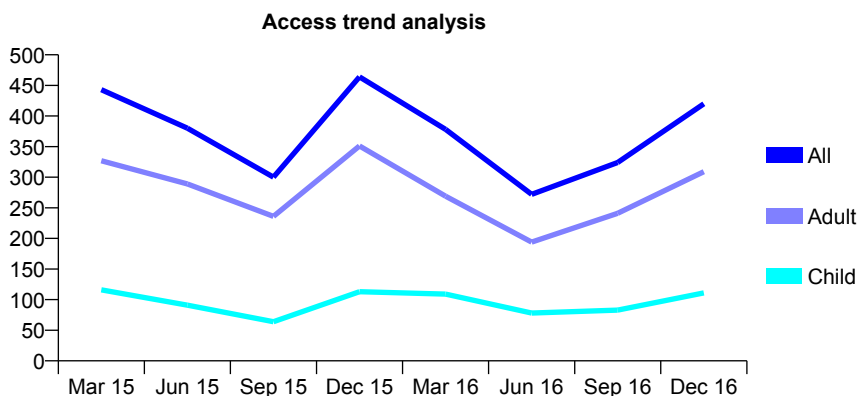
Q55 - Vital Signs At a Glance Contract Report for 128597/0001 - December 2016

Name or company name	Eastwood & Creswell Dental Practice LLP
Contract type name	GDS Contract
Purpose of contract	General
Contract start date	01/07/2013
Contract end date	

16/17 Contracted general activity (UDA)	1,760
Carry forward general activity (UDA)	0
16/17 Contracted orthodontic activity (UOA)	0
Carry forward orthodontic activity (UOA)	0
Baseline contract value	£47,272.95

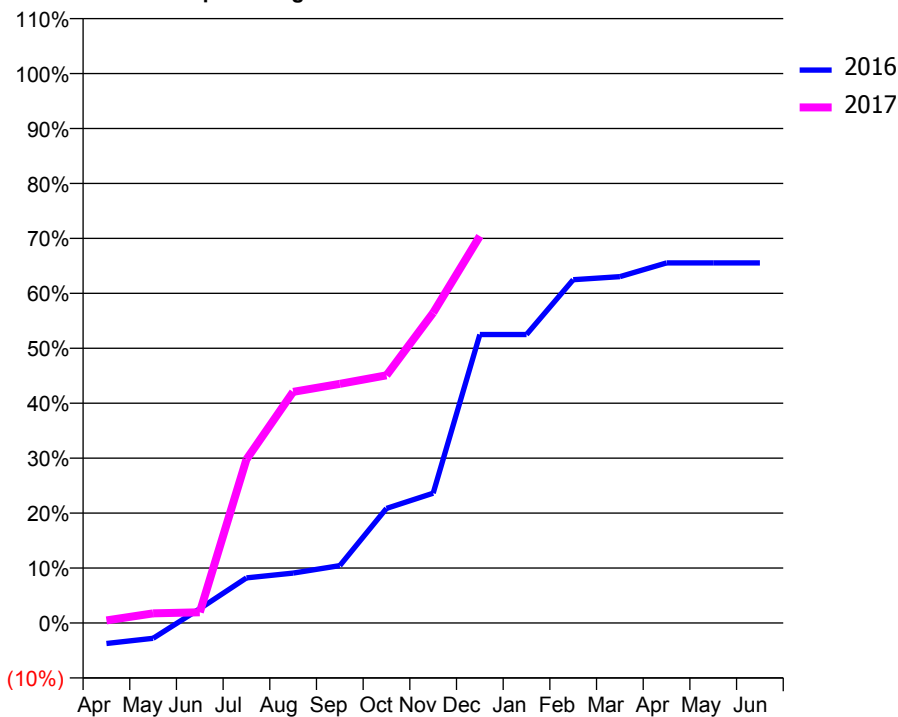
ACCESS*

Patients seen in 24 months	Total	Change since previous quarter
Quarter ending December 2015	464	
Quarter ending March 2016	378	↓
Quarter ending June 2016	272	↓
Quarter ending September 2016	324	↑
Quarter ending December 2016	420	↑
Variance since December 2015	(9.5%)	↓



ACTIVITY

Cumulative percentage of contracted UDA delivered 2016 & 2017



Month	Adjusted Scheduled Activity (UDA)	
	2016	2017
April	-66	8
May	-49	31
June	46	34
July	144	524
August	160	740
September	184	766
October	367	793
November	416	994
December	924	1,239
January	924	
February	1,100	
March	1,109	
April	1,153	
May	1,153	
June	1,153	

QUALITY

	Quantity	Base Number	Contract	AT	Region	England
% of FP17s for the same patient ID Re-attending within 3 months - Children	5	155	3.2%	11.0%	12.1%	12.4%
% of FP17s for the same patient ID Re-attending within 3 months - Adults	32	463	6.9%	15.2%	15.9%	16.6%
% of FP17s for the same patient ID Re-attending between 3 & 9 months - Children	11	155	7.1%	61.2%	58.6%	57.5%
% of FP17s for the same patient ID Re-attending between 3 & 9 months - Adults	37	463	8.0%	55.2%	51.5%	50.4%
% of FP17s for Band 1 Urgent Courses	172	581	29.6%	7.0%	8.0%	9.1%
% of FP17s Relating to Free Repair or Replacements	1	581	0.2%	0.9%	0.8%	0.8%
% of FP17s Relating to Continuations	4	581	0.7%	1.6%	1.2%	1.3%
% of Patients satisfied with the dentistry they have received	0	0	N/A	92.0%	92.8%	92.7%
% of Patients satisfied with the time they had to wait for an appointment	0	0	N/A	88.4%	89.2%	88.8%

* This is based on patients treated on this contract for their most recent course of treatment. Figures in italics indicate the base number of FP17s or Patient Questionnaire responses are less than 100. N/A is shown where the base number of responses is less than 10 during the period. % is calculated as Quantity/Base number*100

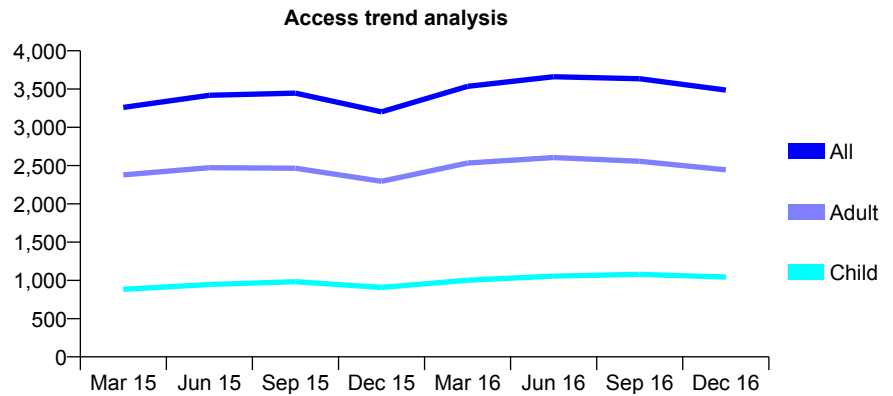
Q55 - Vital Signs At a Glance Contract Report for 128597/0002 - December 2016

Name or company name	Eastwood & Creswell Dental Practice LLP
Contract type name	GDS Contract
Purpose of contract	General
Contract start date	01/07/2013
Contract end date	

16/17 Contracted general activity (UDA)	10,000
Carry forward general activity (UDA)	0
16/17 Contracted orthodontic activity (UOA)	0
Carry forward orthodontic activity (UOA)	0
Baseline contract value	£376,159.94

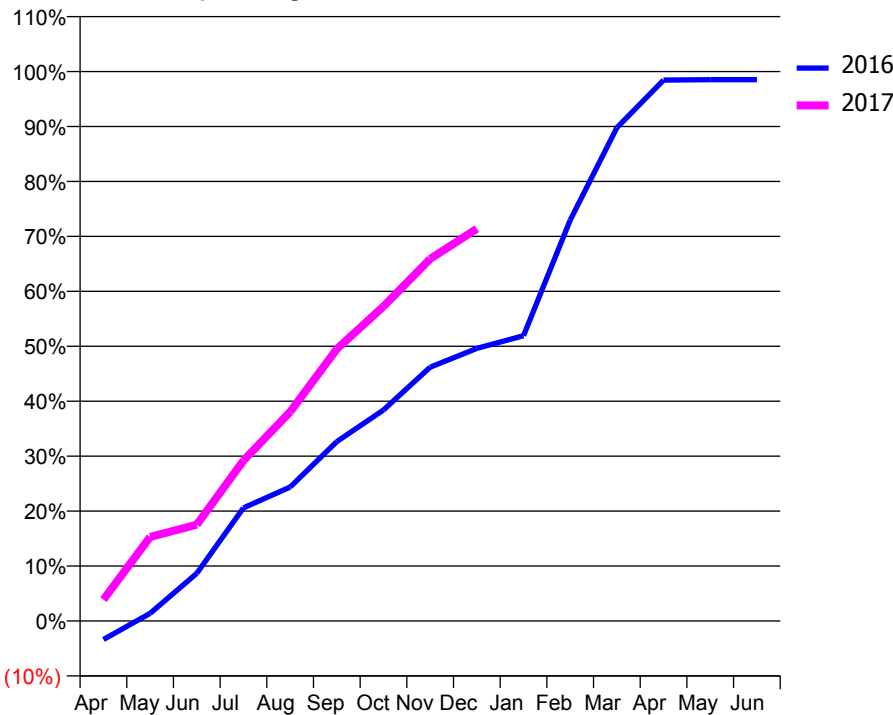
ACCESS*

Patients seen in 24 months	Total	Change since previous quarter
Quarter ending December 2015	3,202	
Quarter ending March 2016	3,535	↑
Quarter ending June 2016	3,661	↑
Quarter ending September 2016	3,634	→
Quarter ending December 2016	3,487	↓
Variance since December 2015	8.9%	↑



ACTIVITY

Cumulative percentage of contracted UDA delivered 2016 & 2017



Month	Adjusted Scheduled Activity (UDA)	
	2016	2017
April	-339	389
May	139	1,529
June	868	1,753
July	2,058	2,920
August	2,438	3,806
September	3,264	4,949
October	3,839	5,726
November	4,619	6,590
December	4,961	7,139
January	5,191	
February	7,296	
March	8,978	
April	9,843	
May	9,850	
June	9,850	

QUALITY

	Quantity	Base Number	Contract	AT	Region	England
% of FP17s for the same patient ID Re-attending within 3 months - Children	69	1,219	5.7%	11.0%	12.1%	12.4%
% of FP17s for the same patient ID Re-attending within 3 months - Adults	263	2,543	10.3%	15.2%	15.9%	16.6%
% of FP17s for the same patient ID Re-attending between 3 & 9 months - Children	714	1,219	58.6%	61.2%	58.6%	57.5%
% of FP17s for the same patient ID Re-attending between 3 & 9 months - Adults	1,377	2,543	54.1%	55.2%	51.5%	50.4%
% of FP17s for Band 1 Urgent Courses	5	3,380	0.1%	7.0%	8.0%	9.1%
% of FP17s Relating to Free Repair or Replacements	31	3,380	0.9%	0.9%	0.8%	0.8%
% of FP17s Relating to Continuations	114	3,380	3.4%	1.6%	1.2%	1.3%
% of Patients satisfied with the dentistry they have received	0	1	N/A	92.0%	92.8%	92.7%
% of Patients satisfied with the time they had to wait for an appointment	1	1	N/A	88.4%	89.2%	88.8%

* This is based on patients treated on this contract for their most recent course of treatment. Figures in italics indicate the base number of FP17s or Patient Questionnaire responses are less than 100. N/A is shown where the base number of responses is less than 10 during the period. % is calculated as Quantity/Base number*100

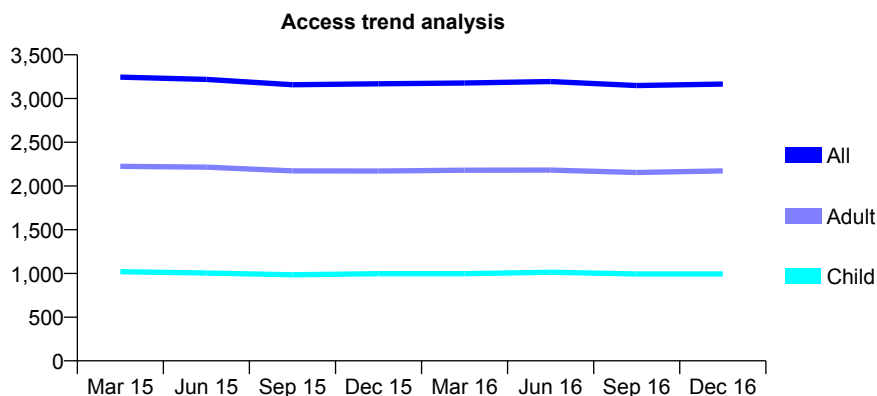
Q55 - Vital Signs At a Glance Contract Report for 131806/0001 - December 2016

Name or company name	Wollaton Dental Care
Contract type name	GDS Contract
Purpose of contract	General
Contract start date	01/04/2006
Contract end date	

16/17 Contracted general activity (UDA)	9,356
Carry forward general activity (UDA)	221
16/17 Contracted orthodontic activity (UOA)	0
Carry forward orthodontic activity (UOA)	0
Baseline contract value	£210,161.27

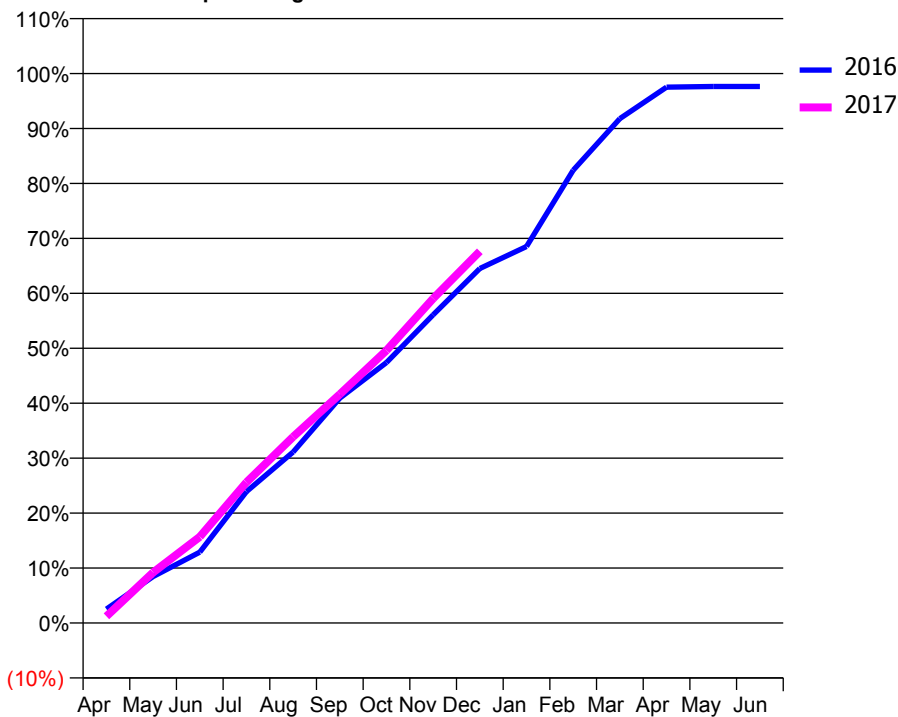
ACCESS*

Patients seen in 24 months	Total	Change since previous quarter
Quarter ending December 2015	3,168	
Quarter ending March 2016	3,177	→
Quarter ending June 2016	3,194	→
Quarter ending September 2016	3,148	↓
Quarter ending December 2016	3,166	→
Variance since December 2015	(0.1%)	→



ACTIVITY

Cumulative percentage of contracted UDA delivered 2016 & 2017



Month	Adjusted Scheduled Activity (UDA)	
	2016	2017
April	238	115
May	791	861
June	1,206	1,468
July	2,237	2,397
August	2,912	3,170
September	3,829	3,895
October	4,435	4,641
November	5,248	5,525
December	6,035	6,329
January	6,411	
February	7,709	
March	8,588	
April	9,123	
May	9,135	
June	9,135	

QUALITY

	Quantity	Base Number	Contract	AT	Region	England
% of FP17s for the same patient ID Re-attending within 3 months - Children	103	1,168	8.8%	11.0%	12.1%	12.4%
% of FP17s for the same patient ID Re-attending within 3 months - Adults	598	2,565	23.3%	15.2%	15.9%	16.6%
% of FP17s for the same patient ID Re-attending between 3 & 9 months - Children	714	1,168	61.1%	61.2%	58.6%	57.5%
% of FP17s for the same patient ID Re-attending between 3 & 9 months - Adults	1,316	2,565	51.3%	55.2%	51.5%	50.4%
% of FP17s for Band 1 Urgent Courses	231	3,476	6.6%	7.0%	8.0%	9.1%
% of FP17s Relating to Free Repair or Replacements	21	3,476	0.6%	0.9%	0.8%	0.8%
% of FP17s Relating to Continuations	137	3,476	3.9%	1.6%	1.2%	1.3%
% of Patients satisfied with the dentistry they have received	6	6	N/A	92.0%	92.8%	92.7%
% of Patients satisfied with the time they had to wait for an appointment	6	6	N/A	88.4%	89.2%	88.8%

* This is based on patients treated on this contract for their most recent course of treatment. Figures in italics indicate the base number of FP17s or Patient Questionnaire responses are less than 100. N/A is shown where the base number of responses is less than 10 during the period. % is calculated as Quantity/Base number*100

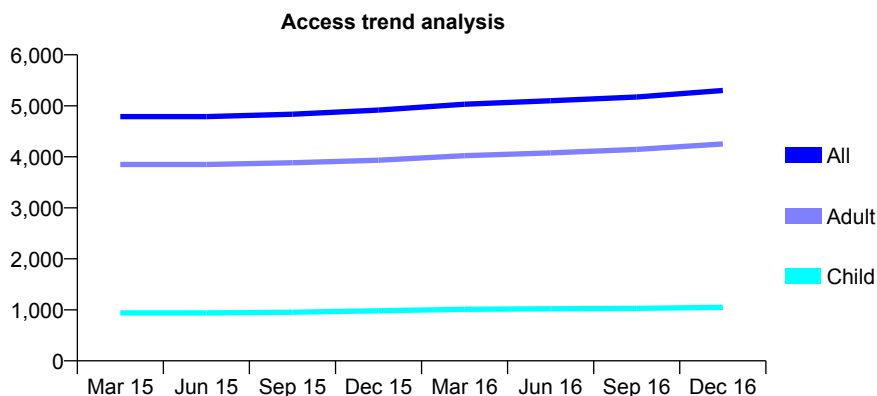
Q55 - Vital Signs At a Glance Contract Report for 131997/0001 - December 2016

Name or company name	Treeline Dental Care
Contract type name	GDS Contract
Purpose of contract	General
Contract start date	01/08/2010
Contract end date	

16/17 Contracted general activity (UDA)	14,356
Carry forward general activity (UDA)	0
16/17 Contracted orthodontic activity (UOA)	0
Carry forward orthodontic activity (UOA)	0
Baseline contract value	£338,991.84

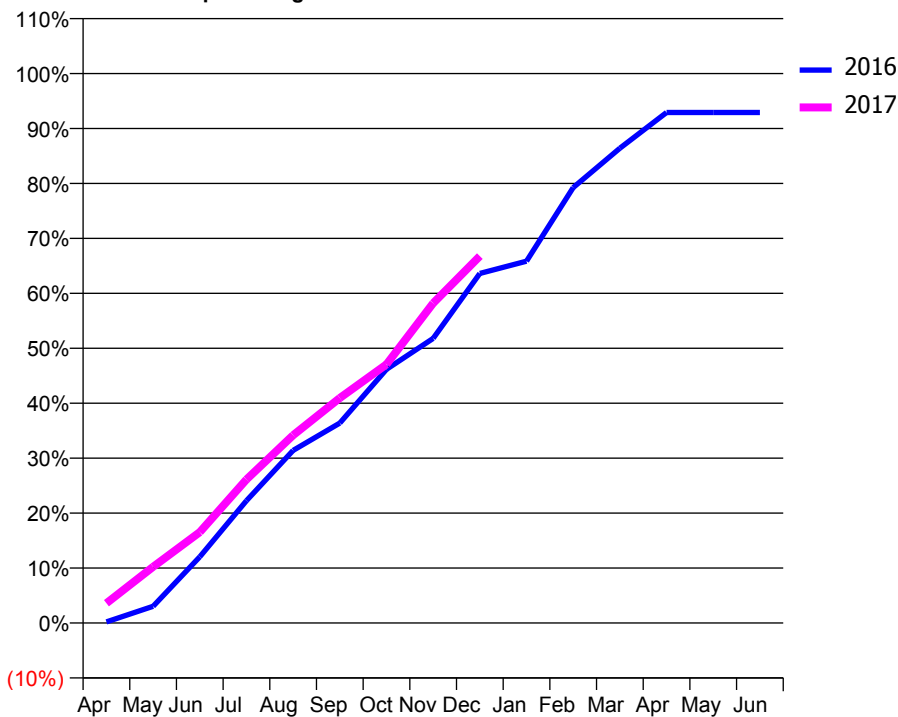
ACCESS*

Patients seen in 24 months	Total	Change since previous quarter
Quarter ending December 2015	4,917	
Quarter ending March 2016	5,032	↑
Quarter ending June 2016	5,099	→
Quarter ending September 2016	5,173	→
Quarter ending December 2016	5,300	↑
Variance since December 2015	7.8%	↑



ACTIVITY

Cumulative percentage of contracted UDA delivered 2016 & 2017



Month	Adjusted Scheduled Activity (UDA)	
	2016	2017
April	30	517
May	430	1,468
June	1,706	2,375
July	3,152	3,751
August	4,446	4,906
September	5,153	5,879
October	6,536	6,756
November	7,333	8,357
December	9,004	9,587
January	9,320	
February	11,218	
March	12,230	
April	13,153	
May	13,153	
June	13,153	

QUALITY

	Quantity	Base Number	Contract	AT	Region	England
% of FP17s for the same patient ID Re-attending within 3 months - Children	73	1,189	6.1%	11.0%	12.1%	12.4%
% of FP17s for the same patient ID Re-attending within 3 months - Adults	615	4,772	12.9%	15.2%	15.9%	16.6%
% of FP17s for the same patient ID Re-attending between 3 & 9 months - Children	750	1,189	63.1%	61.2%	58.6%	57.5%
% of FP17s for the same patient ID Re-attending between 3 & 9 months - Adults	2,698	4,772	56.5%	55.2%	51.5%	50.4%
% of FP17s for Band 1 Urgent Courses	263	4,644	5.7%	7.0%	8.0%	9.1%
% of FP17s Relating to Free Repair or Replacements	42	4,644	0.9%	0.9%	0.8%	0.8%
% of FP17s Relating to Continuations	116	4,644	2.5%	1.6%	1.2%	1.3%
% of Patients satisfied with the dentistry they have received	16	18	88.9%	92.0%	92.8%	92.7%
% of Patients satisfied with the time they had to wait for an appointment	15	18	83.3%	88.4%	89.2%	88.8%

* This is based on patients treated on this contract for their most recent course of treatment. Figures in italics indicate the base number of FP17s or Patient Questionnaire responses are less than 100. N/A is shown where the base number of responses is less than 10 during the period. % is calculated as Quantity/Base number*100

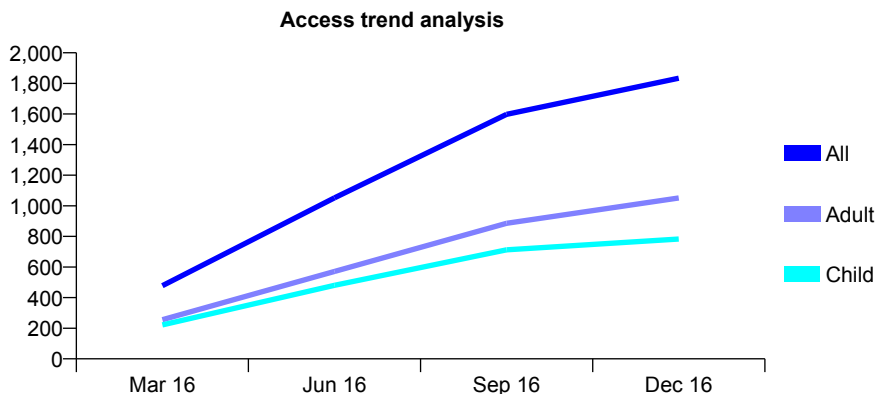
Q55 - Vital Signs At a Glance Contract Report for 133477/0001 - December 2016

Name or company name	Eckington One Partnership
Contract type name	GDS Contract
Purpose of contract	General
Contract start date	01/02/2016
Contract end date	

16/17 Contracted general activity (UDA)	7,300
Carry forward general activity (UDA)	0
16/17 Contracted orthodontic activity (UOA)	0
Carry forward orthodontic activity (UOA)	0
Baseline contract value	£169,712.00

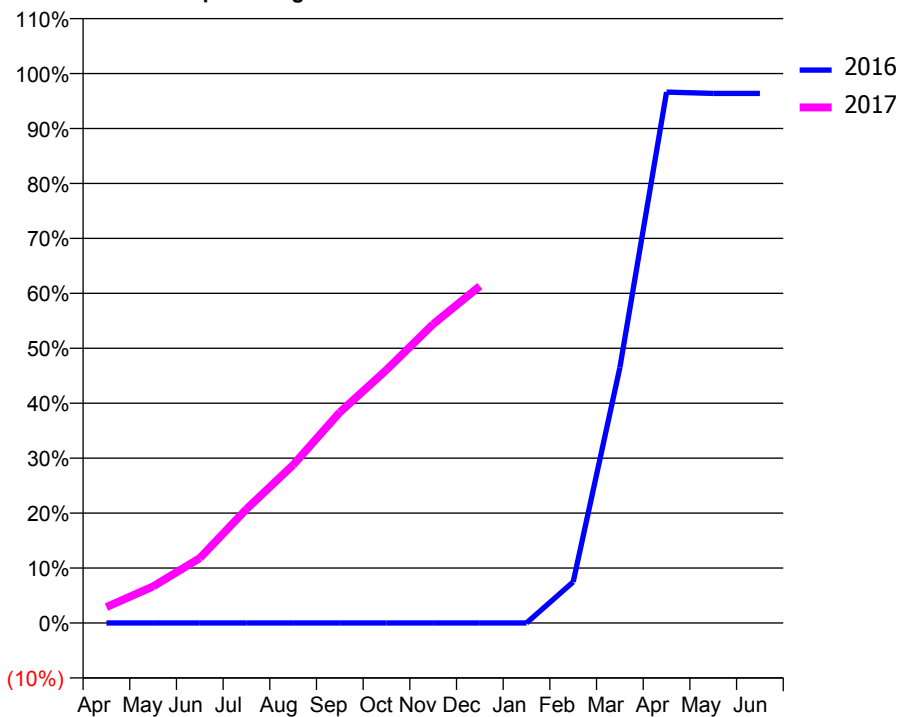
ACCESS*

Patients seen in 24 months	Total	Change since previous quarter
Quarter ending December 2015	0	
Quarter ending March 2016	478	
Quarter ending June 2016	1,052	↑
Quarter ending September 2016	1,598	↑
Quarter ending December 2016	1,834	↑
Variance since December 2015	N/A	



ACTIVITY

Cumulative percentage of contracted UDA delivered 2016 & 2017



Month	Adjusted Scheduled Activity (UDA)	
	2016	2017
April	0	212
May	0	486
June	0	861
July	0	1,514
August	0	2,100
September	0	2,799
October	0	3,363
November	0	3,971
December	0	4,476
January	0	
February	91	
March	566	
April	1,176	
May	1,173	
June	1,173	

QUALITY

	Quantity	Base Number	Contract	AT	Region	England
% of FP17s for the same patient ID Re-attending within 3 months - Children	62	1,107	5.6%	11.0%	12.1%	12.4%
% of FP17s for the same patient ID Re-attending within 3 months - Adults	152	1,475	10.3%	15.2%	15.9%	16.6%
% of FP17s for the same patient ID Re-attending between 3 & 9 months - Children	310	1,107	28.0%	61.2%	58.6%	57.5%
% of FP17s for the same patient ID Re-attending between 3 & 9 months - Adults	411	1,475	27.9%	55.2%	51.5%	50.4%
% of FP17s for Band 1 Urgent Courses	105	2,318	4.5%	7.0%	8.0%	9.1%
% of FP17s Relating to Free Repair or Replacements	17	2,318	0.7%	0.9%	0.8%	0.8%
% of FP17s Relating to Continuations	21	2,318	0.9%	1.6%	1.2%	1.3%
% of Patients satisfied with the dentistry they have received	0	0	N/A	92.0%	92.8%	92.7%
% of Patients satisfied with the time they had to wait for an appointment	0	0	N/A	88.4%	89.2%	88.8%

* This is based on patients treated on this contract for their most recent course of treatment. Figures in italics indicate the base number of FP17s or Patient Questionnaire responses are less than 100. N/A is shown where the base number of responses is less than 10 during the period. % is calculated as Quantity/Base number*100

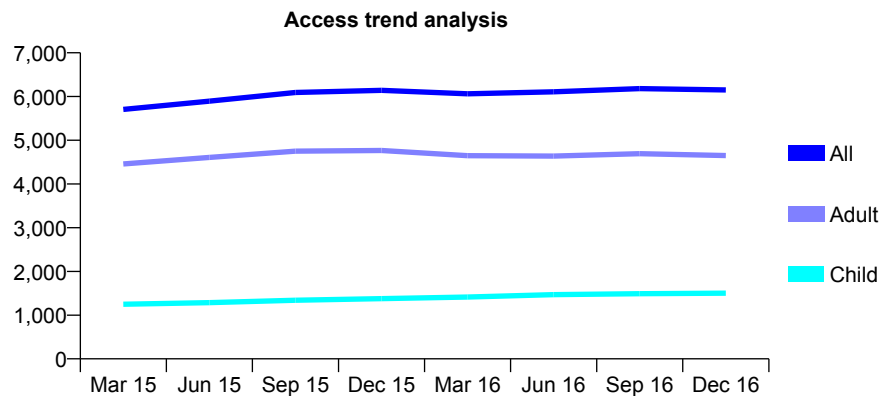
Q55 - Vital Signs At a Glance Contract Report for 134406/0001 - December 2016

Name or company name	Ice Surgeries Limited
Contract type name	GDS Contract
Purpose of contract	General
Contract start date	01/09/2009
Contract end date	

16/17 Contracted general activity (UDA)	14,000
Carry forward general activity (UDA)	-109
16/17 Contracted orthodontic activity (UOA)	0
Carry forward orthodontic activity (UOA)	0
Baseline contract value	£321,861.49

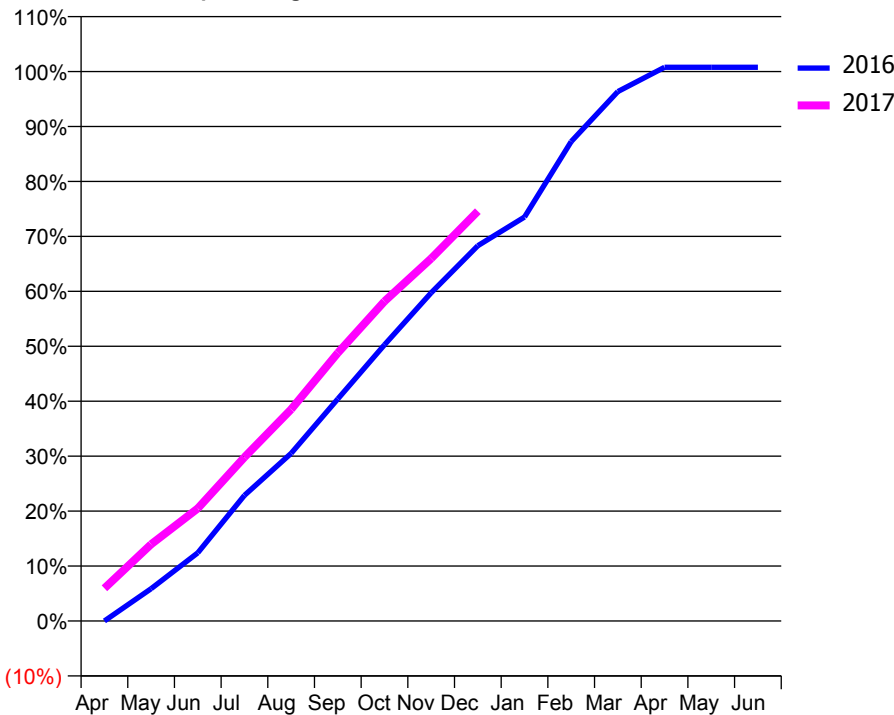
ACCESS*

Patients seen in 24 months	Total	Change since previous quarter
Quarter ending December 2015	6,141	
Quarter ending March 2016	6,062	↓
Quarter ending June 2016	6,107	→
Quarter ending September 2016	6,182	→
Quarter ending December 2016	6,151	→
Variance since December 2015	0.2%	→



ACTIVITY

Cumulative percentage of contracted UDA delivered 2016 & 2017



Month	Adjusted Scheduled Activity (UDA)	
	2016	2017
April	-0	833
May	825	1,956
June	1,739	2,868
July	3,202	4,172
August	4,273	5,395
September	5,657	6,829
October	7,039	8,144
November	8,362	9,236
December	9,560	10,443
January	10,293	
February	12,214	
March	13,489	
April	14,109	
May	14,109	
June	14,109	

QUALITY

	Quantity	Base Number	Contract	AT	Region	England
% of FP17s for the same patient ID Re-attending within 3 months - Children	104	1,710	6.1%	11.0%	12.1%	12.4%
% of FP17s for the same patient ID Re-attending within 3 months - Adults	466	4,592	10.1%	15.2%	15.9%	16.6%
% of FP17s for the same patient ID Re-attending between 3 & 9 months - Children	1,004	1,710	58.7%	61.2%	58.6%	57.5%
% of FP17s for the same patient ID Re-attending between 3 & 9 months - Adults	2,659	4,592	57.9%	55.2%	51.5%	50.4%
% of FP17s for Band 1 Urgent Courses	244	5,980	4.1%	7.0%	8.0%	9.1%
% of FP17s Relating to Free Repair or Replacements	75	5,980	1.3%	0.9%	0.8%	0.8%
% of FP17s Relating to Continuations	75	5,980	1.3%	1.6%	1.2%	1.3%
% of Patients satisfied with the dentistry they have received	3	3	N/A	92.0%	92.8%	92.7%
% of Patients satisfied with the time they had to wait for an appointment	3	3	N/A	88.4%	89.2%	88.8%

* This is based on patients treated on this contract for their most recent course of treatment. Figures in italics indicate the base number of FP17s or Patient Questionnaire responses are less than 100. N/A is shown where the base number of responses is less than 10 during the period. % is calculated as Quantity/Base number*100

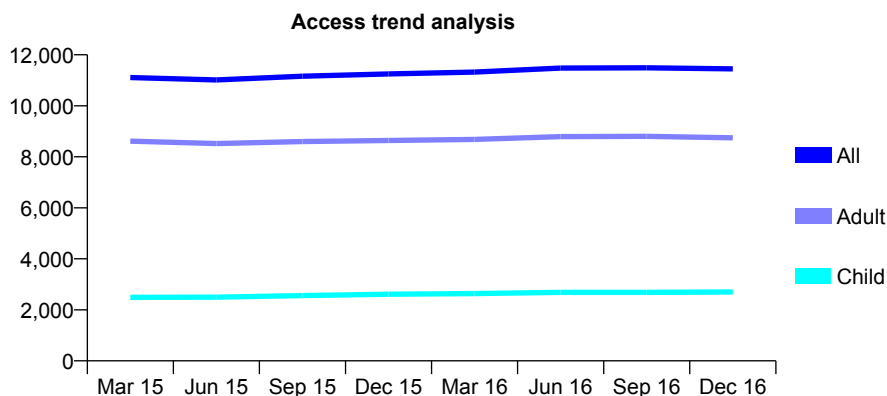
Q55 - Vital Signs At a Glance Contract Report for 134678/0001 - December 2016

Name or company name	IDH Mansfield Limited
Contract type name	GDS Contract
Purpose of contract	General
Contract start date	01/02/2008
Contract end date	

16/17 Contracted general activity (UDA)	28,500
Carry forward general activity (UDA)	0
16/17 Contracted orthodontic activity (UOA)	0
Carry forward orthodontic activity (UOA)	0
Baseline contract value	£689,957.92

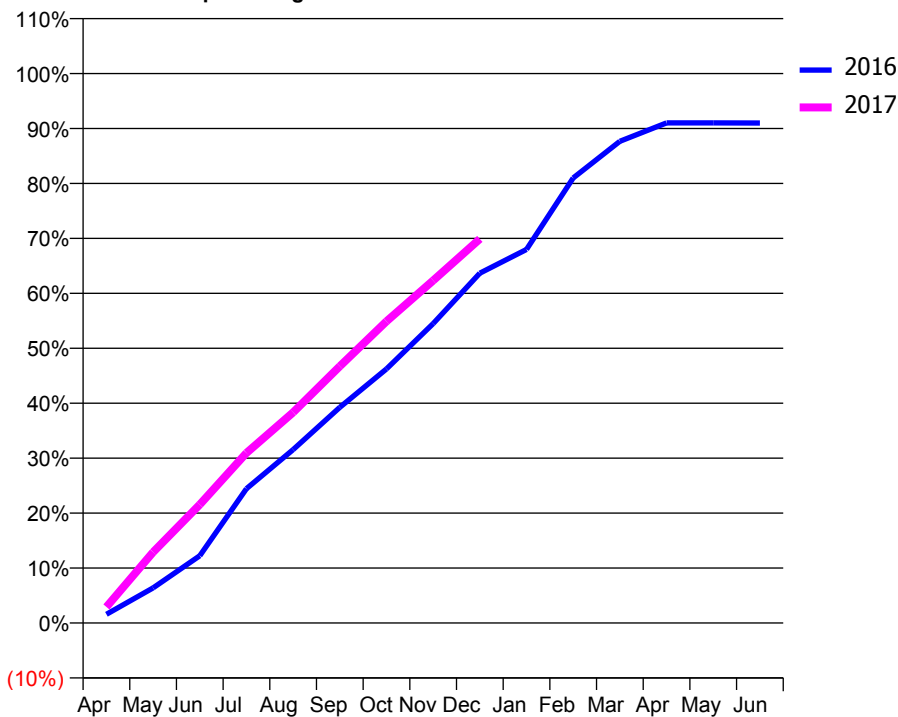
ACCESS*

Patients seen in 24 months	Total	Change since previous quarter
Quarter ending December 2015	11,250	
Quarter ending March 2016	11,324	→
Quarter ending June 2016	11,478	→
Quarter ending September 2016	11,490	→
Quarter ending December 2016	11,446	→
Variance since December 2015	1.7%	→



ACTIVITY

Cumulative percentage of contracted UDA delivered 2016 & 2017



Month	Adjusted Scheduled Activity (UDA)	
	2016	2017
April	531	835
May	2,144	3,675
June	4,100	6,146
July	8,190	8,824
August	10,574	10,923
September	13,147	13,314
October	15,490	15,648
November	18,253	17,767
December	21,326	19,925
January	22,774	
February	27,135	
March	29,369	
April	30,492	
May	30,486	
June	30,482	

QUALITY

	Quantity	Base Number	Contract	AT	Region	England
% of FP17s for the same patient ID Re-attending within 3 months - Children	109	2,634	4.1%	11.0%	12.1%	12.4%
% of FP17s for the same patient ID Re-attending within 3 months - Adults	574	7,937	7.2%	15.2%	15.9%	16.6%
% of FP17s for the same patient ID Re-attending between 3 & 9 months - Children	1,578	2,634	59.9%	61.2%	58.6%	57.5%
% of FP17s for the same patient ID Re-attending between 3 & 9 months - Adults	4,766	7,937	60.0%	55.2%	51.5%	50.4%
% of FP17s for Band 1 Urgent Courses	105	9,983	1.1%	7.0%	8.0%	9.1%
% of FP17s Relating to Free Repair or Replacements	30	9,983	0.3%	0.9%	0.8%	0.8%
% of FP17s Relating to Continuations	191	9,983	1.9%	1.6%	1.2%	1.3%
% of Patients satisfied with the dentistry they have received	8	10	80.0%	92.0%	92.8%	92.7%
% of Patients satisfied with the time they had to wait for an appointment	9	10	90.0%	88.4%	89.2%	88.8%

* This is based on patients treated on this contract for their most recent course of treatment. Figures in italics indicate the base number of FP17s or Patient Questionnaire responses are less than 100. N/A is shown where the base number of responses is less than 10 during the period. % is calculated as Quantity/Base number*100

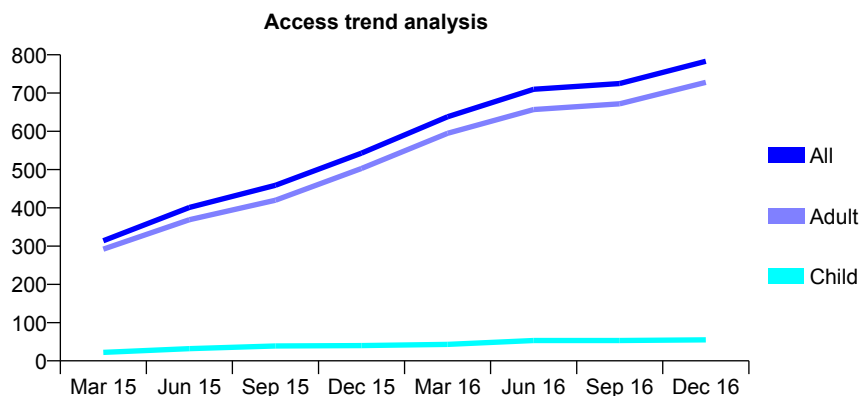
Q55 - Vital Signs At a Glance Contract Report for 135267/0001 - December 2016

Name or company name	Dr D Iliadis and Dr C Hancock
Contract type name	GDS Contract
Purpose of contract	General
Contract start date	01/06/2014
Contract end date	

16/17 Contracted general activity (UDA)	2,340
Carry forward general activity (UDA)	0
16/17 Contracted orthodontic activity (UOA)	0
Carry forward orthodontic activity (UOA)	0
Baseline contract value	£56,932.41

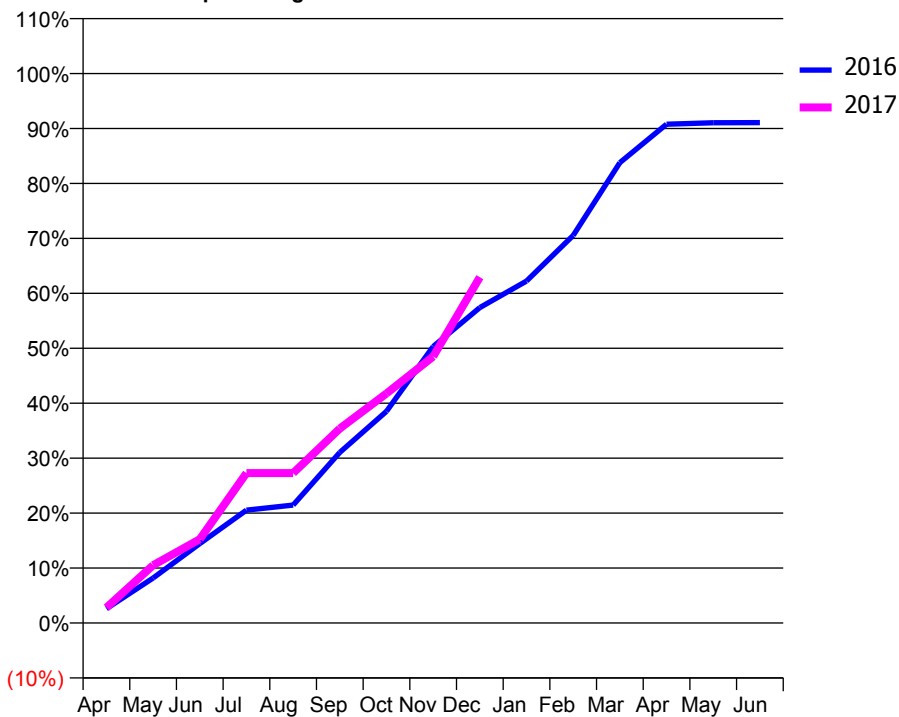
ACCESS*

Patients seen in 24 months	Total	Change since previous quarter
Quarter ending December 2015	543	
Quarter ending March 2016	638	↑
Quarter ending June 2016	710	↑
Quarter ending September 2016	725	↑
Quarter ending December 2016	783	↑
Variance since December 2015	44.2%	↑



ACTIVITY

Cumulative percentage of contracted UDA delivered 2016 & 2017



Month	Adjusted Scheduled Activity (UDA)	
	2016	2017
April	61	65
May	192	246
June	338	357
July	481	638
August	502	638
September	727	828
October	901	977
November	1,178	1,135
December	1,343	1,473
January	1,456	
February	1,650	
March	1,961	
April	2,124	
May	2,130	
June	2,131	

QUALITY

	Quantity	Base Number	Contract	AT	Region	England
% of FP17s for the same patient ID Re-attending within 3 months - Children	2	54	3.7%	11.0%	12.1%	12.4%
% of FP17s for the same patient ID Re-attending within 3 months - Adults	64	621	10.3%	15.2%	15.9%	16.6%
% of FP17s for the same patient ID Re-attending between 3 & 9 months - Children	26	54	48.1%	61.2%	58.6%	57.5%
% of FP17s for the same patient ID Re-attending between 3 & 9 months - Adults	280	621	45.1%	55.2%	51.5%	50.4%
% of FP17s for Band 1 Urgent Courses	48	610	7.9%	7.0%	8.0%	9.1%
% of FP17s Relating to Free Repair or Replacements	6	610	1.0%	0.9%	0.8%	0.8%
% of FP17s Relating to Continuations	1	610	0.2%	1.6%	1.2%	1.3%
% of Patients satisfied with the dentistry they have received	5	5	N/A	92.0%	92.8%	92.7%
% of Patients satisfied with the time they had to wait for an appointment	4	5	N/A	88.4%	89.2%	88.8%

* This is based on patients treated on this contract for their most recent course of treatment. Figures in italics indicate the base number of FP17s or Patient Questionnaire responses are less than 100. N/A is shown where the base number of responses is less than 10 during the period. % is calculated as Quantity/Base number*100

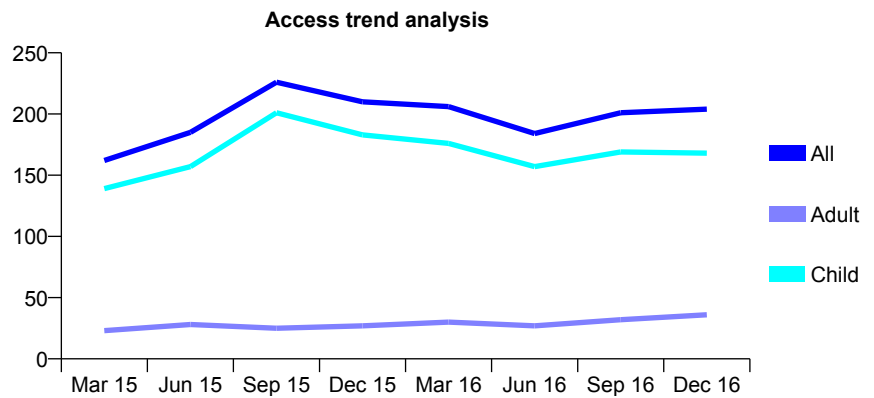
Q55 - Vital Signs At a Glance Contract Report for 135372/0001 - December 2016

Name or company name	No.1 The Orthodontic Specialists
Contract type name	GDS Contract
Purpose of contract	General and Orthodontic
Contract start date	14/12/2012
Contract end date	

16/17 Contracted general activity (UDA)	44
Carry forward general activity (UDA)	0
16/17 Contracted orthodontic activity (UOA)	6,651
Carry forward orthodontic activity (UOA)	-12
Baseline contract value	£407,884.07

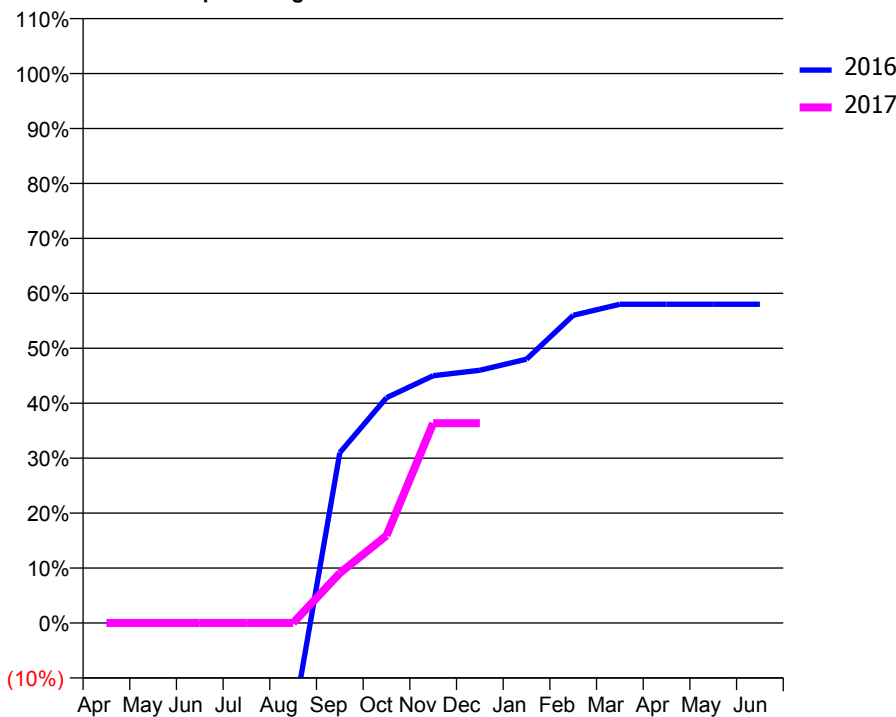
ACCESS*

Patients seen in 24 months	Total	Change since previous quarter
Quarter ending December 2015	210	
Quarter ending March 2016	206	↓
Quarter ending June 2016	184	↓
Quarter ending September 2016	201	↑
Quarter ending December 2016	204	→
Variance since December 2015	(2.9%)	↓



ACTIVITY

Cumulative percentage of contracted UDA delivered 2016 & 2017



Month	Adjusted Scheduled Activity (UDA)	
	2016	2017
April	-43	0
May	-43	0
June	-43	0
July	-21	0
August	-18	0
September	31	4
October	41	7
November	45	16
December	46	16
January	48	
February	56	
March	58	
April	58	
May	58	
June	58	

QUALITY

	Quantity	Base Number	Contract	AT	Region	England
% of FP17s for the same patient ID Re-attending within 3 months - Children	4	712	0.6%	11.0%	12.1%	12.4%
% of FP17s for the same patient ID Re-attending within 3 months - Adults	0	13	0.0%	15.2%	15.9%	16.6%
% of FP17s for the same patient ID Re-attending between 3 & 9 months - Children	4	712	0.6%	61.2%	58.6%	57.5%
% of FP17s for the same patient ID Re-attending between 3 & 9 months - Adults	0	13	0.0%	55.2%	51.5%	50.4%
% of FP17s for Band 1 Urgent Courses	0	6	0.0%	7.0%	8.0%	9.1%
% of FP17s Relating to Free Repair or Replacements	0	6	0.0%	0.9%	0.8%	0.8%
% of FP17s Relating to Continuations	0	6	0.0%	1.6%	1.2%	1.3%
% of Patients satisfied with the dentistry they have received	0	0	N/A	92.0%	92.8%	92.7%
% of Patients satisfied with the time they had to wait for an appointment	0	0	N/A	88.4%	89.2%	88.8%

* This is based on patients treated on this contract for their most recent course of treatment. Figures in italics indicate the base number of FP17s or Patient Questionnaire responses are less than 100. N/A is shown where the base number of responses is less than 10 during the period. % is calculated as Quantity/Base number*100

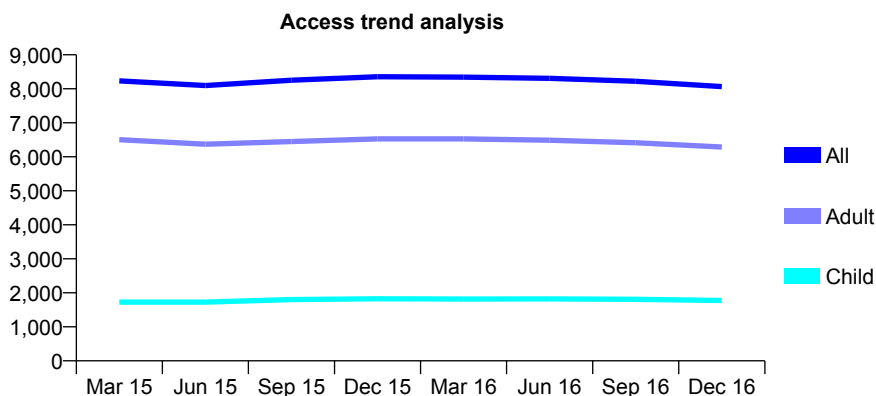
Q55 - Vital Signs At a Glance Contract Report for 136654/0001 - December 2016

Name or company name	Dentichек Ltd
Contract type name	GDS Contract
Purpose of contract	General
Contract start date	01/04/2009
Contract end date	

16/17 Contracted general activity (UDA)	26,394
Carry forward general activity (UDA)	489
16/17 Contracted orthodontic activity (UOA)	0
Carry forward orthodontic activity (UOA)	0
Baseline contract value	£619,974.70

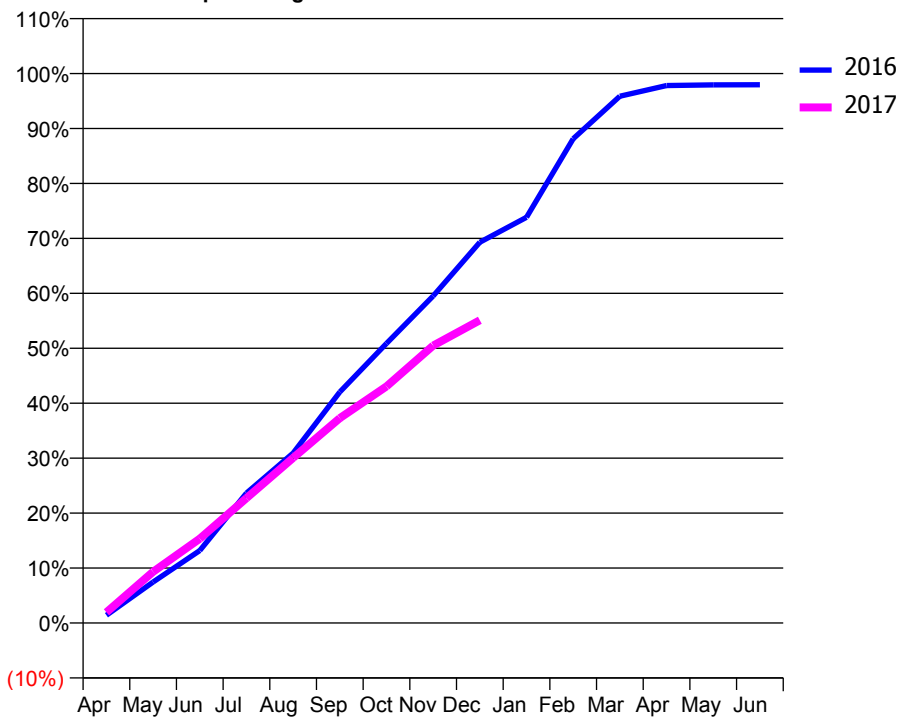
ACCESS*

Patients seen in 24 months	Total	Change since previous quarter
Quarter ending December 2015	8,353	
Quarter ending March 2016	8,344	→
Quarter ending June 2016	8,308	→
Quarter ending September 2016	8,222	↓
Quarter ending December 2016	8,063	↓
Variance since December 2015	(3.5%)	↓



ACTIVITY

Cumulative percentage of contracted UDA delivered 2016 & 2017



Month	Adjusted Scheduled Activity (UDA)	
	2016	2017
April	340	516
May	1,781	2,466
June	3,150	4,052
July	5,650	6,001
August	7,391	7,935
September	10,044	9,844
October	12,154	11,367
November	14,220	13,327
December	16,557	14,543
January	17,641	
February	21,057	
March	22,907	
April	23,371	
May	23,396	
June	23,405	

QUALITY

	Quantity	Base Number	Contract	AT	Region	England
% of FP17s for the same patient ID Re-attending within 3 months - Children	450	2,007	22.4%	11.0%	12.1%	12.4%
% of FP17s for the same patient ID Re-attending within 3 months - Adults	983	6,201	15.9%	15.2%	15.9%	16.6%
% of FP17s for the same patient ID Re-attending between 3 & 9 months - Children	967	2,007	48.2%	61.2%	58.6%	57.5%
% of FP17s for the same patient ID Re-attending between 3 & 9 months - Adults	3,684	6,201	59.4%	55.2%	51.5%	50.4%
% of FP17s for Band 1 Urgent Courses	582	7,936	7.3%	7.0%	8.0%	9.1%
% of FP17s Relating to Free Repair or Replacements	114	7,936	1.4%	0.9%	0.8%	0.8%
% of FP17s Relating to Continuations	17	7,936	0.2%	1.6%	1.2%	1.3%
% of Patients satisfied with the dentistry they have received	15	16	93.8%	92.0%	92.8%	92.7%
% of Patients satisfied with the time they had to wait for an appointment	15	16	93.8%	88.4%	89.2%	88.8%

* This is based on patients treated on this contract for their most recent course of treatment. Figures in italics indicate the base number of FP17s or Patient Questionnaire responses are less than 100. N/A is shown where the base number of responses is less than 10 during the period. % is calculated as Quantity/Base number*100

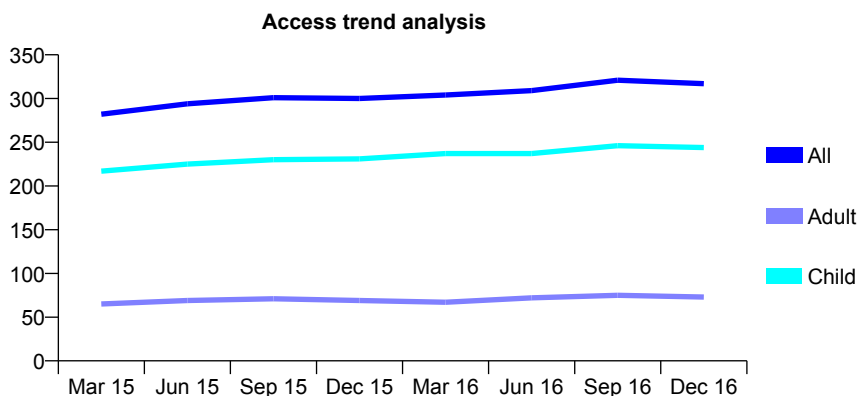
Q55 - Vital Signs At a Glance Contract Report for 137553/0001 - December 2016

Name or company name	Ruddington Dental Practice
Contract type name	GDS Contract
Purpose of contract	General
Contract start date	01/08/2013
Contract end date	

16/17 Contracted general activity (UDA)	600
Carry forward general activity (UDA)	17
16/17 Contracted orthodontic activity (UOA)	0
Carry forward orthodontic activity (UOA)	0
Baseline contract value	£15,447.15

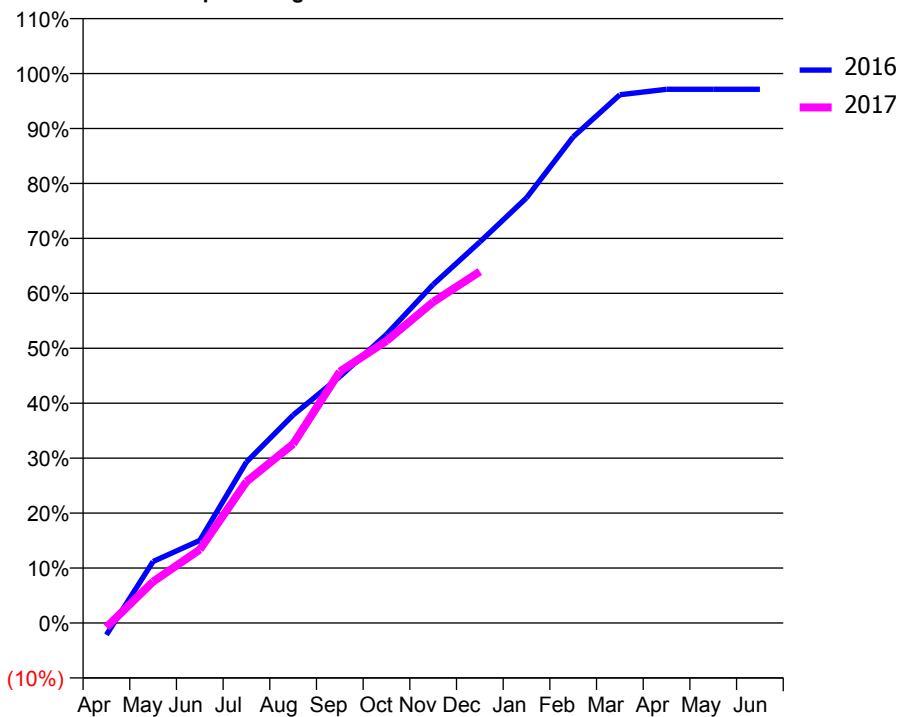
ACCESS*

Patients seen in 24 months	Total	Change since previous quarter
Quarter ending December 2015	300	
Quarter ending March 2016	304	→
Quarter ending June 2016	309	→
Quarter ending September 2016	321	↑
Quarter ending December 2016	317	↓
Variance since December 2015	5.7%	↑



ACTIVITY

Cumulative percentage of contracted UDA delivered 2016 & 2017



Month	Adjusted Scheduled Activity (UDA)	
	2016	2017
April	-13	-5
May	67	45
June	90	80
July	176	154
August	227	195
September	269	275
October	315	308
November	370	351
December	416	384
January	464	
February	531	
March	577	
April	583	
May	583	
June	583	

QUALITY

	Quantity	Base Number	Contract	AT	Region	England
% of FP17s for the same patient ID Re-attending within 3 months - Children	6	251	2.4%	11.0%	12.1%	12.4%
% of FP17s for the same patient ID Re-attending within 3 months - Adults	6	63	9.5%	15.2%	15.9%	16.6%
% of FP17s for the same patient ID Re-attending between 3 & 9 months - Children	172	251	68.5%	61.2%	58.6%	57.5%
% of FP17s for the same patient ID Re-attending between 3 & 9 months - Adults	49	63	77.8%	55.2%	51.5%	50.4%
% of FP17s for Band 1 Urgent Courses	9	309	2.9%	7.0%	8.0%	9.1%
% of FP17s Relating to Free Repair or Replacements	0	309	0.0%	0.9%	0.8%	0.8%
% of FP17s Relating to Continuations	3	309	1.0%	1.6%	1.2%	1.3%
% of Patients satisfied with the dentistry they have received	0	0	N/A	92.0%	92.8%	92.7%
% of Patients satisfied with the time they had to wait for an appointment	0	0	N/A	88.4%	89.2%	88.8%

* This is based on patients treated on this contract for their most recent course of treatment. Figures in italics indicate the base number of FP17s or Patient Questionnaire responses are less than 100. N/A is shown where the base number of responses is less than 10 during the period. % is calculated as Quantity/Base number*100

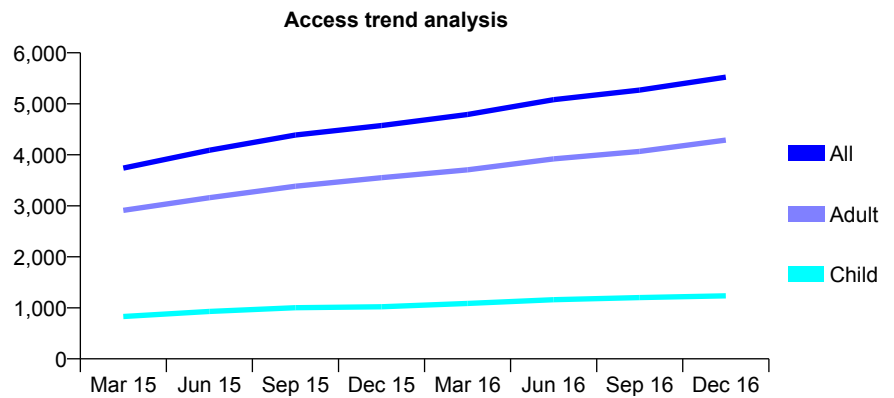
Q55 - Vital Signs At a Glance Contract Report for 138045/0001 - December 2016

Name or company name	16a Dental
Contract type name	GDS Contract
Purpose of contract	General
Contract start date	01/04/2006
Contract end date	

16/17 Contracted general activity (UDA)	15,977
Carry forward general activity (UDA)	-165
16/17 Contracted orthodontic activity (UOA)	0
Carry forward orthodontic activity (UOA)	0
Baseline contract value	£419,325.52

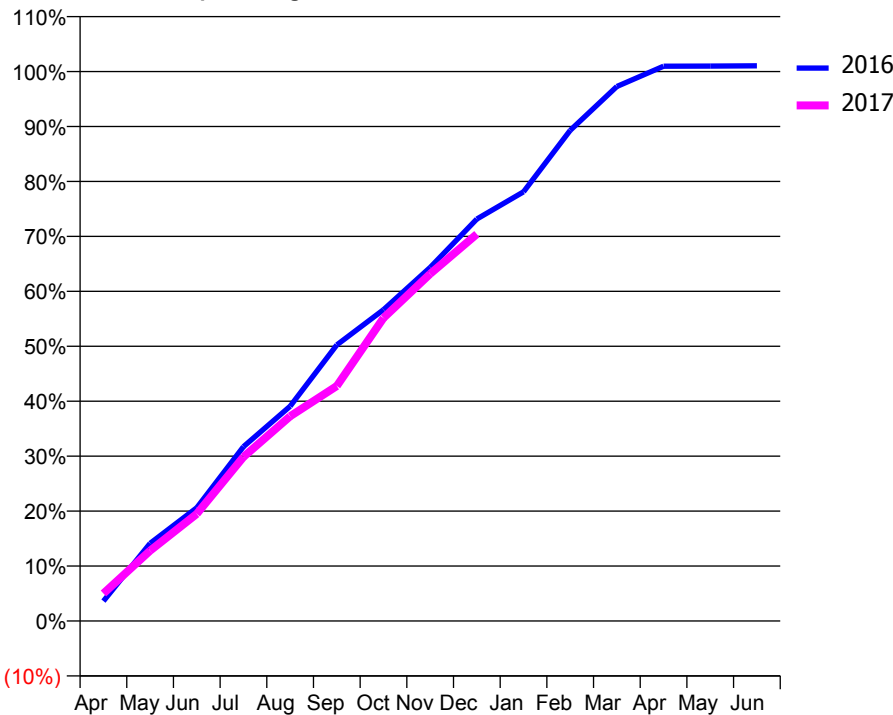
ACCESS*

Patients seen in 24 months	Total	Change since previous quarter
Quarter ending December 2015	4,574	
Quarter ending March 2016	4,792	↑
Quarter ending June 2016	5,081	↑
Quarter ending September 2016	5,269	↑
Quarter ending December 2016	5,523	↑
Variance since December 2015	20.7%	↑



ACTIVITY

Cumulative percentage of contracted UDA delivered 2016 & 2017



Month	Adjusted Scheduled Activity (UDA)	
	2016	2017
April	580	801
May	2,260	2,046
June	3,293	3,114
July	5,068	4,771
August	6,244	5,953
September	8,027	6,835
October	9,052	8,810
November	10,282	10,092
December	11,688	11,250
January	12,480	
February	14,266	
March	15,540	
April	16,132	
May	16,136	
June	16,142	

QUALITY

	Quantity	Base Number	Contract	AT	Region	England
% of FP17s for the same patient ID Re-attending within 3 months - Children	198	1,666	11.9%	11.0%	12.1%	12.4%
% of FP17s for the same patient ID Re-attending within 3 months - Adults	768	5,511	13.9%	15.2%	15.9%	16.6%
% of FP17s for the same patient ID Re-attending between 3 & 9 months - Children	1,074	1,666	64.5%	61.2%	58.6%	57.5%
% of FP17s for the same patient ID Re-attending between 3 & 9 months - Adults	3,587	5,511	65.1%	55.2%	51.5%	50.4%
% of FP17s for Band 1 Urgent Courses	293	6,539	4.5%	7.0%	8.0%	9.1%
% of FP17s Relating to Free Repair or Replacements	42	6,539	0.6%	0.9%	0.8%	0.8%
% of FP17s Relating to Continuations	104	6,539	1.6%	1.6%	1.2%	1.3%
% of Patients satisfied with the dentistry they have received	11	12	91.7%	92.0%	92.8%	92.7%
% of Patients satisfied with the time they had to wait for an appointment	10	12	83.3%	88.4%	89.2%	88.8%

* This is based on patients treated on this contract for their most recent course of treatment. Figures in italics indicate the base number of FP17s or Patient Questionnaire responses are less than 100. N/A is shown where the base number of responses is less than 10 during the period. % is calculated as Quantity/Base number*100

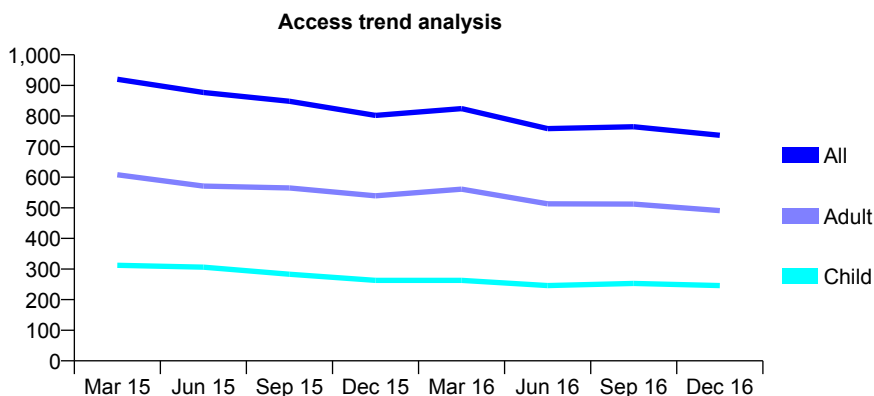
Q55 - Vital Signs At a Glance Contract Report for 138169/0001 - December 2016

Name or company name	Holly Tree House Dental Practice
Contract type name	GDS Contract
Purpose of contract	General
Contract start date	25/11/2011
Contract end date	

16/17 Contracted general activity (UDA)	2,254
Carry forward general activity (UDA)	0
16/17 Contracted orthodontic activity (UOA)	0
Carry forward orthodontic activity (UOA)	0
Baseline contract value	£53,326.55

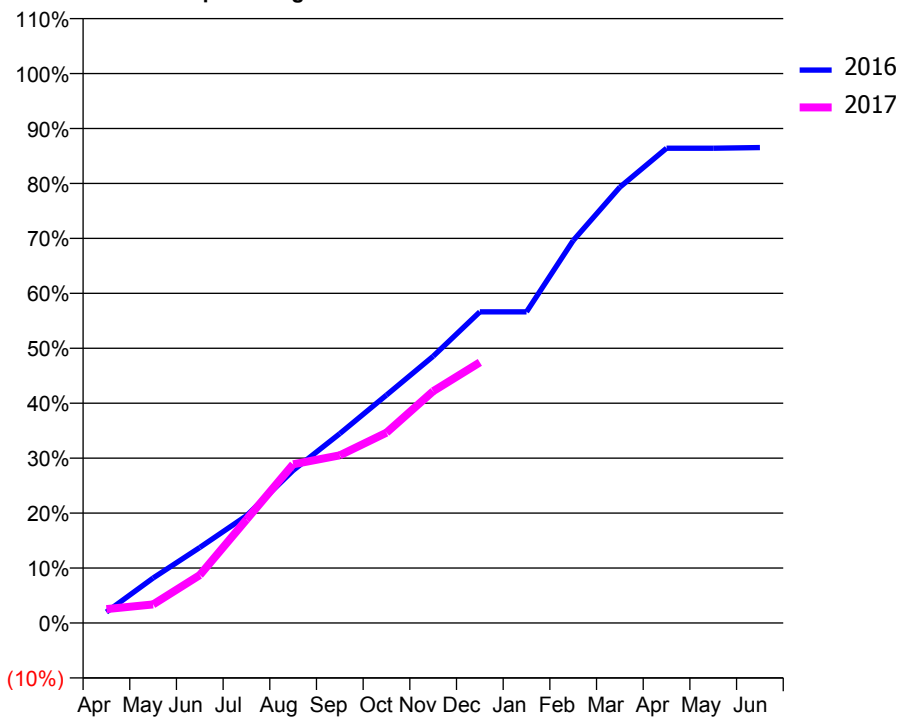
ACCESS*

Patients seen in 24 months	Total	Change since previous quarter
Quarter ending December 2015	802	
Quarter ending March 2016	824	↑
Quarter ending June 2016	759	↓
Quarter ending September 2016	765	→
Quarter ending December 2016	737	↓
Variance since December 2015	(8.1%)	↓



ACTIVITY

Cumulative percentage of contracted UDA delivered 2016 & 2017



Month	Adjusted Scheduled Activity (UDA)	
	2016	2017
April	45	57
May	185	76
June	310	197
July	440	424
August	626	651
September	777	688
October	935	781
November	1,094	951
December	1,276	1,069
January	1,276	
February	1,569	
March	1,788	
April	1,947	
May	1,947	
June	1,950	

QUALITY

	Quantity	Base Number	Contract	AT	Region	England
% of FP17s for the same patient ID Re-attending within 3 months - Children	12	284	4.2%	11.0%	12.1%	12.4%
% of FP17s for the same patient ID Re-attending within 3 months - Adults	51	320	15.9%	15.2%	15.9%	16.6%
% of FP17s for the same patient ID Re-attending between 3 & 9 months - Children	192	284	67.6%	61.2%	58.6%	57.5%
% of FP17s for the same patient ID Re-attending between 3 & 9 months - Adults	151	320	47.2%	55.2%	51.5%	50.4%
% of FP17s for Band 1 Urgent Courses	5	548	0.9%	7.0%	8.0%	9.1%
% of FP17s Relating to Free Repair or Replacements	9	548	1.6%	0.9%	0.8%	0.8%
% of FP17s Relating to Continuations	14	548	2.6%	1.6%	1.2%	1.3%
% of Patients satisfied with the dentistry they have received	0	0	N/A	92.0%	92.8%	92.7%
% of Patients satisfied with the time they had to wait for an appointment	0	0	N/A	88.4%	89.2%	88.8%

* This is based on patients treated on this contract for their most recent course of treatment. Figures in italics indicate the base number of FP17s or Patient Questionnaire responses are less than 100. N/A is shown where the base number of responses is less than 10 during the period. % is calculated as Quantity/Base number*100

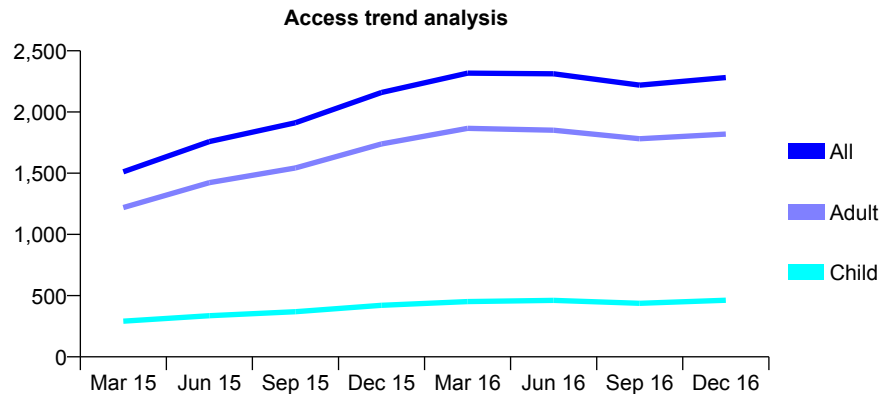
Q55 - Vital Signs At a Glance Contract Report for 138592/0001 - December 2016

Name or company name	Oradent Studio
Contract type name	GDS Contract
Purpose of contract	General
Contract start date	12/02/2014
Contract end date	

16/17 Contracted general activity (UDA)	6,825
Carry forward general activity (UDA)	-92
16/17 Contracted orthodontic activity (UOA)	0
Carry forward orthodontic activity (UOA)	0
Baseline contract value	£175,268.51

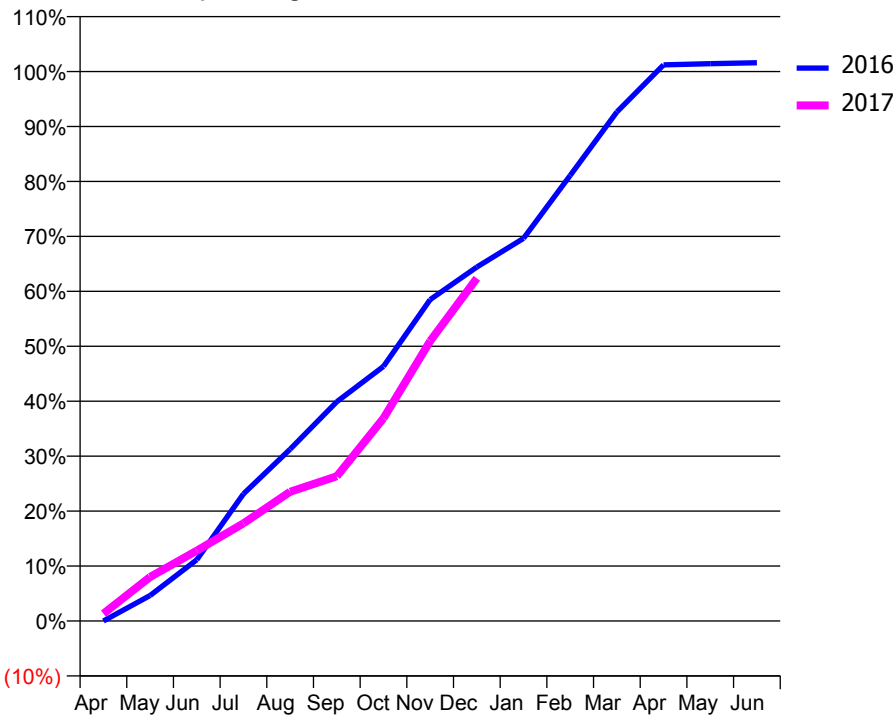
ACCESS*

Patients seen in 24 months	Total	Change since previous quarter
Quarter ending December 2015	2,160	
Quarter ending March 2016	2,318	↑
Quarter ending June 2016	2,312	→
Quarter ending September 2016	2,219	↓
Quarter ending December 2016	2,282	↑
Variance since December 2015	5.6%	↑



ACTIVITY

Cumulative percentage of contracted UDA delivered 2016 & 2017



Month	Adjusted Scheduled Activity (UDA)	
	2016	2017
April	0	92
May	271	547
June	649	874
July	1,348	1,213
August	1,821	1,605
September	2,325	1,797
October	2,700	2,518
November	3,407	3,477
December	3,752	4,257
January	4,056	
February	4,724	
March	5,397	
April	5,895	
May	5,908	
June	5,917	

QUALITY

	Quantity	Base Number	Contract	AT	Region	England
% of FP17s for the same patient ID Re-attending within 3 months - Children	13	352	3.7%	11.0%	12.1%	12.4%
% of FP17s for the same patient ID Re-attending within 3 months - Adults	135	1,422	9.5%	15.2%	15.9%	16.6%
% of FP17s for the same patient ID Re-attending between 3 & 9 months - Children	88	352	25.0%	61.2%	58.6%	57.5%
% of FP17s for the same patient ID Re-attending between 3 & 9 months - Adults	444	1,422	31.2%	55.2%	51.5%	50.4%
% of FP17s for Band 1 Urgent Courses	129	1,573	8.2%	7.0%	8.0%	9.1%
% of FP17s Relating to Free Repair or Replacements	20	1,573	1.3%	0.9%	0.8%	0.8%
% of FP17s Relating to Continuations	3	1,573	0.2%	1.6%	1.2%	1.3%
% of Patients satisfied with the dentistry they have received	6	6	N/A	92.0%	92.8%	92.7%
% of Patients satisfied with the time they had to wait for an appointment	6	6	N/A	88.4%	89.2%	88.8%

* This is based on patients treated on this contract for their most recent course of treatment. Figures in italics indicate the base number of FP17s or Patient Questionnaire responses are less than 100. N/A is shown where the base number of responses is less than 10 during the period. % is calculated as Quantity/Base number*100

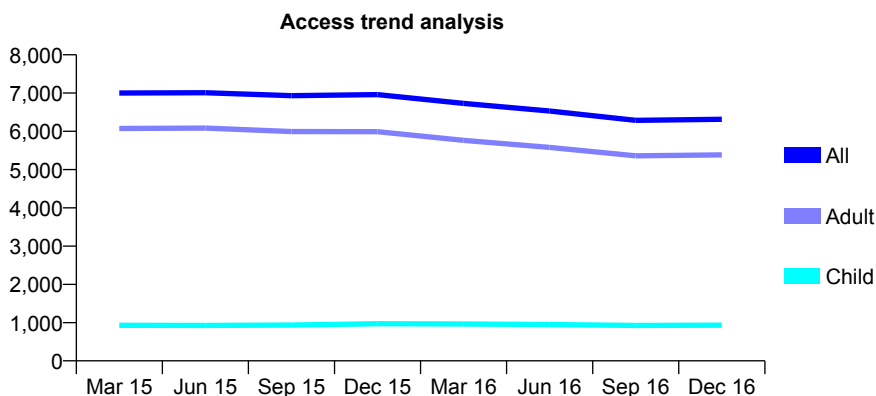
Q55 - Vital Signs At a Glance Contract Report for 139904/0001 - December 2016

Name or company name	Market Street Dental Care
Contract type name	GDS Contract
Purpose of contract	General
Contract start date	01/09/2012
Contract end date	

16/17 Contracted general activity (UDA)	16,736
Carry forward general activity (UDA)	-334
16/17 Contracted orthodontic activity (UOA)	0
Carry forward orthodontic activity (UOA)	0
Baseline contract value	£403,338.00

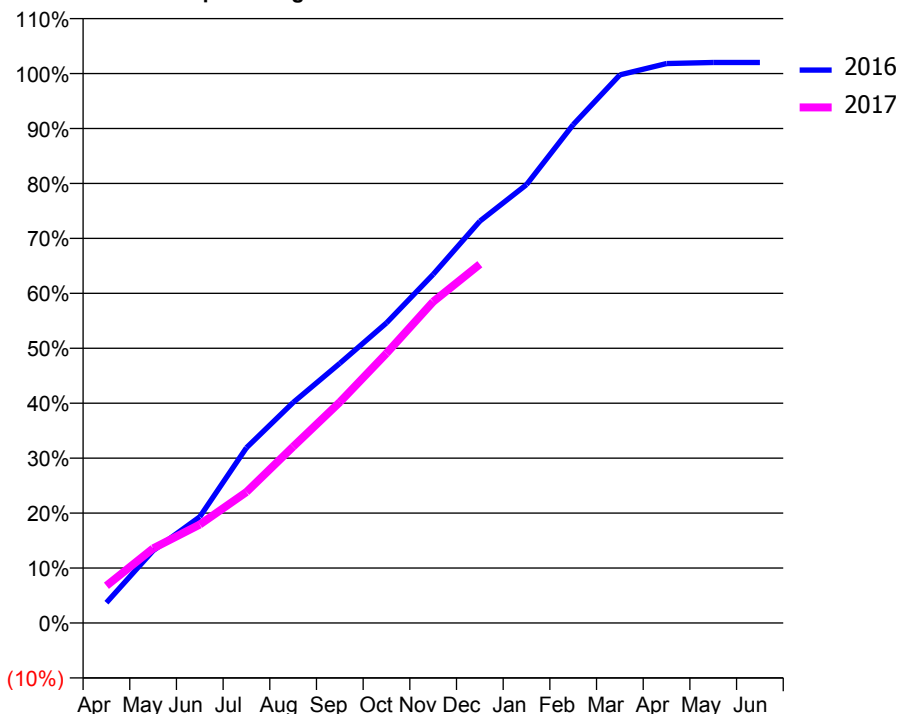
ACCESS*

Patients seen in 24 months	Total	Change since previous quarter
Quarter ending December 2015	6,959	
Quarter ending March 2016	6,728	↓
Quarter ending June 2016	6,529	↓
Quarter ending September 2016	6,288	↓
Quarter ending December 2016	6,315	→
Variance since December 2015	(9.3%)	↓



ACTIVITY

Cumulative percentage of contracted UDA delivered 2016 & 2017



Month	Adjusted Scheduled Activity (UDA)	
	2016	2017
April	620	1,136
May	2,202	2,274
June	3,236	3,001
July	5,339	3,992
August	6,717	5,371
September	7,908	6,727
October	9,139	8,216
November	10,619	9,787
December	12,237	10,928
January	13,350	
February	15,177	
March	16,696	
April	17,040	
May	17,070	
June	17,070	

QUALITY

	Quantity	Base Number	Contract	AT	Region	England
% of FP17s for the same patient ID Re-attending within 3 months - Children	44	1,037	4.2%	11.0%	12.1%	12.4%
% of FP17s for the same patient ID Re-attending within 3 months - Adults	573	5,651	10.1%	15.2%	15.9%	16.6%
% of FP17s for the same patient ID Re-attending between 3 & 9 months - Children	693	1,037	66.8%	61.2%	58.6%	57.5%
% of FP17s for the same patient ID Re-attending between 3 & 9 months - Adults	3,375	5,651	59.7%	55.2%	51.5%	50.4%
% of FP17s for Band 1 Urgent Courses	238	6,044	3.9%	7.0%	8.0%	9.1%
% of FP17s Relating to Free Repair or Replacements	16	6,044	0.3%	0.9%	0.8%	0.8%
% of FP17s Relating to Continuations	70	6,044	1.2%	1.6%	1.2%	1.3%
% of Patients satisfied with the dentistry they have received	6	6	N/A	92.0%	92.8%	92.7%
% of Patients satisfied with the time they had to wait for an appointment	5	6	N/A	88.4%	89.2%	88.8%

* This is based on patients treated on this contract for their most recent course of treatment. Figures in italics indicate the base number of FP17s or Patient Questionnaire responses are less than 100. N/A is shown where the base number of responses is less than 10 during the period. % is calculated as Quantity/Base number*100

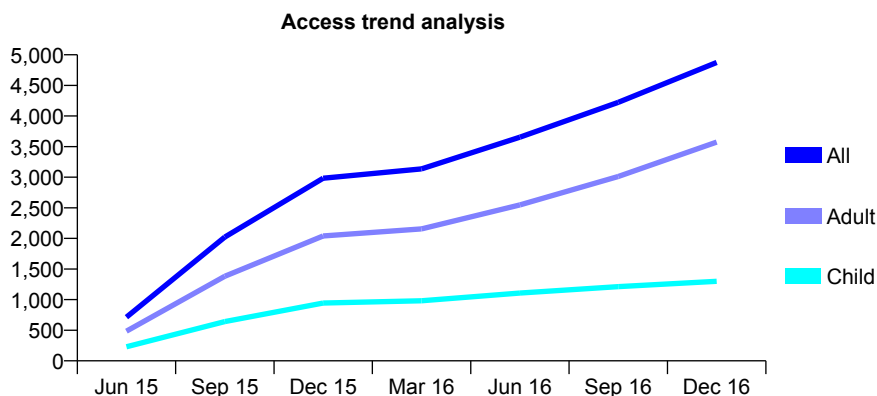
Q55 - Vital Signs At a Glance Contract Report for 142166/0001 - December 2016

Name or company name	Nationwide Healthcare Providers Ltd Clay C
Contract type name	GDS Contract
Purpose of contract	General
Contract start date	01/04/2015
Contract end date	

16/17 Contracted general activity (UDA)	18,000
Carry forward general activity (UDA)	0
16/17 Contracted orthodontic activity (UOA)	0
Carry forward orthodontic activity (UOA)	0
Baseline contract value	£498,524.28

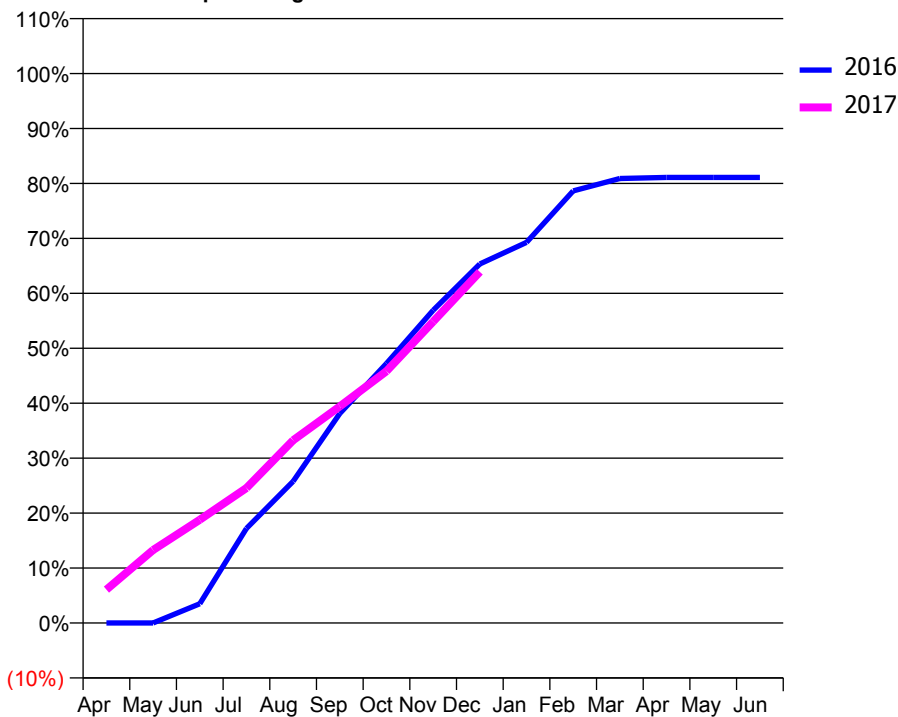
ACCESS*

Patients seen in 24 months	Total	Change since previous quarter
Quarter ending December 2015	2,984	
Quarter ending March 2016	3,137	↑
Quarter ending June 2016	3,655	↑
Quarter ending September 2016	4,224	↑
Quarter ending December 2016	4,874	↑
Variance since December 2015	63.3%	↑



ACTIVITY

Cumulative percentage of contracted UDA delivered 2016 & 2017



Month	Adjusted Scheduled Activity (UDA)	
	2016	2017
April	0	1,094
May	0	2,393
June	484	3,384
July	2,371	4,425
August	3,550	5,984
September	5,252	7,096
October	6,505	8,251
November	7,839	9,874
December	9,000	11,503
January	9,540	
February	10,830	
March	11,143	
April	11,168	
May	11,168	
June	11,169	

QUALITY

	Quantity	Base Number	Contract	AT	Region	England
% of FP17s for the same patient ID Re-attending within 3 months - Children	100	1,483	6.7%	11.0%	12.1%	12.4%
% of FP17s for the same patient ID Re-attending within 3 months - Adults	519	3,791	13.7%	15.2%	15.9%	16.6%
% of FP17s for the same patient ID Re-attending between 3 & 9 months - Children	771	1,483	52.0%	61.2%	58.6%	57.5%
% of FP17s for the same patient ID Re-attending between 3 & 9 months - Adults	1,215	3,791	32.0%	55.2%	51.5%	50.4%
% of FP17s for Band 1 Urgent Courses	437	5,259	8.3%	7.0%	8.0%	9.1%
% of FP17s Relating to Free Repair or Replacements	0	5,259	0.0%	0.9%	0.8%	0.8%
% of FP17s Relating to Continuations	121	5,259	2.3%	1.6%	1.2%	1.3%
% of Patients satisfied with the dentistry they have received	4	4	N/A	92.0%	92.8%	92.7%
% of Patients satisfied with the time they had to wait for an appointment	2	4	N/A	88.4%	89.2%	88.8%

* This is based on patients treated on this contract for their most recent course of treatment. Figures in italics indicate the base number of FP17s or Patient Questionnaire responses are less than 100. N/A is shown where the base number of responses is less than 10 during the period. % is calculated as Quantity/Base number*100

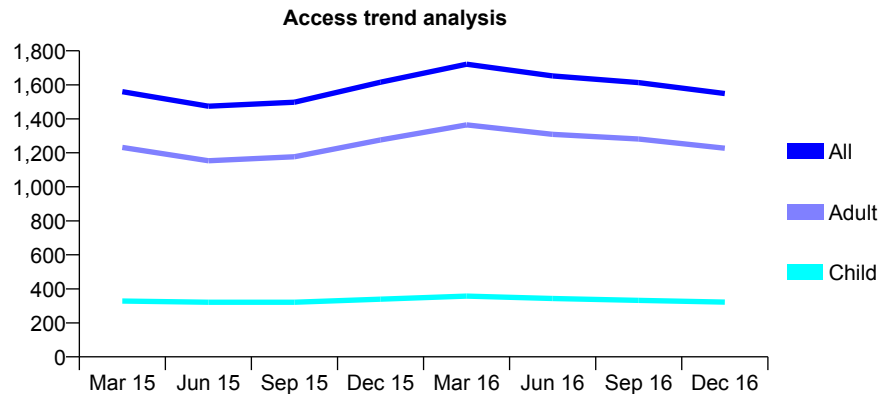
Q55 - Vital Signs At a Glance Contract Report for 142190/0001 - December 2016

Name or company name	Grange Dental Care
Contract type name	GDS Contract
Purpose of contract	General
Contract start date	01/06/2012
Contract end date	

16/17 Contracted general activity (UDA)	6,597
Carry forward general activity (UDA)	0
16/17 Contracted orthodontic activity (UOA)	0
Carry forward orthodontic activity (UOA)	0
Baseline contract value	£141,320.13

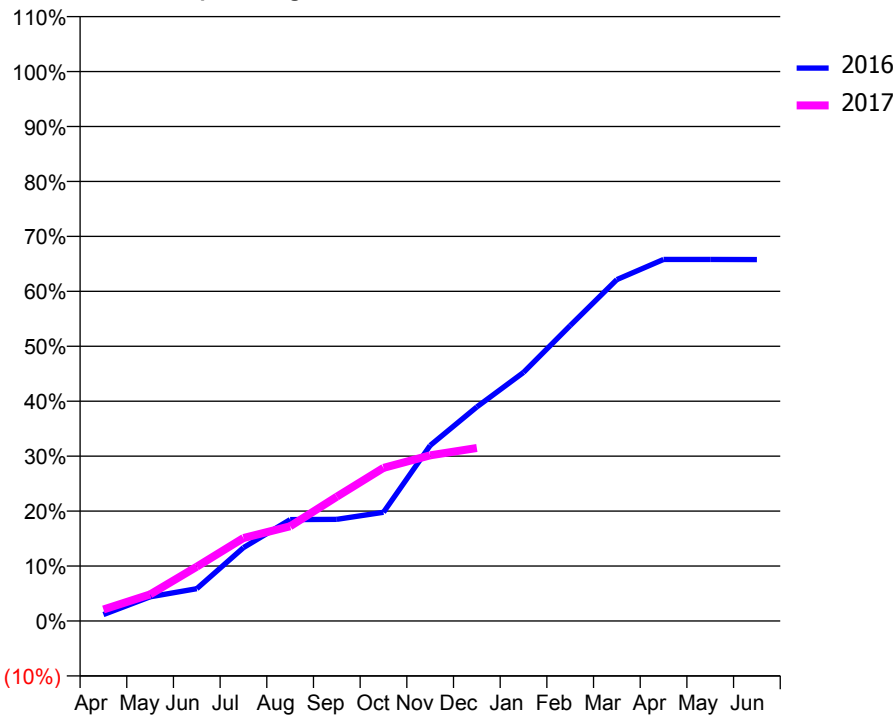
ACCESS*

Patients seen in 24 months	Total	Change since previous quarter
Quarter ending December 2015	1,615	
Quarter ending March 2016	1,721	↑
Quarter ending June 2016	1,652	↓
Quarter ending September 2016	1,613	↓
Quarter ending December 2016	1,549	↓
Variance since December 2015	(4.1%)	↓



ACTIVITY

Cumulative percentage of contracted UDA delivered 2016 & 2017



Month	Adjusted Scheduled Activity (UDA)	
	2016	2017
April	77	139
May	291	319
June	389	653
July	881	997
August	1,218	1,138
September	1,220	1,494
October	1,306	1,838
November	2,107	1,989
December	2,570	2,078
January	2,985	
February	3,546	
March	4,100	
April	4,340	
May	4,340	
June	4,339	

QUALITY

	Quantity	Base Number	Contract	AT	Region	England
% of FP17s for the same patient ID Re-attending within 3 months - Children	16	245	6.5%	11.0%	12.1%	12.4%
% of FP17s for the same patient ID Re-attending within 3 months - Adults	152	836	18.2%	15.2%	15.9%	16.6%
% of FP17s for the same patient ID Re-attending between 3 & 9 months - Children	115	245	46.9%	61.2%	58.6%	57.5%
% of FP17s for the same patient ID Re-attending between 3 & 9 months - Adults	357	836	42.7%	55.2%	51.5%	50.4%
% of FP17s for Band 1 Urgent Courses	95	924	10.3%	7.0%	8.0%	9.1%
% of FP17s Relating to Free Repair or Replacements	4	924	0.4%	0.9%	0.8%	0.8%
% of FP17s Relating to Continuations	15	924	1.6%	1.6%	1.2%	1.3%
% of Patients satisfied with the dentistry they have received	1	1	N/A	92.0%	92.8%	92.7%
% of Patients satisfied with the time they had to wait for an appointment	1	1	N/A	88.4%	89.2%	88.8%

* This is based on patients treated on this contract for their most recent course of treatment. Figures in italics indicate the base number of FP17s or Patient Questionnaire responses are less than 100. N/A is shown where the base number of responses is less than 10 during the period. % is calculated as Quantity/Base number*100

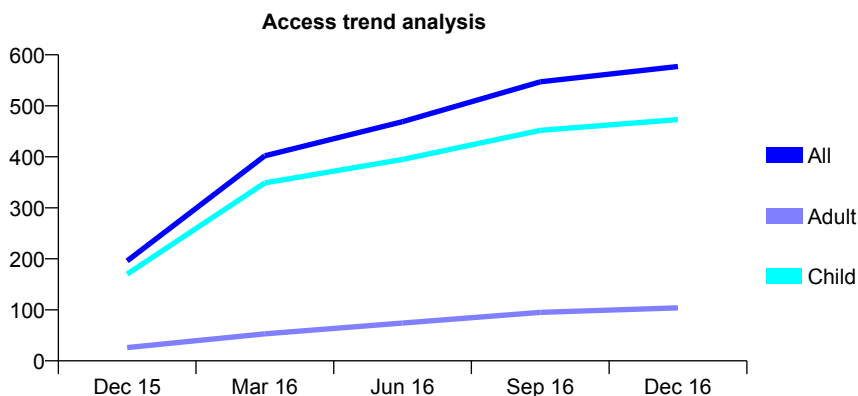
Q55 - Vital Signs At a Glance Contract Report for 142506/0001 - December 2016

Name or company name	Kedleston Dental Care
Contract type name	GDS Contract
Purpose of contract	General
Contract start date	10/07/2015
Contract end date	

16/17 Contracted general activity (UDA)	1,400
Carry forward general activity (UDA)	0
16/17 Contracted orthodontic activity (UOA)	0
Carry forward orthodontic activity (UOA)	0
Baseline contract value	£28,562.53

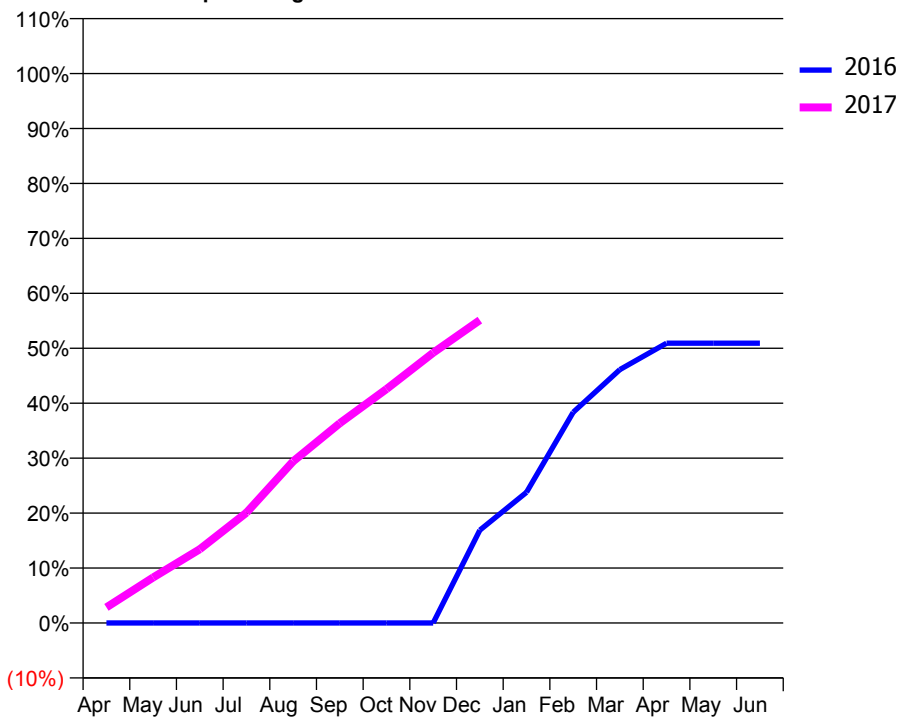
ACCESS*

Patients seen in 24 months	Total	Change since previous quarter
Quarter ending December 2015	196	
Quarter ending March 2016	402	↑
Quarter ending June 2016	469	↑
Quarter ending September 2016	547	↑
Quarter ending December 2016	577	↑
Variance since December 2015	194.4%	↑



ACTIVITY

Cumulative percentage of contracted UDA delivered 2016 & 2017



Month	Adjusted Scheduled Activity (UDA)	
	2016	2017
April	0	40
May	0	116
June	0	188
July	0	281
August	0	412
September	0	509
October	0	596
November	0	688
December	172	772
January	242	
February	390	
March	469	
April	518	
May	518	
June	518	

QUALITY

	Quantity	Base Number	Contract	AT	Region	England
% of FP17s for the same patient ID Re-attending within 3 months - Children	33	567	5.8%	11.0%	12.1%	12.4%
% of FP17s for the same patient ID Re-attending within 3 months - Adults	2	74	2.7%	15.2%	15.9%	16.6%
% of FP17s for the same patient ID Re-attending between 3 & 9 months - Children	321	567	56.6%	61.2%	58.6%	57.5%
% of FP17s for the same patient ID Re-attending between 3 & 9 months - Adults	35	74	47.3%	55.2%	51.5%	50.4%
% of FP17s for Band 1 Urgent Courses	3	601	0.5%	7.0%	8.0%	9.1%
% of FP17s Relating to Free Repair or Replacements	0	601	0.0%	0.9%	0.8%	0.8%
% of FP17s Relating to Continuations	0	601	0.0%	1.6%	1.2%	1.3%
% of Patients satisfied with the dentistry they have received	0	0	N/A	92.0%	92.8%	92.7%
% of Patients satisfied with the time they had to wait for an appointment	0	0	N/A	88.4%	89.2%	88.8%

* This is based on patients treated on this contract for their most recent course of treatment. Figures in italics indicate the base number of FP17s or Patient Questionnaire responses are less than 100. N/A is shown where the base number of responses is less than 10 during the period. % is calculated as Quantity/Base number*100

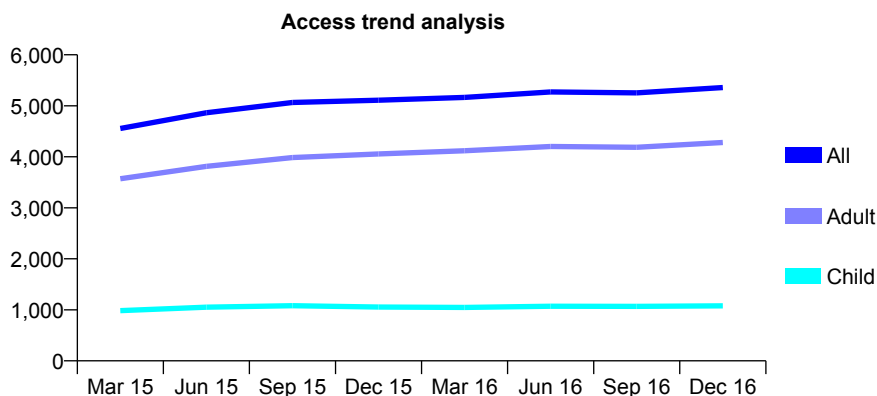
Q55 - Vital Signs At a Glance Contract Report for 143111/0001 - December 2016

Name or company name	Cadmus Dental Care Limited
Contract type name	GDS Contract
Purpose of contract	General
Contract start date	01/10/2013
Contract end date	

16/17 Contracted general activity (UDA)	17,677
Carry forward general activity (UDA)	342
16/17 Contracted orthodontic activity (UOA)	0
Carry forward orthodontic activity (UOA)	0
Baseline contract value	£410,577.78

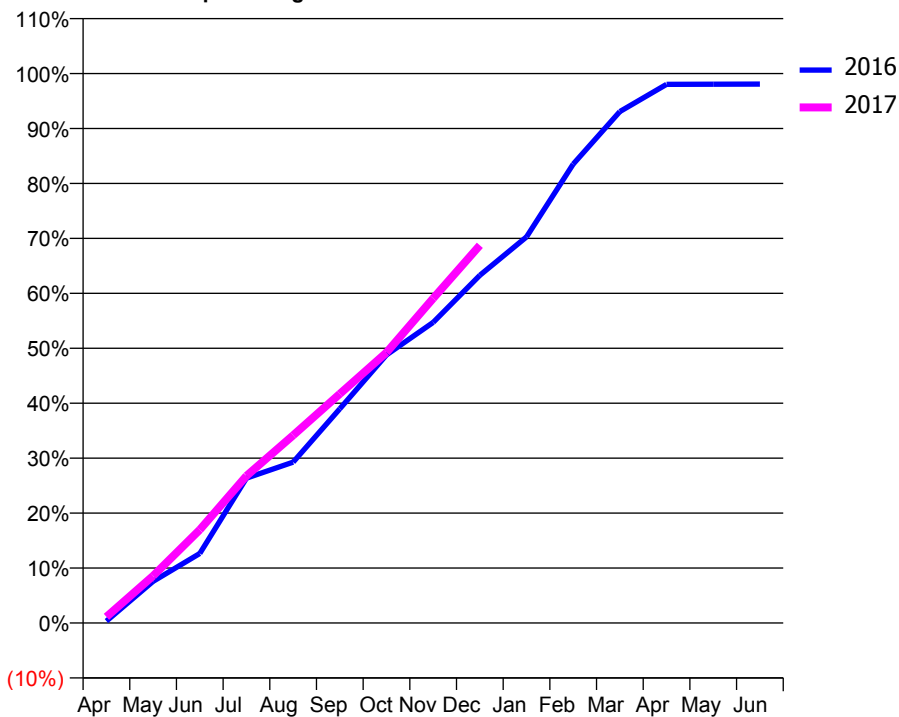
ACCESS*

Patients seen in 24 months	Total	Change since previous quarter
Quarter ending December 2015	5,109	
Quarter ending March 2016	5,164	→
Quarter ending June 2016	5,272	↑
Quarter ending September 2016	5,253	→
Quarter ending December 2016	5,358	→
Variance since December 2015	4.9%	↑



ACTIVITY

Cumulative percentage of contracted UDA delivered 2016 & 2017



Month	Adjusted Scheduled Activity (UDA)	
	2016	2017
April	61	198
May	1,340	1,518
June	2,237	3,001
July	4,660	4,732
August	5,175	6,037
September	6,891	7,374
October	8,624	8,701
November	9,673	10,443
December	11,187	12,149
January	12,420	
February	14,765	
March	16,452	
April	17,328	
May	17,334	
June	17,335	

QUALITY

	Quantity	Base Number	Contract	AT	Region	England
% of FP17s for the same patient ID Re-attending within 3 months - Children	72	992	7.3%	11.0%	12.1%	12.4%
% of FP17s for the same patient ID Re-attending within 3 months - Adults	763	4,027	18.9%	15.2%	15.9%	16.6%
% of FP17s for the same patient ID Re-attending between 3 & 9 months - Children	438	992	44.2%	61.2%	58.6%	57.5%
% of FP17s for the same patient ID Re-attending between 3 & 9 months - Adults	1,664	4,027	41.3%	55.2%	51.5%	50.4%
% of FP17s for Band 1 Urgent Courses	272	4,735	5.7%	7.0%	8.0%	9.1%
% of FP17s Relating to Free Repair or Replacements	45	4,735	1.0%	0.9%	0.8%	0.8%
% of FP17s Relating to Continuations	58	4,735	1.2%	1.6%	1.2%	1.3%
% of Patients satisfied with the dentistry they have received	11	11	100.0%	92.0%	92.8%	92.7%
% of Patients satisfied with the time they had to wait for an appointment	10	11	90.9%	88.4%	89.2%	88.8%

* This is based on patients treated on this contract for their most recent course of treatment. Figures in italics indicate the base number of FP17s or Patient Questionnaire responses are less than 100. N/A is shown where the base number of responses is less than 10 during the period. % is calculated as Quantity/Base number*100

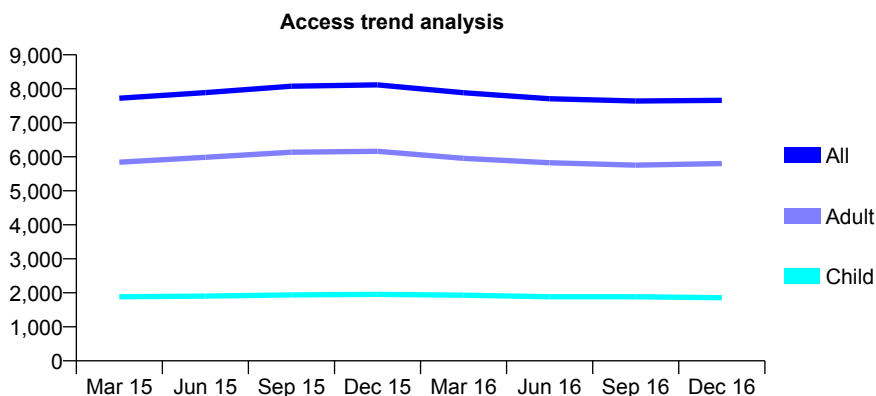
Q55 - Vital Signs At a Glance Contract Report for 143111/0002 - December 2016

Name or company name	Cadmus Dental Care Limited
Contract type name	GDS Contract
Purpose of contract	General
Contract start date	01/10/2013
Contract end date	

16/17 Contracted general activity (UDA)	28,084
Carry forward general activity (UDA)	737
16/17 Contracted orthodontic activity (UOA)	0
Carry forward orthodontic activity (UOA)	0
Baseline contract value	£624,797.87

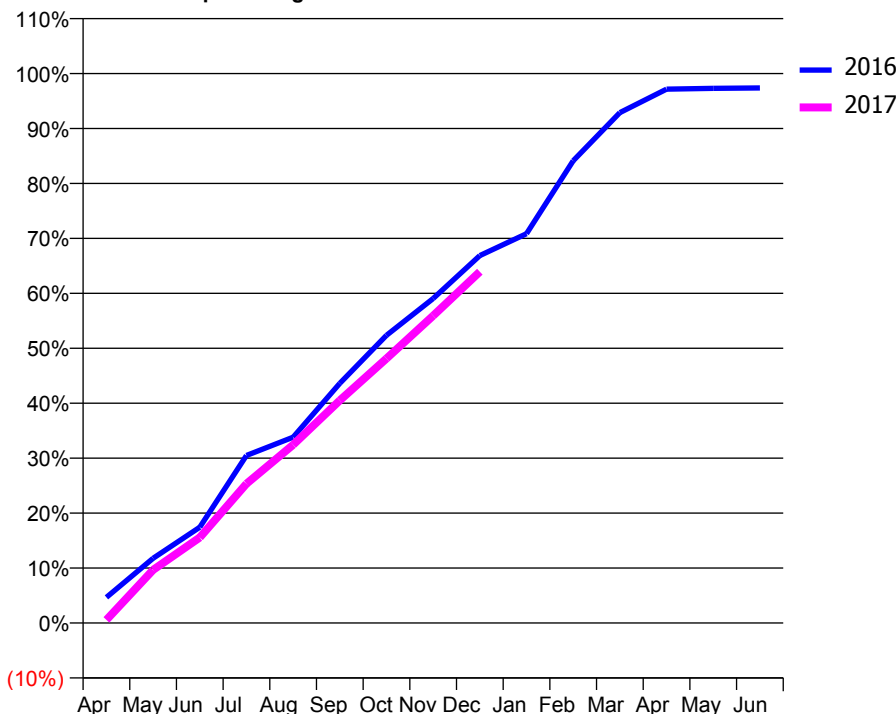
ACCESS*

Patients seen in 24 months	Total	Change since previous quarter
Quarter ending December 2015	8,116	
Quarter ending March 2016	7,886	↓
Quarter ending June 2016	7,707	↓
Quarter ending September 2016	7,640	→
Quarter ending December 2016	7,659	→
Variance since December 2015	(5.6%)	↓



ACTIVITY

Cumulative percentage of contracted UDA delivered 2016 & 2017



Month	Adjusted Scheduled Activity (UDA)	
	2016	2017
April	1,312	158
May	3,312	2,716
June	4,895	4,371
July	8,562	7,116
August	9,497	9,111
September	12,252	11,378
October	14,703	13,517
November	16,588	15,705
December	18,781	17,958
January	19,898	
February	23,624	
March	26,086	
April	27,284	
May	27,327	
June	27,347	

QUALITY

	Quantity	Base Number	Contract	AT	Region	England
% of FP17s for the same patient ID Re-attending within 3 months - Children	174	2,126	8.2%	11.0%	12.1%	12.4%
% of FP17s for the same patient ID Re-attending within 3 months - Adults	823	6,307	13.0%	15.2%	15.9%	16.6%
% of FP17s for the same patient ID Re-attending between 3 & 9 months - Children	1,387	2,126	65.2%	61.2%	58.6%	57.5%
% of FP17s for the same patient ID Re-attending between 3 & 9 months - Adults	4,035	6,307	64.0%	55.2%	51.5%	50.4%
% of FP17s for Band 1 Urgent Courses	354	7,936	4.5%	7.0%	8.0%	9.1%
% of FP17s Relating to Free Repair or Replacements	55	7,936	0.7%	0.9%	0.8%	0.8%
% of FP17s Relating to Continuations	77	7,936	1.0%	1.6%	1.2%	1.3%
% of Patients satisfied with the dentistry they have received	22	28	78.6%	92.0%	92.8%	92.7%
% of Patients satisfied with the time they had to wait for an appointment	28	28	100.0%	88.4%	89.2%	88.8%

* This is based on patients treated on this contract for their most recent course of treatment. Figures in italics indicate the base number of FP17s or Patient Questionnaire responses are less than 100. N/A is shown where the base number of responses is less than 10 during the period. % is calculated as Quantity/Base number*100

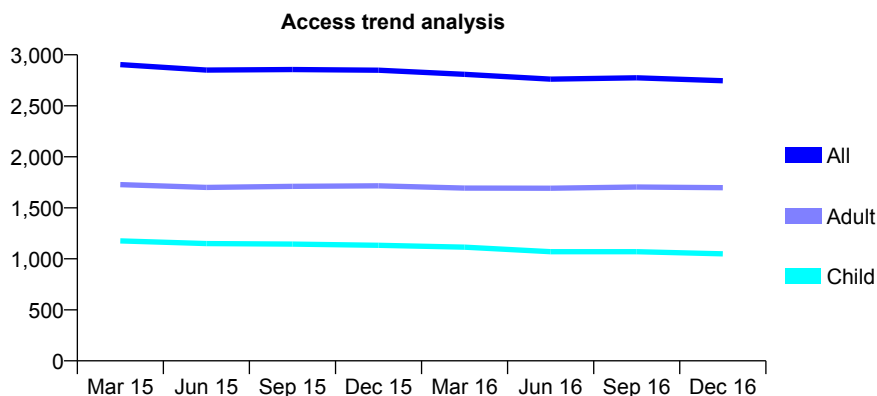
Q55 - Vital Signs At a Glance Contract Report for 143251/0002 - December 2016

Name or company name	Chesterfield PCT
Contract type name	PDS Contract
Purpose of contract	General
Contract start date	01/04/2006
Contract end date	

16/17 Contracted general activity (UDA)	12,048
Carry forward general activity (UDA)	0
16/17 Contracted orthodontic activity (UOA)	0
Carry forward orthodontic activity (UOA)	0
Baseline contract value	£0.00

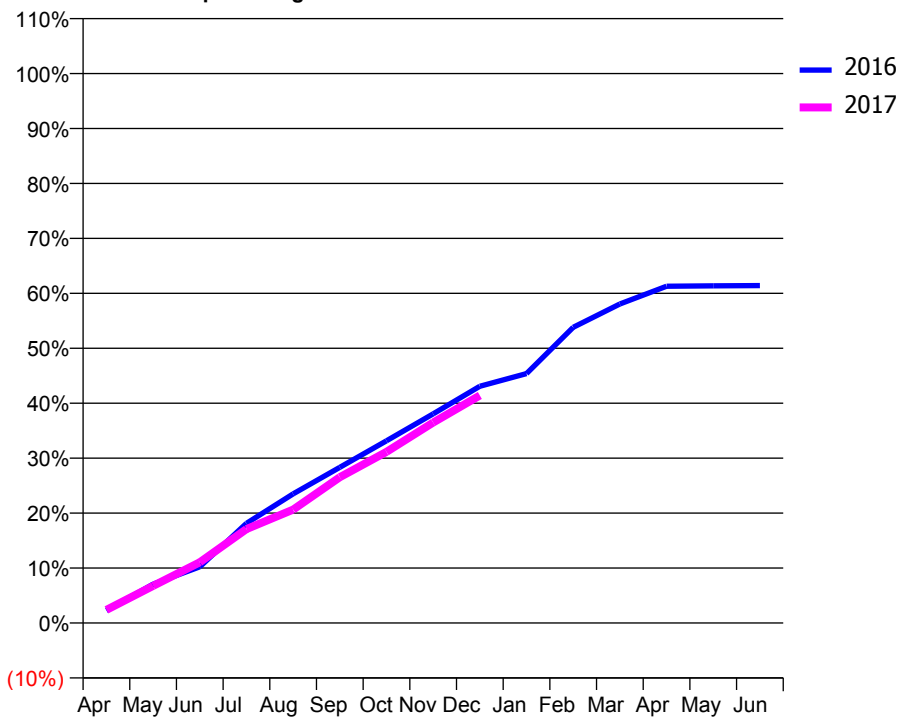
ACCESS*

Patients seen in 24 months	Total	Change since previous quarter
Quarter ending December 2015	2,849	
Quarter ending March 2016	2,808	↓
Quarter ending June 2016	2,762	↓
Quarter ending September 2016	2,774	→
Quarter ending December 2016	2,746	↓
Variance since December 2015	(3.6%)	↓



ACTIVITY

Cumulative percentage of contracted UDA delivered 2016 & 2017



Month	Adjusted Scheduled Activity (UDA)	
	2016	2017
April	275	289
May	852	815
June	1,231	1,332
July	2,186	2,060
August	2,832	2,487
September	3,415	3,197
October	3,994	3,751
November	4,585	4,397
December	5,190	4,991
January	5,468	
February	6,484	
March	6,994	
April	7,383	
May	7,391	
June	7,397	

QUALITY

	Quantity	Base Number	Contract	AT	Region	England
% of FP17s for the same patient ID Re-attending within 3 months - Children	104	1,313	7.9%	11.0%	12.1%	12.4%
% of FP17s for the same patient ID Re-attending within 3 months - Adults	238	1,651	14.4%	15.2%	15.9%	16.6%
% of FP17s for the same patient ID Re-attending between 3 & 9 months - Children	893	1,313	68.0%	61.2%	58.6%	57.5%
% of FP17s for the same patient ID Re-attending between 3 & 9 months - Adults	695	1,651	42.1%	55.2%	51.5%	50.4%
% of FP17s for Band 1 Urgent Courses	128	2,699	4.7%	7.0%	8.0%	9.1%
% of FP17s Relating to Free Repair or Replacements	30	2,699	1.1%	0.9%	0.8%	0.8%
% of FP17s Relating to Continuations	78	2,699	2.9%	1.6%	1.2%	1.3%
% of Patients satisfied with the dentistry they have received	3	3	N/A	92.0%	92.8%	92.7%
% of Patients satisfied with the time they had to wait for an appointment	3	3	N/A	88.4%	89.2%	88.8%

* This is based on patients treated on this contract for their most recent course of treatment. Figures in italics indicate the base number of FP17s or Patient Questionnaire responses are less than 100. N/A is shown where the base number of responses is less than 10 during the period. % is calculated as Quantity/Base number*100

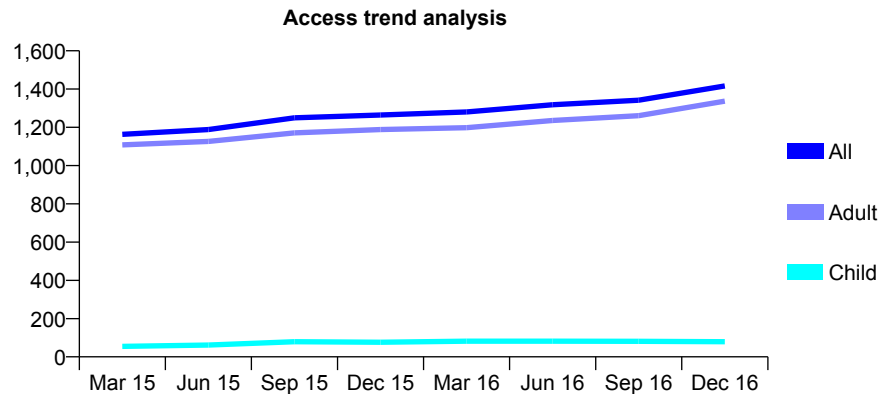
Q55 - Vital Signs At a Glance Contract Report for 143251/0003 - December 2016

Name or company name	Chesterfield PCT
Contract type name	PDS Contract
Purpose of contract	General
Contract start date	01/04/2006
Contract end date	

16/17 Contracted general activity (UDA)	1,122
Carry forward general activity (UDA)	0
16/17 Contracted orthodontic activity (UOA)	0
Carry forward orthodontic activity (UOA)	0
Baseline contract value	£0.00

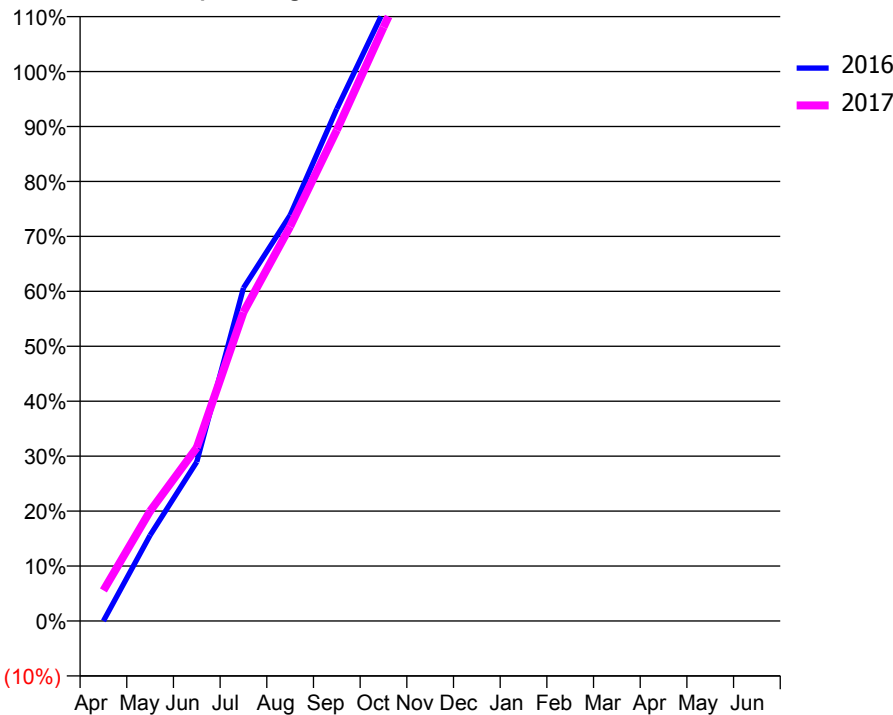
ACCESS*

Patients seen in 24 months	Total	Change since previous quarter
Quarter ending December 2015	1,264	
Quarter ending March 2016	1,280	→
Quarter ending June 2016	1,318	↑
Quarter ending September 2016	1,342	→
Quarter ending December 2016	1,416	↑
Variance since December 2015	12.0%	↑



ACTIVITY

Cumulative percentage of contracted UDA delivered 2016 & 2017



Month	Adjusted Scheduled Activity (UDA)	
	2016	2017
April	0	62
May	175	224
June	325	354
July	680	630
August	829	806
September	1,046	1,002
October	1,245	1,212
November	1,447	1,410
December	1,612	1,649
January	1,729	
February	2,038	
March	2,215	
April	2,380	
May	2,387	
June	2,388	

QUALITY

	Quantity	Base Number	Contract	AT	Region	England
% of FP17s for the same patient ID Re-attending within 3 months - Children	5	154	3.2%	11.0%	12.1%	12.4%
% of FP17s for the same patient ID Re-attending within 3 months - Adults	49	1,369	3.6%	15.2%	15.9%	16.6%
% of FP17s for the same patient ID Re-attending between 3 & 9 months - Children	0	154	0.0%	61.2%	58.6%	57.5%
% of FP17s for the same patient ID Re-attending between 3 & 9 months - Adults	20	1,369	1.5%	55.2%	51.5%	50.4%
% of FP17s for Band 1 Urgent Courses	1,371	1,374	99.8%	7.0%	8.0%	9.1%
% of FP17s Relating to Free Repair or Replacements	0	1,374	0.0%	0.9%	0.8%	0.8%
% of FP17s Relating to Continuations	0	1,374	0.0%	1.6%	1.2%	1.3%
% of Patients satisfied with the dentistry they have received	2	2	N/A	92.0%	92.8%	92.7%
% of Patients satisfied with the time they had to wait for an appointment	2	2	N/A	88.4%	89.2%	88.8%

* This is based on patients treated on this contract for their most recent course of treatment. Figures in italics indicate the base number of FP17s or Patient Questionnaire responses are less than 100. N/A is shown where the base number of responses is less than 10 during the period. % is calculated as Quantity/Base number*100

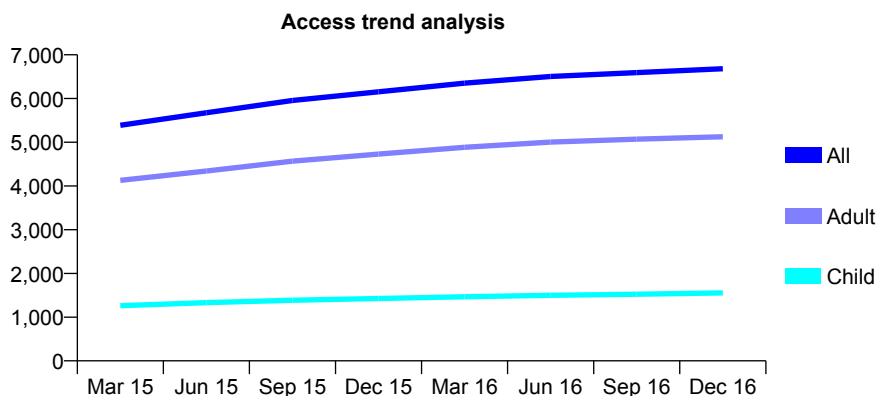
Q55 - Vital Signs At a Glance Contract Report for 146900/0001 - December 2016

Name or company name	Glenn Thelwell & Associates Dental Care L
Contract type name	GDS Contract
Purpose of contract	General
Contract start date	01/05/2014
Contract end date	

16/17 Contracted general activity (UDA)	21,370
Carry forward general activity (UDA)	-211
16/17 Contracted orthodontic activity (UOA)	0
Carry forward orthodontic activity (UOA)	0
Baseline contract value	£613,773.27

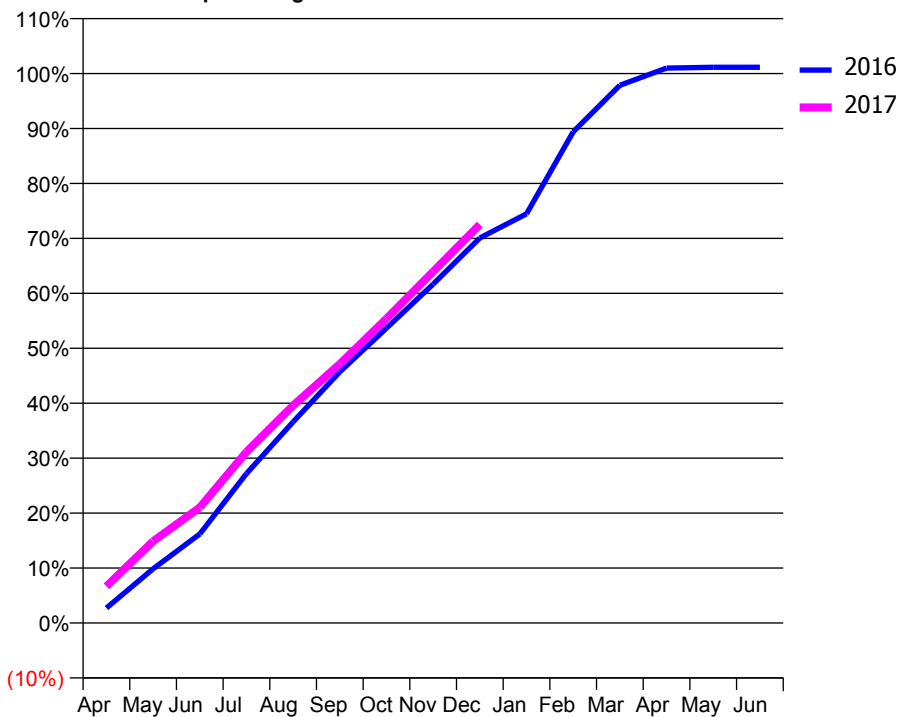
ACCESS*

Patients seen in 24 months	Total	Change since previous quarter
Quarter ending December 2015	6,155	
Quarter ending March 2016	6,351	↑
Quarter ending June 2016	6,505	↑
Quarter ending September 2016	6,594	→
Quarter ending December 2016	6,680	→
Variance since December 2015	8.5%	↑



ACTIVITY

Cumulative percentage of contracted UDA delivered 2016 & 2017



Month	Adjusted Scheduled Activity (UDA)	
	2016	2017
April	586	1,427
May	2,108	3,180
June	3,462	4,493
July	5,811	6,658
August	7,821	8,460
September	9,767	10,073
October	11,469	11,834
November	13,179	13,666
December	14,974	15,500
January	15,913	
February	19,105	
March	20,911	
April	21,582	
May	21,610	
June	21,610	

QUALITY

	Quantity	Base Number	Contract	AT	Region	England
% of FP17s for the same patient ID Re-attending within 3 months - Children	99	1,910	5.2%	11.0%	12.1%	12.4%
% of FP17s for the same patient ID Re-attending within 3 months - Adults	818	6,391	12.8%	15.2%	15.9%	16.6%
% of FP17s for the same patient ID Re-attending between 3 & 9 months - Children	1,269	1,910	66.4%	61.2%	58.6%	57.5%
% of FP17s for the same patient ID Re-attending between 3 & 9 months - Adults	4,444	6,391	69.5%	55.2%	51.5%	50.4%
% of FP17s for Band 1 Urgent Courses	78	7,966	1.0%	7.0%	8.0%	9.1%
% of FP17s Relating to Free Repair or Replacements	92	7,966	1.2%	0.9%	0.8%	0.8%
% of FP17s Relating to Continuations	253	7,966	3.2%	1.6%	1.2%	1.3%
% of Patients satisfied with the dentistry they have received	11	11	100.0%	92.0%	92.8%	92.7%
% of Patients satisfied with the time they had to wait for an appointment	10	11	90.9%	88.4%	89.2%	88.8%

* This is based on patients treated on this contract for their most recent course of treatment. Figures in italics indicate the base number of FP17s or Patient Questionnaire responses are less than 100. N/A is shown where the base number of responses is less than 10 during the period. % is calculated as Quantity/Base number*100

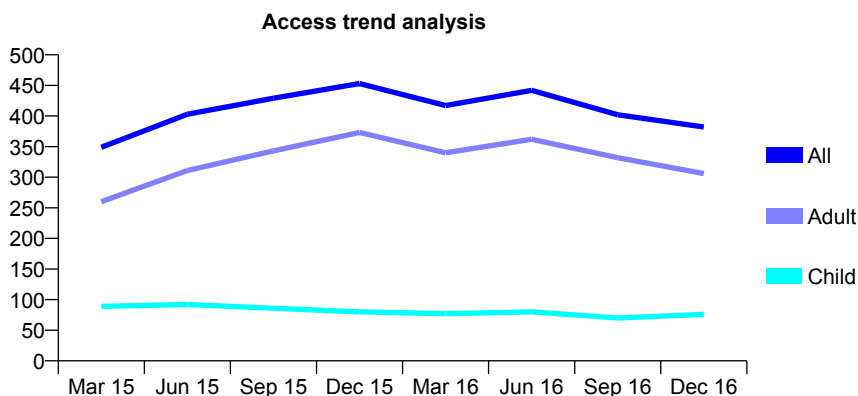
Q55 - Vital Signs At a Glance Contract Report for 147354/0001 - December 2016

Name or company name	The Oxford Street Dental Practice
Contract type name	GDS Contract
Purpose of contract	General
Contract start date	29/07/2010
Contract end date	

16/17 Contracted general activity (UDA)	900
Carry forward general activity (UDA)	-18
16/17 Contracted orthodontic activity (UOA)	0
Carry forward orthodontic activity (UOA)	0
Baseline contract value	£26,026.84

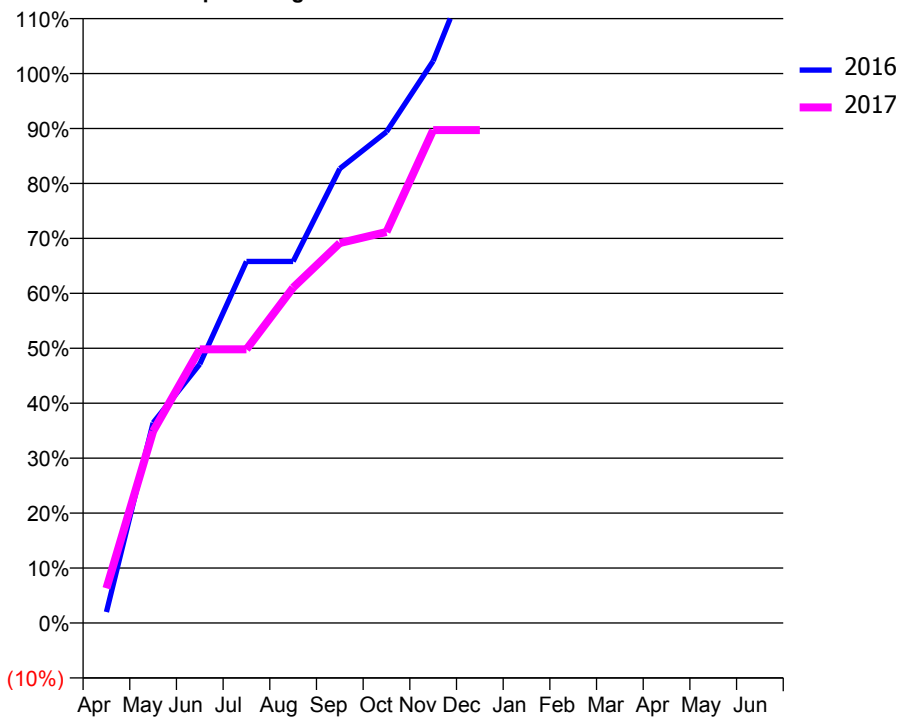
ACCESS*

Patients seen in 24 months	Total	Change since previous quarter
Quarter ending December 2015	453	
Quarter ending March 2016	417	↓
Quarter ending June 2016	442	↑
Quarter ending September 2016	402	↓
Quarter ending December 2016	382	↓
Variance since December 2015	(15.7%)	↓



ACTIVITY

Cumulative percentage of contracted UDA delivered 2016 & 2017



Month	Adjusted Scheduled Activity (UDA)	
	2016	2017
April	18	57
May	328	314
June	424	448
July	592	448
August	592	549
September	744	622
October	804	640
November	920	807
December	1,110	807
January	1,117	
February	1,117	
March	1,117	
April	1,130	
May	1,131	
June	1,143	

QUALITY

	Quantity	Base Number	Contract	AT	Region	England
% of FP17s for the same patient ID Re-attending within 3 months - Children	4	80	5.0%	11.0%	12.1%	12.4%
% of FP17s for the same patient ID Re-attending within 3 months - Adults	30	221	13.6%	15.2%	15.9%	16.6%
% of FP17s for the same patient ID Re-attending between 3 & 9 months - Children	35	80	43.8%	61.2%	58.6%	57.5%
% of FP17s for the same patient ID Re-attending between 3 & 9 months - Adults	88	221	39.8%	55.2%	51.5%	50.4%
% of FP17s for Band 1 Urgent Courses	2	291	0.7%	7.0%	8.0%	9.1%
% of FP17s Relating to Free Repair or Replacements	0	291	0.0%	0.9%	0.8%	0.8%
% of FP17s Relating to Continuations	7	291	2.4%	1.6%	1.2%	1.3%
% of Patients satisfied with the dentistry they have received	1	1	N/A	92.0%	92.8%	92.7%
% of Patients satisfied with the time they had to wait for an appointment	1	1	N/A	88.4%	89.2%	88.8%

* This is based on patients treated on this contract for their most recent course of treatment. Figures in italics indicate the base number of FP17s or Patient Questionnaire responses are less than 100. N/A is shown where the base number of responses is less than 10 during the period. % is calculated as Quantity/Base number*100

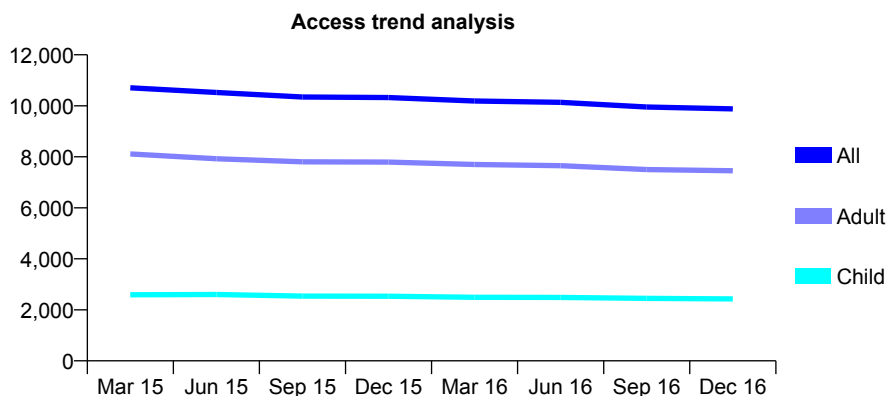
Q55 - Vital Signs At a Glance Contract Report for 148369/0001 - December 2016

Name or company name	KH & GW Ltd
Contract type name	GDS Contract
Purpose of contract	General
Contract start date	01/04/2008
Contract end date	

16/17 Contracted general activity (UDA)	30,382
Carry forward general activity (UDA)	0
16/17 Contracted orthodontic activity (UOA)	0
Carry forward orthodontic activity (UOA)	0
Baseline contract value	£1,027,207.05

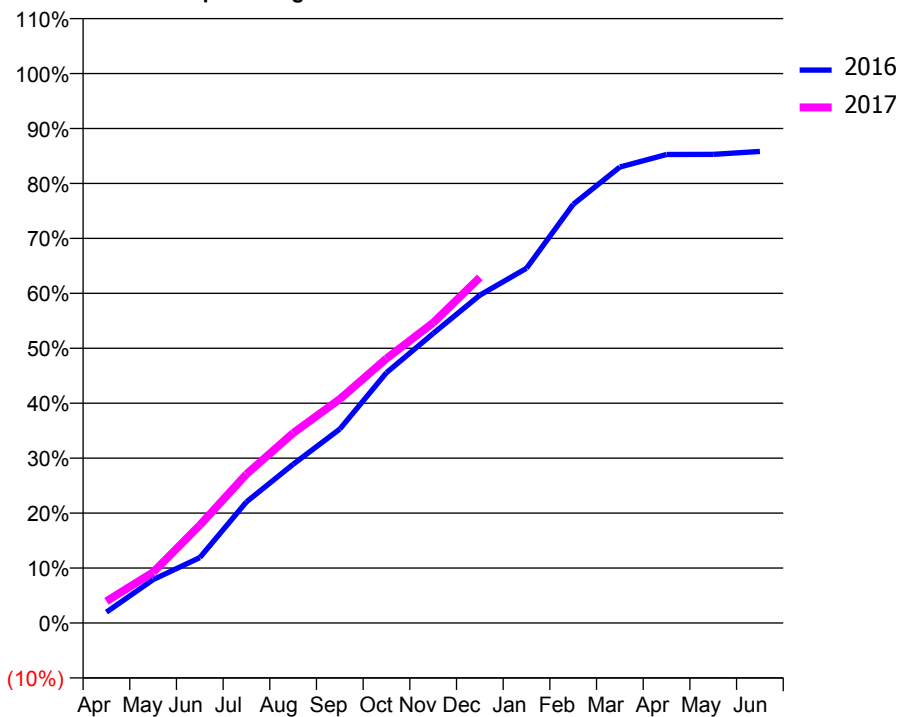
ACCESS*

Patients seen in 24 months	Total	Change since previous quarter
Quarter ending December 2015	10,326	
Quarter ending March 2016	10,187	↓
Quarter ending June 2016	10,138	→
Quarter ending September 2016	9,953	↓
Quarter ending December 2016	9,882	→
Variance since December 2015	(4.3%)	↓



ACTIVITY

Cumulative percentage of contracted UDA delivered 2016 & 2017



Month	Adjusted Scheduled Activity (UDA)	
	2016	2017
April	604	1,202
May	2,396	2,808
June	3,616	5,408
July	6,701	8,232
August	8,778	10,501
September	10,724	12,380
October	13,842	14,623
November	16,007	16,603
December	18,126	19,104
January	19,612	
February	23,146	
March	25,211	
April	25,907	
May	25,910	
June	26,070	

QUALITY

	Quantity	Base Number	Contract	AT	Region	England
% of FP17s for the same patient ID Re-attending within 3 months - Children	97	2,500	3.9%	11.0%	12.1%	12.4%
% of FP17s for the same patient ID Re-attending within 3 months - Adults	634	7,132	8.9%	15.2%	15.9%	16.6%
% of FP17s for the same patient ID Re-attending between 3 & 9 months - Children	1,336	2,500	53.4%	61.2%	58.6%	57.5%
% of FP17s for the same patient ID Re-attending between 3 & 9 months - Adults	3,755	7,132	52.7%	55.2%	51.5%	50.4%
% of FP17s for Band 1 Urgent Courses	148	9,119	1.6%	7.0%	8.0%	9.1%
% of FP17s Relating to Free Repair or Replacements	50	9,119	0.5%	0.9%	0.8%	0.8%
% of FP17s Relating to Continuations	158	9,119	1.7%	1.6%	1.2%	1.3%
% of Patients satisfied with the dentistry they have received	11	11	100.0%	92.0%	92.8%	92.7%
% of Patients satisfied with the time they had to wait for an appointment	5	11	45.5%	88.4%	89.2%	88.8%

* This is based on patients treated on this contract for their most recent course of treatment. Figures in italics indicate the base number of FP17s or Patient Questionnaire responses are less than 100. N/A is shown where the base number of responses is less than 10 during the period. % is calculated as Quantity/Base number*100

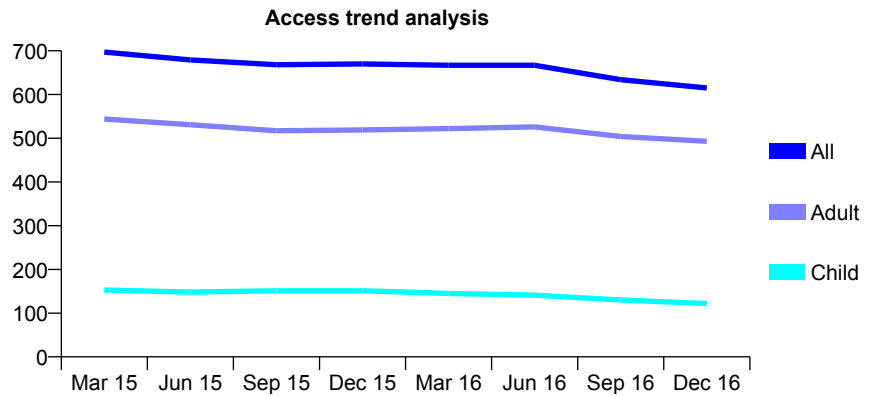
Q55 - Vital Signs At a Glance Contract Report for 151378/0001 - December 2016

Name or company name	Bulwell Dental Practice
Contract type name	GDS Contract
Purpose of contract	General
Contract start date	03/11/2008
Contract end date	

16/17 Contracted general activity (UDA)	2,345
Carry forward general activity (UDA)	-5
16/17 Contracted orthodontic activity (UOA)	0
Carry forward orthodontic activity (UOA)	0
Baseline contract value	£53,954.96

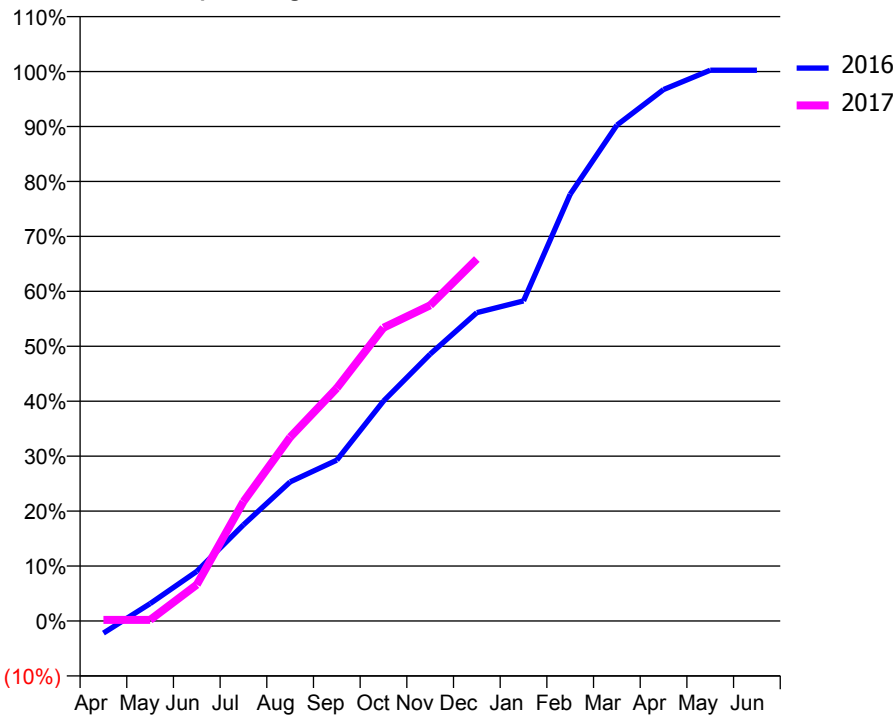
ACCESS*

Patients seen in 24 months	Total	Change since previous quarter
Quarter ending December 2015	670	
Quarter ending March 2016	667	→
Quarter ending June 2016	667	→
Quarter ending September 2016	634	↓
Quarter ending December 2016	615	↓
Variance since December 2015	(8.2%)	↓



ACTIVITY

Cumulative percentage of contracted UDA delivered 2016 & 2017



Month	Adjusted Scheduled Activity (UDA)	
	2016	2017
April	-52	5
May	74	5
June	212	155
July	411	510
August	594	785
September	687	994
October	939	1,251
November	1,139	1,347
December	1,316	1,545
January	1,366	
February	1,821	
March	2,116	
April	2,268	
May	2,350	
June	2,350	

QUALITY

	Quantity	Base Number	Contract	AT	Region	England
% of FP17s for the same patient ID Re-attending within 3 months - Children	10	98	10.2%	11.0%	12.1%	12.4%
% of FP17s for the same patient ID Re-attending within 3 months - Adults	50	464	10.8%	15.2%	15.9%	16.6%
% of FP17s for the same patient ID Re-attending between 3 & 9 months - Children	51	98	52.0%	61.2%	58.6%	57.5%
% of FP17s for the same patient ID Re-attending between 3 & 9 months - Adults	223	464	48.1%	55.2%	51.5%	50.4%
% of FP17s for Band 1 Urgent Courses	43	485	8.9%	7.0%	8.0%	9.1%
% of FP17s Relating to Free Repair or Replacements	2	485	0.4%	0.9%	0.8%	0.8%
% of FP17s Relating to Continuations	2	485	0.4%	1.6%	1.2%	1.3%
% of Patients satisfied with the dentistry they have received	1	1	N/A	92.0%	92.8%	92.7%
% of Patients satisfied with the time they had to wait for an appointment	1	1	N/A	88.4%	89.2%	88.8%

* This is based on patients treated on this contract for their most recent course of treatment. Figures in italics indicate the base number of FP17s or Patient Questionnaire responses are less than 100. N/A is shown where the base number of responses is less than 10 during the period. % is calculated as Quantity/Base number*100

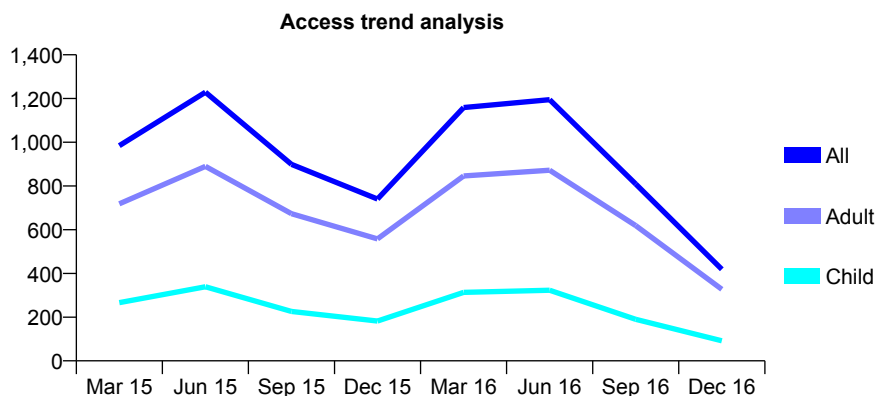
Q55 - Vital Signs At a Glance Contract Report for 153907/0001 - December 2016

Name or company name	Carlton Dental Care Limited
Contract type name	GDS Contract
Purpose of contract	General
Contract start date	06/04/2013
Contract end date	30/06/2016

16/17 Contracted general activity (UDA)	1,000
Carry forward general activity (UDA)	0
16/17 Contracted orthodontic activity (UOA)	0
Carry forward orthodontic activity (UOA)	0
Baseline contract value	£27,738.15

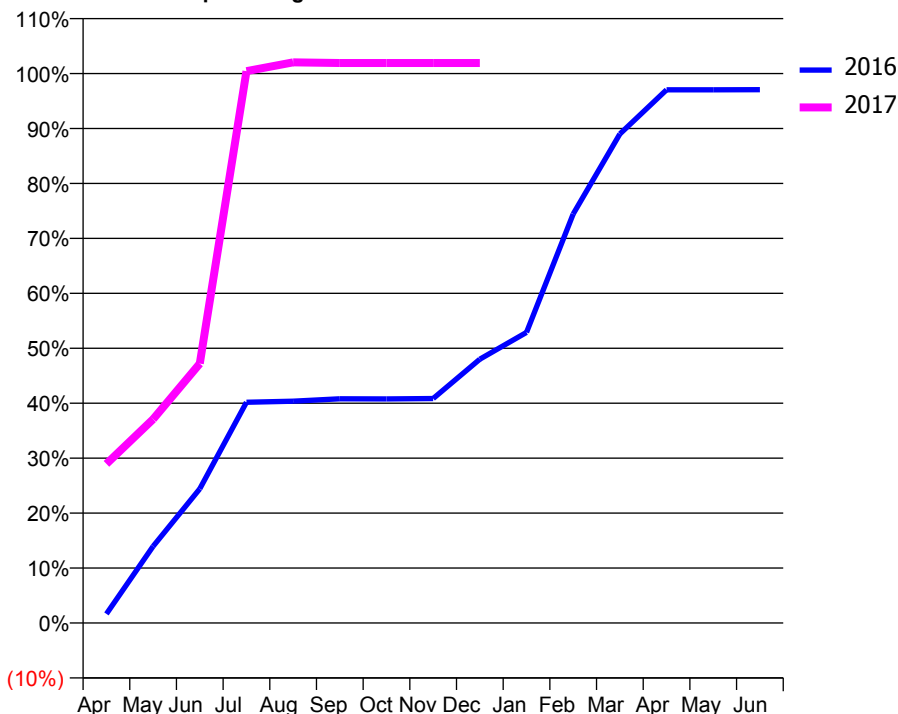
ACCESS*

Patients seen in 24 months	Total	Change since previous quarter
Quarter ending December 2015	740	
Quarter ending March 2016	1,159	↑
Quarter ending June 2016	1,195	↑
Quarter ending September 2016	809	↓
Quarter ending December 2016	419	↓
Variance since December 2015	(43.4%)	↓



ACTIVITY

Cumulative percentage of contracted UDA delivered 2016 & 2017



Month	Adjusted Scheduled Activity (UDA)	
	2016	2017
April	66	290
May	559	371
June	977	472
July	1,607	1,004
August	1,615	1,020
September	1,632	1,019
October	1,631	1,019
November	1,634	1,019
December	1,921	1,019
January	2,116	
February	2,978	
March	3,560	
April	3,883	
May	3,883	
June	3,884	

QUALITY

	Quantity	Base Number	Contract	AT	Region	England
% of FP17s for the same patient ID Re-attending within 3 months - Children	15	140	10.7%	11.0%	12.1%	12.4%
% of FP17s for the same patient ID Re-attending within 3 months - Adults	64	409	15.6%	15.2%	15.9%	16.6%
% of FP17s for the same patient ID Re-attending between 3 & 9 months - Children	32	140	22.9%	61.2%	58.6%	57.5%
% of FP17s for the same patient ID Re-attending between 3 & 9 months - Adults	76	409	18.6%	55.2%	51.5%	50.4%
% of FP17s for Band 1 Urgent Courses	11	436	2.5%	7.0%	8.0%	9.1%
% of FP17s Relating to Free Repair or Replacements	19	436	4.4%	0.9%	0.8%	0.8%
% of FP17s Relating to Continuations	8	436	1.8%	1.6%	1.2%	1.3%
% of Patients satisfied with the dentistry they have received	0	0	N/A	92.0%	92.8%	92.7%
% of Patients satisfied with the time they had to wait for an appointment	0	0	N/A	88.4%	89.2%	88.8%

* This is based on patients treated on this contract for their most recent course of treatment. Figures in italics indicate the base number of FP17s or Patient Questionnaire responses are less than 100. N/A is shown where the base number of responses is less than 10 during the period. % is calculated as Quantity/Base number*100

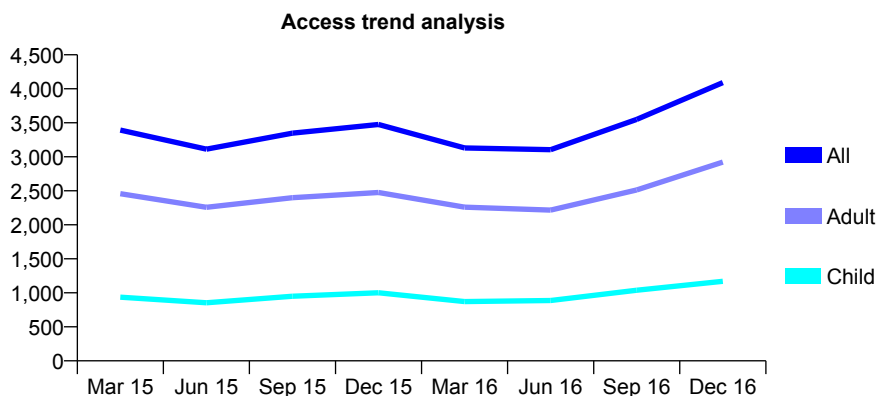
Q55 - Vital Signs At a Glance Contract Report for 153907/0002 - December 2016

Name or company name	Carlton Dental Care Limited
Contract type name	GDS Contract
Purpose of contract	General
Contract start date	06/04/2013
Contract end date	

16/17 Contracted general activity (UDA)	16,441
Carry forward general activity (UDA)	0
16/17 Contracted orthodontic activity (UOA)	0
Carry forward orthodontic activity (UOA)	0
Baseline contract value	£438,553.98

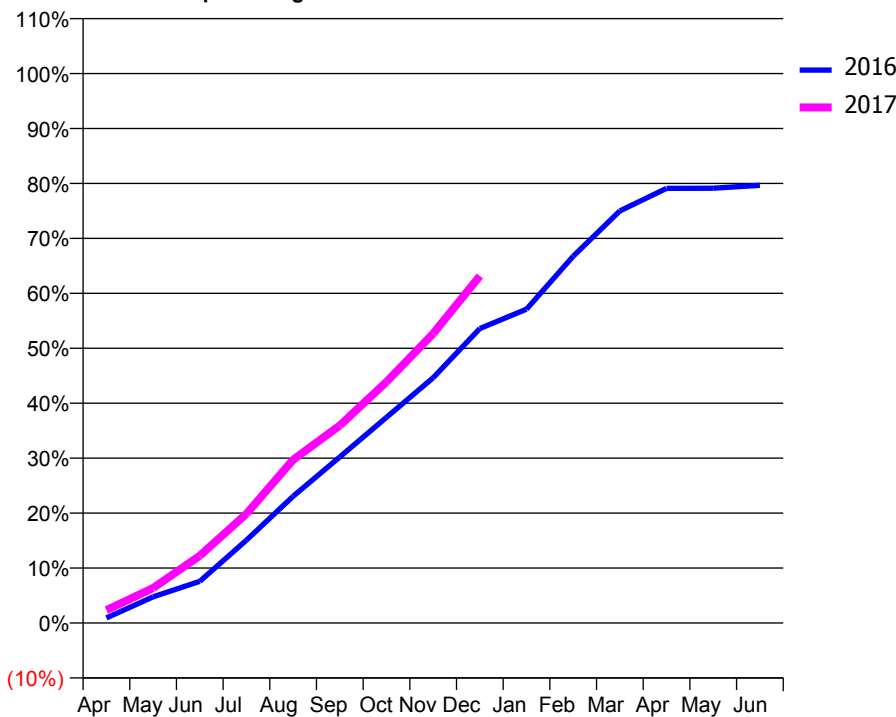
ACCESS*

Patients seen in 24 months	Total	Change since previous quarter
Quarter ending December 2015	3,476	
Quarter ending March 2016	3,131	↓
Quarter ending June 2016	3,104	→
Quarter ending September 2016	3,550	↑
Quarter ending December 2016	4,091	↑
Variance since December 2015	17.7%	↑



ACTIVITY

Cumulative percentage of contracted UDA delivered 2016 & 2017



Month	Adjusted Scheduled Activity (UDA)	
	2016	2017
April	127	383
May	642	1,048
June	1,019	2,012
July	2,027	3,269
August	3,099	4,884
September	4,063	5,910
October	5,029	7,216
November	5,998	8,660
December	7,203	10,383
January	7,677	
February	8,970	
March	10,079	
April	10,630	
May	10,634	
June	10,705	

QUALITY

	Quantity	Base Number	Contract	AT	Region	England
% of FP17s for the same patient ID Re-attending within 3 months - Children	189	1,454	13.0%	11.0%	12.1%	12.4%
% of FP17s for the same patient ID Re-attending within 3 months - Adults	514	3,231	15.9%	15.2%	15.9%	16.6%
% of FP17s for the same patient ID Re-attending between 3 & 9 months - Children	606	1,454	41.7%	61.2%	58.6%	57.5%
% of FP17s for the same patient ID Re-attending between 3 & 9 months - Adults	1,228	3,231	38.0%	55.2%	51.5%	50.4%
% of FP17s for Band 1 Urgent Courses	262	4,458	5.9%	7.0%	8.0%	9.1%
% of FP17s Relating to Free Repair or Replacements	61	4,458	1.4%	0.9%	0.8%	0.8%
% of FP17s Relating to Continuations	34	4,458	0.8%	1.6%	1.2%	1.3%
% of Patients satisfied with the dentistry they have received	5	6	N/A	92.0%	92.8%	92.7%
% of Patients satisfied with the time they had to wait for an appointment	6	6	N/A	88.4%	89.2%	88.8%

* This is based on patients treated on this contract for their most recent course of treatment. Figures in italics indicate the base number of FP17s or Patient Questionnaire responses are less than 100. N/A is shown where the base number of responses is less than 10 during the period. % is calculated as Quantity/Base number*100

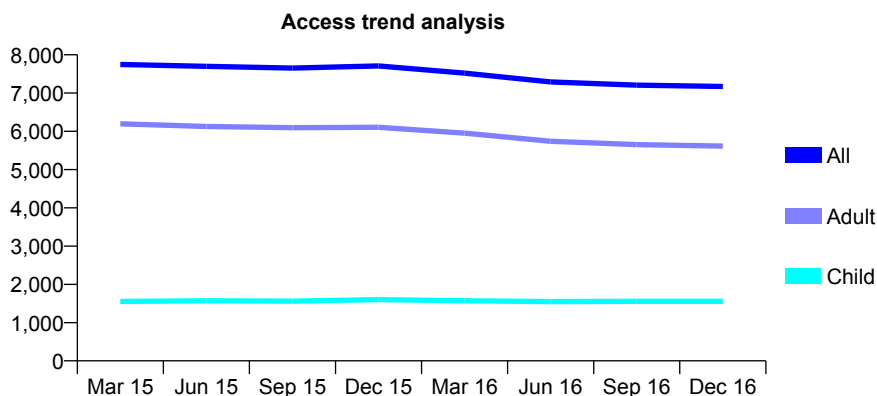
Q55 - Vital Signs At a Glance Contract Report for 154288/0001 - December 2016

Name or company name	D AND L JORDAN LIMITED
Contract type name	GDS Contract
Purpose of contract	General
Contract start date	01/04/2013
Contract end date	

16/17 Contracted general activity (UDA)	19,075
Carry forward general activity (UDA)	-381
16/17 Contracted orthodontic activity (UOA)	0
Carry forward orthodontic activity (UOA)	0
Baseline contract value	£513,191.08

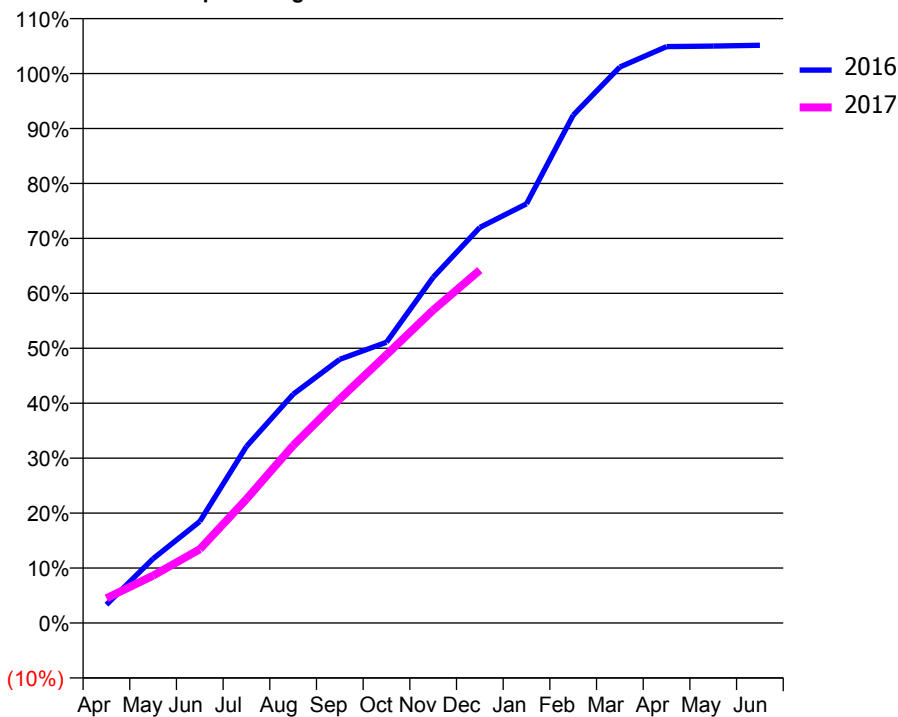
ACCESS*

Patients seen in 24 months	Total	Change since previous quarter
Quarter ending December 2015	7,708	
Quarter ending March 2016	7,521	↓
Quarter ending June 2016	7,291	↓
Quarter ending September 2016	7,207	↓
Quarter ending December 2016	7,171	→
Variance since December 2015	(7.0%)	↓



ACTIVITY

Cumulative percentage of contracted UDA delivered 2016 & 2017



Month	Adjusted Scheduled Activity (UDA)	
	2016	2017
April	636	859
May	2,232	1,645
June	3,524	2,561
July	6,133	4,303
August	7,942	6,165
September	9,153	7,779
October	9,747	9,312
November	12,002	10,860
December	13,734	12,250
January	14,550	
February	17,628	
March	19,301	
April	20,010	
May	20,025	
June	20,057	

QUALITY

	Quantity	Base Number	Contract	AT	Region	England
% of FP17s for the same patient ID Re-attending within 3 months - Children	81	1,503	5.4%	11.0%	12.1%	12.4%
% of FP17s for the same patient ID Re-attending within 3 months - Adults	642	5,818	11.0%	15.2%	15.9%	16.6%
% of FP17s for the same patient ID Re-attending between 3 & 9 months - Children	791	1,503	52.6%	61.2%	58.6%	57.5%
% of FP17s for the same patient ID Re-attending between 3 & 9 months - Adults	3,638	5,818	62.5%	55.2%	51.5%	50.4%
% of FP17s for Band 1 Urgent Courses	383	6,449	5.9%	7.0%	8.0%	9.1%
% of FP17s Relating to Free Repair or Replacements	43	6,449	0.7%	0.9%	0.8%	0.8%
% of FP17s Relating to Continuations	91	6,449	1.4%	1.6%	1.2%	1.3%
% of Patients satisfied with the dentistry they have received	2	2	N/A	92.0%	92.8%	92.7%
% of Patients satisfied with the time they had to wait for an appointment	2	2	N/A	88.4%	89.2%	88.8%

* This is based on patients treated on this contract for their most recent course of treatment. Figures in italics indicate the base number of FP17s or Patient Questionnaire responses are less than 100. N/A is shown where the base number of responses is less than 10 during the period. % is calculated as Quantity/Base number*100

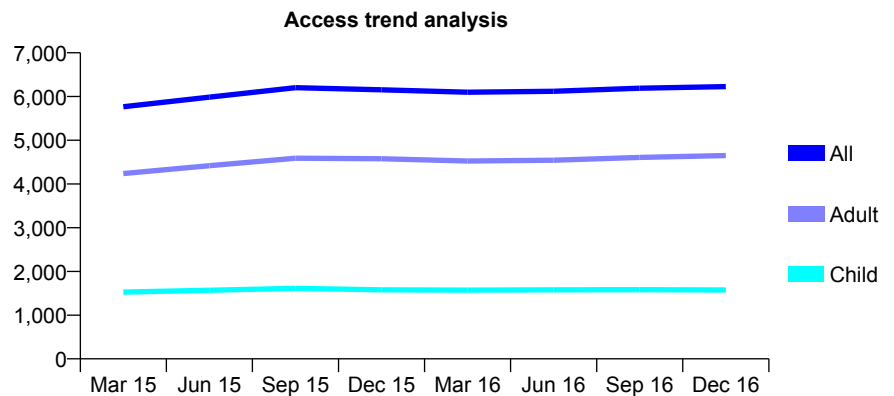
Q55 - Vital Signs At a Glance Contract Report for 154393/0001 - December 2016

Name or company name	Oswald House Dental Practice
Contract type name	GDS Contract
Purpose of contract	General
Contract start date	01/10/2013
Contract end date	

16/17 Contracted general activity (UDA)	17,000
Carry forward general activity (UDA)	-11
16/17 Contracted orthodontic activity (UOA)	0
Carry forward orthodontic activity (UOA)	0
Baseline contract value	£358,865.74

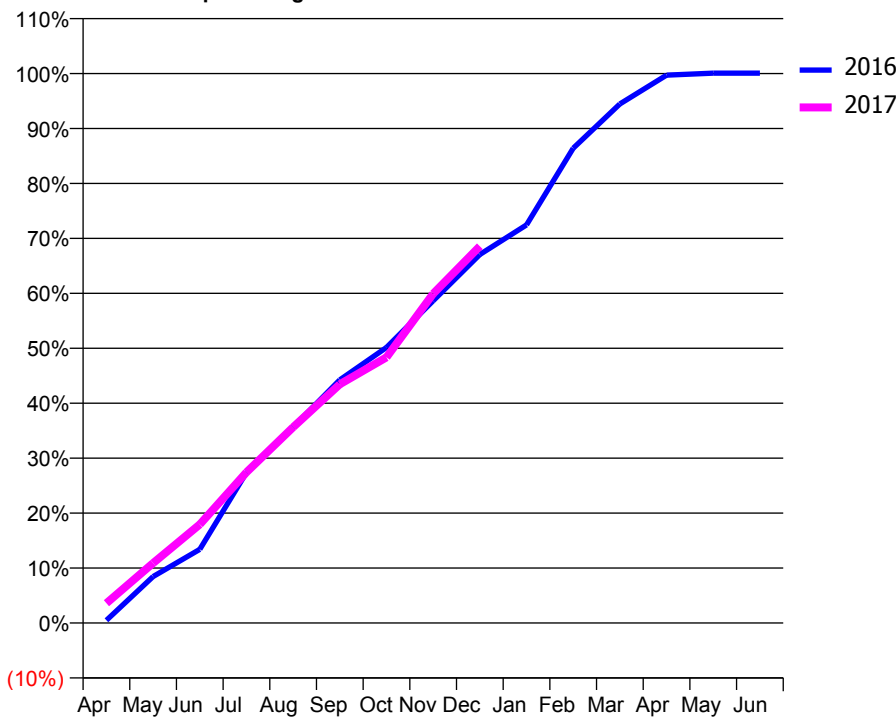
ACCESS*

Patients seen in 24 months	Total	Change since previous quarter
Quarter ending December 2015	6,155	
Quarter ending March 2016	6,098	→
Quarter ending June 2016	6,119	→
Quarter ending September 2016	6,190	→
Quarter ending December 2016	6,226	→
Variance since December 2015	1.2%	→



ACTIVITY

Cumulative percentage of contracted UDA delivered 2016 & 2017



Month	Adjusted Scheduled Activity (UDA)	
	2016	2017
April	79	612
May	1,348	1,853
June	2,135	3,052
July	4,361	4,664
August	5,678	6,059
September	7,047	7,388
October	7,983	8,219
November	9,335	10,189
December	10,676	11,654
January	11,535	
February	13,755	
March	15,040	
April	15,872	
May	15,932	
June	15,932	

QUALITY

	Quantity	Base Number	Contract	AT	Region	England
% of FP17s for the same patient ID Re-attending within 3 months - Children	121	2,074	5.8%	11.0%	12.1%	12.4%
% of FP17s for the same patient ID Re-attending within 3 months - Adults	848	6,000	14.1%	15.2%	15.9%	16.6%
% of FP17s for the same patient ID Re-attending between 3 & 9 months - Children	1,511	2,074	72.9%	61.2%	58.6%	57.5%
% of FP17s for the same patient ID Re-attending between 3 & 9 months - Adults	4,057	6,000	67.6%	55.2%	51.5%	50.4%
% of FP17s for Band 1 Urgent Courses	532	7,477	7.1%	7.0%	8.0%	9.1%
% of FP17s Relating to Free Repair or Replacements	65	7,477	0.9%	0.9%	0.8%	0.8%
% of FP17s Relating to Continuations	36	7,477	0.5%	1.6%	1.2%	1.3%
% of Patients satisfied with the dentistry they have received	7	7	N/A	92.0%	92.8%	92.7%
% of Patients satisfied with the time they had to wait for an appointment	7	7	N/A	88.4%	89.2%	88.8%

* This is based on patients treated on this contract for their most recent course of treatment. Figures in italics indicate the base number of FP17s or Patient Questionnaire responses are less than 100. N/A is shown where the base number of responses is less than 10 during the period. % is calculated as Quantity/Base number*100

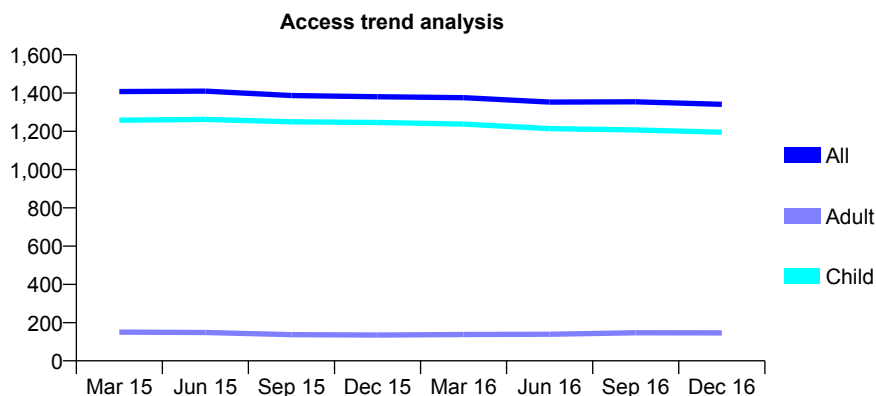
Q55 - Vital Signs At a Glance Contract Report for 157139/0001 - December 2016

Name or company name	Brompton House Dental Practice Limited
Contract type name	GDS Contract
Purpose of contract	General
Contract start date	01/04/2011
Contract end date	

16/17 Contracted general activity (UDA)	3,450
Carry forward general activity (UDA)	0
16/17 Contracted orthodontic activity (UOA)	0
Carry forward orthodontic activity (UOA)	0
Baseline contract value	£91,847.51

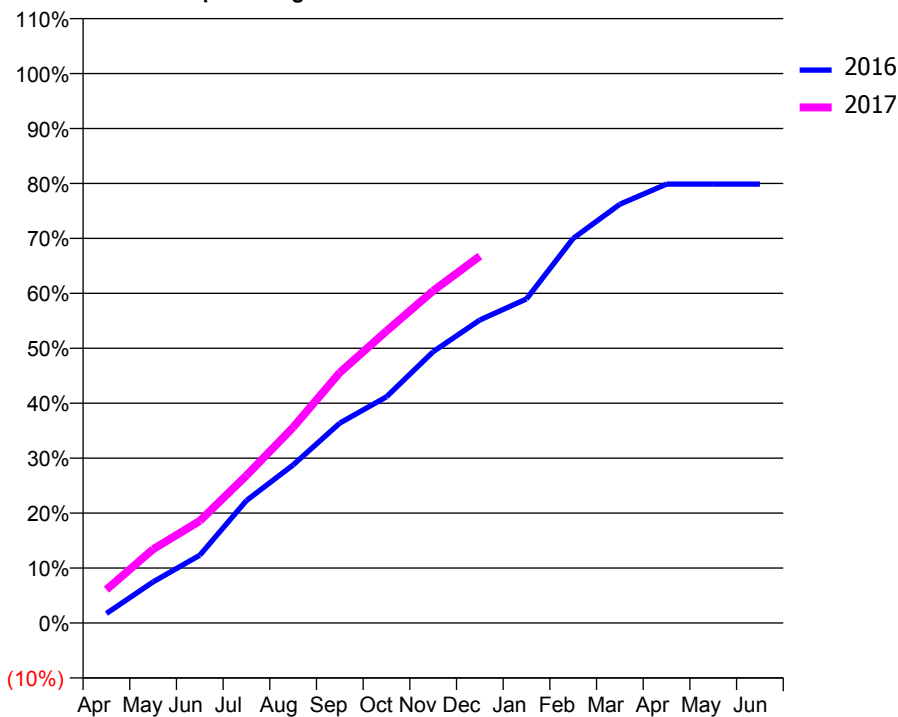
ACCESS*

Patients seen in 24 months	Total	Change since previous quarter
Quarter ending December 2015	1,381	
Quarter ending March 2016	1,376	→
Quarter ending June 2016	1,353	↓
Quarter ending September 2016	1,354	→
Quarter ending December 2016	1,341	→
Variance since December 2015	(2.9%)	↓



ACTIVITY

Cumulative percentage of contracted UDA delivered 2016 & 2017



Month	Adjusted Scheduled Activity (UDA)	
	2016	2017
April	72	209
May	307	464
June	506	641
July	913	926
August	1,180	1,228
September	1,492	1,573
October	1,688	1,833
November	2,024	2,086
December	2,261	2,303
January	2,419	
February	2,870	
March	3,125	
April	3,275	
May	3,275	
June	3,275	

QUALITY

	Quantity	Base Number	Contract	AT	Region	England
% of FP17s for the same patient ID Re-attending within 3 months - Children	260	1,834	14.2%	11.0%	12.1%	12.4%
% of FP17s for the same patient ID Re-attending within 3 months - Adults	0	2	0.0%	15.2%	15.9%	16.6%
% of FP17s for the same patient ID Re-attending between 3 & 9 months - Children	1,286	1,834	70.1%	61.2%	58.6%	57.5%
% of FP17s for the same patient ID Re-attending between 3 & 9 months - Adults	0	2	0.0%	55.2%	51.5%	50.4%
% of FP17s for Band 1 Urgent Courses	46	1,717	2.7%	7.0%	8.0%	9.1%
% of FP17s Relating to Free Repair or Replacements	0	1,717	0.0%	0.9%	0.8%	0.8%
% of FP17s Relating to Continuations	0	1,717	0.0%	1.6%	1.2%	1.3%
% of Patients satisfied with the dentistry they have received	3	3	N/A	92.0%	92.8%	92.7%
% of Patients satisfied with the time they had to wait for an appointment	3	3	N/A	88.4%	89.2%	88.8%

* This is based on patients treated on this contract for their most recent course of treatment. Figures in italics indicate the base number of FP17s or Patient Questionnaire responses are less than 100. N/A is shown where the base number of responses is less than 10 during the period. % is calculated as Quantity/Base number*100

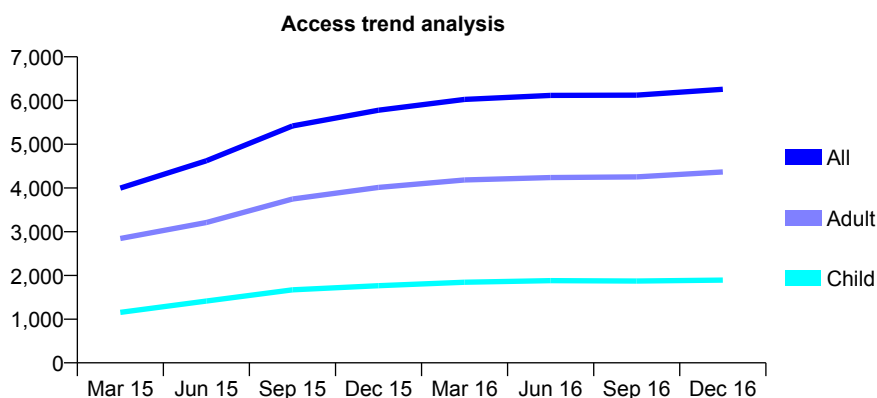
Q55 - Vital Signs At a Glance Contract Report for 158941/0001 - December 2016

Name or company name	D M Jordan Limited
Contract type name	GDS Contract
Purpose of contract	General
Contract start date	01/07/2012
Contract end date	

16/17 Contracted general activity (UDA)	21,500
Carry forward general activity (UDA)	0
16/17 Contracted orthodontic activity (UOA)	0
Carry forward orthodontic activity (UOA)	0
Baseline contract value	£508,671.10

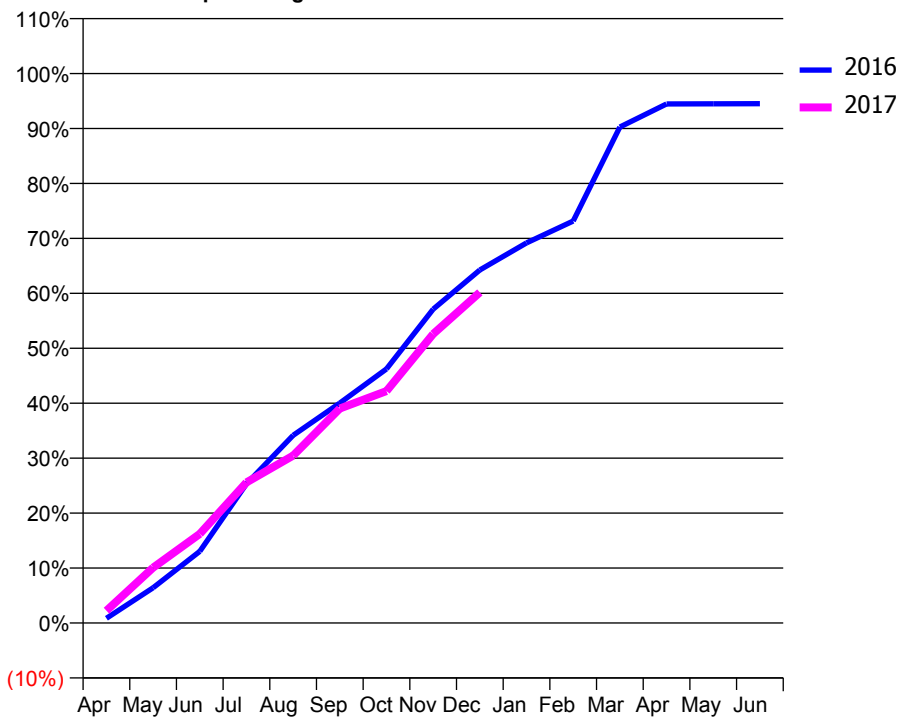
ACCESS*

Patients seen in 24 months	Total	Change since previous quarter
Quarter ending December 2015	5,777	
Quarter ending March 2016	6,026	↑
Quarter ending June 2016	6,118	→
Quarter ending September 2016	6,123	→
Quarter ending December 2016	6,258	↑
Variance since December 2015	8.3%	↑



ACTIVITY

Cumulative percentage of contracted UDA delivered 2016 & 2017



Month	Adjusted Scheduled Activity (UDA)	
	2016	2017
April	185	481
May	1,381	2,167
June	2,803	3,487
July	5,447	5,504
August	7,342	6,552
September	8,605	8,392
October	9,941	9,076
November	12,277	11,306
December	13,815	12,938
January	14,871	
February	15,725	
March	19,405	
April	20,310	
May	20,314	
June	20,319	

QUALITY

	Quantity	Base Number	Contract	AT	Region	England
% of FP17s for the same patient ID Re-attending within 3 months - Children	240	2,200	10.9%	11.0%	12.1%	12.4%
% of FP17s for the same patient ID Re-attending within 3 months - Adults	733	4,828	15.2%	15.2%	15.9%	16.6%
% of FP17s for the same patient ID Re-attending between 3 & 9 months - Children	1,383	2,200	62.9%	61.2%	58.6%	57.5%
% of FP17s for the same patient ID Re-attending between 3 & 9 months - Adults	3,012	4,828	62.4%	55.2%	51.5%	50.4%
% of FP17s for Band 1 Urgent Courses	216	6,298	3.4%	7.0%	8.0%	9.1%
% of FP17s Relating to Free Repair or Replacements	49	6,298	0.8%	0.9%	0.8%	0.8%
% of FP17s Relating to Continuations	160	6,298	2.5%	1.6%	1.2%	1.3%
% of Patients satisfied with the dentistry they have received	5	5	N/A	92.0%	92.8%	92.7%
% of Patients satisfied with the time they had to wait for an appointment	4	5	N/A	88.4%	89.2%	88.8%

* This is based on patients treated on this contract for their most recent course of treatment. Figures in italics indicate the base number of FP17s or Patient Questionnaire responses are less than 100. N/A is shown where the base number of responses is less than 10 during the period. % is calculated as Quantity/Base number*100

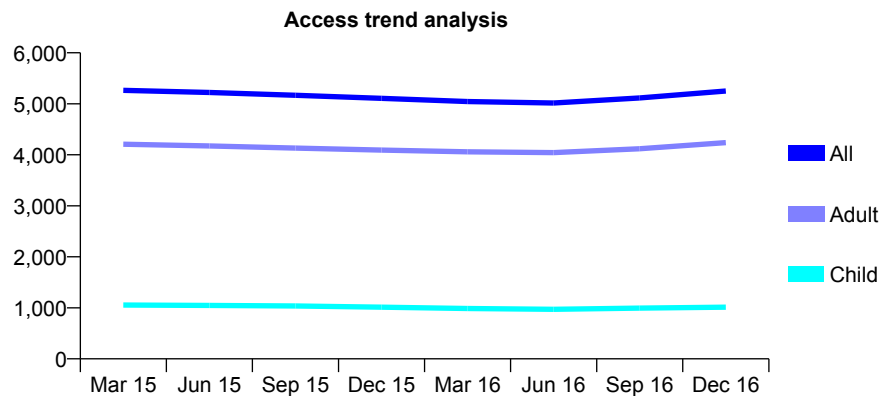
Q55 - Vital Signs At a Glance Contract Report for 160490/0001 - December 2016

Name or company name	Buttercross View Dental Surgery
Contract type name	GDS Contract
Purpose of contract	General
Contract start date	01/04/2012
Contract end date	

16/17 Contracted general activity (UDA)	16,786
Carry forward general activity (UDA)	0
16/17 Contracted orthodontic activity (UOA)	0
Carry forward orthodontic activity (UOA)	0
Baseline contract value	£437,442.31

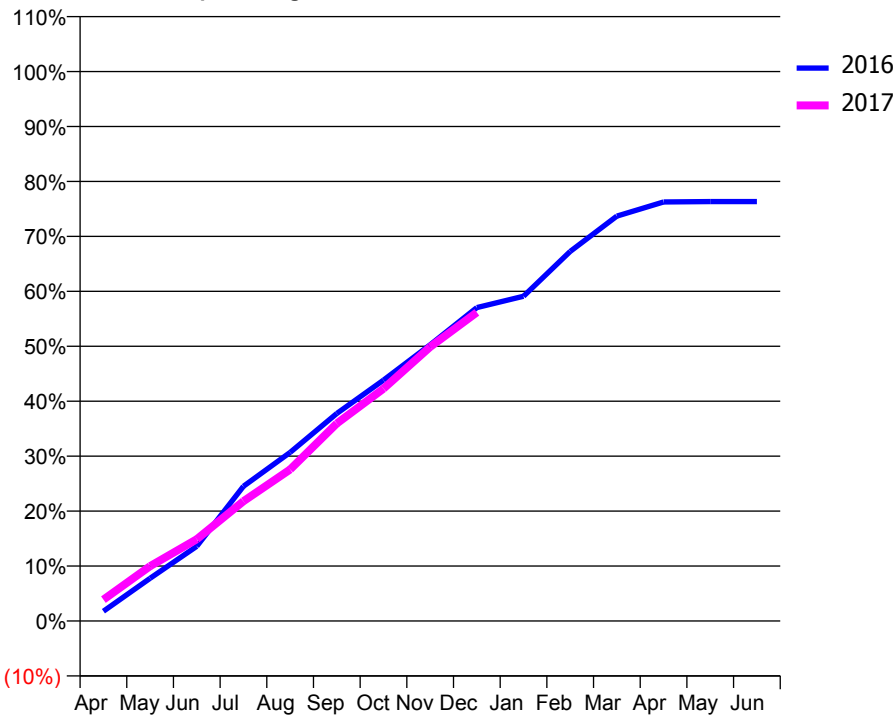
ACCESS*

Patients seen in 24 months	Total	Change since previous quarter
Quarter ending December 2015	5,108	
Quarter ending March 2016	5,044	↓
Quarter ending June 2016	5,015	→
Quarter ending September 2016	5,114	→
Quarter ending December 2016	5,251	↑
Variance since December 2015	2.8%	↑



ACTIVITY

Cumulative percentage of contracted UDA delivered 2016 & 2017



Month	Adjusted Scheduled Activity (UDA)	
	2016	2017
April	300	653
May	1,304	1,675
June	2,285	2,499
July	4,116	3,659
August	5,150	4,628
September	6,340	6,036
October	7,357	7,098
November	8,439	8,373
December	9,574	9,429
January	9,922	
February	11,288	
March	12,367	
April	12,799	
May	12,811	
June	12,811	

QUALITY

	Quantity	Base Number	Contract	AT	Region	England
% of FP17s for the same patient ID Re-attending within 3 months - Children	98	1,247	7.9%	11.0%	12.1%	12.4%
% of FP17s for the same patient ID Re-attending within 3 months - Adults	573	4,214	13.6%	15.2%	15.9%	16.6%
% of FP17s for the same patient ID Re-attending between 3 & 9 months - Children	753	1,247	60.4%	61.2%	58.6%	57.5%
% of FP17s for the same patient ID Re-attending between 3 & 9 months - Adults	1,457	4,214	34.6%	55.2%	51.5%	50.4%
% of FP17s for Band 1 Urgent Courses	529	5,224	10.1%	7.0%	8.0%	9.1%
% of FP17s Relating to Free Repair or Replacements	47	5,224	0.9%	0.9%	0.8%	0.8%
% of FP17s Relating to Continuations	42	5,224	0.8%	1.6%	1.2%	1.3%
% of Patients satisfied with the dentistry they have received	12	14	85.7%	92.0%	92.8%	92.7%
% of Patients satisfied with the time they had to wait for an appointment	13	14	92.9%	88.4%	89.2%	88.8%

* This is based on patients treated on this contract for their most recent course of treatment. Figures in italics indicate the base number of FP17s or Patient Questionnaire responses are less than 100. N/A is shown where the base number of responses is less than 10 during the period. % is calculated as Quantity/Base number*100

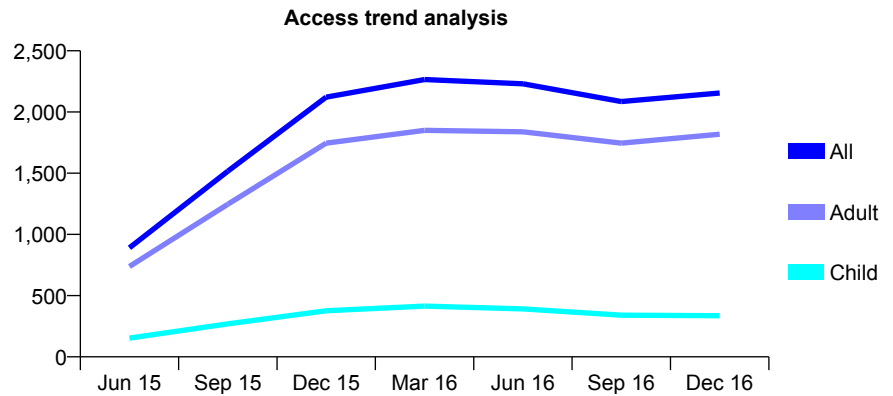
Q55 - Vital Signs At a Glance Contract Report for 160636/0001 - December 2016

Name or company name	Eyre Street Dental
Contract type name	GDS Contract
Purpose of contract	General
Contract start date	01/04/2015
Contract end date	

16/17 Contracted general activity (UDA)	9,028
Carry forward general activity (UDA)	0
16/17 Contracted orthodontic activity (UOA)	0
Carry forward orthodontic activity (UOA)	0
Baseline contract value	£250,064.18

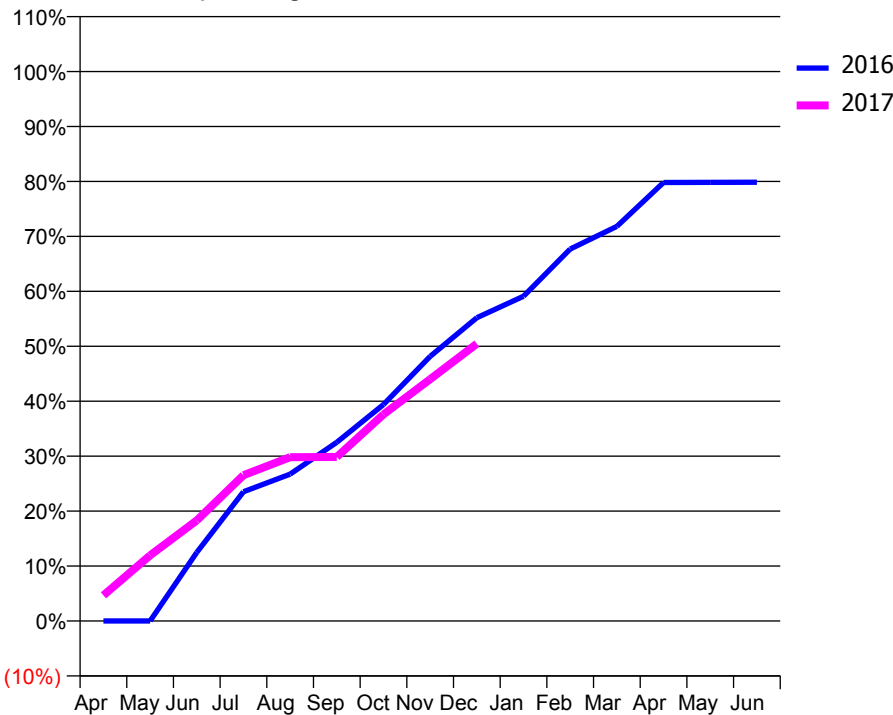
ACCESS*

Patients seen in 24 months	Total	Change since previous quarter
Quarter ending December 2015	2,122	
Quarter ending March 2016	2,265	↑
Quarter ending June 2016	2,230	↓
Quarter ending September 2016	2,086	↓
Quarter ending December 2016	2,155	↑
Variance since December 2015	1.6%	→



ACTIVITY

Cumulative percentage of contracted UDA delivered 2016 & 2017



Month	Adjusted Scheduled Activity (UDA)	
	2016	2017
April	0	422
May	0	1,079
June	1,128	1,653
July	2,124	2,395
August	2,413	2,692
September	2,937	2,696
October	3,557	3,396
November	4,348	3,973
December	4,982	4,556
January	5,337	
February	6,112	
March	6,484	
April	7,206	
May	7,207	
June	7,210	

QUALITY

	Quantity	Base Number	Contract	AT	Region	England
% of FP17s for the same patient ID Re-attending within 3 months - Children	24	473	5.1%	11.0%	12.1%	12.4%
% of FP17s for the same patient ID Re-attending within 3 months - Adults	250	2,417	10.3%	15.2%	15.9%	16.6%
% of FP17s for the same patient ID Re-attending between 3 & 9 months - Children	282	473	59.6%	61.2%	58.6%	57.5%
% of FP17s for the same patient ID Re-attending between 3 & 9 months - Adults	1,345	2,417	55.6%	55.2%	51.5%	50.4%
% of FP17s for Band 1 Urgent Courses	72	2,473	2.9%	7.0%	8.0%	9.1%
% of FP17s Relating to Free Repair or Replacements	10	2,473	0.4%	0.9%	0.8%	0.8%
% of FP17s Relating to Continuations	69	2,473	2.8%	1.6%	1.2%	1.3%
% of Patients satisfied with the dentistry they have received	0	0	N/A	92.0%	92.8%	92.7%
% of Patients satisfied with the time they had to wait for an appointment	0	0	N/A	88.4%	89.2%	88.8%

* This is based on patients treated on this contract for their most recent course of treatment. Figures in italics indicate the base number of FP17s or Patient Questionnaire responses are less than 100. N/A is shown where the base number of responses is less than 10 during the period. % is calculated as Quantity/Base number*100

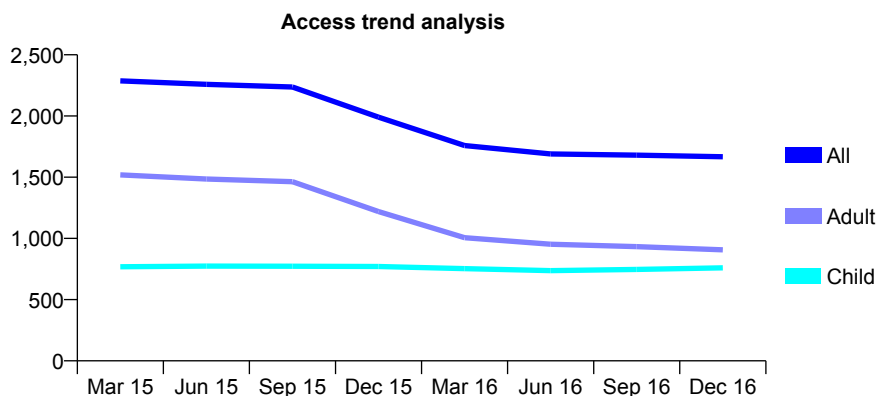
Q55 - Vital Signs At a Glance Contract Report for 161802/0001 - December 2016

Name or company name	Dental Surgery
Contract type name	GDS Contract
Purpose of contract	General
Contract start date	01/11/2012
Contract end date	

16/17 Contracted general activity (UDA)	5,966
Carry forward general activity (UDA)	-119
16/17 Contracted orthodontic activity (UOA)	0
Carry forward orthodontic activity (UOA)	0
Baseline contract value	£201,711.61

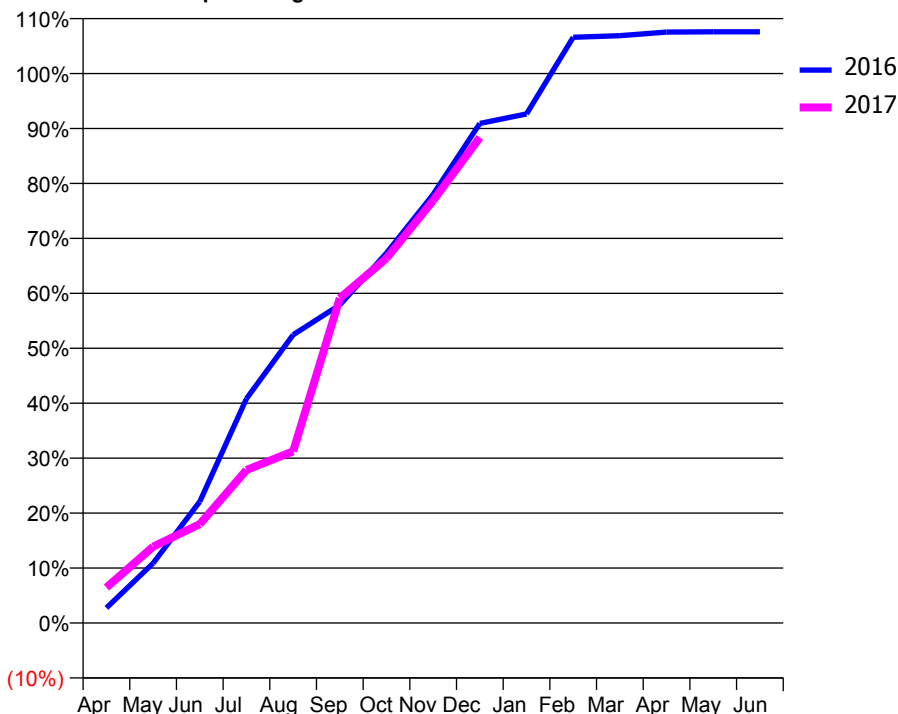
ACCESS*

Patients seen in 24 months	Total	Change since previous quarter
Quarter ending December 2015	1,991	
Quarter ending March 2016	1,759	↓
Quarter ending June 2016	1,690	↓
Quarter ending September 2016	1,680	→
Quarter ending December 2016	1,667	→
Variance since December 2015	(16.3%)	↓



ACTIVITY

Cumulative percentage of contracted UDA delivered 2016 & 2017



Month	Adjusted Scheduled Activity (UDA)	
	2016	2017
April	165	386
May	649	829
June	1,318	1,073
July	2,436	1,662
August	3,129	1,864
September	3,453	3,527
October	4,017	3,959
November	4,654	4,587
December	5,424	5,273
January	5,527	
February	6,359	
March	6,377	
April	6,416	
May	6,419	
June	6,419	

QUALITY

	Quantity	Base Number	Contract	AT	Region	England
% of FP17s for the same patient ID Re-attending within 3 months - Children	174	1,013	17.2%	11.0%	12.1%	12.4%
% of FP17s for the same patient ID Re-attending within 3 months - Adults	347	1,086	32.0%	15.2%	15.9%	16.6%
% of FP17s for the same patient ID Re-attending between 3 & 9 months - Children	507	1,013	50.0%	61.2%	58.6%	57.5%
% of FP17s for the same patient ID Re-attending between 3 & 9 months - Adults	435	1,086	40.1%	55.2%	51.5%	50.4%
% of FP17s for Band 1 Urgent Courses	308	2,076	14.8%	7.0%	8.0%	9.1%
% of FP17s Relating to Free Repair or Replacements	4	2,076	0.2%	0.9%	0.8%	0.8%
% of FP17s Relating to Continuations	13	2,076	0.6%	1.6%	1.2%	1.3%
% of Patients satisfied with the dentistry they have received	5	6	N/A	92.0%	92.8%	92.7%
% of Patients satisfied with the time they had to wait for an appointment	6	6	N/A	88.4%	89.2%	88.8%

* This is based on patients treated on this contract for their most recent course of treatment. Figures in italics indicate the base number of FP17s or Patient Questionnaire responses are less than 100. N/A is shown where the base number of responses is less than 10 during the period. % is calculated as Quantity/Base number*100

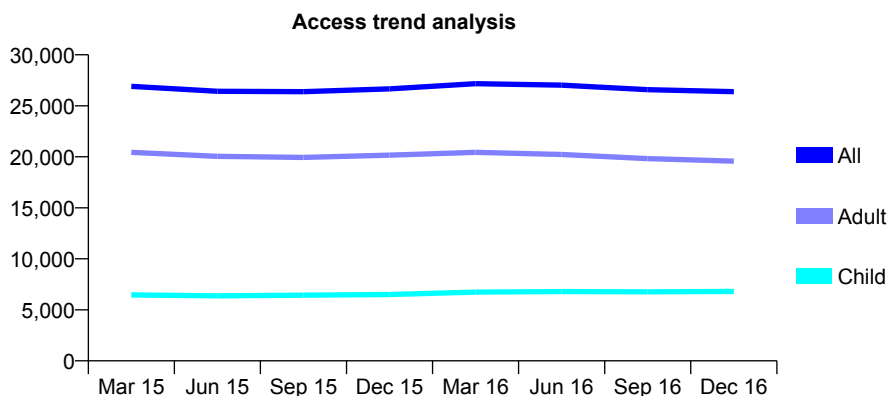
Q55 - Vital Signs At a Glance Contract Report for 162906/0001 - December 2016

Name or company name	Seven Dental & 2 Colwick Road
Contract type name	GDS Contract
Purpose of contract	General
Contract start date	01/04/2006
Contract end date	

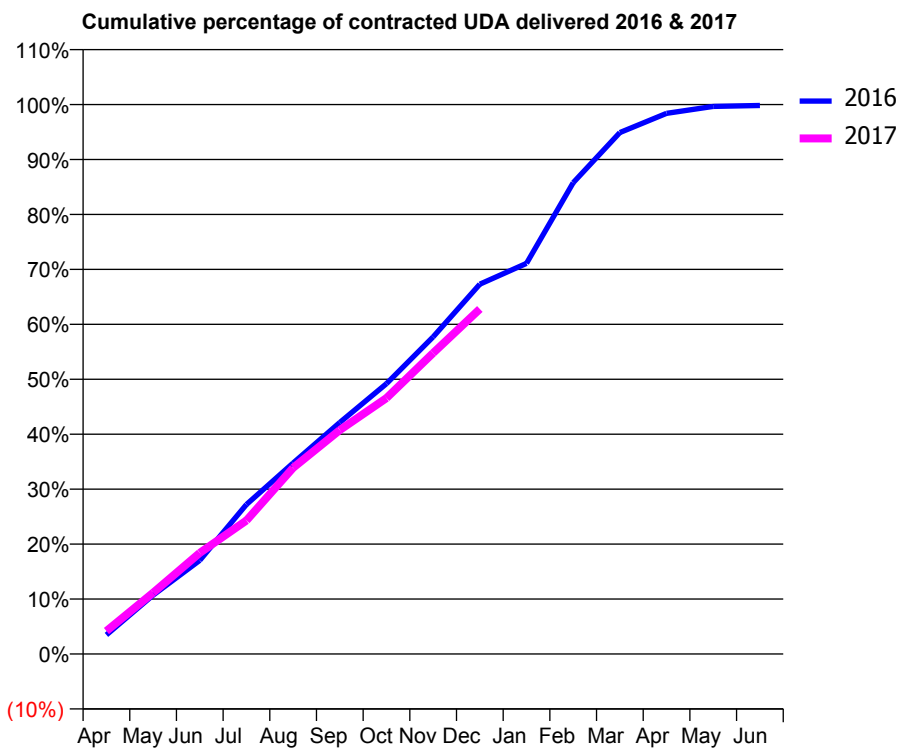
16/17 Contracted general activity (UDA)	90,476
Carry forward general activity (UDA)	166
16/17 Contracted orthodontic activity (UOA)	0
Carry forward orthodontic activity (UOA)	0
Baseline contract value	£2,706,057.87

ACCESS*

Patients seen in 24 months	Total	Change since previous quarter
Quarter ending December 2015	26,666	
Quarter ending March 2016	27,171	→
Quarter ending June 2016	27,023	→
Quarter ending September 2016	26,583	↓
Quarter ending December 2016	26,381	→
Variance since December 2015	(1.1%)	↓



ACTIVITY



Month	Adjusted Scheduled Activity (UDA)	
	2016	2017
April	3,153	3,786
May	9,702	10,087
June	15,423	16,657
July	24,629	21,979
August	31,461	30,661
September	38,120	36,866
October	44,512	42,140
November	52,212	49,566
December	60,897	56,811
January	64,318	
February	77,603	
March	85,852	
April	89,026	
May	90,168	
June	90,310	

QUALITY

	Quantity	Base Number	Contract	AT	Region	England
% of FP17s for the same patient ID Re-attending within 3 months - Children	872	7,340	11.9%	11.0%	12.1%	12.4%
% of FP17s for the same patient ID Re-attending within 3 months - Adults	3,172	17,329	18.3%	15.2%	15.9%	16.6%
% of FP17s for the same patient ID Re-attending between 3 & 9 months - Children	3,747	7,340	51.0%	61.2%	58.6%	57.5%
% of FP17s for the same patient ID Re-attending between 3 & 9 months - Adults	6,772	17,329	39.1%	55.2%	51.5%	50.4%
% of FP17s for Band 1 Urgent Courses	3,407	22,803	14.9%	7.0%	8.0%	9.1%
% of FP17s Relating to Free Repair or Replacements	65	22,803	0.3%	0.9%	0.8%	0.8%
% of FP17s Relating to Continuations	387	22,803	1.7%	1.6%	1.2%	1.3%
% of Patients satisfied with the dentistry they have received	12	13	92.3%	92.0%	92.8%	92.7%
% of Patients satisfied with the time they had to wait for an appointment	11	13	84.6%	88.4%	89.2%	88.8%

* This is based on patients treated on this contract for their most recent course of treatment. Figures in italics indicate the base number of FP17s or Patient Questionnaire responses are less than 100. N/A is shown where the base number of responses is less than 10 during the period. % is calculated as Quantity/Base number*100

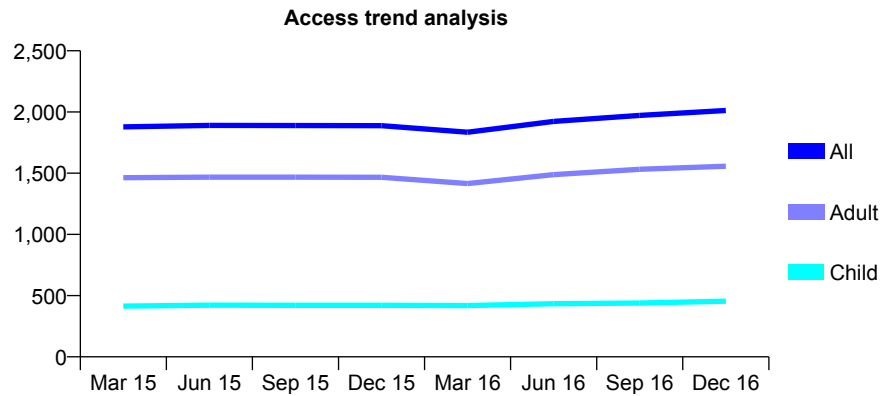
Q55 - Vital Signs At a Glance Contract Report for 162906/0002 - December 2016

Name or company name	Seven Dental & 2 Colwick Road
Contract type name	GDS Contract
Purpose of contract	General
Contract start date	01/04/2006
Contract end date	

16/17 Contracted general activity (UDA)	8,140
Carry forward general activity (UDA)	0
16/17 Contracted orthodontic activity (UOA)	0
Carry forward orthodontic activity (UOA)	0
Baseline contract value	£239,948.12

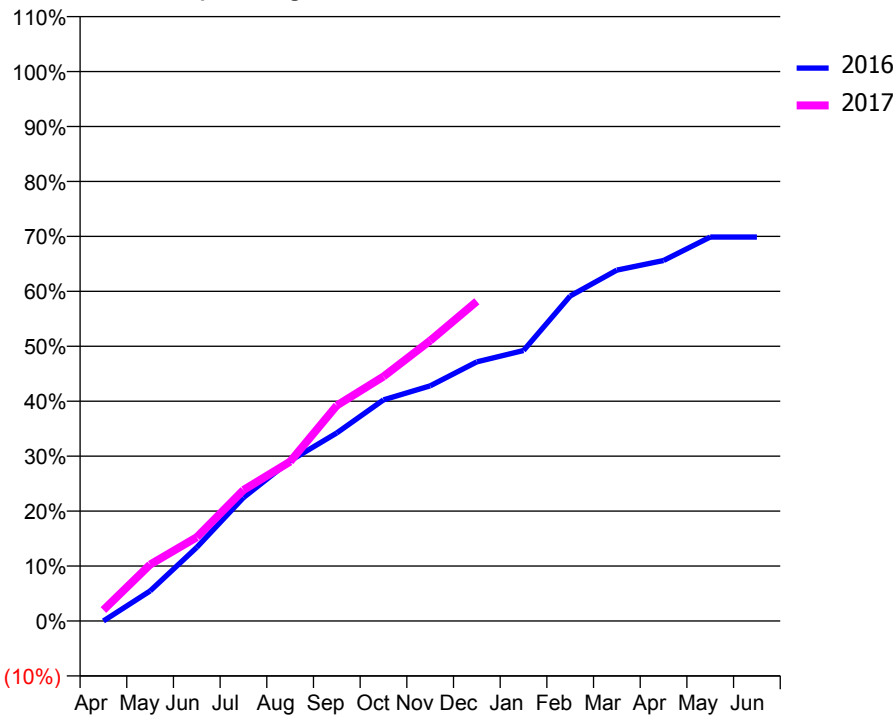
ACCESS*

Patients seen in 24 months	Total	Change since previous quarter
Quarter ending December 2015	1,888	
Quarter ending March 2016	1,835	↓
Quarter ending June 2016	1,923	↑
Quarter ending September 2016	1,972	↑
Quarter ending December 2016	2,012	↑
Variance since December 2015	6.6%	↑



ACTIVITY

Cumulative percentage of contracted UDA delivered 2016 & 2017



Month	Adjusted Scheduled Activity (UDA)	
	2016	2017
April	0	163
May	445	837
June	1,092	1,241
July	1,827	1,940
August	2,373	2,361
September	2,786	3,194
October	3,275	3,622
November	3,484	4,153
December	3,839	4,735
January	4,007	
February	4,814	
March	5,199	
April	5,341	
May	5,688	
June	5,689	

QUALITY

	Quantity	Base Number	Contract	AT	Region	England
% of FP17s for the same patient ID Re-attending within 3 months - Children	44	459	9.6%	11.0%	12.1%	12.4%
% of FP17s for the same patient ID Re-attending within 3 months - Adults	191	1,410	13.5%	15.2%	15.9%	16.6%
% of FP17s for the same patient ID Re-attending between 3 & 9 months - Children	222	459	48.4%	61.2%	58.6%	57.5%
% of FP17s for the same patient ID Re-attending between 3 & 9 months - Adults	555	1,410	39.4%	55.2%	51.5%	50.4%
% of FP17s for Band 1 Urgent Courses	161	1,661	9.7%	7.0%	8.0%	9.1%
% of FP17s Relating to Free Repair or Replacements	0	1,661	0.0%	0.9%	0.8%	0.8%
% of FP17s Relating to Continuations	26	1,661	1.6%	1.6%	1.2%	1.3%
% of Patients satisfied with the dentistry they have received	2	2	N/A	92.0%	92.8%	92.7%
% of Patients satisfied with the time they had to wait for an appointment	2	2	N/A	88.4%	89.2%	88.8%

* This is based on patients treated on this contract for their most recent course of treatment. Figures in italics indicate the base number of FP17s or Patient Questionnaire responses are less than 100. N/A is shown where the base number of responses is less than 10 during the period. % is calculated as Quantity/Base number*100

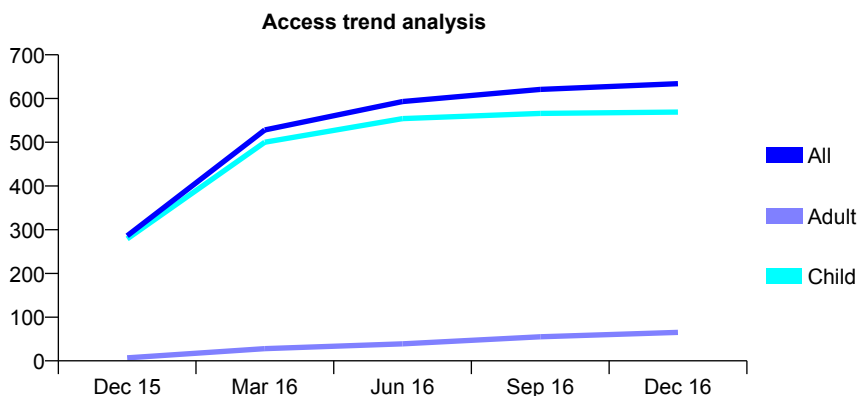
Q55 - Vital Signs At a Glance Contract Report for 163627/0001 - December 2016

Name or company name	High Street Dental Limited
Contract type name	GDS Contract
Purpose of contract	General
Contract start date	01/10/2015
Contract end date	

16/17 Contracted general activity (UDA)	2,280
Carry forward general activity (UDA)	0
16/17 Contracted orthodontic activity (UOA)	0
Carry forward orthodontic activity (UOA)	0
Baseline contract value	£49,042.43

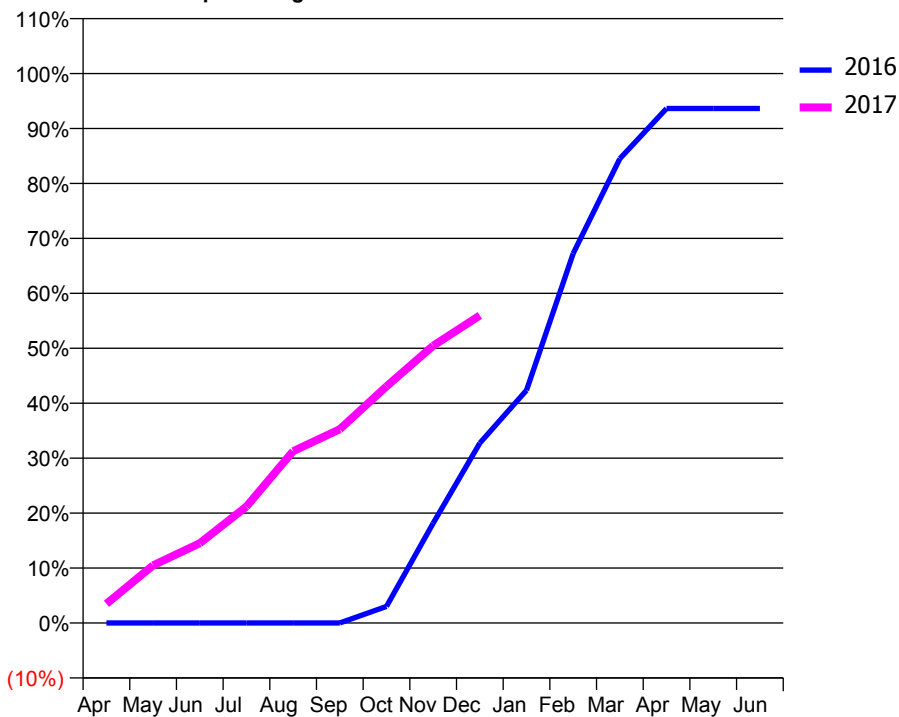
ACCESS*

Patients seen in 24 months	Total	Change since previous quarter
Quarter ending December 2015	286	
Quarter ending March 2016	528	↑
Quarter ending June 2016	593	↑
Quarter ending September 2016	621	↑
Quarter ending December 2016	634	↑
Variance since December 2015	121.7%	↑



ACTIVITY

Cumulative percentage of contracted UDA delivered 2016 & 2017



Month	Adjusted Scheduled Activity (UDA)	
	2016	2017
April	0	80
May	0	239
June	0	331
July	0	483
August	0	713
September	0	804
October	32	982
November	193	1,151
December	349	1,276
January	451	
February	716	
March	900	
April	997	
May	997	
June	997	

QUALITY

	Quantity	Base Number	Contract	AT	Region	England
% of FP17s for the same patient ID Re-attending within 3 months - Children	82	838	9.8%	11.0%	12.1%	12.4%
% of FP17s for the same patient ID Re-attending within 3 months - Adults	1	33	3.0%	15.2%	15.9%	16.6%
% of FP17s for the same patient ID Re-attending between 3 & 9 months - Children	551	838	65.8%	61.2%	58.6%	57.5%
% of FP17s for the same patient ID Re-attending between 3 & 9 months - Adults	25	33	75.8%	55.2%	51.5%	50.4%
% of FP17s for Band 1 Urgent Courses	20	816	2.5%	7.0%	8.0%	9.1%
% of FP17s Relating to Free Repair or Replacements	0	816	0.0%	0.9%	0.8%	0.8%
% of FP17s Relating to Continuations	24	816	2.9%	1.6%	1.2%	1.3%
% of Patients satisfied with the dentistry they have received	1	1	N/A	92.0%	92.8%	92.7%
% of Patients satisfied with the time they had to wait for an appointment	1	1	N/A	88.4%	89.2%	88.8%

* This is based on patients treated on this contract for their most recent course of treatment. Figures in italics indicate the base number of FP17s or Patient Questionnaire responses are less than 100. N/A is shown where the base number of responses is less than 10 during the period. % is calculated as Quantity/Base number*100

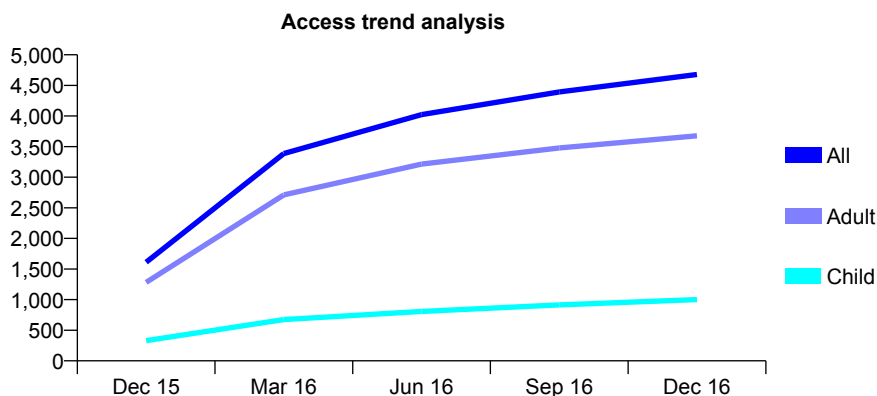
Q55 - Vital Signs At a Glance Contract Report for 164127/0001 - December 2016

Name or company name	Park Road Dental Practice
Contract type name	GDS Contract
Purpose of contract	General
Contract start date	01/10/2015
Contract end date	

16/17 Contracted general activity (UDA)	17,825
Carry forward general activity (UDA)	0
16/17 Contracted orthodontic activity (UOA)	0
Carry forward orthodontic activity (UOA)	0
Baseline contract value	£365,617.63

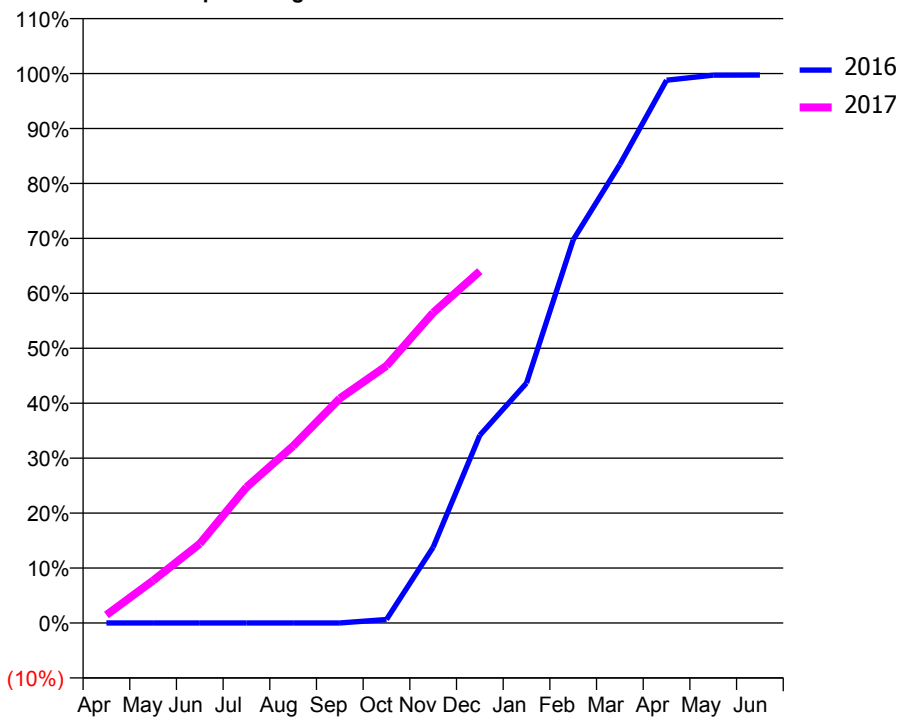
ACCESS*

Patients seen in 24 months	Total	Change since previous quarter
Quarter ending December 2015	1,612	
Quarter ending March 2016	3,387	↑
Quarter ending June 2016	4,023	↑
Quarter ending September 2016	4,394	↑
Quarter ending December 2016	4,678	↑
Variance since December 2015	190.2%	↑



ACTIVITY

Cumulative percentage of contracted UDA delivered 2016 & 2017



Month	Adjusted Scheduled Activity (UDA)	
	2016	2017
April	0	262
May	0	1,380
June	0	2,570
July	0	4,404
August	0	5,741
September	0	7,288
October	58	8,344
November	1,229	10,068
December	3,046	11,412
January	3,892	
February	6,216	
March	7,439	
April	8,805	
May	8,887	
June	8,889	

QUALITY

	Quantity	Base Number	Contract	AT	Region	England
% of FP17s for the same patient ID Re-attending within 3 months - Children	94	1,326	7.1%	11.0%	12.1%	12.4%
% of FP17s for the same patient ID Re-attending within 3 months - Adults	593	5,115	11.6%	15.2%	15.9%	16.6%
% of FP17s for the same patient ID Re-attending between 3 & 9 months - Children	666	1,326	50.2%	61.2%	58.6%	57.5%
% of FP17s for the same patient ID Re-attending between 3 & 9 months - Adults	3,005	5,115	58.7%	55.2%	51.5%	50.4%
% of FP17s for Band 1 Urgent Courses	214	5,874	3.6%	7.0%	8.0%	9.1%
% of FP17s Relating to Free Repair or Replacements	47	5,874	0.8%	0.9%	0.8%	0.8%
% of FP17s Relating to Continuations	20	5,874	0.3%	1.6%	1.2%	1.3%
% of Patients satisfied with the dentistry they have received	3	3	N/A	92.0%	92.8%	92.7%
% of Patients satisfied with the time they had to wait for an appointment	3	3	N/A	88.4%	89.2%	88.8%

* This is based on patients treated on this contract for their most recent course of treatment. Figures in italics indicate the base number of FP17s or Patient Questionnaire responses are less than 100. N/A is shown where the base number of responses is less than 10 during the period. % is calculated as Quantity/Base number*100

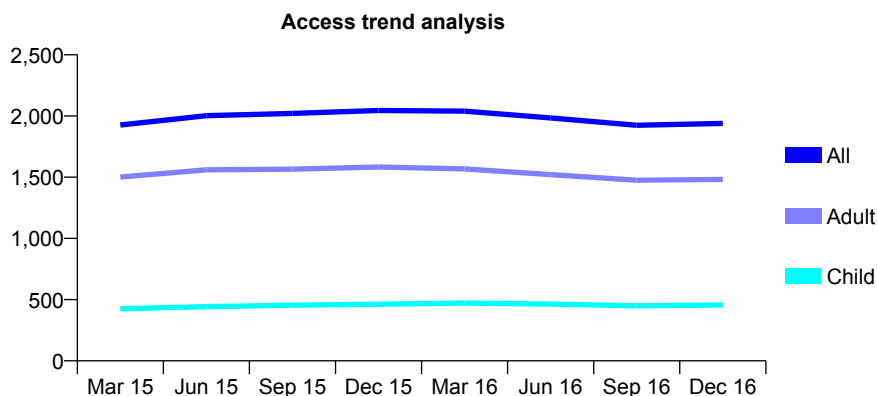
Q55 - Vital Signs At a Glance Contract Report for 166111/0001 - December 2016

Name or company name	Hathersage Dental Surgery
Contract type name	GDS Contract
Purpose of contract	General
Contract start date	01/06/2013
Contract end date	

16/17 Contracted general activity (UDA)	5,158
Carry forward general activity (UDA)	111
16/17 Contracted orthodontic activity (UOA)	0
Carry forward orthodontic activity (UOA)	0
Baseline contract value	£149,012.48

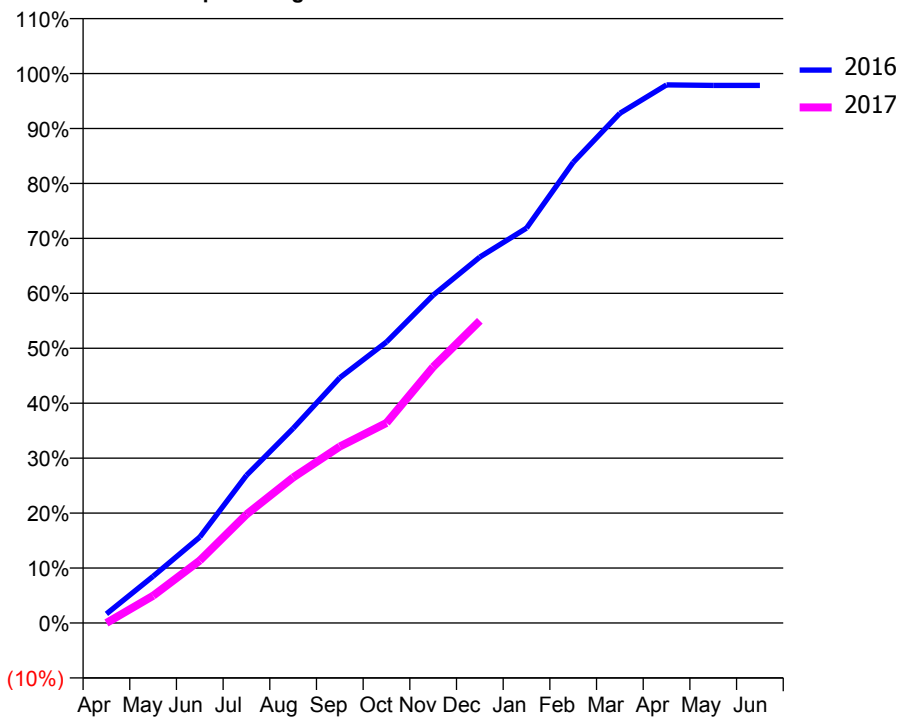
ACCESS*

Patients seen in 24 months	Total	Change since previous quarter
Quarter ending December 2015	2,045	
Quarter ending March 2016	2,040	→
Quarter ending June 2016	1,984	↓
Quarter ending September 2016	1,924	↓
Quarter ending December 2016	1,939	→
Variance since December 2015	(5.2%)	↓



ACTIVITY

Cumulative percentage of contracted UDA delivered 2016 & 2017



Month	Adjusted Scheduled Activity (UDA)	
	2016	2017
April	86	1
May	439	256
June	807	586
July	1,386	1,019
August	1,827	1,366
September	2,302	1,657
October	2,638	1,879
November	3,078	2,404
December	3,435	2,837
January	3,707	
February	4,324	
March	4,785	
April	5,051	
May	5,047	
June	5,047	

QUALITY

	Quantity	Base Number	Contract	AT	Region	England
% of FP17s for the same patient ID Re-attending within 3 months - Children	17	402	4.2%	11.0%	12.1%	12.4%
% of FP17s for the same patient ID Re-attending within 3 months - Adults	162	1,241	13.1%	15.2%	15.9%	16.6%
% of FP17s for the same patient ID Re-attending between 3 & 9 months - Children	257	402	63.9%	61.2%	58.6%	57.5%
% of FP17s for the same patient ID Re-attending between 3 & 9 months - Adults	603	1,241	48.6%	55.2%	51.5%	50.4%
% of FP17s for Band 1 Urgent Courses	172	1,545	11.1%	7.0%	8.0%	9.1%
% of FP17s Relating to Free Repair or Replacements	12	1,545	0.8%	0.9%	0.8%	0.8%
% of FP17s Relating to Continuations	23	1,545	1.5%	1.6%	1.2%	1.3%
% of Patients satisfied with the dentistry they have received	4	4	N/A	92.0%	92.8%	92.7%
% of Patients satisfied with the time they had to wait for an appointment	4	4	N/A	88.4%	89.2%	88.8%

* This is based on patients treated on this contract for their most recent course of treatment. Figures in italics indicate the base number of FP17s or Patient Questionnaire responses are less than 100. N/A is shown where the base number of responses is less than 10 during the period. % is calculated as Quantity/Base number*100

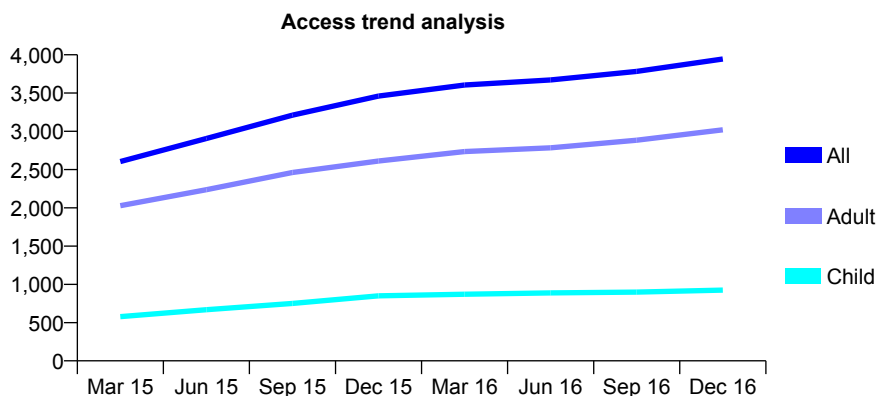
Q55 - Vital Signs At a Glance Contract Report for 167924/0001 - December 2016

Name or company name	Killamarsh Dental Practice Ltd
Contract type name	GDS Contract
Purpose of contract	General
Contract start date	01/11/2012
Contract end date	

16/17 Contracted general activity (UDA)	14,635
Carry forward general activity (UDA)	68
16/17 Contracted orthodontic activity (UOA)	0
Carry forward orthodontic activity (UOA)	0
Baseline contract value	£379,486.99

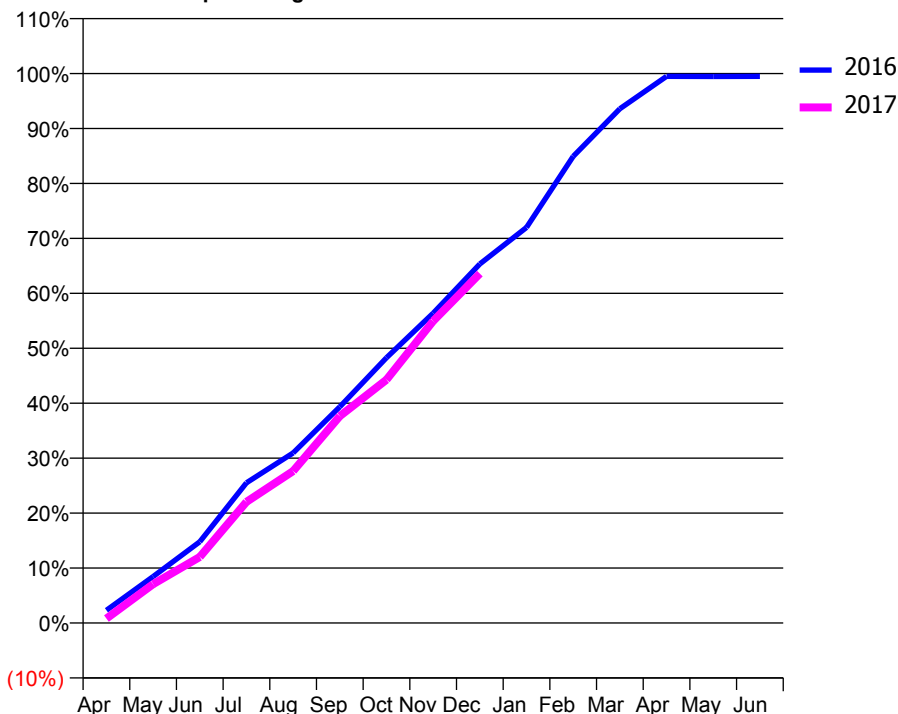
ACCESS*

Patients seen in 24 months	Total	Change since previous quarter
Quarter ending December 2015	3,461	
Quarter ending March 2016	3,606	↑
Quarter ending June 2016	3,672	→
Quarter ending September 2016	3,783	↑
Quarter ending December 2016	3,945	↑
Variance since December 2015	14.0%	↑



ACTIVITY

Cumulative percentage of contracted UDA delivered 2016 & 2017



Month	Adjusted Scheduled Activity (UDA)	
	2016	2017
April	308	120
May	1,120	1,037
June	1,961	1,761
July	3,383	3,226
August	4,103	4,046
September	5,219	5,510
October	6,402	6,480
November	7,477	8,044
December	8,662	9,306
January	9,544	
February	11,261	
March	12,410	
April	13,189	
May	13,188	
June	13,191	

QUALITY

	Quantity	Base Number	Contract	AT	Region	England
% of FP17s for the same patient ID Re-attending within 3 months - Children	69	1,194	5.8%	11.0%	12.1%	12.4%
% of FP17s for the same patient ID Re-attending within 3 months - Adults	540	3,974	13.6%	15.2%	15.9%	16.6%
% of FP17s for the same patient ID Re-attending between 3 & 9 months - Children	841	1,194	70.4%	61.2%	58.6%	57.5%
% of FP17s for the same patient ID Re-attending between 3 & 9 months - Adults	2,679	3,974	67.4%	55.2%	51.5%	50.4%
% of FP17s for Band 1 Urgent Courses	209	4,803	4.4%	7.0%	8.0%	9.1%
% of FP17s Relating to Free Repair or Replacements	78	4,803	1.6%	0.9%	0.8%	0.8%
% of FP17s Relating to Continuations	0	4,803	0.0%	1.6%	1.2%	1.3%
% of Patients satisfied with the dentistry they have received	7	7	N/A	92.0%	92.8%	92.7%
% of Patients satisfied with the time they had to wait for an appointment	6	7	N/A	88.4%	89.2%	88.8%

* This is based on patients treated on this contract for their most recent course of treatment. Figures in italics indicate the base number of FP17s or Patient Questionnaire responses are less than 100. N/A is shown where the base number of responses is less than 10 during the period. % is calculated as Quantity/Base number*100

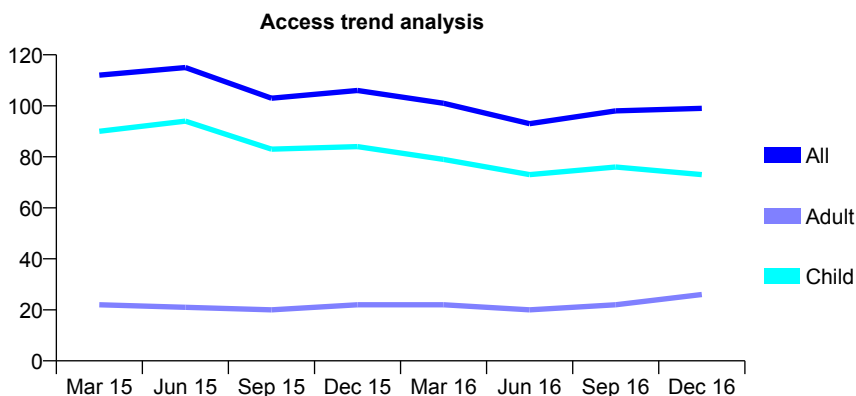
Q55 - Vital Signs At a Glance Contract Report for 169544/0001 - December 2016

Name or company name	STEEPLE GRANGE SMILES LTD.,
Contract type name	GDS Contract
Purpose of contract	General and Orthodontic
Contract start date	15/08/2008
Contract end date	

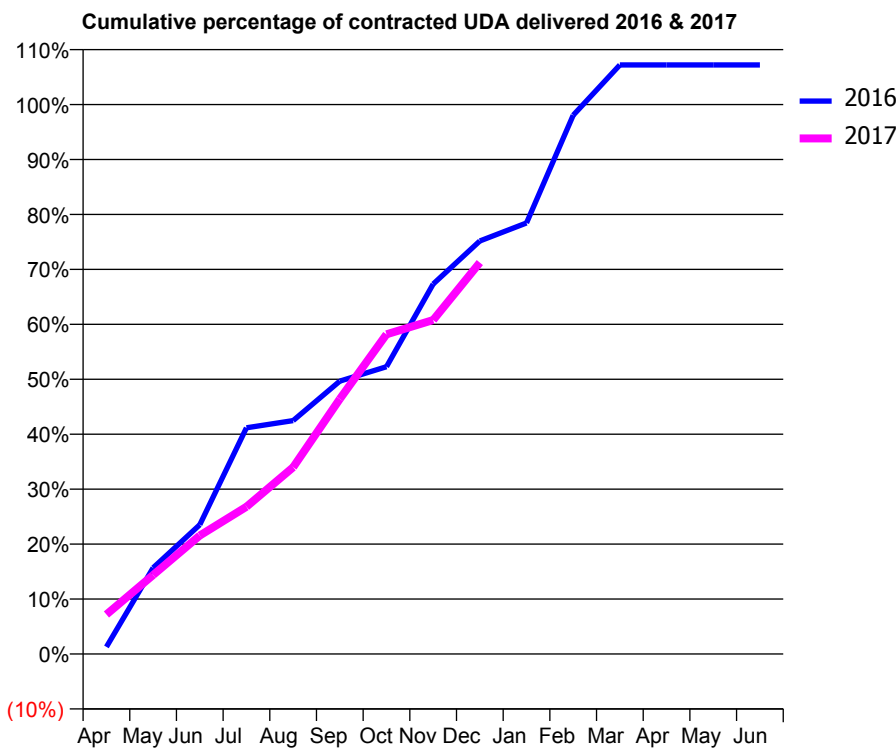
16/17 Contracted general activity (UDA)	153
Carry forward general activity (UDA)	-3
16/17 Contracted orthodontic activity (UOA)	999
Carry forward orthodontic activity (UOA)	-14
Baseline contract value	£67,325.61

ACCESS*

Patients seen in 24 months	Total	Change since previous quarter
Quarter ending December 2015	106	
Quarter ending March 2016	101	↓
Quarter ending June 2016	93	↓
Quarter ending September 2016	98	↑
Quarter ending December 2016	99	→
Variance since December 2015	(6.6%)	↓



ACTIVITY



Month	Adjusted Scheduled Activity (UDA)	
	2016	2017
April	2	11
May	24	22
June	36	33
July	63	41
August	65	52
September	76	71
October	80	89
November	103	93
December	115	109
January	120	
February	150	
March	164	
April	164	
May	164	
June	164	

QUALITY

	Quantity	Base Number	Contract	AT	Region	England
% of FP17s for the same patient ID Re-attending within 3 months - Children	5	129	3.9%	11.0%	12.1%	12.4%
% of FP17s for the same patient ID Re-attending within 3 months - Adults	1	15	6.7%	15.2%	15.9%	16.6%
% of FP17s for the same patient ID Re-attending between 3 & 9 months - Children	51	129	39.5%	61.2%	58.6%	57.5%
% of FP17s for the same patient ID Re-attending between 3 & 9 months - Adults	3	15	20.0%	55.2%	51.5%	50.4%
% of FP17s for Band 1 Urgent Courses	0	73	0.0%	7.0%	8.0%	9.1%
% of FP17s Relating to Free Repair or Replacements	0	73	0.0%	0.9%	0.8%	0.8%
% of FP17s Relating to Continuations	0	73	0.0%	1.6%	1.2%	1.3%
% of Patients satisfied with the dentistry they have received	0	0	N/A	92.0%	92.8%	92.7%
% of Patients satisfied with the time they had to wait for an appointment	0	0	N/A	88.4%	89.2%	88.8%

* This is based on patients treated on this contract for their most recent course of treatment. Figures in italics indicate the base number of FP17s or Patient Questionnaire responses are less than 100. N/A is shown where the base number of responses is less than 10 during the period. % is calculated as Quantity/Base number*100

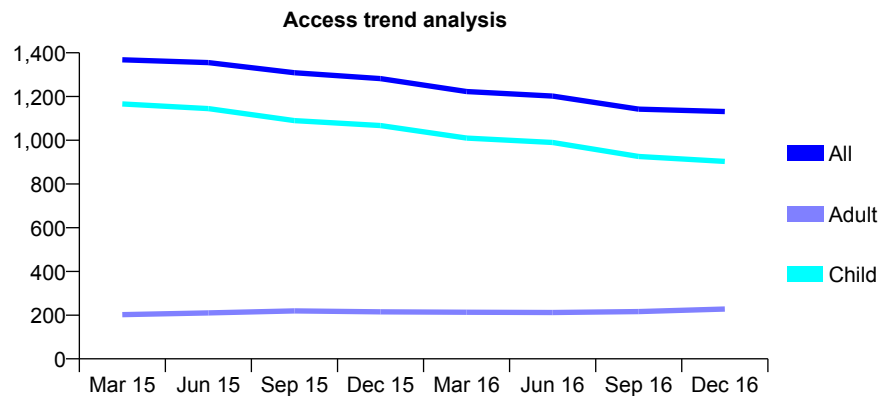
Q55 - Vital Signs At a Glance Contract Report for 170100/0001 - December 2016

Name or company name	Rooprai & Aulak
Contract type name	GDS Contract
Purpose of contract	General
Contract start date	01/04/2009
Contract end date	

16/17 Contracted general activity (UDA)	3,129
Carry forward general activity (UDA)	0
16/17 Contracted orthodontic activity (UOA)	0
Carry forward orthodontic activity (UOA)	0
Baseline contract value	£67,460.06

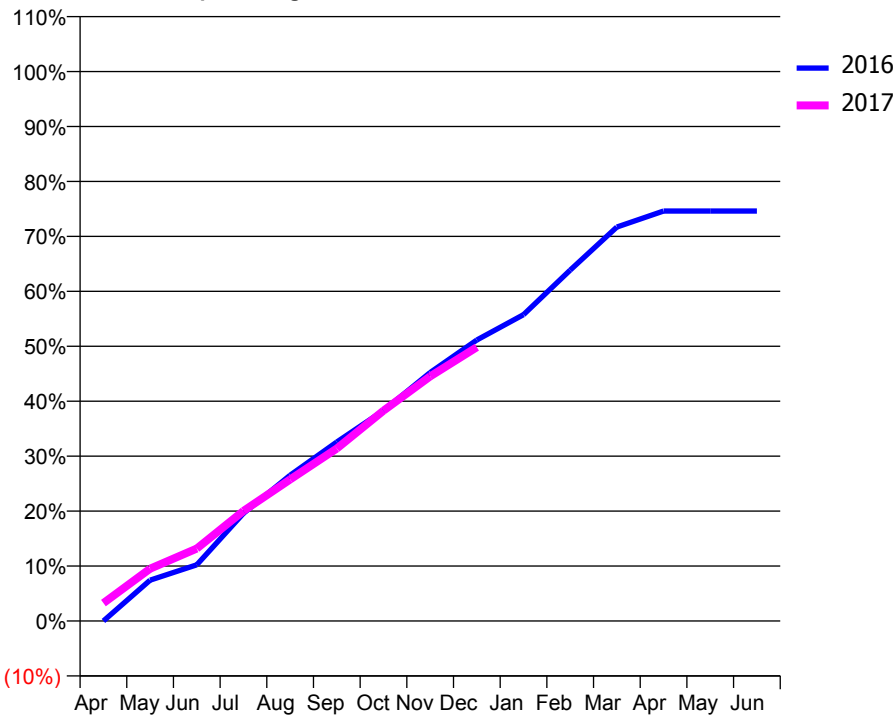
ACCESS*

Patients seen in 24 months	Total	Change since previous quarter
Quarter ending December 2015	1,282	
Quarter ending March 2016	1,223	↓
Quarter ending June 2016	1,202	↓
Quarter ending September 2016	1,142	↓
Quarter ending December 2016	1,131	→
Variance since December 2015	(11.8%)	↓



ACTIVITY

Cumulative percentage of contracted UDA delivered 2016 & 2017



Month	Adjusted Scheduled Activity (UDA)	
	2016	2017
April	0	102
May	233	298
June	320	413
July	613	627
August	830	806
September	1,019	982
October	1,198	1,198
November	1,415	1,393
December	1,600	1,559
January	1,744	
February	1,998	
March	2,243	
April	2,334	
May	2,334	
June	2,334	

QUALITY

	Quantity	Base Number	Contract	AT	Region	England
% of FP17s for the same patient ID Re-attending within 3 months - Children	49	1,115	4.4%	11.0%	12.1%	12.4%
% of FP17s for the same patient ID Re-attending within 3 months - Adults	8	131	6.1%	15.2%	15.9%	16.6%
% of FP17s for the same patient ID Re-attending between 3 & 9 months - Children	781	1,115	70.0%	61.2%	58.6%	57.5%
% of FP17s for the same patient ID Re-attending between 3 & 9 months - Adults	87	131	66.4%	55.2%	51.5%	50.4%
% of FP17s for Band 1 Urgent Courses	0	1,179	0.0%	7.0%	8.0%	9.1%
% of FP17s Relating to Free Repair or Replacements	0	1,179	0.0%	0.9%	0.8%	0.8%
% of FP17s Relating to Continuations	0	1,179	0.0%	1.6%	1.2%	1.3%
% of Patients satisfied with the dentistry they have received	0	0	N/A	92.0%	92.8%	92.7%
% of Patients satisfied with the time they had to wait for an appointment	0	0	N/A	88.4%	89.2%	88.8%

* This is based on patients treated on this contract for their most recent course of treatment. Figures in italics indicate the base number of FP17s or Patient Questionnaire responses are less than 100. N/A is shown where the base number of responses is less than 10 during the period. % is calculated as Quantity/Base number*100

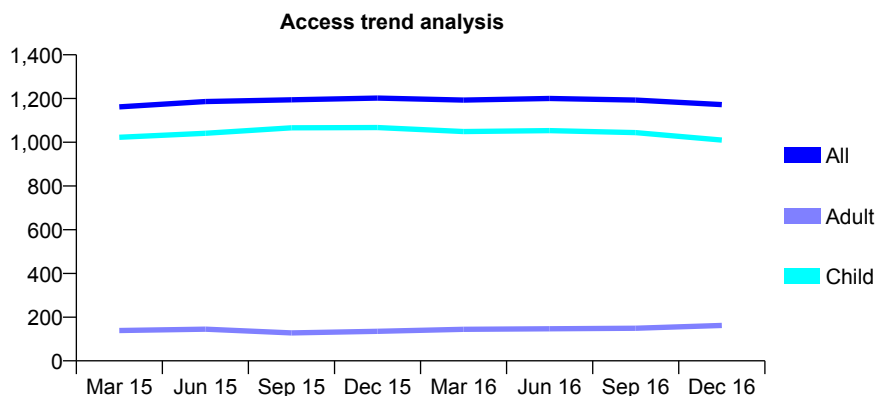
Q55 - Vital Signs At a Glance Contract Report for 171115/0001 - December 2016

Name or company name	Titchfield Park Dental Clinic Limited
Contract type name	GDS Contract
Purpose of contract	General
Contract start date	01/04/2012
Contract end date	

16/17 Contracted general activity (UDA)	2,500
Carry forward general activity (UDA)	-49
16/17 Contracted orthodontic activity (UOA)	0
Carry forward orthodontic activity (UOA)	0
Baseline contract value	£55,340.80

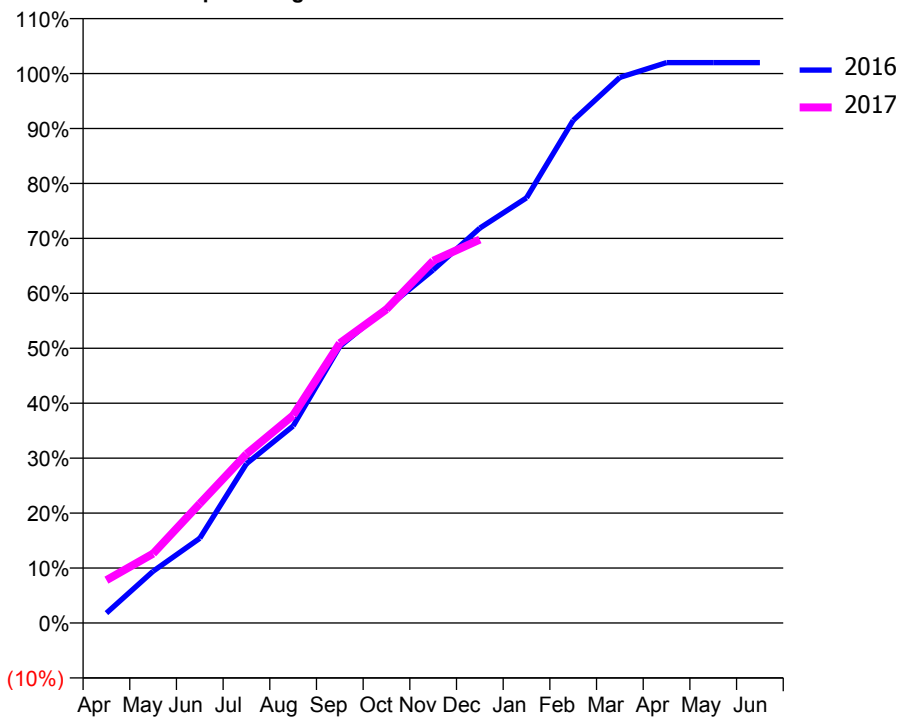
ACCESS*

Patients seen in 24 months	Total	Change since previous quarter
Quarter ending December 2015	1,202	
Quarter ending March 2016	1,193	→
Quarter ending June 2016	1,200	→
Quarter ending September 2016	1,193	→
Quarter ending December 2016	1,172	↓
Variance since December 2015	(2.5%)	↓



ACTIVITY

Cumulative percentage of contracted UDA delivered 2016 & 2017



Month	Adjusted Scheduled Activity (UDA)	
	2016	2017
April	45	195
May	235	316
June	386	543
July	725	769
August	897	945
September	1,258	1,273
October	1,433	1,427
November	1,606	1,648
December	1,797	1,745
January	1,935	
February	2,287	
March	2,482	
April	2,549	
May	2,549	
June	2,549	

QUALITY

	Quantity	Base Number	Contract	AT	Region	England
% of FP17s for the same patient ID Re-attending within 3 months - Children	77	1,260	6.1%	11.0%	12.1%	12.4%
% of FP17s for the same patient ID Re-attending within 3 months - Adults	3	51	5.9%	15.2%	15.9%	16.6%
% of FP17s for the same patient ID Re-attending between 3 & 9 months - Children	956	1,260	75.9%	61.2%	58.6%	57.5%
% of FP17s for the same patient ID Re-attending between 3 & 9 months - Adults	35	51	68.6%	55.2%	51.5%	50.4%
% of FP17s for Band 1 Urgent Courses	43	1,266	3.4%	7.0%	8.0%	9.1%
% of FP17s Relating to Free Repair or Replacements	0	1,266	0.0%	0.9%	0.8%	0.8%
% of FP17s Relating to Continuations	0	1,266	0.0%	1.6%	1.2%	1.3%
% of Patients satisfied with the dentistry they have received	0	0	N/A	92.0%	92.8%	92.7%
% of Patients satisfied with the time they had to wait for an appointment	0	0	N/A	88.4%	89.2%	88.8%

* This is based on patients treated on this contract for their most recent course of treatment. Figures in italics indicate the base number of FP17s or Patient Questionnaire responses are less than 100. N/A is shown where the base number of responses is less than 10 during the period. % is calculated as Quantity/Base number*100

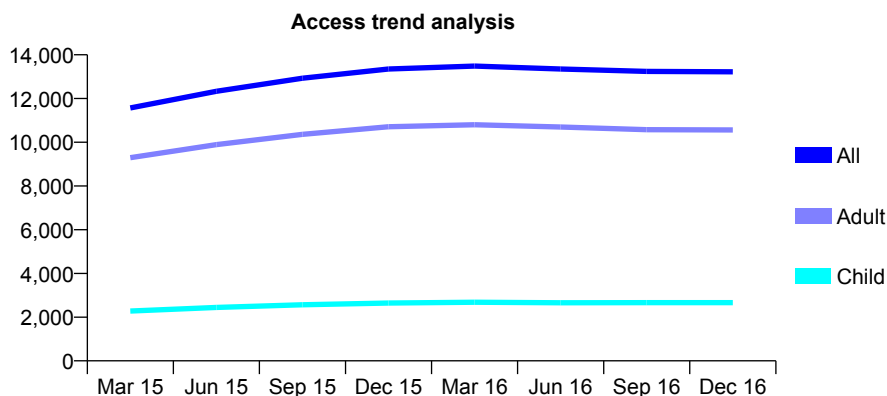
Q55 - Vital Signs At a Glance Contract Report for 171824/0001 - December 2016

Name or company name	Ripley Family Dental Centre
Contract type name	GDS Contract
Purpose of contract	General
Contract start date	01/03/2014
Contract end date	

16/17 Contracted general activity (UDA)	40,156
Carry forward general activity (UDA)	-785
16/17 Contracted orthodontic activity (UOA)	0
Carry forward orthodontic activity (UOA)	0
Baseline contract value	£831,771.21

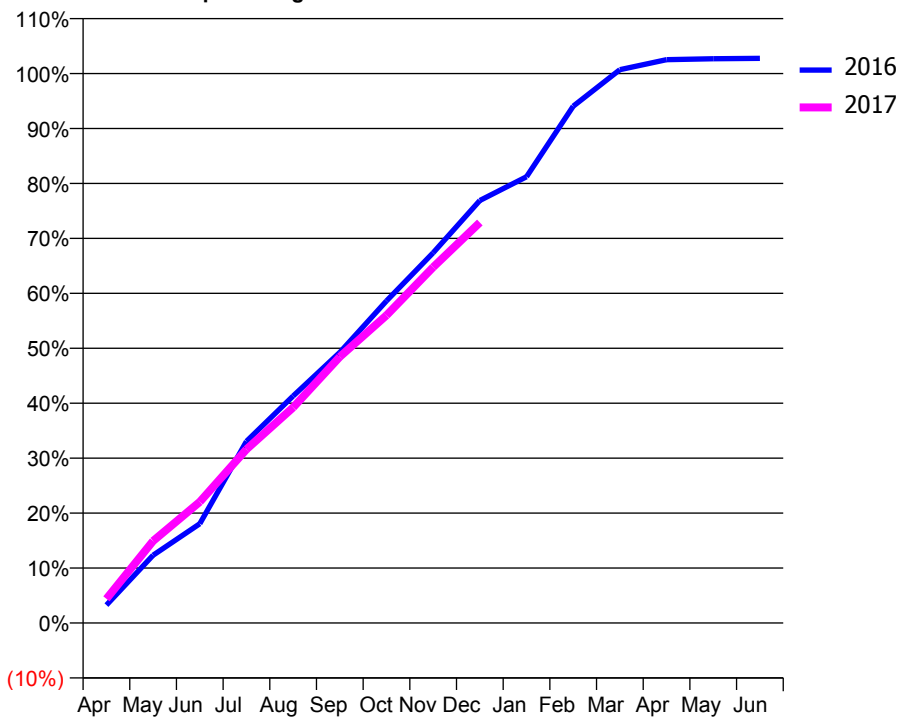
ACCESS*

Patients seen in 24 months	Total	Change since previous quarter
Quarter ending December 2015	13,353	
Quarter ending March 2016	13,486	→
Quarter ending June 2016	13,353	→
Quarter ending September 2016	13,242	→
Quarter ending December 2016	13,225	→
Variance since December 2015	(1.0%)	→



ACTIVITY

Cumulative percentage of contracted UDA delivered 2016 & 2017



Month	Adjusted Scheduled Activity (UDA)	
	2016	2017
April	1,278	1,772
May	4,839	6,001
June	7,089	8,848
July	12,975	12,695
August	16,215	15,749
September	19,325	19,450
October	23,001	22,487
November	26,442	26,002
December	30,175	29,272
January	31,866	
February	36,907	
March	39,513	
April	40,226	
May	40,296	
June	40,322	

QUALITY

	Quantity	Base Number	Contract	AT	Region	England
% of FP17s for the same patient ID Re-attending within 3 months - Children	202	2,874	7.0%	11.0%	12.1%	12.4%
% of FP17s for the same patient ID Re-attending within 3 months - Adults	1,754	11,735	14.9%	15.2%	15.9%	16.6%
% of FP17s for the same patient ID Re-attending between 3 & 9 months - Children	1,712	2,874	59.6%	61.2%	58.6%	57.5%
% of FP17s for the same patient ID Re-attending between 3 & 9 months - Adults	7,296	11,735	62.2%	55.2%	51.5%	50.4%
% of FP17s for Band 1 Urgent Courses	697	14,255	4.9%	7.0%	8.0%	9.1%
% of FP17s Relating to Free Repair or Replacements	372	14,255	2.6%	0.9%	0.8%	0.8%
% of FP17s Relating to Continuations	257	14,255	1.8%	1.6%	1.2%	1.3%
% of Patients satisfied with the dentistry they have received	29	32	90.6%	92.0%	92.8%	92.7%
% of Patients satisfied with the time they had to wait for an appointment	20	32	62.5%	88.4%	89.2%	88.8%

* This is based on patients treated on this contract for their most recent course of treatment. Figures in italics indicate the base number of FP17s or Patient Questionnaire responses are less than 100. N/A is shown where the base number of responses is less than 10 during the period. % is calculated as Quantity/Base number*100

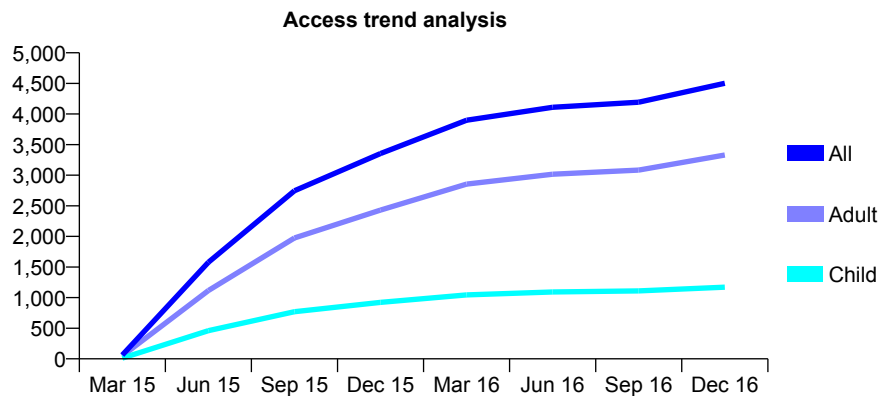
Q55 - Vital Signs At a Glance Contract Report for 172979/0004 - December 2016

Name or company name	DM and LJ Jordan Limited
Contract type name	GDS Contract
Purpose of contract	General
Contract start date	01/01/2015
Contract end date	

16/17 Contracted general activity (UDA)	13,400
Carry forward general activity (UDA)	-135
16/17 Contracted orthodontic activity (UOA)	0
Carry forward orthodontic activity (UOA)	0
Baseline contract value	£408,197.52

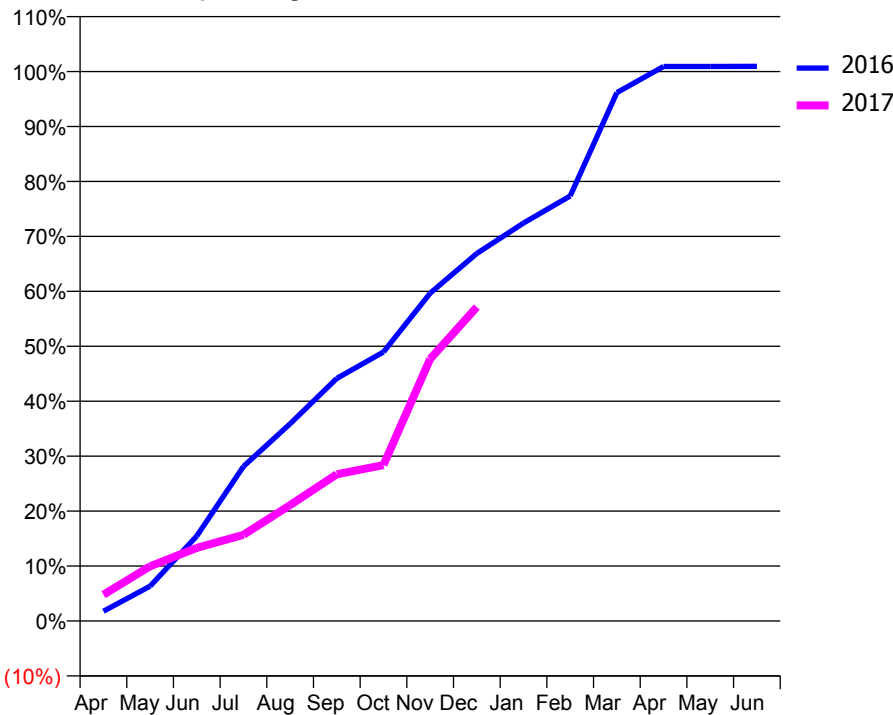
ACCESS*

Patients seen in 24 months	Total	Change since previous quarter
Quarter ending December 2015	3,353	
Quarter ending March 2016	3,899	↑
Quarter ending June 2016	4,109	↑
Quarter ending September 2016	4,192	↑
Quarter ending December 2016	4,503	↑
Variance since December 2015	34.3%	↑



ACTIVITY

Cumulative percentage of contracted UDA delivered 2016 & 2017



Month	Adjusted Scheduled Activity (UDA)	
	2016	2017
April	240	642
May	851	1,335
June	2,073	1,785
July	3,772	2,104
August	4,811	2,826
September	5,918	3,578
October	6,561	3,804
November	7,994	6,391
December	8,965	7,657
January	9,704	
February	10,364	
March	12,885	
April	13,523	
May	13,524	
June	13,527	

QUALITY

	Quantity	Base Number	Contract	AT	Region	England
% of FP17s for the same patient ID Re-attending within 3 months - Children	64	1,044	6.1%	11.0%	12.1%	12.4%
% of FP17s for the same patient ID Re-attending within 3 months - Adults	397	2,810	14.1%	15.2%	15.9%	16.6%
% of FP17s for the same patient ID Re-attending between 3 & 9 months - Children	529	1,044	50.7%	61.2%	58.6%	57.5%
% of FP17s for the same patient ID Re-attending between 3 & 9 months - Adults	1,379	2,810	49.1%	55.2%	51.5%	50.4%
% of FP17s for Band 1 Urgent Courses	204	3,532	5.8%	7.0%	8.0%	9.1%
% of FP17s Relating to Free Repair or Replacements	23	3,532	0.7%	0.9%	0.8%	0.8%
% of FP17s Relating to Continuations	62	3,532	1.8%	1.6%	1.2%	1.3%
% of Patients satisfied with the dentistry they have received	10	10	100.0%	92.0%	92.8%	92.7%
% of Patients satisfied with the time they had to wait for an appointment	10	10	100.0%	88.4%	89.2%	88.8%

* This is based on patients treated on this contract for their most recent course of treatment. Figures in italics indicate the base number of FP17s or Patient Questionnaire responses are less than 100. N/A is shown where the base number of responses is less than 10 during the period. % is calculated as Quantity/Base number*100

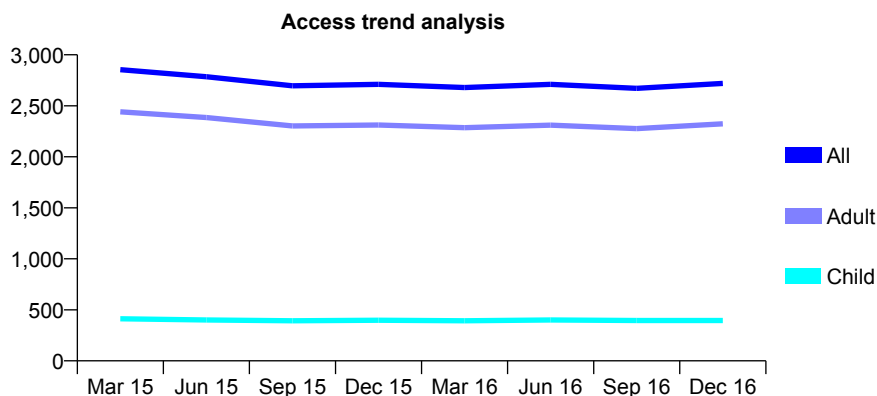
Q55 - Vital Signs At a Glance Contract Report for 173002/0001 - December 2016

Name or company name	City Dental Practice
Contract type name	GDS Contract
Purpose of contract	General
Contract start date	01/10/2011
Contract end date	

16/17 Contracted general activity (UDA)	9,286
Carry forward general activity (UDA)	296
16/17 Contracted orthodontic activity (UOA)	0
Carry forward orthodontic activity (UOA)	0
Baseline contract value	£215,561.67

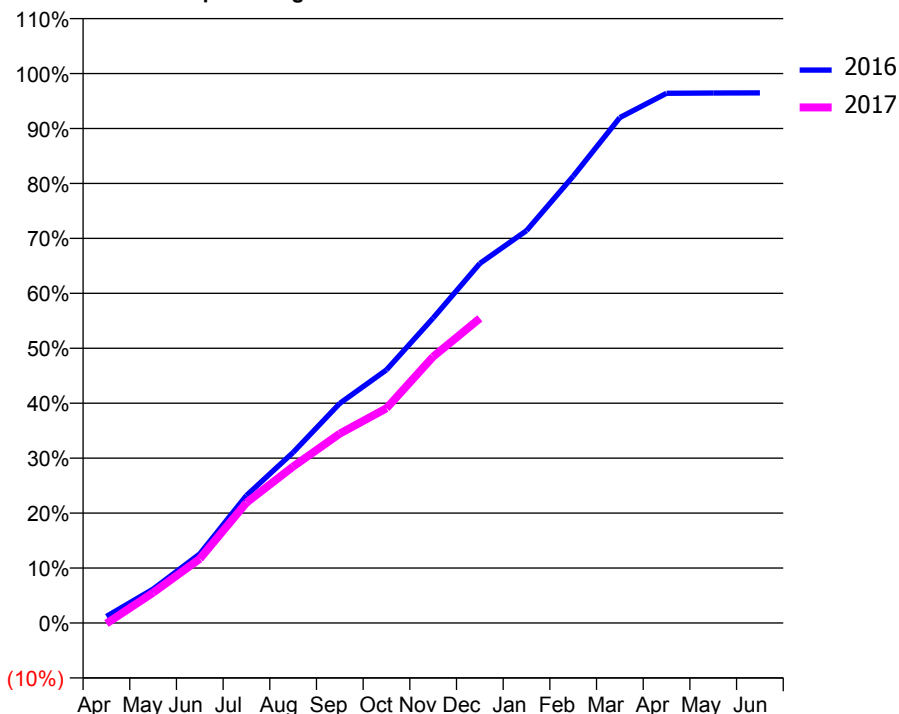
ACCESS*

Patients seen in 24 months	Total	Change since previous quarter
Quarter ending December 2015	2,710	
Quarter ending March 2016	2,679	↓
Quarter ending June 2016	2,710	→
Quarter ending September 2016	2,671	↓
Quarter ending December 2016	2,719	→
Variance since December 2015	0.3%	→



ACTIVITY

Cumulative percentage of contracted UDA delivered 2016 & 2017



Month	Adjusted Scheduled Activity (UDA)	
	2016	2017
April	100	-11
May	519	513
June	1,057	1,085
July	1,949	2,034
August	2,608	2,644
September	3,358	3,200
October	3,871	3,629
November	4,663	4,501
December	5,497	5,147
January	5,998	
February	6,829	
March	7,727	
April	8,097	
May	8,101	
June	8,104	

QUALITY

	Quantity	Base Number	Contract	AT	Region	England
% of FP17s for the same patient ID Re-attending within 3 months - Children	32	417	7.7%	11.0%	12.1%	12.4%
% of FP17s for the same patient ID Re-attending within 3 months - Adults	435	2,383	18.3%	15.2%	15.9%	16.6%
% of FP17s for the same patient ID Re-attending between 3 & 9 months - Children	217	417	52.0%	61.2%	58.6%	57.5%
% of FP17s for the same patient ID Re-attending between 3 & 9 months - Adults	1,099	2,383	46.1%	55.2%	51.5%	50.4%
% of FP17s for Band 1 Urgent Courses	222	2,638	8.4%	7.0%	8.0%	9.1%
% of FP17s Relating to Free Repair or Replacements	12	2,638	0.5%	0.9%	0.8%	0.8%
% of FP17s Relating to Continuations	49	2,638	1.9%	1.6%	1.2%	1.3%
% of Patients satisfied with the dentistry they have received	2	2	N/A	92.0%	92.8%	92.7%
% of Patients satisfied with the time they had to wait for an appointment	2	2	N/A	88.4%	89.2%	88.8%

* This is based on patients treated on this contract for their most recent course of treatment. Figures in italics indicate the base number of FP17s or Patient Questionnaire responses are less than 100. N/A is shown where the base number of responses is less than 10 during the period. % is calculated as Quantity/Base number*100

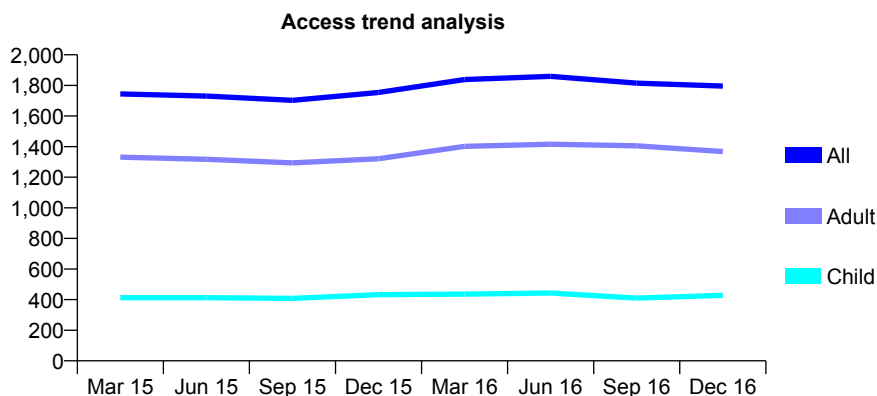
Q55 - Vital Signs At a Glance Contract Report for 173630/0001 - December 2016

Name or company name	Wollaton Dental Practice
Contract type name	GDS Contract
Purpose of contract	General
Contract start date	07/09/2010
Contract end date	

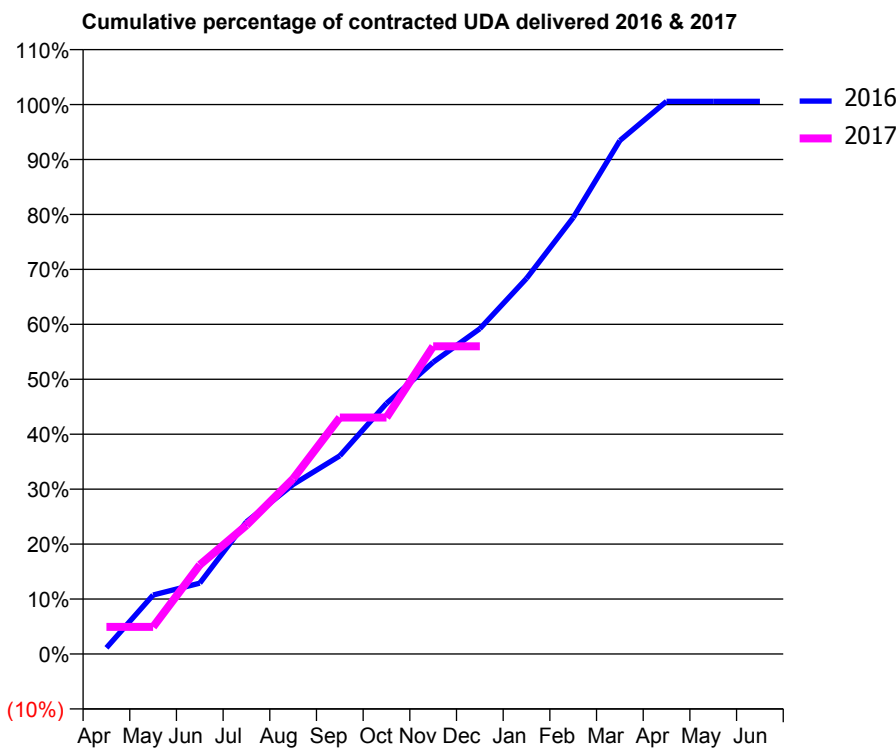
16/17 Contracted general activity (UDA)	5,531
Carry forward general activity (UDA)	-31
16/17 Contracted orthodontic activity (UOA)	0
Carry forward orthodontic activity (UOA)	0
Baseline contract value	£124,504.30

ACCESS*

Patients seen in 24 months	Total	Change since previous quarter
Quarter ending December 2015	1,754	
Quarter ending March 2016	1,838	↑
Quarter ending June 2016	1,859	→
Quarter ending September 2016	1,815	↓
Quarter ending December 2016	1,796	↓
Variance since December 2015	2.4%	↑



ACTIVITY



Month	Adjusted Scheduled Activity (UDA)	
	2016	2017
April	62	273
May	594	273
June	714	897
July	1,331	1,296
August	1,707	1,764
September	1,995	2,380
October	2,523	2,380
November	2,937	3,097
December	3,275	3,097
January	3,781	
February	4,392	
March	5,169	
April	5,562	
May	5,562	
June	5,562	

QUALITY

	Quantity	Base Number	Contract	AT	Region	England
% of FP17s for the same patient ID Re-attending within 3 months - Children	48	479	10.0%	11.0%	12.1%	12.4%
% of FP17s for the same patient ID Re-attending within 3 months - Adults	296	1,229	24.1%	15.2%	15.9%	16.6%
% of FP17s for the same patient ID Re-attending between 3 & 9 months - Children	300	479	62.6%	61.2%	58.6%	57.5%
% of FP17s for the same patient ID Re-attending between 3 & 9 months - Adults	630	1,229	51.3%	55.2%	51.5%	50.4%
% of FP17s for Band 1 Urgent Courses	162	1,495	10.8%	7.0%	8.0%	9.1%
% of FP17s Relating to Free Repair or Replacements	5	1,495	0.3%	0.9%	0.8%	0.8%
% of FP17s Relating to Continuations	21	1,495	1.4%	1.6%	1.2%	1.3%
% of Patients satisfied with the dentistry they have received	3	3	N/A	92.0%	92.8%	92.7%
% of Patients satisfied with the time they had to wait for an appointment	3	3	N/A	88.4%	89.2%	88.8%

* This is based on patients treated on this contract for their most recent course of treatment. Figures in italics indicate the base number of FP17s or Patient Questionnaire responses are less than 100. N/A is shown where the base number of responses is less than 10 during the period. % is calculated as Quantity/Base number*100

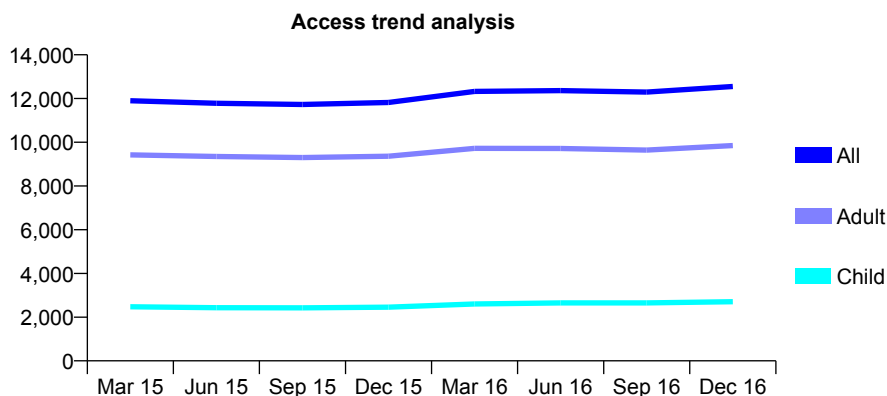
Q55 - Vital Signs At a Glance Contract Report for 174742/0001 - December 2016

Name or company name	Portland Road Family Dental Centre
Contract type name	GDS Contract
Purpose of contract	General
Contract start date	01/01/2009
Contract end date	

16/17 Contracted general activity (UDA)	38,609
Carry forward general activity (UDA)	1,066
16/17 Contracted orthodontic activity (UOA)	0
Carry forward orthodontic activity (UOA)	0
Baseline contract value	£898,570.47

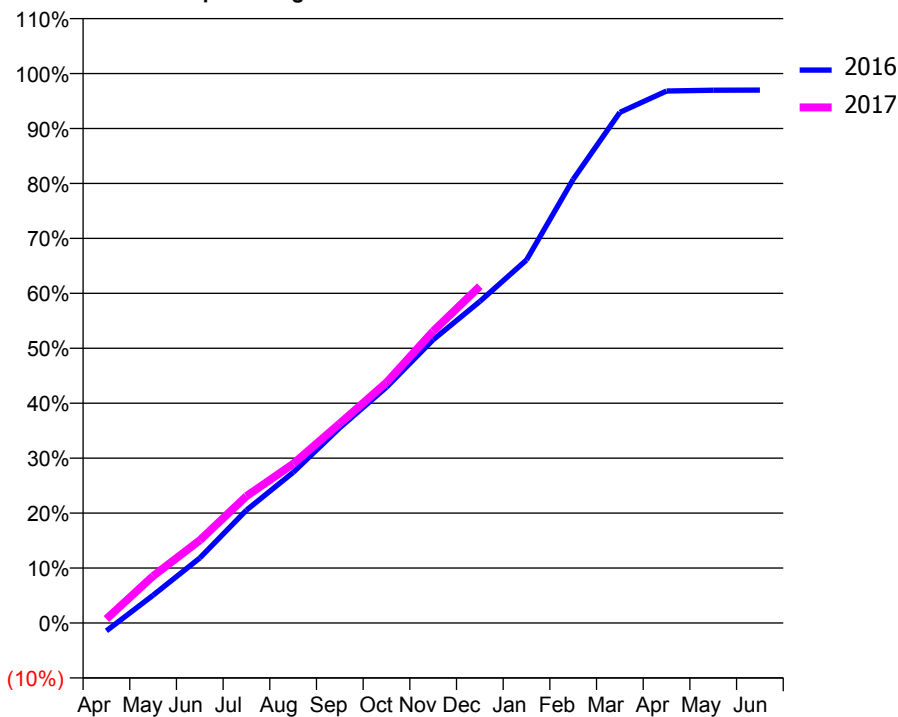
ACCESS*

Patients seen in 24 months	Total	Change since previous quarter
Quarter ending December 2015	11,818	
Quarter ending March 2016	12,326	↑
Quarter ending June 2016	12,364	→
Quarter ending September 2016	12,295	→
Quarter ending December 2016	12,551	↑
Variance since December 2015	6.2%	↑



ACTIVITY

Cumulative percentage of contracted UDA delivered 2016 & 2017



Month	Adjusted Scheduled Activity (UDA)	
	2016	2017
April	-507	290
May	1,788	3,299
June	4,180	5,817
July	7,255	8,912
August	9,681	11,179
September	12,550	14,024
October	15,152	16,902
November	18,207	20,503
December	20,663	23,658
January	23,327	
February	28,512	
March	32,821	
April	34,188	
May	34,240	
June	34,248	

QUALITY

	Quantity	Base Number	Contract	AT	Region	England
% of FP17s for the same patient ID Re-attending within 3 months - Children	118	2,859	4.1%	11.0%	12.1%	12.4%
% of FP17s for the same patient ID Re-attending within 3 months - Adults	1,042	10,220	10.2%	15.2%	15.9%	16.6%
% of FP17s for the same patient ID Re-attending between 3 & 9 months - Children	1,670	2,859	58.4%	61.2%	58.6%	57.5%
% of FP17s for the same patient ID Re-attending between 3 & 9 months - Adults	5,804	10,220	56.8%	55.2%	51.5%	50.4%
% of FP17s for Band 1 Urgent Courses	168	12,444	1.4%	7.0%	8.0%	9.1%
% of FP17s Relating to Free Repair or Replacements	46	12,444	0.4%	0.9%	0.8%	0.8%
% of FP17s Relating to Continuations	313	12,444	2.5%	1.6%	1.2%	1.3%
% of Patients satisfied with the dentistry they have received	10	11	90.9%	92.0%	92.8%	92.7%
% of Patients satisfied with the time they had to wait for an appointment	9	11	81.8%	88.4%	89.2%	88.8%

* This is based on patients treated on this contract for their most recent course of treatment. Figures in italics indicate the base number of FP17s or Patient Questionnaire responses are less than 100. N/A is shown where the base number of responses is less than 10 during the period. % is calculated as Quantity/Base number*100

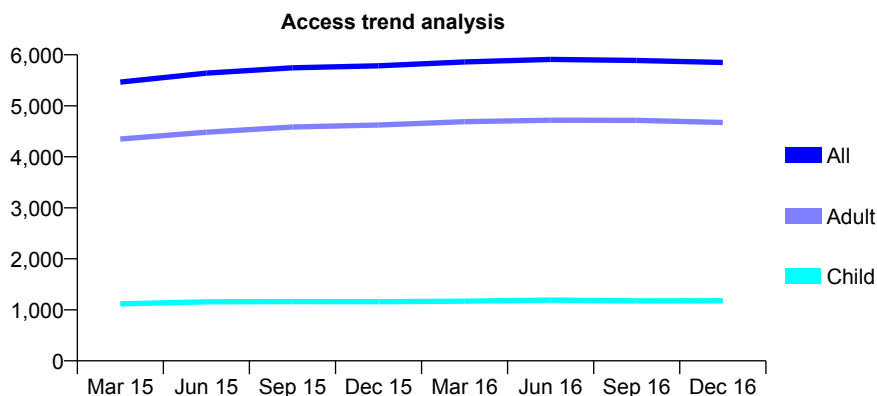
Q55 - Vital Signs At a Glance Contract Report for 176761/0001 - December 2016

Name or company name	The Smile Centre
Contract type name	Pilot Contract
Purpose of contract	General
Contract start date	01/04/2006
Contract end date	

16/17 Contracted general activity (UDA)	17,829
Carry forward general activity (UDA)	0
16/17 Contracted orthodontic activity (UOA)	0
Carry forward orthodontic activity (UOA)	0
Baseline contract value	£519,787.91

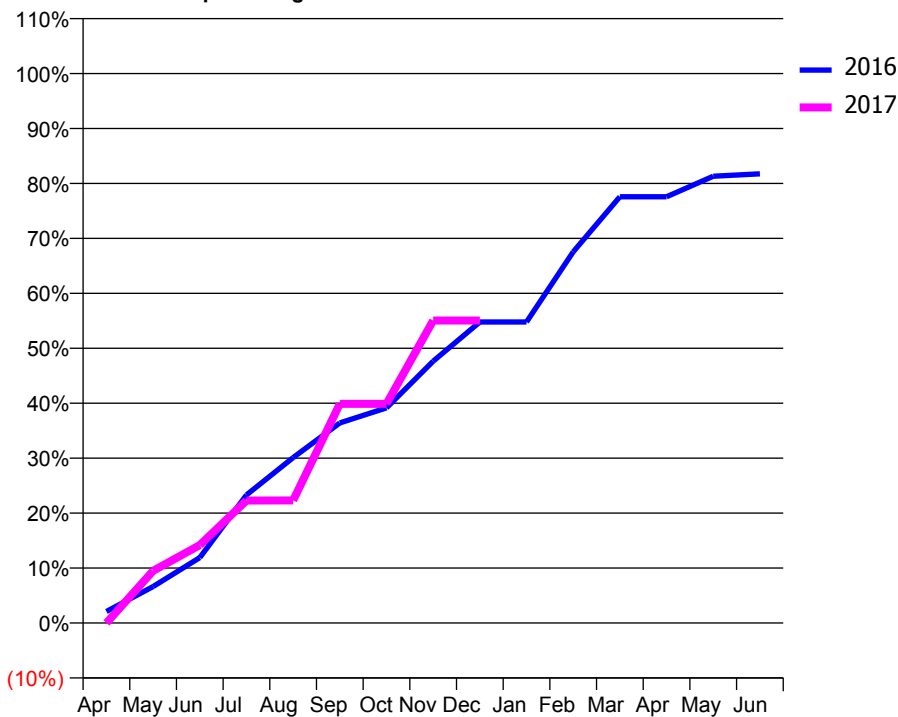
ACCESS*

Patients seen in 24 months	Total	Change since previous quarter
Quarter ending December 2015	5,784	
Quarter ending March 2016	5,859	→
Quarter ending June 2016	5,910	→
Quarter ending September 2016	5,889	→
Quarter ending December 2016	5,850	→
Variance since December 2015	1.1%	→



ACTIVITY

Cumulative percentage of contracted UDA delivered 2016 & 2017



Month	Adjusted Scheduled Activity (UDA)	
	2016	2017
April	374	0
May	1,185	1,695
June	2,120	2,528
July	4,157	3,975
August	5,366	3,978
September	6,493	7,109
October	6,982	7,109
November	8,495	9,815
December	9,768	9,815
January	9,768	
February	12,044	
March	13,832	
April	13,832	
May	14,498	
June	14,576	

QUALITY

	Quantity	Base Number	Contract	AT	Region	England
% of FP17s for the same patient ID Re-attending within 3 months - Children	89	943	9.4%	11.0%	12.1%	12.4%
% of FP17s for the same patient ID Re-attending within 3 months - Adults	577	3,445	16.7%	15.2%	15.9%	16.6%
% of FP17s for the same patient ID Re-attending between 3 & 9 months - Children	300	943	31.8%	61.2%	58.6%	57.5%
% of FP17s for the same patient ID Re-attending between 3 & 9 months - Adults	1,038	3,445	30.1%	55.2%	51.5%	50.4%
% of FP17s for Band 1 Urgent Courses	241	4,072	5.9%	7.0%	8.0%	9.1%
% of FP17s Relating to Free Repair or Replacements	3	4,072	0.1%	0.9%	0.8%	0.8%
% of FP17s Relating to Continuations	155	4,072	3.8%	1.6%	1.2%	1.3%
% of Patients satisfied with the dentistry they have received	4	4	N/A	92.0%	92.8%	92.7%
% of Patients satisfied with the time they had to wait for an appointment	3	4	N/A	88.4%	89.2%	88.8%

* This is based on patients treated on this contract for their most recent course of treatment. Figures in italics indicate the base number of FP17s or Patient Questionnaire responses are less than 100. N/A is shown where the base number of responses is less than 10 during the period. % is calculated as Quantity/Base number*100

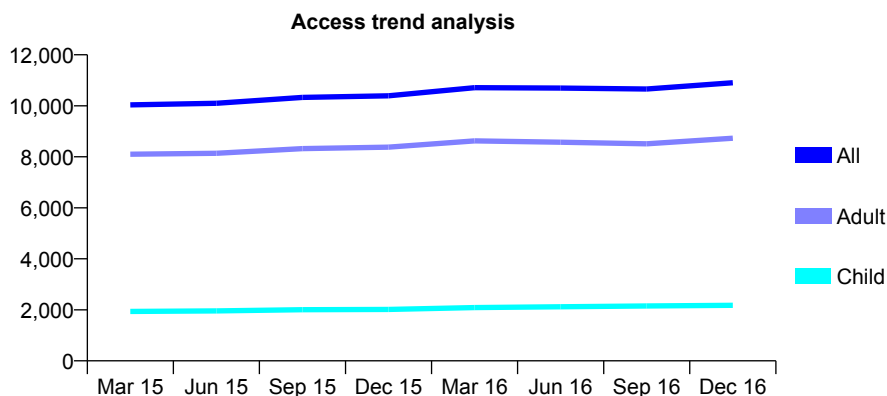
Q55 - Vital Signs At a Glance Contract Report for 177245/0001 - December 2016

Name or company name	The Eastwood and Creswell Dental Practice
Contract type name	GDS Contract
Purpose of contract	General
Contract start date	01/10/2011
Contract end date	

16/17 Contracted general activity (UDA)	35,814
Carry forward general activity (UDA)	0
16/17 Contracted orthodontic activity (UOA)	0
Carry forward orthodontic activity (UOA)	0
Baseline contract value	£951,800.38

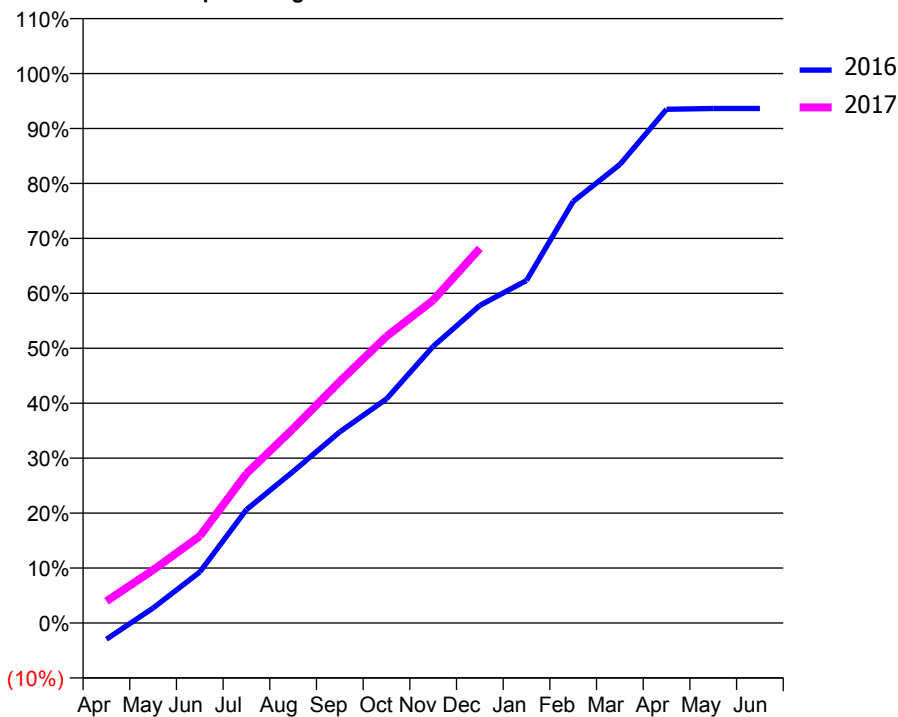
ACCESS*

Patients seen in 24 months	Total	Change since previous quarter
Quarter ending December 2015	10,394	
Quarter ending March 2016	10,711	↑
Quarter ending June 2016	10,695	→
Quarter ending September 2016	10,658	→
Quarter ending December 2016	10,906	↑
Variance since December 2015	4.9%	↑



ACTIVITY

Cumulative percentage of contracted UDA delivered 2016 & 2017



Month	Adjusted Scheduled Activity (UDA)	
	2016	2017
April	-1,062	1,419
May	978	3,454
June	3,327	5,659
July	7,394	9,735
August	9,882	12,669
September	12,458	15,747
October	14,604	18,678
November	18,026	21,036
December	20,696	24,419
January	22,324	
February	27,479	
March	29,886	
April	33,483	
May	33,536	
June	33,537	

QUALITY

	Quantity	Base Number	Contract	AT	Region	England
% of FP17s for the same patient ID Re-attending within 3 months - Children	241	2,976	8.1%	11.0%	12.1%	12.4%
% of FP17s for the same patient ID Re-attending within 3 months - Adults	1,761	11,635	15.1%	15.2%	15.9%	16.6%
% of FP17s for the same patient ID Re-attending between 3 & 9 months - Children	2,023	2,976	68.0%	61.2%	58.6%	57.5%
% of FP17s for the same patient ID Re-attending between 3 & 9 months - Adults	7,655	11,635	65.8%	55.2%	51.5%	50.4%
% of FP17s for Band 1 Urgent Courses	542	12,880	4.2%	7.0%	8.0%	9.1%
% of FP17s Relating to Free Repair or Replacements	240	12,880	1.9%	0.9%	0.8%	0.8%
% of FP17s Relating to Continuations	366	12,880	2.8%	1.6%	1.2%	1.3%
% of Patients satisfied with the dentistry they have received	22	26	84.6%	92.0%	92.8%	92.7%
% of Patients satisfied with the time they had to wait for an appointment	24	26	92.3%	88.4%	89.2%	88.8%

* This is based on patients treated on this contract for their most recent course of treatment. Figures in italics indicate the base number of FP17s or Patient Questionnaire responses are less than 100. N/A is shown where the base number of responses is less than 10 during the period. % is calculated as Quantity/Base number*100

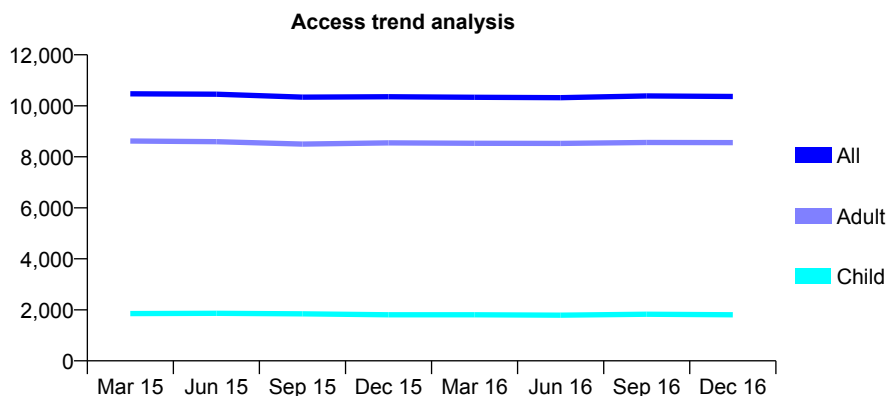
Q55 - Vital Signs At a Glance Contract Report for 178470/0001 - December 2016

Name or company name	Disa Dental Limited
Contract type name	GDS Contract
Purpose of contract	General
Contract start date	01/10/2007
Contract end date	

16/17 Contracted general activity (UDA)	27,203
Carry forward general activity (UDA)	-544
16/17 Contracted orthodontic activity (UOA)	0
Carry forward orthodontic activity (UOA)	0
Baseline contract value	£759,252.08

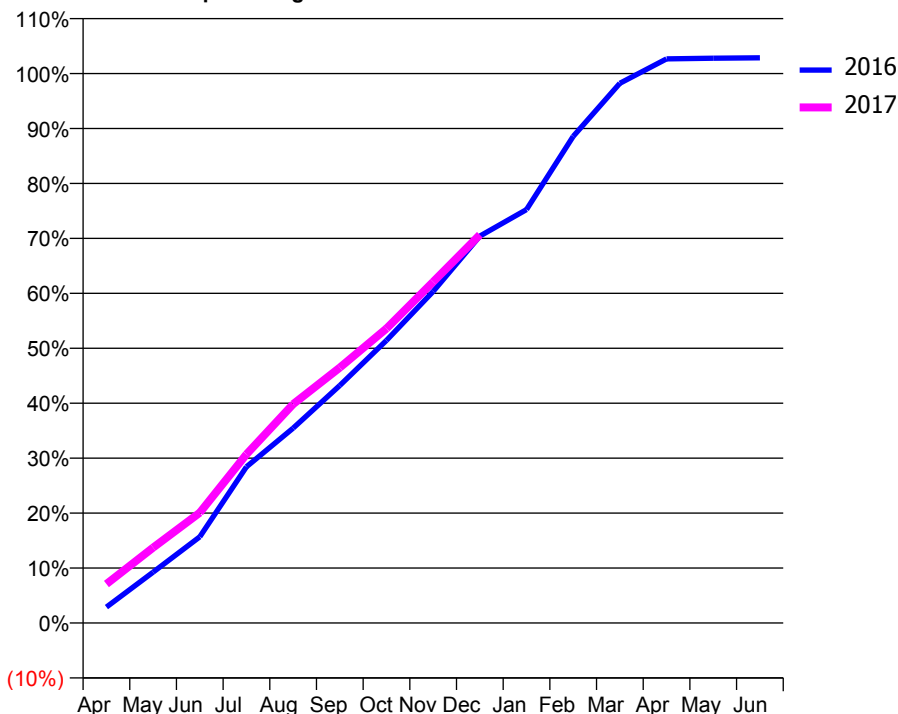
ACCESS*

Patients seen in 24 months	Total	Change since previous quarter
Quarter ending December 2015	10,353	
Quarter ending March 2016	10,335	→
Quarter ending June 2016	10,317	→
Quarter ending September 2016	10,386	→
Quarter ending December 2016	10,364	→
Variance since December 2015	0.1%	→



ACTIVITY

Cumulative percentage of contracted UDA delivered 2016 & 2017



Month	Adjusted Scheduled Activity (UDA)	
	2016	2017
April	786	1,929
May	2,518	3,735
June	4,265	5,461
July	7,732	8,356
August	9,651	10,839
September	11,760	12,646
October	13,989	14,578
November	16,412	16,891
December	19,154	19,222
January	20,470	
February	24,090	
March	26,721	
April	27,925	
May	27,959	
June	27,979	

QUALITY

	Quantity	Base Number	Contract	AT	Region	England
% of FP17s for the same patient ID Re-attending within 3 months - Children	94	1,740	5.4%	11.0%	12.1%	12.4%
% of FP17s for the same patient ID Re-attending within 3 months - Adults	934	7,859	11.9%	15.2%	15.9%	16.6%
% of FP17s for the same patient ID Re-attending between 3 & 9 months - Children	805	1,740	46.3%	61.2%	58.6%	57.5%
% of FP17s for the same patient ID Re-attending between 3 & 9 months - Adults	3,914	7,859	49.8%	55.2%	51.5%	50.4%
% of FP17s for Band 1 Urgent Courses	566	8,983	6.3%	7.0%	8.0%	9.1%
% of FP17s Relating to Free Repair or Replacements	77	8,983	0.9%	0.9%	0.8%	0.8%
% of FP17s Relating to Continuations	164	8,983	1.8%	1.6%	1.2%	1.3%
% of Patients satisfied with the dentistry they have received	15	16	93.8%	92.0%	92.8%	92.7%
% of Patients satisfied with the time they had to wait for an appointment	14	16	87.5%	88.4%	89.2%	88.8%

* This is based on patients treated on this contract for their most recent course of treatment. Figures in italics indicate the base number of FP17s or Patient Questionnaire responses are less than 100. N/A is shown where the base number of responses is less than 10 during the period. % is calculated as Quantity/Base number*100

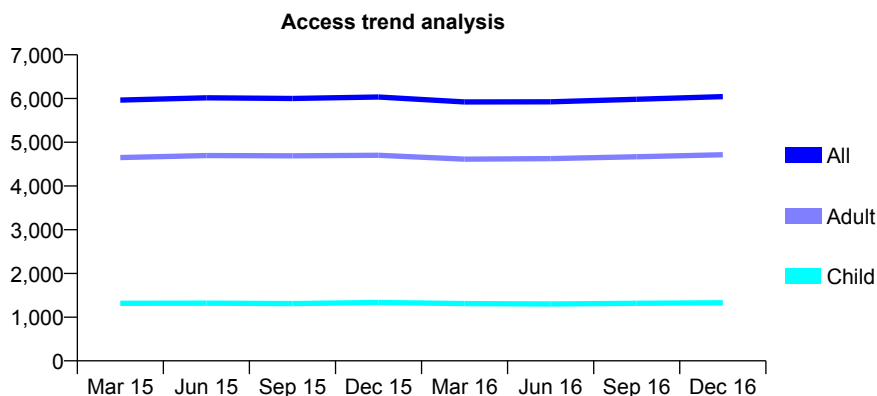
Q55 - Vital Signs At a Glance Contract Report for 178470/0002 - December 2016

Name or company name	Disa Dental Limited
Contract type name	GDS Contract
Purpose of contract	General
Contract start date	01/10/2007
Contract end date	

16/17 Contracted general activity (UDA)	16,815
Carry forward general activity (UDA)	233
16/17 Contracted orthodontic activity (UOA)	0
Carry forward orthodontic activity (UOA)	0
Baseline contract value	£517,270.96

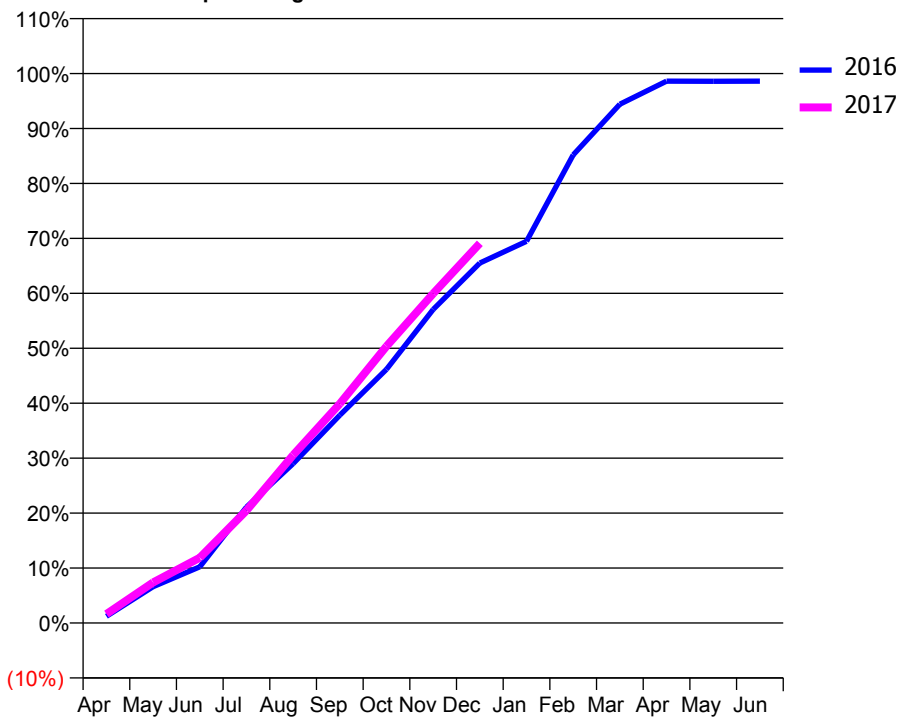
ACCESS*

Patients seen in 24 months	Total	Change since previous quarter
Quarter ending December 2015	6,034	
Quarter ending March 2016	5,922	↓
Quarter ending June 2016	5,926	→
Quarter ending September 2016	5,984	→
Quarter ending December 2016	6,043	→
Variance since December 2015	0.1%	→



ACTIVITY

Cumulative percentage of contracted UDA delivered 2016 & 2017



Month	Adjusted Scheduled Activity (UDA)	
	2016	2017
April	204	276
May	1,113	1,243
June	1,721	1,999
July	3,548	3,444
August	4,877	5,140
September	6,360	6,710
October	7,763	8,468
November	9,594	10,080
December	11,014	11,619
January	11,679	
February	14,326	
March	15,877	
April	16,579	
May	16,576	
June	16,582	

QUALITY

	Quantity	Base Number	Contract	AT	Region	England
% of FP17s for the same patient ID Re-attending within 3 months - Children	117	1,344	8.7%	11.0%	12.1%	12.4%
% of FP17s for the same patient ID Re-attending within 3 months - Adults	786	4,680	16.8%	15.2%	15.9%	16.6%
% of FP17s for the same patient ID Re-attending between 3 & 9 months - Children	665	1,344	49.5%	61.2%	58.6%	57.5%
% of FP17s for the same patient ID Re-attending between 3 & 9 months - Adults	2,354	4,680	50.3%	55.2%	51.5%	50.4%
% of FP17s for Band 1 Urgent Courses	622	5,313	11.7%	7.0%	8.0%	9.1%
% of FP17s Relating to Free Repair or Replacements	31	5,313	0.6%	0.9%	0.8%	0.8%
% of FP17s Relating to Continuations	150	5,313	2.8%	1.6%	1.2%	1.3%
% of Patients satisfied with the dentistry they have received	5	7	N/A	92.0%	92.8%	92.7%
% of Patients satisfied with the time they had to wait for an appointment	6	7	N/A	88.4%	89.2%	88.8%

* This is based on patients treated on this contract for their most recent course of treatment. Figures in italics indicate the base number of FP17s or Patient Questionnaire responses are less than 100. N/A is shown where the base number of responses is less than 10 during the period. % is calculated as Quantity/Base number*100

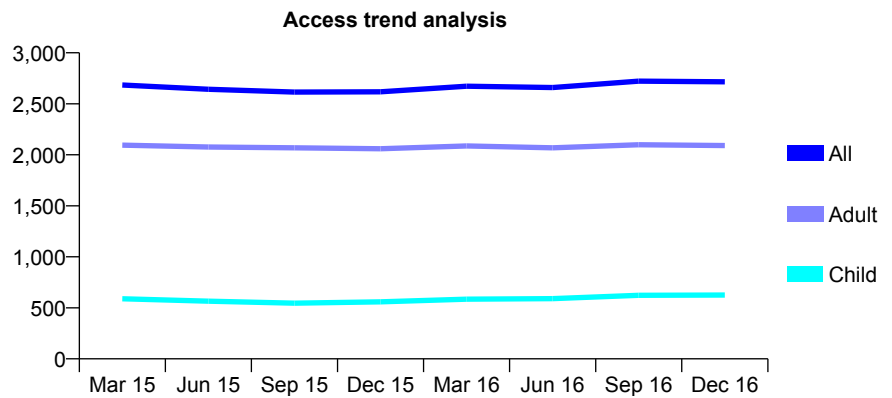
Q55 - Vital Signs At a Glance Contract Report for 178470/0003 - December 2016

Name or company name	Disa Dental Limited
Contract type name	GDS Contract
Purpose of contract	General
Contract start date	01/10/2007
Contract end date	

16/17 Contracted general activity (UDA)	8,140
Carry forward general activity (UDA)	-125
16/17 Contracted orthodontic activity (UOA)	0
Carry forward orthodontic activity (UOA)	0
Baseline contract value	£207,546.17

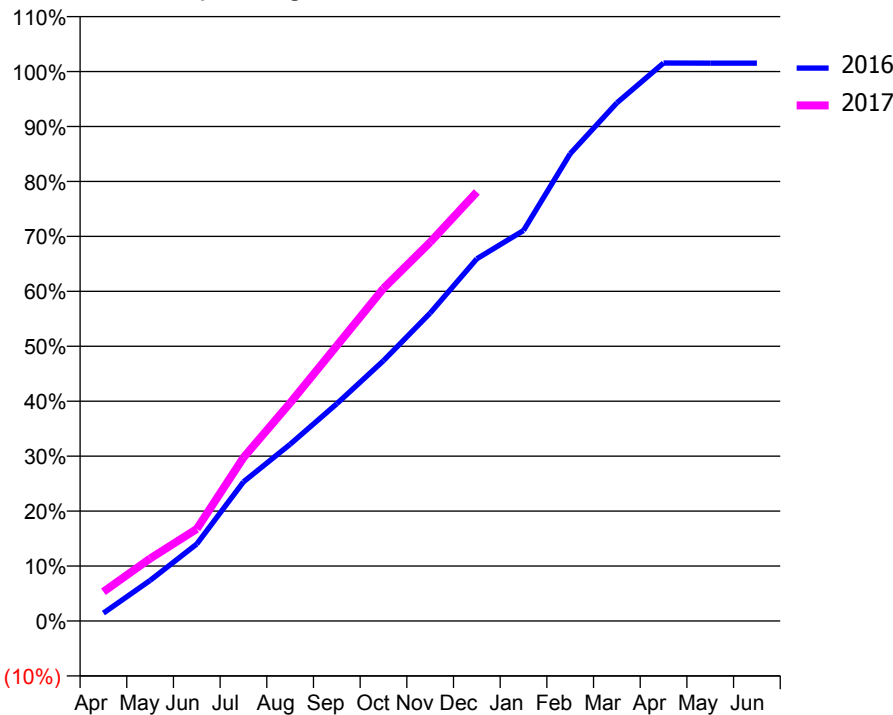
ACCESS*

Patients seen in 24 months	Total	Change since previous quarter
Quarter ending December 2015	2,618	
Quarter ending March 2016	2,672	↑
Quarter ending June 2016	2,659	→
Quarter ending September 2016	2,722	↑
Quarter ending December 2016	2,716	→
Variance since December 2015	3.7%	↑



ACTIVITY

Cumulative percentage of contracted UDA delivered 2016 & 2017



Month	Adjusted Scheduled Activity (UDA)	
	2016	2017
April	118	434
May	602	926
June	1,142	1,363
July	2,062	2,420
August	2,618	3,230
September	3,219	4,078
October	3,856	4,928
November	4,562	5,610
December	5,365	6,355
January	5,784	
February	6,922	
March	7,676	
April	8,266	
May	8,264	
June	8,265	

QUALITY

	Quantity	Base Number	Contract	AT	Region	England
% of FP17s for the same patient ID Re-attending within 3 months - Children	39	628	6.2%	11.0%	12.1%	12.4%
% of FP17s for the same patient ID Re-attending within 3 months - Adults	368	2,287	16.1%	15.2%	15.9%	16.6%
% of FP17s for the same patient ID Re-attending between 3 & 9 months - Children	335	628	53.3%	61.2%	58.6%	57.5%
% of FP17s for the same patient ID Re-attending between 3 & 9 months - Adults	1,122	2,287	49.1%	55.2%	51.5%	50.4%
% of FP17s for Band 1 Urgent Courses	249	2,699	9.2%	7.0%	8.0%	9.1%
% of FP17s Relating to Free Repair or Replacements	28	2,699	1.0%	0.9%	0.8%	0.8%
% of FP17s Relating to Continuations	59	2,699	2.2%	1.6%	1.2%	1.3%
% of Patients satisfied with the dentistry they have received	3	4	N/A	92.0%	92.8%	92.7%
% of Patients satisfied with the time they had to wait for an appointment	3	4	N/A	88.4%	89.2%	88.8%

* This is based on patients treated on this contract for their most recent course of treatment. Figures in italics indicate the base number of FP17s or Patient Questionnaire responses are less than 100. N/A is shown where the base number of responses is less than 10 during the period. % is calculated as Quantity/Base number*100

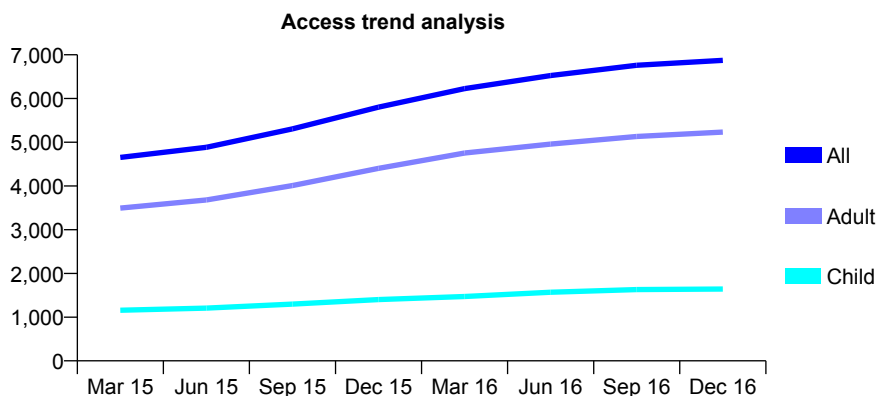
Q55 - Vital Signs At a Glance Contract Report for 178470/0004 - December 2016

Name or company name	Disa Dental Limited
Contract type name	GDS Contract
Purpose of contract	General
Contract start date	01/10/2007
Contract end date	

16/17 Contracted general activity (UDA)	20,412
Carry forward general activity (UDA)	249
16/17 Contracted orthodontic activity (UOA)	0
Carry forward orthodontic activity (UOA)	0
Baseline contract value	£646,379.07

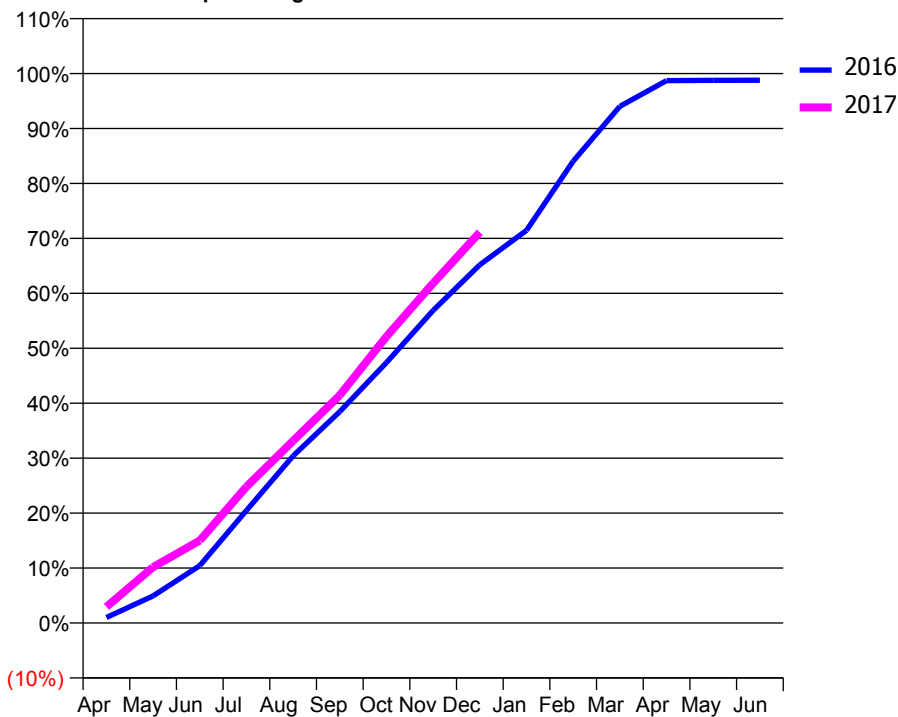
ACCESS*

Patients seen in 24 months	Total	Change since previous quarter
Quarter ending December 2015	5,804	
Quarter ending March 2016	6,226	↑
Quarter ending June 2016	6,526	↑
Quarter ending September 2016	6,762	↑
Quarter ending December 2016	6,874	→
Variance since December 2015	18.4%	↑



ACTIVITY

Cumulative percentage of contracted UDA delivered 2016 & 2017



Month	Adjusted Scheduled Activity (UDA)	
	2016	2017
April	207	604
May	1,010	2,076
June	2,135	3,064
July	4,183	5,066
August	6,211	6,767
September	7,855	8,462
October	9,674	10,643
November	11,613	12,623
December	13,307	14,514
January	14,585	
February	17,155	
March	19,193	
April	20,150	
May	20,157	
June	20,163	

QUALITY

	Quantity	Base Number	Contract	AT	Region	England
% of FP17s for the same patient ID Re-attending within 3 months - Children	156	2,035	7.7%	11.0%	12.1%	12.4%
% of FP17s for the same patient ID Re-attending within 3 months - Adults	912	5,901	15.5%	15.2%	15.9%	16.6%
% of FP17s for the same patient ID Re-attending between 3 & 9 months - Children	1,296	2,035	63.7%	61.2%	58.6%	57.5%
% of FP17s for the same patient ID Re-attending between 3 & 9 months - Adults	3,272	5,901	55.4%	55.2%	51.5%	50.4%
% of FP17s for Band 1 Urgent Courses	556	6,970	8.0%	7.0%	8.0%	9.1%
% of FP17s Relating to Free Repair or Replacements	30	6,970	0.4%	0.9%	0.8%	0.8%
% of FP17s Relating to Continuations	128	6,970	1.8%	1.6%	1.2%	1.3%
% of Patients satisfied with the dentistry they have received	16	17	94.1%	92.0%	92.8%	92.7%
% of Patients satisfied with the time they had to wait for an appointment	13	17	76.5%	88.4%	89.2%	88.8%

* This is based on patients treated on this contract for their most recent course of treatment. Figures in italics indicate the base number of FP17s or Patient Questionnaire responses are less than 100. N/A is shown where the base number of responses is less than 10 during the period. % is calculated as Quantity/Base number*100

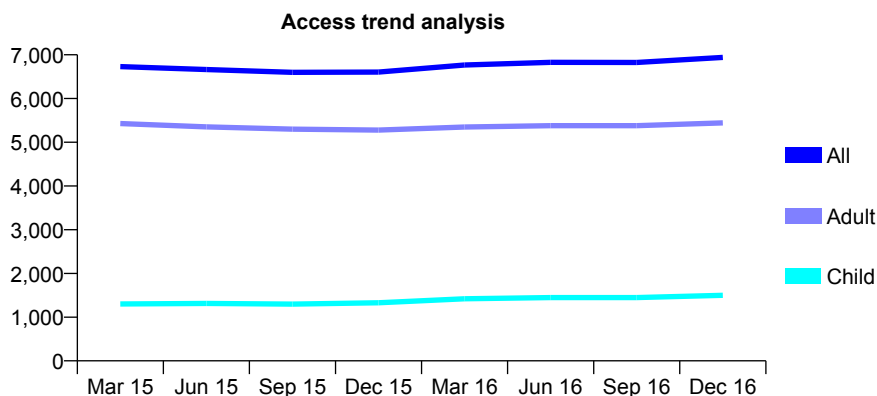
Q55 - Vital Signs At a Glance Contract Report for 179965/0001 - December 2016

Name or company name	Broadwalk Dental Practice
Contract type name	GDS Contract
Purpose of contract	General
Contract start date	01/04/2012
Contract end date	

16/17 Contracted general activity (UDA)	18,598
Carry forward general activity (UDA)	-372
16/17 Contracted orthodontic activity (UOA)	0
Carry forward orthodontic activity (UOA)	0
Baseline contract value	£405,516.94

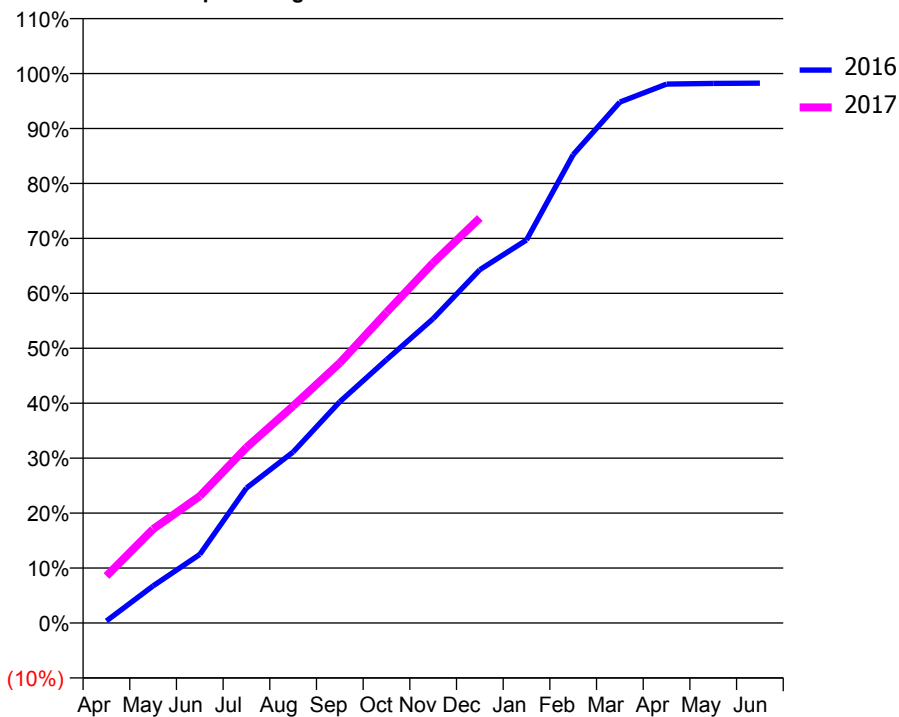
ACCESS*

Patients seen in 24 months	Total	Change since previous quarter
Quarter ending December 2015	6,604	
Quarter ending March 2016	6,767	↑
Quarter ending June 2016	6,827	→
Quarter ending September 2016	6,826	→
Quarter ending December 2016	6,941	→
Variance since December 2015	5.1%	↑



ACTIVITY

Cumulative percentage of contracted UDA delivered 2016 & 2017



Month	Adjusted Scheduled Activity (UDA)	
	2016	2017
April	71	1,591
May	1,258	3,181
June	2,323	4,295
July	4,570	5,942
August	5,786	7,347
September	7,488	8,803
October	8,910	10,513
November	10,300	12,193
December	11,959	13,709
January	12,966	
February	15,852	
March	17,629	
April	18,239	
May	18,261	
June	18,271	

QUALITY

	Quantity	Base Number	Contract	AT	Region	England
% of FP17s for the same patient ID Re-attending within 3 months - Children	176	1,721	10.2%	11.0%	12.1%	12.4%
% of FP17s for the same patient ID Re-attending within 3 months - Adults	863	5,669	15.2%	15.2%	15.9%	16.6%
% of FP17s for the same patient ID Re-attending between 3 & 9 months - Children	1,013	1,721	58.9%	61.2%	58.6%	57.5%
% of FP17s for the same patient ID Re-attending between 3 & 9 months - Adults	2,785	5,669	49.1%	55.2%	51.5%	50.4%
% of FP17s for Band 1 Urgent Courses	579	7,056	8.2%	7.0%	8.0%	9.1%
% of FP17s Relating to Free Repair or Replacements	19	7,056	0.3%	0.9%	0.8%	0.8%
% of FP17s Relating to Continuations	157	7,056	2.2%	1.6%	1.2%	1.3%
% of Patients satisfied with the dentistry they have received	9	10	90.0%	92.0%	92.8%	92.7%
% of Patients satisfied with the time they had to wait for an appointment	9	10	90.0%	88.4%	89.2%	88.8%

* This is based on patients treated on this contract for their most recent course of treatment. Figures in italics indicate the base number of FP17s or Patient Questionnaire responses are less than 100. N/A is shown where the base number of responses is less than 10 during the period. % is calculated as Quantity/Base number*100

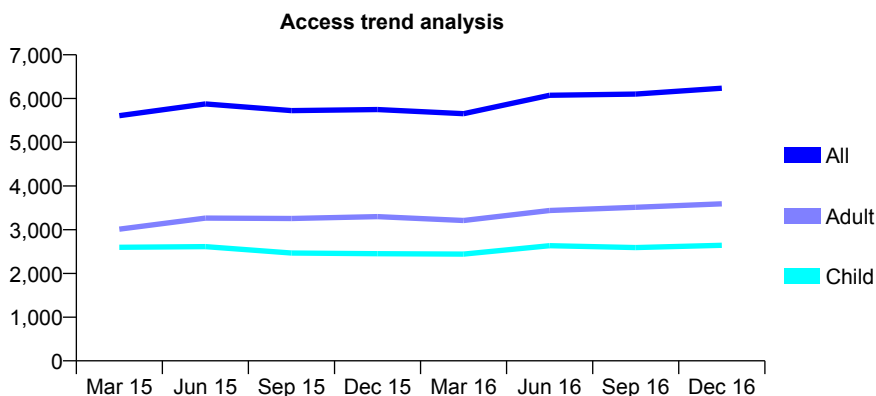
Q55 - Vital Signs At a Glance Contract Report for 180424/0001 - December 2016

Name or company name	Smilestyle Dental Care
Contract type name	GDS Contract
Purpose of contract	General
Contract start date	01/04/2006
Contract end date	

16/17 Contracted general activity (UDA)	26,075
Carry forward general activity (UDA)	0
16/17 Contracted orthodontic activity (UOA)	0
Carry forward orthodontic activity (UOA)	0
Baseline contract value	£738,244.04

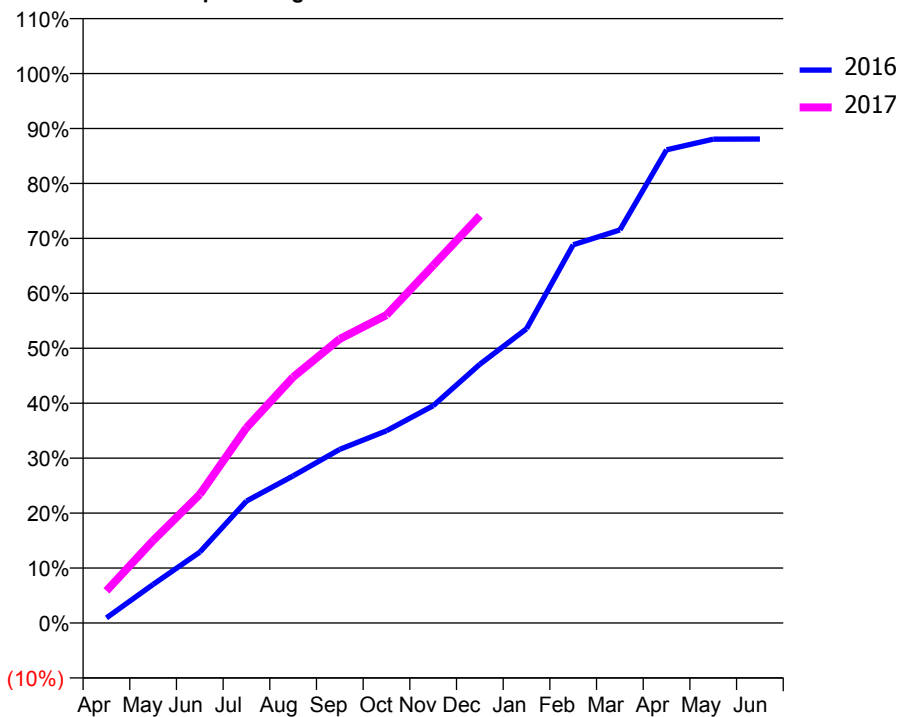
ACCESS*

Patients seen in 24 months	Total	Change since previous quarter
Quarter ending December 2015	5,749	
Quarter ending March 2016	5,652	↓
Quarter ending June 2016	6,073	↑
Quarter ending September 2016	6,103	→
Quarter ending December 2016	6,235	↑
Variance since December 2015	8.5%	↑



ACTIVITY

Cumulative percentage of contracted UDA delivered 2016 & 2017



Month	Adjusted Scheduled Activity (UDA)	
	2016	2017
April	246	1,527
May	1,834	3,913
June	3,364	6,106
July	5,787	9,267
August	6,980	11,671
September	8,239	13,482
October	9,123	14,616
November	10,311	16,967
December	12,279	19,328
January	13,961	
February	17,949	
March	18,649	
April	22,455	
May	22,960	
June	22,966	

QUALITY

	Quantity	Base Number	Contract	AT	Region	England
% of FP17s for the same patient ID Re-attending within 3 months - Children	281	3,308	8.5%	11.0%	12.1%	12.4%
% of FP17s for the same patient ID Re-attending within 3 months - Adults	695	4,080	17.0%	15.2%	15.9%	16.6%
% of FP17s for the same patient ID Re-attending between 3 & 9 months - Children	1,822	3,308	55.1%	61.2%	58.6%	57.5%
% of FP17s for the same patient ID Re-attending between 3 & 9 months - Adults	1,939	4,080	47.5%	55.2%	51.5%	50.4%
% of FP17s for Band 1 Urgent Courses	330	6,290	5.2%	7.0%	8.0%	9.1%
% of FP17s Relating to Free Repair or Replacements	15	6,290	0.2%	0.9%	0.8%	0.8%
% of FP17s Relating to Continuations	167	6,290	2.7%	1.6%	1.2%	1.3%
% of Patients satisfied with the dentistry they have received	6	7	N/A	92.0%	92.8%	92.7%
% of Patients satisfied with the time they had to wait for an appointment	6	7	N/A	88.4%	89.2%	88.8%

* This is based on patients treated on this contract for their most recent course of treatment. Figures in italics indicate the base number of FP17s or Patient Questionnaire responses are less than 100. N/A is shown where the base number of responses is less than 10 during the period. % is calculated as Quantity/Base number*100

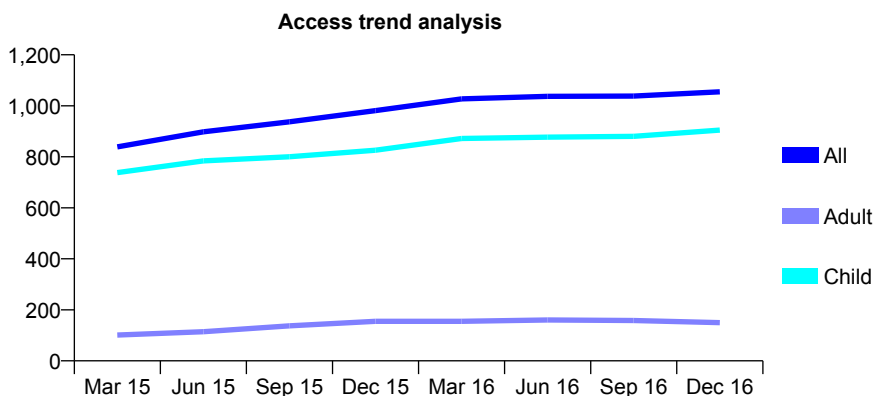
Q55 - Vital Signs At a Glance Contract Report for 182222/0001 - December 2016

Name or company name	Spondon Dental
Contract type name	GDS Contract
Purpose of contract	General
Contract start date	01/03/2014
Contract end date	

16/17 Contracted general activity (UDA)	2,170
Carry forward general activity (UDA)	0
16/17 Contracted orthodontic activity (UOA)	0
Carry forward orthodontic activity (UOA)	0
Baseline contract value	£40,928.03

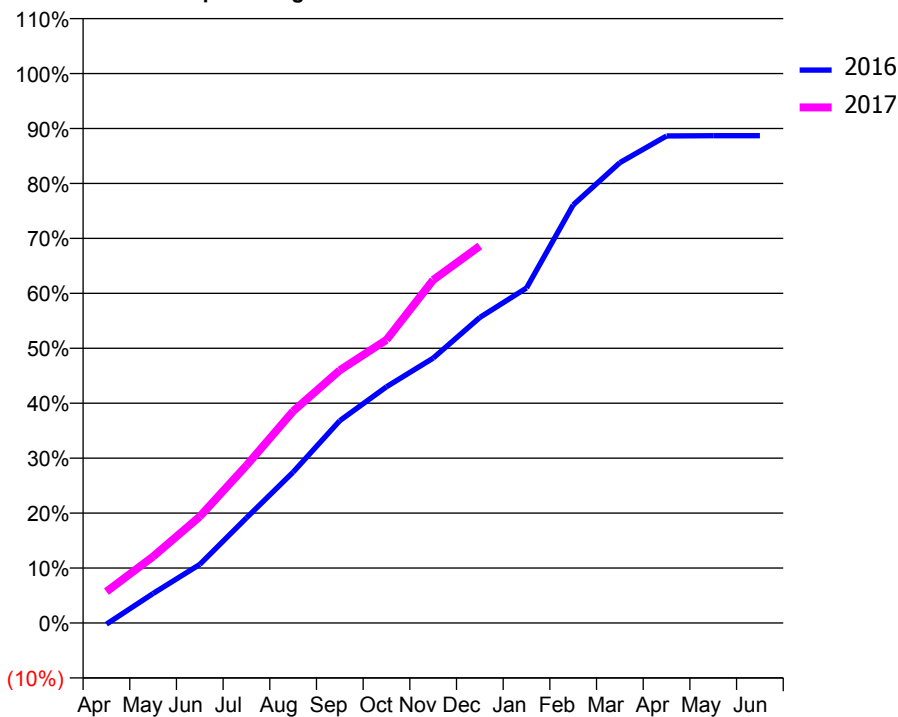
ACCESS*

Patients seen in 24 months	Total	Change since previous quarter
Quarter ending December 2015	981	
Quarter ending March 2016	1,027	↑
Quarter ending June 2016	1,037	→
Quarter ending September 2016	1,038	→
Quarter ending December 2016	1,055	→
Variance since December 2015	7.5%	↑



ACTIVITY

Cumulative percentage of contracted UDA delivered 2016 & 2017



Month	Adjusted Scheduled Activity (UDA)	
	2016	2017
April	-5	124
May	117	263
June	231	421
July	415	622
August	596	837
September	799	998
October	933	1,118
November	1,046	1,355
December	1,207	1,489
January	1,323	
February	1,651	
March	1,818	
April	1,923	
May	1,924	
June	1,924	

QUALITY

	Quantity	Base Number	Contract	AT	Region	England
% of FP17s for the same patient ID Re-attending within 3 months - Children	97	1,103	8.8%	11.0%	12.1%	12.4%
% of FP17s for the same patient ID Re-attending within 3 months - Adults	8	71	11.3%	15.2%	15.9%	16.6%
% of FP17s for the same patient ID Re-attending between 3 & 9 months - Children	655	1,103	59.4%	61.2%	58.6%	57.5%
% of FP17s for the same patient ID Re-attending between 3 & 9 months - Adults	45	71	63.4%	55.2%	51.5%	50.4%
% of FP17s for Band 1 Urgent Courses	45	1,095	4.1%	7.0%	8.0%	9.1%
% of FP17s Relating to Free Repair or Replacements	0	1,095	0.0%	0.9%	0.8%	0.8%
% of FP17s Relating to Continuations	0	1,095	0.0%	1.6%	1.2%	1.3%
% of Patients satisfied with the dentistry they have received	0	0	N/A	92.0%	92.8%	92.7%
% of Patients satisfied with the time they had to wait for an appointment	0	0	N/A	88.4%	89.2%	88.8%

* This is based on patients treated on this contract for their most recent course of treatment. Figures in italics indicate the base number of FP17s or Patient Questionnaire responses are less than 100. N/A is shown where the base number of responses is less than 10 during the period. % is calculated as Quantity/Base number*100

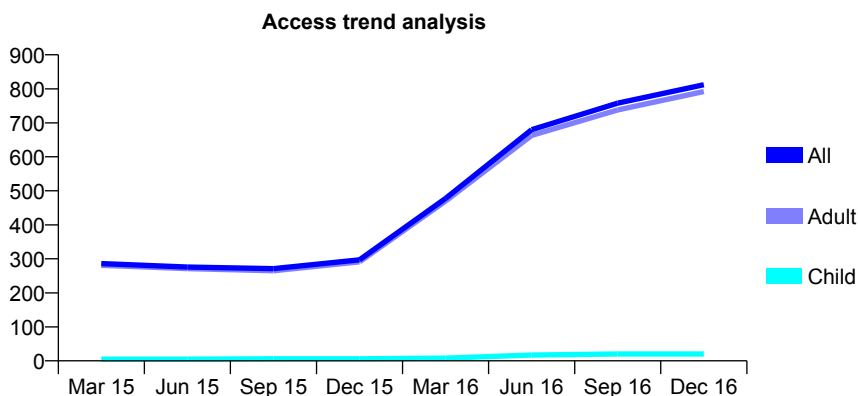
Q55 - Vital Signs At a Glance Contract Report for 183067/0001 - December 2016

Name or company name	Refine Specialist Dental Care Limited
Contract type name	PDS Contract
Purpose of contract	General
Contract start date	01/04/2011
Contract end date	31/03/2017

16/17 Contracted general activity (UDA)	1,800
Carry forward general activity (UDA)	0
16/17 Contracted orthodontic activity (UOA)	0
Carry forward orthodontic activity (UOA)	0
Baseline contract value	£429,963.07

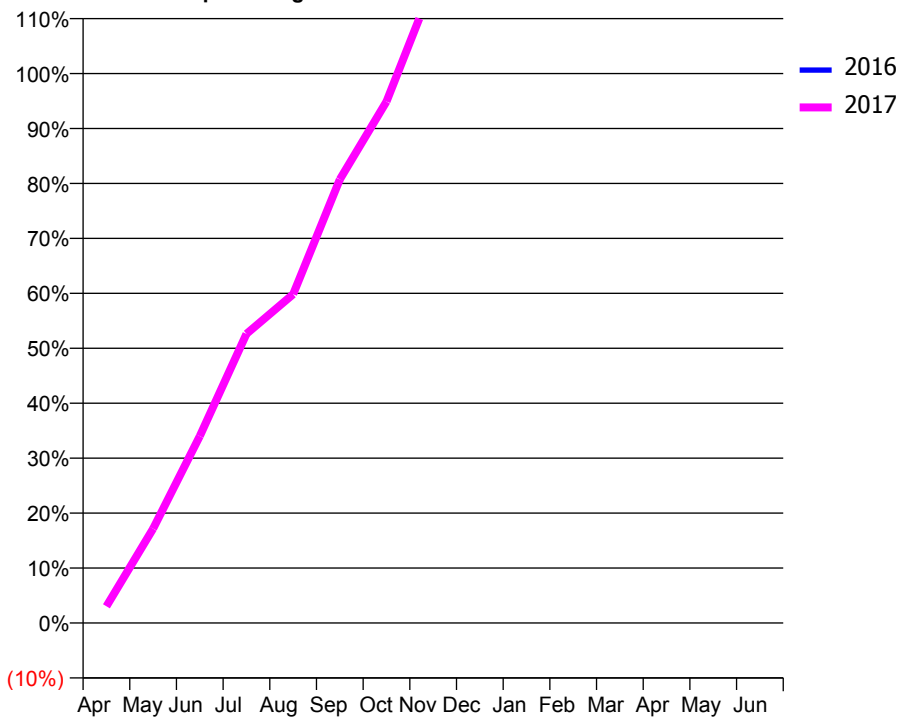
ACCESS*

Patients seen in 24 months	Total	Change since previous quarter
Quarter ending December 2015	297	
Quarter ending March 2016	478	↑
Quarter ending June 2016	680	↑
Quarter ending September 2016	758	↑
Quarter ending December 2016	812	↑
Variance since December 2015	173.4%	↑



ACTIVITY

Cumulative percentage of contracted UDA delivered 2016 & 2017



Month	Adjusted Scheduled Activity (UDA)	
	2016	2017
April	37	55
May	186	309
June	265	612
July	654	947
August	912	1,077
September	1,142	1,453
October	1,322	1,708
November	1,485	2,095
December	1,898	2,390
January	2,032	
February	2,381	
March	2,621	
April	2,744	
May	2,744	
June	2,744	

QUALITY

	Quantity	Base Number	Contract	AT	Region	England
% of FP17s for the same patient ID Re-attending within 3 months - Children	0	36	0.0%	11.0%	12.1%	12.4%
% of FP17s for the same patient ID Re-attending within 3 months - Adults	3	945	0.3%	15.2%	15.9%	16.6%
% of FP17s for the same patient ID Re-attending between 3 & 9 months - Children	0	36	0.0%	61.2%	58.6%	57.5%
% of FP17s for the same patient ID Re-attending between 3 & 9 months - Adults	11	945	1.2%	55.2%	51.5%	50.4%
% of FP17s for Band 1 Urgent Courses	0	938	0.0%	7.0%	8.0%	9.1%
% of FP17s Relating to Free Repair or Replacements	0	938	0.0%	0.9%	0.8%	0.8%
% of FP17s Relating to Continuations	0	938	0.0%	1.6%	1.2%	1.3%
% of Patients satisfied with the dentistry they have received	2	2	N/A	92.0%	92.8%	92.7%
% of Patients satisfied with the time they had to wait for an appointment	2	2	N/A	88.4%	89.2%	88.8%

* This is based on patients treated on this contract for their most recent course of treatment. Figures in italics indicate the base number of FP17s or Patient Questionnaire responses are less than 100. N/A is shown where the base number of responses is less than 10 during the period. % is calculated as Quantity/Base number*100

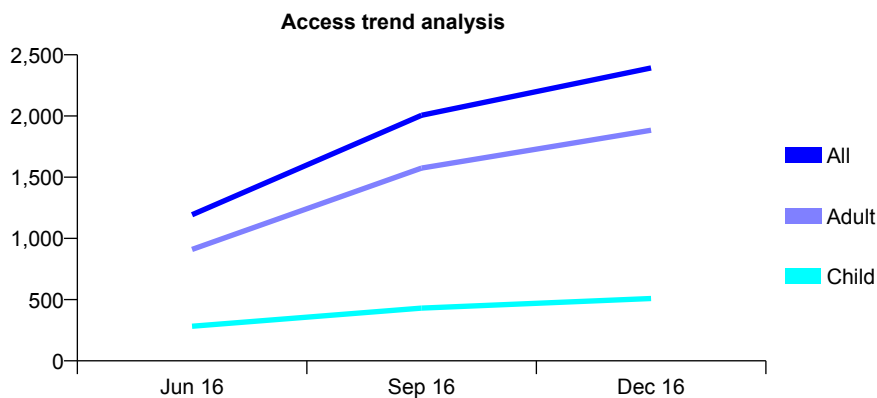
Q55 - Vital Signs At a Glance Contract Report for 183687/0001 - December 2016

Name or company name	Calverton Dental Practice
Contract type name	GDS Contract
Purpose of contract	General
Contract start date	20/11/2015
Contract end date	

16/17 Contracted general activity (UDA)	10,938
Carry forward general activity (UDA)	182
16/17 Contracted orthodontic activity (UOA)	0
Carry forward orthodontic activity (UOA)	0
Baseline contract value	£244,971.35

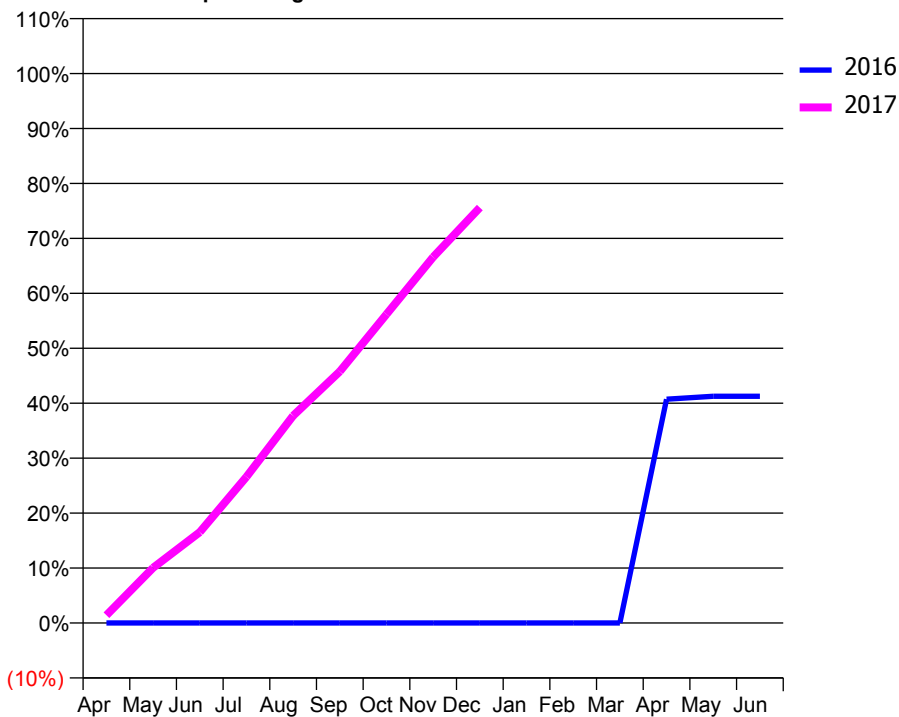
ACCESS*

Patients seen in 24 months	Total	Change since previous quarter
Quarter ending December 2015	0	
Quarter ending March 2016	0	
Quarter ending June 2016	1,193	↑
Quarter ending September 2016	2,006	↑
Quarter ending December 2016	2,393	↑
Variance since December 2015	N/A	



ACTIVITY

Cumulative percentage of contracted UDA delivered 2016 & 2017



Month	Adjusted Scheduled Activity (UDA)	
	2016	2017
April	0	156
May	0	1,100
June	0	1,808
July	0	2,912
August	0	4,127
September	0	5,008
October	0	6,147
November	0	7,286
December	0	8,269
January	0	
February	0	
March	0	
April	1,621	
May	1,642	
June	1,642	

QUALITY

	Quantity	Base Number	Contract	AT	Region	England
% of FP17s for the same patient ID Re-attending within 3 months - Children	69	803	8.6%	11.0%	12.1%	12.4%
% of FP17s for the same patient ID Re-attending within 3 months - Adults	374	2,902	12.9%	15.2%	15.9%	16.6%
% of FP17s for the same patient ID Re-attending between 3 & 9 months - Children	193	803	24.0%	61.2%	58.6%	57.5%
% of FP17s for the same patient ID Re-attending between 3 & 9 months - Adults	600	2,902	20.7%	55.2%	51.5%	50.4%
% of FP17s for Band 1 Urgent Courses	202	3,226	6.3%	7.0%	8.0%	9.1%
% of FP17s Relating to Free Repair or Replacements	23	3,226	0.7%	0.9%	0.8%	0.8%
% of FP17s Relating to Continuations	73	3,226	2.3%	1.6%	1.2%	1.3%
% of Patients satisfied with the dentistry they have received	7	8	N/A	92.0%	92.8%	92.7%
% of Patients satisfied with the time they had to wait for an appointment	7	8	N/A	88.4%	89.2%	88.8%

* This is based on patients treated on this contract for their most recent course of treatment. Figures in italics indicate the base number of FP17s or Patient Questionnaire responses are less than 100. N/A is shown where the base number of responses is less than 10 during the period. % is calculated as Quantity/Base number*100

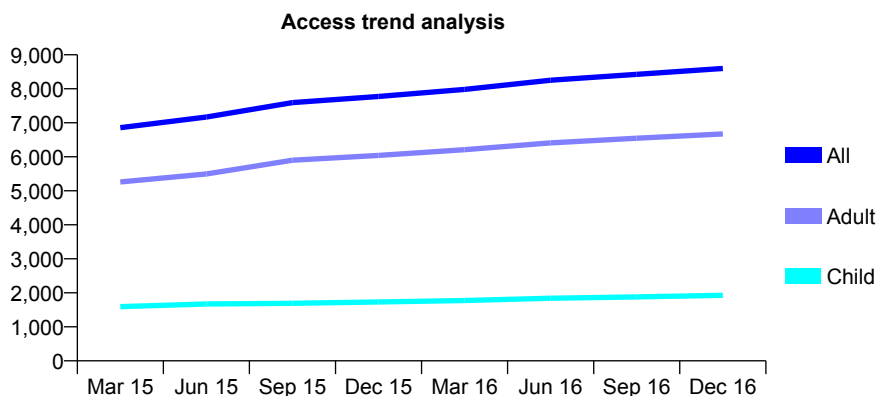
Q55 - Vital Signs At a Glance Contract Report for 183830/0001 - December 2016

Name or company name	KH & GW Ltd
Contract type name	Pilot Contract
Purpose of contract	General
Contract start date	01/04/2008
Contract end date	

16/17 Contracted general activity (UDA)	27,460
Carry forward general activity (UDA)	0
16/17 Contracted orthodontic activity (UOA)	0
Carry forward orthodontic activity (UOA)	0
Baseline contract value	£876,984.34

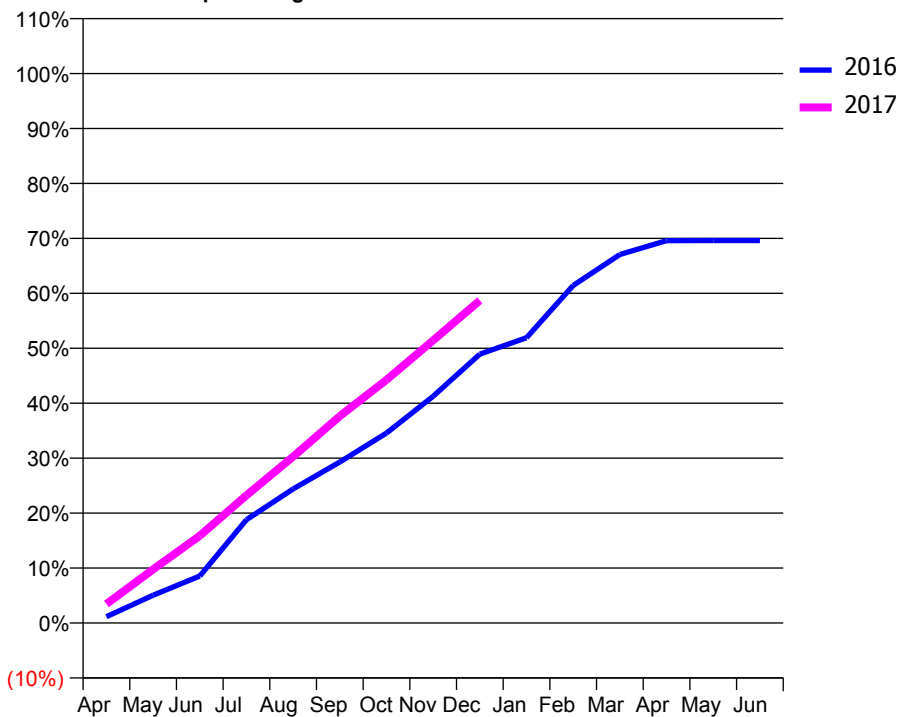
ACCESS*

Patients seen in 24 months	Total	Change since previous quarter
Quarter ending December 2015	7,775	
Quarter ending March 2016	7,983	↑
Quarter ending June 2016	8,251	↑
Quarter ending September 2016	8,426	↑
Quarter ending December 2016	8,598	↑
Variance since December 2015	10.6%	↑



ACTIVITY

Cumulative percentage of contracted UDA delivered 2016 & 2017



Adjusted Scheduled Activity (UDA)

Month	2016	2017
April	318	952
May	1,391	2,685
June	2,350	4,365
July	5,163	6,380
August	6,699	8,310
September	8,043	10,340
October	9,491	12,148
November	11,334	14,124
December	13,440	16,122
January	14,259	
February	16,868	
March	18,412	
April	19,110	
May	19,112	
June	19,112	

QUALITY

	Quantity	Base Number	Contract	AT	Region	England
% of FP17s for the same patient ID Re-attending within 3 months - Children	79	2,228	3.5%	11.0%	12.1%	12.4%
% of FP17s for the same patient ID Re-attending within 3 months - Adults	812	6,960	11.7%	15.2%	15.9%	16.6%
% of FP17s for the same patient ID Re-attending between 3 & 9 months - Children	1,312	2,228	58.9%	61.2%	58.6%	57.5%
% of FP17s for the same patient ID Re-attending between 3 & 9 months - Adults	3,351	6,960	48.1%	55.2%	51.5%	50.4%
% of FP17s for Band 1 Urgent Courses	259	8,439	3.1%	7.0%	8.0%	9.1%
% of FP17s Relating to Free Repair or Replacements	92	8,439	1.1%	0.9%	0.8%	0.8%
% of FP17s Relating to Continuations	158	8,439	1.9%	1.6%	1.2%	1.3%
% of Patients satisfied with the dentistry they have received	12	12	100.0%	92.0%	92.8%	92.7%
% of Patients satisfied with the time they had to wait for an appointment	11	12	91.7%	88.4%	89.2%	88.8%

* This is based on patients treated on this contract for their most recent course of treatment. Figures in italics indicate the base number of FP17s or Patient Questionnaire responses are less than 100. N/A is shown where the base number of responses is less than 10 during the period. % is calculated as Quantity/Base number*100

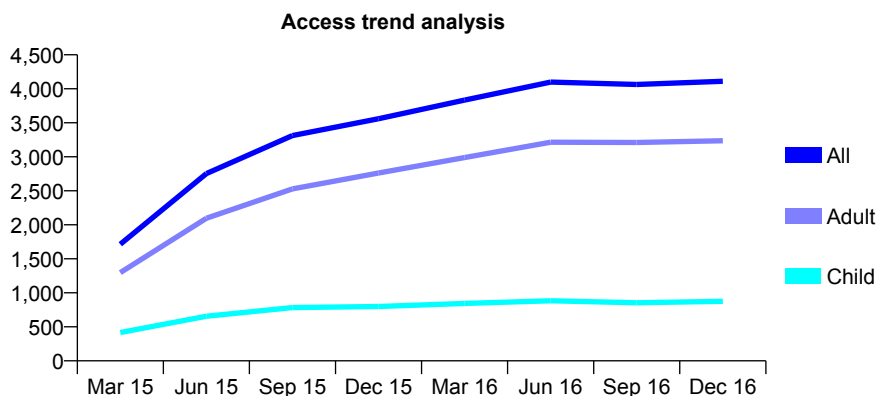
Q55 - Vital Signs At a Glance Contract Report for 183881/0001 - December 2016

Name or company name	Southwell Dental Care
Contract type name	GDS Contract
Purpose of contract	General
Contract start date	28/11/2014
Contract end date	

16/17 Contracted general activity (UDA)	12,023
Carry forward general activity (UDA)	-245
16/17 Contracted orthodontic activity (UOA)	0
Carry forward orthodontic activity (UOA)	0
Baseline contract value	£302,461.62

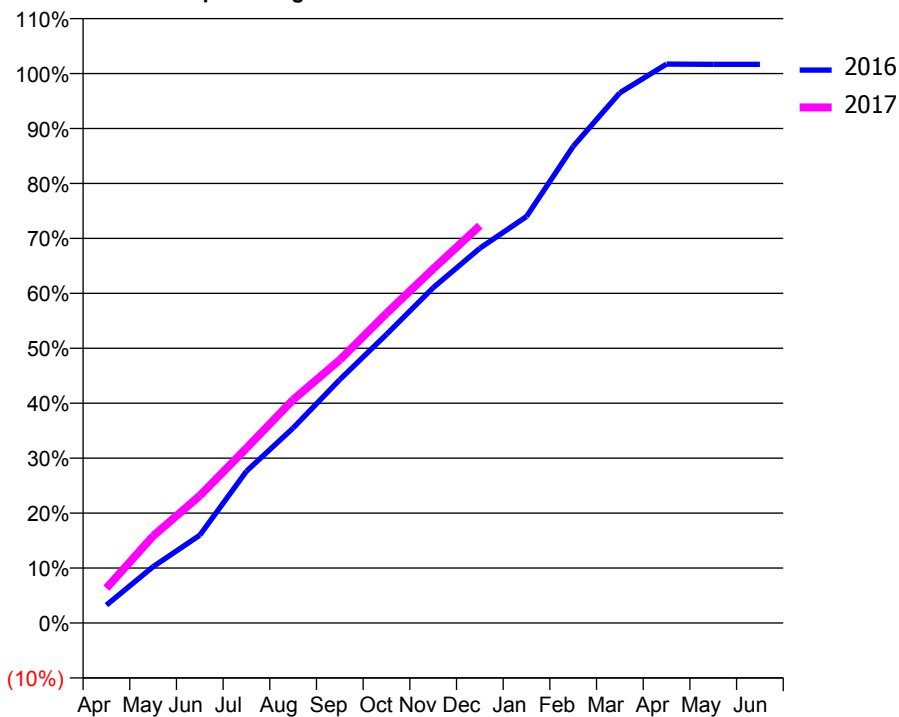
ACCESS*

Patients seen in 24 months	Total	Change since previous quarter
Quarter ending December 2015	3,560	
Quarter ending March 2016	3,834	↑
Quarter ending June 2016	4,099	↑
Quarter ending September 2016	4,064	→
Quarter ending December 2016	4,111	→
Variance since December 2015	15.5%	↑



ACTIVITY

Cumulative percentage of contracted UDA delivered 2016 & 2017



Month	Adjusted Scheduled Activity (UDA)	
	2016	2017
April	391	763
May	1,233	1,905
June	1,920	2,784
July	3,323	3,826
August	4,267	4,887
September	5,326	5,758
October	6,314	6,776
November	7,336	7,749
December	8,201	8,693
January	8,893	
February	10,430	
March	11,603	
April	12,229	
May	12,224	
June	12,224	

QUALITY

	Quantity	Base Number	Contract	AT	Region	England
% of FP17s for the same patient ID Re-attending within 3 months - Children	39	1,137	3.4%	11.0%	12.1%	12.4%
% of FP17s for the same patient ID Re-attending within 3 months - Adults	286	4,107	7.0%	15.2%	15.9%	16.6%
% of FP17s for the same patient ID Re-attending between 3 & 9 months - Children	715	1,137	62.9%	61.2%	58.6%	57.5%
% of FP17s for the same patient ID Re-attending between 3 & 9 months - Adults	2,474	4,107	60.2%	55.2%	51.5%	50.4%
% of FP17s for Band 1 Urgent Courses	174	4,921	3.5%	7.0%	8.0%	9.1%
% of FP17s Relating to Free Repair or Replacements	41	4,921	0.8%	0.9%	0.8%	0.8%
% of FP17s Relating to Continuations	16	4,921	0.3%	1.6%	1.2%	1.3%
% of Patients satisfied with the dentistry they have received	6	6	N/A	92.0%	92.8%	92.7%
% of Patients satisfied with the time they had to wait for an appointment	6	6	N/A	88.4%	89.2%	88.8%

* This is based on patients treated on this contract for their most recent course of treatment. Figures in italics indicate the base number of FP17s or Patient Questionnaire responses are less than 100. N/A is shown where the base number of responses is less than 10 during the period. % is calculated as Quantity/Base number*100

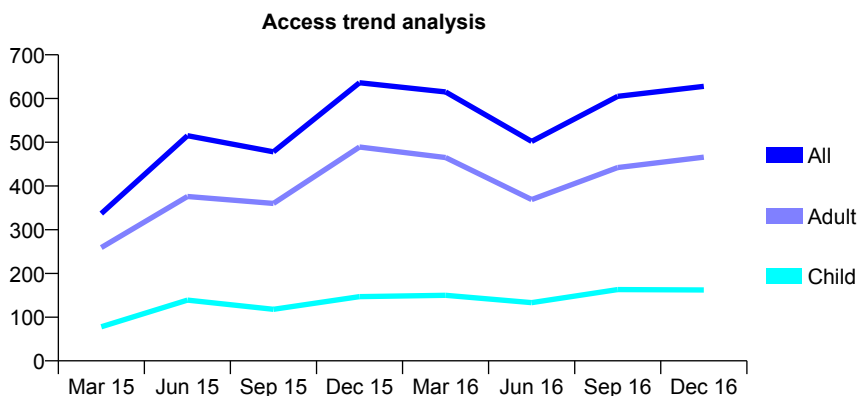
Q55 - Vital Signs At a Glance Contract Report for 183881/0002 - December 2016

Name or company name	Southwell Dental Care
Contract type name	GDS Contract
Purpose of contract	General
Contract start date	28/11/2014
Contract end date	

16/17 Contracted general activity (UDA)	2,532
Carry forward general activity (UDA)	0
16/17 Contracted orthodontic activity (UOA)	0
Carry forward orthodontic activity (UOA)	0
Baseline contract value	£53,156.78

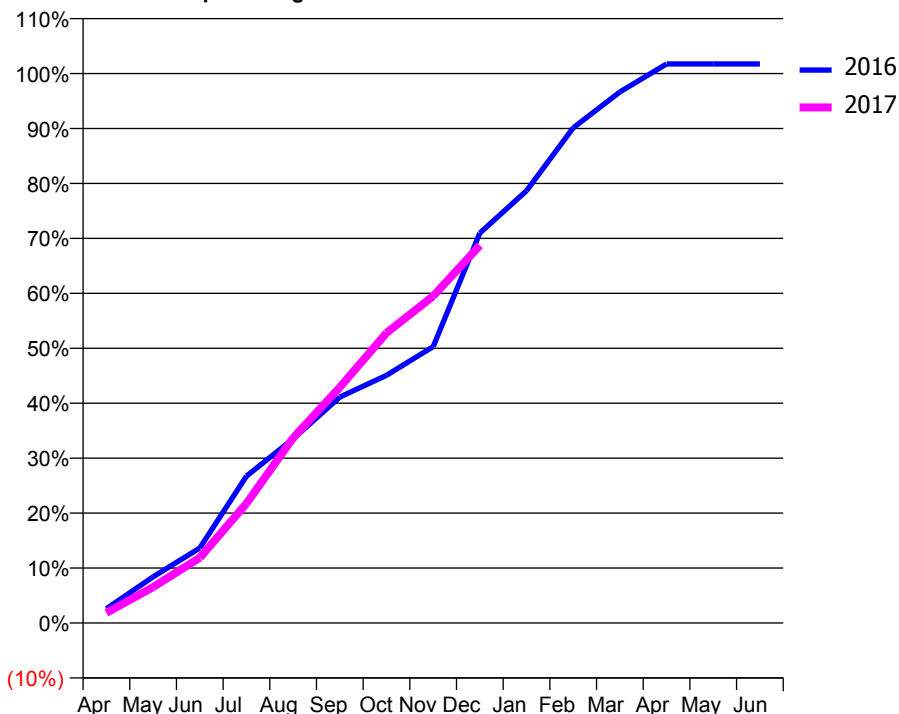
ACCESS*

Patients seen in 24 months	Total	Change since previous quarter
Quarter ending December 2015	636	
Quarter ending March 2016	615	↓
Quarter ending June 2016	502	↓
Quarter ending September 2016	605	↑
Quarter ending December 2016	628	↑
Variance since December 2015	(1.3%)	↓



ACTIVITY

Cumulative percentage of contracted UDA delivered 2016 & 2017



Month	Adjusted Scheduled Activity (UDA)	
	2016	2017
April	66	47
May	213	166
June	346	301
July	677	551
August	849	853
September	1,041	1,086
October	1,141	1,337
November	1,273	1,506
December	1,797	1,740
January	1,992	
February	2,282	
March	2,447	
April	2,576	
May	2,576	
June	2,576	

QUALITY

	Quantity	Base Number	Contract	AT	Region	England
% of FP17s for the same patient ID Re-attending within 3 months - Children	3	217	1.4%	11.0%	12.1%	12.4%
% of FP17s for the same patient ID Re-attending within 3 months - Adults	15	660	2.3%	15.2%	15.9%	16.6%
% of FP17s for the same patient ID Re-attending between 3 & 9 months - Children	14	217	6.5%	61.2%	58.6%	57.5%
% of FP17s for the same patient ID Re-attending between 3 & 9 months - Adults	29	660	4.4%	55.2%	51.5%	50.4%
% of FP17s for Band 1 Urgent Courses	129	833	15.5%	7.0%	8.0%	9.1%
% of FP17s Relating to Free Repair or Replacements	4	833	0.5%	0.9%	0.8%	0.8%
% of FP17s Relating to Continuations	2	833	0.2%	1.6%	1.2%	1.3%
% of Patients satisfied with the dentistry they have received	3	3	N/A	92.0%	92.8%	92.7%
% of Patients satisfied with the time they had to wait for an appointment	3	3	N/A	88.4%	89.2%	88.8%

* This is based on patients treated on this contract for their most recent course of treatment. Figures in italics indicate the base number of FP17s or Patient Questionnaire responses are less than 100. N/A is shown where the base number of responses is less than 10 during the period. % is calculated as Quantity/Base number*100

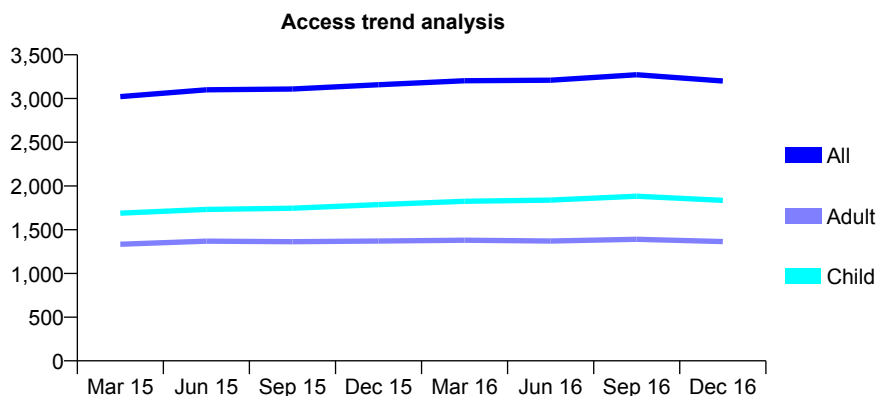
Q55 - Vital Signs At a Glance Contract Report for 183938/0001 - December 2016

Name or company name	The Arnold Dental Centre
Contract type name	GDS Contract
Purpose of contract	General
Contract start date	01/06/2010
Contract end date	

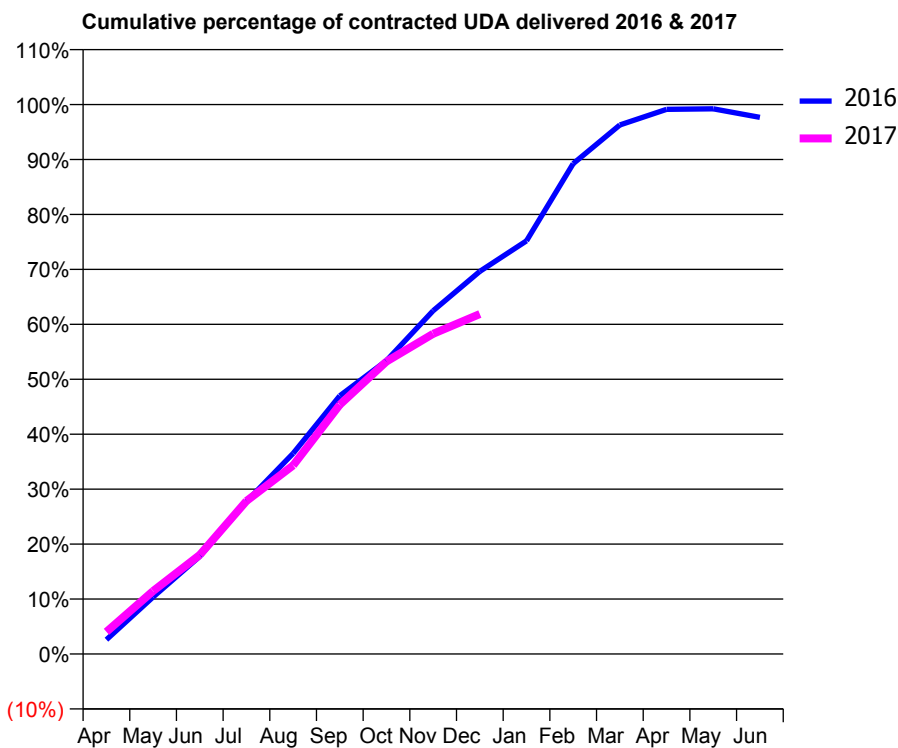
16/17 Contracted general activity (UDA)	10,000
Carry forward general activity (UDA)	61
16/17 Contracted orthodontic activity (UOA)	0
Carry forward orthodontic activity (UOA)	0
Baseline contract value	£225,749.84

ACCESS*

Patients seen in 24 months	Total	Change since previous quarter
Quarter ending December 2015	3,157	
Quarter ending March 2016	3,204	→
Quarter ending June 2016	3,209	→
Quarter ending September 2016	3,272	→
Quarter ending December 2016	3,200	↓
Variance since December 2015	1.4%	→



ACTIVITY



Month	Adjusted Scheduled Activity (UDA)	
	2016	2017
April	262	404
May	1,039	1,146
June	1,777	1,804
July	2,776	2,786
August	3,650	3,433
September	4,700	4,536
October	5,340	5,323
November	6,248	5,828
December	6,963	6,188
January	7,519	
February	8,924	
March	9,628	
April	9,911	
May	9,921	
June	9,765	

QUALITY

	Quantity	Base Number	Contract	AT	Region	England
% of FP17s for the same patient ID Re-attending within 3 months - Children	168	2,097	8.0%	11.0%	12.1%	12.4%
% of FP17s for the same patient ID Re-attending within 3 months - Adults	258	1,268	20.3%	15.2%	15.9%	16.6%
% of FP17s for the same patient ID Re-attending between 3 & 9 months - Children	1,454	2,097	69.3%	61.2%	58.6%	57.5%
% of FP17s for the same patient ID Re-attending between 3 & 9 months - Adults	746	1,268	58.8%	55.2%	51.5%	50.4%
% of FP17s for Band 1 Urgent Courses	163	3,200	5.1%	7.0%	8.0%	9.1%
% of FP17s Relating to Free Repair or Replacements	1	3,200	0.0%	0.9%	0.8%	0.8%
% of FP17s Relating to Continuations	1	3,200	0.0%	1.6%	1.2%	1.3%
% of Patients satisfied with the dentistry they have received	6	6	N/A	92.0%	92.8%	92.7%
% of Patients satisfied with the time they had to wait for an appointment	5	6	N/A	88.4%	89.2%	88.8%

* This is based on patients treated on this contract for their most recent course of treatment. Figures in italics indicate the base number of FP17s or Patient Questionnaire responses are less than 100. N/A is shown where the base number of responses is less than 10 during the period. % is calculated as Quantity/Base number*100

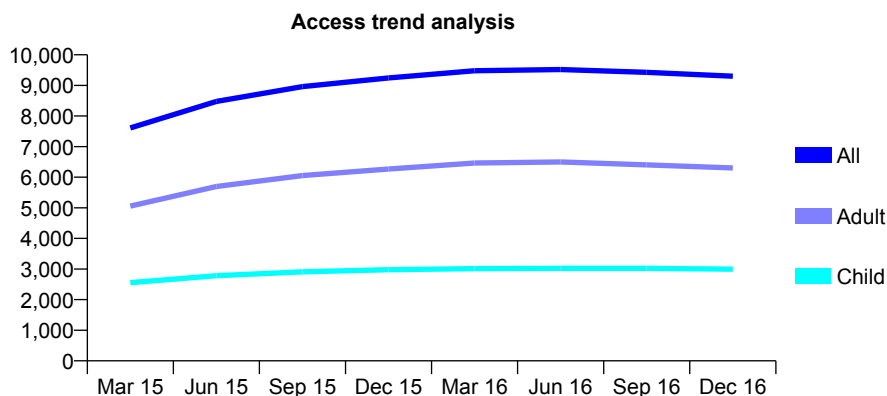
Q55 - Vital Signs At a Glance Contract Report for 187771/0001 - December 2016

Name or company name	The Oakwood Dental Centre Ltd
Contract type name	GDS Contract
Purpose of contract	General
Contract start date	01/04/2014
Contract end date	

16/17 Contracted general activity (UDA)	23,844
Carry forward general activity (UDA)	-477
16/17 Contracted orthodontic activity (UOA)	0
Carry forward orthodontic activity (UOA)	0
Baseline contract value	£709,927.83

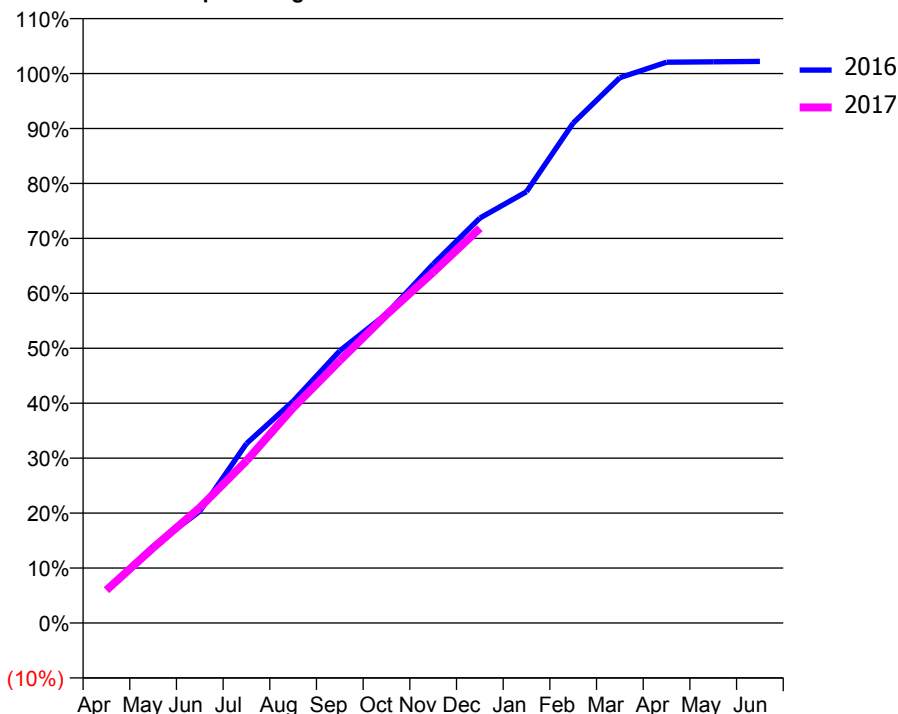
ACCESS*

Patients seen in 24 months	Total	Change since previous quarter
Quarter ending December 2015	9,246	
Quarter ending March 2016	9,480	↑
Quarter ending June 2016	9,519	→
Quarter ending September 2016	9,425	→
Quarter ending December 2016	9,301	↓
Variance since December 2015	0.6%	→



ACTIVITY

Cumulative percentage of contracted UDA delivered 2016 & 2017



Month	Adjusted Scheduled Activity (UDA)	
	2016	2017
April	1,452	1,429
May	3,326	3,263
June	4,851	5,008
July	7,785	7,038
August	9,627	9,333
September	11,814	11,385
October	13,414	13,378
November	15,576	15,220
December	17,572	17,130
January	18,718	
February	21,696	
March	23,662	
April	24,331	
May	24,352	
June	24,368	

QUALITY

	Quantity	Base Number	Contract	AT	Region	England
% of FP17s for the same patient ID Re-attending within 3 months - Children	161	3,217	5.0%	11.0%	12.1%	12.4%
% of FP17s for the same patient ID Re-attending within 3 months - Adults	560	6,097	9.2%	15.2%	15.9%	16.6%
% of FP17s for the same patient ID Re-attending between 3 & 9 months - Children	1,927	3,217	59.9%	61.2%	58.6%	57.5%
% of FP17s for the same patient ID Re-attending between 3 & 9 months - Adults	3,273	6,097	53.7%	55.2%	51.5%	50.4%
% of FP17s for Band 1 Urgent Courses	284	8,755	3.2%	7.0%	8.0%	9.1%
% of FP17s Relating to Free Repair or Replacements	14	8,755	0.2%	0.9%	0.8%	0.8%
% of FP17s Relating to Continuations	99	8,755	1.1%	1.6%	1.2%	1.3%
% of Patients satisfied with the dentistry they have received	8	12	66.7%	92.0%	92.8%	92.7%
% of Patients satisfied with the time they had to wait for an appointment	11	12	91.7%	88.4%	89.2%	88.8%

* This is based on patients treated on this contract for their most recent course of treatment. Figures in italics indicate the base number of FP17s or Patient Questionnaire responses are less than 100. N/A is shown where the base number of responses is less than 10 during the period. % is calculated as Quantity/Base number*100

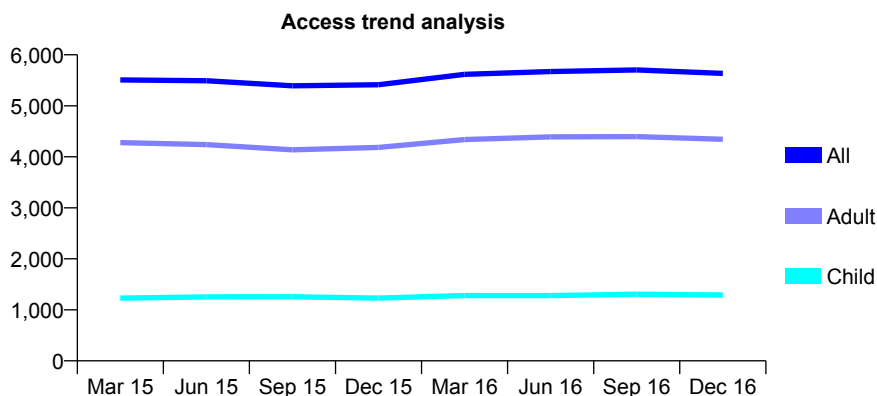
Q55 - Vital Signs At a Glance Contract Report for 191027/0001 - December 2016

Name or company name	Mansfield Dental Practice Limited
Contract type name	GDS Contract
Purpose of contract	General
Contract start date	01/12/2011
Contract end date	

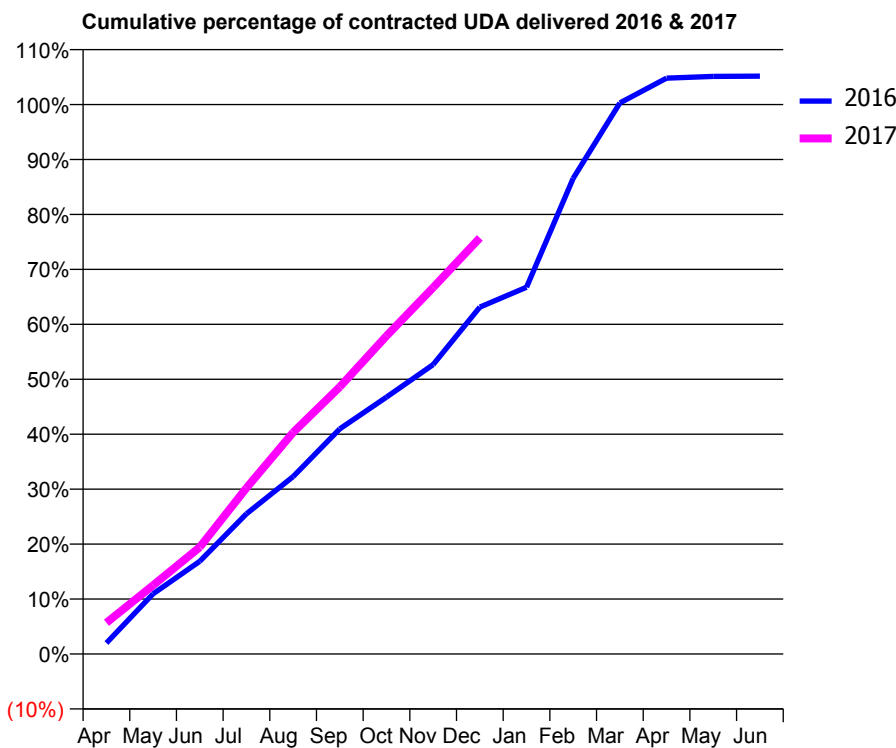
16/17 Contracted general activity (UDA)	16,617
Carry forward general activity (UDA)	-314
16/17 Contracted orthodontic activity (UOA)	0
Carry forward orthodontic activity (UOA)	0
Baseline contract value	£376,614.48

ACCESS*

Patients seen in 24 months	Total	Change since previous quarter
Quarter ending December 2015	5,414	
Quarter ending March 2016	5,617	↑
Quarter ending June 2016	5,671	→
Quarter ending September 2016	5,702	→
Quarter ending December 2016	5,634	↓
Variance since December 2015	4.1%	↑



ACTIVITY



Month	Adjusted Scheduled Activity (UDA)	
	2016	2017
April	315	947
May	1,720	2,080
June	2,648	3,231
July	4,005	5,021
August	5,068	6,701
September	6,433	8,079
October	7,339	9,618
November	8,269	11,084
December	9,911	12,582
January	10,481	
February	13,591	
March	15,745	
April	16,454	
May	16,501	
June	16,511	

QUALITY

	Quantity	Base Number	Contract	AT	Region	England
% of FP17s for the same patient ID Re-attending within 3 months - Children	99	1,505	6.6%	11.0%	12.1%	12.4%
% of FP17s for the same patient ID Re-attending within 3 months - Adults	671	4,890	13.7%	15.2%	15.9%	16.6%
% of FP17s for the same patient ID Re-attending between 3 & 9 months - Children	954	1,505	63.4%	61.2%	58.6%	57.5%
% of FP17s for the same patient ID Re-attending between 3 & 9 months - Adults	2,975	4,890	60.8%	55.2%	51.5%	50.4%
% of FP17s for Band 1 Urgent Courses	507	6,054	8.4%	7.0%	8.0%	9.1%
% of FP17s Relating to Free Repair or Replacements	53	6,054	0.9%	0.9%	0.8%	0.8%
% of FP17s Relating to Continuations	13	6,054	0.2%	1.6%	1.2%	1.3%
% of Patients satisfied with the dentistry they have received	6	6	N/A	92.0%	92.8%	92.7%
% of Patients satisfied with the time they had to wait for an appointment	5	6	N/A	88.4%	89.2%	88.8%

* This is based on patients treated on this contract for their most recent course of treatment. Figures in italics indicate the base number of FP17s or Patient Questionnaire responses are less than 100. N/A is shown where the base number of responses is less than 10 during the period. % is calculated as Quantity/Base number*100

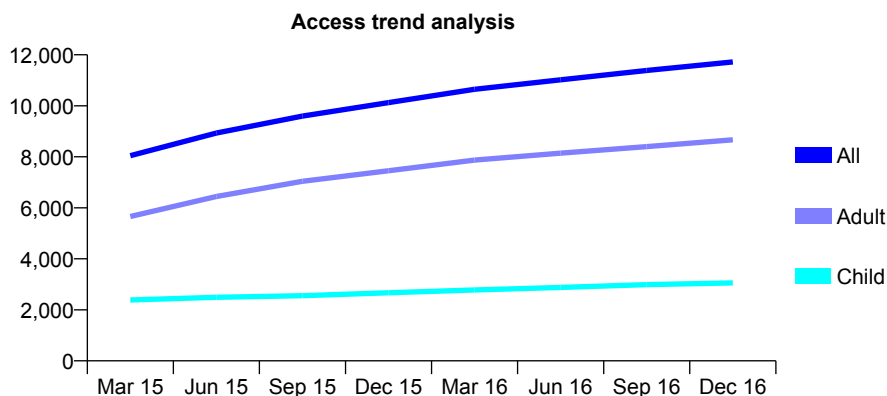
Q55 - Vital Signs At a Glance Contract Report for 191310/0002 - December 2016

Name or company name	East Midlands Community Dental Ass. Ltd.
Contract type name	GDS Contract
Purpose of contract	General
Contract start date	04/12/2006
Contract end date	

16/17 Contracted general activity (UDA)	32,029
Carry forward general activity (UDA)	-218
16/17 Contracted orthodontic activity (UOA)	0
Carry forward orthodontic activity (UOA)	0
Baseline contract value	£908,733.23

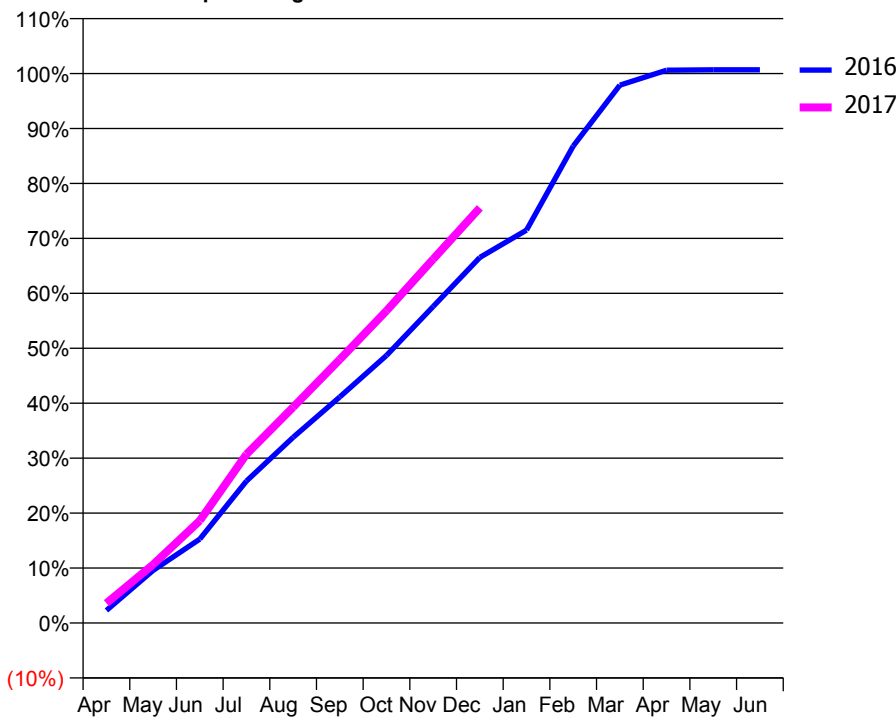
ACCESS*

Patients seen in 24 months	Total	Change since previous quarter
Quarter ending December 2015	10,123	
Quarter ending March 2016	10,649	↑
Quarter ending June 2016	11,020	↑
Quarter ending September 2016	11,385	↑
Quarter ending December 2016	11,721	↑
Variance since December 2015	15.8%	↑



ACTIVITY

Cumulative percentage of contracted UDA delivered 2016 & 2017



Month	Adjusted Scheduled Activity (UDA)	
	2016	2017
April	736	1,158
May	3,069	3,408
June	4,891	5,966
July	8,274	9,836
August	10,821	12,581
September	13,181	15,363
October	15,597	18,197
November	18,451	21,205
December	21,304	24,198
January	22,904	
February	27,801	
March	31,352	
April	32,218	
May	32,246	
June	32,247	

QUALITY

	Quantity	Base Number	Contract	AT	Region	England
% of FP17s for the same patient ID Re-attending within 3 months - Children	233	3,067	7.6%	11.0%	12.1%	12.4%
% of FP17s for the same patient ID Re-attending within 3 months - Adults	1,552	8,522	18.2%	15.2%	15.9%	16.6%
% of FP17s for the same patient ID Re-attending between 3 & 9 months - Children	1,554	3,067	50.7%	61.2%	58.6%	57.5%
% of FP17s for the same patient ID Re-attending between 3 & 9 months - Adults	3,822	8,522	44.8%	55.2%	51.5%	50.4%
% of FP17s for Band 1 Urgent Courses	671	10,275	6.5%	7.0%	8.0%	9.1%
% of FP17s Relating to Free Repair or Replacements	108	10,275	1.1%	0.9%	0.8%	0.8%
% of FP17s Relating to Continuations	463	10,275	4.5%	1.6%	1.2%	1.3%
% of Patients satisfied with the dentistry they have received	15	16	93.8%	92.0%	92.8%	92.7%
% of Patients satisfied with the time they had to wait for an appointment	15	16	93.8%	88.4%	89.2%	88.8%

* This is based on patients treated on this contract for their most recent course of treatment. Figures in italics indicate the base number of FP17s or Patient Questionnaire responses are less than 100. N/A is shown where the base number of responses is less than 10 during the period. % is calculated as Quantity/Base number*100

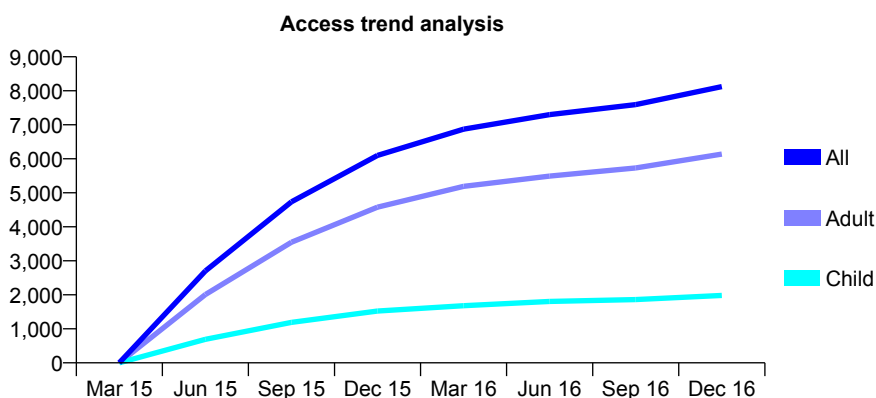
Q55 - Vital Signs At a Glance Contract Report for 192597/0005 - December 2016

Name or company name	DM and LJ Jordan Limited
Contract type name	GDS Contract
Purpose of contract	General
Contract start date	01/01/2015
Contract end date	

16/17 Contracted general activity (UDA)	20,814
Carry forward general activity (UDA)	518
16/17 Contracted orthodontic activity (UOA)	0
Carry forward orthodontic activity (UOA)	0
Baseline contract value	£549,503.11

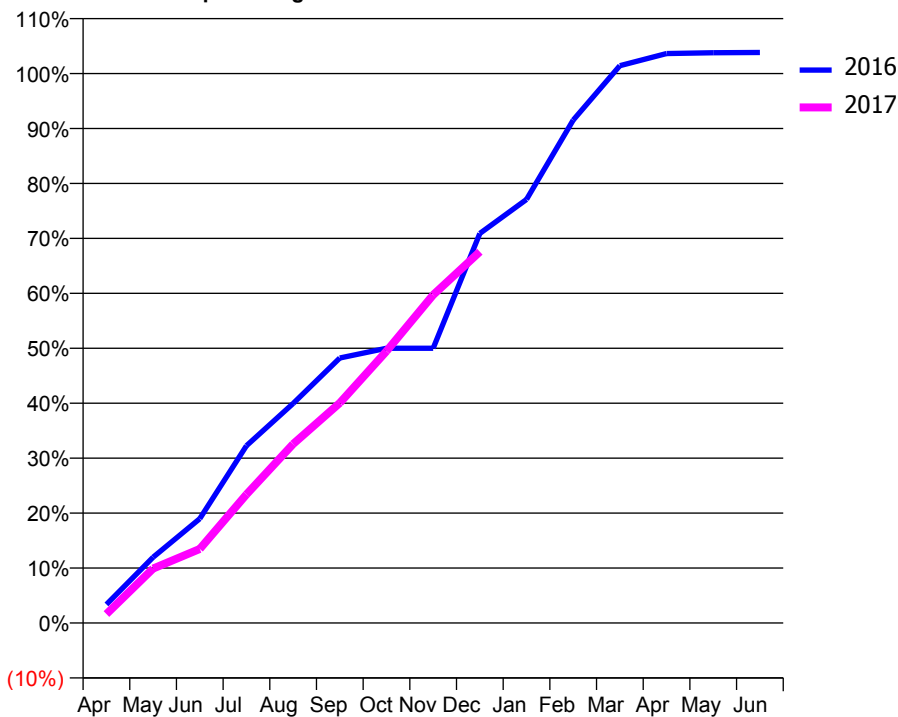
ACCESS*

Patients seen in 24 months	Total	Change since previous quarter
Quarter ending December 2015	6,099	
Quarter ending March 2016	6,871	↑
Quarter ending June 2016	7,299	↑
Quarter ending September 2016	7,593	↑
Quarter ending December 2016	8,124	↑
Variance since December 2015	33.2%	↑



ACTIVITY

Cumulative percentage of contracted UDA delivered 2016 & 2017



Month	Adjusted Scheduled Activity (UDA)	
	2016	2017
April	741	342
May	2,623	2,061
June	4,156	2,806
July	7,067	4,873
August	8,751	6,779
September	10,561	8,339
October	10,947	10,296
November	10,947	12,428
December	15,523	14,066
January	16,878	
February	20,039	
March	22,207	
April	22,690	
May	22,723	
June	22,734	

QUALITY

	Quantity	Base Number	Contract	AT	Region	England
% of FP17s for the same patient ID Re-attending within 3 months - Children	138	1,970	7.0%	11.0%	12.1%	12.4%
% of FP17s for the same patient ID Re-attending within 3 months - Adults	691	5,935	11.6%	15.2%	15.9%	16.6%
% of FP17s for the same patient ID Re-attending between 3 & 9 months - Children	1,121	1,970	56.9%	61.2%	58.6%	57.5%
% of FP17s for the same patient ID Re-attending between 3 & 9 months - Adults	3,277	5,935	55.2%	55.2%	51.5%	50.4%
% of FP17s for Band 1 Urgent Courses	760	7,627	10.0%	7.0%	8.0%	9.1%
% of FP17s Relating to Free Repair or Replacements	130	7,627	1.7%	0.9%	0.8%	0.8%
% of FP17s Relating to Continuations	86	7,627	1.1%	1.6%	1.2%	1.3%
% of Patients satisfied with the dentistry they have received	14	14	100.0%	92.0%	92.8%	92.7%
% of Patients satisfied with the time they had to wait for an appointment	12	14	85.7%	88.4%	89.2%	88.8%

* This is based on patients treated on this contract for their most recent course of treatment. Figures in italics indicate the base number of FP17s or Patient Questionnaire responses are less than 100. N/A is shown where the base number of responses is less than 10 during the period. % is calculated as Quantity/Base number*100

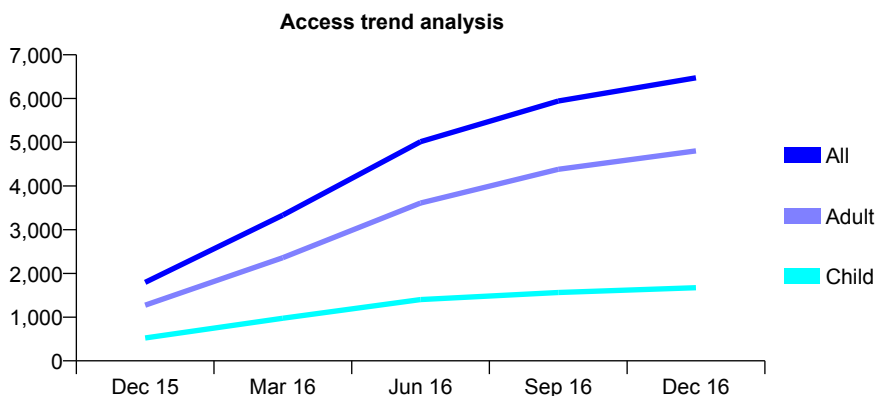
Q55 - Vital Signs At a Glance Contract Report for 193437/0001 - December 2016

Name or company name	Risley Hill Dental Care Partnership
Contract type name	GDS Contract
Purpose of contract	General
Contract start date	29/09/2015
Contract end date	

16/17 Contracted general activity (UDA)	16,964
Carry forward general activity (UDA)	0
16/17 Contracted orthodontic activity (UOA)	0
Carry forward orthodontic activity (UOA)	0
Baseline contract value	£634,596.84

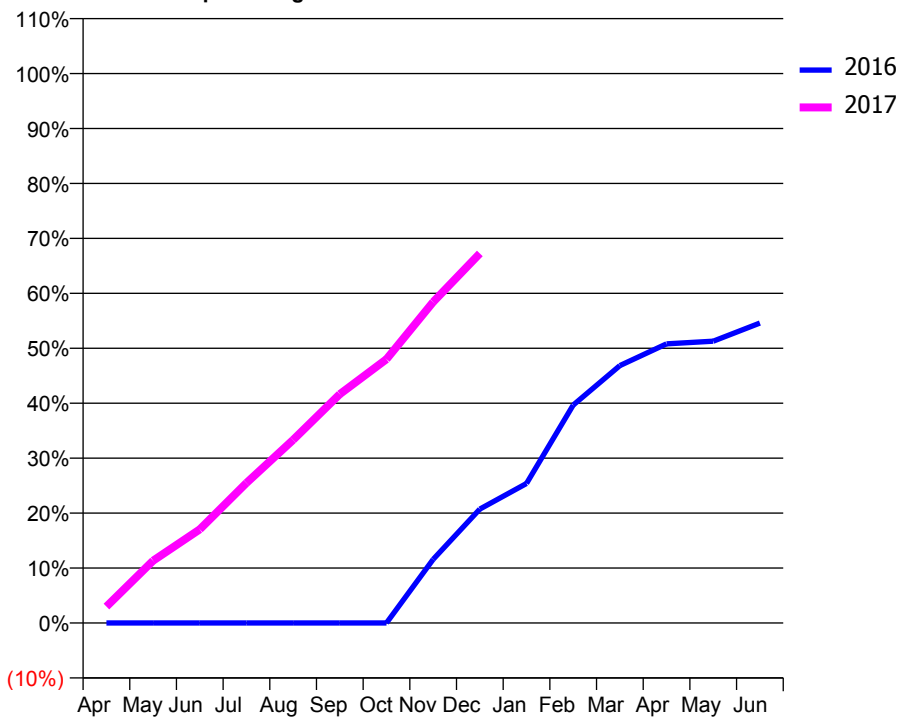
ACCESS*

Patients seen in 24 months	Total	Change since previous quarter
Quarter ending December 2015	1,796	
Quarter ending March 2016	3,333	↑
Quarter ending June 2016	5,013	↑
Quarter ending September 2016	5,944	↑
Quarter ending December 2016	6,474	↑
Variance since December 2015	260.5%	↑



ACTIVITY

Cumulative percentage of contracted UDA delivered 2016 & 2017



Month	Adjusted Scheduled Activity (UDA)	
	2016	2017
April	0	510
May	0	1,924
June	0	2,893
July	0	4,326
August	0	5,656
September	0	7,065
October	2	8,143
November	1,257	9,911
December	2,249	11,409
January	2,756	
February	4,303	
March	5,081	
April	5,511	
May	5,563	
June	5,922	

QUALITY

	Quantity	Base Number	Contract	AT	Region	England
% of FP17s for the same patient ID Re-attending within 3 months - Children	103	2,129	4.8%	11.0%	12.1%	12.4%
% of FP17s for the same patient ID Re-attending within 3 months - Adults	658	5,775	11.4%	15.2%	15.9%	16.6%
% of FP17s for the same patient ID Re-attending between 3 & 9 months - Children	1,050	2,129	49.3%	61.2%	58.6%	57.5%
% of FP17s for the same patient ID Re-attending between 3 & 9 months - Adults	2,248	5,775	38.9%	55.2%	51.5%	50.4%
% of FP17s for Band 1 Urgent Courses	335	6,500	5.2%	7.0%	8.0%	9.1%
% of FP17s Relating to Free Repair or Replacements	28	6,500	0.4%	0.9%	0.8%	0.8%
% of FP17s Relating to Continuations	110	6,500	1.7%	1.6%	1.2%	1.3%
% of Patients satisfied with the dentistry they have received	4	6	N/A	92.0%	92.8%	92.7%
% of Patients satisfied with the time they had to wait for an appointment	4	6	N/A	88.4%	89.2%	88.8%

* This is based on patients treated on this contract for their most recent course of treatment. Figures in italics indicate the base number of FP17s or Patient Questionnaire responses are less than 100. N/A is shown where the base number of responses is less than 10 during the period. % is calculated as Quantity/Base number*100

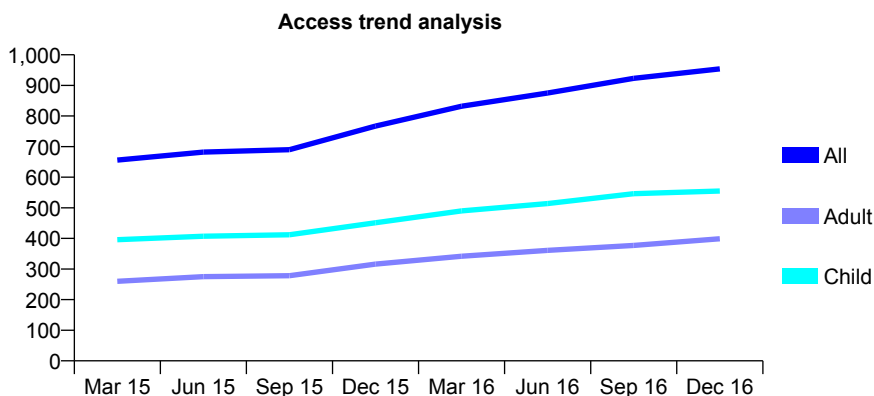
Q55 - Vital Signs At a Glance Contract Report for 197505/0001 - December 2016

Name or company name	Bridgford Dental Practice
Contract type name	GDS Contract
Purpose of contract	General
Contract start date	01/04/2013
Contract end date	

16/17 Contracted general activity (UDA)	1,081
Carry forward general activity (UDA)	-22
16/17 Contracted orthodontic activity (UOA)	0
Carry forward orthodontic activity (UOA)	0
Baseline contract value	£25,189.10

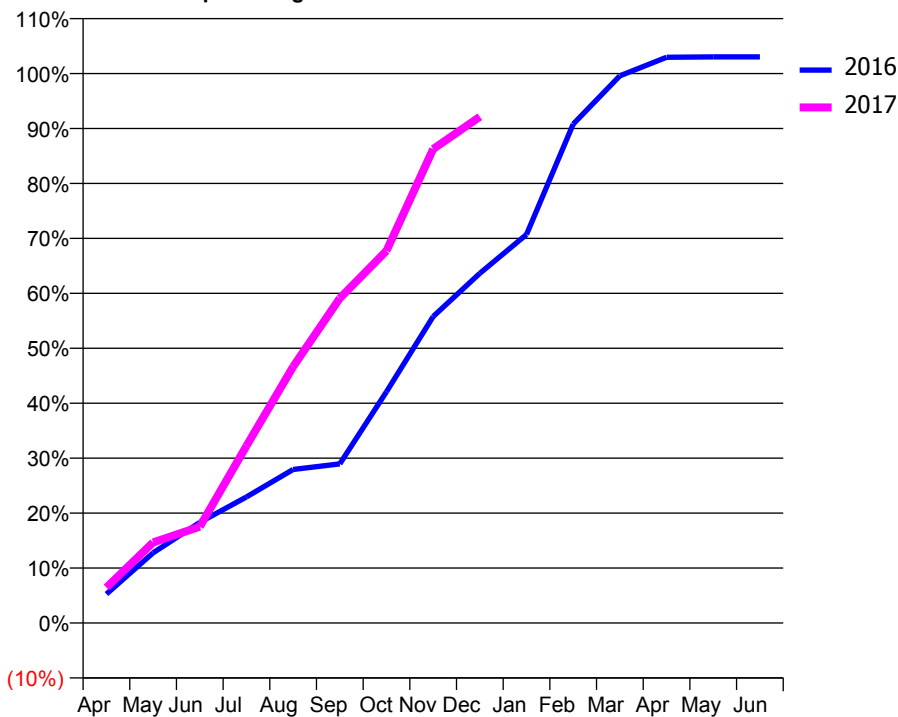
ACCESS*

Patients seen in 24 months	Total	Change since previous quarter
Quarter ending December 2015	767	
Quarter ending March 2016	832	↑
Quarter ending June 2016	875	↑
Quarter ending September 2016	923	↑
Quarter ending December 2016	954	↑
Variance since December 2015	24.4%	↑



ACTIVITY

Cumulative percentage of contracted UDA delivered 2016 & 2017



Month	Adjusted Scheduled Activity (UDA)	
	2016	2017
April	57	70
May	138	159
June	198	190
July	248	349
August	302	504
September	313	639
October	455	732
November	603	932
December	688	996
January	764	
February	981	
March	1,076	
April	1,113	
May	1,114	
June	1,114	

QUALITY

	Quantity	Base Number	Contract	AT	Region	England
% of FP17s for the same patient ID Re-attending within 3 months - Children	60	626	9.6%	11.0%	12.1%	12.4%
% of FP17s for the same patient ID Re-attending within 3 months - Adults	65	364	17.9%	15.2%	15.9%	16.6%
% of FP17s for the same patient ID Re-attending between 3 & 9 months - Children	350	626	55.9%	61.2%	58.6%	57.5%
% of FP17s for the same patient ID Re-attending between 3 & 9 months - Adults	163	364	44.8%	55.2%	51.5%	50.4%
% of FP17s for Band 1 Urgent Courses	19	541	3.5%	7.0%	8.0%	9.1%
% of FP17s Relating to Free Repair or Replacements	0	541	0.0%	0.9%	0.8%	0.8%
% of FP17s Relating to Continuations	0	541	0.0%	1.6%	1.2%	1.3%
% of Patients satisfied with the dentistry they have received	0	0	N/A	92.0%	92.8%	92.7%
% of Patients satisfied with the time they had to wait for an appointment	0	0	N/A	88.4%	89.2%	88.8%

* This is based on patients treated on this contract for their most recent course of treatment. Figures in italics indicate the base number of FP17s or Patient Questionnaire responses are less than 100. N/A is shown where the base number of responses is less than 10 during the period. % is calculated as Quantity/Base number*100

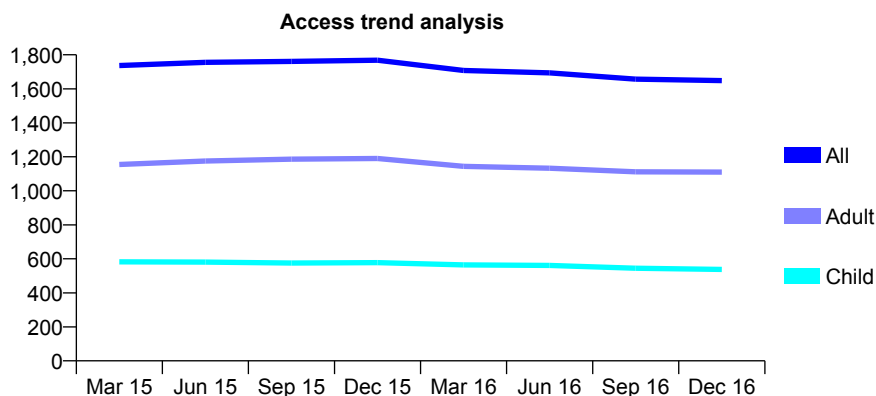
Q55 - Vital Signs At a Glance Contract Report for 197572/0001 - December 2016

Name or company name	The Buxton Dental Practice
Contract type name	GDS Contract
Purpose of contract	General and Orthodontic
Contract start date	08/11/2012
Contract end date	

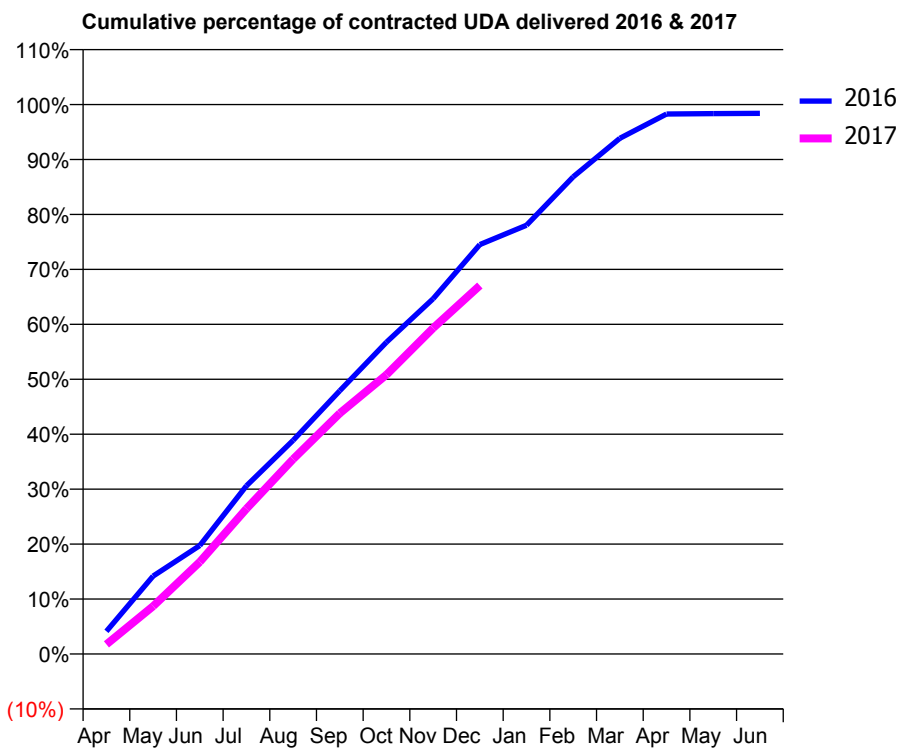
16/17 Contracted general activity (UDA)	4,594
Carry forward general activity (UDA)	74
16/17 Contracted orthodontic activity (UOA)	167
Carry forward orthodontic activity (UOA)	0
Baseline contract value	£124,967.50

ACCESS*

Patients seen in 24 months	Total	Change since previous quarter
Quarter ending December 2015	1,768	
Quarter ending March 2016	1,708	↓
Quarter ending June 2016	1,694	→
Quarter ending September 2016	1,657	↓
Quarter ending December 2016	1,648	→
Variance since December 2015	(6.8%)	↓



ACTIVITY



Month	Adjusted Scheduled Activity (UDA)	
	2016	2017
April	190	81
May	651	399
June	907	770
July	1,407	1,215
August	1,787	1,629
September	2,201	2,012
October	2,607	2,335
November	2,971	2,725
December	3,423	3,081
January	3,584	
February	3,989	
March	4,312	
April	4,514	
May	4,517	
June	4,520	

QUALITY

	Quantity	Base Number	Contract	AT	Region	England
% of FP17s for the same patient ID Re-attending within 3 months - Children	97	744	13.0%	11.0%	12.1%	12.4%
% of FP17s for the same patient ID Re-attending within 3 months - Adults	182	1,165	15.6%	15.2%	15.9%	16.6%
% of FP17s for the same patient ID Re-attending between 3 & 9 months - Children	480	744	64.5%	61.2%	58.6%	57.5%
% of FP17s for the same patient ID Re-attending between 3 & 9 months - Adults	687	1,165	59.0%	55.2%	51.5%	50.4%
% of FP17s for Band 1 Urgent Courses	143	1,794	8.0%	7.0%	8.0%	9.1%
% of FP17s Relating to Free Repair or Replacements	5	1,794	0.3%	0.9%	0.8%	0.8%
% of FP17s Relating to Continuations	24	1,794	1.3%	1.6%	1.2%	1.3%
% of Patients satisfied with the dentistry they have received	1	1	N/A	92.0%	92.8%	92.7%
% of Patients satisfied with the time they had to wait for an appointment	1	1	N/A	88.4%	89.2%	88.8%

* This is based on patients treated on this contract for their most recent course of treatment. Figures in italics indicate the base number of FP17s or Patient Questionnaire responses are less than 100. N/A is shown where the base number of responses is less than 10 during the period. % is calculated as Quantity/Base number*100

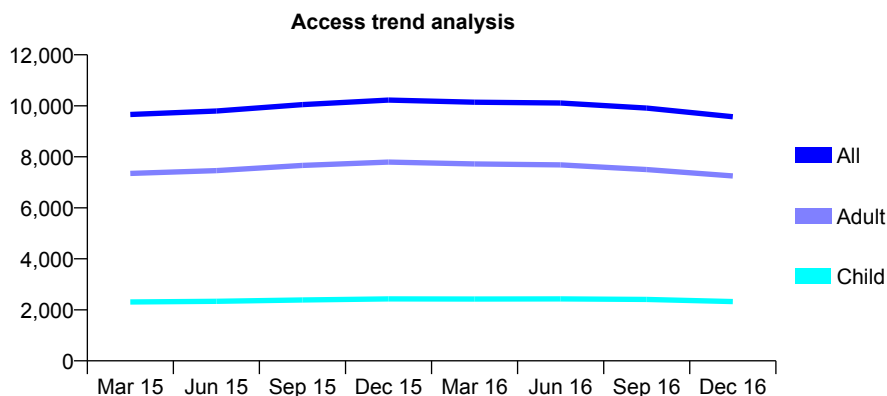
Q55 - Vital Signs At a Glance Contract Report for 198145/0001 - December 2016

Name or company name	The Manor Surgery Limited
Contract type name	GDS Contract
Purpose of contract	General
Contract start date	01/10/2007
Contract end date	

16/17 Contracted general activity (UDA)	35,010
Carry forward general activity (UDA)	-700
16/17 Contracted orthodontic activity (UOA)	0
Carry forward orthodontic activity (UOA)	0
Baseline contract value	£867,403.35

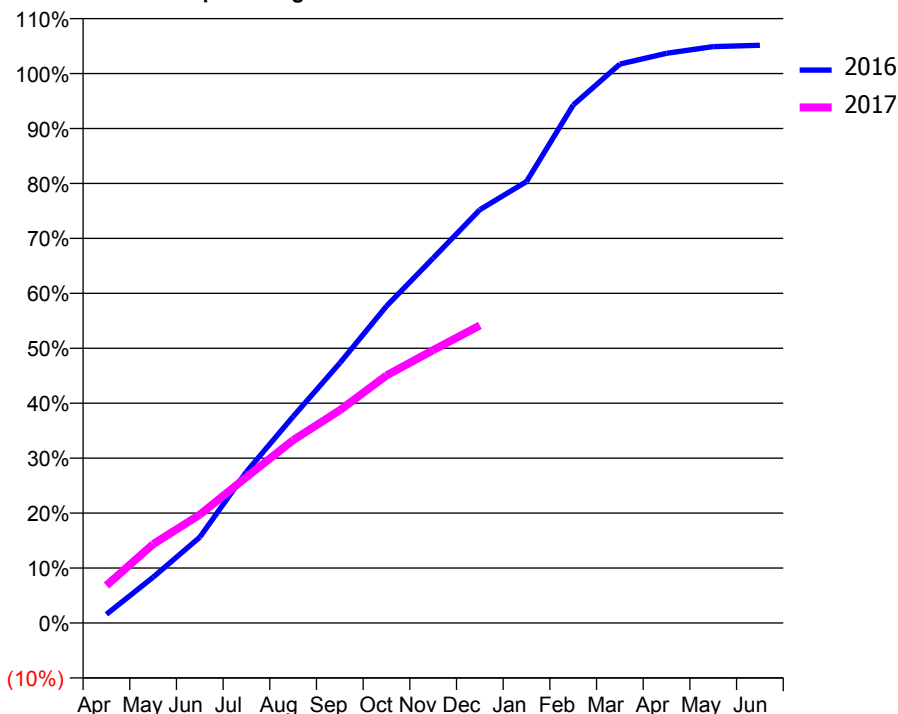
ACCESS*

Patients seen in 24 months	Total	Change since previous quarter
Quarter ending December 2015	10,227	
Quarter ending March 2016	10,140	→
Quarter ending June 2016	10,109	→
Quarter ending September 2016	9,909	↓
Quarter ending December 2016	9,573	↓
Variance since December 2015	(6.4%)	↓



ACTIVITY

Cumulative percentage of contracted UDA delivered 2016 & 2017



Month	Adjusted Scheduled Activity (UDA)	
	2016	2017
April	554	2,389
May	2,919	5,024
June	5,467	6,906
July	9,639	9,301
August	13,154	11,653
September	16,564	13,554
October	20,189	15,770
November	23,247	17,388
December	26,335	18,961
January	28,127	
February	33,003	
March	35,611	
April	36,302	
May	36,725	
June	36,805	

QUALITY

	Quantity	Base Number	Contract	AT	Region	England
% of FP17s for the same patient ID Re-attending within 3 months - Children	248	2,095	11.8%	11.0%	12.1%	12.4%
% of FP17s for the same patient ID Re-attending within 3 months - Adults	1,718	7,491	22.9%	15.2%	15.9%	16.6%
% of FP17s for the same patient ID Re-attending between 3 & 9 months - Children	1,269	2,095	60.6%	61.2%	58.6%	57.5%
% of FP17s for the same patient ID Re-attending between 3 & 9 months - Adults	4,176	7,491	55.7%	55.2%	51.5%	50.4%
% of FP17s for Band 1 Urgent Courses	1,054	9,128	11.5%	7.0%	8.0%	9.1%
% of FP17s Relating to Free Repair or Replacements	261	9,128	2.9%	0.9%	0.8%	0.8%
% of FP17s Relating to Continuations	201	9,128	2.2%	1.6%	1.2%	1.3%
% of Patients satisfied with the dentistry they have received	15	15	100.0%	92.0%	92.8%	92.7%
% of Patients satisfied with the time they had to wait for an appointment	13	15	86.7%	88.4%	89.2%	88.8%

* This is based on patients treated on this contract for their most recent course of treatment. Figures in italics indicate the base number of FP17s or Patient Questionnaire responses are less than 100. N/A is shown where the base number of responses is less than 10 during the period. % is calculated as Quantity/Base number*100

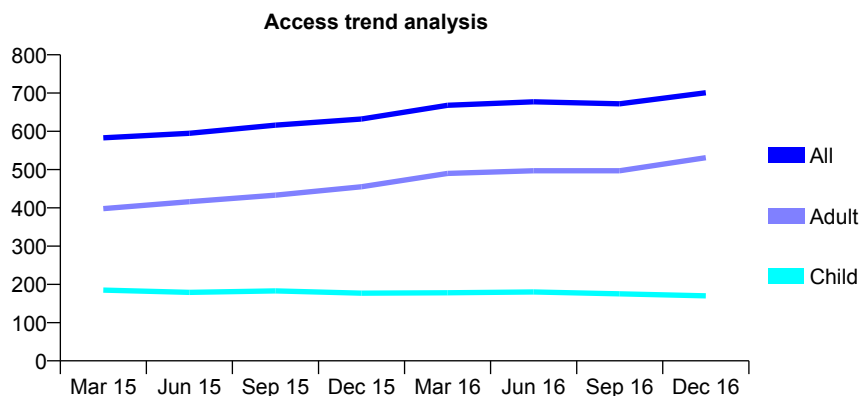
Q55 - Vital Signs At a Glance Contract Report for 219029/0003 - December 2016

Name or company name	MR A MARSHALL
Contract type name	GDS Contract
Purpose of contract	General
Contract start date	02/03/2009
Contract end date	

16/17 Contracted general activity (UDA)	1,358
Carry forward general activity (UDA)	0
16/17 Contracted orthodontic activity (UOA)	0
Carry forward orthodontic activity (UOA)	0
Baseline contract value	£34,646.28

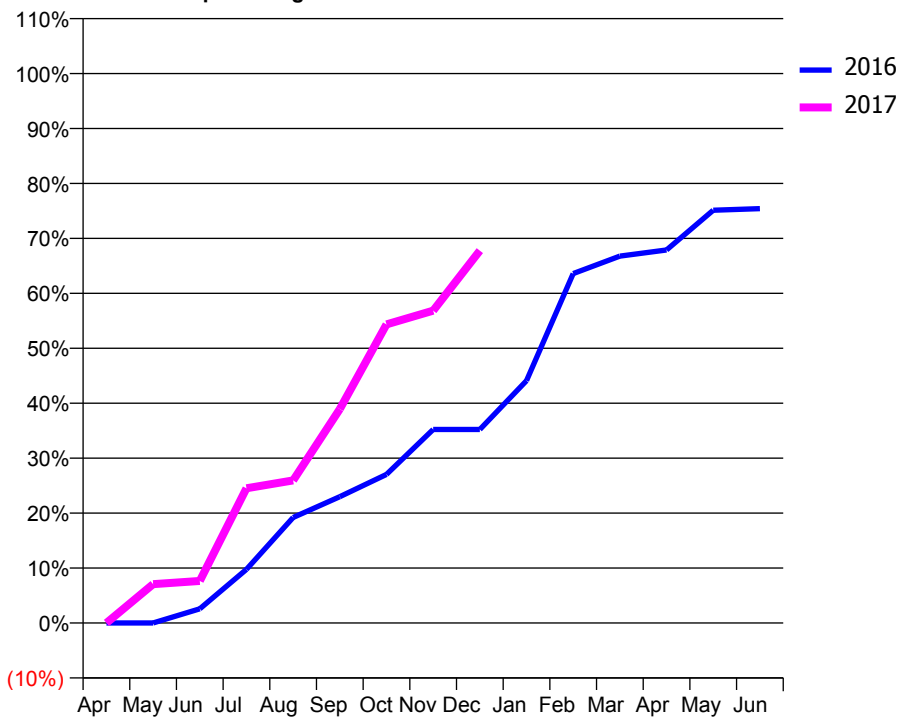
ACCESS*

Patients seen in 24 months	Total	Change since previous quarter
Quarter ending December 2015	632	
Quarter ending March 2016	668	↑
Quarter ending June 2016	677	→
Quarter ending September 2016	672	→
Quarter ending December 2016	701	↑
Variance since December 2015	10.9%	↑



ACTIVITY

Cumulative percentage of contracted UDA delivered 2016 & 2017



Month	Adjusted Scheduled Activity (UDA)	
	2016	2017
April	0	0
May	0	96
June	44	104
July	166	333
August	326	352
September	390	529
October	459	738
November	598	772
December	598	920
January	749	
February	1,080	
March	1,134	
April	1,153	
May	1,276	
June	1,281	

QUALITY

	Quantity	Base Number	Contract	AT	Region	England
% of FP17s for the same patient ID Re-attending within 3 months - Children	3	163	1.8%	11.0%	12.1%	12.4%
% of FP17s for the same patient ID Re-attending within 3 months - Adults	13	347	3.7%	15.2%	15.9%	16.6%
% of FP17s for the same patient ID Re-attending between 3 & 9 months - Children	89	163	54.6%	61.2%	58.6%	57.5%
% of FP17s for the same patient ID Re-attending between 3 & 9 months - Adults	127	347	36.6%	55.2%	51.5%	50.4%
% of FP17s for Band 1 Urgent Courses	7	442	1.6%	7.0%	8.0%	9.1%
% of FP17s Relating to Free Repair or Replacements	0	442	0.0%	0.9%	0.8%	0.8%
% of FP17s Relating to Continuations	0	442	0.0%	1.6%	1.2%	1.3%
% of Patients satisfied with the dentistry they have received	0	0	N/A	92.0%	92.8%	92.7%
% of Patients satisfied with the time they had to wait for an appointment	0	0	N/A	88.4%	89.2%	88.8%

* This is based on patients treated on this contract for their most recent course of treatment. Figures in italics indicate the base number of FP17s or Patient Questionnaire responses are less than 100. N/A is shown where the base number of responses is less than 10 during the period. % is calculated as Quantity/Base number*100

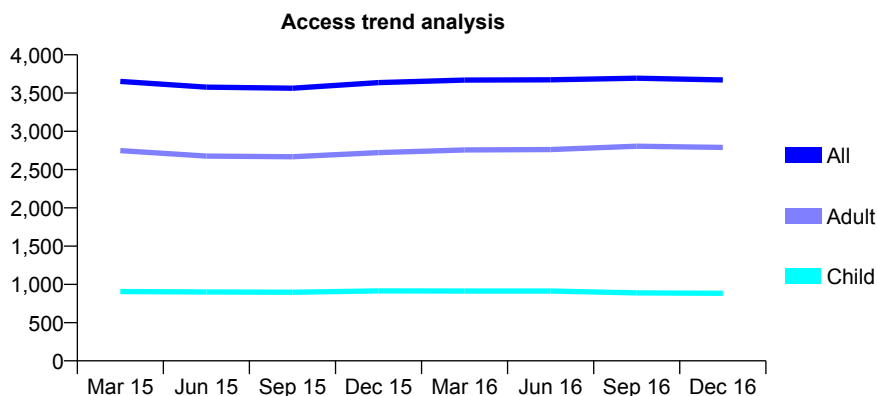
Q55 - Vital Signs At a Glance Contract Report for 219592/0001 - December 2016

Name or company name	MR M AFZAL
Contract type name	GDS Contract
Purpose of contract	General
Contract start date	01/04/2006
Contract end date	

16/17 Contracted general activity (UDA)	11,677
Carry forward general activity (UDA)	49
16/17 Contracted orthodontic activity (UOA)	0
Carry forward orthodontic activity (UOA)	0
Baseline contract value	£249,571.24

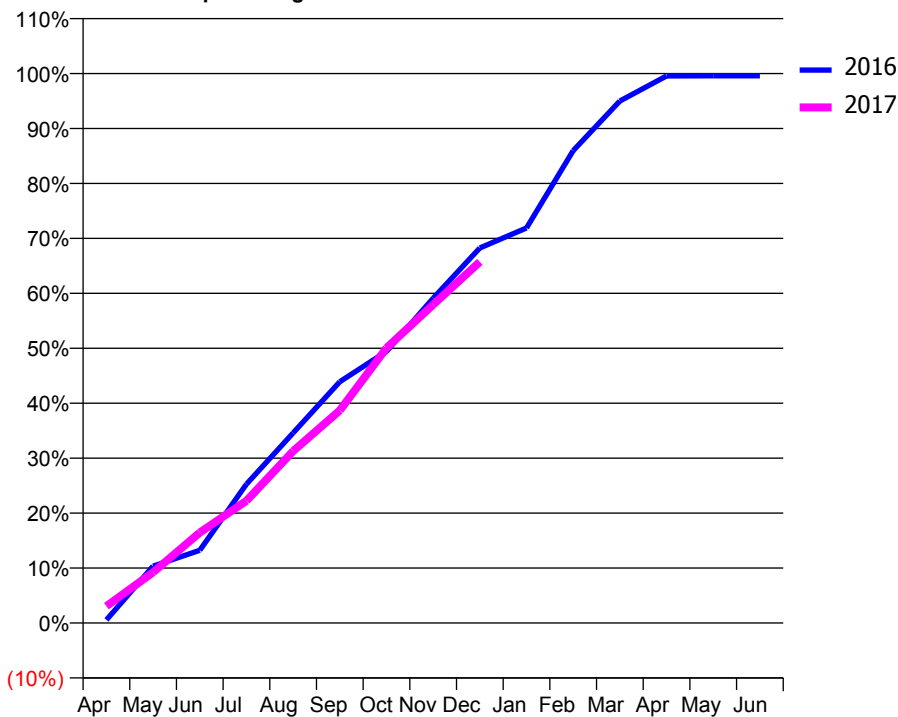
ACCESS*

Patients seen in 24 months	Total	Change since previous quarter
Quarter ending December 2015	3,637	
Quarter ending March 2016	3,669	→
Quarter ending June 2016	3,673	→
Quarter ending September 2016	3,694	→
Quarter ending December 2016	3,672	→
Variance since December 2015	1.0%	→



ACTIVITY

Cumulative percentage of contracted UDA delivered 2016 & 2017



Month	Adjusted Scheduled Activity (UDA)	
	2016	2017
April	67	358
May	1,209	1,077
June	1,546	1,924
July	2,951	2,598
August	4,039	3,653
September	5,126	4,517
October	5,771	5,845
November	6,902	6,765
December	7,969	7,676
January	8,395	
February	10,038	
March	11,092	
April	11,625	
May	11,628	
June	11,628	

QUALITY

	Quantity	Base Number	Contract	AT	Region	England
% of FP17s for the same patient ID Re-attending within 3 months - Children	56	812	6.9%	11.0%	12.1%	12.4%
% of FP17s for the same patient ID Re-attending within 3 months - Adults	287	2,359	12.2%	15.2%	15.9%	16.6%
% of FP17s for the same patient ID Re-attending between 3 & 9 months - Children	408	812	50.2%	61.2%	58.6%	57.5%
% of FP17s for the same patient ID Re-attending between 3 & 9 months - Adults	1,035	2,359	43.9%	55.2%	51.5%	50.4%
% of FP17s for Band 1 Urgent Courses	100	2,970	3.4%	7.0%	8.0%	9.1%
% of FP17s Relating to Free Repair or Replacements	21	2,970	0.7%	0.9%	0.8%	0.8%
% of FP17s Relating to Continuations	80	2,970	2.7%	1.6%	1.2%	1.3%
% of Patients satisfied with the dentistry they have received	3	5	N/A	92.0%	92.8%	92.7%
% of Patients satisfied with the time they had to wait for an appointment	4	5	N/A	88.4%	89.2%	88.8%

* This is based on patients treated on this contract for their most recent course of treatment. Figures in italics indicate the base number of FP17s or Patient Questionnaire responses are less than 100. N/A is shown where the base number of responses is less than 10 during the period. % is calculated as Quantity/Base number*100

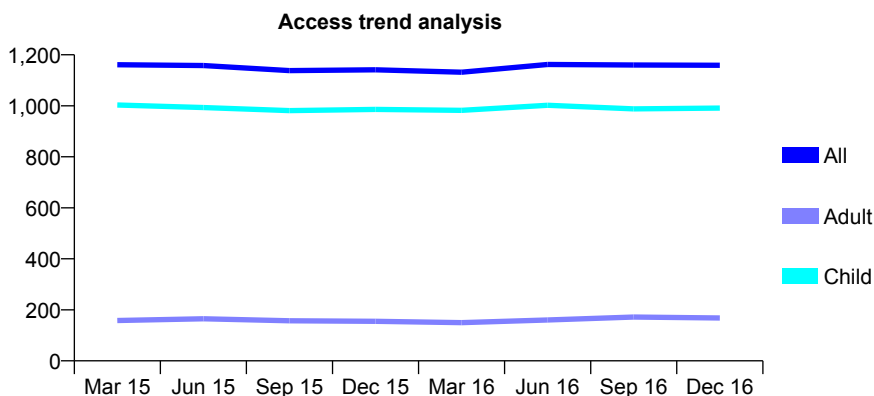
Q55 - Vital Signs At a Glance Contract Report for 222712/0001 - December 2016

Name or company name	MR CM KIRKPATRICK
Contract type name	GDS Contract
Purpose of contract	General
Contract start date	01/04/2006
Contract end date	

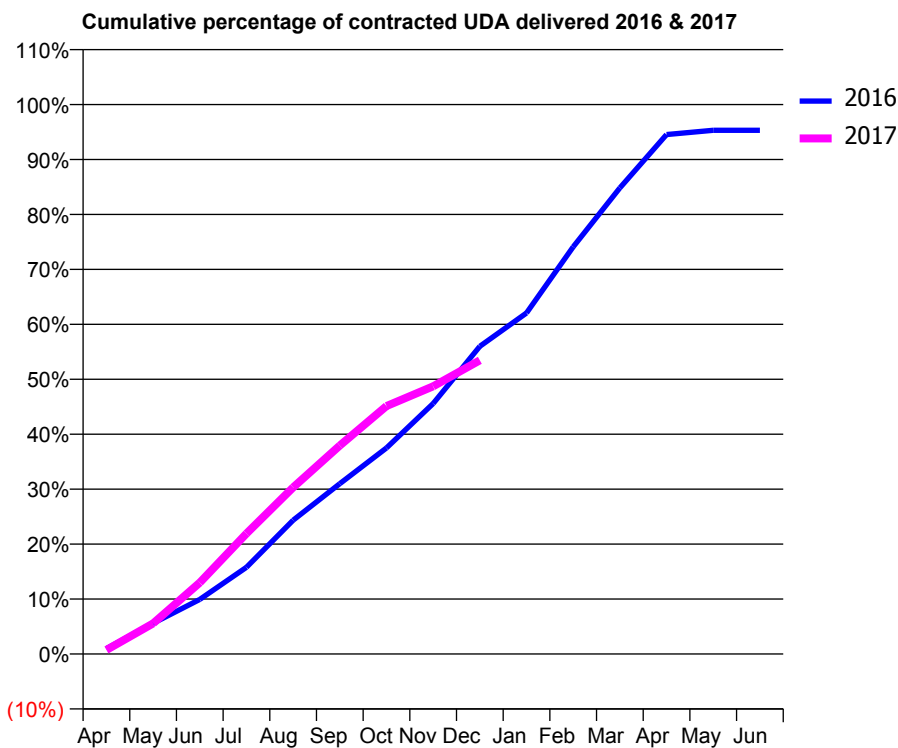
16/17 Contracted general activity (UDA)	3,289
Carry forward general activity (UDA)	0
16/17 Contracted orthodontic activity (UOA)	0
Carry forward orthodontic activity (UOA)	0
Baseline contract value	£82,037.09

ACCESS*

Patients seen in 24 months	Total	Change since previous quarter
Quarter ending December 2015	1,141	
Quarter ending March 2016	1,132	→
Quarter ending June 2016	1,162	↑
Quarter ending September 2016	1,160	→
Quarter ending December 2016	1,159	→
Variance since December 2015	1.6%	→



ACTIVITY



Month	Adjusted Scheduled Activity (UDA)	
	2016	2017
April	32	24
May	184	183
June	327	427
July	519	721
August	801	998
September	1,020	1,248
October	1,233	1,484
November	1,500	1,602
December	1,842	1,758
January	2,042	
February	2,437	
March	2,790	
April	3,109	
May	3,135	
June	3,135	

QUALITY

	Quantity	Base Number	Contract	AT	Region	England
% of FP17s for the same patient ID Re-attending within 3 months - Children	154	1,343	11.5%	11.0%	12.1%	12.4%
% of FP17s for the same patient ID Re-attending within 3 months - Adults	8	77	10.4%	15.2%	15.9%	16.6%
% of FP17s for the same patient ID Re-attending between 3 & 9 months - Children	944	1,343	70.3%	61.2%	58.6%	57.5%
% of FP17s for the same patient ID Re-attending between 3 & 9 months - Adults	43	77	55.8%	55.2%	51.5%	50.4%
% of FP17s for Band 1 Urgent Courses	43	1,227	3.5%	7.0%	8.0%	9.1%
% of FP17s Relating to Free Repair or Replacements	0	1,227	0.0%	0.9%	0.8%	0.8%
% of FP17s Relating to Continuations	33	1,227	2.7%	1.6%	1.2%	1.3%
% of Patients satisfied with the dentistry they have received	1	1	N/A	92.0%	92.8%	92.7%
% of Patients satisfied with the time they had to wait for an appointment	0	1	N/A	88.4%	89.2%	88.8%

* This is based on patients treated on this contract for their most recent course of treatment. Figures in italics indicate the base number of FP17s or Patient Questionnaire responses are less than 100. N/A is shown where the base number of responses is less than 10 during the period. % is calculated as Quantity/Base number*100

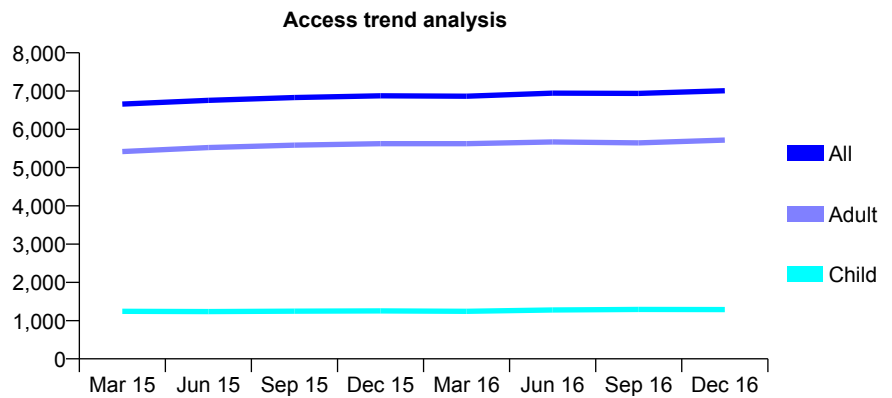
Q55 - Vital Signs At a Glance Contract Report for 222909/0001 - December 2016

Name or company name	MR S POWNALL
Contract type name	GDS Contract
Purpose of contract	General
Contract start date	01/04/2006
Contract end date	

16/17 Contracted general activity (UDA)	17,825
Carry forward general activity (UDA)	57
16/17 Contracted orthodontic activity (UOA)	0
Carry forward orthodontic activity (UOA)	0
Baseline contract value	£391,379.71

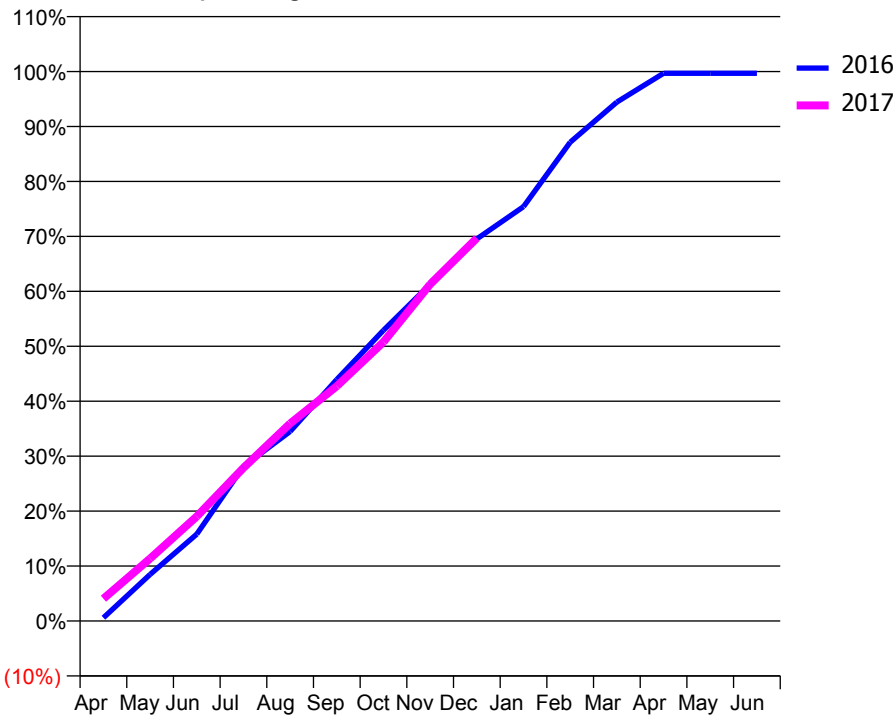
ACCESS*

Patients seen in 24 months	Total	Change since previous quarter
Quarter ending December 2015	6,875	
Quarter ending March 2016	6,867	→
Quarter ending June 2016	6,947	→
Quarter ending September 2016	6,938	→
Quarter ending December 2016	7,007	→
Variance since December 2015	1.9%	→



ACTIVITY

Cumulative percentage of contracted UDA delivered 2016 & 2017



Month	Adjusted Scheduled Activity (UDA)	
	2016	2017
April	107	726
May	1,511	2,028
June	2,816	3,391
July	5,014	4,967
August	6,147	6,408
September	7,836	7,621
October	9,430	9,053
November	10,925	10,925
December	12,393	12,420
January	13,440	
February	15,531	
March	16,834	
April	17,765	
May	17,769	
June	17,768	

QUALITY

	Quantity	Base Number	Contract	AT	Region	England
% of FP17s for the same patient ID Re-attending within 3 months - Children	46	1,315	3.5%	11.0%	12.1%	12.4%
% of FP17s for the same patient ID Re-attending within 3 months - Adults	747	5,843	12.8%	15.2%	15.9%	16.6%
% of FP17s for the same patient ID Re-attending between 3 & 9 months - Children	757	1,315	57.6%	61.2%	58.6%	57.5%
% of FP17s for the same patient ID Re-attending between 3 & 9 months - Adults	2,900	5,843	49.6%	55.2%	51.5%	50.4%
% of FP17s for Band 1 Urgent Courses	268	6,714	4.0%	7.0%	8.0%	9.1%
% of FP17s Relating to Free Repair or Replacements	42	6,714	0.6%	0.9%	0.8%	0.8%
% of FP17s Relating to Continuations	54	6,714	0.8%	1.6%	1.2%	1.3%
% of Patients satisfied with the dentistry they have received	10	10	100.0%	92.0%	92.8%	92.7%
% of Patients satisfied with the time they had to wait for an appointment	10	10	100.0%	88.4%	89.2%	88.8%

* This is based on patients treated on this contract for their most recent course of treatment. Figures in italics indicate the base number of FP17s or Patient Questionnaire responses are less than 100. N/A is shown where the base number of responses is less than 10 during the period. % is calculated as Quantity/Base number*100

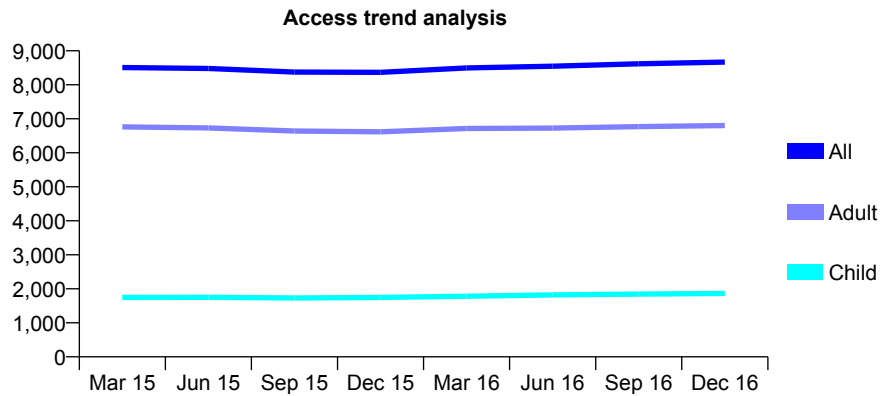
Q55 - Vital Signs At a Glance Contract Report for 231436/0002 - December 2016

Name or company name	MR JP GALE
Contract type name	GDS Contract
Purpose of contract	General
Contract start date	01/04/2006
Contract end date	

16/17 Contracted general activity (UDA)	22,288
Carry forward general activity (UDA)	-70
16/17 Contracted orthodontic activity (UOA)	0
Carry forward orthodontic activity (UOA)	0
Baseline contract value	£516,231.12

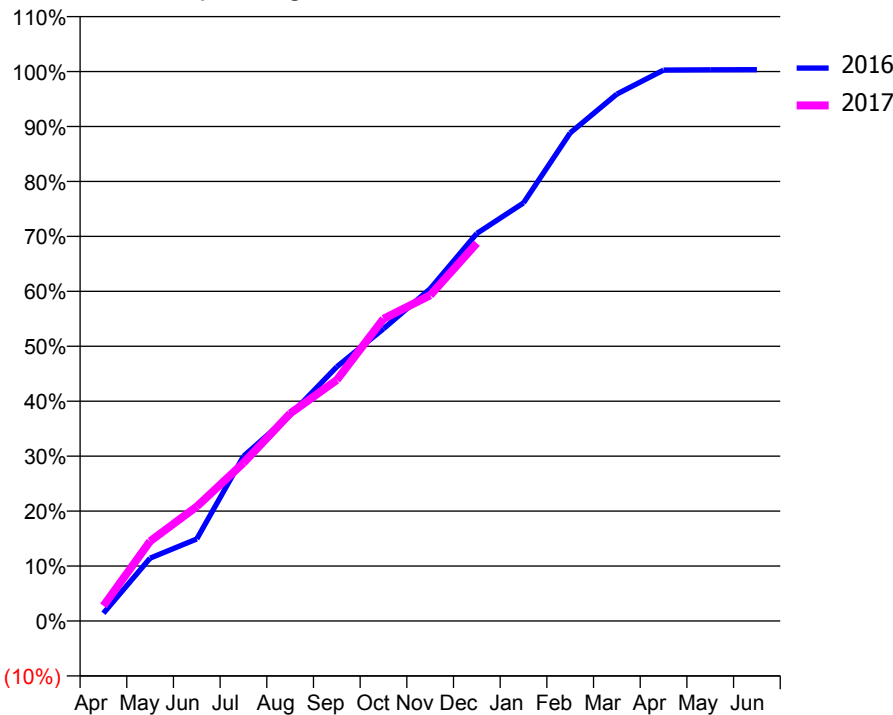
ACCESS*

Patients seen in 24 months	Total	Change since previous quarter
Quarter ending December 2015	8,365	
Quarter ending March 2016	8,496	→
Quarter ending June 2016	8,547	→
Quarter ending September 2016	8,616	→
Quarter ending December 2016	8,668	→
Variance since December 2015	3.6%	↑



ACTIVITY

Cumulative percentage of contracted UDA delivered 2016 & 2017



Month	Adjusted Scheduled Activity (UDA)	
	2016	2017
April	310	613
May	2,500	3,238
June	3,260	4,643
July	6,544	6,410
August	8,181	8,417
September	10,098	9,776
October	11,609	12,256
November	13,197	13,211
December	15,396	15,324
January	16,609	
February	19,389	
March	20,933	
April	21,887	
May	21,898	
June	21,899	

QUALITY

	Quantity	Base Number	Contract	AT	Region	England
% of FP17s for the same patient ID Re-attending within 3 months - Children	94	2,253	4.2%	11.0%	12.1%	12.4%
% of FP17s for the same patient ID Re-attending within 3 months - Adults	1,104	8,526	12.9%	15.2%	15.9%	16.6%
% of FP17s for the same patient ID Re-attending between 3 & 9 months - Children	1,516	2,253	67.3%	61.2%	58.6%	57.5%
% of FP17s for the same patient ID Re-attending between 3 & 9 months - Adults	5,575	8,526	65.4%	55.2%	51.5%	50.4%
% of FP17s for Band 1 Urgent Courses	269	10,141	2.7%	7.0%	8.0%	9.1%
% of FP17s Relating to Free Repair or Replacements	172	10,141	1.7%	0.9%	0.8%	0.8%
% of FP17s Relating to Continuations	120	10,141	1.2%	1.6%	1.2%	1.3%
% of Patients satisfied with the dentistry they have received	16	16	100.0%	92.0%	92.8%	92.7%
% of Patients satisfied with the time they had to wait for an appointment	16	16	100.0%	88.4%	89.2%	88.8%

* This is based on patients treated on this contract for their most recent course of treatment. Figures in italics indicate the base number of FP17s or Patient Questionnaire responses are less than 100. N/A is shown where the base number of responses is less than 10 during the period. % is calculated as Quantity/Base number*100

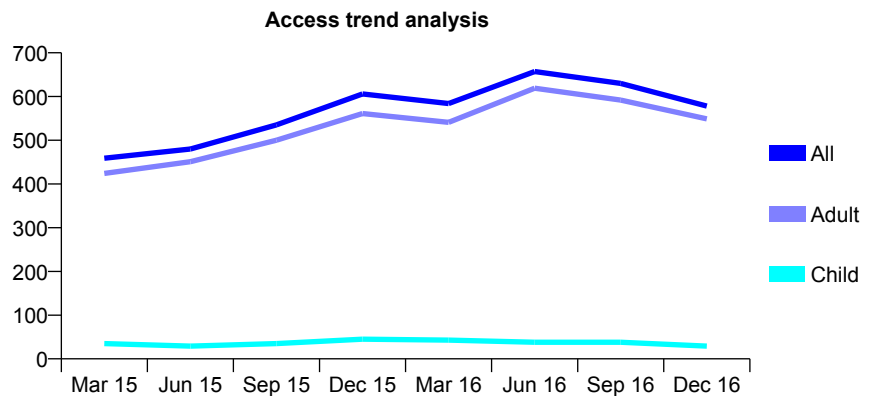
Q55 - Vital Signs At a Glance Contract Report for 231436/0003 - December 2016

Name or company name	MR JP GALE
Contract type name	GDS Contract
Purpose of contract	General
Contract start date	01/07/2008
Contract end date	

16/17 Contracted general activity (UDA)	2,150
Carry forward general activity (UDA)	-43
16/17 Contracted orthodontic activity (UOA)	0
Carry forward orthodontic activity (UOA)	0
Baseline contract value	£80,874.39

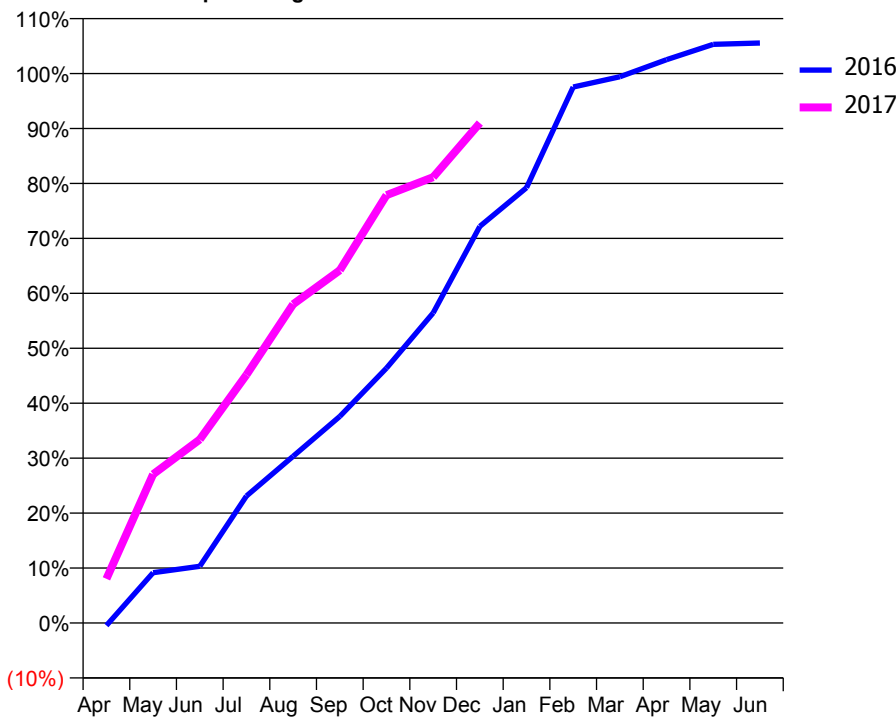
ACCESS*

Patients seen in 24 months	Total	Change since previous quarter
Quarter ending December 2015	606	
Quarter ending March 2016	584	↓
Quarter ending June 2016	657	↑
Quarter ending September 2016	630	↓
Quarter ending December 2016	578	↓
Variance since December 2015	(4.6%)	↓



ACTIVITY

Cumulative percentage of contracted UDA delivered 2016 & 2017



Month	Adjusted Scheduled Activity (UDA)	
	2016	2017
April	-10	173
May	197	582
June	222	718
July	497	971
August	652	1,247
September	808	1,380
October	997	1,674
November	1,213	1,744
December	1,552	1,956
January	1,703	
February	2,097	
March	2,137	
April	2,204	
May	2,264	
June	2,269	

QUALITY

	Quantity	Base Number	Contract	AT	Region	England
% of FP17s for the same patient ID Re-attending within 3 months - Children	1	39	2.6%	11.0%	12.1%	12.4%
% of FP17s for the same patient ID Re-attending within 3 months - Adults	20	521	3.8%	15.2%	15.9%	16.6%
% of FP17s for the same patient ID Re-attending between 3 & 9 months - Children	0	39	0.0%	61.2%	58.6%	57.5%
% of FP17s for the same patient ID Re-attending between 3 & 9 months - Adults	18	521	3.5%	55.2%	51.5%	50.4%
% of FP17s for Band 1 Urgent Courses	1	525	0.2%	7.0%	8.0%	9.1%
% of FP17s Relating to Free Repair or Replacements	3	525	0.6%	0.9%	0.8%	0.8%
% of FP17s Relating to Continuations	9	525	1.7%	1.6%	1.2%	1.3%
% of Patients satisfied with the dentistry they have received	2	2	N/A	92.0%	92.8%	92.7%
% of Patients satisfied with the time they had to wait for an appointment	2	2	N/A	88.4%	89.2%	88.8%

* This is based on patients treated on this contract for their most recent course of treatment. Figures in italics indicate the base number of FP17s or Patient Questionnaire responses are less than 100. N/A is shown where the base number of responses is less than 10 during the period. % is calculated as Quantity/Base number*100

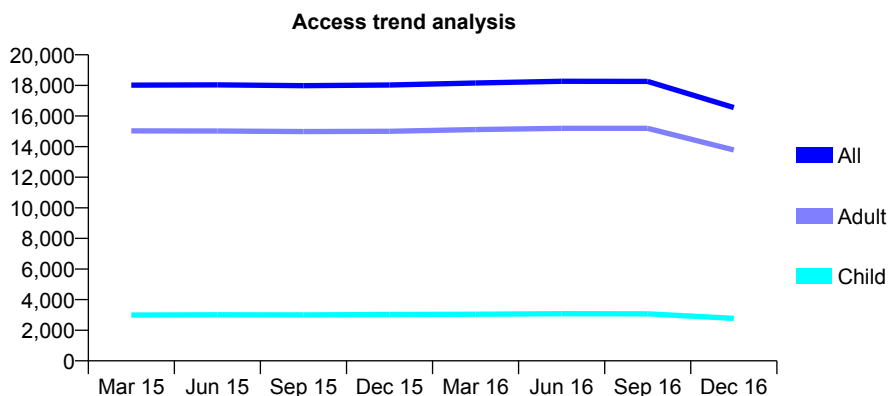
Q55 - Vital Signs At a Glance Contract Report for 242098/0001 - December 2016

Name or company name	AJ Moore & Associates
Contract type name	GDS Contract
Purpose of contract	General
Contract start date	01/04/2006
Contract end date	30/11/2016

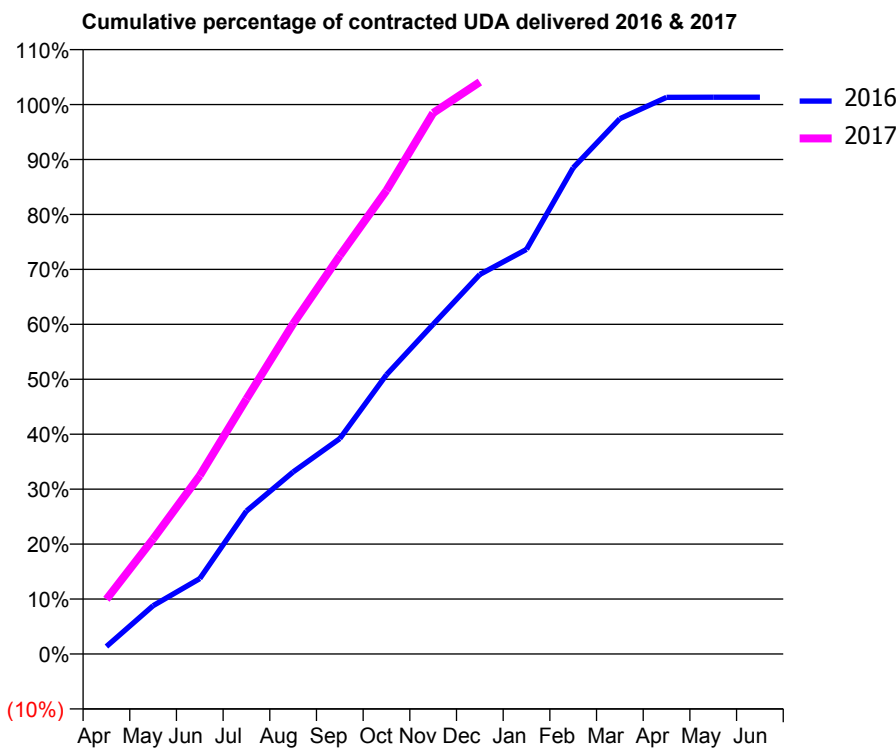
16/17 Contracted general activity (UDA)	37,858
Carry forward general activity (UDA)	-882
16/17 Contracted orthodontic activity (UOA)	0
Carry forward orthodontic activity (UOA)	0
Baseline contract value	£885,767.36

ACCESS*

Patients seen in 24 months	Total	Change since previous quarter
Quarter ending December 2015	18,024	
Quarter ending March 2016	18,160	→
Quarter ending June 2016	18,267	→
Quarter ending September 2016	18,265	→
Quarter ending December 2016	16,552	↓
Variance since December 2015	(8.2%)	↓



ACTIVITY



Month	Adjusted Scheduled Activity (UDA)	
	2016	2017
April	777	3,767
May	4,992	7,925
June	7,796	12,296
July	14,775	17,569
August	18,819	22,748
September	22,267	27,442
October	28,858	31,938
November	34,066	37,279
December	39,219	39,410
January	41,816	
February	50,254	
March	55,324	
April	57,520	
May	57,534	
June	57,546	

QUALITY

	Quantity	Base Number	Contract	AT	Region	England
% of FP17s for the same patient ID Re-attending within 3 months - Children	226	3,497	6.5%	11.0%	12.1%	12.4%
% of FP17s for the same patient ID Re-attending within 3 months - Adults	2,641	17,468	15.1%	15.2%	15.9%	16.6%
% of FP17s for the same patient ID Re-attending between 3 & 9 months - Children	2,265	3,497	64.8%	61.2%	58.6%	57.5%
% of FP17s for the same patient ID Re-attending between 3 & 9 months - Adults	11,252	17,468	64.4%	55.2%	51.5%	50.4%
% of FP17s for Band 1 Urgent Courses	976	19,521	5.0%	7.0%	8.0%	9.1%
% of FP17s Relating to Free Repair or Replacements	403	19,521	2.1%	0.9%	0.8%	0.8%
% of FP17s Relating to Continuations	318	19,521	1.6%	1.6%	1.2%	1.3%
% of Patients satisfied with the dentistry they have received	39	41	95.1%	92.0%	92.8%	92.7%
% of Patients satisfied with the time they had to wait for an appointment	38	41	92.7%	88.4%	89.2%	88.8%

* This is based on patients treated on this contract for their most recent course of treatment. Figures in italics indicate the base number of FP17s or Patient Questionnaire responses are less than 100. N/A is shown where the base number of responses is less than 10 during the period. % is calculated as Quantity/Base number*100

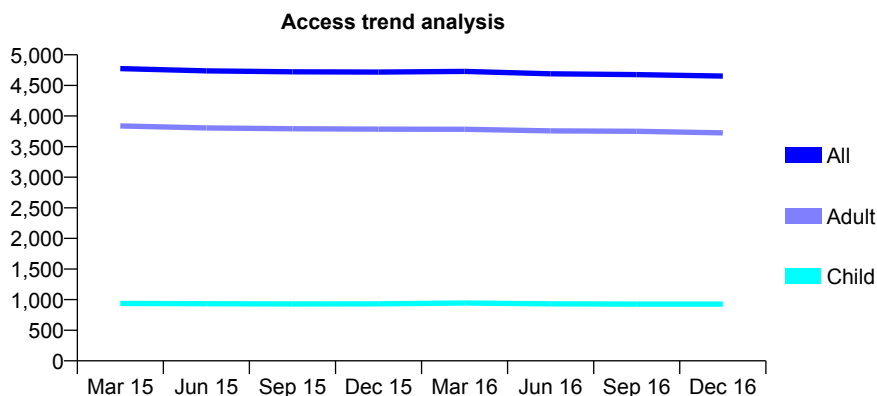
Q55 - Vital Signs At a Glance Contract Report for 244007/0001 - December 2016

Name or company name	MR DK JAIRATH
Contract type name	GDS Contract
Purpose of contract	General
Contract start date	01/04/2006
Contract end date	

16/17 Contracted general activity (UDA)	12,965
Carry forward general activity (UDA)	0
16/17 Contracted orthodontic activity (UOA)	0
Carry forward orthodontic activity (UOA)	0
Baseline contract value	£276,492.27

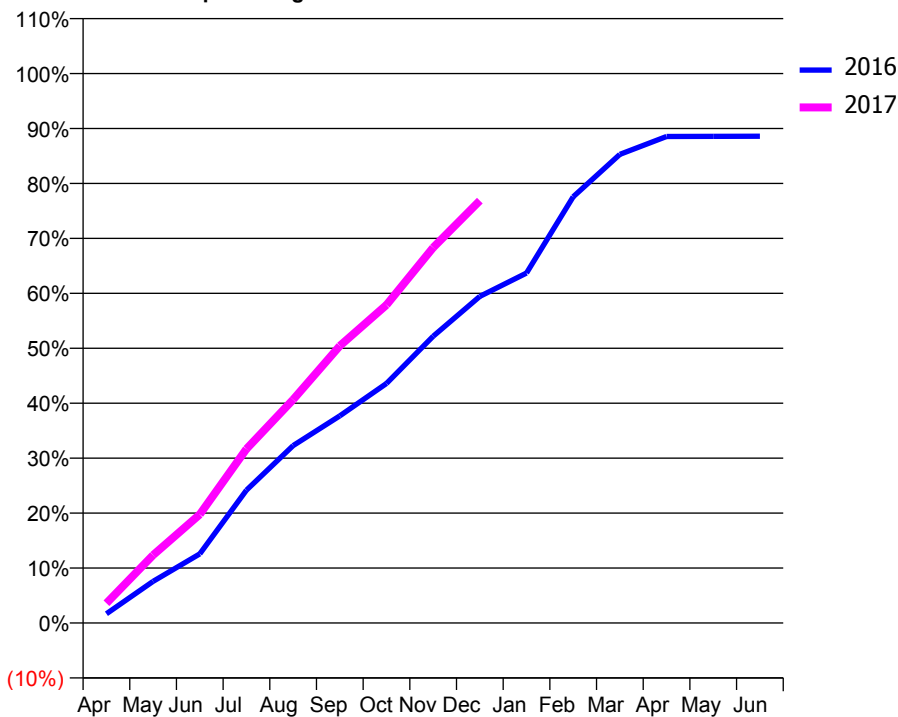
ACCESS*

Patients seen in 24 months	Total	Change since previous quarter
Quarter ending December 2015	4,718	
Quarter ending March 2016	4,728	→
Quarter ending June 2016	4,689	→
Quarter ending September 2016	4,677	→
Quarter ending December 2016	4,653	→
Variance since December 2015	(1.4%)	↓



ACTIVITY

Cumulative percentage of contracted UDA delivered 2016 & 2017



Month	Adjusted Scheduled Activity (UDA)	
	2016	2017
April	274	466
May	1,227	1,602
June	2,040	2,562
July	3,917	4,106
August	5,231	5,272
September	6,106	6,539
October	7,061	7,505
November	8,455	8,857
December	9,628	9,967
January	10,317	
February	12,568	
March	13,818	
April	14,345	
May	14,349	
June	14,351	

QUALITY

	Quantity	Base Number	Contract	AT	Region	England
% of FP17s for the same patient ID Re-attending within 3 months - Children	113	1,265	8.9%	11.0%	12.1%	12.4%
% of FP17s for the same patient ID Re-attending within 3 months - Adults	536	4,504	11.9%	15.2%	15.9%	16.6%
% of FP17s for the same patient ID Re-attending between 3 & 9 months - Children	891	1,265	70.4%	61.2%	58.6%	57.5%
% of FP17s for the same patient ID Re-attending between 3 & 9 months - Adults	3,136	4,504	69.6%	55.2%	51.5%	50.4%
% of FP17s for Band 1 Urgent Courses	359	5,482	6.5%	7.0%	8.0%	9.1%
% of FP17s Relating to Free Repair or Replacements	38	5,482	0.7%	0.9%	0.8%	0.8%
% of FP17s Relating to Continuations	25	5,482	0.5%	1.6%	1.2%	1.3%
% of Patients satisfied with the dentistry they have received	6	6	N/A	92.0%	92.8%	92.7%
% of Patients satisfied with the time they had to wait for an appointment	6	6	N/A	88.4%	89.2%	88.8%

* This is based on patients treated on this contract for their most recent course of treatment. Figures in italics indicate the base number of FP17s or Patient Questionnaire responses are less than 100. N/A is shown where the base number of responses is less than 10 during the period. % is calculated as Quantity/Base number*100

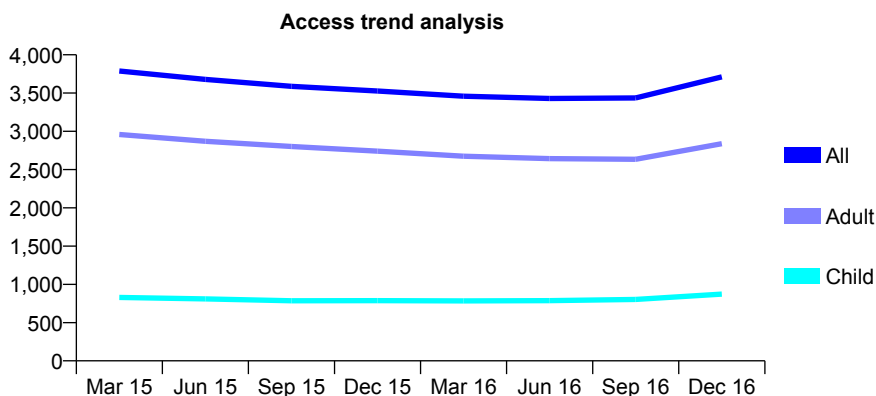
Q55 - Vital Signs At a Glance Contract Report for 245410/0001 - December 2016

Name or company name	MR AK CHAND
Contract type name	GDS Contract
Purpose of contract	General
Contract start date	01/04/2006
Contract end date	

16/17 Contracted general activity (UDA)	10,120
Carry forward general activity (UDA)	0
16/17 Contracted orthodontic activity (UOA)	0
Carry forward orthodontic activity (UOA)	0
Baseline contract value	£247,655.79

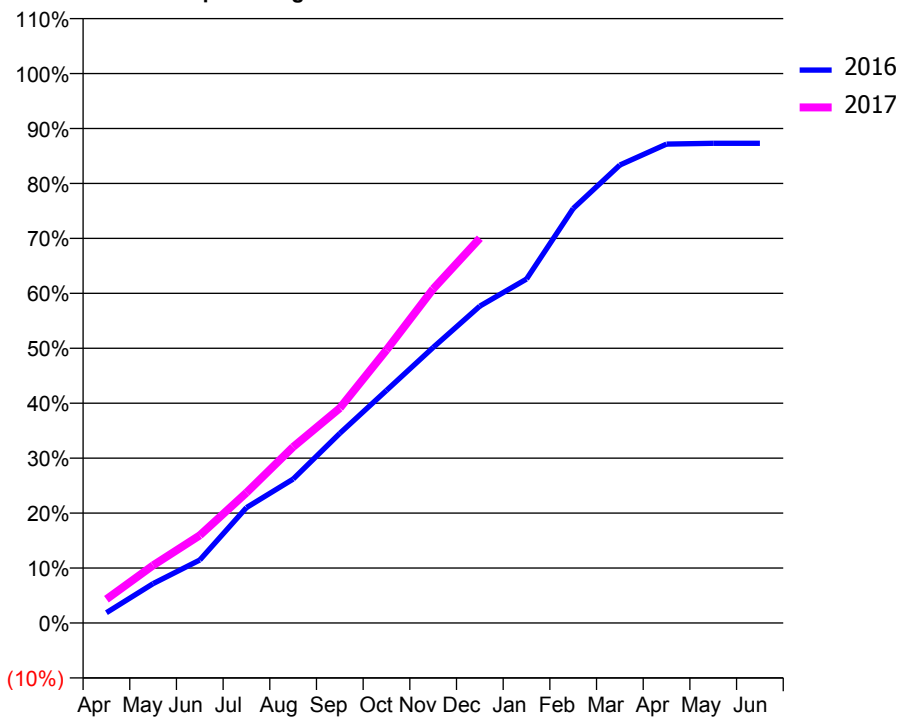
ACCESS*

Patients seen in 24 months	Total	Change since previous quarter
Quarter ending December 2015	3,527	
Quarter ending March 2016	3,458	↓
Quarter ending June 2016	3,430	→
Quarter ending September 2016	3,436	→
Quarter ending December 2016	3,711	↑
Variance since December 2015	5.2%	↑



ACTIVITY

Cumulative percentage of contracted UDA delivered 2016 & 2017



Month	Adjusted Scheduled Activity (UDA)	
	2016	2017
April	190	437
May	726	1,063
June	1,159	1,616
July	2,127	2,399
August	2,652	3,244
September	3,494	3,957
October	4,285	5,029
November	5,076	6,154
December	5,837	7,085
January	6,335	
February	7,635	
March	8,435	
April	8,821	
May	8,835	
June	8,835	

QUALITY

	Quantity	Base Number	Contract	AT	Region	England
% of FP17s for the same patient ID Re-attending within 3 months - Children	58	1,120	5.2%	11.0%	12.1%	12.4%
% of FP17s for the same patient ID Re-attending within 3 months - Adults	488	4,171	11.7%	15.2%	15.9%	16.6%
% of FP17s for the same patient ID Re-attending between 3 & 9 months - Children	751	1,120	67.1%	61.2%	58.6%	57.5%
% of FP17s for the same patient ID Re-attending between 3 & 9 months - Adults	2,925	4,171	70.1%	55.2%	51.5%	50.4%
% of FP17s for Band 1 Urgent Courses	182	4,411	4.1%	7.0%	8.0%	9.1%
% of FP17s Relating to Free Repair or Replacements	49	4,411	1.1%	0.9%	0.8%	0.8%
% of FP17s Relating to Continuations	34	4,411	0.8%	1.6%	1.2%	1.3%
% of Patients satisfied with the dentistry they have received	15	16	93.8%	92.0%	92.8%	92.7%
% of Patients satisfied with the time they had to wait for an appointment	15	16	93.8%	88.4%	89.2%	88.8%

* This is based on patients treated on this contract for their most recent course of treatment. Figures in italics indicate the base number of FP17s or Patient Questionnaire responses are less than 100. N/A is shown where the base number of responses is less than 10 during the period. % is calculated as Quantity/Base number*100

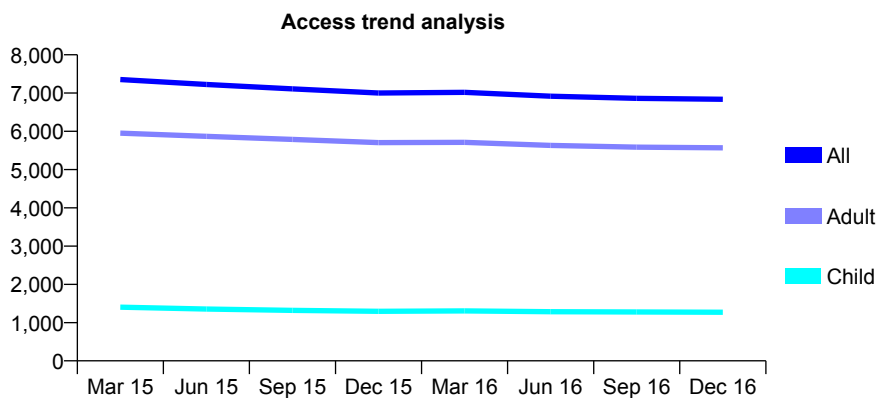
Q55 - Vital Signs At a Glance Contract Report for 256595/0001 - December 2016

Name or company name	MISS NL STEVENS
Contract type name	GDS Contract
Purpose of contract	General
Contract start date	26/11/2009
Contract end date	

16/17 Contracted general activity (UDA)	22,639
Carry forward general activity (UDA)	0
16/17 Contracted orthodontic activity (UOA)	0
Carry forward orthodontic activity (UOA)	0
Baseline contract value	£513,841.22

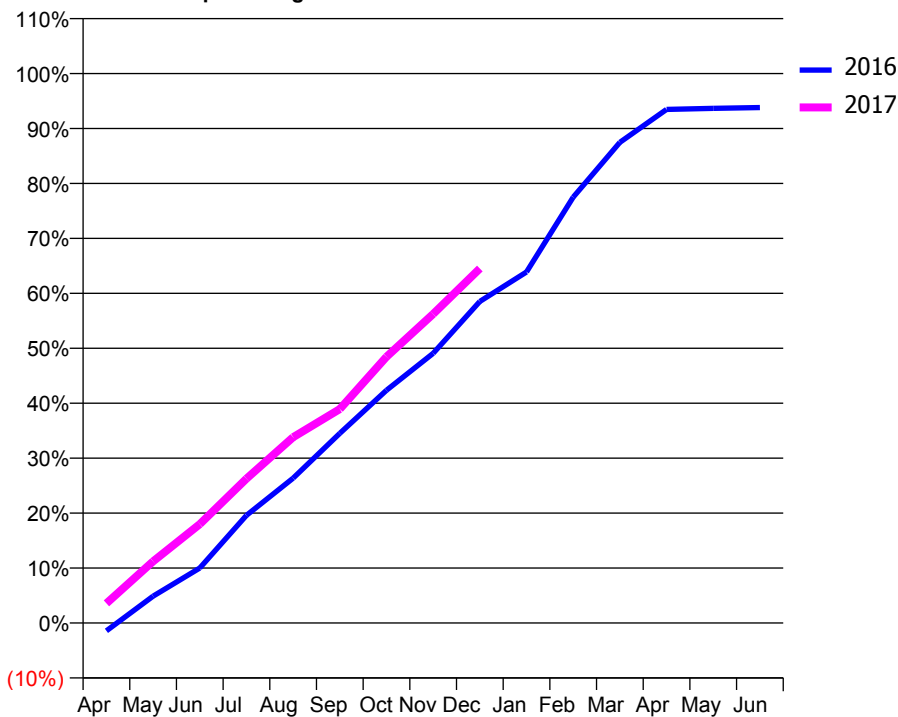
ACCESS*

Patients seen in 24 months	Total	Change since previous quarter
Quarter ending December 2015	7,001	
Quarter ending March 2016	7,018	→
Quarter ending June 2016	6,916	↓
Quarter ending September 2016	6,863	→
Quarter ending December 2016	6,838	→
Variance since December 2015	(2.3%)	↓



ACTIVITY

Cumulative percentage of contracted UDA delivered 2016 & 2017



Month	Adjusted Scheduled Activity (UDA)	
	2016	2017
April	-327	809
May	1,109	2,543
June	2,267	4,074
July	4,436	5,944
August	5,971	7,655
September	7,817	8,816
October	9,588	10,967
November	11,111	12,732
December	13,246	14,604
January	14,463	
February	17,544	
March	19,802	
April	21,161	
May	21,202	
June	21,234	

QUALITY

	Quantity	Base Number	Contract	AT	Region	England
% of FP17s for the same patient ID Re-attending within 3 months - Children	116	1,589	7.3%	11.0%	12.1%	12.4%
% of FP17s for the same patient ID Re-attending within 3 months - Adults	1,036	6,462	16.0%	15.2%	15.9%	16.6%
% of FP17s for the same patient ID Re-attending between 3 & 9 months - Children	1,153	1,589	72.6%	61.2%	58.6%	57.5%
% of FP17s for the same patient ID Re-attending between 3 & 9 months - Adults	3,688	6,462	57.1%	55.2%	51.5%	50.4%
% of FP17s for Band 1 Urgent Courses	273	7,532	3.6%	7.0%	8.0%	9.1%
% of FP17s Relating to Free Repair or Replacements	63	7,532	0.8%	0.9%	0.8%	0.8%
% of FP17s Relating to Continuations	179	7,532	2.4%	1.6%	1.2%	1.3%
% of Patients satisfied with the dentistry they have received	11	11	100.0%	92.0%	92.8%	92.7%
% of Patients satisfied with the time they had to wait for an appointment	11	11	100.0%	88.4%	89.2%	88.8%

* This is based on patients treated on this contract for their most recent course of treatment. Figures in italics indicate the base number of FP17s or Patient Questionnaire responses are less than 100. N/A is shown where the base number of responses is less than 10 during the period. % is calculated as Quantity/Base number*100

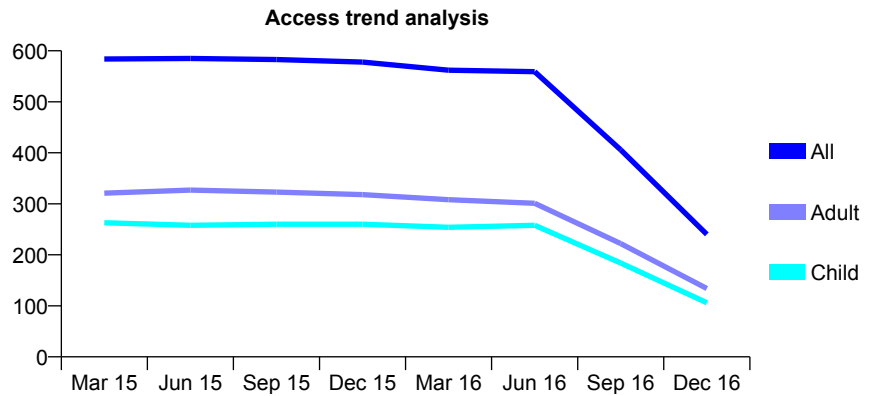
Q55 - Vital Signs At a Glance Contract Report for 256714/0001 - December 2016

Name or company name	MRS M JOHNSON
Contract type name	GDS Contract
Purpose of contract	General
Contract start date	01/04/2006
Contract end date	31/07/2016

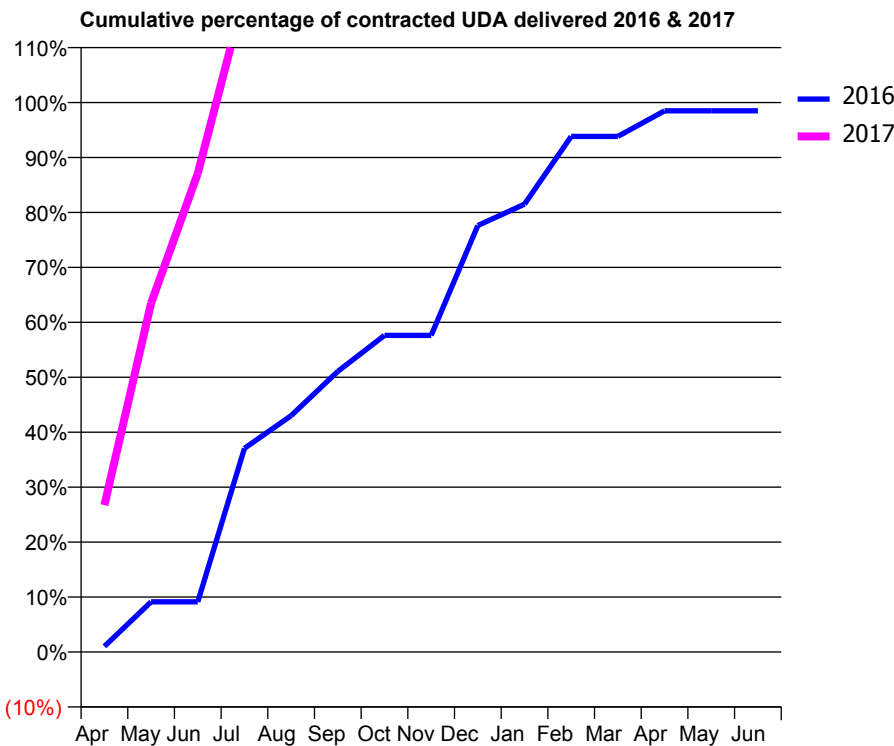
16/17 Contracted general activity (UDA)	451
Carry forward general activity (UDA)	0
16/17 Contracted orthodontic activity (UOA)	0
Carry forward orthodontic activity (UOA)	0
Baseline contract value	£10,816.54

ACCESS*

Patients seen in 24 months	Total	Change since previous quarter
Quarter ending December 2015	578	
Quarter ending March 2016	562	↓
Quarter ending June 2016	559	→
Quarter ending September 2016	406	↓
Quarter ending December 2016	240	↓
Variance since December 2015	(58.5%)	↓



ACTIVITY



Month	Adjusted Scheduled Activity (UDA)	
	2016	2017
April	14	121
May	124	286
June	124	393
July	502	540
August	582	594
September	691	594
October	780	594
November	780	594
December	1,051	594
January	1,103	
February	1,270	
March	1,270	
April	1,333	
May	1,333	
June	1,333	

QUALITY

	Quantity	Base Number	Contract	AT	Region	England
% of FP17s for the same patient ID Re-attending within 3 months - Children	6	172	3.5%	11.0%	12.1%	12.4%
% of FP17s for the same patient ID Re-attending within 3 months - Adults	37	198	18.7%	15.2%	15.9%	16.6%
% of FP17s for the same patient ID Re-attending between 3 & 9 months - Children	119	172	69.2%	61.2%	58.6%	57.5%
% of FP17s for the same patient ID Re-attending between 3 & 9 months - Adults	112	198	56.6%	55.2%	51.5%	50.4%
% of FP17s for Band 1 Urgent Courses	24	331	7.3%	7.0%	8.0%	9.1%
% of FP17s Relating to Free Repair or Replacements	1	331	0.3%	0.9%	0.8%	0.8%
% of FP17s Relating to Continuations	1	331	0.3%	1.6%	1.2%	1.3%
% of Patients satisfied with the dentistry they have received	0	0	N/A	92.0%	92.8%	92.7%
% of Patients satisfied with the time they had to wait for an appointment	0	0	N/A	88.4%	89.2%	88.8%

* This is based on patients treated on this contract for their most recent course of treatment. Figures in italics indicate the base number of FP17s or Patient Questionnaire responses are less than 100. N/A is shown where the base number of responses is less than 10 during the period. % is calculated as Quantity/Base number*100

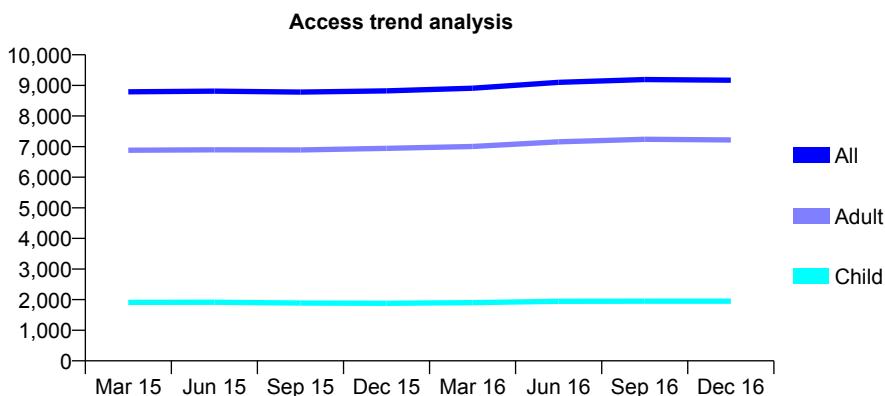
Q55 - Vital Signs At a Glance Contract Report for 269891/0001 - December 2016

Name or company name	MR C NEWTON
Contract type name	GDS Contract
Purpose of contract	General and Orthodontic
Contract start date	01/04/2008
Contract end date	

16/17 Contracted general activity (UDA)	25,789
Carry forward general activity (UDA)	895
16/17 Contracted orthodontic activity (UOA)	1,535
Carry forward orthodontic activity (UOA)	-13
Baseline contract value	£697,630.75

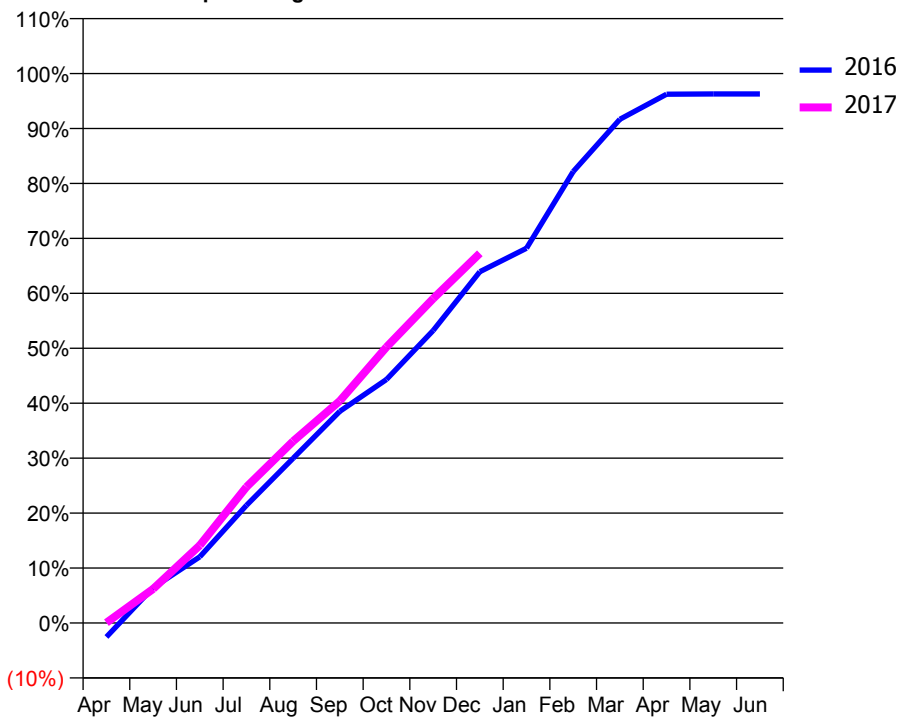
ACCESS*

Patients seen in 24 months	Total	Change since previous quarter
Quarter ending December 2015	8,821	
Quarter ending March 2016	8,910	→
Quarter ending June 2016	9,100	↑
Quarter ending September 2016	9,191	→
Quarter ending December 2016	9,170	→
Variance since December 2015	4.0%	↑



ACTIVITY

Cumulative percentage of contracted UDA delivered 2016 & 2017



Month	Adjusted Scheduled Activity (UDA)	
	2016	2017
April	-615	13
May	1,545	1,602
June	2,895	3,643
July	5,139	6,386
August	7,200	8,530
September	9,248	10,424
October	10,640	12,949
November	12,779	15,221
December	15,349	17,350
January	16,373	
February	19,727	
March	22,009	
April	23,107	
May	23,118	
June	23,114	

QUALITY

	Quantity	Base Number	Contract	AT	Region	England
% of FP17s for the same patient ID Re-attending within 3 months - Children	306	2,661	11.5%	11.0%	12.1%	12.4%
% of FP17s for the same patient ID Re-attending within 3 months - Adults	1,471	9,086	16.2%	15.2%	15.9%	16.6%
% of FP17s for the same patient ID Re-attending between 3 & 9 months - Children	1,840	2,661	69.1%	61.2%	58.6%	57.5%
% of FP17s for the same patient ID Re-attending between 3 & 9 months - Adults	5,464	9,086	60.1%	55.2%	51.5%	50.4%
% of FP17s for Band 1 Urgent Courses	732	10,722	6.8%	7.0%	8.0%	9.1%
% of FP17s Relating to Free Repair or Replacements	123	10,722	1.1%	0.9%	0.8%	0.8%
% of FP17s Relating to Continuations	127	10,722	1.2%	1.6%	1.2%	1.3%
% of Patients satisfied with the dentistry they have received	14	15	93.3%	92.0%	92.8%	92.7%
% of Patients satisfied with the time they had to wait for an appointment	14	15	93.3%	88.4%	89.2%	88.8%

* This is based on patients treated on this contract for their most recent course of treatment. Figures in italics indicate the base number of FP17s or Patient Questionnaire responses are less than 100. N/A is shown where the base number of responses is less than 10 during the period. % is calculated as Quantity/Base number*100

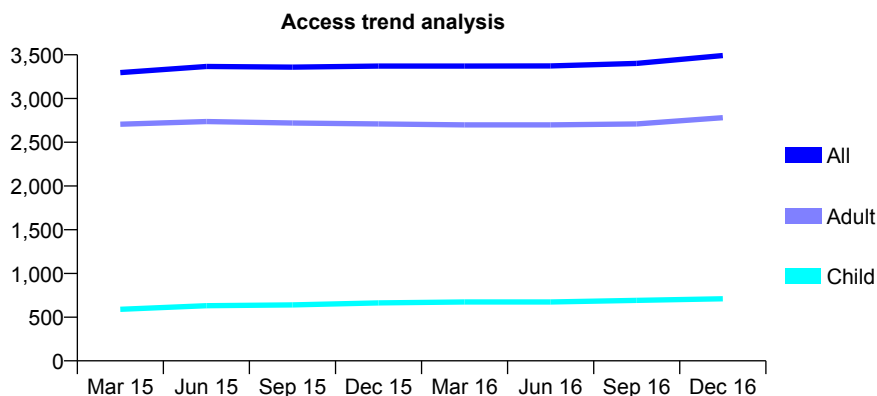
Q55 - Vital Signs At a Glance Contract Report for 279048/0001 - December 2016

Name or company name	MR R KHATIB
Contract type name	GDS Contract
Purpose of contract	General
Contract start date	01/08/2011
Contract end date	

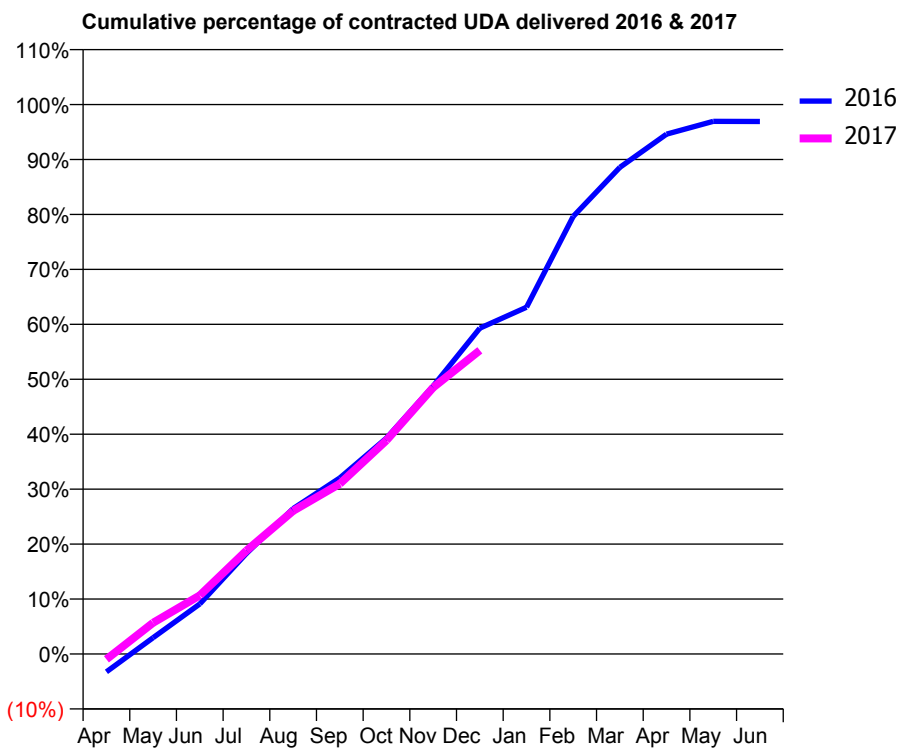
16/17 Contracted general activity (UDA)	10,983
Carry forward general activity (UDA)	297
16/17 Contracted orthodontic activity (UOA)	0
Carry forward orthodontic activity (UOA)	0
Baseline contract value	£245,104.84

ACCESS*

Patients seen in 24 months	Total	Change since previous quarter
Quarter ending December 2015	3,371	
Quarter ending March 2016	3,371	→
Quarter ending June 2016	3,373	→
Quarter ending September 2016	3,401	→
Quarter ending December 2016	3,491	↑
Variance since December 2015	3.6%	↑



ACTIVITY



Month	Adjusted Scheduled Activity (UDA)	
	2016	2017
April	-314	-109
May	285	624
June	875	1,172
July	1,758	2,067
August	2,541	2,860
September	3,077	3,402
October	3,775	4,271
November	4,685	5,327
December	5,696	6,071
January	6,064	
February	7,650	
March	8,508	
April	9,089	
May	9,313	
June	9,310	

QUALITY

	Quantity	Base Number	Contract	AT	Region	England
% of FP17s for the same patient ID Re-attending within 3 months - Children	68	941	7.2%	11.0%	12.1%	12.4%
% of FP17s for the same patient ID Re-attending within 3 months - Adults	528	3,534	14.9%	15.2%	15.9%	16.6%
% of FP17s for the same patient ID Re-attending between 3 & 9 months - Children	636	941	67.6%	61.2%	58.6%	57.5%
% of FP17s for the same patient ID Re-attending between 3 & 9 months - Adults	2,160	3,534	61.1%	55.2%	51.5%	50.4%
% of FP17s for Band 1 Urgent Courses	181	3,625	5.0%	7.0%	8.0%	9.1%
% of FP17s Relating to Free Repair or Replacements	92	3,625	2.5%	0.9%	0.8%	0.8%
% of FP17s Relating to Continuations	43	3,625	1.2%	1.6%	1.2%	1.3%
% of Patients satisfied with the dentistry they have received	9	9	N/A	92.0%	92.8%	92.7%
% of Patients satisfied with the time they had to wait for an appointment	9	9	N/A	88.4%	89.2%	88.8%

* This is based on patients treated on this contract for their most recent course of treatment. Figures in italics indicate the base number of FP17s or Patient Questionnaire responses are less than 100. N/A is shown where the base number of responses is less than 10 during the period. % is calculated as Quantity/Base number*100

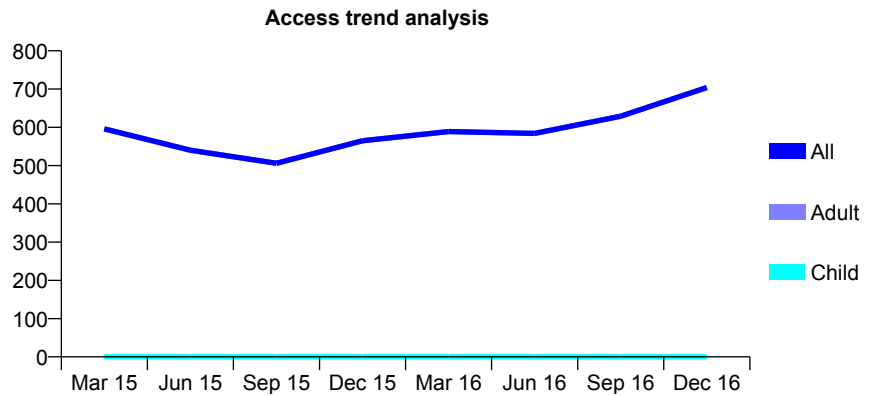
Q55 - Vital Signs At a Glance Contract Report for 279765/0001 - December 2016

Name or company name	MR MR NIEDZIELA
Contract type name	PDS Contract
Purpose of contract	General
Contract start date	01/01/2008
Contract end date	31/03/2017

16/17 Contracted general activity (UDA)	2,000
Carry forward general activity (UDA)	0
16/17 Contracted orthodontic activity (UOA)	0
Carry forward orthodontic activity (UOA)	0
Baseline contract value	£98,462.55

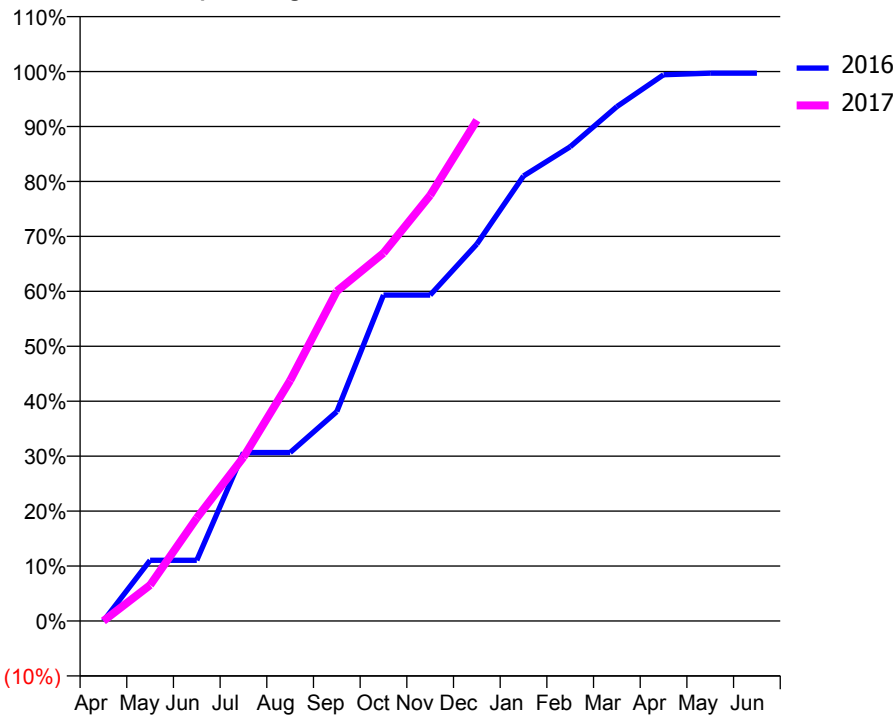
ACCESS*

Patients seen in 24 months	Total	Change since previous quarter
Quarter ending December 2015	565	
Quarter ending March 2016	589	↑
Quarter ending June 2016	584	→
Quarter ending September 2016	629	↑
Quarter ending December 2016	704	↑
Variance since December 2015	24.6%	↑



ACTIVITY

Cumulative percentage of contracted UDA delivered 2016 & 2017



Month	Adjusted Scheduled Activity (UDA)	
	2016	2017
April	0	0
May	221	131
June	221	375
July	613	596
August	613	875
September	762	1,200
October	1,187	1,339
November	1,187	1,550
December	1,372	1,823
January	1,620	
February	1,726	
March	1,872	
April	1,988	
May	1,994	
June	1,994	

QUALITY

	Quantity	Base Number	Contract	AT	Region	England
% of FP17s for the same patient ID Re-attending within 3 months - Children	0	0	N/A	11.0%	12.1%	12.4%
% of FP17s for the same patient ID Re-attending within 3 months - Adults	4	432	0.9%	15.2%	15.9%	16.6%
% of FP17s for the same patient ID Re-attending between 3 & 9 months - Children	0	0	N/A	61.2%	58.6%	57.5%
% of FP17s for the same patient ID Re-attending between 3 & 9 months - Adults	27	432	6.3%	55.2%	51.5%	50.4%
% of FP17s for Band 1 Urgent Courses	3	413	0.7%	7.0%	8.0%	9.1%
% of FP17s Relating to Free Repair or Replacements	1	413	0.2%	0.9%	0.8%	0.8%
% of FP17s Relating to Continuations	0	413	0.0%	1.6%	1.2%	1.3%
% of Patients satisfied with the dentistry they have received	1	1	N/A	92.0%	92.8%	92.7%
% of Patients satisfied with the time they had to wait for an appointment	1	1	N/A	88.4%	89.2%	88.8%

* This is based on patients treated on this contract for their most recent course of treatment. Figures in italics indicate the base number of FP17s or Patient Questionnaire responses are less than 100. N/A is shown where the base number of responses is less than 10 during the period. % is calculated as Quantity/Base number*100

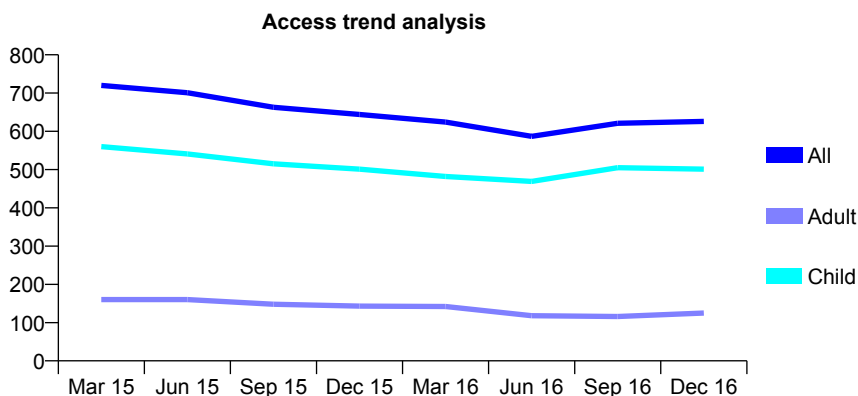
Q55 - Vital Signs At a Glance Contract Report for 319171/0001 - December 2016

Name or company name	MR PJ DOUGLAS
Contract type name	GDS Contract
Purpose of contract	General and Orthodontic
Contract start date	01/04/2006
Contract end date	

16/17 Contracted general activity (UDA)	644
Carry forward general activity (UDA)	0
16/17 Contracted orthodontic activity (UOA)	9,040
Carry forward orthodontic activity (UOA)	8
Baseline contract value	£574,979.14

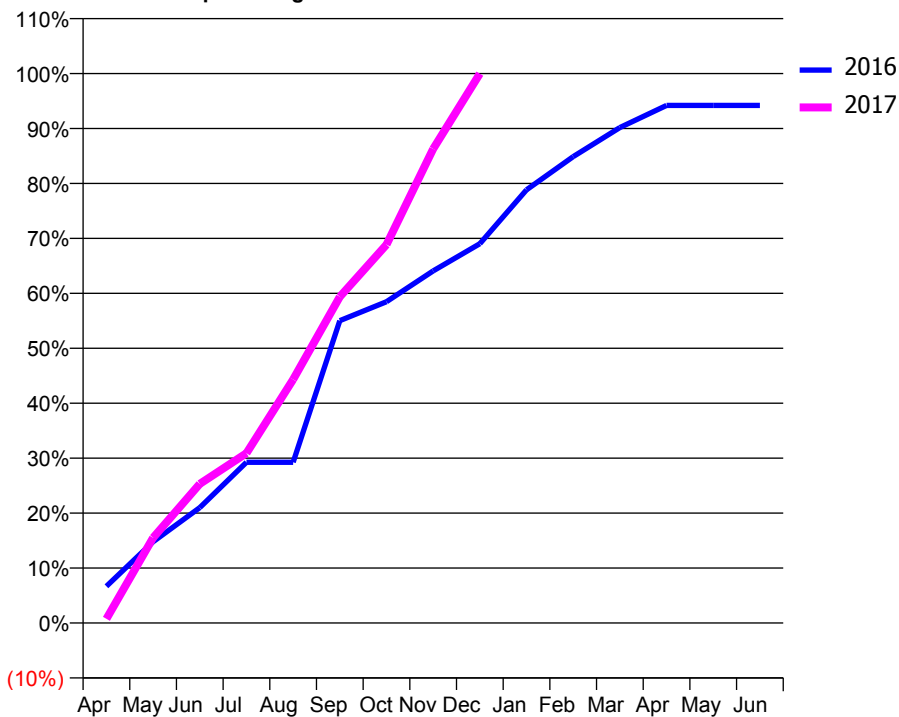
ACCESS*

Patients seen in 24 months	Total	Change since previous quarter
Quarter ending December 2015	644	
Quarter ending March 2016	624	↓
Quarter ending June 2016	587	↓
Quarter ending September 2016	621	↑
Quarter ending December 2016	626	→
Variance since December 2015	(2.8%)	↓



ACTIVITY

Cumulative percentage of contracted UDA delivered 2016 & 2017



Month	Adjusted Scheduled Activity (UDA)	
	2016	2017
April	43	5
May	95	100
June	135	163
July	188	199
August	188	285
September	354	382
October	377	443
November	413	556
December	445	644
January	508	
February	547	
March	581	
April	607	
May	607	
June	607	

QUALITY

	Quantity	Base Number	Contract	AT	Region	England
% of FP17s for the same patient ID Re-attending within 3 months - Children	47	1,245	3.8%	11.0%	12.1%	12.4%
% of FP17s for the same patient ID Re-attending within 3 months - Adults	13	79	16.5%	15.2%	15.9%	16.6%
% of FP17s for the same patient ID Re-attending between 3 & 9 months - Children	186	1,245	14.9%	61.2%	58.6%	57.5%
% of FP17s for the same patient ID Re-attending between 3 & 9 months - Adults	31	79	39.2%	55.2%	51.5%	50.4%
% of FP17s for Band 1 Urgent Courses	4	303	1.3%	7.0%	8.0%	9.1%
% of FP17s Relating to Free Repair or Replacements	0	303	0.0%	0.9%	0.8%	0.8%
% of FP17s Relating to Continuations	1	303	0.3%	1.6%	1.2%	1.3%
% of Patients satisfied with the dentistry they have received	0	0	N/A	92.0%	92.8%	92.7%
% of Patients satisfied with the time they had to wait for an appointment	0	0	N/A	88.4%	89.2%	88.8%

* This is based on patients treated on this contract for their most recent course of treatment. Figures in italics indicate the base number of FP17s or Patient Questionnaire responses are less than 100. N/A is shown where the base number of responses is less than 10 during the period. % is calculated as Quantity/Base number*100

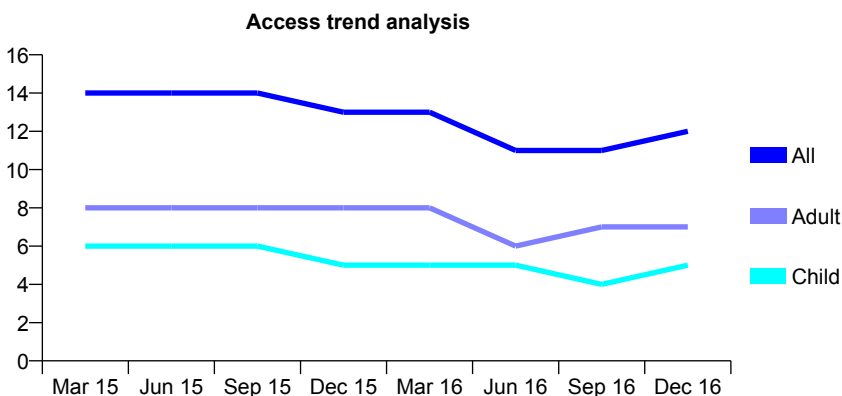
Q55 - Vital Signs At a Glance Contract Report for 322156/0001 - December 2016

Name or company name	MRS KD RUDIN
Contract type name	GDS Contract
Purpose of contract	General
Contract start date	01/04/2006
Contract end date	

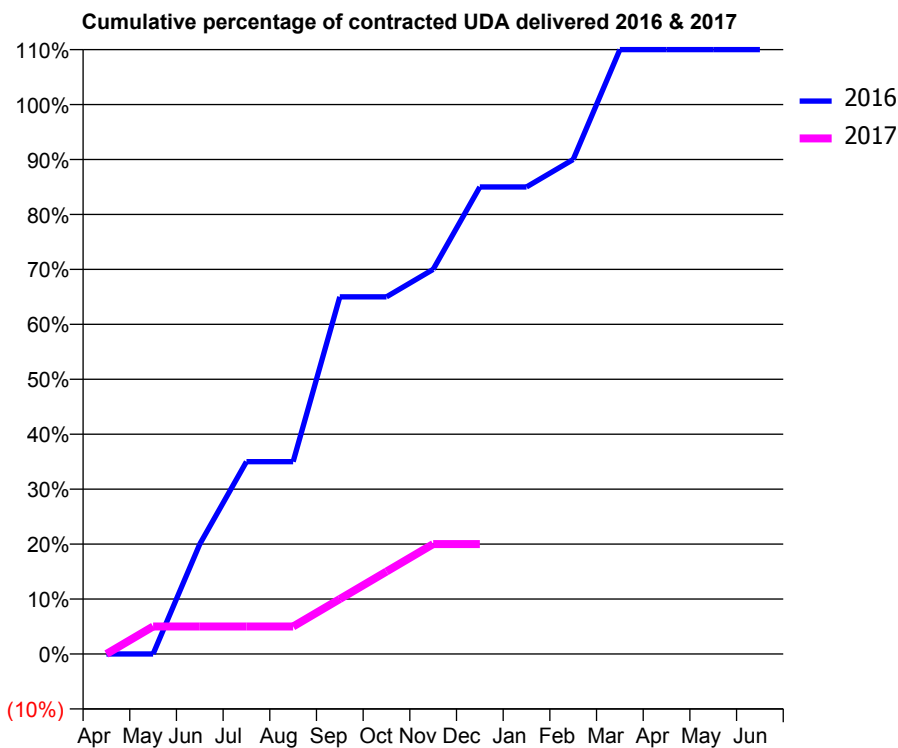
16/17 Contracted general activity (UDA)	20
Carry forward general activity (UDA)	0
16/17 Contracted orthodontic activity (UOA)	0
Carry forward orthodontic activity (UOA)	0
Baseline contract value	£438.80

ACCESS*

Patients seen in 24 months	Total	Change since previous quarter
Quarter ending December 2015	13	
Quarter ending March 2016	13	→
Quarter ending June 2016	11	↓
Quarter ending September 2016	11	→
Quarter ending December 2016	12	↑
Variance since December 2015	(7.7%)	↓



ACTIVITY



Month	Adjusted Scheduled Activity (UDA)	
	2016	2017
April	0	0
May	0	1
June	4	1
July	7	1
August	7	1
September	13	2
October	13	3
November	14	4
December	17	4
January	17	
February	18	
March	22	
April	22	
May	22	
June	22	

QUALITY

	Quantity	Base Number	Contract	AT	Region	England
% of FP17s for the same patient ID Re-attending within 3 months - Children	0	3	0.0%	11.0%	12.1%	12.4%
% of FP17s for the same patient ID Re-attending within 3 months - Adults	0	1	0.0%	15.2%	15.9%	16.6%
% of FP17s for the same patient ID Re-attending between 3 & 9 months - Children	2	3	66.7%	61.2%	58.6%	57.5%
% of FP17s for the same patient ID Re-attending between 3 & 9 months - Adults	1	1	100.0%	55.2%	51.5%	50.4%
% of FP17s for Band 1 Urgent Courses	0	4	0.0%	7.0%	8.0%	9.1%
% of FP17s Relating to Free Repair or Replacements	0	4	0.0%	0.9%	0.8%	0.8%
% of FP17s Relating to Continuations	0	4	0.0%	1.6%	1.2%	1.3%
% of Patients satisfied with the dentistry they have received	0	0	N/A	92.0%	92.8%	92.7%
% of Patients satisfied with the time they had to wait for an appointment	0	0	N/A	88.4%	89.2%	88.8%

* This is based on patients treated on this contract for their most recent course of treatment. Figures in italics indicate the base number of FP17s or Patient Questionnaire responses are less than 100. N/A is shown where the base number of responses is less than 10 during the period. % is calculated as Quantity/Base number*100

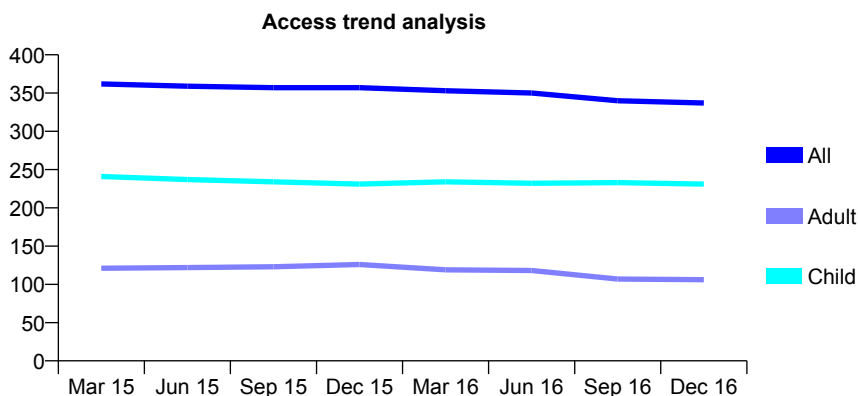
Q55 - Vital Signs At a Glance Contract Report for 323705/0001 - December 2016

Name or company name	MR MA ROBERTS
Contract type name	GDS Contract
Purpose of contract	General
Contract start date	01/04/2006
Contract end date	

16/17 Contracted general activity (UDA)	1,150
Carry forward general activity (UDA)	0
16/17 Contracted orthodontic activity (UOA)	0
Carry forward orthodontic activity (UOA)	0
Baseline contract value	£28,694.57

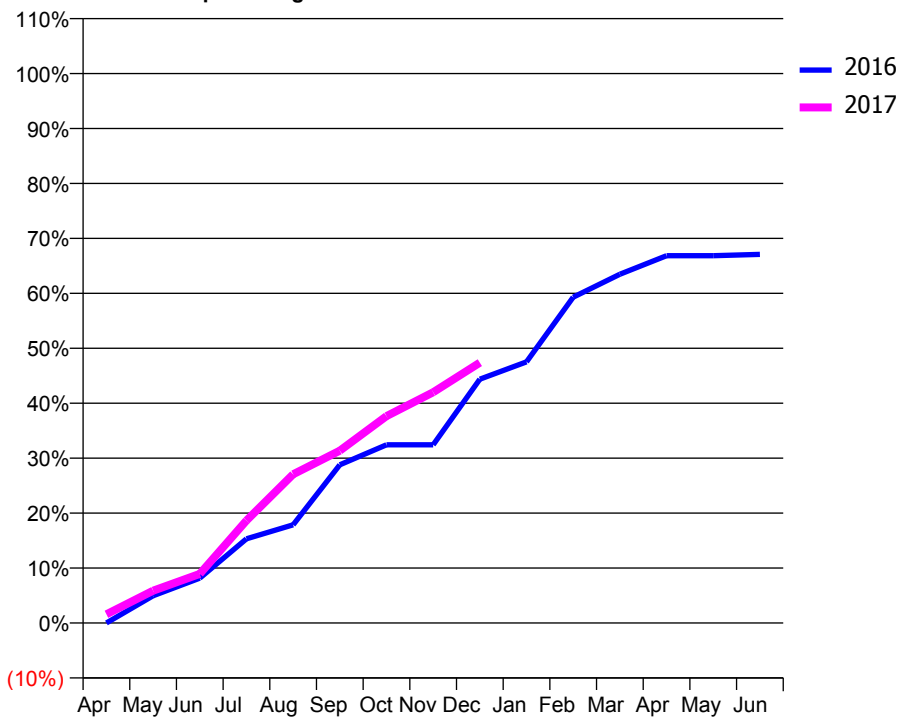
ACCESS*

Patients seen in 24 months	Total	Change since previous quarter
Quarter ending December 2015	357	
Quarter ending March 2016	353	↓
Quarter ending June 2016	350	→
Quarter ending September 2016	340	↓
Quarter ending December 2016	337	→
Variance since December 2015	(5.6%)	↓



ACTIVITY

Cumulative percentage of contracted UDA delivered 2016 & 2017



Month	Adjusted Scheduled Activity (UDA)	
	2016	2017
April	0	18
May	57	68
June	94	103
July	176	214
August	205	311
September	331	361
October	373	433
November	373	483
December	510	545
January	547	
February	682	
March	730	
April	769	
May	769	
June	772	

QUALITY

	Quantity	Base Number	Contract	AT	Region	England
% of FP17s for the same patient ID Re-attending within 3 months - Children	23	300	7.7%	11.0%	12.1%	12.4%
% of FP17s for the same patient ID Re-attending within 3 months - Adults	6	85	7.1%	15.2%	15.9%	16.6%
% of FP17s for the same patient ID Re-attending between 3 & 9 months - Children	208	300	69.3%	61.2%	58.6%	57.5%
% of FP17s for the same patient ID Re-attending between 3 & 9 months - Adults	59	85	69.4%	55.2%	51.5%	50.4%
% of FP17s for Band 1 Urgent Courses	10	361	2.8%	7.0%	8.0%	9.1%
% of FP17s Relating to Free Repair or Replacements	0	361	0.0%	0.9%	0.8%	0.8%
% of FP17s Relating to Continuations	5	361	1.4%	1.6%	1.2%	1.3%
% of Patients satisfied with the dentistry they have received	1	1	N/A	92.0%	92.8%	92.7%
% of Patients satisfied with the time they had to wait for an appointment	1	1	N/A	88.4%	89.2%	88.8%

* This is based on patients treated on this contract for their most recent course of treatment. Figures in italics indicate the base number of FP17s or Patient Questionnaire responses are less than 100. N/A is shown where the base number of responses is less than 10 during the period. % is calculated as Quantity/Base number*100

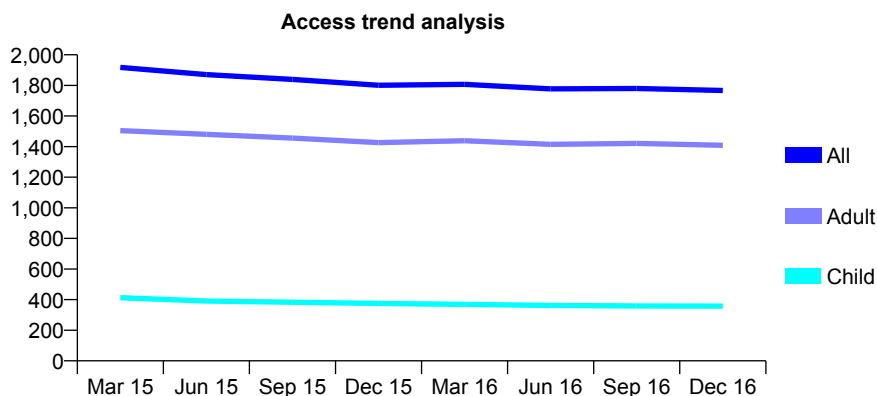
Q55 - Vital Signs At a Glance Contract Report for 326186/0001 - December 2016

Name or company name	MISS SJ THOMPSON
Contract type name	Pilot Contract
Purpose of contract	General
Contract start date	01/04/2006
Contract end date	

16/17 Contracted general activity (UDA)	7,906
Carry forward general activity (UDA)	0
16/17 Contracted orthodontic activity (UOA)	0
Carry forward orthodontic activity (UOA)	0
Baseline contract value	£194,595.56

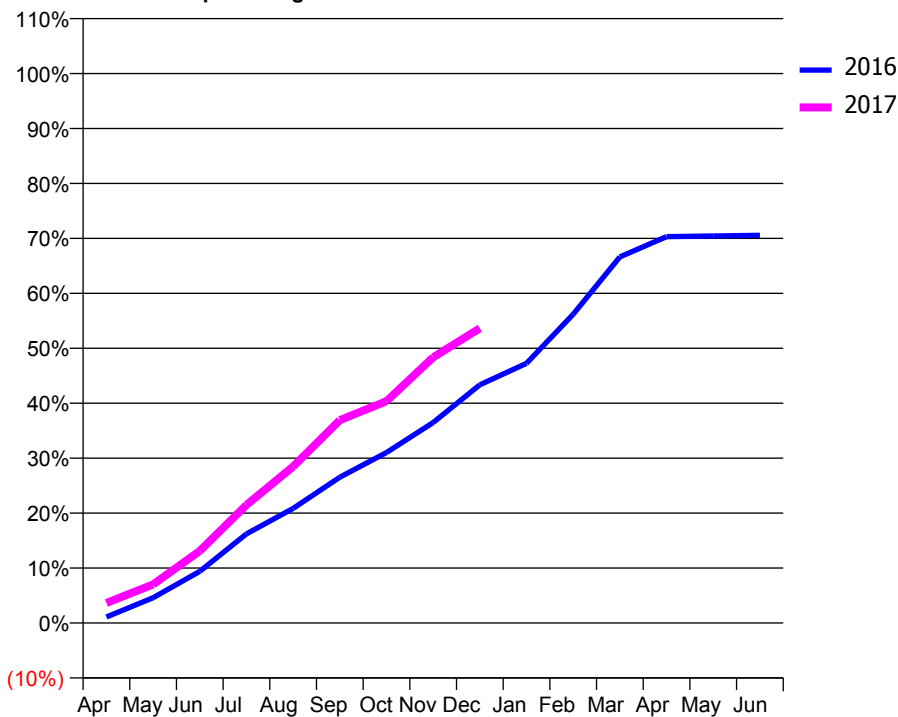
ACCESS*

Patients seen in 24 months	Total	Change since previous quarter
Quarter ending December 2015	1,801	
Quarter ending March 2016	1,807	→
Quarter ending June 2016	1,777	↓
Quarter ending September 2016	1,780	→
Quarter ending December 2016	1,767	→
Variance since December 2015	(1.9%)	↓



ACTIVITY

Cumulative percentage of contracted UDA delivered 2016 & 2017



Month	Adjusted Scheduled Activity (UDA)	
	2016	2017
April	88	288
May	364	555
June	744	1,037
July	1,283	1,699
August	1,649	2,252
September	2,098	2,920
October	2,454	3,191
November	2,884	3,823
December	3,427	4,241
January	3,736	
February	4,442	
March	5,267	
April	5,558	
May	5,568	
June	5,578	

QUALITY

	Quantity	Base Number	Contract	AT	Region	England
% of FP17s for the same patient ID Re-attending within 3 months - Children	17	447	3.8%	11.0%	12.1%	12.4%
% of FP17s for the same patient ID Re-attending within 3 months - Adults	308	1,598	19.3%	15.2%	15.9%	16.6%
% of FP17s for the same patient ID Re-attending between 3 & 9 months - Children	313	447	70.0%	61.2%	58.6%	57.5%
% of FP17s for the same patient ID Re-attending between 3 & 9 months - Adults	832	1,598	52.1%	55.2%	51.5%	50.4%
% of FP17s for Band 1 Urgent Courses	129	1,891	6.8%	7.0%	8.0%	9.1%
% of FP17s Relating to Free Repair or Replacements	28	1,891	1.5%	0.9%	0.8%	0.8%
% of FP17s Relating to Continuations	72	1,891	3.8%	1.6%	1.2%	1.3%
% of Patients satisfied with the dentistry they have received	5	5	N/A	92.0%	92.8%	92.7%
% of Patients satisfied with the time they had to wait for an appointment	5	5	N/A	88.4%	89.2%	88.8%

* This is based on patients treated on this contract for their most recent course of treatment. Figures in italics indicate the base number of FP17s or Patient Questionnaire responses are less than 100. N/A is shown where the base number of responses is less than 10 during the period. % is calculated as Quantity/Base number*100

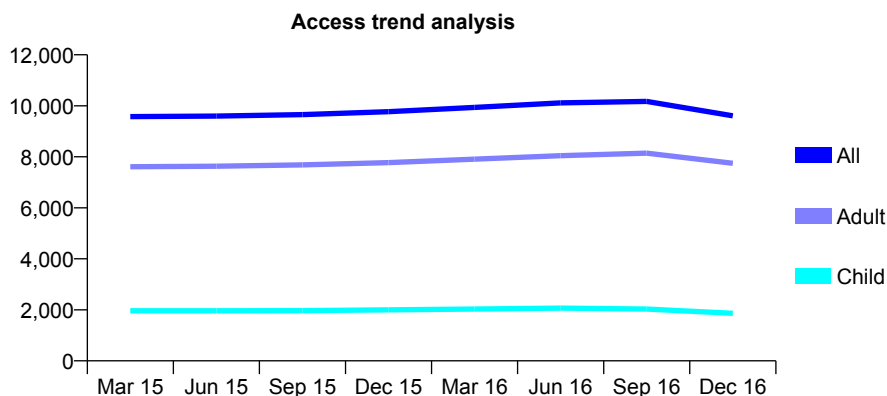
Q55 - Vital Signs At a Glance Contract Report for 330337/0001 - December 2016

Name or company name	Hearnor Dental Practice
Contract type name	GDS Contract
Purpose of contract	General
Contract start date	01/04/2006
Contract end date	30/11/2016

16/17 Contracted general activity (UDA)	17,182
Carry forward general activity (UDA)	-515
16/17 Contracted orthodontic activity (UOA)	0
Carry forward orthodontic activity (UOA)	0
Baseline contract value	£510,101.15

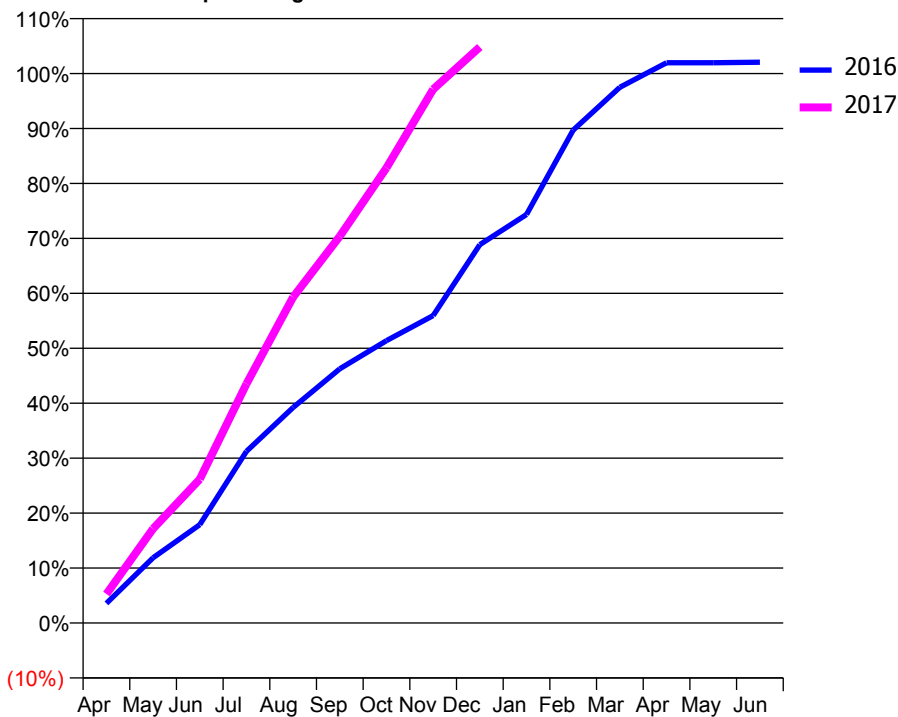
ACCESS*

Patients seen in 24 months	Total	Change since previous quarter
Quarter ending December 2015	9,772	
Quarter ending March 2016	9,939	→
Quarter ending June 2016	10,113	→
Quarter ending September 2016	10,174	→
Quarter ending December 2016	9,608	↓
Variance since December 2015	(1.7%)	↓



ACTIVITY

Cumulative percentage of contracted UDA delivered 2016 & 2017



Month	Adjusted Scheduled Activity (UDA)	
	2016	2017
April	920	908
May	3,064	2,950
June	4,611	4,496
July	8,055	7,479
August	10,111	10,192
September	11,927	12,095
October	13,244	14,232
November	14,422	16,688
December	17,750	18,008
January	19,162	
February	23,121	
March	25,125	
April	26,276	
May	26,281	
June	26,300	

QUALITY

	Quantity	Base Number	Contract	AT	Region	England
% of FP17s for the same patient ID Re-attending within 3 months - Children	120	2,263	5.3%	11.0%	12.1%	12.4%
% of FP17s for the same patient ID Re-attending within 3 months - Adults	965	8,630	11.2%	15.2%	15.9%	16.6%
% of FP17s for the same patient ID Re-attending between 3 & 9 months - Children	1,361	2,263	60.1%	61.2%	58.6%	57.5%
% of FP17s for the same patient ID Re-attending between 3 & 9 months - Adults	4,885	8,630	56.6%	55.2%	51.5%	50.4%
% of FP17s for Band 1 Urgent Courses	492	10,248	4.8%	7.0%	8.0%	9.1%
% of FP17s Relating to Free Repair or Replacements	70	10,248	0.7%	0.9%	0.8%	0.8%
% of FP17s Relating to Continuations	95	10,248	0.9%	1.6%	1.2%	1.3%
% of Patients satisfied with the dentistry they have received	14	15	93.3%	92.0%	92.8%	92.7%
% of Patients satisfied with the time they had to wait for an appointment	11	15	73.3%	88.4%	89.2%	88.8%

* This is based on patients treated on this contract for their most recent course of treatment. Figures in italics indicate the base number of FP17s or Patient Questionnaire responses are less than 100. N/A is shown where the base number of responses is less than 10 during the period. % is calculated as Quantity/Base number*100

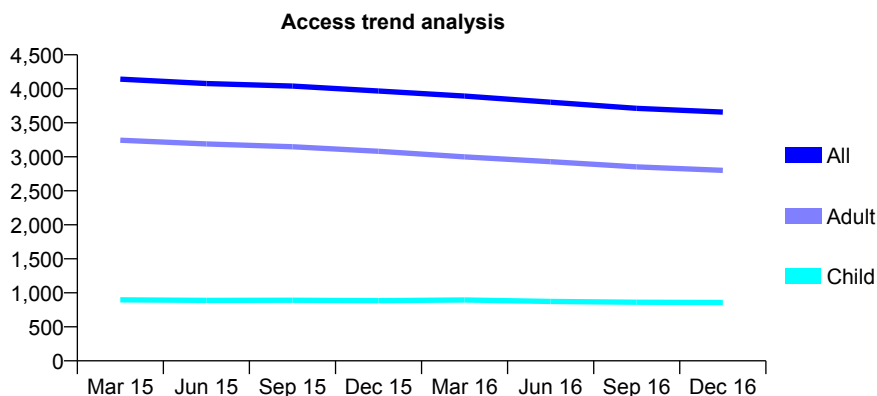
Q55 - Vital Signs At a Glance Contract Report for 330337/0002 - December 2016

Name or company name	MR AB WATTS
Contract type name	GDS Contract
Purpose of contract	General
Contract start date	01/04/2006
Contract end date	

16/17 Contracted general activity (UDA)	9,167
Carry forward general activity (UDA)	-166
16/17 Contracted orthodontic activity (UOA)	0
Carry forward orthodontic activity (UOA)	0
Baseline contract value	£301,432.83

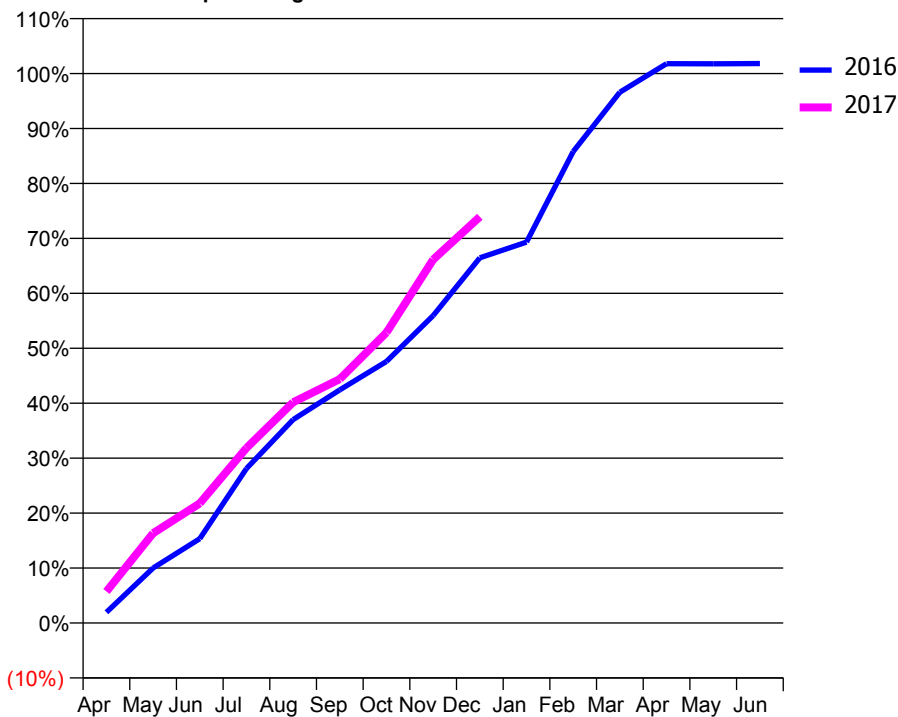
ACCESS*

Patients seen in 24 months	Total	Change since previous quarter
Quarter ending December 2015	3,968	
Quarter ending March 2016	3,894	↓
Quarter ending June 2016	3,802	↓
Quarter ending September 2016	3,713	↓
Quarter ending December 2016	3,658	↓
Variance since December 2015	(7.8%)	↓



ACTIVITY

Cumulative percentage of contracted UDA delivered 2016 & 2017



Month	Adjusted Scheduled Activity (UDA)	
	2016	2017
April	179	526
May	917	1,498
June	1,406	1,996
July	2,578	2,921
August	3,394	3,684
September	3,890	4,069
October	4,363	4,847
November	5,129	6,062
December	6,091	6,776
January	6,354	
February	7,866	
March	8,855	
April	9,331	
May	9,328	
June	9,333	

QUALITY

	Quantity	Base Number	Contract	AT	Region	England
% of FP17s for the same patient ID Re-attending within 3 months - Children	46	1,062	4.3%	11.0%	12.1%	12.4%
% of FP17s for the same patient ID Re-attending within 3 months - Adults	323	3,286	9.8%	15.2%	15.9%	16.6%
% of FP17s for the same patient ID Re-attending between 3 & 9 months - Children	777	1,062	73.2%	61.2%	58.6%	57.5%
% of FP17s for the same patient ID Re-attending between 3 & 9 months - Adults	2,451	3,286	74.6%	55.2%	51.5%	50.4%
% of FP17s for Band 1 Urgent Courses	67	4,039	1.7%	7.0%	8.0%	9.1%
% of FP17s Relating to Free Repair or Replacements	8	4,039	0.2%	0.9%	0.8%	0.8%
% of FP17s Relating to Continuations	19	4,039	0.5%	1.6%	1.2%	1.3%
% of Patients satisfied with the dentistry they have received	2	2	N/A	92.0%	92.8%	92.7%
% of Patients satisfied with the time they had to wait for an appointment	2	2	N/A	88.4%	89.2%	88.8%

* This is based on patients treated on this contract for their most recent course of treatment. Figures in italics indicate the base number of FP17s or Patient Questionnaire responses are less than 100. N/A is shown where the base number of responses is less than 10 during the period. % is calculated as Quantity/Base number*100

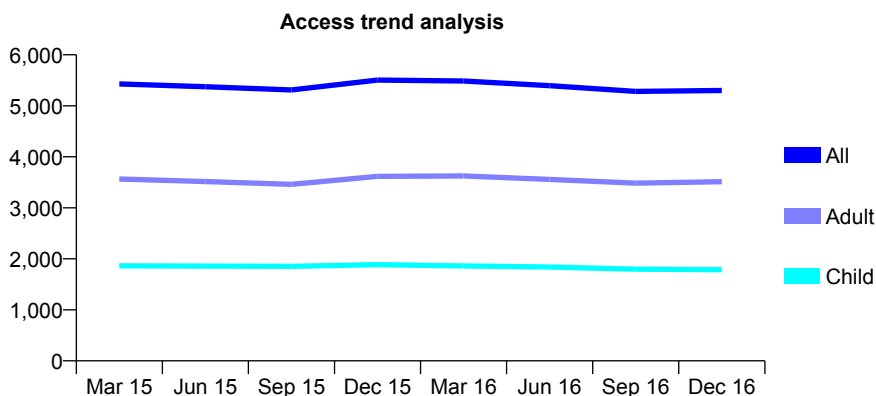
Q55 - Vital Signs At a Glance Contract Report for 331147/0001 - December 2016

Name or company name	MR J TRUSZ
Contract type name	GDS Contract
Purpose of contract	General
Contract start date	01/04/2006
Contract end date	

16/17 Contracted general activity (UDA)	14,769
Carry forward general activity (UDA)	-291
16/17 Contracted orthodontic activity (UOA)	0
Carry forward orthodontic activity (UOA)	0
Baseline contract value	£337,637.85

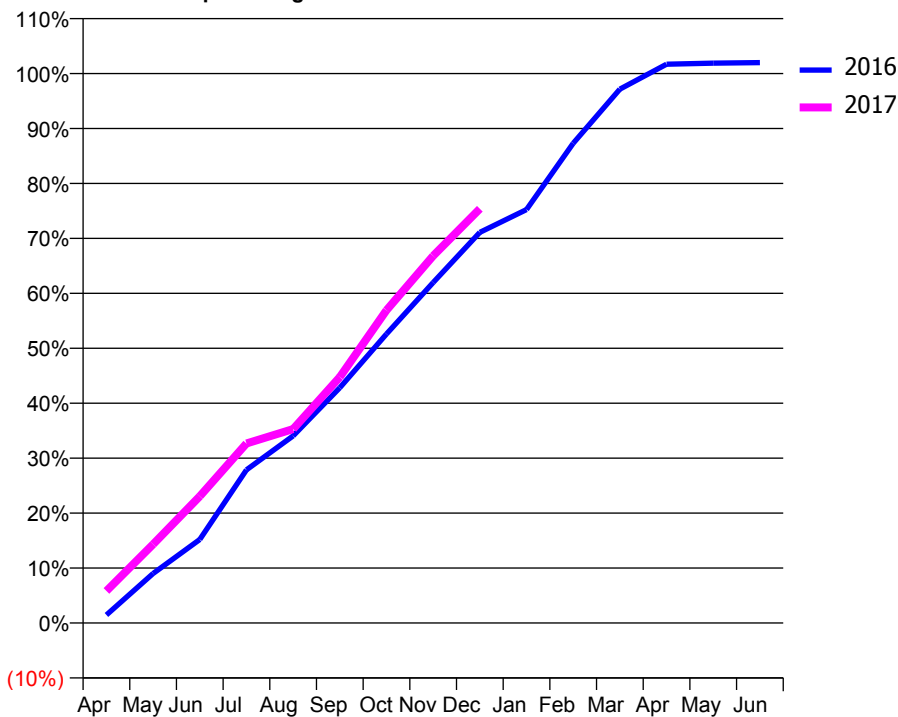
ACCESS*

Patients seen in 24 months	Total	Change since previous quarter
Quarter ending December 2015	5,505	
Quarter ending March 2016	5,485	→
Quarter ending June 2016	5,396	↓
Quarter ending September 2016	5,282	↓
Quarter ending December 2016	5,300	→
Variance since December 2015	(3.7%)	↓



ACTIVITY

Cumulative percentage of contracted UDA delivered 2016 & 2017



Month	Adjusted Scheduled Activity (UDA)	
	2016	2017
April	216	862
May	1,331	2,116
June	2,244	3,406
July	4,117	4,827
August	5,032	5,214
September	6,322	6,610
October	7,768	8,405
November	9,153	9,870
December	10,500	11,133
January	11,110	
February	12,892	
March	14,347	
April	15,020	
May	15,048	
June	15,060	

QUALITY

	Quantity	Base Number	Contract	AT	Region	England
% of FP17s for the same patient ID Re-attending within 3 months - Children	294	2,401	12.2%	11.0%	12.1%	12.4%
% of FP17s for the same patient ID Re-attending within 3 months - Adults	625	3,922	15.9%	15.2%	15.9%	16.6%
% of FP17s for the same patient ID Re-attending between 3 & 9 months - Children	1,468	2,401	61.1%	61.2%	58.6%	57.5%
% of FP17s for the same patient ID Re-attending between 3 & 9 months - Adults	2,192	3,922	55.9%	55.2%	51.5%	50.4%
% of FP17s for Band 1 Urgent Courses	192	5,989	3.2%	7.0%	8.0%	9.1%
% of FP17s Relating to Free Repair or Replacements	80	5,989	1.3%	0.9%	0.8%	0.8%
% of FP17s Relating to Continuations	59	5,989	1.0%	1.6%	1.2%	1.3%
% of Patients satisfied with the dentistry they have received	13	13	100.0%	92.0%	92.8%	92.7%
% of Patients satisfied with the time they had to wait for an appointment	12	13	92.3%	88.4%	89.2%	88.8%

* This is based on patients treated on this contract for their most recent course of treatment. Figures in italics indicate the base number of FP17s or Patient Questionnaire responses are less than 100. N/A is shown where the base number of responses is less than 10 during the period. % is calculated as Quantity/Base number*100

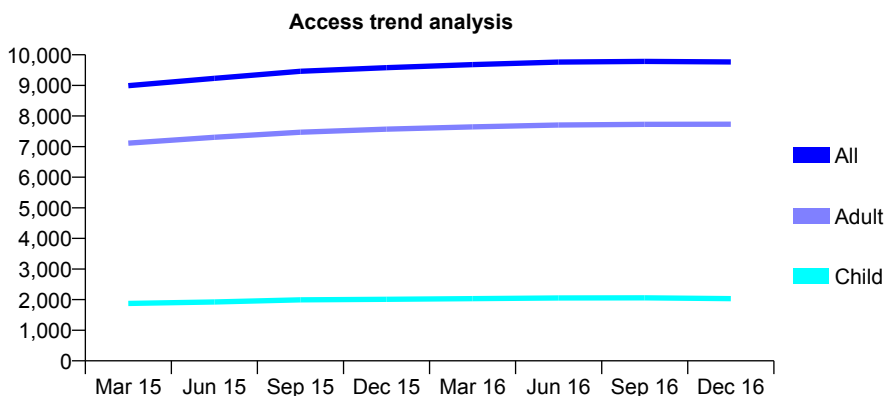
Q55 - Vital Signs At a Glance Contract Report for 331864/0001 - December 2016

Name or company name	MISS L KO
Contract type name	GDS Contract
Purpose of contract	General and Orthodontic
Contract start date	01/04/2006
Contract end date	

16/17 Contracted general activity (UDA)	28,035
Carry forward general activity (UDA)	-525
16/17 Contracted orthodontic activity (UOA)	1,062
Carry forward orthodontic activity (UOA)	-13
Baseline contract value	£714,897.20

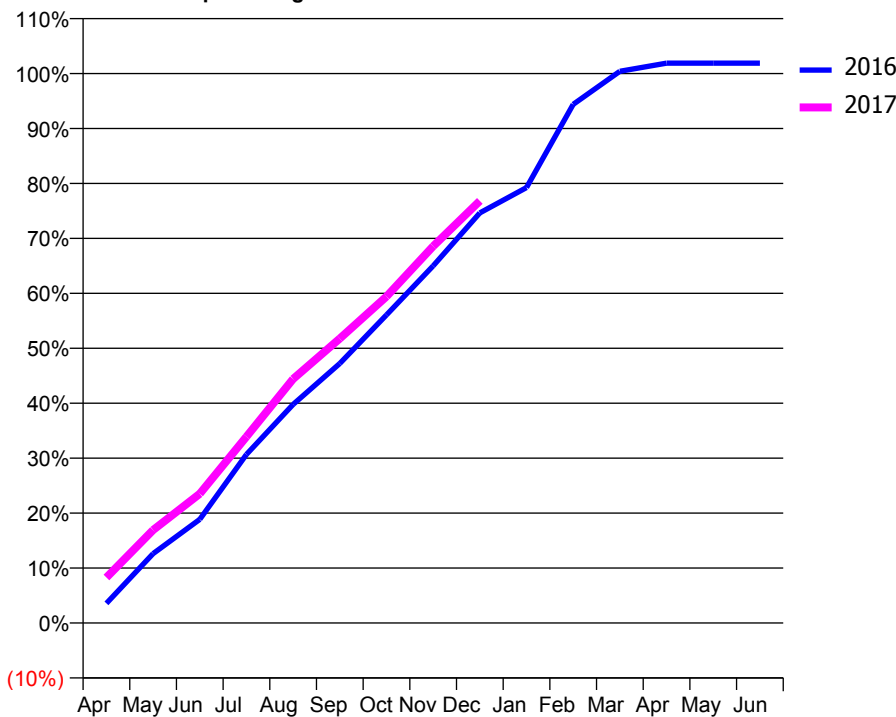
ACCESS*

Patients seen in 24 months	Total	Change since previous quarter
Quarter ending December 2015	9,581	
Quarter ending March 2016	9,678	→
Quarter ending June 2016	9,762	→
Quarter ending September 2016	9,784	→
Quarter ending December 2016	9,767	→
Variance since December 2015	1.9%	→



ACTIVITY

Cumulative percentage of contracted UDA delivered 2016 & 2017



Month	Adjusted Scheduled Activity (UDA)	
	2016	2017
April	1,001	2,325
May	3,544	4,744
June	5,287	6,593
July	8,601	9,507
August	11,153	12,455
September	13,241	14,515
October	15,718	16,656
November	18,224	19,220
December	20,926	21,535
January	22,217	
February	26,460	
March	28,146	
April	28,560	
May	28,561	
June	28,560	

QUALITY

	Quantity	Base Number	Contract	AT	Region	England
% of FP17s for the same patient ID Re-attending within 3 months - Children	215	2,668	8.1%	11.0%	12.1%	12.4%
% of FP17s for the same patient ID Re-attending within 3 months - Adults	1,222	9,398	13.0%	15.2%	15.9%	16.6%
% of FP17s for the same patient ID Re-attending between 3 & 9 months - Children	1,819	2,668	68.2%	61.2%	58.6%	57.5%
% of FP17s for the same patient ID Re-attending between 3 & 9 months - Adults	5,725	9,398	60.9%	55.2%	51.5%	50.4%
% of FP17s for Band 1 Urgent Courses	811	11,680	6.9%	7.0%	8.0%	9.1%
% of FP17s Relating to Free Repair or Replacements	134	11,680	1.1%	0.9%	0.8%	0.8%
% of FP17s Relating to Continuations	70	11,680	0.6%	1.6%	1.2%	1.3%
% of Patients satisfied with the dentistry they have received	28	29	96.6%	92.0%	92.8%	92.7%
% of Patients satisfied with the time they had to wait for an appointment	28	29	96.6%	88.4%	89.2%	88.8%

* This is based on patients treated on this contract for their most recent course of treatment. Figures in italics indicate the base number of FP17s or Patient Questionnaire responses are less than 100. N/A is shown where the base number of responses is less than 10 during the period. % is calculated as Quantity/Base number*100

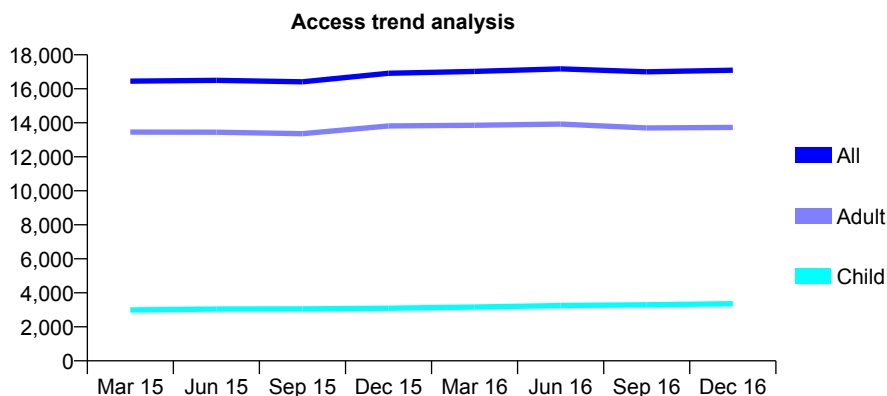
Q55 - Vital Signs At a Glance Contract Report for 338109/0001 - December 2016

Name or company name	MR PF CARROLL
Contract type name	GDS Contract
Purpose of contract	General
Contract start date	01/04/2006
Contract end date	

16/17 Contracted general activity (UDA)	33,023
Carry forward general activity (UDA)	-126
16/17 Contracted orthodontic activity (UOA)	0
Carry forward orthodontic activity (UOA)	0
Baseline contract value	£800,027.61

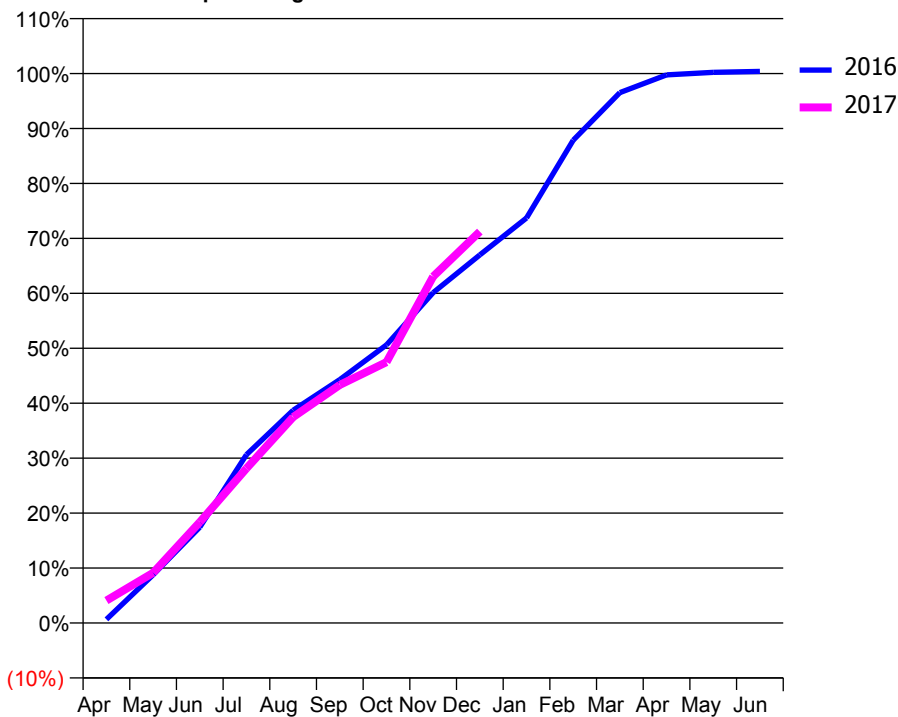
ACCESS*

Patients seen in 24 months	Total	Change since previous quarter
Quarter ending December 2015	16,914	
Quarter ending March 2016	17,022	→
Quarter ending June 2016	17,170	→
Quarter ending September 2016	17,000	→
Quarter ending December 2016	17,093	→
Variance since December 2015	1.1%	→



ACTIVITY

Cumulative percentage of contracted UDA delivered 2016 & 2017



Month	Adjusted Scheduled Activity (UDA)	
	2016	2017
April	223	1,353
May	2,894	3,018
June	5,757	6,064
July	10,116	9,291
August	12,789	12,375
September	14,630	14,308
October	16,712	15,678
November	19,856	20,820
December	22,120	23,528
January	24,341	
February	29,014	
March	31,872	
April	32,944	
May	33,092	
June	33,149	

QUALITY

	Quantity	Base Number	Contract	AT	Region	England
% of FP17s for the same patient ID Re-attending within 3 months - Children	197	3,768	5.2%	11.0%	12.1%	12.4%
% of FP17s for the same patient ID Re-attending within 3 months - Adults	1,343	10,248	13.1%	15.2%	15.9%	16.6%
% of FP17s for the same patient ID Re-attending between 3 & 9 months - Children	2,313	3,768	61.4%	61.2%	58.6%	57.5%
% of FP17s for the same patient ID Re-attending between 3 & 9 months - Adults	3,462	10,248	33.8%	55.2%	51.5%	50.4%
% of FP17s for Band 1 Urgent Courses	1,234	12,943	9.5%	7.0%	8.0%	9.1%
% of FP17s Relating to Free Repair or Replacements	213	12,943	1.6%	0.9%	0.8%	0.8%
% of FP17s Relating to Continuations	159	12,943	1.2%	1.6%	1.2%	1.3%
% of Patients satisfied with the dentistry they have received	12	12	100.0%	92.0%	92.8%	92.7%
% of Patients satisfied with the time they had to wait for an appointment	10	12	83.3%	88.4%	89.2%	88.8%

* This is based on patients treated on this contract for their most recent course of treatment. Figures in italics indicate the base number of FP17s or Patient Questionnaire responses are less than 100. N/A is shown where the base number of responses is less than 10 during the period. % is calculated as Quantity/Base number*100

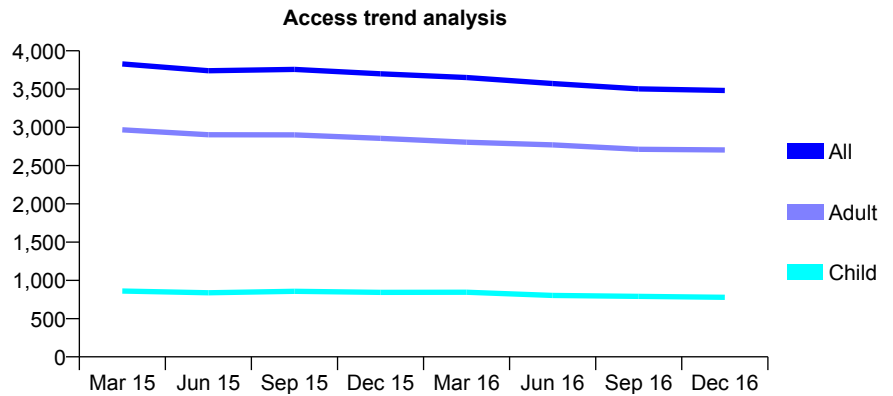
Q55 - Vital Signs At a Glance Contract Report for 353922/0001 - December 2016

Name or company name	MRS P RAD
Contract type name	GDS Contract
Purpose of contract	General
Contract start date	01/04/2006
Contract end date	

16/17 Contracted general activity (UDA)	11,667
Carry forward general activity (UDA)	-23
16/17 Contracted orthodontic activity (UOA)	0
Carry forward orthodontic activity (UOA)	0
Baseline contract value	£288,658.54

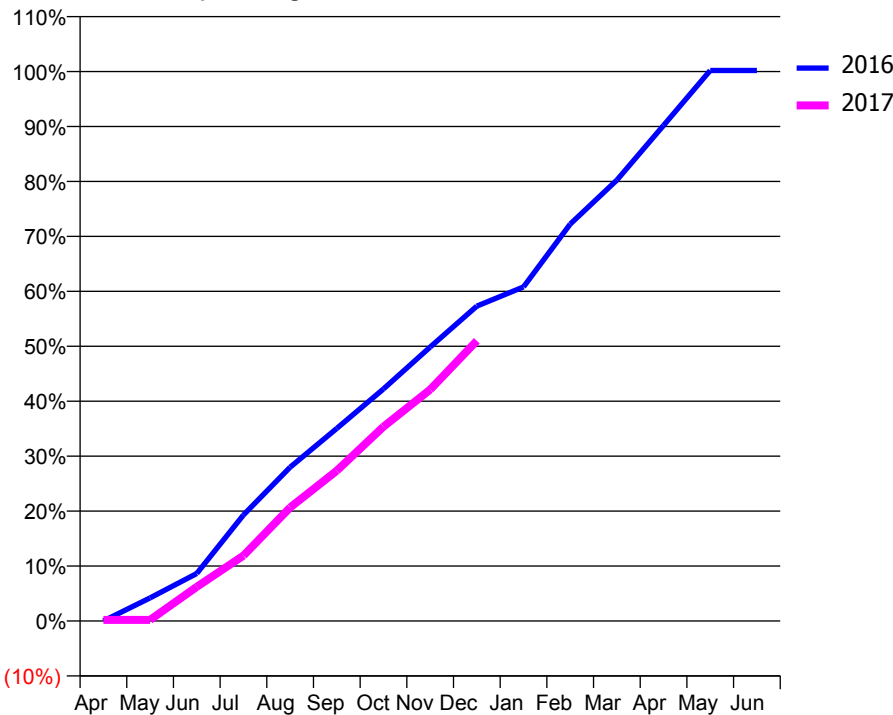
ACCESS*

Patients seen in 24 months	Total	Change since previous quarter
Quarter ending December 2015	3,699	
Quarter ending March 2016	3,650	↓
Quarter ending June 2016	3,572	↓
Quarter ending September 2016	3,503	↓
Quarter ending December 2016	3,482	→
Variance since December 2015	(5.9%)	↓



ACTIVITY

Cumulative percentage of contracted UDA delivered 2016 & 2017



Month	Adjusted Scheduled Activity (UDA)	
	2016	2017
April	0	23
May	491	23
June	1,009	726
July	2,252	1,389
August	3,267	2,411
September	4,090	3,191
October	4,927	4,126
November	5,816	4,913
December	6,685	5,949
January	7,094	
February	8,426	
March	9,360	
April	10,521	
May	11,689	
June	11,690	

QUALITY

	Quantity	Base Number	Contract	AT	Region	England
% of FP17s for the same patient ID Re-attending within 3 months - Children	41	807	5.1%	11.0%	12.1%	12.4%
% of FP17s for the same patient ID Re-attending within 3 months - Adults	347	2,577	13.5%	15.2%	15.9%	16.6%
% of FP17s for the same patient ID Re-attending between 3 & 9 months - Children	424	807	52.5%	61.2%	58.6%	57.5%
% of FP17s for the same patient ID Re-attending between 3 & 9 months - Adults	1,289	2,577	50.0%	55.2%	51.5%	50.4%
% of FP17s for Band 1 Urgent Courses	53	2,510	2.1%	7.0%	8.0%	9.1%
% of FP17s Relating to Free Repair or Replacements	18	2,510	0.7%	0.9%	0.8%	0.8%
% of FP17s Relating to Continuations	65	2,510	2.6%	1.6%	1.2%	1.3%
% of Patients satisfied with the dentistry they have received	4	4	N/A	92.0%	92.8%	92.7%
% of Patients satisfied with the time they had to wait for an appointment	4	4	N/A	88.4%	89.2%	88.8%

* This is based on patients treated on this contract for their most recent course of treatment. Figures in italics indicate the base number of FP17s or Patient Questionnaire responses are less than 100. N/A is shown where the base number of responses is less than 10 during the period. % is calculated as Quantity/Base number*100

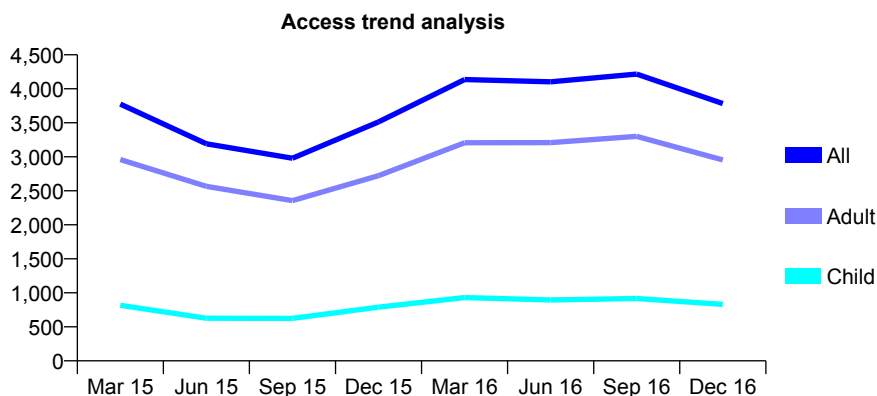
Q55 - Vital Signs At a Glance Contract Report for 355127/0001 - December 2016

Name or company name	MR A KOSHAL
Contract type name	GDS Contract
Purpose of contract	General
Contract start date	01/04/2006
Contract end date	

16/17 Contracted general activity (UDA)	10,677
Carry forward general activity (UDA)	-214
16/17 Contracted orthodontic activity (UOA)	0
Carry forward orthodontic activity (UOA)	0
Baseline contract value	£463,194.06

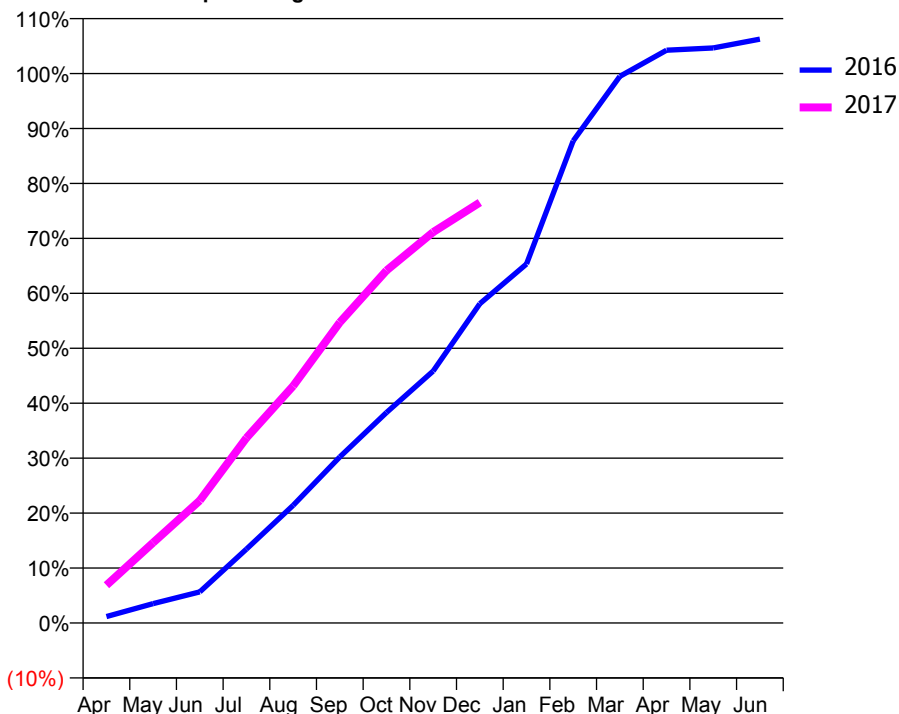
ACCESS*

Patients seen in 24 months	Total	Change since previous quarter
Quarter ending December 2015	3,512	
Quarter ending March 2016	4,137	↑
Quarter ending June 2016	4,103	→
Quarter ending September 2016	4,216	↑
Quarter ending December 2016	3,784	↓
Variance since December 2015	7.7%	↑



ACTIVITY

Cumulative percentage of contracted UDA delivered 2016 & 2017



Month	Adjusted Scheduled Activity (UDA)	
	2016	2017
April	126	735
May	377	1,561
June	606	2,379
July	1,437	3,597
August	2,286	4,605
September	3,226	5,841
October	4,091	6,850
November	4,896	7,595
December	6,203	8,172
January	6,977	
February	9,366	
March	10,621	
April	11,129	
May	11,173	
June	11,344	

QUALITY

	Quantity	Base Number	Contract	AT	Region	England
% of FP17s for the same patient ID Re-attending within 3 months - Children	76	981	7.7%	11.0%	12.1%	12.4%
% of FP17s for the same patient ID Re-attending within 3 months - Adults	502	3,348	15.0%	15.2%	15.9%	16.6%
% of FP17s for the same patient ID Re-attending between 3 & 9 months - Children	582	981	59.3%	61.2%	58.6%	57.5%
% of FP17s for the same patient ID Re-attending between 3 & 9 months - Adults	1,754	3,348	52.4%	55.2%	51.5%	50.4%
% of FP17s for Band 1 Urgent Courses	314	4,040	7.8%	7.0%	8.0%	9.1%
% of FP17s Relating to Free Repair or Replacements	40	4,040	1.0%	0.9%	0.8%	0.8%
% of FP17s Relating to Continuations	66	4,040	1.6%	1.6%	1.2%	1.3%
% of Patients satisfied with the dentistry they have received	3	3	N/A	92.0%	92.8%	92.7%
% of Patients satisfied with the time they had to wait for an appointment	3	3	N/A	88.4%	89.2%	88.8%

* This is based on patients treated on this contract for their most recent course of treatment. Figures in italics indicate the base number of FP17s or Patient Questionnaire responses are less than 100. N/A is shown where the base number of responses is less than 10 during the period. % is calculated as Quantity/Base number*100

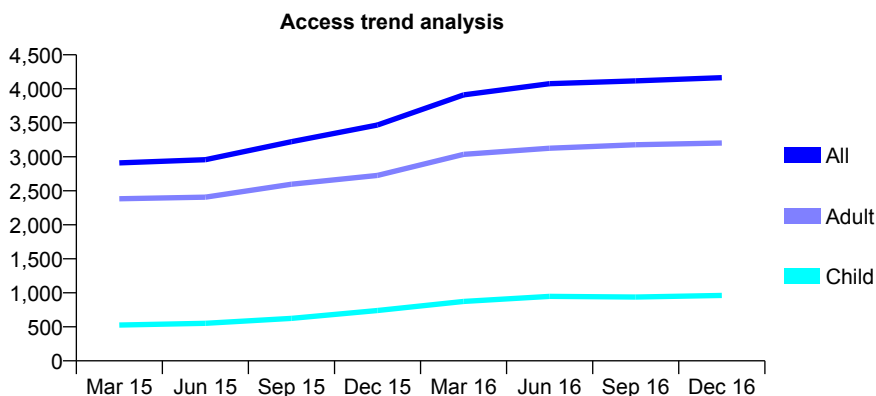
Q55 - Vital Signs At a Glance Contract Report for 368350/0001 - December 2016

Name or company name	MRS A MIODUSZEWSKA
Contract type name	GDS Contract
Purpose of contract	General
Contract start date	01/08/2012
Contract end date	

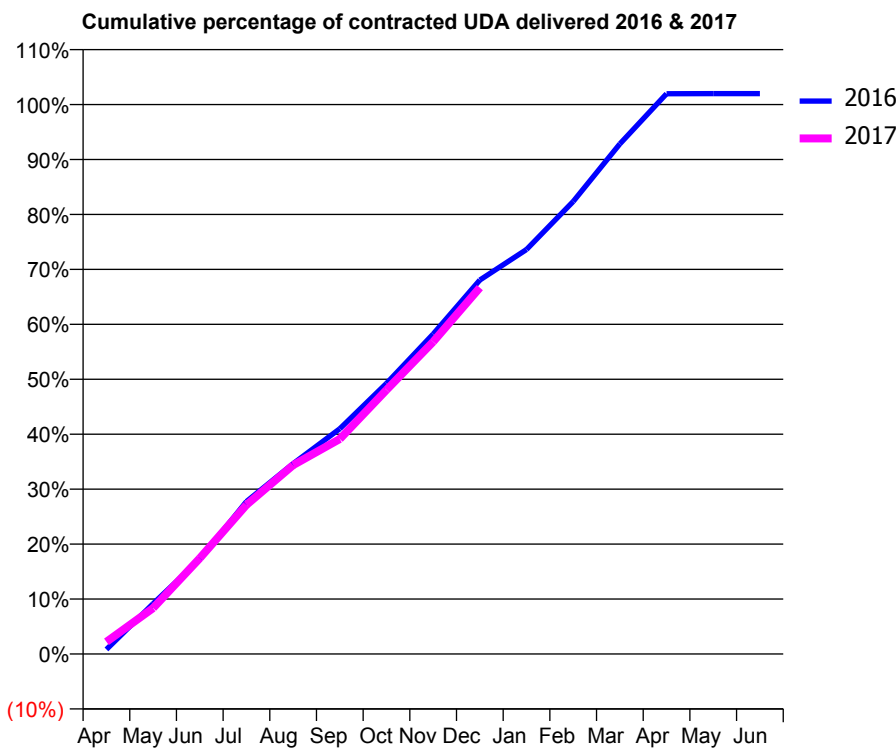
16/17 Contracted general activity (UDA)	13,546
Carry forward general activity (UDA)	-269
16/17 Contracted orthodontic activity (UOA)	0
Carry forward orthodontic activity (UOA)	0
Baseline contract value	£330,464.39

ACCESS*

Patients seen in 24 months	Total	Change since previous quarter
Quarter ending December 2015	3,468	
Quarter ending March 2016	3,911	↑
Quarter ending June 2016	4,075	↑
Quarter ending September 2016	4,117	→
Quarter ending December 2016	4,164	→
Variance since December 2015	20.1%	↑



ACTIVITY



Month	Adjusted Scheduled Activity (UDA)	
	2016	2017
April	114	302
May	1,241	1,131
June	2,335	2,363
July	3,760	3,678
August	4,692	4,656
September	5,553	5,302
October	6,671	6,509
November	7,886	7,695
December	9,220	9,032
January	9,971	
February	11,156	
March	12,577	
April	13,812	
May	13,816	
June	13,815	

QUALITY

	Quantity	Base Number	Contract	AT	Region	England
% of FP17s for the same patient ID Re-attending within 3 months - Children	127	1,334	9.5%	11.0%	12.1%	12.4%
% of FP17s for the same patient ID Re-attending within 3 months - Adults	344	3,973	8.7%	15.2%	15.9%	16.6%
% of FP17s for the same patient ID Re-attending between 3 & 9 months - Children	863	1,334	64.7%	61.2%	58.6%	57.5%
% of FP17s for the same patient ID Re-attending between 3 & 9 months - Adults	2,737	3,973	68.9%	55.2%	51.5%	50.4%
% of FP17s for Band 1 Urgent Courses	113	4,465	2.5%	7.0%	8.0%	9.1%
% of FP17s Relating to Free Repair or Replacements	13	4,465	0.3%	0.9%	0.8%	0.8%
% of FP17s Relating to Continuations	52	4,465	1.2%	1.6%	1.2%	1.3%
% of Patients satisfied with the dentistry they have received	11	12	91.7%	92.0%	92.8%	92.7%
% of Patients satisfied with the time they had to wait for an appointment	11	12	91.7%	88.4%	89.2%	88.8%

* This is based on patients treated on this contract for their most recent course of treatment. Figures in italics indicate the base number of FP17s or Patient Questionnaire responses are less than 100. N/A is shown where the base number of responses is less than 10 during the period. % is calculated as Quantity/Base number*100

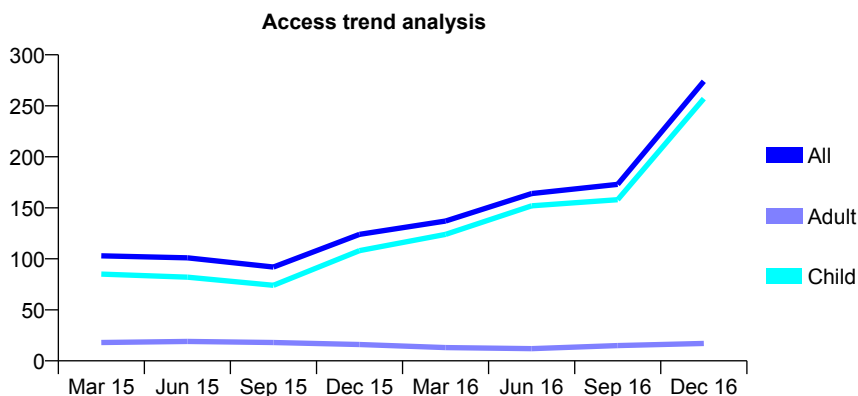
Q55 - Vital Signs At a Glance Contract Report for 561916/0002 - December 2016

Name or company name	MISS BM WILSON
Contract type name	GDS Contract
Purpose of contract	General
Contract start date	23/06/2013
Contract end date	

16/17 Contracted general activity (UDA)	787
Carry forward general activity (UDA)	0
16/17 Contracted orthodontic activity (UOA)	0
Carry forward orthodontic activity (UOA)	0
Baseline contract value	£20,700.78

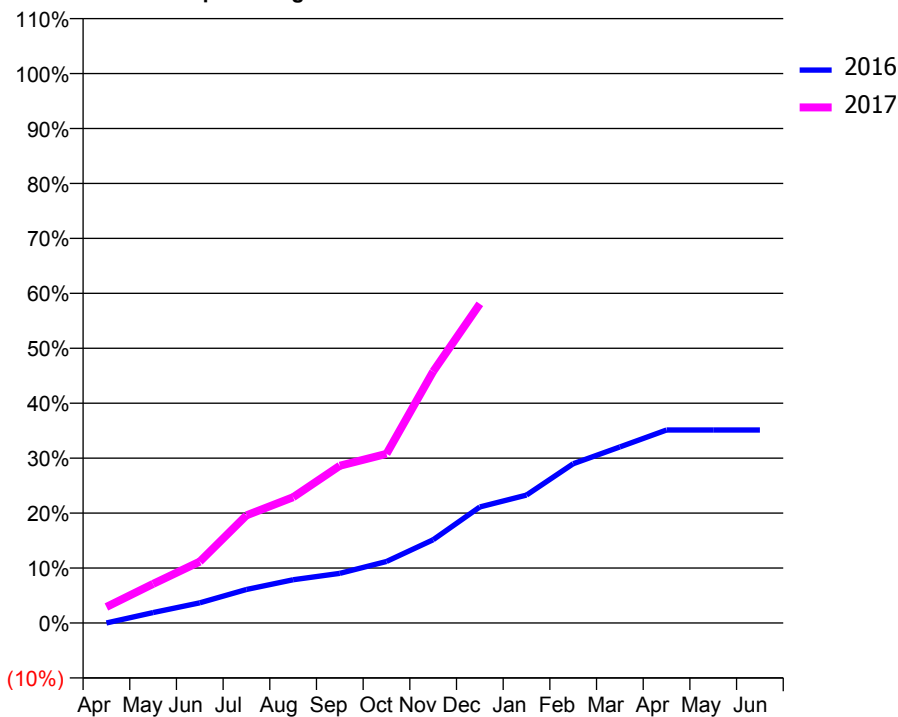
ACCESS*

Patients seen in 24 months	Total	Change since previous quarter
Quarter ending December 2015	124	
Quarter ending March 2016	137	↑
Quarter ending June 2016	164	↑
Quarter ending September 2016	173	↑
Quarter ending December 2016	274	↑
Variance since December 2015	121.0%	↑



ACTIVITY

Cumulative percentage of contracted UDA delivered 2016 & 2017



Adjusted Scheduled Activity (UDA)

Month	2016	2017
April	0	23
May	15	56
June	29	88
July	48	154
August	62	180
September	71	225
October	88	242
November	119	360
December	166	457
January	183	
February	228	
March	252	
April	276	
May	276	
June	276	

QUALITY

	Quantity	Base Number	Contract	AT	Region	England
% of FP17s for the same patient ID Re-attending within 3 months - Children	23	306	7.5%	11.0%	12.1%	12.4%
% of FP17s for the same patient ID Re-attending within 3 months - Adults	0	1	0.0%	15.2%	15.9%	16.6%
% of FP17s for the same patient ID Re-attending between 3 & 9 months - Children	85	306	27.8%	61.2%	58.6%	57.5%
% of FP17s for the same patient ID Re-attending between 3 & 9 months - Adults	0	1	0.0%	55.2%	51.5%	50.4%
% of FP17s for Band 1 Urgent Courses	1	287	0.3%	7.0%	8.0%	9.1%
% of FP17s Relating to Free Repair or Replacements	0	287	0.0%	0.9%	0.8%	0.8%
% of FP17s Relating to Continuations	10	287	3.5%	1.6%	1.2%	1.3%
% of Patients satisfied with the dentistry they have received	0	0	N/A	92.0%	92.8%	92.7%
% of Patients satisfied with the time they had to wait for an appointment	0	0	N/A	88.4%	89.2%	88.8%

* This is based on patients treated on this contract for their most recent course of treatment. Figures in italics indicate the base number of FP17s or Patient Questionnaire responses are less than 100. N/A is shown where the base number of responses is less than 10 during the period. % is calculated as Quantity/Base number*100

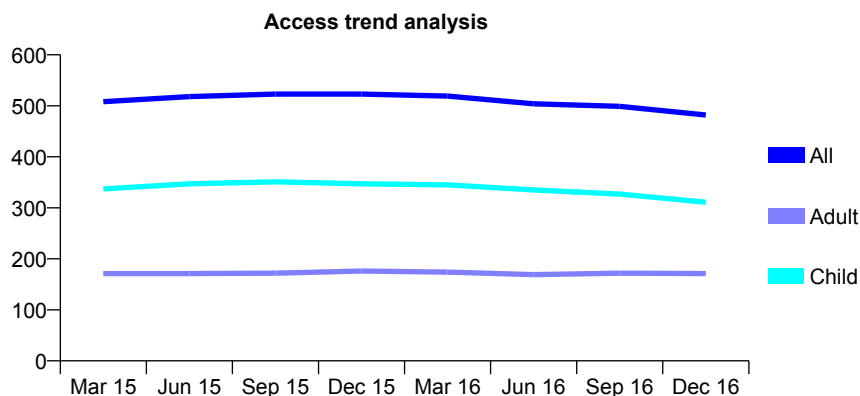
Q55 - Vital Signs At a Glance Contract Report for 571776/0001 - December 2016

Name or company name	MR JS FITTON
Contract type name	GDS Contract
Purpose of contract	General
Contract start date	01/04/2006
Contract end date	

16/17 Contracted general activity (UDA)	1,024
Carry forward general activity (UDA)	0
16/17 Contracted orthodontic activity (UOA)	0
Carry forward orthodontic activity (UOA)	0
Baseline contract value	£22,384.24

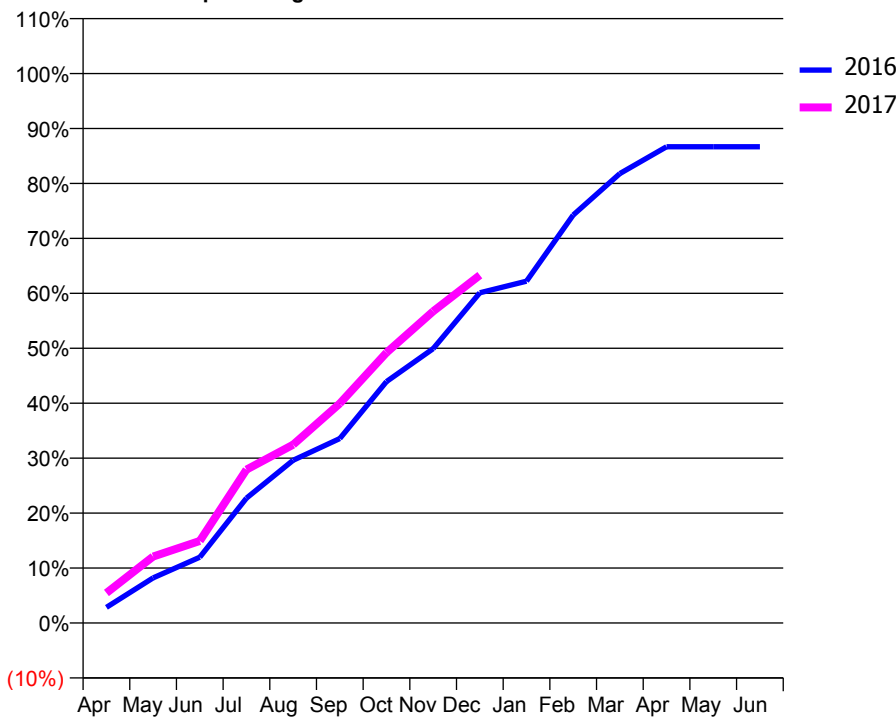
ACCESS*

Patients seen in 24 months	Total	Change since previous quarter
Quarter ending December 2015	523	
Quarter ending March 2016	519	→
Quarter ending June 2016	504	↓
Quarter ending September 2016	499	→
Quarter ending December 2016	482	↓
Variance since December 2015	(7.8%)	↓



ACTIVITY

Cumulative percentage of contracted UDA delivered 2016 & 2017



Month	Adjusted Scheduled Activity (UDA)	
	2016	2017
April	32	56
May	92	124
June	134	153
July	254	286
August	331	332
September	376	409
October	492	504
November	559	581
December	673	648
January	696	
February	831	
March	915	
April	970	
May	970	
June	970	

QUALITY

	Quantity	Base Number	Contract	AT	Region	England
% of FP17s for the same patient ID Re-attending within 3 months - Children	31	393	7.9%	11.0%	12.1%	12.4%
% of FP17s for the same patient ID Re-attending within 3 months - Adults	10	146	6.8%	15.2%	15.9%	16.6%
% of FP17s for the same patient ID Re-attending between 3 & 9 months - Children	292	393	74.3%	61.2%	58.6%	57.5%
% of FP17s for the same patient ID Re-attending between 3 & 9 months - Adults	83	146	56.8%	55.2%	51.5%	50.4%
% of FP17s for Band 1 Urgent Courses	31	503	6.2%	7.0%	8.0%	9.1%
% of FP17s Relating to Free Repair or Replacements	0	503	0.0%	0.9%	0.8%	0.8%
% of FP17s Relating to Continuations	0	503	0.0%	1.6%	1.2%	1.3%
% of Patients satisfied with the dentistry they have received	0	0	N/A	92.0%	92.8%	92.7%
% of Patients satisfied with the time they had to wait for an appointment	0	0	N/A	88.4%	89.2%	88.8%

* This is based on patients treated on this contract for their most recent course of treatment. Figures in italics indicate the base number of FP17s or Patient Questionnaire responses are less than 100. N/A is shown where the base number of responses is less than 10 during the period. % is calculated as Quantity/Base number*100

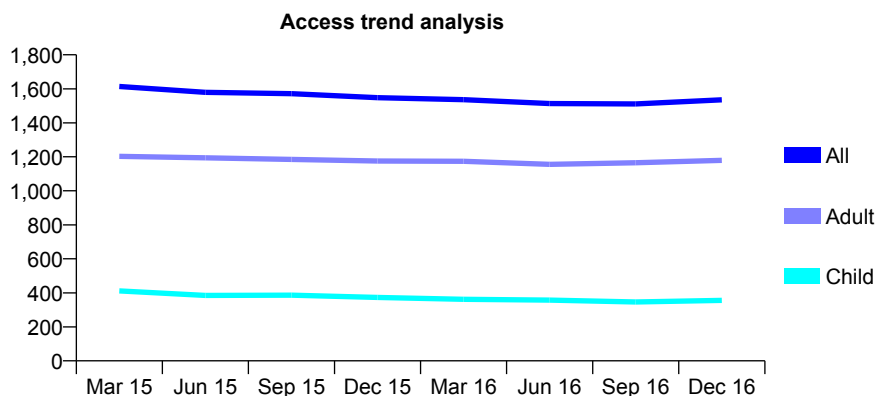
Q55 - Vital Signs At a Glance Contract Report for 572497/0001 - December 2016

Name or company name	MR CA TAVARES
Contract type name	GDS Contract
Purpose of contract	General
Contract start date	01/04/2006
Contract end date	

16/17 Contracted general activity (UDA)	4,705
Carry forward general activity (UDA)	0
16/17 Contracted orthodontic activity (UOA)	0
Carry forward orthodontic activity (UOA)	0
Baseline contract value	£102,922.04

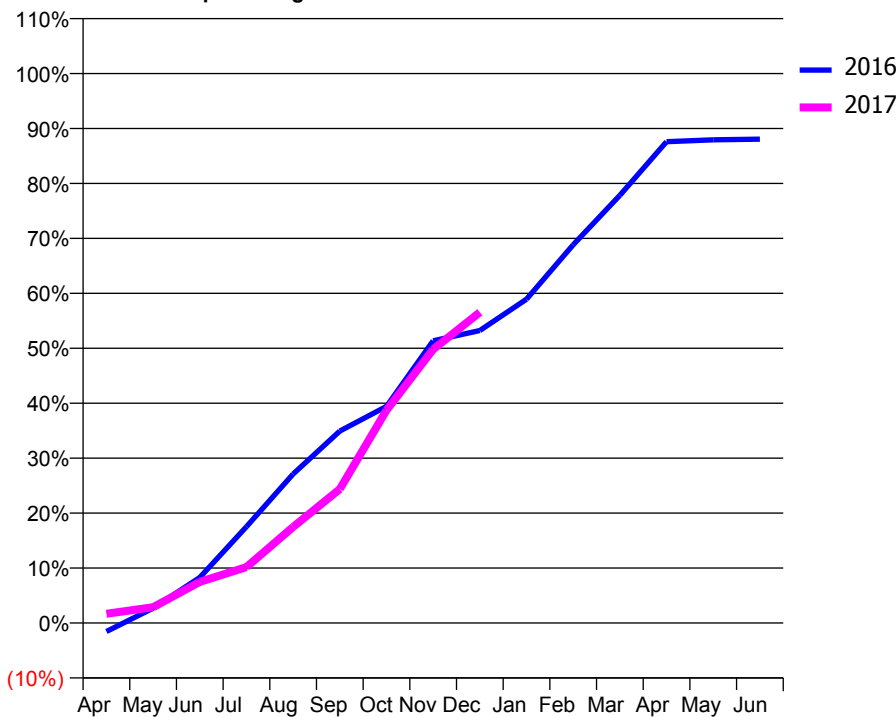
ACCESS*

Patients seen in 24 months	Total	Change since previous quarter
Quarter ending December 2015	1,548	
Quarter ending March 2016	1,536	→
Quarter ending June 2016	1,513	↓
Quarter ending September 2016	1,511	→
Quarter ending December 2016	1,535	→
Variance since December 2015	(0.8%)	→



ACTIVITY

Cumulative percentage of contracted UDA delivered 2016 & 2017



Month	Adjusted Scheduled Activity (UDA)	
	2016	2017
April	-74	79
May	128	135
June	390	353
July	825	479
August	1,276	823
September	1,644	1,147
October	1,854	1,822
November	2,417	2,344
December	2,504	2,661
January	2,773	
February	3,238	
March	3,662	
April	4,121	
May	4,137	
June	4,143	

QUALITY

	Quantity	Base Number	Contract	AT	Region	England
% of FP17s for the same patient ID Re-attending within 3 months - Children	18	460	3.9%	11.0%	12.1%	12.4%
% of FP17s for the same patient ID Re-attending within 3 months - Adults	177	1,521	11.6%	15.2%	15.9%	16.6%
% of FP17s for the same patient ID Re-attending between 3 & 9 months - Children	317	460	68.9%	61.2%	58.6%	57.5%
% of FP17s for the same patient ID Re-attending between 3 & 9 months - Adults	1,105	1,521	72.6%	55.2%	51.5%	50.4%
% of FP17s for Band 1 Urgent Courses	73	1,711	4.3%	7.0%	8.0%	9.1%
% of FP17s Relating to Free Repair or Replacements	10	1,711	0.6%	0.9%	0.8%	0.8%
% of FP17s Relating to Continuations	17	1,711	1.0%	1.6%	1.2%	1.3%
% of Patients satisfied with the dentistry they have received	2	2	N/A	92.0%	92.8%	92.7%
% of Patients satisfied with the time they had to wait for an appointment	2	2	N/A	88.4%	89.2%	88.8%

* This is based on patients treated on this contract for their most recent course of treatment. Figures in italics indicate the base number of FP17s or Patient Questionnaire responses are less than 100. N/A is shown where the base number of responses is less than 10 during the period. % is calculated as Quantity/Base number*100

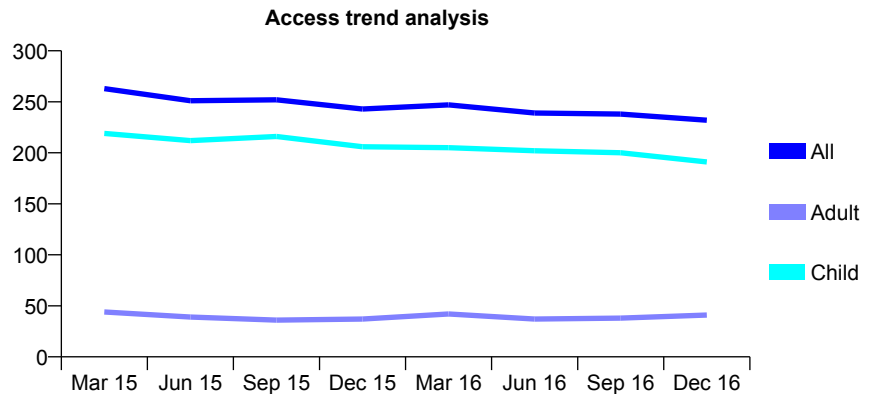
Q55 - Vital Signs At a Glance Contract Report for 572985/0001 - December 2016

Name or company name	MR C STEAD
Contract type name	GDS Contract
Purpose of contract	General
Contract start date	01/04/2006
Contract end date	

16/17 Contracted general activity (UDA)	400
Carry forward general activity (UDA)	0
16/17 Contracted orthodontic activity (UOA)	0
Carry forward orthodontic activity (UOA)	0
Baseline contract value	£9,714.42

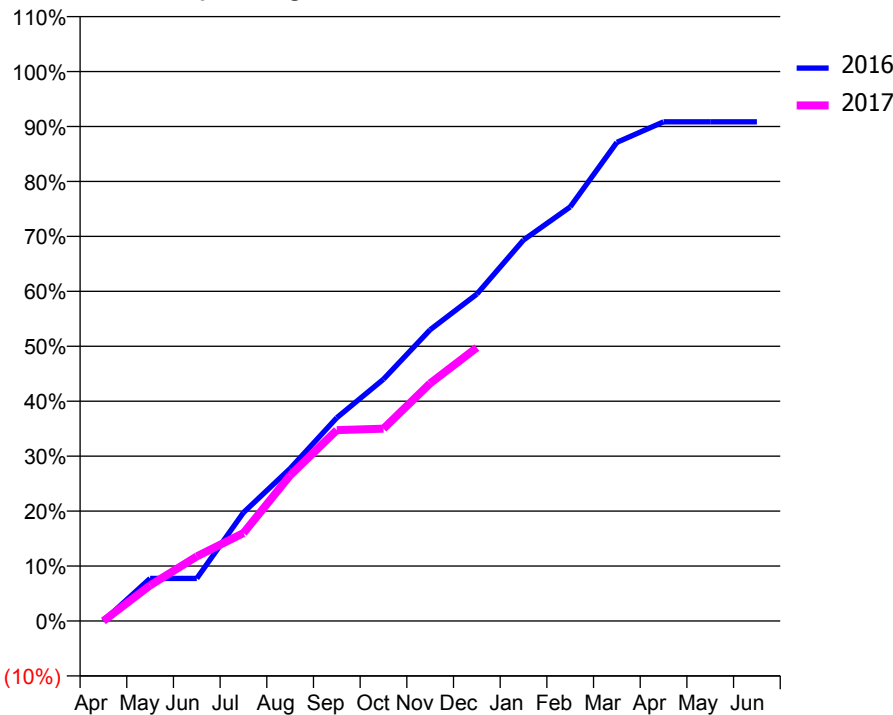
ACCESS*

Patients seen in 24 months	Total	Change since previous quarter
Quarter ending December 2015	243	
Quarter ending March 2016	247	→
Quarter ending June 2016	239	↓
Quarter ending September 2016	238	→
Quarter ending December 2016	232	↓
Variance since December 2015	(4.5%)	↓



ACTIVITY

Cumulative percentage of contracted UDA delivered 2016 & 2017



Month	Adjusted Scheduled Activity (UDA)	
	2016	2017
April	0	0
May	31	26
June	31	47
July	79	64
August	111	106
September	148	139
October	176	140
November	212	173
December	238	199
January	277	
February	301	
March	348	
April	363	
May	363	
June	363	

QUALITY

	Quantity	Base Number	Contract	AT	Region	England
% of FP17s for the same patient ID Re-attending within 3 months - Children	8	195	4.1%	11.0%	12.1%	12.4%
% of FP17s for the same patient ID Re-attending within 3 months - Adults	0	9	0.0%	15.2%	15.9%	16.6%
% of FP17s for the same patient ID Re-attending between 3 & 9 months - Children	129	195	66.2%	61.2%	58.6%	57.5%
% of FP17s for the same patient ID Re-attending between 3 & 9 months - Adults	6	9	66.7%	55.2%	51.5%	50.4%
% of FP17s for Band 1 Urgent Courses	0	188	0.0%	7.0%	8.0%	9.1%
% of FP17s Relating to Free Repair or Replacements	0	188	0.0%	0.9%	0.8%	0.8%
% of FP17s Relating to Continuations	0	188	0.0%	1.6%	1.2%	1.3%
% of Patients satisfied with the dentistry they have received	0	0	N/A	92.0%	92.8%	92.7%
% of Patients satisfied with the time they had to wait for an appointment	0	0	N/A	88.4%	89.2%	88.8%

* This is based on patients treated on this contract for their most recent course of treatment. Figures in italics indicate the base number of FP17s or Patient Questionnaire responses are less than 100. N/A is shown where the base number of responses is less than 10 during the period. % is calculated as Quantity/Base number*100

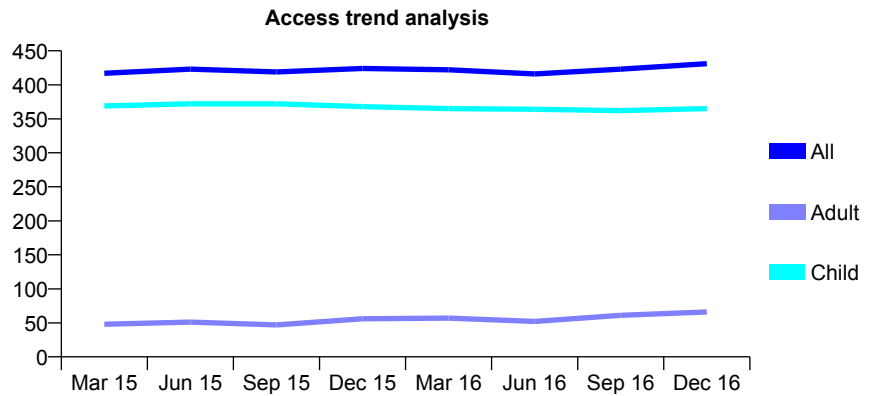
Q55 - Vital Signs At a Glance Contract Report for 574813/0001 - December 2016

Name or company name	MR BB SNAPE
Contract type name	GDS Contract
Purpose of contract	General
Contract start date	01/04/2006
Contract end date	

16/17 Contracted general activity (UDA)	780
Carry forward general activity (UDA)	0
16/17 Contracted orthodontic activity (UOA)	0
Carry forward orthodontic activity (UOA)	0
Baseline contract value	£15,595.02

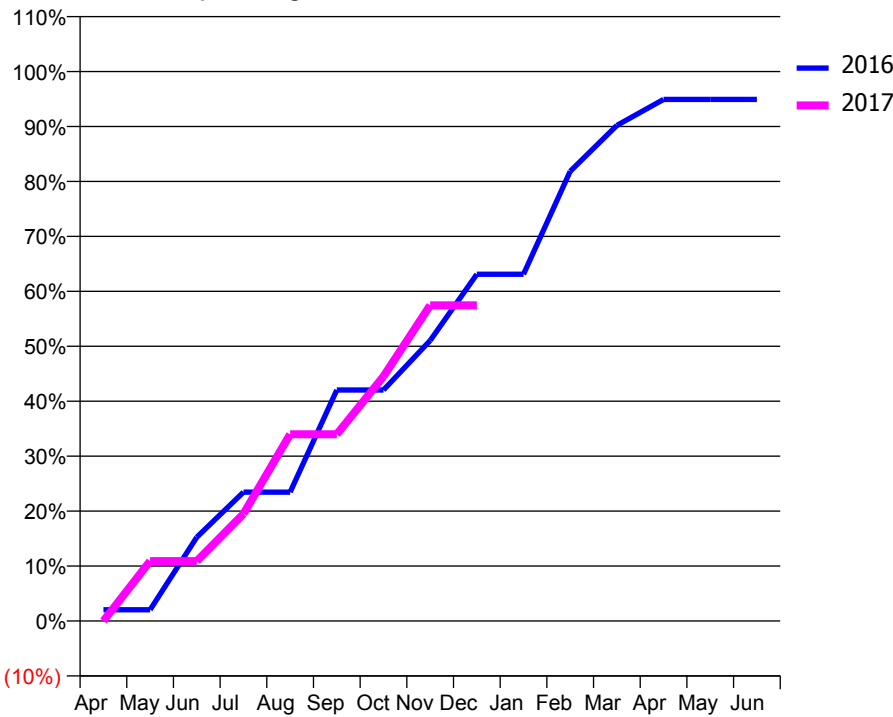
ACCESS*

Patients seen in 24 months	Total	Change since previous quarter
Quarter ending December 2015	424	
Quarter ending March 2016	422	→
Quarter ending June 2016	416	↓
Quarter ending September 2016	423	→
Quarter ending December 2016	431	→
Variance since December 2015	1.7%	→



ACTIVITY

Cumulative percentage of contracted UDA delivered 2016 & 2017



Month	Adjusted Scheduled Activity (UDA)	
	2016	2017
April	16	0
May	16	85
June	119	85
July	183	152
August	183	265
September	328	265
October	328	347
November	398	448
December	492	448
January	492	
February	638	
March	703	
April	740	
May	740	
June	740	

QUALITY

	Quantity	Base Number	Contract	AT	Region	England
% of FP17s for the same patient ID Re-attending within 3 months - Children	9	390	2.3%	11.0%	12.1%	12.4%
% of FP17s for the same patient ID Re-attending within 3 months - Adults	0	23	0.0%	15.2%	15.9%	16.6%
% of FP17s for the same patient ID Re-attending between 3 & 9 months - Children	276	390	70.8%	61.2%	58.6%	57.5%
% of FP17s for the same patient ID Re-attending between 3 & 9 months - Adults	16	23	69.6%	55.2%	51.5%	50.4%
% of FP17s for Band 1 Urgent Courses	1	382	0.3%	7.0%	8.0%	9.1%
% of FP17s Relating to Free Repair or Replacements	0	382	0.0%	0.9%	0.8%	0.8%
% of FP17s Relating to Continuations	2	382	0.5%	1.6%	1.2%	1.3%
% of Patients satisfied with the dentistry they have received	0	0	N/A	92.0%	92.8%	92.7%
% of Patients satisfied with the time they had to wait for an appointment	0	0	N/A	88.4%	89.2%	88.8%

* This is based on patients treated on this contract for their most recent course of treatment. Figures in italics indicate the base number of FP17s or Patient Questionnaire responses are less than 100. N/A is shown where the base number of responses is less than 10 during the period. % is calculated as Quantity/Base number*100

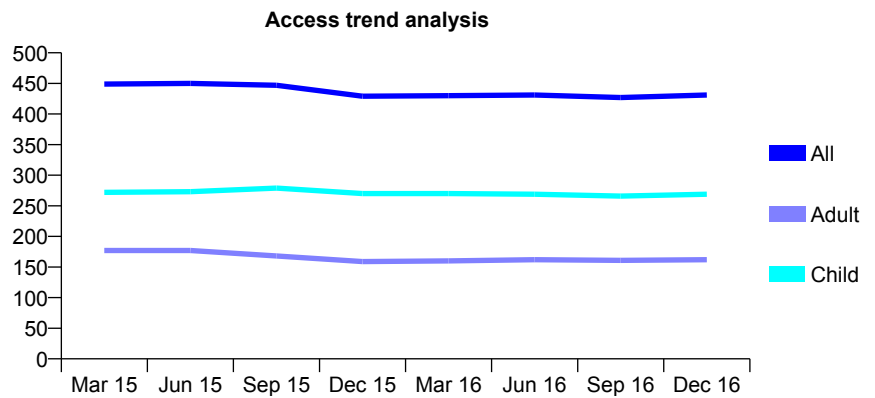
Q55 - Vital Signs At a Glance Contract Report for 575275/0001 - December 2016

Name or company name	MR SM O'DONOVAN
Contract type name	GDS Contract
Purpose of contract	General
Contract start date	01/04/2006
Contract end date	

16/17 Contracted general activity (UDA)	1,104
Carry forward general activity (UDA)	0
16/17 Contracted orthodontic activity (UOA)	0
Carry forward orthodontic activity (UOA)	0
Baseline contract value	£22,149.92

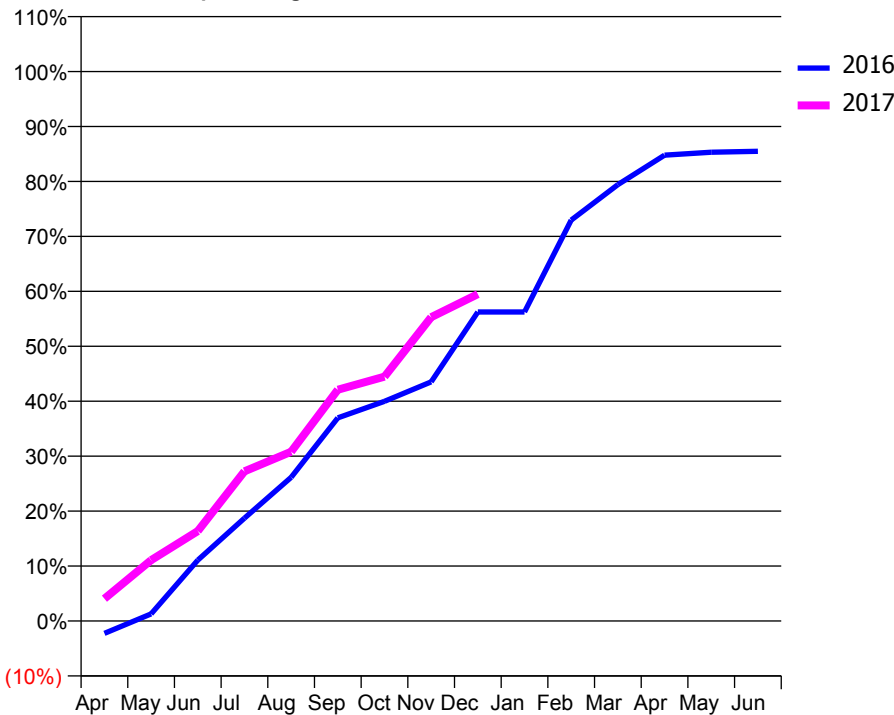
ACCESS*

Patients seen in 24 months	Total	Change since previous quarter
Quarter ending December 2015	429	
Quarter ending March 2016	430	→
Quarter ending June 2016	431	→
Quarter ending September 2016	427	→
Quarter ending December 2016	431	→
Variance since December 2015	0.5%	→



ACTIVITY

Cumulative percentage of contracted UDA delivered 2016 & 2017



Month	Adjusted Scheduled Activity (UDA)	
	2016	2017
April	-25	45
May	14	122
June	122	181
July	207	301
August	289	340
September	408	465
October	441	491
November	480	610
December	621	657
January	621	
February	805	
March	877	
April	936	
May	942	
June	944	

QUALITY

	Quantity	Base Number	Contract	AT	Region	England
% of FP17s for the same patient ID Re-attending within 3 months - Children	30	325	9.2%	11.0%	12.1%	12.4%
% of FP17s for the same patient ID Re-attending within 3 months - Adults	21	155	13.5%	15.2%	15.9%	16.6%
% of FP17s for the same patient ID Re-attending between 3 & 9 months - Children	201	325	61.8%	61.2%	58.6%	57.5%
% of FP17s for the same patient ID Re-attending between 3 & 9 months - Adults	105	155	67.7%	55.2%	51.5%	50.4%
% of FP17s for Band 1 Urgent Courses	19	444	4.3%	7.0%	8.0%	9.1%
% of FP17s Relating to Free Repair or Replacements	0	444	0.0%	0.9%	0.8%	0.8%
% of FP17s Relating to Continuations	1	444	0.2%	1.6%	1.2%	1.3%
% of Patients satisfied with the dentistry they have received	0	0	N/A	92.0%	92.8%	92.7%
% of Patients satisfied with the time they had to wait for an appointment	0	0	N/A	88.4%	89.2%	88.8%

* This is based on patients treated on this contract for their most recent course of treatment. Figures in italics indicate the base number of FP17s or Patient Questionnaire responses are less than 100. N/A is shown where the base number of responses is less than 10 during the period. % is calculated as Quantity/Base number*100

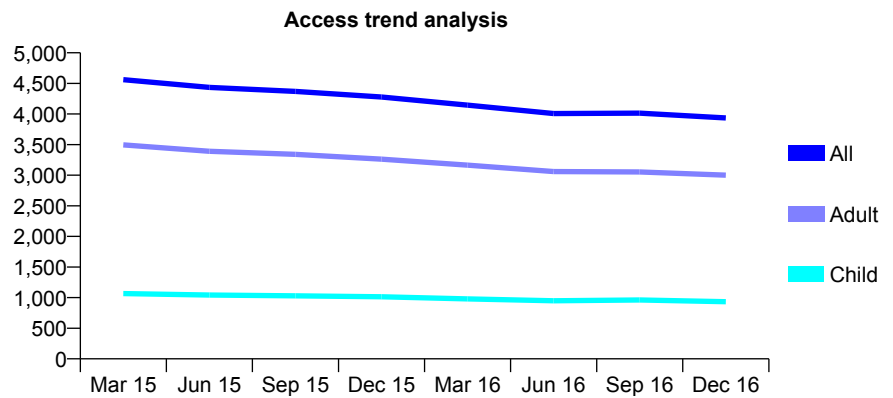
Q55 - Vital Signs At a Glance Contract Report for 576050/0002 - December 2016

Name or company name	MR AJ STOGGALL
Contract type name	GDS Contract
Purpose of contract	General
Contract start date	01/04/2006
Contract end date	

16/17 Contracted general activity (UDA)	13,494
Carry forward general activity (UDA)	316
16/17 Contracted orthodontic activity (UOA)	0
Carry forward orthodontic activity (UOA)	0
Baseline contract value	£355,288.28

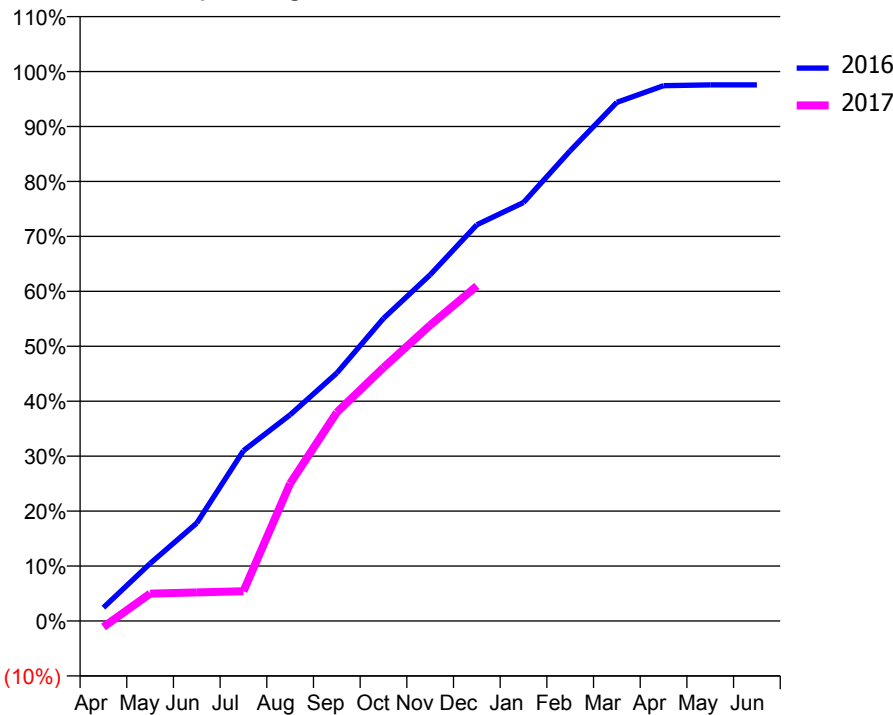
ACCESS*

Patients seen in 24 months	Total	Change since previous quarter
Quarter ending December 2015	4,277	
Quarter ending March 2016	4,145	↓
Quarter ending June 2016	4,008	↓
Quarter ending September 2016	4,014	→
Quarter ending December 2016	3,935	↓
Variance since December 2015	(8.0%)	↓



ACTIVITY

Cumulative percentage of contracted UDA delivered 2016 & 2017



Month	Adjusted Scheduled Activity (UDA)	
	2016	2017
April	319	-150
May	1,365	671
June	2,323	702
July	4,042	733
August	4,892	3,379
September	5,882	5,122
October	7,180	6,224
November	8,212	7,264
December	9,400	8,226
January	9,929	
February	11,155	
March	12,304	
April	12,700	
May	12,719	
June	12,719	

QUALITY

	Quantity	Base Number	Contract	AT	Region	England
% of FP17s for the same patient ID Re-attending within 3 months - Children	97	1,038	9.3%	11.0%	12.1%	12.4%
% of FP17s for the same patient ID Re-attending within 3 months - Adults	699	3,587	19.5%	15.2%	15.9%	16.6%
% of FP17s for the same patient ID Re-attending between 3 & 9 months - Children	568	1,038	54.7%	61.2%	58.6%	57.5%
% of FP17s for the same patient ID Re-attending between 3 & 9 months - Adults	1,895	3,587	52.8%	55.2%	51.5%	50.4%
% of FP17s for Band 1 Urgent Courses	421	4,412	9.5%	7.0%	8.0%	9.1%
% of FP17s Relating to Free Repair or Replacements	78	4,412	1.8%	0.9%	0.8%	0.8%
% of FP17s Relating to Continuations	187	4,412	4.2%	1.6%	1.2%	1.3%
% of Patients satisfied with the dentistry they have received	10	10	100.0%	92.0%	92.8%	92.7%
% of Patients satisfied with the time they had to wait for an appointment	10	10	100.0%	88.4%	89.2%	88.8%

* This is based on patients treated on this contract for their most recent course of treatment. Figures in italics indicate the base number of FP17s or Patient Questionnaire responses are less than 100. N/A is shown where the base number of responses is less than 10 during the period. % is calculated as Quantity/Base number*100

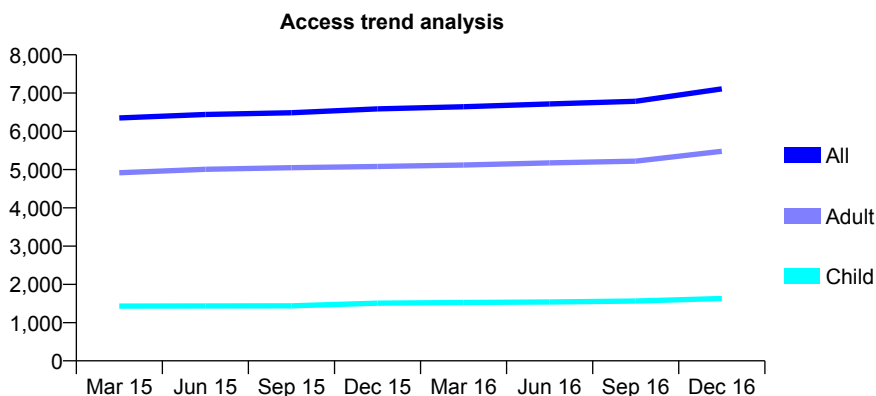
Q55 - Vital Signs At a Glance Contract Report for 577421/0001 - December 2016

Name or company name	MISS AC PETERSON
Contract type name	GDS Contract
Purpose of contract	General
Contract start date	01/04/2006
Contract end date	

16/17 Contracted general activity (UDA)	16,515
Carry forward general activity (UDA)	-175
16/17 Contracted orthodontic activity (UOA)	0
Carry forward orthodontic activity (UOA)	0
Baseline contract value	£457,711.70

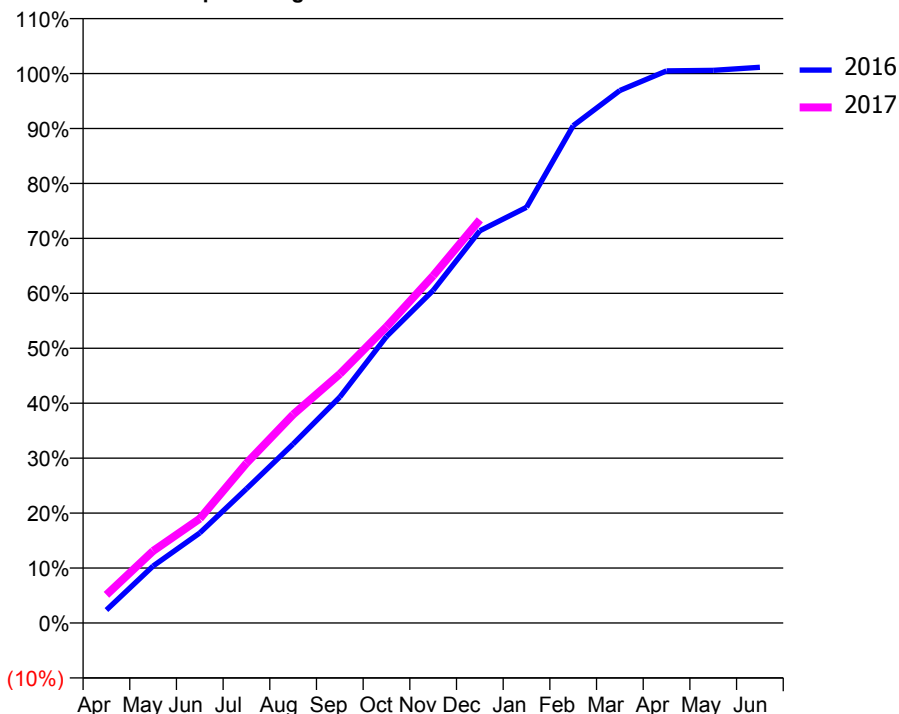
ACCESS*

Patients seen in 24 months	Total	Change since previous quarter
Quarter ending December 2015	6,588	
Quarter ending March 2016	6,644	→
Quarter ending June 2016	6,715	→
Quarter ending September 2016	6,784	→
Quarter ending December 2016	7,109	↑
Variance since December 2015	7.9%	↑



ACTIVITY

Cumulative percentage of contracted UDA delivered 2016 & 2017



Month	Adjusted Scheduled Activity (UDA)	
	2016	2017
April	366	846
May	1,610	2,166
June	2,542	3,137
July	3,790	4,803
August	5,054	6,265
September	6,381	7,484
October	8,089	8,901
November	9,392	10,436
December	11,075	12,116
January	11,736	
February	14,041	
March	15,037	
April	15,588	
May	15,605	
June	15,690	

QUALITY

	Quantity	Base Number	Contract	AT	Region	England
% of FP17s for the same patient ID Re-attending within 3 months - Children	78	1,682	4.6%	11.0%	12.1%	12.4%
% of FP17s for the same patient ID Re-attending within 3 months - Adults	712	5,620	12.7%	15.2%	15.9%	16.6%
% of FP17s for the same patient ID Re-attending between 3 & 9 months - Children	1,018	1,682	60.5%	61.2%	58.6%	57.5%
% of FP17s for the same patient ID Re-attending between 3 & 9 months - Adults	2,866	5,620	51.0%	55.2%	51.5%	50.4%
% of FP17s for Band 1 Urgent Courses	307	5,920	5.2%	7.0%	8.0%	9.1%
% of FP17s Relating to Free Repair or Replacements	68	5,920	1.1%	0.9%	0.8%	0.8%
% of FP17s Relating to Continuations	109	5,920	1.8%	1.6%	1.2%	1.3%
% of Patients satisfied with the dentistry they have received	10	10	100.0%	92.0%	92.8%	92.7%
% of Patients satisfied with the time they had to wait for an appointment	10	10	100.0%	88.4%	89.2%	88.8%

* This is based on patients treated on this contract for their most recent course of treatment. Figures in italics indicate the base number of FP17s or Patient Questionnaire responses are less than 100. N/A is shown where the base number of responses is less than 10 during the period. % is calculated as Quantity/Base number*100

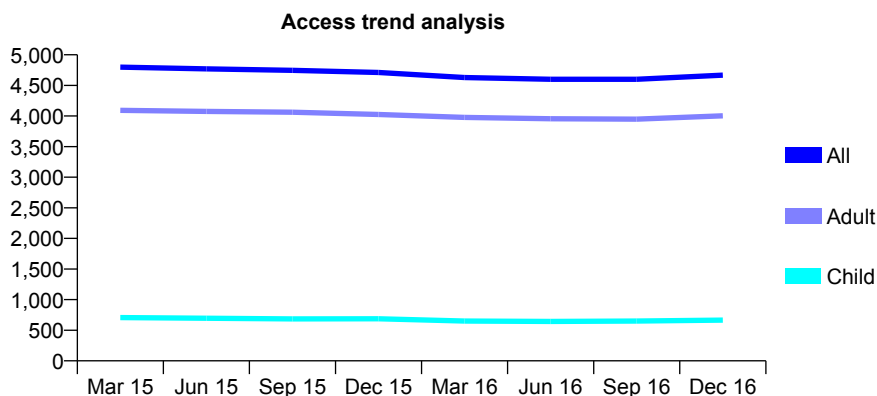
Q55 - Vital Signs At a Glance Contract Report for 612715/0001 - December 2016

Name or company name	MRS A POONI
Contract type name	GDS Contract
Purpose of contract	General
Contract start date	01/02/2010
Contract end date	

16/17 Contracted general activity (UDA)	14,207
Carry forward general activity (UDA)	-264
16/17 Contracted orthodontic activity (UOA)	0
Carry forward orthodontic activity (UOA)	0
Baseline contract value	£293,435.33

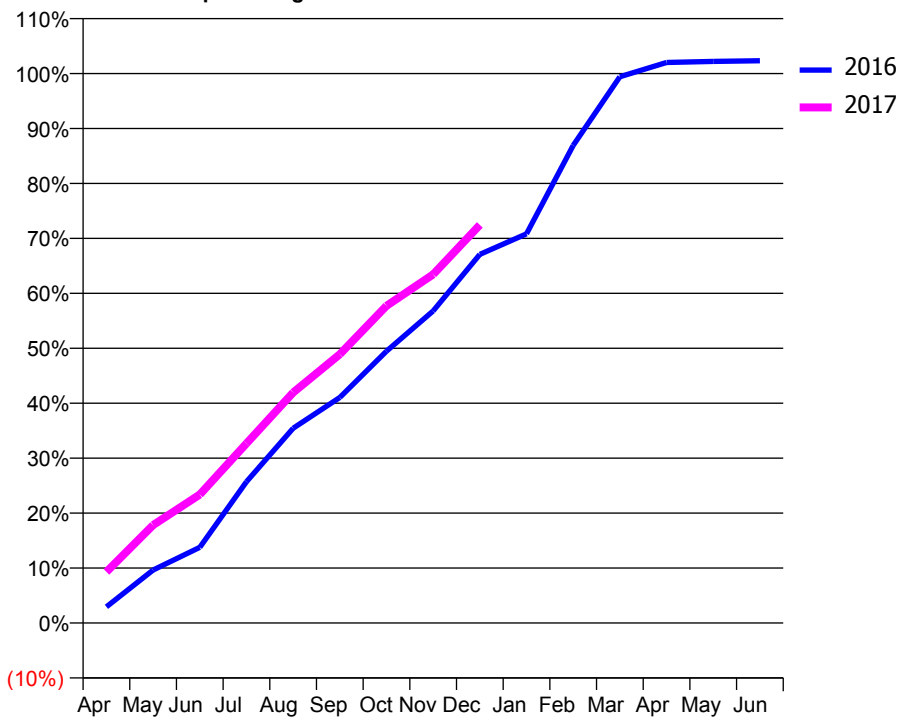
ACCESS*

Patients seen in 24 months	Total	Change since previous quarter
Quarter ending December 2015	4,712	
Quarter ending March 2016	4,628	↓
Quarter ending June 2016	4,600	→
Quarter ending September 2016	4,600	→
Quarter ending December 2016	4,668	→
Variance since December 2015	(0.9%)	→



ACTIVITY

Cumulative percentage of contracted UDA delivered 2016 & 2017



Month	Adjusted Scheduled Activity (UDA)	
	2016	2017
April	389	1,324
May	1,273	2,534
June	1,818	3,321
July	3,397	4,641
August	4,682	5,959
September	5,420	6,949
October	6,532	8,201
November	7,502	9,013
December	8,860	10,294
January	9,354	
February	11,477	
March	13,128	
April	13,473	
May	13,496	
June	13,512	

QUALITY

	Quantity	Base Number	Contract	AT	Region	England
% of FP17s for the same patient ID Re-attending within 3 months - Children	44	819	5.4%	11.0%	12.1%	12.4%
% of FP17s for the same patient ID Re-attending within 3 months - Adults	733	4,535	16.2%	15.2%	15.9%	16.6%
% of FP17s for the same patient ID Re-attending between 3 & 9 months - Children	494	819	60.3%	61.2%	58.6%	57.5%
% of FP17s for the same patient ID Re-attending between 3 & 9 months - Adults	2,494	4,535	55.0%	55.2%	51.5%	50.4%
% of FP17s for Band 1 Urgent Courses	331	5,181	6.4%	7.0%	8.0%	9.1%
% of FP17s Relating to Free Repair or Replacements	31	5,181	0.6%	0.9%	0.8%	0.8%
% of FP17s Relating to Continuations	46	5,181	0.9%	1.6%	1.2%	1.3%
% of Patients satisfied with the dentistry they have received	8	8	N/A	92.0%	92.8%	92.7%
% of Patients satisfied with the time they had to wait for an appointment	7	8	N/A	88.4%	89.2%	88.8%

* This is based on patients treated on this contract for their most recent course of treatment. Figures in italics indicate the base number of FP17s or Patient Questionnaire responses are less than 100. N/A is shown where the base number of responses is less than 10 during the period. % is calculated as Quantity/Base number*100

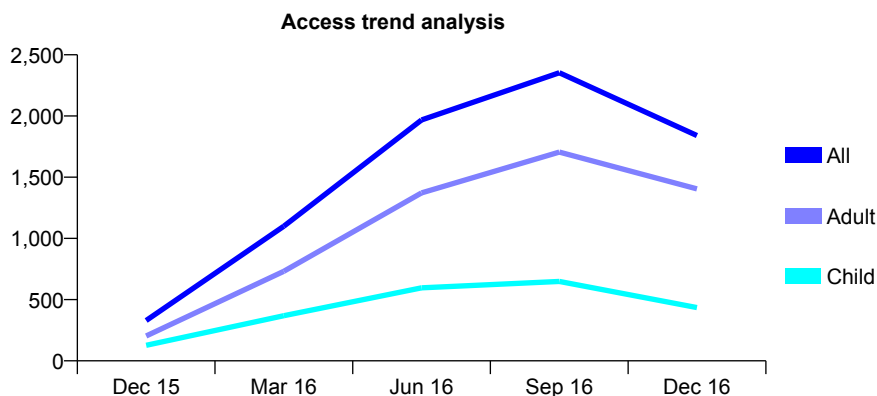
Q55 - Vital Signs At a Glance Contract Report for 643238/0003 - December 2016

Name or company name	MISS KL PARKER
Contract type name	GDS Contract
Purpose of contract	General
Contract start date	01/11/2015
Contract end date	31/07/2016

16/17 Contracted general activity (UDA)	3,633
Carry forward general activity (UDA)	0
16/17 Contracted orthodontic activity (UOA)	0
Carry forward orthodontic activity (UOA)	0
Baseline contract value	£79,857.38

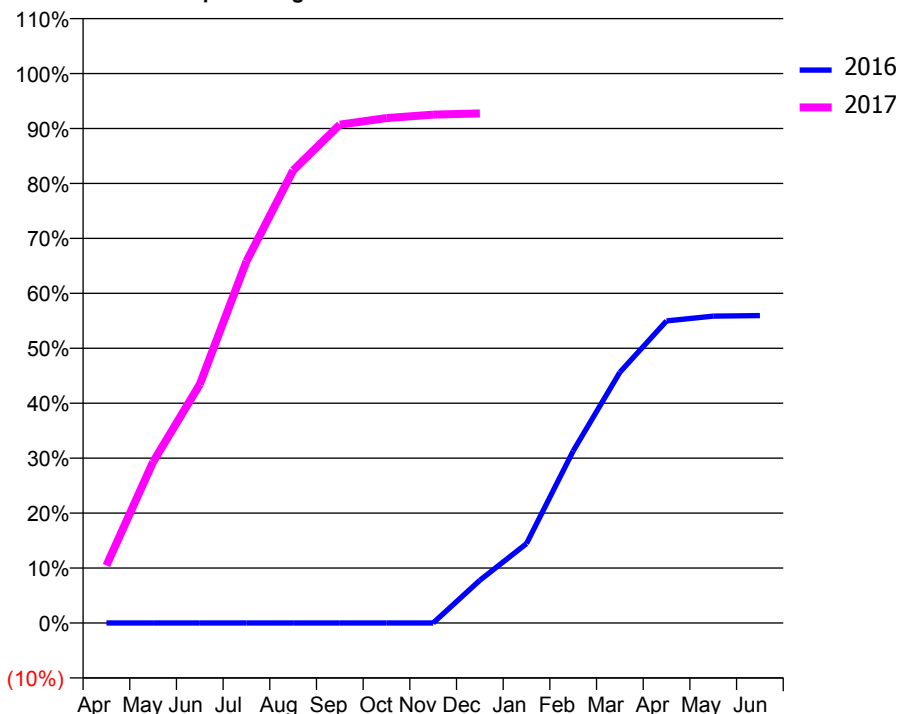
ACCESS*

Patients seen in 24 months	Total	Change since previous quarter
Quarter ending December 2015	330	
Quarter ending March 2016	1,100	↑
Quarter ending June 2016	1,968	↑
Quarter ending September 2016	2,354	↑
Quarter ending December 2016	1,840	↓
Variance since December 2015	457.6%	↑



ACTIVITY

Cumulative percentage of contracted UDA delivered 2016 & 2017



Month	Adjusted Scheduled Activity (UDA)	
	2016	2017
April	0	381
May	0	1,065
June	0	1,578
July	0	2,391
August	0	2,993
September	0	3,295
October	0	3,338
November	0	3,361
December	352	3,369
January	654	
February	1,418	
March	2,066	
April	2,489	
May	2,529	
June	2,533	

QUALITY

	Quantity	Base Number	Contract	AT	Region	England
% of FP17s for the same patient ID Re-attending within 3 months - Children	28	479	5.8%	11.0%	12.1%	12.4%
% of FP17s for the same patient ID Re-attending within 3 months - Adults	85	1,405	6.0%	15.2%	15.9%	16.6%
% of FP17s for the same patient ID Re-attending between 3 & 9 months - Children	86	479	18.0%	61.2%	58.6%	57.5%
% of FP17s for the same patient ID Re-attending between 3 & 9 months - Adults	206	1,405	14.7%	55.2%	51.5%	50.4%
% of FP17s for Band 1 Urgent Courses	25	1,633	1.5%	7.0%	8.0%	9.1%
% of FP17s Relating to Free Repair or Replacements	4	1,633	0.2%	0.9%	0.8%	0.8%
% of FP17s Relating to Continuations	22	1,633	1.3%	1.6%	1.2%	1.3%
% of Patients satisfied with the dentistry they have received	1	1	N/A	92.0%	92.8%	92.7%
% of Patients satisfied with the time they had to wait for an appointment	1	1	N/A	88.4%	89.2%	88.8%

* This is based on patients treated on this contract for their most recent course of treatment. Figures in italics indicate the base number of FP17s or Patient Questionnaire responses are less than 100. N/A is shown where the base number of responses is less than 10 during the period. % is calculated as Quantity/Base number*100

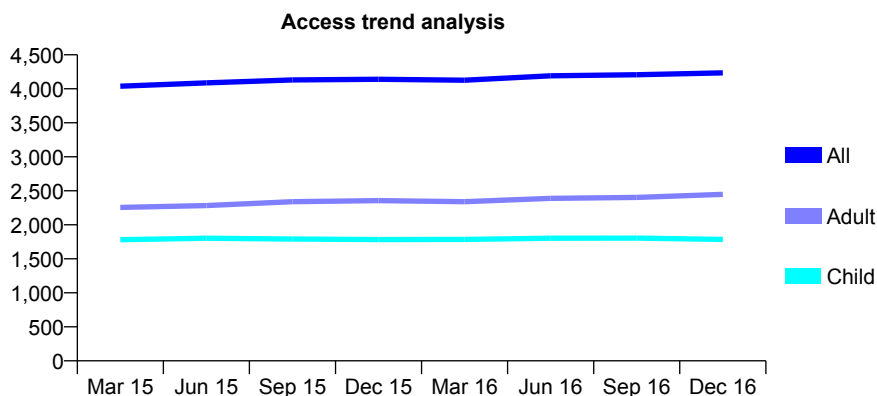
Q55 - Vital Signs At a Glance Contract Report for 651281/0001 - December 2016

Name or company name	MR GC SAVVA
Contract type name	GDS Contract
Purpose of contract	General
Contract start date	01/04/2006
Contract end date	

16/17 Contracted general activity (UDA)	11,011
Carry forward general activity (UDA)	0
16/17 Contracted orthodontic activity (UOA)	0
Carry forward orthodontic activity (UOA)	0
Baseline contract value	£271,666.91

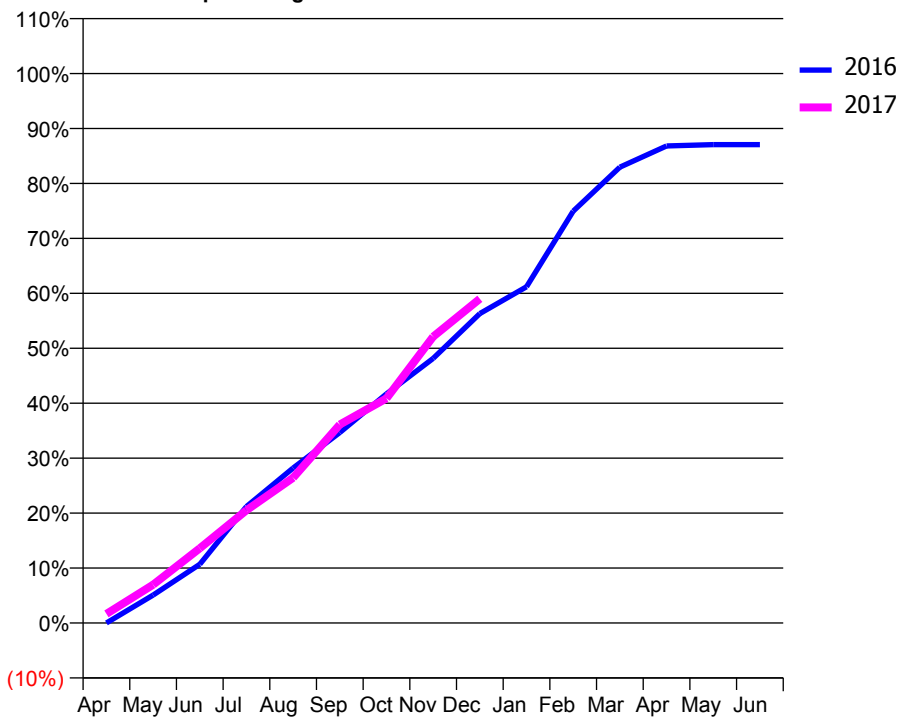
ACCESS*

Patients seen in 24 months	Total	Change since previous quarter
Quarter ending December 2015	4,140	
Quarter ending March 2016	4,126	→
Quarter ending June 2016	4,191	→
Quarter ending September 2016	4,206	→
Quarter ending December 2016	4,234	→
Variance since December 2015	2.3%	↑



ACTIVITY

Cumulative percentage of contracted UDA delivered 2016 & 2017



Month	Adjusted Scheduled Activity (UDA)	
	2016	2017
April	0	182
May	560	769
June	1,177	1,497
July	2,334	2,259
August	3,105	2,911
September	3,816	3,976
October	4,592	4,500
November	5,301	5,739
December	6,200	6,496
January	6,738	
February	8,253	
March	9,134	
April	9,560	
May	9,585	
June	9,587	

QUALITY

	Quantity	Base Number	Contract	AT	Region	England
% of FP17s for the same patient ID Re-attending within 3 months - Children	234	2,196	10.7%	11.0%	12.1%	12.4%
% of FP17s for the same patient ID Re-attending within 3 months - Adults	387	2,453	15.8%	15.2%	15.9%	16.6%
% of FP17s for the same patient ID Re-attending between 3 & 9 months - Children	1,410	2,196	64.2%	61.2%	58.6%	57.5%
% of FP17s for the same patient ID Re-attending between 3 & 9 months - Adults	1,510	2,453	61.6%	55.2%	51.5%	50.4%
% of FP17s for Band 1 Urgent Courses	240	3,970	6.0%	7.0%	8.0%	9.1%
% of FP17s Relating to Free Repair or Replacements	12	3,970	0.3%	0.9%	0.8%	0.8%
% of FP17s Relating to Continuations	18	3,970	0.5%	1.6%	1.2%	1.3%
% of Patients satisfied with the dentistry they have received	6	8	N/A	92.0%	92.8%	92.7%
% of Patients satisfied with the time they had to wait for an appointment	7	8	N/A	88.4%	89.2%	88.8%

* This is based on patients treated on this contract for their most recent course of treatment. Figures in italics indicate the base number of FP17s or Patient Questionnaire responses are less than 100. N/A is shown where the base number of responses is less than 10 during the period. % is calculated as Quantity/Base number*100

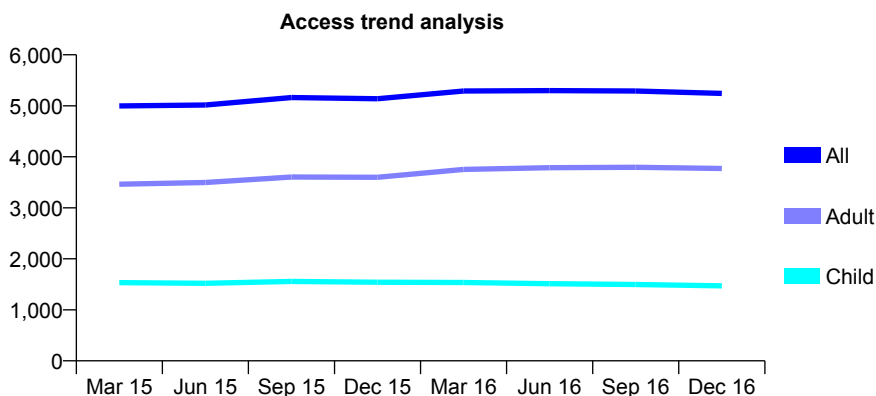
Q55 - Vital Signs At a Glance Contract Report for 653861/0001 - December 2016

Name or company name	MR AF CHALMERS
Contract type name	GDS Contract
Purpose of contract	General and Orthodontic
Contract start date	01/04/2006
Contract end date	

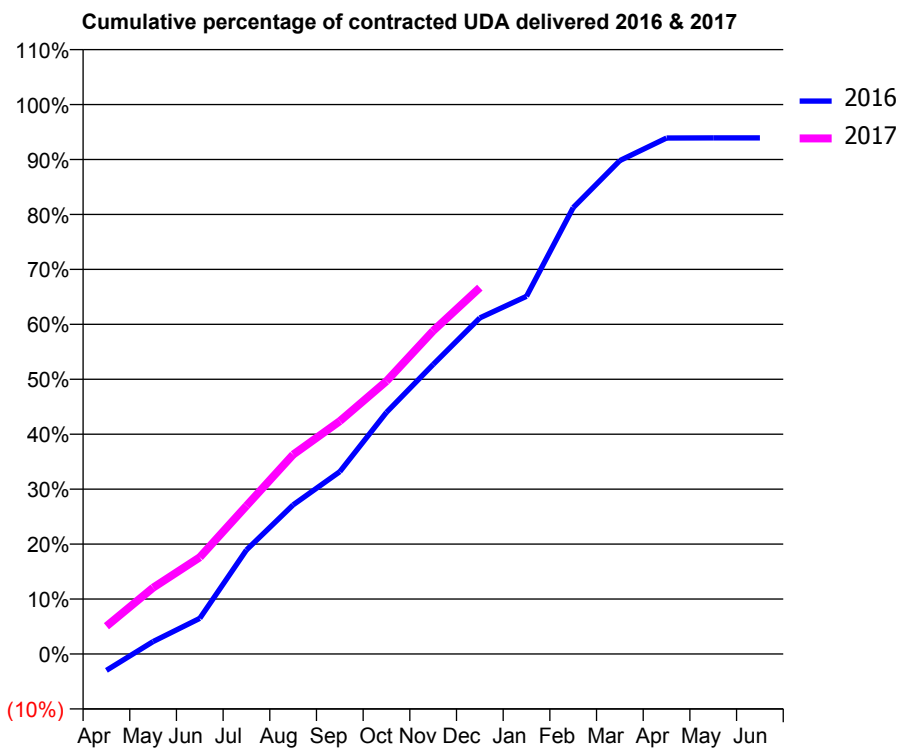
16/17 Contracted general activity (UDA)	15,500
Carry forward general activity (UDA)	0
16/17 Contracted orthodontic activity (UOA)	590
Carry forward orthodontic activity (UOA)	0
Baseline contract value	£455,469.40

ACCESS*

Patients seen in 24 months	Total	Change since previous quarter
Quarter ending December 2015	5,139	
Quarter ending March 2016	5,289	↑
Quarter ending June 2016	5,299	→
Quarter ending September 2016	5,291	→
Quarter ending December 2016	5,242	→
Variance since December 2015	2.0%	↑



ACTIVITY



Month	Adjusted Scheduled Activity (UDA)	
	2016	2017
April	-466	782
May	353	1,870
June	1,006	2,730
July	2,935	4,182
August	4,206	5,623
September	5,144	6,569
October	6,818	7,699
November	8,169	9,115
December	9,481	10,333
January	10,091	
February	12,591	
March	13,920	
April	14,556	
May	14,558	
June	14,558	

QUALITY

	Quantity	Base Number	Contract	AT	Region	England
% of FP17s for the same patient ID Re-attending within 3 months - Children	241	2,034	11.8%	11.0%	12.1%	12.4%
% of FP17s for the same patient ID Re-attending within 3 months - Adults	678	4,418	15.3%	15.2%	15.9%	16.6%
% of FP17s for the same patient ID Re-attending between 3 & 9 months - Children	1,516	2,034	74.5%	61.2%	58.6%	57.5%
% of FP17s for the same patient ID Re-attending between 3 & 9 months - Adults	2,969	4,418	67.2%	55.2%	51.5%	50.4%
% of FP17s for Band 1 Urgent Courses	456	6,061	7.5%	7.0%	8.0%	9.1%
% of FP17s Relating to Free Repair or Replacements	50	6,061	0.8%	0.9%	0.8%	0.8%
% of FP17s Relating to Continuations	34	6,061	0.6%	1.6%	1.2%	1.3%
% of Patients satisfied with the dentistry they have received	17	19	89.5%	92.0%	92.8%	92.7%
% of Patients satisfied with the time they had to wait for an appointment	17	19	89.5%	88.4%	89.2%	88.8%

* This is based on patients treated on this contract for their most recent course of treatment. Figures in italics indicate the base number of FP17s or Patient Questionnaire responses are less than 100. N/A is shown where the base number of responses is less than 10 during the period. % is calculated as Quantity/Base number*100

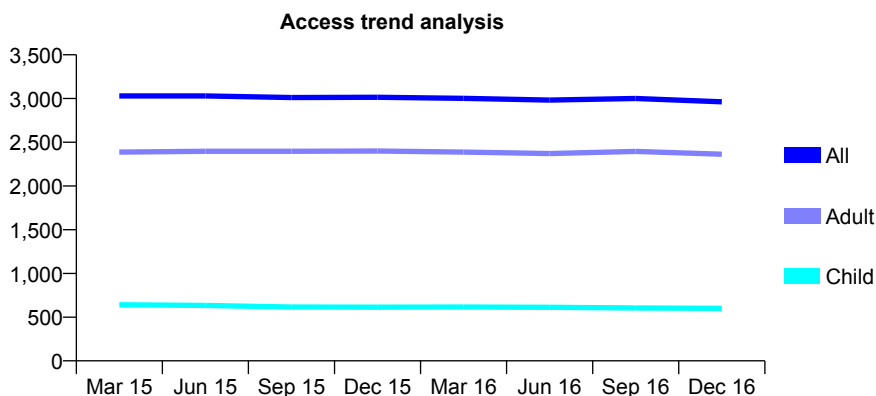
Q55 - Vital Signs At a Glance Contract Report for 661562/0001 - December 2016

Name or company name	MR SN HUDSON
Contract type name	GDS Contract
Purpose of contract	General
Contract start date	01/04/2006
Contract end date	

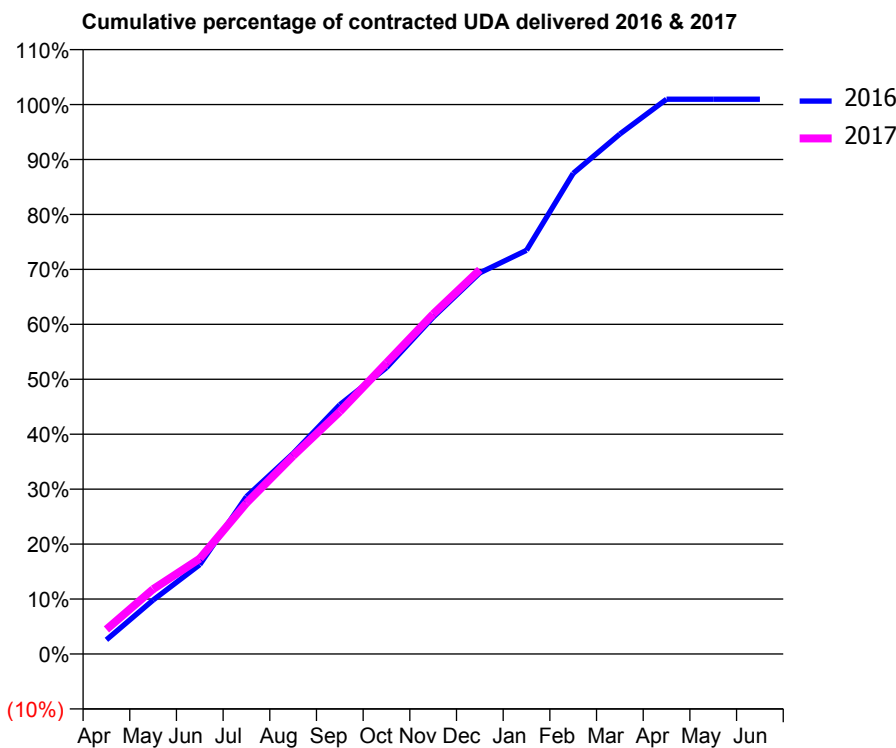
16/17 Contracted general activity (UDA)	11,213
Carry forward general activity (UDA)	-109
16/17 Contracted orthodontic activity (UOA)	0
Carry forward orthodontic activity (UOA)	0
Baseline contract value	£356,419.93

ACCESS*

Patients seen in 24 months	Total	Change since previous quarter
Quarter ending December 2015	3,014	
Quarter ending March 2016	3,002	→
Quarter ending June 2016	2,983	→
Quarter ending September 2016	3,000	→
Quarter ending December 2016	2,963	↓
Variance since December 2015	(1.7%)	↓



ACTIVITY



Month	Adjusted Scheduled Activity (UDA)	
	2016	2017
April	290	501
May	1,100	1,323
June	1,824	1,946
July	3,212	3,083
August	4,094	4,042
September	5,087	4,944
October	5,843	5,941
November	6,872	6,936
December	7,777	7,839
January	8,239	
February	9,807	
March	10,612	
April	11,321	
May	11,322	
June	11,322	

QUALITY

	Quantity	Base Number	Contract	AT	Region	England
% of FP17s for the same patient ID Re-attending within 3 months - Children	42	739	5.7%	11.0%	12.1%	12.4%
% of FP17s for the same patient ID Re-attending within 3 months - Adults	406	2,990	13.6%	15.2%	15.9%	16.6%
% of FP17s for the same patient ID Re-attending between 3 & 9 months - Children	500	739	67.7%	61.2%	58.6%	57.5%
% of FP17s for the same patient ID Re-attending between 3 & 9 months - Adults	1,850	2,990	61.9%	55.2%	51.5%	50.4%
% of FP17s for Band 1 Urgent Courses	254	3,425	7.4%	7.0%	8.0%	9.1%
% of FP17s Relating to Free Repair or Replacements	60	3,425	1.8%	0.9%	0.8%	0.8%
% of FP17s Relating to Continuations	83	3,425	2.4%	1.6%	1.2%	1.3%
% of Patients satisfied with the dentistry they have received	8	9	N/A	92.0%	92.8%	92.7%
% of Patients satisfied with the time they had to wait for an appointment	8	9	N/A	88.4%	89.2%	88.8%

* This is based on patients treated on this contract for their most recent course of treatment. Figures in italics indicate the base number of FP17s or Patient Questionnaire responses are less than 100. N/A is shown where the base number of responses is less than 10 during the period. % is calculated as Quantity/Base number*100

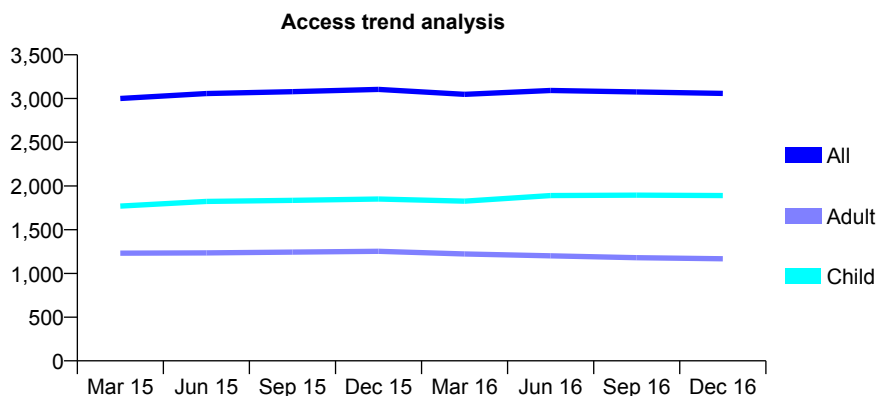
Q55 - Vital Signs At a Glance Contract Report for 673838/0001 - December 2016

Name or company name	MR JF HUME-SPRY
Contract type name	GDS Contract
Purpose of contract	General
Contract start date	01/04/2006
Contract end date	

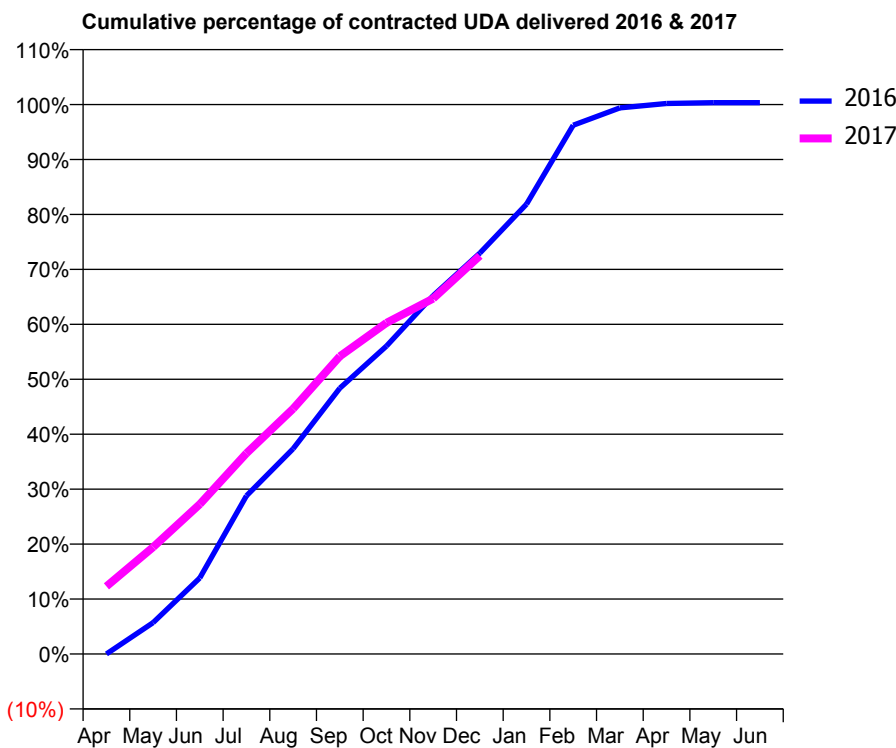
16/17 Contracted general activity (UDA)	7,875
Carry forward general activity (UDA)	-26
16/17 Contracted orthodontic activity (UOA)	0
Carry forward orthodontic activity (UOA)	0
Baseline contract value	£179,474.38

ACCESS*

Patients seen in 24 months	Total	Change since previous quarter
Quarter ending December 2015	3,104	
Quarter ending March 2016	3,048	↓
Quarter ending June 2016	3,092	→
Quarter ending September 2016	3,075	→
Quarter ending December 2016	3,058	→
Variance since December 2015	(1.5%)	↓



ACTIVITY



Month	Adjusted Scheduled Activity (UDA)	
	2016	2017
April	0	970
May	451	1,533
June	1,090	2,147
July	2,267	2,877
August	2,942	3,514
September	3,810	4,265
October	4,414	4,747
November	5,136	5,094
December	5,745	5,708
January	6,446	
February	7,577	
March	7,827	
April	7,890	
May	7,901	
June	7,901	

QUALITY

	Quantity	Base Number	Contract	AT	Region	England
% of FP17s for the same patient ID Re-attending within 3 months - Children	123	2,218	5.5%	11.0%	12.1%	12.4%
% of FP17s for the same patient ID Re-attending within 3 months - Adults	182	1,156	15.7%	15.2%	15.9%	16.6%
% of FP17s for the same patient ID Re-attending between 3 & 9 months - Children	1,515	2,218	68.3%	61.2%	58.6%	57.5%
% of FP17s for the same patient ID Re-attending between 3 & 9 months - Adults	771	1,156	66.7%	55.2%	51.5%	50.4%
% of FP17s for Band 1 Urgent Courses	10	3,313	0.3%	7.0%	8.0%	9.1%
% of FP17s Relating to Free Repair or Replacements	4	3,313	0.1%	0.9%	0.8%	0.8%
% of FP17s Relating to Continuations	81	3,313	2.4%	1.6%	1.2%	1.3%
% of Patients satisfied with the dentistry they have received	0	0	N/A	92.0%	92.8%	92.7%
% of Patients satisfied with the time they had to wait for an appointment	0	0	N/A	88.4%	89.2%	88.8%

* This is based on patients treated on this contract for their most recent course of treatment. Figures in italics indicate the base number of FP17s or Patient Questionnaire responses are less than 100. N/A is shown where the base number of responses is less than 10 during the period. % is calculated as Quantity/Base number*100

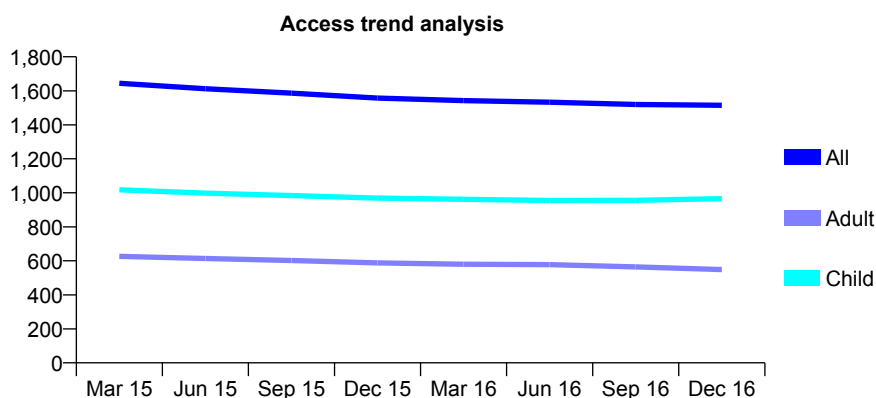
Q55 - Vital Signs At a Glance Contract Report for 673862/0002 - December 2016

Name or company name	MR SC PEARCE
Contract type name	GDS Contract
Purpose of contract	General
Contract start date	01/04/2006
Contract end date	

16/17 Contracted general activity (UDA)	5,223
Carry forward general activity (UDA)	0
16/17 Contracted orthodontic activity (UOA)	0
Carry forward orthodontic activity (UOA)	0
Baseline contract value	£118,987.62

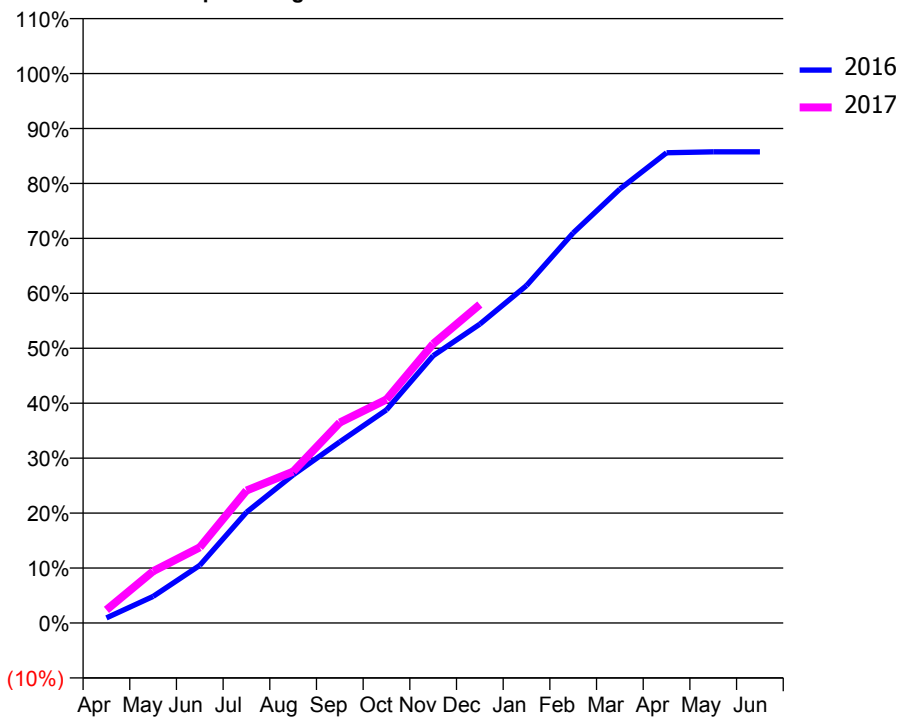
ACCESS*

Patients seen in 24 months	Total	Change since previous quarter
Quarter ending December 2015	1,557	
Quarter ending March 2016	1,542	→
Quarter ending June 2016	1,533	→
Quarter ending September 2016	1,520	→
Quarter ending December 2016	1,515	→
Variance since December 2015	(2.7%)	↓



ACTIVITY

Cumulative percentage of contracted UDA delivered 2016 & 2017



Month	Adjusted Scheduled Activity (UDA)	
	2016	2017
April	49	125
May	253	493
June	548	720
July	1,053	1,259
August	1,407	1,439
September	1,722	1,905
October	2,026	2,124
November	2,540	2,654
December	2,841	3,028
January	3,207	
February	3,708	
March	4,125	
April	4,470	
May	4,478	
June	4,478	

QUALITY

	Quantity	Base Number	Contract	AT	Region	England
% of FP17s for the same patient ID Re-attending within 3 months - Children	124	1,389	8.9%	11.0%	12.1%	12.4%
% of FP17s for the same patient ID Re-attending within 3 months - Adults	150	631	23.8%	15.2%	15.9%	16.6%
% of FP17s for the same patient ID Re-attending between 3 & 9 months - Children	1,012	1,389	72.9%	61.2%	58.6%	57.5%
% of FP17s for the same patient ID Re-attending between 3 & 9 months - Adults	400	631	63.4%	55.2%	51.5%	50.4%
% of FP17s for Band 1 Urgent Courses	78	1,835	4.3%	7.0%	8.0%	9.1%
% of FP17s Relating to Free Repair or Replacements	1	1,835	0.1%	0.9%	0.8%	0.8%
% of FP17s Relating to Continuations	0	1,835	0.0%	1.6%	1.2%	1.3%
% of Patients satisfied with the dentistry they have received	3	3	N/A	92.0%	92.8%	92.7%
% of Patients satisfied with the time they had to wait for an appointment	3	3	N/A	88.4%	89.2%	88.8%

* This is based on patients treated on this contract for their most recent course of treatment. Figures in italics indicate the base number of FP17s or Patient Questionnaire responses are less than 100. N/A is shown where the base number of responses is less than 10 during the period. % is calculated as Quantity/Base number*100

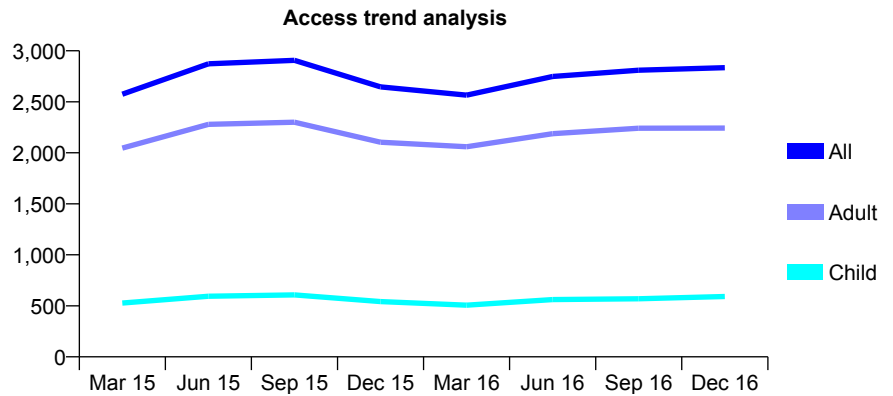
Q55 - Vital Signs At a Glance Contract Report for 674427/0001 - December 2016

Name or company name	MR N SHAW
Contract type name	GDS Contract
Purpose of contract	General
Contract start date	01/10/2007
Contract end date	

16/17 Contracted general activity (UDA)	9,028
Carry forward general activity (UDA)	0
16/17 Contracted orthodontic activity (UOA)	0
Carry forward orthodontic activity (UOA)	0
Baseline contract value	£250,064.18

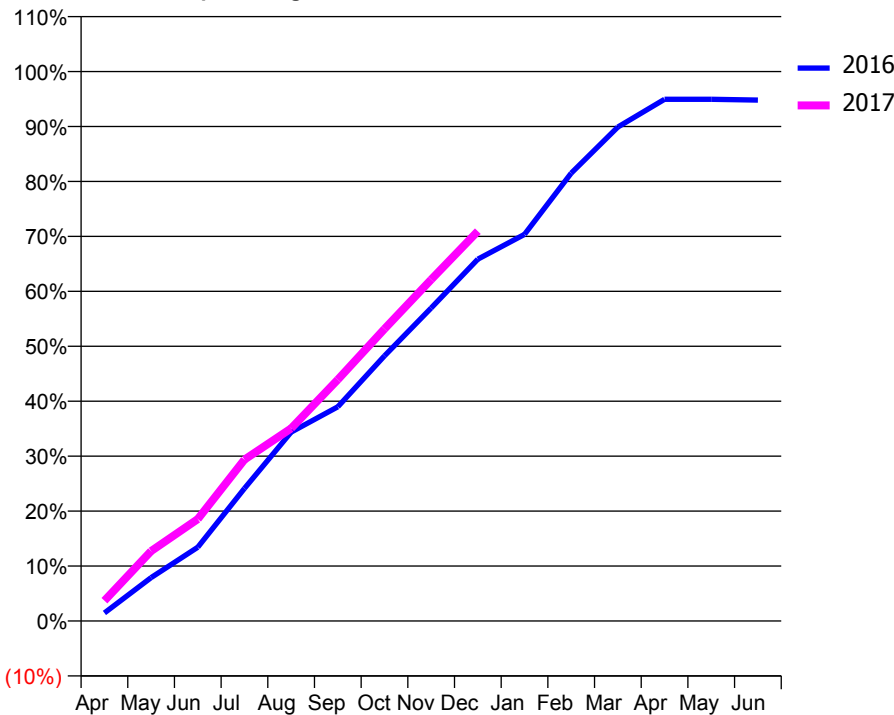
ACCESS*

Patients seen in 24 months	Total	Change since previous quarter
Quarter ending December 2015	2,646	
Quarter ending March 2016	2,565	↓
Quarter ending June 2016	2,748	↑
Quarter ending September 2016	2,810	↑
Quarter ending December 2016	2,834	→
Variance since December 2015	7.1%	↑



ACTIVITY

Cumulative percentage of contracted UDA delivered 2016 & 2017



Month	Adjusted Scheduled Activity (UDA)	
	2016	2017
April	132	335
May	712	1,149
June	1,213	1,674
July	2,178	2,653
August	3,103	3,165
September	3,520	3,967
October	4,356	4,799
November	5,142	5,609
December	5,945	6,405
January	6,352	
February	7,359	
March	8,115	
April	8,572	
May	8,573	
June	8,558	

QUALITY

	Quantity	Base Number	Contract	AT	Region	England
% of FP17s for the same patient ID Re-attending within 3 months - Children	117	905	12.9%	11.0%	12.1%	12.4%
% of FP17s for the same patient ID Re-attending within 3 months - Adults	625	3,217	19.4%	15.2%	15.9%	16.6%
% of FP17s for the same patient ID Re-attending between 3 & 9 months - Children	457	905	50.5%	61.2%	58.6%	57.5%
% of FP17s for the same patient ID Re-attending between 3 & 9 months - Adults	1,626	3,217	50.5%	55.2%	51.5%	50.4%
% of FP17s for Band 1 Urgent Courses	85	3,593	2.4%	7.0%	8.0%	9.1%
% of FP17s Relating to Free Repair or Replacements	36	3,593	1.0%	0.9%	0.8%	0.8%
% of FP17s Relating to Continuations	198	3,593	5.5%	1.6%	1.2%	1.3%
% of Patients satisfied with the dentistry they have received	4	5	N/A	92.0%	92.8%	92.7%
% of Patients satisfied with the time they had to wait for an appointment	4	5	N/A	88.4%	89.2%	88.8%

* This is based on patients treated on this contract for their most recent course of treatment. Figures in italics indicate the base number of FP17s or Patient Questionnaire responses are less than 100. N/A is shown where the base number of responses is less than 10 during the period. % is calculated as Quantity/Base number*100

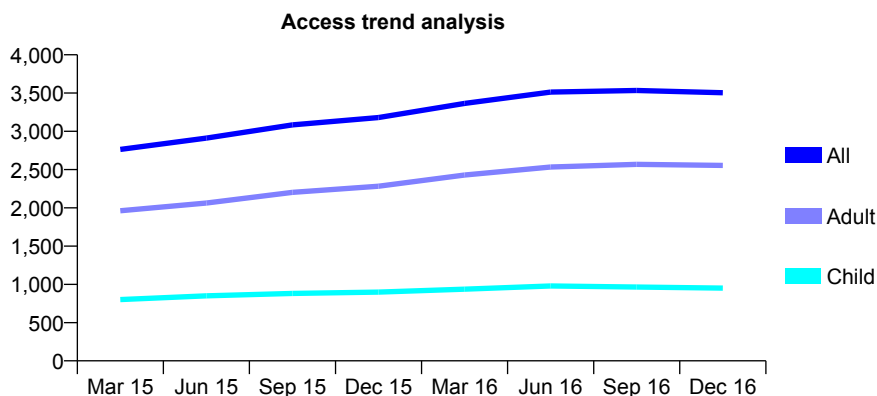
Q55 - Vital Signs At a Glance Contract Report for 677043/0001 - December 2016

Name or company name	MR D BYWATER
Contract type name	GDS Contract
Purpose of contract	General
Contract start date	01/04/2006
Contract end date	

16/17 Contracted general activity (UDA)	11,193
Carry forward general activity (UDA)	336
16/17 Contracted orthodontic activity (UOA)	0
Carry forward orthodontic activity (UOA)	0
Baseline contract value	£286,997.82

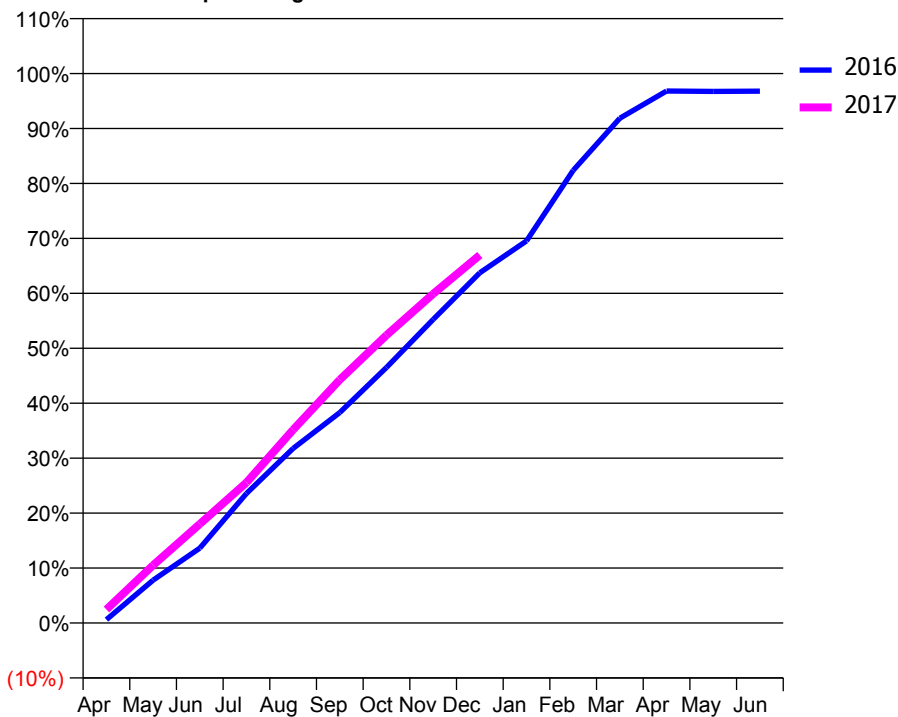
ACCESS*

Patients seen in 24 months	Total	Change since previous quarter
Quarter ending December 2015	3,180	
Quarter ending March 2016	3,365	↑
Quarter ending June 2016	3,512	↑
Quarter ending September 2016	3,534	→
Quarter ending December 2016	3,505	→
Variance since December 2015	10.2%	↑



ACTIVITY

Cumulative percentage of contracted UDA delivered 2016 & 2017



Month	Adjusted Scheduled Activity (UDA)	
	2016	2017
April	64	275
May	819	1,178
June	1,430	2,017
July	2,475	2,863
August	3,337	3,936
September	4,024	4,956
October	4,886	5,863
November	5,802	6,705
December	6,696	7,496
January	7,304	
February	8,653	
March	9,649	
April	10,170	
May	10,163	
June	10,169	

QUALITY

	Quantity	Base Number	Contract	AT	Region	England
% of FP17s for the same patient ID Re-attending within 3 months - Children	104	1,047	9.9%	11.0%	12.1%	12.4%
% of FP17s for the same patient ID Re-attending within 3 months - Adults	690	3,179	21.7%	15.2%	15.9%	16.6%
% of FP17s for the same patient ID Re-attending between 3 & 9 months - Children	644	1,047	61.5%	61.2%	58.6%	57.5%
% of FP17s for the same patient ID Re-attending between 3 & 9 months - Adults	1,832	3,179	57.6%	55.2%	51.5%	50.4%
% of FP17s for Band 1 Urgent Courses	273	3,975	6.9%	7.0%	8.0%	9.1%
% of FP17s Relating to Free Repair or Replacements	98	3,975	2.5%	0.9%	0.8%	0.8%
% of FP17s Relating to Continuations	6	3,975	0.2%	1.6%	1.2%	1.3%
% of Patients satisfied with the dentistry they have received	6	7	N/A	92.0%	92.8%	92.7%
% of Patients satisfied with the time they had to wait for an appointment	7	7	N/A	88.4%	89.2%	88.8%

* This is based on patients treated on this contract for their most recent course of treatment. Figures in italics indicate the base number of FP17s or Patient Questionnaire responses are less than 100. N/A is shown where the base number of responses is less than 10 during the period. % is calculated as Quantity/Base number*100

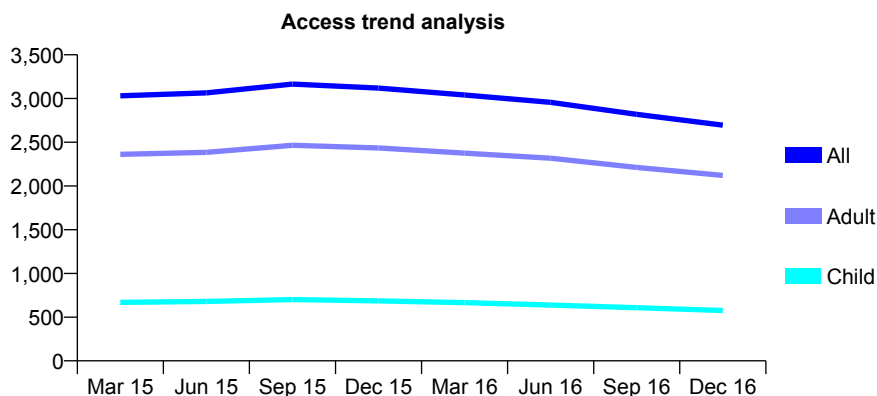
Q55 - Vital Signs At a Glance Contract Report for 677647/0001 - December 2016

Name or company name	MRS S PIENAAR
Contract type name	GDS Contract
Purpose of contract	General
Contract start date	01/10/2007
Contract end date	

16/17 Contracted general activity (UDA)	10,656
Carry forward general activity (UDA)	0
16/17 Contracted orthodontic activity (UOA)	0
Carry forward orthodontic activity (UOA)	0
Baseline contract value	£251,954.06

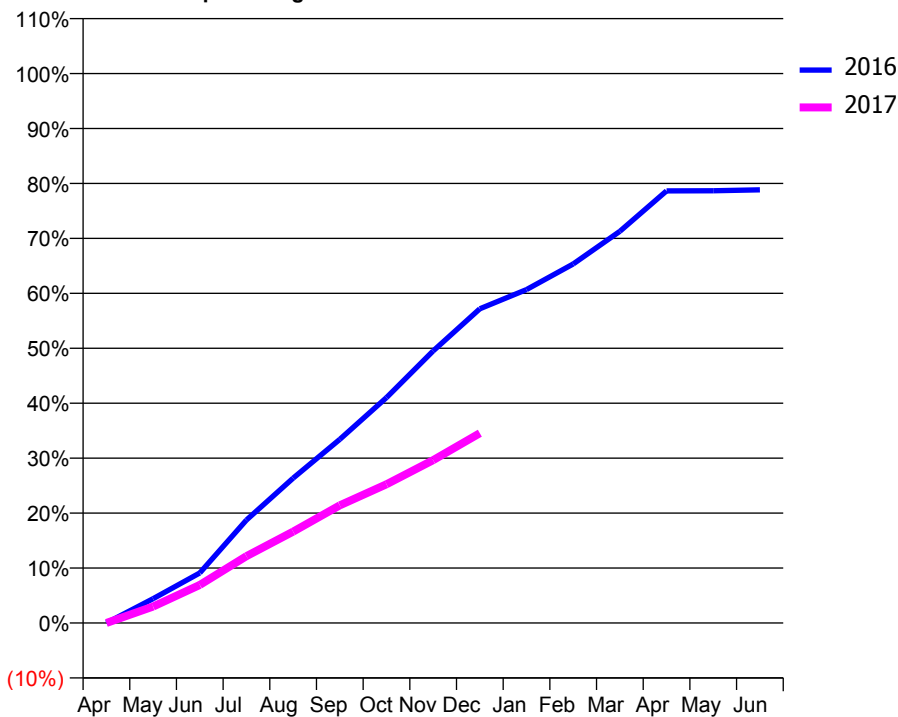
ACCESS*

Patients seen in 24 months	Total	Change since previous quarter
Quarter ending December 2015	3,119	
Quarter ending March 2016	3,040	↓
Quarter ending June 2016	2,956	↓
Quarter ending September 2016	2,819	↓
Quarter ending December 2016	2,696	↓
Variance since December 2015	(13.6%)	↓



ACTIVITY

Cumulative percentage of contracted UDA delivered 2016 & 2017



Month	Adjusted Scheduled Activity (UDA)	
	2016	2017
April	0	0
May	473	320
June	970	738
July	1,997	1,296
August	2,809	1,772
September	3,562	2,282
October	4,372	2,691
November	5,277	3,158
December	6,094	3,681
January	6,466	
February	6,964	
March	7,597	
April	8,379	
May	8,383	
June	8,401	

QUALITY

	Quantity	Base Number	Contract	AT	Region	England
% of FP17s for the same patient ID Re-attending within 3 months - Children	16	381	4.2%	11.0%	12.1%	12.4%
% of FP17s for the same patient ID Re-attending within 3 months - Adults	213	1,853	11.5%	15.2%	15.9%	16.6%
% of FP17s for the same patient ID Re-attending between 3 & 9 months - Children	66	381	17.3%	61.2%	58.6%	57.5%
% of FP17s for the same patient ID Re-attending between 3 & 9 months - Adults	675	1,853	36.4%	55.2%	51.5%	50.4%
% of FP17s for Band 1 Urgent Courses	44	1,931	2.3%	7.0%	8.0%	9.1%
% of FP17s Relating to Free Repair or Replacements	8	1,931	0.4%	0.9%	0.8%	0.8%
% of FP17s Relating to Continuations	29	1,931	1.5%	1.6%	1.2%	1.3%
% of Patients satisfied with the dentistry they have received	2	2	N/A	92.0%	92.8%	92.7%
% of Patients satisfied with the time they had to wait for an appointment	2	2	N/A	88.4%	89.2%	88.8%

* This is based on patients treated on this contract for their most recent course of treatment. Figures in italics indicate the base number of FP17s or Patient Questionnaire responses are less than 100. N/A is shown where the base number of responses is less than 10 during the period. % is calculated as Quantity/Base number*100

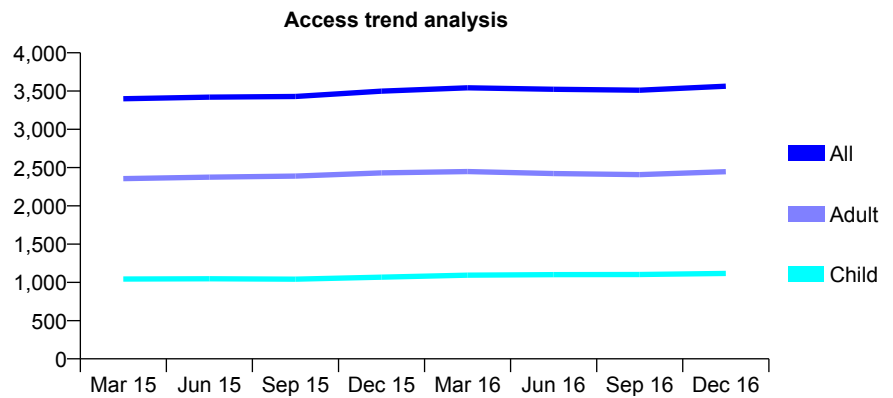
Q55 - Vital Signs At a Glance Contract Report for 679879/0001 - December 2016

Name or company name	MISS F SEZAVAR SHOKOH
Contract type name	GDS Contract
Purpose of contract	General
Contract start date	01/04/2006
Contract end date	

16/17 Contracted general activity (UDA)	14,388
Carry forward general activity (UDA)	92
16/17 Contracted orthodontic activity (UOA)	0
Carry forward orthodontic activity (UOA)	0
Baseline contract value	£351,706.17

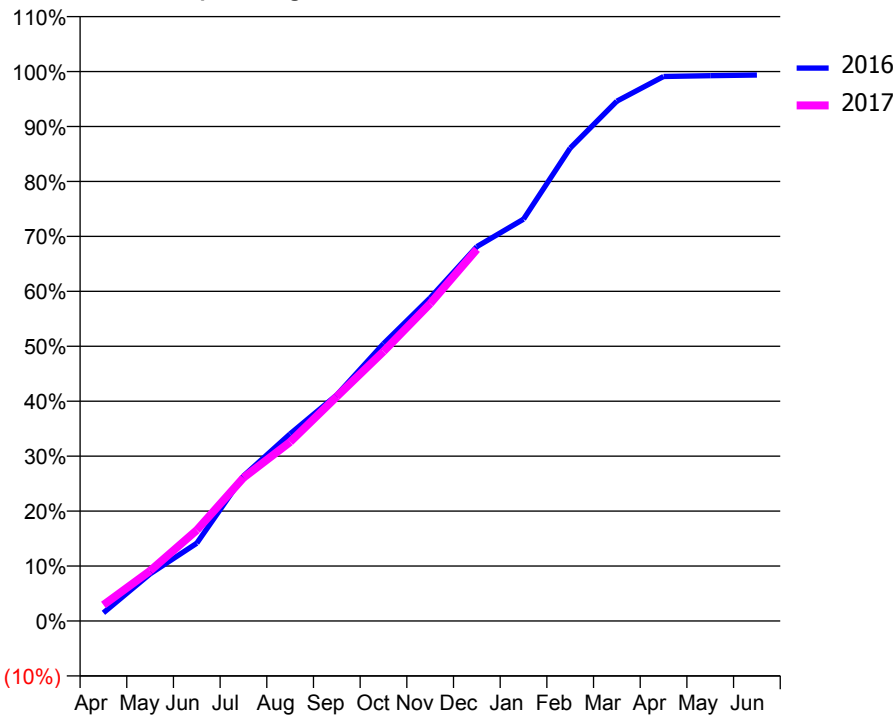
ACCESS*

Patients seen in 24 months	Total	Change since previous quarter
Quarter ending December 2015	3,499	
Quarter ending March 2016	3,542	→
Quarter ending June 2016	3,523	→
Quarter ending September 2016	3,511	→
Quarter ending December 2016	3,563	→
Variance since December 2015	1.8%	→



ACTIVITY

Cumulative percentage of contracted UDA delivered 2016 & 2017



Month	Adjusted Scheduled Activity (UDA)	
	2016	2017
April	216	421
May	1,236	1,315
June	2,037	2,379
July	3,796	3,750
August	4,901	4,687
September	5,920	5,879
October	7,260	7,057
November	8,463	8,313
December	9,803	9,733
January	10,520	
February	12,384	
March	13,611	
April	14,256	
May	14,278	
June	14,296	

QUALITY

	Quantity	Base Number	Contract	AT	Region	England
% of FP17s for the same patient ID Re-attending within 3 months - Children	99	1,186	8.3%	11.0%	12.1%	12.4%
% of FP17s for the same patient ID Re-attending within 3 months - Adults	449	2,516	17.8%	15.2%	15.9%	16.6%
% of FP17s for the same patient ID Re-attending between 3 & 9 months - Children	662	1,186	55.8%	61.2%	58.6%	57.5%
% of FP17s for the same patient ID Re-attending between 3 & 9 months - Adults	1,221	2,516	48.5%	55.2%	51.5%	50.4%
% of FP17s for Band 1 Urgent Courses	392	3,489	11.2%	7.0%	8.0%	9.1%
% of FP17s Relating to Free Repair or Replacements	44	3,489	1.3%	0.9%	0.8%	0.8%
% of FP17s Relating to Continuations	15	3,489	0.4%	1.6%	1.2%	1.3%
% of Patients satisfied with the dentistry they have received	4	6	N/A	92.0%	92.8%	92.7%
% of Patients satisfied with the time they had to wait for an appointment	6	6	N/A	88.4%	89.2%	88.8%

* This is based on patients treated on this contract for their most recent course of treatment. Figures in italics indicate the base number of FP17s or Patient Questionnaire responses are less than 100. N/A is shown where the base number of responses is less than 10 during the period. % is calculated as Quantity/Base number*100

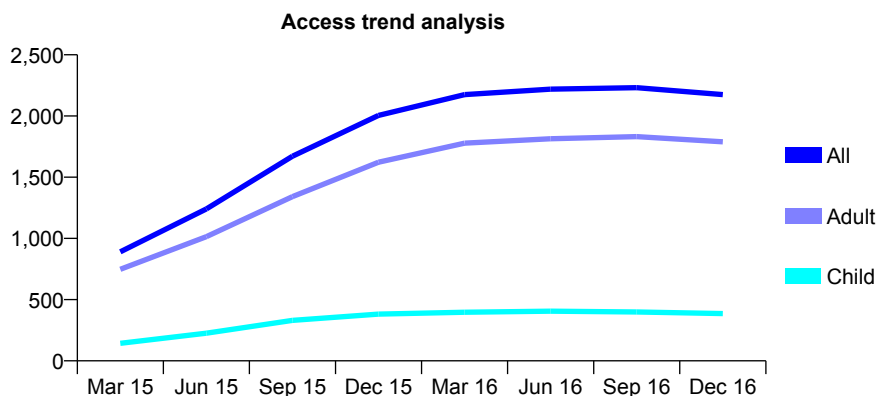
Q55 - Vital Signs At a Glance Contract Report for 681814/0003 - December 2016

Name or company name	MR E CUNNINGHAM
Contract type name	GDS Contract
Purpose of contract	General
Contract start date	01/12/2014
Contract end date	

16/17 Contracted general activity (UDA)	11,400
Carry forward general activity (UDA)	0
16/17 Contracted orthodontic activity (UOA)	0
Carry forward orthodontic activity (UOA)	0
Baseline contract value	£252,328.22

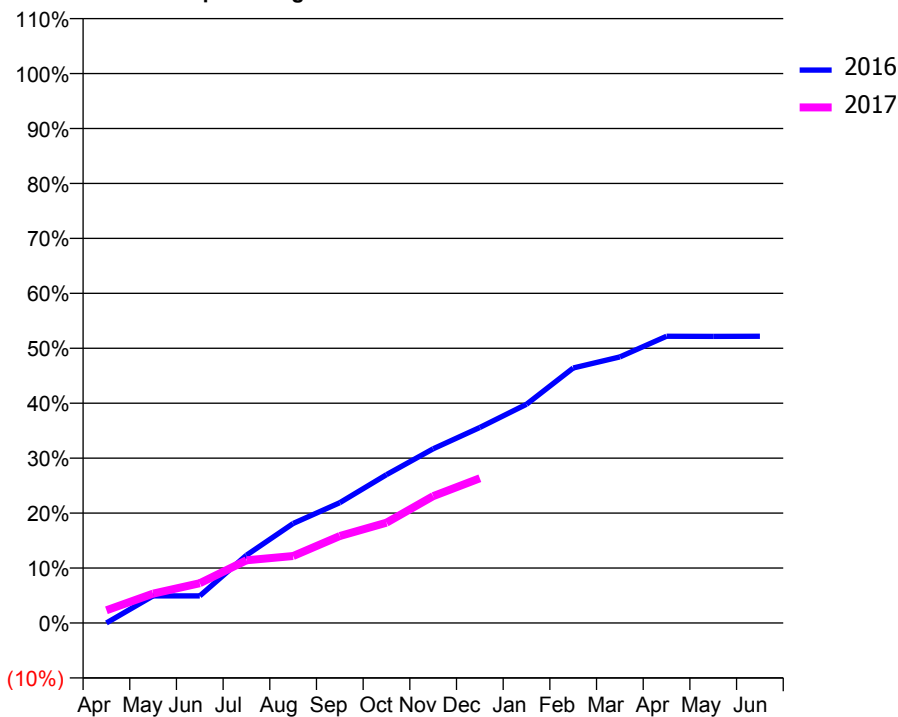
ACCESS*

Patients seen in 24 months	Total	Change since previous quarter
Quarter ending December 2015	2,005	
Quarter ending March 2016	2,175	↑
Quarter ending June 2016	2,220	↑
Quarter ending September 2016	2,231	→
Quarter ending December 2016	2,175	↓
Variance since December 2015	8.5%	↑



ACTIVITY

Cumulative percentage of contracted UDA delivered 2016 & 2017



Month	Adjusted Scheduled Activity (UDA)	
	2016	2017
April	0	265
May	564	611
June	564	825
July	1,406	1,300
August	2,065	1,389
September	2,496	1,805
October	3,078	2,082
November	3,616	2,632
December	4,057	3,003
January	4,537	
February	5,290	
March	5,520	
April	5,949	
May	5,947	
June	5,948	

QUALITY

	Quantity	Base Number	Contract	AT	Region	England
% of FP17s for the same patient ID Re-attending within 3 months - Children	14	374	3.7%	11.0%	12.1%	12.4%
% of FP17s for the same patient ID Re-attending within 3 months - Adults	168	1,725	9.7%	15.2%	15.9%	16.6%
% of FP17s for the same patient ID Re-attending between 3 & 9 months - Children	260	374	69.5%	61.2%	58.6%	57.5%
% of FP17s for the same patient ID Re-attending between 3 & 9 months - Adults	1,091	1,725	63.2%	55.2%	51.5%	50.4%
% of FP17s for Band 1 Urgent Courses	92	1,867	4.9%	7.0%	8.0%	9.1%
% of FP17s Relating to Free Repair or Replacements	9	1,867	0.5%	0.9%	0.8%	0.8%
% of FP17s Relating to Continuations	3	1,867	0.2%	1.6%	1.2%	1.3%
% of Patients satisfied with the dentistry they have received	5	6	N/A	92.0%	92.8%	92.7%
% of Patients satisfied with the time they had to wait for an appointment	5	6	N/A	88.4%	89.2%	88.8%

* This is based on patients treated on this contract for their most recent course of treatment. Figures in italics indicate the base number of FP17s or Patient Questionnaire responses are less than 100. N/A is shown where the base number of responses is less than 10 during the period. % is calculated as Quantity/Base number*100

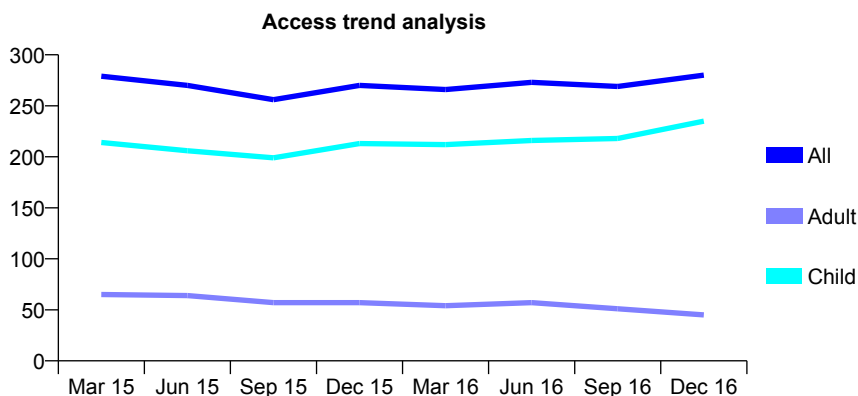
Q55 - Vital Signs At a Glance Contract Report for 710822/0001 - December 2016

Name or company name	MR R NATHWANI
Contract type name	GDS Contract
Purpose of contract	General
Contract start date	01/05/2011
Contract end date	

16/17 Contracted general activity (UDA)	863
Carry forward general activity (UDA)	0
16/17 Contracted orthodontic activity (UOA)	0
Carry forward orthodontic activity (UOA)	0
Baseline contract value	£23,760.93

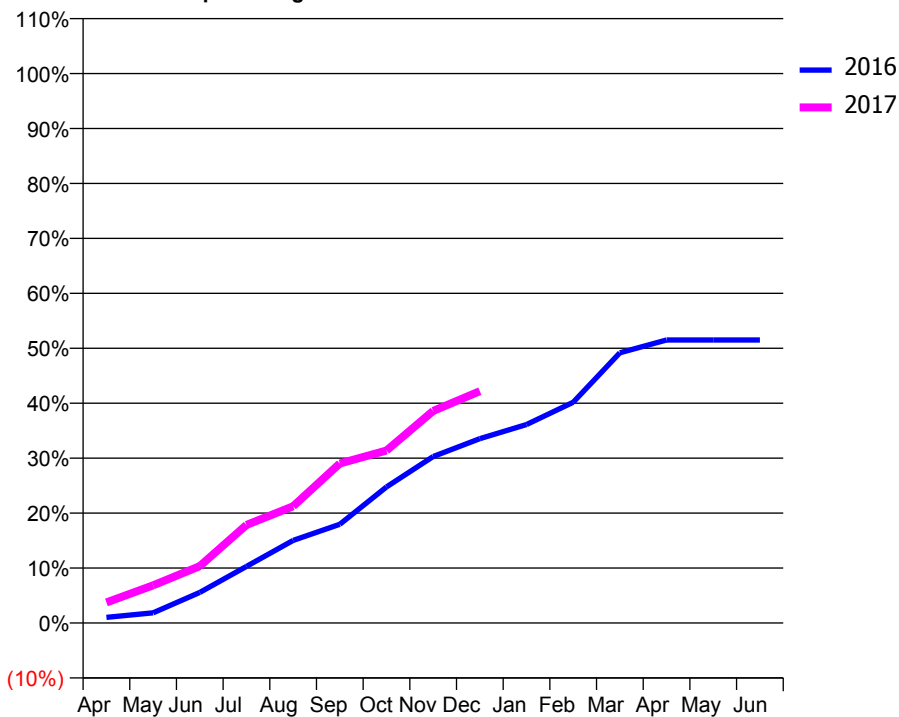
ACCESS*

Patients seen in 24 months	Total	Change since previous quarter
Quarter ending December 2015	270	
Quarter ending March 2016	266	↓
Quarter ending June 2016	273	↑
Quarter ending September 2016	269	↓
Quarter ending December 2016	280	↑
Variance since December 2015	3.7%	↑



ACTIVITY

Cumulative percentage of contracted UDA delivered 2016 & 2017



Month	Adjusted Scheduled Activity (UDA)	
	2016	2017
April	9	32
May	16	59
June	48	89
July	89	154
August	130	183
September	155	251
October	214	271
November	261	333
December	290	364
January	312	
February	347	
March	424	
April	445	
May	445	
June	445	

QUALITY

	Quantity	Base Number	Contract	AT	Region	England
% of FP17s for the same patient ID Re-attending within 3 months - Children	19	316	6.0%	11.0%	12.1%	12.4%
% of FP17s for the same patient ID Re-attending within 3 months - Adults	0	2	0.0%	15.2%	15.9%	16.6%
% of FP17s for the same patient ID Re-attending between 3 & 9 months - Children	208	316	65.8%	61.2%	58.6%	57.5%
% of FP17s for the same patient ID Re-attending between 3 & 9 months - Adults	1	2	50.0%	55.2%	51.5%	50.4%
% of FP17s for Band 1 Urgent Courses	15	302	5.0%	7.0%	8.0%	9.1%
% of FP17s Relating to Free Repair or Replacements	0	302	0.0%	0.9%	0.8%	0.8%
% of FP17s Relating to Continuations	0	302	0.0%	1.6%	1.2%	1.3%
% of Patients satisfied with the dentistry they have received	0	0	N/A	92.0%	92.8%	92.7%
% of Patients satisfied with the time they had to wait for an appointment	0	0	N/A	88.4%	89.2%	88.8%

* This is based on patients treated on this contract for their most recent course of treatment. Figures in italics indicate the base number of FP17s or Patient Questionnaire responses are less than 100. N/A is shown where the base number of responses is less than 10 during the period. % is calculated as Quantity/Base number*100

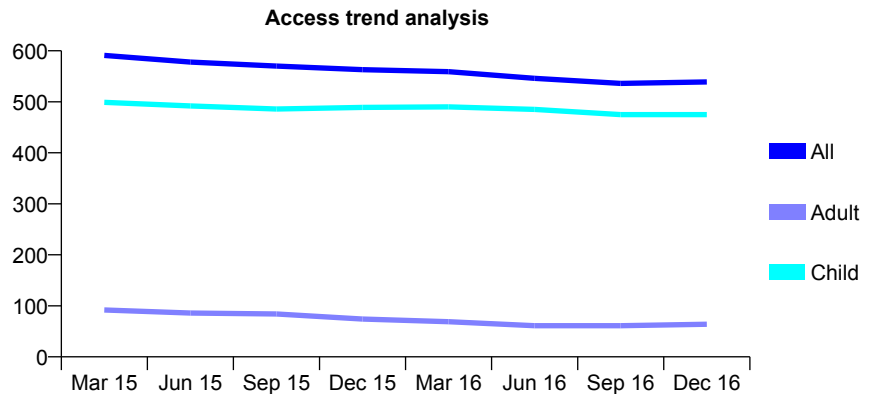
Q55 - Vital Signs At a Glance Contract Report for 729388/0001 - December 2016

Name or company name	MR JP WARD
Contract type name	GDS Contract
Purpose of contract	General and Orthodontic
Contract start date	01/04/2006
Contract end date	

16/17 Contracted general activity (UDA)	1,628
Carry forward general activity (UDA)	0
16/17 Contracted orthodontic activity (UOA)	446
Carry forward orthodontic activity (UOA)	0
Baseline contract value	£71,784.37

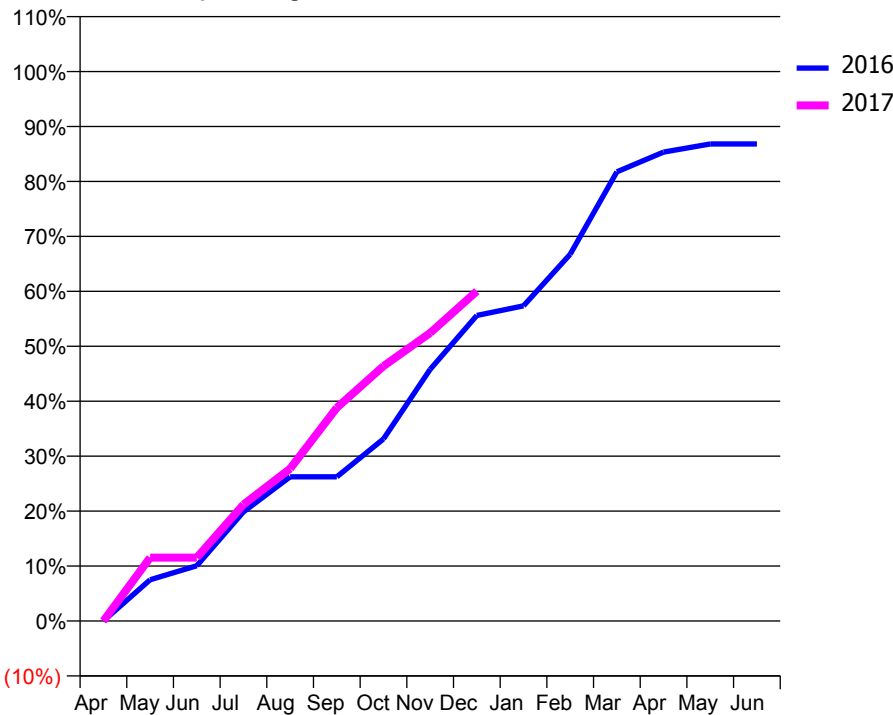
ACCESS*

Patients seen in 24 months	Total	Change since previous quarter
Quarter ending December 2015	563	
Quarter ending March 2016	559	→
Quarter ending June 2016	546	↓
Quarter ending September 2016	536	↓
Quarter ending December 2016	539	→
Variance since December 2015	(4.3%)	↓



ACTIVITY

Cumulative percentage of contracted UDA delivered 2016 & 2017



Month	Adjusted Scheduled Activity (UDA)	
	2016	2017
April	0	0
May	122	188
June	164	188
July	323	345
August	427	451
September	427	632
October	540	755
November	746	854
December	905	977
January	934	
February	1,087	
March	1,331	
April	1,389	
May	1,413	
June	1,413	

QUALITY

	Quantity	Base Number	Contract	AT	Region	England
% of FP17s for the same patient ID Re-attending within 3 months - Children	53	650	8.2%	11.0%	12.1%	12.4%
% of FP17s for the same patient ID Re-attending within 3 months - Adults	0	2	0.0%	15.2%	15.9%	16.6%
% of FP17s for the same patient ID Re-attending between 3 & 9 months - Children	524	650	80.6%	61.2%	58.6%	57.5%
% of FP17s for the same patient ID Re-attending between 3 & 9 months - Adults	0	2	0.0%	55.2%	51.5%	50.4%
% of FP17s for Band 1 Urgent Courses	16	585	2.7%	7.0%	8.0%	9.1%
% of FP17s Relating to Free Repair or Replacements	0	585	0.0%	0.9%	0.8%	0.8%
% of FP17s Relating to Continuations	0	585	0.0%	1.6%	1.2%	1.3%
% of Patients satisfied with the dentistry they have received	3	3	N/A	92.0%	92.8%	92.7%
% of Patients satisfied with the time they had to wait for an appointment	3	3	N/A	88.4%	89.2%	88.8%

* This is based on patients treated on this contract for their most recent course of treatment. Figures in italics indicate the base number of FP17s or Patient Questionnaire responses are less than 100. N/A is shown where the base number of responses is less than 10 during the period. % is calculated as Quantity/Base number*100

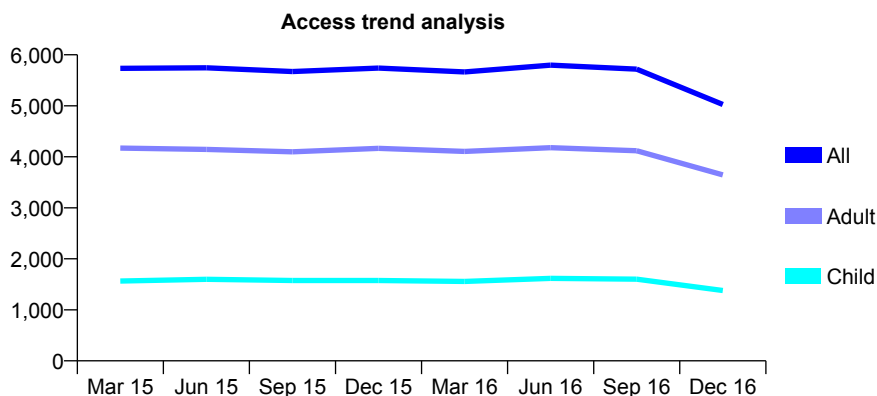
Q55 - Vital Signs At a Glance Contract Report for 737658/0001 - December 2016

Name or company name	MR WK GREEN
Contract type name	GDS Contract
Purpose of contract	General
Contract start date	01/04/2006
Contract end date	31/10/2016

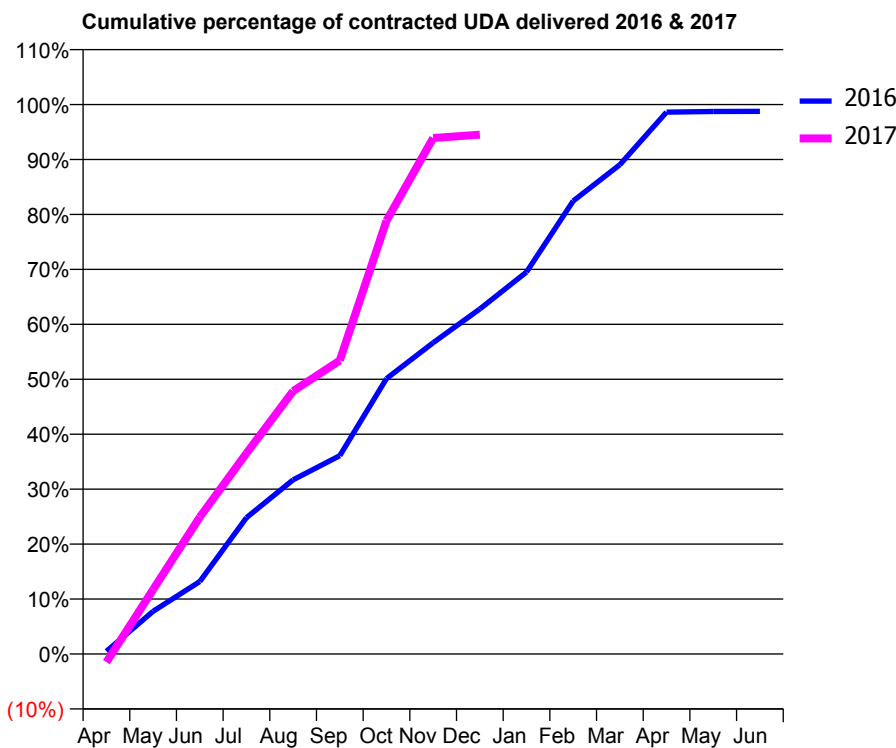
16/17 Contracted general activity (UDA)	12,283
Carry forward general activity (UDA)	264
16/17 Contracted orthodontic activity (UOA)	0
Carry forward orthodontic activity (UOA)	0
Baseline contract value	£335,050.13

ACCESS*

Patients seen in 24 months	Total	Change since previous quarter
Quarter ending December 2015	5,740	
Quarter ending March 2016	5,665	↓
Quarter ending June 2016	5,798	↑
Quarter ending September 2016	5,720	↓
Quarter ending December 2016	5,025	↓
Variance since December 2015	(12.5%)	↓



ACTIVITY



Month	Adjusted Scheduled Activity (UDA)	
	2016	2017
April	105	-185
May	1,639	1,440
June	2,777	3,060
July	5,223	4,488
August	6,675	5,878
September	7,601	6,561
October	10,553	9,687
November	11,927	11,533
December	13,222	11,608
January	14,635	
February	17,362	
March	18,748	
April	20,765	
May	20,787	
June	20,793	

QUALITY

	Quantity	Base Number	Contract	AT	Region	England
% of FP17s for the same patient ID Re-attending within 3 months - Children	112	1,235	9.1%	11.0%	12.1%	12.4%
% of FP17s for the same patient ID Re-attending within 3 months - Adults	698	3,346	20.9%	15.2%	15.9%	16.6%
% of FP17s for the same patient ID Re-attending between 3 & 9 months - Children	461	1,235	37.3%	61.2%	58.6%	57.5%
% of FP17s for the same patient ID Re-attending between 3 & 9 months - Adults	1,032	3,346	30.8%	55.2%	51.5%	50.4%
% of FP17s for Band 1 Urgent Courses	225	3,983	5.6%	7.0%	8.0%	9.1%
% of FP17s Relating to Free Repair or Replacements	12	3,983	0.3%	0.9%	0.8%	0.8%
% of FP17s Relating to Continuations	136	3,983	3.4%	1.6%	1.2%	1.3%
% of Patients satisfied with the dentistry they have received	4	6	N/A	92.0%	92.8%	92.7%
% of Patients satisfied with the time they had to wait for an appointment	5	6	N/A	88.4%	89.2%	88.8%

* This is based on patients treated on this contract for their most recent course of treatment. Figures in italics indicate the base number of FP17s or Patient Questionnaire responses are less than 100. N/A is shown where the base number of responses is less than 10 during the period. % is calculated as Quantity/Base number*100

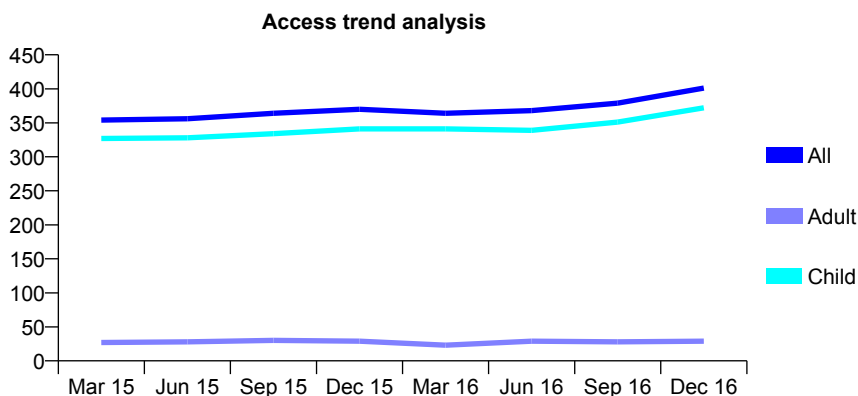
Q55 - Vital Signs At a Glance Contract Report for 745847/0001 - December 2016

Name or company name	MR SB SHAFFERY
Contract type name	GDS Contract
Purpose of contract	General
Contract start date	01/04/2006
Contract end date	

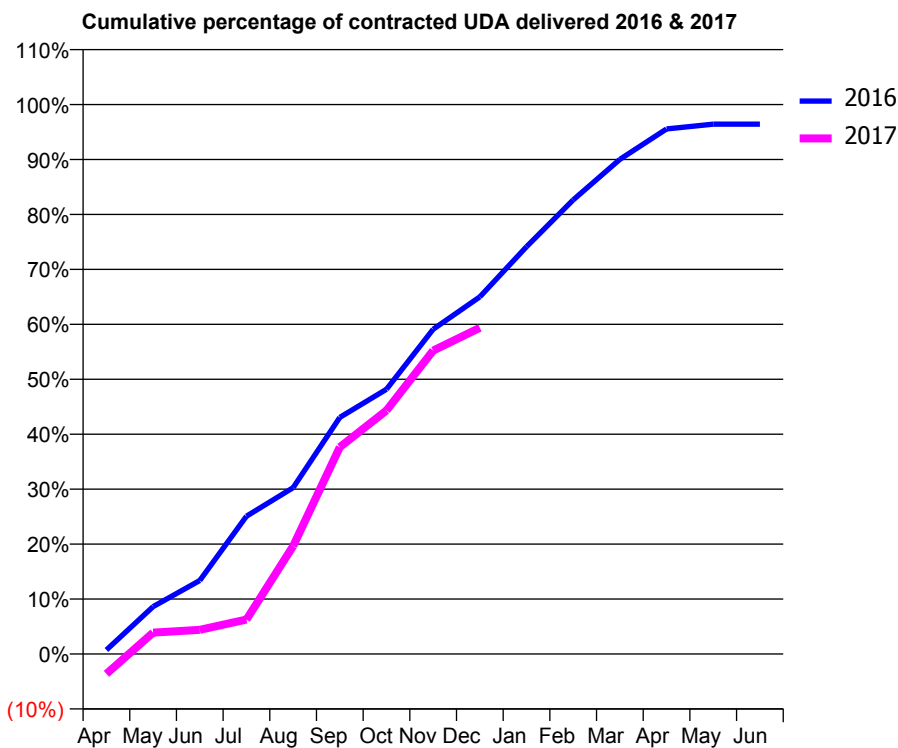
16/17 Contracted general activity (UDA)	800
Carry forward general activity (UDA)	29
16/17 Contracted orthodontic activity (UOA)	0
Carry forward orthodontic activity (UOA)	0
Baseline contract value	£19,325.73

ACCESS*

Patients seen in 24 months	Total	Change since previous quarter
Quarter ending December 2015	370	
Quarter ending March 2016	364	↓
Quarter ending June 2016	368	→
Quarter ending September 2016	379	↑
Quarter ending December 2016	401	↑
Variance since December 2015	8.4%	↑



ACTIVITY



Month	Adjusted Scheduled Activity (UDA)	
	2016	2017
April	6	-29
May	69	31
June	107	35
July	201	50
August	242	157
September	344	301
October	385	355
November	473	442
December	520	475
January	593	
February	661	
March	720	
April	764	
May	771	
June	771	

QUALITY

	Quantity	Base Number	Contract	AT	Region	England
% of FP17s for the same patient ID Re-attending within 3 months - Children	28	433	6.5%	11.0%	12.1%	12.4%
% of FP17s for the same patient ID Re-attending within 3 months - Adults	0	0	N/A	15.2%	15.9%	16.6%
% of FP17s for the same patient ID Re-attending between 3 & 9 months - Children	266	433	61.4%	61.2%	58.6%	57.5%
% of FP17s for the same patient ID Re-attending between 3 & 9 months - Adults	0	0	N/A	55.2%	51.5%	50.4%
% of FP17s for Band 1 Urgent Courses	5	395	1.3%	7.0%	8.0%	9.1%
% of FP17s Relating to Free Repair or Replacements	1	395	0.3%	0.9%	0.8%	0.8%
% of FP17s Relating to Continuations	0	395	0.0%	1.6%	1.2%	1.3%
% of Patients satisfied with the dentistry they have received	0	0	N/A	92.0%	92.8%	92.7%
% of Patients satisfied with the time they had to wait for an appointment	0	0	N/A	88.4%	89.2%	88.8%

* This is based on patients treated on this contract for their most recent course of treatment. Figures in italics indicate the base number of FP17s or Patient Questionnaire responses are less than 100. N/A is shown where the base number of responses is less than 10 during the period. % is calculated as Quantity/Base number*100

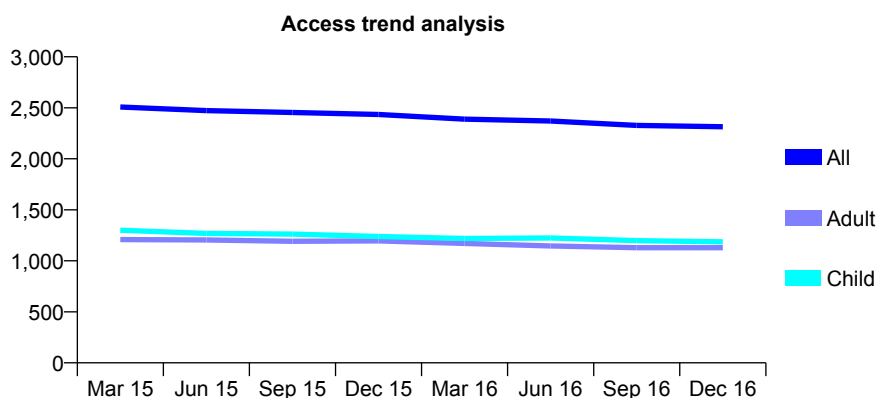
Q55 - Vital Signs At a Glance Contract Report for 746436/0001 - December 2016

Name or company name	MR MN BURTON
Contract type name	GDS Contract
Purpose of contract	General
Contract start date	01/04/2006
Contract end date	

16/17 Contracted general activity (UDA)	7,500
Carry forward general activity (UDA)	0
16/17 Contracted orthodontic activity (UOA)	0
Carry forward orthodontic activity (UOA)	0
Baseline contract value	£214,764.16

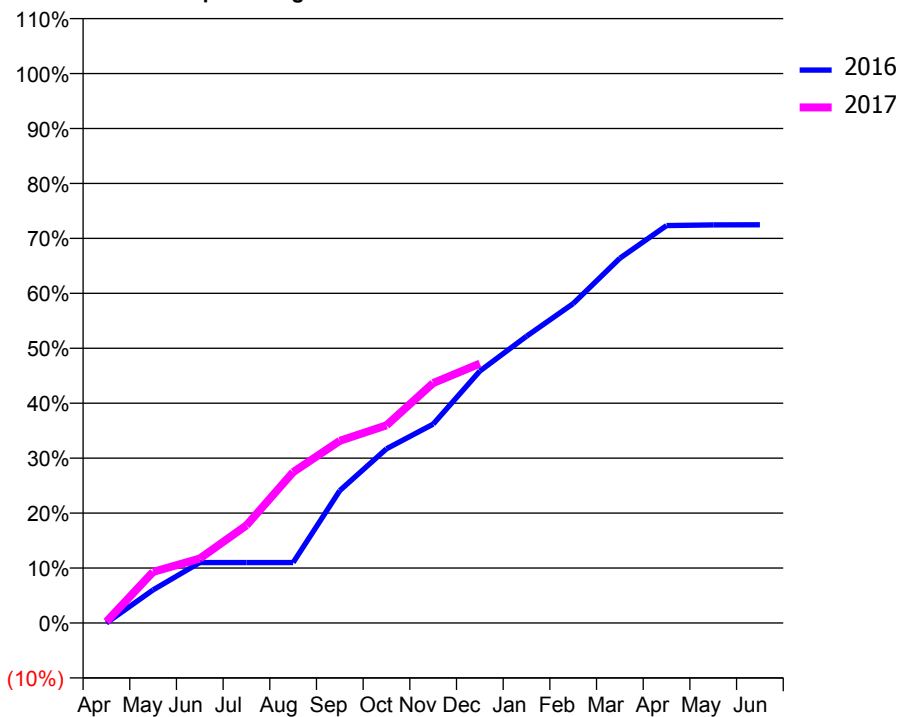
ACCESS*

Patients seen in 24 months	Total	Change since previous quarter
Quarter ending December 2015	2,434	
Quarter ending March 2016	2,389	↓
Quarter ending June 2016	2,370	→
Quarter ending September 2016	2,327	↓
Quarter ending December 2016	2,315	→
Variance since December 2015	(4.9%)	↓



ACTIVITY

Cumulative percentage of contracted UDA delivered 2016 & 2017



Adjusted Scheduled Activity (UDA)

Month	2016	2017
April	0	20
May	451	697
June	825	881
July	825	1,334
August	825	2,059
September	1,807	2,488
October	2,378	2,698
November	2,715	3,276
December	3,440	3,541
January	3,913	
February	4,359	
March	4,979	
April	5,425	
May	5,433	
June	5,435	

QUALITY

	Quantity	Base Number	Contract	AT	Region	England
% of FP17s for the same patient ID Re-attending within 3 months - Children	114	1,333	8.6%	11.0%	12.1%	12.4%
% of FP17s for the same patient ID Re-attending within 3 months - Adults	117	915	12.8%	15.2%	15.9%	16.6%
% of FP17s for the same patient ID Re-attending between 3 & 9 months - Children	867	1,333	65.0%	61.2%	58.6%	57.5%
% of FP17s for the same patient ID Re-attending between 3 & 9 months - Adults	459	915	50.2%	55.2%	51.5%	50.4%
% of FP17s for Band 1 Urgent Courses	86	2,009	4.3%	7.0%	8.0%	9.1%
% of FP17s Relating to Free Repair or Replacements	0	2,009	0.0%	0.9%	0.8%	0.8%
% of FP17s Relating to Continuations	16	2,009	0.8%	1.6%	1.2%	1.3%
% of Patients satisfied with the dentistry they have received	3	3	N/A	92.0%	92.8%	92.7%
% of Patients satisfied with the time they had to wait for an appointment	3	3	N/A	88.4%	89.2%	88.8%

* This is based on patients treated on this contract for their most recent course of treatment. Figures in italics indicate the base number of FP17s or Patient Questionnaire responses are less than 100. N/A is shown where the base number of responses is less than 10 during the period. % is calculated as Quantity/Base number*100

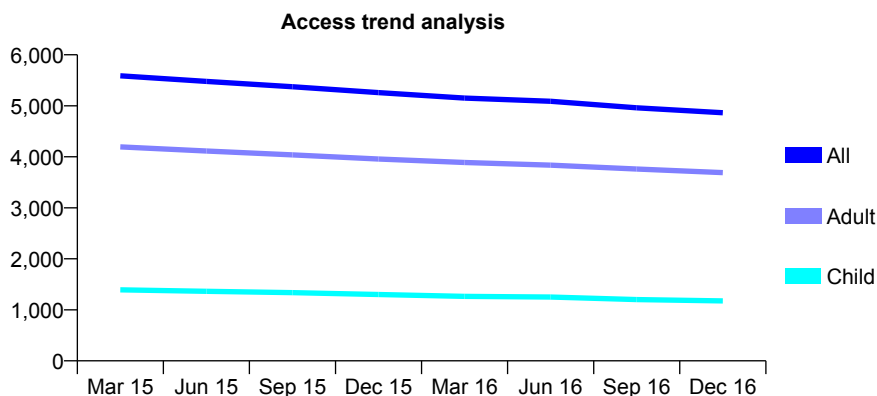
Q55 - Vital Signs At a Glance Contract Report for 746509/0001 - December 2016

Name or company name	MR RA HEPBURN
Contract type name	GDS Contract
Purpose of contract	General
Contract start date	01/04/2006
Contract end date	

16/17 Contracted general activity (UDA)	13,800
Carry forward general activity (UDA)	0
16/17 Contracted orthodontic activity (UOA)	0
Carry forward orthodontic activity (UOA)	0
Baseline contract value	£276,791.81

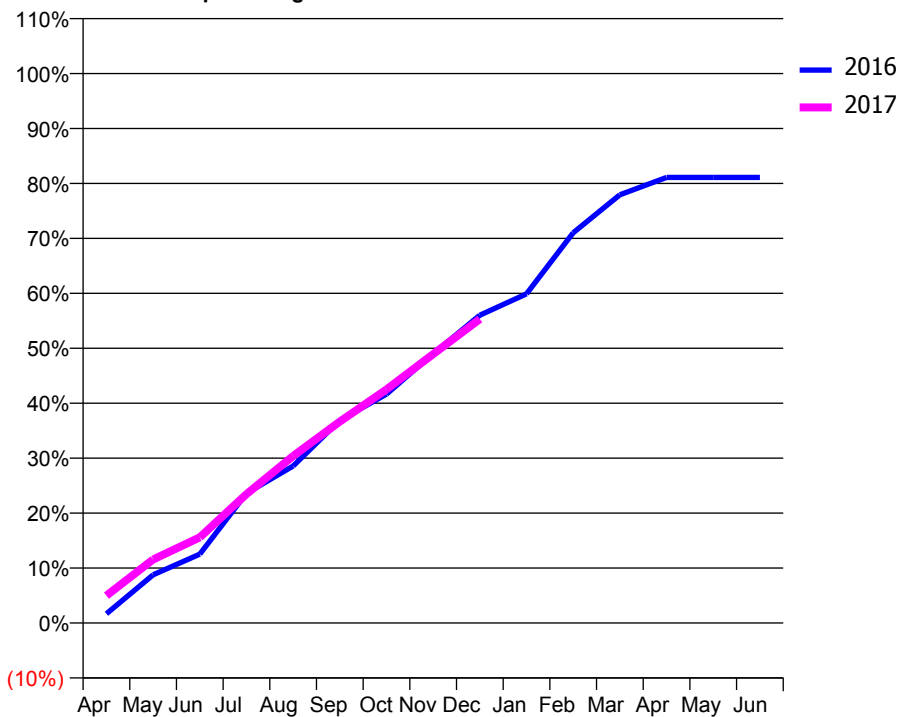
ACCESS*

Patients seen in 24 months	Total	Change since previous quarter
Quarter ending December 2015	5,258	
Quarter ending March 2016	5,152	↓
Quarter ending June 2016	5,088	↓
Quarter ending September 2016	4,962	↓
Quarter ending December 2016	4,864	↓
Variance since December 2015	(7.5%)	↓



ACTIVITY

Cumulative percentage of contracted UDA delivered 2016 & 2017



Month	Adjusted Scheduled Activity (UDA)	
	2016	2017
April	231	687
May	1,212	1,595
June	1,729	2,153
July	3,258	3,236
August	3,942	4,195
September	5,087	5,057
October	5,748	5,864
November	6,762	6,755
December	7,731	7,635
January	8,265	
February	9,802	
March	10,756	
April	11,189	
May	11,189	
June	11,189	

QUALITY

	Quantity	Base Number	Contract	AT	Region	England
% of FP17s for the same patient ID Re-attending within 3 months - Children	35	1,387	2.5%	11.0%	12.1%	12.4%
% of FP17s for the same patient ID Re-attending within 3 months - Adults	298	3,068	9.7%	15.2%	15.9%	16.6%
% of FP17s for the same patient ID Re-attending between 3 & 9 months - Children	1,038	1,387	74.8%	61.2%	58.6%	57.5%
% of FP17s for the same patient ID Re-attending between 3 & 9 months - Adults	867	3,068	28.3%	55.2%	51.5%	50.4%
% of FP17s for Band 1 Urgent Courses	153	4,221	3.6%	7.0%	8.0%	9.1%
% of FP17s Relating to Free Repair or Replacements	40	4,221	0.9%	0.9%	0.8%	0.8%
% of FP17s Relating to Continuations	74	4,221	1.8%	1.6%	1.2%	1.3%
% of Patients satisfied with the dentistry they have received	7	7	N/A	92.0%	92.8%	92.7%
% of Patients satisfied with the time they had to wait for an appointment	7	7	N/A	88.4%	89.2%	88.8%

* This is based on patients treated on this contract for their most recent course of treatment. Figures in italics indicate the base number of FP17s or Patient Questionnaire responses are less than 100. N/A is shown where the base number of responses is less than 10 during the period. % is calculated as Quantity/Base number*100

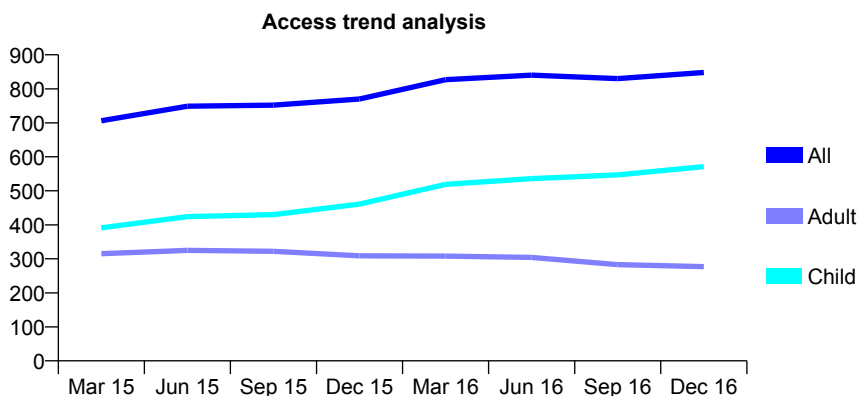
Q55 - Vital Signs At a Glance Contract Report for 751553/0002 - December 2016

Name or company name	MR S RAKSHIT
Contract type name	GDS Contract
Purpose of contract	General
Contract start date	01/04/2006
Contract end date	

16/17 Contracted general activity (UDA)	3,500
Carry forward general activity (UDA)	0
16/17 Contracted orthodontic activity (UOA)	0
Carry forward orthodontic activity (UOA)	0
Baseline contract value	£77,343.68

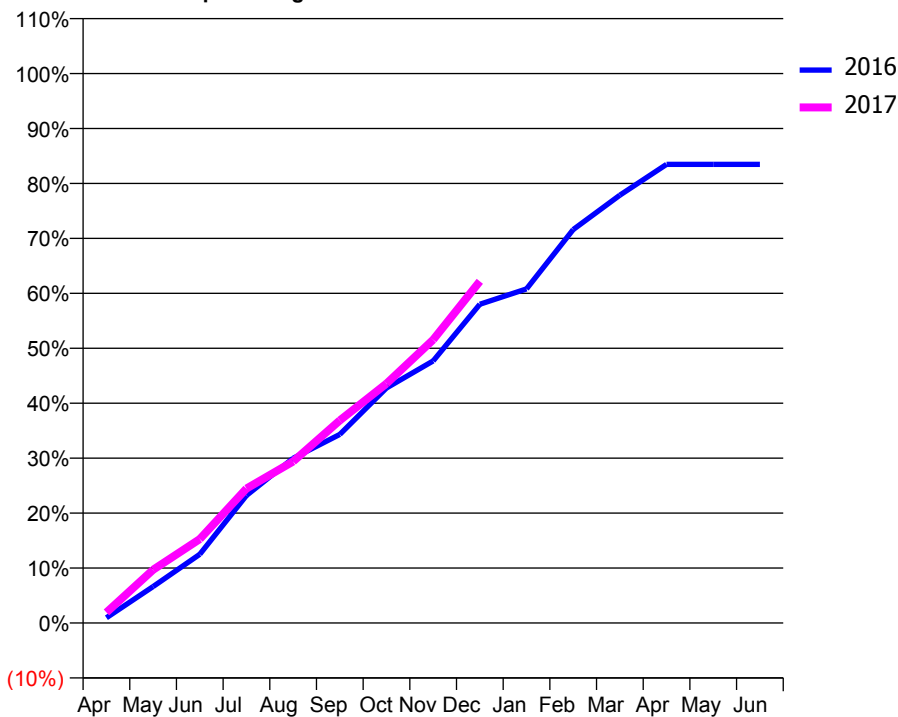
ACCESS*

Patients seen in 24 months	Total	Change since previous quarter
Quarter ending December 2015	770	
Quarter ending March 2016	827	↑
Quarter ending June 2016	840	→
Quarter ending September 2016	830	↓
Quarter ending December 2016	848	↑
Variance since December 2015	10.1%	↑



ACTIVITY

Cumulative percentage of contracted UDA delivered 2016 & 2017



Month	Adjusted Scheduled Activity (UDA)	
	2016	2017
April	33	67
May	232	340
June	438	535
July	813	857
August	1,049	1,029
September	1,201	1,291
October	1,497	1,525
November	1,669	1,804
December	2,031	2,176
January	2,128	
February	2,506	
March	2,725	
April	2,921	
May	2,921	
June	2,921	

QUALITY

	Quantity	Base Number	Contract	AT	Region	England
% of FP17s for the same patient ID Re-attending within 3 months - Children	112	734	15.3%	11.0%	12.1%	12.4%
% of FP17s for the same patient ID Re-attending within 3 months - Adults	81	283	28.6%	15.2%	15.9%	16.6%
% of FP17s for the same patient ID Re-attending between 3 & 9 months - Children	350	734	47.7%	61.2%	58.6%	57.5%
% of FP17s for the same patient ID Re-attending between 3 & 9 months - Adults	153	283	54.1%	55.2%	51.5%	50.4%
% of FP17s for Band 1 Urgent Courses	171	936	18.3%	7.0%	8.0%	9.1%
% of FP17s Relating to Free Repair or Replacements	0	936	0.0%	0.9%	0.8%	0.8%
% of FP17s Relating to Continuations	11	936	1.2%	1.6%	1.2%	1.3%
% of Patients satisfied with the dentistry they have received	2	2	N/A	92.0%	92.8%	92.7%
% of Patients satisfied with the time they had to wait for an appointment	2	2	N/A	88.4%	89.2%	88.8%

* This is based on patients treated on this contract for their most recent course of treatment. Figures in italics indicate the base number of FP17s or Patient Questionnaire responses are less than 100. N/A is shown where the base number of responses is less than 10 during the period. % is calculated as Quantity/Base number*100

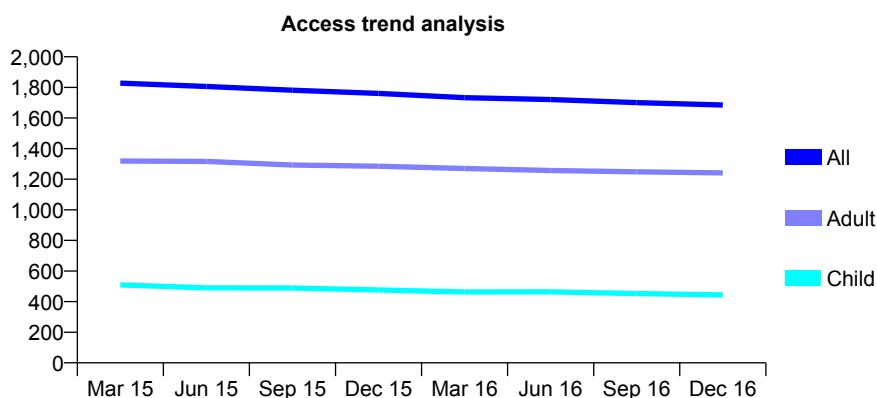
Q55 - Vital Signs At a Glance Contract Report for 752134/0001 - December 2016

Name or company name	MR CJ DONEGAN
Contract type name	GDS Contract
Purpose of contract	General
Contract start date	01/04/2006
Contract end date	

16/17 Contracted general activity (UDA)	6,517
Carry forward general activity (UDA)	0
16/17 Contracted orthodontic activity (UOA)	0
Carry forward orthodontic activity (UOA)	0
Baseline contract value	£155,489.45

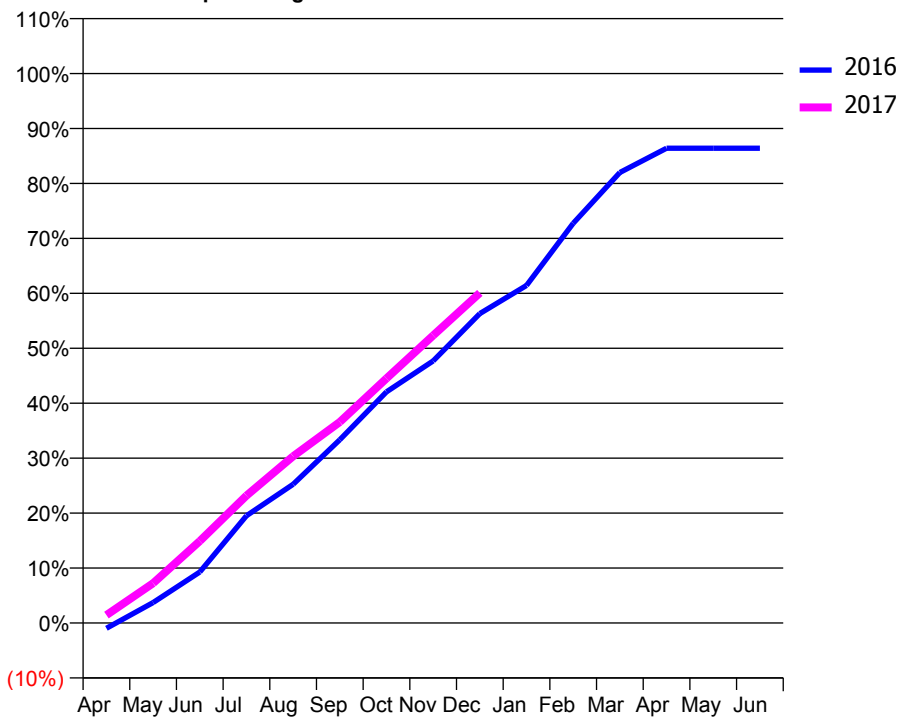
ACCESS*

Patients seen in 24 months	Total	Change since previous quarter
Quarter ending December 2015	1,761	
Quarter ending March 2016	1,733	↓
Quarter ending June 2016	1,721	→
Quarter ending September 2016	1,701	↓
Quarter ending December 2016	1,685	→
Variance since December 2015	(4.3%)	↓



ACTIVITY

Cumulative percentage of contracted UDA delivered 2016 & 2017



Month	Adjusted Scheduled Activity (UDA)	
	2016	2017
April	-64	93
May	242	472
June	605	972
July	1,272	1,511
August	1,646	1,978
September	2,174	2,383
October	2,741	2,901
November	3,108	3,410
December	3,670	3,915
January	4,003	
February	4,740	
March	5,343	
April	5,630	
May	5,630	
June	5,630	

QUALITY

	Quantity	Base Number	Contract	AT	Region	England
% of FP17s for the same patient ID Re-attending within 3 months - Children	47	604	7.8%	11.0%	12.1%	12.4%
% of FP17s for the same patient ID Re-attending within 3 months - Adults	357	1,866	19.1%	15.2%	15.9%	16.6%
% of FP17s for the same patient ID Re-attending between 3 & 9 months - Children	462	604	76.5%	61.2%	58.6%	57.5%
% of FP17s for the same patient ID Re-attending between 3 & 9 months - Adults	1,358	1,866	72.8%	55.2%	51.5%	50.4%
% of FP17s for Band 1 Urgent Courses	103	2,334	4.4%	7.0%	8.0%	9.1%
% of FP17s Relating to Free Repair or Replacements	44	2,334	1.9%	0.9%	0.8%	0.8%
% of FP17s Relating to Continuations	6	2,334	0.3%	1.6%	1.2%	1.3%
% of Patients satisfied with the dentistry they have received	6	7	N/A	92.0%	92.8%	92.7%
% of Patients satisfied with the time they had to wait for an appointment	6	7	N/A	88.4%	89.2%	88.8%

* This is based on patients treated on this contract for their most recent course of treatment. Figures in italics indicate the base number of FP17s or Patient Questionnaire responses are less than 100. N/A is shown where the base number of responses is less than 10 during the period. % is calculated as Quantity/Base number*100

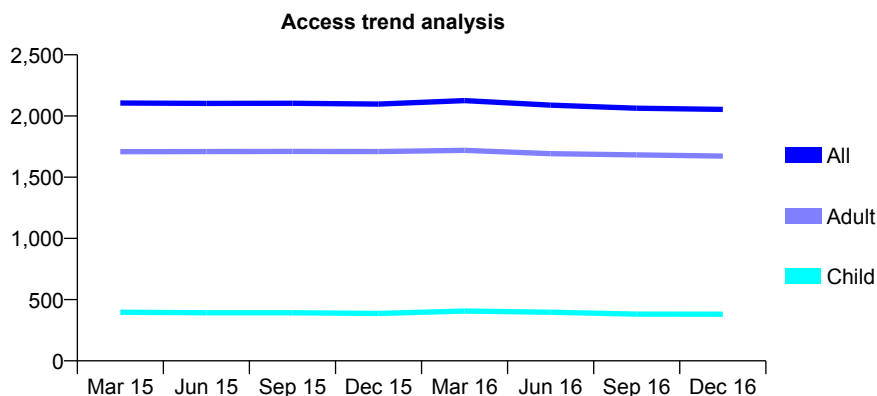
Q55 - Vital Signs At a Glance Contract Report for 753912/0001 - December 2016

Name or company name	MR BK DAWETT
Contract type name	GDS Contract
Purpose of contract	General
Contract start date	01/04/2006
Contract end date	

16/17 Contracted general activity (UDA)	6,228
Carry forward general activity (UDA)	-125
16/17 Contracted orthodontic activity (UOA)	0
Carry forward orthodontic activity (UOA)	0
Baseline contract value	£255,427.44

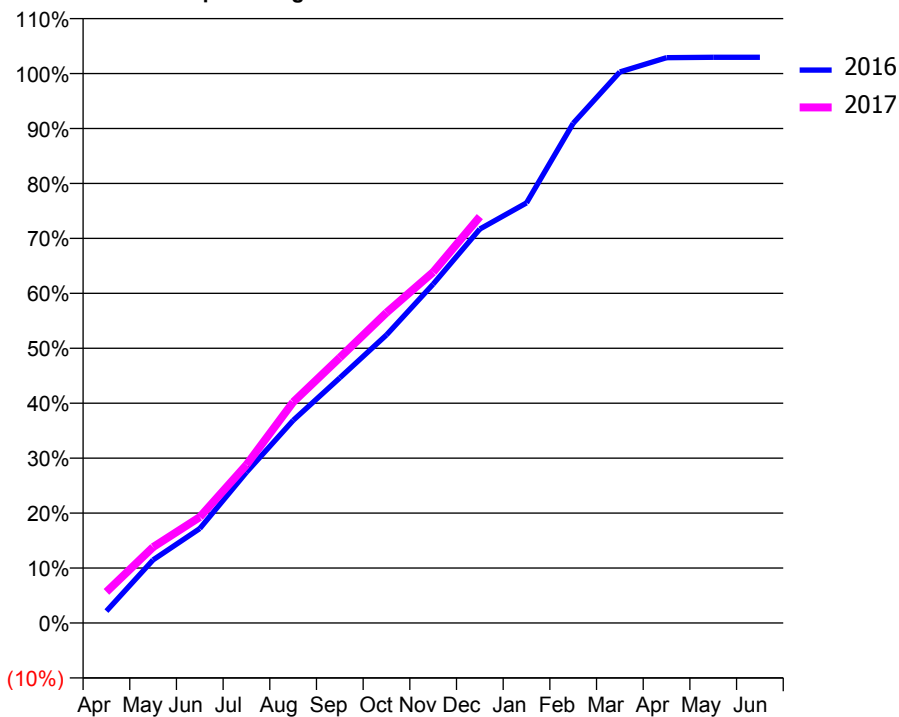
ACCESS*

Patients seen in 24 months	Total	Change since previous quarter
Quarter ending December 2015	2,097	
Quarter ending March 2016	2,126	→
Quarter ending June 2016	2,089	↓
Quarter ending September 2016	2,064	↓
Quarter ending December 2016	2,054	→
Variance since December 2015	(2.1%)	↓



ACTIVITY

Cumulative percentage of contracted UDA delivered 2016 & 2017



Month	Adjusted Scheduled Activity (UDA)	
	2016	2017
April	135	353
May	715	861
June	1,071	1,201
July	1,708	1,794
August	2,296	2,503
September	2,778	3,008
October	3,265	3,518
November	3,842	3,976
December	4,465	4,606
January	4,762	
February	5,663	
March	6,245	
April	6,408	
May	6,412	
June	6,412	

QUALITY

	Quantity	Base Number	Contract	AT	Region	England
% of FP17s for the same patient ID Re-attending within 3 months - Children	35	452	7.7%	11.0%	12.1%	12.4%
% of FP17s for the same patient ID Re-attending within 3 months - Adults	317	1,807	17.5%	15.2%	15.9%	16.6%
% of FP17s for the same patient ID Re-attending between 3 & 9 months - Children	292	452	64.6%	61.2%	58.6%	57.5%
% of FP17s for the same patient ID Re-attending between 3 & 9 months - Adults	872	1,807	48.3%	55.2%	51.5%	50.4%
% of FP17s for Band 1 Urgent Courses	161	2,171	7.4%	7.0%	8.0%	9.1%
% of FP17s Relating to Free Repair or Replacements	33	2,171	1.5%	0.9%	0.8%	0.8%
% of FP17s Relating to Continuations	67	2,171	3.1%	1.6%	1.2%	1.3%
% of Patients satisfied with the dentistry they have received	9	11	81.8%	92.0%	92.8%	92.7%
% of Patients satisfied with the time they had to wait for an appointment	7	11	63.6%	88.4%	89.2%	88.8%

* This is based on patients treated on this contract for their most recent course of treatment. Figures in italics indicate the base number of FP17s or Patient Questionnaire responses are less than 100. N/A is shown where the base number of responses is less than 10 during the period. % is calculated as Quantity/Base number*100

Q55 - Vital Signs At a Glance Contract Report for 754978/0001 - December 2016

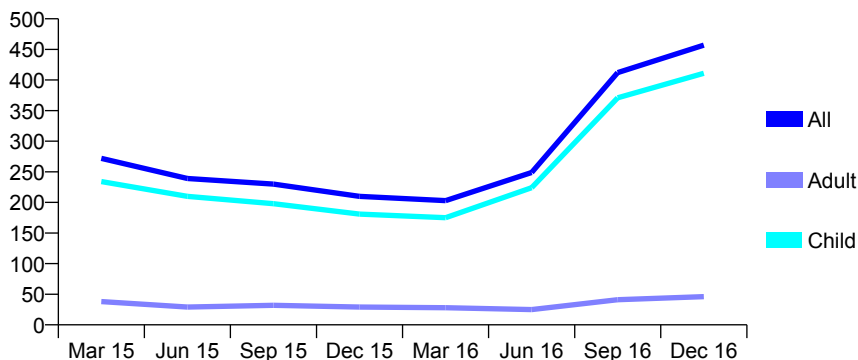
Name or company name	MR AC SETON
Contract type name	GDS Contract
Purpose of contract	General
Contract start date	01/04/2006
Contract end date	

16/17 Contracted general activity (UDA)	735
Carry forward general activity (UDA)	0
16/17 Contracted orthodontic activity (UOA)	0
Carry forward orthodontic activity (UOA)	0
Baseline contract value	£17,372.69

ACCESS*

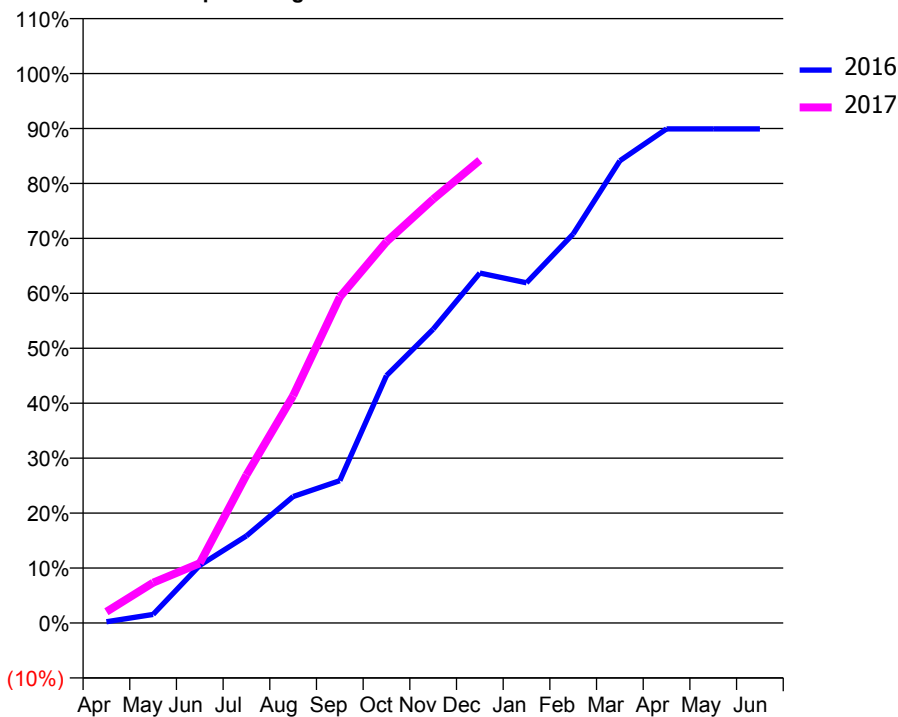
Patients seen in 24 months	Total	Change since previous quarter
Quarter ending December 2015	210	
Quarter ending March 2016	203	↓
Quarter ending June 2016	249	↑
Quarter ending September 2016	412	↑
Quarter ending December 2016	457	↑
Variance since December 2015	117.6%	↑

Access trend analysis



ACTIVITY

Cumulative percentage of contracted UDA delivered 2016 & 2017



Month	Adjusted Scheduled Activity (UDA)	
	2016	2017
April	1	15
May	7	54
June	47	80
July	71	198
August	104	304
September	117	436
October	203	510
November	241	567
December	287	619
January	279	
February	319	
March	379	
April	405	
May	405	
June	405	

QUALITY

	Quantity	Base Number	Contract	AT	Region	England
% of FP17s for the same patient ID Re-attending within 3 months - Children	14	513	2.7%	11.0%	12.1%	12.4%
% of FP17s for the same patient ID Re-attending within 3 months - Adults	0	0	N/A	15.2%	15.9%	16.6%
% of FP17s for the same patient ID Re-attending between 3 & 9 months - Children	139	513	27.1%	61.2%	58.6%	57.5%
% of FP17s for the same patient ID Re-attending between 3 & 9 months - Adults	0	0	N/A	55.2%	51.5%	50.4%
% of FP17s for Band 1 Urgent Courses	0	493	0.0%	7.0%	8.0%	9.1%
% of FP17s Relating to Free Repair or Replacements	0	493	0.0%	0.9%	0.8%	0.8%
% of FP17s Relating to Continuations	7	493	1.4%	1.6%	1.2%	1.3%
% of Patients satisfied with the dentistry they have received	1	1	N/A	92.0%	92.8%	92.7%
% of Patients satisfied with the time they had to wait for an appointment	1	1	N/A	88.4%	89.2%	88.8%

* This is based on patients treated on this contract for their most recent course of treatment. Figures in italics indicate the base number of FP17s or Patient Questionnaire responses are less than 100. N/A is shown where the base number of responses is less than 10 during the period. % is calculated as Quantity/Base number*100

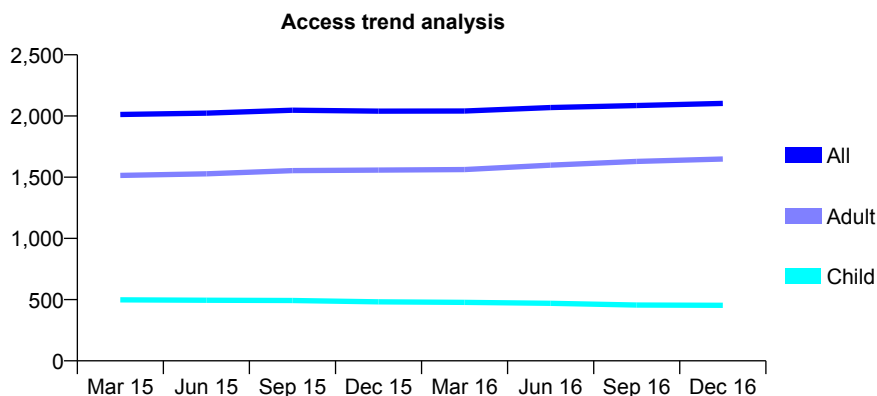
Q55 - Vital Signs At a Glance Contract Report for 755923/0001 - December 2016

Name or company name	MR KN DALY
Contract type name	GDS Contract
Purpose of contract	General
Contract start date	01/04/2006
Contract end date	

16/17 Contracted general activity (UDA)	7,537
Carry forward general activity (UDA)	205
16/17 Contracted orthodontic activity (UOA)	0
Carry forward orthodontic activity (UOA)	0
Baseline contract value	£207,985.90

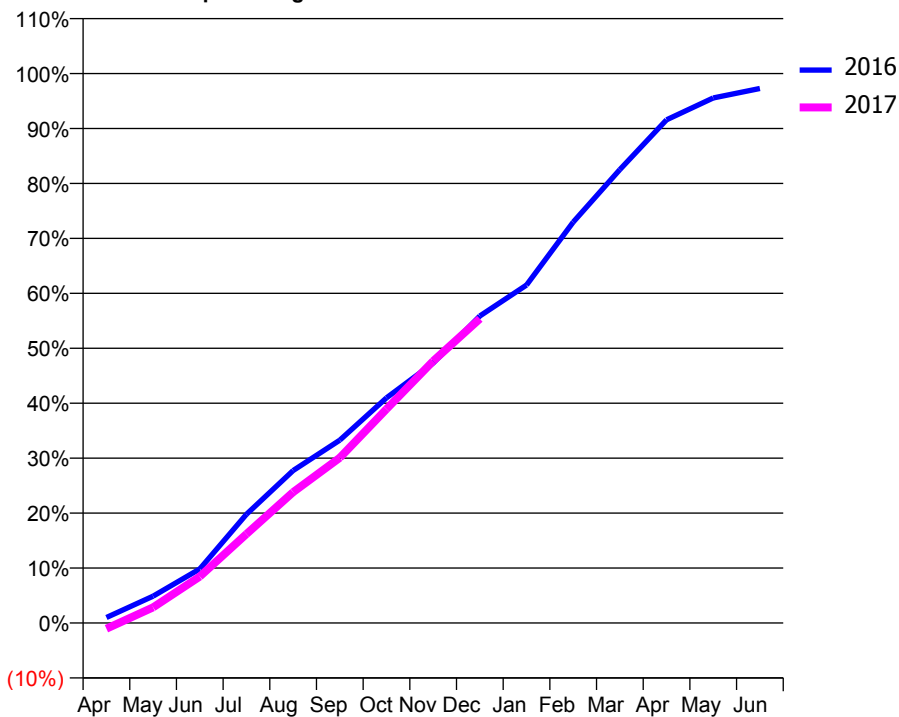
ACCESS*

Patients seen in 24 months	Total	Change since previous quarter
Quarter ending December 2015	2,040	
Quarter ending March 2016	2,041	→
Quarter ending June 2016	2,069	→
Quarter ending September 2016	2,085	→
Quarter ending December 2016	2,103	→
Variance since December 2015	3.1%	↑



ACTIVITY

Cumulative percentage of contracted UDA delivered 2016 & 2017



Month	Adjusted Scheduled Activity (UDA)	
	2016	2017
April	76	-80
May	368	214
June	741	637
July	1,492	1,222
August	2,092	1,796
September	2,509	2,267
October	3,088	2,935
November	3,566	3,594
December	4,210	4,173
January	4,635	
February	5,498	
March	6,220	
April	6,902	
May	7,202	
June	7,332	

QUALITY

	Quantity	Base Number	Contract	AT	Region	England
% of FP17s for the same patient ID Re-attending within 3 months - Children	46	465	9.9%	11.0%	12.1%	12.4%
% of FP17s for the same patient ID Re-attending within 3 months - Adults	255	1,698	15.0%	15.2%	15.9%	16.6%
% of FP17s for the same patient ID Re-attending between 3 & 9 months - Children	250	465	53.8%	61.2%	58.6%	57.5%
% of FP17s for the same patient ID Re-attending between 3 & 9 months - Adults	870	1,698	51.2%	55.2%	51.5%	50.4%
% of FP17s for Band 1 Urgent Courses	194	1,903	10.2%	7.0%	8.0%	9.1%
% of FP17s Relating to Free Repair or Replacements	10	1,903	0.5%	0.9%	0.8%	0.8%
% of FP17s Relating to Continuations	8	1,903	0.4%	1.6%	1.2%	1.3%
% of Patients satisfied with the dentistry they have received	3	3	N/A	92.0%	92.8%	92.7%
% of Patients satisfied with the time they had to wait for an appointment	3	3	N/A	88.4%	89.2%	88.8%

* This is based on patients treated on this contract for their most recent course of treatment. Figures in italics indicate the base number of FP17s or Patient Questionnaire responses are less than 100. N/A is shown where the base number of responses is less than 10 during the period. % is calculated as Quantity/Base number*100

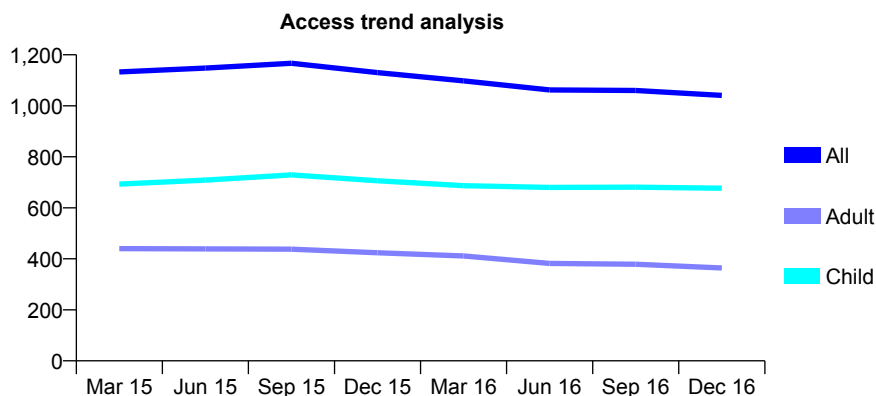
Q55 - Vital Signs At a Glance Contract Report for 761303/0001 - December 2016

Name or company name	MR RN WARD
Contract type name	GDS Contract
Purpose of contract	General
Contract start date	01/04/2006
Contract end date	

16/17 Contracted general activity (UDA)	3,000
Carry forward general activity (UDA)	0
16/17 Contracted orthodontic activity (UOA)	0
Carry forward orthodontic activity (UOA)	0
Baseline contract value	£65,234.98

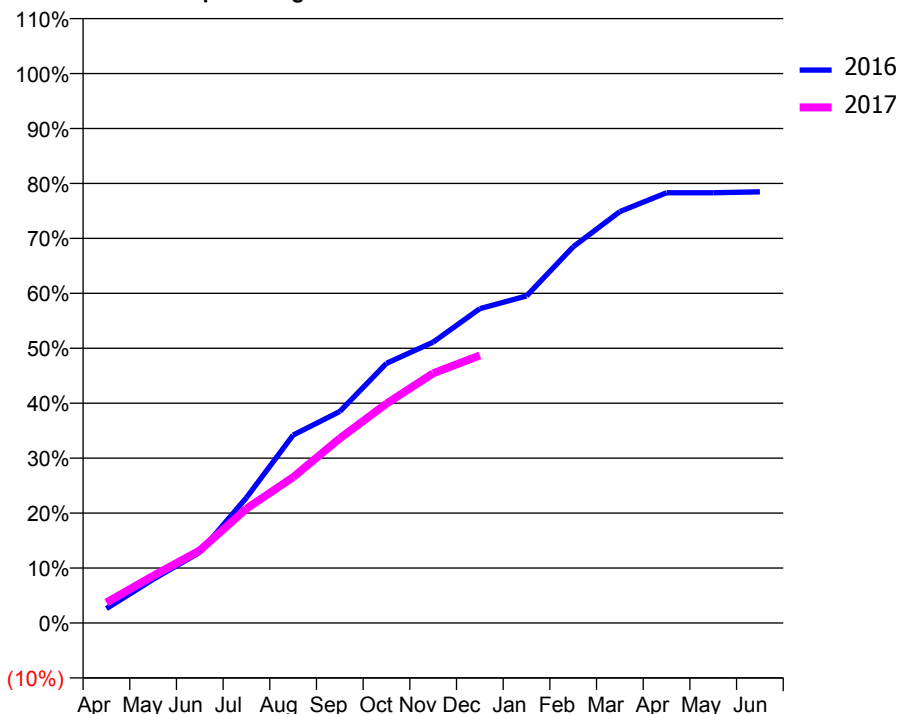
ACCESS*

Patients seen in 24 months	Total	Change since previous quarter
Quarter ending December 2015	1,130	
Quarter ending March 2016	1,098	↓
Quarter ending June 2016	1,062	↓
Quarter ending September 2016	1,060	→
Quarter ending December 2016	1,041	↓
Variance since December 2015	(7.9%)	↓



ACTIVITY

Cumulative percentage of contracted UDA delivered 2016 & 2017



Month	Adjusted Scheduled Activity (UDA)	
	2016	2017
April	79	112
May	238	258
June	386	396
July	684	624
August	1,026	796
September	1,155	1,008
October	1,418	1,198
November	1,534	1,363
December	1,716	1,460
January	1,786	
February	2,054	
March	2,247	
April	2,349	
May	2,349	
June	2,354	

QUALITY

	Quantity	Base Number	Contract	AT	Region	England
% of FP17s for the same patient ID Re-attending within 3 months - Children	64	800	8.0%	11.0%	12.1%	12.4%
% of FP17s for the same patient ID Re-attending within 3 months - Adults	52	277	18.8%	15.2%	15.9%	16.6%
% of FP17s for the same patient ID Re-attending between 3 & 9 months - Children	532	800	66.5%	61.2%	58.6%	57.5%
% of FP17s for the same patient ID Re-attending between 3 & 9 months - Adults	121	277	43.7%	55.2%	51.5%	50.4%
% of FP17s for Band 1 Urgent Courses	97	1,013	9.6%	7.0%	8.0%	9.1%
% of FP17s Relating to Free Repair or Replacements	0	1,013	0.0%	0.9%	0.8%	0.8%
% of FP17s Relating to Continuations	11	1,013	1.1%	1.6%	1.2%	1.3%
% of Patients satisfied with the dentistry they have received	3	3	N/A	92.0%	92.8%	92.7%
% of Patients satisfied with the time they had to wait for an appointment	3	3	N/A	88.4%	89.2%	88.8%

* This is based on patients treated on this contract for their most recent course of treatment. Figures in italics indicate the base number of FP17s or Patient Questionnaire responses are less than 100. N/A is shown where the base number of responses is less than 10 during the period. % is calculated as Quantity/Base number*100

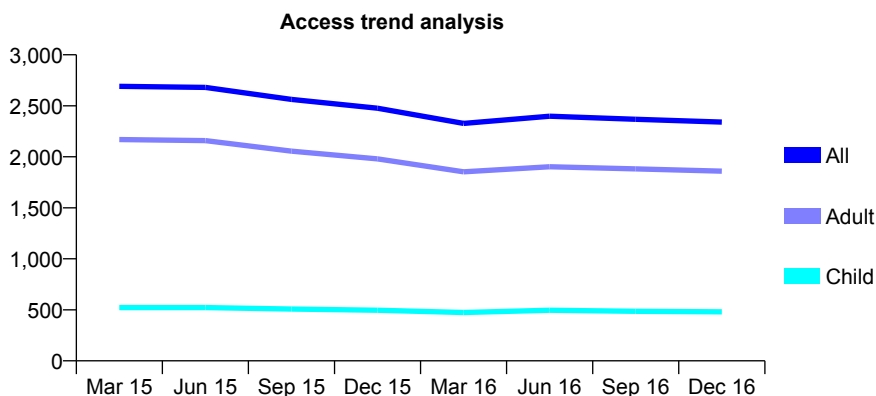
Q55 - Vital Signs At a Glance Contract Report for 769061/0001 - December 2016

Name or company name	MISS KL SMITH
Contract type name	GDS Contract
Purpose of contract	General
Contract start date	01/04/2006
Contract end date	

16/17 Contracted general activity (UDA)	9,929
Carry forward general activity (UDA)	0
16/17 Contracted orthodontic activity (UOA)	0
Carry forward orthodontic activity (UOA)	0
Baseline contract value	£227,613.95

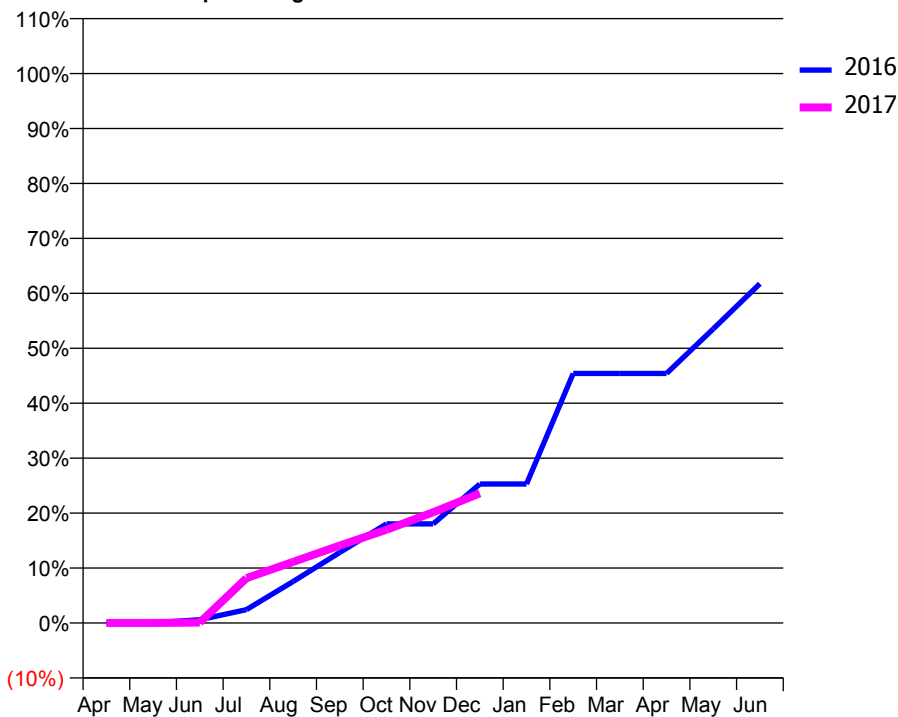
ACCESS*

Patients seen in 24 months	Total	Change since previous quarter
Quarter ending December 2015	2,476	
Quarter ending March 2016	2,327	↓
Quarter ending June 2016	2,398	↑
Quarter ending September 2016	2,368	↓
Quarter ending December 2016	2,341	↓
Variance since December 2015	(5.5%)	↓



ACTIVITY

Cumulative percentage of contracted UDA delivered 2016 & 2017



Month	Adjusted Scheduled Activity (UDA)	
	2016	2017
April	0	0
May	6	0
June	60	9
July	242	810
August	751	1,104
September	1,277	1,402
October	1,793	1,684
November	1,793	2,001
December	2,512	2,343
January	2,512	
February	4,509	
March	4,509	
April	4,509	
May	5,314	
June	6,130	

QUALITY

	Quantity	Base Number	Contract	AT	Region	England
% of FP17s for the same patient ID Re-attending within 3 months - Children	32	427	7.5%	11.0%	12.1%	12.4%
% of FP17s for the same patient ID Re-attending within 3 months - Adults	291	1,380	21.1%	15.2%	15.9%	16.6%
% of FP17s for the same patient ID Re-attending between 3 & 9 months - Children	256	427	60.0%	61.2%	58.6%	57.5%
% of FP17s for the same patient ID Re-attending between 3 & 9 months - Adults	571	1,380	41.4%	55.2%	51.5%	50.4%
% of FP17s for Band 1 Urgent Courses	90	952	9.5%	7.0%	8.0%	9.1%
% of FP17s Relating to Free Repair or Replacements	2	952	0.2%	0.9%	0.8%	0.8%
% of FP17s Relating to Continuations	12	952	1.3%	1.6%	1.2%	1.3%
% of Patients satisfied with the dentistry they have received	0	0	N/A	92.0%	92.8%	92.7%
% of Patients satisfied with the time they had to wait for an appointment	0	0	N/A	88.4%	89.2%	88.8%

* This is based on patients treated on this contract for their most recent course of treatment. Figures in italics indicate the base number of FP17s or Patient Questionnaire responses are less than 100. N/A is shown where the base number of responses is less than 10 during the period. % is calculated as Quantity/Base number*100

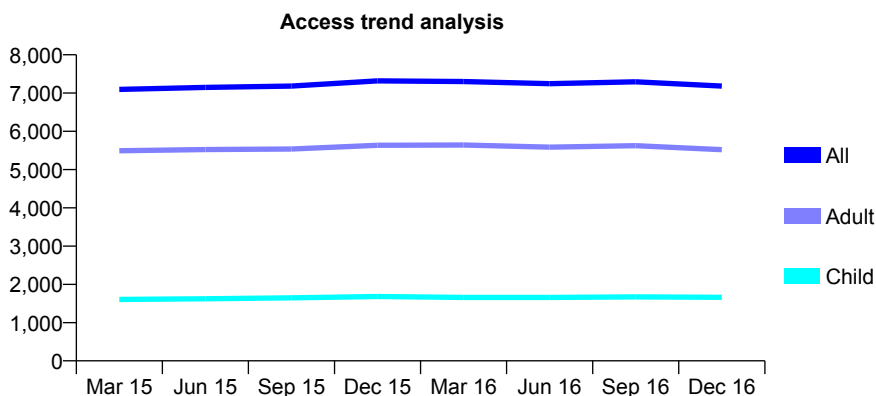
Q55 - Vital Signs At a Glance Contract Report for 783145/0001 - December 2016

Name or company name	MR BS PEERBUX
Contract type name	GDS Contract
Purpose of contract	General
Contract start date	03/10/2009
Contract end date	

16/17 Contracted general activity (UDA)	20,495
Carry forward general activity (UDA)	727
16/17 Contracted orthodontic activity (UOA)	0
Carry forward orthodontic activity (UOA)	0
Baseline contract value	£557,127.57

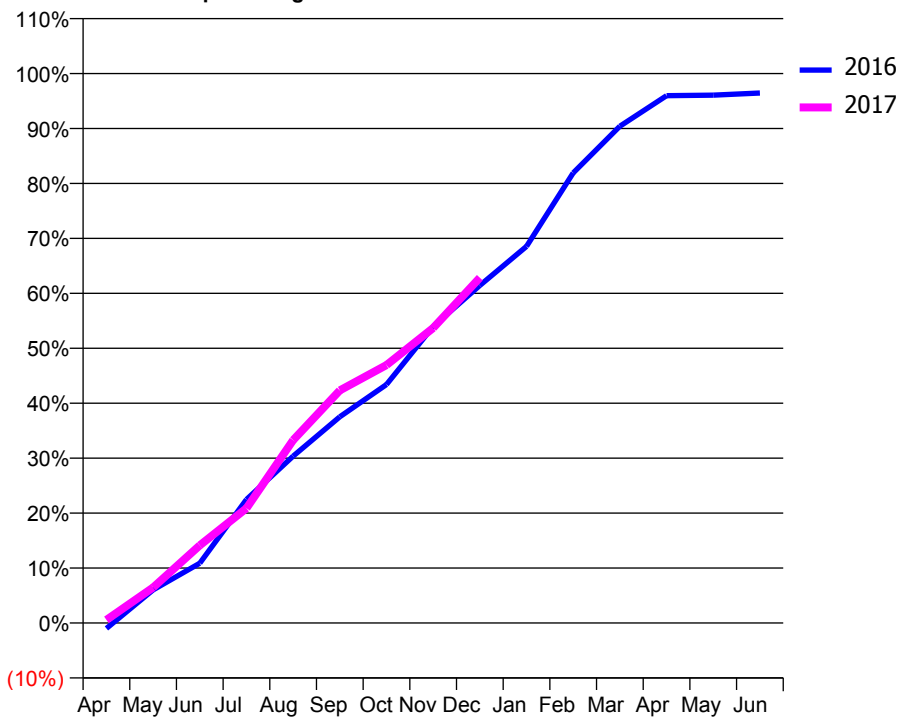
ACCESS*

Patients seen in 24 months	Total	Change since previous quarter
Quarter ending December 2015	7,317	
Quarter ending March 2016	7,301	→
Quarter ending June 2016	7,245	→
Quarter ending September 2016	7,295	→
Quarter ending December 2016	7,182	↓
Variance since December 2015	(1.8%)	↓



ACTIVITY

Cumulative percentage of contracted UDA delivered 2016 & 2017



Month	Adjusted Scheduled Activity (UDA)	
	2016	2017
April	-206	115
May	1,238	1,327
June	2,231	2,899
July	4,609	4,282
August	6,223	6,819
September	7,694	8,674
October	8,893	9,620
November	11,059	11,006
December	12,590	12,880
January	14,047	
February	16,786	
March	18,527	
April	19,667	
May	19,689	
June	19,768	

QUALITY

	Quantity	Base Number	Contract	AT	Region	England
% of FP17s for the same patient ID Re-attending within 3 months - Children	100	1,736	5.8%	11.0%	12.1%	12.4%
% of FP17s for the same patient ID Re-attending within 3 months - Adults	999	6,226	16.0%	15.2%	15.9%	16.6%
% of FP17s for the same patient ID Re-attending between 3 & 9 months - Children	1,049	1,736	60.4%	61.2%	58.6%	57.5%
% of FP17s for the same patient ID Re-attending between 3 & 9 months - Adults	3,752	6,226	60.3%	55.2%	51.5%	50.4%
% of FP17s for Band 1 Urgent Courses	666	7,108	9.4%	7.0%	8.0%	9.1%
% of FP17s Relating to Free Repair or Replacements	62	7,108	0.9%	0.9%	0.8%	0.8%
% of FP17s Relating to Continuations	103	7,108	1.4%	1.6%	1.2%	1.3%
% of Patients satisfied with the dentistry they have received	12	14	85.7%	92.0%	92.8%	92.7%
% of Patients satisfied with the time they had to wait for an appointment	14	14	100.0%	88.4%	89.2%	88.8%

* This is based on patients treated on this contract for their most recent course of treatment. Figures in italics indicate the base number of FP17s or Patient Questionnaire responses are less than 100. N/A is shown where the base number of responses is less than 10 during the period. % is calculated as Quantity/Base number*100

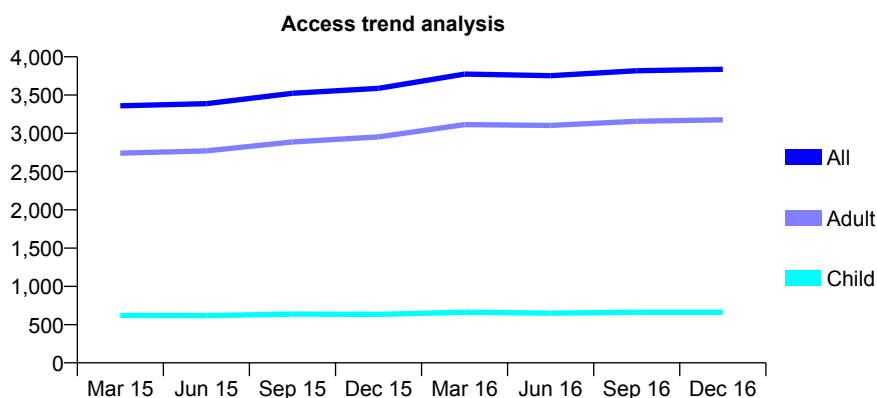
Q55 - Vital Signs At a Glance Contract Report for 787213/0001 - December 2016

Name or company name	MRS SA MITCHELL
Contract type name	GDS Contract
Purpose of contract	General
Contract start date	03/12/2012
Contract end date	

16/17 Contracted general activity (UDA)	12,621
Carry forward general activity (UDA)	-250
16/17 Contracted orthodontic activity (UOA)	0
Carry forward orthodontic activity (UOA)	0
Baseline contract value	£395,250.30

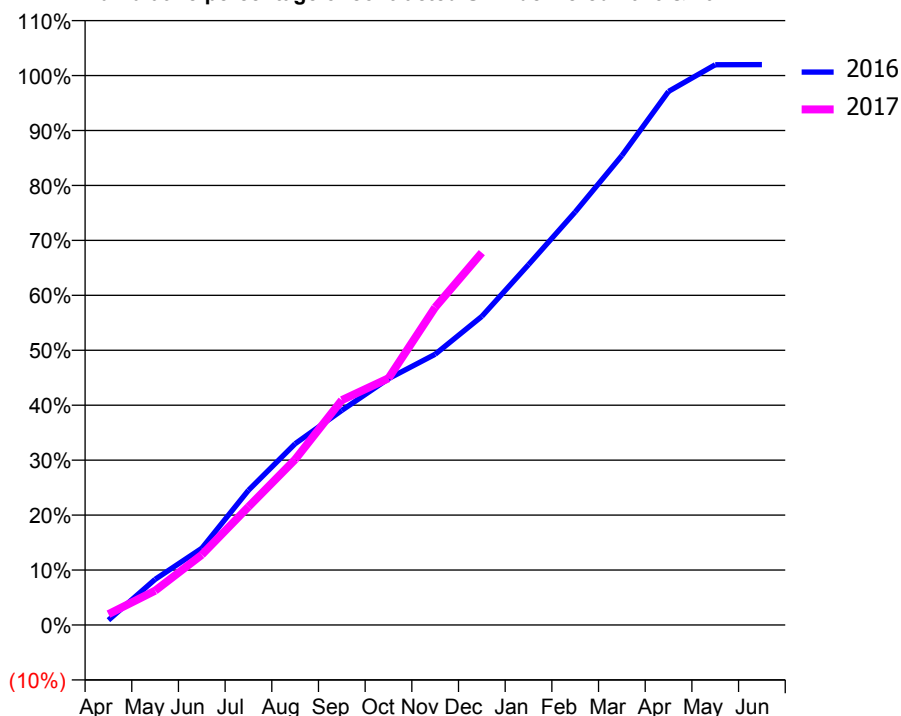
ACCESS*

Patients seen in 24 months	Total	Change since previous quarter
Quarter ending December 2015	3,588	
Quarter ending March 2016	3,774	↑
Quarter ending June 2016	3,753	→
Quarter ending September 2016	3,818	→
Quarter ending December 2016	3,837	→
Variance since December 2015	6.9%	↑



ACTIVITY

Cumulative percentage of contracted UDA delivered 2016 & 2017



Month	Adjusted Scheduled Activity (UDA)	
	2016	2017
April	112	250
May	1,049	787
June	1,761	1,612
July	3,096	2,716
August	4,165	3,803
September	4,931	5,165
October	5,657	5,668
November	6,218	7,296
December	7,089	8,554
January	8,277	
February	9,487	
March	10,782	
April	12,256	
May	12,868	
June	12,871	

QUALITY

	Quantity	Base Number	Contract	AT	Region	England
% of FP17s for the same patient ID Re-attending within 3 months - Children	76	977	7.8%	11.0%	12.1%	12.4%
% of FP17s for the same patient ID Re-attending within 3 months - Adults	785	4,516	17.4%	15.2%	15.9%	16.6%
% of FP17s for the same patient ID Re-attending between 3 & 9 months - Children	701	977	71.8%	61.2%	58.6%	57.5%
% of FP17s for the same patient ID Re-attending between 3 & 9 months - Adults	2,821	4,516	62.5%	55.2%	51.5%	50.4%
% of FP17s for Band 1 Urgent Courses	316	4,420	7.1%	7.0%	8.0%	9.1%
% of FP17s Relating to Free Repair or Replacements	86	4,420	1.9%	0.9%	0.8%	0.8%
% of FP17s Relating to Continuations	121	4,420	2.7%	1.6%	1.2%	1.3%
% of Patients satisfied with the dentistry they have received	9	9	N/A	92.0%	92.8%	92.7%
% of Patients satisfied with the time they had to wait for an appointment	8	9	N/A	88.4%	89.2%	88.8%

* This is based on patients treated on this contract for their most recent course of treatment. Figures in italics indicate the base number of FP17s or Patient Questionnaire responses are less than 100. N/A is shown where the base number of responses is less than 10 during the period. % is calculated as Quantity/Base number*100

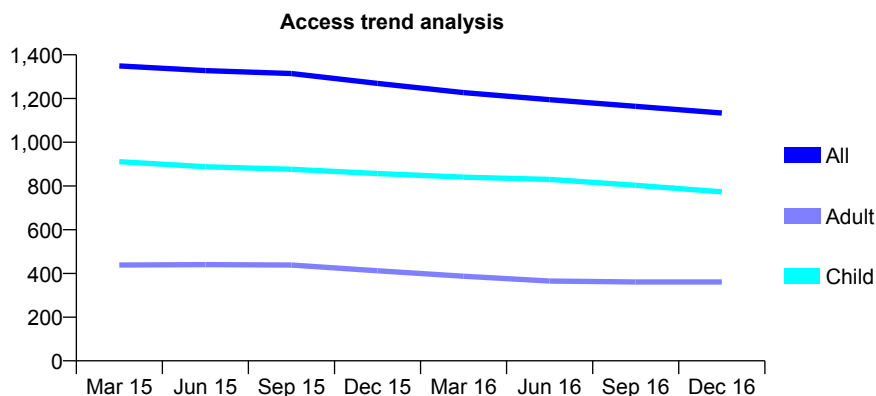
Q55 - Vital Signs At a Glance Contract Report for 808865/0003 - December 2016

Name or company name	MR JD PETERSON
Contract type name	GDS Contract
Purpose of contract	General
Contract start date	21/07/2007
Contract end date	

16/17 Contracted general activity (UDA)	3,100
Carry forward general activity (UDA)	0
16/17 Contracted orthodontic activity (UOA)	0
Carry forward orthodontic activity (UOA)	0
Baseline contract value	£70,263.36

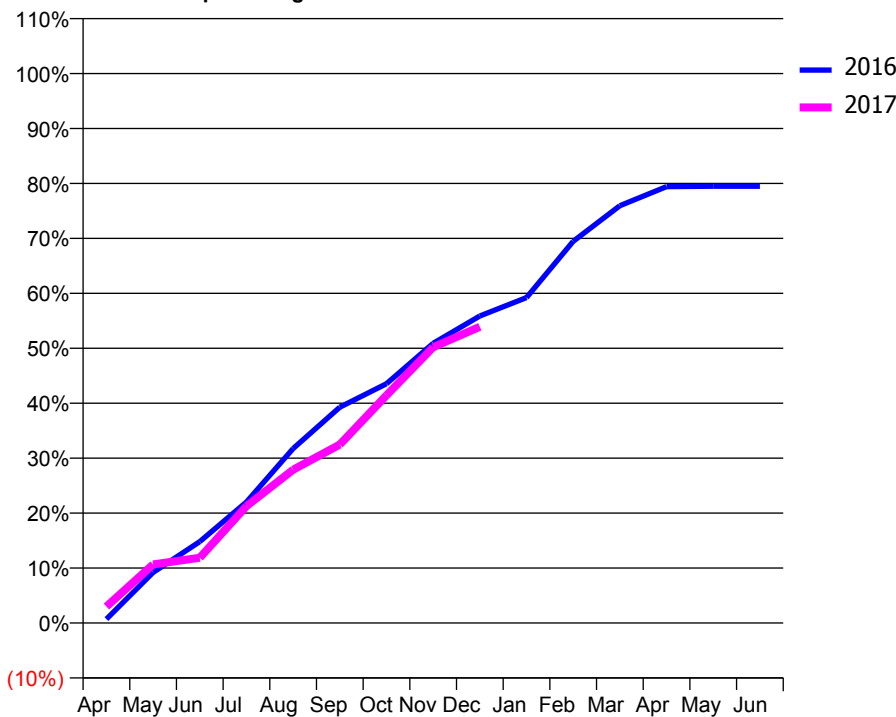
ACCESS*

Patients seen in 24 months	Total	Change since previous quarter
Quarter ending December 2015	1,269	
Quarter ending March 2016	1,227	↓
Quarter ending June 2016	1,195	↓
Quarter ending September 2016	1,164	↓
Quarter ending December 2016	1,134	↓
Variance since December 2015	(10.6%)	↓



ACTIVITY

Cumulative percentage of contracted UDA delivered 2016 & 2017



Month	Adjusted Scheduled Activity (UDA)	
	2016	2017
April	22	93
May	285	331
June	460	368
July	682	660
August	985	865
September	1,218	1,007
October	1,350	1,284
November	1,578	1,556
December	1,732	1,671
January	1,836	
February	2,153	
March	2,354	
April	2,462	
May	2,464	
June	2,464	

QUALITY

	Quantity	Base Number	Contract	AT	Region	England
% of FP17s for the same patient ID Re-attending within 3 months - Children	55	997	5.5%	11.0%	12.1%	12.4%
% of FP17s for the same patient ID Re-attending within 3 months - Adults	21	239	8.8%	15.2%	15.9%	16.6%
% of FP17s for the same patient ID Re-attending between 3 & 9 months - Children	703	997	70.5%	61.2%	58.6%	57.5%
% of FP17s for the same patient ID Re-attending between 3 & 9 months - Adults	154	239	64.4%	55.2%	51.5%	50.4%
% of FP17s for Band 1 Urgent Courses	41	1,140	3.6%	7.0%	8.0%	9.1%
% of FP17s Relating to Free Repair or Replacements	0	1,140	0.0%	0.9%	0.8%	0.8%
% of FP17s Relating to Continuations	0	1,140	0.0%	1.6%	1.2%	1.3%
% of Patients satisfied with the dentistry they have received	0	0	N/A	92.0%	92.8%	92.7%
% of Patients satisfied with the time they had to wait for an appointment	0	0	N/A	88.4%	89.2%	88.8%

* This is based on patients treated on this contract for their most recent course of treatment. Figures in italics indicate the base number of FP17s or Patient Questionnaire responses are less than 100. N/A is shown where the base number of responses is less than 10 during the period. % is calculated as Quantity/Base number*100

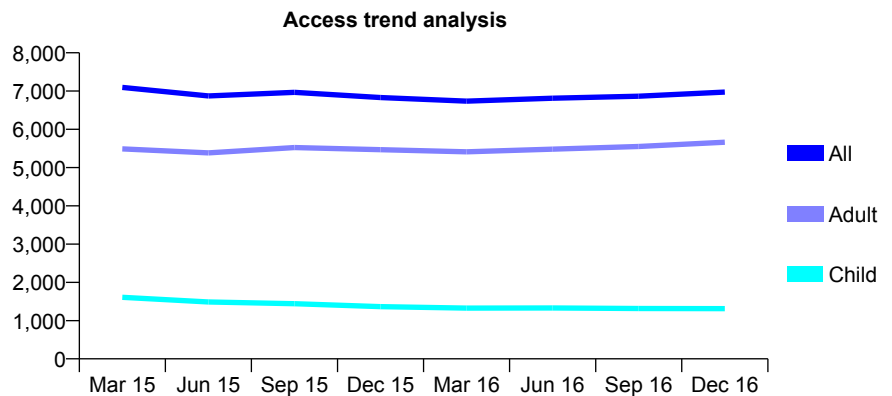
Q55 - Vital Signs At a Glance Contract Report for 810584/0001 - December 2016

Name or company name	MR PR THORPE
Contract type name	GDS Contract
Purpose of contract	General
Contract start date	01/04/2006
Contract end date	

16/17 Contracted general activity (UDA)	18,380
Carry forward general activity (UDA)	-144
16/17 Contracted orthodontic activity (UOA)	0
Carry forward orthodontic activity (UOA)	0
Baseline contract value	£496,222.29

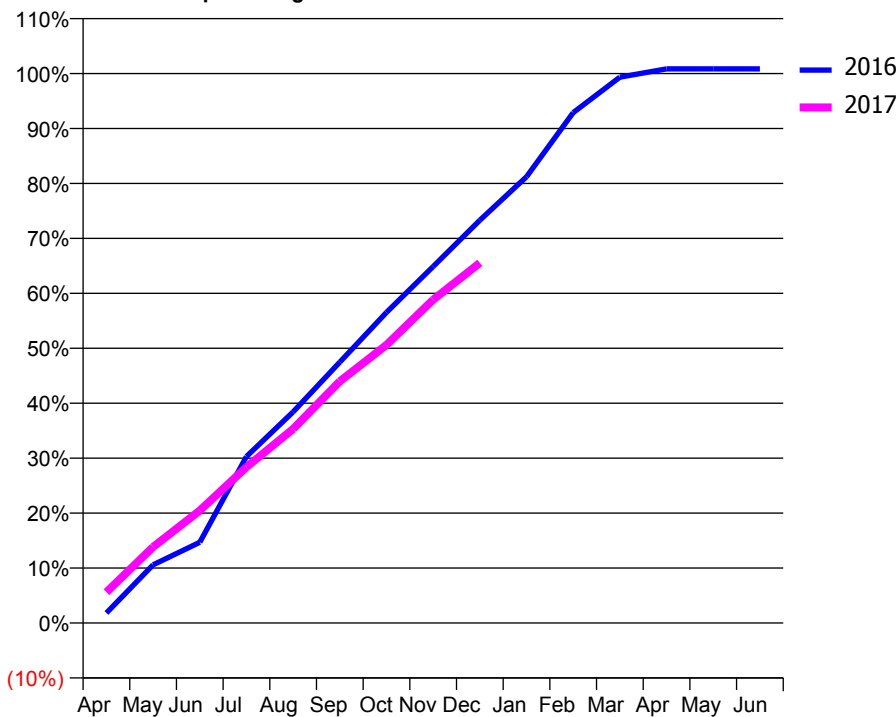
ACCESS*

Patients seen in 24 months	Total	Change since previous quarter
Quarter ending December 2015	6,832	
Quarter ending March 2016	6,737	↓
Quarter ending June 2016	6,813	→
Quarter ending September 2016	6,867	→
Quarter ending December 2016	6,973	→
Variance since December 2015	2.1%	↑



ACTIVITY

Cumulative percentage of contracted UDA delivered 2016 & 2017



Month	Adjusted Scheduled Activity (UDA)	
	2016	2017
April	316	1,033
May	1,836	2,545
June	2,550	3,761
July	5,256	5,215
August	6,667	6,492
September	8,237	8,083
October	9,806	9,304
November	11,257	10,813
December	12,715	12,046
January	14,089	
February	16,113	
March	17,234	
April	17,492	
May	17,493	
June	17,492	

QUALITY

	Quantity	Base Number	Contract	AT	Region	England
% of FP17s for the same patient ID Re-attending within 3 months - Children	47	1,399	3.4%	11.0%	12.1%	12.4%
% of FP17s for the same patient ID Re-attending within 3 months - Adults	541	5,726	9.4%	15.2%	15.9%	16.6%
% of FP17s for the same patient ID Re-attending between 3 & 9 months - Children	865	1,399	61.8%	61.2%	58.6%	57.5%
% of FP17s for the same patient ID Re-attending between 3 & 9 months - Adults	2,979	5,726	52.0%	55.2%	51.5%	50.4%
% of FP17s for Band 1 Urgent Courses	574	6,960	8.2%	7.0%	8.0%	9.1%
% of FP17s Relating to Free Repair or Replacements	55	6,960	0.8%	0.9%	0.8%	0.8%
% of FP17s Relating to Continuations	30	6,960	0.4%	1.6%	1.2%	1.3%
% of Patients satisfied with the dentistry they have received	13	14	92.9%	92.0%	92.8%	92.7%
% of Patients satisfied with the time they had to wait for an appointment	13	14	92.9%	88.4%	89.2%	88.8%

* This is based on patients treated on this contract for their most recent course of treatment. Figures in italics indicate the base number of FP17s or Patient Questionnaire responses are less than 100. N/A is shown where the base number of responses is less than 10 during the period. % is calculated as Quantity/Base number*100

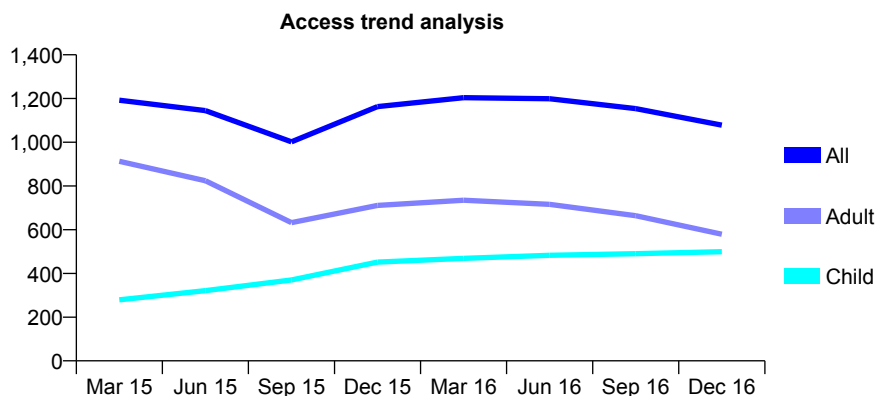
Q55 - Vital Signs At a Glance Contract Report for 810584/0002 - December 2016

Name or company name	MR PR THORPE
Contract type name	GDS Contract
Purpose of contract	General
Contract start date	01/07/2008
Contract end date	

16/17 Contracted general activity (UDA)	3,000
Carry forward general activity (UDA)	-39
16/17 Contracted orthodontic activity (UOA)	0
Carry forward orthodontic activity (UOA)	0
Baseline contract value	£112,847.97

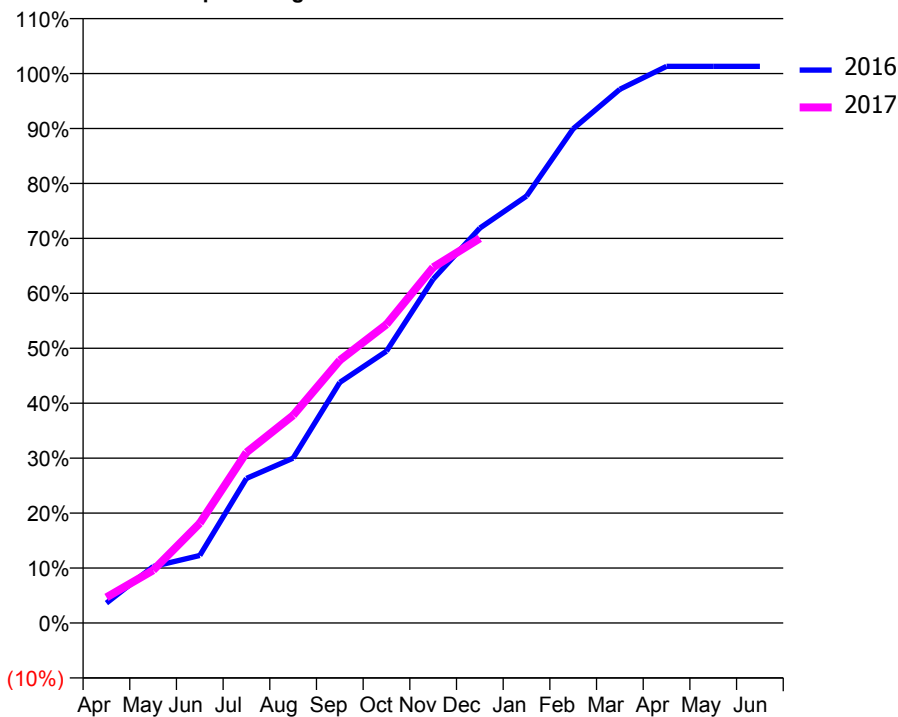
ACCESS*

Patients seen in 24 months	Total	Change since previous quarter
Quarter ending December 2015	1,163	
Quarter ending March 2016	1,204	↑
Quarter ending June 2016	1,199	→
Quarter ending September 2016	1,154	↓
Quarter ending December 2016	1,078	↓
Variance since December 2015	(7.3%)	↓



ACTIVITY

Cumulative percentage of contracted UDA delivered 2016 & 2017



Month	Adjusted Scheduled Activity (UDA)	
	2016	2017
April	109	140
May	308	288
June	368	545
July	790	931
August	900	1,134
September	1,314	1,434
October	1,484	1,630
November	1,877	1,942
December	2,156	2,100
January	2,330	
February	2,698	
March	2,914	
April	3,039	
May	3,039	
June	3,039	

QUALITY

	Quantity	Base Number	Contract	AT	Region	England
% of FP17s for the same patient ID Re-attending within 3 months - Children	9	552	1.6%	11.0%	12.1%	12.4%
% of FP17s for the same patient ID Re-attending within 3 months - Adults	19	574	3.3%	15.2%	15.9%	16.6%
% of FP17s for the same patient ID Re-attending between 3 & 9 months - Children	297	552	53.8%	61.2%	58.6%	57.5%
% of FP17s for the same patient ID Re-attending between 3 & 9 months - Adults	142	574	24.7%	55.2%	51.5%	50.4%
% of FP17s for Band 1 Urgent Courses	91	1,047	8.7%	7.0%	8.0%	9.1%
% of FP17s Relating to Free Repair or Replacements	3	1,047	0.3%	0.9%	0.8%	0.8%
% of FP17s Relating to Continuations	0	1,047	0.0%	1.6%	1.2%	1.3%
% of Patients satisfied with the dentistry they have received	2	2	N/A	92.0%	92.8%	92.7%
% of Patients satisfied with the time they had to wait for an appointment	2	2	N/A	88.4%	89.2%	88.8%

* This is based on patients treated on this contract for their most recent course of treatment. Figures in italics indicate the base number of FP17s or Patient Questionnaire responses are less than 100. N/A is shown where the base number of responses is less than 10 during the period. % is calculated as Quantity/Base number*100

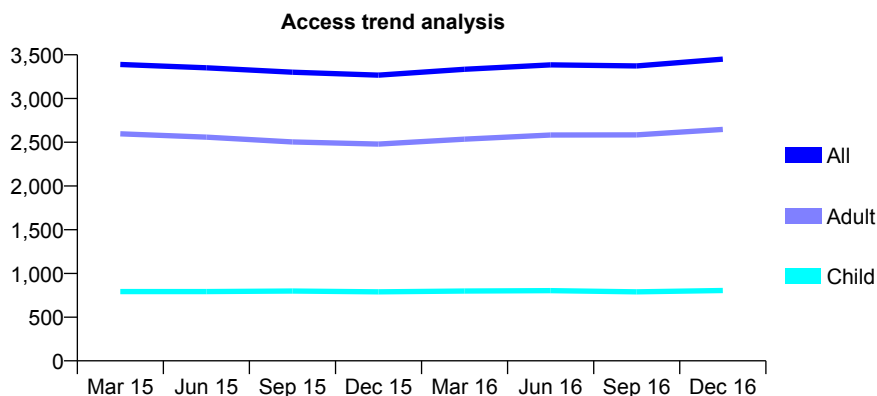
Q55 - Vital Signs At a Glance Contract Report for 813532/0001 - December 2016

Name or company name	MR AE NORTH
Contract type name	GDS Contract
Purpose of contract	General
Contract start date	01/04/2006
Contract end date	

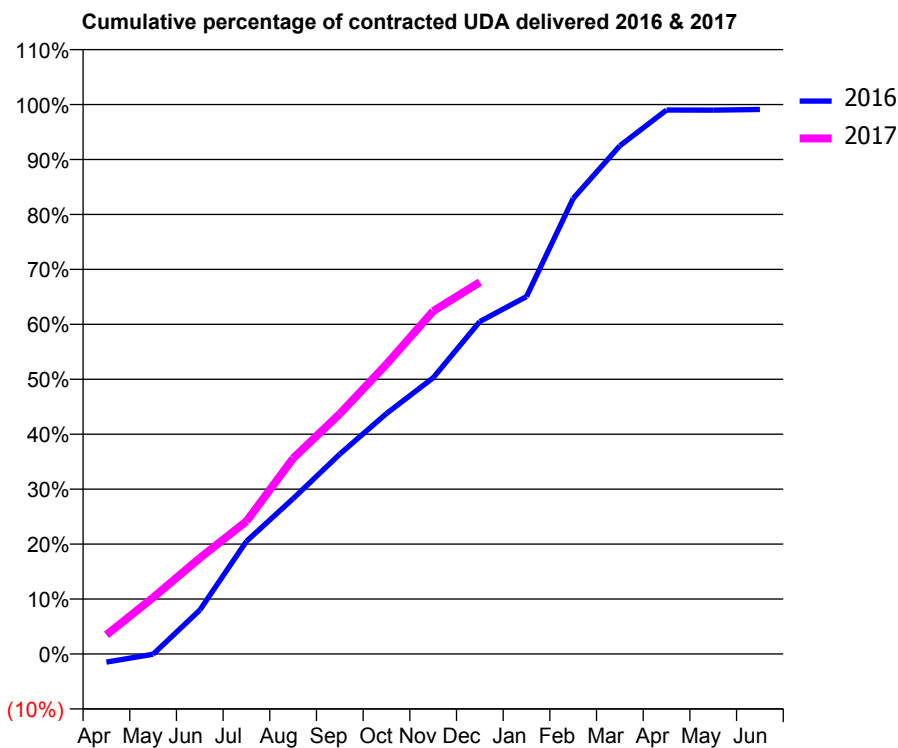
16/17 Contracted general activity (UDA)	10,083
Carry forward general activity (UDA)	90
16/17 Contracted orthodontic activity (UOA)	0
Carry forward orthodontic activity (UOA)	0
Baseline contract value	£315,733.85

ACCESS*

Patients seen in 24 months	Total	Change since previous quarter
Quarter ending December 2015	3,268	
Quarter ending March 2016	3,334	↑
Quarter ending June 2016	3,385	→
Quarter ending September 2016	3,373	→
Quarter ending December 2016	3,451	↑
Variance since December 2015	5.6%	↑



ACTIVITY



Month	Adjusted Scheduled Activity (UDA)	
	2016	2017
April	-150	350
May	-7	1,037
June	806	1,762
July	2,069	2,435
August	2,853	3,592
September	3,670	4,407
October	4,412	5,317
November	5,070	6,293
December	6,100	6,822
January	6,558	
February	8,359	
March	9,327	
April	9,982	
May	9,981	
June	9,993	

QUALITY

	Quantity	Base Number	Contract	AT	Region	England
% of FP17s for the same patient ID Re-attending within 3 months - Children	82	916	9.0%	11.0%	12.1%	12.4%
% of FP17s for the same patient ID Re-attending within 3 months - Adults	390	2,902	13.4%	15.2%	15.9%	16.6%
% of FP17s for the same patient ID Re-attending between 3 & 9 months - Children	537	916	58.6%	61.2%	58.6%	57.5%
% of FP17s for the same patient ID Re-attending between 3 & 9 months - Adults	1,801	2,902	62.1%	55.2%	51.5%	50.4%
% of FP17s for Band 1 Urgent Courses	180	3,540	5.1%	7.0%	8.0%	9.1%
% of FP17s Relating to Free Repair or Replacements	43	3,540	1.2%	0.9%	0.8%	0.8%
% of FP17s Relating to Continuations	108	3,540	3.1%	1.6%	1.2%	1.3%
% of Patients satisfied with the dentistry they have received	10	10	100.0%	92.0%	92.8%	92.7%
% of Patients satisfied with the time they had to wait for an appointment	10	10	100.0%	88.4%	89.2%	88.8%

* This is based on patients treated on this contract for their most recent course of treatment. Figures in italics indicate the base number of FP17s or Patient Questionnaire responses are less than 100. N/A is shown where the base number of responses is less than 10 during the period. % is calculated as Quantity/Base number*100

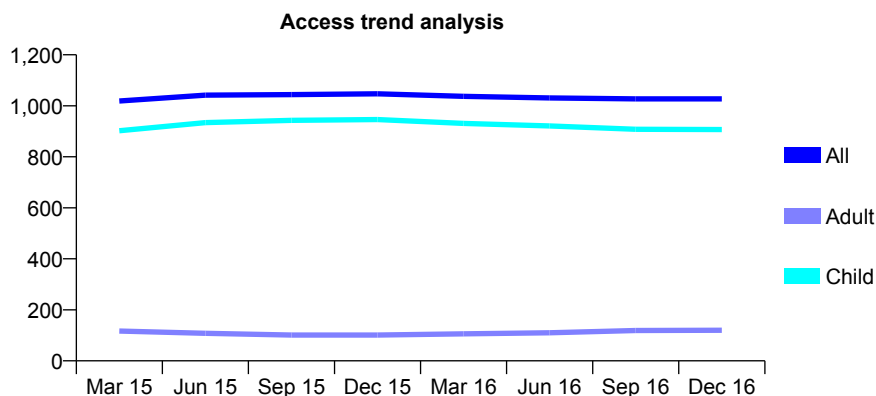
Q55 - Vital Signs At a Glance Contract Report for 813842/0002 - December 2016

Name or company name	MR DA DUNNING
Contract type name	GDS Contract
Purpose of contract	General and Orthodontic
Contract start date	01/04/2006
Contract end date	

16/17 Contracted general activity (UDA)	2,012
Carry forward general activity (UDA)	-40
16/17 Contracted orthodontic activity (UOA)	423
Carry forward orthodontic activity (UOA)	9
Baseline contract value	£71,224.79

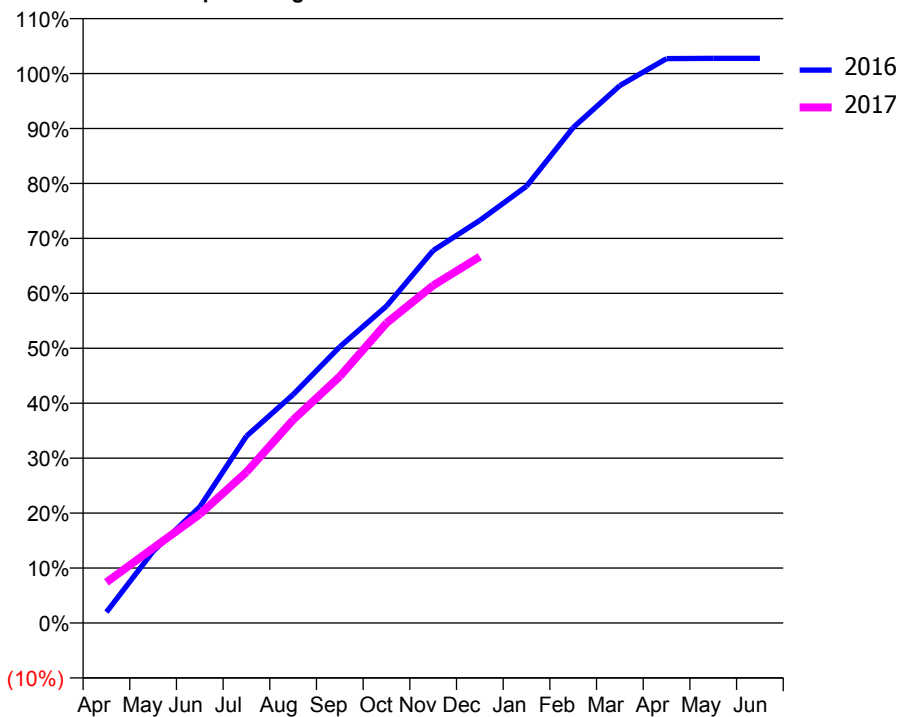
ACCESS*

Patients seen in 24 months	Total	Change since previous quarter
Quarter ending December 2015	1,047	
Quarter ending March 2016	1,037	→
Quarter ending June 2016	1,031	→
Quarter ending September 2016	1,027	→
Quarter ending December 2016	1,027	→
Variance since December 2015	(1.9%)	↓



ACTIVITY

Cumulative percentage of contracted UDA delivered 2016 & 2017



Month	Adjusted Scheduled Activity (UDA)	
	2016	2017
April	40	149
May	262	274
June	425	398
July	684	553
August	837	744
September	1,012	903
October	1,160	1,098
November	1,364	1,236
December	1,474	1,342
January	1,599	
February	1,814	
March	1,968	
April	2,066	
May	2,067	
June	2,067	

QUALITY

	Quantity	Base Number	Contract	AT	Region	England
% of FP17s for the same patient ID Re-attending within 3 months - Children	82	1,109	7.4%	11.0%	12.1%	12.4%
% of FP17s for the same patient ID Re-attending within 3 months - Adults	1	38	2.6%	15.2%	15.9%	16.6%
% of FP17s for the same patient ID Re-attending between 3 & 9 months - Children	787	1,109	71.0%	61.2%	58.6%	57.5%
% of FP17s for the same patient ID Re-attending between 3 & 9 months - Adults	24	38	63.2%	55.2%	51.5%	50.4%
% of FP17s for Band 1 Urgent Courses	28	1,024	2.7%	7.0%	8.0%	9.1%
% of FP17s Relating to Free Repair or Replacements	0	1,024	0.0%	0.9%	0.8%	0.8%
% of FP17s Relating to Continuations	0	1,024	0.0%	1.6%	1.2%	1.3%
% of Patients satisfied with the dentistry they have received	0	1	N/A	92.0%	92.8%	92.7%
% of Patients satisfied with the time they had to wait for an appointment	0	1	N/A	88.4%	89.2%	88.8%

* This is based on patients treated on this contract for their most recent course of treatment. Figures in italics indicate the base number of FP17s or Patient Questionnaire responses are less than 100. N/A is shown where the base number of responses is less than 10 during the period. % is calculated as Quantity/Base number*100

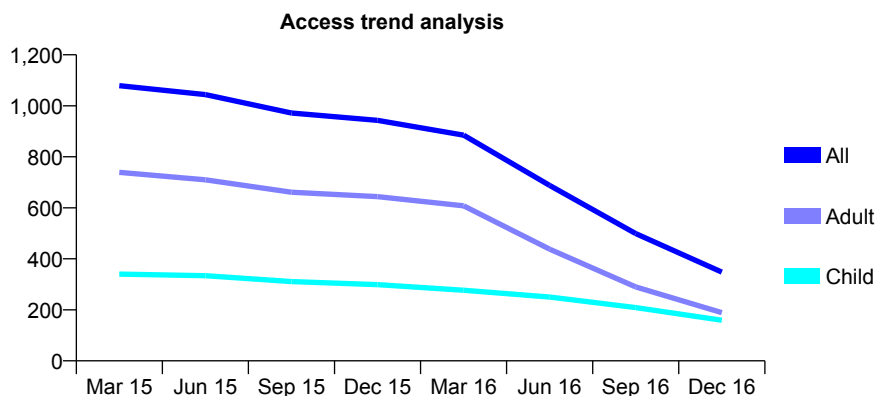
Q55 - Vital Signs At a Glance Contract Report for 819417/0001 - December 2016

Name or company name	MRS HM BAKER
Contract type name	GDS Contract
Purpose of contract	General
Contract start date	01/04/2006
Contract end date	

16/17 Contracted general activity (UDA)	617
Carry forward general activity (UDA)	0
16/17 Contracted orthodontic activity (UOA)	0
Carry forward orthodontic activity (UOA)	0
Baseline contract value	£13,793.37

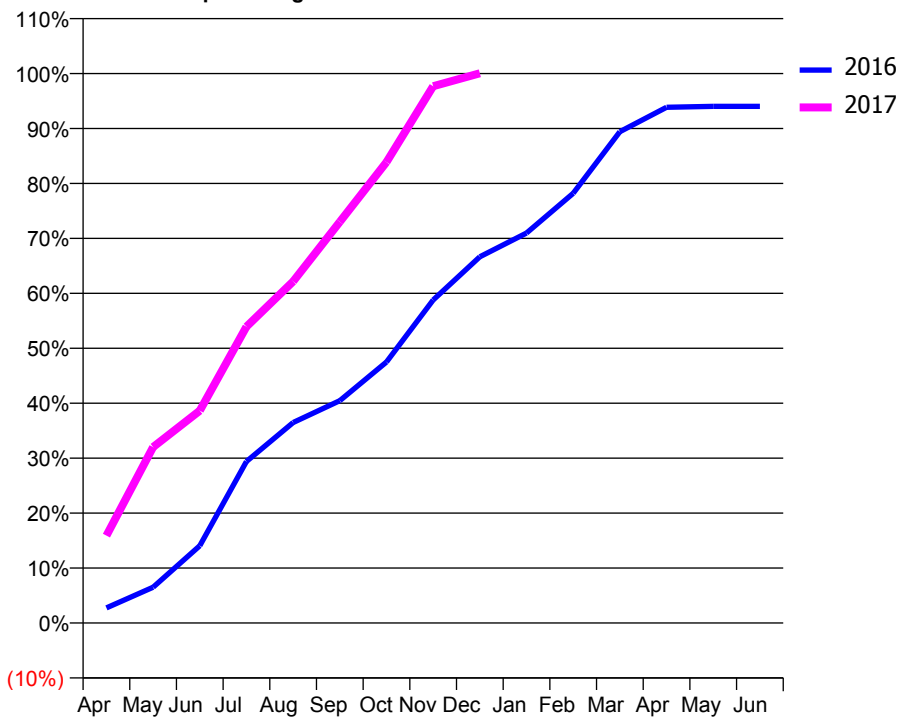
ACCESS*

Patients seen in 24 months	Total	Change since previous quarter
Quarter ending December 2015	943	
Quarter ending March 2016	885	↓
Quarter ending June 2016	688	↓
Quarter ending September 2016	499	↓
Quarter ending December 2016	348	↓
Variance since December 2015	(63.1%)	↓



ACTIVITY

Cumulative percentage of contracted UDA delivered 2016 & 2017



Month	Adjusted Scheduled Activity (UDA)	
	2016	2017
April	73	98
May	173	198
June	374	238
July	781	333
August	969	384
September	1,075	450
October	1,262	518
November	1,561	603
December	1,770	617
January	1,885	
February	2,077	
March	2,375	
April	2,493	
May	2,497	
June	2,497	

QUALITY

	Quantity	Base Number	Contract	AT	Region	England
% of FP17s for the same patient ID Re-attending within 3 months - Children	12	221	5.4%	11.0%	12.1%	12.4%
% of FP17s for the same patient ID Re-attending within 3 months - Adults	17	255	6.7%	15.2%	15.9%	16.6%
% of FP17s for the same patient ID Re-attending between 3 & 9 months - Children	163	221	73.8%	61.2%	58.6%	57.5%
% of FP17s for the same patient ID Re-attending between 3 & 9 months - Adults	149	255	58.4%	55.2%	51.5%	50.4%
% of FP17s for Band 1 Urgent Courses	61	399	15.3%	7.0%	8.0%	9.1%
% of FP17s Relating to Free Repair or Replacements	1	399	0.3%	0.9%	0.8%	0.8%
% of FP17s Relating to Continuations	6	399	1.5%	1.6%	1.2%	1.3%
% of Patients satisfied with the dentistry they have received	0	0	N/A	92.0%	92.8%	92.7%
% of Patients satisfied with the time they had to wait for an appointment	0	0	N/A	88.4%	89.2%	88.8%

* This is based on patients treated on this contract for their most recent course of treatment. Figures in italics indicate the base number of FP17s or Patient Questionnaire responses are less than 100. N/A is shown where the base number of responses is less than 10 during the period. % is calculated as Quantity/Base number*100

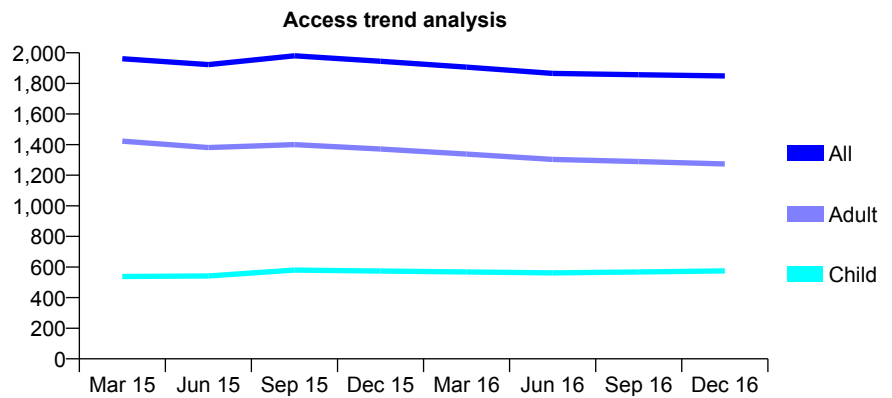
Q55 - Vital Signs At a Glance Contract Report for 819700/0001 - December 2016

Name or company name	MR JS SAGOO
Contract type name	GDS Contract
Purpose of contract	General
Contract start date	01/04/2006
Contract end date	

16/17 Contracted general activity (UDA)	5,119
Carry forward general activity (UDA)	-188
16/17 Contracted orthodontic activity (UOA)	0
Carry forward orthodontic activity (UOA)	0
Baseline contract value	£147,276.60

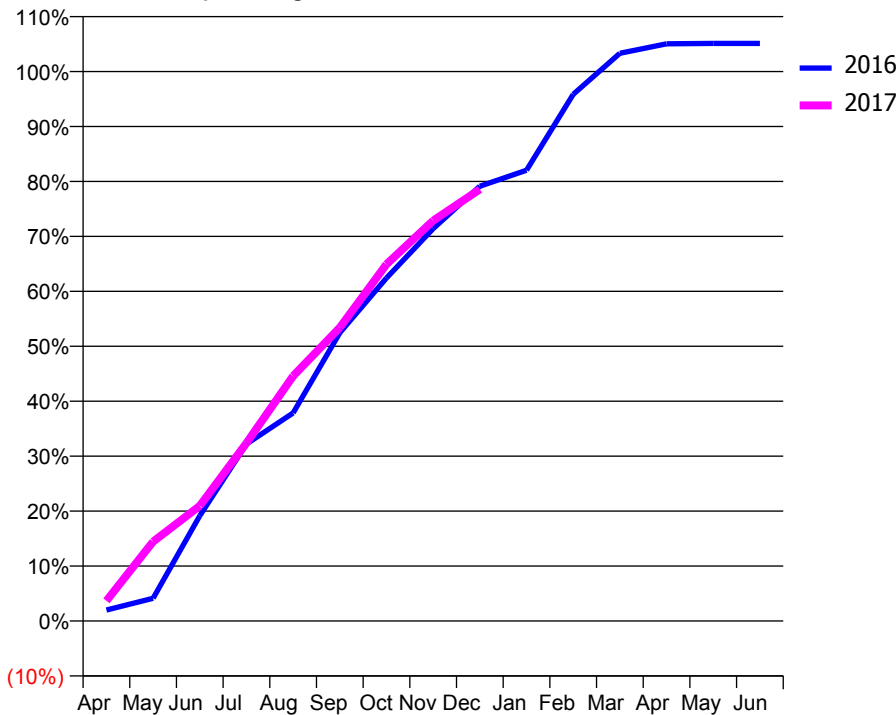
ACCESS*

Patients seen in 24 months	Total	Change since previous quarter
Quarter ending December 2015	1,945	
Quarter ending March 2016	1,906	↓
Quarter ending June 2016	1,865	↓
Quarter ending September 2016	1,857	→
Quarter ending December 2016	1,849	→
Variance since December 2015	(4.9%)	↓



ACTIVITY

Cumulative percentage of contracted UDA delivered 2016 & 2017



Month	Adjusted Scheduled Activity (UDA)	
	2016	2017
April	102	188
May	212	740
June	980	1,073
July	1,650	1,657
August	1,938	2,282
September	2,685	2,734
October	3,196	3,323
November	3,655	3,730
December	4,051	4,022
January	4,199	
February	4,907	
March	5,289	
April	5,377	
May	5,380	
June	5,380	

QUALITY

	Quantity	Base Number	Contract	AT	Region	England
% of FP17s for the same patient ID Re-attending within 3 months - Children	33	509	6.5%	11.0%	12.1%	12.4%
% of FP17s for the same patient ID Re-attending within 3 months - Adults	199	1,067	18.7%	15.2%	15.9%	16.6%
% of FP17s for the same patient ID Re-attending between 3 & 9 months - Children	167	509	32.8%	61.2%	58.6%	57.5%
% of FP17s for the same patient ID Re-attending between 3 & 9 months - Adults	393	1,067	36.8%	55.2%	51.5%	50.4%
% of FP17s for Band 1 Urgent Courses	113	1,544	7.3%	7.0%	8.0%	9.1%
% of FP17s Relating to Free Repair or Replacements	17	1,544	1.1%	0.9%	0.8%	0.8%
% of FP17s Relating to Continuations	35	1,544	2.3%	1.6%	1.2%	1.3%
% of Patients satisfied with the dentistry they have received	0	0	N/A	92.0%	92.8%	92.7%
% of Patients satisfied with the time they had to wait for an appointment	0	0	N/A	88.4%	89.2%	88.8%

* This is based on patients treated on this contract for their most recent course of treatment. Figures in italics indicate the base number of FP17s or Patient Questionnaire responses are less than 100. N/A is shown where the base number of responses is less than 10 during the period. % is calculated as Quantity/Base number*100

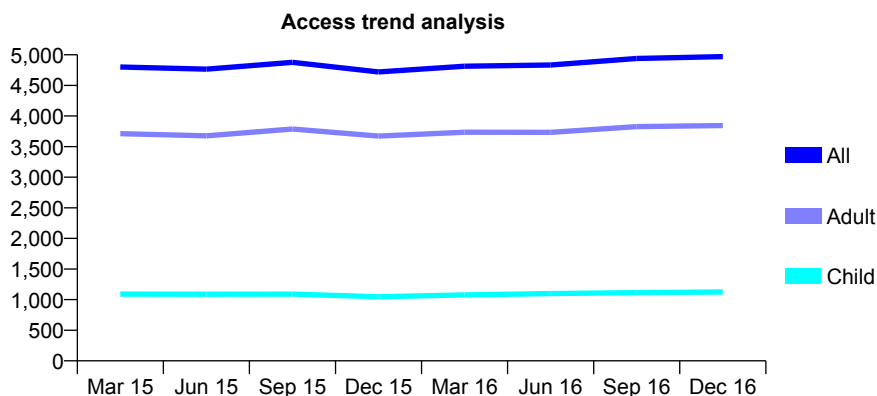
Q55 - Vital Signs At a Glance Contract Report for 819700/0002 - December 2016

Name or company name	MR JS SAGOO
Contract type name	GDS Contract
Purpose of contract	General
Contract start date	01/04/2006
Contract end date	

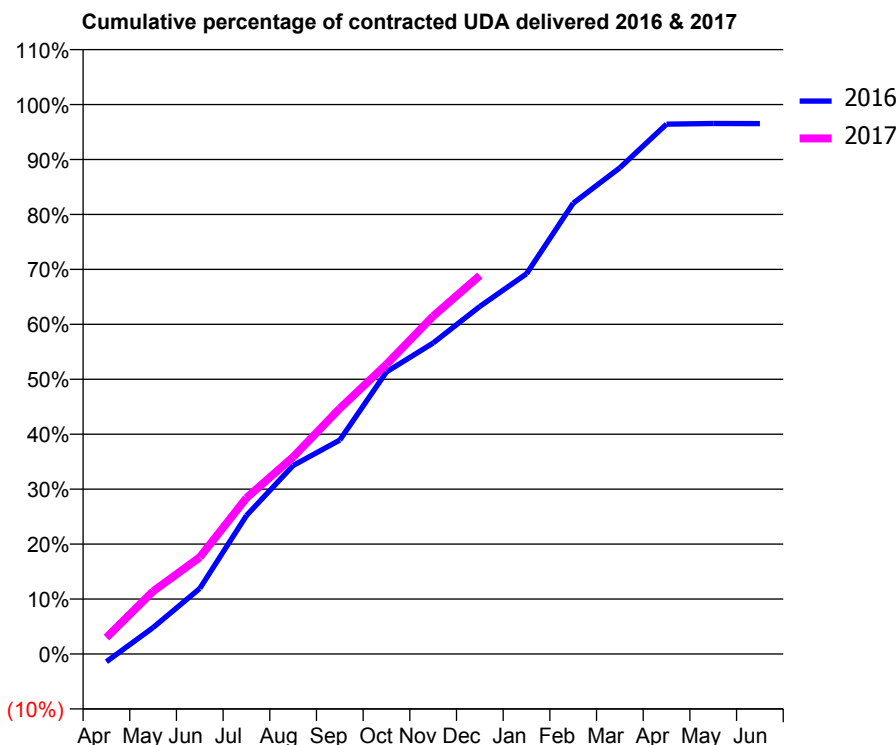
16/17 Contracted general activity (UDA)	13,394
Carry forward general activity (UDA)	0
16/17 Contracted orthodontic activity (UOA)	0
Carry forward orthodontic activity (UOA)	0
Baseline contract value	£328,412.75

ACCESS*

Patients seen in 24 months	Total	Change since previous quarter
Quarter ending December 2015	4,719	
Quarter ending March 2016	4,813	→
Quarter ending June 2016	4,834	→
Quarter ending September 2016	4,940	↑
Quarter ending December 2016	4,970	→
Variance since December 2015	5.3%	↑



ACTIVITY



Month	Adjusted Scheduled Activity (UDA)	
	2016	2017
April	-190	401
May	645	1,529
June	1,599	2,359
July	3,374	3,803
August	4,595	4,804
September	5,214	5,986
October	6,877	7,060
November	7,580	8,234
December	8,470	9,227
January	9,268	
February	10,987	
March	11,852	
April	12,914	
May	12,930	
June	12,927	

QUALITY

	Quantity	Base Number	Contract	AT	Region	England
% of FP17s for the same patient ID Re-attending within 3 months - Children	75	1,137	6.6%	11.0%	12.1%	12.4%
% of FP17s for the same patient ID Re-attending within 3 months - Adults	496	3,888	12.8%	15.2%	15.9%	16.6%
% of FP17s for the same patient ID Re-attending between 3 & 9 months - Children	484	1,137	42.6%	61.2%	58.6%	57.5%
% of FP17s for the same patient ID Re-attending between 3 & 9 months - Adults	1,878	3,888	48.3%	55.2%	51.5%	50.4%
% of FP17s for Band 1 Urgent Courses	270	4,524	6.0%	7.0%	8.0%	9.1%
% of FP17s Relating to Free Repair or Replacements	20	4,524	0.4%	0.9%	0.8%	0.8%
% of FP17s Relating to Continuations	78	4,524	1.7%	1.6%	1.2%	1.3%
% of Patients satisfied with the dentistry they have received	4	4	N/A	92.0%	92.8%	92.7%
% of Patients satisfied with the time they had to wait for an appointment	4	4	N/A	88.4%	89.2%	88.8%

* This is based on patients treated on this contract for their most recent course of treatment. Figures in italics indicate the base number of FP17s or Patient Questionnaire responses are less than 100. N/A is shown where the base number of responses is less than 10 during the period. % is calculated as Quantity/Base number*100

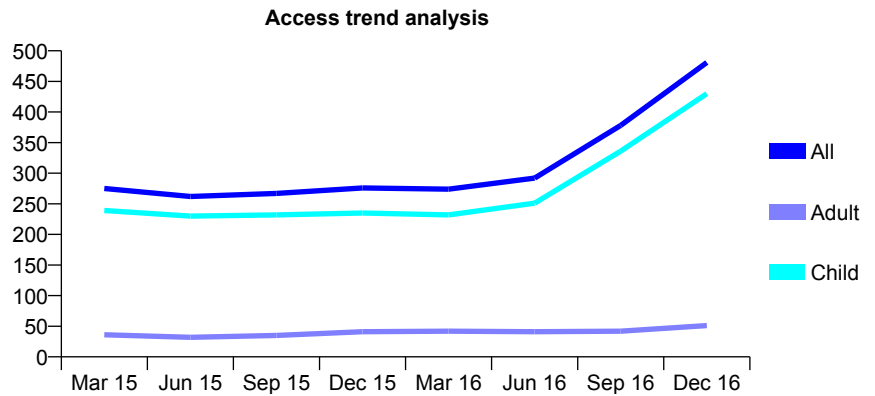
Q55 - Vital Signs At a Glance Contract Report for 820113/0001 - December 2016

Name or company name	MISS EC TUCKLEY
Contract type name	GDS Contract
Purpose of contract	General
Contract start date	01/04/2006
Contract end date	

16/17 Contracted general activity (UDA)	824
Carry forward general activity (UDA)	0
16/17 Contracted orthodontic activity (UOA)	0
Carry forward orthodontic activity (UOA)	0
Baseline contract value	£22,130.24

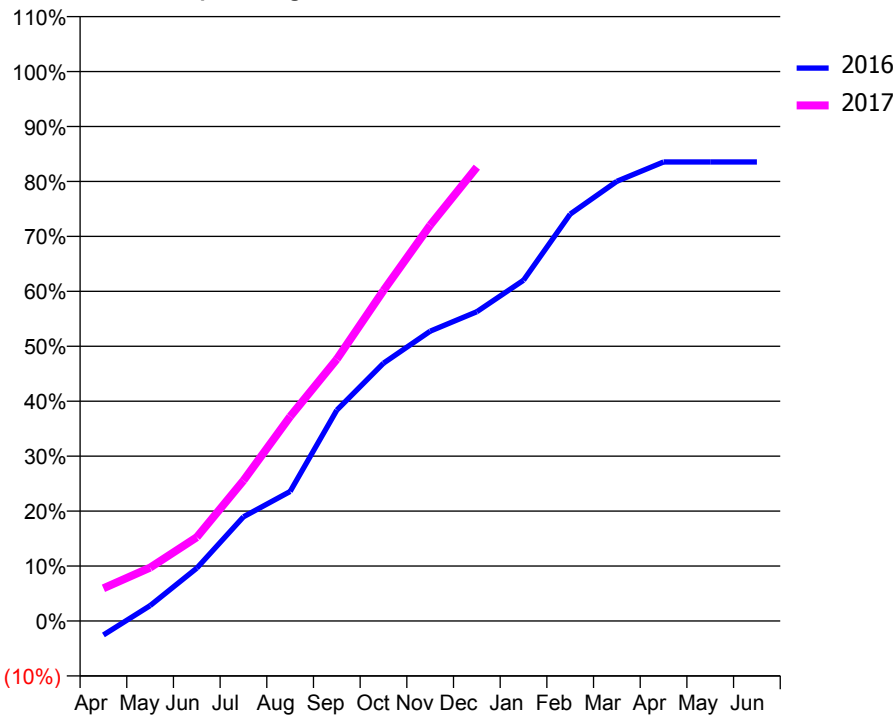
ACCESS*

Patients seen in 24 months	Total	Change since previous quarter
Quarter ending December 2015	276	
Quarter ending March 2016	274	→
Quarter ending June 2016	292	↑
Quarter ending September 2016	378	↑
Quarter ending December 2016	481	↑
Variance since December 2015	74.3%	↑



ACTIVITY

Cumulative percentage of contracted UDA delivered 2016 & 2017



Month	Adjusted Scheduled Activity (UDA)	
	2016	2017
April	-21	49
May	23	80
June	79	126
July	156	211
August	194	307
September	316	393
October	387	496
November	435	594
December	464	681
January	511	
February	610	
March	659	
April	688	
May	688	
June	688	

QUALITY

	Quantity	Base Number	Contract	AT	Region	England
% of FP17s for the same patient ID Re-attending within 3 months - Children	35	546	6.4%	11.0%	12.1%	12.4%
% of FP17s for the same patient ID Re-attending within 3 months - Adults	0	0	N/A	15.2%	15.9%	16.6%
% of FP17s for the same patient ID Re-attending between 3 & 9 months - Children	207	546	37.9%	61.2%	58.6%	57.5%
% of FP17s for the same patient ID Re-attending between 3 & 9 months - Adults	0	0	N/A	55.2%	51.5%	50.4%
% of FP17s for Band 1 Urgent Courses	3	525	0.6%	7.0%	8.0%	9.1%
% of FP17s Relating to Free Repair or Replacements	0	525	0.0%	0.9%	0.8%	0.8%
% of FP17s Relating to Continuations	8	525	1.5%	1.6%	1.2%	1.3%
% of Patients satisfied with the dentistry they have received	0	0	N/A	92.0%	92.8%	92.7%
% of Patients satisfied with the time they had to wait for an appointment	0	0	N/A	88.4%	89.2%	88.8%

* This is based on patients treated on this contract for their most recent course of treatment. Figures in italics indicate the base number of FP17s or Patient Questionnaire responses are less than 100. N/A is shown where the base number of responses is less than 10 during the period. % is calculated as Quantity/Base number*100

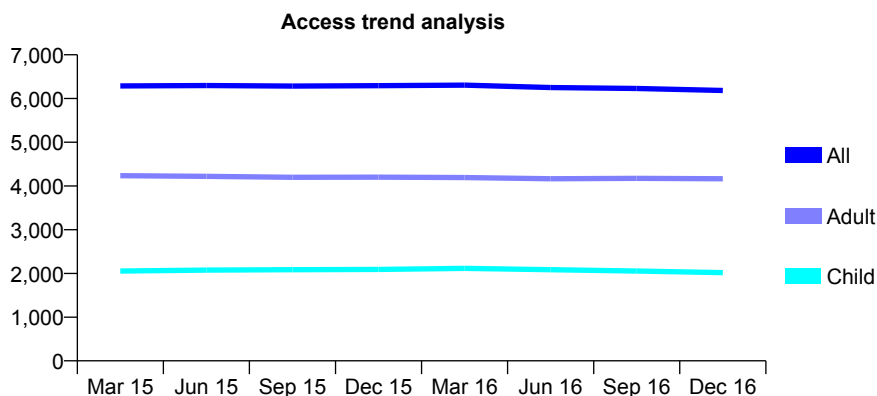
Q55 - Vital Signs At a Glance Contract Report for 825050/0001 - December 2016

Name or company name	MR LS MASTERSON
Contract type name	GDS Contract
Purpose of contract	General
Contract start date	01/04/2006
Contract end date	

16/17 Contracted general activity (UDA)	18,209
Carry forward general activity (UDA)	0
16/17 Contracted orthodontic activity (UOA)	0
Carry forward orthodontic activity (UOA)	0
Baseline contract value	£430,945.39

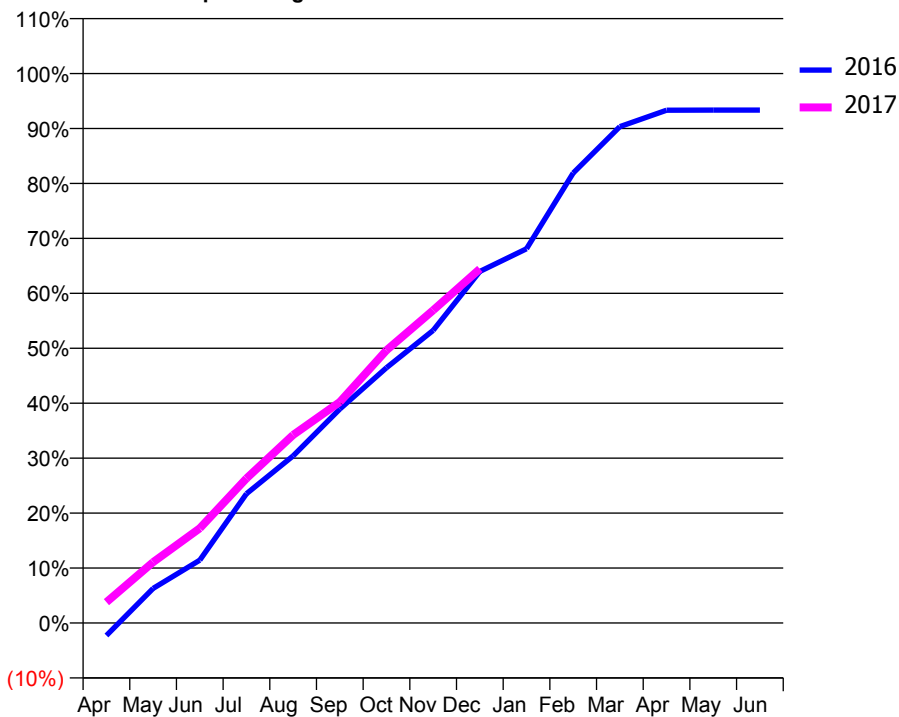
ACCESS*

Patients seen in 24 months	Total	Change since previous quarter
Quarter ending December 2015	6,293	
Quarter ending March 2016	6,306	→
Quarter ending June 2016	6,251	→
Quarter ending September 2016	6,230	→
Quarter ending December 2016	6,184	→
Variance since December 2015	(1.7%)	↓



ACTIVITY

Cumulative percentage of contracted UDA delivered 2016 & 2017



Month	Adjusted Scheduled Activity (UDA)	
	2016	2017
April	-419	692
May	1,148	2,019
June	2,084	3,138
July	4,283	4,791
August	5,540	6,233
September	7,090	7,322
October	8,459	9,039
November	9,696	10,366
December	11,651	11,733
January	12,403	
February	14,912	
March	16,450	
April	16,994	
May	16,998	
June	16,999	

QUALITY

	Quantity	Base Number	Contract	AT	Region	England
% of FP17s for the same patient ID Re-attending within 3 months - Children	287	2,591	11.1%	11.0%	12.1%	12.4%
% of FP17s for the same patient ID Re-attending within 3 months - Adults	1,013	5,611	18.1%	15.2%	15.9%	16.6%
% of FP17s for the same patient ID Re-attending between 3 & 9 months - Children	1,787	2,591	69.0%	61.2%	58.6%	57.5%
% of FP17s for the same patient ID Re-attending between 3 & 9 months - Adults	3,848	5,611	68.6%	55.2%	51.5%	50.4%
% of FP17s for Band 1 Urgent Courses	807	7,859	10.3%	7.0%	8.0%	9.1%
% of FP17s Relating to Free Repair or Replacements	91	7,859	1.2%	0.9%	0.8%	0.8%
% of FP17s Relating to Continuations	96	7,859	1.2%	1.6%	1.2%	1.3%
% of Patients satisfied with the dentistry they have received	13	13	100.0%	92.0%	92.8%	92.7%
% of Patients satisfied with the time they had to wait for an appointment	12	13	92.3%	88.4%	89.2%	88.8%

* This is based on patients treated on this contract for their most recent course of treatment. Figures in italics indicate the base number of FP17s or Patient Questionnaire responses are less than 100. N/A is shown where the base number of responses is less than 10 during the period. % is calculated as Quantity/Base number*100

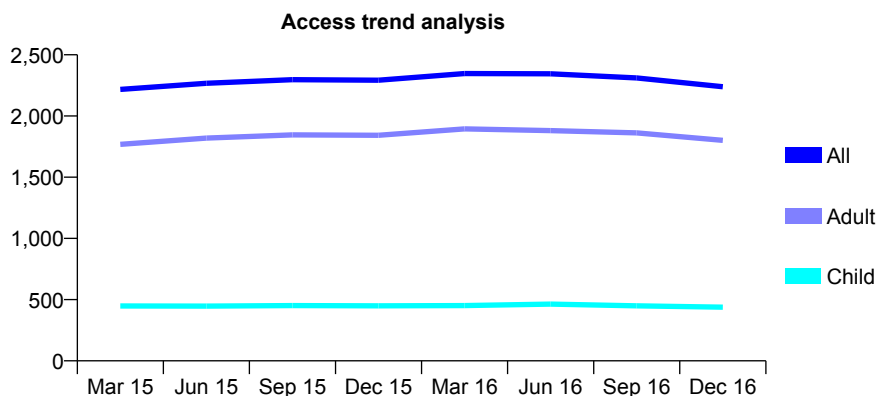
Q55 - Vital Signs At a Glance Contract Report for 829048/0002 - December 2016

Name or company name	MR BS CHATHA
Contract type name	GDS Contract
Purpose of contract	General
Contract start date	01/10/2007
Contract end date	

16/17 Contracted general activity (UDA)	9,028
Carry forward general activity (UDA)	183
16/17 Contracted orthodontic activity (UOA)	0
Carry forward orthodontic activity (UOA)	0
Baseline contract value	£250,064.18

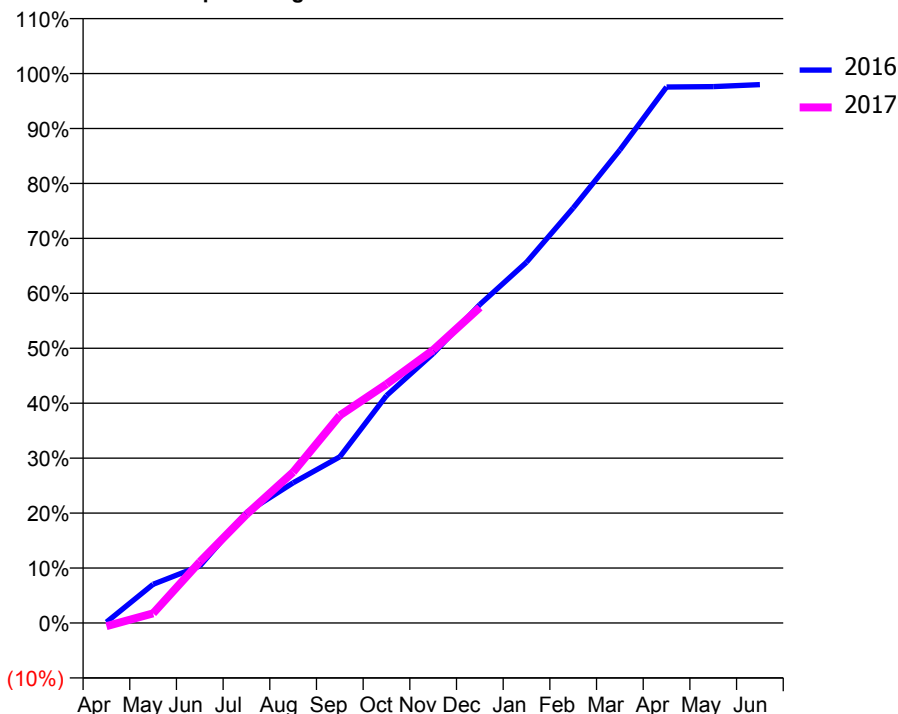
ACCESS*

Patients seen in 24 months	Total	Change since previous quarter
Quarter ending December 2015	2,292	
Quarter ending March 2016	2,347	↑
Quarter ending June 2016	2,345	→
Quarter ending September 2016	2,311	↓
Quarter ending December 2016	2,239	↓
Variance since December 2015	(2.3%)	↓



ACTIVITY

Cumulative percentage of contracted UDA delivered 2016 & 2017



Month	Adjusted Scheduled Activity (UDA)	
	2016	2017
April	15	-54
May	637	159
June	936	1,004
July	1,814	1,784
August	2,303	2,479
September	2,731	3,411
October	3,736	3,926
November	4,427	4,486
December	5,232	5,184
January	5,928	
February	6,819	
March	7,772	
April	8,807	
May	8,812	
June	8,845	

QUALITY

	Quantity	Base Number	Contract	AT	Region	England
% of FP17s for the same patient ID Re-attending within 3 months - Children	37	521	7.1%	11.0%	12.1%	12.4%
% of FP17s for the same patient ID Re-attending within 3 months - Adults	555	2,330	23.8%	15.2%	15.9%	16.6%
% of FP17s for the same patient ID Re-attending between 3 & 9 months - Children	327	521	62.8%	61.2%	58.6%	57.5%
% of FP17s for the same patient ID Re-attending between 3 & 9 months - Adults	1,268	2,330	54.4%	55.2%	51.5%	50.4%
% of FP17s for Band 1 Urgent Courses	71	2,430	2.9%	7.0%	8.0%	9.1%
% of FP17s Relating to Free Repair or Replacements	53	2,430	2.2%	0.9%	0.8%	0.8%
% of FP17s Relating to Continuations	205	2,430	8.4%	1.6%	1.2%	1.3%
% of Patients satisfied with the dentistry they have received	8	9	N/A	92.0%	92.8%	92.7%
% of Patients satisfied with the time they had to wait for an appointment	9	9	N/A	88.4%	89.2%	88.8%

* This is based on patients treated on this contract for their most recent course of treatment. Figures in italics indicate the base number of FP17s or Patient Questionnaire responses are less than 100. N/A is shown where the base number of responses is less than 10 during the period. % is calculated as Quantity/Base number*100

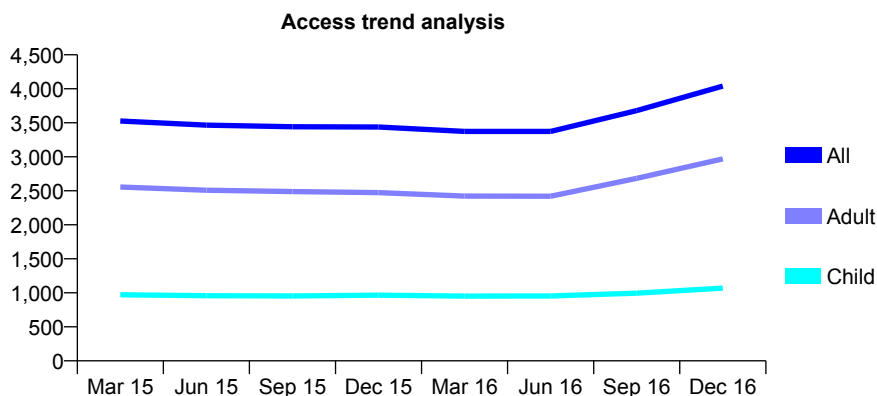
Q55 - Vital Signs At a Glance Contract Report for 830798/0001 - December 2016

Name or company name	MISS LC WESTON
Contract type name	GDS Contract
Purpose of contract	General
Contract start date	01/04/2006
Contract end date	

16/17 Contracted general activity (UDA)	17,496
Carry forward general activity (UDA)	-350
16/17 Contracted orthodontic activity (UOA)	0
Carry forward orthodontic activity (UOA)	0
Baseline contract value	£779,930.50

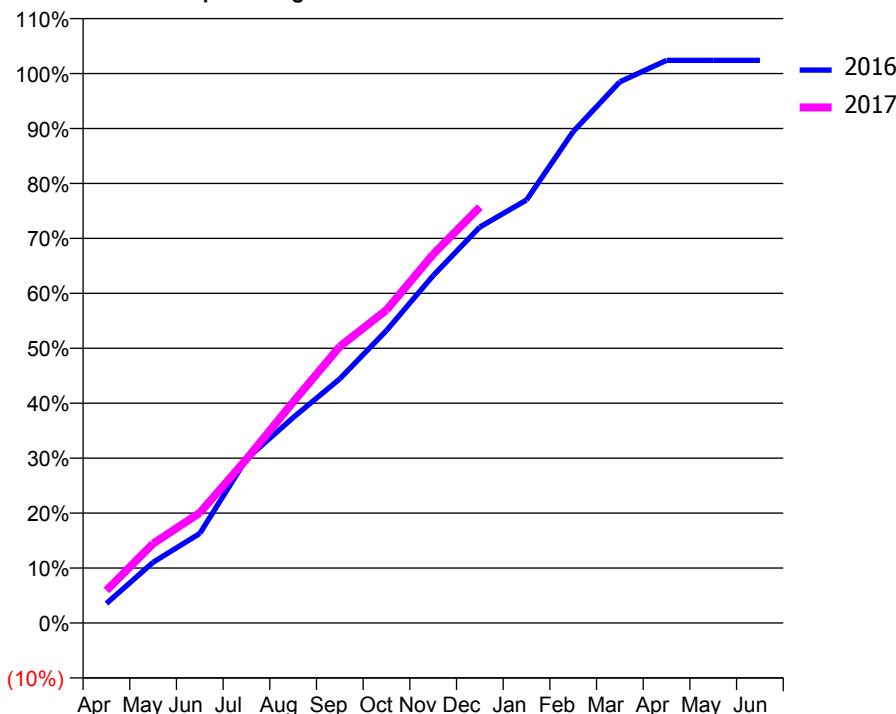
ACCESS*

Patients seen in 24 months	Total	Change since previous quarter
Quarter ending December 2015	3,439	
Quarter ending March 2016	3,373	↓
Quarter ending June 2016	3,373	→
Quarter ending September 2016	3,679	↑
Quarter ending December 2016	4,040	↑
Variance since December 2015	17.5%	↑



ACTIVITY

Cumulative percentage of contracted UDA delivered 2016 & 2017



Month	Adjusted Scheduled Activity (UDA)	
	2016	2017
April	622	1,039
May	1,934	2,530
June	2,853	3,511
July	5,226	5,216
August	6,542	7,038
September	7,776	8,803
October	9,312	9,967
November	11,064	11,741
December	12,607	13,244
January	13,472	
February	15,649	
March	17,232	
April	17,914	
May	17,914	
June	17,917	

QUALITY

	Quantity	Base Number	Contract	AT	Region	England
% of FP17s for the same patient ID Re-attending within 3 months - Children	93	1,855	5.0%	11.0%	12.1%	12.4%
% of FP17s for the same patient ID Re-attending within 3 months - Adults	589	4,456	13.2%	15.2%	15.9%	16.6%
% of FP17s for the same patient ID Re-attending between 3 & 9 months - Children	1,448	1,855	78.1%	61.2%	58.6%	57.5%
% of FP17s for the same patient ID Re-attending between 3 & 9 months - Adults	3,037	4,456	68.2%	55.2%	51.5%	50.4%
% of FP17s for Band 1 Urgent Courses	386	5,993	6.4%	7.0%	8.0%	9.1%
% of FP17s Relating to Free Repair or Replacements	35	5,993	0.6%	0.9%	0.8%	0.8%
% of FP17s Relating to Continuations	40	5,993	0.7%	1.6%	1.2%	1.3%
% of Patients satisfied with the dentistry they have received	8	8	N/A	92.0%	92.8%	92.7%
% of Patients satisfied with the time they had to wait for an appointment	8	8	N/A	88.4%	89.2%	88.8%

* This is based on patients treated on this contract for their most recent course of treatment. Figures in italics indicate the base number of FP17s or Patient Questionnaire responses are less than 100. N/A is shown where the base number of responses is less than 10 during the period. % is calculated as Quantity/Base number*100

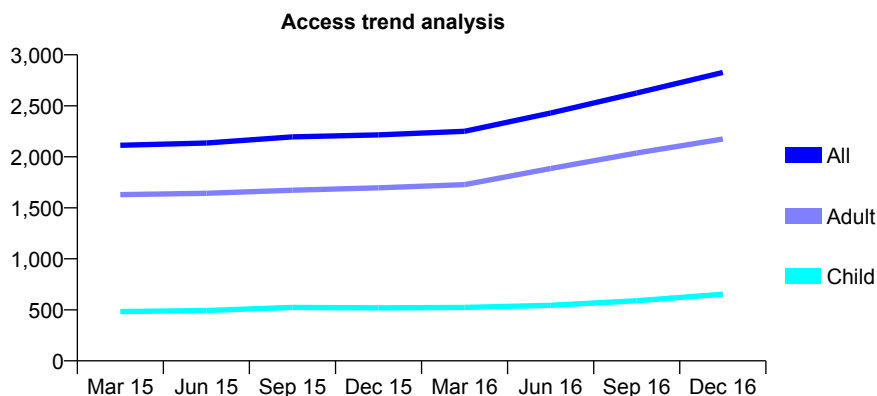
Q55 - Vital Signs At a Glance Contract Report for 833517/0001 - December 2016

Name or company name	MISS NS FRY
Contract type name	GDS Contract
Purpose of contract	General
Contract start date	01/04/2006
Contract end date	

16/17 Contracted general activity (UDA)	8,960
Carry forward general activity (UDA)	0
16/17 Contracted orthodontic activity (UOA)	0
Carry forward orthodontic activity (UOA)	0
Baseline contract value	£203,205.57

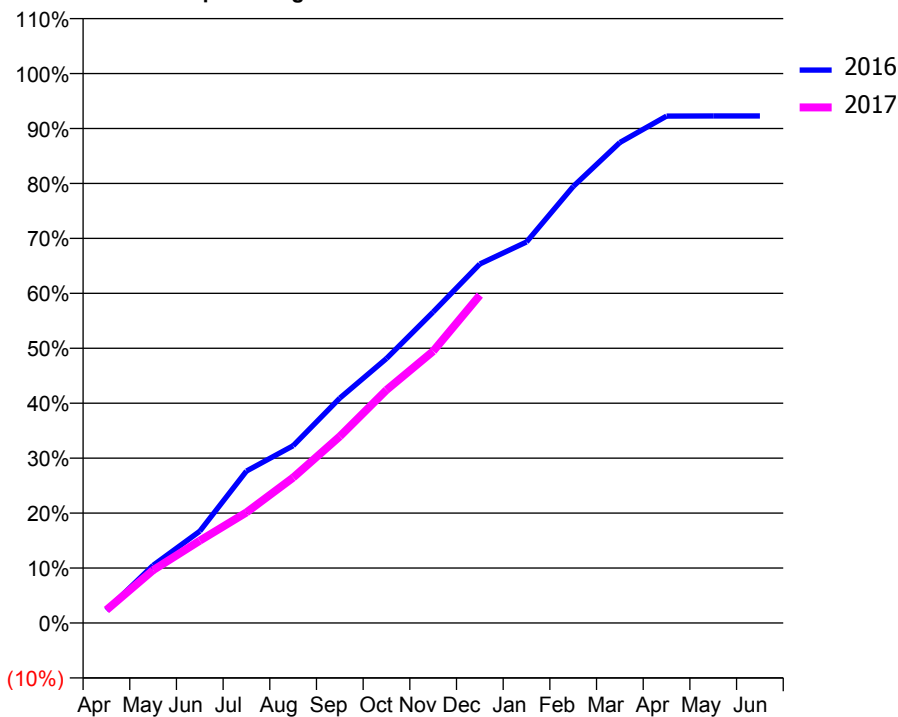
ACCESS*

Patients seen in 24 months	Total	Change since previous quarter
Quarter ending December 2015	2,215	
Quarter ending March 2016	2,250	→
Quarter ending June 2016	2,430	↑
Quarter ending September 2016	2,626	↑
Quarter ending December 2016	2,827	↑
Variance since December 2015	27.6%	↑



ACTIVITY

Cumulative percentage of contracted UDA delivered 2016 & 2017



Month	Adjusted Scheduled Activity (UDA)	
	2016	2017
April	160	211
May	726	863
June	1,157	1,342
July	1,914	1,804
August	2,232	2,371
September	2,833	3,043
October	3,332	3,799
November	3,917	4,432
December	4,522	5,345
January	4,800	
February	5,498	
March	6,052	
April	6,385	
May	6,386	
June	6,386	

QUALITY

	Quantity	Base Number	Contract	AT	Region	England
% of FP17s for the same patient ID Re-attending within 3 months - Children	54	829	6.5%	11.0%	12.1%	12.4%
% of FP17s for the same patient ID Re-attending within 3 months - Adults	416	2,890	14.4%	15.2%	15.9%	16.6%
% of FP17s for the same patient ID Re-attending between 3 & 9 months - Children	509	829	61.4%	61.2%	58.6%	57.5%
% of FP17s for the same patient ID Re-attending between 3 & 9 months - Adults	1,542	2,890	53.4%	55.2%	51.5%	50.4%
% of FP17s for Band 1 Urgent Courses	365	3,507	10.4%	7.0%	8.0%	9.1%
% of FP17s Relating to Free Repair or Replacements	21	3,507	0.6%	0.9%	0.8%	0.8%
% of FP17s Relating to Continuations	35	3,507	1.0%	1.6%	1.2%	1.3%
% of Patients satisfied with the dentistry they have received	6	7	N/A	92.0%	92.8%	92.7%
% of Patients satisfied with the time they had to wait for an appointment	6	7	N/A	88.4%	89.2%	88.8%

* This is based on patients treated on this contract for their most recent course of treatment. Figures in italics indicate the base number of FP17s or Patient Questionnaire responses are less than 100. N/A is shown where the base number of responses is less than 10 during the period. % is calculated as Quantity/Base number*100

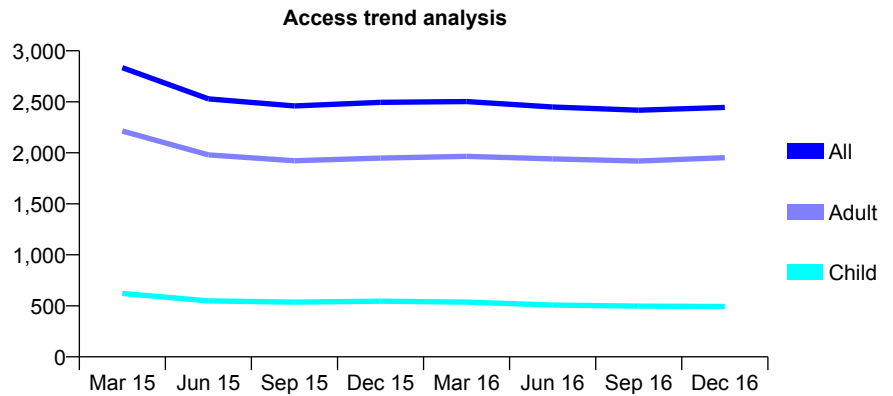
Q55 - Vital Signs At a Glance Contract Report for 836117/0001 - December 2016

Name or company name	MR RS RUPRA
Contract type name	GDS Contract
Purpose of contract	General
Contract start date	01/10/2007
Contract end date	

16/17 Contracted general activity (UDA)	9,028
Carry forward general activity (UDA)	0
16/17 Contracted orthodontic activity (UOA)	0
Carry forward orthodontic activity (UOA)	0
Baseline contract value	£250,064.18

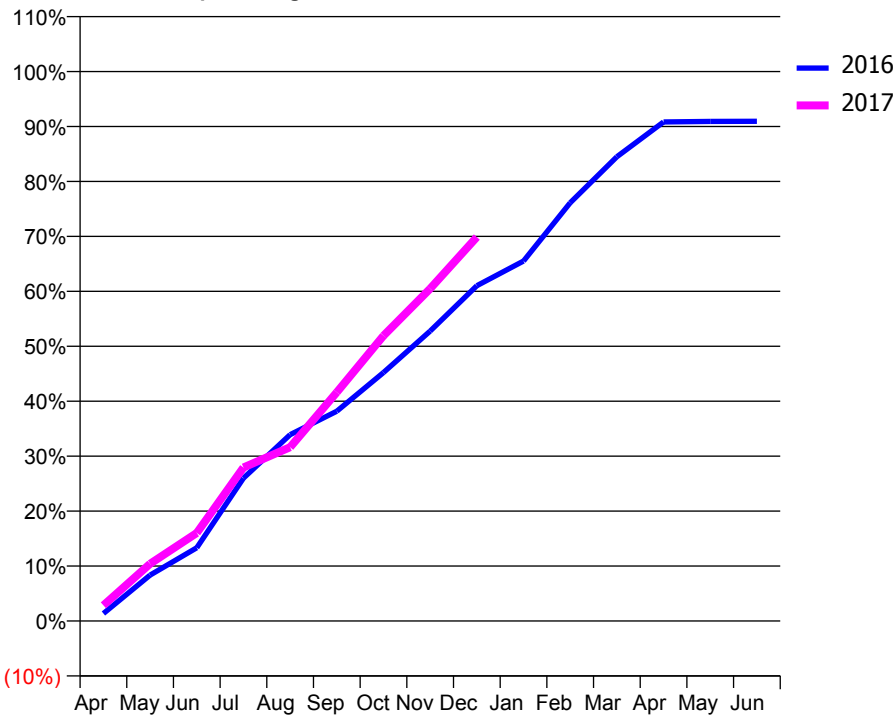
ACCESS*

Patients seen in 24 months	Total	Change since previous quarter
Quarter ending December 2015	2,495	
Quarter ending March 2016	2,502	→
Quarter ending June 2016	2,449	↓
Quarter ending September 2016	2,418	↓
Quarter ending December 2016	2,445	→
Variance since December 2015	(2.0%)	↓



ACTIVITY

Cumulative percentage of contracted UDA delivered 2016 & 2017



Month	Adjusted Scheduled Activity (UDA)	
	2016	2017
April	123	257
May	755	942
June	1,205	1,448
July	2,346	2,523
August	3,061	2,855
September	3,447	3,759
October	4,082	4,687
November	4,764	5,460
December	5,509	6,309
January	5,915	
February	6,872	
March	7,628	
April	8,200	
May	8,208	
June	8,210	

QUALITY

	Quantity	Base Number	Contract	AT	Region	England
% of FP17s for the same patient ID Re-attending within 3 months - Children	109	721	15.1%	11.0%	12.1%	12.4%
% of FP17s for the same patient ID Re-attending within 3 months - Adults	538	2,843	18.9%	15.2%	15.9%	16.6%
% of FP17s for the same patient ID Re-attending between 3 & 9 months - Children	398	721	55.2%	61.2%	58.6%	57.5%
% of FP17s for the same patient ID Re-attending between 3 & 9 months - Adults	1,594	2,843	56.1%	55.2%	51.5%	50.4%
% of FP17s for Band 1 Urgent Courses	102	3,298	3.1%	7.0%	8.0%	9.1%
% of FP17s Relating to Free Repair or Replacements	42	3,298	1.3%	0.9%	0.8%	0.8%
% of FP17s Relating to Continuations	168	3,298	5.1%	1.6%	1.2%	1.3%
% of Patients satisfied with the dentistry they have received	5	5	N/A	92.0%	92.8%	92.7%
% of Patients satisfied with the time they had to wait for an appointment	5	5	N/A	88.4%	89.2%	88.8%

* This is based on patients treated on this contract for their most recent course of treatment. Figures in italics indicate the base number of FP17s or Patient Questionnaire responses are less than 100. N/A is shown where the base number of responses is less than 10 during the period. % is calculated as Quantity/Base number*100

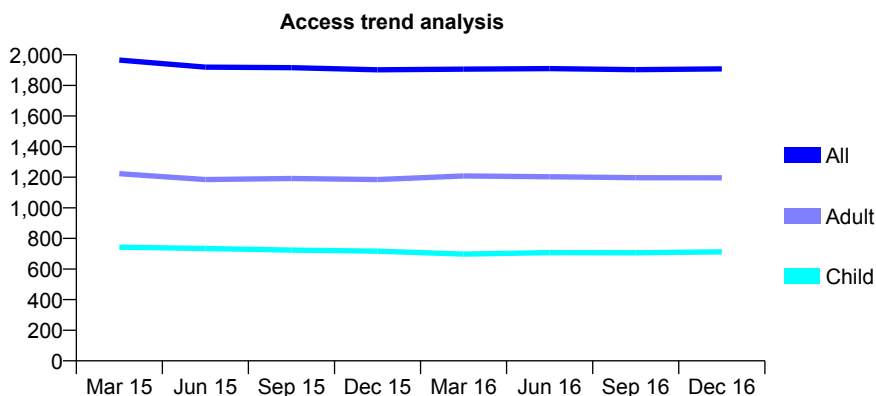
Q55 - Vital Signs At a Glance Contract Report for 836362/0001 - December 2016

Name or company name	MR MM OSMAN
Contract type name	GDS Contract
Purpose of contract	General
Contract start date	01/04/2006
Contract end date	

16/17 Contracted general activity (UDA)	5,819
Carry forward general activity (UDA)	223
16/17 Contracted orthodontic activity (UOA)	0
Carry forward orthodontic activity (UOA)	0
Baseline contract value	£129,378.24

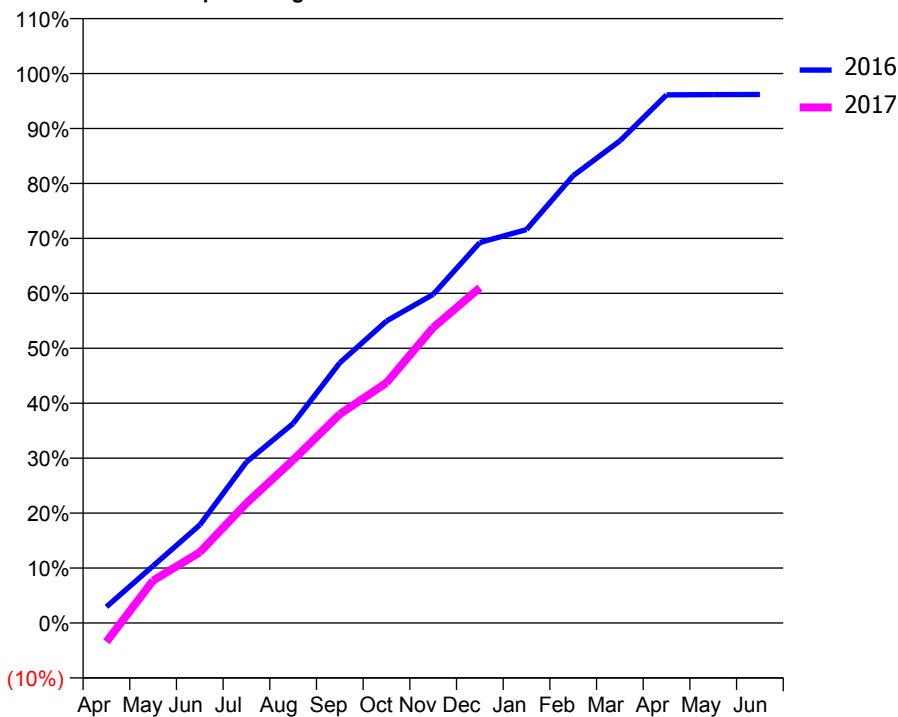
ACCESS*

Patients seen in 24 months	Total	Change since previous quarter
Quarter ending December 2015	1,902	
Quarter ending March 2016	1,906	→
Quarter ending June 2016	1,910	→
Quarter ending September 2016	1,903	→
Quarter ending December 2016	1,908	→
Variance since December 2015	0.3%	→



ACTIVITY

Cumulative percentage of contracted UDA delivered 2016 & 2017



Month	Adjusted Scheduled Activity (UDA)	
	2016	2017
April	172	-199
May	604	450
June	1,038	749
July	1,705	1,268
August	2,114	1,726
September	2,756	2,211
October	3,197	2,544
November	3,480	3,129
December	4,029	3,551
January	4,167	
February	4,737	
March	5,105	
April	5,593	
May	5,595	
June	5,596	

QUALITY

	Quantity	Base Number	Contract	AT	Region	England
% of FP17s for the same patient ID Re-attending within 3 months - Children	98	1,055	9.3%	11.0%	12.1%	12.4%
% of FP17s for the same patient ID Re-attending within 3 months - Adults	160	1,359	11.8%	15.2%	15.9%	16.6%
% of FP17s for the same patient ID Re-attending between 3 & 9 months - Children	701	1,055	66.4%	61.2%	58.6%	57.5%
% of FP17s for the same patient ID Re-attending between 3 & 9 months - Adults	730	1,359	53.7%	55.2%	51.5%	50.4%
% of FP17s for Band 1 Urgent Courses	154	2,111	7.3%	7.0%	8.0%	9.1%
% of FP17s Relating to Free Repair or Replacements	6	2,111	0.3%	0.9%	0.8%	0.8%
% of FP17s Relating to Continuations	8	2,111	0.4%	1.6%	1.2%	1.3%
% of Patients satisfied with the dentistry they have received	0	0	N/A	92.0%	92.8%	92.7%
% of Patients satisfied with the time they had to wait for an appointment	0	0	N/A	88.4%	89.2%	88.8%

* This is based on patients treated on this contract for their most recent course of treatment. Figures in italics indicate the base number of FP17s or Patient Questionnaire responses are less than 100. N/A is shown where the base number of responses is less than 10 during the period. % is calculated as Quantity/Base number*100

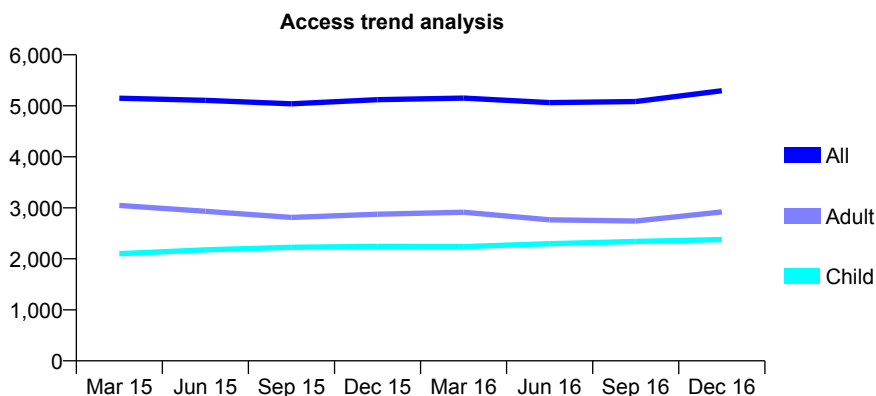
Q55 - Vital Signs At a Glance Contract Report for 860298/0001 - December 2016

Name or company name	MR KS BOLA
Contract type name	GDS Contract
Purpose of contract	General
Contract start date	30/01/2011
Contract end date	

16/17 Contracted general activity (UDA)	16,594
Carry forward general activity (UDA)	-173
16/17 Contracted orthodontic activity (UOA)	0
Carry forward orthodontic activity (UOA)	0
Baseline contract value	£444,735.88

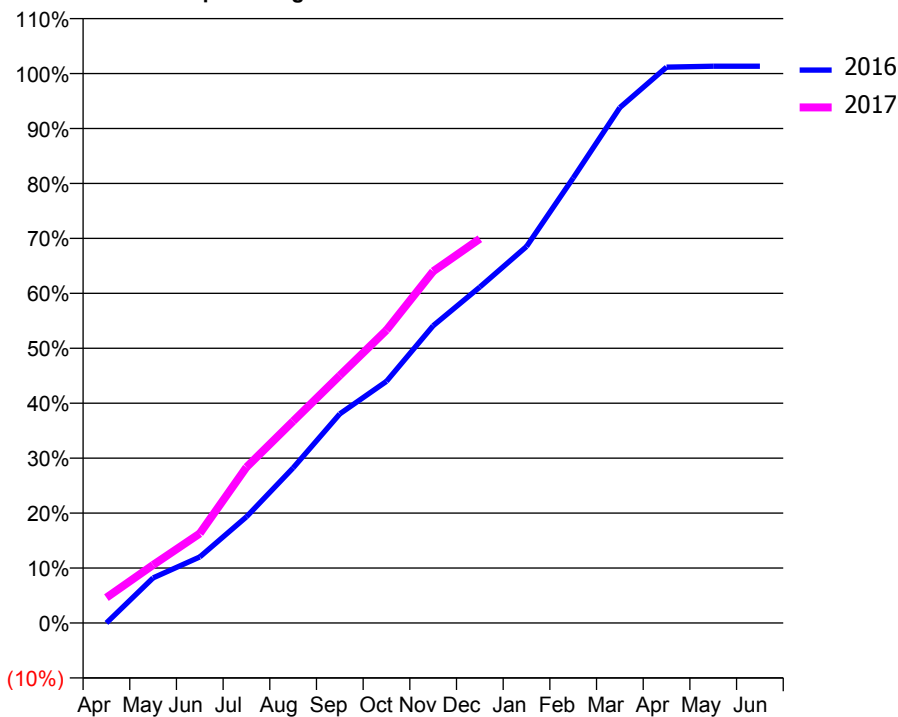
ACCESS*

Patients seen in 24 months	Total	Change since previous quarter
Quarter ending December 2015	5,119	
Quarter ending March 2016	5,151	→
Quarter ending June 2016	5,064	↓
Quarter ending September 2016	5,083	→
Quarter ending December 2016	5,295	↑
Variance since December 2015	3.4%	↑



ACTIVITY

Cumulative percentage of contracted UDA delivered 2016 & 2017



Month	Adjusted Scheduled Activity (UDA)	
	2016	2017
April	0	765
May	1,061	1,753
June	1,555	2,705
July	2,499	4,705
August	3,651	6,095
September	4,920	7,474
October	5,687	8,845
November	6,994	10,620
December	7,904	11,605
January	8,856	
February	10,467	
March	12,126	
April	13,076	
May	13,097	
June	13,099	

QUALITY

	Quantity	Base Number	Contract	AT	Region	England
% of FP17s for the same patient ID Re-attending within 3 months - Children	218	2,948	7.4%	11.0%	12.1%	12.4%
% of FP17s for the same patient ID Re-attending within 3 months - Adults	445	3,672	12.1%	15.2%	15.9%	16.6%
% of FP17s for the same patient ID Re-attending between 3 & 9 months - Children	1,827	2,948	62.0%	61.2%	58.6%	57.5%
% of FP17s for the same patient ID Re-attending between 3 & 9 months - Adults	2,358	3,672	64.2%	55.2%	51.5%	50.4%
% of FP17s for Band 1 Urgent Courses	383	6,175	6.2%	7.0%	8.0%	9.1%
% of FP17s Relating to Free Repair or Replacements	18	6,175	0.3%	0.9%	0.8%	0.8%
% of FP17s Relating to Continuations	43	6,175	0.7%	1.6%	1.2%	1.3%
% of Patients satisfied with the dentistry they have received	82	90	91.1%	92.0%	92.8%	92.7%
% of Patients satisfied with the time they had to wait for an appointment	84	90	93.3%	88.4%	89.2%	88.8%

* This is based on patients treated on this contract for their most recent course of treatment. Figures in italics indicate the base number of FP17s or Patient Questionnaire responses are less than 100. N/A is shown where the base number of responses is less than 10 during the period. % is calculated as Quantity/Base number*100

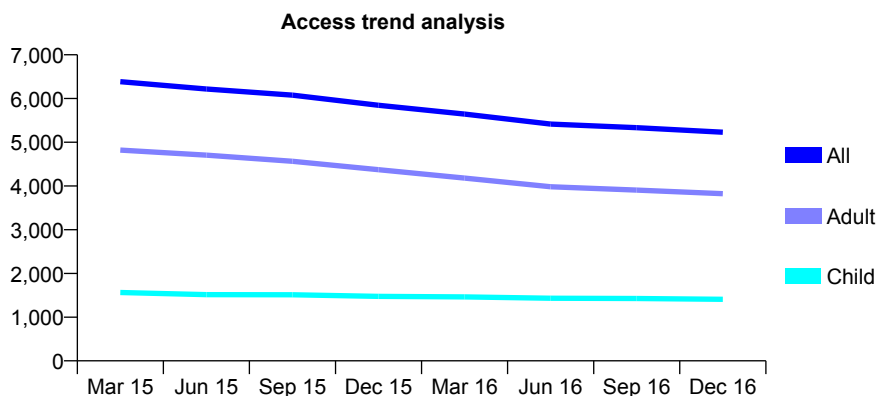
Q55 - Vital Signs At a Glance Contract Report for 860549/0001 - December 2016

Name or company name	MR CJ NAVARRO
Contract type name	GDS Contract
Purpose of contract	General
Contract start date	01/04/2006
Contract end date	

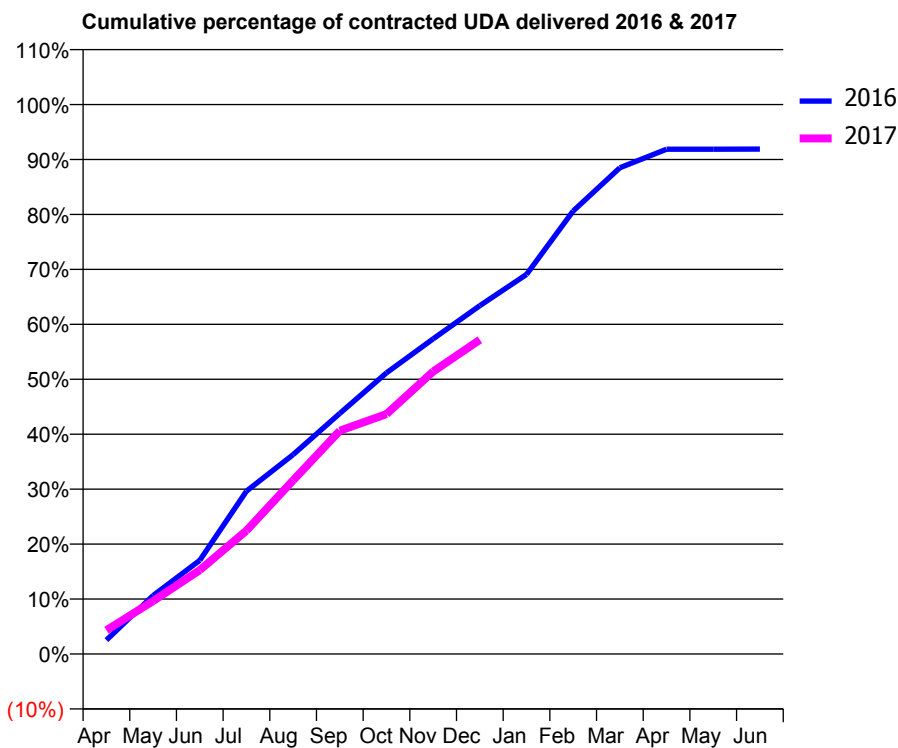
16/17 Contracted general activity (UDA)	15,500
Carry forward general activity (UDA)	0
16/17 Contracted orthodontic activity (UOA)	0
Carry forward orthodontic activity (UOA)	0
Baseline contract value	£410,183.06

ACCESS*

Patients seen in 24 months	Total	Change since previous quarter
Quarter ending December 2015	5,846	
Quarter ending March 2016	5,643	↓
Quarter ending June 2016	5,414	↓
Quarter ending September 2016	5,333	↓
Quarter ending December 2016	5,230	↓
Variance since December 2015	(10.5%)	↓



ACTIVITY



Month	Adjusted Scheduled Activity (UDA)	
	2016	2017
April	393	671
May	1,649	1,495
June	2,642	2,367
July	4,593	3,482
August	5,626	4,901
September	6,786	6,298
October	7,930	6,769
November	8,889	7,967
December	9,827	8,865
January	10,708	
February	12,499	
March	13,717	
April	14,237	
May	14,239	
June	14,241	

QUALITY

	Quantity	Base Number	Contract	AT	Region	England
% of FP17s for the same patient ID Re-attending within 3 months - Children	76	1,525	5.0%	11.0%	12.1%	12.4%
% of FP17s for the same patient ID Re-attending within 3 months - Adults	520	3,923	13.3%	15.2%	15.9%	16.6%
% of FP17s for the same patient ID Re-attending between 3 & 9 months - Children	982	1,525	64.4%	61.2%	58.6%	57.5%
% of FP17s for the same patient ID Re-attending between 3 & 9 months - Adults	2,413	3,923	61.5%	55.2%	51.5%	50.4%
% of FP17s for Band 1 Urgent Courses	222	4,468	5.0%	7.0%	8.0%	9.1%
% of FP17s Relating to Free Repair or Replacements	47	4,468	1.1%	0.9%	0.8%	0.8%
% of FP17s Relating to Continuations	48	4,468	1.1%	1.6%	1.2%	1.3%
% of Patients satisfied with the dentistry they have received	6	8	N/A	92.0%	92.8%	92.7%
% of Patients satisfied with the time they had to wait for an appointment	5	8	N/A	88.4%	89.2%	88.8%

* This is based on patients treated on this contract for their most recent course of treatment. Figures in italics indicate the base number of FP17s or Patient Questionnaire responses are less than 100. N/A is shown where the base number of responses is less than 10 during the period. % is calculated as Quantity/Base number*100

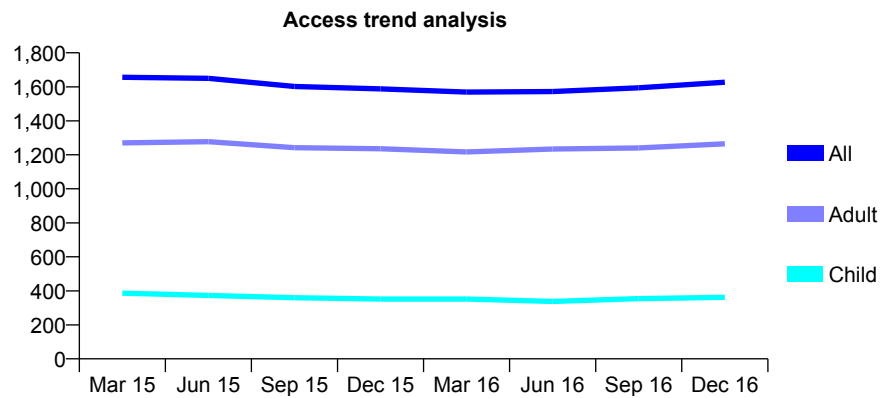
Q55 - Vital Signs At a Glance Contract Report for 861901/0001 - December 2016

Name or company name	MRS A EIMANI
Contract type name	GDS Contract
Purpose of contract	General
Contract start date	01/09/2009
Contract end date	

16/17 Contracted general activity (UDA)	9,000
Carry forward general activity (UDA)	353
16/17 Contracted orthodontic activity (UOA)	0
Carry forward orthodontic activity (UOA)	0
Baseline contract value	£213,071.13

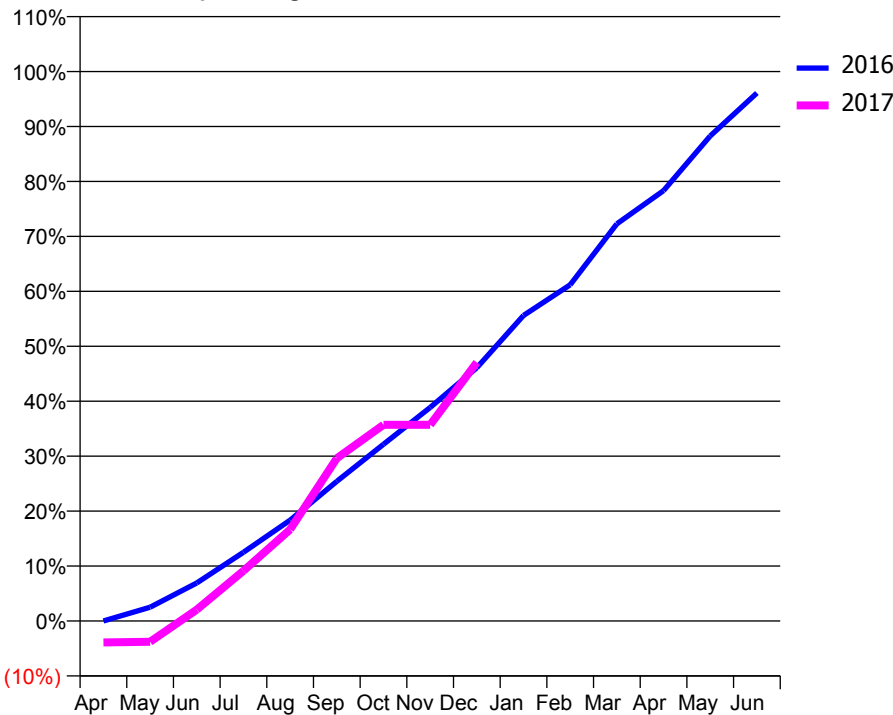
ACCESS*

Patients seen in 24 months	Total	Change since previous quarter
Quarter ending December 2015	1,588	
Quarter ending March 2016	1,569	↓
Quarter ending June 2016	1,572	→
Quarter ending September 2016	1,594	→
Quarter ending December 2016	1,627	↑
Variance since December 2015	2.5%	↑



ACTIVITY

Cumulative percentage of contracted UDA delivered 2016 & 2017



Month	Adjusted Scheduled Activity (UDA)	
	2016	2017
April	0	-353
May	226	-341
June	624	187
July	1,126	822
August	1,652	1,499
September	2,287	2,665
October	2,895	3,213
November	3,498	3,213
December	4,149	4,235
January	5,004	
February	5,508	
March	6,506	
April	7,050	
May	7,945	
June	8,647	

QUALITY

	Quantity	Base Number	Contract	AT	Region	England
% of FP17s for the same patient ID Re-attending within 3 months - Children	44	372	11.8%	11.0%	12.1%	12.4%
% of FP17s for the same patient ID Re-attending within 3 months - Adults	241	1,295	18.6%	15.2%	15.9%	16.6%
% of FP17s for the same patient ID Re-attending between 3 & 9 months - Children	192	372	51.6%	61.2%	58.6%	57.5%
% of FP17s for the same patient ID Re-attending between 3 & 9 months - Adults	603	1,295	46.6%	55.2%	51.5%	50.4%
% of FP17s for Band 1 Urgent Courses	130	1,257	10.3%	7.0%	8.0%	9.1%
% of FP17s Relating to Free Repair or Replacements	8	1,257	0.6%	0.9%	0.8%	0.8%
% of FP17s Relating to Continuations	21	1,257	1.7%	1.6%	1.2%	1.3%
% of Patients satisfied with the dentistry they have received	2	2	N/A	92.0%	92.8%	92.7%
% of Patients satisfied with the time they had to wait for an appointment	2	2	N/A	88.4%	89.2%	88.8%

* This is based on patients treated on this contract for their most recent course of treatment. Figures in italics indicate the base number of FP17s or Patient Questionnaire responses are less than 100. N/A is shown where the base number of responses is less than 10 during the period. % is calculated as Quantity/Base number*100

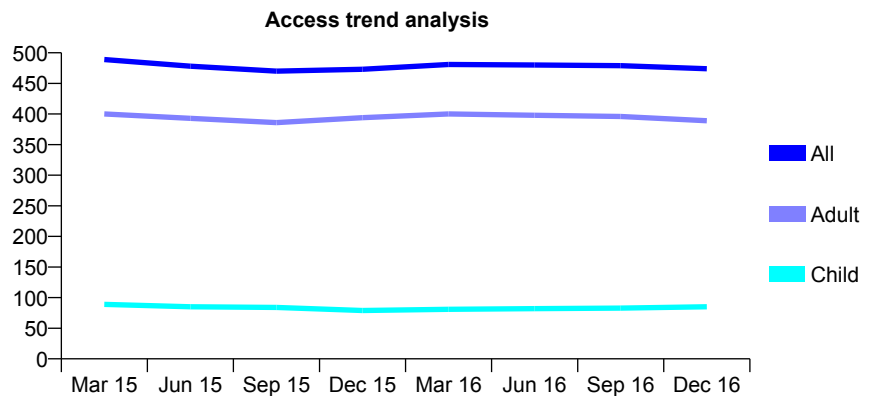
Q55 - Vital Signs At a Glance Contract Report for 898457/0001 - December 2016

Name or company name	MR ND MCLEAN
Contract type name	GDS Contract
Purpose of contract	General
Contract start date	01/04/2006
Contract end date	

16/17 Contracted general activity (UDA)	1,374
Carry forward general activity (UDA)	0
16/17 Contracted orthodontic activity (UOA)	0
Carry forward orthodontic activity (UOA)	0
Baseline contract value	£29,660.40

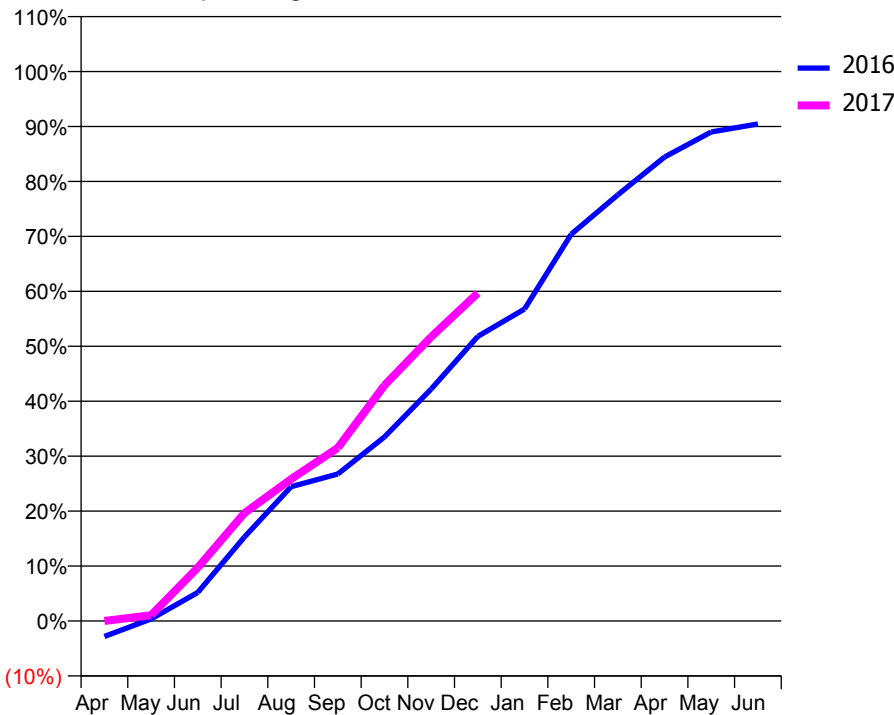
ACCESS*

Patients seen in 24 months	Total	Change since previous quarter
Quarter ending December 2015	473	
Quarter ending March 2016	481	→
Quarter ending June 2016	480	→
Quarter ending September 2016	479	→
Quarter ending December 2016	474	↓
Variance since December 2015	0.2%	→



ACTIVITY

Cumulative percentage of contracted UDA delivered 2016 & 2017



Month	Adjusted Scheduled Activity (UDA)	
	2016	2017
April	-39	0
May	5	14
June	71	134
July	210	270
August	336	355
September	368	433
October	460	589
November	580	710
December	712	820
January	780	
February	967	
March	1,066	
April	1,160	
May	1,223	
June	1,243	

QUALITY

	Quantity	Base Number	Contract	AT	Region	England
% of FP17s for the same patient ID Re-attending within 3 months - Children	5	88	5.7%	11.0%	12.1%	12.4%
% of FP17s for the same patient ID Re-attending within 3 months - Adults	95	500	19.0%	15.2%	15.9%	16.6%
% of FP17s for the same patient ID Re-attending between 3 & 9 months - Children	73	88	83.0%	61.2%	58.6%	57.5%
% of FP17s for the same patient ID Re-attending between 3 & 9 months - Adults	330	500	66.0%	55.2%	51.5%	50.4%
% of FP17s for Band 1 Urgent Courses	73	475	15.4%	7.0%	8.0%	9.1%
% of FP17s Relating to Free Repair or Replacements	32	475	6.7%	0.9%	0.8%	0.8%
% of FP17s Relating to Continuations	5	475	1.1%	1.6%	1.2%	1.3%
% of Patients satisfied with the dentistry they have received	4	4	N/A	92.0%	92.8%	92.7%
% of Patients satisfied with the time they had to wait for an appointment	4	4	N/A	88.4%	89.2%	88.8%

* This is based on patients treated on this contract for their most recent course of treatment. Figures in italics indicate the base number of FP17s or Patient Questionnaire responses are less than 100. N/A is shown where the base number of responses is less than 10 during the period. % is calculated as Quantity/Base number*100

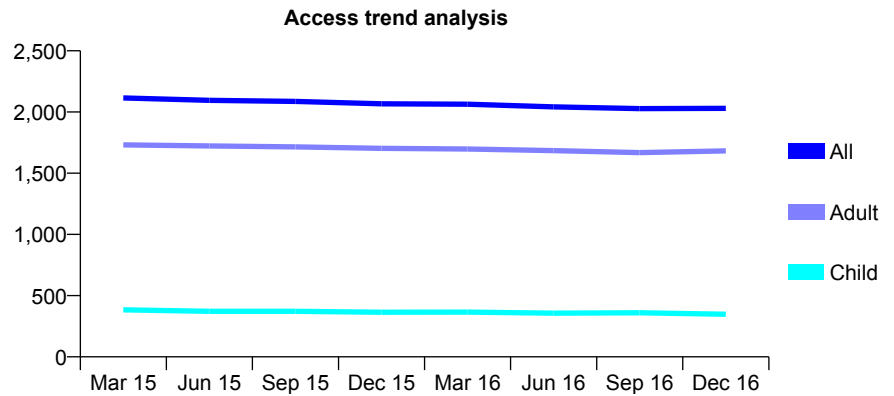
Q55 - Vital Signs At a Glance Contract Report for 907200/0001 - December 2016

Name or company name	MRS CY BIRCH
Contract type name	GDS Contract
Purpose of contract	General
Contract start date	01/04/2006
Contract end date	

16/17 Contracted general activity (UDA)	4,973
Carry forward general activity (UDA)	-99
16/17 Contracted orthodontic activity (UOA)	0
Carry forward orthodontic activity (UOA)	0
Baseline contract value	£121,257.72

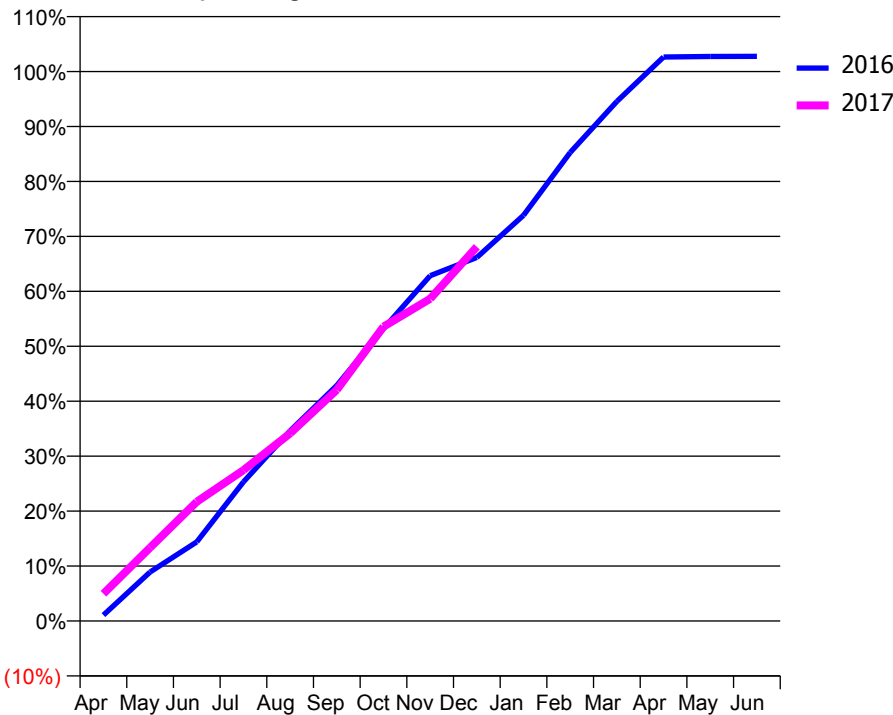
ACCESS*

Patients seen in 24 months	Total	Change since previous quarter
Quarter ending December 2015	2,067	
Quarter ending March 2016	2,064	→
Quarter ending June 2016	2,042	↓
Quarter ending September 2016	2,028	→
Quarter ending December 2016	2,030	→
Variance since December 2015	(1.8%)	↓



ACTIVITY

Cumulative percentage of contracted UDA delivered 2016 & 2017



Month	Adjusted Scheduled Activity (UDA)	
	2016	2017
April	54	247
May	443	665
June	717	1,079
July	1,260	1,365
August	1,722	1,699
September	2,132	2,092
October	2,646	2,664
November	3,125	2,917
December	3,290	3,387
January	3,672	
February	4,240	
March	4,702	
April	5,104	
May	5,109	
June	5,110	

QUALITY

	Quantity	Base Number	Contract	AT	Region	England
% of FP17s for the same patient ID Re-attending within 3 months - Children	26	381	6.8%	11.0%	12.1%	12.4%
% of FP17s for the same patient ID Re-attending within 3 months - Adults	251	1,723	14.6%	15.2%	15.9%	16.6%
% of FP17s for the same patient ID Re-attending between 3 & 9 months - Children	230	381	60.4%	61.2%	58.6%	57.5%
% of FP17s for the same patient ID Re-attending between 3 & 9 months - Adults	893	1,723	51.8%	55.2%	51.5%	50.4%
% of FP17s for Band 1 Urgent Courses	159	1,864	8.5%	7.0%	8.0%	9.1%
% of FP17s Relating to Free Repair or Replacements	27	1,864	1.4%	0.9%	0.8%	0.8%
% of FP17s Relating to Continuations	26	1,864	1.4%	1.6%	1.2%	1.3%
% of Patients satisfied with the dentistry they have received	16	16	100.0%	92.0%	92.8%	92.7%
% of Patients satisfied with the time they had to wait for an appointment	15	16	93.8%	88.4%	89.2%	88.8%

* This is based on patients treated on this contract for their most recent course of treatment. Figures in italics indicate the base number of FP17s or Patient Questionnaire responses are less than 100. N/A is shown where the base number of responses is less than 10 during the period. % is calculated as Quantity/Base number*100

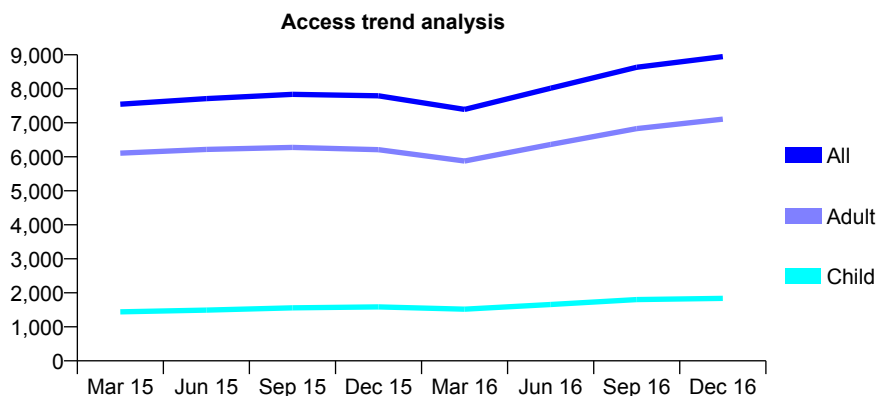
Q55 - Vital Signs At a Glance Contract Report for 911216/0001 - December 2016

Name or company name	MR K MANTLE
Contract type name	GDS Contract
Purpose of contract	General
Contract start date	01/04/2006
Contract end date	

16/17 Contracted general activity (UDA)	26,501
Carry forward general activity (UDA)	573
16/17 Contracted orthodontic activity (UOA)	0
Carry forward orthodontic activity (UOA)	0
Baseline contract value	£665,678.94

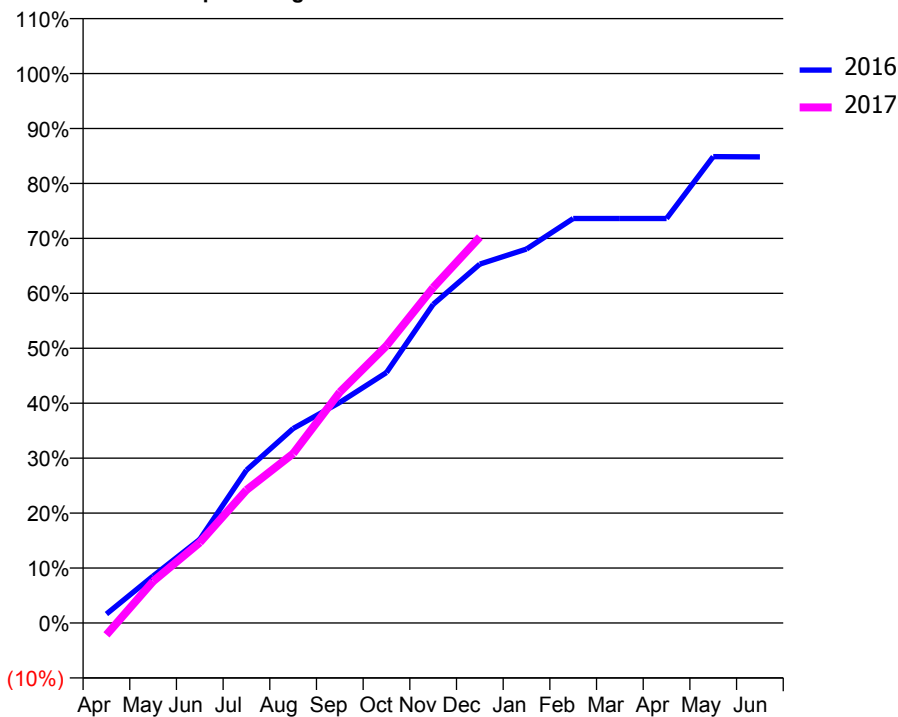
ACCESS*

Patients seen in 24 months	Total	Change since previous quarter
Quarter ending December 2015	7,794	
Quarter ending March 2016	7,396	↓
Quarter ending June 2016	8,017	↑
Quarter ending September 2016	8,633	↑
Quarter ending December 2016	8,948	↑
Variance since December 2015	14.8%	↑



ACTIVITY

Cumulative percentage of contracted UDA delivered 2016 & 2017



Month	Adjusted Scheduled Activity (UDA)	
	2016	2017
April	431	-573
May	2,267	2,010
June	4,033	3,879
July	7,370	6,416
August	9,377	8,171
September	10,640	11,137
October	12,081	13,370
November	15,369	16,180
December	17,311	18,614
January	18,037	
February	19,506	
March	19,506	
April	19,506	
May	22,490	
June	22,478	

QUALITY

	Quantity	Base Number	Contract	AT	Region	England
% of FP17s for the same patient ID Re-attending within 3 months - Children	105	2,627	4.0%	11.0%	12.1%	12.4%
% of FP17s for the same patient ID Re-attending within 3 months - Adults	874	9,180	9.5%	15.2%	15.9%	16.6%
% of FP17s for the same patient ID Re-attending between 3 & 9 months - Children	1,477	2,627	56.2%	61.2%	58.6%	57.5%
% of FP17s for the same patient ID Re-attending between 3 & 9 months - Adults	3,946	9,180	43.0%	55.2%	51.5%	50.4%
% of FP17s for Band 1 Urgent Courses	355	9,241	3.8%	7.0%	8.0%	9.1%
% of FP17s Relating to Free Repair or Replacements	127	9,241	1.4%	0.9%	0.8%	0.8%
% of FP17s Relating to Continuations	118	9,241	1.3%	1.6%	1.2%	1.3%
% of Patients satisfied with the dentistry they have received	17	18	94.4%	92.0%	92.8%	92.7%
% of Patients satisfied with the time they had to wait for an appointment	16	18	88.9%	88.4%	89.2%	88.8%

* This is based on patients treated on this contract for their most recent course of treatment. Figures in italics indicate the base number of FP17s or Patient Questionnaire responses are less than 100. N/A is shown where the base number of responses is less than 10 during the period. % is calculated as Quantity/Base number*100

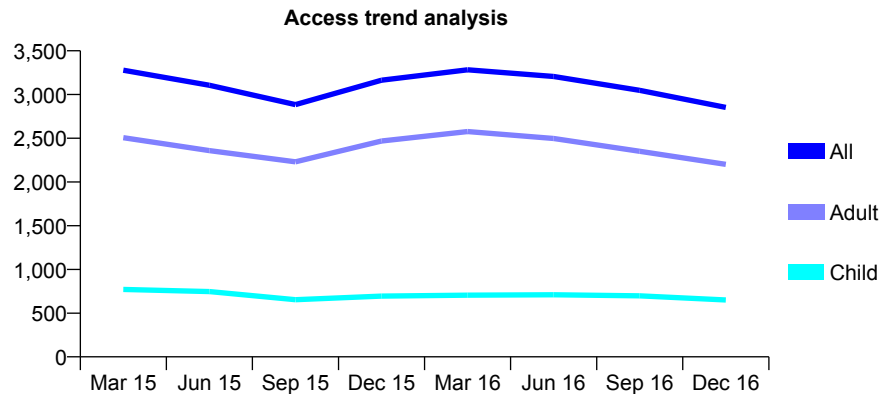
Q55 - Vital Signs At a Glance Contract Report for 911216/0002 - December 2016

Name or company name	MR K MANTLE
Contract type name	GDS Contract
Purpose of contract	General
Contract start date	01/09/2008
Contract end date	

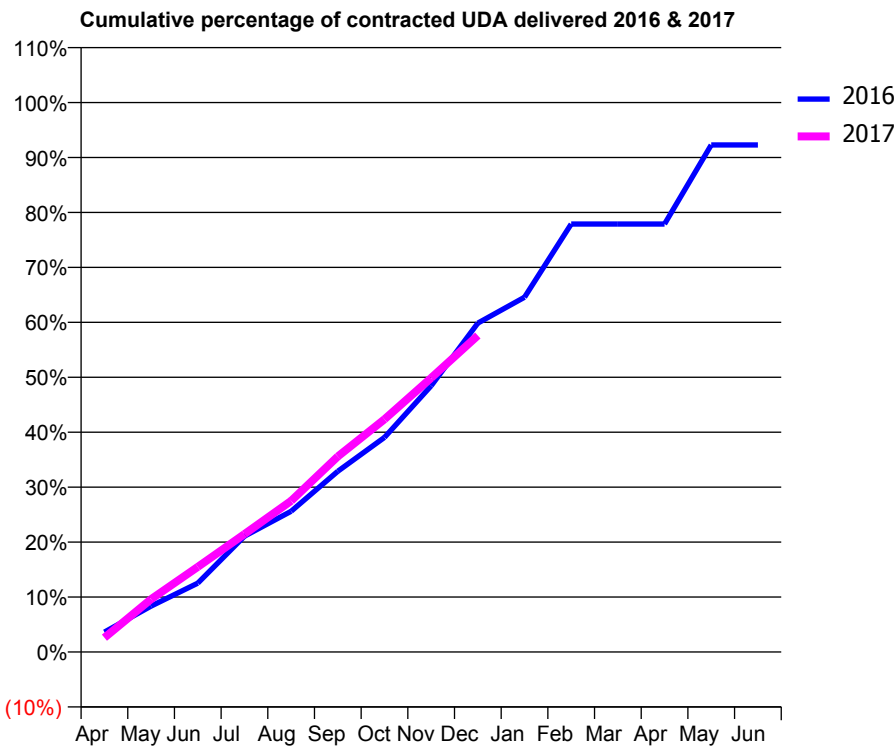
16/17 Contracted general activity (UDA)	10,000
Carry forward general activity (UDA)	-261
16/17 Contracted orthodontic activity (UOA)	0
Carry forward orthodontic activity (UOA)	0
Baseline contract value	£376,159.94

ACCESS*

Patients seen in 24 months	Total	Change since previous quarter
Quarter ending December 2015	3,163	
Quarter ending March 2016	3,282	↑
Quarter ending June 2016	3,207	↓
Quarter ending September 2016	3,048	↓
Quarter ending December 2016	2,852	↓
Variance since December 2015	(9.8%)	↓



ACTIVITY



Month	Adjusted Scheduled Activity (UDA)	
	2016	2017
April	362	261
May	837	962
June	1,255	1,550
July	2,108	2,146
August	2,560	2,750
September	3,289	3,559
October	3,906	4,237
November	4,845	4,989
December	5,985	5,759
January	6,457	
February	7,788	
March	7,788	
April	7,788	
May	9,227	
June	9,227	

QUALITY

	Quantity	Base Number	Contract	AT	Region	England
% of FP17s for the same patient ID Re-attending within 3 months - Children	49	904	5.4%	11.0%	12.1%	12.4%
% of FP17s for the same patient ID Re-attending within 3 months - Adults	328	2,891	11.3%	15.2%	15.9%	16.6%
% of FP17s for the same patient ID Re-attending between 3 & 9 months - Children	549	904	60.7%	61.2%	58.6%	57.5%
% of FP17s for the same patient ID Re-attending between 3 & 9 months - Adults	1,701	2,891	58.8%	55.2%	51.5%	50.4%
% of FP17s for Band 1 Urgent Courses	136	2,728	5.0%	7.0%	8.0%	9.1%
% of FP17s Relating to Free Repair or Replacements	7	2,728	0.3%	0.9%	0.8%	0.8%
% of FP17s Relating to Continuations	50	2,728	1.8%	1.6%	1.2%	1.3%
% of Patients satisfied with the dentistry they have received	3	4	N/A	92.0%	92.8%	92.7%
% of Patients satisfied with the time they had to wait for an appointment	2	4	N/A	88.4%	89.2%	88.8%

* This is based on patients treated on this contract for their most recent course of treatment. Figures in italics indicate the base number of FP17s or Patient Questionnaire responses are less than 100. N/A is shown where the base number of responses is less than 10 during the period. % is calculated as Quantity/Base number*100

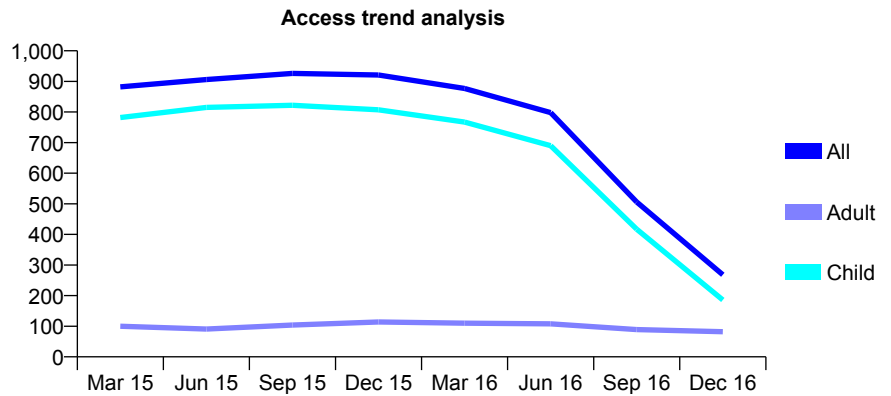
Q55 - Vital Signs At a Glance Contract Report for 912107/0001 - December 2016

Name or company name	MR M OVEREND
Contract type name	GDS Contract
Purpose of contract	General
Contract start date	01/04/2006
Contract end date	13/06/2016

16/17 Contracted general activity (UDA)	534
Carry forward general activity (UDA)	0
16/17 Contracted orthodontic activity (UOA)	0
Carry forward orthodontic activity (UOA)	0
Baseline contract value	£12,649.51

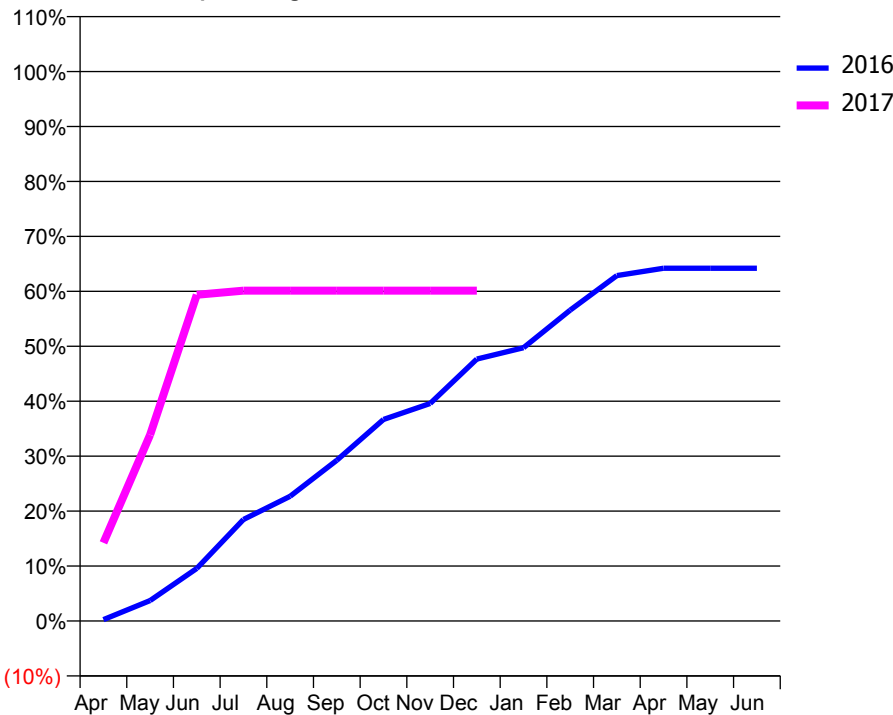
ACCESS*

Patients seen in 24 months	Total	Change since previous quarter
Quarter ending December 2015	921	
Quarter ending March 2016	877	↓
Quarter ending June 2016	798	↓
Quarter ending September 2016	506	↓
Quarter ending December 2016	268	↓
Variance since December 2015	(70.9%)	↓



ACTIVITY

Cumulative percentage of contracted UDA delivered 2016 & 2017



Month	Adjusted Scheduled Activity (UDA)	
	2016	2017
April	6	76
May	89	181
June	230	317
July	444	321
August	545	321
September	702	321
October	880	321
November	950	321
December	1,144	321
January	1,193	
February	1,358	
March	1,509	
April	1,541	
May	1,541	
June	1,541	

QUALITY

	Quantity	Base Number	Contract	AT	Region	England
% of FP17s for the same patient ID Re-attending within 3 months - Children	10	283	3.5%	11.0%	12.1%	12.4%
% of FP17s for the same patient ID Re-attending within 3 months - Adults	0	0	N/A	15.2%	15.9%	16.6%
% of FP17s for the same patient ID Re-attending between 3 & 9 months - Children	192	283	67.8%	61.2%	58.6%	57.5%
% of FP17s for the same patient ID Re-attending between 3 & 9 months - Adults	0	0	N/A	55.2%	51.5%	50.4%
% of FP17s for Band 1 Urgent Courses	0	253	0.0%	7.0%	8.0%	9.1%
% of FP17s Relating to Free Repair or Replacements	0	253	0.0%	0.9%	0.8%	0.8%
% of FP17s Relating to Continuations	1	253	0.4%	1.6%	1.2%	1.3%
% of Patients satisfied with the dentistry they have received	0	0	N/A	92.0%	92.8%	92.7%
% of Patients satisfied with the time they had to wait for an appointment	0	0	N/A	88.4%	89.2%	88.8%

* This is based on patients treated on this contract for their most recent course of treatment. Figures in italics indicate the base number of FP17s or Patient Questionnaire responses are less than 100. N/A is shown where the base number of responses is less than 10 during the period. % is calculated as Quantity/Base number*100

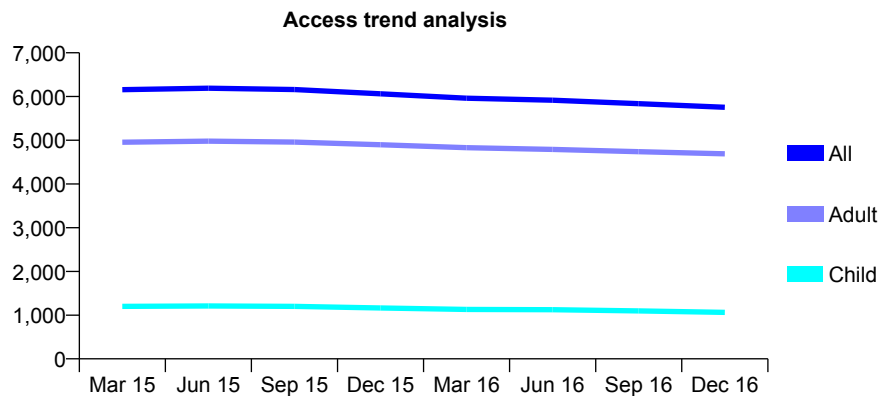
Q55 - Vital Signs At a Glance Contract Report for 914533/0001 - December 2016

Name or company name	MR PA MOORE
Contract type name	GDS Contract
Purpose of contract	General
Contract start date	18/01/2010
Contract end date	

16/17 Contracted general activity (UDA)	6,466
Carry forward general activity (UDA)	-129
16/17 Contracted orthodontic activity (UOA)	0
Carry forward orthodontic activity (UOA)	0
Baseline contract value	£496,354.70

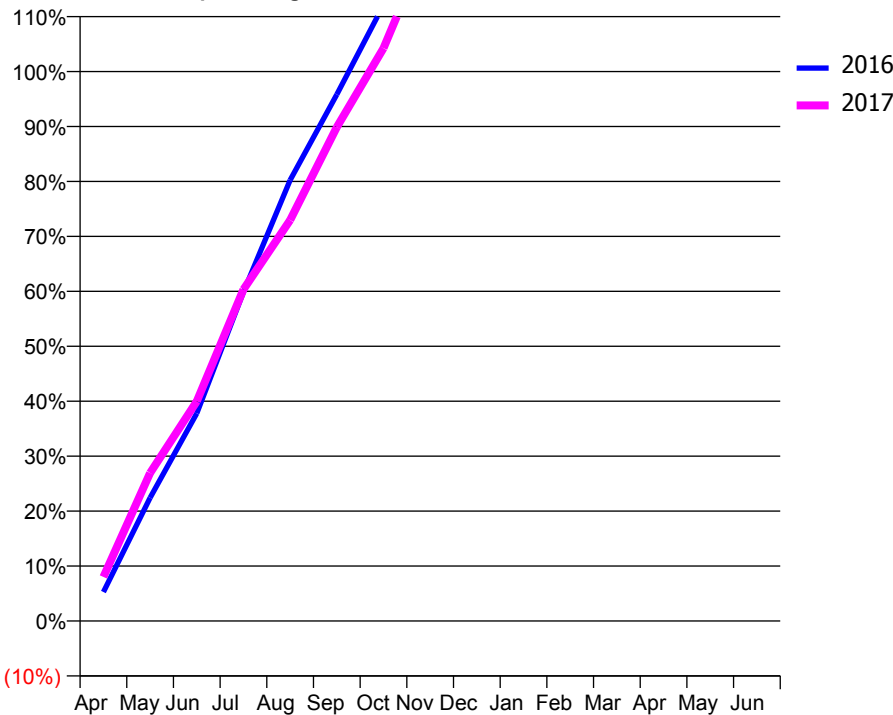
ACCESS*

Patients seen in 24 months	Total	Change since previous quarter
Quarter ending December 2015	6,062	
Quarter ending March 2016	5,961	↓
Quarter ending June 2016	5,915	→
Quarter ending September 2016	5,837	↓
Quarter ending December 2016	5,754	↓
Variance since December 2015	(5.1%)	↓



ACTIVITY

Cumulative percentage of contracted UDA delivered 2016 & 2017



Month	Adjusted Scheduled Activity (UDA)	
	2016	2017
April	342	518
May	1,450	1,742
June	2,444	2,585
July	3,872	3,902
August	5,189	4,717
September	6,195	5,811
October	7,247	6,739
November	7,883	8,039
December	9,270	9,342
January	10,170	
February	11,874	
March	12,742	
April	13,481	
May	13,496	
June	13,502	

QUALITY

	Quantity	Base Number	Contract	AT	Region	England
% of FP17s for the same patient ID Re-attending within 3 months - Children	71	1,177	6.0%	11.0%	12.1%	12.4%
% of FP17s for the same patient ID Re-attending within 3 months - Adults	676	5,739	11.8%	15.2%	15.9%	16.6%
% of FP17s for the same patient ID Re-attending between 3 & 9 months - Children	848	1,177	72.0%	61.2%	58.6%	57.5%
% of FP17s for the same patient ID Re-attending between 3 & 9 months - Adults	4,032	5,739	70.3%	55.2%	51.5%	50.4%
% of FP17s for Band 1 Urgent Courses	4	5,650	0.1%	7.0%	8.0%	9.1%
% of FP17s Relating to Free Repair or Replacements	4	5,650	0.1%	0.9%	0.8%	0.8%
% of FP17s Relating to Continuations	210	5,650	3.7%	1.6%	1.2%	1.3%
% of Patients satisfied with the dentistry they have received	5	6	N/A	92.0%	92.8%	92.7%
% of Patients satisfied with the time they had to wait for an appointment	4	6	N/A	88.4%	89.2%	88.8%

* This is based on patients treated on this contract for their most recent course of treatment. Figures in italics indicate the base number of FP17s or Patient Questionnaire responses are less than 100. N/A is shown where the base number of responses is less than 10 during the period. % is calculated as Quantity/Base number*100

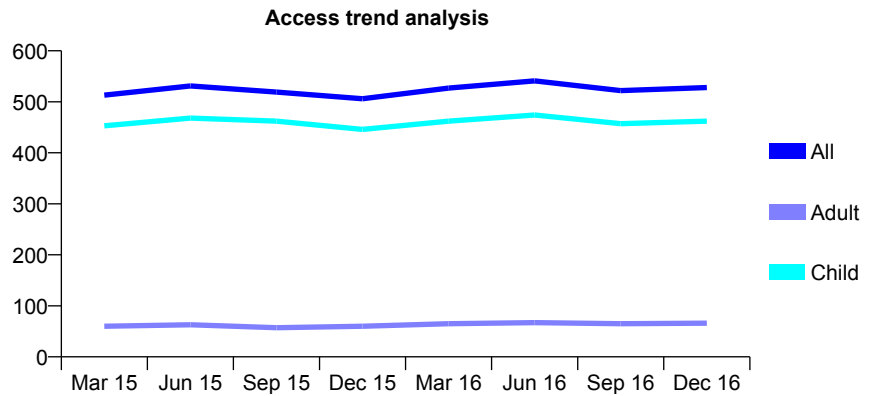
Q55 - Vital Signs At a Glance Contract Report for 919462/0001 - December 2016

Name or company name	MR SJ THACKERAY
Contract type name	GDS Contract
Purpose of contract	General
Contract start date	01/04/2006
Contract end date	

16/17 Contracted general activity (UDA)	1,200
Carry forward general activity (UDA)	0
16/17 Contracted orthodontic activity (UOA)	0
Carry forward orthodontic activity (UOA)	0
Baseline contract value	£37,656.08

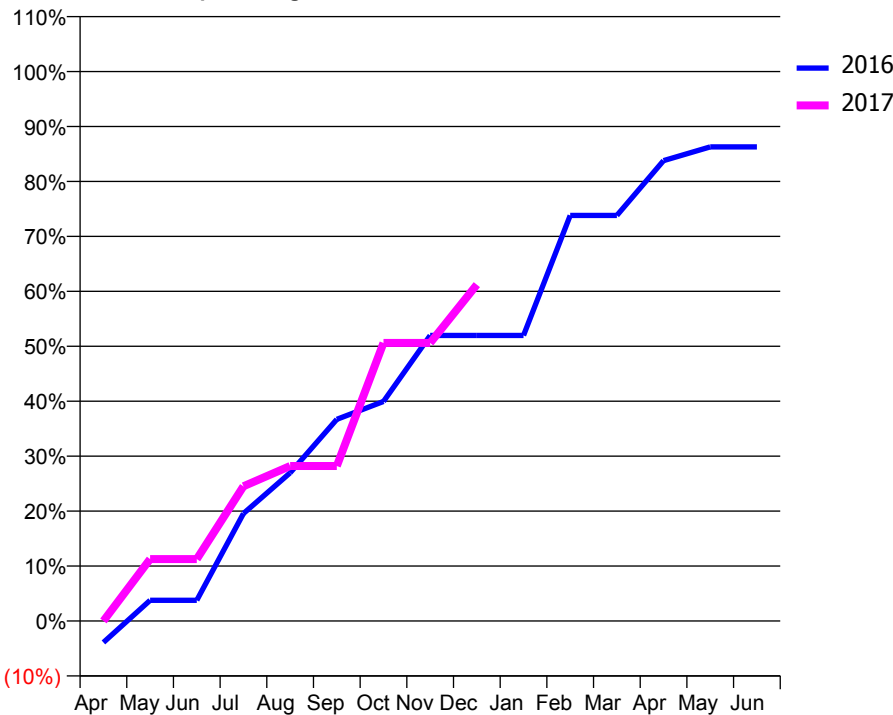
ACCESS*

Patients seen in 24 months	Total	Change since previous quarter
Quarter ending December 2015	506	
Quarter ending March 2016	527	↑
Quarter ending June 2016	541	↑
Quarter ending September 2016	522	↓
Quarter ending December 2016	528	→
Variance since December 2015	4.3%	↑



ACTIVITY

Cumulative percentage of contracted UDA delivered 2016 & 2017



Month	Adjusted Scheduled Activity (UDA)	
	2016	2017
April	-47	0
May	45	135
June	45	135
July	235	294
August	324	338
September	440	338
October	480	607
November	624	607
December	624	735
January	624	
February	886	
March	886	
April	1,005	
May	1,035	
June	1,035	

QUALITY

	Quantity	Base Number	Contract	AT	Region	England
% of FP17s for the same patient ID Re-attending within 3 months - Children	47	679	6.9%	11.0%	12.1%	12.4%
% of FP17s for the same patient ID Re-attending within 3 months - Adults	0	3	0.0%	15.2%	15.9%	16.6%
% of FP17s for the same patient ID Re-attending between 3 & 9 months - Children	491	679	72.3%	61.2%	58.6%	57.5%
% of FP17s for the same patient ID Re-attending between 3 & 9 months - Adults	3	3	100.0%	55.2%	51.5%	50.4%
% of FP17s for Band 1 Urgent Courses	8	565	1.4%	7.0%	8.0%	9.1%
% of FP17s Relating to Free Repair or Replacements	0	565	0.0%	0.9%	0.8%	0.8%
% of FP17s Relating to Continuations	9	565	1.6%	1.6%	1.2%	1.3%
% of Patients satisfied with the dentistry they have received	0	0	N/A	92.0%	92.8%	92.7%
% of Patients satisfied with the time they had to wait for an appointment	0	0	N/A	88.4%	89.2%	88.8%

* This is based on patients treated on this contract for their most recent course of treatment. Figures in italics indicate the base number of FP17s or Patient Questionnaire responses are less than 100. N/A is shown where the base number of responses is less than 10 during the period. % is calculated as Quantity/Base number*100

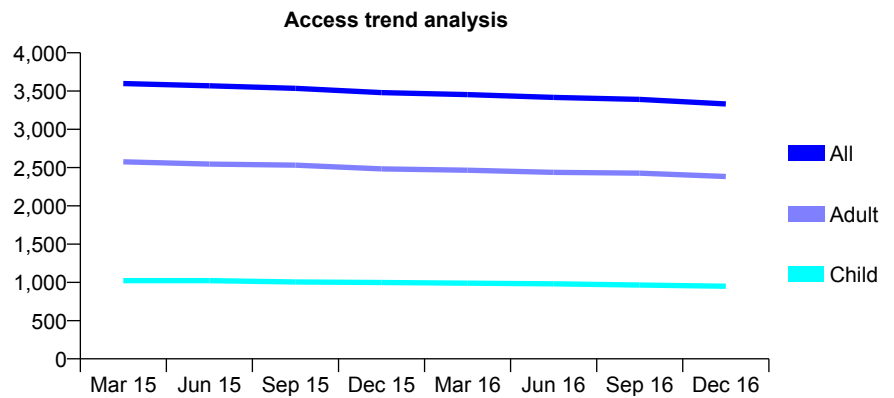
Q55 - Vital Signs At a Glance Contract Report for 927848/0001 - December 2016

Name or company name	MR AS TOFT
Contract type name	GDS Contract
Purpose of contract	General
Contract start date	01/04/2006
Contract end date	

16/17 Contracted general activity (UDA)	9,281
Carry forward general activity (UDA)	172
16/17 Contracted orthodontic activity (UOA)	0
Carry forward orthodontic activity (UOA)	0
Baseline contract value	£215,141.80

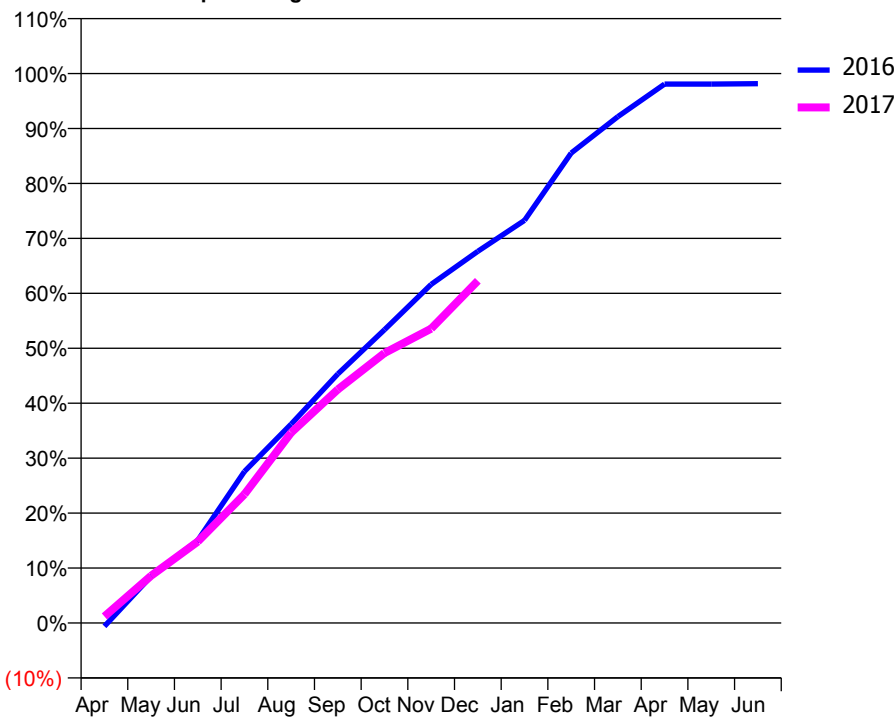
ACCESS*

Patients seen in 24 months	Total	Change since previous quarter
Quarter ending December 2015	3,480	
Quarter ending March 2016	3,454	→
Quarter ending June 2016	3,417	↓
Quarter ending September 2016	3,391	→
Quarter ending December 2016	3,332	↓
Variance since December 2015	(4.3%)	↓



ACTIVITY

Cumulative percentage of contracted UDA delivered 2016 & 2017



Month	Adjusted Scheduled Activity (UDA)	
	2016	2017
April	-58	111
May	790	797
June	1,397	1,376
July	2,560	2,175
August	3,360	3,215
September	4,205	3,944
October	4,954	4,560
November	5,719	4,971
December	6,277	5,779
January	6,801	
February	7,937	
March	8,553	
April	9,103	
May	9,103	
June	9,109	

QUALITY

	Quantity	Base Number	Contract	AT	Region	England
% of FP17s for the same patient ID Re-attending within 3 months - Children	90	1,087	8.3%	11.0%	12.1%	12.4%
% of FP17s for the same patient ID Re-attending within 3 months - Adults	388	2,544	15.3%	15.2%	15.9%	16.6%
% of FP17s for the same patient ID Re-attending between 3 & 9 months - Children	707	1,087	65.0%	61.2%	58.6%	57.5%
% of FP17s for the same patient ID Re-attending between 3 & 9 months - Adults	1,523	2,544	59.9%	55.2%	51.5%	50.4%
% of FP17s for Band 1 Urgent Courses	136	3,020	4.5%	7.0%	8.0%	9.1%
% of FP17s Relating to Free Repair or Replacements	20	3,020	0.7%	0.9%	0.8%	0.8%
% of FP17s Relating to Continuations	64	3,020	2.1%	1.6%	1.2%	1.3%
% of Patients satisfied with the dentistry they have received	4	5	N/A	92.0%	92.8%	92.7%
% of Patients satisfied with the time they had to wait for an appointment	5	5	N/A	88.4%	89.2%	88.8%

* This is based on patients treated on this contract for their most recent course of treatment. Figures in italics indicate the base number of FP17s or Patient Questionnaire responses are less than 100. N/A is shown where the base number of responses is less than 10 during the period. % is calculated as Quantity/Base number*100

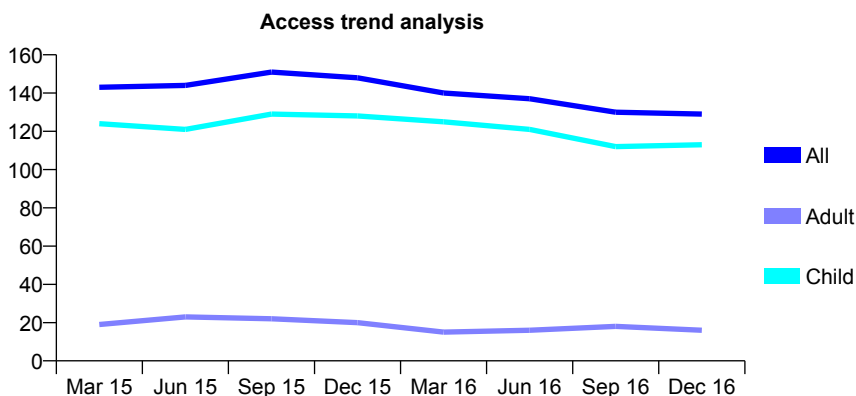
Q55 - Vital Signs At a Glance Contract Report for 927864/0001 - December 2016

Name or company name	MISS T RAJAH
Contract type name	GDS Contract
Purpose of contract	General
Contract start date	01/06/2010
Contract end date	

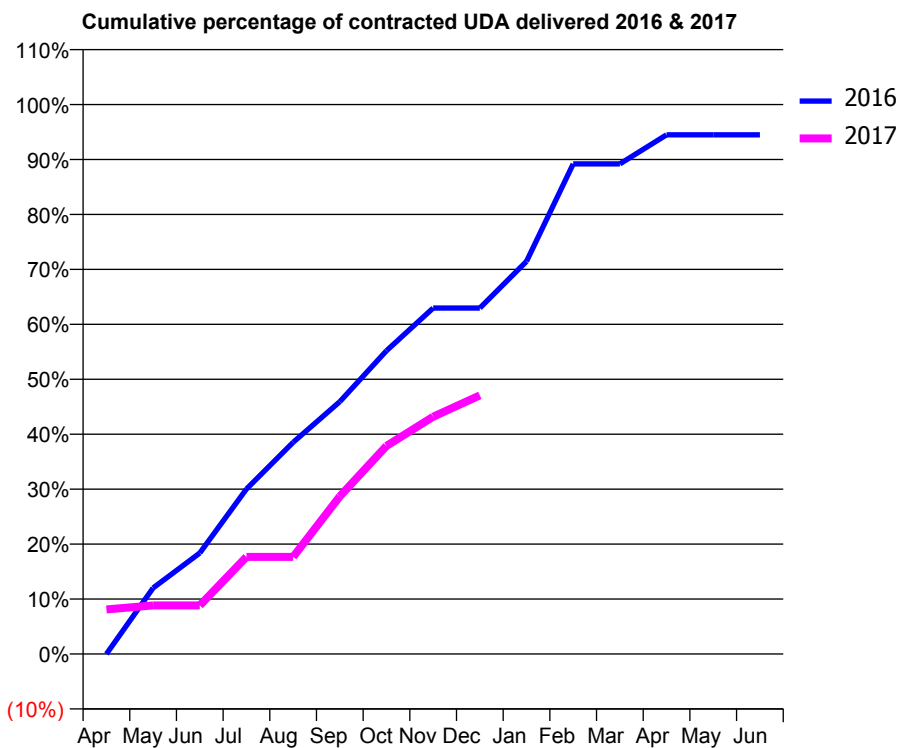
16/17 Contracted general activity (UDA)	283
Carry forward general activity (UDA)	0
16/17 Contracted orthodontic activity (UOA)	0
Carry forward orthodontic activity (UOA)	0
Baseline contract value	£8,591.11

ACCESS*

Patients seen in 24 months	Total	Change since previous quarter
Quarter ending December 2015	148	
Quarter ending March 2016	140	↓
Quarter ending June 2016	137	↓
Quarter ending September 2016	130	↓
Quarter ending December 2016	129	→
Variance since December 2015	(12.8%)	↓



ACTIVITY



Month	Adjusted Scheduled Activity (UDA)	
	2016	2017
April	0	23
May	34	25
June	52	25
July	85	50
August	109	50
September	130	81
October	156	107
November	178	122
December	178	133
January	202	
February	252	
March	252	
April	267	
May	267	
June	267	

QUALITY

	Quantity	Base Number	Contract	AT	Region	England
% of FP17s for the same patient ID Re-attending within 3 months - Children	8	125	6.4%	11.0%	12.1%	12.4%
% of FP17s for the same patient ID Re-attending within 3 months - Adults	0	5	0.0%	15.2%	15.9%	16.6%
% of FP17s for the same patient ID Re-attending between 3 & 9 months - Children	94	125	75.2%	61.2%	58.6%	57.5%
% of FP17s for the same patient ID Re-attending between 3 & 9 months - Adults	2	5	40.0%	55.2%	51.5%	50.4%
% of FP17s for Band 1 Urgent Courses	1	115	0.9%	7.0%	8.0%	9.1%
% of FP17s Relating to Free Repair or Replacements	0	115	0.0%	0.9%	0.8%	0.8%
% of FP17s Relating to Continuations	0	115	0.0%	1.6%	1.2%	1.3%
% of Patients satisfied with the dentistry they have received	0	0	N/A	92.0%	92.8%	92.7%
% of Patients satisfied with the time they had to wait for an appointment	0	0	N/A	88.4%	89.2%	88.8%

* This is based on patients treated on this contract for their most recent course of treatment. Figures in italics indicate the base number of FP17s or Patient Questionnaire responses are less than 100. N/A is shown where the base number of responses is less than 10 during the period. % is calculated as Quantity/Base number*100

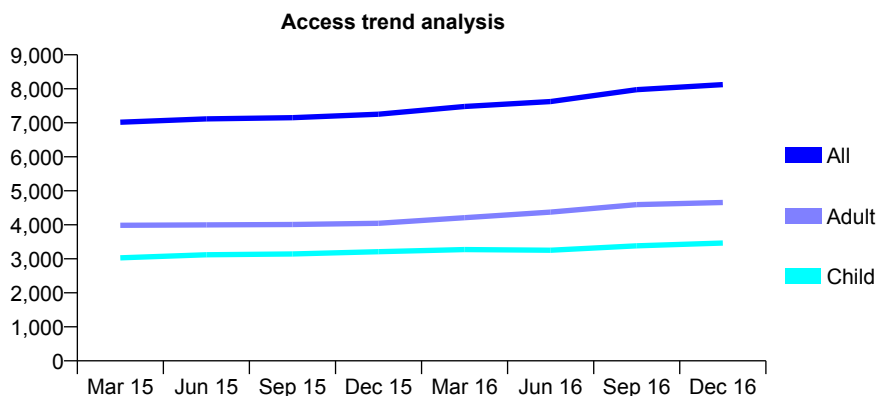
Q55 - Vital Signs At a Glance Contract Report for 931136/0001 - December 2016

Name or company name	MR TJ MALHI
Contract type name	GDS Contract
Purpose of contract	General and Orthodontic
Contract start date	01/04/2006
Contract end date	

16/17 Contracted general activity (UDA)	28,031
Carry forward general activity (UDA)	-206
16/17 Contracted orthodontic activity (UOA)	521
Carry forward orthodontic activity (UOA)	-2
Baseline contract value	£708,874.42

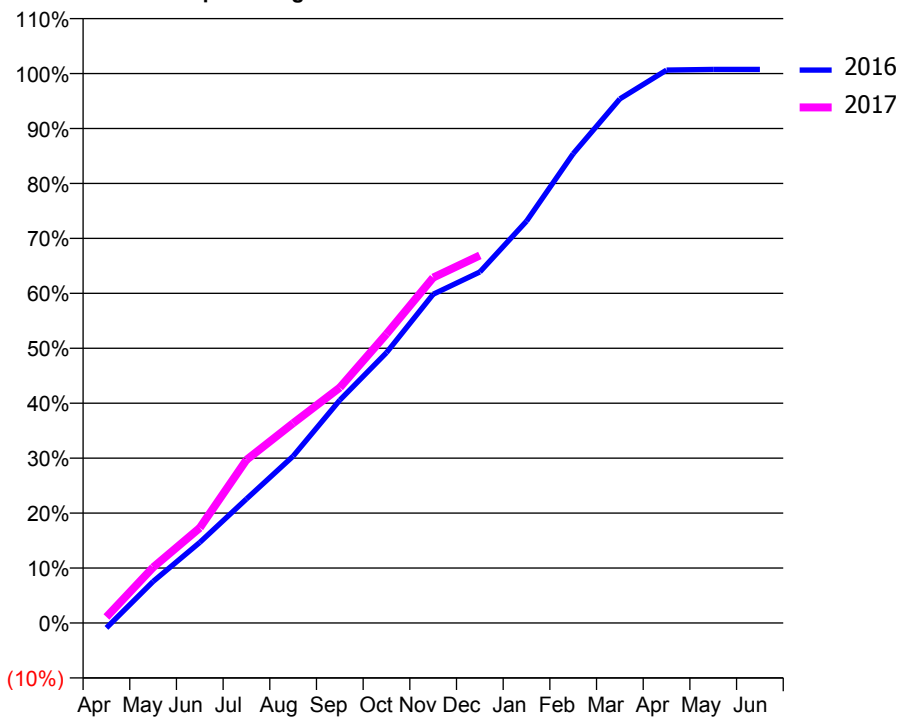
ACCESS*

Patients seen in 24 months	Total	Change since previous quarter
Quarter ending December 2015	7,254	
Quarter ending March 2016	7,481	↑
Quarter ending June 2016	7,625	→
Quarter ending September 2016	7,976	↑
Quarter ending December 2016	8,122	→
Variance since December 2015	12.0%	↑



ACTIVITY

Cumulative percentage of contracted UDA delivered 2016 & 2017



Adjusted Scheduled Activity (UDA)

Month	2016	2017
April	-254	309
May	2,120	2,840
June	4,112	4,853
July	6,329	8,324
August	8,511	10,194
September	11,368	12,011
October	13,790	14,743
November	16,773	17,620
December	17,908	18,747
January	20,501	
February	23,941	
March	26,735	
April	28,204	
May	28,242	
June	28,237	

QUALITY

	Quantity	Base Number	Contract	AT	Region	England
% of FP17s for the same patient ID Re-attending within 3 months - Children	370	4,153	8.9%	11.0%	12.1%	12.4%
% of FP17s for the same patient ID Re-attending within 3 months - Adults	828	4,831	17.1%	15.2%	15.9%	16.6%
% of FP17s for the same patient ID Re-attending between 3 & 9 months - Children	2,606	4,153	62.7%	61.2%	58.6%	57.5%
% of FP17s for the same patient ID Re-attending between 3 & 9 months - Adults	2,441	4,831	50.5%	55.2%	51.5%	50.4%
% of FP17s for Band 1 Urgent Courses	726	7,981	9.1%	7.0%	8.0%	9.1%
% of FP17s Relating to Free Repair or Replacements	25	7,981	0.3%	0.9%	0.8%	0.8%
% of FP17s Relating to Continuations	22	7,981	0.3%	1.6%	1.2%	1.3%
% of Patients satisfied with the dentistry they have received	25	28	89.3%	92.0%	92.8%	92.7%
% of Patients satisfied with the time they had to wait for an appointment	22	28	78.6%	88.4%	89.2%	88.8%

* This is based on patients treated on this contract for their most recent course of treatment. Figures in italics indicate the base number of FP17s or Patient Questionnaire responses are less than 100. N/A is shown where the base number of responses is less than 10 during the period. % is calculated as Quantity/Base number*100

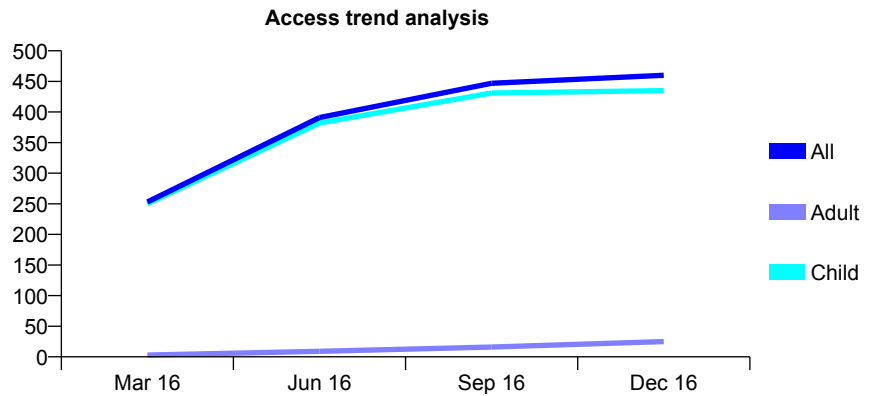
Q55 - Vital Signs At a Glance Contract Report for 939560/0001 - December 2016

Name or company name	MR DJ ALLEN
Contract type name	GDS Contract
Purpose of contract	General
Contract start date	01/11/2015
Contract end date	

16/17 Contracted general activity (UDA)	1,112
Carry forward general activity (UDA)	0
16/17 Contracted orthodontic activity (UOA)	0
Carry forward orthodontic activity (UOA)	0
Baseline contract value	£26,905.59

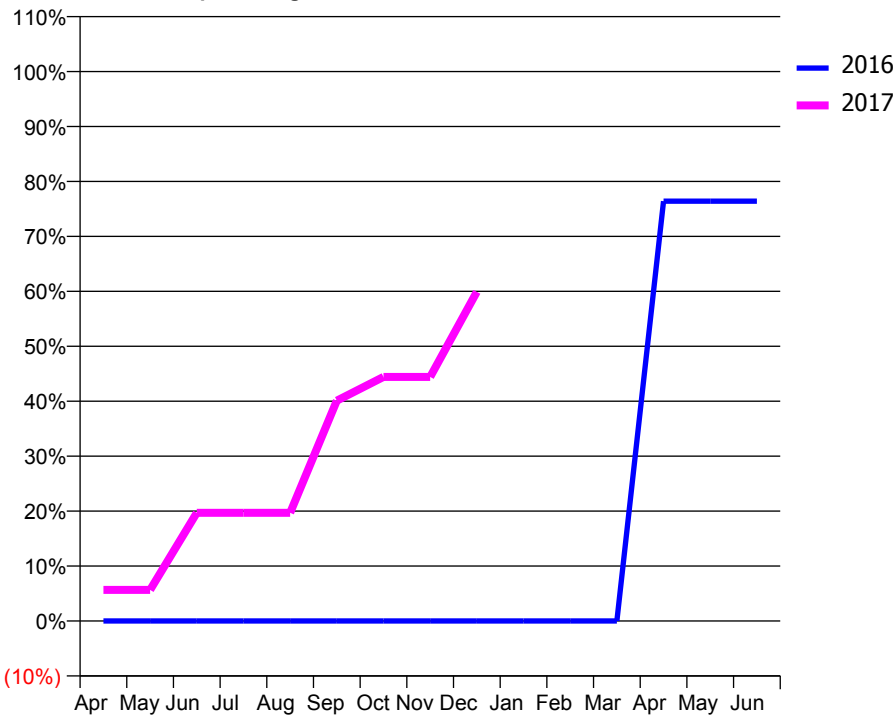
ACCESS*

Patients seen in 24 months	Total	Change since previous quarter
Quarter ending December 2015	0	
Quarter ending March 2016	253	
Quarter ending June 2016	391	↑
Quarter ending September 2016	447	↑
Quarter ending December 2016	460	↑
Variance since December 2015	N/A	



ACTIVITY

Cumulative percentage of contracted UDA delivered 2016 & 2017



Month	Adjusted Scheduled Activity (UDA)	
	2016	2017
April	0	63
May	0	63
June	0	219
July	0	219
August	0	219
September	0	446
October	0	494
November	0	494
December	0	666
January	0	
February	0	
March	0	
April	353	
May	353	
June	353	

QUALITY

	Quantity	Base Number	Contract	AT	Region	England
% of FP17s for the same patient ID Re-attending within 3 months - Children	19	786	2.4%	11.0%	12.1%	12.4%
% of FP17s for the same patient ID Re-attending within 3 months - Adults	0	0	N/A	15.2%	15.9%	16.6%
% of FP17s for the same patient ID Re-attending between 3 & 9 months - Children	293	786	37.3%	61.2%	58.6%	57.5%
% of FP17s for the same patient ID Re-attending between 3 & 9 months - Adults	0	0	N/A	55.2%	51.5%	50.4%
% of FP17s for Band 1 Urgent Courses	0	529	0.0%	7.0%	8.0%	9.1%
% of FP17s Relating to Free Repair or Replacements	0	529	0.0%	0.9%	0.8%	0.8%
% of FP17s Relating to Continuations	3	529	0.6%	1.6%	1.2%	1.3%
% of Patients satisfied with the dentistry they have received	0	0	N/A	92.0%	92.8%	92.7%
% of Patients satisfied with the time they had to wait for an appointment	0	0	N/A	88.4%	89.2%	88.8%

* This is based on patients treated on this contract for their most recent course of treatment. Figures in italics indicate the base number of FP17s or Patient Questionnaire responses are less than 100. N/A is shown where the base number of responses is less than 10 during the period. % is calculated as Quantity/Base number*100

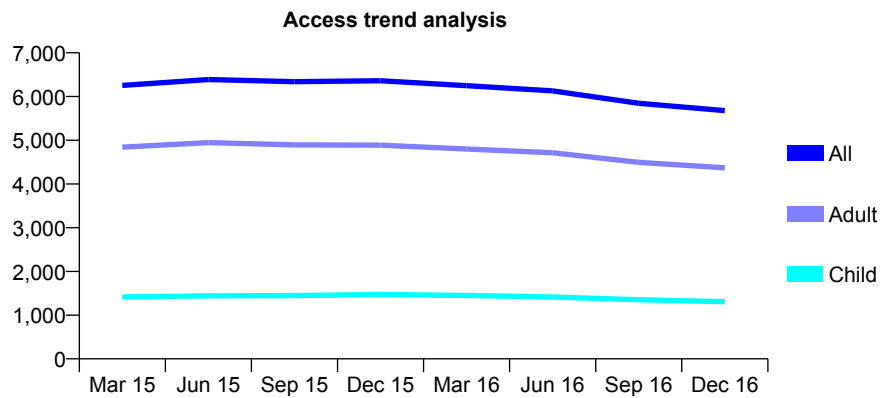
Q55 - Vital Signs At a Glance Contract Report for 939692/0001 - December 2016

Name or company name	MISS N FARZANFAR
Contract type name	Pilot Contract
Purpose of contract	General
Contract start date	01/04/2006
Contract end date	

16/17 Contracted general activity (UDA)	20,000
Carry forward general activity (UDA)	0
16/17 Contracted orthodontic activity (UOA)	0
Carry forward orthodontic activity (UOA)	0
Baseline contract value	£528,126.44

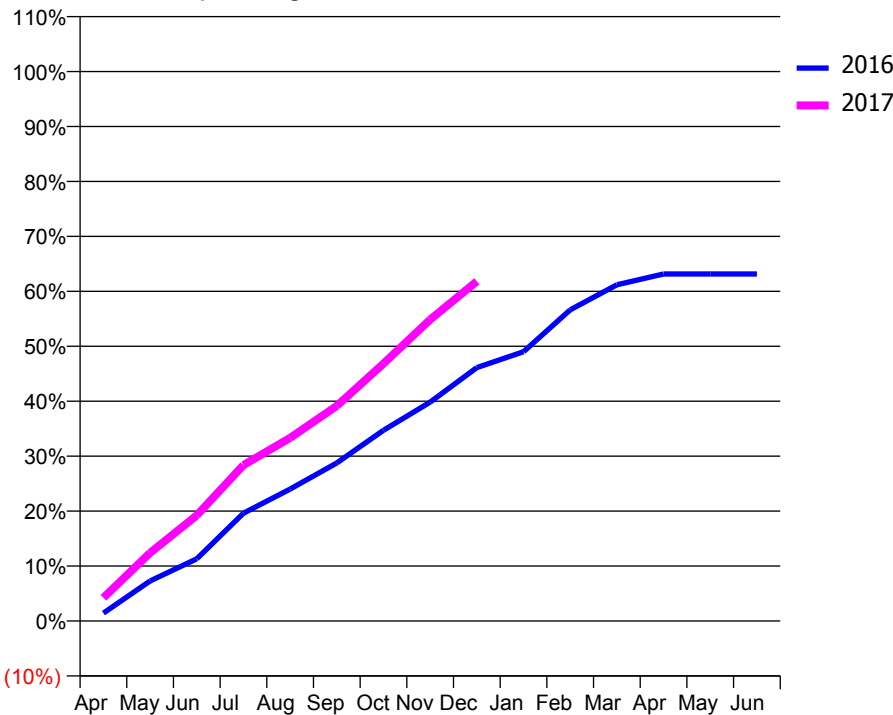
ACCESS*

Patients seen in 24 months	Total	Change since previous quarter
Quarter ending December 2015	6,360	
Quarter ending March 2016	6,249	↓
Quarter ending June 2016	6,128	↓
Quarter ending September 2016	5,846	↓
Quarter ending December 2016	5,678	↓
Variance since December 2015	(10.7%)	↓



ACTIVITY

Cumulative percentage of contracted UDA delivered 2016 & 2017



Month	Adjusted Scheduled Activity (UDA)	
	2016	2017
April	290	846
May	1,458	2,483
June	2,265	3,845
July	3,926	5,677
August	4,800	6,668
September	5,756	7,831
October	6,941	9,368
November	7,968	10,973
December	9,223	12,364
January	9,799	
February	11,324	
March	12,240	
April	12,629	
May	12,633	
June	12,633	

QUALITY

	Quantity	Base Number	Contract	AT	Region	England
% of FP17s for the same patient ID Re-attending within 3 months - Children	132	1,590	8.3%	11.0%	12.1%	12.4%
% of FP17s for the same patient ID Re-attending within 3 months - Adults	932	4,717	19.8%	15.2%	15.9%	16.6%
% of FP17s for the same patient ID Re-attending between 3 & 9 months - Children	1,056	1,590	66.4%	61.2%	58.6%	57.5%
% of FP17s for the same patient ID Re-attending between 3 & 9 months - Adults	1,765	4,717	37.4%	55.2%	51.5%	50.4%
% of FP17s for Band 1 Urgent Courses	636	6,020	10.6%	7.0%	8.0%	9.1%
% of FP17s Relating to Free Repair or Replacements	9	6,020	0.1%	0.9%	0.8%	0.8%
% of FP17s Relating to Continuations	161	6,020	2.7%	1.6%	1.2%	1.3%
% of Patients satisfied with the dentistry they have received	10	10	100.0%	92.0%	92.8%	92.7%
% of Patients satisfied with the time they had to wait for an appointment	10	10	100.0%	88.4%	89.2%	88.8%

* This is based on patients treated on this contract for their most recent course of treatment. Figures in italics indicate the base number of FP17s or Patient Questionnaire responses are less than 100. N/A is shown where the base number of responses is less than 10 during the period. % is calculated as Quantity/Base number*100

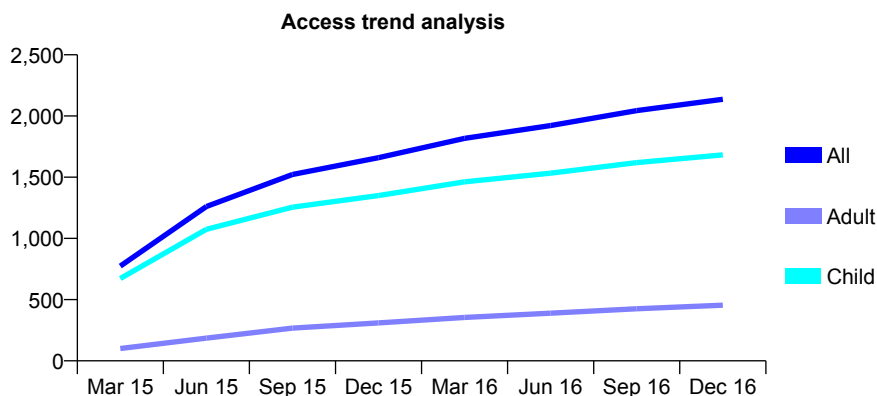
Q55 - Vital Signs At a Glance Contract Report for 942391/0001 - December 2016

Name or company name	MR A MAHMOOD
Contract type name	GDS Contract
Purpose of contract	General
Contract start date	20/08/2014
Contract end date	

16/17 Contracted general activity (UDA)	5,071
Carry forward general activity (UDA)	-79
16/17 Contracted orthodontic activity (UOA)	0
Carry forward orthodontic activity (UOA)	0
Baseline contract value	£116,775.29

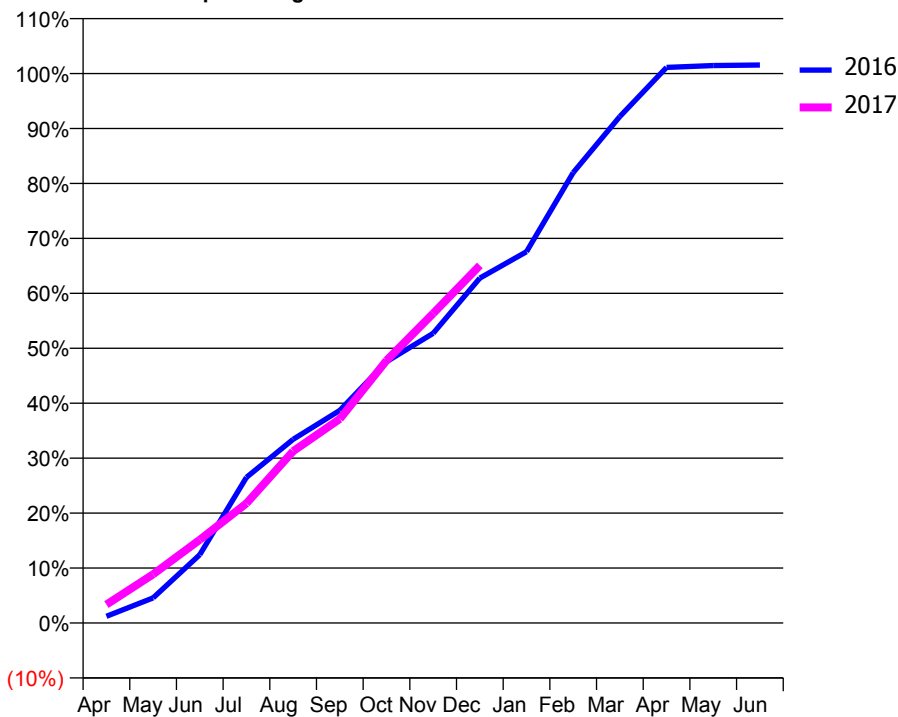
ACCESS*

Patients seen in 24 months	Total	Change since previous quarter
Quarter ending December 2015	1,660	
Quarter ending March 2016	1,817	↑
Quarter ending June 2016	1,922	↑
Quarter ending September 2016	2,044	↑
Quarter ending December 2016	2,137	↑
Variance since December 2015	28.7%	↑



ACTIVITY

Cumulative percentage of contracted UDA delivered 2016 & 2017



Month	Adjusted Scheduled Activity (UDA)	
	2016	2017
April	62	171
May	232	450
June	631	768
July	1,344	1,104
August	1,696	1,586
September	1,963	1,883
October	2,411	2,423
November	2,673	2,857
December	3,183	3,300
January	3,426	
February	4,156	
March	4,674	
April	5,127	
May	5,145	
June	5,150	

QUALITY

	Quantity	Base Number	Contract	AT	Region	England
% of FP17s for the same patient ID Re-attending within 3 months - Children	103	1,749	5.9%	11.0%	12.1%	12.4%
% of FP17s for the same patient ID Re-attending within 3 months - Adults	25	270	9.3%	15.2%	15.9%	16.6%
% of FP17s for the same patient ID Re-attending between 3 & 9 months - Children	1,001	1,749	57.2%	61.2%	58.6%	57.5%
% of FP17s for the same patient ID Re-attending between 3 & 9 months - Adults	145	270	53.7%	55.2%	51.5%	50.4%
% of FP17s for Band 1 Urgent Courses	63	1,798	3.5%	7.0%	8.0%	9.1%
% of FP17s Relating to Free Repair or Replacements	6	1,798	0.3%	0.9%	0.8%	0.8%
% of FP17s Relating to Continuations	0	1,798	0.0%	1.6%	1.2%	1.3%
% of Patients satisfied with the dentistry they have received	2	2	N/A	92.0%	92.8%	92.7%
% of Patients satisfied with the time they had to wait for an appointment	1	2	N/A	88.4%	89.2%	88.8%

* This is based on patients treated on this contract for their most recent course of treatment. Figures in italics indicate the base number of FP17s or Patient Questionnaire responses are less than 100. N/A is shown where the base number of responses is less than 10 during the period. % is calculated as Quantity/Base number*100

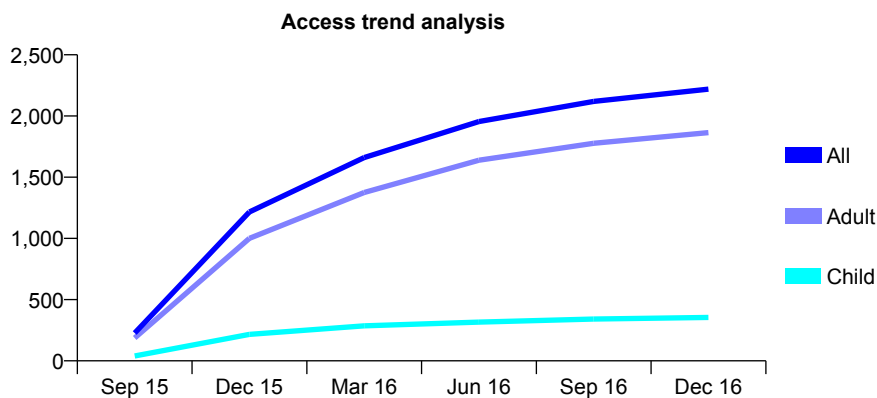
Q55 - Vital Signs At a Glance Contract Report for 944785/0003 - December 2016

Name or company name	MR MJ O'GRADY
Contract type name	GDS Contract
Purpose of contract	General
Contract start date	01/09/2015
Contract end date	

16/17 Contracted general activity (UDA)	7,739
Carry forward general activity (UDA)	0
16/17 Contracted orthodontic activity (UOA)	0
Carry forward orthodontic activity (UOA)	0
Baseline contract value	£186,366.04

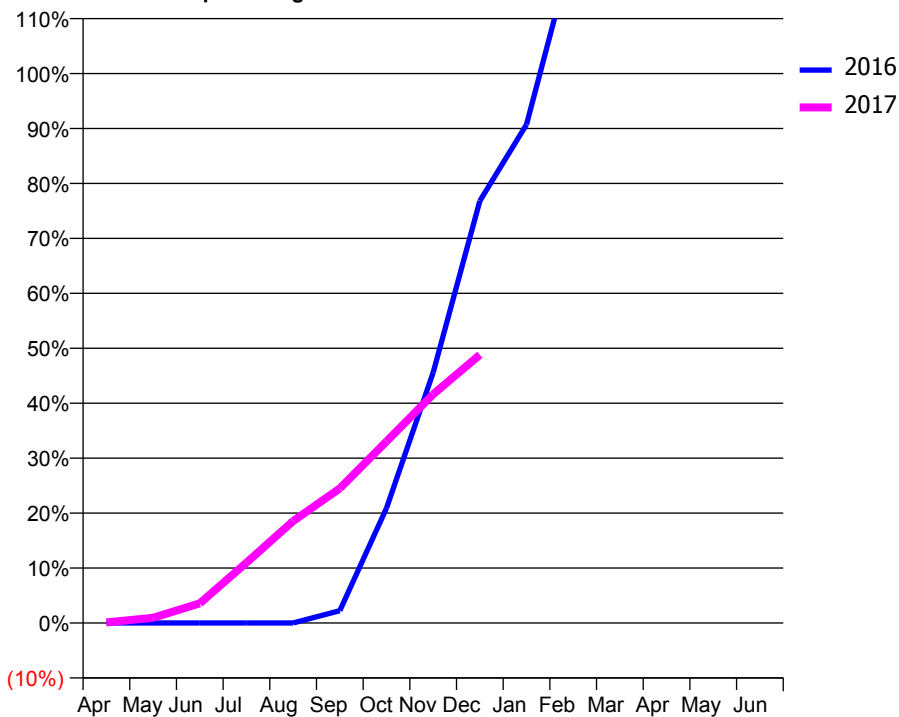
ACCESS*

Patients seen in 24 months	Total	Change since previous quarter
Quarter ending December 2015	1,216	
Quarter ending March 2016	1,661	↑
Quarter ending June 2016	1,955	↑
Quarter ending September 2016	2,119	↑
Quarter ending December 2016	2,219	↑
Variance since December 2015	82.5%	↑



ACTIVITY

Cumulative percentage of contracted UDA delivered 2016 & 2017



Month	Adjusted Scheduled Activity (UDA)	
	2016	2017
April	0	8
May	0	74
June	0	277
July	0	850
August	0	1,436
September	59	1,895
October	547	2,557
November	1,192	3,223
December	2,010	3,778
January	2,374	
February	3,212	
March	3,308	
April	3,940	
May	4,462	
June	4,785	

QUALITY

	Quantity	Base Number	Contract	AT	Region	England
% of FP17s for the same patient ID Re-attending within 3 months - Children	18	427	4.2%	11.0%	12.1%	12.4%
% of FP17s for the same patient ID Re-attending within 3 months - Adults	195	2,339	8.3%	15.2%	15.9%	16.6%
% of FP17s for the same patient ID Re-attending between 3 & 9 months - Children	255	427	59.7%	61.2%	58.6%	57.5%
% of FP17s for the same patient ID Re-attending between 3 & 9 months - Adults	1,388	2,339	59.3%	55.2%	51.5%	50.4%
% of FP17s for Band 1 Urgent Courses	97	2,017	4.8%	7.0%	8.0%	9.1%
% of FP17s Relating to Free Repair or Replacements	55	2,017	2.7%	0.9%	0.8%	0.8%
% of FP17s Relating to Continuations	10	2,017	0.5%	1.6%	1.2%	1.3%
% of Patients satisfied with the dentistry they have received	2	2	N/A	92.0%	92.8%	92.7%
% of Patients satisfied with the time they had to wait for an appointment	0	2	N/A	88.4%	89.2%	88.8%

* This is based on patients treated on this contract for their most recent course of treatment. Figures in italics indicate the base number of FP17s or Patient Questionnaire responses are less than 100. N/A is shown where the base number of responses is less than 10 during the period. % is calculated as Quantity/Base number*100

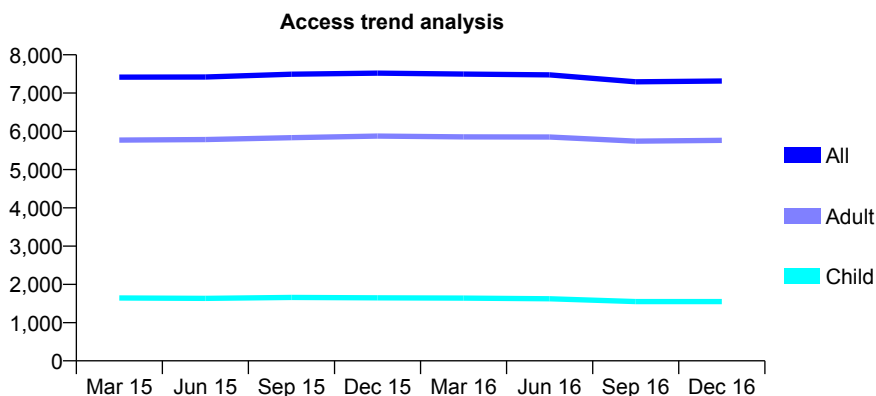
Q55 - Vital Signs At a Glance Contract Report for 946222/0001 - December 2016

Name or company name	MR G BAHARVAND
Contract type name	GDS Contract
Purpose of contract	General
Contract start date	01/04/2006
Contract end date	

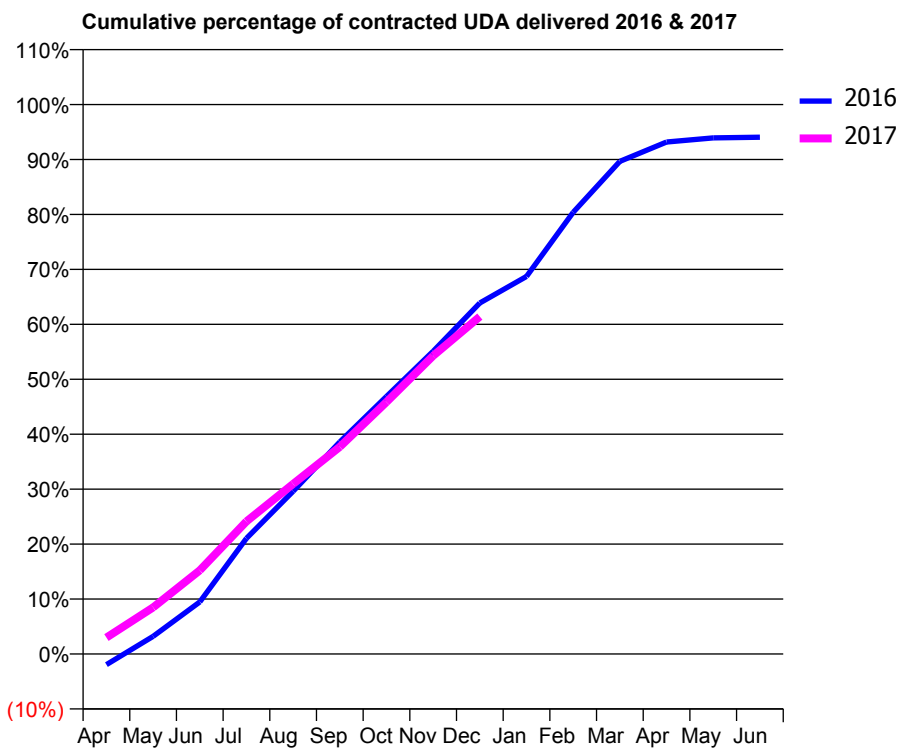
16/17 Contracted general activity (UDA)	22,590
Carry forward general activity (UDA)	0
16/17 Contracted orthodontic activity (UOA)	0
Carry forward orthodontic activity (UOA)	0
Baseline contract value	£521,657.61

ACCESS*

Patients seen in 24 months	Total	Change since previous quarter
Quarter ending December 2015	7,522	
Quarter ending March 2016	7,495	→
Quarter ending June 2016	7,474	→
Quarter ending September 2016	7,293	↓
Quarter ending December 2016	7,314	→
Variance since December 2015	(2.8%)	↓



ACTIVITY



Month	Adjusted Scheduled Activity (UDA)	
	2016	2017
April	-440	677
May	724	1,918
June	2,143	3,440
July	4,754	5,451
August	6,688	6,992
September	8,717	8,518
October	10,590	10,359
November	12,445	12,260
December	14,429	13,871
January	15,522	
February	18,156	
March	20,253	
April	21,048	
May	21,220	
June	21,247	

QUALITY

	Quantity	Base Number	Contract	AT	Region	England
% of FP17s for the same patient ID Re-attending within 3 months - Children	83	1,403	5.9%	11.0%	12.1%	12.4%
% of FP17s for the same patient ID Re-attending within 3 months - Adults	553	5,261	10.5%	15.2%	15.9%	16.6%
% of FP17s for the same patient ID Re-attending between 3 & 9 months - Children	726	1,403	51.7%	61.2%	58.6%	57.5%
% of FP17s for the same patient ID Re-attending between 3 & 9 months - Adults	3,010	5,261	57.2%	55.2%	51.5%	50.4%
% of FP17s for Band 1 Urgent Courses	182	6,252	2.9%	7.0%	8.0%	9.1%
% of FP17s Relating to Free Repair or Replacements	40	6,252	0.6%	0.9%	0.8%	0.8%
% of FP17s Relating to Continuations	115	6,252	1.8%	1.6%	1.2%	1.3%
% of Patients satisfied with the dentistry they have received	21	22	95.5%	92.0%	92.8%	92.7%
% of Patients satisfied with the time they had to wait for an appointment	21	22	95.5%	88.4%	89.2%	88.8%

* This is based on patients treated on this contract for their most recent course of treatment. Figures in italics indicate the base number of FP17s or Patient Questionnaire responses are less than 100. N/A is shown where the base number of responses is less than 10 during the period. % is calculated as Quantity/Base number*100

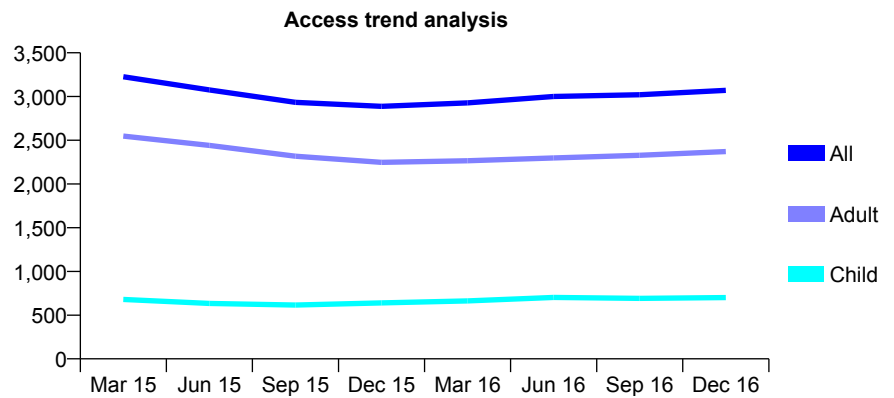
Q55 - Vital Signs At a Glance Contract Report for 950432/0001 - December 2016

Name or company name	MR N NAMIN
Contract type name	GDS Contract
Purpose of contract	General
Contract start date	01/01/2007
Contract end date	

16/17 Contracted general activity (UDA)	15,876
Carry forward general activity (UDA)	0
16/17 Contracted orthodontic activity (UOA)	0
Carry forward orthodontic activity (UOA)	0
Baseline contract value	£391,194.42

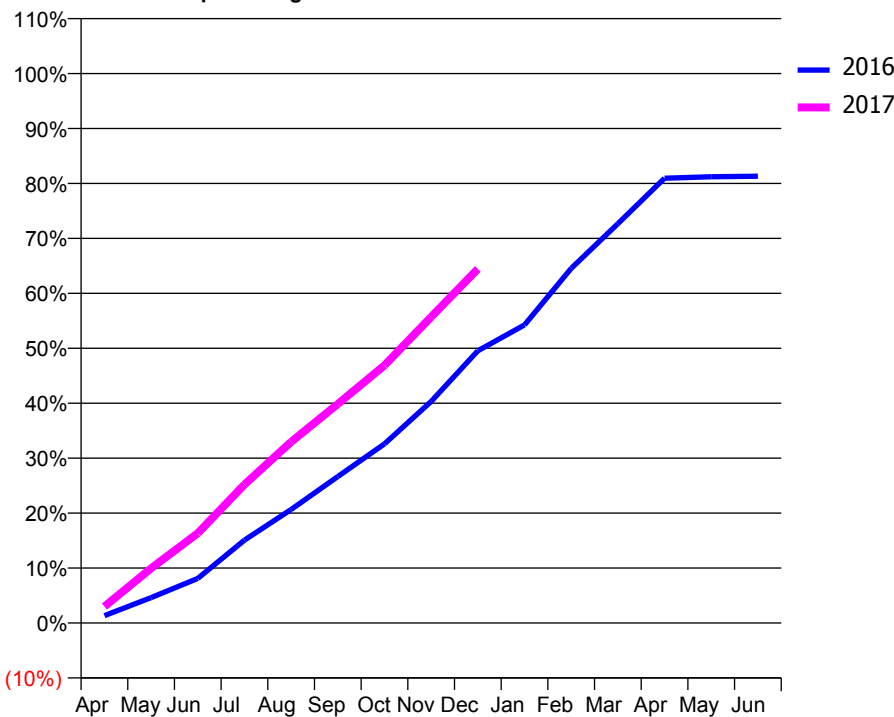
ACCESS*

Patients seen in 24 months	Total	Change since previous quarter
Quarter ending December 2015	2,887	
Quarter ending March 2016	2,928	→
Quarter ending June 2016	3,000	↑
Quarter ending September 2016	3,020	→
Quarter ending December 2016	3,071	→
Variance since December 2015	6.4%	↑



ACTIVITY

Cumulative percentage of contracted UDA delivered 2016 & 2017



Month	Adjusted Scheduled Activity (UDA)	
	2016	2017
April	228	477
May	779	1,582
June	1,370	2,595
July	2,544	4,001
August	3,486	5,233
September	4,498	6,327
October	5,504	7,445
November	6,806	8,843
December	8,361	10,229
January	9,157	
February	10,890	
March	12,265	
April	13,660	
May	13,707	
June	13,721	

QUALITY

	Quantity	Base Number	Contract	AT	Region	England
% of FP17s for the same patient ID Re-attending within 3 months - Children	79	995	7.9%	11.0%	12.1%	12.4%
% of FP17s for the same patient ID Re-attending within 3 months - Adults	698	3,438	20.3%	15.2%	15.9%	16.6%
% of FP17s for the same patient ID Re-attending between 3 & 9 months - Children	676	995	67.9%	61.2%	58.6%	57.5%
% of FP17s for the same patient ID Re-attending between 3 & 9 months - Adults	2,026	3,438	58.9%	55.2%	51.5%	50.4%
% of FP17s for Band 1 Urgent Courses	720	4,071	17.7%	7.0%	8.0%	9.1%
% of FP17s Relating to Free Repair or Replacements	20	4,071	0.5%	0.9%	0.8%	0.8%
% of FP17s Relating to Continuations	88	4,071	2.2%	1.6%	1.2%	1.3%
% of Patients satisfied with the dentistry they have received	68	71	95.8%	92.0%	92.8%	92.7%
% of Patients satisfied with the time they had to wait for an appointment	62	71	87.3%	88.4%	89.2%	88.8%

* This is based on patients treated on this contract for their most recent course of treatment. Figures in italics indicate the base number of FP17s or Patient Questionnaire responses are less than 100. N/A is shown where the base number of responses is less than 10 during the period. % is calculated as Quantity/Base number*100

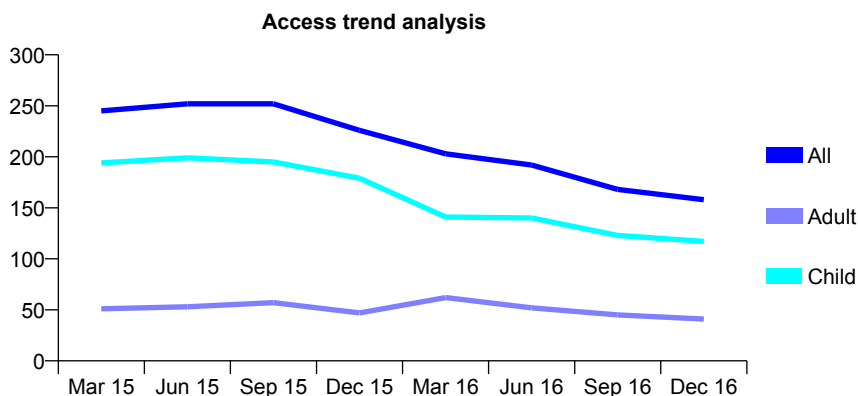
Q55 - Vital Signs At a Glance Contract Report for 959901/0001 - December 2016

Name or company name	MRS AE RITTIG
Contract type name	GDS Contract
Purpose of contract	General and Orthodontic
Contract start date	01/04/2006
Contract end date	

16/17 Contracted general activity (UDA)	369
Carry forward general activity (UDA)	3
16/17 Contracted orthodontic activity (UOA)	3,233
Carry forward orthodontic activity (UOA)	-55
Baseline contract value	£228,443.13

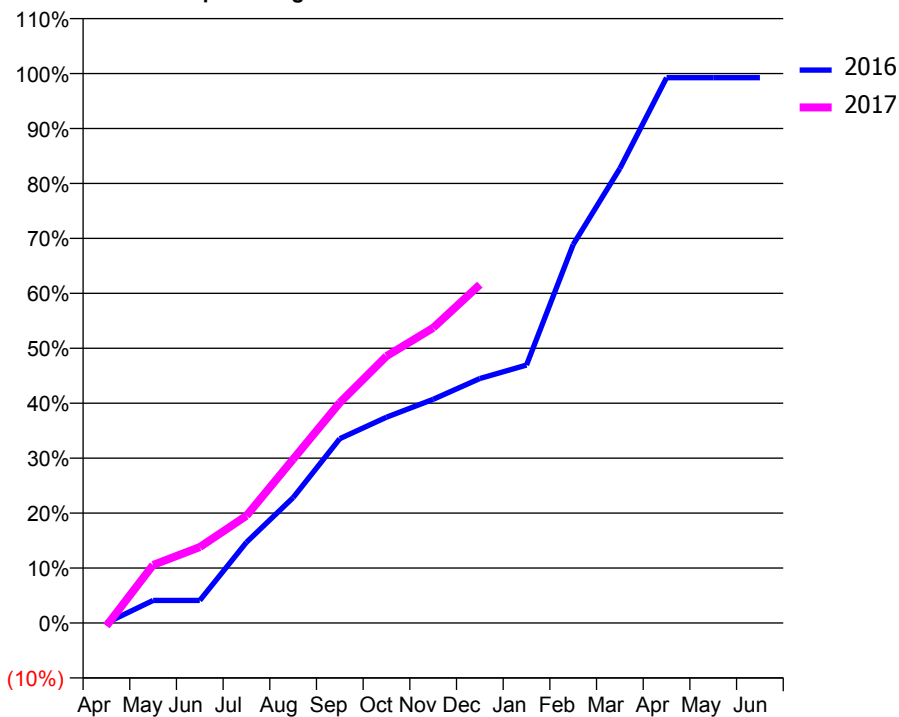
ACCESS*

Patients seen in 24 months	Total	Change since previous quarter
Quarter ending December 2015	226	
Quarter ending March 2016	203	↓
Quarter ending June 2016	192	↓
Quarter ending September 2016	168	↓
Quarter ending December 2016	158	↓
Variance since December 2015	(30.1%)	↓



ACTIVITY

Cumulative percentage of contracted UDA delivered 2016 & 2017



Month	Adjusted Scheduled Activity (UDA)	
	2016	2017
April	0	-2
May	15	39
June	15	51
July	54	72
August	84	110
September	124	148
October	138	179
November	150	198
December	164	227
January	173	
February	254	
March	305	
April	366	
May	366	
June	366	

QUALITY

	Quantity	Base Number	Contract	AT	Region	England
% of FP17s for the same patient ID Re-attending within 3 months - Children	30	266	11.3%	11.0%	12.1%	12.4%
% of FP17s for the same patient ID Re-attending within 3 months - Adults	3	30	10.0%	15.2%	15.9%	16.6%
% of FP17s for the same patient ID Re-attending between 3 & 9 months - Children	60	266	22.6%	61.2%	58.6%	57.5%
% of FP17s for the same patient ID Re-attending between 3 & 9 months - Adults	10	30	33.3%	55.2%	51.5%	50.4%
% of FP17s for Band 1 Urgent Courses	1	118	0.8%	7.0%	8.0%	9.1%
% of FP17s Relating to Free Repair or Replacements	0	118	0.0%	0.9%	0.8%	0.8%
% of FP17s Relating to Continuations	1	118	0.8%	1.6%	1.2%	1.3%
% of Patients satisfied with the dentistry they have received	0	0	N/A	92.0%	92.8%	92.7%
% of Patients satisfied with the time they had to wait for an appointment	0	0	N/A	88.4%	89.2%	88.8%

* This is based on patients treated on this contract for their most recent course of treatment. Figures in italics indicate the base number of FP17s or Patient Questionnaire responses are less than 100. N/A is shown where the base number of responses is less than 10 during the period. % is calculated as Quantity/Base number*100

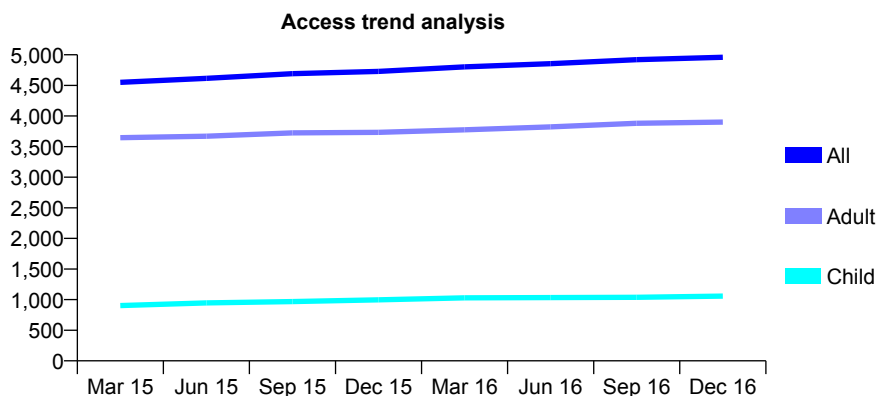
Q55 - Vital Signs At a Glance Contract Report for 960764/0002 - December 2016

Name or company name	MR SS CHITA
Contract type name	GDS Contract
Purpose of contract	General
Contract start date	05/01/2009
Contract end date	

16/17 Contracted general activity (UDA)	14,780
Carry forward general activity (UDA)	199
16/17 Contracted orthodontic activity (UOA)	0
Carry forward orthodontic activity (UOA)	0
Baseline contract value	£354,436.29

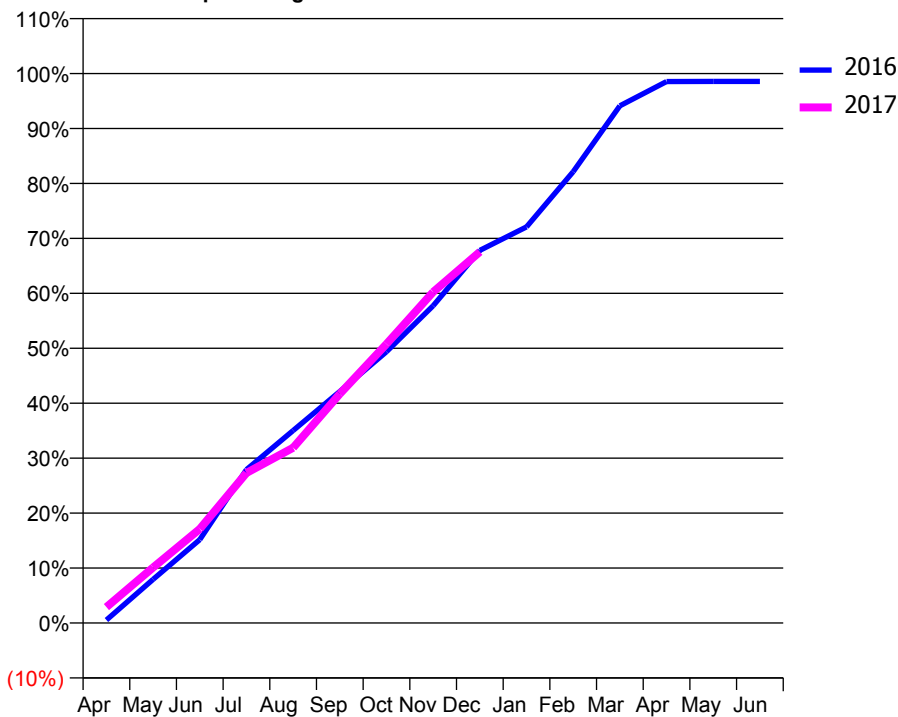
ACCESS*

Patients seen in 24 months	Total	Change since previous quarter
Quarter ending December 2015	4,729	
Quarter ending March 2016	4,803	→
Quarter ending June 2016	4,856	→
Quarter ending September 2016	4,920	→
Quarter ending December 2016	4,959	→
Variance since December 2015	4.9%	↑



ACTIVITY

Cumulative percentage of contracted UDA delivered 2016 & 2017



Month	Adjusted Scheduled Activity (UDA)	
	2016	2017
April	75	429
May	1,096	1,494
June	2,093	2,530
July	3,847	4,036
August	4,829	4,714
September	5,807	6,165
October	6,803	7,503
November	7,956	8,905
December	9,346	9,984
January	9,935	
February	11,317	
March	12,970	
April	13,580	
May	13,581	
June	13,581	

QUALITY

	Quantity	Base Number	Contract	AT	Region	England
% of FP17s for the same patient ID Re-attending within 3 months - Children	75	1,246	6.0%	11.0%	12.1%	12.4%
% of FP17s for the same patient ID Re-attending within 3 months - Adults	776	4,957	15.7%	15.2%	15.9%	16.6%
% of FP17s for the same patient ID Re-attending between 3 & 9 months - Children	862	1,246	69.2%	61.2%	58.6%	57.5%
% of FP17s for the same patient ID Re-attending between 3 & 9 months - Adults	3,185	4,957	64.3%	55.2%	51.5%	50.4%
% of FP17s for Band 1 Urgent Courses	461	5,893	7.8%	7.0%	8.0%	9.1%
% of FP17s Relating to Free Repair or Replacements	72	5,893	1.2%	0.9%	0.8%	0.8%
% of FP17s Relating to Continuations	75	5,893	1.3%	1.6%	1.2%	1.3%
% of Patients satisfied with the dentistry they have received	16	19	84.2%	92.0%	92.8%	92.7%
% of Patients satisfied with the time they had to wait for an appointment	17	19	89.5%	88.4%	89.2%	88.8%

* This is based on patients treated on this contract for their most recent course of treatment. Figures in italics indicate the base number of FP17s or Patient Questionnaire responses are less than 100. N/A is shown where the base number of responses is less than 10 during the period. % is calculated as Quantity/Base number*100

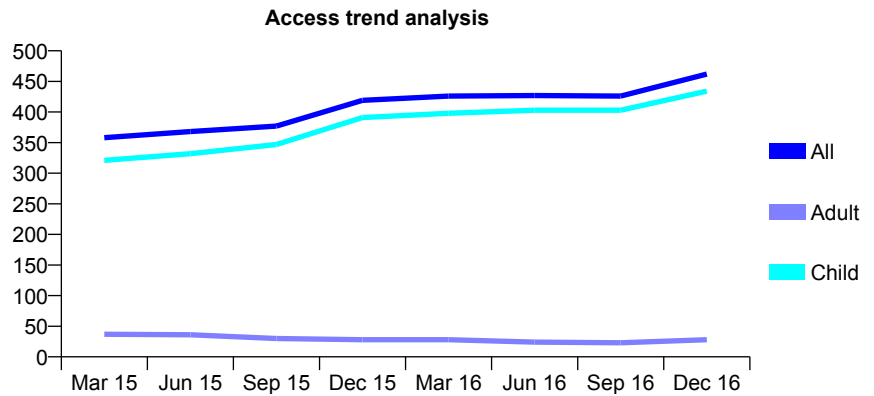
Q55 - Vital Signs At a Glance Contract Report for 964778/0001 - December 2016

Name or company name	MR KS MISSAN
Contract type name	GDS Contract
Purpose of contract	General
Contract start date	01/06/2010
Contract end date	

16/17 Contracted general activity (UDA)	950
Carry forward general activity (UDA)	-19
16/17 Contracted orthodontic activity (UOA)	0
Carry forward orthodontic activity (UOA)	0
Baseline contract value	£23,081.52

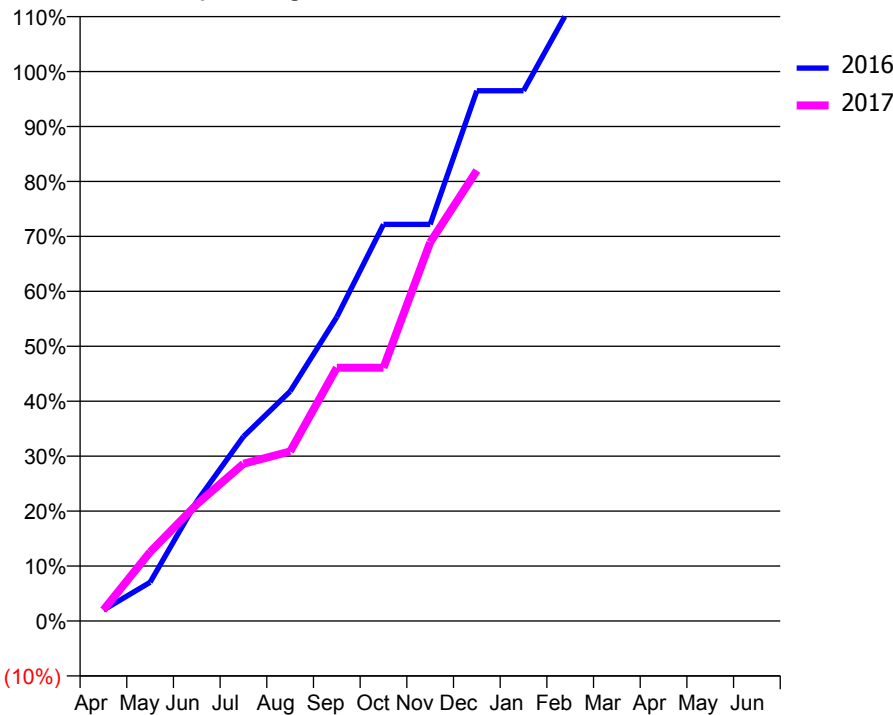
ACCESS*

Patients seen in 24 months	Total	Change since previous quarter
Quarter ending December 2015	419	
Quarter ending March 2016	426	→
Quarter ending June 2016	427	→
Quarter ending September 2016	426	→
Quarter ending December 2016	462	↑
Variance since December 2015	10.3%	↑



ACTIVITY

Cumulative percentage of contracted UDA delivered 2016 & 2017



Month	Adjusted Scheduled Activity (UDA)	
	2016	2017
April	19	19
May	67	119
June	207	202
July	319	272
August	397	293
September	526	438
October	686	438
November	686	655
December	917	779
January	917	
February	1,062	
March	1,118	
April	1,130	
May	1,130	
June	1,130	

QUALITY

	Quantity	Base Number	Contract	AT	Region	England
% of FP17s for the same patient ID Re-attending within 3 months - Children	21	488	4.3%	11.0%	12.1%	12.4%
% of FP17s for the same patient ID Re-attending within 3 months - Adults	0	8	0.0%	15.2%	15.9%	16.6%
% of FP17s for the same patient ID Re-attending between 3 & 9 months - Children	319	488	65.4%	61.2%	58.6%	57.5%
% of FP17s for the same patient ID Re-attending between 3 & 9 months - Adults	6	8	75.0%	55.2%	51.5%	50.4%
% of FP17s for Band 1 Urgent Courses	14	484	2.9%	7.0%	8.0%	9.1%
% of FP17s Relating to Free Repair or Replacements	0	484	0.0%	0.9%	0.8%	0.8%
% of FP17s Relating to Continuations	0	484	0.0%	1.6%	1.2%	1.3%
% of Patients satisfied with the dentistry they have received	4	5	N/A	92.0%	92.8%	92.7%
% of Patients satisfied with the time they had to wait for an appointment	4	5	N/A	88.4%	89.2%	88.8%

* This is based on patients treated on this contract for their most recent course of treatment. Figures in italics indicate the base number of FP17s or Patient Questionnaire responses are less than 100. N/A is shown where the base number of responses is less than 10 during the period. % is calculated as Quantity/Base number*100

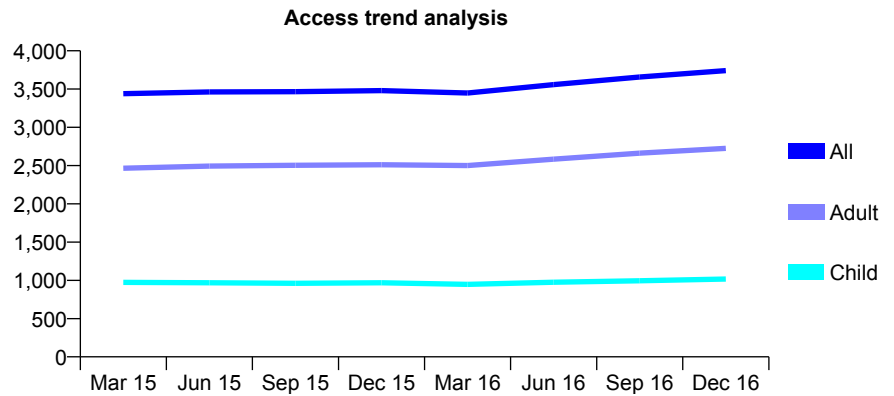
Q55 - Vital Signs At a Glance Contract Report for 965855/0002 - December 2016

Name or company name	MR S GIANNETOPOULOS
Contract type name	GDS Contract
Purpose of contract	General
Contract start date	01/03/2012
Contract end date	

16/17 Contracted general activity (UDA)	917
Carry forward general activity (UDA)	0
16/17 Contracted orthodontic activity (UOA)	0
Carry forward orthodontic activity (UOA)	0
Baseline contract value	£394,948.42

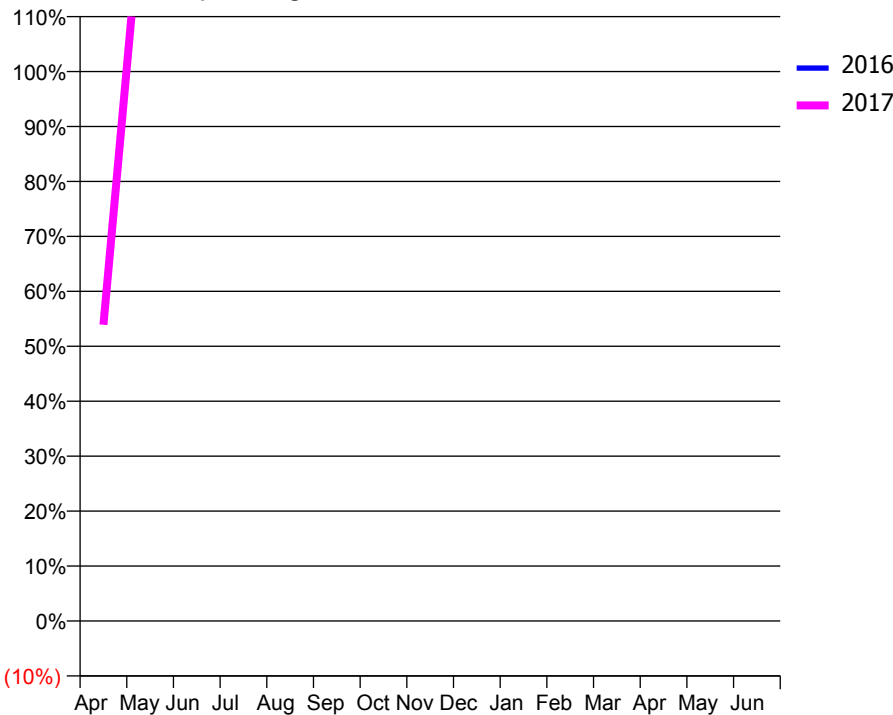
ACCESS*

Patients seen in 24 months	Total	Change since previous quarter
Quarter ending December 2015	3,479	
Quarter ending March 2016	3,449	→
Quarter ending June 2016	3,559	↑
Quarter ending September 2016	3,658	↑
Quarter ending December 2016	3,742	↑
Variance since December 2015	7.6%	↑



ACTIVITY

Cumulative percentage of contracted UDA delivered 2016 & 2017



Month	Adjusted Scheduled Activity (UDA)	
	2016	2017
April	62	494
May	505	1,348
June	1,091	2,051
July	2,129	3,137
August	2,558	3,703
September	3,195	4,747
October	3,877	5,621
November	4,588	6,729
December	5,434	7,208
January	5,994	
February	6,466	
March	6,739	
April	7,783	
May	7,795	
June	7,797	

QUALITY

	Quantity	Base Number	Contract	AT	Region	England
% of FP17s for the same patient ID Re-attending within 3 months - Children	73	1,213	6.0%	11.0%	12.1%	12.4%
% of FP17s for the same patient ID Re-attending within 3 months - Adults	303	3,140	9.6%	15.2%	15.9%	16.6%
% of FP17s for the same patient ID Re-attending between 3 & 9 months - Children	737	1,213	60.8%	61.2%	58.6%	57.5%
% of FP17s for the same patient ID Re-attending between 3 & 9 months - Adults	1,919	3,140	61.1%	55.2%	51.5%	50.4%
% of FP17s for Band 1 Urgent Courses	100	3,315	3.0%	7.0%	8.0%	9.1%
% of FP17s Relating to Free Repair or Replacements	29	3,315	0.9%	0.9%	0.8%	0.8%
% of FP17s Relating to Continuations	44	3,315	1.3%	1.6%	1.2%	1.3%
% of Patients satisfied with the dentistry they have received	2	3	N/A	92.0%	92.8%	92.7%
% of Patients satisfied with the time they had to wait for an appointment	2	3	N/A	88.4%	89.2%	88.8%

* This is based on patients treated on this contract for their most recent course of treatment. Figures in italics indicate the base number of FP17s or Patient Questionnaire responses are less than 100. N/A is shown where the base number of responses is less than 10 during the period. % is calculated as Quantity/Base number*100

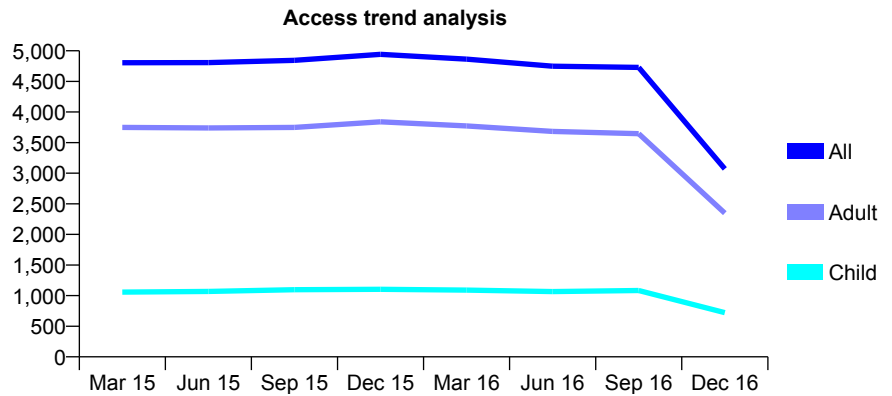
Q55 - Vital Signs At a Glance Contract Report for 993182/0001 - December 2016

Name or company name	MR DK GOSRANI
Contract type name	GDS Contract
Purpose of contract	General
Contract start date	01/04/2006
Contract end date	31/08/2016

16/17 Contracted general activity (UDA)	6,302
Carry forward general activity (UDA)	0
16/17 Contracted orthodontic activity (UOA)	0
Carry forward orthodontic activity (UOA)	0
Baseline contract value	£159,360.56

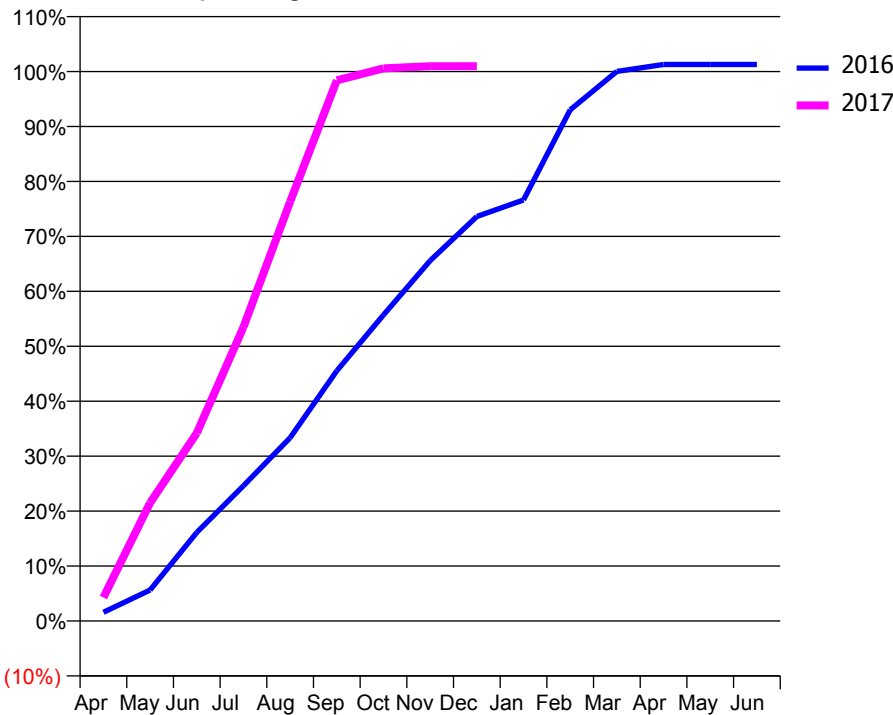
ACCESS*

Patients seen in 24 months	Total	Change since previous quarter
Quarter ending December 2015	4,942	
Quarter ending March 2016	4,863	↓
Quarter ending June 2016	4,748	↓
Quarter ending September 2016	4,728	→
Quarter ending December 2016	3,071	↓
Variance since December 2015	(37.9%)	↓



ACTIVITY

Cumulative percentage of contracted UDA delivered 2016 & 2017



Month	Adjusted Scheduled Activity (UDA)	
	2016	2017
April	240	270
May	853	1,355
June	2,439	2,156
July	3,723	3,371
August	5,045	4,809
September	6,885	6,201
October	8,425	6,338
November	9,920	6,363
December	11,134	6,363
January	11,587	
February	14,071	
March	15,125	
April	15,319	
May	15,319	
June	15,319	

QUALITY

	Quantity	Base Number	Contract	AT	Region	England
% of FP17s for the same patient ID Re-attending within 3 months - Children	36	789	4.6%	11.0%	12.1%	12.4%
% of FP17s for the same patient ID Re-attending within 3 months - Adults	277	2,314	12.0%	15.2%	15.9%	16.6%
% of FP17s for the same patient ID Re-attending between 3 & 9 months - Children	414	789	52.5%	61.2%	58.6%	57.5%
% of FP17s for the same patient ID Re-attending between 3 & 9 months - Adults	1,227	2,314	53.0%	55.2%	51.5%	50.4%
% of FP17s for Band 1 Urgent Courses	95	3,025	3.1%	7.0%	8.0%	9.1%
% of FP17s Relating to Free Repair or Replacements	35	3,025	1.2%	0.9%	0.8%	0.8%
% of FP17s Relating to Continuations	19	3,025	0.6%	1.6%	1.2%	1.3%
% of Patients satisfied with the dentistry they have received	3	3	N/A	92.0%	92.8%	92.7%
% of Patients satisfied with the time they had to wait for an appointment	3	3	N/A	88.4%	89.2%	88.8%

* This is based on patients treated on this contract for their most recent course of treatment. Figures in italics indicate the base number of FP17s or Patient Questionnaire responses are less than 100. N/A is shown where the base number of responses is less than 10 during the period. % is calculated as Quantity/Base number*100

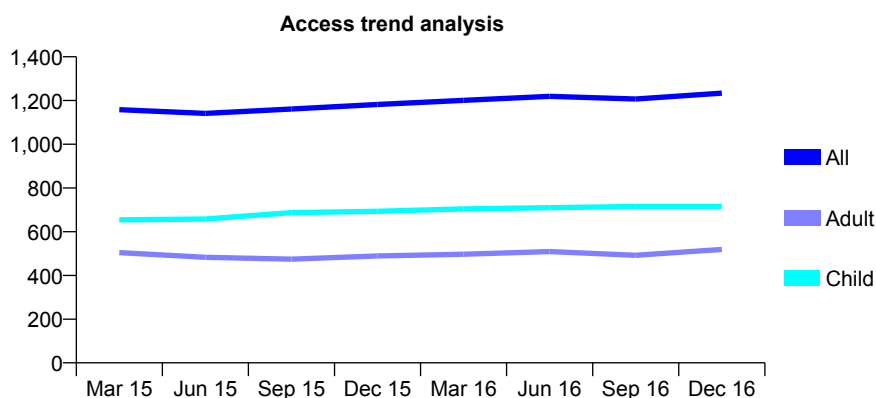
Q55 - Vital Signs At a Glance Contract Report for 993840/0001 - December 2016

Name or company name	MR RB CANTILLON
Contract type name	GDS Contract
Purpose of contract	General
Contract start date	01/04/2006
Contract end date	

16/17 Contracted general activity (UDA)	3,221
Carry forward general activity (UDA)	0
16/17 Contracted orthodontic activity (UOA)	0
Carry forward orthodontic activity (UOA)	0
Baseline contract value	£72,136.90

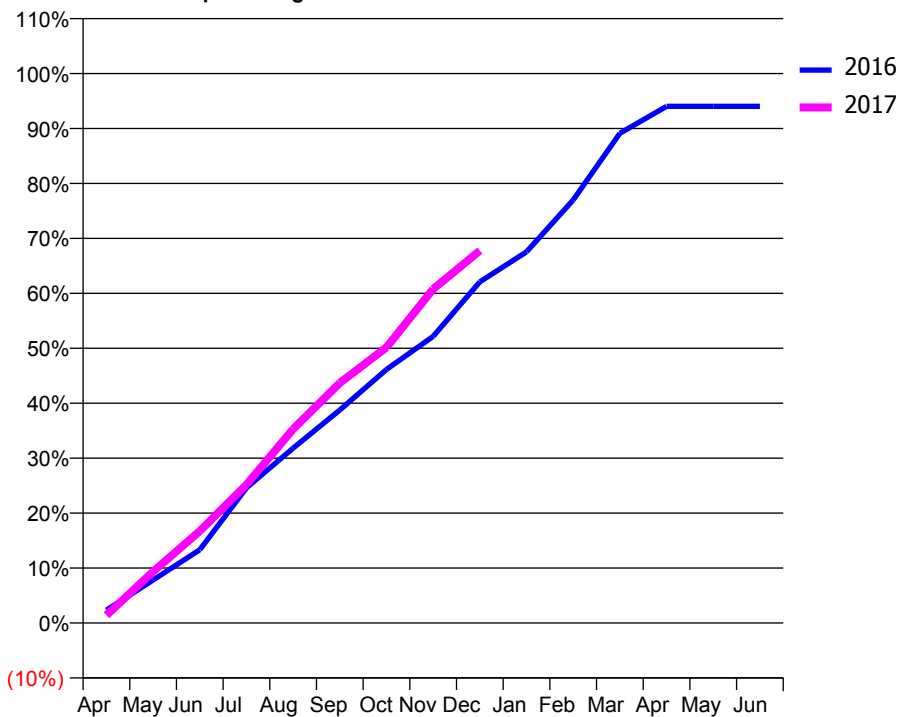
ACCESS*

Patients seen in 24 months	Total	Change since previous quarter
Quarter ending December 2015	1,182	
Quarter ending March 2016	1,201	→
Quarter ending June 2016	1,219	→
Quarter ending September 2016	1,207	→
Quarter ending December 2016	1,234	↑
Variance since December 2015	4.4%	↑



ACTIVITY

Cumulative percentage of contracted UDA delivered 2016 & 2017



Month	Adjusted Scheduled Activity (UDA)	
	2016	2017
April	75	46
May	252	301
June	429	539
July	792	811
August	1,025	1,137
September	1,249	1,407
October	1,487	1,616
November	1,680	1,957
December	2,000	2,182
January	2,175	
February	2,479	
March	2,871	
April	3,028	
May	3,028	
June	3,028	

QUALITY

	Quantity	Base Number	Contract	AT	Region	England
% of FP17s for the same patient ID Re-attending within 3 months - Children	69	909	7.6%	11.0%	12.1%	12.4%
% of FP17s for the same patient ID Re-attending within 3 months - Adults	77	529	14.6%	15.2%	15.9%	16.6%
% of FP17s for the same patient ID Re-attending between 3 & 9 months - Children	641	909	70.5%	61.2%	58.6%	57.5%
% of FP17s for the same patient ID Re-attending between 3 & 9 months - Adults	313	529	59.2%	55.2%	51.5%	50.4%
% of FP17s for Band 1 Urgent Courses	37	1,344	2.8%	7.0%	8.0%	9.1%
% of FP17s Relating to Free Repair or Replacements	1	1,344	0.1%	0.9%	0.8%	0.8%
% of FP17s Relating to Continuations	30	1,344	2.2%	1.6%	1.2%	1.3%
% of Patients satisfied with the dentistry they have received	2	2	N/A	92.0%	92.8%	92.7%
% of Patients satisfied with the time they had to wait for an appointment	2	2	N/A	88.4%	89.2%	88.8%

* This is based on patients treated on this contract for their most recent course of treatment. Figures in italics indicate the base number of FP17s or Patient Questionnaire responses are less than 100. N/A is shown where the base number of responses is less than 10 during the period. % is calculated as Quantity/Base number*100

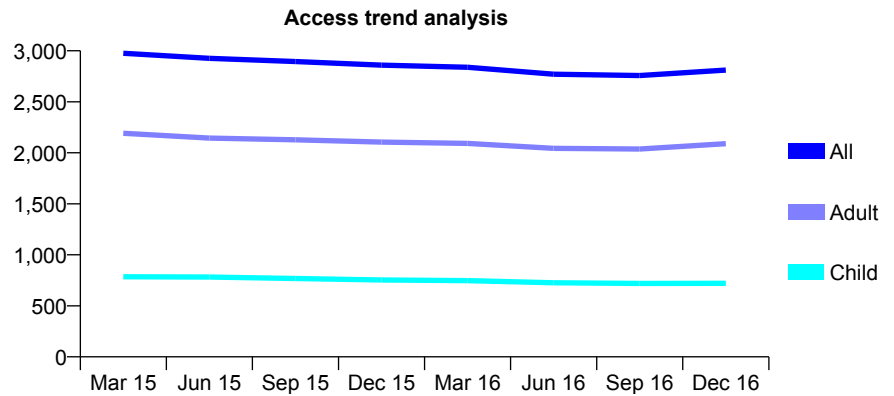
Q55 - Vital Signs At a Glance Contract Report for 997277/0001 - December 2016

Name or company name	MR CA CUNNINGTON
Contract type name	GDS Contract
Purpose of contract	General and Orthodontic
Contract start date	01/04/2006
Contract end date	

16/17 Contracted general activity (UDA)	10,740
Carry forward general activity (UDA)	298
16/17 Contracted orthodontic activity (UOA)	210
Carry forward orthodontic activity (UOA)	0
Baseline contract value	£247,589.50

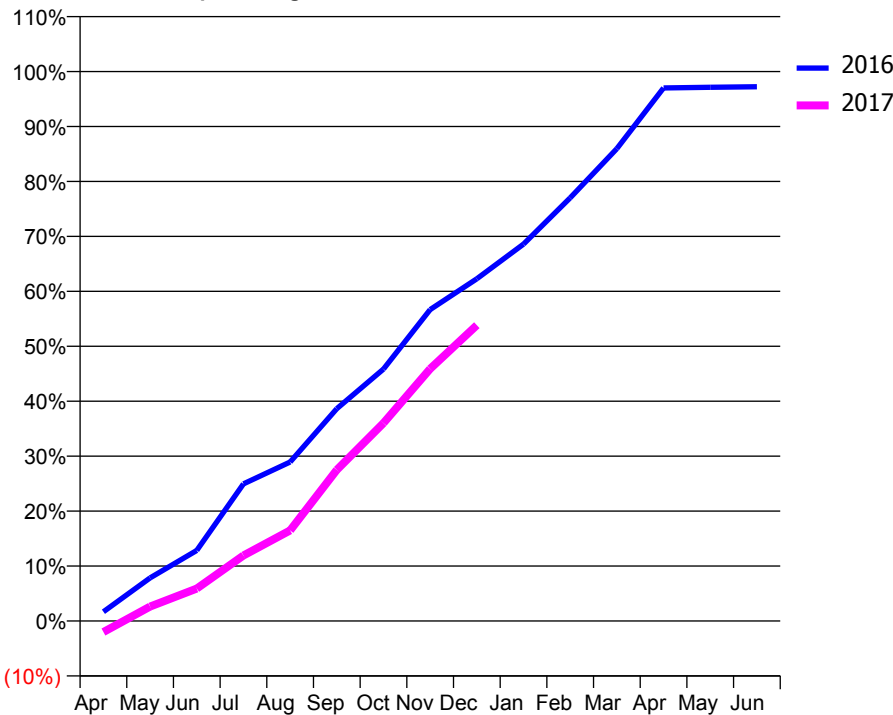
ACCESS*

Patients seen in 24 months	Total	Change since previous quarter
Quarter ending December 2015	2,859	
Quarter ending March 2016	2,839	→
Quarter ending June 2016	2,770	↓
Quarter ending September 2016	2,757	→
Quarter ending December 2016	2,811	→
Variance since December 2015	(1.7%)	↓



ACTIVITY

Cumulative percentage of contracted UDA delivered 2016 & 2017



Month	Adjusted Scheduled Activity (UDA)	
	2016	2017
April	182	-219
May	844	284
June	1,381	633
July	2,681	1,280
August	3,107	1,772
September	4,150	2,954
October	4,925	3,868
November	6,088	4,930
December	6,688	5,783
January	7,366	
February	8,272	
March	9,233	
April	10,418	
May	10,432	
June	10,442	

QUALITY

	Quantity	Base Number	Contract	AT	Region	England
% of FP17s for the same patient ID Re-attending within 3 months - Children	80	905	8.8%	11.0%	12.1%	12.4%
% of FP17s for the same patient ID Re-attending within 3 months - Adults	256	2,576	9.9%	15.2%	15.9%	16.6%
% of FP17s for the same patient ID Re-attending between 3 & 9 months - Children	652	905	72.0%	61.2%	58.6%	57.5%
% of FP17s for the same patient ID Re-attending between 3 & 9 months - Adults	1,851	2,576	71.9%	55.2%	51.5%	50.4%
% of FP17s for Band 1 Urgent Courses	40	2,971	1.3%	7.0%	8.0%	9.1%
% of FP17s Relating to Free Repair or Replacements	2	2,971	0.1%	0.9%	0.8%	0.8%
% of FP17s Relating to Continuations	22	2,971	0.7%	1.6%	1.2%	1.3%
% of Patients satisfied with the dentistry they have received	4	4	N/A	92.0%	92.8%	92.7%
% of Patients satisfied with the time they had to wait for an appointment	4	4	N/A	88.4%	89.2%	88.8%

* This is based on patients treated on this contract for their most recent course of treatment. Figures in italics indicate the base number of FP17s or Patient Questionnaire responses are less than 100. N/A is shown where the base number of responses is less than 10 during the period. % is calculated as Quantity/Base number*100

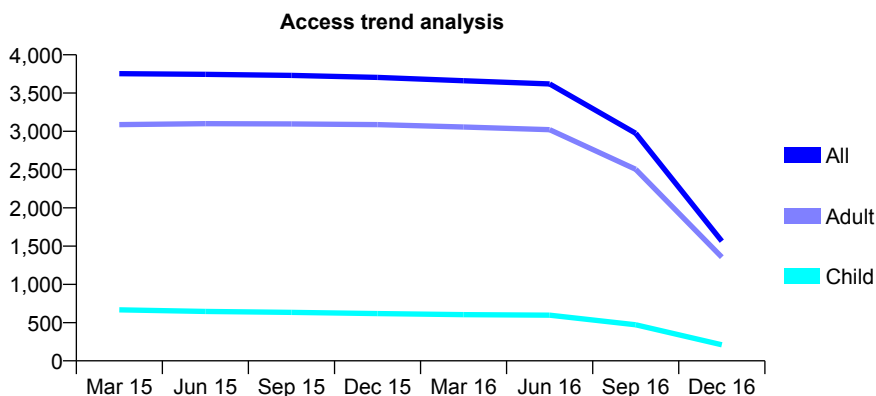
Q55 - Vital Signs At a Glance Contract Report for 999288/0001 - December 2016

Name or company name	MR AJ DALE
Contract type name	GDS Contract
Purpose of contract	General
Contract start date	01/04/2006
Contract end date	31/07/2016

16/17 Contracted general activity (UDA)	3,409
Carry forward general activity (UDA)	0
16/17 Contracted orthodontic activity (UOA)	0
Carry forward orthodontic activity (UOA)	0
Baseline contract value	£98,886.86

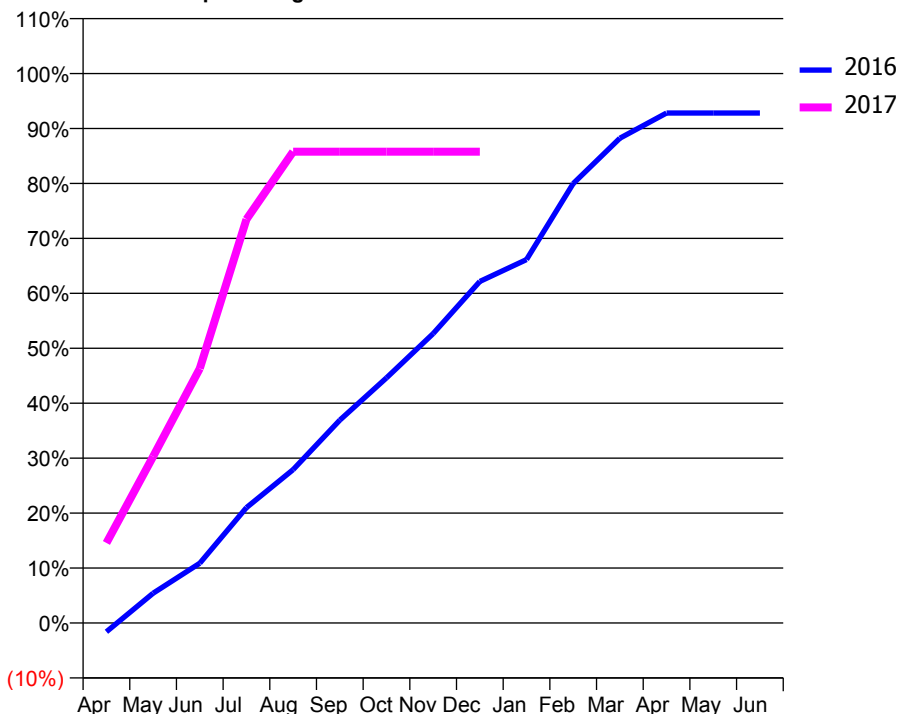
ACCESS*

Patients seen in 24 months	Total	Change since previous quarter
Quarter ending December 2015	3,704	
Quarter ending March 2016	3,661	↓
Quarter ending June 2016	3,619	↓
Quarter ending September 2016	2,975	↓
Quarter ending December 2016	1,565	↓
Variance since December 2015	(57.7%)	↓



ACTIVITY

Cumulative percentage of contracted UDA delivered 2016 & 2017



Month	Adjusted Scheduled Activity (UDA)	
	2016	2017
April	-165	497
May	555	1,033
June	1,113	1,579
July	2,147	2,504
August	2,856	2,924
September	3,778	2,924
October	4,562	2,924
November	5,388	2,924
December	6,358	2,924
January	6,765	
February	8,181	
March	9,024	
April	9,493	
May	9,493	
June	9,493	

QUALITY

	Quantity	Base Number	Contract	AT	Region	England
% of FP17s for the same patient ID Re-attending within 3 months - Children	20	324	6.2%	11.0%	12.1%	12.4%
% of FP17s for the same patient ID Re-attending within 3 months - Adults	204	1,621	12.6%	15.2%	15.9%	16.6%
% of FP17s for the same patient ID Re-attending between 3 & 9 months - Children	228	324	70.4%	61.2%	58.6%	57.5%
% of FP17s for the same patient ID Re-attending between 3 & 9 months - Adults	979	1,621	60.4%	55.2%	51.5%	50.4%
% of FP17s for Band 1 Urgent Courses	23	1,700	1.4%	7.0%	8.0%	9.1%
% of FP17s Relating to Free Repair or Replacements	12	1,700	0.7%	0.9%	0.8%	0.8%
% of FP17s Relating to Continuations	65	1,700	3.8%	1.6%	1.2%	1.3%
% of Patients satisfied with the dentistry they have received	7	7	N/A	92.0%	92.8%	92.7%
% of Patients satisfied with the time they had to wait for an appointment	7	7	N/A	88.4%	89.2%	88.8%

* This is based on patients treated on this contract for their most recent course of treatment. Figures in italics indicate the base number of FP17s or Patient Questionnaire responses are less than 100. N/A is shown where the base number of responses is less than 10 during the period. % is calculated as Quantity/Base number*100