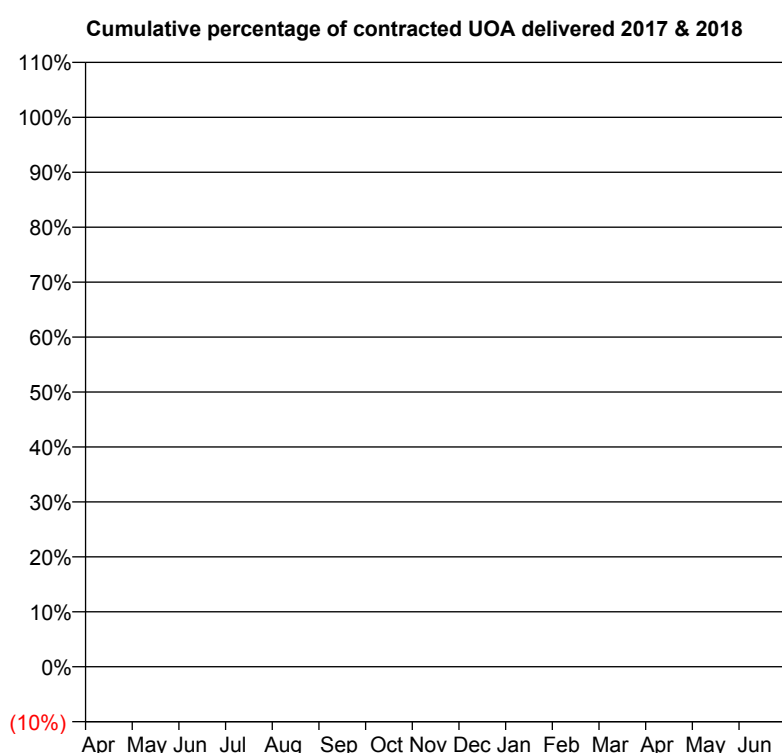


7A1 - Vital Signs Orthodontic At a Glance Contract Report for 101281/0152 - September 2017

Name or company name	OASIS DENTAL CARE LTD	17/18 Contracted general activity (UDA)	25,000
Contract type name	GDS Contract	Carry forward general activity (UDA)	-527
Purpose of contract	General	17/18 Contracted orthodontic activity (UOA)	0
Contract start date	01/04/2006	Carry forward orthodontic activity (UOA)	0
Contract end date		Baseline contract value	£582,245.56

ACCESS	Contract	England and Wales
24 month ratio of assessments to patient IDs	1.00	1.09

ACTIVITY


Month	Adjusted Scheduled Activity (UOA)	
	2017	2018
April	0	0
May	0	0
June	0	0
July	0	0
August	0	1
September	0	1
October	0	
November	0	
December	0	
January	0	
February	0	
March	0	
April	0	
May	0	
June	0	

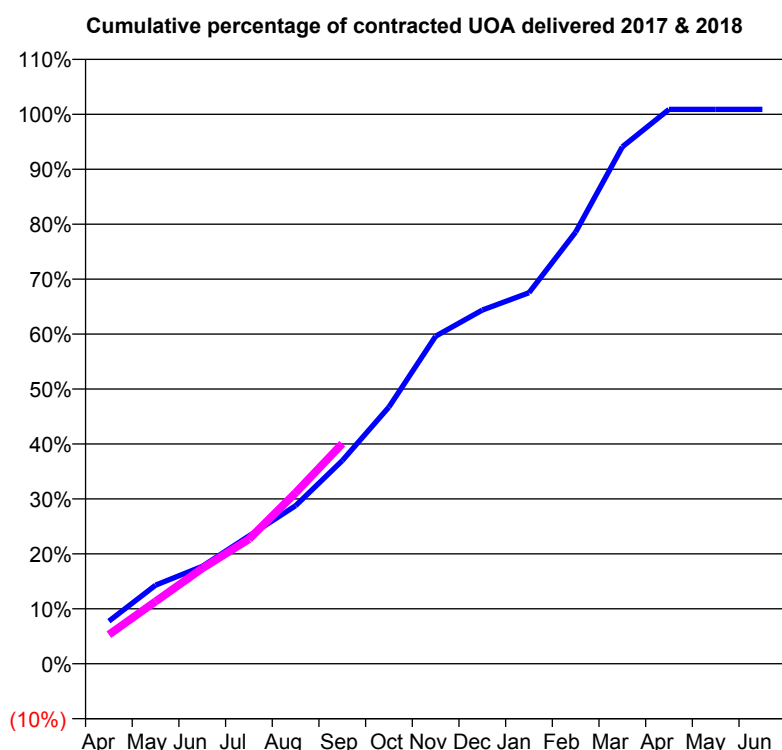
QUALITY	Contract Quantity	Contract Base Number	Contract *	Wales
% of all assessments that were assess and fit appliances (rolling 12 month period)	0	1	0.0%	56.9%
% of all assessments that were assess and refuse (rolling 12 month period)	0	1	0.0%	9.8%
% of all assessments that were assess and review (rolling 12 month period)	1	1	100.0%	33.3%
% of terminated courses where treatment was abandoned or discontinued (rolling 12 month period)	0	0	N/A	9.9%
% of completed treatments indicating that PAR score was taken (year to date)	0	0	N/A	48.4%
Rate of removable appliances per 100 fixed appliances - proposed treatment (rolling 12 month period)	0	0	N/A	5.52
Rate of removable appliances per 100 fixed appliances - completed treatment (rolling 12 month period)	0	0	N/A	3.94
% of courses of treatment with removable appliances only - proposed treatment (rolling 12 month period)	0	0	N/A	1.4%
% of courses of treatment with removable appliances only - completed treatment (rolling 12 month period)	0	0	N/A	0.7%
% of patients satisfied with the treatment they have received (rolling 12 month period)	0	0	N/A	17.6%

* Figures in italics indicate that the base number is less than 100.

7A1 - Vital Signs Orthodontic At a Glance Contract Report for 101281/0257 - September 2017

Name or company name	OASIS DENTAL CARE LTD	17/18 Contracted general activity (UDA)	0
Contract type name	PDS Contract	Carry forward general activity (UDA)	0
Purpose of contract	Orthodontic	17/18 Contracted orthodontic activity (UOA)	8,000
Contract start date	01/04/2015	Carry forward orthodontic activity (UOA)	-25
Contract end date	30/09/2018	Baseline contract value	£439,832.13

ACCESS	Contract	England and Wales
24 month ratio of assessments to patient IDs	1.01	1.09

ACTIVITY


Month	Adjusted Scheduled Activity (UOA)	
	2017	2018
April	620	424
May	1,145	907
June	1,418	1,390
July	1,860	1,814
August	2,301	2,490
September	2,958	3,204
October	3,739	
November	4,768	
December	5,150	
January	5,402	
February	6,286	
March	7,525	
April	8,071	
May	8,071	
June	8,071	

QUALITY	Contract Quantity	Contract Base Number	Contract *	Wales
% of all assessments that were assess and fit appliances (rolling 12 month period)	398	398	100.0%	56.9%
% of all assessments that were assess and refuse (rolling 12 month period)	0	398	0.0%	9.8%
% of all assessments that were assess and review (rolling 12 month period)	0	398	0.0%	33.3%
% of terminated courses where treatment was abandoned or discontinued (rolling 12 month period)	3	325	0.9%	9.9%
% of completed treatments indicating that PAR score was taken (year to date)	0	162	0.0%	48.4%
Rate of removable appliances per 100 fixed appliances - proposed treatment (rolling 12 month period)	20	776	2.58	5.52
Rate of removable appliances per 100 fixed appliances - completed treatment (rolling 12 month period)	13	624	2.08	3.94
% of courses of treatment with removable appliances only - proposed treatment (rolling 12 month period)	1	398	0.3%	1.4%
% of courses of treatment with removable appliances only - completed treatment (rolling 12 month period)	0	322	0.0%	0.7%
% of patients satisfied with the treatment they have received (rolling 12 month period)	9	39	23.1%	17.6%

* Figures in italics indicate that the base number is less than 100.

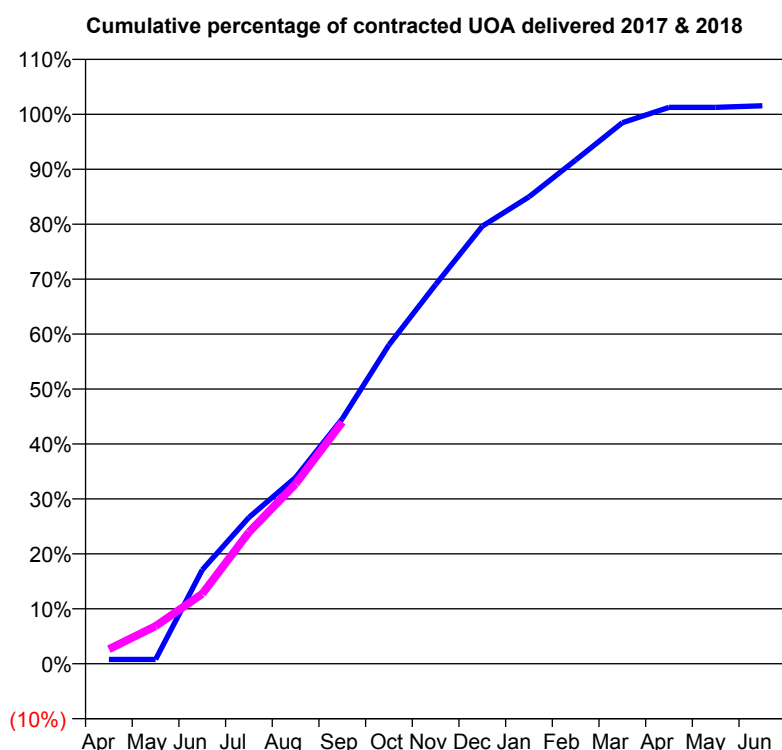
7A1 - Vital Signs Orthodontic At a Glance Contract Report for 101281/0258 - September 2017

Name or company name	OASIS DENTAL CARE LTD
Contract type name	PDS Contract
Purpose of contract	Orthodontic
Contract start date	01/04/2015
Contract end date	30/09/2018

17/18 Contracted general activity (UDA)	0
Carry forward general activity (UDA)	0
17/18 Contracted orthodontic activity (UOA)	7,500
Carry forward orthodontic activity (UOA)	-115
Baseline contract value	£412,342.62

ACCESS

	Contract	England and Wales
24 month ratio of assessments to patient IDs	1.00	1.09

ACTIVITY


Month	Adjusted Scheduled Activity (UOA)	
	2017	2018
April	60	199
May	60	514
June	1,282	955
July	1,998	1,795
August	2,544	2,457
September	3,344	3,298
October	4,352	
November	5,175	
December	5,973	
January	6,372	
February	6,876	
March	7,384	
April	7,594	
May	7,594	
June	7,615	

QUALITY

	Contract Quantity	Contract Base Number	Contract *	Wales
% of all assessments that were assess and fit appliances (rolling 12 month period)	356	389	91.5%	56.9%
% of all assessments that were assess and refuse (rolling 12 month period)	13	389	3.3%	9.8%
% of all assessments that were assess and review (rolling 12 month period)	20	389	5.1%	33.3%
% of terminated courses where treatment was abandoned or discontinued (rolling 12 month period)	25	400	6.3%	9.9%
% of completed treatments indicating that PAR score was taken (year to date)	197	204	96.6%	48.4%
Rate of removable appliances per 100 fixed appliances - proposed treatment (rolling 12 month period)	63	697	9.04	5.52
Rate of removable appliances per 100 fixed appliances - completed treatment (rolling 12 month period)	0	1	0.00	3.94
% of courses of treatment with removable appliances only - proposed treatment (rolling 12 month period)	5	356	1.4%	1.4%
% of courses of treatment with removable appliances only - completed treatment (rolling 12 month period)	0	375	0.0%	0.7%
% of patients satisfied with the treatment they have received (rolling 12 month period)	8	30	26.7%	17.6%

* Figures in italics indicate that the base number is less than 100.

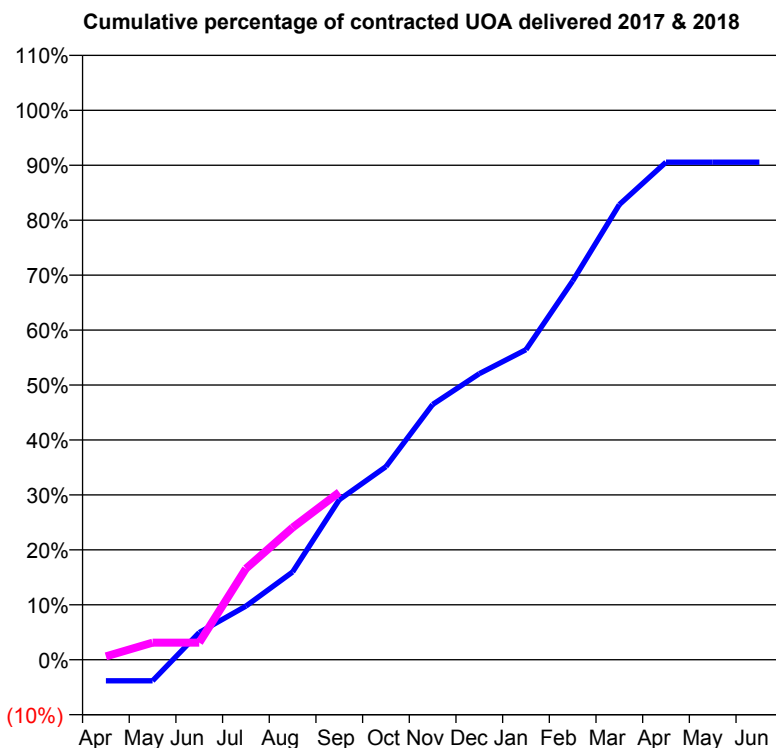
7A1 - Vital Signs Orthodontic At a Glance Contract Report for 154857/0001 - September 2017

Name or company name	Tameside Orthodontics Ltd
Contract type name	PDS Contract
Purpose of contract	Orthodontic
Contract start date	01/03/2012
Contract end date	30/09/2018

17/18 Contracted general activity (UDA)	0
Carry forward general activity (UDA)	0
17/18 Contracted orthodontic activity (UOA)	10,125
Carry forward orthodontic activity (UOA)	0
Baseline contract value	£551,295.85

ACCESS

	Contract	England and Wales
24 month ratio of assessments to patient IDs	1.02	1.09

ACTIVITY


Month	Adjusted Scheduled Activity (UOA)	
	2017	2018
April	-389	63
May	-389	315
June	503	315
July	988	1,680
August	1,618	2,436
September	2,949	3,087
October	3,558	
November	4,705	
December	5,272	
January	5,715	
February	6,979	
March	8,388	
April	9,169	
May	9,169	
June	9,169	

QUALITY

	Contract Quantity	Contract Base Number	Contract *	Wales
% of all assessments that were assess and fit appliances (rolling 12 month period)	502	505	99.4%	56.9%
% of all assessments that were assess and refuse (rolling 12 month period)	0	505	0.0%	9.8%
% of all assessments that were assess and review (rolling 12 month period)	3	505	0.6%	33.3%
% of terminated courses where treatment was abandoned or discontinued (rolling 12 month period)	27	311	8.7%	9.9%
% of completed treatments indicating that PAR score was taken (year to date)	104	114	91.2%	48.4%
Rate of removable appliances per 100 fixed appliances - proposed treatment (rolling 12 month period)	17	985	1.73	5.52
Rate of removable appliances per 100 fixed appliances - completed treatment (rolling 12 month period)	0	0	N/A	3.94
% of courses of treatment with removable appliances only - proposed treatment (rolling 12 month period)	7	502	1.4%	1.4%
% of courses of treatment with removable appliances only - completed treatment (rolling 12 month period)	0	284	0.0%	0.7%
% of patients satisfied with the treatment they have received (rolling 12 month period)	12	38	31.6%	17.6%

* Figures in italics indicate that the base number is less than 100.

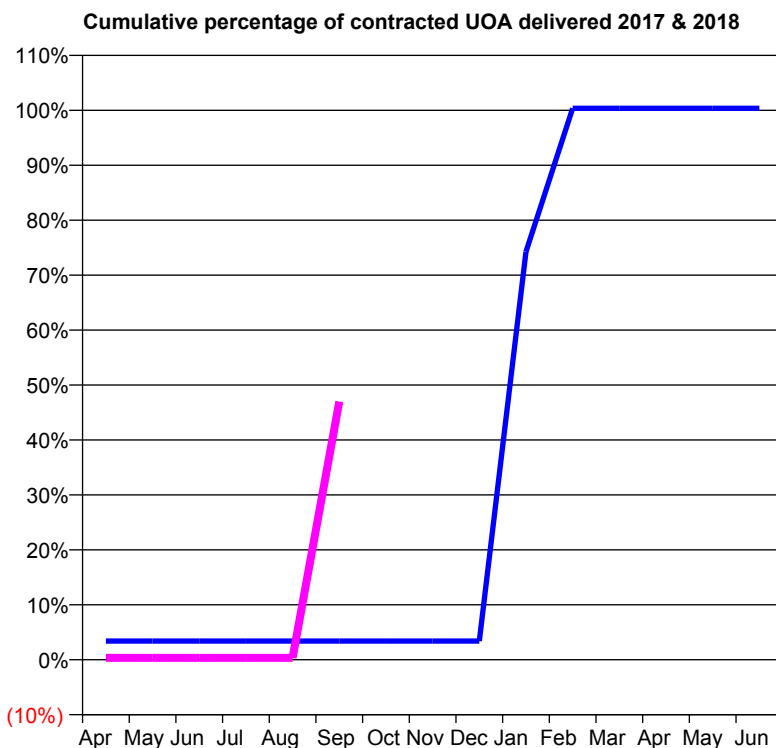
7A1 - Vital Signs Orthodontic At a Glance Contract Report for 173185/0001 - September 2017

Name or company name	Deintyddfa Deudraeth Dental Care Ltd.
Contract type name	GDS Contract
Purpose of contract	General and Orthodontic
Contract start date	01/05/2010
Contract end date	

17/18 Contracted general activity (UDA)	9,059
Carry forward general activity (UDA)	0
17/18 Contracted orthodontic activity (UOA)	1,143
Carry forward orthodontic activity (UOA)	-4
Baseline contract value	£327,884.94

ACCESS

	Contract	England and Wales
24 month ratio of assessments to patient IDs	1.00	1.09

ACTIVITY


Month	Adjusted Scheduled Activity (UOA)	
	2017	2018
April	39	4
May	39	4
June	39	4
July	39	4
August	39	4
September	39	537
October	39	
November	39	
December	39	
January	849	
February	1,147	
March	1,147	
April	1,147	
May	1,147	
June	1,147	

QUALITY

	Contract Quantity	Contract Base Number	Contract *	Wales
% of all assessments that were assess and fit appliances (rolling 12 month period)	83	83	100.0%	56.9%
% of all assessments that were assess and refuse (rolling 12 month period)	0	83	0.0%	9.8%
% of all assessments that were assess and review (rolling 12 month period)	0	83	0.0%	33.3%
% of terminated courses where treatment was abandoned or discontinued (rolling 12 month period)	0	52	0.0%	9.9%
% of completed treatments indicating that PAR score was taken (year to date)	1	52	1.9%	48.4%
Rate of removable appliances per 100 fixed appliances - proposed treatment (rolling 12 month period)	14	116	12.07	5.52
Rate of removable appliances per 100 fixed appliances - completed treatment (rolling 12 month period)	0	0	N/A	3.94
% of courses of treatment with removable appliances only - proposed treatment (rolling 12 month period)	8	83	9.6%	1.4%
% of courses of treatment with removable appliances only - completed treatment (rolling 12 month period)	0	52	0.0%	0.7%
% of patients satisfied with the treatment they have received (rolling 12 month period)	1	3	33.3%	17.6%

* Figures in italics indicate that the base number is less than 100.

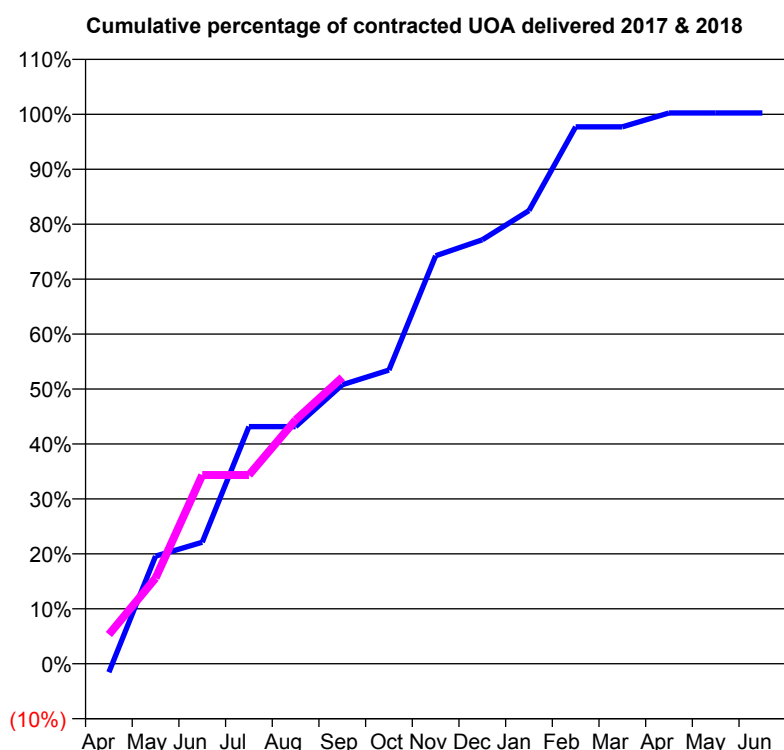
7A1 - Vital Signs Orthodontic At a Glance Contract Report for 175145/0002 - September 2017

Name or company name	Rhyl and Abergele Elwy Dental Partnership
Contract type name	GDS Contract
Purpose of contract	General and Orthodontic
Contract start date	01/03/2011
Contract end date	

17/18 Contracted general activity (UDA)	49,009
Carry forward general activity (UDA)	134
17/18 Contracted orthodontic activity (UOA)	827
Carry forward orthodontic activity (UOA)	-2
Baseline contract value	£1,406,204.10

ACCESS

	Contract	England and Wales
24 month ratio of assessments to patient IDs	1.02	1.09

ACTIVITY


Month	Adjusted Scheduled Activity (UOA)	
	2017	2018
April	-13	44
May	162	129
June	183	284
July	357	284
August	357	367
September	420	431
October	442	
November	614	
December	638	
January	682	
February	808	
March	808	
April	829	
May	829	
June	829	

QUALITY

	Contract Quantity	Contract Base Number	Contract *	Wales
% of all assessments that were assess and fit appliances (rolling 12 month period)	39	59	66.1%	56.9%
% of all assessments that were assess and refuse (rolling 12 month period)	17	59	28.8%	9.8%
% of all assessments that were assess and review (rolling 12 month period)	3	59	5.1%	33.3%
% of terminated courses where treatment was abandoned or discontinued (rolling 12 month period)	3	18	16.7%	9.9%
% of completed treatments indicating that PAR score was taken (year to date)	0	3	0.0%	48.4%
Rate of removable appliances per 100 fixed appliances - proposed treatment (rolling 12 month period)	5	57	8.77	5.52
Rate of removable appliances per 100 fixed appliances - completed treatment (rolling 12 month period)	3	18	16.67	3.94
% of courses of treatment with removable appliances only - proposed treatment (rolling 12 month period)	0	39	0.0%	1.4%
% of courses of treatment with removable appliances only - completed treatment (rolling 12 month period)	1	15	6.7%	0.7%
% of patients satisfied with the treatment they have received (rolling 12 month period)	1	5	20.0%	17.6%

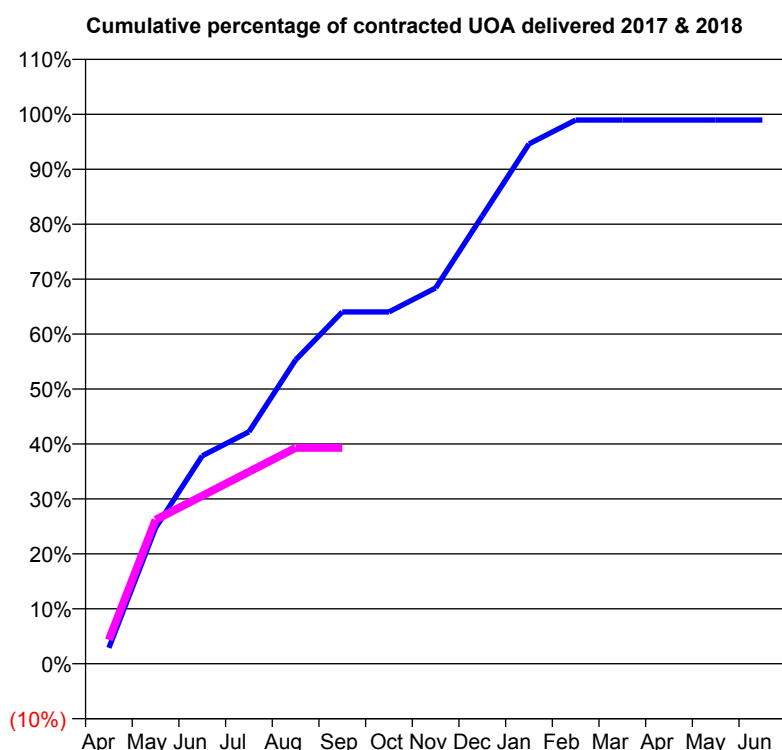
* Figures in italics indicate that the base number is less than 100.

7A1 - Vital Signs Orthodontic At a Glance Contract Report for 193216/0001 - September 2017

Name or company name	Ruthin Dental
Contract type name	GDS Contract
Purpose of contract	General and Orthodontic
Contract start date	01/04/2013
Contract end date	

17/18 Contracted general activity (UDA)	32,000
Carry forward general activity (UDA)	0
17/18 Contracted orthodontic activity (UOA)	481
Carry forward orthodontic activity (UOA)	0
Baseline contract value	£848,785.64

ACCESS	Contract	England and Wales
24 month ratio of assessments to patient IDs	1.00	1.09

ACTIVITY


Month	Adjusted Scheduled Activity (UOA)	
	2017	2018
April	14	21
May	119	126
June	182	147
July	203	168
August	266	189
September	308	189
October	308	
November	329	
December	392	
January	455	
February	476	
March	476	
April	476	
May	476	
June	476	

QUALITY	Contract Quantity	Contract Base Number	Contract *	Wales
% of all assessments that were assess and fit appliances (rolling 12 month period)	17	17	100.0%	56.9%
% of all assessments that were assess and refuse (rolling 12 month period)	0	17	0.0%	9.8%
% of all assessments that were assess and review (rolling 12 month period)	0	17	0.0%	33.3%
% of terminated courses where treatment was abandoned or discontinued (rolling 12 month period)	3	25	12.0%	9.9%
% of completed treatments indicating that PAR score was taken (year to date)	10	10	100.0%	48.4%
Rate of removable appliances per 100 fixed appliances - proposed treatment (rolling 12 month period)	1	23	4.35	5.52
Rate of removable appliances per 100 fixed appliances - completed treatment (rolling 12 month period)	0	3	0.00	3.94
% of courses of treatment with removable appliances only - proposed treatment (rolling 12 month period)	1	17	5.9%	1.4%
% of courses of treatment with removable appliances only - completed treatment (rolling 12 month period)	0	22	0.0%	0.7%
% of patients satisfied with the treatment they have received (rolling 12 month period)	3	5	60.0%	17.6%

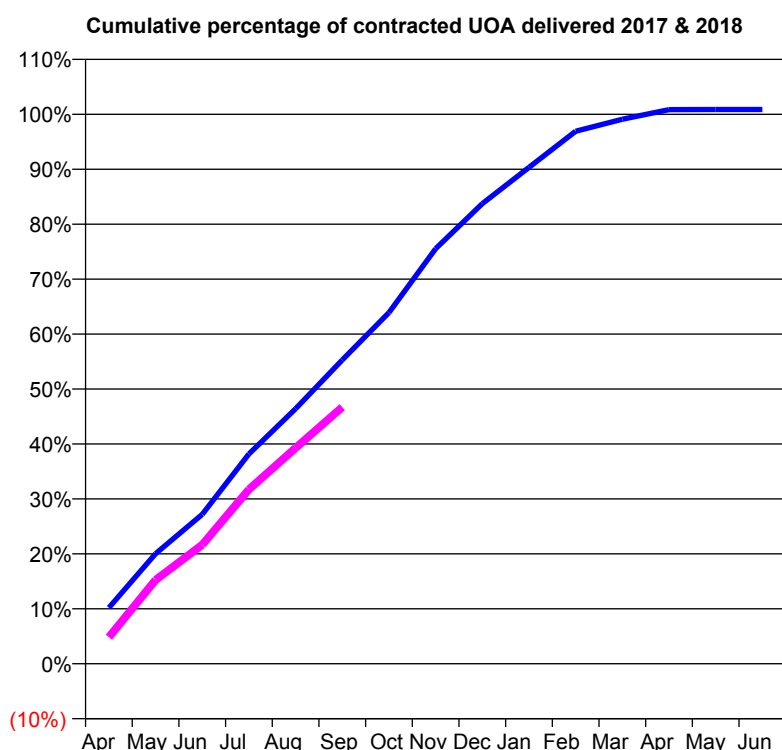
* Figures in italics indicate that the base number is less than 100.

7A1 - Vital Signs Orthodontic At a Glance Contract Report for 329398/0002 - September 2017

Name or company name	MR DJ PLUNKETT
Contract type name	PDS Contract
Purpose of contract	Orthodontic
Contract start date	01/05/2008
Contract end date	30/09/2018

17/18 Contracted general activity (UDA)	0
Carry forward general activity (UDA)	0
17/18 Contracted orthodontic activity (UOA)	9,700
Carry forward orthodontic activity (UOA)	-83
Baseline contract value	£564,548.24

ACCESS	Contract	England and Wales
24 month ratio of assessments to patient IDs	1.04	1.09

ACTIVITY


Month	Adjusted Scheduled Activity (UOA)	
	2017	2018
April	990	470
May	1,944	1,480
June	2,638	2,102
July	3,703	3,077
August	4,502	3,809
September	5,363	4,530
October	6,198	
November	7,326	
December	8,122	
January	8,762	
February	9,400	
March	9,611	
April	9,781	
May	9,783	
June	9,783	

QUALITY	Contract Quantity	Contract Base Number	Contract *	Wales
% of all assessments that were assess and fit appliances (rolling 12 month period)	411	668	61.5%	56.9%
% of all assessments that were assess and refuse (rolling 12 month period)	74	668	11.1%	9.8%
% of all assessments that were assess and review (rolling 12 month period)	183	668	27.4%	33.3%
% of terminated courses where treatment was abandoned or discontinued (rolling 12 month period)	30	366	8.2%	9.9%
% of completed treatments indicating that PAR score was taken (year to date)	154	166	92.8%	48.4%
Rate of removable appliances per 100 fixed appliances - proposed treatment (rolling 12 month period)	2	791	0.25	5.52
Rate of removable appliances per 100 fixed appliances - completed treatment (rolling 12 month period)	4	613	0.65	3.94
% of courses of treatment with removable appliances only - proposed treatment (rolling 12 month period)	0	411	0.0%	1.4%
% of courses of treatment with removable appliances only - completed treatment (rolling 12 month period)	1	336	0.3%	0.7%
% of patients satisfied with the treatment they have received (rolling 12 month period)	13	58	22.4%	17.6%

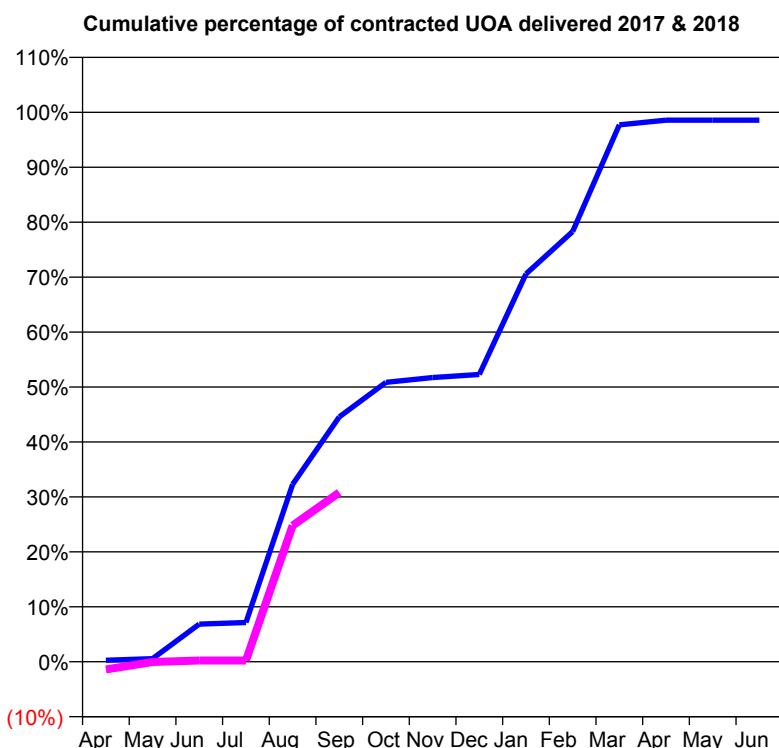
* Figures in italics indicate that the base number is less than 100.

7A1 - Vital Signs Orthodontic At a Glance Contract Report for 826677/0001 - September 2017

Name or company name	MR SJ LANGSTON
Contract type name	GDS Contract
Purpose of contract	General and Orthodontic
Contract start date	01/04/2006
Contract end date	

17/18 Contracted general activity (UDA)	560
Carry forward general activity (UDA)	11
17/18 Contracted orthodontic activity (UOA)	350
Carry forward orthodontic activity (UOA)	5
Baseline contract value	£36,767.93

ACCESS	Contract	England and Wales
24 month ratio of assessments to patient IDs	1.43	1.09

ACTIVITY


Month	Adjusted Scheduled Activity (UOA)	
	2017	2018
April	1	-5
May	2	-0
June	24	1
July	25	1
August	113	87
September	156	108
October	178	
November	181	
December	183	
January	247	
February	274	
March	342	
April	345	
May	345	
June	345	

QUALITY	Contract Quantity	Contract Base Number	Contract *	Wales
% of all assessments that were assess and fit appliances (rolling 12 month period)	15	36	41.7%	56.9%
% of all assessments that were assess and refuse (rolling 12 month period)	0	36	0.0%	9.8%
% of all assessments that were assess and review (rolling 12 month period)	21	36	58.3%	33.3%
% of terminated courses where treatment was abandoned or discontinued (rolling 12 month period)	2	15	13.3%	9.9%
% of completed treatments indicating that PAR score was taken (year to date)	0	3	0.0%	48.4%
Rate of removable appliances per 100 fixed appliances - proposed treatment (rolling 12 month period)	0	0	N/A	5.52
Rate of removable appliances per 100 fixed appliances - completed treatment (rolling 12 month period)	0	0	N/A	3.94
% of courses of treatment with removable appliances only - proposed treatment (rolling 12 month period)	0	15	0.0%	1.4%
% of courses of treatment with removable appliances only - completed treatment (rolling 12 month period)	0	13	0.0%	0.7%
% of patients satisfied with the treatment they have received (rolling 12 month period)	0	1	0.0%	17.6%

* Figures in italics indicate that the base number is less than 100.

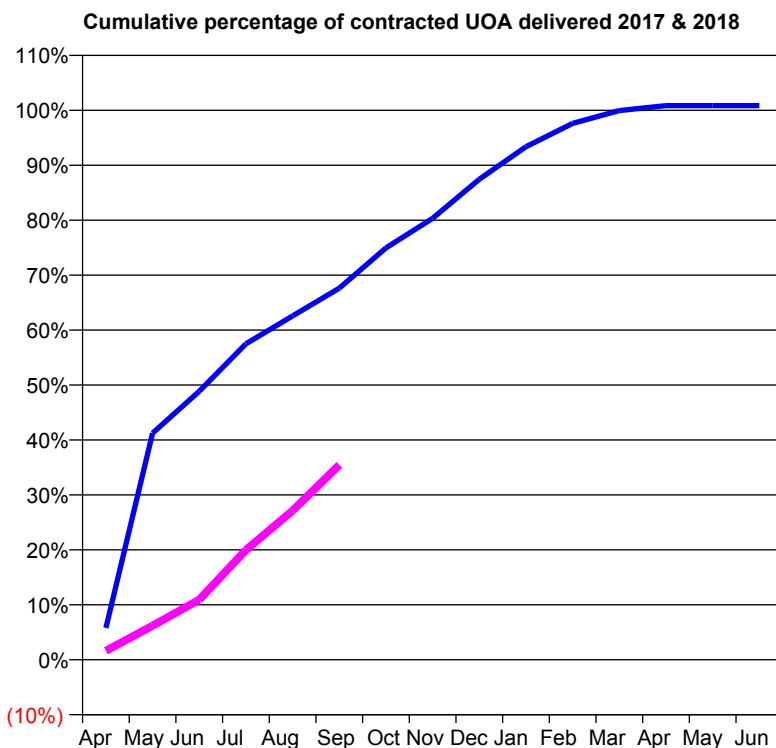
7A2 - Vital Signs Orthodontic At a Glance Contract Report for 176710/0007 - September 2017

Name or company name	Q Dental Care Limited
Contract type name	PDS Contract
Purpose of contract	Orthodontic
Contract start date	01/07/2011
Contract end date	31/03/2018

17/18 Contracted general activity (UDA)	0
Carry forward general activity (UDA)	0
17/18 Contracted orthodontic activity (UOA)	18,000
Carry forward orthodontic activity (UOA)	0
Baseline contract value	£1,173,475.71

ACCESS

	Contract	England and Wales
24 month ratio of assessments to patient IDs	1.00	1.09

ACTIVITY


Month	Adjusted Scheduled Activity (UOA)	
	2017	2018
April	1,065	294
May	7,582	1,118
June	8,984	1,966
July	10,573	3,597
August	11,507	4,886
September	12,435	6,385
October	13,781	
November	14,774	
December	16,082	
January	17,169	
February	17,950	
March	18,378	
April	18,546	
May	18,546	
June	18,546	

QUALITY

	Contract Quantity	Contract Base Number	Contract *	Wales
% of all assessments that were assess and fit appliances (rolling 12 month period)	594	595	99.8%	56.9%
% of all assessments that were assess and refuse (rolling 12 month period)	0	595	0.0%	9.8%
% of all assessments that were assess and review (rolling 12 month period)	1	595	0.2%	33.3%
% of terminated courses where treatment was abandoned or discontinued (rolling 12 month period)	111	629	17.6%	9.9%
% of completed treatments indicating that PAR score was taken (year to date)	175	229	76.4%	48.4%
Rate of removable appliances per 100 fixed appliances - proposed treatment (rolling 12 month period)	2	1,163	0.17	5.52
Rate of removable appliances per 100 fixed appliances - completed treatment (rolling 12 month period)	1	1,034	0.10	3.94
% of courses of treatment with removable appliances only - proposed treatment (rolling 12 month period)	0	594	0.0%	1.4%
% of courses of treatment with removable appliances only - completed treatment (rolling 12 month period)	0	518	0.0%	0.7%
% of patients satisfied with the treatment they have received (rolling 12 month period)	7	44	15.9%	17.6%

* Figures in italics indicate that the base number is less than 100.

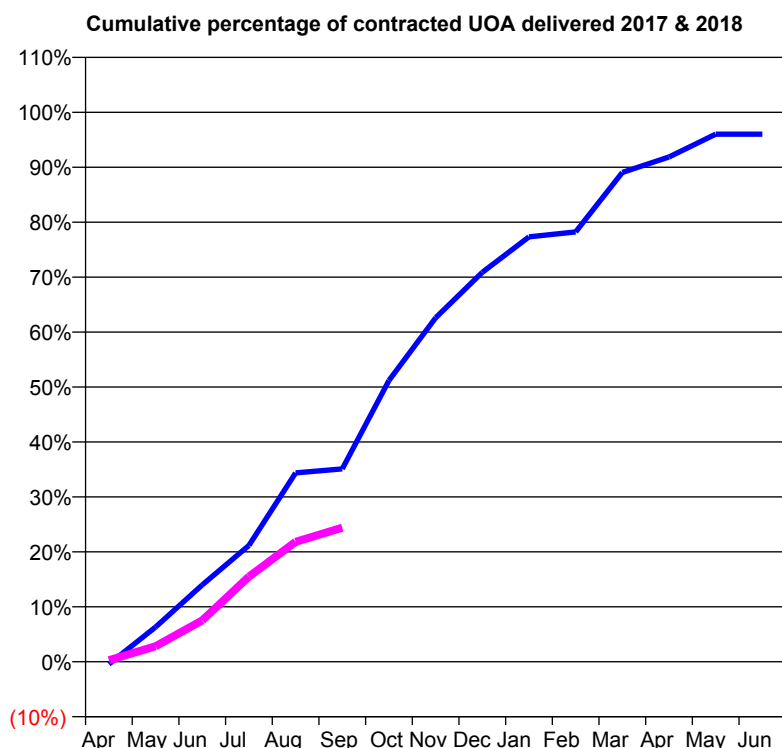
7A2 - Vital Signs Orthodontic At a Glance Contract Report for 176710/0008 - September 2017

Name or company name	Q Dental Care Limited
Contract type name	PDS Contract
Purpose of contract	Orthodontic
Contract start date	01/04/2015
Contract end date	31/03/2018

17/18 Contracted general activity (UDA)	0
Carry forward general activity (UDA)	0
17/18 Contracted orthodontic activity (UOA)	2,200
Carry forward orthodontic activity (UOA)	0
Baseline contract value	£57,161.55

ACCESS

	Contract	England and Wales
24 month ratio of assessments to patient IDs	1.05	1.09

ACTIVITY


Month	Adjusted Scheduled Activity (UOA)	
	2017	2018
April	-10	6
May	139	62
June	308	166
July	466	341
August	756	480
September	772	537
October	1,126	
November	1,377	
December	1,559	
January	1,701	
February	1,721	
March	1,959	
April	2,021	
May	2,112	
June	2,112	

QUALITY

	Contract Quantity	Contract Base Number	Contract *	Wales
% of all assessments that were assess and fit appliances (rolling 12 month period)	0	1,881	0.0%	56.9%
% of all assessments that were assess and refuse (rolling 12 month period)	91	1,881	4.8%	9.8%
% of all assessments that were assess and review (rolling 12 month period)	1,790	1,881	95.2%	33.3%
% of terminated courses where treatment was abandoned or discontinued (rolling 12 month period)	3	3	100.0%	9.9%
% of completed treatments indicating that PAR score was taken (year to date)	0	0	N/A	48.4%
Rate of removable appliances per 100 fixed appliances - proposed treatment (rolling 12 month period)	0	0	N/A	5.52
Rate of removable appliances per 100 fixed appliances - completed treatment (rolling 12 month period)	0	0	N/A	3.94
% of courses of treatment with removable appliances only - proposed treatment (rolling 12 month period)	0	0	N/A	1.4%
% of courses of treatment with removable appliances only - completed treatment (rolling 12 month period)	0	0	N/A	0.7%
% of patients satisfied with the treatment they have received (rolling 12 month period)	0	0	N/A	17.6%

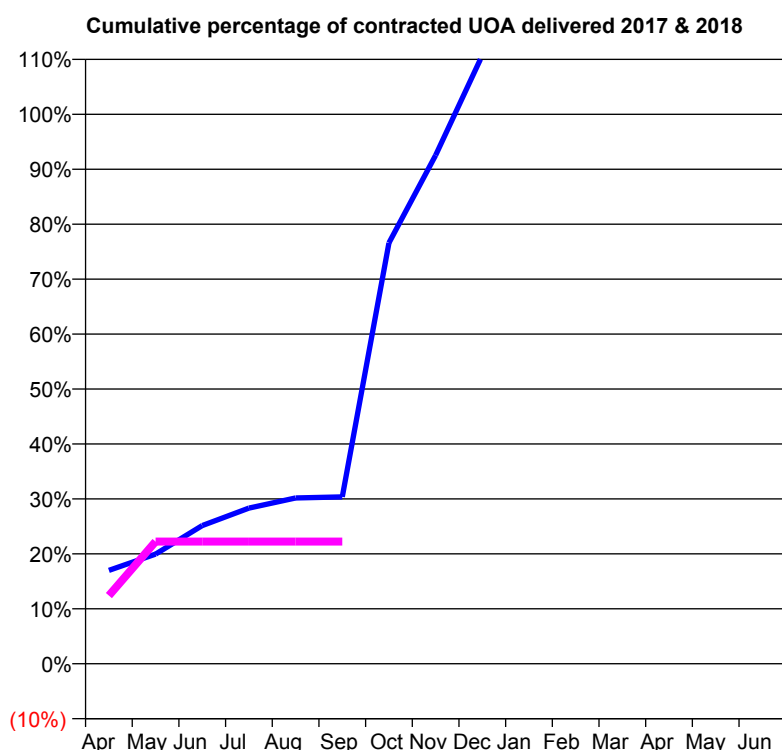
* Figures in italics indicate that the base number is less than 100.

7A3 - Vital Signs Orthodontic At a Glance Contract Report for 117234/0001 - September 2017

Name or company name	Cwmtawe Dental Practice Ltd
Contract type name	GDS Contract
Purpose of contract	General and Orthodontic
Contract start date	01/04/2008
Contract end date	

17/18 Contracted general activity (UDA)	9,000
Carry forward general activity (UDA)	32
17/18 Contracted orthodontic activity (UOA)	3,062
Carry forward orthodontic activity (UOA)	0
Baseline contract value	£422,446.95

ACCESS	Contract	England and Wales
24 month ratio of assessments to patient IDs	1.15	1.09

ACTIVITY


Month	Adjusted Scheduled Activity (UOA)	
	2017	2018
April	351	380
May	412	681
June	519	681
July	585	681
August	623	681
September	627	681
October	1,581	
November	1,910	
December	2,285	
January	2,578	
February	3,204	
March	3,958	
April	3,959	
May	3,959	
June	3,959	

QUALITY	Contract Quantity	Contract Base Number	Contract *	Wales
% of all assessments that were assess and fit appliances (rolling 12 month period)	185	351	52.7%	56.9%
% of all assessments that were assess and refuse (rolling 12 month period)	38	351	10.8%	9.8%
% of all assessments that were assess and review (rolling 12 month period)	128	351	36.5%	33.3%
% of terminated courses where treatment was abandoned or discontinued (rolling 12 month period)	39	152	25.7%	9.9%
% of completed treatments indicating that PAR score was taken (year to date)	2	40	5.0%	48.4%
Rate of removable appliances per 100 fixed appliances - proposed treatment (rolling 12 month period)	38	354	10.73	5.52
Rate of removable appliances per 100 fixed appliances - completed treatment (rolling 12 month period)	49	199	24.62	3.94
% of courses of treatment with removable appliances only - proposed treatment (rolling 12 month period)	0	185	0.0%	1.4%
% of courses of treatment with removable appliances only - completed treatment (rolling 12 month period)	0	113	0.0%	0.7%
% of patients satisfied with the treatment they have received (rolling 12 month period)	0	12	0.0%	17.6%

* Figures in italics indicate that the base number is less than 100.

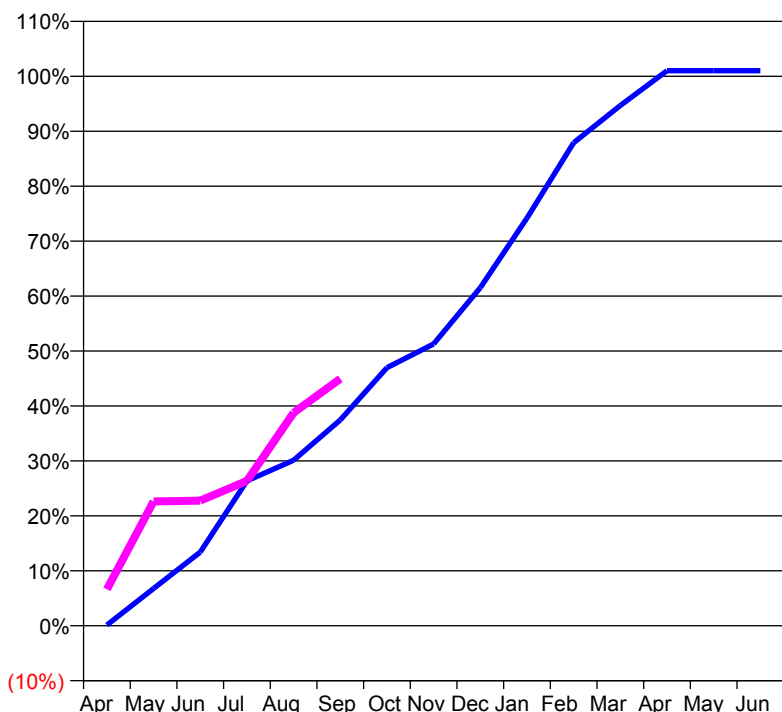
7A3 - Vital Signs Orthodontic At a Glance Contract Report for 153729/0001 - September 2017

Name or company name	Dr EV Johnstone, Dr D Ainsworth and Dr J
Contract type name	GDS Contract
Purpose of contract	General and Orthodontic
Contract start date	01/04/2006
Contract end date	

17/18 Contracted general activity (UDA)	9,742
Carry forward general activity (UDA)	0
17/18 Contracted orthodontic activity (UOA)	694
Carry forward orthodontic activity (UOA)	0
Baseline contract value	£432,829.46

ACCESS

	Contract	England and Wales
24 month ratio of assessments to patient IDs	1.13	1.09

ACTIVITY
Cumulative percentage of contracted UOA delivered 2017 & 2018

Adjusted Scheduled Activity (UOA)

Month	2017	2018
April	1	46
May	47	157
June	93	158
July	183	183
August	209	269
September	260	312
October	326	
November	356	
December	427	
January	515	
February	610	
March	657	
April	701	
May	701	
June	701	

QUALITY

	Contract Quantity	Contract Base Number	Contract *	Wales
% of all assessments that were assess and fit appliances (rolling 12 month period)	34	86	39.5%	56.9%
% of all assessments that were assess and refuse (rolling 12 month period)	2	86	2.3%	9.8%
% of all assessments that were assess and review (rolling 12 month period)	50	86	58.1%	33.3%
% of terminated courses where treatment was abandoned or discontinued (rolling 12 month period)	0	1	0.0%	9.9%
% of completed treatments indicating that PAR score was taken (year to date)	1	1	100.0%	48.4%
Rate of removable appliances per 100 fixed appliances - proposed treatment (rolling 12 month period)	7	54	12.96	5.52
Rate of removable appliances per 100 fixed appliances - completed treatment (rolling 12 month period)	0	2	0.00	3.94
% of courses of treatment with removable appliances only - proposed treatment (rolling 12 month period)	3	34	8.8%	1.4%
% of courses of treatment with removable appliances only - completed treatment (rolling 12 month period)	0	1	0.0%	0.7%
% of patients satisfied with the treatment they have received (rolling 12 month period)	4	9	44.4%	17.6%

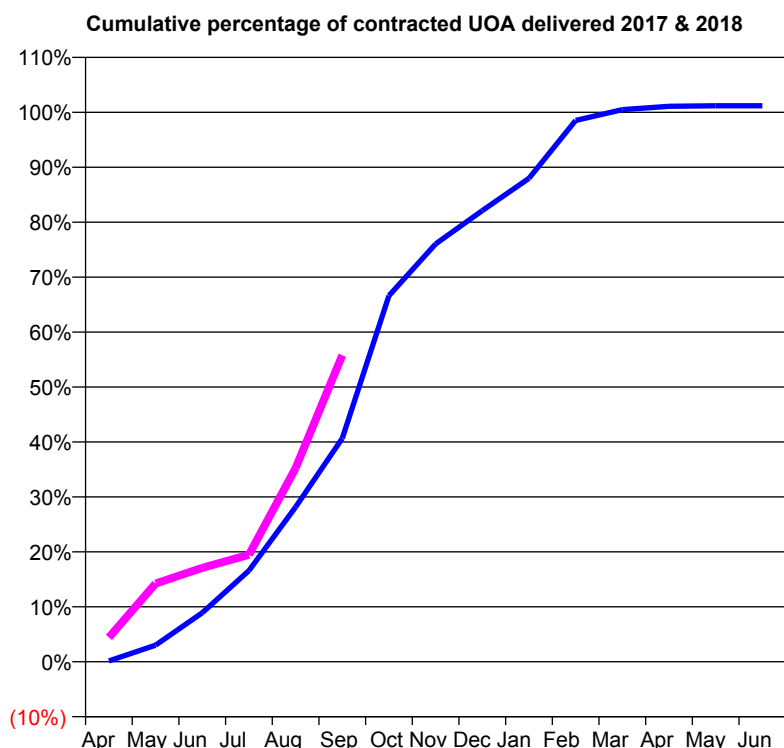
* Figures in italics indicate that the base number is less than 100.

7A3 - Vital Signs Orthodontic At a Glance Contract Report for 162868/0001 - September 2017

Name or company name	Neat-Teeth Orthodontics Limited
Contract type name	GDS Contract
Purpose of contract	Orthodontic
Contract start date	01/09/2011
Contract end date	30/11/2021

17/18 Contracted general activity (UDA)	0
Carry forward general activity (UDA)	0
17/18 Contracted orthodontic activity (UOA)	9,014
Carry forward orthodontic activity (UOA)	-107
Baseline contract value	£577,431.07

ACCESS	Contract	England and Wales
24 month ratio of assessments to patient IDs	1.03	1.09

ACTIVITY


Month	Adjusted Scheduled Activity (UOA)	
	2017	2018
April	14	399
May	273	1,284
June	803	1,542
July	1,496	1,755
August	2,539	3,177
September	3,665	5,028
October	6,005	
November	6,854	
December	7,402	
January	7,930	
February	8,880	
March	9,058	
April	9,112	
May	9,121	
June	9,121	

QUALITY	Contract Quantity	Contract Base Number	Contract *	Wales
% of all assessments that were assess and fit appliances (rolling 12 month period)	493	915	53.9%	56.9%
% of all assessments that were assess and refuse (rolling 12 month period)	101	915	11.0%	9.8%
% of all assessments that were assess and review (rolling 12 month period)	321	915	35.1%	33.3%
% of terminated courses where treatment was abandoned or discontinued (rolling 12 month period)	33	253	13.0%	9.9%
% of completed treatments indicating that PAR score was taken (year to date)	66	85	77.6%	48.4%
Rate of removable appliances per 100 fixed appliances - proposed treatment (rolling 12 month period)	13	524	2.48	5.52
Rate of removable appliances per 100 fixed appliances - completed treatment (rolling 12 month period)	0	0	N/A	3.94
% of courses of treatment with removable appliances only - proposed treatment (rolling 12 month period)	0	493	0.0%	1.4%
% of courses of treatment with removable appliances only - completed treatment (rolling 12 month period)	0	220	0.0%	0.7%
% of patients satisfied with the treatment they have received (rolling 12 month period)	7	51	13.7%	17.6%

* Figures in italics indicate that the base number is less than 100.

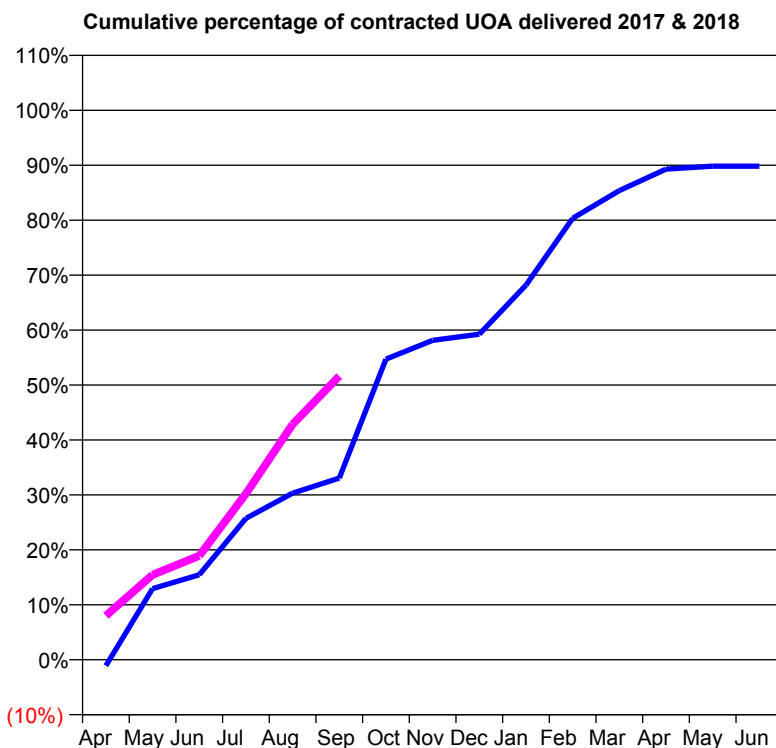
7A3 - Vital Signs Orthodontic At a Glance Contract Report for 176710/0005 - September 2017

Name or company name	Q Dental Care Limited
Contract type name	PDS Contract
Purpose of contract	Orthodontic
Contract start date	01/07/2011
Contract end date	30/11/2021

17/18 Contracted general activity (UDA)	0
Carry forward general activity (UDA)	0
17/18 Contracted orthodontic activity (UOA)	7,824
Carry forward orthodontic activity (UOA)	0
Baseline contract value	£501,200.43

ACCESS

	Contract	England and Wales
24 month ratio of assessments to patient IDs	1.02	1.09

ACTIVITY


Month	Adjusted Scheduled Activity (UOA)	
	2017	2018
April	-87	627
May	1,013	1,210
June	1,210	1,480
July	2,013	2,364
August	2,373	3,353
September	2,587	4,040
October	4,281	
November	4,547	
December	4,635	
January	5,333	
February	6,285	
March	6,680	
April	6,985	
May	7,027	
June	7,027	

QUALITY

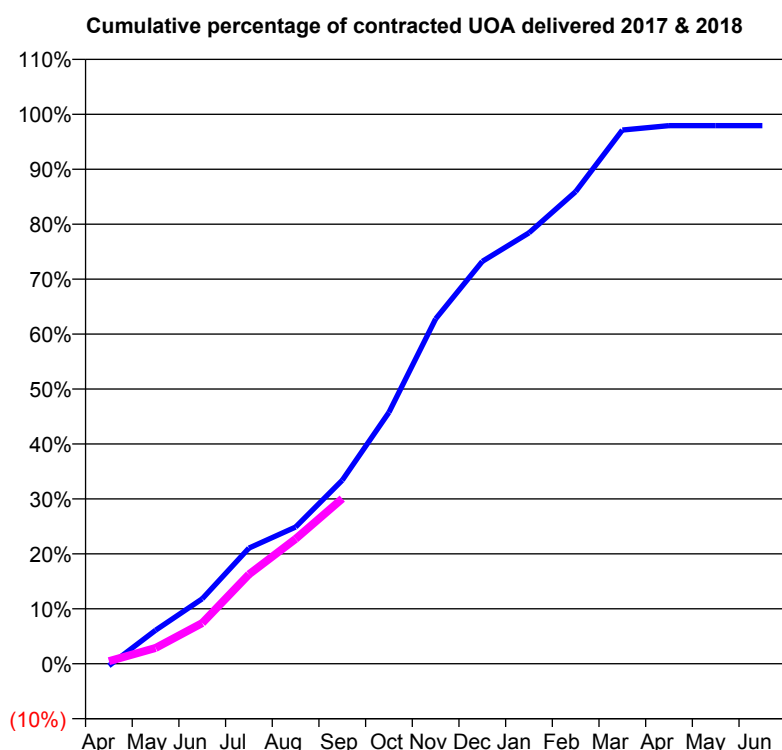
	Contract Quantity	Contract Base Number	Contract *	Wales
% of all assessments that were assess and fit appliances (rolling 12 month period)	391	675	57.9%	56.9%
% of all assessments that were assess and refuse (rolling 12 month period)	132	675	19.6%	9.8%
% of all assessments that were assess and review (rolling 12 month period)	152	675	22.5%	33.3%
% of terminated courses where treatment was abandoned or discontinued (rolling 12 month period)	43	278	15.5%	9.9%
% of completed treatments indicating that PAR score was taken (year to date)	0	121	0.0%	48.4%
Rate of removable appliances per 100 fixed appliances - proposed treatment (rolling 12 month period)	29	742	3.91	5.52
Rate of removable appliances per 100 fixed appliances - completed treatment (rolling 12 month period)	15	463	3.24	3.94
% of courses of treatment with removable appliances only - proposed treatment (rolling 12 month period)	10	391	2.6%	1.4%
% of courses of treatment with removable appliances only - completed treatment (rolling 12 month period)	0	235	0.0%	0.7%
% of patients satisfied with the treatment they have received (rolling 12 month period)	1	14	7.1%	17.6%

* Figures in italics indicate that the base number is less than 100.

7A3 - Vital Signs Orthodontic At a Glance Contract Report for 176710/0006 - September 2017

Name or company name	Q Dental Care Limited	17/18 Contracted general activity (UDA)	0
Contract type name	PDS Contract	Carry forward general activity (UDA)	0
Purpose of contract	Orthodontic	17/18 Contracted orthodontic activity (UOA)	10,822
Contract start date	01/07/2011	Carry forward orthodontic activity (UOA)	0
Contract end date	30/11/2021	Baseline contract value	£693,250.39

ACCESS	Contract	England and Wales
24 month ratio of assessments to patient IDs	1.06	1.09

ACTIVITY


Month	Adjusted Scheduled Activity (UOA)	
	2017	2018
April	-41	50
May	660	311
June	1,280	802
July	2,277	1,761
August	2,693	2,460
September	3,614	3,253
October	4,951	
November	6,792	
December	7,924	
January	8,487	
February	9,299	
March	10,510	
April	10,597	
May	10,597	
June	10,597	

QUALITY	Contract Quantity	Contract Base Number	Contract *	Wales
% of all assessments that were assess and fit appliances (rolling 12 month period)	471	894	52.7%	56.9%
% of all assessments that were assess and refuse (rolling 12 month period)	42	894	4.7%	9.8%
% of all assessments that were assess and review (rolling 12 month period)	381	894	42.6%	33.3%
% of terminated courses where treatment was abandoned or discontinued (rolling 12 month period)	38	577	6.6%	9.9%
% of completed treatments indicating that PAR score was taken (year to date)	0	275	0.0%	48.4%
Rate of removable appliances per 100 fixed appliances - proposed treatment (rolling 12 month period)	73	895	8.16	5.52
Rate of removable appliances per 100 fixed appliances - completed treatment (rolling 12 month period)	22	1,035	2.13	3.94
% of courses of treatment with removable appliances only - proposed treatment (rolling 12 month period)	9	471	1.9%	1.4%
% of courses of treatment with removable appliances only - completed treatment (rolling 12 month period)	3	539	0.6%	0.7%
% of patients satisfied with the treatment they have received (rolling 12 month period)	10	49	20.4%	17.6%

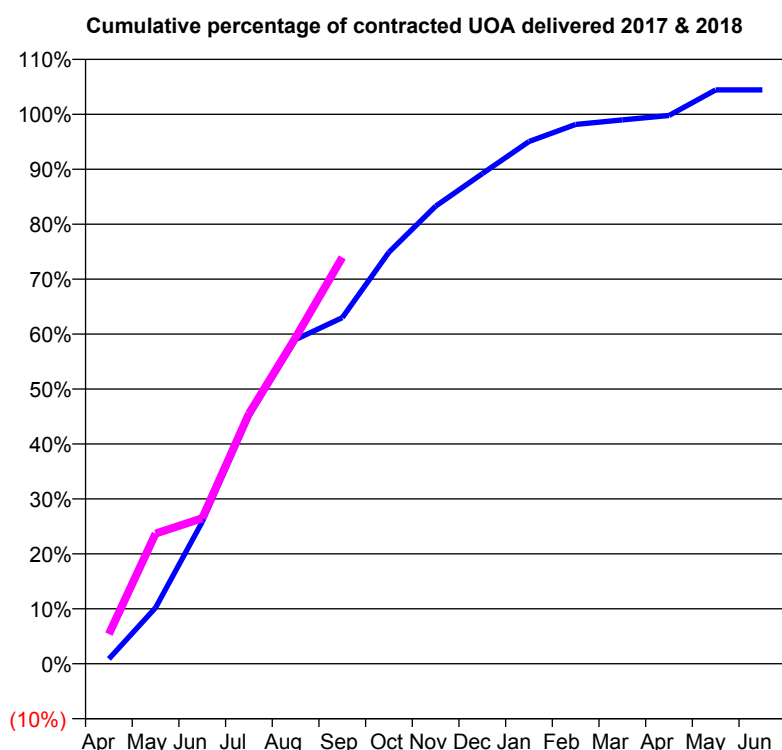
* Figures in italics indicate that the base number is less than 100.

7A3 - Vital Signs Orthodontic At a Glance Contract Report for 181382/0001 - September 2017

Name or company name	Cwmdulais Dental Practice
Contract type name	GDS Contract
Purpose of contract	General and Orthodontic
Contract start date	01/01/2014
Contract end date	

17/18 Contracted general activity (UDA)	8,575
Carry forward general activity (UDA)	0
17/18 Contracted orthodontic activity (UOA)	1,351
Carry forward orthodontic activity (UOA)	0
Baseline contract value	£416,816.49

ACCESS	Contract	England and Wales
24 month ratio of assessments to patient IDs	1.08	1.09

ACTIVITY


Month	Adjusted Scheduled Activity (UOA)	
	2017	2018
April	12	73
May	138	320
June	349	358
July	609	615
August	797	802
September	851	999
October	1,012	
November	1,125	
December	1,205	
January	1,284	
February	1,326	
March	1,337	
April	1,348	
May	1,411	
June	1,411	

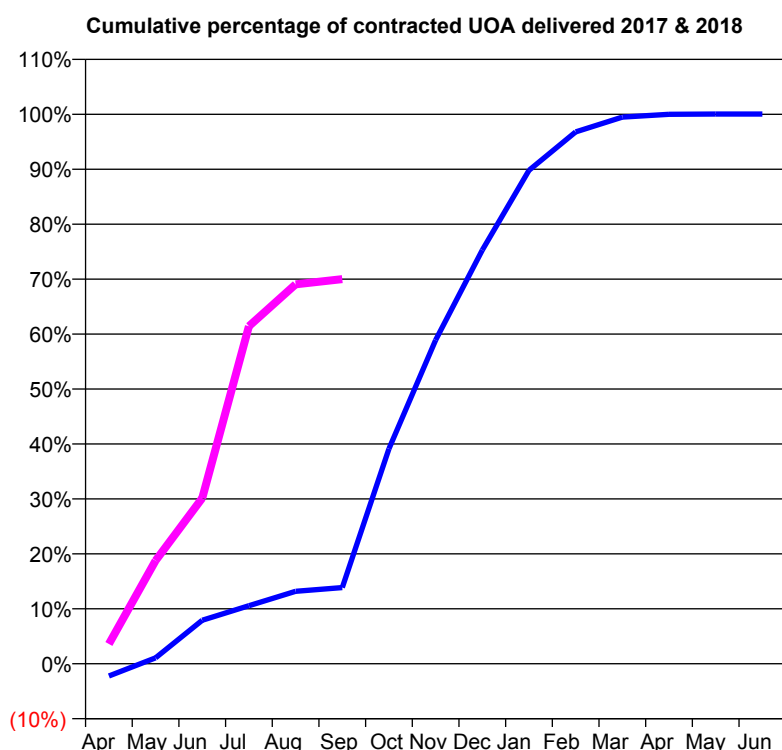
QUALITY	Contract Quantity	Contract Base Number	Contract *	Wales
% of all assessments that were assess and fit appliances (rolling 12 month period)	69	281	24.6%	56.9%
% of all assessments that were assess and refuse (rolling 12 month period)	41	281	14.6%	9.8%
% of all assessments that were assess and review (rolling 12 month period)	171	281	60.9%	33.3%
% of terminated courses where treatment was abandoned or discontinued (rolling 12 month period)	9	59	15.3%	9.9%
% of completed treatments indicating that PAR score was taken (year to date)	0	16	0.0%	48.4%
Rate of removable appliances per 100 fixed appliances - proposed treatment (rolling 12 month period)	33	129	25.58	5.52
Rate of removable appliances per 100 fixed appliances - completed treatment (rolling 12 month period)	32	91	35.16	3.94
% of courses of treatment with removable appliances only - proposed treatment (rolling 12 month period)	2	69	2.9%	1.4%
% of courses of treatment with removable appliances only - completed treatment (rolling 12 month period)	2	50	4.0%	0.7%
% of patients satisfied with the treatment they have received (rolling 12 month period)	1	8	12.5%	17.6%

* Figures in italics indicate that the base number is less than 100.

7A3 - Vital Signs Orthodontic At a Glance Contract Report for 636126/0001 - September 2017

Name or company name	MR J KNOX	17/18 Contracted general activity (UDA)	0
Contract type name	PDS Contract	Carry forward general activity (UDA)	0
Purpose of contract	Orthodontic	17/18 Contracted orthodontic activity (UOA)	2,500
Contract start date	01/04/2006	Carry forward orthodontic activity (UOA)	-1
Contract end date	30/11/2021	Baseline contract value	£160,148.40

ACCESS	Contract	England and Wales
24 month ratio of assessments to patient IDs	1.08	1.09

ACTIVITY


Month	Adjusted Scheduled Activity (UOA)	
	2017	2018
April	-56	90
May	27	469
June	198	754
July	264	1,536
August	330	1,726
September	347	1,750
October	978	
November	1,473	
December	1,882	
January	2,245	
February	2,420	
March	2,487	
April	2,500	
May	2,501	
June	2,501	

QUALITY	Contract Quantity	Contract Base Number	Contract *	Wales
% of all assessments that were assess and fit appliances (rolling 12 month period)	185	490	37.8%	56.9%
% of all assessments that were assess and refuse (rolling 12 month period)	141	490	28.8%	9.8%
% of all assessments that were assess and review (rolling 12 month period)	164	490	33.5%	33.3%
% of terminated courses where treatment was abandoned or discontinued (rolling 12 month period)	28	155	18.1%	9.9%
% of completed treatments indicating that PAR score was taken (year to date)	58	72	80.6%	48.4%
Rate of removable appliances per 100 fixed appliances - proposed treatment (rolling 12 month period)	6	230	2.61	5.52
Rate of removable appliances per 100 fixed appliances - completed treatment (rolling 12 month period)	0	0	N/A	3.94
% of courses of treatment with removable appliances only - proposed treatment (rolling 12 month period)	0	185	0.0%	1.4%
% of courses of treatment with removable appliances only - completed treatment (rolling 12 month period)	0	127	0.0%	0.7%
% of patients satisfied with the treatment they have received (rolling 12 month period)	2	12	16.7%	17.6%

* Figures in italics indicate that the base number is less than 100.

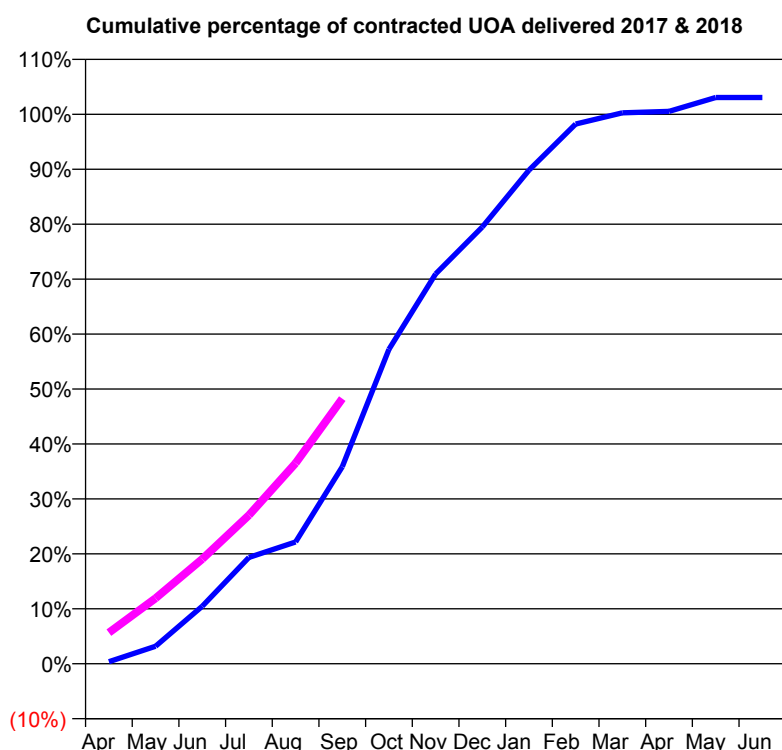
7A3 - Vital Signs Orthodontic At a Glance Contract Report for 658472/0001 - September 2017

Name or company name	MR RR WESTERHOLM
Contract type name	PDS Contract
Purpose of contract	Orthodontic
Contract start date	01/04/2006
Contract end date	30/11/2021

17/18 Contracted general activity (UDA)	0
Carry forward general activity (UDA)	0
17/18 Contracted orthodontic activity (UOA)	5,000
Carry forward orthodontic activity (UOA)	-153
Baseline contract value	£320,296.80

ACCESS

	Contract	England and Wales
24 month ratio of assessments to patient IDs	1.06	1.09

ACTIVITY


Month	Adjusted Scheduled Activity (UOA)	
	2017	2018
April	19	283
May	159	596
June	523	953
July	968	1,352
August	1,108	1,826
September	1,793	2,413
October	2,862	
November	3,547	
December	3,974	
January	4,491	
February	4,911	
March	5,013	
April	5,026	
May	5,153	
June	5,153	

QUALITY

	Contract Quantity	Contract Base Number	Contract *	Wales
% of all assessments that were assess and fit appliances (rolling 12 month period)	255	531	48.0%	56.9%
% of all assessments that were assess and refuse (rolling 12 month period)	77	531	14.5%	9.8%
% of all assessments that were assess and review (rolling 12 month period)	199	531	37.5%	33.3%
% of terminated courses where treatment was abandoned or discontinued (rolling 12 month period)	24	226	10.6%	9.9%
% of completed treatments indicating that PAR score was taken (year to date)	68	105	64.8%	48.4%
Rate of removable appliances per 100 fixed appliances - proposed treatment (rolling 12 month period)	0	399	0.00	5.52
Rate of removable appliances per 100 fixed appliances - completed treatment (rolling 12 month period)	0	2	0.00	3.94
% of courses of treatment with removable appliances only - proposed treatment (rolling 12 month period)	0	255	0.0%	1.4%
% of courses of treatment with removable appliances only - completed treatment (rolling 12 month period)	0	202	0.0%	0.7%
% of patients satisfied with the treatment they have received (rolling 12 month period)	1	12	8.3%	17.6%

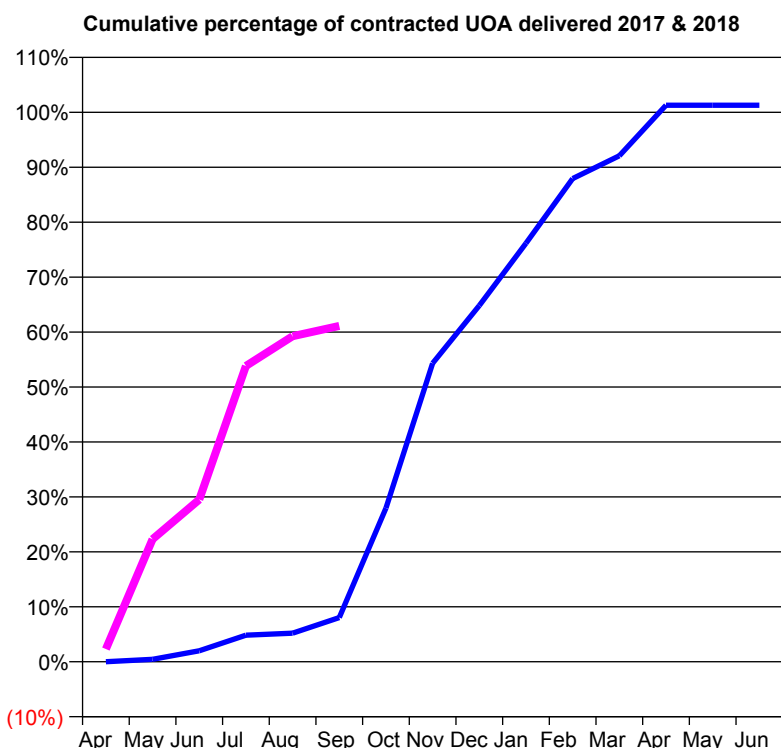
* Figures in italics indicate that the base number is less than 100.

7A3 - Vital Signs Orthodontic At a Glance Contract Report for 846473/0001 - September 2017

Name or company name	MISS CE ECKHARDT
Contract type name	PDS Contract
Purpose of contract	Orthodontic
Contract start date	01/04/2006
Contract end date	30/11/2021

17/18 Contracted general activity (UDA)	0
Carry forward general activity (UDA)	0
17/18 Contracted orthodontic activity (UOA)	2,500
Carry forward orthodontic activity (UOA)	-32
Baseline contract value	£160,148.40

ACCESS	Contract	England and Wales
24 month ratio of assessments to patient IDs	1.04	1.09

ACTIVITY


Month	Adjusted Scheduled Activity (UOA)	
	2017	2018
April	0	58
May	11	558
June	50	738
July	121	1,346
August	130	1,481
September	201	1,528
October	699	
November	1,358	
December	1,621	
January	1,904	
February	2,198	
March	2,302	
April	2,532	
May	2,532	
June	2,532	

QUALITY

	Contract Quantity	Contract Base Number	Contract *	Wales
% of all assessments that were assess and fit appliances (rolling 12 month period)	176	351	50.1%	56.9%
% of all assessments that were assess and refuse (rolling 12 month period)	68	351	19.4%	9.8%
% of all assessments that were assess and review (rolling 12 month period)	107	351	30.5%	33.3%
% of terminated courses where treatment was abandoned or discontinued (rolling 12 month period)	20	125	16.0%	9.9%
% of completed treatments indicating that PAR score was taken (year to date)	41	49	83.7%	48.4%
Rate of removable appliances per 100 fixed appliances - proposed treatment (rolling 12 month period)	1	218	0.46	5.52
Rate of removable appliances per 100 fixed appliances - completed treatment (rolling 12 month period)	0	0	N/A	3.94
% of courses of treatment with removable appliances only - proposed treatment (rolling 12 month period)	0	176	0.0%	1.4%
% of courses of treatment with removable appliances only - completed treatment (rolling 12 month period)	0	105	0.0%	0.7%
% of patients satisfied with the treatment they have received (rolling 12 month period)	0	5	0.0%	17.6%

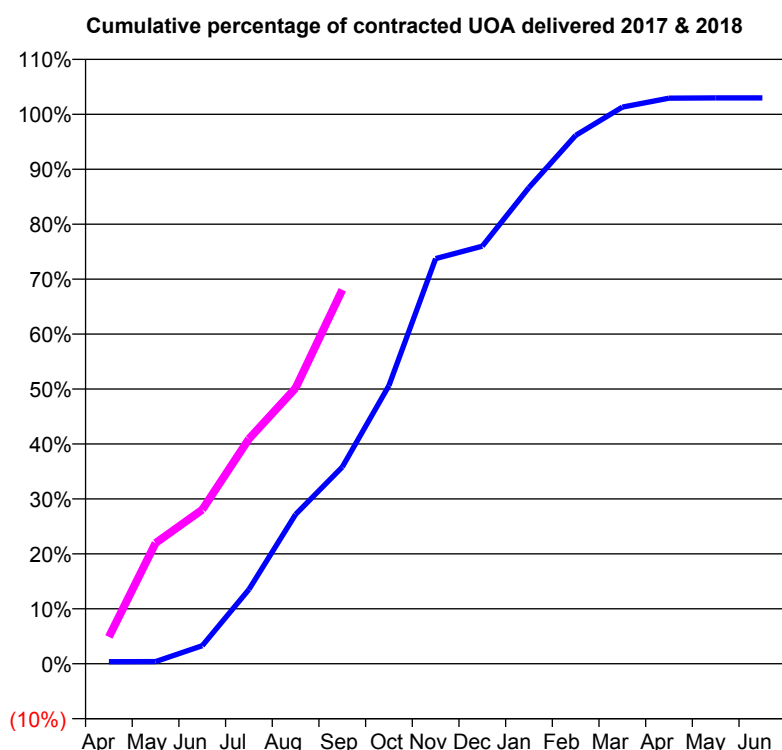
* Figures in italics indicate that the base number is less than 100.

7A3 - Vital Signs Orthodontic At a Glance Contract Report for 933430/0001 - September 2017

Name or company name	MRS AJ EGGAR
Contract type name	PDS Contract
Purpose of contract	Orthodontic
Contract start date	01/04/2006
Contract end date	30/11/2021

17/18 Contracted general activity (UDA)	0
Carry forward general activity (UDA)	0
17/18 Contracted orthodontic activity (UOA)	3,000
Carry forward orthodontic activity (UOA)	-89
Baseline contract value	£192,178.08

ACCESS	Contract	England and Wales
24 month ratio of assessments to patient IDs	1.07	1.09

ACTIVITY


Month	Adjusted Scheduled Activity (UOA)	
	2017	2018
April	11	147
May	12	659
June	99	841
July	406	1,228
August	816	1,505
September	1,074	2,042
October	1,519	
November	2,212	
December	2,280	
January	2,600	
February	2,885	
March	3,039	
April	3,088	
May	3,089	
June	3,089	

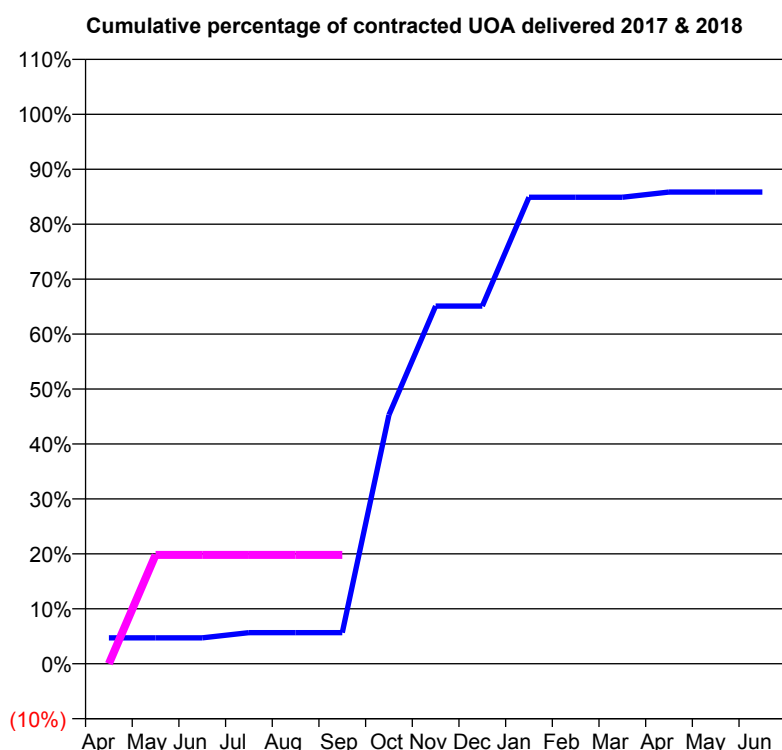
QUALITY	Contract Quantity	Contract Base Number	Contract *	Wales
% of all assessments that were assess and fit appliances (rolling 12 month period)	183	358	51.1%	56.9%
% of all assessments that were assess and refuse (rolling 12 month period)	52	358	14.5%	9.8%
% of all assessments that were assess and review (rolling 12 month period)	123	358	34.4%	33.3%
% of terminated courses where treatment was abandoned or discontinued (rolling 12 month period)	22	129	17.1%	9.9%
% of completed treatments indicating that PAR score was taken (year to date)	24	46	52.2%	48.4%
Rate of removable appliances per 100 fixed appliances - proposed treatment (rolling 12 month period)	0	229	0.00	5.52
Rate of removable appliances per 100 fixed appliances - completed treatment (rolling 12 month period)	0	2	0.00	3.94
% of courses of treatment with removable appliances only - proposed treatment (rolling 12 month period)	0	183	0.0%	1.4%
% of courses of treatment with removable appliances only - completed treatment (rolling 12 month period)	0	107	0.0%	0.7%
% of patients satisfied with the treatment they have received (rolling 12 month period)	1	12	8.3%	17.6%

* Figures in italics indicate that the base number is less than 100.

7A4 - Vital Signs Orthodontic At a Glance Contract Report for 127981/0001 - September 2017

Name or company name	Blakeridge Limited	17/18 Contracted general activity (UDA)	7,839
Contract type name	GDS Contract	Carry forward general activity (UDA)	0
Purpose of contract	General and Orthodontic	17/18 Contracted orthodontic activity (UOA)	106
Contract start date	01/09/2012	Carry forward orthodontic activity (UOA)	0
Contract end date		Baseline contract value	£160,096.02

ACCESS	Contract	England and Wales
24 month ratio of assessments to patient IDs	1.00	1.09

ACTIVITY


Month	Adjusted Scheduled Activity (UOA)	
	2017	2018
April	5	0
May	5	21
June	5	21
July	6	21
August	6	21
September	6	21
October	48	
November	69	
December	69	
January	90	
February	90	
March	90	
April	91	
May	91	
June	91	

QUALITY	Contract Quantity	Contract Base Number	Contract *	Wales
% of all assessments that were assess and fit appliances (rolling 12 month period)	5	6	83.3%	56.9%
% of all assessments that were assess and refuse (rolling 12 month period)	0	6	0.0%	9.8%
% of all assessments that were assess and review (rolling 12 month period)	1	6	16.7%	33.3%
% of terminated courses where treatment was abandoned or discontinued (rolling 12 month period)	0	8	0.0%	9.9%
% of completed treatments indicating that PAR score was taken (year to date)	0	8	0.0%	48.4%
Rate of removable appliances per 100 fixed appliances - proposed treatment (rolling 12 month period)	4	10	40.00	5.52
Rate of removable appliances per 100 fixed appliances - completed treatment (rolling 12 month period)	0	0	N/A	3.94
% of courses of treatment with removable appliances only - proposed treatment (rolling 12 month period)	0	5	0.0%	1.4%
% of courses of treatment with removable appliances only - completed treatment (rolling 12 month period)	0	8	0.0%	0.7%
% of patients satisfied with the treatment they have received (rolling 12 month period)	1	2	50.0%	17.6%

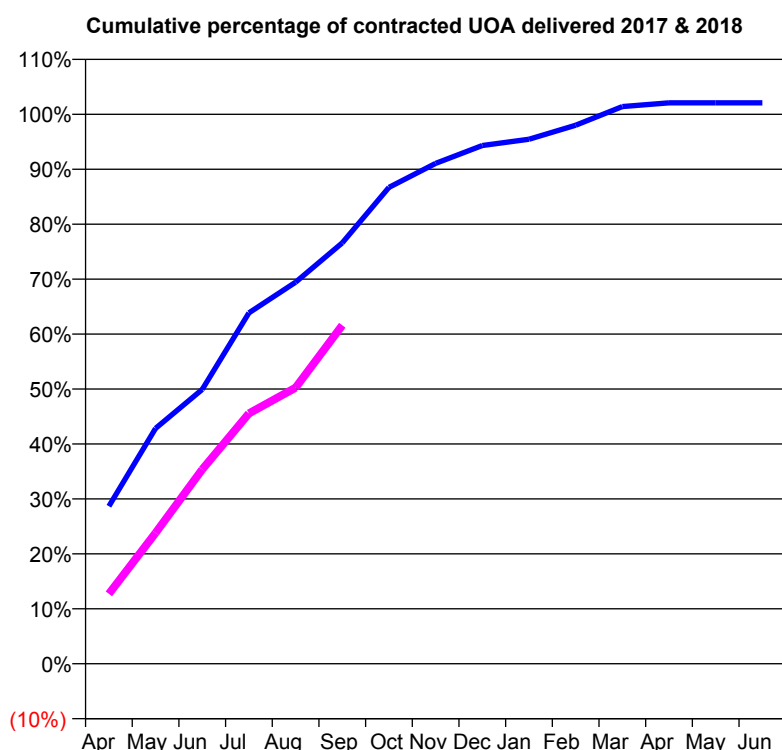
* Figures in italics indicate that the base number is less than 100.

7A4 - Vital Signs Orthodontic At a Glance Contract Report for 129100/0001 - September 2017

Name or company name	Sandusky Remills Ltd
Contract type name	PDS Contract
Purpose of contract	Orthodontic
Contract start date	01/09/2012
Contract end date	31/03/2018

17/18 Contracted general activity (UDA)	0
Carry forward general activity (UDA)	0
17/18 Contracted orthodontic activity (UOA)	9,194
Carry forward orthodontic activity (UOA)	0
Baseline contract value	£620,850.31

ACCESS	Contract	England and Wales
24 month ratio of assessments to patient IDs	1.03	1.09

ACTIVITY


Month	Adjusted Scheduled Activity (UOA)	
	2017	2018
April	2,635	1,170
May	3,940	2,190
June	4,590	3,252
July	5,872	4,190
August	6,385	4,619
September	7,043	5,663
October	7,971	
November	8,371	
December	8,672	
January	8,775	
February	9,009	
March	9,322	
April	9,386	
May	9,386	
June	9,386	

QUALITY	Contract Quantity	Contract Base Number	Contract *	Wales
% of all assessments that were assess and fit appliances (rolling 12 month period)	382	520	73.5%	56.9%
% of all assessments that were assess and refuse (rolling 12 month period)	83	520	16.0%	9.8%
% of all assessments that were assess and review (rolling 12 month period)	55	520	10.6%	33.3%
% of terminated courses where treatment was abandoned or discontinued (rolling 12 month period)	12	423	2.8%	9.9%
% of completed treatments indicating that PAR score was taken (year to date)	59	187	31.6%	48.4%
Rate of removable appliances per 100 fixed appliances - proposed treatment (rolling 12 month period)	75	745	10.07	5.52
Rate of removable appliances per 100 fixed appliances - completed treatment (rolling 12 month period)	5	1	<i>500.00</i>	3.94
% of courses of treatment with removable appliances only - proposed treatment (rolling 12 month period)	5	382	1.3%	1.4%
% of courses of treatment with removable appliances only - completed treatment (rolling 12 month period)	5	411	1.2%	0.7%
% of patients satisfied with the treatment they have received (rolling 12 month period)	2	22	9.1%	17.6%

* Figures in italics indicate that the base number is less than 100.

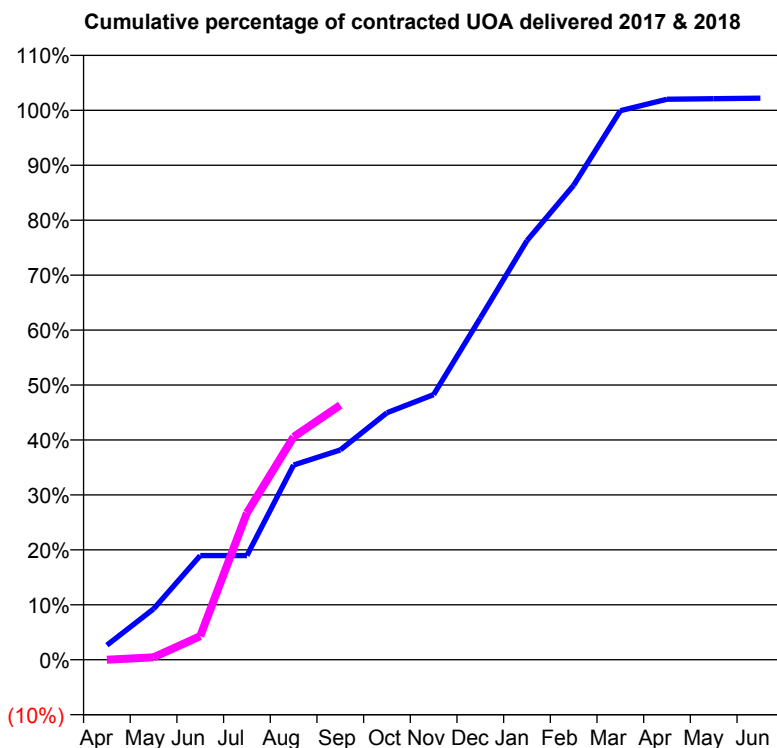
7A4 - Vital Signs Orthodontic At a Glance Contract Report for 140589/0002 - September 2017

Name or company name	Cowbridge Dental Care Limited
Contract type name	PDS Contract
Purpose of contract	Orthodontic
Contract start date	01/09/2011
Contract end date	31/03/2018

17/18 Contracted general activity (UDA)	0
Carry forward general activity (UDA)	0
17/18 Contracted orthodontic activity (UOA)	1,092
Carry forward orthodontic activity (UOA)	0
Baseline contract value	£70,302.81

ACCESS

	Contract	England and Wales
24 month ratio of assessments to patient IDs	1.10	1.09

ACTIVITY


Month	Adjusted Scheduled Activity (UOA)	
	2017	2018
April	29	0
May	101	5
June	207	47
July	207	292
August	387	443
September	417	506
October	491	
November	527	
December	679	
January	833	
February	943	
March	1,091	
April	1,114	
May	1,115	
June	1,116	

QUALITY

	Contract Quantity	Contract Base Number	Contract *	Wales
% of all assessments that were assess and fit appliances (rolling 12 month period)	55	126	43.7%	56.9%
% of all assessments that were assess and refuse (rolling 12 month period)	32	126	25.4%	9.8%
% of all assessments that were assess and review (rolling 12 month period)	39	126	31.0%	33.3%
% of terminated courses where treatment was abandoned or discontinued (rolling 12 month period)	4	45	8.9%	9.9%
% of completed treatments indicating that PAR score was taken (year to date)	19	22	86.4%	48.4%
Rate of removable appliances per 100 fixed appliances - proposed treatment (rolling 12 month period)	15	108	13.89	5.52
Rate of removable appliances per 100 fixed appliances - completed treatment (rolling 12 month period)	4	76	5.26	3.94
% of courses of treatment with removable appliances only - proposed treatment (rolling 12 month period)	1	55	1.8%	1.4%
% of courses of treatment with removable appliances only - completed treatment (rolling 12 month period)	1	41	2.4%	0.7%
% of patients satisfied with the treatment they have received (rolling 12 month period)	0	4	0.0%	17.6%

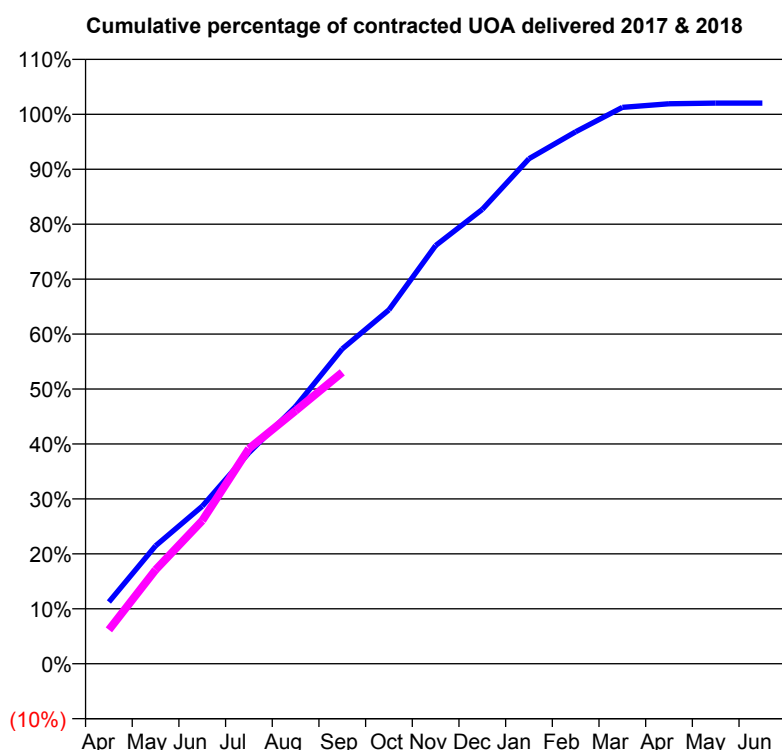
* Figures in italics indicate that the base number is less than 100.

7A4 - Vital Signs Orthodontic At a Glance Contract Report for 166332/0001 - September 2017

Name or company name	Cathedral Orthodontics Ltd
Contract type name	PDS Contract
Purpose of contract	Orthodontic
Contract start date	01/11/2010
Contract end date	31/03/2018

17/18 Contracted general activity (UDA)	0
Carry forward general activity (UDA)	0
17/18 Contracted orthodontic activity (UOA)	21,553
Carry forward orthodontic activity (UOA)	0
Baseline contract value	£1,454,557.42

ACCESS	Contract	England and Wales
24 month ratio of assessments to patient IDs	1.11	1.09

ACTIVITY


Month	Adjusted Scheduled Activity (UOA)	
	2017	2018
April	2,424	1,330
May	4,625	3,683
June	6,177	5,615
July	8,275	8,440
August	10,091	9,922
September	12,352	11,430
October	13,884	
November	16,406	
December	17,822	
January	19,810	
February	20,867	
March	21,821	
April	21,966	
May	21,992	
June	21,992	

QUALITY	Contract Quantity	Contract Base Number	Contract *	Wales
% of all assessments that were assess and fit appliances (rolling 12 month period)	1,036	1,679	61.7%	56.9%
% of all assessments that were assess and refuse (rolling 12 month period)	210	1,679	12.5%	9.8%
% of all assessments that were assess and review (rolling 12 month period)	433	1,679	25.8%	33.3%
% of terminated courses where treatment was abandoned or discontinued (rolling 12 month period)	69	850	8.1%	9.9%
% of completed treatments indicating that PAR score was taken (year to date)	246	334	73.7%	48.4%
Rate of removable appliances per 100 fixed appliances - proposed treatment (rolling 12 month period)	68	1,933	3.52	5.52
Rate of removable appliances per 100 fixed appliances - completed treatment (rolling 12 month period)	70	1,520	4.61	3.94
% of courses of treatment with removable appliances only - proposed treatment (rolling 12 month period)	18	1,036	1.7%	1.4%
% of courses of treatment with removable appliances only - completed treatment (rolling 12 month period)	4	781	0.5%	0.7%
% of patients satisfied with the treatment they have received (rolling 12 month period)	15	86	17.4%	17.6%

* Figures in italics indicate that the base number is less than 100.

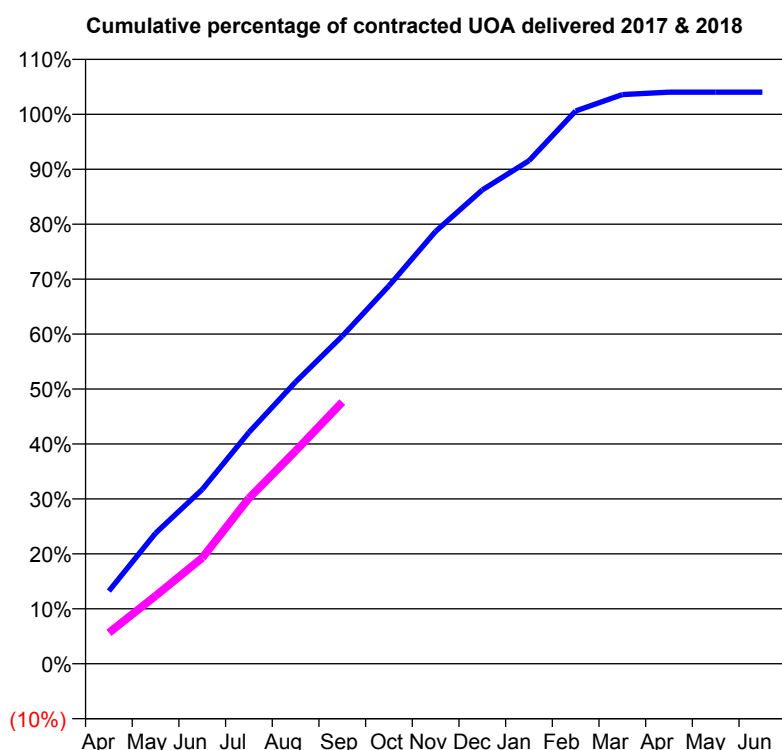
7A4 - Vital Signs Orthodontic At a Glance Contract Report for 176710/0004 - September 2017

Name or company name	Q Dental Care Limited
Contract type name	PDS Contract
Purpose of contract	Orthodontic
Contract start date	01/04/2011
Contract end date	31/03/2018

17/18 Contracted general activity (UDA)	0
Carry forward general activity (UDA)	0
17/18 Contracted orthodontic activity (UOA)	18,178
Carry forward orthodontic activity (UOA)	0
Baseline contract value	£1,229,042.34

ACCESS

	Contract	England and Wales
24 month ratio of assessments to patient IDs	1.05	1.09

ACTIVITY


Month	Adjusted Scheduled Activity (UOA)	
	2017	2018
April	2,408	1,026
May	4,319	2,249
June	5,767	3,506
July	7,655	5,478
August	9,322	7,042
September	10,842	8,657
October	12,505	
November	14,302	
December	15,674	
January	16,640	
February	18,285	
March	18,830	
April	18,907	
May	18,907	
June	18,907	

QUALITY

	Contract Quantity	Contract Base Number	Contract *	Wales
% of all assessments that were assess and fit appliances (rolling 12 month period)	792	1,053	75.2%	56.9%
% of all assessments that were assess and refuse (rolling 12 month period)	68	1,053	6.5%	9.8%
% of all assessments that were assess and review (rolling 12 month period)	193	1,053	18.3%	33.3%
% of terminated courses where treatment was abandoned or discontinued (rolling 12 month period)	33	900	3.7%	9.9%
% of completed treatments indicating that PAR score was taken (year to date)	207	388	53.4%	48.4%
Rate of removable appliances per 100 fixed appliances - proposed treatment (rolling 12 month period)	17	1,543	1.10	5.52
Rate of removable appliances per 100 fixed appliances - completed treatment (rolling 12 month period)	19	1,681	1.13	3.94
% of courses of treatment with removable appliances only - proposed treatment (rolling 12 month period)	11	792	1.4%	1.4%
% of courses of treatment with removable appliances only - completed treatment (rolling 12 month period)	16	867	1.8%	0.7%
% of patients satisfied with the treatment they have received (rolling 12 month period)	8	34	23.5%	17.6%

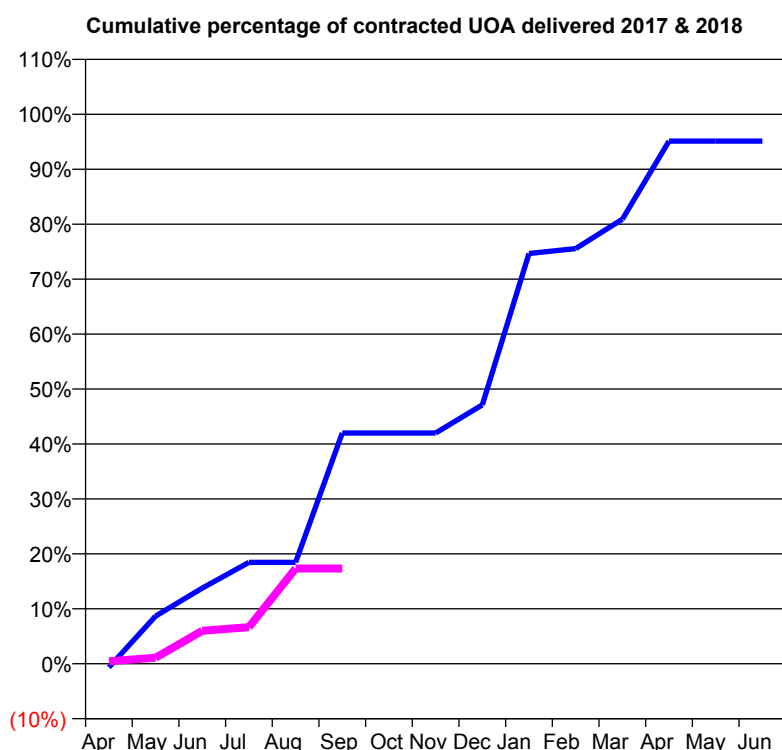
* Figures in italics indicate that the base number is less than 100.

7A4 - Vital Signs Orthodontic At a Glance Contract Report for 190225/0001 - September 2017

Name or company name	Bay House Dental Practice Ltd
Contract type name	GDS Contract
Purpose of contract	General and Orthodontic
Contract start date	01/04/2011
Contract end date	

17/18 Contracted general activity (UDA)	2,544
Carry forward general activity (UDA)	0
17/18 Contracted orthodontic activity (UOA)	450
Carry forward orthodontic activity (UOA)	0
Baseline contract value	£103,821.41

ACCESS	Contract	England and Wales
24 month ratio of assessments to patient IDs	1.07	1.09

ACTIVITY


Month	Adjusted Scheduled Activity (UOA)	
	2017	2018
April	-3	2
May	39	5
June	62	27
July	83	30
August	83	78
September	189	78
October	189	
November	189	
December	212	
January	336	
February	340	
March	364	
April	428	
May	428	
June	428	

QUALITY	Contract Quantity	Contract Base Number	Contract *	Wales
% of all assessments that were assess and fit appliances (rolling 12 month period)	15	55	27.3%	56.9%
% of all assessments that were assess and refuse (rolling 12 month period)	11	55	20.0%	9.8%
% of all assessments that were assess and review (rolling 12 month period)	29	55	52.7%	33.3%
% of terminated courses where treatment was abandoned or discontinued (rolling 12 month period)	0	0	N/A	9.9%
% of completed treatments indicating that PAR score was taken (year to date)	0	0	N/A	48.4%
Rate of removable appliances per 100 fixed appliances - proposed treatment (rolling 12 month period)	1	28	3.57	5.52
Rate of removable appliances per 100 fixed appliances - completed treatment (rolling 12 month period)	0	0	N/A	3.94
% of courses of treatment with removable appliances only - proposed treatment (rolling 12 month period)	0	15	0.0%	1.4%
% of courses of treatment with removable appliances only - completed treatment (rolling 12 month period)	0	0	N/A	0.7%
% of patients satisfied with the treatment they have received (rolling 12 month period)	0	2	0.0%	17.6%

* Figures in italics indicate that the base number is less than 100.

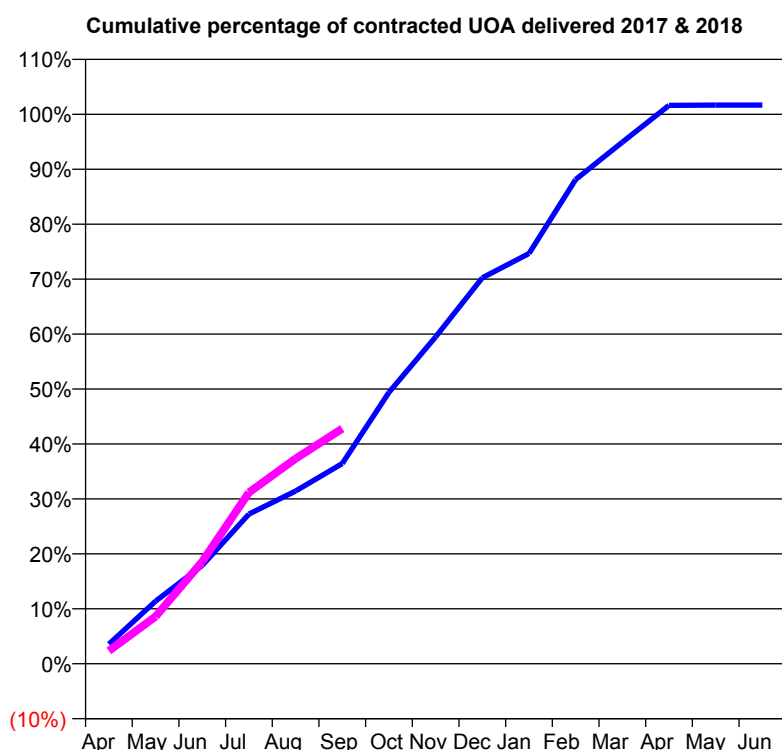
7A4 - Vital Signs Orthodontic At a Glance Contract Report for 190500/0001 - September 2017

Name or company name	Ffynnon Aur Limited
Contract type name	PDS Contract
Purpose of contract	Orthodontic
Contract start date	01/09/2012
Contract end date	31/03/2018

17/18 Contracted general activity (UDA)	0
Carry forward general activity (UDA)	0
17/18 Contracted orthodontic activity (UOA)	8,249
Carry forward orthodontic activity (UOA)	0
Baseline contract value	£556,976.24

ACCESS

	Contract	England and Wales
24 month ratio of assessments to patient IDs	1.03	1.09

ACTIVITY


Month	Adjusted Scheduled Activity (UOA)	
	2017	2018
April	295	194
May	940	709
June	1,477	1,534
July	2,246	2,572
August	2,594	3,080
September	3,005	3,530
October	4,074	
November	4,908	
December	5,795	
January	6,159	
February	7,269	
March	7,829	
April	8,383	
May	8,387	
June	8,387	

QUALITY

	Contract Quantity	Contract Base Number	Contract *	Wales
% of all assessments that were assess and fit appliances (rolling 12 month period)	420	563	74.6%	56.9%
% of all assessments that were assess and refuse (rolling 12 month period)	45	563	8.0%	9.8%
% of all assessments that were assess and review (rolling 12 month period)	98	563	17.4%	33.3%
% of terminated courses where treatment was abandoned or discontinued (rolling 12 month period)	10	292	3.4%	9.9%
% of completed treatments indicating that PAR score was taken (year to date)	28	135	20.7%	48.4%
Rate of removable appliances per 100 fixed appliances - proposed treatment (rolling 12 month period)	190	818	23.23	5.52
Rate of removable appliances per 100 fixed appliances - completed treatment (rolling 12 month period)	1	0	N/A	3.94
% of courses of treatment with removable appliances only - proposed treatment (rolling 12 month period)	3	420	0.7%	1.4%
% of courses of treatment with removable appliances only - completed treatment (rolling 12 month period)	1	282	0.4%	0.7%
% of patients satisfied with the treatment they have received (rolling 12 month period)	6	32	18.8%	17.6%

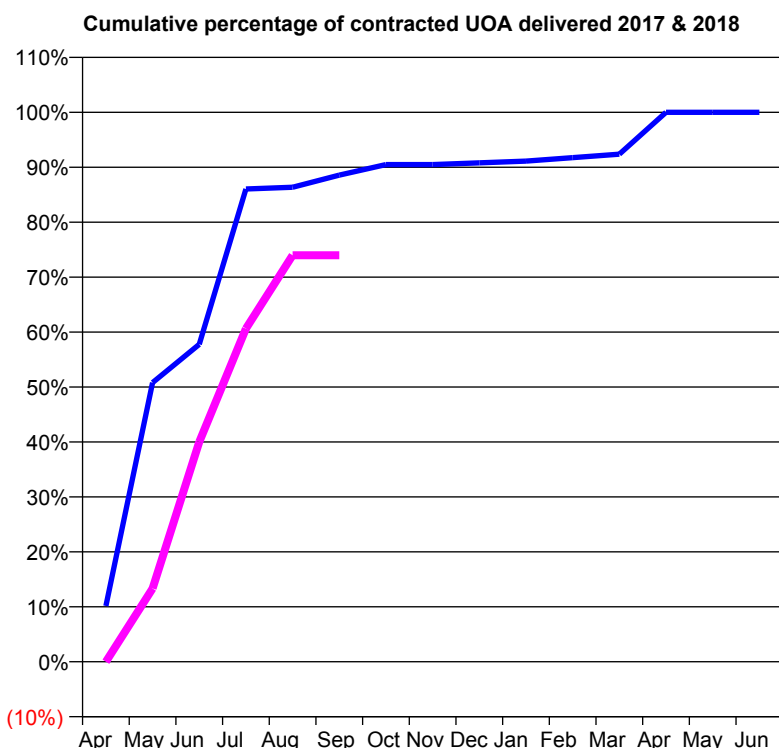
* Figures in italics indicate that the base number is less than 100.

7A4 - Vital Signs Orthodontic At a Glance Contract Report for 840580/0001 - September 2017

Name or company name	MR OB JOYNSON
Contract type name	GDS Contract
Purpose of contract	General and Orthodontic
Contract start date	01/04/2006
Contract end date	

17/18 Contracted general activity (UDA)	28,724
Carry forward general activity (UDA)	0
17/18 Contracted orthodontic activity (UOA)	315
Carry forward orthodontic activity (UOA)	0
Baseline contract value	£657,600.05

ACCESS	Contract	England and Wales
24 month ratio of assessments to patient IDs	1.14	1.09

ACTIVITY


Month	Adjusted Scheduled Activity (UOA)	
	2017	2018
April	32	0
May	160	42
June	182	126
July	271	191
August	272	233
September	279	233
October	285	
November	285	
December	286	
January	287	
February	289	
March	291	
April	315	
May	315	
June	315	

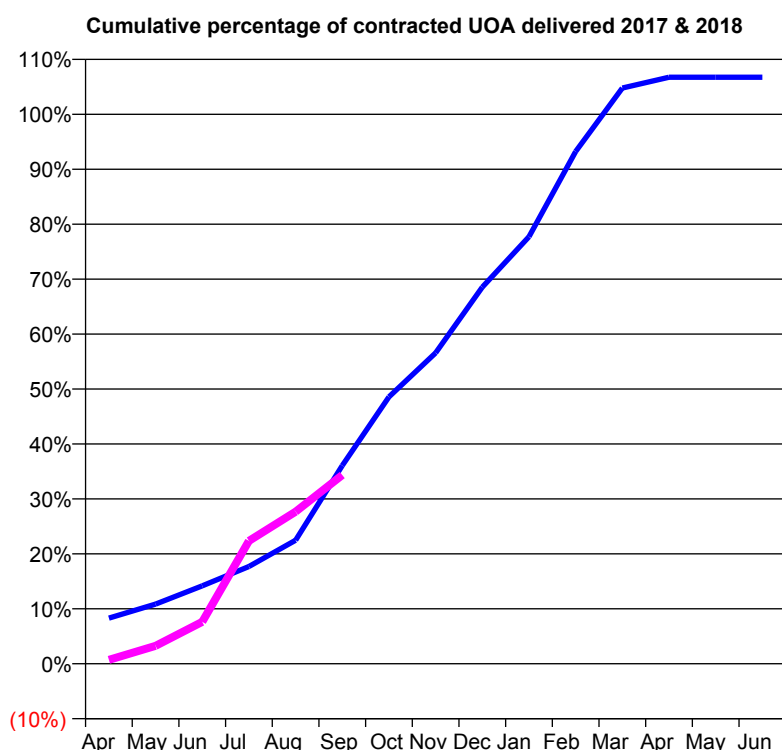
QUALITY	Contract Quantity	Contract Base Number	Contract *	Wales
% of all assessments that were assess and fit appliances (rolling 12 month period)	13	26	50.0%	56.9%
% of all assessments that were assess and refuse (rolling 12 month period)	2	26	7.7%	9.8%
% of all assessments that were assess and review (rolling 12 month period)	11	26	42.3%	33.3%
% of terminated courses where treatment was abandoned or discontinued (rolling 12 month period)	1	13	7.7%	9.9%
% of completed treatments indicating that PAR score was taken (year to date)	1	1	100.0%	48.4%
Rate of removable appliances per 100 fixed appliances - proposed treatment (rolling 12 month period)	0	0	N/A	5.52
Rate of removable appliances per 100 fixed appliances - completed treatment (rolling 12 month period)	12	18	66.67	3.94
% of courses of treatment with removable appliances only - proposed treatment (rolling 12 month period)	0	13	0.0%	1.4%
% of courses of treatment with removable appliances only - completed treatment (rolling 12 month period)	3	12	25.0%	0.7%
% of patients satisfied with the treatment they have received (rolling 12 month period)	0	2	0.0%	17.6%

* Figures in italics indicate that the base number is less than 100.

7A4 - Vital Signs Orthodontic At a Glance Contract Report for 927791/0001 - September 2017

Name or company name	MRS JL ROY	17/18 Contracted general activity (UDA)	0
Contract type name	PDS Contract	Carry forward general activity (UDA)	0
Purpose of contract	Orthodontic	17/18 Contracted orthodontic activity (UOA)	3,310
Contract start date	01/04/2006	Carry forward orthodontic activity (UOA)	0
Contract end date	31/03/2018	Baseline contract value	£223,516.03

ACCESS	Contract	England and Wales
24 month ratio of assessments to patient IDs	1.03	1.09

ACTIVITY


Month	Adjusted Scheduled Activity (UOA)	
	2017	2018
April	275	24
May	360	108
June	470	253
July	586	740
August	744	916
September	1,194	1,137
October	1,607	
November	1,872	
December	2,269	
January	2,572	
February	3,086	
March	3,468	
April	3,533	
May	3,533	
June	3,533	

QUALITY	Contract Quantity	Contract Base Number	Contract *	Wales
% of all assessments that were assess and fit appliances (rolling 12 month period)	161	300	53.7%	56.9%
% of all assessments that were assess and refuse (rolling 12 month period)	55	300	18.3%	9.8%
% of all assessments that were assess and review (rolling 12 month period)	84	300	28.0%	33.3%
% of terminated courses where treatment was abandoned or discontinued (rolling 12 month period)	7	136	5.1%	9.9%
% of completed treatments indicating that PAR score was taken (year to date)	45	79	57.0%	48.4%
Rate of removable appliances per 100 fixed appliances - proposed treatment (rolling 12 month period)	44	315	13.97	5.52
Rate of removable appliances per 100 fixed appliances - completed treatment (rolling 12 month period)	1	2	50.00	3.94
% of courses of treatment with removable appliances only - proposed treatment (rolling 12 month period)	2	161	1.2%	1.4%
% of courses of treatment with removable appliances only - completed treatment (rolling 12 month period)	1	129	0.8%	0.7%
% of patients satisfied with the treatment they have received (rolling 12 month period)	2	23	8.7%	17.6%

* Figures in italics indicate that the base number is less than 100.

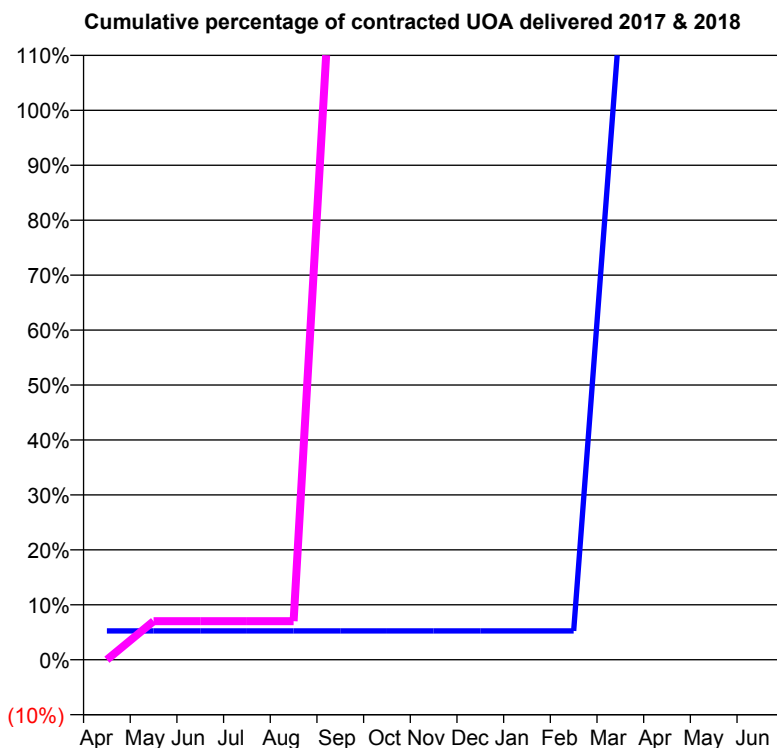
7A5 - Vital Signs Orthodontic At a Glance Contract Report for 102660/0001 - September 2017

Name or company name	Brilliant Dental Care
Contract type name	GDS Contract
Purpose of contract	General and Orthodontic
Contract start date	01/06/2014
Contract end date	

17/18 Contracted general activity (UDA)	4,200
Carry forward general activity (UDA)	0
17/18 Contracted orthodontic activity (UOA)	57
Carry forward orthodontic activity (UOA)	0
Baseline contract value	£105,155.93

ACCESS

	Contract	England and Wales
24 month ratio of assessments to patient IDs	1.00	1.09

ACTIVITY


Month	Adjusted Scheduled Activity (UOA)	
	2017	2018
April	3	0
May	3	4
June	3	4
July	3	4
August	3	4
September	3	88
October	3	
November	3	
December	3	
January	3	
February	3	
March	67	
April	263	
May	267	
June	267	

QUALITY

	Contract Quantity	Contract Base Number	Contract *	Wales
% of all assessments that were assess and fit appliances (rolling 12 month period)	20	22	90.9%	56.9%
% of all assessments that were assess and refuse (rolling 12 month period)	0	22	0.0%	9.8%
% of all assessments that were assess and review (rolling 12 month period)	2	22	9.1%	33.3%
% of terminated courses where treatment was abandoned or discontinued (rolling 12 month period)	0	3	0.0%	9.9%
% of completed treatments indicating that PAR score was taken (year to date)	0	1	0.0%	48.4%
Rate of removable appliances per 100 fixed appliances - proposed treatment (rolling 12 month period)	9	32	28.13	5.52
Rate of removable appliances per 100 fixed appliances - completed treatment (rolling 12 month period)	0	6	0.00	3.94
% of courses of treatment with removable appliances only - proposed treatment (rolling 12 month period)	3	20	15.0%	1.4%
% of courses of treatment with removable appliances only - completed treatment (rolling 12 month period)	0	3	0.0%	0.7%
% of patients satisfied with the treatment they have received (rolling 12 month period)	0	0	N/A	17.6%

* Figures in italics indicate that the base number is less than 100.

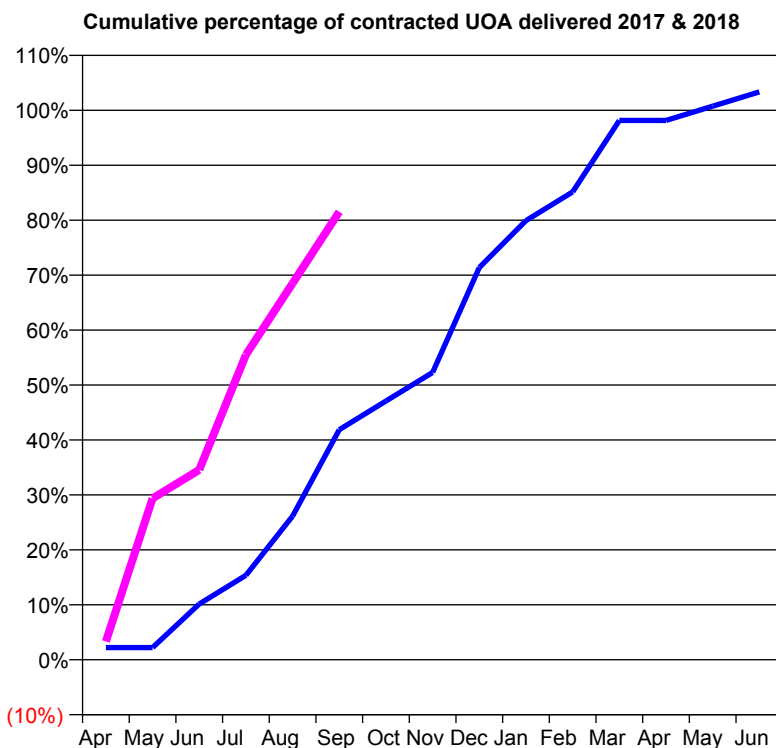
7A5 - Vital Signs Orthodontic At a Glance Contract Report for 171727/0001 - September 2017

Name or company name	Northrose Ltd
Contract type name	PDS Contract
Purpose of contract	Orthodontic
Contract start date	01/04/2014
Contract end date	31/03/2019

17/18 Contracted general activity (UDA)	0
Carry forward general activity (UDA)	0
17/18 Contracted orthodontic activity (UOA)	807
Carry forward orthodontic activity (UOA)	-27
Baseline contract value	£53,240.04

ACCESS

	Contract	England and Wales
24 month ratio of assessments to patient IDs	1.05	1.09

ACTIVITY


Month	Adjusted Scheduled Activity (UOA)	
	2017	2018
April	18	27
May	18	237
June	82	279
July	124	448
August	211	553
September	338	658
October	380	
November	422	
December	576	
January	645	
February	687	
March	792	
April	792	
May	813	
June	834	

QUALITY

	Contract Quantity	Contract Base Number	Contract *	Wales
% of all assessments that were assess and fit appliances (rolling 12 month period)	57	64	89.1%	56.9%
% of all assessments that were assess and refuse (rolling 12 month period)	0	64	0.0%	9.8%
% of all assessments that were assess and review (rolling 12 month period)	7	64	10.9%	33.3%
% of terminated courses where treatment was abandoned or discontinued (rolling 12 month period)	3	23	13.0%	9.9%
% of completed treatments indicating that PAR score was taken (year to date)	7	8	87.5%	48.4%
Rate of removable appliances per 100 fixed appliances - proposed treatment (rolling 12 month period)	5	104	4.81	5.52
Rate of removable appliances per 100 fixed appliances - completed treatment (rolling 12 month period)	4	38	10.53	3.94
% of courses of treatment with removable appliances only - proposed treatment (rolling 12 month period)	1	57	1.8%	1.4%
% of courses of treatment with removable appliances only - completed treatment (rolling 12 month period)	1	20	5.0%	0.7%
% of patients satisfied with the treatment they have received (rolling 12 month period)	0	6	0.0%	17.6%

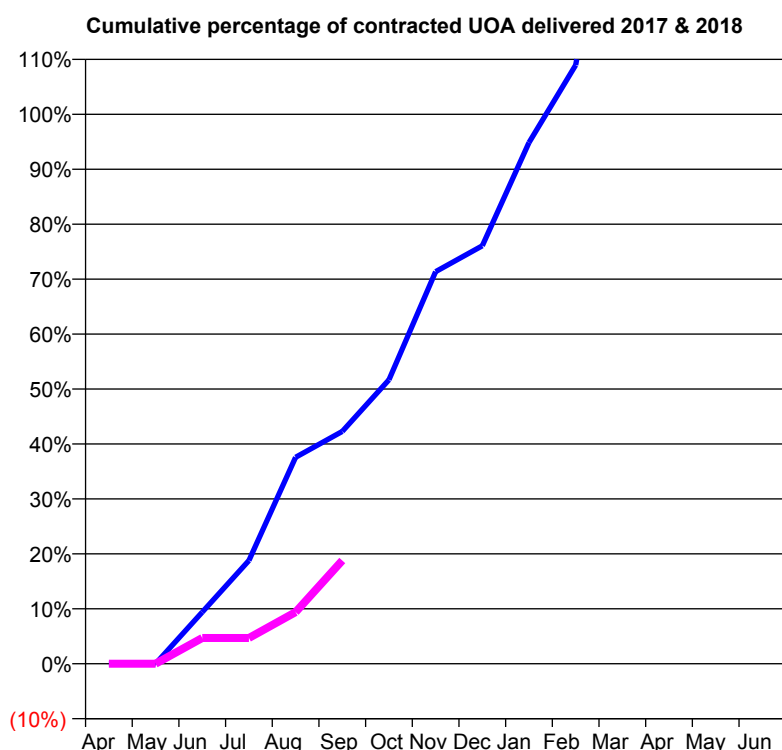
* Figures in italics indicate that the base number is less than 100.

7A5 - Vital Signs Orthodontic At a Glance Contract Report for 324035/0001 - September 2017

Name or company name	MR PS JOHN
Contract type name	GDS Contract
Purpose of contract	General and Orthodontic
Contract start date	01/04/2006
Contract end date	

17/18 Contracted general activity (UDA)	15,844
Carry forward general activity (UDA)	0
17/18 Contracted orthodontic activity (UOA)	447
Carry forward orthodontic activity (UOA)	0
Baseline contract value	£382,755.03

ACCESS	Contract	England and Wales
24 month ratio of assessments to patient IDs	1.00	1.09

ACTIVITY


Month	Adjusted Scheduled Activity (UOA)	
	2017	2018
April	0	0
May	0	0
June	42	21
July	84	21
August	168	42
September	189	84
October	231	
November	319	
December	340	
January	424	
February	487	
March	676	
April	676	
May	718	
June	718	

QUALITY	Contract Quantity	Contract Base Number	Contract *	Wales
% of all assessments that were assess and fit appliances (rolling 12 month period)	30	30	100.0%	56.9%
% of all assessments that were assess and refuse (rolling 12 month period)	0	30	0.0%	9.8%
% of all assessments that were assess and review (rolling 12 month period)	0	30	0.0%	33.3%
% of terminated courses where treatment was abandoned or discontinued (rolling 12 month period)	1	20	5.0%	9.9%
% of completed treatments indicating that PAR score was taken (year to date)	0	9	0.0%	48.4%
Rate of removable appliances per 100 fixed appliances - proposed treatment (rolling 12 month period)	11	57	19.30	5.52
Rate of removable appliances per 100 fixed appliances - completed treatment (rolling 12 month period)	7	35	20.00	3.94
% of courses of treatment with removable appliances only - proposed treatment (rolling 12 month period)	1	30	3.3%	1.4%
% of courses of treatment with removable appliances only - completed treatment (rolling 12 month period)	0	19	0.0%	0.7%
% of patients satisfied with the treatment they have received (rolling 12 month period)	0	0	N/A	17.6%

* Figures in italics indicate that the base number is less than 100.

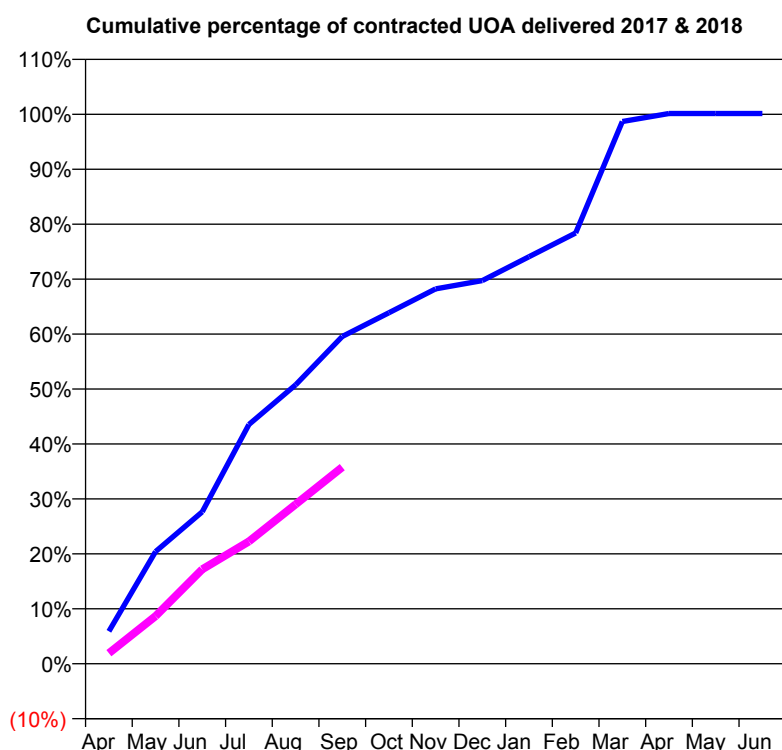
7A6 - Vital Signs Orthodontic At a Glance Contract Report for 159697/0001 - September 2017

Name or company name	L Smart, S Johnston and F Passariello
Contract type name	PDS Contract
Purpose of contract	Orthodontic
Contract start date	01/01/2011
Contract end date	31/03/2018

17/18 Contracted general activity (UDA)	0
Carry forward general activity (UDA)	0
17/18 Contracted orthodontic activity (UOA)	1,244
Carry forward orthodontic activity (UOA)	-2
Baseline contract value	£83,960.41

ACCESS

	Contract	England and Wales
24 month ratio of assessments to patient IDs	1.00	1.09

ACTIVITY


Month	Adjusted Scheduled Activity (UOA)	
	2017	2018
April	86	24
May	297	108
June	402	214
July	633	277
August	738	361
September	866	445
October	929	
November	992	
December	1,014	
January	1,077	
February	1,140	
March	1,435	
April	1,456	
May	1,456	
June	1,456	

QUALITY

	Contract Quantity	Contract Base Number	Contract *	Wales
% of all assessments that were assess and fit appliances (rolling 12 month period)	50	55	90.9%	56.9%
% of all assessments that were assess and refuse (rolling 12 month period)	3	55	5.5%	9.8%
% of all assessments that were assess and review (rolling 12 month period)	2	55	3.6%	33.3%
% of terminated courses where treatment was abandoned or discontinued (rolling 12 month period)	11	61	18.0%	9.9%
% of completed treatments indicating that PAR score was taken (year to date)	25	29	86.2%	48.4%
Rate of removable appliances per 100 fixed appliances - proposed treatment (rolling 12 month period)	5	87	5.75	5.52
Rate of removable appliances per 100 fixed appliances - completed treatment (rolling 12 month period)	7	91	7.69	3.94
% of courses of treatment with removable appliances only - proposed treatment (rolling 12 month period)	1	50	2.0%	1.4%
% of courses of treatment with removable appliances only - completed treatment (rolling 12 month period)	0	50	0.0%	0.7%
% of patients satisfied with the treatment they have received (rolling 12 month period)	2	5	40.0%	17.6%

* Figures in italics indicate that the base number is less than 100.

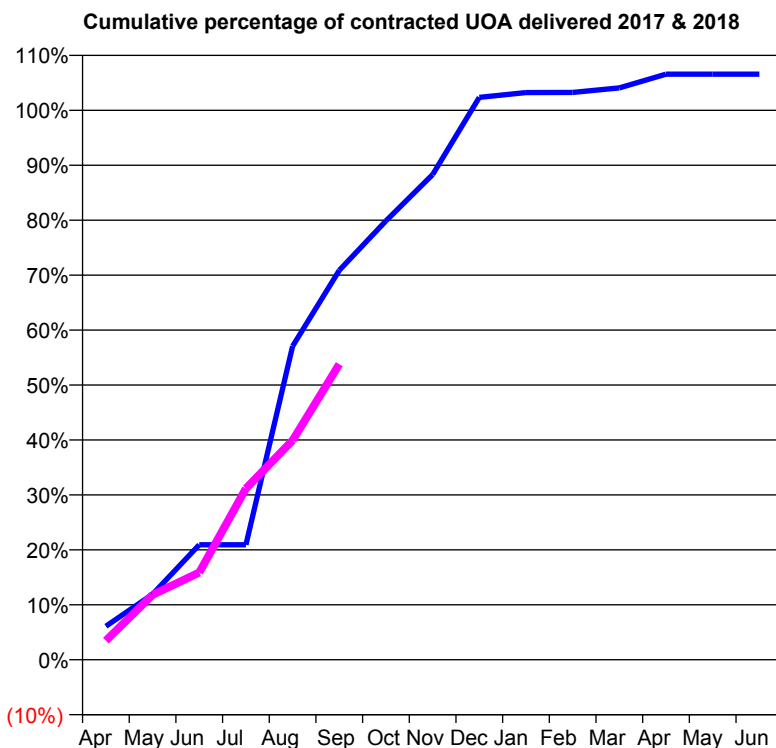
7A6 - Vital Signs Orthodontic At a Glance Contract Report for 162280/0005 - September 2017

Name or company name	Newport Orthodontics Ltd
Contract type name	PDS Contract
Purpose of contract	Orthodontic
Contract start date	01/06/2012
Contract end date	31/03/2018

17/18 Contracted general activity (UDA)	0
Carry forward general activity (UDA)	0
17/18 Contracted orthodontic activity (UOA)	12,708
Carry forward orthodontic activity (UOA)	-225
Baseline contract value	£860,841.93

ACCESS

	Contract	England and Wales
24 month ratio of assessments to patient IDs	1.07	1.09

ACTIVITY


Month	Adjusted Scheduled Activity (UOA)	
	2017	2018
April	462	443
May	902	1,502
June	1,583	2,018
July	1,583	3,961
August	4,318	5,075
September	5,362	6,834
October	6,045	
November	6,681	
December	7,745	
January	7,811	
February	7,812	
March	7,875	
April	8,064	
May	8,064	
June	8,064	

QUALITY

	Contract Quantity	Contract Base Number	Contract *	Wales
% of all assessments that were assess and fit appliances (rolling 12 month period)	435	620	70.2%	56.9%
% of all assessments that were assess and refuse (rolling 12 month period)	22	620	3.5%	9.8%
% of all assessments that were assess and review (rolling 12 month period)	163	620	26.3%	33.3%
% of terminated courses where treatment was abandoned or discontinued (rolling 12 month period)	89	387	23.0%	9.9%
% of completed treatments indicating that PAR score was taken (year to date)	27	226	11.9%	48.4%
Rate of removable appliances per 100 fixed appliances - proposed treatment (rolling 12 month period)	12	806	1.49	5.52
Rate of removable appliances per 100 fixed appliances - completed treatment (rolling 12 month period)	0	0	N/A	3.94
% of courses of treatment with removable appliances only - proposed treatment (rolling 12 month period)	4	435	0.9%	1.4%
% of courses of treatment with removable appliances only - completed treatment (rolling 12 month period)	0	298	0.0%	0.7%
% of patients satisfied with the treatment they have received (rolling 12 month period)	1	28	3.6%	17.6%

* Figures in italics indicate that the base number is less than 100.

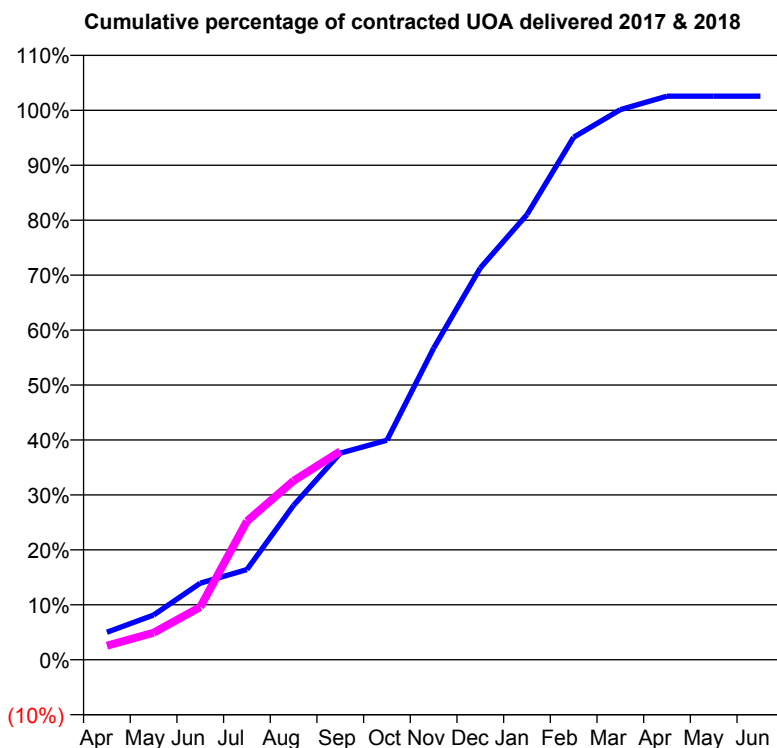
7A6 - Vital Signs Orthodontic At a Glance Contract Report for 183350/0002 - September 2017

Name or company name	Crosskeys Dental Practice Limited
Contract type name	PDS Contract
Purpose of contract	Orthodontic
Contract start date	01/06/2013
Contract end date	31/03/2018

17/18 Contracted general activity (UDA)	0
Carry forward general activity (UDA)	0
17/18 Contracted orthodontic activity (UOA)	896
Carry forward orthodontic activity (UOA)	-23
Baseline contract value	£60,471.18

ACCESS

	Contract	England and Wales
24 month ratio of assessments to patient IDs	1.13	1.09

ACTIVITY


Month	Adjusted Scheduled Activity (UOA)	
	2017	2018
April	45	23
May	73	44
June	125	86
July	147	226
August	252	292
September	337	340
October	358	
November	508	
December	639	
January	726	
February	852	
March	897	
April	919	
May	919	
June	919	

QUALITY

	Contract Quantity	Contract Base Number	Contract *	Wales
% of all assessments that were assess and fit appliances (rolling 12 month period)	45	79	57.0%	56.9%
% of all assessments that were assess and refuse (rolling 12 month period)	31	79	39.2%	9.8%
% of all assessments that were assess and review (rolling 12 month period)	3	79	3.8%	33.3%
% of terminated courses where treatment was abandoned or discontinued (rolling 12 month period)	9	40	22.5%	9.9%
% of completed treatments indicating that PAR score was taken (year to date)	15	18	83.3%	48.4%
Rate of removable appliances per 100 fixed appliances - proposed treatment (rolling 12 month period)	5	84	5.95	5.52
Rate of removable appliances per 100 fixed appliances - completed treatment (rolling 12 month period)	8	59	13.56	3.94
% of courses of treatment with removable appliances only - proposed treatment (rolling 12 month period)	1	45	2.2%	1.4%
% of courses of treatment with removable appliances only - completed treatment (rolling 12 month period)	1	31	3.2%	0.7%
% of patients satisfied with the treatment they have received (rolling 12 month period)	0	2	0.0%	17.6%

* Figures in italics indicate that the base number is less than 100.

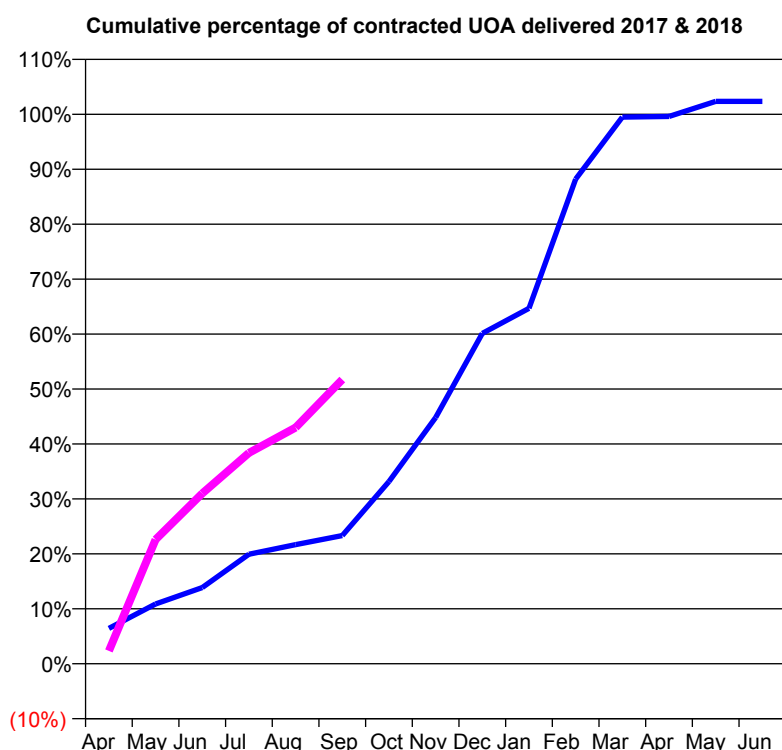
7A6 - Vital Signs Orthodontic At a Glance Contract Report for 183954/0001 - September 2017

Name or company name	Chepstow Orthodontics Limited
Contract type name	PDS Contract
Purpose of contract	Orthodontic
Contract start date	01/10/2009
Contract end date	31/03/2018

17/18 Contracted general activity (UDA)	0
Carry forward general activity (UDA)	0
17/18 Contracted orthodontic activity (UOA)	1,535
Carry forward orthodontic activity (UOA)	-36
Baseline contract value	£103,913.55

ACCESS

	Contract	England and Wales
24 month ratio of assessments to patient IDs	1.23	1.09

ACTIVITY


Month	Adjusted Scheduled Activity (UOA)	
	2017	2018
April	99	36
May	167	347
June	213	476
July	306	589
August	333	660
September	358	794
October	509	
November	688	
December	923	
January	993	
February	1,354	
March	1,527	
April	1,529	
May	1,571	
June	1,571	

QUALITY

	Contract Quantity	Contract Base Number	Contract *	Wales
% of all assessments that were assess and fit appliances (rolling 12 month period)	92	165	55.8%	56.9%
% of all assessments that were assess and refuse (rolling 12 month period)	10	165	6.1%	9.8%
% of all assessments that were assess and review (rolling 12 month period)	63	165	38.2%	33.3%
% of terminated courses where treatment was abandoned or discontinued (rolling 12 month period)	3	51	5.9%	9.9%
% of completed treatments indicating that PAR score was taken (year to date)	16	20	80.0%	48.4%
Rate of removable appliances per 100 fixed appliances - proposed treatment (rolling 12 month period)	24	175	13.71	5.52
Rate of removable appliances per 100 fixed appliances - completed treatment (rolling 12 month period)	16	94	17.02	3.94
% of courses of treatment with removable appliances only - proposed treatment (rolling 12 month period)	3	92	3.3%	1.4%
% of courses of treatment with removable appliances only - completed treatment (rolling 12 month period)	1	48	2.1%	0.7%
% of patients satisfied with the treatment they have received (rolling 12 month period)	1	8	12.5%	17.6%

* Figures in italics indicate that the base number is less than 100.

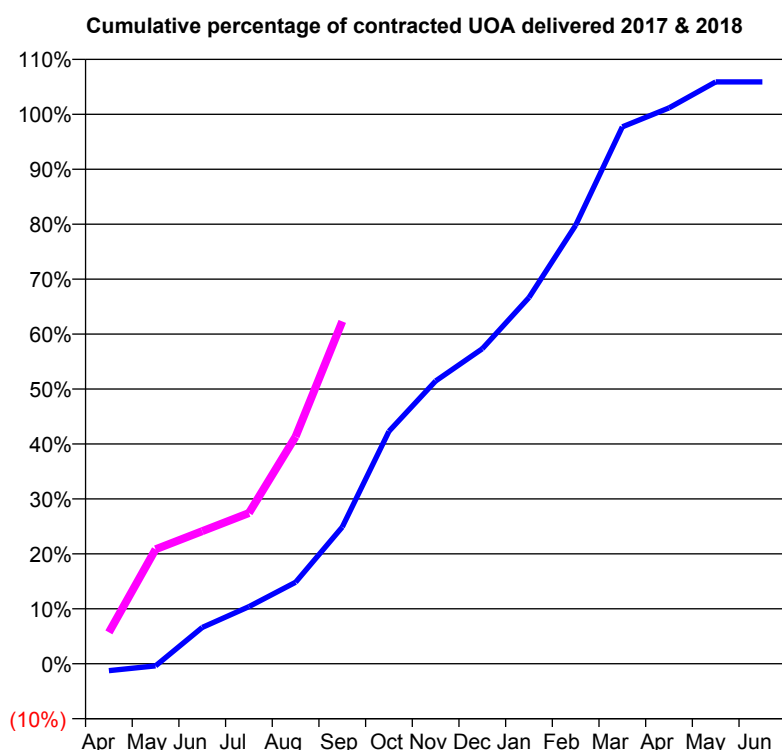
7A6 - Vital Signs Orthodontic At a Glance Contract Report for 183954/0002 - September 2017

Name or company name	Chepstow Orthodontics Limited
Contract type name	PDS Contract
Purpose of contract	Orthodontic
Contract start date	01/10/2009
Contract end date	31/03/2018

17/18 Contracted general activity (UDA)	0
Carry forward general activity (UDA)	0
17/18 Contracted orthodontic activity (UOA)	3,240
Carry forward orthodontic activity (UOA)	-185
Baseline contract value	£219,335.49

ACCESS

	Contract	England and Wales
24 month ratio of assessments to patient IDs	1.20	1.09

ACTIVITY


Month	Adjusted Scheduled Activity (UOA)	
	2017	2018
April	-47	185
May	-15	675
June	245	782
July	386	889
August	550	1,339
September	923	2,019
October	1,569	
November	1,908	
December	2,126	
January	2,471	
February	2,959	
March	3,623	
April	3,751	
May	3,926	
June	3,926	

QUALITY

	Contract Quantity	Contract Base Number	Contract *	Wales
% of all assessments that were assess and fit appliances (rolling 12 month period)	231	326	70.9%	56.9%
% of all assessments that were assess and refuse (rolling 12 month period)	21	326	6.4%	9.8%
% of all assessments that were assess and review (rolling 12 month period)	74	326	22.7%	33.3%
% of terminated courses where treatment was abandoned or discontinued (rolling 12 month period)	21	117	17.9%	9.9%
% of completed treatments indicating that PAR score was taken (year to date)	49	50	98.0%	48.4%
Rate of removable appliances per 100 fixed appliances - proposed treatment (rolling 12 month period)	11	452	2.43	5.52
Rate of removable appliances per 100 fixed appliances - completed treatment (rolling 12 month period)	2	180	1.11	3.94
% of courses of treatment with removable appliances only - proposed treatment (rolling 12 month period)	4	231	1.7%	1.4%
% of courses of treatment with removable appliances only - completed treatment (rolling 12 month period)	2	96	2.1%	0.7%
% of patients satisfied with the treatment they have received (rolling 12 month period)	3	18	16.7%	17.6%

* Figures in italics indicate that the base number is less than 100.

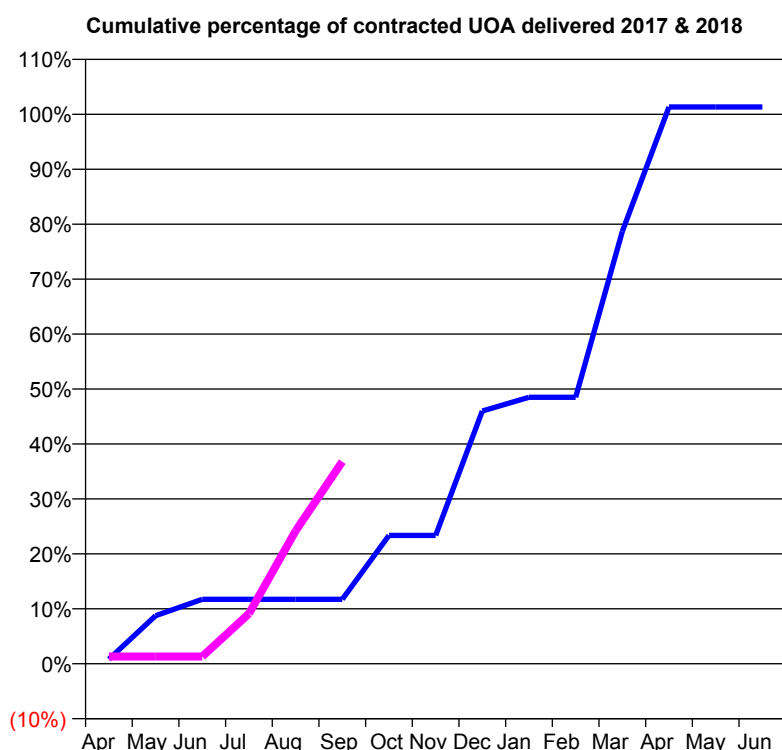
7A6 - Vital Signs Orthodontic At a Glance Contract Report for 190195/0013 - September 2017

Name or company name	Xeon Smiles UK Ltd
Contract type name	PDS Contract
Purpose of contract	Orthodontic
Contract start date	01/04/2012
Contract end date	31/03/2018

17/18 Contracted general activity (UDA)	0
Carry forward general activity (UDA)	0
17/18 Contracted orthodontic activity (UOA)	835
Carry forward orthodontic activity (UOA)	-11
Baseline contract value	£56,356.55

ACCESS	Contract	England and Wales
--------	----------	-------------------

24 month ratio of assessments to patient IDs	1.36	1.09
--	------	------

ACTIVITY


Month	Adjusted Scheduled Activity (UOA)	
	2017	2018
April	7	11
May	73	11
June	98	11
July	98	76
August	98	202
September	98	307
October	195	
November	195	
December	384	
January	405	
February	405	
March	657	
April	846	
May	846	
June	846	

QUALITY

	Contract Quantity	Contract Base Number	Contract *	Wales
% of all assessments that were assess and fit appliances (rolling 12 month period)	49	62	79.0%	56.9%
% of all assessments that were assess and refuse (rolling 12 month period)	4	62	6.5%	9.8%
% of all assessments that were assess and review (rolling 12 month period)	9	62	14.5%	33.3%
% of terminated courses where treatment was abandoned or discontinued (rolling 12 month period)	1	7	14.3%	9.9%
% of completed treatments indicating that PAR score was taken (year to date)	2	2	100.0%	48.4%
Rate of removable appliances per 100 fixed appliances - proposed treatment (rolling 12 month period)	8	48	16.67	5.52
Rate of removable appliances per 100 fixed appliances - completed treatment (rolling 12 month period)	0	8	0.00	3.94
% of courses of treatment with removable appliances only - proposed treatment (rolling 12 month period)	7	49	14.3%	1.4%
% of courses of treatment with removable appliances only - completed treatment (rolling 12 month period)	0	6	0.0%	0.7%
% of patients satisfied with the treatment they have received (rolling 12 month period)	0	3	0.0%	17.6%

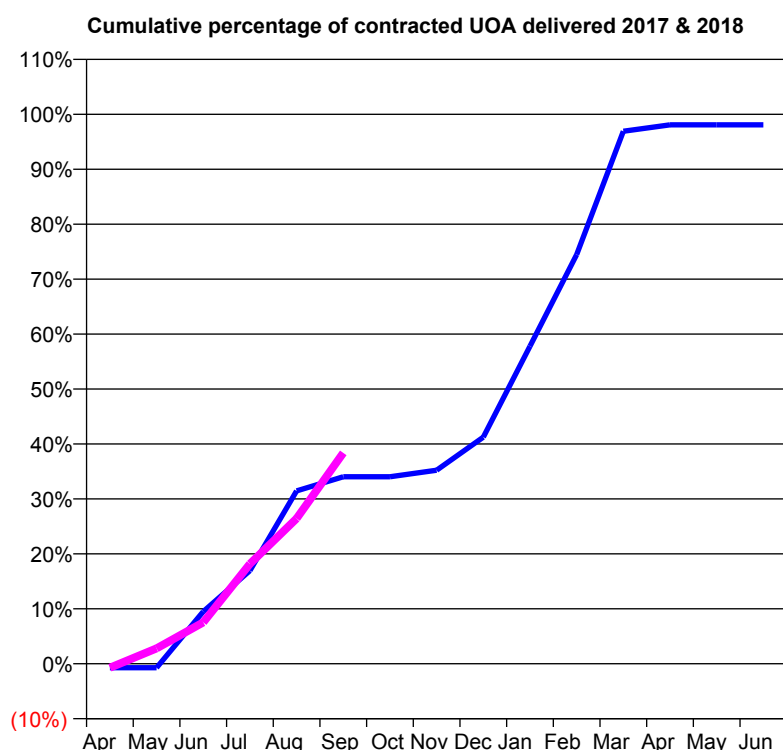
* Figures in italics indicate that the base number is less than 100.

7A6 - Vital Signs Orthodontic At a Glance Contract Report for 190195/0018 - September 2017

Name or company name	Xeon Smiles UK Ltd	17/18 Contracted general activity (UDA)	0
Contract type name	PDS Contract	Carry forward general activity (UDA)	0
Purpose of contract	Orthodontic	17/18 Contracted orthodontic activity (UOA)	1,777
Contract start date	01/04/2012	Carry forward orthodontic activity (UOA)	34
Contract end date	31/03/2018	Baseline contract value	£120,210.33

ACCESS

	Contract	England and Wales
24 month ratio of assessments to patient IDs	1.26	1.09

ACTIVITY


Month	Adjusted Scheduled Activity (UOA)	
	2017	2018
April	-13	-13
May	-13	50
June	169	134
July	301	323
August	559	470
September	605	682
October	605	
November	626	
December	733	
January	1,027	
February	1,323	
March	1,722	
April	1,743	
May	1,743	
June	1,743	

QUALITY

	Contract Quantity	Contract Base Number	Contract *	Wales
% of all assessments that were assess and fit appliances (rolling 12 month period)	90	92	97.8%	56.9%
% of all assessments that were assess and refuse (rolling 12 month period)	0	92	0.0%	9.8%
% of all assessments that were assess and review (rolling 12 month period)	2	92	2.2%	33.3%
% of terminated courses where treatment was abandoned or discontinued (rolling 12 month period)	0	0	N/A	9.9%
% of completed treatments indicating that PAR score was taken (year to date)	0	0	N/A	48.4%
Rate of removable appliances per 100 fixed appliances - proposed treatment (rolling 12 month period)	5	75	6.67	5.52
Rate of removable appliances per 100 fixed appliances - completed treatment (rolling 12 month period)	0	0	N/A	3.94
% of courses of treatment with removable appliances only - proposed treatment (rolling 12 month period)	4	90	4.4%	1.4%
% of courses of treatment with removable appliances only - completed treatment (rolling 12 month period)	0	0	N/A	0.7%
% of patients satisfied with the treatment they have received (rolling 12 month period)	0	2	0.0%	17.6%

* Figures in italics indicate that the base number is less than 100.

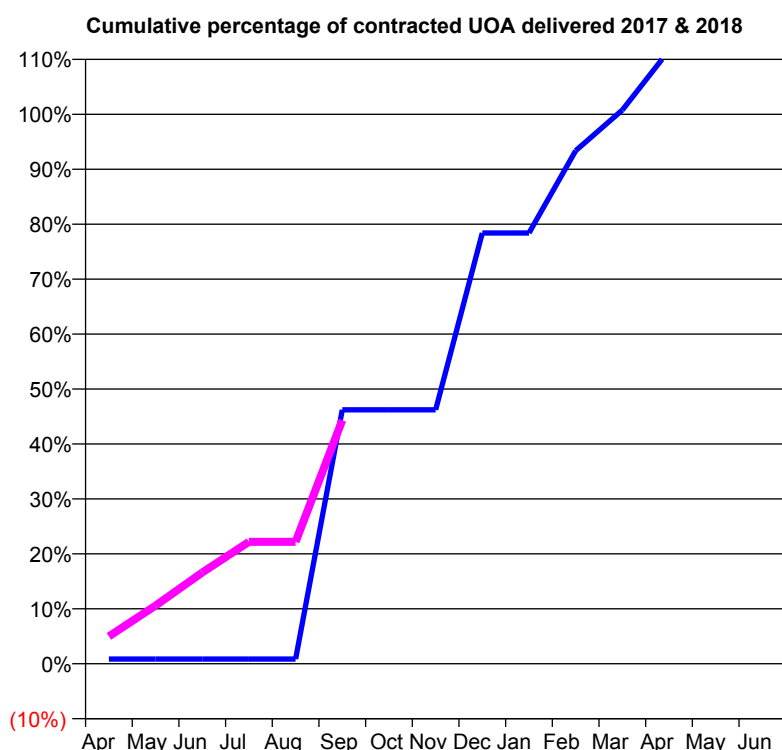
7A6 - Vital Signs Orthodontic At a Glance Contract Report for 192872/0001 - September 2017

Name or company name	Caerphilly Orthodontics Ltd
Contract type name	PDS Contract
Purpose of contract	Orthodontic
Contract start date	01/04/2010
Contract end date	31/03/2018

17/18 Contracted general activity (UDA)	0
Carry forward general activity (UDA)	0
17/18 Contracted orthodontic activity (UOA)	1,162
Carry forward orthodontic activity (UOA)	-58
Baseline contract value	£86,749.72

ACCESS

	Contract	England and Wales
24 month ratio of assessments to patient IDs	1.04	1.09

ACTIVITY


Month	Adjusted Scheduled Activity (UOA)	
	2017	2018
April	10	58
May	10	123
June	10	193
July	10	258
August	10	258
September	537	515
October	537	
November	537	
December	911	
January	911	
February	1,085	
March	1,171	
April	1,297	
May	1,297	
June	1,297	

QUALITY

	Contract Quantity	Contract Base Number	Contract *	Wales
% of all assessments that were assess and fit appliances (rolling 12 month period)	56	97	57.7%	56.9%
% of all assessments that were assess and refuse (rolling 12 month period)	9	97	9.3%	9.8%
% of all assessments that were assess and review (rolling 12 month period)	32	97	33.0%	33.3%
% of terminated courses where treatment was abandoned or discontinued (rolling 12 month period)	11	59	18.6%	9.9%
% of completed treatments indicating that PAR score was taken (year to date)	24	27	88.9%	48.4%
Rate of removable appliances per 100 fixed appliances - proposed treatment (rolling 12 month period)	5	103	4.85	5.52
Rate of removable appliances per 100 fixed appliances - completed treatment (rolling 12 month period)	4	88	4.55	3.94
% of courses of treatment with removable appliances only - proposed treatment (rolling 12 month period)	2	56	3.6%	1.4%
% of courses of treatment with removable appliances only - completed treatment (rolling 12 month period)	2	48	4.2%	0.7%
% of patients satisfied with the treatment they have received (rolling 12 month period)	0	0	N/A	17.6%

* Figures in italics indicate that the base number is less than 100.

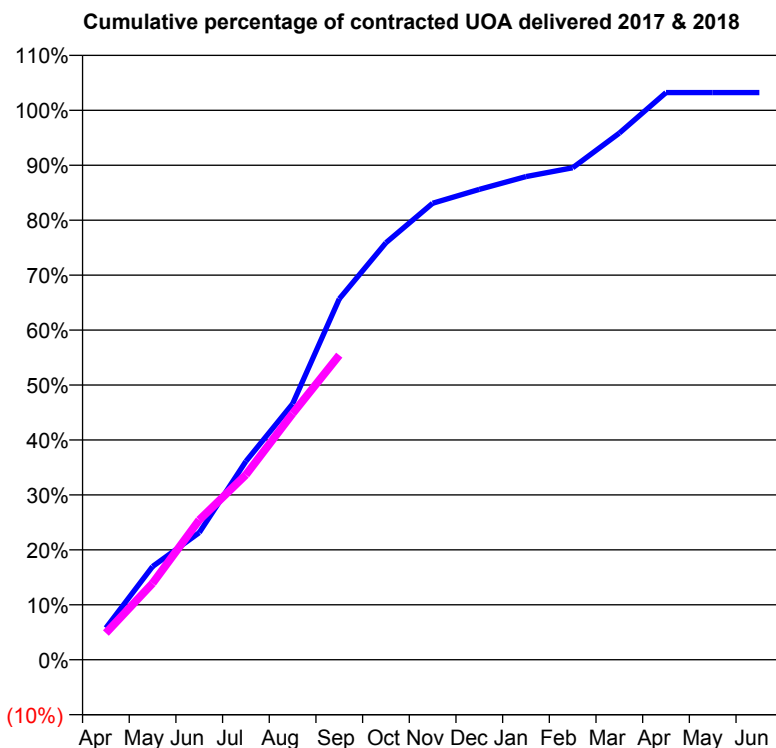
7A6 - Vital Signs Orthodontic At a Glance Contract Report for 194034/0001 - September 2017

Name or company name	Melin Ltd
Contract type name	GDS Contract
Purpose of contract	General and Orthodontic
Contract start date	01/03/2011
Contract end date	

17/18 Contracted general activity (UDA)	8,071
Carry forward general activity (UDA)	11
17/18 Contracted orthodontic activity (UOA)	1,580
Carry forward orthodontic activity (UOA)	-59
Baseline contract value	£265,835.87

ACCESS

	Contract	England and Wales
24 month ratio of assessments to patient IDs	1.10	1.09

ACTIVITY


Month	Adjusted Scheduled Activity (UOA)	
	2017	2018
April	106	77
May	311	220
June	424	402
July	662	532
August	854	708
September	1,204	876
October	1,391	
November	1,523	
December	1,569	
January	1,612	
February	1,641	
March	1,757	
April	1,892	
May	1,892	
June	1,892	

QUALITY

	Contract Quantity	Contract Base Number	Contract *	Wales
% of all assessments that were assess and fit appliances (rolling 12 month period)	65	205	31.7%	56.9%
% of all assessments that were assess and refuse (rolling 12 month period)	6	205	2.9%	9.8%
% of all assessments that were assess and review (rolling 12 month period)	134	205	65.4%	33.3%
% of terminated courses where treatment was abandoned or discontinued (rolling 12 month period)	7	73	9.6%	9.9%
% of completed treatments indicating that PAR score was taken (year to date)	10	32	31.3%	48.4%
Rate of removable appliances per 100 fixed appliances - proposed treatment (rolling 12 month period)	0	124	0.00	5.52
Rate of removable appliances per 100 fixed appliances - completed treatment (rolling 12 month period)	1	122	0.82	3.94
% of courses of treatment with removable appliances only - proposed treatment (rolling 12 month period)	0	65	0.0%	1.4%
% of courses of treatment with removable appliances only - completed treatment (rolling 12 month period)	1	66	1.5%	0.7%
% of patients satisfied with the treatment they have received (rolling 12 month period)	0	1	0.0%	17.6%

* Figures in italics indicate that the base number is less than 100.

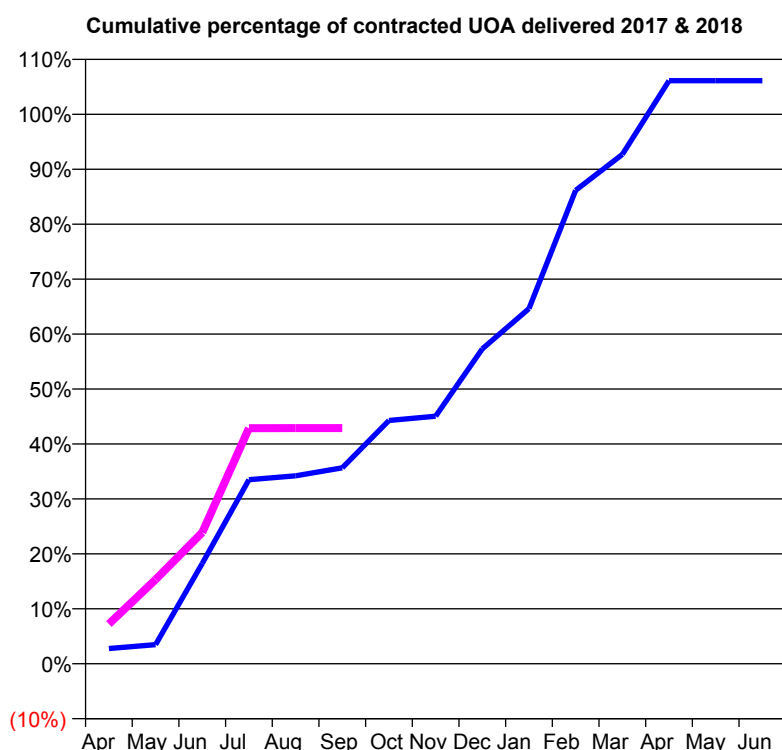
7A6 - Vital Signs Orthodontic At a Glance Contract Report for 333921/0001 - September 2017

Name or company name	MRS FJ WILLNER
Contract type name	PDS Contract
Purpose of contract	Orthodontic
Contract start date	01/04/2006
Contract end date	31/03/2018

17/18 Contracted general activity (UDA)	0
Carry forward general activity (UDA)	0
17/18 Contracted orthodontic activity (UOA)	2,996
Carry forward orthodontic activity (UOA)	-149
Baseline contract value	£203,919.16

ACCESS	Contract	England and Wales
---------------	-----------------	--------------------------

24 month ratio of assessments to patient IDs	1.03	1.09
--	------	------

ACTIVITY


Month	Adjusted Scheduled Activity (UOA)	
	2017	2018
April	83	217
May	104	459
June	545	716
July	1,000	1,284
August	1,021	1,285
September	1,065	1,285
October	1,322	
November	1,345	
December	1,711	
January	1,930	
February	2,573	
March	2,768	
April	3,168	
May	3,168	
June	3,168	

QUALITY	Contract Quantity	Contract Base Number	Contract *	Wales
% of all assessments that were assess and fit appliances (rolling 12 month period)	152	267	56.9%	56.9%
% of all assessments that were assess and refuse (rolling 12 month period)	10	267	3.7%	9.8%
% of all assessments that were assess and review (rolling 12 month period)	105	267	39.3%	33.3%
% of terminated courses where treatment was abandoned or discontinued (rolling 12 month period)	16	149	10.7%	9.9%
% of completed treatments indicating that PAR score was taken (year to date)	0	43	0.0%	48.4%
Rate of removable appliances per 100 fixed appliances - proposed treatment (rolling 12 month period)	0	0	N/A	5.52
Rate of removable appliances per 100 fixed appliances - completed treatment (rolling 12 month period)	0	0	N/A	3.94
% of courses of treatment with removable appliances only - proposed treatment (rolling 12 month period)	0	152	0.0%	1.4%
% of courses of treatment with removable appliances only - completed treatment (rolling 12 month period)	0	133	0.0%	0.7%
% of patients satisfied with the treatment they have received (rolling 12 month period)	0	4	0.0%	17.6%

* Figures in italics indicate that the base number is less than 100.

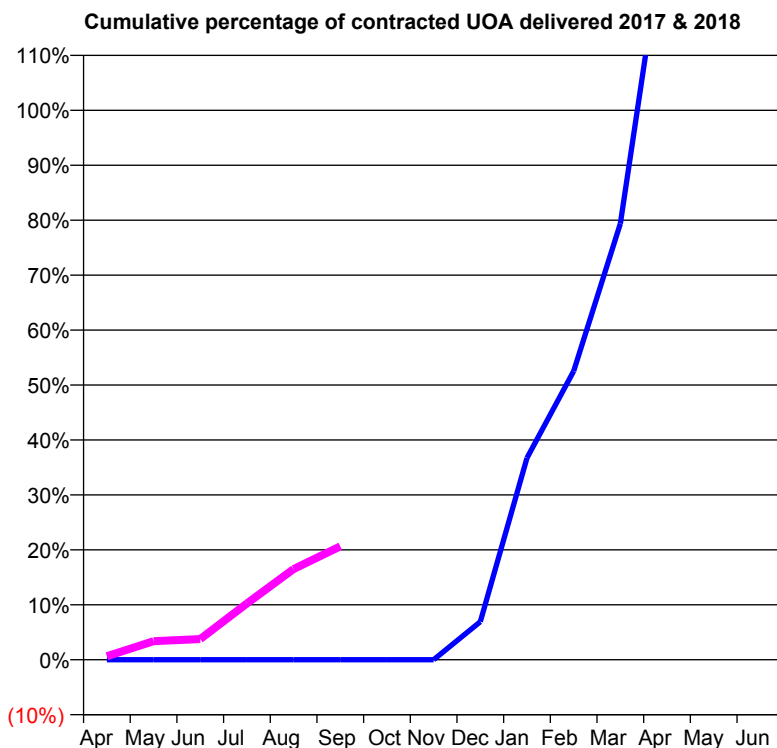
7A7 - Vital Signs Orthodontic At a Glance Contract Report for 100240/0000 - September 2017

Name or company name	Severn Street Dental Practice
Contract type name	PDS Contract
Purpose of contract	Orthodontic
Contract start date	01/09/2016
Contract end date	31/08/2019

17/18 Contracted general activity (UDA)	0
Carry forward general activity (UDA)	0
17/18 Contracted orthodontic activity (UOA)	2,300
Carry forward orthodontic activity (UOA)	0
Baseline contract value	£149,195.66

ACCESS

	Contract	England and Wales
24 month ratio of assessments to patient IDs	1.15	1.09

ACTIVITY


Month	Adjusted Scheduled Activity (UOA)	
	2017	2018
April	0	15
May	0	78
June	0	87
July	0	236
August	0	380
September	0	475
October	0	
November	0	
December	93	
January	493	
February	705	
March	1,065	
April	1,824	
May	1,824	
June	1,824	

QUALITY

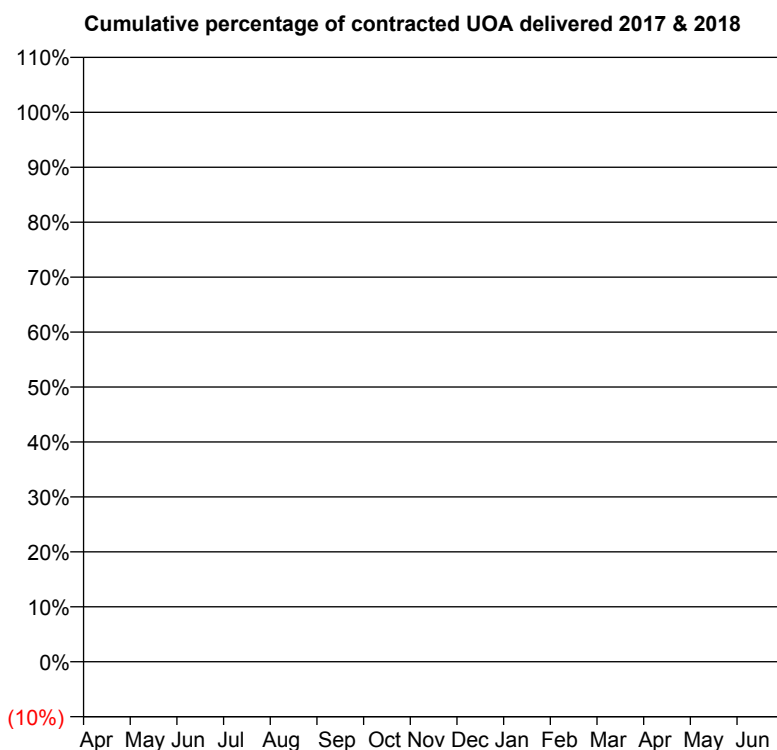
	Contract Quantity	Contract Base Number	Contract *	Wales
% of all assessments that were assess and fit appliances (rolling 12 month period)	102	274	37.2%	56.9%
% of all assessments that were assess and refuse (rolling 12 month period)	51	274	18.6%	9.8%
% of all assessments that were assess and review (rolling 12 month period)	121	274	44.2%	33.3%
% of terminated courses where treatment was abandoned or discontinued (rolling 12 month period)	0	1	0.0%	9.9%
% of completed treatments indicating that PAR score was taken (year to date)	0	0	N/A	48.4%
Rate of removable appliances per 100 fixed appliances - proposed treatment (rolling 12 month period)	4	79	5.06	5.52
Rate of removable appliances per 100 fixed appliances - completed treatment (rolling 12 month period)	0	0	N/A	3.94
% of courses of treatment with removable appliances only - proposed treatment (rolling 12 month period)	1	102	1.0%	1.4%
% of courses of treatment with removable appliances only - completed treatment (rolling 12 month period)	0	1	0.0%	0.7%
% of patients satisfied with the treatment they have received (rolling 12 month period)	0	2	0.0%	17.6%

* Figures in italics indicate that the base number is less than 100.

7A7 - Vital Signs Orthodontic At a Glance Contract Report for 131431/0001 - September 2017

Name or company name	Severn Street Dental Practice	17/18 Contracted general activity (UDA)	40,407
Contract type name	GDS Contract	Carry forward general activity (UDA)	535
Purpose of contract	General	17/18 Contracted orthodontic activity (UOA)	0
Contract start date	01/04/2006	Carry forward orthodontic activity (UOA)	0
Contract end date		Baseline contract value	£1,039,774.20

ACCESS	Contract	England and Wales
24 month ratio of assessments to patient IDs	1.00	1.09

ACTIVITY


Adjusted Scheduled Activity (UOA)		
Month	2017	2018
April	0	0
May	0	0
June	0	1
July	0	1
August	0	1
September	0	1
October	0	
November	0	
December	177	
January	180	
February	180	
March	180	
April	180	
May	180	
June	180	

QUALITY	Contract Quantity	Contract Base Number	Contract *	Wales
% of all assessments that were assess and fit appliances (rolling 12 month period)	8	22	36.4%	56.9%
% of all assessments that were assess and refuse (rolling 12 month period)	1	22	4.5%	9.8%
% of all assessments that were assess and review (rolling 12 month period)	13	22	59.1%	33.3%
% of terminated courses where treatment was abandoned or discontinued (rolling 12 month period)	0	0	N/A	9.9%
% of completed treatments indicating that PAR score was taken (year to date)	0	0	N/A	48.4%
Rate of removable appliances per 100 fixed appliances - proposed treatment (rolling 12 month period)	0	11	0.00	5.52
Rate of removable appliances per 100 fixed appliances - completed treatment (rolling 12 month period)	0	0	N/A	3.94
% of courses of treatment with removable appliances only - proposed treatment (rolling 12 month period)	0	8	0.0%	1.4%
% of courses of treatment with removable appliances only - completed treatment (rolling 12 month period)	0	0	N/A	0.7%
% of patients satisfied with the treatment they have received (rolling 12 month period)	2	4	50.0%	17.6%

* Figures in italics indicate that the base number is less than 100.

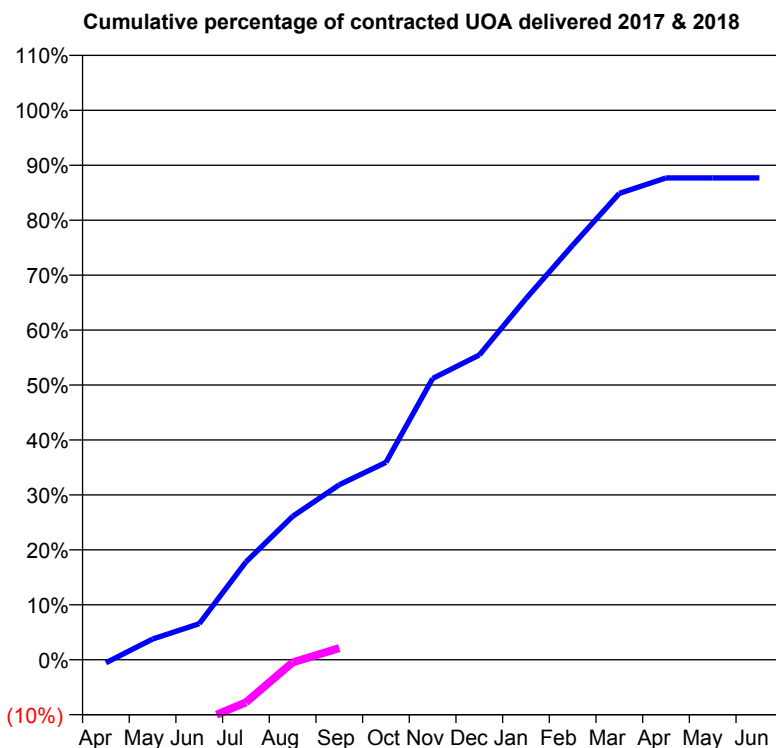
7A7 - Vital Signs Orthodontic At a Glance Contract Report for 144622/0001 - September 2017

Name or company name	A.R.C Orthodontics Ltd
Contract type name	PDS Contract
Purpose of contract	Orthodontic
Contract start date	01/11/2014
Contract end date	31/10/2024

17/18 Contracted general activity (UDA)	0
Carry forward general activity (UDA)	0
17/18 Contracted orthodontic activity (UOA)	1,260
Carry forward orthodontic activity (UOA)	193
Baseline contract value	£83,154.46

ACCESS

	Contract	England and Wales
24 month ratio of assessments to patient IDs	1.02	1.09

ACTIVITY


Month	Adjusted Scheduled Activity (UOA)	
	2017	2018
April	-9	-193
May	59	-192
June	103	-143
July	279	-98
August	409	-6
September	499	27
October	563	
November	802	
December	869	
January	1,030	
February	1,182	
March	1,330	
April	1,374	
May	1,374	
June	1,374	

QUALITY

	Contract Quantity	Contract Base Number	Contract *	Wales
% of all assessments that were assess and fit appliances (rolling 12 month period)	51	108	47.2%	56.9%
% of all assessments that were assess and refuse (rolling 12 month period)	46	108	42.6%	9.8%
% of all assessments that were assess and review (rolling 12 month period)	11	108	10.2%	33.3%
% of terminated courses where treatment was abandoned or discontinued (rolling 12 month period)	6	48	12.5%	9.9%
% of completed treatments indicating that PAR score was taken (year to date)	5	21	23.8%	48.4%
Rate of removable appliances per 100 fixed appliances - proposed treatment (rolling 12 month period)	13	99	13.13	5.52
Rate of removable appliances per 100 fixed appliances - completed treatment (rolling 12 month period)	5	82	6.10	3.94
% of courses of treatment with removable appliances only - proposed treatment (rolling 12 month period)	1	51	2.0%	1.4%
% of courses of treatment with removable appliances only - completed treatment (rolling 12 month period)	1	42	2.4%	0.7%
% of patients satisfied with the treatment they have received (rolling 12 month period)	1	10	10.0%	17.6%

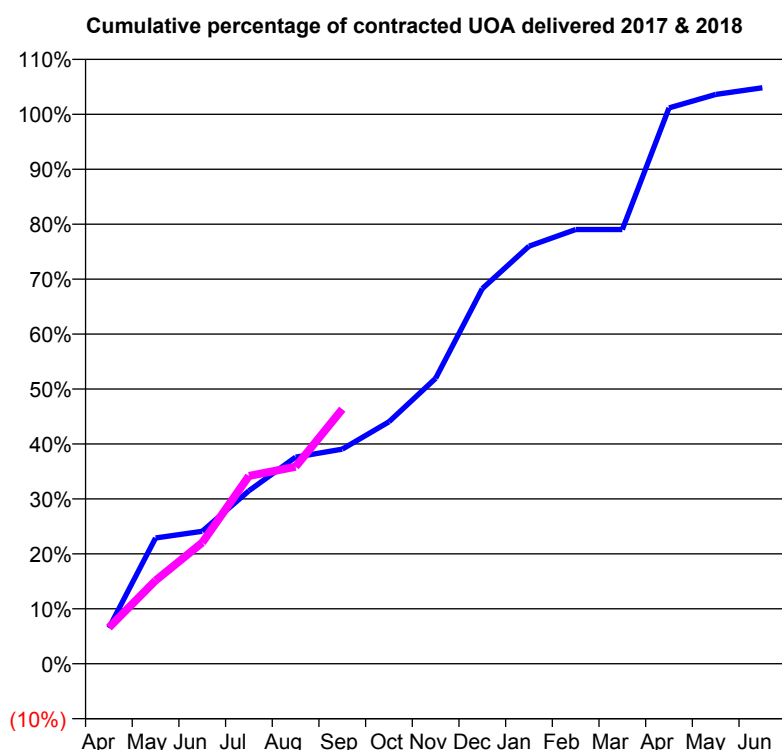
* Figures in italics indicate that the base number is less than 100.

7A7 - Vital Signs Orthodontic At a Glance Contract Report for 197351/0002 - September 2017

Name or company name	Exclusive Orthodontics Ltd
Contract type name	PDS Contract
Purpose of contract	Orthodontic
Contract start date	01/04/2015
Contract end date	31/03/2018

17/18 Contracted general activity (UDA)	0
Carry forward general activity (UDA)	0
17/18 Contracted orthodontic activity (UOA)	1,260
Carry forward orthodontic activity (UOA)	-83
Baseline contract value	£83,154.46

ACCESS	Contract	England and Wales
24 month ratio of assessments to patient IDs	1.05	1.09

ACTIVITY


Month	Adjusted Scheduled Activity (UOA)	
	2017	2018
April	112	83
May	394	191
June	415	278
July	542	431
August	647	452
September	672	584
October	758	
November	894	
December	1,175	
January	1,308	
February	1,360	
March	1,360	
April	1,741	
May	1,783	
June	1,804	

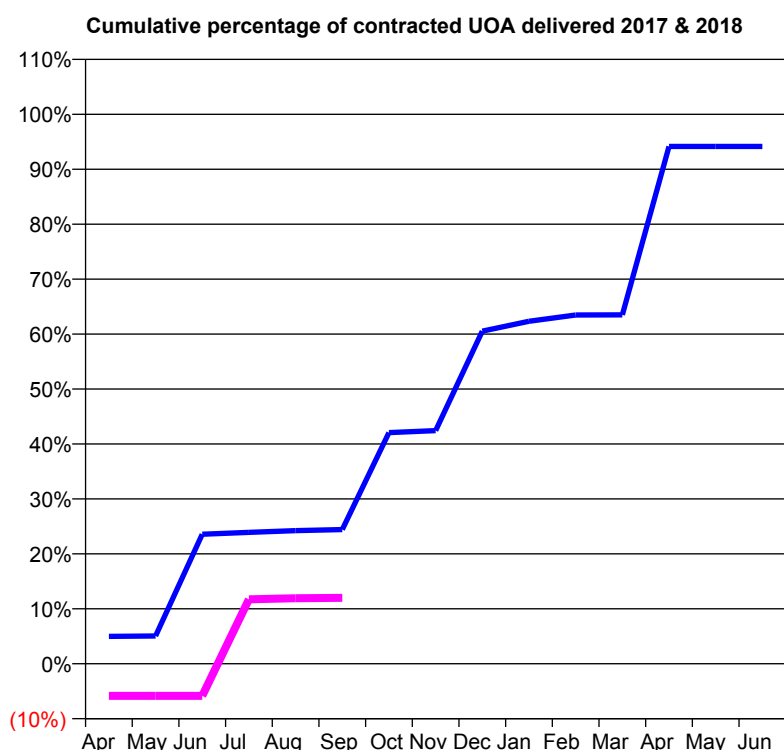
QUALITY	Contract Quantity	Contract Base Number	Contract *	Wales
% of all assessments that were assess and fit appliances (rolling 12 month period)	78	127	61.4%	56.9%
% of all assessments that were assess and refuse (rolling 12 month period)	17	127	13.4%	9.8%
% of all assessments that were assess and review (rolling 12 month period)	32	127	25.2%	33.3%
% of terminated courses where treatment was abandoned or discontinued (rolling 12 month period)	1	80	1.3%	9.9%
% of completed treatments indicating that PAR score was taken (year to date)	0	49	0.0%	48.4%
Rate of removable appliances per 100 fixed appliances - proposed treatment (rolling 12 month period)	7	142	4.93	5.52
Rate of removable appliances per 100 fixed appliances - completed treatment (rolling 12 month period)	0	0	N/A	3.94
% of courses of treatment with removable appliances only - proposed treatment (rolling 12 month period)	2	78	2.6%	1.4%
% of courses of treatment with removable appliances only - completed treatment (rolling 12 month period)	0	79	0.0%	0.7%
% of patients satisfied with the treatment they have received (rolling 12 month period)	1	10	10.0%	17.6%

* Figures in italics indicate that the base number is less than 100.

7A7 - Vital Signs Orthodontic At a Glance Contract Report for 642789/0003 - September 2017

Name or company name	MR DR EVANS	17/18 Contracted general activity (UDA)	0
Contract type name	PDS Contract	Carry forward general activity (UDA)	0
Purpose of contract	Orthodontic	17/18 Contracted orthodontic activity (UOA)	2,625
Contract start date	01/01/2009	Carry forward orthodontic activity (UOA)	154
Contract end date	31/03/2018	Baseline contract value	£173,127.47

ACCESS	Contract	England and Wales
24 month ratio of assessments to patient IDs	1.03	1.09

ACTIVITY


Month	Adjusted Scheduled Activity (UOA)	
	2017	2018
April	131	-154
May	133	-154
June	619	-154
July	628	308
August	636	313
September	641	315
October	1,104	
November	1,114	
December	1,589	
January	1,636	
February	1,666	
March	1,667	
April	2,471	
May	2,471	
June	2,471	

QUALITY	Contract Quantity	Contract Base Number	Contract *	Wales
% of all assessments that were assess and fit appliances (rolling 12 month period)	108	173	62.4%	56.9%
% of all assessments that were assess and refuse (rolling 12 month period)	17	173	9.8%	9.8%
% of all assessments that were assess and review (rolling 12 month period)	48	173	27.7%	33.3%
% of terminated courses where treatment was abandoned or discontinued (rolling 12 month period)	8	132	6.1%	9.9%
% of completed treatments indicating that PAR score was taken (year to date)	1	49	2.0%	48.4%
Rate of removable appliances per 100 fixed appliances - proposed treatment (rolling 12 month period)	41	200	20.50	5.52
Rate of removable appliances per 100 fixed appliances - completed treatment (rolling 12 month period)	26	244	10.66	3.94
% of courses of treatment with removable appliances only - proposed treatment (rolling 12 month period)	1	108	0.9%	1.4%
% of courses of treatment with removable appliances only - completed treatment (rolling 12 month period)	2	124	1.6%	0.7%
% of patients satisfied with the treatment they have received (rolling 12 month period)	1	3	33.3%	17.6%

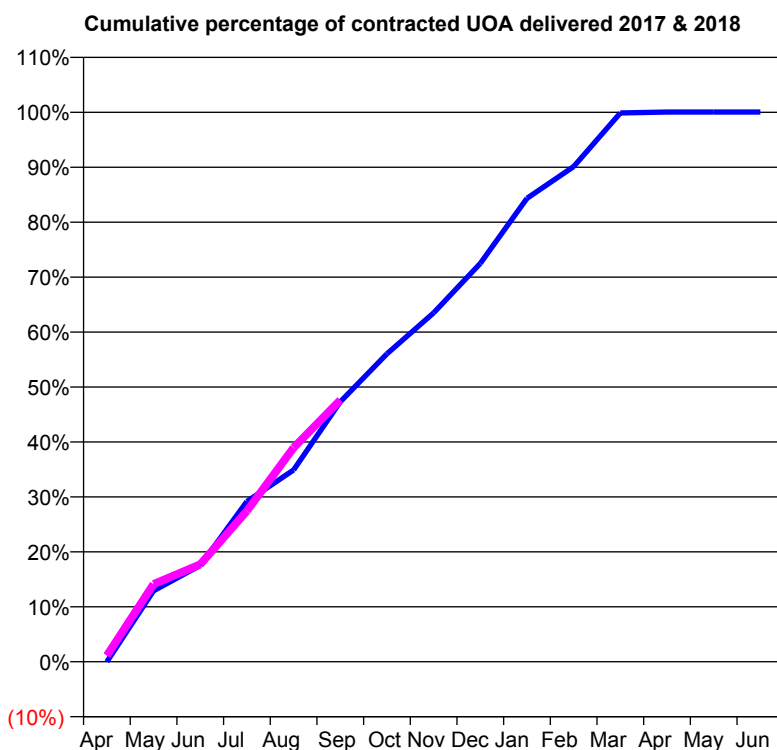
* Figures in italics indicate that the base number is less than 100.

Q44 - Vital Signs Orthodontic At a Glance Contract Report for 125407/0001 - September 2017

Name or company name	Mark Fazakerley (VHO) Limited	17/18 Contracted general activity (UDA)	0
Contract type name	PDS Contract	Carry forward general activity (UDA)	0
Purpose of contract	General and Orthodontic	17/18 Contracted orthodontic activity (UOA)	8,353
Contract start date	01/05/2012	Carry forward orthodontic activity (UOA)	0
Contract end date	31/03/2018	Baseline contract value	£562,893.87

ACCESS

	Contract	England and Wales
24 month ratio of assessments to patient IDs	1.04	1.09

ACTIVITY


Month	Adjusted Scheduled Activity (UOA)	
	2017	2018
April	0	94
May	1,080	1,181
June	1,465	1,481
July	2,438	2,294
August	2,915	3,255
September	3,951	3,978
October	4,682	
November	5,303	
December	6,056	
January	7,045	
February	7,527	
March	8,343	
April	8,356	
May	8,356	
June	8,357	

QUALITY

	Contract Quantity	Contract Base Number	Contract *	Region	England
% of all assessments that were assess and fit appliances (rolling 12 month period)	391	582	67.2%	55.8%	58.0%
% of all assessments that were assess and refuse (rolling 12 month period)	33	582	5.7%	11.6%	11.4%
% of all assessments that were assess and review (rolling 12 month period)	158	582	27.1%	32.7%	30.6%
% of terminated courses where treatment was abandoned or discontinued (rolling 12 month period)	8	406	2.0%	8.0%	7.8%
% of completed treatments indicating that PAR score was taken (year to date)	197	201	98.0%	61.3%	64.6%
Rate of removable appliances per 100 fixed appliances - proposed treatment (rolling 12 month period)	11	771	1.43	5.40	5.65
Rate of removable appliances per 100 fixed appliances - completed treatment (rolling 12 month period)	5	790	0.63	3.86	4.78
% of courses of treatment with removable appliances only - proposed treatment (rolling 12 month period)	5	391	1.3%	1.4%	2.0%
% of courses of treatment with removable appliances only - completed treatment (rolling 12 month period)	2	398	0.5%	1.0%	1.5%
% of patients satisfied with the treatment they have received (rolling 12 month period)	12	13	92.3%	96.1%	96.0%

* Figures in italics indicate that the base number is less than 100.

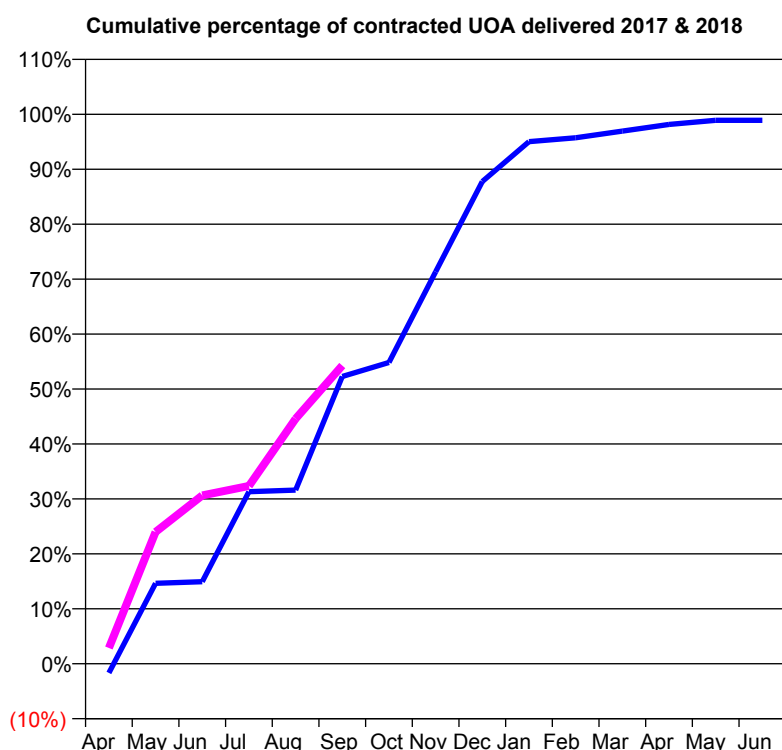
Q44 - Vital Signs Orthodontic At a Glance Contract Report for 146676/0001 - September 2017

Name or company name	Cheshire Cat Orthodontics Ltd
Contract type name	PDS Contract
Purpose of contract	Orthodontic
Contract start date	01/04/2010
Contract end date	31/03/2018

17/18 Contracted general activity (UDA)	0
Carry forward general activity (UDA)	0
17/18 Contracted orthodontic activity (UOA)	7,279
Carry forward orthodontic activity (UOA)	0
Baseline contract value	£477,237.98

ACCESS

	Contract	England and Wales
24 month ratio of assessments to patient IDs	1.08	1.09

ACTIVITY


Month	Adjusted Scheduled Activity (UOA)	
	2017	2018
April	-122	210
May	1,066	1,746
June	1,087	2,230
July	2,280	2,356
August	2,301	3,245
September	3,805	3,950
October	3,992	
November	5,192	
December	6,389	
January	6,916	
February	6,968	
March	7,056	
April	7,144	
May	7,199	
June	7,199	

QUALITY

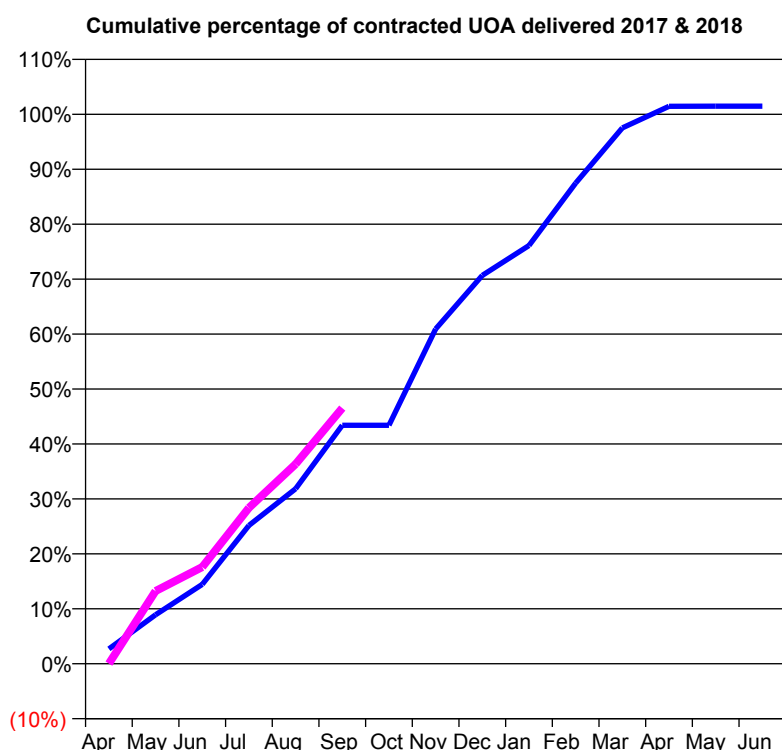
	Contract Quantity	Contract Base Number	Contract *	Region	England
% of all assessments that were assess and fit appliances (rolling 12 month period)	336	679	49.5%	55.8%	58.0%
% of all assessments that were assess and refuse (rolling 12 month period)	90	679	13.3%	11.6%	11.4%
% of all assessments that were assess and review (rolling 12 month period)	253	679	37.3%	32.7%	30.6%
% of terminated courses where treatment was abandoned or discontinued (rolling 12 month period)	1	322	0.3%	8.0%	7.8%
% of completed treatments indicating that PAR score was taken (year to date)	145	163	89.0%	61.3%	64.6%
Rate of removable appliances per 100 fixed appliances - proposed treatment (rolling 12 month period)	4	637	0.63	5.40	5.65
Rate of removable appliances per 100 fixed appliances - completed treatment (rolling 12 month period)	2	622	0.32	3.86	4.78
% of courses of treatment with removable appliances only - proposed treatment (rolling 12 month period)	3	336	0.9%	1.4%	2.0%
% of courses of treatment with removable appliances only - completed treatment (rolling 12 month period)	1	321	0.3%	1.0%	1.5%
% of patients satisfied with the treatment they have received (rolling 12 month period)	23	23	100.0%	96.1%	96.0%

* Figures in italics indicate that the base number is less than 100.

Q44 - Vital Signs Orthodontic At a Glance Contract Report for 148709/0001 - September 2017

Name or company name	P O'Neill (W.H.O) LTD	17/18 Contracted general activity (UDA)	0
Contract type name	PDS Contract	Carry forward general activity (UDA)	0
Purpose of contract	General and Orthodontic	17/18 Contracted orthodontic activity (UOA)	8,394
Contract start date	01/04/2011	Carry forward orthodontic activity (UOA)	0
Contract end date	31/03/2018	Baseline contract value	£550,465.43

ACCESS	Contract	England and Wales
24 month ratio of assessments to patient IDs	1.04	1.09

ACTIVITY


Month	Adjusted Scheduled Activity (UOA)	
	2017	2018
April	228	3
May	748	1,111
June	1,214	1,478
July	2,113	2,382
August	2,673	3,050
September	3,644	3,906
October	3,644	-
November	5,114	-
December	5,932	-
January	6,389	-
February	7,343	-
March	8,186	-
April	8,515	-
May	8,517	-
June	8,517	-

QUALITY

	Contract Quantity	Contract Base Number	Contract *	Region	England
% of all assessments that were assess and fit appliances (rolling 12 month period)	402	753	53.4%	55.8%	58.0%
% of all assessments that were assess and refuse (rolling 12 month period)	106	753	14.1%	11.6%	11.4%
% of all assessments that were assess and review (rolling 12 month period)	245	753	32.5%	32.7%	30.6%
% of terminated courses where treatment was abandoned or discontinued (rolling 12 month period)	10	402	2.5%	8.0%	7.8%
% of completed treatments indicating that PAR score was taken (year to date)	178	188	94.7%	61.3%	64.6%
Rate of removable appliances per 100 fixed appliances - proposed treatment (rolling 12 month period)	1	756	0.13	5.40	5.65
Rate of removable appliances per 100 fixed appliances - completed treatment (rolling 12 month period)	5	771	0.65	3.86	4.78
% of courses of treatment with removable appliances only - proposed treatment (rolling 12 month period)	1	402	0.2%	1.4%	2.0%
% of courses of treatment with removable appliances only - completed treatment (rolling 12 month period)	4	392	1.0%	1.0%	1.5%
% of patients satisfied with the treatment they have received (rolling 12 month period)	12	13	92.3%	96.1%	96.0%

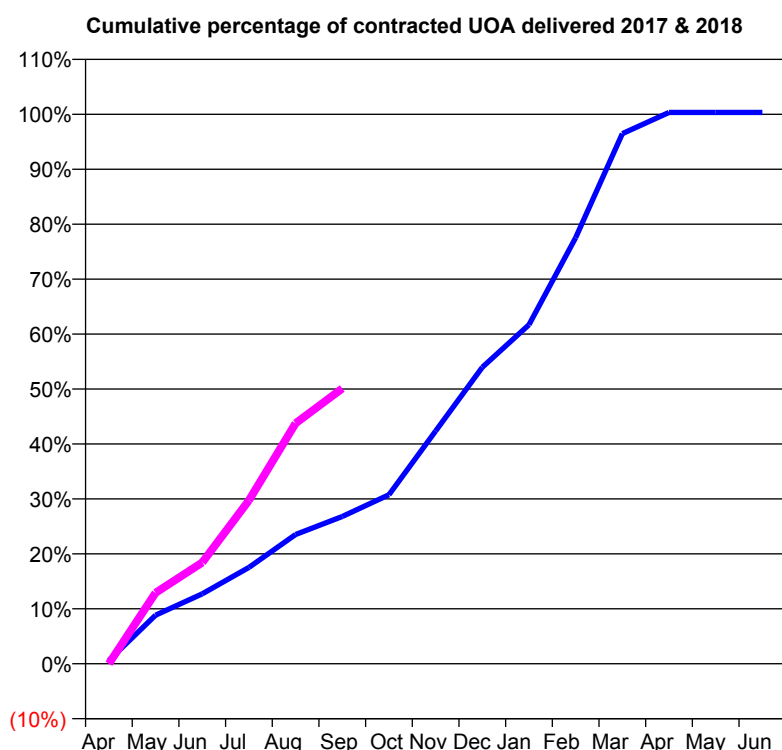
* Figures in italics indicate that the base number is less than 100.

Q44 - Vital Signs Orthodontic At a Glance Contract Report for 167088/0001 - September 2017

Name or company name	Wallasey Orthodontic Practice
Contract type name	PDS Contract
Purpose of contract	General and Orthodontic
Contract start date	01/03/2014
Contract end date	31/03/2018

17/18 Contracted general activity (UDA)	0
Carry forward general activity (UDA)	0
17/18 Contracted orthodontic activity (UOA)	4,995
Carry forward orthodontic activity (UOA)	0
Baseline contract value	£327,594.21

ACCESS	Contract	England and Wales
24 month ratio of assessments to patient IDs	1.02	1.09

ACTIVITY


Month	Adjusted Scheduled Activity (UOA)	
	2017	2018
April	31	0
May	442	645
June	636	921
July	876	1,485
August	1,175	2,186
September	1,339	2,503
October	1,536	
November	2,116	
December	2,695	
January	3,082	
February	3,873	
March	4,819	
April	5,012	
May	5,012	
June	5,012	

QUALITY	Contract Quantity	Contract Base Number	Contract *	Region	England
% of all assessments that were assess and fit appliances (rolling 12 month period)	290	410	70.7%	55.8%	58.0%
% of all assessments that were assess and refuse (rolling 12 month period)	29	410	7.1%	11.6%	11.4%
% of all assessments that were assess and review (rolling 12 month period)	91	410	22.2%	32.7%	30.6%
% of terminated courses where treatment was abandoned or discontinued (rolling 12 month period)	6	212	2.8%	8.0%	7.8%
% of completed treatments indicating that PAR score was taken (year to date)	95	98	96.9%	61.3%	64.6%
Rate of removable appliances per 100 fixed appliances - proposed treatment (rolling 12 month period)	9	578	1.56	5.40	5.65
Rate of removable appliances per 100 fixed appliances - completed treatment (rolling 12 month period)	2	410	0.49	3.86	4.78
% of courses of treatment with removable appliances only - proposed treatment (rolling 12 month period)	1	290	0.3%	1.4%	2.0%
% of courses of treatment with removable appliances only - completed treatment (rolling 12 month period)	1	206	0.5%	1.0%	1.5%
% of patients satisfied with the treatment they have received (rolling 12 month period)	5	5	100.0%	96.1%	96.0%

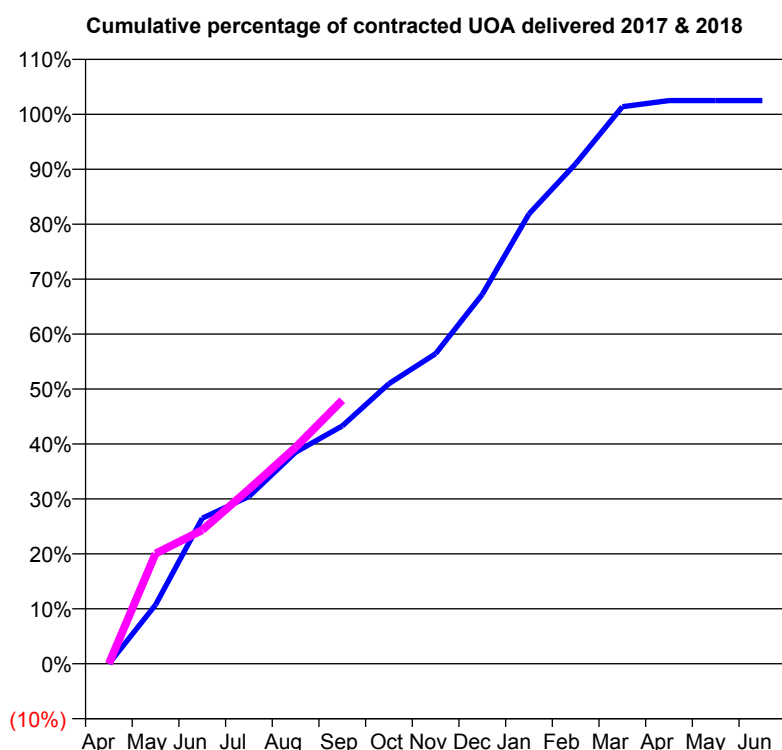
* Figures in italics indicate that the base number is less than 100.

Q44 - Vital Signs Orthodontic At a Glance Contract Report for 183822/0001 - September 2017

Name or company name	Peter Baldwin (VHO) Limited
Contract type name	PDS Contract
Purpose of contract	General and Orthodontic
Contract start date	01/05/2012
Contract end date	31/03/2018

17/18 Contracted general activity (UDA)	0
Carry forward general activity (UDA)	0
17/18 Contracted orthodontic activity (UOA)	8,789
Carry forward orthodontic activity (UOA)	0
Baseline contract value	£591,099.05

ACCESS	Contract	England and Wales
24 month ratio of assessments to patient IDs	1.08	1.09

ACTIVITY


Month	Adjusted Scheduled Activity (UOA)	
	2017	2018
April	0	0
May	943	1,762
June	2,329	2,138
July	2,676	2,791
August	3,383	3,463
September	3,803	4,216
October	4,480	
November	4,960	
December	5,908	
January	7,195	
February	7,998	
March	8,910	
April	9,008	
May	9,008	
June	9,008	

QUALITY

	Contract Quantity	Contract Base Number	Contract *	Region	England
% of all assessments that were assess and fit appliances (rolling 12 month period)	434	759	57.2%	55.8%	58.0%
% of all assessments that were assess and refuse (rolling 12 month period)	158	759	20.8%	11.6%	11.4%
% of all assessments that were assess and review (rolling 12 month period)	167	759	22.0%	32.7%	30.6%
% of terminated courses where treatment was abandoned or discontinued (rolling 12 month period)	15	363	4.1%	8.0%	7.8%
% of completed treatments indicating that PAR score was taken (year to date)	94	152	61.8%	61.3%	64.6%
Rate of removable appliances per 100 fixed appliances - proposed treatment (rolling 12 month period)	4	856	0.47	5.40	5.65
Rate of removable appliances per 100 fixed appliances - completed treatment (rolling 12 month period)	2	688	0.29	3.86	4.78
% of courses of treatment with removable appliances only - proposed treatment (rolling 12 month period)	4	434	0.9%	1.4%	2.0%
% of courses of treatment with removable appliances only - completed treatment (rolling 12 month period)	2	348	0.6%	1.0%	1.5%
% of patients satisfied with the treatment they have received (rolling 12 month period)	17	17	100.0%	96.1%	96.0%

* Figures in italics indicate that the base number is less than 100.

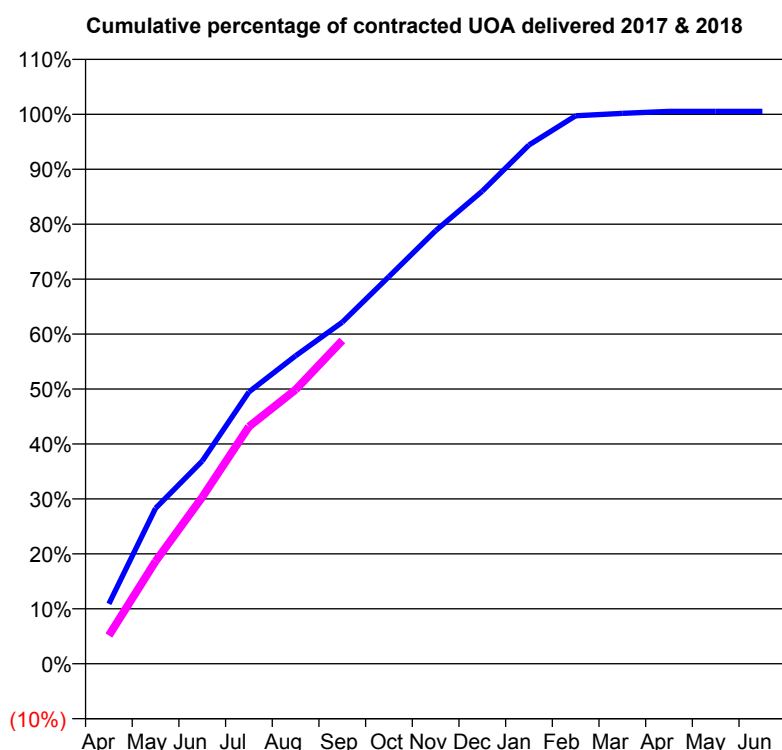
Q44 - Vital Signs Orthodontic At a Glance Contract Report for 187445/0001 - September 2017

Name or company name	Russell, Cumberbirch and Hain
Contract type name	PDS Contract
Purpose of contract	General and Orthodontic
Contract start date	01/04/2012
Contract end date	31/03/2018

17/18 Contracted general activity (UDA)	0
Carry forward general activity (UDA)	0
17/18 Contracted orthodontic activity (UOA)	13,029
Carry forward orthodontic activity (UOA)	0
Baseline contract value	£879,325.99

ACCESS

	Contract	England and Wales
24 month ratio of assessments to patient IDs	1.07	1.09

ACTIVITY


Month	Adjusted Scheduled Activity (UOA)	
	2017	2018
April	1,422	672
May	3,688	2,431
June	4,806	3,951
July	6,445	5,623
August	7,302	6,498
September	8,098	7,667
October	9,180	
November	10,269	
December	11,208	
January	12,302	
February	12,992	
March	13,049	
April	13,098	
May	13,098	
June	13,098	

QUALITY

	Contract Quantity	Contract Base Number	Contract *	Region	England
% of all assessments that were assess and fit appliances (rolling 12 month period)	595	833	71.4%	55.8%	58.0%
% of all assessments that were assess and refuse (rolling 12 month period)	86	833	10.3%	11.6%	11.4%
% of all assessments that were assess and review (rolling 12 month period)	152	833	18.2%	32.7%	30.6%
% of terminated courses where treatment was abandoned or discontinued (rolling 12 month period)	22	598	3.7%	8.0%	7.8%
% of completed treatments indicating that PAR score was taken (year to date)	248	274	90.5%	61.3%	64.6%
Rate of removable appliances per 100 fixed appliances - proposed treatment (rolling 12 month period)	197	1,114	17.68	5.40	5.65
Rate of removable appliances per 100 fixed appliances - completed treatment (rolling 12 month period)	122	1,017	12.00	3.86	4.78
% of courses of treatment with removable appliances only - proposed treatment (rolling 12 month period)	12	595	2.0%	1.4%	2.0%
% of courses of treatment with removable appliances only - completed treatment (rolling 12 month period)	13	576	2.3%	1.0%	1.5%
% of patients satisfied with the treatment they have received (rolling 12 month period)	24	25	96.0%	96.1%	96.0%

* Figures in italics indicate that the base number is less than 100.

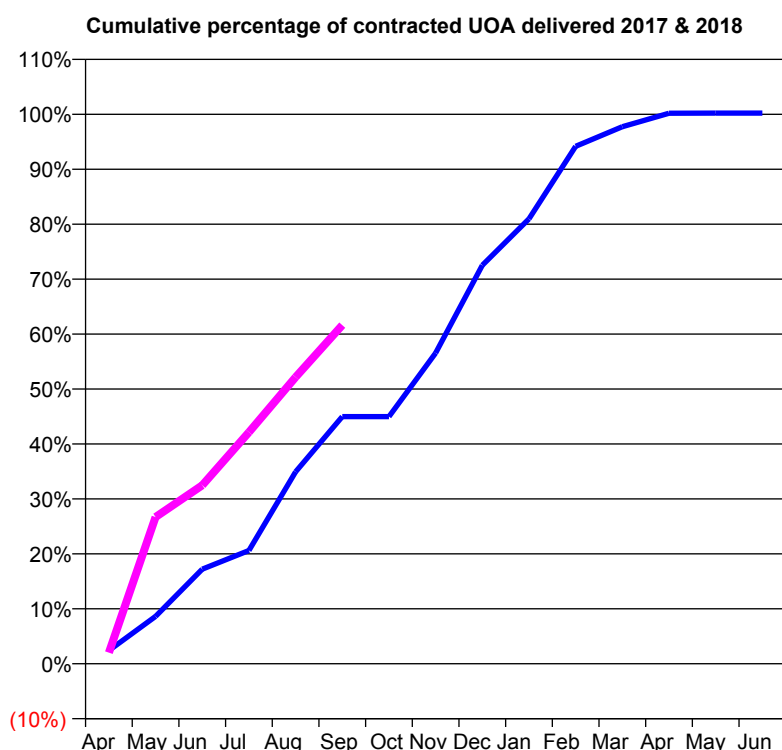
Q44 - Vital Signs Orthodontic At a Glance Contract Report for 194468/0001 - September 2017

Name or company name	West House (AOM) LTD
Contract type name	PDS Contract
Purpose of contract	General and Orthodontic
Contract start date	01/04/2011
Contract end date	31/03/2018

17/18 Contracted general activity (UDA)	0
Carry forward general activity (UDA)	0
17/18 Contracted orthodontic activity (UOA)	9,614
Carry forward orthodontic activity (UOA)	0
Baseline contract value	£631,483.41

ACCESS

	Contract	England and Wales
24 month ratio of assessments to patient IDs	1.09	1.09

ACTIVITY


Month	Adjusted Scheduled Activity (UOA)	
	2017	2018
April	233	195
May	830	2,567
June	1,655	3,124
July	1,981	4,051
August	3,358	5,015
September	4,325	5,924
October	4,325	
November	5,436	
December	6,973	
January	7,783	
February	9,054	
March	9,397	
April	9,633	
May	9,635	
June	9,635	

QUALITY

	Contract Quantity	Contract Base Number	Contract *	Region	England
% of all assessments that were assess and fit appliances (rolling 12 month period)	519	882	58.8%	55.8%	58.0%
% of all assessments that were assess and refuse (rolling 12 month period)	63	882	7.1%	11.6%	11.4%
% of all assessments that were assess and review (rolling 12 month period)	300	882	34.0%	32.7%	30.6%
% of terminated courses where treatment was abandoned or discontinued (rolling 12 month period)	10	406	2.5%	8.0%	7.8%
% of completed treatments indicating that PAR score was taken (year to date)	200	203	98.5%	61.3%	64.6%
Rate of removable appliances per 100 fixed appliances - proposed treatment (rolling 12 month period)	7	932	0.75	5.40	5.65
Rate of removable appliances per 100 fixed appliances - completed treatment (rolling 12 month period)	5	778	0.64	3.86	4.78
% of courses of treatment with removable appliances only - proposed treatment (rolling 12 month period)	3	519	0.6%	1.4%	2.0%
% of courses of treatment with removable appliances only - completed treatment (rolling 12 month period)	3	396	0.8%	1.0%	1.5%
% of patients satisfied with the treatment they have received (rolling 12 month period)	13	13	100.0%	96.1%	96.0%

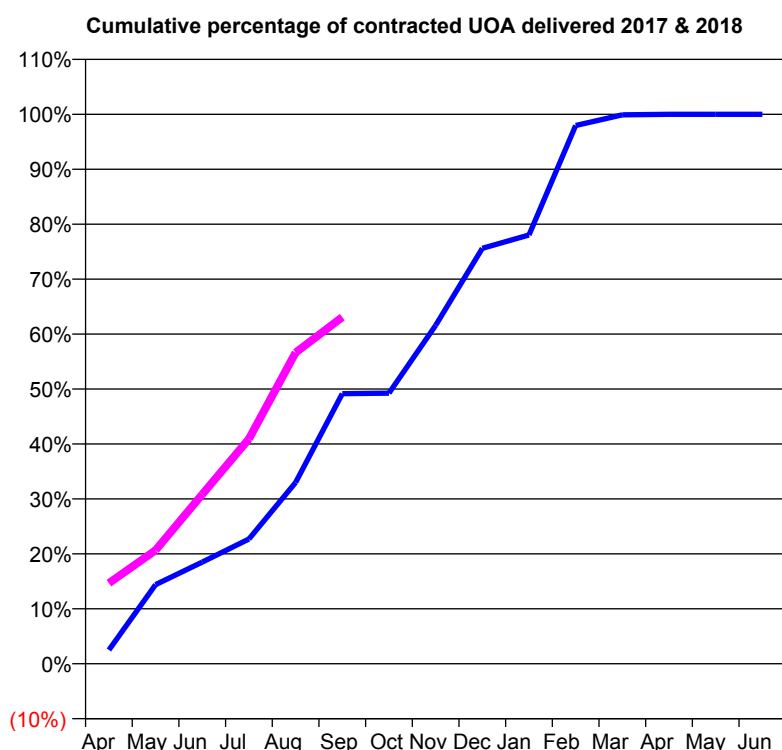
* Figures in italics indicate that the base number is less than 100.

Q44 - Vital Signs Orthodontic At a Glance Contract Report for 210153/0002 - September 2017

Name or company name	Latchford Dental Practice Ltd
Contract type name	PDS Contract
Purpose of contract	Orthodontic
Contract start date	01/04/2006
Contract end date	31/03/2018

17/18 Contracted general activity (UDA)	0
Carry forward general activity (UDA)	0
17/18 Contracted orthodontic activity (UOA)	1,070
Carry forward orthodontic activity (UOA)	0
Baseline contract value	£70,140.85

ACCESS	Contract	England and Wales
24 month ratio of assessments to patient IDs	1.14	1.09

ACTIVITY


Month	Adjusted Scheduled Activity (UOA)	
	2017	2018
April	27	157
May	154	221
June	198	330
July	243	438
August	353	606
September	526	675
October	527	-
November	659	-
December	809	-
January	835	-
February	1,048	-
March	1,069	-
April	1,070	-
May	1,070	-
June	1,070	-

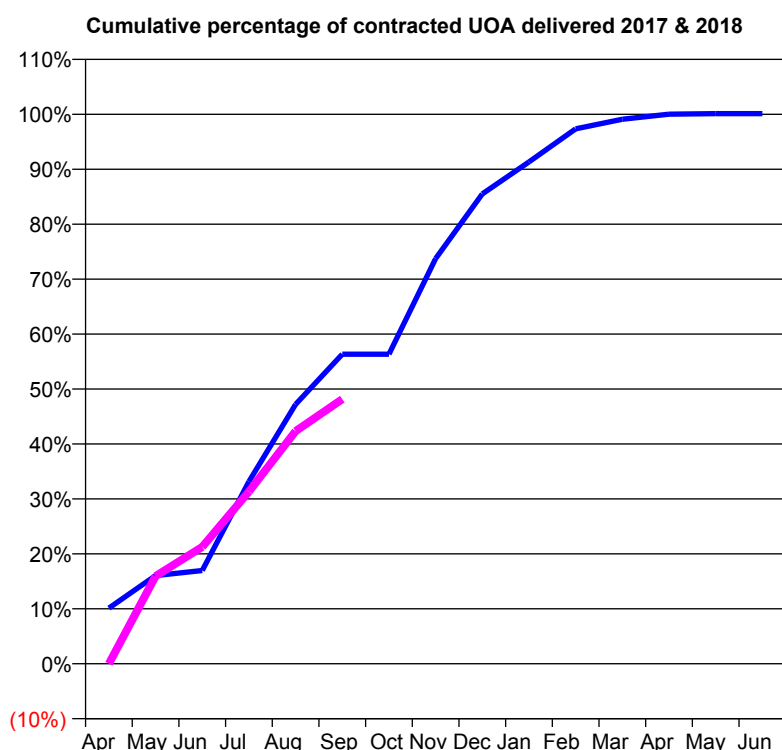
QUALITY	Contract Quantity	Contract Base Number	Contract *	Region	England
% of all assessments that were assess and fit appliances (rolling 12 month period)	57	96	59.4%	55.8%	58.0%
% of all assessments that were assess and refuse (rolling 12 month period)	7	96	7.3%	11.6%	11.4%
% of all assessments that were assess and review (rolling 12 month period)	32	96	33.3%	32.7%	30.6%
% of terminated courses where treatment was abandoned or discontinued (rolling 12 month period)	4	27	14.8%	8.0%	7.8%
% of completed treatments indicating that PAR score was taken (year to date)	17	17	100.0%	61.3%	64.6%
Rate of removable appliances per 100 fixed appliances - proposed treatment (rolling 12 month period)	3	108	2.78	5.40	5.65
Rate of removable appliances per 100 fixed appliances - completed treatment (rolling 12 month period)	4	42	9.52	3.86	4.78
% of courses of treatment with removable appliances only - proposed treatment (rolling 12 month period)	2	57	3.5%	1.4%	2.0%
% of courses of treatment with removable appliances only - completed treatment (rolling 12 month period)	2	23	8.7%	1.0%	1.5%
% of patients satisfied with the treatment they have received (rolling 12 month period)	2	2	100.0%	96.1%	96.0%

* Figures in italics indicate that the base number is less than 100.

Q44 - Vital Signs Orthodontic At a Glance Contract Report for 336351/0001 - September 2017

Name or company name	MISS MM EVANS	17/18 Contracted general activity (UDA)	0
Contract type name	PDS Contract	Carry forward general activity (UDA)	0
Purpose of contract	General and Orthodontic	17/18 Contracted orthodontic activity (UOA)	2,568
Contract start date	01/04/2006	Carry forward orthodontic activity (UOA)	0
Contract end date	31/03/2018	Baseline contract value	£168,417.37

ACCESS	Contract	England and Wales
24 month ratio of assessments to patient IDs	1.03	1.09

ACTIVITY


Month	Adjusted Scheduled Activity (UOA)	
	2017	2018
April	260	0
May	412	410
June	436	546
July	852	805
August	1,213	1,087
September	1,447	1,237
October	1,447	
November	1,894	
December	2,196	
January	2,346	
February	2,500	
March	2,545	
April	2,569	
May	2,571	
June	2,571	

QUALITY

	Contract Quantity	Contract Base Number	Contract *	Region	England
% of all assessments that were assess and fit appliances (rolling 12 month period)	110	178	61.8%	55.8%	58.0%
% of all assessments that were assess and refuse (rolling 12 month period)	19	178	10.7%	11.6%	11.4%
% of all assessments that were assess and review (rolling 12 month period)	49	178	27.5%	32.7%	30.6%
% of terminated courses where treatment was abandoned or discontinued (rolling 12 month period)	5	111	4.5%	8.0%	7.8%
% of completed treatments indicating that PAR score was taken (year to date)	57	65	87.7%	61.3%	64.6%
Rate of removable appliances per 100 fixed appliances - proposed treatment (rolling 12 month period)	0	213	0.00	5.40	5.65
Rate of removable appliances per 100 fixed appliances - completed treatment (rolling 12 month period)	0	212	0.00	3.86	4.78
% of courses of treatment with removable appliances only - proposed treatment (rolling 12 month period)	0	110	0.0%	1.4%	2.0%
% of courses of treatment with removable appliances only - completed treatment (rolling 12 month period)	0	106	0.0%	1.0%	1.5%
% of patients satisfied with the treatment they have received (rolling 12 month period)	5	5	100.0%	96.1%	96.0%

* Figures in italics indicate that the base number is less than 100.

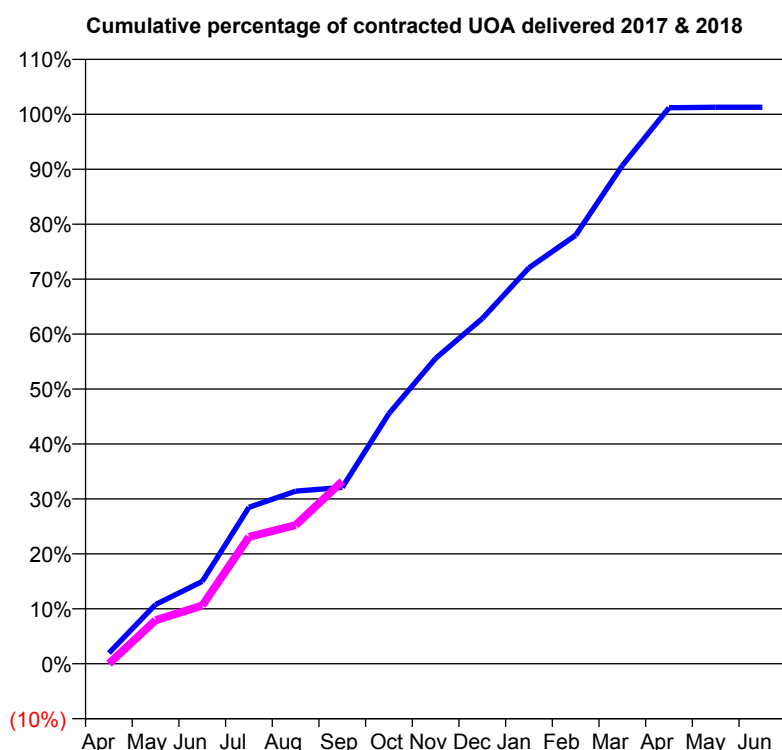
Q44 - Vital Signs Orthodontic At a Glance Contract Report for 363340/0007 - September 2017

Name or company name	MISS SA HEPENSTAL
Contract type name	PDS Contract
Purpose of contract	General and Orthodontic
Contract start date	01/01/2011
Contract end date	31/03/2018

17/18 Contracted general activity (UDA)	0
Carry forward general activity (UDA)	0
17/18 Contracted orthodontic activity (UOA)	3,235
Carry forward orthodontic activity (UOA)	0
Baseline contract value	£219,667.25

ACCESS	Contract	England and Wales
--------	----------	-------------------

24 month ratio of assessments to patient IDs	1.07	1.09
--	------	------

ACTIVITY


Month	Adjusted Scheduled Activity (UOA)	
	2017	2018
April	63	0
May	349	256
June	485	343
July	921	747
August	1,016	816
September	1,038	1,074
October	1,473	
November	1,798	
December	2,033	
January	2,331	
February	2,523	
March	2,933	
April	3,273	
May	3,276	
June	3,276	

QUALITY	Contract Quantity	Contract Base Number	Contract *	Region	England
---------	-------------------	----------------------	------------	--------	---------

% of all assessments that were assess and fit appliances (rolling 12 month period)	156	247	63.2%	55.8%	58.0%
% of all assessments that were assess and refuse (rolling 12 month period)	12	247	4.9%	11.6%	11.4%
% of all assessments that were assess and review (rolling 12 month period)	79	247	32.0%	32.7%	30.6%
% of terminated courses where treatment was abandoned or discontinued (rolling 12 month period)	1	168	0.6%	8.0%	7.8%
% of completed treatments indicating that PAR score was taken (year to date)	33	69	47.8%	61.3%	64.6%
Rate of removable appliances per 100 fixed appliances - proposed treatment (rolling 12 month period)	10	304	3.29	5.40	5.65
Rate of removable appliances per 100 fixed appliances - completed treatment (rolling 12 month period)	12	313	3.83	3.86	4.78
% of courses of treatment with removable appliances only - proposed treatment (rolling 12 month period)	3	156	1.9%	1.4%	2.0%
% of courses of treatment with removable appliances only - completed treatment (rolling 12 month period)	6	167	3.6%	1.0%	1.5%
% of patients satisfied with the treatment they have received (rolling 12 month period)	6	6	100.0%	96.1%	96.0%

* Figures in italics indicate that the base number is less than 100.

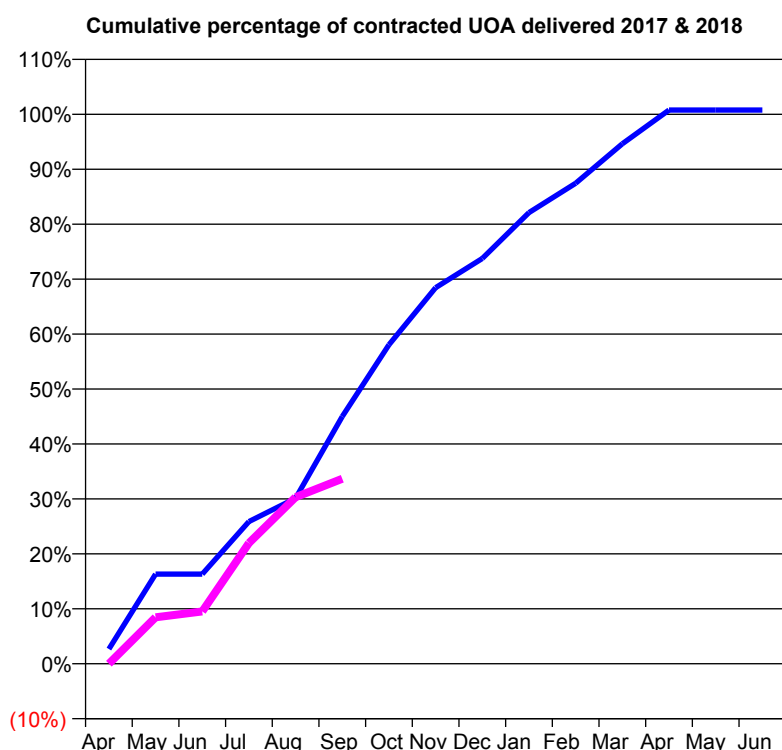
Q44 - Vital Signs Orthodontic At a Glance Contract Report for 675857/0001 - September 2017

Name or company name	MR JW DWYER
Contract type name	PDS Contract
Purpose of contract	Orthodontic
Contract start date	01/04/2010
Contract end date	31/03/2018

17/18 Contracted general activity (UDA)	0
Carry forward general activity (UDA)	0
17/18 Contracted orthodontic activity (UOA)	2,048
Carry forward orthodontic activity (UOA)	0
Baseline contract value	£134,285.10

ACCESS	Contract	England and Wales
--------	----------	-------------------

24 month ratio of assessments to patient IDs	1.01	1.09
--	------	------

ACTIVITY


Month	Adjusted Scheduled Activity (UOA)	
	2017	2018
April	55	0
May	334	173
June	334	195
July	530	450
August	617	621
September	922	690
October	1,189	
November	1,402	
December	1,511	
January	1,682	
February	1,791	
March	1,938	
April	2,064	
May	2,064	
June	2,064	

QUALITY	Contract Quantity	Contract Base Number	Contract *	Region	England
---------	-------------------	----------------------	------------	--------	---------

% of all assessments that were assess and fit appliances (rolling 12 month period)	86	128	67.2%	55.8%	58.0%
% of all assessments that were assess and refuse (rolling 12 month period)	23	128	18.0%	11.6%	11.4%
% of all assessments that were assess and review (rolling 12 month period)	19	128	14.8%	32.7%	30.6%
% of terminated courses where treatment was abandoned or discontinued (rolling 12 month period)	3	86	3.5%	8.0%	7.8%
% of completed treatments indicating that PAR score was taken (year to date)	35	35	100.0%	61.3%	64.6%
Rate of removable appliances per 100 fixed appliances - proposed treatment (rolling 12 month period)	9	169	5.33	5.40	5.65
Rate of removable appliances per 100 fixed appliances - completed treatment (rolling 12 month period)	1	166	0.60	3.86	4.78
% of courses of treatment with removable appliances only - proposed treatment (rolling 12 month period)	1	86	1.2%	1.4%	2.0%
% of courses of treatment with removable appliances only - completed treatment (rolling 12 month period)	0	83	0.0%	1.0%	1.5%
% of patients satisfied with the treatment they have received (rolling 12 month period)	3	3	100.0%	96.1%	96.0%

* Figures in italics indicate that the base number is less than 100.

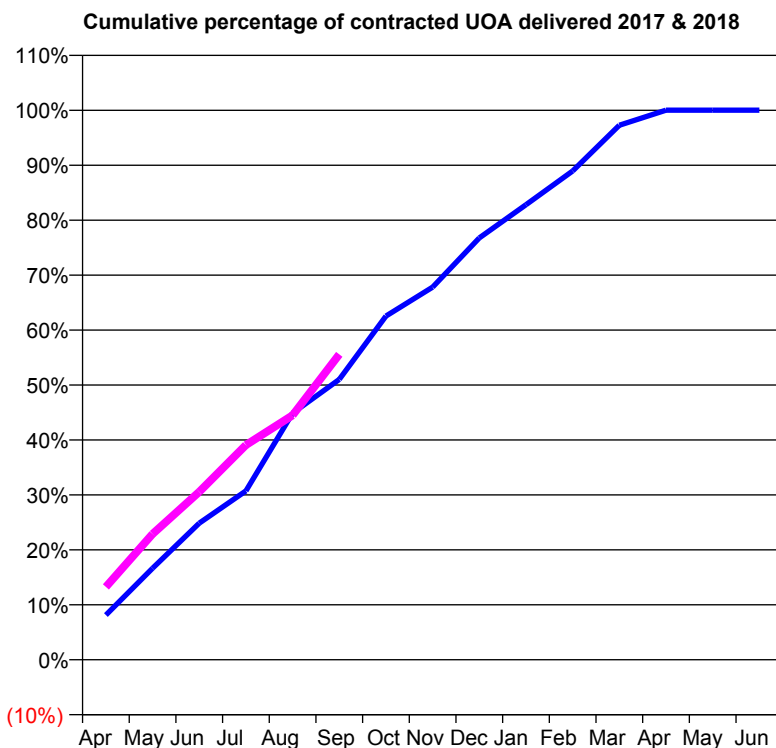
Q44 - Vital Signs Orthodontic At a Glance Contract Report for 678015/0001 - September 2017

Name or company name	MRS MJ BRINDLEY
Contract type name	PDS Contract
Purpose of contract	Orthodontic
Contract start date	13/06/2014
Contract end date	31/03/2018

17/18 Contracted general activity (UDA)	0
Carry forward general activity (UDA)	0
17/18 Contracted orthodontic activity (UOA)	10,036
Carry forward orthodontic activity (UOA)	0
Baseline contract value	£684,249.62

ACCESS

	Contract	England and Wales
24 month ratio of assessments to patient IDs	1.05	1.09

ACTIVITY


Month	Adjusted Scheduled Activity (UOA)	
	2017	2018
April	818	1,331
May	1,671	2,298
June	2,495	3,068
July	3,085	3,923
August	4,505	4,466
September	5,121	5,579
October	6,277	
November	6,806	
December	7,705	
January	8,311	
February	8,926	
March	9,763	
April	10,037	
May	10,037	
June	10,037	

QUALITY

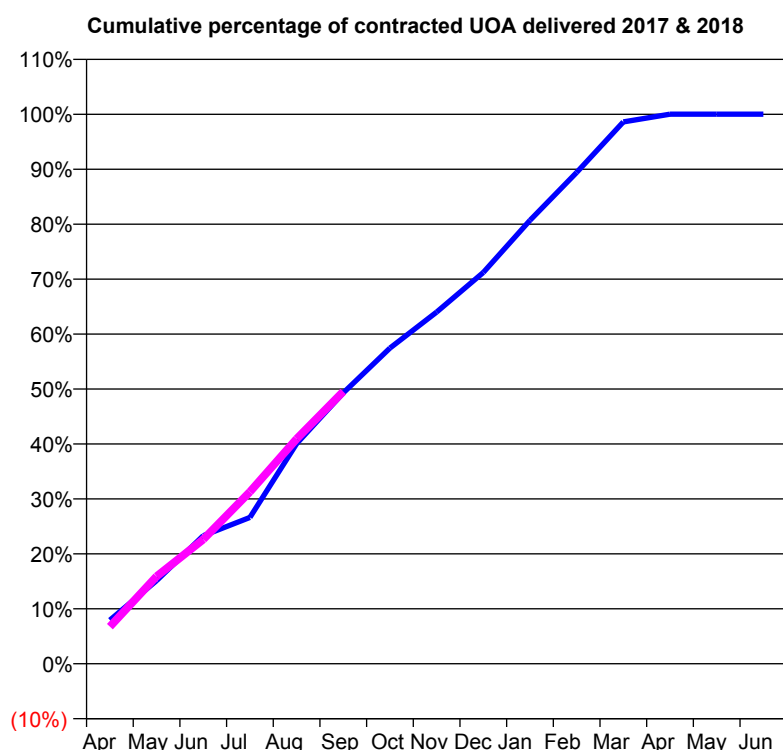
	Contract Quantity	Contract Base Number	Contract *	Region	England
% of all assessments that were assess and fit appliances (rolling 12 month period)	499	741	67.3%	55.8%	58.0%
% of all assessments that were assess and refuse (rolling 12 month period)	76	741	10.3%	11.6%	11.4%
% of all assessments that were assess and review (rolling 12 month period)	166	741	22.4%	32.7%	30.6%
% of terminated courses where treatment was abandoned or discontinued (rolling 12 month period)	22	440	5.0%	8.0%	7.8%
% of completed treatments indicating that PAR score was taken (year to date)	216	225	96.0%	61.3%	64.6%
Rate of removable appliances per 100 fixed appliances - proposed treatment (rolling 12 month period)	62	984	6.30	5.40	5.65
Rate of removable appliances per 100 fixed appliances - completed treatment (rolling 12 month period)	40	823	4.86	3.86	4.78
% of courses of treatment with removable appliances only - proposed treatment (rolling 12 month period)	2	499	0.4%	1.4%	2.0%
% of courses of treatment with removable appliances only - completed treatment (rolling 12 month period)	2	418	0.5%	1.0%	1.5%
% of patients satisfied with the treatment they have received (rolling 12 month period)	21	22	95.5%	96.1%	96.0%

* Figures in italics indicate that the base number is less than 100.

Q44 - Vital Signs Orthodontic At a Glance Contract Report for 678015/0002 - September 2017

Name or company name	MRS MJ BRINDLEY	17/18 Contracted general activity (UDA)	0
Contract type name	PDS Contract	Carry forward general activity (UDA)	0
Purpose of contract	Orthodontic	17/18 Contracted orthodontic activity (UOA)	10,000
Contract start date	13/06/2014	Carry forward orthodontic activity (UOA)	0
Contract end date	31/03/2018	Baseline contract value	£588,331.12

ACCESS	Contract	England and Wales
24 month ratio of assessments to patient IDs	1.04	1.09

ACTIVITY


Month	Adjusted Scheduled Activity (UOA)	
	2017	2018
April	795	675
May	1,514	1,590
June	2,332	2,263
July	2,663	3,130
August	4,006	4,093
September	4,930	4,954
October	5,744	
November	6,400	
December	7,120	
January	8,071	
February	8,940	
March	9,860	
April	10,001	
May	10,001	
June	10,001	

QUALITY	Contract Quantity	Contract Base Number	Contract *	Region	England
% of all assessments that were assess and fit appliances (rolling 12 month period)	463	790	58.6%	55.8%	58.0%
% of all assessments that were assess and refuse (rolling 12 month period)	116	790	14.7%	11.6%	11.4%
% of all assessments that were assess and review (rolling 12 month period)	211	790	26.7%	32.7%	30.6%
% of terminated courses where treatment was abandoned or discontinued (rolling 12 month period)	22	485	4.5%	8.0%	7.8%
% of completed treatments indicating that PAR score was taken (year to date)	226	241	93.8%	61.3%	64.6%
Rate of removable appliances per 100 fixed appliances - proposed treatment (rolling 12 month period)	40	918	4.36	5.40	5.65
Rate of removable appliances per 100 fixed appliances - completed treatment (rolling 12 month period)	54	919	5.88	3.86	4.78
% of courses of treatment with removable appliances only - proposed treatment (rolling 12 month period)	0	463	0.0%	1.4%	2.0%
% of courses of treatment with removable appliances only - completed treatment (rolling 12 month period)	0	463	0.0%	1.0%	1.5%
% of patients satisfied with the treatment they have received (rolling 12 month period)	19	19	100.0%	96.1%	96.0%

* Figures in italics indicate that the base number is less than 100.

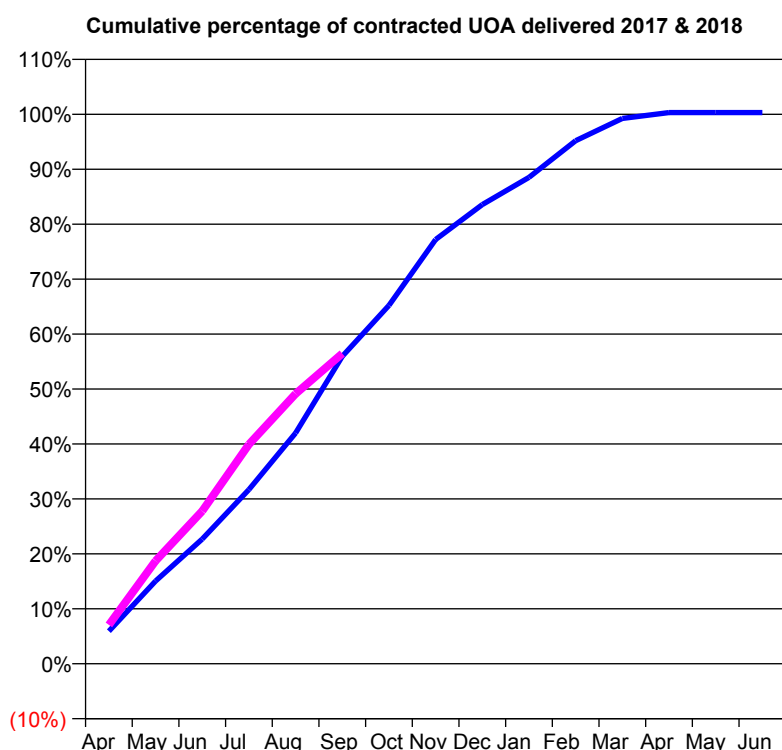
Q44 - Vital Signs Orthodontic At a Glance Contract Report for 736422/0001 - September 2017

Name or company name	MR CI LOWE
Contract type name	PDS Contract
Purpose of contract	General and Orthodontic
Contract start date	01/04/2006
Contract end date	31/03/2018

17/18 Contracted general activity (UDA)	0
Carry forward general activity (UDA)	0
17/18 Contracted orthodontic activity (UOA)	16,355
Carry forward orthodontic activity (UOA)	0
Baseline contract value	£1,132,856.31

ACCESS

	Contract	England and Wales
24 month ratio of assessments to patient IDs	1.11	1.09

ACTIVITY


Month	Adjusted Scheduled Activity (UOA)	
	2017	2018
April	969	1,155
May	2,463	3,060
June	3,714	4,548
July	5,187	6,532
August	6,867	8,034
September	9,151	9,232
October	10,665	
November	12,627	
December	13,666	
January	14,475	
February	15,569	
March	16,229	
April	16,405	
May	16,405	
June	16,405	

QUALITY

	Contract Quantity	Contract Base Number	Contract *	Region	England
% of all assessments that were assess and fit appliances (rolling 12 month period)	776	1,067	72.7%	55.8%	58.0%
% of all assessments that were assess and refuse (rolling 12 month period)	47	1,067	4.4%	11.6%	11.4%
% of all assessments that were assess and review (rolling 12 month period)	244	1,067	22.9%	32.7%	30.6%
% of terminated courses where treatment was abandoned or discontinued (rolling 12 month period)	49	760	6.4%	8.0%	7.8%
% of completed treatments indicating that PAR score was taken (year to date)	244	344	70.9%	61.3%	64.6%
Rate of removable appliances per 100 fixed appliances - proposed treatment (rolling 12 month period)	44	1,530	2.88	5.40	5.65
Rate of removable appliances per 100 fixed appliances - completed treatment (rolling 12 month period)	16	1,398	1.14	3.86	4.78
% of courses of treatment with removable appliances only - proposed treatment (rolling 12 month period)	4	776	0.5%	1.4%	2.0%
% of courses of treatment with removable appliances only - completed treatment (rolling 12 month period)	3	711	0.4%	1.0%	1.5%
% of patients satisfied with the treatment they have received (rolling 12 month period)	36	38	94.7%	96.1%	96.0%

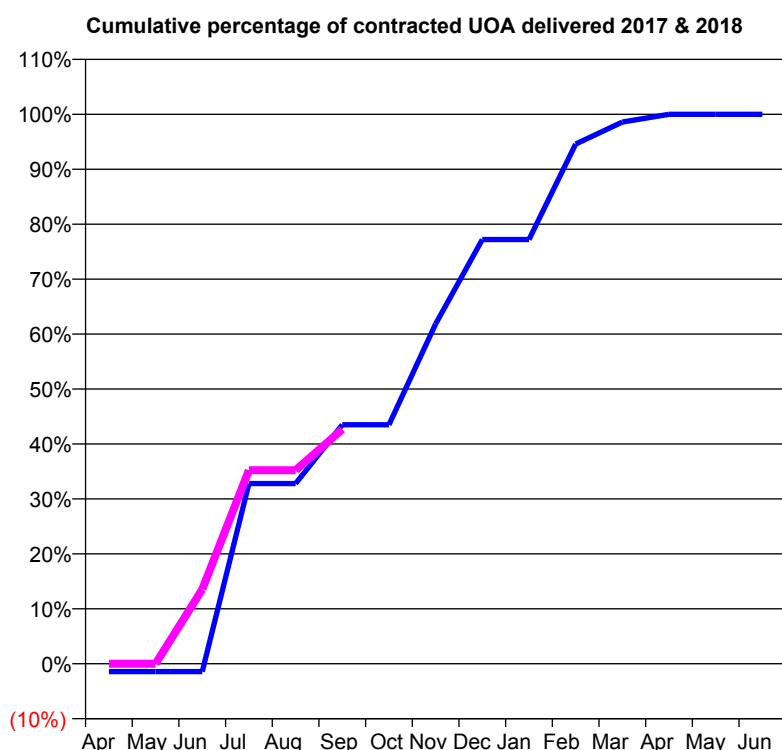
* Figures in italics indicate that the base number is less than 100.

Q44 - Vital Signs Orthodontic At a Glance Contract Report for 745596/0001 - September 2017

Name or company name	MR JP MEISNER
Contract type name	PDS Contract
Purpose of contract	Orthodontic
Contract start date	01/04/2006
Contract end date	31/03/2018

17/18 Contracted general activity (UDA)	0
Carry forward general activity (UDA)	0
17/18 Contracted orthodontic activity (UOA)	3,131
Carry forward orthodontic activity (UOA)	0
Baseline contract value	£205,338.11

ACCESS	Contract	England and Wales
24 month ratio of assessments to patient IDs	1.08	1.09

ACTIVITY


Month	Adjusted Scheduled Activity (UOA)	
	2017	2018
April	-45	0
May	-45	0
June	-45	424
July	1,027	1,103
August	1,027	1,103
September	1,362	1,336
October	1,362	
November	1,936	
December	2,417	
January	2,417	
February	2,961	
March	3,087	
April	3,131	
May	3,131	
June	3,131	

QUALITY	Contract Quantity	Contract Base Number	Contract *	Region	England
% of all assessments that were assess and fit appliances (rolling 12 month period)	143	245	58.4%	55.8%	58.0%
% of all assessments that were assess and refuse (rolling 12 month period)	33	245	13.5%	11.6%	11.4%
% of all assessments that were assess and review (rolling 12 month period)	69	245	28.2%	32.7%	30.6%
% of terminated courses where treatment was abandoned or discontinued (rolling 12 month period)	4	148	2.7%	8.0%	7.8%
% of completed treatments indicating that PAR score was taken (year to date)	45	53	84.9%	61.3%	64.6%
Rate of removable appliances per 100 fixed appliances - proposed treatment (rolling 12 month period)	15	269	5.58	5.40	5.65
Rate of removable appliances per 100 fixed appliances - completed treatment (rolling 12 month period)	0	272	0.00	3.86	4.78
% of courses of treatment with removable appliances only - proposed treatment (rolling 12 month period)	0	143	0.0%	1.4%	2.0%
% of courses of treatment with removable appliances only - completed treatment (rolling 12 month period)	0	144	0.0%	1.0%	1.5%
% of patients satisfied with the treatment they have received (rolling 12 month period)	6	6	100.0%	96.1%	96.0%

* Figures in italics indicate that the base number is less than 100.

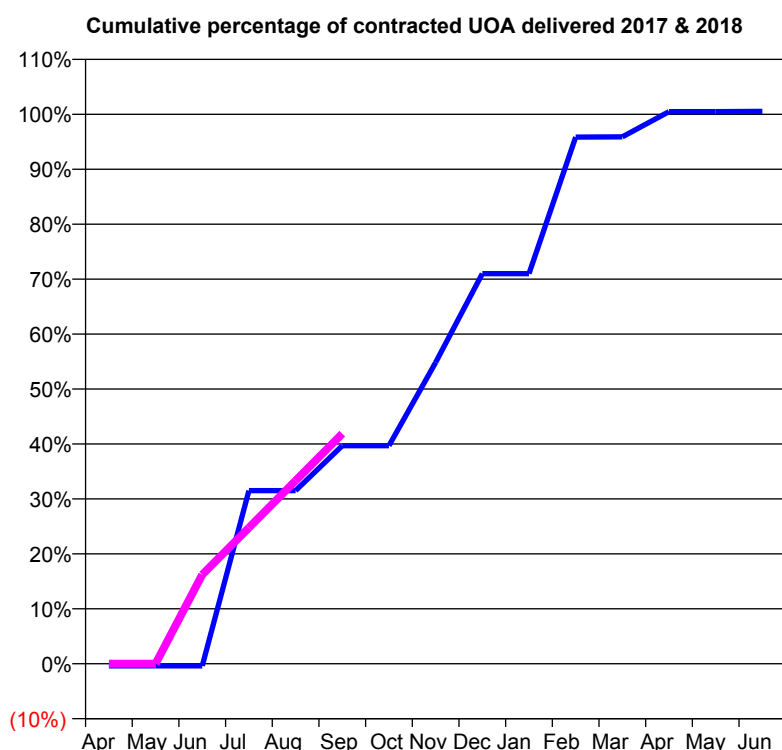
Q44 - Vital Signs Orthodontic At a Glance Contract Report for 745596/0002 - September 2017

Name or company name	MR JP MEISNER
Contract type name	PDS Contract
Purpose of contract	General and Orthodontic
Contract start date	01/04/2006
Contract end date	31/03/2018

17/18 Contracted general activity (UDA)	0
Carry forward general activity (UDA)	0
17/18 Contracted orthodontic activity (UOA)	2,479
Carry forward orthodontic activity (UOA)	0
Baseline contract value	£152,146.22

ACCESS

	Contract	England and Wales
24 month ratio of assessments to patient IDs	1.09	1.09

ACTIVITY


Month	Adjusted Scheduled Activity (UOA)	
	2017	2018
April	-10	0
May	-10	0
June	-10	402
July	781	614
August	781	826
September	984	1,038
October	984	
November	1,359	
December	1,760	
January	1,760	
February	2,376	
March	2,377	
April	2,491	
May	2,491	
June	2,492	

QUALITY

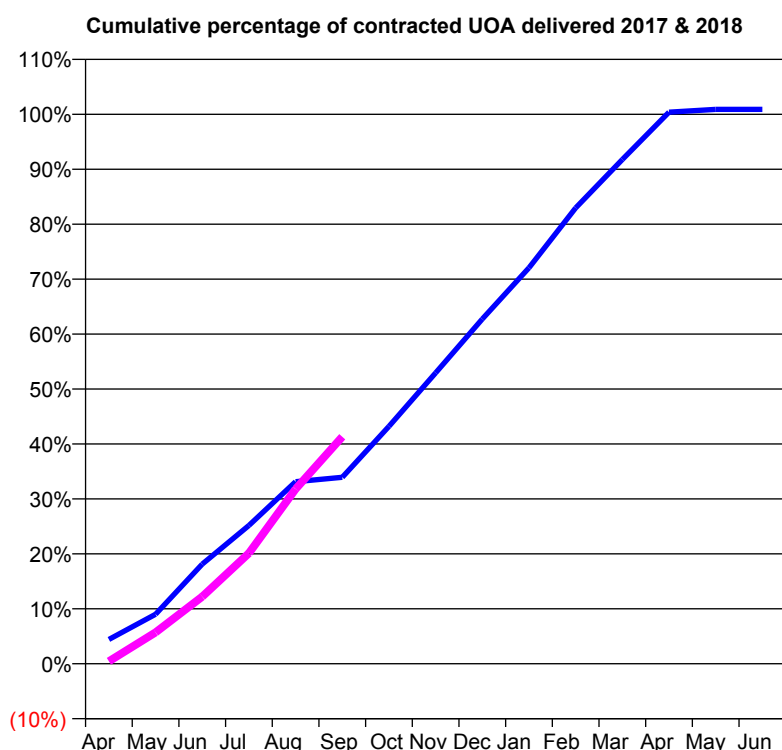
	Contract Quantity	Contract Base Number	Contract *	Region	England
% of all assessments that were assess and fit appliances (rolling 12 month period)	117	206	56.8%	55.8%	58.0%
% of all assessments that were assess and refuse (rolling 12 month period)	27	206	13.1%	11.6%	11.4%
% of all assessments that were assess and review (rolling 12 month period)	62	206	30.1%	32.7%	30.6%
% of terminated courses where treatment was abandoned or discontinued (rolling 12 month period)	11	92	12.0%	8.0%	7.8%
% of completed treatments indicating that PAR score was taken (year to date)	36	42	85.7%	61.3%	64.6%
Rate of removable appliances per 100 fixed appliances - proposed treatment (rolling 12 month period)	8	225	3.56	5.40	5.65
Rate of removable appliances per 100 fixed appliances - completed treatment (rolling 12 month period)	0	153	0.00	3.86	4.78
% of courses of treatment with removable appliances only - proposed treatment (rolling 12 month period)	0	117	0.0%	1.4%	2.0%
% of courses of treatment with removable appliances only - completed treatment (rolling 12 month period)	0	81	0.0%	1.0%	1.5%
% of patients satisfied with the treatment they have received (rolling 12 month period)	6	6	100.0%	96.1%	96.0%

* Figures in italics indicate that the base number is less than 100.

Q44 - Vital Signs Orthodontic At a Glance Contract Report for 751928/0001 - September 2017

Name or company name	MISS JR GLEDHILL	17/18 Contracted general activity (UDA)	0
Contract type name	PDS Contract	Carry forward general activity (UDA)	0
Purpose of contract	General and Orthodontic	17/18 Contracted orthodontic activity (UOA)	11,958
Contract start date	01/04/2006	Carry forward orthodontic activity (UOA)	0
Contract end date	31/03/2018	Baseline contract value	£802,502.93

ACCESS	Contract	England and Wales
24 month ratio of assessments to patient IDs	1.07	1.09

ACTIVITY


Month	Adjusted Scheduled Activity (UOA)	
	2017	2018
April	531	54
May	1,079	682
June	2,168	1,461
July	3,010	2,408
August	3,963	3,802
September	4,059	4,939
October	5,167	
November	6,331	
December	7,502	
January	8,617	
February	9,919	
March	10,972	
April	12,003	
May	12,064	
June	12,064	

QUALITY

	Contract Quantity	Contract Base Number	Contract *	Region	England
% of all assessments that were assess and fit appliances (rolling 12 month period)	609	1,139	53.5%	55.8%	58.0%
% of all assessments that were assess and refuse (rolling 12 month period)	86	1,139	7.6%	11.6%	11.4%
% of all assessments that were assess and review (rolling 12 month period)	444	1,139	39.0%	32.7%	30.6%
% of terminated courses where treatment was abandoned or discontinued (rolling 12 month period)	5	483	1.0%	8.0%	7.8%
% of completed treatments indicating that PAR score was taken (year to date)	224	235	95.3%	61.3%	64.6%
Rate of removable appliances per 100 fixed appliances - proposed treatment (rolling 12 month period)	127	1,176	10.80	5.40	5.65
Rate of removable appliances per 100 fixed appliances - completed treatment (rolling 12 month period)	87	919	9.47	3.86	4.78
% of courses of treatment with removable appliances only - proposed treatment (rolling 12 month period)	13	609	2.1%	1.4%	2.0%
% of courses of treatment with removable appliances only - completed treatment (rolling 12 month period)	14	478	2.9%	1.0%	1.5%
% of patients satisfied with the treatment they have received (rolling 12 month period)	35	36	97.2%	96.1%	96.0%

* Figures in italics indicate that the base number is less than 100.

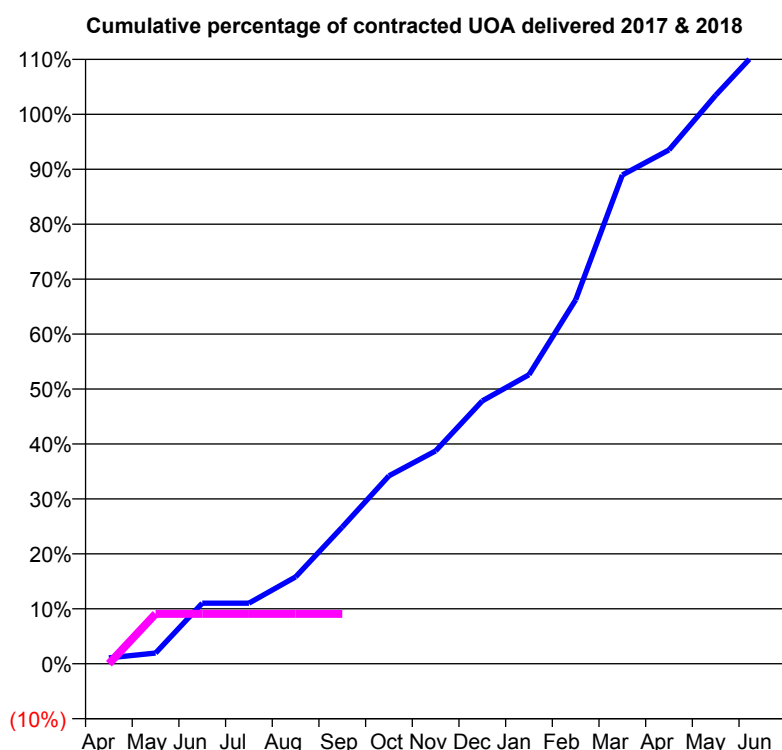
Q44 - Vital Signs Orthodontic At a Glance Contract Report for 811289/0002 - September 2017

Name or company name	MR WD SCOTT
Contract type name	PDS Contract
Purpose of contract	General and Orthodontic
Contract start date	01/04/2006
Contract end date	30/09/2017

17/18 Contracted general activity (UDA)	0
Carry forward general activity (UDA)	0
17/18 Contracted orthodontic activity (UOA)	231
Carry forward orthodontic activity (UOA)	0
Baseline contract value	£14,942.03

ACCESS	Contract	England and Wales
---------------	-----------------	--------------------------

24 month ratio of assessments to patient IDs	1.02	1.09
--	------	------

ACTIVITY


Month	Adjusted Scheduled Activity (UOA)	
	2017	2018
April	5	0
May	9	21
June	51	21
July	51	21
August	73	21
September	115	21
October	158	
November	179	
December	221	
January	243	
February	306	
March	411	
April	432	
May	478	
June	520	

QUALITY	Contract Quantity	Contract Base Number	Contract *	Region	England
----------------	--------------------------	-----------------------------	-------------------	---------------	----------------

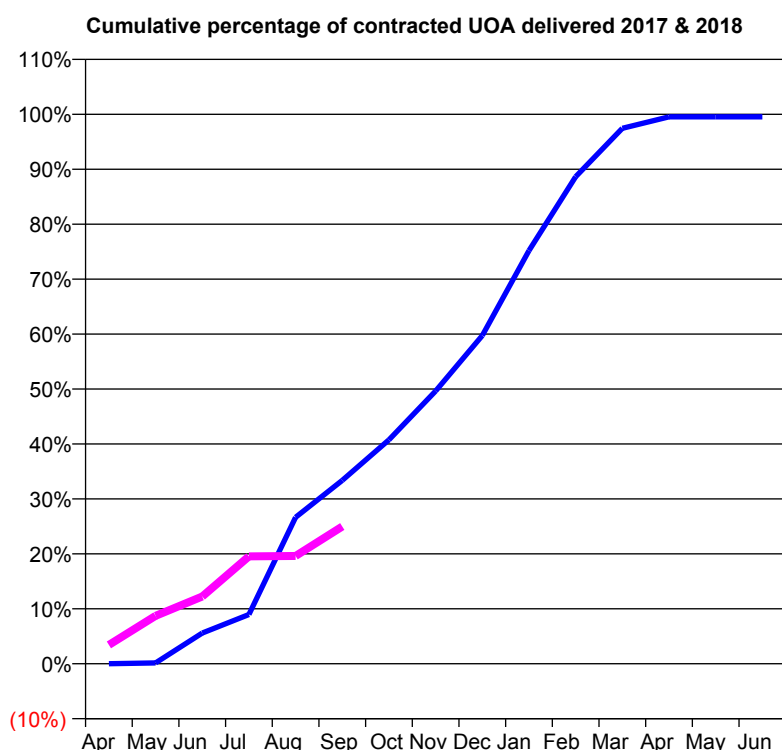
% of all assessments that were assess and fit appliances (rolling 12 month period)	21	23	91.3%	55.8%	58.0%
% of all assessments that were assess and refuse (rolling 12 month period)	2	23	8.7%	11.6%	11.4%
% of all assessments that were assess and review (rolling 12 month period)	0	23	0.0%	32.7%	30.6%
% of terminated courses where treatment was abandoned or discontinued (rolling 12 month period)	1	10	10.0%	8.0%	7.8%
% of completed treatments indicating that PAR score was taken (year to date)	2	2	100.0%	61.3%	64.6%
Rate of removable appliances per 100 fixed appliances - proposed treatment (rolling 12 month period)	1	39	2.56	5.40	5.65
Rate of removable appliances per 100 fixed appliances - completed treatment (rolling 12 month period)	1	16	6.25	3.86	4.78
% of courses of treatment with removable appliances only - proposed treatment (rolling 12 month period)	1	21	4.8%	1.4%	2.0%
% of courses of treatment with removable appliances only - completed treatment (rolling 12 month period)	1	9	11.1%	1.0%	1.5%
% of patients satisfied with the treatment they have received (rolling 12 month period)	1	1	100.0%	96.1%	96.0%

* Figures in italics indicate that the base number is less than 100.

Q45 - Vital Signs Orthodontic At a Glance Contract Report for 101338/0082 - September 2017

Name or company name	Whitecross Dental Care Limited	17/18 Contracted general activity (UDA)	18,500
Contract type name	GDS Contract	Carry forward general activity (UDA)	-105
Purpose of contract	General and Orthodontic	17/18 Contracted orthodontic activity (UOA)	1,249
Contract start date	01/04/2009	Carry forward orthodontic activity (UOA)	0
Contract end date		Baseline contract value	£602,183.50

ACCESS	Contract	England and Wales
24 month ratio of assessments to patient IDs	1.04	1.09

ACTIVITY


Month	Adjusted Scheduled Activity (UOA)	
	2017	2018
April	0	43
May	2	109
June	70	153
July	112	244
August	333	245
September	417	312
October	509	
November	620	
December	746	
January	939	
February	1,107	
March	1,217	
April	1,243	
May	1,243	
June	1,243	

QUALITY	Contract Quantity	Contract Base Number	Contract *	Region	England
% of all assessments that were assess and fit appliances (rolling 12 month period)	56	87	64.4%	55.8%	58.0%
% of all assessments that were assess and refuse (rolling 12 month period)	20	87	23.0%	11.6%	11.4%
% of all assessments that were assess and review (rolling 12 month period)	11	87	12.6%	32.7%	30.6%
% of terminated courses where treatment was abandoned or discontinued (rolling 12 month period)	4	6	66.7%	8.0%	7.8%
% of completed treatments indicating that PAR score was taken (year to date)	1	1	100.0%	61.3%	64.6%
Rate of removable appliances per 100 fixed appliances - proposed treatment (rolling 12 month period)	8	106	7.55	5.40	5.65
Rate of removable appliances per 100 fixed appliances - completed treatment (rolling 12 month period)	0	4	0.00	3.86	4.78
% of courses of treatment with removable appliances only - proposed treatment (rolling 12 month period)	2	56	3.6%	1.4%	2.0%
% of courses of treatment with removable appliances only - completed treatment (rolling 12 month period)	0	2	0.0%	1.0%	1.5%
% of patients satisfied with the treatment they have received (rolling 12 month period)	0	0	N/A	96.1%	96.0%

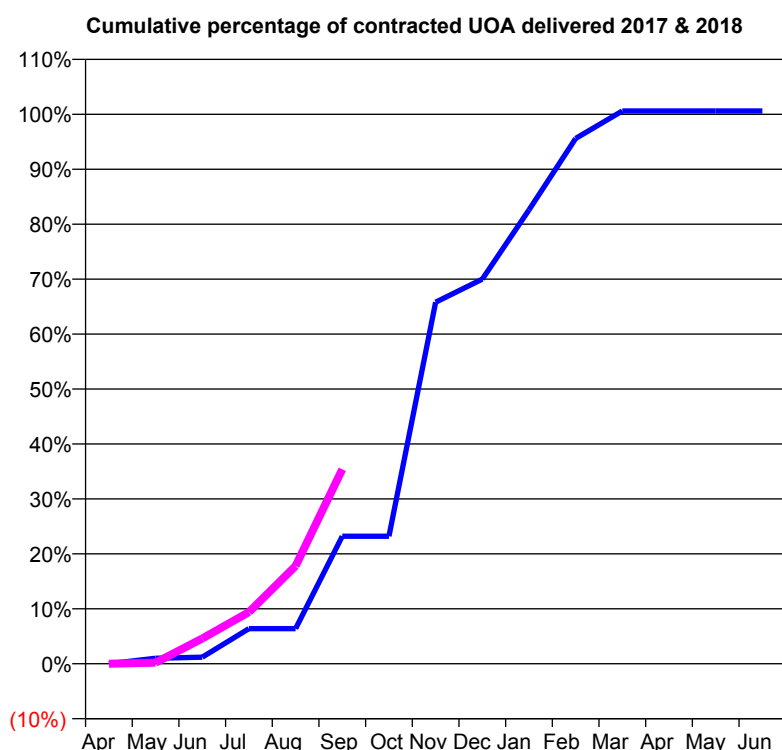
* Figures in italics indicate that the base number is less than 100.

Q45 - Vital Signs Orthodontic At a Glance Contract Report for 101338/0083 - September 2017

Name or company name	Whitecross Dental Care Limited
Contract type name	GDS Contract
Purpose of contract	General and Orthodontic
Contract start date	01/04/2009
Contract end date	

17/18 Contracted general activity (UDA)	25,906
Carry forward general activity (UDA)	0
17/18 Contracted orthodontic activity (UOA)	500
Carry forward orthodontic activity (UOA)	0
Baseline contract value	£761,345.36

ACCESS	Contract	England and Wales
24 month ratio of assessments to patient IDs	1.05	1.09

ACTIVITY


Month	Adjusted Scheduled Activity (UOA)	
	2017	2018
April	0	0
May	5	1
June	6	23
July	32	47
August	32	89
September	116	177
October	116	
November	329	
December	350	
January	413	
February	478	
March	503	
April	503	
May	503	
June	503	

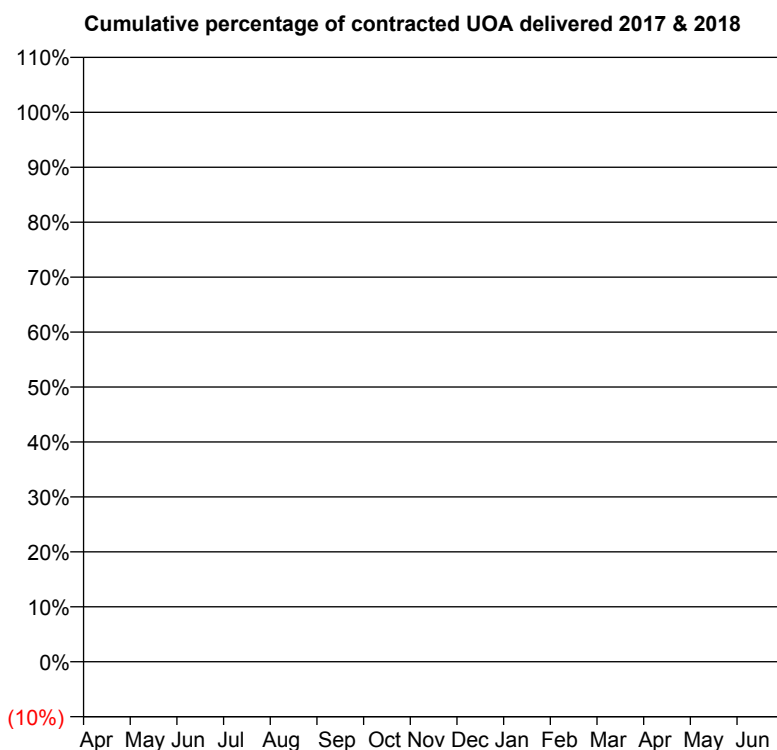
QUALITY	Contract Quantity	Contract Base Number	Contract *	Region	England
% of all assessments that were assess and fit appliances (rolling 12 month period)	26	43	60.5%	55.8%	58.0%
% of all assessments that were assess and refuse (rolling 12 month period)	9	43	20.9%	11.6%	11.4%
% of all assessments that were assess and review (rolling 12 month period)	8	43	18.6%	32.7%	30.6%
% of terminated courses where treatment was abandoned or discontinued (rolling 12 month period)	0	2	0.0%	8.0%	7.8%
% of completed treatments indicating that PAR score was taken (year to date)	1	1	100.0%	61.3%	64.6%
Rate of removable appliances per 100 fixed appliances - proposed treatment (rolling 12 month period)	5	51	9.80	5.40	5.65
Rate of removable appliances per 100 fixed appliances - completed treatment (rolling 12 month period)	0	4	0.00	3.86	4.78
% of courses of treatment with removable appliances only - proposed treatment (rolling 12 month period)	0	26	0.0%	1.4%	2.0%
% of courses of treatment with removable appliances only - completed treatment (rolling 12 month period)	0	2	0.0%	1.0%	1.5%
% of patients satisfied with the treatment they have received (rolling 12 month period)	0	0	N/A	96.1%	96.0%

* Figures in italics indicate that the base number is less than 100.

Q45 - Vital Signs Orthodontic At a Glance Contract Report for 122904/0001 - September 2017

Name or company name	Harrowgate Hill Dental Practice	17/18 Contracted general activity (UDA)	15,666
Contract type name	GDS Contract	Carry forward general activity (UDA)	194
Purpose of contract	General	17/18 Contracted orthodontic activity (UOA)	0
Contract start date	01/04/2014	Carry forward orthodontic activity (UOA)	0
Contract end date		Baseline contract value	£402,148.89

ACCESS	Contract	England and Wales
24 month ratio of assessments to patient IDs	1.00	1.09

ACTIVITY


Month	Adjusted Scheduled Activity (UOA)	
	2017	2018
April	0	0
May	0	0
June	0	1
July	0	1
August	0	1
September	0	1
October	0	
November	0	
December	0	
January	0	
February	0	
March	0	
April	0	
May	0	
June	0	

QUALITY	Contract Quantity	Contract Base Number	Contract *	Region	England
% of all assessments that were assess and fit appliances (rolling 12 month period)	0	1	0.0%	55.8%	58.0%
% of all assessments that were assess and refuse (rolling 12 month period)	0	1	0.0%	11.6%	11.4%
% of all assessments that were assess and review (rolling 12 month period)	1	1	100.0%	32.7%	30.6%
% of terminated courses where treatment was abandoned or discontinued (rolling 12 month period)	0	0	N/A	8.0%	7.8%
% of completed treatments indicating that PAR score was taken (year to date)	0	0	N/A	61.3%	64.6%
Rate of removable appliances per 100 fixed appliances - proposed treatment (rolling 12 month period)	0	0	N/A	5.40	5.65
Rate of removable appliances per 100 fixed appliances - completed treatment (rolling 12 month period)	0	0	N/A	3.86	4.78
% of courses of treatment with removable appliances only - proposed treatment (rolling 12 month period)	0	0	N/A	1.4%	2.0%
% of courses of treatment with removable appliances only - completed treatment (rolling 12 month period)	0	0	N/A	1.0%	1.5%
% of patients satisfied with the treatment they have received (rolling 12 month period)	0	0	N/A	96.1%	96.0%

* Figures in italics indicate that the base number is less than 100.

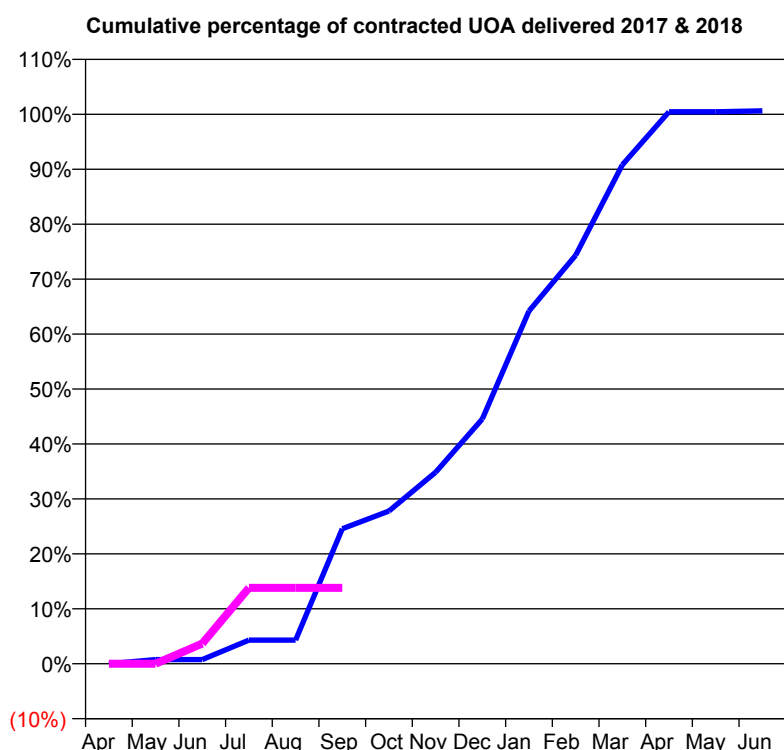
Q45 - Vital Signs Orthodontic At a Glance Contract Report for 127868/0001 - September 2017

Name or company name	Lambert Coutts & Associates Dental Practic
Contract type name	GDS Contract
Purpose of contract	General and Orthodontic
Contract start date	09/10/2011
Contract end date	

17/18 Contracted general activity (UDA)	25,731
Carry forward general activity (UDA)	0
17/18 Contracted orthodontic activity (UOA)	651
Carry forward orthodontic activity (UOA)	0
Baseline contract value	£769,790.33

ACCESS

	Contract	England and Wales
24 month ratio of assessments to patient IDs	1.14	1.09

ACTIVITY


Month	Adjusted Scheduled Activity (UOA)	
	2017	2018
April	0	0
May	5	0
June	5	24
July	28	90
August	28	90
September	160	90
October	181	
November	227	
December	290	
January	418	
February	484	
March	591	
April	654	
May	654	
June	655	

QUALITY

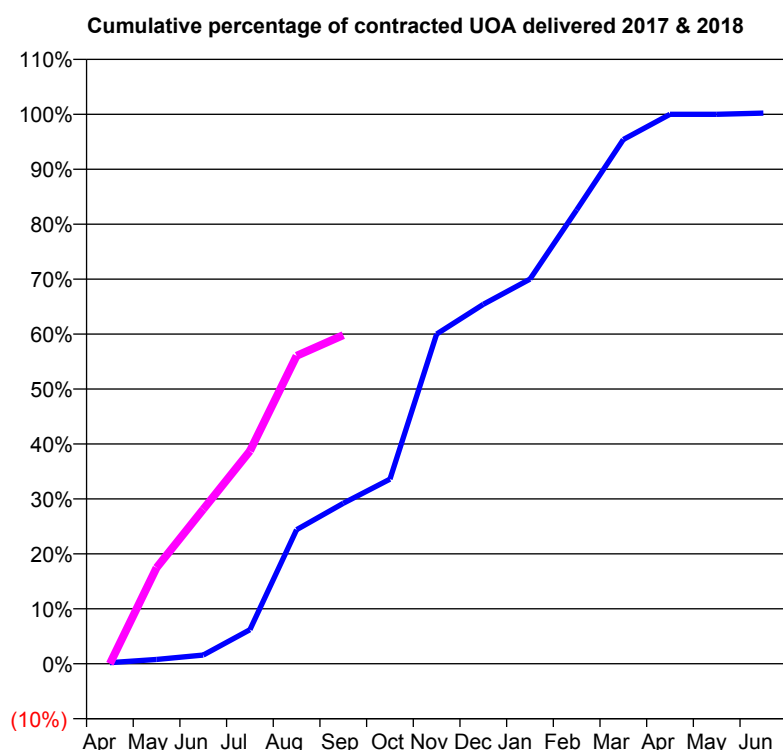
	Contract Quantity	Contract Base Number	Contract *	Region	England
% of all assessments that were assess and fit appliances (rolling 12 month period)	28	48	58.3%	55.8%	58.0%
% of all assessments that were assess and refuse (rolling 12 month period)	9	48	18.8%	11.6%	11.4%
% of all assessments that were assess and review (rolling 12 month period)	11	48	22.9%	32.7%	30.6%
% of terminated courses where treatment was abandoned or discontinued (rolling 12 month period)	0	1	0.0%	8.0%	7.8%
% of completed treatments indicating that PAR score was taken (year to date)	0	0	N/A	61.3%	64.6%
Rate of removable appliances per 100 fixed appliances - proposed treatment (rolling 12 month period)	1	54	1.85	5.40	5.65
Rate of removable appliances per 100 fixed appliances - completed treatment (rolling 12 month period)	0	2	0.00	3.86	4.78
% of courses of treatment with removable appliances only - proposed treatment (rolling 12 month period)	0	28	0.0%	1.4%	2.0%
% of courses of treatment with removable appliances only - completed treatment (rolling 12 month period)	0	1	0.0%	1.0%	1.5%
% of patients satisfied with the treatment they have received (rolling 12 month period)	0	0	N/A	96.1%	96.0%

* Figures in italics indicate that the base number is less than 100.

Q45 - Vital Signs Orthodontic At a Glance Contract Report for 131091/0003 - September 2017

Name or company name	Roseberry Dental Practice	17/18 Contracted general activity (UDA)	14,584
Contract type name	GDS Contract	Carry forward general activity (UDA)	-288
Purpose of contract	General and Orthodontic	17/18 Contracted orthodontic activity (UOA)	612
Contract start date	03/05/2015	Carry forward orthodontic activity (UOA)	0
Contract end date		Baseline contract value	£496,743.07

ACCESS	Contract	England and Wales
24 month ratio of assessments to patient IDs	1.04	1.09

ACTIVITY


Month	Adjusted Scheduled Activity (UOA)	
	2017	2018
April	1	0
May	4	107
June	8	172
July	31	237
August	122	343
September	146	366
October	168	
November	300	
December	327	
January	350	
February	413	
March	477	
April	500	
May	500	
June	501	

QUALITY	Contract Quantity	Contract Base Number	Contract *	Region	England
% of all assessments that were assess and fit appliances (rolling 12 month period)	35	55	63.6%	55.8%	58.0%
% of all assessments that were assess and refuse (rolling 12 month period)	6	55	10.9%	11.6%	11.4%
% of all assessments that were assess and review (rolling 12 month period)	14	55	25.5%	32.7%	30.6%
% of terminated courses where treatment was abandoned or discontinued (rolling 12 month period)	2	9	22.2%	8.0%	7.8%
% of completed treatments indicating that PAR score was taken (year to date)	0	4	0.0%	61.3%	64.6%
Rate of removable appliances per 100 fixed appliances - proposed treatment (rolling 12 month period)	0	0	N/A	5.40	5.65
Rate of removable appliances per 100 fixed appliances - completed treatment (rolling 12 month period)	0	0	N/A	3.86	4.78
% of courses of treatment with removable appliances only - proposed treatment (rolling 12 month period)	0	35	0.0%	1.4%	2.0%
% of courses of treatment with removable appliances only - completed treatment (rolling 12 month period)	0	7	0.0%	1.0%	1.5%
% of patients satisfied with the treatment they have received (rolling 12 month period)	2	2	100.0%	96.1%	96.0%

* Figures in italics indicate that the base number is less than 100.

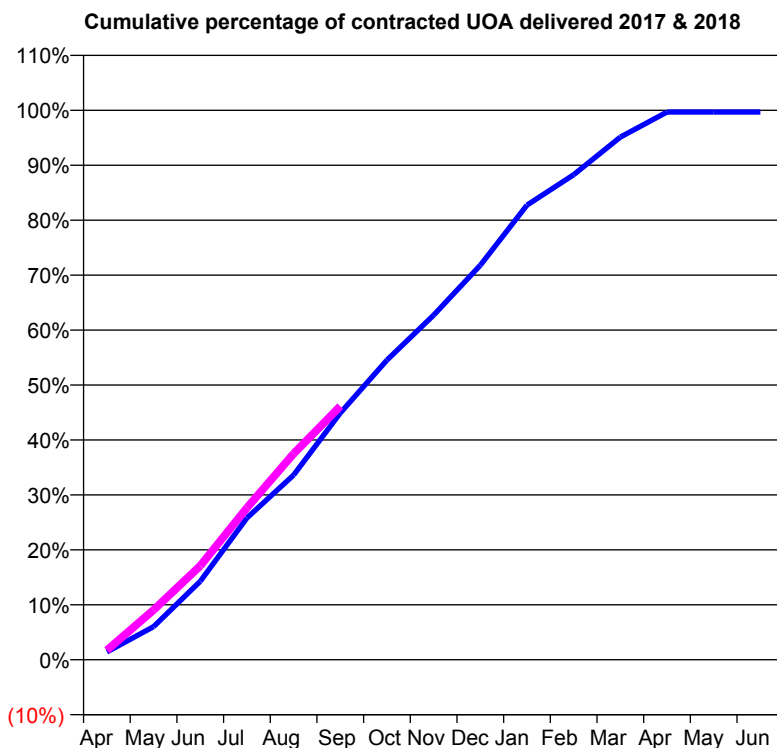
Q45 - Vital Signs Orthodontic At a Glance Contract Report for 148555/0001 - September 2017

Name or company name	Falchion Orthodontics Ltd
Contract type name	PDS Contract
Purpose of contract	Orthodontic
Contract start date	01/04/2009
Contract end date	31/03/2020

17/18 Contracted general activity (UDA)	0
Carry forward general activity (UDA)	0
17/18 Contracted orthodontic activity (UOA)	19,442
Carry forward orthodontic activity (UOA)	0
Baseline contract value	£1,310,267.74

ACCESS

	Contract	England and Wales
24 month ratio of assessments to patient IDs	1.18	1.09

ACTIVITY


Month	Adjusted Scheduled Activity (UOA)	
	2017	2018
April	274	338
May	1,173	1,760
June	2,776	3,323
July	5,019	5,374
August	6,536	7,293
September	8,732	8,973
October	10,603	
November	12,193	
December	13,957	
January	16,086	
February	17,162	
March	18,493	
April	19,378	
May	19,378	
June	19,378	

QUALITY

	Contract Quantity	Contract Base Number	Contract *	Region	England
% of all assessments that were assess and fit appliances (rolling 12 month period)	888	2,162	41.1%	55.8%	58.0%
% of all assessments that were assess and refuse (rolling 12 month period)	198	2,162	9.2%	11.6%	11.4%
% of all assessments that were assess and review (rolling 12 month period)	1,076	2,162	49.8%	32.7%	30.6%
% of terminated courses where treatment was abandoned or discontinued (rolling 12 month period)	100	923	10.8%	8.0%	7.8%
% of completed treatments indicating that PAR score was taken (year to date)	195	396	49.2%	61.3%	64.6%
Rate of removable appliances per 100 fixed appliances - proposed treatment (rolling 12 month period)	43	1,735	2.48	5.40	5.65
Rate of removable appliances per 100 fixed appliances - completed treatment (rolling 12 month period)	15	1,593	0.94	3.86	4.78
% of courses of treatment with removable appliances only - proposed treatment (rolling 12 month period)	11	888	1.2%	1.4%	2.0%
% of courses of treatment with removable appliances only - completed treatment (rolling 12 month period)	11	823	1.3%	1.0%	1.5%
% of patients satisfied with the treatment they have received (rolling 12 month period)	25	26	96.2%	96.1%	96.0%

* Figures in italics indicate that the base number is less than 100.

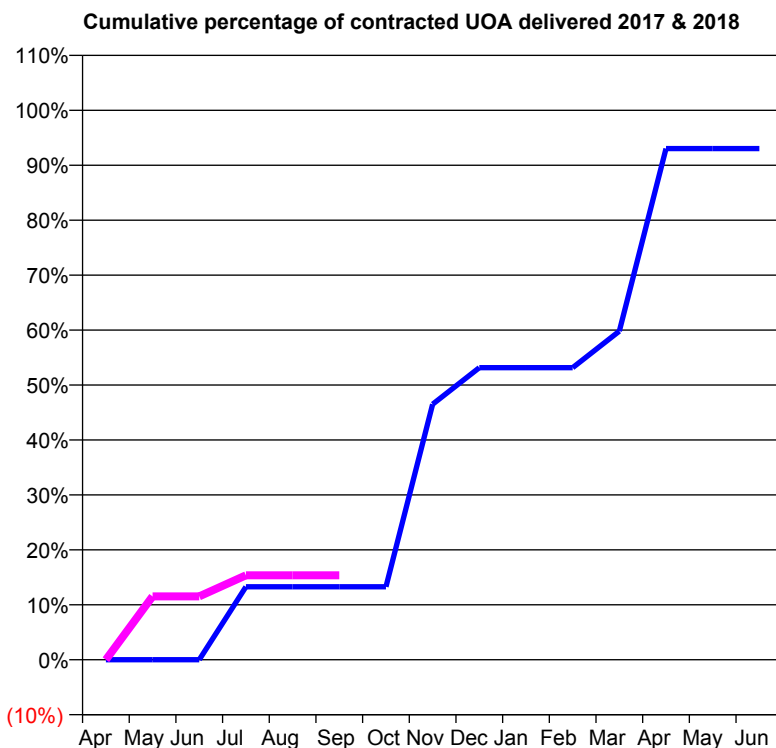
Q45 - Vital Signs Orthodontic At a Glance Contract Report for 210129/0001 - September 2017

Name or company name	Mr B Johnson and Ms F Beaty
Contract type name	GDS Contract
Purpose of contract	General and Orthodontic
Contract start date	01/04/2006
Contract end date	

17/18 Contracted general activity (UDA)	32,845
Carry forward general activity (UDA)	-194
17/18 Contracted orthodontic activity (UOA)	546
Carry forward orthodontic activity (UOA)	0
Baseline contract value	£1,061,484.45

ACCESS

	Contract	England and Wales
24 month ratio of assessments to patient IDs	1.00	1.09

ACTIVITY


Month	Adjusted Scheduled Activity (UOA)	
	2017	2018
April	0	0
May	0	63
June	0	63
July	42	84
August	42	84
September	42	84
October	42	
November	147	
December	168	
January	168	
February	168	
March	189	
April	294	
May	294	
June	294	

QUALITY

	Contract Quantity	Contract Base Number	Contract *	Region	England
% of all assessments that were assess and fit appliances (rolling 12 month period)	16	16	100.0%	55.8%	58.0%
% of all assessments that were assess and refuse (rolling 12 month period)	0	16	0.0%	11.6%	11.4%
% of all assessments that were assess and review (rolling 12 month period)	0	16	0.0%	32.7%	30.6%
% of terminated courses where treatment was abandoned or discontinued (rolling 12 month period)	1	14	7.1%	8.0%	7.8%
% of completed treatments indicating that PAR score was taken (year to date)	6	6	100.0%	61.3%	64.6%
Rate of removable appliances per 100 fixed appliances - proposed treatment (rolling 12 month period)	0	29	0.00	5.40	5.65
Rate of removable appliances per 100 fixed appliances - completed treatment (rolling 12 month period)	0	23	0.00	3.86	4.78
% of courses of treatment with removable appliances only - proposed treatment (rolling 12 month period)	0	16	0.0%	1.4%	2.0%
% of courses of treatment with removable appliances only - completed treatment (rolling 12 month period)	0	13	0.0%	1.0%	1.5%
% of patients satisfied with the treatment they have received (rolling 12 month period)	0	0	N/A	96.1%	96.0%

* Figures in italics indicate that the base number is less than 100.

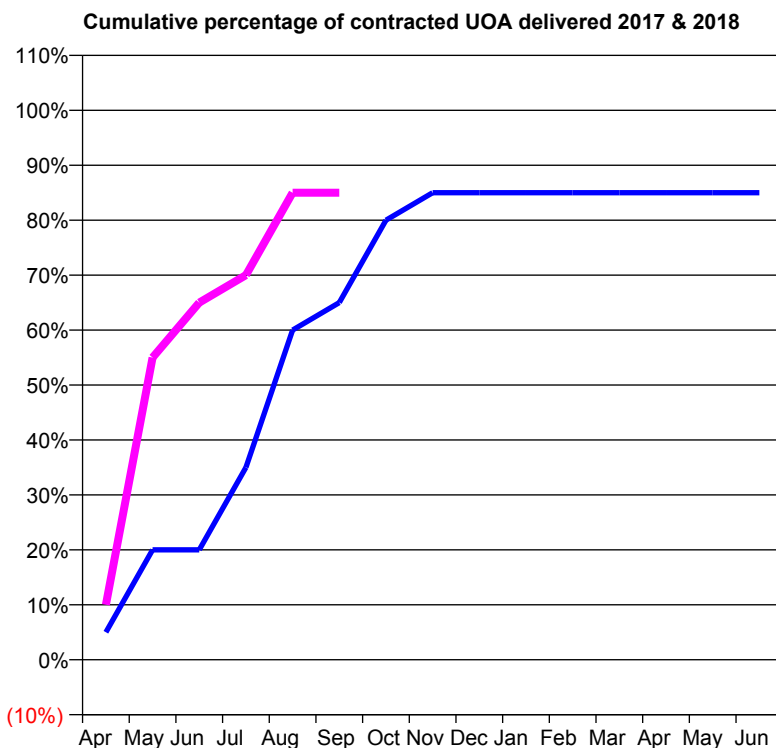
Q45 - Vital Signs Orthodontic At a Glance Contract Report for 224340/0001 - September 2017

Name or company name	MR T PUTTICK
Contract type name	GDS Contract
Purpose of contract	General and Orthodontic
Contract start date	01/04/2006
Contract end date	

17/18 Contracted general activity (UDA)	7,015
Carry forward general activity (UDA)	-221
17/18 Contracted orthodontic activity (UOA)	420
Carry forward orthodontic activity (UOA)	0
Baseline contract value	£241,396.31

ACCESS

	Contract	England and Wales
24 month ratio of assessments to patient IDs	1.00	1.09

ACTIVITY


Month	Adjusted Scheduled Activity (UOA)	
	2017	2018
April	21	42
May	84	231
June	84	273
July	147	294
August	252	357
September	273	357
October	336	
November	357	
December	357	
January	357	
February	357	
March	357	
April	357	
May	357	
June	357	

QUALITY

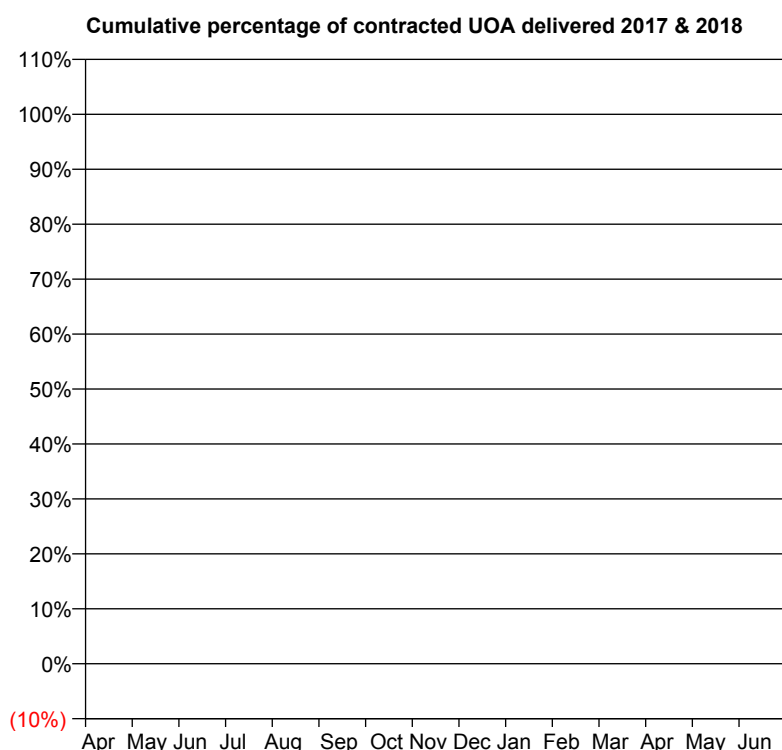
	Contract Quantity	Contract Base Number	Contract *	Region	England
% of all assessments that were assess and fit appliances (rolling 12 month period)	21	21	100.0%	55.8%	58.0%
% of all assessments that were assess and refuse (rolling 12 month period)	0	21	0.0%	11.6%	11.4%
% of all assessments that were assess and review (rolling 12 month period)	0	21	0.0%	32.7%	30.6%
% of terminated courses where treatment was abandoned or discontinued (rolling 12 month period)	1	19	5.3%	8.0%	7.8%
% of completed treatments indicating that PAR score was taken (year to date)	11	11	100.0%	61.3%	64.6%
Rate of removable appliances per 100 fixed appliances - proposed treatment (rolling 12 month period)	1	37	2.70	5.40	5.65
Rate of removable appliances per 100 fixed appliances - completed treatment (rolling 12 month period)	0	34	0.00	3.86	4.78
% of courses of treatment with removable appliances only - proposed treatment (rolling 12 month period)	0	21	0.0%	1.4%	2.0%
% of courses of treatment with removable appliances only - completed treatment (rolling 12 month period)	0	18	0.0%	1.0%	1.5%
% of patients satisfied with the treatment they have received (rolling 12 month period)	2	2	100.0%	96.1%	96.0%

* Figures in italics indicate that the base number is less than 100.

Q45 - Vital Signs Orthodontic At a Glance Contract Report for 326445/0001 - September 2017

Name or company name	MRS M PUTTICK	17/18 Contracted general activity (UDA)	4,030
Contract type name	GDS Contract	Carry forward general activity (UDA)	0
Purpose of contract	General	17/18 Contracted orthodontic activity (UOA)	0
Contract start date	01/04/2006	Carry forward orthodontic activity (UOA)	0
Contract end date		Baseline contract value	£123,023.44

ACCESS	Contract	England and Wales
24 month ratio of assessments to patient IDs	1.00	1.09

ACTIVITY


Month	Adjusted Scheduled Activity (UOA)	
	2017	2018
April	21	0
May	21	21
June	42	63
July	42	63
August	63	63
September	63	63
October	63	63
November	63	63
December	63	63
January	63	63
February	63	63
March	63	63
April	63	63
May	63	63
June	63	63

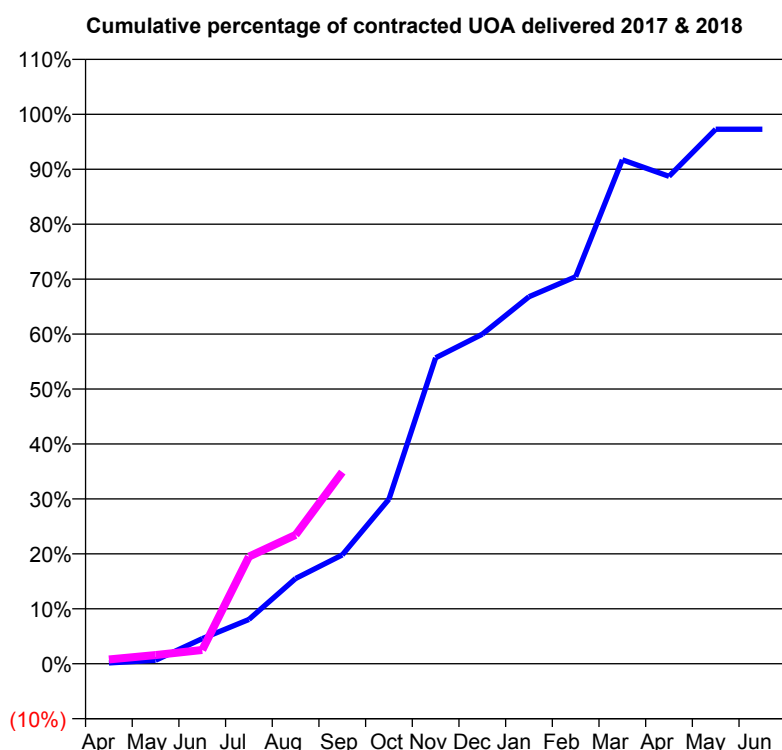
QUALITY	Contract Quantity	Contract Base Number	Contract *	Region	England
% of all assessments that were assess and fit appliances (rolling 12 month period)	3	3	100.0%	55.8%	58.0%
% of all assessments that were assess and refuse (rolling 12 month period)	0	3	0.0%	11.6%	11.4%
% of all assessments that were assess and review (rolling 12 month period)	0	3	0.0%	32.7%	30.6%
% of terminated courses where treatment was abandoned or discontinued (rolling 12 month period)	1	3	33.3%	8.0%	7.8%
% of completed treatments indicating that PAR score was taken (year to date)	1	1	100.0%	61.3%	64.6%
Rate of removable appliances per 100 fixed appliances - proposed treatment (rolling 12 month period)	0	6	0.00	5.40	5.65
Rate of removable appliances per 100 fixed appliances - completed treatment (rolling 12 month period)	0	4	0.00	3.86	4.78
% of courses of treatment with removable appliances only - proposed treatment (rolling 12 month period)	0	3	0.0%	1.4%	2.0%
% of courses of treatment with removable appliances only - completed treatment (rolling 12 month period)	0	2	0.0%	1.0%	1.5%
% of patients satisfied with the treatment they have received (rolling 12 month period)	0	0	N/A	96.1%	96.0%

* Figures in italics indicate that the base number is less than 100.

Q45 - Vital Signs Orthodontic At a Glance Contract Report for 328146/0001 - September 2017

Name or company name	MR ND SMITH	17/18 Contracted general activity (UDA)	33,783
Contract type name	GDS Contract	Carry forward general activity (UDA)	-193
Purpose of contract	General and Orthodontic	17/18 Contracted orthodontic activity (UOA)	630
Contract start date	01/04/2006	Carry forward orthodontic activity (UOA)	17
Contract end date		Baseline contract value	£853,252.17

ACCESS	Contract	England and Wales
24 month ratio of assessments to patient IDs	1.10	1.09

ACTIVITY


Month	Adjusted Scheduled Activity (UOA)	
	2017	2018
April	1	5
May	4	10
June	29	16
July	51	123
August	98	148
September	125	220
October	189	
November	351	
December	378	
January	421	
February	444	
March	578	
April	559	
May	613	
June	613	

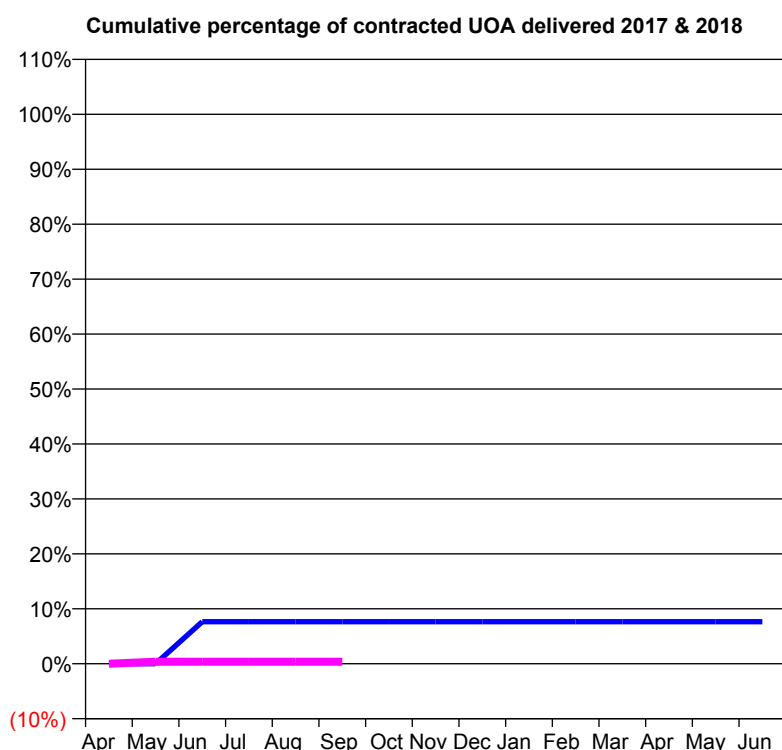
QUALITY	Contract Quantity	Contract Base Number	Contract *	Region	England
% of all assessments that were assess and fit appliances (rolling 12 month period)	36	84	42.9%	55.8%	58.0%
% of all assessments that were assess and refuse (rolling 12 month period)	24	84	28.6%	11.6%	11.4%
% of all assessments that were assess and review (rolling 12 month period)	24	84	28.6%	32.7%	30.6%
% of terminated courses where treatment was abandoned or discontinued (rolling 12 month period)	0	9	0.0%	8.0%	7.8%
% of completed treatments indicating that PAR score was taken (year to date)	3	6	50.0%	61.3%	64.6%
Rate of removable appliances per 100 fixed appliances - proposed treatment (rolling 12 month period)	2	49	4.08	5.40	5.65
Rate of removable appliances per 100 fixed appliances - completed treatment (rolling 12 month period)	0	15	0.00	3.86	4.78
% of courses of treatment with removable appliances only - proposed treatment (rolling 12 month period)	2	36	5.6%	1.4%	2.0%
% of courses of treatment with removable appliances only - completed treatment (rolling 12 month period)	0	9	0.0%	1.0%	1.5%
% of patients satisfied with the treatment they have received (rolling 12 month period)	0	0	N/A	96.1%	96.0%

* Figures in italics indicate that the base number is less than 100.

Q45 - Vital Signs Orthodontic At a Glance Contract Report for 572926/0001 - September 2017

Name or company name	Avante Dental Care Partnership	17/18 Contracted general activity (UDA)	27,440
Contract type name	GDS Contract	Carry forward general activity (UDA)	0
Purpose of contract	General and Orthodontic	17/18 Contracted orthodontic activity (UOA)	274
Contract start date	01/04/2006	Carry forward orthodontic activity (UOA)	0
Contract end date		Baseline contract value	£674,104.22

ACCESS	Contract	England and Wales
24 month ratio of assessments to patient IDs	1.20	1.09

ACTIVITY


Month	Adjusted Scheduled Activity (UOA)	
	2017	2018
April	0	0
May	0	1
June	21	1
July	21	1
August	21	1
September	21	1
October	21	
November	21	
December	21	
January	21	
February	21	
March	21	
April	21	
May	21	
June	21	

QUALITY

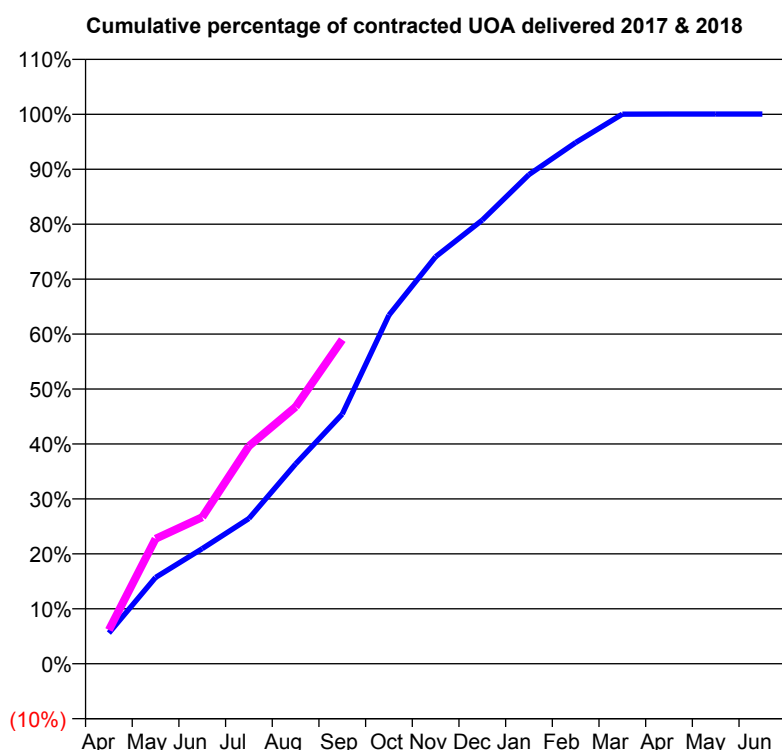
	Contract Quantity	Contract Base Number	Contract *	Region	England
% of all assessments that were assess and fit appliances (rolling 12 month period)	1	2	50.0%	55.8%	58.0%
% of all assessments that were assess and refuse (rolling 12 month period)	0	2	0.0%	11.6%	11.4%
% of all assessments that were assess and review (rolling 12 month period)	1	2	50.0%	32.7%	30.6%
% of terminated courses where treatment was abandoned or discontinued (rolling 12 month period)	1	5	20.0%	8.0%	7.8%
% of completed treatments indicating that PAR score was taken (year to date)	2	2	100.0%	61.3%	64.6%
Rate of removable appliances per 100 fixed appliances - proposed treatment (rolling 12 month period)	0	2	0.00	5.40	5.65
Rate of removable appliances per 100 fixed appliances - completed treatment (rolling 12 month period)	0	0	N/A	3.86	4.78
% of courses of treatment with removable appliances only - proposed treatment (rolling 12 month period)	0	1	0.0%	1.4%	2.0%
% of courses of treatment with removable appliances only - completed treatment (rolling 12 month period)	0	4	0.0%	1.0%	1.5%
% of patients satisfied with the treatment they have received (rolling 12 month period)	0	0	N/A	96.1%	96.0%

* Figures in italics indicate that the base number is less than 100.

Q45 - Vital Signs Orthodontic At a Glance Contract Report for 650676/0003 - September 2017

Name or company name	MR PA AVERLEY	17/18 Contracted general activity (UDA)	0
Contract type name	PDS Contract	Carry forward general activity (UDA)	0
Purpose of contract	Orthodontic	17/18 Contracted orthodontic activity (UOA)	10,703
Contract start date	01/01/2009	Carry forward orthodontic activity (UOA)	0
Contract end date	31/03/2018	Baseline contract value	£618,188.67

ACCESS	Contract	England and Wales
24 month ratio of assessments to patient IDs	1.02	1.09

ACTIVITY


Month	Adjusted Scheduled Activity (UOA)	
	2017	2018
April	599	658
May	1,682	2,436
June	2,242	2,857
July	2,830	4,241
August	3,893	5,004
September	4,864	6,312
October	6,790	
November	7,927	
December	8,642	
January	9,529	
February	10,151	
March	10,704	
April	10,707	
May	10,707	
June	10,707	

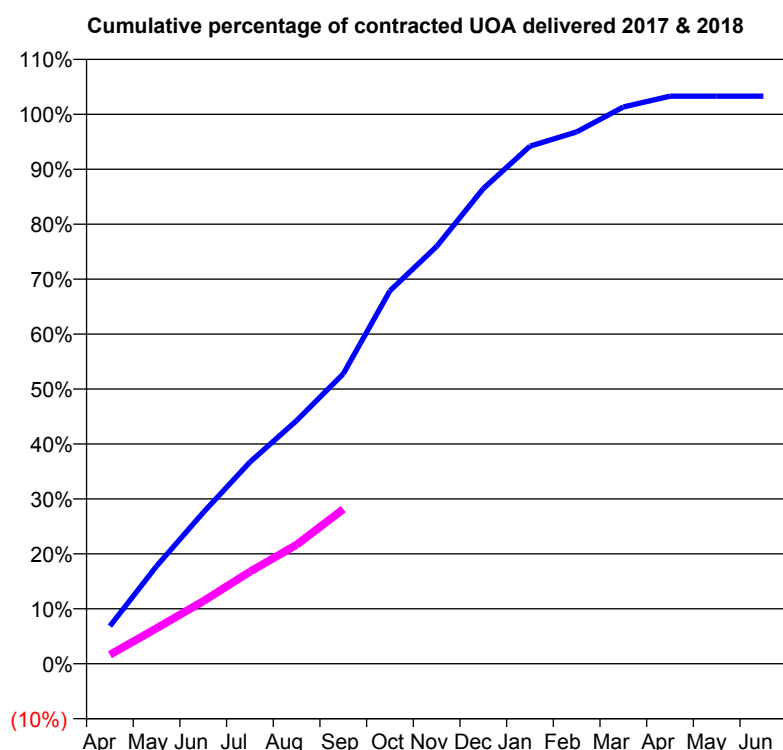
QUALITY	Contract Quantity	Contract Base Number	Contract *	Region	England
% of all assessments that were assess and fit appliances (rolling 12 month period)	593	716	82.8%	55.8%	58.0%
% of all assessments that were assess and refuse (rolling 12 month period)	56	716	7.8%	11.6%	11.4%
% of all assessments that were assess and review (rolling 12 month period)	67	716	9.4%	32.7%	30.6%
% of terminated courses where treatment was abandoned or discontinued (rolling 12 month period)	50	671	7.5%	8.0%	7.8%
% of completed treatments indicating that PAR score was taken (year to date)	324	351	92.3%	61.3%	64.6%
Rate of removable appliances per 100 fixed appliances - proposed treatment (rolling 12 month period)	10	1,158	0.86	5.40	5.65
Rate of removable appliances per 100 fixed appliances - completed treatment (rolling 12 month period)	17	1,199	1.42	3.86	4.78
% of courses of treatment with removable appliances only - proposed treatment (rolling 12 month period)	4	593	0.7%	1.4%	2.0%
% of courses of treatment with removable appliances only - completed treatment (rolling 12 month period)	6	621	1.0%	1.0%	1.5%
% of patients satisfied with the treatment they have received (rolling 12 month period)	14	14	100.0%	96.1%	96.0%

* Figures in italics indicate that the base number is less than 100.

Q45 - Vital Signs Orthodontic At a Glance Contract Report for 725544/0001 - September 2017

Name or company name	MR MG STEDMAN	17/18 Contracted general activity (UDA)	0
Contract type name	PDS Contract	Carry forward general activity (UDA)	0
Purpose of contract	Orthodontic	17/18 Contracted orthodontic activity (UOA)	17,367
Contract start date	01/04/2006	Carry forward orthodontic activity (UOA)	0
Contract end date	31/03/2018	Baseline contract value	£1,175,120.71

ACCESS	Contract	England and Wales
24 month ratio of assessments to patient IDs	1.08	1.09

ACTIVITY


Month	Adjusted Scheduled Activity (UOA)	
	2017	2018
April	1,191	285
May	3,089	1,124
June	4,783	1,977
July	6,373	2,908
August	7,685	3,761
September	9,166	4,887
October	11,789	
November	13,189	
December	15,019	
January	16,359	
February	16,809	
March	17,598	
April	17,940	
May	17,940	
June	17,940	

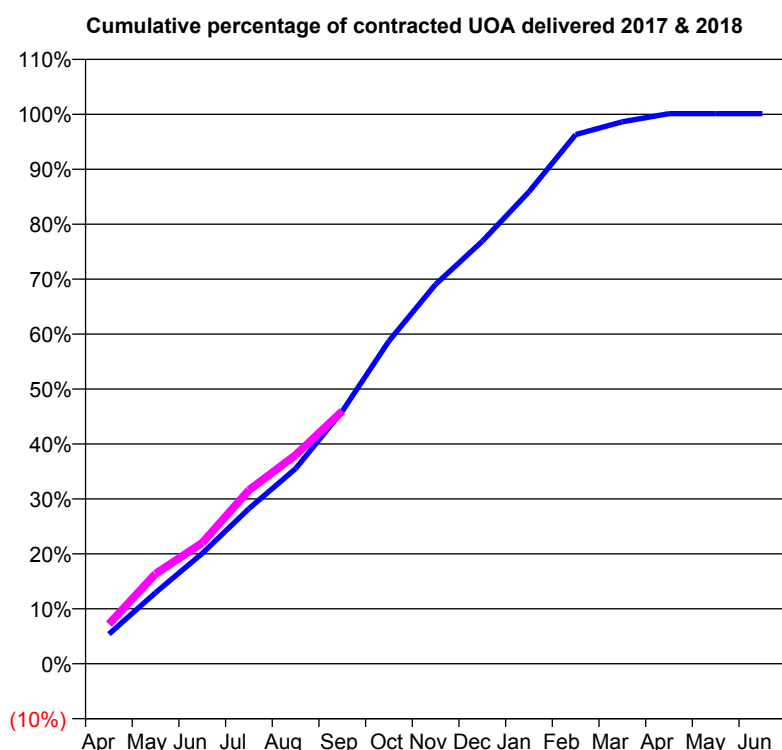
QUALITY	Contract Quantity	Contract Base Number	Contract *	Region	England
% of all assessments that were assess and fit appliances (rolling 12 month period)	610	1,599	38.1%	55.8%	58.0%
% of all assessments that were assess and refuse (rolling 12 month period)	98	1,599	6.1%	11.6%	11.4%
% of all assessments that were assess and review (rolling 12 month period)	891	1,599	55.7%	32.7%	30.6%
% of terminated courses where treatment was abandoned or discontinued (rolling 12 month period)	58	911	6.4%	8.0%	7.8%
% of completed treatments indicating that PAR score was taken (year to date)	148	468	31.6%	61.3%	64.6%
Rate of removable appliances per 100 fixed appliances - proposed treatment (rolling 12 month period)	23	1,190	1.93	5.40	5.65
Rate of removable appliances per 100 fixed appliances - completed treatment (rolling 12 month period)	28	1,680	1.67	3.86	4.78
% of courses of treatment with removable appliances only - proposed treatment (rolling 12 month period)	5	610	0.8%	1.4%	2.0%
% of courses of treatment with removable appliances only - completed treatment (rolling 12 month period)	5	853	0.6%	1.0%	1.5%
% of patients satisfied with the treatment they have received (rolling 12 month period)	20	22	90.9%	96.1%	96.0%

* Figures in italics indicate that the base number is less than 100.

Q45 - Vital Signs Orthodontic At a Glance Contract Report for 736953/0003 - September 2017

Name or company name	MR NA FOX	17/18 Contracted general activity (UDA)	0
Contract type name	PDS Contract	Carry forward general activity (UDA)	0
Purpose of contract	Orthodontic	17/18 Contracted orthodontic activity (UOA)	10,533
Contract start date	01/04/2009	Carry forward orthodontic activity (UOA)	0
Contract end date	31/03/2018	Baseline contract value	£630,804.75

ACCESS	Contract	England and Wales
24 month ratio of assessments to patient IDs	1.22	1.09

ACTIVITY


Month	Adjusted Scheduled Activity (UOA)	
	2017	2018
April	569	760
May	1,363	1,726
June	2,116	2,318
July	2,974	3,330
August	3,741	4,002
September	4,840	4,842
October	6,187	
November	7,274	
December	8,098	
January	9,047	
February	10,143	
March	10,388	
April	10,546	
May	10,546	
June	10,546	

QUALITY

	Contract Quantity	Contract Base Number	Contract *	Region	England
% of all assessments that were assess and fit appliances (rolling 12 month period)	489	808	60.5%	55.8%	58.0%
% of all assessments that were assess and refuse (rolling 12 month period)	79	808	9.8%	11.6%	11.4%
% of all assessments that were assess and review (rolling 12 month period)	240	808	29.7%	32.7%	30.6%
% of terminated courses where treatment was abandoned or discontinued (rolling 12 month period)	77	580	13.3%	8.0%	7.8%
% of completed treatments indicating that PAR score was taken (year to date)	268	271	98.9%	61.3%	64.6%
Rate of removable appliances per 100 fixed appliances - proposed treatment (rolling 12 month period)	44	884	4.98	5.40	5.65
Rate of removable appliances per 100 fixed appliances - completed treatment (rolling 12 month period)	43	936	4.59	3.86	4.78
% of courses of treatment with removable appliances only - proposed treatment (rolling 12 month period)	3	489	0.6%	1.4%	2.0%
% of courses of treatment with removable appliances only - completed treatment (rolling 12 month period)	0	503	0.0%	1.0%	1.5%
% of patients satisfied with the treatment they have received (rolling 12 month period)	11	12	91.7%	96.1%	96.0%

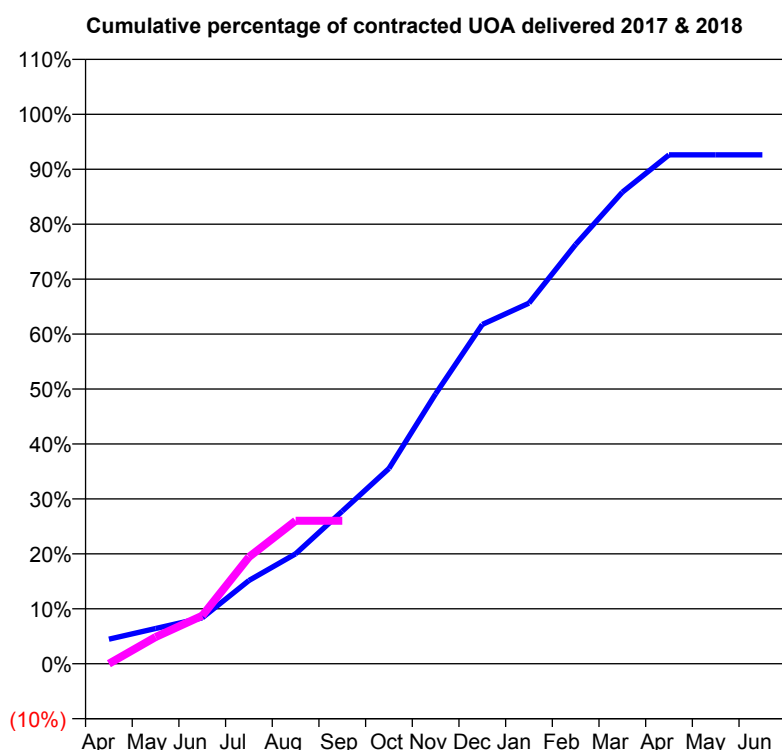
* Figures in italics indicate that the base number is less than 100.

Q45 - Vital Signs Orthodontic At a Glance Contract Report for 739170/0001 - September 2017

Name or company name	MR RS ELSTON
Contract type name	Pilot Contract
Purpose of contract	General and Orthodontic
Contract start date	01/04/2006
Contract end date	

17/18 Contracted general activity (UDA)	13,622
Carry forward general activity (UDA)	0
17/18 Contracted orthodontic activity (UOA)	103
Carry forward orthodontic activity (UOA)	0
Baseline contract value	£322,101.45

ACCESS	Contract	England and Wales
24 month ratio of assessments to patient IDs	1.37	1.09

ACTIVITY


Month	Adjusted Scheduled Activity (UOA)	
	2017	2018
April	5	0
May	7	5
June	9	9
July	16	20
August	21	27
September	29	27
October	37	
November	51	
December	64	
January	68	
February	79	
March	88	
April	95	
May	95	
June	95	

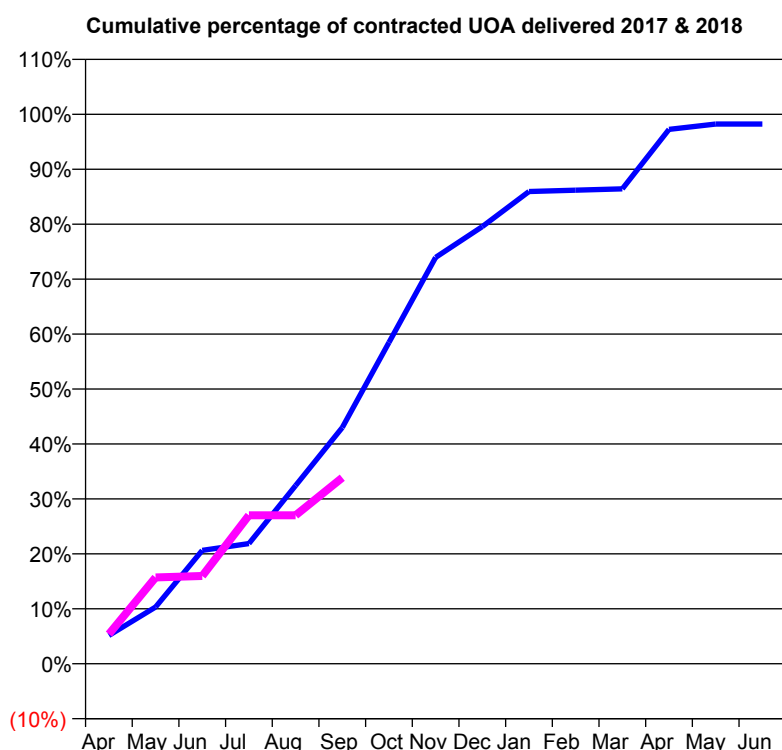
QUALITY	Contract Quantity	Contract Base Number	Contract *	Region	England
% of all assessments that were assess and fit appliances (rolling 12 month period)	1	94	1.1%	55.8%	58.0%
% of all assessments that were assess and refuse (rolling 12 month period)	0	94	0.0%	11.6%	11.4%
% of all assessments that were assess and review (rolling 12 month period)	93	94	98.9%	32.7%	30.6%
% of terminated courses where treatment was abandoned or discontinued (rolling 12 month period)	0	0	N/A	8.0%	7.8%
% of completed treatments indicating that PAR score was taken (year to date)	0	0	N/A	61.3%	64.6%
Rate of removable appliances per 100 fixed appliances - proposed treatment (rolling 12 month period)	0	0	N/A	5.40	5.65
Rate of removable appliances per 100 fixed appliances - completed treatment (rolling 12 month period)	0	0	N/A	3.86	4.78
% of courses of treatment with removable appliances only - proposed treatment (rolling 12 month period)	0	1	0.0%	1.4%	2.0%
% of courses of treatment with removable appliances only - completed treatment (rolling 12 month period)	0	0	N/A	1.0%	1.5%
% of patients satisfied with the treatment they have received (rolling 12 month period)	0	0	N/A	96.1%	96.0%

* Figures in italics indicate that the base number is less than 100.

Q45 - Vital Signs Orthodontic At a Glance Contract Report for 832472/0001 - September 2017

Name or company name	MR AR FLETCHER	17/18 Contracted general activity (UDA)	25,408
Contract type name	GDS Contract	Carry forward general activity (UDA)	-973
Purpose of contract	General and Orthodontic	17/18 Contracted orthodontic activity (UOA)	407
Contract start date	01/04/2006	Carry forward orthodontic activity (UOA)	0
Contract end date		Baseline contract value	£641,744.57

ACCESS	Contract	England and Wales
24 month ratio of assessments to patient IDs	1.00	1.09

ACTIVITY


Month	Adjusted Scheduled Activity (UOA)	
	2017	2018
April	21	22
May	42	64
June	84	65
July	89	110
August	132	110
September	175	138
October	238	
November	301	
December	324	
January	350	
February	351	
March	352	
April	396	
May	400	
June	400	

QUALITY	Contract Quantity	Contract Base Number	Contract *	Region	England
% of all assessments that were assess and fit appliances (rolling 12 month period)	17	38	44.7%	55.8%	58.0%
% of all assessments that were assess and refuse (rolling 12 month period)	2	38	5.3%	11.6%	11.4%
% of all assessments that were assess and review (rolling 12 month period)	19	38	50.0%	32.7%	30.6%
% of terminated courses where treatment was abandoned or discontinued (rolling 12 month period)	4	14	28.6%	8.0%	7.8%
% of completed treatments indicating that PAR score was taken (year to date)	1	1	100.0%	61.3%	64.6%
Rate of removable appliances per 100 fixed appliances - proposed treatment (rolling 12 month period)	4	29	13.79	5.40	5.65
Rate of removable appliances per 100 fixed appliances - completed treatment (rolling 12 month period)	3	18	16.67	3.86	4.78
% of courses of treatment with removable appliances only - proposed treatment (rolling 12 month period)	0	17	0.0%	1.4%	2.0%
% of courses of treatment with removable appliances only - completed treatment (rolling 12 month period)	1	10	10.0%	1.0%	1.5%
% of patients satisfied with the treatment they have received (rolling 12 month period)	0	0	N/A	96.1%	96.0%

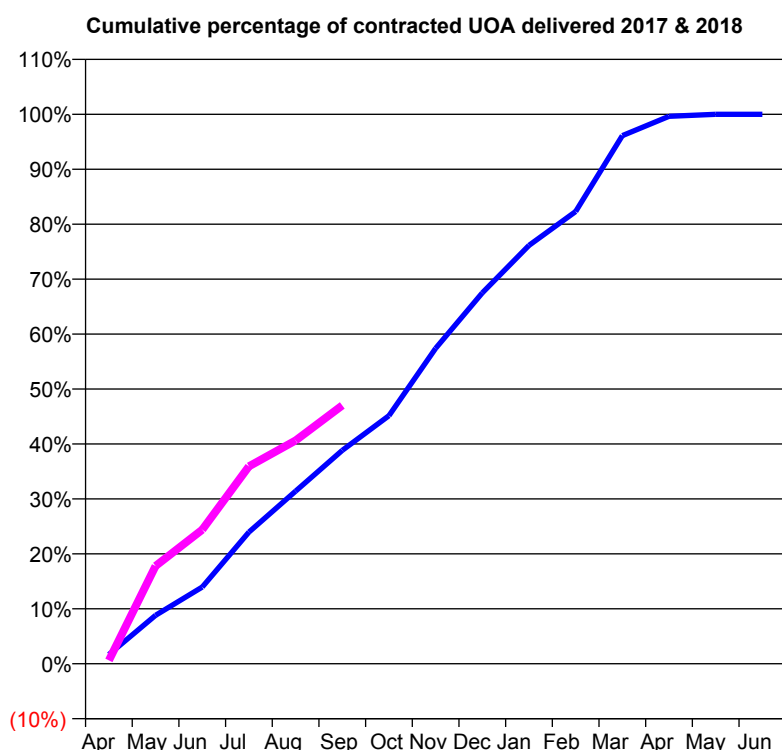
* Figures in italics indicate that the base number is less than 100.

Q45 - Vital Signs Orthodontic At a Glance Contract Report for 839728/0002 - September 2017

Name or company name	MR NJ HUNTLEY	17/18 Contracted general activity (UDA)	0
Contract type name	PDS Contract	Carry forward general activity (UDA)	0
Purpose of contract	Orthodontic	17/18 Contracted orthodontic activity (UOA)	18,337
Contract start date	01/06/2011	Carry forward orthodontic activity (UOA)	0
Contract end date	31/03/2018	Baseline contract value	£1,237,599.09

ACCESS

	Contract	England and Wales
24 month ratio of assessments to patient IDs	1.07	1.09

ACTIVITY


Month	Adjusted Scheduled Activity (UOA)	
	2017	2018
April	308	114
May	1,618	3,264
June	2,560	4,475
July	4,396	6,590
August	5,762	7,453
September	7,120	8,623
October	8,277	
November	10,525	
December	12,375	
January	13,960	
February	15,093	
March	17,622	
April	18,269	
May	18,337	
June	18,337	

QUALITY

	Contract Quantity	Contract Base Number	Contract *	Region	England
% of all assessments that were assess and fit appliances (rolling 12 month period)	906	1,899	47.7%	55.8%	58.0%
% of all assessments that were assess and refuse (rolling 12 month period)	222	1,899	11.7%	11.6%	11.4%
% of all assessments that were assess and review (rolling 12 month period)	771	1,899	40.6%	32.7%	30.6%
% of terminated courses where treatment was abandoned or discontinued (rolling 12 month period)	206	1,320	15.6%	8.0%	7.8%
% of completed treatments indicating that PAR score was taken (year to date)	153	430	35.6%	61.3%	64.6%
Rate of removable appliances per 100 fixed appliances - proposed treatment (rolling 12 month period)	42	1,771	2.37	5.40	5.65
Rate of removable appliances per 100 fixed appliances - completed treatment (rolling 12 month period)	27	2,165	1.25	3.86	4.78
% of courses of treatment with removable appliances only - proposed treatment (rolling 12 month period)	9	906	1.0%	1.4%	2.0%
% of courses of treatment with removable appliances only - completed treatment (rolling 12 month period)	18	1,114	1.6%	1.0%	1.5%
% of patients satisfied with the treatment they have received (rolling 12 month period)	28	29	96.6%	96.1%	96.0%

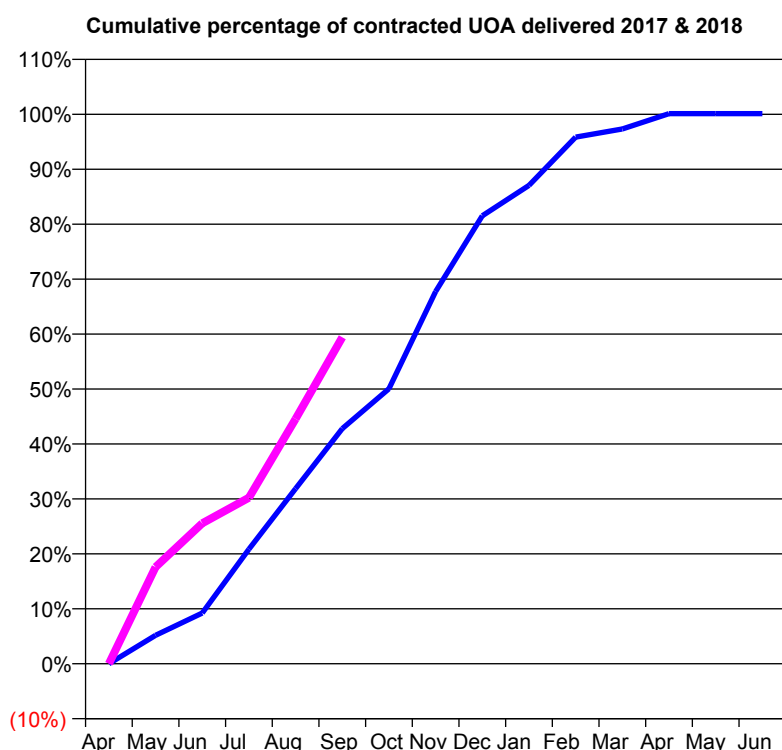
* Figures in italics indicate that the base number is less than 100.

Q45 - Vital Signs Orthodontic At a Glance Contract Report for 839728/0003 - September 2017

Name or company name	MR NJ HUNTLEY
Contract type name	PDS Contract
Purpose of contract	Orthodontic
Contract start date	01/06/2011
Contract end date	31/03/2018

17/18 Contracted general activity (UDA)	0
Carry forward general activity (UDA)	0
17/18 Contracted orthodontic activity (UOA)	6,959
Carry forward orthodontic activity (UOA)	0
Baseline contract value	£424,947.53

ACCESS	Contract	England and Wales
24 month ratio of assessments to patient IDs	1.03	1.09

ACTIVITY


Month	Adjusted Scheduled Activity (UOA)	
	2017	2018
April	0	0
May	360	1,225
June	642	1,779
July	1,452	2,104
August	2,218	3,102
September	2,978	4,135
October	3,483	
November	4,714	
December	5,674	
January	6,058	
February	6,669	
March	6,773	
April	6,967	
May	6,967	
June	6,967	

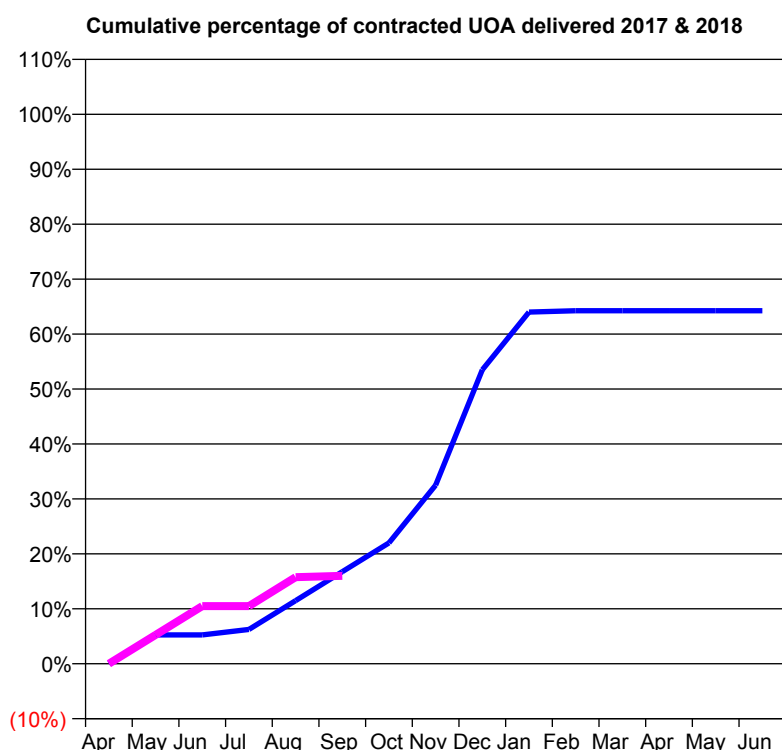
QUALITY	Contract Quantity	Contract Base Number	Contract *	Region	England
% of all assessments that were assess and fit appliances (rolling 12 month period)	386	509	75.8%	55.8%	58.0%
% of all assessments that were assess and refuse (rolling 12 month period)	11	509	2.2%	11.6%	11.4%
% of all assessments that were assess and review (rolling 12 month period)	112	509	22.0%	32.7%	30.6%
% of terminated courses where treatment was abandoned or discontinued (rolling 12 month period)	99	425	23.3%	8.0%	7.8%
% of completed treatments indicating that PAR score was taken (year to date)	0	142	0.0%	61.3%	64.6%
Rate of removable appliances per 100 fixed appliances - proposed treatment (rolling 12 month period)	15	761	1.97	5.40	5.65
Rate of removable appliances per 100 fixed appliances - completed treatment (rolling 12 month period)	7	632	1.11	3.86	4.78
% of courses of treatment with removable appliances only - proposed treatment (rolling 12 month period)	3	386	0.8%	1.4%	2.0%
% of courses of treatment with removable appliances only - completed treatment (rolling 12 month period)	6	326	1.8%	1.0%	1.5%
% of patients satisfied with the treatment they have received (rolling 12 month period)	16	17	94.1%	96.1%	96.0%

* Figures in italics indicate that the base number is less than 100.

Q45 - Vital Signs Orthodontic At a Glance Contract Report for 919047/0001 - September 2017

Name or company name	MR TR LEWIS	17/18 Contracted general activity (UDA)	4,075
Contract type name	GDS Contract	Carry forward general activity (UDA)	0
Purpose of contract	General and Orthodontic	17/18 Contracted orthodontic activity (UOA)	400
Contract start date	01/04/2006	Carry forward orthodontic activity (UOA)	0
Contract end date		Baseline contract value	£97,001.91

ACCESS	Contract	England and Wales
24 month ratio of assessments to patient IDs	1.03	1.09

ACTIVITY


Month	Adjusted Scheduled Activity (UOA)	
	2017	2018
April	0	0
May	21	21
June	21	42
July	25	42
August	46	63
September	67	64
October	88	
November	130	
December	214	
January	256	
February	257	
March	257	
April	257	
May	257	
June	257	

QUALITY

	Contract Quantity	Contract Base Number	Contract *	Region	England
% of all assessments that were assess and fit appliances (rolling 12 month period)	12	14	85.7%	55.8%	58.0%
% of all assessments that were assess and refuse (rolling 12 month period)	2	14	14.3%	11.6%	11.4%
% of all assessments that were assess and review (rolling 12 month period)	0	14	0.0%	32.7%	30.6%
% of terminated courses where treatment was abandoned or discontinued (rolling 12 month period)	4	33	12.1%	8.0%	7.8%
% of completed treatments indicating that PAR score was taken (year to date)	0	1	0.0%	61.3%	64.6%
Rate of removable appliances per 100 fixed appliances - proposed treatment (rolling 12 month period)	0	21	0.00	5.40	5.65
Rate of removable appliances per 100 fixed appliances - completed treatment (rolling 12 month period)	2	56	3.57	3.86	4.78
% of courses of treatment with removable appliances only - proposed treatment (rolling 12 month period)	0	12	0.0%	1.4%	2.0%
% of courses of treatment with removable appliances only - completed treatment (rolling 12 month period)	0	29	0.0%	1.0%	1.5%
% of patients satisfied with the treatment they have received (rolling 12 month period)	1	1	100.0%	96.1%	96.0%

* Figures in italics indicate that the base number is less than 100.

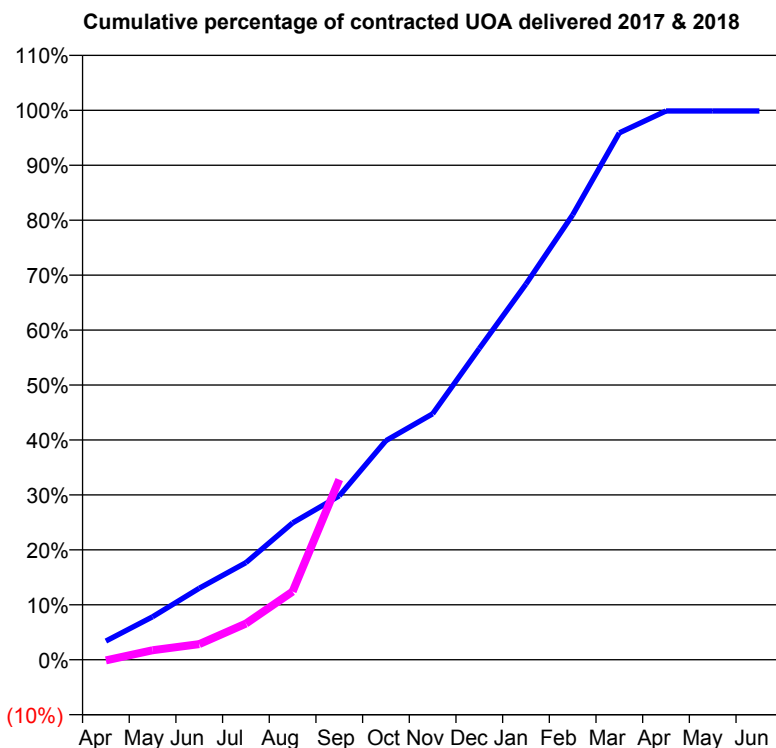
Q46 - Vital Signs Orthodontic At a Glance Contract Report for 101281/0088 - September 2017

Name or company name	OASIS DENTAL CARE LTD
Contract type name	PDS Contract
Purpose of contract	Orthodontic
Contract start date	01/04/2006
Contract end date	31/03/2019

17/18 Contracted general activity (UDA)	0
Carry forward general activity (UDA)	0
17/18 Contracted orthodontic activity (UOA)	9,019
Carry forward orthodontic activity (UOA)	11
Baseline contract value	£550,255.45

ACCESS

	Contract	England and Wales
24 month ratio of assessments to patient IDs	1.02	1.09

ACTIVITY


Month	Adjusted Scheduled Activity (UOA)	
	2017	2018
April	307	-11
May	706	157
June	1,174	258
July	1,595	595
August	2,246	1,120
September	2,691	2,959
October	3,596	
November	4,037	
December	5,110	
January	6,167	
February	7,303	
March	8,649	
April	9,008	
May	9,008	
June	9,008	

QUALITY

	Contract Quantity	Contract Base Number	Contract *	Region	England
% of all assessments that were assess and fit appliances (rolling 12 month period)	445	476	93.5%	55.8%	58.0%
% of all assessments that were assess and refuse (rolling 12 month period)	15	476	3.2%	11.6%	11.4%
% of all assessments that were assess and review (rolling 12 month period)	16	476	3.4%	32.7%	30.6%
% of terminated courses where treatment was abandoned or discontinued (rolling 12 month period)	6	130	4.6%	8.0%	7.8%
% of completed treatments indicating that PAR score was taken (year to date)	22	52	42.3%	61.3%	64.6%
Rate of removable appliances per 100 fixed appliances - proposed treatment (rolling 12 month period)	20	878	2.28	5.40	5.65
Rate of removable appliances per 100 fixed appliances - completed treatment (rolling 12 month period)	6	237	2.53	3.86	4.78
% of courses of treatment with removable appliances only - proposed treatment (rolling 12 month period)	1	445	0.2%	1.4%	2.0%
% of courses of treatment with removable appliances only - completed treatment (rolling 12 month period)	0	124	0.0%	1.0%	1.5%
% of patients satisfied with the treatment they have received (rolling 12 month period)	10	10	100.0%	96.1%	96.0%

* Figures in italics indicate that the base number is less than 100.

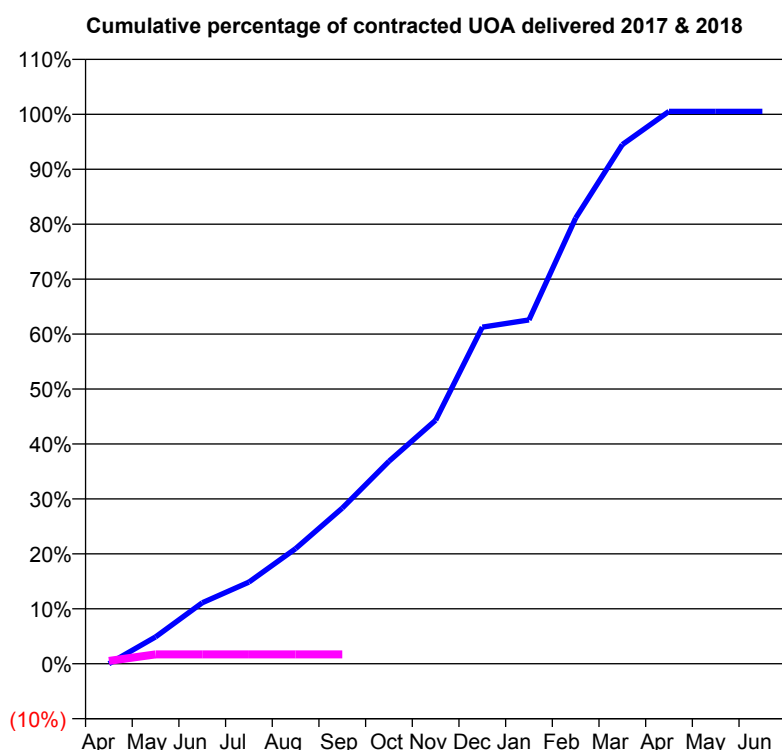
Q46 - Vital Signs Orthodontic At a Glance Contract Report for 101281/0146 - September 2017

Name or company name	OASIS DENTAL CARE LTD
Contract type name	PDS Contract
Purpose of contract	Orthodontic
Contract start date	01/04/2006
Contract end date	31/03/2019

17/18 Contracted general activity (UDA)	0
Carry forward general activity (UDA)	0
17/18 Contracted orthodontic activity (UOA)	1,752
Carry forward orthodontic activity (UOA)	-9
Baseline contract value	£113,479.22

ACCESS

	Contract	England and Wales
24 month ratio of assessments to patient IDs	1.03	1.09

ACTIVITY


Month	Adjusted Scheduled Activity (UOA)	
	2017	2018
April	0	9
May	85	30
June	193	30
July	258	30
August	364	30
September	492	30
October	640	
November	770	
December	1,064	
January	1,087	
February	1,409	
March	1,641	
April	1,746	
May	1,746	
June	1,746	

QUALITY

	Contract Quantity	Contract Base Number	Contract *	Region	England
% of all assessments that were assess and fit appliances (rolling 12 month period)	60	75	80.0%	55.8%	58.0%
% of all assessments that were assess and refuse (rolling 12 month period)	4	75	5.3%	11.6%	11.4%
% of all assessments that were assess and review (rolling 12 month period)	11	75	14.7%	32.7%	30.6%
% of terminated courses where treatment was abandoned or discontinued (rolling 12 month period)	3	64	4.7%	8.0%	7.8%
% of completed treatments indicating that PAR score was taken (year to date)	0	10	0.0%	61.3%	64.6%
Rate of removable appliances per 100 fixed appliances - proposed treatment (rolling 12 month period)	36	116	31.03	5.40	5.65
Rate of removable appliances per 100 fixed appliances - completed treatment (rolling 12 month period)	42	118	35.59	3.86	4.78
% of courses of treatment with removable appliances only - proposed treatment (rolling 12 month period)	0	60	0.0%	1.4%	2.0%
% of courses of treatment with removable appliances only - completed treatment (rolling 12 month period)	0	61	0.0%	1.0%	1.5%
% of patients satisfied with the treatment they have received (rolling 12 month period)	0	0	N/A	96.1%	96.0%

* Figures in italics indicate that the base number is less than 100.

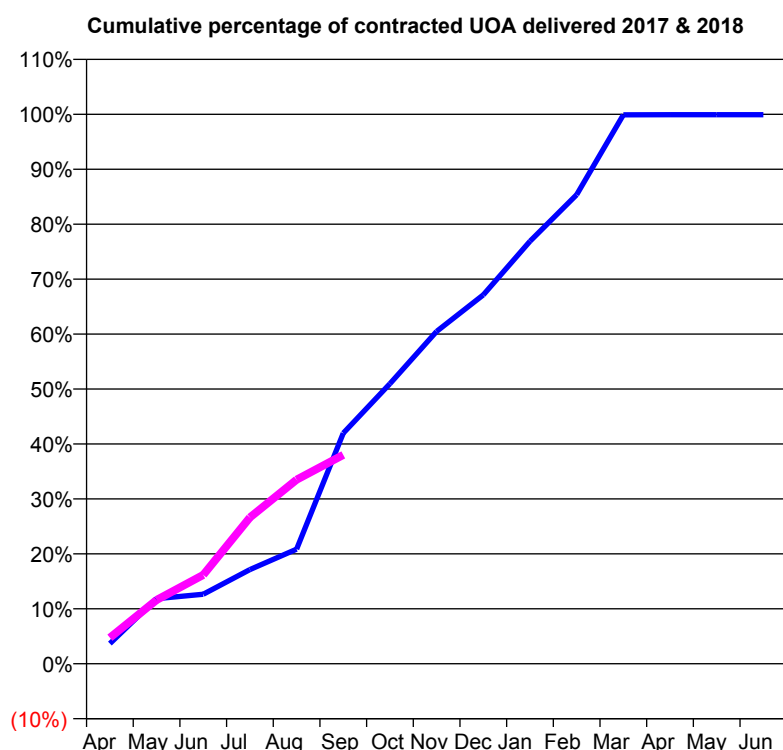
Q46 - Vital Signs Orthodontic At a Glance Contract Report for 101281/0209 - September 2017

Name or company name	OASIS DENTAL CARE LTD
Contract type name	PDS Contract
Purpose of contract	Orthodontic
Contract start date	01/09/2009
Contract end date	31/03/2019

17/18 Contracted general activity (UDA)	0
Carry forward general activity (UDA)	0
17/18 Contracted orthodontic activity (UOA)	7,971
Carry forward orthodontic activity (UOA)	41
Baseline contract value	£486,323.01

ACCESS

	Contract	England and Wales
24 month ratio of assessments to patient IDs	1.04	1.09

ACTIVITY


Month	Adjusted Scheduled Activity (UOA)	
	2017	2018
April	294	379
May	945	925
June	1,008	1,289
July	1,367	2,123
August	1,662	2,671
September	3,346	3,030
October	4,063	
November	4,822	
December	5,351	
January	6,128	
February	6,804	
March	7,963	
April	7,964	
May	7,964	
June	7,964	

QUALITY

	Contract Quantity	Contract Base Number	Contract *	Region	England
% of all assessments that were assess and fit appliances (rolling 12 month period)	366	395	92.7%	55.8%	58.0%
% of all assessments that were assess and refuse (rolling 12 month period)	0	395	0.0%	11.6%	11.4%
% of all assessments that were assess and review (rolling 12 month period)	29	395	7.3%	32.7%	30.6%
% of terminated courses where treatment was abandoned or discontinued (rolling 12 month period)	19	75	25.3%	8.0%	7.8%
% of completed treatments indicating that PAR score was taken (year to date)	44	45	97.8%	61.3%	64.6%
Rate of removable appliances per 100 fixed appliances - proposed treatment (rolling 12 month period)	51	727	7.02	5.40	5.65
Rate of removable appliances per 100 fixed appliances - completed treatment (rolling 12 month period)	11	103	10.68	3.86	4.78
% of courses of treatment with removable appliances only - proposed treatment (rolling 12 month period)	2	366	0.5%	1.4%	2.0%
% of courses of treatment with removable appliances only - completed treatment (rolling 12 month period)	3	56	5.4%	1.0%	1.5%
% of patients satisfied with the treatment they have received (rolling 12 month period)	7	7	100.0%	96.1%	96.0%

* Figures in italics indicate that the base number is less than 100.

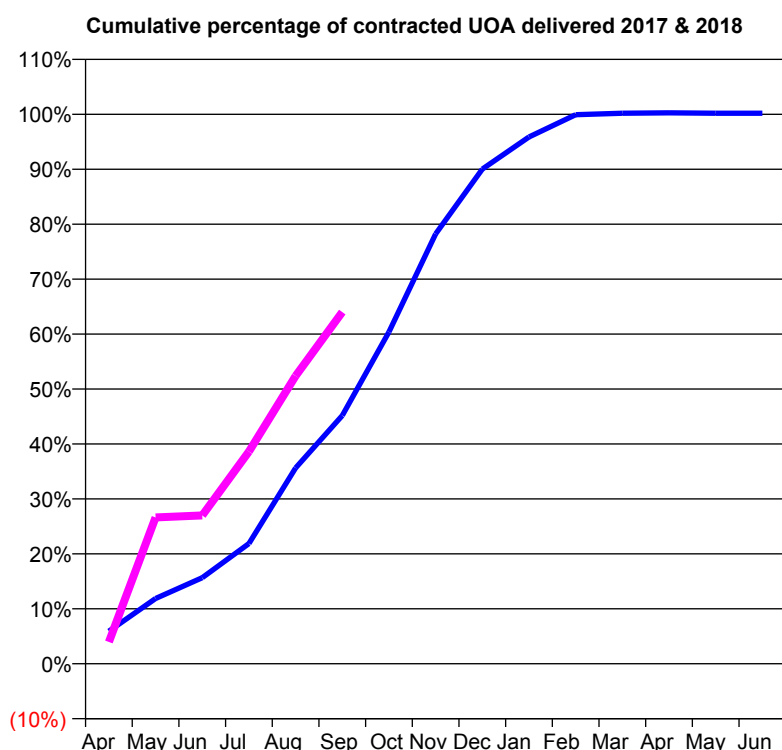
Q46 - Vital Signs Orthodontic At a Glance Contract Report for 102903/0001 - September 2017

Name or company name	Fogg, Whittingham & Casserley
Contract type name	GDS Contract
Purpose of contract	General and Orthodontic
Contract start date	01/04/2006
Contract end date	

17/18 Contracted general activity (UDA)	39,616
Carry forward general activity (UDA)	-255
17/18 Contracted orthodontic activity (UOA)	1,111
Carry forward orthodontic activity (UOA)	-2
Baseline contract value	£1,190,532.98

ACCESS

	Contract	England and Wales
24 month ratio of assessments to patient IDs	1.16	1.09

ACTIVITY


Month	Adjusted Scheduled Activity (UOA)	
	2017	2018
April	66	44
May	132	296
June	174	300
July	243	429
August	396	582
September	502	711
October	671	
November	869	
December	1,000	
January	1,065	
February	1,110	
March	1,113	
April	1,114	
May	1,113	
June	1,113	

QUALITY

	Contract Quantity	Contract Base Number	Contract *	Region	England
% of all assessments that were assess and fit appliances (rolling 12 month period)	63	100	63.0%	55.8%	58.0%
% of all assessments that were assess and refuse (rolling 12 month period)	4	100	4.0%	11.6%	11.4%
% of all assessments that were assess and review (rolling 12 month period)	33	100	33.0%	32.7%	30.6%
% of terminated courses where treatment was abandoned or discontinued (rolling 12 month period)	11	47	23.4%	8.0%	7.8%
% of completed treatments indicating that PAR score was taken (year to date)	7	13	53.8%	61.3%	64.6%
Rate of removable appliances per 100 fixed appliances - proposed treatment (rolling 12 month period)	0	0	N/A	5.40	5.65
Rate of removable appliances per 100 fixed appliances - completed treatment (rolling 12 month period)	0	0	N/A	3.86	4.78
% of courses of treatment with removable appliances only - proposed treatment (rolling 12 month period)	0	63	0.0%	1.4%	2.0%
% of courses of treatment with removable appliances only - completed treatment (rolling 12 month period)	0	36	0.0%	1.0%	1.5%
% of patients satisfied with the treatment they have received (rolling 12 month period)	5	5	100.0%	96.1%	96.0%

* Figures in italics indicate that the base number is less than 100.

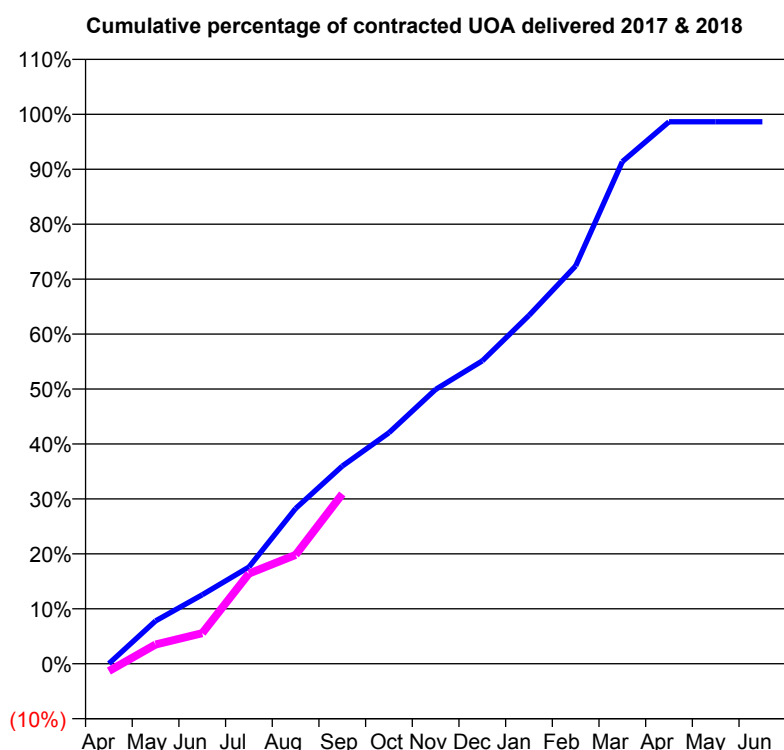
Q46 - Vital Signs Orthodontic At a Glance Contract Report for 104507/0001 - September 2017

Name or company name	Heaton Mersey Orthodontic Centre
Contract type name	PDS Contract
Purpose of contract	Orthodontic
Contract start date	01/04/2006
Contract end date	31/03/2019

17/18 Contracted general activity (UDA)	0
Carry forward general activity (UDA)	0
17/18 Contracted orthodontic activity (UOA)	16,392
Carry forward orthodontic activity (UOA)	222
Baseline contract value	£1,136,134.26

ACCESS

	Contract	England and Wales
24 month ratio of assessments to patient IDs	1.01	1.09

ACTIVITY


Month	Adjusted Scheduled Activity (UOA)	
	2017	2018
April	5	-222
May	1,278	573
June	2,059	914
July	2,887	2,690
August	4,632	3,246
September	5,898	5,065
October	6,893	
November	8,185	
December	9,036	
January	10,394	
February	11,866	
March	14,979	
April	16,167	
May	16,167	
June	16,167	

QUALITY

	Contract Quantity	Contract Base Number	Contract *	Region	England
% of all assessments that were assess and fit appliances (rolling 12 month period)	740	871	85.0%	55.8%	58.0%
% of all assessments that were assess and refuse (rolling 12 month period)	69	871	7.9%	11.6%	11.4%
% of all assessments that were assess and review (rolling 12 month period)	62	871	7.1%	32.7%	30.6%
% of terminated courses where treatment was abandoned or discontinued (rolling 12 month period)	54	514	10.5%	8.0%	7.8%
% of completed treatments indicating that PAR score was taken (year to date)	95	141	67.4%	61.3%	64.6%
Rate of removable appliances per 100 fixed appliances - proposed treatment (rolling 12 month period)	8	1,462	0.55	5.40	5.65
Rate of removable appliances per 100 fixed appliances - completed treatment (rolling 12 month period)	7	902	0.78	3.86	4.78
% of courses of treatment with removable appliances only - proposed treatment (rolling 12 month period)	8	740	1.1%	1.4%	2.0%
% of courses of treatment with removable appliances only - completed treatment (rolling 12 month period)	7	460	1.5%	1.0%	1.5%
% of patients satisfied with the treatment they have received (rolling 12 month period)	19	21	90.5%	96.1%	96.0%

* Figures in italics indicate that the base number is less than 100.

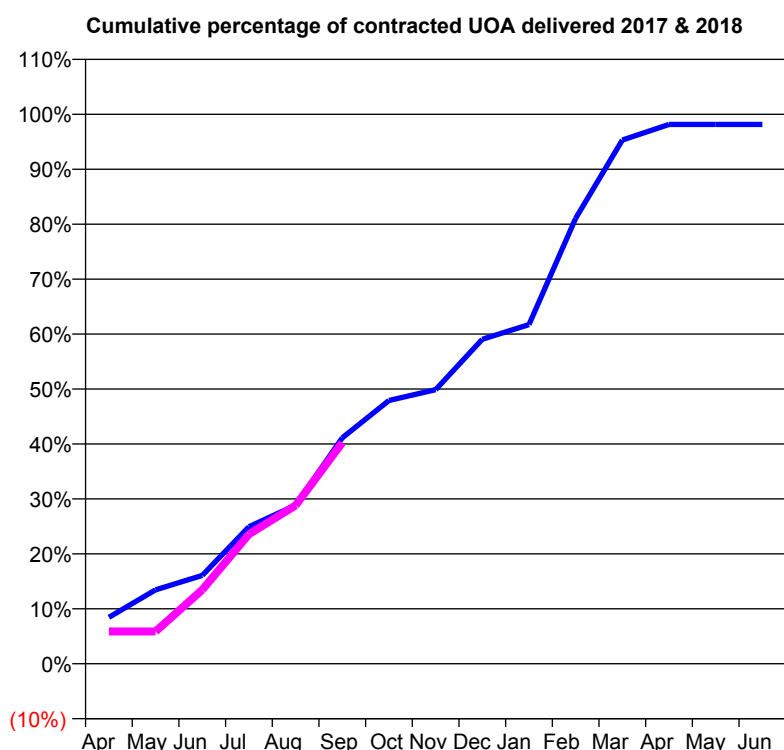
Q46 - Vital Signs Orthodontic At a Glance Contract Report for 108367/0001 - September 2017

Name or company name	Bell Lane Dental Practice
Contract type name	GDS Contract
Purpose of contract	General and Orthodontic
Contract start date	01/04/2012
Contract end date	

17/18 Contracted general activity (UDA)	12,338
Carry forward general activity (UDA)	-67
17/18 Contracted orthodontic activity (UOA)	1,680
Carry forward orthodontic activity (UOA)	31
Baseline contract value	£566,182.23

ACCESS

	Contract	England and Wales
24 month ratio of assessments to patient IDs	1.09	1.09

ACTIVITY


Month	Adjusted Scheduled Activity (UOA)	
	2017	2018
April	142	99
May	226	99
June	270	226
July	419	396
August	485	484
September	691	676
October	805	
November	838	
December	992	
January	1,037	
February	1,362	
March	1,601	
April	1,649	
May	1,649	
June	1,649	

QUALITY

	Contract Quantity	Contract Base Number	Contract *	Region	England
% of all assessments that were assess and fit appliances (rolling 12 month period)	76	141	53.9%	55.8%	58.0%
% of all assessments that were assess and refuse (rolling 12 month period)	50	141	35.5%	11.6%	11.4%
% of all assessments that were assess and review (rolling 12 month period)	15	141	10.6%	32.7%	30.6%
% of terminated courses where treatment was abandoned or discontinued (rolling 12 month period)	4	22	18.2%	8.0%	7.8%
% of completed treatments indicating that PAR score was taken (year to date)	6	10	60.0%	61.3%	64.6%
Rate of removable appliances per 100 fixed appliances - proposed treatment (rolling 12 month period)	9	64	14.06	5.40	5.65
Rate of removable appliances per 100 fixed appliances - completed treatment (rolling 12 month period)	0	3	0.00	3.86	4.78
% of courses of treatment with removable appliances only - proposed treatment (rolling 12 month period)	0	76	0.0%	1.4%	2.0%
% of courses of treatment with removable appliances only - completed treatment (rolling 12 month period)	0	18	0.0%	1.0%	1.5%
% of patients satisfied with the treatment they have received (rolling 12 month period)	2	2	100.0%	96.1%	96.0%

* Figures in italics indicate that the base number is less than 100.

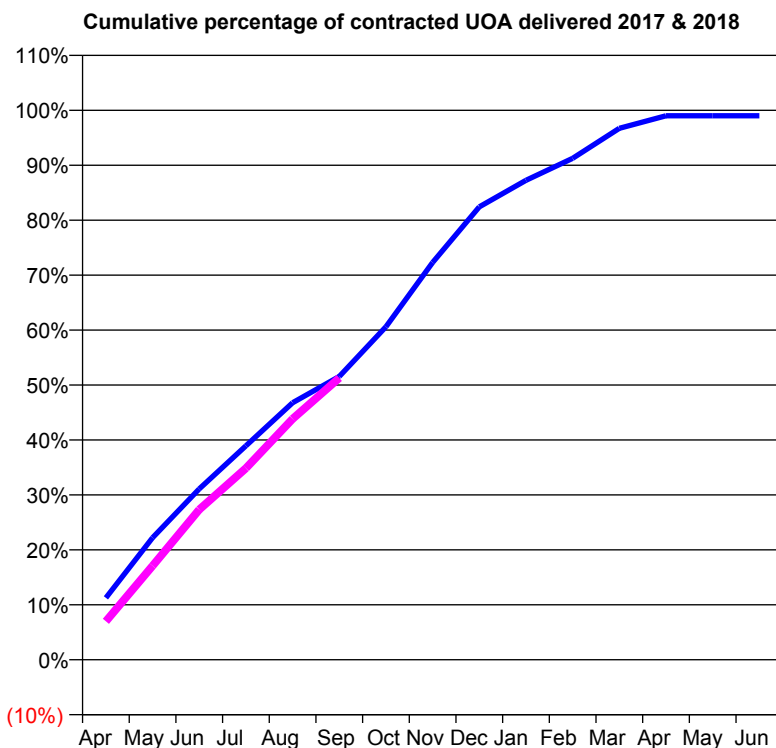
Q46 - Vital Signs Orthodontic At a Glance Contract Report for 125040/0001 - September 2017

Name or company name	Red Rose Dental Group
Contract type name	GDS Contract
Purpose of contract	General and Orthodontic
Contract start date	01/04/2013
Contract end date	

17/18 Contracted general activity (UDA)	6,575
Carry forward general activity (UDA)	0
17/18 Contracted orthodontic activity (UOA)	5,533
Carry forward orthodontic activity (UOA)	56
Baseline contract value	£565,931.06

ACCESS

	Contract	England and Wales
24 month ratio of assessments to patient IDs	1.04	1.09

ACTIVITY


Month	Adjusted Scheduled Activity (UOA)	
	2017	2018
April	624	387
May	1,229	946
June	1,721	1,513
July	2,154	1,929
August	2,588	2,425
September	2,852	2,838
October	3,354	
November	4,001	
December	4,561	
January	4,827	
February	5,049	
March	5,351	
April	5,477	
May	5,477	
June	5,477	

QUALITY

	Contract Quantity	Contract Base Number	Contract *	Region	England
% of all assessments that were assess and fit appliances (rolling 12 month period)	257	454	56.6%	55.8%	58.0%
% of all assessments that were assess and refuse (rolling 12 month period)	88	454	19.4%	11.6%	11.4%
% of all assessments that were assess and review (rolling 12 month period)	109	454	24.0%	32.7%	30.6%
% of terminated courses where treatment was abandoned or discontinued (rolling 12 month period)	13	237	5.5%	8.0%	7.8%
% of completed treatments indicating that PAR score was taken (year to date)	46	100	46.0%	61.3%	64.6%
Rate of removable appliances per 100 fixed appliances - proposed treatment (rolling 12 month period)	15	503	2.98	5.40	5.65
Rate of removable appliances per 100 fixed appliances - completed treatment (rolling 12 month period)	13	432	3.01	3.86	4.78
% of courses of treatment with removable appliances only - proposed treatment (rolling 12 month period)	1	257	0.4%	1.4%	2.0%
% of courses of treatment with removable appliances only - completed treatment (rolling 12 month period)	1	224	0.4%	1.0%	1.5%
% of patients satisfied with the treatment they have received (rolling 12 month period)	6	6	100.0%	96.1%	96.0%

* Figures in italics indicate that the base number is less than 100.

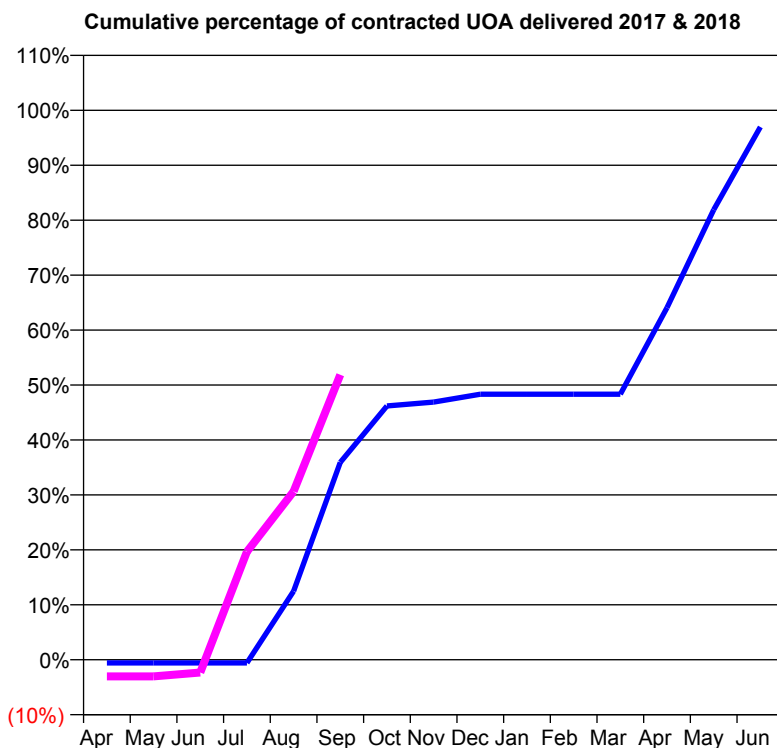
Q46 - Vital Signs Orthodontic At a Glance Contract Report for 126535/0001 - September 2017

Name or company name	KML Orthodontics
Contract type name	PDS Contract
Purpose of contract	Orthodontic
Contract start date	01/04/2012
Contract end date	31/03/2019

17/18 Contracted general activity (UDA)	0
Carry forward general activity (UDA)	0
17/18 Contracted orthodontic activity (UOA)	3,065
Carry forward orthodontic activity (UOA)	93
Baseline contract value	£180,323.50

ACCESS

	Contract	England and Wales
24 month ratio of assessments to patient IDs	1.01	1.09

ACTIVITY


Month	Adjusted Scheduled Activity (UOA)	
	2017	2018
April	-18	-93
May	-18	-93
June	-18	-72
July	-18	603
August	383	939
September	1,101	1,590
October	1,416	
November	1,437	
December	1,481	
January	1,481	
February	1,481	
March	1,481	
April	1,964	
May	2,510	
June	2,972	

QUALITY

	Contract Quantity	Contract Base Number	Contract *	Region	England
% of all assessments that were assess and fit appliances (rolling 12 month period)	169	174	97.1%	55.8%	58.0%
% of all assessments that were assess and refuse (rolling 12 month period)	2	174	1.1%	11.6%	11.4%
% of all assessments that were assess and review (rolling 12 month period)	3	174	1.7%	32.7%	30.6%
% of terminated courses where treatment was abandoned or discontinued (rolling 12 month period)	5	288	1.7%	8.0%	7.8%
% of completed treatments indicating that PAR score was taken (year to date)	237	242	97.9%	61.3%	64.6%
Rate of removable appliances per 100 fixed appliances - proposed treatment (rolling 12 month period)	5	337	1.48	5.40	5.65
Rate of removable appliances per 100 fixed appliances - completed treatment (rolling 12 month period)	4	552	0.72	3.86	4.78
% of courses of treatment with removable appliances only - proposed treatment (rolling 12 month period)	0	169	0.0%	1.4%	2.0%
% of courses of treatment with removable appliances only - completed treatment (rolling 12 month period)	1	283	0.4%	1.0%	1.5%
% of patients satisfied with the treatment they have received (rolling 12 month period)	3	3	100.0%	96.1%	96.0%

* Figures in italics indicate that the base number is less than 100.

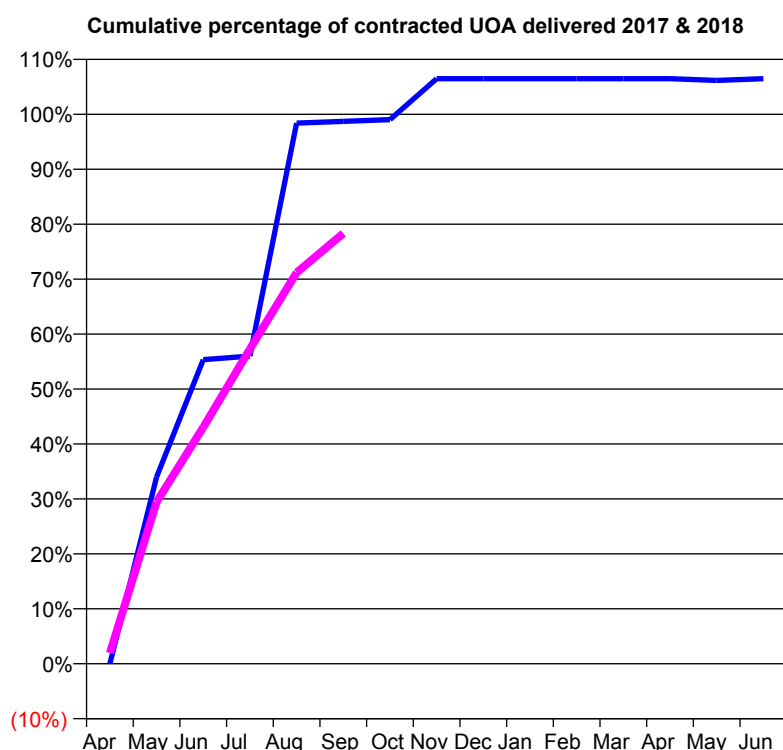
Q46 - Vital Signs Orthodontic At a Glance Contract Report for 134899/0001 - September 2017

Name or company name	High Lane Partnership
Contract type name	GDS Contract
Purpose of contract	General and Orthodontic
Contract start date	01/06/2015
Contract end date	

17/18 Contracted general activity (UDA)	14,969
Carry forward general activity (UDA)	2
17/18 Contracted orthodontic activity (UOA)	309
Carry forward orthodontic activity (UOA)	-6
Baseline contract value	£437,919.13

ACCESS

	Contract	England and Wales
24 month ratio of assessments to patient IDs	1.13	1.09

ACTIVITY


Month	Adjusted Scheduled Activity (UOA)	
	2017	2018
April	0	6
May	105	91
June	171	133
July	173	177
August	304	220
September	305	242
October	306	
November	329	
December	329	
January	329	
February	329	
March	329	
April	329	
May	328	
June	329	

QUALITY

	Contract Quantity	Contract Base Number	Contract *	Region	England
% of all assessments that were assess and fit appliances (rolling 12 month period)	12	22	54.5%	55.8%	58.0%
% of all assessments that were assess and refuse (rolling 12 month period)	4	22	18.2%	11.6%	11.4%
% of all assessments that were assess and review (rolling 12 month period)	6	22	27.3%	32.7%	30.6%
% of terminated courses where treatment was abandoned or discontinued (rolling 12 month period)	1	3	33.3%	8.0%	7.8%
% of completed treatments indicating that PAR score was taken (year to date)	0	2	0.0%	61.3%	64.6%
Rate of removable appliances per 100 fixed appliances - proposed treatment (rolling 12 month period)	0	0	N/A	5.40	5.65
Rate of removable appliances per 100 fixed appliances - completed treatment (rolling 12 month period)	0	0	N/A	3.86	4.78
% of courses of treatment with removable appliances only - proposed treatment (rolling 12 month period)	0	12	0.0%	1.4%	2.0%
% of courses of treatment with removable appliances only - completed treatment (rolling 12 month period)	0	2	0.0%	1.0%	1.5%
% of patients satisfied with the treatment they have received (rolling 12 month period)	2	2	100.0%	96.1%	96.0%

* Figures in italics indicate that the base number is less than 100.

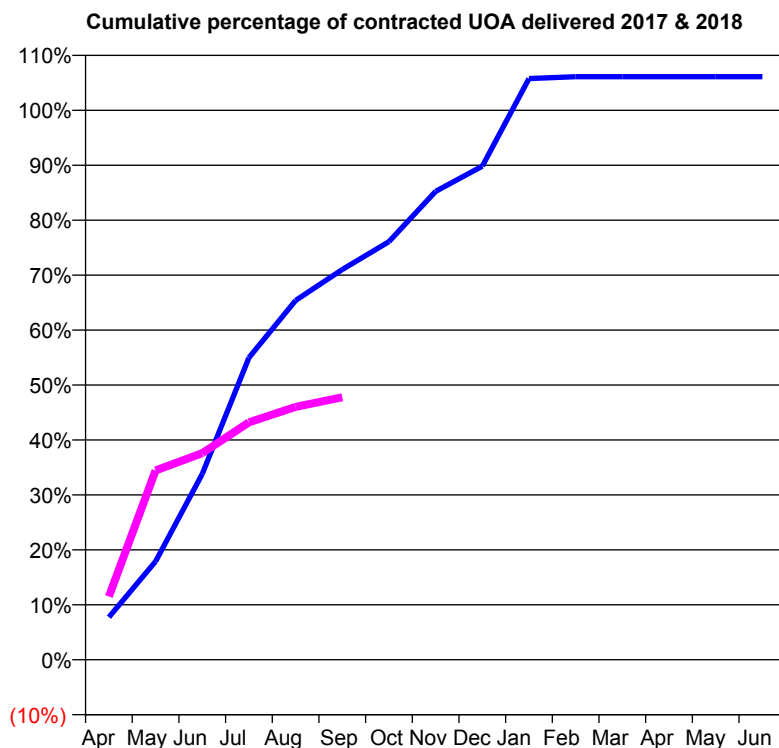
Q46 - Vital Signs Orthodontic At a Glance Contract Report for 136433/0001 - September 2017

Name or company name	Links Associates Salford Ltd
Contract type name	PDS Contract
Purpose of contract	Orthodontic
Contract start date	01/07/2014
Contract end date	31/03/2019

17/18 Contracted general activity (UDA)	0
Carry forward general activity (UDA)	0
17/18 Contracted orthodontic activity (UOA)	12,025
Carry forward orthodontic activity (UOA)	-240
Baseline contract value	£733,622.96

ACCESS

	Contract	England and Wales
24 month ratio of assessments to patient IDs	1.01	1.09

ACTIVITY


Month	Adjusted Scheduled Activity (UOA)	
	2017	2018
April	933	1,384
May	2,153	4,143
June	4,066	4,521
July	6,611	5,195
August	7,862	5,533
September	8,540	5,743
October	9,149	
November	10,249	
December	10,801	
January	12,718	
February	12,760	
March	12,760	
April	12,760	
May	12,760	
June	12,760	

QUALITY

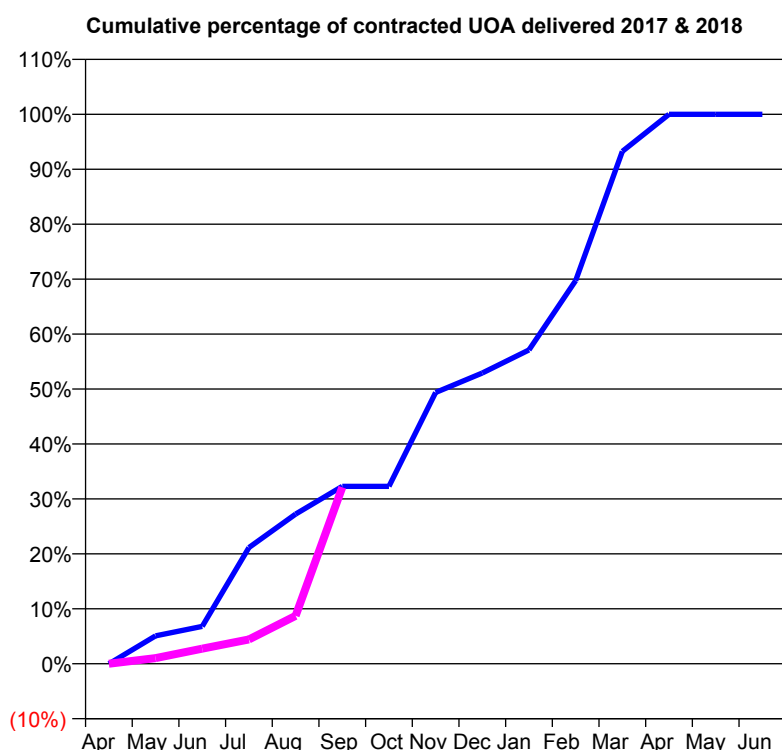
	Contract Quantity	Contract Base Number	Contract *	Region	England
% of all assessments that were assess and fit appliances (rolling 12 month period)	465	465	100.0%	55.8%	58.0%
% of all assessments that were assess and refuse (rolling 12 month period)	0	465	0.0%	11.6%	11.4%
% of all assessments that were assess and review (rolling 12 month period)	0	465	0.0%	32.7%	30.6%
% of terminated courses where treatment was abandoned or discontinued (rolling 12 month period)	22	447	4.9%	8.0%	7.8%
% of completed treatments indicating that PAR score was taken (year to date)	186	217	85.7%	61.3%	64.6%
Rate of removable appliances per 100 fixed appliances - proposed treatment (rolling 12 month period)	53	485	10.93	5.40	5.65
Rate of removable appliances per 100 fixed appliances - completed treatment (rolling 12 month period)	0	0	N/A	3.86	4.78
% of courses of treatment with removable appliances only - proposed treatment (rolling 12 month period)	2	465	0.4%	1.4%	2.0%
% of courses of treatment with removable appliances only - completed treatment (rolling 12 month period)	0	425	0.0%	1.0%	1.5%
% of patients satisfied with the treatment they have received (rolling 12 month period)	15	16	93.8%	96.1%	96.0%

* Figures in italics indicate that the base number is less than 100.

Q46 - Vital Signs Orthodontic At a Glance Contract Report for 137596/0001 - September 2017

Name or company name	Lotus Orthodontics	17/18 Contracted general activity (UDA)	0
Contract type name	PDS Contract	Carry forward general activity (UDA)	0
Purpose of contract	Orthodontic	17/18 Contracted orthodontic activity (UOA)	2,500
Contract start date	21/01/2010	Carry forward orthodontic activity (UOA)	0
Contract end date	31/03/2019	Baseline contract value	£146,351.03

ACCESS	Contract	England and Wales
24 month ratio of assessments to patient IDs	1.02	1.09

ACTIVITY


Month	Adjusted Scheduled Activity (UOA)	
	2017	2018
April	-1	0
May	127	26
June	170	69
July	529	111
August	681	218
September	807	803
October	807	
November	1,234	
December	1,323	
January	1,428	
February	1,743	
March	2,331	
April	2,500	
May	2,500	
June	2,500	

QUALITY	Contract Quantity	Contract Base Number	Contract *	Region	England
% of all assessments that were assess and fit appliances (rolling 12 month period)	115	196	58.7%	55.8%	58.0%
% of all assessments that were assess and refuse (rolling 12 month period)	42	196	21.4%	11.6%	11.4%
% of all assessments that were assess and review (rolling 12 month period)	39	196	19.9%	32.7%	30.6%
% of terminated courses where treatment was abandoned or discontinued (rolling 12 month period)	6	99	6.1%	8.0%	7.8%
% of completed treatments indicating that PAR score was taken (year to date)	44	45	97.8%	61.3%	64.6%
Rate of removable appliances per 100 fixed appliances - proposed treatment (rolling 12 month period)	28	230	12.17	5.40	5.65
Rate of removable appliances per 100 fixed appliances - completed treatment (rolling 12 month period)	12	184	6.52	3.86	4.78
% of courses of treatment with removable appliances only - proposed treatment (rolling 12 month period)	0	115	0.0%	1.4%	2.0%
% of courses of treatment with removable appliances only - completed treatment (rolling 12 month period)	1	93	1.1%	1.0%	1.5%
% of patients satisfied with the treatment they have received (rolling 12 month period)	4	4	100.0%	96.1%	96.0%

* Figures in italics indicate that the base number is less than 100.

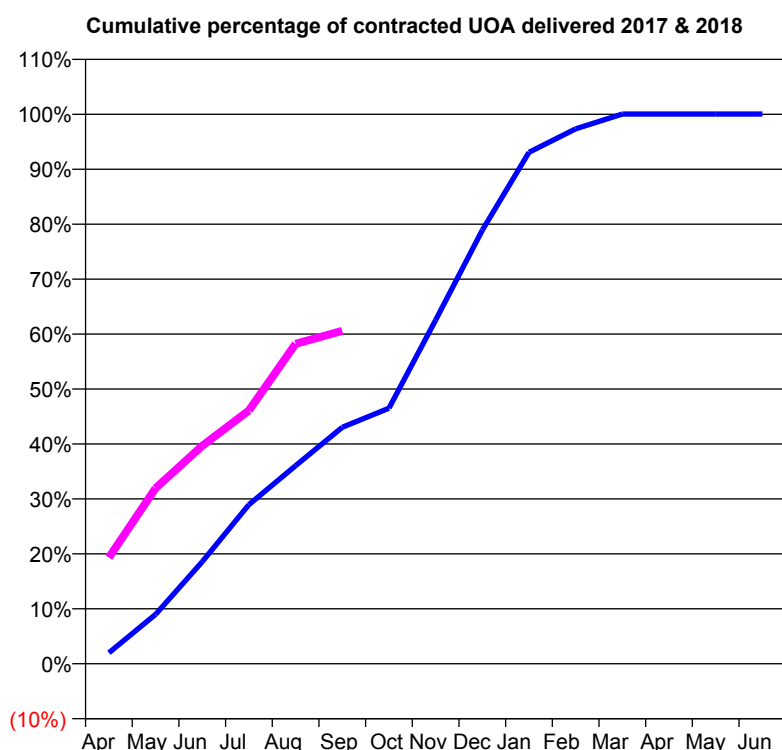
Q46 - Vital Signs Orthodontic At a Glance Contract Report for 155985/0002 - September 2017

Name or company name	Northern Orthodontics
Contract type name	PDS Contract
Purpose of contract	Orthodontic
Contract start date	01/04/2012
Contract end date	31/03/2019

17/18 Contracted general activity (UDA)	0
Carry forward general activity (UDA)	0
17/18 Contracted orthodontic activity (UOA)	5,596
Carry forward orthodontic activity (UOA)	-2
Baseline contract value	£327,592.14

ACCESS

	Contract	England and Wales
24 month ratio of assessments to patient IDs	1.01	1.09

ACTIVITY


Month	Adjusted Scheduled Activity (UOA)	
	2017	2018
April	112	1,081
May	503	1,788
June	1,039	2,219
July	1,621	2,580
August	2,017	3,258
September	2,409	3,390
October	2,602	
November	3,500	
December	4,416	
January	5,209	
February	5,447	
March	5,598	
April	5,598	
May	5,598	
June	5,598	

QUALITY

	Contract Quantity	Contract Base Number	Contract *	Region	England
% of all assessments that were assess and fit appliances (rolling 12 month period)	307	423	72.6%	55.8%	58.0%
% of all assessments that were assess and refuse (rolling 12 month period)	0	423	0.0%	11.6%	11.4%
% of all assessments that were assess and review (rolling 12 month period)	116	423	27.4%	32.7%	30.6%
% of terminated courses where treatment was abandoned or discontinued (rolling 12 month period)	41	276	14.9%	8.0%	7.8%
% of completed treatments indicating that PAR score was taken (year to date)	108	108	100.0%	61.3%	64.6%
Rate of removable appliances per 100 fixed appliances - proposed treatment (rolling 12 month period)	12	614	1.95	5.40	5.65
Rate of removable appliances per 100 fixed appliances - completed treatment (rolling 12 month period)	0	0	N/A	3.86	4.78
% of courses of treatment with removable appliances only - proposed treatment (rolling 12 month period)	0	307	0.0%	1.4%	2.0%
% of courses of treatment with removable appliances only - completed treatment (rolling 12 month period)	0	235	0.0%	1.0%	1.5%
% of patients satisfied with the treatment they have received (rolling 12 month period)	15	17	88.2%	96.1%	96.0%

* Figures in italics indicate that the base number is less than 100.

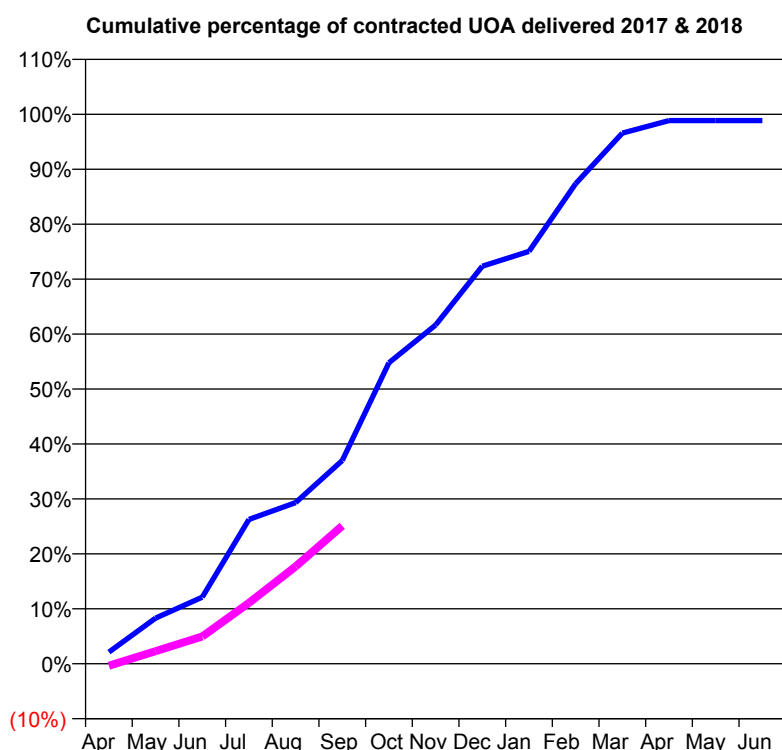
Q46 - Vital Signs Orthodontic At a Glance Contract Report for 159336/0001 - September 2017

Name or company name	Manchester Orthodontic Centre
Contract type name	PDS Contract
Purpose of contract	Orthodontic
Contract start date	01/04/2014
Contract end date	31/03/2019

17/18 Contracted general activity (UDA)	0
Carry forward general activity (UDA)	0
17/18 Contracted orthodontic activity (UOA)	5,500
Carry forward orthodontic activity (UOA)	63
Baseline contract value	£323,582.12

ACCESS

	Contract	England and Wales
24 month ratio of assessments to patient IDs	1.02	1.09

ACTIVITY


Month	Adjusted Scheduled Activity (UOA)	
	2017	2018
April	117	-21
May	457	126
June	667	273
July	1,445	609
August	1,613	973
September	2,035	1,381
October	3,013	
November	3,391	
December	3,980	
January	4,128	
February	4,805	
March	5,311	
April	5,437	
May	5,437	
June	5,437	

QUALITY

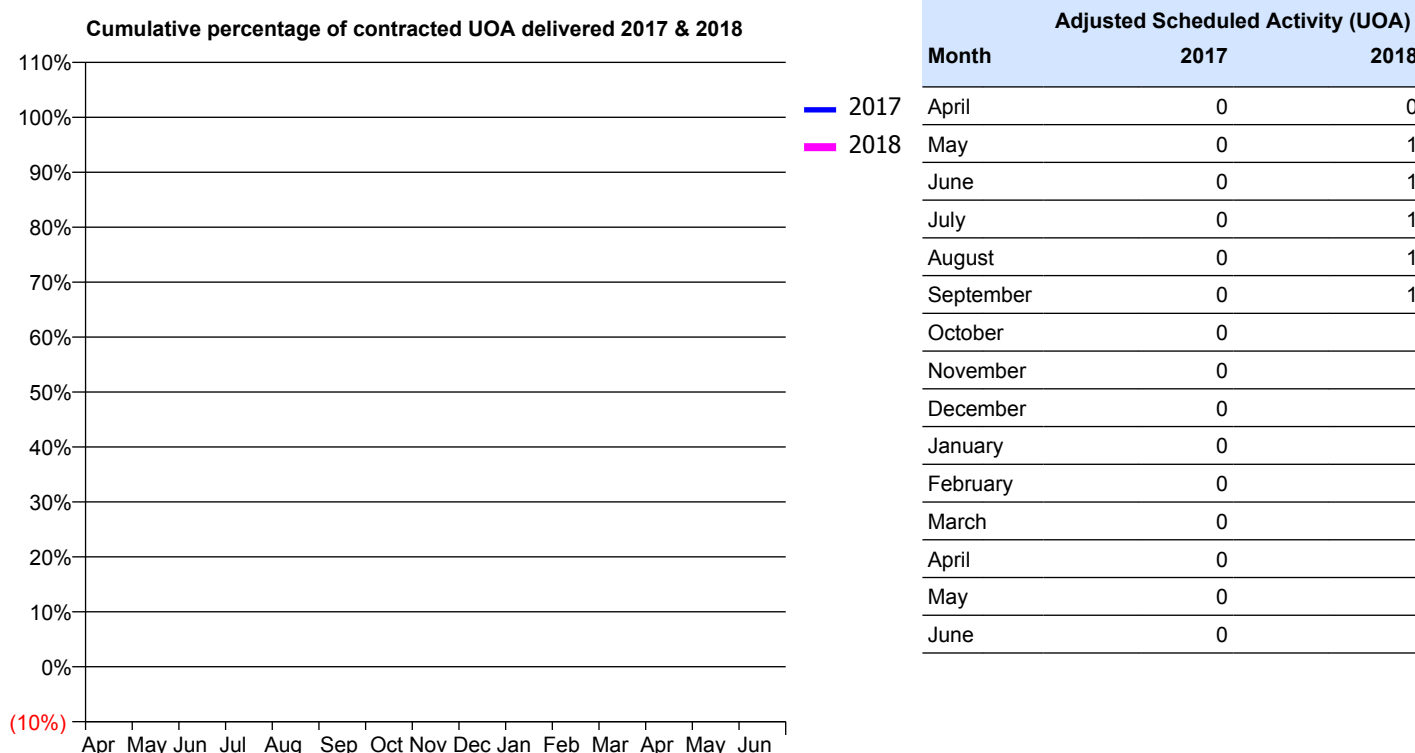
	Contract Quantity	Contract Base Number	Contract *	Region	England
% of all assessments that were assess and fit appliances (rolling 12 month period)	230	247	93.1%	55.8%	58.0%
% of all assessments that were assess and refuse (rolling 12 month period)	10	247	4.0%	11.6%	11.4%
% of all assessments that were assess and review (rolling 12 month period)	7	247	2.8%	32.7%	30.6%
% of terminated courses where treatment was abandoned or discontinued (rolling 12 month period)	18	210	8.6%	8.0%	7.8%
% of completed treatments indicating that PAR score was taken (year to date)	70	95	73.7%	61.3%	64.6%
Rate of removable appliances per 100 fixed appliances - proposed treatment (rolling 12 month period)	13	454	2.86	5.40	5.65
Rate of removable appliances per 100 fixed appliances - completed treatment (rolling 12 month period)	16	372	4.30	3.86	4.78
% of courses of treatment with removable appliances only - proposed treatment (rolling 12 month period)	0	230	0.0%	1.4%	2.0%
% of courses of treatment with removable appliances only - completed treatment (rolling 12 month period)	0	192	0.0%	1.0%	1.5%
% of patients satisfied with the treatment they have received (rolling 12 month period)	7	7	100.0%	96.1%	96.0%

* Figures in italics indicate that the base number is less than 100.

Q46 - Vital Signs Orthodontic At a Glance Contract Report for 160059/0001 - September 2017

Name or company name	REVIVE DENTAL CARE LIMITED	17/18 Contracted general activity (UDA)	28,580
Contract type name	Pilot Contract	Carry forward general activity (UDA)	0
Purpose of contract	General	17/18 Contracted orthodontic activity (UOA)	0
Contract start date	01/01/2015	Carry forward orthodontic activity (UOA)	0
Contract end date		Baseline contract value	£1,017,263.31

ACCESS	Contract	England and Wales
24 month ratio of assessments to patient IDs	1.00	1.09

ACTIVITY


QUALITY	Contract Quantity	Contract Base Number	Contract *	Region	England
% of all assessments that were assess and fit appliances (rolling 12 month period)	0	1	0.0%	55.8%	58.0%
% of all assessments that were assess and refuse (rolling 12 month period)	0	1	0.0%	11.6%	11.4%
% of all assessments that were assess and review (rolling 12 month period)	1	1	100.0%	32.7%	30.6%
% of terminated courses where treatment was abandoned or discontinued (rolling 12 month period)	0	0	N/A	8.0%	7.8%
% of completed treatments indicating that PAR score was taken (year to date)	0	0	N/A	61.3%	64.6%
Rate of removable appliances per 100 fixed appliances - proposed treatment (rolling 12 month period)	0	0	N/A	5.40	5.65
Rate of removable appliances per 100 fixed appliances - completed treatment (rolling 12 month period)	0	0	N/A	3.86	4.78
% of courses of treatment with removable appliances only - proposed treatment (rolling 12 month period)	0	0	N/A	1.4%	2.0%
% of courses of treatment with removable appliances only - completed treatment (rolling 12 month period)	0	0	N/A	1.0%	1.5%
% of patients satisfied with the treatment they have received (rolling 12 month period)	0	0	N/A	96.1%	96.0%

* Figures in italics indicate that the base number is less than 100.

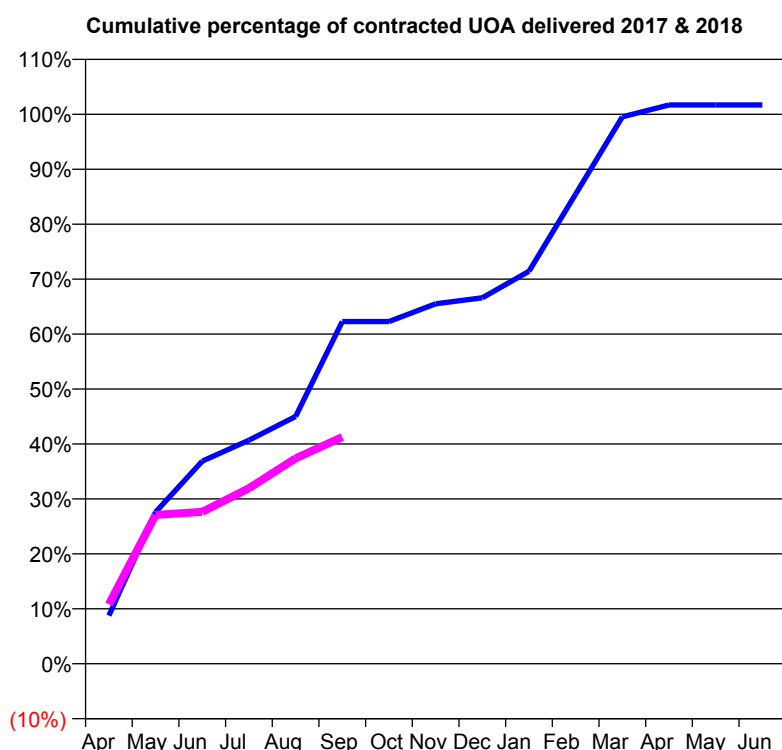
Q46 - Vital Signs Orthodontic At a Glance Contract Report for 175366/0001 - September 2017

Name or company name	Links Associates Ashton Ltd
Contract type name	PDS Contract
Purpose of contract	Orthodontic
Contract start date	01/07/2014
Contract end date	31/03/2019

17/18 Contracted general activity (UDA)	0
Carry forward general activity (UDA)	0
17/18 Contracted orthodontic activity (UOA)	3,900
Carry forward orthodontic activity (UOA)	-66
Baseline contract value	£228,307.60

ACCESS

	Contract	England and Wales
24 month ratio of assessments to patient IDs	1.00	1.09

ACTIVITY


Month	Adjusted Scheduled Activity (UOA)	
	2017	2018
April	342	423
May	1,077	1,057
June	1,438	1,078
July	1,587	1,246
August	1,755	1,458
September	2,429	1,609
October	2,429	
November	2,555	
December	2,597	
January	2,786	
February	3,334	
March	3,882	
April	3,966	
May	3,966	
June	3,966	

QUALITY

	Contract Quantity	Contract Base Number	Contract *	Region	England
% of all assessments that were assess and fit appliances (rolling 12 month period)	147	147	100.0%	55.8%	58.0%
% of all assessments that were assess and refuse (rolling 12 month period)	0	147	0.0%	11.6%	11.4%
% of all assessments that were assess and review (rolling 12 month period)	0	147	0.0%	32.7%	30.6%
% of terminated courses where treatment was abandoned or discontinued (rolling 12 month period)	8	90	8.9%	8.0%	7.8%
% of completed treatments indicating that PAR score was taken (year to date)	43	51	84.3%	61.3%	64.6%
Rate of removable appliances per 100 fixed appliances - proposed treatment (rolling 12 month period)	23	143	16.08	5.40	5.65
Rate of removable appliances per 100 fixed appliances - completed treatment (rolling 12 month period)	0	1	0.00	3.86	4.78
% of courses of treatment with removable appliances only - proposed treatment (rolling 12 month period)	0	147	0.0%	1.4%	2.0%
% of courses of treatment with removable appliances only - completed treatment (rolling 12 month period)	0	82	0.0%	1.0%	1.5%
% of patients satisfied with the treatment they have received (rolling 12 month period)	6	6	100.0%	96.1%	96.0%

* Figures in italics indicate that the base number is less than 100.

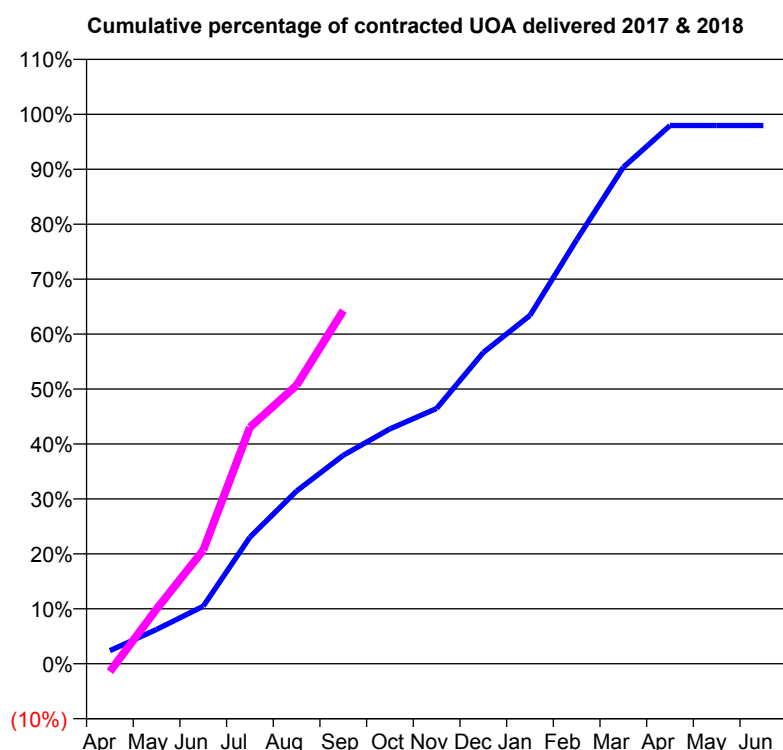
Q46 - Vital Signs Orthodontic At a Glance Contract Report for 184551/0001 - September 2017

Name or company name	Bamford Dental Practice
Contract type name	GDS Contract
Purpose of contract	General and Orthodontic
Contract start date	01/04/2006
Contract end date	

17/18 Contracted general activity (UDA)	9,554
Carry forward general activity (UDA)	39
17/18 Contracted orthodontic activity (UOA)	3,597
Carry forward orthodontic activity (UOA)	74
Baseline contract value	£502,614.76

ACCESS

	Contract	England and Wales
24 month ratio of assessments to patient IDs	1.03	1.09

ACTIVITY


Month	Adjusted Scheduled Activity (UOA)	
	2017	2018
April	86	-52
May	225	358
June	377	743
July	829	1,548
August	1,131	1,823
September	1,365	2,312
October	1,538	
November	1,671	
December	2,038	
January	2,280	
February	2,775	
March	3,250	
April	3,523	
May	3,523	
June	3,523	

QUALITY

	Contract Quantity	Contract Base Number	Contract *	Region	England
% of all assessments that were assess and fit appliances (rolling 12 month period)	213	315	67.6%	55.8%	58.0%
% of all assessments that were assess and refuse (rolling 12 month period)	37	315	11.7%	11.6%	11.4%
% of all assessments that were assess and review (rolling 12 month period)	65	315	20.6%	32.7%	30.6%
% of terminated courses where treatment was abandoned or discontinued (rolling 12 month period)	13	132	9.8%	8.0%	7.8%
% of completed treatments indicating that PAR score was taken (year to date)	29	62	46.8%	61.3%	64.6%
Rate of removable appliances per 100 fixed appliances - proposed treatment (rolling 12 month period)	25	422	5.92	5.40	5.65
Rate of removable appliances per 100 fixed appliances - completed treatment (rolling 12 month period)	8	230	3.48	3.86	4.78
% of courses of treatment with removable appliances only - proposed treatment (rolling 12 month period)	1	213	0.5%	1.4%	2.0%
% of courses of treatment with removable appliances only - completed treatment (rolling 12 month period)	1	119	0.8%	1.0%	1.5%
% of patients satisfied with the treatment they have received (rolling 12 month period)	4	5	80.0%	96.1%	96.0%

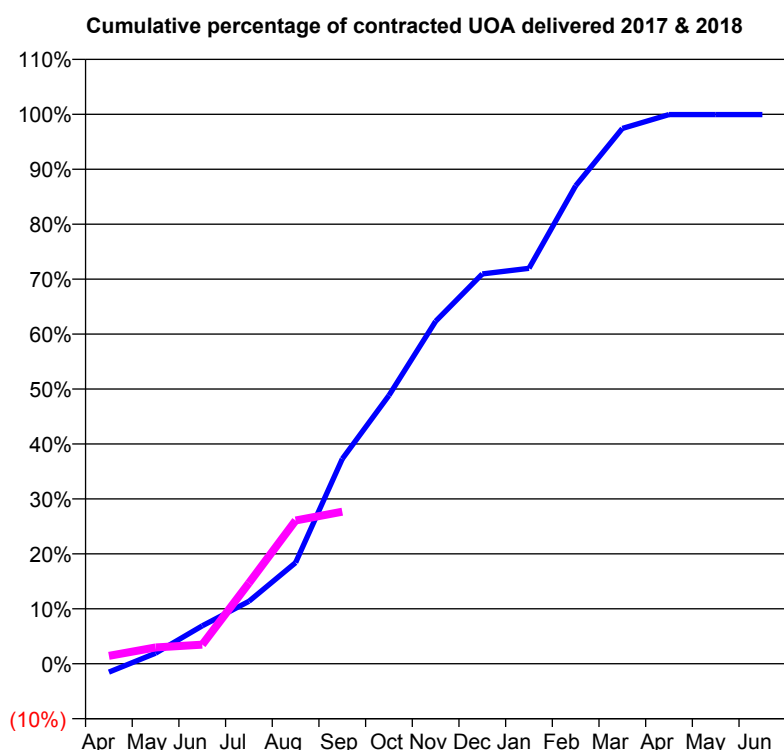
* Figures in italics indicate that the base number is less than 100.

Q46 - Vital Signs Orthodontic At a Glance Contract Report for 190063/0004 - September 2017

Name or company name	Denton Orthodontic Centre Ltd
Contract type name	PDS Contract
Purpose of contract	Orthodontic
Contract start date	01/04/2012
Contract end date	31/03/2019

17/18 Contracted general activity (UDA)	0
Carry forward general activity (UDA)	0
17/18 Contracted orthodontic activity (UOA)	4,232
Carry forward orthodontic activity (UOA)	2
Baseline contract value	£247,743.01

ACCESS	Contract	England and Wales
24 month ratio of assessments to patient IDs	1.00	1.09

ACTIVITY


Month	Adjusted Scheduled Activity (UOA)	
	2017	2018
April	-65	61
May	82	126
June	292	147
July	481	622
August	779	1,104
September	1,578	1,171
October	2,067	
November	2,638	
December	3,002	
January	3,046	
February	3,681	
March	4,123	
April	4,230	
May	4,230	
June	4,230	

QUALITY	Contract Quantity	Contract Base Number	Contract *	Region	England
% of all assessments that were assess and fit appliances (rolling 12 month period)	182	253	71.9%	55.8%	58.0%
% of all assessments that were assess and refuse (rolling 12 month period)	59	253	23.3%	11.6%	11.4%
% of all assessments that were assess and review (rolling 12 month period)	12	253	4.7%	32.7%	30.6%
% of terminated courses where treatment was abandoned or discontinued (rolling 12 month period)	16	217	7.4%	8.0%	7.8%
% of completed treatments indicating that PAR score was taken (year to date)	81	91	89.0%	61.3%	64.6%
Rate of removable appliances per 100 fixed appliances - proposed treatment (rolling 12 month period)	18	344	5.23	5.40	5.65
Rate of removable appliances per 100 fixed appliances - completed treatment (rolling 12 month period)	43	388	11.08	3.86	4.78
% of courses of treatment with removable appliances only - proposed treatment (rolling 12 month period)	4	182	2.2%	1.4%	2.0%
% of courses of treatment with removable appliances only - completed treatment (rolling 12 month period)	4	201	2.0%	1.0%	1.5%
% of patients satisfied with the treatment they have received (rolling 12 month period)	9	10	90.0%	96.1%	96.0%

* Figures in italics indicate that the base number is less than 100.

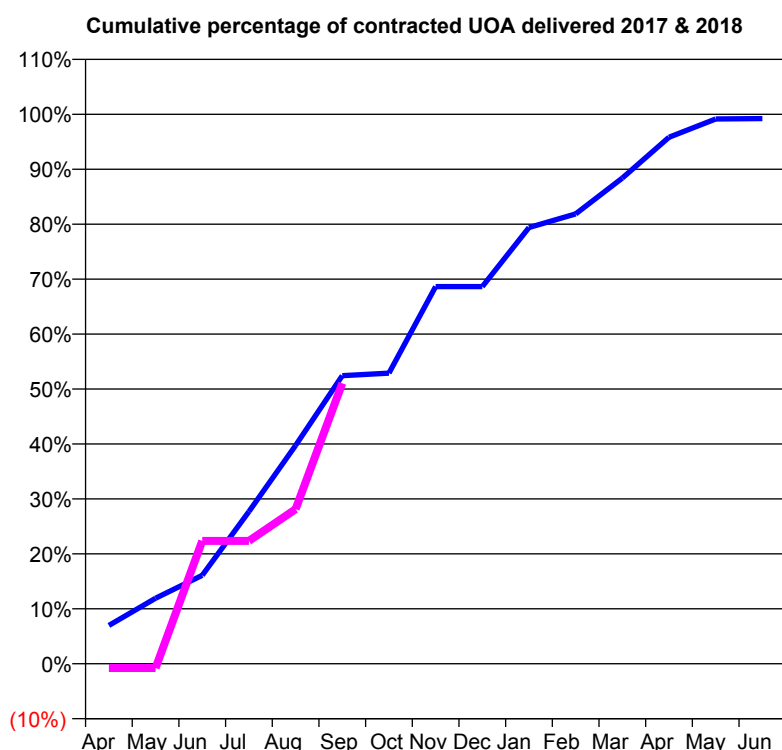
Q46 - Vital Signs Orthodontic At a Glance Contract Report for 190470/0007 - September 2017

Name or company name	G.k.A (1996) Ltd
Contract type name	GDS Contract
Purpose of contract	General and Orthodontic
Contract start date	01/05/2009
Contract end date	

17/18 Contracted general activity (UDA)	40,268
Carry forward general activity (UDA)	533
17/18 Contracted orthodontic activity (UOA)	2,541
Carry forward orthodontic activity (UOA)	20
Baseline contract value	£1,292,765.85

ACCESS

	Contract	England and Wales
24 month ratio of assessments to patient IDs	1.17	1.09

ACTIVITY


Month	Adjusted Scheduled Activity (UOA)	
	2017	2018
April	177	-20
May	303	-20
June	409	568
July	704	568
August	1,010	715
September	1,332	1,297
October	1,344	
November	1,744	
December	1,744	
January	2,017	
February	2,080	
March	2,246	
April	2,435	
May	2,519	
June	2,521	

QUALITY

	Contract Quantity	Contract Base Number	Contract *	Region	England
% of all assessments that were assess and fit appliances (rolling 12 month period)	122	154	79.2%	55.8%	58.0%
% of all assessments that were assess and refuse (rolling 12 month period)	8	154	5.2%	11.6%	11.4%
% of all assessments that were assess and review (rolling 12 month period)	24	154	15.6%	32.7%	30.6%
% of terminated courses where treatment was abandoned or discontinued (rolling 12 month period)	7	77	9.1%	8.0%	7.8%
% of completed treatments indicating that PAR score was taken (year to date)	32	36	88.9%	61.3%	64.6%
Rate of removable appliances per 100 fixed appliances - proposed treatment (rolling 12 month period)	0	0	N/A	5.40	5.65
Rate of removable appliances per 100 fixed appliances - completed treatment (rolling 12 month period)	24	137	17.52	3.86	4.78
% of courses of treatment with removable appliances only - proposed treatment (rolling 12 month period)	0	122	0.0%	1.4%	2.0%
% of courses of treatment with removable appliances only - completed treatment (rolling 12 month period)	0	70	0.0%	1.0%	1.5%
% of patients satisfied with the treatment they have received (rolling 12 month period)	2	2	100.0%	96.1%	96.0%

* Figures in italics indicate that the base number is less than 100.

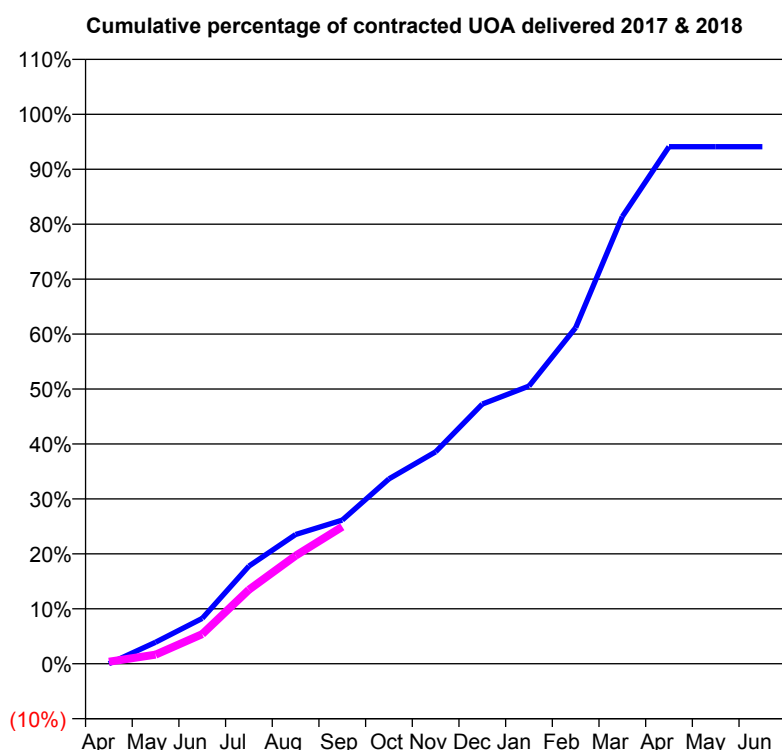
Q46 - Vital Signs Orthodontic At a Glance Contract Report for 193496/0002 - September 2017

Name or company name	Dentalign ĩ Ormskirk
Contract type name	PDS Contract
Purpose of contract	Orthodontic
Contract start date	01/04/2008
Contract end date	31/03/2019

17/18 Contracted general activity (UDA)	0
Carry forward general activity (UDA)	0
17/18 Contracted orthodontic activity (UOA)	16,345
Carry forward orthodontic activity (UOA)	0
Baseline contract value	£979,111.35

ACCESS

	Contract	England and Wales
24 month ratio of assessments to patient IDs	1.01	1.09

ACTIVITY


Month	Adjusted Scheduled Activity (UOA)	
	2017	2018
April	0	63
May	630	273
June	1,327	882
July	2,856	2,205
August	3,782	3,213
September	4,202	4,074
October	5,409	
November	6,199	
December	7,598	
January	8,123	
February	9,831	
March	13,081	
April	15,124	
May	15,124	
June	15,124	

QUALITY

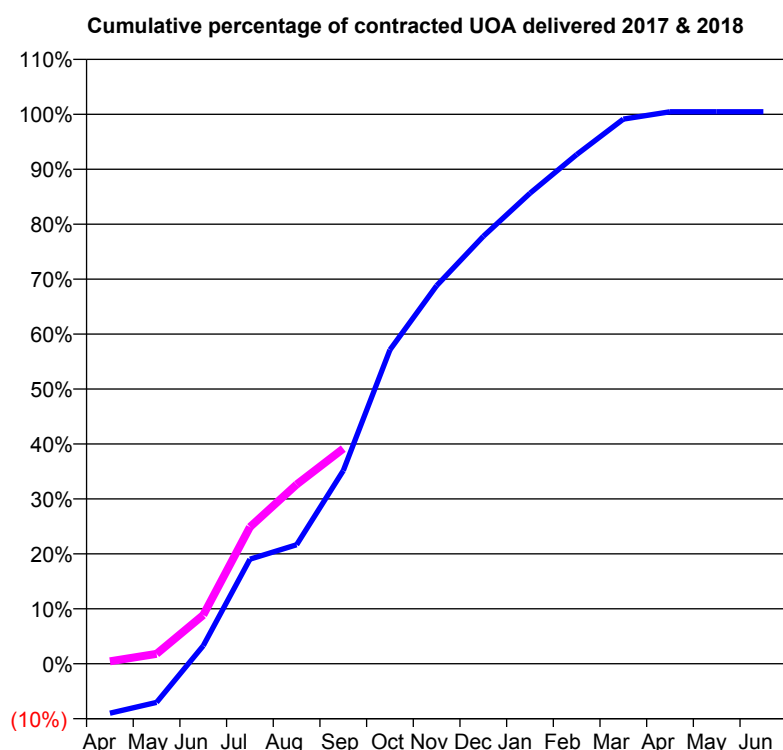
	Contract Quantity	Contract Base Number	Contract *	Region	England
% of all assessments that were assess and fit appliances (rolling 12 month period)	722	735	98.2%	55.8%	58.0%
% of all assessments that were assess and refuse (rolling 12 month period)	9	735	1.2%	11.6%	11.4%
% of all assessments that were assess and review (rolling 12 month period)	4	735	0.5%	32.7%	30.6%
% of terminated courses where treatment was abandoned or discontinued (rolling 12 month period)	30	726	4.1%	8.0%	7.8%
% of completed treatments indicating that PAR score was taken (year to date)	209	332	63.0%	61.3%	64.6%
Rate of removable appliances per 100 fixed appliances - proposed treatment (rolling 12 month period)	234	1,371	17.07	5.40	5.65
Rate of removable appliances per 100 fixed appliances - completed treatment (rolling 12 month period)	89	1,351	6.59	3.86	4.78
% of courses of treatment with removable appliances only - proposed treatment (rolling 12 month period)	13	722	1.8%	1.4%	2.0%
% of courses of treatment with removable appliances only - completed treatment (rolling 12 month period)	5	696	0.7%	1.0%	1.5%
% of patients satisfied with the treatment they have received (rolling 12 month period)	15	16	93.8%	96.1%	96.0%

* Figures in italics indicate that the base number is less than 100.

Q46 - Vital Signs Orthodontic At a Glance Contract Report for 198889/0002 - September 2017

Name or company name	Kings Dental Centre	17/18 Contracted general activity (UDA)	0
Contract type name	PDS Contract	Carry forward general activity (UDA)	0
Purpose of contract	Orthodontic	17/18 Contracted orthodontic activity (UOA)	3,274
Contract start date	01/05/2015	Carry forward orthodontic activity (UOA)	-15
Contract end date	31/03/2019	Baseline contract value	£192,678.45

ACCESS	Contract	England and Wales
24 month ratio of assessments to patient IDs	1.01	1.09

ACTIVITY


Month	Adjusted Scheduled Activity (UOA)	
	2017	2018
April	-295	15
May	-231	59
June	108	290
July	623	815
August	709	1,068
September	1,151	1,282
October	1,871	
November	2,253	
December	2,547	
January	2,803	
February	3,034	
March	3,245	
April	3,289	
May	3,289	
June	3,289	

QUALITY

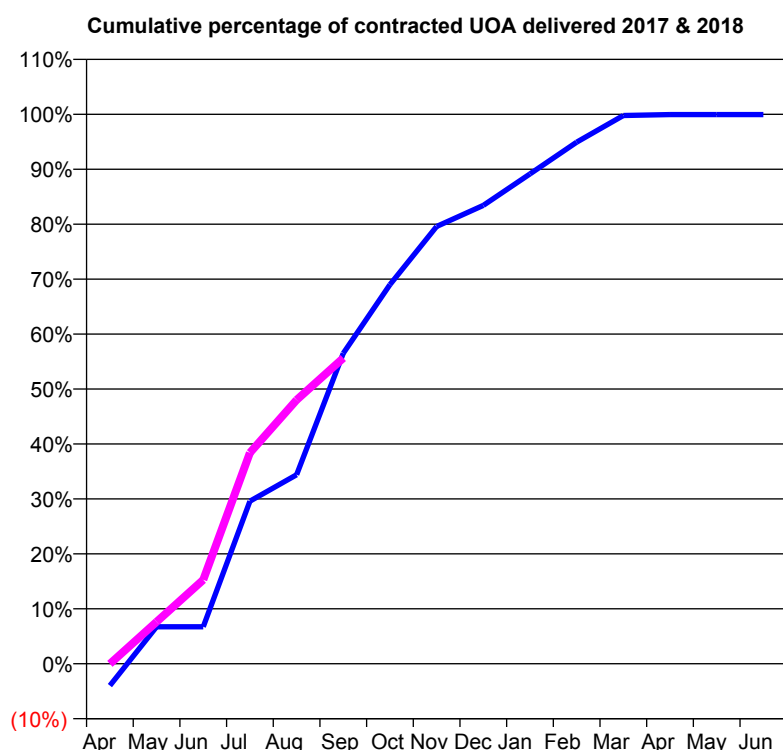
	Contract Quantity	Contract Base Number	Contract *	Region	England
% of all assessments that were assess and fit appliances (rolling 12 month period)	162	172	94.2%	55.8%	58.0%
% of all assessments that were assess and refuse (rolling 12 month period)	10	172	5.8%	11.6%	11.4%
% of all assessments that were assess and review (rolling 12 month period)	0	172	0.0%	32.7%	30.6%
% of terminated courses where treatment was abandoned or discontinued (rolling 12 month period)	20	174	11.5%	8.0%	7.8%
% of completed treatments indicating that PAR score was taken (year to date)	60	60	100.0%	61.3%	64.6%
Rate of removable appliances per 100 fixed appliances - proposed treatment (rolling 12 month period)	13	323	4.02	5.40	5.65
Rate of removable appliances per 100 fixed appliances - completed treatment (rolling 12 month period)	7	306	2.29	3.86	4.78
% of courses of treatment with removable appliances only - proposed treatment (rolling 12 month period)	0	162	0.0%	1.4%	2.0%
% of courses of treatment with removable appliances only - completed treatment (rolling 12 month period)	1	154	0.6%	1.0%	1.5%
% of patients satisfied with the treatment they have received (rolling 12 month period)	3	3	100.0%	96.1%	96.0%

* Figures in italics indicate that the base number is less than 100.

Q46 - Vital Signs Orthodontic At a Glance Contract Report for 198889/0003 - September 2017

Name or company name	Kings Dental Centre	17/18 Contracted general activity (UDA)	0
Contract type name	PDS Contract	Carry forward general activity (UDA)	0
Purpose of contract	Orthodontic	17/18 Contracted orthodontic activity (UOA)	2,200
Contract start date	01/05/2015	Carry forward orthodontic activity (UOA)	1
Contract end date	31/03/2019	Baseline contract value	£128,788.89

ACCESS	Contract	England and Wales
24 month ratio of assessments to patient IDs	1.03	1.09

ACTIVITY


Month	Adjusted Scheduled Activity (UOA)	
	2017	2018
April	-88	-1
May	148	168
June	148	336
July	651	845
August	757	1,056
September	1,243	1,224
October	1,518	
November	1,751	
December	1,835	
January	1,961	
February	2,088	
March	2,195	
April	2,199	
May	2,199	
June	2,199	

QUALITY

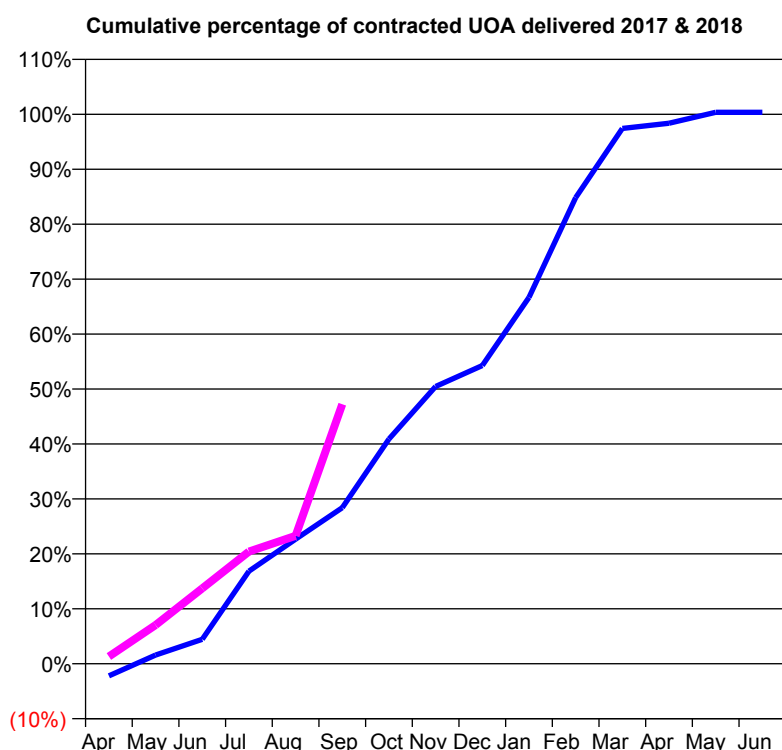
	Contract Quantity	Contract Base Number	Contract *	Region	England
% of all assessments that were assess and fit appliances (rolling 12 month period)	104	114	91.2%	55.8%	58.0%
% of all assessments that were assess and refuse (rolling 12 month period)	9	114	7.9%	11.6%	11.4%
% of all assessments that were assess and review (rolling 12 month period)	1	114	0.9%	32.7%	30.6%
% of terminated courses where treatment was abandoned or discontinued (rolling 12 month period)	17	199	8.5%	8.0%	7.8%
% of completed treatments indicating that PAR score was taken (year to date)	64	65	98.5%	61.3%	64.6%
Rate of removable appliances per 100 fixed appliances - proposed treatment (rolling 12 month period)	6	206	2.91	5.40	5.65
Rate of removable appliances per 100 fixed appliances - completed treatment (rolling 12 month period)	4	359	1.11	3.86	4.78
% of courses of treatment with removable appliances only - proposed treatment (rolling 12 month period)	1	104	1.0%	1.4%	2.0%
% of courses of treatment with removable appliances only - completed treatment (rolling 12 month period)	0	182	0.0%	1.0%	1.5%
% of patients satisfied with the treatment they have received (rolling 12 month period)	2	3	66.7%	96.1%	96.0%

* Figures in italics indicate that the base number is less than 100.

Q46 - Vital Signs Orthodontic At a Glance Contract Report for 199346/0001 - September 2017

Name or company name	Northenden House Orthodontics	17/18 Contracted general activity (UDA)	0
Contract type name	PDS Contract	Carry forward general activity (UDA)	0
Purpose of contract	Orthodontic	17/18 Contracted orthodontic activity (UOA)	2,200
Contract start date	01/04/2012	Carry forward orthodontic activity (UOA)	-8
Contract end date	31/03/2019	Baseline contract value	£128,788.89

ACCESS	Contract	England and Wales
24 month ratio of assessments to patient IDs	1.00	1.09

ACTIVITY


Month	Adjusted Scheduled Activity (UOA)	
	2017	2018
April	-49	29
May	35	155
June	98	302
July	371	449
August	499	512
September	625	1,039
October	900	
November	1,110	
December	1,194	
January	1,467	
February	1,866	
March	2,143	
April	2,164	
May	2,208	
June	2,208	

QUALITY	Contract Quantity	Contract Base Number	Contract *	Region	England
% of all assessments that were assess and fit appliances (rolling 12 month period)	126	126	100.0%	55.8%	58.0%
% of all assessments that were assess and refuse (rolling 12 month period)	0	126	0.0%	11.6%	11.4%
% of all assessments that were assess and review (rolling 12 month period)	0	126	0.0%	32.7%	30.6%
% of terminated courses where treatment was abandoned or discontinued (rolling 12 month period)	0	101	0.0%	8.0%	7.8%
% of completed treatments indicating that PAR score was taken (year to date)	51	52	98.1%	61.3%	64.6%
Rate of removable appliances per 100 fixed appliances - proposed treatment (rolling 12 month period)	7	246	2.85	5.40	5.65
Rate of removable appliances per 100 fixed appliances - completed treatment (rolling 12 month period)	0	0	N/A	3.86	4.78
% of courses of treatment with removable appliances only - proposed treatment (rolling 12 month period)	1	126	0.8%	1.4%	2.0%
% of courses of treatment with removable appliances only - completed treatment (rolling 12 month period)	0	101	0.0%	1.0%	1.5%
% of patients satisfied with the treatment they have received (rolling 12 month period)	3	3	100.0%	96.1%	96.0%

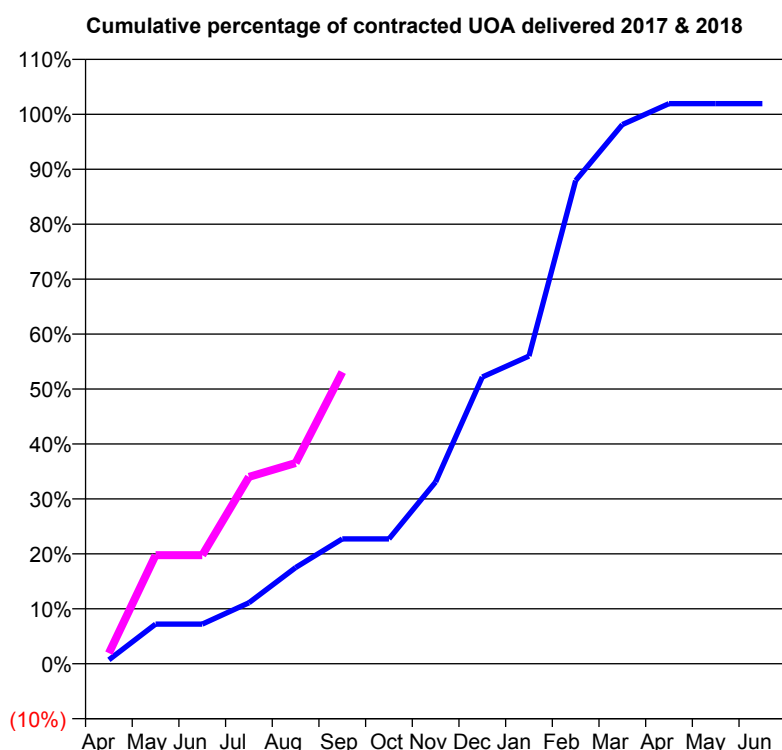
* Figures in italics indicate that the base number is less than 100.

Q46 - Vital Signs Orthodontic At a Glance Contract Report for 219762/0001 - September 2017

Name or company name	MR SG SPENCER
Contract type name	PDS Contract
Purpose of contract	Orthodontic
Contract start date	01/04/2006
Contract end date	31/03/2019

17/18 Contracted general activity (UDA)	0
Carry forward general activity (UDA)	0
17/18 Contracted orthodontic activity (UOA)	1,650
Carry forward orthodontic activity (UOA)	-32
Baseline contract value	£97,074.64

ACCESS	Contract	England and Wales
24 month ratio of assessments to patient IDs	1.00	1.09

ACTIVITY


Month	Adjusted Scheduled Activity (UOA)	
	2017	2018
April	12	32
May	119	326
June	119	326
July	183	561
August	289	603
September	375	876
October	375	
November	546	
December	861	
January	924	
February	1,451	
March	1,619	
April	1,682	
May	1,682	
June	1,682	

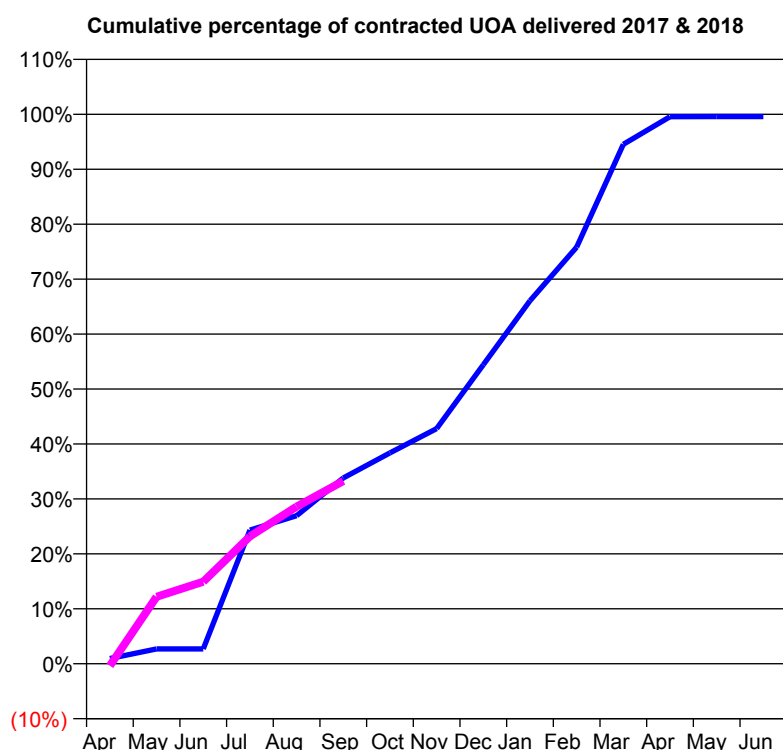
QUALITY	Contract Quantity	Contract Base Number	Contract *	Region	England
% of all assessments that were assess and fit appliances (rolling 12 month period)	104	107	97.2%	55.8%	58.0%
% of all assessments that were assess and refuse (rolling 12 month period)	1	107	0.9%	11.6%	11.4%
% of all assessments that were assess and review (rolling 12 month period)	2	107	1.9%	32.7%	30.6%
% of terminated courses where treatment was abandoned or discontinued (rolling 12 month period)	0	26	0.0%	8.0%	7.8%
% of completed treatments indicating that PAR score was taken (year to date)	11	13	84.6%	61.3%	64.6%
Rate of removable appliances per 100 fixed appliances - proposed treatment (rolling 12 month period)	6	108	5.56	5.40	5.65
Rate of removable appliances per 100 fixed appliances - completed treatment (rolling 12 month period)	8	42	19.05	3.86	4.78
% of courses of treatment with removable appliances only - proposed treatment (rolling 12 month period)	0	104	0.0%	1.4%	2.0%
% of courses of treatment with removable appliances only - completed treatment (rolling 12 month period)	2	26	7.7%	1.0%	1.5%
% of patients satisfied with the treatment they have received (rolling 12 month period)	2	2	100.0%	96.1%	96.0%

* Figures in italics indicate that the base number is less than 100.

Q46 - Vital Signs Orthodontic At a Glance Contract Report for 238279/0001 - September 2017

Name or company name	MR HP PATEL	17/18 Contracted general activity (UDA)	0
Contract type name	PDS Contract	Carry forward general activity (UDA)	0
Purpose of contract	Orthodontic	17/18 Contracted orthodontic activity (UOA)	15,541
Contract start date	01/04/2006	Carry forward orthodontic activity (UOA)	65
Contract end date	31/03/2019	Baseline contract value	£948,169.37

ACCESS	Contract	England and Wales
24 month ratio of assessments to patient IDs	1.01	1.09

ACTIVITY


Month	Adjusted Scheduled Activity (UOA)	
	2017	2018
April	148	-57
May	422	1,896
June	422	2,322
July	3,797	3,602
August	4,203	4,445
September	5,276	5,170
October	5,989	
November	6,676	
December	8,490	
January	10,309	
February	11,830	
March	14,750	
April	15,534	
May	15,535	
June	15,537	

QUALITY	Contract Quantity	Contract Base Number	Contract *	Region	England
% of all assessments that were assess and fit appliances (rolling 12 month period)	730	1,176	62.1%	55.8%	58.0%
% of all assessments that were assess and refuse (rolling 12 month period)	82	1,176	7.0%	11.6%	11.4%
% of all assessments that were assess and review (rolling 12 month period)	364	1,176	31.0%	32.7%	30.6%
% of terminated courses where treatment was abandoned or discontinued (rolling 12 month period)	45	547	8.2%	8.0%	7.8%
% of completed treatments indicating that PAR score was taken (year to date)	104	219	47.5%	61.3%	64.6%
Rate of removable appliances per 100 fixed appliances - proposed treatment (rolling 12 month period)	8	1,434	0.56	5.40	5.65
Rate of removable appliances per 100 fixed appliances - completed treatment (rolling 12 month period)	6	984	0.61	3.86	4.78
% of courses of treatment with removable appliances only - proposed treatment (rolling 12 month period)	7	730	1.0%	1.4%	2.0%
% of courses of treatment with removable appliances only - completed treatment (rolling 12 month period)	2	502	0.4%	1.0%	1.5%
% of patients satisfied with the treatment they have received (rolling 12 month period)	23	23	100.0%	96.1%	96.0%

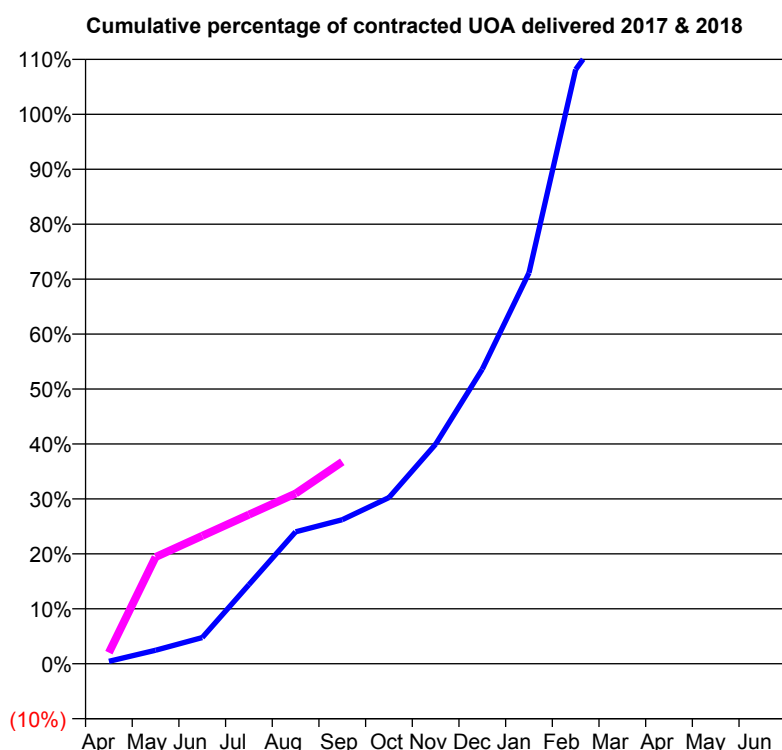
* Figures in italics indicate that the base number is less than 100.

Q46 - Vital Signs Orthodontic At a Glance Contract Report for 239615/0001 - September 2017

Name or company name	MR RS SINGH
Contract type name	GDS Contract
Purpose of contract	General and Orthodontic
Contract start date	01/04/2006
Contract end date	

17/18 Contracted general activity (UDA)	39,521
Carry forward general activity (UDA)	280
17/18 Contracted orthodontic activity (UOA)	1,091
Carry forward orthodontic activity (UOA)	-22
Baseline contract value	£1,387,591.65

ACCESS	Contract	England and Wales
24 month ratio of assessments to patient IDs	1.02	1.09

ACTIVITY


Month	Adjusted Scheduled Activity (UOA)	
	2017	2018
April	5	22
May	27	212
June	52	254
July	157	296
August	262	338
September	286	401
October	330	
November	436	
December	585	
January	776	
February	1,180	
March	1,306	
April	1,306	
May	1,308	
June	1,308	

QUALITY

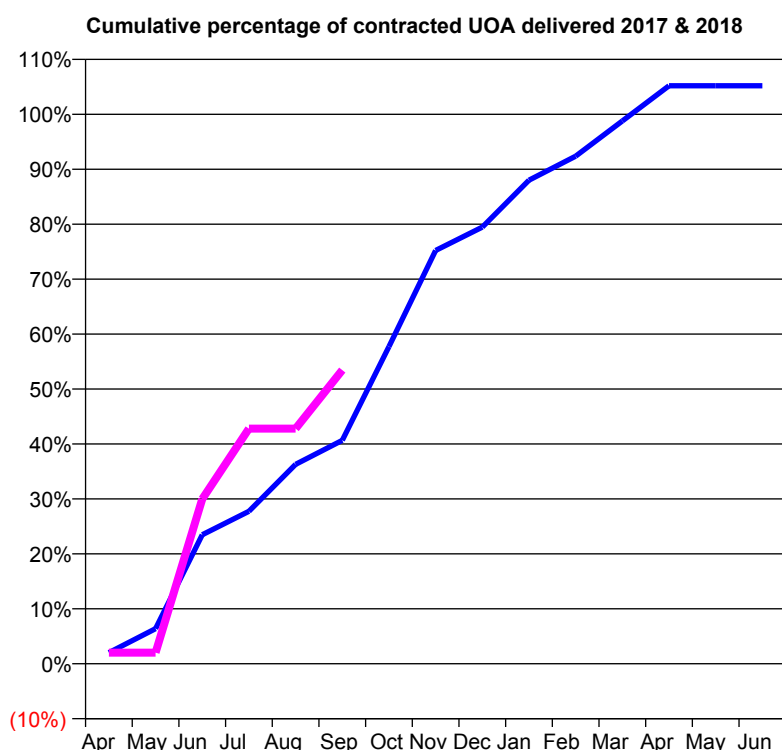
	Contract Quantity	Contract Base Number	Contract *	Region	England
% of all assessments that were assess and fit appliances (rolling 12 month period)	72	86	83.7%	55.8%	58.0%
% of all assessments that were assess and refuse (rolling 12 month period)	3	86	3.5%	11.6%	11.4%
% of all assessments that were assess and review (rolling 12 month period)	11	86	12.8%	32.7%	30.6%
% of terminated courses where treatment was abandoned or discontinued (rolling 12 month period)	8	21	38.1%	8.0%	7.8%
% of completed treatments indicating that PAR score was taken (year to date)	0	0	N/A	61.3%	64.6%
Rate of removable appliances per 100 fixed appliances - proposed treatment (rolling 12 month period)	25	37	67.57	5.40	5.65
Rate of removable appliances per 100 fixed appliances - completed treatment (rolling 12 month period)	0	11	0.00	3.86	4.78
% of courses of treatment with removable appliances only - proposed treatment (rolling 12 month period)	25	72	34.7%	1.4%	2.0%
% of courses of treatment with removable appliances only - completed treatment (rolling 12 month period)	0	13	0.0%	1.0%	1.5%
% of patients satisfied with the treatment they have received (rolling 12 month period)	2	2	100.0%	96.1%	96.0%

* Figures in italics indicate that the base number is less than 100.

Q46 - Vital Signs Orthodontic At a Glance Contract Report for 307351/0001 - September 2017

Name or company name	MR J BRADY	17/18 Contracted general activity (UDA)	0
Contract type name	PDS Contract	Carry forward general activity (UDA)	0
Purpose of contract	Orthodontic	17/18 Contracted orthodontic activity (UOA)	984
Contract start date	01/04/2006	Carry forward orthodontic activity (UOA)	-20
Contract end date	31/03/2019	Baseline contract value	£59,100.44

ACCESS	Contract	England and Wales
24 month ratio of assessments to patient IDs	1.02	1.09

ACTIVITY


Month	Adjusted Scheduled Activity (UOA)	
	2017	2018
April	20	20
May	63	20
June	231	295
July	273	421
August	357	421
September	400	526
October	568	
November	740	
December	782	
January	866	
February	909	
March	972	
April	1,035	
May	1,035	
June	1,035	

QUALITY	Contract Quantity	Contract Base Number	Contract *	Region	England
% of all assessments that were assess and fit appliances (rolling 12 month period)	54	57	94.7%	55.8%	58.0%
% of all assessments that were assess and refuse (rolling 12 month period)	3	57	5.3%	11.6%	11.4%
% of all assessments that were assess and review (rolling 12 month period)	0	57	0.0%	32.7%	30.6%
% of terminated courses where treatment was abandoned or discontinued (rolling 12 month period)	0	46	0.0%	8.0%	7.8%
% of completed treatments indicating that PAR score was taken (year to date)	25	25	100.0%	61.3%	64.6%
Rate of removable appliances per 100 fixed appliances - proposed treatment (rolling 12 month period)	6	108	5.56	5.40	5.65
Rate of removable appliances per 100 fixed appliances - completed treatment (rolling 12 month period)	5	87	5.75	3.86	4.78
% of courses of treatment with removable appliances only - proposed treatment (rolling 12 month period)	0	54	0.0%	1.4%	2.0%
% of courses of treatment with removable appliances only - completed treatment (rolling 12 month period)	0	46	0.0%	1.0%	1.5%
% of patients satisfied with the treatment they have received (rolling 12 month period)	0	0	N/A	96.1%	96.0%

* Figures in italics indicate that the base number is less than 100.

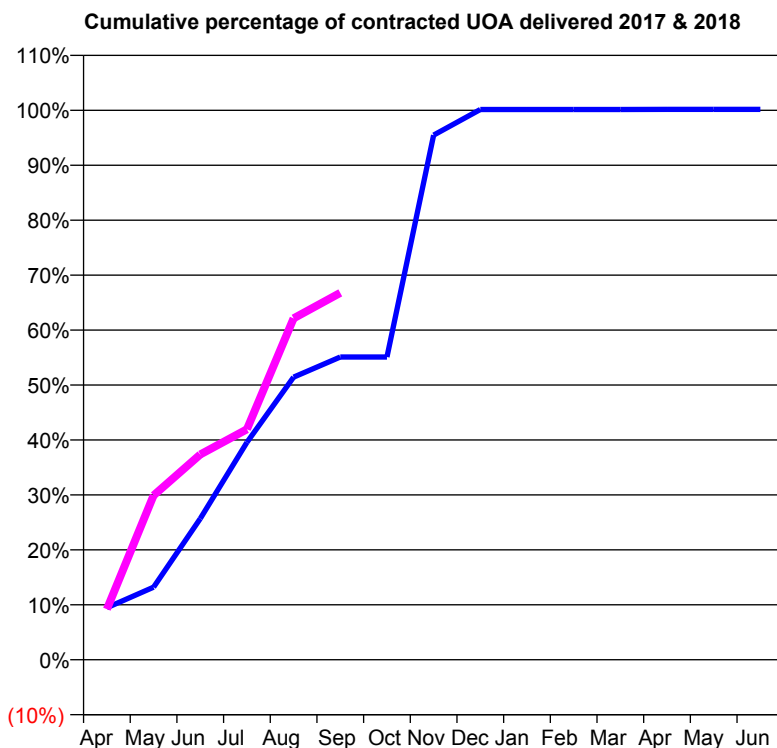
Q46 - Vital Signs Orthodontic At a Glance Contract Report for 321931/0003 - September 2017

Name or company name	MR DC LAVERY
Contract type name	PDS Contract
Purpose of contract	Orthodontic
Contract start date	01/11/2007
Contract end date	31/03/2019

17/18 Contracted general activity (UDA)	0
Carry forward general activity (UDA)	0
17/18 Contracted orthodontic activity (UOA)	2,300
Carry forward orthodontic activity (UOA)	0
Baseline contract value	£150,865.91

ACCESS

	Contract	England and Wales
24 month ratio of assessments to patient IDs	1.22	1.09

ACTIVITY


Month	Adjusted Scheduled Activity (UOA)	
	2017	2018
April	218	212
May	304	688
June	591	859
July	910	965
August	1,183	1,429
September	1,267	1,536
October	1,267	-
November	2,196	-
December	2,303	-
January	2,303	-
February	2,303	-
March	2,303	-
April	2,304	-
May	2,304	-
June	2,304	-

QUALITY

	Contract Quantity	Contract Base Number	Contract *	Region	England
% of all assessments that were assess and fit appliances (rolling 12 month period)	120	172	69.8%	55.8%	58.0%
% of all assessments that were assess and refuse (rolling 12 month period)	45	172	26.2%	11.6%	11.4%
% of all assessments that were assess and review (rolling 12 month period)	7	172	4.1%	32.7%	30.6%
% of terminated courses where treatment was abandoned or discontinued (rolling 12 month period)	21	158	13.3%	8.0%	7.8%
% of completed treatments indicating that PAR score was taken (year to date)	90	95	94.7%	61.3%	64.6%
Rate of removable appliances per 100 fixed appliances - proposed treatment (rolling 12 month period)	7	211	3.32	5.40	5.65
Rate of removable appliances per 100 fixed appliances - completed treatment (rolling 12 month period)	17	261	6.51	3.86	4.78
% of courses of treatment with removable appliances only - proposed treatment (rolling 12 month period)	1	120	0.8%	1.4%	2.0%
% of courses of treatment with removable appliances only - completed treatment (rolling 12 month period)	2	137	1.5%	1.0%	1.5%
% of patients satisfied with the treatment they have received (rolling 12 month period)	4	4	100.0%	96.1%	96.0%

* Figures in italics indicate that the base number is less than 100.

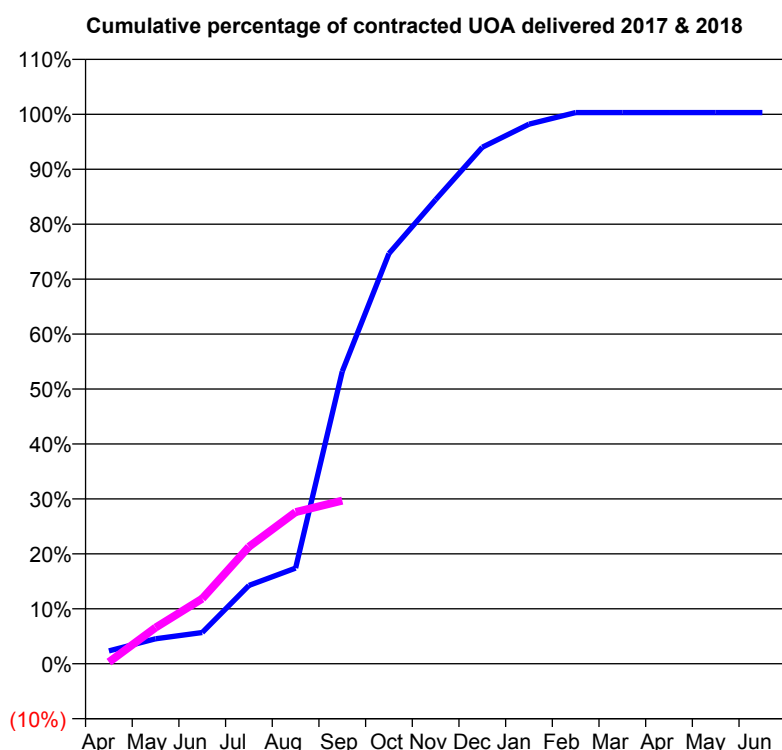
Q46 - Vital Signs Orthodontic At a Glance Contract Report for 329622/0002 - September 2017

Name or company name	MR SD HOWARTH
Contract type name	PDS Contract
Purpose of contract	Orthodontic
Contract start date	01/08/2009
Contract end date	31/03/2019

17/18 Contracted general activity (UDA)	0
Carry forward general activity (UDA)	0
17/18 Contracted orthodontic activity (UOA)	2,000
Carry forward orthodontic activity (UOA)	-6
Baseline contract value	£131,207.33

ACCESS	Contract	England and Wales
--------	----------	-------------------

24 month ratio of assessments to patient IDs	1.37	1.09
--	------	------

ACTIVITY


Month	Adjusted Scheduled Activity (UOA)	
	2017	2018
April	47	6
May	91	132
June	114	237
July	285	426
August	348	552
September	1,064	594
October	1,493	
November	1,689	
December	1,880	
January	1,964	
February	2,006	
March	2,006	
April	2,006	
May	2,006	
June	2,006	

QUALITY	Contract Quantity	Contract Base Number	Contract *	Region	England
---------	-------------------	----------------------	------------	--------	---------

% of all assessments that were assess and fit appliances (rolling 12 month period)	74	93	79.6%	55.8%	58.0%
% of all assessments that were assess and refuse (rolling 12 month period)	3	93	3.2%	11.6%	11.4%
% of all assessments that were assess and review (rolling 12 month period)	16	93	17.2%	32.7%	30.6%
% of terminated courses where treatment was abandoned or discontinued (rolling 12 month period)	2	65	3.1%	8.0%	7.8%
% of completed treatments indicating that PAR score was taken (year to date)	30	34	88.2%	61.3%	64.6%
Rate of removable appliances per 100 fixed appliances - proposed treatment (rolling 12 month period)	0	0	N/A	5.40	5.65
Rate of removable appliances per 100 fixed appliances - completed treatment (rolling 12 month period)	0	0	N/A	3.86	4.78
% of courses of treatment with removable appliances only - proposed treatment (rolling 12 month period)	0	74	0.0%	1.4%	2.0%
% of courses of treatment with removable appliances only - completed treatment (rolling 12 month period)	0	63	0.0%	1.0%	1.5%
% of patients satisfied with the treatment they have received (rolling 12 month period)	4	4	100.0%	96.1%	96.0%

* Figures in italics indicate that the base number is less than 100.

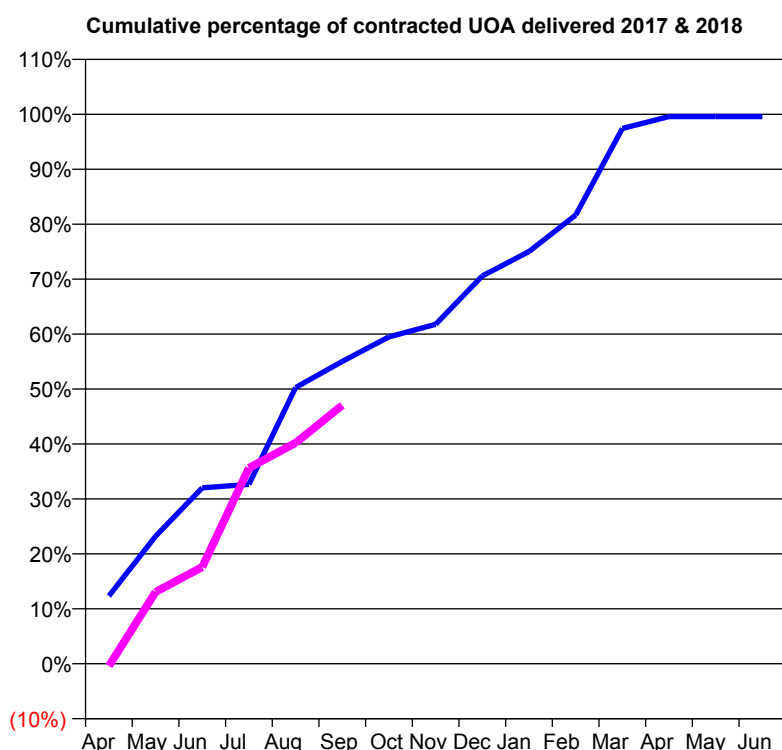
Q46 - Vital Signs Orthodontic At a Glance Contract Report for 567442/0002 - September 2017

Name or company name	MR TM MCHALE
Contract type name	PDS Contract
Purpose of contract	Orthodontic
Contract start date	01/04/2006
Contract end date	31/03/2019

17/18 Contracted general activity (UDA)	0
Carry forward general activity (UDA)	0
17/18 Contracted orthodontic activity (UOA)	965
Carry forward orthodontic activity (UOA)	4
Baseline contract value	£62,504.24

ACCESS

	Contract	England and Wales
24 month ratio of assessments to patient IDs	1.02	1.09

ACTIVITY


Month	Adjusted Scheduled Activity (UOA)	
	2017	2018
April	119	-4
May	224	126
June	309	170
July	315	344
August	485	388
September	531	454
October	574	
November	596	
December	681	
January	724	
February	788	
March	940	
April	961	
May	961	
June	961	

QUALITY

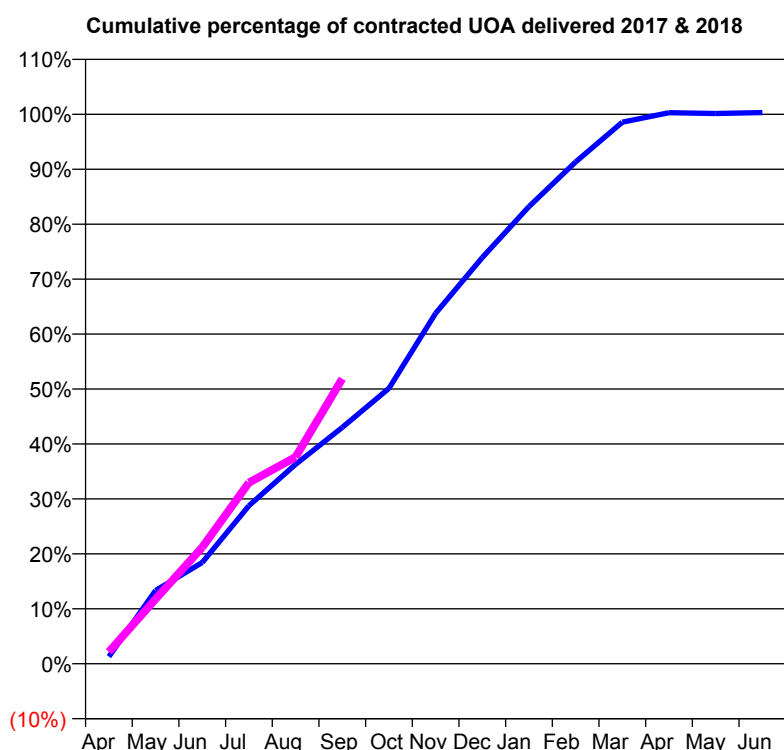
	Contract Quantity	Contract Base Number	Contract *	Region	England
% of all assessments that were assess and fit appliances (rolling 12 month period)	41	66	62.1%	55.8%	58.0%
% of all assessments that were assess and refuse (rolling 12 month period)	8	66	12.1%	11.6%	11.4%
% of all assessments that were assess and review (rolling 12 month period)	17	66	25.8%	32.7%	30.6%
% of terminated courses where treatment was abandoned or discontinued (rolling 12 month period)	4	53	7.5%	8.0%	7.8%
% of completed treatments indicating that PAR score was taken (year to date)	26	26	100.0%	61.3%	64.6%
Rate of removable appliances per 100 fixed appliances - proposed treatment (rolling 12 month period)	0	0	N/A	5.40	5.65
Rate of removable appliances per 100 fixed appliances - completed treatment (rolling 12 month period)	0	1	0.00	3.86	4.78
% of courses of treatment with removable appliances only - proposed treatment (rolling 12 month period)	0	41	0.0%	1.4%	2.0%
% of courses of treatment with removable appliances only - completed treatment (rolling 12 month period)	0	49	0.0%	1.0%	1.5%
% of patients satisfied with the treatment they have received (rolling 12 month period)	1	1	100.0%	96.1%	96.0%

* Figures in italics indicate that the base number is less than 100.

Q46 - Vital Signs Orthodontic At a Glance Contract Report for 650293/0001 - September 2017

Name or company name	MR M KHURANA	17/18 Contracted general activity (UDA)	0
Contract type name	PDS Contract	Carry forward general activity (UDA)	0
Purpose of contract	Orthodontic	17/18 Contracted orthodontic activity (UOA)	13,983
Contract start date	01/04/2006	Carry forward orthodontic activity (UOA)	-43
Contract end date	31/03/2019	Baseline contract value	£818,570.56

ACCESS	Contract	England and Wales
24 month ratio of assessments to patient IDs	1.03	1.09

ACTIVITY


Month	Adjusted Scheduled Activity (UOA)	
	2017	2018
April	181	304
May	1,866	1,647
June	2,576	2,963
July	4,022	4,609
August	5,076	5,260
September	6,015	7,253
October	7,008	
November	8,921	
December	10,337	
January	11,635	
February	12,769	
March	13,782	
April	14,023	
May	14,002	
June	14,026	

QUALITY	Contract Quantity	Contract Base Number	Contract *	Region	England
% of all assessments that were assess and fit appliances (rolling 12 month period)	733	1,069	68.6%	55.8%	58.0%
% of all assessments that were assess and refuse (rolling 12 month period)	105	1,069	9.8%	11.6%	11.4%
% of all assessments that were assess and review (rolling 12 month period)	231	1,069	21.6%	32.7%	30.6%
% of terminated courses where treatment was abandoned or discontinued (rolling 12 month period)	13	645	2.0%	8.0%	7.8%
% of completed treatments indicating that PAR score was taken (year to date)	250	267	93.6%	61.3%	64.6%
Rate of removable appliances per 100 fixed appliances - proposed treatment (rolling 12 month period)	64	1,419	4.51	5.40	5.65
Rate of removable appliances per 100 fixed appliances - completed treatment (rolling 12 month period)	70	1,227	5.70	3.86	4.78
% of courses of treatment with removable appliances only - proposed treatment (rolling 12 month period)	8	733	1.1%	1.4%	2.0%
% of courses of treatment with removable appliances only - completed treatment (rolling 12 month period)	9	632	1.4%	1.0%	1.5%
% of patients satisfied with the treatment they have received (rolling 12 month period)	27	27	100.0%	96.1%	96.0%

* Figures in italics indicate that the base number is less than 100.

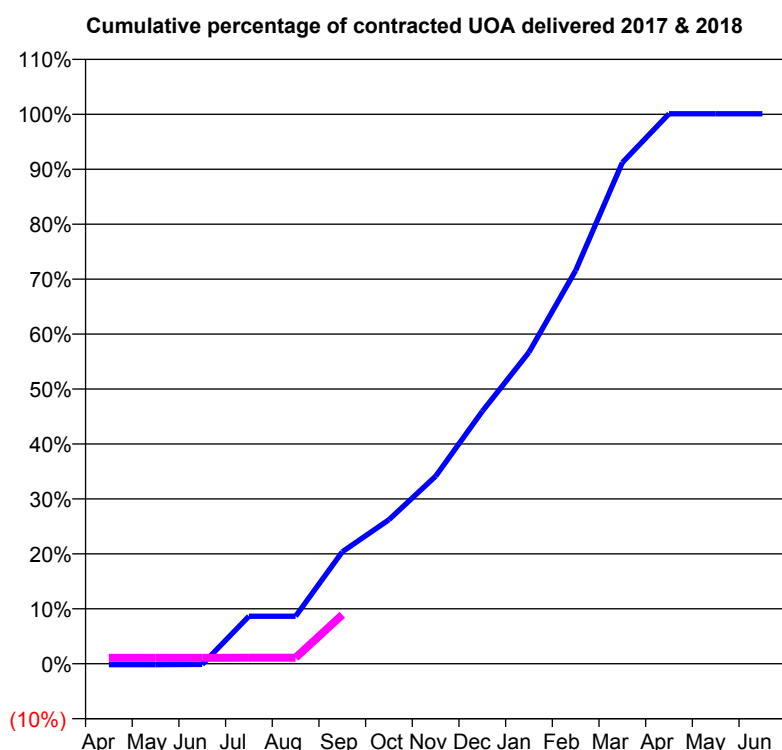
Q46 - Vital Signs Orthodontic At a Glance Contract Report for 650293/0002 - September 2017

Name or company name	MR M KHURANA
Contract type name	PDS Contract
Purpose of contract	Orthodontic
Contract start date	01/06/2009
Contract end date	31/03/2019

17/18 Contracted general activity (UDA)	0
Carry forward general activity (UDA)	0
17/18 Contracted orthodontic activity (UOA)	2,150
Carry forward orthodontic activity (UOA)	-2
Baseline contract value	£131,207.33

ACCESS

	Contract	England and Wales
24 month ratio of assessments to patient IDs	1.02	1.09

ACTIVITY


Month	Adjusted Scheduled Activity (UOA)	
	2017	2018
April	-4	23
May	-4	23
June	-3	23
July	186	24
August	186	24
September	438	192
October	564	
November	734	
December	988	
January	1,219	
February	1,539	
March	1,961	
April	2,152	
May	2,152	
June	2,152	

QUALITY

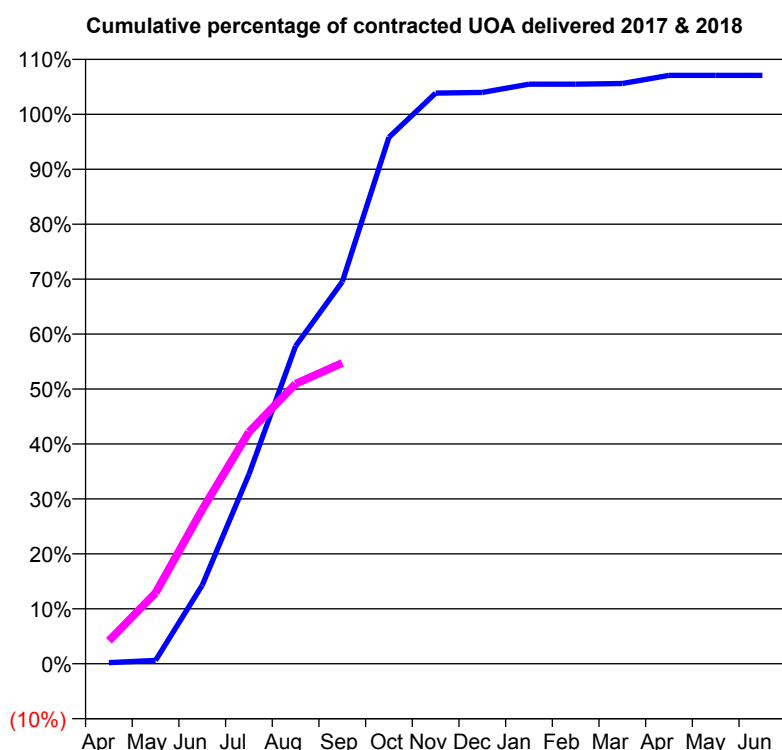
	Contract Quantity	Contract Base Number	Contract *	Region	England
% of all assessments that were assess and fit appliances (rolling 12 month period)	95	97	97.9%	55.8%	58.0%
% of all assessments that were assess and refuse (rolling 12 month period)	1	97	1.0%	11.6%	11.4%
% of all assessments that were assess and review (rolling 12 month period)	1	97	1.0%	32.7%	30.6%
% of terminated courses where treatment was abandoned or discontinued (rolling 12 month period)	4	69	5.8%	8.0%	7.8%
% of completed treatments indicating that PAR score was taken (year to date)	29	33	87.9%	61.3%	64.6%
Rate of removable appliances per 100 fixed appliances - proposed treatment (rolling 12 month period)	6	183	3.28	5.40	5.65
Rate of removable appliances per 100 fixed appliances - completed treatment (rolling 12 month period)	2	128	1.56	3.86	4.78
% of courses of treatment with removable appliances only - proposed treatment (rolling 12 month period)	1	95	1.1%	1.4%	2.0%
% of courses of treatment with removable appliances only - completed treatment (rolling 12 month period)	0	65	0.0%	1.0%	1.5%
% of patients satisfied with the treatment they have received (rolling 12 month period)	5	5	100.0%	96.1%	96.0%

* Figures in italics indicate that the base number is less than 100.

Q46 - Vital Signs Orthodontic At a Glance Contract Report for 676616/0001 - September 2017

Name or company name	MR RJ DORRINGTON	17/18 Contracted general activity (UDA)	13,620
Contract type name	Pilot Contract	Carry forward general activity (UDA)	0
Purpose of contract	General and Orthodontic	17/18 Contracted orthodontic activity (UOA)	1,482
Contract start date	01/04/2006	Carry forward orthodontic activity (UOA)	0
Contract end date		Baseline contract value	£405,264.28

ACCESS	Contract	England and Wales
24 month ratio of assessments to patient IDs	1.14	1.09

ACTIVITY


Month	Adjusted Scheduled Activity (UOA)	
	2017	2018
April	3	62
May	9	191
June	212	416
July	511	625
August	857	755
September	1,030	811
October	1,420	
November	1,539	
December	1,541	
January	1,563	
February	1,563	
March	1,565	
April	1,587	
May	1,587	
June	1,587	

QUALITY

	Contract Quantity	Contract Base Number	Contract *	Region	England
% of all assessments that were assess and fit appliances (rolling 12 month period)	59	188	31.4%	55.8%	58.0%
% of all assessments that were assess and refuse (rolling 12 month period)	15	188	8.0%	11.6%	11.4%
% of all assessments that were assess and review (rolling 12 month period)	114	188	60.6%	32.7%	30.6%
% of terminated courses where treatment was abandoned or discontinued (rolling 12 month period)	4	83	4.8%	8.0%	7.8%
% of completed treatments indicating that PAR score was taken (year to date)	15	42	35.7%	61.3%	64.6%
Rate of removable appliances per 100 fixed appliances - proposed treatment (rolling 12 month period)	3	90	3.33	5.40	5.65
Rate of removable appliances per 100 fixed appliances - completed treatment (rolling 12 month period)	4	123	3.25	3.86	4.78
% of courses of treatment with removable appliances only - proposed treatment (rolling 12 month period)	3	59	5.1%	1.4%	2.0%
% of courses of treatment with removable appliances only - completed treatment (rolling 12 month period)	0	79	0.0%	1.0%	1.5%
% of patients satisfied with the treatment they have received (rolling 12 month period)	2	2	100.0%	96.1%	96.0%

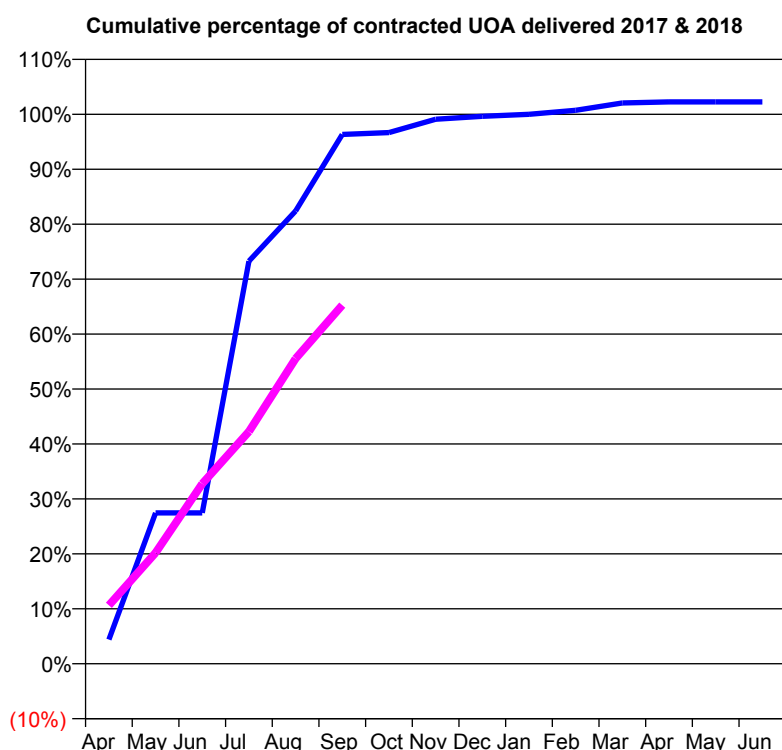
* Figures in italics indicate that the base number is less than 100.

Q46 - Vital Signs Orthodontic At a Glance Contract Report for 679224/0001 - September 2017

Name or company name	MR DR HARROP
Contract type name	GDS Contract
Purpose of contract	General and Orthodontic
Contract start date	01/04/2006
Contract end date	

17/18 Contracted general activity (UDA)	3,916
Carry forward general activity (UDA)	-29
17/18 Contracted orthodontic activity (UOA)	523
Carry forward orthodontic activity (UOA)	-10
Baseline contract value	£152,768.19

ACCESS	Contract	England and Wales
24 month ratio of assessments to patient IDs	1.48	1.09

ACTIVITY


Month	Adjusted Scheduled Activity (UOA)	
	2017	2018
April	23	56
May	144	106
June	144	171
July	383	221
August	431	290
September	504	341
October	506	
November	518	
December	521	
January	523	
February	527	
March	534	
April	535	
May	535	
June	535	

QUALITY	Contract Quantity	Contract Base Number	Contract *	Region	England
% of all assessments that were assess and fit appliances (rolling 12 month period)	14	68	20.6%	55.8%	58.0%
% of all assessments that were assess and refuse (rolling 12 month period)	12	68	17.6%	11.6%	11.4%
% of all assessments that were assess and review (rolling 12 month period)	42	68	61.8%	32.7%	30.6%
% of terminated courses where treatment was abandoned or discontinued (rolling 12 month period)	1	11	9.1%	8.0%	7.8%
% of completed treatments indicating that PAR score was taken (year to date)	3	8	37.5%	61.3%	64.6%
Rate of removable appliances per 100 fixed appliances - proposed treatment (rolling 12 month period)	1	26	3.85	5.40	5.65
Rate of removable appliances per 100 fixed appliances - completed treatment (rolling 12 month period)	0	17	0.00	3.86	4.78
% of courses of treatment with removable appliances only - proposed treatment (rolling 12 month period)	0	14	0.0%	1.4%	2.0%
% of courses of treatment with removable appliances only - completed treatment (rolling 12 month period)	0	10	0.0%	1.0%	1.5%
% of patients satisfied with the treatment they have received (rolling 12 month period)	0	0	N/A	96.1%	96.0%

* Figures in italics indicate that the base number is less than 100.

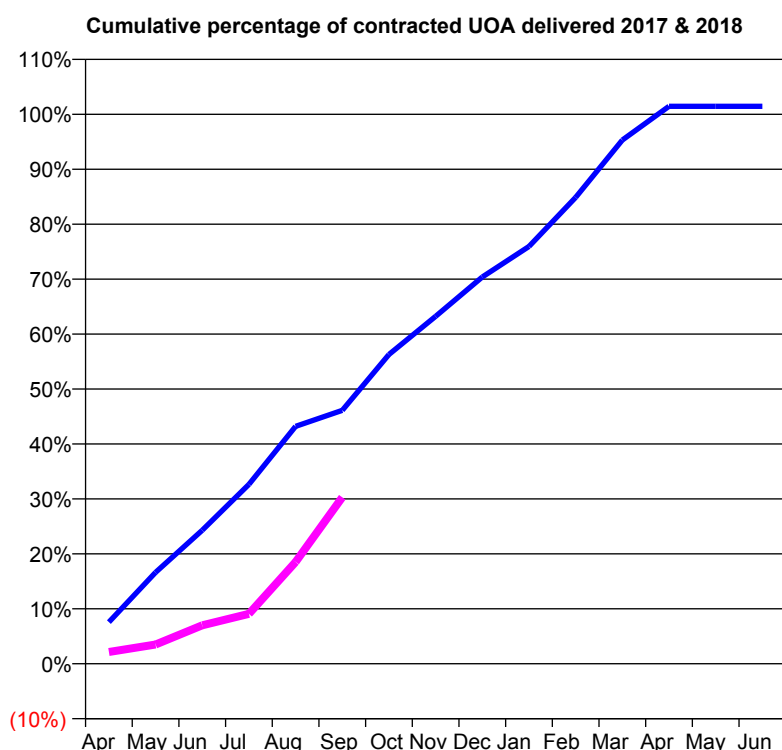
Q46 - Vital Signs Orthodontic At a Glance Contract Report for 723312/0003 - September 2017

Name or company name	Aligned Dental Care Ltd
Contract type name	PDS Contract
Purpose of contract	Orthodontic
Contract start date	01/04/2006
Contract end date	31/03/2019

17/18 Contracted general activity (UDA)	0
Carry forward general activity (UDA)	0
17/18 Contracted orthodontic activity (UOA)	3,083
Carry forward orthodontic activity (UOA)	-45
Baseline contract value	£199,689.74

ACCESS

	Contract	England and Wales
24 month ratio of assessments to patient IDs	1.09	1.09

ACTIVITY


Month	Adjusted Scheduled Activity (UOA)	
	2017	2018
April	234	66
May	513	108
June	749	216
July	1,007	280
August	1,332	571
September	1,422	934
October	1,735	
November	1,949	
December	2,170	
January	2,341	
February	2,617	
March	2,938	
April	3,128	
May	3,128	
June	3,128	

QUALITY

	Contract Quantity	Contract Base Number	Contract *	Region	England
% of all assessments that were assess and fit appliances (rolling 12 month period)	120	195	61.5%	55.8%	58.0%
% of all assessments that were assess and refuse (rolling 12 month period)	40	195	20.5%	11.6%	11.4%
% of all assessments that were assess and review (rolling 12 month period)	35	195	17.9%	32.7%	30.6%
% of terminated courses where treatment was abandoned or discontinued (rolling 12 month period)	18	109	16.5%	8.0%	7.8%
% of completed treatments indicating that PAR score was taken (year to date)	38	38	100.0%	61.3%	64.6%
Rate of removable appliances per 100 fixed appliances - proposed treatment (rolling 12 month period)	30	221	13.57	5.40	5.65
Rate of removable appliances per 100 fixed appliances - completed treatment (rolling 12 month period)	14	137	10.22	3.86	4.78
% of courses of treatment with removable appliances only - proposed treatment (rolling 12 month period)	1	120	0.8%	1.4%	2.0%
% of courses of treatment with removable appliances only - completed treatment (rolling 12 month period)	2	91	2.2%	1.0%	1.5%
% of patients satisfied with the treatment they have received (rolling 12 month period)	1	2	50.0%	96.1%	96.0%

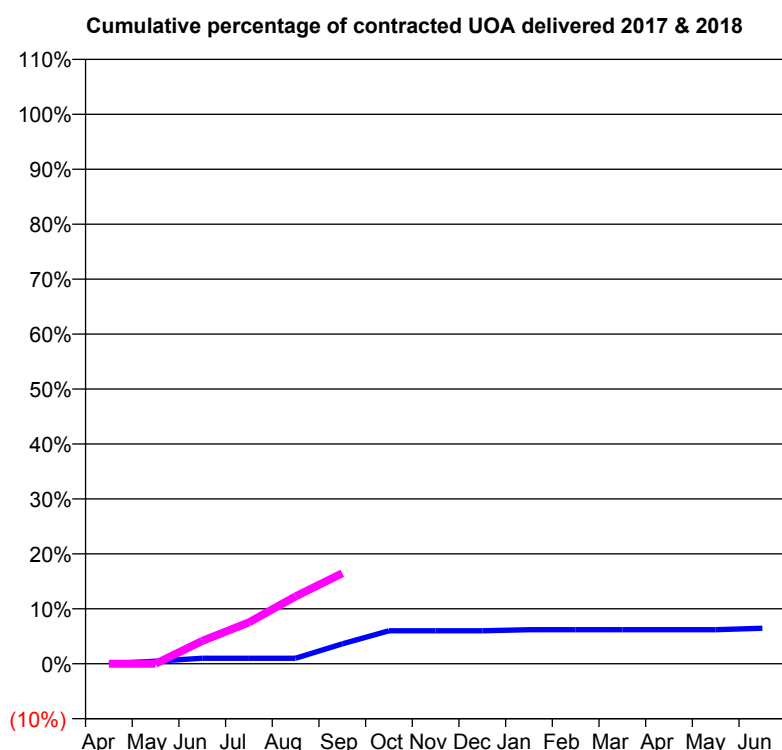
* Figures in italics indicate that the base number is less than 100.

Q46 - Vital Signs Orthodontic At a Glance Contract Report for 770795/0001 - September 2017

Name or company name	MR AR ULLATHORNE
Contract type name	GDS Contract
Purpose of contract	General and Orthodontic
Contract start date	01/12/2013
Contract end date	

17/18 Contracted general activity (UDA)	10,925
Carry forward general activity (UDA)	0
17/18 Contracted orthodontic activity (UOA)	380
Carry forward orthodontic activity (UOA)	0
Baseline contract value	£304,457.85

ACCESS	Contract	England and Wales
24 month ratio of assessments to patient IDs	1.18	1.09

ACTIVITY


Month	Adjusted Scheduled Activity (UOA)	
	2017	2018
April	0	0
May	2	0
June	4	16
July	4	29
August	4	47
September	14	63
October	23	
November	23	
December	23	
January	24	
February	24	
March	24	
April	24	
May	24	
June	25	

QUALITY

	Contract Quantity	Contract Base Number	Contract *	Region	England
% of all assessments that were assess and fit appliances (rolling 12 month period)	0	72	0.0%	55.8%	58.0%
% of all assessments that were assess and refuse (rolling 12 month period)	0	72	0.0%	11.6%	11.4%
% of all assessments that were assess and review (rolling 12 month period)	72	72	100.0%	32.7%	30.6%
% of terminated courses where treatment was abandoned or discontinued (rolling 12 month period)	0	0	N/A	8.0%	7.8%
% of completed treatments indicating that PAR score was taken (year to date)	0	0	N/A	61.3%	64.6%
Rate of removable appliances per 100 fixed appliances - proposed treatment (rolling 12 month period)	0	0	N/A	5.40	5.65
Rate of removable appliances per 100 fixed appliances - completed treatment (rolling 12 month period)	0	0	N/A	3.86	4.78
% of courses of treatment with removable appliances only - proposed treatment (rolling 12 month period)	0	0	N/A	1.4%	2.0%
% of courses of treatment with removable appliances only - completed treatment (rolling 12 month period)	0	0	N/A	1.0%	1.5%
% of patients satisfied with the treatment they have received (rolling 12 month period)	0	0	N/A	96.1%	96.0%

* Figures in italics indicate that the base number is less than 100.

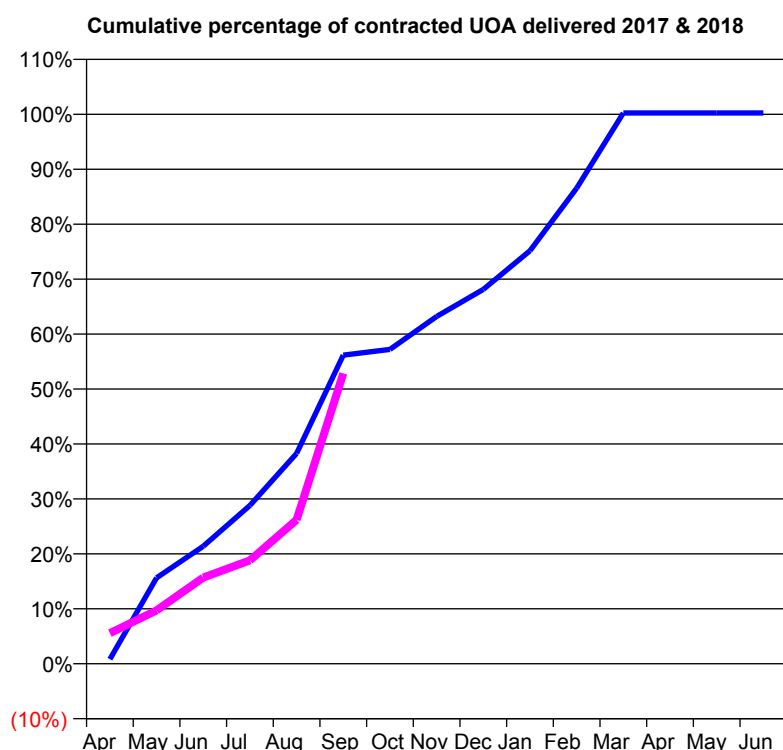
Q46 - Vital Signs Orthodontic At a Glance Contract Report for 783579/0003 - September 2017

Name or company name	Northwest Orthodontists Ltd
Contract type name	PDS Contract
Purpose of contract	Orthodontic
Contract start date	01/04/2011
Contract end date	31/03/2019

17/18 Contracted general activity (UDA)	0
Carry forward general activity (UDA)	0
17/18 Contracted orthodontic activity (UOA)	10,229
Carry forward orthodontic activity (UOA)	-24
Baseline contract value	£624,090.96

ACCESS

	Contract	England and Wales
24 month ratio of assessments to patient IDs	1.00	1.09

ACTIVITY


Month	Adjusted Scheduled Activity (UOA)	
	2017	2018
April	85	570
May	1,599	994
June	2,187	1,605
July	2,947	1,924
August	3,915	2,680
September	5,746	5,405
October	5,851	
November	6,466	
December	6,970	
January	7,690	
February	8,853	
March	10,253	
April	10,253	
May	10,253	
June	10,253	

QUALITY

	Contract Quantity	Contract Base Number	Contract *	Region	England
% of all assessments that were assess and fit appliances (rolling 12 month period)	473	479	98.7%	55.8%	58.0%
% of all assessments that were assess and refuse (rolling 12 month period)	6	479	1.3%	11.6%	11.4%
% of all assessments that were assess and review (rolling 12 month period)	0	479	0.0%	32.7%	30.6%
% of terminated courses where treatment was abandoned or discontinued (rolling 12 month period)	5	405	1.2%	8.0%	7.8%
% of completed treatments indicating that PAR score was taken (year to date)	76	176	43.2%	61.3%	64.6%
Rate of removable appliances per 100 fixed appliances - proposed treatment (rolling 12 month period)	15	938	1.60	5.40	5.65
Rate of removable appliances per 100 fixed appliances - completed treatment (rolling 12 month period)	0	2	0.00	3.86	4.78
% of courses of treatment with removable appliances only - proposed treatment (rolling 12 month period)	2	473	0.4%	1.4%	2.0%
% of courses of treatment with removable appliances only - completed treatment (rolling 12 month period)	0	400	0.0%	1.0%	1.5%
% of patients satisfied with the treatment they have received (rolling 12 month period)	13	14	92.9%	96.1%	96.0%

* Figures in italics indicate that the base number is less than 100.

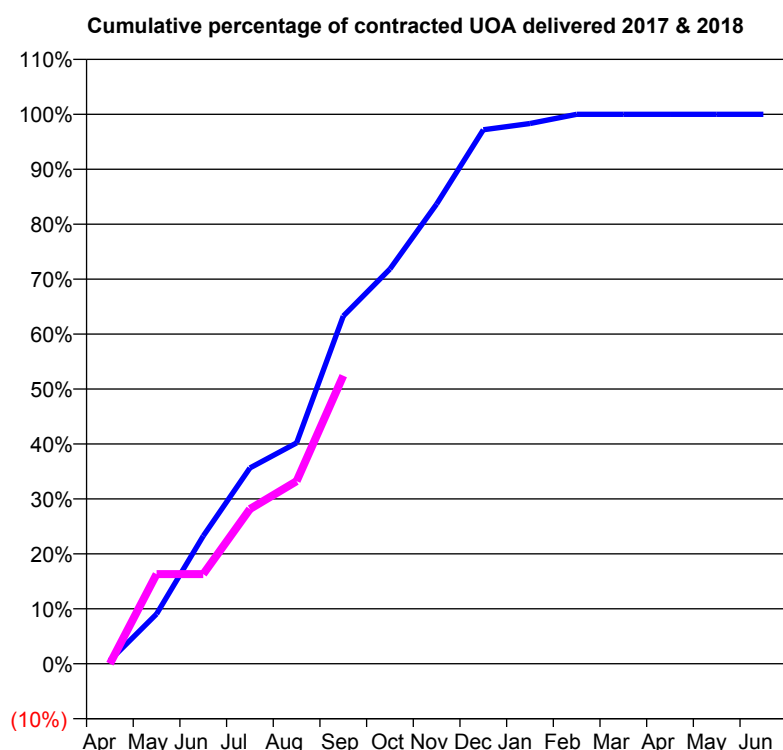
Q46 - Vital Signs Orthodontic At a Glance Contract Report for 783579/0005 - September 2017

Name or company name	Northwest Orthodontists Ltd
Contract type name	PDS Contract
Purpose of contract	Orthodontic
Contract start date	01/04/2012
Contract end date	31/03/2019

17/18 Contracted general activity (UDA)	0
Carry forward general activity (UDA)	0
17/18 Contracted orthodontic activity (UOA)	3,729
Carry forward orthodontic activity (UOA)	0
Baseline contract value	£219,388.69

ACCESS

	Contract	England and Wales
24 month ratio of assessments to patient IDs	1.00	1.09

ACTIVITY


Month	Adjusted Scheduled Activity (UOA)	
	2017	2018
April	23	0
May	338	609
June	867	609
July	1,329	1,050
August	1,499	1,239
September	2,360	1,955
October	2,679	
November	3,120	
December	3,624	
January	3,666	
February	3,729	
March	3,729	
April	3,729	
May	3,729	
June	3,729	

QUALITY

	Contract Quantity	Contract Base Number	Contract *	Region	England
% of all assessments that were assess and fit appliances (rolling 12 month period)	158	158	100.0%	55.8%	58.0%
% of all assessments that were assess and refuse (rolling 12 month period)	0	158	0.0%	11.6%	11.4%
% of all assessments that were assess and review (rolling 12 month period)	0	158	0.0%	32.7%	30.6%
% of terminated courses where treatment was abandoned or discontinued (rolling 12 month period)	1	156	0.6%	8.0%	7.8%
% of completed treatments indicating that PAR score was taken (year to date)	38	68	55.9%	61.3%	64.6%
Rate of removable appliances per 100 fixed appliances - proposed treatment (rolling 12 month period)	11	308	3.57	5.40	5.65
Rate of removable appliances per 100 fixed appliances - completed treatment (rolling 12 month period)	0	0	N/A	3.86	4.78
% of courses of treatment with removable appliances only - proposed treatment (rolling 12 month period)	0	158	0.0%	1.4%	2.0%
% of courses of treatment with removable appliances only - completed treatment (rolling 12 month period)	0	155	0.0%	1.0%	1.5%
% of patients satisfied with the treatment they have received (rolling 12 month period)	3	4	75.0%	96.1%	96.0%

* Figures in italics indicate that the base number is less than 100.

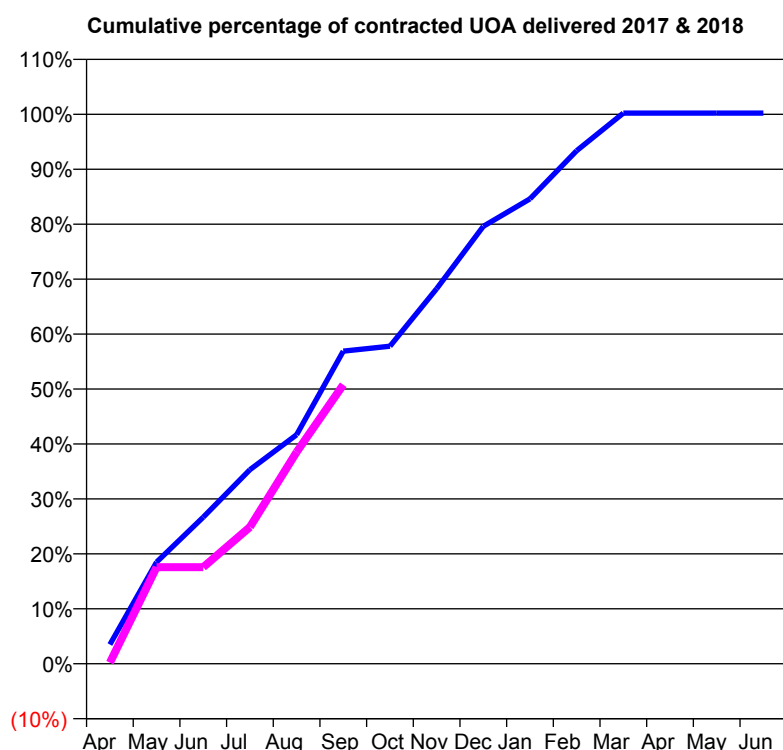
Q46 - Vital Signs Orthodontic At a Glance Contract Report for 783579/0006 - September 2017

Name or company name	Northwest Orthodontists Ltd
Contract type name	PDS Contract
Purpose of contract	Orthodontic
Contract start date	01/04/2012
Contract end date	31/03/2019

17/18 Contracted general activity (UDA)	0
Carry forward general activity (UDA)	0
17/18 Contracted orthodontic activity (UOA)	4,621
Carry forward orthodontic activity (UOA)	-10
Baseline contract value	£270,515.24

ACCESS

	Contract	England and Wales
24 month ratio of assessments to patient IDs	1.00	1.09

ACTIVITY


Month	Adjusted Scheduled Activity (UOA)	
	2017	2018
April	162	10
May	855	812
June	1,233	812
July	1,632	1,150
August	1,926	1,780
September	2,629	2,347
October	2,671	
November	3,154	
December	3,679	
January	3,910	
February	4,314	
March	4,631	
April	4,631	
May	4,631	
June	4,631	

QUALITY

	Contract Quantity	Contract Base Number	Contract *	Region	England
% of all assessments that were assess and fit appliances (rolling 12 month period)	206	211	97.6%	55.8%	58.0%
% of all assessments that were assess and refuse (rolling 12 month period)	5	211	2.4%	11.6%	11.4%
% of all assessments that were assess and review (rolling 12 month period)	0	211	0.0%	32.7%	30.6%
% of terminated courses where treatment was abandoned or discontinued (rolling 12 month period)	0	171	0.0%	8.0%	7.8%
% of completed treatments indicating that PAR score was taken (year to date)	55	72	76.4%	61.3%	64.6%
Rate of removable appliances per 100 fixed appliances - proposed treatment (rolling 12 month period)	47	412	11.41	5.40	5.65
Rate of removable appliances per 100 fixed appliances - completed treatment (rolling 12 month period)	2	36	5.56	3.86	4.78
% of courses of treatment with removable appliances only - proposed treatment (rolling 12 month period)	0	206	0.0%	1.4%	2.0%
% of courses of treatment with removable appliances only - completed treatment (rolling 12 month period)	0	171	0.0%	1.0%	1.5%
% of patients satisfied with the treatment they have received (rolling 12 month period)	1	1	100.0%	96.1%	96.0%

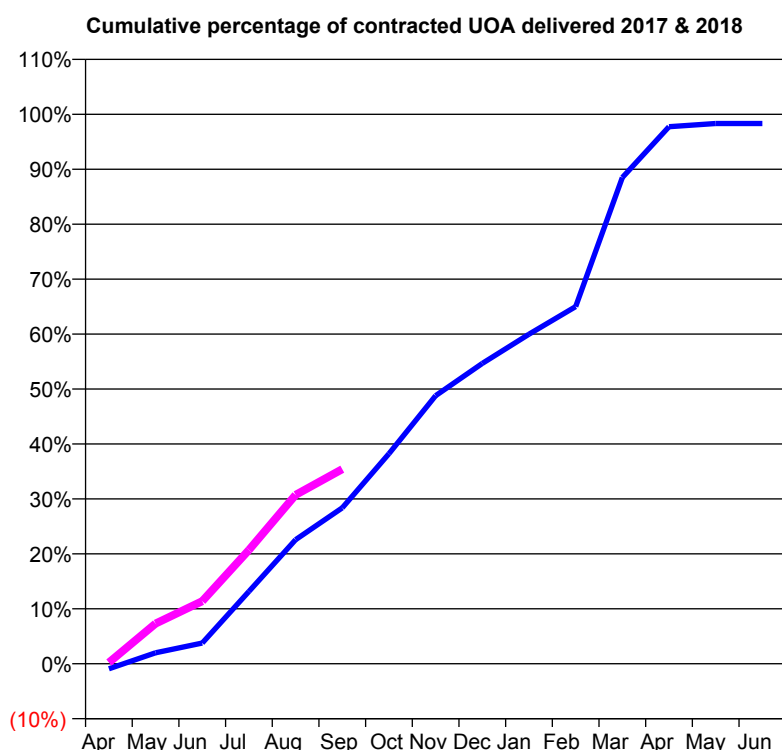
* Figures in italics indicate that the base number is less than 100.

Q46 - Vital Signs Orthodontic At a Glance Contract Report for 813559/0002 - September 2017

Name or company name	MR NA HALL
Contract type name	PDS Contract
Purpose of contract	Orthodontic
Contract start date	01/04/2012
Contract end date	31/03/2019

17/18 Contracted general activity (UDA)	0
Carry forward general activity (UDA)	0
17/18 Contracted orthodontic activity (UOA)	3,632
Carry forward orthodontic activity (UOA)	57
Baseline contract value	£213,682.08

ACCESS	Contract	England and Wales
24 month ratio of assessments to patient IDs	1.03	1.09

ACTIVITY


Month	Adjusted Scheduled Activity (UOA)	
	2017	2018
April	-34	8
May	73	266
June	137	414
July	478	752
August	820	1,116
September	1,031	1,286
October	1,389	
November	1,772	
December	1,985	
January	2,178	
February	2,361	
March	3,214	
April	3,550	
May	3,571	
June	3,571	

QUALITY	Contract Quantity	Contract Base Number	Contract *	Region	England
% of all assessments that were assess and fit appliances (rolling 12 month period)	184	240	76.7%	55.8%	58.0%
% of all assessments that were assess and refuse (rolling 12 month period)	22	240	9.2%	11.6%	11.4%
% of all assessments that were assess and review (rolling 12 month period)	34	240	14.2%	32.7%	30.6%
% of terminated courses where treatment was abandoned or discontinued (rolling 12 month period)	7	144	4.9%	8.0%	7.8%
% of completed treatments indicating that PAR score was taken (year to date)	26	74	35.1%	61.3%	64.6%
Rate of removable appliances per 100 fixed appliances - proposed treatment (rolling 12 month period)	12	361	3.32	5.40	5.65
Rate of removable appliances per 100 fixed appliances - completed treatment (rolling 12 month period)	10	261	3.83	3.86	4.78
% of courses of treatment with removable appliances only - proposed treatment (rolling 12 month period)	1	184	0.5%	1.4%	2.0%
% of courses of treatment with removable appliances only - completed treatment (rolling 12 month period)	2	137	1.5%	1.0%	1.5%
% of patients satisfied with the treatment they have received (rolling 12 month period)	5	5	100.0%	96.1%	96.0%

* Figures in italics indicate that the base number is less than 100.

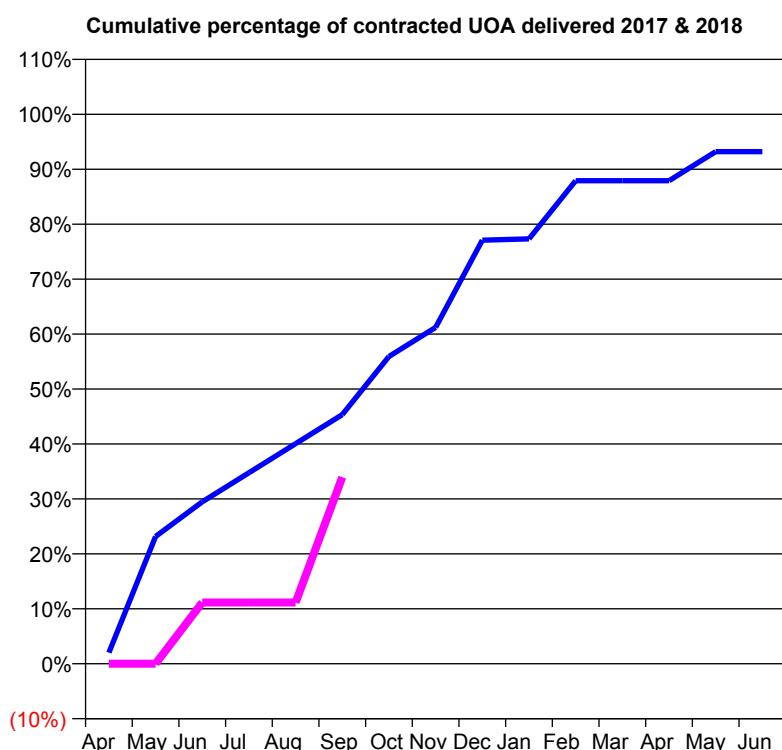
Q46 - Vital Signs Orthodontic At a Glance Contract Report for 824372/0001 - September 2017

Name or company name	MRS LR DOVER
Contract type name	GDS Contract
Purpose of contract	General and Orthodontic
Contract start date	01/04/2006
Contract end date	

17/18 Contracted general activity (UDA)	722
Carry forward general activity (UDA)	0
17/18 Contracted orthodontic activity (UOA)	377
Carry forward orthodontic activity (UOA)	0
Baseline contract value	£33,147.16

ACCESS	Contract	England and Wales
--------	----------	-------------------

24 month ratio of assessments to patient IDs	1.00	1.09
--	------	------

ACTIVITY


Month	Adjusted Scheduled Activity (UOA)	
	2017	2018
April	8	0
May	92	0
June	117	42
July	138	42
August	159	42
September	180	128
October	222	
November	243	
December	306	
January	307	
February	349	
March	349	
April	349	
May	370	
June	370	

QUALITY	Contract Quantity	Contract Base Number	Contract *	Region	England
---------	-------------------	----------------------	------------	--------	---------

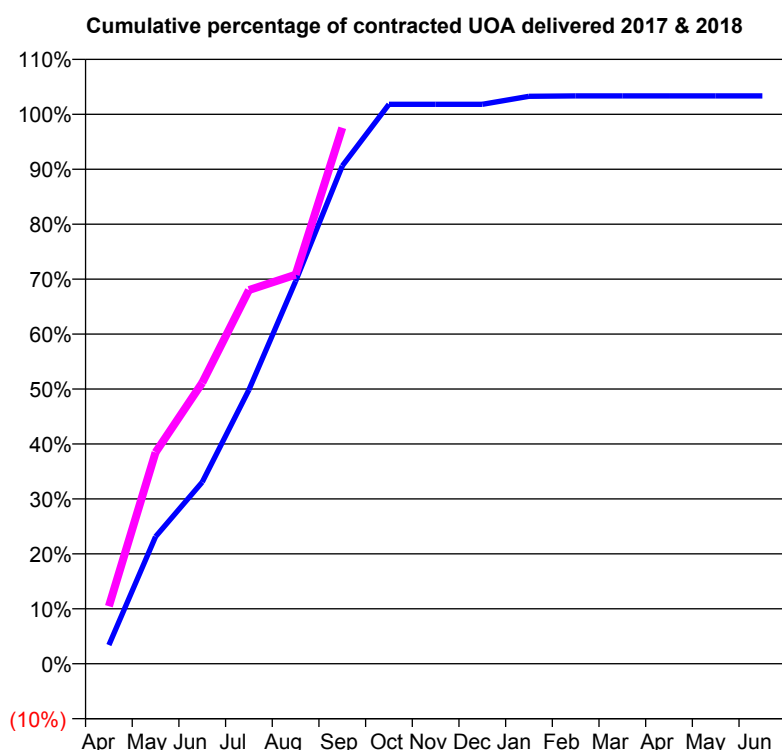
% of all assessments that were assess and fit appliances (rolling 12 month period)	15	18	83.3%	55.8%	58.0%
% of all assessments that were assess and refuse (rolling 12 month period)	3	18	16.7%	11.6%	11.4%
% of all assessments that were assess and review (rolling 12 month period)	0	18	0.0%	32.7%	30.6%
% of terminated courses where treatment was abandoned or discontinued (rolling 12 month period)	0	19	0.0%	8.0%	7.8%
% of completed treatments indicating that PAR score was taken (year to date)	9	9	100.0%	61.3%	64.6%
Rate of removable appliances per 100 fixed appliances - proposed treatment (rolling 12 month period)	0	26	0.00	5.40	5.65
Rate of removable appliances per 100 fixed appliances - completed treatment (rolling 12 month period)	0	34	0.00	3.86	4.78
% of courses of treatment with removable appliances only - proposed treatment (rolling 12 month period)	0	15	0.0%	1.4%	2.0%
% of courses of treatment with removable appliances only - completed treatment (rolling 12 month period)	0	19	0.0%	1.0%	1.5%
% of patients satisfied with the treatment they have received (rolling 12 month period)	2	2	100.0%	96.1%	96.0%

* Figures in italics indicate that the base number is less than 100.

Q46 - Vital Signs Orthodontic At a Glance Contract Report for 829188/0001 - September 2017

Name or company name	MR WW LEE	17/18 Contracted general activity (UDA)	0
Contract type name	PDS Contract	Carry forward general activity (UDA)	0
Purpose of contract	Orthodontic	17/18 Contracted orthodontic activity (UOA)	1,500
Contract start date	01/04/2006	Carry forward orthodontic activity (UOA)	-30
Contract end date	31/03/2019	Baseline contract value	£87,810.62

ACCESS	Contract	England and Wales
24 month ratio of assessments to patient IDs	1.00	1.09

ACTIVITY


Month	Adjusted Scheduled Activity (UOA)	
	2017	2018
April	51	157
May	347	577
June	496	767
July	748	1,020
August	1,044	1,062
September	1,359	1,463
October	1,527	
November	1,527	
December	1,527	
January	1,549	
February	1,550	
March	1,550	
April	1,550	
May	1,550	
June	1,550	

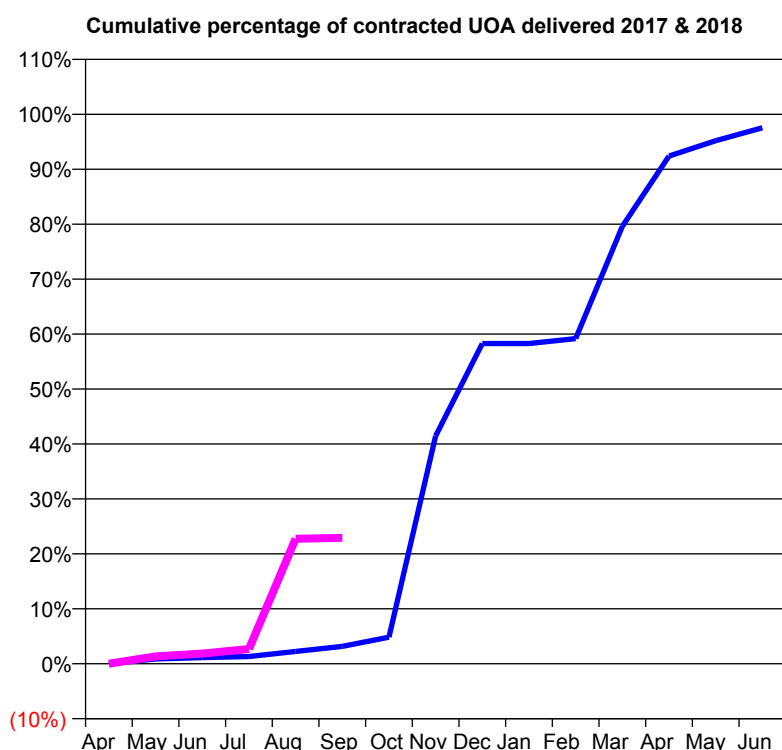
QUALITY	Contract Quantity	Contract Base Number	Contract *	Region	England
% of all assessments that were assess and fit appliances (rolling 12 month period)	77	84	91.7%	55.8%	58.0%
% of all assessments that were assess and refuse (rolling 12 month period)	6	84	7.1%	11.6%	11.4%
% of all assessments that were assess and review (rolling 12 month period)	1	84	1.2%	32.7%	30.6%
% of terminated courses where treatment was abandoned or discontinued (rolling 12 month period)	3	64	4.7%	8.0%	7.8%
% of completed treatments indicating that PAR score was taken (year to date)	25	29	86.2%	61.3%	64.6%
Rate of removable appliances per 100 fixed appliances - proposed treatment (rolling 12 month period)	0	152	0.00	5.40	5.65
Rate of removable appliances per 100 fixed appliances - completed treatment (rolling 12 month period)	0	121	0.00	3.86	4.78
% of courses of treatment with removable appliances only - proposed treatment (rolling 12 month period)	0	77	0.0%	1.4%	2.0%
% of courses of treatment with removable appliances only - completed treatment (rolling 12 month period)	0	61	0.0%	1.0%	1.5%
% of patients satisfied with the treatment they have received (rolling 12 month period)	2	2	100.0%	96.1%	96.0%

* Figures in italics indicate that the base number is less than 100.

Q46 - Vital Signs Orthodontic At a Glance Contract Report for 840696/0001 - September 2017

Name or company name	MR MJ KELLY	17/18 Contracted general activity (UDA)	7,750
Contract type name	GDS Contract	Carry forward general activity (UDA)	0
Purpose of contract	General and Orthodontic	17/18 Contracted orthodontic activity (UOA)	3,932
Contract start date	01/04/2006	Carry forward orthodontic activity (UOA)	0
Contract end date		Baseline contract value	£413,058.09

ACCESS	Contract	England and Wales
24 month ratio of assessments to patient IDs	1.06	1.09

ACTIVITY


Month	Adjusted Scheduled Activity (UOA)	
	2017	2018
April	0	0
May	27	53
June	34	73
July	40	105
August	68	895
September	96	901
October	147	
November	1,258	
December	1,769	
January	1,769	
February	1,796	
March	2,416	
April	2,804	
May	2,889	
June	2,960	

QUALITY

	Contract Quantity	Contract Base Number	Contract *	Region	England
% of all assessments that were assess and fit appliances (rolling 12 month period)	181	379	47.8%	55.8%	58.0%
% of all assessments that were assess and refuse (rolling 12 month period)	121	379	31.9%	11.6%	11.4%
% of all assessments that were assess and review (rolling 12 month period)	77	379	20.3%	32.7%	30.6%
% of terminated courses where treatment was abandoned or discontinued (rolling 12 month period)	5	15	33.3%	8.0%	7.8%
% of completed treatments indicating that PAR score was taken (year to date)	1	7	14.3%	61.3%	64.6%
Rate of removable appliances per 100 fixed appliances - proposed treatment (rolling 12 month period)	8	285	2.81	5.40	5.65
Rate of removable appliances per 100 fixed appliances - completed treatment (rolling 12 month period)	2	13	15.38	3.86	4.78
% of courses of treatment with removable appliances only - proposed treatment (rolling 12 month period)	3	181	1.7%	1.4%	2.0%
% of courses of treatment with removable appliances only - completed treatment (rolling 12 month period)	2	10	20.0%	1.0%	1.5%
% of patients satisfied with the treatment they have received (rolling 12 month period)	6	6	100.0%	96.1%	96.0%

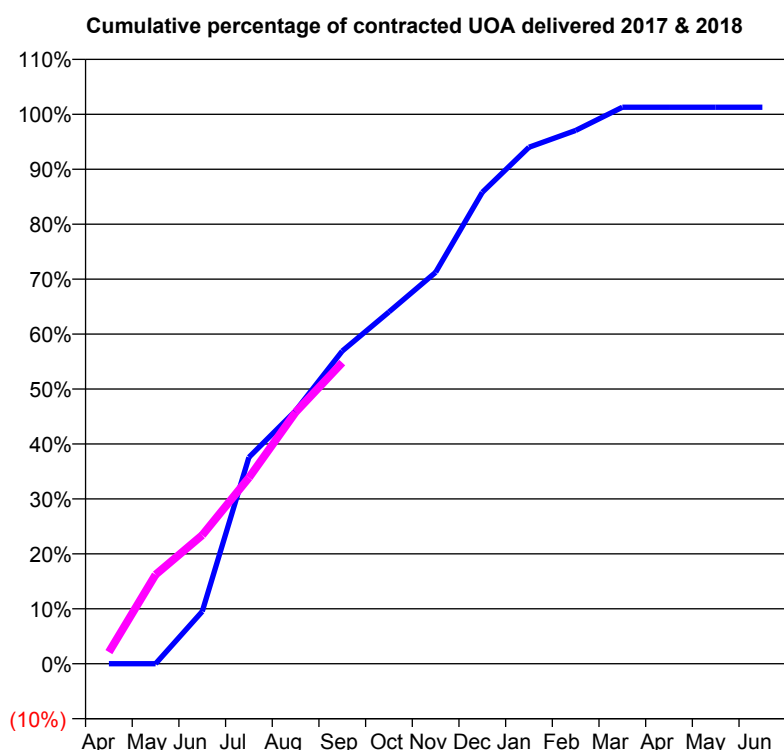
* Figures in italics indicate that the base number is less than 100.

Q46 - Vital Signs Orthodontic At a Glance Contract Report for 857475/0001 - September 2017

Name or company name	MS M PATEL
Contract type name	PDS Contract
Purpose of contract	Orthodontic
Contract start date	01/11/2009
Contract end date	31/03/2019

17/18 Contracted general activity (UDA)	0
Carry forward general activity (UDA)	0
17/18 Contracted orthodontic activity (UOA)	7,916
Carry forward orthodontic activity (UOA)	-102
Baseline contract value	£482,924.06

ACCESS	Contract	England and Wales
24 month ratio of assessments to patient IDs	1.01	1.09

ACTIVITY


Month	Adjusted Scheduled Activity (UOA)	
	2017	2018
April	0	169
May	0	1,284
June	759	1,853
July	2,996	2,680
August	3,672	3,624
September	4,539	4,338
October	5,107	
November	5,681	
December	6,843	
January	7,497	
February	7,740	
March	8,076	
April	8,077	
May	8,077	
June	8,077	

QUALITY

	Contract Quantity	Contract Base Number	Contract *	Region	England
% of all assessments that were assess and fit appliances (rolling 12 month period)	366	469	78.0%	55.8%	58.0%
% of all assessments that were assess and refuse (rolling 12 month period)	23	469	4.9%	11.6%	11.4%
% of all assessments that were assess and review (rolling 12 month period)	80	469	17.1%	32.7%	30.6%
% of terminated courses where treatment was abandoned or discontinued (rolling 12 month period)	17	314	5.4%	8.0%	7.8%
% of completed treatments indicating that PAR score was taken (year to date)	110	115	95.7%	61.3%	64.6%
Rate of removable appliances per 100 fixed appliances - proposed treatment (rolling 12 month period)	11	700	1.57	5.40	5.65
Rate of removable appliances per 100 fixed appliances - completed treatment (rolling 12 month period)	17	570	2.98	3.86	4.78
% of courses of treatment with removable appliances only - proposed treatment (rolling 12 month period)	2	366	0.5%	1.4%	2.0%
% of courses of treatment with removable appliances only - completed treatment (rolling 12 month period)	5	297	1.7%	1.0%	1.5%
% of patients satisfied with the treatment they have received (rolling 12 month period)	10	10	100.0%	96.1%	96.0%

* Figures in italics indicate that the base number is less than 100.

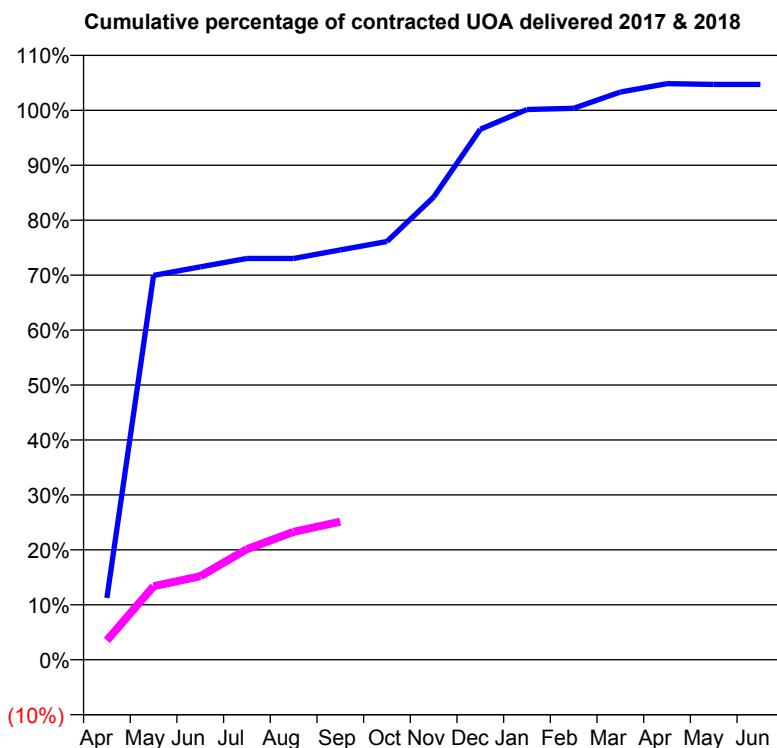
Q46 - Vital Signs Orthodontic At a Glance Contract Report for 907359/0001 - September 2017

Name or company name	MR MP GEORGESON
Contract type name	GDS Contract
Purpose of contract	General and Orthodontic
Contract start date	01/04/2006
Contract end date	

17/18 Contracted general activity (UDA)	8,950
Carry forward general activity (UDA)	-63
17/18 Contracted orthodontic activity (UOA)	1,361
Carry forward orthodontic activity (UOA)	-27
Baseline contract value	£297,817.57

ACCESS

	Contract	England and Wales
24 month ratio of assessments to patient IDs	1.04	1.09

ACTIVITY


Month	Adjusted Scheduled Activity (UOA)	
	2017	2018
April	153	48
May	952	182
June	973	207
July	994	274
August	994	317
September	1,015	342
October	1,036	
November	1,146	
December	1,314	
January	1,363	
February	1,366	
March	1,406	
April	1,427	
May	1,425	
June	1,425	

QUALITY

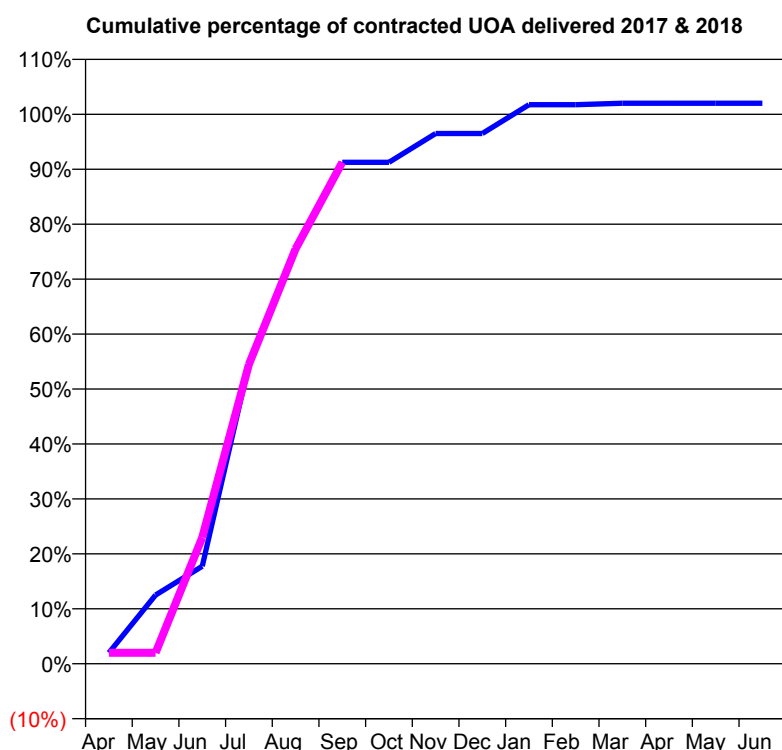
	Contract Quantity	Contract Base Number	Contract *	Region	England
% of all assessments that were assess and fit appliances (rolling 12 month period)	38	64	59.4%	55.8%	58.0%
% of all assessments that were assess and refuse (rolling 12 month period)	13	64	20.3%	11.6%	11.4%
% of all assessments that were assess and review (rolling 12 month period)	13	64	20.3%	32.7%	30.6%
% of terminated courses where treatment was abandoned or discontinued (rolling 12 month period)	2	58	3.4%	8.0%	7.8%
% of completed treatments indicating that PAR score was taken (year to date)	17	25	68.0%	61.3%	64.6%
Rate of removable appliances per 100 fixed appliances - proposed treatment (rolling 12 month period)	9	74	12.16	5.40	5.65
Rate of removable appliances per 100 fixed appliances - completed treatment (rolling 12 month period)	8	105	7.62	3.86	4.78
% of courses of treatment with removable appliances only - proposed treatment (rolling 12 month period)	1	38	2.6%	1.4%	2.0%
% of courses of treatment with removable appliances only - completed treatment (rolling 12 month period)	2	56	3.6%	1.0%	1.5%
% of patients satisfied with the treatment they have received (rolling 12 month period)	0	0	N/A	96.1%	96.0%

* Figures in italics indicate that the base number is less than 100.

Q46 - Vital Signs Orthodontic At a Glance Contract Report for 910864/0001 - September 2017

Name or company name	MR D END	17/18 Contracted general activity (UDA)	9,584
Contract type name	GDS Contract	Carry forward general activity (UDA)	-195
Purpose of contract	General and Orthodontic	17/18 Contracted orthodontic activity (UOA)	400
Contract start date	01/04/2006	Carry forward orthodontic activity (UOA)	-8
Contract end date		Baseline contract value	£330,734.26

ACCESS	Contract	England and Wales
24 month ratio of assessments to patient IDs	1.02	1.09

ACTIVITY


Month	Adjusted Scheduled Activity (UOA)	
	2017	2018
April	8	8
May	50	8
June	71	92
July	218	218
August	302	302
September	365	365
October	365	
November	386	
December	386	
January	407	
February	407	
March	408	
April	408	
May	408	
June	408	

QUALITY

	Contract Quantity	Contract Base Number	Contract *	Region	England
% of all assessments that were assess and fit appliances (rolling 12 month period)	19	20	95.0%	55.8%	58.0%
% of all assessments that were assess and refuse (rolling 12 month period)	1	20	5.0%	11.6%	11.4%
% of all assessments that were assess and review (rolling 12 month period)	0	20	0.0%	32.7%	30.6%
% of terminated courses where treatment was abandoned or discontinued (rolling 12 month period)	0	16	0.0%	8.0%	7.8%
% of completed treatments indicating that PAR score was taken (year to date)	7	7	100.0%	61.3%	64.6%
Rate of removable appliances per 100 fixed appliances - proposed treatment (rolling 12 month period)	0	37	0.00	5.40	5.65
Rate of removable appliances per 100 fixed appliances - completed treatment (rolling 12 month period)	0	0	N/A	3.86	4.78
% of courses of treatment with removable appliances only - proposed treatment (rolling 12 month period)	0	19	0.0%	1.4%	2.0%
% of courses of treatment with removable appliances only - completed treatment (rolling 12 month period)	0	16	0.0%	1.0%	1.5%
% of patients satisfied with the treatment they have received (rolling 12 month period)	0	0	N/A	96.1%	96.0%

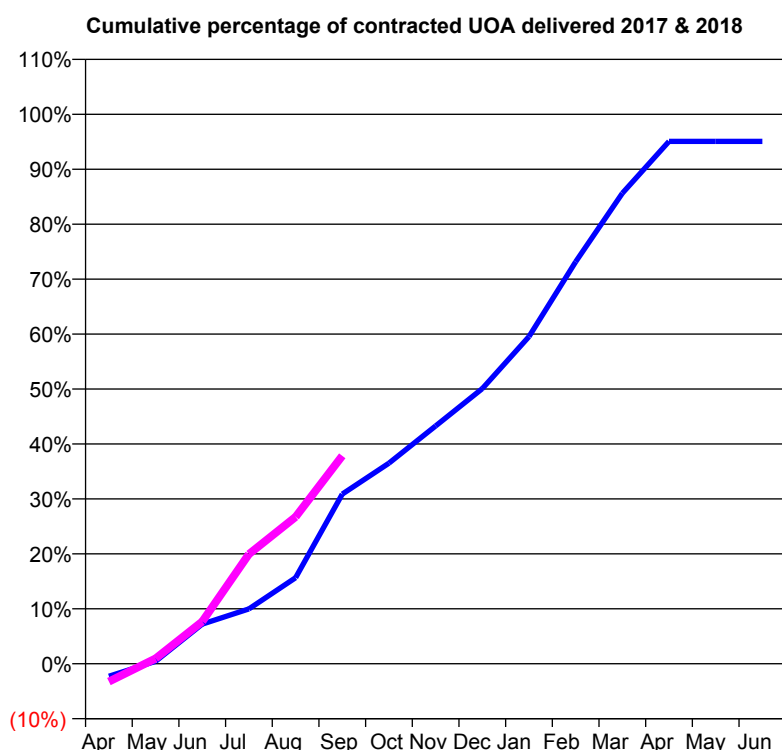
* Figures in italics indicate that the base number is less than 100.

Q46 - Vital Signs Orthodontic At a Glance Contract Report for 919160/0002 - September 2017

Name or company name	MR CH HEWITT
Contract type name	GDS Contract
Purpose of contract	General and Orthodontic
Contract start date	01/02/2011
Contract end date	

17/18 Contracted general activity (UDA)	14,632
Carry forward general activity (UDA)	0
17/18 Contracted orthodontic activity (UOA)	1,564
Carry forward orthodontic activity (UOA)	54
Baseline contract value	£467,616.97

ACCESS	Contract	England and Wales
24 month ratio of assessments to patient IDs	1.04	1.09

ACTIVITY


Month	Adjusted Scheduled Activity (UOA)	
	2017	2018
April	-36	-51
May	7	15
June	113	120
July	156	312
August	245	418
September	483	592
October	571	
November	677	
December	783	
January	931	
February	1,144	
March	1,339	
April	1,487	
May	1,487	
June	1,487	

QUALITY

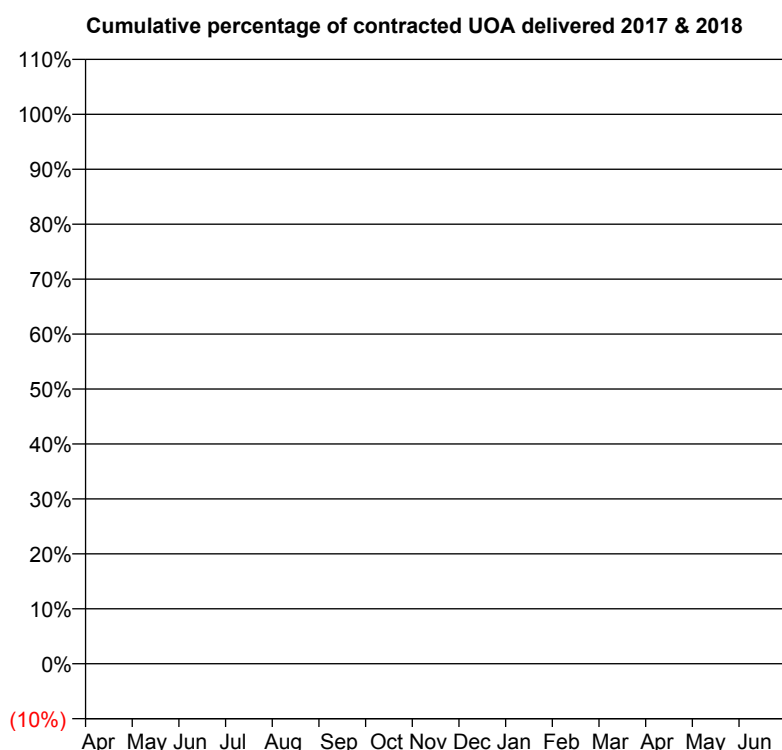
	Contract Quantity	Contract Base Number	Contract *	Region	England
% of all assessments that were assess and fit appliances (rolling 12 month period)	78	114	68.4%	55.8%	58.0%
% of all assessments that were assess and refuse (rolling 12 month period)	20	114	17.5%	11.6%	11.4%
% of all assessments that were assess and review (rolling 12 month period)	16	114	14.0%	32.7%	30.6%
% of terminated courses where treatment was abandoned or discontinued (rolling 12 month period)	5	76	6.6%	8.0%	7.8%
% of completed treatments indicating that PAR score was taken (year to date)	18	27	66.7%	61.3%	64.6%
Rate of removable appliances per 100 fixed appliances - proposed treatment (rolling 12 month period)	16	2	<i>800.00</i>	5.40	5.65
Rate of removable appliances per 100 fixed appliances - completed treatment (rolling 12 month period)	10	134	7.46	3.86	4.78
% of courses of treatment with removable appliances only - proposed treatment (rolling 12 month period)	16	78	20.5%	1.4%	2.0%
% of courses of treatment with removable appliances only - completed treatment (rolling 12 month period)	0	71	0.0%	1.0%	1.5%
% of patients satisfied with the treatment they have received (rolling 12 month period)	6	6	100.0%	96.1%	96.0%

* Figures in italics indicate that the base number is less than 100.

Q47 - Vital Signs Orthodontic At a Glance Contract Report for 100264/0000 - September 2017

Name or company name	Matterson and Partners	17/18 Contracted general activity (UDA)	0
Contract type name	GDS Contract	Carry forward general activity (UDA)	0
Purpose of contract	Orthodontic	17/18 Contracted orthodontic activity (UOA)	0
Contract start date	22/12/2016	Carry forward orthodontic activity (UOA)	0
Contract end date	31/05/2017	Baseline contract value	£0.00

ACCESS	Contract	England and Wales
24 month ratio of assessments to patient IDs	1.13	1.09

ACTIVITY


Month	2017	2018
April	0	112
May	0	393
June	0	393
July	0	393
August	0	393
September	0	393
October	0	
November	0	
December	0	
January	86	
February	228	
March	1,556	
April	3,064	
May	3,064	
June	3,064	

QUALITY

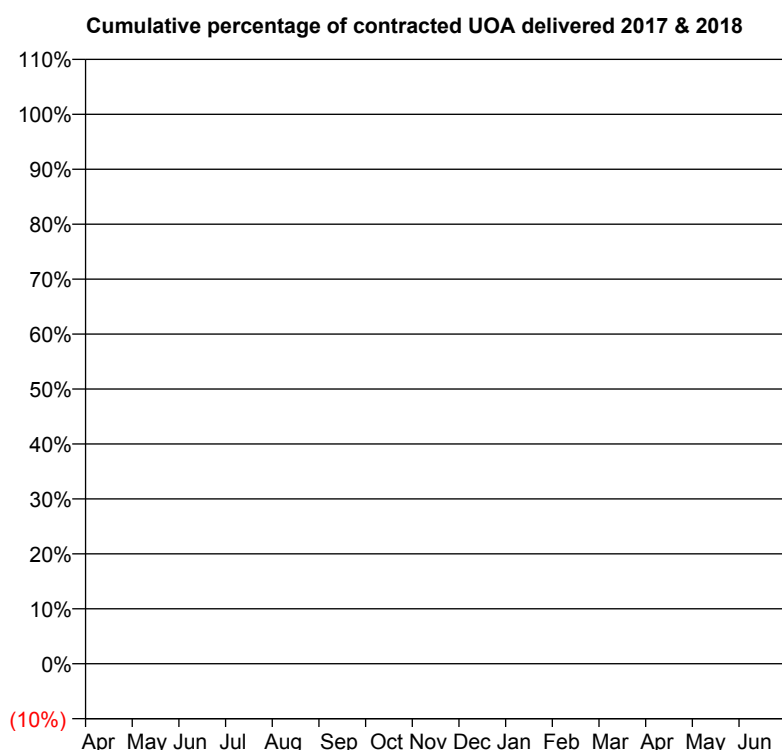
	Contract Quantity	Contract Base Number	Contract *	Region	England
% of all assessments that were assess and fit appliances (rolling 12 month period)	145	602	24.1%	55.8%	58.0%
% of all assessments that were assess and refuse (rolling 12 month period)	5	602	0.8%	11.6%	11.4%
% of all assessments that were assess and review (rolling 12 month period)	452	602	75.1%	32.7%	30.6%
% of terminated courses where treatment was abandoned or discontinued (rolling 12 month period)	3	5	60.0%	8.0%	7.8%
% of completed treatments indicating that PAR score was taken (year to date)	0	2	0.0%	61.3%	64.6%
Rate of removable appliances per 100 fixed appliances - proposed treatment (rolling 12 month period)	47	243	19.34	5.40	5.65
Rate of removable appliances per 100 fixed appliances - completed treatment (rolling 12 month period)	0	0	N/A	3.86	4.78
% of courses of treatment with removable appliances only - proposed treatment (rolling 12 month period)	6	145	4.1%	1.4%	2.0%
% of courses of treatment with removable appliances only - completed treatment (rolling 12 month period)	0	2	0.0%	1.0%	1.5%
% of patients satisfied with the treatment they have received (rolling 12 month period)	4	4	100.0%	96.1%	96.0%

* Figures in italics indicate that the base number is less than 100.

Q47 - Vital Signs Orthodontic At a Glance Contract Report for 100265/0000 - September 2017

Name or company name	Matterson and Partners	17/18 Contracted general activity (UDA)	0
Contract type name	GDS Contract	Carry forward general activity (UDA)	0
Purpose of contract	Orthodontic	17/18 Contracted orthodontic activity (UOA)	0
Contract start date	22/12/2016	Carry forward orthodontic activity (UOA)	0
Contract end date	31/05/2017	Baseline contract value	£0.00

ACCESS	Contract	England and Wales
24 month ratio of assessments to patient IDs	1.11	1.09

ACTIVITY


Month	Adjusted Scheduled Activity (UOA)	
	2017	2018
April	0	31
May	0	103
June	0	103
July	0	103
August	0	103
September	0	103
October	0	
November	0	
December	0	
January	18	
February	96	
March	846	
April	1,512	
May	1,512	
June	1,512	

QUALITY

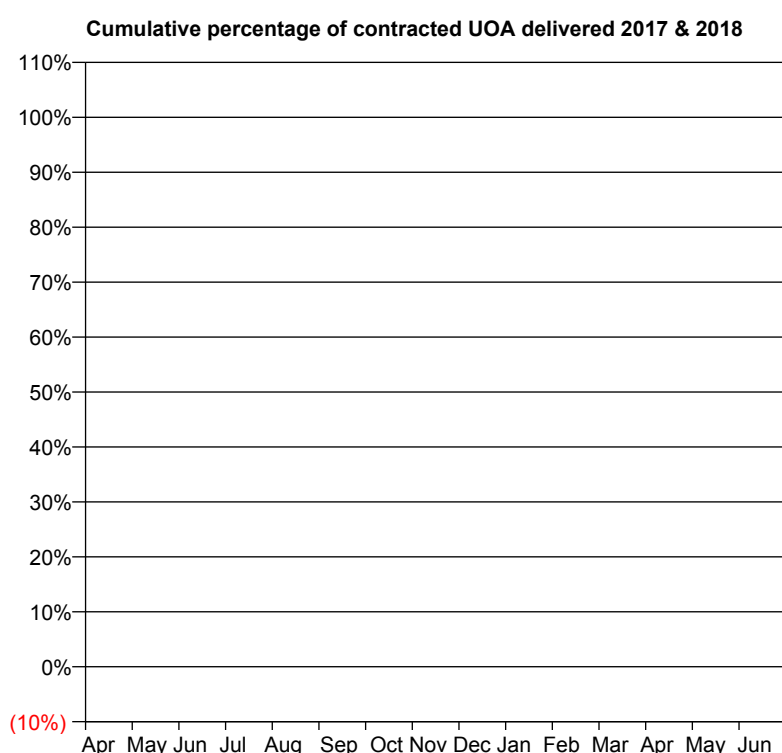
	Contract Quantity	Contract Base Number	Contract *	Region	England
% of all assessments that were assess and fit appliances (rolling 12 month period)	66	347	19.0%	55.8%	58.0%
% of all assessments that were assess and refuse (rolling 12 month period)	3	347	0.9%	11.6%	11.4%
% of all assessments that were assess and review (rolling 12 month period)	278	347	80.1%	32.7%	30.6%
% of terminated courses where treatment was abandoned or discontinued (rolling 12 month period)	0	1	0.0%	8.0%	7.8%
% of completed treatments indicating that PAR score was taken (year to date)	0	1	0.0%	61.3%	64.6%
Rate of removable appliances per 100 fixed appliances - proposed treatment (rolling 12 month period)	26	115	22.61	5.40	5.65
Rate of removable appliances per 100 fixed appliances - completed treatment (rolling 12 month period)	0	0	N/A	3.86	4.78
% of courses of treatment with removable appliances only - proposed treatment (rolling 12 month period)	1	66	1.5%	1.4%	2.0%
% of courses of treatment with removable appliances only - completed treatment (rolling 12 month period)	0	1	0.0%	1.0%	1.5%
% of patients satisfied with the treatment they have received (rolling 12 month period)	1	1	100.0%	96.1%	96.0%

* Figures in italics indicate that the base number is less than 100.

Q47 - Vital Signs Orthodontic At a Glance Contract Report for 100266/0000 - September 2017

Name or company name	MR SL MORGAN	17/18 Contracted general activity (UDA)	0
Contract type name	GDS Contract	Carry forward general activity (UDA)	0
Purpose of contract	Orthodontic	17/18 Contracted orthodontic activity (UOA)	0
Contract start date	22/12/2016	Carry forward orthodontic activity (UOA)	0
Contract end date	31/05/2017	Baseline contract value	£0.00

ACCESS	Contract	England and Wales
24 month ratio of assessments to patient IDs	1.00	1.09

ACTIVITY


Adjusted Scheduled Activity (UOA)		
Month	2017	2018
April	0	0
May	0	0
June	0	1
July	0	1
August	0	1
September	0	1
October	0	
November	0	
December	0	
January	0	
February	0	
March	0	
April	0	
May	0	
June	18	

QUALITY

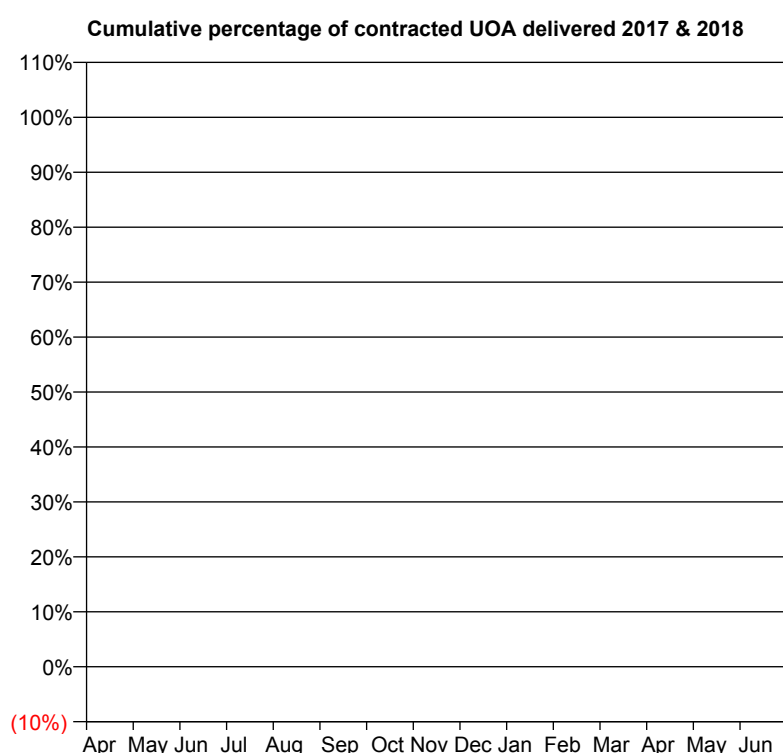
	Contract Quantity	Contract Base Number	Contract *	Region	England
% of all assessments that were assess and fit appliances (rolling 12 month period)	0	19	0.0%	55.8%	58.0%
% of all assessments that were assess and refuse (rolling 12 month period)	0	19	0.0%	11.6%	11.4%
% of all assessments that were assess and review (rolling 12 month period)	19	19	100.0%	32.7%	30.6%
% of terminated courses where treatment was abandoned or discontinued (rolling 12 month period)	0	0	N/A	8.0%	7.8%
% of completed treatments indicating that PAR score was taken (year to date)	0	0	N/A	61.3%	64.6%
Rate of removable appliances per 100 fixed appliances - proposed treatment (rolling 12 month period)	0	0	N/A	5.40	5.65
Rate of removable appliances per 100 fixed appliances - completed treatment (rolling 12 month period)	0	0	N/A	3.86	4.78
% of courses of treatment with removable appliances only - proposed treatment (rolling 12 month period)	0	0	N/A	1.4%	2.0%
% of courses of treatment with removable appliances only - completed treatment (rolling 12 month period)	0	0	N/A	1.0%	1.5%
% of patients satisfied with the treatment they have received (rolling 12 month period)	0	0	N/A	96.1%	96.0%

* Figures in italics indicate that the base number is less than 100.

Q47 - Vital Signs Orthodontic At a Glance Contract Report for 100270/0000 - September 2017

Name or company name	Oakland Family Dental Practice	17/18 Contracted general activity (UDA)	0
Contract type name	GDS Contract	Carry forward general activity (UDA)	0
Purpose of contract	Orthodontic	17/18 Contracted orthodontic activity (UOA)	0
Contract start date	22/12/2016	Carry forward orthodontic activity (UOA)	0
Contract end date	31/05/2017	Baseline contract value	£0.00

ACCESS	Contract	England and Wales
24 month ratio of assessments to patient IDs	1.73	1.09

ACTIVITY


Month	Adjusted Scheduled Activity (UOA)	
	2017	2018
April	0	86
May	0	860
June	0	859
July	0	859
August	0	859
September	0	859
October	0	
November	0	
December	0	
January	0	
February	55	
March	232	
April	318	
May	265	
June	265	

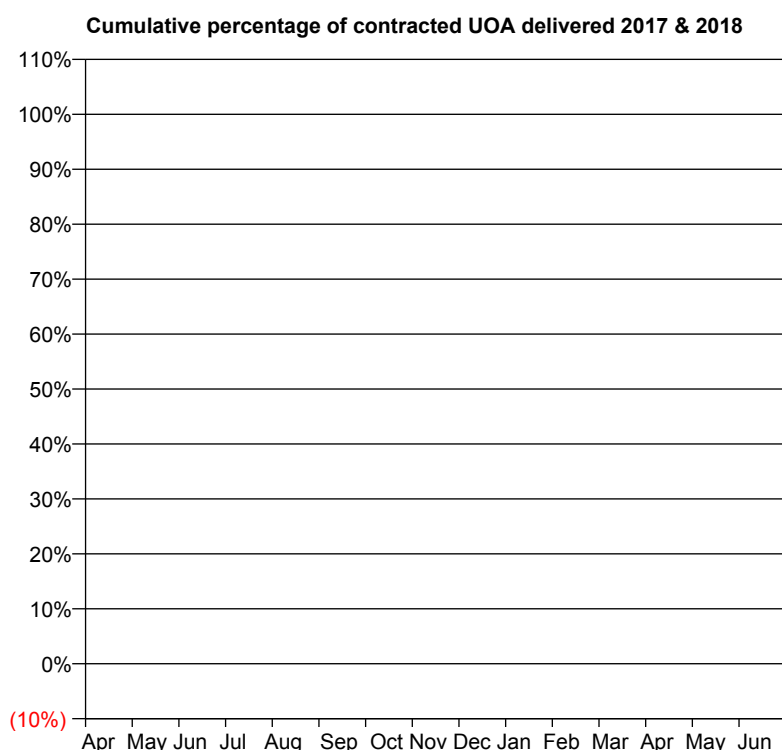
QUALITY	Contract Quantity	Contract Base Number	Contract *	Region	England
% of all assessments that were assess and fit appliances (rolling 12 month period)	61	144	42.4%	55.8%	58.0%
% of all assessments that were assess and refuse (rolling 12 month period)	9	144	6.3%	11.6%	11.4%
% of all assessments that were assess and review (rolling 12 month period)	74	144	51.4%	32.7%	30.6%
% of terminated courses where treatment was abandoned or discontinued (rolling 12 month period)	0	0	N/A	8.0%	7.8%
% of completed treatments indicating that PAR score was taken (year to date)	0	0	N/A	61.3%	64.6%
Rate of removable appliances per 100 fixed appliances - proposed treatment (rolling 12 month period)	0	109	0.00	5.40	5.65
Rate of removable appliances per 100 fixed appliances - completed treatment (rolling 12 month period)	0	0	N/A	3.86	4.78
% of courses of treatment with removable appliances only - proposed treatment (rolling 12 month period)	0	61	0.0%	1.4%	2.0%
% of courses of treatment with removable appliances only - completed treatment (rolling 12 month period)	0	0	N/A	1.0%	1.5%
% of patients satisfied with the treatment they have received (rolling 12 month period)	3	3	100.0%	96.1%	96.0%

* Figures in italics indicate that the base number is less than 100.

Q47 - Vital Signs Orthodontic At a Glance Contract Report for 100272/0000 - September 2017

Name or company name	Dentalign i Ormskirk	17/18 Contracted general activity (UDA)	0
Contract type name	PDS Contract	Carry forward general activity (UDA)	0
Purpose of contract	Orthodontic	17/18 Contracted orthodontic activity (UOA)	0
Contract start date	03/01/2017	Carry forward orthodontic activity (UOA)	0
Contract end date	31/05/2017	Baseline contract value	£0.00

ACCESS	Contract	England and Wales
24 month ratio of assessments to patient IDs	1.00	1.09

ACTIVITY


Month	2017	2018
April	0	38
May	0	100
June	0	120
July	0	120
August	0	120
September	0	120
October	0	
November	0	
December	0	
January	0	
February	0	
March	103	
April	139	
May	139	
June	139	

QUALITY

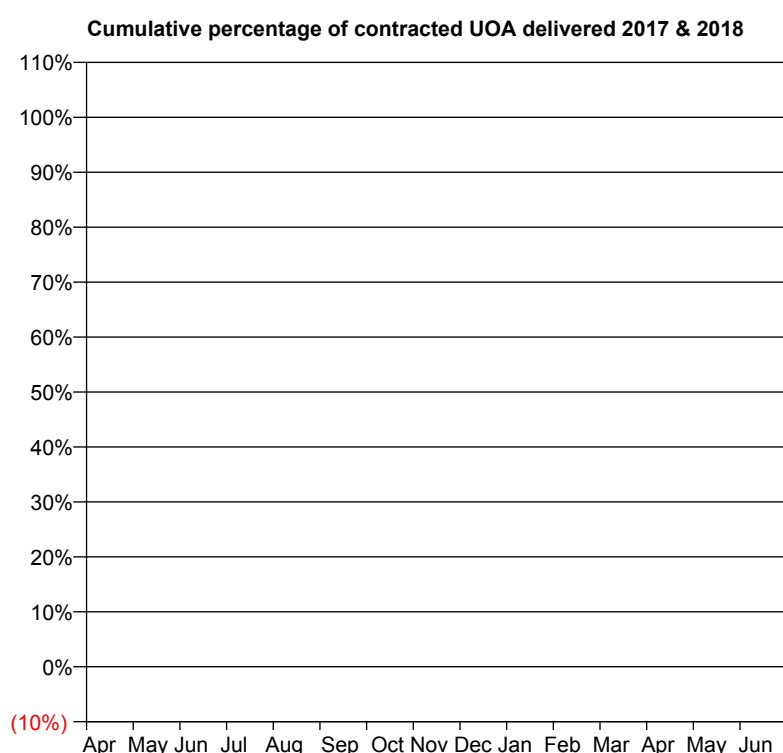
	Contract Quantity	Contract Base Number	Contract *	Region	England
% of all assessments that were assess and fit appliances (rolling 12 month period)	0	259	0.0%	55.8%	58.0%
% of all assessments that were assess and refuse (rolling 12 month period)	28	259	10.8%	11.6%	11.4%
% of all assessments that were assess and review (rolling 12 month period)	231	259	89.2%	32.7%	30.6%
% of terminated courses where treatment was abandoned or discontinued (rolling 12 month period)	0	0	N/A	8.0%	7.8%
% of completed treatments indicating that PAR score was taken (year to date)	0	0	N/A	61.3%	64.6%
Rate of removable appliances per 100 fixed appliances - proposed treatment (rolling 12 month period)	0	0	N/A	5.40	5.65
Rate of removable appliances per 100 fixed appliances - completed treatment (rolling 12 month period)	0	0	N/A	3.86	4.78
% of courses of treatment with removable appliances only - proposed treatment (rolling 12 month period)	0	0	N/A	1.4%	2.0%
% of courses of treatment with removable appliances only - completed treatment (rolling 12 month period)	0	0	N/A	1.0%	1.5%
% of patients satisfied with the treatment they have received (rolling 12 month period)	0	0	N/A	96.1%	96.0%

* Figures in italics indicate that the base number is less than 100.

Q47 - Vital Signs Orthodontic At a Glance Contract Report for 100273/0000 - September 2017

Name or company name	Dentalign ĩ Ormskirk	17/18 Contracted general activity (UDA)	0
Contract type name	PDS Contract	Carry forward general activity (UDA)	0
Purpose of contract	Orthodontic	17/18 Contracted orthodontic activity (UOA)	0
Contract start date	22/12/2016	Carry forward orthodontic activity (UOA)	0
Contract end date	31/05/2017	Baseline contract value	£0.00

ACCESS	Contract	England and Wales
24 month ratio of assessments to patient IDs	1.00	1.09

ACTIVITY


Adjusted Scheduled Activity (UOA)		
Month	2017	2018
April	0	82
May	0	189
June	0	324
July	0	324
August	0	324
September	0	324
October	0	
November	0	
December	0	
January	0	
February		231
March		591
April		620
May		620
June		620

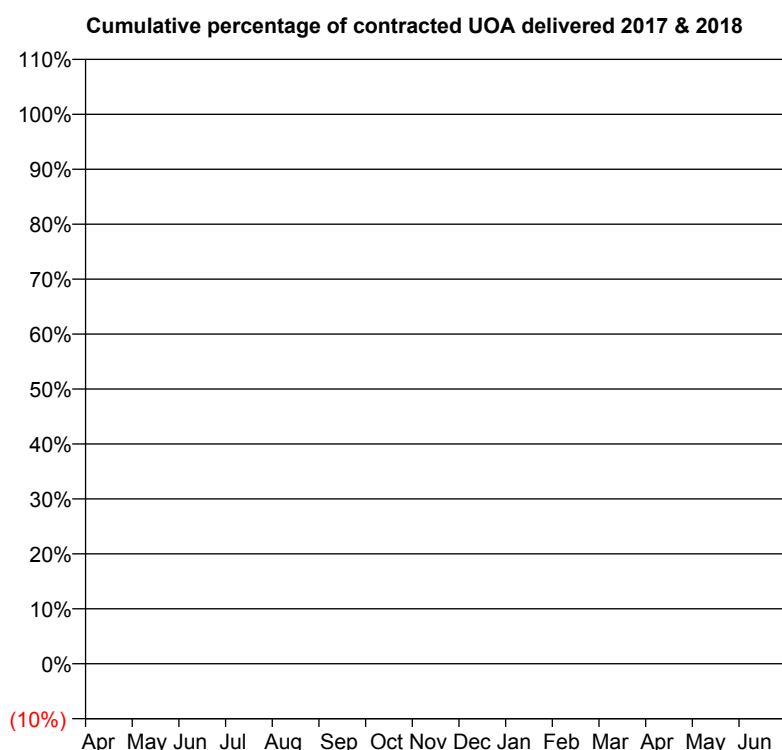
QUALITY	Contract Quantity	Contract Base Number	Contract *	Region	England
% of all assessments that were assess and fit appliances (rolling 12 month period)	1	924	0.1%	55.8%	58.0%
% of all assessments that were assess and refuse (rolling 12 month period)	72	924	7.8%	11.6%	11.4%
% of all assessments that were assess and review (rolling 12 month period)	851	924	92.1%	32.7%	30.6%
% of terminated courses where treatment was abandoned or discontinued (rolling 12 month period)	0	0	N/A	8.0%	7.8%
% of completed treatments indicating that PAR score was taken (year to date)	0	0	N/A	61.3%	64.6%
Rate of removable appliances per 100 fixed appliances - proposed treatment (rolling 12 month period)	1	2	50.00	5.40	5.65
Rate of removable appliances per 100 fixed appliances - completed treatment (rolling 12 month period)	0	0	N/A	3.86	4.78
% of courses of treatment with removable appliances only - proposed treatment (rolling 12 month period)	0	1	0.0%	1.4%	2.0%
% of courses of treatment with removable appliances only - completed treatment (rolling 12 month period)	0	0	N/A	1.0%	1.5%
% of patients satisfied with the treatment they have received (rolling 12 month period)	0	0	N/A	96.1%	96.0%

* Figures in italics indicate that the base number is less than 100.

Q47 - Vital Signs Orthodontic At a Glance Contract Report for 100274/0000 - September 2017

Name or company name	Dentalign Preston	17/18 Contracted general activity (UDA)	0
Contract type name	PDS Contract	Carry forward general activity (UDA)	0
Purpose of contract	Orthodontic	17/18 Contracted orthodontic activity (UOA)	0
Contract start date	03/01/2017	Carry forward orthodontic activity (UOA)	0
Contract end date	31/05/2017	Baseline contract value	£0.17

ACCESS	Contract	England and Wales
24 month ratio of assessments to patient IDs	1.01	1.09

ACTIVITY


Adjusted Scheduled Activity (UOA)		
Month	2017	2018
April	0	1
May	0	70
June	0	70
July	0	70
August	0	70
September	0	70
October	0	
November	0	
December	0	
January	0	
February	0	
March	134	
April	354	
May	354	
June	354	

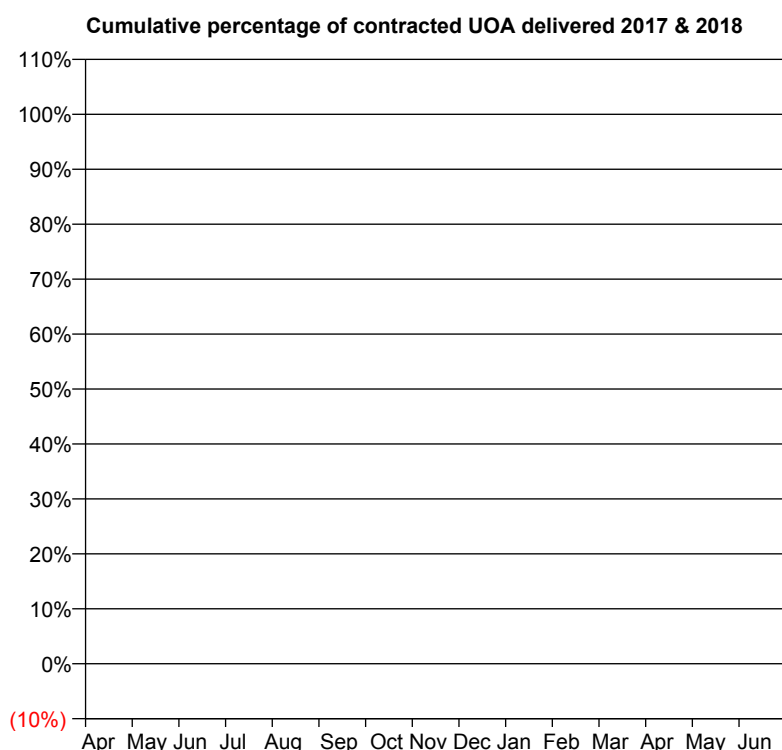
QUALITY	Contract Quantity	Contract Base Number	Contract *	Region	England
% of all assessments that were assess and fit appliances (rolling 12 month period)	0	424	0.0%	55.8%	58.0%
% of all assessments that were assess and refuse (rolling 12 month period)	12	424	2.8%	11.6%	11.4%
% of all assessments that were assess and review (rolling 12 month period)	412	424	97.2%	32.7%	30.6%
% of terminated courses where treatment was abandoned or discontinued (rolling 12 month period)	0	0	N/A	8.0%	7.8%
% of completed treatments indicating that PAR score was taken (year to date)	0	0	N/A	61.3%	64.6%
Rate of removable appliances per 100 fixed appliances - proposed treatment (rolling 12 month period)	0	0	N/A	5.40	5.65
Rate of removable appliances per 100 fixed appliances - completed treatment (rolling 12 month period)	0	0	N/A	3.86	4.78
% of courses of treatment with removable appliances only - proposed treatment (rolling 12 month period)	0	0	N/A	1.4%	2.0%
% of courses of treatment with removable appliances only - completed treatment (rolling 12 month period)	0	0	N/A	1.0%	1.5%
% of patients satisfied with the treatment they have received (rolling 12 month period)	0	0	N/A	96.1%	96.0%

* Figures in italics indicate that the base number is less than 100.

Q47 - Vital Signs Orthodontic At a Glance Contract Report for 100275/0000 - September 2017

Name or company name	Redbridge Associates Ltd.	17/18 Contracted general activity (UDA)	0
Contract type name	GDS Contract	Carry forward general activity (UDA)	0
Purpose of contract	Orthodontic	17/18 Contracted orthodontic activity (UOA)	0
Contract start date	03/01/2017	Carry forward orthodontic activity (UOA)	0
Contract end date	31/05/2017	Baseline contract value	£0.00

ACCESS	Contract	England and Wales
24 month ratio of assessments to patient IDs	1.00	1.09

ACTIVITY


Month	Adjusted Scheduled Activity (UOA)	
	2017	2018
April	0	0
May	0	0
June	0	1
July	0	32
August	0	32
September	0	32
October	0	32
November	0	32
December	0	32
January	0	32
February	0	32
March	0	32
April	0	32
May	0	32
June	0	32

QUALITY

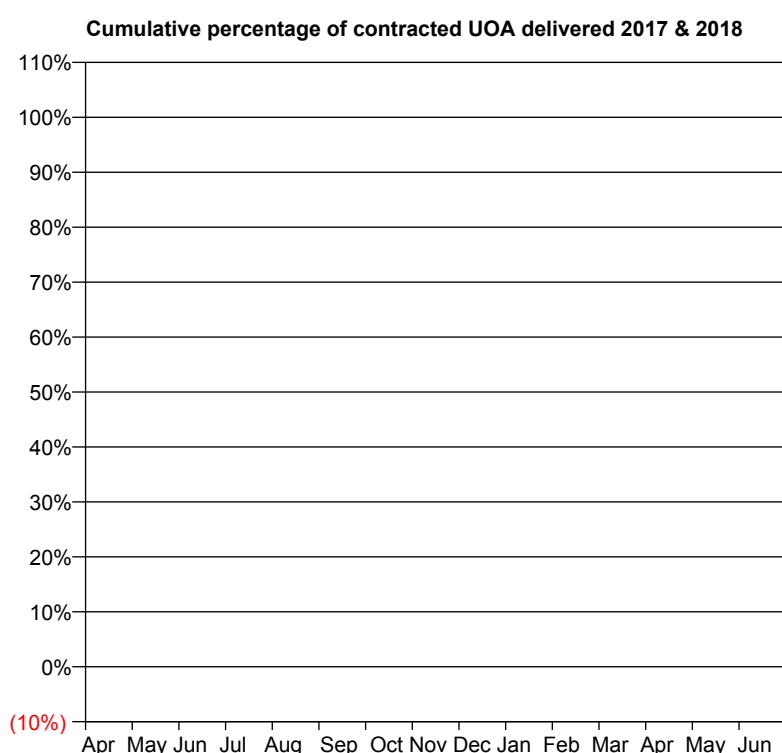
	Contract Quantity	Contract Base Number	Contract *	Region	England
% of all assessments that were assess and fit appliances (rolling 12 month period)	0	85	0.0%	55.8%	58.0%
% of all assessments that were assess and refuse (rolling 12 month period)	6	85	7.1%	11.6%	11.4%
% of all assessments that were assess and review (rolling 12 month period)	79	85	92.9%	32.7%	30.6%
% of terminated courses where treatment was abandoned or discontinued (rolling 12 month period)	0	0	N/A	8.0%	7.8%
% of completed treatments indicating that PAR score was taken (year to date)	0	0	N/A	61.3%	64.6%
Rate of removable appliances per 100 fixed appliances - proposed treatment (rolling 12 month period)	0	0	N/A	5.40	5.65
Rate of removable appliances per 100 fixed appliances - completed treatment (rolling 12 month period)	0	0	N/A	3.86	4.78
% of courses of treatment with removable appliances only - proposed treatment (rolling 12 month period)	0	0	N/A	1.4%	2.0%
% of courses of treatment with removable appliances only - completed treatment (rolling 12 month period)	0	0	N/A	1.0%	1.5%
% of patients satisfied with the treatment they have received (rolling 12 month period)	0	0	N/A	96.1%	96.0%

* Figures in italics indicate that the base number is less than 100.

Q47 - Vital Signs Orthodontic At a Glance Contract Report for 100280/0000 - September 2017

Name or company name	ORTHOWORLD 2000 LTD	17/18 Contracted general activity (UDA)	0
Contract type name	PDS Contract	Carry forward general activity (UDA)	0
Purpose of contract	Orthodontic	17/18 Contracted orthodontic activity (UOA)	0
Contract start date	05/01/2017	Carry forward orthodontic activity (UOA)	0
Contract end date	31/05/2017	Baseline contract value	£0.00

ACCESS	Contract	England and Wales
24 month ratio of assessments to patient IDs	1.00	1.09

ACTIVITY


Month	Adjusted Scheduled Activity (UOA)	
	2017	2018
April	0	48
May	0	48
June	0	558
July	0	558
August	0	558
September	0	558
October	0	
November	0	
December	0	
January	0	
February	0	
March	197	
April	244	
May	244	
June	341	

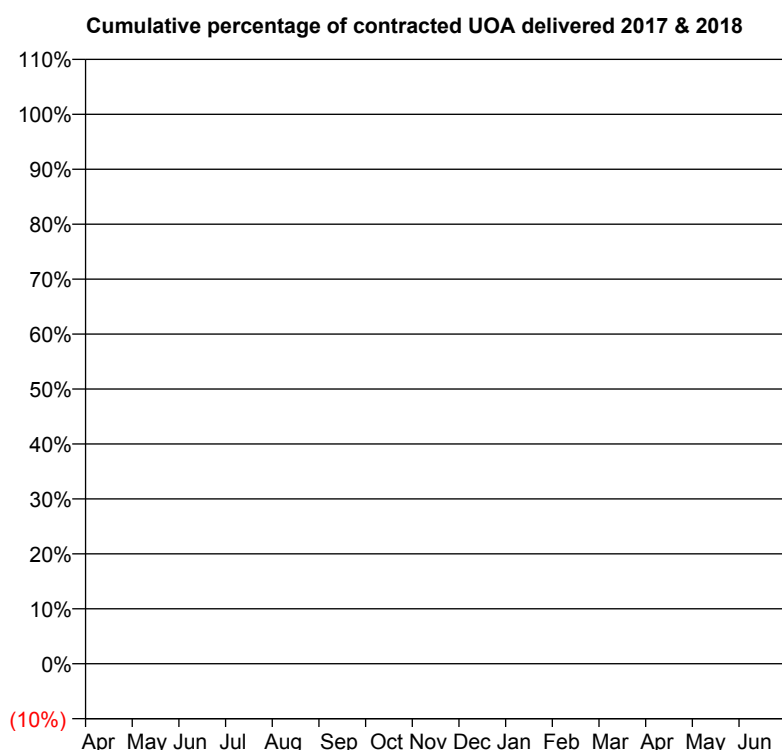
QUALITY	Contract Quantity	Contract Base Number	Contract *	Region	England
% of all assessments that were assess and fit appliances (rolling 12 month period)	0	899	0.0%	55.8%	58.0%
% of all assessments that were assess and refuse (rolling 12 month period)	173	899	19.2%	11.6%	11.4%
% of all assessments that were assess and review (rolling 12 month period)	726	899	80.8%	32.7%	30.6%
% of terminated courses where treatment was abandoned or discontinued (rolling 12 month period)	0	0	N/A	8.0%	7.8%
% of completed treatments indicating that PAR score was taken (year to date)	0	0	N/A	61.3%	64.6%
Rate of removable appliances per 100 fixed appliances - proposed treatment (rolling 12 month period)	0	0	N/A	5.40	5.65
Rate of removable appliances per 100 fixed appliances - completed treatment (rolling 12 month period)	0	0	N/A	3.86	4.78
% of courses of treatment with removable appliances only - proposed treatment (rolling 12 month period)	0	0	N/A	1.4%	2.0%
% of courses of treatment with removable appliances only - completed treatment (rolling 12 month period)	0	0	N/A	1.0%	1.5%
% of patients satisfied with the treatment they have received (rolling 12 month period)	0	0	N/A	96.1%	96.0%

* Figures in italics indicate that the base number is less than 100.

Q47 - Vital Signs Orthodontic At a Glance Contract Report for 100292/0000 - September 2017

Name or company name	MR SH CARTER	17/18 Contracted general activity (UDA)	0
Contract type name	PDS Contract	Carry forward general activity (UDA)	0
Purpose of contract	Orthodontic	17/18 Contracted orthodontic activity (UOA)	0
Contract start date	03/01/2017	Carry forward orthodontic activity (UOA)	0
Contract end date	31/05/2017	Baseline contract value	£0.00

ACCESS	Contract	England and Wales
24 month ratio of assessments to patient IDs	1.00	1.09

ACTIVITY


Month	Adjusted Scheduled Activity (UOA)	
	2017	2018
April	0	0
May	0	125
June	0	195
July	0	195
August	0	195
September	0	195
October	0	195
November	0	195
December	0	195
January	0	195
February	3	195
March	254	195
April	524	195
May	534	195
June	538	195

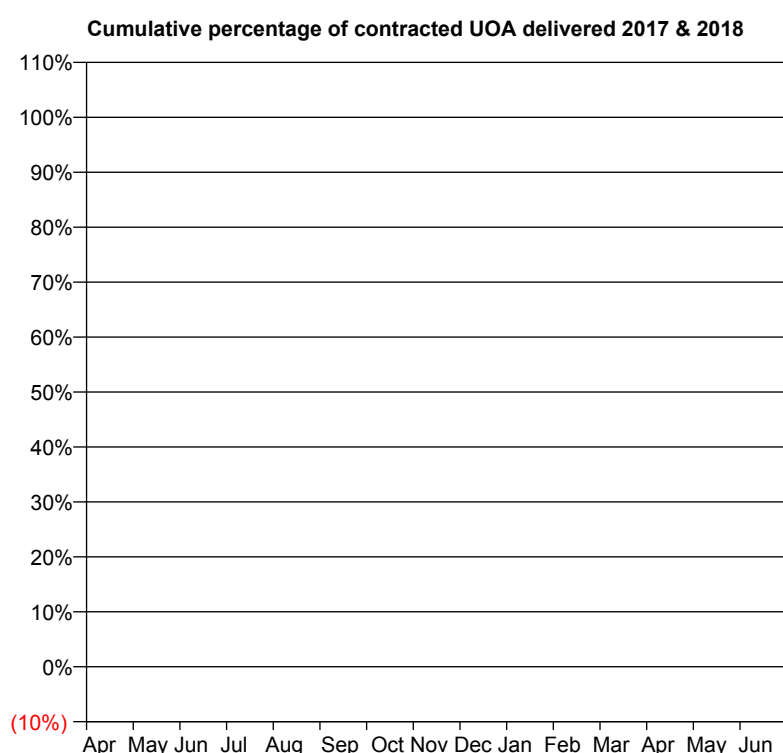
QUALITY	Contract Quantity	Contract Base Number	Contract *	Region	England
% of all assessments that were assess and fit appliances (rolling 12 month period)	0	733	0.0%	55.8%	58.0%
% of all assessments that were assess and refuse (rolling 12 month period)	86	733	11.7%	11.6%	11.4%
% of all assessments that were assess and review (rolling 12 month period)	647	733	88.3%	32.7%	30.6%
% of terminated courses where treatment was abandoned or discontinued (rolling 12 month period)	0	0	N/A	8.0%	7.8%
% of completed treatments indicating that PAR score was taken (year to date)	0	0	N/A	61.3%	64.6%
Rate of removable appliances per 100 fixed appliances - proposed treatment (rolling 12 month period)	0	0	N/A	5.40	5.65
Rate of removable appliances per 100 fixed appliances - completed treatment (rolling 12 month period)	0	0	N/A	3.86	4.78
% of courses of treatment with removable appliances only - proposed treatment (rolling 12 month period)	0	0	N/A	1.4%	2.0%
% of courses of treatment with removable appliances only - completed treatment (rolling 12 month period)	0	0	N/A	1.0%	1.5%
% of patients satisfied with the treatment they have received (rolling 12 month period)	0	0	N/A	96.1%	96.0%

* Figures in italics indicate that the base number is less than 100.

Q47 - Vital Signs Orthodontic At a Glance Contract Report for 100297/0000 - September 2017

Name or company name	Preston Orthodontics Ltd	17/18 Contracted general activity (UDA)	0
Contract type name	PDS Contract	Carry forward general activity (UDA)	0
Purpose of contract	Orthodontic	17/18 Contracted orthodontic activity (UOA)	0
Contract start date	10/01/2017	Carry forward orthodontic activity (UOA)	0
Contract end date	31/05/2017	Baseline contract value	£0.00

ACCESS	Contract	England and Wales
24 month ratio of assessments to patient IDs	1.00	1.09

ACTIVITY


Month	Adjusted Scheduled Activity (UOA)	
	2017	2018
April	0	0
May	0	0
June	0	19
July	0	19
August	0	19
September	0	19
October	0	0
November	0	0
December	0	0
January	0	0
February	0	0
March	0	0
April	94	0
May	212	0
June	258	0

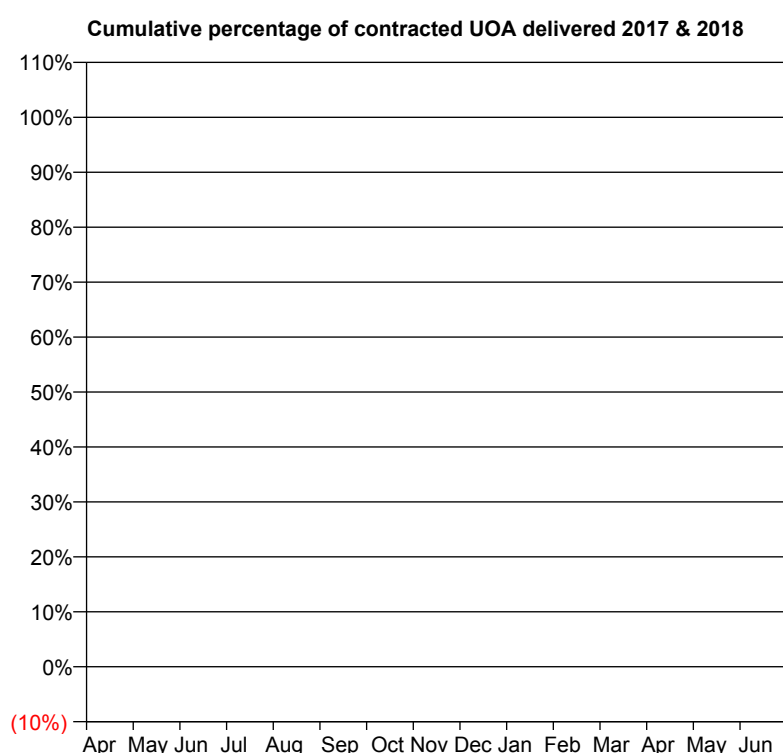
QUALITY	Contract Quantity	Contract Base Number	Contract *	Region	England
% of all assessments that were assess and fit appliances (rolling 12 month period)	0	277	0.0%	55.8%	58.0%
% of all assessments that were assess and refuse (rolling 12 month period)	6	277	2.2%	11.6%	11.4%
% of all assessments that were assess and review (rolling 12 month period)	271	277	97.8%	32.7%	30.6%
% of terminated courses where treatment was abandoned or discontinued (rolling 12 month period)	0	0	N/A	8.0%	7.8%
% of completed treatments indicating that PAR score was taken (year to date)	0	0	N/A	61.3%	64.6%
Rate of removable appliances per 100 fixed appliances - proposed treatment (rolling 12 month period)	0	0	N/A	5.40	5.65
Rate of removable appliances per 100 fixed appliances - completed treatment (rolling 12 month period)	0	0	N/A	3.86	4.78
% of courses of treatment with removable appliances only - proposed treatment (rolling 12 month period)	0	0	N/A	1.4%	2.0%
% of courses of treatment with removable appliances only - completed treatment (rolling 12 month period)	0	0	N/A	1.0%	1.5%
% of patients satisfied with the treatment they have received (rolling 12 month period)	0	0	N/A	96.1%	96.0%

* Figures in italics indicate that the base number is less than 100.

Q47 - Vital Signs Orthodontic At a Glance Contract Report for 100299/0000 - September 2017

Name or company name	MISS DA FOX	17/18 Contracted general activity (UDA)	0
Contract type name	PDS Contract	Carry forward general activity (UDA)	0
Purpose of contract	Orthodontic	17/18 Contracted orthodontic activity (UOA)	0
Contract start date	13/01/2017	Carry forward orthodontic activity (UOA)	0
Contract end date	31/05/2017	Baseline contract value	£0.00

ACCESS	Contract	England and Wales
24 month ratio of assessments to patient IDs	1.01	1.09

ACTIVITY


Adjusted Scheduled Activity (UOA)		
Month	2017	2018
April	0	29
May	0	173
June	0	176
July	0	176
August	0	176
September	0	176
October	0	
November	0	
December	0	
January	6	
February	113	
March	192	
April	253	
May	253	
June	255	

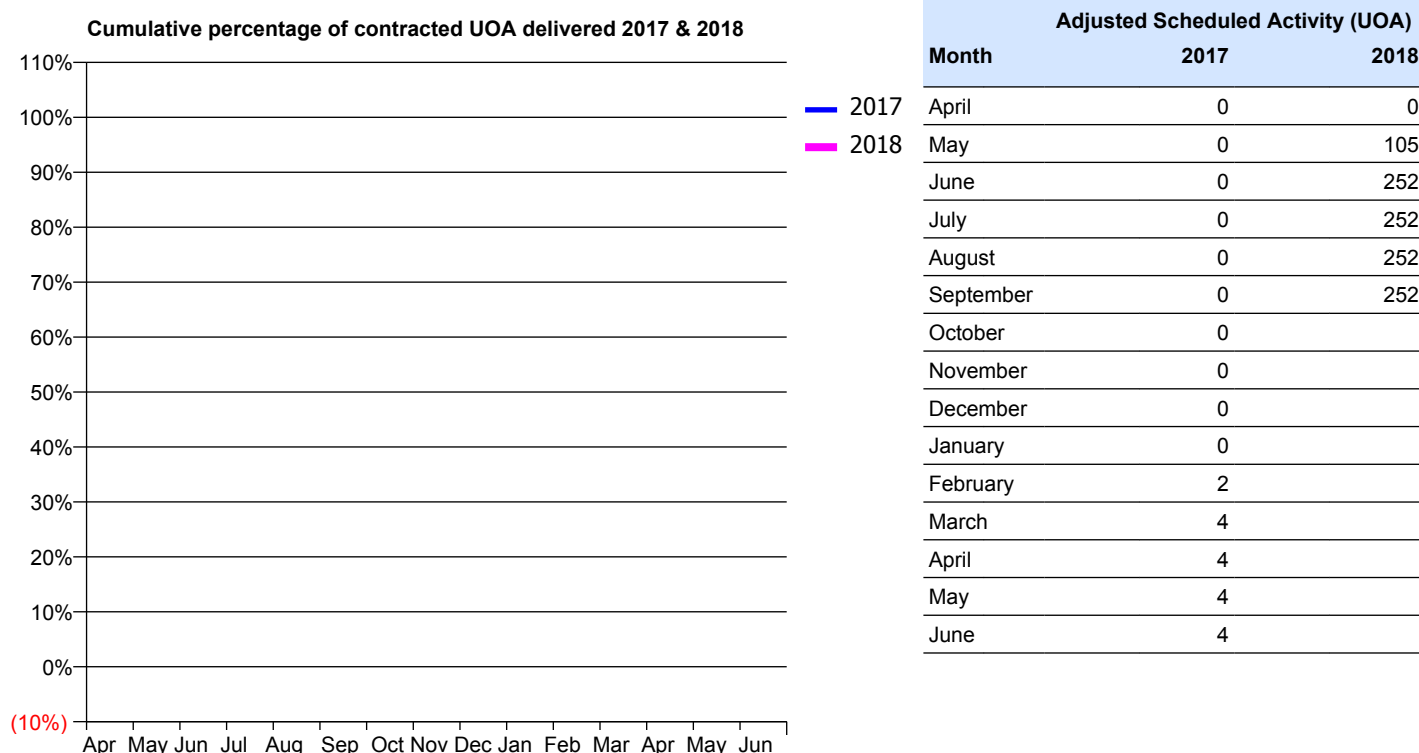
QUALITY	Contract Quantity	Contract Base Number	Contract *	Region	England
% of all assessments that were assess and fit appliances (rolling 12 month period)	0	431	0.0%	55.8%	58.0%
% of all assessments that were assess and refuse (rolling 12 month period)	125	431	29.0%	11.6%	11.4%
% of all assessments that were assess and review (rolling 12 month period)	306	431	71.0%	32.7%	30.6%
% of terminated courses where treatment was abandoned or discontinued (rolling 12 month period)	0	0	N/A	8.0%	7.8%
% of completed treatments indicating that PAR score was taken (year to date)	0	0	N/A	61.3%	64.6%
Rate of removable appliances per 100 fixed appliances - proposed treatment (rolling 12 month period)	0	0	N/A	5.40	5.65
Rate of removable appliances per 100 fixed appliances - completed treatment (rolling 12 month period)	0	0	N/A	3.86	4.78
% of courses of treatment with removable appliances only - proposed treatment (rolling 12 month period)	0	0	N/A	1.4%	2.0%
% of courses of treatment with removable appliances only - completed treatment (rolling 12 month period)	0	0	N/A	1.0%	1.5%
% of patients satisfied with the treatment they have received (rolling 12 month period)	0	0	N/A	96.1%	96.0%

* Figures in italics indicate that the base number is less than 100.

Q47 - Vital Signs Orthodontic At a Glance Contract Report for 100300/0000 - September 2017

Name or company name	Diamond Smiles Dental Centre	17/18 Contracted general activity (UDA)	0
Contract type name	GDS Contract	Carry forward general activity (UDA)	0
Purpose of contract	Orthodontic	17/18 Contracted orthodontic activity (UOA)	0
Contract start date	21/12/2016	Carry forward orthodontic activity (UOA)	0
Contract end date	31/05/2017	Baseline contract value	£0.00

ACCESS	Contract	England and Wales
24 month ratio of assessments to patient IDs	1.00	1.09

ACTIVITY


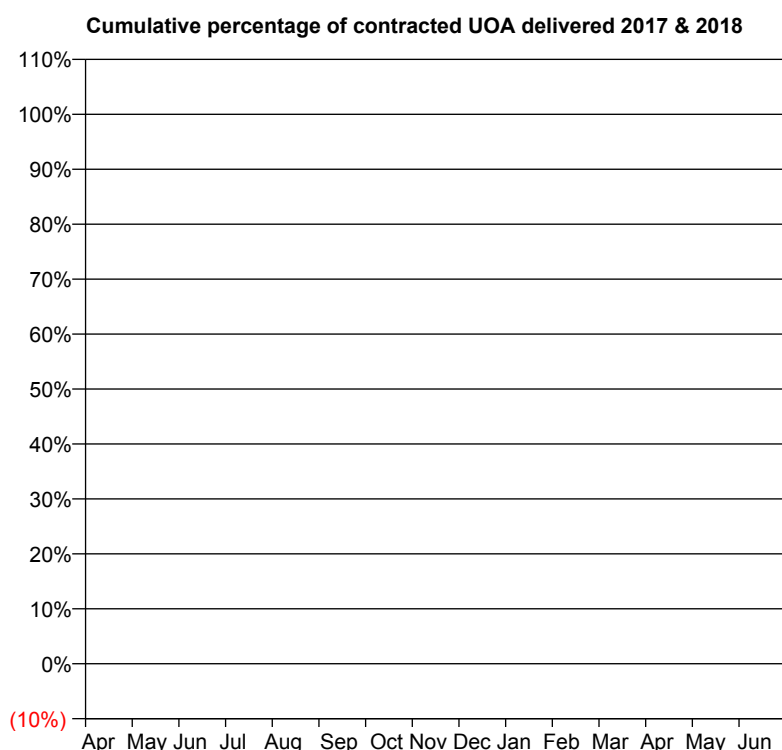
QUALITY	Contract Quantity	Contract Base Number	Contract *	Region	England
% of all assessments that were assess and fit appliances (rolling 12 month period)	12	16	75.0%	55.8%	58.0%
% of all assessments that were assess and refuse (rolling 12 month period)	3	16	18.8%	11.6%	11.4%
% of all assessments that were assess and review (rolling 12 month period)	1	16	6.3%	32.7%	30.6%
% of terminated courses where treatment was abandoned or discontinued (rolling 12 month period)	0	0	N/A	8.0%	7.8%
% of completed treatments indicating that PAR score was taken (year to date)	0	0	N/A	61.3%	64.6%
Rate of removable appliances per 100 fixed appliances - proposed treatment (rolling 12 month period)	1	17	5.88	5.40	5.65
Rate of removable appliances per 100 fixed appliances - completed treatment (rolling 12 month period)	0	0	N/A	3.86	4.78
% of courses of treatment with removable appliances only - proposed treatment (rolling 12 month period)	0	12	0.0%	1.4%	2.0%
% of courses of treatment with removable appliances only - completed treatment (rolling 12 month period)	0	0	N/A	1.0%	1.5%
% of patients satisfied with the treatment they have received (rolling 12 month period)	0	0	N/A	96.1%	96.0%

* Figures in italics indicate that the base number is less than 100.

Q47 - Vital Signs Orthodontic At a Glance Contract Report for 100301/0000 - September 2017

Name or company name	Orthoworld 2000 Limited	17/18 Contracted general activity (UDA)	0
Contract type name	PDS Contract	Carry forward general activity (UDA)	0
Purpose of contract	Orthodontic	17/18 Contracted orthodontic activity (UOA)	0
Contract start date	13/01/2017	Carry forward orthodontic activity (UOA)	0
Contract end date	31/05/2017	Baseline contract value	£0.00

ACCESS	Contract	England and Wales
24 month ratio of assessments to patient IDs	1.00	1.09

ACTIVITY


Month	Adjusted Scheduled Activity (UOA)	
	2017	2018
April	0	26
May	0	48
June	0	57
July	0	57
August	0	57
September	0	57
October	0	
November	0	
December	0	
January	0	
February	26	
March	92	
April	171	
May	171	
June	171	

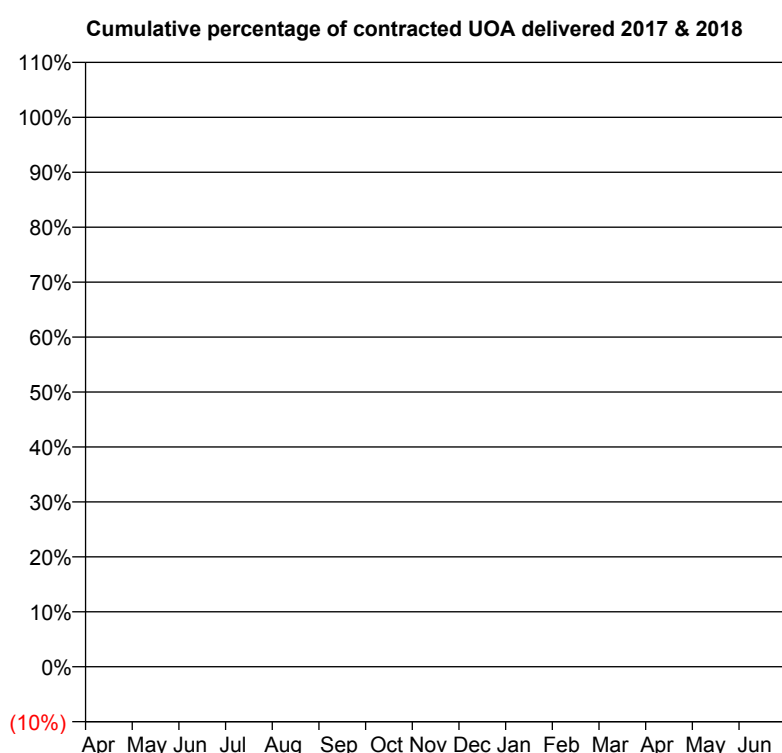
QUALITY	Contract Quantity	Contract Base Number	Contract *	Region	England
% of all assessments that were assess and fit appliances (rolling 12 month period)	0	228	0.0%	55.8%	58.0%
% of all assessments that were assess and refuse (rolling 12 month period)	22	228	9.6%	11.6%	11.4%
% of all assessments that were assess and review (rolling 12 month period)	206	228	90.4%	32.7%	30.6%
% of terminated courses where treatment was abandoned or discontinued (rolling 12 month period)	0	0	N/A	8.0%	7.8%
% of completed treatments indicating that PAR score was taken (year to date)	0	0	N/A	61.3%	64.6%
Rate of removable appliances per 100 fixed appliances - proposed treatment (rolling 12 month period)	0	0	N/A	5.40	5.65
Rate of removable appliances per 100 fixed appliances - completed treatment (rolling 12 month period)	0	0	N/A	3.86	4.78
% of courses of treatment with removable appliances only - proposed treatment (rolling 12 month period)	0	0	N/A	1.4%	2.0%
% of courses of treatment with removable appliances only - completed treatment (rolling 12 month period)	0	0	N/A	1.0%	1.5%
% of patients satisfied with the treatment they have received (rolling 12 month period)	0	0	N/A	96.1%	96.0%

* Figures in italics indicate that the base number is less than 100.

Q47 - Vital Signs Orthodontic At a Glance Contract Report for 100302/0000 - September 2017

Name or company name	MR M DUFFY	17/18 Contracted general activity (UDA)	0
Contract type name	GDS Contract	Carry forward general activity (UDA)	0
Purpose of contract	Orthodontic	17/18 Contracted orthodontic activity (UOA)	0
Contract start date	13/01/2017	Carry forward orthodontic activity (UOA)	0
Contract end date	31/05/2017	Baseline contract value	£0.00

ACCESS	Contract	England and Wales
24 month ratio of assessments to patient IDs	1.06	1.09

ACTIVITY


Adjusted Scheduled Activity (UOA)		
Month	2017	2018
April	0	0
May	0	0
June	0	42
July	0	42
August	0	42
September	0	42
October	0	
November	0	
December	0	
January	0	
February	0	
March	0	
April	14	
May	14	
June	35	

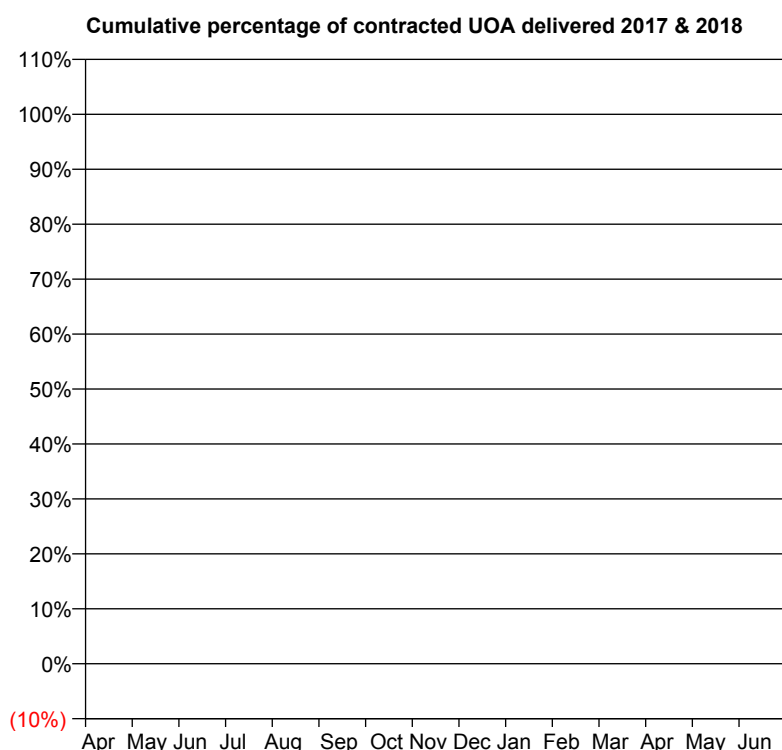
QUALITY	Contract Quantity	Contract Base Number	Contract *	Region	England
% of all assessments that were assess and fit appliances (rolling 12 month period)	3	17	17.6%	55.8%	58.0%
% of all assessments that were assess and refuse (rolling 12 month period)	1	17	5.9%	11.6%	11.4%
% of all assessments that were assess and review (rolling 12 month period)	13	17	76.5%	32.7%	30.6%
% of terminated courses where treatment was abandoned or discontinued (rolling 12 month period)	0	0	N/A	8.0%	7.8%
% of completed treatments indicating that PAR score was taken (year to date)	0	0	N/A	61.3%	64.6%
Rate of removable appliances per 100 fixed appliances - proposed treatment (rolling 12 month period)	1	0	N/A	5.40	5.65
Rate of removable appliances per 100 fixed appliances - completed treatment (rolling 12 month period)	0	0	N/A	3.86	4.78
% of courses of treatment with removable appliances only - proposed treatment (rolling 12 month period)	1	3	33.3%	1.4%	2.0%
% of courses of treatment with removable appliances only - completed treatment (rolling 12 month period)	0	0	N/A	1.0%	1.5%
% of patients satisfied with the treatment they have received (rolling 12 month period)	0	0	N/A	96.1%	96.0%

* Figures in italics indicate that the base number is less than 100.

Q47 - Vital Signs Orthodontic At a Glance Contract Report for 100328/0000 - September 2017

Name or company name	Bridge Dental Practice	17/18 Contracted general activity (UDA)	0
Contract type name	GDS Contract	Carry forward general activity (UDA)	0
Purpose of contract	Orthodontic	17/18 Contracted orthodontic activity (UOA)	0
Contract start date	24/02/2017	Carry forward orthodontic activity (UOA)	0
Contract end date	31/05/2017	Baseline contract value	£0.00

ACCESS	Contract	England and Wales
24 month ratio of assessments to patient IDs	1.00	1.09

ACTIVITY


Month	Adjusted Scheduled Activity (UOA)	
	2017	2018
April	0	0
May	0	359
June	0	380
July	0	380
August	0	380
September	0	380
October	0	
November	0	
December	0	
January	0	
February	0	
March	0	
April	0	
May	0	
June	0	

QUALITY

	Contract Quantity	Contract Base Number	Contract *	Region	England
% of all assessments that were assess and fit appliances (rolling 12 month period)	18	18	100.0%	55.8%	58.0%
% of all assessments that were assess and refuse (rolling 12 month period)	0	18	0.0%	11.6%	11.4%
% of all assessments that were assess and review (rolling 12 month period)	0	18	0.0%	32.7%	30.6%
% of terminated courses where treatment was abandoned or discontinued (rolling 12 month period)	0	0	N/A	8.0%	7.8%
% of completed treatments indicating that PAR score was taken (year to date)	0	0	N/A	61.3%	64.6%
Rate of removable appliances per 100 fixed appliances - proposed treatment (rolling 12 month period)	0	33	0.00	5.40	5.65
Rate of removable appliances per 100 fixed appliances - completed treatment (rolling 12 month period)	0	0	N/A	3.86	4.78
% of courses of treatment with removable appliances only - proposed treatment (rolling 12 month period)	0	18	0.0%	1.4%	2.0%
% of courses of treatment with removable appliances only - completed treatment (rolling 12 month period)	0	0	N/A	1.0%	1.5%
% of patients satisfied with the treatment they have received (rolling 12 month period)	0	0	N/A	96.1%	96.0%

* Figures in italics indicate that the base number is less than 100.

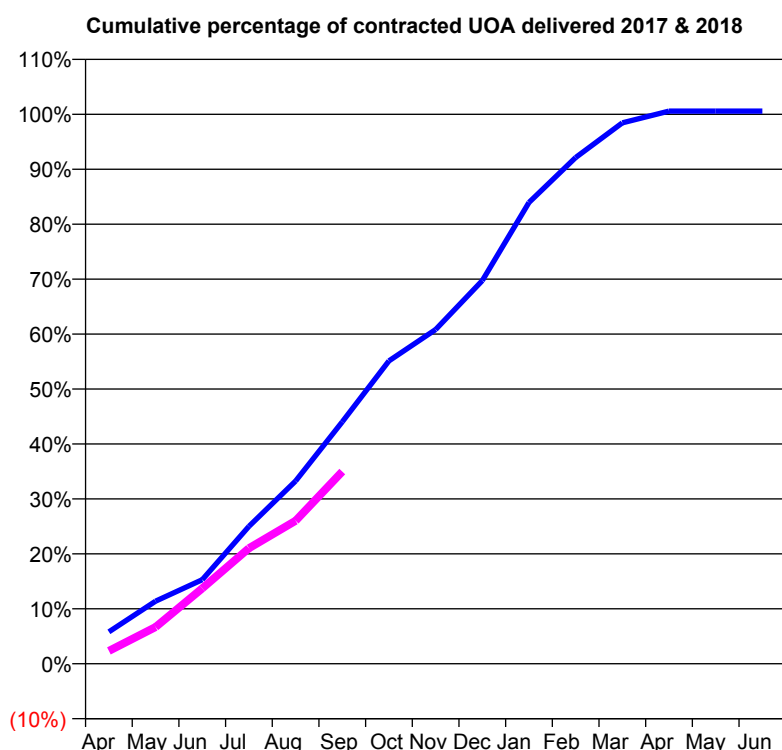
Q47 - Vital Signs Orthodontic At a Glance Contract Report for 104604/0001 - September 2017

Name or company name	Orthoworld 2000 Limited
Contract type name	PDS Contract
Purpose of contract	Orthodontic
Contract start date	01/04/2012
Contract end date	31/03/2018

17/18 Contracted general activity (UDA)	0
Carry forward general activity (UDA)	0
17/18 Contracted orthodontic activity (UOA)	10,861
Carry forward orthodontic activity (UOA)	0
Baseline contract value	£739,741.21

ACCESS

	Contract	England and Wales
24 month ratio of assessments to patient IDs	1.15	1.09

ACTIVITY


Month	Adjusted Scheduled Activity (UOA)	
	2017	2018
April	632	255
May	1,237	727
June	1,661	1,490
July	2,715	2,283
August	3,611	2,828
September	4,783	3,800
October	5,986	
November	6,606	
December	7,573	
January	9,118	
February	10,006	
March	10,691	
April	10,922	
May	10,922	
June	10,923	

QUALITY

	Contract Quantity	Contract Base Number	Contract *	Region	England
% of all assessments that were assess and fit appliances (rolling 12 month period)	462	757	61.0%	55.8%	58.0%
% of all assessments that were assess and refuse (rolling 12 month period)	35	757	4.6%	11.6%	11.4%
% of all assessments that were assess and review (rolling 12 month period)	260	757	34.3%	32.7%	30.6%
% of terminated courses where treatment was abandoned or discontinued (rolling 12 month period)	53	313	16.9%	8.0%	7.8%
% of completed treatments indicating that PAR score was taken (year to date)	27	92	29.3%	61.3%	64.6%
Rate of removable appliances per 100 fixed appliances - proposed treatment (rolling 12 month period)	38	891	4.26	5.40	5.65
Rate of removable appliances per 100 fixed appliances - completed treatment (rolling 12 month period)	17	508	3.35	3.86	4.78
% of courses of treatment with removable appliances only - proposed treatment (rolling 12 month period)	6	462	1.3%	1.4%	2.0%
% of courses of treatment with removable appliances only - completed treatment (rolling 12 month period)	1	260	0.4%	1.0%	1.5%
% of patients satisfied with the treatment they have received (rolling 12 month period)	33	33	100.0%	96.1%	96.0%

* Figures in italics indicate that the base number is less than 100.

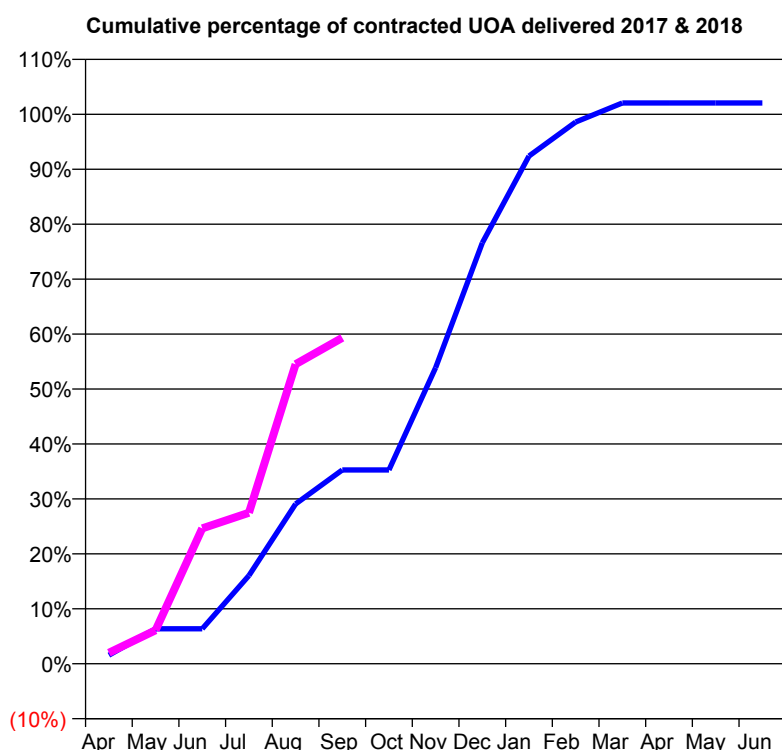
Q47 - Vital Signs Orthodontic At a Glance Contract Report for 114642/0001 - September 2017

Name or company name	Preston Orthodontics Ltd
Contract type name	PDS Contract
Purpose of contract	Orthodontic
Contract start date	01/04/2011
Contract end date	31/03/2018

17/18 Contracted general activity (UDA)	0
Carry forward general activity (UDA)	0
17/18 Contracted orthodontic activity (UOA)	3,060
Carry forward orthodontic activity (UOA)	-61
Baseline contract value	£206,402.95

ACCESS

	Contract	England and Wales
24 month ratio of assessments to patient IDs	1.01	1.09

ACTIVITY


Month	Adjusted Scheduled Activity (UOA)	
	2017	2018
April	48	61
May	195	187
June	195	754
July	491	841
August	890	1,668
September	1,079	1,815
October	1,079	
November	1,649	
December	2,344	
January	2,827	
February	3,017	
March	3,123	
April	3,123	
May	3,123	
June	3,123	

QUALITY

	Contract Quantity	Contract Base Number	Contract *	Region	England
% of all assessments that were assess and fit appliances (rolling 12 month period)	181	194	93.3%	55.8%	58.0%
% of all assessments that were assess and refuse (rolling 12 month period)	2	194	1.0%	11.6%	11.4%
% of all assessments that were assess and review (rolling 12 month period)	11	194	5.7%	32.7%	30.6%
% of terminated courses where treatment was abandoned or discontinued (rolling 12 month period)	0	102	0.0%	8.0%	7.8%
% of completed treatments indicating that PAR score was taken (year to date)	35	47	74.5%	61.3%	64.6%
Rate of removable appliances per 100 fixed appliances - proposed treatment (rolling 12 month period)	65	362	17.96	5.40	5.65
Rate of removable appliances per 100 fixed appliances - completed treatment (rolling 12 month period)	7	202	3.47	3.86	4.78
% of courses of treatment with removable appliances only - proposed treatment (rolling 12 month period)	0	181	0.0%	1.4%	2.0%
% of courses of treatment with removable appliances only - completed treatment (rolling 12 month period)	0	102	0.0%	1.0%	1.5%
% of patients satisfied with the treatment they have received (rolling 12 month period)	24	24	100.0%	96.1%	96.0%

* Figures in italics indicate that the base number is less than 100.

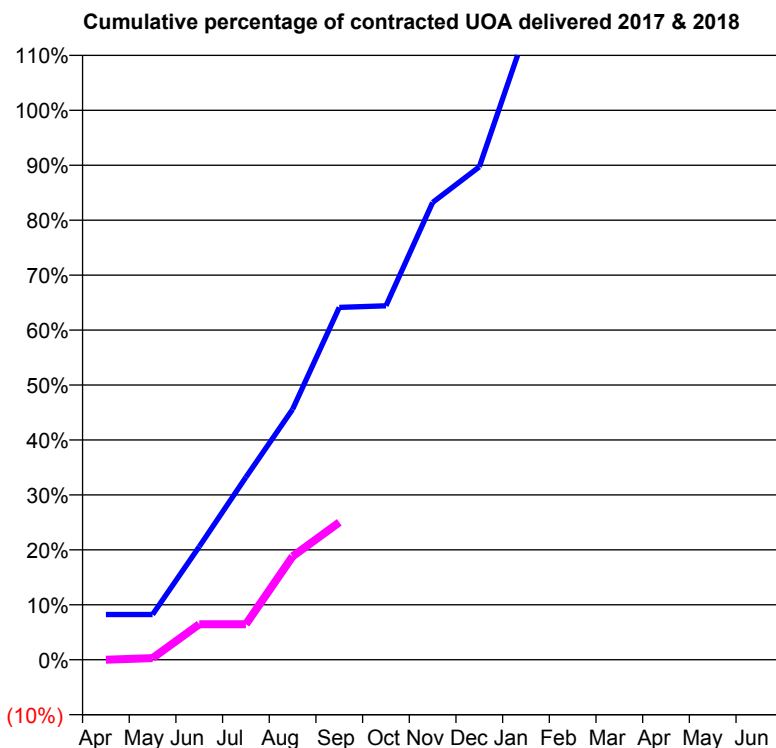
Q47 - Vital Signs Orthodontic At a Glance Contract Report for 123188/0001 - September 2017

Name or company name	Cramond House Dental Practice
Contract type name	GDS Contract
Purpose of contract	General and Orthodontic
Contract start date	01/04/2011
Contract end date	

17/18 Contracted general activity (UDA)	1,520
Carry forward general activity (UDA)	0
17/18 Contracted orthodontic activity (UOA)	340
Carry forward orthodontic activity (UOA)	0
Baseline contract value	£57,017.35

ACCESS

	Contract	England and Wales
24 month ratio of assessments to patient IDs	1.07	1.09

ACTIVITY


Month	Adjusted Scheduled Activity (UOA)	
	2017	2018
April	28	0
May	28	1
June	70	22
July	113	22
August	155	64
September	218	85
October	219	
November	283	
December	305	
January	389	
February	410	
March	410	
April	474	
May	474	
June	474	

QUALITY

	Contract Quantity	Contract Base Number	Contract *	Region	England
% of all assessments that were assess and fit appliances (rolling 12 month period)	16	22	72.7%	55.8%	58.0%
% of all assessments that were assess and refuse (rolling 12 month period)	0	22	0.0%	11.6%	11.4%
% of all assessments that were assess and review (rolling 12 month period)	6	22	27.3%	32.7%	30.6%
% of terminated courses where treatment was abandoned or discontinued (rolling 12 month period)	0	24	0.0%	8.0%	7.8%
% of completed treatments indicating that PAR score was taken (year to date)	13	13	100.0%	61.3%	64.6%
Rate of removable appliances per 100 fixed appliances - proposed treatment (rolling 12 month period)	0	0	N/A	5.40	5.65
Rate of removable appliances per 100 fixed appliances - completed treatment (rolling 12 month period)	0	39	0.00	3.86	4.78
% of courses of treatment with removable appliances only - proposed treatment (rolling 12 month period)	0	16	0.0%	1.4%	2.0%
% of courses of treatment with removable appliances only - completed treatment (rolling 12 month period)	0	24	0.0%	1.0%	1.5%
% of patients satisfied with the treatment they have received (rolling 12 month period)	0	0	N/A	96.1%	96.0%

* Figures in italics indicate that the base number is less than 100.

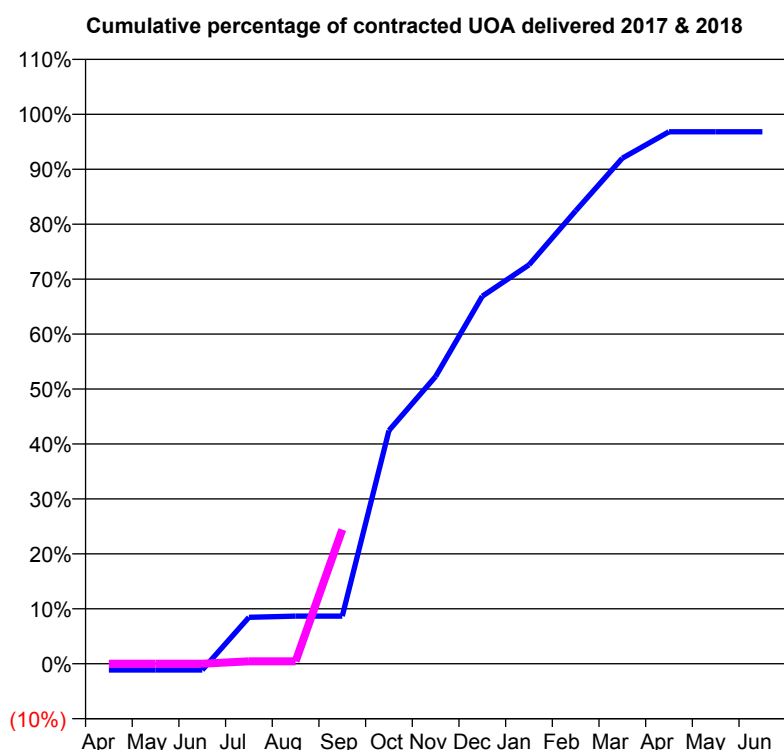
Q47 - Vital Signs Orthodontic At a Glance Contract Report for 126691/0001 - September 2017

Name or company name	Diamond Smiles Dental Centre
Contract type name	GDS Contract
Purpose of contract	General and Orthodontic
Contract start date	01/07/2009
Contract end date	

17/18 Contracted general activity (UDA)	3,299
Carry forward general activity (UDA)	0
17/18 Contracted orthodontic activity (UOA)	438
Carry forward orthodontic activity (UOA)	0
Baseline contract value	£106,180.97

ACCESS

	Contract	England and Wales
24 month ratio of assessments to patient IDs	1.02	1.09

ACTIVITY


Month	Adjusted Scheduled Activity (UOA)	
	2017	2018
April	-5	0
May	-5	0
June	-5	0
July	37	2
August	38	2
September	38	107
October	186	
November	229	
December	293	
January	318	
February	361	
March	403	
April	424	
May	424	
June	424	

QUALITY

	Contract Quantity	Contract Base Number	Contract *	Region	England
% of all assessments that were assess and fit appliances (rolling 12 month period)	24	30	80.0%	55.8%	58.0%
% of all assessments that were assess and refuse (rolling 12 month period)	6	30	20.0%	11.6%	11.4%
% of all assessments that were assess and review (rolling 12 month period)	0	30	0.0%	32.7%	30.6%
% of terminated courses where treatment was abandoned or discontinued (rolling 12 month period)	3	11	27.3%	8.0%	7.8%
% of completed treatments indicating that PAR score was taken (year to date)	2	2	100.0%	61.3%	64.6%
Rate of removable appliances per 100 fixed appliances - proposed treatment (rolling 12 month period)	2	31	6.45	5.40	5.65
Rate of removable appliances per 100 fixed appliances - completed treatment (rolling 12 month period)	0	0	N/A	3.86	4.78
% of courses of treatment with removable appliances only - proposed treatment (rolling 12 month period)	1	24	4.2%	1.4%	2.0%
% of courses of treatment with removable appliances only - completed treatment (rolling 12 month period)	0	8	0.0%	1.0%	1.5%
% of patients satisfied with the treatment they have received (rolling 12 month period)	1	1	100.0%	96.1%	96.0%

* Figures in italics indicate that the base number is less than 100.

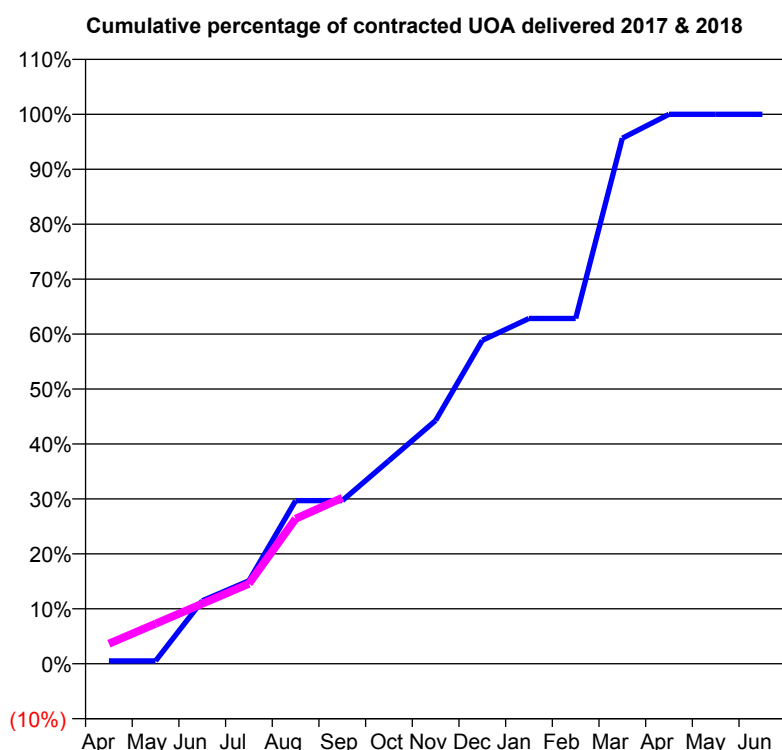
Q47 - Vital Signs Orthodontic At a Glance Contract Report for 134341/0001 - September 2017

Name or company name	The Macfarlane Dental Partnership
Contract type name	GDS Contract
Purpose of contract	General and Orthodontic
Contract start date	01/01/2012
Contract end date	

17/18 Contracted general activity (UDA)	2,016
Carry forward general activity (UDA)	0
17/18 Contracted orthodontic activity (UOA)	576
Carry forward orthodontic activity (UOA)	0
Baseline contract value	£95,326.83

ACCESS

	Contract	England and Wales
24 month ratio of assessments to patient IDs	1.12	1.09

ACTIVITY


Month	Adjusted Scheduled Activity (UOA)	
	2017	2018
April	3	21
May	3	42
June	66	63
July	87	84
August	171	152
September	171	174
October	213	
November	255	
December	339	
January	362	
February	362	
March	551	
April	576	
May	576	
June	576	

QUALITY

	Contract Quantity	Contract Base Number	Contract *	Region	England
% of all assessments that were assess and fit appliances (rolling 12 month period)	29	33	87.9%	55.8%	58.0%
% of all assessments that were assess and refuse (rolling 12 month period)	1	33	3.0%	11.6%	11.4%
% of all assessments that were assess and review (rolling 12 month period)	3	33	9.1%	32.7%	30.6%
% of terminated courses where treatment was abandoned or discontinued (rolling 12 month period)	3	13	23.1%	8.0%	7.8%
% of completed treatments indicating that PAR score was taken (year to date)	1	2	50.0%	61.3%	64.6%
Rate of removable appliances per 100 fixed appliances - proposed treatment (rolling 12 month period)	15	51	29.41	5.40	5.65
Rate of removable appliances per 100 fixed appliances - completed treatment (rolling 12 month period)	3	18	16.67	3.86	4.78
% of courses of treatment with removable appliances only - proposed treatment (rolling 12 month period)	3	29	10.3%	1.4%	2.0%
% of courses of treatment with removable appliances only - completed treatment (rolling 12 month period)	0	10	0.0%	1.0%	1.5%
% of patients satisfied with the treatment they have received (rolling 12 month period)	1	1	100.0%	96.1%	96.0%

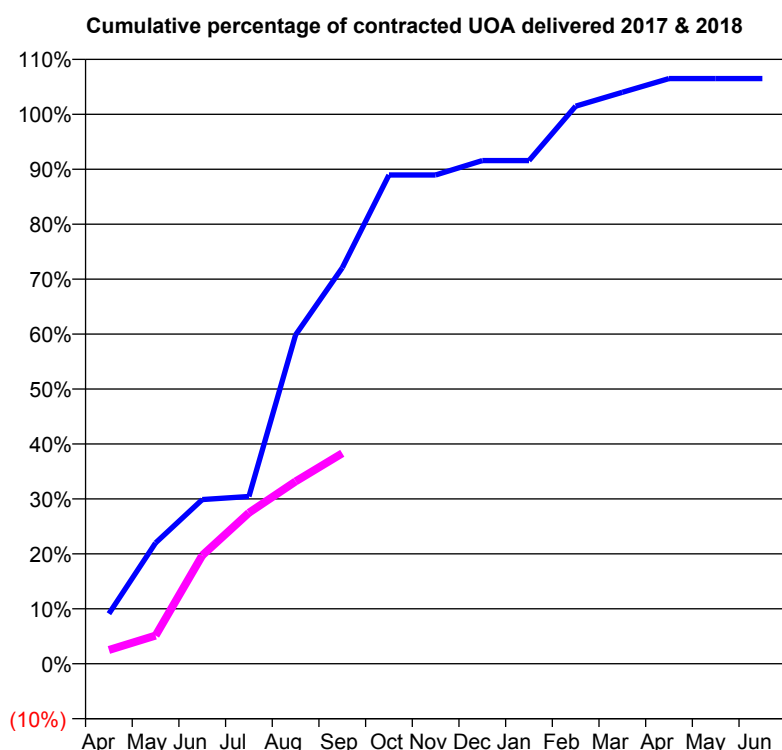
* Figures in italics indicate that the base number is less than 100.

Q47 - Vital Signs Orthodontic At a Glance Contract Report for 137162/0001 - September 2017

Name or company name	Oakland Family Dental Practice
Contract type name	GDS Contract
Purpose of contract	General and Orthodontic
Contract start date	01/04/2014
Contract end date	

17/18 Contracted general activity (UDA)	1,800
Carry forward general activity (UDA)	0
17/18 Contracted orthodontic activity (UOA)	877
Carry forward orthodontic activity (UOA)	0
Baseline contract value	£104,682.03

ACCESS	Contract	England and Wales
24 month ratio of assessments to patient IDs	1.25	1.09

ACTIVITY


Month	Adjusted Scheduled Activity (UOA)	
	2017	2018
April	80	22
May	193	45
June	262	173
July	267	241
August	525	291
September	632	336
October	780	
November	780	
December	803	
January	803	
February	890	
March	912	
April	934	
May	934	
June	934	

QUALITY	Contract Quantity	Contract Base Number	Contract *	Region	England
% of all assessments that were assess and fit appliances (rolling 12 month period)	31	60	51.7%	55.8%	58.0%
% of all assessments that were assess and refuse (rolling 12 month period)	18	60	30.0%	11.6%	11.4%
% of all assessments that were assess and review (rolling 12 month period)	11	60	18.3%	32.7%	30.6%
% of terminated courses where treatment was abandoned or discontinued (rolling 12 month period)	3	43	7.0%	8.0%	7.8%
% of completed treatments indicating that PAR score was taken (year to date)	21	23	91.3%	61.3%	64.6%
Rate of removable appliances per 100 fixed appliances - proposed treatment (rolling 12 month period)	1	58	1.72	5.40	5.65
Rate of removable appliances per 100 fixed appliances - completed treatment (rolling 12 month period)	2	2	100.00	3.86	4.78
% of courses of treatment with removable appliances only - proposed treatment (rolling 12 month period)	0	31	0.0%	1.4%	2.0%
% of courses of treatment with removable appliances only - completed treatment (rolling 12 month period)	0	40	0.0%	1.0%	1.5%
% of patients satisfied with the treatment they have received (rolling 12 month period)	2	2	100.0%	96.1%	96.0%

* Figures in italics indicate that the base number is less than 100.

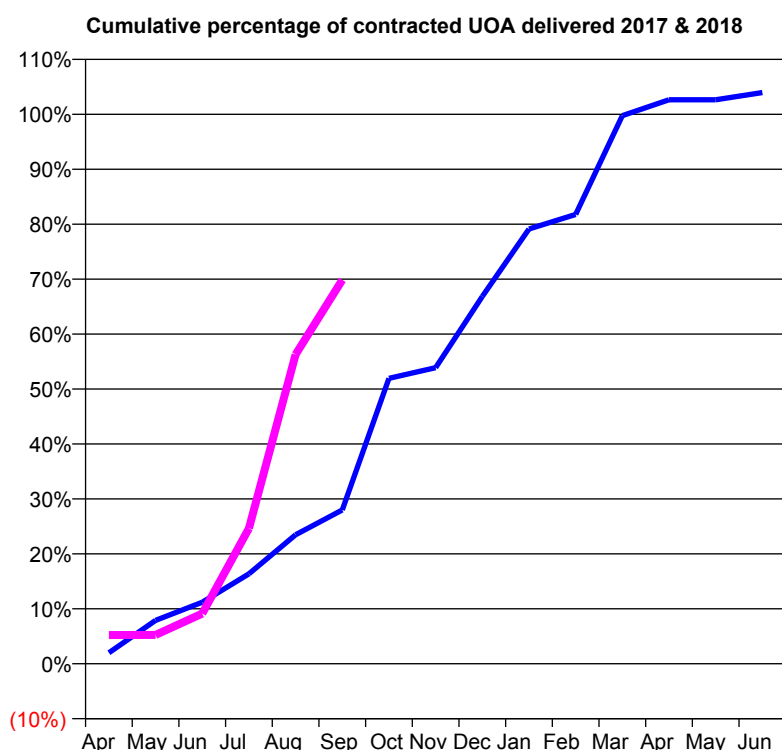
Q47 - Vital Signs Orthodontic At a Glance Contract Report for 142433/0003 - September 2017

Name or company name	Dentalign Preston
Contract type name	PDS Contract
Purpose of contract	Orthodontic
Contract start date	25/06/2011
Contract end date	31/03/2018

17/18 Contracted general activity (UDA)	0
Carry forward general activity (UDA)	0
17/18 Contracted orthodontic activity (UOA)	3,251
Carry forward orthodontic activity (UOA)	-65
Baseline contract value	£220,100.09

ACCESS

	Contract	England and Wales
24 month ratio of assessments to patient IDs	1.04	1.09

ACTIVITY


Month	Adjusted Scheduled Activity (UOA)	
	2017	2018
April	65	170
May	257	171
June	364	297
July	532	801
August	763	1,830
September	910	2,271
October	1,689	
November	1,752	
December	2,173	
January	2,572	
February	2,658	
March	3,243	
April	3,337	
May	3,337	
June	3,379	

QUALITY

	Contract Quantity	Contract Base Number	Contract *	Region	England
% of all assessments that were assess and fit appliances (rolling 12 month period)	223	278	80.2%	55.8%	58.0%
% of all assessments that were assess and refuse (rolling 12 month period)	14	278	5.0%	11.6%	11.4%
% of all assessments that were assess and review (rolling 12 month period)	41	278	14.7%	32.7%	30.6%
% of terminated courses where treatment was abandoned or discontinued (rolling 12 month period)	23	71	32.4%	8.0%	7.8%
% of completed treatments indicating that PAR score was taken (year to date)	23	25	92.0%	61.3%	64.6%
Rate of removable appliances per 100 fixed appliances - proposed treatment (rolling 12 month period)	3	420	0.71	5.40	5.65
Rate of removable appliances per 100 fixed appliances - completed treatment (rolling 12 month period)	0	15	0.00	3.86	4.78
% of courses of treatment with removable appliances only - proposed treatment (rolling 12 month period)	0	223	0.0%	1.4%	2.0%
% of courses of treatment with removable appliances only - completed treatment (rolling 12 month period)	0	48	0.0%	1.0%	1.5%
% of patients satisfied with the treatment they have received (rolling 12 month period)	6	6	100.0%	96.1%	96.0%

* Figures in italics indicate that the base number is less than 100.

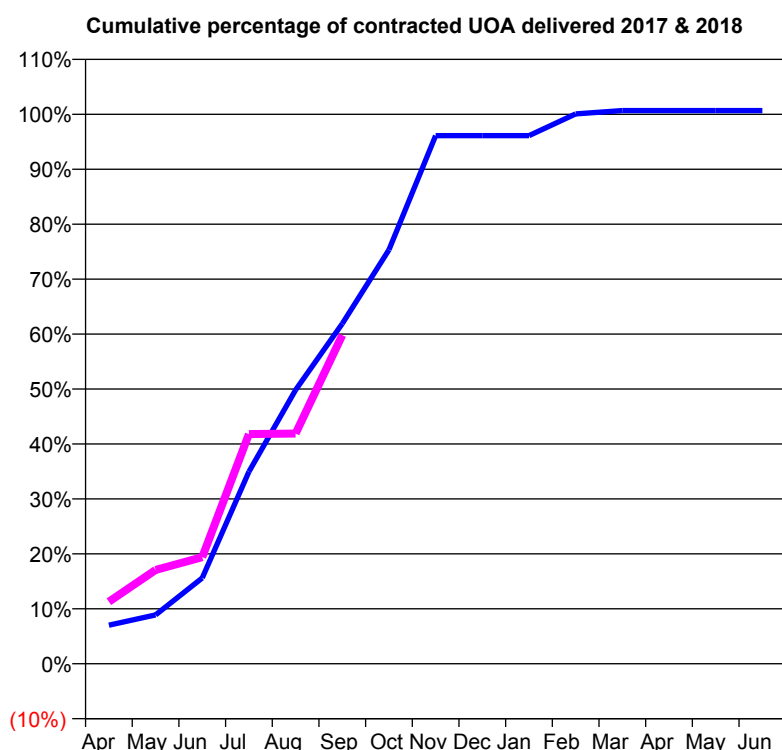
Q47 - Vital Signs Orthodontic At a Glance Contract Report for 142646/0001 - September 2017

Name or company name	Perfectalign at the Beeches
Contract type name	PDS Contract
Purpose of contract	Orthodontic
Contract start date	01/06/2015
Contract end date	31/03/2018

17/18 Contracted general activity (UDA)	0
Carry forward general activity (UDA)	0
17/18 Contracted orthodontic activity (UOA)	6,911
Carry forward orthodontic activity (UOA)	-46
Baseline contract value	£469,355.67

ACCESS

	Contract	England and Wales
24 month ratio of assessments to patient IDs	1.04	1.09

ACTIVITY


Month	Adjusted Scheduled Activity (UOA)	
	2017	2018
April	485	781
May	615	1,180
June	1,079	1,341
July	2,416	2,888
August	3,444	2,896
September	4,277	4,134
October	5,207	
November	6,642	
December	6,642	
January	6,642	
February	6,915	
March	6,957	
April	6,957	
May	6,957	
June	6,957	

QUALITY

	Contract Quantity	Contract Base Number	Contract *	Region	England
% of all assessments that were assess and fit appliances (rolling 12 month period)	318	405	78.5%	55.8%	58.0%
% of all assessments that were assess and refuse (rolling 12 month period)	29	405	7.2%	11.6%	11.4%
% of all assessments that were assess and review (rolling 12 month period)	58	405	14.3%	32.7%	30.6%
% of terminated courses where treatment was abandoned or discontinued (rolling 12 month period)	9	184	4.9%	8.0%	7.8%
% of completed treatments indicating that PAR score was taken (year to date)	52	96	54.2%	61.3%	64.6%
Rate of removable appliances per 100 fixed appliances - proposed treatment (rolling 12 month period)	30	625	4.80	5.40	5.65
Rate of removable appliances per 100 fixed appliances - completed treatment (rolling 12 month period)	23	320	7.19	3.86	4.78
% of courses of treatment with removable appliances only - proposed treatment (rolling 12 month period)	0	318	0.0%	1.4%	2.0%
% of courses of treatment with removable appliances only - completed treatment (rolling 12 month period)	0	175	0.0%	1.0%	1.5%
% of patients satisfied with the treatment they have received (rolling 12 month period)	14	14	100.0%	96.1%	96.0%

* Figures in italics indicate that the base number is less than 100.

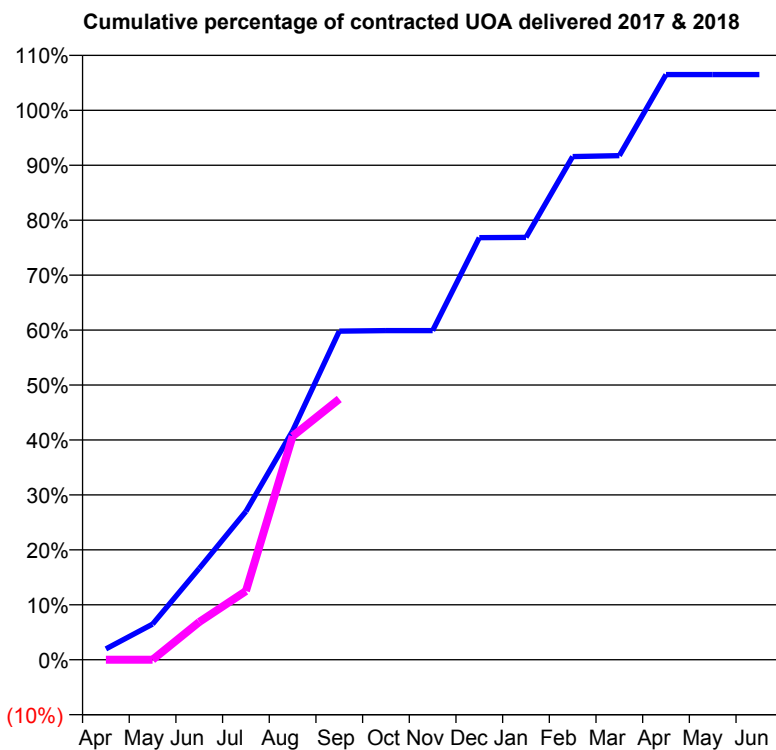
Q47 - Vital Signs Orthodontic At a Glance Contract Report for 148601/0002 - September 2017

Name or company name	Redbridge Associates Ltd.
Contract type name	PDS Contract
Purpose of contract	Orthodontic
Contract start date	01/04/2007
Contract end date	31/03/2018

17/18 Contracted general activity (UDA)	0
Carry forward general activity (UDA)	0
17/18 Contracted orthodontic activity (UOA)	1,863
Carry forward orthodontic activity (UOA)	0
Baseline contract value	£121,533.48

ACCESS

	Contract	England and Wales
24 month ratio of assessments to patient IDs	1.03	1.09

ACTIVITY


Month	Adjusted Scheduled Activity (UOA)	
	2017	2018
April	37	0
May	121	0
June	310	128
July	503	233
August	776	758
September	1,114	884
October	1,116	
November	1,116	
December	1,431	
January	1,432	
February	1,706	
March	1,709	
April	1,984	
May	1,984	
June	1,984	

QUALITY

	Contract Quantity	Contract Base Number	Contract *	Region	England
% of all assessments that were assess and fit appliances (rolling 12 month period)	83	93	89.2%	55.8%	58.0%
% of all assessments that were assess and refuse (rolling 12 month period)	3	93	3.2%	11.6%	11.4%
% of all assessments that were assess and review (rolling 12 month period)	7	93	7.5%	32.7%	30.6%
% of terminated courses where treatment was abandoned or discontinued (rolling 12 month period)	2	23	8.7%	8.0%	7.8%
% of completed treatments indicating that PAR score was taken (year to date)	4	8	50.0%	61.3%	64.6%
Rate of removable appliances per 100 fixed appliances - proposed treatment (rolling 12 month period)	165	87	189.66	5.40	5.65
Rate of removable appliances per 100 fixed appliances - completed treatment (rolling 12 month period)	6	0	N/A	3.86	4.78
% of courses of treatment with removable appliances only - proposed treatment (rolling 12 month period)	0	83	0.0%	1.4%	2.0%
% of courses of treatment with removable appliances only - completed treatment (rolling 12 month period)	3	21	14.3%	1.0%	1.5%
% of patients satisfied with the treatment they have received (rolling 12 month period)	0	0	N/A	96.1%	96.0%

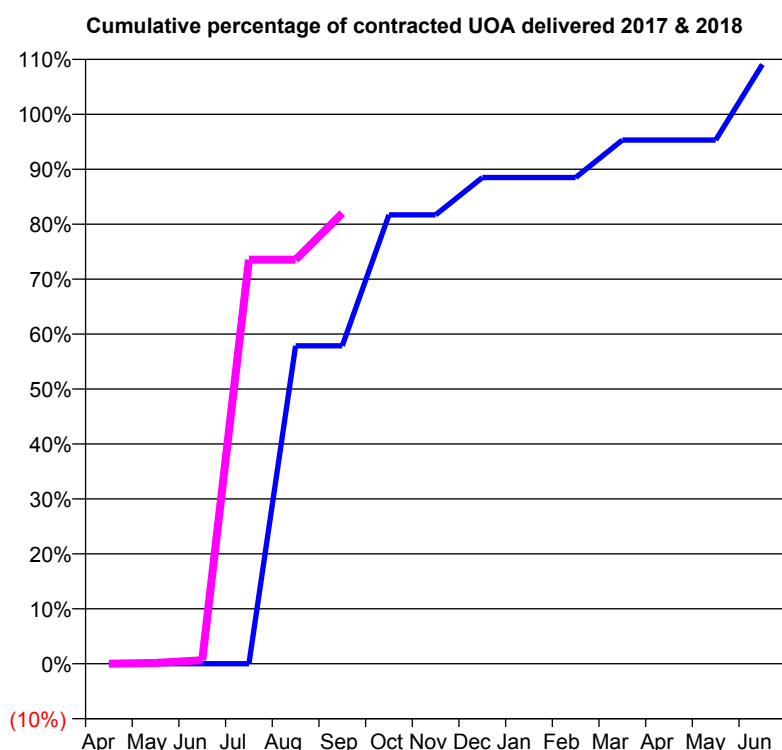
* Figures in italics indicate that the base number is less than 100.

Q47 - Vital Signs Orthodontic At a Glance Contract Report for 167711/0001 - September 2017

Name or company name	Bridge Dental Practice
Contract type name	GDS Contract
Purpose of contract	General and Orthodontic
Contract start date	01/09/2014
Contract end date	

17/18 Contracted general activity (UDA)	2,000
Carry forward general activity (UDA)	0
17/18 Contracted orthodontic activity (UOA)	617
Carry forward orthodontic activity (UOA)	0
Baseline contract value	£81,809.31

ACCESS	Contract	England and Wales
24 month ratio of assessments to patient IDs	1.00	1.09

ACTIVITY


Month	Adjusted Scheduled Activity (UOA)	
	2017	2018
April	0	0
May	0	1
June	0	4
July	0	454
August	357	454
September	357	506
October	504	
November	504	
December	546	
January	546	
February	546	
March	588	
April	588	
May	588	
June	673	

QUALITY	Contract Quantity	Contract Base Number	Contract *	Region	England
% of all assessments that were assess and fit appliances (rolling 12 month period)	39	62	62.9%	55.8%	58.0%
% of all assessments that were assess and refuse (rolling 12 month period)	0	62	0.0%	11.6%	11.4%
% of all assessments that were assess and review (rolling 12 month period)	23	62	37.1%	32.7%	30.6%
% of terminated courses where treatment was abandoned or discontinued (rolling 12 month period)	0	14	0.0%	8.0%	7.8%
% of completed treatments indicating that PAR score was taken (year to date)	0	5	0.0%	61.3%	64.6%
Rate of removable appliances per 100 fixed appliances - proposed treatment (rolling 12 month period)	2	68	2.94	5.40	5.65
Rate of removable appliances per 100 fixed appliances - completed treatment (rolling 12 month period)	0	0	N/A	3.86	4.78
% of courses of treatment with removable appliances only - proposed treatment (rolling 12 month period)	0	39	0.0%	1.4%	2.0%
% of courses of treatment with removable appliances only - completed treatment (rolling 12 month period)	0	14	0.0%	1.0%	1.5%
% of patients satisfied with the treatment they have received (rolling 12 month period)	1	2	50.0%	96.1%	96.0%

* Figures in italics indicate that the base number is less than 100.

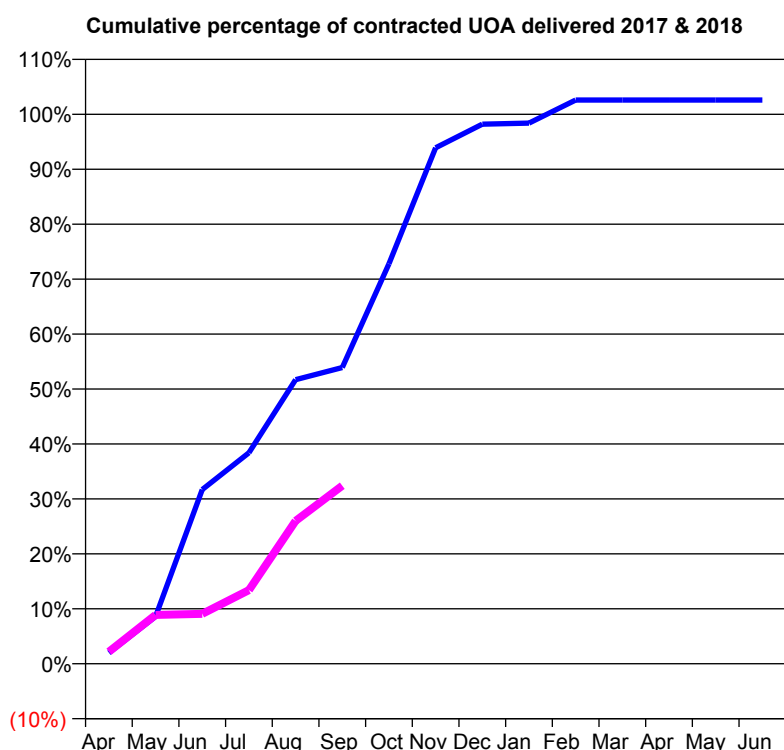
Q47 - Vital Signs Orthodontic At a Glance Contract Report for 171859/0004 - September 2017

Name or company name	Oak Dental Care Limited
Contract type name	GDS Contract
Purpose of contract	General and Orthodontic
Contract start date	01/04/2009
Contract end date	

17/18 Contracted general activity (UDA)	4,600
Carry forward general activity (UDA)	-92
17/18 Contracted orthodontic activity (UOA)	1,000
Carry forward orthodontic activity (UOA)	-20
Baseline contract value	£202,004.36

ACCESS

	Contract	England and Wales
24 month ratio of assessments to patient IDs	1.02	1.09

ACTIVITY


Month	Adjusted Scheduled Activity (UOA)	
	2017	2018
April	20	22
May	86	89
June	317	91
July	384	134
August	517	260
September	539	324
October	728	
November	939	
December	982	
January	984	
February	1,026	
March	1,026	
April	1,026	
May	1,026	
June	1,026	

QUALITY

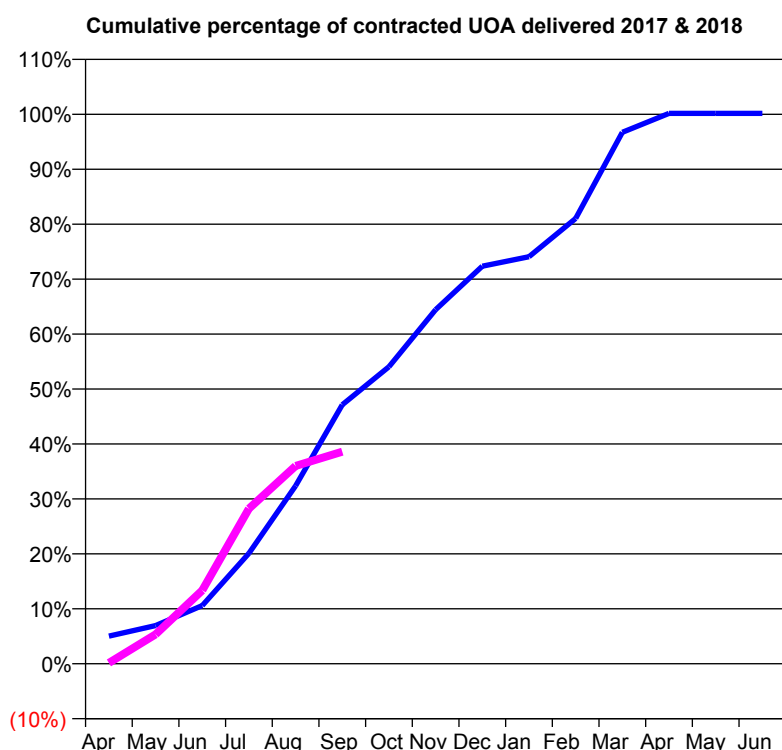
	Contract Quantity	Contract Base Number	Contract *	Region	England
% of all assessments that were assess and fit appliances (rolling 12 month period)	37	51	72.5%	55.8%	58.0%
% of all assessments that were assess and refuse (rolling 12 month period)	6	51	11.8%	11.6%	11.4%
% of all assessments that were assess and review (rolling 12 month period)	8	51	15.7%	32.7%	30.6%
% of terminated courses where treatment was abandoned or discontinued (rolling 12 month period)	1	9	11.1%	8.0%	7.8%
% of completed treatments indicating that PAR score was taken (year to date)	0	1	0.0%	61.3%	64.6%
Rate of removable appliances per 100 fixed appliances - proposed treatment (rolling 12 month period)	3	23	13.04	5.40	5.65
Rate of removable appliances per 100 fixed appliances - completed treatment (rolling 12 month period)	0	0	N/A	3.86	4.78
% of courses of treatment with removable appliances only - proposed treatment (rolling 12 month period)	2	37	5.4%	1.4%	2.0%
% of courses of treatment with removable appliances only - completed treatment (rolling 12 month period)	0	8	0.0%	1.0%	1.5%
% of patients satisfied with the treatment they have received (rolling 12 month period)	0	0	N/A	96.1%	96.0%

* Figures in italics indicate that the base number is less than 100.

Q47 - Vital Signs Orthodontic At a Glance Contract Report for 185450/0001 - September 2017

Name or company name	Matterson and Partners	17/18 Contracted general activity (UDA)	5,600
Contract type name	GDS Contract	Carry forward general activity (UDA)	117
Purpose of contract	General and Orthodontic	17/18 Contracted orthodontic activity (UOA)	2,427
Contract start date	01/01/2016	Carry forward orthodontic activity (UOA)	-4
Contract end date		Baseline contract value	£303,975.22

ACCESS	Contract	England and Wales
24 month ratio of assessments to patient IDs	1.02	1.09

ACTIVITY


Month	Adjusted Scheduled Activity (UOA)	
	2017	2018
April	122	4
May	169	130
June	257	324
July	488	685
August	786	874
September	1,144	937
October	1,312	
November	1,564	
December	1,756	
January	1,798	
February	1,967	
March	2,347	
April	2,431	
May	2,431	
June	2,431	

QUALITY	Contract Quantity	Contract Base Number	Contract *	Region	England
% of all assessments that were assess and fit appliances (rolling 12 month period)	109	111	98.2%	55.8%	58.0%
% of all assessments that were assess and refuse (rolling 12 month period)	0	111	0.0%	11.6%	11.4%
% of all assessments that were assess and review (rolling 12 month period)	2	111	1.8%	32.7%	30.6%
% of terminated courses where treatment was abandoned or discontinued (rolling 12 month period)	16	111	14.4%	8.0%	7.8%
% of completed treatments indicating that PAR score was taken (year to date)	0	46	0.0%	61.3%	64.6%
Rate of removable appliances per 100 fixed appliances - proposed treatment (rolling 12 month period)	30	179	16.76	5.40	5.65
Rate of removable appliances per 100 fixed appliances - completed treatment (rolling 12 month period)	0	0	N/A	3.86	4.78
% of courses of treatment with removable appliances only - proposed treatment (rolling 12 month period)	2	109	1.8%	1.4%	2.0%
% of courses of treatment with removable appliances only - completed treatment (rolling 12 month period)	0	95	0.0%	1.0%	1.5%
% of patients satisfied with the treatment they have received (rolling 12 month period)	5	5	100.0%	96.1%	96.0%

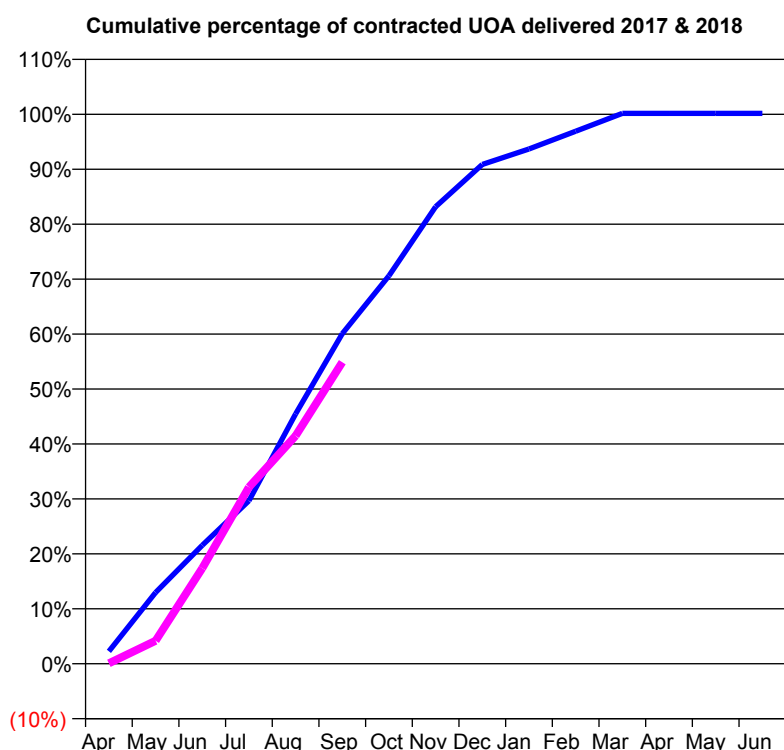
* Figures in italics indicate that the base number is less than 100.

Q47 - Vital Signs Orthodontic At a Glance Contract Report for 185450/0002 - September 2017

Name or company name	Matterson and Partners	17/18 Contracted general activity (UDA)	3,700
Contract type name	GDS Contract	Carry forward general activity (UDA)	0
Purpose of contract	General and Orthodontic	17/18 Contracted orthodontic activity (UOA)	5,196
Contract start date	01/01/2016	Carry forward orthodontic activity (UOA)	0
Contract end date		Baseline contract value	£444,207.89

ACCESS

	Contract	England and Wales
24 month ratio of assessments to patient IDs	1.00	1.09

ACTIVITY


Month	Adjusted Scheduled Activity (UOA)	
	2017	2018
April	118	4
May	674	218
June	1,120	904
July	1,542	1,670
August	2,362	2,155
September	3,121	2,852
October	3,669	
November	4,322	
December	4,721	
January	4,868	
February	5,036	
March	5,204	
April	5,204	
May	5,204	
June	5,204	

QUALITY

	Contract Quantity	Contract Base Number	Contract *	Region	England
% of all assessments that were assess and fit appliances (rolling 12 month period)	239	239	100.0%	55.8%	58.0%
% of all assessments that were assess and refuse (rolling 12 month period)	0	239	0.0%	11.6%	11.4%
% of all assessments that were assess and review (rolling 12 month period)	0	239	0.0%	32.7%	30.6%
% of terminated courses where treatment was abandoned or discontinued (rolling 12 month period)	27	282	9.6%	8.0%	7.8%
% of completed treatments indicating that PAR score was taken (year to date)	18	104	17.3%	61.3%	64.6%
Rate of removable appliances per 100 fixed appliances - proposed treatment (rolling 12 month period)	89	380	23.42	5.40	5.65
Rate of removable appliances per 100 fixed appliances - completed treatment (rolling 12 month period)	0	0	N/A	3.86	4.78
% of courses of treatment with removable appliances only - proposed treatment (rolling 12 month period)	15	239	6.3%	1.4%	2.0%
% of courses of treatment with removable appliances only - completed treatment (rolling 12 month period)	0	255	0.0%	1.0%	1.5%
% of patients satisfied with the treatment they have received (rolling 12 month period)	7	7	100.0%	96.1%	96.0%

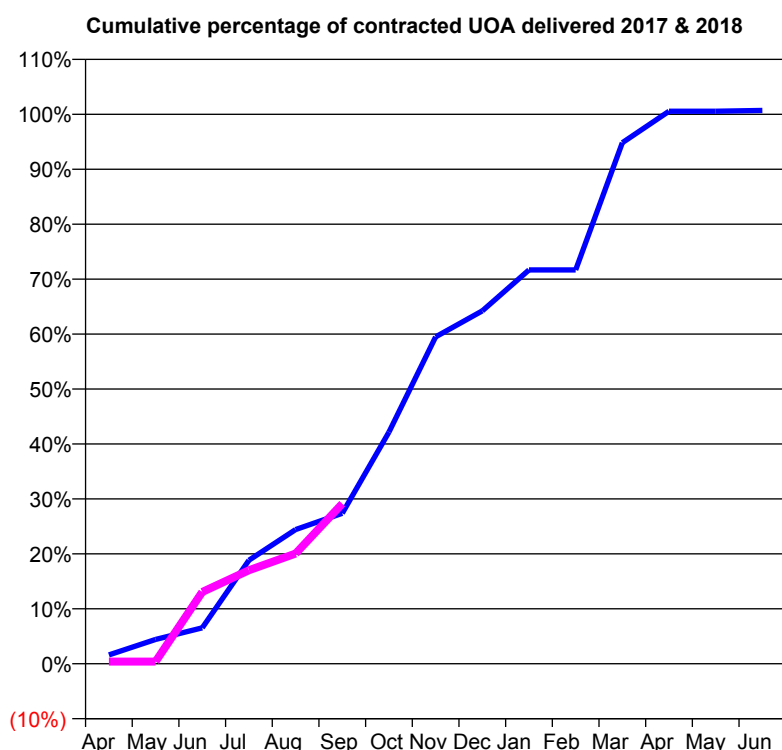
* Figures in italics indicate that the base number is less than 100.

Q47 - Vital Signs Orthodontic At a Glance Contract Report for 186872/0001 - September 2017

Name or company name	ORTHOWORLD 2000 LTD
Contract type name	PDS Contract
Purpose of contract	Orthodontic
Contract start date	01/04/2006
Contract end date	31/03/2018

17/18 Contracted general activity (UDA)	0
Carry forward general activity (UDA)	0
17/18 Contracted orthodontic activity (UOA)	15,203
Carry forward orthodontic activity (UOA)	0
Baseline contract value	£1,024,638.74

ACCESS	Contract	England and Wales
24 month ratio of assessments to patient IDs	1.05	1.09

ACTIVITY


Month	Adjusted Scheduled Activity (UOA)	
	2017	2018
April	244	61
May	673	61
June	996	1,987
July	2,865	2,587
August	3,715	3,049
September	4,162	4,430
October	6,412	
November	9,046	
December	9,762	
January	10,895	
February	10,895	
March	14,417	
April	15,288	
May	15,288	
June	15,309	

QUALITY	Contract Quantity	Contract Base Number	Contract *	Region	England
% of all assessments that were assess and fit appliances (rolling 12 month period)	727	1,109	65.6%	55.8%	58.0%
% of all assessments that were assess and refuse (rolling 12 month period)	227	1,109	20.5%	11.6%	11.4%
% of all assessments that were assess and review (rolling 12 month period)	155	1,109	14.0%	32.7%	30.6%
% of terminated courses where treatment was abandoned or discontinued (rolling 12 month period)	86	674	12.8%	8.0%	7.8%
% of completed treatments indicating that PAR score was taken (year to date)	60	300	20.0%	61.3%	64.6%
Rate of removable appliances per 100 fixed appliances - proposed treatment (rolling 12 month period)	121	1,410	8.58	5.40	5.65
Rate of removable appliances per 100 fixed appliances - completed treatment (rolling 12 month period)	28	1,121	2.50	3.86	4.78
% of courses of treatment with removable appliances only - proposed treatment (rolling 12 month period)	5	727	0.7%	1.4%	2.0%
% of courses of treatment with removable appliances only - completed treatment (rolling 12 month period)	5	588	0.9%	1.0%	1.5%
% of patients satisfied with the treatment they have received (rolling 12 month period)	28	28	100.0%	96.1%	96.0%

* Figures in italics indicate that the base number is less than 100.

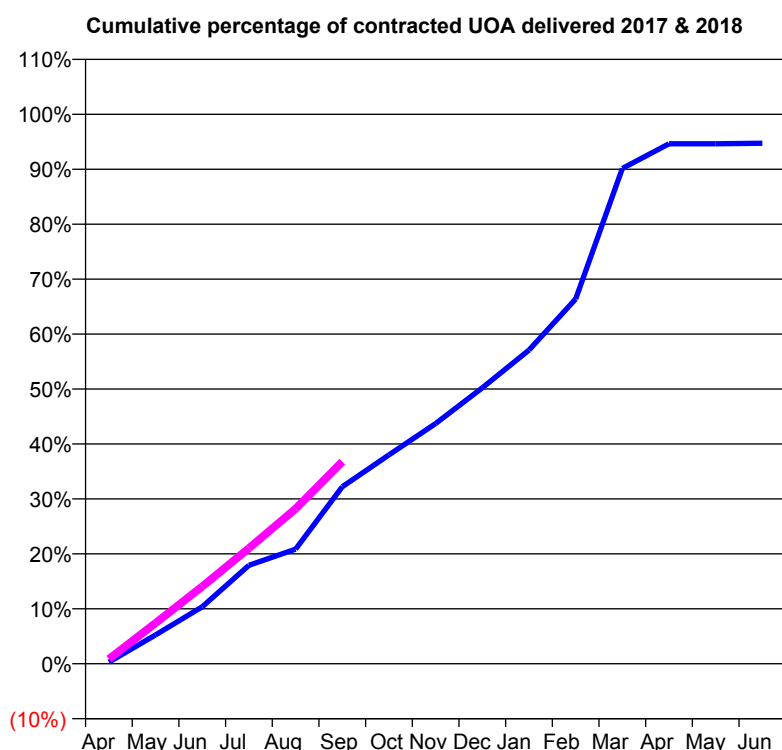
Q47 - Vital Signs Orthodontic At a Glance Contract Report for 193496/0003 - September 2017

Name or company name	Dentalign ĩ Ormskirk
Contract type name	PDS Contract
Purpose of contract	Orthodontic
Contract start date	01/04/2008
Contract end date	31/03/2018

17/18 Contracted general activity (UDA)	0
Carry forward general activity (UDA)	0
17/18 Contracted orthodontic activity (UOA)	22,964
Carry forward orthodontic activity (UOA)	0
Baseline contract value	£1,541,107.21

ACCESS

	Contract	England and Wales
24 month ratio of assessments to patient IDs	1.00	1.09

ACTIVITY


Month	Adjusted Scheduled Activity (UOA)	
	2017	2018
April	67	197
May	1,204	1,705
June	2,383	3,230
July	4,114	4,830
August	4,787	6,476
September	7,398	8,443
October	8,727	
November	10,037	
December	11,532	
January	13,110	
February	15,243	
March	20,697	
April	21,733	
May	21,733	
June	21,754	

QUALITY

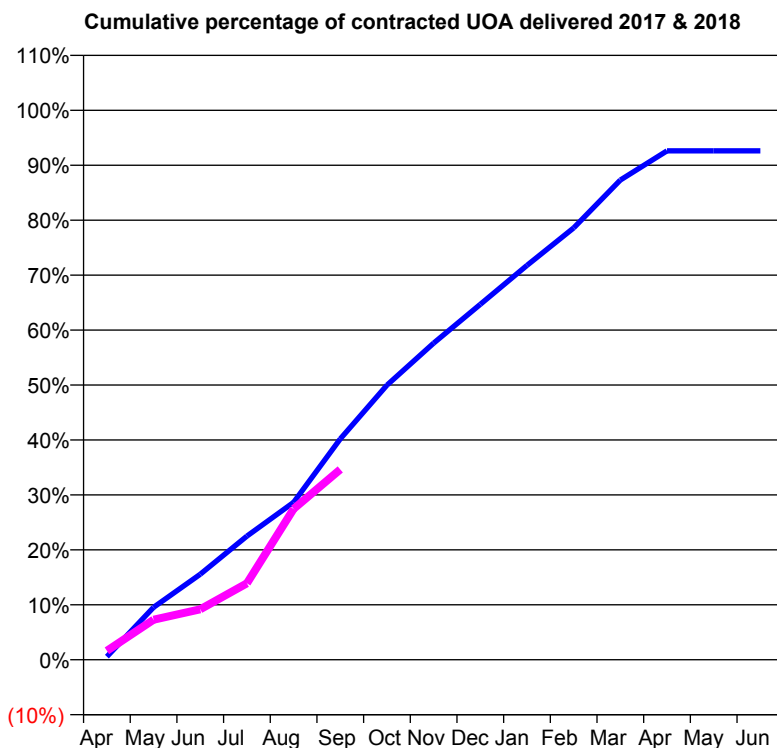
	Contract Quantity	Contract Base Number	Contract *	Region	England
% of all assessments that were assess and fit appliances (rolling 12 month period)	1,092	1,191	91.7%	55.8%	58.0%
% of all assessments that were assess and refuse (rolling 12 month period)	57	1,191	4.8%	11.6%	11.4%
% of all assessments that were assess and review (rolling 12 month period)	42	1,191	3.5%	32.7%	30.6%
% of terminated courses where treatment was abandoned or discontinued (rolling 12 month period)	15	947	1.6%	8.0%	7.8%
% of completed treatments indicating that PAR score was taken (year to date)	336	519	64.7%	61.3%	64.6%
Rate of removable appliances per 100 fixed appliances - proposed treatment (rolling 12 month period)	207	2,040	10.15	5.40	5.65
Rate of removable appliances per 100 fixed appliances - completed treatment (rolling 12 month period)	180	1,819	9.90	3.86	4.78
% of courses of treatment with removable appliances only - proposed treatment (rolling 12 month period)	19	1,092	1.7%	1.4%	2.0%
% of courses of treatment with removable appliances only - completed treatment (rolling 12 month period)	3	932	0.3%	1.0%	1.5%
% of patients satisfied with the treatment they have received (rolling 12 month period)	31	32	96.9%	96.1%	96.0%

* Figures in italics indicate that the base number is less than 100.

Q47 - Vital Signs Orthodontic At a Glance Contract Report for 193496/0004 - September 2017

Name or company name	Dentalign ĩ Ormskirk	17/18 Contracted general activity (UDA)	0
Contract type name	PDS Contract	Carry forward general activity (UDA)	0
Purpose of contract	Orthodontic	17/18 Contracted orthodontic activity (UOA)	17,843
Contract start date	01/05/2008	Carry forward orthodontic activity (UOA)	0
Contract end date	31/03/2018	Baseline contract value	£1,197,308.70

ACCESS	Contract	England and Wales
24 month ratio of assessments to patient IDs	1.02	1.09

ACTIVITY


Month	Adjusted Scheduled Activity (UOA)	
	2017	2018
April	103	294
May	1,705	1,302
June	2,777	1,638
July	4,018	2,484
August	5,111	4,899
September	7,173	6,182
October	8,917	
November	10,282	
December	11,542	
January	12,806	
February	14,024	
March	15,578	
April	16,524	
May	16,524	
June	16,524	

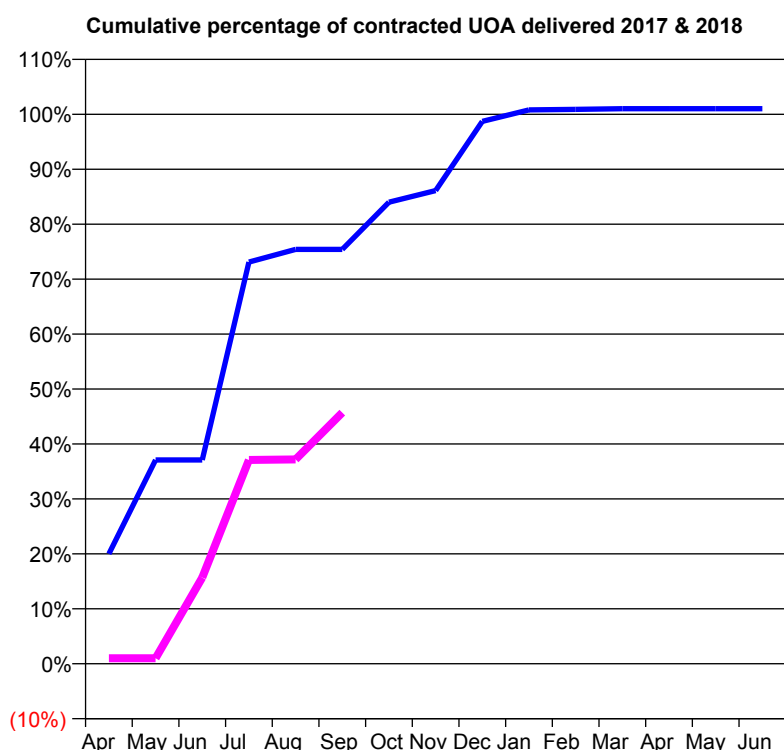
QUALITY	Contract Quantity	Contract Base Number	Contract *	Region	England
% of all assessments that were assess and fit appliances (rolling 12 month period)	766	768	99.7%	55.8%	58.0%
% of all assessments that were assess and refuse (rolling 12 month period)	1	768	0.1%	11.6%	11.4%
% of all assessments that were assess and review (rolling 12 month period)	1	768	0.1%	32.7%	30.6%
% of terminated courses where treatment was abandoned or discontinued (rolling 12 month period)	28	485	5.8%	8.0%	7.8%
% of completed treatments indicating that PAR score was taken (year to date)	155	205	75.6%	61.3%	64.6%
Rate of removable appliances per 100 fixed appliances - proposed treatment (rolling 12 month period)	28	1,517	1.85	5.40	5.65
Rate of removable appliances per 100 fixed appliances - completed treatment (rolling 12 month period)	4	838	0.48	3.86	4.78
% of courses of treatment with removable appliances only - proposed treatment (rolling 12 month period)	2	766	0.3%	1.4%	2.0%
% of courses of treatment with removable appliances only - completed treatment (rolling 12 month period)	2	457	0.4%	1.0%	1.5%
% of patients satisfied with the treatment they have received (rolling 12 month period)	16	16	100.0%	96.1%	96.0%

* Figures in italics indicate that the base number is less than 100.

Q47 - Vital Signs Orthodontic At a Glance Contract Report for 198447/0001 - September 2017

Name or company name	Dentistry 4 All	17/18 Contracted general activity (UDA)	34,000
Contract type name	Pilot Contract	Carry forward general activity (UDA)	0
Purpose of contract	General and Orthodontic	17/18 Contracted orthodontic activity (UOA)	1,000
Contract start date	01/04/2009	Carry forward orthodontic activity (UOA)	-10
Contract end date		Baseline contract value	£1,159,325.54

ACCESS	Contract	England and Wales
24 month ratio of assessments to patient IDs	1.02	1.09

ACTIVITY


Month	Adjusted Scheduled Activity (UOA)	
	2017	2018
April	200	10
May	371	10
June	371	157
July	731	371
August	754	372
September	754	457
October	840	
November	861	
December	987	
January	1,008	
February	1,009	
March	1,010	
April	1,010	
May	1,010	
June	1,010	

QUALITY

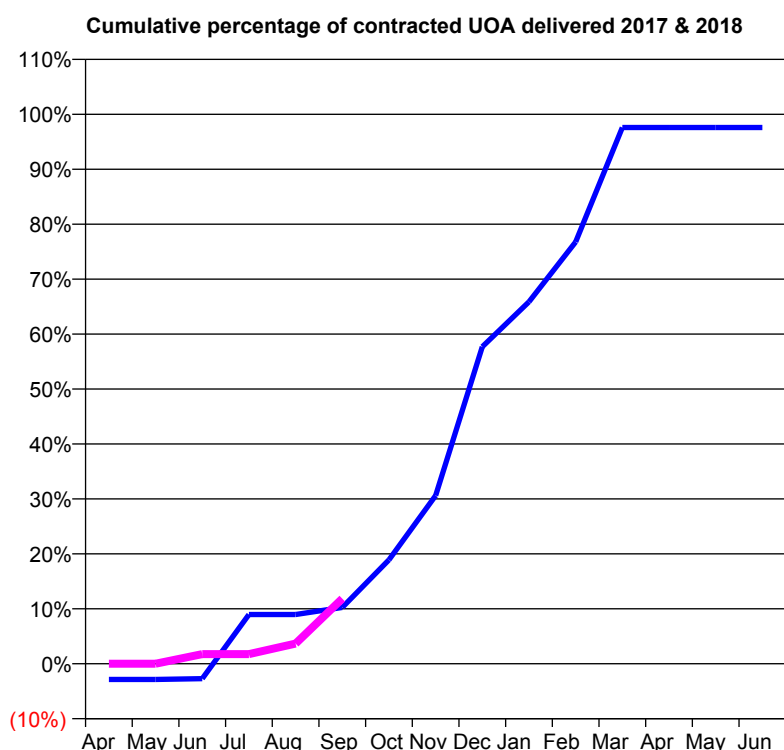
	Contract Quantity	Contract Base Number	Contract *	Region	England
% of all assessments that were assess and fit appliances (rolling 12 month period)	34	41	82.9%	55.8%	58.0%
% of all assessments that were assess and refuse (rolling 12 month period)	5	41	12.2%	11.6%	11.4%
% of all assessments that were assess and review (rolling 12 month period)	2	41	4.9%	32.7%	30.6%
% of terminated courses where treatment was abandoned or discontinued (rolling 12 month period)	7	44	15.9%	8.0%	7.8%
% of completed treatments indicating that PAR score was taken (year to date)	13	14	92.9%	61.3%	64.6%
Rate of removable appliances per 100 fixed appliances - proposed treatment (rolling 12 month period)	4	60	6.67	5.40	5.65
Rate of removable appliances per 100 fixed appliances - completed treatment (rolling 12 month period)	5	54	9.26	3.86	4.78
% of courses of treatment with removable appliances only - proposed treatment (rolling 12 month period)	0	34	0.0%	1.4%	2.0%
% of courses of treatment with removable appliances only - completed treatment (rolling 12 month period)	1	37	2.7%	1.0%	1.5%
% of patients satisfied with the treatment they have received (rolling 12 month period)	1	1	100.0%	96.1%	96.0%

* Figures in italics indicate that the base number is less than 100.

Q47 - Vital Signs Orthodontic At a Glance Contract Report for 243396/0001 - September 2017

Name or company name	MR SR PATEL	17/18 Contracted general activity (UDA)	0
Contract type name	PDS Contract	Carry forward general activity (UDA)	0
Purpose of contract	Orthodontic	17/18 Contracted orthodontic activity (UOA)	624
Contract start date	01/04/2006	Carry forward orthodontic activity (UOA)	0
Contract end date	31/03/2018	Baseline contract value	£42,702.29

ACCESS	Contract	England and Wales
24 month ratio of assessments to patient IDs	1.06	1.09

ACTIVITY


Month	Adjusted Scheduled Activity (UOA)	
	2017	2018
April	-18	0
May	-18	0
June	-17	11
July	56	11
August	56	23
September	64	74
October	118	
November	191	
December	360	
January	411	
February	479	
March	609	
April	609	
May	609	
June	609	

QUALITY	Contract Quantity	Contract Base Number	Contract *	Region	England
% of all assessments that were assess and fit appliances (rolling 12 month period)	28	97	28.9%	55.8%	58.0%
% of all assessments that were assess and refuse (rolling 12 month period)	0	97	0.0%	11.6%	11.4%
% of all assessments that were assess and review (rolling 12 month period)	69	97	71.1%	32.7%	30.6%
% of terminated courses where treatment was abandoned or discontinued (rolling 12 month period)	6	20	30.0%	8.0%	7.8%
% of completed treatments indicating that PAR score was taken (year to date)	6	7	85.7%	61.3%	64.6%
Rate of removable appliances per 100 fixed appliances - proposed treatment (rolling 12 month period)	13	41	31.71	5.40	5.65
Rate of removable appliances per 100 fixed appliances - completed treatment (rolling 12 month period)	5	7	71.43	3.86	4.78
% of courses of treatment with removable appliances only - proposed treatment (rolling 12 month period)	2	28	7.1%	1.4%	2.0%
% of courses of treatment with removable appliances only - completed treatment (rolling 12 month period)	1	14	7.1%	1.0%	1.5%
% of patients satisfied with the treatment they have received (rolling 12 month period)	2	2	100.0%	96.1%	96.0%

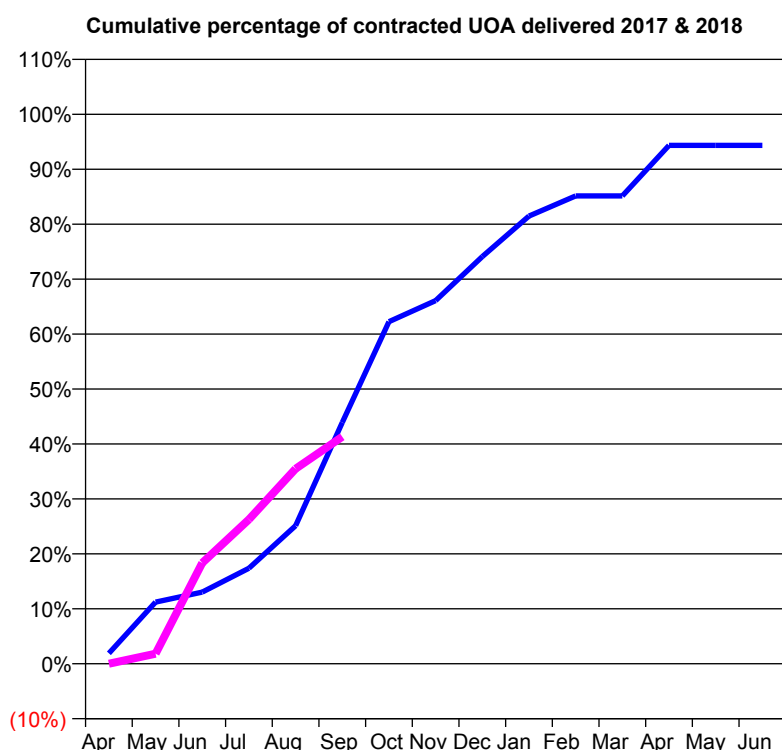
* Figures in italics indicate that the base number is less than 100.

Q47 - Vital Signs Orthodontic At a Glance Contract Report for 629154/0003 - September 2017

Name or company name	MR M DUFFY
Contract type name	GDS Contract
Purpose of contract	General and Orthodontic
Contract start date	01/06/2008
Contract end date	

17/18 Contracted general activity (UDA)	3,050
Carry forward general activity (UDA)	0
17/18 Contracted orthodontic activity (UOA)	1,150
Carry forward orthodontic activity (UOA)	0
Baseline contract value	£156,199.32

ACCESS	Contract	England and Wales
24 month ratio of assessments to patient IDs	1.06	1.09

ACTIVITY


Month	Adjusted Scheduled Activity (UOA)	
	2017	2018
April	22	0
May	129	21
June	150	211
July	200	302
August	289	408
September	505	475
October	716	
November	760	
December	852	
January	937	
February	979	
March	979	
April	1,085	
May	1,085	
June	1,085	

QUALITY	Contract Quantity	Contract Base Number	Contract *	Region	England
% of all assessments that were assess and fit appliances (rolling 12 month period)	51	70	72.9%	55.8%	58.0%
% of all assessments that were assess and refuse (rolling 12 month period)	9	70	12.9%	11.6%	11.4%
% of all assessments that were assess and review (rolling 12 month period)	10	70	14.3%	32.7%	30.6%
% of terminated courses where treatment was abandoned or discontinued (rolling 12 month period)	5	43	11.6%	8.0%	7.8%
% of completed treatments indicating that PAR score was taken (year to date)	14	14	100.0%	61.3%	64.6%
Rate of removable appliances per 100 fixed appliances - proposed treatment (rolling 12 month period)	1	6	16.67	5.40	5.65
Rate of removable appliances per 100 fixed appliances - completed treatment (rolling 12 month period)	0	0	N/A	3.86	4.78
% of courses of treatment with removable appliances only - proposed treatment (rolling 12 month period)	1	51	2.0%	1.4%	2.0%
% of courses of treatment with removable appliances only - completed treatment (rolling 12 month period)	0	38	0.0%	1.0%	1.5%
% of patients satisfied with the treatment they have received (rolling 12 month period)	4	4	100.0%	96.1%	96.0%

* Figures in italics indicate that the base number is less than 100.

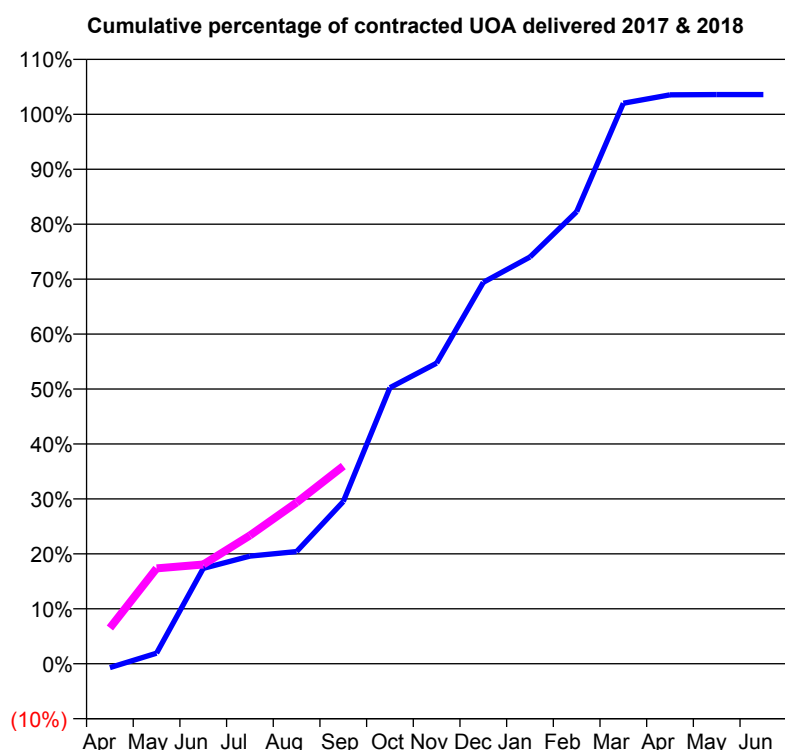
Q47 - Vital Signs Orthodontic At a Glance Contract Report for 649295/0001 - September 2017

Name or company name	MR YM CAMUS
Contract type name	Pilot Contract
Purpose of contract	General and Orthodontic
Contract start date	01/04/2006
Contract end date	

17/18 Contracted general activity (UDA)	55,732
Carry forward general activity (UDA)	0
17/18 Contracted orthodontic activity (UOA)	2,904
Carry forward orthodontic activity (UOA)	0
Baseline contract value	£1,533,217.84

ACCESS

	Contract	England and Wales
24 month ratio of assessments to patient IDs	1.07	1.09

ACTIVITY


Month	Adjusted Scheduled Activity (UOA)	
	2017	2018
April	-21	189
May	56	504
June	504	525
July	569	678
August	593	852
September	857	1,045
October	1,459	
November	1,589	
December	2,016	
January	2,150	
February	2,389	
March	2,962	
April	3,007	
May	3,008	
June	3,008	

QUALITY

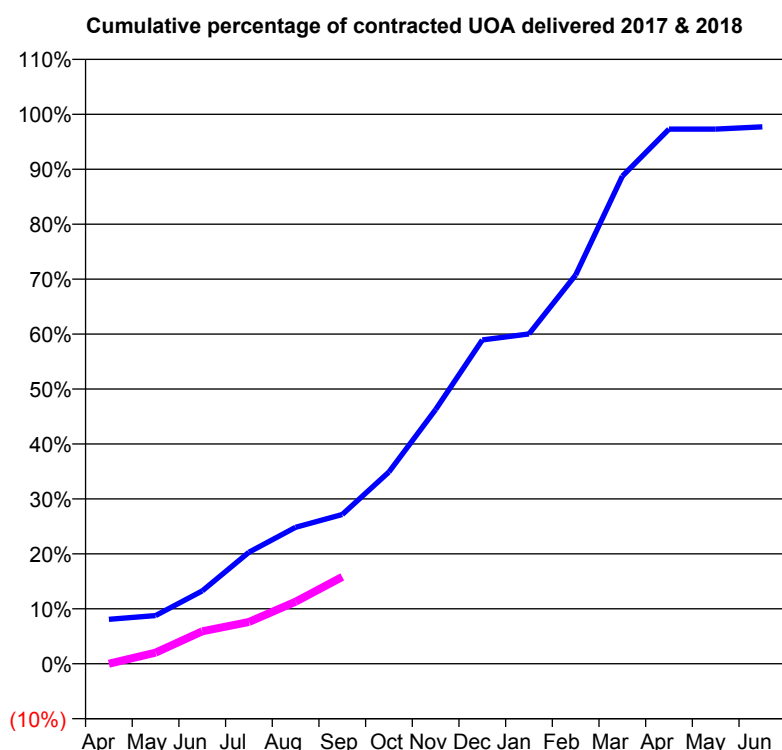
	Contract Quantity	Contract Base Number	Contract *	Region	England
% of all assessments that were assess and fit appliances (rolling 12 month period)	154	213	72.3%	55.8%	58.0%
% of all assessments that were assess and refuse (rolling 12 month period)	12	213	5.6%	11.6%	11.4%
% of all assessments that were assess and review (rolling 12 month period)	47	213	22.1%	32.7%	30.6%
% of terminated courses where treatment was abandoned or discontinued (rolling 12 month period)	22	61	36.1%	8.0%	7.8%
% of completed treatments indicating that PAR score was taken (year to date)	0	14	0.0%	61.3%	64.6%
Rate of removable appliances per 100 fixed appliances - proposed treatment (rolling 12 month period)	14	94	14.89	5.40	5.65
Rate of removable appliances per 100 fixed appliances - completed treatment (rolling 12 month period)	0	5	0.00	3.86	4.78
% of courses of treatment with removable appliances only - proposed treatment (rolling 12 month period)	9	154	5.8%	1.4%	2.0%
% of courses of treatment with removable appliances only - completed treatment (rolling 12 month period)	0	39	0.0%	1.0%	1.5%
% of patients satisfied with the treatment they have received (rolling 12 month period)	3	3	100.0%	96.1%	96.0%

* Figures in italics indicate that the base number is less than 100.

Q47 - Vital Signs Orthodontic At a Glance Contract Report for 676209/0001 - September 2017

Name or company name	MR SL MORGAN	17/18 Contracted general activity (UDA)	38,336
Contract type name	GDS Contract	Carry forward general activity (UDA)	0
Purpose of contract	General and Orthodontic	17/18 Contracted orthodontic activity (UOA)	6,289
Contract start date	01/04/2006	Carry forward orthodontic activity (UOA)	0
Contract end date		Baseline contract value	£1,392,683.75

ACCESS	Contract	England and Wales
24 month ratio of assessments to patient IDs	1.08	1.09

ACTIVITY


Month	Adjusted Scheduled Activity (UOA)	
	2017	2018
April	509	0
May	551	127
June	834	371
July	1,276	479
August	1,562	710
September	1,709	995
October	2,195	
November	2,909	
December	3,707	
January	3,775	
February	4,450	
March	5,580	
April	6,119	
May	6,119	
June	6,145	

QUALITY	Contract Quantity	Contract Base Number	Contract *	Region	England
% of all assessments that were assess and fit appliances (rolling 12 month period)	253	489	51.7%	55.8%	58.0%
% of all assessments that were assess and refuse (rolling 12 month period)	72	489	14.7%	11.6%	11.4%
% of all assessments that were assess and review (rolling 12 month period)	164	489	33.5%	32.7%	30.6%
% of terminated courses where treatment was abandoned or discontinued (rolling 12 month period)	20	111	18.0%	8.0%	7.8%
% of completed treatments indicating that PAR score was taken (year to date)	6	30	20.0%	61.3%	64.6%
Rate of removable appliances per 100 fixed appliances - proposed treatment (rolling 12 month period)	12	489	2.45	5.40	5.65
Rate of removable appliances per 100 fixed appliances - completed treatment (rolling 12 month period)	12	163	7.36	3.86	4.78
% of courses of treatment with removable appliances only - proposed treatment (rolling 12 month period)	2	253	0.8%	1.4%	2.0%
% of courses of treatment with removable appliances only - completed treatment (rolling 12 month period)	1	91	1.1%	1.0%	1.5%
% of patients satisfied with the treatment they have received (rolling 12 month period)	6	6	100.0%	96.1%	96.0%

* Figures in italics indicate that the base number is less than 100.

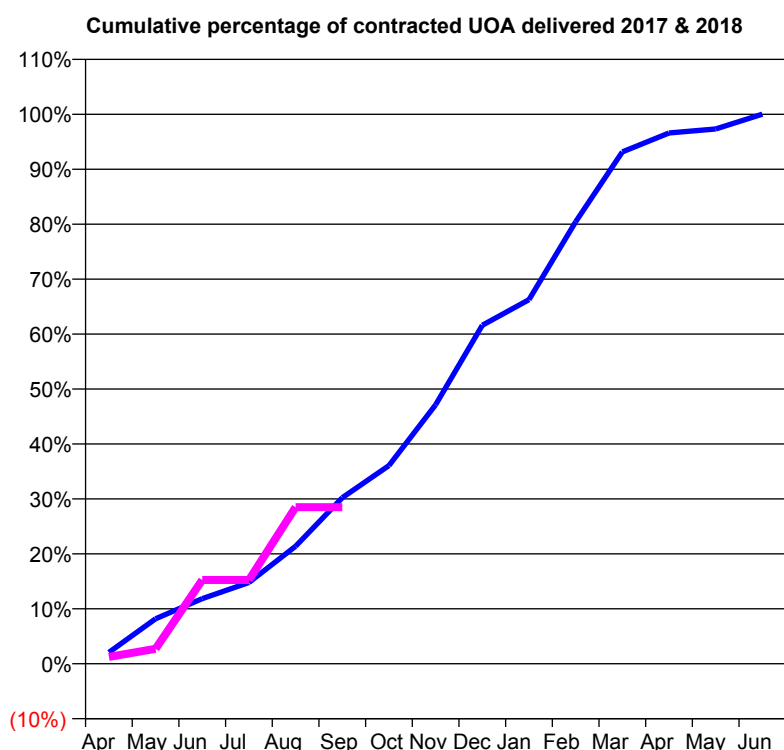
Q47 - Vital Signs Orthodontic At a Glance Contract Report for 723207/0002 - September 2017

Name or company name	MR SH CARTER
Contract type name	PDS Contract
Purpose of contract	Orthodontic
Contract start date	10/04/2012
Contract end date	31/03/2018

17/18 Contracted general activity (UDA)	0
Carry forward general activity (UDA)	0
17/18 Contracted orthodontic activity (UOA)	8,590
Carry forward orthodontic activity (UOA)	-2
Baseline contract value	£579,134.42

ACCESS

	Contract	England and Wales
24 month ratio of assessments to patient IDs	1.00	1.09

ACTIVITY


Month	Adjusted Scheduled Activity (UOA)	
	2017	2018
April	178	107
May	703	235
June	1,018	1,310
July	1,271	1,310
August	1,838	2,448
September	2,595	2,448
October	3,099	
November	4,050	
December	5,292	
January	5,691	
February	6,910	
March	8,002	
April	8,298	
May	8,361	
June	8,592	

QUALITY

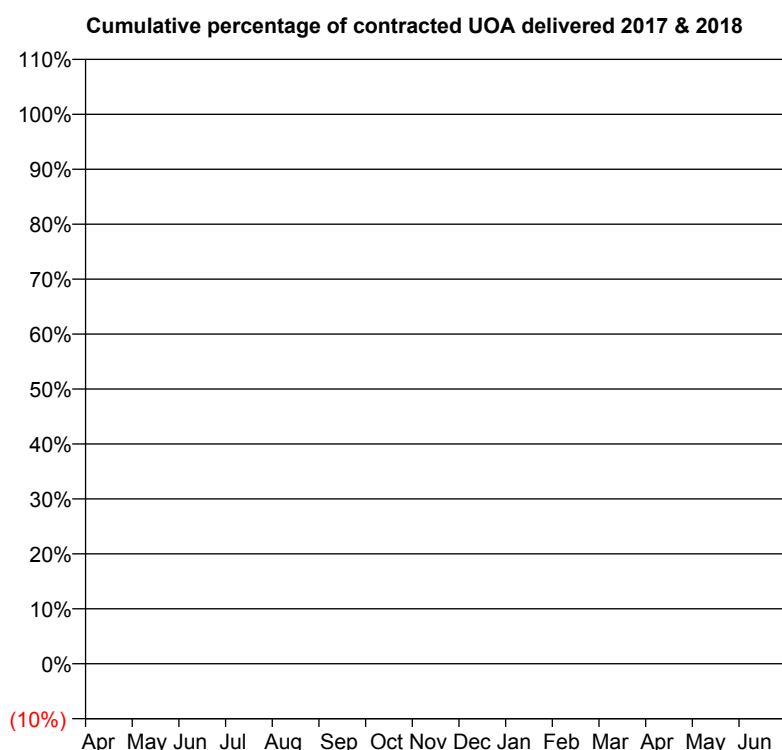
	Contract Quantity	Contract Base Number	Contract *	Region	England
% of all assessments that were assess and fit appliances (rolling 12 month period)	407	413	98.5%	55.8%	58.0%
% of all assessments that were assess and refuse (rolling 12 month period)	4	413	1.0%	11.6%	11.4%
% of all assessments that were assess and review (rolling 12 month period)	2	413	0.5%	32.7%	30.6%
% of terminated courses where treatment was abandoned or discontinued (rolling 12 month period)	27	345	7.8%	8.0%	7.8%
% of completed treatments indicating that PAR score was taken (year to date)	131	134	97.8%	61.3%	64.6%
Rate of removable appliances per 100 fixed appliances - proposed treatment (rolling 12 month period)	84	788	10.66	5.40	5.65
Rate of removable appliances per 100 fixed appliances - completed treatment (rolling 12 month period)	12	317	3.79	3.86	4.78
% of courses of treatment with removable appliances only - proposed treatment (rolling 12 month period)	8	407	2.0%	1.4%	2.0%
% of courses of treatment with removable appliances only - completed treatment (rolling 12 month period)	1	318	0.3%	1.0%	1.5%
% of patients satisfied with the treatment they have received (rolling 12 month period)	11	12	91.7%	96.1%	96.0%

* Figures in italics indicate that the base number is less than 100.

Q47 - Vital Signs Orthodontic At a Glance Contract Report for 732141/0001 - September 2017

Name or company name	Mr Martin Kenyon and Mr Peter Kenyon	17/18 Contracted general activity (UDA)	45,968
Contract type name	GDS Contract	Carry forward general activity (UDA)	0
Purpose of contract	General	17/18 Contracted orthodontic activity (UOA)	0
Contract start date	01/04/2006	Carry forward orthodontic activity (UOA)	0
Contract end date		Baseline contract value	£1,680,217.84

ACCESS	Contract	England and Wales
24 month ratio of assessments to patient IDs	1.00	1.09

ACTIVITY


Month	Adjusted Scheduled Activity (UOA)	
	2017	2018
April	0	0
May	0	0
June	0	0
July	0	0
August	0	1
September	0	1
October	0	
November	0	
December	0	
January	0	
February	0	
March	0	
April	0	
May	0	
June	0	

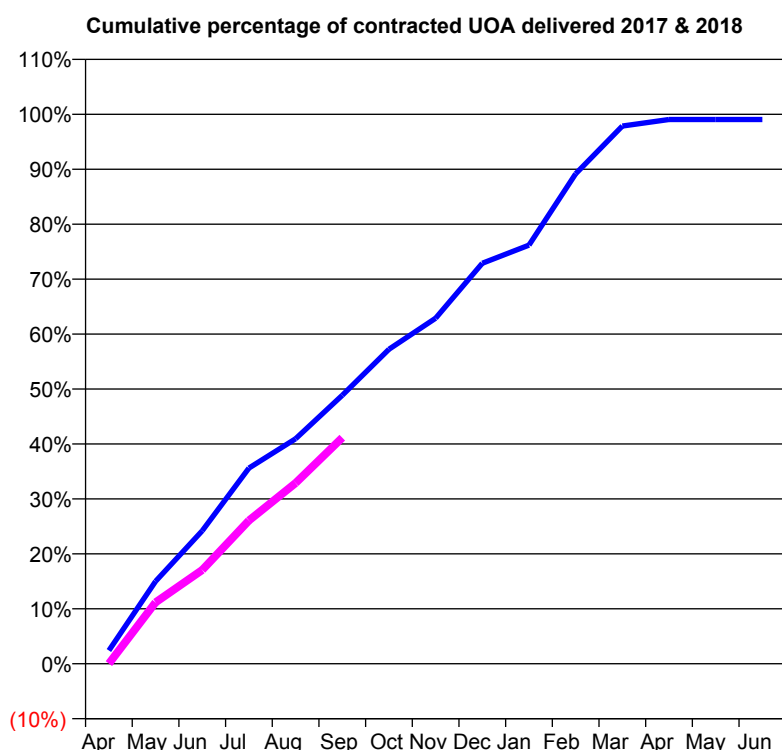
QUALITY	Contract Quantity	Contract Base Number	Contract *	Region	England
% of all assessments that were assess and fit appliances (rolling 12 month period)	0	1	0.0%	55.8%	58.0%
% of all assessments that were assess and refuse (rolling 12 month period)	0	1	0.0%	11.6%	11.4%
% of all assessments that were assess and review (rolling 12 month period)	1	1	100.0%	32.7%	30.6%
% of terminated courses where treatment was abandoned or discontinued (rolling 12 month period)	0	0	N/A	8.0%	7.8%
% of completed treatments indicating that PAR score was taken (year to date)	0	0	N/A	61.3%	64.6%
Rate of removable appliances per 100 fixed appliances - proposed treatment (rolling 12 month period)	0	0	N/A	5.40	5.65
Rate of removable appliances per 100 fixed appliances - completed treatment (rolling 12 month period)	0	0	N/A	3.86	4.78
% of courses of treatment with removable appliances only - proposed treatment (rolling 12 month period)	0	0	N/A	1.4%	2.0%
% of courses of treatment with removable appliances only - completed treatment (rolling 12 month period)	0	0	N/A	1.0%	1.5%
% of patients satisfied with the treatment they have received (rolling 12 month period)	0	0	N/A	96.1%	96.0%

* Figures in italics indicate that the base number is less than 100.

Q47 - Vital Signs Orthodontic At a Glance Contract Report for 820539/0001 - September 2017

Name or company name	MISS DA FOX	17/18 Contracted general activity (UDA)	0
Contract type name	PDS Contract	Carry forward general activity (UDA)	0
Purpose of contract	Orthodontic	17/18 Contracted orthodontic activity (UOA)	3,960
Contract start date	01/04/2006	Carry forward orthodontic activity (UOA)	0
Contract end date	31/03/2018	Baseline contract value	£264,404.79

ACCESS	Contract	England and Wales
24 month ratio of assessments to patient IDs	1.02	1.09

ACTIVITY


Month	Adjusted Scheduled Activity (UOA)	
	2017	2018
April	96	1
May	594	443
June	959	676
July	1,410	1,033
August	1,622	1,303
September	1,935	1,629
October	2,266	
November	2,490	
December	2,886	
January	3,017	
February	3,531	
March	3,875	
April	3,922	
May	3,922	
June	3,922	

QUALITY

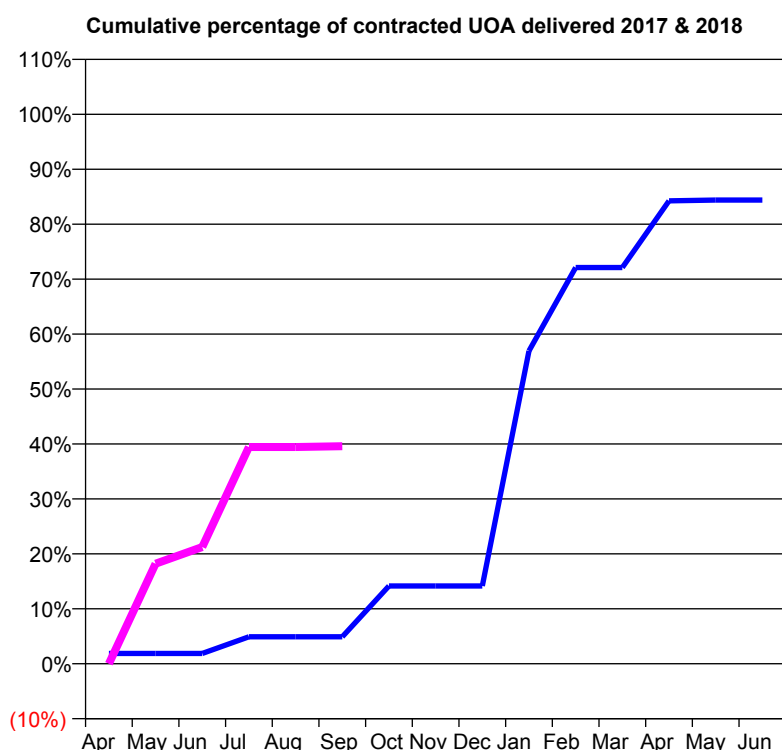
	Contract Quantity	Contract Base Number	Contract *	Region	England
% of all assessments that were assess and fit appliances (rolling 12 month period)	165	320	51.6%	55.8%	58.0%
% of all assessments that were assess and refuse (rolling 12 month period)	61	320	19.1%	11.6%	11.4%
% of all assessments that were assess and review (rolling 12 month period)	94	320	29.4%	32.7%	30.6%
% of terminated courses where treatment was abandoned or discontinued (rolling 12 month period)	21	183	11.5%	8.0%	7.8%
% of completed treatments indicating that PAR score was taken (year to date)	31	86	36.0%	61.3%	64.6%
Rate of removable appliances per 100 fixed appliances - proposed treatment (rolling 12 month period)	0	238	0.00	5.40	5.65
Rate of removable appliances per 100 fixed appliances - completed treatment (rolling 12 month period)	3	306	0.98	3.86	4.78
% of courses of treatment with removable appliances only - proposed treatment (rolling 12 month period)	0	165	0.0%	1.4%	2.0%
% of courses of treatment with removable appliances only - completed treatment (rolling 12 month period)	2	162	1.2%	1.0%	1.5%
% of patients satisfied with the treatment they have received (rolling 12 month period)	7	7	100.0%	96.1%	96.0%

* Figures in italics indicate that the base number is less than 100.

Q47 - Vital Signs Orthodontic At a Glance Contract Report for 842540/0003 - September 2017

Name or company name	MISS JS PRASAD	17/18 Contracted general activity (UDA)	0
Contract type name	GDS Contract	Carry forward general activity (UDA)	0
Purpose of contract	Orthodontic	17/18 Contracted orthodontic activity (UOA)	692
Contract start date	01/04/2010	Carry forward orthodontic activity (UOA)	0
Contract end date		Baseline contract value	£45,408.50

ACCESS	Contract	England and Wales
24 month ratio of assessments to patient IDs	1.09	1.09

ACTIVITY


Month	Adjusted Scheduled Activity (UOA)	
	2017	2018
April	13	0
May	13	126
June	13	147
July	34	273
August	34	273
September	34	274
October	98	
November	98	
December	98	
January	394	
February	499	
March	499	
April	583	
May	584	
June	584	

QUALITY

	Contract Quantity	Contract Base Number	Contract *	Region	England
% of all assessments that were assess and fit appliances (rolling 12 month period)	41	47	87.2%	55.8%	58.0%
% of all assessments that were assess and refuse (rolling 12 month period)	0	47	0.0%	11.6%	11.4%
% of all assessments that were assess and review (rolling 12 month period)	6	47	12.8%	32.7%	30.6%
% of terminated courses where treatment was abandoned or discontinued (rolling 12 month period)	0	3	0.0%	8.0%	7.8%
% of completed treatments indicating that PAR score was taken (year to date)	0	2	0.0%	61.3%	64.6%
Rate of removable appliances per 100 fixed appliances - proposed treatment (rolling 12 month period)	9	24	37.50	5.40	5.65
Rate of removable appliances per 100 fixed appliances - completed treatment (rolling 12 month period)	1	3	33.33	3.86	4.78
% of courses of treatment with removable appliances only - proposed treatment (rolling 12 month period)	8	41	19.5%	1.4%	2.0%
% of courses of treatment with removable appliances only - completed treatment (rolling 12 month period)	1	3	33.3%	1.0%	1.5%
% of patients satisfied with the treatment they have received (rolling 12 month period)	3	3	100.0%	96.1%	96.0%

* Figures in italics indicate that the base number is less than 100.

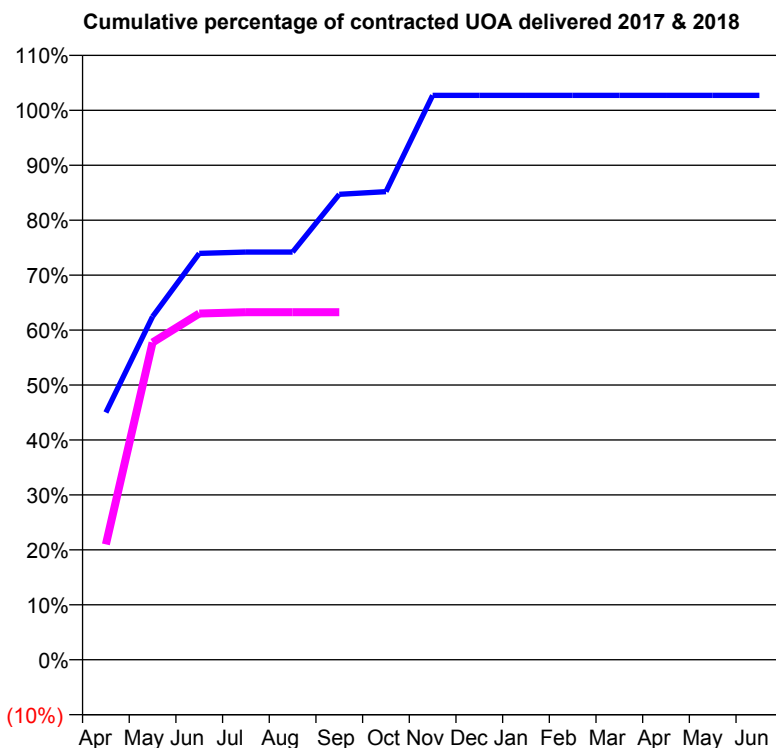
Q48 - Vital Signs Orthodontic At a Glance Contract Report for 165239/0001 - September 2017

Name or company name	Ventre & Ventre Limited
Contract type name	GDS Contract
Purpose of contract	General and Orthodontic
Contract start date	01/11/2014
Contract end date	

17/18 Contracted general activity (UDA)	24,387
Carry forward general activity (UDA)	0
17/18 Contracted orthodontic activity (UOA)	400
Carry forward orthodontic activity (UOA)	0
Baseline contract value	£788,045.18

ACCESS

	Contract	England and Wales
24 month ratio of assessments to patient IDs	1.21	1.09

ACTIVITY


Month	Adjusted Scheduled Activity (UOA)	
	2017	2018
April	180	84
May	250	231
June	296	252
July	297	253
August	297	253
September	339	253
October	341	
November	411	
December	411	
January	411	
February	411	
March	411	
April	411	
May	411	
June	411	

QUALITY

	Contract Quantity	Contract Base Number	Contract *	Region	England
% of all assessments that were assess and fit appliances (rolling 12 month period)	15	25	60.0%	55.8%	58.0%
% of all assessments that were assess and refuse (rolling 12 month period)	4	25	16.0%	11.6%	11.4%
% of all assessments that were assess and review (rolling 12 month period)	6	25	24.0%	32.7%	30.6%
% of terminated courses where treatment was abandoned or discontinued (rolling 12 month period)	2	19	10.5%	8.0%	7.8%
% of completed treatments indicating that PAR score was taken (year to date)	3	3	100.0%	61.3%	64.6%
Rate of removable appliances per 100 fixed appliances - proposed treatment (rolling 12 month period)	0	0	N/A	5.40	5.65
Rate of removable appliances per 100 fixed appliances - completed treatment (rolling 12 month period)	0	28	0.00	3.86	4.78
% of courses of treatment with removable appliances only - proposed treatment (rolling 12 month period)	0	15	0.0%	1.4%	2.0%
% of courses of treatment with removable appliances only - completed treatment (rolling 12 month period)	0	17	0.0%	1.0%	1.5%
% of patients satisfied with the treatment they have received (rolling 12 month period)	1	1	100.0%	96.1%	96.0%

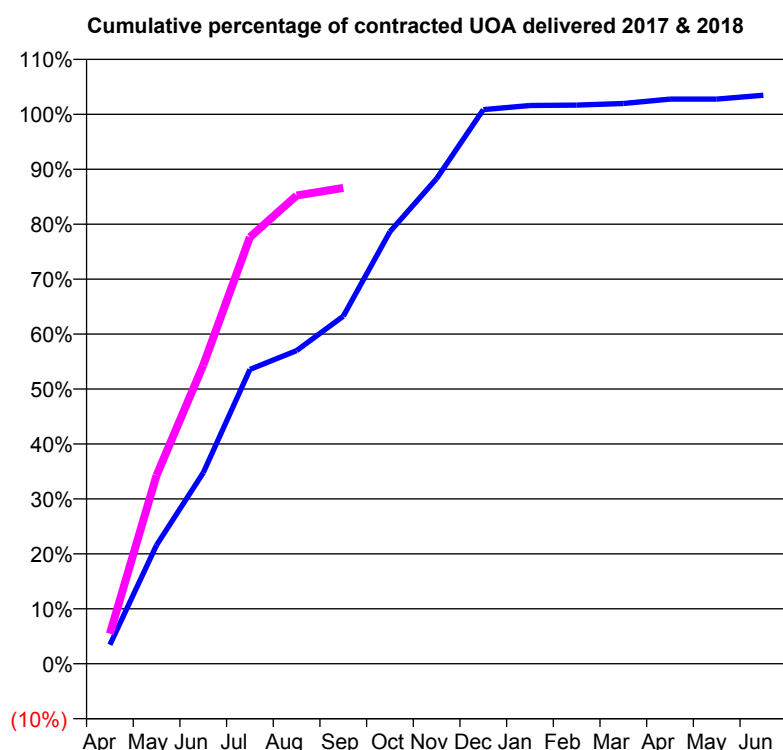
* Figures in italics indicate that the base number is less than 100.

Q48 - Vital Signs Orthodontic At a Glance Contract Report for 172014/0001 - September 2017

Name or company name	Mrs D Sundarraj	17/18 Contracted general activity (UDA)	0
Contract type name	PDS Contract	Carry forward general activity (UDA)	0
Purpose of contract	General and Orthodontic	17/18 Contracted orthodontic activity (UOA)	3,069
Contract start date	01/01/2011	Carry forward orthodontic activity (UOA)	0
Contract end date	31/03/2018	Baseline contract value	£207,831.42

ACCESS

	Contract	England and Wales
24 month ratio of assessments to patient IDs	1.00	1.09

ACTIVITY


Month	Adjusted Scheduled Activity (UOA)	
	2017	2018
April	106	168
May	663	1,053
June	1,067	1,668
July	1,644	2,383
August	1,749	2,615
September	1,941	2,658
October	2,413	-
November	2,710	-
December	3,095	-
January	3,118	-
February	3,120	-
March	3,129	-
April	3,154	-
May	3,154	-
June	3,175	-

QUALITY

	Contract Quantity	Contract Base Number	Contract *	Region	England
% of all assessments that were assess and fit appliances (rolling 12 month period)	184	233	79.0%	55.8%	58.0%
% of all assessments that were assess and refuse (rolling 12 month period)	49	233	21.0%	11.6%	11.4%
% of all assessments that were assess and review (rolling 12 month period)	0	233	0.0%	32.7%	30.6%
% of terminated courses where treatment was abandoned or discontinued (rolling 12 month period)	2	67	3.0%	8.0%	7.8%
% of completed treatments indicating that PAR score was taken (year to date)	0	0	N/A	61.3%	64.6%
Rate of removable appliances per 100 fixed appliances - proposed treatment (rolling 12 month period)	1	225	0.44	5.40	5.65
Rate of removable appliances per 100 fixed appliances - completed treatment (rolling 12 month period)	1	125	0.80	3.86	4.78
% of courses of treatment with removable appliances only - proposed treatment (rolling 12 month period)	1	184	0.5%	1.4%	2.0%
% of courses of treatment with removable appliances only - completed treatment (rolling 12 month period)	0	65	0.0%	1.0%	1.5%
% of patients satisfied with the treatment they have received (rolling 12 month period)	3	4	75.0%	96.1%	96.0%

* Figures in italics indicate that the base number is less than 100.

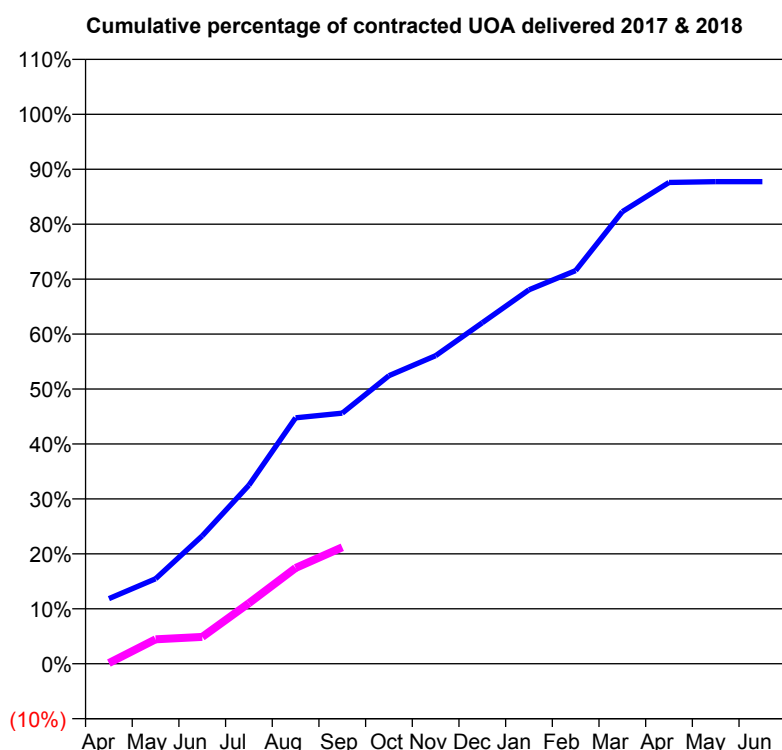
Q48 - Vital Signs Orthodontic At a Glance Contract Report for 181528/0006 - September 2017

Name or company name	Salaried Dental Service, Knowsley
Contract type name	PDS Contract
Purpose of contract	Orthodontic
Contract start date	01/04/2015
Contract end date	31/03/2018

17/18 Contracted general activity (UDA)	0
Carry forward general activity (UDA)	0
17/18 Contracted orthodontic activity (UOA)	717
Carry forward orthodontic activity (UOA)	0
Baseline contract value	£85,507.63

ACCESS

	Contract	England and Wales
24 month ratio of assessments to patient IDs	1.02	1.09

ACTIVITY


Month	Adjusted Scheduled Activity (UOA)	
	2017	2018
April	85	1
May	111	32
June	167	35
July	233	79
August	321	125
September	327	152
October	376	
November	402	
December	445	
January	488	
February	513	
March	590	
April	628	
May	629	
June	629	

QUALITY

	Contract Quantity	Contract Base Number	Contract *	Region	England
% of all assessments that were assess and fit appliances (rolling 12 month period)	26	133	19.5%	55.8%	58.0%
% of all assessments that were assess and refuse (rolling 12 month period)	19	133	14.3%	11.6%	11.4%
% of all assessments that were assess and review (rolling 12 month period)	88	133	66.2%	32.7%	30.6%
% of terminated courses where treatment was abandoned or discontinued (rolling 12 month period)	10	35	28.6%	8.0%	7.8%
% of completed treatments indicating that PAR score was taken (year to date)	18	18	100.0%	61.3%	64.6%
Rate of removable appliances per 100 fixed appliances - proposed treatment (rolling 12 month period)	3	9	33.33	5.40	5.65
Rate of removable appliances per 100 fixed appliances - completed treatment (rolling 12 month period)	1	32	3.13	3.86	4.78
% of courses of treatment with removable appliances only - proposed treatment (rolling 12 month period)	3	26	11.5%	1.4%	2.0%
% of courses of treatment with removable appliances only - completed treatment (rolling 12 month period)	0	25	0.0%	1.0%	1.5%
% of patients satisfied with the treatment they have received (rolling 12 month period)	0	0	N/A	96.1%	96.0%

* Figures in italics indicate that the base number is less than 100.

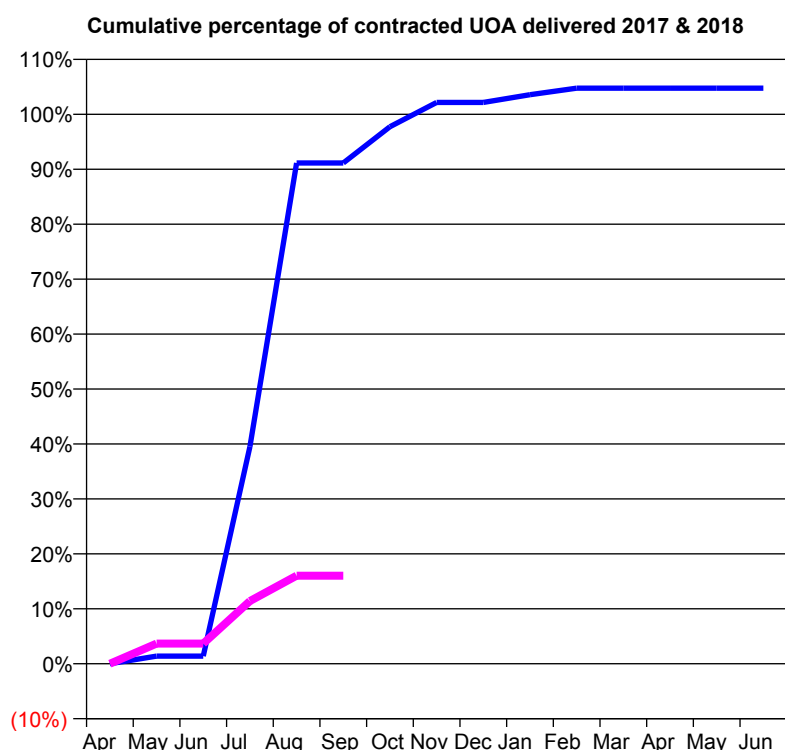
Q48 - Vital Signs Orthodontic At a Glance Contract Report for 184217/0001 - September 2017

Name or company name	The Liverpool Brace Place Limited
Contract type name	PDS Contract
Purpose of contract	General and Orthodontic
Contract start date	06/04/2014
Contract end date	31/03/2018

17/18 Contracted general activity (UDA)	0
Carry forward general activity (UDA)	0
17/18 Contracted orthodontic activity (UOA)	9,046
Carry forward orthodontic activity (UOA)	0
Baseline contract value	£603,156.12

ACCESS

	Contract	England and Wales
24 month ratio of assessments to patient IDs	1.04	1.09

ACTIVITY


Month	Adjusted Scheduled Activity (UOA)	
	2017	2018
April	0	0
May	126	333
June	126	333
July	3,575	1,032
August	8,243	1,451
September	8,243	1,451
October	8,842	
November	9,241	
December	9,241	
January	9,369	
February	9,475	
March	9,476	
April	9,476	
May	9,476	
June	9,476	

QUALITY

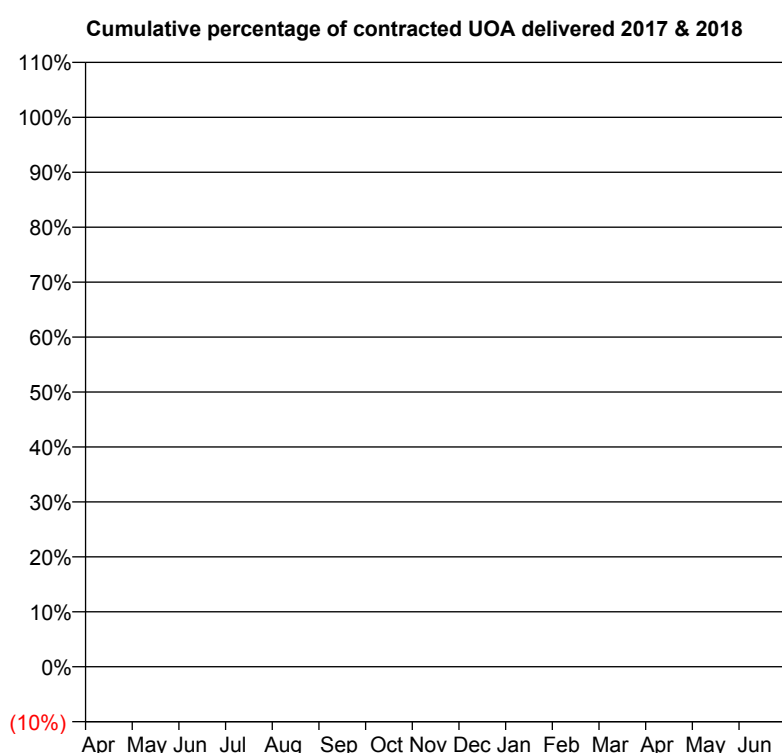
	Contract Quantity	Contract Base Number	Contract *	Region	England
% of all assessments that were assess and fit appliances (rolling 12 month period)	123	224	54.9%	55.8%	58.0%
% of all assessments that were assess and refuse (rolling 12 month period)	60	224	26.8%	11.6%	11.4%
% of all assessments that were assess and review (rolling 12 month period)	41	224	18.3%	32.7%	30.6%
% of terminated courses where treatment was abandoned or discontinued (rolling 12 month period)	14	517	2.7%	8.0%	7.8%
% of completed treatments indicating that PAR score was taken (year to date)	116	119	97.5%	61.3%	64.6%
Rate of removable appliances per 100 fixed appliances - proposed treatment (rolling 12 month period)	4	234	1.71	5.40	5.65
Rate of removable appliances per 100 fixed appliances - completed treatment (rolling 12 month period)	2	983	0.20	3.86	4.78
% of courses of treatment with removable appliances only - proposed treatment (rolling 12 month period)	2	123	1.6%	1.4%	2.0%
% of courses of treatment with removable appliances only - completed treatment (rolling 12 month period)	0	503	0.0%	1.0%	1.5%
% of patients satisfied with the treatment they have received (rolling 12 month period)	11	11	100.0%	96.1%	96.0%

* Figures in italics indicate that the base number is less than 100.

Q48 - Vital Signs Orthodontic At a Glance Contract Report for 193003/0001 - September 2017

Name or company name	Aintree Dental Practice	17/18 Contracted general activity (UDA)	20,439
Contract type name	GDS Contract	Carry forward general activity (UDA)	0
Purpose of contract	General	17/18 Contracted orthodontic activity (UOA)	0
Contract start date	01/06/2009	Carry forward orthodontic activity (UOA)	0
Contract end date		Baseline contract value	£527,334.92

ACCESS	Contract	England and Wales
24 month ratio of assessments to patient IDs	1.00	1.09

ACTIVITY


Adjusted Scheduled Activity (UOA)		
Month	2017	2018
April	0	0
May	0	1
June	0	1
July	0	1
August	0	1
September	0	1
October	0	
November	0	
December	0	
January	0	
February	0	
March	0	
April	0	
May	0	
June	0	

QUALITY	Contract Quantity	Contract Base Number	Contract *	Region	England
% of all assessments that were assess and fit appliances (rolling 12 month period)	0	1	0.0%	55.8%	58.0%
% of all assessments that were assess and refuse (rolling 12 month period)	0	1	0.0%	11.6%	11.4%
% of all assessments that were assess and review (rolling 12 month period)	1	1	100.0%	32.7%	30.6%
% of terminated courses where treatment was abandoned or discontinued (rolling 12 month period)	0	0	N/A	8.0%	7.8%
% of completed treatments indicating that PAR score was taken (year to date)	0	0	N/A	61.3%	64.6%
Rate of removable appliances per 100 fixed appliances - proposed treatment (rolling 12 month period)	0	0	N/A	5.40	5.65
Rate of removable appliances per 100 fixed appliances - completed treatment (rolling 12 month period)	0	0	N/A	3.86	4.78
% of courses of treatment with removable appliances only - proposed treatment (rolling 12 month period)	0	0	N/A	1.4%	2.0%
% of courses of treatment with removable appliances only - completed treatment (rolling 12 month period)	0	0	N/A	1.0%	1.5%
% of patients satisfied with the treatment they have received (rolling 12 month period)	0	0	N/A	96.1%	96.0%

* Figures in italics indicate that the base number is less than 100.

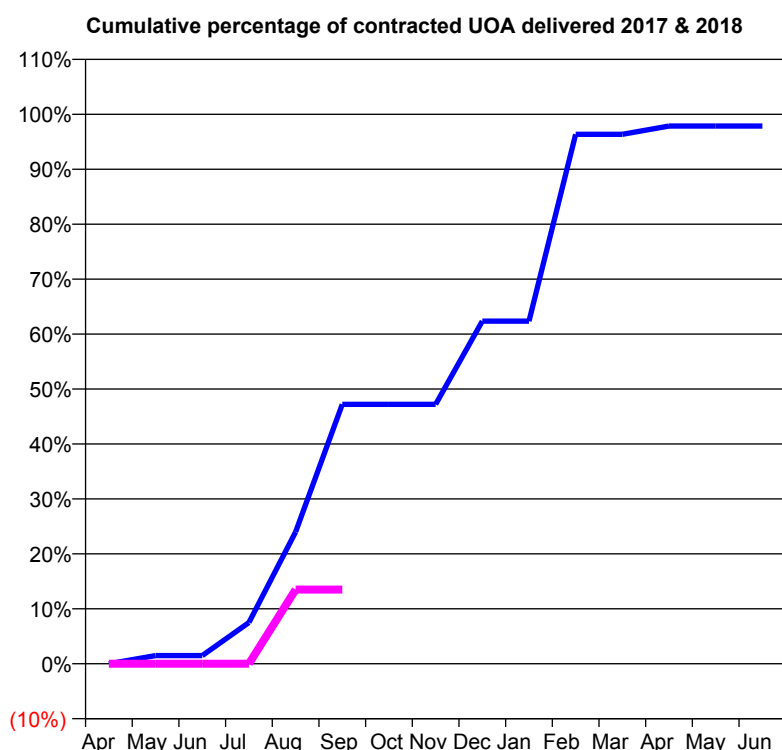
Q48 - Vital Signs Orthodontic At a Glance Contract Report for 195294/0002 - September 2017

Name or company name	Deacon Dental Ltd
Contract type name	GDS Contract
Purpose of contract	Orthodontic
Contract start date	01/04/2009
Contract end date	

17/18 Contracted general activity (UDA)	0
Carry forward general activity (UDA)	0
17/18 Contracted orthodontic activity (UOA)	1,400
Carry forward orthodontic activity (UOA)	0
Baseline contract value	£70,812.48

ACCESS

	Contract	England and Wales
24 month ratio of assessments to patient IDs	1.02	1.09

ACTIVITY


Month	Adjusted Scheduled Activity (UOA)	
	2017	2018
April	0	0
May	21	0
June	21	0
July	105	0
August	336	189
September	661	189
October	661	
November	661	
December	873	
January	873	
February	1,349	
March	1,349	
April	1,370	
May	1,370	
June	1,370	

QUALITY

	Contract Quantity	Contract Base Number	Contract *	Region	England
% of all assessments that were assess and fit appliances (rolling 12 month period)	42	42	100.0%	55.8%	58.0%
% of all assessments that were assess and refuse (rolling 12 month period)	0	42	0.0%	11.6%	11.4%
% of all assessments that were assess and review (rolling 12 month period)	0	42	0.0%	32.7%	30.6%
% of terminated courses where treatment was abandoned or discontinued (rolling 12 month period)	0	0	N/A	8.0%	7.8%
% of completed treatments indicating that PAR score was taken (year to date)	0	0	N/A	61.3%	64.6%
Rate of removable appliances per 100 fixed appliances - proposed treatment (rolling 12 month period)	1	84	1.19	5.40	5.65
Rate of removable appliances per 100 fixed appliances - completed treatment (rolling 12 month period)	0	0	N/A	3.86	4.78
% of courses of treatment with removable appliances only - proposed treatment (rolling 12 month period)	0	42	0.0%	1.4%	2.0%
% of courses of treatment with removable appliances only - completed treatment (rolling 12 month period)	0	0	N/A	1.0%	1.5%
% of patients satisfied with the treatment they have received (rolling 12 month period)	1	1	100.0%	96.1%	96.0%

* Figures in italics indicate that the base number is less than 100.

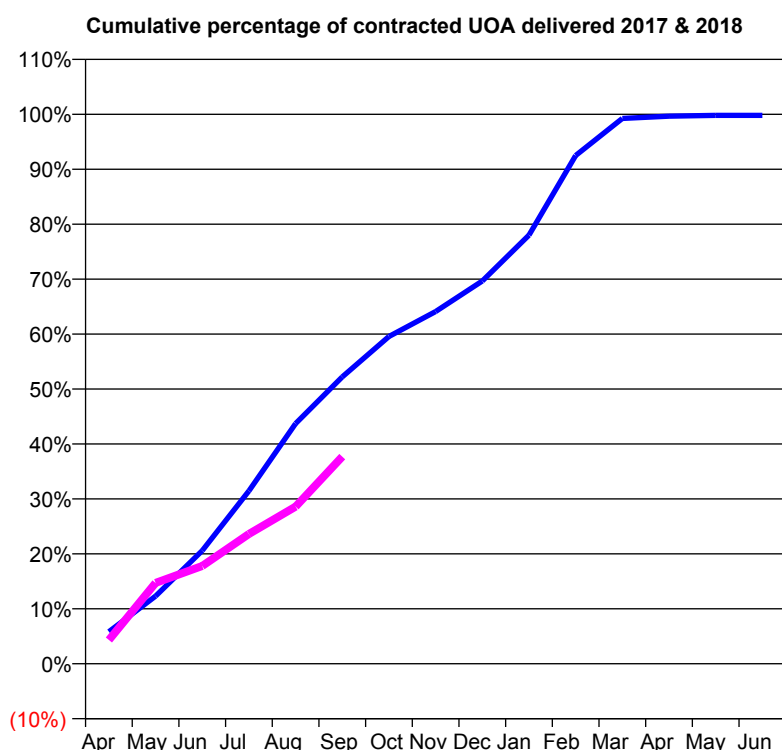
Q48 - Vital Signs Orthodontic At a Glance Contract Report for 329398/0001 - September 2017

Name or company name	MR DJ PLUNKETT
Contract type name	PDS Contract
Purpose of contract	Orthodontic
Contract start date	01/04/2006
Contract end date	31/03/2018

17/18 Contracted general activity (UDA)	0
Carry forward general activity (UDA)	0
17/18 Contracted orthodontic activity (UOA)	5,020
Carry forward orthodontic activity (UOA)	0
Baseline contract value	£328,211.70

ACCESS

	Contract	England and Wales
24 month ratio of assessments to patient IDs	1.05	1.09

ACTIVITY


Month	Adjusted Scheduled Activity (UOA)	
	2017	2018
April	293	217
May	618	739
June	1,034	894
July	1,580	1,186
August	2,195	1,436
September	2,621	1,893
October	2,990	
November	3,218	
December	3,497	
January	3,916	
February	4,643	
March	4,982	
April	5,003	
May	5,010	
June	5,010	

QUALITY

	Contract Quantity	Contract Base Number	Contract *	Region	England
% of all assessments that were assess and fit appliances (rolling 12 month period)	196	363	54.0%	55.8%	58.0%
% of all assessments that were assess and refuse (rolling 12 month period)	57	363	15.7%	11.6%	11.4%
% of all assessments that were assess and review (rolling 12 month period)	110	363	30.3%	32.7%	30.6%
% of terminated courses where treatment was abandoned or discontinued (rolling 12 month period)	14	243	5.8%	8.0%	7.8%
% of completed treatments indicating that PAR score was taken (year to date)	9	103	8.7%	61.3%	64.6%
Rate of removable appliances per 100 fixed appliances - proposed treatment (rolling 12 month period)	4	342	1.17	5.40	5.65
Rate of removable appliances per 100 fixed appliances - completed treatment (rolling 12 month period)	1	436	0.23	3.86	4.78
% of courses of treatment with removable appliances only - proposed treatment (rolling 12 month period)	1	196	0.5%	1.4%	2.0%
% of courses of treatment with removable appliances only - completed treatment (rolling 12 month period)	0	229	0.0%	1.0%	1.5%
% of patients satisfied with the treatment they have received (rolling 12 month period)	6	6	100.0%	96.1%	96.0%

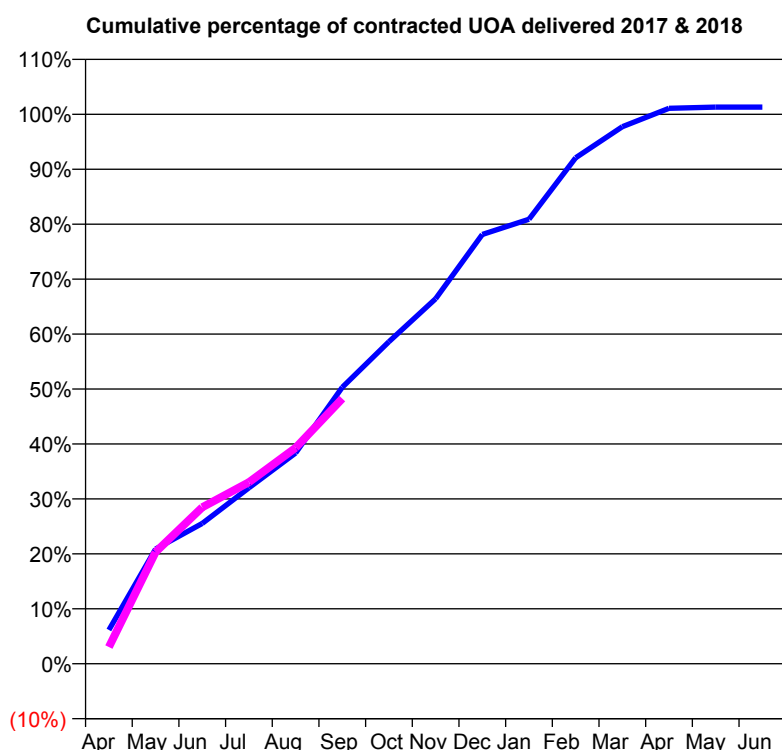
* Figures in italics indicate that the base number is less than 100.

Q48 - Vital Signs Orthodontic At a Glance Contract Report for 634816/0001 - September 2017

Name or company name	MR TH MARTIN
Contract type name	PDS Contract
Purpose of contract	General and Orthodontic
Contract start date	01/04/2006
Contract end date	31/03/2018

17/18 Contracted general activity (UDA)	0
Carry forward general activity (UDA)	0
17/18 Contracted orthodontic activity (UOA)	9,644
Carry forward orthodontic activity (UOA)	0
Baseline contract value	£656,145.91

ACCESS	Contract	England and Wales
24 month ratio of assessments to patient IDs	1.07	1.09

ACTIVITY


Month	Adjusted Scheduled Activity (UOA)	
	2017	2018
April	594	294
May	2,014	1,960
June	2,462	2,746
July	3,088	3,187
August	3,698	3,791
September	4,852	4,654
October	5,653	
November	6,407	
December	7,535	
January	7,802	
February	8,880	
March	9,426	
April	9,749	
May	9,770	
June	9,770	

QUALITY	Contract Quantity	Contract Base Number	Contract *	Region	England
% of all assessments that were assess and fit appliances (rolling 12 month period)	442	781	56.6%	55.8%	58.0%
% of all assessments that were assess and refuse (rolling 12 month period)	148	781	19.0%	11.6%	11.4%
% of all assessments that were assess and review (rolling 12 month period)	191	781	24.5%	32.7%	30.6%
% of terminated courses where treatment was abandoned or discontinued (rolling 12 month period)	24	412	5.8%	8.0%	7.8%
% of completed treatments indicating that PAR score was taken (year to date)	119	186	64.0%	61.3%	64.6%
Rate of removable appliances per 100 fixed appliances - proposed treatment (rolling 12 month period)	96	815	11.78	5.40	5.65
Rate of removable appliances per 100 fixed appliances - completed treatment (rolling 12 month period)	90	724	12.43	3.86	4.78
% of courses of treatment with removable appliances only - proposed treatment (rolling 12 month period)	4	442	0.9%	1.4%	2.0%
% of courses of treatment with removable appliances only - completed treatment (rolling 12 month period)	3	388	0.8%	1.0%	1.5%
% of patients satisfied with the treatment they have received (rolling 12 month period)	16	16	100.0%	96.1%	96.0%

* Figures in italics indicate that the base number is less than 100.

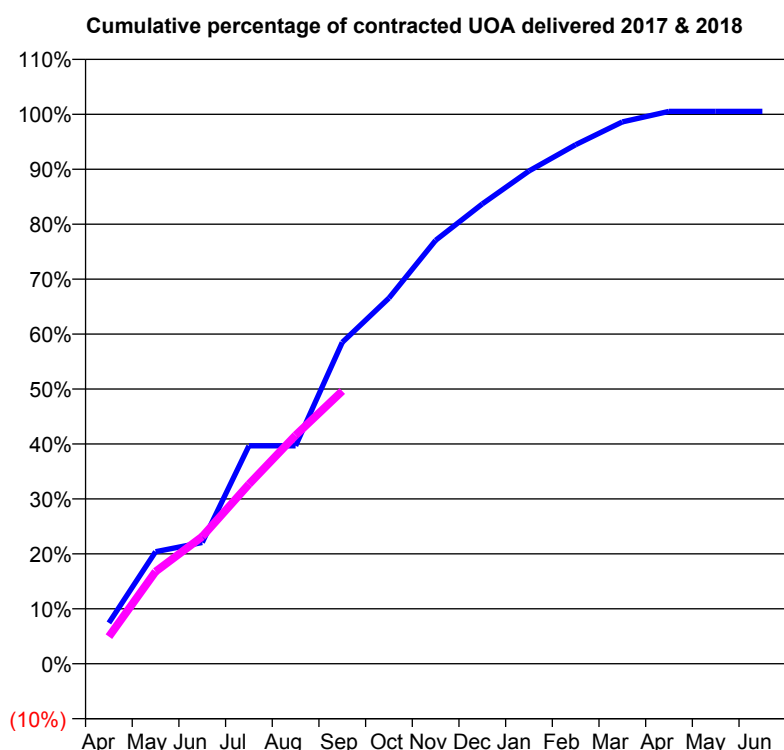
Q48 - Vital Signs Orthodontic At a Glance Contract Report for 675857/0002 - September 2017

Name or company name	MR JW DWYER
Contract type name	PDS Contract
Purpose of contract	Orthodontic
Contract start date	01/04/2014
Contract end date	31/03/2018

17/18 Contracted general activity (UDA)	0
Carry forward general activity (UDA)	0
17/18 Contracted orthodontic activity (UOA)	7,720
Carry forward orthodontic activity (UOA)	0
Baseline contract value	£416,760.15

ACCESS

	Contract	England and Wales
24 month ratio of assessments to patient IDs	1.00	1.09

ACTIVITY


Month	Adjusted Scheduled Activity (UOA)	
	2017	2018
April	575	382
May	1,574	1,295
June	1,703	1,786
July	3,062	2,522
August	3,062	3,211
September	4,516	3,832
October	5,138	
November	5,949	
December	6,460	
January	6,924	
February	7,292	
March	7,613	
April	7,761	
May	7,761	
June	7,761	

QUALITY

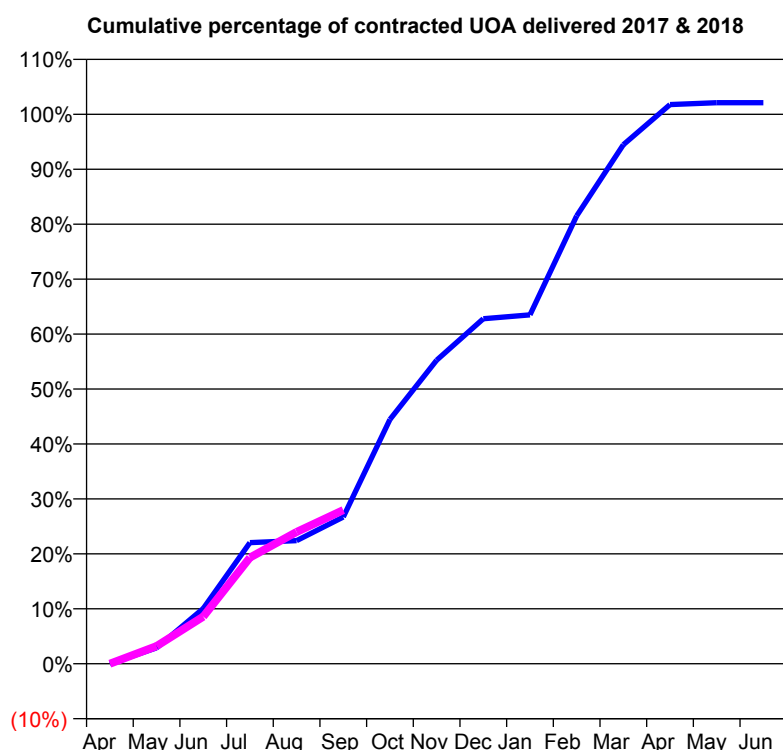
	Contract Quantity	Contract Base Number	Contract *	Region	England
% of all assessments that were assess and fit appliances (rolling 12 month period)	333	445	74.8%	55.8%	58.0%
% of all assessments that were assess and refuse (rolling 12 month period)	85	445	19.1%	11.6%	11.4%
% of all assessments that were assess and review (rolling 12 month period)	27	445	6.1%	32.7%	30.6%
% of terminated courses where treatment was abandoned or discontinued (rolling 12 month period)	27	320	8.4%	8.0%	7.8%
% of completed treatments indicating that PAR score was taken (year to date)	122	148	82.4%	61.3%	64.6%
Rate of removable appliances per 100 fixed appliances - proposed treatment (rolling 12 month period)	31	656	4.73	5.40	5.65
Rate of removable appliances per 100 fixed appliances - completed treatment (rolling 12 month period)	11	571	1.93	3.86	4.78
% of courses of treatment with removable appliances only - proposed treatment (rolling 12 month period)	2	333	0.6%	1.4%	2.0%
% of courses of treatment with removable appliances only - completed treatment (rolling 12 month period)	1	293	0.3%	1.0%	1.5%
% of patients satisfied with the treatment they have received (rolling 12 month period)	21	21	100.0%	96.1%	96.0%

* Figures in italics indicate that the base number is less than 100.

Q48 - Vital Signs Orthodontic At a Glance Contract Report for 829188/0002 - September 2017

Name or company name	MR WW LEE	17/18 Contracted general activity (UDA)	0
Contract type name	PDS Contract	Carry forward general activity (UDA)	0
Purpose of contract	General and Orthodontic	17/18 Contracted orthodontic activity (UOA)	5,911
Contract start date	01/04/2006	Carry forward orthodontic activity (UOA)	0
Contract end date	31/03/2018	Baseline contract value	£317,176.15

ACCESS	Contract	England and Wales
24 month ratio of assessments to patient IDs	1.01	1.09

ACTIVITY


Month	Adjusted Scheduled Activity (UOA)	
	2017	2018
April	0	0
May	171	190
June	594	507
July	1,303	1,142
August	1,324	1,418
September	1,579	1,653
October	2,629	
November	3,265	
December	3,712	
January	3,754	
February	4,817	
March	5,583	
April	6,015	
May	6,035	
June	6,035	

QUALITY	Contract Quantity	Contract Base Number	Contract *	Region	England
% of all assessments that were assess and fit appliances (rolling 12 month period)	288	358	80.4%	55.8%	58.0%
% of all assessments that were assess and refuse (rolling 12 month period)	69	358	19.3%	11.6%	11.4%
% of all assessments that were assess and review (rolling 12 month period)	1	358	0.3%	32.7%	30.6%
% of terminated courses where treatment was abandoned or discontinued (rolling 12 month period)	8	300	2.7%	8.0%	7.8%
% of completed treatments indicating that PAR score was taken (year to date)	109	149	73.2%	61.3%	64.6%
Rate of removable appliances per 100 fixed appliances - proposed treatment (rolling 12 month period)	2	556	0.36	5.40	5.65
Rate of removable appliances per 100 fixed appliances - completed treatment (rolling 12 month period)	0	572	0.00	3.86	4.78
% of courses of treatment with removable appliances only - proposed treatment (rolling 12 month period)	1	288	0.3%	1.4%	2.0%
% of courses of treatment with removable appliances only - completed treatment (rolling 12 month period)	0	292	0.0%	1.0%	1.5%
% of patients satisfied with the treatment they have received (rolling 12 month period)	12	12	100.0%	96.1%	96.0%

* Figures in italics indicate that the base number is less than 100.

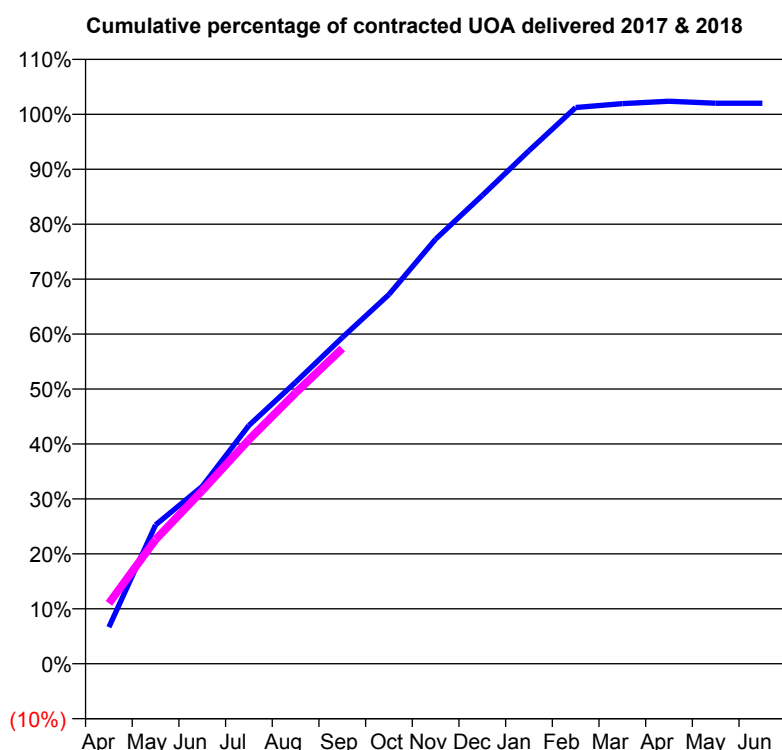
Q48 - Vital Signs Orthodontic At a Glance Contract Report for 910147/0001 - September 2017

Name or company name	MR RC WOODIER
Contract type name	PDS Contract
Purpose of contract	General and Orthodontic
Contract start date	01/04/2006
Contract end date	31/03/2018

17/18 Contracted general activity (UDA)	0
Carry forward general activity (UDA)	0
17/18 Contracted orthodontic activity (UOA)	5,555
Carry forward orthodontic activity (UOA)	0
Baseline contract value	£381,451.58

ACCESS

	Contract	England and Wales
24 month ratio of assessments to patient IDs	1.07	1.09

ACTIVITY


Month	Adjusted Scheduled Activity (UOA)	
	2017	2018
April	370	611
May	1,404	1,256
June	1,794	1,750
July	2,410	2,265
August	2,846	2,738
September	3,298	3,188
October	3,734	
November	4,293	
December	4,735	
January	5,186	
February	5,623	
March	5,662	
April	5,687	
May	5,666	
June	5,666	

QUALITY

	Contract Quantity	Contract Base Number	Contract *	Region	England
% of all assessments that were assess and fit appliances (rolling 12 month period)	258	416	62.0%	55.8%	58.0%
% of all assessments that were assess and refuse (rolling 12 month period)	75	416	18.0%	11.6%	11.4%
% of all assessments that were assess and review (rolling 12 month period)	83	416	20.0%	32.7%	30.6%
% of terminated courses where treatment was abandoned or discontinued (rolling 12 month period)	4	241	1.7%	8.0%	7.8%
% of completed treatments indicating that PAR score was taken (year to date)	62	111	55.9%	61.3%	64.6%
Rate of removable appliances per 100 fixed appliances - proposed treatment (rolling 12 month period)	53	481	11.02	5.40	5.65
Rate of removable appliances per 100 fixed appliances - completed treatment (rolling 12 month period)	39	429	9.09	3.86	4.78
% of courses of treatment with removable appliances only - proposed treatment (rolling 12 month period)	0	258	0.0%	1.4%	2.0%
% of courses of treatment with removable appliances only - completed treatment (rolling 12 month period)	1	237	0.4%	1.0%	1.5%
% of patients satisfied with the treatment they have received (rolling 12 month period)	10	10	100.0%	96.1%	96.0%

* Figures in italics indicate that the base number is less than 100.

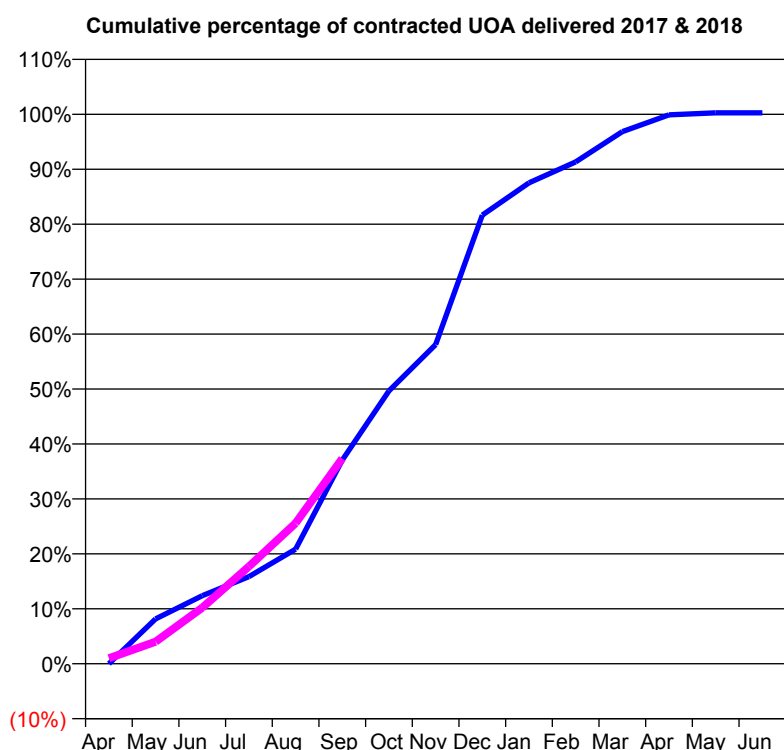
Q49 - Vital Signs Orthodontic At a Glance Contract Report for 122955/0001 - September 2017

Name or company name	Derwent House Orthodontics LTD
Contract type name	PDS Contract
Purpose of contract	Orthodontic
Contract start date	01/04/2011
Contract end date	31/03/2018

17/18 Contracted general activity (UDA)	0
Carry forward general activity (UDA)	0
17/18 Contracted orthodontic activity (UOA)	6,490
Carry forward orthodontic activity (UOA)	0
Baseline contract value	£420,234.09

ACCESS

	Contract	England and Wales
24 month ratio of assessments to patient IDs	1.02	1.09

ACTIVITY


Month	Adjusted Scheduled Activity (UOA)	
	2017	2018
April	0	65
May	448	261
June	680	662
July	871	1,149
August	1,146	1,660
September	2,034	2,424
October	2,727	
November	3,189	
December	4,483	
January	4,805	
February	5,015	
March	5,316	
April	5,484	
May	5,505	
June	5,505	

QUALITY

	Contract Quantity	Contract Base Number	Contract *	Region	England
% of all assessments that were assess and fit appliances (rolling 12 month period)	286	292	97.9%	55.8%	58.0%
% of all assessments that were assess and refuse (rolling 12 month period)	5	292	1.7%	11.6%	11.4%
% of all assessments that were assess and review (rolling 12 month period)	1	292	0.3%	32.7%	30.6%
% of terminated courses where treatment was abandoned or discontinued (rolling 12 month period)	9	272	3.3%	8.0%	7.8%
% of completed treatments indicating that PAR score was taken (year to date)	67	119	56.3%	61.3%	64.6%
Rate of removable appliances per 100 fixed appliances - proposed treatment (rolling 12 month period)	8	546	1.47	5.40	5.65
Rate of removable appliances per 100 fixed appliances - completed treatment (rolling 12 month period)	6	514	1.17	3.86	4.78
% of courses of treatment with removable appliances only - proposed treatment (rolling 12 month period)	2	286	0.7%	1.4%	2.0%
% of courses of treatment with removable appliances only - completed treatment (rolling 12 month period)	0	263	0.0%	1.0%	1.5%
% of patients satisfied with the treatment they have received (rolling 12 month period)	17	18	94.4%	96.1%	96.0%

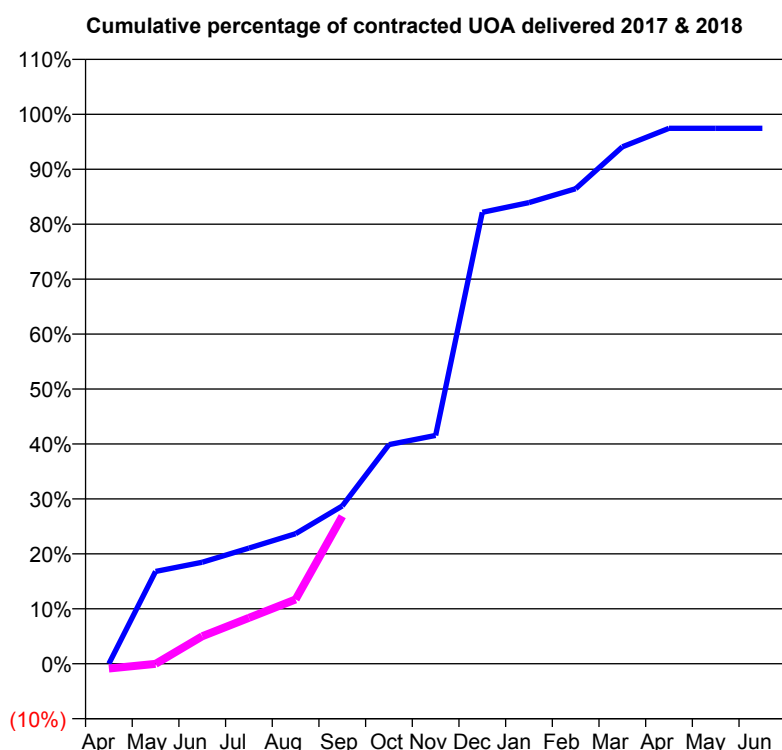
* Figures in italics indicate that the base number is less than 100.

Q49 - Vital Signs Orthodontic At a Glance Contract Report for 122955/0002 - September 2017

Name or company name	Derwent House Orthodontics LTD
Contract type name	PDS Contract
Purpose of contract	Orthodontic
Contract start date	01/04/2011
Contract end date	31/03/2020

17/18 Contracted general activity (UDA)	0
Carry forward general activity (UDA)	0
17/18 Contracted orthodontic activity (UOA)	2,500
Carry forward orthodontic activity (UOA)	64
Baseline contract value	£150,586.44

ACCESS	Contract	England and Wales
24 month ratio of assessments to patient IDs	1.02	1.09

ACTIVITY


Month	Adjusted Scheduled Activity (UOA)	
	2017	2018
April	0	-22
May	420	-1
June	462	125
July	526	209
August	592	293
September	718	671
October	997	
November	1,039	
December	2,054	
January	2,098	
February	2,161	
March	2,352	
April	2,436	
May	2,436	
June	2,436	

QUALITY

	Contract Quantity	Contract Base Number	Contract *	Region	England
% of all assessments that were assess and fit appliances (rolling 12 month period)	117	122	95.9%	55.8%	58.0%
% of all assessments that were assess and refuse (rolling 12 month period)	5	122	4.1%	11.6%	11.4%
% of all assessments that were assess and review (rolling 12 month period)	0	122	0.0%	32.7%	30.6%
% of terminated courses where treatment was abandoned or discontinued (rolling 12 month period)	2	118	1.7%	8.0%	7.8%
% of completed treatments indicating that PAR score was taken (year to date)	23	51	45.1%	61.3%	64.6%
Rate of removable appliances per 100 fixed appliances - proposed treatment (rolling 12 month period)	3	229	1.31	5.40	5.65
Rate of removable appliances per 100 fixed appliances - completed treatment (rolling 12 month period)	0	226	0.00	3.86	4.78
% of courses of treatment with removable appliances only - proposed treatment (rolling 12 month period)	0	117	0.0%	1.4%	2.0%
% of courses of treatment with removable appliances only - completed treatment (rolling 12 month period)	0	116	0.0%	1.0%	1.5%
% of patients satisfied with the treatment they have received (rolling 12 month period)	10	10	100.0%	96.1%	96.0%

* Figures in italics indicate that the base number is less than 100.

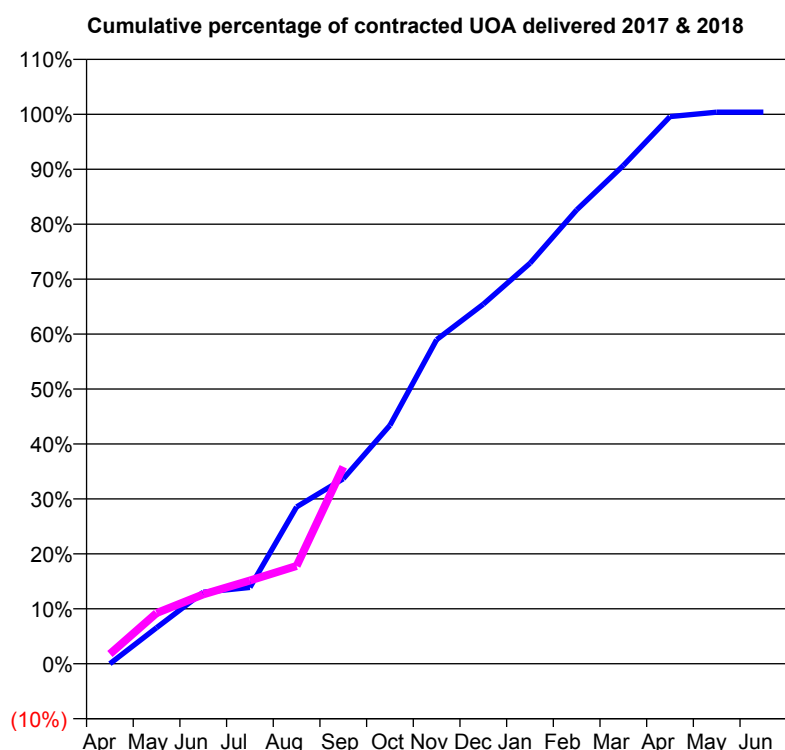
Q49 - Vital Signs Orthodontic At a Glance Contract Report for 126624/0001 - September 2017

Name or company name	The Killingworth Dental Practice Partnership
Contract type name	GDS Contract
Purpose of contract	General and Orthodontic
Contract start date	01/05/2013
Contract end date	

17/18 Contracted general activity (UDA)	58,286
Carry forward general activity (UDA)	1,524
17/18 Contracted orthodontic activity (UOA)	2,619
Carry forward orthodontic activity (UOA)	0
Baseline contract value	£1,869,913.22

ACCESS

	Contract	England and Wales
24 month ratio of assessments to patient IDs	1.05	1.09

ACTIVITY


Month	Adjusted Scheduled Activity (UOA)	
	2017	2018
April	0	47
May	172	242
June	341	331
July	364	397
August	748	466
September	882	939
October	1,137	
November	1,545	
December	1,714	
January	1,909	
February	2,163	
March	2,375	
April	2,608	
May	2,629	
June	2,629	

QUALITY

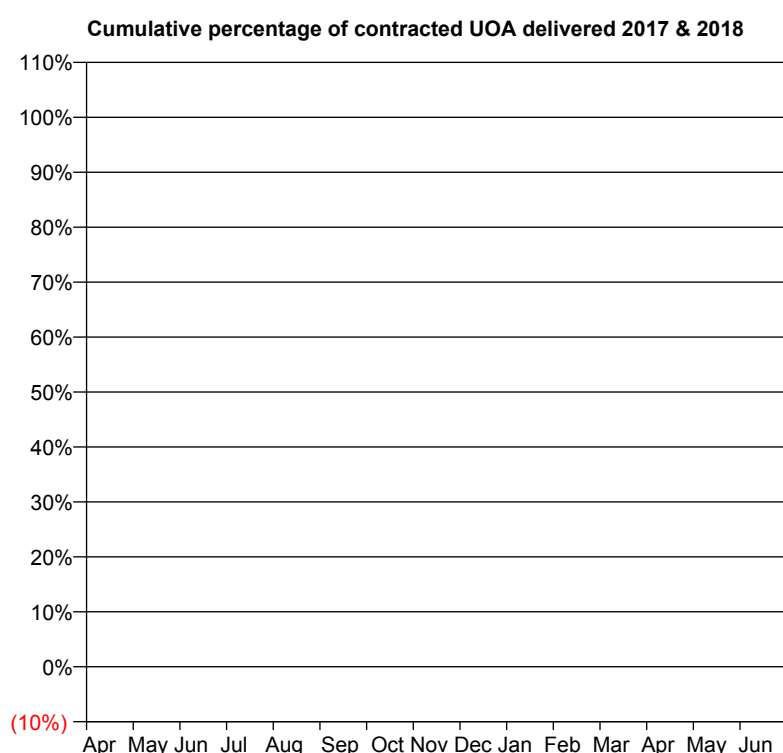
	Contract Quantity	Contract Base Number	Contract *	Region	England
% of all assessments that were assess and fit appliances (rolling 12 month period)	125	188	66.5%	55.8%	58.0%
% of all assessments that were assess and refuse (rolling 12 month period)	30	188	16.0%	11.6%	11.4%
% of all assessments that were assess and review (rolling 12 month period)	33	188	17.6%	32.7%	30.6%
% of terminated courses where treatment was abandoned or discontinued (rolling 12 month period)	0	1	0.0%	8.0%	7.8%
% of completed treatments indicating that PAR score was taken (year to date)	1	1	100.0%	61.3%	64.6%
Rate of removable appliances per 100 fixed appliances - proposed treatment (rolling 12 month period)	14	247	5.67	5.40	5.65
Rate of removable appliances per 100 fixed appliances - completed treatment (rolling 12 month period)	0	2	0.00	3.86	4.78
% of courses of treatment with removable appliances only - proposed treatment (rolling 12 month period)	0	125	0.0%	1.4%	2.0%
% of courses of treatment with removable appliances only - completed treatment (rolling 12 month period)	0	1	0.0%	1.0%	1.5%
% of patients satisfied with the treatment they have received (rolling 12 month period)	4	4	100.0%	96.1%	96.0%

* Figures in italics indicate that the base number is less than 100.

Q49 - Vital Signs Orthodontic At a Glance Contract Report for 134910/0001 - September 2017

Name or company name	Cumbria Partnership NHS FT - Carlisle & E	17/18 Contracted general activity (UDA)	0
Contract type name	PDS Contract	Carry forward general activity (UDA)	0
Purpose of contract	General	17/18 Contracted orthodontic activity (UOA)	0
Contract start date	06/10/2014	Carry forward orthodontic activity (UOA)	0
Contract end date	31/03/2018	Baseline contract value	£0.00

ACCESS	Contract	England and Wales
24 month ratio of assessments to patient IDs	1.13	1.09

ACTIVITY


Month	Adjusted Scheduled Activity (UOA)	
	2017	2018
April	0	2
May	24	47
June	240	47
July	454	204
August	610	314
September	784	464
October	891	
November	1,128	
December	1,238	
January	1,347	
February	1,452	
March	1,714	
April	1,825	
May	1,909	
June	1,972	

QUALITY	Contract Quantity	Contract Base Number	Contract *	Region	England
% of all assessments that were assess and fit appliances (rolling 12 month period)	81	115	70.4%	55.8%	58.0%
% of all assessments that were assess and refuse (rolling 12 month period)	2	115	1.7%	11.6%	11.4%
% of all assessments that were assess and review (rolling 12 month period)	32	115	27.8%	32.7%	30.6%
% of terminated courses where treatment was abandoned or discontinued (rolling 12 month period)	19	92	20.7%	8.0%	7.8%
% of completed treatments indicating that PAR score was taken (year to date)	34	39	87.2%	61.3%	64.6%
Rate of removable appliances per 100 fixed appliances - proposed treatment (rolling 12 month period)	21	77	27.27	5.40	5.65
Rate of removable appliances per 100 fixed appliances - completed treatment (rolling 12 month period)	2	23	8.70	3.86	4.78
% of courses of treatment with removable appliances only - proposed treatment (rolling 12 month period)	21	81	25.9%	1.4%	2.0%
% of courses of treatment with removable appliances only - completed treatment (rolling 12 month period)	1	73	1.4%	1.0%	1.5%
% of patients satisfied with the treatment they have received (rolling 12 month period)	5	6	83.3%	96.1%	96.0%

* Figures in italics indicate that the base number is less than 100.

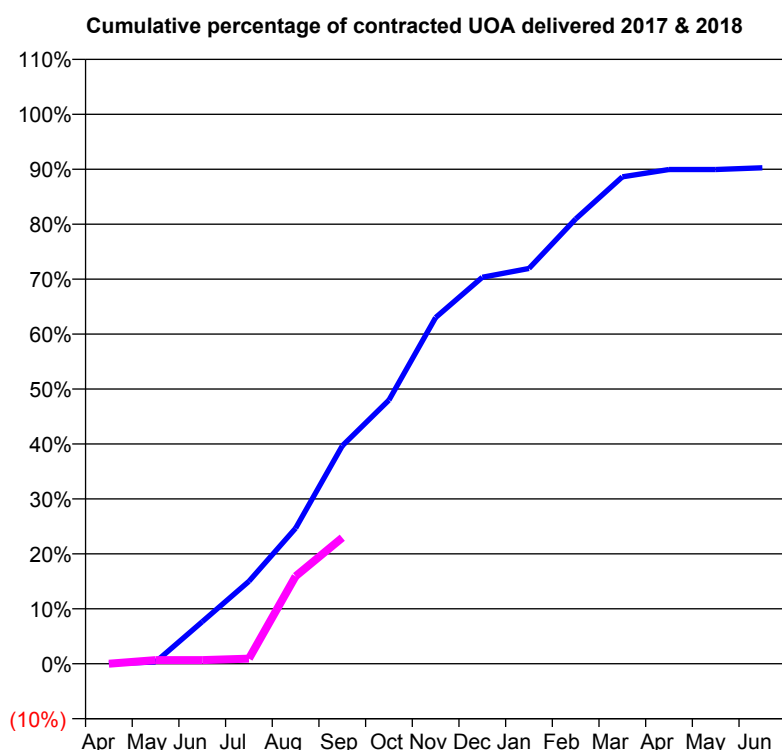
Q49 - Vital Signs Orthodontic At a Glance Contract Report for 141593/0001 - September 2017

Name or company name	J R P Jones and Associates
Contract type name	GDS Contract
Purpose of contract	General and Orthodontic
Contract start date	01/03/2012
Contract end date	

17/18 Contracted general activity (UDA)	26,411
Carry forward general activity (UDA)	0
17/18 Contracted orthodontic activity (UOA)	300
Carry forward orthodontic activity (UOA)	0
Baseline contract value	£705,924.32

ACCESS

	Contract	England and Wales
24 month ratio of assessments to patient IDs	1.00	1.09

ACTIVITY


Month	Adjusted Scheduled Activity (UOA)	
	2017	2018
April	0	0
May	1	2
June	23	2
July	45	3
August	74	48
September	119	69
October	144	
November	189	
December	211	
January	216	
February	243	
March	266	
April	270	
May	270	
June	271	

QUALITY

	Contract Quantity	Contract Base Number	Contract *	Region	England
% of all assessments that were assess and fit appliances (rolling 12 month period)	10	40	25.0%	55.8%	58.0%
% of all assessments that were assess and refuse (rolling 12 month period)	16	40	40.0%	11.6%	11.4%
% of all assessments that were assess and review (rolling 12 month period)	14	40	35.0%	32.7%	30.6%
% of terminated courses where treatment was abandoned or discontinued (rolling 12 month period)	2	5	40.0%	8.0%	7.8%
% of completed treatments indicating that PAR score was taken (year to date)	1	2	50.0%	61.3%	64.6%
Rate of removable appliances per 100 fixed appliances - proposed treatment (rolling 12 month period)	1	15	6.67	5.40	5.65
Rate of removable appliances per 100 fixed appliances - completed treatment (rolling 12 month period)	2	4	50.00	3.86	4.78
% of courses of treatment with removable appliances only - proposed treatment (rolling 12 month period)	1	10	10.0%	1.4%	2.0%
% of courses of treatment with removable appliances only - completed treatment (rolling 12 month period)	1	3	33.3%	1.0%	1.5%
% of patients satisfied with the treatment they have received (rolling 12 month period)	0	0	N/A	96.1%	96.0%

* Figures in italics indicate that the base number is less than 100.

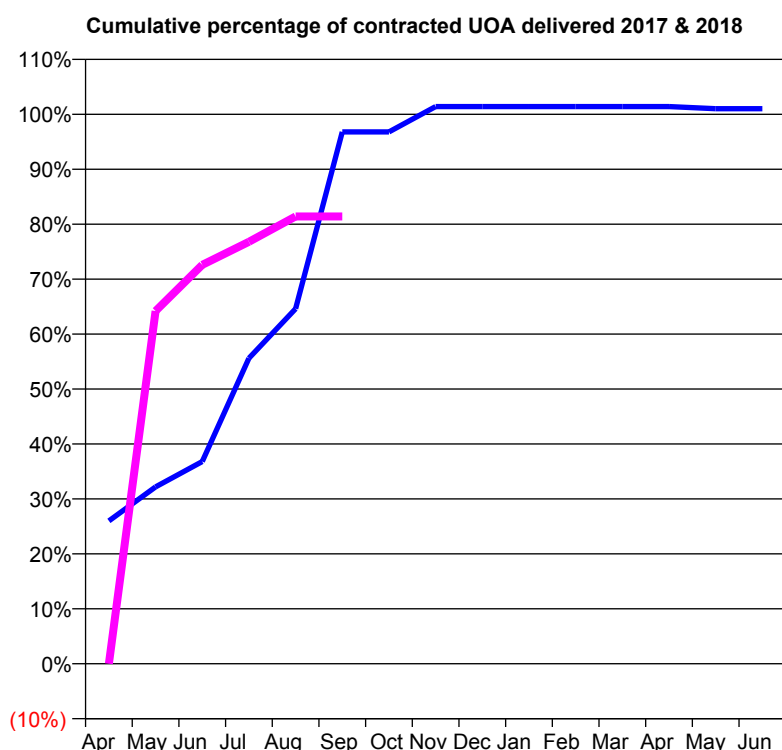
Q49 - Vital Signs Orthodontic At a Glance Contract Report for 141852/0001 - September 2017

Name or company name	Perfect Smile Gateshead Partnership
Contract type name	GDS Contract
Purpose of contract	General and Orthodontic
Contract start date	01/07/2014
Contract end date	

17/18 Contracted general activity (UDA)	28,872
Carry forward general activity (UDA)	-59
17/18 Contracted orthodontic activity (UOA)	500
Carry forward orthodontic activity (UOA)	0
Baseline contract value	£858,767.72

ACCESS

	Contract	England and Wales
24 month ratio of assessments to patient IDs	1.21	1.09

ACTIVITY


Month	Adjusted Scheduled Activity (UOA)	
	2017	2018
April	130	0
May	161	321
June	184	363
July	278	384
August	323	407
September	484	407
October	484	
November	507	
December	507	
January	507	
February	507	
March	507	
April	507	
May	505	
June	505	

QUALITY

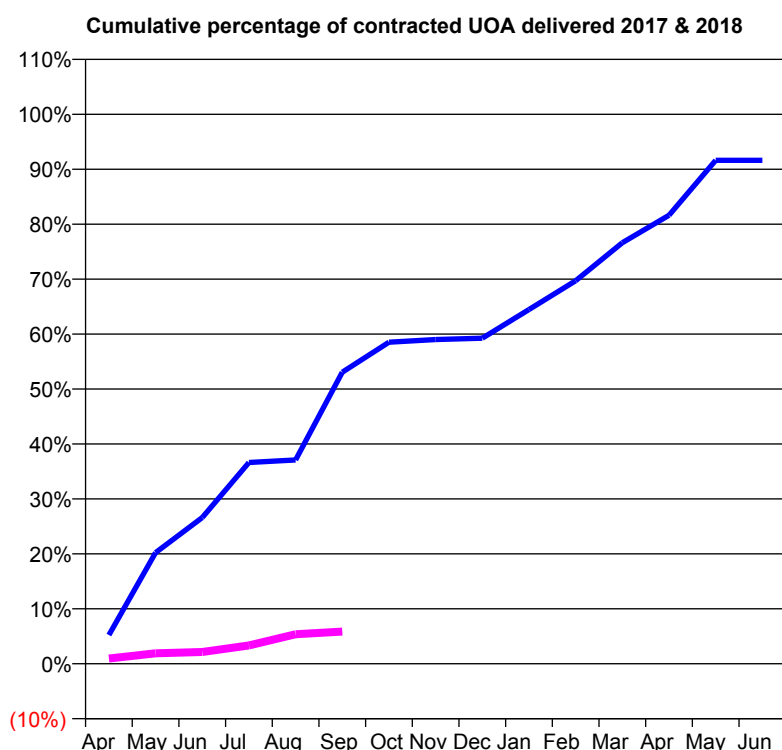
	Contract Quantity	Contract Base Number	Contract *	Region	England
% of all assessments that were assess and fit appliances (rolling 12 month period)	19	51	37.3%	55.8%	58.0%
% of all assessments that were assess and refuse (rolling 12 month period)	7	51	13.7%	11.6%	11.4%
% of all assessments that were assess and review (rolling 12 month period)	25	51	49.0%	32.7%	30.6%
% of terminated courses where treatment was abandoned or discontinued (rolling 12 month period)	0	1	0.0%	8.0%	7.8%
% of completed treatments indicating that PAR score was taken (year to date)	0	1	0.0%	61.3%	64.6%
Rate of removable appliances per 100 fixed appliances - proposed treatment (rolling 12 month period)	0	26	0.00	5.40	5.65
Rate of removable appliances per 100 fixed appliances - completed treatment (rolling 12 month period)	0	1	0.00	3.86	4.78
% of courses of treatment with removable appliances only - proposed treatment (rolling 12 month period)	0	19	0.0%	1.4%	2.0%
% of courses of treatment with removable appliances only - completed treatment (rolling 12 month period)	0	1	0.0%	1.0%	1.5%
% of patients satisfied with the treatment they have received (rolling 12 month period)	3	3	100.0%	96.1%	96.0%

* Figures in italics indicate that the base number is less than 100.

Q49 - Vital Signs Orthodontic At a Glance Contract Report for 157457/0001 - September 2017

Name or company name	Northumbria Dental Care Limited	17/18 Contracted general activity (UDA)	12,713
Contract type name	Pilot Contract	Carry forward general activity (UDA)	0
Purpose of contract	General and Orthodontic	17/18 Contracted orthodontic activity (UOA)	420
Contract start date	01/01/2012	Carry forward orthodontic activity (UOA)	0
Contract end date		Baseline contract value	£383,786.55

ACCESS	Contract	England and Wales
24 month ratio of assessments to patient IDs	1.13	1.09

ACTIVITY


Month	Adjusted Scheduled Activity (UOA)	
	2017	2018
April	22	4
May	85	8
June	112	9
July	154	14
August	156	23
September	223	25
October	246	
November	248	
December	249	
January	271	
February	293	
March	322	
April	343	
May	385	
June	385	

QUALITY

	Contract Quantity	Contract Base Number	Contract *	Region	England
% of all assessments that were assess and fit appliances (rolling 12 month period)	7	47	14.9%	55.8%	58.0%
% of all assessments that were assess and refuse (rolling 12 month period)	10	47	21.3%	11.6%	11.4%
% of all assessments that were assess and review (rolling 12 month period)	30	47	63.8%	32.7%	30.6%
% of terminated courses where treatment was abandoned or discontinued (rolling 12 month period)	0	2	0.0%	8.0%	7.8%
% of completed treatments indicating that PAR score was taken (year to date)	2	2	100.0%	61.3%	64.6%
Rate of removable appliances per 100 fixed appliances - proposed treatment (rolling 12 month period)	0	6	0.00	5.40	5.65
Rate of removable appliances per 100 fixed appliances - completed treatment (rolling 12 month period)	0	0	N/A	3.86	4.78
% of courses of treatment with removable appliances only - proposed treatment (rolling 12 month period)	0	7	0.0%	1.4%	2.0%
% of courses of treatment with removable appliances only - completed treatment (rolling 12 month period)	0	2	0.0%	1.0%	1.5%
% of patients satisfied with the treatment they have received (rolling 12 month period)	0	0	N/A	96.1%	96.0%

* Figures in italics indicate that the base number is less than 100.

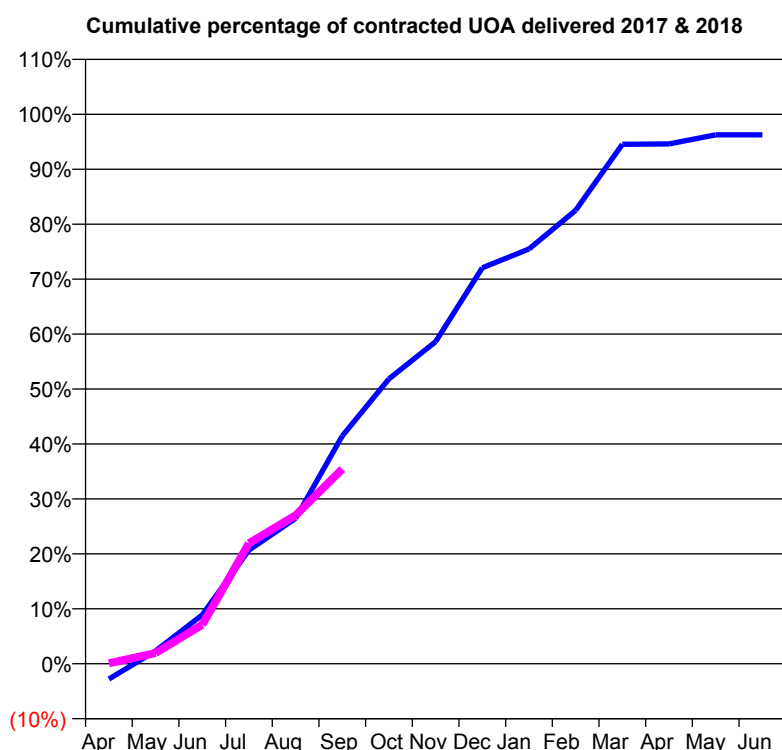
Q49 - Vital Signs Orthodontic At a Glance Contract Report for 170011/0001 - September 2017

Name or company name	SRDP
Contract type name	GDS Contract
Purpose of contract	General and Orthodontic
Contract start date	01/10/2007
Contract end date	

17/18 Contracted general activity (UDA)	74,715
Carry forward general activity (UDA)	0
17/18 Contracted orthodontic activity (UOA)	1,281
Carry forward orthodontic activity (UOA)	0
Baseline contract value	£2,113,459.91

ACCESS

	Contract	England and Wales
24 month ratio of assessments to patient IDs	1.05	1.09

ACTIVITY


Month	Adjusted Scheduled Activity (UOA)	
	2017	2018
April	-36	1
May	30	25
June	114	91
July	265	281
August	339	346
September	531	454
October	664	
November	751	
December	923	
January	967	
February	1,057	
March	1,211	
April	1,212	
May	1,233	
June	1,233	

QUALITY

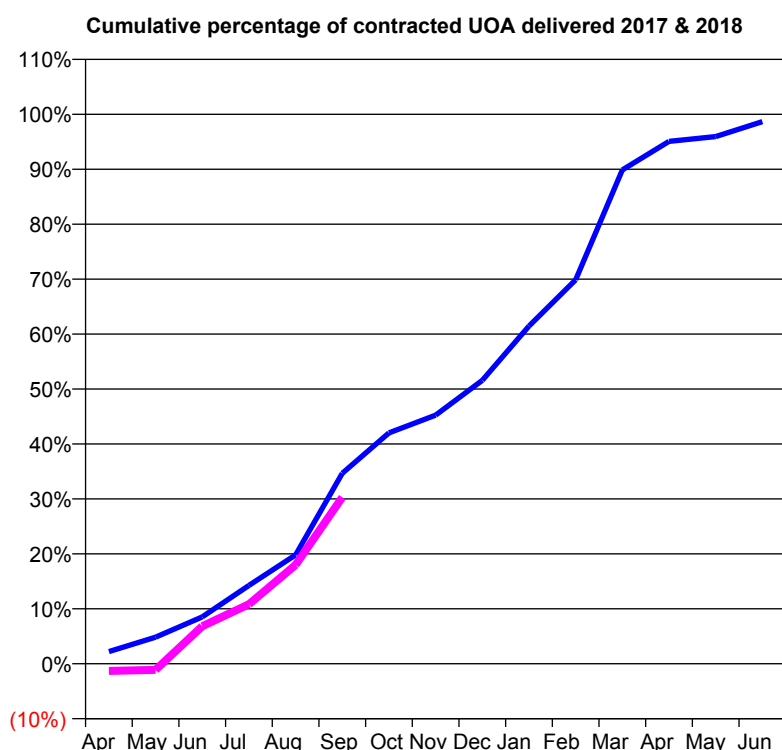
	Contract Quantity	Contract Base Number	Contract *	Region	England
% of all assessments that were assess and fit appliances (rolling 12 month period)	54	87	62.1%	55.8%	58.0%
% of all assessments that were assess and refuse (rolling 12 month period)	7	87	8.0%	11.6%	11.4%
% of all assessments that were assess and review (rolling 12 month period)	26	87	29.9%	32.7%	30.6%
% of terminated courses where treatment was abandoned or discontinued (rolling 12 month period)	10	59	16.9%	8.0%	7.8%
% of completed treatments indicating that PAR score was taken (year to date)	21	22	95.5%	61.3%	64.6%
Rate of removable appliances per 100 fixed appliances - proposed treatment (rolling 12 month period)	3	106	2.83	5.40	5.65
Rate of removable appliances per 100 fixed appliances - completed treatment (rolling 12 month period)	5	90	5.56	3.86	4.78
% of courses of treatment with removable appliances only - proposed treatment (rolling 12 month period)	1	54	1.9%	1.4%	2.0%
% of courses of treatment with removable appliances only - completed treatment (rolling 12 month period)	4	49	8.2%	1.0%	1.5%
% of patients satisfied with the treatment they have received (rolling 12 month period)	0	0	N/A	96.1%	96.0%

* Figures in italics indicate that the base number is less than 100.

Q49 - Vital Signs Orthodontic At a Glance Contract Report for 170011/0003 - September 2017

Name or company name	SRDP	17/18 Contracted general activity (UDA)	0
Contract type name	PDS Contract	Carry forward general activity (UDA)	0
Purpose of contract	Orthodontic	17/18 Contracted orthodontic activity (UOA)	12,550
Contract start date	01/04/2012	Carry forward orthodontic activity (UOA)	168
Contract end date	31/03/2019	Baseline contract value	£707,734.52

ACCESS	Contract	England and Wales
24 month ratio of assessments to patient IDs	1.08	1.09

ACTIVITY


Month	Adjusted Scheduled Activity (UOA)	
	2017	2018
April	278	-166
May	608	-143
June	1,072	856
July	1,789	1,360
August	2,487	2,258
September	4,351	3,802
October	5,272	
November	5,679	
December	6,472	
January	7,712	
February	8,768	
March	11,280	
April	11,932	
May	12,040	
June	12,382	

QUALITY	Contract Quantity	Contract Base Number	Contract *	Region	England
% of all assessments that were assess and fit appliances (rolling 12 month period)	558	907	61.5%	55.8%	58.0%
% of all assessments that were assess and refuse (rolling 12 month period)	47	907	5.2%	11.6%	11.4%
% of all assessments that were assess and review (rolling 12 month period)	302	907	33.3%	32.7%	30.6%
% of terminated courses where treatment was abandoned or discontinued (rolling 12 month period)	53	716	7.4%	8.0%	7.8%
% of completed treatments indicating that PAR score was taken (year to date)	246	518	47.5%	61.3%	64.6%
Rate of removable appliances per 100 fixed appliances - proposed treatment (rolling 12 month period)	79	1,095	7.21	5.40	5.65
Rate of removable appliances per 100 fixed appliances - completed treatment (rolling 12 month period)	60	1,242	4.83	3.86	4.78
% of courses of treatment with removable appliances only - proposed treatment (rolling 12 month period)	5	558	0.9%	1.4%	2.0%
% of courses of treatment with removable appliances only - completed treatment (rolling 12 month period)	12	663	1.8%	1.0%	1.5%
% of patients satisfied with the treatment they have received (rolling 12 month period)	21	22	95.5%	96.1%	96.0%

* Figures in italics indicate that the base number is less than 100.

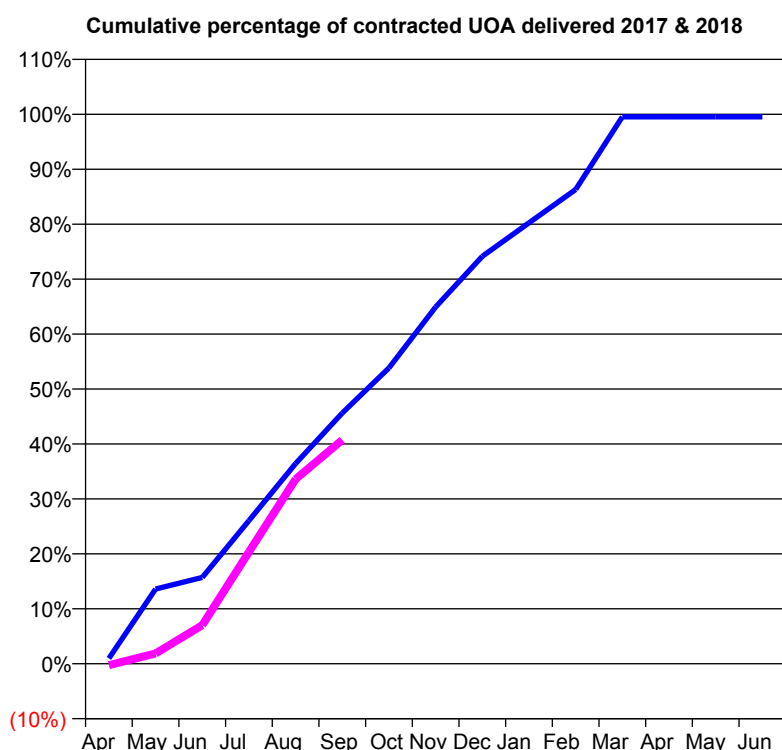
Q49 - Vital Signs Orthodontic At a Glance Contract Report for 176648/0001 - September 2017

Name or company name	South Tyneside Smiles Limited
Contract type name	GDS Contract
Purpose of contract	General and Orthodontic
Contract start date	01/04/2008
Contract end date	

17/18 Contracted general activity (UDA)	85,974
Carry forward general activity (UDA)	-770
17/18 Contracted orthodontic activity (UOA)	2,119
Carry forward orthodontic activity (UOA)	7
Baseline contract value	£2,477,125.89

ACCESS

	Contract	England and Wales
24 month ratio of assessments to patient IDs	1.06	1.09

ACTIVITY


Month	Adjusted Scheduled Activity (UOA)	
	2017	2018
April	21	-6
May	288	40
June	333	149
July	552	431
August	772	712
September	967	863
October	1,141	
November	1,376	
December	1,571	
January	1,700	
February	1,829	
March	2,109	
April	2,109	
May	2,109	
June	2,109	

QUALITY

	Contract Quantity	Contract Base Number	Contract *	Region	England
% of all assessments that were assess and fit appliances (rolling 12 month period)	93	153	60.8%	55.8%	58.0%
% of all assessments that were assess and refuse (rolling 12 month period)	24	153	15.7%	11.6%	11.4%
% of all assessments that were assess and review (rolling 12 month period)	36	153	23.5%	32.7%	30.6%
% of terminated courses where treatment was abandoned or discontinued (rolling 12 month period)	13	96	13.5%	8.0%	7.8%
% of completed treatments indicating that PAR score was taken (year to date)	31	32	96.9%	61.3%	64.6%
Rate of removable appliances per 100 fixed appliances - proposed treatment (rolling 12 month period)	5	180	2.78	5.40	5.65
Rate of removable appliances per 100 fixed appliances - completed treatment (rolling 12 month period)	4	163	2.45	3.86	4.78
% of courses of treatment with removable appliances only - proposed treatment (rolling 12 month period)	0	93	0.0%	1.4%	2.0%
% of courses of treatment with removable appliances only - completed treatment (rolling 12 month period)	0	83	0.0%	1.0%	1.5%
% of patients satisfied with the treatment they have received (rolling 12 month period)	2	2	100.0%	96.1%	96.0%

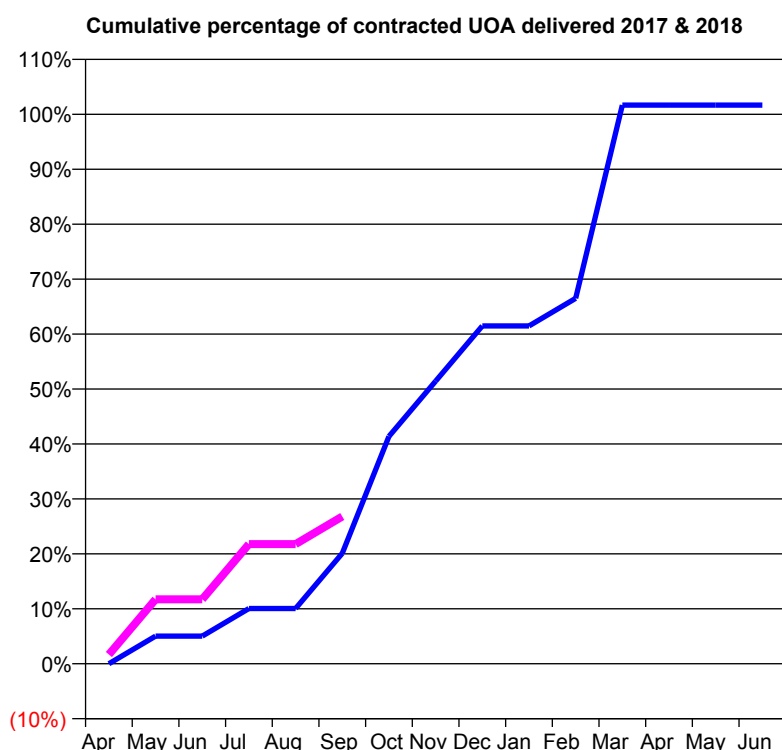
* Figures in italics indicate that the base number is less than 100.

Q49 - Vital Signs Orthodontic At a Glance Contract Report for 177644/0001 - September 2017

Name or company name	Goodteeth Dental Surgeries Ltd
Contract type name	GDS Contract
Purpose of contract	General and Orthodontic
Contract start date	01/09/2009
Contract end date	

17/18 Contracted general activity (UDA)	8,745
Carry forward general activity (UDA)	-175
17/18 Contracted orthodontic activity (UOA)	418
Carry forward orthodontic activity (UOA)	-7
Baseline contract value	£236,393.67

ACCESS	Contract	England and Wales
24 month ratio of assessments to patient IDs	1.02	1.09

ACTIVITY


Month	Adjusted Scheduled Activity (UOA)	
	2017	2018
April	0	7
May	21	49
June	21	49
July	42	91
August	42	91
September	84	112
October	173	
November	215	
December	257	
January	257	
February	278	
March	425	
April	425	
May	425	
June	425	

QUALITY	Contract Quantity	Contract Base Number	Contract *	Region	England
% of all assessments that were assess and fit appliances (rolling 12 month period)	22	23	95.7%	55.8%	58.0%
% of all assessments that were assess and refuse (rolling 12 month period)	0	23	0.0%	11.6%	11.4%
% of all assessments that were assess and review (rolling 12 month period)	1	23	4.3%	32.7%	30.6%
% of terminated courses where treatment was abandoned or discontinued (rolling 12 month period)	0	0	N/A	8.0%	7.8%
% of completed treatments indicating that PAR score was taken (year to date)	0	0	N/A	61.3%	64.6%
Rate of removable appliances per 100 fixed appliances - proposed treatment (rolling 12 month period)	1	19	5.26	5.40	5.65
Rate of removable appliances per 100 fixed appliances - completed treatment (rolling 12 month period)	0	0	N/A	3.86	4.78
% of courses of treatment with removable appliances only - proposed treatment (rolling 12 month period)	1	22	4.5%	1.4%	2.0%
% of courses of treatment with removable appliances only - completed treatment (rolling 12 month period)	0	0	N/A	1.0%	1.5%
% of patients satisfied with the treatment they have received (rolling 12 month period)	0	0	N/A	96.1%	96.0%

* Figures in italics indicate that the base number is less than 100.

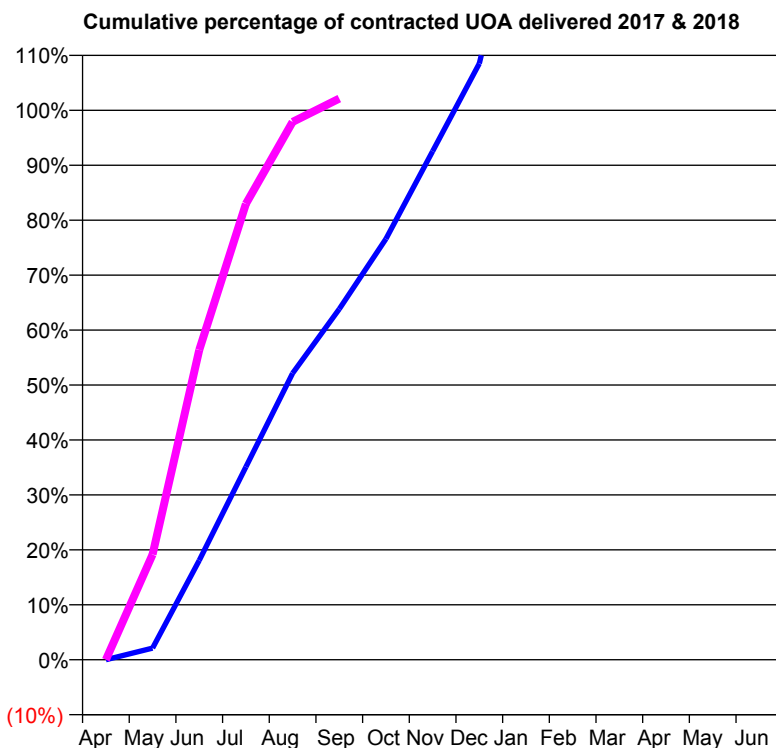
Q49 - Vital Signs Orthodontic At a Glance Contract Report for 177709/0001 - September 2017

Name or company name	Green Dental Partnership
Contract type name	GDS Contract
Purpose of contract	General and Orthodontic
Contract start date	01/04/2013
Contract end date	

17/18 Contracted general activity (UDA)	1,466
Carry forward general activity (UDA)	0
17/18 Contracted orthodontic activity (UOA)	94
Carry forward orthodontic activity (UOA)	0
Baseline contract value	£37,388.23

ACCESS

	Contract	England and Wales
24 month ratio of assessments to patient IDs	1.66	1.09

ACTIVITY


Month	Adjusted Scheduled Activity (UOA)	
	2017	2018
April	0	0
May	2	18
June	17	53
July	33	78
August	49	92
September	60	96
October	72	
November	87	
December	102	
January	133	
February	141	
March	179	
April	179	
May	186	
June	186	

QUALITY

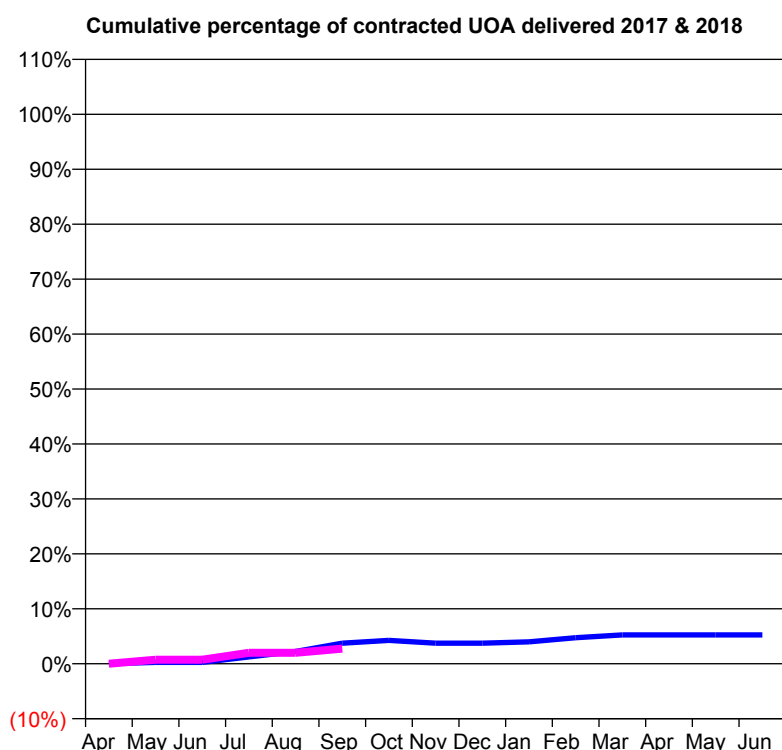
	Contract Quantity	Contract Base Number	Contract *	Region	England
% of all assessments that were assess and fit appliances (rolling 12 month period)	0	229	0.0%	55.8%	58.0%
% of all assessments that were assess and refuse (rolling 12 month period)	0	229	0.0%	11.6%	11.4%
% of all assessments that were assess and review (rolling 12 month period)	229	229	100.0%	32.7%	30.6%
% of terminated courses where treatment was abandoned or discontinued (rolling 12 month period)	0	0	N/A	8.0%	7.8%
% of completed treatments indicating that PAR score was taken (year to date)	0	0	N/A	61.3%	64.6%
Rate of removable appliances per 100 fixed appliances - proposed treatment (rolling 12 month period)	0	0	N/A	5.40	5.65
Rate of removable appliances per 100 fixed appliances - completed treatment (rolling 12 month period)	0	0	N/A	3.86	4.78
% of courses of treatment with removable appliances only - proposed treatment (rolling 12 month period)	0	0	N/A	1.4%	2.0%
% of courses of treatment with removable appliances only - completed treatment (rolling 12 month period)	0	0	N/A	1.0%	1.5%
% of patients satisfied with the treatment they have received (rolling 12 month period)	0	0	N/A	96.1%	96.0%

* Figures in italics indicate that the base number is less than 100.

Q49 - Vital Signs Orthodontic At a Glance Contract Report for 183962/0001 - September 2017

Name or company name	Goodwin and Associates	17/18 Contracted general activity (UDA)	14,876
Contract type name	Pilot Contract	Carry forward general activity (UDA)	0
Purpose of contract	General and Orthodontic	17/18 Contracted orthodontic activity (UOA)	400
Contract start date	01/04/2008	Carry forward orthodontic activity (UOA)	0
Contract end date		Baseline contract value	£773,020.39

ACCESS	Contract	England and Wales
24 month ratio of assessments to patient IDs	1.00	1.09

ACTIVITY


Month	Adjusted Scheduled Activity (UOA)	
	2017	2018
April	0	0
May	1	3
June	1	3
July	5	8
August	9	8
September	15	11
October	17	
November	15	
December	15	
January	16	
February	19	
March	21	
April	21	
May	21	
June	21	

QUALITY	Contract Quantity	Contract Base Number	Contract *	Region	England
% of all assessments that were assess and fit appliances (rolling 12 month period)	0	20	0.0%	55.8%	58.0%
% of all assessments that were assess and refuse (rolling 12 month period)	2	20	10.0%	11.6%	11.4%
% of all assessments that were assess and review (rolling 12 month period)	18	20	90.0%	32.7%	30.6%
% of terminated courses where treatment was abandoned or discontinued (rolling 12 month period)	0	0	N/A	8.0%	7.8%
% of completed treatments indicating that PAR score was taken (year to date)	0	0	N/A	61.3%	64.6%
Rate of removable appliances per 100 fixed appliances - proposed treatment (rolling 12 month period)	0	0	N/A	5.40	5.65
Rate of removable appliances per 100 fixed appliances - completed treatment (rolling 12 month period)	0	0	N/A	3.86	4.78
% of courses of treatment with removable appliances only - proposed treatment (rolling 12 month period)	0	0	N/A	1.4%	2.0%
% of courses of treatment with removable appliances only - completed treatment (rolling 12 month period)	0	0	N/A	1.0%	1.5%
% of patients satisfied with the treatment they have received (rolling 12 month period)	0	0	N/A	96.1%	96.0%

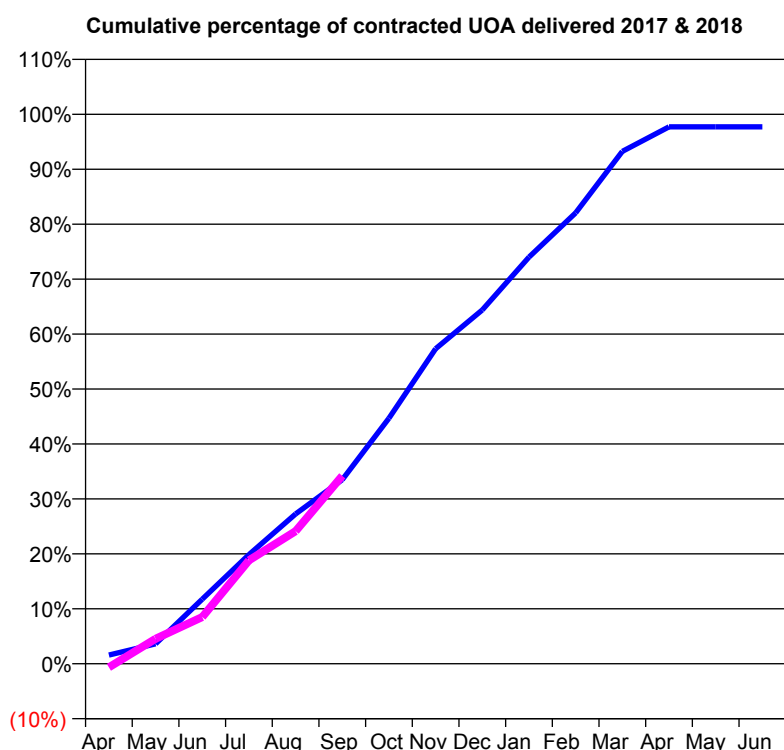
* Figures in italics indicate that the base number is less than 100.

Q49 - Vital Signs Orthodontic At a Glance Contract Report for 186872/0018 - September 2017

Name or company name	ORTHOWORLD 2000 LTD
Contract type name	PDS Contract
Purpose of contract	Orthodontic
Contract start date	01/07/2012
Contract end date	31/03/2019

17/18 Contracted general activity (UDA)	0
Carry forward general activity (UDA)	0
17/18 Contracted orthodontic activity (UOA)	9,586
Carry forward orthodontic activity (UOA)	215
Baseline contract value	£550,748.29

ACCESS	Contract	England and Wales
24 month ratio of assessments to patient IDs	1.05	1.09

ACTIVITY


Month	Adjusted Scheduled Activity (UOA)	
	2017	2018
April	152	-65
May	348	436
June	1,128	816
July	1,905	1,803
August	2,614	2,314
September	3,211	3,279
October	4,284	
November	5,496	
December	6,172	
January	7,095	
February	7,867	
March	8,938	
April	9,366	
May	9,366	
June	9,367	

QUALITY	Contract Quantity	Contract Base Number	Contract *	Region	England
% of all assessments that were assess and fit appliances (rolling 12 month period)	459	644	71.3%	55.8%	58.0%
% of all assessments that were assess and refuse (rolling 12 month period)	79	644	12.3%	11.6%	11.4%
% of all assessments that were assess and review (rolling 12 month period)	106	644	16.5%	32.7%	30.6%
% of terminated courses where treatment was abandoned or discontinued (rolling 12 month period)	26	174	14.9%	8.0%	7.8%
% of completed treatments indicating that PAR score was taken (year to date)	49	52	94.2%	61.3%	64.6%
Rate of removable appliances per 100 fixed appliances - proposed treatment (rolling 12 month period)	62	904	6.86	5.40	5.65
Rate of removable appliances per 100 fixed appliances - completed treatment (rolling 12 month period)	11	276	3.99	3.86	4.78
% of courses of treatment with removable appliances only - proposed treatment (rolling 12 month period)	1	459	0.2%	1.4%	2.0%
% of courses of treatment with removable appliances only - completed treatment (rolling 12 month period)	2	148	1.4%	1.0%	1.5%
% of patients satisfied with the treatment they have received (rolling 12 month period)	11	11	100.0%	96.1%	96.0%

* Figures in italics indicate that the base number is less than 100.

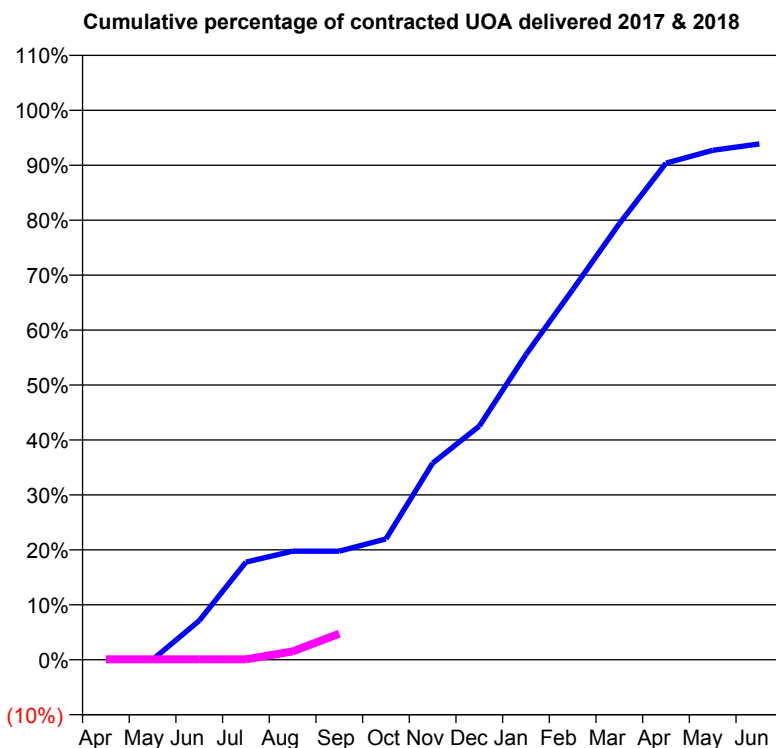
Q49 - Vital Signs Orthodontic At a Glance Contract Report for 191639/0001 - September 2017

Name or company name	Osborne Orthodontics Ltd
Contract type name	PDS Contract
Purpose of contract	Orthodontic
Contract start date	01/01/2013
Contract end date	31/03/2019

17/18 Contracted general activity (UDA)	0
Carry forward general activity (UDA)	0
17/18 Contracted orthodontic activity (UOA)	5,411
Carry forward orthodontic activity (UOA)	-5
Baseline contract value	£310,973.04

ACCESS

	Contract	England and Wales
24 month ratio of assessments to patient IDs	1.10	1.09

ACTIVITY


Month	Adjusted Scheduled Activity (UOA)	
	2017	2018
April	0	5
May	0	5
June	385	5
July	962	5
August	1,069	82
September	1,069	257
October	1,190	
November	1,936	
December	2,301	
January	3,006	
February	3,645	
March	4,295	
April	4,890	
May	5,017	
June	5,080	

QUALITY

	Contract Quantity	Contract Base Number	Contract *	Region	England
% of all assessments that were assess and fit appliances (rolling 12 month period)	219	307	71.3%	55.8%	58.0%
% of all assessments that were assess and refuse (rolling 12 month period)	69	307	22.5%	11.6%	11.4%
% of all assessments that were assess and review (rolling 12 month period)	19	307	6.2%	32.7%	30.6%
% of terminated courses where treatment was abandoned or discontinued (rolling 12 month period)	8	217	3.7%	8.0%	7.8%
% of completed treatments indicating that PAR score was taken (year to date)	37	45	82.2%	61.3%	64.6%
Rate of removable appliances per 100 fixed appliances - proposed treatment (rolling 12 month period)	13	314	4.14	5.40	5.65
Rate of removable appliances per 100 fixed appliances - completed treatment (rolling 12 month period)	4	236	1.69	3.86	4.78
% of courses of treatment with removable appliances only - proposed treatment (rolling 12 month period)	3	219	1.4%	1.4%	2.0%
% of courses of treatment with removable appliances only - completed treatment (rolling 12 month period)	1	209	0.5%	1.0%	1.5%
% of patients satisfied with the treatment they have received (rolling 12 month period)	5	5	100.0%	96.1%	96.0%

* Figures in italics indicate that the base number is less than 100.

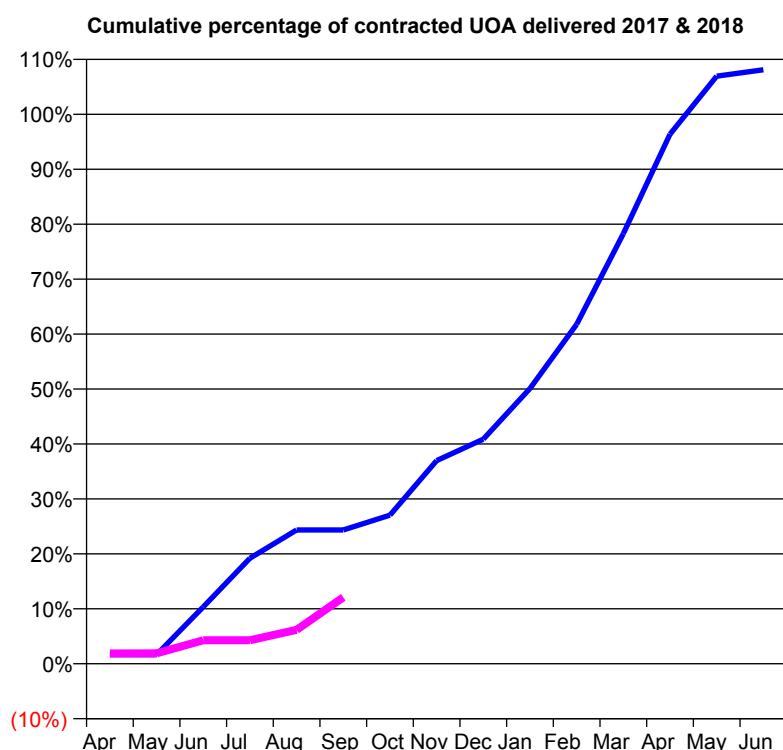
Q49 - Vital Signs Orthodontic At a Glance Contract Report for 191639/0002 - September 2017

Name or company name	Osborne Orthodontics Ltd
Contract type name	PDS Contract
Purpose of contract	Orthodontic
Contract start date	01/01/2013
Contract end date	31/03/2019

17/18 Contracted general activity (UDA)	0
Carry forward general activity (UDA)	0
17/18 Contracted orthodontic activity (UOA)	5,411
Carry forward orthodontic activity (UOA)	-102
Baseline contract value	£310,973.04

ACCESS

	Contract	England and Wales
24 month ratio of assessments to patient IDs	1.10	1.09

ACTIVITY


Month	Adjusted Scheduled Activity (UOA)	
	2017	2018
April	90	102
May	90	103
June	560	232
July	1,039	232
August	1,318	334
September	1,318	654
October	1,463	
November	2,001	
December	2,212	
January	2,711	
February	3,343	
March	4,236	
April	5,215	
May	5,786	
June	5,849	

QUALITY

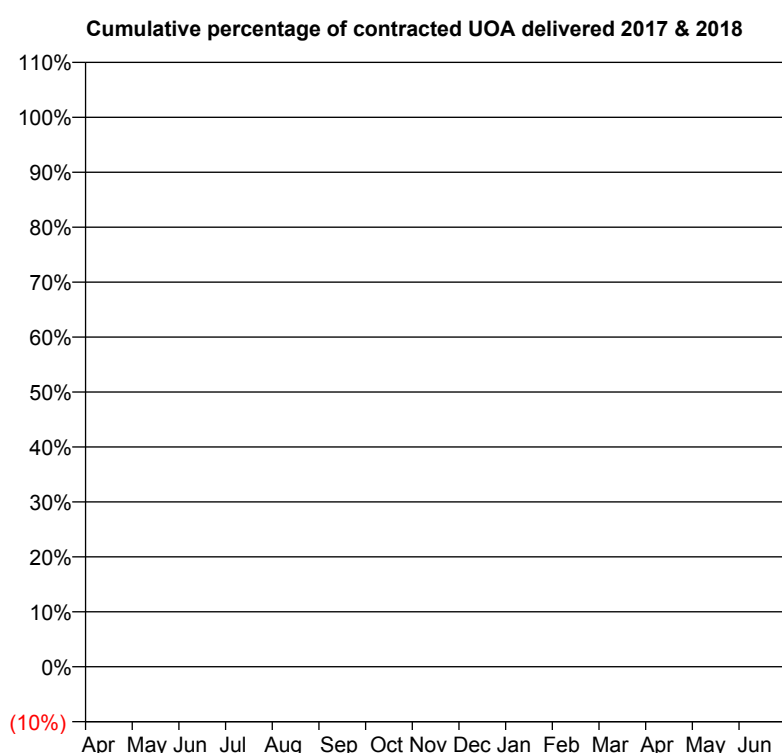
	Contract Quantity	Contract Base Number	Contract *	Region	England
% of all assessments that were assess and fit appliances (rolling 12 month period)	244	334	73.1%	55.8%	58.0%
% of all assessments that were assess and refuse (rolling 12 month period)	72	334	21.6%	11.6%	11.4%
% of all assessments that were assess and review (rolling 12 month period)	18	334	5.4%	32.7%	30.6%
% of terminated courses where treatment was abandoned or discontinued (rolling 12 month period)	8	240	3.3%	8.0%	7.8%
% of completed treatments indicating that PAR score was taken (year to date)	70	83	84.3%	61.3%	64.6%
Rate of removable appliances per 100 fixed appliances - proposed treatment (rolling 12 month period)	21	341	6.16	5.40	5.65
Rate of removable appliances per 100 fixed appliances - completed treatment (rolling 12 month period)	7	246	2.85	3.86	4.78
% of courses of treatment with removable appliances only - proposed treatment (rolling 12 month period)	2	244	0.8%	1.4%	2.0%
% of courses of treatment with removable appliances only - completed treatment (rolling 12 month period)	4	232	1.7%	1.0%	1.5%
% of patients satisfied with the treatment they have received (rolling 12 month period)	6	6	100.0%	96.1%	96.0%

* Figures in italics indicate that the base number is less than 100.

Q49 - Vital Signs Orthodontic At a Glance Contract Report for 192937/0001 - September 2017

Name or company name	Cumbria P'ship NHS FT - Furness & South	17/18 Contracted general activity (UDA)	0
Contract type name	PDS Contract	Carry forward general activity (UDA)	0
Purpose of contract	General	17/18 Contracted orthodontic activity (UOA)	0
Contract start date	06/10/2014	Carry forward orthodontic activity (UOA)	0
Contract end date	31/03/2018	Baseline contract value	£0.00

ACCESS	Contract	England and Wales
24 month ratio of assessments to patient IDs	1.21	1.09

ACTIVITY


Month	2017	2018
April	0	45
May	89	288
June	309	361
July	643	501
August	948	706
September	1,170	775
October	1,350	
November	1,556	
December	1,697	
January	1,752	
February	1,892	
March	1,957	
April	1,967	
May	1,968	
June	1,968	

QUALITY

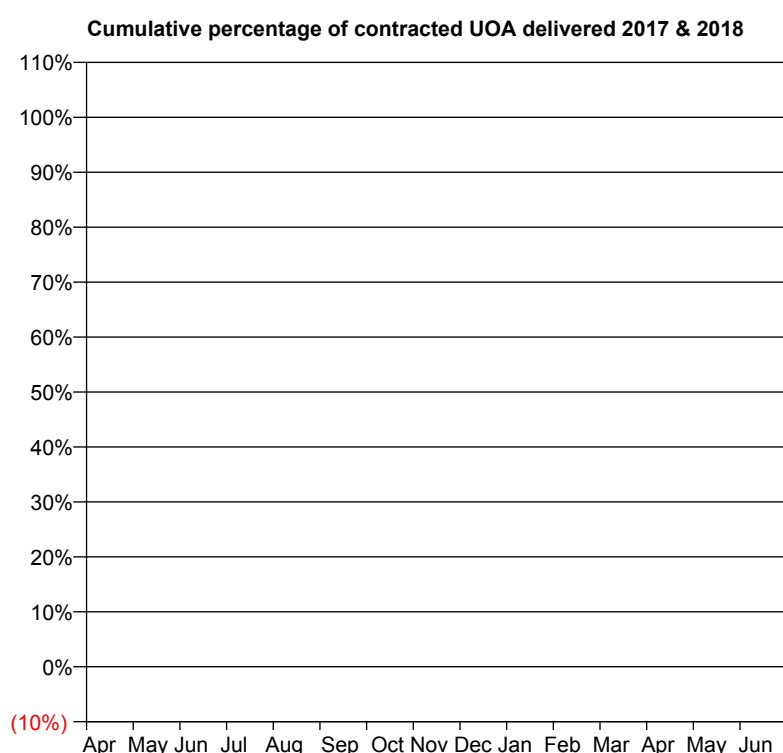
	Contract Quantity	Contract Base Number	Contract *	Region	England
% of all assessments that were assess and fit appliances (rolling 12 month period)	70	246	28.5%	55.8%	58.0%
% of all assessments that were assess and refuse (rolling 12 month period)	13	246	5.3%	11.6%	11.4%
% of all assessments that were assess and review (rolling 12 month period)	163	246	66.3%	32.7%	30.6%
% of terminated courses where treatment was abandoned or discontinued (rolling 12 month period)	3	33	9.1%	8.0%	7.8%
% of completed treatments indicating that PAR score was taken (year to date)	11	12	91.7%	61.3%	64.6%
Rate of removable appliances per 100 fixed appliances - proposed treatment (rolling 12 month period)	34	46	73.91	5.40	5.65
Rate of removable appliances per 100 fixed appliances - completed treatment (rolling 12 month period)	0	19	0.00	3.86	4.78
% of courses of treatment with removable appliances only - proposed treatment (rolling 12 month period)	31	70	44.3%	1.4%	2.0%
% of courses of treatment with removable appliances only - completed treatment (rolling 12 month period)	0	30	0.0%	1.0%	1.5%
% of patients satisfied with the treatment they have received (rolling 12 month period)	5	5	100.0%	96.1%	96.0%

* Figures in italics indicate that the base number is less than 100.

Q49 - Vital Signs Orthodontic At a Glance Contract Report for 194689/0002 - September 2017

Name or company name	Northumbria HC Trust NHS Foundation Tru	17/18 Contracted general activity (UDA)	0
Contract type name	PDS Contract	Carry forward general activity (UDA)	0
Purpose of contract	General	17/18 Contracted orthodontic activity (UOA)	0
Contract start date	01/10/2006	Carry forward orthodontic activity (UOA)	0
Contract end date	31/03/2020	Baseline contract value	£0.00

ACCESS	Contract	England and Wales
24 month ratio of assessments to patient IDs	1.17	1.09

ACTIVITY


Month	Adjusted Scheduled Activity (UOA)	
	2017	2018
April	22	0
May	102	266
June	332	474
July	745	753
August	962	1,184
September	1,352	1,306
October	1,672	
November	2,216	
December	2,692	
January	3,212	
February	3,458	
March	3,642	
April	4,096	
May	4,164	
June	4,164	

QUALITY	Contract Quantity	Contract Base Number	Contract *	Region	England
% of all assessments that were assess and fit appliances (rolling 12 month period)	183	461	39.7%	55.8%	58.0%
% of all assessments that were assess and refuse (rolling 12 month period)	53	461	11.5%	11.6%	11.4%
% of all assessments that were assess and review (rolling 12 month period)	225	461	48.8%	32.7%	30.6%
% of terminated courses where treatment was abandoned or discontinued (rolling 12 month period)	46	175	26.3%	8.0%	7.8%
% of completed treatments indicating that PAR score was taken (year to date)	54	60	90.0%	61.3%	64.6%
Rate of removable appliances per 100 fixed appliances - proposed treatment (rolling 12 month period)	32	154	20.78	5.40	5.65
Rate of removable appliances per 100 fixed appliances - completed treatment (rolling 12 month period)	17	73	23.29	3.86	4.78
% of courses of treatment with removable appliances only - proposed treatment (rolling 12 month period)	4	183	2.2%	1.4%	2.0%
% of courses of treatment with removable appliances only - completed treatment (rolling 12 month period)	2	129	1.6%	1.0%	1.5%
% of patients satisfied with the treatment they have received (rolling 12 month period)	7	8	87.5%	96.1%	96.0%

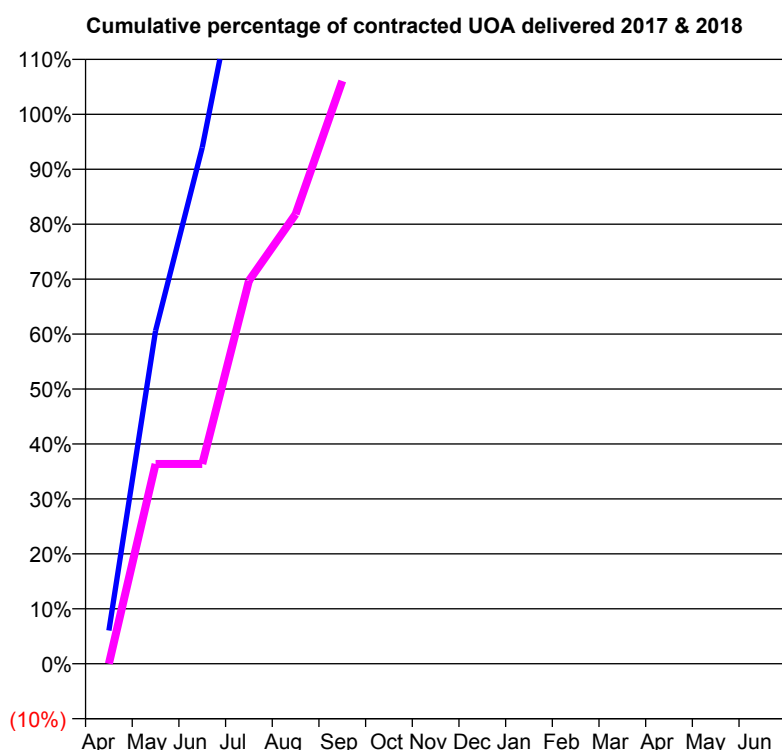
* Figures in italics indicate that the base number is less than 100.

Q49 - Vital Signs Orthodontic At a Glance Contract Report for 214922/0001 - September 2017

Name or company name	MISS AL DAVIDSON
Contract type name	GDS Contract
Purpose of contract	General and Orthodontic
Contract start date	01/04/2006
Contract end date	

17/18 Contracted general activity (UDA)	650
Carry forward general activity (UDA)	20
17/18 Contracted orthodontic activity (UOA)	33
Carry forward orthodontic activity (UOA)	0
Baseline contract value	£21,472.87

ACCESS	Contract	England and Wales
24 month ratio of assessments to patient IDs	1.69	1.09

ACTIVITY


Month	Adjusted Scheduled Activity (UOA)	
	2017	2018
April	2	0
May	20	12
June	31	12
July	45	23
August	57	27
September	65	35
October	75	
November	98	
December	102	
January	110	
February	135	
March	136	
April	140	
May	140	
June	140	

QUALITY

	Contract Quantity	Contract Base Number	Contract *	Region	England
% of all assessments that were assess and fit appliances (rolling 12 month period)	1	90	1.1%	55.8%	58.0%
% of all assessments that were assess and refuse (rolling 12 month period)	0	90	0.0%	11.6%	11.4%
% of all assessments that were assess and review (rolling 12 month period)	89	90	98.9%	32.7%	30.6%
% of terminated courses where treatment was abandoned or discontinued (rolling 12 month period)	0	0	N/A	8.0%	7.8%
% of completed treatments indicating that PAR score was taken (year to date)	0	0	N/A	61.3%	64.6%
Rate of removable appliances per 100 fixed appliances - proposed treatment (rolling 12 month period)	0	0	N/A	5.40	5.65
Rate of removable appliances per 100 fixed appliances - completed treatment (rolling 12 month period)	0	0	N/A	3.86	4.78
% of courses of treatment with removable appliances only - proposed treatment (rolling 12 month period)	0	1	0.0%	1.4%	2.0%
% of courses of treatment with removable appliances only - completed treatment (rolling 12 month period)	0	0	N/A	1.0%	1.5%
% of patients satisfied with the treatment they have received (rolling 12 month period)	0	0	N/A	96.1%	96.0%

* Figures in italics indicate that the base number is less than 100.

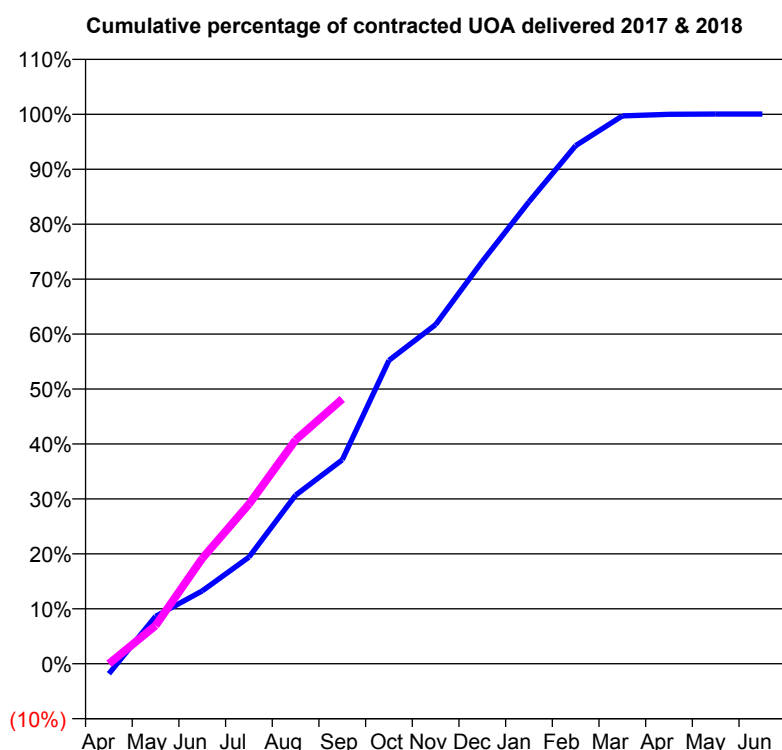
Q49 - Vital Signs Orthodontic At a Glance Contract Report for 214973/0001 - September 2017

Name or company name	MISS SM MATTHEW
Contract type name	PDS Contract
Purpose of contract	Orthodontic
Contract start date	01/04/2006
Contract end date	31/03/2018

17/18 Contracted general activity (UDA)	0
Carry forward general activity (UDA)	0
17/18 Contracted orthodontic activity (UOA)	2,820
Carry forward orthodontic activity (UOA)	0
Baseline contract value	£184,944.75

ACCESS

	Contract	England and Wales
24 month ratio of assessments to patient IDs	1.15	1.09

ACTIVITY


Month	Adjusted Scheduled Activity (UOA)	
	2017	2018
April	-52	0
May	243	196
June	374	541
July	547	819
August	865	1,149
September	1,047	1,359
October	1,557	
November	1,741	
December	2,065	
January	2,371	
February	2,659	
March	2,812	
April	2,820	
May	2,821	
June	2,821	

QUALITY

	Contract Quantity	Contract Base Number	Contract *	Region	England
% of all assessments that were assess and fit appliances (rolling 12 month period)	147	335	43.9%	55.8%	58.0%
% of all assessments that were assess and refuse (rolling 12 month period)	47	335	14.0%	11.6%	11.4%
% of all assessments that were assess and review (rolling 12 month period)	141	335	42.1%	32.7%	30.6%
% of terminated courses where treatment was abandoned or discontinued (rolling 12 month period)	15	119	12.6%	8.0%	7.8%
% of completed treatments indicating that PAR score was taken (year to date)	42	43	97.7%	61.3%	64.6%
Rate of removable appliances per 100 fixed appliances - proposed treatment (rolling 12 month period)	51	236	21.61	5.40	5.65
Rate of removable appliances per 100 fixed appliances - completed treatment (rolling 12 month period)	7	170	4.12	3.86	4.78
% of courses of treatment with removable appliances only - proposed treatment (rolling 12 month period)	5	147	3.4%	1.4%	2.0%
% of courses of treatment with removable appliances only - completed treatment (rolling 12 month period)	1	104	1.0%	1.0%	1.5%
% of patients satisfied with the treatment they have received (rolling 12 month period)	10	10	100.0%	96.1%	96.0%

* Figures in italics indicate that the base number is less than 100.

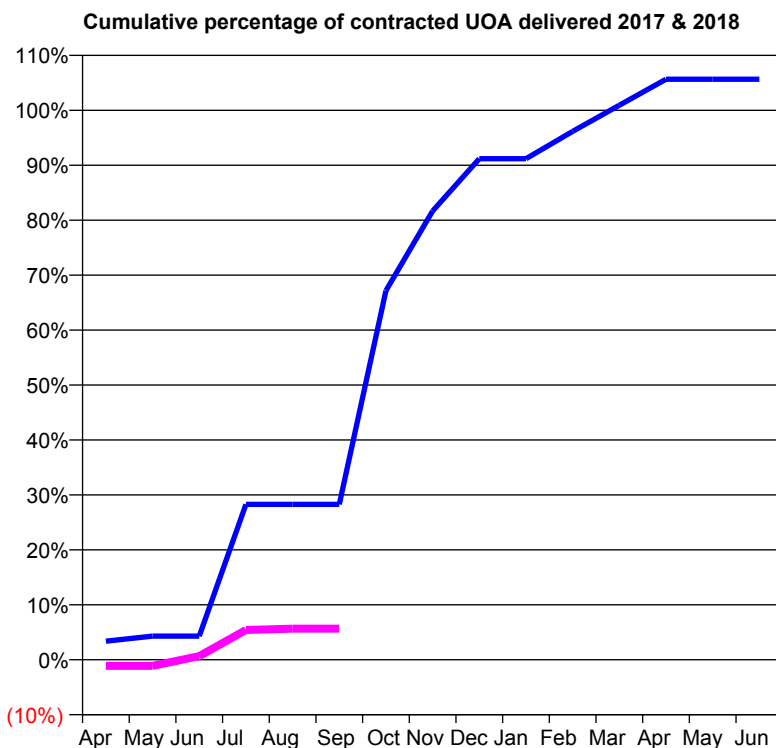
Q49 - Vital Signs Orthodontic At a Glance Contract Report for 215031/0001 - September 2017

Name or company name	MR RJ GOVAN
Contract type name	GDS Contract
Purpose of contract	General and Orthodontic
Contract start date	01/04/2006
Contract end date	

17/18 Contracted general activity (UDA)	1,100
Carry forward general activity (UDA)	0
17/18 Contracted orthodontic activity (UOA)	442
Carry forward orthodontic activity (UOA)	5
Baseline contract value	£47,366.92

ACCESS

	Contract	England and Wales
24 month ratio of assessments to patient IDs	1.11	1.09

ACTIVITY


Month	Adjusted Scheduled Activity (UOA)	
	2017	2018
April	15	-5
May	19	-5
June	19	3
July	125	24
August	125	25
September	125	25
October	297	
November	361	
December	403	
January	403	
February	425	
March	446	
April	467	
May	467	
June	467	

QUALITY

	Contract Quantity	Contract Base Number	Contract *	Region	England
% of all assessments that were assess and fit appliances (rolling 12 month period)	20	23	87.0%	55.8%	58.0%
% of all assessments that were assess and refuse (rolling 12 month period)	1	23	4.3%	11.6%	11.4%
% of all assessments that were assess and review (rolling 12 month period)	2	23	8.7%	32.7%	30.6%
% of terminated courses where treatment was abandoned or discontinued (rolling 12 month period)	4	20	20.0%	8.0%	7.8%
% of completed treatments indicating that PAR score was taken (year to date)	4	6	66.7%	61.3%	64.6%
Rate of removable appliances per 100 fixed appliances - proposed treatment (rolling 12 month period)	0	0	N/A	5.40	5.65
Rate of removable appliances per 100 fixed appliances - completed treatment (rolling 12 month period)	2	22	9.09	3.86	4.78
% of courses of treatment with removable appliances only - proposed treatment (rolling 12 month period)	0	20	0.0%	1.4%	2.0%
% of courses of treatment with removable appliances only - completed treatment (rolling 12 month period)	0	16	0.0%	1.0%	1.5%
% of patients satisfied with the treatment they have received (rolling 12 month period)	1	1	100.0%	96.1%	96.0%

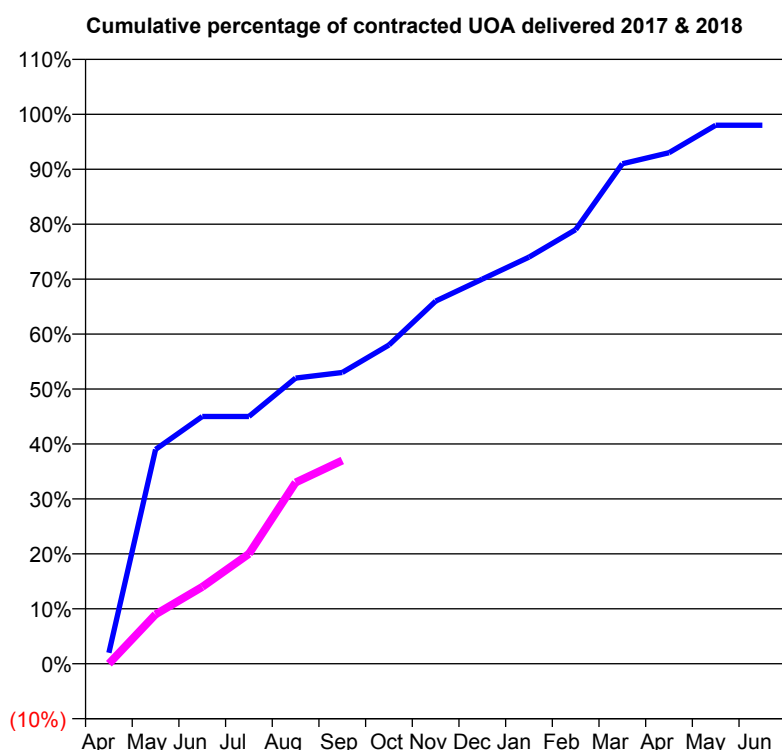
* Figures in italics indicate that the base number is less than 100.

Q49 - Vital Signs Orthodontic At a Glance Contract Report for 219576/0001 - September 2017

Name or company name	MR DJ WHITE
Contract type name	GDS Contract
Purpose of contract	General and Orthodontic
Contract start date	01/04/2006
Contract end date	

17/18 Contracted general activity (UDA)	29,924
Carry forward general activity (UDA)	-366
17/18 Contracted orthodontic activity (UOA)	100
Carry forward orthodontic activity (UOA)	2
Baseline contract value	£801,982.64

ACCESS	Contract	England and Wales
24 month ratio of assessments to patient IDs	1.01	1.09

ACTIVITY


Month	Adjusted Scheduled Activity (UOA)	
	2017	2018
April	2	-0
May	39	9
June	45	14
July	45	20
August	52	33
September	53	37
October	58	
November	66	
December	70	
January	74	
February	79	
March	91	
April	93	
May	98	
June	98	

QUALITY

	Contract Quantity	Contract Base Number	Contract *	Region	England
% of all assessments that were assess and fit appliances (rolling 12 month period)	1	82	1.2%	55.8%	58.0%
% of all assessments that were assess and refuse (rolling 12 month period)	0	82	0.0%	11.6%	11.4%
% of all assessments that were assess and review (rolling 12 month period)	81	82	98.8%	32.7%	30.6%
% of terminated courses where treatment was abandoned or discontinued (rolling 12 month period)	3	4	75.0%	8.0%	7.8%
% of completed treatments indicating that PAR score was taken (year to date)	0	0	N/A	61.3%	64.6%
Rate of removable appliances per 100 fixed appliances - proposed treatment (rolling 12 month period)	1	0	N/A	5.40	5.65
Rate of removable appliances per 100 fixed appliances - completed treatment (rolling 12 month period)	0	0	N/A	3.86	4.78
% of courses of treatment with removable appliances only - proposed treatment (rolling 12 month period)	1	1	100.0%	1.4%	2.0%
% of courses of treatment with removable appliances only - completed treatment (rolling 12 month period)	0	1	0.0%	1.0%	1.5%
% of patients satisfied with the treatment they have received (rolling 12 month period)	0	0	N/A	96.1%	96.0%

* Figures in italics indicate that the base number is less than 100.

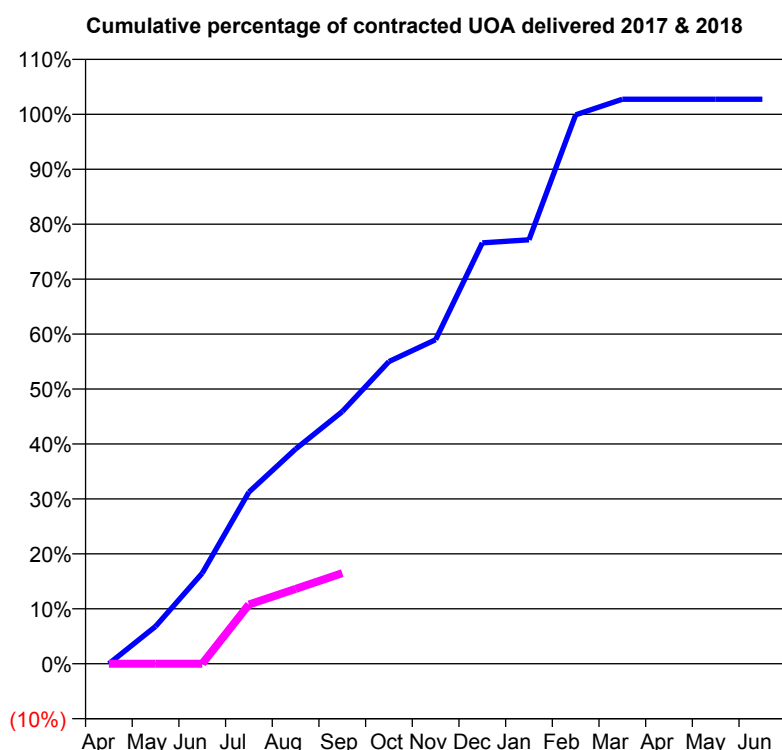
Q49 - Vital Signs Orthodontic At a Glance Contract Report for 245380/0001 - September 2017

Name or company name	MR JI SPEDDING
Contract type name	GDS Contract
Purpose of contract	General and Orthodontic
Contract start date	01/04/2006
Contract end date	

17/18 Contracted general activity (UDA)	4,000
Carry forward general activity (UDA)	0
17/18 Contracted orthodontic activity (UOA)	176
Carry forward orthodontic activity (UOA)	0
Baseline contract value	£100,167.71

ACCESS

	Contract	England and Wales
24 month ratio of assessments to patient IDs	1.35	1.09

ACTIVITY


Month	Adjusted Scheduled Activity (UOA)	
	2017	2018
April	0	0
May	12	0
June	29	0
July	55	19
August	69	24
September	81	29
October	97	
November	104	
December	135	
January	136	
February	176	
March	181	
April	181	
May	181	
June	181	

QUALITY

	Contract Quantity	Contract Base Number	Contract *	Region	England
% of all assessments that were assess and fit appliances (rolling 12 month period)	0	129	0.0%	55.8%	58.0%
% of all assessments that were assess and refuse (rolling 12 month period)	3	129	2.3%	11.6%	11.4%
% of all assessments that were assess and review (rolling 12 month period)	126	129	97.7%	32.7%	30.6%
% of terminated courses where treatment was abandoned or discontinued (rolling 12 month period)	0	0	N/A	8.0%	7.8%
% of completed treatments indicating that PAR score was taken (year to date)	0	0	N/A	61.3%	64.6%
Rate of removable appliances per 100 fixed appliances - proposed treatment (rolling 12 month period)	0	0	N/A	5.40	5.65
Rate of removable appliances per 100 fixed appliances - completed treatment (rolling 12 month period)	0	0	N/A	3.86	4.78
% of courses of treatment with removable appliances only - proposed treatment (rolling 12 month period)	0	0	N/A	1.4%	2.0%
% of courses of treatment with removable appliances only - completed treatment (rolling 12 month period)	0	0	N/A	1.0%	1.5%
% of patients satisfied with the treatment they have received (rolling 12 month period)	0	0	N/A	96.1%	96.0%

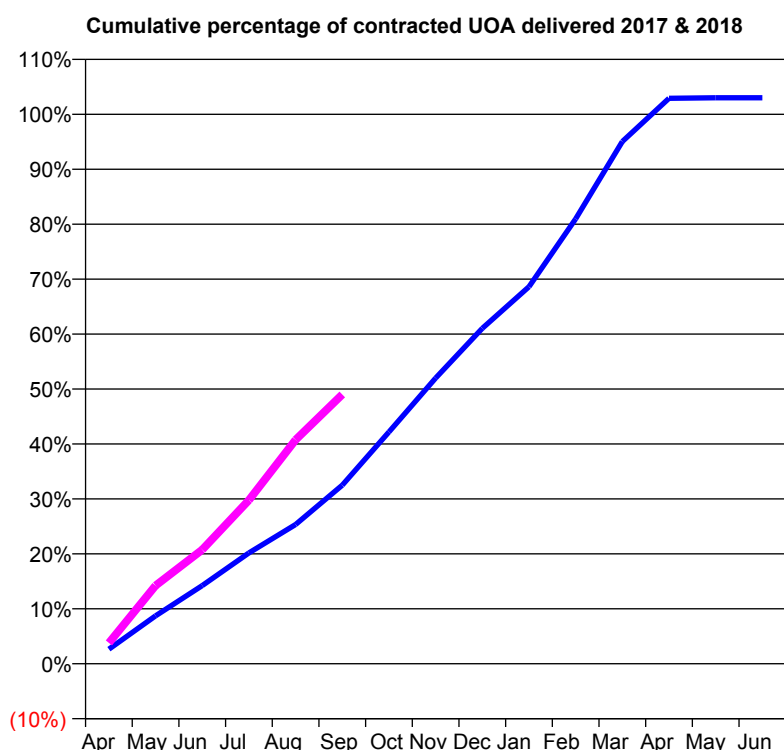
* Figures in italics indicate that the base number is less than 100.

Q49 - Vital Signs Orthodontic At a Glance Contract Report for 253677/0001 - September 2017

Name or company name	MR CD RUSHFORTH
Contract type name	PDS Contract
Purpose of contract	Orthodontic
Contract start date	01/04/2006
Contract end date	31/03/2018

17/18 Contracted general activity (UDA)	0
Carry forward general activity (UDA)	0
17/18 Contracted orthodontic activity (UOA)	21,746
Carry forward orthodontic activity (UOA)	0
Baseline contract value	£1,355,800.61

ACCESS	Contract	England and Wales
24 month ratio of assessments to patient IDs	1.47	1.09

ACTIVITY


Month	Adjusted Scheduled Activity (UOA)	
	2017	2018
April	577	827
May	1,899	3,096
June	3,097	4,512
July	4,389	6,478
August	5,514	8,865
September	7,071	10,659
October	9,176	
November	11,306	
December	13,273	
January	14,919	
February	17,609	
March	20,668	
April	22,375	
May	22,396	
June	22,396	

QUALITY	Contract Quantity	Contract Base Number	Contract *	Region	England
% of all assessments that were assess and fit appliances (rolling 12 month period)	1,191	2,862	41.6%	55.8%	58.0%
% of all assessments that were assess and refuse (rolling 12 month period)	349	2,862	12.2%	11.6%	11.4%
% of all assessments that were assess and review (rolling 12 month period)	1,322	2,862	46.2%	32.7%	30.6%
% of terminated courses where treatment was abandoned or discontinued (rolling 12 month period)	205	1,111	18.5%	8.0%	7.8%
% of completed treatments indicating that PAR score was taken (year to date)	242	318	76.1%	61.3%	64.6%
Rate of removable appliances per 100 fixed appliances - proposed treatment (rolling 12 month period)	78	1,692	4.61	5.40	5.65
Rate of removable appliances per 100 fixed appliances - completed treatment (rolling 12 month period)	44	1,713	2.57	3.86	4.78
% of courses of treatment with removable appliances only - proposed treatment (rolling 12 month period)	76	1,191	6.4%	1.4%	2.0%
% of courses of treatment with removable appliances only - completed treatment (rolling 12 month period)	39	906	4.3%	1.0%	1.5%
% of patients satisfied with the treatment they have received (rolling 12 month period)	29	31	93.5%	96.1%	96.0%

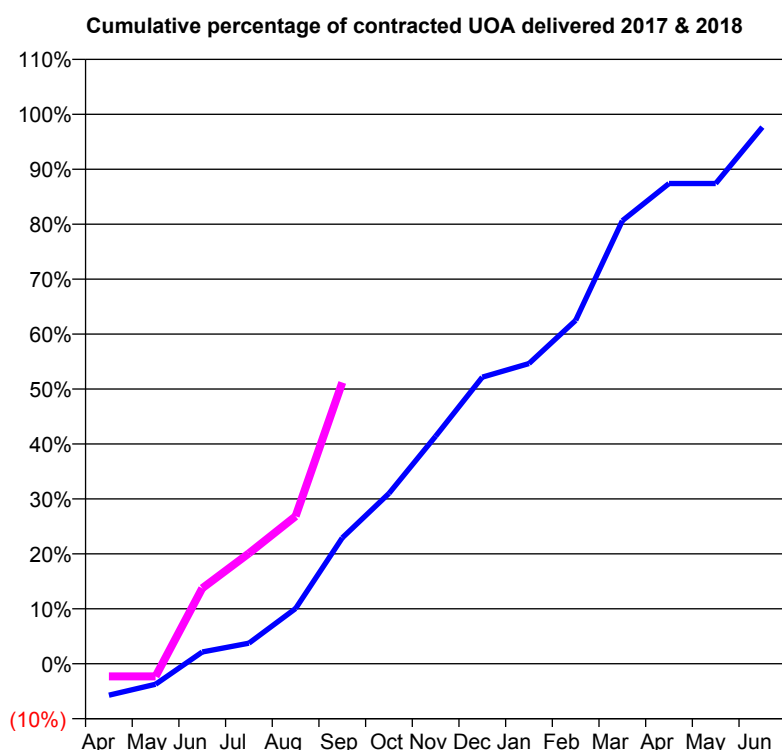
* Figures in italics indicate that the base number is less than 100.

Q49 - Vital Signs Orthodontic At a Glance Contract Report for 270601/0002 - September 2017

Name or company name	MR UM QURESHI
Contract type name	PDS Contract
Purpose of contract	Orthodontic
Contract start date	01/11/2010
Contract end date	31/03/2018

17/18 Contracted general activity (UDA)	0
Carry forward general activity (UDA)	0
17/18 Contracted orthodontic activity (UOA)	5,376
Carry forward orthodontic activity (UOA)	125
Baseline contract value	£362,295.40

ACCESS	Contract	England and Wales
24 month ratio of assessments to patient IDs	1.31	1.09

ACTIVITY


Month	Adjusted Scheduled Activity (UOA)	
	2017	2018
April	-309	-125
May	-201	-125
June	115	739
July	202	1,081
August	541	1,443
September	1,232	2,752
October	1,666	
November	2,226	
December	2,805	
January	2,938	
February	3,361	
March	4,335	
April	4,699	
May	4,699	
June	5,251	

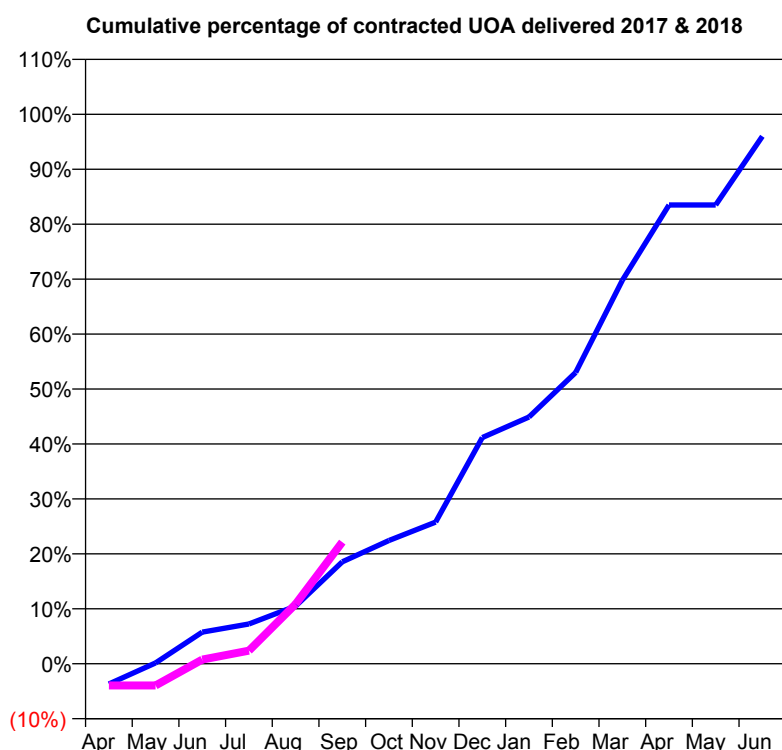
QUALITY	Contract Quantity	Contract Base Number	Contract *	Region	England
% of all assessments that were assess and fit appliances (rolling 12 month period)	307	797	38.5%	55.8%	58.0%
% of all assessments that were assess and refuse (rolling 12 month period)	92	797	11.5%	11.6%	11.4%
% of all assessments that were assess and review (rolling 12 month period)	398	797	49.9%	32.7%	30.6%
% of terminated courses where treatment was abandoned or discontinued (rolling 12 month period)	64	477	13.4%	8.0%	7.8%
% of completed treatments indicating that PAR score was taken (year to date)	147	152	96.7%	61.3%	64.6%
Rate of removable appliances per 100 fixed appliances - proposed treatment (rolling 12 month period)	17	595	2.86	5.40	5.65
Rate of removable appliances per 100 fixed appliances - completed treatment (rolling 12 month period)	20	633	3.16	3.86	4.78
% of courses of treatment with removable appliances only - proposed treatment (rolling 12 month period)	3	307	1.0%	1.4%	2.0%
% of courses of treatment with removable appliances only - completed treatment (rolling 12 month period)	7	413	1.7%	1.0%	1.5%
% of patients satisfied with the treatment they have received (rolling 12 month period)	9	9	100.0%	96.1%	96.0%

* Figures in italics indicate that the base number is less than 100.

Q49 - Vital Signs Orthodontic At a Glance Contract Report for 270601/0003 - September 2017

Name or company name	MR UM QURESHI	17/18 Contracted general activity (UDA)	0
Contract type name	PDS Contract	Carry forward general activity (UDA)	0
Purpose of contract	Orthodontic	17/18 Contracted orthodontic activity (UOA)	10,753
Contract start date	01/12/2010	Carry forward orthodontic activity (UOA)	427
Contract end date	31/03/2018	Baseline contract value	£722,421.38

ACCESS	Contract	England and Wales
24 month ratio of assessments to patient IDs	1.37	1.09

ACTIVITY


Month	Adjusted Scheduled Activity (UOA)	
	2017	2018
April	-397	-427
May	16	-427
June	620	81
July	780	257
August	1,128	1,169
September	1,994	2,380
October	2,412	
November	2,773	
December	4,428	
January	4,828	
February	5,701	
March	7,503	
April	8,979	
May	8,979	
June	10,322	

QUALITY

	Contract Quantity	Contract Base Number	Contract *	Region	England
% of all assessments that were assess and fit appliances (rolling 12 month period)	505	1,227	41.2%	55.8%	58.0%
% of all assessments that were assess and refuse (rolling 12 month period)	89	1,227	7.3%	11.6%	11.4%
% of all assessments that were assess and review (rolling 12 month period)	633	1,227	51.6%	32.7%	30.6%
% of terminated courses where treatment was abandoned or discontinued (rolling 12 month period)	167	864	19.3%	8.0%	7.8%
% of completed treatments indicating that PAR score was taken (year to date)	259	278	93.2%	61.3%	64.6%
Rate of removable appliances per 100 fixed appliances - proposed treatment (rolling 12 month period)	45	985	4.57	5.40	5.65
Rate of removable appliances per 100 fixed appliances - completed treatment (rolling 12 month period)	13	1,175	1.11	3.86	4.78
% of courses of treatment with removable appliances only - proposed treatment (rolling 12 month period)	6	505	1.2%	1.4%	2.0%
% of courses of treatment with removable appliances only - completed treatment (rolling 12 month period)	3	697	0.4%	1.0%	1.5%
% of patients satisfied with the treatment they have received (rolling 12 month period)	15	15	100.0%	96.1%	96.0%

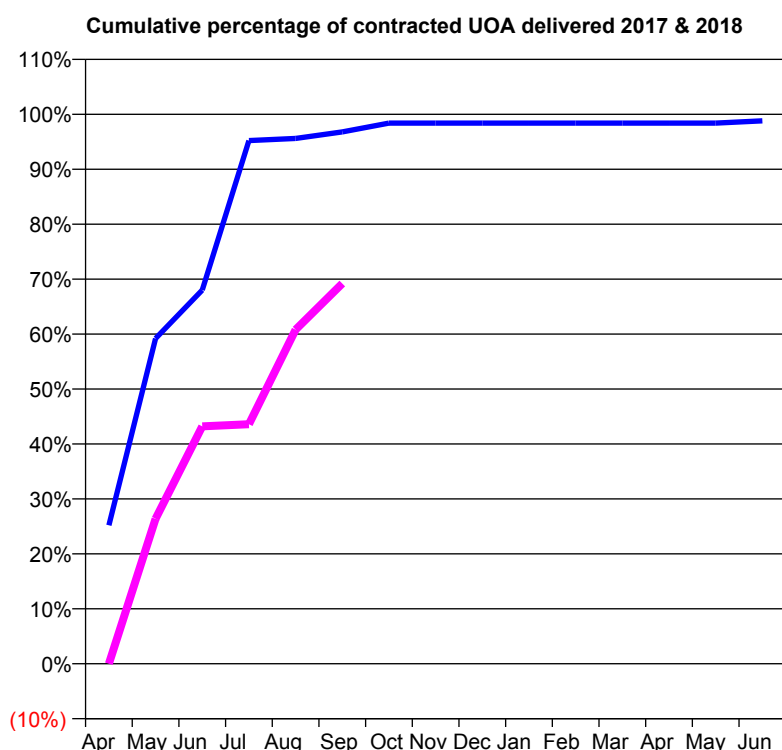
* Figures in italics indicate that the base number is less than 100.

Q49 - Vital Signs Orthodontic At a Glance Contract Report for 329711/0001 - September 2017

Name or company name	MR S NEPALI
Contract type name	GDS Contract
Purpose of contract	General and Orthodontic
Contract start date	01/04/2006
Contract end date	

17/18 Contracted general activity (UDA)	9,100
Carry forward general activity (UDA)	0
17/18 Contracted orthodontic activity (UOA)	250
Carry forward orthodontic activity (UOA)	0
Baseline contract value	£231,550.00

ACCESS	Contract	England and Wales
24 month ratio of assessments to patient IDs	1.31	1.09

ACTIVITY


Month	Adjusted Scheduled Activity (UOA)	
	2017	2018
April	63	0
May	148	66
June	170	108
July	238	109
August	239	152
September	242	173
October	246	
November	246	
December	246	
January	246	
February	246	
March	246	
April	246	
May	246	
June	247	

QUALITY	Contract Quantity	Contract Base Number	Contract *	Region	England
% of all assessments that were assess and fit appliances (rolling 12 month period)	8	18	44.4%	55.8%	58.0%
% of all assessments that were assess and refuse (rolling 12 month period)	0	18	0.0%	11.6%	11.4%
% of all assessments that were assess and review (rolling 12 month period)	10	18	55.6%	32.7%	30.6%
% of terminated courses where treatment was abandoned or discontinued (rolling 12 month period)	0	0	N/A	8.0%	7.8%
% of completed treatments indicating that PAR score was taken (year to date)	0	0	N/A	61.3%	64.6%
Rate of removable appliances per 100 fixed appliances - proposed treatment (rolling 12 month period)	0	8	0.00	5.40	5.65
Rate of removable appliances per 100 fixed appliances - completed treatment (rolling 12 month period)	0	0	N/A	3.86	4.78
% of courses of treatment with removable appliances only - proposed treatment (rolling 12 month period)	0	8	0.0%	1.4%	2.0%
% of courses of treatment with removable appliances only - completed treatment (rolling 12 month period)	0	0	N/A	1.0%	1.5%
% of patients satisfied with the treatment they have received (rolling 12 month period)	1	1	100.0%	96.1%	96.0%

* Figures in italics indicate that the base number is less than 100.

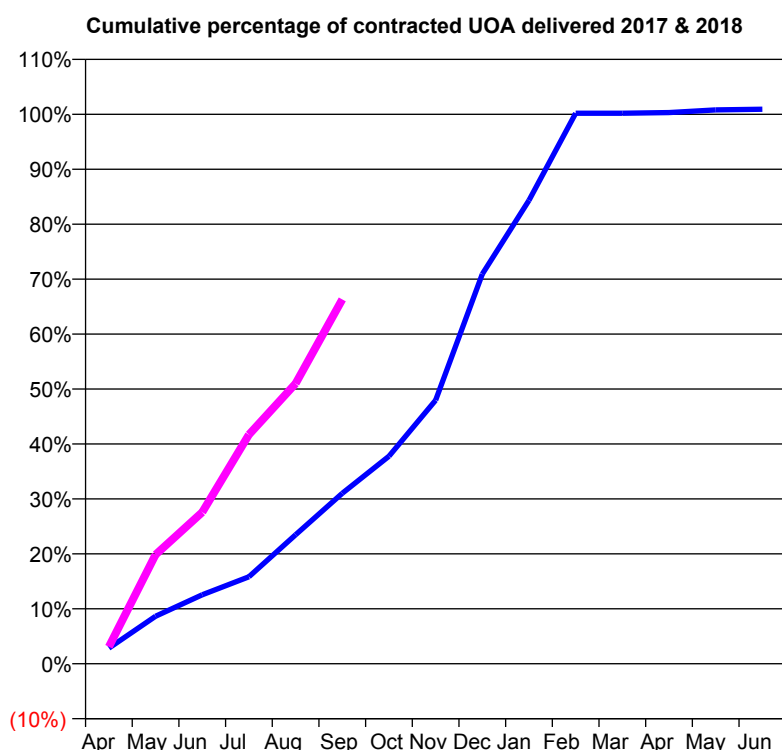
Q49 - Vital Signs Orthodontic At a Glance Contract Report for 573639/0005 - September 2017

Name or company name	Windmill (Heaton) Orthodontics Ltd
Contract type name	PDS Contract
Purpose of contract	Orthodontic
Contract start date	01/04/2012
Contract end date	31/03/2019

17/18 Contracted general activity (UDA)	0
Carry forward general activity (UDA)	0
17/18 Contracted orthodontic activity (UOA)	16,923
Carry forward orthodontic activity (UOA)	155
Baseline contract value	£941,310.54

ACCESS

	Contract	England and Wales
24 month ratio of assessments to patient IDs	1.38	1.09

ACTIVITY


Month	Adjusted Scheduled Activity (UOA)	
	2017	2018
April	484	525
May	1,466	3,363
June	2,126	4,666
July	2,680	7,059
August	3,973	8,629
September	5,249	11,221
October	6,391	
November	8,116	
December	12,000	
January	14,271	
February	16,955	
March	16,955	
April	16,976	
May	17,058	
June	17,078	

QUALITY

	Contract Quantity	Contract Base Number	Contract *	Region	England
% of all assessments that were assess and fit appliances (rolling 12 month period)	1,064	2,607	40.8%	55.8%	58.0%
% of all assessments that were assess and refuse (rolling 12 month period)	366	2,607	14.0%	11.6%	11.4%
% of all assessments that were assess and review (rolling 12 month period)	1,177	2,607	45.1%	32.7%	30.6%
% of terminated courses where treatment was abandoned or discontinued (rolling 12 month period)	21	641	3.3%	8.0%	7.8%
% of completed treatments indicating that PAR score was taken (year to date)	365	376	97.1%	61.3%	64.6%
Rate of removable appliances per 100 fixed appliances - proposed treatment (rolling 12 month period)	1	260	0.38	5.40	5.65
Rate of removable appliances per 100 fixed appliances - completed treatment (rolling 12 month period)	6	276	2.17	3.86	4.78
% of courses of treatment with removable appliances only - proposed treatment (rolling 12 month period)	1	1,064	0.1%	1.4%	2.0%
% of courses of treatment with removable appliances only - completed treatment (rolling 12 month period)	5	620	0.8%	1.0%	1.5%
% of patients satisfied with the treatment they have received (rolling 12 month period)	44	45	97.8%	96.1%	96.0%

* Figures in italics indicate that the base number is less than 100.

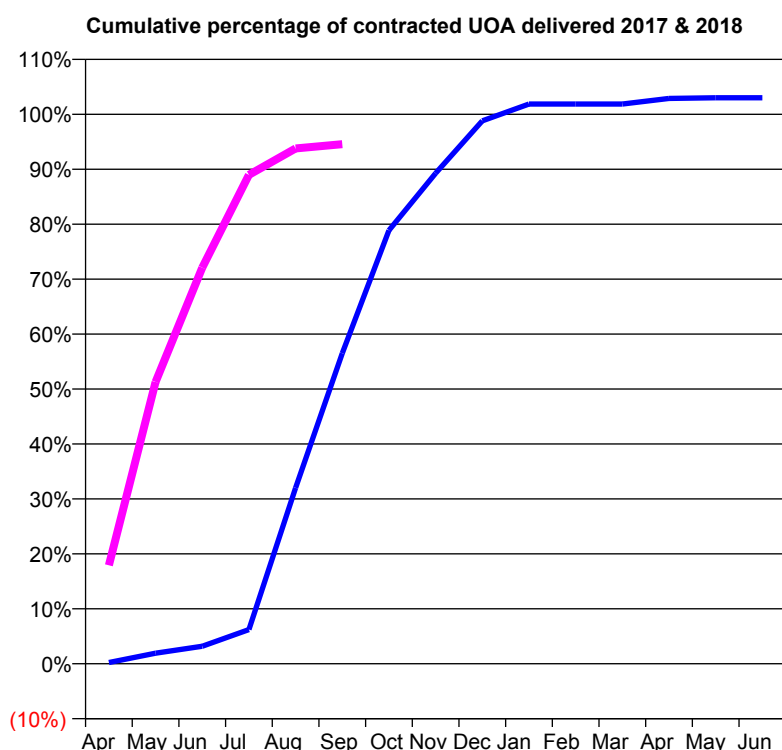
Q49 - Vital Signs Orthodontic At a Glance Contract Report for 573639/0006 - September 2017

Name or company name	MR SB PABARY
Contract type name	PDS Contract
Purpose of contract	Orthodontic
Contract start date	01/04/2013
Contract end date	31/03/2019

17/18 Contracted general activity (UDA)	0
Carry forward general activity (UDA)	0
17/18 Contracted orthodontic activity (UOA)	9,464
Carry forward orthodontic activity (UOA)	-284
Baseline contract value	£523,789.90

ACCESS

	Contract	England and Wales
24 month ratio of assessments to patient IDs	1.19	1.09

ACTIVITY


Month	Adjusted Scheduled Activity (UOA)	
	2017	2018
April	21	1,697
May	183	4,854
June	302	6,821
July	589	8,420
August	3,031	8,875
September	5,347	8,949
October	7,466	
November	8,448	
December	9,350	
January	9,639	
February	9,639	
March	9,639	
April	9,736	
May	9,749	
June	9,748	

QUALITY

	Contract Quantity	Contract Base Number	Contract *	Region	England
% of all assessments that were assess and fit appliances (rolling 12 month period)	606	1,071	56.6%	55.8%	58.0%
% of all assessments that were assess and refuse (rolling 12 month period)	425	1,071	39.7%	11.6%	11.4%
% of all assessments that were assess and review (rolling 12 month period)	40	1,071	3.7%	32.7%	30.6%
% of terminated courses where treatment was abandoned or discontinued (rolling 12 month period)	40	395	10.1%	8.0%	7.8%
% of completed treatments indicating that PAR score was taken (year to date)	193	207	93.2%	61.3%	64.6%
Rate of removable appliances per 100 fixed appliances - proposed treatment (rolling 12 month period)	5	533	0.94	5.40	5.65
Rate of removable appliances per 100 fixed appliances - completed treatment (rolling 12 month period)	2	581	0.34	3.86	4.78
% of courses of treatment with removable appliances only - proposed treatment (rolling 12 month period)	5	606	0.8%	1.4%	2.0%
% of courses of treatment with removable appliances only - completed treatment (rolling 12 month period)	0	355	0.0%	1.0%	1.5%
% of patients satisfied with the treatment they have received (rolling 12 month period)	24	25	96.0%	96.1%	96.0%

* Figures in italics indicate that the base number is less than 100.

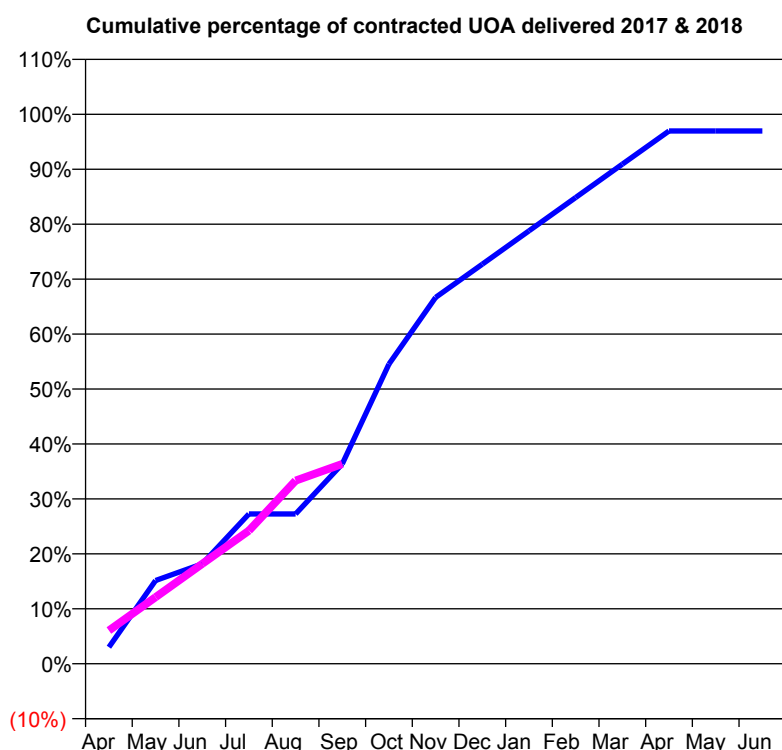
Q49 - Vital Signs Orthodontic At a Glance Contract Report for 574112/0001 - September 2017

Name or company name	Vine, Williamson and Hall
Contract type name	GDS Contract
Purpose of contract	General and Orthodontic
Contract start date	01/04/2006
Contract end date	

17/18 Contracted general activity (UDA)	40,129
Carry forward general activity (UDA)	644
17/18 Contracted orthodontic activity (UOA)	33
Carry forward orthodontic activity (UOA)	0
Baseline contract value	£1,029,809.09

ACCESS

	Contract	England and Wales
24 month ratio of assessments to patient IDs	1.00	1.09

ACTIVITY


Month	Adjusted Scheduled Activity (UOA)	
	2017	2018
April	1	2
May	5	4
June	6	6
July	9	8
August	9	11
September	12	12
October	18	
November	22	
December	24	
January	26	
February	28	
March	30	
April	32	
May	32	
June	32	

QUALITY

	Contract Quantity	Contract Base Number	Contract *	Region	England
% of all assessments that were assess and fit appliances (rolling 12 month period)	0	33	0.0%	55.8%	58.0%
% of all assessments that were assess and refuse (rolling 12 month period)	0	33	0.0%	11.6%	11.4%
% of all assessments that were assess and review (rolling 12 month period)	33	33	100.0%	32.7%	30.6%
% of terminated courses where treatment was abandoned or discontinued (rolling 12 month period)	0	0	N/A	8.0%	7.8%
% of completed treatments indicating that PAR score was taken (year to date)	0	0	N/A	61.3%	64.6%
Rate of removable appliances per 100 fixed appliances - proposed treatment (rolling 12 month period)	0	0	N/A	5.40	5.65
Rate of removable appliances per 100 fixed appliances - completed treatment (rolling 12 month period)	0	0	N/A	3.86	4.78
% of courses of treatment with removable appliances only - proposed treatment (rolling 12 month period)	0	0	N/A	1.4%	2.0%
% of courses of treatment with removable appliances only - completed treatment (rolling 12 month period)	0	0	N/A	1.0%	1.5%
% of patients satisfied with the treatment they have received (rolling 12 month period)	0	0	N/A	96.1%	96.0%

* Figures in italics indicate that the base number is less than 100.

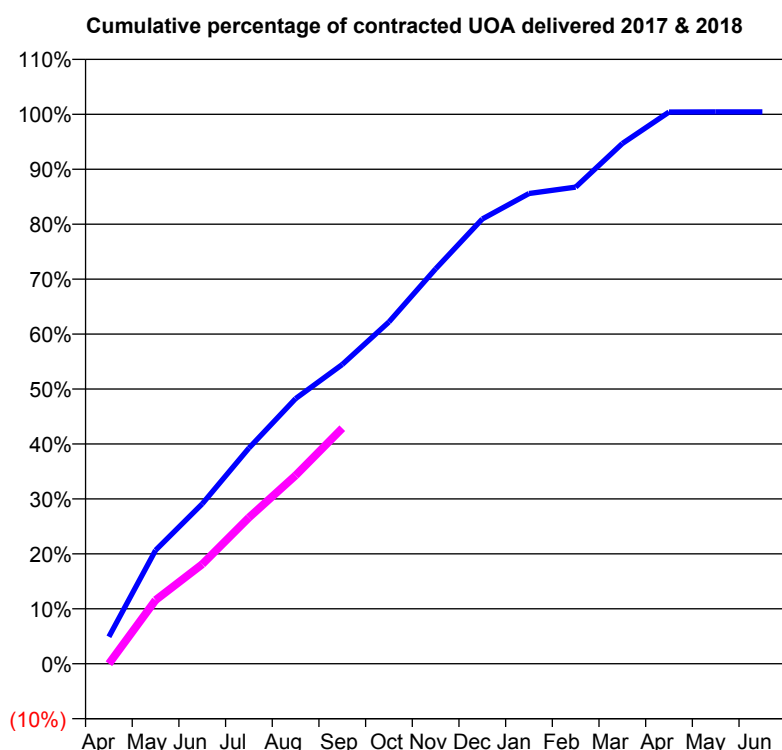
Q49 - Vital Signs Orthodontic At a Glance Contract Report for 575585/0001 - September 2017

Name or company name	MRS CA TAYLOR
Contract type name	PDS Contract
Purpose of contract	Orthodontic
Contract start date	21/03/2015
Contract end date	31/03/2018

17/18 Contracted general activity (UDA)	0
Carry forward general activity (UDA)	0
17/18 Contracted orthodontic activity (UOA)	4,335
Carry forward orthodontic activity (UOA)	0
Baseline contract value	£285,081.44

ACCESS

	Contract	England and Wales
24 month ratio of assessments to patient IDs	1.18	1.09

ACTIVITY


Month	Adjusted Scheduled Activity (UOA)	
	2017	2018
April	262	0
May	1,104	503
June	1,555	786
July	2,097	1,154
August	2,578	1,486
September	2,911	1,859
October	3,324	
November	3,840	
December	4,325	
January	4,572	
February	4,635	
March	5,058	
April	5,364	
May	5,366	
June	5,366	

QUALITY

	Contract Quantity	Contract Base Number	Contract *	Region	England
% of all assessments that were assess and fit appliances (rolling 12 month period)	207	458	45.2%	55.8%	58.0%
% of all assessments that were assess and refuse (rolling 12 month period)	26	458	5.7%	11.6%	11.4%
% of all assessments that were assess and review (rolling 12 month period)	225	458	49.1%	32.7%	30.6%
% of terminated courses where treatment was abandoned or discontinued (rolling 12 month period)	16	215	7.4%	8.0%	7.8%
% of completed treatments indicating that PAR score was taken (year to date)	68	90	75.6%	61.3%	64.6%
Rate of removable appliances per 100 fixed appliances - proposed treatment (rolling 12 month period)	26	377	6.90	5.40	5.65
Rate of removable appliances per 100 fixed appliances - completed treatment (rolling 12 month period)	16	366	4.37	3.86	4.78
% of courses of treatment with removable appliances only - proposed treatment (rolling 12 month period)	3	207	1.4%	1.4%	2.0%
% of courses of treatment with removable appliances only - completed treatment (rolling 12 month period)	3	199	1.5%	1.0%	1.5%
% of patients satisfied with the treatment they have received (rolling 12 month period)	13	13	100.0%	96.1%	96.0%

* Figures in italics indicate that the base number is less than 100.

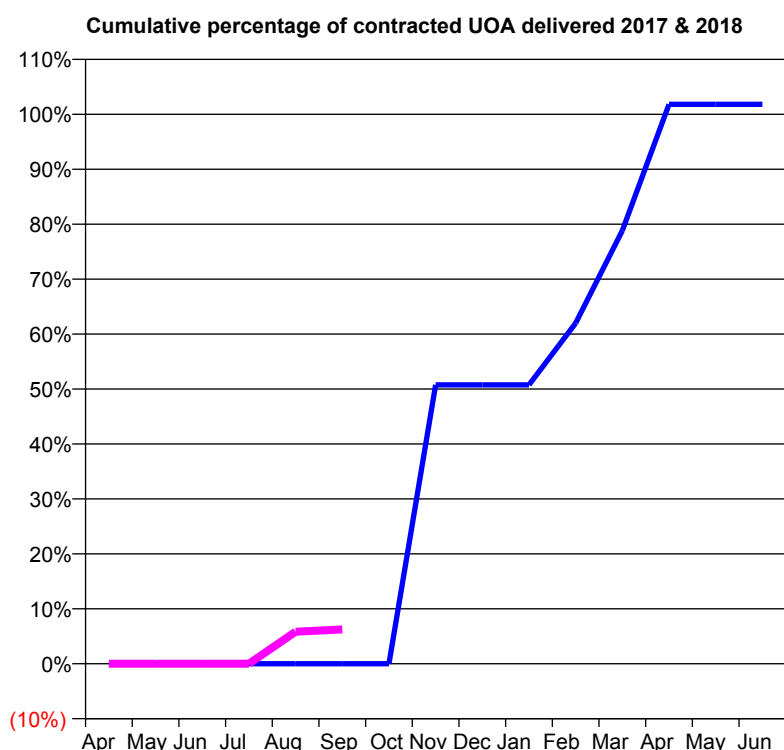
Q49 - Vital Signs Orthodontic At a Glance Contract Report for 653314/0001 - September 2017

Name or company name	MR JN BUTTERWORTH
Contract type name	GDS Contract
Purpose of contract	General and Orthodontic
Contract start date	01/04/2006
Contract end date	

17/18 Contracted general activity (UDA)	19,662
Carry forward general activity (UDA)	419
17/18 Contracted orthodontic activity (UOA)	374
Carry forward orthodontic activity (UOA)	0
Baseline contract value	£472,446.80

ACCESS

	Contract	England and Wales
24 month ratio of assessments to patient IDs	1.11	1.09

ACTIVITY


Month	Adjusted Scheduled Activity (UOA)	
	2017	2018
April	0	0
May	0	0
June	0	0
July	0	0
August	0	22
September	0	23
October	0	
November	190	
December	190	
January	190	
February	232	
March	295	
April	381	
May	381	
June	381	

QUALITY

	Contract Quantity	Contract Base Number	Contract *	Region	England
% of all assessments that were assess and fit appliances (rolling 12 month period)	19	19	100.0%	55.8%	58.0%
% of all assessments that were assess and refuse (rolling 12 month period)	0	19	0.0%	11.6%	11.4%
% of all assessments that were assess and review (rolling 12 month period)	0	19	0.0%	32.7%	30.6%
% of terminated courses where treatment was abandoned or discontinued (rolling 12 month period)	0	0	N/A	8.0%	7.8%
% of completed treatments indicating that PAR score was taken (year to date)	0	0	N/A	61.3%	64.6%
Rate of removable appliances per 100 fixed appliances - proposed treatment (rolling 12 month period)	3	10	30.00	5.40	5.65
Rate of removable appliances per 100 fixed appliances - completed treatment (rolling 12 month period)	0	0	N/A	3.86	4.78
% of courses of treatment with removable appliances only - proposed treatment (rolling 12 month period)	3	19	15.8%	1.4%	2.0%
% of courses of treatment with removable appliances only - completed treatment (rolling 12 month period)	0	0	N/A	1.0%	1.5%
% of patients satisfied with the treatment they have received (rolling 12 month period)	1	1	100.0%	96.1%	96.0%

* Figures in italics indicate that the base number is less than 100.

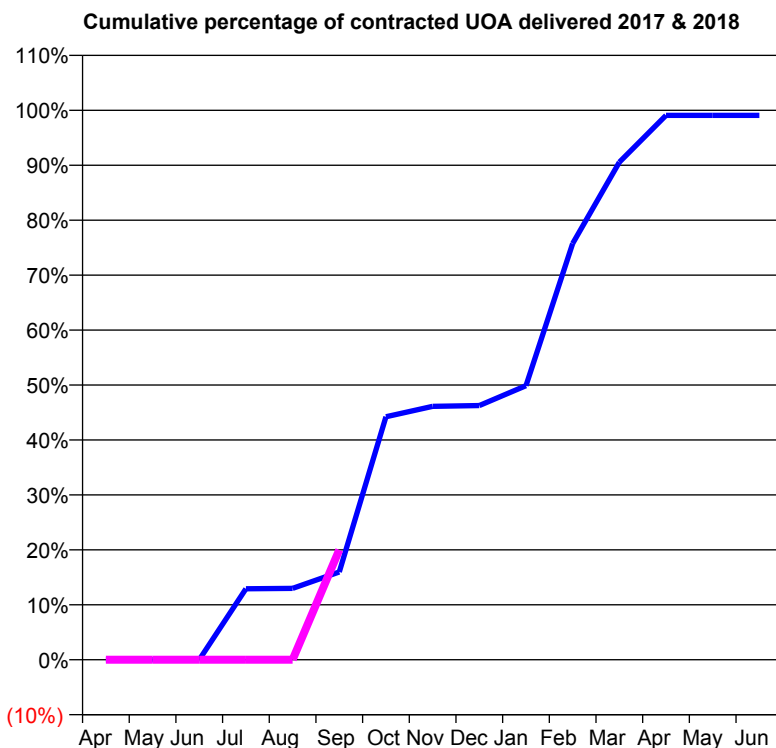
Q49 - Vital Signs Orthodontic At a Glance Contract Report for 660957/0002 - September 2017

Name or company name	MR CJ BARR
Contract type name	GDS Contract
Purpose of contract	General and Orthodontic
Contract start date	17/03/2012
Contract end date	

17/18 Contracted general activity (UDA)	200
Carry forward general activity (UDA)	0
17/18 Contracted orthodontic activity (UOA)	2,548
Carry forward orthodontic activity (UOA)	0
Baseline contract value	£173,643.23

ACCESS

	Contract	England and Wales
24 month ratio of assessments to patient IDs	1.35	1.09

ACTIVITY


Month	Adjusted Scheduled Activity (UOA)	
	2017	2018
April	0	0
May	0	0
June	0	0
July	329	0
August	331	0
September	407	510
October	1,127	
November	1,175	
December	1,179	
January	1,271	
February	1,930	
March	2,307	
April	2,524	
May	2,524	
June	2,524	

QUALITY

	Contract Quantity	Contract Base Number	Contract *	Region	England
% of all assessments that were assess and fit appliances (rolling 12 month period)	122	213	57.3%	55.8%	58.0%
% of all assessments that were assess and refuse (rolling 12 month period)	10	213	4.7%	11.6%	11.4%
% of all assessments that were assess and review (rolling 12 month period)	81	213	38.0%	32.7%	30.6%
% of terminated courses where treatment was abandoned or discontinued (rolling 12 month period)	0	0	N/A	8.0%	7.8%
% of completed treatments indicating that PAR score was taken (year to date)	0	0	N/A	61.3%	64.6%
Rate of removable appliances per 100 fixed appliances - proposed treatment (rolling 12 month period)	0	0	N/A	5.40	5.65
Rate of removable appliances per 100 fixed appliances - completed treatment (rolling 12 month period)	0	0	N/A	3.86	4.78
% of courses of treatment with removable appliances only - proposed treatment (rolling 12 month period)	0	122	0.0%	1.4%	2.0%
% of courses of treatment with removable appliances only - completed treatment (rolling 12 month period)	0	0	N/A	1.0%	1.5%
% of patients satisfied with the treatment they have received (rolling 12 month period)	4	4	100.0%	96.1%	96.0%

* Figures in italics indicate that the base number is less than 100.

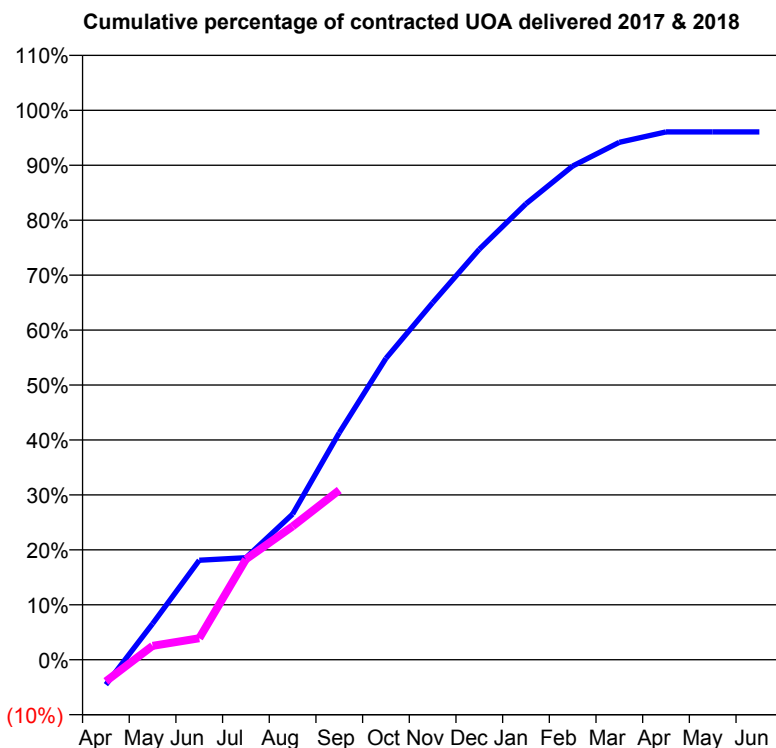
Q49 - Vital Signs Orthodontic At a Glance Contract Report for 713023/0001 - September 2017

Name or company name	DR RS HOBSON
Contract type name	PDS Contract
Purpose of contract	Orthodontic
Contract start date	01/07/2010
Contract end date	31/03/2020

17/18 Contracted general activity (UDA)	0
Carry forward general activity (UDA)	0
17/18 Contracted orthodontic activity (UOA)	4,600
Carry forward orthodontic activity (UOA)	181
Baseline contract value	£305,612.38

ACCESS

	Contract	England and Wales
24 month ratio of assessments to patient IDs	1.04	1.09

ACTIVITY


Month	Adjusted Scheduled Activity (UOA)	
	2017	2018
April	-209	-181
May	302	117
June	833	180
July	855	841
August	1,219	1,117
September	1,901	1,420
October	2,523	
November	2,989	
December	3,436	
January	3,817	
February	4,133	
March	4,332	
April	4,419	
May	4,419	
June	4,419	

QUALITY

	Contract Quantity	Contract Base Number	Contract *	Region	England
% of all assessments that were assess and fit appliances (rolling 12 month period)	200	240	83.3%	55.8%	58.0%
% of all assessments that were assess and refuse (rolling 12 month period)	6	240	2.5%	11.6%	11.4%
% of all assessments that were assess and review (rolling 12 month period)	34	240	14.2%	32.7%	30.6%
% of terminated courses where treatment was abandoned or discontinued (rolling 12 month period)	30	274	10.9%	8.0%	7.8%
% of completed treatments indicating that PAR score was taken (year to date)	60	61	98.4%	61.3%	64.6%
Rate of removable appliances per 100 fixed appliances - proposed treatment (rolling 12 month period)	0	48	0.00	5.40	5.65
Rate of removable appliances per 100 fixed appliances - completed treatment (rolling 12 month period)	0	234	0.00	3.86	4.78
% of courses of treatment with removable appliances only - proposed treatment (rolling 12 month period)	0	200	0.0%	1.4%	2.0%
% of courses of treatment with removable appliances only - completed treatment (rolling 12 month period)	0	244	0.0%	1.0%	1.5%
% of patients satisfied with the treatment they have received (rolling 12 month period)	5	7	71.4%	96.1%	96.0%

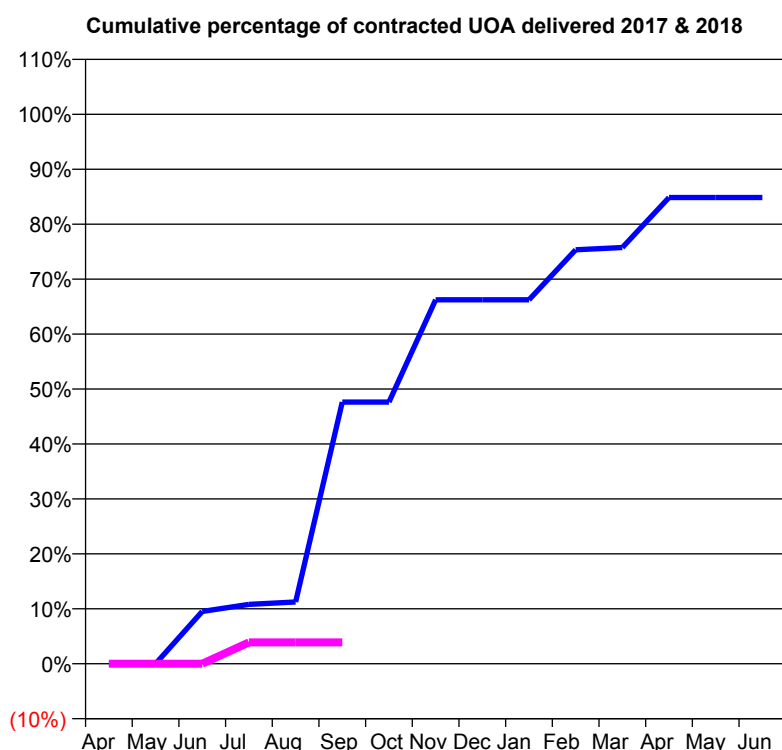
* Figures in italics indicate that the base number is less than 100.

Q49 - Vital Signs Orthodontic At a Glance Contract Report for 729566/0001 - September 2017

Name or company name	MR IF DAVIDSON
Contract type name	GDS Contract
Purpose of contract	General and Orthodontic
Contract start date	01/04/2006
Contract end date	

17/18 Contracted general activity (UDA)	8,708
Carry forward general activity (UDA)	0
17/18 Contracted orthodontic activity (UOA)	539
Carry forward orthodontic activity (UOA)	0
Baseline contract value	£249,723.70

ACCESS	Contract	England and Wales
24 month ratio of assessments to patient IDs	1.03	1.09

ACTIVITY


Month	Adjusted Scheduled Activity (UOA)	
	2017	2018
April	0	0
May	0	0
June	22	0
July	25	21
August	26	21
September	110	21
October	110	
November	153	
December	153	
January	153	
February	174	
March	175	
April	196	
May	196	
June	196	

QUALITY	Contract Quantity	Contract Base Number	Contract *	Region	England
% of all assessments that were assess and fit appliances (rolling 12 month period)	5	7	71.4%	55.8%	58.0%
% of all assessments that were assess and refuse (rolling 12 month period)	2	7	28.6%	11.6%	11.4%
% of all assessments that were assess and review (rolling 12 month period)	0	7	0.0%	32.7%	30.6%
% of terminated courses where treatment was abandoned or discontinued (rolling 12 month period)	4	17	23.5%	8.0%	7.8%
% of completed treatments indicating that PAR score was taken (year to date)	5	7	71.4%	61.3%	64.6%
Rate of removable appliances per 100 fixed appliances - proposed treatment (rolling 12 month period)	0	7	0.00	5.40	5.65
Rate of removable appliances per 100 fixed appliances - completed treatment (rolling 12 month period)	0	0	N/A	3.86	4.78
% of courses of treatment with removable appliances only - proposed treatment (rolling 12 month period)	0	5	0.0%	1.4%	2.0%
% of courses of treatment with removable appliances only - completed treatment (rolling 12 month period)	0	13	0.0%	1.0%	1.5%
% of patients satisfied with the treatment they have received (rolling 12 month period)	1	1	100.0%	96.1%	96.0%

* Figures in italics indicate that the base number is less than 100.

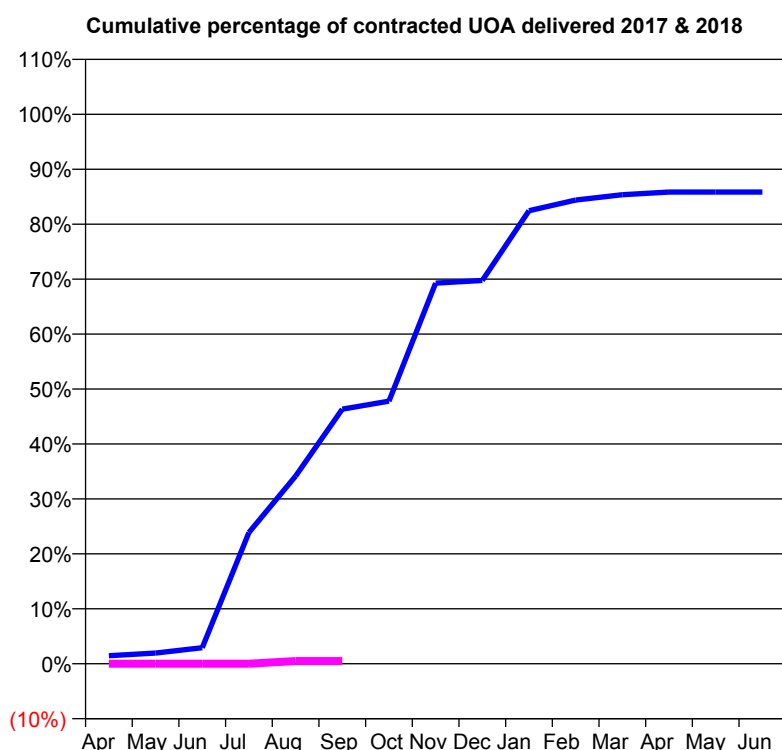
Q49 - Vital Signs Orthodontic At a Glance Contract Report for 730696/0001 - September 2017

Name or company name	Pearsons Dental Practice Partnership
Contract type name	GDS Contract
Purpose of contract	General and Orthodontic
Contract start date	01/04/2006
Contract end date	

17/18 Contracted general activity (UDA)	18,500
Carry forward general activity (UDA)	-120
17/18 Contracted orthodontic activity (UOA)	205
Carry forward orthodontic activity (UOA)	0
Baseline contract value	£472,732.52

ACCESS

	Contract	England and Wales
24 month ratio of assessments to patient IDs	1.12	1.09

ACTIVITY


Month	Adjusted Scheduled Activity (UOA)	
	2017	2018
April	3	0
May	4	0
June	6	0
July	49	0
August	70	1
September	95	1
October	98	
November	142	
December	143	
January	169	
February	173	
March	175	
April	176	
May	176	
June	176	

QUALITY

	Contract Quantity	Contract Base Number	Contract *	Region	England
% of all assessments that were assess and fit appliances (rolling 12 month period)	3	22	13.6%	55.8%	58.0%
% of all assessments that were assess and refuse (rolling 12 month period)	2	22	9.1%	11.6%	11.4%
% of all assessments that were assess and review (rolling 12 month period)	17	22	77.3%	32.7%	30.6%
% of terminated courses where treatment was abandoned or discontinued (rolling 12 month period)	1	10	10.0%	8.0%	7.8%
% of completed treatments indicating that PAR score was taken (year to date)	0	2	0.0%	61.3%	64.6%
Rate of removable appliances per 100 fixed appliances - proposed treatment (rolling 12 month period)	1	6	16.67	5.40	5.65
Rate of removable appliances per 100 fixed appliances - completed treatment (rolling 12 month period)	3	8	37.50	3.86	4.78
% of courses of treatment with removable appliances only - proposed treatment (rolling 12 month period)	0	3	0.0%	1.4%	2.0%
% of courses of treatment with removable appliances only - completed treatment (rolling 12 month period)	1	9	11.1%	1.0%	1.5%
% of patients satisfied with the treatment they have received (rolling 12 month period)	0	0	N/A	96.1%	96.0%

* Figures in italics indicate that the base number is less than 100.

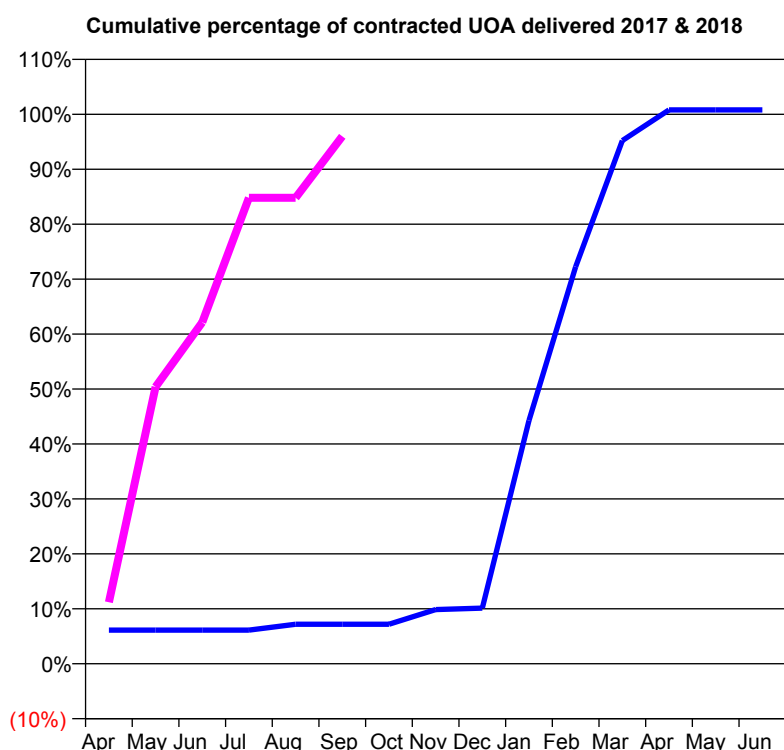
Q49 - Vital Signs Orthodontic At a Glance Contract Report for 784540/0001 - September 2017

Name or company name	JL and VA Gamon
Contract type name	GDS Contract
Purpose of contract	General and Orthodontic
Contract start date	12/04/2009
Contract end date	

17/18 Contracted general activity (UDA)	13,247
Carry forward general activity (UDA)	-265
17/18 Contracted orthodontic activity (UOA)	375
Carry forward orthodontic activity (UOA)	0
Baseline contract value	£320,131.07

ACCESS

	Contract	England and Wales
24 month ratio of assessments to patient IDs	1.33	1.09

ACTIVITY


Month	Adjusted Scheduled Activity (UOA)	
	2017	2018
April	23	42
May	23	189
June	23	233
July	23	318
August	27	318
September	27	360
October	27	
November	37	
December	38	
January	166	
February	271	
March	357	
April	378	
May	378	
June	378	

QUALITY

	Contract Quantity	Contract Base Number	Contract *	Region	England
% of all assessments that were assess and fit appliances (rolling 12 month period)	33	52	63.5%	55.8%	58.0%
% of all assessments that were assess and refuse (rolling 12 month period)	4	52	7.7%	11.6%	11.4%
% of all assessments that were assess and review (rolling 12 month period)	15	52	28.8%	32.7%	30.6%
% of terminated courses where treatment was abandoned or discontinued (rolling 12 month period)	3	12	25.0%	8.0%	7.8%
% of completed treatments indicating that PAR score was taken (year to date)	3	3	100.0%	61.3%	64.6%
Rate of removable appliances per 100 fixed appliances - proposed treatment (rolling 12 month period)	4	32	12.50	5.40	5.65
Rate of removable appliances per 100 fixed appliances - completed treatment (rolling 12 month period)	0	2	0.00	3.86	4.78
% of courses of treatment with removable appliances only - proposed treatment (rolling 12 month period)	1	33	3.0%	1.4%	2.0%
% of courses of treatment with removable appliances only - completed treatment (rolling 12 month period)	0	9	0.0%	1.0%	1.5%
% of patients satisfied with the treatment they have received (rolling 12 month period)	1	1	100.0%	96.1%	96.0%

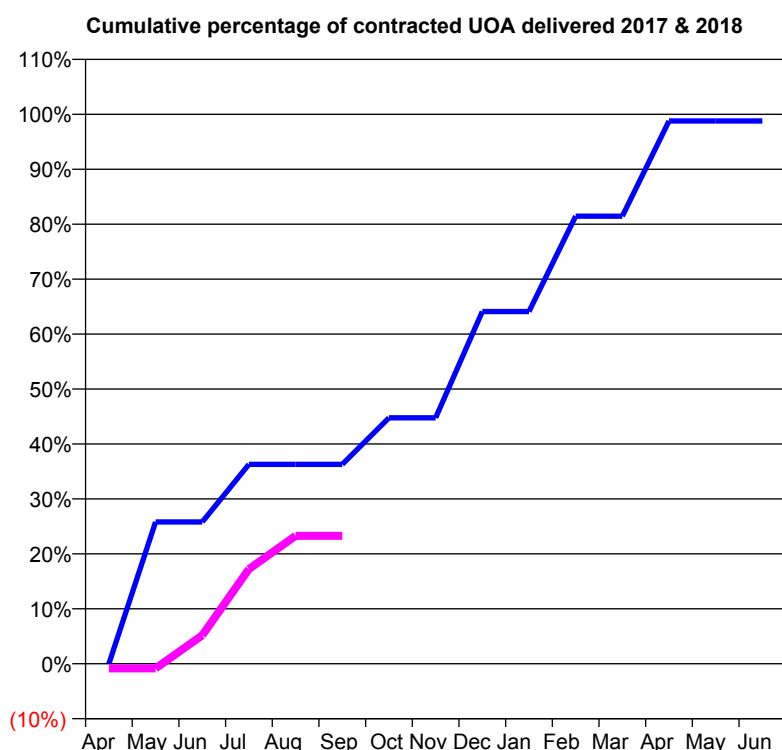
* Figures in italics indicate that the base number is less than 100.

Q49 - Vital Signs Orthodontic At a Glance Contract Report for 836184/0001 - September 2017

Name or company name	MR JS BREEDON
Contract type name	GDS Contract
Purpose of contract	General and Orthodontic
Contract start date	01/04/2006
Contract end date	

17/18 Contracted general activity (UDA)	2,100
Carry forward general activity (UDA)	0
17/18 Contracted orthodontic activity (UOA)	348
Carry forward orthodontic activity (UOA)	3
Baseline contract value	£62,542.39

ACCESS	Contract	England and Wales
24 month ratio of assessments to patient IDs	1.06	1.09

ACTIVITY


Month	Adjusted Scheduled Activity (UOA)	
	2017	2018
April	0	-3
May	64	-3
June	64	18
July	90	60
August	90	81
September	90	81
October	111	
November	111	
December	159	
January	159	
February	202	
March	202	
April	245	
May	245	
June	245	

QUALITY

	Contract Quantity	Contract Base Number	Contract *	Region	England
% of all assessments that were assess and fit appliances (rolling 12 month period)	12	16	75.0%	55.8%	58.0%
% of all assessments that were assess and refuse (rolling 12 month period)	1	16	6.3%	11.6%	11.4%
% of all assessments that were assess and review (rolling 12 month period)	3	16	18.8%	32.7%	30.6%
% of terminated courses where treatment was abandoned or discontinued (rolling 12 month period)	5	11	45.5%	8.0%	7.8%
% of completed treatments indicating that PAR score was taken (year to date)	2	2	100.0%	61.3%	64.6%
Rate of removable appliances per 100 fixed appliances - proposed treatment (rolling 12 month period)	1	21	4.76	5.40	5.65
Rate of removable appliances per 100 fixed appliances - completed treatment (rolling 12 month period)	0	12	0.00	3.86	4.78
% of courses of treatment with removable appliances only - proposed treatment (rolling 12 month period)	1	12	8.3%	1.4%	2.0%
% of courses of treatment with removable appliances only - completed treatment (rolling 12 month period)	0	6	0.0%	1.0%	1.5%
% of patients satisfied with the treatment they have received (rolling 12 month period)	1	1	100.0%	96.1%	96.0%

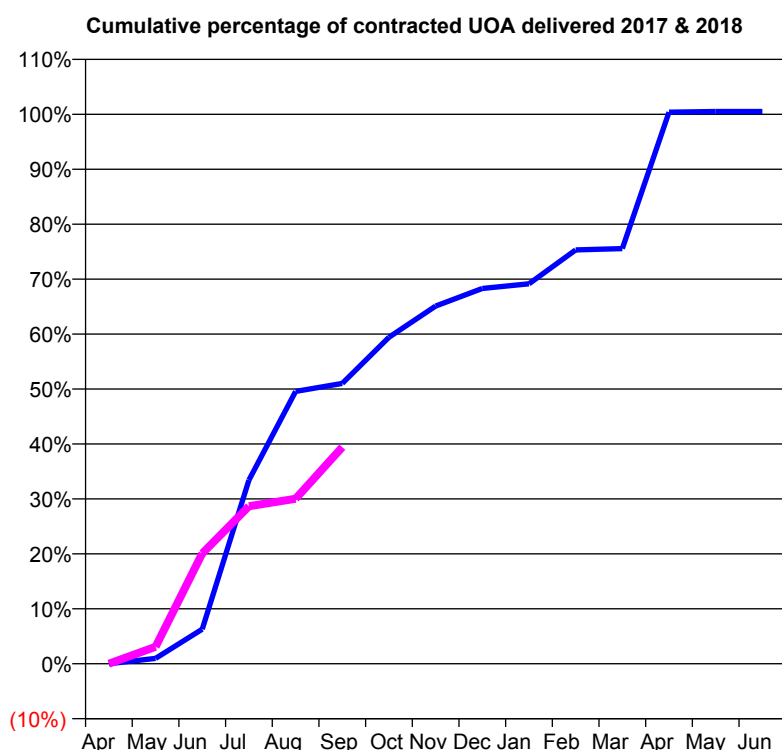
* Figures in italics indicate that the base number is less than 100.

Q49 - Vital Signs Orthodontic At a Glance Contract Report for 914797/0001 - September 2017

Name or company name	MR RJ PARKER
Contract type name	GDS Contract
Purpose of contract	General and Orthodontic
Contract start date	01/04/2006
Contract end date	

17/18 Contracted general activity (UDA)	300
Carry forward general activity (UDA)	-1
17/18 Contracted orthodontic activity (UOA)	810
Carry forward orthodontic activity (UOA)	0
Baseline contract value	£59,882.66

ACCESS	Contract	England and Wales
24 month ratio of assessments to patient IDs	1.12	1.09

ACTIVITY


Month	Adjusted Scheduled Activity (UOA)	
	2017	2018
April	0	0
May	8	25
June	51	163
July	271	232
August	401	243
September	413	319
October	481	
November	527	
December	553	
January	560	
February	610	
March	612	
April	813	
May	814	
June	814	

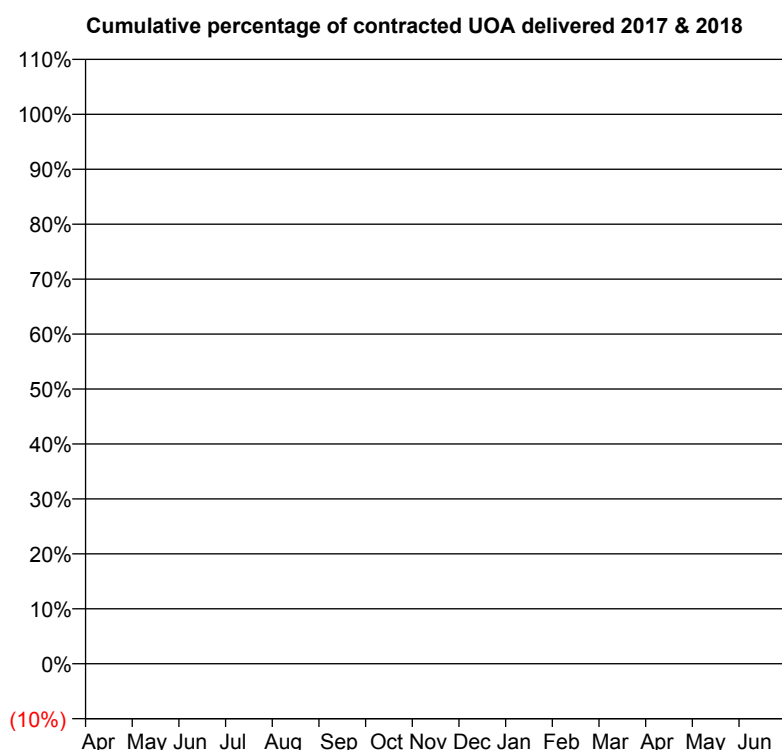
QUALITY	Contract Quantity	Contract Base Number	Contract *	Region	England
% of all assessments that were assess and fit appliances (rolling 12 month period)	31	110	28.2%	55.8%	58.0%
% of all assessments that were assess and refuse (rolling 12 month period)	15	110	13.6%	11.6%	11.4%
% of all assessments that were assess and review (rolling 12 month period)	64	110	58.2%	32.7%	30.6%
% of terminated courses where treatment was abandoned or discontinued (rolling 12 month period)	10	33	30.3%	8.0%	7.8%
% of completed treatments indicating that PAR score was taken (year to date)	10	11	90.9%	61.3%	64.6%
Rate of removable appliances per 100 fixed appliances - proposed treatment (rolling 12 month period)	15	57	26.32	5.40	5.65
Rate of removable appliances per 100 fixed appliances - completed treatment (rolling 12 month period)	9	43	20.93	3.86	4.78
% of courses of treatment with removable appliances only - proposed treatment (rolling 12 month period)	2	31	6.5%	1.4%	2.0%
% of courses of treatment with removable appliances only - completed treatment (rolling 12 month period)	1	23	4.3%	1.0%	1.5%
% of patients satisfied with the treatment they have received (rolling 12 month period)	1	1	100.0%	96.1%	96.0%

* Figures in italics indicate that the base number is less than 100.

Q50 - Vital Signs Orthodontic At a Glance Contract Report for 100470/0000 - September 2017

Name or company name	The Forum Practice Ltd	17/18 Contracted general activity (UDA)	0
Contract type name	PDS Contract	Carry forward general activity (UDA)	0
Purpose of contract	Orthodontic	17/18 Contracted orthodontic activity (UOA)	0
Contract start date	01/05/2017	Carry forward orthodontic activity (UOA)	0
Contract end date	31/12/2017	Baseline contract value	£253,120.00

ACCESS	Contract	England and Wales
24 month ratio of assessments to patient IDs	1.00	1.09

ACTIVITY


Month	Adjusted Scheduled Activity (UOA)	
	2017	2018
April	0	0
May	0	0
June	0	0
July	0	86
August	0	1,718
September	0	2,433
October	0	
November	0	
December	0	
January	0	
February	0	
March	0	
April	0	
May	0	
June	0	

QUALITY

	Contract Quantity	Contract Base Number	Contract *	Region	England
% of all assessments that were assess and fit appliances (rolling 12 month period)	113	119	95.0%	55.8%	58.0%
% of all assessments that were assess and refuse (rolling 12 month period)	0	119	0.0%	11.6%	11.4%
% of all assessments that were assess and review (rolling 12 month period)	6	119	5.0%	32.7%	30.6%
% of terminated courses where treatment was abandoned or discontinued (rolling 12 month period)	8	22	36.4%	8.0%	7.8%
% of completed treatments indicating that PAR score was taken (year to date)	3	14	21.4%	61.3%	64.6%
Rate of removable appliances per 100 fixed appliances - proposed treatment (rolling 12 month period)	3	209	1.44	5.40	5.65
Rate of removable appliances per 100 fixed appliances - completed treatment (rolling 12 month period)	0	26	0.00	3.86	4.78
% of courses of treatment with removable appliances only - proposed treatment (rolling 12 month period)	1	113	0.9%	1.4%	2.0%
% of courses of treatment with removable appliances only - completed treatment (rolling 12 month period)	0	14	0.0%	1.0%	1.5%
% of patients satisfied with the treatment they have received (rolling 12 month period)	1	4	25.0%	96.1%	96.0%

* Figures in italics indicate that the base number is less than 100.

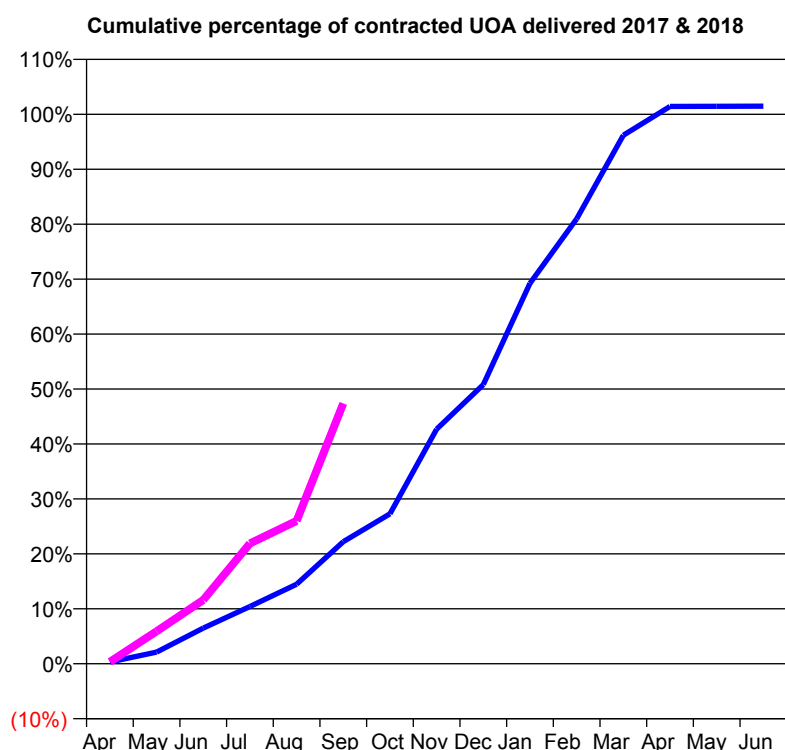
Q50 - Vital Signs Orthodontic At a Glance Contract Report for 101974/0001 - September 2017

Name or company name	SMILE ORTHODONTICS YORKSHIRE LLI
Contract type name	PDS Contract
Purpose of contract	Orthodontic
Contract start date	01/04/2012
Contract end date	31/03/2019

17/18 Contracted general activity (UDA)	0
Carry forward general activity (UDA)	0
17/18 Contracted orthodontic activity (UOA)	13,002
Carry forward orthodontic activity (UOA)	0
Baseline contract value	£737,131.83

ACCESS

	Contract	England and Wales
24 month ratio of assessments to patient IDs	1.03	1.09

ACTIVITY


Month	Adjusted Scheduled Activity (UOA)	
	2017	2018
April	42	46
May	275	767
June	843	1,509
July	1,354	2,848
August	1,881	3,382
September	2,889	6,161
October	3,547	
November	5,553	
December	6,605	
January	9,003	
February	10,528	
March	12,505	
April	13,186	
May	13,189	
June	13,195	

QUALITY

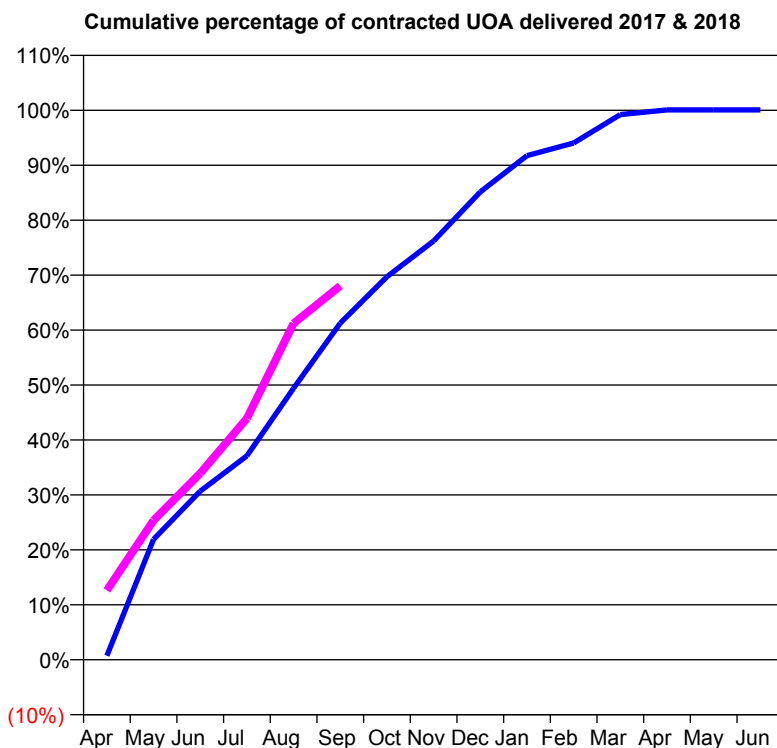
	Contract Quantity	Contract Base Number	Contract *	Region	England
% of all assessments that were assess and fit appliances (rolling 12 month period)	783	949	82.5%	55.8%	58.0%
% of all assessments that were assess and refuse (rolling 12 month period)	53	949	5.6%	11.6%	11.4%
% of all assessments that were assess and review (rolling 12 month period)	113	949	11.9%	32.7%	30.6%
% of terminated courses where treatment was abandoned or discontinued (rolling 12 month period)	50	572	8.7%	8.0%	7.8%
% of completed treatments indicating that PAR score was taken (year to date)	0	161	0.0%	61.3%	64.6%
Rate of removable appliances per 100 fixed appliances - proposed treatment (rolling 12 month period)	93	1,535	6.06	5.40	5.65
Rate of removable appliances per 100 fixed appliances - completed treatment (rolling 12 month period)	22	1,009	2.18	3.86	4.78
% of courses of treatment with removable appliances only - proposed treatment (rolling 12 month period)	8	783	1.0%	1.4%	2.0%
% of courses of treatment with removable appliances only - completed treatment (rolling 12 month period)	14	522	2.7%	1.0%	1.5%
% of patients satisfied with the treatment they have received (rolling 12 month period)	15	16	93.8%	96.1%	96.0%

* Figures in italics indicate that the base number is less than 100.

Q50 - Vital Signs Orthodontic At a Glance Contract Report for 102741/0001 - September 2017

Name or company name	Orthokind Limited	17/18 Contracted general activity (UDA)	0
Contract type name	PDS Contract	Carry forward general activity (UDA)	0
Purpose of contract	Orthodontic	17/18 Contracted orthodontic activity (UOA)	7,500
Contract start date	21/10/2010	Carry forward orthodontic activity (UOA)	0
Contract end date	31/03/2019	Baseline contract value	£425,202.94

ACCESS	Contract	England and Wales
24 month ratio of assessments to patient IDs	1.08	1.09

ACTIVITY


Month	Adjusted Scheduled Activity (UOA)	
	2017	2018
April	56	948
May	1,645	1,903
June	2,301	2,545
July	2,784	3,294
August	3,706	4,590
September	4,594	5,103
October	5,229	
November	5,717	
December	6,386	
January	6,881	
February	7,053	
March	7,441	
April	7,505	
May	7,505	
June	7,505	

QUALITY	Contract Quantity	Contract Base Number	Contract *	Region	England
% of all assessments that were assess and fit appliances (rolling 12 month period)	390	452	86.3%	55.8%	58.0%
% of all assessments that were assess and refuse (rolling 12 month period)	22	452	4.9%	11.6%	11.4%
% of all assessments that were assess and review (rolling 12 month period)	40	452	8.8%	32.7%	30.6%
% of terminated courses where treatment was abandoned or discontinued (rolling 12 month period)	10	342	2.9%	8.0%	7.8%
% of completed treatments indicating that PAR score was taken (year to date)	96	153	62.7%	61.3%	64.6%
Rate of removable appliances per 100 fixed appliances - proposed treatment (rolling 12 month period)	20	744	2.69	5.40	5.65
Rate of removable appliances per 100 fixed appliances - completed treatment (rolling 12 month period)	16	639	2.50	3.86	4.78
% of courses of treatment with removable appliances only - proposed treatment (rolling 12 month period)	12	390	3.1%	1.4%	2.0%
% of courses of treatment with removable appliances only - completed treatment (rolling 12 month period)	10	332	3.0%	1.0%	1.5%
% of patients satisfied with the treatment they have received (rolling 12 month period)	11	11	100.0%	96.1%	96.0%

* Figures in italics indicate that the base number is less than 100.

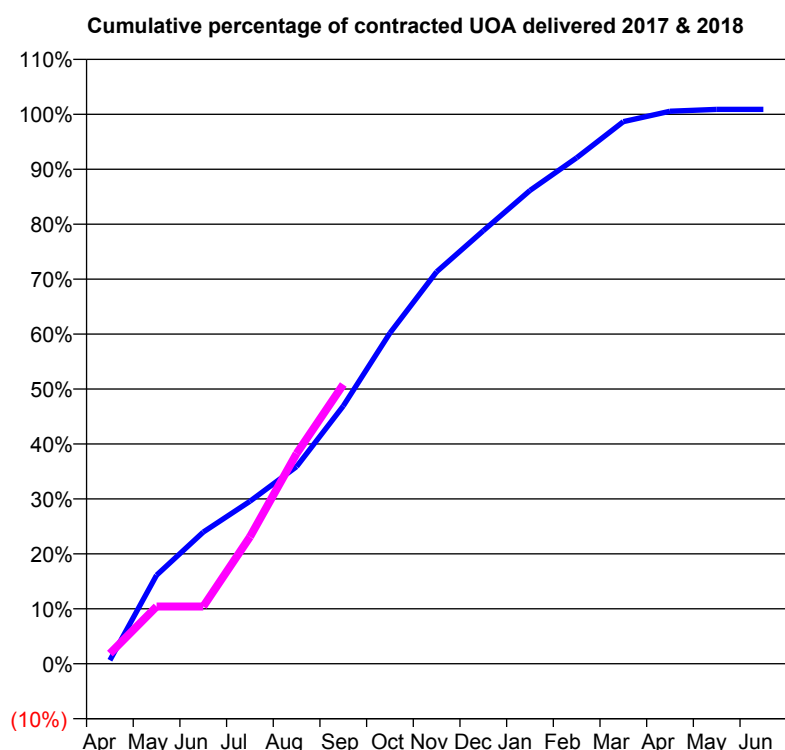
Q50 - Vital Signs Orthodontic At a Glance Contract Report for 106003/0001 - September 2017

Name or company name	Orthodontic Centre (UK) Limited Company
Contract type name	PDS Contract
Purpose of contract	Orthodontic
Contract start date	01/04/2012
Contract end date	31/03/2018

17/18 Contracted general activity (UDA)	0
Carry forward general activity (UDA)	0
17/18 Contracted orthodontic activity (UOA)	12,421
Carry forward orthodontic activity (UOA)	0
Baseline contract value	£683,363.32

ACCESS

	Contract	England and Wales
24 month ratio of assessments to patient IDs	1.09	1.09

ACTIVITY


Month	Adjusted Scheduled Activity (UOA)	
	2017	2018
April	81	230
May	2,002	1,296
June	2,978	1,296
July	3,672	2,867
August	4,457	4,751
September	5,828	6,314
October	7,476	
November	8,859	
December	9,790	
January	10,699	
February	11,437	
March	12,254	
April	12,490	
May	12,532	
June	12,532	

QUALITY

	Contract Quantity	Contract Base Number	Contract *	Region	England
% of all assessments that were assess and fit appliances (rolling 12 month period)	595	1,260	47.2%	55.8%	58.0%
% of all assessments that were assess and refuse (rolling 12 month period)	117	1,260	9.3%	11.6%	11.4%
% of all assessments that were assess and review (rolling 12 month period)	548	1,260	43.5%	32.7%	30.6%
% of terminated courses where treatment was abandoned or discontinued (rolling 12 month period)	28	613	4.6%	8.0%	7.8%
% of completed treatments indicating that PAR score was taken (year to date)	22	259	8.5%	61.3%	64.6%
Rate of removable appliances per 100 fixed appliances - proposed treatment (rolling 12 month period)	41	1,160	3.53	5.40	5.65
Rate of removable appliances per 100 fixed appliances - completed treatment (rolling 12 month period)	11	1,120	0.98	3.86	4.78
% of courses of treatment with removable appliances only - proposed treatment (rolling 12 month period)	3	595	0.5%	1.4%	2.0%
% of courses of treatment with removable appliances only - completed treatment (rolling 12 month period)	7	585	1.2%	1.0%	1.5%
% of patients satisfied with the treatment they have received (rolling 12 month period)	31	33	93.9%	96.1%	96.0%

* Figures in italics indicate that the base number is less than 100.

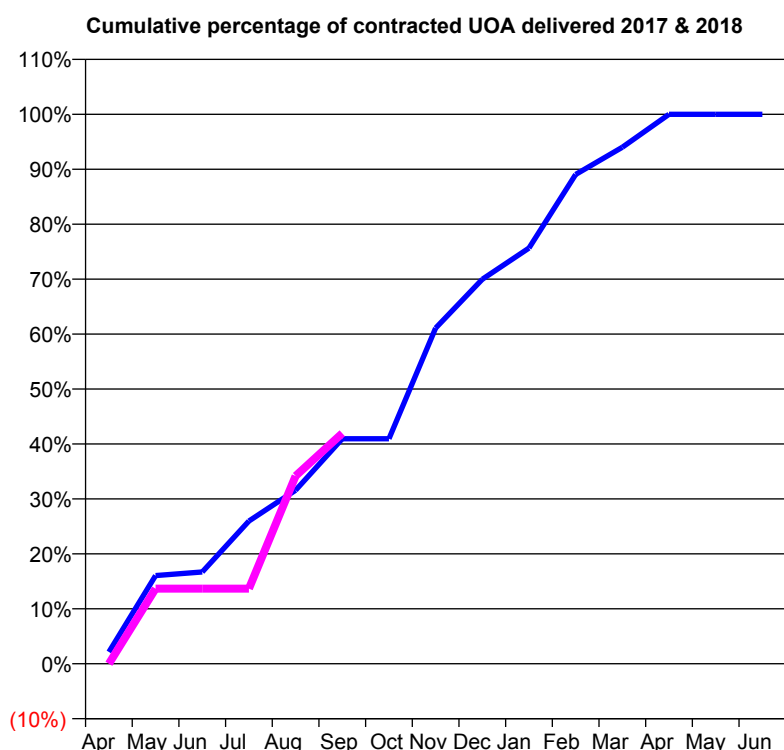
Q50 - Vital Signs Orthodontic At a Glance Contract Report for 106003/0002 - September 2017

Name or company name	Orthodontic Centre (UK) Limited Company
Contract type name	PDS Contract
Purpose of contract	Orthodontic
Contract start date	01/01/2013
Contract end date	31/12/2019

17/18 Contracted general activity (UDA)	0
Carry forward general activity (UDA)	0
17/18 Contracted orthodontic activity (UOA)	3,500
Carry forward orthodontic activity (UOA)	0
Baseline contract value	£186,264.95

ACCESS

	Contract	England and Wales
24 month ratio of assessments to patient IDs	1.09	1.09

ACTIVITY


Month	Adjusted Scheduled Activity (UOA)	
	2017	2018
April	75	0
May	562	479
June	585	479
July	909	479
August	1,105	1,196
September	1,433	1,468
October	1,433	
November	2,138	
December	2,449	
January	2,648	
February	3,117	
March	3,290	
April	3,500	
May	3,500	
June	3,500	

QUALITY

	Contract Quantity	Contract Base Number	Contract *	Region	England
% of all assessments that were assess and fit appliances (rolling 12 month period)	163	292	55.8%	55.8%	58.0%
% of all assessments that were assess and refuse (rolling 12 month period)	34	292	11.6%	11.6%	11.4%
% of all assessments that were assess and review (rolling 12 month period)	95	292	32.5%	32.7%	30.6%
% of terminated courses where treatment was abandoned or discontinued (rolling 12 month period)	12	132	9.1%	8.0%	7.8%
% of completed treatments indicating that PAR score was taken (year to date)	4	66	6.1%	61.3%	64.6%
Rate of removable appliances per 100 fixed appliances - proposed treatment (rolling 12 month period)	12	321	3.74	5.40	5.65
Rate of removable appliances per 100 fixed appliances - completed treatment (rolling 12 month period)	7	233	3.00	3.86	4.78
% of courses of treatment with removable appliances only - proposed treatment (rolling 12 month period)	1	163	0.6%	1.4%	2.0%
% of courses of treatment with removable appliances only - completed treatment (rolling 12 month period)	0	120	0.0%	1.0%	1.5%
% of patients satisfied with the treatment they have received (rolling 12 month period)	5	5	100.0%	96.1%	96.0%

* Figures in italics indicate that the base number is less than 100.

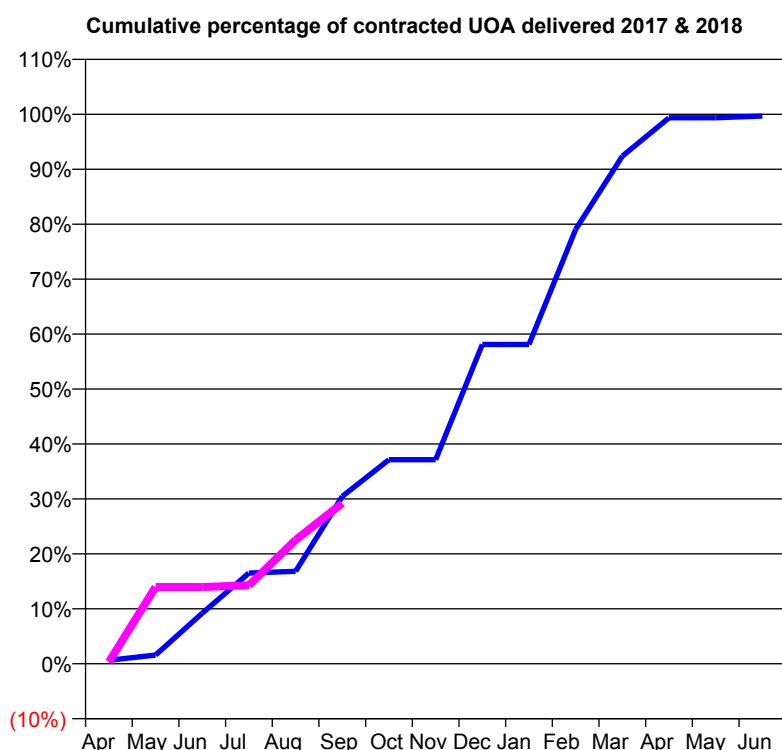
Q50 - Vital Signs Orthodontic At a Glance Contract Report for 114650/0002 - September 2017

Name or company name	Community Dental Clinic
Contract type name	PDS Contract
Purpose of contract	General and Orthodontic
Contract start date	01/05/2007
Contract end date	30/09/2018

17/18 Contracted general activity (UDA)	9,000
Carry forward general activity (UDA)	0
17/18 Contracted orthodontic activity (UOA)	315
Carry forward orthodontic activity (UOA)	0
Baseline contract value	£881,931.80

ACCESS

	Contract	England and Wales
24 month ratio of assessments to patient IDs	1.13	1.09

ACTIVITY


Month	Adjusted Scheduled Activity (UOA)	
	2017	2018
April	2	1
May	5	44
June	29	44
July	52	45
August	53	71
September	96	92
October	117	
November	117	
December	183	
January	183	
February	249	
March	291	
April	313	
May	313	
June	314	

QUALITY

	Contract Quantity	Contract Base Number	Contract *	Region	England
% of all assessments that were assess and fit appliances (rolling 12 month period)	15	31	48.4%	55.8%	58.0%
% of all assessments that were assess and refuse (rolling 12 month period)	1	31	3.2%	11.6%	11.4%
% of all assessments that were assess and review (rolling 12 month period)	15	31	48.4%	32.7%	30.6%
% of terminated courses where treatment was abandoned or discontinued (rolling 12 month period)	2	4	50.0%	8.0%	7.8%
% of completed treatments indicating that PAR score was taken (year to date)	0	1	0.0%	61.3%	64.6%
Rate of removable appliances per 100 fixed appliances - proposed treatment (rolling 12 month period)	0	0	N/A	5.40	5.65
Rate of removable appliances per 100 fixed appliances - completed treatment (rolling 12 month period)	0	0	N/A	3.86	4.78
% of courses of treatment with removable appliances only - proposed treatment (rolling 12 month period)	0	15	0.0%	1.4%	2.0%
% of courses of treatment with removable appliances only - completed treatment (rolling 12 month period)	0	2	0.0%	1.0%	1.5%
% of patients satisfied with the treatment they have received (rolling 12 month period)	0	0	N/A	96.1%	96.0%

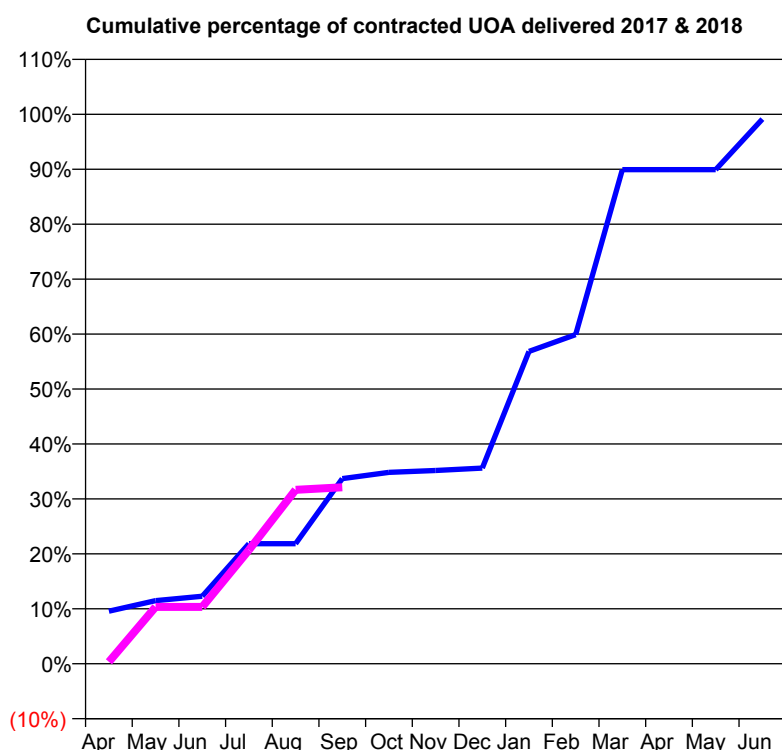
* Figures in italics indicate that the base number is less than 100.

Q50 - Vital Signs Orthodontic At a Glance Contract Report for 115339/0001 - September 2017

Name or company name	Bondgate Dental Practice
Contract type name	GDS Contract
Purpose of contract	General and Orthodontic
Contract start date	01/03/2015
Contract end date	

17/18 Contracted general activity (UDA)	9,998
Carry forward general activity (UDA)	0
17/18 Contracted orthodontic activity (UOA)	228
Carry forward orthodontic activity (UOA)	0
Baseline contract value	£262,927.98

ACCESS	Contract	England and Wales
24 month ratio of assessments to patient IDs	1.67	1.09

ACTIVITY


Month	Adjusted Scheduled Activity (UOA)	
	2017	2018
April	22	1
May	26	24
June	28	24
July	50	47
August	50	72
September	77	73
October	79	
November	80	
December	81	
January	130	
February	137	
March	205	
April	205	
May	205	
June	226	

QUALITY	Contract Quantity	Contract Base Number	Contract *	Region	England
% of all assessments that were assess and fit appliances (rolling 12 month period)	12	29	41.4%	55.8%	58.0%
% of all assessments that were assess and refuse (rolling 12 month period)	0	29	0.0%	11.6%	11.4%
% of all assessments that were assess and review (rolling 12 month period)	17	29	58.6%	32.7%	30.6%
% of terminated courses where treatment was abandoned or discontinued (rolling 12 month period)	3	11	27.3%	8.0%	7.8%
% of completed treatments indicating that PAR score was taken (year to date)	7	7	100.0%	61.3%	64.6%
Rate of removable appliances per 100 fixed appliances - proposed treatment (rolling 12 month period)	2	18	11.11	5.40	5.65
Rate of removable appliances per 100 fixed appliances - completed treatment (rolling 12 month period)	1	14	7.14	3.86	4.78
% of courses of treatment with removable appliances only - proposed treatment (rolling 12 month period)	2	12	16.7%	1.4%	2.0%
% of courses of treatment with removable appliances only - completed treatment (rolling 12 month period)	1	8	12.5%	1.0%	1.5%
% of patients satisfied with the treatment they have received (rolling 12 month period)	0	0	N/A	96.1%	96.0%

* Figures in italics indicate that the base number is less than 100.

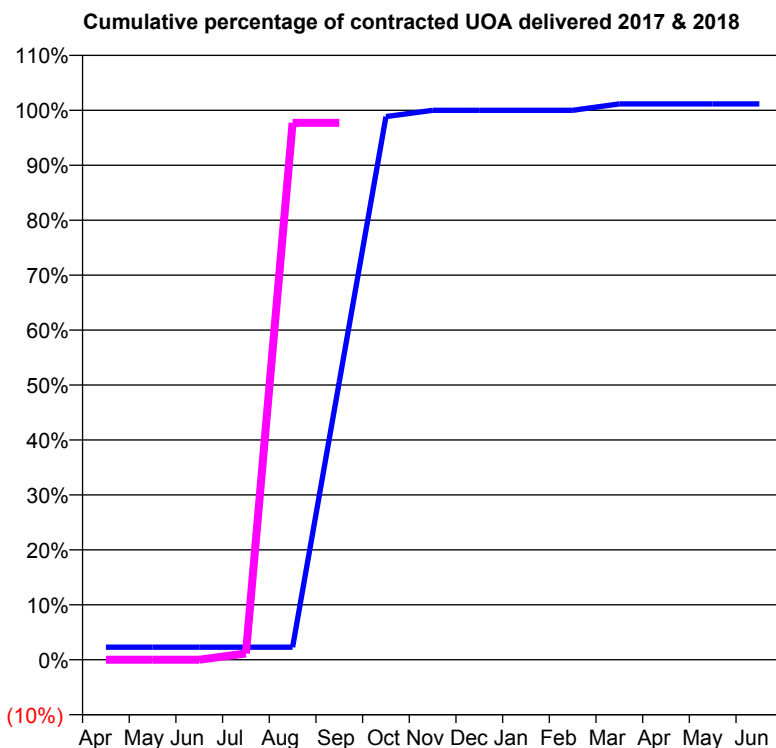
Q50 - Vital Signs Orthodontic At a Glance Contract Report for 121517/0001 - September 2017

Name or company name	K L DOBBS
Contract type name	GDS Contract
Purpose of contract	General and Orthodontic
Contract start date	01/11/2014
Contract end date	

17/18 Contracted general activity (UDA)	27,495
Carry forward general activity (UDA)	0
17/18 Contracted orthodontic activity (UOA)	87
Carry forward orthodontic activity (UOA)	0
Baseline contract value	£1,014,215.22

ACCESS

	Contract	England and Wales
24 month ratio of assessments to patient IDs	1.00	1.09

ACTIVITY


Month	Adjusted Scheduled Activity (UOA)	
	2017	2018
April	2	0
May	2	0
June	2	0
July	2	1
August	2	85
September	44	85
October	86	
November	87	
December	87	
January	87	
February	87	
March	88	
April	88	
May	88	
June	88	

QUALITY

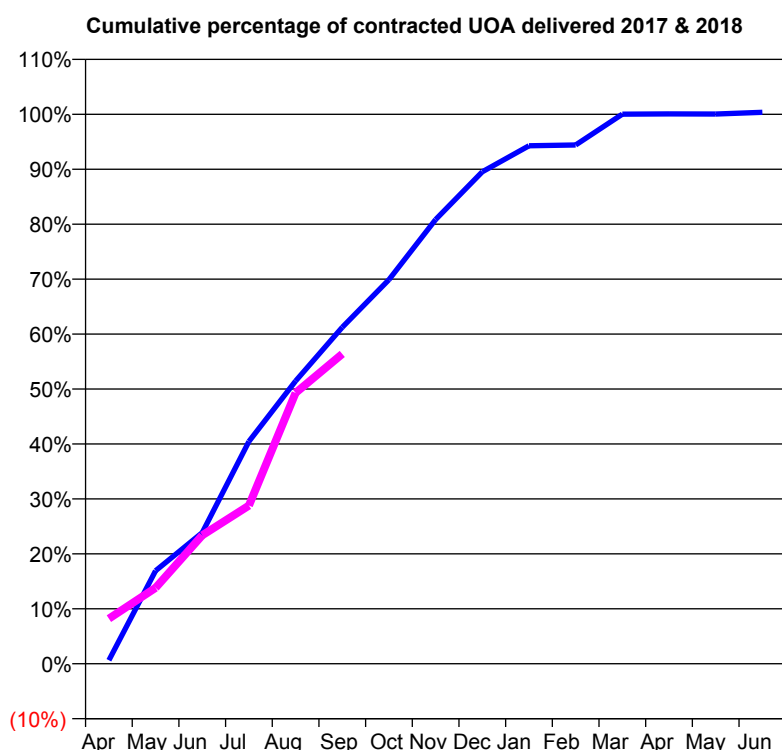
	Contract Quantity	Contract Base Number	Contract *	Region	England
% of all assessments that were assess and fit appliances (rolling 12 month period)	6	9	66.7%	55.8%	58.0%
% of all assessments that were assess and refuse (rolling 12 month period)	0	9	0.0%	11.6%	11.4%
% of all assessments that were assess and review (rolling 12 month period)	3	9	33.3%	32.7%	30.6%
% of terminated courses where treatment was abandoned or discontinued (rolling 12 month period)	0	3	0.0%	8.0%	7.8%
% of completed treatments indicating that PAR score was taken (year to date)	0	2	0.0%	61.3%	64.6%
Rate of removable appliances per 100 fixed appliances - proposed treatment (rolling 12 month period)	1	12	8.33	5.40	5.65
Rate of removable appliances per 100 fixed appliances - completed treatment (rolling 12 month period)	0	6	0.00	3.86	4.78
% of courses of treatment with removable appliances only - proposed treatment (rolling 12 month period)	0	6	0.0%	1.4%	2.0%
% of courses of treatment with removable appliances only - completed treatment (rolling 12 month period)	0	3	0.0%	1.0%	1.5%
% of patients satisfied with the treatment they have received (rolling 12 month period)	0	0	N/A	96.1%	96.0%

* Figures in italics indicate that the base number is less than 100.

Q50 - Vital Signs Orthodontic At a Glance Contract Report for 121517/0002 - September 2017

Name or company name	K L DOBBS	17/18 Contracted general activity (UDA)	0
Contract type name	GDS Contract	Carry forward general activity (UDA)	0
Purpose of contract	Orthodontic	17/18 Contracted orthodontic activity (UOA)	7,192
Contract start date	01/11/2014	Carry forward orthodontic activity (UOA)	0
Contract end date		Baseline contract value	£433,886.71

ACCESS	Contract	England and Wales
24 month ratio of assessments to patient IDs	1.06	1.09

ACTIVITY


Month	Adjusted Scheduled Activity (UOA)	
	2017	2018
April	46	590
May	1,218	994
June	1,716	1,682
July	2,911	2,070
August	3,700	3,545
September	4,405	4,056
October	5,028	
November	5,815	
December	6,440	
January	6,779	
February	6,790	
March	7,194	
April	7,196	
May	7,195	
June	7,217	

QUALITY

	Contract Quantity	Contract Base Number	Contract *	Region	England
% of all assessments that were assess and fit appliances (rolling 12 month period)	322	490	65.7%	55.8%	58.0%
% of all assessments that were assess and refuse (rolling 12 month period)	3	490	0.6%	11.6%	11.4%
% of all assessments that were assess and review (rolling 12 month period)	165	490	33.7%	32.7%	30.6%
% of terminated courses where treatment was abandoned or discontinued (rolling 12 month period)	21	330	6.4%	8.0%	7.8%
% of completed treatments indicating that PAR score was taken (year to date)	5	148	3.4%	61.3%	64.6%
Rate of removable appliances per 100 fixed appliances - proposed treatment (rolling 12 month period)	2	624	0.32	5.40	5.65
Rate of removable appliances per 100 fixed appliances - completed treatment (rolling 12 month period)	21	576	3.65	3.86	4.78
% of courses of treatment with removable appliances only - proposed treatment (rolling 12 month period)	1	322	0.3%	1.4%	2.0%
% of courses of treatment with removable appliances only - completed treatment (rolling 12 month period)	7	309	2.3%	1.0%	1.5%
% of patients satisfied with the treatment they have received (rolling 12 month period)	10	11	90.9%	96.1%	96.0%

* Figures in italics indicate that the base number is less than 100.

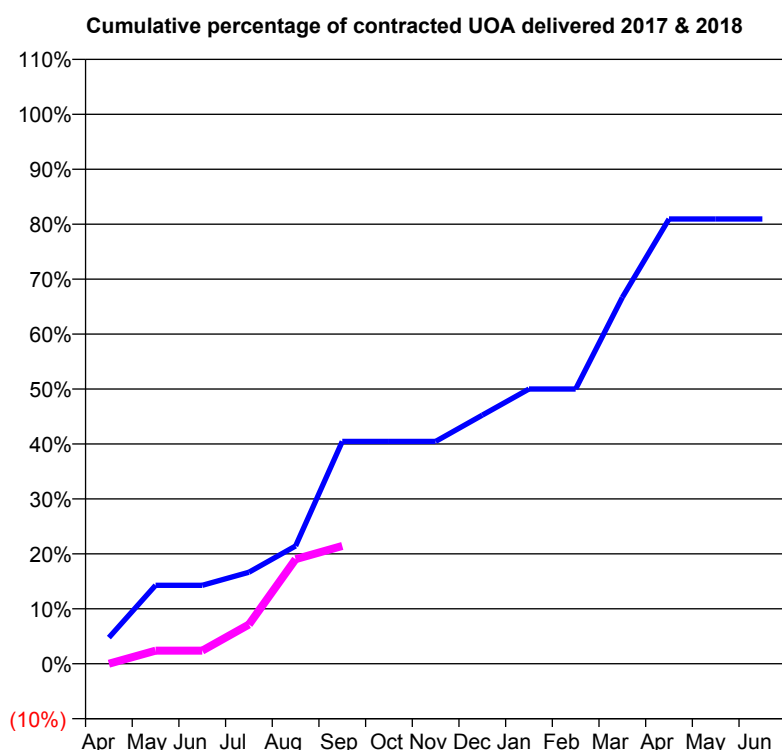
Q50 - Vital Signs Orthodontic At a Glance Contract Report for 125717/0001 - September 2017

Name or company name	Andrew Jones Dental Practice Ltd
Contract type name	GDS Contract
Purpose of contract	General and Orthodontic
Contract start date	01/04/2008
Contract end date	

17/18 Contracted general activity (UDA)	5,433
Carry forward general activity (UDA)	0
17/18 Contracted orthodontic activity (UOA)	42
Carry forward orthodontic activity (UOA)	0
Baseline contract value	£150,764.76

ACCESS

	Contract	England and Wales
24 month ratio of assessments to patient IDs	1.06	1.09

ACTIVITY


Month	Adjusted Scheduled Activity (UOA)	
	2017	2018
April	2	0
May	6	1
June	6	1
July	7	3
August	9	8
September	17	9
October	17	
November	17	
December	19	
January	21	
February	21	
March	28	
April	34	
May	34	
June	34	

QUALITY

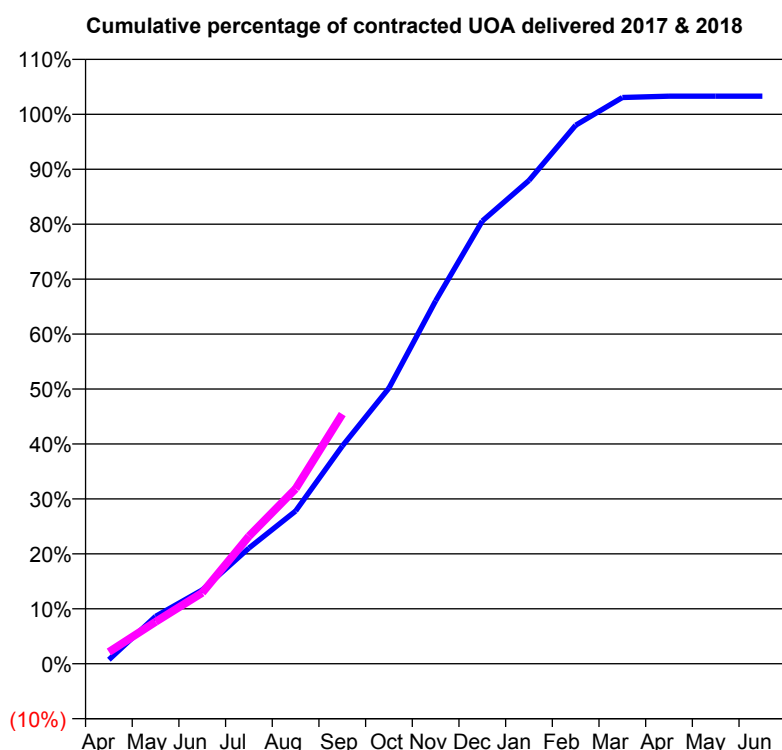
	Contract Quantity	Contract Base Number	Contract *	Region	England
% of all assessments that were assess and fit appliances (rolling 12 month period)	0	26	0.0%	55.8%	58.0%
% of all assessments that were assess and refuse (rolling 12 month period)	5	26	19.2%	11.6%	11.4%
% of all assessments that were assess and review (rolling 12 month period)	21	26	80.8%	32.7%	30.6%
% of terminated courses where treatment was abandoned or discontinued (rolling 12 month period)	0	0	N/A	8.0%	7.8%
% of completed treatments indicating that PAR score was taken (year to date)	0	0	N/A	61.3%	64.6%
Rate of removable appliances per 100 fixed appliances - proposed treatment (rolling 12 month period)	0	0	N/A	5.40	5.65
Rate of removable appliances per 100 fixed appliances - completed treatment (rolling 12 month period)	0	0	N/A	3.86	4.78
% of courses of treatment with removable appliances only - proposed treatment (rolling 12 month period)	0	0	N/A	1.4%	2.0%
% of courses of treatment with removable appliances only - completed treatment (rolling 12 month period)	0	0	N/A	1.0%	1.5%
% of patients satisfied with the treatment they have received (rolling 12 month period)	0	0	N/A	96.1%	96.0%

* Figures in italics indicate that the base number is less than 100.

Q50 - Vital Signs Orthodontic At a Glance Contract Report for 132330/0001 - September 2017

Name or company name	Quantum Ortho Limited	17/18 Contracted general activity (UDA)	0
Contract type name	PDS Contract	Carry forward general activity (UDA)	0
Purpose of contract	Orthodontic	17/18 Contracted orthodontic activity (UOA)	8,812
Contract start date	01/04/2010	Carry forward orthodontic activity (UOA)	0
Contract end date	31/03/2018	Baseline contract value	£566,133.93

ACCESS	Contract	England and Wales
24 month ratio of assessments to patient IDs	1.09	1.09

ACTIVITY


Month	Adjusted Scheduled Activity (UOA)	
	2017	2018
April	66	189
May	760	672
June	1,183	1,138
July	1,855	2,046
August	2,450	2,806
September	3,491	4,005
October	4,422	
November	5,819	
December	7,100	
January	7,751	
February	8,637	
March	9,080	
April	9,102	
May	9,102	
June	9,102	

QUALITY	Contract Quantity	Contract Base Number	Contract *	Region	England
% of all assessments that were assess and fit appliances (rolling 12 month period)	468	480	97.5%	55.8%	58.0%
% of all assessments that were assess and refuse (rolling 12 month period)	4	480	0.8%	11.6%	11.4%
% of all assessments that were assess and review (rolling 12 month period)	8	480	1.7%	32.7%	30.6%
% of terminated courses where treatment was abandoned or discontinued (rolling 12 month period)	31	379	8.2%	8.0%	7.8%
% of completed treatments indicating that PAR score was taken (year to date)	117	142	82.4%	61.3%	64.6%
Rate of removable appliances per 100 fixed appliances - proposed treatment (rolling 12 month period)	6	911	0.66	5.40	5.65
Rate of removable appliances per 100 fixed appliances - completed treatment (rolling 12 month period)	4	674	0.59	3.86	4.78
% of courses of treatment with removable appliances only - proposed treatment (rolling 12 month period)	1	468	0.2%	1.4%	2.0%
% of courses of treatment with removable appliances only - completed treatment (rolling 12 month period)	0	348	0.0%	1.0%	1.5%
% of patients satisfied with the treatment they have received (rolling 12 month period)	20	21	95.2%	96.1%	96.0%

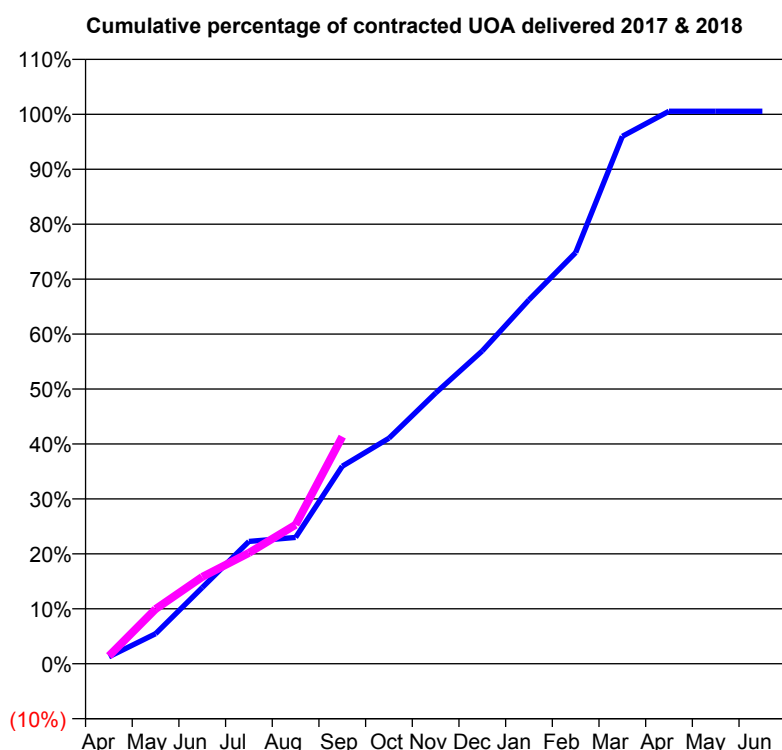
* Figures in italics indicate that the base number is less than 100.

Q50 - Vital Signs Orthodontic At a Glance Contract Report for 132667/0001 - September 2017

Name or company name	Barton Dental Care Limited
Contract type name	GDS Contract
Purpose of contract	General and Orthodontic
Contract start date	01/04/2011
Contract end date	

17/18 Contracted general activity (UDA)	9,295
Carry forward general activity (UDA)	0
17/18 Contracted orthodontic activity (UOA)	548
Carry forward orthodontic activity (UOA)	0
Baseline contract value	£329,079.13

ACCESS	Contract	England and Wales
24 month ratio of assessments to patient IDs	1.52	1.09

ACTIVITY


Month	Adjusted Scheduled Activity (UOA)	
	2017	2018
April	7	8
May	30	55
June	76	87
July	122	111
August	126	139
September	197	227
October	225	
November	270	
December	312	
January	363	
February	410	
March	526	
April	551	
May	551	
June	551	

QUALITY	Contract Quantity	Contract Base Number	Contract *	Region	England
% of all assessments that were assess and fit appliances (rolling 12 month period)	24	99	24.2%	55.8%	58.0%
% of all assessments that were assess and refuse (rolling 12 month period)	1	99	1.0%	11.6%	11.4%
% of all assessments that were assess and review (rolling 12 month period)	74	99	74.7%	32.7%	30.6%
% of terminated courses where treatment was abandoned or discontinued (rolling 12 month period)	0	1	0.0%	8.0%	7.8%
% of completed treatments indicating that PAR score was taken (year to date)	0	1	0.0%	61.3%	64.6%
Rate of removable appliances per 100 fixed appliances - proposed treatment (rolling 12 month period)	0	43	0.00	5.40	5.65
Rate of removable appliances per 100 fixed appliances - completed treatment (rolling 12 month period)	1	0	N/A	3.86	4.78
% of courses of treatment with removable appliances only - proposed treatment (rolling 12 month period)	0	24	0.0%	1.4%	2.0%
% of courses of treatment with removable appliances only - completed treatment (rolling 12 month period)	1	1	100.0%	1.0%	1.5%
% of patients satisfied with the treatment they have received (rolling 12 month period)	0	0	N/A	96.1%	96.0%

* Figures in italics indicate that the base number is less than 100.

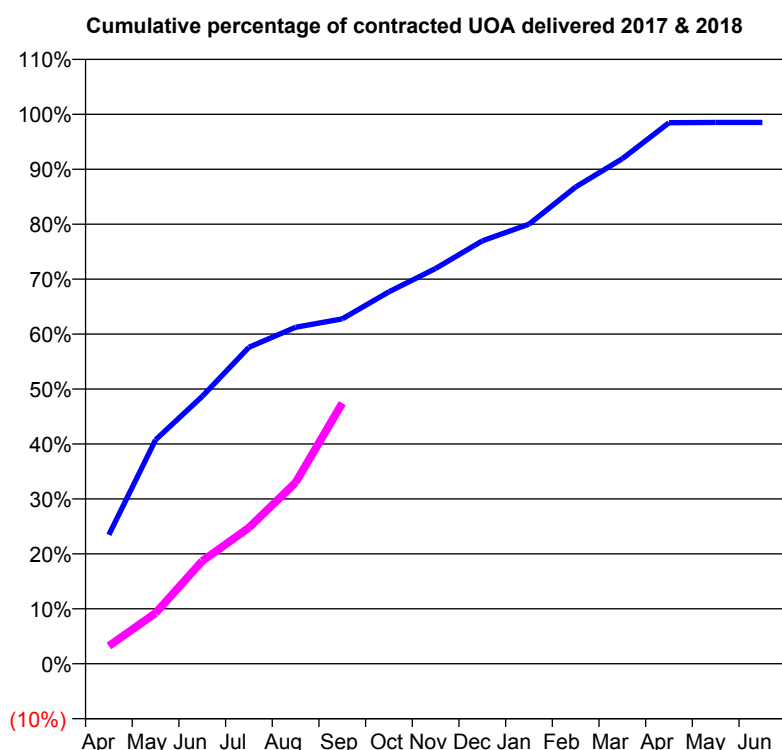
Q50 - Vital Signs Orthodontic At a Glance Contract Report for 141313/0001 - September 2017

Name or company name	C R ORTHODONTICS LTD
Contract type name	PDS Contract
Purpose of contract	Orthodontic
Contract start date	01/01/2011
Contract end date	31/03/2019

17/18 Contracted general activity (UDA)	0
Carry forward general activity (UDA)	0
17/18 Contracted orthodontic activity (UOA)	3,000
Carry forward orthodontic activity (UOA)	0
Baseline contract value	£170,081.19

ACCESS

	Contract	England and Wales
24 month ratio of assessments to patient IDs	1.20	1.09

ACTIVITY


Month	Adjusted Scheduled Activity (UOA)	
	2017	2018
April	704	97
May	1,223	277
June	1,460	561
July	1,728	743
August	1,837	990
September	1,883	1,423
October	2,031	
November	2,158	
December	2,309	
January	2,400	
February	2,603	
March	2,757	
April	2,954	
May	2,955	
June	2,955	

QUALITY

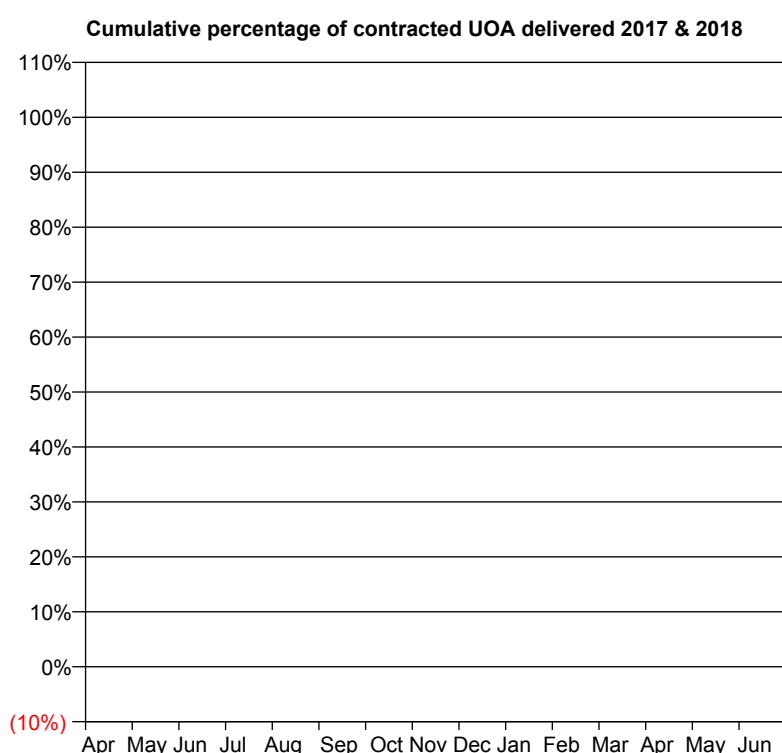
	Contract Quantity	Contract Base Number	Contract *	Region	England
% of all assessments that were assess and fit appliances (rolling 12 month period)	114	228	50.0%	55.8%	58.0%
% of all assessments that were assess and refuse (rolling 12 month period)	56	228	24.6%	11.6%	11.4%
% of all assessments that were assess and review (rolling 12 month period)	58	228	25.4%	32.7%	30.6%
% of terminated courses where treatment was abandoned or discontinued (rolling 12 month period)	5	102	4.9%	8.0%	7.8%
% of completed treatments indicating that PAR score was taken (year to date)	0	34	0.0%	61.3%	64.6%
Rate of removable appliances per 100 fixed appliances - proposed treatment (rolling 12 month period)	0	206	0.00	5.40	5.65
Rate of removable appliances per 100 fixed appliances - completed treatment (rolling 12 month period)	0	0	N/A	3.86	4.78
% of courses of treatment with removable appliances only - proposed treatment (rolling 12 month period)	0	114	0.0%	1.4%	2.0%
% of courses of treatment with removable appliances only - completed treatment (rolling 12 month period)	0	97	0.0%	1.0%	1.5%
% of patients satisfied with the treatment they have received (rolling 12 month period)	2	2	100.0%	96.1%	96.0%

* Figures in italics indicate that the base number is less than 100.

Q50 - Vital Signs Orthodontic At a Glance Contract Report for 143332/0001 - September 2017

Name or company name	Cleethorpes Dental Practice Limited	17/18 Contracted general activity (UDA)	21,404
Contract type name	GDS Contract	Carry forward general activity (UDA)	0
Purpose of contract	General	17/18 Contracted orthodontic activity (UOA)	0
Contract start date	01/07/2012	Carry forward orthodontic activity (UOA)	0
Contract end date		Baseline contract value	£709,410.78

ACCESS	Contract	England and Wales
24 month ratio of assessments to patient IDs	1.14	1.09

ACTIVITY


Month	Adjusted Scheduled Activity (UOA)	
	2017	2018
April	0	0
May	0	0
June	2	0
July	2	4
August	2	5
September	2	5
October	2	
November	2	
December	3	
January	3	
February	4	
March	8	
April	10	
May	10	
June	10	

QUALITY

	Contract Quantity	Contract Base Number	Contract *	Region	England
% of all assessments that were assess and fit appliances (rolling 12 month period)	0	13	0.0%	55.8%	58.0%
% of all assessments that were assess and refuse (rolling 12 month period)	0	13	0.0%	11.6%	11.4%
% of all assessments that were assess and review (rolling 12 month period)	13	13	100.0%	32.7%	30.6%
% of terminated courses where treatment was abandoned or discontinued (rolling 12 month period)	3	18	16.7%	8.0%	7.8%
% of completed treatments indicating that PAR score was taken (year to date)	0	6	0.0%	61.3%	64.6%
Rate of removable appliances per 100 fixed appliances - proposed treatment (rolling 12 month period)	0	0	N/A	5.40	5.65
Rate of removable appliances per 100 fixed appliances - completed treatment (rolling 12 month period)	8	26	30.77	3.86	4.78
% of courses of treatment with removable appliances only - proposed treatment (rolling 12 month period)	0	0	N/A	1.4%	2.0%
% of courses of treatment with removable appliances only - completed treatment (rolling 12 month period)	1	15	6.7%	1.0%	1.5%
% of patients satisfied with the treatment they have received (rolling 12 month period)	0	0	N/A	96.1%	96.0%

* Figures in italics indicate that the base number is less than 100.

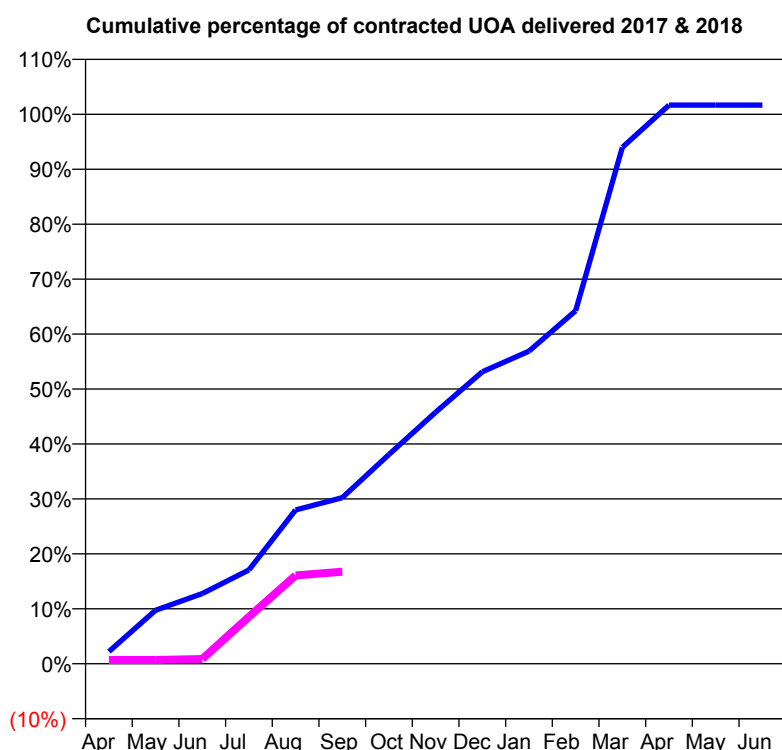
Q50 - Vital Signs Orthodontic At a Glance Contract Report for 143464/0001 - September 2017

Name or company name	The Dental Health Practice Ltd.
Contract type name	GDS Contract
Purpose of contract	General and Orthodontic
Contract start date	01/01/2009
Contract end date	

17/18 Contracted general activity (UDA)	5,931
Carry forward general activity (UDA)	0
17/18 Contracted orthodontic activity (UOA)	585
Carry forward orthodontic activity (UOA)	0
Baseline contract value	£225,454.18

ACCESS

	Contract	England and Wales
24 month ratio of assessments to patient IDs	1.16	1.09

ACTIVITY


Month	Adjusted Scheduled Activity (UOA)	
	2017	2018
April	13	4
May	57	4
June	75	5
July	100	50
August	164	94
September	177	98
October	223	
November	268	
December	311	
January	333	
February	376	
March	550	
April	595	
May	595	
June	595	

QUALITY

	Contract Quantity	Contract Base Number	Contract *	Region	England
% of all assessments that were assess and fit appliances (rolling 12 month period)	23	56	41.1%	55.8%	58.0%
% of all assessments that were assess and refuse (rolling 12 month period)	8	56	14.3%	11.6%	11.4%
% of all assessments that were assess and review (rolling 12 month period)	25	56	44.6%	32.7%	30.6%
% of terminated courses where treatment was abandoned or discontinued (rolling 12 month period)	1	20	5.0%	8.0%	7.8%
% of completed treatments indicating that PAR score was taken (year to date)	1	8	12.5%	61.3%	64.6%
Rate of removable appliances per 100 fixed appliances - proposed treatment (rolling 12 month period)	1	24	4.17	5.40	5.65
Rate of removable appliances per 100 fixed appliances - completed treatment (rolling 12 month period)	4	30	13.33	3.86	4.78
% of courses of treatment with removable appliances only - proposed treatment (rolling 12 month period)	1	23	4.3%	1.4%	2.0%
% of courses of treatment with removable appliances only - completed treatment (rolling 12 month period)	2	19	10.5%	1.0%	1.5%
% of patients satisfied with the treatment they have received (rolling 12 month period)	2	2	100.0%	96.1%	96.0%

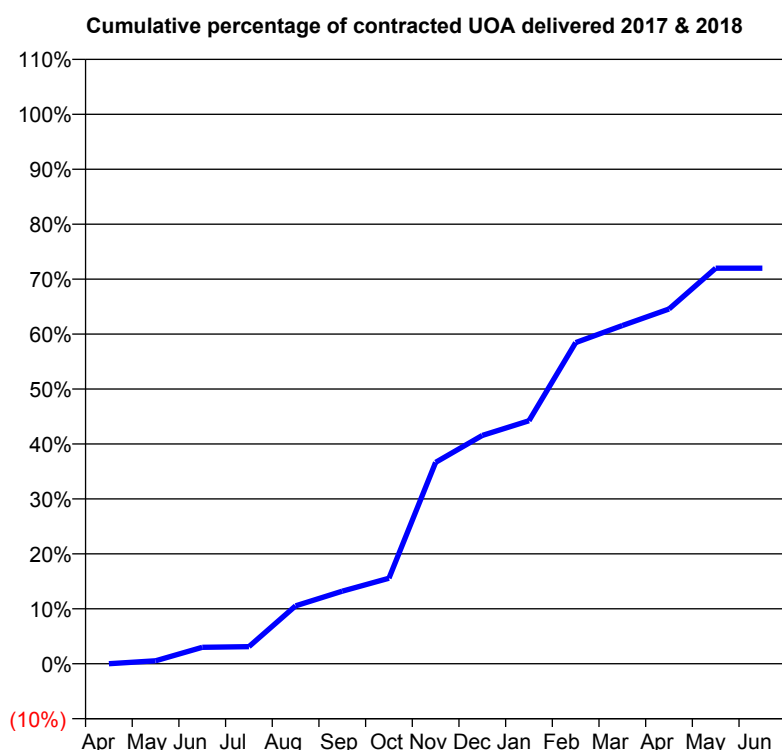
* Figures in italics indicate that the base number is less than 100.

Q50 - Vital Signs Orthodontic At a Glance Contract Report for 144940/0001 - September 2017

Name or company name	Wilsdon Dental	17/18 Contracted general activity (UDA)	0
Contract type name	PDS Contract	Carry forward general activity (UDA)	0
Purpose of contract	Orthodontic	17/18 Contracted orthodontic activity (UOA)	0
Contract start date	01/09/2014	Carry forward orthodontic activity (UOA)	0
Contract end date	31/03/2019	Baseline contract value	£25,638.99

ACCESS

	Contract	England and Wales
24 month ratio of assessments to patient IDs	1.12	1.09

ACTIVITY


Month	Adjusted Scheduled Activity (UOA)	
	2017	2018
April	0	0
May	5	84
June	27	147
July	28	210
August	95	210
September	119	210
October	140	
November	330	
December	374	
January	398	
February	526	
March	554	
April	581	
May	648	
June	648	

QUALITY

	Contract Quantity	Contract Base Number	Contract *	Region	England
% of all assessments that were assess and fit appliances (rolling 12 month period)	37	61	60.7%	55.8%	58.0%
% of all assessments that were assess and refuse (rolling 12 month period)	5	61	8.2%	11.6%	11.4%
% of all assessments that were assess and review (rolling 12 month period)	19	61	31.1%	32.7%	30.6%
% of terminated courses where treatment was abandoned or discontinued (rolling 12 month period)	0	10	0.0%	8.0%	7.8%
% of completed treatments indicating that PAR score was taken (year to date)	0	0	N/A	61.3%	64.6%
Rate of removable appliances per 100 fixed appliances - proposed treatment (rolling 12 month period)	0	0	N/A	5.40	5.65
Rate of removable appliances per 100 fixed appliances - completed treatment (rolling 12 month period)	0	0	N/A	3.86	4.78
% of courses of treatment with removable appliances only - proposed treatment (rolling 12 month period)	0	37	0.0%	1.4%	2.0%
% of courses of treatment with removable appliances only - completed treatment (rolling 12 month period)	0	10	0.0%	1.0%	1.5%
% of patients satisfied with the treatment they have received (rolling 12 month period)	1	1	100.0%	96.1%	96.0%

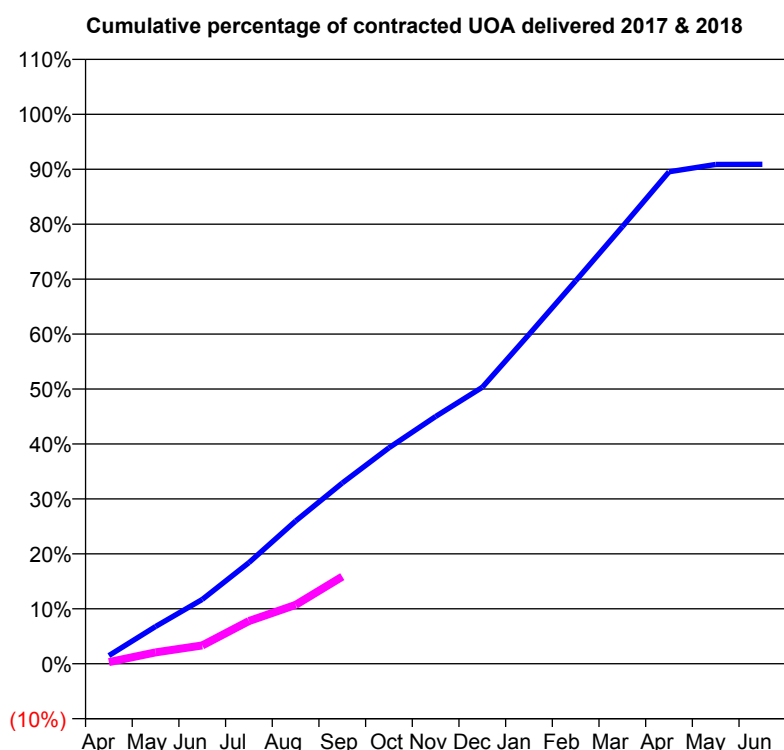
* Figures in italics indicate that the base number is less than 100.

Q50 - Vital Signs Orthodontic At a Glance Contract Report for 147761/0001 - September 2017

Name or company name	ALPHA WINDMILL (YORK) LIMITED
Contract type name	PDS Contract
Purpose of contract	Orthodontic
Contract start date	01/04/2012
Contract end date	31/03/2019

17/18 Contracted general activity (UDA)	0
Carry forward general activity (UDA)	0
17/18 Contracted orthodontic activity (UOA)	8,000
Carry forward orthodontic activity (UOA)	0
Baseline contract value	£445,302.54

ACCESS	Contract	England and Wales
24 month ratio of assessments to patient IDs	1.22	1.09

ACTIVITY


Month	Adjusted Scheduled Activity (UOA)	
	2017	2018
April	119	25
May	543	166
June	936	267
July	1,472	623
August	2,079	858
September	2,632	1,269
October	3,144	
November	3,601	
December	4,025	
January	4,794	
February	5,575	
March	6,362	
April	7,162	
May	7,270	
June	7,272	

QUALITY	Contract Quantity	Contract Base Number	Contract *	Region	England
% of all assessments that were assess and fit appliances (rolling 12 month period)	273	742	36.8%	55.8%	58.0%
% of all assessments that were assess and refuse (rolling 12 month period)	95	742	12.8%	11.6%	11.4%
% of all assessments that were assess and review (rolling 12 month period)	374	742	50.4%	32.7%	30.6%
% of terminated courses where treatment was abandoned or discontinued (rolling 12 month period)	41	358	11.5%	8.0%	7.8%
% of completed treatments indicating that PAR score was taken (year to date)	129	133	97.0%	61.3%	64.6%
Rate of removable appliances per 100 fixed appliances - proposed treatment (rolling 12 month period)	4	266	1.50	5.40	5.65
Rate of removable appliances per 100 fixed appliances - completed treatment (rolling 12 month period)	10	584	1.71	3.86	4.78
% of courses of treatment with removable appliances only - proposed treatment (rolling 12 month period)	3	273	1.1%	1.4%	2.0%
% of courses of treatment with removable appliances only - completed treatment (rolling 12 month period)	6	317	1.9%	1.0%	1.5%
% of patients satisfied with the treatment they have received (rolling 12 month period)	7	7	100.0%	96.1%	96.0%

* Figures in italics indicate that the base number is less than 100.

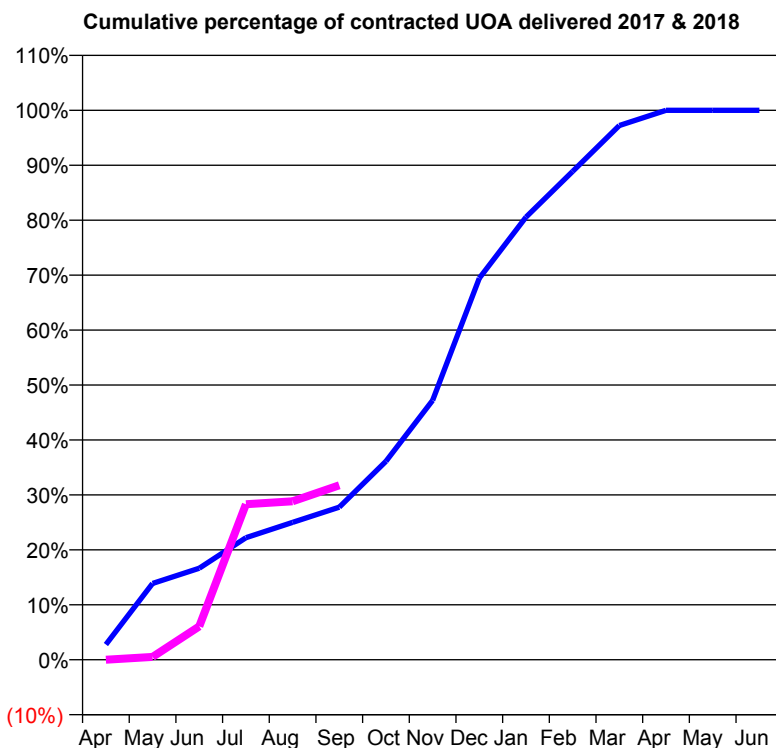
Q50 - Vital Signs Orthodontic At a Glance Contract Report for 155365/0002 - September 2017

Name or company name	Ishak Practices Ltd
Contract type name	GDS Contract
Purpose of contract	General and Orthodontic
Contract start date	01/06/2015
Contract end date	

17/18 Contracted general activity (UDA)	17,246
Carry forward general activity (UDA)	0
17/18 Contracted orthodontic activity (UOA)	756
Carry forward orthodontic activity (UOA)	0
Baseline contract value	£451,042.11

ACCESS

	Contract	England and Wales
24 month ratio of assessments to patient IDs	1.03	1.09

ACTIVITY


Month	Adjusted Scheduled Activity (UOA)	
	2017	2018
April	21	0
May	105	4
June	126	46
July	168	214
August	189	218
September	210	240
October	273	
November	357	
December	525	
January	609	
February	672	
March	735	
April	756	
May	756	
June	756	

QUALITY

	Contract Quantity	Contract Base Number	Contract *	Region	England
% of all assessments that were assess and fit appliances (rolling 12 month period)	40	41	97.6%	55.8%	58.0%
% of all assessments that were assess and refuse (rolling 12 month period)	1	41	2.4%	11.6%	11.4%
% of all assessments that were assess and review (rolling 12 month period)	0	41	0.0%	32.7%	30.6%
% of terminated courses where treatment was abandoned or discontinued (rolling 12 month period)	1	42	2.4%	8.0%	7.8%
% of completed treatments indicating that PAR score was taken (year to date)	19	19	100.0%	61.3%	64.6%
Rate of removable appliances per 100 fixed appliances - proposed treatment (rolling 12 month period)	5	38	13.16	5.40	5.65
Rate of removable appliances per 100 fixed appliances - completed treatment (rolling 12 month period)	1	45	2.22	3.86	4.78
% of courses of treatment with removable appliances only - proposed treatment (rolling 12 month period)	1	40	2.5%	1.4%	2.0%
% of courses of treatment with removable appliances only - completed treatment (rolling 12 month period)	0	41	0.0%	1.0%	1.5%
% of patients satisfied with the treatment they have received (rolling 12 month period)	0	0	N/A	96.1%	96.0%

* Figures in italics indicate that the base number is less than 100.

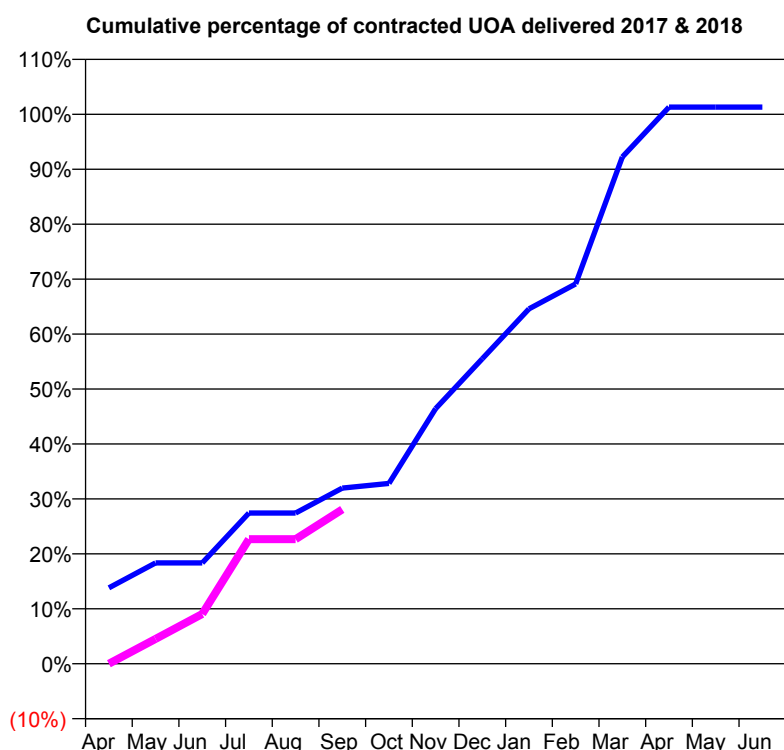
Q50 - Vital Signs Orthodontic At a Glance Contract Report for 158488/0001 - September 2017

Name or company name	Bedale Dental Practice Ltd
Contract type name	GDS Contract
Purpose of contract	General and Orthodontic
Contract start date	01/02/2012
Contract end date	

17/18 Contracted general activity (UDA)	3,500
Carry forward general activity (UDA)	0
17/18 Contracted orthodontic activity (UOA)	463
Carry forward orthodontic activity (UOA)	0
Baseline contract value	£119,359.80

ACCESS

	Contract	England and Wales
24 month ratio of assessments to patient IDs	1.03	1.09

ACTIVITY


Month	Adjusted Scheduled Activity (UOA)	
	2017	2018
April	64	0
May	85	21
June	85	42
July	127	105
August	127	105
September	148	130
October	152	
November	215	
December	257	
January	299	
February	320	
March	427	
April	469	
May	469	
June	469	

QUALITY

	Contract Quantity	Contract Base Number	Contract *	Region	England
% of all assessments that were assess and fit appliances (rolling 12 month period)	24	24	100.0%	55.8%	58.0%
% of all assessments that were assess and refuse (rolling 12 month period)	0	24	0.0%	11.6%	11.4%
% of all assessments that were assess and review (rolling 12 month period)	0	24	0.0%	32.7%	30.6%
% of terminated courses where treatment was abandoned or discontinued (rolling 12 month period)	4	16	25.0%	8.0%	7.8%
% of completed treatments indicating that PAR score was taken (year to date)	6	6	100.0%	61.3%	64.6%
Rate of removable appliances per 100 fixed appliances - proposed treatment (rolling 12 month period)	3	42	7.14	5.40	5.65
Rate of removable appliances per 100 fixed appliances - completed treatment (rolling 12 month period)	0	0	N/A	3.86	4.78
% of courses of treatment with removable appliances only - proposed treatment (rolling 12 month period)	2	24	8.3%	1.4%	2.0%
% of courses of treatment with removable appliances only - completed treatment (rolling 12 month period)	0	12	0.0%	1.0%	1.5%
% of patients satisfied with the treatment they have received (rolling 12 month period)	1	1	100.0%	96.1%	96.0%

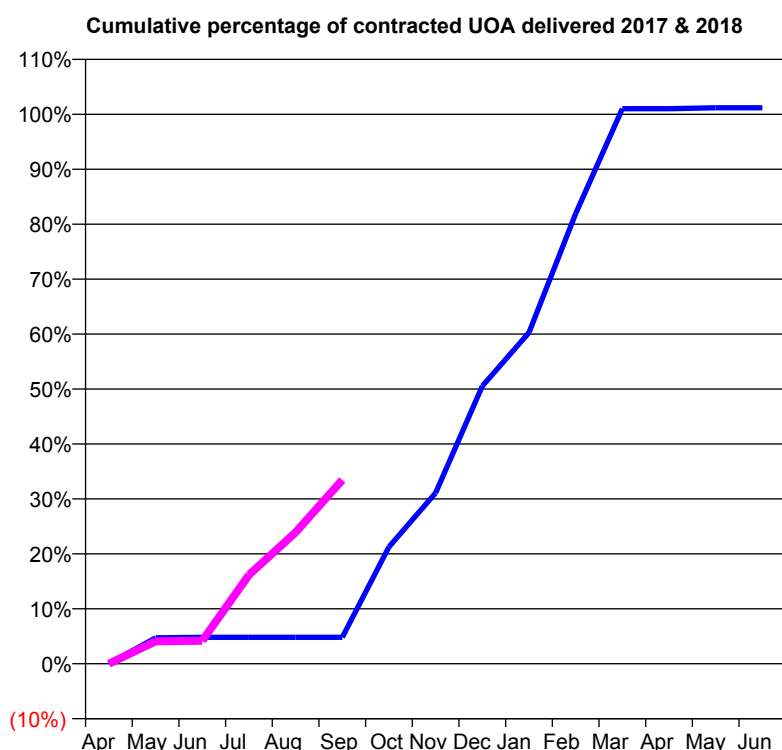
* Figures in italics indicate that the base number is less than 100.

Q50 - Vital Signs Orthodontic At a Glance Contract Report for 164690/0002 - September 2017

Name or company name	IDH 477 Limited	17/18 Contracted general activity (UDA)	0
Contract type name	GDS Contract	Carry forward general activity (UDA)	0
Purpose of contract	Orthodontic	17/18 Contracted orthodontic activity (UOA)	1,100
Contract start date	12/07/2009	Carry forward orthodontic activity (UOA)	0
Contract end date		Baseline contract value	£72,160.15

ACCESS

	Contract	England and Wales
24 month ratio of assessments to patient IDs	1.26	1.09

ACTIVITY


Month	Adjusted Scheduled Activity (UOA)	
	2017	2018
April	0	0
May	52	45
June	53	46
July	53	178
August	53	263
September	53	368
October	234	
November	342	
December	556	
January	663	
February	901	
March	1,111	
April	1,111	
May	1,113	
June	1,113	

QUALITY

	Contract Quantity	Contract Base Number	Contract *	Region	England
% of all assessments that were assess and fit appliances (rolling 12 month period)	67	136	49.3%	55.8%	58.0%
% of all assessments that were assess and refuse (rolling 12 month period)	5	136	3.7%	11.6%	11.4%
% of all assessments that were assess and review (rolling 12 month period)	64	136	47.1%	32.7%	30.6%
% of terminated courses where treatment was abandoned or discontinued (rolling 12 month period)	1	8	12.5%	8.0%	7.8%
% of completed treatments indicating that PAR score was taken (year to date)	0	0	N/A	61.3%	64.6%
Rate of removable appliances per 100 fixed appliances - proposed treatment (rolling 12 month period)	0	123	0.00	5.40	5.65
Rate of removable appliances per 100 fixed appliances - completed treatment (rolling 12 month period)	0	4	0.00	3.86	4.78
% of courses of treatment with removable appliances only - proposed treatment (rolling 12 month period)	0	67	0.0%	1.4%	2.0%
% of courses of treatment with removable appliances only - completed treatment (rolling 12 month period)	0	7	0.0%	1.0%	1.5%
% of patients satisfied with the treatment they have received (rolling 12 month period)	4	4	100.0%	96.1%	96.0%

* Figures in italics indicate that the base number is less than 100.

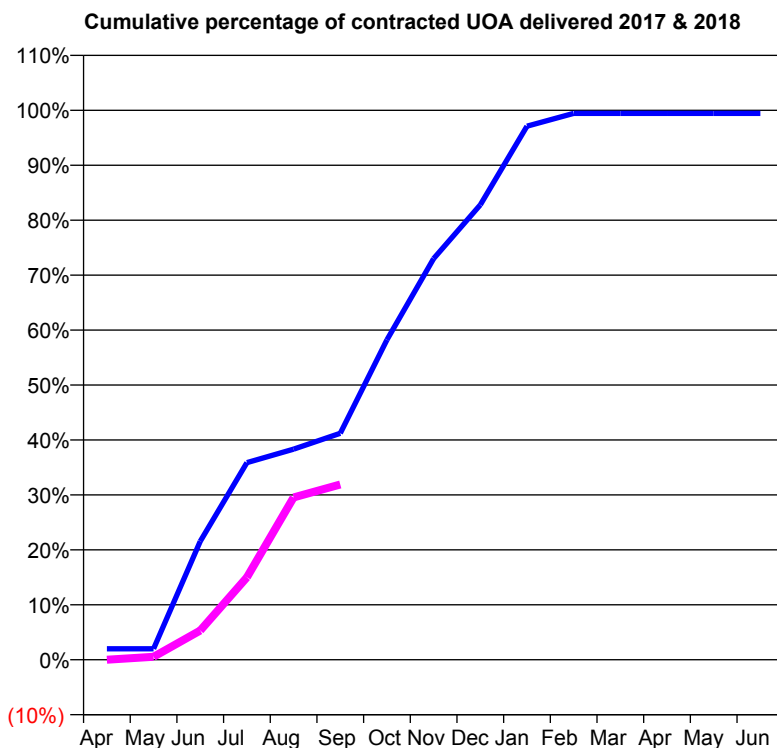
Q50 - Vital Signs Orthodontic At a Glance Contract Report for 170690/0001 - September 2017

Name or company name	Church House Dental Practice
Contract type name	GDS Contract
Purpose of contract	General and Orthodontic
Contract start date	18/03/2014
Contract end date	

17/18 Contracted general activity (UDA)	26,382
Carry forward general activity (UDA)	0
17/18 Contracted orthodontic activity (UOA)	900
Carry forward orthodontic activity (UOA)	0
Baseline contract value	£894,529.24

ACCESS

	Contract	England and Wales
24 month ratio of assessments to patient IDs	1.11	1.09

ACTIVITY


Month	Adjusted Scheduled Activity (UOA)	
	2017	2018
April	18	0
May	18	5
June	194	48
July	323	135
August	345	266
September	371	287
October	524	
November	657	
December	745	
January	874	
February	895	
March	895	
April	895	
May	895	
June	895	

QUALITY

	Contract Quantity	Contract Base Number	Contract *	Region	England
% of all assessments that were assess and fit appliances (rolling 12 month period)	39	69	56.5%	55.8%	58.0%
% of all assessments that were assess and refuse (rolling 12 month period)	4	69	5.8%	11.6%	11.4%
% of all assessments that were assess and review (rolling 12 month period)	26	69	37.7%	32.7%	30.6%
% of terminated courses where treatment was abandoned or discontinued (rolling 12 month period)	0	6	0.0%	8.0%	7.8%
% of completed treatments indicating that PAR score was taken (year to date)	(-2)	-5	N/A	61.3%	64.6%
Rate of removable appliances per 100 fixed appliances - proposed treatment (rolling 12 month period)	1	57	1.75	5.40	5.65
Rate of removable appliances per 100 fixed appliances - completed treatment (rolling 12 month period)	0	10	0.00	3.86	4.78
% of courses of treatment with removable appliances only - proposed treatment (rolling 12 month period)	1	39	2.6%	1.4%	2.0%
% of courses of treatment with removable appliances only - completed treatment (rolling 12 month period)	0	6	0.0%	1.0%	1.5%
% of patients satisfied with the treatment they have received (rolling 12 month period)	1	1	100.0%	96.1%	96.0%

* Figures in italics indicate that the base number is less than 100.

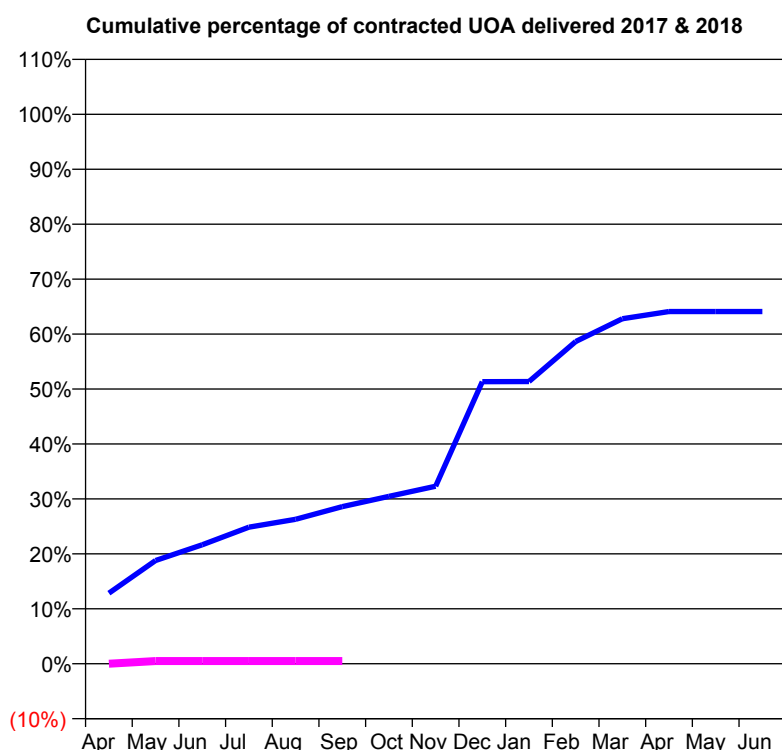
Q50 - Vital Signs Orthodontic At a Glance Contract Report for 175927/0001 - September 2017

Name or company name	Pierce and Geddes Limited
Contract type name	PDS Contract
Purpose of contract	Orthodontic
Contract start date	01/03/2013
Contract end date	28/02/2018

17/18 Contracted general activity (UDA)	0
Carry forward general activity (UDA)	0
17/18 Contracted orthodontic activity (UOA)	4,217
Carry forward orthodontic activity (UOA)	0
Baseline contract value	£224,404.90

ACCESS

	Contract	England and Wales
24 month ratio of assessments to patient IDs	1.18	1.09

ACTIVITY


Month	Adjusted Scheduled Activity (UOA)	
	2017	2018
April	591	0
May	865	21
June	996	21
July	1,144	21
August	1,209	21
September	1,316	21
October	1,401	
November	1,486	
December	2,362	
January	2,363	
February	2,697	
March	2,888	
April	2,949	
May	2,949	
June	2,949	

QUALITY

	Contract Quantity	Contract Base Number	Contract *	Region	England
% of all assessments that were assess and fit appliances (rolling 12 month period)	93	313	29.7%	55.8%	58.0%
% of all assessments that were assess and refuse (rolling 12 month period)	14	313	4.5%	11.6%	11.4%
% of all assessments that were assess and review (rolling 12 month period)	206	313	65.8%	32.7%	30.6%
% of terminated courses where treatment was abandoned or discontinued (rolling 12 month period)	9	20	45.0%	8.0%	7.8%
% of completed treatments indicating that PAR score was taken (year to date)	0	8	0.0%	61.3%	64.6%
Rate of removable appliances per 100 fixed appliances - proposed treatment (rolling 12 month period)	0	22	0.00	5.40	5.65
Rate of removable appliances per 100 fixed appliances - completed treatment (rolling 12 month period)	0	0	N/A	3.86	4.78
% of courses of treatment with removable appliances only - proposed treatment (rolling 12 month period)	0	93	0.0%	1.4%	2.0%
% of courses of treatment with removable appliances only - completed treatment (rolling 12 month period)	0	11	0.0%	1.0%	1.5%
% of patients satisfied with the treatment they have received (rolling 12 month period)	1	1	100.0%	96.1%	96.0%

* Figures in italics indicate that the base number is less than 100.

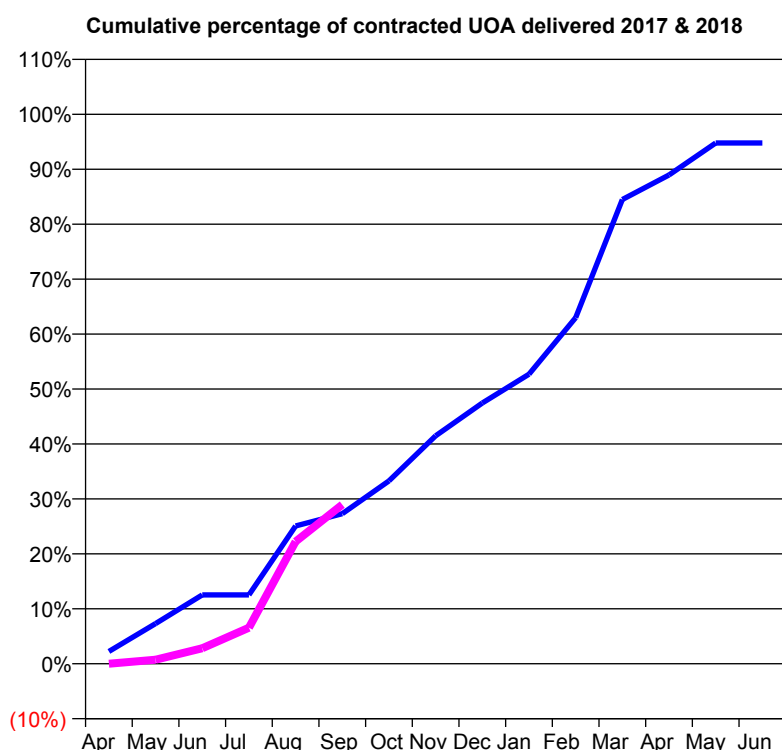
Q50 - Vital Signs Orthodontic At a Glance Contract Report for 177032/0001 - September 2017

Name or company name	Orchard House Dental Care
Contract type name	GDS Contract
Purpose of contract	General and Orthodontic
Contract start date	01/04/2015
Contract end date	

17/18 Contracted general activity (UDA)	390
Carry forward general activity (UDA)	0
17/18 Contracted orthodontic activity (UOA)	134
Carry forward orthodontic activity (UOA)	0
Baseline contract value	£27,789.28

ACCESS

	Contract	England and Wales
24 month ratio of assessments to patient IDs	1.51	1.09

ACTIVITY


Month	Adjusted Scheduled Activity (UOA)	
	2017	2018
April	3	0
May	10	1
June	17	4
July	17	9
August	34	30
September	37	39
October	45	
November	56	
December	64	
January	71	
February	84	
March	113	
April	119	
May	127	
June	127	

QUALITY

	Contract Quantity	Contract Base Number	Contract *	Region	England
% of all assessments that were assess and fit appliances (rolling 12 month period)	1	109	0.9%	55.8%	58.0%
% of all assessments that were assess and refuse (rolling 12 month period)	25	109	22.9%	11.6%	11.4%
% of all assessments that were assess and review (rolling 12 month period)	83	109	76.1%	32.7%	30.6%
% of terminated courses where treatment was abandoned or discontinued (rolling 12 month period)	0	0	N/A	8.0%	7.8%
% of completed treatments indicating that PAR score was taken (year to date)	0	0	N/A	61.3%	64.6%
Rate of removable appliances per 100 fixed appliances - proposed treatment (rolling 12 month period)	0	0	N/A	5.40	5.65
Rate of removable appliances per 100 fixed appliances - completed treatment (rolling 12 month period)	0	0	N/A	3.86	4.78
% of courses of treatment with removable appliances only - proposed treatment (rolling 12 month period)	0	1	0.0%	1.4%	2.0%
% of courses of treatment with removable appliances only - completed treatment (rolling 12 month period)	0	0	N/A	1.0%	1.5%
% of patients satisfied with the treatment they have received (rolling 12 month period)	0	0	N/A	96.1%	96.0%

* Figures in italics indicate that the base number is less than 100.

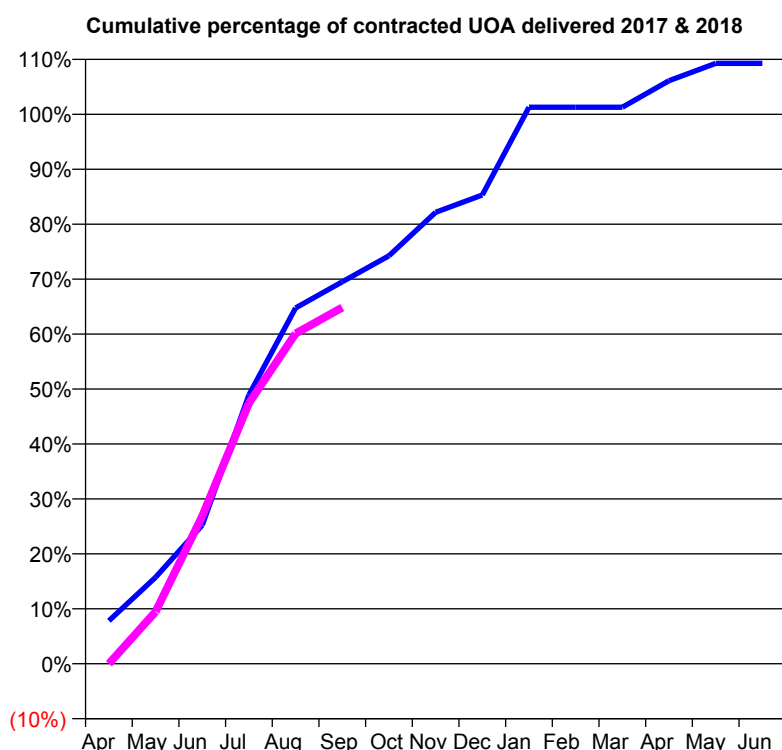
Q50 - Vital Signs Orthodontic At a Glance Contract Report for 177717/0003 - September 2017

Name or company name	Smile Lincs Ltd
Contract type name	PDS Contract
Purpose of contract	Orthodontic
Contract start date	01/09/2015
Contract end date	31/03/2018

17/18 Contracted general activity (UDA)	0
Carry forward general activity (UDA)	0
17/18 Contracted orthodontic activity (UOA)	1,328
Carry forward orthodontic activity (UOA)	0
Baseline contract value	£85,398.59

ACCESS

	Contract	England and Wales
24 month ratio of assessments to patient IDs	1.15	1.09

ACTIVITY


Month	Adjusted Scheduled Activity (UOA)	
	2017	2018
April	104	0
May	209	126
June	335	357
July	650	630
August	860	798
September	923	861
October	986	
November	1,091	
December	1,133	
January	1,345	
February	1,345	
March	1,345	
April	1,409	
May	1,451	
June	1,451	

QUALITY

	Contract Quantity	Contract Base Number	Contract *	Region	England
% of all assessments that were assess and fit appliances (rolling 12 month period)	66	68	97.1%	55.8%	58.0%
% of all assessments that were assess and refuse (rolling 12 month period)	1	68	1.5%	11.6%	11.4%
% of all assessments that were assess and review (rolling 12 month period)	1	68	1.5%	32.7%	30.6%
% of terminated courses where treatment was abandoned or discontinued (rolling 12 month period)	2	43	4.7%	8.0%	7.8%
% of completed treatments indicating that PAR score was taken (year to date)	10	10	100.0%	61.3%	64.6%
Rate of removable appliances per 100 fixed appliances - proposed treatment (rolling 12 month period)	6	132	4.55	5.40	5.65
Rate of removable appliances per 100 fixed appliances - completed treatment (rolling 12 month period)	0	4	0.00	3.86	4.78
% of courses of treatment with removable appliances only - proposed treatment (rolling 12 month period)	0	66	0.0%	1.4%	2.0%
% of courses of treatment with removable appliances only - completed treatment (rolling 12 month period)	0	41	0.0%	1.0%	1.5%
% of patients satisfied with the treatment they have received (rolling 12 month period)	3	3	100.0%	96.1%	96.0%

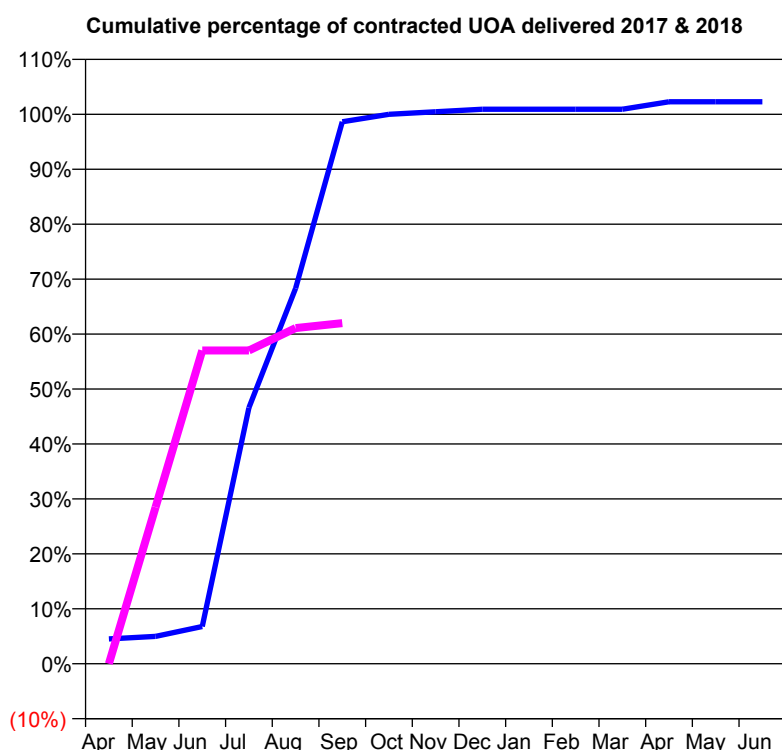
* Figures in italics indicate that the base number is less than 100.

Q50 - Vital Signs Orthodontic At a Glance Contract Report for 178691/0001 - September 2017

Name or company name	The Regent Street Dental Practice
Contract type name	GDS Contract
Purpose of contract	General and Orthodontic
Contract start date	01/10/2014
Contract end date	

17/18 Contracted general activity (UDA)	5,508
Carry forward general activity (UDA)	0
17/18 Contracted orthodontic activity (UOA)	221
Carry forward orthodontic activity (UOA)	0
Baseline contract value	£162,781.58

ACCESS	Contract	England and Wales
24 month ratio of assessments to patient IDs	1.11	1.09

ACTIVITY


Month	Adjusted Scheduled Activity (UOA)	
	2017	2018
April	10	0
May	11	63
June	15	126
July	103	126
August	151	135
September	218	137
October	221	
November	222	
December	223	
January	223	
February	223	
March	223	
April	226	
May	226	
June	226	

QUALITY	Contract Quantity	Contract Base Number	Contract *	Region	England
% of all assessments that were assess and fit appliances (rolling 12 month period)	6	27	22.2%	55.8%	58.0%
% of all assessments that were assess and refuse (rolling 12 month period)	15	27	55.6%	11.6%	11.4%
% of all assessments that were assess and review (rolling 12 month period)	6	27	22.2%	32.7%	30.6%
% of terminated courses where treatment was abandoned or discontinued (rolling 12 month period)	1	17	5.9%	8.0%	7.8%
% of completed treatments indicating that PAR score was taken (year to date)	3	10	30.0%	61.3%	64.6%
Rate of removable appliances per 100 fixed appliances - proposed treatment (rolling 12 month period)	0	0	N/A	5.40	5.65
Rate of removable appliances per 100 fixed appliances - completed treatment (rolling 12 month period)	0	3	0.00	3.86	4.78
% of courses of treatment with removable appliances only - proposed treatment (rolling 12 month period)	0	6	0.0%	1.4%	2.0%
% of courses of treatment with removable appliances only - completed treatment (rolling 12 month period)	0	16	0.0%	1.0%	1.5%
% of patients satisfied with the treatment they have received (rolling 12 month period)	1	1	100.0%	96.1%	96.0%

* Figures in italics indicate that the base number is less than 100.

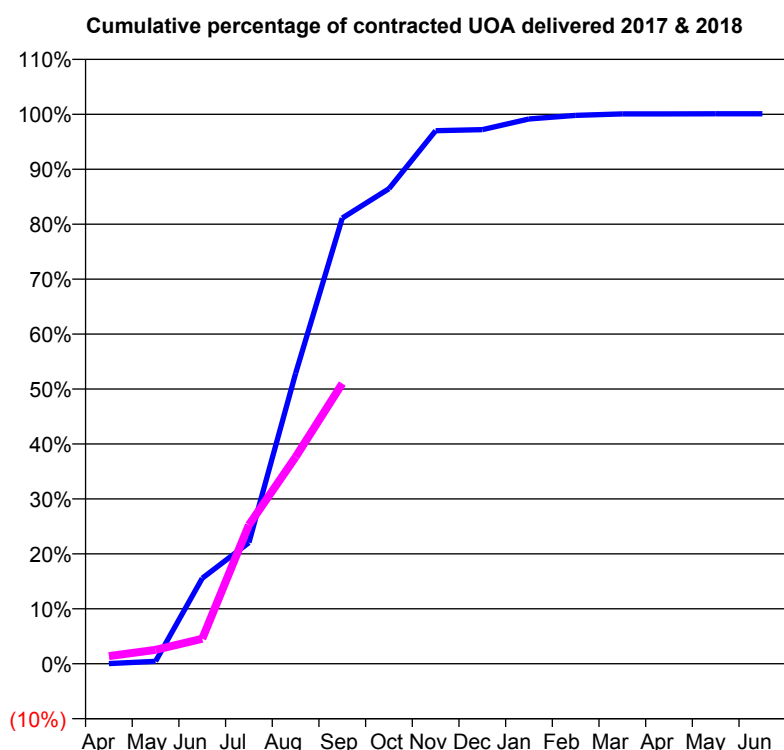
Q50 - Vital Signs Orthodontic At a Glance Contract Report for 183652/0003 - September 2017

Name or company name	Haricovert Limited
Contract type name	PDS Contract
Purpose of contract	Orthodontic
Contract start date	01/05/2015
Contract end date	31/03/2019

17/18 Contracted general activity (UDA)	0
Carry forward general activity (UDA)	0
17/18 Contracted orthodontic activity (UOA)	7,889
Carry forward orthodontic activity (UOA)	0
Baseline contract value	£419,830.95

ACCESS

	Contract	England and Wales
24 month ratio of assessments to patient IDs	1.00	1.09

ACTIVITY


Month	Adjusted Scheduled Activity (UOA)	
	2017	2018
April	2	111
May	36	201
June	1,228	358
July	1,740	1,994
August	4,169	2,969
September	6,398	4,024
October	6,821	
November	7,652	
December	7,669	
January	7,821	
February	7,874	
March	7,895	
April	7,895	
May	7,896	
June	7,896	

QUALITY

	Contract Quantity	Contract Base Number	Contract *	Region	England
% of all assessments that were assess and fit appliances (rolling 12 month period)	269	427	63.0%	55.8%	58.0%
% of all assessments that were assess and refuse (rolling 12 month period)	87	427	20.4%	11.6%	11.4%
% of all assessments that were assess and review (rolling 12 month period)	71	427	16.6%	32.7%	30.6%
% of terminated courses where treatment was abandoned or discontinued (rolling 12 month period)	26	320	8.1%	8.0%	7.8%
% of completed treatments indicating that PAR score was taken (year to date)	44	142	31.0%	61.3%	64.6%
Rate of removable appliances per 100 fixed appliances - proposed treatment (rolling 12 month period)	61	508	12.01	5.40	5.65
Rate of removable appliances per 100 fixed appliances - completed treatment (rolling 12 month period)	114	537	21.23	3.86	4.78
% of courses of treatment with removable appliances only - proposed treatment (rolling 12 month period)	9	269	3.3%	1.4%	2.0%
% of courses of treatment with removable appliances only - completed treatment (rolling 12 month period)	11	294	3.7%	1.0%	1.5%
% of patients satisfied with the treatment they have received (rolling 12 month period)	7	7	100.0%	96.1%	96.0%

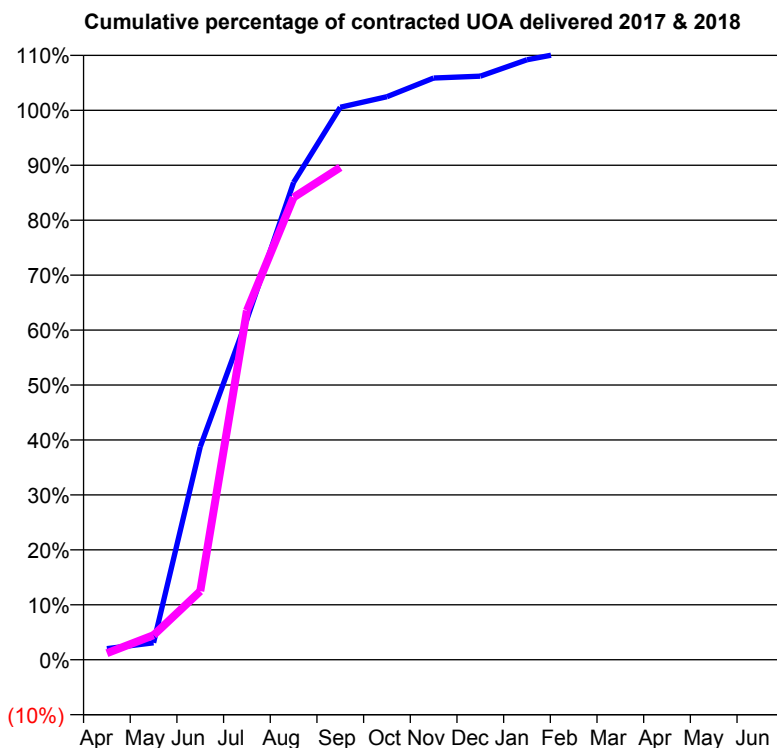
* Figures in italics indicate that the base number is less than 100.

Q50 - Vital Signs Orthodontic At a Glance Contract Report for 183652/0004 - September 2017

Name or company name	Haricovert Limited	17/18 Contracted general activity (UDA)	0
Contract type name	PDS Contract	Carry forward general activity (UDA)	0
Purpose of contract	Orthodontic	17/18 Contracted orthodontic activity (UOA)	3,500
Contract start date	01/05/2015	Carry forward orthodontic activity (UOA)	0
Contract end date	31/12/2019	Baseline contract value	£178,628.09

ACCESS

	Contract	England and Wales
24 month ratio of assessments to patient IDs	1.01	1.09

ACTIVITY


Month	Adjusted Scheduled Activity (UOA)	
	2017	2018
April	71	42
May	108	157
June	1,357	437
July	2,168	2,224
August	3,040	2,945
September	3,519	3,136
October	3,586	
November	3,705	
December	3,717	
January	3,822	
February	3,878	
March	3,878	
April	3,879	
May	3,880	
June	3,880	

QUALITY

	Contract Quantity	Contract Base Number	Contract *	Region	England
% of all assessments that were assess and fit appliances (rolling 12 month period)	165	327	50.5%	55.8%	58.0%
% of all assessments that were assess and refuse (rolling 12 month period)	118	327	36.1%	11.6%	11.4%
% of all assessments that were assess and review (rolling 12 month period)	44	327	13.5%	32.7%	30.6%
% of terminated courses where treatment was abandoned or discontinued (rolling 12 month period)	8	135	5.9%	8.0%	7.8%
% of completed treatments indicating that PAR score was taken (year to date)	25	63	39.7%	61.3%	64.6%
Rate of removable appliances per 100 fixed appliances - proposed treatment (rolling 12 month period)	31	312	9.94	5.40	5.65
Rate of removable appliances per 100 fixed appliances - completed treatment (rolling 12 month period)	33	240	13.75	3.86	4.78
% of courses of treatment with removable appliances only - proposed treatment (rolling 12 month period)	2	165	1.2%	1.4%	2.0%
% of courses of treatment with removable appliances only - completed treatment (rolling 12 month period)	4	127	3.1%	1.0%	1.5%
% of patients satisfied with the treatment they have received (rolling 12 month period)	4	4	100.0%	96.1%	96.0%

* Figures in italics indicate that the base number is less than 100.

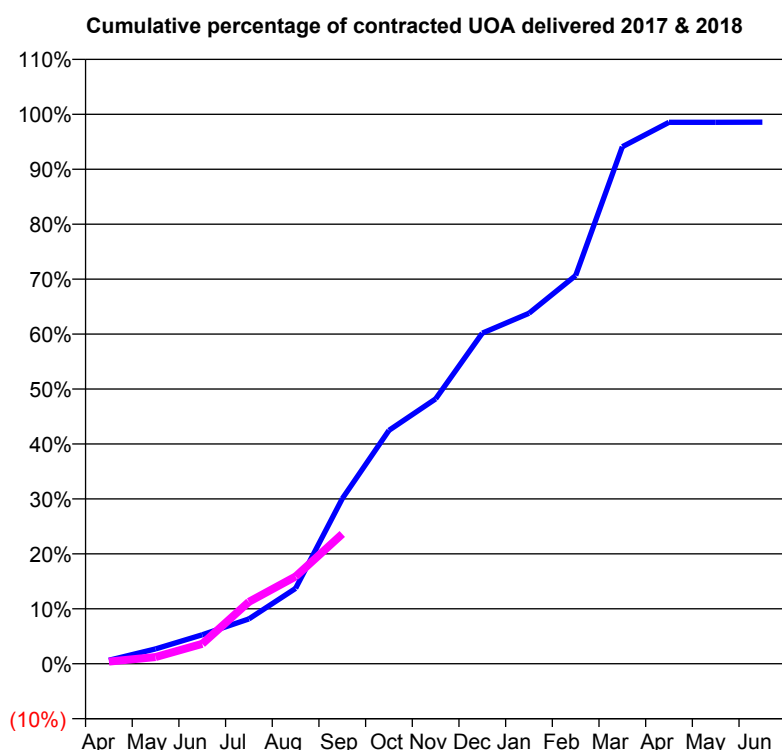
Q50 - Vital Signs Orthodontic At a Glance Contract Report for 184268/0001 - September 2017

Name or company name	Alpha Windmill (Bedale) Ltd
Contract type name	PDS Contract
Purpose of contract	Orthodontic
Contract start date	01/03/2012
Contract end date	31/03/2019

17/18 Contracted general activity (UDA)	0
Carry forward general activity (UDA)	0
17/18 Contracted orthodontic activity (UOA)	7,500
Carry forward orthodontic activity (UOA)	0
Baseline contract value	£407,153.04

ACCESS

	Contract	England and Wales
24 month ratio of assessments to patient IDs	1.17	1.09

ACTIVITY


Month	Adjusted Scheduled Activity (UOA)	
	2017	2018
April	49	30
May	203	92
June	396	273
July	613	845
August	1,030	1,191
September	2,254	1,772
October	3,186	
November	3,615	
December	4,513	
January	4,784	
February	5,300	
March	7,058	
April	7,390	
May	7,391	
June	7,392	

QUALITY

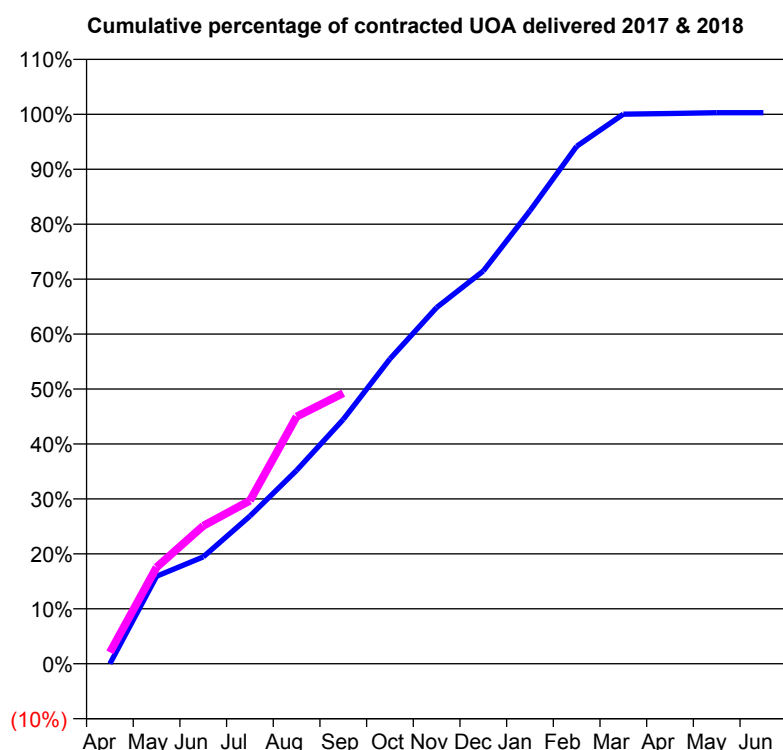
	Contract Quantity	Contract Base Number	Contract *	Region	England
% of all assessments that were assess and fit appliances (rolling 12 month period)	329	712	46.2%	55.8%	58.0%
% of all assessments that were assess and refuse (rolling 12 month period)	116	712	16.3%	11.6%	11.4%
% of all assessments that were assess and review (rolling 12 month period)	267	712	37.5%	32.7%	30.6%
% of terminated courses where treatment was abandoned or discontinued (rolling 12 month period)	43	241	17.8%	8.0%	7.8%
% of completed treatments indicating that PAR score was taken (year to date)	81	84	96.4%	61.3%	64.6%
Rate of removable appliances per 100 fixed appliances - proposed treatment (rolling 12 month period)	22	557	3.95	5.40	5.65
Rate of removable appliances per 100 fixed appliances - completed treatment (rolling 12 month period)	10	350	2.86	3.86	4.78
% of courses of treatment with removable appliances only - proposed treatment (rolling 12 month period)	5	329	1.5%	1.4%	2.0%
% of courses of treatment with removable appliances only - completed treatment (rolling 12 month period)	4	198	2.0%	1.0%	1.5%
% of patients satisfied with the treatment they have received (rolling 12 month period)	6	6	100.0%	96.1%	96.0%

* Figures in italics indicate that the base number is less than 100.

Q50 - Vital Signs Orthodontic At a Glance Contract Report for 195561/0001 - September 2017

Name or company name	ROBERTS-HARRY CLINIC LTD	17/18 Contracted general activity (UDA)	0
Contract type name	PDS Contract	Carry forward general activity (UDA)	0
Purpose of contract	Orthodontic	17/18 Contracted orthodontic activity (UOA)	16,192
Contract start date	01/05/2011	Carry forward orthodontic activity (UOA)	0
Contract end date	31/03/2019	Baseline contract value	£917,984.81

ACCESS	Contract	England and Wales
24 month ratio of assessments to patient IDs	1.01	1.09

ACTIVITY


Month	Adjusted Scheduled Activity (UOA)	
	2017	2018
April	2	336
May	2,580	2,841
June	3,148	4,065
July	4,350	4,808
August	5,699	7,282
September	7,200	7,975
October	8,985	
November	10,497	
December	11,572	
January	13,348	
February	15,249	
March	16,194	
April	16,215	
May	16,236	
June	16,236	

QUALITY	Contract Quantity	Contract Base Number	Contract *	Region	England
% of all assessments that were assess and fit appliances (rolling 12 month period)	821	873	94.0%	55.8%	58.0%
% of all assessments that were assess and refuse (rolling 12 month period)	20	873	2.3%	11.6%	11.4%
% of all assessments that were assess and review (rolling 12 month period)	32	873	3.7%	32.7%	30.6%
% of terminated courses where treatment was abandoned or discontinued (rolling 12 month period)	16	607	2.6%	8.0%	7.8%
% of completed treatments indicating that PAR score was taken (year to date)	240	315	76.2%	61.3%	64.6%
Rate of removable appliances per 100 fixed appliances - proposed treatment (rolling 12 month period)	29	1,604	1.81	5.40	5.65
Rate of removable appliances per 100 fixed appliances - completed treatment (rolling 12 month period)	10	1,144	0.87	3.86	4.78
% of courses of treatment with removable appliances only - proposed treatment (rolling 12 month period)	2	821	0.2%	1.4%	2.0%
% of courses of treatment with removable appliances only - completed treatment (rolling 12 month period)	3	591	0.5%	1.0%	1.5%
% of patients satisfied with the treatment they have received (rolling 12 month period)	39	42	92.9%	96.1%	96.0%

* Figures in italics indicate that the base number is less than 100.

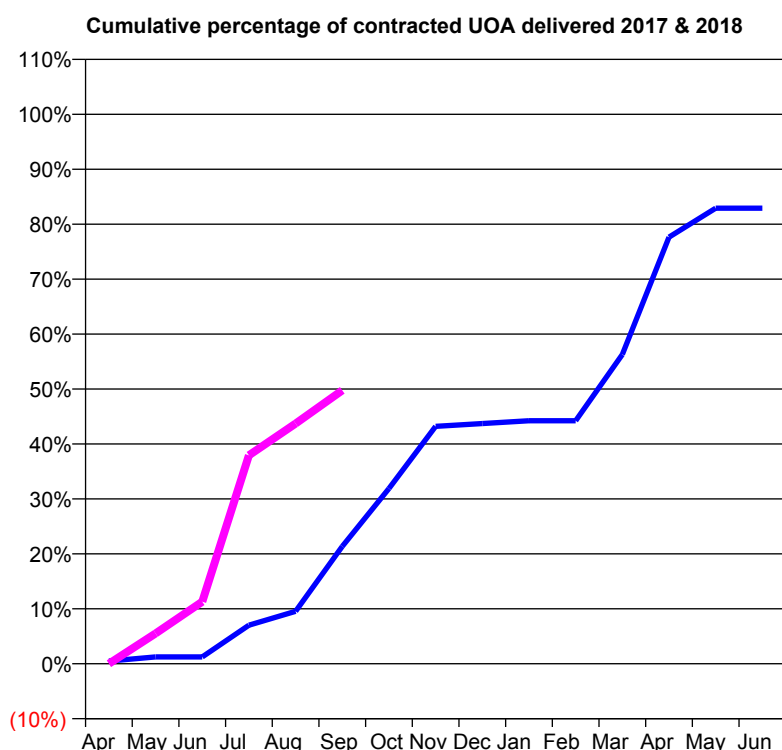
Q50 - Vital Signs Orthodontic At a Glance Contract Report for 197580/0001 - September 2017

Name or company name	CLOCK TOWER DENTAL CARE LTD.
Contract type name	GDS Contract
Purpose of contract	General and Orthodontic
Contract start date	01/12/2012
Contract end date	

17/18 Contracted general activity (UDA)	2,000
Carry forward general activity (UDA)	0
17/18 Contracted orthodontic activity (UOA)	398
Carry forward orthodontic activity (UOA)	0
Baseline contract value	£91,171.56

ACCESS

	Contract	England and Wales
24 month ratio of assessments to patient IDs	1.20	1.09

ACTIVITY


Month	Adjusted Scheduled Activity (UOA)	
	2017	2018
April	2	0
May	5	22
June	5	45
July	28	151
August	38	174
September	85	198
October	127	
November	172	
December	174	
January	176	
February	176	
March	224	
April	309	
May	330	
June	330	

QUALITY

	Contract Quantity	Contract Base Number	Contract *	Region	England
% of all assessments that were assess and fit appliances (rolling 12 month period)	20	43	46.5%	55.8%	58.0%
% of all assessments that were assess and refuse (rolling 12 month period)	9	43	20.9%	11.6%	11.4%
% of all assessments that were assess and review (rolling 12 month period)	14	43	32.6%	32.7%	30.6%
% of terminated courses where treatment was abandoned or discontinued (rolling 12 month period)	0	8	0.0%	8.0%	7.8%
% of completed treatments indicating that PAR score was taken (year to date)	3	3	100.0%	61.3%	64.6%
Rate of removable appliances per 100 fixed appliances - proposed treatment (rolling 12 month period)	1	20	5.00	5.40	5.65
Rate of removable appliances per 100 fixed appliances - completed treatment (rolling 12 month period)	0	8	0.00	3.86	4.78
% of courses of treatment with removable appliances only - proposed treatment (rolling 12 month period)	1	20	5.0%	1.4%	2.0%
% of courses of treatment with removable appliances only - completed treatment (rolling 12 month period)	0	8	0.0%	1.0%	1.5%
% of patients satisfied with the treatment they have received (rolling 12 month period)	2	2	100.0%	96.1%	96.0%

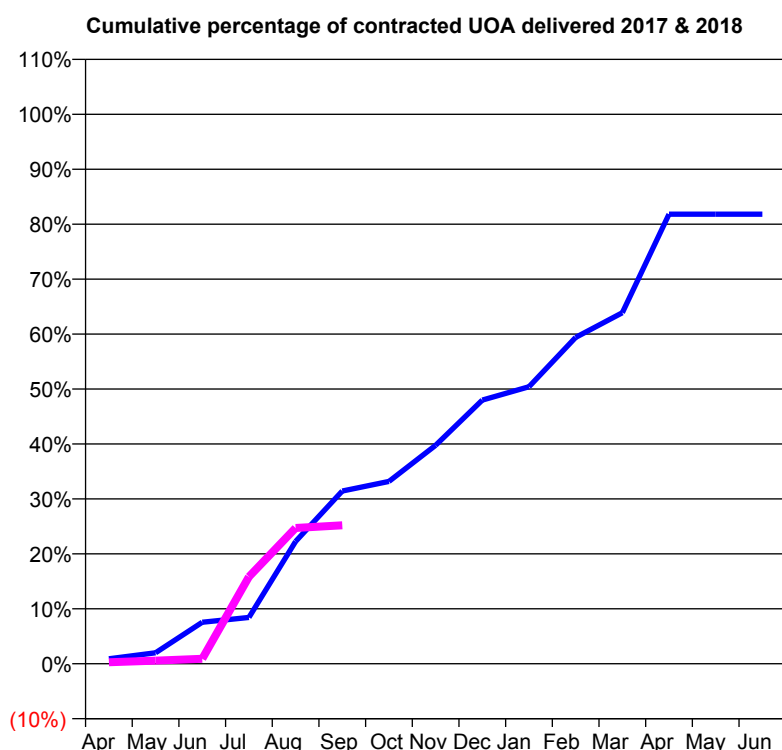
* Figures in italics indicate that the base number is less than 100.

Q50 - Vital Signs Orthodontic At a Glance Contract Report for 222577/0002 - September 2017

Name or company name	MR AK FINN
Contract type name	GDS Contract
Purpose of contract	General and Orthodontic
Contract start date	01/12/2014
Contract end date	

17/18 Contracted general activity (UDA)	3,545
Carry forward general activity (UDA)	0
17/18 Contracted orthodontic activity (UOA)	1,240
Carry forward orthodontic activity (UOA)	0
Baseline contract value	£194,643.18

ACCESS	Contract	England and Wales
24 month ratio of assessments to patient IDs	1.23	1.09

ACTIVITY


Month	Adjusted Scheduled Activity (UOA)	
	2017	2018
April	11	3
May	25	7
June	94	11
July	105	196
August	276	307
September	390	313
October	412	
November	493	
December	595	
January	625	
February	736	
March	792	
April	1,015	
May	1,015	
June	1,015	

QUALITY	Contract Quantity	Contract Base Number	Contract *	Region	England
% of all assessments that were assess and fit appliances (rolling 12 month period)	37	171	21.6%	55.8%	58.0%
% of all assessments that were assess and refuse (rolling 12 month period)	0	171	0.0%	11.6%	11.4%
% of all assessments that were assess and review (rolling 12 month period)	134	171	78.4%	32.7%	30.6%
% of terminated courses where treatment was abandoned or discontinued (rolling 12 month period)	2	21	9.5%	8.0%	7.8%
% of completed treatments indicating that PAR score was taken (year to date)	11	11	100.0%	61.3%	64.6%
Rate of removable appliances per 100 fixed appliances - proposed treatment (rolling 12 month period)	7	72	9.72	5.40	5.65
Rate of removable appliances per 100 fixed appliances - completed treatment (rolling 12 month period)	2	27	7.41	3.86	4.78
% of courses of treatment with removable appliances only - proposed treatment (rolling 12 month period)	0	37	0.0%	1.4%	2.0%
% of courses of treatment with removable appliances only - completed treatment (rolling 12 month period)	1	19	5.3%	1.0%	1.5%
% of patients satisfied with the treatment they have received (rolling 12 month period)	3	3	100.0%	96.1%	96.0%

* Figures in italics indicate that the base number is less than 100.

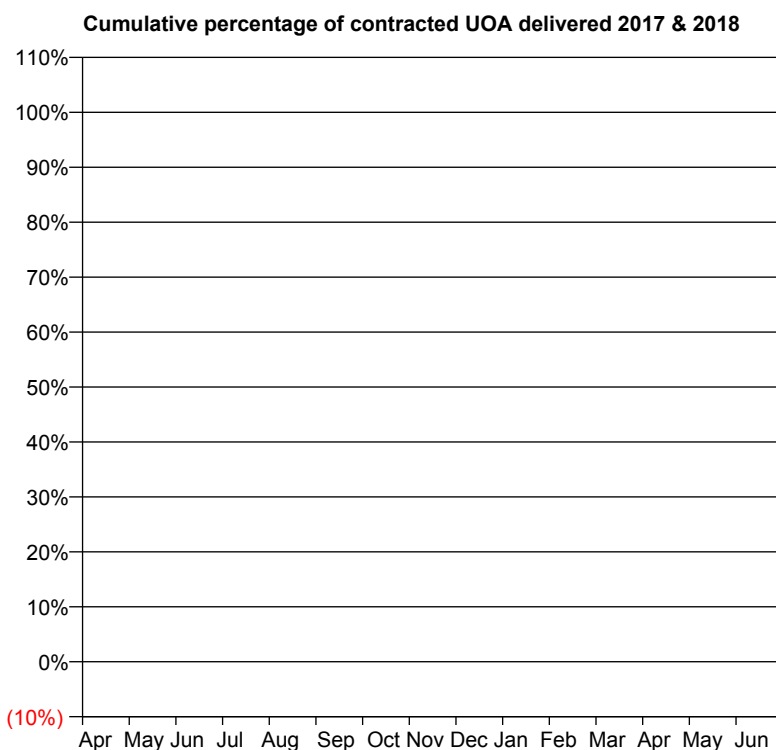
Q50 - Vital Signs Orthodontic At a Glance Contract Report for 235113/0002 - September 2017

Name or company name	MR JJ O'DWYER
Contract type name	PDS Contract
Purpose of contract	Orthodontic
Contract start date	01/05/2008
Contract end date	30/04/2018

17/18 Contracted general activity (UDA)	0
Carry forward general activity (UDA)	0
17/18 Contracted orthodontic activity (UOA)	0
Carry forward orthodontic activity (UOA)	0
Baseline contract value	£1.01

ACCESS

	Contract	England and Wales
24 month ratio of assessments to patient IDs	1.00	1.09

ACTIVITY


Adjusted Scheduled Activity (UOA)		
Month	2017	2018
April	0	0
May	0	21
June	0	21
July	0	21
August	0	21
September	0	21
October	0	
November	0	
December	0	
January	0	
February	0	
March	0	
April	0	
May	0	
June	0	

QUALITY

	Contract Quantity	Contract Base Number	Contract *	Region	England
% of all assessments that were assess and fit appliances (rolling 12 month period)	3	3	100.0%	55.8%	58.0%
% of all assessments that were assess and refuse (rolling 12 month period)	0	3	0.0%	11.6%	11.4%
% of all assessments that were assess and review (rolling 12 month period)	0	3	0.0%	32.7%	30.6%
% of terminated courses where treatment was abandoned or discontinued (rolling 12 month period)	0	6	0.0%	8.0%	7.8%
% of completed treatments indicating that PAR score was taken (year to date)	0	2	0.0%	61.3%	64.6%
Rate of removable appliances per 100 fixed appliances - proposed treatment (rolling 12 month period)	0	6	0.00	5.40	5.65
Rate of removable appliances per 100 fixed appliances - completed treatment (rolling 12 month period)	0	12	0.00	3.86	4.78
% of courses of treatment with removable appliances only - proposed treatment (rolling 12 month period)	0	3	0.0%	1.4%	2.0%
% of courses of treatment with removable appliances only - completed treatment (rolling 12 month period)	0	6	0.0%	1.0%	1.5%
% of patients satisfied with the treatment they have received (rolling 12 month period)	0	0	N/A	96.1%	96.0%

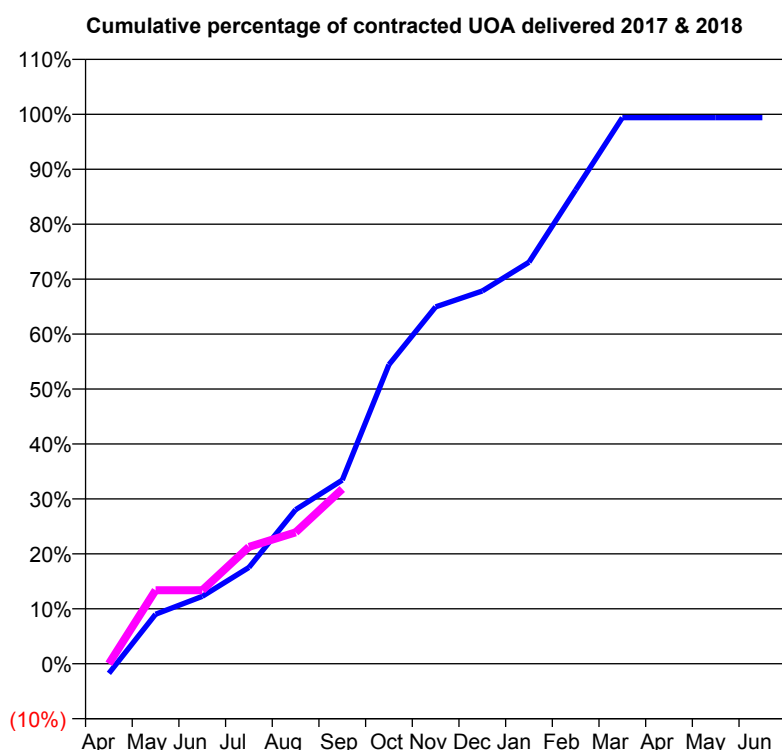
* Figures in italics indicate that the base number is less than 100.

Q50 - Vital Signs Orthodontic At a Glance Contract Report for 327212/0002 - September 2017

Name or company name	MR AC NEWTON
Contract type name	PDS Contract
Purpose of contract	Orthodontic
Contract start date	12/08/2009
Contract end date	31/03/2018

17/18 Contracted general activity (UDA)	0
Carry forward general activity (UDA)	0
17/18 Contracted orthodontic activity (UOA)	799
Carry forward orthodontic activity (UOA)	0
Baseline contract value	£41,893.23

ACCESS	Contract	England and Wales
24 month ratio of assessments to patient IDs	1.03	1.09

ACTIVITY


Month	Adjusted Scheduled Activity (UOA)	
	2017	2018
April	-14	0
May	72	107
June	98	107
July	140	170
August	224	191
September	267	254
October	435	
November	519	
December	542	
January	584	
February	689	
March	794	
April	794	
May	794	
June	794	

QUALITY	Contract Quantity	Contract Base Number	Contract *	Region	England
% of all assessments that were assess and fit appliances (rolling 12 month period)	37	41	90.2%	55.8%	58.0%
% of all assessments that were assess and refuse (rolling 12 month period)	1	41	2.4%	11.6%	11.4%
% of all assessments that were assess and review (rolling 12 month period)	3	41	7.3%	32.7%	30.6%
% of terminated courses where treatment was abandoned or discontinued (rolling 12 month period)	3	22	13.6%	8.0%	7.8%
% of completed treatments indicating that PAR score was taken (year to date)	2	10	20.0%	61.3%	64.6%
Rate of removable appliances per 100 fixed appliances - proposed treatment (rolling 12 month period)	5	70	7.14	5.40	5.65
Rate of removable appliances per 100 fixed appliances - completed treatment (rolling 12 month period)	0	35	0.00	3.86	4.78
% of courses of treatment with removable appliances only - proposed treatment (rolling 12 month period)	0	37	0.0%	1.4%	2.0%
% of courses of treatment with removable appliances only - completed treatment (rolling 12 month period)	0	19	0.0%	1.0%	1.5%
% of patients satisfied with the treatment they have received (rolling 12 month period)	1	1	100.0%	96.1%	96.0%

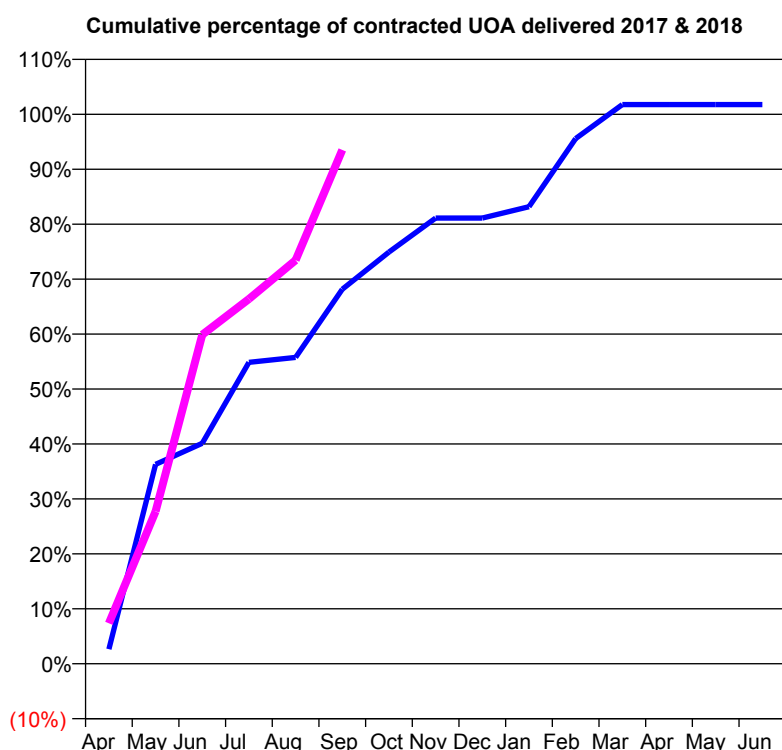
* Figures in italics indicate that the base number is less than 100.

Q50 - Vital Signs Orthodontic At a Glance Contract Report for 573973/0001 - September 2017

Name or company name	MR SB JAMIESON
Contract type name	GDS Contract
Purpose of contract	General and Orthodontic
Contract start date	01/04/2006
Contract end date	

17/18 Contracted general activity (UDA)	8,938
Carry forward general activity (UDA)	0
17/18 Contracted orthodontic activity (UOA)	339
Carry forward orthodontic activity (UOA)	0
Baseline contract value	£228,665.10

ACCESS	Contract	England and Wales
24 month ratio of assessments to patient IDs	1.16	1.09

ACTIVITY


Month	Adjusted Scheduled Activity (UOA)	
	2017	2018
April	9	25
May	123	94
June	136	203
July	186	225
August	189	249
September	231	317
October	254	
November	275	
December	275	
January	282	
February	324	
March	345	
April	345	
May	345	
June	345	

QUALITY	Contract Quantity	Contract Base Number	Contract *	Region	England
% of all assessments that were assess and fit appliances (rolling 12 month period)	19	52	36.5%	55.8%	58.0%
% of all assessments that were assess and refuse (rolling 12 month period)	14	52	26.9%	11.6%	11.4%
% of all assessments that were assess and review (rolling 12 month period)	19	52	36.5%	32.7%	30.6%
% of terminated courses where treatment was abandoned or discontinued (rolling 12 month period)	2	9	22.2%	8.0%	7.8%
% of completed treatments indicating that PAR score was taken (year to date)	5	5	100.0%	61.3%	64.6%
Rate of removable appliances per 100 fixed appliances - proposed treatment (rolling 12 month period)	5	31	16.13	5.40	5.65
Rate of removable appliances per 100 fixed appliances - completed treatment (rolling 12 month period)	5	10	50.00	3.86	4.78
% of courses of treatment with removable appliances only - proposed treatment (rolling 12 month period)	1	19	5.3%	1.4%	2.0%
% of courses of treatment with removable appliances only - completed treatment (rolling 12 month period)	2	7	28.6%	1.0%	1.5%
% of patients satisfied with the treatment they have received (rolling 12 month period)	2	2	100.0%	96.1%	96.0%

* Figures in italics indicate that the base number is less than 100.

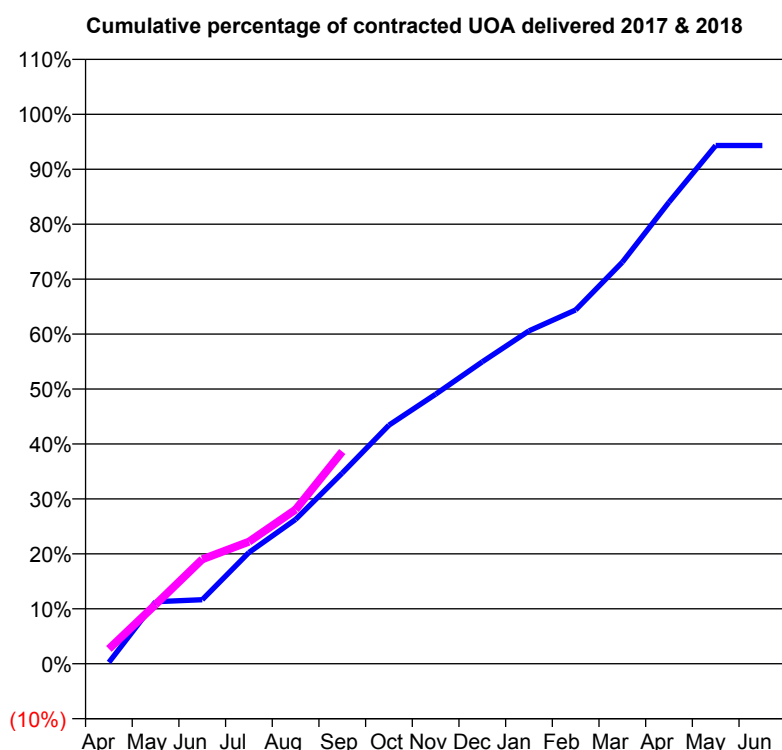
Q50 - Vital Signs Orthodontic At a Glance Contract Report for 732974/0001 - September 2017

Name or company name	MR IJ AUCKLAND
Contract type name	GDS Contract
Purpose of contract	General and Orthodontic
Contract start date	01/04/2006
Contract end date	

17/18 Contracted general activity (UDA)	1,480
Carry forward general activity (UDA)	0
17/18 Contracted orthodontic activity (UOA)	815
Carry forward orthodontic activity (UOA)	0
Baseline contract value	£113,046.54

ACCESS

	Contract	England and Wales
24 month ratio of assessments to patient IDs	1.16	1.09

ACTIVITY


Month	Adjusted Scheduled Activity (UOA)	
	2017	2018
April	2	22
May	92	88
June	95	155
July	165	181
August	214	229
September	283	315
October	354	
November	400	
December	448	
January	494	
February	525	
March	596	
April	685	
May	769	
June	769	

QUALITY

	Contract Quantity	Contract Base Number	Contract *	Region	England
% of all assessments that were assess and fit appliances (rolling 12 month period)	39	96	40.6%	55.8%	58.0%
% of all assessments that were assess and refuse (rolling 12 month period)	11	96	11.5%	11.6%	11.4%
% of all assessments that were assess and review (rolling 12 month period)	46	96	47.9%	32.7%	30.6%
% of terminated courses where treatment was abandoned or discontinued (rolling 12 month period)	1	45	2.2%	8.0%	7.8%
% of completed treatments indicating that PAR score was taken (year to date)	25	31	80.6%	61.3%	64.6%
Rate of removable appliances per 100 fixed appliances - proposed treatment (rolling 12 month period)	5	54	9.26	5.40	5.65
Rate of removable appliances per 100 fixed appliances - completed treatment (rolling 12 month period)	0	0	N/A	3.86	4.78
% of courses of treatment with removable appliances only - proposed treatment (rolling 12 month period)	2	39	5.1%	1.4%	2.0%
% of courses of treatment with removable appliances only - completed treatment (rolling 12 month period)	0	44	0.0%	1.0%	1.5%
% of patients satisfied with the treatment they have received (rolling 12 month period)	2	2	100.0%	96.1%	96.0%

* Figures in italics indicate that the base number is less than 100.

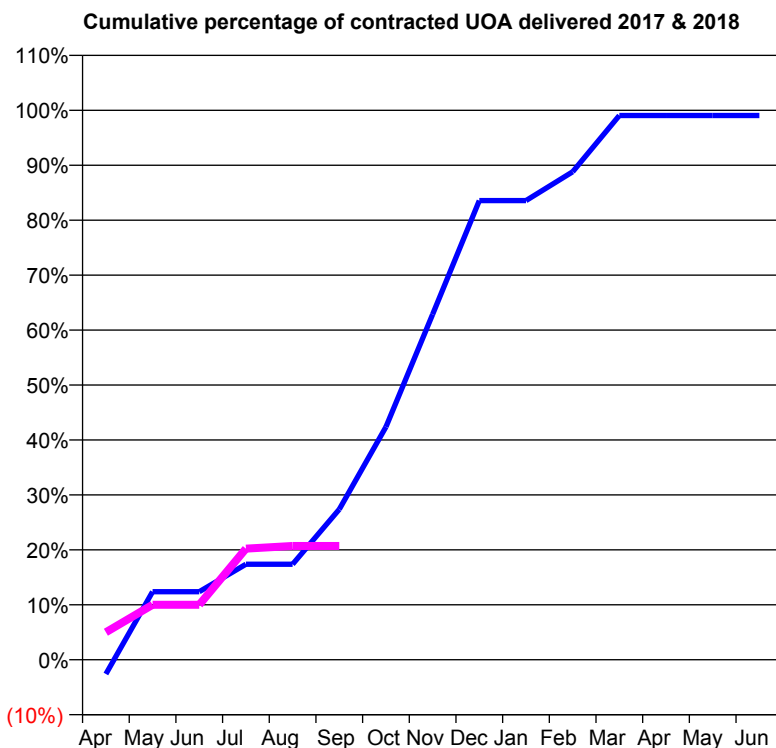
Q50 - Vital Signs Orthodontic At a Glance Contract Report for 749869/0001 - September 2017

Name or company name	MRS ML GATECLIFF
Contract type name	GDS Contract
Purpose of contract	General and Orthodontic
Contract start date	01/04/2006
Contract end date	

17/18 Contracted general activity (UDA)	2,024
Carry forward general activity (UDA)	0
17/18 Contracted orthodontic activity (UOA)	420
Carry forward orthodontic activity (UOA)	0
Baseline contract value	£91,549.27

ACCESS

	Contract	England and Wales
24 month ratio of assessments to patient IDs	1.19	1.09

ACTIVITY


Month	Adjusted Scheduled Activity (UOA)	
	2017	2018
April	-11	21
May	52	42
June	52	42
July	73	85
August	73	87
September	115	87
October	178	
November	264	
December	351	
January	351	
February	373	
March	416	
April	416	
May	416	
June	416	

QUALITY

	Contract Quantity	Contract Base Number	Contract *	Region	England
% of all assessments that were assess and fit appliances (rolling 12 month period)	18	28	64.3%	55.8%	58.0%
% of all assessments that were assess and refuse (rolling 12 month period)	3	28	10.7%	11.6%	11.4%
% of all assessments that were assess and review (rolling 12 month period)	7	28	25.0%	32.7%	30.6%
% of terminated courses where treatment was abandoned or discontinued (rolling 12 month period)	3	20	15.0%	8.0%	7.8%
% of completed treatments indicating that PAR score was taken (year to date)	8	8	100.0%	61.3%	64.6%
Rate of removable appliances per 100 fixed appliances - proposed treatment (rolling 12 month period)	0	34	0.00	5.40	5.65
Rate of removable appliances per 100 fixed appliances - completed treatment (rolling 12 month period)	1	34	2.94	3.86	4.78
% of courses of treatment with removable appliances only - proposed treatment (rolling 12 month period)	0	18	0.0%	1.4%	2.0%
% of courses of treatment with removable appliances only - completed treatment (rolling 12 month period)	0	17	0.0%	1.0%	1.5%
% of patients satisfied with the treatment they have received (rolling 12 month period)	1	1	100.0%	96.1%	96.0%

* Figures in italics indicate that the base number is less than 100.

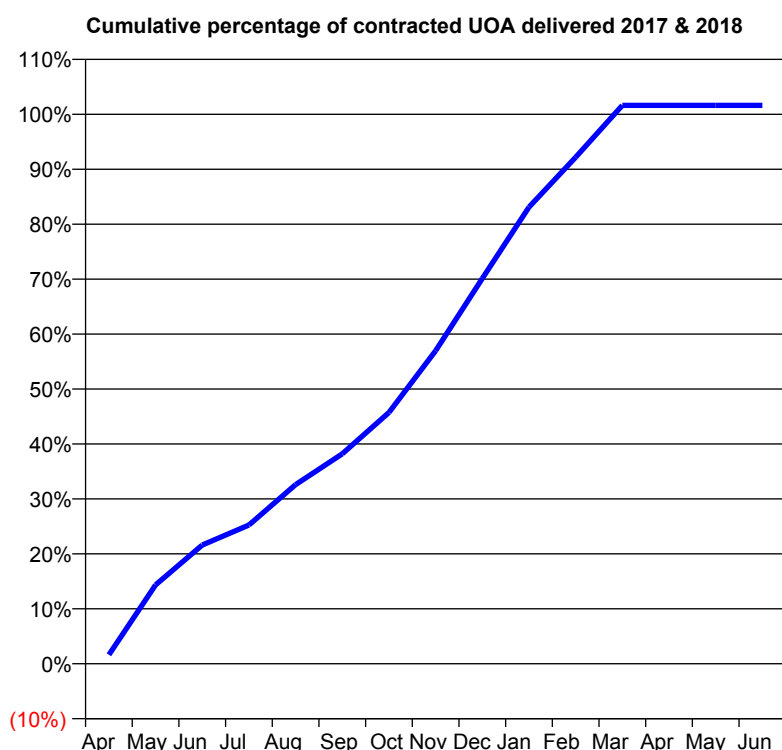
Q50 - Vital Signs Orthodontic At a Glance Contract Report for 802425/0001 - September 2017

Name or company name	Skipper & Moran
Contract type name	GDS Contract
Purpose of contract	General and Orthodontic
Contract start date	01/04/2006
Contract end date	

17/18 Contracted general activity (UDA)	1,053
Carry forward general activity (UDA)	0
17/18 Contracted orthodontic activity (UOA)	0
Carry forward orthodontic activity (UOA)	0
Baseline contract value	£83,829.21

ACCESS

	Contract	England and Wales
24 month ratio of assessments to patient IDs	1.00	1.09

ACTIVITY


Month	Adjusted Scheduled Activity (UOA)	
	2017	2018
April	19	43
May	166	152
June	250	152
July	292	173
August	377	173
September	442	173
October	529	
November	659	
December	811	
January	961	
February	1,066	
March	1,175	
April	1,175	
May	1,175	
June	1,175	

QUALITY

	Contract Quantity	Contract Base Number	Contract *	Region	England
% of all assessments that were assess and fit appliances (rolling 12 month period)	44	58	75.9%	55.8%	58.0%
% of all assessments that were assess and refuse (rolling 12 month period)	8	58	13.8%	11.6%	11.4%
% of all assessments that were assess and review (rolling 12 month period)	6	58	10.3%	32.7%	30.6%
% of terminated courses where treatment was abandoned or discontinued (rolling 12 month period)	5	51	9.8%	8.0%	7.8%
% of completed treatments indicating that PAR score was taken (year to date)	17	18	94.4%	61.3%	64.6%
Rate of removable appliances per 100 fixed appliances - proposed treatment (rolling 12 month period)	9	62	14.52	5.40	5.65
Rate of removable appliances per 100 fixed appliances - completed treatment (rolling 12 month period)	5	85	5.88	3.86	4.78
% of courses of treatment with removable appliances only - proposed treatment (rolling 12 month period)	6	44	13.6%	1.4%	2.0%
% of courses of treatment with removable appliances only - completed treatment (rolling 12 month period)	2	46	4.3%	1.0%	1.5%
% of patients satisfied with the treatment they have received (rolling 12 month period)	4	4	100.0%	96.1%	96.0%

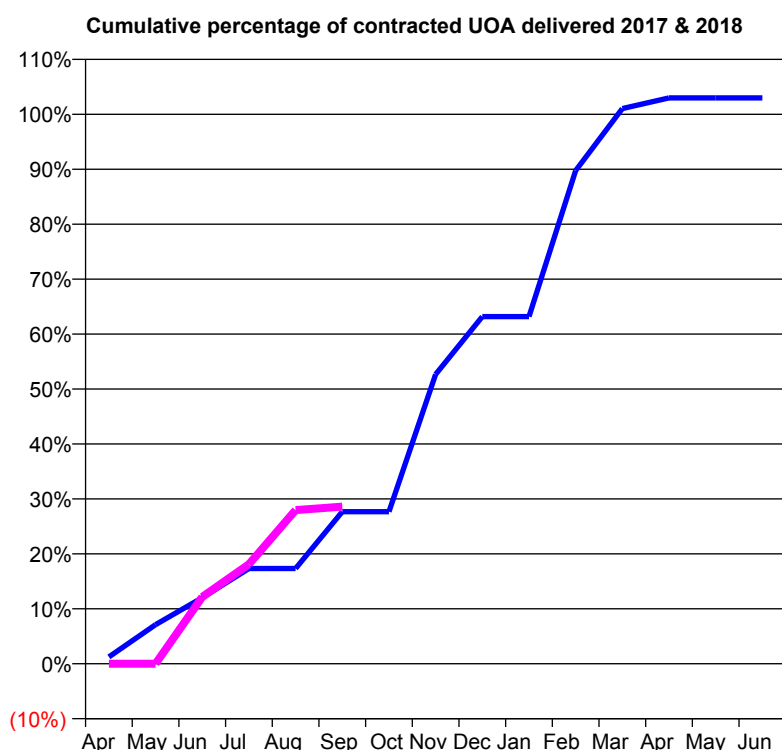
* Figures in italics indicate that the base number is less than 100.

Q50 - Vital Signs Orthodontic At a Glance Contract Report for 809632/0004 - September 2017

Name or company name	MR GJ ATHERTON
Contract type name	PDS Contract
Purpose of contract	Orthodontic
Contract start date	01/04/2006
Contract end date	31/03/2019

17/18 Contracted general activity (UDA)	0
Carry forward general activity (UDA)	0
17/18 Contracted orthodontic activity (UOA)	3,300
Carry forward orthodontic activity (UOA)	0
Baseline contract value	£187,089.30

ACCESS	Contract	England and Wales
24 month ratio of assessments to patient IDs	1.06	1.09

ACTIVITY


Month	Adjusted Scheduled Activity (UOA)	
	2017	2018
April	41	0
May	235	0
June	397	402
July	572	598
August	572	923
September	913	944
October	913	
November	1,738	
December	2,085	
January	2,085	
February	2,962	
March	3,334	
April	3,398	
May	3,398	
June	3,398	

QUALITY

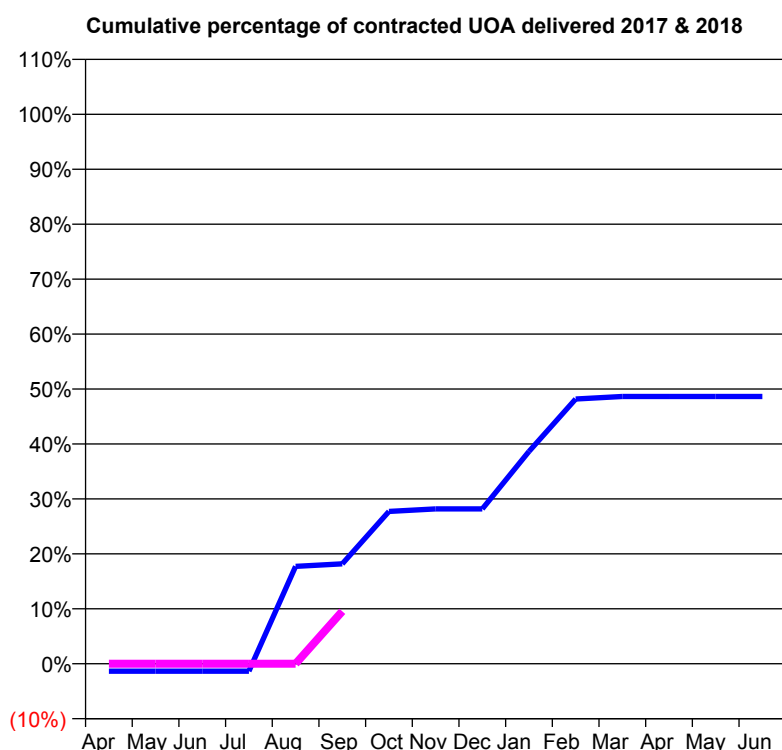
	Contract Quantity	Contract Base Number	Contract *	Region	England
% of all assessments that were assess and fit appliances (rolling 12 month period)	163	245	66.5%	55.8%	58.0%
% of all assessments that were assess and refuse (rolling 12 month period)	16	245	6.5%	11.6%	11.4%
% of all assessments that were assess and review (rolling 12 month period)	66	245	26.9%	32.7%	30.6%
% of terminated courses where treatment was abandoned or discontinued (rolling 12 month period)	15	155	9.7%	8.0%	7.8%
% of completed treatments indicating that PAR score was taken (year to date)	36	66	54.5%	61.3%	64.6%
Rate of removable appliances per 100 fixed appliances - proposed treatment (rolling 12 month period)	9	315	2.86	5.40	5.65
Rate of removable appliances per 100 fixed appliances - completed treatment (rolling 12 month period)	3	274	1.09	3.86	4.78
% of courses of treatment with removable appliances only - proposed treatment (rolling 12 month period)	5	163	3.1%	1.4%	2.0%
% of courses of treatment with removable appliances only - completed treatment (rolling 12 month period)	2	140	1.4%	1.0%	1.5%
% of patients satisfied with the treatment they have received (rolling 12 month period)	6	7	85.7%	96.1%	96.0%

* Figures in italics indicate that the base number is less than 100.

Q50 - Vital Signs Orthodontic At a Glance Contract Report for 811076/0001 - September 2017

Name or company name	MR DR FEIRN	17/18 Contracted general activity (UDA)	1,214
Contract type name	GDS Contract	Carry forward general activity (UDA)	0
Purpose of contract	General and Orthodontic	17/18 Contracted orthodontic activity (UOA)	220
Contract start date	01/04/2006	Carry forward orthodontic activity (UOA)	0
Contract end date		Baseline contract value	£45,957.79

ACCESS	Contract	England and Wales
24 month ratio of assessments to patient IDs	1.05	1.09

ACTIVITY


Month	Adjusted Scheduled Activity (UOA)	
	2017	2018
April	-3	0
May	-3	0
June	-3	0
July	-3	0
August	39	0
September	40	21
October	61	
November	62	
December	62	
January	85	
February	106	
March	107	
April	107	
May	107	
June	107	

QUALITY

	Contract Quantity	Contract Base Number	Contract *	Region	England
% of all assessments that were assess and fit appliances (rolling 12 month period)	4	8	50.0%	55.8%	58.0%
% of all assessments that were assess and refuse (rolling 12 month period)	3	8	37.5%	11.6%	11.4%
% of all assessments that were assess and review (rolling 12 month period)	1	8	12.5%	32.7%	30.6%
% of terminated courses where treatment was abandoned or discontinued (rolling 12 month period)	0	10	0.0%	8.0%	7.8%
% of completed treatments indicating that PAR score was taken (year to date)	6	6	100.0%	61.3%	64.6%
Rate of removable appliances per 100 fixed appliances - proposed treatment (rolling 12 month period)	0	6	0.00	5.40	5.65
Rate of removable appliances per 100 fixed appliances - completed treatment (rolling 12 month period)	3	15	20.00	3.86	4.78
% of courses of treatment with removable appliances only - proposed treatment (rolling 12 month period)	0	4	0.0%	1.4%	2.0%
% of courses of treatment with removable appliances only - completed treatment (rolling 12 month period)	1	10	10.0%	1.0%	1.5%
% of patients satisfied with the treatment they have received (rolling 12 month period)	0	0	N/A	96.1%	96.0%

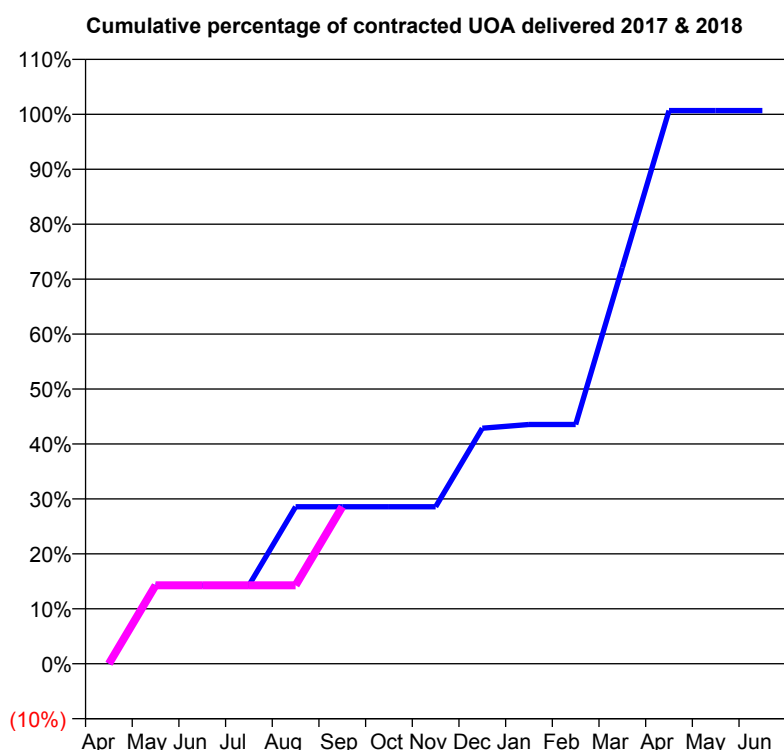
* Figures in italics indicate that the base number is less than 100.

Q50 - Vital Signs Orthodontic At a Glance Contract Report for 915009/0001 - September 2017

Name or company name	MR NJ ALLDAY
Contract type name	GDS Contract
Purpose of contract	General and Orthodontic
Contract start date	01/04/2006
Contract end date	

17/18 Contracted general activity (UDA)	1,000
Carry forward general activity (UDA)	0
17/18 Contracted orthodontic activity (UOA)	147
Carry forward orthodontic activity (UOA)	0
Baseline contract value	£36,828.42

ACCESS	Contract	England and Wales
24 month ratio of assessments to patient IDs	1.00	1.09

ACTIVITY


Month	Adjusted Scheduled Activity (UOA)	
	2017	2018
April	0	0
May	21	21
June	21	21
July	21	21
August	42	21
September	42	42
October	42	
November	42	
December	63	
January	64	
February	64	
March	106	
April	148	
May	148	
June	148	

QUALITY	Contract Quantity	Contract Base Number	Contract *	Region	England
% of all assessments that were assess and fit appliances (rolling 12 month period)	7	8	87.5%	55.8%	58.0%
% of all assessments that were assess and refuse (rolling 12 month period)	0	8	0.0%	11.6%	11.4%
% of all assessments that were assess and review (rolling 12 month period)	1	8	12.5%	32.7%	30.6%
% of terminated courses where treatment was abandoned or discontinued (rolling 12 month period)	0	6	0.0%	8.0%	7.8%
% of completed treatments indicating that PAR score was taken (year to date)	2	3	66.7%	61.3%	64.6%
Rate of removable appliances per 100 fixed appliances - proposed treatment (rolling 12 month period)	0	14	0.00	5.40	5.65
Rate of removable appliances per 100 fixed appliances - completed treatment (rolling 12 month period)	2	9	22.22	3.86	4.78
% of courses of treatment with removable appliances only - proposed treatment (rolling 12 month period)	0	7	0.0%	1.4%	2.0%
% of courses of treatment with removable appliances only - completed treatment (rolling 12 month period)	0	6	0.0%	1.0%	1.5%
% of patients satisfied with the treatment they have received (rolling 12 month period)	0	0	N/A	96.1%	96.0%

* Figures in italics indicate that the base number is less than 100.

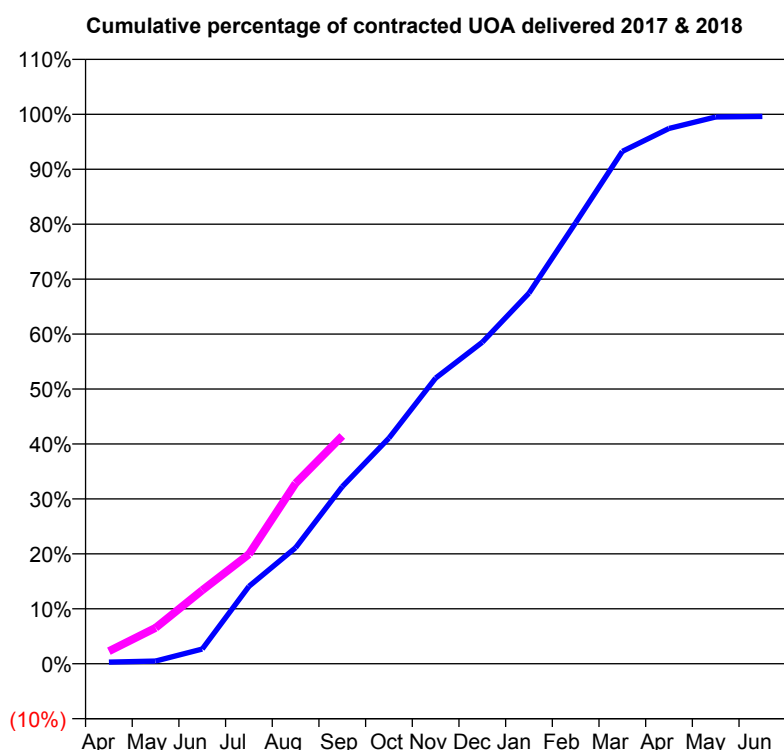
Q51 - Vital Signs Orthodontic At a Glance Contract Report for 101338/0069 - September 2017

Name or company name	Whitecross Dental Care Limited
Contract type name	GDS Contract
Purpose of contract	General and Orthodontic
Contract start date	01/11/2008
Contract end date	

17/18 Contracted general activity (UDA)	24,277
Carry forward general activity (UDA)	0
17/18 Contracted orthodontic activity (UOA)	1,008
Carry forward orthodontic activity (UOA)	0
Baseline contract value	£760,924.45

ACCESS

	Contract	England and Wales
24 month ratio of assessments to patient IDs	1.13	1.09

ACTIVITY


Month	Adjusted Scheduled Activity (UOA)	
	2017	2018
April	3	23
May	5	66
June	27	135
July	142	201
August	213	331
September	325	418
October	414	
November	524	
December	590	
January	680	
February	809	
March	940	
April	982	
May	1,003	
June	1,004	

QUALITY

	Contract Quantity	Contract Base Number	Contract *	Region	England
% of all assessments that were assess and fit appliances (rolling 12 month period)	50	97	51.5%	55.8%	58.0%
% of all assessments that were assess and refuse (rolling 12 month period)	10	97	10.3%	11.6%	11.4%
% of all assessments that were assess and review (rolling 12 month period)	37	97	38.1%	32.7%	30.6%
% of terminated courses where treatment was abandoned or discontinued (rolling 12 month period)	0	36	0.0%	8.0%	7.8%
% of completed treatments indicating that PAR score was taken (year to date)	12	12	100.0%	61.3%	64.6%
Rate of removable appliances per 100 fixed appliances - proposed treatment (rolling 12 month period)	1	79	1.27	5.40	5.65
Rate of removable appliances per 100 fixed appliances - completed treatment (rolling 12 month period)	4	58	6.90	3.86	4.78
% of courses of treatment with removable appliances only - proposed treatment (rolling 12 month period)	1	50	2.0%	1.4%	2.0%
% of courses of treatment with removable appliances only - completed treatment (rolling 12 month period)	2	36	5.6%	1.0%	1.5%
% of patients satisfied with the treatment they have received (rolling 12 month period)	3	4	75.0%	96.1%	96.0%

* Figures in italics indicate that the base number is less than 100.

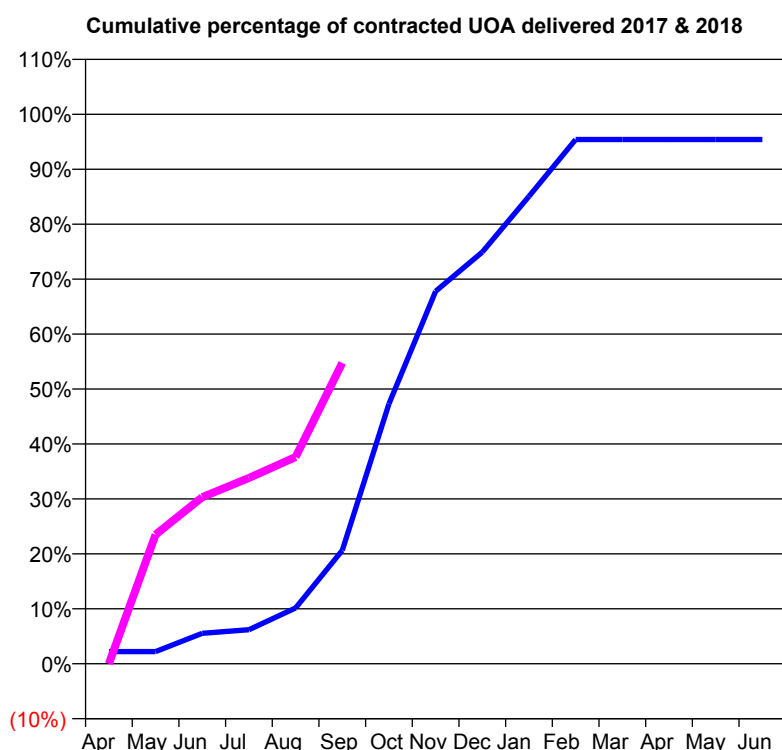
Q51 - Vital Signs Orthodontic At a Glance Contract Report for 101370/0005 - September 2017

Name or company name	Petrie Tucker and Partners Ltd
Contract type name	GDS Contract
Purpose of contract	General and Orthodontic
Contract start date	01/04/2006
Contract end date	

17/18 Contracted general activity (UDA)	24,146
Carry forward general activity (UDA)	0
17/18 Contracted orthodontic activity (UOA)	630
Carry forward orthodontic activity (UOA)	0
Baseline contract value	£732,388.77

ACCESS

	Contract	England and Wales
24 month ratio of assessments to patient IDs	1.07	1.09

ACTIVITY


Month	Adjusted Scheduled Activity (UOA)	
	2017	2018
April	14	0
May	14	148
June	35	191
July	39	213
August	64	237
September	130	345
October	298	
November	427	
December	472	
January	536	
February	601	
March	601	
April	601	
May	601	
June	601	

QUALITY

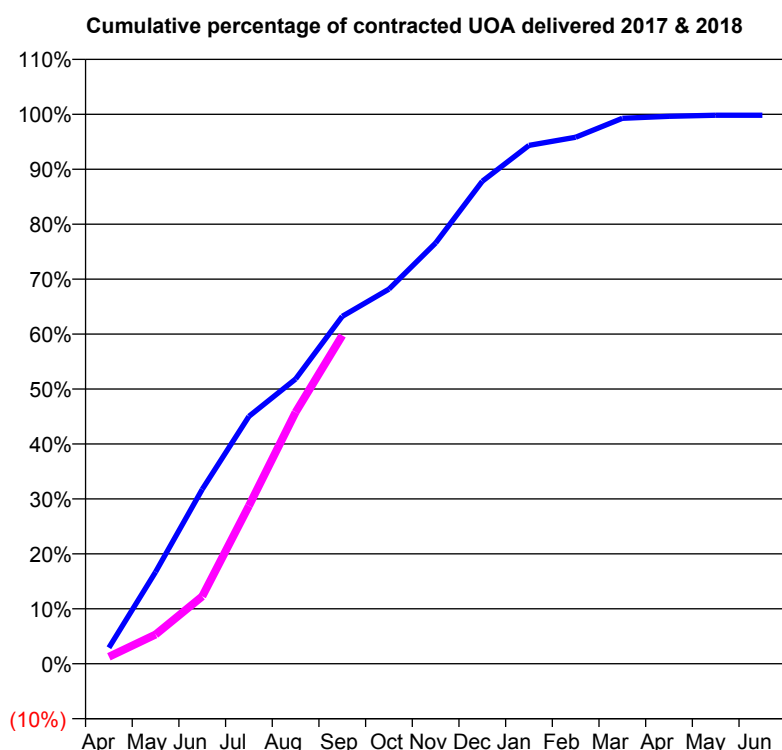
	Contract Quantity	Contract Base Number	Contract *	Region	England
% of all assessments that were assess and fit appliances (rolling 12 month period)	38	56	67.9%	55.8%	58.0%
% of all assessments that were assess and refuse (rolling 12 month period)	5	56	8.9%	11.6%	11.4%
% of all assessments that were assess and review (rolling 12 month period)	13	56	23.2%	32.7%	30.6%
% of terminated courses where treatment was abandoned or discontinued (rolling 12 month period)	1	14	7.1%	8.0%	7.8%
% of completed treatments indicating that PAR score was taken (year to date)	4	6	66.7%	61.3%	64.6%
Rate of removable appliances per 100 fixed appliances - proposed treatment (rolling 12 month period)	3	61	4.92	5.40	5.65
Rate of removable appliances per 100 fixed appliances - completed treatment (rolling 12 month period)	0	24	0.00	3.86	4.78
% of courses of treatment with removable appliances only - proposed treatment (rolling 12 month period)	0	38	0.0%	1.4%	2.0%
% of courses of treatment with removable appliances only - completed treatment (rolling 12 month period)	0	13	0.0%	1.0%	1.5%
% of patients satisfied with the treatment they have received (rolling 12 month period)	0	0	N/A	96.1%	96.0%

* Figures in italics indicate that the base number is less than 100.

Q51 - Vital Signs Orthodontic At a Glance Contract Report for 101699/0001 - September 2017

Name or company name	Orthoscene Limited	17/18 Contracted general activity (UDA)	0
Contract type name	PDS Contract	Carry forward general activity (UDA)	0
Purpose of contract	Orthodontic	17/18 Contracted orthodontic activity (UOA)	11,617
Contract start date	01/04/2014	Carry forward orthodontic activity (UOA)	0
Contract end date	31/03/2018	Baseline contract value	£720,744.13

ACCESS	Contract	England and Wales
24 month ratio of assessments to patient IDs	1.10	1.09

ACTIVITY


Month	Adjusted Scheduled Activity (UOA)	
	2017	2018
April	339	149
May	1,942	618
June	3,690	1,426
July	5,231	3,339
August	6,019	5,318
September	7,346	6,941
October	7,919	
November	8,897	
December	10,201	
January	10,959	
February	11,130	
March	11,531	
April	11,575	
May	11,596	
June	11,596	

QUALITY	Contract Quantity	Contract Base Number	Contract *	Region	England
% of all assessments that were assess and fit appliances (rolling 12 month period)	530	612	86.6%	55.8%	58.0%
% of all assessments that were assess and refuse (rolling 12 month period)	69	612	11.3%	11.6%	11.4%
% of all assessments that were assess and review (rolling 12 month period)	13	612	2.1%	32.7%	30.6%
% of terminated courses where treatment was abandoned or discontinued (rolling 12 month period)	33	502	6.6%	8.0%	7.8%
% of completed treatments indicating that PAR score was taken (year to date)	155	224	69.2%	61.3%	64.6%
Rate of removable appliances per 100 fixed appliances - proposed treatment (rolling 12 month period)	53	1,052	5.04	5.40	5.65
Rate of removable appliances per 100 fixed appliances - completed treatment (rolling 12 month period)	67	917	7.31	3.86	4.78
% of courses of treatment with removable appliances only - proposed treatment (rolling 12 month period)	0	530	0.0%	1.4%	2.0%
% of courses of treatment with removable appliances only - completed treatment (rolling 12 month period)	4	469	0.9%	1.0%	1.5%
% of patients satisfied with the treatment they have received (rolling 12 month period)	28	28	100.0%	96.1%	96.0%

* Figures in italics indicate that the base number is less than 100.

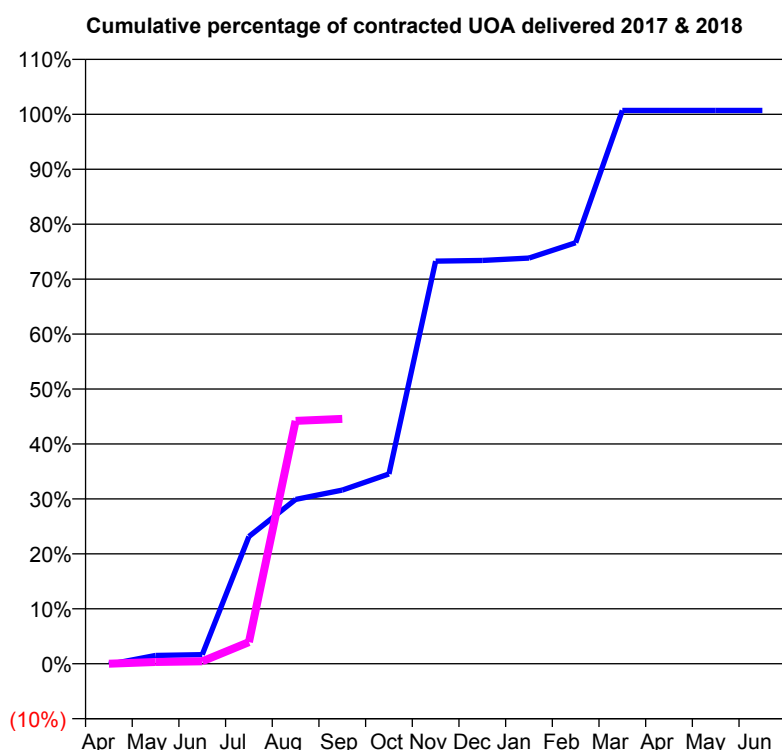
Q51 - Vital Signs Orthodontic At a Glance Contract Report for 109983/0001 - September 2017

Name or company name	Smile Create Ltd
Contract type name	GDS Contract
Purpose of contract	General and Orthodontic
Contract start date	01/04/2012
Contract end date	

17/18 Contracted general activity (UDA)	15,796
Carry forward general activity (UDA)	0
17/18 Contracted orthodontic activity (UOA)	1,575
Carry forward orthodontic activity (UOA)	0
Baseline contract value	£555,377.07

ACCESS

	Contract	England and Wales
24 month ratio of assessments to patient IDs	1.07	1.09

ACTIVITY


Month	Adjusted Scheduled Activity (UOA)	
	2017	2018
April	-2	0
May	24	5
June	26	7
July	365	62
August	471	696
September	498	702
October	544	
November	1,154	
December	1,156	
January	1,163	
February	1,207	
March	1,586	
April	1,586	
May	1,586	
June	1,586	

QUALITY

	Contract Quantity	Contract Base Number	Contract *	Region	England
% of all assessments that were assess and fit appliances (rolling 12 month period)	84	131	64.1%	55.8%	58.0%
% of all assessments that were assess and refuse (rolling 12 month period)	26	131	19.8%	11.6%	11.4%
% of all assessments that were assess and review (rolling 12 month period)	21	131	16.0%	32.7%	30.6%
% of terminated courses where treatment was abandoned or discontinued (rolling 12 month period)	6	61	9.8%	8.0%	7.8%
% of completed treatments indicating that PAR score was taken (year to date)	19	24	79.2%	61.3%	64.6%
Rate of removable appliances per 100 fixed appliances - proposed treatment (rolling 12 month period)	0	123	0.00	5.40	5.65
Rate of removable appliances per 100 fixed appliances - completed treatment (rolling 12 month period)	0	23	0.00	3.86	4.78
% of courses of treatment with removable appliances only - proposed treatment (rolling 12 month period)	0	84	0.0%	1.4%	2.0%
% of courses of treatment with removable appliances only - completed treatment (rolling 12 month period)	0	55	0.0%	1.0%	1.5%
% of patients satisfied with the treatment they have received (rolling 12 month period)	5	5	100.0%	96.1%	96.0%

* Figures in italics indicate that the base number is less than 100.

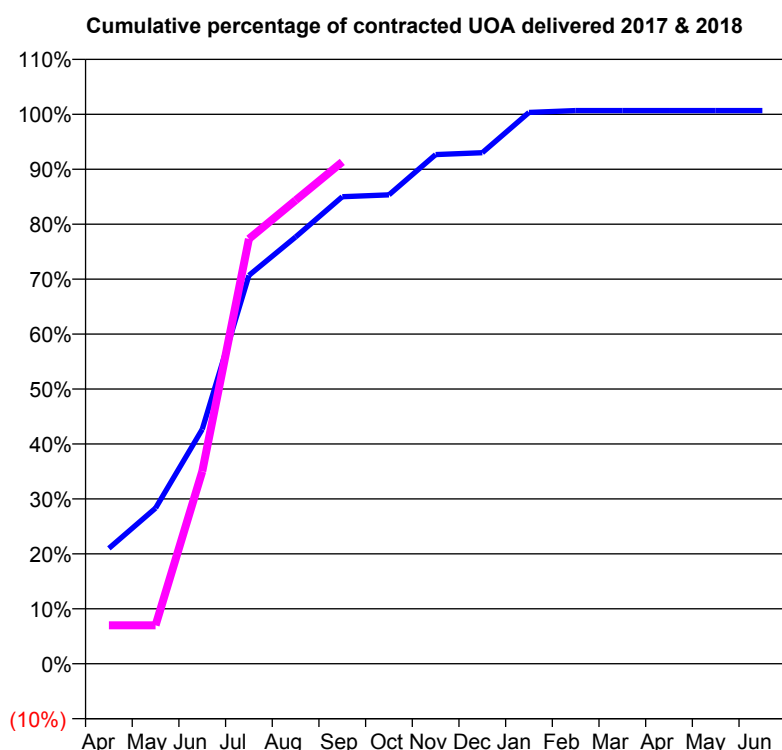
Q51 - Vital Signs Orthodontic At a Glance Contract Report for 112348/0001 - September 2017

Name or company name	Wright Dental Care Ltd
Contract type name	GDS Contract
Purpose of contract	General and Orthodontic
Contract start date	01/12/2011
Contract end date	

17/18 Contracted general activity (UDA)	50,922
Carry forward general activity (UDA)	0
17/18 Contracted orthodontic activity (UOA)	300
Carry forward orthodontic activity (UOA)	0
Baseline contract value	£1,354,632.30

ACCESS

	Contract	England and Wales
24 month ratio of assessments to patient IDs	1.12	1.09

ACTIVITY


Month	Adjusted Scheduled Activity (UOA)	
	2017	2018
April	63	21
May	85	21
June	128	105
July	212	232
August	233	253
September	255	274
October	256	
November	278	
December	279	
January	301	
February	302	
March	302	
April	302	
May	302	
June	302	

QUALITY

	Contract Quantity	Contract Base Number	Contract *	Region	England
% of all assessments that were assess and fit appliances (rolling 12 month period)	16	22	72.7%	55.8%	58.0%
% of all assessments that were assess and refuse (rolling 12 month period)	2	22	9.1%	11.6%	11.4%
% of all assessments that were assess and review (rolling 12 month period)	4	22	18.2%	32.7%	30.6%
% of terminated courses where treatment was abandoned or discontinued (rolling 12 month period)	0	9	0.0%	8.0%	7.8%
% of completed treatments indicating that PAR score was taken (year to date)	0	3	0.0%	61.3%	64.6%
Rate of removable appliances per 100 fixed appliances - proposed treatment (rolling 12 month period)	0	15	0.00	5.40	5.65
Rate of removable appliances per 100 fixed appliances - completed treatment (rolling 12 month period)	0	2	0.00	3.86	4.78
% of courses of treatment with removable appliances only - proposed treatment (rolling 12 month period)	0	16	0.0%	1.4%	2.0%
% of courses of treatment with removable appliances only - completed treatment (rolling 12 month period)	0	9	0.0%	1.0%	1.5%
% of patients satisfied with the treatment they have received (rolling 12 month period)	0	0	N/A	96.1%	96.0%

* Figures in italics indicate that the base number is less than 100.

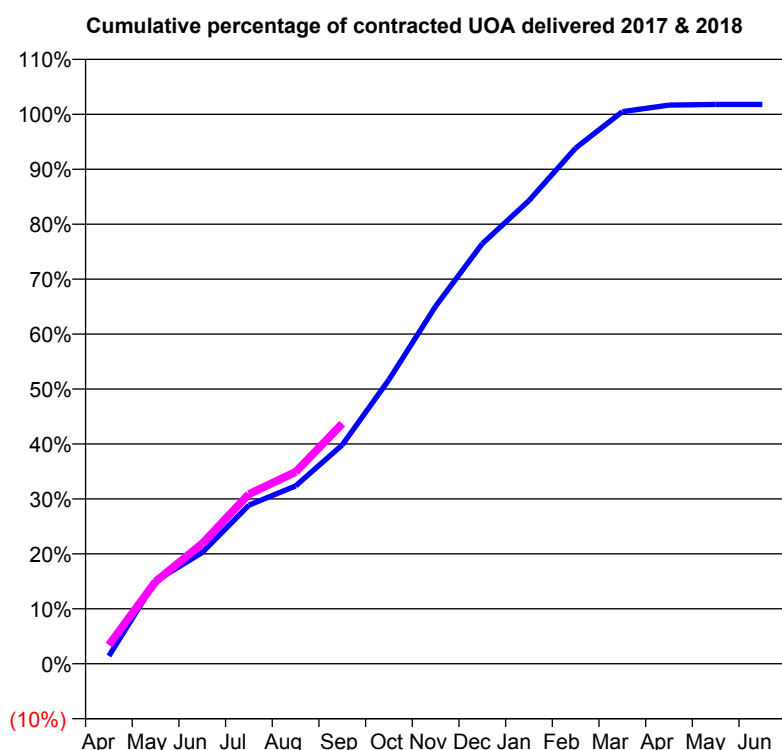
Q51 - Vital Signs Orthodontic At a Glance Contract Report for 134279/0001 - September 2017

Name or company name	Orthodontic Centre (UK) Limited
Contract type name	PDS Contract
Purpose of contract	Orthodontic
Contract start date	01/01/2012
Contract end date	31/03/2018

17/18 Contracted general activity (UDA)	0
Carry forward general activity (UDA)	0
17/18 Contracted orthodontic activity (UOA)	18,725
Carry forward orthodontic activity (UOA)	0
Baseline contract value	£1,161,740.03

ACCESS

	Contract	England and Wales
24 month ratio of assessments to patient IDs	1.17	1.09

ACTIVITY


Month	Adjusted Scheduled Activity (UOA)	
	2017	2018
April	264	638
May	2,819	2,801
June	3,793	4,096
July	5,403	5,783
August	6,058	6,536
September	7,461	8,183
October	9,679	
November	12,185	
December	14,314	
January	15,785	
February	17,572	
March	18,813	
April	19,038	
May	19,059	
June	19,059	

QUALITY

	Contract Quantity	Contract Base Number	Contract *	Region	England
% of all assessments that were assess and fit appliances (rolling 12 month period)	919	1,783	51.5%	55.8%	58.0%
% of all assessments that were assess and refuse (rolling 12 month period)	299	1,783	16.8%	11.6%	11.4%
% of all assessments that were assess and review (rolling 12 month period)	565	1,783	31.7%	32.7%	30.6%
% of terminated courses where treatment was abandoned or discontinued (rolling 12 month period)	41	793	5.2%	8.0%	7.8%
% of completed treatments indicating that PAR score was taken (year to date)	74	328	22.6%	61.3%	64.6%
Rate of removable appliances per 100 fixed appliances - proposed treatment (rolling 12 month period)	10	1,811	0.55	5.40	5.65
Rate of removable appliances per 100 fixed appliances - completed treatment (rolling 12 month period)	5	1,480	0.34	3.86	4.78
% of courses of treatment with removable appliances only - proposed treatment (rolling 12 month period)	4	919	0.4%	1.4%	2.0%
% of courses of treatment with removable appliances only - completed treatment (rolling 12 month period)	2	752	0.3%	1.0%	1.5%
% of patients satisfied with the treatment they have received (rolling 12 month period)	33	34	97.1%	96.1%	96.0%

* Figures in italics indicate that the base number is less than 100.

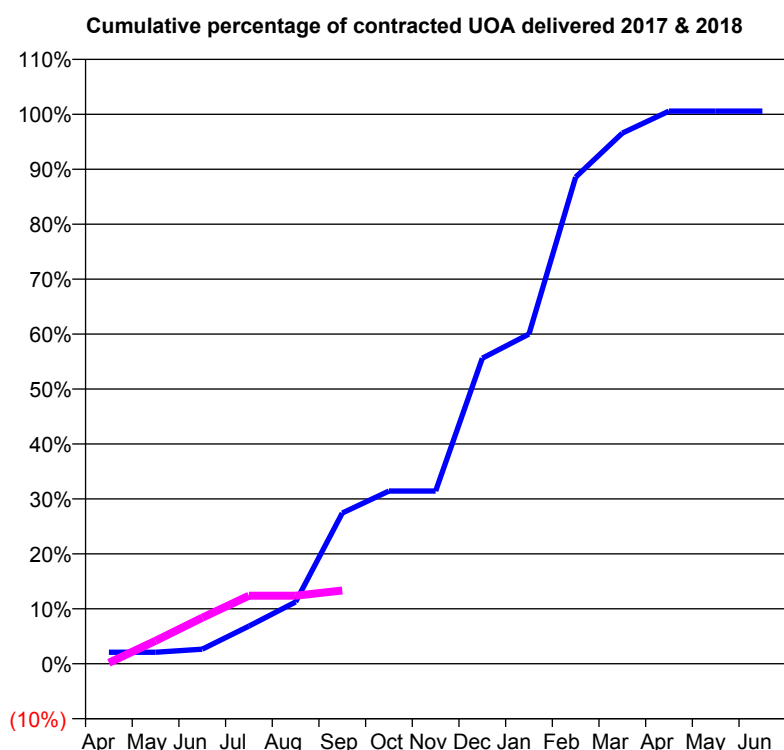
Q51 - Vital Signs Orthodontic At a Glance Contract Report for 142255/0001 - September 2017

Name or company name	Hislop and Wolverson
Contract type name	GDS Contract
Purpose of contract	General and Orthodontic
Contract start date	01/12/2010
Contract end date	

17/18 Contracted general activity (UDA)	21,997
Carry forward general activity (UDA)	0
17/18 Contracted orthodontic activity (UOA)	525
Carry forward orthodontic activity (UOA)	0
Baseline contract value	£664,115.71

ACCESS

	Contract	England and Wales
24 month ratio of assessments to patient IDs	1.09	1.09

ACTIVITY


Month	Adjusted Scheduled Activity (UOA)	
	2017	2018
April	11	1
May	11	22
June	14	44
July	36	65
August	59	65
September	144	70
October	165	
November	165	
December	292	
January	315	
February	465	
March	507	
April	528	
May	528	
June	528	

QUALITY

	Contract Quantity	Contract Base Number	Contract *	Region	England
% of all assessments that were assess and fit appliances (rolling 12 month period)	21	34	61.8%	55.8%	58.0%
% of all assessments that were assess and refuse (rolling 12 month period)	0	34	0.0%	11.6%	11.4%
% of all assessments that were assess and review (rolling 12 month period)	13	34	38.2%	32.7%	30.6%
% of terminated courses where treatment was abandoned or discontinued (rolling 12 month period)	2	12	16.7%	8.0%	7.8%
% of completed treatments indicating that PAR score was taken (year to date)	7	8	87.5%	61.3%	64.6%
Rate of removable appliances per 100 fixed appliances - proposed treatment (rolling 12 month period)	0	0	N/A	5.40	5.65
Rate of removable appliances per 100 fixed appliances - completed treatment (rolling 12 month period)	0	18	0.00	3.86	4.78
% of courses of treatment with removable appliances only - proposed treatment (rolling 12 month period)	0	21	0.0%	1.4%	2.0%
% of courses of treatment with removable appliances only - completed treatment (rolling 12 month period)	0	10	0.0%	1.0%	1.5%
% of patients satisfied with the treatment they have received (rolling 12 month period)	0	0	N/A	96.1%	96.0%

* Figures in italics indicate that the base number is less than 100.

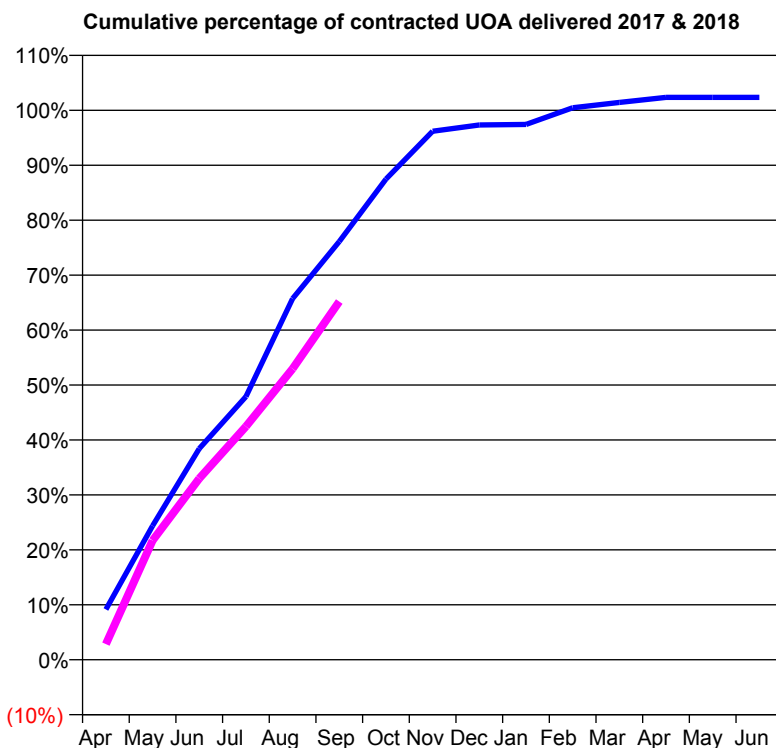
Q51 - Vital Signs Orthodontic At a Glance Contract Report for 144959/0001 - September 2017

Name or company name	Kaye and Rafferty Ltd
Contract type name	GDS Contract
Purpose of contract	General and Orthodontic
Contract start date	01/07/2014
Contract end date	

17/18 Contracted general activity (UDA)	21,500
Carry forward general activity (UDA)	0
17/18 Contracted orthodontic activity (UOA)	2,249
Carry forward orthodontic activity (UOA)	0
Baseline contract value	£714,315.27

ACCESS

	Contract	England and Wales
24 month ratio of assessments to patient IDs	1.04	1.09

ACTIVITY


Month	Adjusted Scheduled Activity (UOA)	
	2017	2018
April	206	64
May	548	488
June	864	742
July	1,077	955
August	1,478	1,191
September	1,712	1,466
October	1,967	
November	2,163	
December	2,189	
January	2,191	
February	2,259	
March	2,281	
April	2,302	
May	2,302	
June	2,302	

QUALITY

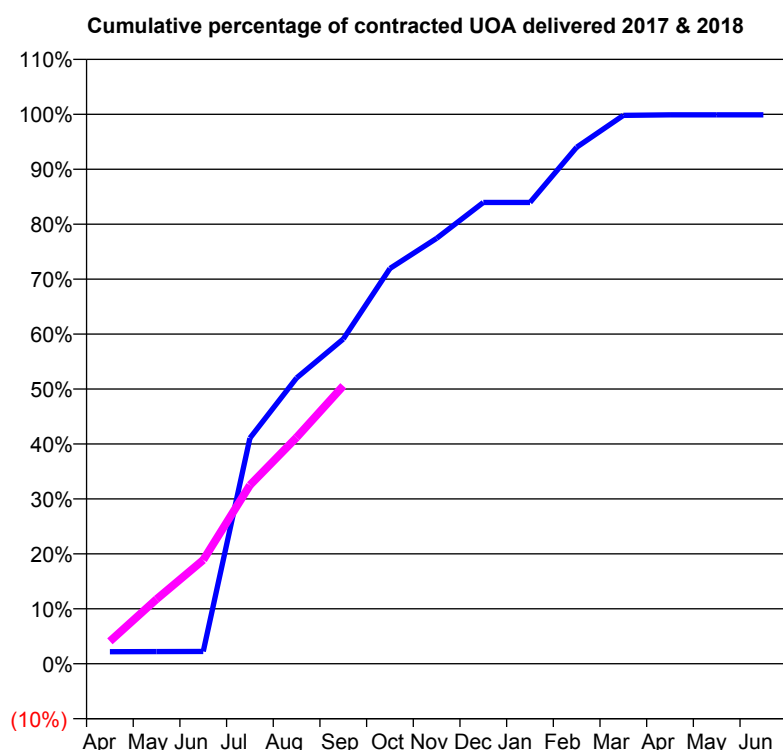
	Contract Quantity	Contract Base Number	Contract *	Region	England
% of all assessments that were assess and fit appliances (rolling 12 month period)	97	135	71.9%	55.8%	58.0%
% of all assessments that were assess and refuse (rolling 12 month period)	3	135	2.2%	11.6%	11.4%
% of all assessments that were assess and review (rolling 12 month period)	35	135	25.9%	32.7%	30.6%
% of terminated courses where treatment was abandoned or discontinued (rolling 12 month period)	2	60	3.3%	8.0%	7.8%
% of completed treatments indicating that PAR score was taken (year to date)	22	25	88.0%	61.3%	64.6%
Rate of removable appliances per 100 fixed appliances - proposed treatment (rolling 12 month period)	2	185	1.08	5.40	5.65
Rate of removable appliances per 100 fixed appliances - completed treatment (rolling 12 month period)	2	114	1.75	3.86	4.78
% of courses of treatment with removable appliances only - proposed treatment (rolling 12 month period)	1	97	1.0%	1.4%	2.0%
% of courses of treatment with removable appliances only - completed treatment (rolling 12 month period)	0	58	0.0%	1.0%	1.5%
% of patients satisfied with the treatment they have received (rolling 12 month period)	4	4	100.0%	96.1%	96.0%

* Figures in italics indicate that the base number is less than 100.

Q51 - Vital Signs Orthodontic At a Glance Contract Report for 145033/0001 - September 2017

Name or company name	Orthodontic Centre (uk)Ltd	17/18 Contracted general activity (UDA)	0
Contract type name	PDS Contract	Carry forward general activity (UDA)	0
Purpose of contract	Orthodontic	17/18 Contracted orthodontic activity (UOA)	4,968
Contract start date	01/09/2012	Carry forward orthodontic activity (UOA)	0
Contract end date	31/03/2018	Baseline contract value	£306,705.25

ACCESS	Contract	England and Wales
24 month ratio of assessments to patient IDs	1.18	1.09

ACTIVITY


Month	Adjusted Scheduled Activity (UOA)	
	2017	2018
April	109	203
May	110	584
June	111	938
July	2,040	1,615
August	2,584	2,047
September	2,936	2,513
October	3,574	
November	3,846	
December	4,171	
January	4,171	
February	4,670	
March	4,958	
April	4,963	
May	4,963	
June	4,963	

QUALITY	Contract Quantity	Contract Base Number	Contract *	Region	England
% of all assessments that were assess and fit appliances (rolling 12 month period)	207	434	47.7%	55.8%	58.0%
% of all assessments that were assess and refuse (rolling 12 month period)	57	434	13.1%	11.6%	11.4%
% of all assessments that were assess and review (rolling 12 month period)	170	434	39.2%	32.7%	30.6%
% of terminated courses where treatment was abandoned or discontinued (rolling 12 month period)	5	146	3.4%	8.0%	7.8%
% of completed treatments indicating that PAR score was taken (year to date)	5	41	12.2%	61.3%	64.6%
Rate of removable appliances per 100 fixed appliances - proposed treatment (rolling 12 month period)	3	407	0.74	5.40	5.65
Rate of removable appliances per 100 fixed appliances - completed treatment (rolling 12 month period)	1	277	0.36	3.86	4.78
% of courses of treatment with removable appliances only - proposed treatment (rolling 12 month period)	0	207	0.0%	1.4%	2.0%
% of courses of treatment with removable appliances only - completed treatment (rolling 12 month period)	0	141	0.0%	1.0%	1.5%
% of patients satisfied with the treatment they have received (rolling 12 month period)	14	15	93.3%	96.1%	96.0%

* Figures in italics indicate that the base number is less than 100.

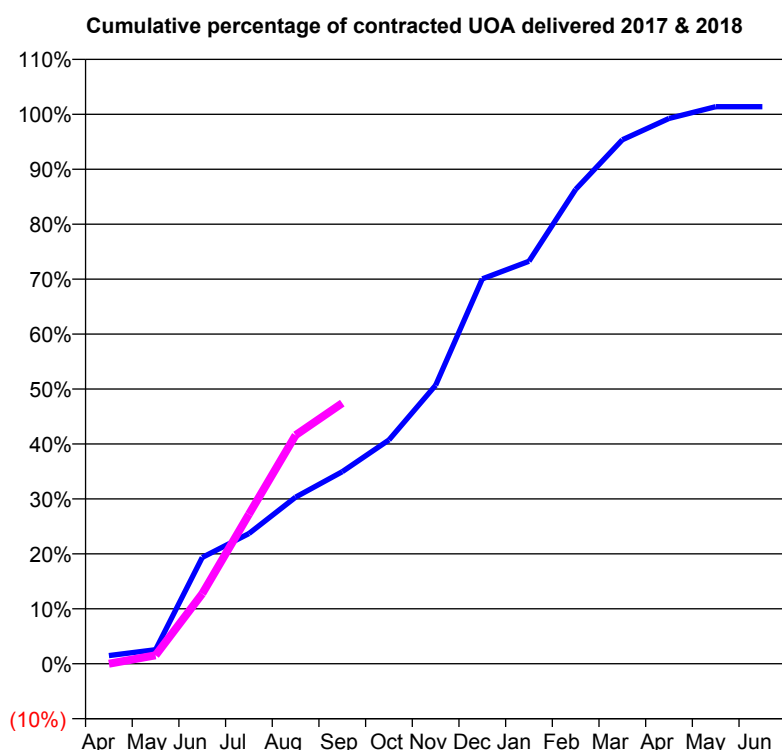
Q51 - Vital Signs Orthodontic At a Glance Contract Report for 151653/0002 - September 2017

Name or company name	The Forum Practice Ltd
Contract type name	PDS Contract
Purpose of contract	Orthodontic
Contract start date	01/10/2011
Contract end date	31/03/2018

17/18 Contracted general activity (UDA)	0
Carry forward general activity (UDA)	0
17/18 Contracted orthodontic activity (UOA)	1,959
Carry forward orthodontic activity (UOA)	0
Baseline contract value	£121,540.66

ACCESS

	Contract	England and Wales
24 month ratio of assessments to patient IDs	1.15	1.09

ACTIVITY


Month	Adjusted Scheduled Activity (UOA)	
	2017	2018
April	29	0
May	50	30
June	379	250
July	464	533
August	594	815
September	685	929
October	798	
November	993	
December	1,372	
January	1,435	
February	1,691	
March	1,868	
April	1,944	
May	1,986	
June	1,986	

QUALITY

	Contract Quantity	Contract Base Number	Contract *	Region	England
% of all assessments that were assess and fit appliances (rolling 12 month period)	102	205	49.8%	55.8%	58.0%
% of all assessments that were assess and refuse (rolling 12 month period)	20	205	9.8%	11.6%	11.4%
% of all assessments that were assess and review (rolling 12 month period)	83	205	40.5%	32.7%	30.6%
% of terminated courses where treatment was abandoned or discontinued (rolling 12 month period)	2	78	2.6%	8.0%	7.8%
% of completed treatments indicating that PAR score was taken (year to date)	14	44	31.8%	61.3%	64.6%
Rate of removable appliances per 100 fixed appliances - proposed treatment (rolling 12 month period)	14	180	7.78	5.40	5.65
Rate of removable appliances per 100 fixed appliances - completed treatment (rolling 12 month period)	10	73	13.70	3.86	4.78
% of courses of treatment with removable appliances only - proposed treatment (rolling 12 month period)	3	102	2.9%	1.4%	2.0%
% of courses of treatment with removable appliances only - completed treatment (rolling 12 month period)	5	76	6.6%	1.0%	1.5%
% of patients satisfied with the treatment they have received (rolling 12 month period)	2	2	100.0%	96.1%	96.0%

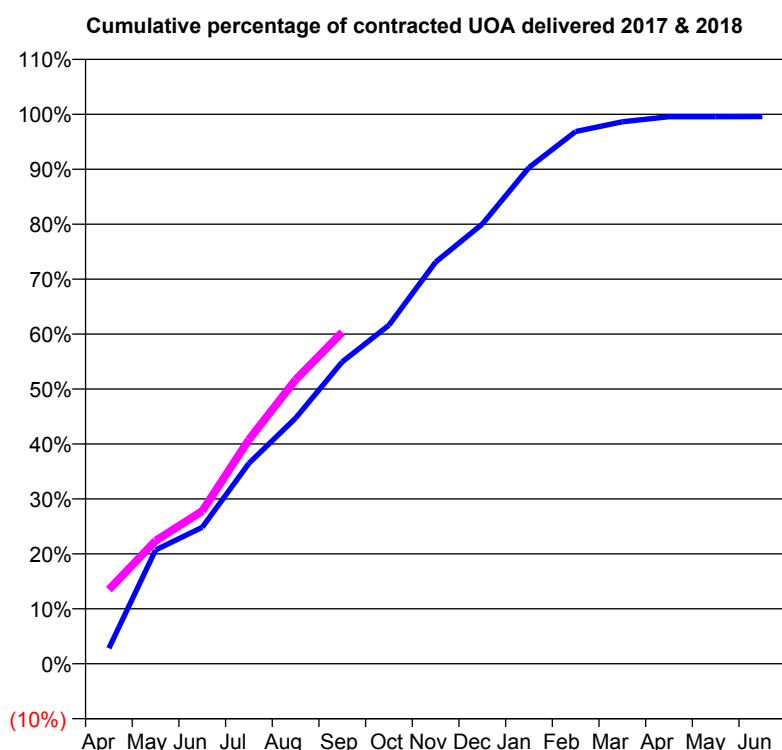
* Figures in italics indicate that the base number is less than 100.

Q51 - Vital Signs Orthodontic At a Glance Contract Report for 156531/0001 - September 2017

Name or company name	Orthocentres Ltd
Contract type name	PDS Contract
Purpose of contract	Orthodontic
Contract start date	01/01/2008
Contract end date	31/03/2018

17/18 Contracted general activity (UDA)	0
Carry forward general activity (UDA)	0
17/18 Contracted orthodontic activity (UOA)	32,345
Carry forward orthodontic activity (UOA)	0
Baseline contract value	£2,006,754.66

ACCESS	Contract	England and Wales
24 month ratio of assessments to patient IDs	1.04	1.09

ACTIVITY


Month	Adjusted Scheduled Activity (UOA)	
	2017	2018
April	913	4,370
May	6,698	7,238
June	8,033	8,992
July	11,798	13,198
August	14,461	16,724
September	17,778	19,516
October	19,933	
November	23,648	
December	25,884	
January	29,210	
February	31,328	
March	31,902	
April	32,204	
May	32,204	
June	32,209	

QUALITY	Contract Quantity	Contract Base Number	Contract *	Region	England
% of all assessments that were assess and fit appliances (rolling 12 month period)	1,573	2,814	55.9%	55.8%	58.0%
% of all assessments that were assess and refuse (rolling 12 month period)	746	2,814	26.5%	11.6%	11.4%
% of all assessments that were assess and review (rolling 12 month period)	495	2,814	17.6%	32.7%	30.6%
% of terminated courses where treatment was abandoned or discontinued (rolling 12 month period)	62	1,460	4.2%	8.0%	7.8%
% of completed treatments indicating that PAR score was taken (year to date)	54	569	9.5%	61.3%	64.6%
Rate of removable appliances per 100 fixed appliances - proposed treatment (rolling 12 month period)	29	3,084	0.94	5.40	5.65
Rate of removable appliances per 100 fixed appliances - completed treatment (rolling 12 month period)	16	2,754	0.58	3.86	4.78
% of courses of treatment with removable appliances only - proposed treatment (rolling 12 month period)	10	1,573	0.6%	1.4%	2.0%
% of courses of treatment with removable appliances only - completed treatment (rolling 12 month period)	6	1,398	0.4%	1.0%	1.5%
% of patients satisfied with the treatment they have received (rolling 12 month period)	42	44	95.5%	96.1%	96.0%

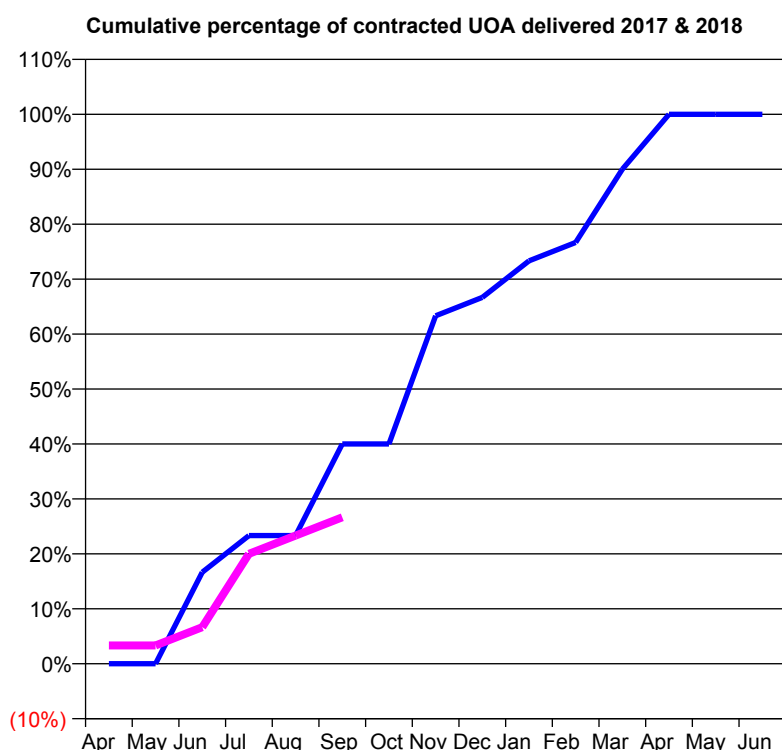
* Figures in italics indicate that the base number is less than 100.

Q51 - Vital Signs Orthodontic At a Glance Contract Report for 157708/0001 - September 2017

Name or company name	Doncaster Dental Centre
Contract type name	GDS Contract
Purpose of contract	General and Orthodontic
Contract start date	01/09/2010
Contract end date	

17/18 Contracted general activity (UDA)	32,715
Carry forward general activity (UDA)	0
17/18 Contracted orthodontic activity (UOA)	630
Carry forward orthodontic activity (UOA)	0
Baseline contract value	£977,636.49

ACCESS	Contract	England and Wales
24 month ratio of assessments to patient IDs	1.08	1.09

ACTIVITY


Month	Adjusted Scheduled Activity (UOA)	
	2017	2018
April	0	21
May	0	21
June	105	42
July	147	126
August	147	147
September	252	168
October	252	
November	399	
December	420	
January	462	
February	483	
March	567	
April	630	
May	630	
June	630	

QUALITY	Contract Quantity	Contract Base Number	Contract *	Region	England
% of all assessments that were assess and fit appliances (rolling 12 month period)	26	26	100.0%	55.8%	58.0%
% of all assessments that were assess and refuse (rolling 12 month period)	0	26	0.0%	11.6%	11.4%
% of all assessments that were assess and review (rolling 12 month period)	0	26	0.0%	32.7%	30.6%
% of terminated courses where treatment was abandoned or discontinued (rolling 12 month period)	3	14	21.4%	8.0%	7.8%
% of completed treatments indicating that PAR score was taken (year to date)	0	4	0.0%	61.3%	64.6%
Rate of removable appliances per 100 fixed appliances - proposed treatment (rolling 12 month period)	3	52	5.77	5.40	5.65
Rate of removable appliances per 100 fixed appliances - completed treatment (rolling 12 month period)	2	22	9.09	3.86	4.78
% of courses of treatment with removable appliances only - proposed treatment (rolling 12 month period)	0	26	0.0%	1.4%	2.0%
% of courses of treatment with removable appliances only - completed treatment (rolling 12 month period)	0	11	0.0%	1.0%	1.5%
% of patients satisfied with the treatment they have received (rolling 12 month period)	2	2	100.0%	96.1%	96.0%

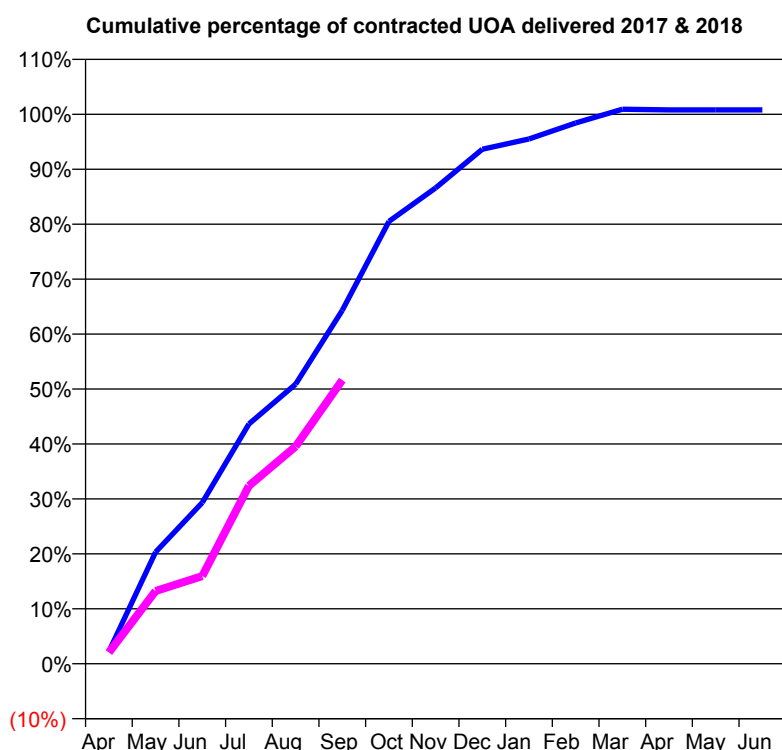
* Figures in italics indicate that the base number is less than 100.

Q51 - Vital Signs Orthodontic At a Glance Contract Report for 183652/0001 - September 2017

Name or company name	Haricovert Limited
Contract type name	PDS Contract
Purpose of contract	Orthodontic
Contract start date	01/05/2015
Contract end date	31/03/2018

17/18 Contracted general activity (UDA)	0
Carry forward general activity (UDA)	0
17/18 Contracted orthodontic activity (UOA)	13,076
Carry forward orthodontic activity (UOA)	0
Baseline contract value	£791,595.83

ACCESS	Contract	England and Wales
24 month ratio of assessments to patient IDs	1.03	1.09

ACTIVITY


Month	Adjusted Scheduled Activity (UOA)	
	2017	2018
April	293	269
May	2,657	1,732
June	3,835	2,087
July	5,707	4,234
August	6,654	5,172
September	8,409	6,752
October	10,526	
November	11,322	
December	12,243	
January	12,487	
February	12,870	
March	13,197	
April	13,179	
May	13,180	
June	13,180	

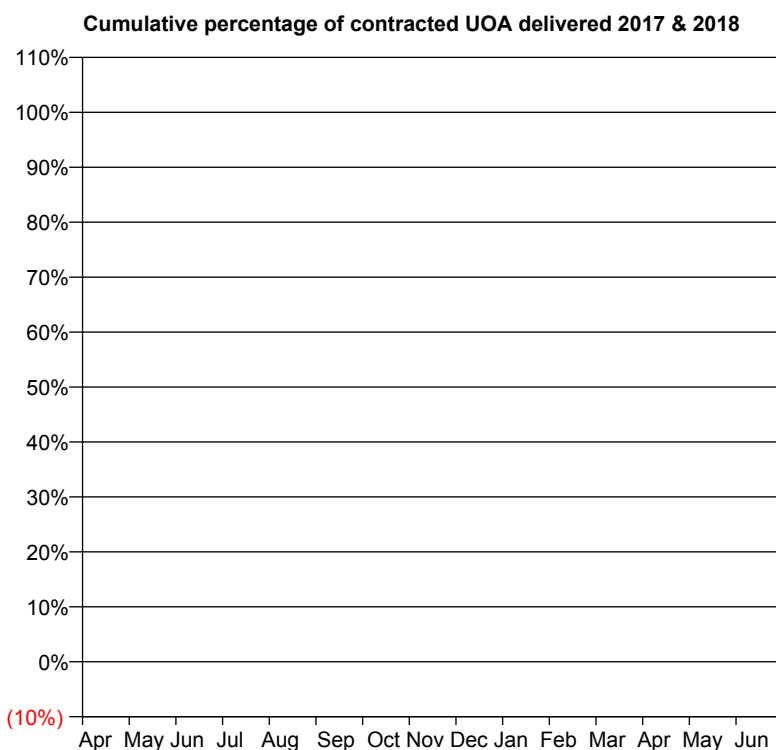
QUALITY	Contract Quantity	Contract Base Number	Contract *	Region	England
% of all assessments that were assess and fit appliances (rolling 12 month period)	554	996	55.6%	55.8%	58.0%
% of all assessments that were assess and refuse (rolling 12 month period)	273	996	27.4%	11.6%	11.4%
% of all assessments that were assess and review (rolling 12 month period)	169	996	17.0%	32.7%	30.6%
% of terminated courses where treatment was abandoned or discontinued (rolling 12 month period)	57	716	8.0%	8.0%	7.8%
% of completed treatments indicating that PAR score was taken (year to date)	34	279	12.2%	61.3%	64.6%
Rate of removable appliances per 100 fixed appliances - proposed treatment (rolling 12 month period)	132	996	13.25	5.40	5.65
Rate of removable appliances per 100 fixed appliances - completed treatment (rolling 12 month period)	31	351	8.83	3.86	4.78
% of courses of treatment with removable appliances only - proposed treatment (rolling 12 month period)	25	554	4.5%	1.4%	2.0%
% of courses of treatment with removable appliances only - completed treatment (rolling 12 month period)	9	659	1.4%	1.0%	1.5%
% of patients satisfied with the treatment they have received (rolling 12 month period)	32	34	94.1%	96.1%	96.0%

* Figures in italics indicate that the base number is less than 100.

Q51 - Vital Signs Orthodontic At a Glance Contract Report for 202401/0003 - September 2017

Name or company name	MR RS NICHOLSON	17/18 Contracted general activity (UDA)	19,000
Contract type name	GDS Contract	Carry forward general activity (UDA)	0
Purpose of contract	General	17/18 Contracted orthodontic activity (UOA)	0
Contract start date	03/04/2007	Carry forward orthodontic activity (UOA)	0
Contract end date		Baseline contract value	£532,772.78

ACCESS	Contract	England and Wales
24 month ratio of assessments to patient IDs	1.00	1.09

ACTIVITY


Month	Adjusted Scheduled Activity (UOA)	
	2017	2018
April	0	0
May	0	1
June	0	1
July	0	1
August	0	1
September	0	1
October	0	
November	0	
December	0	
January	0	
February	0	
March	0	
April	0	
May	0	
June	0	

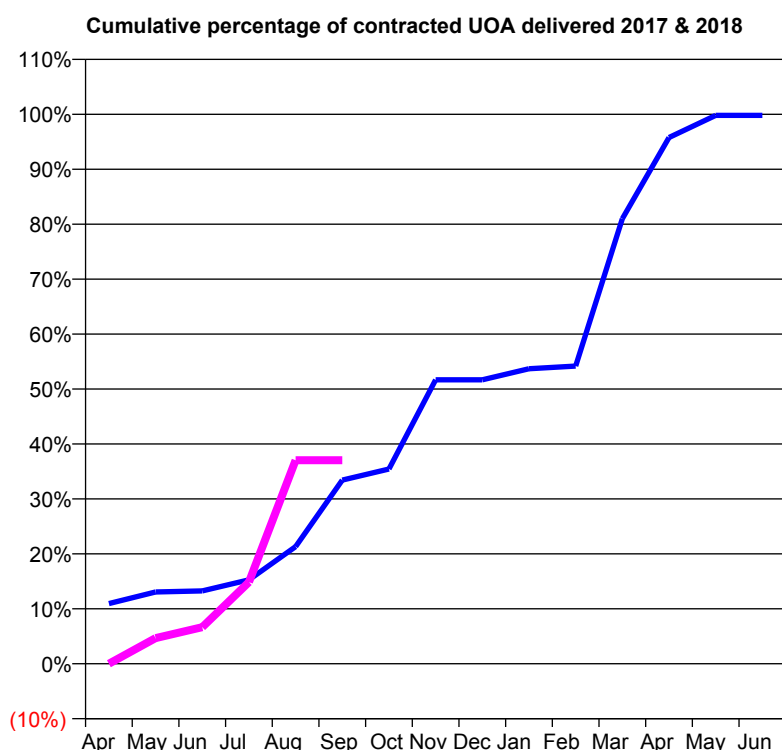
QUALITY	Contract Quantity	Contract Base Number	Contract *	Region	England
% of all assessments that were assess and fit appliances (rolling 12 month period)	0	1	0.0%	55.8%	58.0%
% of all assessments that were assess and refuse (rolling 12 month period)	0	1	0.0%	11.6%	11.4%
% of all assessments that were assess and review (rolling 12 month period)	1	1	100.0%	32.7%	30.6%
% of terminated courses where treatment was abandoned or discontinued (rolling 12 month period)	0	0	N/A	8.0%	7.8%
% of completed treatments indicating that PAR score was taken (year to date)	0	0	N/A	61.3%	64.6%
Rate of removable appliances per 100 fixed appliances - proposed treatment (rolling 12 month period)	0	0	N/A	5.40	5.65
Rate of removable appliances per 100 fixed appliances - completed treatment (rolling 12 month period)	0	0	N/A	3.86	4.78
% of courses of treatment with removable appliances only - proposed treatment (rolling 12 month period)	0	0	N/A	1.4%	2.0%
% of courses of treatment with removable appliances only - completed treatment (rolling 12 month period)	0	0	N/A	1.0%	1.5%
% of patients satisfied with the treatment they have received (rolling 12 month period)	0	0	N/A	96.1%	96.0%

* Figures in italics indicate that the base number is less than 100.

Q51 - Vital Signs Orthodontic At a Glance Contract Report for 230901/0001 - September 2017

Name or company name	Julius Dental	17/18 Contracted general activity (UDA)	19,164
Contract type name	GDS Contract	Carry forward general activity (UDA)	0
Purpose of contract	General and Orthodontic	17/18 Contracted orthodontic activity (UOA)	1,050
Contract start date	01/04/2006	Carry forward orthodontic activity (UOA)	0
Contract end date		Baseline contract value	£617,342.34

ACCESS	Contract	England and Wales
24 month ratio of assessments to patient IDs	1.23	1.09

ACTIVITY


Month	Adjusted Scheduled Activity (UOA)	
	2017	2018
April	114	0
May	136	49
June	138	70
July	159	156
August	222	389
September	348	389
October	369	
November	538	
December	538	
January	559	
February	564	
March	843	
April	997	
May	1,039	
June	1,039	

QUALITY	Contract Quantity	Contract Base Number	Contract *	Region	England
% of all assessments that were assess and fit appliances (rolling 12 month period)	55	81	67.9%	55.8%	58.0%
% of all assessments that were assess and refuse (rolling 12 month period)	19	81	23.5%	11.6%	11.4%
% of all assessments that were assess and review (rolling 12 month period)	7	81	8.6%	32.7%	30.6%
% of terminated courses where treatment was abandoned or discontinued (rolling 12 month period)	2	41	4.9%	8.0%	7.8%
% of completed treatments indicating that PAR score was taken (year to date)	2	15	13.3%	61.3%	64.6%
Rate of removable appliances per 100 fixed appliances - proposed treatment (rolling 12 month period)	2	103	1.94	5.40	5.65
Rate of removable appliances per 100 fixed appliances - completed treatment (rolling 12 month period)	0	51	0.00	3.86	4.78
% of courses of treatment with removable appliances only - proposed treatment (rolling 12 month period)	1	55	1.8%	1.4%	2.0%
% of courses of treatment with removable appliances only - completed treatment (rolling 12 month period)	0	39	0.0%	1.0%	1.5%
% of patients satisfied with the treatment they have received (rolling 12 month period)	3	4	75.0%	96.1%	96.0%

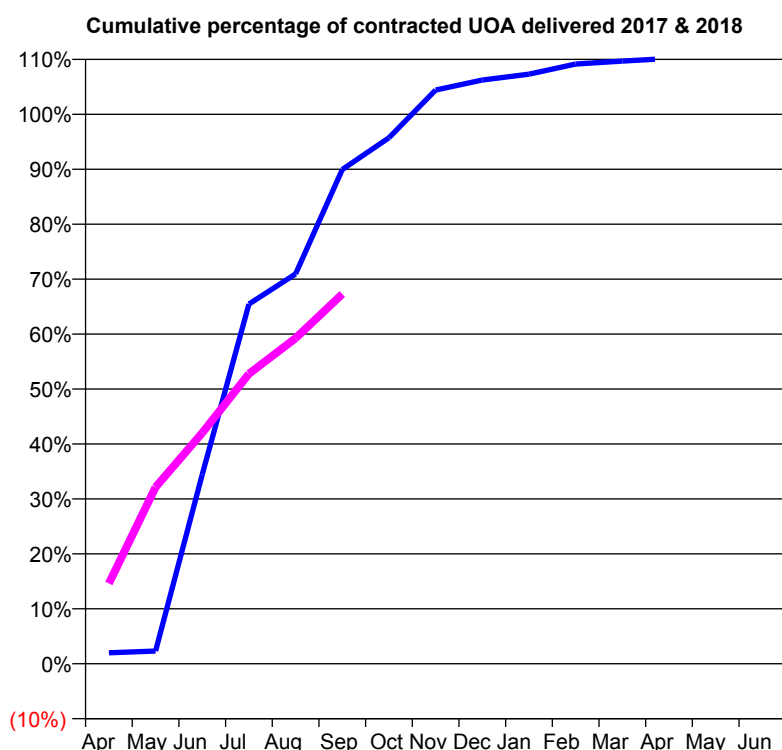
* Figures in italics indicate that the base number is less than 100.

Q51 - Vital Signs Orthodontic At a Glance Contract Report for 649503/0001 - September 2017

Name or company name	MR MG HEANUE
Contract type name	PDS Contract
Purpose of contract	Orthodontic
Contract start date	01/04/2006
Contract end date	31/03/2018

17/18 Contracted general activity (UDA)	0
Carry forward general activity (UDA)	0
17/18 Contracted orthodontic activity (UOA)	6,362
Carry forward orthodontic activity (UOA)	0
Baseline contract value	£394,712.41

ACCESS	Contract	England and Wales
24 month ratio of assessments to patient IDs	1.20	1.09

ACTIVITY


Month	Adjusted Scheduled Activity (UOA)	
	2017	2018
April	127	930
May	148	2,045
June	2,192	2,673
July	4,164	3,357
August	4,513	3,770
September	5,723	4,281
October	6,089	
November	6,642	
December	6,758	
January	6,826	
February	6,943	
March	6,978	
April	7,008	
May	7,029	
June	7,029	

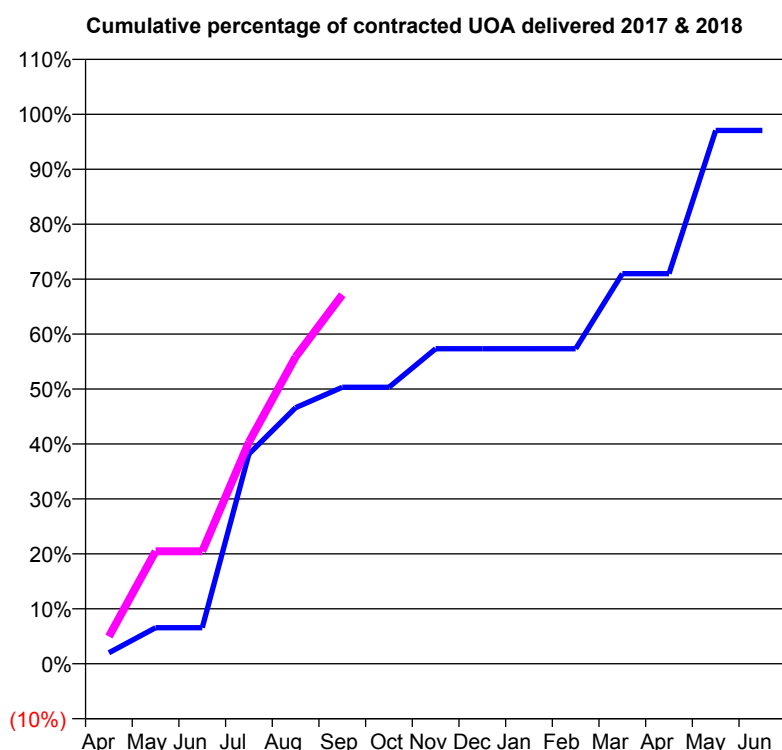
QUALITY	Contract Quantity	Contract Base Number	Contract *	Region	England
% of all assessments that were assess and fit appliances (rolling 12 month period)	258	569	45.3%	55.8%	58.0%
% of all assessments that were assess and refuse (rolling 12 month period)	83	569	14.6%	11.6%	11.4%
% of all assessments that were assess and review (rolling 12 month period)	228	569	40.1%	32.7%	30.6%
% of terminated courses where treatment was abandoned or discontinued (rolling 12 month period)	16	328	4.9%	8.0%	7.8%
% of completed treatments indicating that PAR score was taken (year to date)	139	146	95.2%	61.3%	64.6%
Rate of removable appliances per 100 fixed appliances - proposed treatment (rolling 12 month period)	23	503	4.57	5.40	5.65
Rate of removable appliances per 100 fixed appliances - completed treatment (rolling 12 month period)	60	585	10.26	3.86	4.78
% of courses of treatment with removable appliances only - proposed treatment (rolling 12 month period)	3	258	1.2%	1.4%	2.0%
% of courses of treatment with removable appliances only - completed treatment (rolling 12 month period)	10	312	3.2%	1.0%	1.5%
% of patients satisfied with the treatment they have received (rolling 12 month period)	20	20	100.0%	96.1%	96.0%

* Figures in italics indicate that the base number is less than 100.

Q51 - Vital Signs Orthodontic At a Glance Contract Report for 677582/0001 - September 2017

Name or company name	MR NC PATEL	17/18 Contracted general activity (UDA)	0
Contract type name	PDS Contract	Carry forward general activity (UDA)	0
Purpose of contract	Orthodontic	17/18 Contracted orthodontic activity (UOA)	3,384
Contract start date	04/01/2010	Carry forward orthodontic activity (UOA)	0
Contract end date	31/03/2018	Baseline contract value	£208,928.28

ACCESS	Contract	England and Wales
24 month ratio of assessments to patient IDs	1.07	1.09

ACTIVITY


Month	Adjusted Scheduled Activity (UOA)	
	2017	2018
April	68	168
May	222	693
June	222	693
July	1,292	1,365
August	1,577	1,890
September	1,703	2,273
October	1,703	
November	1,940	
December	1,940	
January	1,940	
February	1,940	
March	2,402	
April	2,402	
May	3,284	
June	3,284	

QUALITY

	Contract Quantity	Contract Base Number	Contract *	Region	England
% of all assessments that were assess and fit appliances (rolling 12 month period)	185	188	98.4%	55.8%	58.0%
% of all assessments that were assess and refuse (rolling 12 month period)	1	188	0.5%	11.6%	11.4%
% of all assessments that were assess and review (rolling 12 month period)	2	188	1.1%	32.7%	30.6%
% of terminated courses where treatment was abandoned or discontinued (rolling 12 month period)	2	182	1.1%	8.0%	7.8%
% of completed treatments indicating that PAR score was taken (year to date)	35	66	53.0%	61.3%	64.6%
Rate of removable appliances per 100 fixed appliances - proposed treatment (rolling 12 month period)	9	360	2.50	5.40	5.65
Rate of removable appliances per 100 fixed appliances - completed treatment (rolling 12 month period)	1	349	0.29	3.86	4.78
% of courses of treatment with removable appliances only - proposed treatment (rolling 12 month period)	2	185	1.1%	1.4%	2.0%
% of courses of treatment with removable appliances only - completed treatment (rolling 12 month period)	0	180	0.0%	1.0%	1.5%
% of patients satisfied with the treatment they have received (rolling 12 month period)	3	4	75.0%	96.1%	96.0%

* Figures in italics indicate that the base number is less than 100.

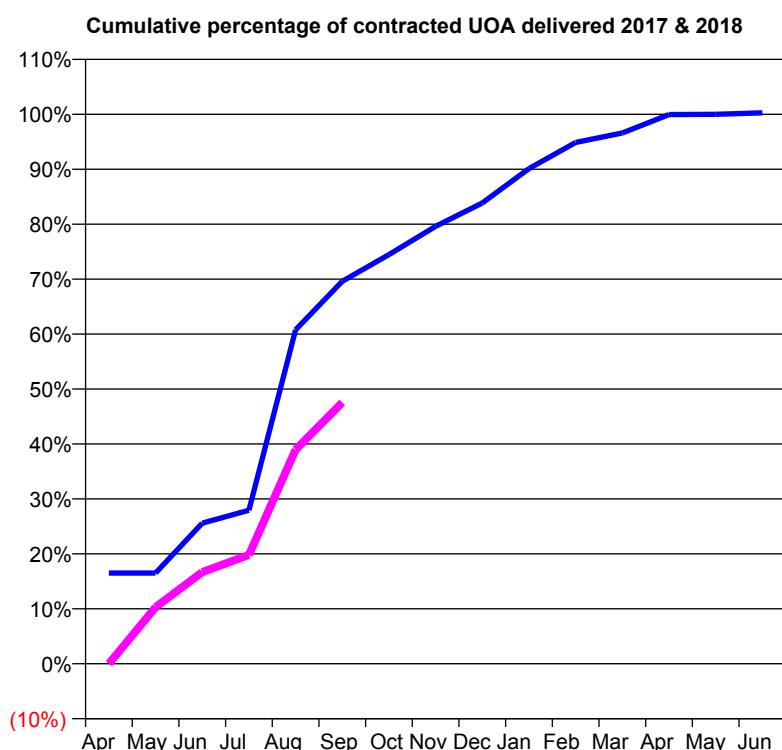
Q51 - Vital Signs Orthodontic At a Glance Contract Report for 762091/0001 - September 2017

Name or company name	MS UB DOHERTY
Contract type name	PDS Contract
Purpose of contract	Orthodontic
Contract start date	01/04/2006
Contract end date	31/03/2018

17/18 Contracted general activity (UDA)	0
Carry forward general activity (UDA)	0
17/18 Contracted orthodontic activity (UOA)	1,853
Carry forward orthodontic activity (UOA)	0
Baseline contract value	£114,964.18

ACCESS

	Contract	England and Wales
24 month ratio of assessments to patient IDs	1.05	1.09

ACTIVITY


Month	Adjusted Scheduled Activity (UOA)	
	2017	2018
April	306	0
May	306	191
June	474	309
July	518	367
August	1,126	722
September	1,290	881
October	1,380	
November	1,475	
December	1,554	
January	1,670	
February	1,758	
March	1,790	
April	1,852	
May	1,853	
June	1,858	

QUALITY

	Contract Quantity	Contract Base Number	Contract *	Region	England
% of all assessments that were assess and fit appliances (rolling 12 month period)	62	276	22.5%	55.8%	58.0%
% of all assessments that were assess and refuse (rolling 12 month period)	66	276	23.9%	11.6%	11.4%
% of all assessments that were assess and review (rolling 12 month period)	148	276	53.6%	32.7%	30.6%
% of terminated courses where treatment was abandoned or discontinued (rolling 12 month period)	5	108	4.6%	8.0%	7.8%
% of completed treatments indicating that PAR score was taken (year to date)	27	50	54.0%	61.3%	64.6%
Rate of removable appliances per 100 fixed appliances - proposed treatment (rolling 12 month period)	19	118	16.10	5.40	5.65
Rate of removable appliances per 100 fixed appliances - completed treatment (rolling 12 month period)	41	202	20.30	3.86	4.78
% of courses of treatment with removable appliances only - proposed treatment (rolling 12 month period)	3	62	4.8%	1.4%	2.0%
% of courses of treatment with removable appliances only - completed treatment (rolling 12 month period)	1	103	1.0%	1.0%	1.5%
% of patients satisfied with the treatment they have received (rolling 12 month period)	4	4	100.0%	96.1%	96.0%

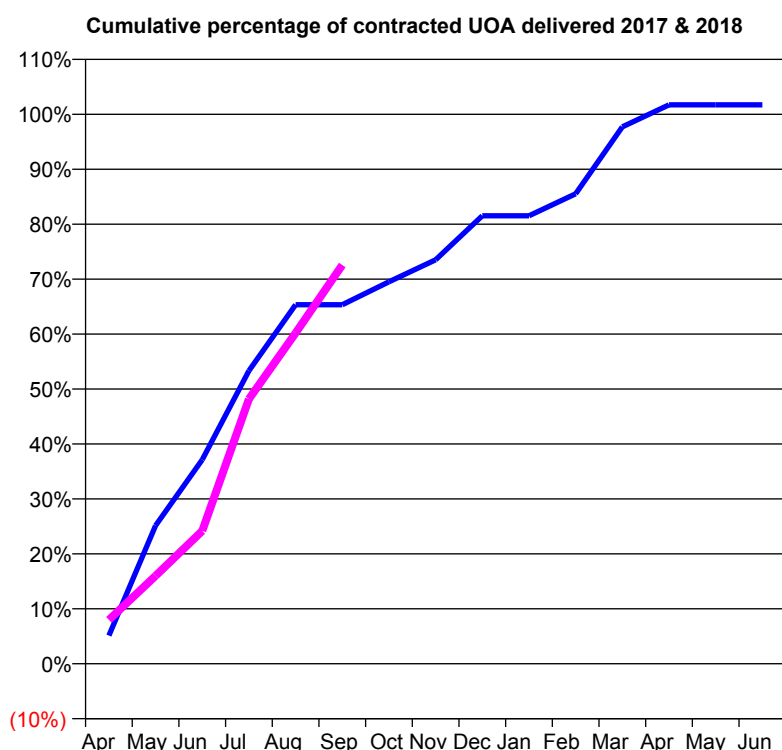
* Figures in italics indicate that the base number is less than 100.

Q51 - Vital Signs Orthodontic At a Glance Contract Report for 916889/0001 - September 2017

Name or company name	MR SG EMMS
Contract type name	GDS Contract
Purpose of contract	General and Orthodontic
Contract start date	01/04/2006
Contract end date	

17/18 Contracted general activity (UDA)	16,671
Carry forward general activity (UDA)	0
17/18 Contracted orthodontic activity (UOA)	525
Carry forward orthodontic activity (UOA)	0
Baseline contract value	£511,561.38

ACCESS	Contract	England and Wales
24 month ratio of assessments to patient IDs	1.02	1.09

ACTIVITY


Month	Adjusted Scheduled Activity (UOA)	
	2017	2018
April	27	42
May	132	84
June	195	127
July	280	253
August	343	316
September	343	381
October	365	
November	386	
December	428	
January	428	
February	449	
March	513	
April	534	
May	534	
June	534	

QUALITY	Contract Quantity	Contract Base Number	Contract *	Region	England
% of all assessments that were assess and fit appliances (rolling 12 month period)	27	32	84.4%	55.8%	58.0%
% of all assessments that were assess and refuse (rolling 12 month period)	2	32	6.3%	11.6%	11.4%
% of all assessments that were assess and review (rolling 12 month period)	3	32	9.4%	32.7%	30.6%
% of terminated courses where treatment was abandoned or discontinued (rolling 12 month period)	2	29	6.9%	8.0%	7.8%
% of completed treatments indicating that PAR score was taken (year to date)	8	10	80.0%	61.3%	64.6%
Rate of removable appliances per 100 fixed appliances - proposed treatment (rolling 12 month period)	2	34	5.88	5.40	5.65
Rate of removable appliances per 100 fixed appliances - completed treatment (rolling 12 month period)	0	4	0.00	3.86	4.78
% of courses of treatment with removable appliances only - proposed treatment (rolling 12 month period)	2	27	7.4%	1.4%	2.0%
% of courses of treatment with removable appliances only - completed treatment (rolling 12 month period)	0	27	0.0%	1.0%	1.5%
% of patients satisfied with the treatment they have received (rolling 12 month period)	0	0	N/A	96.1%	96.0%

* Figures in italics indicate that the base number is less than 100.

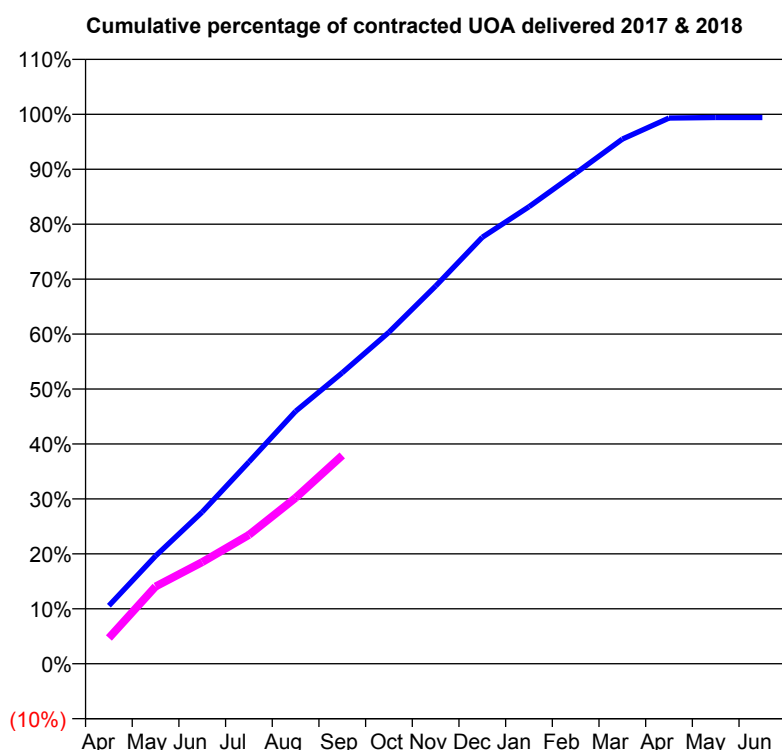
Q52 - Vital Signs Orthodontic At a Glance Contract Report for 101338/0088 - September 2017

Name or company name	Whitecross Dental Care Limited
Contract type name	PDS Contract
Purpose of contract	Orthodontic
Contract start date	01/06/2009
Contract end date	31/03/2018

17/18 Contracted general activity (UDA)	0
Carry forward general activity (UDA)	0
17/18 Contracted orthodontic activity (UOA)	30,926
Carry forward orthodontic activity (UOA)	0
Baseline contract value	£1,981,083.22

ACCESS

	Contract	England and Wales
24 month ratio of assessments to patient IDs	1.06	1.09

ACTIVITY


Month	Adjusted Scheduled Activity (UOA)	
	2017	2018
April	3,265	1,454
May	6,064	4,347
June	8,541	5,726
July	11,357	7,255
August	14,207	9,338
September	16,378	11,727
October	18,658	
November	21,260	
December	24,004	
January	25,720	
February	27,604	
March	29,525	
April	30,717	
May	30,740	
June	30,740	

QUALITY

	Contract Quantity	Contract Base Number	Contract *	Region	England
% of all assessments that were assess and fit appliances (rolling 12 month period)	1,214	1,845	65.8%	55.8%	58.0%
% of all assessments that were assess and refuse (rolling 12 month period)	218	1,845	11.8%	11.6%	11.4%
% of all assessments that were assess and review (rolling 12 month period)	413	1,845	22.4%	32.7%	30.6%
% of terminated courses where treatment was abandoned or discontinued (rolling 12 month period)	122	1,572	7.8%	8.0%	7.8%
% of completed treatments indicating that PAR score was taken (year to date)	458	664	69.0%	61.3%	64.6%
Rate of removable appliances per 100 fixed appliances - proposed treatment (rolling 12 month period)	167	2,392	6.98	5.40	5.65
Rate of removable appliances per 100 fixed appliances - completed treatment (rolling 12 month period)	136	2,851	4.77	3.86	4.78
% of courses of treatment with removable appliances only - proposed treatment (rolling 12 month period)	4	1,214	0.3%	1.4%	2.0%
% of courses of treatment with removable appliances only - completed treatment (rolling 12 month period)	3	1,450	0.2%	1.0%	1.5%
% of patients satisfied with the treatment they have received (rolling 12 month period)	47	50	94.0%	96.1%	96.0%

* Figures in italics indicate that the base number is less than 100.

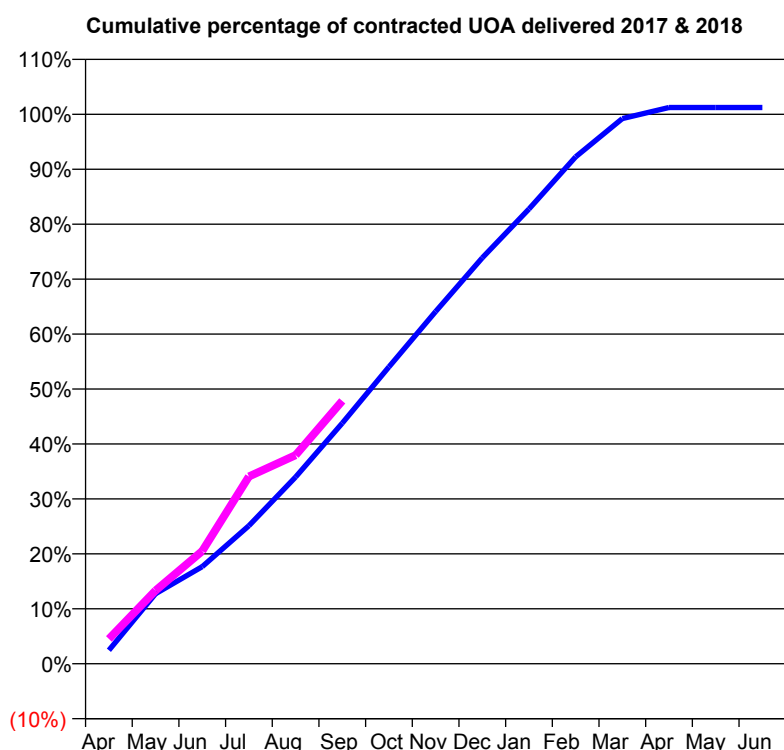
Q52 - Vital Signs Orthodontic At a Glance Contract Report for 101338/0089 - September 2017

Name or company name	Whitecross Dental Care Limited
Contract type name	PDS Contract
Purpose of contract	Orthodontic
Contract start date	01/06/2009
Contract end date	31/03/2018

17/18 Contracted general activity (UDA)	0
Carry forward general activity (UDA)	0
17/18 Contracted orthodontic activity (UOA)	8,569
Carry forward orthodontic activity (UOA)	0
Baseline contract value	£550,228.02

ACCESS

	Contract	England and Wales
24 month ratio of assessments to patient IDs	1.03	1.09

ACTIVITY


Month	Adjusted Scheduled Activity (UOA)	
	2017	2018
April	212	388
May	1,093	1,143
June	1,514	1,759
July	2,154	2,921
August	2,913	3,253
September	3,752	4,099
October	4,631	
November	5,492	
December	6,330	
January	7,092	
February	7,905	
March	8,501	
April	8,675	
May	8,675	
June	8,675	

QUALITY

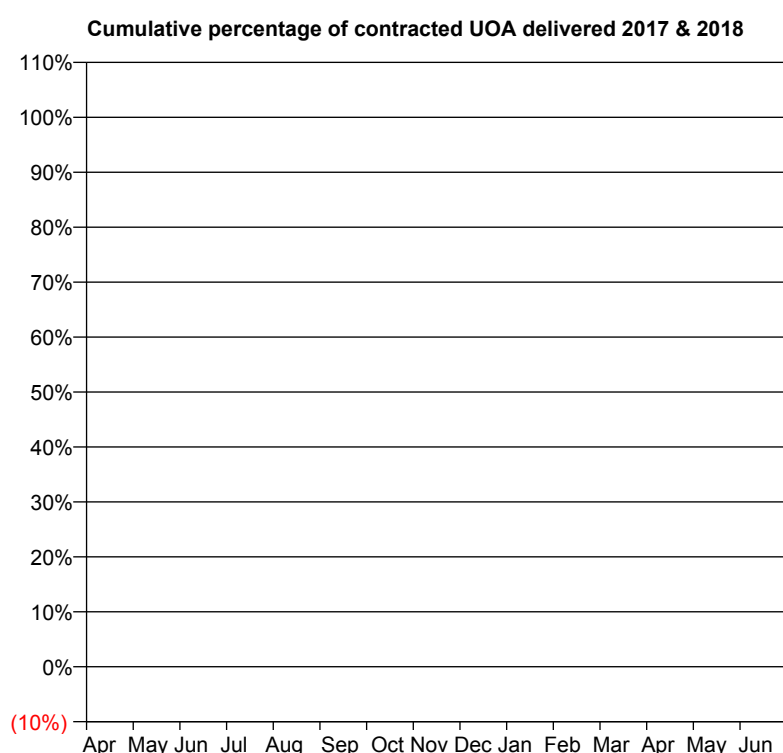
	Contract Quantity	Contract Base Number	Contract *	Region	England
% of all assessments that were assess and fit appliances (rolling 12 month period)	428	585	73.2%	55.8%	58.0%
% of all assessments that were assess and refuse (rolling 12 month period)	63	585	10.8%	11.6%	11.4%
% of all assessments that were assess and review (rolling 12 month period)	94	585	16.1%	32.7%	30.6%
% of terminated courses where treatment was abandoned or discontinued (rolling 12 month period)	16	322	5.0%	8.0%	7.8%
% of completed treatments indicating that PAR score was taken (year to date)	137	147	93.2%	61.3%	64.6%
Rate of removable appliances per 100 fixed appliances - proposed treatment (rolling 12 month period)	3	803	0.37	5.40	5.65
Rate of removable appliances per 100 fixed appliances - completed treatment (rolling 12 month period)	3	585	0.51	3.86	4.78
% of courses of treatment with removable appliances only - proposed treatment (rolling 12 month period)	2	428	0.5%	1.4%	2.0%
% of courses of treatment with removable appliances only - completed treatment (rolling 12 month period)	0	306	0.0%	1.0%	1.5%
% of patients satisfied with the treatment they have received (rolling 12 month period)	13	13	100.0%	96.1%	96.0%

* Figures in italics indicate that the base number is less than 100.

Q52 - Vital Signs Orthodontic At a Glance Contract Report for 101338/0104 - September 2017

Name or company name	Whitecross Dental Care Limited	17/18 Contracted general activity (UDA)	85,709
Contract type name	GDS Contract	Carry forward general activity (UDA)	0
Purpose of contract	General	17/18 Contracted orthodontic activity (UOA)	0
Contract start date	01/10/2009	Carry forward orthodontic activity (UOA)	0
Contract end date		Baseline contract value	£2,392,631.56

ACCESS	Contract	England and Wales
24 month ratio of assessments to patient IDs	1.00	1.09

ACTIVITY


Month	Adjusted Scheduled Activity (UOA)	
	2017	2018
April	0	0
May	0	0
June	0	0
July	0	0
August	0	0
September	0	1
October	0	
November	0	
December	0	
January	0	
February	0	
March	0	
April	0	
May	0	
June	0	

QUALITY	Contract Quantity	Contract Base Number	Contract *	Region	England
% of all assessments that were assess and fit appliances (rolling 12 month period)	0	1	0.0%	55.8%	58.0%
% of all assessments that were assess and refuse (rolling 12 month period)	0	1	0.0%	11.6%	11.4%
% of all assessments that were assess and review (rolling 12 month period)	1	1	100.0%	32.7%	30.6%
% of terminated courses where treatment was abandoned or discontinued (rolling 12 month period)	0	0	N/A	8.0%	7.8%
% of completed treatments indicating that PAR score was taken (year to date)	0	0	N/A	61.3%	64.6%
Rate of removable appliances per 100 fixed appliances - proposed treatment (rolling 12 month period)	0	0	N/A	5.40	5.65
Rate of removable appliances per 100 fixed appliances - completed treatment (rolling 12 month period)	0	0	N/A	3.86	4.78
% of courses of treatment with removable appliances only - proposed treatment (rolling 12 month period)	0	0	N/A	1.4%	2.0%
% of courses of treatment with removable appliances only - completed treatment (rolling 12 month period)	0	0	N/A	1.0%	1.5%
% of patients satisfied with the treatment they have received (rolling 12 month period)	0	0	N/A	96.1%	96.0%

* Figures in italics indicate that the base number is less than 100.

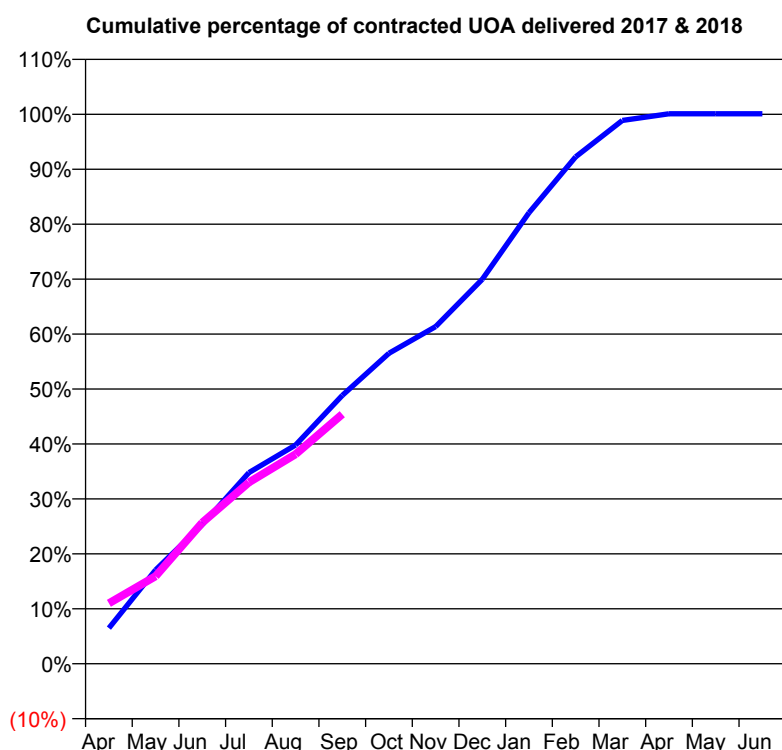
Q52 - Vital Signs Orthodontic At a Glance Contract Report for 101338/0150 - September 2017

Name or company name	Whitecross Dental Care Limited
Contract type name	PDS Contract
Purpose of contract	Orthodontic
Contract start date	01/04/2014
Contract end date	31/03/2018

17/18 Contracted general activity (UDA)	0
Carry forward general activity (UDA)	0
17/18 Contracted orthodontic activity (UOA)	5,657
Carry forward orthodontic activity (UOA)	0
Baseline contract value	£349,990.39

ACCESS

	Contract	England and Wales
24 month ratio of assessments to patient IDs	1.03	1.09

ACTIVITY


Month	Adjusted Scheduled Activity (UOA)	
	2017	2018
April	367	622
May	966	901
June	1,432	1,453
July	1,968	1,868
August	2,252	2,158
September	2,763	2,569
October	3,197	
November	3,471	
December	3,959	
January	4,643	
February	5,219	
March	5,593	
April	5,662	
May	5,662	
June	5,662	

QUALITY

	Contract Quantity	Contract Base Number	Contract *	Region	England
% of all assessments that were assess and fit appliances (rolling 12 month period)	255	436	58.5%	55.8%	58.0%
% of all assessments that were assess and refuse (rolling 12 month period)	79	436	18.1%	11.6%	11.4%
% of all assessments that were assess and review (rolling 12 month period)	102	436	23.4%	32.7%	30.6%
% of terminated courses where treatment was abandoned or discontinued (rolling 12 month period)	13	214	6.1%	8.0%	7.8%
% of completed treatments indicating that PAR score was taken (year to date)	104	106	98.1%	61.3%	64.6%
Rate of removable appliances per 100 fixed appliances - proposed treatment (rolling 12 month period)	3	503	0.60	5.40	5.65
Rate of removable appliances per 100 fixed appliances - completed treatment (rolling 12 month period)	15	394	3.81	3.86	4.78
% of courses of treatment with removable appliances only - proposed treatment (rolling 12 month period)	2	255	0.8%	1.4%	2.0%
% of courses of treatment with removable appliances only - completed treatment (rolling 12 month period)	2	201	1.0%	1.0%	1.5%
% of patients satisfied with the treatment they have received (rolling 12 month period)	10	10	100.0%	96.1%	96.0%

* Figures in italics indicate that the base number is less than 100.

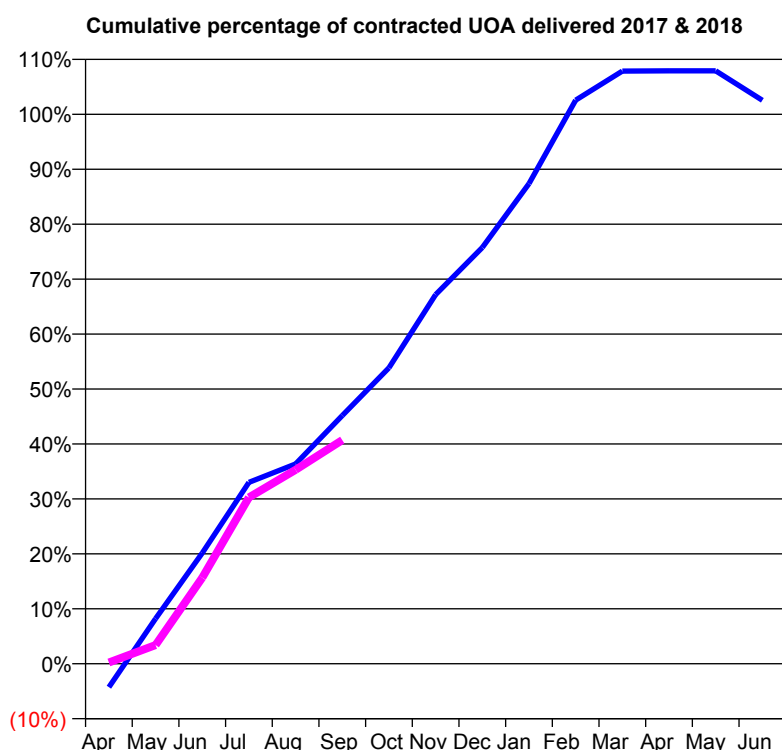
Q52 - Vital Signs Orthodontic At a Glance Contract Report for 132853/0001 - September 2017

Name or company name	Regent Orthodontics Limited
Contract type name	PDS Contract
Purpose of contract	Orthodontic
Contract start date	01/06/2011
Contract end date	31/03/2018

17/18 Contracted general activity (UDA)	0
Carry forward general activity (UDA)	0
17/18 Contracted orthodontic activity (UOA)	12,171
Carry forward orthodontic activity (UOA)	0
Baseline contract value	£706,552.45

ACCESS

	Contract	England and Wales
24 month ratio of assessments to patient IDs	1.06	1.09

ACTIVITY


Month	Adjusted Scheduled Activity (UOA)	
	2017	2018
April	-520	29
May	1,000	416
June	2,452	1,907
July	4,018	3,686
August	4,426	4,296
September	5,499	4,955
October	6,555	
November	8,176	
December	9,219	
January	10,635	
February	12,483	
March	13,128	
April	13,132	
May	13,132	
June	12,481	

QUALITY

	Contract Quantity	Contract Base Number	Contract *	Region	England
% of all assessments that were assess and fit appliances (rolling 12 month period)	587	1,013	57.9%	55.8%	58.0%
% of all assessments that were assess and refuse (rolling 12 month period)	145	1,013	14.3%	11.6%	11.4%
% of all assessments that were assess and review (rolling 12 month period)	281	1,013	27.7%	32.7%	30.6%
% of terminated courses where treatment was abandoned or discontinued (rolling 12 month period)	47	602	7.8%	8.0%	7.8%
% of completed treatments indicating that PAR score was taken (year to date)	0	256	0.0%	61.3%	64.6%
Rate of removable appliances per 100 fixed appliances - proposed treatment (rolling 12 month period)	62	1,136	5.46	5.40	5.65
Rate of removable appliances per 100 fixed appliances - completed treatment (rolling 12 month period)	71	1,066	6.66	3.86	4.78
% of courses of treatment with removable appliances only - proposed treatment (rolling 12 month period)	9	587	1.5%	1.4%	2.0%
% of courses of treatment with removable appliances only - completed treatment (rolling 12 month period)	11	555	2.0%	1.0%	1.5%
% of patients satisfied with the treatment they have received (rolling 12 month period)	33	36	91.7%	96.1%	96.0%

* Figures in italics indicate that the base number is less than 100.

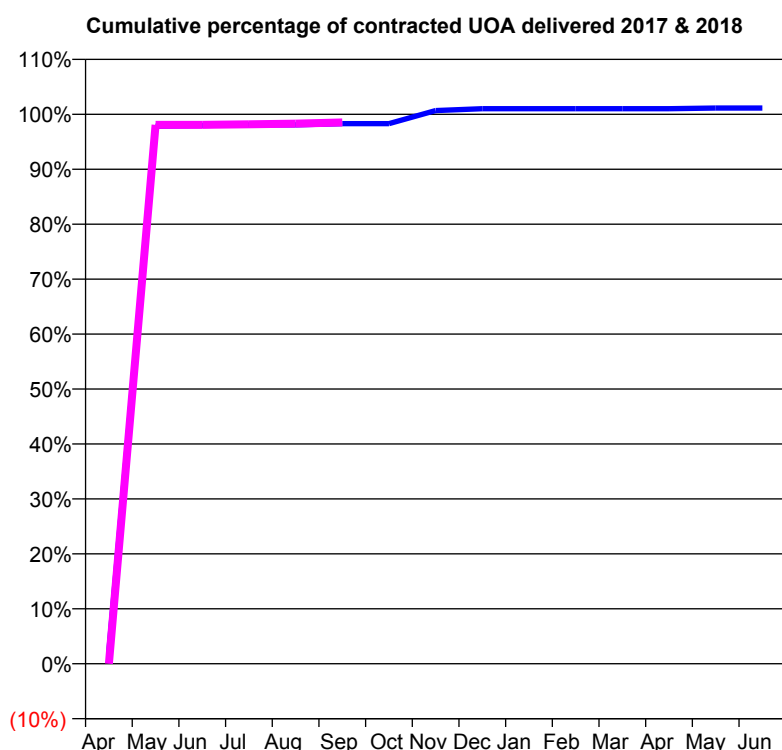
Q52 - Vital Signs Orthodontic At a Glance Contract Report for 143170/0001 - September 2017

Name or company name	Joe Kelly & Associates Ltd
Contract type name	GDS Contract
Purpose of contract	General and Orthodontic
Contract start date	01/11/2011
Contract end date	

17/18 Contracted general activity (UDA)	13,120
Carry forward general activity (UDA)	0
17/18 Contracted orthodontic activity (UOA)	880
Carry forward orthodontic activity (UOA)	0
Baseline contract value	£469,398.60

ACCESS

	Contract	England and Wales
24 month ratio of assessments to patient IDs	1.00	1.09

ACTIVITY


Month	Adjusted Scheduled Activity (UOA)	
	2017	2018
April	21	0
May	861	863
June	862	863
July	863	864
August	863	865
September	865	867
October	865	
November	886	
December	889	
January	889	
February	889	
March	889	
April	889	
May	890	
June	890	

QUALITY

	Contract Quantity	Contract Base Number	Contract *	Region	England
% of all assessments that were assess and fit appliances (rolling 12 month period)	42	54	77.8%	55.8%	58.0%
% of all assessments that were assess and refuse (rolling 12 month period)	5	54	9.3%	11.6%	11.4%
% of all assessments that were assess and review (rolling 12 month period)	7	54	13.0%	32.7%	30.6%
% of terminated courses where treatment was abandoned or discontinued (rolling 12 month period)	2	35	5.7%	8.0%	7.8%
% of completed treatments indicating that PAR score was taken (year to date)	2	7	28.6%	61.3%	64.6%
Rate of removable appliances per 100 fixed appliances - proposed treatment (rolling 12 month period)	0	0	N/A	5.40	5.65
Rate of removable appliances per 100 fixed appliances - completed treatment (rolling 12 month period)	0	45	0.00	3.86	4.78
% of courses of treatment with removable appliances only - proposed treatment (rolling 12 month period)	0	42	0.0%	1.4%	2.0%
% of courses of treatment with removable appliances only - completed treatment (rolling 12 month period)	0	33	0.0%	1.0%	1.5%
% of patients satisfied with the treatment they have received (rolling 12 month period)	1	1	100.0%	96.1%	96.0%

* Figures in italics indicate that the base number is less than 100.

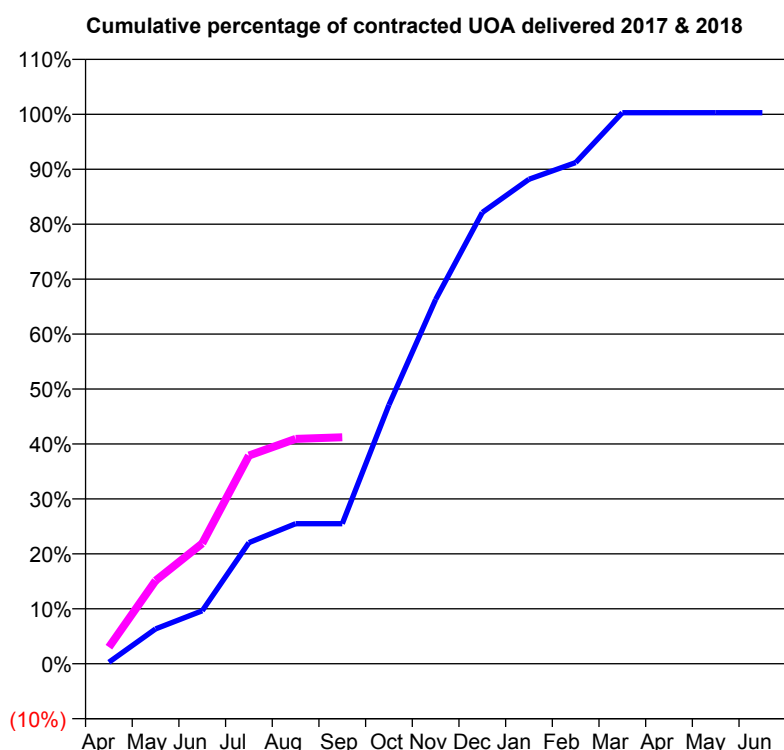
Q52 - Vital Signs Orthodontic At a Glance Contract Report for 143839/0001 - September 2017

Name or company name	Belle Isle Family Dental Practice
Contract type name	GDS Contract
Purpose of contract	General and Orthodontic
Contract start date	01/12/2014
Contract end date	

17/18 Contracted general activity (UDA)	14,200
Carry forward general activity (UDA)	0
17/18 Contracted orthodontic activity (UOA)	694
Carry forward orthodontic activity (UOA)	0
Baseline contract value	£435,345.35

ACCESS

	Contract	England and Wales
24 month ratio of assessments to patient IDs	1.05	1.09

ACTIVITY


Month	Adjusted Scheduled Activity (UOA)	
	2017	2018
April	2	21
May	44	105
June	67	152
July	153	263
August	177	284
September	177	286
October	327	
November	460	
December	570	
January	612	
February	633	
March	696	
April	696	
May	696	
June	696	

QUALITY

	Contract Quantity	Contract Base Number	Contract *	Region	England
% of all assessments that were assess and fit appliances (rolling 12 month period)	40	60	66.7%	55.8%	58.0%
% of all assessments that were assess and refuse (rolling 12 month period)	14	60	23.3%	11.6%	11.4%
% of all assessments that were assess and review (rolling 12 month period)	6	60	10.0%	32.7%	30.6%
% of terminated courses where treatment was abandoned or discontinued (rolling 12 month period)	3	8	37.5%	8.0%	7.8%
% of completed treatments indicating that PAR score was taken (year to date)	0	3	0.0%	61.3%	64.6%
Rate of removable appliances per 100 fixed appliances - proposed treatment (rolling 12 month period)	3	67	4.48	5.40	5.65
Rate of removable appliances per 100 fixed appliances - completed treatment (rolling 12 month period)	0	9	0.00	3.86	4.78
% of courses of treatment with removable appliances only - proposed treatment (rolling 12 month period)	3	40	7.5%	1.4%	2.0%
% of courses of treatment with removable appliances only - completed treatment (rolling 12 month period)	0	5	0.0%	1.0%	1.5%
% of patients satisfied with the treatment they have received (rolling 12 month period)	0	0	N/A	96.1%	96.0%

* Figures in italics indicate that the base number is less than 100.

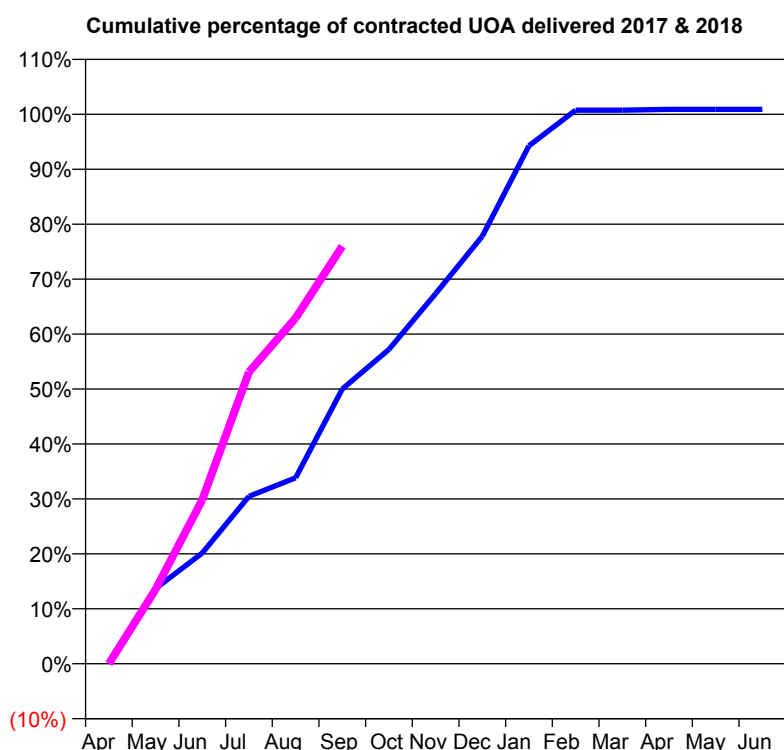
Q52 - Vital Signs Orthodontic At a Glance Contract Report for 151211/0001 - September 2017

Name or company name	Milne, Spencer & Harris Dental Surgeons
Contract type name	GDS Contract
Purpose of contract	General and Orthodontic
Contract start date	01/04/2010
Contract end date	

17/18 Contracted general activity (UDA)	22,000
Carry forward general activity (UDA)	0
17/18 Contracted orthodontic activity (UOA)	650
Carry forward orthodontic activity (UOA)	0
Baseline contract value	£744,394.51

ACCESS

	Contract	England and Wales
24 month ratio of assessments to patient IDs	1.06	1.09

ACTIVITY


Month	Adjusted Scheduled Activity (UOA)	
	2017	2018
April	2	0
May	89	88
June	131	194
July	198	345
August	220	409
September	325	494
October	372	
November	438	
December	506	
January	613	
February	655	
March	655	
April	656	
May	656	
June	656	

QUALITY

	Contract Quantity	Contract Base Number	Contract *	Region	England
% of all assessments that were assess and fit appliances (rolling 12 month period)	39	57	68.4%	55.8%	58.0%
% of all assessments that were assess and refuse (rolling 12 month period)	9	57	15.8%	11.6%	11.4%
% of all assessments that were assess and review (rolling 12 month period)	9	57	15.8%	32.7%	30.6%
% of terminated courses where treatment was abandoned or discontinued (rolling 12 month period)	2	17	11.8%	8.0%	7.8%
% of completed treatments indicating that PAR score was taken (year to date)	10	10	100.0%	61.3%	64.6%
Rate of removable appliances per 100 fixed appliances - proposed treatment (rolling 12 month period)	0	0	N/A	5.40	5.65
Rate of removable appliances per 100 fixed appliances - completed treatment (rolling 12 month period)	1	27	3.70	3.86	4.78
% of courses of treatment with removable appliances only - proposed treatment (rolling 12 month period)	0	39	0.0%	1.4%	2.0%
% of courses of treatment with removable appliances only - completed treatment (rolling 12 month period)	0	15	0.0%	1.0%	1.5%
% of patients satisfied with the treatment they have received (rolling 12 month period)	0	0	N/A	96.1%	96.0%

* Figures in italics indicate that the base number is less than 100.

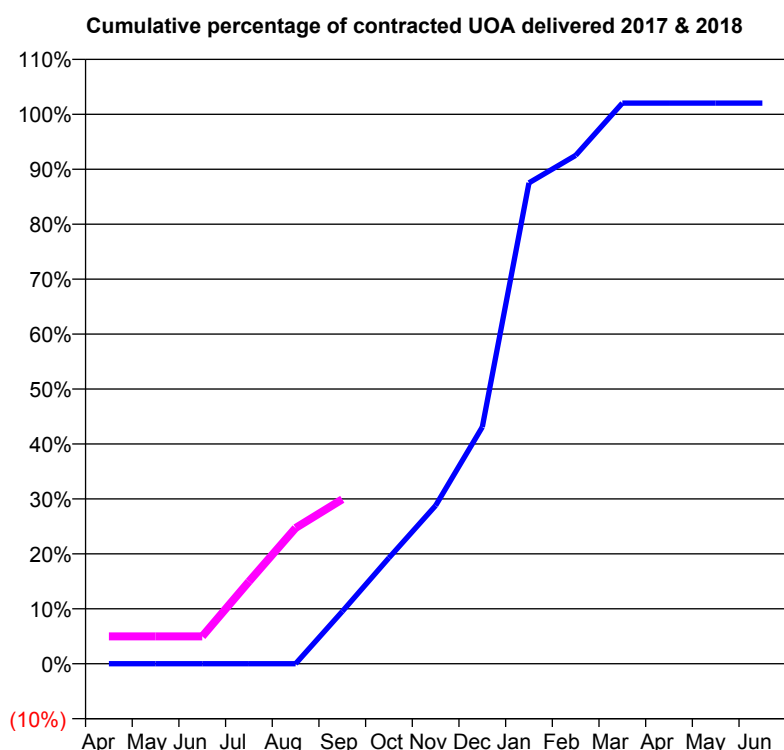
Q52 - Vital Signs Orthodontic At a Glance Contract Report for 151211/0002 - September 2017

Name or company name	Milne, Spencer & Harris Dental Surgeons
Contract type name	GDS Contract
Purpose of contract	General and Orthodontic
Contract start date	01/04/2010
Contract end date	

17/18 Contracted general activity (UDA)	11,795
Carry forward general activity (UDA)	0
17/18 Contracted orthodontic activity (UOA)	441
Carry forward orthodontic activity (UOA)	0
Baseline contract value	£404,819.33

ACCESS

	Contract	England and Wales
24 month ratio of assessments to patient IDs	1.02	1.09

ACTIVITY


Month	Adjusted Scheduled Activity (UOA)	
	2017	2018
April	0	22
May	0	22
June	0	22
July	0	66
August	0	109
September	42	132
October	85	
November	127	
December	190	
January	386	
February	408	
March	450	
April	450	
May	450	
June	450	

QUALITY

	Contract Quantity	Contract Base Number	Contract *	Region	England
% of all assessments that were assess and fit appliances (rolling 12 month period)	25	36	69.4%	55.8%	58.0%
% of all assessments that were assess and refuse (rolling 12 month period)	7	36	19.4%	11.6%	11.4%
% of all assessments that were assess and review (rolling 12 month period)	4	36	11.1%	32.7%	30.6%
% of terminated courses where treatment was abandoned or discontinued (rolling 12 month period)	6	19	31.6%	8.0%	7.8%
% of completed treatments indicating that PAR score was taken (year to date)	7	7	100.0%	61.3%	64.6%
Rate of removable appliances per 100 fixed appliances - proposed treatment (rolling 12 month period)	1	4	25.00	5.40	5.65
Rate of removable appliances per 100 fixed appliances - completed treatment (rolling 12 month period)	2	15	13.33	3.86	4.78
% of courses of treatment with removable appliances only - proposed treatment (rolling 12 month period)	0	25	0.0%	1.4%	2.0%
% of courses of treatment with removable appliances only - completed treatment (rolling 12 month period)	0	13	0.0%	1.0%	1.5%
% of patients satisfied with the treatment they have received (rolling 12 month period)	0	0	N/A	96.1%	96.0%

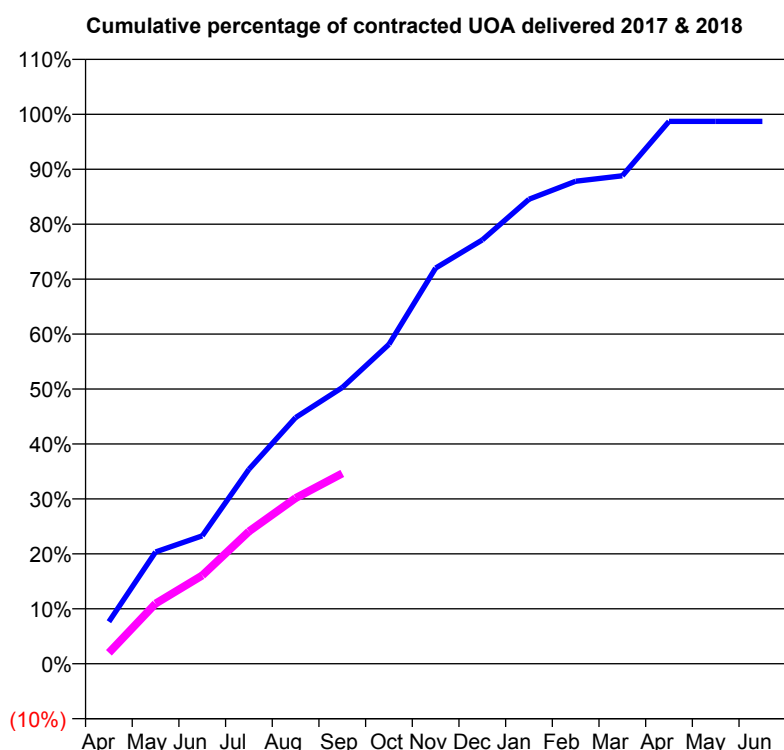
* Figures in italics indicate that the base number is less than 100.

Q52 - Vital Signs Orthodontic At a Glance Contract Report for 162965/0002 - September 2017

Name or company name	Clarendon Dental Spa (Leeds) Ltd
Contract type name	PDS Contract
Purpose of contract	Orthodontic
Contract start date	01/10/2010
Contract end date	31/03/2018

17/18 Contracted general activity (UDA)	0
Carry forward general activity (UDA)	0
17/18 Contracted orthodontic activity (UOA)	4,315
Carry forward orthodontic activity (UOA)	0
Baseline contract value	£272,904.94

ACCESS	Contract	England and Wales
24 month ratio of assessments to patient IDs	1.03	1.09

ACTIVITY


Month	Adjusted Scheduled Activity (UOA)	
	2017	2018
April	330	86
May	878	473
June	1,005	694
July	1,527	1,039
August	1,934	1,301
September	2,169	1,495
October	2,508	
November	3,107	
December	3,328	
January	3,648	
February	3,789	
March	3,832	
April	4,259	
May	4,259	
June	4,259	

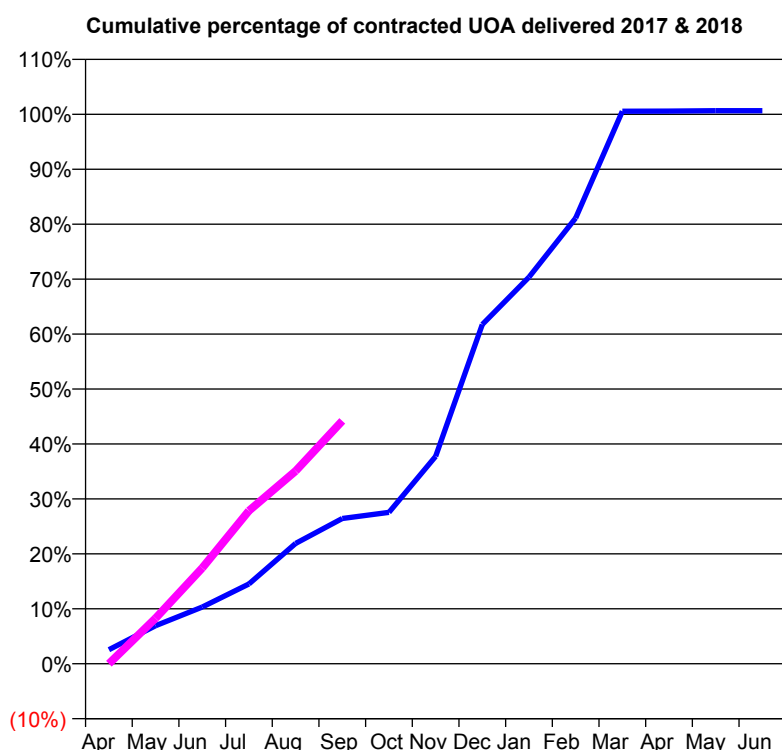
QUALITY	Contract Quantity	Contract Base Number	Contract *	Region	England
% of all assessments that were assess and fit appliances (rolling 12 month period)	168	259	64.9%	55.8%	58.0%
% of all assessments that were assess and refuse (rolling 12 month period)	42	259	16.2%	11.6%	11.4%
% of all assessments that were assess and review (rolling 12 month period)	49	259	18.9%	32.7%	30.6%
% of terminated courses where treatment was abandoned or discontinued (rolling 12 month period)	42	294	14.3%	8.0%	7.8%
% of completed treatments indicating that PAR score was taken (year to date)	85	95	89.5%	61.3%	64.6%
Rate of removable appliances per 100 fixed appliances - proposed treatment (rolling 12 month period)	1	322	0.31	5.40	5.65
Rate of removable appliances per 100 fixed appliances - completed treatment (rolling 12 month period)	6	352	1.70	3.86	4.78
% of courses of treatment with removable appliances only - proposed treatment (rolling 12 month period)	1	168	0.6%	1.4%	2.0%
% of courses of treatment with removable appliances only - completed treatment (rolling 12 month period)	3	252	1.2%	1.0%	1.5%
% of patients satisfied with the treatment they have received (rolling 12 month period)	5	5	100.0%	96.1%	96.0%

* Figures in italics indicate that the base number is less than 100.

Q52 - Vital Signs Orthodontic At a Glance Contract Report for 183652/0002 - September 2017

Name or company name	Haricovert Limited	17/18 Contracted general activity (UDA)	0
Contract type name	PDS Contract	Carry forward general activity (UDA)	0
Purpose of contract	Orthodontic	17/18 Contracted orthodontic activity (UOA)	19,657
Contract start date	01/05/2015	Carry forward orthodontic activity (UOA)	0
Contract end date	31/03/2018	Baseline contract value	£1,235,351.25

ACCESS	Contract	England and Wales
24 month ratio of assessments to patient IDs	1.03	1.09

ACTIVITY


Month	Adjusted Scheduled Activity (UOA)	
	2017	2018
April	501	0
May	1,361	1,628
June	2,029	3,426
July	2,855	5,476
August	4,305	6,897
September	5,199	8,687
October	5,418	
November	7,418	
December	12,140	
January	13,831	
February	15,945	
March	19,767	
April	19,770	
May	19,784	
June	19,784	

QUALITY	Contract Quantity	Contract Base Number	Contract *	Region	England
% of all assessments that were assess and fit appliances (rolling 12 month period)	1,095	1,630	67.2%	55.8%	58.0%
% of all assessments that were assess and refuse (rolling 12 month period)	256	1,630	15.7%	11.6%	11.4%
% of all assessments that were assess and review (rolling 12 month period)	279	1,630	17.1%	32.7%	30.6%
% of terminated courses where treatment was abandoned or discontinued (rolling 12 month period)	59	736	8.0%	8.0%	7.8%
% of completed treatments indicating that PAR score was taken (year to date)	124	302	41.1%	61.3%	64.6%
Rate of removable appliances per 100 fixed appliances - proposed treatment (rolling 12 month period)	276	2,126	12.98	5.40	5.65
Rate of removable appliances per 100 fixed appliances - completed treatment (rolling 12 month period)	163	1,254	13.00	3.86	4.78
% of courses of treatment with removable appliances only - proposed treatment (rolling 12 month period)	13	1,095	1.2%	1.4%	2.0%
% of courses of treatment with removable appliances only - completed treatment (rolling 12 month period)	14	677	2.1%	1.0%	1.5%
% of patients satisfied with the treatment they have received (rolling 12 month period)	24	27	88.9%	96.1%	96.0%

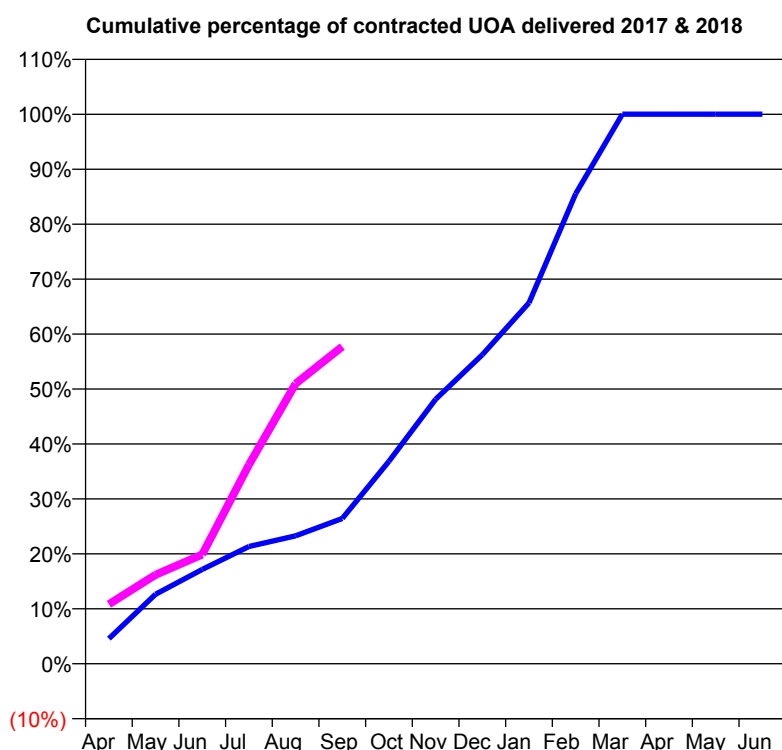
* Figures in italics indicate that the base number is less than 100.

Q52 - Vital Signs Orthodontic At a Glance Contract Report for 188115/0001 - September 2017

Name or company name	St Michaels Orthodontics Ltd
Contract type name	PDS Contract
Purpose of contract	Orthodontic
Contract start date	01/07/2010
Contract end date	31/03/2018

17/18 Contracted general activity (UDA)	0
Carry forward general activity (UDA)	0
17/18 Contracted orthodontic activity (UOA)	4,709
Carry forward orthodontic activity (UOA)	0
Baseline contract value	£295,942.40

ACCESS	Contract	England and Wales
24 month ratio of assessments to patient IDs	1.02	1.09

ACTIVITY


Month	Adjusted Scheduled Activity (UOA)	
	2017	2018
April	215	510
May	596	763
June	808	937
July	1,005	1,705
August	1,096	2,400
September	1,245	2,718
October	1,735	
November	2,267	
December	2,648	
January	3,093	
February	4,027	
March	4,710	
April	4,710	
May	4,710	
June	4,710	

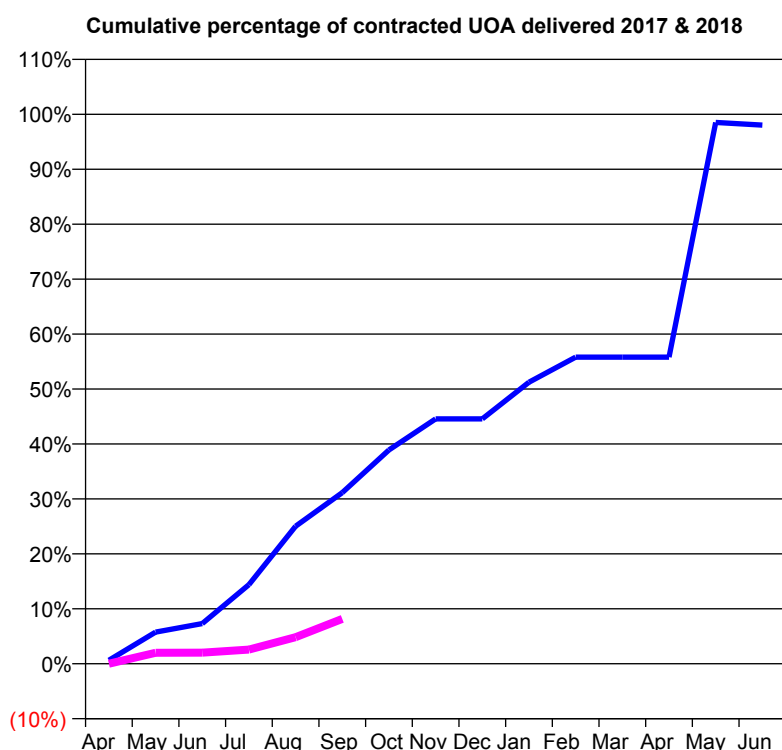
QUALITY	Contract Quantity	Contract Base Number	Contract *	Region	England
% of all assessments that were assess and fit appliances (rolling 12 month period)	291	363	80.2%	55.8%	58.0%
% of all assessments that were assess and refuse (rolling 12 month period)	49	363	13.5%	11.6%	11.4%
% of all assessments that were assess and review (rolling 12 month period)	23	363	6.3%	32.7%	30.6%
% of terminated courses where treatment was abandoned or discontinued (rolling 12 month period)	20	231	8.7%	8.0%	7.8%
% of completed treatments indicating that PAR score was taken (year to date)	62	70	88.6%	61.3%	64.6%
Rate of removable appliances per 100 fixed appliances - proposed treatment (rolling 12 month period)	16	568	2.82	5.40	5.65
Rate of removable appliances per 100 fixed appliances - completed treatment (rolling 12 month period)	0	309	0.00	3.86	4.78
% of courses of treatment with removable appliances only - proposed treatment (rolling 12 month period)	0	291	0.0%	1.4%	2.0%
% of courses of treatment with removable appliances only - completed treatment (rolling 12 month period)	0	211	0.0%	1.0%	1.5%
% of patients satisfied with the treatment they have received (rolling 12 month period)	7	7	100.0%	96.1%	96.0%

* Figures in italics indicate that the base number is less than 100.

Q52 - Vital Signs Orthodontic At a Glance Contract Report for 189669/0001 - September 2017

Name or company name	NSS Properties Ltd	17/18 Contracted general activity (UDA)	0
Contract type name	PDS Contract	Carry forward general activity (UDA)	0
Purpose of contract	Orthodontic	17/18 Contracted orthodontic activity (UOA)	4,189
Contract start date	01/04/2011	Carry forward orthodontic activity (UOA)	0
Contract end date	31/03/2018	Baseline contract value	£265,733.90

ACCESS	Contract	England and Wales
24 month ratio of assessments to patient IDs	1.01	1.09

ACTIVITY


Month	Adjusted Scheduled Activity (UOA)	
	2017	2018
April	27	0
May	241	84
June	306	85
July	603	108
August	1,049	203
September	1,305	342
October	1,630	
November	1,867	
December	1,867	
January	2,146	
February	2,338	
March	2,338	
April	2,338	
May	4,127	
June	4,106	

QUALITY

	Contract Quantity	Contract Base Number	Contract *	Region	England
% of all assessments that were assess and fit appliances (rolling 12 month period)	148	182	81.3%	55.8%	58.0%
% of all assessments that were assess and refuse (rolling 12 month period)	14	182	7.7%	11.6%	11.4%
% of all assessments that were assess and review (rolling 12 month period)	20	182	11.0%	32.7%	30.6%
% of terminated courses where treatment was abandoned or discontinued (rolling 12 month period)	10	162	6.2%	8.0%	7.8%
% of completed treatments indicating that PAR score was taken (year to date)	25	81	30.9%	61.3%	64.6%
Rate of removable appliances per 100 fixed appliances - proposed treatment (rolling 12 month period)	0	292	0.00	5.40	5.65
Rate of removable appliances per 100 fixed appliances - completed treatment (rolling 12 month period)	1	300	0.33	3.86	4.78
% of courses of treatment with removable appliances only - proposed treatment (rolling 12 month period)	0	148	0.0%	1.4%	2.0%
% of courses of treatment with removable appliances only - completed treatment (rolling 12 month period)	0	152	0.0%	1.0%	1.5%
% of patients satisfied with the treatment they have received (rolling 12 month period)	3	3	100.0%	96.1%	96.0%

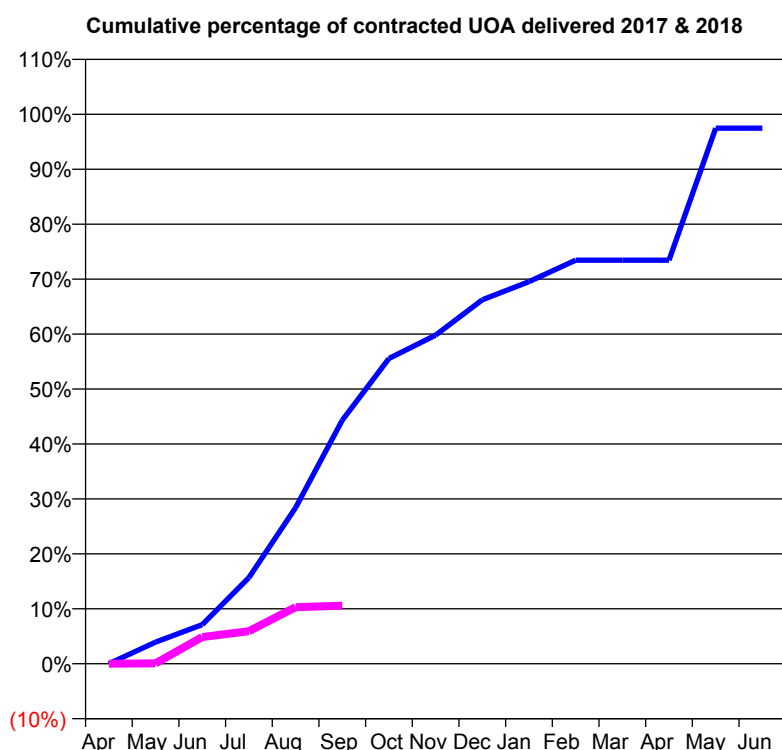
* Figures in italics indicate that the base number is less than 100.

Q52 - Vital Signs Orthodontic At a Glance Contract Report for 189669/0002 - September 2017

Name or company name	NSS Properties Ltd
Contract type name	PDS Contract
Purpose of contract	Orthodontic
Contract start date	01/04/2011
Contract end date	31/03/2018

17/18 Contracted general activity (UDA)	0
Carry forward general activity (UDA)	0
17/18 Contracted orthodontic activity (UOA)	3,996
Carry forward orthodontic activity (UOA)	0
Baseline contract value	£231,963.45

ACCESS	Contract	England and Wales
24 month ratio of assessments to patient IDs	1.01	1.09

ACTIVITY


Month	Adjusted Scheduled Activity (UOA)	
	2017	2018
April	0	0
May	158	3
June	285	194
July	627	237
August	1,135	412
September	1,771	422
October	2,220	
November	2,390	
December	2,647	
January	2,779	
February	2,935	
March	2,935	
April	2,935	
May	3,895	
June	3,895	

QUALITY	Contract Quantity	Contract Base Number	Contract *	Region	England
% of all assessments that were assess and fit appliances (rolling 12 month period)	118	166	71.1%	55.8%	58.0%
% of all assessments that were assess and refuse (rolling 12 month period)	10	166	6.0%	11.6%	11.4%
% of all assessments that were assess and review (rolling 12 month period)	38	166	22.9%	32.7%	30.6%
% of terminated courses where treatment was abandoned or discontinued (rolling 12 month period)	7	129	5.4%	8.0%	7.8%
% of completed treatments indicating that PAR score was taken (year to date)	17	64	26.6%	61.3%	64.6%
Rate of removable appliances per 100 fixed appliances - proposed treatment (rolling 12 month period)	0	233	0.00	5.40	5.65
Rate of removable appliances per 100 fixed appliances - completed treatment (rolling 12 month period)	3	234	1.28	3.86	4.78
% of courses of treatment with removable appliances only - proposed treatment (rolling 12 month period)	0	118	0.0%	1.4%	2.0%
% of courses of treatment with removable appliances only - completed treatment (rolling 12 month period)	0	122	0.0%	1.0%	1.5%
% of patients satisfied with the treatment they have received (rolling 12 month period)	7	7	100.0%	96.1%	96.0%

* Figures in italics indicate that the base number is less than 100.

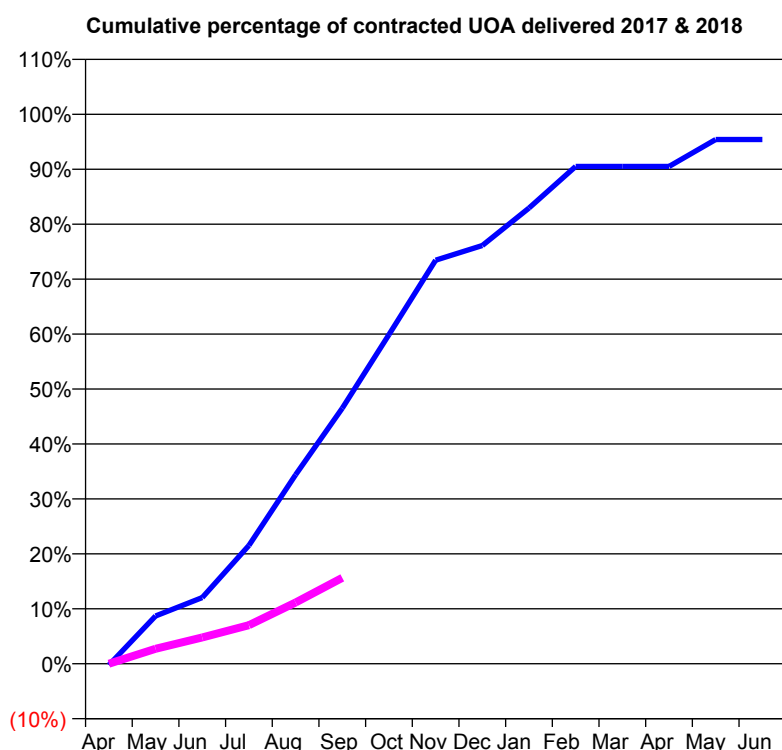
Q52 - Vital Signs Orthodontic At a Glance Contract Report for 189669/0003 - September 2017

Name or company name	NSS Properties Ltd
Contract type name	PDS Contract
Purpose of contract	Orthodontic
Contract start date	01/04/2011
Contract end date	31/03/2018

17/18 Contracted general activity (UDA)	0
Carry forward general activity (UDA)	0
17/18 Contracted orthodontic activity (UOA)	3,148
Carry forward orthodontic activity (UOA)	0
Baseline contract value	£186,155.90

ACCESS	Contract	England and Wales
--------	----------	-------------------

24 month ratio of assessments to patient IDs	1.01	1.09
--	------	------

ACTIVITY


Month	Adjusted Scheduled Activity (UOA)	
	2017	2018
April	-8	0
May	274	86
June	379	151
July	678	221
August	1,083	351
September	1,464	492
October	1,886	
November	2,312	
December	2,396	
January	2,611	
February	2,849	
March	2,849	
April	2,849	
May	3,003	
June	3,003	

QUALITY	Contract Quantity	Contract Base Number	Contract *	Region	England
---------	-------------------	----------------------	------------	--------	---------

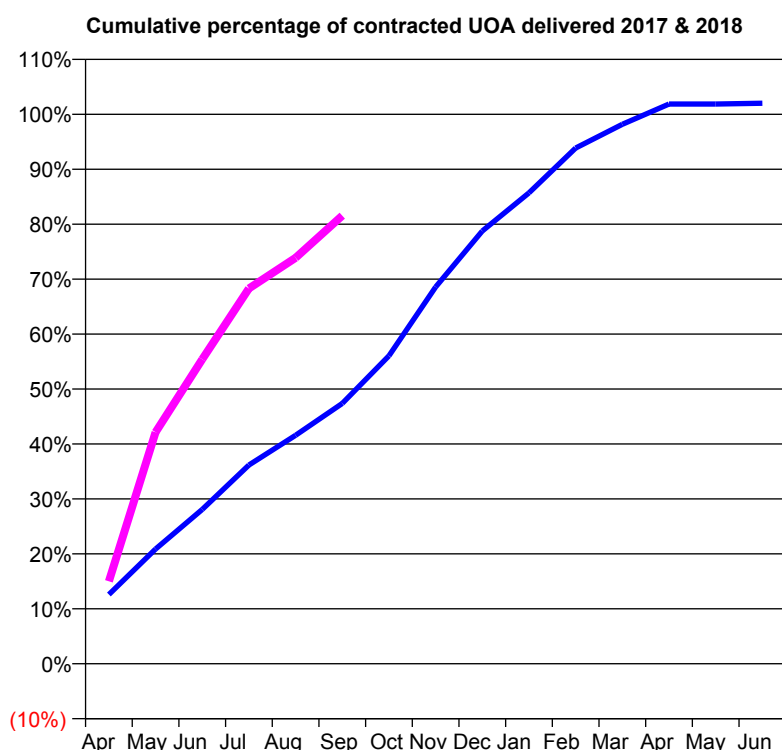
% of all assessments that were assess and fit appliances (rolling 12 month period)	95	161	59.0%	55.8%	58.0%
% of all assessments that were assess and refuse (rolling 12 month period)	14	161	8.7%	11.6%	11.4%
% of all assessments that were assess and review (rolling 12 month period)	52	161	32.3%	32.7%	30.6%
% of terminated courses where treatment was abandoned or discontinued (rolling 12 month period)	15	99	15.2%	8.0%	7.8%
% of completed treatments indicating that PAR score was taken (year to date)	11	46	23.9%	61.3%	64.6%
Rate of removable appliances per 100 fixed appliances - proposed treatment (rolling 12 month period)	0	190	0.00	5.40	5.65
Rate of removable appliances per 100 fixed appliances - completed treatment (rolling 12 month period)	0	168	0.00	3.86	4.78
% of courses of treatment with removable appliances only - proposed treatment (rolling 12 month period)	0	95	0.0%	1.4%	2.0%
% of courses of treatment with removable appliances only - completed treatment (rolling 12 month period)	0	84	0.0%	1.0%	1.5%
% of patients satisfied with the treatment they have received (rolling 12 month period)	2	2	100.0%	96.1%	96.0%

* Figures in italics indicate that the base number is less than 100.

Q52 - Vital Signs Orthodontic At a Glance Contract Report for 264539/0002 - September 2017

Name or company name	MR DI PETRUCCI	17/18 Contracted general activity (UDA)	0
Contract type name	PDS Contract	Carry forward general activity (UDA)	0
Purpose of contract	Orthodontic	17/18 Contracted orthodontic activity (UOA)	13,287
Contract start date	03/11/2014	Carry forward orthodontic activity (UOA)	0
Contract end date	02/11/2024	Baseline contract value	£723,791.91

ACCESS	Contract	England and Wales
24 month ratio of assessments to patient IDs	1.03	1.09

ACTIVITY


Month	Adjusted Scheduled Activity (UOA)	
	2017	2018
April	1,676	1,995
May	2,774	5,600
June	3,732	7,364
July	4,805	9,075
August	5,524	9,818
September	6,294	10,837
October	7,446	
November	9,111	
December	10,465	
January	11,386	
February	12,469	
March	13,044	
April	13,535	
May	13,534	
June	13,555	

QUALITY	Contract Quantity	Contract Base Number	Contract *	Region	England
% of all assessments that were assess and fit appliances (rolling 12 month period)	790	2,412	32.8%	55.8%	58.0%
% of all assessments that were assess and refuse (rolling 12 month period)	388	2,412	16.1%	11.6%	11.4%
% of all assessments that were assess and review (rolling 12 month period)	1,234	2,412	51.2%	32.7%	30.6%
% of terminated courses where treatment was abandoned or discontinued (rolling 12 month period)	34	405	8.4%	8.0%	7.8%
% of completed treatments indicating that PAR score was taken (year to date)	0	229	0.0%	61.3%	64.6%
Rate of removable appliances per 100 fixed appliances - proposed treatment (rolling 12 month period)	99	1,534	6.45	5.40	5.65
Rate of removable appliances per 100 fixed appliances - completed treatment (rolling 12 month period)	30	504	5.95	3.86	4.78
% of courses of treatment with removable appliances only - proposed treatment (rolling 12 month period)	4	790	0.5%	1.4%	2.0%
% of courses of treatment with removable appliances only - completed treatment (rolling 12 month period)	6	371	1.6%	1.0%	1.5%
% of patients satisfied with the treatment they have received (rolling 12 month period)	20	22	90.9%	96.1%	96.0%

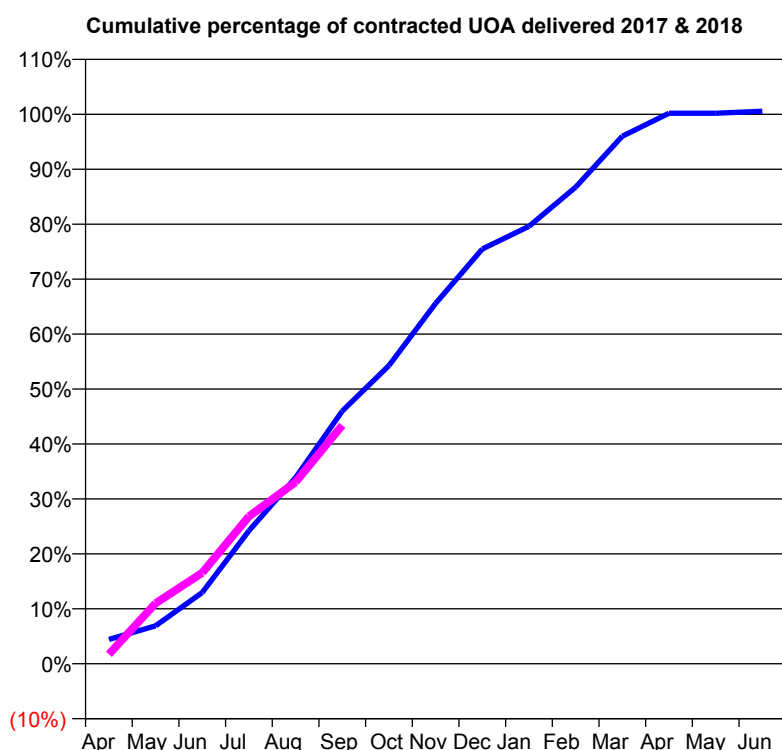
* Figures in italics indicate that the base number is less than 100.

Q52 - Vital Signs Orthodontic At a Glance Contract Report for 318574/0001 - September 2017

Name or company name	MR AI TAYLOR
Contract type name	PDS Contract
Purpose of contract	Orthodontic
Contract start date	01/04/2006
Contract end date	31/03/2018

17/18 Contracted general activity (UDA)	0
Carry forward general activity (UDA)	0
17/18 Contracted orthodontic activity (UOA)	5,608
Carry forward orthodontic activity (UOA)	0
Baseline contract value	£360,509.07

ACCESS	Contract	England and Wales
24 month ratio of assessments to patient IDs	1.02	1.09

ACTIVITY


Month	Adjusted Scheduled Activity (UOA)	
	2017	2018
April	249	97
May	387	617
June	727	929
July	1,357	1,505
August	1,900	1,855
September	2,580	2,434
October	3,043	-
November	3,678	-
December	4,233	-
January	4,465	-
February	4,864	-
March	5,385	-
April	5,618	-
May	5,618	-
June	5,639	-

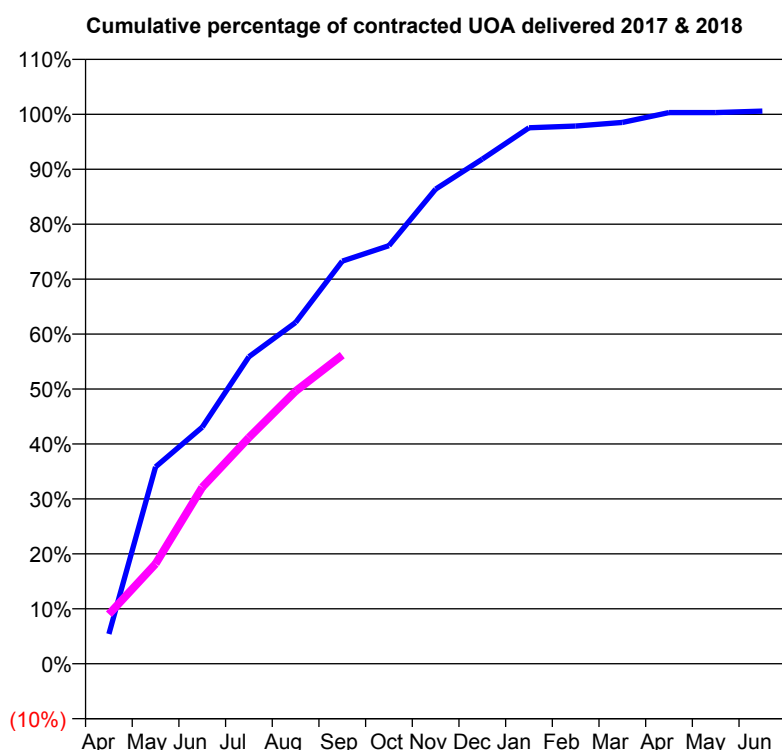
QUALITY	Contract Quantity	Contract Base Number	Contract *	Region	England
% of all assessments that were assess and fit appliances (rolling 12 month period)	246	624	39.4%	55.8%	58.0%
% of all assessments that were assess and refuse (rolling 12 month period)	91	624	14.6%	11.6%	11.4%
% of all assessments that were assess and review (rolling 12 month period)	287	624	46.0%	32.7%	30.6%
% of terminated courses where treatment was abandoned or discontinued (rolling 12 month period)	59	309	19.1%	8.0%	7.8%
% of completed treatments indicating that PAR score was taken (year to date)	25	103	24.3%	61.3%	64.6%
Rate of removable appliances per 100 fixed appliances - proposed treatment (rolling 12 month period)	21	474	4.43	5.40	5.65
Rate of removable appliances per 100 fixed appliances - completed treatment (rolling 12 month period)	10	494	2.02	3.86	4.78
% of courses of treatment with removable appliances only - proposed treatment (rolling 12 month period)	4	246	1.6%	1.4%	2.0%
% of courses of treatment with removable appliances only - completed treatment (rolling 12 month period)	2	250	0.8%	1.0%	1.5%
% of patients satisfied with the treatment they have received (rolling 12 month period)	4	4	100.0%	96.1%	96.0%

* Figures in italics indicate that the base number is less than 100.

Q52 - Vital Signs Orthodontic At a Glance Contract Report for 575941/0001 - September 2017

Name or company name	MR MH PEARSON	17/18 Contracted general activity (UDA)	0
Contract type name	PDS Contract	Carry forward general activity (UDA)	0
Purpose of contract	Orthodontic	17/18 Contracted orthodontic activity (UOA)	21,111
Contract start date	01/06/2013	Carry forward orthodontic activity (UOA)	0
Contract end date	31/03/2018	Baseline contract value	£1,229,808.98

ACCESS	Contract	England and Wales
24 month ratio of assessments to patient IDs	1.02	1.09

ACTIVITY


Month	Adjusted Scheduled Activity (UOA)	
	2017	2018
April	1,144	1,904
May	7,566	3,839
June	9,092	6,780
July	11,795	8,689
August	13,115	10,474
September	15,467	11,856
October	16,063	
November	18,236	
December	19,386	
January	20,593	
February	20,657	
March	20,797	
April	21,177	
May	21,177	
June	21,235	

QUALITY	Contract Quantity	Contract Base Number	Contract *	Region	England
% of all assessments that were assess and fit appliances (rolling 12 month period)	769	2,558	30.1%	55.8%	58.0%
% of all assessments that were assess and refuse (rolling 12 month period)	242	2,558	9.5%	11.6%	11.4%
% of all assessments that were assess and review (rolling 12 month period)	1,547	2,558	60.5%	32.7%	30.6%
% of terminated courses where treatment was abandoned or discontinued (rolling 12 month period)	35	788	4.4%	8.0%	7.8%
% of completed treatments indicating that PAR score was taken (year to date)	0	362	0.0%	61.3%	64.6%
Rate of removable appliances per 100 fixed appliances - proposed treatment (rolling 12 month period)	143	1,485	9.63	5.40	5.65
Rate of removable appliances per 100 fixed appliances - completed treatment (rolling 12 month period)	123	1,473	8.35	3.86	4.78
% of courses of treatment with removable appliances only - proposed treatment (rolling 12 month period)	19	769	2.5%	1.4%	2.0%
% of courses of treatment with removable appliances only - completed treatment (rolling 12 month period)	7	753	0.9%	1.0%	1.5%
% of patients satisfied with the treatment they have received (rolling 12 month period)	28	28	100.0%	96.1%	96.0%

* Figures in italics indicate that the base number is less than 100.

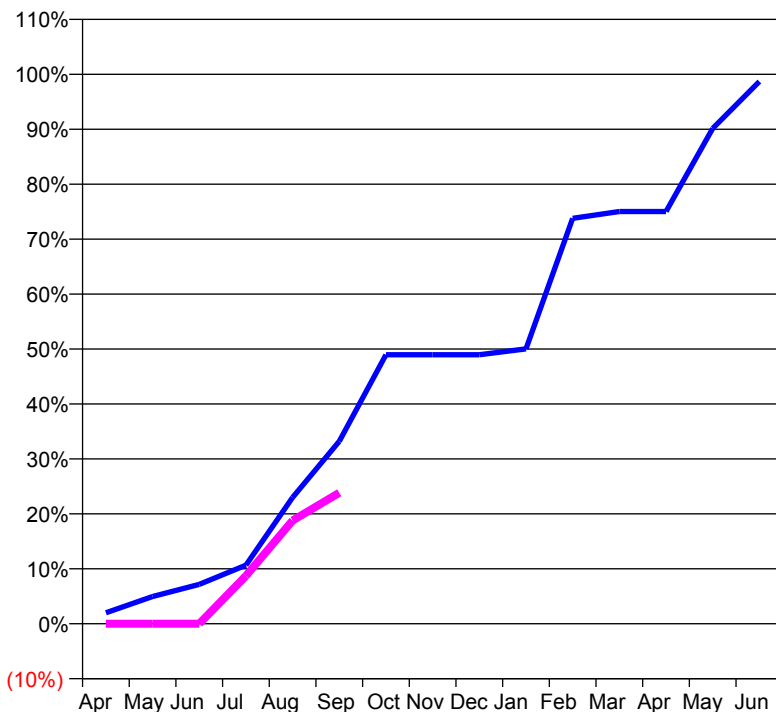
Q52 - Vital Signs Orthodontic At a Glance Contract Report for 632813/0001 - September 2017

Name or company name	MR JL SEDDON
Contract type name	PDS Contract
Purpose of contract	Orthodontic
Contract start date	01/04/2006
Contract end date	31/03/2018

17/18 Contracted general activity (UDA)	0
Carry forward general activity (UDA)	0
17/18 Contracted orthodontic activity (UOA)	2,261
Carry forward orthodontic activity (UOA)	0
Baseline contract value	£133,656.69

ACCESS

	Contract	England and Wales
24 month ratio of assessments to patient IDs	1.10	1.09

ACTIVITY
Cumulative percentage of contracted UOA delivered 2017 & 2018

Adjusted Scheduled Activity (UOA)

Month	2017	2018
April	45	0
May	112	0
June	162	0
July	241	197
August	520	425
September	751	539
October	1,107	
November	1,107	
December	1,107	
January	1,131	
February	1,668	
March	1,696	
April	1,696	
May	2,038	
June	2,231	

QUALITY

	Contract Quantity	Contract Base Number	Contract *	Region	England
% of all assessments that were assess and fit appliances (rolling 12 month period)	87	298	29.2%	55.8%	58.0%
% of all assessments that were assess and refuse (rolling 12 month period)	25	298	8.4%	11.6%	11.4%
% of all assessments that were assess and review (rolling 12 month period)	186	298	62.4%	32.7%	30.6%
% of terminated courses where treatment was abandoned or discontinued (rolling 12 month period)	1	62	1.6%	8.0%	7.8%
% of completed treatments indicating that PAR score was taken (year to date)	0	29	0.0%	61.3%	64.6%
Rate of removable appliances per 100 fixed appliances - proposed treatment (rolling 12 month period)	1	172	0.58	5.40	5.65
Rate of removable appliances per 100 fixed appliances - completed treatment (rolling 12 month period)	0	122	0.00	3.86	4.78
% of courses of treatment with removable appliances only - proposed treatment (rolling 12 month period)	1	87	1.1%	1.4%	2.0%
% of courses of treatment with removable appliances only - completed treatment (rolling 12 month period)	0	61	0.0%	1.0%	1.5%
% of patients satisfied with the treatment they have received (rolling 12 month period)	2	2	100.0%	96.1%	96.0%

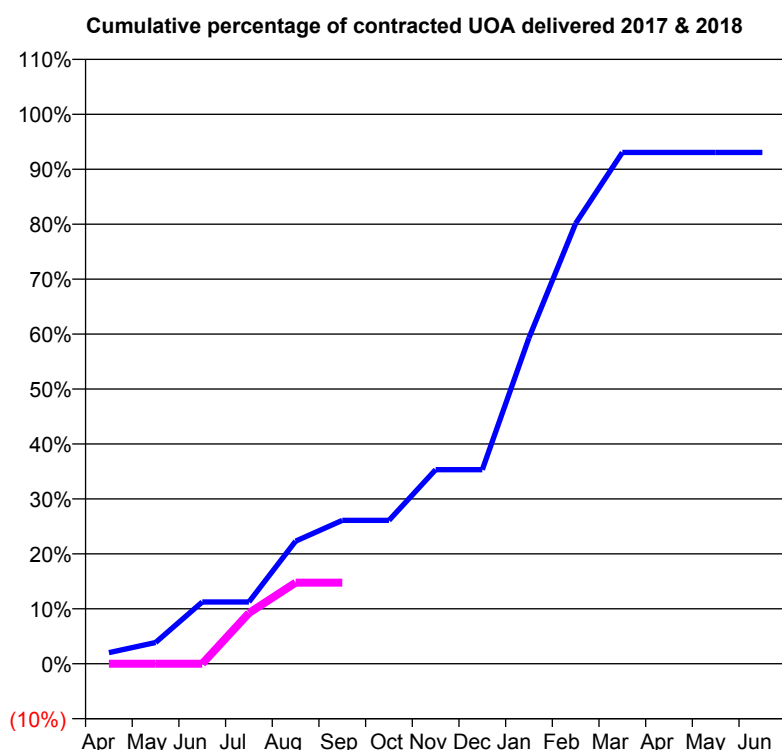
* Figures in italics indicate that the base number is less than 100.

Q52 - Vital Signs Orthodontic At a Glance Contract Report for 751952/0002 - September 2017

Name or company name	MR DF SCHUTH
Contract type name	PDS Contract
Purpose of contract	Orthodontic
Contract start date	01/04/2006
Contract end date	31/03/2018

17/18 Contracted general activity (UDA)	0
Carry forward general activity (UDA)	0
17/18 Contracted orthodontic activity (UOA)	1,138
Carry forward orthodontic activity (UOA)	0
Baseline contract value	£71,544.30

ACCESS	Contract	England and Wales
24 month ratio of assessments to patient IDs	1.00	1.09

ACTIVITY


Month	Adjusted Scheduled Activity (UOA)	
	2017	2018
April	23	0
May	44	0
June	128	0
July	128	105
August	254	168
September	297	168
October	297	
November	402	
December	402	
January	675	
February	912	
March	1,059	
April	1,059	
May	1,059	
June	1,059	

QUALITY	Contract Quantity	Contract Base Number	Contract *	Region	England
% of all assessments that were assess and fit appliances (rolling 12 month period)	45	45	100.0%	55.8%	58.0%
% of all assessments that were assess and refuse (rolling 12 month period)	0	45	0.0%	11.6%	11.4%
% of all assessments that were assess and review (rolling 12 month period)	0	45	0.0%	32.7%	30.6%
% of terminated courses where treatment was abandoned or discontinued (rolling 12 month period)	3	42	7.1%	8.0%	7.8%
% of completed treatments indicating that PAR score was taken (year to date)	5	19	26.3%	61.3%	64.6%
Rate of removable appliances per 100 fixed appliances - proposed treatment (rolling 12 month period)	10	86	11.63	5.40	5.65
Rate of removable appliances per 100 fixed appliances - completed treatment (rolling 12 month period)	10	67	14.93	3.86	4.78
% of courses of treatment with removable appliances only - proposed treatment (rolling 12 month period)	1	45	2.2%	1.4%	2.0%
% of courses of treatment with removable appliances only - completed treatment (rolling 12 month period)	2	39	5.1%	1.0%	1.5%
% of patients satisfied with the treatment they have received (rolling 12 month period)	1	1	100.0%	96.1%	96.0%

* Figures in italics indicate that the base number is less than 100.

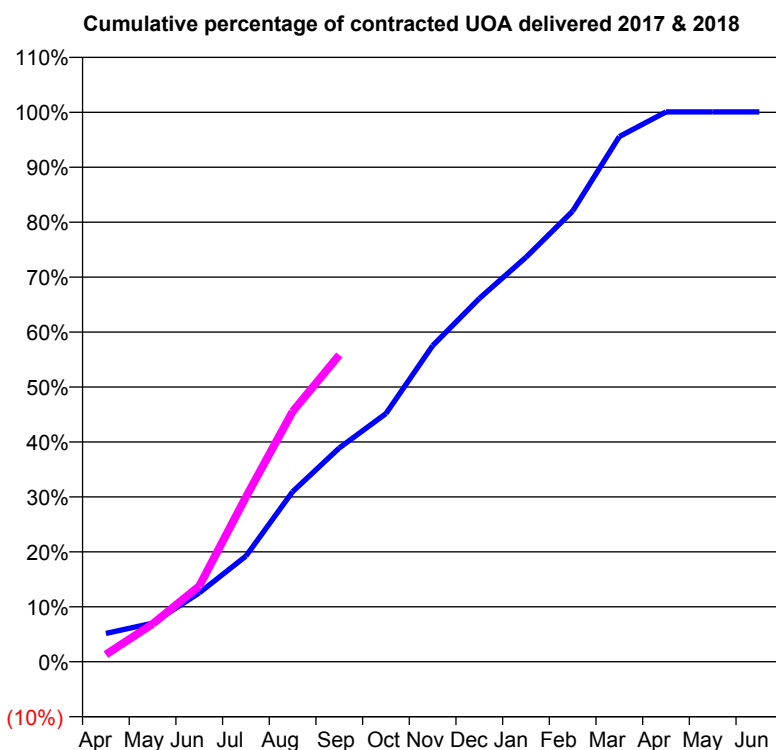
Q53 - Vital Signs Orthodontic At a Glance Contract Report for 101281/0093 - September 2017

Name or company name	OASIS DENTAL CARE LTD
Contract type name	PDS Contract
Purpose of contract	Orthodontic
Contract start date	01/04/2006
Contract end date	31/03/2018

17/18 Contracted general activity (UDA)	0
Carry forward general activity (UDA)	0
17/18 Contracted orthodontic activity (UOA)	13,516
Carry forward orthodontic activity (UOA)	-10
Baseline contract value	£909,723.96

ACCESS

	Contract	England and Wales
24 month ratio of assessments to patient IDs	1.02	1.09

ACTIVITY


Month	Adjusted Scheduled Activity (UOA)	
	2017	2018
April	696	180
May	949	931
June	1,694	1,862
July	2,599	4,053
August	4,183	6,156
September	5,258	7,546
October	6,106	
November	7,776	
December	8,937	
January	9,949	
February	11,083	
March	12,917	
April	13,526	
May	13,526	
June	13,526	

QUALITY

	Contract Quantity	Contract Base Number	Contract *	Region	England
% of all assessments that were assess and fit appliances (rolling 12 month period)	750	819	91.6%	57.6%	58.0%
% of all assessments that were assess and refuse (rolling 12 month period)	0	819	0.0%	11.0%	11.4%
% of all assessments that were assess and review (rolling 12 month period)	69	819	8.4%	31.3%	30.6%
% of terminated courses where treatment was abandoned or discontinued (rolling 12 month period)	42	480	8.8%	8.4%	7.8%
% of completed treatments indicating that PAR score was taken (year to date)	132	151	87.4%	61.1%	64.6%
Rate of removable appliances per 100 fixed appliances - proposed treatment (rolling 12 month period)	20	1,415	1.41	7.31	5.65
Rate of removable appliances per 100 fixed appliances - completed treatment (rolling 12 month period)	90	810	11.11	6.66	4.78
% of courses of treatment with removable appliances only - proposed treatment (rolling 12 month period)	2	750	0.3%	2.5%	2.0%
% of courses of treatment with removable appliances only - completed treatment (rolling 12 month period)	4	438	0.9%	1.6%	1.5%
% of patients satisfied with the treatment they have received (rolling 12 month period)	23	23	100.0%	95.8%	96.0%

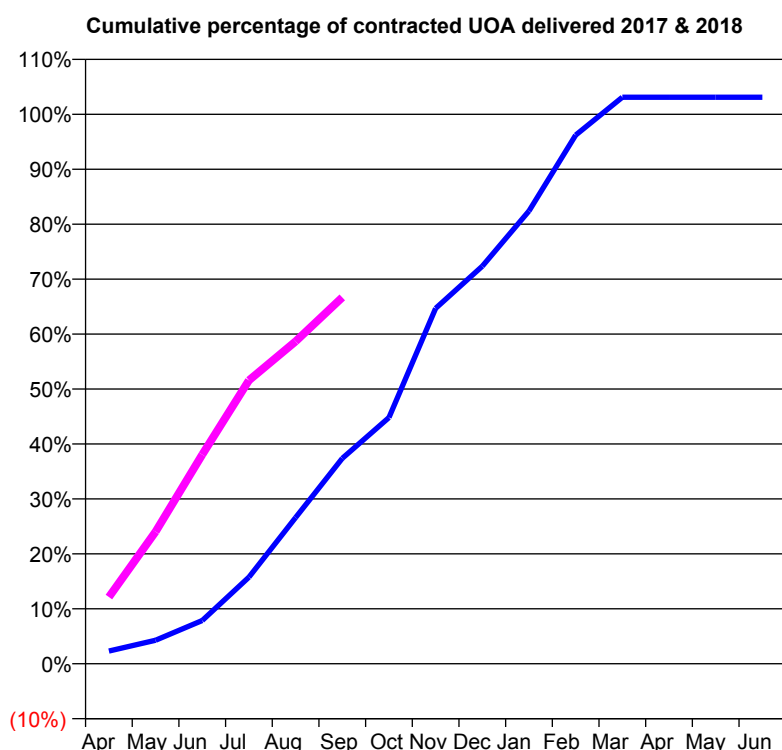
* Figures in italics indicate that the base number is less than 100.

Q53 - Vital Signs Orthodontic At a Glance Contract Report for 103926/0001 - September 2017

Name or company name	Aesthetic Dental Care Limited
Contract type name	PDS Contract
Purpose of contract	Orthodontic
Contract start date	01/03/2008
Contract end date	31/03/2018

17/18 Contracted general activity (UDA)	0
Carry forward general activity (UDA)	0
17/18 Contracted orthodontic activity (UOA)	12,066
Carry forward orthodontic activity (UOA)	-242
Baseline contract value	£718,765.39

ACCESS	Contract	England and Wales
24 month ratio of assessments to patient IDs	1.13	1.09

ACTIVITY


Month	Adjusted Scheduled Activity (UOA)	
	2017	2018
April	281	1,465
May	516	2,901
June	950	4,594
July	1,902	6,224
August	3,210	7,078
September	4,511	8,046
October	5,408	
November	7,804	
December	8,731	
January	9,942	
February	11,609	
March	12,440	
April	12,441	
May	12,441	
June	12,441	

QUALITY	Contract Quantity	Contract Base Number	Contract *	Region	England
% of all assessments that were assess and fit appliances (rolling 12 month period)	737	1,222	60.3%	57.6%	58.0%
% of all assessments that were assess and refuse (rolling 12 month period)	47	1,222	3.8%	11.0%	11.4%
% of all assessments that were assess and review (rolling 12 month period)	438	1,222	35.8%	31.3%	30.6%
% of terminated courses where treatment was abandoned or discontinued (rolling 12 month period)	19	537	3.5%	8.4%	7.8%
% of completed treatments indicating that PAR score was taken (year to date)	0	255	0.0%	61.1%	64.6%
Rate of removable appliances per 100 fixed appliances - proposed treatment (rolling 12 month period)	176	1,423	12.37	7.31	5.65
Rate of removable appliances per 100 fixed appliances - completed treatment (rolling 12 month period)	0	6	0.00	6.66	4.78
% of courses of treatment with removable appliances only - proposed treatment (rolling 12 month period)	16	737	2.2%	2.5%	2.0%
% of courses of treatment with removable appliances only - completed treatment (rolling 12 month period)	0	518	0.0%	1.6%	1.5%
% of patients satisfied with the treatment they have received (rolling 12 month period)	41	42	97.6%	95.8%	96.0%

* Figures in italics indicate that the base number is less than 100.

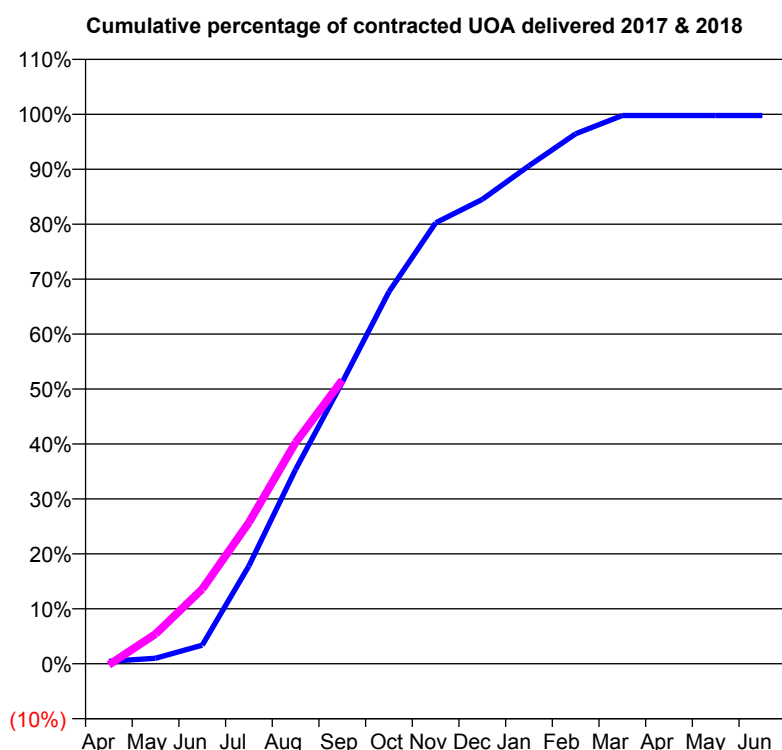
Q53 - Vital Signs Orthodontic At a Glance Contract Report for 104337/0001 - September 2017

Name or company name	Pinnacle Orthodontics Ltd
Contract type name	PDS Contract
Purpose of contract	Orthodontic
Contract start date	01/03/2015
Contract end date	31/03/2018

17/18 Contracted general activity (UDA)	0
Carry forward general activity (UDA)	0
17/18 Contracted orthodontic activity (UOA)	7,582
Carry forward orthodontic activity (UOA)	17
Baseline contract value	£497,243.64

ACCESS

	Contract	England and Wales
24 month ratio of assessments to patient IDs	1.02	1.09

ACTIVITY


Month	Adjusted Scheduled Activity (UOA)	
	2017	2018
April	34	-15
May	76	411
June	257	1,031
July	1,352	1,949
August	2,681	3,053
September	3,885	3,914
October	5,132	
November	6,084	
December	6,408	
January	6,871	
February	7,312	
March	7,565	
April	7,565	
May	7,565	
June	7,565	

QUALITY

	Contract Quantity	Contract Base Number	Contract *	Region	England
% of all assessments that were assess and fit appliances (rolling 12 month period)	364	440	82.7%	57.6%	58.0%
% of all assessments that were assess and refuse (rolling 12 month period)	54	440	12.3%	11.0%	11.4%
% of all assessments that were assess and review (rolling 12 month period)	22	440	5.0%	31.3%	30.6%
% of terminated courses where treatment was abandoned or discontinued (rolling 12 month period)	22	284	7.7%	8.4%	7.8%
% of completed treatments indicating that PAR score was taken (year to date)	115	125	92.0%	61.1%	64.6%
Rate of removable appliances per 100 fixed appliances - proposed treatment (rolling 12 month period)	171	701	24.39	7.31	5.65
Rate of removable appliances per 100 fixed appliances - completed treatment (rolling 12 month period)	92	507	18.15	6.66	4.78
% of courses of treatment with removable appliances only - proposed treatment (rolling 12 month period)	6	364	1.6%	2.5%	2.0%
% of courses of treatment with removable appliances only - completed treatment (rolling 12 month period)	4	262	1.5%	1.6%	1.5%
% of patients satisfied with the treatment they have received (rolling 12 month period)	9	9	100.0%	95.8%	96.0%

* Figures in italics indicate that the base number is less than 100.

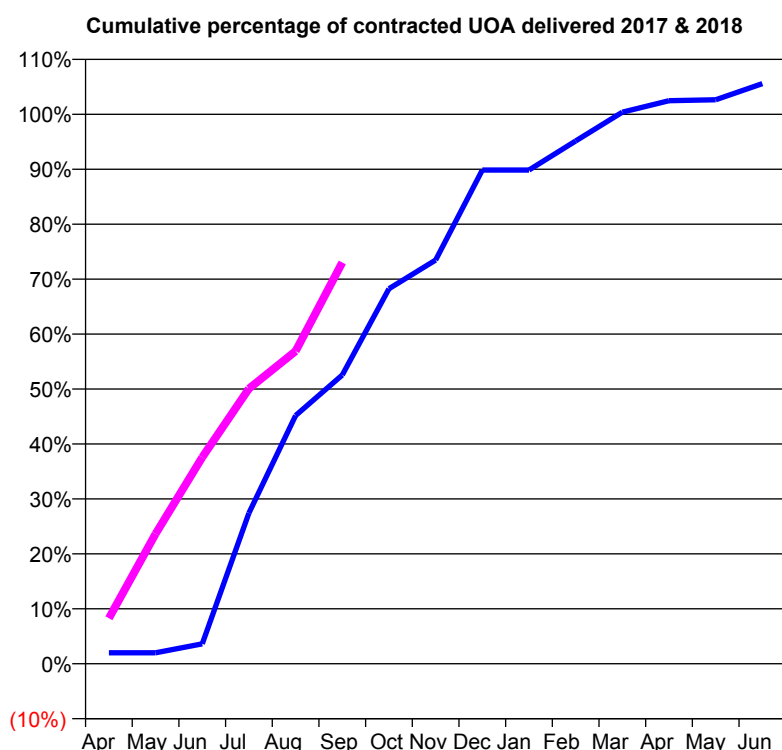
Q53 - Vital Signs Orthodontic At a Glance Contract Report for 114960/0001 - September 2017

Name or company name	Stratford Orthodontics Limited
Contract type name	PDS Contract
Purpose of contract	Orthodontic
Contract start date	01/08/2014
Contract end date	31/03/2018

17/18 Contracted general activity (UDA)	0
Carry forward general activity (UDA)	0
17/18 Contracted orthodontic activity (UOA)	12,500
Carry forward orthodontic activity (UOA)	-250
Baseline contract value	£819,852.78

ACCESS

	Contract	England and Wales
24 month ratio of assessments to patient IDs	1.11	1.09

ACTIVITY


Month	Adjusted Scheduled Activity (UOA)	
	2017	2018
April	250	1,036
May	250	2,957
June	455	4,698
July	3,430	6,260
August	5,647	7,111
September	6,570	9,128
October	8,530	
November	9,185	
December	11,230	
January	11,230	
February	11,892	
March	12,549	
April	12,809	
May	12,831	
June	13,196	

QUALITY

	Contract Quantity	Contract Base Number	Contract *	Region	England
% of all assessments that were assess and fit appliances (rolling 12 month period)	772	963	80.2%	57.6%	58.0%
% of all assessments that were assess and refuse (rolling 12 month period)	69	963	7.2%	11.0%	11.4%
% of all assessments that were assess and review (rolling 12 month period)	122	963	12.7%	31.3%	30.6%
% of terminated courses where treatment was abandoned or discontinued (rolling 12 month period)	25	566	4.4%	8.4%	7.8%
% of completed treatments indicating that PAR score was taken (year to date)	274	283	96.8%	61.1%	64.6%
Rate of removable appliances per 100 fixed appliances - proposed treatment (rolling 12 month period)	111	1,461	7.60	7.31	5.65
Rate of removable appliances per 100 fixed appliances - completed treatment (rolling 12 month period)	62	1,009	6.14	6.66	4.78
% of courses of treatment with removable appliances only - proposed treatment (rolling 12 month period)	31	772	4.0%	2.5%	2.0%
% of courses of treatment with removable appliances only - completed treatment (rolling 12 month period)	28	541	5.2%	1.6%	1.5%
% of patients satisfied with the treatment they have received (rolling 12 month period)	37	39	94.9%	95.8%	96.0%

* Figures in italics indicate that the base number is less than 100.

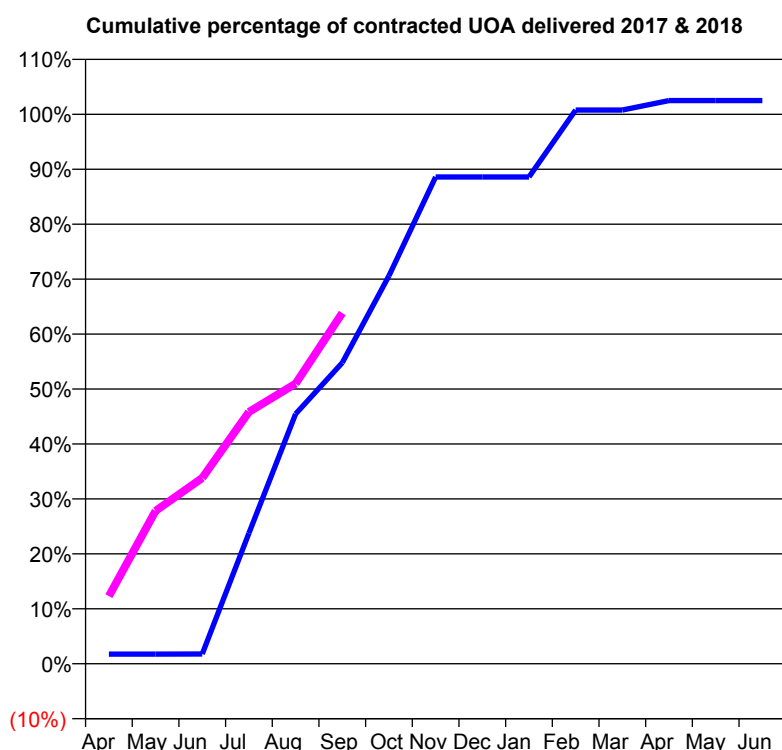
Q53 - Vital Signs Orthodontic At a Glance Contract Report for 142034/0001 - September 2017

Name or company name	Evesham Orthodontics Limited
Contract type name	PDS Contract
Purpose of contract	Orthodontic
Contract start date	01/06/2015
Contract end date	31/03/2018

17/18 Contracted general activity (UDA)	0
Carry forward general activity (UDA)	0
17/18 Contracted orthodontic activity (UOA)	2,452
Carry forward orthodontic activity (UOA)	-50
Baseline contract value	£151,776.67

ACCESS

	Contract	England and Wales
24 month ratio of assessments to patient IDs	1.11	1.09

ACTIVITY


Month	Adjusted Scheduled Activity (UOA)	
	2017	2018
April	43	302
May	43	682
June	44	829
July	583	1,124
August	1,115	1,250
September	1,343	1,565
October	1,731	
November	2,172	
December	2,172	
January	2,172	
February	2,471	
March	2,471	
April	2,513	
May	2,513	
June	2,513	

QUALITY

	Contract Quantity	Contract Base Number	Contract *	Region	England
% of all assessments that were assess and fit appliances (rolling 12 month period)	130	144	90.3%	57.6%	58.0%
% of all assessments that were assess and refuse (rolling 12 month period)	4	144	2.8%	11.0%	11.4%
% of all assessments that were assess and review (rolling 12 month period)	10	144	6.9%	31.3%	30.6%
% of terminated courses where treatment was abandoned or discontinued (rolling 12 month period)	3	44	6.8%	8.4%	7.8%
% of completed treatments indicating that PAR score was taken (year to date)	23	25	92.0%	61.1%	64.6%
Rate of removable appliances per 100 fixed appliances - proposed treatment (rolling 12 month period)	13	256	5.08	7.31	5.65
Rate of removable appliances per 100 fixed appliances - completed treatment (rolling 12 month period)	4	49	8.16	6.66	4.78
% of courses of treatment with removable appliances only - proposed treatment (rolling 12 month period)	1	130	0.8%	2.5%	2.0%
% of courses of treatment with removable appliances only - completed treatment (rolling 12 month period)	3	41	7.3%	1.6%	1.5%
% of patients satisfied with the treatment they have received (rolling 12 month period)	3	3	100.0%	95.8%	96.0%

* Figures in italics indicate that the base number is less than 100.

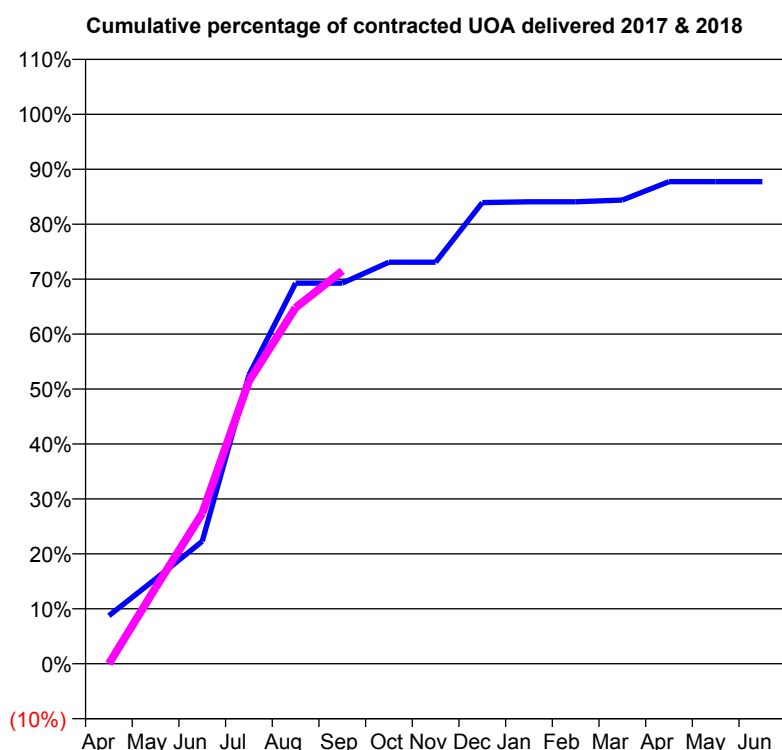
Q53 - Vital Signs Orthodontic At a Glance Contract Report for 150312/0001 - September 2017

Name or company name	Dorset House Dental
Contract type name	GDS Contract
Purpose of contract	General and Orthodontic
Contract start date	01/04/2015
Contract end date	

17/18 Contracted general activity (UDA)	21,588
Carry forward general activity (UDA)	0
17/18 Contracted orthodontic activity (UOA)	628
Carry forward orthodontic activity (UOA)	0
Baseline contract value	£697,556.96

ACCESS

	Contract	England and Wales
24 month ratio of assessments to patient IDs	1.02	1.09

ACTIVITY


Month	Adjusted Scheduled Activity (UOA)	
	2017	2018
April	55	0
May	97	87
June	140	172
July	330	323
August	435	407
September	435	449
October	459	
November	459	
December	527	
January	528	
February	528	
March	530	
April	551	
May	551	
June	551	

QUALITY

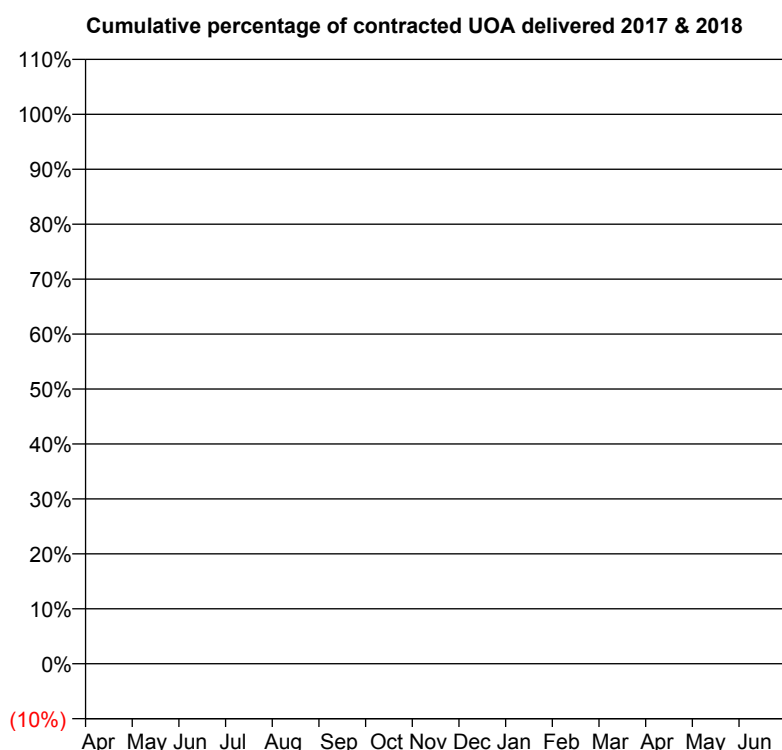
	Contract Quantity	Contract Base Number	Contract *	Region	England
% of all assessments that were assess and fit appliances (rolling 12 month period)	27	46	58.7%	57.6%	58.0%
% of all assessments that were assess and refuse (rolling 12 month period)	16	46	34.8%	11.0%	11.4%
% of all assessments that were assess and review (rolling 12 month period)	3	46	6.5%	31.3%	30.6%
% of terminated courses where treatment was abandoned or discontinued (rolling 12 month period)	0	10	0.0%	8.4%	7.8%
% of completed treatments indicating that PAR score was taken (year to date)	6	6	100.0%	61.1%	64.6%
Rate of removable appliances per 100 fixed appliances - proposed treatment (rolling 12 month period)	0	13	0.00	7.31	5.65
Rate of removable appliances per 100 fixed appliances - completed treatment (rolling 12 month period)	2	13	15.38	6.66	4.78
% of courses of treatment with removable appliances only - proposed treatment (rolling 12 month period)	0	27	0.0%	2.5%	2.0%
% of courses of treatment with removable appliances only - completed treatment (rolling 12 month period)	1	10	10.0%	1.6%	1.5%
% of patients satisfied with the treatment they have received (rolling 12 month period)	1	1	100.0%	95.8%	96.0%

* Figures in italics indicate that the base number is less than 100.

Q53 - Vital Signs Orthodontic At a Glance Contract Report for 167797/0002 - September 2017

Name or company name	Grafton House Dental Practice	17/18 Contracted general activity (UDA)	16,042
Contract type name	PDS Plus Contract	Carry forward general activity (UDA)	0
Purpose of contract	General	17/18 Contracted orthodontic activity (UOA)	0
Contract start date	01/04/2011	Carry forward orthodontic activity (UOA)	0
Contract end date	30/09/2017	Baseline contract value	£335,090.26

ACCESS	Contract	England and Wales
24 month ratio of assessments to patient IDs	1.00	1.09

ACTIVITY


Month	Adjusted Scheduled Activity (UOA)	
	2017	2018
April	0	0
May	0	0
June	0	0
July	0	1
August	0	1
September	0	1
October	0	
November	0	
December	0	
January	0	
February	0	
March	0	
April	0	
May	0	
June	0	

QUALITY	Contract Quantity	Contract Base Number	Contract *	Region	England
% of all assessments that were assess and fit appliances (rolling 12 month period)	0	1	0.0%	57.6%	58.0%
% of all assessments that were assess and refuse (rolling 12 month period)	0	1	0.0%	11.0%	11.4%
% of all assessments that were assess and review (rolling 12 month period)	1	1	100.0%	31.3%	30.6%
% of terminated courses where treatment was abandoned or discontinued (rolling 12 month period)	0	0	N/A	8.4%	7.8%
% of completed treatments indicating that PAR score was taken (year to date)	0	0	N/A	61.1%	64.6%
Rate of removable appliances per 100 fixed appliances - proposed treatment (rolling 12 month period)	0	0	N/A	7.31	5.65
Rate of removable appliances per 100 fixed appliances - completed treatment (rolling 12 month period)	0	0	N/A	6.66	4.78
% of courses of treatment with removable appliances only - proposed treatment (rolling 12 month period)	0	0	N/A	2.5%	2.0%
% of courses of treatment with removable appliances only - completed treatment (rolling 12 month period)	0	0	N/A	1.6%	1.5%
% of patients satisfied with the treatment they have received (rolling 12 month period)	0	0	N/A	95.8%	96.0%

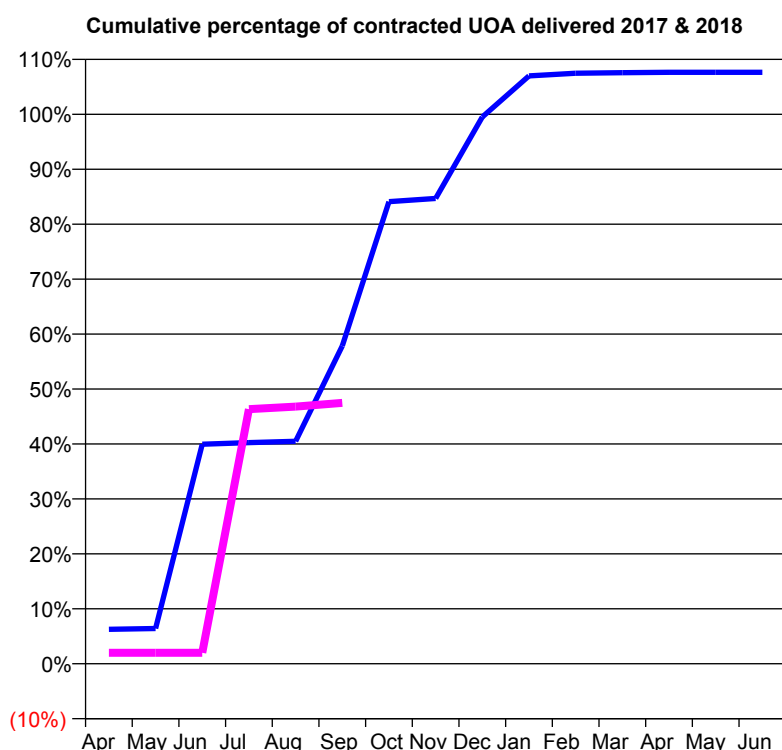
* Figures in italics indicate that the base number is less than 100.

Q53 - Vital Signs Orthodontic At a Glance Contract Report for 171212/0001 - September 2017

Name or company name	Castle Quay (Hereford) Limited
Contract type name	PDS Contract
Purpose of contract	Orthodontic
Contract start date	01/09/2012
Contract end date	31/03/2018

17/18 Contracted general activity (UDA)	0
Carry forward general activity (UDA)	0
17/18 Contracted orthodontic activity (UOA)	12,348
Carry forward orthodontic activity (UOA)	-247
Baseline contract value	£821,788.42

ACCESS	Contract	England and Wales
24 month ratio of assessments to patient IDs	1.05	1.09

ACTIVITY


Month	Adjusted Scheduled Activity (UOA)	
	2017	2018
April	774	247
May	794	247
June	4,933	247
July	4,970	5,721
August	5,000	5,778
September	7,142	5,863
October	10,385	
November	10,455	
December	12,288	
January	13,210	
February	13,270	
March	13,281	
April	13,291	
May	13,291	
June	13,291	

QUALITY	Contract Quantity	Contract Base Number	Contract *	Region	England
% of all assessments that were assess and fit appliances (rolling 12 month period)	550	982	56.0%	57.6%	58.0%
% of all assessments that were assess and refuse (rolling 12 month period)	173	982	17.6%	11.0%	11.4%
% of all assessments that were assess and review (rolling 12 month period)	259	982	26.4%	31.3%	30.6%
% of terminated courses where treatment was abandoned or discontinued (rolling 12 month period)	80	754	10.6%	8.4%	7.8%
% of completed treatments indicating that PAR score was taken (year to date)	131	244	53.7%	61.1%	64.6%
Rate of removable appliances per 100 fixed appliances - proposed treatment (rolling 12 month period)	152	1,033	14.71	7.31	5.65
Rate of removable appliances per 100 fixed appliances - completed treatment (rolling 12 month period)	164	1,307	12.55	6.66	4.78
% of courses of treatment with removable appliances only - proposed treatment (rolling 12 month period)	11	550	2.0%	2.5%	2.0%
% of courses of treatment with removable appliances only - completed treatment (rolling 12 month period)	15	674	2.2%	1.6%	1.5%
% of patients satisfied with the treatment they have received (rolling 12 month period)	21	22	95.5%	95.8%	96.0%

* Figures in italics indicate that the base number is less than 100.

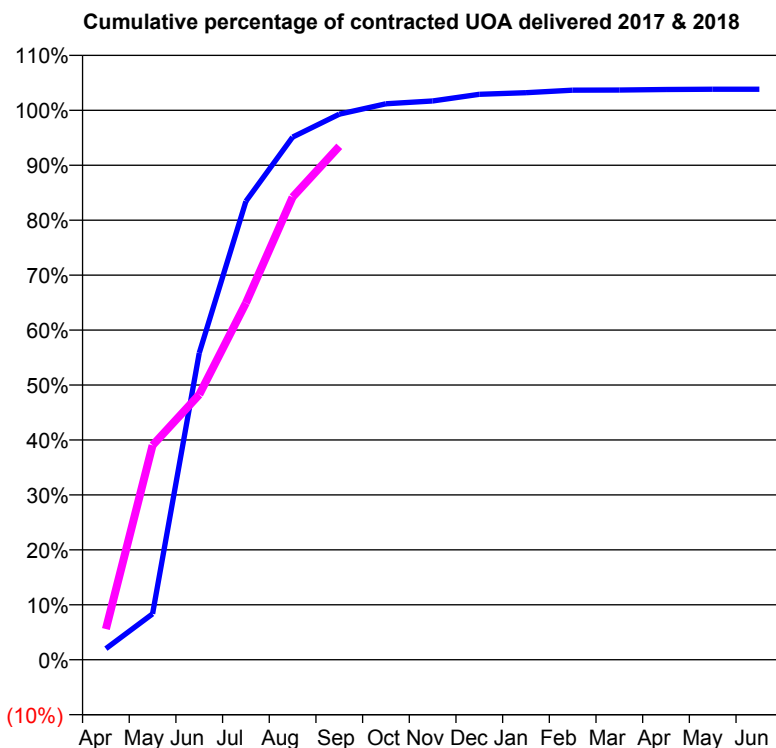
Q53 - Vital Signs Orthodontic At a Glance Contract Report for 174416/0001 - September 2017

Name or company name	Trinity Gate Ltd.
Contract type name	PDS Contract
Purpose of contract	Orthodontic
Contract start date	01/06/2012
Contract end date	31/03/2018

17/18 Contracted general activity (UDA)	0
Carry forward general activity (UDA)	0
17/18 Contracted orthodontic activity (UOA)	4,097
Carry forward orthodontic activity (UOA)	-82
Baseline contract value	£268,912.40

ACCESS

	Contract	England and Wales
24 month ratio of assessments to patient IDs	1.11	1.09

ACTIVITY


Month	Adjusted Scheduled Activity (UOA)	
	2017	2018
April	83	229
May	343	1,599
June	2,287	1,977
July	3,419	2,660
August	3,897	3,449
September	4,068	3,828
October	4,145	-
November	4,166	-
December	4,216	-
January	4,228	-
February	4,247	-
March	4,248	-
April	4,252	-
May	4,254	-
June	4,254	-

QUALITY

	Contract Quantity	Contract Base Number	Contract *	Region	England
% of all assessments that were assess and fit appliances (rolling 12 month period)	184	296	62.2%	57.6%	58.0%
% of all assessments that were assess and refuse (rolling 12 month period)	58	296	19.6%	11.0%	11.4%
% of all assessments that were assess and review (rolling 12 month period)	54	296	18.2%	31.3%	30.6%
% of terminated courses where treatment was abandoned or discontinued (rolling 12 month period)	36	260	13.8%	8.4%	7.8%
% of completed treatments indicating that PAR score was taken (year to date)	104	124	83.9%	61.1%	64.6%
Rate of removable appliances per 100 fixed appliances - proposed treatment (rolling 12 month period)	56	213	26.29	7.31	5.65
Rate of removable appliances per 100 fixed appliances - completed treatment (rolling 12 month period)	52	262	19.85	6.66	4.78
% of courses of treatment with removable appliances only - proposed treatment (rolling 12 month period)	53	184	28.8%	2.5%	2.0%
% of courses of treatment with removable appliances only - completed treatment (rolling 12 month period)	44	224	19.6%	1.6%	1.5%
% of patients satisfied with the treatment they have received (rolling 12 month period)	11	11	100.0%	95.8%	96.0%

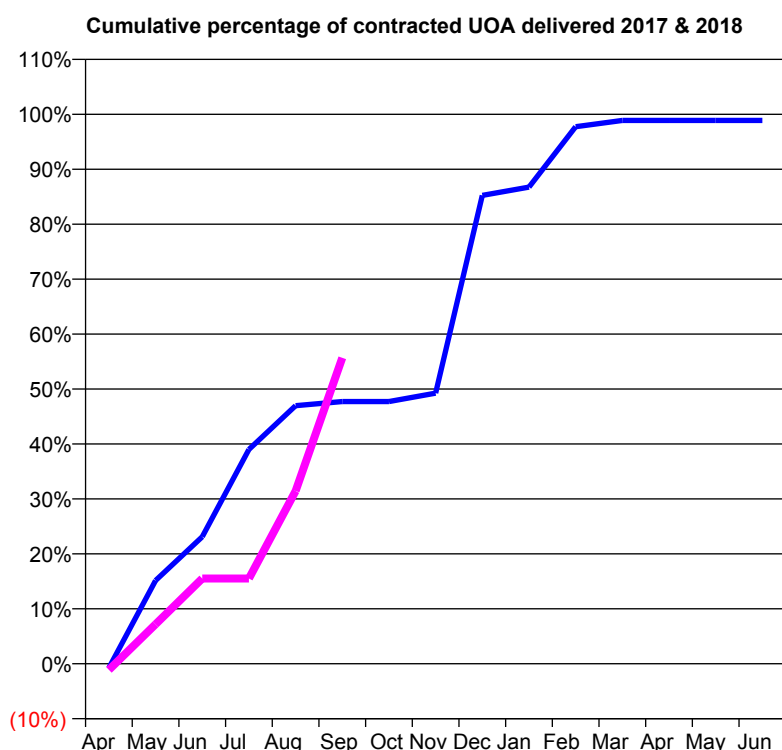
* Figures in italics indicate that the base number is less than 100.

Q53 - Vital Signs Orthodontic At a Glance Contract Report for 179531/0002 - September 2017

Name or company name	Mr & Mrs Parvis
Contract type name	GDS Contract
Purpose of contract	General and Orthodontic
Contract start date	01/07/2013
Contract end date	

17/18 Contracted general activity (UDA)	16,334
Carry forward general activity (UDA)	17
17/18 Contracted orthodontic activity (UOA)	264
Carry forward orthodontic activity (UOA)	3
Baseline contract value	£433,199.60

ACCESS	Contract	England and Wales
24 month ratio of assessments to patient IDs	1.17	1.09

ACTIVITY


Month	Adjusted Scheduled Activity (UOA)	
	2017	2018
April	-2	-3
May	40	19
June	61	41
July	103	41
August	124	83
September	126	147
October	126	
November	130	
December	225	
January	229	
February	258	
March	261	
April	261	
May	261	
June	261	

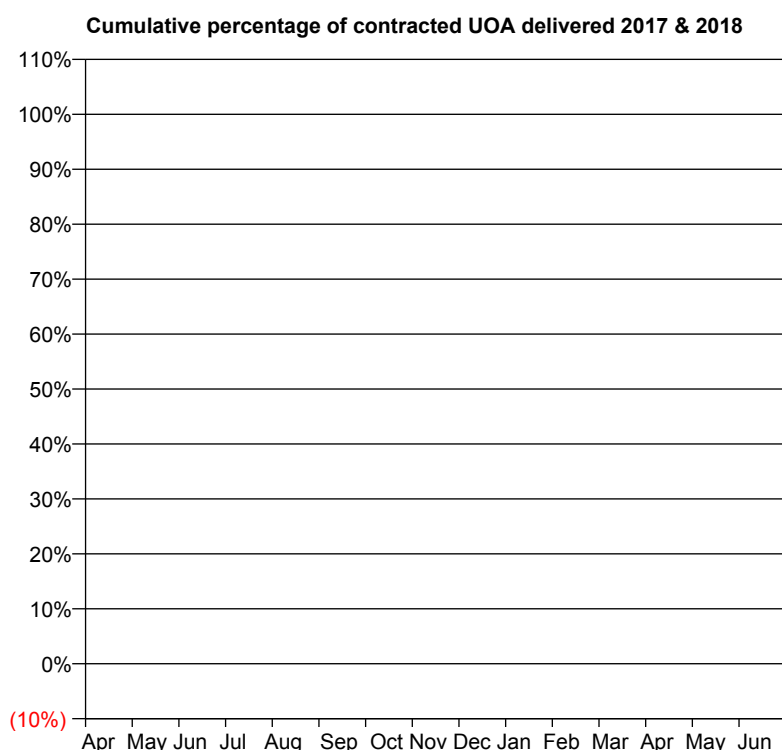
QUALITY	Contract Quantity	Contract Base Number	Contract *	Region	England
% of all assessments that were assess and fit appliances (rolling 12 month period)	12	45	26.7%	57.6%	58.0%
% of all assessments that were assess and refuse (rolling 12 month period)	3	45	6.7%	11.0%	11.4%
% of all assessments that were assess and review (rolling 12 month period)	30	45	66.7%	31.3%	30.6%
% of terminated courses where treatment was abandoned or discontinued (rolling 12 month period)	0	13	0.0%	8.4%	7.8%
% of completed treatments indicating that PAR score was taken (year to date)	6	6	100.0%	61.1%	64.6%
Rate of removable appliances per 100 fixed appliances - proposed treatment (rolling 12 month period)	4	9	44.44	7.31	5.65
Rate of removable appliances per 100 fixed appliances - completed treatment (rolling 12 month period)	0	13	0.00	6.66	4.78
% of courses of treatment with removable appliances only - proposed treatment (rolling 12 month period)	4	12	33.3%	2.5%	2.0%
% of courses of treatment with removable appliances only - completed treatment (rolling 12 month period)	0	13	0.0%	1.6%	1.5%
% of patients satisfied with the treatment they have received (rolling 12 month period)	1	1	100.0%	95.8%	96.0%

* Figures in italics indicate that the base number is less than 100.

Q53 - Vital Signs Orthodontic At a Glance Contract Report for 188891/0001 - September 2017

Name or company name	Coventry Community Dental Services	17/18 Contracted general activity (UDA)	0
Contract type name	PDS Contract	Carry forward general activity (UDA)	0
Purpose of contract	General	17/18 Contracted orthodontic activity (UOA)	0
Contract start date	01/10/2006	Carry forward orthodontic activity (UOA)	0
Contract end date	31/03/2018	Baseline contract value	£0.00

ACCESS	Contract	England and Wales
24 month ratio of assessments to patient IDs	1.21	1.09

ACTIVITY


Month	Adjusted Scheduled Activity (UOA)	
	2017	2018
April	6	105
May	9	176
June	80	242
July	219	328
August	491	527
September	617	635
October	699	
November	768	
December	896	
January	1,111	
February	1,196	
March	1,326	
April	1,393	
May	1,393	
June	1,393	

QUALITY	Contract Quantity	Contract Base Number	Contract *	Region	England
% of all assessments that were assess and fit appliances (rolling 12 month period)	71	115	61.7%	57.6%	58.0%
% of all assessments that were assess and refuse (rolling 12 month period)	3	115	2.6%	11.0%	11.4%
% of all assessments that were assess and review (rolling 12 month period)	41	115	35.7%	31.3%	30.6%
% of terminated courses where treatment was abandoned or discontinued (rolling 12 month period)	11	77	14.3%	8.4%	7.8%
% of completed treatments indicating that PAR score was taken (year to date)	26	26	100.0%	61.1%	64.6%
Rate of removable appliances per 100 fixed appliances - proposed treatment (rolling 12 month period)	20	126	15.87	7.31	5.65
Rate of removable appliances per 100 fixed appliances - completed treatment (rolling 12 month period)	20	127	15.75	6.66	4.78
% of courses of treatment with removable appliances only - proposed treatment (rolling 12 month period)	2	71	2.8%	2.5%	2.0%
% of courses of treatment with removable appliances only - completed treatment (rolling 12 month period)	1	66	1.5%	1.6%	1.5%
% of patients satisfied with the treatment they have received (rolling 12 month period)	3	4	75.0%	95.8%	96.0%

* Figures in italics indicate that the base number is less than 100.

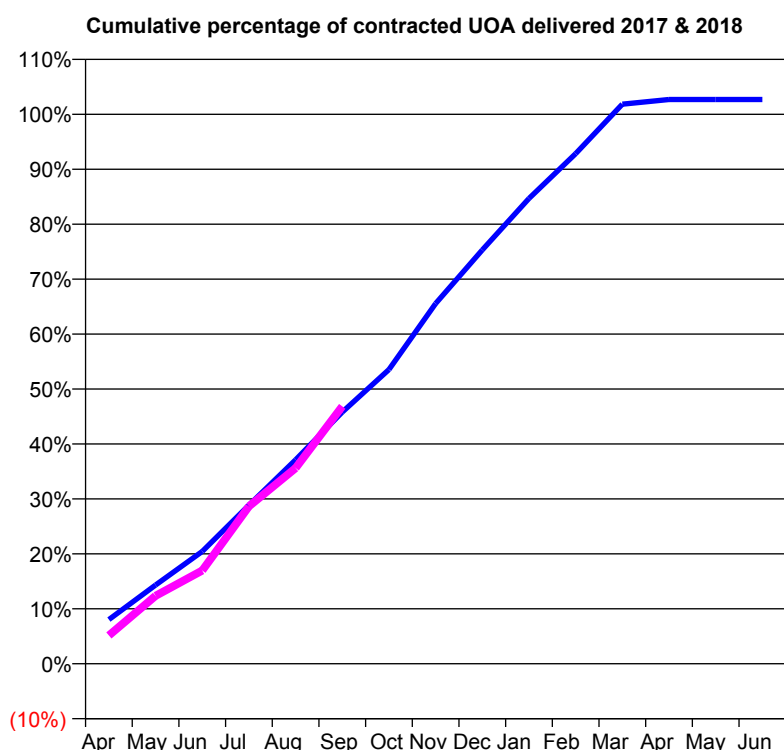
Q53 - Vital Signs Orthodontic At a Glance Contract Report for 193143/0002 - September 2017

Name or company name	Mark Forty and Christiane Louise Scanlan
Contract type name	PDS Contract
Purpose of contract	Orthodontic
Contract start date	01/06/2007
Contract end date	31/03/2018

17/18 Contracted general activity (UDA)	0
Carry forward general activity (UDA)	0
17/18 Contracted orthodontic activity (UOA)	6,467
Carry forward orthodontic activity (UOA)	-130
Baseline contract value	£424,055.28

ACCESS

	Contract	England and Wales
24 month ratio of assessments to patient IDs	1.18	1.09

ACTIVITY


Month	Adjusted Scheduled Activity (UOA)	
	2017	2018
April	520	334
May	927	800
June	1,322	1,098
July	1,867	1,853
August	2,401	2,303
September	2,962	3,030
October	3,462	
November	4,240	
December	4,870	
January	5,477	
February	6,004	
March	6,586	
April	6,640	
May	6,640	
June	6,640	

QUALITY

	Contract Quantity	Contract Base Number	Contract *	Region	England
% of all assessments that were assess and fit appliances (rolling 12 month period)	299	792	37.8%	57.6%	58.0%
% of all assessments that were assess and refuse (rolling 12 month period)	89	792	11.2%	11.0%	11.4%
% of all assessments that were assess and review (rolling 12 month period)	404	792	51.0%	31.3%	30.6%
% of terminated courses where treatment was abandoned or discontinued (rolling 12 month period)	20	240	8.3%	8.4%	7.8%
% of completed treatments indicating that PAR score was taken (year to date)	99	117	84.6%	61.1%	64.6%
Rate of removable appliances per 100 fixed appliances - proposed treatment (rolling 12 month period)	11	550	2.00	7.31	5.65
Rate of removable appliances per 100 fixed appliances - completed treatment (rolling 12 month period)	12	391	3.07	6.66	4.78
% of courses of treatment with removable appliances only - proposed treatment (rolling 12 month period)	10	299	3.3%	2.5%	2.0%
% of courses of treatment with removable appliances only - completed treatment (rolling 12 month period)	9	220	4.1%	1.6%	1.5%
% of patients satisfied with the treatment they have received (rolling 12 month period)	12	12	100.0%	95.8%	96.0%

* Figures in italics indicate that the base number is less than 100.

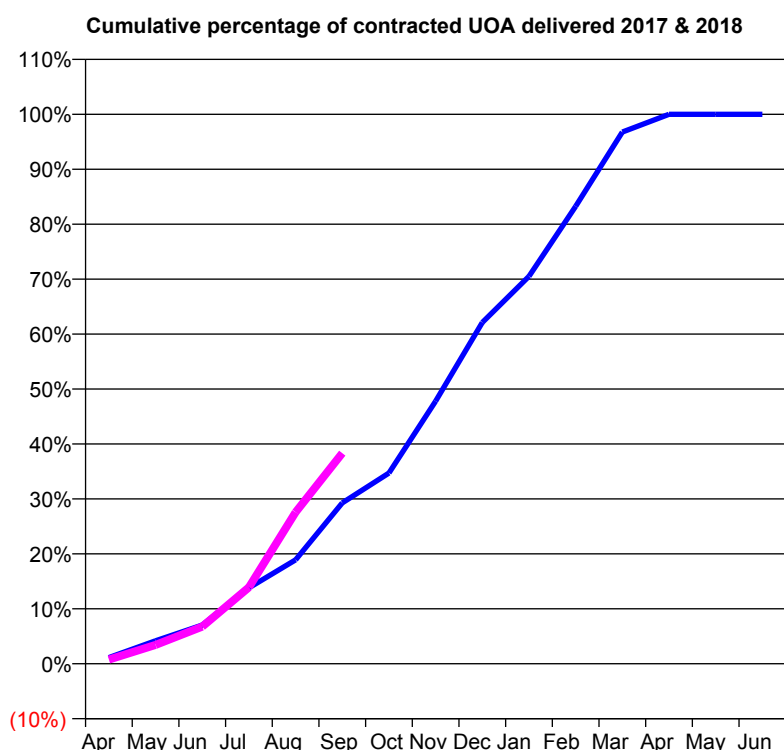
Q53 - Vital Signs Orthodontic At a Glance Contract Report for 198641/0001 - September 2017

Name or company name	Pinnacle Orthodontics
Contract type name	PDS Contract
Purpose of contract	Orthodontic
Contract start date	01/10/2012
Contract end date	31/03/2018

17/18 Contracted general activity (UDA)	0
Carry forward general activity (UDA)	0
17/18 Contracted orthodontic activity (UOA)	16,512
Carry forward orthodontic activity (UOA)	0
Baseline contract value	£1,121,152.49

ACCESS

	Contract	England and Wales
24 month ratio of assessments to patient IDs	1.04	1.09

ACTIVITY


Month	Adjusted Scheduled Activity (UOA)	
	2017	2018
April	188	127
May	691	568
June	1,165	1,114
July	2,283	2,299
August	3,122	4,553
September	4,836	6,329
October	5,733	
November	7,892	
December	10,256	
January	11,644	
February	13,745	
March	15,976	
April	16,512	
May	16,512	
June	16,512	

QUALITY

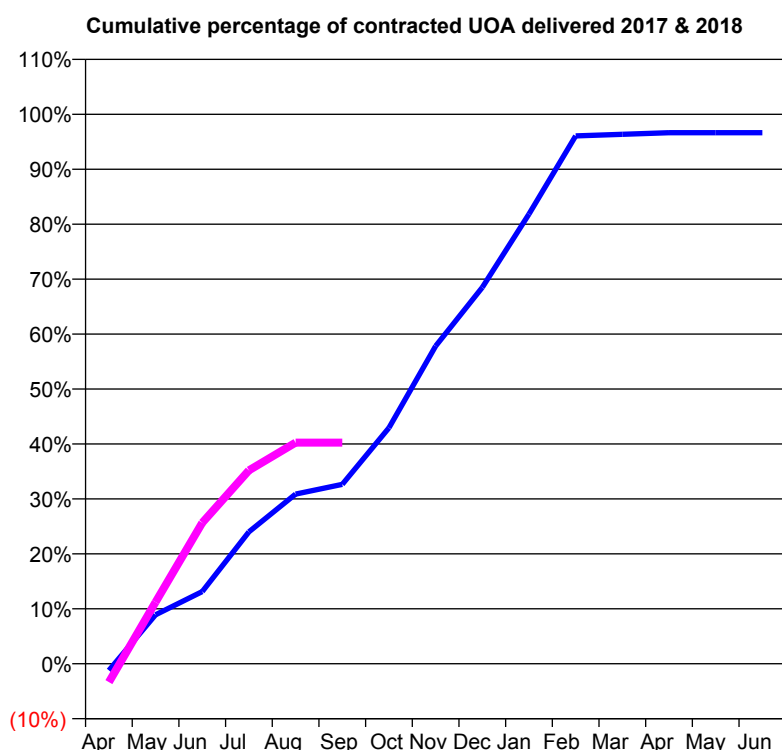
	Contract Quantity	Contract Base Number	Contract *	Region	England
% of all assessments that were assess and fit appliances (rolling 12 month period)	852	1,067	79.9%	57.6%	58.0%
% of all assessments that were assess and refuse (rolling 12 month period)	47	1,067	4.4%	11.0%	11.4%
% of all assessments that were assess and review (rolling 12 month period)	168	1,067	15.7%	31.3%	30.6%
% of terminated courses where treatment was abandoned or discontinued (rolling 12 month period)	27	485	5.6%	8.4%	7.8%
% of completed treatments indicating that PAR score was taken (year to date)	213	237	89.9%	61.1%	64.6%
Rate of removable appliances per 100 fixed appliances - proposed treatment (rolling 12 month period)	408	1,664	24.52	7.31	5.65
Rate of removable appliances per 100 fixed appliances - completed treatment (rolling 12 month period)	199	886	22.46	6.66	4.78
% of courses of treatment with removable appliances only - proposed treatment (rolling 12 month period)	7	852	0.8%	2.5%	2.0%
% of courses of treatment with removable appliances only - completed treatment (rolling 12 month period)	7	458	1.5%	1.6%	1.5%
% of patients satisfied with the treatment they have received (rolling 12 month period)	30	30	100.0%	95.8%	96.0%

* Figures in italics indicate that the base number is less than 100.

Q53 - Vital Signs Orthodontic At a Glance Contract Report for 239984/0001 - September 2017

Name or company name	MISS B KAINTH	17/18 Contracted general activity (UDA)	0
Contract type name	PDS Contract	Carry forward general activity (UDA)	0
Purpose of contract	Orthodontic	17/18 Contracted orthodontic activity (UOA)	2,716
Contract start date	01/04/2006	Carry forward orthodontic activity (UOA)	91
Contract end date	31/03/2018	Baseline contract value	£178,140.54

ACCESS	Contract	England and Wales
24 month ratio of assessments to patient IDs	1.06	1.09

ACTIVITY


Month	Adjusted Scheduled Activity (UOA)	
	2017	2018
April	-33	-91
May	242	305
June	357	697
July	652	956
August	839	1,093
September	887	1,093
October	1,166	
November	1,570	
December	1,860	
January	2,223	
February	2,609	
March	2,617	
April	2,625	
May	2,625	
June	2,625	

QUALITY

	Contract Quantity	Contract Base Number	Contract *	Region	England
% of all assessments that were assess and fit appliances (rolling 12 month period)	141	242	58.3%	57.6%	58.0%
% of all assessments that were assess and refuse (rolling 12 month period)	12	242	5.0%	11.0%	11.4%
% of all assessments that were assess and review (rolling 12 month period)	89	242	36.8%	31.3%	30.6%
% of terminated courses where treatment was abandoned or discontinued (rolling 12 month period)	1	97	1.0%	8.4%	7.8%
% of completed treatments indicating that PAR score was taken (year to date)	45	47	95.7%	61.1%	64.6%
Rate of removable appliances per 100 fixed appliances - proposed treatment (rolling 12 month period)	34	269	12.64	7.31	5.65
Rate of removable appliances per 100 fixed appliances - completed treatment (rolling 12 month period)	0	1	0.00	6.66	4.78
% of courses of treatment with removable appliances only - proposed treatment (rolling 12 month period)	1	141	0.7%	2.5%	2.0%
% of courses of treatment with removable appliances only - completed treatment (rolling 12 month period)	0	96	0.0%	1.6%	1.5%
% of patients satisfied with the treatment they have received (rolling 12 month period)	6	7	85.7%	95.8%	96.0%

* Figures in italics indicate that the base number is less than 100.

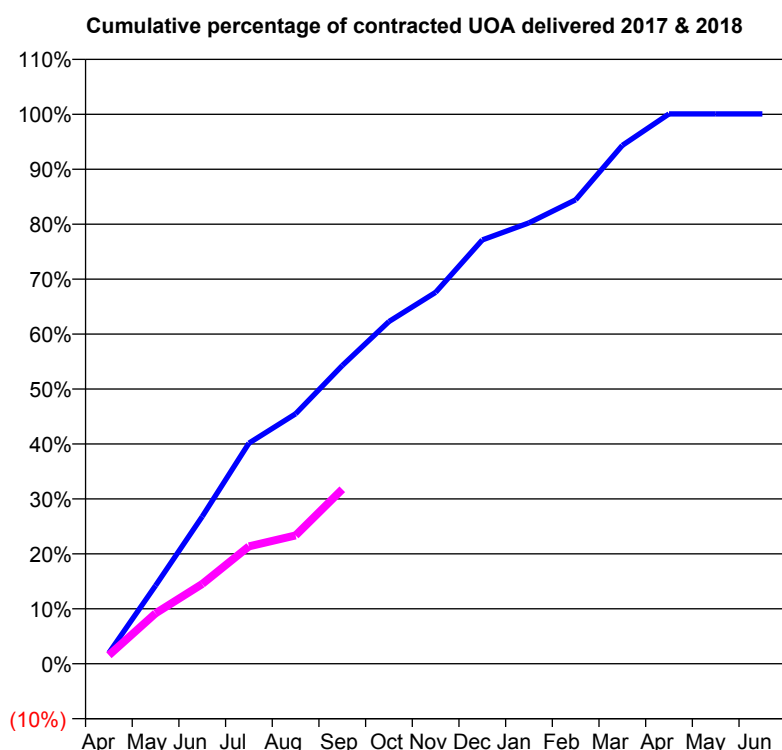
Q53 - Vital Signs Orthodontic At a Glance Contract Report for 243868/0006 - September 2017

Name or company name	MRS CM BARRS
Contract type name	PDS Contract
Purpose of contract	Orthodontic
Contract start date	01/04/2007
Contract end date	31/03/2018

17/18 Contracted general activity (UDA)	0
Carry forward general activity (UDA)	0
17/18 Contracted orthodontic activity (UOA)	5,516
Carry forward orthodontic activity (UOA)	-3
Baseline contract value	£361,790.35

ACCESS	Contract	England and Wales
---------------	-----------------	--------------------------

24 month ratio of assessments to patient IDs	1.01	1.09
--	------	------

ACTIVITY


Month	Adjusted Scheduled Activity (UOA)	
	2017	2018
April	109	87
May	785	507
June	1,478	801
July	2,215	1,179
August	2,509	1,288
September	2,994	1,751
October	3,435	
November	3,729	
December	4,254	
January	4,426	
February	4,658	
March	5,204	
April	5,519	
May	5,519	
June	5,519	

QUALITY	Contract Quantity	Contract Base Number	Contract *	Region	England
----------------	--------------------------	-----------------------------	-------------------	---------------	----------------

% of all assessments that were assess and fit appliances (rolling 12 month period)	207	209	99.0%	57.6%	58.0%
% of all assessments that were assess and refuse (rolling 12 month period)	0	209	0.0%	11.0%	11.4%
% of all assessments that were assess and review (rolling 12 month period)	2	209	1.0%	31.3%	30.6%
% of terminated courses where treatment was abandoned or discontinued (rolling 12 month period)	10	192	5.2%	8.4%	7.8%
% of completed treatments indicating that PAR score was taken (year to date)	74	77	96.1%	61.1%	64.6%
Rate of removable appliances per 100 fixed appliances - proposed treatment (rolling 12 month period)	41	232	17.67	7.31	5.65
Rate of removable appliances per 100 fixed appliances - completed treatment (rolling 12 month period)	8	69	11.59	6.66	4.78
% of courses of treatment with removable appliances only - proposed treatment (rolling 12 month period)	1	207	0.5%	2.5%	2.0%
% of courses of treatment with removable appliances only - completed treatment (rolling 12 month period)	0	182	0.0%	1.6%	1.5%
% of patients satisfied with the treatment they have received (rolling 12 month period)	10	11	90.9%	95.8%	96.0%

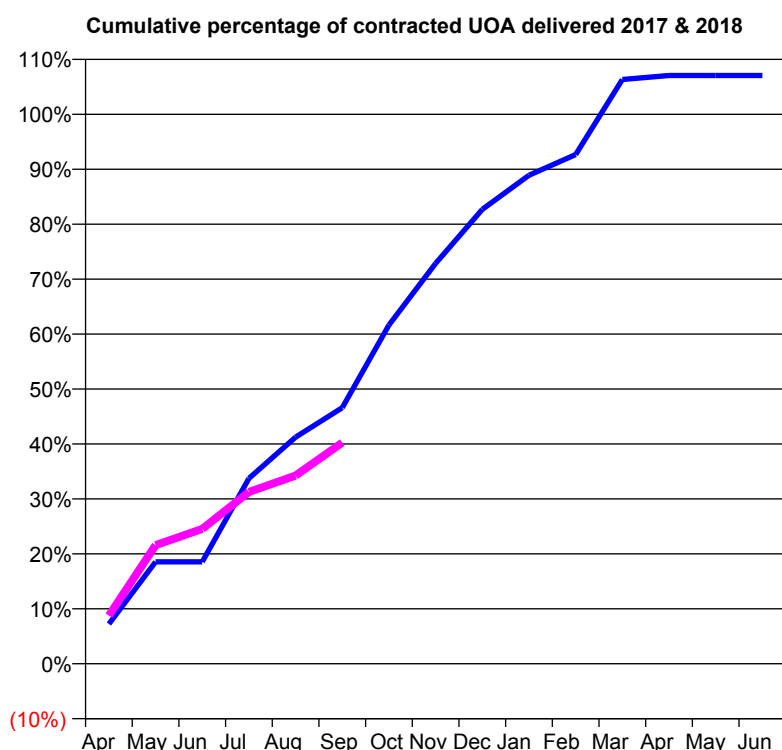
* Figures in italics indicate that the base number is less than 100.

Q53 - Vital Signs Orthodontic At a Glance Contract Report for 243868/0009 - September 2017

Name or company name	MRS CM BARRS
Contract type name	PDS Contract
Purpose of contract	Orthodontic
Contract start date	01/10/2008
Contract end date	31/03/2018

17/18 Contracted general activity (UDA)	0
Carry forward general activity (UDA)	0
17/18 Contracted orthodontic activity (UOA)	2,818
Carry forward orthodontic activity (UOA)	-57
Baseline contract value	£184,830.54

ACCESS	Contract	England and Wales
24 month ratio of assessments to patient IDs	1.00	1.09

ACTIVITY


Month	Adjusted Scheduled Activity (UOA)	
	2017	2018
April	204	247
May	523	608
June	523	692
July	951	881
August	1,162	965
September	1,313	1,134
October	1,737	
November	2,053	
December	2,330	
January	2,505	
February	2,611	
March	2,996	
April	3,017	
May	3,017	
June	3,017	

QUALITY	Contract Quantity	Contract Base Number	Contract *	Region	England
% of all assessments that were assess and fit appliances (rolling 12 month period)	134	148	90.5%	57.6%	58.0%
% of all assessments that were assess and refuse (rolling 12 month period)	0	148	0.0%	11.0%	11.4%
% of all assessments that were assess and review (rolling 12 month period)	14	148	9.5%	31.3%	30.6%
% of terminated courses where treatment was abandoned or discontinued (rolling 12 month period)	18	149	12.1%	8.4%	7.8%
% of completed treatments indicating that PAR score was taken (year to date)	50	59	84.7%	61.1%	64.6%
Rate of removable appliances per 100 fixed appliances - proposed treatment (rolling 12 month period)	26	146	17.81	7.31	5.65
Rate of removable appliances per 100 fixed appliances - completed treatment (rolling 12 month period)	3	65	4.62	6.66	4.78
% of courses of treatment with removable appliances only - proposed treatment (rolling 12 month period)	4	134	3.0%	2.5%	2.0%
% of courses of treatment with removable appliances only - completed treatment (rolling 12 month period)	3	131	2.3%	1.6%	1.5%
% of patients satisfied with the treatment they have received (rolling 12 month period)	5	5	100.0%	95.8%	96.0%

* Figures in italics indicate that the base number is less than 100.

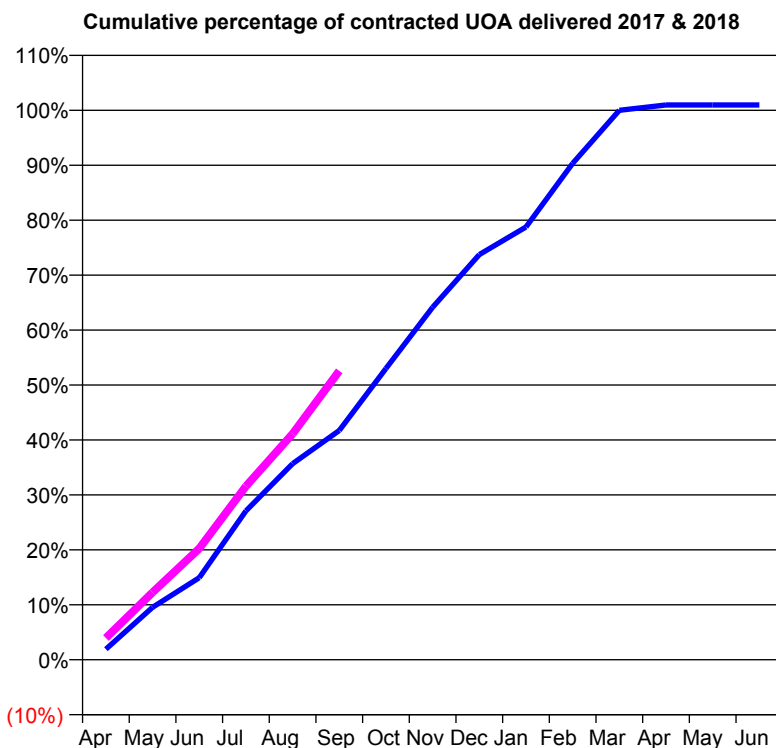
Q53 - Vital Signs Orthodontic At a Glance Contract Report for 274895/0001 - September 2017

Name or company name	Accessible Orthodontics (AD) Ltd
Contract type name	PDS Contract
Purpose of contract	Orthodontic
Contract start date	01/04/2006
Contract end date	31/03/2018

17/18 Contracted general activity (UDA)	0
Carry forward general activity (UDA)	0
17/18 Contracted orthodontic activity (UOA)	17,407
Carry forward orthodontic activity (UOA)	-167
Baseline contract value	£1,141,712.25

ACCESS

	Contract	England and Wales
24 month ratio of assessments to patient IDs	1.05	1.09

ACTIVITY


Month	Adjusted Scheduled Activity (UOA)	
	2017	2018
April	336	690
May	1,662	2,135
June	2,600	3,523
July	4,716	5,498
August	6,212	7,157
September	7,265	9,152
October	9,229	
November	11,165	
December	12,837	
January	13,710	
February	15,726	
March	17,406	
April	17,574	
May	17,574	
June	17,574	

QUALITY

	Contract Quantity	Contract Base Number	Contract *	Region	England
% of all assessments that were assess and fit appliances (rolling 12 month period)	896	1,374	65.2%	57.6%	58.0%
% of all assessments that were assess and refuse (rolling 12 month period)	0	1,374	0.0%	11.0%	11.4%
% of all assessments that were assess and review (rolling 12 month period)	478	1,374	34.8%	31.3%	30.6%
% of terminated courses where treatment was abandoned or discontinued (rolling 12 month period)	5	707	0.7%	8.4%	7.8%
% of completed treatments indicating that PAR score was taken (year to date)	343	345	99.4%	61.1%	64.6%
Rate of removable appliances per 100 fixed appliances - proposed treatment (rolling 12 month period)	0	1,771	0.00	7.31	5.65
Rate of removable appliances per 100 fixed appliances - completed treatment (rolling 12 month period)	1	1,388	0.07	6.66	4.78
% of courses of treatment with removable appliances only - proposed treatment (rolling 12 month period)	0	896	0.0%	2.5%	2.0%
% of courses of treatment with removable appliances only - completed treatment (rolling 12 month period)	1	702	0.1%	1.6%	1.5%
% of patients satisfied with the treatment they have received (rolling 12 month period)	36	37	97.3%	95.8%	96.0%

* Figures in italics indicate that the base number is less than 100.

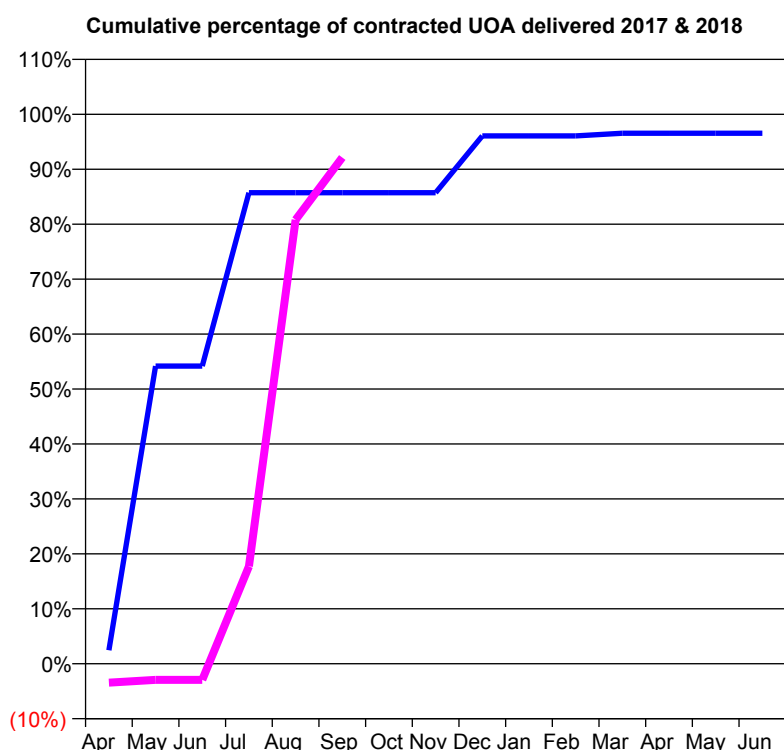
Q53 - Vital Signs Orthodontic At a Glance Contract Report for 325708/0006 - September 2017

Name or company name	Balbir S Bhandal, Amrik S Bhandal & Baljit
Contract type name	GDS Contract
Purpose of contract	General and Orthodontic
Contract start date	01/04/2006
Contract end date	

17/18 Contracted general activity (UDA)	23,158
Carry forward general activity (UDA)	-58
17/18 Contracted orthodontic activity (UOA)	203
Carry forward orthodontic activity (UOA)	7
Baseline contract value	£555,416.65

ACCESS

	Contract	England and Wales
24 month ratio of assessments to patient IDs	1.04	1.09

ACTIVITY


Month	Adjusted Scheduled Activity (UOA)	
	2017	2018
April	5	-7
May	110	-6
June	110	-6
July	174	36
August	174	164
September	174	187
October	174	
November	174	
December	195	
January	195	
February	195	
March	196	
April	196	
May	196	
June	196	

QUALITY

	Contract Quantity	Contract Base Number	Contract *	Region	England
% of all assessments that were assess and fit appliances (rolling 12 month period)	10	14	71.4%	57.6%	58.0%
% of all assessments that were assess and refuse (rolling 12 month period)	2	14	14.3%	11.0%	11.4%
% of all assessments that were assess and review (rolling 12 month period)	2	14	14.3%	31.3%	30.6%
% of terminated courses where treatment was abandoned or discontinued (rolling 12 month period)	2	10	20.0%	8.4%	7.8%
% of completed treatments indicating that PAR score was taken (year to date)	2	2	100.0%	61.1%	64.6%
Rate of removable appliances per 100 fixed appliances - proposed treatment (rolling 12 month period)	2	13	15.38	7.31	5.65
Rate of removable appliances per 100 fixed appliances - completed treatment (rolling 12 month period)	0	14	0.00	6.66	4.78
% of courses of treatment with removable appliances only - proposed treatment (rolling 12 month period)	2	10	20.0%	2.5%	2.0%
% of courses of treatment with removable appliances only - completed treatment (rolling 12 month period)	0	8	0.0%	1.6%	1.5%
% of patients satisfied with the treatment they have received (rolling 12 month period)	1	1	100.0%	95.8%	96.0%

* Figures in italics indicate that the base number is less than 100.

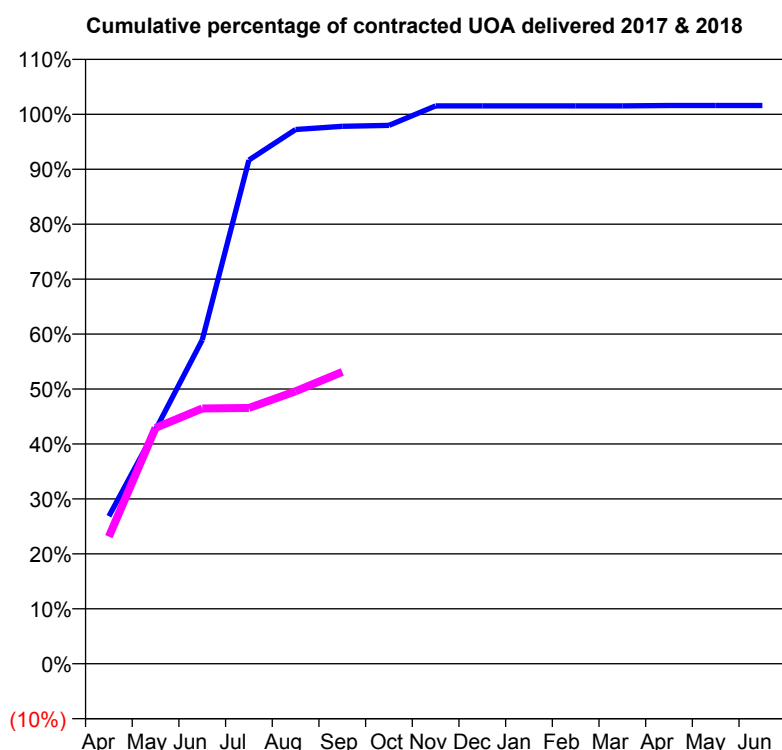
Q53 - Vital Signs Orthodontic At a Glance Contract Report for 574422/0001 - September 2017

Name or company name	MR R OSMAN
Contract type name	GDS Contract
Purpose of contract	General and Orthodontic
Contract start date	01/04/2006
Contract end date	

17/18 Contracted general activity (UDA)	5,528
Carry forward general activity (UDA)	0
17/18 Contracted orthodontic activity (UOA)	1,188
Carry forward orthodontic activity (UOA)	0
Baseline contract value	£208,225.75

ACCESS

	Contract	England and Wales
24 month ratio of assessments to patient IDs	1.13	1.09

ACTIVITY


Month	Adjusted Scheduled Activity (UOA)	
	2017	2018
April	319	275
May	506	510
June	700	552
July	1,089	553
August	1,155	589
September	1,162	631
October	1,164	
November	1,206	
December	1,206	
January	1,206	
February	1,206	
March	1,206	
April	1,207	
May	1,207	
June	1,207	

QUALITY

	Contract Quantity	Contract Base Number	Contract *	Region	England
% of all assessments that were assess and fit appliances (rolling 12 month period)	32	75	42.7%	57.6%	58.0%
% of all assessments that were assess and refuse (rolling 12 month period)	5	75	6.7%	11.0%	11.4%
% of all assessments that were assess and review (rolling 12 month period)	38	75	50.7%	31.3%	30.6%
% of terminated courses where treatment was abandoned or discontinued (rolling 12 month period)	8	98	8.2%	8.4%	7.8%
% of completed treatments indicating that PAR score was taken (year to date)	15	20	75.0%	61.1%	64.6%
Rate of removable appliances per 100 fixed appliances - proposed treatment (rolling 12 month period)	7	58	12.07	7.31	5.65
Rate of removable appliances per 100 fixed appliances - completed treatment (rolling 12 month period)	30	166	18.07	6.66	4.78
% of courses of treatment with removable appliances only - proposed treatment (rolling 12 month period)	1	32	3.1%	2.5%	2.0%
% of courses of treatment with removable appliances only - completed treatment (rolling 12 month period)	3	90	3.3%	1.6%	1.5%
% of patients satisfied with the treatment they have received (rolling 12 month period)	2	2	100.0%	95.8%	96.0%

* Figures in italics indicate that the base number is less than 100.

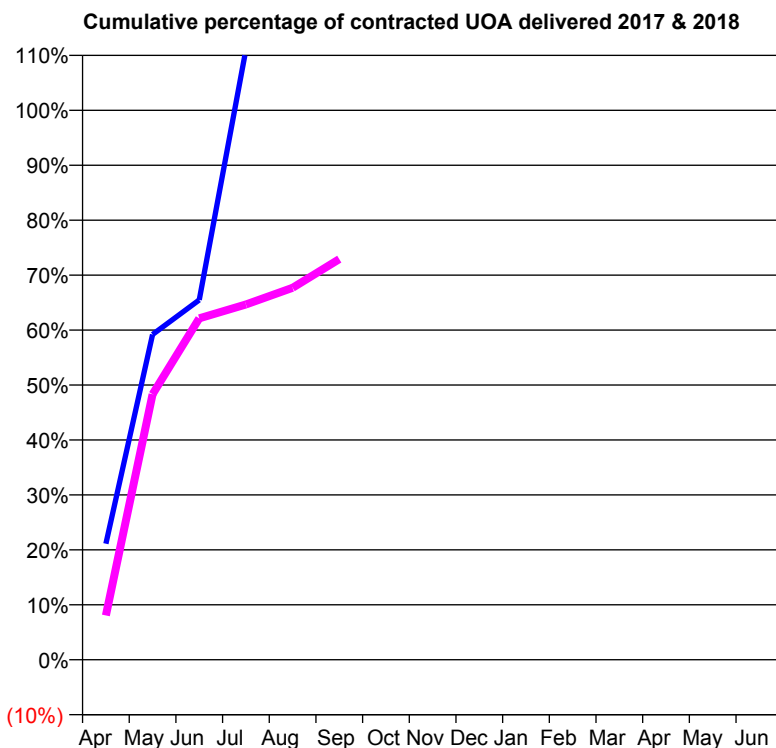
Q53 - Vital Signs Orthodontic At a Glance Contract Report for 574422/0002 - September 2017

Name or company name	MR R OSMAN
Contract type name	GDS Contract
Purpose of contract	General and Orthodontic
Contract start date	01/04/2006
Contract end date	

17/18 Contracted general activity (UDA)	30,693
Carry forward general activity (UDA)	0
17/18 Contracted orthodontic activity (UOA)	1,672
Carry forward orthodontic activity (UOA)	0
Baseline contract value	£898,178.07

ACCESS

	Contract	England and Wales
24 month ratio of assessments to patient IDs	1.02	1.09

ACTIVITY


Month	Adjusted Scheduled Activity (UOA)	
	2017	2018
April	353	135
May	990	808
June	1,095	1,039
July	1,856	1,081
August	1,898	1,132
September	1,920	1,219
October	1,920	
November	1,920	
December	1,920	
January	1,920	
February	1,920	
March	1,920	
April	1,920	
May	1,920	
June	1,921	

QUALITY

	Contract Quantity	Contract Base Number	Contract *	Region	England
% of all assessments that were assess and fit appliances (rolling 12 month period)	59	109	54.1%	57.6%	58.0%
% of all assessments that were assess and refuse (rolling 12 month period)	15	109	13.8%	11.0%	11.4%
% of all assessments that were assess and review (rolling 12 month period)	35	109	32.1%	31.3%	30.6%
% of terminated courses where treatment was abandoned or discontinued (rolling 12 month period)	45	236	19.1%	8.4%	7.8%
% of completed treatments indicating that PAR score was taken (year to date)	26	37	70.3%	61.1%	64.6%
Rate of removable appliances per 100 fixed appliances - proposed treatment (rolling 12 month period)	18	99	18.18	7.31	5.65
Rate of removable appliances per 100 fixed appliances - completed treatment (rolling 12 month period)	73	354	20.62	6.66	4.78
% of courses of treatment with removable appliances only - proposed treatment (rolling 12 month period)	4	59	6.8%	2.5%	2.0%
% of courses of treatment with removable appliances only - completed treatment (rolling 12 month period)	5	191	2.6%	1.6%	1.5%
% of patients satisfied with the treatment they have received (rolling 12 month period)	6	6	100.0%	95.8%	96.0%

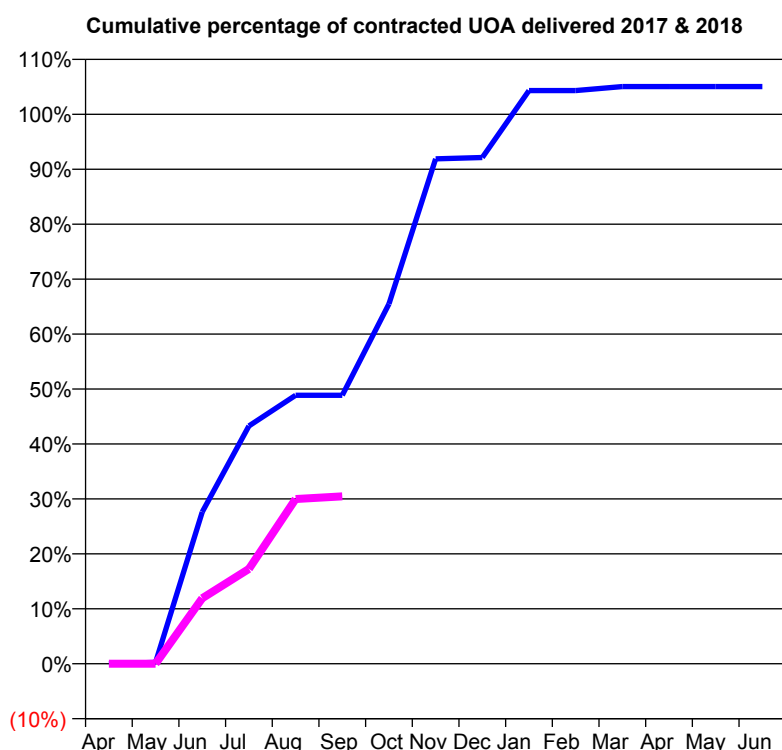
* Figures in italics indicate that the base number is less than 100.

Q53 - Vital Signs Orthodontic At a Glance Contract Report for 619744/0006 - September 2017

Name or company name	MR AM WILLIAMS
Contract type name	GDS Contract
Purpose of contract	General and Orthodontic
Contract start date	02/07/2012
Contract end date	

17/18 Contracted general activity (UDA)	7,452
Carry forward general activity (UDA)	0
17/18 Contracted orthodontic activity (UOA)	409
Carry forward orthodontic activity (UOA)	0
Baseline contract value	£180,651.20

ACCESS	Contract	England and Wales
24 month ratio of assessments to patient IDs	1.16	1.09

ACTIVITY


Month	Adjusted Scheduled Activity (UOA)	
	2017	2018
April	0	0
May	1	0
June	113	49
July	177	71
August	200	123
September	200	125
October	268	
November	376	
December	377	
January	427	
February	427	
March	430	
April	430	
May	430	
June	430	

QUALITY

	Contract Quantity	Contract Base Number	Contract *	Region	England
% of all assessments that were assess and fit appliances (rolling 12 month period)	16	49	32.7%	57.6%	58.0%
% of all assessments that were assess and refuse (rolling 12 month period)	4	49	8.2%	11.0%	11.4%
% of all assessments that were assess and review (rolling 12 month period)	29	49	59.2%	31.3%	30.6%
% of terminated courses where treatment was abandoned or discontinued (rolling 12 month period)	0	13	0.0%	8.4%	7.8%
% of completed treatments indicating that PAR score was taken (year to date)	0	5	0.0%	61.1%	64.6%
Rate of removable appliances per 100 fixed appliances - proposed treatment (rolling 12 month period)	16	32	50.00	7.31	5.65
Rate of removable appliances per 100 fixed appliances - completed treatment (rolling 12 month period)	13	26	50.00	6.66	4.78
% of courses of treatment with removable appliances only - proposed treatment (rolling 12 month period)	0	16	0.0%	2.5%	2.0%
% of courses of treatment with removable appliances only - completed treatment (rolling 12 month period)	0	13	0.0%	1.6%	1.5%
% of patients satisfied with the treatment they have received (rolling 12 month period)	1	1	100.0%	95.8%	96.0%

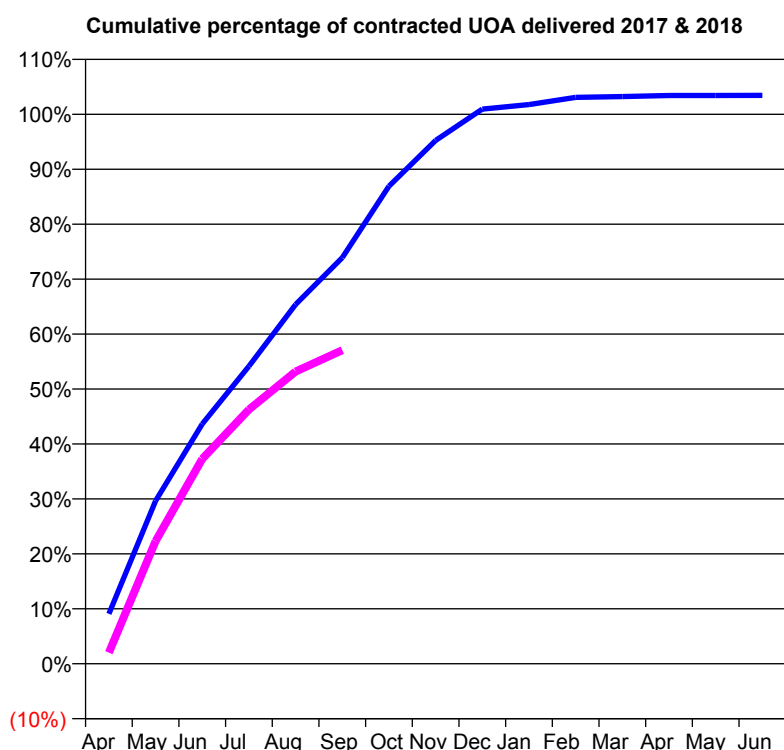
* Figures in italics indicate that the base number is less than 100.

Q53 - Vital Signs Orthodontic At a Glance Contract Report for 732052/0003 - September 2017

Name or company name	Balbir S Bhandal, Amrik S Bhandal & Baljit
Contract type name	GDS Contract
Purpose of contract	General and Orthodontic
Contract start date	01/04/2006
Contract end date	

17/18 Contracted general activity (UDA)	100,734
Carry forward general activity (UDA)	489
17/18 Contracted orthodontic activity (UOA)	3,423
Carry forward orthodontic activity (UOA)	-69
Baseline contract value	£2,949,536.28

ACCESS	Contract	England and Wales
24 month ratio of assessments to patient IDs	1.08	1.09

ACTIVITY


Month	Adjusted Scheduled Activity (UOA)	
	2017	2018
April	311	69
May	1,015	764
June	1,494	1,276
July	1,854	1,584
August	2,238	1,820
September	2,530	1,953
October	2,975	
November	3,260	
December	3,455	
January	3,483	
February	3,528	
March	3,533	
April	3,540	
May	3,540	
June	3,541	

QUALITY	Contract Quantity	Contract Base Number	Contract *	Region	England
% of all assessments that were assess and fit appliances (rolling 12 month period)	133	228	58.3%	57.6%	58.0%
% of all assessments that were assess and refuse (rolling 12 month period)	24	228	10.5%	11.0%	11.4%
% of all assessments that were assess and review (rolling 12 month period)	71	228	31.1%	31.3%	30.6%
% of terminated courses where treatment was abandoned or discontinued (rolling 12 month period)	36	148	24.3%	8.4%	7.8%
% of completed treatments indicating that PAR score was taken (year to date)	53	53	100.0%	61.1%	64.6%
Rate of removable appliances per 100 fixed appliances - proposed treatment (rolling 12 month period)	21	162	12.96	7.31	5.65
Rate of removable appliances per 100 fixed appliances - completed treatment (rolling 12 month period)	8	221	3.62	6.66	4.78
% of courses of treatment with removable appliances only - proposed treatment (rolling 12 month period)	21	133	15.8%	2.5%	2.0%
% of courses of treatment with removable appliances only - completed treatment (rolling 12 month period)	0	112	0.0%	1.6%	1.5%
% of patients satisfied with the treatment they have received (rolling 12 month period)	1	1	100.0%	95.8%	96.0%

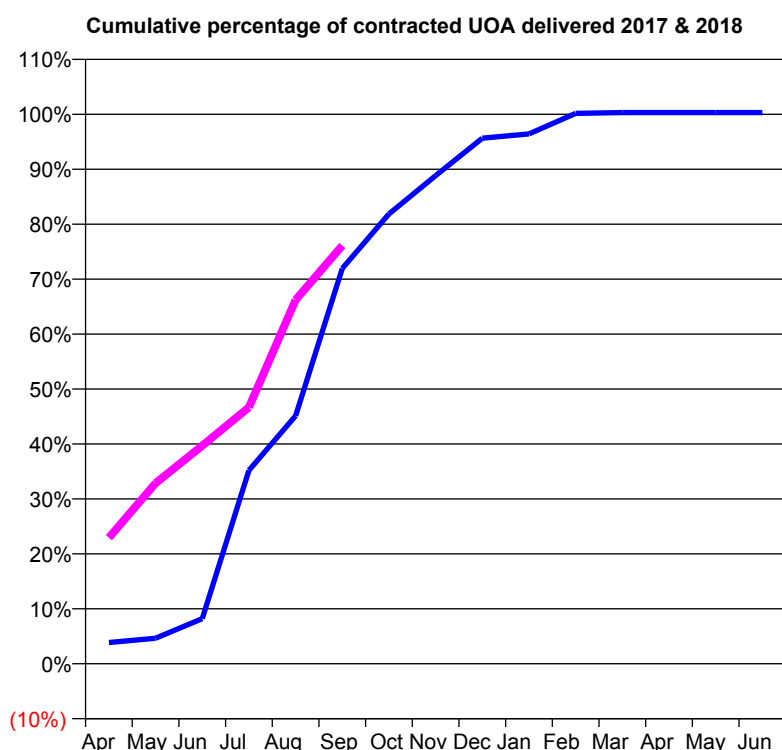
* Figures in italics indicate that the base number is less than 100.

Q53 - Vital Signs Orthodontic At a Glance Contract Report for 740179/0001 - September 2017

Name or company name	MR JC ALLEN
Contract type name	GDS Contract
Purpose of contract	General and Orthodontic
Contract start date	01/04/2006
Contract end date	

17/18 Contracted general activity (UDA)	28,247
Carry forward general activity (UDA)	-8
17/18 Contracted orthodontic activity (UOA)	645
Carry forward orthodontic activity (UOA)	0
Baseline contract value	£928,659.78

ACCESS	Contract	England and Wales
24 month ratio of assessments to patient IDs	1.10	1.09

ACTIVITY


Month	Adjusted Scheduled Activity (UOA)	
	2017	2018
April	25	148
May	30	212
June	53	256
July	227	301
August	291	427
September	464	491
October	528	
November	573	
December	617	
January	622	
February	646	
March	647	
April	647	
May	647	
June	647	

QUALITY	Contract Quantity	Contract Base Number	Contract *	Region	England
% of all assessments that were assess and fit appliances (rolling 12 month period)	31	55	56.4%	57.6%	58.0%
% of all assessments that were assess and refuse (rolling 12 month period)	5	55	9.1%	11.0%	11.4%
% of all assessments that were assess and review (rolling 12 month period)	19	55	34.5%	31.3%	30.6%
% of terminated courses where treatment was abandoned or discontinued (rolling 12 month period)	1	33	3.0%	8.4%	7.8%
% of completed treatments indicating that PAR score was taken (year to date)	8	9	88.9%	61.1%	64.6%
Rate of removable appliances per 100 fixed appliances - proposed treatment (rolling 12 month period)	1	62	1.61	7.31	5.65
Rate of removable appliances per 100 fixed appliances - completed treatment (rolling 12 month period)	10	64	15.63	6.66	4.78
% of courses of treatment with removable appliances only - proposed treatment (rolling 12 month period)	0	31	0.0%	2.5%	2.0%
% of courses of treatment with removable appliances only - completed treatment (rolling 12 month period)	0	32	0.0%	1.6%	1.5%
% of patients satisfied with the treatment they have received (rolling 12 month period)	3	3	100.0%	95.8%	96.0%

* Figures in italics indicate that the base number is less than 100.

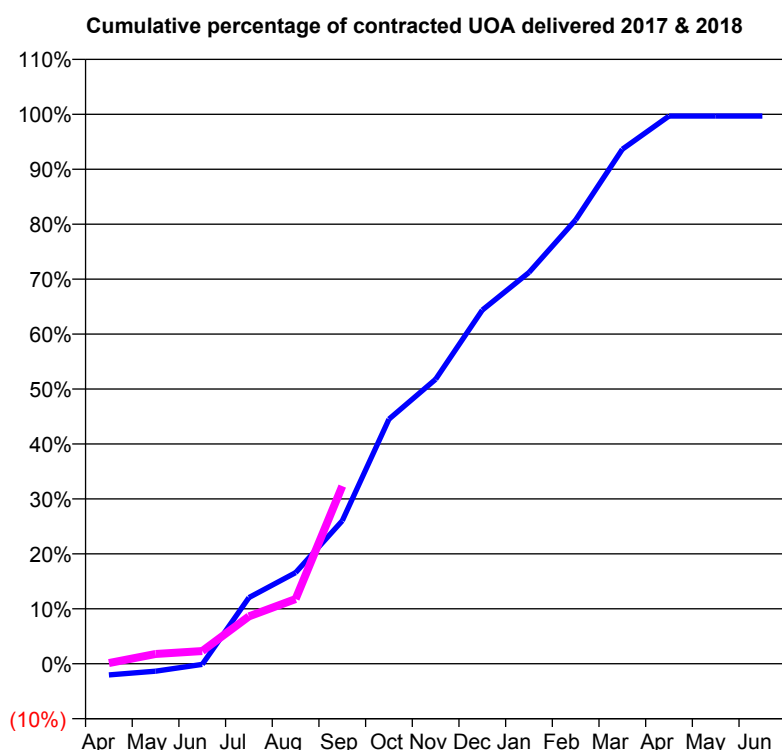
Q53 - Vital Signs Orthodontic At a Glance Contract Report for 825212/0003 - September 2017

Name or company name	MR D DALBY
Contract type name	GDS Contract
Purpose of contract	Orthodontic
Contract start date	01/08/2012
Contract end date	

17/18 Contracted general activity (UDA)	0
Carry forward general activity (UDA)	0
17/18 Contracted orthodontic activity (UOA)	730
Carry forward orthodontic activity (UOA)	2
Baseline contract value	£50,742.80

ACCESS

	Contract	England and Wales
24 month ratio of assessments to patient IDs	1.28	1.09

ACTIVITY


Month	Adjusted Scheduled Activity (UOA)	
	2017	2018
April	-15	1
May	-10	13
June	-1	17
July	88	63
August	121	86
September	190	236
October	325	
November	378	
December	470	
January	520	
February	590	
March	684	
April	728	
May	728	
June	728	

QUALITY

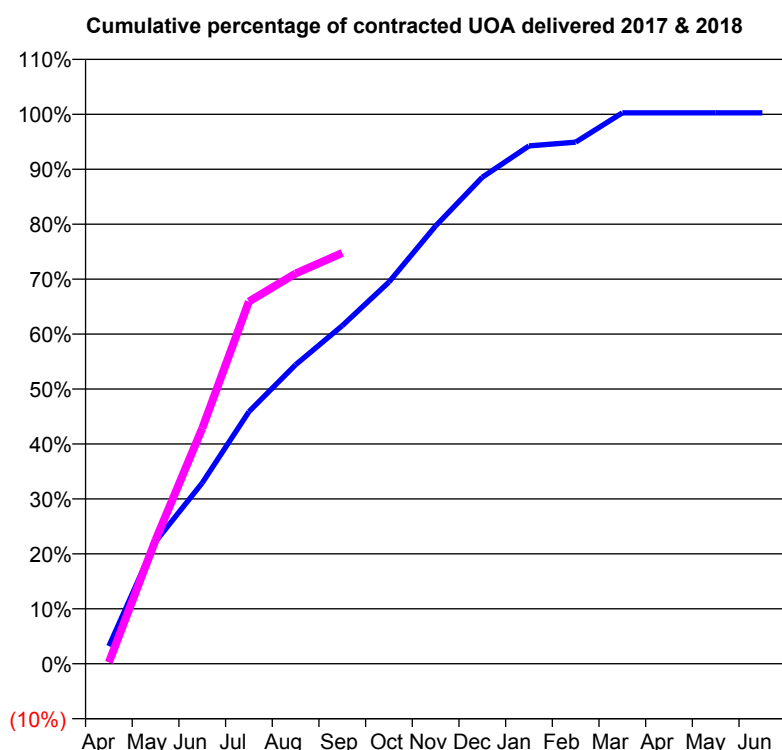
	Contract Quantity	Contract Base Number	Contract *	Region	England
% of all assessments that were assess and fit appliances (rolling 12 month period)	34	115	29.6%	57.6%	58.0%
% of all assessments that were assess and refuse (rolling 12 month period)	2	115	1.7%	11.0%	11.4%
% of all assessments that were assess and review (rolling 12 month period)	79	115	68.7%	31.3%	30.6%
% of terminated courses where treatment was abandoned or discontinued (rolling 12 month period)	1	24	4.2%	8.4%	7.8%
% of completed treatments indicating that PAR score was taken (year to date)	7	7	100.0%	61.1%	64.6%
Rate of removable appliances per 100 fixed appliances - proposed treatment (rolling 12 month period)	0	0	N/A	7.31	5.65
Rate of removable appliances per 100 fixed appliances - completed treatment (rolling 12 month period)	2	1	200.00	6.66	4.78
% of courses of treatment with removable appliances only - proposed treatment (rolling 12 month period)	0	34	0.0%	2.5%	2.0%
% of courses of treatment with removable appliances only - completed treatment (rolling 12 month period)	0	23	0.0%	1.6%	1.5%
% of patients satisfied with the treatment they have received (rolling 12 month period)	1	1	100.0%	95.8%	96.0%

* Figures in italics indicate that the base number is less than 100.

Q53 - Vital Signs Orthodontic At a Glance Contract Report for 890936/0002 - September 2017

Name or company name	MR RJ CURE	17/18 Contracted general activity (UDA)	0
Contract type name	PDS Contract	Carry forward general activity (UDA)	0
Purpose of contract	Orthodontic	17/18 Contracted orthodontic activity (UOA)	14,260
Contract start date	01/04/2006	Carry forward orthodontic activity (UOA)	-36
Contract end date	31/03/2018	Baseline contract value	£935,302.85

ACCESS	Contract	England and Wales
24 month ratio of assessments to patient IDs	1.00	1.09

ACTIVITY


Month	Adjusted Scheduled Activity (UOA)	
	2017	2018
April	458	36
May	3,171	3,213
June	4,693	6,110
July	6,543	9,400
August	7,761	10,127
September	8,773	10,659
October	9,907	
November	11,364	
December	12,625	
January	13,438	
February	13,536	
March	14,296	
April	14,296	
May	14,296	
June	14,296	

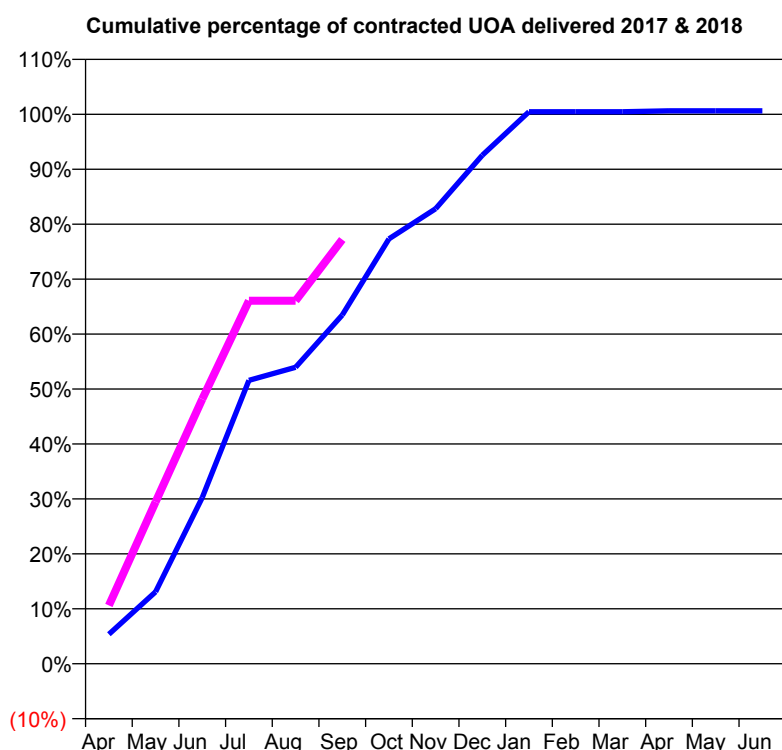
QUALITY	Contract Quantity	Contract Base Number	Contract *	Region	England
% of all assessments that were assess and fit appliances (rolling 12 month period)	767	917	83.6%	57.6%	58.0%
% of all assessments that were assess and refuse (rolling 12 month period)	55	917	6.0%	11.0%	11.4%
% of all assessments that were assess and review (rolling 12 month period)	95	917	10.4%	31.3%	30.6%
% of terminated courses where treatment was abandoned or discontinued (rolling 12 month period)	14	617	2.3%	8.4%	7.8%
% of completed treatments indicating that PAR score was taken (year to date)	333	361	92.2%	61.1%	64.6%
Rate of removable appliances per 100 fixed appliances - proposed treatment (rolling 12 month period)	7	1,520	0.46	7.31	5.65
Rate of removable appliances per 100 fixed appliances - completed treatment (rolling 12 month period)	8	1,191	0.67	6.66	4.78
% of courses of treatment with removable appliances only - proposed treatment (rolling 12 month period)	6	767	0.8%	2.5%	2.0%
% of courses of treatment with removable appliances only - completed treatment (rolling 12 month period)	7	603	1.2%	1.6%	1.5%
% of patients satisfied with the treatment they have received (rolling 12 month period)	35	37	94.6%	95.8%	96.0%

* Figures in italics indicate that the base number is less than 100.

Q53 - Vital Signs Orthodontic At a Glance Contract Report for 925926/0002 - September 2017

Name or company name	MR PK MAHAPATRA	17/18 Contracted general activity (UDA)	3,595
Contract type name	GDS Contract	Carry forward general activity (UDA)	0
Purpose of contract	General and Orthodontic	17/18 Contracted orthodontic activity (UOA)	2,404
Contract start date	01/02/2013	Carry forward orthodontic activity (UOA)	-15
Contract end date		Baseline contract value	£276,040.57

ACCESS	Contract	England and Wales
24 month ratio of assessments to patient IDs	1.27	1.09

ACTIVITY


Month	Adjusted Scheduled Activity (UOA)	
	2017	2018
April	129	255
May	315	708
June	727	1,158
July	1,240	1,588
August	1,297	1,588
September	1,526	1,856
October	1,859	
November	1,991	
December	2,225	
January	2,415	
February	2,415	
March	2,415	
April	2,419	
May	2,419	
June	2,419	

QUALITY

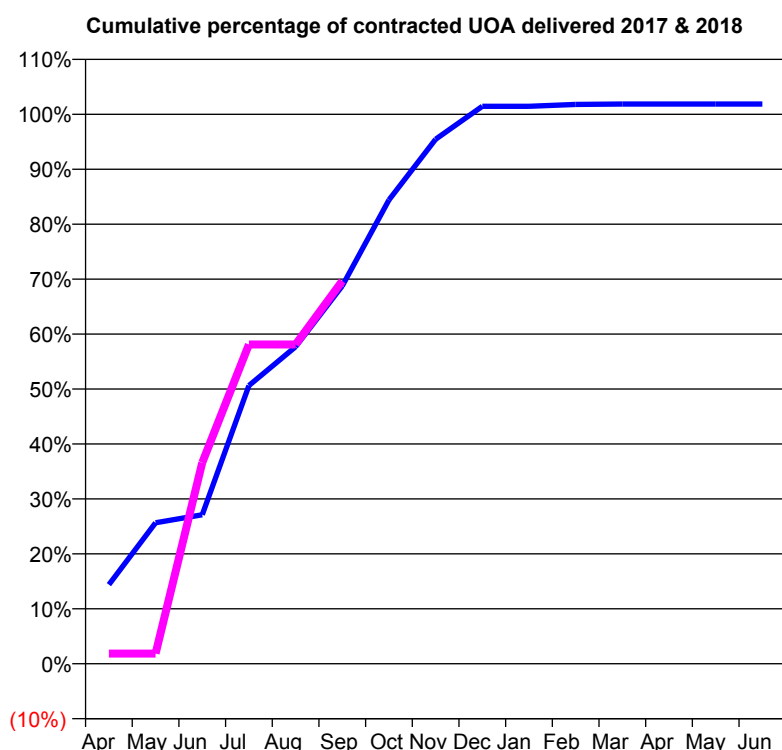
	Contract Quantity	Contract Base Number	Contract *	Region	England
% of all assessments that were assess and fit appliances (rolling 12 month period)	126	282	44.7%	57.6%	58.0%
% of all assessments that were assess and refuse (rolling 12 month period)	14	282	5.0%	11.0%	11.4%
% of all assessments that were assess and review (rolling 12 month period)	142	282	50.4%	31.3%	30.6%
% of terminated courses where treatment was abandoned or discontinued (rolling 12 month period)	2	57	3.5%	8.4%	7.8%
% of completed treatments indicating that PAR score was taken (year to date)	24	30	80.0%	61.1%	64.6%
Rate of removable appliances per 100 fixed appliances - proposed treatment (rolling 12 month period)	6	62	9.68	7.31	5.65
Rate of removable appliances per 100 fixed appliances - completed treatment (rolling 12 month period)	2	30	6.67	6.66	4.78
% of courses of treatment with removable appliances only - proposed treatment (rolling 12 month period)	2	126	1.6%	2.5%	2.0%
% of courses of treatment with removable appliances only - completed treatment (rolling 12 month period)	1	55	1.8%	1.6%	1.5%
% of patients satisfied with the treatment they have received (rolling 12 month period)	20	20	100.0%	95.8%	96.0%

* Figures in italics indicate that the base number is less than 100.

Q53 - Vital Signs Orthodontic At a Glance Contract Report for 972126/0001 - September 2017

Name or company name	MR SJ SIDDIQUI	17/18 Contracted general activity (UDA)	0
Contract type name	PDS Contract	Carry forward general activity (UDA)	0
Purpose of contract	Orthodontic	17/18 Contracted orthodontic activity (UOA)	6,006
Contract start date	01/04/2012	Carry forward orthodontic activity (UOA)	-112
Contract end date	31/03/2018	Baseline contract value	£396,359.00

ACCESS	Contract	England and Wales
24 month ratio of assessments to patient IDs	1.04	1.09

ACTIVITY


Month	Adjusted Scheduled Activity (UOA)	
	2017	2018
April	865	112
May	1,541	112
June	1,628	2,199
July	3,041	3,490
August	3,465	3,490
September	4,130	4,183
October	5,070	
November	5,734	
December	6,093	
January	6,093	
February	6,114	
March	6,118	
April	6,118	
May	6,118	
June	6,118	

QUALITY

	Contract Quantity	Contract Base Number	Contract *	Region	England
% of all assessments that were assess and fit appliances (rolling 12 month period)	283	417	67.9%	57.6%	58.0%
% of all assessments that were assess and refuse (rolling 12 month period)	34	417	8.2%	11.0%	11.4%
% of all assessments that were assess and review (rolling 12 month period)	100	417	24.0%	31.3%	30.6%
% of terminated courses where treatment was abandoned or discontinued (rolling 12 month period)	3	225	1.3%	8.4%	7.8%
% of completed treatments indicating that PAR score was taken (year to date)	43	80	53.8%	61.1%	64.6%
Rate of removable appliances per 100 fixed appliances - proposed treatment (rolling 12 month period)	0	0	N/A	7.31	5.65
Rate of removable appliances per 100 fixed appliances - completed treatment (rolling 12 month period)	0	0	N/A	6.66	4.78
% of courses of treatment with removable appliances only - proposed treatment (rolling 12 month period)	0	283	0.0%	2.5%	2.0%
% of courses of treatment with removable appliances only - completed treatment (rolling 12 month period)	0	222	0.0%	1.6%	1.5%
% of patients satisfied with the treatment they have received (rolling 12 month period)	23	24	95.8%	95.8%	96.0%

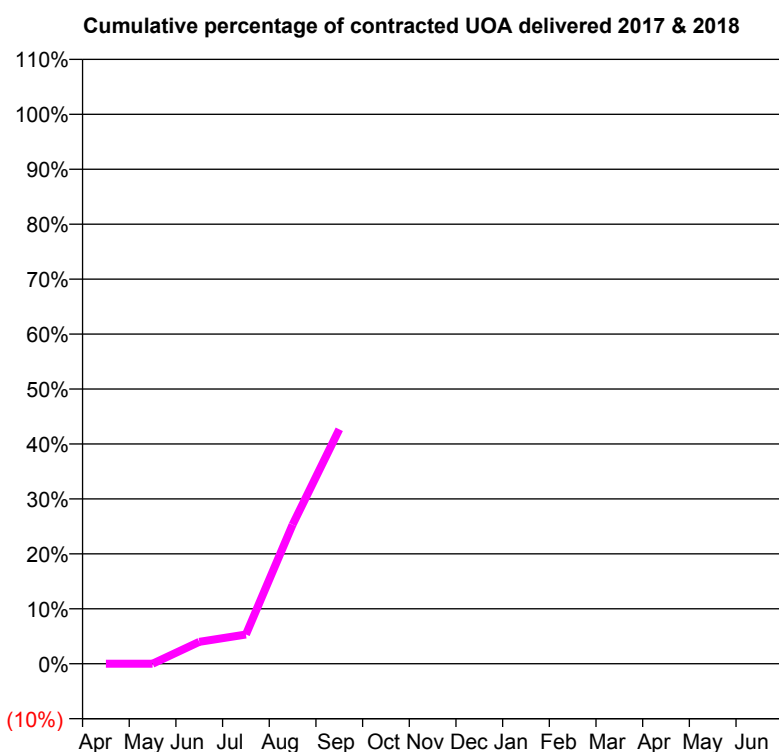
* Figures in italics indicate that the base number is less than 100.

Q54 - Vital Signs Orthodontic At a Glance Contract Report for 100459/0000 - September 2017

Name or company name	Richmond House Dental Practice
Contract type name	GDS Contract
Purpose of contract	General and Orthodontic
Contract start date	01/06/2017
Contract end date	

17/18 Contracted general activity (UDA)	7,432
Carry forward general activity (UDA)	0
17/18 Contracted orthodontic activity (UOA)	75
Carry forward orthodontic activity (UOA)	0
Baseline contract value	£221,287.54

ACCESS	Contract	England and Wales
24 month ratio of assessments to patient IDs	1.00	1.09

ACTIVITY


Month	Adjusted Scheduled Activity (UOA)	
	2017	2018
April	0	0
May	0	0
June	0	3
July	0	4
August	0	19
September	0	32
October	0	
November	0	
December	0	
January	0	
February	0	
March	0	
April	0	
May	0	
June	0	

QUALITY	Contract Quantity	Contract Base Number	Contract *	Region	England
% of all assessments that were assess and fit appliances (rolling 12 month period)	0	32	0.0%	57.6%	58.0%
% of all assessments that were assess and refuse (rolling 12 month period)	7	32	21.9%	11.0%	11.4%
% of all assessments that were assess and review (rolling 12 month period)	25	32	78.1%	31.3%	30.6%
% of terminated courses where treatment was abandoned or discontinued (rolling 12 month period)	0	0	N/A	8.4%	7.8%
% of completed treatments indicating that PAR score was taken (year to date)	0	0	N/A	61.1%	64.6%
Rate of removable appliances per 100 fixed appliances - proposed treatment (rolling 12 month period)	0	0	N/A	7.31	5.65
Rate of removable appliances per 100 fixed appliances - completed treatment (rolling 12 month period)	0	0	N/A	6.66	4.78
% of courses of treatment with removable appliances only - proposed treatment (rolling 12 month period)	0	0	N/A	2.5%	2.0%
% of courses of treatment with removable appliances only - completed treatment (rolling 12 month period)	0	0	N/A	1.6%	1.5%
% of patients satisfied with the treatment they have received (rolling 12 month period)	0	0	N/A	95.8%	96.0%

* Figures in italics indicate that the base number is less than 100.

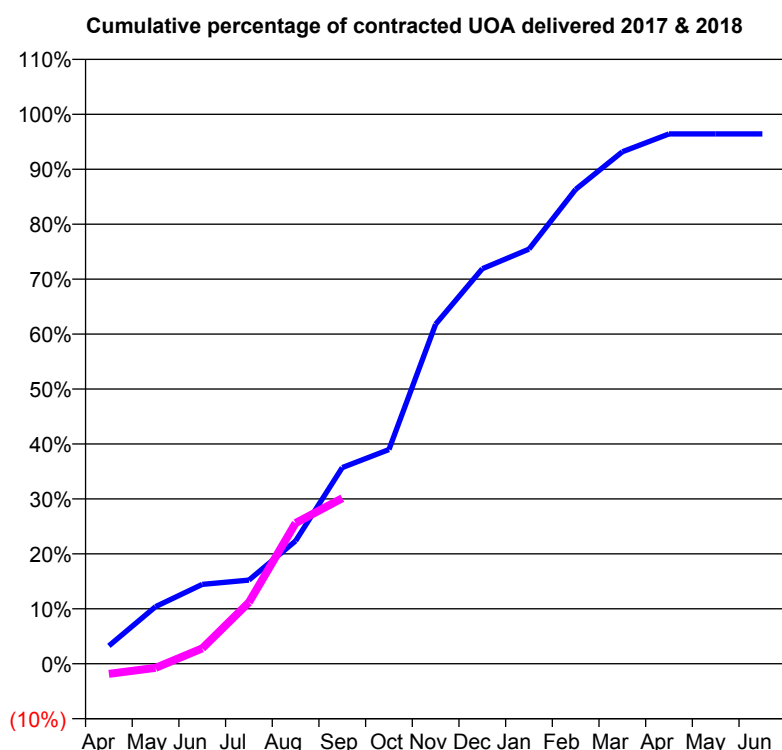
Q54 - Vital Signs Orthodontic At a Glance Contract Report for 101370/0096 - September 2017

Name or company name	Petrie Tucker and Partners Ltd
Contract type name	GDS Contract
Purpose of contract	General and Orthodontic
Contract start date	01/04/2007
Contract end date	

17/18 Contracted general activity (UDA)	27,162
Carry forward general activity (UDA)	0
17/18 Contracted orthodontic activity (UOA)	644
Carry forward orthodontic activity (UOA)	23
Baseline contract value	£709,172.15

ACCESS

	Contract	England and Wales
24 month ratio of assessments to patient IDs	1.04	1.09

ACTIVITY


Month	Adjusted Scheduled Activity (UOA)	
	2017	2018
April	21	-12
May	67	-5
June	93	18
July	98	72
August	144	165
September	230	194
October	251	
November	398	
December	463	
January	486	
February	556	
March	600	
April	621	
May	621	
June	621	

QUALITY

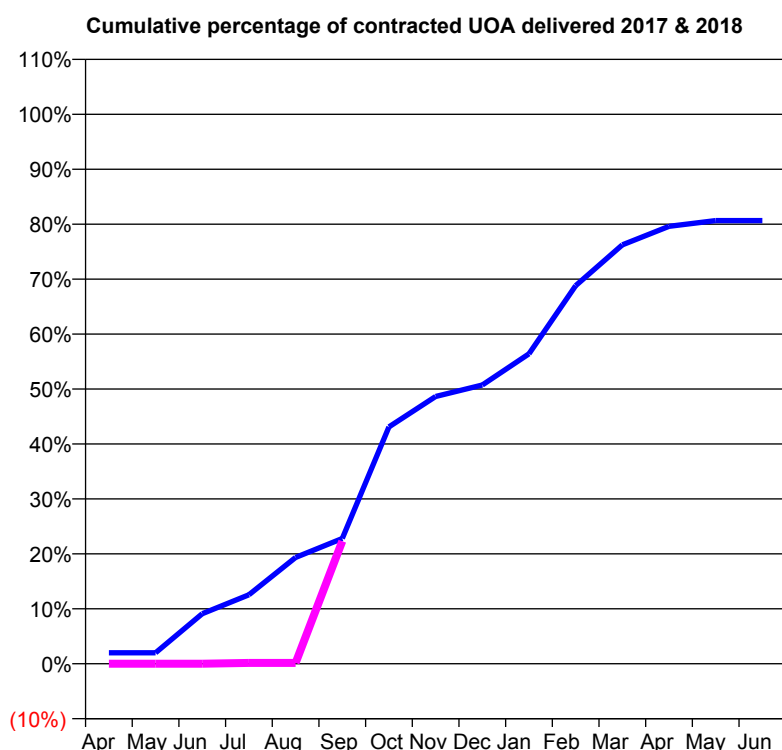
	Contract Quantity	Contract Base Number	Contract *	Region	England
% of all assessments that were assess and fit appliances (rolling 12 month period)	26	88	29.5%	57.6%	58.0%
% of all assessments that were assess and refuse (rolling 12 month period)	35	88	39.8%	11.0%	11.4%
% of all assessments that were assess and review (rolling 12 month period)	27	88	30.7%	31.3%	30.6%
% of terminated courses where treatment was abandoned or discontinued (rolling 12 month period)	1	25	4.0%	8.4%	7.8%
% of completed treatments indicating that PAR score was taken (year to date)	0	6	0.0%	61.1%	64.6%
Rate of removable appliances per 100 fixed appliances - proposed treatment (rolling 12 month period)	1	51	1.96	7.31	5.65
Rate of removable appliances per 100 fixed appliances - completed treatment (rolling 12 month period)	0	47	0.00	6.66	4.78
% of courses of treatment with removable appliances only - proposed treatment (rolling 12 month period)	0	26	0.0%	2.5%	2.0%
% of courses of treatment with removable appliances only - completed treatment (rolling 12 month period)	0	24	0.0%	1.6%	1.5%
% of patients satisfied with the treatment they have received (rolling 12 month period)	0	0	N/A	95.8%	96.0%

* Figures in italics indicate that the base number is less than 100.

Q54 - Vital Signs Orthodontic At a Glance Contract Report for 110272/0001 - September 2017

Name or company name	Miss R Sharma	17/18 Contracted general activity (UDA)	33,454
Contract type name	Pilot Contract	Carry forward general activity (UDA)	0
Purpose of contract	General and Orthodontic	17/18 Contracted orthodontic activity (UOA)	1,250
Contract start date	01/04/2010	Carry forward orthodontic activity (UOA)	0
Contract end date		Baseline contract value	£872,736.48

ACCESS	Contract	England and Wales
24 month ratio of assessments to patient IDs	1.03	1.09

ACTIVITY


Month	Adjusted Scheduled Activity (UOA)	
	2017	2018
April	25	0
May	25	0
June	114	0
July	157	2
August	242	2
September	285	279
October	539	
November	608	
December	634	
January	705	
February	860	
March	953	
April	995	
May	1,008	
June	1,008	

QUALITY

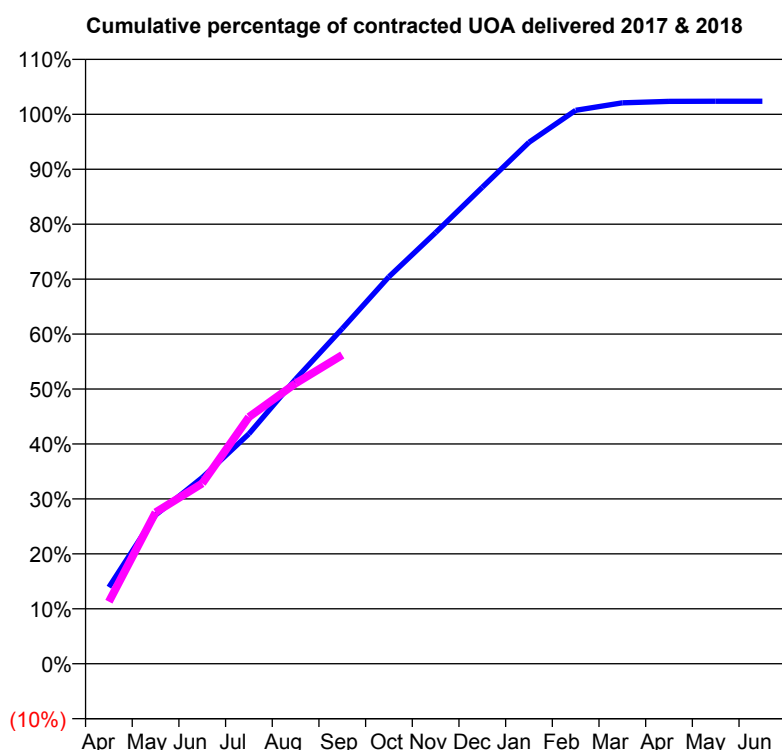
	Contract Quantity	Contract Base Number	Contract *	Region	England
% of all assessments that were assess and fit appliances (rolling 12 month period)	49	97	50.5%	57.6%	58.0%
% of all assessments that were assess and refuse (rolling 12 month period)	17	97	17.5%	11.0%	11.4%
% of all assessments that were assess and review (rolling 12 month period)	31	97	32.0%	31.3%	30.6%
% of terminated courses where treatment was abandoned or discontinued (rolling 12 month period)	8	54	14.8%	8.4%	7.8%
% of completed treatments indicating that PAR score was taken (year to date)	7	12	58.3%	61.1%	64.6%
Rate of removable appliances per 100 fixed appliances - proposed treatment (rolling 12 month period)	20	85	23.53	7.31	5.65
Rate of removable appliances per 100 fixed appliances - completed treatment (rolling 12 month period)	19	66	28.79	6.66	4.78
% of courses of treatment with removable appliances only - proposed treatment (rolling 12 month period)	3	49	6.1%	2.5%	2.0%
% of courses of treatment with removable appliances only - completed treatment (rolling 12 month period)	6	46	13.0%	1.6%	1.5%
% of patients satisfied with the treatment they have received (rolling 12 month period)	0	0	N/A	95.8%	96.0%

* Figures in italics indicate that the base number is less than 100.

Q54 - Vital Signs Orthodontic At a Glance Contract Report for 110353/0001 - September 2017

Name or company name	Shore & Shore	17/18 Contracted general activity (UDA)	0
Contract type name	PDS Contract	Carry forward general activity (UDA)	0
Purpose of contract	Orthodontic	17/18 Contracted orthodontic activity (UOA)	8,811
Contract start date	01/04/2006	Carry forward orthodontic activity (UOA)	-177
Contract end date	31/03/2018	Baseline contract value	£591,939.68

ACCESS	Contract	England and Wales
24 month ratio of assessments to patient IDs	1.04	1.09

ACTIVITY


Month	Adjusted Scheduled Activity (UOA)	
	2017	2018
April	1,228	996
May	2,385	2,427
June	2,987	2,892
July	3,687	3,957
August	4,563	4,496
September	5,375	4,950
October	6,205	
November	6,913	
December	7,640	
January	8,362	
February	8,874	
March	8,995	
April	9,018	
May	9,019	
June	9,019	

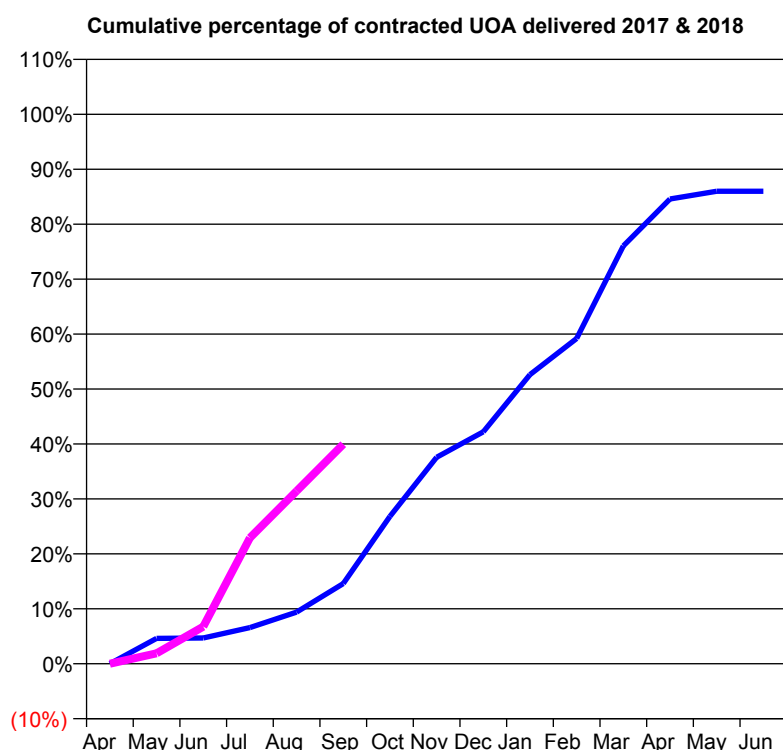
QUALITY	Contract Quantity	Contract Base Number	Contract *	Region	England
% of all assessments that were assess and fit appliances (rolling 12 month period)	396	634	62.5%	57.6%	58.0%
% of all assessments that were assess and refuse (rolling 12 month period)	193	634	30.4%	11.0%	11.4%
% of all assessments that were assess and review (rolling 12 month period)	45	634	7.1%	31.3%	30.6%
% of terminated courses where treatment was abandoned or discontinued (rolling 12 month period)	12	411	2.9%	8.4%	7.8%
% of completed treatments indicating that PAR score was taken (year to date)	23	223	10.3%	61.1%	64.6%
Rate of removable appliances per 100 fixed appliances - proposed treatment (rolling 12 month period)	15	779	1.93	7.31	5.65
Rate of removable appliances per 100 fixed appliances - completed treatment (rolling 12 month period)	34	775	4.39	6.66	4.78
% of courses of treatment with removable appliances only - proposed treatment (rolling 12 month period)	3	396	0.8%	2.5%	2.0%
% of courses of treatment with removable appliances only - completed treatment (rolling 12 month period)	2	399	0.5%	1.6%	1.5%
% of patients satisfied with the treatment they have received (rolling 12 month period)	11	12	91.7%	95.8%	96.0%

* Figures in italics indicate that the base number is less than 100.

Q54 - Vital Signs Orthodontic At a Glance Contract Report for 111287/0001 - September 2017

Name or company name	Black Country Orthodontics Ltd	17/18 Contracted general activity (UDA)	0
Contract type name	PDS Contract	Carry forward general activity (UDA)	0
Purpose of contract	Orthodontic	17/18 Contracted orthodontic activity (UOA)	3,483
Contract start date	01/01/2015	Carry forward orthodontic activity (UOA)	0
Contract end date	31/03/2018	Baseline contract value	£224,594.14

ACCESS	Contract	England and Wales
24 month ratio of assessments to patient IDs	1.01	1.09

ACTIVITY


Month	Adjusted Scheduled Activity (UOA)	
	2017	2018
April	0	0
May	210	66
June	213	235
July	299	798
August	426	1,095
September	662	1,392
October	1,216	
November	1,703	
December	1,914	
January	2,385	
February	2,683	
March	3,447	
April	3,834	
May	3,898	
June	3,898	

QUALITY	Contract Quantity	Contract Base Number	Contract *	Region	England
% of all assessments that were assess and fit appliances (rolling 12 month period)	224	308	72.7%	57.6%	58.0%
% of all assessments that were assess and refuse (rolling 12 month period)	24	308	7.8%	11.0%	11.4%
% of all assessments that were assess and review (rolling 12 month period)	60	308	19.5%	31.3%	30.6%
% of terminated courses where treatment was abandoned or discontinued (rolling 12 month period)	6	81	7.4%	8.4%	7.8%
% of completed treatments indicating that PAR score was taken (year to date)	19	36	52.8%	61.1%	64.6%
Rate of removable appliances per 100 fixed appliances - proposed treatment (rolling 12 month period)	10	425	2.35	7.31	5.65
Rate of removable appliances per 100 fixed appliances - completed treatment (rolling 12 month period)	7	108	6.48	6.66	4.78
% of courses of treatment with removable appliances only - proposed treatment (rolling 12 month period)	2	224	0.9%	2.5%	2.0%
% of courses of treatment with removable appliances only - completed treatment (rolling 12 month period)	0	75	0.0%	1.6%	1.5%
% of patients satisfied with the treatment they have received (rolling 12 month period)	11	11	100.0%	95.8%	96.0%

* Figures in italics indicate that the base number is less than 100.

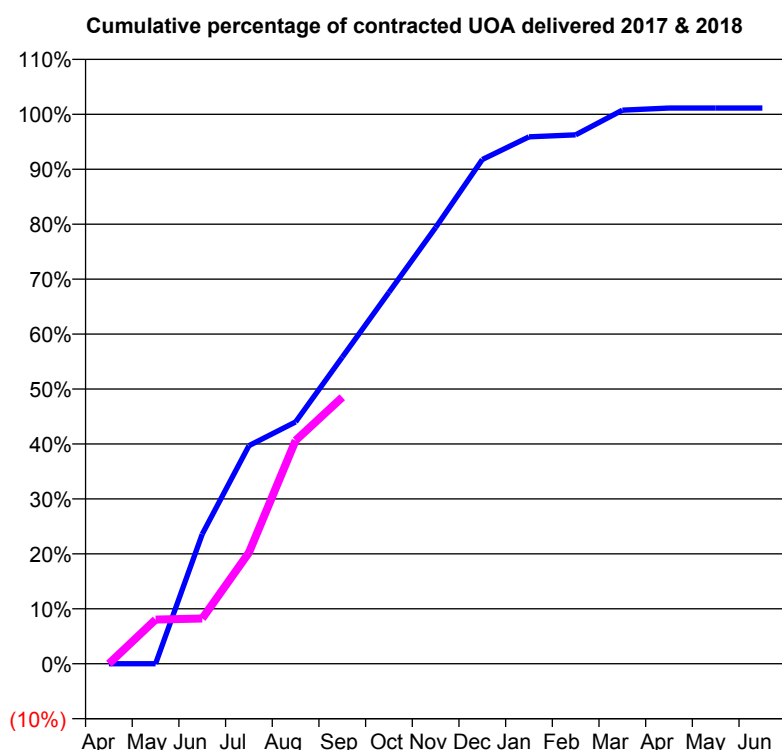
Q54 - Vital Signs Orthodontic At a Glance Contract Report for 122068/0001 - September 2017

Name or company name	Jandu, Bhambra and Payne
Contract type name	GDS Contract
Purpose of contract	General and Orthodontic
Contract start date	01/04/2014
Contract end date	

17/18 Contracted general activity (UDA)	1,413
Carry forward general activity (UDA)	0
17/18 Contracted orthodontic activity (UOA)	534
Carry forward orthodontic activity (UOA)	0
Baseline contract value	£71,249.98

ACCESS

	Contract	England and Wales
24 month ratio of assessments to patient IDs	1.04	1.09

ACTIVITY


Month	Adjusted Scheduled Activity (UOA)	
	2017	2018
April	0	0
May	0	43
June	126	44
July	212	108
August	235	217
September	298	259
October	361	
November	424	
December	490	
January	512	
February	514	
March	538	
April	540	
May	540	
June	540	

QUALITY

	Contract Quantity	Contract Base Number	Contract *	Region	England
% of all assessments that were assess and fit appliances (rolling 12 month period)	23	41	56.1%	57.6%	58.0%
% of all assessments that were assess and refuse (rolling 12 month period)	2	41	4.9%	11.0%	11.4%
% of all assessments that were assess and review (rolling 12 month period)	16	41	39.0%	31.3%	30.6%
% of terminated courses where treatment was abandoned or discontinued (rolling 12 month period)	0	10	0.0%	8.4%	7.8%
% of completed treatments indicating that PAR score was taken (year to date)	4	6	66.7%	61.1%	64.6%
Rate of removable appliances per 100 fixed appliances - proposed treatment (rolling 12 month period)	7	45	15.56	7.31	5.65
Rate of removable appliances per 100 fixed appliances - completed treatment (rolling 12 month period)	2	18	11.11	6.66	4.78
% of courses of treatment with removable appliances only - proposed treatment (rolling 12 month period)	0	23	0.0%	2.5%	2.0%
% of courses of treatment with removable appliances only - completed treatment (rolling 12 month period)	0	10	0.0%	1.6%	1.5%
% of patients satisfied with the treatment they have received (rolling 12 month period)	1	2	50.0%	95.8%	96.0%

* Figures in italics indicate that the base number is less than 100.

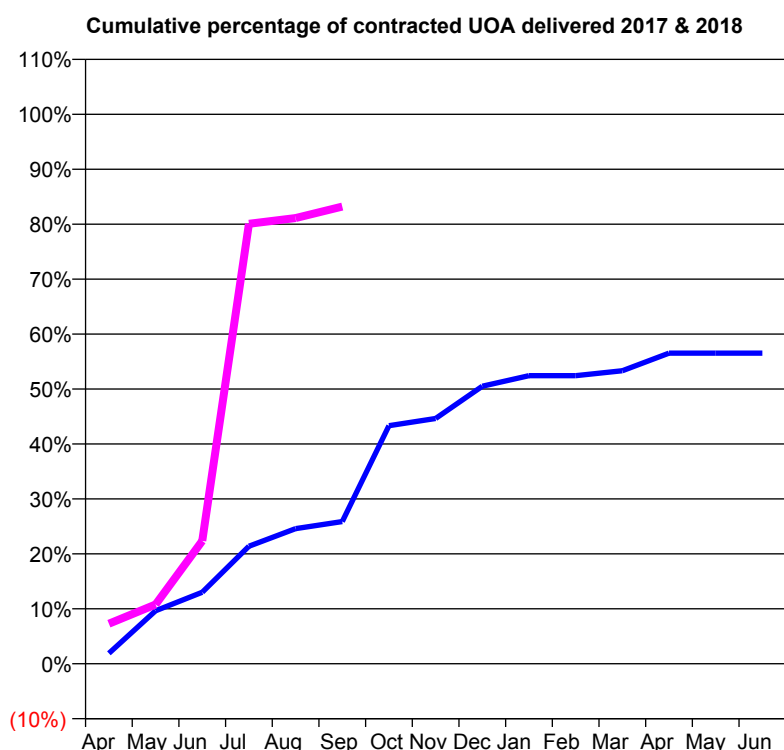
Q54 - Vital Signs Orthodontic At a Glance Contract Report for 125008/0001 - September 2017

Name or company name	Briars Dental Practice
Contract type name	GDS Contract
Purpose of contract	General and Orthodontic
Contract start date	01/04/2006
Contract end date	

17/18 Contracted general activity (UDA)	18,492
Carry forward general activity (UDA)	0
17/18 Contracted orthodontic activity (UOA)	2,013
Carry forward orthodontic activity (UOA)	0
Baseline contract value	£561,021.19

ACCESS

	Contract	England and Wales
24 month ratio of assessments to patient IDs	1.05	1.09

ACTIVITY


Month	Adjusted Scheduled Activity (UOA)	
	2017	2018
April	62	147
May	316	217
June	426	450
July	700	1,612
August	805	1,633
September	847	1,675
October	1,418	
November	1,461	
December	1,653	
January	1,716	
February	1,716	
March	1,745	
April	1,850	
May	1,850	
June	1,850	

QUALITY

	Contract Quantity	Contract Base Number	Contract *	Region	England
% of all assessments that were assess and fit appliances (rolling 12 month period)	126	150	84.0%	57.6%	58.0%
% of all assessments that were assess and refuse (rolling 12 month period)	11	150	7.3%	11.0%	11.4%
% of all assessments that were assess and review (rolling 12 month period)	13	150	8.7%	31.3%	30.6%
% of terminated courses where treatment was abandoned or discontinued (rolling 12 month period)	29	47	61.7%	8.4%	7.8%
% of completed treatments indicating that PAR score was taken (year to date)	12	14	85.7%	61.1%	64.6%
Rate of removable appliances per 100 fixed appliances - proposed treatment (rolling 12 month period)	54	93	58.06	7.31	5.65
Rate of removable appliances per 100 fixed appliances - completed treatment (rolling 12 month period)	2	32	6.25	6.66	4.78
% of courses of treatment with removable appliances only - proposed treatment (rolling 12 month period)	54	126	42.9%	2.5%	2.0%
% of courses of treatment with removable appliances only - completed treatment (rolling 12 month period)	0	18	0.0%	1.6%	1.5%
% of patients satisfied with the treatment they have received (rolling 12 month period)	7	7	100.0%	95.8%	96.0%

* Figures in italics indicate that the base number is less than 100.

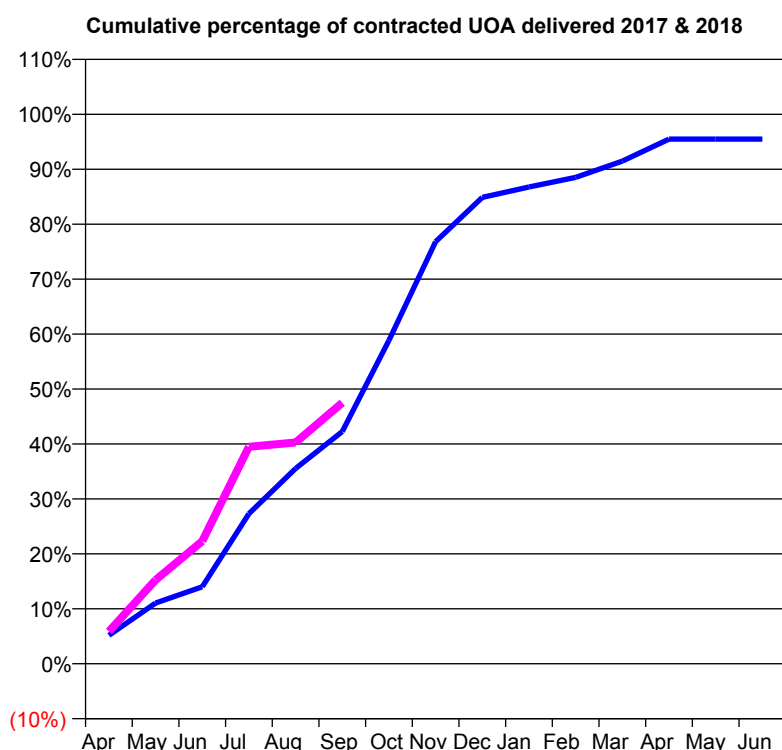
Q54 - Vital Signs Orthodontic At a Glance Contract Report for 126543/0001 - September 2017

Name or company name	Amblecote Dental Care
Contract type name	Pilot Contract
Purpose of contract	General and Orthodontic
Contract start date	01/10/2014
Contract end date	

17/18 Contracted general activity (UDA)	21,139
Carry forward general activity (UDA)	0
17/18 Contracted orthodontic activity (UOA)	1,699
Carry forward orthodontic activity (UOA)	-34
Baseline contract value	£785,177.96

ACCESS

	Contract	England and Wales
24 month ratio of assessments to patient IDs	1.21	1.09

ACTIVITY


Month	Adjusted Scheduled Activity (UOA)	
	2017	2018
April	88	100
May	188	259
June	238	379
July	464	671
August	604	684
September	718	807
October	1,000	
November	1,305	
December	1,442	
January	1,474	
February	1,504	
March	1,554	
April	1,622	
May	1,622	
June	1,622	

QUALITY

	Contract Quantity	Contract Base Number	Contract *	Region	England
% of all assessments that were assess and fit appliances (rolling 12 month period)	73	228	32.0%	57.6%	58.0%
% of all assessments that were assess and refuse (rolling 12 month period)	43	228	18.9%	11.0%	11.4%
% of all assessments that were assess and review (rolling 12 month period)	112	228	49.1%	31.3%	30.6%
% of terminated courses where treatment was abandoned or discontinued (rolling 12 month period)	7	53	13.2%	8.4%	7.8%
% of completed treatments indicating that PAR score was taken (year to date)	0	13	0.0%	61.1%	64.6%
Rate of removable appliances per 100 fixed appliances - proposed treatment (rolling 12 month period)	25	100	25.00	7.31	5.65
Rate of removable appliances per 100 fixed appliances - completed treatment (rolling 12 month period)	0	18	0.00	6.66	4.78
% of courses of treatment with removable appliances only - proposed treatment (rolling 12 month period)	20	73	27.4%	2.5%	2.0%
% of courses of treatment with removable appliances only - completed treatment (rolling 12 month period)	0	46	0.0%	1.6%	1.5%
% of patients satisfied with the treatment they have received (rolling 12 month period)	5	6	83.3%	95.8%	96.0%

* Figures in italics indicate that the base number is less than 100.

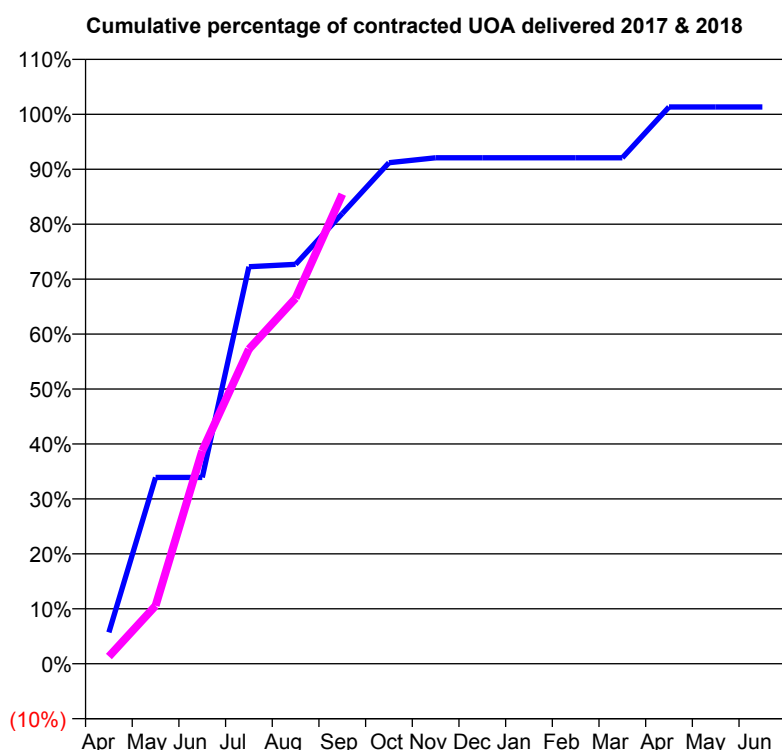
Q54 - Vital Signs Orthodontic At a Glance Contract Report for 129321/0001 - September 2017

Name or company name	Smile By Smile Dental
Contract type name	GDS Contract
Purpose of contract	General and Orthodontic
Contract start date	01/08/2011
Contract end date	

17/18 Contracted general activity (UDA)	8,806
Carry forward general activity (UDA)	12
17/18 Contracted orthodontic activity (UOA)	227
Carry forward orthodontic activity (UOA)	-3
Baseline contract value	£216,929.45

ACCESS

	Contract	England and Wales
24 month ratio of assessments to patient IDs	1.24	1.09

ACTIVITY


Month	Adjusted Scheduled Activity (UOA)	
	2017	2018
April	13	3
May	77	24
June	77	88
July	164	130
August	165	151
September	186	194
October	207	
November	209	
December	209	
January	209	
February	209	
March	209	
April	230	
May	230	
June	230	

QUALITY

	Contract Quantity	Contract Base Number	Contract *	Region	England
% of all assessments that were assess and fit appliances (rolling 12 month period)	11	15	73.3%	57.6%	58.0%
% of all assessments that were assess and refuse (rolling 12 month period)	0	15	0.0%	11.0%	11.4%
% of all assessments that were assess and review (rolling 12 month period)	4	15	26.7%	31.3%	30.6%
% of terminated courses where treatment was abandoned or discontinued (rolling 12 month period)	2	11	18.2%	8.4%	7.8%
% of completed treatments indicating that PAR score was taken (year to date)	0	2	0.0%	61.1%	64.6%
Rate of removable appliances per 100 fixed appliances - proposed treatment (rolling 12 month period)	2	21	9.52	7.31	5.65
Rate of removable appliances per 100 fixed appliances - completed treatment (rolling 12 month period)	1	18	5.56	6.66	4.78
% of courses of treatment with removable appliances only - proposed treatment (rolling 12 month period)	0	11	0.0%	2.5%	2.0%
% of courses of treatment with removable appliances only - completed treatment (rolling 12 month period)	0	9	0.0%	1.6%	1.5%
% of patients satisfied with the treatment they have received (rolling 12 month period)	0	0	N/A	95.8%	96.0%

* Figures in italics indicate that the base number is less than 100.

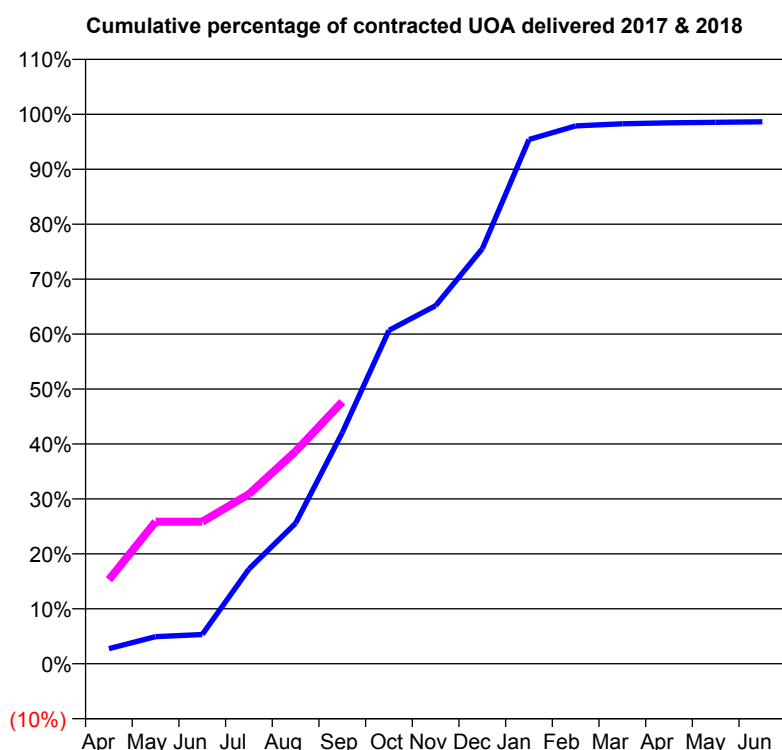
Q54 - Vital Signs Orthodontic At a Glance Contract Report for 131342/0001 - September 2017

Name or company name	Camila Pema Dhaya & Jatinder Kaur
Contract type name	GDS Contract
Purpose of contract	General and Orthodontic
Contract start date	01/04/2010
Contract end date	

17/18 Contracted general activity (UDA)	44,254
Carry forward general activity (UDA)	-644
17/18 Contracted orthodontic activity (UOA)	1,091
Carry forward orthodontic activity (UOA)	15
Baseline contract value	£1,329,614.45

ACCESS

	Contract	England and Wales
24 month ratio of assessments to patient IDs	1.05	1.09

ACTIVITY


Month	Adjusted Scheduled Activity (UOA)	
	2017	2018
April	30	167
May	54	282
June	58	282
July	188	337
August	279	422
September	459	520
October	662	
November	711	
December	824	
January	1,041	
February	1,068	
March	1,072	
April	1,074	
May	1,075	
June	1,076	

QUALITY

	Contract Quantity	Contract Base Number	Contract *	Region	England
% of all assessments that were assess and fit appliances (rolling 12 month period)	49	166	29.5%	57.6%	58.0%
% of all assessments that were assess and refuse (rolling 12 month period)	24	166	14.5%	11.0%	11.4%
% of all assessments that were assess and review (rolling 12 month period)	93	166	56.0%	31.3%	30.6%
% of terminated courses where treatment was abandoned or discontinued (rolling 12 month period)	4	13	30.8%	8.4%	7.8%
% of completed treatments indicating that PAR score was taken (year to date)	1	3	33.3%	61.1%	64.6%
Rate of removable appliances per 100 fixed appliances - proposed treatment (rolling 12 month period)	0	10	0.00	7.31	5.65
Rate of removable appliances per 100 fixed appliances - completed treatment (rolling 12 month period)	0	14	0.00	6.66	4.78
% of courses of treatment with removable appliances only - proposed treatment (rolling 12 month period)	0	49	0.0%	2.5%	2.0%
% of courses of treatment with removable appliances only - completed treatment (rolling 12 month period)	0	9	0.0%	1.6%	1.5%
% of patients satisfied with the treatment they have received (rolling 12 month period)	3	3	100.0%	95.8%	96.0%

* Figures in italics indicate that the base number is less than 100.

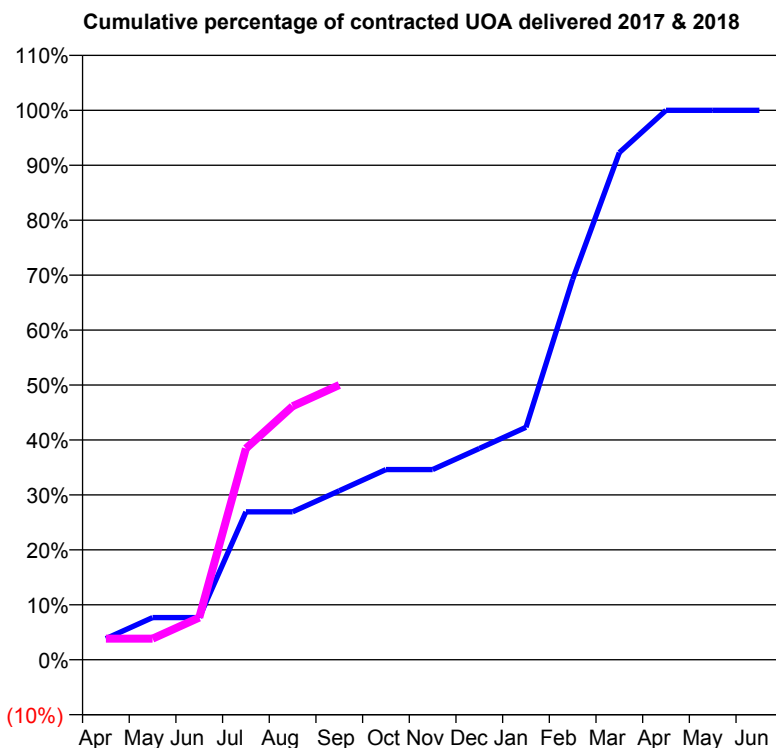
Q54 - Vital Signs Orthodontic At a Glance Contract Report for 138657/0001 - September 2017

Name or company name	Coalway Road Dental Practice
Contract type name	GDS Contract
Purpose of contract	General and Orthodontic
Contract start date	01/06/2011
Contract end date	

17/18 Contracted general activity (UDA)	15,000
Carry forward general activity (UDA)	228
17/18 Contracted orthodontic activity (UOA)	546
Carry forward orthodontic activity (UOA)	0
Baseline contract value	£321,111.99

ACCESS

	Contract	England and Wales
24 month ratio of assessments to patient IDs	1.00	1.09

ACTIVITY


Month	Adjusted Scheduled Activity (UOA)	
	2017	2018
April	21	21
May	42	21
June	42	42
July	147	210
August	147	252
September	168	273
October	189	
November	189	
December	210	
January	231	
February	378	
March	504	
April	546	
May	546	
June	546	

QUALITY

	Contract Quantity	Contract Base Number	Contract *	Region	England
% of all assessments that were assess and fit appliances (rolling 12 month period)	31	31	100.0%	57.6%	58.0%
% of all assessments that were assess and refuse (rolling 12 month period)	0	31	0.0%	11.0%	11.4%
% of all assessments that were assess and review (rolling 12 month period)	0	31	0.0%	31.3%	30.6%
% of terminated courses where treatment was abandoned or discontinued (rolling 12 month period)	6	18	33.3%	8.4%	7.8%
% of completed treatments indicating that PAR score was taken (year to date)	5	5	100.0%	61.1%	64.6%
Rate of removable appliances per 100 fixed appliances - proposed treatment (rolling 12 month period)	12	29	41.38	7.31	5.65
Rate of removable appliances per 100 fixed appliances - completed treatment (rolling 12 month period)	1	21	4.76	6.66	4.78
% of courses of treatment with removable appliances only - proposed treatment (rolling 12 month period)	12	31	38.7%	2.5%	2.0%
% of courses of treatment with removable appliances only - completed treatment (rolling 12 month period)	0	12	0.0%	1.6%	1.5%
% of patients satisfied with the treatment they have received (rolling 12 month period)	2	2	100.0%	95.8%	96.0%

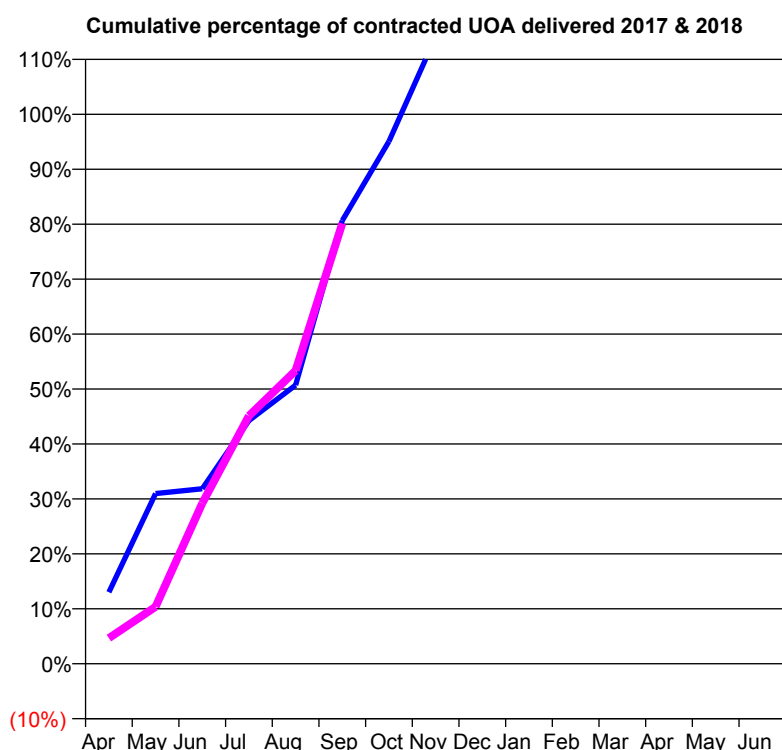
* Figures in italics indicate that the base number is less than 100.

Q54 - Vital Signs Orthodontic At a Glance Contract Report for 140260/0001 - September 2017

Name or company name	Thornley & Thornley
Contract type name	GDS Contract
Purpose of contract	General and Orthodontic
Contract start date	01/04/2006
Contract end date	

17/18 Contracted general activity (UDA)	3,132
Carry forward general activity (UDA)	-41
17/18 Contracted orthodontic activity (UOA)	791
Carry forward orthodontic activity (UOA)	-16
Baseline contract value	£135,949.40

ACCESS	Contract	England and Wales
24 month ratio of assessments to patient IDs	1.15	1.09

ACTIVITY


Month	Adjusted Scheduled Activity (UOA)	
	2017	2018
April	103	37
May	245	82
June	252	231
July	350	357
August	401	422
September	638	634
October	752	
November	902	
December	916	
January	927	
February	946	
March	948	
April	948	
May	948	
June	952	

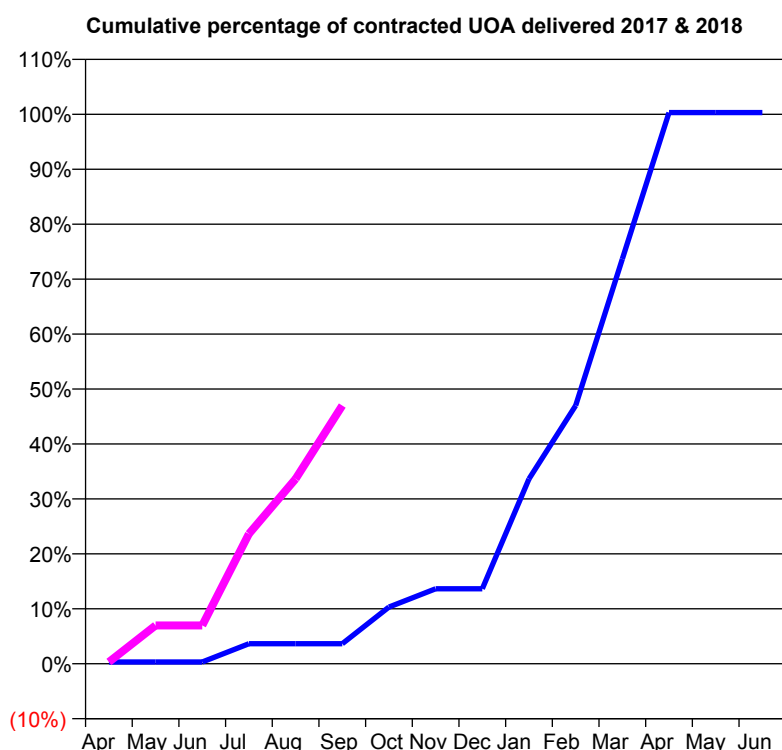
QUALITY	Contract Quantity	Contract Base Number	Contract *	Region	England
% of all assessments that were assess and fit appliances (rolling 12 month period)	41	127	32.3%	57.6%	58.0%
% of all assessments that were assess and refuse (rolling 12 month period)	11	127	8.7%	11.0%	11.4%
% of all assessments that were assess and review (rolling 12 month period)	75	127	59.1%	31.3%	30.6%
% of terminated courses where treatment was abandoned or discontinued (rolling 12 month period)	11	71	15.5%	8.4%	7.8%
% of completed treatments indicating that PAR score was taken (year to date)	17	18	94.4%	61.1%	64.6%
Rate of removable appliances per 100 fixed appliances - proposed treatment (rolling 12 month period)	3	70	4.29	7.31	5.65
Rate of removable appliances per 100 fixed appliances - completed treatment (rolling 12 month period)	8	111	7.21	6.66	4.78
% of courses of treatment with removable appliances only - proposed treatment (rolling 12 month period)	3	41	7.3%	2.5%	2.0%
% of courses of treatment with removable appliances only - completed treatment (rolling 12 month period)	3	60	5.0%	1.6%	1.5%
% of patients satisfied with the treatment they have received (rolling 12 month period)	1	1	100.0%	95.8%	96.0%

* Figures in italics indicate that the base number is less than 100.

Q54 - Vital Signs Orthodontic At a Glance Contract Report for 142131/0004 - September 2017

Name or company name	New Road Dental Practice	17/18 Contracted general activity (UDA)	0
Contract type name	PDS Contract	Carry forward general activity (UDA)	0
Purpose of contract	Orthodontic	17/18 Contracted orthodontic activity (UOA)	630
Contract start date	13/06/2011	Carry forward orthodontic activity (UOA)	-2
Contract end date	31/03/2018	Baseline contract value	£30,325.81

ACCESS	Contract	England and Wales
24 month ratio of assessments to patient IDs	1.00	1.09

ACTIVITY


Month	Adjusted Scheduled Activity (UOA)	
	2017	2018
April	2	2
May	2	44
June	2	44
July	23	149
August	23	212
September	23	296
October	65	
November	86	
December	86	
January	212	
February	296	
March	464	
April	632	
May	632	
June	632	

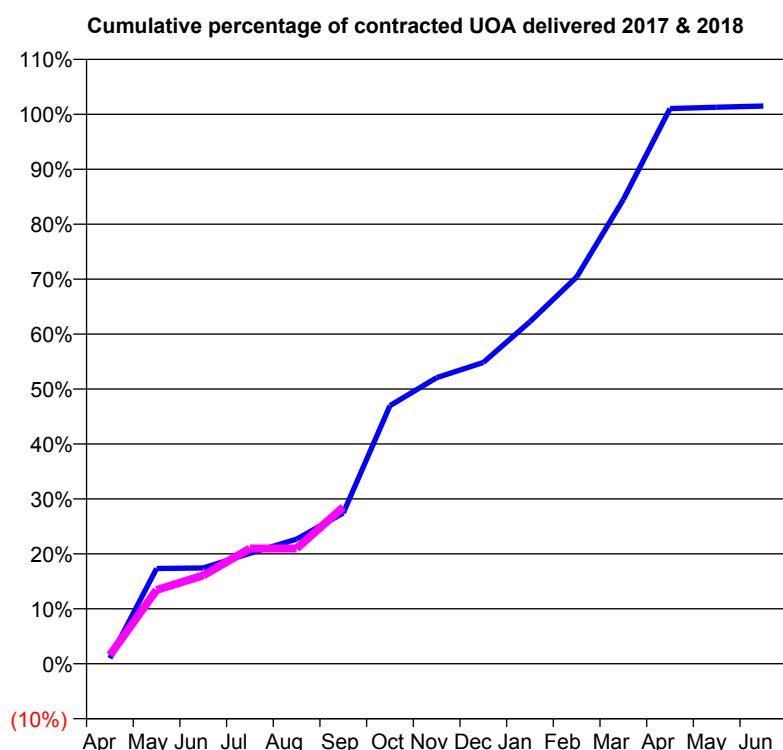
QUALITY	Contract Quantity	Contract Base Number	Contract *	Region	England
% of all assessments that were assess and fit appliances (rolling 12 month period)	43	43	100.0%	57.6%	58.0%
% of all assessments that were assess and refuse (rolling 12 month period)	0	43	0.0%	11.0%	11.4%
% of all assessments that were assess and review (rolling 12 month period)	0	43	0.0%	31.3%	30.6%
% of terminated courses where treatment was abandoned or discontinued (rolling 12 month period)	22	31	71.0%	8.4%	7.8%
% of completed treatments indicating that PAR score was taken (year to date)	2	2	100.0%	61.1%	64.6%
Rate of removable appliances per 100 fixed appliances - proposed treatment (rolling 12 month period)	15	40	37.50	7.31	5.65
Rate of removable appliances per 100 fixed appliances - completed treatment (rolling 12 month period)	1	18	5.56	6.66	4.78
% of courses of treatment with removable appliances only - proposed treatment (rolling 12 month period)	15	43	34.9%	2.5%	2.0%
% of courses of treatment with removable appliances only - completed treatment (rolling 12 month period)	0	9	0.0%	1.6%	1.5%
% of patients satisfied with the treatment they have received (rolling 12 month period)	2	2	100.0%	95.8%	96.0%

* Figures in italics indicate that the base number is less than 100.

Q54 - Vital Signs Orthodontic At a Glance Contract Report for 148733/0001 - September 2017

Name or company name	Morgan Dental	17/18 Contracted general activity (UDA)	773
Contract type name	GDS Contract	Carry forward general activity (UDA)	0
Purpose of contract	General and Orthodontic	17/18 Contracted orthodontic activity (UOA)	900
Contract start date	01/10/2013	Carry forward orthodontic activity (UOA)	-14
Contract end date		Baseline contract value	£79,304.20

ACCESS	Contract	England and Wales
24 month ratio of assessments to patient IDs	1.07	1.09

ACTIVITY


Month	Adjusted Scheduled Activity (UOA)	
	2017	2018
April	9	14
May	156	121
June	157	145
July	181	189
August	204	189
September	247	257
October	423	
November	469	
December	493	
January	560	
February	633	
March	760	
April	909	
May	911	
June	913	

QUALITY	Contract Quantity	Contract Base Number	Contract *	Region	England
% of all assessments that were assess and fit appliances (rolling 12 month period)	41	85	48.2%	57.6%	58.0%
% of all assessments that were assess and refuse (rolling 12 month period)	7	85	8.2%	11.0%	11.4%
% of all assessments that were assess and review (rolling 12 month period)	37	85	43.5%	31.3%	30.6%
% of terminated courses where treatment was abandoned or discontinued (rolling 12 month period)	2	16	12.5%	8.4%	7.8%
% of completed treatments indicating that PAR score was taken (year to date)	10	10	100.0%	61.1%	64.6%
Rate of removable appliances per 100 fixed appliances - proposed treatment (rolling 12 month period)	9	79	11.39	7.31	5.65
Rate of removable appliances per 100 fixed appliances - completed treatment (rolling 12 month period)	3	22	13.64	6.66	4.78
% of courses of treatment with removable appliances only - proposed treatment (rolling 12 month period)	0	41	0.0%	2.5%	2.0%
% of courses of treatment with removable appliances only - completed treatment (rolling 12 month period)	0	14	0.0%	1.6%	1.5%
% of patients satisfied with the treatment they have received (rolling 12 month period)	0	0	N/A	95.8%	96.0%

* Figures in italics indicate that the base number is less than 100.

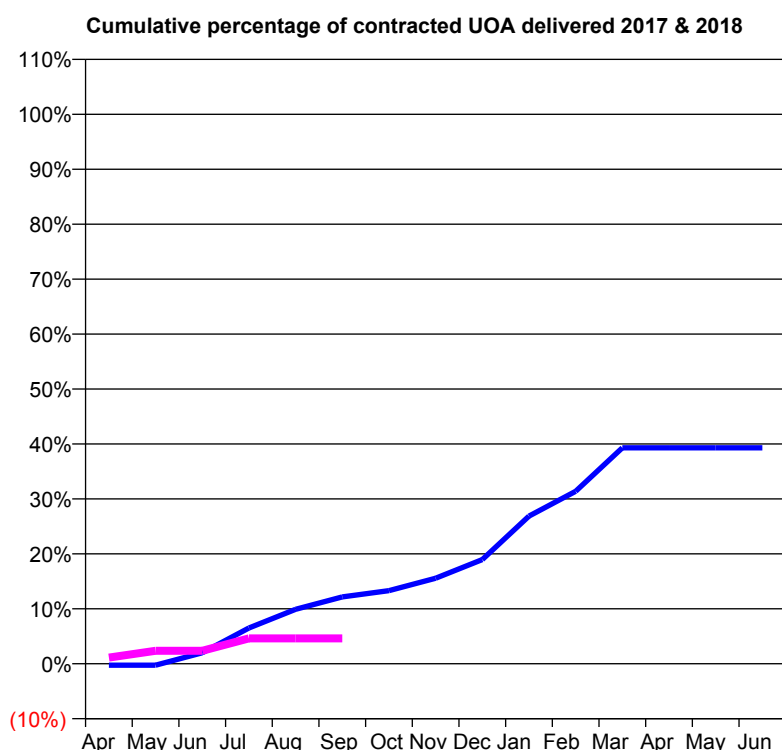
Q54 - Vital Signs Orthodontic At a Glance Contract Report for 150665/0001 - September 2017

Name or company name	Shaw & Jandu Dental Practice
Contract type name	GDS Contract
Purpose of contract	General and Orthodontic
Contract start date	01/04/2009
Contract end date	

17/18 Contracted general activity (UDA)	10,110
Carry forward general activity (UDA)	0
17/18 Contracted orthodontic activity (UOA)	1,857
Carry forward orthodontic activity (UOA)	0
Baseline contract value	£261,261.90

ACCESS

	Contract	England and Wales
24 month ratio of assessments to patient IDs	1.00	1.09

ACTIVITY


Month	Adjusted Scheduled Activity (UOA)	
	2017	2018
April	-5	21
May	-5	44
June	37	44
July	121	86
August	184	86
September	226	86
October	247	
November	289	
December	352	
January	499	
February	583	
March	730	
April	730	
May	730	
June	730	

QUALITY

	Contract Quantity	Contract Base Number	Contract *	Region	England
% of all assessments that were assess and fit appliances (rolling 12 month period)	28	28	100.0%	57.6%	58.0%
% of all assessments that were assess and refuse (rolling 12 month period)	0	28	0.0%	11.0%	11.4%
% of all assessments that were assess and review (rolling 12 month period)	0	28	0.0%	31.3%	30.6%
% of terminated courses where treatment was abandoned or discontinued (rolling 12 month period)	2	9	22.2%	8.4%	7.8%
% of completed treatments indicating that PAR score was taken (year to date)	2	3	66.7%	61.1%	64.6%
Rate of removable appliances per 100 fixed appliances - proposed treatment (rolling 12 month period)	9	30	30.00	7.31	5.65
Rate of removable appliances per 100 fixed appliances - completed treatment (rolling 12 month period)	1	6	16.67	6.66	4.78
% of courses of treatment with removable appliances only - proposed treatment (rolling 12 month period)	7	28	25.0%	2.5%	2.0%
% of courses of treatment with removable appliances only - completed treatment (rolling 12 month period)	1	7	14.3%	1.6%	1.5%
% of patients satisfied with the treatment they have received (rolling 12 month period)	1	1	100.0%	95.8%	96.0%

* Figures in italics indicate that the base number is less than 100.

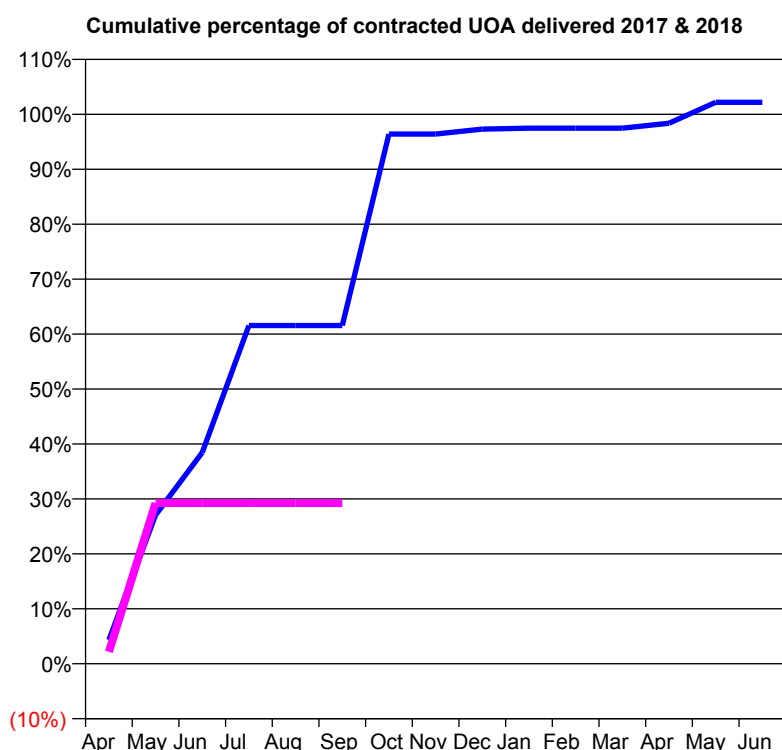
Q54 - Vital Signs Orthodontic At a Glance Contract Report for 155861/0001 - September 2017

Name or company name	Bilston Dental Surgery
Contract type name	GDS Contract
Purpose of contract	General and Orthodontic
Contract start date	25/02/2011
Contract end date	

17/18 Contracted general activity (UDA)	16,221
Carry forward general activity (UDA)	-264
17/18 Contracted orthodontic activity (UOA)	554
Carry forward orthodontic activity (UOA)	-12
Baseline contract value	£383,470.32

ACCESS

	Contract	England and Wales
24 month ratio of assessments to patient IDs	1.11	1.09

ACTIVITY


Month	Adjusted Scheduled Activity (UOA)	
	2017	2018
April	24	12
May	150	162
June	213	162
July	341	162
August	341	162
September	341	162
October	534	
November	534	
December	539	
January	540	
February	540	
March	540	
April	545	
May	566	
June	566	

QUALITY

	Contract Quantity	Contract Base Number	Contract *	Region	England
% of all assessments that were assess and fit appliances (rolling 12 month period)	20	38	52.6%	57.6%	58.0%
% of all assessments that were assess and refuse (rolling 12 month period)	6	38	15.8%	11.0%	11.4%
% of all assessments that were assess and review (rolling 12 month period)	12	38	31.6%	31.3%	30.6%
% of terminated courses where treatment was abandoned or discontinued (rolling 12 month period)	1	9	11.1%	8.4%	7.8%
% of completed treatments indicating that PAR score was taken (year to date)	1	1	100.0%	61.1%	64.6%
Rate of removable appliances per 100 fixed appliances - proposed treatment (rolling 12 month period)	5	28	17.86	7.31	5.65
Rate of removable appliances per 100 fixed appliances - completed treatment (rolling 12 month period)	0	15	0.00	6.66	4.78
% of courses of treatment with removable appliances only - proposed treatment (rolling 12 month period)	5	20	25.0%	2.5%	2.0%
% of courses of treatment with removable appliances only - completed treatment (rolling 12 month period)	0	8	0.0%	1.6%	1.5%
% of patients satisfied with the treatment they have received (rolling 12 month period)	0	1	0.0%	95.8%	96.0%

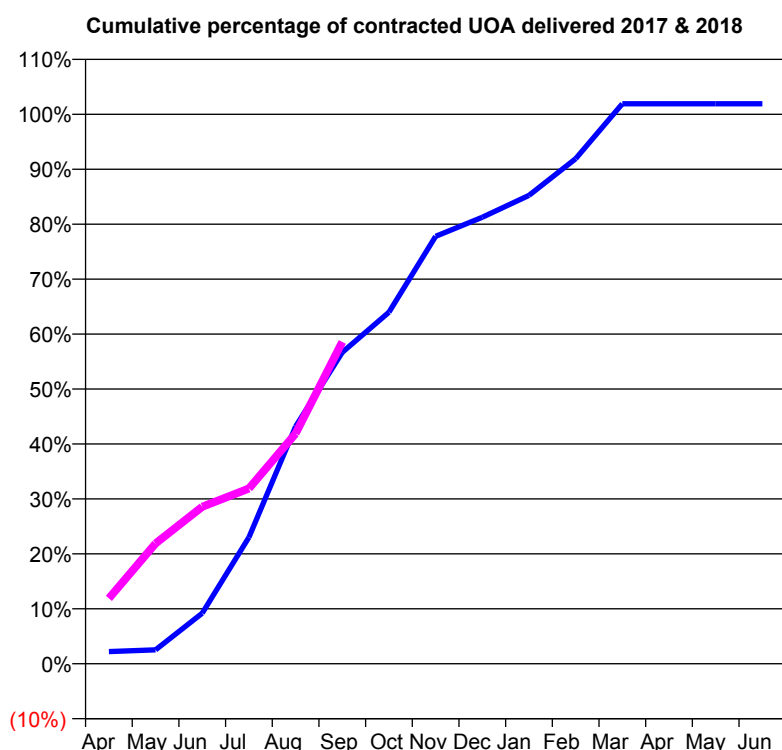
* Figures in italics indicate that the base number is less than 100.

Q54 - Vital Signs Orthodontic At a Glance Contract Report for 157422/0007 - September 2017

Name or company name	Priory Dental Practice
Contract type name	PDS Contract
Purpose of contract	Orthodontic
Contract start date	13/06/2011
Contract end date	31/03/2018

17/18 Contracted general activity (UDA)	0
Carry forward general activity (UDA)	0
17/18 Contracted orthodontic activity (UOA)	630
Carry forward orthodontic activity (UOA)	-12
Baseline contract value	£30,325.81

ACCESS	Contract	England and Wales
24 month ratio of assessments to patient IDs	1.02	1.09

ACTIVITY


Month	Adjusted Scheduled Activity (UOA)	
	2017	2018
April	14	75
May	16	138
June	58	180
July	145	201
August	272	264
September	357	369
October	403	
November	490	
December	512	
January	537	
February	579	
March	642	
April	642	
May	642	
June	642	

QUALITY	Contract Quantity	Contract Base Number	Contract *	Region	England
% of all assessments that were assess and fit appliances (rolling 12 month period)	30	42	71.4%	57.6%	58.0%
% of all assessments that were assess and refuse (rolling 12 month period)	7	42	16.7%	11.0%	11.4%
% of all assessments that were assess and review (rolling 12 month period)	5	42	11.9%	31.3%	30.6%
% of terminated courses where treatment was abandoned or discontinued (rolling 12 month period)	3	17	17.6%	8.4%	7.8%
% of completed treatments indicating that PAR score was taken (year to date)	0	3	0.0%	61.1%	64.6%
Rate of removable appliances per 100 fixed appliances - proposed treatment (rolling 12 month period)	0	44	0.00	7.31	5.65
Rate of removable appliances per 100 fixed appliances - completed treatment (rolling 12 month period)	0	27	0.00	6.66	4.78
% of courses of treatment with removable appliances only - proposed treatment (rolling 12 month period)	0	30	0.0%	2.5%	2.0%
% of courses of treatment with removable appliances only - completed treatment (rolling 12 month period)	0	14	0.0%	1.6%	1.5%
% of patients satisfied with the treatment they have received (rolling 12 month period)	1	1	100.0%	95.8%	96.0%

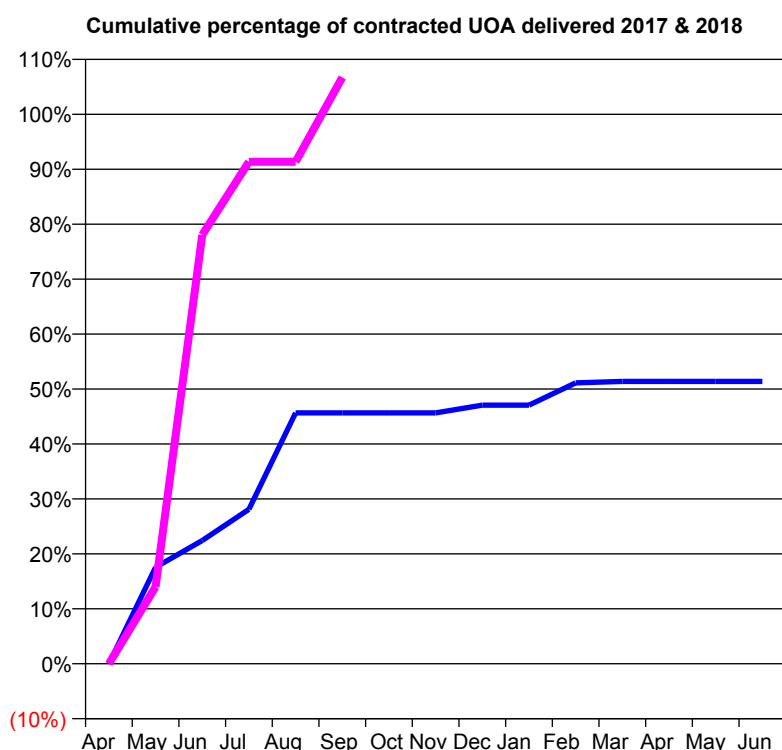
* Figures in italics indicate that the base number is less than 100.

Q54 - Vital Signs Orthodontic At a Glance Contract Report for 171654/0001 - September 2017

Name or company name	Kingswinford Health Centre 2
Contract type name	GDS Contract
Purpose of contract	General and Orthodontic
Contract start date	01/09/2014
Contract end date	

17/18 Contracted general activity (UDA)	11,155
Carry forward general activity (UDA)	0
17/18 Contracted orthodontic activity (UOA)	820
Carry forward orthodontic activity (UOA)	0
Baseline contract value	£323,581.91

ACCESS	Contract	England and Wales
24 month ratio of assessments to patient IDs	1.03	1.09

ACTIVITY


Month	Adjusted Scheduled Activity (UOA)	
	2017	2018
April	0	0
May	273	115
June	349	640
July	437	749
August	710	749
September	710	875
October	710	
November	710	
December	732	
January	732	
February	795	
March	799	
April	799	
May	799	
June	799	

QUALITY	Contract Quantity	Contract Base Number	Contract *	Region	England
% of all assessments that were assess and fit appliances (rolling 12 month period)	45	64	70.3%	57.6%	58.0%
% of all assessments that were assess and refuse (rolling 12 month period)	5	64	7.8%	11.0%	11.4%
% of all assessments that were assess and review (rolling 12 month period)	14	64	21.9%	31.3%	30.6%
% of terminated courses where treatment was abandoned or discontinued (rolling 12 month period)	9	20	45.0%	8.4%	7.8%
% of completed treatments indicating that PAR score was taken (year to date)	7	7	100.0%	61.1%	64.6%
Rate of removable appliances per 100 fixed appliances - proposed treatment (rolling 12 month period)	21	32	65.63	7.31	5.65
Rate of removable appliances per 100 fixed appliances - completed treatment (rolling 12 month period)	1	22	4.55	6.66	4.78
% of courses of treatment with removable appliances only - proposed treatment (rolling 12 month period)	21	45	46.7%	2.5%	2.0%
% of courses of treatment with removable appliances only - completed treatment (rolling 12 month period)	0	11	0.0%	1.6%	1.5%
% of patients satisfied with the treatment they have received (rolling 12 month period)	2	2	100.0%	95.8%	96.0%

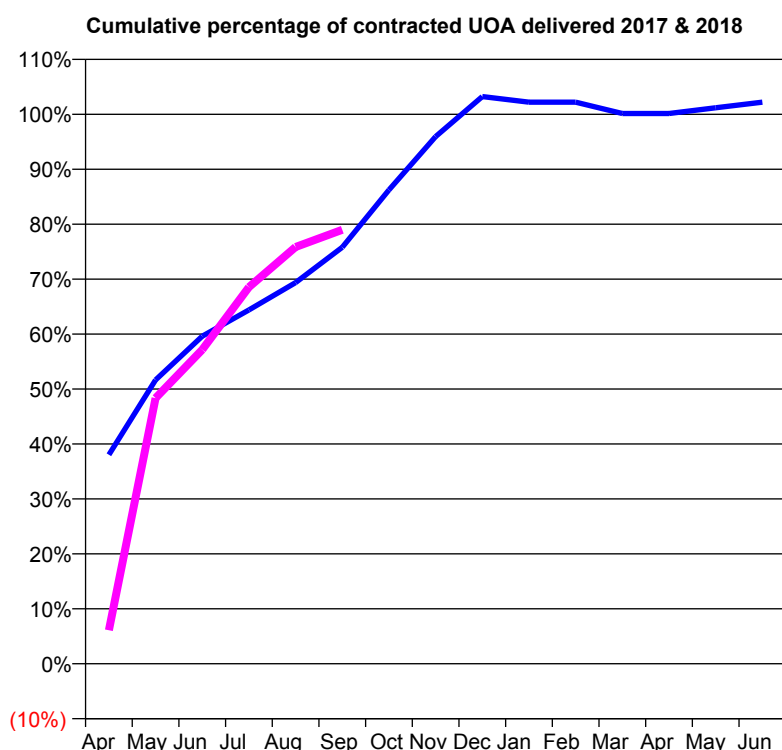
* Figures in italics indicate that the base number is less than 100.

Q54 - Vital Signs Orthodontic At a Glance Contract Report for 176745/0001 - September 2017

Name or company name	Dr V Ansari
Contract type name	GDS Contract
Purpose of contract	General and Orthodontic
Contract start date	01/04/2012
Contract end date	

17/18 Contracted general activity (UDA)	3,216
Carry forward general activity (UDA)	-6
17/18 Contracted orthodontic activity (UOA)	2,050
Carry forward orthodontic activity (UOA)	-41
Baseline contract value	£217,718.84

ACCESS	Contract	England and Wales
24 month ratio of assessments to patient IDs	1.07	1.09

ACTIVITY


Month	Adjusted Scheduled Activity (UOA)	
	2017	2018
April	780	125
May	1,059	991
June	1,222	1,172
July	1,320	1,405
August	1,422	1,555
September	1,554	1,619
October	1,768	
November	1,967	
December	2,116	
January	2,095	
February	2,095	
March	2,053	
April	2,053	
May	2,074	
June	2,095	

QUALITY

	Contract Quantity	Contract Base Number	Contract *	Region	England
% of all assessments that were assess and fit appliances (rolling 12 month period)	99	236	41.9%	57.6%	58.0%
% of all assessments that were assess and refuse (rolling 12 month period)	50	236	21.2%	11.0%	11.4%
% of all assessments that were assess and review (rolling 12 month period)	87	236	36.9%	31.3%	30.6%
% of terminated courses where treatment was abandoned or discontinued (rolling 12 month period)	7	85	8.2%	8.4%	7.8%
% of completed treatments indicating that PAR score was taken (year to date)	0	36	0.0%	61.1%	64.6%
Rate of removable appliances per 100 fixed appliances - proposed treatment (rolling 12 month period)	4	186	2.15	7.31	5.65
Rate of removable appliances per 100 fixed appliances - completed treatment (rolling 12 month period)	1	153	0.65	6.66	4.78
% of courses of treatment with removable appliances only - proposed treatment (rolling 12 month period)	3	99	3.0%	2.5%	2.0%
% of courses of treatment with removable appliances only - completed treatment (rolling 12 month period)	1	78	1.3%	1.6%	1.5%
% of patients satisfied with the treatment they have received (rolling 12 month period)	3	3	100.0%	95.8%	96.0%

* Figures in italics indicate that the base number is less than 100.

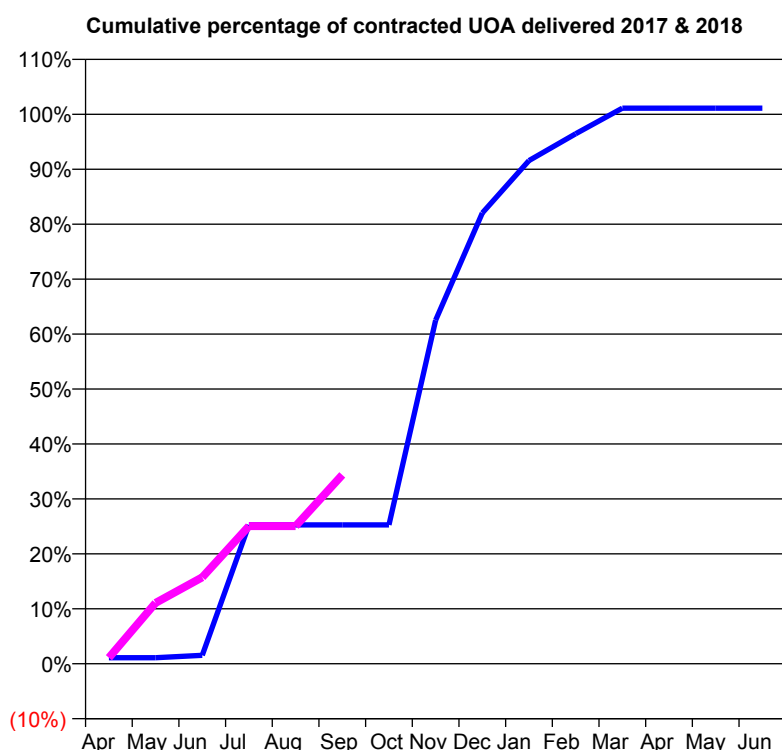
Q54 - Vital Signs Orthodontic At a Glance Contract Report for 184926/0001 - September 2017

Name or company name	Mrs Jaspreet Kiran Kaur Pahal
Contract type name	GDS Contract
Purpose of contract	General and Orthodontic
Contract start date	01/01/2016
Contract end date	

17/18 Contracted general activity (UDA)	7,545
Carry forward general activity (UDA)	-8
17/18 Contracted orthodontic activity (UOA)	451
Carry forward orthodontic activity (UOA)	-5
Baseline contract value	£207,236.21

ACCESS	Contract	England and Wales
--------	----------	-------------------

24 month ratio of assessments to patient IDs	1.02	1.09
--	------	------

ACTIVITY


Month	Adjusted Scheduled Activity (UOA)	
	2017	2018
April	5	5
May	5	50
June	7	71
July	114	113
August	114	113
September	114	155
October	114	
November	282	
December	370	
January	413	
February	435	
March	456	
April	456	
May	456	
June	456	

QUALITY	Contract Quantity	Contract Base Number	Contract *	Region	England
---------	-------------------	----------------------	------------	--------	---------

% of all assessments that were assess and fit appliances (rolling 12 month period)	23	32	71.9%	57.6%	58.0%
% of all assessments that were assess and refuse (rolling 12 month period)	2	32	6.3%	11.0%	11.4%
% of all assessments that were assess and review (rolling 12 month period)	7	32	21.9%	31.3%	30.6%
% of terminated courses where treatment was abandoned or discontinued (rolling 12 month period)	1	8	12.5%	8.4%	7.8%
% of completed treatments indicating that PAR score was taken (year to date)	0	3	0.0%	61.1%	64.6%
Rate of removable appliances per 100 fixed appliances - proposed treatment (rolling 12 month period)	0	5	0.00	7.31	5.65
Rate of removable appliances per 100 fixed appliances - completed treatment (rolling 12 month period)	0	1	0.00	6.66	4.78
% of courses of treatment with removable appliances only - proposed treatment (rolling 12 month period)	0	23	0.0%	2.5%	2.0%
% of courses of treatment with removable appliances only - completed treatment (rolling 12 month period)	0	7	0.0%	1.6%	1.5%
% of patients satisfied with the treatment they have received (rolling 12 month period)	2	2	100.0%	95.8%	96.0%

* Figures in italics indicate that the base number is less than 100.

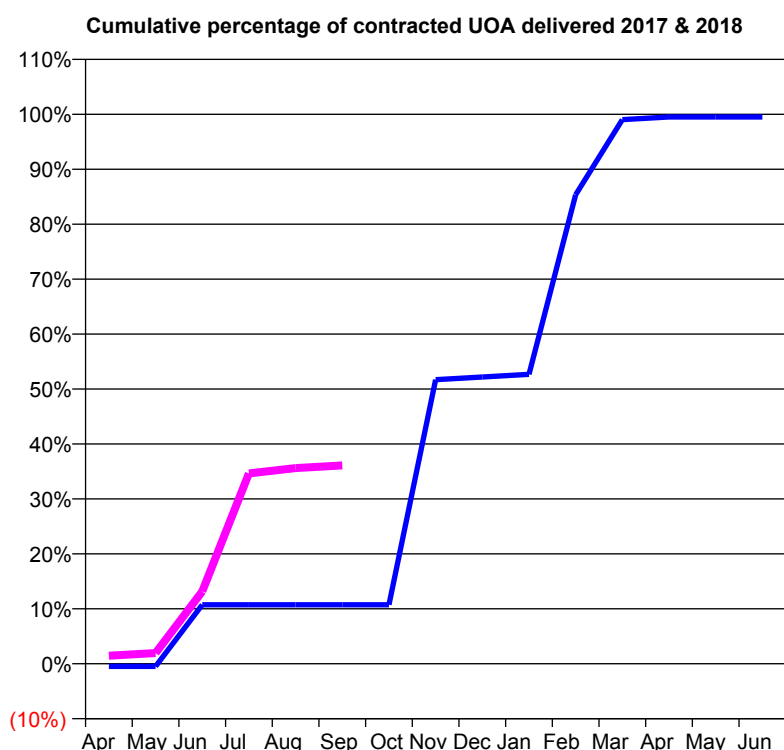
Q54 - Vital Signs Orthodontic At a Glance Contract Report for 190489/0001 - September 2017

Name or company name	Titley, Darby, Dehal and Associates
Contract type name	GDS Contract
Purpose of contract	General and Orthodontic
Contract start date	01/11/2011
Contract end date	

17/18 Contracted general activity (UDA)	27,023
Carry forward general activity (UDA)	0
17/18 Contracted orthodontic activity (UOA)	205
Carry forward orthodontic activity (UOA)	0
Baseline contract value	£656,605.01

ACCESS

	Contract	England and Wales
24 month ratio of assessments to patient IDs	1.14	1.09

ACTIVITY


Month	Adjusted Scheduled Activity (UOA)	
	2017	2018
April	-1	3
May	-1	4
June	22	27
July	22	71
August	22	73
September	22	74
October	22	
November	106	
December	107	
January	108	
February	175	
March	203	
April	204	
May	204	
June	204	

QUALITY

	Contract Quantity	Contract Base Number	Contract *	Region	England
% of all assessments that were assess and fit appliances (rolling 12 month period)	12	33	36.4%	57.6%	58.0%
% of all assessments that were assess and refuse (rolling 12 month period)	4	33	12.1%	11.0%	11.4%
% of all assessments that were assess and review (rolling 12 month period)	17	33	51.5%	31.3%	30.6%
% of terminated courses where treatment was abandoned or discontinued (rolling 12 month period)	1	17	5.9%	8.4%	7.8%
% of completed treatments indicating that PAR score was taken (year to date)	0	10	0.0%	61.1%	64.6%
Rate of removable appliances per 100 fixed appliances - proposed treatment (rolling 12 month period)	1	19	5.26	7.31	5.65
Rate of removable appliances per 100 fixed appliances - completed treatment (rolling 12 month period)	0	0	N/A	6.66	4.78
% of courses of treatment with removable appliances only - proposed treatment (rolling 12 month period)	1	12	8.3%	2.5%	2.0%
% of courses of treatment with removable appliances only - completed treatment (rolling 12 month period)	0	16	0.0%	1.6%	1.5%
% of patients satisfied with the treatment they have received (rolling 12 month period)	1	1	100.0%	95.8%	96.0%

* Figures in italics indicate that the base number is less than 100.

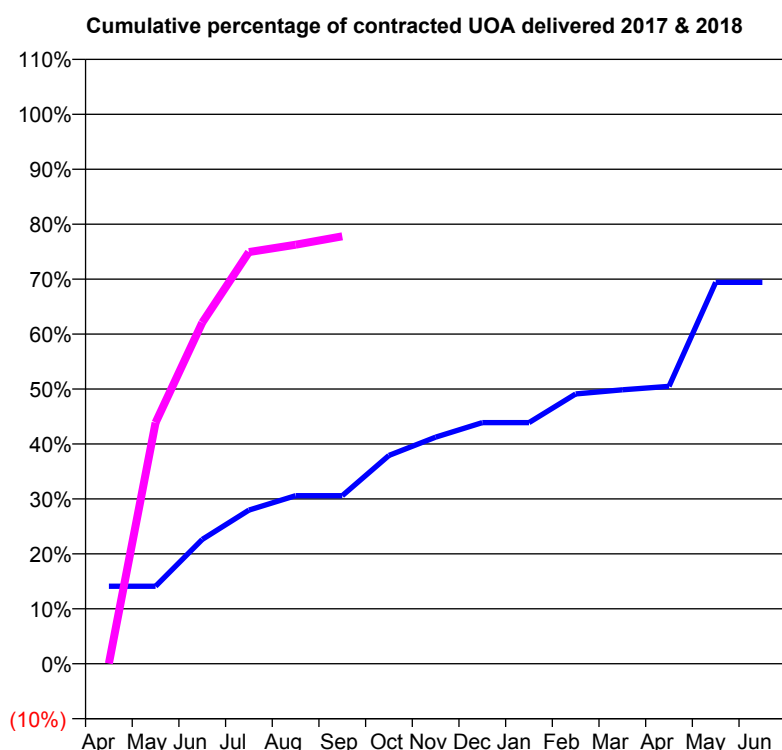
Q54 - Vital Signs Orthodontic At a Glance Contract Report for 192198/0001 - September 2017

Name or company name	Mr Richard Cure & Mr Preshaan Sitlu
Contract type name	PDS Contract
Purpose of contract	Orthodontic
Contract start date	02/08/2010
Contract end date	31/03/2018

17/18 Contracted general activity (UDA)	0
Carry forward general activity (UDA)	0
17/18 Contracted orthodontic activity (UOA)	1,643
Carry forward orthodontic activity (UOA)	0
Baseline contract value	£110,558.03

ACCESS	Contract	England and Wales
--------	----------	-------------------

24 month ratio of assessments to patient IDs	1.01	1.09
--	------	------

ACTIVITY


Month	Adjusted Scheduled Activity (UOA)	
	2017	2018
April	454	1
May	454	721
June	728	1,020
July	900	1,231
August	984	1,253
September	984	1,278
October	1,220	
November	1,327	
December	1,412	
January	1,412	
February	1,580	
March	1,604	
April	1,625	
May	2,234	
June	2,234	

QUALITY	Contract Quantity	Contract Base Number	Contract *	Region	England
---------	-------------------	----------------------	------------	--------	---------

% of all assessments that were assess and fit appliances (rolling 12 month period)	120	150	80.0%	57.6%	58.0%
% of all assessments that were assess and refuse (rolling 12 month period)	14	150	9.3%	11.0%	11.4%
% of all assessments that were assess and review (rolling 12 month period)	16	150	10.7%	31.3%	30.6%
% of terminated courses where treatment was abandoned or discontinued (rolling 12 month period)	7	113	6.2%	8.4%	7.8%
% of completed treatments indicating that PAR score was taken (year to date)	0	47	0.0%	61.1%	64.6%
Rate of removable appliances per 100 fixed appliances - proposed treatment (rolling 12 month period)	5	211	2.37	7.31	5.65
Rate of removable appliances per 100 fixed appliances - completed treatment (rolling 12 month period)	102	110	92.73	6.66	4.78
% of courses of treatment with removable appliances only - proposed treatment (rolling 12 month period)	5	120	4.2%	2.5%	2.0%
% of courses of treatment with removable appliances only - completed treatment (rolling 12 month period)	44	106	41.5%	1.6%	1.5%
% of patients satisfied with the treatment they have received (rolling 12 month period)	11	11	100.0%	95.8%	96.0%

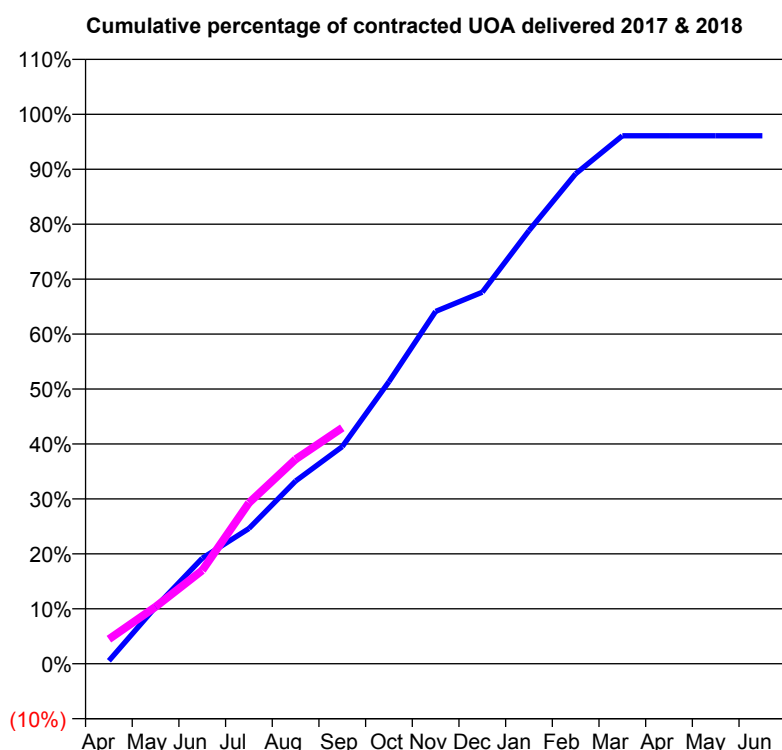
* Figures in italics indicate that the base number is less than 100.

Q54 - Vital Signs Orthodontic At a Glance Contract Report for 199001/0001 - September 2017

Name or company name	Orthodontics For You	17/18 Contracted general activity (UDA)	0
Contract type name	PDS Contract	Carry forward general activity (UDA)	0
Purpose of contract	Orthodontic	17/18 Contracted orthodontic activity (UOA)	12,637
Contract start date	01/07/2011	Carry forward orthodontic activity (UOA)	0
Contract end date	31/03/2018	Baseline contract value	£824,580.30

ACCESS

	Contract	England and Wales
24 month ratio of assessments to patient IDs	1.11	1.09

ACTIVITY


Month	Adjusted Scheduled Activity (UOA)	
	2017	2018
April	70	565
May	1,306	1,312
June	2,430	2,149
July	3,117	3,700
August	4,210	4,702
September	5,003	5,425
October	6,498	
November	8,116	
December	8,559	
January	9,979	
February	11,287	
March	12,161	
April	12,161	
May	12,161	
June	12,161	

QUALITY

	Contract Quantity	Contract Base Number	Contract *	Region	England
% of all assessments that were assess and fit appliances (rolling 12 month period)	574	1,386	41.4%	57.6%	58.0%
% of all assessments that were assess and refuse (rolling 12 month period)	99	1,386	7.1%	11.0%	11.4%
% of all assessments that were assess and review (rolling 12 month period)	713	1,386	51.4%	31.3%	30.6%
% of terminated courses where treatment was abandoned or discontinued (rolling 12 month period)	47	533	8.8%	8.4%	7.8%
% of completed treatments indicating that PAR score was taken (year to date)	160	241	66.4%	61.1%	64.6%
Rate of removable appliances per 100 fixed appliances - proposed treatment (rolling 12 month period)	85	1,105	7.69	7.31	5.65
Rate of removable appliances per 100 fixed appliances - completed treatment (rolling 12 month period)	72	873	8.25	6.66	4.78
% of courses of treatment with removable appliances only - proposed treatment (rolling 12 month period)	11	574	1.9%	2.5%	2.0%
% of courses of treatment with removable appliances only - completed treatment (rolling 12 month period)	14	486	2.9%	1.6%	1.5%
% of patients satisfied with the treatment they have received (rolling 12 month period)	31	32	96.9%	95.8%	96.0%

* Figures in italics indicate that the base number is less than 100.

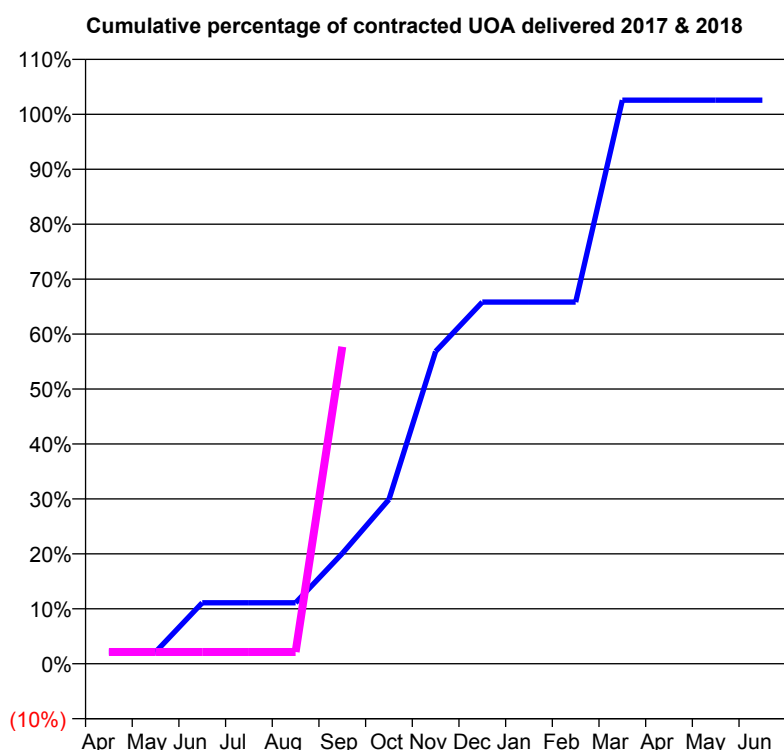
Q54 - Vital Signs Orthodontic At a Glance Contract Report for 220124/0001 - September 2017

Name or company name	MR PK PATEL
Contract type name	GDS Contract
Purpose of contract	General and Orthodontic
Contract start date	01/04/2006
Contract end date	

17/18 Contracted general activity (UDA)	11,324
Carry forward general activity (UDA)	-109
17/18 Contracted orthodontic activity (UOA)	234
Carry forward orthodontic activity (UOA)	-5
Baseline contract value	£351,240.61

ACCESS

	Contract	England and Wales
24 month ratio of assessments to patient IDs	1.00	1.09

ACTIVITY


Month	Adjusted Scheduled Activity (UOA)	
	2017	2018
April	5	5
May	5	5
June	26	5
July	26	5
August	26	5
September	47	135
October	70	
November	133	
December	154	
January	154	
February	154	
March	240	
April	240	
May	240	
June	240	

QUALITY

	Contract Quantity	Contract Base Number	Contract *	Region	England
% of all assessments that were assess and fit appliances (rolling 12 month period)	15	15	100.0%	57.6%	58.0%
% of all assessments that were assess and refuse (rolling 12 month period)	0	15	0.0%	11.0%	11.4%
% of all assessments that were assess and review (rolling 12 month period)	0	15	0.0%	31.3%	30.6%
% of terminated courses where treatment was abandoned or discontinued (rolling 12 month period)	0	14	0.0%	8.4%	7.8%
% of completed treatments indicating that PAR score was taken (year to date)	0	5	0.0%	61.1%	64.6%
Rate of removable appliances per 100 fixed appliances - proposed treatment (rolling 12 month period)	0	30	0.00	7.31	5.65
Rate of removable appliances per 100 fixed appliances - completed treatment (rolling 12 month period)	0	27	0.00	6.66	4.78
% of courses of treatment with removable appliances only - proposed treatment (rolling 12 month period)	0	15	0.0%	2.5%	2.0%
% of courses of treatment with removable appliances only - completed treatment (rolling 12 month period)	0	14	0.0%	1.6%	1.5%
% of patients satisfied with the treatment they have received (rolling 12 month period)	1	1	100.0%	95.8%	96.0%

* Figures in italics indicate that the base number is less than 100.

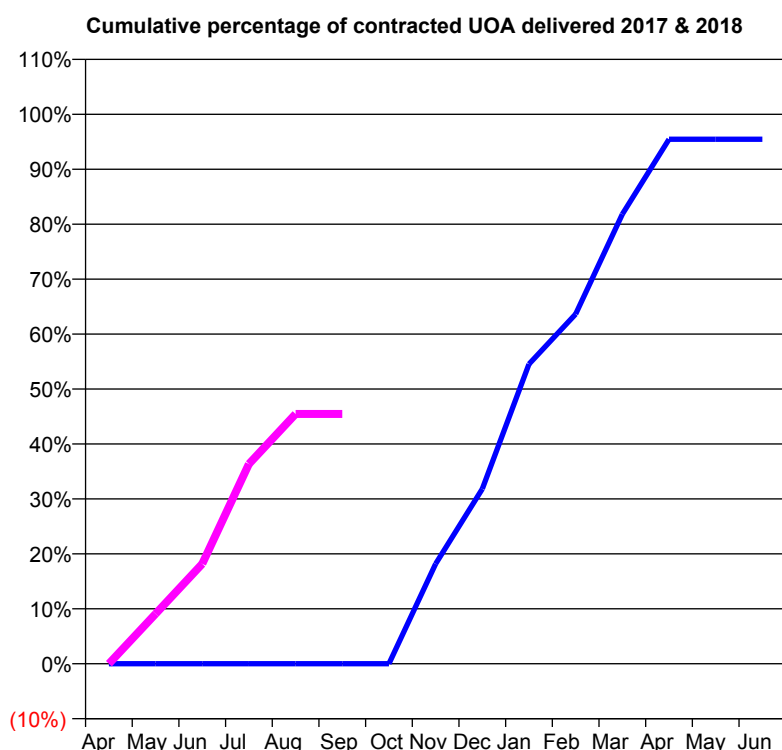
Q54 - Vital Signs Orthodontic At a Glance Contract Report for 220922/0001 - September 2017

Name or company name	MR JS SIDHU
Contract type name	GDS Contract
Purpose of contract	General and Orthodontic
Contract start date	01/04/2006
Contract end date	

17/18 Contracted general activity (UDA)	19,884
Carry forward general activity (UDA)	-384
17/18 Contracted orthodontic activity (UOA)	22
Carry forward orthodontic activity (UOA)	0
Baseline contract value	£509,009.10

ACCESS

	Contract	England and Wales
24 month ratio of assessments to patient IDs	1.00	1.09

ACTIVITY


Month	Adjusted Scheduled Activity (UOA)	
	2017	2018
April	0	0
May	0	2
June	0	4
July	0	8
August	0	10
September	0	10
October	0	
November	4	
December	7	
January	12	
February	14	
March	18	
April	21	
May	21	
June	21	

QUALITY

	Contract Quantity	Contract Base Number	Contract *	Region	England
% of all assessments that were assess and fit appliances (rolling 12 month period)	0	31	0.0%	57.6%	58.0%
% of all assessments that were assess and refuse (rolling 12 month period)	0	31	0.0%	11.0%	11.4%
% of all assessments that were assess and review (rolling 12 month period)	31	31	100.0%	31.3%	30.6%
% of terminated courses where treatment was abandoned or discontinued (rolling 12 month period)	0	1	0.0%	8.4%	7.8%
% of completed treatments indicating that PAR score was taken (year to date)	0	0	N/A	61.1%	64.6%
Rate of removable appliances per 100 fixed appliances - proposed treatment (rolling 12 month period)	0	0	N/A	7.31	5.65
Rate of removable appliances per 100 fixed appliances - completed treatment (rolling 12 month period)	0	0	N/A	6.66	4.78
% of courses of treatment with removable appliances only - proposed treatment (rolling 12 month period)	0	0	N/A	2.5%	2.0%
% of courses of treatment with removable appliances only - completed treatment (rolling 12 month period)	0	1	0.0%	1.6%	1.5%
% of patients satisfied with the treatment they have received (rolling 12 month period)	0	0	N/A	95.8%	96.0%

* Figures in italics indicate that the base number is less than 100.

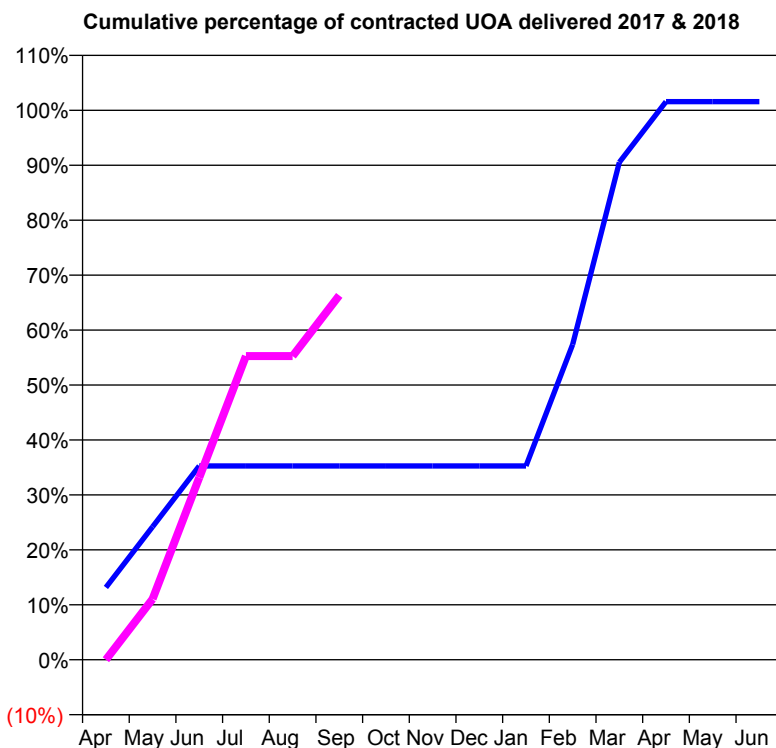
Q54 - Vital Signs Orthodontic At a Glance Contract Report for 241083/0001 - September 2017

Name or company name	MR V SUDRA
Contract type name	GDS Contract
Purpose of contract	General and Orthodontic
Contract start date	01/04/2006
Contract end date	

17/18 Contracted general activity (UDA)	11,592
Carry forward general activity (UDA)	0
17/18 Contracted orthodontic activity (UOA)	190
Carry forward orthodontic activity (UOA)	0
Baseline contract value	£378,461.94

ACCESS

	Contract	England and Wales
24 month ratio of assessments to patient IDs	1.00	1.09

ACTIVITY


Month	Adjusted Scheduled Activity (UOA)	
	2017	2018
April	25	0
May	46	21
June	67	63
July	67	105
August	67	105
September	67	126
October	67	
November	67	
December	67	
January	67	
February	109	
March	172	
April	193	
May	193	
June	193	

QUALITY

	Contract Quantity	Contract Base Number	Contract *	Region	England
% of all assessments that were assess and fit appliances (rolling 12 month period)	12	12	100.0%	57.6%	58.0%
% of all assessments that were assess and refuse (rolling 12 month period)	0	12	0.0%	11.0%	11.4%
% of all assessments that were assess and review (rolling 12 month period)	0	12	0.0%	31.3%	30.6%
% of terminated courses where treatment was abandoned or discontinued (rolling 12 month period)	0	11	0.0%	8.4%	7.8%
% of completed treatments indicating that PAR score was taken (year to date)	9	11	81.8%	61.1%	64.6%
Rate of removable appliances per 100 fixed appliances - proposed treatment (rolling 12 month period)	1	24	4.17	7.31	5.65
Rate of removable appliances per 100 fixed appliances - completed treatment (rolling 12 month period)	3	20	15.00	6.66	4.78
% of courses of treatment with removable appliances only - proposed treatment (rolling 12 month period)	0	12	0.0%	2.5%	2.0%
% of courses of treatment with removable appliances only - completed treatment (rolling 12 month period)	0	11	0.0%	1.6%	1.5%
% of patients satisfied with the treatment they have received (rolling 12 month period)	0	0	N/A	95.8%	96.0%

* Figures in italics indicate that the base number is less than 100.

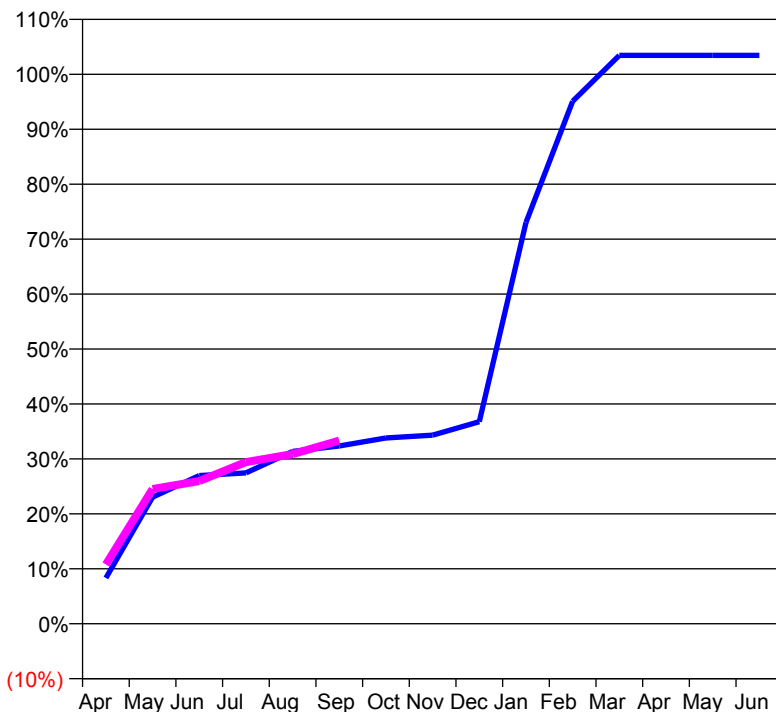
Q54 - Vital Signs Orthodontic At a Glance Contract Report for 244228/0001 - September 2017

Name or company name	MR JS BARDHA
Contract type name	GDS Contract
Purpose of contract	General and Orthodontic
Contract start date	01/04/2006
Contract end date	

17/18 Contracted general activity (UDA)	9,698
Carry forward general activity (UDA)	16
17/18 Contracted orthodontic activity (UOA)	204
Carry forward orthodontic activity (UOA)	-5
Baseline contract value	£278,171.41

ACCESS

	Contract	England and Wales
24 month ratio of assessments to patient IDs	1.18	1.09

ACTIVITY
Cumulative percentage of contracted UOA delivered 2017 & 2018

Adjusted Scheduled Activity (UOA)

Month	2017	2018
April	17	22
May	47	50
June	55	53
July	56	60
August	64	63
September	66	68
October	69	
November	70	
December	75	
January	149	
February	194	
March	211	
April	211	
May	211	
June	211	

QUALITY

	Contract Quantity	Contract Base Number	Contract *	Region	England
% of all assessments that were assess and fit appliances (rolling 12 month period)	5	108	4.6%	57.6%	58.0%
% of all assessments that were assess and refuse (rolling 12 month period)	0	108	0.0%	11.0%	11.4%
% of all assessments that were assess and review (rolling 12 month period)	103	108	95.4%	31.3%	30.6%
% of terminated courses where treatment was abandoned or discontinued (rolling 12 month period)	0	0	N/A	8.4%	7.8%
% of completed treatments indicating that PAR score was taken (year to date)	0	0	N/A	61.1%	64.6%
Rate of removable appliances per 100 fixed appliances - proposed treatment (rolling 12 month period)	0	0	N/A	7.31	5.65
Rate of removable appliances per 100 fixed appliances - completed treatment (rolling 12 month period)	0	0	N/A	6.66	4.78
% of courses of treatment with removable appliances only - proposed treatment (rolling 12 month period)	0	5	0.0%	2.5%	2.0%
% of courses of treatment with removable appliances only - completed treatment (rolling 12 month period)	0	0	N/A	1.6%	1.5%
% of patients satisfied with the treatment they have received (rolling 12 month period)	0	0	N/A	95.8%	96.0%

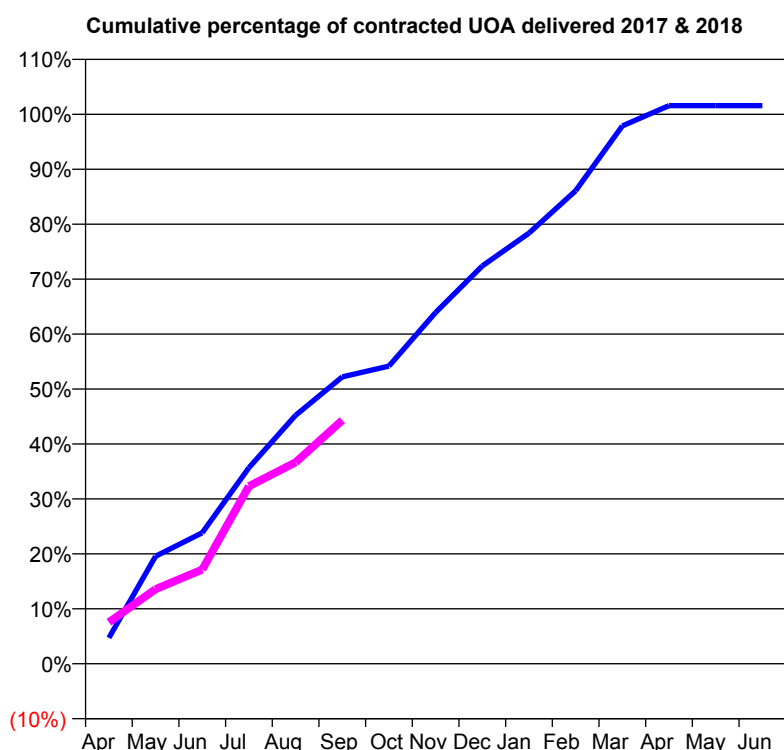
* Figures in italics indicate that the base number is less than 100.

Q54 - Vital Signs Orthodontic At a Glance Contract Report for 249432/0001 - September 2017

Name or company name	MR A COLEY-SMITH
Contract type name	PDS Contract
Purpose of contract	Orthodontic
Contract start date	01/04/2006
Contract end date	31/03/2018

17/18 Contracted general activity (UDA)	0
Carry forward general activity (UDA)	0
17/18 Contracted orthodontic activity (UOA)	6,292
Carry forward orthodontic activity (UOA)	-99
Baseline contract value	£412,692.58

ACCESS	Contract	England and Wales
24 month ratio of assessments to patient IDs	1.04	1.09

ACTIVITY


Month	Adjusted Scheduled Activity (UOA)	
	2017	2018
April	297	476
May	1,231	854
June	1,500	1,078
July	2,246	2,033
August	2,846	2,306
September	3,285	2,789
October	3,409	
November	4,022	
December	4,556	
January	4,931	
February	5,417	
March	6,158	
April	6,391	
May	6,391	
June	6,391	

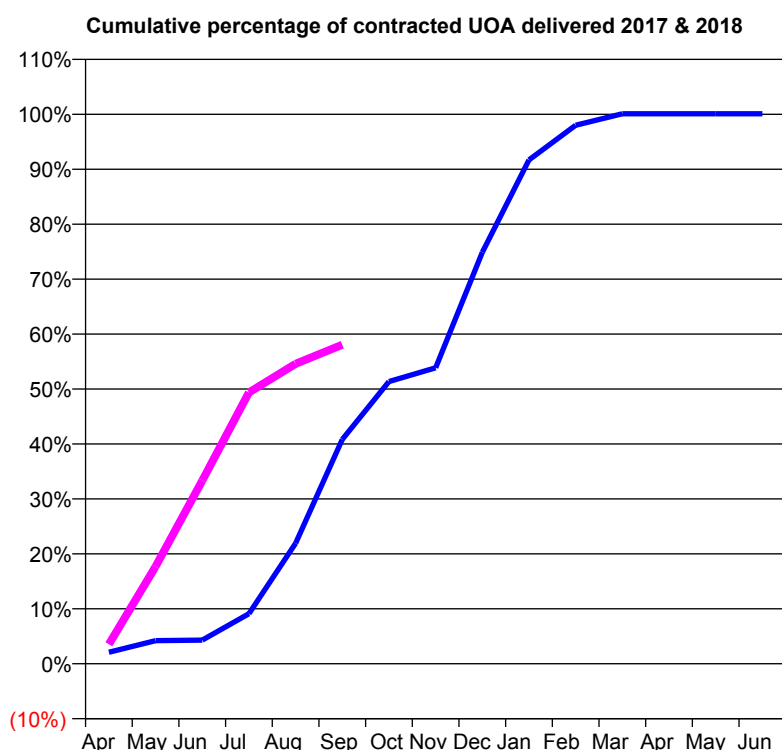
QUALITY	Contract Quantity	Contract Base Number	Contract *	Region	England
% of all assessments that were assess and fit appliances (rolling 12 month period)	258	753	34.3%	57.6%	58.0%
% of all assessments that were assess and refuse (rolling 12 month period)	85	753	11.3%	11.0%	11.4%
% of all assessments that were assess and review (rolling 12 month period)	410	753	54.4%	31.3%	30.6%
% of terminated courses where treatment was abandoned or discontinued (rolling 12 month period)	13	233	5.6%	8.4%	7.8%
% of completed treatments indicating that PAR score was taken (year to date)	107	114	93.9%	61.1%	64.6%
Rate of removable appliances per 100 fixed appliances - proposed treatment (rolling 12 month period)	0	0	N/A	7.31	5.65
Rate of removable appliances per 100 fixed appliances - completed treatment (rolling 12 month period)	0	0	N/A	6.66	4.78
% of courses of treatment with removable appliances only - proposed treatment (rolling 12 month period)	0	258	0.0%	2.5%	2.0%
% of courses of treatment with removable appliances only - completed treatment (rolling 12 month period)	0	220	0.0%	1.6%	1.5%
% of patients satisfied with the treatment they have received (rolling 12 month period)	19	19	100.0%	95.8%	96.0%

* Figures in italics indicate that the base number is less than 100.

Q54 - Vital Signs Orthodontic At a Glance Contract Report for 250333/0001 - September 2017

Name or company name	MR JS JANDU	17/18 Contracted general activity (UDA)	22,064
Contract type name	GDS Contract	Carry forward general activity (UDA)	0
Purpose of contract	General and Orthodontic	17/18 Contracted orthodontic activity (UOA)	1,209
Contract start date	01/04/2008	Carry forward orthodontic activity (UOA)	0
Contract end date		Baseline contract value	£644,162.26

ACCESS	Contract	England and Wales
24 month ratio of assessments to patient IDs	1.01	1.09

ACTIVITY


Month	Adjusted Scheduled Activity (UOA)	
	2017	2018
April	21	43
May	42	214
June	43	403
July	91	597
August	219	660
September	408	702
October	513	
November	538	
December	748	
January	916	
February	979	
March	1,000	
April	1,000	
May	1,000	
June	1,000	

QUALITY

	Contract Quantity	Contract Base Number	Contract *	Region	England
% of all assessments that were assess and fit appliances (rolling 12 month period)	61	74	82.4%	57.6%	58.0%
% of all assessments that were assess and refuse (rolling 12 month period)	3	74	4.1%	11.0%	11.4%
% of all assessments that were assess and review (rolling 12 month period)	10	74	13.5%	31.3%	30.6%
% of terminated courses where treatment was abandoned or discontinued (rolling 12 month period)	8	26	30.8%	8.4%	7.8%
% of completed treatments indicating that PAR score was taken (year to date)	2	4	50.0%	61.1%	64.6%
Rate of removable appliances per 100 fixed appliances - proposed treatment (rolling 12 month period)	15	120	12.50	7.31	5.65
Rate of removable appliances per 100 fixed appliances - completed treatment (rolling 12 month period)	0	5	0.00	6.66	4.78
% of courses of treatment with removable appliances only - proposed treatment (rolling 12 month period)	0	61	0.0%	2.5%	2.0%
% of courses of treatment with removable appliances only - completed treatment (rolling 12 month period)	0	18	0.0%	1.6%	1.5%
% of patients satisfied with the treatment they have received (rolling 12 month period)	2	2	100.0%	95.8%	96.0%

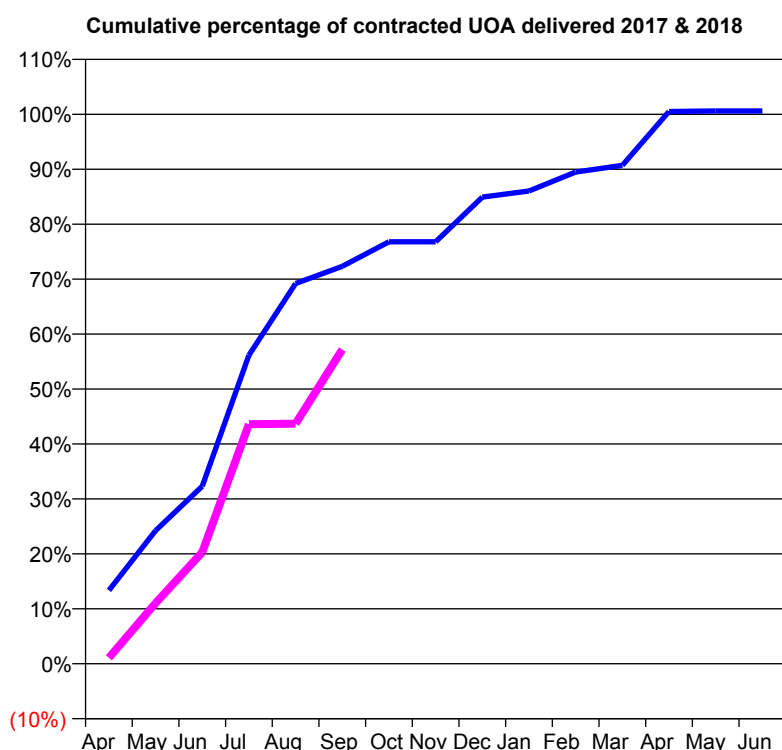
* Figures in italics indicate that the base number is less than 100.

Q54 - Vital Signs Orthodontic At a Glance Contract Report for 300012/0003 - September 2017

Name or company name	MR EE THOMPSON
Contract type name	GDS Contract
Purpose of contract	General and Orthodontic
Contract start date	20/09/2010
Contract end date	

17/18 Contracted general activity (UDA)	24,718
Carry forward general activity (UDA)	0
17/18 Contracted orthodontic activity (UOA)	2,142
Carry forward orthodontic activity (UOA)	0
Baseline contract value	£791,138.09

ACCESS	Contract	England and Wales
24 month ratio of assessments to patient IDs	1.01	1.09

ACTIVITY


Month	Adjusted Scheduled Activity (UOA)	
	2017	2018
April	286	23
May	519	236
June	692	435
July	1,203	934
August	1,482	936
September	1,549	1,225
October	1,645	
November	1,645	
December	1,819	
January	1,843	
February	1,917	
March	1,943	
April	2,153	
May	2,155	
June	2,155	

QUALITY	Contract Quantity	Contract Base Number	Contract *	Region	England
% of all assessments that were assess and fit appliances (rolling 12 month period)	83	185	44.9%	57.6%	58.0%
% of all assessments that were assess and refuse (rolling 12 month period)	48	185	25.9%	11.0%	11.4%
% of all assessments that were assess and review (rolling 12 month period)	54	185	29.2%	31.3%	30.6%
% of terminated courses where treatment was abandoned or discontinued (rolling 12 month period)	1	84	1.2%	8.4%	7.8%
% of completed treatments indicating that PAR score was taken (year to date)	27	27	100.0%	61.1%	64.6%
Rate of removable appliances per 100 fixed appliances - proposed treatment (rolling 12 month period)	0	165	0.00	7.31	5.65
Rate of removable appliances per 100 fixed appliances - completed treatment (rolling 12 month period)	0	166	0.00	6.66	4.78
% of courses of treatment with removable appliances only - proposed treatment (rolling 12 month period)	0	83	0.0%	2.5%	2.0%
% of courses of treatment with removable appliances only - completed treatment (rolling 12 month period)	0	83	0.0%	1.6%	1.5%
% of patients satisfied with the treatment they have received (rolling 12 month period)	1	1	100.0%	95.8%	96.0%

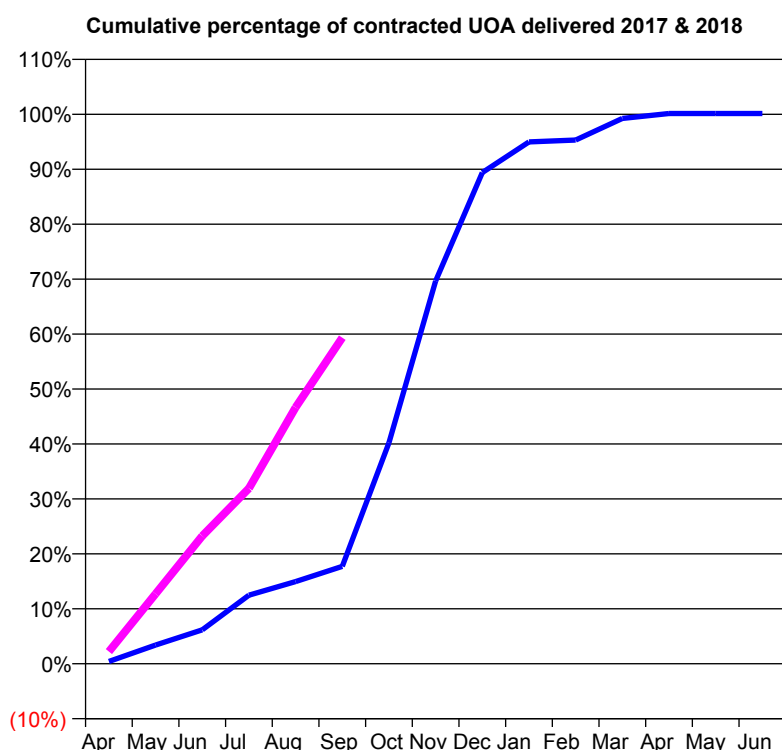
* Figures in italics indicate that the base number is less than 100.

Q54 - Vital Signs Orthodontic At a Glance Contract Report for 305057/0001 - September 2017

Name or company name	MRS GJ COTTAM
Contract type name	PDS Contract
Purpose of contract	Orthodontic
Contract start date	01/04/2006
Contract end date	31/03/2018

17/18 Contracted general activity (UDA)	0
Carry forward general activity (UDA)	0
17/18 Contracted orthodontic activity (UOA)	2,347
Carry forward orthodontic activity (UOA)	-3
Baseline contract value	£157,639.52

ACCESS	Contract	England and Wales
24 month ratio of assessments to patient IDs	1.18	1.09

ACTIVITY


Month	Adjusted Scheduled Activity (UOA)	
	2017	2018
April	10	52
May	80	299
June	145	546
July	293	749
August	351	1,095
September	416	1,393
October	944	
November	1,635	
December	2,098	
January	2,229	
February	2,237	
March	2,329	
April	2,350	
May	2,350	
June	2,350	

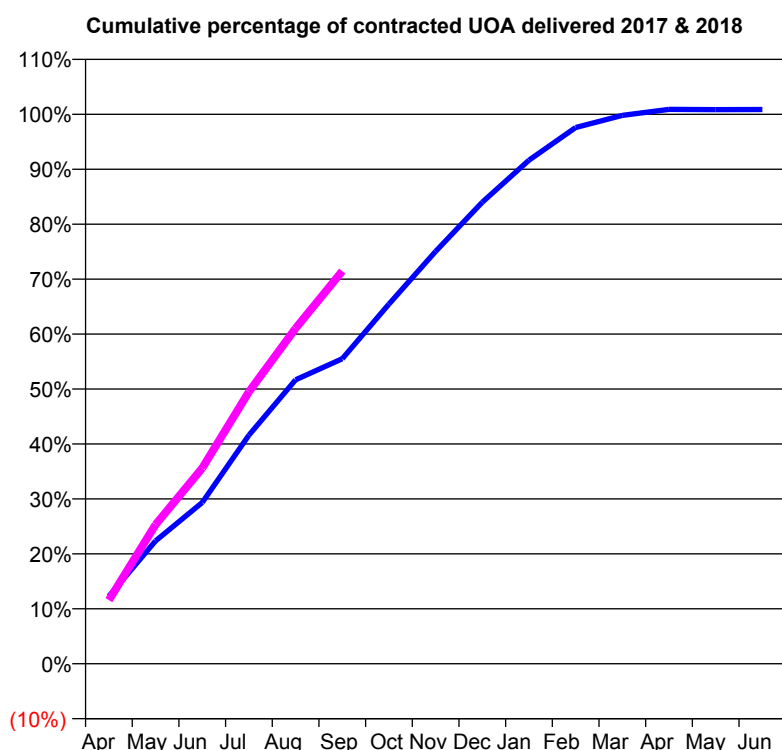
QUALITY	Contract Quantity	Contract Base Number	Contract *	Region	England
% of all assessments that were assess and fit appliances (rolling 12 month period)	155	290	53.4%	57.6%	58.0%
% of all assessments that were assess and refuse (rolling 12 month period)	33	290	11.4%	11.0%	11.4%
% of all assessments that were assess and review (rolling 12 month period)	102	290	35.2%	31.3%	30.6%
% of terminated courses where treatment was abandoned or discontinued (rolling 12 month period)	13	110	11.8%	8.4%	7.8%
% of completed treatments indicating that PAR score was taken (year to date)	30	49	61.2%	61.1%	64.6%
Rate of removable appliances per 100 fixed appliances - proposed treatment (rolling 12 month period)	57	282	20.21	7.31	5.65
Rate of removable appliances per 100 fixed appliances - completed treatment (rolling 12 month period)	24	172	13.95	6.66	4.78
% of courses of treatment with removable appliances only - proposed treatment (rolling 12 month period)	3	155	1.9%	2.5%	2.0%
% of courses of treatment with removable appliances only - completed treatment (rolling 12 month period)	4	97	4.1%	1.6%	1.5%
% of patients satisfied with the treatment they have received (rolling 12 month period)	4	6	66.7%	95.8%	96.0%

* Figures in italics indicate that the base number is less than 100.

Q54 - Vital Signs Orthodontic At a Glance Contract Report for 305057/0002 - September 2017

Name or company name	MRS GJ COTTAM	17/18 Contracted general activity (UDA)	0
Contract type name	PDS Contract	Carry forward general activity (UDA)	0
Purpose of contract	Orthodontic	17/18 Contracted orthodontic activity (UOA)	9,014
Contract start date	01/04/2006	Carry forward orthodontic activity (UOA)	-79
Contract end date	31/03/2018	Baseline contract value	£605,868.18

ACCESS	Contract	England and Wales
24 month ratio of assessments to patient IDs	1.27	1.09

ACTIVITY


Month	Adjusted Scheduled Activity (UOA)	
	2017	2018
April	1,109	1,044
May	2,015	2,283
June	2,646	3,209
July	3,750	4,461
August	4,658	5,502
September	5,004	6,441
October	5,901	
November	6,766	
December	7,572	
January	8,262	
February	8,797	
March	8,996	
April	9,093	
May	9,089	
June	9,092	

QUALITY	Contract Quantity	Contract Base Number	Contract *	Region	England
% of all assessments that were assess and fit appliances (rolling 12 month period)	477	1,289	37.0%	57.6%	58.0%
% of all assessments that were assess and refuse (rolling 12 month period)	118	1,289	9.2%	11.0%	11.4%
% of all assessments that were assess and review (rolling 12 month period)	694	1,289	53.8%	31.3%	30.6%
% of terminated courses where treatment was abandoned or discontinued (rolling 12 month period)	24	322	7.5%	8.4%	7.8%
% of completed treatments indicating that PAR score was taken (year to date)	52	154	33.8%	61.1%	64.6%
Rate of removable appliances per 100 fixed appliances - proposed treatment (rolling 12 month period)	156	842	18.53	7.31	5.65
Rate of removable appliances per 100 fixed appliances - completed treatment (rolling 12 month period)	64	553	11.57	6.66	4.78
% of courses of treatment with removable appliances only - proposed treatment (rolling 12 month period)	14	477	2.9%	2.5%	2.0%
% of courses of treatment with removable appliances only - completed treatment (rolling 12 month period)	3	298	1.0%	1.6%	1.5%
% of patients satisfied with the treatment they have received (rolling 12 month period)	8	8	100.0%	95.8%	96.0%

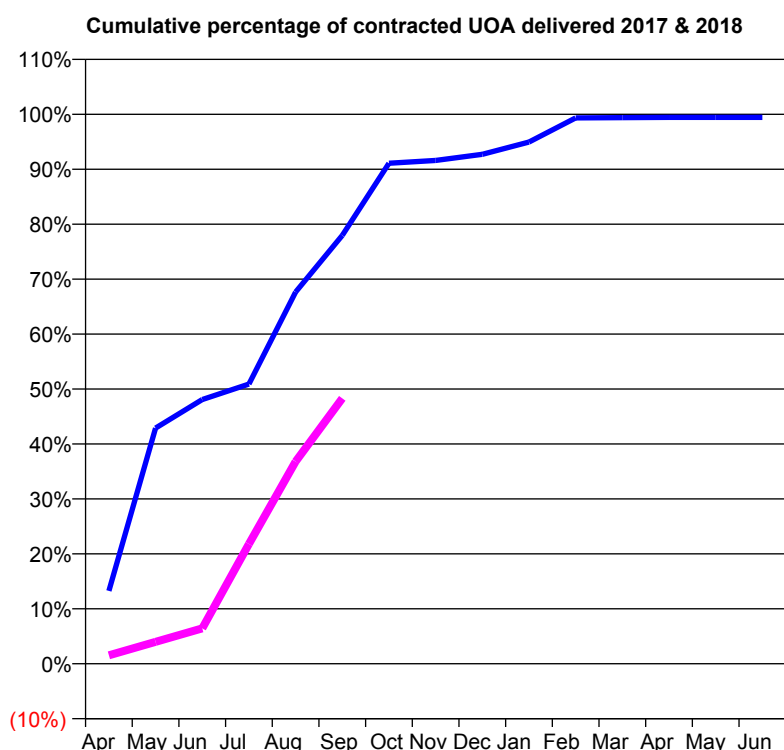
* Figures in italics indicate that the base number is less than 100.

Q54 - Vital Signs Orthodontic At a Glance Contract Report for 325708/0002 - September 2017

Name or company name	Balbir S Bhandal, Amrik S Bhandal & Baljit
Contract type name	GDS Contract
Purpose of contract	General and Orthodontic
Contract start date	01/04/2006
Contract end date	

17/18 Contracted general activity (UDA)	8,791
Carry forward general activity (UDA)	-35
17/18 Contracted orthodontic activity (UOA)	2,964
Carry forward orthodontic activity (UOA)	17
Baseline contract value	£417,526.80

ACCESS	Contract	England and Wales
24 month ratio of assessments to patient IDs	1.03	1.09

ACTIVITY


Month	Adjusted Scheduled Activity (UOA)	
	2017	2018
April	393	46
May	1,271	118
June	1,425	191
July	1,509	646
August	2,005	1,091
September	2,311	1,432
October	2,700	
November	2,715	
December	2,748	
January	2,814	
February	2,944	
March	2,946	
April	2,947	
May	2,947	
June	2,947	

QUALITY	Contract Quantity	Contract Base Number	Contract *	Region	England
% of all assessments that were assess and fit appliances (rolling 12 month period)	94	195	48.2%	57.6%	58.0%
% of all assessments that were assess and refuse (rolling 12 month period)	31	195	15.9%	11.0%	11.4%
% of all assessments that were assess and review (rolling 12 month period)	70	195	35.9%	31.3%	30.6%
% of terminated courses where treatment was abandoned or discontinued (rolling 12 month period)	122	214	57.0%	8.4%	7.8%
% of completed treatments indicating that PAR score was taken (year to date)	41	44	93.2%	61.1%	64.6%
Rate of removable appliances per 100 fixed appliances - proposed treatment (rolling 12 month period)	28	99	28.28	7.31	5.65
Rate of removable appliances per 100 fixed appliances - completed treatment (rolling 12 month period)	2	171	1.17	6.66	4.78
% of courses of treatment with removable appliances only - proposed treatment (rolling 12 month period)	28	94	29.8%	2.5%	2.0%
% of courses of treatment with removable appliances only - completed treatment (rolling 12 month period)	0	92	0.0%	1.6%	1.5%
% of patients satisfied with the treatment they have received (rolling 12 month period)	3	3	100.0%	95.8%	96.0%

* Figures in italics indicate that the base number is less than 100.

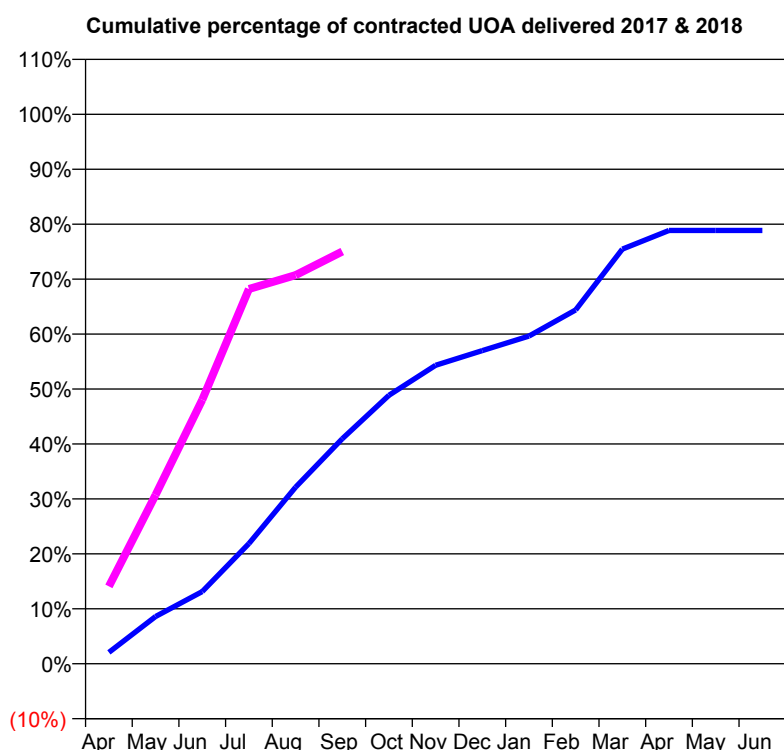
Q54 - Vital Signs Orthodontic At a Glance Contract Report for 325708/0016 - September 2017

Name or company name	Balbir S Bhandal, Amrik S Bhandal & Baljit
Contract type name	GDS Contract
Purpose of contract	General and Orthodontic
Contract start date	01/04/2006
Contract end date	

17/18 Contracted general activity (UDA)	57,385
Carry forward general activity (UDA)	0
17/18 Contracted orthodontic activity (UOA)	5,152
Carry forward orthodontic activity (UOA)	0
Baseline contract value	£1,869,239.20

ACCESS

	Contract	England and Wales
24 month ratio of assessments to patient IDs	1.03	1.09

ACTIVITY


Month	Adjusted Scheduled Activity (UOA)	
	2017	2018
April	141	726
May	588	1,584
June	897	2,475
July	1,495	3,514
August	2,196	3,644
September	2,797	3,865
October	3,338	
November	3,711	
December	3,894	
January	4,075	
February	4,399	
March	5,155	
April	5,387	
May	5,387	
June	5,387	

QUALITY

	Contract Quantity	Contract Base Number	Contract *	Region	England
% of all assessments that were assess and fit appliances (rolling 12 month period)	295	551	53.5%	57.6%	58.0%
% of all assessments that were assess and refuse (rolling 12 month period)	73	551	13.2%	11.0%	11.4%
% of all assessments that were assess and review (rolling 12 month period)	183	551	33.2%	31.3%	30.6%
% of terminated courses where treatment was abandoned or discontinued (rolling 12 month period)	140	251	55.8%	8.4%	7.8%
% of completed treatments indicating that PAR score was taken (year to date)	56	56	100.0%	61.1%	64.6%
Rate of removable appliances per 100 fixed appliances - proposed treatment (rolling 12 month period)	141	225	62.67	7.31	5.65
Rate of removable appliances per 100 fixed appliances - completed treatment (rolling 12 month period)	9	219	4.11	6.66	4.78
% of courses of treatment with removable appliances only - proposed treatment (rolling 12 month period)	141	295	47.8%	2.5%	2.0%
% of courses of treatment with removable appliances only - completed treatment (rolling 12 month period)	0	111	0.0%	1.6%	1.5%
% of patients satisfied with the treatment they have received (rolling 12 month period)	12	13	92.3%	95.8%	96.0%

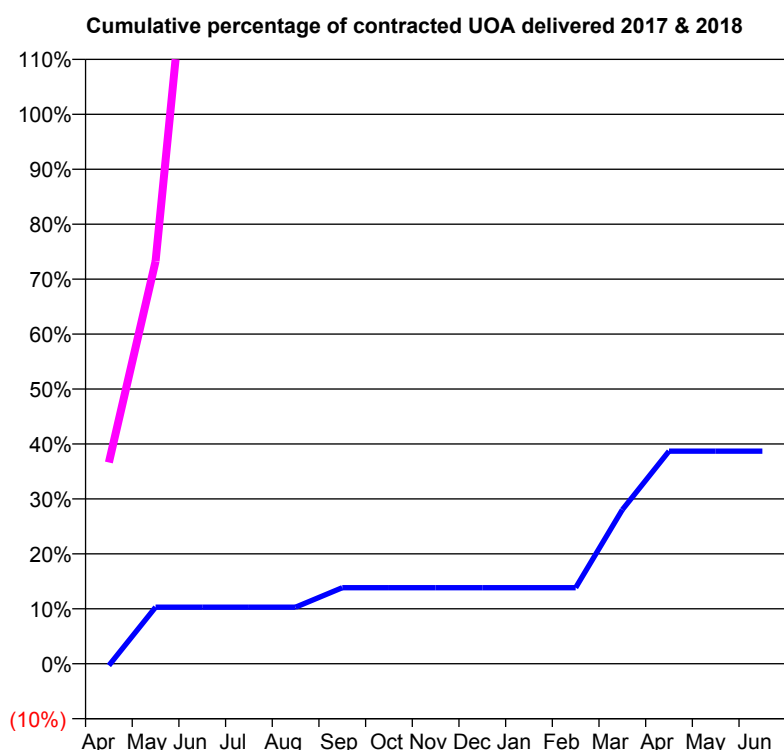
* Figures in italics indicate that the base number is less than 100.

Q54 - Vital Signs Orthodontic At a Glance Contract Report for 325708/0018 - September 2017

Name or company name	Balbir S Bhandal, Amrik S Bhandal & Baljit
Contract type name	GDS Contract
Purpose of contract	General and Orthodontic
Contract start date	01/04/2006
Contract end date	

17/18 Contracted general activity (UDA)	13,769
Carry forward general activity (UDA)	0
17/18 Contracted orthodontic activity (UOA)	172
Carry forward orthodontic activity (UOA)	0
Baseline contract value	£321,377.29

ACCESS	Contract	England and Wales
24 month ratio of assessments to patient IDs	1.00	1.09

ACTIVITY


Month	Adjusted Scheduled Activity (UOA)	
	2017	2018
April	-2	63
May	61	126
June	61	273
July	61	441
August	61	441
September	82	441
October	82	
November	82	
December	82	
January	82	
February	82	
March	166	
April	229	
May	229	
June	229	

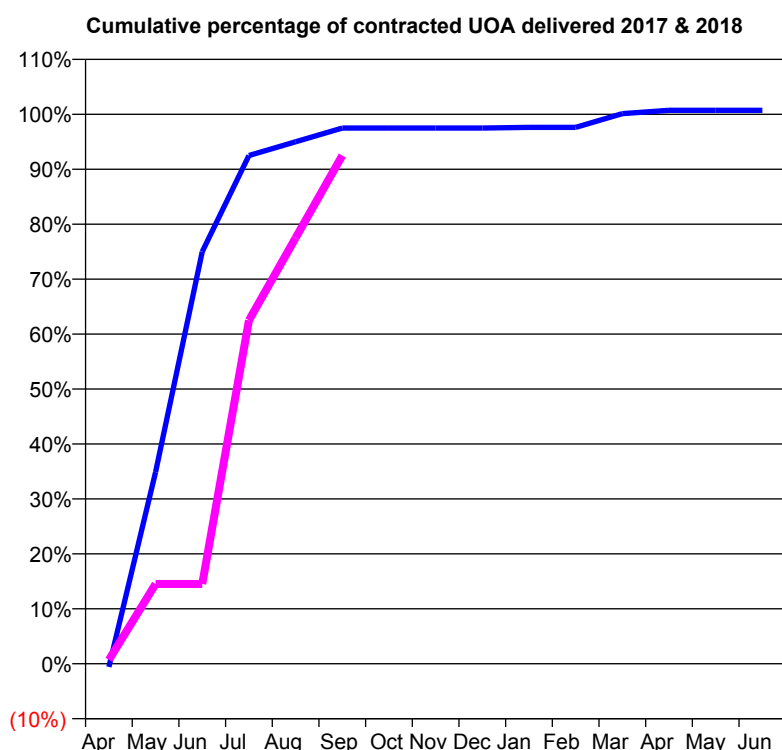
QUALITY	Contract Quantity	Contract Base Number	Contract *	Region	England
% of all assessments that were assess and fit appliances (rolling 12 month period)	28	28	100.0%	57.6%	58.0%
% of all assessments that were assess and refuse (rolling 12 month period)	0	28	0.0%	11.0%	11.4%
% of all assessments that were assess and review (rolling 12 month period)	0	28	0.0%	31.3%	30.6%
% of terminated courses where treatment was abandoned or discontinued (rolling 12 month period)	7	10	70.0%	8.4%	7.8%
% of completed treatments indicating that PAR score was taken (year to date)	1	1	100.0%	61.1%	64.6%
Rate of removable appliances per 100 fixed appliances - proposed treatment (rolling 12 month period)	4	46	8.70	7.31	5.65
Rate of removable appliances per 100 fixed appliances - completed treatment (rolling 12 month period)	0	6	0.00	6.66	4.78
% of courses of treatment with removable appliances only - proposed treatment (rolling 12 month period)	4	28	14.3%	2.5%	2.0%
% of courses of treatment with removable appliances only - completed treatment (rolling 12 month period)	0	3	0.0%	1.6%	1.5%
% of patients satisfied with the treatment they have received (rolling 12 month period)	3	3	100.0%	95.8%	96.0%

* Figures in italics indicate that the base number is less than 100.

Q54 - Vital Signs Orthodontic At a Glance Contract Report for 325708/0020 - September 2017

Name or company name	MR BS BHANDAL	17/18 Contracted general activity (UDA)	0
Contract type name	PDS Contract	Carry forward general activity (UDA)	0
Purpose of contract	Orthodontic	17/18 Contracted orthodontic activity (UOA)	840
Contract start date	01/04/2006	Carry forward orthodontic activity (UOA)	-6
Contract end date	31/03/2018	Baseline contract value	£56,385.27

ACCESS	Contract	England and Wales
24 month ratio of assessments to patient IDs	1.00	1.09

ACTIVITY


Month	Adjusted Scheduled Activity (UOA)	
	2017	2018
April	-5	6
May	293	122
June	630	122
July	777	525
August	798	651
September	819	777
October	819	
November	819	
December	819	
January	820	
February	820	
March	841	
April	846	
May	846	
June	846	

QUALITY	Contract Quantity	Contract Base Number	Contract *	Region	England
% of all assessments that were assess and fit appliances (rolling 12 month period)	37	54	68.5%	57.6%	58.0%
% of all assessments that were assess and refuse (rolling 12 month period)	3	54	5.6%	11.0%	11.4%
% of all assessments that were assess and review (rolling 12 month period)	14	54	25.9%	31.3%	30.6%
% of terminated courses where treatment was abandoned or discontinued (rolling 12 month period)	20	38	52.6%	8.4%	7.8%
% of completed treatments indicating that PAR score was taken (year to date)	10	10	100.0%	61.1%	64.6%
Rate of removable appliances per 100 fixed appliances - proposed treatment (rolling 12 month period)	18	24	75.00	7.31	5.65
Rate of removable appliances per 100 fixed appliances - completed treatment (rolling 12 month period)	1	36	2.78	6.66	4.78
% of courses of treatment with removable appliances only - proposed treatment (rolling 12 month period)	18	37	48.6%	2.5%	2.0%
% of courses of treatment with removable appliances only - completed treatment (rolling 12 month period)	0	18	0.0%	1.6%	1.5%
% of patients satisfied with the treatment they have received (rolling 12 month period)	3	3	100.0%	95.8%	96.0%

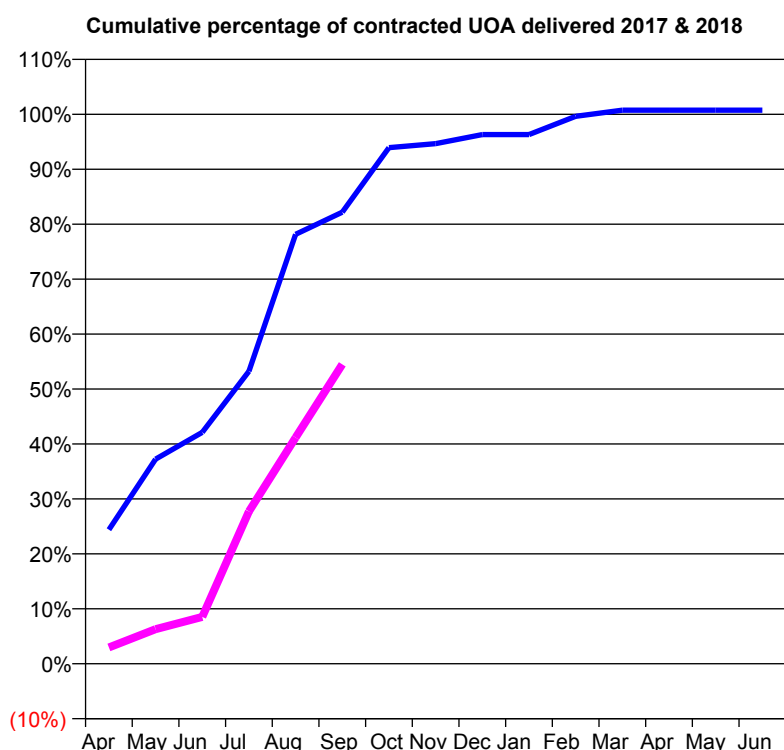
* Figures in italics indicate that the base number is less than 100.

Q54 - Vital Signs Orthodontic At a Glance Contract Report for 325708/0031 - September 2017

Name or company name	MR BS BHANDAL
Contract type name	PDS Contract
Purpose of contract	Orthodontic
Contract start date	01/04/2015
Contract end date	31/03/2018

17/18 Contracted general activity (UDA)	0
Carry forward general activity (UDA)	0
17/18 Contracted orthodontic activity (UOA)	1,890
Carry forward orthodontic activity (UOA)	-14
Baseline contract value	£115,092.53

ACCESS	Contract	England and Wales
24 month ratio of assessments to patient IDs	1.05	1.09

ACTIVITY


Month	Adjusted Scheduled Activity (UOA)	
	2017	2018
April	461	56
May	704	119
June	796	161
July	1,006	524
August	1,477	778
September	1,553	1,030
October	1,775	
November	1,789	
December	1,820	
January	1,820	
February	1,883	
March	1,904	
April	1,904	
May	1,904	
June	1,904	

QUALITY

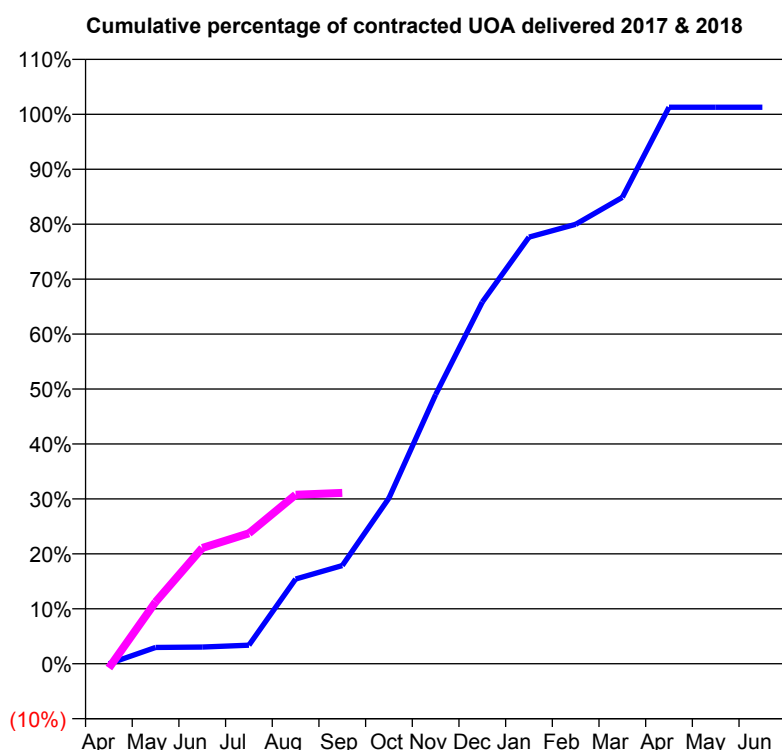
	Contract Quantity	Contract Base Number	Contract *	Region	England
% of all assessments that were assess and fit appliances (rolling 12 month period)	63	99	63.6%	57.6%	58.0%
% of all assessments that were assess and refuse (rolling 12 month period)	8	99	8.1%	11.0%	11.4%
% of all assessments that were assess and review (rolling 12 month period)	28	99	28.3%	31.3%	30.6%
% of terminated courses where treatment was abandoned or discontinued (rolling 12 month period)	7	7	100.0%	8.4%	7.8%
% of completed treatments indicating that PAR score was taken (year to date)	0	0	N/A	61.1%	64.6%
Rate of removable appliances per 100 fixed appliances - proposed treatment (rolling 12 month period)	22	62	35.48	7.31	5.65
Rate of removable appliances per 100 fixed appliances - completed treatment (rolling 12 month period)	0	0	N/A	6.66	4.78
% of courses of treatment with removable appliances only - proposed treatment (rolling 12 month period)	22	63	34.9%	2.5%	2.0%
% of courses of treatment with removable appliances only - completed treatment (rolling 12 month period)	0	0	N/A	1.6%	1.5%
% of patients satisfied with the treatment they have received (rolling 12 month period)	1	1	100.0%	95.8%	96.0%

* Figures in italics indicate that the base number is less than 100.

Q54 - Vital Signs Orthodontic At a Glance Contract Report for 331902/0001 - September 2017

Name or company name	MR MA PLUMB	17/18 Contracted general activity (UDA)	500
Contract type name	GDS Contract	Carry forward general activity (UDA)	0
Purpose of contract	General and Orthodontic	17/18 Contracted orthodontic activity (UOA)	897
Contract start date	01/04/2006	Carry forward orthodontic activity (UOA)	32
Contract end date		Baseline contract value	£72,981.87

ACCESS	Contract	England and Wales
24 month ratio of assessments to patient IDs	1.05	1.09

ACTIVITY


Month	Adjusted Scheduled Activity (UOA)	
	2017	2018
April	0	-7
May	27	101
June	27	189
July	30	213
August	138	276
September	160	279
October	270	
November	439	
December	590	
January	696	
February	717	
March	761	
April	908	
May	908	
June	908	

QUALITY

	Contract Quantity	Contract Base Number	Contract *	Region	England
% of all assessments that were assess and fit appliances (rolling 12 month period)	49	82	59.8%	57.6%	58.0%
% of all assessments that were assess and refuse (rolling 12 month period)	12	82	14.6%	11.0%	11.4%
% of all assessments that were assess and review (rolling 12 month period)	21	82	25.6%	31.3%	30.6%
% of terminated courses where treatment was abandoned or discontinued (rolling 12 month period)	0	3	0.0%	8.4%	7.8%
% of completed treatments indicating that PAR score was taken (year to date)	2	2	100.0%	61.1%	64.6%
Rate of removable appliances per 100 fixed appliances - proposed treatment (rolling 12 month period)	21	92	22.83	7.31	5.65
Rate of removable appliances per 100 fixed appliances - completed treatment (rolling 12 month period)	1	6	16.67	6.66	4.78
% of courses of treatment with removable appliances only - proposed treatment (rolling 12 month period)	0	49	0.0%	2.5%	2.0%
% of courses of treatment with removable appliances only - completed treatment (rolling 12 month period)	0	3	0.0%	1.6%	1.5%
% of patients satisfied with the treatment they have received (rolling 12 month period)	1	1	100.0%	95.8%	96.0%

* Figures in italics indicate that the base number is less than 100.

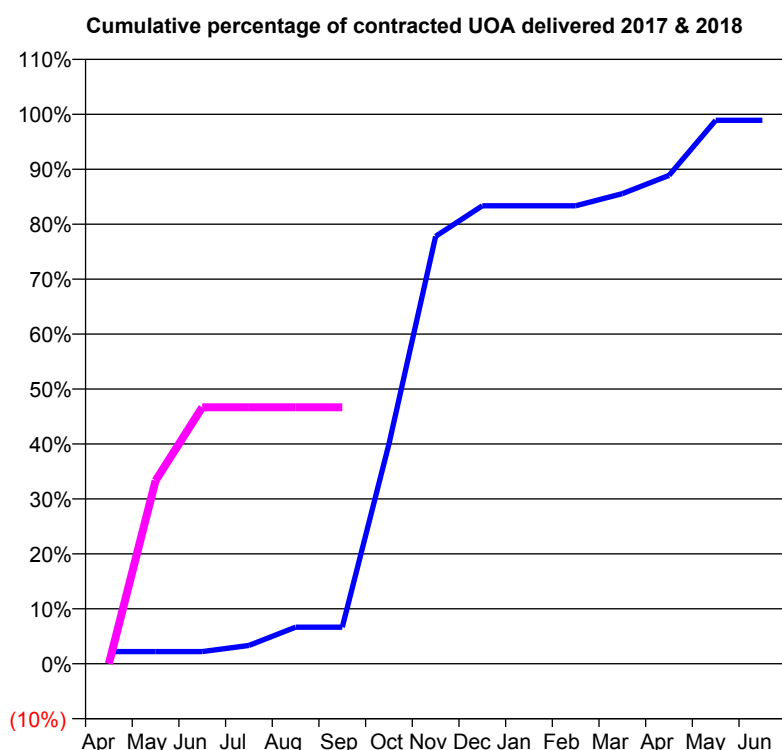
Q54 - Vital Signs Orthodontic At a Glance Contract Report for 357022/0002 - September 2017

Name or company name	MR FV ELIA
Contract type name	GDS Contract
Purpose of contract	General and Orthodontic
Contract start date	01/04/2012
Contract end date	31/05/2017

17/18 Contracted general activity (UDA)	1,486
Carry forward general activity (UDA)	0
17/18 Contracted orthodontic activity (UOA)	15
Carry forward orthodontic activity (UOA)	0
Baseline contract value	£44,257.52

ACCESS

	Contract	England and Wales
24 month ratio of assessments to patient IDs	1.11	1.09

ACTIVITY


Month	Adjusted Scheduled Activity (UOA)	
	2017	2018
April	2	0
May	2	5
June	2	7
July	3	7
August	6	7
September	6	7
October	36	
November	70	
December	75	
January	75	
February	75	
March	77	
April	80	
May	89	
June	89	

QUALITY

	Contract Quantity	Contract Base Number	Contract *	Region	England
% of all assessments that were assess and fit appliances (rolling 12 month period)	2	48	4.2%	57.6%	58.0%
% of all assessments that were assess and refuse (rolling 12 month period)	3	48	6.3%	11.0%	11.4%
% of all assessments that were assess and review (rolling 12 month period)	43	48	89.6%	31.3%	30.6%
% of terminated courses where treatment was abandoned or discontinued (rolling 12 month period)	1	4	25.0%	8.4%	7.8%
% of completed treatments indicating that PAR score was taken (year to date)	0	1	0.0%	61.1%	64.6%
Rate of removable appliances per 100 fixed appliances - proposed treatment (rolling 12 month period)	0	2	0.00	7.31	5.65
Rate of removable appliances per 100 fixed appliances - completed treatment (rolling 12 month period)	0	0	N/A	6.66	4.78
% of courses of treatment with removable appliances only - proposed treatment (rolling 12 month period)	0	2	0.0%	2.5%	2.0%
% of courses of treatment with removable appliances only - completed treatment (rolling 12 month period)	0	3	0.0%	1.6%	1.5%
% of patients satisfied with the treatment they have received (rolling 12 month period)	0	0	N/A	95.8%	96.0%

* Figures in italics indicate that the base number is less than 100.

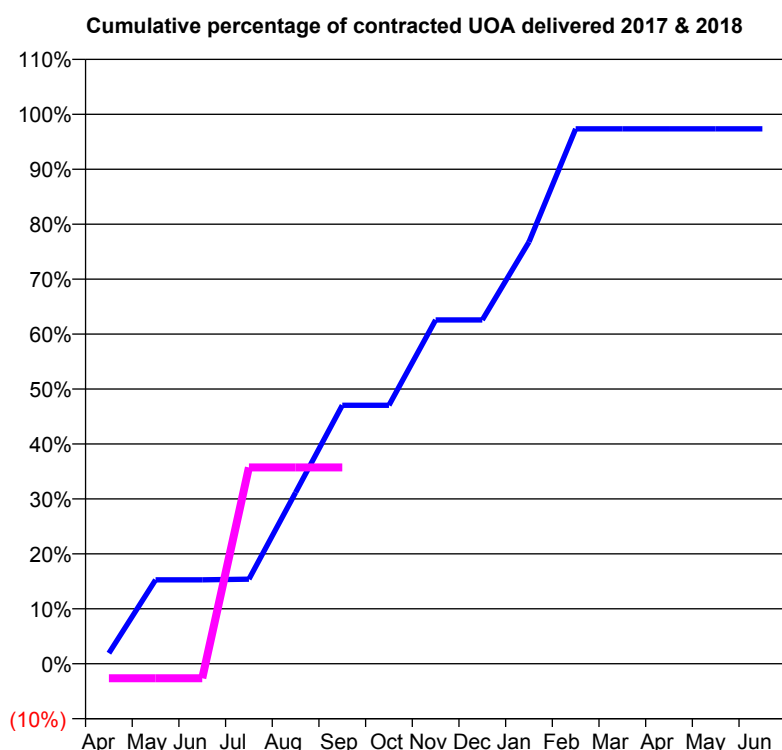
Q54 - Vital Signs Orthodontic At a Glance Contract Report for 569739/0001 - September 2017

Name or company name	MR AJ ADEY
Contract type name	PDS Contract
Purpose of contract	Orthodontic
Contract start date	01/04/2006
Contract end date	31/03/2018

17/18 Contracted general activity (UDA)	0
Carry forward general activity (UDA)	0
17/18 Contracted orthodontic activity (UOA)	831
Carry forward orthodontic activity (UOA)	22
Baseline contract value	£52,955.91

ACCESS

	Contract	England and Wales
24 month ratio of assessments to patient IDs	1.10	1.09

ACTIVITY


Month	Adjusted Scheduled Activity (UOA)	
	2017	2018
April	16	-22
May	127	-22
June	127	-22
July	128	297
August	259	297
September	391	297
October	391	
November	520	
December	520	
January	638	
February	809	
March	809	
April	809	
May	809	
June	809	

QUALITY

	Contract Quantity	Contract Base Number	Contract *	Region	England
% of all assessments that were assess and fit appliances (rolling 12 month period)	37	62	59.7%	57.6%	58.0%
% of all assessments that were assess and refuse (rolling 12 month period)	7	62	11.3%	11.0%	11.4%
% of all assessments that were assess and review (rolling 12 month period)	18	62	29.0%	31.3%	30.6%
% of terminated courses where treatment was abandoned or discontinued (rolling 12 month period)	3	10	30.0%	8.4%	7.8%
% of completed treatments indicating that PAR score was taken (year to date)	6	6	100.0%	61.1%	64.6%
Rate of removable appliances per 100 fixed appliances - proposed treatment (rolling 12 month period)	2	61	3.28	7.31	5.65
Rate of removable appliances per 100 fixed appliances - completed treatment (rolling 12 month period)	1	12	8.33	6.66	4.78
% of courses of treatment with removable appliances only - proposed treatment (rolling 12 month period)	2	37	5.4%	2.5%	2.0%
% of courses of treatment with removable appliances only - completed treatment (rolling 12 month period)	1	7	14.3%	1.6%	1.5%
% of patients satisfied with the treatment they have received (rolling 12 month period)	0	0	N/A	95.8%	96.0%

* Figures in italics indicate that the base number is less than 100.

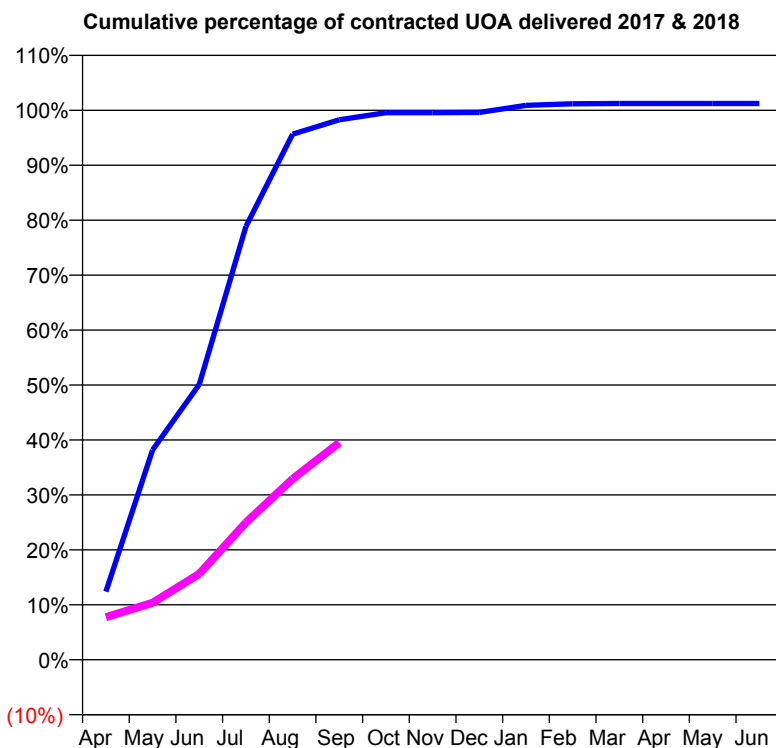
Q54 - Vital Signs Orthodontic At a Glance Contract Report for 573086/0002 - September 2017

Name or company name	MR EJ CROUCH
Contract type name	PDS Contract
Purpose of contract	Orthodontic
Contract start date	01/04/2006
Contract end date	31/03/2018

17/18 Contracted general activity (UDA)	0
Carry forward general activity (UDA)	0
17/18 Contracted orthodontic activity (UOA)	1,637
Carry forward orthodontic activity (UOA)	-21
Baseline contract value	£110,037.53

ACCESS

	Contract	England and Wales
24 month ratio of assessments to patient IDs	1.10	1.09

ACTIVITY


Month	Adjusted Scheduled Activity (UOA)	
	2017	2018
April	203	127
May	625	170
June	820	256
July	1,291	409
August	1,566	539
September	1,609	647
October	1,630	
November	1,630	
December	1,631	
January	1,652	
February	1,656	
March	1,657	
April	1,657	
May	1,657	
June	1,657	

QUALITY

	Contract Quantity	Contract Base Number	Contract *	Region	England
% of all assessments that were assess and fit appliances (rolling 12 month period)	32	48	66.7%	57.6%	58.0%
% of all assessments that were assess and refuse (rolling 12 month period)	0	48	0.0%	11.0%	11.4%
% of all assessments that were assess and review (rolling 12 month period)	16	48	33.3%	31.3%	30.6%
% of terminated courses where treatment was abandoned or discontinued (rolling 12 month period)	2	79	2.5%	8.4%	7.8%
% of completed treatments indicating that PAR score was taken (year to date)	23	35	65.7%	61.1%	64.6%
Rate of removable appliances per 100 fixed appliances - proposed treatment (rolling 12 month period)	8	61	13.11	7.31	5.65
Rate of removable appliances per 100 fixed appliances - completed treatment (rolling 12 month period)	7	82	8.54	6.66	4.78
% of courses of treatment with removable appliances only - proposed treatment (rolling 12 month period)	1	32	3.1%	2.5%	2.0%
% of courses of treatment with removable appliances only - completed treatment (rolling 12 month period)	1	77	1.3%	1.6%	1.5%
% of patients satisfied with the treatment they have received (rolling 12 month period)	3	3	100.0%	95.8%	96.0%

* Figures in italics indicate that the base number is less than 100.

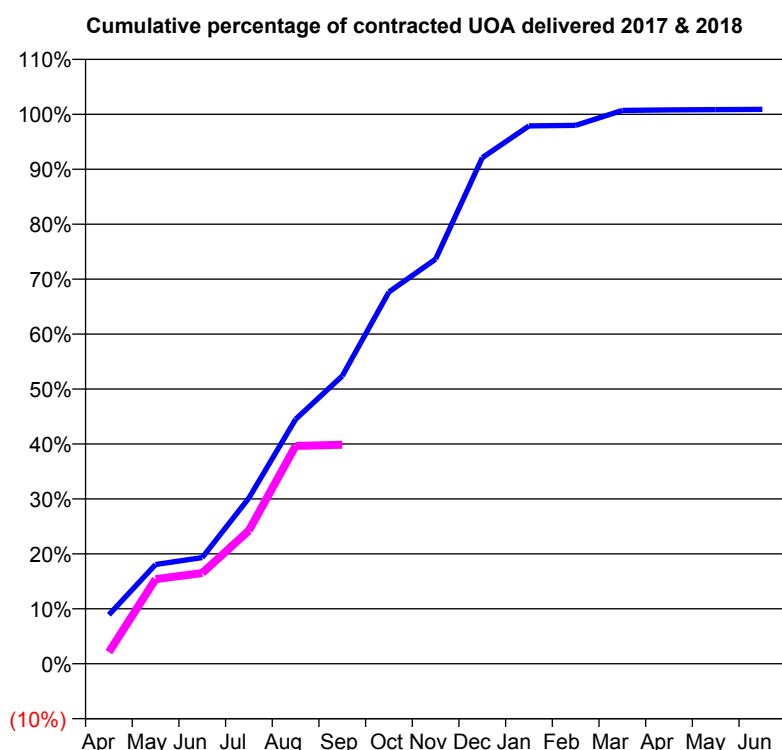
Q54 - Vital Signs Orthodontic At a Glance Contract Report for 619744/0004 - September 2017

Name or company name	MR AM WILLIAMS
Contract type name	GDS Contract
Purpose of contract	General and Orthodontic
Contract start date	01/07/2012
Contract end date	

17/18 Contracted general activity (UDA)	42,273
Carry forward general activity (UDA)	0
17/18 Contracted orthodontic activity (UOA)	1,974
Carry forward orthodontic activity (UOA)	-18
Baseline contract value	£1,113,654.76

ACCESS

	Contract	England and Wales
24 month ratio of assessments to patient IDs	1.11	1.09

ACTIVITY


Month	Adjusted Scheduled Activity (UOA)	
	2017	2018
April	176	42
May	357	304
June	382	326
July	596	479
August	878	783
September	1,034	787
October	1,336	
November	1,454	
December	1,818	
January	1,932	
February	1,934	
March	1,988	
April	1,990	
May	1,990	
June	1,991	

QUALITY

	Contract Quantity	Contract Base Number	Contract *	Region	England
% of all assessments that were assess and fit appliances (rolling 12 month period)	79	156	50.6%	57.6%	58.0%
% of all assessments that were assess and refuse (rolling 12 month period)	11	156	7.1%	11.0%	11.4%
% of all assessments that were assess and review (rolling 12 month period)	66	156	42.3%	31.3%	30.6%
% of terminated courses where treatment was abandoned or discontinued (rolling 12 month period)	10	97	10.3%	8.4%	7.8%
% of completed treatments indicating that PAR score was taken (year to date)	12	43	27.9%	61.1%	64.6%
Rate of removable appliances per 100 fixed appliances - proposed treatment (rolling 12 month period)	18	7	257.14	7.31	5.65
Rate of removable appliances per 100 fixed appliances - completed treatment (rolling 12 month period)	65	159	40.88	6.66	4.78
% of courses of treatment with removable appliances only - proposed treatment (rolling 12 month period)	18	79	22.8%	2.5%	2.0%
% of courses of treatment with removable appliances only - completed treatment (rolling 12 month period)	0	87	0.0%	1.6%	1.5%
% of patients satisfied with the treatment they have received (rolling 12 month period)	4	4	100.0%	95.8%	96.0%

* Figures in italics indicate that the base number is less than 100.

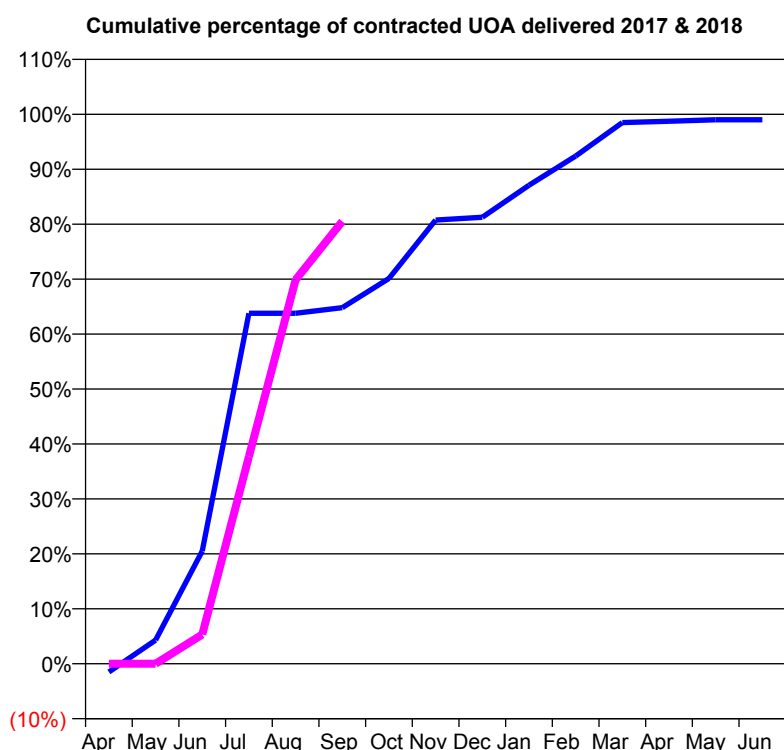
Q54 - Vital Signs Orthodontic At a Glance Contract Report for 630179/0001 - September 2017

Name or company name	MR SG HAMBLETON
Contract type name	GDS Contract
Purpose of contract	General and Orthodontic
Contract start date	01/04/2006
Contract end date	

17/18 Contracted general activity (UDA)	13,502
Carry forward general activity (UDA)	0
17/18 Contracted orthodontic activity (UOA)	395
Carry forward orthodontic activity (UOA)	0
Baseline contract value	£351,940.56

ACCESS

	Contract	England and Wales
24 month ratio of assessments to patient IDs	1.02	1.09

ACTIVITY


Month	Adjusted Scheduled Activity (UOA)	
	2017	2018
April	-6	0
May	17	0
June	81	21
July	252	149
August	252	276
September	256	318
October	277	
November	319	
December	321	
January	344	
February	365	
March	389	
April	390	
May	391	
June	391	

QUALITY

	Contract Quantity	Contract Base Number	Contract *	Region	England
% of all assessments that were assess and fit appliances (rolling 12 month period)	22	34	64.7%	57.6%	58.0%
% of all assessments that were assess and refuse (rolling 12 month period)	1	34	2.9%	11.0%	11.4%
% of all assessments that were assess and review (rolling 12 month period)	11	34	32.4%	31.3%	30.6%
% of terminated courses where treatment was abandoned or discontinued (rolling 12 month period)	2	19	10.5%	8.4%	7.8%
% of completed treatments indicating that PAR score was taken (year to date)	3	3	100.0%	61.1%	64.6%
Rate of removable appliances per 100 fixed appliances - proposed treatment (rolling 12 month period)	7	44	15.91	7.31	5.65
Rate of removable appliances per 100 fixed appliances - completed treatment (rolling 12 month period)	0	0	N/A	6.66	4.78
% of courses of treatment with removable appliances only - proposed treatment (rolling 12 month period)	0	22	0.0%	2.5%	2.0%
% of courses of treatment with removable appliances only - completed treatment (rolling 12 month period)	0	17	0.0%	1.6%	1.5%
% of patients satisfied with the treatment they have received (rolling 12 month period)	0	0	N/A	95.8%	96.0%

* Figures in italics indicate that the base number is less than 100.

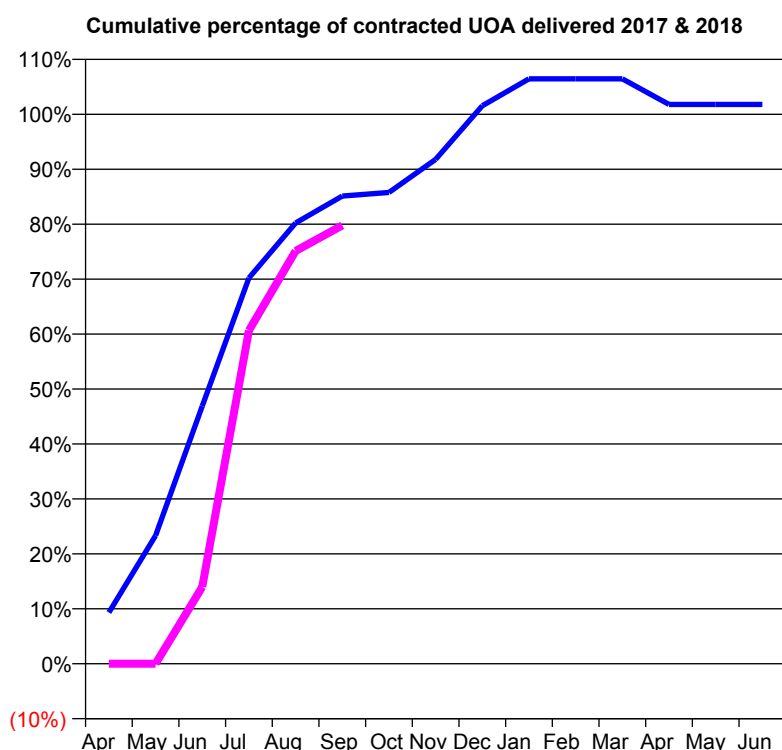
Q54 - Vital Signs Orthodontic At a Glance Contract Report for 638633/0005 - September 2017

Name or company name	Balbir S Bhandal, Amrik S Bhandal & Baljit
Contract type name	GDS Contract
Purpose of contract	General and Orthodontic
Contract start date	01/04/2006
Contract end date	

17/18 Contracted general activity (UDA)	2,045
Carry forward general activity (UDA)	0
17/18 Contracted orthodontic activity (UOA)	450
Carry forward orthodontic activity (UOA)	0
Baseline contract value	£75,039.61

ACCESS

	Contract	England and Wales
24 month ratio of assessments to patient IDs	1.12	1.09

ACTIVITY


Month	Adjusted Scheduled Activity (UOA)	
	2017	2018
April	42	0
May	105	0
June	211	63
July	316	273
August	361	338
September	383	359
October	386	
November	413	
December	457	
January	479	
February	479	
March	479	
April	458	
May	458	
June	458	

QUALITY

	Contract Quantity	Contract Base Number	Contract *	Region	England
% of all assessments that were assess and fit appliances (rolling 12 month period)	22	34	64.7%	57.6%	58.0%
% of all assessments that were assess and refuse (rolling 12 month period)	5	34	14.7%	11.0%	11.4%
% of all assessments that were assess and review (rolling 12 month period)	7	34	20.6%	31.3%	30.6%
% of terminated courses where treatment was abandoned or discontinued (rolling 12 month period)	1	25	4.0%	8.4%	7.8%
% of completed treatments indicating that PAR score was taken (year to date)	12	12	100.0%	61.1%	64.6%
Rate of removable appliances per 100 fixed appliances - proposed treatment (rolling 12 month period)	3	36	8.33	7.31	5.65
Rate of removable appliances per 100 fixed appliances - completed treatment (rolling 12 month period)	4	31	12.90	6.66	4.78
% of courses of treatment with removable appliances only - proposed treatment (rolling 12 month period)	1	22	4.5%	2.5%	2.0%
% of courses of treatment with removable appliances only - completed treatment (rolling 12 month period)	0	24	0.0%	1.6%	1.5%
% of patients satisfied with the treatment they have received (rolling 12 month period)	0	0	N/A	95.8%	96.0%

* Figures in italics indicate that the base number is less than 100.

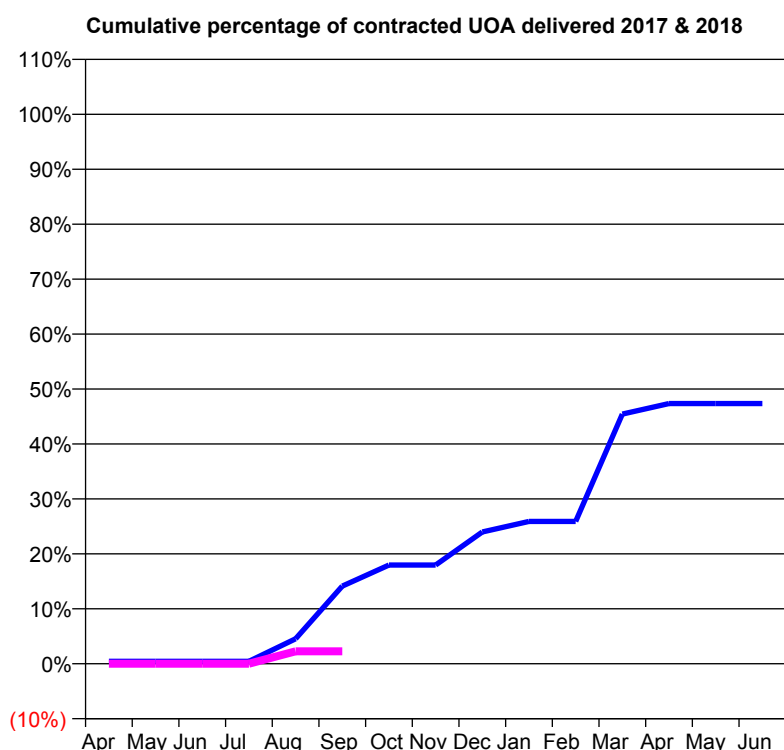
Q54 - Vital Signs Orthodontic At a Glance Contract Report for 638633/0011 - September 2017

Name or company name	Balbir S Bhandal, Amrik S Bhandal & Baljit
Contract type name	GDS Contract
Purpose of contract	General and Orthodontic
Contract start date	01/04/2006
Contract end date	

17/18 Contracted general activity (UDA)	13,730
Carry forward general activity (UDA)	0
17/18 Contracted orthodontic activity (UOA)	1,096
Carry forward orthodontic activity (UOA)	0
Baseline contract value	£373,707.46

ACCESS

	Contract	England and Wales
24 month ratio of assessments to patient IDs	1.04	1.09

ACTIVITY


Month	Adjusted Scheduled Activity (UOA)	
	2017	2018
April	5	0
May	5	0
June	5	0
July	5	0
August	50	25
September	155	25
October	197	
November	197	
December	263	
January	284	
February	284	
March	498	
April	519	
May	519	
June	519	

QUALITY

	Contract Quantity	Contract Base Number	Contract *	Region	England
% of all assessments that were assess and fit appliances (rolling 12 month period)	18	29	62.1%	57.6%	58.0%
% of all assessments that were assess and refuse (rolling 12 month period)	2	29	6.9%	11.0%	11.4%
% of all assessments that were assess and review (rolling 12 month period)	9	29	31.0%	31.3%	30.6%
% of terminated courses where treatment was abandoned or discontinued (rolling 12 month period)	3	10	30.0%	8.4%	7.8%
% of completed treatments indicating that PAR score was taken (year to date)	4	5	80.0%	61.1%	64.6%
Rate of removable appliances per 100 fixed appliances - proposed treatment (rolling 12 month period)	8	16	50.00	7.31	5.65
Rate of removable appliances per 100 fixed appliances - completed treatment (rolling 12 month period)	2	14	14.29	6.66	4.78
% of courses of treatment with removable appliances only - proposed treatment (rolling 12 month period)	8	18	44.4%	2.5%	2.0%
% of courses of treatment with removable appliances only - completed treatment (rolling 12 month period)	0	7	0.0%	1.6%	1.5%
% of patients satisfied with the treatment they have received (rolling 12 month period)	4	4	100.0%	95.8%	96.0%

* Figures in italics indicate that the base number is less than 100.

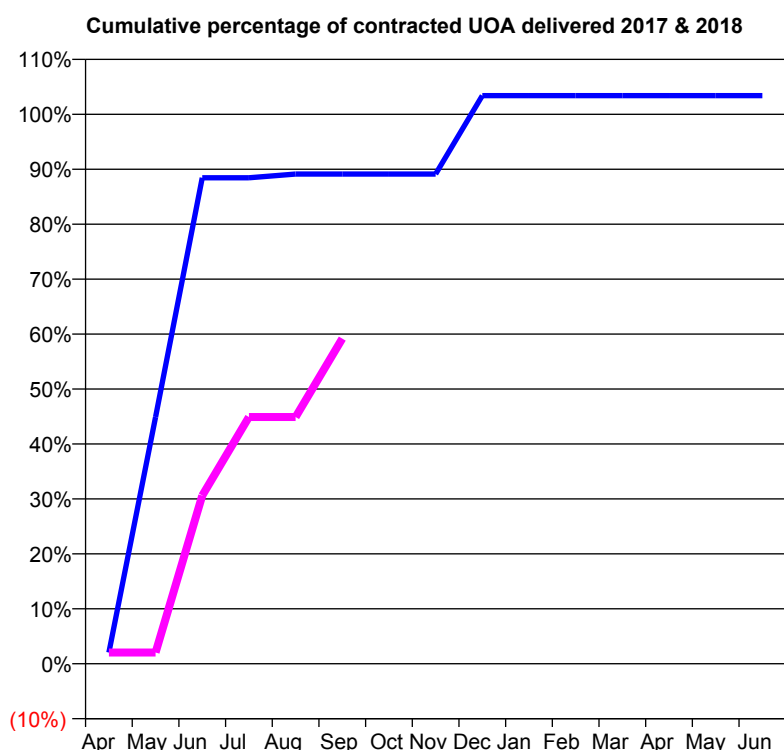
Q54 - Vital Signs Orthodontic At a Glance Contract Report for 638633/0019 - September 2017

Name or company name	Balbir S Bhandal, Amrik S Bhandal & Baljit
Contract type name	GDS Contract
Purpose of contract	General and Orthodontic
Contract start date	01/04/2006
Contract end date	

17/18 Contracted general activity (UDA)	2,037
Carry forward general activity (UDA)	7
17/18 Contracted orthodontic activity (UOA)	147
Carry forward orthodontic activity (UOA)	-3
Baseline contract value	£54,044.37

ACCESS

	Contract	England and Wales
24 month ratio of assessments to patient IDs	1.00	1.09

ACTIVITY


Month	Adjusted Scheduled Activity (UOA)	
	2017	2018
April	3	3
May	66	3
June	130	45
July	130	66
August	131	66
September	131	87
October	131	
November	131	
December	152	
January	152	
February	152	
March	152	
April	152	
May	152	
June	152	

QUALITY

	Contract Quantity	Contract Base Number	Contract *	Region	England
% of all assessments that were assess and fit appliances (rolling 12 month period)	5	5	100.0%	57.6%	58.0%
% of all assessments that were assess and refuse (rolling 12 month period)	0	5	0.0%	11.0%	11.4%
% of all assessments that were assess and review (rolling 12 month period)	0	5	0.0%	31.3%	30.6%
% of terminated courses where treatment was abandoned or discontinued (rolling 12 month period)	0	8	0.0%	8.4%	7.8%
% of completed treatments indicating that PAR score was taken (year to date)	4	4	100.0%	61.1%	64.6%
Rate of removable appliances per 100 fixed appliances - proposed treatment (rolling 12 month period)	0	9	0.00	7.31	5.65
Rate of removable appliances per 100 fixed appliances - completed treatment (rolling 12 month period)	2	9	22.22	6.66	4.78
% of courses of treatment with removable appliances only - proposed treatment (rolling 12 month period)	0	5	0.0%	2.5%	2.0%
% of courses of treatment with removable appliances only - completed treatment (rolling 12 month period)	0	8	0.0%	1.6%	1.5%
% of patients satisfied with the treatment they have received (rolling 12 month period)	1	1	100.0%	95.8%	96.0%

* Figures in italics indicate that the base number is less than 100.

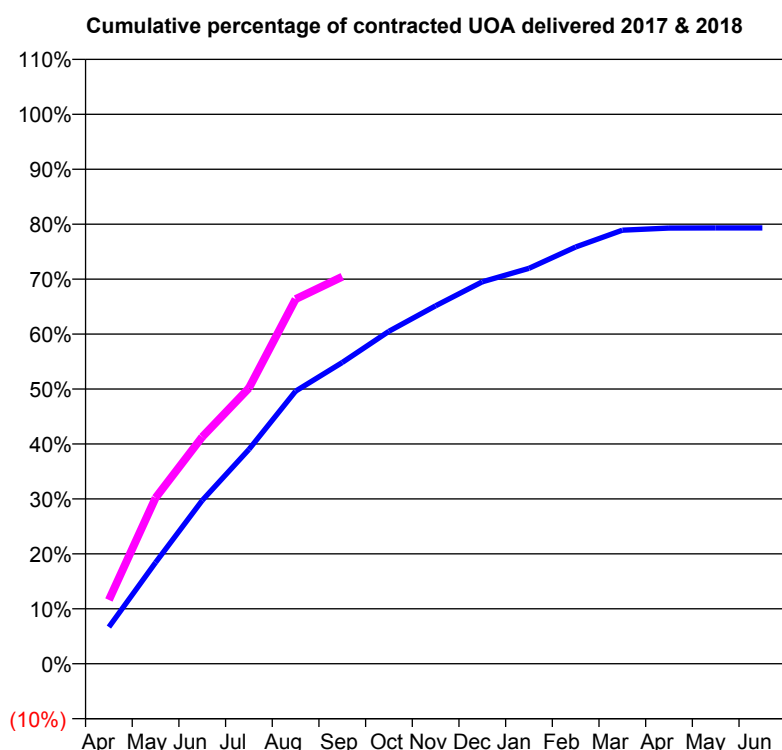
Q54 - Vital Signs Orthodontic At a Glance Contract Report for 638633/0020 - September 2017

Name or company name	Balbir S Bhandal, Amrik S Bhandal & Baljit
Contract type name	GDS Contract
Purpose of contract	General and Orthodontic
Contract start date	01/04/2006
Contract end date	

17/18 Contracted general activity (UDA)	97,227
Carry forward general activity (UDA)	0
17/18 Contracted orthodontic activity (UOA)	6,238
Carry forward orthodontic activity (UOA)	0
Baseline contract value	£3,553,809.52

ACCESS

	Contract	England and Wales
24 month ratio of assessments to patient IDs	1.02	1.09

ACTIVITY


Month	Adjusted Scheduled Activity (UOA)	
	2017	2018
April	530	725
May	1,460	1,884
June	2,354	2,576
July	3,088	3,129
August	3,929	4,140
September	4,341	4,393
October	4,792	
November	5,158	
December	5,504	
January	5,698	
February	6,005	
March	6,248	
April	6,279	
May	6,280	
June	6,280	

QUALITY

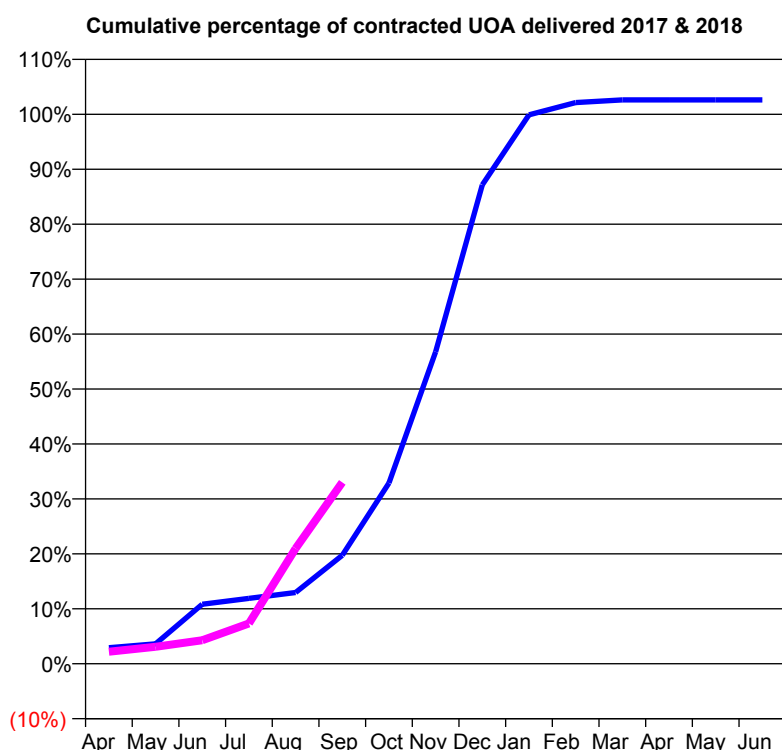
	Contract Quantity	Contract Base Number	Contract *	Region	England
% of all assessments that were assess and fit appliances (rolling 12 month period)	295	459	64.3%	57.6%	58.0%
% of all assessments that were assess and refuse (rolling 12 month period)	58	459	12.6%	11.0%	11.4%
% of all assessments that were assess and review (rolling 12 month period)	106	459	23.1%	31.3%	30.6%
% of terminated courses where treatment was abandoned or discontinued (rolling 12 month period)	191	315	60.6%	8.4%	7.8%
% of completed treatments indicating that PAR score was taken (year to date)	51	71	71.8%	61.1%	64.6%
Rate of removable appliances per 100 fixed appliances - proposed treatment (rolling 12 month period)	63	414	15.22	7.31	5.65
Rate of removable appliances per 100 fixed appliances - completed treatment (rolling 12 month period)	9	246	3.66	6.66	4.78
% of courses of treatment with removable appliances only - proposed treatment (rolling 12 month period)	62	295	21.0%	2.5%	2.0%
% of courses of treatment with removable appliances only - completed treatment (rolling 12 month period)	0	124	0.0%	1.6%	1.5%
% of patients satisfied with the treatment they have received (rolling 12 month period)	13	15	86.7%	95.8%	96.0%

* Figures in italics indicate that the base number is less than 100.

Q54 - Vital Signs Orthodontic At a Glance Contract Report for 643572/0001 - September 2017

Name or company name	DR JF ALLSOPP	17/18 Contracted general activity (UDA)	0
Contract type name	PDS Contract	Carry forward general activity (UDA)	0
Purpose of contract	Orthodontic	17/18 Contracted orthodontic activity (UOA)	10,581
Contract start date	01/04/2006	Carry forward orthodontic activity (UOA)	-212
Contract end date	31/03/2018	Baseline contract value	£679,128.34

ACCESS	Contract	England and Wales
24 month ratio of assessments to patient IDs	1.01	1.09

ACTIVITY


Month	Adjusted Scheduled Activity (UOA)	
	2017	2018
April	310	233
May	384	327
June	1,147	454
July	1,260	777
August	1,373	2,220
September	2,090	3,494
October	3,480	
November	6,008	
December	9,222	
January	10,570	
February	10,807	
March	10,858	
April	10,858	
May	10,858	
June	10,858	

QUALITY

	Contract Quantity	Contract Base Number	Contract *	Region	England
% of all assessments that were assess and fit appliances (rolling 12 month period)	544	1,106	49.2%	57.6%	58.0%
% of all assessments that were assess and refuse (rolling 12 month period)	74	1,106	6.7%	11.0%	11.4%
% of all assessments that were assess and review (rolling 12 month period)	488	1,106	44.1%	31.3%	30.6%
% of terminated courses where treatment was abandoned or discontinued (rolling 12 month period)	6	335	1.8%	8.4%	7.8%
% of completed treatments indicating that PAR score was taken (year to date)	0	100	0.0%	61.1%	64.6%
Rate of removable appliances per 100 fixed appliances - proposed treatment (rolling 12 month period)	16	1,087	1.47	7.31	5.65
Rate of removable appliances per 100 fixed appliances - completed treatment (rolling 12 month period)	1	657	0.15	6.66	4.78
% of courses of treatment with removable appliances only - proposed treatment (rolling 12 month period)	0	544	0.0%	2.5%	2.0%
% of courses of treatment with removable appliances only - completed treatment (rolling 12 month period)	0	329	0.0%	1.6%	1.5%
% of patients satisfied with the treatment they have received (rolling 12 month period)	19	19	100.0%	95.8%	96.0%

* Figures in italics indicate that the base number is less than 100.

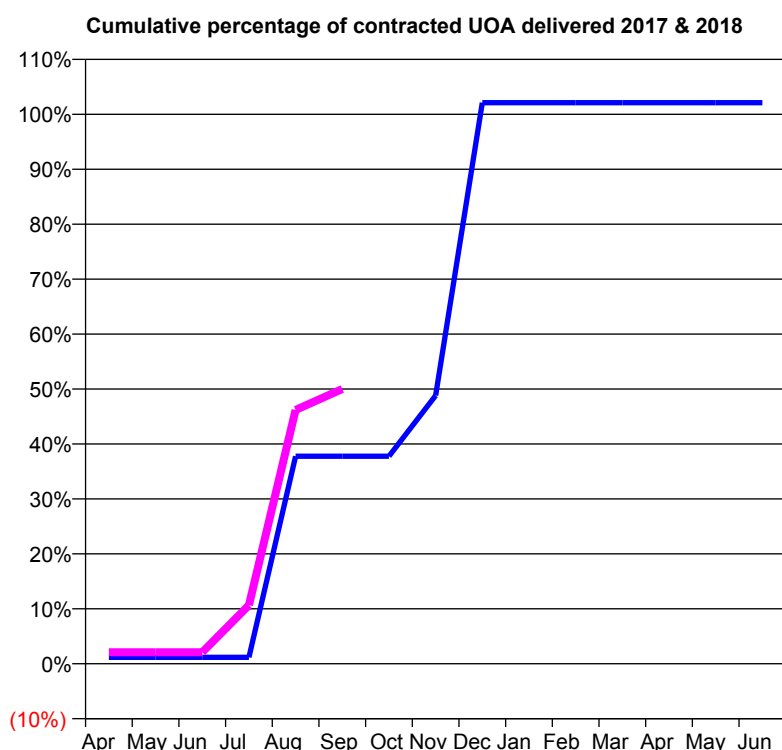
Q54 - Vital Signs Orthodontic At a Glance Contract Report for 643572/0002 - September 2017

Name or company name	DR JF ALLSOPP
Contract type name	GDS Contract
Purpose of contract	General and Orthodontic
Contract start date	01/04/2006
Contract end date	

17/18 Contracted general activity (UDA)	4,835
Carry forward general activity (UDA)	180
17/18 Contracted orthodontic activity (UOA)	760
Carry forward orthodontic activity (UOA)	-16
Baseline contract value	£166,624.93

ACCESS

	Contract	England and Wales
24 month ratio of assessments to patient IDs	1.00	1.09

ACTIVITY


Month	Adjusted Scheduled Activity (UOA)	
	2017	2018
April	9	16
May	9	16
June	9	16
July	9	81
August	287	351
September	287	380
October	287	
November	371	
December	776	
January	776	
February	776	
March	776	
April	776	
May	776	
June	776	

QUALITY

	Contract Quantity	Contract Base Number	Contract *	Region	England
% of all assessments that were assess and fit appliances (rolling 12 month period)	35	143	24.5%	57.6%	58.0%
% of all assessments that were assess and refuse (rolling 12 month period)	17	143	11.9%	11.0%	11.4%
% of all assessments that were assess and review (rolling 12 month period)	91	143	63.6%	31.3%	30.6%
% of terminated courses where treatment was abandoned or discontinued (rolling 12 month period)	0	31	0.0%	8.4%	7.8%
% of completed treatments indicating that PAR score was taken (year to date)	0	8	0.0%	61.1%	64.6%
Rate of removable appliances per 100 fixed appliances - proposed treatment (rolling 12 month period)	1	70	1.43	7.31	5.65
Rate of removable appliances per 100 fixed appliances - completed treatment (rolling 12 month period)	0	62	0.00	6.66	4.78
% of courses of treatment with removable appliances only - proposed treatment (rolling 12 month period)	0	35	0.0%	2.5%	2.0%
% of courses of treatment with removable appliances only - completed treatment (rolling 12 month period)	0	31	0.0%	1.6%	1.5%
% of patients satisfied with the treatment they have received (rolling 12 month period)	3	3	100.0%	95.8%	96.0%

* Figures in italics indicate that the base number is less than 100.

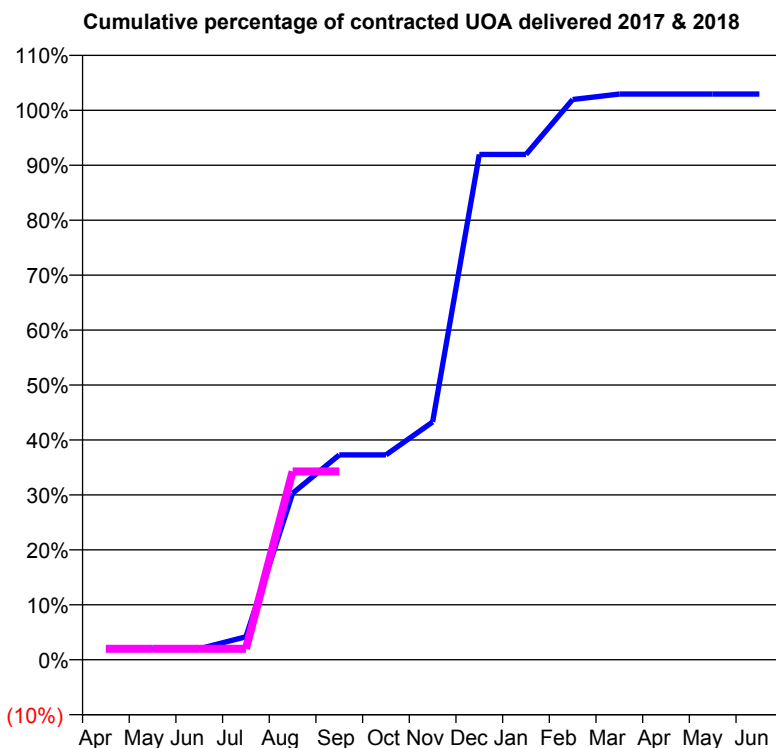
Q54 - Vital Signs Orthodontic At a Glance Contract Report for 643572/0007 - September 2017

Name or company name	DR JF ALLSOPP
Contract type name	PDS Contract
Purpose of contract	Orthodontic
Contract start date	13/06/2011
Contract end date	31/03/2018

17/18 Contracted general activity (UDA)	0
Carry forward general activity (UDA)	0
17/18 Contracted orthodontic activity (UOA)	2,100
Carry forward orthodontic activity (UOA)	-42
Baseline contract value	£101,085.98

ACCESS

	Contract	England and Wales
24 month ratio of assessments to patient IDs	1.00	1.09

ACTIVITY


Month	Adjusted Scheduled Activity (UOA)	
	2017	2018
April	42	42
May	42	42
June	42	42
July	88	42
August	636	720
September	783	720
October	783	
November	909	
December	1,931	
January	1,931	
February	2,141	
March	2,162	
April	2,162	
May	2,162	
June	2,162	

QUALITY

	Contract Quantity	Contract Base Number	Contract *	Region	England
% of all assessments that were assess and fit appliances (rolling 12 month period)	97	97	100.0%	57.6%	58.0%
% of all assessments that were assess and refuse (rolling 12 month period)	0	97	0.0%	11.0%	11.4%
% of all assessments that were assess and review (rolling 12 month period)	0	97	0.0%	31.3%	30.6%
% of terminated courses where treatment was abandoned or discontinued (rolling 12 month period)	2	78	2.6%	8.4%	7.8%
% of completed treatments indicating that PAR score was taken (year to date)	0	28	0.0%	61.1%	64.6%
Rate of removable appliances per 100 fixed appliances - proposed treatment (rolling 12 month period)	3	192	1.56	7.31	5.65
Rate of removable appliances per 100 fixed appliances - completed treatment (rolling 12 month period)	0	151	0.00	6.66	4.78
% of courses of treatment with removable appliances only - proposed treatment (rolling 12 month period)	0	97	0.0%	2.5%	2.0%
% of courses of treatment with removable appliances only - completed treatment (rolling 12 month period)	0	76	0.0%	1.6%	1.5%
% of patients satisfied with the treatment they have received (rolling 12 month period)	7	7	100.0%	95.8%	96.0%

* Figures in italics indicate that the base number is less than 100.

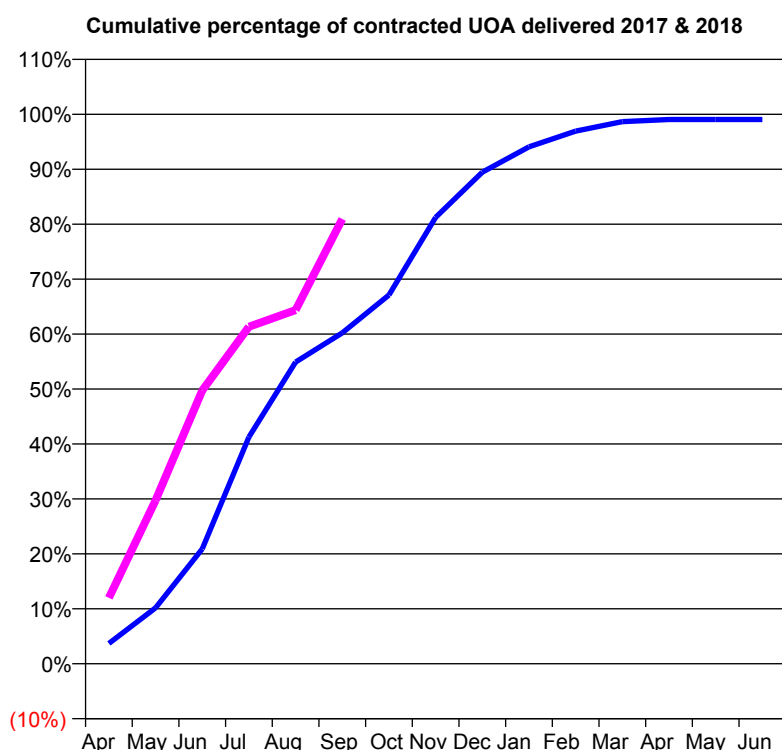
Q54 - Vital Signs Orthodontic At a Glance Contract Report for 644277/0001 - September 2017

Name or company name	MR JS NANDHRA
Contract type name	PDS Contract
Purpose of contract	Orthodontic
Contract start date	01/04/2006
Contract end date	31/03/2018

17/18 Contracted general activity (UDA)	0
Carry forward general activity (UDA)	0
17/18 Contracted orthodontic activity (UOA)	11,043
Carry forward orthodontic activity (UOA)	106
Baseline contract value	£881,446.08

ACCESS

	Contract	England and Wales
24 month ratio of assessments to patient IDs	1.01	1.09

ACTIVITY


Month	Adjusted Scheduled Activity (UOA)	
	2017	2018
April	408	1,326
May	1,123	3,283
June	2,308	5,492
July	4,556	6,773
August	6,063	7,109
September	6,651	8,939
October	7,412	
November	8,971	
December	9,878	
January	10,388	
February	10,705	
March	10,895	
April	10,937	
May	10,937	
June	10,937	

QUALITY

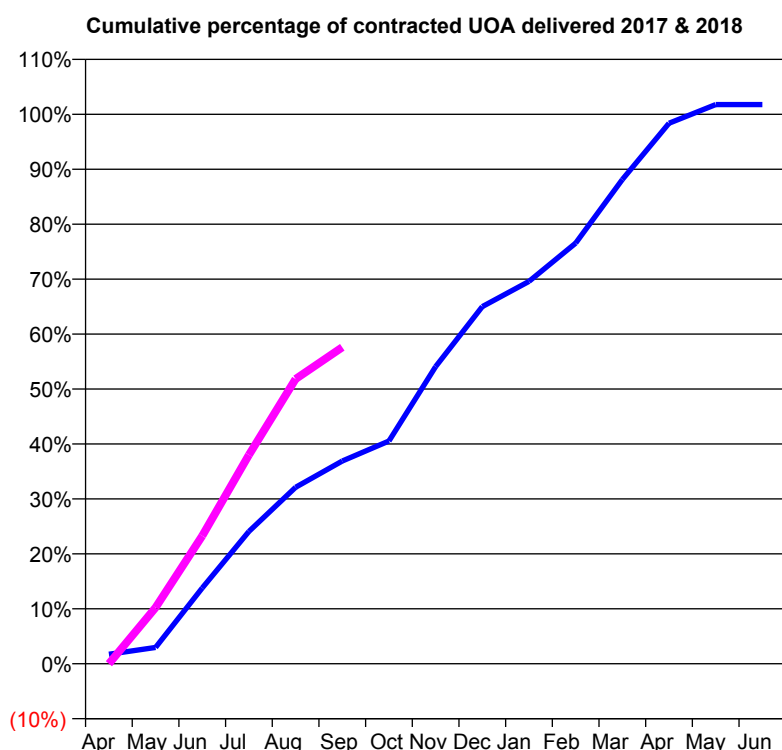
	Contract Quantity	Contract Base Number	Contract *	Region	England
% of all assessments that were assess and fit appliances (rolling 12 month period)	637	704	90.5%	57.6%	58.0%
% of all assessments that were assess and refuse (rolling 12 month period)	65	704	9.2%	11.0%	11.4%
% of all assessments that were assess and review (rolling 12 month period)	2	704	0.3%	31.3%	30.6%
% of terminated courses where treatment was abandoned or discontinued (rolling 12 month period)	81	648	12.5%	8.4%	7.8%
% of completed treatments indicating that PAR score was taken (year to date)	231	277	83.4%	61.1%	64.6%
Rate of removable appliances per 100 fixed appliances - proposed treatment (rolling 12 month period)	56	1,267	4.42	7.31	5.65
Rate of removable appliances per 100 fixed appliances - completed treatment (rolling 12 month period)	43	1,121	3.84	6.66	4.78
% of courses of treatment with removable appliances only - proposed treatment (rolling 12 month period)	1	637	0.2%	2.5%	2.0%
% of courses of treatment with removable appliances only - completed treatment (rolling 12 month period)	2	567	0.4%	1.6%	1.5%
% of patients satisfied with the treatment they have received (rolling 12 month period)	11	11	100.0%	95.8%	96.0%

* Figures in italics indicate that the base number is less than 100.

Q54 - Vital Signs Orthodontic At a Glance Contract Report for 648639/0001 - September 2017

Name or company name	MRS J SIMPSON	17/18 Contracted general activity (UDA)	0
Contract type name	PDS Contract	Carry forward general activity (UDA)	0
Purpose of contract	Orthodontic	17/18 Contracted orthodontic activity (UOA)	8,204
Contract start date	01/04/2006	Carry forward orthodontic activity (UOA)	0
Contract end date	31/03/2018	Baseline contract value	£551,666.21

ACCESS	Contract	England and Wales
24 month ratio of assessments to patient IDs	1.12	1.09

ACTIVITY


Month	Adjusted Scheduled Activity (UOA)	
	2017	2018
April	164	0
May	281	840
June	1,303	1,911
July	2,275	3,118
August	3,032	4,252
September	3,485	4,726
October	3,828	
November	5,106	
December	6,139	
January	6,572	
February	7,229	
March	8,321	
April	9,289	
May	9,609	
June	9,609	

QUALITY	Contract Quantity	Contract Base Number	Contract *	Region	England
% of all assessments that were assess and fit appliances (rolling 12 month period)	503	727	69.2%	57.6%	58.0%
% of all assessments that were assess and refuse (rolling 12 month period)	0	727	0.0%	11.0%	11.4%
% of all assessments that were assess and review (rolling 12 month period)	224	727	30.8%	31.3%	30.6%
% of terminated courses where treatment was abandoned or discontinued (rolling 12 month period)	1	316	0.3%	8.4%	7.8%
% of completed treatments indicating that PAR score was taken (year to date)	180	180	100.0%	61.1%	64.6%
Rate of removable appliances per 100 fixed appliances - proposed treatment (rolling 12 month period)	16	960	1.67	7.31	5.65
Rate of removable appliances per 100 fixed appliances - completed treatment (rolling 12 month period)	4	621	0.64	6.66	4.78
% of courses of treatment with removable appliances only - proposed treatment (rolling 12 month period)	2	503	0.4%	2.5%	2.0%
% of courses of treatment with removable appliances only - completed treatment (rolling 12 month period)	0	315	0.0%	1.6%	1.5%
% of patients satisfied with the treatment they have received (rolling 12 month period)	13	14	92.9%	95.8%	96.0%

* Figures in italics indicate that the base number is less than 100.

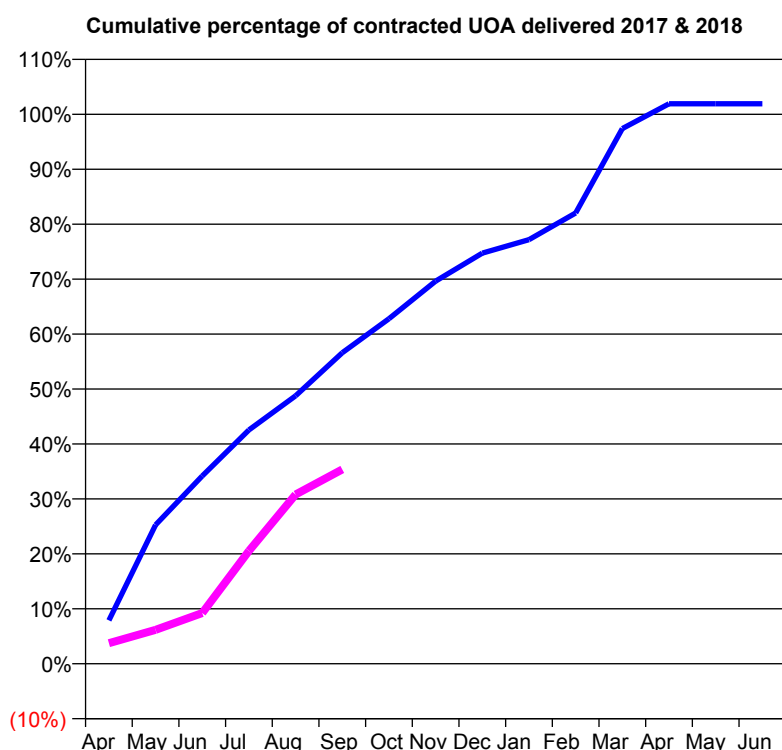
Q54 - Vital Signs Orthodontic At a Glance Contract Report for 648728/0001 - September 2017

Name or company name	MRS EH ROBERTS
Contract type name	PDS Contract
Purpose of contract	Orthodontic
Contract start date	01/04/2006
Contract end date	31/03/2018

17/18 Contracted general activity (UDA)	0
Carry forward general activity (UDA)	0
17/18 Contracted orthodontic activity (UOA)	3,768
Carry forward orthodontic activity (UOA)	-72
Baseline contract value	£225,386.90

ACCESS

	Contract	England and Wales
24 month ratio of assessments to patient IDs	1.04	1.09

ACTIVITY


Month	Adjusted Scheduled Activity (UOA)	
	2017	2018
April	298	141
May	952	233
June	1,288	348
July	1,603	774
August	1,837	1,161
September	2,133	1,333
October	2,366	
November	2,624	
December	2,816	
January	2,908	
February	3,091	
March	3,670	
April	3,840	
May	3,840	
June	3,840	

QUALITY

	Contract Quantity	Contract Base Number	Contract *	Region	England
% of all assessments that were assess and fit appliances (rolling 12 month period)	140	222	63.1%	57.6%	58.0%
% of all assessments that were assess and refuse (rolling 12 month period)	54	222	24.3%	11.0%	11.4%
% of all assessments that were assess and review (rolling 12 month period)	28	222	12.6%	31.3%	30.6%
% of terminated courses where treatment was abandoned or discontinued (rolling 12 month period)	13	209	6.2%	8.4%	7.8%
% of completed treatments indicating that PAR score was taken (year to date)	88	88	100.0%	61.1%	64.6%
Rate of removable appliances per 100 fixed appliances - proposed treatment (rolling 12 month period)	25	276	9.06	7.31	5.65
Rate of removable appliances per 100 fixed appliances - completed treatment (rolling 12 month period)	27	388	6.96	6.66	4.78
% of courses of treatment with removable appliances only - proposed treatment (rolling 12 month period)	2	140	1.4%	2.5%	2.0%
% of courses of treatment with removable appliances only - completed treatment (rolling 12 month period)	1	196	0.5%	1.6%	1.5%
% of patients satisfied with the treatment they have received (rolling 12 month period)	1	1	100.0%	95.8%	96.0%

* Figures in italics indicate that the base number is less than 100.

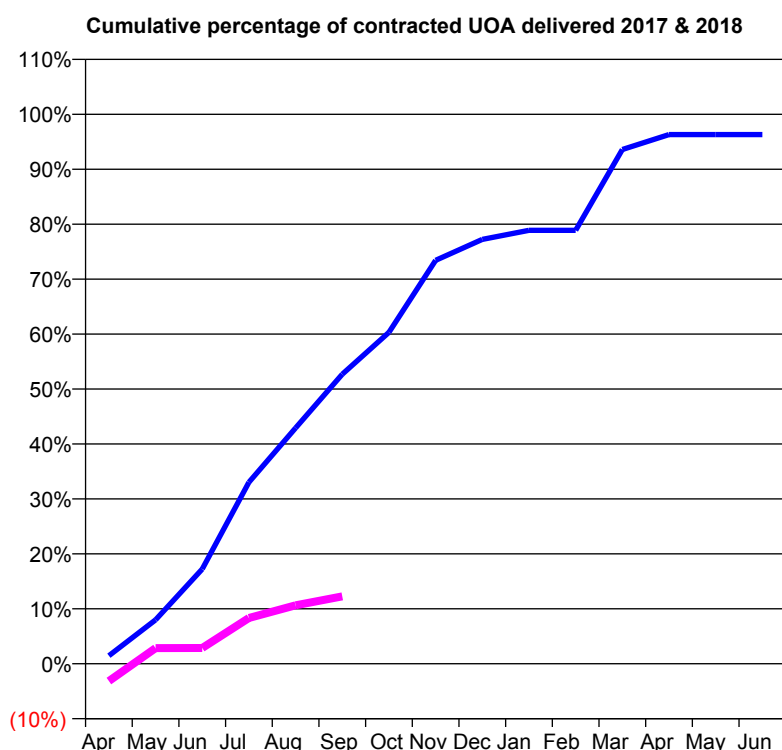
Q54 - Vital Signs Orthodontic At a Glance Contract Report for 650641/0001 - September 2017

Name or company name	MRS N SHOJA-ASSADI
Contract type name	PDS Contract
Purpose of contract	Orthodontic
Contract start date	01/04/2006
Contract end date	31/03/2018

17/18 Contracted general activity (UDA)	0
Carry forward general activity (UDA)	0
17/18 Contracted orthodontic activity (UOA)	3,862
Carry forward orthodontic activity (UOA)	143
Baseline contract value	£256,381.40

ACCESS	Contract	England and Wales
---------------	-----------------	--------------------------

24 month ratio of assessments to patient IDs	1.02	1.09
--	------	------

ACTIVITY


Month	Adjusted Scheduled Activity (UOA)	
	2017	2018
April	57	-122
May	309	110
June	666	111
July	1,276	322
August	1,657	411
September	2,035	474
October	2,329	
November	2,835	
December	2,983	
January	3,046	
February	3,046	
March	3,614	
April	3,719	
May	3,719	
June	3,719	

QUALITY	Contract Quantity	Contract Base Number	Contract *	Region	England
----------------	--------------------------	-----------------------------	-------------------	---------------	----------------

% of all assessments that were assess and fit appliances (rolling 12 month period)	110	125	88.0%	57.6%	58.0%
% of all assessments that were assess and refuse (rolling 12 month period)	9	125	7.2%	11.0%	11.4%
% of all assessments that were assess and review (rolling 12 month period)	6	125	4.8%	31.3%	30.6%
% of terminated courses where treatment was abandoned or discontinued (rolling 12 month period)	11	196	5.6%	8.4%	7.8%
% of completed treatments indicating that PAR score was taken (year to date)	26	92	28.3%	61.1%	64.6%
Rate of removable appliances per 100 fixed appliances - proposed treatment (rolling 12 month period)	0	84	0.00	7.31	5.65
Rate of removable appliances per 100 fixed appliances - completed treatment (rolling 12 month period)	0	104	0.00	6.66	4.78
% of courses of treatment with removable appliances only - proposed treatment (rolling 12 month period)	0	110	0.0%	2.5%	2.0%
% of courses of treatment with removable appliances only - completed treatment (rolling 12 month period)	0	185	0.0%	1.6%	1.5%
% of patients satisfied with the treatment they have received (rolling 12 month period)	3	3	100.0%	95.8%	96.0%

* Figures in italics indicate that the base number is less than 100.

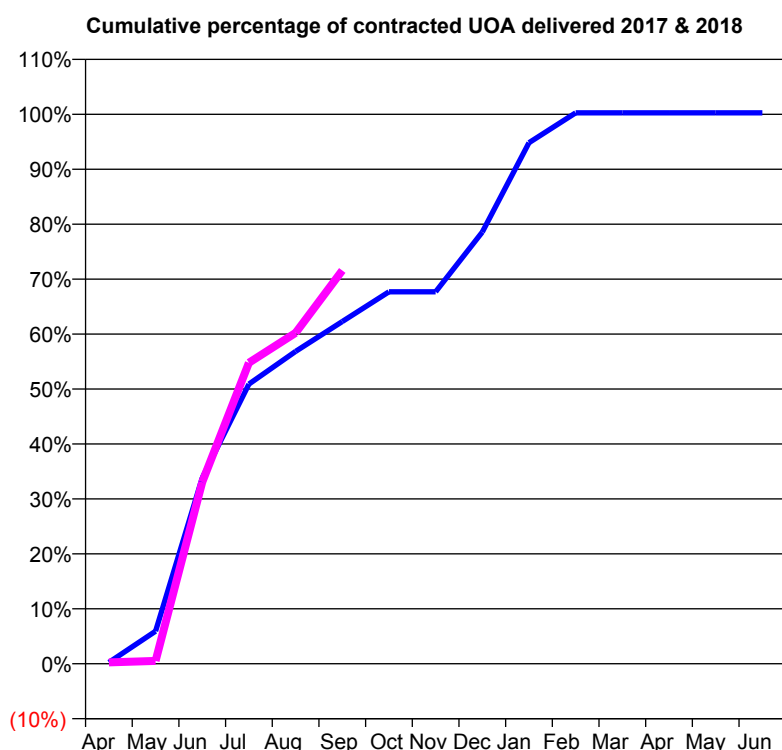
Q54 - Vital Signs Orthodontic At a Glance Contract Report for 658421/0001 - September 2017

Name or company name	MR ES HAYER
Contract type name	GDS Contract
Purpose of contract	General and Orthodontic
Contract start date	01/04/2006
Contract end date	

17/18 Contracted general activity (UDA)	21,866
Carry forward general activity (UDA)	-281
17/18 Contracted orthodontic activity (UOA)	387
Carry forward orthodontic activity (UOA)	-1
Baseline contract value	£548,862.11

ACCESS

	Contract	England and Wales
24 month ratio of assessments to patient IDs	1.06	1.09

ACTIVITY


Month	Adjusted Scheduled Activity (UOA)	
	2017	2018
April	1	1
May	23	2
June	131	128
July	197	212
August	220	233
September	241	277
October	262	
November	262	
December	304	
January	367	
February	388	
March	388	
April	388	
May	388	
June	388	

QUALITY

	Contract Quantity	Contract Base Number	Contract *	Region	England
% of all assessments that were assess and fit appliances (rolling 12 month period)	20	23	87.0%	57.6%	58.0%
% of all assessments that were assess and refuse (rolling 12 month period)	2	23	8.7%	11.0%	11.4%
% of all assessments that were assess and review (rolling 12 month period)	1	23	4.3%	31.3%	30.6%
% of terminated courses where treatment was abandoned or discontinued (rolling 12 month period)	0	18	0.0%	8.4%	7.8%
% of completed treatments indicating that PAR score was taken (year to date)	8	8	100.0%	61.1%	64.6%
Rate of removable appliances per 100 fixed appliances - proposed treatment (rolling 12 month period)	12	40	30.00	7.31	5.65
Rate of removable appliances per 100 fixed appliances - completed treatment (rolling 12 month period)	4	35	11.43	6.66	4.78
% of courses of treatment with removable appliances only - proposed treatment (rolling 12 month period)	0	20	0.0%	2.5%	2.0%
% of courses of treatment with removable appliances only - completed treatment (rolling 12 month period)	0	18	0.0%	1.6%	1.5%
% of patients satisfied with the treatment they have received (rolling 12 month period)	2	2	100.0%	95.8%	96.0%

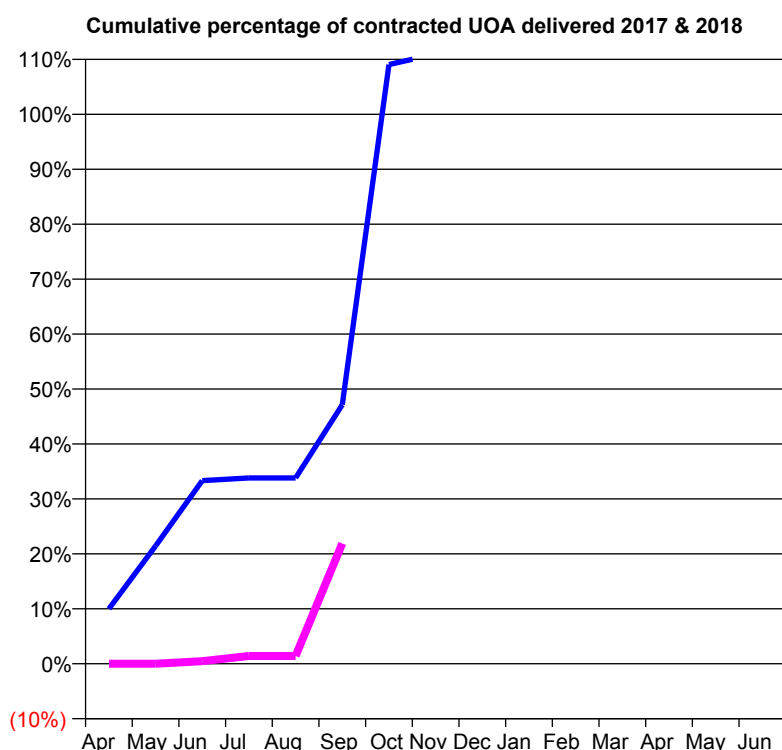
* Figures in italics indicate that the base number is less than 100.

Q54 - Vital Signs Orthodontic At a Glance Contract Report for 673749/0001 - September 2017

Name or company name	MR R KUMAR
Contract type name	Pilot Contract
Purpose of contract	General and Orthodontic
Contract start date	01/04/2006
Contract end date	

17/18 Contracted general activity (UDA)	9,973
Carry forward general activity (UDA)	0
17/18 Contracted orthodontic activity (UOA)	210
Carry forward orthodontic activity (UOA)	0
Baseline contract value	£271,177.03

ACCESS	Contract	England and Wales
24 month ratio of assessments to patient IDs	1.08	1.09

ACTIVITY


Month	Adjusted Scheduled Activity (UOA)	
	2017	2018
April	21	0
May	45	0
June	70	1
July	71	3
August	71	3
September	99	46
October	229	
November	233	
December	236	
January	242	
February	242	
March	242	
April	273	
May	273	
June	273	

QUALITY

	Contract Quantity	Contract Base Number	Contract *	Region	England
% of all assessments that were assess and fit appliances (rolling 12 month period)	10	37	27.0%	57.6%	58.0%
% of all assessments that were assess and refuse (rolling 12 month period)	11	37	29.7%	11.0%	11.4%
% of all assessments that were assess and review (rolling 12 month period)	16	37	43.2%	31.3%	30.6%
% of terminated courses where treatment was abandoned or discontinued (rolling 12 month period)	0	0	N/A	8.4%	7.8%
% of completed treatments indicating that PAR score was taken (year to date)	0	0	N/A	61.1%	64.6%
Rate of removable appliances per 100 fixed appliances - proposed treatment (rolling 12 month period)	1	16	6.25	7.31	5.65
Rate of removable appliances per 100 fixed appliances - completed treatment (rolling 12 month period)	0	0	N/A	6.66	4.78
% of courses of treatment with removable appliances only - proposed treatment (rolling 12 month period)	1	10	10.0%	2.5%	2.0%
% of courses of treatment with removable appliances only - completed treatment (rolling 12 month period)	0	0	N/A	1.6%	1.5%
% of patients satisfied with the treatment they have received (rolling 12 month period)	1	2	50.0%	95.8%	96.0%

* Figures in italics indicate that the base number is less than 100.

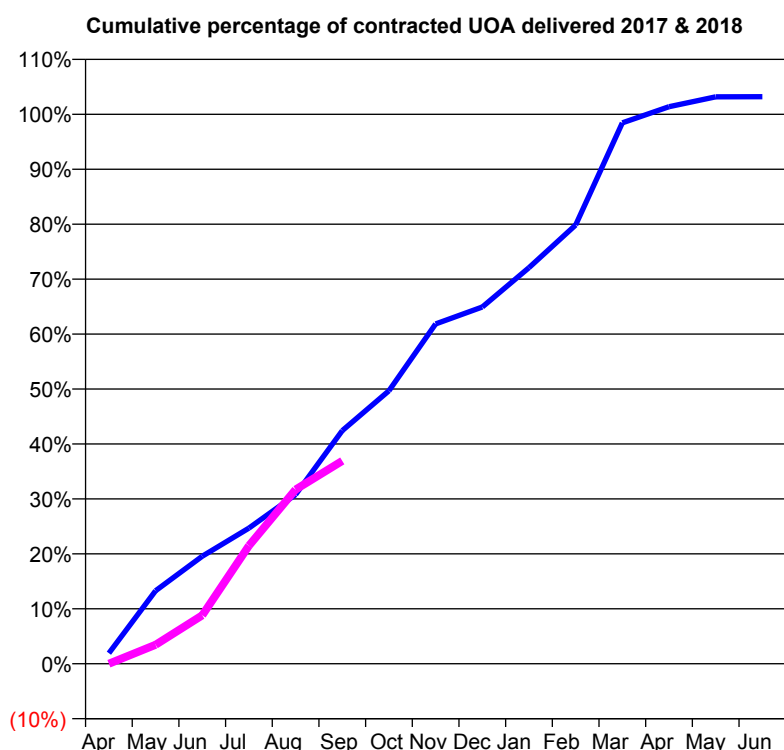
Q54 - Vital Signs Orthodontic At a Glance Contract Report for 735213/0002 - September 2017

Name or company name	MR PL MASON
Contract type name	PDS Contract
Purpose of contract	Orthodontic
Contract start date	22/03/2014
Contract end date	31/03/2018

17/18 Contracted general activity (UDA)	0
Carry forward general activity (UDA)	0
17/18 Contracted orthodontic activity (UOA)	5,085
Carry forward orthodontic activity (UOA)	0
Baseline contract value	£342,636.35

ACCESS

	Contract	England and Wales
24 month ratio of assessments to patient IDs	1.04	1.09

ACTIVITY


Month	Adjusted Scheduled Activity (UOA)	
	2017	2018
April	98	0
May	676	176
June	995	449
July	1,255	1,093
August	1,565	1,612
September	2,158	1,878
October	2,526	
November	3,145	
December	3,301	
January	3,665	
February	4,060	
March	5,005	
April	5,155	
May	5,246	
June	5,248	

QUALITY

	Contract Quantity	Contract Base Number	Contract *	Region	England
% of all assessments that were assess and fit appliances (rolling 12 month period)	231	431	53.6%	57.6%	58.0%
% of all assessments that were assess and refuse (rolling 12 month period)	28	431	6.5%	11.0%	11.4%
% of all assessments that were assess and review (rolling 12 month period)	172	431	39.9%	31.3%	30.6%
% of terminated courses where treatment was abandoned or discontinued (rolling 12 month period)	13	213	6.1%	8.4%	7.8%
% of completed treatments indicating that PAR score was taken (year to date)	69	99	69.7%	61.1%	64.6%
Rate of removable appliances per 100 fixed appliances - proposed treatment (rolling 12 month period)	0	0	N/A	7.31	5.65
Rate of removable appliances per 100 fixed appliances - completed treatment (rolling 12 month period)	0	0	N/A	6.66	4.78
% of courses of treatment with removable appliances only - proposed treatment (rolling 12 month period)	0	231	0.0%	2.5%	2.0%
% of courses of treatment with removable appliances only - completed treatment (rolling 12 month period)	0	200	0.0%	1.6%	1.5%
% of patients satisfied with the treatment they have received (rolling 12 month period)	5	5	100.0%	95.8%	96.0%

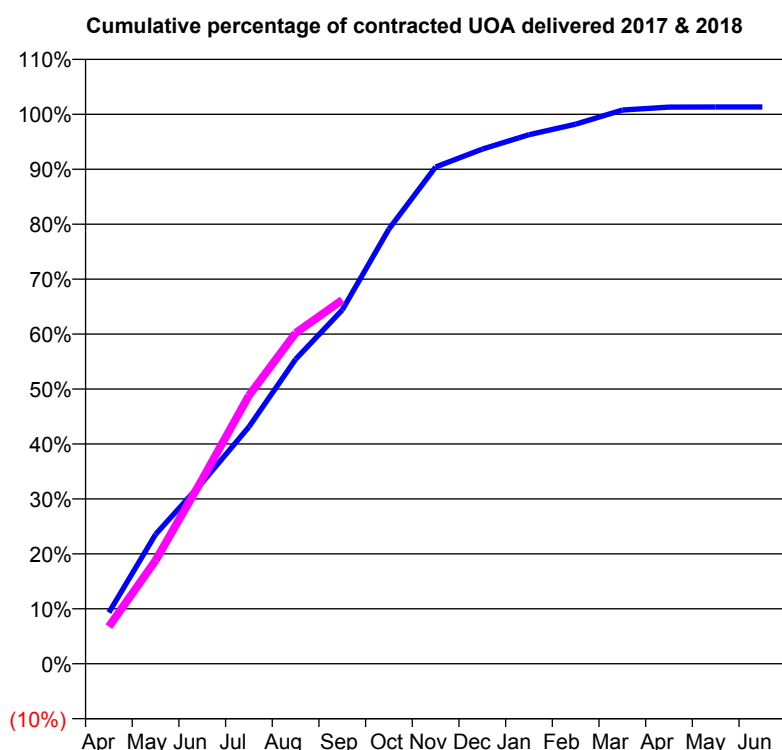
* Figures in italics indicate that the base number is less than 100.

Q54 - Vital Signs Orthodontic At a Glance Contract Report for 735337/0001 - September 2017

Name or company name	DR WC ADDISON
Contract type name	PDS Contract
Purpose of contract	Orthodontic
Contract start date	01/04/2006
Contract end date	31/03/2018

17/18 Contracted general activity (UDA)	0
Carry forward general activity (UDA)	0
17/18 Contracted orthodontic activity (UOA)	9,034
Carry forward orthodontic activity (UOA)	-119
Baseline contract value	£605,606.15

ACCESS	Contract	England and Wales
24 month ratio of assessments to patient IDs	1.16	1.09

ACTIVITY


Month	Adjusted Scheduled Activity (UOA)	
	2017	2018
April	844	611
May	2,127	1,699
June	2,981	3,033
July	3,895	4,410
August	5,006	5,438
September	5,818	5,981
October	7,148	
November	8,167	
December	8,461	
January	8,697	
February	8,872	
March	9,103	
April	9,151	
May	9,153	
June	9,153	

QUALITY	Contract Quantity	Contract Base Number	Contract *	Region	England
% of all assessments that were assess and fit appliances (rolling 12 month period)	422	856	49.3%	57.6%	58.0%
% of all assessments that were assess and refuse (rolling 12 month period)	89	856	10.4%	11.0%	11.4%
% of all assessments that were assess and review (rolling 12 month period)	345	856	40.3%	31.3%	30.6%
% of terminated courses where treatment was abandoned or discontinued (rolling 12 month period)	1	325	0.3%	8.4%	7.8%
% of completed treatments indicating that PAR score was taken (year to date)	145	155	93.5%	61.1%	64.6%
Rate of removable appliances per 100 fixed appliances - proposed treatment (rolling 12 month period)	230	771	29.83	7.31	5.65
Rate of removable appliances per 100 fixed appliances - completed treatment (rolling 12 month period)	0	0	N/A	6.66	4.78
% of courses of treatment with removable appliances only - proposed treatment (rolling 12 month period)	4	422	0.9%	2.5%	2.0%
% of courses of treatment with removable appliances only - completed treatment (rolling 12 month period)	0	324	0.0%	1.6%	1.5%
% of patients satisfied with the treatment they have received (rolling 12 month period)	18	18	100.0%	95.8%	96.0%

* Figures in italics indicate that the base number is less than 100.

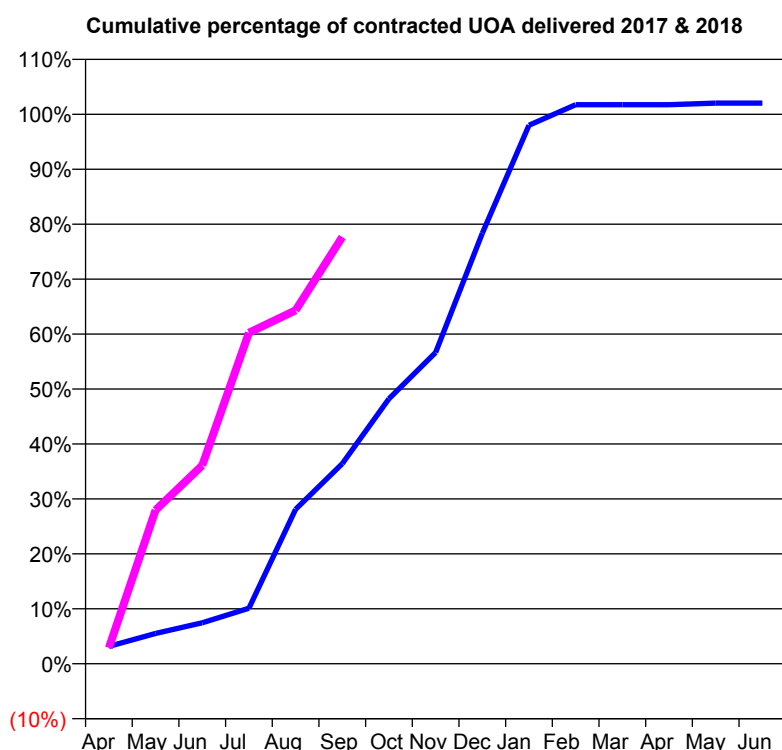
Q54 - Vital Signs Orthodontic At a Glance Contract Report for 761923/0001 - September 2017

Name or company name	MR RD SLATER
Contract type name	PDS Contract
Purpose of contract	Orthodontic
Contract start date	01/04/2006
Contract end date	31/03/2018

17/18 Contracted general activity (UDA)	0
Carry forward general activity (UDA)	0
17/18 Contracted orthodontic activity (UOA)	8,345
Carry forward orthodontic activity (UOA)	-167
Baseline contract value	£558,945.84

ACCESS

	Contract	England and Wales
24 month ratio of assessments to patient IDs	1.17	1.09

ACTIVITY


Month	Adjusted Scheduled Activity (UOA)	
	2017	2018
April	265	243
May	461	2,334
June	623	3,012
July	844	5,027
August	2,347	5,368
September	3,038	6,482
October	4,025	
November	4,727	
December	6,538	
January	8,178	
February	8,490	
March	8,490	
April	8,490	
May	8,515	
June	8,515	

QUALITY

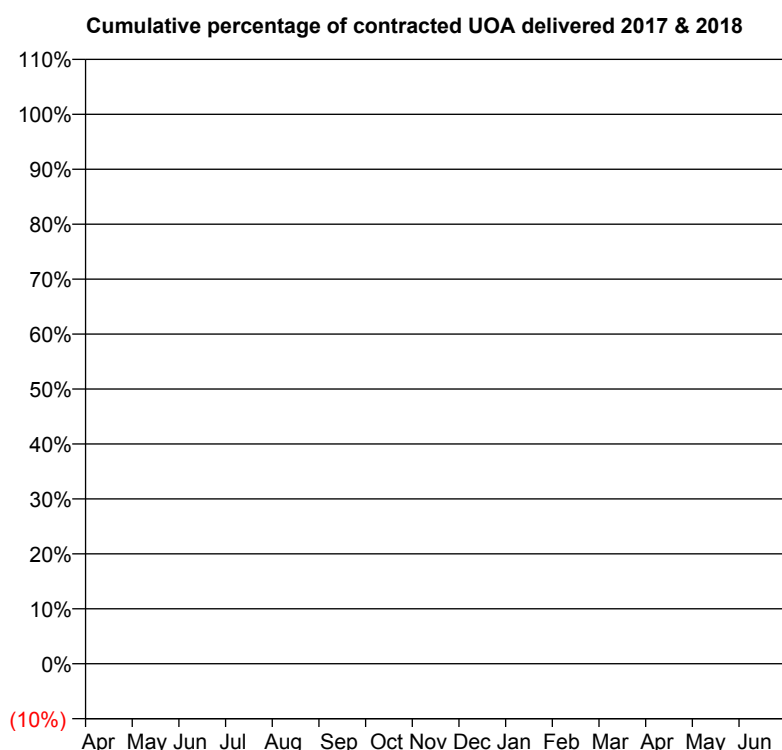
	Contract Quantity	Contract Base Number	Contract *	Region	England
% of all assessments that were assess and fit appliances (rolling 12 month period)	565	1,291	43.8%	57.6%	58.0%
% of all assessments that were assess and refuse (rolling 12 month period)	142	1,291	11.0%	11.0%	11.4%
% of all assessments that were assess and review (rolling 12 month period)	584	1,291	45.2%	31.3%	30.6%
% of terminated courses where treatment was abandoned or discontinued (rolling 12 month period)	19	386	4.9%	8.4%	7.8%
% of completed treatments indicating that PAR score was taken (year to date)	171	182	94.0%	61.1%	64.6%
Rate of removable appliances per 100 fixed appliances - proposed treatment (rolling 12 month period)	13	1,102	1.18	7.31	5.65
Rate of removable appliances per 100 fixed appliances - completed treatment (rolling 12 month period)	2	640	0.31	6.66	4.78
% of courses of treatment with removable appliances only - proposed treatment (rolling 12 month period)	1	565	0.2%	2.5%	2.0%
% of courses of treatment with removable appliances only - completed treatment (rolling 12 month period)	2	367	0.5%	1.6%	1.5%
% of patients satisfied with the treatment they have received (rolling 12 month period)	15	16	93.8%	95.8%	96.0%

* Figures in italics indicate that the base number is less than 100.

Q54 - Vital Signs Orthodontic At a Glance Contract Report for 769258/0001 - September 2017

Name or company name	MR S TALWAR	17/18 Contracted general activity (UDA)	23,061
Contract type name	GDS Contract	Carry forward general activity (UDA)	0
Purpose of contract	General	17/18 Contracted orthodontic activity (UOA)	0
Contract start date	01/04/2006	Carry forward orthodontic activity (UOA)	0
Contract end date		Baseline contract value	£547,968.66

ACCESS	Contract	England and Wales
24 month ratio of assessments to patient IDs	1.00	1.09

ACTIVITY


Adjusted Scheduled Activity (UOA)		
Month	2017	2018
April	0	0
May	0	0
June	0	0
July	0	0
August	0	1
September	0	1
October	0	
November	0	
December	0	
January	0	
February	0	
March	0	
April	0	
May	0	
June	0	

QUALITY

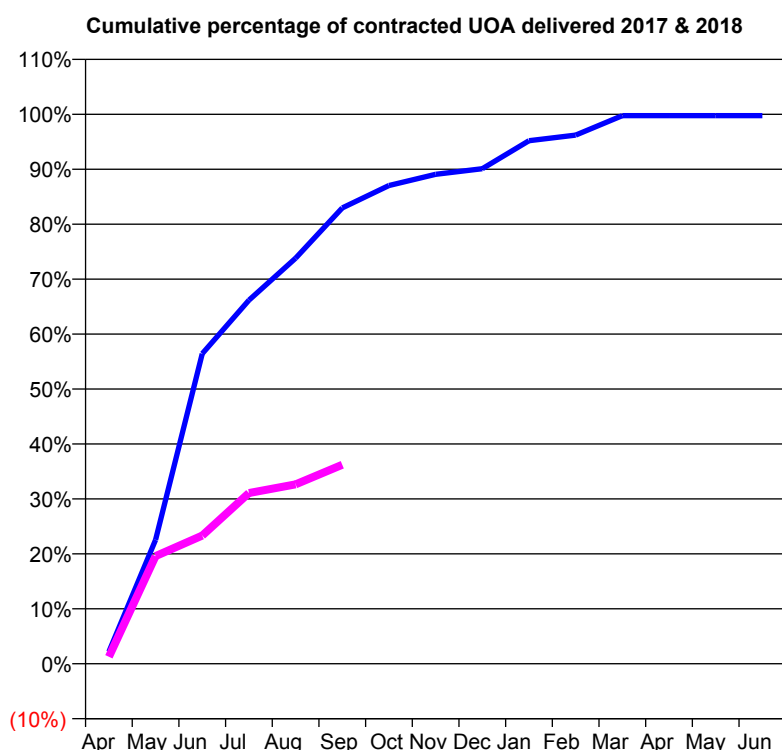
	Contract Quantity	Contract Base Number	Contract *	Region	England
% of all assessments that were assess and fit appliances (rolling 12 month period)	0	1	0.0%	57.6%	58.0%
% of all assessments that were assess and refuse (rolling 12 month period)	0	1	0.0%	11.0%	11.4%
% of all assessments that were assess and review (rolling 12 month period)	1	1	100.0%	31.3%	30.6%
% of terminated courses where treatment was abandoned or discontinued (rolling 12 month period)	0	0	N/A	8.4%	7.8%
% of completed treatments indicating that PAR score was taken (year to date)	0	0	N/A	61.1%	64.6%
Rate of removable appliances per 100 fixed appliances - proposed treatment (rolling 12 month period)	0	0	N/A	7.31	5.65
Rate of removable appliances per 100 fixed appliances - completed treatment (rolling 12 month period)	0	0	N/A	6.66	4.78
% of courses of treatment with removable appliances only - proposed treatment (rolling 12 month period)	0	0	N/A	2.5%	2.0%
% of courses of treatment with removable appliances only - completed treatment (rolling 12 month period)	0	0	N/A	1.6%	1.5%
% of patients satisfied with the treatment they have received (rolling 12 month period)	0	0	N/A	95.8%	96.0%

* Figures in italics indicate that the base number is less than 100.

Q54 - Vital Signs Orthodontic At a Glance Contract Report for 776998/0001 - September 2017

Name or company name	MR DL DALY	17/18 Contracted general activity (UDA)	0
Contract type name	PDS Contract	Carry forward general activity (UDA)	0
Purpose of contract	Orthodontic	17/18 Contracted orthodontic activity (UOA)	4,130
Contract start date	01/04/2006	Carry forward orthodontic activity (UOA)	10
Contract end date	31/03/2018	Baseline contract value	£251,773.26

ACCESS	Contract	England and Wales
24 month ratio of assessments to patient IDs	1.02	1.09

ACTIVITY


Month	Adjusted Scheduled Activity (UOA)	
	2017	2018
April	91	53
May	932	809
June	2,331	964
July	2,733	1,283
August	3,048	1,348
September	3,426	1,496
October	3,594	
November	3,679	
December	3,721	
January	3,931	
February	3,973	
March	4,120	
April	4,120	
May	4,120	
June	4,120	

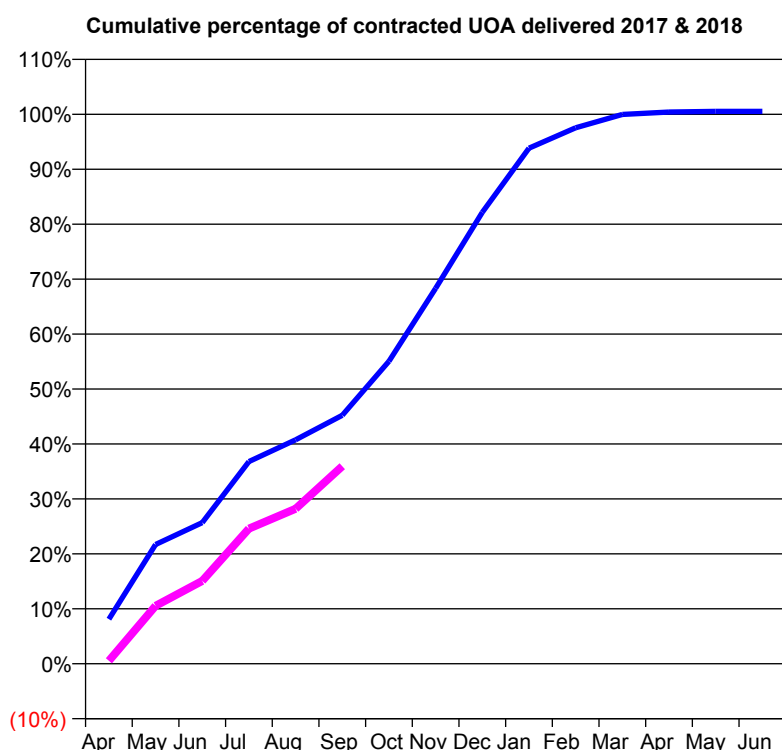
QUALITY	Contract Quantity	Contract Base Number	Contract *	Region	England
% of all assessments that were assess and fit appliances (rolling 12 month period)	104	120	86.7%	57.6%	58.0%
% of all assessments that were assess and refuse (rolling 12 month period)	6	120	5.0%	11.0%	11.4%
% of all assessments that were assess and review (rolling 12 month period)	10	120	8.3%	31.3%	30.6%
% of terminated courses where treatment was abandoned or discontinued (rolling 12 month period)	7	198	3.5%	8.4%	7.8%
% of completed treatments indicating that PAR score was taken (year to date)	89	90	98.9%	61.1%	64.6%
Rate of removable appliances per 100 fixed appliances - proposed treatment (rolling 12 month period)	5	208	2.40	7.31	5.65
Rate of removable appliances per 100 fixed appliances - completed treatment (rolling 12 month period)	34	374	9.09	6.66	4.78
% of courses of treatment with removable appliances only - proposed treatment (rolling 12 month period)	0	104	0.0%	2.5%	2.0%
% of courses of treatment with removable appliances only - completed treatment (rolling 12 month period)	3	191	1.6%	1.6%	1.5%
% of patients satisfied with the treatment they have received (rolling 12 month period)	4	4	100.0%	95.8%	96.0%

* Figures in italics indicate that the base number is less than 100.

Q54 - Vital Signs Orthodontic At a Glance Contract Report for 833657/0001 - September 2017

Name or company name	MR AA DHOPATKAR	17/18 Contracted general activity (UDA)	0
Contract type name	PDS Contract	Carry forward general activity (UDA)	0
Purpose of contract	Orthodontic	17/18 Contracted orthodontic activity (UOA)	4,636
Contract start date	01/04/2006	Carry forward orthodontic activity (UOA)	-24
Contract end date	31/03/2023	Baseline contract value	£290,063.84

ACCESS	Contract	England and Wales
24 month ratio of assessments to patient IDs	1.03	1.09

ACTIVITY


Month	Adjusted Scheduled Activity (UOA)	
	2017	2018
April	376	25
May	1,006	489
June	1,191	699
July	1,706	1,140
August	1,890	1,308
September	2,096	1,667
October	2,552	
November	3,168	
December	3,809	
January	4,350	
February	4,522	
March	4,634	
April	4,655	
May	4,660	
June	4,660	

QUALITY	Contract Quantity	Contract Base Number	Contract *	Region	England
% of all assessments that were assess and fit appliances (rolling 12 month period)	195	443	44.0%	57.6%	58.0%
% of all assessments that were assess and refuse (rolling 12 month period)	52	443	11.7%	11.0%	11.4%
% of all assessments that were assess and review (rolling 12 month period)	196	443	44.2%	31.3%	30.6%
% of terminated courses where treatment was abandoned or discontinued (rolling 12 month period)	10	158	6.3%	8.4%	7.8%
% of completed treatments indicating that PAR score was taken (year to date)	64	65	98.5%	61.1%	64.6%
Rate of removable appliances per 100 fixed appliances - proposed treatment (rolling 12 month period)	30	293	10.24	7.31	5.65
Rate of removable appliances per 100 fixed appliances - completed treatment (rolling 12 month period)	1	252	0.40	6.66	4.78
% of courses of treatment with removable appliances only - proposed treatment (rolling 12 month period)	0	195	0.0%	2.5%	2.0%
% of courses of treatment with removable appliances only - completed treatment (rolling 12 month period)	0	148	0.0%	1.6%	1.5%
% of patients satisfied with the treatment they have received (rolling 12 month period)	5	5	100.0%	95.8%	96.0%

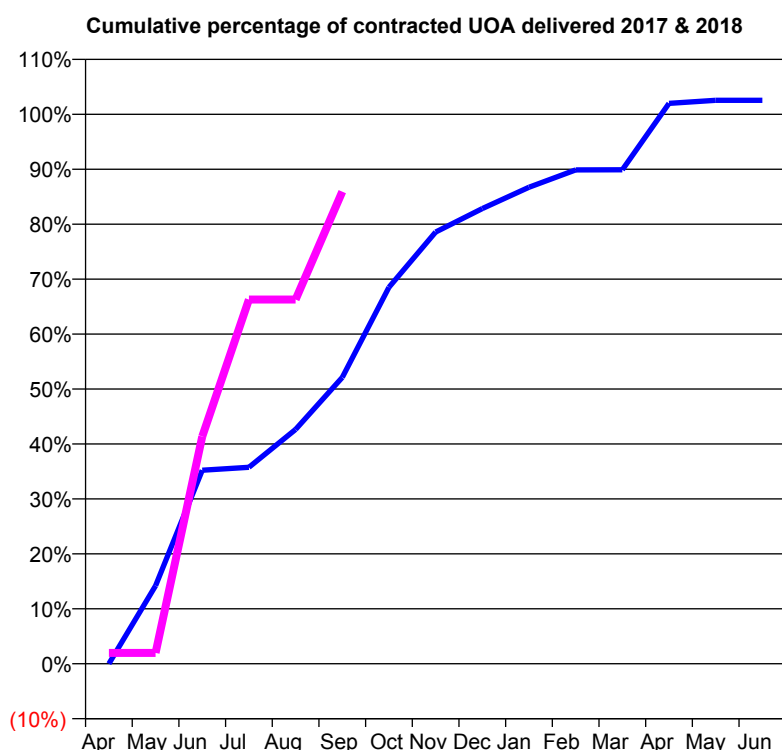
* Figures in italics indicate that the base number is less than 100.

Q54 - Vital Signs Orthodontic At a Glance Contract Report for 913286/0005 - September 2017

Name or company name	MR GE FICKERT
Contract type name	PDS Contract
Purpose of contract	Orthodontic
Contract start date	01/04/2006
Contract end date	31/03/2018

17/18 Contracted general activity (UDA)	0
Carry forward general activity (UDA)	0
17/18 Contracted orthodontic activity (UOA)	3,469
Carry forward orthodontic activity (UOA)	-69
Baseline contract value	£232,079.00

ACCESS	Contract	England and Wales
24 month ratio of assessments to patient IDs	1.01	1.09

ACTIVITY


Month	Adjusted Scheduled Activity (UOA)	
	2017	2018
April	0	69
May	567	69
June	1,407	1,435
July	1,428	2,300
August	1,703	2,300
September	2,081	2,981
October	2,737	
November	3,138	
December	3,309	
January	3,464	
February	3,590	
March	3,591	
April	4,074	
May	4,095	
June	4,095	

QUALITY

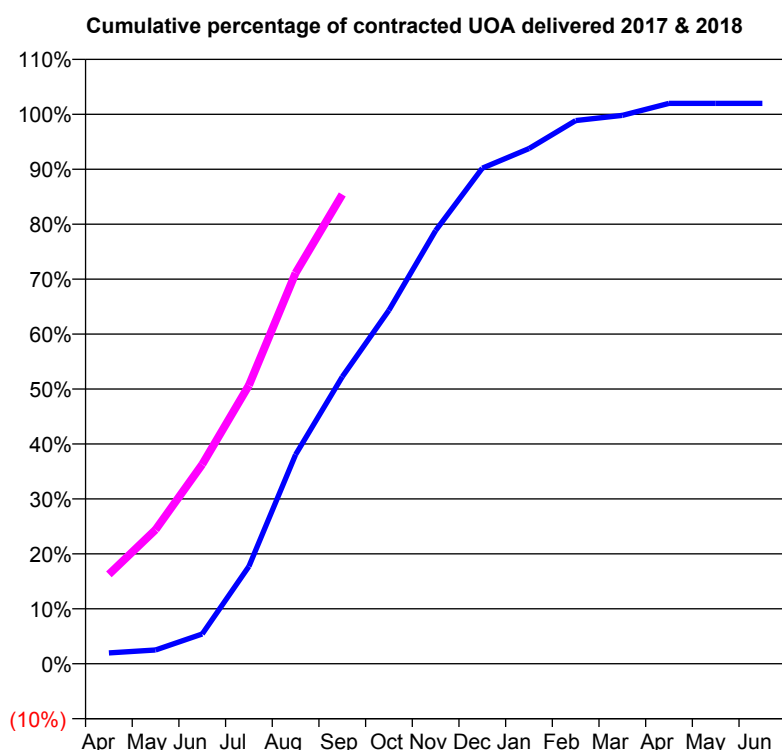
	Contract Quantity	Contract Base Number	Contract *	Region	England
% of all assessments that were assess and fit appliances (rolling 12 month period)	238	251	94.8%	57.6%	58.0%
% of all assessments that were assess and refuse (rolling 12 month period)	13	251	5.2%	11.0%	11.4%
% of all assessments that were assess and review (rolling 12 month period)	0	251	0.0%	31.3%	30.6%
% of terminated courses where treatment was abandoned or discontinued (rolling 12 month period)	44	151	29.1%	8.4%	7.8%
% of completed treatments indicating that PAR score was taken (year to date)	28	32	87.5%	61.1%	64.6%
Rate of removable appliances per 100 fixed appliances - proposed treatment (rolling 12 month period)	24	466	5.15	7.31	5.65
Rate of removable appliances per 100 fixed appliances - completed treatment (rolling 12 month period)	0	0	N/A	6.66	4.78
% of courses of treatment with removable appliances only - proposed treatment (rolling 12 month period)	5	238	2.1%	2.5%	2.0%
% of courses of treatment with removable appliances only - completed treatment (rolling 12 month period)	0	107	0.0%	1.6%	1.5%
% of patients satisfied with the treatment they have received (rolling 12 month period)	8	8	100.0%	95.8%	96.0%

* Figures in italics indicate that the base number is less than 100.

Q54 - Vital Signs Orthodontic At a Glance Contract Report for 913618/0001 - September 2017

Name or company name	Mere Green Dental	17/18 Contracted general activity (UDA)	5,306
Contract type name	GDS Contract	Carry forward general activity (UDA)	-103
Purpose of contract	General and Orthodontic	17/18 Contracted orthodontic activity (UOA)	959
Contract start date	01/04/2006	Carry forward orthodontic activity (UOA)	-19
Contract end date		Baseline contract value	£194,799.20

ACCESS	Contract	England and Wales
24 month ratio of assessments to patient IDs	1.03	1.09

ACTIVITY


Month	Adjusted Scheduled Activity (UOA)	
	2017	2018
April	19	156
May	24	234
June	52	348
July	170	486
August	365	682
September	501	819
October	617	
November	756	
December	865	
January	899	
February	948	
March	957	
April	978	
May	978	
June	978	

QUALITY

	Contract Quantity	Contract Base Number	Contract *	Region	England
% of all assessments that were assess and fit appliances (rolling 12 month period)	58	169	34.3%	57.6%	58.0%
% of all assessments that were assess and refuse (rolling 12 month period)	37	169	21.9%	11.0%	11.4%
% of all assessments that were assess and review (rolling 12 month period)	74	169	43.8%	31.3%	30.6%
% of terminated courses where treatment was abandoned or discontinued (rolling 12 month period)	5	27	18.5%	8.4%	7.8%
% of completed treatments indicating that PAR score was taken (year to date)	2	2	100.0%	61.1%	64.6%
Rate of removable appliances per 100 fixed appliances - proposed treatment (rolling 12 month period)	10	67	14.93	7.31	5.65
Rate of removable appliances per 100 fixed appliances - completed treatment (rolling 12 month period)	0	2	0.00	6.66	4.78
% of courses of treatment with removable appliances only - proposed treatment (rolling 12 month period)	8	58	13.8%	2.5%	2.0%
% of courses of treatment with removable appliances only - completed treatment (rolling 12 month period)	0	22	0.0%	1.6%	1.5%
% of patients satisfied with the treatment they have received (rolling 12 month period)	5	5	100.0%	95.8%	96.0%

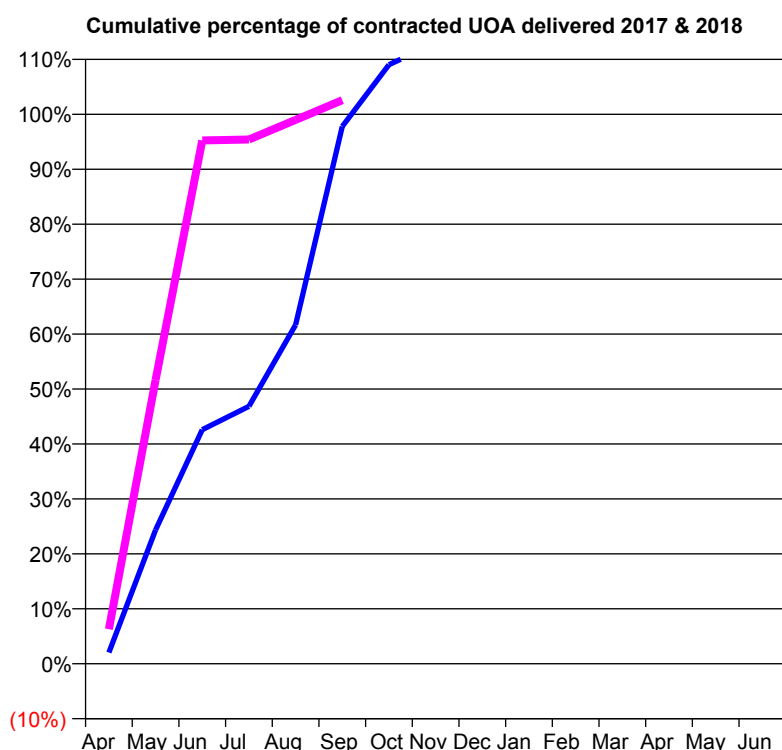
* Figures in italics indicate that the base number is less than 100.

Q54 - Vital Signs Orthodontic At a Glance Contract Report for 938181/0001 - September 2017

Name or company name	MR SS ATTHI
Contract type name	GDS Contract
Purpose of contract	General and Orthodontic
Contract start date	01/04/2006
Contract end date	

17/18 Contracted general activity (UDA)	11,107
Carry forward general activity (UDA)	-222
17/18 Contracted orthodontic activity (UOA)	587
Carry forward orthodontic activity (UOA)	-12
Baseline contract value	£377,410.34

ACCESS	Contract	England and Wales
24 month ratio of assessments to patient IDs	1.06	1.09

ACTIVITY


Month	Adjusted Scheduled Activity (UOA)	
	2017	2018
April	12	37
May	143	303
June	250	559
July	275	560
August	362	581
September	574	602
October	640	
November	663	
December	663	
January	663	
February	663	
March	664	
April	664	
May	665	
June	665	

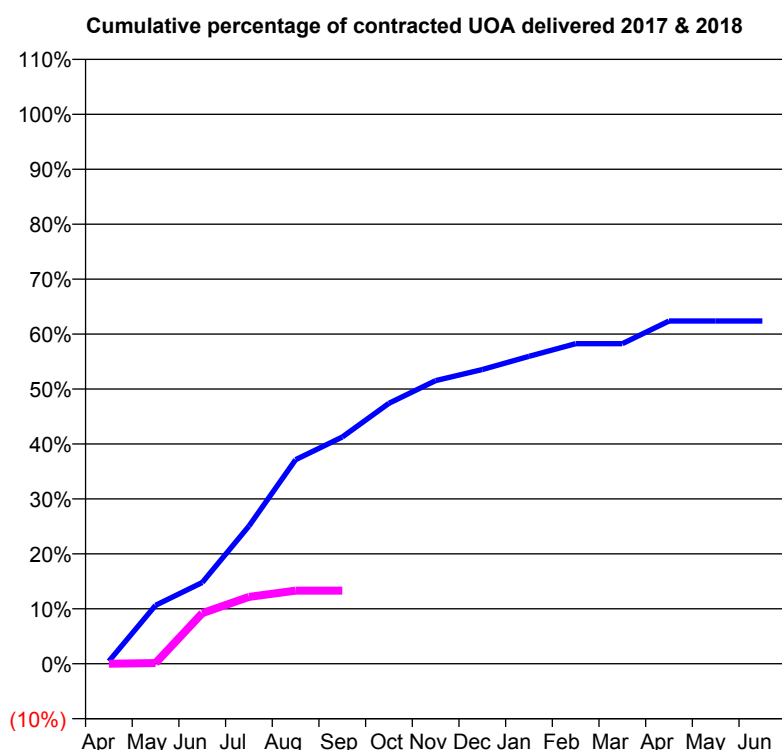
QUALITY	Contract Quantity	Contract Base Number	Contract *	Region	England
% of all assessments that were assess and fit appliances (rolling 12 month period)	33	63	52.4%	57.6%	58.0%
% of all assessments that were assess and refuse (rolling 12 month period)	22	63	34.9%	11.0%	11.4%
% of all assessments that were assess and review (rolling 12 month period)	8	63	12.7%	31.3%	30.6%
% of terminated courses where treatment was abandoned or discontinued (rolling 12 month period)	5	11	45.5%	8.4%	7.8%
% of completed treatments indicating that PAR score was taken (year to date)	3	4	75.0%	61.1%	64.6%
Rate of removable appliances per 100 fixed appliances - proposed treatment (rolling 12 month period)	1	66	1.52	7.31	5.65
Rate of removable appliances per 100 fixed appliances - completed treatment (rolling 12 month period)	1	9	11.11	6.66	4.78
% of courses of treatment with removable appliances only - proposed treatment (rolling 12 month period)	0	33	0.0%	2.5%	2.0%
% of courses of treatment with removable appliances only - completed treatment (rolling 12 month period)	0	6	0.0%	1.6%	1.5%
% of patients satisfied with the treatment they have received (rolling 12 month period)	2	2	100.0%	95.8%	96.0%

* Figures in italics indicate that the base number is less than 100.

Q54 - Vital Signs Orthodontic At a Glance Contract Report for 946303/0001 - September 2017

Name or company name	MR E ACHEAMPONG	17/18 Contracted general activity (UDA)	2,390
Contract type name	GDS Contract	Carry forward general activity (UDA)	0
Purpose of contract	General and Orthodontic	17/18 Contracted orthodontic activity (UOA)	706
Contract start date	01/04/2006	Carry forward orthodontic activity (UOA)	0
Contract end date		Baseline contract value	£100,682.17

ACCESS	Contract	England and Wales
24 month ratio of assessments to patient IDs	1.03	1.09

ACTIVITY


Month	Adjusted Scheduled Activity (UOA)	
	2017	2018
April	5	0
May	111	1
June	154	65
July	261	86
August	387	94
September	430	94
October	494	
November	537	
December	558	
January	583	
February	607	
March	607	
April	650	
May	650	
June	650	

QUALITY	Contract Quantity	Contract Base Number	Contract *	Region	England
% of all assessments that were assess and fit appliances (rolling 12 month period)	14	35	40.0%	57.6%	58.0%
% of all assessments that were assess and refuse (rolling 12 month period)	11	35	31.4%	11.0%	11.4%
% of all assessments that were assess and review (rolling 12 month period)	10	35	28.6%	31.3%	30.6%
% of terminated courses where treatment was abandoned or discontinued (rolling 12 month period)	1	14	7.1%	8.4%	7.8%
% of completed treatments indicating that PAR score was taken (year to date)	3	3	100.0%	61.1%	64.6%
Rate of removable appliances per 100 fixed appliances - proposed treatment (rolling 12 month period)	0	27	0.00	7.31	5.65
Rate of removable appliances per 100 fixed appliances - completed treatment (rolling 12 month period)	0	0	N/A	6.66	4.78
% of courses of treatment with removable appliances only - proposed treatment (rolling 12 month period)	0	14	0.0%	2.5%	2.0%
% of courses of treatment with removable appliances only - completed treatment (rolling 12 month period)	0	13	0.0%	1.6%	1.5%
% of patients satisfied with the treatment they have received (rolling 12 month period)	0	0	N/A	95.8%	96.0%

* Figures in italics indicate that the base number is less than 100.

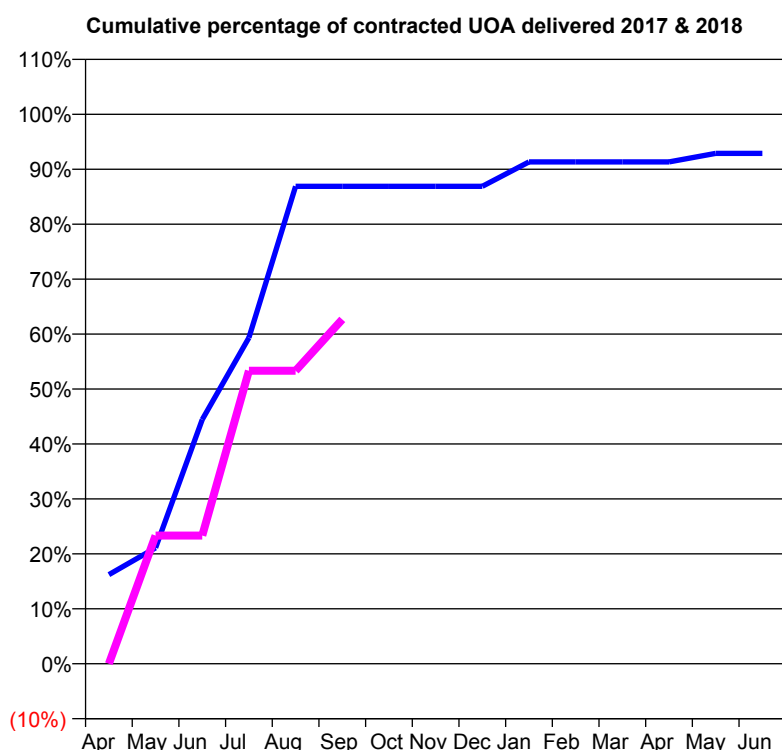
Q54 - Vital Signs Orthodontic At a Glance Contract Report for 993913/0001 - September 2017

Name or company name	MR SL REES
Contract type name	PDS Contract
Purpose of contract	General and Orthodontic
Contract start date	01/04/2006
Contract end date	31/03/2021

17/18 Contracted general activity (UDA)	6,811
Carry forward general activity (UDA)	0
17/18 Contracted orthodontic activity (UOA)	450
Carry forward orthodontic activity (UOA)	0
Baseline contract value	£250,952.21

ACCESS

	Contract	England and Wales
24 month ratio of assessments to patient IDs	1.10	1.09

ACTIVITY


Month	Adjusted Scheduled Activity (UOA)	
	2017	2018
April	73	0
May	95	105
June	200	105
July	267	240
August	391	240
September	391	282
October	391	
November	391	
December	391	
January	411	
February	411	
March	411	
April	411	
May	418	
June	418	

QUALITY

	Contract Quantity	Contract Base Number	Contract *	Region	England
% of all assessments that were assess and fit appliances (rolling 12 month period)	14	57	24.6%	57.6%	58.0%
% of all assessments that were assess and refuse (rolling 12 month period)	7	57	12.3%	11.0%	11.4%
% of all assessments that were assess and review (rolling 12 month period)	36	57	63.2%	31.3%	30.6%
% of terminated courses where treatment was abandoned or discontinued (rolling 12 month period)	0	0	N/A	8.4%	7.8%
% of completed treatments indicating that PAR score was taken (year to date)	0	0	N/A	61.1%	64.6%
Rate of removable appliances per 100 fixed appliances - proposed treatment (rolling 12 month period)	2	1	200.00	7.31	5.65
Rate of removable appliances per 100 fixed appliances - completed treatment (rolling 12 month period)	0	0	N/A	6.66	4.78
% of courses of treatment with removable appliances only - proposed treatment (rolling 12 month period)	1	14	7.1%	2.5%	2.0%
% of courses of treatment with removable appliances only - completed treatment (rolling 12 month period)	0	0	N/A	1.6%	1.5%
% of patients satisfied with the treatment they have received (rolling 12 month period)	1	1	100.0%	95.8%	96.0%

* Figures in italics indicate that the base number is less than 100.

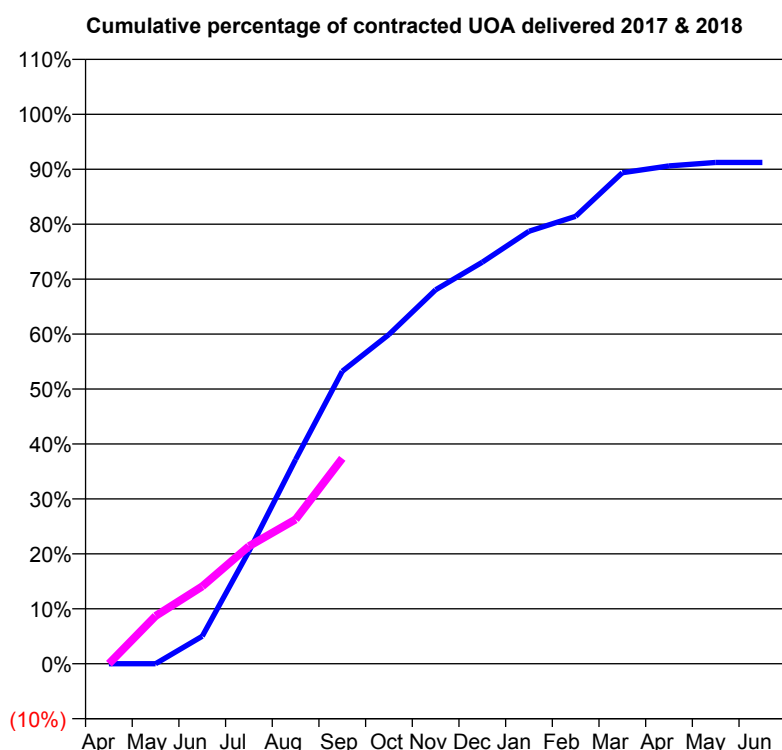
Q55 - Vital Signs Orthodontic At a Glance Contract Report for 100150/0000 - September 2017

Name or company name	MR JD AL-DAMOUK
Contract type name	GDS Contract
Purpose of contract	General and Orthodontic
Contract start date	01/06/2016
Contract end date	

17/18 Contracted general activity (UDA)	15,709
Carry forward general activity (UDA)	0
17/18 Contracted orthodontic activity (UOA)	575
Carry forward orthodontic activity (UOA)	0
Baseline contract value	£469,140.10

ACCESS

	Contract	England and Wales
24 month ratio of assessments to patient IDs	1.35	1.09

ACTIVITY


Month	Adjusted Scheduled Activity (UOA)	
	2017	2018
April	0	0
May	0	50
June	24	81
July	98	123
August	178	151
September	255	215
October	287	
November	326	
December	350	
January	377	
February	390	
March	428	
April	434	
May	437	
June	437	

QUALITY

	Contract Quantity	Contract Base Number	Contract *	Region	England
% of all assessments that were assess and fit appliances (rolling 12 month period)	0	397	0.0%	57.6%	58.0%
% of all assessments that were assess and refuse (rolling 12 month period)	0	397	0.0%	11.0%	11.4%
% of all assessments that were assess and review (rolling 12 month period)	397	397	100.0%	31.3%	30.6%
% of terminated courses where treatment was abandoned or discontinued (rolling 12 month period)	0	0	N/A	8.4%	7.8%
% of completed treatments indicating that PAR score was taken (year to date)	0	0	N/A	61.1%	64.6%
Rate of removable appliances per 100 fixed appliances - proposed treatment (rolling 12 month period)	0	0	N/A	7.31	5.65
Rate of removable appliances per 100 fixed appliances - completed treatment (rolling 12 month period)	0	0	N/A	6.66	4.78
% of courses of treatment with removable appliances only - proposed treatment (rolling 12 month period)	0	0	N/A	2.5%	2.0%
% of courses of treatment with removable appliances only - completed treatment (rolling 12 month period)	0	0	N/A	1.6%	1.5%
% of patients satisfied with the treatment they have received (rolling 12 month period)	0	0	N/A	95.8%	96.0%

* Figures in italics indicate that the base number is less than 100.

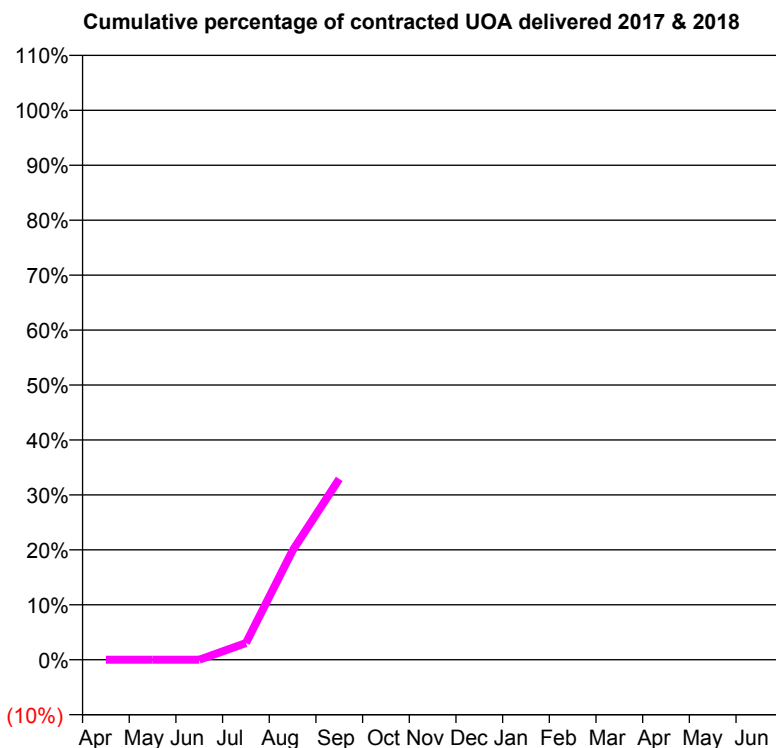
Q55 - Vital Signs Orthodontic At a Glance Contract Report for 100467/0000 - September 2017

Name or company name	Derby Raynesway Partnership
Contract type name	GDS Contract
Purpose of contract	General and Orthodontic
Contract start date	01/07/2017
Contract end date	

17/18 Contracted general activity (UDA)	483
Carry forward general activity (UDA)	0
17/18 Contracted orthodontic activity (UOA)	5,567
Carry forward orthodontic activity (UOA)	0
Baseline contract value	£368,689.54

ACCESS

	Contract	England and Wales
24 month ratio of assessments to patient IDs	1.00	1.09

ACTIVITY


Month	Adjusted Scheduled Activity (UOA)	
	2017	2018
April	0	0
May	0	0
June	0	0
July	0	170
August	0	1,107
September	0	1,833
October	0	
November	0	
December	0	
January	0	
February	0	
March	0	
April	0	
May	0	
June	0	

QUALITY

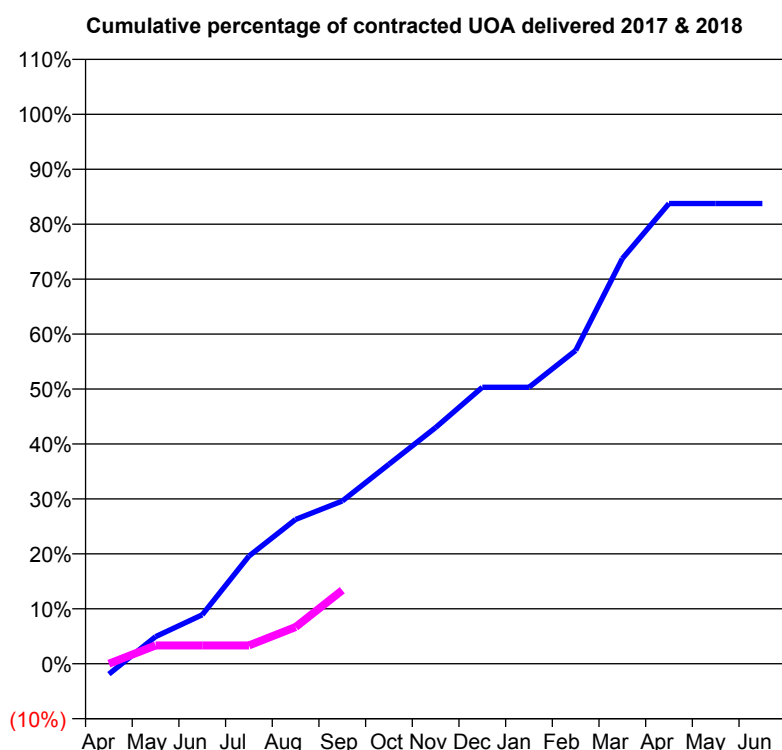
	Contract Quantity	Contract Base Number	Contract *	Region	England
% of all assessments that were assess and fit appliances (rolling 12 month period)	79	253	31.2%	57.6%	58.0%
% of all assessments that were assess and refuse (rolling 12 month period)	19	253	7.5%	11.0%	11.4%
% of all assessments that were assess and review (rolling 12 month period)	155	253	61.3%	31.3%	30.6%
% of terminated courses where treatment was abandoned or discontinued (rolling 12 month period)	4	98	4.1%	8.4%	7.8%
% of completed treatments indicating that PAR score was taken (year to date)	40	93	43.0%	61.1%	64.6%
Rate of removable appliances per 100 fixed appliances - proposed treatment (rolling 12 month period)	2	104	1.92	7.31	5.65
Rate of removable appliances per 100 fixed appliances - completed treatment (rolling 12 month period)	0	30	0.00	6.66	4.78
% of courses of treatment with removable appliances only - proposed treatment (rolling 12 month period)	2	79	2.5%	2.5%	2.0%
% of courses of treatment with removable appliances only - completed treatment (rolling 12 month period)	0	94	0.0%	1.6%	1.5%
% of patients satisfied with the treatment they have received (rolling 12 month period)	0	0	N/A	95.8%	96.0%

* Figures in italics indicate that the base number is less than 100.

Q55 - Vital Signs Orthodontic At a Glance Contract Report for 101281/0048 - September 2017

Name or company name	OASIS DENTAL CARE LTD	17/18 Contracted general activity (UDA)	19,361
Contract type name	GDS Contract	Carry forward general activity (UDA)	0
Purpose of contract	General and Orthodontic	17/18 Contracted orthodontic activity (UOA)	628
Contract start date	01/04/2006	Carry forward orthodontic activity (UOA)	0
Contract end date		Baseline contract value	£509,516.88

ACCESS	Contract	England and Wales
24 month ratio of assessments to patient IDs	1.01	1.09

ACTIVITY


Month	Adjusted Scheduled Activity (UOA)	
	2017	2018
April	-12	0
May	31	21
June	56	21
July	123	21
August	165	42
September	186	84
October	228	
November	270	
December	316	
January	316	
February	358	
March	463	
April	526	
May	526	
June	526	

QUALITY	Contract Quantity	Contract Base Number	Contract *	Region	England
% of all assessments that were assess and fit appliances (rolling 12 month period)	22	22	100.0%	57.6%	58.0%
% of all assessments that were assess and refuse (rolling 12 month period)	0	22	0.0%	11.0%	11.4%
% of all assessments that were assess and review (rolling 12 month period)	0	22	0.0%	31.3%	30.6%
% of terminated courses where treatment was abandoned or discontinued (rolling 12 month period)	0	1	0.0%	8.4%	7.8%
% of completed treatments indicating that PAR score was taken (year to date)	0	1	0.0%	61.1%	64.6%
Rate of removable appliances per 100 fixed appliances - proposed treatment (rolling 12 month period)	1	42	2.38	7.31	5.65
Rate of removable appliances per 100 fixed appliances - completed treatment (rolling 12 month period)	0	2	0.00	6.66	4.78
% of courses of treatment with removable appliances only - proposed treatment (rolling 12 month period)	1	22	4.5%	2.5%	2.0%
% of courses of treatment with removable appliances only - completed treatment (rolling 12 month period)	0	1	0.0%	1.6%	1.5%
% of patients satisfied with the treatment they have received (rolling 12 month period)	0	0	N/A	95.8%	96.0%

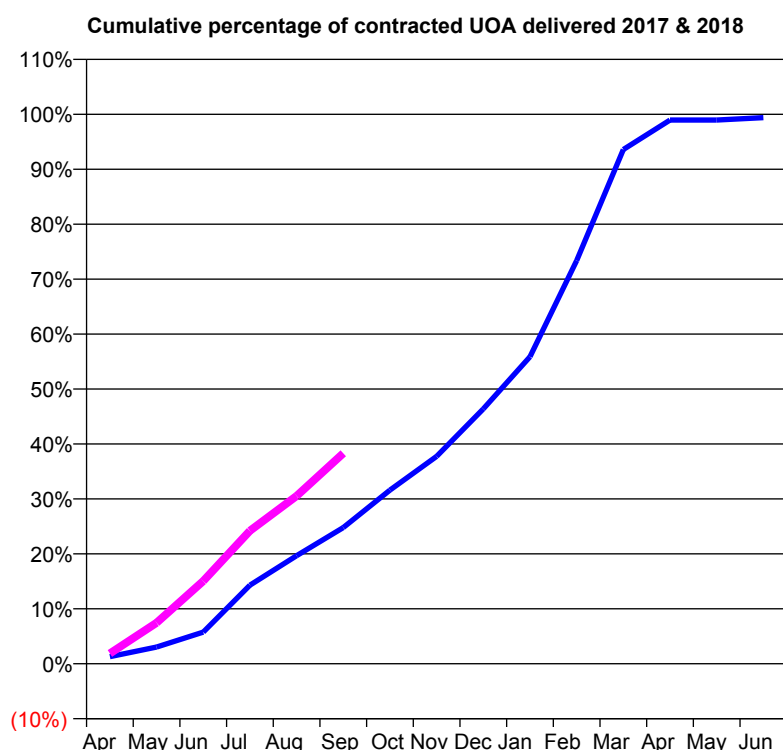
* Figures in italics indicate that the base number is less than 100.

Q55 - Vital Signs Orthodontic At a Glance Contract Report for 101370/0039 - September 2017

Name or company name	Petrie Tucker and Partners Ltd
Contract type name	PDS Contract
Purpose of contract	Orthodontic
Contract start date	01/04/2006
Contract end date	31/03/2018

17/18 Contracted general activity (UDA)	0
Carry forward general activity (UDA)	0
17/18 Contracted orthodontic activity (UOA)	14,868
Carry forward orthodontic activity (UOA)	0
Baseline contract value	£1,001,595.50

ACCESS	Contract	England and Wales
24 month ratio of assessments to patient IDs	1.16	1.09

ACTIVITY


Month	Adjusted Scheduled Activity (UOA)	
	2017	2018
April	192	281
May	453	1,110
June	858	2,239
July	2,127	3,599
August	2,925	4,541
September	3,687	5,696
October	4,699	
November	5,611	
December	6,896	
January	8,309	
February	10,910	
March	13,914	
April	14,711	
May	14,712	
June	14,778	

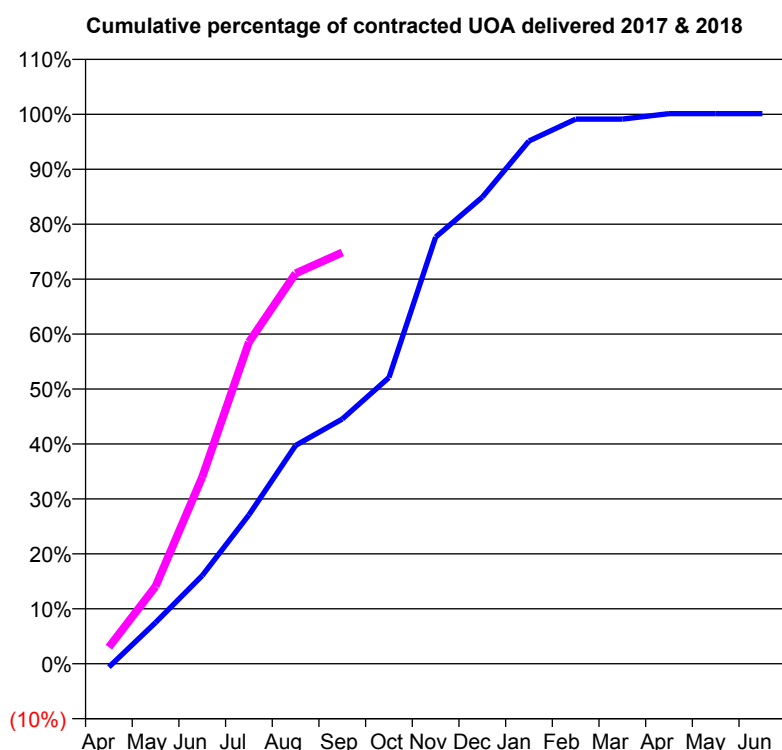
QUALITY	Contract Quantity	Contract Base Number	Contract *	Region	England
% of all assessments that were assess and fit appliances (rolling 12 month period)	765	1,829	41.8%	57.6%	58.0%
% of all assessments that were assess and refuse (rolling 12 month period)	228	1,829	12.5%	11.0%	11.4%
% of all assessments that were assess and review (rolling 12 month period)	836	1,829	45.7%	31.3%	30.6%
% of terminated courses where treatment was abandoned or discontinued (rolling 12 month period)	16	348	4.6%	8.4%	7.8%
% of completed treatments indicating that PAR score was taken (year to date)	0	155	0.0%	61.1%	64.6%
Rate of removable appliances per 100 fixed appliances - proposed treatment (rolling 12 month period)	27	889	3.04	7.31	5.65
Rate of removable appliances per 100 fixed appliances - completed treatment (rolling 12 month period)	0	333	0.00	6.66	4.78
% of courses of treatment with removable appliances only - proposed treatment (rolling 12 month period)	3	765	0.4%	2.5%	2.0%
% of courses of treatment with removable appliances only - completed treatment (rolling 12 month period)	0	332	0.0%	1.6%	1.5%
% of patients satisfied with the treatment they have received (rolling 12 month period)	23	24	95.8%	95.8%	96.0%

* Figures in italics indicate that the base number is less than 100.

Q55 - Vital Signs Orthodontic At a Glance Contract Report for 101435/0065 - September 2017

Name or company name	IDH Limited	17/18 Contracted general activity (UDA)	0
Contract type name	GDS Contract	Carry forward general activity (UDA)	0
Purpose of contract	Orthodontic	17/18 Contracted orthodontic activity (UOA)	1,392
Contract start date	21/07/2007	Carry forward orthodontic activity (UOA)	0
Contract end date		Baseline contract value	£93,275.03

ACCESS	Contract	England and Wales
24 month ratio of assessments to patient IDs	1.04	1.09

ACTIVITY


Month	Adjusted Scheduled Activity (UOA)	
	2017	2018
April	-11	42
May	136	196
June	291	473
July	491	815
August	720	989
September	807	1,042
October	944	
November	1,407	
December	1,539	
January	1,724	
February	1,796	
March	1,796	
April	1,814	
May	1,814	
June	1,814	

QUALITY

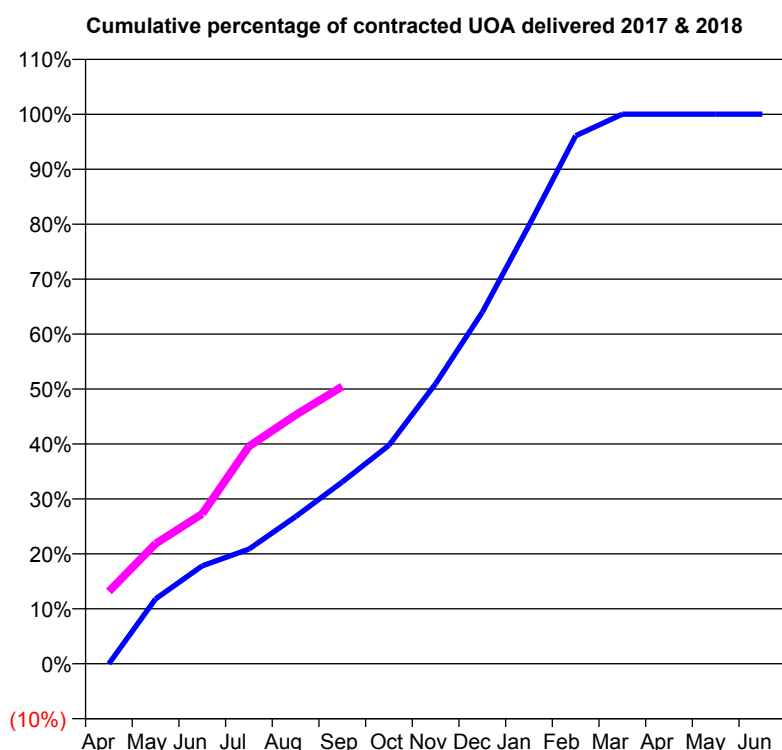
	Contract Quantity	Contract Base Number	Contract *	Region	England
% of all assessments that were assess and fit appliances (rolling 12 month period)	93	189	49.2%	57.6%	58.0%
% of all assessments that were assess and refuse (rolling 12 month period)	11	189	5.8%	11.0%	11.4%
% of all assessments that were assess and review (rolling 12 month period)	85	189	45.0%	31.3%	30.6%
% of terminated courses where treatment was abandoned or discontinued (rolling 12 month period)	0	0	N/A	8.4%	7.8%
% of completed treatments indicating that PAR score was taken (year to date)	0	0	N/A	61.1%	64.6%
Rate of removable appliances per 100 fixed appliances - proposed treatment (rolling 12 month period)	2	177	1.13	7.31	5.65
Rate of removable appliances per 100 fixed appliances - completed treatment (rolling 12 month period)	0	0	N/A	6.66	4.78
% of courses of treatment with removable appliances only - proposed treatment (rolling 12 month period)	0	93	0.0%	2.5%	2.0%
% of courses of treatment with removable appliances only - completed treatment (rolling 12 month period)	0	0	N/A	1.6%	1.5%
% of patients satisfied with the treatment they have received (rolling 12 month period)	5	5	100.0%	95.8%	96.0%

* Figures in italics indicate that the base number is less than 100.

Q55 - Vital Signs Orthodontic At a Glance Contract Report for 111295/0002 - September 2017

Name or company name	Modwena Orthodontics Limited	17/18 Contracted general activity (UDA)	0
Contract type name	PDS Contract	Carry forward general activity (UDA)	0
Purpose of contract	Orthodontic	17/18 Contracted orthodontic activity (UOA)	5,013
Contract start date	01/10/2014	Carry forward orthodontic activity (UOA)	0
Contract end date	31/03/2018	Baseline contract value	£318,455.12

ACCESS	Contract	England and Wales
24 month ratio of assessments to patient IDs	1.06	1.09

ACTIVITY


Month	Adjusted Scheduled Activity (UOA)	
	2017	2018
April	0	660
May	783	1,095
June	1,182	1,368
July	1,383	1,983
August	1,776	2,269
September	2,194	2,530
October	2,636	
November	3,380	
December	4,242	
January	5,290	
February	6,370	
March	6,631	
April	6,631	
May	6,631	
June	6,631	

QUALITY

	Contract Quantity	Contract Base Number	Contract *	Region	England
% of all assessments that were assess and fit appliances (rolling 12 month period)	324	522	62.1%	57.6%	58.0%
% of all assessments that were assess and refuse (rolling 12 month period)	45	522	8.6%	11.0%	11.4%
% of all assessments that were assess and review (rolling 12 month period)	153	522	29.3%	31.3%	30.6%
% of terminated courses where treatment was abandoned or discontinued (rolling 12 month period)	11	188	5.9%	8.4%	7.8%
% of completed treatments indicating that PAR score was taken (year to date)	13	95	13.7%	61.1%	64.6%
Rate of removable appliances per 100 fixed appliances - proposed treatment (rolling 12 month period)	9	637	1.41	7.31	5.65
Rate of removable appliances per 100 fixed appliances - completed treatment (rolling 12 month period)	15	347	4.32	6.66	4.78
% of courses of treatment with removable appliances only - proposed treatment (rolling 12 month period)	2	324	0.6%	2.5%	2.0%
% of courses of treatment with removable appliances only - completed treatment (rolling 12 month period)	2	177	1.1%	1.6%	1.5%
% of patients satisfied with the treatment they have received (rolling 12 month period)	16	17	94.1%	95.8%	96.0%

* Figures in italics indicate that the base number is less than 100.

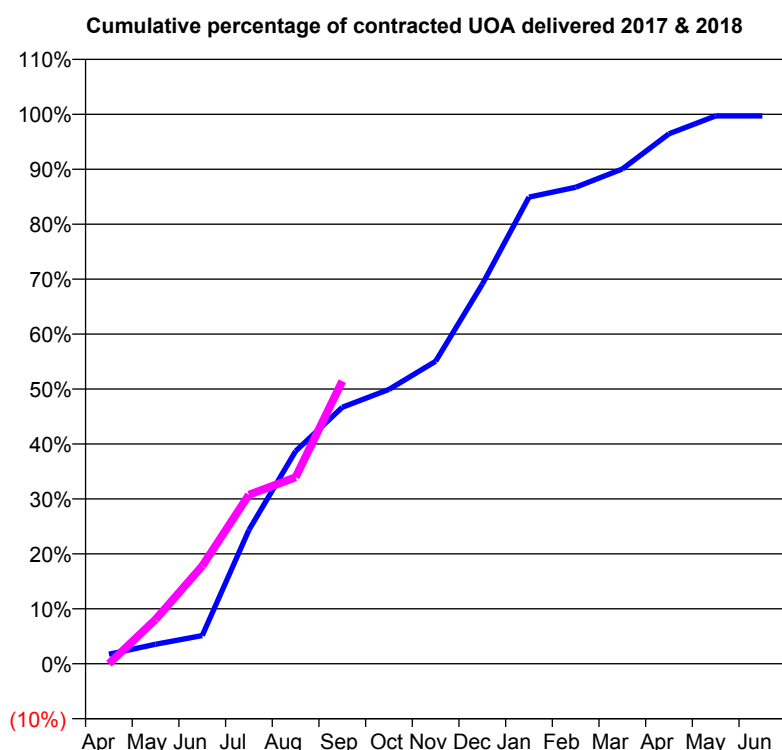
Q55 - Vital Signs Orthodontic At a Glance Contract Report for 111295/0003 - September 2017

Name or company name	Modwena Orthodontics Limited
Contract type name	PDS Contract
Purpose of contract	Orthodontic
Contract start date	01/10/2014
Contract end date	31/03/2018

17/18 Contracted general activity (UDA)	0
Carry forward general activity (UDA)	0
17/18 Contracted orthodontic activity (UOA)	1,326
Carry forward orthodontic activity (UOA)	0
Baseline contract value	£90,397.22

ACCESS

	Contract	England and Wales
24 month ratio of assessments to patient IDs	1.06	1.09

ACTIVITY


Month	Adjusted Scheduled Activity (UOA)	
	2017	2018
April	23	0
May	47	107
June	68	236
July	323	408
August	513	450
September	619	682
October	662	
November	730	
December	916	
January	1,126	
February	1,150	
March	1,194	
April	1,279	
May	1,322	
June	1,322	

QUALITY

	Contract Quantity	Contract Base Number	Contract *	Region	England
% of all assessments that were assess and fit appliances (rolling 12 month period)	66	86	76.7%	57.6%	58.0%
% of all assessments that were assess and refuse (rolling 12 month period)	11	86	12.8%	11.0%	11.4%
% of all assessments that were assess and review (rolling 12 month period)	9	86	10.5%	31.3%	30.6%
% of terminated courses where treatment was abandoned or discontinued (rolling 12 month period)	5	50	10.0%	8.4%	7.8%
% of completed treatments indicating that PAR score was taken (year to date)	13	13	100.0%	61.1%	64.6%
Rate of removable appliances per 100 fixed appliances - proposed treatment (rolling 12 month period)	5	129	3.88	7.31	5.65
Rate of removable appliances per 100 fixed appliances - completed treatment (rolling 12 month period)	0	0	N/A	6.66	4.78
% of courses of treatment with removable appliances only - proposed treatment (rolling 12 month period)	0	66	0.0%	2.5%	2.0%
% of courses of treatment with removable appliances only - completed treatment (rolling 12 month period)	0	45	0.0%	1.6%	1.5%
% of patients satisfied with the treatment they have received (rolling 12 month period)	3	3	100.0%	95.8%	96.0%

* Figures in italics indicate that the base number is less than 100.

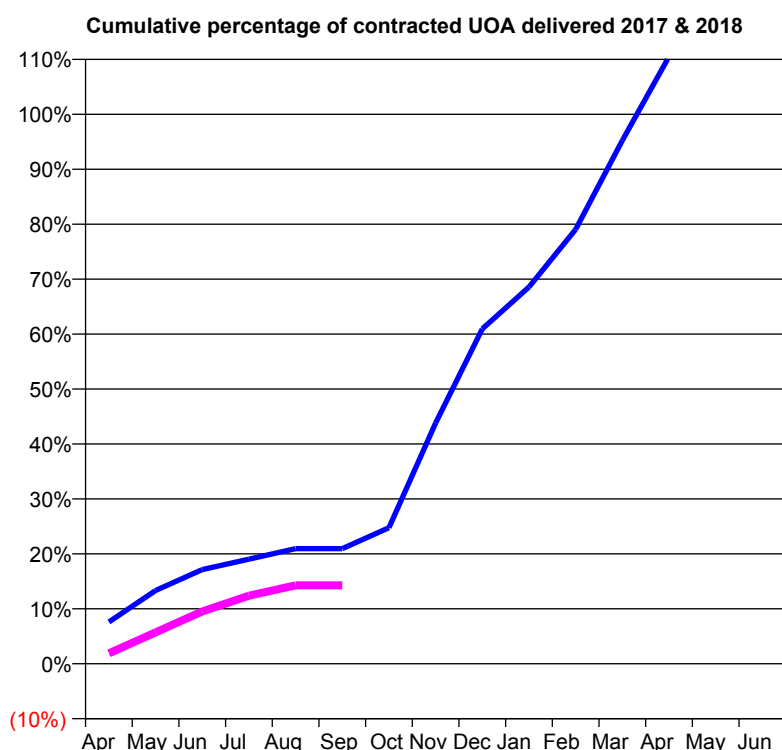
Q55 - Vital Signs Orthodontic At a Glance Contract Report for 116386/0001 - September 2017

Name or company name	Apex Dental Care Dronfield Partnership
Contract type name	GDS Contract
Purpose of contract	General and Orthodontic
Contract start date	01/05/2015
Contract end date	

17/18 Contracted general activity (UDA)	10,201
Carry forward general activity (UDA)	0
17/18 Contracted orthodontic activity (UOA)	105
Carry forward orthodontic activity (UOA)	0
Baseline contract value	£265,025.90

ACCESS

	Contract	England and Wales
24 month ratio of assessments to patient IDs	1.09	1.09

ACTIVITY


Month	Adjusted Scheduled Activity (UOA)	
	2017	2018
April	8	2
May	14	6
June	18	10
July	20	13
August	22	15
September	22	15
October	26	
November	46	
December	64	
January	72	
February	83	
March	100	
April	116	
May	116	
June	116	

QUALITY

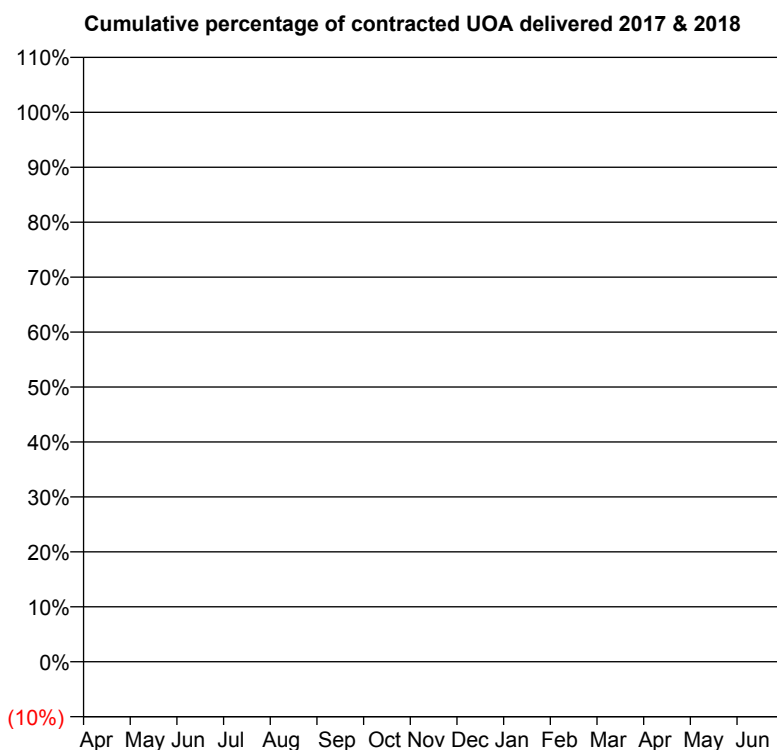
	Contract Quantity	Contract Base Number	Contract *	Region	England
% of all assessments that were assess and fit appliances (rolling 12 month period)	0	111	0.0%	57.6%	58.0%
% of all assessments that were assess and refuse (rolling 12 month period)	0	111	0.0%	11.0%	11.4%
% of all assessments that were assess and review (rolling 12 month period)	111	111	100.0%	31.3%	30.6%
% of terminated courses where treatment was abandoned or discontinued (rolling 12 month period)	0	0	N/A	8.4%	7.8%
% of completed treatments indicating that PAR score was taken (year to date)	0	0	N/A	61.1%	64.6%
Rate of removable appliances per 100 fixed appliances - proposed treatment (rolling 12 month period)	0	0	N/A	7.31	5.65
Rate of removable appliances per 100 fixed appliances - completed treatment (rolling 12 month period)	0	0	N/A	6.66	4.78
% of courses of treatment with removable appliances only - proposed treatment (rolling 12 month period)	0	0	N/A	2.5%	2.0%
% of courses of treatment with removable appliances only - completed treatment (rolling 12 month period)	0	0	N/A	1.6%	1.5%
% of patients satisfied with the treatment they have received (rolling 12 month period)	0	0	N/A	95.8%	96.0%

* Figures in italics indicate that the base number is less than 100.

Q55 - Vital Signs Orthodontic At a Glance Contract Report for 125725/0001 - September 2017

Name or company name	D A Bradley Ltd	17/18 Contracted general activity (UDA)	3,700
Contract type name	GDS Contract	Carry forward general activity (UDA)	0
Purpose of contract	General	17/18 Contracted orthodontic activity (UOA)	0
Contract start date	01/09/2008	Carry forward orthodontic activity (UOA)	0
Contract end date		Baseline contract value	£100,172.78

ACCESS	Contract	England and Wales
24 month ratio of assessments to patient IDs	1.00	1.09

ACTIVITY


Adjusted Scheduled Activity (UOA)		
Month	2017	2018
April	0	0
May	0	0
June	0	0
July	0	0
August	1	1
September	5	2
October	5	
November	5	
December	5	
January	5	
February	5	
March	6	
April	6	
May	6	
June	6	

QUALITY	Contract Quantity	Contract Base Number	Contract *	Region	England
% of all assessments that were assess and fit appliances (rolling 12 month period)	0	4	0.0%	57.6%	58.0%
% of all assessments that were assess and refuse (rolling 12 month period)	0	4	0.0%	11.0%	11.4%
% of all assessments that were assess and review (rolling 12 month period)	4	4	100.0%	31.3%	30.6%
% of terminated courses where treatment was abandoned or discontinued (rolling 12 month period)	0	2	0.0%	8.4%	7.8%
% of completed treatments indicating that PAR score was taken (year to date)	1	1	100.0%	61.1%	64.6%
Rate of removable appliances per 100 fixed appliances - proposed treatment (rolling 12 month period)	0	0	N/A	7.31	5.65
Rate of removable appliances per 100 fixed appliances - completed treatment (rolling 12 month period)	0	0	N/A	6.66	4.78
% of courses of treatment with removable appliances only - proposed treatment (rolling 12 month period)	0	0	N/A	2.5%	2.0%
% of courses of treatment with removable appliances only - completed treatment (rolling 12 month period)	0	2	0.0%	1.6%	1.5%
% of patients satisfied with the treatment they have received (rolling 12 month period)	0	0	N/A	95.8%	96.0%

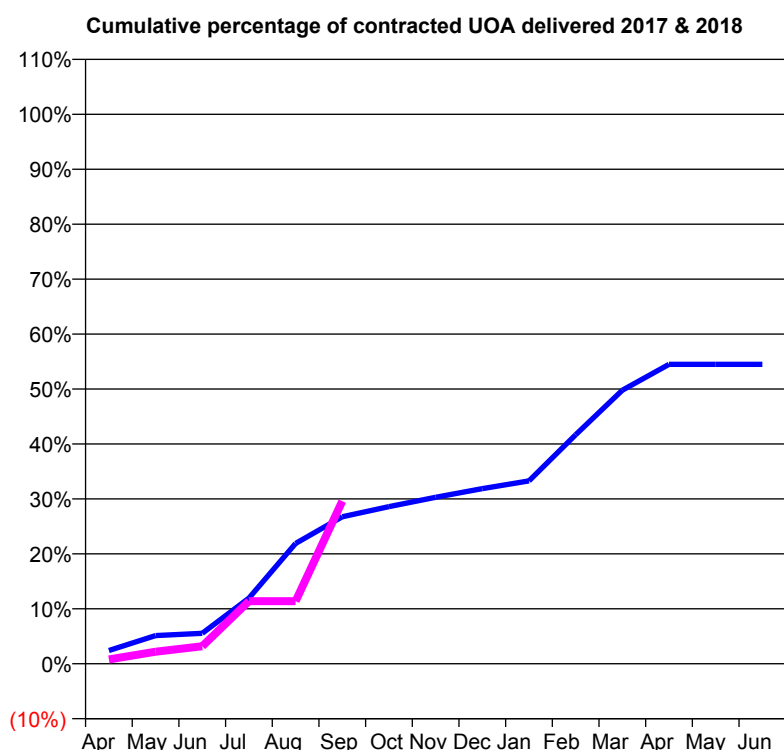
* Figures in italics indicate that the base number is less than 100.

Q55 - Vital Signs Orthodontic At a Glance Contract Report for 125725/0002 - September 2017

Name or company name	D A Bradley Ltd
Contract type name	GDS Contract
Purpose of contract	Orthodontic
Contract start date	01/09/2008
Contract end date	

17/18 Contracted general activity (UDA)	0
Carry forward general activity (UDA)	0
17/18 Contracted orthodontic activity (UOA)	500
Carry forward orthodontic activity (UOA)	0
Baseline contract value	£33,330.32

ACCESS	Contract	England and Wales
24 month ratio of assessments to patient IDs	1.71	1.09

ACTIVITY


Month	Adjusted Scheduled Activity (UOA)	
	2017	2018
April	17	4
May	36	11
June	39	16
July	84	57
August	154	57
September	188	148
October	201	
November	213	
December	224	
January	234	
February	293	
March	350	
April	383	
May	383	
June	383	

QUALITY	Contract Quantity	Contract Base Number	Contract *	Region	England
% of all assessments that were assess and fit appliances (rolling 12 month period)	8	184	4.3%	57.6%	58.0%
% of all assessments that were assess and refuse (rolling 12 month period)	0	184	0.0%	11.0%	11.4%
% of all assessments that were assess and review (rolling 12 month period)	176	184	95.7%	31.3%	30.6%
% of terminated courses where treatment was abandoned or discontinued (rolling 12 month period)	0	3	0.0%	8.4%	7.8%
% of completed treatments indicating that PAR score was taken (year to date)	1	1	100.0%	61.1%	64.6%
Rate of removable appliances per 100 fixed appliances - proposed treatment (rolling 12 month period)	0	0	N/A	7.31	5.65
Rate of removable appliances per 100 fixed appliances - completed treatment (rolling 12 month period)	0	0	N/A	6.66	4.78
% of courses of treatment with removable appliances only - proposed treatment (rolling 12 month period)	0	8	0.0%	2.5%	2.0%
% of courses of treatment with removable appliances only - completed treatment (rolling 12 month period)	0	3	0.0%	1.6%	1.5%
% of patients satisfied with the treatment they have received (rolling 12 month period)	0	0	N/A	95.8%	96.0%

* Figures in italics indicate that the base number is less than 100.

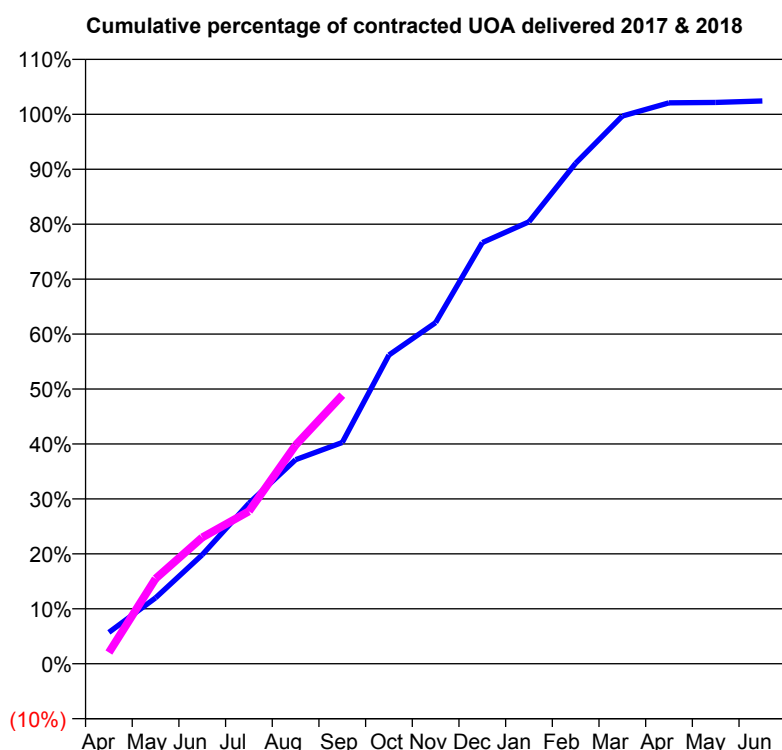
Q55 - Vital Signs Orthodontic At a Glance Contract Report for 128198/0001 - September 2017

Name or company name	Regent Street Orthodontics Limited
Contract type name	PDS Contract
Purpose of contract	Orthodontic
Contract start date	01/04/2015
Contract end date	31/03/2018

17/18 Contracted general activity (UDA)	0
Carry forward general activity (UDA)	0
17/18 Contracted orthodontic activity (UOA)	6,308
Carry forward orthodontic activity (UOA)	0
Baseline contract value	£424,250.57

ACCESS	Contract	England and Wales
---------------	-----------------	--------------------------

24 month ratio of assessments to patient IDs	1.04	1.09
--	------	------

ACTIVITY


Month	Adjusted Scheduled Activity (UOA)	
	2017	2018
April	361	130
May	757	977
June	1,251	1,451
July	1,842	1,750
August	2,343	2,509
September	2,541	3,084
October	3,544	
November	3,917	
December	4,835	
January	5,074	
February	5,746	
March	6,288	
April	6,439	
May	6,444	
June	6,461	

QUALITY	Contract Quantity	Contract Base Number	Contract *	Region	England
----------------	--------------------------	-----------------------------	-------------------	---------------	----------------

% of all assessments that were assess and fit appliances (rolling 12 month period)	325	607	53.5%	57.6%	58.0%
% of all assessments that were assess and refuse (rolling 12 month period)	58	607	9.6%	11.0%	11.4%
% of all assessments that were assess and review (rolling 12 month period)	224	607	36.9%	31.3%	30.6%
% of terminated courses where treatment was abandoned or discontinued (rolling 12 month period)	28	238	11.8%	8.4%	7.8%
% of completed treatments indicating that PAR score was taken (year to date)	90	99	90.9%	61.1%	64.6%
Rate of removable appliances per 100 fixed appliances - proposed treatment (rolling 12 month period)	26	631	4.12	7.31	5.65
Rate of removable appliances per 100 fixed appliances - completed treatment (rolling 12 month period)	11	410	2.68	6.66	4.78
% of courses of treatment with removable appliances only - proposed treatment (rolling 12 month period)	5	325	1.5%	2.5%	2.0%
% of courses of treatment with removable appliances only - completed treatment (rolling 12 month period)	3	210	1.4%	1.6%	1.5%
% of patients satisfied with the treatment they have received (rolling 12 month period)	12	12	100.0%	95.8%	96.0%

* Figures in italics indicate that the base number is less than 100.

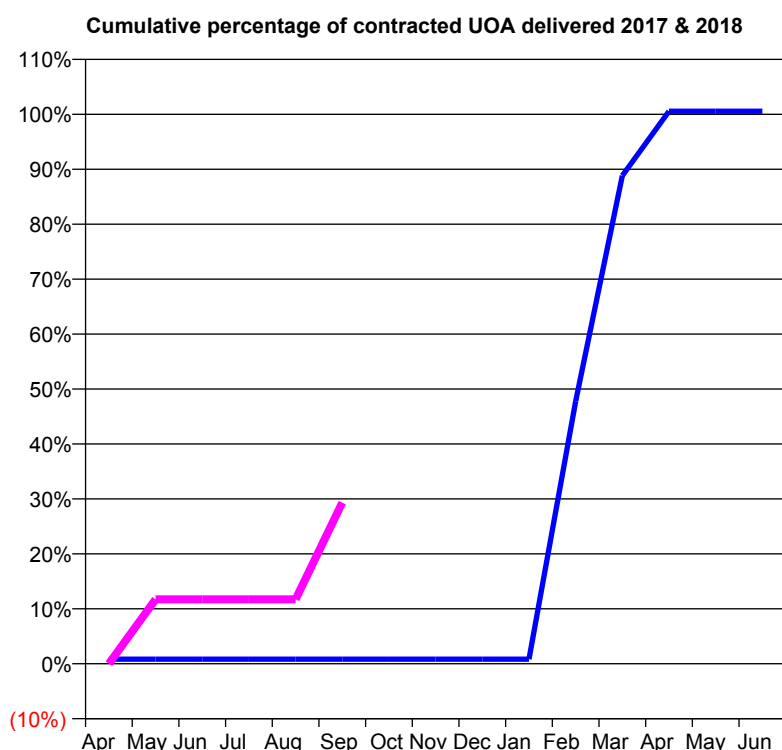
Q55 - Vital Signs Orthodontic At a Glance Contract Report for 129186/0002 - September 2017

Name or company name	Derwent Street Dental
Contract type name	PDS Contract
Purpose of contract	Orthodontic
Contract start date	15/10/2007
Contract end date	31/03/2018

17/18 Contracted general activity (UDA)	0
Carry forward general activity (UDA)	0
17/18 Contracted orthodontic activity (UOA)	358
Carry forward orthodontic activity (UOA)	0
Baseline contract value	£22,479.04

ACCESS	Contract	England and Wales
--------	----------	-------------------

24 month ratio of assessments to patient IDs	1.00	1.09
--	------	------

ACTIVITY


Month	Adjusted Scheduled Activity (UOA)	
	2017	2018
April	3	0
May	3	42
June	3	42
July	3	42
August	3	42
September	3	105
October	3	
November	3	
December	3	
January	3	
February	171	
March	318	
April	360	
May	360	
June	360	

QUALITY	Contract Quantity	Contract Base Number	Contract *	Region	England
---------	-------------------	----------------------	------------	--------	---------

% of all assessments that were assess and fit appliances (rolling 12 month period)	22	22	100.0%	57.6%	58.0%
% of all assessments that were assess and refuse (rolling 12 month period)	0	22	0.0%	11.0%	11.4%
% of all assessments that were assess and review (rolling 12 month period)	0	22	0.0%	31.3%	30.6%
% of terminated courses where treatment was abandoned or discontinued (rolling 12 month period)	2	32	6.3%	8.4%	7.8%
% of completed treatments indicating that PAR score was taken (year to date)	10	10	100.0%	61.1%	64.6%
Rate of removable appliances per 100 fixed appliances - proposed treatment (rolling 12 month period)	0	36	0.00	7.31	5.65
Rate of removable appliances per 100 fixed appliances - completed treatment (rolling 12 month period)	0	0	N/A	6.66	4.78
% of courses of treatment with removable appliances only - proposed treatment (rolling 12 month period)	0	22	0.0%	2.5%	2.0%
% of courses of treatment with removable appliances only - completed treatment (rolling 12 month period)	0	30	0.0%	1.6%	1.5%
% of patients satisfied with the treatment they have received (rolling 12 month period)	0	0	N/A	95.8%	96.0%

* Figures in italics indicate that the base number is less than 100.

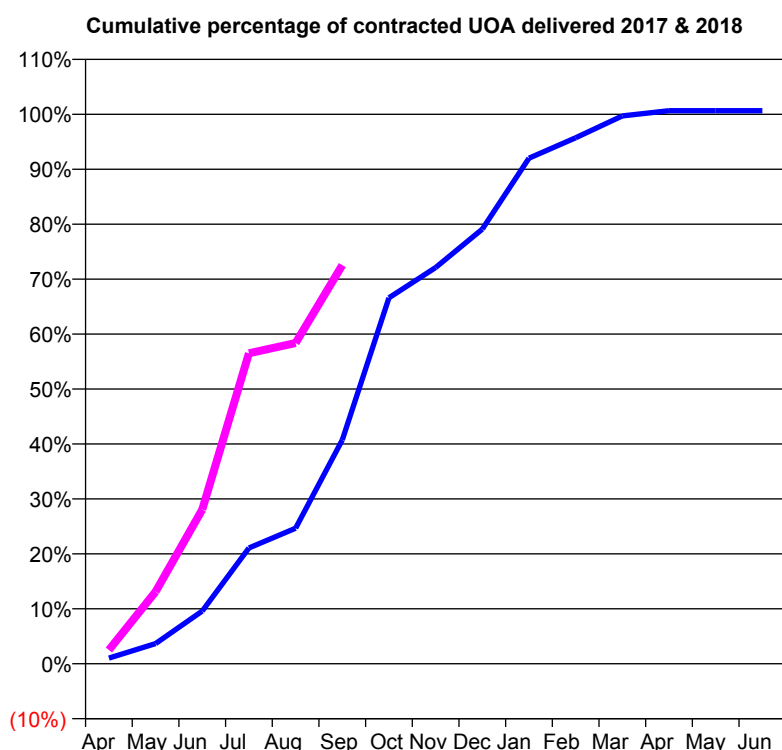
Q55 - Vital Signs Orthodontic At a Glance Contract Report for 135372/0001 - September 2017

Name or company name	No.1 The Orthodontic Specialists
Contract type name	GDS Contract
Purpose of contract	General and Orthodontic
Contract start date	14/12/2012
Contract end date	

17/18 Contracted general activity (UDA)	44
Carry forward general activity (UDA)	0
17/18 Contracted orthodontic activity (UOA)	3,438
Carry forward orthodontic activity (UOA)	0
Baseline contract value	£233,804.40

ACCESS

	Contract	England and Wales
24 month ratio of assessments to patient IDs	1.02	1.09

ACTIVITY


Month	Adjusted Scheduled Activity (UOA)	
	2017	2018
April	69	86
May	245	451
June	639	965
July	1,402	1,943
August	1,640	2,007
September	2,709	2,494
October	4,429	
November	4,796	
December	5,261	
January	6,119	
February	6,367	
March	6,631	
April	6,694	
May	6,694	
June	6,694	

QUALITY

	Contract Quantity	Contract Base Number	Contract *	Region	England
% of all assessments that were assess and fit appliances (rolling 12 month period)	282	894	31.5%	57.6%	58.0%
% of all assessments that were assess and refuse (rolling 12 month period)	16	894	1.8%	11.0%	11.4%
% of all assessments that were assess and review (rolling 12 month period)	596	894	66.7%	31.3%	30.6%
% of terminated courses where treatment was abandoned or discontinued (rolling 12 month period)	18	297	6.1%	8.4%	7.8%
% of completed treatments indicating that PAR score was taken (year to date)	176	196	89.8%	61.1%	64.6%
Rate of removable appliances per 100 fixed appliances - proposed treatment (rolling 12 month period)	4	552	0.72	7.31	5.65
Rate of removable appliances per 100 fixed appliances - completed treatment (rolling 12 month period)	9	532	1.69	6.66	4.78
% of courses of treatment with removable appliances only - proposed treatment (rolling 12 month period)	4	282	1.4%	2.5%	2.0%
% of courses of treatment with removable appliances only - completed treatment (rolling 12 month period)	8	279	2.9%	1.6%	1.5%
% of patients satisfied with the treatment they have received (rolling 12 month period)	11	12	91.7%	95.8%	96.0%

* Figures in italics indicate that the base number is less than 100.

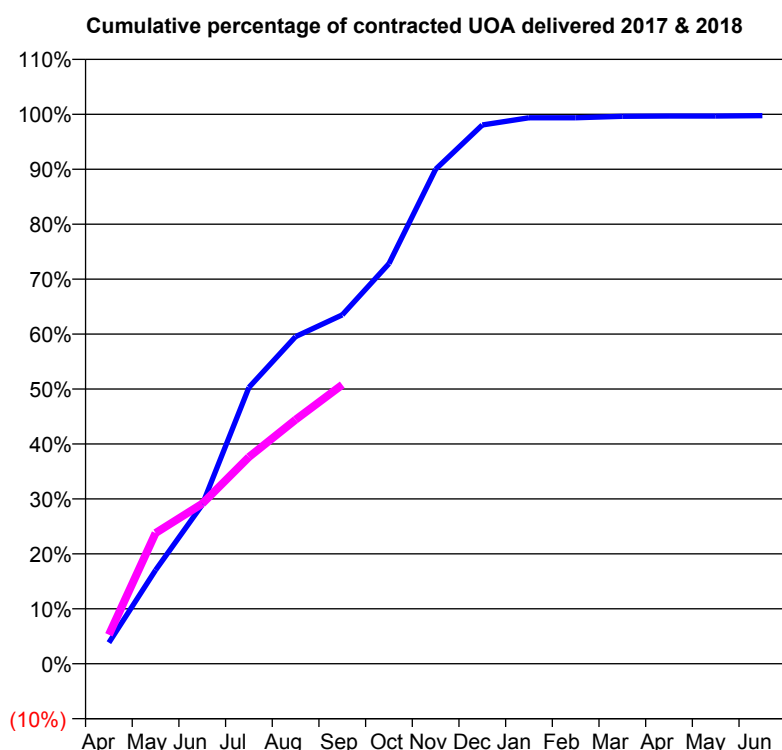
Q55 - Vital Signs Orthodontic At a Glance Contract Report for 148369/0002 - September 2017

Name or company name	KH & GW Ltd
Contract type name	GDS Contract
Purpose of contract	Orthodontic
Contract start date	01/04/2008
Contract end date	

17/18 Contracted general activity (UDA)	0
Carry forward general activity (UDA)	0
17/18 Contracted orthodontic activity (UOA)	1,589
Carry forward orthodontic activity (UOA)	0
Baseline contract value	£1.01

ACCESS

	Contract	England and Wales
24 month ratio of assessments to patient IDs	1.01	1.09

ACTIVITY


Month	Adjusted Scheduled Activity (UOA)	
	2017	2018
April	61	84
May	271	378
June	460	463
July	799	598
August	946	706
September	1,009	807
October	1,157	
November	1,430	
December	1,558	
January	1,579	
February	1,579	
March	1,583	
April	1,584	
May	1,584	
June	1,585	

QUALITY

	Contract Quantity	Contract Base Number	Contract *	Region	England
% of all assessments that were assess and fit appliances (rolling 12 month period)	65	103	63.1%	57.6%	58.0%
% of all assessments that were assess and refuse (rolling 12 month period)	1	103	1.0%	11.0%	11.4%
% of all assessments that were assess and review (rolling 12 month period)	37	103	35.9%	31.3%	30.6%
% of terminated courses where treatment was abandoned or discontinued (rolling 12 month period)	6	49	12.2%	8.4%	7.8%
% of completed treatments indicating that PAR score was taken (year to date)	6	30	20.0%	61.1%	64.6%
Rate of removable appliances per 100 fixed appliances - proposed treatment (rolling 12 month period)	1	124	0.81	7.31	5.65
Rate of removable appliances per 100 fixed appliances - completed treatment (rolling 12 month period)	1	79	1.27	6.66	4.78
% of courses of treatment with removable appliances only - proposed treatment (rolling 12 month period)	1	65	1.5%	2.5%	2.0%
% of courses of treatment with removable appliances only - completed treatment (rolling 12 month period)	1	43	2.3%	1.6%	1.5%
% of patients satisfied with the treatment they have received (rolling 12 month period)	3	3	100.0%	95.8%	96.0%

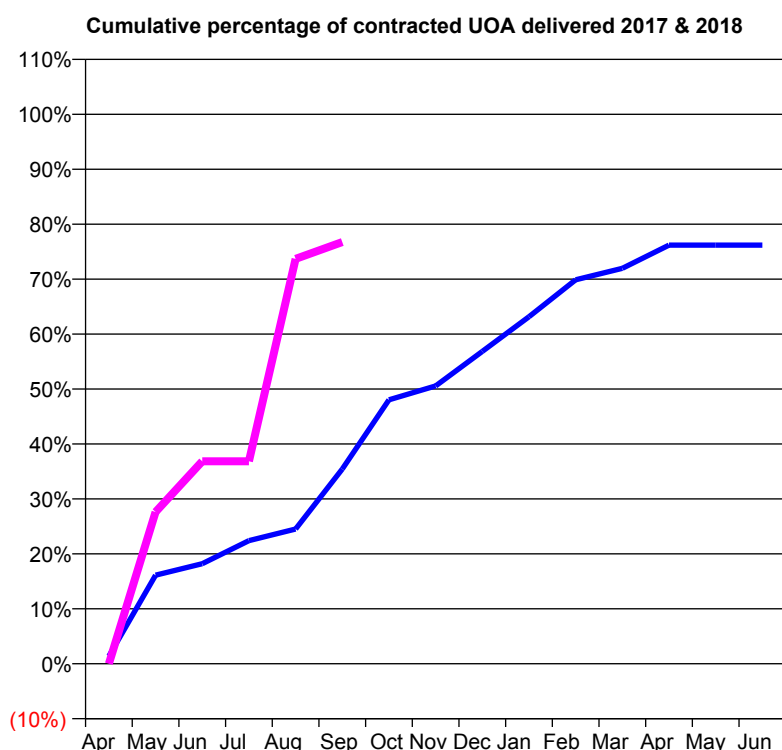
* Figures in italics indicate that the base number is less than 100.

Q55 - Vital Signs Orthodontic At a Glance Contract Report for 169544/0001 - September 2017

Name or company name	STEEPLE GRANGE SMILES LTD.,
Contract type name	GDS Contract
Purpose of contract	General and Orthodontic
Contract start date	15/08/2008
Contract end date	

17/18 Contracted general activity (UDA)	153
Carry forward general activity (UDA)	0
17/18 Contracted orthodontic activity (UOA)	684
Carry forward orthodontic activity (UOA)	0
Baseline contract value	£50,570.62

ACCESS	Contract	England and Wales
24 month ratio of assessments to patient IDs	1.00	1.09

ACTIVITY


Month	Adjusted Scheduled Activity (UOA)	
	2017	2018
April	14	0
May	161	189
June	182	252
July	224	252
August	245	504
September	354	525
October	480	
November	505	
December	568	
January	631	
February	698	
March	719	
April	761	
May	761	
June	761	

QUALITY	Contract Quantity	Contract Base Number	Contract *	Region	England
% of all assessments that were assess and fit appliances (rolling 12 month period)	46	46	100.0%	57.6%	58.0%
% of all assessments that were assess and refuse (rolling 12 month period)	0	46	0.0%	11.0%	11.4%
% of all assessments that were assess and review (rolling 12 month period)	0	46	0.0%	31.3%	30.6%
% of terminated courses where treatment was abandoned or discontinued (rolling 12 month period)	4	47	8.5%	8.4%	7.8%
% of completed treatments indicating that PAR score was taken (year to date)	0	23	0.0%	61.1%	64.6%
Rate of removable appliances per 100 fixed appliances - proposed treatment (rolling 12 month period)	5	79	6.33	7.31	5.65
Rate of removable appliances per 100 fixed appliances - completed treatment (rolling 12 month period)	0	0	N/A	6.66	4.78
% of courses of treatment with removable appliances only - proposed treatment (rolling 12 month period)	2	46	4.3%	2.5%	2.0%
% of courses of treatment with removable appliances only - completed treatment (rolling 12 month period)	0	43	0.0%	1.6%	1.5%
% of patients satisfied with the treatment they have received (rolling 12 month period)	1	1	100.0%	95.8%	96.0%

* Figures in italics indicate that the base number is less than 100.

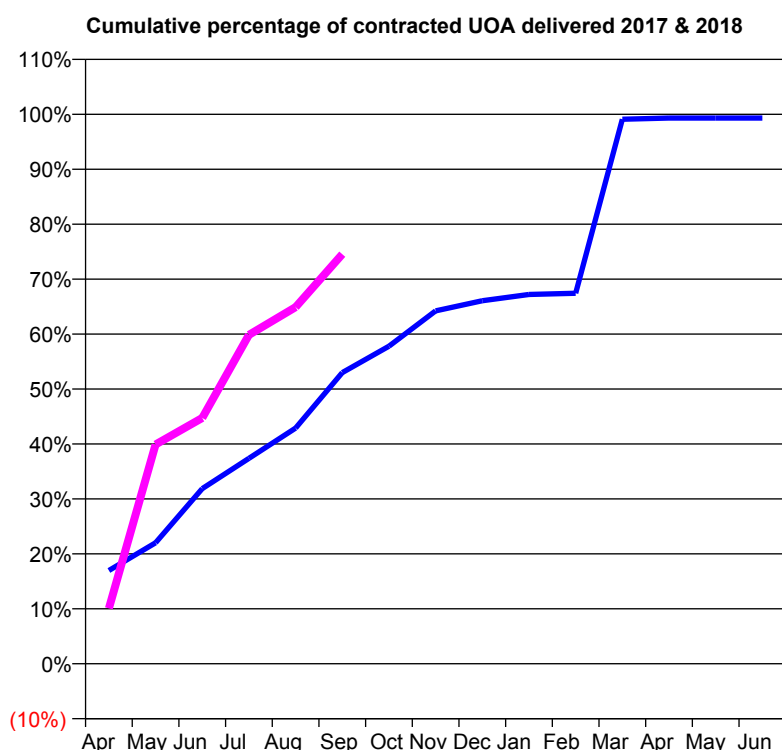
Q55 - Vital Signs Orthodontic At a Glance Contract Report for 170739/0001 - September 2017

Name or company name	Trinity Terrace Dental Practice
Contract type name	GDS Contract
Purpose of contract	Orthodontic
Contract start date	02/08/2011
Contract end date	

17/18 Contracted general activity (UDA)	32,380
Carry forward general activity (UDA)	0
17/18 Contracted orthodontic activity (UOA)	436
Carry forward orthodontic activity (UOA)	0
Baseline contract value	£715,415.82

ACCESS

	Contract	England and Wales
24 month ratio of assessments to patient IDs	1.18	1.09

ACTIVITY


Month	Adjusted Scheduled Activity (UOA)	
	2017	2018
April	74	44
May	96	174
June	139	195
July	163	261
August	187	283
September	231	325
October	252	
November	280	
December	288	
January	293	
February	294	
March	432	
April	433	
May	433	
June	433	

QUALITY

	Contract Quantity	Contract Base Number	Contract *	Region	England
% of all assessments that were assess and fit appliances (rolling 12 month period)	23	67	34.3%	57.6%	58.0%
% of all assessments that were assess and refuse (rolling 12 month period)	13	67	19.4%	11.0%	11.4%
% of all assessments that were assess and review (rolling 12 month period)	31	67	46.3%	31.3%	30.6%
% of terminated courses where treatment was abandoned or discontinued (rolling 12 month period)	1	2	50.0%	8.4%	7.8%
% of completed treatments indicating that PAR score was taken (year to date)	1	1	100.0%	61.1%	64.6%
Rate of removable appliances per 100 fixed appliances - proposed treatment (rolling 12 month period)	0	40	0.00	7.31	5.65
Rate of removable appliances per 100 fixed appliances - completed treatment (rolling 12 month period)	1	1	100.00	6.66	4.78
% of courses of treatment with removable appliances only - proposed treatment (rolling 12 month period)	0	23	0.0%	2.5%	2.0%
% of courses of treatment with removable appliances only - completed treatment (rolling 12 month period)	0	1	0.0%	1.6%	1.5%
% of patients satisfied with the treatment they have received (rolling 12 month period)	2	2	100.0%	95.8%	96.0%

* Figures in italics indicate that the base number is less than 100.

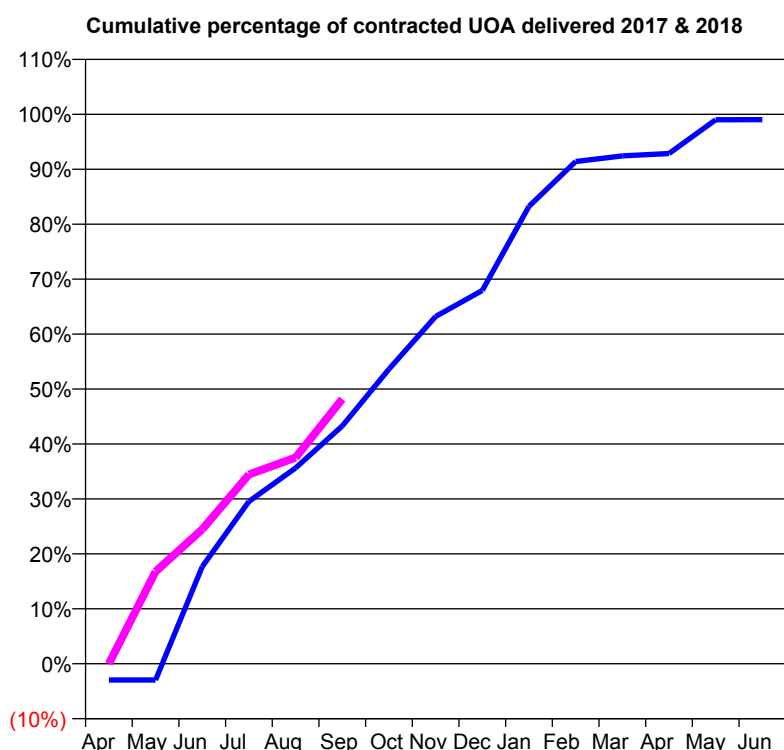
Q55 - Vital Signs Orthodontic At a Glance Contract Report for 172464/0002 - September 2017

Name or company name	Charnwood Research Centre Limited T/A E
Contract type name	PDS Contract
Purpose of contract	Orthodontic
Contract start date	28/03/2015
Contract end date	31/03/2018

17/18 Contracted general activity (UDA)	0
Carry forward general activity (UDA)	0
17/18 Contracted orthodontic activity (UOA)	8,563
Carry forward orthodontic activity (UOA)	0
Baseline contract value	£575,078.44

ACCESS

	Contract	England and Wales
24 month ratio of assessments to patient IDs	1.13	1.09

ACTIVITY


Month	Adjusted Scheduled Activity (UOA)	
	2017	2018
April	-289	0
May	-289	1,436
June	1,725	2,095
July	2,884	2,950
August	3,478	3,213
September	4,225	4,125
October	5,234	
November	6,169	
December	6,631	
January	8,124	
February	8,920	
March	9,021	
April	9,064	
May	9,662	
June	9,665	

QUALITY

	Contract Quantity	Contract Base Number	Contract *	Region	England
% of all assessments that were assess and fit appliances (rolling 12 month period)	442	1,019	43.4%	57.6%	58.0%
% of all assessments that were assess and refuse (rolling 12 month period)	112	1,019	11.0%	11.0%	11.4%
% of all assessments that were assess and review (rolling 12 month period)	465	1,019	45.6%	31.3%	30.6%
% of terminated courses where treatment was abandoned or discontinued (rolling 12 month period)	32	606	5.3%	8.4%	7.8%
% of completed treatments indicating that PAR score was taken (year to date)	120	264	45.5%	61.1%	64.6%
Rate of removable appliances per 100 fixed appliances - proposed treatment (rolling 12 month period)	94	770	12.21	7.31	5.65
Rate of removable appliances per 100 fixed appliances - completed treatment (rolling 12 month period)	89	1,040	8.56	6.66	4.78
% of courses of treatment with removable appliances only - proposed treatment (rolling 12 month period)	1	442	0.2%	2.5%	2.0%
% of courses of treatment with removable appliances only - completed treatment (rolling 12 month period)	2	574	0.3%	1.6%	1.5%
% of patients satisfied with the treatment they have received (rolling 12 month period)	14	15	93.3%	95.8%	96.0%

* Figures in italics indicate that the base number is less than 100.

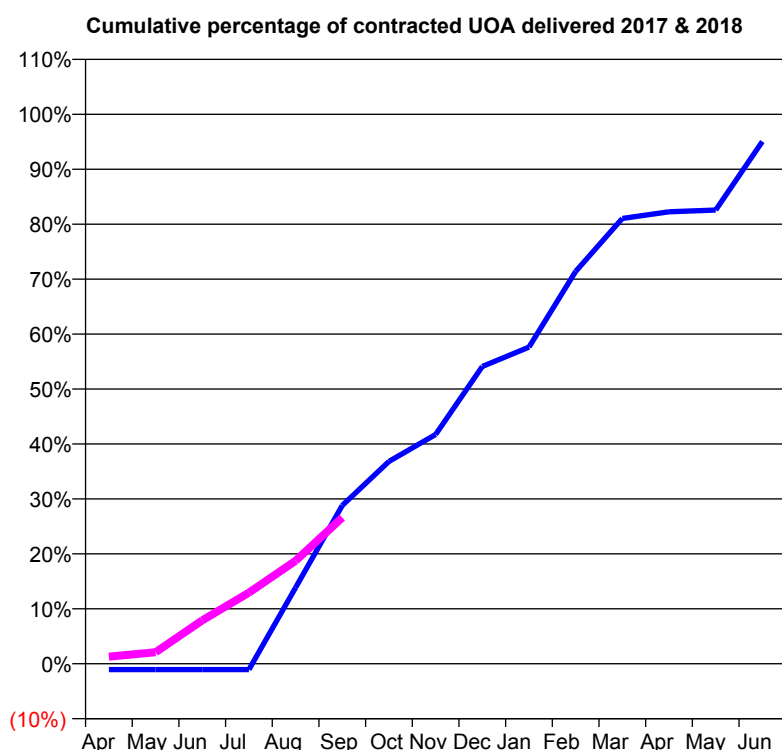
Q55 - Vital Signs Orthodontic At a Glance Contract Report for 177261/0001 - September 2017

Name or company name	Orthoworld
Contract type name	PDS Contract
Purpose of contract	Orthodontic
Contract start date	01/04/2006
Contract end date	31/03/2018

17/18 Contracted general activity (UDA)	0
Carry forward general activity (UDA)	0
17/18 Contracted orthodontic activity (UOA)	8,676
Carry forward orthodontic activity (UOA)	0
Baseline contract value	£585,751.03

ACCESS

	Contract	England and Wales
24 month ratio of assessments to patient IDs	1.06	1.09

ACTIVITY


Month	Adjusted Scheduled Activity (UOA)	
	2017	2018
April	-99	112
May	-99	183
June	-99	686
July	-99	1,123
August	1,284	1,626
September	2,669	2,308
October	3,411	
November	3,866	
December	5,013	
January	5,339	
February	6,615	
March	7,507	
April	7,620	
May	7,650	
June	8,805	

QUALITY

	Contract Quantity	Contract Base Number	Contract *	Region	England
% of all assessments that were assess and fit appliances (rolling 12 month period)	384	882	43.5%	57.6%	58.0%
% of all assessments that were assess and refuse (rolling 12 month period)	107	882	12.1%	11.0%	11.4%
% of all assessments that were assess and review (rolling 12 month period)	391	882	44.3%	31.3%	30.6%
% of terminated courses where treatment was abandoned or discontinued (rolling 12 month period)	44	302	14.6%	8.4%	7.8%
% of completed treatments indicating that PAR score was taken (year to date)	34	116	29.3%	61.1%	64.6%
Rate of removable appliances per 100 fixed appliances - proposed treatment (rolling 12 month period)	16	717	2.23	7.31	5.65
Rate of removable appliances per 100 fixed appliances - completed treatment (rolling 12 month period)	61	459	13.29	6.66	4.78
% of courses of treatment with removable appliances only - proposed treatment (rolling 12 month period)	4	384	1.0%	2.5%	2.0%
% of courses of treatment with removable appliances only - completed treatment (rolling 12 month period)	6	258	2.3%	1.6%	1.5%
% of patients satisfied with the treatment they have received (rolling 12 month period)	17	20	85.0%	95.8%	96.0%

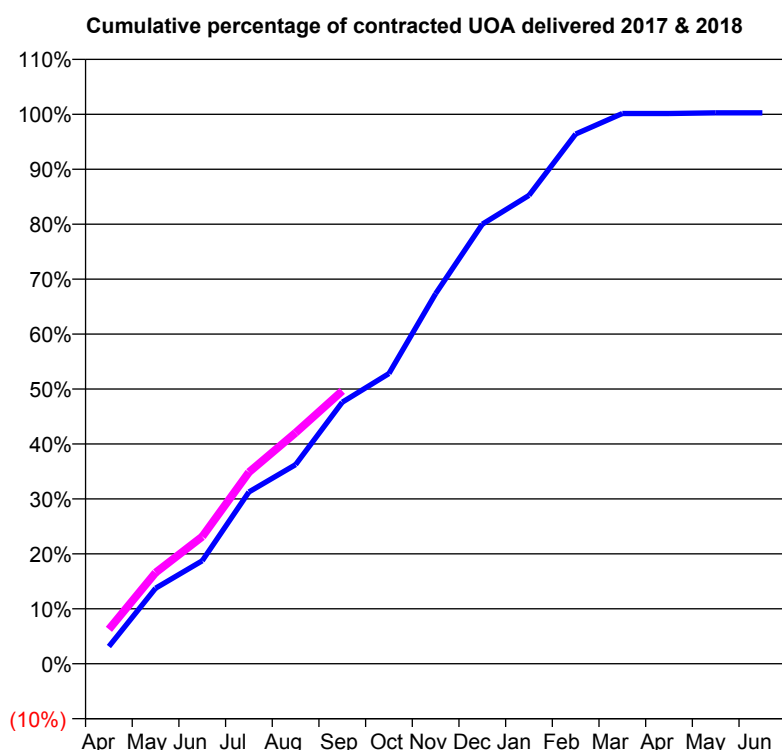
* Figures in italics indicate that the base number is less than 100.

Q55 - Vital Signs Orthodontic At a Glance Contract Report for 178764/0002 - September 2017

Name or company name	Smile by Design Limited	17/18 Contracted general activity (UDA)	0
Contract type name	PDS Contract	Carry forward general activity (UDA)	0
Purpose of contract	Orthodontic	17/18 Contracted orthodontic activity (UOA)	19,288
Contract start date	01/03/2014	Carry forward orthodontic activity (UOA)	0
Contract end date	31/10/2024	Baseline contract value	£1,195,819.16

ACCESS

	Contract	England and Wales
24 month ratio of assessments to patient IDs	1.11	1.09

ACTIVITY


Month	Adjusted Scheduled Activity (UOA)	
	2017	2018
April	623	1,208
May	2,737	3,198
June	3,731	4,464
July	6,223	6,723
August	7,209	8,110
September	9,470	9,578
October	10,507	
November	13,403	
December	15,917	
January	16,959	
February	19,182	
March	19,926	
April	19,926	
May	19,949	
June	19,949	

QUALITY

	Contract Quantity	Contract Base Number	Contract *	Region	England
% of all assessments that were assess and fit appliances (rolling 12 month period)	951	1,511	62.9%	57.6%	58.0%
% of all assessments that were assess and refuse (rolling 12 month period)	83	1,511	5.5%	11.0%	11.4%
% of all assessments that were assess and review (rolling 12 month period)	477	1,511	31.6%	31.3%	30.6%
% of terminated courses where treatment was abandoned or discontinued (rolling 12 month period)	91	958	9.5%	8.4%	7.8%
% of completed treatments indicating that PAR score was taken (year to date)	394	417	94.5%	61.1%	64.6%
Rate of removable appliances per 100 fixed appliances - proposed treatment (rolling 12 month period)	235	1,836	12.80	7.31	5.65
Rate of removable appliances per 100 fixed appliances - completed treatment (rolling 12 month period)	460	1,648	27.91	6.66	4.78
% of courses of treatment with removable appliances only - proposed treatment (rolling 12 month period)	26	951	2.7%	2.5%	2.0%
% of courses of treatment with removable appliances only - completed treatment (rolling 12 month period)	36	867	4.2%	1.6%	1.5%
% of patients satisfied with the treatment they have received (rolling 12 month period)	36	39	92.3%	95.8%	96.0%

* Figures in italics indicate that the base number is less than 100.

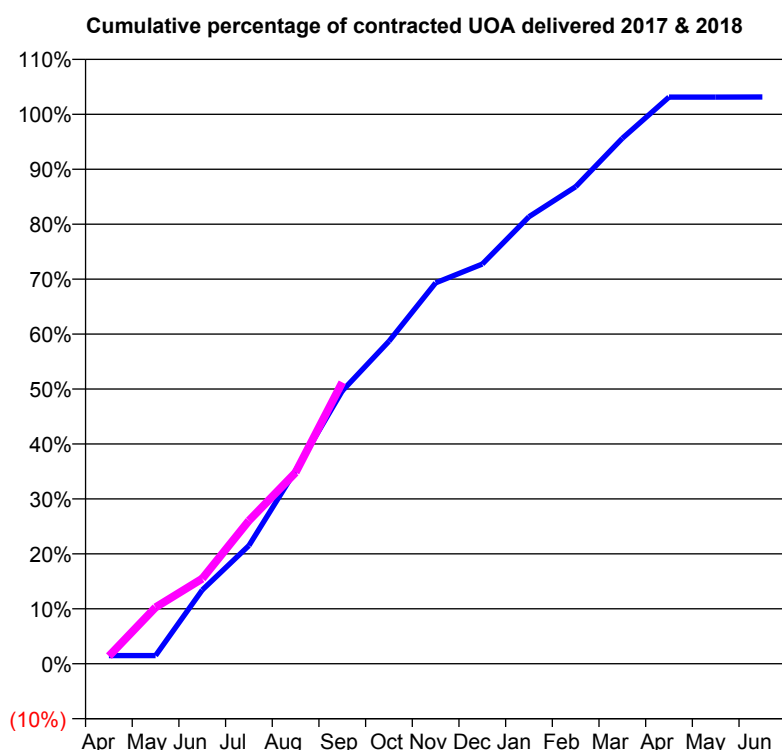
Q55 - Vital Signs Orthodontic At a Glance Contract Report for 183067/0002 - September 2017

Name or company name	Refine Specialist Dental Care Limited
Contract type name	PDS Contract
Purpose of contract	Orthodontic
Contract start date	01/04/2011
Contract end date	31/03/2018

17/18 Contracted general activity (UDA)	0
Carry forward general activity (UDA)	0
17/18 Contracted orthodontic activity (UOA)	7,396
Carry forward orthodontic activity (UOA)	0
Baseline contract value	£435,082.83

ACCESS

	Contract	England and Wales
24 month ratio of assessments to patient IDs	1.08	1.09

ACTIVITY


Month	Adjusted Scheduled Activity (UOA)	
	2017	2018
April	138	103
May	138	760
June	1,236	1,146
July	1,981	1,927
August	3,242	2,574
September	4,575	3,787
October	5,406	
November	6,384	
December	6,699	
January	7,493	
February	7,996	
March	8,807	
April	9,497	
May	9,497	
June	9,499	

QUALITY

	Contract Quantity	Contract Base Number	Contract *	Region	England
% of all assessments that were assess and fit appliances (rolling 12 month period)	398	808	49.3%	57.6%	58.0%
% of all assessments that were assess and refuse (rolling 12 month period)	118	808	14.6%	11.0%	11.4%
% of all assessments that were assess and review (rolling 12 month period)	292	808	36.1%	31.3%	30.6%
% of terminated courses where treatment was abandoned or discontinued (rolling 12 month period)	42	435	9.7%	8.4%	7.8%
% of completed treatments indicating that PAR score was taken (year to date)	0	171	0.0%	61.1%	64.6%
Rate of removable appliances per 100 fixed appliances - proposed treatment (rolling 12 month period)	3	451	0.67	7.31	5.65
Rate of removable appliances per 100 fixed appliances - completed treatment (rolling 12 month period)	1	28	3.57	6.66	4.78
% of courses of treatment with removable appliances only - proposed treatment (rolling 12 month period)	3	398	0.8%	2.5%	2.0%
% of courses of treatment with removable appliances only - completed treatment (rolling 12 month period)	1	393	0.3%	1.6%	1.5%
% of patients satisfied with the treatment they have received (rolling 12 month period)	17	18	94.4%	95.8%	96.0%

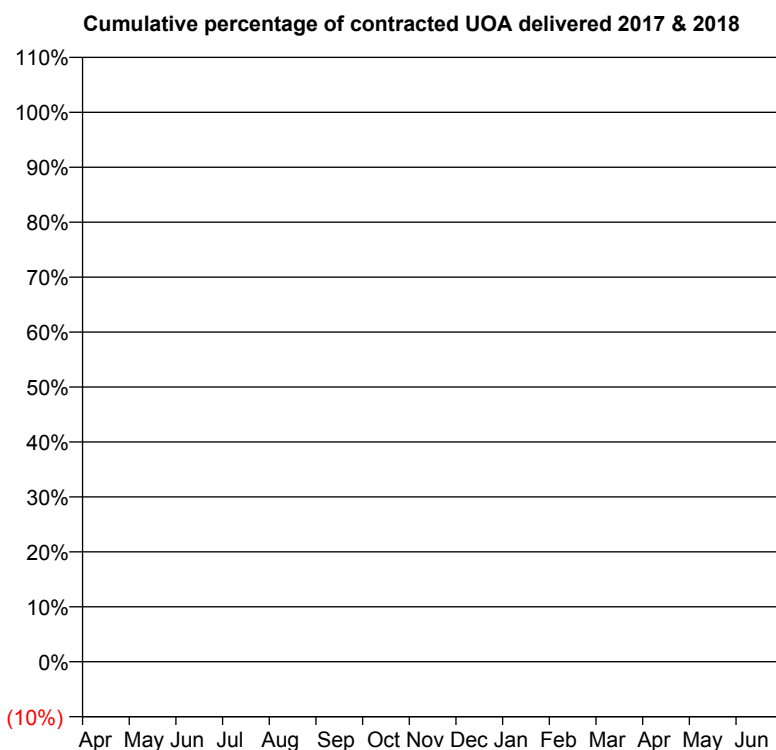
* Figures in italics indicate that the base number is less than 100.

Q55 - Vital Signs Orthodontic At a Glance Contract Report for 183830/0001 - September 2017

Name or company name	KH & GW Ltd	17/18 Contracted general activity (UDA)	27,460
Contract type name	Pilot Contract	Carry forward general activity (UDA)	0
Purpose of contract	General	17/18 Contracted orthodontic activity (UOA)	0
Contract start date	01/04/2008	Carry forward orthodontic activity (UOA)	0
Contract end date		Baseline contract value	£886,981.96

ACCESS

	Contract	England and Wales
24 month ratio of assessments to patient IDs	1.00	1.09

ACTIVITY


Adjusted Scheduled Activity (UOA)		
Month	2017	2018
April	0	0
May	0	0
June	0	0
July	0	0
August	0	1
September	0	1
October	0	
November	0	
December	0	
January	0	
February	1	
March	1	
April	1	
May	22	
June	22	

QUALITY

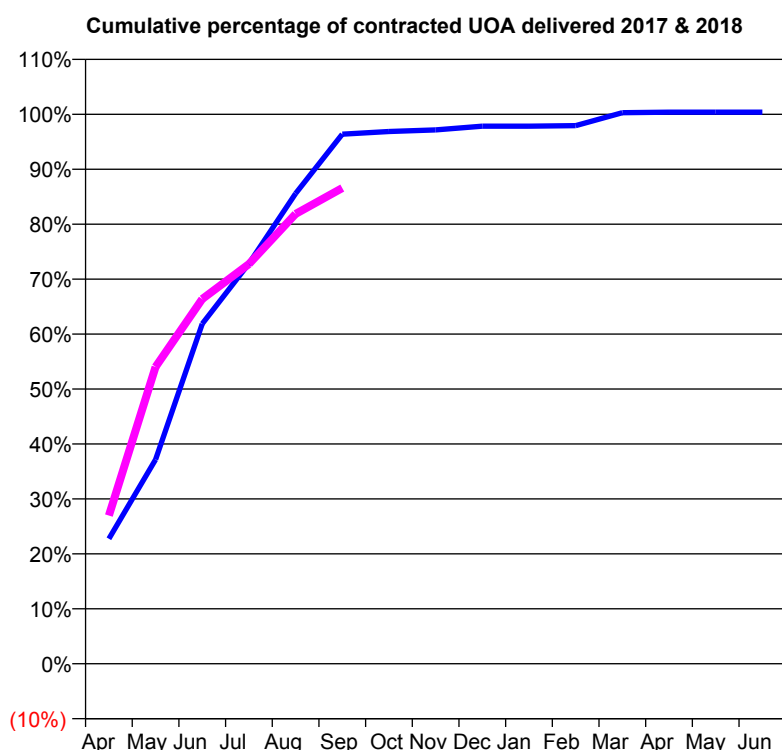
	Contract Quantity	Contract Base Number	Contract *	Region	England
% of all assessments that were assess and fit appliances (rolling 12 month period)	1	3	33.3%	57.6%	58.0%
% of all assessments that were assess and refuse (rolling 12 month period)	0	3	0.0%	11.0%	11.4%
% of all assessments that were assess and review (rolling 12 month period)	2	3	66.7%	31.3%	30.6%
% of terminated courses where treatment was abandoned or discontinued (rolling 12 month period)	0	0	N/A	8.4%	7.8%
% of completed treatments indicating that PAR score was taken (year to date)	0	0	N/A	61.1%	64.6%
Rate of removable appliances per 100 fixed appliances - proposed treatment (rolling 12 month period)	0	0	N/A	7.31	5.65
Rate of removable appliances per 100 fixed appliances - completed treatment (rolling 12 month period)	0	0	N/A	6.66	4.78
% of courses of treatment with removable appliances only - proposed treatment (rolling 12 month period)	0	1	0.0%	2.5%	2.0%
% of courses of treatment with removable appliances only - completed treatment (rolling 12 month period)	0	0	N/A	1.6%	1.5%
% of patients satisfied with the treatment they have received (rolling 12 month period)	0	1	0.0%	95.8%	96.0%

* Figures in italics indicate that the base number is less than 100.

Q55 - Vital Signs Orthodontic At a Glance Contract Report for 183830/0002 - September 2017

Name or company name	KH & GW Ltd	17/18 Contracted general activity (UDA)	0
Contract type name	GDS Contract	Carry forward general activity (UDA)	0
Purpose of contract	Orthodontic	17/18 Contracted orthodontic activity (UOA)	1,020
Contract start date	01/04/2008	Carry forward orthodontic activity (UOA)	0
Contract end date		Baseline contract value	£69,168.33

ACCESS	Contract	England and Wales
24 month ratio of assessments to patient IDs	1.04	1.09

ACTIVITY


Month	Adjusted Scheduled Activity (UOA)	
	2017	2018
April	232	275
May	379	551
June	631	677
July	743	742
August	873	835
September	983	883
October	988	
November	991	
December	998	
January	998	
February	999	
March	1,023	
April	1,024	
May	1,024	
June	1,024	

QUALITY

	Contract Quantity	Contract Base Number	Contract *	Region	England
% of all assessments that were assess and fit appliances (rolling 12 month period)	44	83	53.0%	57.6%	58.0%
% of all assessments that were assess and refuse (rolling 12 month period)	8	83	9.6%	11.0%	11.4%
% of all assessments that were assess and review (rolling 12 month period)	31	83	37.3%	31.3%	30.6%
% of terminated courses where treatment was abandoned or discontinued (rolling 12 month period)	6	56	10.7%	8.4%	7.8%
% of completed treatments indicating that PAR score was taken (year to date)	0	20	0.0%	61.1%	64.6%
Rate of removable appliances per 100 fixed appliances - proposed treatment (rolling 12 month period)	1	83	1.20	7.31	5.65
Rate of removable appliances per 100 fixed appliances - completed treatment (rolling 12 month period)	0	92	0.00	6.66	4.78
% of courses of treatment with removable appliances only - proposed treatment (rolling 12 month period)	1	44	2.3%	2.5%	2.0%
% of courses of treatment with removable appliances only - completed treatment (rolling 12 month period)	0	50	0.0%	1.6%	1.5%
% of patients satisfied with the treatment they have received (rolling 12 month period)	2	2	100.0%	95.8%	96.0%

* Figures in italics indicate that the base number is less than 100.

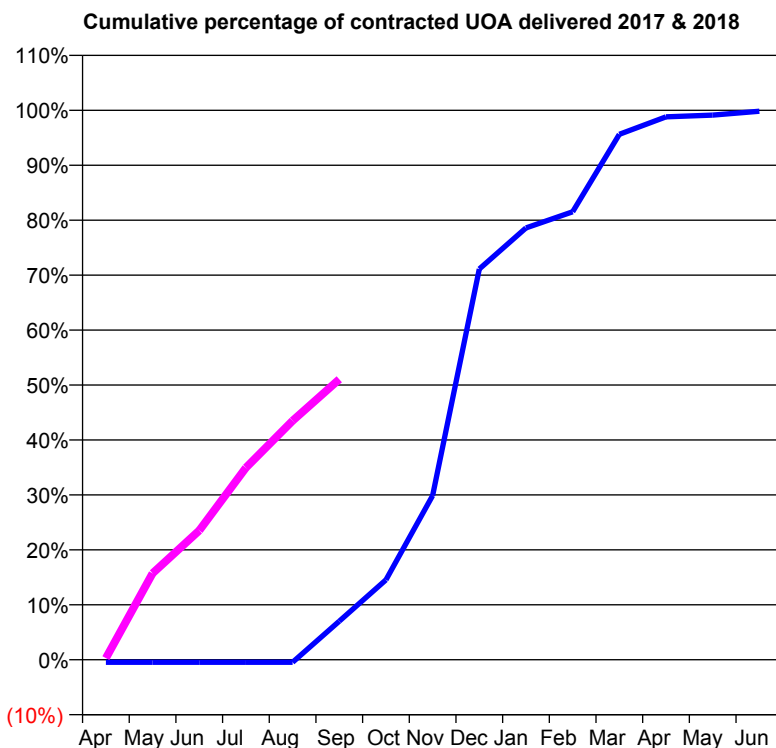
Q55 - Vital Signs Orthodontic At a Glance Contract Report for 189081/0001 - September 2017

Name or company name	Mansfield Orthodontic Practice Ltd
Contract type name	PDS Contract
Purpose of contract	Orthodontic
Contract start date	01/09/2007
Contract end date	31/03/2018

17/18 Contracted general activity (UDA)	0
Carry forward general activity (UDA)	0
17/18 Contracted orthodontic activity (UOA)	20,629
Carry forward orthodontic activity (UOA)	0
Baseline contract value	£1,416,337.54

ACCESS

	Contract	England and Wales
24 month ratio of assessments to patient IDs	1.11	1.09

ACTIVITY


Month	Adjusted Scheduled Activity (UOA)	
	2017	2018
April	-98	65
May	-98	3,247
June	-98	4,852
July	-98	7,211
August	-98	8,972
September	1,451	10,529
October	3,000	
November	6,163	
December	14,668	
January	16,210	
February	16,820	
March	19,724	
April	20,382	
May	20,447	
June	20,590	

QUALITY

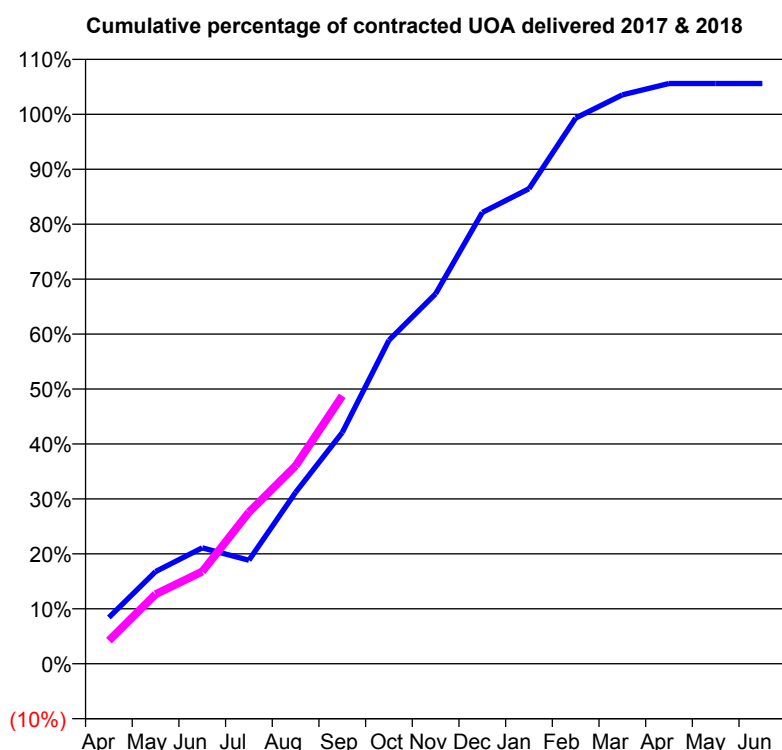
	Contract Quantity	Contract Base Number	Contract *	Region	England
% of all assessments that were assess and fit appliances (rolling 12 month period)	1,357	2,966	45.8%	57.6%	58.0%
% of all assessments that were assess and refuse (rolling 12 month period)	288	2,966	9.7%	11.0%	11.4%
% of all assessments that were assess and review (rolling 12 month period)	1,321	2,966	44.5%	31.3%	30.6%
% of terminated courses where treatment was abandoned or discontinued (rolling 12 month period)	92	1,227	7.5%	8.4%	7.8%
% of completed treatments indicating that PAR score was taken (year to date)	168	366	45.9%	61.1%	64.6%
Rate of removable appliances per 100 fixed appliances - proposed treatment (rolling 12 month period)	378	2,593	14.58	7.31	5.65
Rate of removable appliances per 100 fixed appliances - completed treatment (rolling 12 month period)	367	2,088	17.58	6.66	4.78
% of courses of treatment with removable appliances only - proposed treatment (rolling 12 month period)	37	1,357	2.7%	2.5%	2.0%
% of courses of treatment with removable appliances only - completed treatment (rolling 12 month period)	14	1,135	1.2%	1.6%	1.5%
% of patients satisfied with the treatment they have received (rolling 12 month period)	56	58	96.6%	95.8%	96.0%

* Figures in italics indicate that the base number is less than 100.

Q55 - Vital Signs Orthodontic At a Glance Contract Report for 193437/0002 - September 2017

Name or company name	Risley Hill Dental	17/18 Contracted general activity (UDA)	0
Contract type name	GDS Contract	Carry forward general activity (UDA)	0
Purpose of contract	Orthodontic	17/18 Contracted orthodontic activity (UOA)	1,019
Contract start date	29/09/2015	Carry forward orthodontic activity (UOA)	0
Contract end date		Baseline contract value	£1.01

ACCESS	Contract	England and Wales
24 month ratio of assessments to patient IDs	1.07	1.09

ACTIVITY


Month	Adjusted Scheduled Activity (UOA)	
	2017	2018
April	86	43
May	171	129
June	215	171
July	192	281
August	318	367
September	429	497
October	600	
November	686	
December	837	
January	881	
February	1,012	
March	1,055	
April	1,076	
May	1,076	
June	1,076	

QUALITY

	Contract Quantity	Contract Base Number	Contract *	Region	England
% of all assessments that were assess and fit appliances (rolling 12 month period)	54	84	64.3%	57.6%	58.0%
% of all assessments that were assess and refuse (rolling 12 month period)	14	84	16.7%	11.0%	11.4%
% of all assessments that were assess and review (rolling 12 month period)	16	84	19.0%	31.3%	30.6%
% of terminated courses where treatment was abandoned or discontinued (rolling 12 month period)	1	5	20.0%	8.4%	7.8%
% of completed treatments indicating that PAR score was taken (year to date)	3	3	100.0%	61.1%	64.6%
Rate of removable appliances per 100 fixed appliances - proposed treatment (rolling 12 month period)	0	102	0.00	7.31	5.65
Rate of removable appliances per 100 fixed appliances - completed treatment (rolling 12 month period)	0	7	0.00	6.66	4.78
% of courses of treatment with removable appliances only - proposed treatment (rolling 12 month period)	0	54	0.0%	2.5%	2.0%
% of courses of treatment with removable appliances only - completed treatment (rolling 12 month period)	0	4	0.0%	1.6%	1.5%
% of patients satisfied with the treatment they have received (rolling 12 month period)	1	1	100.0%	95.8%	96.0%

* Figures in italics indicate that the base number is less than 100.

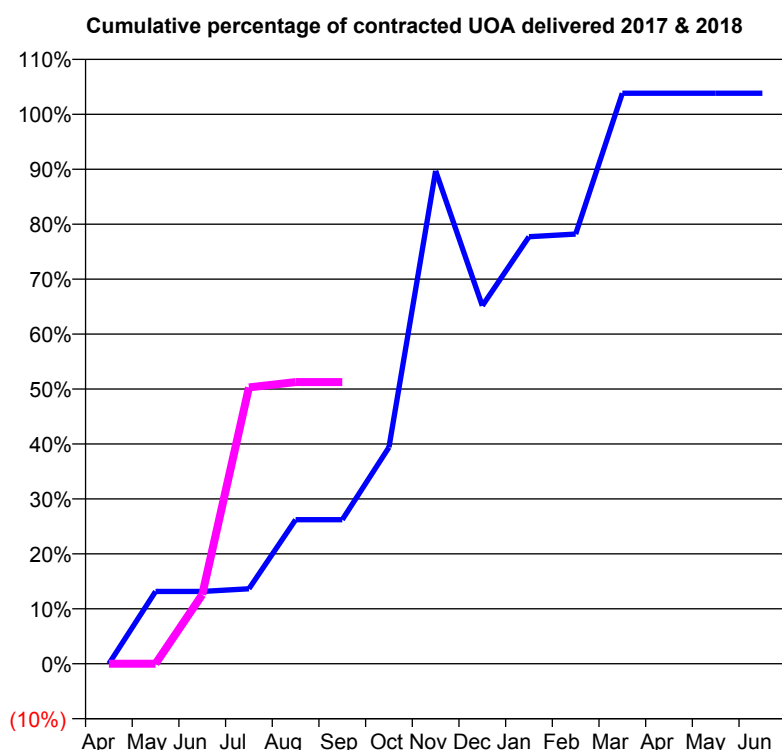
Q55 - Vital Signs Orthodontic At a Glance Contract Report for 197572/0001 - September 2017

Name or company name	The Buxton Dental Practice
Contract type name	GDS Contract
Purpose of contract	General and Orthodontic
Contract start date	08/11/2012
Contract end date	

17/18 Contracted general activity (UDA)	4,594
Carry forward general activity (UDA)	0
17/18 Contracted orthodontic activity (UOA)	167
Carry forward orthodontic activity (UOA)	0
Baseline contract value	£126,392.13

ACCESS

	Contract	England and Wales
24 month ratio of assessments to patient IDs	1.09	1.09

ACTIVITY


Month	Adjusted Scheduled Activity (UOA)	
	2017	2018
April	0	0
May	22	0
June	22	21
July	23	84
August	44	86
September	44	86
October	66	
November	150	
December	109	
January	130	
February	131	
March	173	
April	173	
May	173	
June	173	

QUALITY

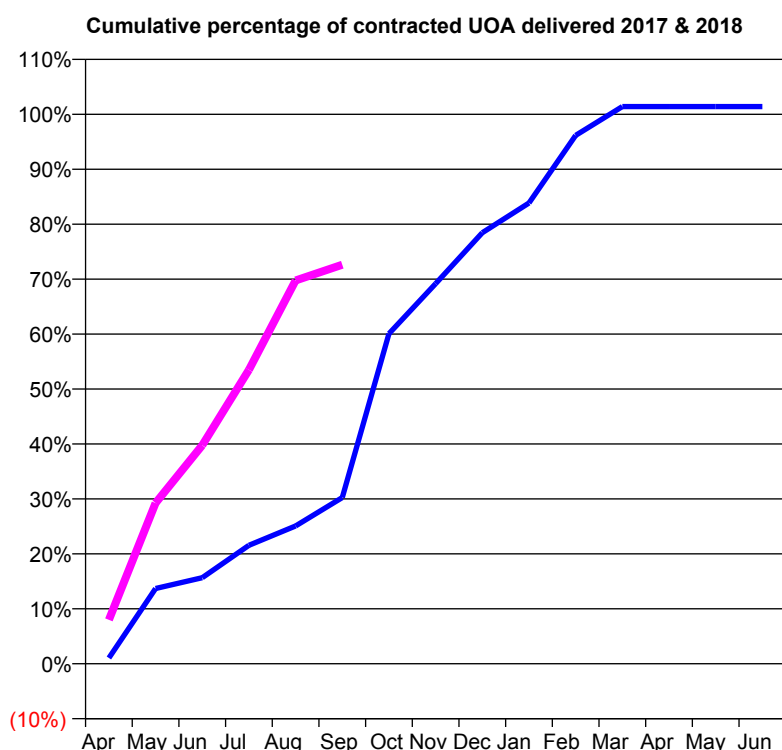
	Contract Quantity	Contract Base Number	Contract *	Region	England
% of all assessments that were assess and fit appliances (rolling 12 month period)	15	18	83.3%	57.6%	58.0%
% of all assessments that were assess and refuse (rolling 12 month period)	0	18	0.0%	11.0%	11.4%
% of all assessments that were assess and review (rolling 12 month period)	3	18	16.7%	31.3%	30.6%
% of terminated courses where treatment was abandoned or discontinued (rolling 12 month period)	0	0	N/A	8.4%	7.8%
% of completed treatments indicating that PAR score was taken (year to date)	0	0	N/A	61.1%	64.6%
Rate of removable appliances per 100 fixed appliances - proposed treatment (rolling 12 month period)	7	6	116.67	7.31	5.65
Rate of removable appliances per 100 fixed appliances - completed treatment (rolling 12 month period)	0	0	N/A	6.66	4.78
% of courses of treatment with removable appliances only - proposed treatment (rolling 12 month period)	7	15	46.7%	2.5%	2.0%
% of courses of treatment with removable appliances only - completed treatment (rolling 12 month period)	0	0	N/A	1.6%	1.5%
% of patients satisfied with the treatment they have received (rolling 12 month period)	0	0	N/A	95.8%	96.0%

* Figures in italics indicate that the base number is less than 100.

Q55 - Vital Signs Orthodontic At a Glance Contract Report for 269891/0001 - September 2017

Name or company name	Westdale Dental	17/18 Contracted general activity (UDA)	24,872
Contract type name	GDS Contract	Carry forward general activity (UDA)	0
Purpose of contract	General and Orthodontic	17/18 Contracted orthodontic activity (UOA)	800
Contract start date	01/04/2008	Carry forward orthodontic activity (UOA)	0
Contract end date		Baseline contract value	£659,034.05

ACCESS	Contract	England and Wales
24 month ratio of assessments to patient IDs	1.05	1.09

ACTIVITY


Month	Adjusted Scheduled Activity (UOA)	
	2017	2018
April	13	64
May	167	234
June	191	318
July	263	428
August	306	558
September	369	581
October	733	
November	844	
December	957	
January	1,023	
February	1,173	
March	1,237	
April	1,237	
May	1,237	
June	1,237	

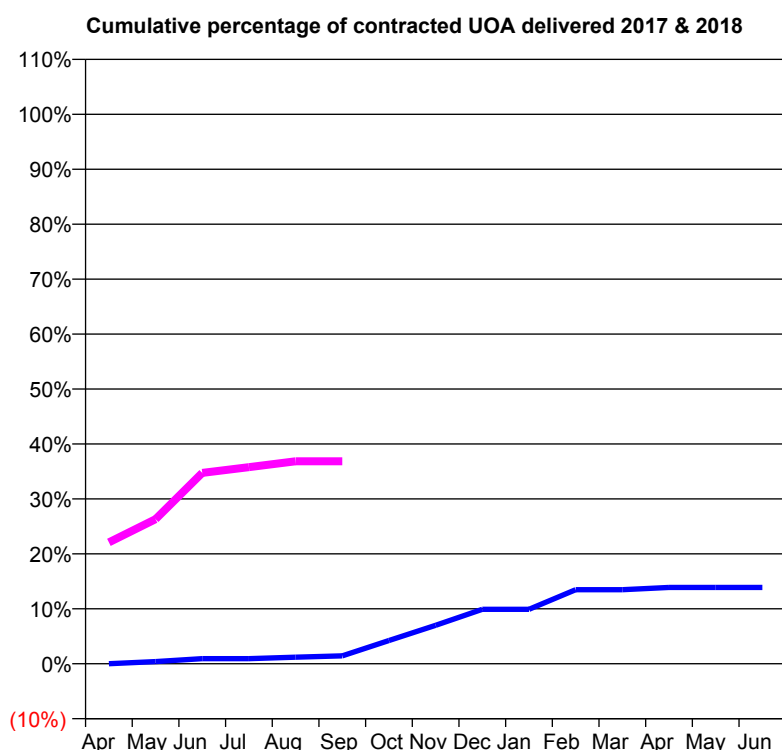
QUALITY	Contract Quantity	Contract Base Number	Contract *	Region	England
% of all assessments that were assess and fit appliances (rolling 12 month period)	67	110	60.9%	57.6%	58.0%
% of all assessments that were assess and refuse (rolling 12 month period)	6	110	5.5%	11.0%	11.4%
% of all assessments that were assess and review (rolling 12 month period)	37	110	33.6%	31.3%	30.6%
% of terminated courses where treatment was abandoned or discontinued (rolling 12 month period)	4	44	9.1%	8.4%	7.8%
% of completed treatments indicating that PAR score was taken (year to date)	17	18	94.4%	61.1%	64.6%
Rate of removable appliances per 100 fixed appliances - proposed treatment (rolling 12 month period)	0	132	0.00	7.31	5.65
Rate of removable appliances per 100 fixed appliances - completed treatment (rolling 12 month period)	4	74	5.41	6.66	4.78
% of courses of treatment with removable appliances only - proposed treatment (rolling 12 month period)	0	67	0.0%	2.5%	2.0%
% of courses of treatment with removable appliances only - completed treatment (rolling 12 month period)	2	40	5.0%	1.6%	1.5%
% of patients satisfied with the treatment they have received (rolling 12 month period)	3	3	100.0%	95.8%	96.0%

* Figures in italics indicate that the base number is less than 100.

Q55 - Vital Signs Orthodontic At a Glance Contract Report for 305146/0001 - September 2017

Name or company name	MR C DOODY	17/18 Contracted general activity (UDA)	0
Contract type name	PDS Contract	Carry forward general activity (UDA)	0
Purpose of contract	Orthodontic	17/18 Contracted orthodontic activity (UOA)	95
Contract start date	01/04/2006	Carry forward orthodontic activity (UOA)	0
Contract end date	30/06/2017	Baseline contract value	£5,972.77

ACCESS	Contract	England and Wales
24 month ratio of assessments to patient IDs	1.14	1.09

ACTIVITY


Month	Adjusted Scheduled Activity (UOA)	
	2017	2018
April	0	21
May	3	25
June	7	33
July	7	34
August	9	35
September	11	35
October	32	
November	53	
December	75	
January	75	
February	102	
March	102	
April	105	
May	105	
June	105	

QUALITY

	Contract Quantity	Contract Base Number	Contract *	Region	England
% of all assessments that were assess and fit appliances (rolling 12 month period)	6	27	22.2%	57.6%	58.0%
% of all assessments that were assess and refuse (rolling 12 month period)	0	27	0.0%	11.0%	11.4%
% of all assessments that were assess and review (rolling 12 month period)	21	27	77.8%	31.3%	30.6%
% of terminated courses where treatment was abandoned or discontinued (rolling 12 month period)	6	9	66.7%	8.4%	7.8%
% of completed treatments indicating that PAR score was taken (year to date)	0	3	0.0%	61.1%	64.6%
Rate of removable appliances per 100 fixed appliances - proposed treatment (rolling 12 month period)	1	8	12.50	7.31	5.65
Rate of removable appliances per 100 fixed appliances - completed treatment (rolling 12 month period)	0	0	N/A	6.66	4.78
% of courses of treatment with removable appliances only - proposed treatment (rolling 12 month period)	1	6	16.7%	2.5%	2.0%
% of courses of treatment with removable appliances only - completed treatment (rolling 12 month period)	0	3	0.0%	1.6%	1.5%
% of patients satisfied with the treatment they have received (rolling 12 month period)	0	0	N/A	95.8%	96.0%

* Figures in italics indicate that the base number is less than 100.

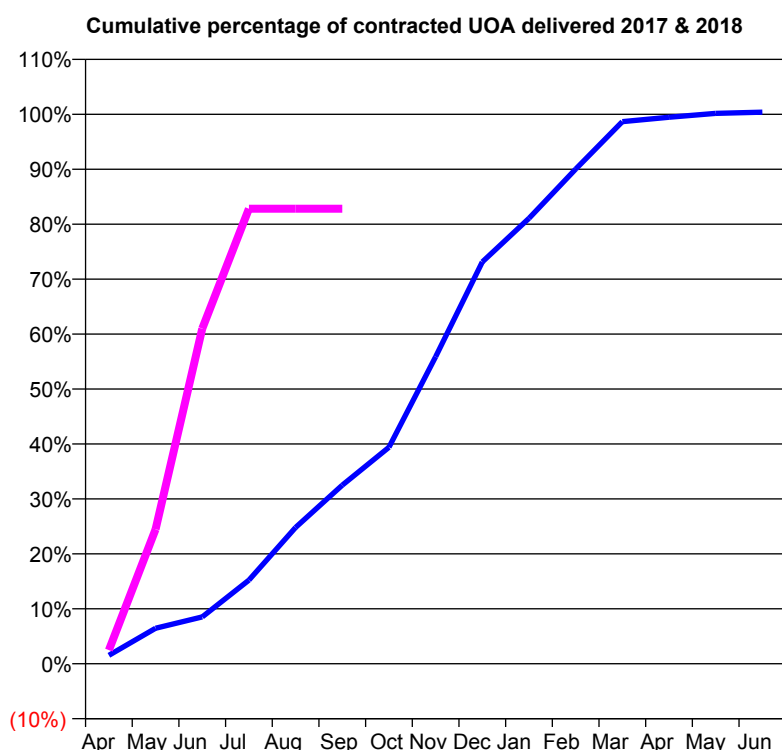
Q55 - Vital Signs Orthodontic At a Glance Contract Report for 319171/0001 - September 2017

Name or company name	MR PJ DOUGLAS
Contract type name	GDS Contract
Purpose of contract	General and Orthodontic
Contract start date	01/04/2006
Contract end date	30/06/2017

17/18 Contracted general activity (UDA)	161
Carry forward general activity (UDA)	0
17/18 Contracted orthodontic activity (UOA)	1,856
Carry forward orthodontic activity (UOA)	0
Baseline contract value	£122,896.26

ACCESS

	Contract	England and Wales
24 month ratio of assessments to patient IDs	1.29	1.09

ACTIVITY


Month	Adjusted Scheduled Activity (UOA)	
	2017	2018
April	139	46
May	585	454
June	772	1,132
July	1,376	1,537
August	2,243	1,537
September	2,939	1,537
October	3,561	
November	5,051	
December	6,610	
January	7,328	
February	8,137	
March	8,919	
April	8,991	
May	9,054	
June	9,075	

QUALITY

	Contract Quantity	Contract Base Number	Contract *	Region	England
% of all assessments that were assess and fit appliances (rolling 12 month period)	340	1,026	33.1%	57.6%	58.0%
% of all assessments that were assess and refuse (rolling 12 month period)	78	1,026	7.6%	11.0%	11.4%
% of all assessments that were assess and review (rolling 12 month period)	608	1,026	59.3%	31.3%	30.6%
% of terminated courses where treatment was abandoned or discontinued (rolling 12 month period)	21	310	6.8%	8.4%	7.8%
% of completed treatments indicating that PAR score was taken (year to date)	78	182	42.9%	61.1%	64.6%
Rate of removable appliances per 100 fixed appliances - proposed treatment (rolling 12 month period)	17	492	3.46	7.31	5.65
Rate of removable appliances per 100 fixed appliances - completed treatment (rolling 12 month period)	2	84	2.38	6.66	4.78
% of courses of treatment with removable appliances only - proposed treatment (rolling 12 month period)	15	340	4.4%	2.5%	2.0%
% of courses of treatment with removable appliances only - completed treatment (rolling 12 month period)	2	289	0.7%	1.6%	1.5%
% of patients satisfied with the treatment they have received (rolling 12 month period)	13	13	100.0%	95.8%	96.0%

* Figures in italics indicate that the base number is less than 100.

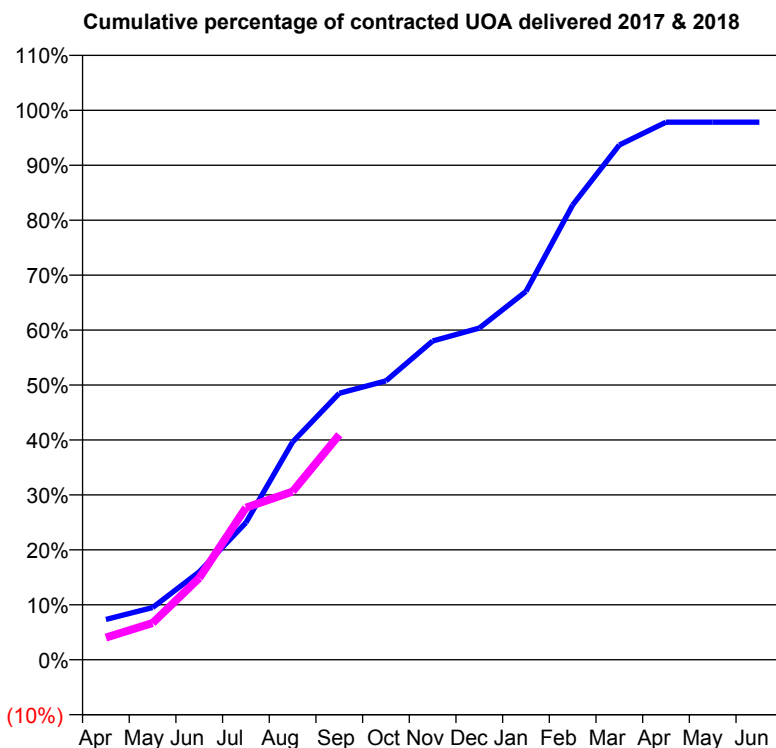
Q55 - Vital Signs Orthodontic At a Glance Contract Report for 331864/0001 - September 2017

Name or company name	MISS L KO
Contract type name	GDS Contract
Purpose of contract	General and Orthodontic
Contract start date	01/04/2006
Contract end date	

17/18 Contracted general activity (UDA)	28,035
Carry forward general activity (UDA)	0
17/18 Contracted orthodontic activity (UOA)	1,062
Carry forward orthodontic activity (UOA)	0
Baseline contract value	£723,047.03

ACCESS

	Contract	England and Wales
24 month ratio of assessments to patient IDs	1.40	1.09

ACTIVITY


Month	Adjusted Scheduled Activity (UOA)	
	2017	2018
April	78	43
May	101	71
June	170	158
July	265	294
August	421	325
September	515	435
October	539	
November	616	
December	641	
January	712	
February	879	
March	995	
April	1,039	
May	1,039	
June	1,039	

QUALITY

	Contract Quantity	Contract Base Number	Contract *	Region	England
% of all assessments that were assess and fit appliances (rolling 12 month period)	41	139	29.5%	57.6%	58.0%
% of all assessments that were assess and refuse (rolling 12 month period)	9	139	6.5%	11.0%	11.4%
% of all assessments that were assess and review (rolling 12 month period)	89	139	64.0%	31.3%	30.6%
% of terminated courses where treatment was abandoned or discontinued (rolling 12 month period)	3	40	7.5%	8.4%	7.8%
% of completed treatments indicating that PAR score was taken (year to date)	18	20	90.0%	61.1%	64.6%
Rate of removable appliances per 100 fixed appliances - proposed treatment (rolling 12 month period)	0	47	0.00	7.31	5.65
Rate of removable appliances per 100 fixed appliances - completed treatment (rolling 12 month period)	0	20	0.00	6.66	4.78
% of courses of treatment with removable appliances only - proposed treatment (rolling 12 month period)	0	41	0.0%	2.5%	2.0%
% of courses of treatment with removable appliances only - completed treatment (rolling 12 month period)	0	37	0.0%	1.6%	1.5%
% of patients satisfied with the treatment they have received (rolling 12 month period)	2	2	100.0%	95.8%	96.0%

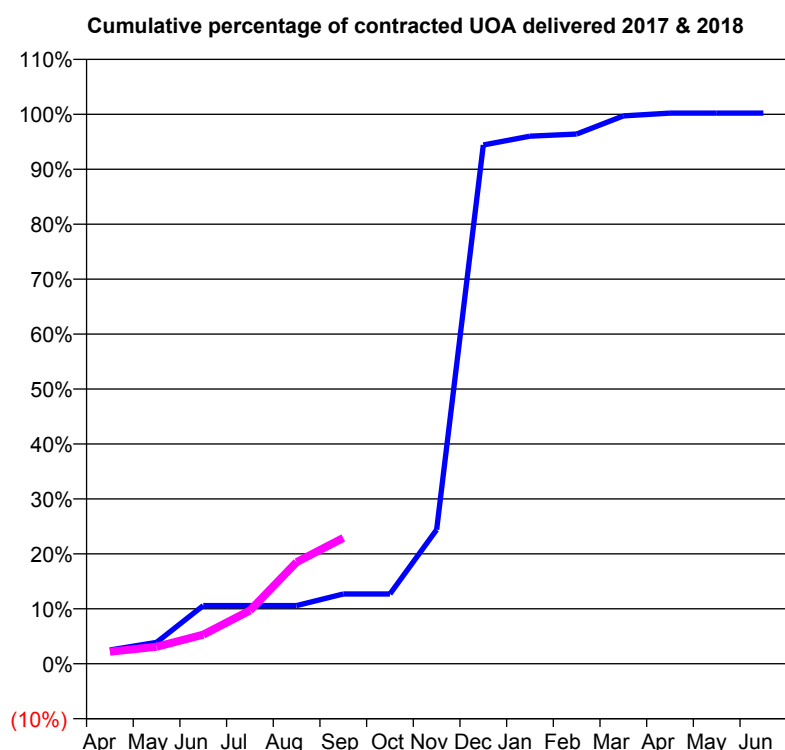
* Figures in italics indicate that the base number is less than 100.

Q55 - Vital Signs Orthodontic At a Glance Contract Report for 361054/0001 - September 2017

Name or company name	MISS CL WILLIAMS	17/18 Contracted general activity (UDA)	0
Contract type name	PDS Contract	Carry forward general activity (UDA)	0
Purpose of contract	Orthodontic	17/18 Contracted orthodontic activity (UOA)	1,000
Contract start date	01/04/2012	Carry forward orthodontic activity (UOA)	0
Contract end date	31/03/2018	Baseline contract value	£57,476.04

ACCESS

	Contract	England and Wales
24 month ratio of assessments to patient IDs	1.14	1.09

ACTIVITY


Month	Adjusted Scheduled Activity (UOA)	
	2017	2018
April	25	22
May	39	31
June	106	53
July	106	97
August	106	185
September	127	229
October	127	
November	244	
December	944	
January	960	
February	964	
March	997	
April	1,002	
May	1,002	
June	1,002	

QUALITY

	Contract Quantity	Contract Base Number	Contract *	Region	England
% of all assessments that were assess and fit appliances (rolling 12 month period)	49	146	33.6%	57.6%	58.0%
% of all assessments that were assess and refuse (rolling 12 month period)	20	146	13.7%	11.0%	11.4%
% of all assessments that were assess and review (rolling 12 month period)	77	146	52.7%	31.3%	30.6%
% of terminated courses where treatment was abandoned or discontinued (rolling 12 month period)	7	33	21.2%	8.4%	7.8%
% of completed treatments indicating that PAR score was taken (year to date)	17	19	89.5%	61.1%	64.6%
Rate of removable appliances per 100 fixed appliances - proposed treatment (rolling 12 month period)	21	21	100.00	7.31	5.65
Rate of removable appliances per 100 fixed appliances - completed treatment (rolling 12 month period)	4	30	13.33	6.66	4.78
% of courses of treatment with removable appliances only - proposed treatment (rolling 12 month period)	20	49	40.8%	2.5%	2.0%
% of courses of treatment with removable appliances only - completed treatment (rolling 12 month period)	1	26	3.8%	1.6%	1.5%
% of patients satisfied with the treatment they have received (rolling 12 month period)	4	4	100.0%	95.8%	96.0%

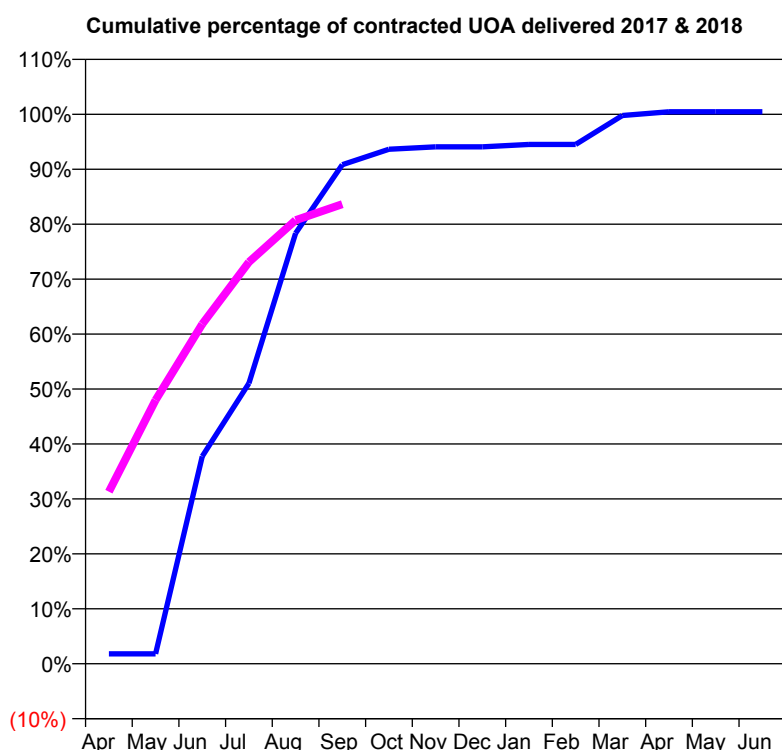
* Figures in italics indicate that the base number is less than 100.

Q55 - Vital Signs Orthodontic At a Glance Contract Report for 638900/0001 - September 2017

Name or company name	MR RM SKEGGS
Contract type name	PDS Contract
Purpose of contract	Orthodontic
Contract start date	06/10/2007
Contract end date	31/03/2018

17/18 Contracted general activity (UDA)	0
Carry forward general activity (UDA)	0
17/18 Contracted orthodontic activity (UOA)	8,746
Carry forward orthodontic activity (UOA)	0
Baseline contract value	£588,385.12

ACCESS	Contract	England and Wales
24 month ratio of assessments to patient IDs	1.01	1.09

ACTIVITY


Month	Adjusted Scheduled Activity (UOA)	
	2017	2018
April	175	2,740
May	175	4,198
June	3,667	5,407
July	4,959	6,394
August	7,609	7,061
September	8,821	7,315
October	9,094	
November	9,137	
December	9,137	
January	9,179	
February	9,179	
March	9,691	
April	9,756	
May	9,756	
June	9,756	

QUALITY

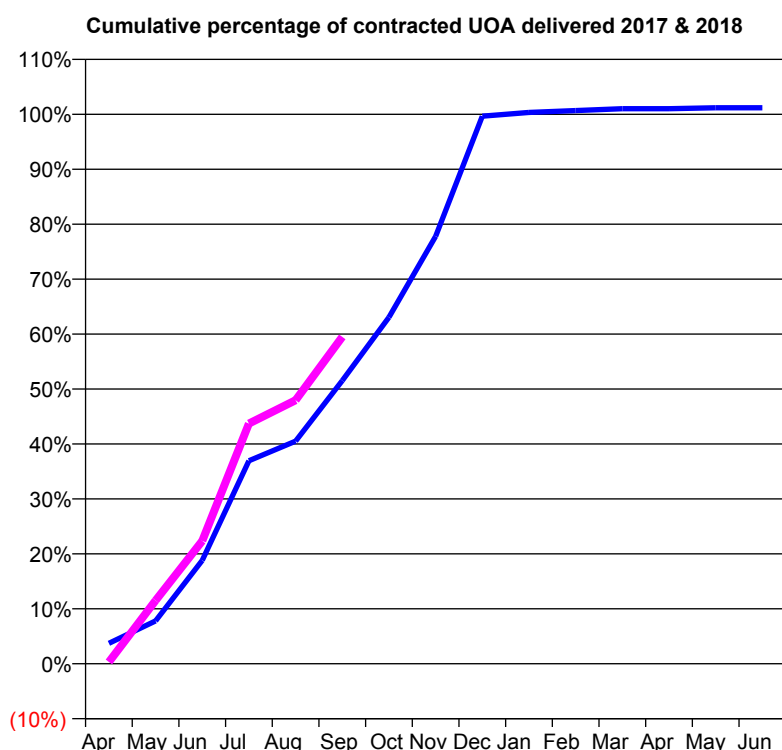
	Contract Quantity	Contract Base Number	Contract *	Region	England
% of all assessments that were assess and fit appliances (rolling 12 month period)	388	569	68.2%	57.6%	58.0%
% of all assessments that were assess and refuse (rolling 12 month period)	95	569	16.7%	11.0%	11.4%
% of all assessments that were assess and review (rolling 12 month period)	86	569	15.1%	31.3%	30.6%
% of terminated courses where treatment was abandoned or discontinued (rolling 12 month period)	117	385	30.4%	8.4%	7.8%
% of completed treatments indicating that PAR score was taken (year to date)	132	137	96.4%	61.1%	64.6%
Rate of removable appliances per 100 fixed appliances - proposed treatment (rolling 12 month period)	19	757	2.51	7.31	5.65
Rate of removable appliances per 100 fixed appliances - completed treatment (rolling 12 month period)	8	521	1.54	6.66	4.78
% of courses of treatment with removable appliances only - proposed treatment (rolling 12 month period)	5	388	1.3%	2.5%	2.0%
% of courses of treatment with removable appliances only - completed treatment (rolling 12 month period)	2	268	0.7%	1.6%	1.5%
% of patients satisfied with the treatment they have received (rolling 12 month period)	14	16	87.5%	95.8%	96.0%

* Figures in italics indicate that the base number is less than 100.

Q55 - Vital Signs Orthodontic At a Glance Contract Report for 653861/0001 - September 2017

Name or company name	MR AF CHALMERS	17/18 Contracted general activity (UDA)	15,500
Contract type name	GDS Contract	Carry forward general activity (UDA)	0
Purpose of contract	General and Orthodontic	17/18 Contracted orthodontic activity (UOA)	590
Contract start date	01/04/2006	Carry forward orthodontic activity (UOA)	0
Contract end date		Baseline contract value	£460,661.75

ACCESS	Contract	England and Wales
24 month ratio of assessments to patient IDs	1.18	1.09

ACTIVITY


Month	Adjusted Scheduled Activity (UOA)	
	2017	2018
April	22	2
May	46	68
June	111	132
July	218	258
August	239	283
September	304	351
October	372	
November	459	
December	588	
January	592	
February	594	
March	596	
April	596	
May	597	
June	597	

QUALITY

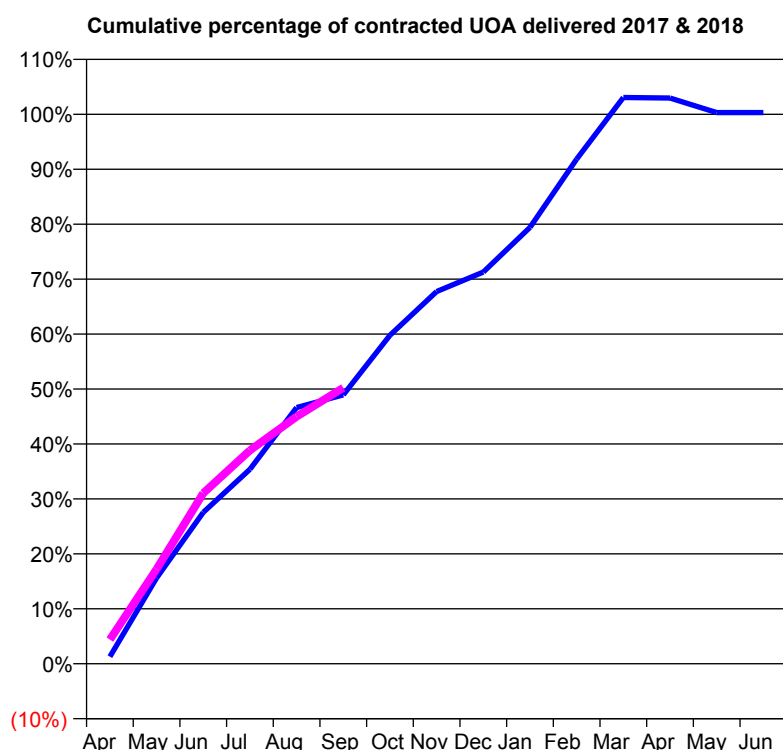
	Contract Quantity	Contract Base Number	Contract *	Region	England
% of all assessments that were assess and fit appliances (rolling 12 month period)	29	65	44.6%	57.6%	58.0%
% of all assessments that were assess and refuse (rolling 12 month period)	12	65	18.5%	11.0%	11.4%
% of all assessments that were assess and review (rolling 12 month period)	24	65	36.9%	31.3%	30.6%
% of terminated courses where treatment was abandoned or discontinued (rolling 12 month period)	1	17	5.9%	8.4%	7.8%
% of completed treatments indicating that PAR score was taken (year to date)	3	4	75.0%	61.1%	64.6%
Rate of removable appliances per 100 fixed appliances - proposed treatment (rolling 12 month period)	0	0	N/A	7.31	5.65
Rate of removable appliances per 100 fixed appliances - completed treatment (rolling 12 month period)	0	0	N/A	6.66	4.78
% of courses of treatment with removable appliances only - proposed treatment (rolling 12 month period)	0	29	0.0%	2.5%	2.0%
% of courses of treatment with removable appliances only - completed treatment (rolling 12 month period)	0	16	0.0%	1.6%	1.5%
% of patients satisfied with the treatment they have received (rolling 12 month period)	4	4	100.0%	95.8%	96.0%

* Figures in italics indicate that the base number is less than 100.

Q55 - Vital Signs Orthodontic At a Glance Contract Report for 657247/0001 - September 2017

Name or company name	MR RV PATEL	17/18 Contracted general activity (UDA)	0
Contract type name	PDS Contract	Carry forward general activity (UDA)	0
Purpose of contract	Orthodontic	17/18 Contracted orthodontic activity (UOA)	6,920
Contract start date	01/04/2006	Carry forward orthodontic activity (UOA)	0
Contract end date	31/03/2018	Baseline contract value	£429,878.84

ACCESS	Contract	England and Wales
24 month ratio of assessments to patient IDs	1.11	1.09

ACTIVITY


Month	Adjusted Scheduled Activity (UOA)	
	2017	2018
April	117	305
May	1,396	1,192
June	2,462	2,148
July	3,162	2,687
August	4,167	3,113
September	4,373	3,476
October	5,343	
November	6,054	
December	6,371	
January	7,096	
February	8,207	
March	9,209	
April	9,199	
May	8,964	
June	8,964	

QUALITY

	Contract Quantity	Contract Base Number	Contract *	Region	England
% of all assessments that were assess and fit appliances (rolling 12 month period)	374	965	38.8%	57.6%	58.0%
% of all assessments that were assess and refuse (rolling 12 month period)	46	965	4.8%	11.0%	11.4%
% of all assessments that were assess and review (rolling 12 month period)	545	965	56.5%	31.3%	30.6%
% of terminated courses where treatment was abandoned or discontinued (rolling 12 month period)	6	355	1.7%	8.4%	7.8%
% of completed treatments indicating that PAR score was taken (year to date)	30	144	20.8%	61.1%	64.6%
Rate of removable appliances per 100 fixed appliances - proposed treatment (rolling 12 month period)	11	724	1.52	7.31	5.65
Rate of removable appliances per 100 fixed appliances - completed treatment (rolling 12 month period)	3	685	0.44	6.66	4.78
% of courses of treatment with removable appliances only - proposed treatment (rolling 12 month period)	7	374	1.9%	2.5%	2.0%
% of courses of treatment with removable appliances only - completed treatment (rolling 12 month period)	3	349	0.9%	1.6%	1.5%
% of patients satisfied with the treatment they have received (rolling 12 month period)	7	7	100.0%	95.8%	96.0%

* Figures in italics indicate that the base number is less than 100.

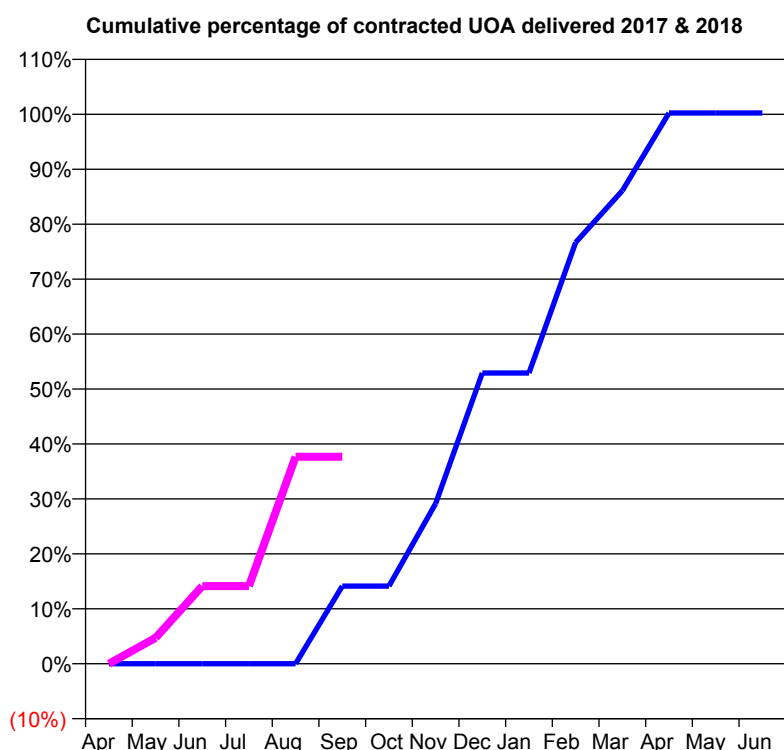
Q55 - Vital Signs Orthodontic At a Glance Contract Report for 729388/0001 - September 2017

Name or company name	MR JP WARD
Contract type name	GDS Contract
Purpose of contract	General and Orthodontic
Contract start date	01/04/2006
Contract end date	

17/18 Contracted general activity (UDA)	1,628
Carry forward general activity (UDA)	0
17/18 Contracted orthodontic activity (UOA)	446
Carry forward orthodontic activity (UOA)	0
Baseline contract value	£72,602.71

ACCESS

	Contract	England and Wales
24 month ratio of assessments to patient IDs	1.00	1.09

ACTIVITY


Month	Adjusted Scheduled Activity (UOA)	
	2017	2018
April	0	0
May	0	21
June	0	63
July	0	63
August	0	168
September	63	168
October	63	
November	130	
December	236	
January	236	
February	342	
March	384	
April	447	
May	447	
June	447	

QUALITY

	Contract Quantity	Contract Base Number	Contract *	Region	England
% of all assessments that were assess and fit appliances (rolling 12 month period)	28	30	93.3%	57.6%	58.0%
% of all assessments that were assess and refuse (rolling 12 month period)	1	30	3.3%	11.0%	11.4%
% of all assessments that were assess and review (rolling 12 month period)	1	30	3.3%	31.3%	30.6%
% of terminated courses where treatment was abandoned or discontinued (rolling 12 month period)	1	13	7.7%	8.4%	7.8%
% of completed treatments indicating that PAR score was taken (year to date)	9	9	100.0%	61.1%	64.6%
Rate of removable appliances per 100 fixed appliances - proposed treatment (rolling 12 month period)	4	54	7.41	7.31	5.65
Rate of removable appliances per 100 fixed appliances - completed treatment (rolling 12 month period)	1	24	4.17	6.66	4.78
% of courses of treatment with removable appliances only - proposed treatment (rolling 12 month period)	1	28	3.6%	2.5%	2.0%
% of courses of treatment with removable appliances only - completed treatment (rolling 12 month period)	0	12	0.0%	1.6%	1.5%
% of patients satisfied with the treatment they have received (rolling 12 month period)	0	1	0.0%	95.8%	96.0%

* Figures in italics indicate that the base number is less than 100.

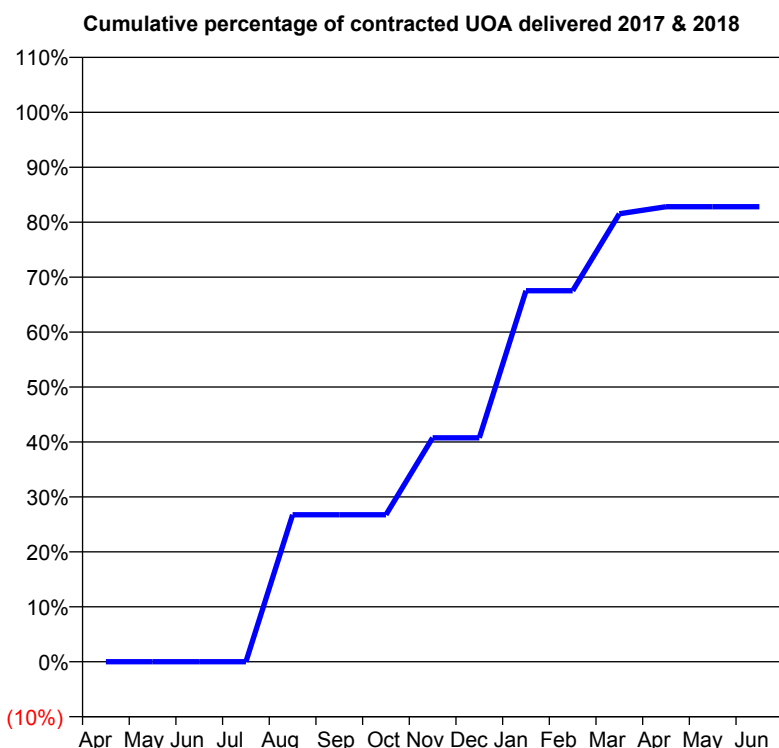
Q55 - Vital Signs Orthodontic At a Glance Contract Report for 741620/0001 - September 2017

Name or company name	MR NC ROSENBAUM
Contract type name	PDS Contract
Purpose of contract	Orthodontic
Contract start date	01/04/2006
Contract end date	31/03/2018

17/18 Contracted general activity (UDA)	0
Carry forward general activity (UDA)	0
17/18 Contracted orthodontic activity (UOA)	0
Carry forward orthodontic activity (UOA)	0
Baseline contract value	£1.01

ACCESS	Contract	England and Wales
24 month ratio of assessments to patient IDs	1.00	1.09

ACTIVITY



Month	Adjusted Scheduled Activity (UOA)	
	2017	2018
April	0	0
May	0	0
June	0	0
July	0	1
August	42	1
September	42	1
October	42	
November	64	
December	64	
January	106	
February	106	
March	128	
April	130	
May	130	
June	130	

QUALITY	Contract Quantity	Contract Base Number	Contract *	Region	England
% of all assessments that were assess and fit appliances (rolling 12 month period)	4	9	44.4%	57.6%	58.0%
% of all assessments that were assess and refuse (rolling 12 month period)	1	9	11.1%	11.0%	11.4%
% of all assessments that were assess and review (rolling 12 month period)	4	9	44.4%	31.3%	30.6%
% of terminated courses where treatment was abandoned or discontinued (rolling 12 month period)	1	18	5.6%	8.4%	7.8%
% of completed treatments indicating that PAR score was taken (year to date)	6	6	100.0%	61.1%	64.6%
Rate of removable appliances per 100 fixed appliances - proposed treatment (rolling 12 month period)	0	8	0.00	7.31	5.65
Rate of removable appliances per 100 fixed appliances - completed treatment (rolling 12 month period)	0	0	N/A	6.66	4.78
% of courses of treatment with removable appliances only - proposed treatment (rolling 12 month period)	0	4	0.0%	2.5%	2.0%
% of courses of treatment with removable appliances only - completed treatment (rolling 12 month period)	0	17	0.0%	1.6%	1.5%
% of patients satisfied with the treatment they have received (rolling 12 month period)	1	1	100.0%	95.8%	96.0%

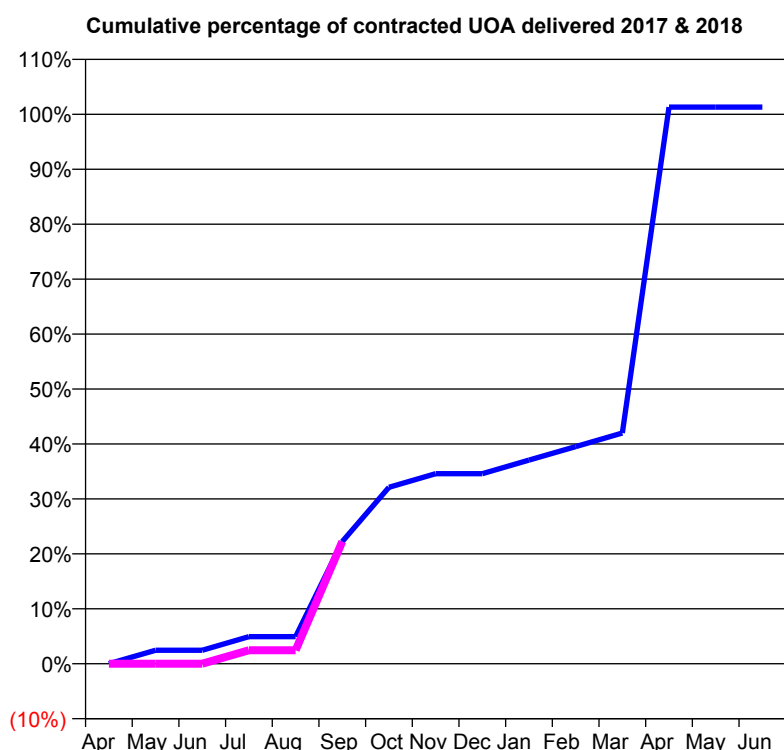
* Figures in italics indicate that the base number is less than 100.

Q55 - Vital Signs Orthodontic At a Glance Contract Report for 746436/0002 - September 2017

Name or company name	MR MN BURTON
Contract type name	GDS Contract
Purpose of contract	Orthodontic
Contract start date	01/04/2006
Contract end date	

17/18 Contracted general activity (UDA)	0
Carry forward general activity (UDA)	0
17/18 Contracted orthodontic activity (UOA)	850
Carry forward orthodontic activity (UOA)	0
Baseline contract value	£55,750.53

ACCESS	Contract	England and Wales
24 month ratio of assessments to patient IDs	1.00	1.09

ACTIVITY


Month	Adjusted Scheduled Activity (UOA)	
	2017	2018
April	0	0
May	21	0
June	21	0
July	42	21
August	42	21
September	189	189
October	273	
November	294	
December	294	
January	315	
February	336	
March	357	
April	861	
May	861	
June	861	

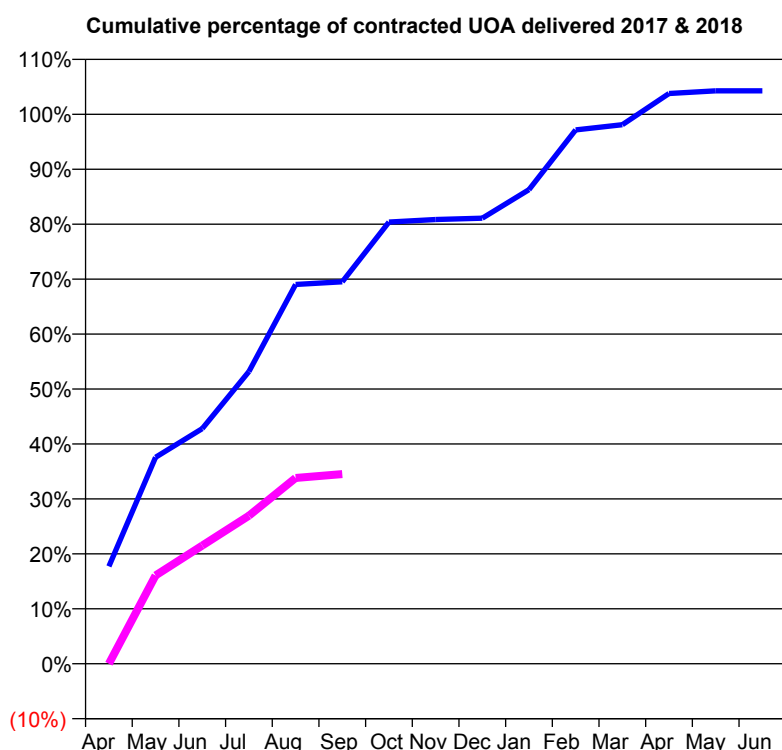
QUALITY	Contract Quantity	Contract Base Number	Contract *	Region	England
% of all assessments that were assess and fit appliances (rolling 12 month period)	41	41	100.0%	57.6%	58.0%
% of all assessments that were assess and refuse (rolling 12 month period)	0	41	0.0%	11.0%	11.4%
% of all assessments that were assess and review (rolling 12 month period)	0	41	0.0%	31.3%	30.6%
% of terminated courses where treatment was abandoned or discontinued (rolling 12 month period)	0	14	0.0%	8.4%	7.8%
% of completed treatments indicating that PAR score was taken (year to date)	0	6	0.0%	61.1%	64.6%
Rate of removable appliances per 100 fixed appliances - proposed treatment (rolling 12 month period)	2	78	2.56	7.31	5.65
Rate of removable appliances per 100 fixed appliances - completed treatment (rolling 12 month period)	0	25	0.00	6.66	4.78
% of courses of treatment with removable appliances only - proposed treatment (rolling 12 month period)	0	41	0.0%	2.5%	2.0%
% of courses of treatment with removable appliances only - completed treatment (rolling 12 month period)	0	14	0.0%	1.6%	1.5%
% of patients satisfied with the treatment they have received (rolling 12 month period)	3	3	100.0%	95.8%	96.0%

* Figures in italics indicate that the base number is less than 100.

Q55 - Vital Signs Orthodontic At a Glance Contract Report for 813842/0002 - September 2017

Name or company name	MR DA DUNNING	17/18 Contracted general activity (UDA)	2,012
Contract type name	GDS Contract	Carry forward general activity (UDA)	0
Purpose of contract	General and Orthodontic	17/18 Contracted orthodontic activity (UOA)	423
Contract start date	01/04/2006	Carry forward orthodontic activity (UOA)	0
Contract end date		Baseline contract value	£72,036.75

ACCESS	Contract	England and Wales
24 month ratio of assessments to patient IDs	1.29	1.09

ACTIVITY


Month	Adjusted Scheduled Activity (UOA)	
	2017	2018
April	75	0
May	159	68
June	181	91
July	225	114
August	292	143
September	294	146
October	340	
November	342	
December	343	
January	365	
February	411	
March	415	
April	439	
May	441	
June	441	

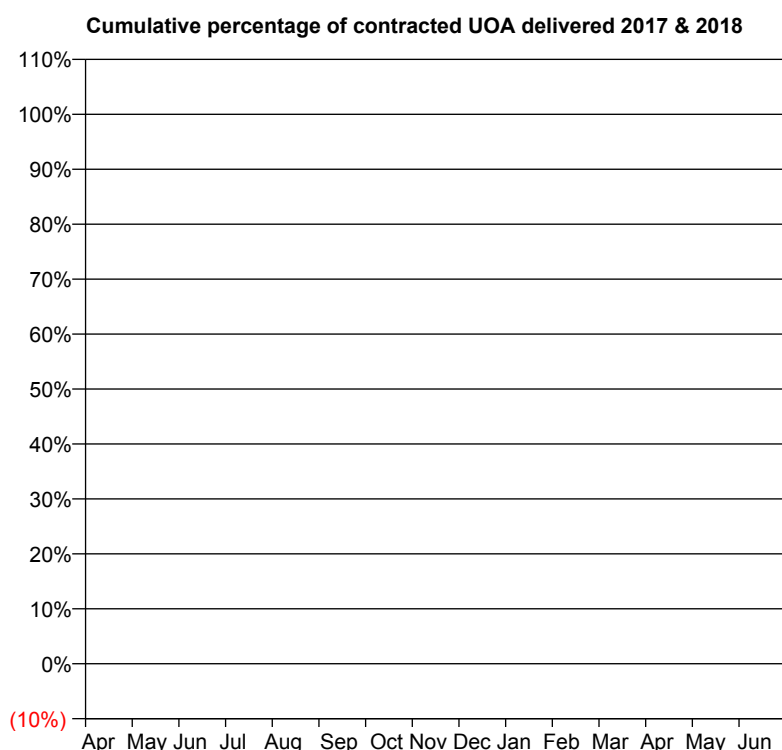
QUALITY	Contract Quantity	Contract Base Number	Contract *	Region	England
% of all assessments that were assess and fit appliances (rolling 12 month period)	12	54	22.2%	57.6%	58.0%
% of all assessments that were assess and refuse (rolling 12 month period)	0	54	0.0%	11.0%	11.4%
% of all assessments that were assess and review (rolling 12 month period)	42	54	77.8%	31.3%	30.6%
% of terminated courses where treatment was abandoned or discontinued (rolling 12 month period)	3	11	27.3%	8.4%	7.8%
% of completed treatments indicating that PAR score was taken (year to date)	3	3	100.0%	61.1%	64.6%
Rate of removable appliances per 100 fixed appliances - proposed treatment (rolling 12 month period)	0	20	0.00	7.31	5.65
Rate of removable appliances per 100 fixed appliances - completed treatment (rolling 12 month period)	0	12	0.00	6.66	4.78
% of courses of treatment with removable appliances only - proposed treatment (rolling 12 month period)	0	12	0.0%	2.5%	2.0%
% of courses of treatment with removable appliances only - completed treatment (rolling 12 month period)	0	8	0.0%	1.6%	1.5%
% of patients satisfied with the treatment they have received (rolling 12 month period)	0	0	N/A	95.8%	96.0%

* Figures in italics indicate that the base number is less than 100.

Q55 - Vital Signs Orthodontic At a Glance Contract Report for 825050/0001 - September 2017

Name or company name	MR LS MASTERSON	17/18 Contracted general activity (UDA)	18,209
Contract type name	GDS Contract	Carry forward general activity (UDA)	0
Purpose of contract	General	17/18 Contracted orthodontic activity (UOA)	0
Contract start date	01/04/2006	Carry forward orthodontic activity (UOA)	0
Contract end date		Baseline contract value	£435,858.17

ACCESS	Contract	England and Wales
24 month ratio of assessments to patient IDs	1.00	1.09

ACTIVITY


Month	Adjusted Scheduled Activity (UOA)	
	2017	2018
April	0	0
May	0	1
June	0	1
July	0	1
August	0	1
September	0	1
October	0	
November	0	
December	0	
January	0	
February	0	
March	0	
April	0	
May	0	
June	0	

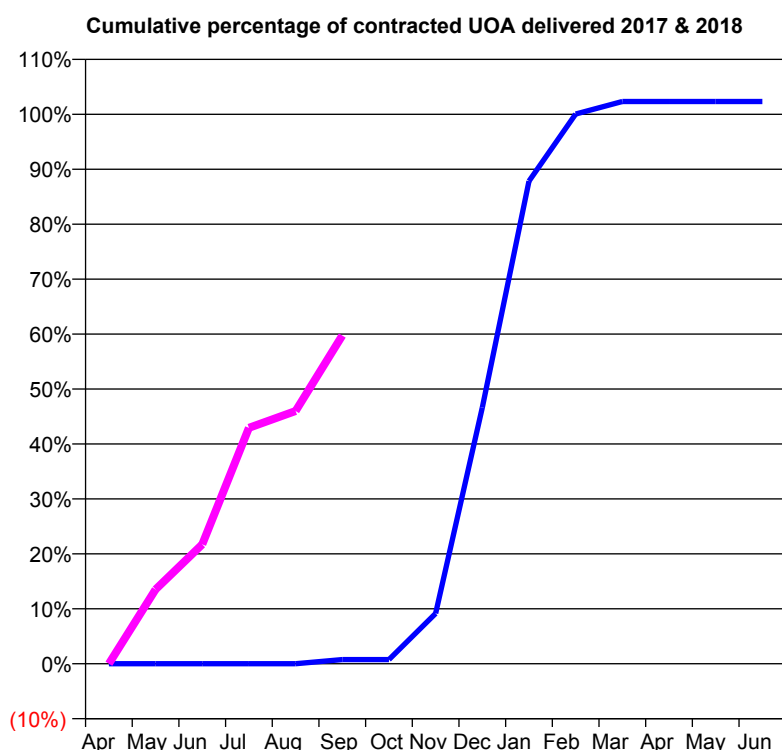
QUALITY	Contract Quantity	Contract Base Number	Contract *	Region	England
% of all assessments that were assess and fit appliances (rolling 12 month period)	0	1	0.0%	57.6%	58.0%
% of all assessments that were assess and refuse (rolling 12 month period)	0	1	0.0%	11.0%	11.4%
% of all assessments that were assess and review (rolling 12 month period)	1	1	100.0%	31.3%	30.6%
% of terminated courses where treatment was abandoned or discontinued (rolling 12 month period)	0	1	0.0%	8.4%	7.8%
% of completed treatments indicating that PAR score was taken (year to date)	0	0	N/A	61.1%	64.6%
Rate of removable appliances per 100 fixed appliances - proposed treatment (rolling 12 month period)	0	0	N/A	7.31	5.65
Rate of removable appliances per 100 fixed appliances - completed treatment (rolling 12 month period)	0	1	0.00	6.66	4.78
% of courses of treatment with removable appliances only - proposed treatment (rolling 12 month period)	0	0	N/A	2.5%	2.0%
% of courses of treatment with removable appliances only - completed treatment (rolling 12 month period)	0	1	0.0%	1.6%	1.5%
% of patients satisfied with the treatment they have received (rolling 12 month period)	0	0	N/A	95.8%	96.0%

* Figures in italics indicate that the base number is less than 100.

Q55 - Vital Signs Orthodontic At a Glance Contract Report for 825050/0002 - September 2017

Name or company name	MR LS MASTERSON	17/18 Contracted general activity (UDA)	0
Contract type name	GDS Contract	Carry forward general activity (UDA)	0
Purpose of contract	General and Orthodontic	17/18 Contracted orthodontic activity (UOA)	2,752
Contract start date	01/04/2006	Carry forward orthodontic activity (UOA)	0
Contract end date		Baseline contract value	£174,394.46

ACCESS	Contract	England and Wales
24 month ratio of assessments to patient IDs	1.01	1.09

ACTIVITY


Month	Adjusted Scheduled Activity (UOA)	
	2017	2018
April	0	0
May	0	372
June	0	598
July	0	1,182
August	0	1,266
September	21	1,644
October	21	
November	252	
December	1,283	
January	2,417	
February	2,753	
March	2,816	
April	2,816	
May	2,816	
June	2,816	

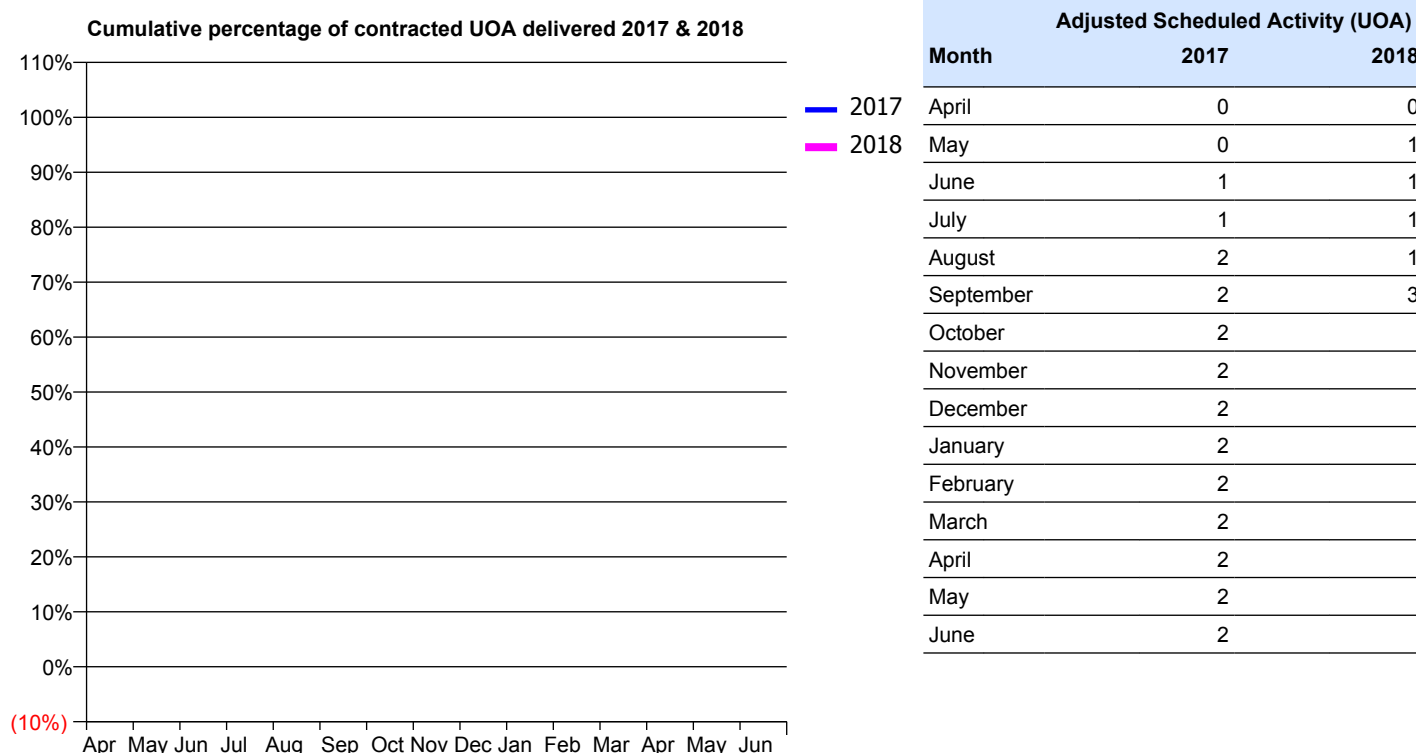
QUALITY	Contract Quantity	Contract Base Number	Contract *	Region	England
% of all assessments that were assess and fit appliances (rolling 12 month period)	211	255	82.7%	57.6%	58.0%
% of all assessments that were assess and refuse (rolling 12 month period)	10	255	3.9%	11.0%	11.4%
% of all assessments that were assess and review (rolling 12 month period)	34	255	13.3%	31.3%	30.6%
% of terminated courses where treatment was abandoned or discontinued (rolling 12 month period)	4	135	3.0%	8.4%	7.8%
% of completed treatments indicating that PAR score was taken (year to date)	46	47	97.9%	61.1%	64.6%
Rate of removable appliances per 100 fixed appliances - proposed treatment (rolling 12 month period)	8	389	2.06	7.31	5.65
Rate of removable appliances per 100 fixed appliances - completed treatment (rolling 12 month period)	2	257	0.78	6.66	4.78
% of courses of treatment with removable appliances only - proposed treatment (rolling 12 month period)	2	211	0.9%	2.5%	2.0%
% of courses of treatment with removable appliances only - completed treatment (rolling 12 month period)	0	131	0.0%	1.6%	1.5%
% of patients satisfied with the treatment they have received (rolling 12 month period)	17	17	100.0%	95.8%	96.0%

* Figures in italics indicate that the base number is less than 100.

Q55 - Vital Signs Orthodontic At a Glance Contract Report for 833517/0001 - September 2017

Name or company name	MISS NS FRY	17/18 Contracted general activity (UDA)	8,960
Contract type name	GDS Contract	Carry forward general activity (UDA)	0
Purpose of contract	General	17/18 Contracted orthodontic activity (UOA)	0
Contract start date	01/04/2006	Carry forward orthodontic activity (UOA)	0
Contract end date		Baseline contract value	£205,522.11

ACCESS	Contract	England and Wales
24 month ratio of assessments to patient IDs	1.00	1.09

ACTIVITY


QUALITY	Contract Quantity	Contract Base Number	Contract *	Region	England
% of all assessments that were assess and fit appliances (rolling 12 month period)	1	4	25.0%	57.6%	58.0%
% of all assessments that were assess and refuse (rolling 12 month period)	0	4	0.0%	11.0%	11.4%
% of all assessments that were assess and review (rolling 12 month period)	3	4	75.0%	31.3%	30.6%
% of terminated courses where treatment was abandoned or discontinued (rolling 12 month period)	1	24	4.2%	8.4%	7.8%
% of completed treatments indicating that PAR score was taken (year to date)	0	10	0.0%	61.1%	64.6%
Rate of removable appliances per 100 fixed appliances - proposed treatment (rolling 12 month period)	0	0	N/A	7.31	5.65
Rate of removable appliances per 100 fixed appliances - completed treatment (rolling 12 month period)	0	0	N/A	6.66	4.78
% of courses of treatment with removable appliances only - proposed treatment (rolling 12 month period)	0	1	0.0%	2.5%	2.0%
% of courses of treatment with removable appliances only - completed treatment (rolling 12 month period)	0	23	0.0%	1.6%	1.5%
% of patients satisfied with the treatment they have received (rolling 12 month period)	0	0	N/A	95.8%	96.0%

* Figures in italics indicate that the base number is less than 100.

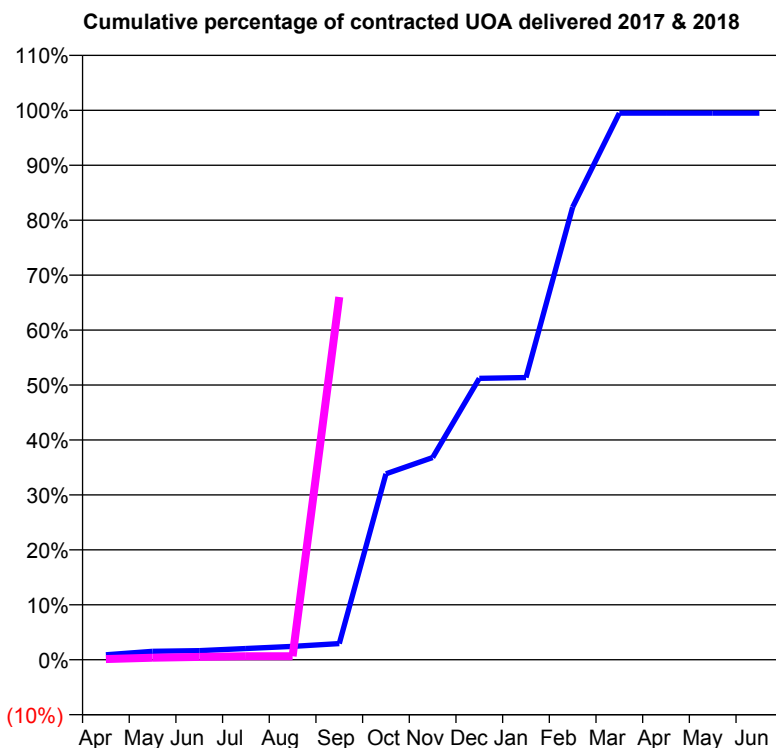
Q55 - Vital Signs Orthodontic At a Glance Contract Report for 833517/0002 - September 2017

Name or company name	MISS NS FRY
Contract type name	GDS Contract
Purpose of contract	Orthodontic
Contract start date	01/04/2015
Contract end date	

17/18 Contracted general activity (UDA)	0
Carry forward general activity (UDA)	0
17/18 Contracted orthodontic activity (UOA)	777
Carry forward orthodontic activity (UOA)	0
Baseline contract value	£50,903.99

ACCESS

	Contract	England and Wales
24 month ratio of assessments to patient IDs	1.12	1.09

ACTIVITY


Month	Adjusted Scheduled Activity (UOA)	
	2017	2018
April	7	1
May	12	3
June	13	4
July	16	5
August	19	5
September	23	513
October	263	
November	286	
December	398	
January	399	
February	640	
March	773	
April	773	
May	773	
June	773	

QUALITY

	Contract Quantity	Contract Base Number	Contract *	Region	England
% of all assessments that were assess and fit appliances (rolling 12 month period)	61	102	59.8%	57.6%	58.0%
% of all assessments that were assess and refuse (rolling 12 month period)	21	102	20.6%	11.0%	11.4%
% of all assessments that were assess and review (rolling 12 month period)	20	102	19.6%	31.3%	30.6%
% of terminated courses where treatment was abandoned or discontinued (rolling 12 month period)	0	1	0.0%	8.4%	7.8%
% of completed treatments indicating that PAR score was taken (year to date)	0	0	N/A	61.1%	64.6%
Rate of removable appliances per 100 fixed appliances - proposed treatment (rolling 12 month period)	0	0	N/A	7.31	5.65
Rate of removable appliances per 100 fixed appliances - completed treatment (rolling 12 month period)	0	0	N/A	6.66	4.78
% of courses of treatment with removable appliances only - proposed treatment (rolling 12 month period)	0	61	0.0%	2.5%	2.0%
% of courses of treatment with removable appliances only - completed treatment (rolling 12 month period)	0	1	0.0%	1.6%	1.5%
% of patients satisfied with the treatment they have received (rolling 12 month period)	1	1	100.0%	95.8%	96.0%

* Figures in italics indicate that the base number is less than 100.

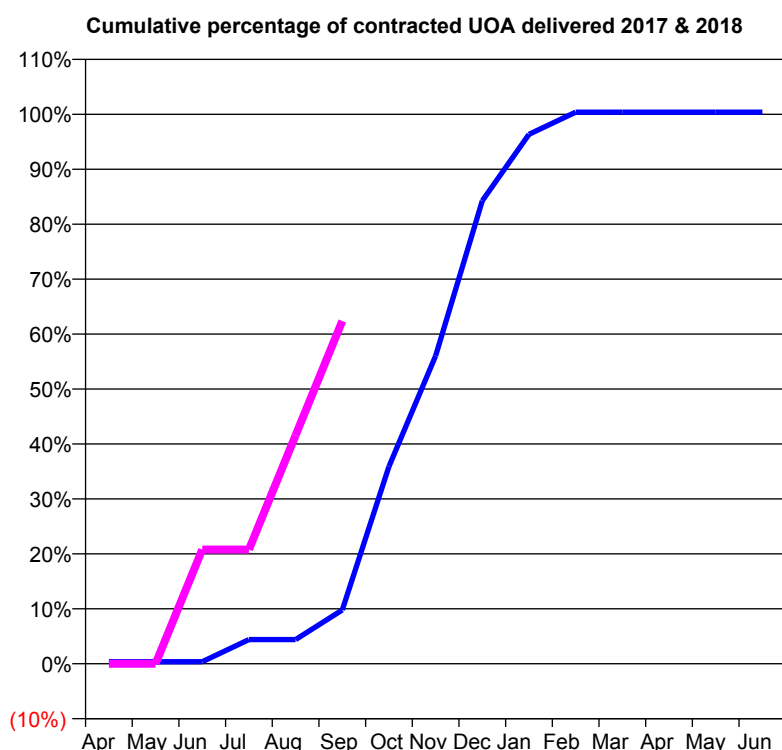
Q55 - Vital Signs Orthodontic At a Glance Contract Report for 931136/0001 - September 2017

Name or company name	MR TJ MALHI
Contract type name	GDS Contract
Purpose of contract	General and Orthodontic
Contract start date	01/04/2006
Contract end date	

17/18 Contracted general activity (UDA)	28,031
Carry forward general activity (UDA)	0
17/18 Contracted orthodontic activity (UOA)	101
Carry forward orthodontic activity (UOA)	0
Baseline contract value	£693,592.25

ACCESS

	Contract	England and Wales
24 month ratio of assessments to patient IDs	1.10	1.09

ACTIVITY


Month	Adjusted Scheduled Activity (UOA)	
	2017	2018
April	2	0
May	2	0
June	2	21
July	23	21
August	23	42
September	51	63
October	187	
November	292	
December	439	
January	502	
February	523	
March	523	
April	523	
May	523	
June	523	

QUALITY

	Contract Quantity	Contract Base Number	Contract *	Region	England
% of all assessments that were assess and fit appliances (rolling 12 month period)	25	35	71.4%	57.6%	58.0%
% of all assessments that were assess and refuse (rolling 12 month period)	3	35	8.6%	11.0%	11.4%
% of all assessments that were assess and review (rolling 12 month period)	7	35	20.0%	31.3%	30.6%
% of terminated courses where treatment was abandoned or discontinued (rolling 12 month period)	2	5	40.0%	8.4%	7.8%
% of completed treatments indicating that PAR score was taken (year to date)	0	0	N/A	61.1%	64.6%
Rate of removable appliances per 100 fixed appliances - proposed treatment (rolling 12 month period)	1	25	4.00	7.31	5.65
Rate of removable appliances per 100 fixed appliances - completed treatment (rolling 12 month period)	0	2	0.00	6.66	4.78
% of courses of treatment with removable appliances only - proposed treatment (rolling 12 month period)	1	25	4.0%	2.5%	2.0%
% of courses of treatment with removable appliances only - completed treatment (rolling 12 month period)	0	3	0.0%	1.6%	1.5%
% of patients satisfied with the treatment they have received (rolling 12 month period)	1	1	100.0%	95.8%	96.0%

* Figures in italics indicate that the base number is less than 100.

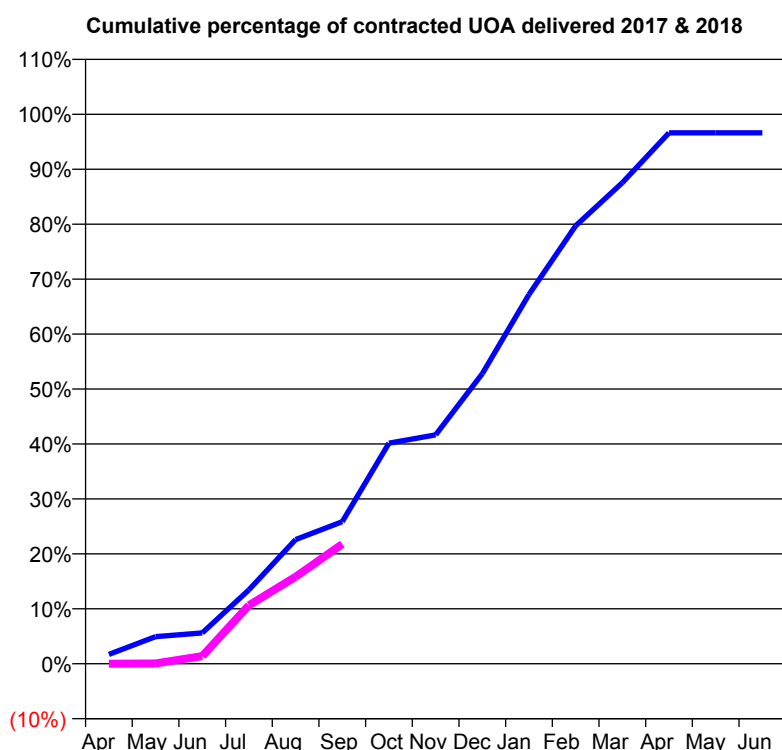
Q55 - Vital Signs Orthodontic At a Glance Contract Report for 959901/0001 - September 2017

Name or company name	MRS AE RITTIG
Contract type name	GDS Contract
Purpose of contract	General and Orthodontic
Contract start date	01/04/2006
Contract end date	

17/18 Contracted general activity (UDA)	369
Carry forward general activity (UDA)	0
17/18 Contracted orthodontic activity (UOA)	3,233
Carry forward orthodontic activity (UOA)	0
Baseline contract value	£231,047.38

ACCESS

	Contract	England and Wales
24 month ratio of assessments to patient IDs	1.15	1.09

ACTIVITY


Month	Adjusted Scheduled Activity (UOA)	
	2017	2018
April	55	0
May	160	2
June	182	45
July	435	344
August	731	512
September	836	704
October	1,298	
November	1,347	
December	1,707	
January	2,173	
February	2,577	
March	2,830	
April	3,124	
May	3,124	
June	3,124	

QUALITY

	Contract Quantity	Contract Base Number	Contract *	Region	England
% of all assessments that were assess and fit appliances (rolling 12 month period)	142	169	84.0%	57.6%	58.0%
% of all assessments that were assess and refuse (rolling 12 month period)	5	169	3.0%	11.0%	11.4%
% of all assessments that were assess and review (rolling 12 month period)	22	169	13.0%	31.3%	30.6%
% of terminated courses where treatment was abandoned or discontinued (rolling 12 month period)	17	63	27.0%	8.4%	7.8%
% of completed treatments indicating that PAR score was taken (year to date)	14	20	70.0%	61.1%	64.6%
Rate of removable appliances per 100 fixed appliances - proposed treatment (rolling 12 month period)	0	0	N/A	7.31	5.65
Rate of removable appliances per 100 fixed appliances - completed treatment (rolling 12 month period)	0	0	N/A	6.66	4.78
% of courses of treatment with removable appliances only - proposed treatment (rolling 12 month period)	0	142	0.0%	2.5%	2.0%
% of courses of treatment with removable appliances only - completed treatment (rolling 12 month period)	0	46	0.0%	1.6%	1.5%
% of patients satisfied with the treatment they have received (rolling 12 month period)	3	3	100.0%	95.8%	96.0%

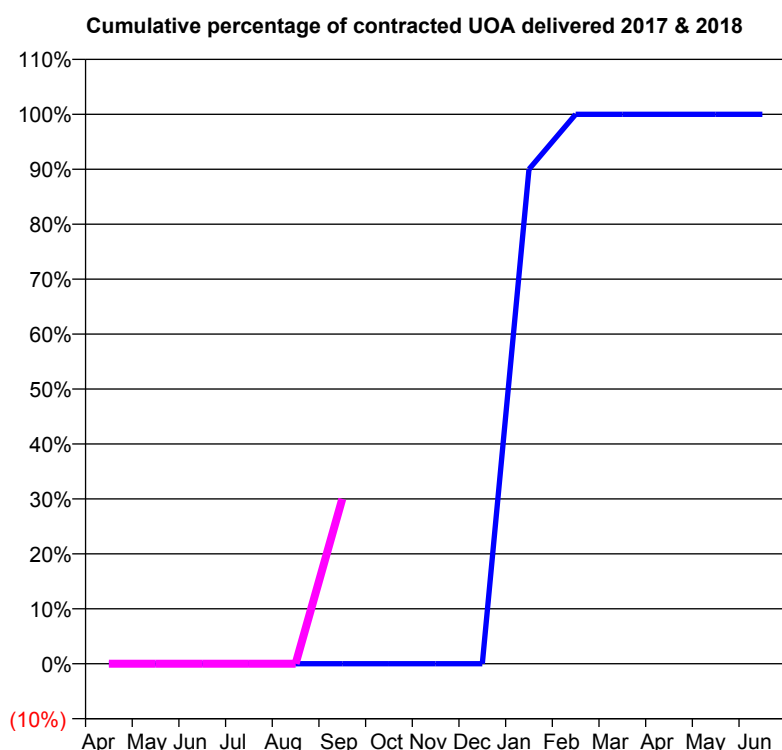
* Figures in italics indicate that the base number is less than 100.

Q55 - Vital Signs Orthodontic At a Glance Contract Report for 997277/0001 - September 2017

Name or company name	MR CA CUNNINGTON
Contract type name	GDS Contract
Purpose of contract	General and Orthodontic
Contract start date	01/04/2006
Contract end date	

17/18 Contracted general activity (UDA)	10,740
Carry forward general activity (UDA)	0
17/18 Contracted orthodontic activity (UOA)	210
Carry forward orthodontic activity (UOA)	0
Baseline contract value	£250,412.02

ACCESS	Contract	England and Wales
24 month ratio of assessments to patient IDs	1.00	1.09

ACTIVITY


Month	Adjusted Scheduled Activity (UOA)	
	2017	2018
April	0	0
May	0	0
June	0	0
July	0	0
August	0	0
September	0	63
October	0	
November	0	
December	0	
January	189	
February	210	
March	210	
April	210	
May	210	
June	210	

QUALITY	Contract Quantity	Contract Base Number	Contract *	Region	England
% of all assessments that were assess and fit appliances (rolling 12 month period)	13	13	100.0%	57.6%	58.0%
% of all assessments that were assess and refuse (rolling 12 month period)	0	13	0.0%	11.0%	11.4%
% of all assessments that were assess and review (rolling 12 month period)	0	13	0.0%	31.3%	30.6%
% of terminated courses where treatment was abandoned or discontinued (rolling 12 month period)	0	5	0.0%	8.4%	7.8%
% of completed treatments indicating that PAR score was taken (year to date)	2	5	40.0%	61.1%	64.6%
Rate of removable appliances per 100 fixed appliances - proposed treatment (rolling 12 month period)	0	26	0.00	7.31	5.65
Rate of removable appliances per 100 fixed appliances - completed treatment (rolling 12 month period)	0	0	N/A	6.66	4.78
% of courses of treatment with removable appliances only - proposed treatment (rolling 12 month period)	0	13	0.0%	2.5%	2.0%
% of courses of treatment with removable appliances only - completed treatment (rolling 12 month period)	0	5	0.0%	1.6%	1.5%
% of patients satisfied with the treatment they have received (rolling 12 month period)	0	0	N/A	95.8%	96.0%

* Figures in italics indicate that the base number is less than 100.

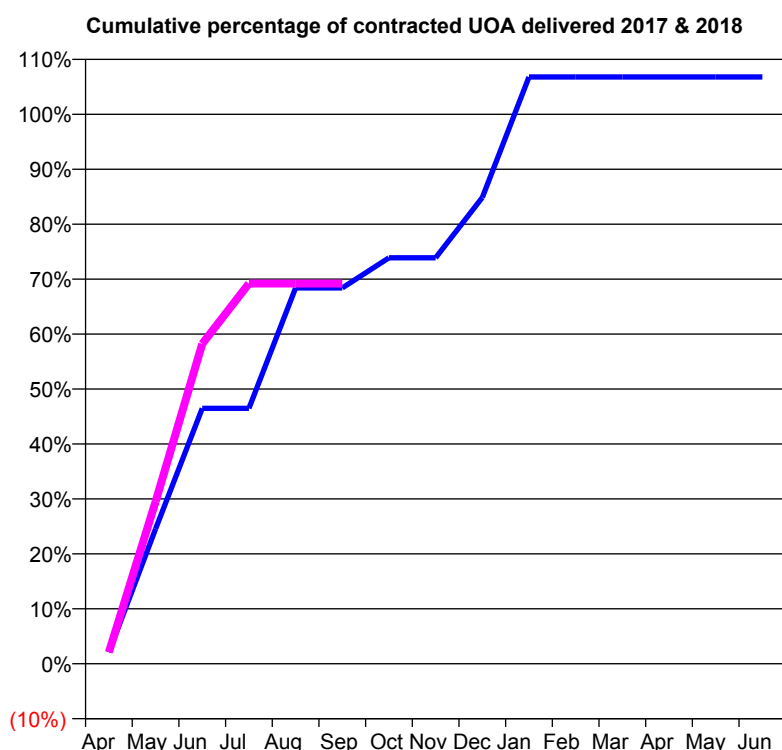
Q56 - Vital Signs Orthodontic At a Glance Contract Report for 101281/0058 - September 2017

Name or company name	OASIS DENTAL CARE LTD
Contract type name	GDS Contract
Purpose of contract	General and Orthodontic
Contract start date	01/04/2006
Contract end date	

17/18 Contracted general activity (UDA)	23,334
Carry forward general activity (UDA)	0
17/18 Contracted orthodontic activity (UOA)	383
Carry forward orthodontic activity (UOA)	-8
Baseline contract value	£568,383.66

ACCESS

	Contract	England and Wales
24 month ratio of assessments to patient IDs	1.00	1.09

ACTIVITY


Month	Adjusted Scheduled Activity (UOA)	
	2017	2018
April	8	8
May	94	113
June	178	223
July	178	265
August	262	265
September	262	265
October	283	
November	283	
December	325	
January	409	
February	409	
March	409	
April	409	
May	409	
June	409	

QUALITY

	Contract Quantity	Contract Base Number	Contract *	Region	England
% of all assessments that were assess and fit appliances (rolling 12 month period)	20	21	95.2%	57.6%	58.0%
% of all assessments that were assess and refuse (rolling 12 month period)	0	21	0.0%	11.0%	11.4%
% of all assessments that were assess and review (rolling 12 month period)	1	21	4.8%	31.3%	30.6%
% of terminated courses where treatment was abandoned or discontinued (rolling 12 month period)	0	24	0.0%	8.4%	7.8%
% of completed treatments indicating that PAR score was taken (year to date)	0	0	N/A	61.1%	64.6%
Rate of removable appliances per 100 fixed appliances - proposed treatment (rolling 12 month period)	1	33	3.03	7.31	5.65
Rate of removable appliances per 100 fixed appliances - completed treatment (rolling 12 month period)	7	28	25.00	6.66	4.78
% of courses of treatment with removable appliances only - proposed treatment (rolling 12 month period)	1	20	5.0%	2.5%	2.0%
% of courses of treatment with removable appliances only - completed treatment (rolling 12 month period)	4	24	16.7%	1.6%	1.5%
% of patients satisfied with the treatment they have received (rolling 12 month period)	2	3	66.7%	95.8%	96.0%

* Figures in italics indicate that the base number is less than 100.

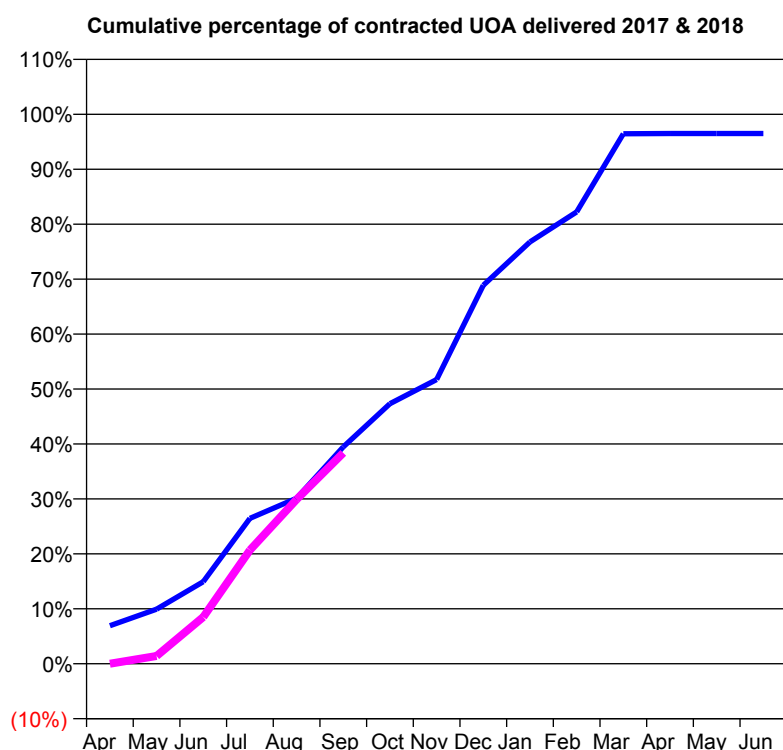
Q56 - Vital Signs Orthodontic At a Glance Contract Report for 101338/0075 - September 2017

Name or company name	Whitecross Dental Care Limited
Contract type name	GDS Contract
Purpose of contract	General and Orthodontic
Contract start date	09/03/2009
Contract end date	

17/18 Contracted general activity (UDA)	13,187
Carry forward general activity (UDA)	104
17/18 Contracted orthodontic activity (UOA)	2,960
Carry forward orthodontic activity (UOA)	0
Baseline contract value	£514,158.93

ACCESS

	Contract	England and Wales
24 month ratio of assessments to patient IDs	1.02	1.09

ACTIVITY


Month	Adjusted Scheduled Activity (UOA)	
	2017	2018
April	205	0
May	294	42
June	442	252
July	783	612
August	892	885
September	1,168	1,136
October	1,401	
November	1,531	
December	2,039	
January	2,272	
February	2,434	
March	2,855	
April	2,856	
May	2,856	
June	2,856	

QUALITY

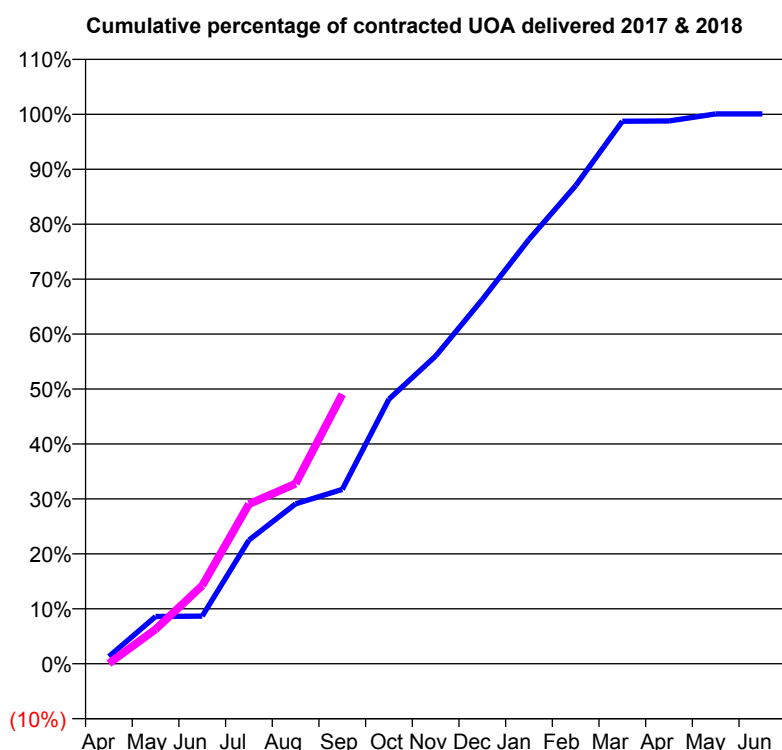
	Contract Quantity	Contract Base Number	Contract *	Region	England
% of all assessments that were assess and fit appliances (rolling 12 month period)	140	178	78.7%	57.6%	58.0%
% of all assessments that were assess and refuse (rolling 12 month period)	14	178	7.9%	11.0%	11.4%
% of all assessments that were assess and review (rolling 12 month period)	24	178	13.5%	31.3%	30.6%
% of terminated courses where treatment was abandoned or discontinued (rolling 12 month period)	31	101	30.7%	8.4%	7.8%
% of completed treatments indicating that PAR score was taken (year to date)	9	21	42.9%	61.1%	64.6%
Rate of removable appliances per 100 fixed appliances - proposed treatment (rolling 12 month period)	99	225	44.00	7.31	5.65
Rate of removable appliances per 100 fixed appliances - completed treatment (rolling 12 month period)	49	115	42.61	6.66	4.78
% of courses of treatment with removable appliances only - proposed treatment (rolling 12 month period)	0	140	0.0%	2.5%	2.0%
% of courses of treatment with removable appliances only - completed treatment (rolling 12 month period)	0	70	0.0%	1.6%	1.5%
% of patients satisfied with the treatment they have received (rolling 12 month period)	4	4	100.0%	95.8%	96.0%

* Figures in italics indicate that the base number is less than 100.

Q56 - Vital Signs Orthodontic At a Glance Contract Report for 103748/0001 - September 2017

Name or company name	Friends Dental Practice	17/18 Contracted general activity (UDA)	3,783
Contract type name	GDS Contract	Carry forward general activity (UDA)	0
Purpose of contract	General and Orthodontic	17/18 Contracted orthodontic activity (UOA)	1,800
Contract start date	07/12/2015	Carry forward orthodontic activity (UOA)	-1
Contract end date		Baseline contract value	£221,910.65

ACCESS	Contract	England and Wales
24 month ratio of assessments to patient IDs	1.08	1.09

ACTIVITY


Month	Adjusted Scheduled Activity (UOA)	
	2017	2018
April	24	1
May	155	113
June	156	256
July	405	523
August	524	590
September	571	883
October	867	
November	1,008	
December	1,193	
January	1,390	
February	1,566	
March	1,777	
April	1,778	
May	1,801	
June	1,801	

QUALITY	Contract Quantity	Contract Base Number	Contract *	Region	England
% of all assessments that were assess and fit appliances (rolling 12 month period)	97	249	39.0%	57.6%	58.0%
% of all assessments that were assess and refuse (rolling 12 month period)	32	249	12.9%	11.0%	11.4%
% of all assessments that were assess and review (rolling 12 month period)	120	249	48.2%	31.3%	30.6%
% of terminated courses where treatment was abandoned or discontinued (rolling 12 month period)	14	80	17.5%	8.4%	7.8%
% of completed treatments indicating that PAR score was taken (year to date)	11	24	45.8%	61.1%	64.6%
Rate of removable appliances per 100 fixed appliances - proposed treatment (rolling 12 month period)	21	166	12.65	7.31	5.65
Rate of removable appliances per 100 fixed appliances - completed treatment (rolling 12 month period)	8	97	8.25	6.66	4.78
% of courses of treatment with removable appliances only - proposed treatment (rolling 12 month period)	4	97	4.1%	2.5%	2.0%
% of courses of treatment with removable appliances only - completed treatment (rolling 12 month period)	3	66	4.5%	1.6%	1.5%
% of patients satisfied with the treatment they have received (rolling 12 month period)	2	2	100.0%	95.8%	96.0%

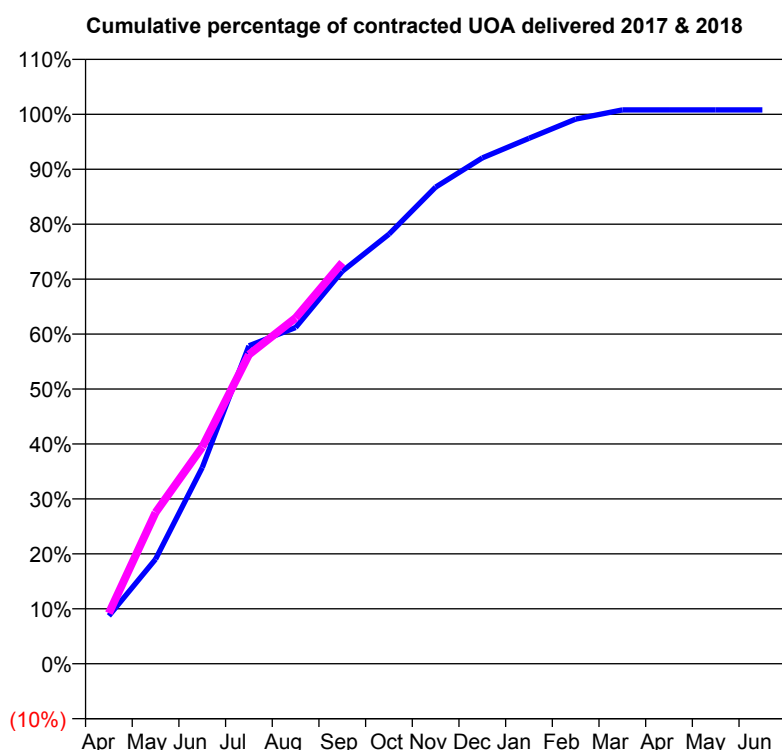
* Figures in italics indicate that the base number is less than 100.

Q56 - Vital Signs Orthodontic At a Glance Contract Report for 105171/0001 - September 2017

Name or company name	Gentle Dental Practices Ltd
Contract type name	GDS Contract
Purpose of contract	General and Orthodontic
Contract start date	01/06/2010
Contract end date	

17/18 Contracted general activity (UDA)	11,416
Carry forward general activity (UDA)	-25
17/18 Contracted orthodontic activity (UOA)	1,260
Carry forward orthodontic activity (UOA)	-10
Baseline contract value	£353,794.99

ACCESS	Contract	England and Wales
24 month ratio of assessments to patient IDs	1.01	1.09

ACTIVITY


Month	Adjusted Scheduled Activity (UOA)	
	2017	2018
April	110	116
May	240	347
June	450	497
July	729	709
August	771	793
September	900	920
October	985	
November	1,093	
December	1,160	
January	1,205	
February	1,249	
March	1,270	
April	1,270	
May	1,270	
June	1,270	

QUALITY

	Contract Quantity	Contract Base Number	Contract *	Region	England
% of all assessments that were assess and fit appliances (rolling 12 month period)	60	80	75.0%	57.6%	58.0%
% of all assessments that were assess and refuse (rolling 12 month period)	14	80	17.5%	11.0%	11.4%
% of all assessments that were assess and review (rolling 12 month period)	6	80	7.5%	31.3%	30.6%
% of terminated courses where treatment was abandoned or discontinued (rolling 12 month period)	7	59	11.9%	8.4%	7.8%
% of completed treatments indicating that PAR score was taken (year to date)	25	25	100.0%	61.1%	64.6%
Rate of removable appliances per 100 fixed appliances - proposed treatment (rolling 12 month period)	4	116	3.45	7.31	5.65
Rate of removable appliances per 100 fixed appliances - completed treatment (rolling 12 month period)	3	98	3.06	6.66	4.78
% of courses of treatment with removable appliances only - proposed treatment (rolling 12 month period)	0	60	0.0%	2.5%	2.0%
% of courses of treatment with removable appliances only - completed treatment (rolling 12 month period)	1	52	1.9%	1.6%	1.5%
% of patients satisfied with the treatment they have received (rolling 12 month period)	3	3	100.0%	95.8%	96.0%

* Figures in italics indicate that the base number is less than 100.

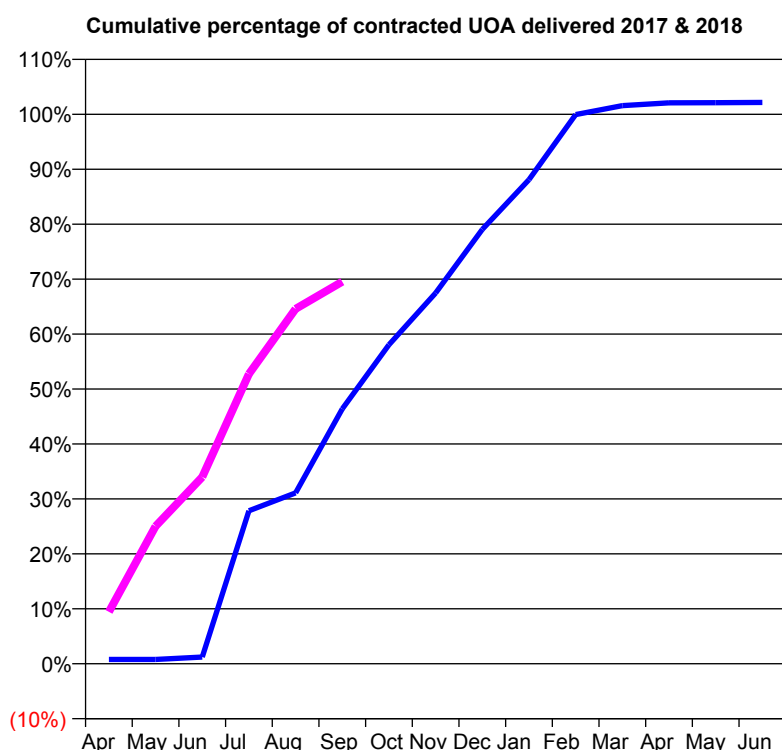
Q56 - Vital Signs Orthodontic At a Glance Contract Report for 116483/0001 - September 2017

Name or company name	Mr Wadhvani & Mr Hirani
Contract type name	PDS Contract
Purpose of contract	Orthodontic
Contract start date	01/04/2013
Contract end date	31/03/2018

17/18 Contracted general activity (UDA)	0
Carry forward general activity (UDA)	0
17/18 Contracted orthodontic activity (UOA)	4,800
Carry forward orthodontic activity (UOA)	-96
Baseline contract value	£301,429.89

ACCESS	Contract	England and Wales
---------------	-----------------	--------------------------

24 month ratio of assessments to patient IDs	1.08	1.09
--	------	------

ACTIVITY


Month	Adjusted Scheduled Activity (UOA)	
	2017	2018
April	38	454
May	38	1,201
June	59	1,631
July	1,337	2,532
August	1,493	3,100
September	2,226	3,338
October	2,787	
November	3,239	
December	3,794	
January	4,229	
February	4,797	
March	4,875	
April	4,900	
May	4,901	
June	4,903	

QUALITY	Contract Quantity	Contract Base Number	Contract *	Region	England
----------------	--------------------------	-----------------------------	-------------------	---------------	----------------

% of all assessments that were assess and fit appliances (rolling 12 month period)	278	484	57.4%	57.6%	58.0%
% of all assessments that were assess and refuse (rolling 12 month period)	49	484	10.1%	11.0%	11.4%
% of all assessments that were assess and review (rolling 12 month period)	157	484	32.4%	31.3%	30.6%
% of terminated courses where treatment was abandoned or discontinued (rolling 12 month period)	18	221	8.1%	8.4%	7.8%
% of completed treatments indicating that PAR score was taken (year to date)	103	106	97.2%	61.1%	64.6%
Rate of removable appliances per 100 fixed appliances - proposed treatment (rolling 12 month period)	41	516	7.95	7.31	5.65
Rate of removable appliances per 100 fixed appliances - completed treatment (rolling 12 month period)	2	89	2.25	6.66	4.78
% of courses of treatment with removable appliances only - proposed treatment (rolling 12 month period)	5	278	1.8%	2.5%	2.0%
% of courses of treatment with removable appliances only - completed treatment (rolling 12 month period)	1	203	0.5%	1.6%	1.5%
% of patients satisfied with the treatment they have received (rolling 12 month period)	14	16	87.5%	95.8%	96.0%

* Figures in italics indicate that the base number is less than 100.

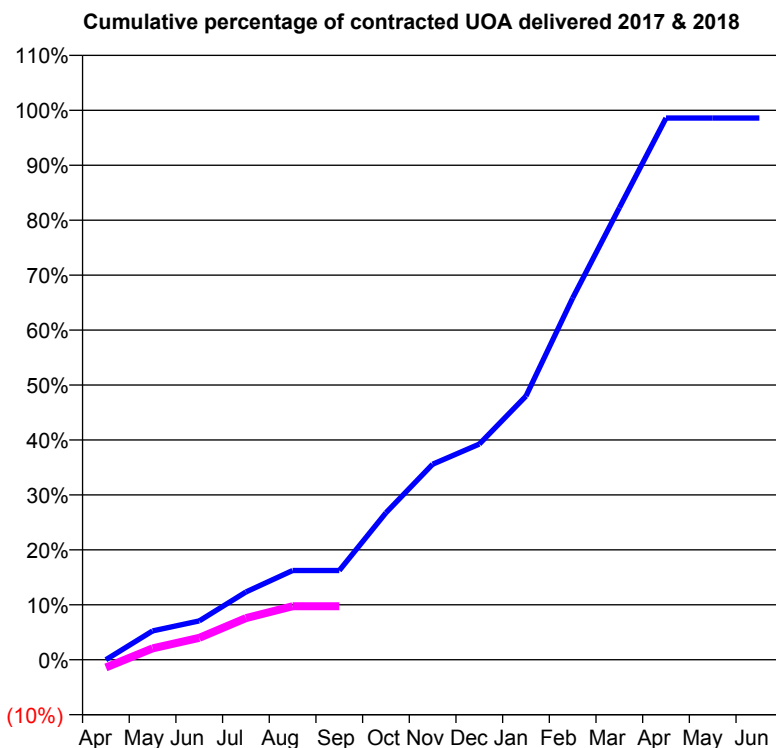
Q56 - Vital Signs Orthodontic At a Glance Contract Report for 116483/0002 - September 2017

Name or company name	Mr Wadhvani & Mr Hirani
Contract type name	PDS Contract
Purpose of contract	Orthodontic
Contract start date	01/04/2013
Contract end date	31/03/2018

17/18 Contracted general activity (UDA)	0
Carry forward general activity (UDA)	0
17/18 Contracted orthodontic activity (UOA)	1,200
Carry forward orthodontic activity (UOA)	17
Baseline contract value	£75,357.47

ACCESS

	Contract	England and Wales
24 month ratio of assessments to patient IDs	1.05	1.09

ACTIVITY


Month	Adjusted Scheduled Activity (UOA)	
	2017	2018
April	0	-17
May	63	25
June	85	48
July	148	91
August	195	117
September	195	117
October	321	
November	427	
December	471	
January	576	
February	790	
March	987	
April	1,183	
May	1,183	
June	1,183	

QUALITY

	Contract Quantity	Contract Base Number	Contract *	Region	England
% of all assessments that were assess and fit appliances (rolling 12 month period)	56	95	58.9%	57.6%	58.0%
% of all assessments that were assess and refuse (rolling 12 month period)	12	95	12.6%	11.0%	11.4%
% of all assessments that were assess and review (rolling 12 month period)	27	95	28.4%	31.3%	30.6%
% of terminated courses where treatment was abandoned or discontinued (rolling 12 month period)	3	29	10.3%	8.4%	7.8%
% of completed treatments indicating that PAR score was taken (year to date)	15	16	93.8%	61.1%	64.6%
Rate of removable appliances per 100 fixed appliances - proposed treatment (rolling 12 month period)	0	95	0.00	7.31	5.65
Rate of removable appliances per 100 fixed appliances - completed treatment (rolling 12 month period)	0	4	0.00	6.66	4.78
% of courses of treatment with removable appliances only - proposed treatment (rolling 12 month period)	0	56	0.0%	2.5%	2.0%
% of courses of treatment with removable appliances only - completed treatment (rolling 12 month period)	0	26	0.0%	1.6%	1.5%
% of patients satisfied with the treatment they have received (rolling 12 month period)	0	1	0.0%	95.8%	96.0%

* Figures in italics indicate that the base number is less than 100.

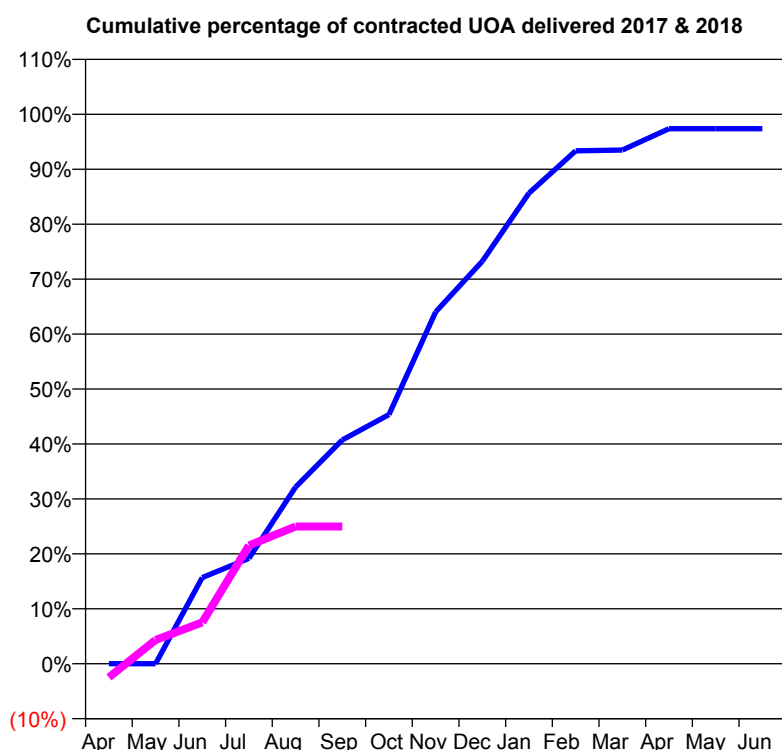
Q56 - Vital Signs Orthodontic At a Glance Contract Report for 117994/0002 - September 2017

Name or company name	Wensleydale Dental Practice
Contract type name	PDS Contract
Purpose of contract	Orthodontic
Contract start date	01/07/2011
Contract end date	31/03/2018

17/18 Contracted general activity (UDA)	0
Carry forward general activity (UDA)	0
17/18 Contracted orthodontic activity (UOA)	1,365
Carry forward orthodontic activity (UOA)	36
Baseline contract value	£85,706.60

ACCESS	Contract	England and Wales
--------	----------	-------------------

24 month ratio of assessments to patient IDs	1.11	1.09
--	------	------

ACTIVITY


Month	Adjusted Scheduled Activity (UOA)	
	2017	2018
April	0	-34
May	0	59
June	214	103
July	262	294
August	439	341
September	556	341
October	619	
November	874	
December	1,000	
January	1,169	
February	1,274	
March	1,276	
April	1,329	
May	1,329	
June	1,329	

QUALITY	Contract Quantity	Contract Base Number	Contract *	Region	England
---------	-------------------	----------------------	------------	--------	---------

% of all assessments that were assess and fit appliances (rolling 12 month period)	54	113	47.8%	57.6%	58.0%
% of all assessments that were assess and refuse (rolling 12 month period)	19	113	16.8%	11.0%	11.4%
% of all assessments that were assess and review (rolling 12 month period)	40	113	35.4%	31.3%	30.6%
% of terminated courses where treatment was abandoned or discontinued (rolling 12 month period)	1	10	10.0%	8.4%	7.8%
% of completed treatments indicating that PAR score was taken (year to date)	1	1	100.0%	61.1%	64.6%
Rate of removable appliances per 100 fixed appliances - proposed treatment (rolling 12 month period)	14	21	66.67	7.31	5.65
Rate of removable appliances per 100 fixed appliances - completed treatment (rolling 12 month period)	0	2	0.00	6.66	4.78
% of courses of treatment with removable appliances only - proposed treatment (rolling 12 month period)	13	54	24.1%	2.5%	2.0%
% of courses of treatment with removable appliances only - completed treatment (rolling 12 month period)	0	9	0.0%	1.6%	1.5%
% of patients satisfied with the treatment they have received (rolling 12 month period)	1	1	100.0%	95.8%	96.0%

* Figures in italics indicate that the base number is less than 100.

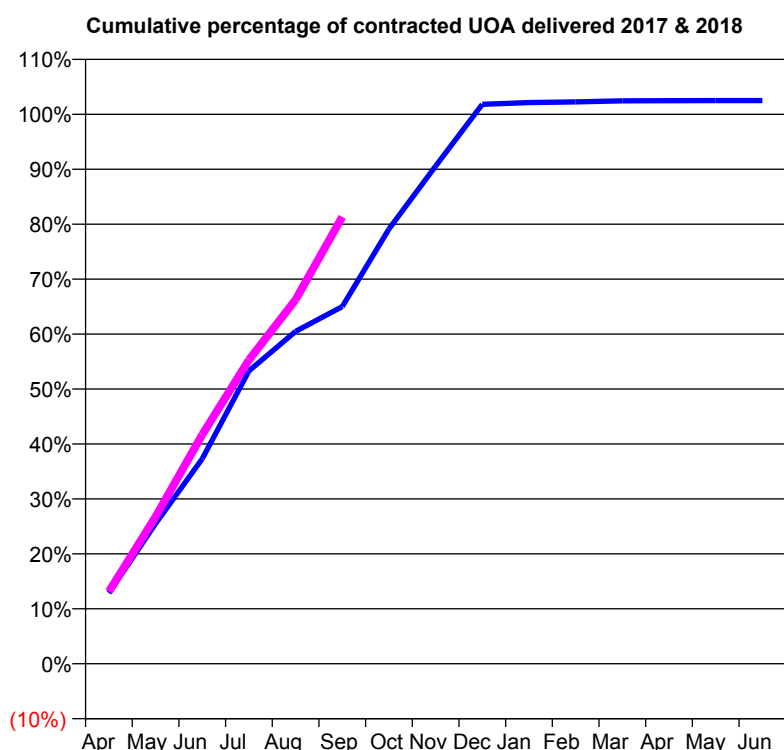
Q56 - Vital Signs Orthodontic At a Glance Contract Report for 118036/0001 - September 2017

Name or company name	DU TOIT & BURGER PARTNERSHIP (IPS)
Contract type name	GDS Contract
Purpose of contract	General and Orthodontic
Contract start date	01/04/2007
Contract end date	

17/18 Contracted general activity (UDA)	42,501
Carry forward general activity (UDA)	0
17/18 Contracted orthodontic activity (UOA)	7,184
Carry forward orthodontic activity (UOA)	-144
Baseline contract value	£1,455,605.56

ACCESS

	Contract	England and Wales
24 month ratio of assessments to patient IDs	1.17	1.09

ACTIVITY


Month	Adjusted Scheduled Activity (UOA)	
	2017	2018
April	924	944
May	1,833	1,922
June	2,681	2,996
July	3,829	3,972
August	4,345	4,761
September	4,669	5,843
October	5,685	
November	6,507	
December	7,314	
January	7,337	
February	7,346	
March	7,359	
April	7,362	
May	7,363	
June	7,363	

QUALITY

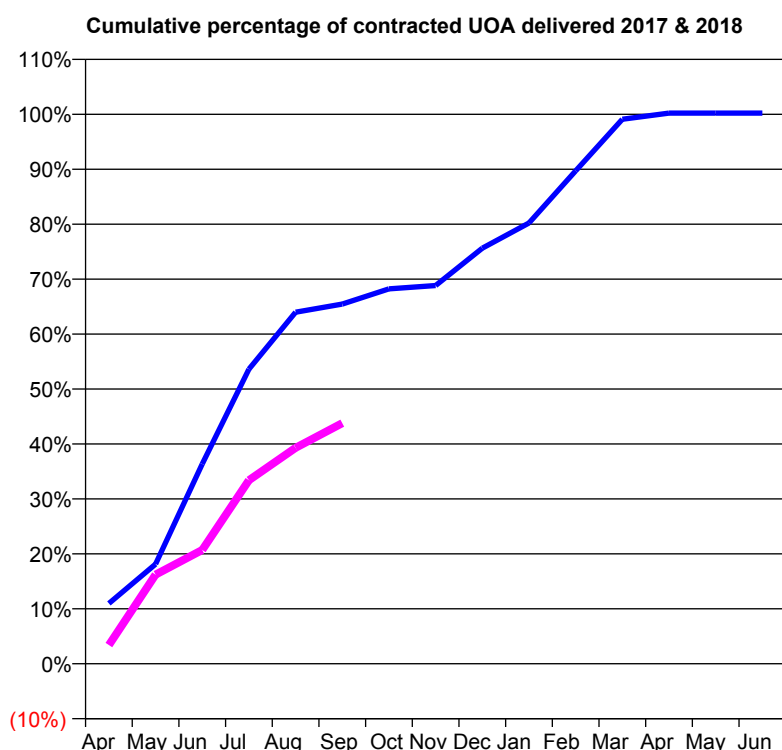
	Contract Quantity	Contract Base Number	Contract *	Region	England
% of all assessments that were assess and fit appliances (rolling 12 month period)	403	504	80.0%	57.6%	58.0%
% of all assessments that were assess and refuse (rolling 12 month period)	34	504	6.7%	11.0%	11.4%
% of all assessments that were assess and review (rolling 12 month period)	67	504	13.3%	31.3%	30.6%
% of terminated courses where treatment was abandoned or discontinued (rolling 12 month period)	27	351	7.7%	8.4%	7.8%
% of completed treatments indicating that PAR score was taken (year to date)	139	148	93.9%	61.1%	64.6%
Rate of removable appliances per 100 fixed appliances - proposed treatment (rolling 12 month period)	8	707	1.13	7.31	5.65
Rate of removable appliances per 100 fixed appliances - completed treatment (rolling 12 month period)	4	605	0.66	6.66	4.78
% of courses of treatment with removable appliances only - proposed treatment (rolling 12 month period)	8	403	2.0%	2.5%	2.0%
% of courses of treatment with removable appliances only - completed treatment (rolling 12 month period)	2	324	0.6%	1.6%	1.5%
% of patients satisfied with the treatment they have received (rolling 12 month period)	9	11	81.8%	95.8%	96.0%

* Figures in italics indicate that the base number is less than 100.

Q56 - Vital Signs Orthodontic At a Glance Contract Report for 122521/0001 - September 2017

Name or company name	Portman Healthcare	17/18 Contracted general activity (UDA)	0
Contract type name	PDS Contract	Carry forward general activity (UDA)	0
Purpose of contract	Orthodontic	17/18 Contracted orthodontic activity (UOA)	11,474
Contract start date	01/04/2011	Carry forward orthodontic activity (UOA)	-23
Contract end date	31/03/2018	Baseline contract value	£699,594.11

ACCESS	Contract	England and Wales
24 month ratio of assessments to patient IDs	1.19	1.09

ACTIVITY


Month	Adjusted Scheduled Activity (UOA)	
	2017	2018
April	1,261	390
May	2,080	1,861
June	4,172	2,377
July	6,153	3,834
August	7,341	4,508
September	7,512	5,025
October	7,829	
November	7,899	
December	8,678	
January	9,203	
February	10,292	
March	11,371	
April	11,497	
May	11,497	
June	11,497	

QUALITY	Contract Quantity	Contract Base Number	Contract *	Region	England
% of all assessments that were assess and fit appliances (rolling 12 month period)	402	1,015	39.6%	57.6%	58.0%
% of all assessments that were assess and refuse (rolling 12 month period)	180	1,015	17.7%	11.0%	11.4%
% of all assessments that were assess and review (rolling 12 month period)	433	1,015	42.7%	31.3%	30.6%
% of terminated courses where treatment was abandoned or discontinued (rolling 12 month period)	65	772	8.4%	8.4%	7.8%
% of completed treatments indicating that PAR score was taken (year to date)	288	291	99.0%	61.1%	64.6%
Rate of removable appliances per 100 fixed appliances - proposed treatment (rolling 12 month period)	33	567	5.82	7.31	5.65
Rate of removable appliances per 100 fixed appliances - completed treatment (rolling 12 month period)	127	1,301	9.76	6.66	4.78
% of courses of treatment with removable appliances only - proposed treatment (rolling 12 month period)	28	402	7.0%	2.5%	2.0%
% of courses of treatment with removable appliances only - completed treatment (rolling 12 month period)	5	707	0.7%	1.6%	1.5%
% of patients satisfied with the treatment they have received (rolling 12 month period)	16	19	84.2%	95.8%	96.0%

* Figures in italics indicate that the base number is less than 100.

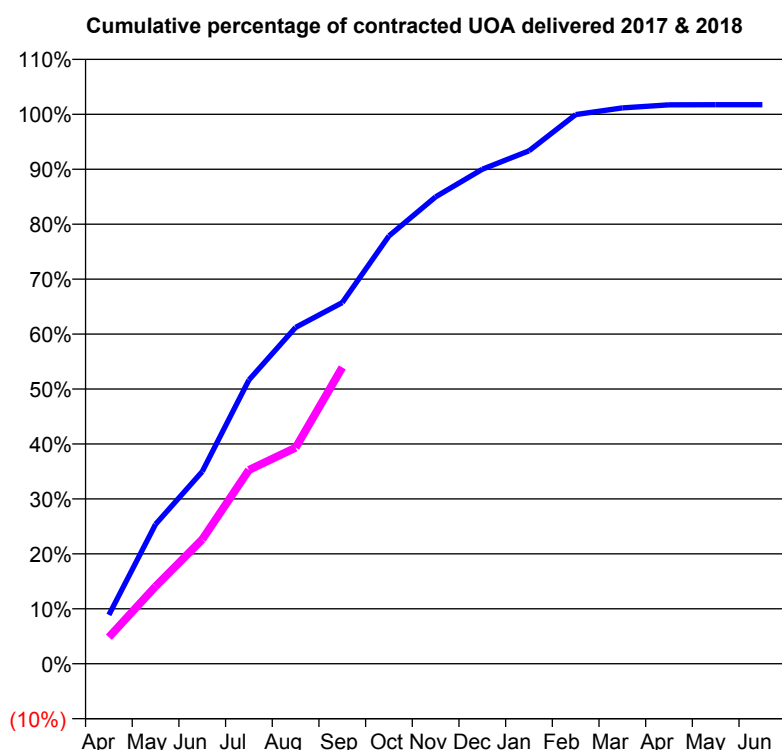
Q56 - Vital Signs Orthodontic At a Glance Contract Report for 123889/0001 - September 2017

Name or company name	Graham Best Limited
Contract type name	PDS Contract
Purpose of contract	Orthodontic
Contract start date	01/06/2011
Contract end date	31/03/2018

17/18 Contracted general activity (UDA)	0
Carry forward general activity (UDA)	0
17/18 Contracted orthodontic activity (UOA)	4,200
Carry forward orthodontic activity (UOA)	-73
Baseline contract value	£255,320.73

ACCESS

	Contract	England and Wales
24 month ratio of assessments to patient IDs	1.00	1.09

ACTIVITY


Month	Adjusted Scheduled Activity (UOA)	
	2017	2018
April	374	203
May	1,067	592
June	1,469	950
July	2,169	1,481
August	2,571	1,652
September	2,761	2,265
October	3,270	
November	3,569	
December	3,780	
January	3,920	
February	4,198	
March	4,249	
April	4,272	
May	4,273	
June	4,273	

QUALITY

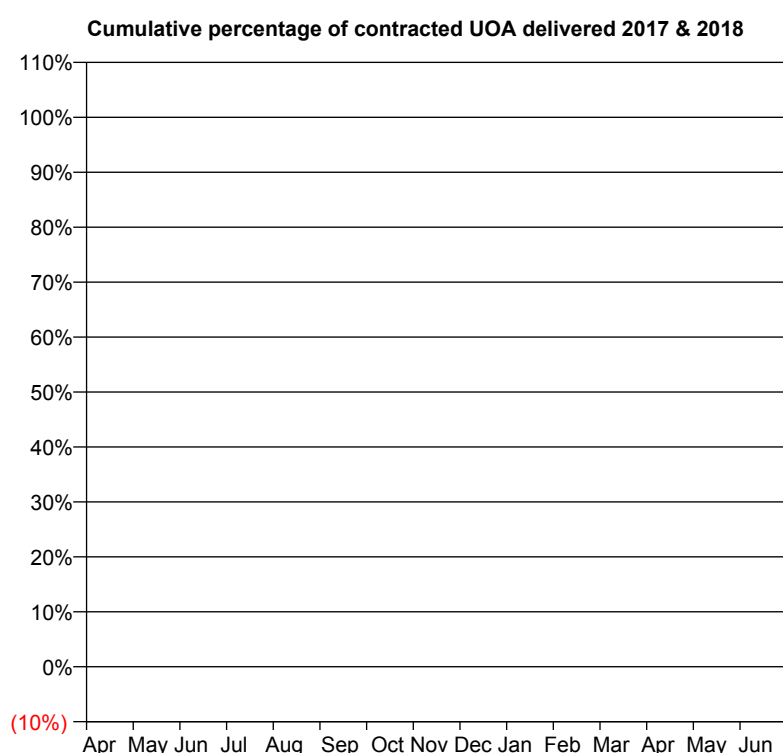
	Contract Quantity	Contract Base Number	Contract *	Region	England
% of all assessments that were assess and fit appliances (rolling 12 month period)	184	231	79.7%	57.6%	58.0%
% of all assessments that were assess and refuse (rolling 12 month period)	36	231	15.6%	11.0%	11.4%
% of all assessments that were assess and review (rolling 12 month period)	11	231	4.8%	31.3%	30.6%
% of terminated courses where treatment was abandoned or discontinued (rolling 12 month period)	7	257	2.7%	8.4%	7.8%
% of completed treatments indicating that PAR score was taken (year to date)	114	121	94.2%	61.1%	64.6%
Rate of removable appliances per 100 fixed appliances - proposed treatment (rolling 12 month period)	22	343	6.41	7.31	5.65
Rate of removable appliances per 100 fixed appliances - completed treatment (rolling 12 month period)	14	450	3.11	6.66	4.78
% of courses of treatment with removable appliances only - proposed treatment (rolling 12 month period)	7	184	3.8%	2.5%	2.0%
% of courses of treatment with removable appliances only - completed treatment (rolling 12 month period)	6	250	2.4%	1.6%	1.5%
% of patients satisfied with the treatment they have received (rolling 12 month period)	16	17	94.1%	95.8%	96.0%

* Figures in italics indicate that the base number is less than 100.

Q56 - Vital Signs Orthodontic At a Glance Contract Report for 124230/0001 - September 2017

Name or company name	Kenneth Ng Surgery Ltd	17/18 Contracted general activity (UDA)	9,340
Contract type name	GDS Contract	Carry forward general activity (UDA)	-104
Purpose of contract	General and Orthodontic	17/18 Contracted orthodontic activity (UOA)	0
Contract start date	01/08/2008	Carry forward orthodontic activity (UOA)	0
Contract end date		Baseline contract value	£245,198.10

ACCESS	Contract	England and Wales
24 month ratio of assessments to patient IDs	1.18	1.09

ACTIVITY


Adjusted Scheduled Activity (UOA)		
Month	2017	2018
April	0	1
May	48	24
June	51	46
July	55	50
August	55	98
September	99	99
October	102	
November	124	
December	124	
January	124	
February	124	
March	125	
April	127	
May	127	
June	127	

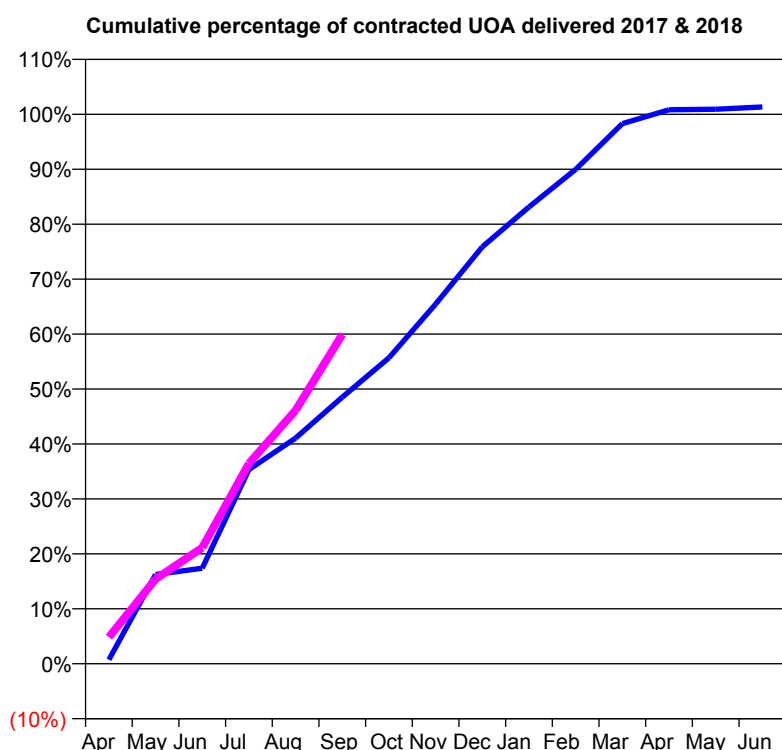
QUALITY	Contract Quantity	Contract Base Number	Contract *	Region	England
% of all assessments that were assess and fit appliances (rolling 12 month period)	5	27	18.5%	57.6%	58.0%
% of all assessments that were assess and refuse (rolling 12 month period)	1	27	3.7%	11.0%	11.4%
% of all assessments that were assess and review (rolling 12 month period)	21	27	77.8%	31.3%	30.6%
% of terminated courses where treatment was abandoned or discontinued (rolling 12 month period)	0	4	0.0%	8.4%	7.8%
% of completed treatments indicating that PAR score was taken (year to date)	0	2	0.0%	61.1%	64.6%
Rate of removable appliances per 100 fixed appliances - proposed treatment (rolling 12 month period)	1	6	16.67	7.31	5.65
Rate of removable appliances per 100 fixed appliances - completed treatment (rolling 12 month period)	0	4	0.00	6.66	4.78
% of courses of treatment with removable appliances only - proposed treatment (rolling 12 month period)	1	5	20.0%	2.5%	2.0%
% of courses of treatment with removable appliances only - completed treatment (rolling 12 month period)	0	4	0.0%	1.6%	1.5%
% of patients satisfied with the treatment they have received (rolling 12 month period)	0	0	N/A	95.8%	96.0%

* Figures in italics indicate that the base number is less than 100.

Q56 - Vital Signs Orthodontic At a Glance Contract Report for 132306/0001 - September 2017

Name or company name	Anglia Orthodontics	17/18 Contracted general activity (UDA)	0
Contract type name	PDS Contract	Carry forward general activity (UDA)	0
Purpose of contract	Orthodontic	17/18 Contracted orthodontic activity (UOA)	20,512
Contract start date	01/04/2007	Carry forward orthodontic activity (UOA)	0
Contract end date	31/03/2018	Baseline contract value	£1,288,110.41

ACCESS	Contract	England and Wales
24 month ratio of assessments to patient IDs	1.01	1.09

ACTIVITY


Month	Adjusted Scheduled Activity (UOA)	
	2017	2018
April	152	992
May	3,332	3,164
June	3,564	4,331
July	7,249	7,477
August	8,424	9,461
September	9,953	12,291
October	11,423	
November	13,429	
December	15,561	
January	17,050	
February	18,453	
March	20,160	
April	20,680	
May	20,701	
June	20,785	

QUALITY	Contract Quantity	Contract Base Number	Contract *	Region	England
% of all assessments that were assess and fit appliances (rolling 12 month period)	1,107	1,545	71.7%	57.6%	58.0%
% of all assessments that were assess and refuse (rolling 12 month period)	349	1,545	22.6%	11.0%	11.4%
% of all assessments that were assess and review (rolling 12 month period)	89	1,545	5.8%	31.3%	30.6%
% of terminated courses where treatment was abandoned or discontinued (rolling 12 month period)	48	917	5.2%	8.4%	7.8%
% of completed treatments indicating that PAR score was taken (year to date)	427	436	97.9%	61.1%	64.6%
Rate of removable appliances per 100 fixed appliances - proposed treatment (rolling 12 month period)	61	2,153	2.83	7.31	5.65
Rate of removable appliances per 100 fixed appliances - completed treatment (rolling 12 month period)	21	1,680	1.25	6.66	4.78
% of courses of treatment with removable appliances only - proposed treatment (rolling 12 month period)	22	1,107	2.0%	2.5%	2.0%
% of courses of treatment with removable appliances only - completed treatment (rolling 12 month period)	16	869	1.8%	1.6%	1.5%
% of patients satisfied with the treatment they have received (rolling 12 month period)	39	40	97.5%	95.8%	96.0%

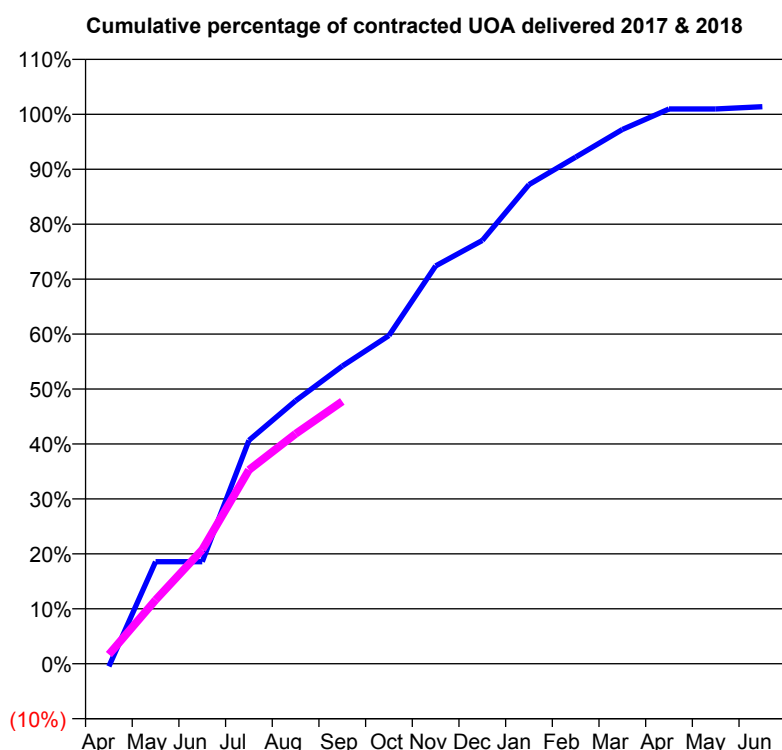
* Figures in italics indicate that the base number is less than 100.

Q56 - Vital Signs Orthodontic At a Glance Contract Report for 132306/0003 - September 2017

Name or company name	Anglia Orthodontics
Contract type name	PDS Contract
Purpose of contract	Orthodontic
Contract start date	01/04/2013
Contract end date	31/03/2018

17/18 Contracted general activity (UDA)	0
Carry forward general activity (UDA)	0
17/18 Contracted orthodontic activity (UOA)	5,128
Carry forward orthodontic activity (UOA)	0
Baseline contract value	£322,027.60

ACCESS	Contract	England and Wales
24 month ratio of assessments to patient IDs	1.01	1.09

ACTIVITY


Month	Adjusted Scheduled Activity (UOA)	
	2017	2018
April	-26	86
May	952	595
June	952	1,065
July	2,085	1,809
August	2,455	2,146
September	2,778	2,448
October	3,063	
November	3,713	
December	3,950	
January	4,472	
February	4,728	
March	4,986	
April	5,177	
May	5,177	
June	5,198	

QUALITY	Contract Quantity	Contract Base Number	Contract *	Region	England
% of all assessments that were assess and fit appliances (rolling 12 month period)	240	305	78.7%	57.6%	58.0%
% of all assessments that were assess and refuse (rolling 12 month period)	35	305	11.5%	11.0%	11.4%
% of all assessments that were assess and review (rolling 12 month period)	30	305	9.8%	31.3%	30.6%
% of terminated courses where treatment was abandoned or discontinued (rolling 12 month period)	7	224	3.1%	8.4%	7.8%
% of completed treatments indicating that PAR score was taken (year to date)	109	111	98.2%	61.1%	64.6%
Rate of removable appliances per 100 fixed appliances - proposed treatment (rolling 12 month period)	13	459	2.83	7.31	5.65
Rate of removable appliances per 100 fixed appliances - completed treatment (rolling 12 month period)	8	415	1.93	6.66	4.78
% of courses of treatment with removable appliances only - proposed treatment (rolling 12 month period)	7	240	2.9%	2.5%	2.0%
% of courses of treatment with removable appliances only - completed treatment (rolling 12 month period)	3	217	1.4%	1.6%	1.5%
% of patients satisfied with the treatment they have received (rolling 12 month period)	8	8	100.0%	95.8%	96.0%

* Figures in italics indicate that the base number is less than 100.

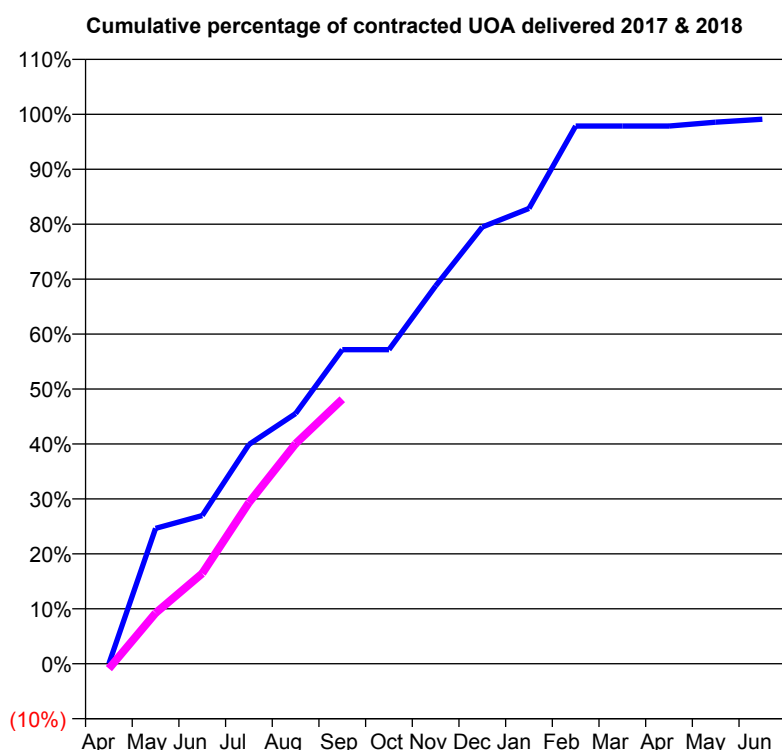
Q56 - Vital Signs Orthodontic At a Glance Contract Report for 133582/0001 - September 2017

Name or company name	Dr Horan & Dr Simkiene
Contract type name	GDS Contract
Purpose of contract	General and Orthodontic
Contract start date	01/05/2013
Contract end date	

17/18 Contracted general activity (UDA)	15,998
Carry forward general activity (UDA)	150
17/18 Contracted orthodontic activity (UOA)	4,054
Carry forward orthodontic activity (UOA)	37
Baseline contract value	£603,376.67

ACCESS

	Contract	England and Wales
24 month ratio of assessments to patient IDs	1.69	1.09

ACTIVITY


Month	Adjusted Scheduled Activity (UOA)	
	2017	2018
April	0	-37
May	999	374
June	1,093	667
July	1,618	1,189
August	1,846	1,624
September	2,317	1,951
October	2,317	
November	2,788	
December	3,222	
January	3,359	
February	3,967	
March	3,967	
April	3,967	
May	3,996	
June	4,017	

QUALITY

	Contract Quantity	Contract Base Number	Contract *	Region	England
% of all assessments that were assess and fit appliances (rolling 12 month period)	163	429	38.0%	57.6%	58.0%
% of all assessments that were assess and refuse (rolling 12 month period)	14	429	3.3%	11.0%	11.4%
% of all assessments that were assess and review (rolling 12 month period)	252	429	58.7%	31.3%	30.6%
% of terminated courses where treatment was abandoned or discontinued (rolling 12 month period)	23	123	18.7%	8.4%	7.8%
% of completed treatments indicating that PAR score was taken (year to date)	68	69	98.6%	61.1%	64.6%
Rate of removable appliances per 100 fixed appliances - proposed treatment (rolling 12 month period)	0	210	0.00	7.31	5.65
Rate of removable appliances per 100 fixed appliances - completed treatment (rolling 12 month period)	2	188	1.06	6.66	4.78
% of courses of treatment with removable appliances only - proposed treatment (rolling 12 month period)	0	163	0.0%	2.5%	2.0%
% of courses of treatment with removable appliances only - completed treatment (rolling 12 month period)	1	100	1.0%	1.6%	1.5%
% of patients satisfied with the treatment they have received (rolling 12 month period)	6	6	100.0%	95.8%	96.0%

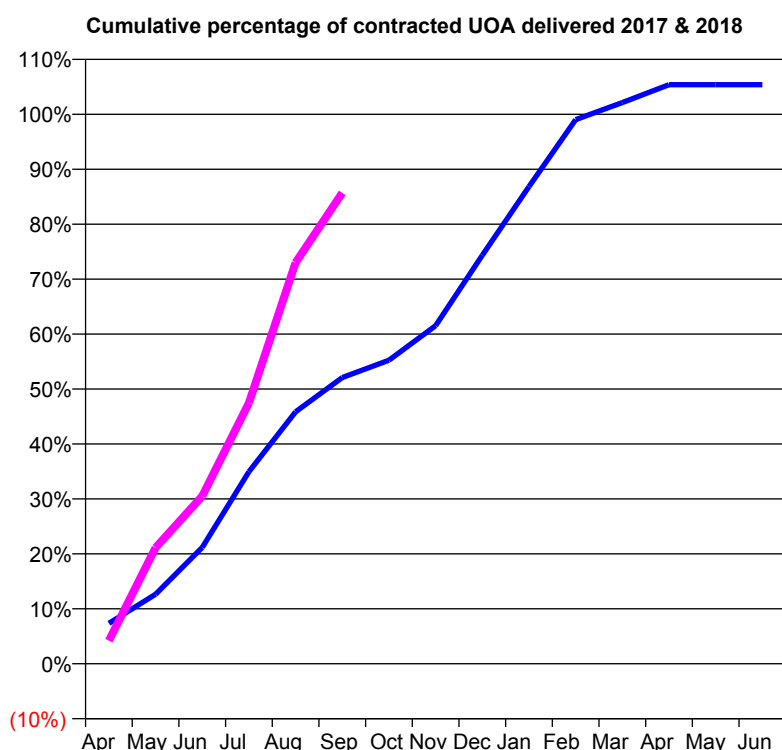
* Figures in italics indicate that the base number is less than 100.

Q56 - Vital Signs Orthodontic At a Glance Contract Report for 157635/0001 - September 2017

Name or company name	Friars Street Dental Ltd
Contract type name	GDS Contract
Purpose of contract	General and Orthodontic
Contract start date	01/11/2015
Contract end date	

17/18 Contracted general activity (UDA)	2,500
Carry forward general activity (UDA)	0
17/18 Contracted orthodontic activity (UOA)	2,022
Carry forward orthodontic activity (UOA)	-40
Baseline contract value	£186,107.00

ACCESS	Contract	England and Wales
24 month ratio of assessments to patient IDs	1.05	1.09

ACTIVITY


Month	Adjusted Scheduled Activity (UOA)	
	2017	2018
April	149	85
May	256	427
June	428	617
July	707	960
August	927	1,476
September	1,053	1,733
October	1,117	
November	1,244	
December	1,503	
January	1,756	
February	2,002	
March	2,065	
April	2,131	
May	2,131	
June	2,131	

QUALITY	Contract Quantity	Contract Base Number	Contract *	Region	England
% of all assessments that were assess and fit appliances (rolling 12 month period)	131	183	71.6%	57.6%	58.0%
% of all assessments that were assess and refuse (rolling 12 month period)	16	183	8.7%	11.0%	11.4%
% of all assessments that were assess and review (rolling 12 month period)	36	183	19.7%	31.3%	30.6%
% of terminated courses where treatment was abandoned or discontinued (rolling 12 month period)	4	72	5.6%	8.4%	7.8%
% of completed treatments indicating that PAR score was taken (year to date)	4	36	11.1%	61.1%	64.6%
Rate of removable appliances per 100 fixed appliances - proposed treatment (rolling 12 month period)	0	0	N/A	7.31	5.65
Rate of removable appliances per 100 fixed appliances - completed treatment (rolling 12 month period)	0	0	N/A	6.66	4.78
% of courses of treatment with removable appliances only - proposed treatment (rolling 12 month period)	0	131	0.0%	2.5%	2.0%
% of courses of treatment with removable appliances only - completed treatment (rolling 12 month period)	0	68	0.0%	1.6%	1.5%
% of patients satisfied with the treatment they have received (rolling 12 month period)	5	5	100.0%	95.8%	96.0%

* Figures in italics indicate that the base number is less than 100.

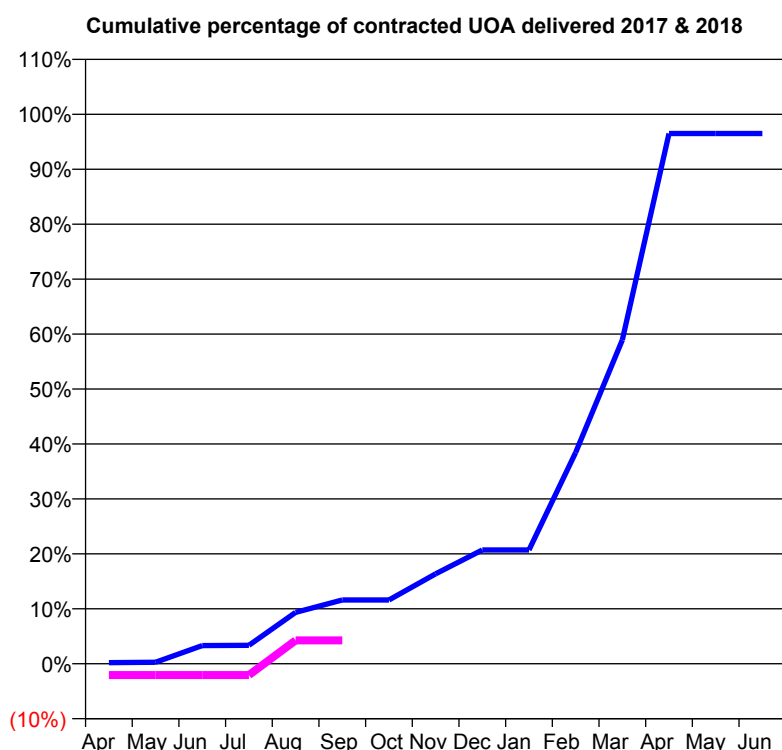
Q56 - Vital Signs Orthodontic At a Glance Contract Report for 157872/0001 - September 2017

Name or company name	St Marks Orthodontics
Contract type name	PDS Contract
Purpose of contract	Orthodontic
Contract start date	19/08/2013
Contract end date	31/03/2018

17/18 Contracted general activity (UDA)	0
Carry forward general activity (UDA)	0
17/18 Contracted orthodontic activity (UOA)	1,454
Carry forward orthodontic activity (UOA)	51
Baseline contract value	£88,910.12

ACCESS

	Contract	England and Wales
24 month ratio of assessments to patient IDs	1.06	1.09

ACTIVITY


Month	Adjusted Scheduled Activity (UOA)	
	2017	2018
April	3	-30
May	4	-30
June	48	-30
July	49	-30
August	136	62
September	169	62
October	169	
November	238	
December	301	
January	301	
February	559	
March	857	
April	1,403	
May	1,403	
June	1,403	

QUALITY

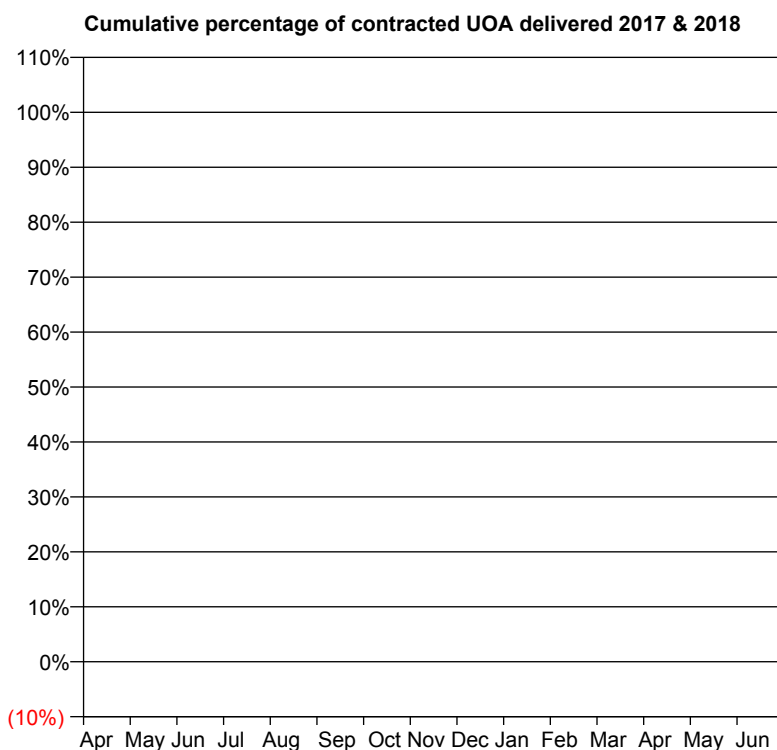
	Contract Quantity	Contract Base Number	Contract *	Region	England
% of all assessments that were assess and fit appliances (rolling 12 month period)	67	80	83.8%	57.6%	58.0%
% of all assessments that were assess and refuse (rolling 12 month period)	2	80	2.5%	11.0%	11.4%
% of all assessments that were assess and review (rolling 12 month period)	11	80	13.8%	31.3%	30.6%
% of terminated courses where treatment was abandoned or discontinued (rolling 12 month period)	4	49	8.2%	8.4%	7.8%
% of completed treatments indicating that PAR score was taken (year to date)	0	0	N/A	61.1%	64.6%
Rate of removable appliances per 100 fixed appliances - proposed treatment (rolling 12 month period)	13	68	19.12	7.31	5.65
Rate of removable appliances per 100 fixed appliances - completed treatment (rolling 12 month period)	3	33	9.09	6.66	4.78
% of courses of treatment with removable appliances only - proposed treatment (rolling 12 month period)	8	67	11.9%	2.5%	2.0%
% of courses of treatment with removable appliances only - completed treatment (rolling 12 month period)	0	45	0.0%	1.6%	1.5%
% of patients satisfied with the treatment they have received (rolling 12 month period)	5	5	100.0%	95.8%	96.0%

* Figures in italics indicate that the base number is less than 100.

Q56 - Vital Signs Orthodontic At a Glance Contract Report for 158976/0001 - September 2017

Name or company name	Tuddenham Road Dental Surgery	17/18 Contracted general activity (UDA)	1,331
Contract type name	PDS Contract	Carry forward general activity (UDA)	0
Purpose of contract	General	17/18 Contracted orthodontic activity (UOA)	0
Contract start date	01/04/2012	Carry forward orthodontic activity (UOA)	0
Contract end date	31/03/2018	Baseline contract value	£29,732.13

ACCESS	Contract	England and Wales
24 month ratio of assessments to patient IDs	1.00	1.09

ACTIVITY


Month	Adjusted Scheduled Activity (UOA)	
	2017	2018
April	0	1
May	0	1
June	0	1
July	1	1
August	1	1
September	1	1
October	1	
November	1	
December	1	
January	1	
February	1	
March	1	
April	1	
May	1	
June	1	

QUALITY	Contract Quantity	Contract Base Number	Contract *	Region	England
% of all assessments that were assess and fit appliances (rolling 12 month period)	0	1	0.0%	57.6%	58.0%
% of all assessments that were assess and refuse (rolling 12 month period)	1	1	100.0%	11.0%	11.4%
% of all assessments that were assess and review (rolling 12 month period)	0	1	0.0%	31.3%	30.6%
% of terminated courses where treatment was abandoned or discontinued (rolling 12 month period)	0	0	N/A	8.4%	7.8%
% of completed treatments indicating that PAR score was taken (year to date)	0	0	N/A	61.1%	64.6%
Rate of removable appliances per 100 fixed appliances - proposed treatment (rolling 12 month period)	0	0	N/A	7.31	5.65
Rate of removable appliances per 100 fixed appliances - completed treatment (rolling 12 month period)	0	0	N/A	6.66	4.78
% of courses of treatment with removable appliances only - proposed treatment (rolling 12 month period)	0	0	N/A	2.5%	2.0%
% of courses of treatment with removable appliances only - completed treatment (rolling 12 month period)	0	0	N/A	1.6%	1.5%
% of patients satisfied with the treatment they have received (rolling 12 month period)	0	0	N/A	95.8%	96.0%

* Figures in italics indicate that the base number is less than 100.

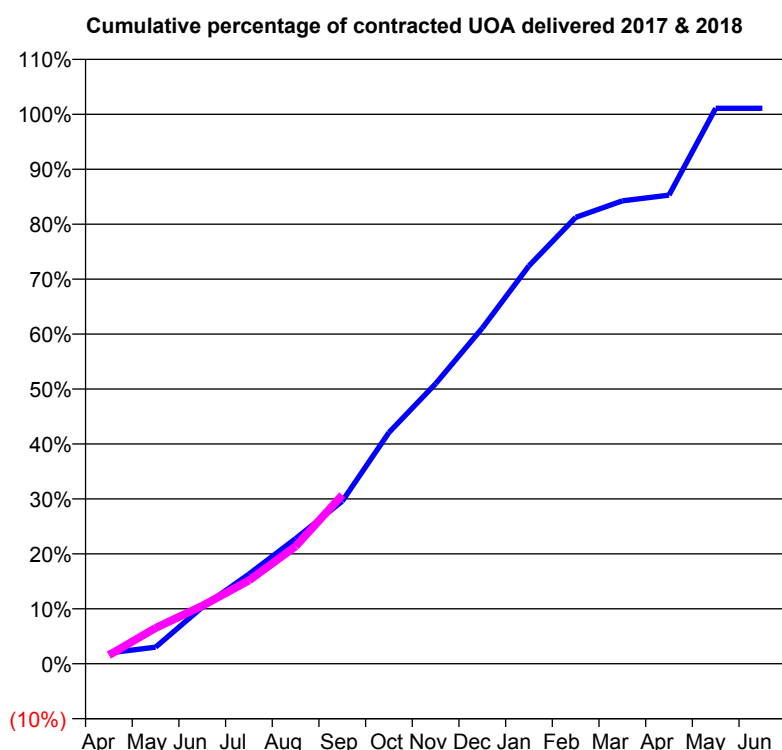
Q56 - Vital Signs Orthodontic At a Glance Contract Report for 163325/0001 - September 2017

Name or company name	Campbell Huber Orthodontists
Contract type name	PDS Contract
Purpose of contract	Orthodontic
Contract start date	01/04/2009
Contract end date	31/03/2018

17/18 Contracted general activity (UDA)	0
Carry forward general activity (UDA)	0
17/18 Contracted orthodontic activity (UOA)	4,781
Carry forward orthodontic activity (UOA)	-52
Baseline contract value	£296,618.15

ACCESS

	Contract	England and Wales
24 month ratio of assessments to patient IDs	1.25	1.09

ACTIVITY


Month	Adjusted Scheduled Activity (UOA)	
	2017	2018
April	94	75
May	145	312
June	493	504
July	780	724
August	1,089	1,022
September	1,415	1,468
October	2,012	
November	2,437	
December	2,921	
January	3,463	
February	3,884	
March	4,028	
April	4,077	
May	4,833	
June	4,833	

QUALITY

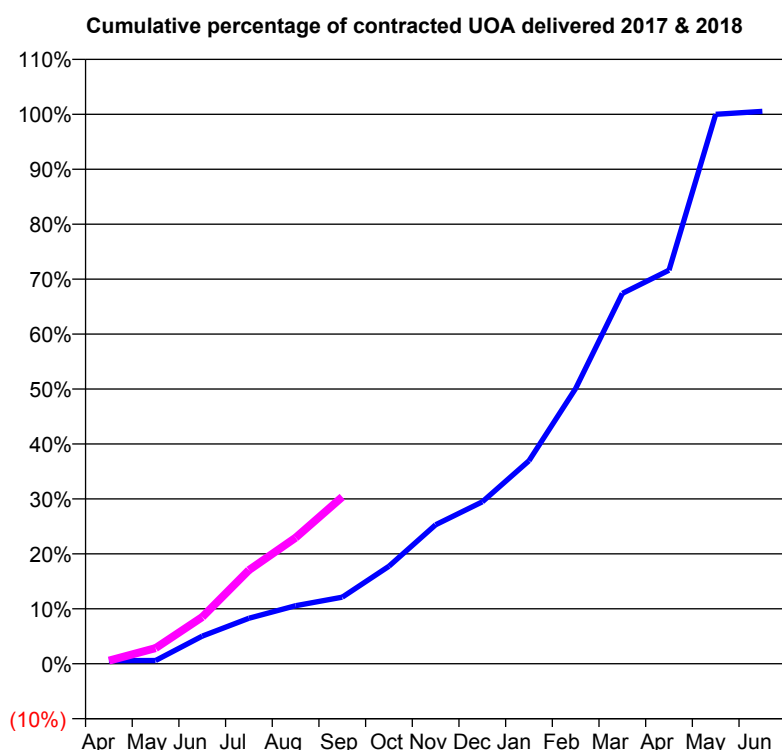
	Contract Quantity	Contract Base Number	Contract *	Region	England
% of all assessments that were assess and fit appliances (rolling 12 month period)	212	628	33.8%	57.6%	58.0%
% of all assessments that were assess and refuse (rolling 12 month period)	124	628	19.7%	11.0%	11.4%
% of all assessments that were assess and review (rolling 12 month period)	292	628	46.5%	31.3%	30.6%
% of terminated courses where treatment was abandoned or discontinued (rolling 12 month period)	26	205	12.7%	8.4%	7.8%
% of completed treatments indicating that PAR score was taken (year to date)	52	78	66.7%	61.1%	64.6%
Rate of removable appliances per 100 fixed appliances - proposed treatment (rolling 12 month period)	41	411	9.98	7.31	5.65
Rate of removable appliances per 100 fixed appliances - completed treatment (rolling 12 month period)	12	340	3.53	6.66	4.78
% of courses of treatment with removable appliances only - proposed treatment (rolling 12 month period)	3	212	1.4%	2.5%	2.0%
% of courses of treatment with removable appliances only - completed treatment (rolling 12 month period)	0	179	0.0%	1.6%	1.5%
% of patients satisfied with the treatment they have received (rolling 12 month period)	3	4	75.0%	95.8%	96.0%

* Figures in italics indicate that the base number is less than 100.

Q56 - Vital Signs Orthodontic At a Glance Contract Report for 163325/0002 - September 2017

Name or company name	Campbell Huber Orthodontists	17/18 Contracted general activity (UDA)	0
Contract type name	PDS Contract	Carry forward general activity (UDA)	0
Purpose of contract	Orthodontic	17/18 Contracted orthodontic activity (UOA)	4,075
Contract start date	01/09/2009	Carry forward orthodontic activity (UOA)	-21
Contract end date	31/08/2019	Baseline contract value	£265,213.26

ACCESS	Contract	England and Wales
24 month ratio of assessments to patient IDs	1.26	1.09

ACTIVITY


Month	Adjusted Scheduled Activity (UOA)	
	2017	2018
April	23	23
May	24	116
June	205	347
July	338	695
August	431	935
September	494	1,238
October	723	
November	1,031	
December	1,201	
January	1,506	
February	2,042	
March	2,747	
April	2,919	
May	4,075	
June	4,096	

QUALITY	Contract Quantity	Contract Base Number	Contract *	Region	England
% of all assessments that were assess and fit appliances (rolling 12 month period)	209	655	31.9%	57.6%	58.0%
% of all assessments that were assess and refuse (rolling 12 month period)	132	655	20.2%	11.0%	11.4%
% of all assessments that were assess and review (rolling 12 month period)	314	655	47.9%	31.3%	30.6%
% of terminated courses where treatment was abandoned or discontinued (rolling 12 month period)	17	142	12.0%	8.4%	7.8%
% of completed treatments indicating that PAR score was taken (year to date)	38	60	63.3%	61.1%	64.6%
Rate of removable appliances per 100 fixed appliances - proposed treatment (rolling 12 month period)	38	405	9.38	7.31	5.65
Rate of removable appliances per 100 fixed appliances - completed treatment (rolling 12 month period)	16	237	6.75	6.66	4.78
% of courses of treatment with removable appliances only - proposed treatment (rolling 12 month period)	0	209	0.0%	2.5%	2.0%
% of courses of treatment with removable appliances only - completed treatment (rolling 12 month period)	2	125	1.6%	1.6%	1.5%
% of patients satisfied with the treatment they have received (rolling 12 month period)	5	5	100.0%	95.8%	96.0%

* Figures in italics indicate that the base number is less than 100.

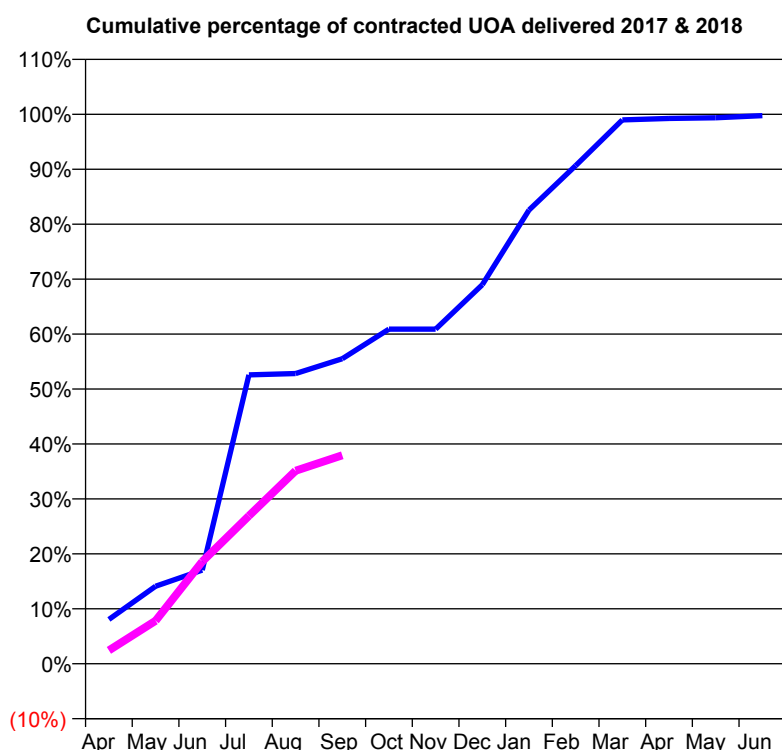
Q56 - Vital Signs Orthodontic At a Glance Contract Report for 168289/0001 - September 2017

Name or company name	Mr Wolkenstien & Ms L Lucchesi
Contract type name	PDS Contract
Purpose of contract	Orthodontic
Contract start date	01/04/2013
Contract end date	31/03/2018

17/18 Contracted general activity (UDA)	0
Carry forward general activity (UDA)	0
17/18 Contracted orthodontic activity (UOA)	780
Carry forward orthodontic activity (UOA)	2
Baseline contract value	£48,982.35

ACCESS

	Contract	England and Wales
24 month ratio of assessments to patient IDs	1.11	1.09

ACTIVITY


Month	Adjusted Scheduled Activity (UOA)	
	2017	2018
April	63	19
May	110	61
June	133	145
July	410	210
August	412	274
September	433	296
October	475	
November	475	
December	538	
January	644	
February	707	
March	772	
April	774	
May	775	
June	778	

QUALITY

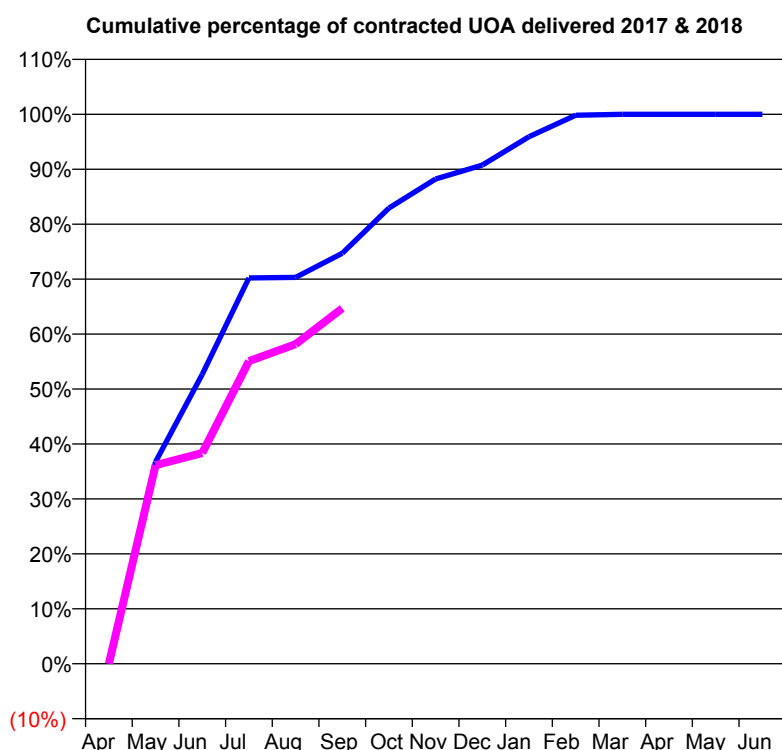
	Contract Quantity	Contract Base Number	Contract *	Region	England
% of all assessments that were assess and fit appliances (rolling 12 month period)	31	48	64.6%	57.6%	58.0%
% of all assessments that were assess and refuse (rolling 12 month period)	0	48	0.0%	11.0%	11.4%
% of all assessments that were assess and review (rolling 12 month period)	17	48	35.4%	31.3%	30.6%
% of terminated courses where treatment was abandoned or discontinued (rolling 12 month period)	5	34	14.7%	8.4%	7.8%
% of completed treatments indicating that PAR score was taken (year to date)	0	16	0.0%	61.1%	64.6%
Rate of removable appliances per 100 fixed appliances - proposed treatment (rolling 12 month period)	2	60	3.33	7.31	5.65
Rate of removable appliances per 100 fixed appliances - completed treatment (rolling 12 month period)	0	57	0.00	6.66	4.78
% of courses of treatment with removable appliances only - proposed treatment (rolling 12 month period)	1	31	3.2%	2.5%	2.0%
% of courses of treatment with removable appliances only - completed treatment (rolling 12 month period)	0	29	0.0%	1.6%	1.5%
% of patients satisfied with the treatment they have received (rolling 12 month period)	0	0	N/A	95.8%	96.0%

* Figures in italics indicate that the base number is less than 100.

Q56 - Vital Signs Orthodontic At a Glance Contract Report for 169501/0001 - September 2017

Name or company name	Orthoactive Ltd	17/18 Contracted general activity (UDA)	0
Contract type name	PDS Contract	Carry forward general activity (UDA)	0
Purpose of contract	Orthodontic	17/18 Contracted orthodontic activity (UOA)	2,954
Contract start date	01/04/2011	Carry forward orthodontic activity (UOA)	0
Contract end date	31/03/2018	Baseline contract value	£176,366.99

ACCESS	Contract	England and Wales
24 month ratio of assessments to patient IDs	1.07	1.09

ACTIVITY


Month	Adjusted Scheduled Activity (UOA)	
	2017	2018
April	3	0
May	1,086	1,068
June	1,556	1,133
July	2,074	1,627
August	2,077	1,718
September	2,207	1,911
October	2,450	
November	2,606	
December	2,681	
January	2,833	
February	2,949	
March	2,954	
April	2,954	
May	2,954	
June	2,954	

QUALITY

	Contract Quantity	Contract Base Number	Contract *	Region	England
% of all assessments that were assess and fit appliances (rolling 12 month period)	121	238	50.8%	57.6%	58.0%
% of all assessments that were assess and refuse (rolling 12 month period)	78	238	32.8%	11.0%	11.4%
% of all assessments that were assess and review (rolling 12 month period)	39	238	16.4%	31.3%	30.6%
% of terminated courses where treatment was abandoned or discontinued (rolling 12 month period)	8	112	7.1%	8.4%	7.8%
% of completed treatments indicating that PAR score was taken (year to date)	23	31	74.2%	61.1%	64.6%
Rate of removable appliances per 100 fixed appliances - proposed treatment (rolling 12 month period)	0	238	0.00	7.31	5.65
Rate of removable appliances per 100 fixed appliances - completed treatment (rolling 12 month period)	0	0	N/A	6.66	4.78
% of courses of treatment with removable appliances only - proposed treatment (rolling 12 month period)	0	121	0.0%	2.5%	2.0%
% of courses of treatment with removable appliances only - completed treatment (rolling 12 month period)	0	104	0.0%	1.6%	1.5%
% of patients satisfied with the treatment they have received (rolling 12 month period)	14	14	100.0%	95.8%	96.0%

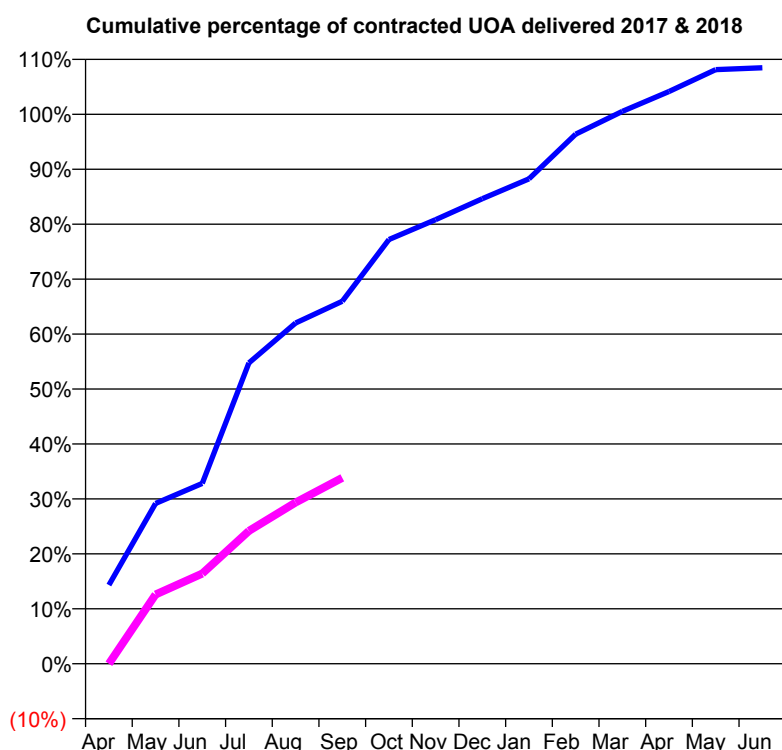
* Figures in italics indicate that the base number is less than 100.

Q56 - Vital Signs Orthodontic At a Glance Contract Report for 171239/0001 - September 2017

Name or company name	The Loddon Dental Practice
Contract type name	GDS Contract
Purpose of contract	General and Orthodontic
Contract start date	13/10/2007
Contract end date	

17/18 Contracted general activity (UDA)	18,962
Carry forward general activity (UDA)	65
17/18 Contracted orthodontic activity (UOA)	579
Carry forward orthodontic activity (UOA)	0
Baseline contract value	£522,156.05

ACCESS	Contract	England and Wales
24 month ratio of assessments to patient IDs	1.05	1.09

ACTIVITY


Month	Adjusted Scheduled Activity (UOA)	
	2017	2018
April	83	0
May	169	73
June	190	95
July	317	140
August	359	170
September	382	196
October	447	
November	468	
December	490	
January	511	
February	558	
March	582	
April	603	
May	626	
June	628	

QUALITY	Contract Quantity	Contract Base Number	Contract *	Region	England
% of all assessments that were assess and fit appliances (rolling 12 month period)	19	67	28.4%	57.6%	58.0%
% of all assessments that were assess and refuse (rolling 12 month period)	19	67	28.4%	11.0%	11.4%
% of all assessments that were assess and review (rolling 12 month period)	29	67	43.3%	31.3%	30.6%
% of terminated courses where treatment was abandoned or discontinued (rolling 12 month period)	3	20	15.0%	8.4%	7.8%
% of completed treatments indicating that PAR score was taken (year to date)	5	8	62.5%	61.1%	64.6%
Rate of removable appliances per 100 fixed appliances - proposed treatment (rolling 12 month period)	2	38	5.26	7.31	5.65
Rate of removable appliances per 100 fixed appliances - completed treatment (rolling 12 month period)	1	11	9.09	6.66	4.78
% of courses of treatment with removable appliances only - proposed treatment (rolling 12 month period)	0	19	0.0%	2.5%	2.0%
% of courses of treatment with removable appliances only - completed treatment (rolling 12 month period)	0	17	0.0%	1.6%	1.5%
% of patients satisfied with the treatment they have received (rolling 12 month period)	1	1	100.0%	95.8%	96.0%

* Figures in italics indicate that the base number is less than 100.

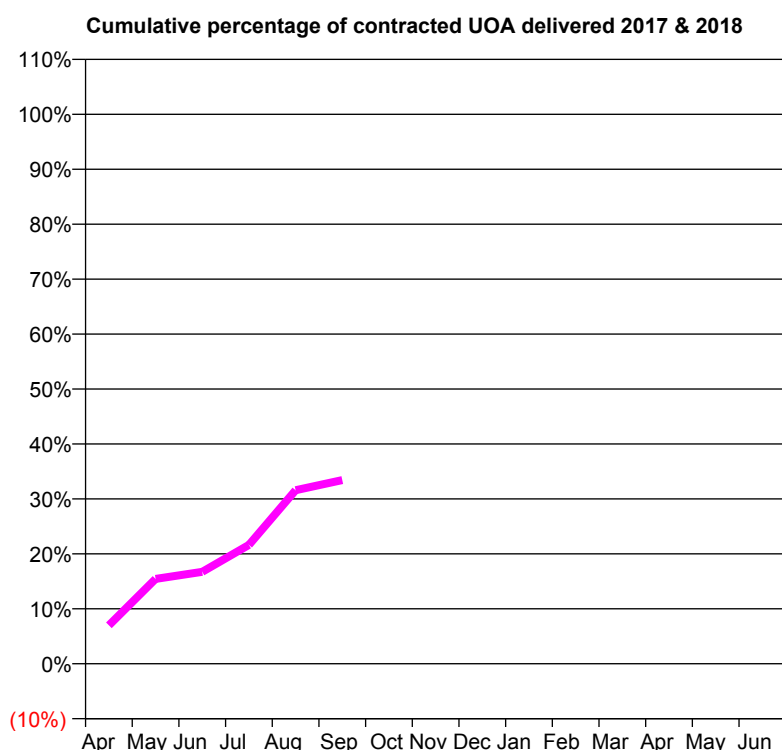
Q56 - Vital Signs Orthodontic At a Glance Contract Report for 171239/0002 - September 2017

Name or company name	The Loddon Dental Practice
Contract type name	PDS Contract
Purpose of contract	General and Orthodontic
Contract start date	04/01/2015
Contract end date	31/03/2018

17/18 Contracted general activity (UDA)	0
Carry forward general activity (UDA)	0
17/18 Contracted orthodontic activity (UOA)	4,936
Carry forward orthodontic activity (UOA)	0
Baseline contract value	£303,701.51

ACCESS

	Contract	England and Wales
24 month ratio of assessments to patient IDs	1.01	1.09

ACTIVITY


Month	Adjusted Scheduled Activity (UOA)	
	2017	2018
April	0	345
May	129	763
June	278	826
July	536	1,068
August	979	1,559
September	1,481	1,650
October	2,164	
November	3,076	
December	3,713	
January	4,236	
February	4,870	
March	4,915	
April	4,937	
May	5,001	
June	5,001	

QUALITY

	Contract Quantity	Contract Base Number	Contract *	Region	England
% of all assessments that were assess and fit appliances (rolling 12 month period)	243	347	70.0%	57.6%	58.0%
% of all assessments that were assess and refuse (rolling 12 month period)	39	347	11.2%	11.0%	11.4%
% of all assessments that were assess and review (rolling 12 month period)	65	347	18.7%	31.3%	30.6%
% of terminated courses where treatment was abandoned or discontinued (rolling 12 month period)	2	8	25.0%	8.4%	7.8%
% of completed treatments indicating that PAR score was taken (year to date)	4	5	80.0%	61.1%	64.6%
Rate of removable appliances per 100 fixed appliances - proposed treatment (rolling 12 month period)	26	456	5.70	7.31	5.65
Rate of removable appliances per 100 fixed appliances - completed treatment (rolling 12 month period)	1	10	10.00	6.66	4.78
% of courses of treatment with removable appliances only - proposed treatment (rolling 12 month period)	1	243	0.4%	2.5%	2.0%
% of courses of treatment with removable appliances only - completed treatment (rolling 12 month period)	1	6	16.7%	1.6%	1.5%
% of patients satisfied with the treatment they have received (rolling 12 month period)	10	11	90.9%	95.8%	96.0%

* Figures in italics indicate that the base number is less than 100.

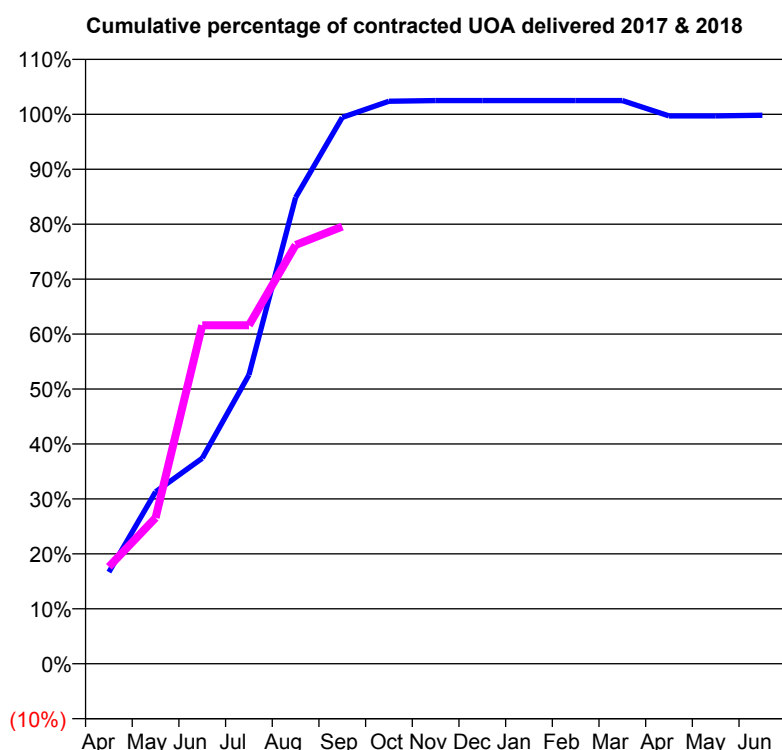
Q56 - Vital Signs Orthodontic At a Glance Contract Report for 176702/0001 - September 2017

Name or company name	Jeffrey Sherer and Larry Levin
Contract type name	GDS Contract
Purpose of contract	General and Orthodontic
Contract start date	01/04/2012
Contract end date	

17/18 Contracted general activity (UDA)	12,500
Carry forward general activity (UDA)	3,000
17/18 Contracted orthodontic activity (UOA)	719
Carry forward orthodontic activity (UOA)	0
Baseline contract value	£315,836.91

ACCESS

	Contract	England and Wales
24 month ratio of assessments to patient IDs	1.00	1.09

ACTIVITY


Month	Adjusted Scheduled Activity (UOA)	
	2017	2018
April	120	127
May	225	191
June	269	443
July	378	443
August	610	548
September	715	572
October	736	
November	737	
December	737	
January	737	
February	737	
March	737	
April	717	
May	717	
June	718	

QUALITY

	Contract Quantity	Contract Base Number	Contract *	Region	England
% of all assessments that were assess and fit appliances (rolling 12 month period)	28	36	77.8%	57.6%	58.0%
% of all assessments that were assess and refuse (rolling 12 month period)	8	36	22.2%	11.0%	11.4%
% of all assessments that were assess and review (rolling 12 month period)	0	36	0.0%	31.3%	30.6%
% of terminated courses where treatment was abandoned or discontinued (rolling 12 month period)	4	21	19.0%	8.4%	7.8%
% of completed treatments indicating that PAR score was taken (year to date)	10	10	100.0%	61.1%	64.6%
Rate of removable appliances per 100 fixed appliances - proposed treatment (rolling 12 month period)	1	56	1.79	7.31	5.65
Rate of removable appliances per 100 fixed appliances - completed treatment (rolling 12 month period)	0	34	0.00	6.66	4.78
% of courses of treatment with removable appliances only - proposed treatment (rolling 12 month period)	0	28	0.0%	2.5%	2.0%
% of courses of treatment with removable appliances only - completed treatment (rolling 12 month period)	0	17	0.0%	1.6%	1.5%
% of patients satisfied with the treatment they have received (rolling 12 month period)	1	1	100.0%	95.8%	96.0%

* Figures in italics indicate that the base number is less than 100.

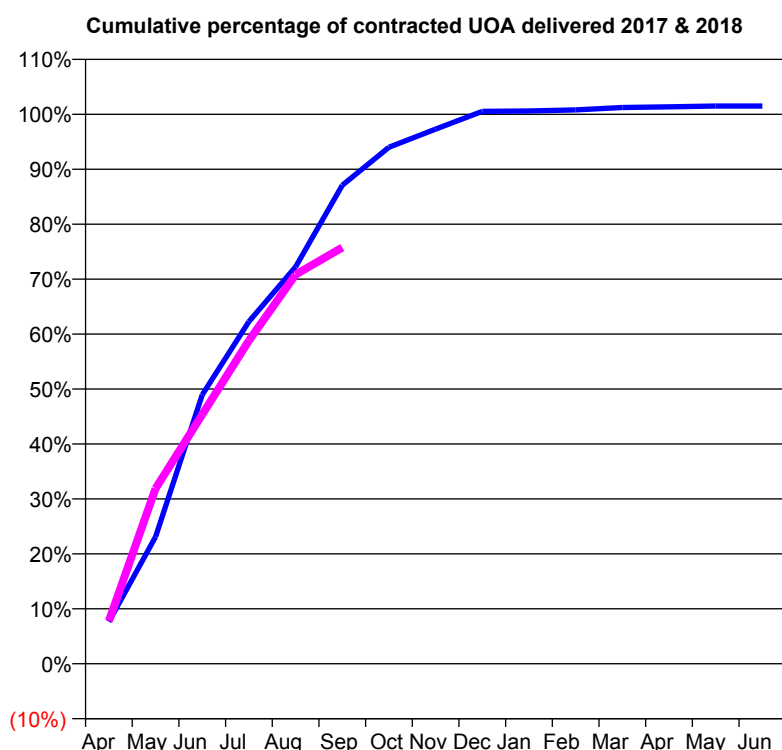
Q56 - Vital Signs Orthodontic At a Glance Contract Report for 178861/0001 - September 2017

Name or company name	Smile Orthodontics
Contract type name	PDS Contract
Purpose of contract	Orthodontic
Contract start date	01/07/2008
Contract end date	30/09/2018

17/18 Contracted general activity (UDA)	0
Carry forward general activity (UDA)	0
17/18 Contracted orthodontic activity (UOA)	13,458
Carry forward orthodontic activity (UOA)	-202
Baseline contract value	£782,636.16

ACCESS

	Contract	England and Wales
24 month ratio of assessments to patient IDs	1.05	1.09

ACTIVITY


Month	Adjusted Scheduled Activity (UOA)	
	2017	2018
April	1,029	1,046
May	3,112	4,293
June	6,589	6,104
July	8,383	7,915
August	9,721	9,531
September	11,718	10,193
October	12,649	
November	13,095	
December	13,529	
January	13,538	
February	13,566	
March	13,623	
April	13,639	
May	13,660	
June	13,660	

QUALITY

	Contract Quantity	Contract Base Number	Contract *	Region	England
% of all assessments that were assess and fit appliances (rolling 12 month period)	550	1,217	45.2%	57.6%	58.0%
% of all assessments that were assess and refuse (rolling 12 month period)	149	1,217	12.2%	11.0%	11.4%
% of all assessments that were assess and review (rolling 12 month period)	518	1,217	42.6%	31.3%	30.6%
% of terminated courses where treatment was abandoned or discontinued (rolling 12 month period)	43	732	5.9%	8.4%	7.8%
% of completed treatments indicating that PAR score was taken (year to date)	0	337	0.0%	61.1%	64.6%
Rate of removable appliances per 100 fixed appliances - proposed treatment (rolling 12 month period)	37	1,064	3.48	7.31	5.65
Rate of removable appliances per 100 fixed appliances - completed treatment (rolling 12 month period)	40	1,333	3.00	6.66	4.78
% of courses of treatment with removable appliances only - proposed treatment (rolling 12 month period)	15	550	2.7%	2.5%	2.0%
% of courses of treatment with removable appliances only - completed treatment (rolling 12 month period)	17	689	2.5%	1.6%	1.5%
% of patients satisfied with the treatment they have received (rolling 12 month period)	28	28	100.0%	95.8%	96.0%

* Figures in italics indicate that the base number is less than 100.

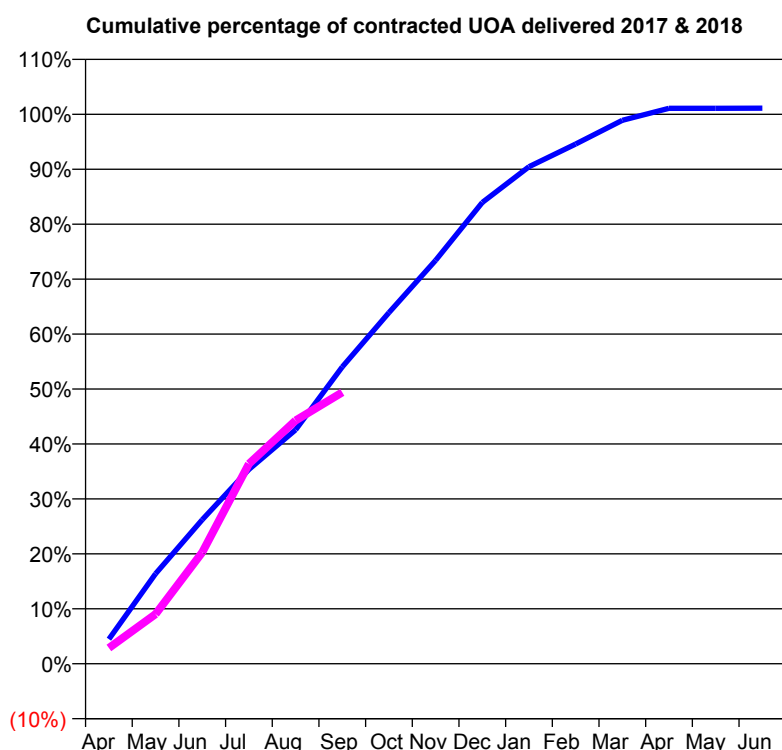
Q56 - Vital Signs Orthodontic At a Glance Contract Report for 182397/0001 - September 2017

Name or company name	Bank Bulidings Dental Practice
Contract type name	GDS Contract
Purpose of contract	General and Orthodontic
Contract start date	01/04/2011
Contract end date	

17/18 Contracted general activity (UDA)	40,973
Carry forward general activity (UDA)	-87
17/18 Contracted orthodontic activity (UOA)	3,067
Carry forward orthodontic activity (UOA)	-34
Baseline contract value	£1,139,529.86

ACCESS

	Contract	England and Wales
24 month ratio of assessments to patient IDs	1.10	1.09

ACTIVITY


Month	Adjusted Scheduled Activity (UOA)	
	2017	2018
April	137	88
May	503	277
June	804	622
July	1,085	1,116
August	1,306	1,358
September	1,657	1,515
October	1,960	
November	2,252	
December	2,575	
January	2,774	
February	2,901	
March	3,033	
April	3,100	
May	3,100	
June	3,101	

QUALITY

	Contract Quantity	Contract Base Number	Contract *	Region	England
% of all assessments that were assess and fit appliances (rolling 12 month period)	135	275	49.1%	57.6%	58.0%
% of all assessments that were assess and refuse (rolling 12 month period)	41	275	14.9%	11.0%	11.4%
% of all assessments that were assess and review (rolling 12 month period)	99	275	36.0%	31.3%	30.6%
% of terminated courses where treatment was abandoned or discontinued (rolling 12 month period)	4	65	6.2%	8.4%	7.8%
% of completed treatments indicating that PAR score was taken (year to date)	21	23	91.3%	61.1%	64.6%
Rate of removable appliances per 100 fixed appliances - proposed treatment (rolling 12 month period)	8	261	3.07	7.31	5.65
Rate of removable appliances per 100 fixed appliances - completed treatment (rolling 12 month period)	0	0	N/A	6.66	4.78
% of courses of treatment with removable appliances only - proposed treatment (rolling 12 month period)	2	135	1.5%	2.5%	2.0%
% of courses of treatment with removable appliances only - completed treatment (rolling 12 month period)	0	61	0.0%	1.6%	1.5%
% of patients satisfied with the treatment they have received (rolling 12 month period)	8	8	100.0%	95.8%	96.0%

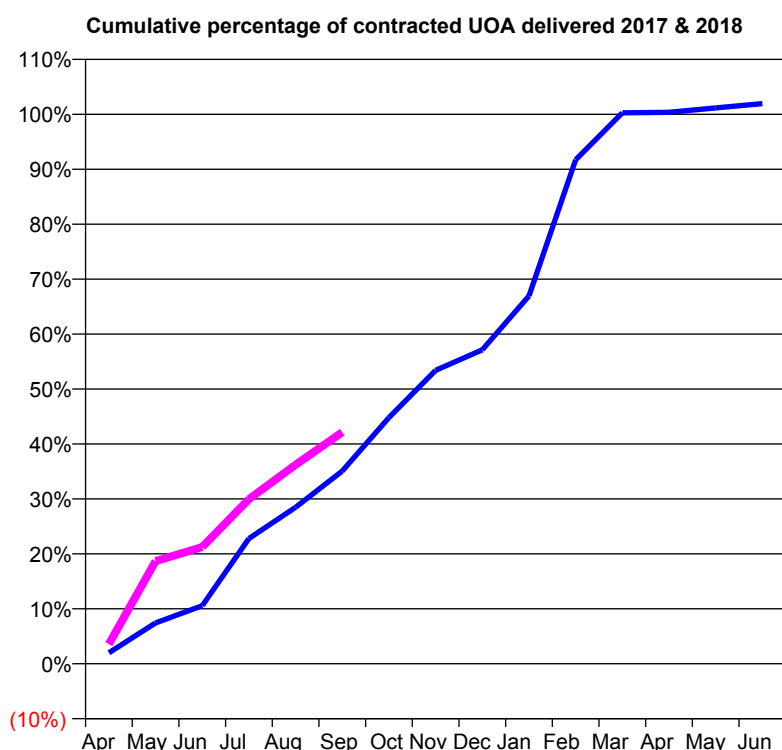
* Figures in italics indicate that the base number is less than 100.

Q56 - Vital Signs Orthodontic At a Glance Contract Report for 186872/0002 - September 2017

Name or company name	ORTHOWORLD 2000 LTD
Contract type name	PDS Contract
Purpose of contract	Orthodontic
Contract start date	01/04/2006
Contract end date	31/03/2019

17/18 Contracted general activity (UDA)	0
Carry forward general activity (UDA)	0
17/18 Contracted orthodontic activity (UOA)	10,779
Carry forward orthodontic activity (UOA)	-209
Baseline contract value	£717,197.23

ACCESS	Contract	England and Wales
24 month ratio of assessments to patient IDs	1.03	1.09

ACTIVITY


Month	Adjusted Scheduled Activity (UOA)	
	2017	2018
April	215	387
May	802	2,013
June	1,138	2,290
July	2,458	3,228
August	3,069	3,904
September	3,781	4,543
October	4,831	
November	5,756	
December	6,160	
January	7,215	
February	9,887	
March	10,807	
April	10,818	
May	10,904	
June	10,988	

QUALITY	Contract Quantity	Contract Base Number	Contract *	Region	England
% of all assessments that were assess and fit appliances (rolling 12 month period)	548	799	68.6%	57.6%	58.0%
% of all assessments that were assess and refuse (rolling 12 month period)	107	799	13.4%	11.0%	11.4%
% of all assessments that were assess and review (rolling 12 month period)	144	799	18.0%	31.3%	30.6%
% of terminated courses where treatment was abandoned or discontinued (rolling 12 month period)	10	296	3.4%	8.4%	7.8%
% of completed treatments indicating that PAR score was taken (year to date)	59	142	41.5%	61.1%	64.6%
Rate of removable appliances per 100 fixed appliances - proposed treatment (rolling 12 month period)	6	1,059	0.57	7.31	5.65
Rate of removable appliances per 100 fixed appliances - completed treatment (rolling 12 month period)	6	553	1.08	6.66	4.78
% of courses of treatment with removable appliances only - proposed treatment (rolling 12 month period)	3	548	0.5%	2.5%	2.0%
% of courses of treatment with removable appliances only - completed treatment (rolling 12 month period)	5	286	1.7%	1.6%	1.5%
% of patients satisfied with the treatment they have received (rolling 12 month period)	11	11	100.0%	95.8%	96.0%

* Figures in italics indicate that the base number is less than 100.

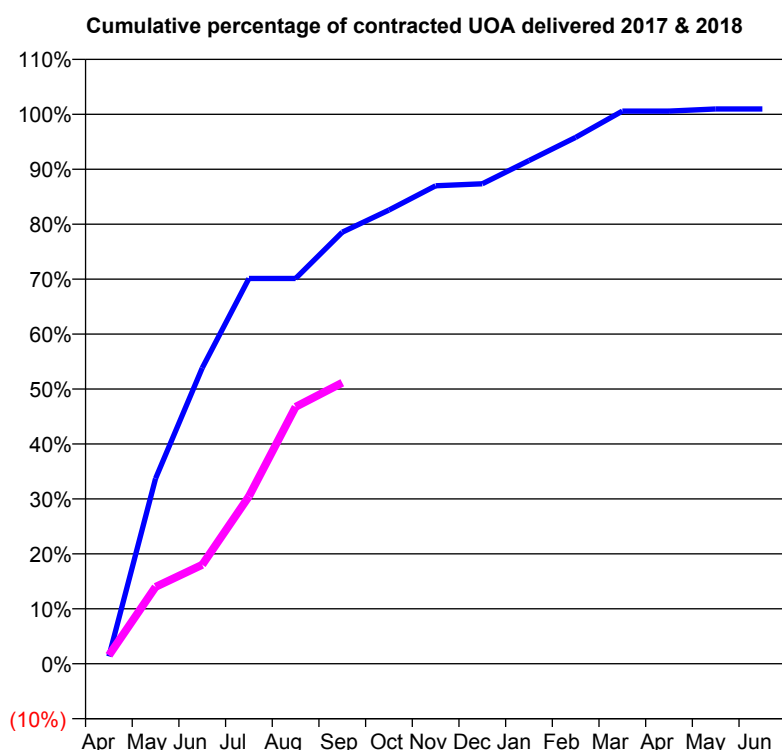
Q56 - Vital Signs Orthodontic At a Glance Contract Report for 188301/0001 - September 2017

Name or company name	Capel Dental Ltd
Contract type name	GDS Contract
Purpose of contract	General and Orthodontic
Contract start date	01/09/2007
Contract end date	

17/18 Contracted general activity (UDA)	5,612
Carry forward general activity (UDA)	-11
17/18 Contracted orthodontic activity (UOA)	522
Carry forward orthodontic activity (UOA)	-5
Baseline contract value	£191,764.73

ACCESS

	Contract	England and Wales
24 month ratio of assessments to patient IDs	1.09	1.09

ACTIVITY


Month	Adjusted Scheduled Activity (UOA)	
	2017	2018
April	7	8
May	176	73
June	281	94
July	366	159
August	366	244
September	410	267
October	431	
November	454	
December	456	
January	478	
February	500	
March	525	
April	525	
May	527	
June	527	

QUALITY

	Contract Quantity	Contract Base Number	Contract *	Region	England
% of all assessments that were assess and fit appliances (rolling 12 month period)	17	41	41.5%	57.6%	58.0%
% of all assessments that were assess and refuse (rolling 12 month period)	7	41	17.1%	11.0%	11.4%
% of all assessments that were assess and review (rolling 12 month period)	17	41	41.5%	31.3%	30.6%
% of terminated courses where treatment was abandoned or discontinued (rolling 12 month period)	2	24	8.3%	8.4%	7.8%
% of completed treatments indicating that PAR score was taken (year to date)	12	12	100.0%	61.1%	64.6%
Rate of removable appliances per 100 fixed appliances - proposed treatment (rolling 12 month period)	4	33	12.12	7.31	5.65
Rate of removable appliances per 100 fixed appliances - completed treatment (rolling 12 month period)	5	40	12.50	6.66	4.78
% of courses of treatment with removable appliances only - proposed treatment (rolling 12 month period)	0	17	0.0%	2.5%	2.0%
% of courses of treatment with removable appliances only - completed treatment (rolling 12 month period)	1	22	4.5%	1.6%	1.5%
% of patients satisfied with the treatment they have received (rolling 12 month period)	1	1	100.0%	95.8%	96.0%

* Figures in italics indicate that the base number is less than 100.

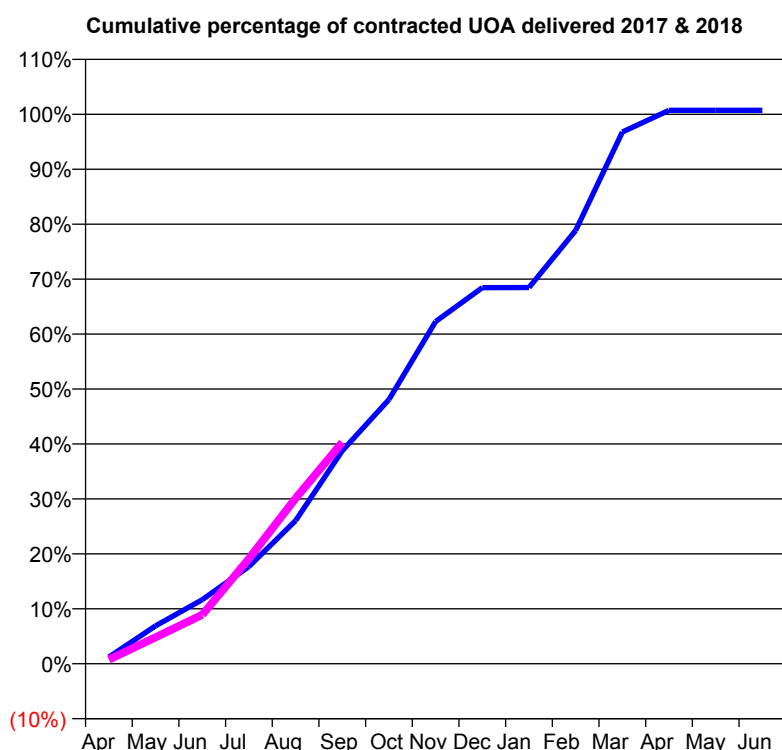
Q56 - Vital Signs Orthodontic At a Glance Contract Report for 198390/0001 - September 2017

Name or company name	Stewart House Orthodontics Limited
Contract type name	PDS Contract
Purpose of contract	Orthodontic
Contract start date	01/10/2011
Contract end date	31/03/2018

17/18 Contracted general activity (UDA)	0
Carry forward general activity (UDA)	0
17/18 Contracted orthodontic activity (UOA)	5,847
Carry forward orthodontic activity (UOA)	0
Baseline contract value	£368,964.91

ACCESS

	Contract	England and Wales
24 month ratio of assessments to patient IDs	1.14	1.09

ACTIVITY


Month	Adjusted Scheduled Activity (UOA)	
	2017	2018
April	72	45
May	404	282
June	682	522
July	1,035	1,119
August	1,524	1,761
September	2,267	2,356
October	2,812	-
November	3,642	-
December	4,002	-
January	4,003	-
February	4,611	-
March	5,658	-
April	5,890	-
May	5,890	-
June	5,890	-

QUALITY

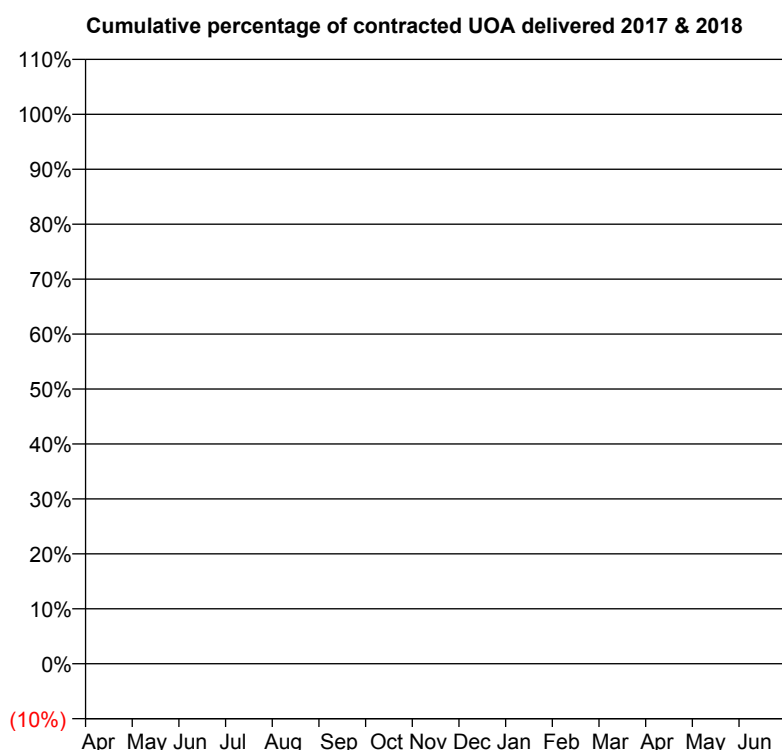
	Contract Quantity	Contract Base Number	Contract *	Region	England
% of all assessments that were assess and fit appliances (rolling 12 month period)	272	537	50.7%	57.6%	58.0%
% of all assessments that were assess and refuse (rolling 12 month period)	111	537	20.7%	11.0%	11.4%
% of all assessments that were assess and review (rolling 12 month period)	154	537	28.7%	31.3%	30.6%
% of terminated courses where treatment was abandoned or discontinued (rolling 12 month period)	33	365	9.0%	8.4%	7.8%
% of completed treatments indicating that PAR score was taken (year to date)	170	191	89.0%	61.1%	64.6%
Rate of removable appliances per 100 fixed appliances - proposed treatment (rolling 12 month period)	84	418	20.10	7.31	5.65
Rate of removable appliances per 100 fixed appliances - completed treatment (rolling 12 month period)	89	592	15.03	6.66	4.78
% of courses of treatment with removable appliances only - proposed treatment (rolling 12 month period)	29	272	10.7%	2.5%	2.0%
% of courses of treatment with removable appliances only - completed treatment (rolling 12 month period)	21	332	6.3%	1.6%	1.5%
% of patients satisfied with the treatment they have received (rolling 12 month period)	18	18	100.0%	95.8%	96.0%

* Figures in italics indicate that the base number is less than 100.

Q56 - Vital Signs Orthodontic At a Glance Contract Report for 199176/0001 - September 2017

Name or company name	Larry Levin & Jeff Sherer	17/18 Contracted general activity (UDA)	51,387
Contract type name	GDS Contract	Carry forward general activity (UDA)	11,000
Purpose of contract	General	17/18 Contracted orthodontic activity (UOA)	0
Contract start date	01/04/2013	Carry forward orthodontic activity (UOA)	0
Contract end date		Baseline contract value	£1,077,715.05

ACCESS	Contract	England and Wales
24 month ratio of assessments to patient IDs	1.00	1.09

ACTIVITY


Month	Adjusted Scheduled Activity (UOA)	
	2017	2018
April	0	0
May	21	0
June	21	21
July	21	21
August	21	22
September	21	22
October	42	
November	42	
December	42	
January	42	
February	42	
March	42	
April	42	
May	42	
June	42	

QUALITY	Contract Quantity	Contract Base Number	Contract *	Region	England
% of all assessments that were assess and fit appliances (rolling 12 month period)	2	3	66.7%	57.6%	58.0%
% of all assessments that were assess and refuse (rolling 12 month period)	1	3	33.3%	11.0%	11.4%
% of all assessments that were assess and review (rolling 12 month period)	0	3	0.0%	31.3%	30.6%
% of terminated courses where treatment was abandoned or discontinued (rolling 12 month period)	0	0	N/A	8.4%	7.8%
% of completed treatments indicating that PAR score was taken (year to date)	0	0	N/A	61.1%	64.6%
Rate of removable appliances per 100 fixed appliances - proposed treatment (rolling 12 month period)	0	4	0.00	7.31	5.65
Rate of removable appliances per 100 fixed appliances - completed treatment (rolling 12 month period)	0	0	N/A	6.66	4.78
% of courses of treatment with removable appliances only - proposed treatment (rolling 12 month period)	0	2	0.0%	2.5%	2.0%
% of courses of treatment with removable appliances only - completed treatment (rolling 12 month period)	0	0	N/A	1.6%	1.5%
% of patients satisfied with the treatment they have received (rolling 12 month period)	0	0	N/A	95.8%	96.0%

* Figures in italics indicate that the base number is less than 100.

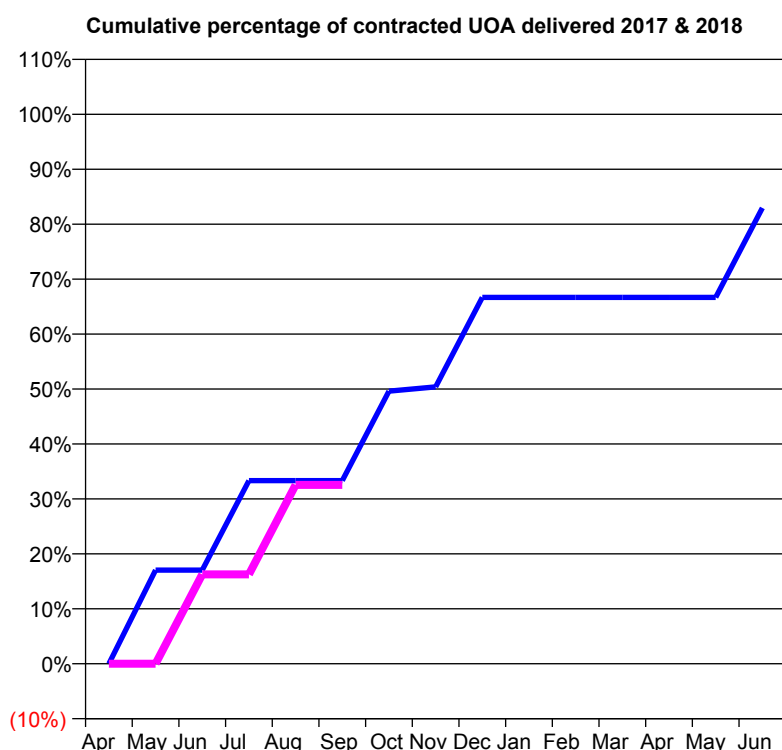
Q56 - Vital Signs Orthodontic At a Glance Contract Report for 220469/0001 - September 2017

Name or company name	Riverside Dental Surgery
Contract type name	GDS Contract
Purpose of contract	General and Orthodontic
Contract start date	01/04/2006
Contract end date	

17/18 Contracted general activity (UDA)	2,583
Carry forward general activity (UDA)	8
17/18 Contracted orthodontic activity (UOA)	129
Carry forward orthodontic activity (UOA)	0
Baseline contract value	£66,283.71

ACCESS

	Contract	England and Wales
24 month ratio of assessments to patient IDs	1.07	1.09

ACTIVITY


Month	Adjusted Scheduled Activity (UOA)	
	2017	2018
April	0	0
May	22	0
June	22	21
July	43	21
August	43	42
September	43	42
October	64	
November	65	
December	86	
January	86	
February	86	
March	86	
April	86	
May	86	
June	107	

QUALITY

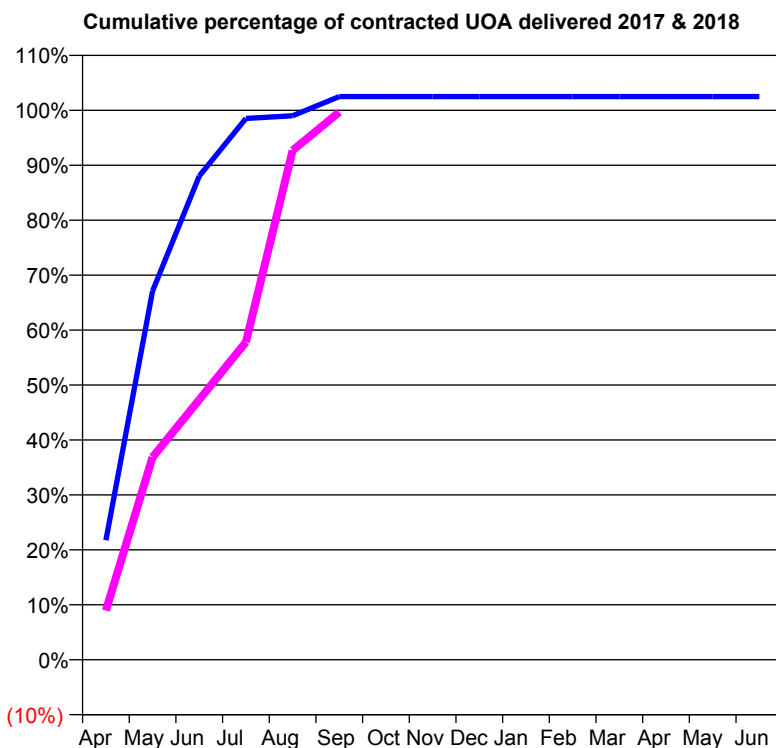
	Contract Quantity	Contract Base Number	Contract *	Region	England
% of all assessments that were assess and fit appliances (rolling 12 month period)	5	6	83.3%	57.6%	58.0%
% of all assessments that were assess and refuse (rolling 12 month period)	0	6	0.0%	11.0%	11.4%
% of all assessments that were assess and review (rolling 12 month period)	1	6	16.7%	31.3%	30.6%
% of terminated courses where treatment was abandoned or discontinued (rolling 12 month period)	0	1	0.0%	8.4%	7.8%
% of completed treatments indicating that PAR score was taken (year to date)	0	0	N/A	61.1%	64.6%
Rate of removable appliances per 100 fixed appliances - proposed treatment (rolling 12 month period)	1	5	20.00	7.31	5.65
Rate of removable appliances per 100 fixed appliances - completed treatment (rolling 12 month period)	1	0	N/A	6.66	4.78
% of courses of treatment with removable appliances only - proposed treatment (rolling 12 month period)	0	5	0.0%	2.5%	2.0%
% of courses of treatment with removable appliances only - completed treatment (rolling 12 month period)	1	1	100.0%	1.6%	1.5%
% of patients satisfied with the treatment they have received (rolling 12 month period)	0	0	N/A	95.8%	96.0%

* Figures in italics indicate that the base number is less than 100.

Q56 - Vital Signs Orthodontic At a Glance Contract Report for 222224/0001 - September 2017

Name or company name	MR DA STOTT	17/18 Contracted general activity (UDA)	12,808
Contract type name	GDS Contract	Carry forward general activity (UDA)	56
Purpose of contract	General and Orthodontic	17/18 Contracted orthodontic activity (UOA)	602
Contract start date	01/04/2006	Carry forward orthodontic activity (UOA)	-12
Contract end date		Baseline contract value	£343,510.45

ACCESS	Contract	England and Wales
24 month ratio of assessments to patient IDs	1.02	1.09

ACTIVITY


Month	Adjusted Scheduled Activity (UOA)	
	2017	2018
April	131	54
May	404	222
June	530	285
July	593	348
August	596	558
September	617	600
October	617	
November	617	
December	617	
January	617	
February	617	
March	617	
April	617	
May	617	
June	617	

QUALITY	Contract Quantity	Contract Base Number	Contract *	Region	England
% of all assessments that were assess and fit appliances (rolling 12 month period)	28	28	100.0%	57.6%	58.0%
% of all assessments that were assess and refuse (rolling 12 month period)	0	28	0.0%	11.0%	11.4%
% of all assessments that were assess and review (rolling 12 month period)	0	28	0.0%	31.3%	30.6%
% of terminated courses where treatment was abandoned or discontinued (rolling 12 month period)	0	19	0.0%	8.4%	7.8%
% of completed treatments indicating that PAR score was taken (year to date)	7	7	100.0%	61.1%	64.6%
Rate of removable appliances per 100 fixed appliances - proposed treatment (rolling 12 month period)	8	54	14.81	7.31	5.65
Rate of removable appliances per 100 fixed appliances - completed treatment (rolling 12 month period)	0	0	N/A	6.66	4.78
% of courses of treatment with removable appliances only - proposed treatment (rolling 12 month period)	0	28	0.0%	2.5%	2.0%
% of courses of treatment with removable appliances only - completed treatment (rolling 12 month period)	0	19	0.0%	1.6%	1.5%
% of patients satisfied with the treatment they have received (rolling 12 month period)	3	3	100.0%	95.8%	96.0%

* Figures in italics indicate that the base number is less than 100.

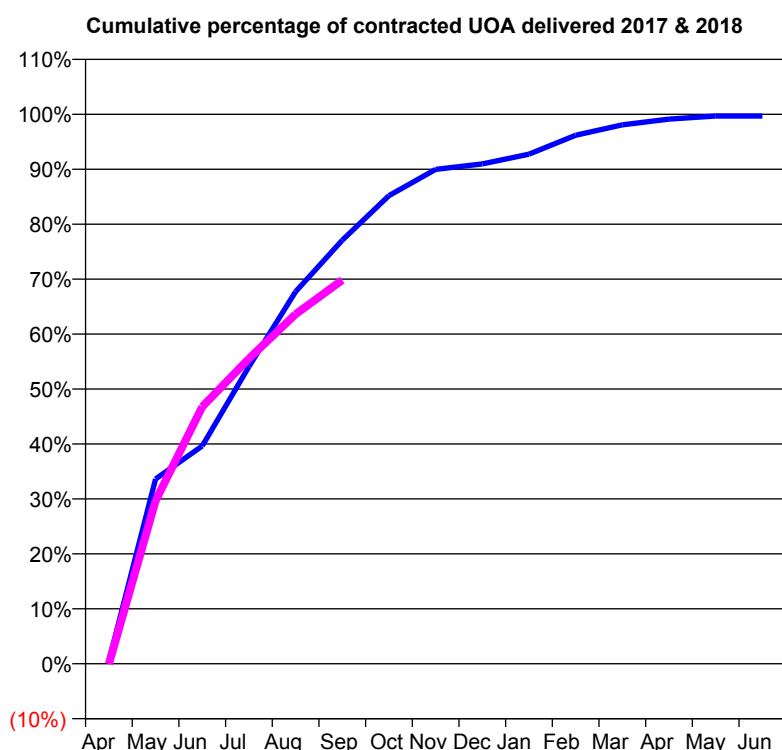
Q56 - Vital Signs Orthodontic At a Glance Contract Report for 232246/0001 - September 2017

Name or company name	MR TI DAVIES
Contract type name	PDS Contract
Purpose of contract	Orthodontic
Contract start date	01/04/2006
Contract end date	31/03/2018

17/18 Contracted general activity (UDA)	0
Carry forward general activity (UDA)	0
17/18 Contracted orthodontic activity (UOA)	4,476
Carry forward orthodontic activity (UOA)	14
Baseline contract value	£283,901.23

ACCESS

	Contract	England and Wales
24 month ratio of assessments to patient IDs	1.13	1.09

ACTIVITY


Month	Adjusted Scheduled Activity (UOA)	
	2017	2018
April	23	-3
May	1,505	1,328
June	1,774	2,094
July	2,421	2,486
August	3,031	2,847
September	3,450	3,125
October	3,813	
November	4,027	
December	4,072	
January	4,151	
February	4,305	
March	4,390	
April	4,437	
May	4,462	
June	4,462	

QUALITY

	Contract Quantity	Contract Base Number	Contract *	Region	England
% of all assessments that were assess and fit appliances (rolling 12 month period)	171	838	20.4%	57.6%	58.0%
% of all assessments that were assess and refuse (rolling 12 month period)	152	838	18.1%	11.0%	11.4%
% of all assessments that were assess and review (rolling 12 month period)	515	838	61.5%	31.3%	30.6%
% of terminated courses where treatment was abandoned or discontinued (rolling 12 month period)	4	157	2.5%	8.4%	7.8%
% of completed treatments indicating that PAR score was taken (year to date)	83	88	94.3%	61.1%	64.6%
Rate of removable appliances per 100 fixed appliances - proposed treatment (rolling 12 month period)	38	323	11.76	7.31	5.65
Rate of removable appliances per 100 fixed appliances - completed treatment (rolling 12 month period)	20	298	6.71	6.66	4.78
% of courses of treatment with removable appliances only - proposed treatment (rolling 12 month period)	6	171	3.5%	2.5%	2.0%
% of courses of treatment with removable appliances only - completed treatment (rolling 12 month period)	0	153	0.0%	1.6%	1.5%
% of patients satisfied with the treatment they have received (rolling 12 month period)	6	7	85.7%	95.8%	96.0%

* Figures in italics indicate that the base number is less than 100.

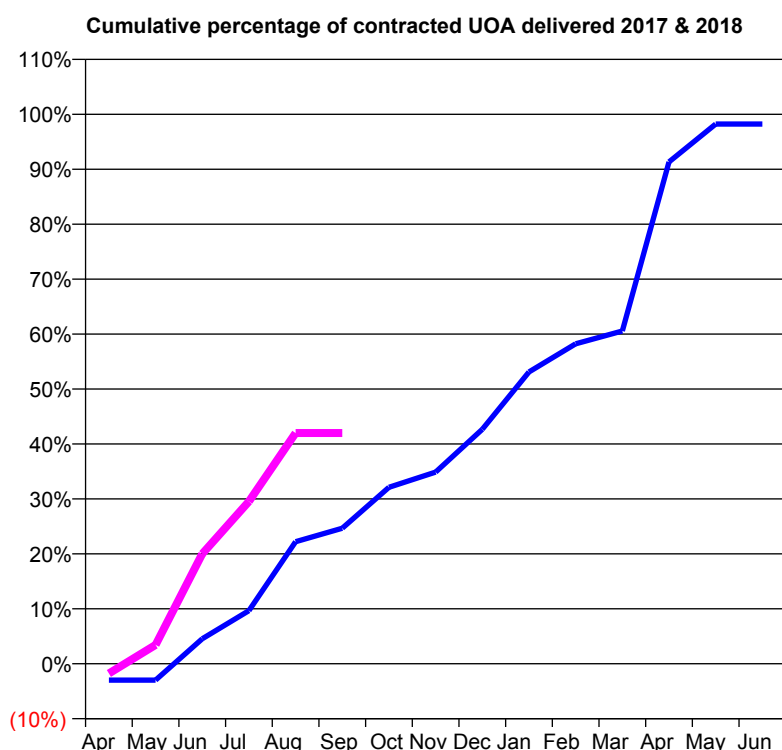
Q56 - Vital Signs Orthodontic At a Glance Contract Report for 299022/0001 - September 2017

Name or company name	MR G KARATZOPOULOS
Contract type name	GDS Contract
Purpose of contract	General and Orthodontic
Contract start date	01/08/2012
Contract end date	

17/18 Contracted general activity (UDA)	551
Carry forward general activity (UDA)	0
17/18 Contracted orthodontic activity (UOA)	900
Carry forward orthodontic activity (UOA)	16
Baseline contract value	£71,571.06

ACCESS

	Contract	England and Wales
24 month ratio of assessments to patient IDs	1.13	1.09

ACTIVITY


Month	Adjusted Scheduled Activity (UOA)	
	2017	2018
April	-27	-16
May	-27	31
June	41	180
July	87	266
August	200	378
September	222	378
October	289	
November	314	
December	384	
January	478	
February	524	
March	545	
April	822	
May	884	
June	884	

QUALITY

	Contract Quantity	Contract Base Number	Contract *	Region	England
% of all assessments that were assess and fit appliances (rolling 12 month period)	47	119	39.5%	57.6%	58.0%
% of all assessments that were assess and refuse (rolling 12 month period)	32	119	26.9%	11.0%	11.4%
% of all assessments that were assess and review (rolling 12 month period)	40	119	33.6%	31.3%	30.6%
% of terminated courses where treatment was abandoned or discontinued (rolling 12 month period)	4	48	8.3%	8.4%	7.8%
% of completed treatments indicating that PAR score was taken (year to date)	7	23	30.4%	61.1%	64.6%
Rate of removable appliances per 100 fixed appliances - proposed treatment (rolling 12 month period)	5	94	5.32	7.31	5.65
Rate of removable appliances per 100 fixed appliances - completed treatment (rolling 12 month period)	5	5	100.00	6.66	4.78
% of courses of treatment with removable appliances only - proposed treatment (rolling 12 month period)	0	47	0.0%	2.5%	2.0%
% of courses of treatment with removable appliances only - completed treatment (rolling 12 month period)	4	44	9.1%	1.6%	1.5%
% of patients satisfied with the treatment they have received (rolling 12 month period)	1	1	100.0%	95.8%	96.0%

* Figures in italics indicate that the base number is less than 100.

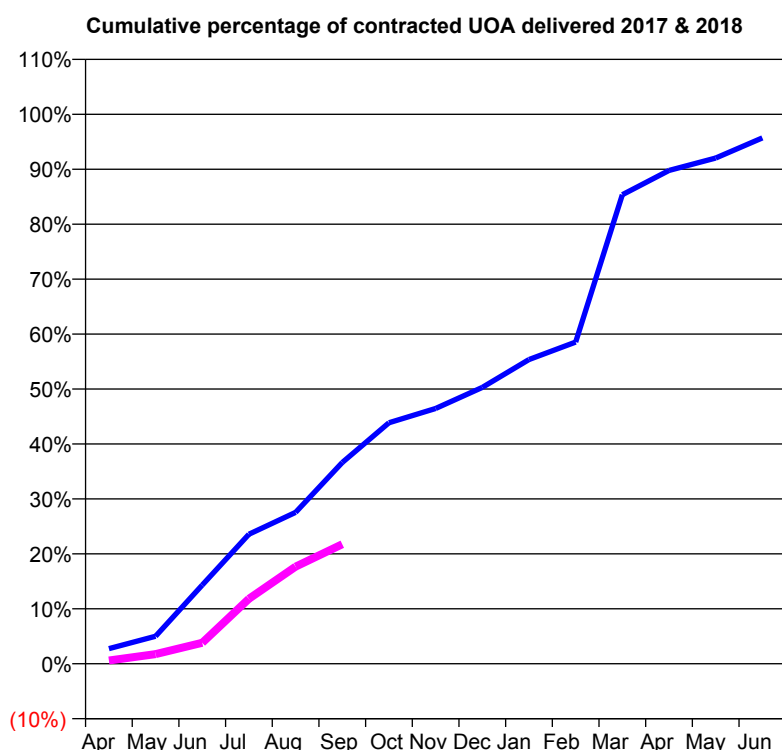
Q56 - Vital Signs Orthodontic At a Glance Contract Report for 329185/0001 - September 2017

Name or company name	MR HS SKOYLES
Contract type name	GDS Contract
Purpose of contract	General and Orthodontic
Contract start date	01/04/2006
Contract end date	

17/18 Contracted general activity (UDA)	42,279
Carry forward general activity (UDA)	0
17/18 Contracted orthodontic activity (UOA)	1,200
Carry forward orthodontic activity (UOA)	0
Baseline contract value	£1,154,405.94

ACCESS

	Contract	England and Wales
24 month ratio of assessments to patient IDs	1.18	1.09

ACTIVITY


Month	Adjusted Scheduled Activity (UOA)	
	2017	2018
April	33	7
May	60	21
June	172	46
July	283	142
August	331	212
September	440	261
October	526	
November	557	
December	603	
January	664	
February	702	
March	1,024	
April	1,077	
May	1,104	
June	1,148	

QUALITY

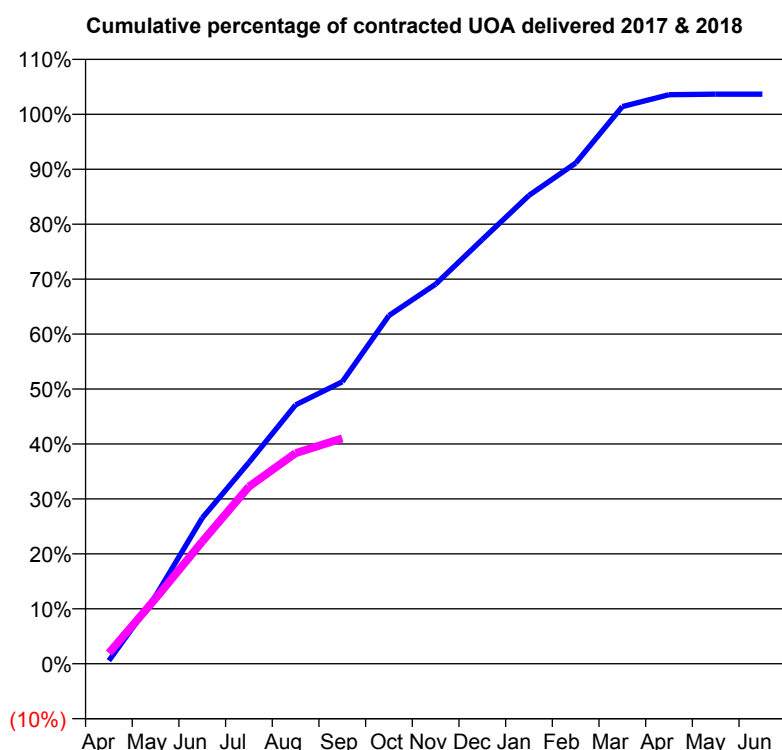
	Contract Quantity	Contract Base Number	Contract *	Region	England
% of all assessments that were assess and fit appliances (rolling 12 month period)	38	305	12.5%	57.6%	58.0%
% of all assessments that were assess and refuse (rolling 12 month period)	15	305	4.9%	11.0%	11.4%
% of all assessments that were assess and review (rolling 12 month period)	252	305	82.6%	31.3%	30.6%
% of terminated courses where treatment was abandoned or discontinued (rolling 12 month period)	8	44	18.2%	8.4%	7.8%
% of completed treatments indicating that PAR score was taken (year to date)	17	19	89.5%	61.1%	64.6%
Rate of removable appliances per 100 fixed appliances - proposed treatment (rolling 12 month period)	6	53	11.32	7.31	5.65
Rate of removable appliances per 100 fixed appliances - completed treatment (rolling 12 month period)	6	63	9.52	6.66	4.78
% of courses of treatment with removable appliances only - proposed treatment (rolling 12 month period)	3	38	7.9%	2.5%	2.0%
% of courses of treatment with removable appliances only - completed treatment (rolling 12 month period)	1	36	2.8%	1.6%	1.5%
% of patients satisfied with the treatment they have received (rolling 12 month period)	1	1	100.0%	95.8%	96.0%

* Figures in italics indicate that the base number is less than 100.

Q56 - Vital Signs Orthodontic At a Glance Contract Report for 566497/0002 - September 2017

Name or company name	MR RA DORR	17/18 Contracted general activity (UDA)	0
Contract type name	PDS Contract	Carry forward general activity (UDA)	0
Purpose of contract	Orthodontic	17/18 Contracted orthodontic activity (UOA)	1,070
Contract start date	01/06/2008	Carry forward orthodontic activity (UOA)	-21
Contract end date	31/03/2018	Baseline contract value	£67,193.74

ACCESS	Contract	England and Wales
24 month ratio of assessments to patient IDs	1.03	1.09

ACTIVITY


Month	Adjusted Scheduled Activity (UOA)	
	2017	2018
April	6	21
May	132	127
June	284	238
July	392	345
August	504	410
September	549	439
October	678	
November	739	
December	826	
January	912	
February	975	
March	1,085	
April	1,108	
May	1,109	
June	1,109	

QUALITY	Contract Quantity	Contract Base Number	Contract *	Region	England
% of all assessments that were assess and fit appliances (rolling 12 month period)	45	82	54.9%	57.6%	58.0%
% of all assessments that were assess and refuse (rolling 12 month period)	4	82	4.9%	11.0%	11.4%
% of all assessments that were assess and review (rolling 12 month period)	33	82	40.2%	31.3%	30.6%
% of terminated courses where treatment was abandoned or discontinued (rolling 12 month period)	4	43	9.3%	8.4%	7.8%
% of completed treatments indicating that PAR score was taken (year to date)	15	16	93.8%	61.1%	64.6%
Rate of removable appliances per 100 fixed appliances - proposed treatment (rolling 12 month period)	9	89	10.11	7.31	5.65
Rate of removable appliances per 100 fixed appliances - completed treatment (rolling 12 month period)	5	76	6.58	6.66	4.78
% of courses of treatment with removable appliances only - proposed treatment (rolling 12 month period)	0	45	0.0%	2.5%	2.0%
% of courses of treatment with removable appliances only - completed treatment (rolling 12 month period)	1	39	2.6%	1.6%	1.5%
% of patients satisfied with the treatment they have received (rolling 12 month period)	4	4	100.0%	95.8%	96.0%

* Figures in italics indicate that the base number is less than 100.

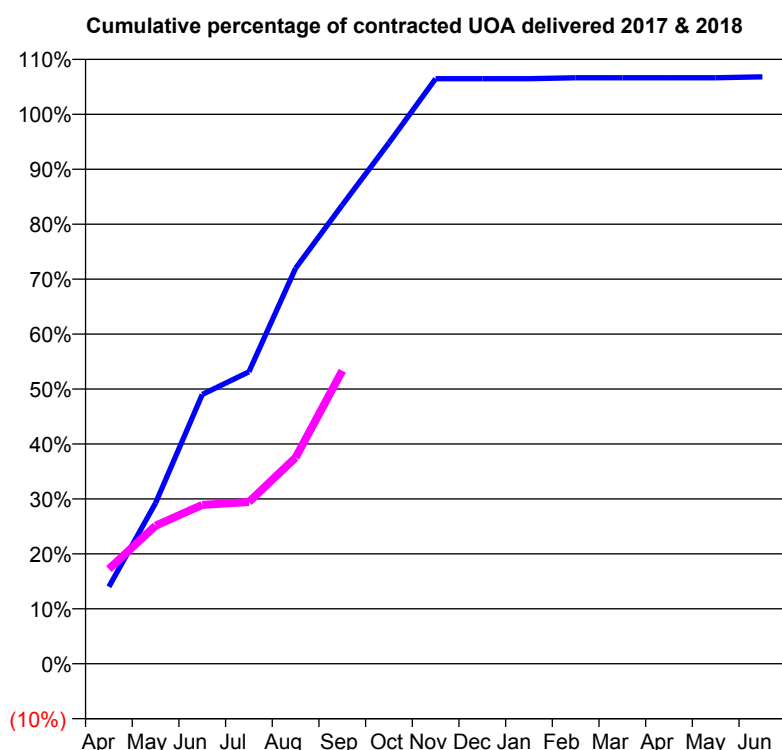
Q56 - Vital Signs Orthodontic At a Glance Contract Report for 636444/0001 - September 2017

Name or company name	MRS LD POULTER
Contract type name	PDS Contract
Purpose of contract	Orthodontic
Contract start date	01/04/2006
Contract end date	31/03/2018

17/18 Contracted general activity (UDA)	0
Carry forward general activity (UDA)	0
17/18 Contracted orthodontic activity (UOA)	557
Carry forward orthodontic activity (UOA)	-11
Baseline contract value	£35,626.87

ACCESS

	Contract	England and Wales
24 month ratio of assessments to patient IDs	1.10	1.09

ACTIVITY


Month	Adjusted Scheduled Activity (UOA)	
	2017	2018
April	78	96
May	163	140
June	273	161
July	296	164
August	401	209
September	465	297
October	528	
November	593	
December	593	
January	593	
February	594	
March	594	
April	594	
May	594	
June	595	

QUALITY

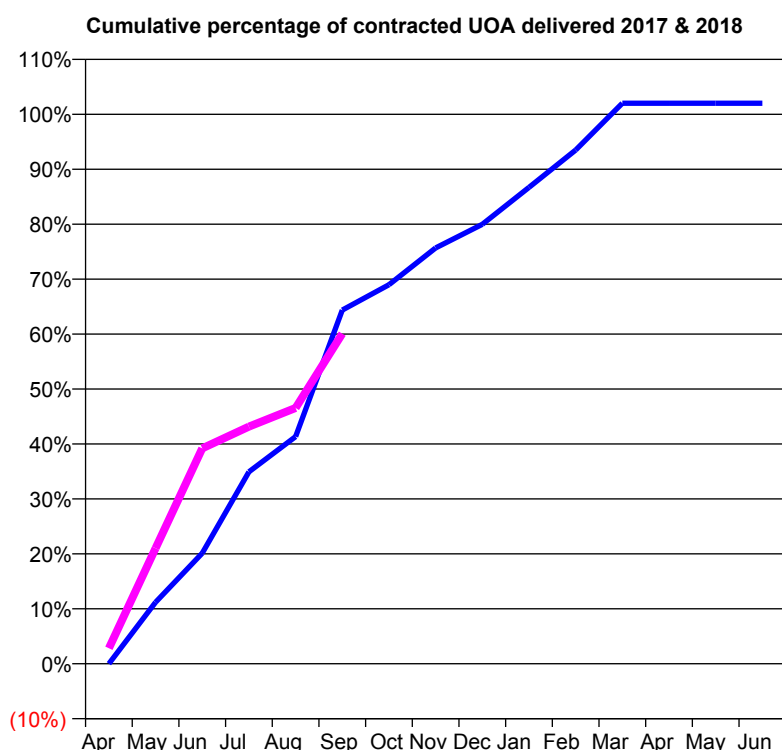
	Contract Quantity	Contract Base Number	Contract *	Region	England
% of all assessments that were assess and fit appliances (rolling 12 month period)	19	36	52.8%	57.6%	58.0%
% of all assessments that were assess and refuse (rolling 12 month period)	3	36	8.3%	11.0%	11.4%
% of all assessments that were assess and review (rolling 12 month period)	14	36	38.9%	31.3%	30.6%
% of terminated courses where treatment was abandoned or discontinued (rolling 12 month period)	2	18	11.1%	8.4%	7.8%
% of completed treatments indicating that PAR score was taken (year to date)	5	6	83.3%	61.1%	64.6%
Rate of removable appliances per 100 fixed appliances - proposed treatment (rolling 12 month period)	7	38	18.42	7.31	5.65
Rate of removable appliances per 100 fixed appliances - completed treatment (rolling 12 month period)	3	21	14.29	6.66	4.78
% of courses of treatment with removable appliances only - proposed treatment (rolling 12 month period)	0	19	0.0%	2.5%	2.0%
% of courses of treatment with removable appliances only - completed treatment (rolling 12 month period)	2	16	12.5%	1.6%	1.5%
% of patients satisfied with the treatment they have received (rolling 12 month period)	3	3	100.0%	95.8%	96.0%

* Figures in italics indicate that the base number is less than 100.

Q56 - Vital Signs Orthodontic At a Glance Contract Report for 729159/0001 - September 2017

Name or company name	MRS AM RAE	17/18 Contracted general activity (UDA)	612
Contract type name	GDS Contract	Carry forward general activity (UDA)	-6
Purpose of contract	General and Orthodontic	17/18 Contracted orthodontic activity (UOA)	709
Contract start date	01/04/2006	Carry forward orthodontic activity (UOA)	-20
Contract end date		Baseline contract value	£61,198.41

ACCESS	Contract	England and Wales
24 month ratio of assessments to patient IDs	1.01	1.09

ACTIVITY


Month	Adjusted Scheduled Activity (UOA)	
	2017	2018
April	0	20
May	112	149
June	201	278
July	349	306
August	413	330
September	643	426
October	689	
November	756	
December	799	
January	866	
February	934	
March	1,019	
April	1,019	
May	1,019	
June	1,019	

QUALITY	Contract Quantity	Contract Base Number	Contract *	Region	England
% of all assessments that were assess and fit appliances (rolling 12 month period)	35	83	42.2%	57.6%	58.0%
% of all assessments that were assess and refuse (rolling 12 month period)	19	83	22.9%	11.0%	11.4%
% of all assessments that were assess and review (rolling 12 month period)	29	83	34.9%	31.3%	30.6%
% of terminated courses where treatment was abandoned or discontinued (rolling 12 month period)	4	33	12.1%	8.4%	7.8%
% of completed treatments indicating that PAR score was taken (year to date)	16	16	100.0%	61.1%	64.6%
Rate of removable appliances per 100 fixed appliances - proposed treatment (rolling 12 month period)	9	68	13.24	7.31	5.65
Rate of removable appliances per 100 fixed appliances - completed treatment (rolling 12 month period)	9	54	16.67	6.66	4.78
% of courses of treatment with removable appliances only - proposed treatment (rolling 12 month period)	0	35	0.0%	2.5%	2.0%
% of courses of treatment with removable appliances only - completed treatment (rolling 12 month period)	2	29	6.9%	1.6%	1.5%
% of patients satisfied with the treatment they have received (rolling 12 month period)	3	3	100.0%	95.8%	96.0%

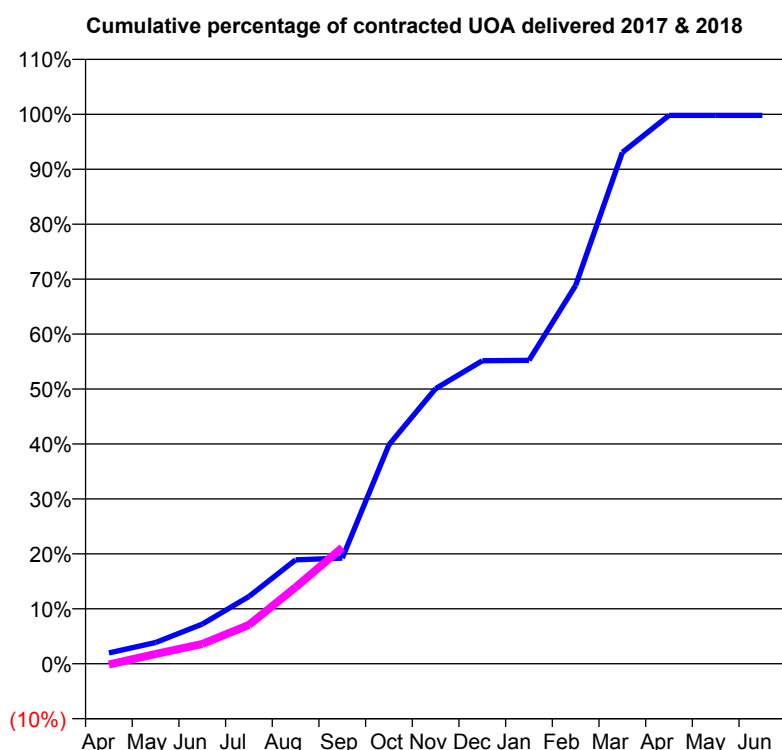
* Figures in italics indicate that the base number is less than 100.

Q56 - Vital Signs Orthodontic At a Glance Contract Report for 736619/0001 - September 2017

Name or company name	MR DB BUCHANAN
Contract type name	PDS Contract
Purpose of contract	General and Orthodontic
Contract start date	01/08/2010
Contract end date	31/03/2018

17/18 Contracted general activity (UDA)	1,628
Carry forward general activity (UDA)	-33
17/18 Contracted orthodontic activity (UOA)	1,257
Carry forward orthodontic activity (UOA)	2
Baseline contract value	£127,555.15

ACCESS	Contract	England and Wales
24 month ratio of assessments to patient IDs	1.14	1.09

ACTIVITY


Month	Adjusted Scheduled Activity (UOA)	
	2017	2018
April	25	-2
May	49	22
June	91	45
July	154	89
August	238	175
September	242	266
October	501	
November	629	
December	693	
January	694	
February	866	
March	1,170	
April	1,255	
May	1,255	
June	1,255	

QUALITY	Contract Quantity	Contract Base Number	Contract *	Region	England
% of all assessments that were assess and fit appliances (rolling 12 month period)	59	84	70.2%	57.6%	58.0%
% of all assessments that were assess and refuse (rolling 12 month period)	14	84	16.7%	11.0%	11.4%
% of all assessments that were assess and review (rolling 12 month period)	11	84	13.1%	31.3%	30.6%
% of terminated courses where treatment was abandoned or discontinued (rolling 12 month period)	1	28	3.6%	8.4%	7.8%
% of completed treatments indicating that PAR score was taken (year to date)	9	9	100.0%	61.1%	64.6%
Rate of removable appliances per 100 fixed appliances - proposed treatment (rolling 12 month period)	12	112	10.71	7.31	5.65
Rate of removable appliances per 100 fixed appliances - completed treatment (rolling 12 month period)	7	52	13.46	6.66	4.78
% of courses of treatment with removable appliances only - proposed treatment (rolling 12 month period)	2	59	3.4%	2.5%	2.0%
% of courses of treatment with removable appliances only - completed treatment (rolling 12 month period)	0	27	0.0%	1.6%	1.5%
% of patients satisfied with the treatment they have received (rolling 12 month period)	3	3	100.0%	95.8%	96.0%

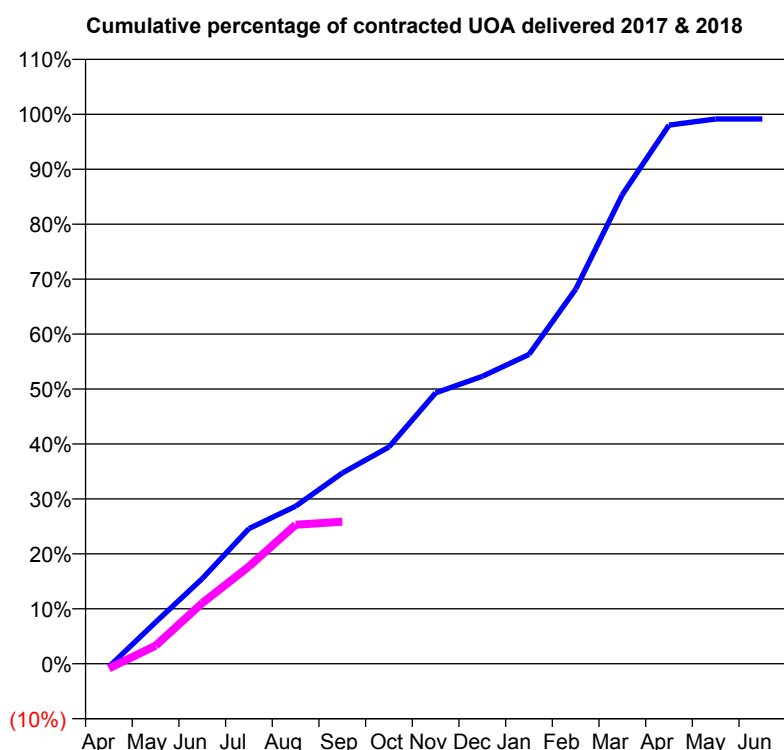
* Figures in italics indicate that the base number is less than 100.

Q56 - Vital Signs Orthodontic At a Glance Contract Report for 759953/0001 - September 2017

Name or company name	MR RA PARKER
Contract type name	PDS Contract
Purpose of contract	Orthodontic
Contract start date	01/04/2006
Contract end date	31/03/2018

17/18 Contracted general activity (UDA)	0
Carry forward general activity (UDA)	0
17/18 Contracted orthodontic activity (UOA)	3,762
Carry forward orthodontic activity (UOA)	32
Baseline contract value	£252,473.96

ACCESS	Contract	England and Wales
24 month ratio of assessments to patient IDs	1.26	1.09

ACTIVITY


Month	Adjusted Scheduled Activity (UOA)	
	2017	2018
April	-21	-32
May	284	124
June	583	416
July	925	666
August	1,079	952
September	1,306	973
October	1,484	
November	1,855	
December	1,968	
January	2,118	
February	2,564	
March	3,212	
April	3,688	
May	3,730	
June	3,730	

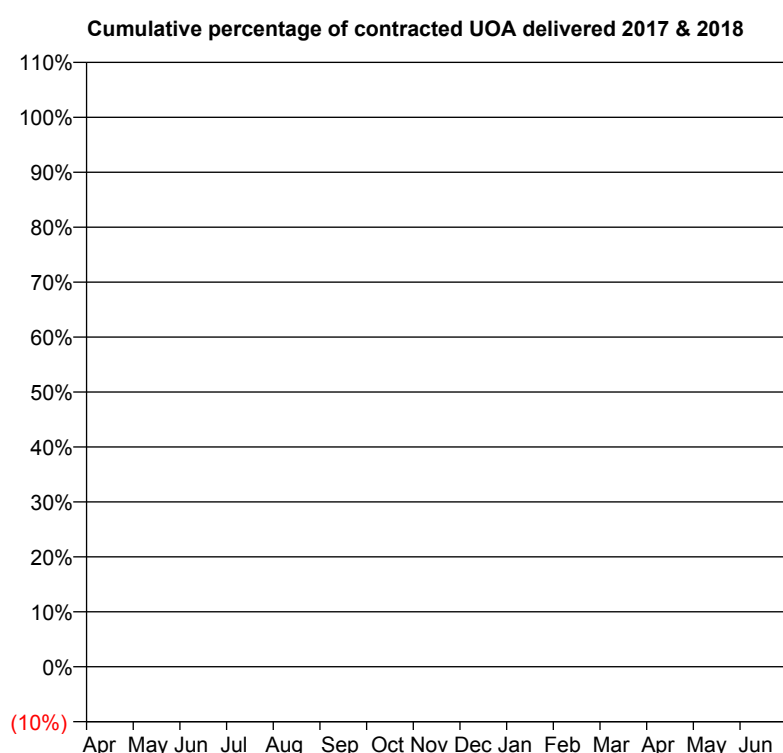
QUALITY	Contract Quantity	Contract Base Number	Contract *	Region	England
% of all assessments that were assess and fit appliances (rolling 12 month period)	157	358	43.9%	57.6%	58.0%
% of all assessments that were assess and refuse (rolling 12 month period)	27	358	7.5%	11.0%	11.4%
% of all assessments that were assess and review (rolling 12 month period)	174	358	48.6%	31.3%	30.6%
% of terminated courses where treatment was abandoned or discontinued (rolling 12 month period)	17	216	7.9%	8.4%	7.8%
% of completed treatments indicating that PAR score was taken (year to date)	19	78	24.4%	61.1%	64.6%
Rate of removable appliances per 100 fixed appliances - proposed treatment (rolling 12 month period)	15	288	5.21	7.31	5.65
Rate of removable appliances per 100 fixed appliances - completed treatment (rolling 12 month period)	0	0	N/A	6.66	4.78
% of courses of treatment with removable appliances only - proposed treatment (rolling 12 month period)	4	157	2.5%	2.5%	2.0%
% of courses of treatment with removable appliances only - completed treatment (rolling 12 month period)	0	199	0.0%	1.6%	1.5%
% of patients satisfied with the treatment they have received (rolling 12 month period)	7	7	100.0%	95.8%	96.0%

* Figures in italics indicate that the base number is less than 100.

Q56 - Vital Signs Orthodontic At a Glance Contract Report for 800759/0002 - September 2017

Name or company name	MR D JONES	17/18 Contracted general activity (UDA)	1,409
Contract type name	GDS Contract	Carry forward general activity (UDA)	0
Purpose of contract	General	17/18 Contracted orthodontic activity (UOA)	0
Contract start date	28/07/2011	Carry forward orthodontic activity (UOA)	0
Contract end date		Baseline contract value	£27,388.50

ACCESS	Contract	England and Wales
24 month ratio of assessments to patient IDs	1.07	1.09

ACTIVITY


Adjusted Scheduled Activity (UOA)		
Month	2017	2018
April	0	0
May	4	1
June	7	6
July	14	10
August	14	10
September	19	12
October	22	
November	22	
December	23	
January	23	
February	24	
March	35	
April	37	
May	37	
June	37	

QUALITY	Contract Quantity	Contract Base Number	Contract *	Region	England
% of all assessments that were assess and fit appliances (rolling 12 month period)	0	31	0.0%	57.6%	58.0%
% of all assessments that were assess and refuse (rolling 12 month period)	0	31	0.0%	11.0%	11.4%
% of all assessments that were assess and review (rolling 12 month period)	31	31	100.0%	31.3%	30.6%
% of terminated courses where treatment was abandoned or discontinued (rolling 12 month period)	0	0	N/A	8.4%	7.8%
% of completed treatments indicating that PAR score was taken (year to date)	0	0	N/A	61.1%	64.6%
Rate of removable appliances per 100 fixed appliances - proposed treatment (rolling 12 month period)	0	0	N/A	7.31	5.65
Rate of removable appliances per 100 fixed appliances - completed treatment (rolling 12 month period)	0	0	N/A	6.66	4.78
% of courses of treatment with removable appliances only - proposed treatment (rolling 12 month period)	0	0	N/A	2.5%	2.0%
% of courses of treatment with removable appliances only - completed treatment (rolling 12 month period)	0	0	N/A	1.6%	1.5%
% of patients satisfied with the treatment they have received (rolling 12 month period)	0	0	N/A	95.8%	96.0%

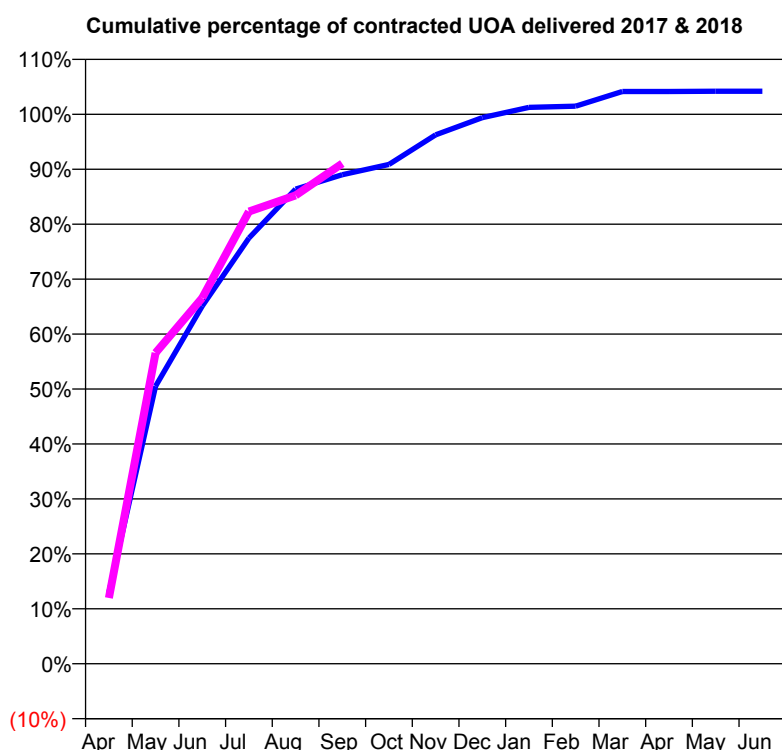
* Figures in italics indicate that the base number is less than 100.

Q56 - Vital Signs Orthodontic At a Glance Contract Report for 817899/0003 - September 2017

Name or company name	MRS AM BRANCH
Contract type name	PDS Contract
Purpose of contract	Orthodontic
Contract start date	05/01/2015
Contract end date	31/03/2018

17/18 Contracted general activity (UDA)	0
Carry forward general activity (UDA)	0
17/18 Contracted orthodontic activity (UOA)	1,762
Carry forward orthodontic activity (UOA)	0
Baseline contract value	£112,782.44

ACCESS	Contract	England and Wales
24 month ratio of assessments to patient IDs	1.23	1.09

ACTIVITY


Month	Adjusted Scheduled Activity (UOA)	
	2017	2018
April	229	211
May	890	997
June	1,147	1,173
July	1,365	1,450
August	1,522	1,502
September	1,568	1,604
October	1,601	
November	1,696	
December	1,751	
January	1,784	
February	1,788	
March	1,835	
April	1,835	
May	1,836	
June	1,836	

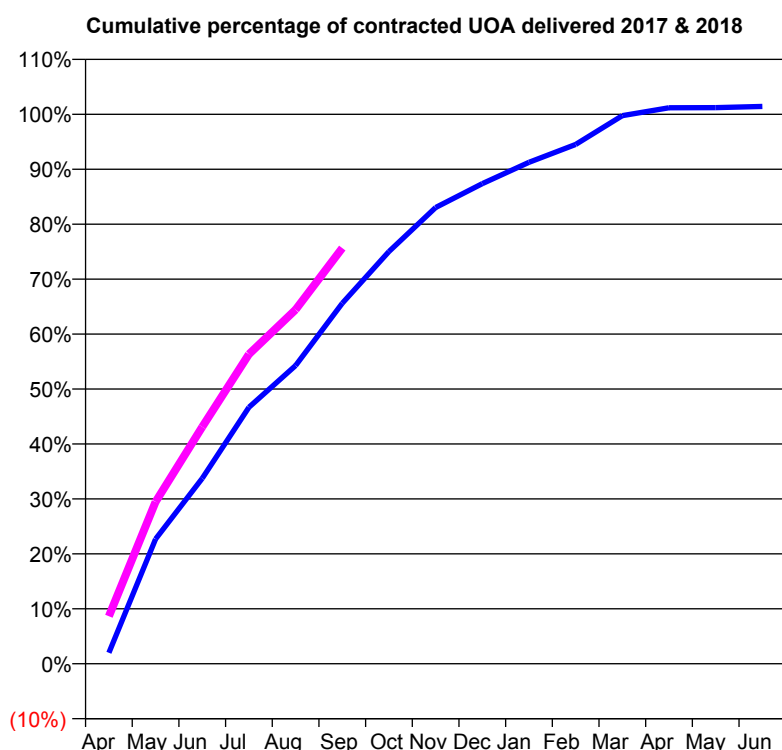
QUALITY	Contract Quantity	Contract Base Number	Contract *	Region	England
% of all assessments that were assess and fit appliances (rolling 12 month period)	83	229	36.2%	57.6%	58.0%
% of all assessments that were assess and refuse (rolling 12 month period)	14	229	6.1%	11.0%	11.4%
% of all assessments that were assess and review (rolling 12 month period)	132	229	57.6%	31.3%	30.6%
% of terminated courses where treatment was abandoned or discontinued (rolling 12 month period)	6	97	6.2%	8.4%	7.8%
% of completed treatments indicating that PAR score was taken (year to date)	39	45	86.7%	61.1%	64.6%
Rate of removable appliances per 100 fixed appliances - proposed treatment (rolling 12 month period)	12	157	7.64	7.31	5.65
Rate of removable appliances per 100 fixed appliances - completed treatment (rolling 12 month period)	4	178	2.25	6.66	4.78
% of courses of treatment with removable appliances only - proposed treatment (rolling 12 month period)	2	83	2.4%	2.5%	2.0%
% of courses of treatment with removable appliances only - completed treatment (rolling 12 month period)	0	91	0.0%	1.6%	1.5%
% of patients satisfied with the treatment they have received (rolling 12 month period)	0	0	N/A	95.8%	96.0%

* Figures in italics indicate that the base number is less than 100.

Q56 - Vital Signs Orthodontic At a Glance Contract Report for 822493/0001 - September 2017

Name or company name	MR AR HARE	17/18 Contracted general activity (UDA)	0
Contract type name	PDS Contract	Carry forward general activity (UDA)	0
Purpose of contract	Orthodontic	17/18 Contracted orthodontic activity (UOA)	10,244
Contract start date	01/04/2006	Carry forward orthodontic activity (UOA)	-145
Contract end date	31/03/2018	Baseline contract value	£638,738.01

ACCESS	Contract	England and Wales
24 month ratio of assessments to patient IDs	1.03	1.09

ACTIVITY


Month	Adjusted Scheduled Activity (UOA)	
	2017	2018
April	205	885
May	2,326	3,019
June	3,457	4,417
July	4,782	5,772
August	5,559	6,601
September	6,721	7,751
October	7,684	
November	8,505	
December	8,950	
January	9,348	
February	9,682	
March	10,218	
April	10,365	
May	10,367	
June	10,389	

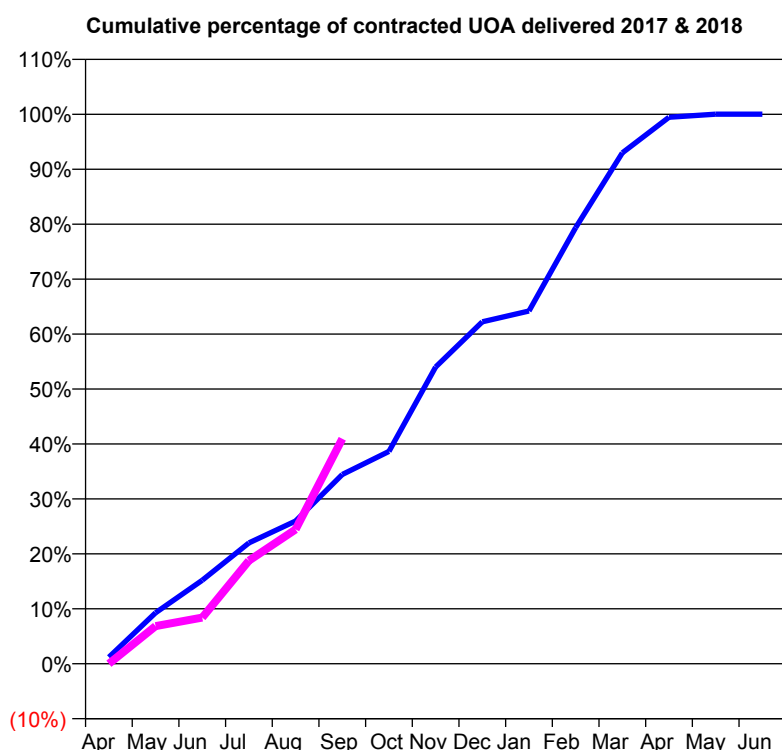
QUALITY	Contract Quantity	Contract Base Number	Contract *	Region	England
% of all assessments that were assess and fit appliances (rolling 12 month period)	529	877	60.3%	57.6%	58.0%
% of all assessments that were assess and refuse (rolling 12 month period)	162	877	18.5%	11.0%	11.4%
% of all assessments that were assess and review (rolling 12 month period)	186	877	21.2%	31.3%	30.6%
% of terminated courses where treatment was abandoned or discontinued (rolling 12 month period)	21	486	4.3%	8.4%	7.8%
% of completed treatments indicating that PAR score was taken (year to date)	239	244	98.0%	61.1%	64.6%
Rate of removable appliances per 100 fixed appliances - proposed treatment (rolling 12 month period)	126	1,032	12.21	7.31	5.65
Rate of removable appliances per 100 fixed appliances - completed treatment (rolling 12 month period)	82	891	9.20	6.66	4.78
% of courses of treatment with removable appliances only - proposed treatment (rolling 12 month period)	6	529	1.1%	2.5%	2.0%
% of courses of treatment with removable appliances only - completed treatment (rolling 12 month period)	9	465	1.9%	1.6%	1.5%
% of patients satisfied with the treatment they have received (rolling 12 month period)	28	29	96.6%	95.8%	96.0%

* Figures in italics indicate that the base number is less than 100.

Q56 - Vital Signs Orthodontic At a Glance Contract Report for 822493/0002 - September 2017

Name or company name	MR AR HARE	17/18 Contracted general activity (UDA)	0
Contract type name	PDS Contract	Carry forward general activity (UDA)	0
Purpose of contract	Orthodontic	17/18 Contracted orthodontic activity (UOA)	7,593
Contract start date	01/04/2006	Carry forward orthodontic activity (UOA)	0
Contract end date	31/03/2018	Baseline contract value	£473,510.14

ACCESS	Contract	England and Wales
24 month ratio of assessments to patient IDs	1.04	1.09

ACTIVITY


Month	Adjusted Scheduled Activity (UOA)	
	2017	2018
April	92	0
May	704	520
June	1,154	639
July	1,671	1,425
August	1,973	1,857
September	2,615	3,110
October	2,935	-
November	4,100	-
December	4,725	-
January	4,874	-
February	6,027	-
March	7,059	-
April	7,551	-
May	7,594	-
June	7,594	-

QUALITY	Contract Quantity	Contract Base Number	Contract *	Region	England
% of all assessments that were assess and fit appliances (rolling 12 month period)	383	535	71.6%	57.6%	58.0%
% of all assessments that were assess and refuse (rolling 12 month period)	69	535	12.9%	11.0%	11.4%
% of all assessments that were assess and review (rolling 12 month period)	83	535	15.5%	31.3%	30.6%
% of terminated courses where treatment was abandoned or discontinued (rolling 12 month period)	35	304	11.5%	8.4%	7.8%
% of completed treatments indicating that PAR score was taken (year to date)	156	163	95.7%	61.1%	64.6%
Rate of removable appliances per 100 fixed appliances - proposed treatment (rolling 12 month period)	138	743	18.57	7.31	5.65
Rate of removable appliances per 100 fixed appliances - completed treatment (rolling 12 month period)	80	523	15.30	6.66	4.78
% of courses of treatment with removable appliances only - proposed treatment (rolling 12 month period)	11	383	2.9%	2.5%	2.0%
% of courses of treatment with removable appliances only - completed treatment (rolling 12 month period)	6	269	2.2%	1.6%	1.5%
% of patients satisfied with the treatment they have received (rolling 12 month period)	15	15	100.0%	95.8%	96.0%

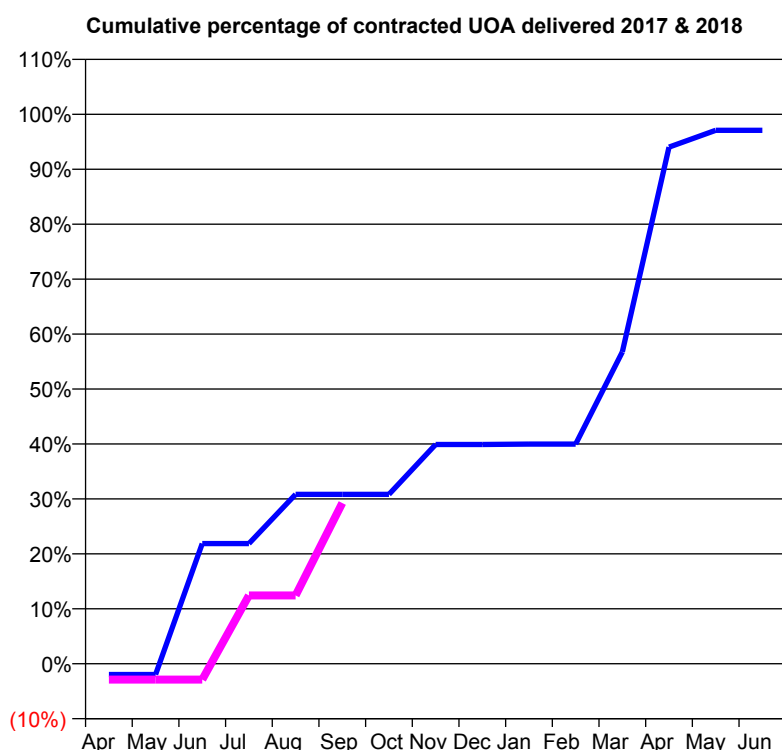
* Figures in italics indicate that the base number is less than 100.

Q56 - Vital Signs Orthodontic At a Glance Contract Report for 827134/0006 - September 2017

Name or company name	MR JG PLUMMER
Contract type name	GDS Contract
Purpose of contract	General and Orthodontic
Contract start date	01/04/2006
Contract end date	

17/18 Contracted general activity (UDA)	13,778
Carry forward general activity (UDA)	442
17/18 Contracted orthodontic activity (UOA)	1,408
Carry forward orthodontic activity (UOA)	41
Baseline contract value	£560,956.05

ACCESS	Contract	England and Wales
24 month ratio of assessments to patient IDs	1.00	1.09

ACTIVITY


Month	Adjusted Scheduled Activity (UOA)	
	2017	2018
April	-28	-41
May	-28	-41
June	308	-41
July	308	175
August	434	175
September	434	412
October	434	
November	562	
December	562	
January	563	
February	563	
March	799	
April	1,324	
May	1,367	
June	1,367	

QUALITY

	Contract Quantity	Contract Base Number	Contract *	Region	England
% of all assessments that were assess and fit appliances (rolling 12 month period)	66	87	75.9%	57.6%	58.0%
% of all assessments that were assess and refuse (rolling 12 month period)	3	87	3.4%	11.0%	11.4%
% of all assessments that were assess and review (rolling 12 month period)	18	87	20.7%	31.3%	30.6%
% of terminated courses where treatment was abandoned or discontinued (rolling 12 month period)	1	17	5.9%	8.4%	7.8%
% of completed treatments indicating that PAR score was taken (year to date)	0	6	0.0%	61.1%	64.6%
Rate of removable appliances per 100 fixed appliances - proposed treatment (rolling 12 month period)	0	132	0.00	7.31	5.65
Rate of removable appliances per 100 fixed appliances - completed treatment (rolling 12 month period)	0	32	0.00	6.66	4.78
% of courses of treatment with removable appliances only - proposed treatment (rolling 12 month period)	0	66	0.0%	2.5%	2.0%
% of courses of treatment with removable appliances only - completed treatment (rolling 12 month period)	0	16	0.0%	1.6%	1.5%
% of patients satisfied with the treatment they have received (rolling 12 month period)	1	1	100.0%	95.8%	96.0%

* Figures in italics indicate that the base number is less than 100.

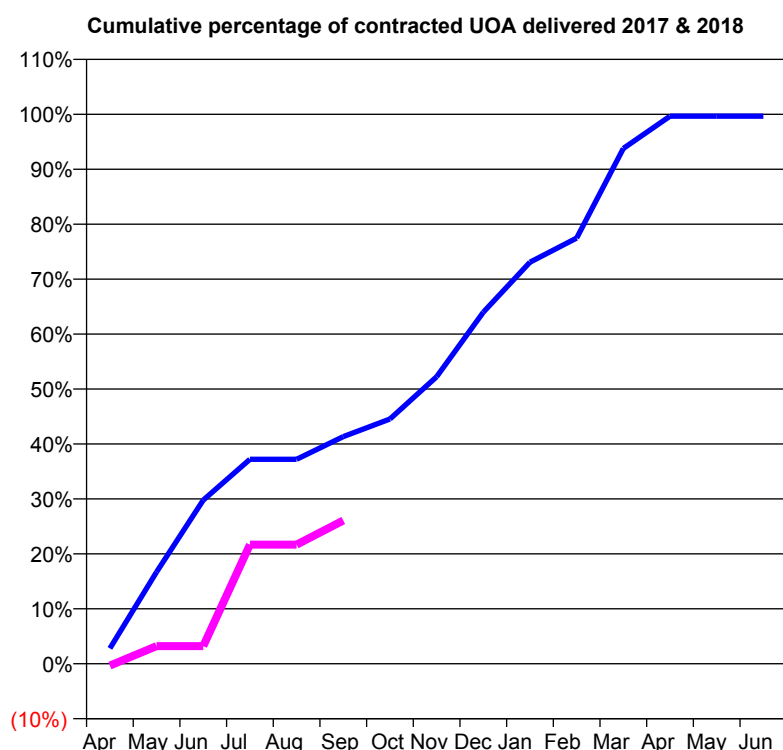
Q56 - Vital Signs Orthodontic At a Glance Contract Report for 827134/0007 - September 2017

Name or company name	MR JG PLUMMER
Contract type name	GDS Contract
Purpose of contract	General and Orthodontic
Contract start date	01/04/2006
Contract end date	

17/18 Contracted general activity (UDA)	17,482
Carry forward general activity (UDA)	0
17/18 Contracted orthodontic activity (UOA)	1,430
Carry forward orthodontic activity (UOA)	5
Baseline contract value	£705,773.61

ACCESS

	Contract	England and Wales
24 month ratio of assessments to patient IDs	1.27	1.09

ACTIVITY


Month	Adjusted Scheduled Activity (UOA)	
	2017	2018
April	40	-5
May	239	46
June	426	46
July	532	310
August	532	310
September	591	373
October	637	
November	747	
December	915	
January	1,045	
February	1,108	
March	1,341	
April	1,425	
May	1,425	
June	1,425	

QUALITY

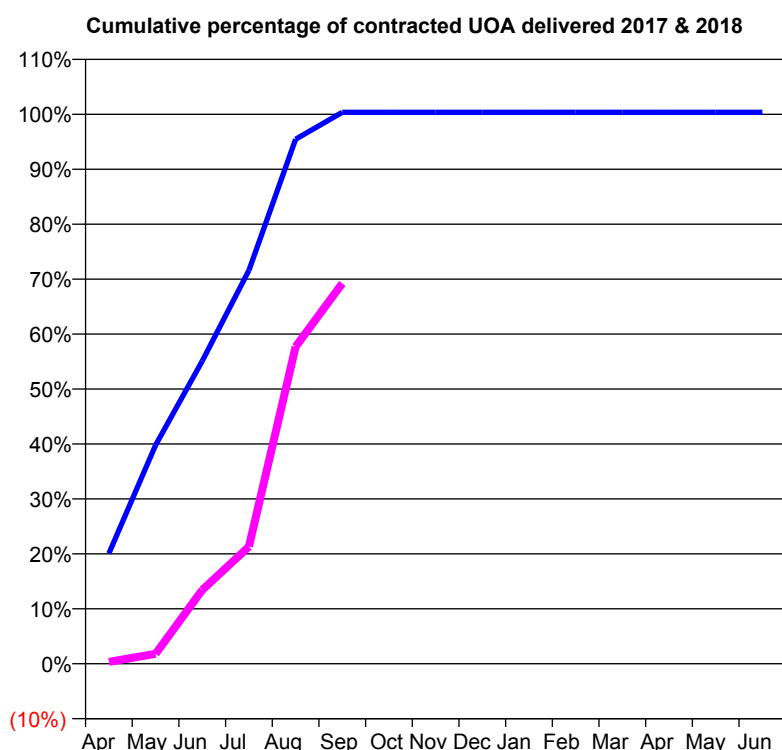
	Contract Quantity	Contract Base Number	Contract *	Region	England
% of all assessments that were assess and fit appliances (rolling 12 month period)	52	206	25.2%	57.6%	58.0%
% of all assessments that were assess and refuse (rolling 12 month period)	3	206	1.5%	11.0%	11.4%
% of all assessments that were assess and review (rolling 12 month period)	151	206	73.3%	31.3%	30.6%
% of terminated courses where treatment was abandoned or discontinued (rolling 12 month period)	1	15	6.7%	8.4%	7.8%
% of completed treatments indicating that PAR score was taken (year to date)	3	6	50.0%	61.1%	64.6%
Rate of removable appliances per 100 fixed appliances - proposed treatment (rolling 12 month period)	1	100	1.00	7.31	5.65
Rate of removable appliances per 100 fixed appliances - completed treatment (rolling 12 month period)	0	28	0.00	6.66	4.78
% of courses of treatment with removable appliances only - proposed treatment (rolling 12 month period)	1	52	1.9%	2.5%	2.0%
% of courses of treatment with removable appliances only - completed treatment (rolling 12 month period)	0	14	0.0%	1.6%	1.5%
% of patients satisfied with the treatment they have received (rolling 12 month period)	2	2	100.0%	95.8%	96.0%

* Figures in italics indicate that the base number is less than 100.

Q56 - Vital Signs Orthodontic At a Glance Contract Report for 827134/0008 - September 2017

Name or company name	MR JG PLUMMER	17/18 Contracted general activity (UDA)	25,930
Contract type name	GDS Contract	Carry forward general activity (UDA)	592
Purpose of contract	General and Orthodontic	17/18 Contracted orthodontic activity (UOA)	1,430
Contract start date	01/04/2006	Carry forward orthodontic activity (UOA)	-5
Contract end date		Baseline contract value	£852,042.08

ACCESS	Contract	England and Wales
24 month ratio of assessments to patient IDs	1.21	1.09

ACTIVITY


Month	Adjusted Scheduled Activity (UOA)	
	2017	2018
April	287	5
May	569	26
June	788	192
July	1,024	305
August	1,365	825
September	1,435	990
October	1,435	
November	1,435	
December	1,435	
January	1,435	
February	1,435	
March	1,435	
April	1,435	
May	1,435	
June	1,435	

QUALITY

	Contract Quantity	Contract Base Number	Contract *	Region	England
% of all assessments that were assess and fit appliances (rolling 12 month period)	43	142	30.3%	57.6%	58.0%
% of all assessments that were assess and refuse (rolling 12 month period)	27	142	19.0%	11.0%	11.4%
% of all assessments that were assess and review (rolling 12 month period)	72	142	50.7%	31.3%	30.6%
% of terminated courses where treatment was abandoned or discontinued (rolling 12 month period)	9	44	20.5%	8.4%	7.8%
% of completed treatments indicating that PAR score was taken (year to date)	35	35	100.0%	61.1%	64.6%
Rate of removable appliances per 100 fixed appliances - proposed treatment (rolling 12 month period)	7	85	8.24	7.31	5.65
Rate of removable appliances per 100 fixed appliances - completed treatment (rolling 12 month period)	0	68	0.00	6.66	4.78
% of courses of treatment with removable appliances only - proposed treatment (rolling 12 month period)	0	43	0.0%	2.5%	2.0%
% of courses of treatment with removable appliances only - completed treatment (rolling 12 month period)	0	35	0.0%	1.6%	1.5%
% of patients satisfied with the treatment they have received (rolling 12 month period)	0	0	N/A	95.8%	96.0%

* Figures in italics indicate that the base number is less than 100.

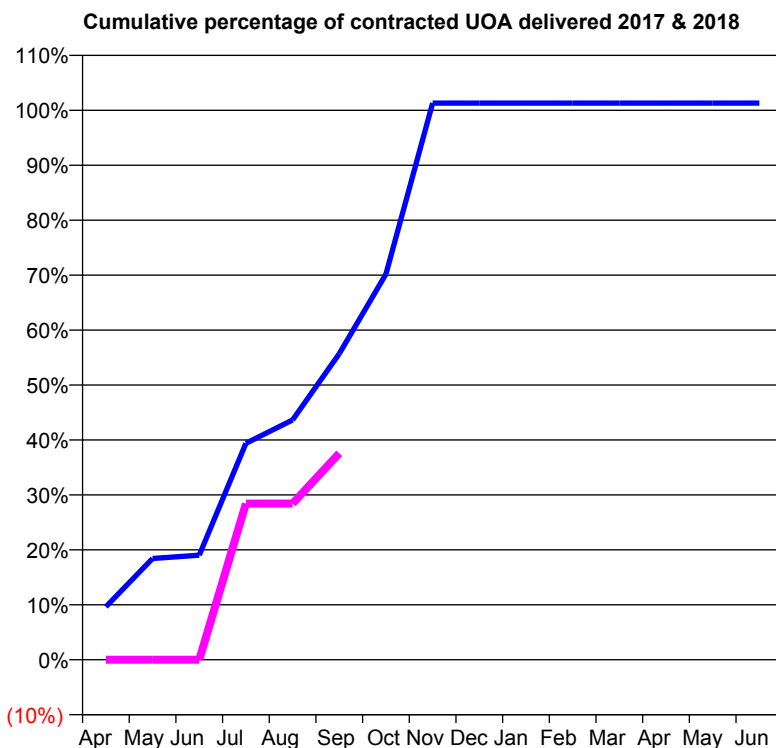
Q56 - Vital Signs Orthodontic At a Glance Contract Report for 827134/0009 - September 2017

Name or company name	MR JG PLUMMER
Contract type name	GDS Contract
Purpose of contract	General and Orthodontic
Contract start date	01/04/2006
Contract end date	

17/18 Contracted general activity (UDA)	32,392
Carry forward general activity (UDA)	690
17/18 Contracted orthodontic activity (UOA)	1,980
Carry forward orthodontic activity (UOA)	0
Baseline contract value	£1,080,480.30

ACCESS

	Contract	England and Wales
24 month ratio of assessments to patient IDs	1.12	1.09

ACTIVITY


Month	Adjusted Scheduled Activity (UOA)	
	2017	2018
April	191	0
May	365	0
June	377	0
July	780	563
August	864	563
September	1,103	744
October	1,390	
November	2,006	
December	2,006	
January	2,006	
February	2,006	
March	2,006	
April	2,006	
May	2,006	
June	2,006	

QUALITY

	Contract Quantity	Contract Base Number	Contract *	Region	England
% of all assessments that were assess and fit appliances (rolling 12 month period)	77	212	36.3%	57.6%	58.0%
% of all assessments that were assess and refuse (rolling 12 month period)	20	212	9.4%	11.0%	11.4%
% of all assessments that were assess and review (rolling 12 month period)	115	212	54.2%	31.3%	30.6%
% of terminated courses where treatment was abandoned or discontinued (rolling 12 month period)	12	72	16.7%	8.4%	7.8%
% of completed treatments indicating that PAR score was taken (year to date)	34	39	87.2%	61.1%	64.6%
Rate of removable appliances per 100 fixed appliances - proposed treatment (rolling 12 month period)	0	142	0.00	7.31	5.65
Rate of removable appliances per 100 fixed appliances - completed treatment (rolling 12 month period)	0	106	0.00	6.66	4.78
% of courses of treatment with removable appliances only - proposed treatment (rolling 12 month period)	0	77	0.0%	2.5%	2.0%
% of courses of treatment with removable appliances only - completed treatment (rolling 12 month period)	0	60	0.0%	1.6%	1.5%
% of patients satisfied with the treatment they have received (rolling 12 month period)	3	3	100.0%	95.8%	96.0%

* Figures in italics indicate that the base number is less than 100.

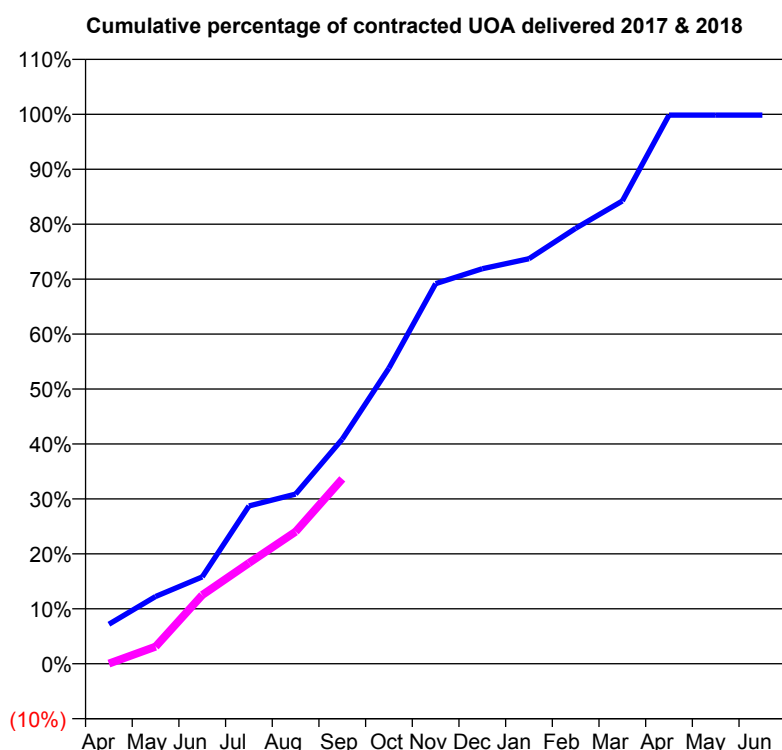
Q56 - Vital Signs Orthodontic At a Glance Contract Report for 827134/0010 - September 2017

Name or company name	MR JG PLUMMER
Contract type name	Pilot Contract
Purpose of contract	General and Orthodontic
Contract start date	01/04/2006
Contract end date	

17/18 Contracted general activity (UDA)	51,443
Carry forward general activity (UDA)	0
17/18 Contracted orthodontic activity (UOA)	2,750
Carry forward orthodontic activity (UOA)	4
Baseline contract value	£1,663,806.62

ACCESS

	Contract	England and Wales
24 month ratio of assessments to patient IDs	1.19	1.09

ACTIVITY


Month	Adjusted Scheduled Activity (UOA)	
	2017	2018
April	198	1
May	337	86
June	435	344
July	790	504
August	849	661
September	1,124	925
October	1,480	
November	1,902	
December	1,977	
January	2,027	
February	2,179	
March	2,316	
April	2,746	
May	2,746	
June	2,746	

QUALITY

	Contract Quantity	Contract Base Number	Contract *	Region	England
% of all assessments that were assess and fit appliances (rolling 12 month period)	107	428	25.0%	57.6%	58.0%
% of all assessments that were assess and refuse (rolling 12 month period)	6	428	1.4%	11.0%	11.4%
% of all assessments that were assess and review (rolling 12 month period)	315	428	73.6%	31.3%	30.6%
% of terminated courses where treatment was abandoned or discontinued (rolling 12 month period)	8	100	8.0%	8.4%	7.8%
% of completed treatments indicating that PAR score was taken (year to date)	44	50	88.0%	61.1%	64.6%
Rate of removable appliances per 100 fixed appliances - proposed treatment (rolling 12 month period)	0	202	0.00	7.31	5.65
Rate of removable appliances per 100 fixed appliances - completed treatment (rolling 12 month period)	0	178	0.00	6.66	4.78
% of courses of treatment with removable appliances only - proposed treatment (rolling 12 month period)	0	107	0.0%	2.5%	2.0%
% of courses of treatment with removable appliances only - completed treatment (rolling 12 month period)	0	92	0.0%	1.6%	1.5%
% of patients satisfied with the treatment they have received (rolling 12 month period)	8	8	100.0%	95.8%	96.0%

* Figures in italics indicate that the base number is less than 100.

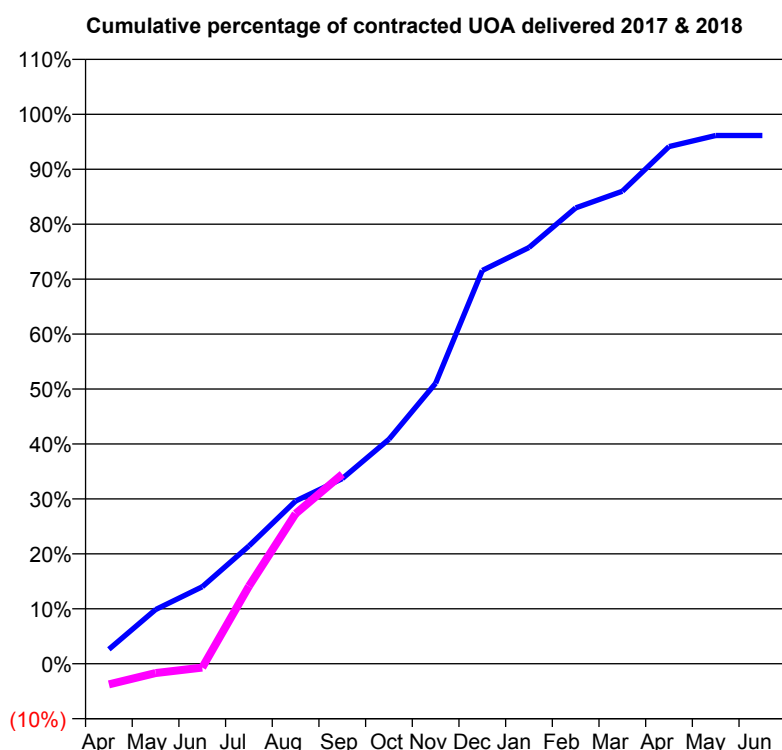
Q56 - Vital Signs Orthodontic At a Glance Contract Report for 827134/0012 - September 2017

Name or company name	MR JG PLUMMER
Contract type name	GDS Contract
Purpose of contract	General and Orthodontic
Contract start date	01/04/2006
Contract end date	

17/18 Contracted general activity (UDA)	22,126
Carry forward general activity (UDA)	734
17/18 Contracted orthodontic activity (UOA)	2,090
Carry forward orthodontic activity (UOA)	81
Baseline contract value	£826,898.01

ACCESS

	Contract	England and Wales
24 month ratio of assessments to patient IDs	1.06	1.09

ACTIVITY


Month	Adjusted Scheduled Activity (UOA)	
	2017	2018
April	55	-79
May	206	-36
June	293	-15
July	448	295
August	619	571
September	704	721
October	854	
November	1,067	
December	1,496	
January	1,583	
February	1,734	
March	1,797	
April	1,967	
May	2,009	
June	2,009	

QUALITY

	Contract Quantity	Contract Base Number	Contract *	Region	England
% of all assessments that were assess and fit appliances (rolling 12 month period)	99	144	68.8%	57.6%	58.0%
% of all assessments that were assess and refuse (rolling 12 month period)	2	144	1.4%	11.0%	11.4%
% of all assessments that were assess and review (rolling 12 month period)	43	144	29.9%	31.3%	30.6%
% of terminated courses where treatment was abandoned or discontinued (rolling 12 month period)	12	89	13.5%	8.4%	7.8%
% of completed treatments indicating that PAR score was taken (year to date)	24	25	96.0%	61.1%	64.6%
Rate of removable appliances per 100 fixed appliances - proposed treatment (rolling 12 month period)	3	172	1.74	7.31	5.65
Rate of removable appliances per 100 fixed appliances - completed treatment (rolling 12 month period)	0	152	0.00	6.66	4.78
% of courses of treatment with removable appliances only - proposed treatment (rolling 12 month period)	1	99	1.0%	2.5%	2.0%
% of courses of treatment with removable appliances only - completed treatment (rolling 12 month period)	0	77	0.0%	1.6%	1.5%
% of patients satisfied with the treatment they have received (rolling 12 month period)	5	5	100.0%	95.8%	96.0%

* Figures in italics indicate that the base number is less than 100.

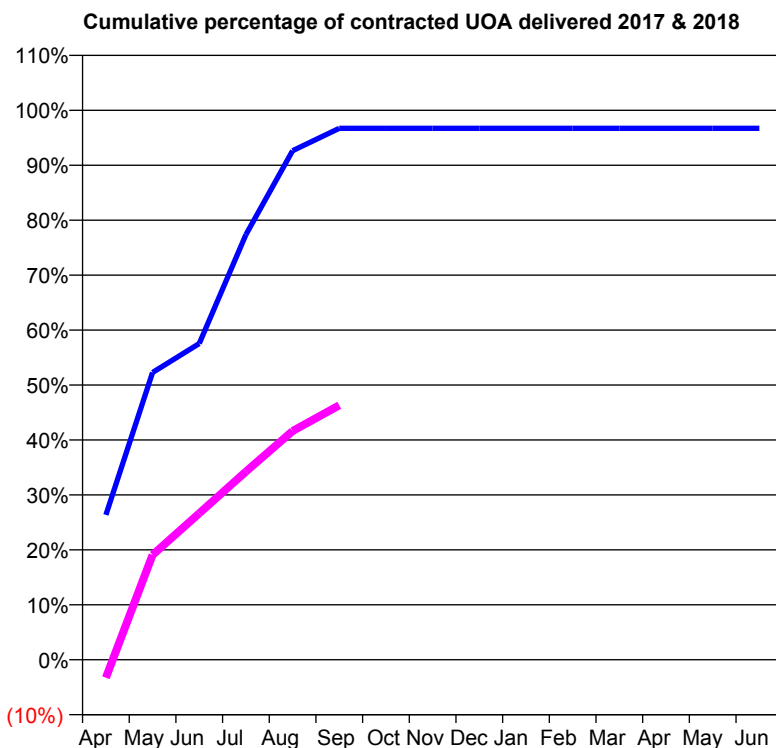
Q56 - Vital Signs Orthodontic At a Glance Contract Report for 827134/0013 - September 2017

Name or company name	MR JG PLUMMER
Contract type name	GDS Contract
Purpose of contract	General and Orthodontic
Contract start date	01/04/2006
Contract end date	

17/18 Contracted general activity (UDA)	24,945
Carry forward general activity (UDA)	851
17/18 Contracted orthodontic activity (UOA)	2,064
Carry forward orthodontic activity (UOA)	68
Baseline contract value	£887,313.70

ACCESS

	Contract	England and Wales
24 month ratio of assessments to patient IDs	1.13	1.09

ACTIVITY


Month	Adjusted Scheduled Activity (UOA)	
	2017	2018
April	544	-68
May	1,079	394
June	1,188	550
July	1,597	707
August	1,912	859
September	1,996	956
October	1,996	
November	1,996	
December	1,996	
January	1,996	
February	1,996	
March	1,996	
April	1,996	
May	1,996	
June	1,996	

QUALITY

	Contract Quantity	Contract Base Number	Contract *	Region	England
% of all assessments that were assess and fit appliances (rolling 12 month period)	46	104	44.2%	57.6%	58.0%
% of all assessments that were assess and refuse (rolling 12 month period)	12	104	11.5%	11.0%	11.4%
% of all assessments that were assess and review (rolling 12 month period)	46	104	44.2%	31.3%	30.6%
% of terminated courses where treatment was abandoned or discontinued (rolling 12 month period)	19	70	27.1%	8.4%	7.8%
% of completed treatments indicating that PAR score was taken (year to date)	38	38	100.0%	61.1%	64.6%
Rate of removable appliances per 100 fixed appliances - proposed treatment (rolling 12 month period)	2	90	2.22	7.31	5.65
Rate of removable appliances per 100 fixed appliances - completed treatment (rolling 12 month period)	4	101	3.96	6.66	4.78
% of courses of treatment with removable appliances only - proposed treatment (rolling 12 month period)	0	46	0.0%	2.5%	2.0%
% of courses of treatment with removable appliances only - completed treatment (rolling 12 month period)	0	51	0.0%	1.6%	1.5%
% of patients satisfied with the treatment they have received (rolling 12 month period)	2	3	66.7%	95.8%	96.0%

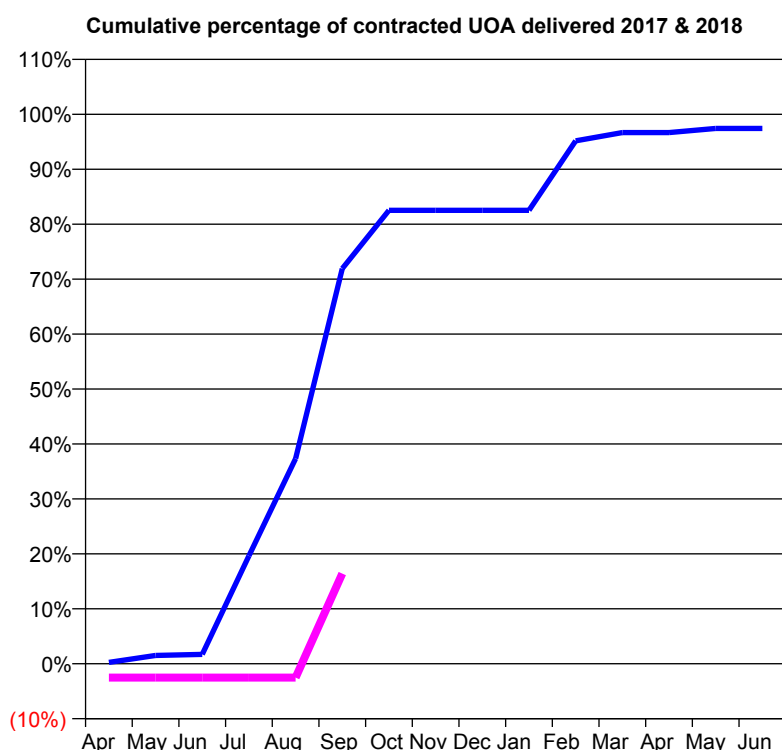
* Figures in italics indicate that the base number is less than 100.

Q56 - Vital Signs Orthodontic At a Glance Contract Report for 827134/0014 - September 2017

Name or company name	MR JG PLUMMER
Contract type name	GDS Contract
Purpose of contract	General and Orthodontic
Contract start date	01/04/2006
Contract end date	

17/18 Contracted general activity (UDA)	15,368
Carry forward general activity (UDA)	493
17/18 Contracted orthodontic activity (UOA)	396
Carry forward orthodontic activity (UOA)	10
Baseline contract value	£517,411.58

ACCESS	Contract	England and Wales
24 month ratio of assessments to patient IDs	1.06	1.09

ACTIVITY


Month	Adjusted Scheduled Activity (UOA)	
	2017	2018
April	1	-10
May	6	-10
June	7	-10
July	78	-10
August	148	-10
September	285	65
October	327	
November	327	
December	327	
January	327	
February	377	
March	383	
April	383	
May	386	
June	386	

QUALITY

	Contract Quantity	Contract Base Number	Contract *	Region	England
% of all assessments that were assess and fit appliances (rolling 12 month period)	6	57	10.5%	57.6%	58.0%
% of all assessments that were assess and refuse (rolling 12 month period)	4	57	7.0%	11.0%	11.4%
% of all assessments that were assess and review (rolling 12 month period)	47	57	82.5%	31.3%	30.6%
% of terminated courses where treatment was abandoned or discontinued (rolling 12 month period)	0	4	0.0%	8.4%	7.8%
% of completed treatments indicating that PAR score was taken (year to date)	0	0	N/A	61.1%	64.6%
Rate of removable appliances per 100 fixed appliances - proposed treatment (rolling 12 month period)	0	12	0.00	7.31	5.65
Rate of removable appliances per 100 fixed appliances - completed treatment (rolling 12 month period)	0	6	0.00	6.66	4.78
% of courses of treatment with removable appliances only - proposed treatment (rolling 12 month period)	0	6	0.0%	2.5%	2.0%
% of courses of treatment with removable appliances only - completed treatment (rolling 12 month period)	0	4	0.0%	1.6%	1.5%
% of patients satisfied with the treatment they have received (rolling 12 month period)	1	1	100.0%	95.8%	96.0%

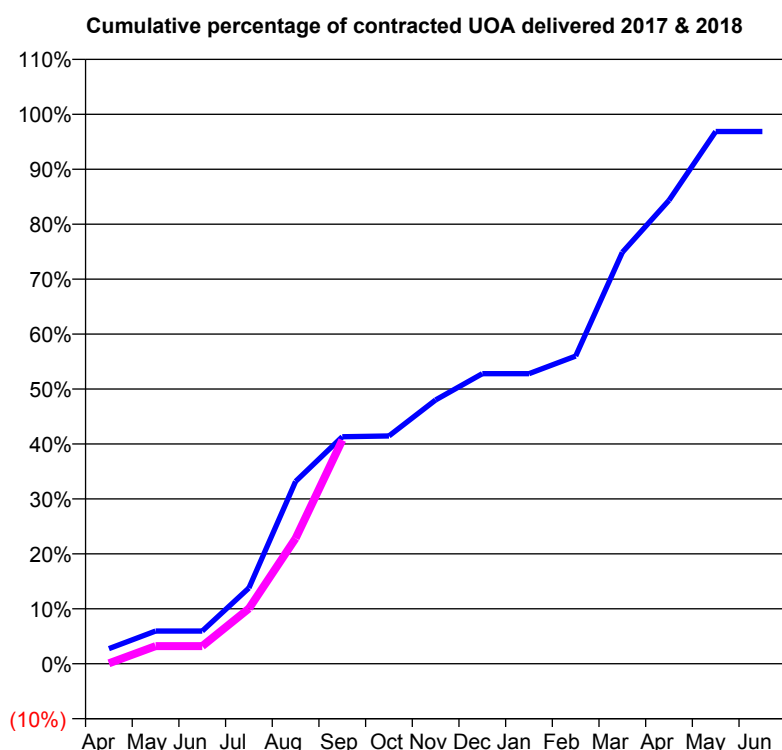
* Figures in italics indicate that the base number is less than 100.

Q56 - Vital Signs Orthodontic At a Glance Contract Report for 827134/0015 - September 2017

Name or company name	MR JG PLUMMER
Contract type name	GDS Contract
Purpose of contract	General and Orthodontic
Contract start date	01/04/2006
Contract end date	

17/18 Contracted general activity (UDA)	51,722
Carry forward general activity (UDA)	1,791
17/18 Contracted orthodontic activity (UOA)	1,341
Carry forward orthodontic activity (UOA)	0
Baseline contract value	£1,422,886.59

ACCESS	Contract	England and Wales
24 month ratio of assessments to patient IDs	1.04	1.09

ACTIVITY


Month	Adjusted Scheduled Activity (UOA)	
	2017	2018
April	37	1
May	80	43
June	80	43
July	185	135
August	445	306
September	554	546
October	556	
November	644	
December	708	
January	708	
February	751	
March	1,004	
April	1,131	
May	1,299	
June	1,299	

QUALITY

	Contract Quantity	Contract Base Number	Contract *	Region	England
% of all assessments that were assess and fit appliances (rolling 12 month period)	60	91	65.9%	57.6%	58.0%
% of all assessments that were assess and refuse (rolling 12 month period)	0	91	0.0%	11.0%	11.4%
% of all assessments that were assess and review (rolling 12 month period)	31	91	34.1%	31.3%	30.6%
% of terminated courses where treatment was abandoned or discontinued (rolling 12 month period)	4	52	7.7%	8.4%	7.8%
% of completed treatments indicating that PAR score was taken (year to date)	26	27	96.3%	61.1%	64.6%
Rate of removable appliances per 100 fixed appliances - proposed treatment (rolling 12 month period)	2	120	1.67	7.31	5.65
Rate of removable appliances per 100 fixed appliances - completed treatment (rolling 12 month period)	0	96	0.00	6.66	4.78
% of courses of treatment with removable appliances only - proposed treatment (rolling 12 month period)	0	60	0.0%	2.5%	2.0%
% of courses of treatment with removable appliances only - completed treatment (rolling 12 month period)	0	48	0.0%	1.6%	1.5%
% of patients satisfied with the treatment they have received (rolling 12 month period)	3	3	100.0%	95.8%	96.0%

* Figures in italics indicate that the base number is less than 100.

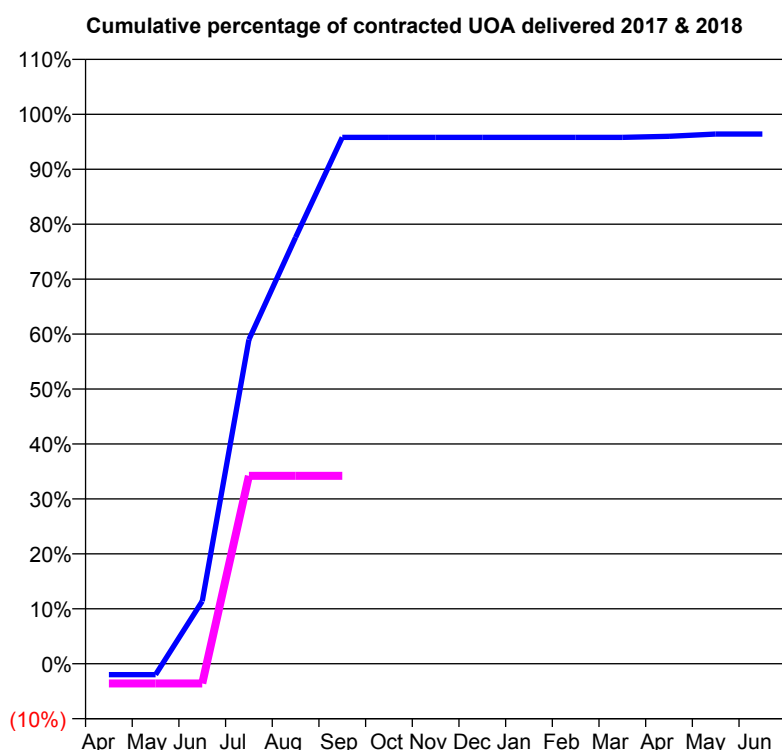
Q56 - Vital Signs Orthodontic At a Glance Contract Report for 827134/0016 - September 2017

Name or company name	MR JG PLUMMER
Contract type name	GDS Contract
Purpose of contract	General and Orthodontic
Contract start date	01/04/2006
Contract end date	

17/18 Contracted general activity (UDA)	20,424
Carry forward general activity (UDA)	620
17/18 Contracted orthodontic activity (UOA)	500
Carry forward orthodontic activity (UOA)	18
Baseline contract value	£631,934.07

ACCESS

	Contract	England and Wales
24 month ratio of assessments to patient IDs	1.03	1.09

ACTIVITY


Month	Adjusted Scheduled Activity (UOA)	
	2017	2018
April	-10	-18
May	-10	-18
June	57	-18
July	295	171
August	388	171
September	479	171
October	479	
November	479	
December	479	
January	479	
February	479	
March	479	
April	480	
May	482	
June	482	

QUALITY

	Contract Quantity	Contract Base Number	Contract *	Region	England
% of all assessments that were assess and fit appliances (rolling 12 month period)	9	12	75.0%	57.6%	58.0%
% of all assessments that were assess and refuse (rolling 12 month period)	0	12	0.0%	11.0%	11.4%
% of all assessments that were assess and review (rolling 12 month period)	3	12	25.0%	31.3%	30.6%
% of terminated courses where treatment was abandoned or discontinued (rolling 12 month period)	0	0	N/A	8.4%	7.8%
% of completed treatments indicating that PAR score was taken (year to date)	0	0	N/A	61.1%	64.6%
Rate of removable appliances per 100 fixed appliances - proposed treatment (rolling 12 month period)	0	18	0.00	7.31	5.65
Rate of removable appliances per 100 fixed appliances - completed treatment (rolling 12 month period)	0	0	N/A	6.66	4.78
% of courses of treatment with removable appliances only - proposed treatment (rolling 12 month period)	0	9	0.0%	2.5%	2.0%
% of courses of treatment with removable appliances only - completed treatment (rolling 12 month period)	0	0	N/A	1.6%	1.5%
% of patients satisfied with the treatment they have received (rolling 12 month period)	1	1	100.0%	95.8%	96.0%

* Figures in italics indicate that the base number is less than 100.

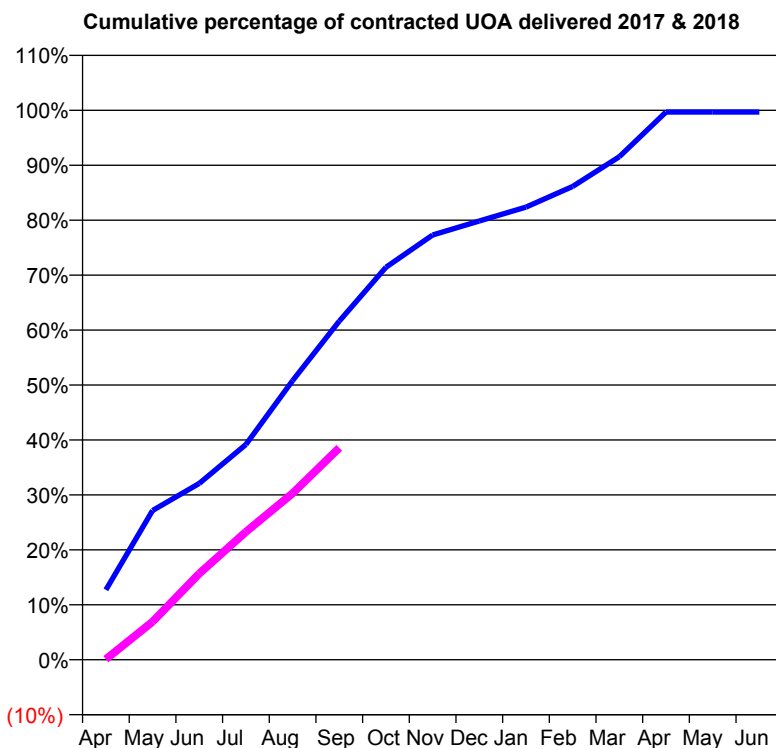
Q56 - Vital Signs Orthodontic At a Glance Contract Report for 827134/0019 - September 2017

Name or company name	MR JG PLUMMER
Contract type name	PDS Contract
Purpose of contract	Orthodontic
Contract start date	01/04/2009
Contract end date	31/03/2018

17/18 Contracted general activity (UDA)	0
Carry forward general activity (UDA)	0
17/18 Contracted orthodontic activity (UOA)	6,900
Carry forward orthodontic activity (UOA)	0
Baseline contract value	£434,103.65

ACCESS

	Contract	England and Wales
24 month ratio of assessments to patient IDs	1.20	1.09

ACTIVITY


Month	Adjusted Scheduled Activity (UOA)	
	2017	2018
April	878	8
May	1,874	478
June	2,215	1,083
July	2,703	1,606
August	3,506	2,090
September	4,252	2,662
October	4,929	
November	5,334	
December	5,509	
January	5,684	
February	5,943	
March	6,317	
April	6,877	
May	6,877	
June	6,877	

QUALITY

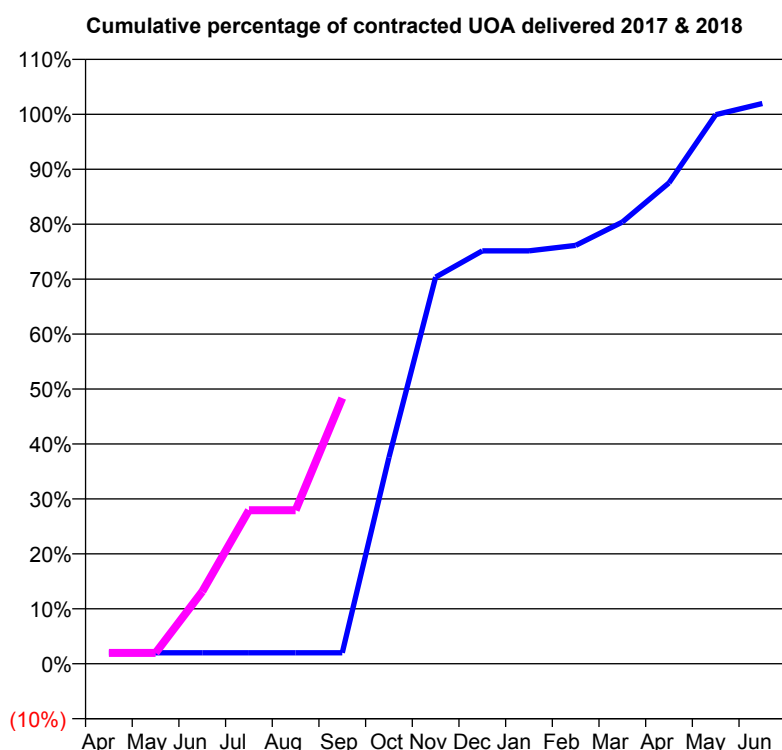
	Contract Quantity	Contract Base Number	Contract *	Region	England
% of all assessments that were assess and fit appliances (rolling 12 month period)	230	705	32.6%	57.6%	58.0%
% of all assessments that were assess and refuse (rolling 12 month period)	26	705	3.7%	11.0%	11.4%
% of all assessments that were assess and review (rolling 12 month period)	449	705	63.7%	31.3%	30.6%
% of terminated courses where treatment was abandoned or discontinued (rolling 12 month period)	29	244	11.9%	8.4%	7.8%
% of completed treatments indicating that PAR score was taken (year to date)	142	154	92.2%	61.1%	64.6%
Rate of removable appliances per 100 fixed appliances - proposed treatment (rolling 12 month period)	11	441	2.49	7.31	5.65
Rate of removable appliances per 100 fixed appliances - completed treatment (rolling 12 month period)	4	421	0.95	6.66	4.78
% of courses of treatment with removable appliances only - proposed treatment (rolling 12 month period)	1	230	0.4%	2.5%	2.0%
% of courses of treatment with removable appliances only - completed treatment (rolling 12 month period)	0	215	0.0%	1.6%	1.5%
% of patients satisfied with the treatment they have received (rolling 12 month period)	5	5	100.0%	95.8%	96.0%

* Figures in italics indicate that the base number is less than 100.

Q56 - Vital Signs Orthodontic At a Glance Contract Report for 830240/0001 - September 2017

Name or company name	MR WA BOTHA	17/18 Contracted general activity (UDA)	0
Contract type name	PDS Contract	Carry forward general activity (UDA)	0
Purpose of contract	Orthodontic	17/18 Contracted orthodontic activity (UOA)	8,595
Contract start date	01/04/2006	Carry forward orthodontic activity (UOA)	-169
Contract end date	31/03/2018	Baseline contract value	£539,760.46

ACCESS	Contract	England and Wales
24 month ratio of assessments to patient IDs	1.06	1.09

ACTIVITY


Month	Adjusted Scheduled Activity (UOA)	
	2017	2018
April	172	169
May	172	169
June	172	1,130
July	172	2,402
August	172	2,402
September	172	4,156
October	3,227	
November	6,048	
December	6,459	
January	6,459	
February	6,543	
March	6,908	
April	7,522	
May	8,588	
June	8,764	

QUALITY

	Contract Quantity	Contract Base Number	Contract *	Region	England
% of all assessments that were assess and fit appliances (rolling 12 month period)	641	643	99.7%	57.6%	58.0%
% of all assessments that were assess and refuse (rolling 12 month period)	2	643	0.3%	11.0%	11.4%
% of all assessments that were assess and review (rolling 12 month period)	0	643	0.0%	31.3%	30.6%
% of terminated courses where treatment was abandoned or discontinued (rolling 12 month period)	0	46	0.0%	8.4%	7.8%
% of completed treatments indicating that PAR score was taken (year to date)	10	10	100.0%	61.1%	64.6%
Rate of removable appliances per 100 fixed appliances - proposed treatment (rolling 12 month period)	64	1,189	5.38	7.31	5.65
Rate of removable appliances per 100 fixed appliances - completed treatment (rolling 12 month period)	13	67	19.40	6.66	4.78
% of courses of treatment with removable appliances only - proposed treatment (rolling 12 month period)	27	641	4.2%	2.5%	2.0%
% of courses of treatment with removable appliances only - completed treatment (rolling 12 month period)	9	46	19.6%	1.6%	1.5%
% of patients satisfied with the treatment they have received (rolling 12 month period)	25	25	100.0%	95.8%	96.0%

* Figures in italics indicate that the base number is less than 100.

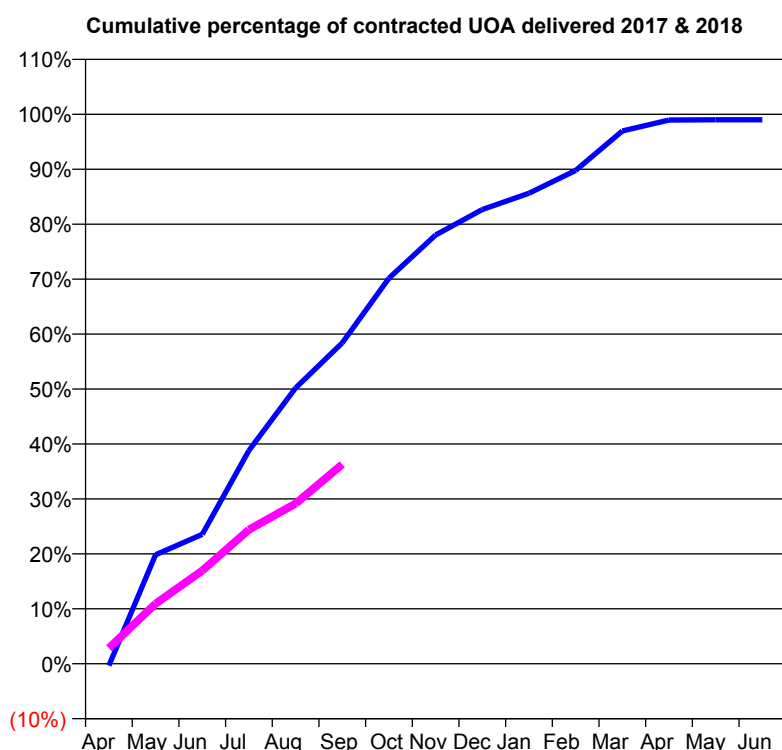
Q56 - Vital Signs Orthodontic At a Glance Contract Report for 866377/0001 - September 2017

Name or company name	MR F SAYME
Contract type name	PDS Contract
Purpose of contract	Orthodontic
Contract start date	04/05/2010
Contract end date	31/03/2018

17/18 Contracted general activity (UDA)	0
Carry forward general activity (UDA)	0
17/18 Contracted orthodontic activity (UOA)	8,057
Carry forward orthodontic activity (UOA)	82
Baseline contract value	£502,388.03

ACCESS

	Contract	England and Wales
24 month ratio of assessments to patient IDs	1.07	1.09

ACTIVITY


Month	Adjusted Scheduled Activity (UOA)	
	2017	2018
April	-29	229
May	1,598	881
June	1,897	1,365
July	3,127	1,966
August	4,044	2,349
September	4,705	2,925
October	5,654	
November	6,287	
December	6,660	
January	6,898	
February	7,232	
March	7,812	
April	7,971	
May	7,975	
June	7,975	

QUALITY

	Contract Quantity	Contract Base Number	Contract *	Region	England
% of all assessments that were assess and fit appliances (rolling 12 month period)	299	511	58.5%	57.6%	58.0%
% of all assessments that were assess and refuse (rolling 12 month period)	114	511	22.3%	11.0%	11.4%
% of all assessments that were assess and review (rolling 12 month period)	98	511	19.2%	31.3%	30.6%
% of terminated courses where treatment was abandoned or discontinued (rolling 12 month period)	39	305	12.8%	8.4%	7.8%
% of completed treatments indicating that PAR score was taken (year to date)	60	109	55.0%	61.1%	64.6%
Rate of removable appliances per 100 fixed appliances - proposed treatment (rolling 12 month period)	50	558	8.96	7.31	5.65
Rate of removable appliances per 100 fixed appliances - completed treatment (rolling 12 month period)	17	497	3.42	6.66	4.78
% of courses of treatment with removable appliances only - proposed treatment (rolling 12 month period)	13	299	4.3%	2.5%	2.0%
% of courses of treatment with removable appliances only - completed treatment (rolling 12 month period)	7	266	2.6%	1.6%	1.5%
% of patients satisfied with the treatment they have received (rolling 12 month period)	6	6	100.0%	95.8%	96.0%

* Figures in italics indicate that the base number is less than 100.

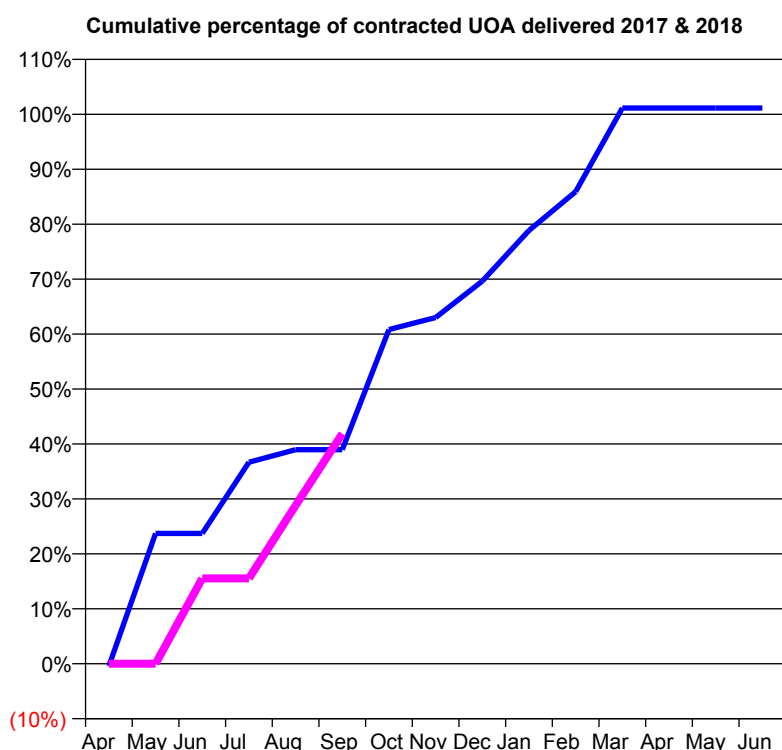
Q56 - Vital Signs Orthodontic At a Glance Contract Report for 919470/0001 - September 2017

Name or company name	MR SC WARDLE
Contract type name	PDS Contract
Purpose of contract	Orthodontic
Contract start date	01/04/2011
Contract end date	31/03/2018

17/18 Contracted general activity (UDA)	0
Carry forward general activity (UDA)	0
17/18 Contracted orthodontic activity (UOA)	965
Carry forward orthodontic activity (UOA)	0
Baseline contract value	£61,207.49

ACCESS	Contract	England and Wales
--------	----------	-------------------

24 month ratio of assessments to patient IDs	1.05	1.09
--	------	------

ACTIVITY


Month	Adjusted Scheduled Activity (UOA)	
	2017	2018
April	-4	0
May	229	0
June	229	150
July	354	150
August	376	278
September	376	404
October	587	
November	608	
December	672	
January	761	
February	829	
March	976	
April	976	
May	976	
June	976	

QUALITY	Contract Quantity	Contract Base Number	Contract *	Region	England
---------	-------------------	----------------------	------------	--------	---------

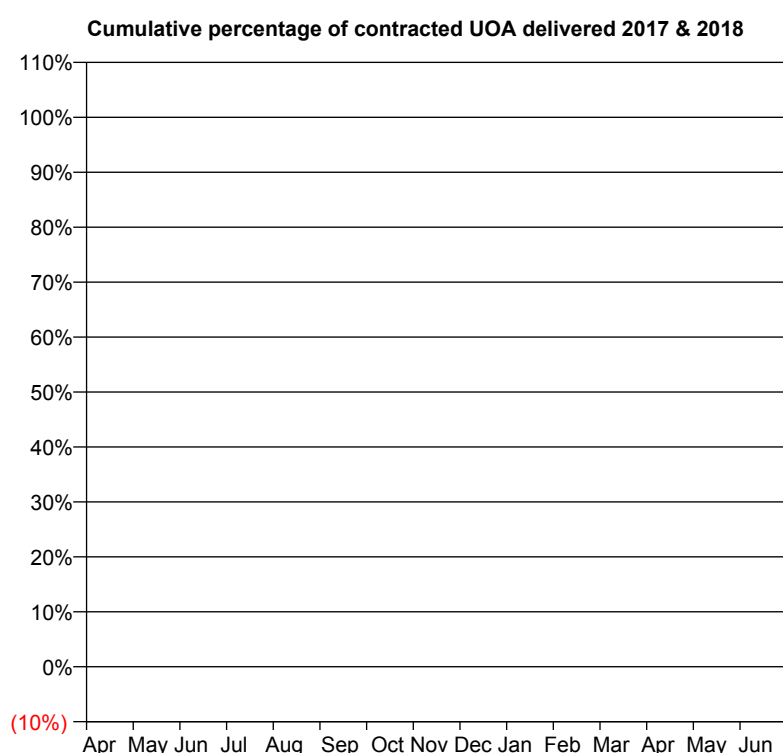
% of all assessments that were assess and fit appliances (rolling 12 month period)	49	60	81.7%	57.6%	58.0%
% of all assessments that were assess and refuse (rolling 12 month period)	4	60	6.7%	11.0%	11.4%
% of all assessments that were assess and review (rolling 12 month period)	7	60	11.7%	31.3%	30.6%
% of terminated courses where treatment was abandoned or discontinued (rolling 12 month period)	3	54	5.6%	8.4%	7.8%
% of completed treatments indicating that PAR score was taken (year to date)	16	17	94.1%	61.1%	64.6%
Rate of removable appliances per 100 fixed appliances - proposed treatment (rolling 12 month period)	2	69	2.90	7.31	5.65
Rate of removable appliances per 100 fixed appliances - completed treatment (rolling 12 month period)	1	93	1.08	6.66	4.78
% of courses of treatment with removable appliances only - proposed treatment (rolling 12 month period)	2	49	4.1%	2.5%	2.0%
% of courses of treatment with removable appliances only - completed treatment (rolling 12 month period)	1	51	2.0%	1.6%	1.5%
% of patients satisfied with the treatment they have received (rolling 12 month period)	2	2	100.0%	95.8%	96.0%

* Figures in italics indicate that the base number is less than 100.

Q57 - Vital Signs Orthodontic At a Glance Contract Report for 101370/0036 - September 2017

Name or company name	Petrie Tucker and Partners Ltd	17/18 Contracted general activity (UDA)	56,815
Contract type name	GDS Contract	Carry forward general activity (UDA)	0
Purpose of contract	General	17/18 Contracted orthodontic activity (UOA)	0
Contract start date	01/04/2006	Carry forward orthodontic activity (UOA)	0
Contract end date		Baseline contract value	£1,374,424.81

ACCESS	Contract	England and Wales
24 month ratio of assessments to patient IDs	1.00	1.09

ACTIVITY


Month	Adjusted Scheduled Activity (UOA)	
	2017	2018
April	0	0
May	0	0
June	0	0
July	0	1
August	0	1
September	0	1
October	0	
November	0	
December	0	
January	0	
February	0	
March	0	
April	0	
May	0	
June	0	

QUALITY

	Contract Quantity	Contract Base Number	Contract *	Region	England
% of all assessments that were assess and fit appliances (rolling 12 month period)	0	1	0.0%	57.6%	58.0%
% of all assessments that were assess and refuse (rolling 12 month period)	0	1	0.0%	11.0%	11.4%
% of all assessments that were assess and review (rolling 12 month period)	1	1	100.0%	31.3%	30.6%
% of terminated courses where treatment was abandoned or discontinued (rolling 12 month period)	0	0	N/A	8.4%	7.8%
% of completed treatments indicating that PAR score was taken (year to date)	0	0	N/A	61.1%	64.6%
Rate of removable appliances per 100 fixed appliances - proposed treatment (rolling 12 month period)	0	0	N/A	7.31	5.65
Rate of removable appliances per 100 fixed appliances - completed treatment (rolling 12 month period)	0	0	N/A	6.66	4.78
% of courses of treatment with removable appliances only - proposed treatment (rolling 12 month period)	0	0	N/A	2.5%	2.0%
% of courses of treatment with removable appliances only - completed treatment (rolling 12 month period)	0	0	N/A	1.6%	1.5%
% of patients satisfied with the treatment they have received (rolling 12 month period)	0	0	N/A	95.8%	96.0%

* Figures in italics indicate that the base number is less than 100.

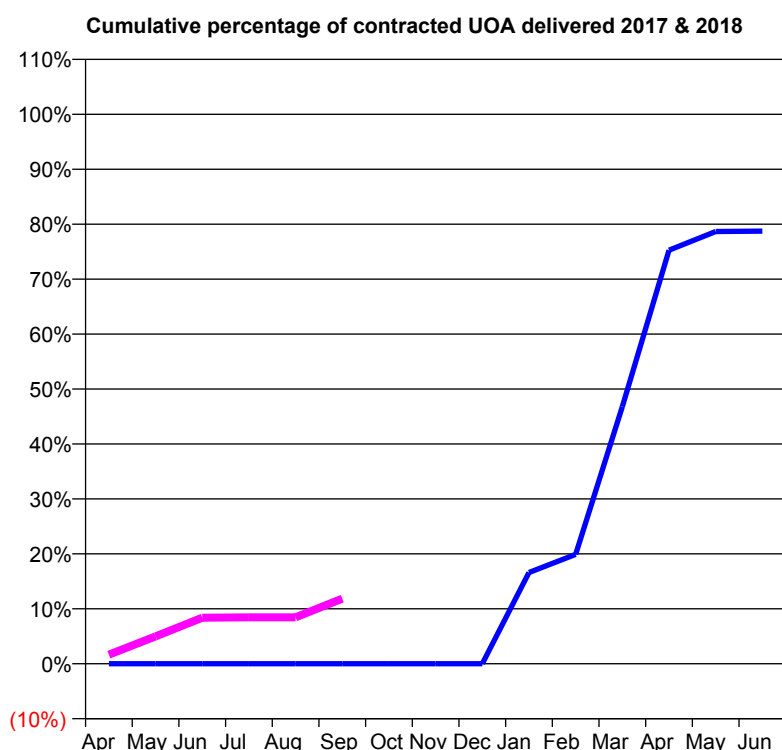
Q57 - Vital Signs Orthodontic At a Glance Contract Report for 101370/0098 - September 2017

Name or company name	Du Toit and BurgerPartnership Ltd (Harwic
Contract type name	GDS Contract
Purpose of contract	General and Orthodontic
Contract start date	01/04/2007
Contract end date	

17/18 Contracted general activity (UDA)	19,884
Carry forward general activity (UDA)	0
17/18 Contracted orthodontic activity (UOA)	1,265
Carry forward orthodontic activity (UOA)	0
Baseline contract value	£666,310.67

ACCESS

	Contract	England and Wales
24 month ratio of assessments to patient IDs	1.02	1.09

ACTIVITY


Month	Adjusted Scheduled Activity (UOA)	
	2017	2018
April	0	21
May	0	63
June	0	106
July	0	107
August	0	107
September	0	150
October	0	
November	0	
December	0	
January	210	
February	252	
March	592	
April	952	
May	995	
June	996	

QUALITY

	Contract Quantity	Contract Base Number	Contract *	Region	England
% of all assessments that were assess and fit appliances (rolling 12 month period)	56	77	72.7%	57.6%	58.0%
% of all assessments that were assess and refuse (rolling 12 month period)	10	77	13.0%	11.0%	11.4%
% of all assessments that were assess and review (rolling 12 month period)	11	77	14.3%	31.3%	30.6%
% of terminated courses where treatment was abandoned or discontinued (rolling 12 month period)	1	2	50.0%	8.4%	7.8%
% of completed treatments indicating that PAR score was taken (year to date)	0	0	N/A	61.1%	64.6%
Rate of removable appliances per 100 fixed appliances - proposed treatment (rolling 12 month period)	0	64	0.00	7.31	5.65
Rate of removable appliances per 100 fixed appliances - completed treatment (rolling 12 month period)	0	2	0.00	6.66	4.78
% of courses of treatment with removable appliances only - proposed treatment (rolling 12 month period)	0	56	0.0%	2.5%	2.0%
% of courses of treatment with removable appliances only - completed treatment (rolling 12 month period)	0	1	0.0%	1.6%	1.5%
% of patients satisfied with the treatment they have received (rolling 12 month period)	1	1	100.0%	95.8%	96.0%

* Figures in italics indicate that the base number is less than 100.

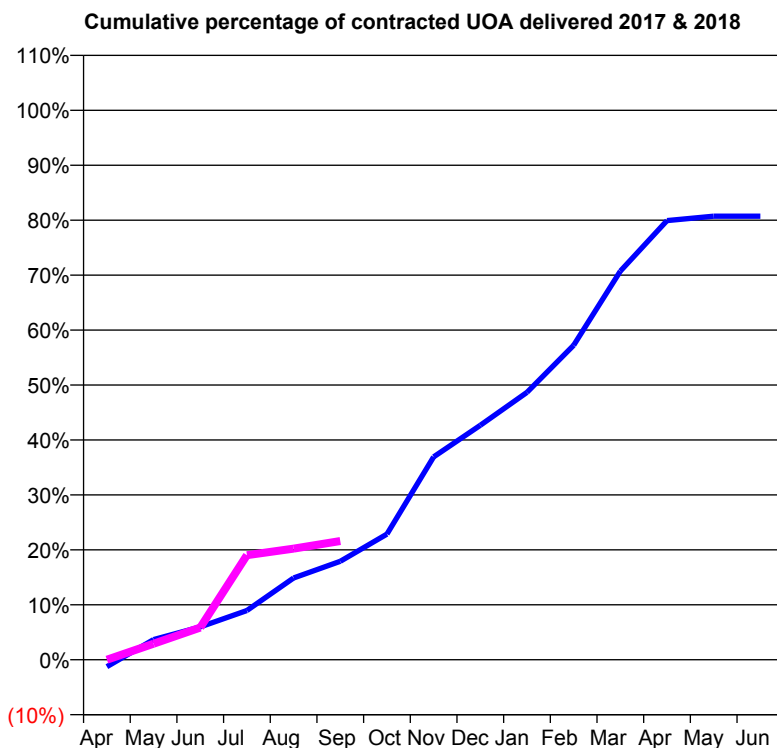
Q57 - Vital Signs Orthodontic At a Glance Contract Report for 101370/0114 - September 2017

Name or company name	Petrie Tucker and Partners Ltd
Contract type name	GDS Contract
Purpose of contract	Orthodontic
Contract start date	01/04/2008
Contract end date	31/03/2018

17/18 Contracted general activity (UDA)	0
Carry forward general activity (UDA)	0
17/18 Contracted orthodontic activity (UOA)	5,372
Carry forward orthodontic activity (UOA)	0
Baseline contract value	£325,408.86

ACCESS

	Contract	England and Wales
24 month ratio of assessments to patient IDs	1.07	1.09

ACTIVITY


Month	Adjusted Scheduled Activity (UOA)	
	2017	2018
April	-68	0
May	197	157
June	321	315
July	482	1,023
August	800	1,086
September	963	1,161
October	1,229	
November	1,984	
December	2,292	
January	2,615	
February	3,074	
March	3,799	
April	4,294	
May	4,337	
June	4,337	

QUALITY

	Contract Quantity	Contract Base Number	Contract *	Region	England
% of all assessments that were assess and fit appliances (rolling 12 month period)	211	385	54.8%	57.6%	58.0%
% of all assessments that were assess and refuse (rolling 12 month period)	62	385	16.1%	11.0%	11.4%
% of all assessments that were assess and review (rolling 12 month period)	112	385	29.1%	31.3%	30.6%
% of terminated courses where treatment was abandoned or discontinued (rolling 12 month period)	9	44	20.5%	8.4%	7.8%
% of completed treatments indicating that PAR score was taken (year to date)	4	18	22.2%	61.1%	64.6%
Rate of removable appliances per 100 fixed appliances - proposed treatment (rolling 12 month period)	136	369	36.86	7.31	5.65
Rate of removable appliances per 100 fixed appliances - completed treatment (rolling 12 month period)	20	58	34.48	6.66	4.78
% of courses of treatment with removable appliances only - proposed treatment (rolling 12 month period)	0	211	0.0%	2.5%	2.0%
% of courses of treatment with removable appliances only - completed treatment (rolling 12 month period)	1	35	2.9%	1.6%	1.5%
% of patients satisfied with the treatment they have received (rolling 12 month period)	5	5	100.0%	95.8%	96.0%

* Figures in italics indicate that the base number is less than 100.

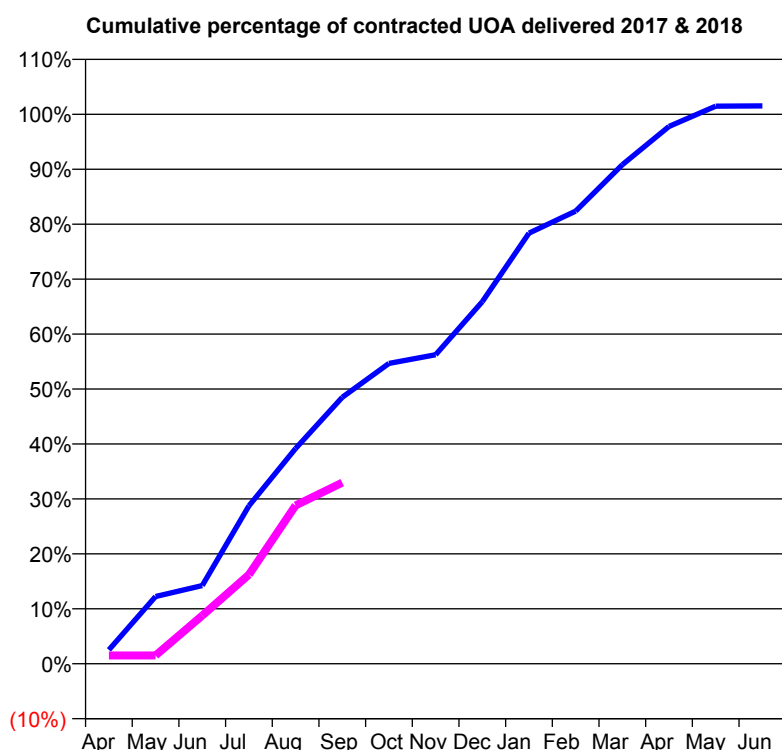
Q57 - Vital Signs Orthodontic At a Glance Contract Report for 101559/0001 - September 2017

Name or company name	R Patel & Associates
Contract type name	PDS Contract
Purpose of contract	Orthodontic
Contract start date	01/10/2011
Contract end date	31/03/2018

17/18 Contracted general activity (UDA)	0
Carry forward general activity (UDA)	0
17/18 Contracted orthodontic activity (UOA)	4,200
Carry forward orthodontic activity (UOA)	-64
Baseline contract value	£259,844.22

ACCESS

	Contract	England and Wales
24 month ratio of assessments to patient IDs	1.07	1.09

ACTIVITY


Month	Adjusted Scheduled Activity (UOA)	
	2017	2018
April	107	64
May	514	64
June	598	368
July	1,207	681
August	1,646	1,210
September	2,037	1,385
October	2,296	
November	2,362	
December	2,768	
January	3,292	
February	3,460	
March	3,814	
April	4,107	
May	4,262	
June	4,264	

QUALITY

	Contract Quantity	Contract Base Number	Contract *	Region	England
% of all assessments that were assess and fit appliances (rolling 12 month period)	166	337	49.3%	57.6%	58.0%
% of all assessments that were assess and refuse (rolling 12 month period)	48	337	14.2%	11.0%	11.4%
% of all assessments that were assess and review (rolling 12 month period)	123	337	36.5%	31.3%	30.6%
% of terminated courses where treatment was abandoned or discontinued (rolling 12 month period)	28	182	15.4%	8.4%	7.8%
% of completed treatments indicating that PAR score was taken (year to date)	74	79	93.7%	61.1%	64.6%
Rate of removable appliances per 100 fixed appliances - proposed treatment (rolling 12 month period)	16	211	7.58	7.31	5.65
Rate of removable appliances per 100 fixed appliances - completed treatment (rolling 12 month period)	0	4	0.00	6.66	4.78
% of courses of treatment with removable appliances only - proposed treatment (rolling 12 month period)	2	166	1.2%	2.5%	2.0%
% of courses of treatment with removable appliances only - completed treatment (rolling 12 month period)	0	154	0.0%	1.6%	1.5%
% of patients satisfied with the treatment they have received (rolling 12 month period)	11	12	91.7%	95.8%	96.0%

* Figures in italics indicate that the base number is less than 100.

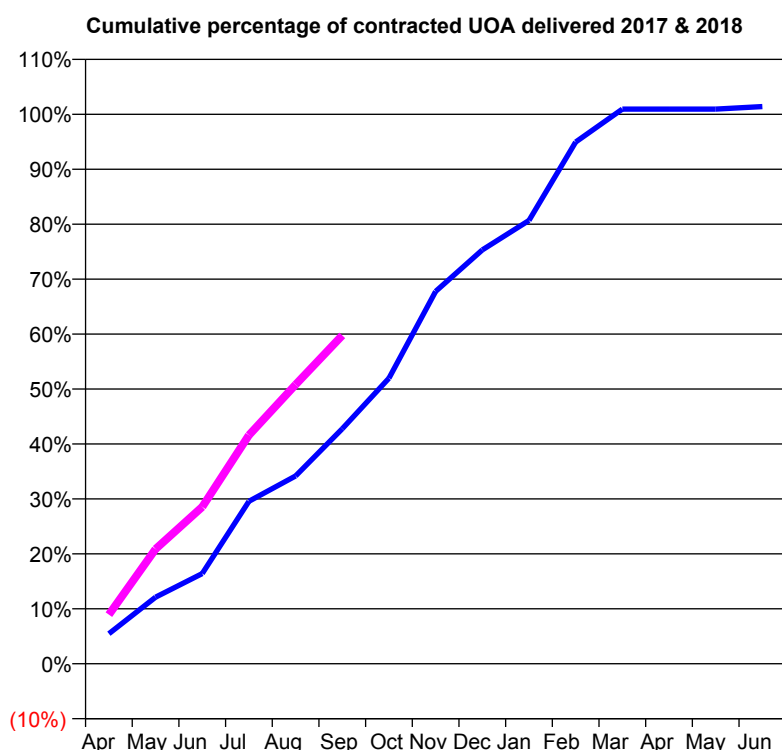
Q57 - Vital Signs Orthodontic At a Glance Contract Report for 115347/0001 - September 2017

Name or company name	Mr H.S. Kehlar and Mr S. Kumar
Contract type name	PDS Contract
Purpose of contract	Orthodontic
Contract start date	01/04/2013
Contract end date	31/03/2018

17/18 Contracted general activity (UDA)	0
Carry forward general activity (UDA)	0
17/18 Contracted orthodontic activity (UOA)	6,404
Carry forward orthodontic activity (UOA)	-90
Baseline contract value	£375,127.83

ACCESS

	Contract	England and Wales
24 month ratio of assessments to patient IDs	1.02	1.09

ACTIVITY


Month	Adjusted Scheduled Activity (UOA)	
	2017	2018
April	350	573
May	776	1,337
June	1,052	1,828
July	1,894	2,664
August	2,189	3,253
September	2,739	3,827
October	3,328	
November	4,340	
December	4,823	
January	5,167	
February	6,081	
March	6,464	
April	6,464	
May	6,464	
June	6,494	

QUALITY

	Contract Quantity	Contract Base Number	Contract *	Region	England
% of all assessments that were assess and fit appliances (rolling 12 month period)	356	423	84.2%	57.6%	58.0%
% of all assessments that were assess and refuse (rolling 12 month period)	17	423	4.0%	11.0%	11.4%
% of all assessments that were assess and review (rolling 12 month period)	50	423	11.8%	31.3%	30.6%
% of terminated courses where treatment was abandoned or discontinued (rolling 12 month period)	0	243	0.0%	8.4%	7.8%
% of completed treatments indicating that PAR score was taken (year to date)	110	139	79.1%	61.1%	64.6%
Rate of removable appliances per 100 fixed appliances - proposed treatment (rolling 12 month period)	12	696	1.72	7.31	5.65
Rate of removable appliances per 100 fixed appliances - completed treatment (rolling 12 month period)	10	467	2.14	6.66	4.78
% of courses of treatment with removable appliances only - proposed treatment (rolling 12 month period)	3	356	0.8%	2.5%	2.0%
% of courses of treatment with removable appliances only - completed treatment (rolling 12 month period)	1	243	0.4%	1.6%	1.5%
% of patients satisfied with the treatment they have received (rolling 12 month period)	19	19	100.0%	95.8%	96.0%

* Figures in italics indicate that the base number is less than 100.

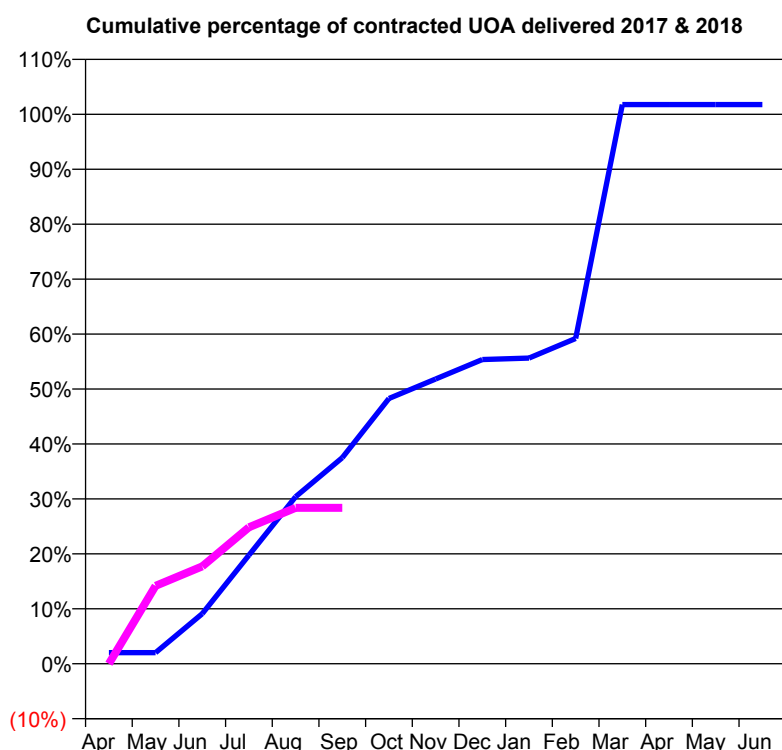
Q57 - Vital Signs Orthodontic At a Glance Contract Report for 119261/0001 - September 2017

Name or company name	Tiptree Dental Surgery
Contract type name	GDS Contract
Purpose of contract	General and Orthodontic
Contract start date	01/05/2014
Contract end date	

17/18 Contracted general activity (UDA)	17,496
Carry forward general activity (UDA)	279
17/18 Contracted orthodontic activity (UOA)	592
Carry forward orthodontic activity (UOA)	0
Baseline contract value	£808,813.12

ACCESS

	Contract	England and Wales
24 month ratio of assessments to patient IDs	1.00	1.09

ACTIVITY


Month	Adjusted Scheduled Activity (UOA)	
	2017	2018
April	12	0
May	12	84
June	54	105
July	117	147
August	180	168
September	222	168
October	286	
November	307	
December	328	
January	329	
February	350	
March	602	
April	602	
May	602	
June	602	

QUALITY

	Contract Quantity	Contract Base Number	Contract *	Region	England
% of all assessments that were assess and fit appliances (rolling 12 month period)	26	26	100.0%	57.6%	58.0%
% of all assessments that were assess and refuse (rolling 12 month period)	0	26	0.0%	11.0%	11.4%
% of all assessments that were assess and review (rolling 12 month period)	0	26	0.0%	31.3%	30.6%
% of terminated courses where treatment was abandoned or discontinued (rolling 12 month period)	0	19	0.0%	8.4%	7.8%
% of completed treatments indicating that PAR score was taken (year to date)	4	4	100.0%	61.1%	64.6%
Rate of removable appliances per 100 fixed appliances - proposed treatment (rolling 12 month period)	13	29	44.83	7.31	5.65
Rate of removable appliances per 100 fixed appliances - completed treatment (rolling 12 month period)	1	12	8.33	6.66	4.78
% of courses of treatment with removable appliances only - proposed treatment (rolling 12 month period)	0	26	0.0%	2.5%	2.0%
% of courses of treatment with removable appliances only - completed treatment (rolling 12 month period)	0	19	0.0%	1.6%	1.5%
% of patients satisfied with the treatment they have received (rolling 12 month period)	1	1	100.0%	95.8%	96.0%

* Figures in italics indicate that the base number is less than 100.

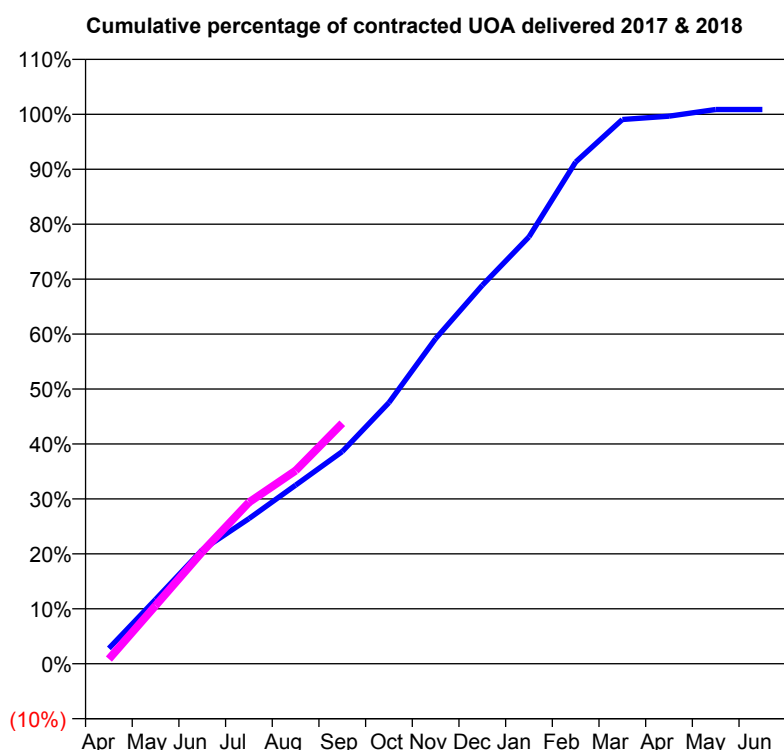
Q57 - Vital Signs Orthodontic At a Glance Contract Report for 130788/0001 - September 2017

Name or company name	Byles & Sebastian Orthodontic Practice
Contract type name	PDS Contract
Purpose of contract	Orthodontic
Contract start date	01/08/2015
Contract end date	31/03/2018

17/18 Contracted general activity (UDA)	0
Carry forward general activity (UDA)	0
17/18 Contracted orthodontic activity (UOA)	20,792
Carry forward orthodontic activity (UOA)	-178
Baseline contract value	£1,195,062.85

ACCESS

	Contract	England and Wales
24 month ratio of assessments to patient IDs	1.02	1.09

ACTIVITY


Month	Adjusted Scheduled Activity (UOA)	
	2017	2018
April	584	178
May	2,436	2,200
June	4,310	4,238
July	5,490	6,107
August	6,759	7,310
September	8,031	9,099
October	9,883	
November	12,302	
December	14,322	
January	16,154	
February	18,982	
March	20,596	
April	20,718	
May	20,970	
June	20,970	

QUALITY

	Contract Quantity	Contract Base Number	Contract *	Region	England
% of all assessments that were assess and fit appliances (rolling 12 month period)	1,029	1,428	72.1%	57.6%	58.0%
% of all assessments that were assess and refuse (rolling 12 month period)	35	1,428	2.5%	11.0%	11.4%
% of all assessments that were assess and review (rolling 12 month period)	364	1,428	25.5%	31.3%	30.6%
% of terminated courses where treatment was abandoned or discontinued (rolling 12 month period)	48	702	6.8%	8.4%	7.8%
% of completed treatments indicating that PAR score was taken (year to date)	282	339	83.2%	61.1%	64.6%
Rate of removable appliances per 100 fixed appliances - proposed treatment (rolling 12 month period)	11	2,029	0.54	7.31	5.65
Rate of removable appliances per 100 fixed appliances - completed treatment (rolling 12 month period)	25	1,256	1.99	6.66	4.78
% of courses of treatment with removable appliances only - proposed treatment (rolling 12 month period)	4	1,029	0.4%	2.5%	2.0%
% of courses of treatment with removable appliances only - completed treatment (rolling 12 month period)	11	654	1.7%	1.6%	1.5%
% of patients satisfied with the treatment they have received (rolling 12 month period)	26	27	96.3%	95.8%	96.0%

* Figures in italics indicate that the base number is less than 100.

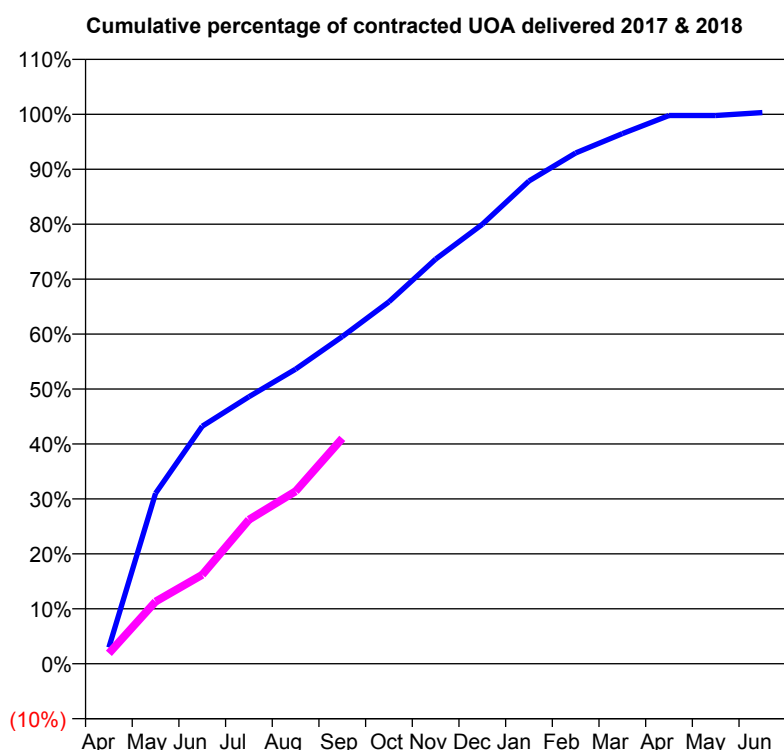
Q57 - Vital Signs Orthodontic At a Glance Contract Report for 131903/0002 - September 2017

Name or company name	Penhaligon Witham Partnership
Contract type name	PDS Contract
Purpose of contract	Orthodontic
Contract start date	01/12/2015
Contract end date	31/03/2018

17/18 Contracted general activity (UDA)	0
Carry forward general activity (UDA)	0
17/18 Contracted orthodontic activity (UOA)	4,253
Carry forward orthodontic activity (UOA)	-13
Baseline contract value	£263,132.46

ACCESS

	Contract	England and Wales
24 month ratio of assessments to patient IDs	1.27	1.09

ACTIVITY


Month	Adjusted Scheduled Activity (UOA)	
	2017	2018
April	126	81
May	1,320	481
June	1,839	689
July	2,067	1,115
August	2,280	1,335
September	2,532	1,745
October	2,802	
November	3,132	
December	3,401	
January	3,737	
February	3,953	
March	4,103	
April	4,243	
May	4,243	
June	4,266	

QUALITY

	Contract Quantity	Contract Base Number	Contract *	Region	England
% of all assessments that were assess and fit appliances (rolling 12 month period)	145	610	23.8%	57.6%	58.0%
% of all assessments that were assess and refuse (rolling 12 month period)	185	610	30.3%	11.0%	11.4%
% of all assessments that were assess and review (rolling 12 month period)	280	610	45.9%	31.3%	30.6%
% of terminated courses where treatment was abandoned or discontinued (rolling 12 month period)	2	22	9.1%	8.4%	7.8%
% of completed treatments indicating that PAR score was taken (year to date)	13	14	92.9%	61.1%	64.6%
Rate of removable appliances per 100 fixed appliances - proposed treatment (rolling 12 month period)	0	286	0.00	7.31	5.65
Rate of removable appliances per 100 fixed appliances - completed treatment (rolling 12 month period)	0	39	0.00	6.66	4.78
% of courses of treatment with removable appliances only - proposed treatment (rolling 12 month period)	0	145	0.0%	2.5%	2.0%
% of courses of treatment with removable appliances only - completed treatment (rolling 12 month period)	0	20	0.0%	1.6%	1.5%
% of patients satisfied with the treatment they have received (rolling 12 month period)	8	9	88.9%	95.8%	96.0%

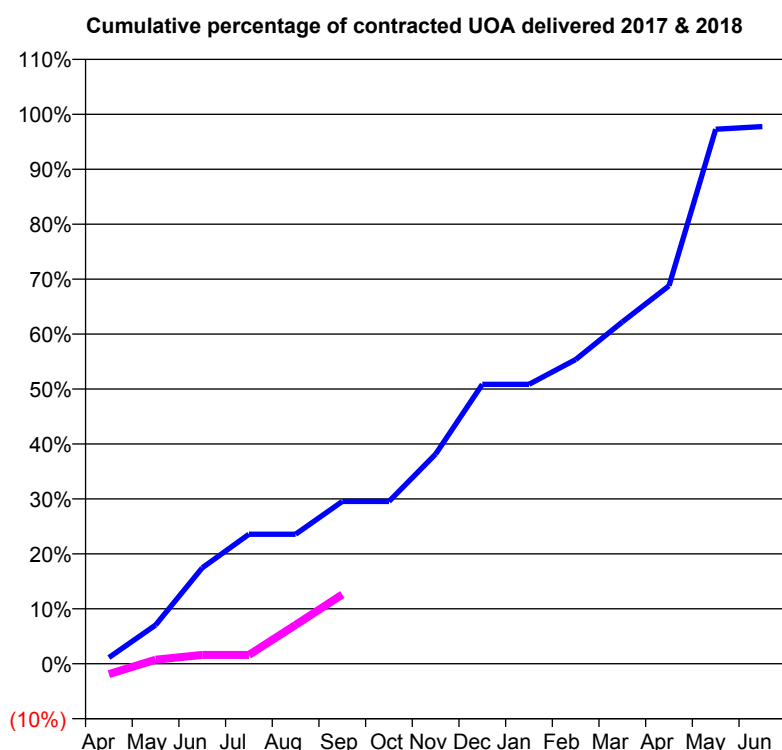
* Figures in italics indicate that the base number is less than 100.

Q57 - Vital Signs Orthodontic At a Glance Contract Report for 145394/0002 - September 2017

Name or company name	Ongar Road Dental Practice
Contract type name	PDS Contract
Purpose of contract	Orthodontic
Contract start date	01/04/2013
Contract end date	31/03/2018

17/18 Contracted general activity (UDA)	0
Carry forward general activity (UDA)	0
17/18 Contracted orthodontic activity (UOA)	5,028
Carry forward orthodontic activity (UOA)	96
Baseline contract value	£248,669.05

ACCESS	Contract	England and Wales
24 month ratio of assessments to patient IDs	1.00	1.09

ACTIVITY


Month	Adjusted Scheduled Activity (UOA)	
	2017	2018
April	49	-96
May	303	37
June	751	81
July	1,014	81
August	1,014	356
September	1,270	634
October	1,270	
November	1,640	
December	2,186	
January	2,186	
February	2,380	
March	2,674	
April	2,957	
May	4,182	
June	4,203	

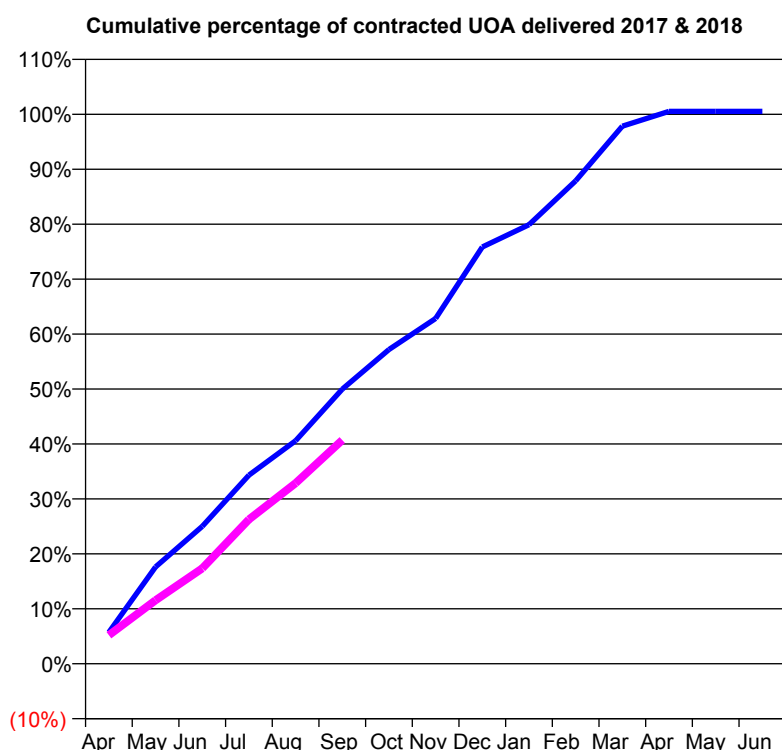
QUALITY	Contract Quantity	Contract Base Number	Contract *	Region	England
% of all assessments that were assess and fit appliances (rolling 12 month period)	176	215	81.9%	57.6%	58.0%
% of all assessments that were assess and refuse (rolling 12 month period)	24	215	11.2%	11.0%	11.4%
% of all assessments that were assess and review (rolling 12 month period)	15	215	7.0%	31.3%	30.6%
% of terminated courses where treatment was abandoned or discontinued (rolling 12 month period)	1	158	0.6%	8.4%	7.8%
% of completed treatments indicating that PAR score was taken (year to date)	38	111	34.2%	61.1%	64.6%
Rate of removable appliances per 100 fixed appliances - proposed treatment (rolling 12 month period)	2	347	0.58	7.31	5.65
Rate of removable appliances per 100 fixed appliances - completed treatment (rolling 12 month period)	5	303	1.65	6.66	4.78
% of courses of treatment with removable appliances only - proposed treatment (rolling 12 month period)	2	176	1.1%	2.5%	2.0%
% of courses of treatment with removable appliances only - completed treatment (rolling 12 month period)	3	157	1.9%	1.6%	1.5%
% of patients satisfied with the treatment they have received (rolling 12 month period)	9	10	90.0%	95.8%	96.0%

* Figures in italics indicate that the base number is less than 100.

Q57 - Vital Signs Orthodontic At a Glance Contract Report for 148695/0001 - September 2017

Name or company name	Mr C Wallis	17/18 Contracted general activity (UDA)	0
Contract type name	PDS Contract	Carry forward general activity (UDA)	0
Purpose of contract	Orthodontic	17/18 Contracted orthodontic activity (UOA)	12,145
Contract start date	02/06/2013	Carry forward orthodontic activity (UOA)	-63
Contract end date	31/03/2018	Baseline contract value	£789,619.83

ACCESS	Contract	England and Wales
24 month ratio of assessments to patient IDs	1.04	1.09

ACTIVITY


Month	Adjusted Scheduled Activity (UOA)	
	2017	2018
April	696	632
May	2,141	1,404
June	3,036	2,109
July	4,168	3,189
August	4,929	3,993
September	6,071	4,944
October	6,945	
November	7,633	
December	9,213	
January	9,704	
February	10,674	
March	11,883	
April	12,208	
May	12,208	
June	12,208	

QUALITY	Contract Quantity	Contract Base Number	Contract *	Region	England
% of all assessments that were assess and fit appliances (rolling 12 month period)	521	681	76.5%	57.6%	58.0%
% of all assessments that were assess and refuse (rolling 12 month period)	128	681	18.8%	11.0%	11.4%
% of all assessments that were assess and review (rolling 12 month period)	32	681	4.7%	31.3%	30.6%
% of terminated courses where treatment was abandoned or discontinued (rolling 12 month period)	15	566	2.7%	8.4%	7.8%
% of completed treatments indicating that PAR score was taken (year to date)	275	278	98.9%	61.1%	64.6%
Rate of removable appliances per 100 fixed appliances - proposed treatment (rolling 12 month period)	53	1,022	5.19	7.31	5.65
Rate of removable appliances per 100 fixed appliances - completed treatment (rolling 12 month period)	49	1,071	4.58	6.66	4.78
% of courses of treatment with removable appliances only - proposed treatment (rolling 12 month period)	2	521	0.4%	2.5%	2.0%
% of courses of treatment with removable appliances only - completed treatment (rolling 12 month period)	6	551	1.1%	1.6%	1.5%
% of patients satisfied with the treatment they have received (rolling 12 month period)	19	19	100.0%	95.8%	96.0%

* Figures in italics indicate that the base number is less than 100.

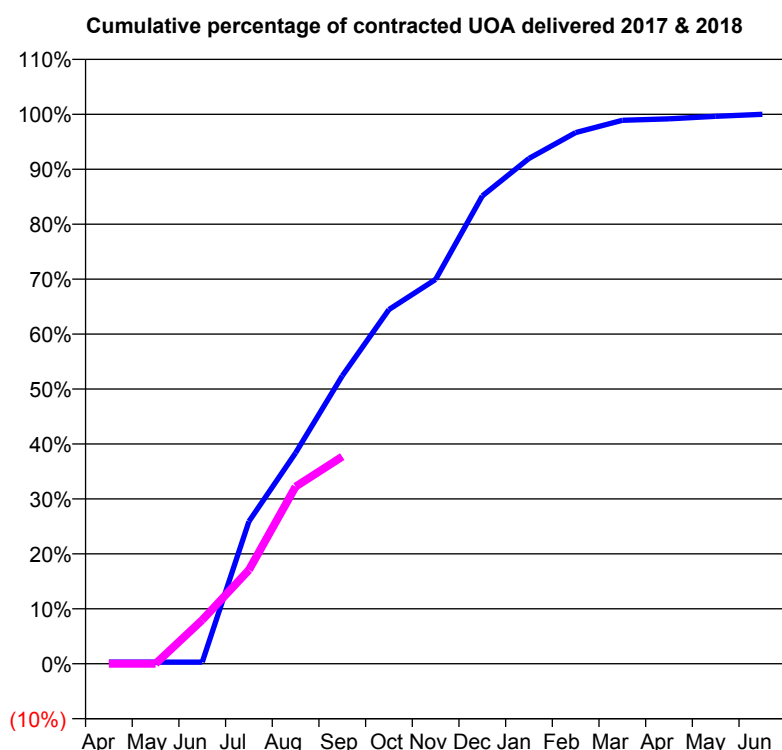
Q57 - Vital Signs Orthodontic At a Glance Contract Report for 153885/0001 - September 2017

Name or company name	Mr M. Kazemi and Dr S Dhillon
Contract type name	PDS Contract
Purpose of contract	Orthodontic
Contract start date	01/04/2013
Contract end date	31/03/2018

17/18 Contracted general activity (UDA)	0
Carry forward general activity (UDA)	0
17/18 Contracted orthodontic activity (UOA)	10,280
Carry forward orthodontic activity (UOA)	1
Baseline contract value	£577,809.84

ACCESS

	Contract	England and Wales
24 month ratio of assessments to patient IDs	1.01	1.09

ACTIVITY


Month	Adjusted Scheduled Activity (UOA)	
	2017	2018
April	31	-1
May	31	-1
June	31	819
July	2,664	1,756
August	3,945	3,315
September	5,386	3,876
October	6,627	
November	7,191	
December	8,753	
January	9,454	
February	9,937	
March	10,168	
April	10,194	
May	10,241	
June	10,279	

QUALITY

	Contract Quantity	Contract Base Number	Contract *	Region	England
% of all assessments that were assess and fit appliances (rolling 12 month period)	417	535	77.9%	57.6%	58.0%
% of all assessments that were assess and refuse (rolling 12 month period)	75	535	14.0%	11.0%	11.4%
% of all assessments that were assess and review (rolling 12 month period)	43	535	8.0%	31.3%	30.6%
% of terminated courses where treatment was abandoned or discontinued (rolling 12 month period)	23	402	5.7%	8.4%	7.8%
% of completed treatments indicating that PAR score was taken (year to date)	110	166	66.3%	61.1%	64.6%
Rate of removable appliances per 100 fixed appliances - proposed treatment (rolling 12 month period)	15	808	1.86	7.31	5.65
Rate of removable appliances per 100 fixed appliances - completed treatment (rolling 12 month period)	21	524	4.01	6.66	4.78
% of courses of treatment with removable appliances only - proposed treatment (rolling 12 month period)	8	417	1.9%	2.5%	2.0%
% of courses of treatment with removable appliances only - completed treatment (rolling 12 month period)	6	379	1.6%	1.6%	1.5%
% of patients satisfied with the treatment they have received (rolling 12 month period)	12	13	92.3%	95.8%	96.0%

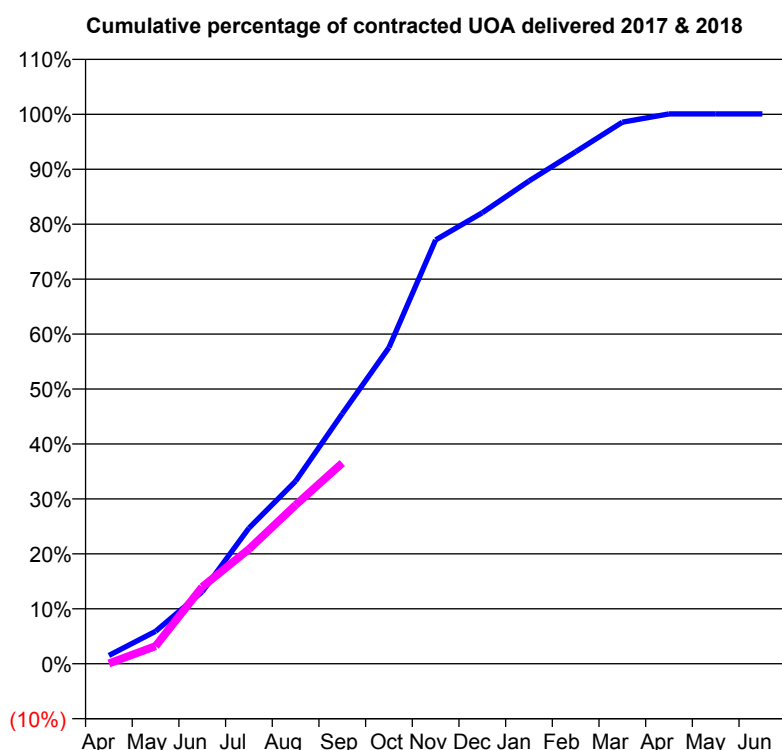
* Figures in italics indicate that the base number is less than 100.

Q57 - Vital Signs Orthodontic At a Glance Contract Report for 186872/0007 - September 2017

Name or company name	ORTHOWORLD 2000 LTD
Contract type name	PDS Contract
Purpose of contract	Orthodontic
Contract start date	01/04/2006
Contract end date	31/03/2018

17/18 Contracted general activity (UDA)	0
Carry forward general activity (UDA)	0
17/18 Contracted orthodontic activity (UOA)	8,700
Carry forward orthodontic activity (UOA)	-5
Baseline contract value	£565,631.47

ACCESS	Contract	England and Wales
24 month ratio of assessments to patient IDs	1.03	1.09

ACTIVITY


Month	Adjusted Scheduled Activity (UOA)	
	2017	2018
April	133	5
May	514	280
June	1,141	1,217
July	2,148	1,814
August	2,891	2,513
September	3,960	3,178
October	5,007	
November	6,710	
December	7,141	
January	7,644	
February	8,107	
March	8,575	
April	8,705	
May	8,705	
June	8,705	

QUALITY

	Contract Quantity	Contract Base Number	Contract *	Region	England
% of all assessments that were assess and fit appliances (rolling 12 month period)	367	680	54.0%	57.6%	58.0%
% of all assessments that were assess and refuse (rolling 12 month period)	199	680	29.3%	11.0%	11.4%
% of all assessments that were assess and review (rolling 12 month period)	114	680	16.8%	31.3%	30.6%
% of terminated courses where treatment was abandoned or discontinued (rolling 12 month period)	37	402	9.2%	8.4%	7.8%
% of completed treatments indicating that PAR score was taken (year to date)	60	127	47.2%	61.1%	64.6%
Rate of removable appliances per 100 fixed appliances - proposed treatment (rolling 12 month period)	21	720	2.92	7.31	5.65
Rate of removable appliances per 100 fixed appliances - completed treatment (rolling 12 month period)	13	673	1.93	6.66	4.78
% of courses of treatment with removable appliances only - proposed treatment (rolling 12 month period)	2	367	0.5%	2.5%	2.0%
% of courses of treatment with removable appliances only - completed treatment (rolling 12 month period)	3	365	0.8%	1.6%	1.5%
% of patients satisfied with the treatment they have received (rolling 12 month period)	17	17	100.0%	95.8%	96.0%

* Figures in italics indicate that the base number is less than 100.

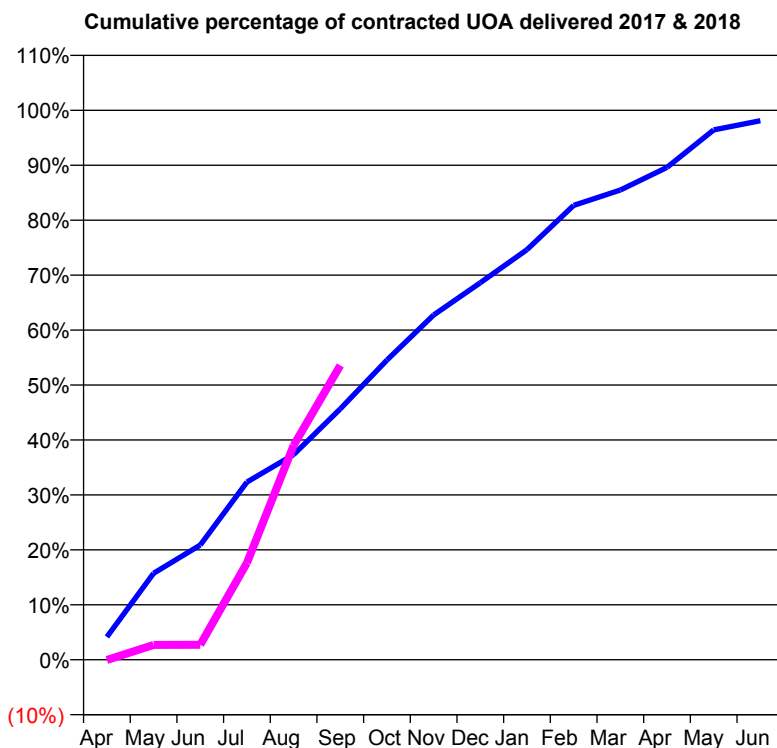
Q57 - Vital Signs Orthodontic At a Glance Contract Report for 186872/0014 - September 2017

Name or company name	ORTHOWORLD 2000 LTD
Contract type name	PDS Contract
Purpose of contract	Orthodontic
Contract start date	01/04/2006
Contract end date	31/03/2018

17/18 Contracted general activity (UDA)	0
Carry forward general activity (UDA)	0
17/18 Contracted orthodontic activity (UOA)	10,345
Carry forward orthodontic activity (UOA)	197
Baseline contract value	£647,665.95

ACCESS

	Contract	England and Wales
24 month ratio of assessments to patient IDs	1.01	1.09

ACTIVITY


Month	Adjusted Scheduled Activity (UOA)	
	2017	2018
April	431	-7
May	1,628	281
June	2,161	282
July	3,344	1,823
August	3,863	4,036
September	4,723	5,541
October	5,643	
November	6,490	
December	7,097	
January	7,720	
February	8,554	
March	8,844	
April	9,270	
May	9,975	
June	10,148	

QUALITY

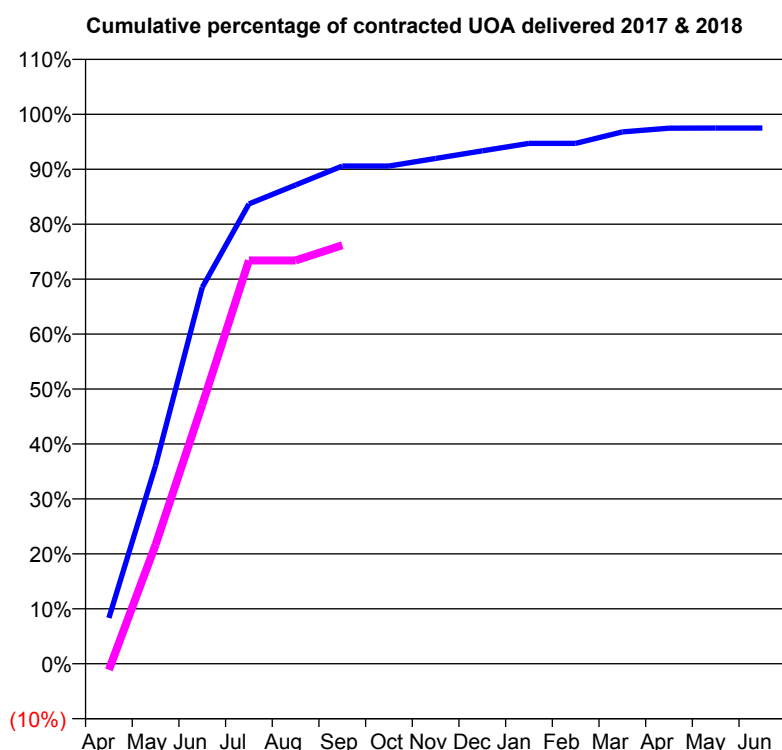
	Contract Quantity	Contract Base Number	Contract *	Region	England
% of all assessments that were assess and fit appliances (rolling 12 month period)	554	712	77.8%	57.6%	58.0%
% of all assessments that were assess and refuse (rolling 12 month period)	117	712	16.4%	11.0%	11.4%
% of all assessments that were assess and review (rolling 12 month period)	41	712	5.8%	31.3%	30.6%
% of terminated courses where treatment was abandoned or discontinued (rolling 12 month period)	3	14	21.4%	8.4%	7.8%
% of completed treatments indicating that PAR score was taken (year to date)	6	7	85.7%	61.1%	64.6%
Rate of removable appliances per 100 fixed appliances - proposed treatment (rolling 12 month period)	455	1,066	42.68	7.31	5.65
Rate of removable appliances per 100 fixed appliances - completed treatment (rolling 12 month period)	1	20	5.00	6.66	4.78
% of courses of treatment with removable appliances only - proposed treatment (rolling 12 month period)	15	554	2.7%	2.5%	2.0%
% of courses of treatment with removable appliances only - completed treatment (rolling 12 month period)	0	11	0.0%	1.6%	1.5%
% of patients satisfied with the treatment they have received (rolling 12 month period)	18	18	100.0%	95.8%	96.0%

* Figures in italics indicate that the base number is less than 100.

Q57 - Vital Signs Orthodontic At a Glance Contract Report for 188018/0002 - September 2017

Name or company name	Messrs. Lee & Perera	17/18 Contracted general activity (UDA)	0
Contract type name	GDS Contract	Carry forward general activity (UDA)	0
Purpose of contract	Orthodontic	17/18 Contracted orthodontic activity (UOA)	3,044
Contract start date	01/04/2008	Carry forward orthodontic activity (UOA)	76
Contract end date	31/03/2018	Baseline contract value	£194,738.42

ACCESS	Contract	England and Wales
24 month ratio of assessments to patient IDs	1.02	1.09

ACTIVITY


Month	Adjusted Scheduled Activity (UOA)	
	2017	2018
April	254	-34
May	1,098	659
June	2,085	1,436
July	2,547	2,234
August	2,652	2,234
September	2,757	2,318
October	2,757	
November	2,799	
December	2,841	
January	2,883	
February	2,883	
March	2,946	
April	2,967	
May	2,968	
June	2,968	

QUALITY	Contract Quantity	Contract Base Number	Contract *	Region	England
% of all assessments that were assess and fit appliances (rolling 12 month period)	124	126	98.4%	57.6%	58.0%
% of all assessments that were assess and refuse (rolling 12 month period)	0	126	0.0%	11.0%	11.4%
% of all assessments that were assess and review (rolling 12 month period)	2	126	1.6%	31.3%	30.6%
% of terminated courses where treatment was abandoned or discontinued (rolling 12 month period)	9	149	6.0%	8.4%	7.8%
% of completed treatments indicating that PAR score was taken (year to date)	24	61	39.3%	61.1%	64.6%
Rate of removable appliances per 100 fixed appliances - proposed treatment (rolling 12 month period)	30	152	19.74	7.31	5.65
Rate of removable appliances per 100 fixed appliances - completed treatment (rolling 12 month period)	37	191	19.37	6.66	4.78
% of courses of treatment with removable appliances only - proposed treatment (rolling 12 month period)	13	124	10.5%	2.5%	2.0%
% of courses of treatment with removable appliances only - completed treatment (rolling 12 month period)	1	140	0.7%	1.6%	1.5%
% of patients satisfied with the treatment they have received (rolling 12 month period)	2	2	100.0%	95.8%	96.0%

* Figures in italics indicate that the base number is less than 100.

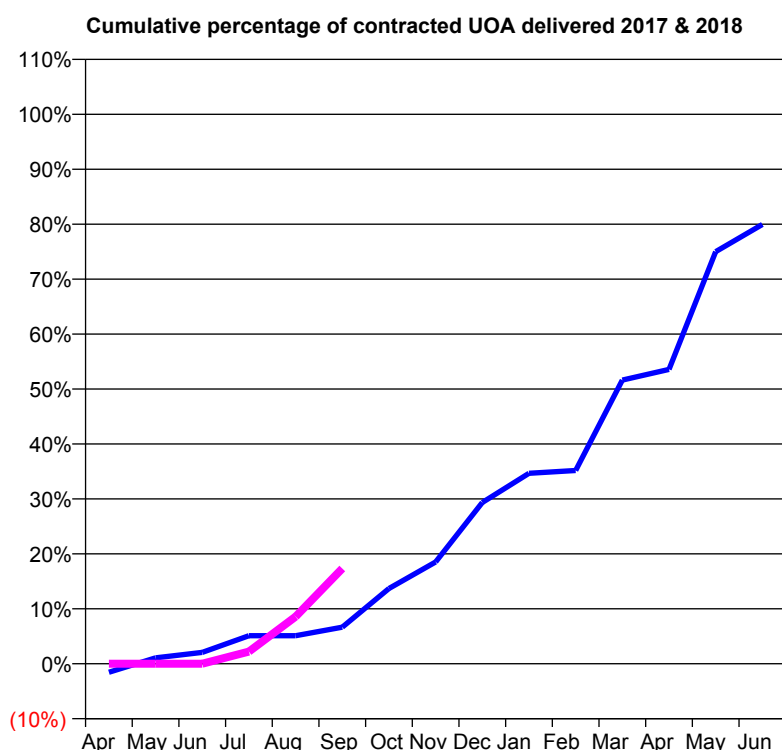
Q57 - Vital Signs Orthodontic At a Glance Contract Report for 188190/0002 - September 2017

Name or company name	J & S Essex
Contract type name	GDS Contract
Purpose of contract	Orthodontic
Contract start date	28/11/2008
Contract end date	31/03/2018

17/18 Contracted general activity (UDA)	0
Carry forward general activity (UDA)	0
17/18 Contracted orthodontic activity (UOA)	4,391
Carry forward orthodontic activity (UOA)	0
Baseline contract value	£271,685.53

ACCESS

	Contract	England and Wales
24 month ratio of assessments to patient IDs	1.07	1.09

ACTIVITY


Month	Adjusted Scheduled Activity (UOA)	
	2017	2018
April	-69	0
May	47	0
June	91	0
July	224	98
August	224	377
September	292	761
October	602	
November	814	
December	1,289	
January	1,522	
February	1,544	
March	2,267	
April	2,352	
May	3,293	
June	3,511	

QUALITY

	Contract Quantity	Contract Base Number	Contract *	Region	England
% of all assessments that were assess and fit appliances (rolling 12 month period)	185	278	66.5%	57.6%	58.0%
% of all assessments that were assess and refuse (rolling 12 month period)	19	278	6.8%	11.0%	11.4%
% of all assessments that were assess and review (rolling 12 month period)	74	278	26.6%	31.3%	30.6%
% of terminated courses where treatment was abandoned or discontinued (rolling 12 month period)	77	335	23.0%	8.4%	7.8%
% of completed treatments indicating that PAR score was taken (year to date)	6	150	4.0%	61.1%	64.6%
Rate of removable appliances per 100 fixed appliances - proposed treatment (rolling 12 month period)	10	346	2.89	7.31	5.65
Rate of removable appliances per 100 fixed appliances - completed treatment (rolling 12 month period)	0	0	N/A	6.66	4.78
% of courses of treatment with removable appliances only - proposed treatment (rolling 12 month period)	2	185	1.1%	2.5%	2.0%
% of courses of treatment with removable appliances only - completed treatment (rolling 12 month period)	0	258	0.0%	1.6%	1.5%
% of patients satisfied with the treatment they have received (rolling 12 month period)	4	4	100.0%	95.8%	96.0%

* Figures in italics indicate that the base number is less than 100.

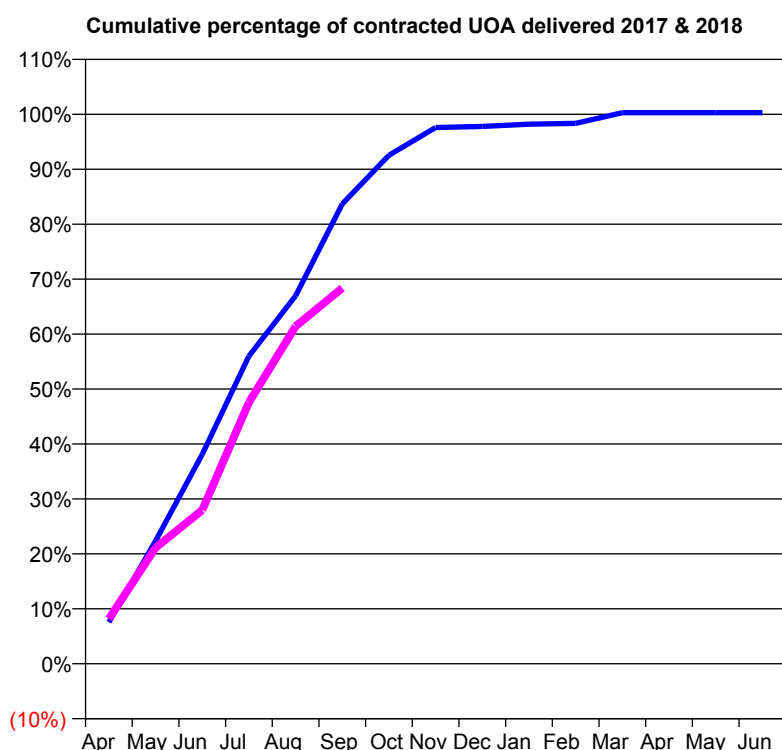
Q57 - Vital Signs Orthodontic At a Glance Contract Report for 199559/0003 - September 2017

Name or company name	Parmar Dental
Contract type name	GDS Contract
Purpose of contract	Orthodontic
Contract start date	24/08/2011
Contract end date	

17/18 Contracted general activity (UDA)	0
Carry forward general activity (UDA)	0
17/18 Contracted orthodontic activity (UOA)	2,159
Carry forward orthodontic activity (UOA)	-6
Baseline contract value	£133,586.34

ACCESS

	Contract	England and Wales
24 month ratio of assessments to patient IDs	1.01	1.09

ACTIVITY


Month	Adjusted Scheduled Activity (UOA)	
	2017	2018
April	163	177
May	483	456
June	823	604
July	1,209	1,027
August	1,446	1,326
September	1,807	1,476
October	1,998	
November	2,107	
December	2,111	
January	2,120	
February	2,123	
March	2,165	
April	2,165	
May	2,165	
June	2,165	

QUALITY

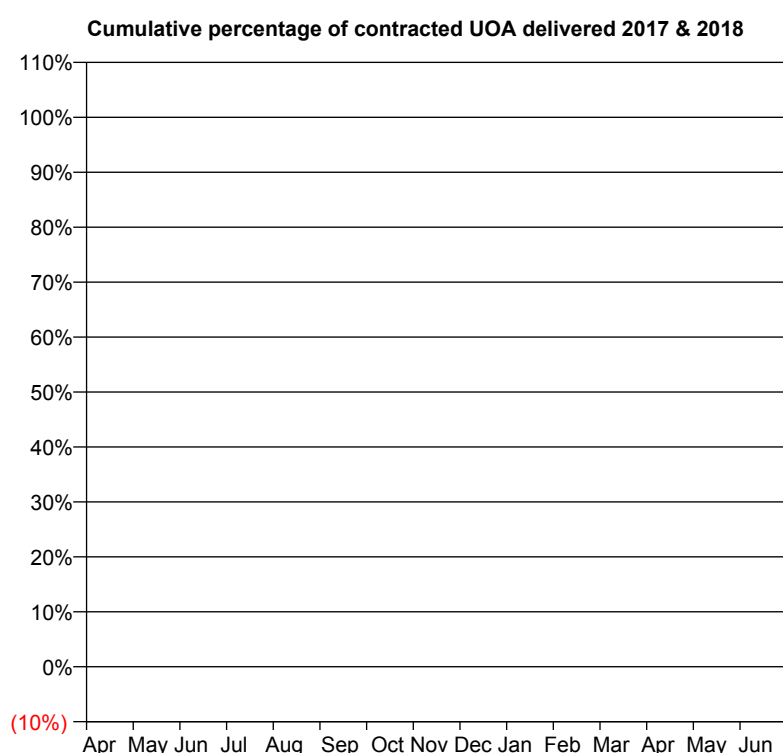
	Contract Quantity	Contract Base Number	Contract *	Region	England
% of all assessments that were assess and fit appliances (rolling 12 month period)	86	129	66.7%	57.6%	58.0%
% of all assessments that were assess and refuse (rolling 12 month period)	32	129	24.8%	11.0%	11.4%
% of all assessments that were assess and review (rolling 12 month period)	11	129	8.5%	31.3%	30.6%
% of terminated courses where treatment was abandoned or discontinued (rolling 12 month period)	4	102	3.9%	8.4%	7.8%
% of completed treatments indicating that PAR score was taken (year to date)	40	47	85.1%	61.1%	64.6%
Rate of removable appliances per 100 fixed appliances - proposed treatment (rolling 12 month period)	4	129	3.10	7.31	5.65
Rate of removable appliances per 100 fixed appliances - completed treatment (rolling 12 month period)	0	0	N/A	6.66	4.78
% of courses of treatment with removable appliances only - proposed treatment (rolling 12 month period)	2	86	2.3%	2.5%	2.0%
% of courses of treatment with removable appliances only - completed treatment (rolling 12 month period)	0	98	0.0%	1.6%	1.5%
% of patients satisfied with the treatment they have received (rolling 12 month period)	5	5	100.0%	95.8%	96.0%

* Figures in italics indicate that the base number is less than 100.

Q57 - Vital Signs Orthodontic At a Glance Contract Report for 219045/0001 - September 2017

Name or company name	MR PJ POWER	17/18 Contracted general activity (UDA)	26,541
Contract type name	GDS Contract	Carry forward general activity (UDA)	716
Purpose of contract	General	17/18 Contracted orthodontic activity (UOA)	0
Contract start date	01/04/2006	Carry forward orthodontic activity (UOA)	0
Contract end date		Baseline contract value	£744,699.80

ACCESS	Contract	England and Wales
24 month ratio of assessments to patient IDs	1.05	1.09

ACTIVITY


Month	Adjusted Scheduled Activity (UOA)	
	2017	2018
April	0	0
May	0	0
June	0	1
July	0	2
August	0	2
September	0	2
October	0	2
November	0	2
December	0	2
January	1	2
February	2	2
March	5	2
April	7	2
May	7	2
June	7	2

QUALITY	Contract Quantity	Contract Base Number	Contract *	Region	England
% of all assessments that were assess and fit appliances (rolling 12 month period)	0	9	0.0%	57.6%	58.0%
% of all assessments that were assess and refuse (rolling 12 month period)	1	9	11.1%	11.0%	11.4%
% of all assessments that were assess and review (rolling 12 month period)	8	9	88.9%	31.3%	30.6%
% of terminated courses where treatment was abandoned or discontinued (rolling 12 month period)	0	0	N/A	8.4%	7.8%
% of completed treatments indicating that PAR score was taken (year to date)	0	0	N/A	61.1%	64.6%
Rate of removable appliances per 100 fixed appliances - proposed treatment (rolling 12 month period)	0	0	N/A	7.31	5.65
Rate of removable appliances per 100 fixed appliances - completed treatment (rolling 12 month period)	0	0	N/A	6.66	4.78
% of courses of treatment with removable appliances only - proposed treatment (rolling 12 month period)	0	0	N/A	2.5%	2.0%
% of courses of treatment with removable appliances only - completed treatment (rolling 12 month period)	0	0	N/A	1.6%	1.5%
% of patients satisfied with the treatment they have received (rolling 12 month period)	0	0	N/A	95.8%	96.0%

* Figures in italics indicate that the base number is less than 100.

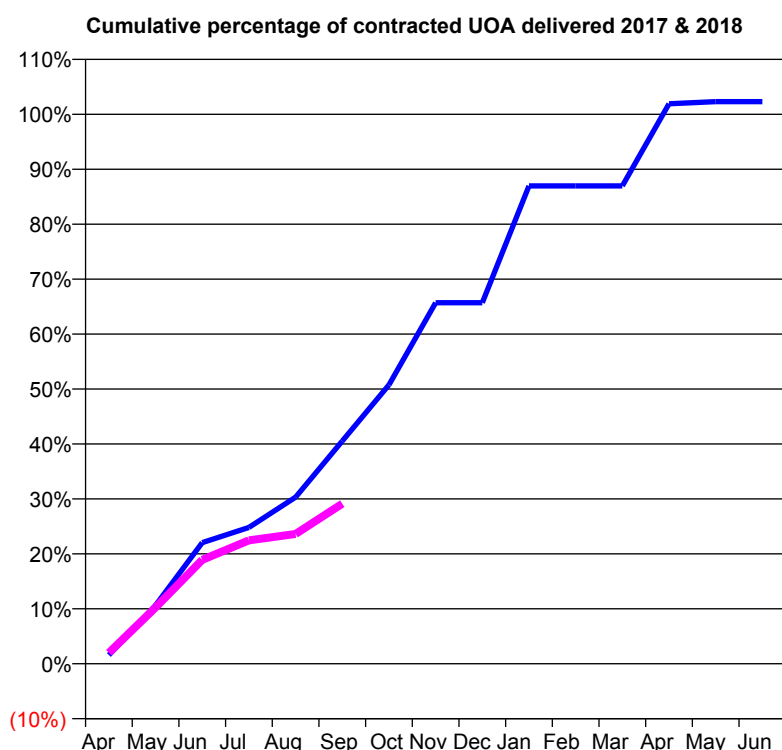
Q57 - Vital Signs Orthodontic At a Glance Contract Report for 246190/0001 - September 2017

Name or company name	MR NM SHAH
Contract type name	PDS Contract
Purpose of contract	Orthodontic
Contract start date	01/04/2006
Contract end date	31/03/2018

17/18 Contracted general activity (UDA)	0
Carry forward general activity (UDA)	0
17/18 Contracted orthodontic activity (UOA)	5,340
Carry forward orthodontic activity (UOA)	-107
Baseline contract value	£307,314.04

ACCESS

	Contract	England and Wales
24 month ratio of assessments to patient IDs	1.00	1.09

ACTIVITY


Month	Adjusted Scheduled Activity (UOA)	
	2017	2018
April	85	107
May	568	548
June	1,177	1,010
July	1,325	1,199
August	1,619	1,262
September	2,165	1,556
October	2,711	
November	3,509	
December	3,509	
January	4,644	
February	4,644	
March	4,644	
April	5,442	
May	5,463	
June	5,463	

QUALITY

	Contract Quantity	Contract Base Number	Contract *	Region	England
% of all assessments that were assess and fit appliances (rolling 12 month period)	230	231	99.6%	57.6%	58.0%
% of all assessments that were assess and refuse (rolling 12 month period)	0	231	0.0%	11.0%	11.4%
% of all assessments that were assess and review (rolling 12 month period)	1	231	0.4%	31.3%	30.6%
% of terminated courses where treatment was abandoned or discontinued (rolling 12 month period)	4	170	2.4%	8.4%	7.8%
% of completed treatments indicating that PAR score was taken (year to date)	79	114	69.3%	61.1%	64.6%
Rate of removable appliances per 100 fixed appliances - proposed treatment (rolling 12 month period)	65	418	15.55	7.31	5.65
Rate of removable appliances per 100 fixed appliances - completed treatment (rolling 12 month period)	3	323	0.93	6.66	4.78
% of courses of treatment with removable appliances only - proposed treatment (rolling 12 month period)	0	230	0.0%	2.5%	2.0%
% of courses of treatment with removable appliances only - completed treatment (rolling 12 month period)	0	166	0.0%	1.6%	1.5%
% of patients satisfied with the treatment they have received (rolling 12 month period)	8	8	100.0%	95.8%	96.0%

* Figures in italics indicate that the base number is less than 100.

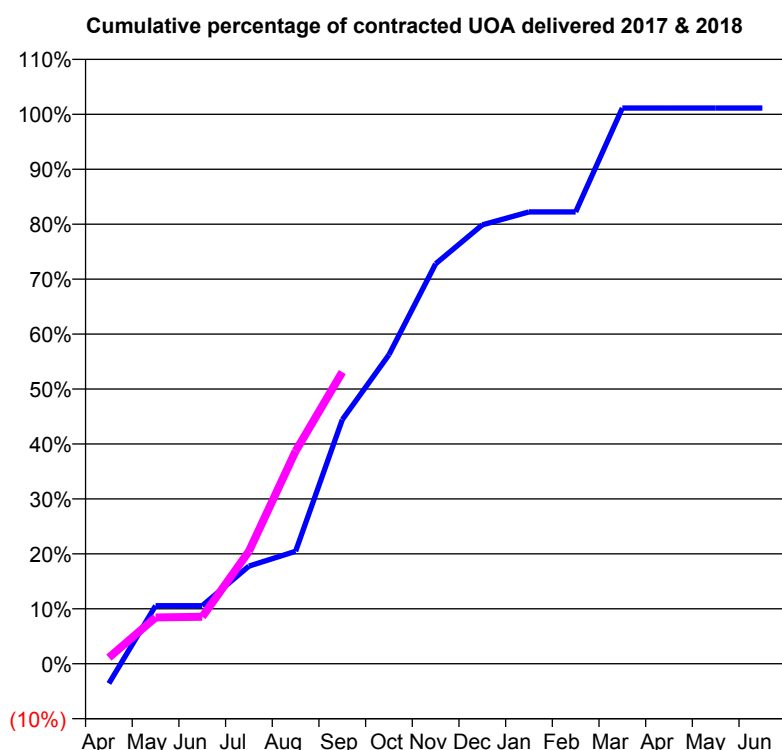
Q57 - Vital Signs Orthodontic At a Glance Contract Report for 271187/0002 - September 2017

Name or company name	Harlow Dental Surgery
Contract type name	GDS Contract
Purpose of contract	Orthodontic
Contract start date	01/04/2015
Contract end date	31/03/2018

17/18 Contracted general activity (UDA)	0
Carry forward general activity (UDA)	0
17/18 Contracted orthodontic activity (UOA)	889
Carry forward orthodontic activity (UOA)	-10
Baseline contract value	£55,095.52

ACCESS

	Contract	England and Wales
24 month ratio of assessments to patient IDs	1.04	1.09

ACTIVITY


Month	Adjusted Scheduled Activity (UOA)	
	2017	2018
April	-32	10
May	94	75
June	94	76
July	158	182
August	182	344
September	395	472
October	500	
November	647	
December	710	
January	731	
February	731	
March	899	
April	899	
May	899	
June	899	

QUALITY

	Contract Quantity	Contract Base Number	Contract *	Region	England
% of all assessments that were assess and fit appliances (rolling 12 month period)	47	68	69.1%	57.6%	58.0%
% of all assessments that were assess and refuse (rolling 12 month period)	1	68	1.5%	11.0%	11.4%
% of all assessments that were assess and review (rolling 12 month period)	20	68	29.4%	31.3%	30.6%
% of terminated courses where treatment was abandoned or discontinued (rolling 12 month period)	2	30	6.7%	8.4%	7.8%
% of completed treatments indicating that PAR score was taken (year to date)	6	9	66.7%	61.1%	64.6%
Rate of removable appliances per 100 fixed appliances - proposed treatment (rolling 12 month period)	0	0	N/A	7.31	5.65
Rate of removable appliances per 100 fixed appliances - completed treatment (rolling 12 month period)	1	29	3.45	6.66	4.78
% of courses of treatment with removable appliances only - proposed treatment (rolling 12 month period)	0	47	0.0%	2.5%	2.0%
% of courses of treatment with removable appliances only - completed treatment (rolling 12 month period)	1	28	3.6%	1.6%	1.5%
% of patients satisfied with the treatment they have received (rolling 12 month period)	0	0	N/A	95.8%	96.0%

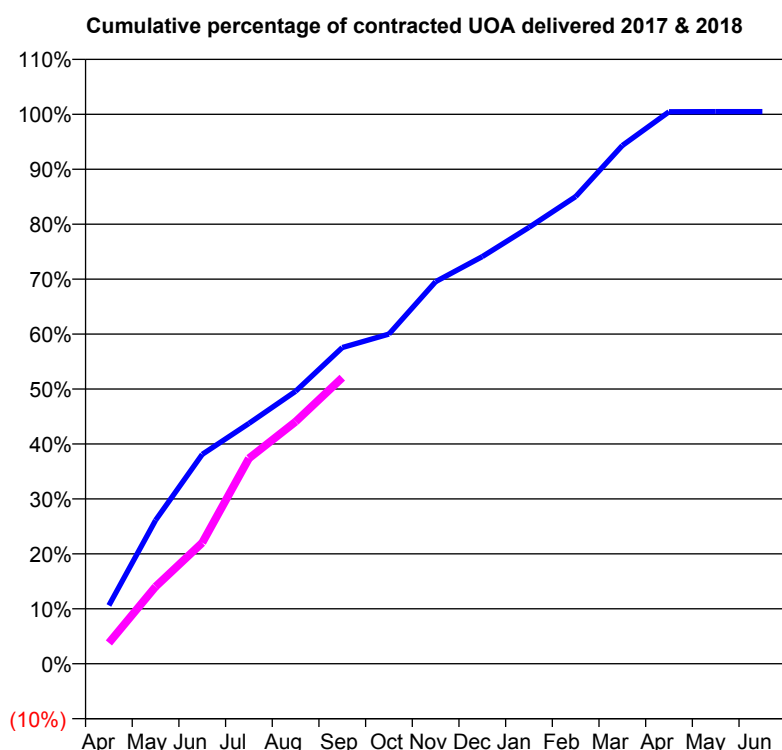
* Figures in italics indicate that the base number is less than 100.

Q57 - Vital Signs Orthodontic At a Glance Contract Report for 326275/0001 - September 2017

Name or company name	MR GM DAVIES
Contract type name	PDS Contract
Purpose of contract	Orthodontic
Contract start date	01/04/2006
Contract end date	31/03/2018

17/18 Contracted general activity (UDA)	0
Carry forward general activity (UDA)	0
17/18 Contracted orthodontic activity (UOA)	6,396
Carry forward orthodontic activity (UOA)	-30
Baseline contract value	£411,842.90

ACCESS	Contract	England and Wales
24 month ratio of assessments to patient IDs	1.03	1.09

ACTIVITY


Month	Adjusted Scheduled Activity (UOA)	
	2017	2018
April	679	243
May	1,671	898
June	2,438	1,408
July	2,798	2,391
August	3,171	2,818
September	3,681	3,330
October	3,837	
November	4,448	
December	4,739	
January	5,080	
February	5,438	
March	6,032	
April	6,425	
May	6,426	
June	6,426	

QUALITY	Contract Quantity	Contract Base Number	Contract *	Region	England
% of all assessments that were assess and fit appliances (rolling 12 month period)	277	512	54.1%	57.6%	58.0%
% of all assessments that were assess and refuse (rolling 12 month period)	91	512	17.8%	11.0%	11.4%
% of all assessments that were assess and review (rolling 12 month period)	144	512	28.1%	31.3%	30.6%
% of terminated courses where treatment was abandoned or discontinued (rolling 12 month period)	15	240	6.3%	8.4%	7.8%
% of completed treatments indicating that PAR score was taken (year to date)	90	99	90.9%	61.1%	64.6%
Rate of removable appliances per 100 fixed appliances - proposed treatment (rolling 12 month period)	38	520	7.31	7.31	5.65
Rate of removable appliances per 100 fixed appliances - completed treatment (rolling 12 month period)	51	444	11.49	6.66	4.78
% of courses of treatment with removable appliances only - proposed treatment (rolling 12 month period)	0	277	0.0%	2.5%	2.0%
% of courses of treatment with removable appliances only - completed treatment (rolling 12 month period)	0	225	0.0%	1.6%	1.5%
% of patients satisfied with the treatment they have received (rolling 12 month period)	14	15	93.3%	95.8%	96.0%

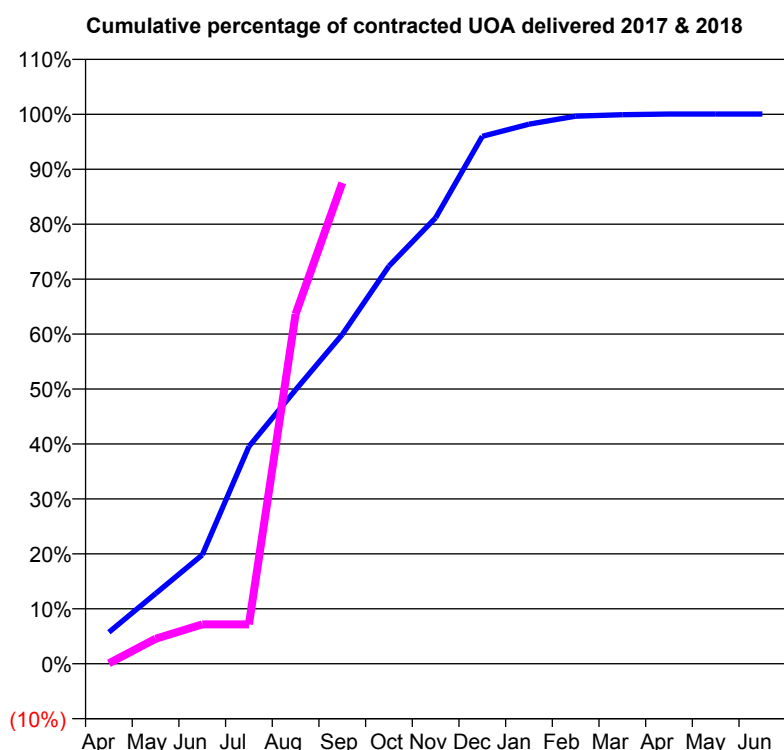
* Figures in italics indicate that the base number is less than 100.

Q57 - Vital Signs Orthodontic At a Glance Contract Report for 336084/0003 - September 2017

Name or company name	MR CA VAN DER MERWE
Contract type name	PDS Contract
Purpose of contract	Orthodontic
Contract start date	01/04/2013
Contract end date	18/09/2017

17/18 Contracted general activity (UDA)	0
Carry forward general activity (UDA)	0
17/18 Contracted orthodontic activity (UOA)	1,339
Carry forward orthodontic activity (UOA)	-1
Baseline contract value	£81,256.22

ACCESS	Contract	England and Wales
24 month ratio of assessments to patient IDs	1.32	1.09

ACTIVITY


Month	Adjusted Scheduled Activity (UOA)	
	2017	2018
April	165	1
May	367	61
June	569	96
July	1,135	96
August	1,431	852
September	1,720	1,172
October	2,077	
November	2,329	
December	2,755	
January	2,818	
February	2,860	
March	2,868	
April	2,871	
May	2,871	
June	2,871	

QUALITY

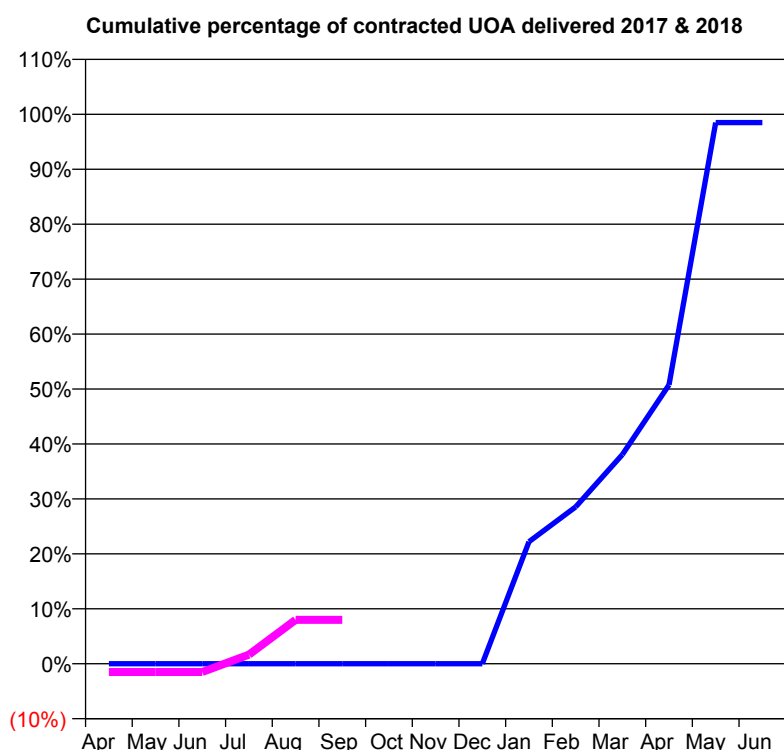
	Contract Quantity	Contract Base Number	Contract *	Region	England
% of all assessments that were assess and fit appliances (rolling 12 month period)	99	345	28.7%	57.6%	58.0%
% of all assessments that were assess and refuse (rolling 12 month period)	113	345	32.8%	11.0%	11.4%
% of all assessments that were assess and review (rolling 12 month period)	133	345	38.6%	31.3%	30.6%
% of terminated courses where treatment was abandoned or discontinued (rolling 12 month period)	12	68	17.6%	8.4%	7.8%
% of completed treatments indicating that PAR score was taken (year to date)	4	4	100.0%	61.1%	64.6%
Rate of removable appliances per 100 fixed appliances - proposed treatment (rolling 12 month period)	0	193	0.00	7.31	5.65
Rate of removable appliances per 100 fixed appliances - completed treatment (rolling 12 month period)	1	107	0.93	6.66	4.78
% of courses of treatment with removable appliances only - proposed treatment (rolling 12 month period)	0	99	0.0%	2.5%	2.0%
% of courses of treatment with removable appliances only - completed treatment (rolling 12 month period)	1	56	1.8%	1.6%	1.5%
% of patients satisfied with the treatment they have received (rolling 12 month period)	6	6	100.0%	95.8%	96.0%

* Figures in italics indicate that the base number is less than 100.

Q57 - Vital Signs Orthodontic At a Glance Contract Report for 567140/0002 - September 2017

Name or company name	MR SA NAJEFI	17/18 Contracted general activity (UDA)	0
Contract type name	PDS Contract	Carry forward general activity (UDA)	0
Purpose of contract	Orthodontic	17/18 Contracted orthodontic activity (UOA)	662
Contract start date	01/04/2013	Carry forward orthodontic activity (UOA)	10
Contract end date	31/03/2018	Baseline contract value	£38,098.72

ACCESS	Contract	England and Wales
24 month ratio of assessments to patient IDs	1.17	1.09

ACTIVITY


Month	Adjusted Scheduled Activity (UOA)	
	2017	2018
April	0	-10
May	0	-10
June	0	-10
July	0	11
August	0	53
September	0	53
October	0	
November	0	
December	0	
January	147	
February	189	
March	252	
April	336	
May	652	
June	652	

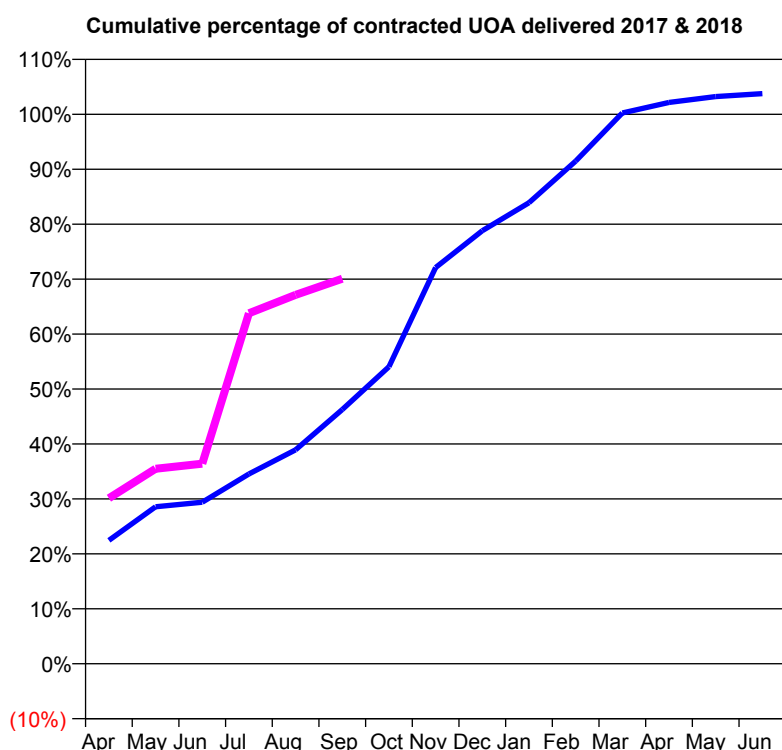
QUALITY	Contract Quantity	Contract Base Number	Contract *	Region	England
% of all assessments that were assess and fit appliances (rolling 12 month period)	38	40	95.0%	57.6%	58.0%
% of all assessments that were assess and refuse (rolling 12 month period)	1	40	2.5%	11.0%	11.4%
% of all assessments that were assess and review (rolling 12 month period)	1	40	2.5%	31.3%	30.6%
% of terminated courses where treatment was abandoned or discontinued (rolling 12 month period)	0	33	0.0%	8.4%	7.8%
% of completed treatments indicating that PAR score was taken (year to date)	12	12	100.0%	61.1%	64.6%
Rate of removable appliances per 100 fixed appliances - proposed treatment (rolling 12 month period)	24	66	36.36	7.31	5.65
Rate of removable appliances per 100 fixed appliances - completed treatment (rolling 12 month period)	2	4	50.00	6.66	4.78
% of courses of treatment with removable appliances only - proposed treatment (rolling 12 month period)	1	38	2.6%	2.5%	2.0%
% of courses of treatment with removable appliances only - completed treatment (rolling 12 month period)	0	33	0.0%	1.6%	1.5%
% of patients satisfied with the treatment they have received (rolling 12 month period)	1	1	100.0%	95.8%	96.0%

* Figures in italics indicate that the base number is less than 100.

Q57 - Vital Signs Orthodontic At a Glance Contract Report for 649694/0002 - September 2017

Name or company name	MR SB DENNY	17/18 Contracted general activity (UDA)	0
Contract type name	GDS Contract	Carry forward general activity (UDA)	0
Purpose of contract	Orthodontic	17/18 Contracted orthodontic activity (UOA)	3,962
Contract start date	02/11/2006	Carry forward orthodontic activity (UOA)	-79
Contract end date		Baseline contract value	£245,136.85

ACCESS	Contract	England and Wales
24 month ratio of assessments to patient IDs	1.09	1.09

ACTIVITY


Month	Adjusted Scheduled Activity (UOA)	
	2017	2018
April	890	1,194
May	1,132	1,406
June	1,165	1,443
July	1,369	2,527
August	1,543	2,660
September	1,833	2,776
October	2,142	
November	2,857	
December	3,122	
January	3,324	
February	3,624	
March	3,971	
April	4,047	
May	4,090	
June	4,111	

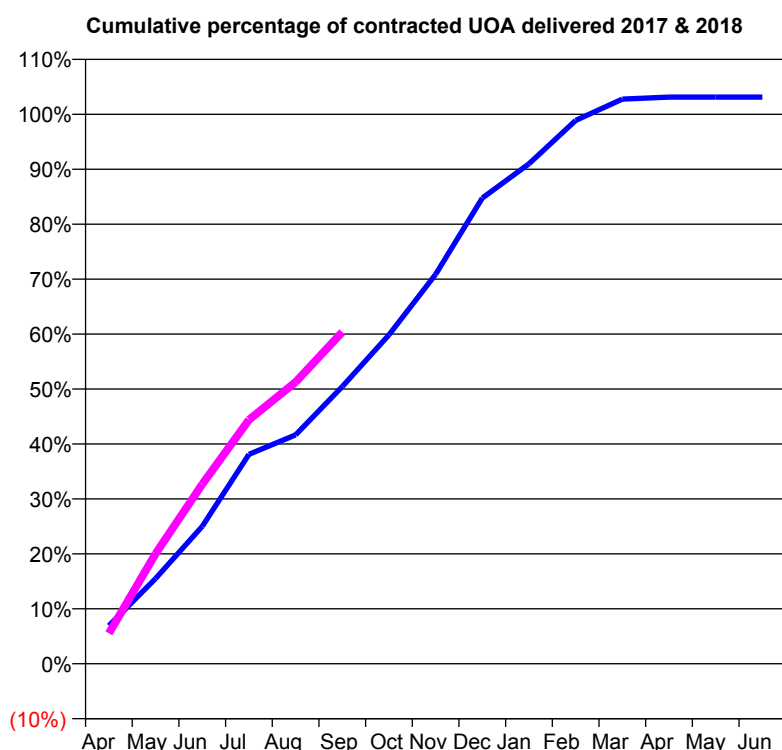
QUALITY	Contract Quantity	Contract Base Number	Contract *	Region	England
% of all assessments that were assess and fit appliances (rolling 12 month period)	230	475	48.4%	57.6%	58.0%
% of all assessments that were assess and refuse (rolling 12 month period)	42	475	8.8%	11.0%	11.4%
% of all assessments that were assess and review (rolling 12 month period)	203	475	42.7%	31.3%	30.6%
% of terminated courses where treatment was abandoned or discontinued (rolling 12 month period)	2	68	2.9%	8.4%	7.8%
% of completed treatments indicating that PAR score was taken (year to date)	7	34	20.6%	61.1%	64.6%
Rate of removable appliances per 100 fixed appliances - proposed treatment (rolling 12 month period)	0	0	N/A	7.31	5.65
Rate of removable appliances per 100 fixed appliances - completed treatment (rolling 12 month period)	0	0	N/A	6.66	4.78
% of courses of treatment with removable appliances only - proposed treatment (rolling 12 month period)	0	230	0.0%	2.5%	2.0%
% of courses of treatment with removable appliances only - completed treatment (rolling 12 month period)	0	66	0.0%	1.6%	1.5%
% of patients satisfied with the treatment they have received (rolling 12 month period)	2	2	100.0%	95.8%	96.0%

* Figures in italics indicate that the base number is less than 100.

Q57 - Vital Signs Orthodontic At a Glance Contract Report for 651184/0001 - September 2017

Name or company name	MR SJ JACKSON	17/18 Contracted general activity (UDA)	0
Contract type name	PDS Contract	Carry forward general activity (UDA)	0
Purpose of contract	Orthodontic	17/18 Contracted orthodontic activity (UOA)	6,562
Contract start date	01/04/2006	Carry forward orthodontic activity (UOA)	-131
Contract end date	31/03/2018	Baseline contract value	£419,967.06

ACCESS	Contract	England and Wales
24 month ratio of assessments to patient IDs	1.12	1.09

ACTIVITY


Month	Adjusted Scheduled Activity (UOA)	
	2017	2018
April	455	364
May	1,018	1,314
June	1,641	2,144
July	2,501	2,914
August	2,733	3,364
September	3,309	3,961
October	3,927	
November	4,651	
December	5,562	
January	5,971	
February	6,488	
March	6,743	
April	6,767	
May	6,767	
June	6,767	

QUALITY	Contract Quantity	Contract Base Number	Contract *	Region	England
% of all assessments that were assess and fit appliances (rolling 12 month period)	357	497	71.8%	57.6%	58.0%
% of all assessments that were assess and refuse (rolling 12 month period)	97	497	19.5%	11.0%	11.4%
% of all assessments that were assess and review (rolling 12 month period)	43	497	8.7%	31.3%	30.6%
% of terminated courses where treatment was abandoned or discontinued (rolling 12 month period)	4	309	1.3%	8.4%	7.8%
% of completed treatments indicating that PAR score was taken (year to date)	128	131	97.7%	61.1%	64.6%
Rate of removable appliances per 100 fixed appliances - proposed treatment (rolling 12 month period)	3	709	0.42	7.31	5.65
Rate of removable appliances per 100 fixed appliances - completed treatment (rolling 12 month period)	6	597	1.01	6.66	4.78
% of courses of treatment with removable appliances only - proposed treatment (rolling 12 month period)	0	357	0.0%	2.5%	2.0%
% of courses of treatment with removable appliances only - completed treatment (rolling 12 month period)	1	305	0.3%	1.6%	1.5%
% of patients satisfied with the treatment they have received (rolling 12 month period)	12	12	100.0%	95.8%	96.0%

* Figures in italics indicate that the base number is less than 100.

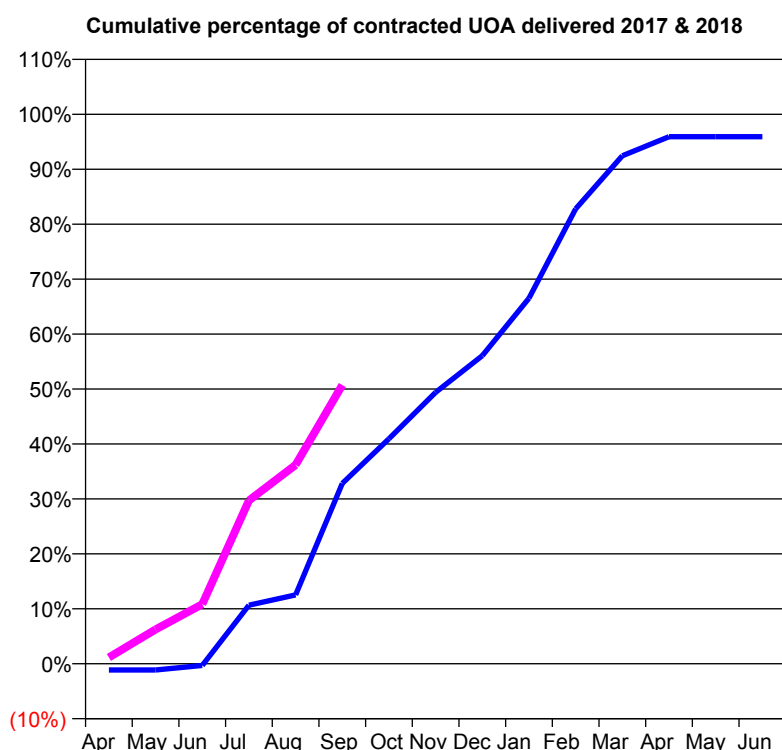
Q57 - Vital Signs Orthodontic At a Glance Contract Report for 737968/0001 - September 2017

Name or company name	Evergreen Dentistry
Contract type name	PDS Contract
Purpose of contract	Orthodontic
Contract start date	01/04/2006
Contract end date	31/03/2018

17/18 Contracted general activity (UDA)	0
Carry forward general activity (UDA)	0
17/18 Contracted orthodontic activity (UOA)	2,766
Carry forward orthodontic activity (UOA)	0
Baseline contract value	£179,855.04

ACCESS

	Contract	England and Wales
24 month ratio of assessments to patient IDs	1.31	1.09

ACTIVITY


Month	Adjusted Scheduled Activity (UOA)	
	2017	2018
April	-32	32
May	-32	173
June	-9	300
July	295	822
August	347	1,001
September	908	1,403
October	1,133	
November	1,366	
December	1,551	
January	1,840	
February	2,290	
March	2,557	
April	2,653	
May	2,653	
June	2,653	

QUALITY

	Contract Quantity	Contract Base Number	Contract *	Region	England
% of all assessments that were assess and fit appliances (rolling 12 month period)	132	546	24.2%	57.6%	58.0%
% of all assessments that were assess and refuse (rolling 12 month period)	76	546	13.9%	11.0%	11.4%
% of all assessments that were assess and review (rolling 12 month period)	338	546	61.9%	31.3%	30.6%
% of terminated courses where treatment was abandoned or discontinued (rolling 12 month period)	5	125	4.0%	8.4%	7.8%
% of completed treatments indicating that PAR score was taken (year to date)	66	70	94.3%	61.1%	64.6%
Rate of removable appliances per 100 fixed appliances - proposed treatment (rolling 12 month period)	0	0	N/A	7.31	5.65
Rate of removable appliances per 100 fixed appliances - completed treatment (rolling 12 month period)	0	0	N/A	6.66	4.78
% of courses of treatment with removable appliances only - proposed treatment (rolling 12 month period)	0	132	0.0%	2.5%	2.0%
% of courses of treatment with removable appliances only - completed treatment (rolling 12 month period)	0	120	0.0%	1.6%	1.5%
% of patients satisfied with the treatment they have received (rolling 12 month period)	8	8	100.0%	95.8%	96.0%

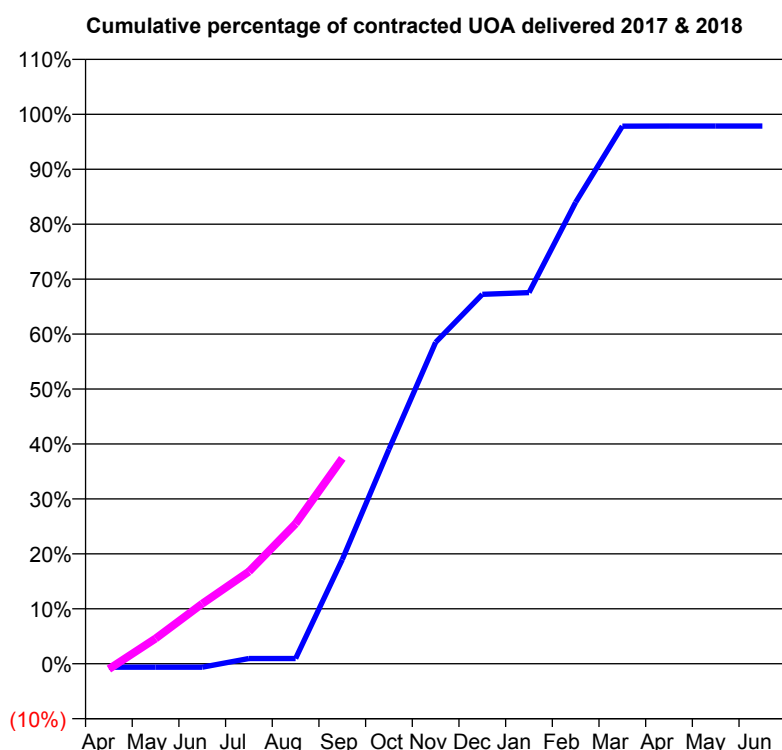
* Figures in italics indicate that the base number is less than 100.

Q57 - Vital Signs Orthodontic At a Glance Contract Report for 739553/0001 - September 2017

Name or company name	Evergreen Dentistry
Contract type name	PDS Contract
Purpose of contract	Orthodontic
Contract start date	01/04/2006
Contract end date	31/03/2018

17/18 Contracted general activity (UDA)	0
Carry forward general activity (UDA)	0
17/18 Contracted orthodontic activity (UOA)	2,616
Carry forward orthodontic activity (UOA)	56
Baseline contract value	£170,138.18

ACCESS	Contract	England and Wales
24 month ratio of assessments to patient IDs	1.36	1.09

ACTIVITY


Month	Adjusted Scheduled Activity (UOA)	
	2017	2018
April	-17	-26
May	-17	120
June	-17	286
July	25	439
August	25	667
September	496	978
October	1,021	
November	1,530	
December	1,759	
January	1,767	
February	2,197	
March	2,559	
April	2,560	
May	2,560	
June	2,560	

QUALITY	Contract Quantity	Contract Base Number	Contract *	Region	England
% of all assessments that were assess and fit appliances (rolling 12 month period)	142	343	41.4%	57.6%	58.0%
% of all assessments that were assess and refuse (rolling 12 month period)	18	343	5.2%	11.0%	11.4%
% of all assessments that were assess and review (rolling 12 month period)	183	343	53.4%	31.3%	30.6%
% of terminated courses where treatment was abandoned or discontinued (rolling 12 month period)	8	122	6.6%	8.4%	7.8%
% of completed treatments indicating that PAR score was taken (year to date)	62	64	96.9%	61.1%	64.6%
Rate of removable appliances per 100 fixed appliances - proposed treatment (rolling 12 month period)	0	0	N/A	7.31	5.65
Rate of removable appliances per 100 fixed appliances - completed treatment (rolling 12 month period)	0	0	N/A	6.66	4.78
% of courses of treatment with removable appliances only - proposed treatment (rolling 12 month period)	0	142	0.0%	2.5%	2.0%
% of courses of treatment with removable appliances only - completed treatment (rolling 12 month period)	0	114	0.0%	1.6%	1.5%
% of patients satisfied with the treatment they have received (rolling 12 month period)	9	10	90.0%	95.8%	96.0%

* Figures in italics indicate that the base number is less than 100.

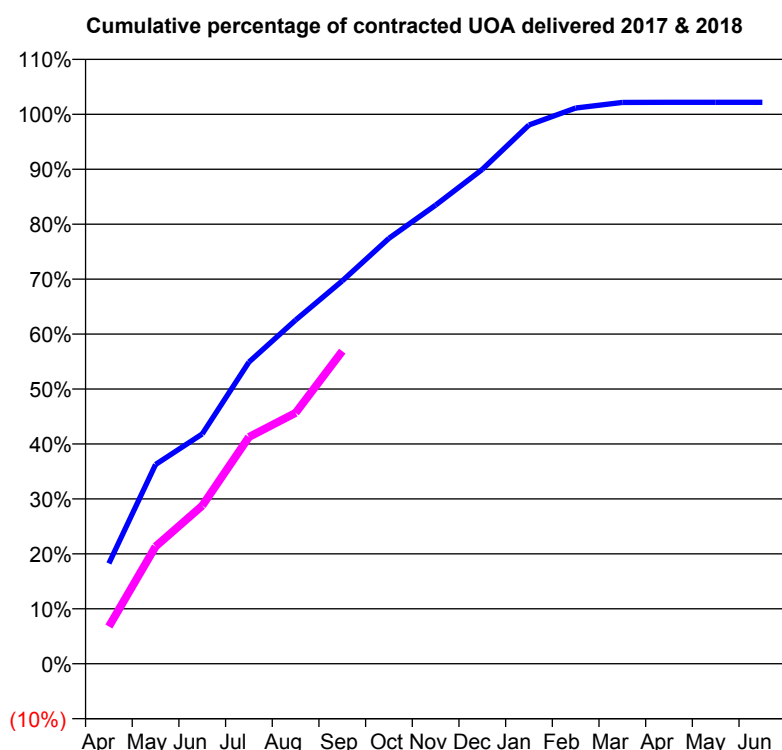
Q57 - Vital Signs Orthodontic At a Glance Contract Report for 825948/0008 - September 2017

Name or company name	MR JK KOTECHA
Contract type name	PDS Contract
Purpose of contract	Orthodontic
Contract start date	01/04/2013
Contract end date	31/03/2018

17/18 Contracted general activity (UDA)	0
Carry forward general activity (UDA)	0
17/18 Contracted orthodontic activity (UOA)	6,239
Carry forward orthodontic activity (UOA)	-125
Baseline contract value	£381,547.43

ACCESS	Contract	England and Wales
--------	----------	-------------------

24 month ratio of assessments to patient IDs	1.02	1.09
--	------	------

ACTIVITY


Month	Adjusted Scheduled Activity (UOA)	
	2017	2018
April	1,139	423
May	2,262	1,331
June	2,609	1,795
July	3,426	2,575
August	3,903	2,848
September	4,347	3,549
October	4,830	
November	5,208	
December	5,613	
January	6,117	
February	6,309	
March	6,373	
April	6,374	
May	6,374	
June	6,374	

QUALITY	Contract Quantity	Contract Base Number	Contract *	Region	England
---------	-------------------	----------------------	------------	--------	---------

% of all assessments that were assess and fit appliances (rolling 12 month period)	262	281	93.2%	57.6%	58.0%
% of all assessments that were assess and refuse (rolling 12 month period)	9	281	3.2%	11.0%	11.4%
% of all assessments that were assess and review (rolling 12 month period)	10	281	3.6%	31.3%	30.6%
% of terminated courses where treatment was abandoned or discontinued (rolling 12 month period)	35	304	11.5%	8.4%	7.8%
% of completed treatments indicating that PAR score was taken (year to date)	117	139	84.2%	61.1%	64.6%
Rate of removable appliances per 100 fixed appliances - proposed treatment (rolling 12 month period)	5	450	1.11	7.31	5.65
Rate of removable appliances per 100 fixed appliances - completed treatment (rolling 12 month period)	18	505	3.56	6.66	4.78
% of courses of treatment with removable appliances only - proposed treatment (rolling 12 month period)	4	262	1.5%	2.5%	2.0%
% of courses of treatment with removable appliances only - completed treatment (rolling 12 month period)	2	269	0.7%	1.6%	1.5%
% of patients satisfied with the treatment they have received (rolling 12 month period)	6	6	100.0%	95.8%	96.0%

* Figures in italics indicate that the base number is less than 100.

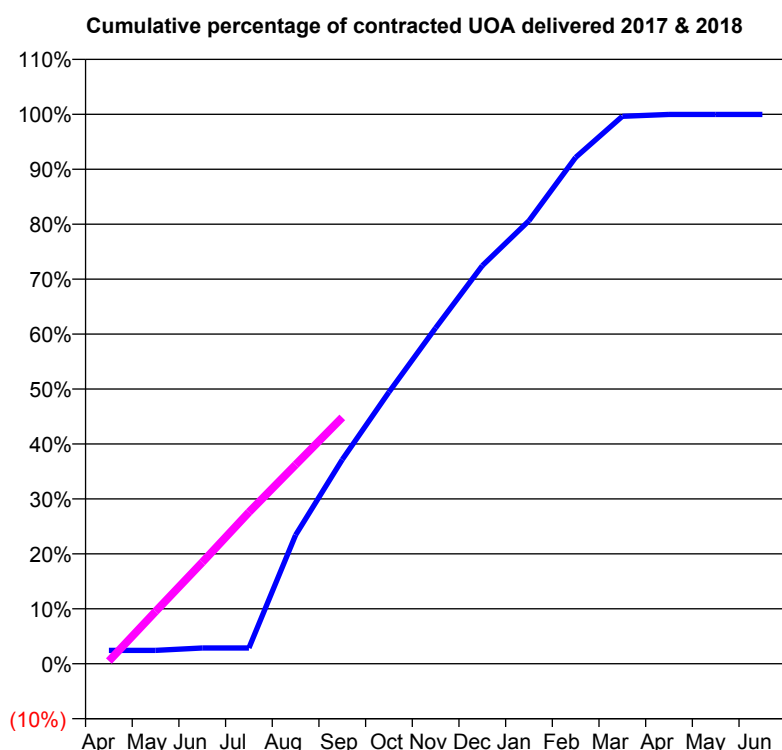
Q57 - Vital Signs Orthodontic At a Glance Contract Report for 890944/0003 - September 2017

Name or company name	MR AF CLOUGH
Contract type name	PDS Contract
Purpose of contract	Orthodontic
Contract start date	01/10/2006
Contract end date	31/03/2018

17/18 Contracted general activity (UDA)	0
Carry forward general activity (UDA)	0
17/18 Contracted orthodontic activity (UOA)	4,875
Carry forward orthodontic activity (UOA)	1
Baseline contract value	£314,592.44

ACCESS

	Contract	England and Wales
24 month ratio of assessments to patient IDs	1.05	1.09

ACTIVITY


Month	Adjusted Scheduled Activity (UOA)	
	2017	2018
April	119	24
May	119	464
June	140	900
July	140	1,345
August	1,142	1,766
September	1,812	2,186
October	2,410	
November	2,979	
December	3,532	
January	3,931	
February	4,492	
March	4,857	
April	4,874	
May	4,874	
June	4,874	

QUALITY

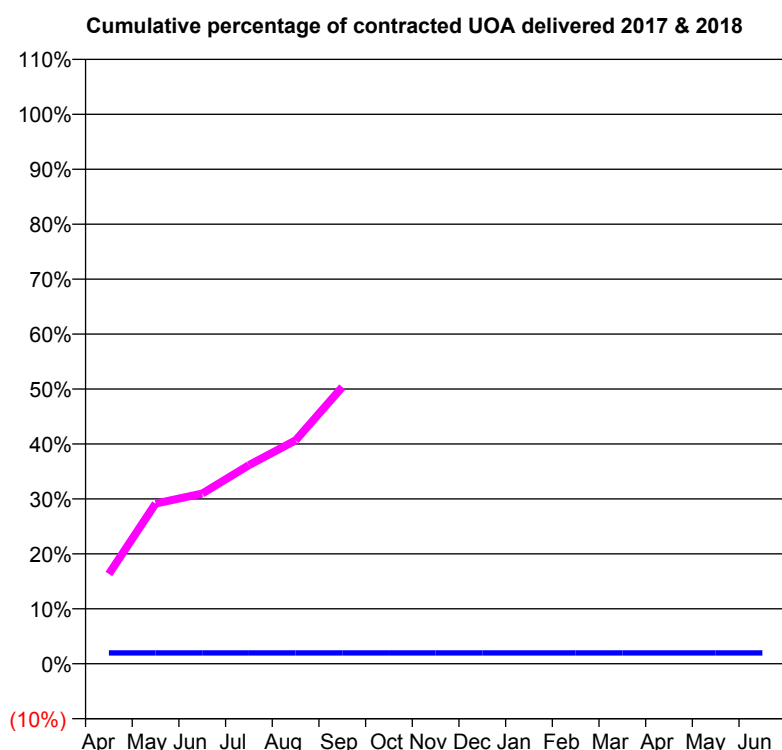
	Contract Quantity	Contract Base Number	Contract *	Region	England
% of all assessments that were assess and fit appliances (rolling 12 month period)	249	479	52.0%	57.6%	58.0%
% of all assessments that were assess and refuse (rolling 12 month period)	169	479	35.3%	11.0%	11.4%
% of all assessments that were assess and review (rolling 12 month period)	61	479	12.7%	31.3%	30.6%
% of terminated courses where treatment was abandoned or discontinued (rolling 12 month period)	8	206	3.9%	8.4%	7.8%
% of completed treatments indicating that PAR score was taken (year to date)	53	53	100.0%	61.1%	64.6%
Rate of removable appliances per 100 fixed appliances - proposed treatment (rolling 12 month period)	19	7	271.43	7.31	5.65
Rate of removable appliances per 100 fixed appliances - completed treatment (rolling 12 month period)	3	1	300.00	6.66	4.78
% of courses of treatment with removable appliances only - proposed treatment (rolling 12 month period)	19	249	7.6%	2.5%	2.0%
% of courses of treatment with removable appliances only - completed treatment (rolling 12 month period)	3	198	1.5%	1.6%	1.5%
% of patients satisfied with the treatment they have received (rolling 12 month period)	11	12	91.7%	95.8%	96.0%

* Figures in italics indicate that the base number is less than 100.

Q57 - Vital Signs Orthodontic At a Glance Contract Report for 913324/0003 - September 2017

Name or company name	MR CR BENTLEY	17/18 Contracted general activity (UDA)	0
Contract type name	GDS Contract	Carry forward general activity (UDA)	0
Purpose of contract	Orthodontic	17/18 Contracted orthodontic activity (UOA)	2,669
Contract start date	01/04/2015	Carry forward orthodontic activity (UOA)	-1
Contract end date		Baseline contract value	£169,940.41

ACCESS	Contract	England and Wales
24 month ratio of assessments to patient IDs	1.05	1.09

ACTIVITY


Month	Adjusted Scheduled Activity (UOA)	
	2017	2018
April	53	436
May	53	778
June	53	827
July	53	965
August	53	1,085
September	53	1,344
October	53	
November	53	
December	53	
January	53	
February	53	
March	53	
April	53	
May	53	
June	53	

QUALITY	Contract Quantity	Contract Base Number	Contract *	Region	England
% of all assessments that were assess and fit appliances (rolling 12 month period)	60	141	42.6%	57.6%	58.0%
% of all assessments that were assess and refuse (rolling 12 month period)	16	141	11.3%	11.0%	11.4%
% of all assessments that were assess and review (rolling 12 month period)	65	141	46.1%	31.3%	30.6%
% of terminated courses where treatment was abandoned or discontinued (rolling 12 month period)	8	67	11.9%	8.4%	7.8%
% of completed treatments indicating that PAR score was taken (year to date)	0	59	0.0%	61.1%	64.6%
Rate of removable appliances per 100 fixed appliances - proposed treatment (rolling 12 month period)	0	52	0.00	7.31	5.65
Rate of removable appliances per 100 fixed appliances - completed treatment (rolling 12 month period)	0	0	N/A	6.66	4.78
% of courses of treatment with removable appliances only - proposed treatment (rolling 12 month period)	0	60	0.0%	2.5%	2.0%
% of courses of treatment with removable appliances only - completed treatment (rolling 12 month period)	0	59	0.0%	1.6%	1.5%
% of patients satisfied with the treatment they have received (rolling 12 month period)	1	1	100.0%	95.8%	96.0%

* Figures in italics indicate that the base number is less than 100.

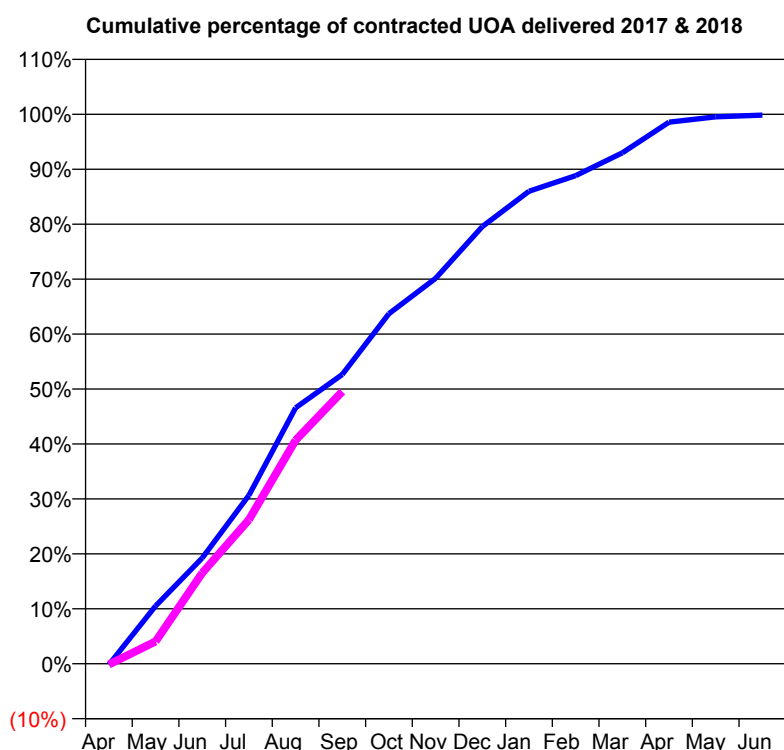
Q57 - Vital Signs Orthodontic At a Glance Contract Report for 913839/0001 - September 2017

Name or company name	MR PM PRABHAKAR RAO
Contract type name	PDS Contract
Purpose of contract	Orthodontic
Contract start date	01/04/2006
Contract end date	31/03/2018

17/18 Contracted general activity (UDA)	0
Carry forward general activity (UDA)	0
17/18 Contracted orthodontic activity (UOA)	7,000
Carry forward orthodontic activity (UOA)	11
Baseline contract value	£455,110.40

ACCESS

	Contract	England and Wales
24 month ratio of assessments to patient IDs	1.08	1.09

ACTIVITY


Month	Adjusted Scheduled Activity (UOA)	
	2017	2018
April	-12	-11
May	736	285
June	1,348	1,157
July	2,147	1,836
August	3,261	2,848
September	3,685	3,468
October	4,460	
November	4,911	
December	5,569	
January	6,019	
February	6,218	
March	6,508	
April	6,899	
May	6,968	
June	6,989	

QUALITY

	Contract Quantity	Contract Base Number	Contract *	Region	England
% of all assessments that were assess and fit appliances (rolling 12 month period)	326	705	46.2%	57.6%	58.0%
% of all assessments that were assess and refuse (rolling 12 month period)	119	705	16.9%	11.0%	11.4%
% of all assessments that were assess and review (rolling 12 month period)	260	705	36.9%	31.3%	30.6%
% of terminated courses where treatment was abandoned or discontinued (rolling 12 month period)	33	408	8.1%	8.4%	7.8%
% of completed treatments indicating that PAR score was taken (year to date)	158	205	77.1%	61.1%	64.6%
Rate of removable appliances per 100 fixed appliances - proposed treatment (rolling 12 month period)	88	578	15.22	7.31	5.65
Rate of removable appliances per 100 fixed appliances - completed treatment (rolling 12 month period)	68	650	10.46	6.66	4.78
% of courses of treatment with removable appliances only - proposed treatment (rolling 12 month period)	24	326	7.4%	2.5%	2.0%
% of courses of treatment with removable appliances only - completed treatment (rolling 12 month period)	22	375	5.9%	1.6%	1.5%
% of patients satisfied with the treatment they have received (rolling 12 month period)	18	18	100.0%	95.8%	96.0%

* Figures in italics indicate that the base number is less than 100.

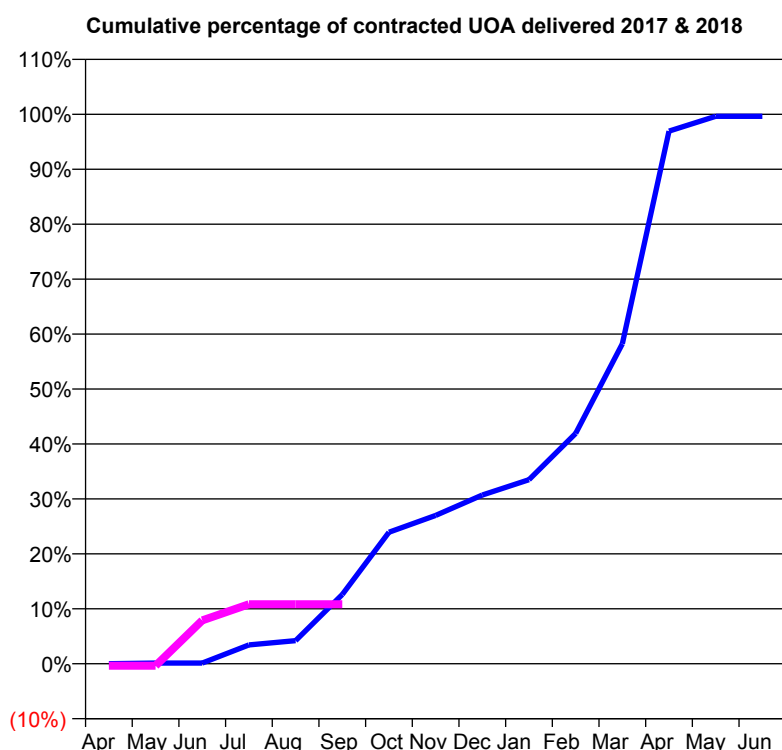
Q58 - Vital Signs Orthodontic At a Glance Contract Report for 100041/0000 - September 2017

Name or company name	2:30 Ltd
Contract type name	GDS Contract
Purpose of contract	General and Orthodontic
Contract start date	01/04/2016
Contract end date	

17/18 Contracted general activity (UDA)	31,550
Carry forward general activity (UDA)	4,045
17/18 Contracted orthodontic activity (UOA)	785
Carry forward orthodontic activity (UOA)	3
Baseline contract value	£943,035.11

ACCESS

	Contract	England and Wales
24 month ratio of assessments to patient IDs	1.06	1.09

ACTIVITY


Month	Adjusted Scheduled Activity (UOA)	
	2017	2018
April	0	-3
May	1	-3
June	1	62
July	27	85
August	33	85
September	99	85
October	188	
November	212	
December	241	
January	263	
February	329	
March	457	
April	761	
May	782	
June	782	

QUALITY

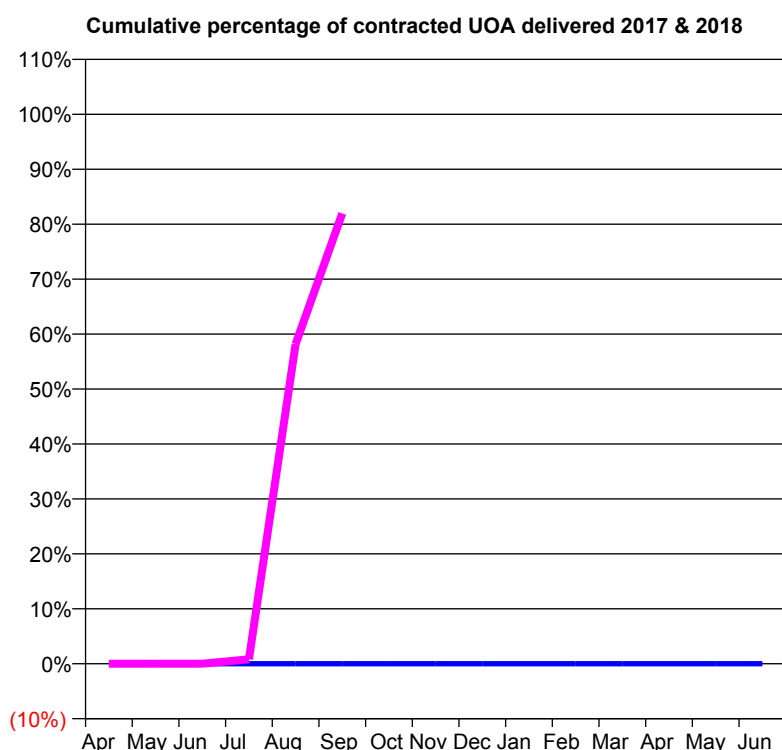
	Contract Quantity	Contract Base Number	Contract *	Region	England
% of all assessments that were assess and fit appliances (rolling 12 month period)	35	71	49.3%	57.6%	58.0%
% of all assessments that were assess and refuse (rolling 12 month period)	4	71	5.6%	11.0%	11.4%
% of all assessments that were assess and review (rolling 12 month period)	32	71	45.1%	31.3%	30.6%
% of terminated courses where treatment was abandoned or discontinued (rolling 12 month period)	0	1	0.0%	8.4%	7.8%
% of completed treatments indicating that PAR score was taken (year to date)	0	1	0.0%	61.1%	64.6%
Rate of removable appliances per 100 fixed appliances - proposed treatment (rolling 12 month period)	0	31	0.00	7.31	5.65
Rate of removable appliances per 100 fixed appliances - completed treatment (rolling 12 month period)	0	0	N/A	6.66	4.78
% of courses of treatment with removable appliances only - proposed treatment (rolling 12 month period)	0	35	0.0%	2.5%	2.0%
% of courses of treatment with removable appliances only - completed treatment (rolling 12 month period)	0	1	0.0%	1.6%	1.5%
% of patients satisfied with the treatment they have received (rolling 12 month period)	1	1	100.0%	95.8%	96.0%

* Figures in italics indicate that the base number is less than 100.

Q58 - Vital Signs Orthodontic At a Glance Contract Report for 100309/0000 - September 2017

Name or company name	MRS AA SOYOMBO	17/18 Contracted general activity (UDA)	0
Contract type name	PDS Contract	Carry forward general activity (UDA)	0
Purpose of contract	Orthodontic	17/18 Contracted orthodontic activity (UOA)	2,700
Contract start date	01/02/2017	Carry forward orthodontic activity (UOA)	0
Contract end date	31/03/2018	Baseline contract value	£177,063.78

ACCESS	Contract	England and Wales
24 month ratio of assessments to patient IDs	1.00	1.09

ACTIVITY


Month	Adjusted Scheduled Activity (UOA)	
	2017	2018
April	0	0
May	0	0
June	0	0
July	0	22
August	0	1,571
September	0	2,213
October	0	
November	0	
December	0	
January	0	
February	0	
March	0	
April	0	
May	0	
June	0	

QUALITY

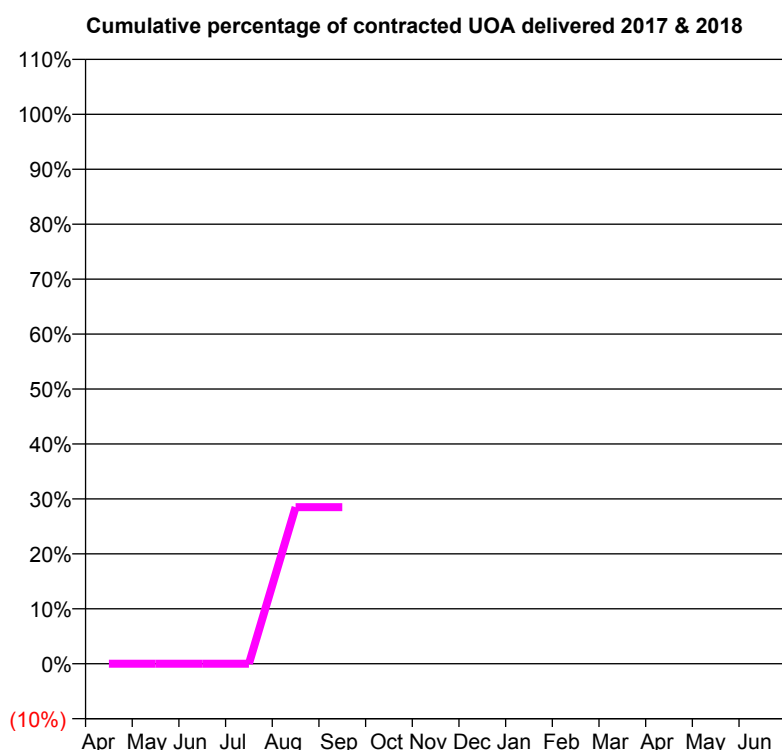
	Contract Quantity	Contract Base Number	Contract *	Region	England
% of all assessments that were assess and fit appliances (rolling 12 month period)	102	151	67.5%	57.6%	58.0%
% of all assessments that were assess and refuse (rolling 12 month period)	1	151	0.7%	11.0%	11.4%
% of all assessments that were assess and review (rolling 12 month period)	48	151	31.8%	31.3%	30.6%
% of terminated courses where treatment was abandoned or discontinued (rolling 12 month period)	0	0	N/A	8.4%	7.8%
% of completed treatments indicating that PAR score was taken (year to date)	0	0	N/A	61.1%	64.6%
Rate of removable appliances per 100 fixed appliances - proposed treatment (rolling 12 month period)	0	176	0.00	7.31	5.65
Rate of removable appliances per 100 fixed appliances - completed treatment (rolling 12 month period)	0	0	N/A	6.66	4.78
% of courses of treatment with removable appliances only - proposed treatment (rolling 12 month period)	0	102	0.0%	2.5%	2.0%
% of courses of treatment with removable appliances only - completed treatment (rolling 12 month period)	0	0	N/A	1.6%	1.5%
% of patients satisfied with the treatment they have received (rolling 12 month period)	0	0	N/A	95.8%	96.0%

* Figures in italics indicate that the base number is less than 100.

Q58 - Vital Signs Orthodontic At a Glance Contract Report for 100339/0000 - September 2017

Name or company name	Oradi Ltd	17/18 Contracted general activity (UDA)	0
Contract type name	PDS Contract	Carry forward general activity (UDA)	0
Purpose of contract	Orthodontic	17/18 Contracted orthodontic activity (UOA)	1,768
Contract start date	01/04/2017	Carry forward orthodontic activity (UOA)	0
Contract end date	31/03/2026	Baseline contract value	£117,144.04

ACCESS	Contract	England and Wales
24 month ratio of assessments to patient IDs	1.92	1.09

ACTIVITY


Month	Adjusted Scheduled Activity (UOA)	
	2017	2018
April	0	0
May	0	0
June	0	0
July	0	0
August	0	504
September	0	504
October	0	
November	0	
December	0	
January	0	
February	0	
March	0	
April	0	
May	0	
June	0	

QUALITY

	Contract Quantity	Contract Base Number	Contract *	Region	England
% of all assessments that were assess and fit appliances (rolling 12 month period)	46	46	100.0%	57.6%	58.0%
% of all assessments that were assess and refuse (rolling 12 month period)	0	46	0.0%	11.0%	11.4%
% of all assessments that were assess and review (rolling 12 month period)	0	46	0.0%	31.3%	30.6%
% of terminated courses where treatment was abandoned or discontinued (rolling 12 month period)	0	0	N/A	8.4%	7.8%
% of completed treatments indicating that PAR score was taken (year to date)	0	0	N/A	61.1%	64.6%
Rate of removable appliances per 100 fixed appliances - proposed treatment (rolling 12 month period)	0	52	0.00	7.31	5.65
Rate of removable appliances per 100 fixed appliances - completed treatment (rolling 12 month period)	0	0	N/A	6.66	4.78
% of courses of treatment with removable appliances only - proposed treatment (rolling 12 month period)	0	46	0.0%	2.5%	2.0%
% of courses of treatment with removable appliances only - completed treatment (rolling 12 month period)	0	0	N/A	1.6%	1.5%
% of patients satisfied with the treatment they have received (rolling 12 month period)	0	0	N/A	95.8%	96.0%

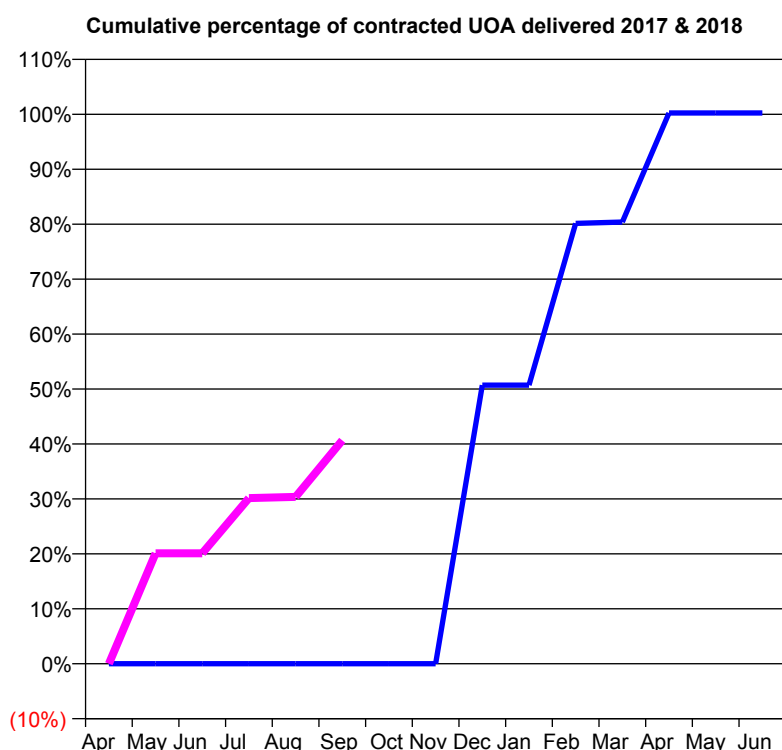
* Figures in italics indicate that the base number is less than 100.

Q58 - Vital Signs Orthodontic At a Glance Contract Report for 101435/0003 - September 2017

Name or company name	IDH Limited
Contract type name	GDS Contract
Purpose of contract	General and Orthodontic
Contract start date	01/04/2006
Contract end date	

17/18 Contracted general activity (UDA)	15,825
Carry forward general activity (UDA)	0
17/18 Contracted orthodontic activity (UOA)	428
Carry forward orthodontic activity (UOA)	0
Baseline contract value	£419,279.42

ACCESS	Contract	England and Wales
24 month ratio of assessments to patient IDs	1.09	1.09

ACTIVITY


Month	Adjusted Scheduled Activity (UOA)	
	2017	2018
April	0	0
May	0	86
June	0	86
July	0	129
August	0	130
September	0	174
October	0	
November	0	
December	217	
January	217	
February	343	
March	344	
April	429	
May	429	
June	429	

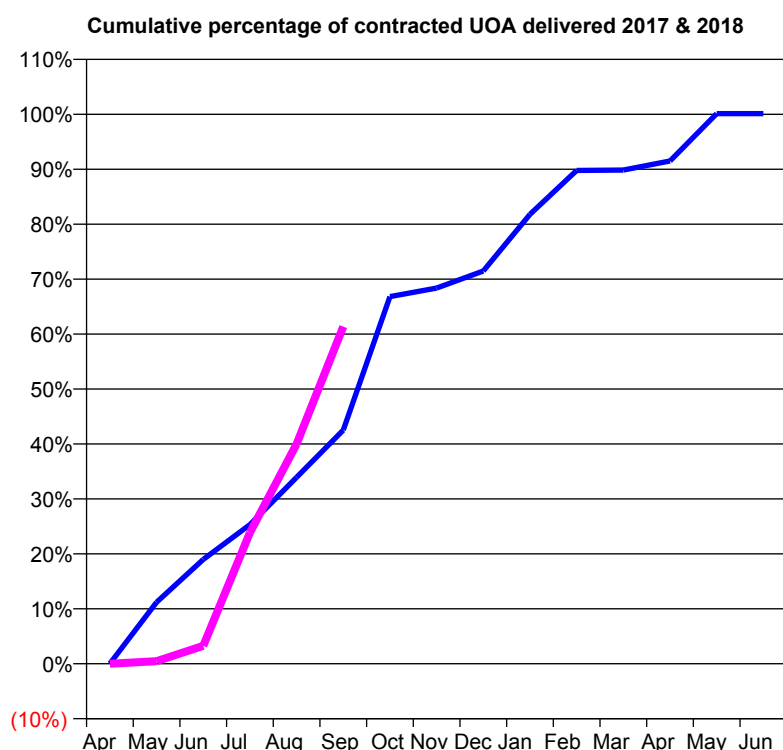
QUALITY	Contract Quantity	Contract Base Number	Contract *	Region	England
% of all assessments that were assess and fit appliances (rolling 12 month period)	37	48	77.1%	57.6%	58.0%
% of all assessments that were assess and refuse (rolling 12 month period)	7	48	14.6%	11.0%	11.4%
% of all assessments that were assess and review (rolling 12 month period)	4	48	8.3%	31.3%	30.6%
% of terminated courses where treatment was abandoned or discontinued (rolling 12 month period)	0	2	0.0%	8.4%	7.8%
% of completed treatments indicating that PAR score was taken (year to date)	0	0	N/A	61.1%	64.6%
Rate of removable appliances per 100 fixed appliances - proposed treatment (rolling 12 month period)	1	70	1.43	7.31	5.65
Rate of removable appliances per 100 fixed appliances - completed treatment (rolling 12 month period)	0	4	0.00	6.66	4.78
% of courses of treatment with removable appliances only - proposed treatment (rolling 12 month period)	1	37	2.7%	2.5%	2.0%
% of courses of treatment with removable appliances only - completed treatment (rolling 12 month period)	0	2	0.0%	1.6%	1.5%
% of patients satisfied with the treatment they have received (rolling 12 month period)	2	2	100.0%	95.8%	96.0%

* Figures in italics indicate that the base number is less than 100.

Q58 - Vital Signs Orthodontic At a Glance Contract Report for 106194/0003 - September 2017

Name or company name	Weston Favell Dental Surgery	17/18 Contracted general activity (UDA)	0
Contract type name	GDS Contract	Carry forward general activity (UDA)	0
Purpose of contract	Orthodontic	17/18 Contracted orthodontic activity (UOA)	2,697
Contract start date	01/04/2006	Carry forward orthodontic activity (UOA)	0
Contract end date		Baseline contract value	£176,875.94

ACCESS	Contract	England and Wales
24 month ratio of assessments to patient IDs	1.29	1.09

ACTIVITY


Month	Adjusted Scheduled Activity (UOA)	
	2017	2018
April	1	0
May	302	13
June	512	88
July	683	644
August	915	1,079
September	1,147	1,655
October	1,802	
November	1,844	
December	1,928	
January	2,206	
February	2,421	
March	2,423	
April	2,468	
May	2,700	
June	2,700	

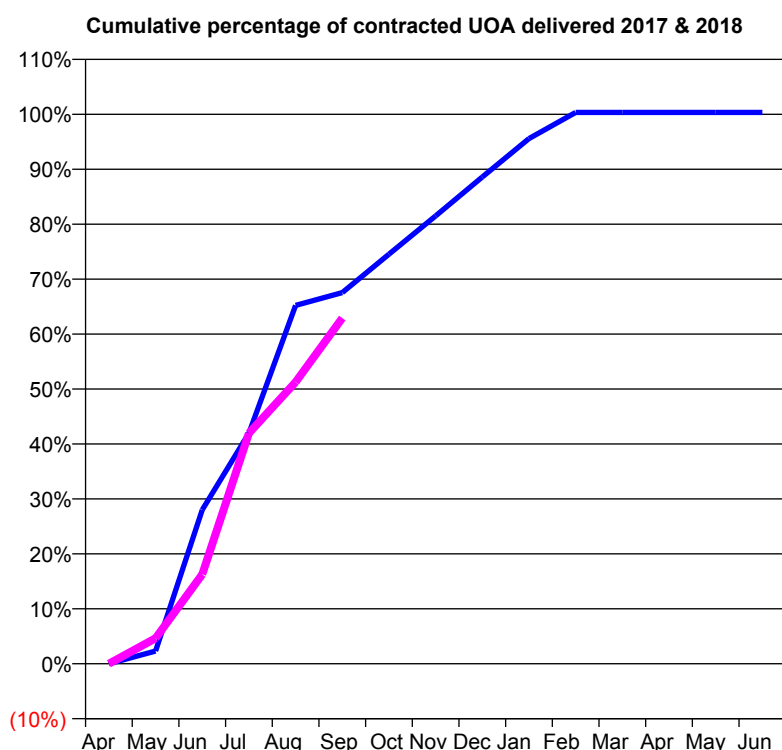
QUALITY	Contract Quantity	Contract Base Number	Contract *	Region	England
% of all assessments that were assess and fit appliances (rolling 12 month period)	187	281	66.5%	57.6%	58.0%
% of all assessments that were assess and refuse (rolling 12 month period)	41	281	14.6%	11.0%	11.4%
% of all assessments that were assess and review (rolling 12 month period)	53	281	18.9%	31.3%	30.6%
% of terminated courses where treatment was abandoned or discontinued (rolling 12 month period)	13	41	31.7%	8.4%	7.8%
% of completed treatments indicating that PAR score was taken (year to date)	0	14	0.0%	61.1%	64.6%
Rate of removable appliances per 100 fixed appliances - proposed treatment (rolling 12 month period)	0	183	0.00	7.31	5.65
Rate of removable appliances per 100 fixed appliances - completed treatment (rolling 12 month period)	0	40	0.00	6.66	4.78
% of courses of treatment with removable appliances only - proposed treatment (rolling 12 month period)	0	187	0.0%	2.5%	2.0%
% of courses of treatment with removable appliances only - completed treatment (rolling 12 month period)	0	28	0.0%	1.6%	1.5%
% of patients satisfied with the treatment they have received (rolling 12 month period)	5	9	55.6%	95.8%	96.0%

* Figures in italics indicate that the base number is less than 100.

Q58 - Vital Signs Orthodontic At a Glance Contract Report for 107581/0003 - September 2017

Name or company name	Mr R Naidoo and Mrs S Naidoo	17/18 Contracted general activity (UDA)	0
Contract type name	GDS Contract	Carry forward general activity (UDA)	0
Purpose of contract	General and Orthodontic	17/18 Contracted orthodontic activity (UOA)	903
Contract start date	01/04/2006	Carry forward orthodontic activity (UOA)	0
Contract end date		Baseline contract value	£59,220.58

ACCESS	Contract	England and Wales
24 month ratio of assessments to patient IDs	1.01	1.09

ACTIVITY


Month	Adjusted Scheduled Activity (UOA)	
	2017	2018
April	0	0
May	21	42
June	253	147
July	379	379
August	589	463
September	610	568
October	673	
November	736	
December	800	
January	863	
February	906	
March	906	
April	906	
May	906	
June	906	

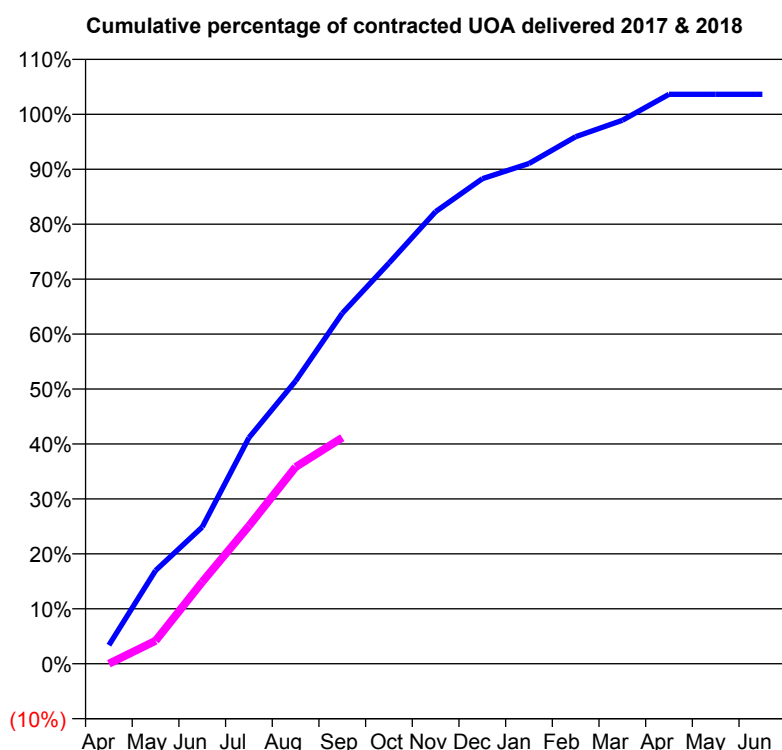
QUALITY	Contract Quantity	Contract Base Number	Contract *	Region	England
% of all assessments that were assess and fit appliances (rolling 12 month period)	42	45	93.3%	57.6%	58.0%
% of all assessments that were assess and refuse (rolling 12 month period)	0	45	0.0%	11.0%	11.4%
% of all assessments that were assess and review (rolling 12 month period)	3	45	6.7%	31.3%	30.6%
% of terminated courses where treatment was abandoned or discontinued (rolling 12 month period)	5	36	13.9%	8.4%	7.8%
% of completed treatments indicating that PAR score was taken (year to date)	9	10	90.0%	61.1%	64.6%
Rate of removable appliances per 100 fixed appliances - proposed treatment (rolling 12 month period)	4	84	4.76	7.31	5.65
Rate of removable appliances per 100 fixed appliances - completed treatment (rolling 12 month period)	0	0	N/A	6.66	4.78
% of courses of treatment with removable appliances only - proposed treatment (rolling 12 month period)	0	42	0.0%	2.5%	2.0%
% of courses of treatment with removable appliances only - completed treatment (rolling 12 month period)	0	31	0.0%	1.6%	1.5%
% of patients satisfied with the treatment they have received (rolling 12 month period)	2	2	100.0%	95.8%	96.0%

* Figures in italics indicate that the base number is less than 100.

Q58 - Vital Signs Orthodontic At a Glance Contract Report for 119202/0001 - September 2017

Name or company name	Orthostyle Limited	17/18 Contracted general activity (UDA)	0
Contract type name	PDS Contract	Carry forward general activity (UDA)	0
Purpose of contract	Orthodontic	17/18 Contracted orthodontic activity (UOA)	13,103
Contract start date	01/04/2007	Carry forward orthodontic activity (UOA)	0
Contract end date	30/11/2019	Baseline contract value	£859,328.10

ACCESS	Contract	England and Wales
24 month ratio of assessments to patient IDs	1.02	1.09

ACTIVITY


Month	Adjusted Scheduled Activity (UOA)	
	2017	2018
April	444	0
May	2,225	550
June	3,261	1,951
July	5,390	3,287
August	6,741	4,693
September	8,358	5,390
October	9,553	
November	10,780	
December	11,565	
January	11,929	
February	12,567	
March	12,958	
April	13,578	
May	13,578	
June	13,579	

QUALITY

	Contract Quantity	Contract Base Number	Contract *	Region	England
% of all assessments that were assess and fit appliances (rolling 12 month period)	509	605	84.1%	57.6%	58.0%
% of all assessments that were assess and refuse (rolling 12 month period)	37	605	6.1%	11.0%	11.4%
% of all assessments that were assess and review (rolling 12 month period)	59	605	9.8%	31.3%	30.6%
% of terminated courses where treatment was abandoned or discontinued (rolling 12 month period)	32	650	4.9%	8.4%	7.8%
% of completed treatments indicating that PAR score was taken (year to date)	152	273	55.7%	61.1%	64.6%
Rate of removable appliances per 100 fixed appliances - proposed treatment (rolling 12 month period)	88	997	8.83	7.31	5.65
Rate of removable appliances per 100 fixed appliances - completed treatment (rolling 12 month period)	67	1,208	5.55	6.66	4.78
% of courses of treatment with removable appliances only - proposed treatment (rolling 12 month period)	9	509	1.8%	2.5%	2.0%
% of courses of treatment with removable appliances only - completed treatment (rolling 12 month period)	13	618	2.1%	1.6%	1.5%
% of patients satisfied with the treatment they have received (rolling 12 month period)	16	18	88.9%	95.8%	96.0%

* Figures in italics indicate that the base number is less than 100.

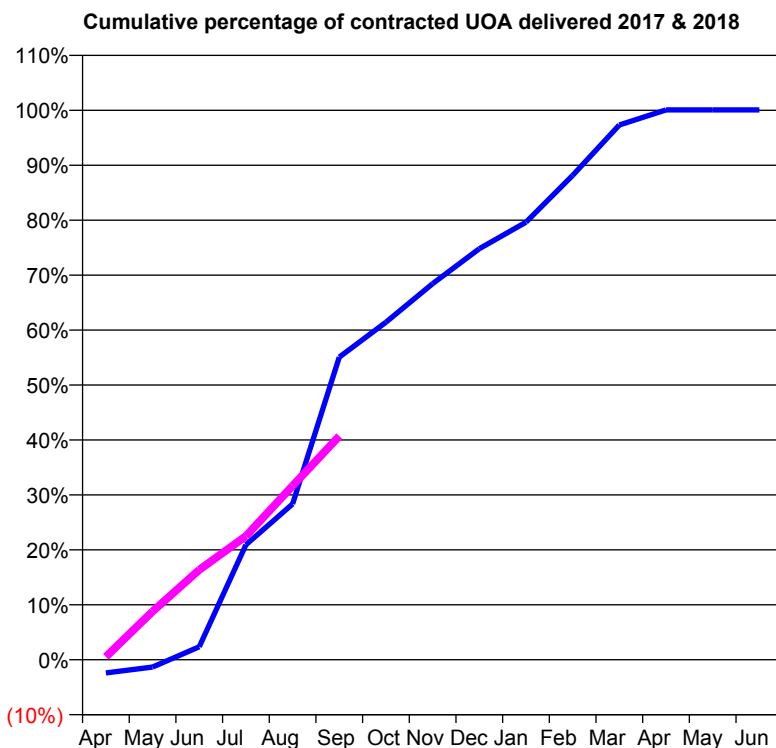
Q58 - Vital Signs Orthodontic At a Glance Contract Report for 126047/0002 - September 2017

Name or company name	Conation Partners Ltd
Contract type name	PDS Contract
Purpose of contract	Orthodontic
Contract start date	01/10/2012
Contract end date	31/03/2019

17/18 Contracted general activity (UDA)	0
Carry forward general activity (UDA)	0
17/18 Contracted orthodontic activity (UOA)	3,960
Carry forward orthodontic activity (UOA)	0
Baseline contract value	£231,039.79

ACCESS

	Contract	England and Wales
24 month ratio of assessments to patient IDs	1.06	1.09

ACTIVITY


Month	Adjusted Scheduled Activity (UOA)	
	2017	2018
April	-96	22
May	-53	348
June	94	648
July	829	891
August	1,123	1,254
September	2,181	1,612
October	2,433	
November	2,710	
December	2,962	
January	3,153	
February	3,491	
March	3,854	
April	3,963	
May	3,963	
June	3,963	

QUALITY

	Contract Quantity	Contract Base Number	Contract *	Region	England
% of all assessments that were assess and fit appliances (rolling 12 month period)	163	208	78.4%	57.6%	58.0%
% of all assessments that were assess and refuse (rolling 12 month period)	45	208	21.6%	11.0%	11.4%
% of all assessments that were assess and review (rolling 12 month period)	0	208	0.0%	31.3%	30.6%
% of terminated courses where treatment was abandoned or discontinued (rolling 12 month period)	21	204	10.3%	8.4%	7.8%
% of completed treatments indicating that PAR score was taken (year to date)	2	85	2.4%	61.1%	64.6%
Rate of removable appliances per 100 fixed appliances - proposed treatment (rolling 12 month period)	0	145	0.00	7.31	5.65
Rate of removable appliances per 100 fixed appliances - completed treatment (rolling 12 month period)	2	284	0.70	6.66	4.78
% of courses of treatment with removable appliances only - proposed treatment (rolling 12 month period)	0	163	0.0%	2.5%	2.0%
% of courses of treatment with removable appliances only - completed treatment (rolling 12 month period)	0	183	0.0%	1.6%	1.5%
% of patients satisfied with the treatment they have received (rolling 12 month period)	12	12	100.0%	95.8%	96.0%

* Figures in italics indicate that the base number is less than 100.

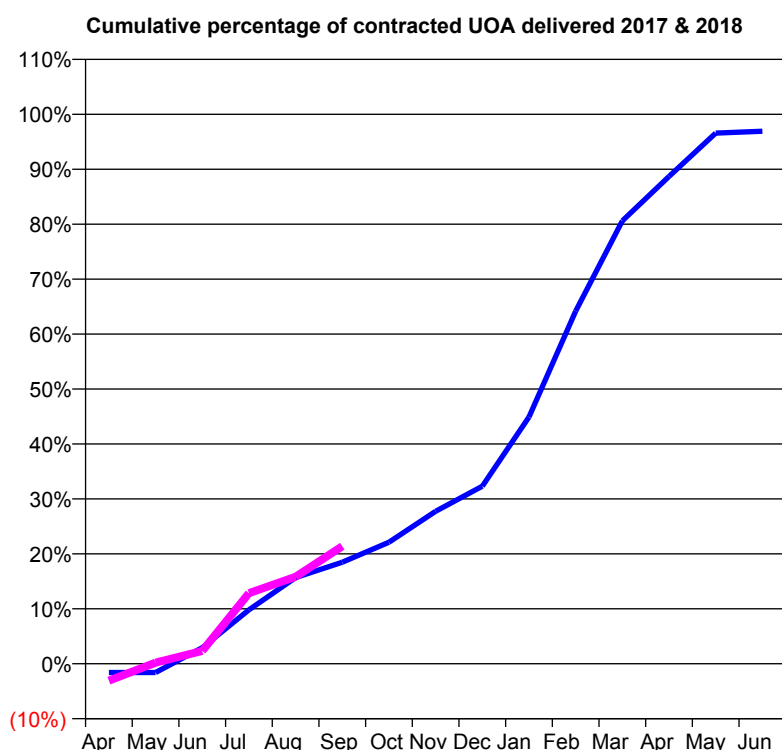
Q58 - Vital Signs Orthodontic At a Glance Contract Report for 126462/0001 - September 2017

Name or company name	Hitchin Orthodontic Clinic Limited
Contract type name	PDS Contract
Purpose of contract	Orthodontic
Contract start date	18/06/2010
Contract end date	31/03/2018

17/18 Contracted general activity (UDA)	0
Carry forward general activity (UDA)	0
17/18 Contracted orthodontic activity (UOA)	18,983
Carry forward orthodontic activity (UOA)	586
Baseline contract value	£1,183,628.96

ACCESS

	Contract	England and Wales
24 month ratio of assessments to patient IDs	1.05	1.09

ACTIVITY


Month	Adjusted Scheduled Activity (UOA)	
	2017	2018
April	-308	-586
May	-307	39
June	555	446
July	1,865	2,438
August	2,976	3,004
September	3,507	4,063
October	4,201	
November	5,269	
December	6,132	
January	8,526	
February	12,181	
March	15,299	
April	16,834	
May	18,334	
June	18,397	

QUALITY

	Contract Quantity	Contract Base Number	Contract *	Region	England
% of all assessments that were assess and fit appliances (rolling 12 month period)	921	1,358	67.8%	57.6%	58.0%
% of all assessments that were assess and refuse (rolling 12 month period)	373	1,358	27.5%	11.0%	11.4%
% of all assessments that were assess and review (rolling 12 month period)	64	1,358	4.7%	31.3%	30.6%
% of terminated courses where treatment was abandoned or discontinued (rolling 12 month period)	30	680	4.4%	8.4%	7.8%
% of completed treatments indicating that PAR score was taken (year to date)	114	338	33.7%	61.1%	64.6%
Rate of removable appliances per 100 fixed appliances - proposed treatment (rolling 12 month period)	103	1,775	5.80	7.31	5.65
Rate of removable appliances per 100 fixed appliances - completed treatment (rolling 12 month period)	71	1,215	5.84	6.66	4.78
% of courses of treatment with removable appliances only - proposed treatment (rolling 12 month period)	15	921	1.6%	2.5%	2.0%
% of courses of treatment with removable appliances only - completed treatment (rolling 12 month period)	19	650	2.9%	1.6%	1.5%
% of patients satisfied with the treatment they have received (rolling 12 month period)	34	35	97.1%	95.8%	96.0%

* Figures in italics indicate that the base number is less than 100.

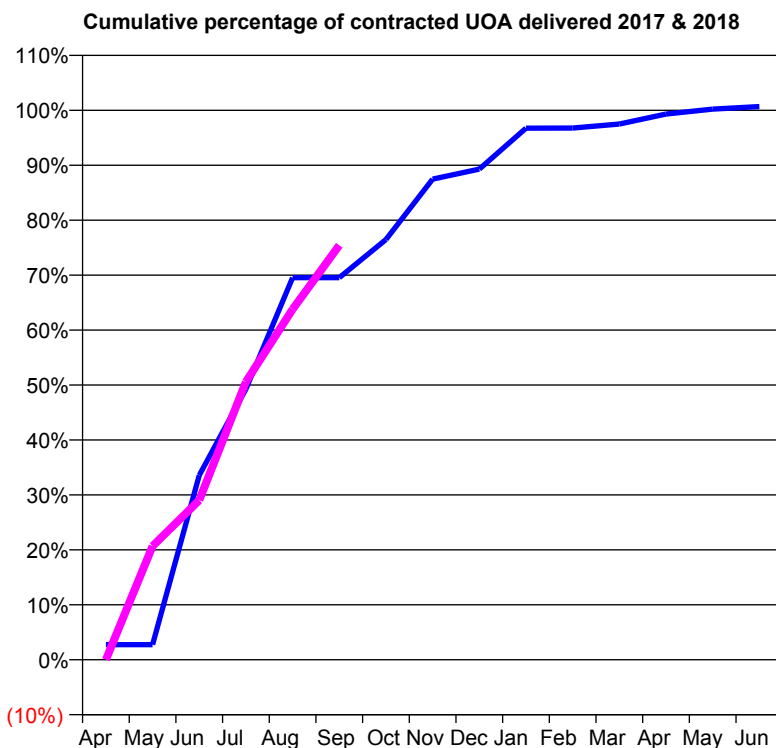
Q58 - Vital Signs Orthodontic At a Glance Contract Report for 138134/0001 - September 2017

Name or company name	Smile Creations Innovations Limited
Contract type name	PDS Contract
Purpose of contract	Orthodontic
Contract start date	02/12/2013
Contract end date	31/03/2019

17/18 Contracted general activity (UDA)	0
Carry forward general activity (UDA)	0
17/18 Contracted orthodontic activity (UOA)	4,716
Carry forward orthodontic activity (UOA)	0
Baseline contract value	£288,513.38

ACCESS

	Contract	England and Wales
24 month ratio of assessments to patient IDs	1.05	1.09

ACTIVITY


Month	Adjusted Scheduled Activity (UOA)	
	2017	2018
April	127	0
May	127	976
June	1,551	1,369
July	2,277	2,385
August	3,213	3,008
September	3,213	3,557
October	3,533	
November	4,041	
December	4,125	
January	4,469	
February	4,471	
March	4,504	
April	4,588	
May	4,630	
June	4,651	

QUALITY

	Contract Quantity	Contract Base Number	Contract *	Region	England
% of all assessments that were assess and fit appliances (rolling 12 month period)	242	368	65.8%	57.6%	58.0%
% of all assessments that were assess and refuse (rolling 12 month period)	56	368	15.2%	11.0%	11.4%
% of all assessments that were assess and review (rolling 12 month period)	70	368	19.0%	31.3%	30.6%
% of terminated courses where treatment was abandoned or discontinued (rolling 12 month period)	9	168	5.4%	8.4%	7.8%
% of completed treatments indicating that PAR score was taken (year to date)	65	81	80.2%	61.1%	64.6%
Rate of removable appliances per 100 fixed appliances - proposed treatment (rolling 12 month period)	33	450	7.33	7.31	5.65
Rate of removable appliances per 100 fixed appliances - completed treatment (rolling 12 month period)	20	285	7.02	6.66	4.78
% of courses of treatment with removable appliances only - proposed treatment (rolling 12 month period)	11	242	4.5%	2.5%	2.0%
% of courses of treatment with removable appliances only - completed treatment (rolling 12 month period)	11	159	6.9%	1.6%	1.5%
% of patients satisfied with the treatment they have received (rolling 12 month period)	11	12	91.7%	95.8%	96.0%

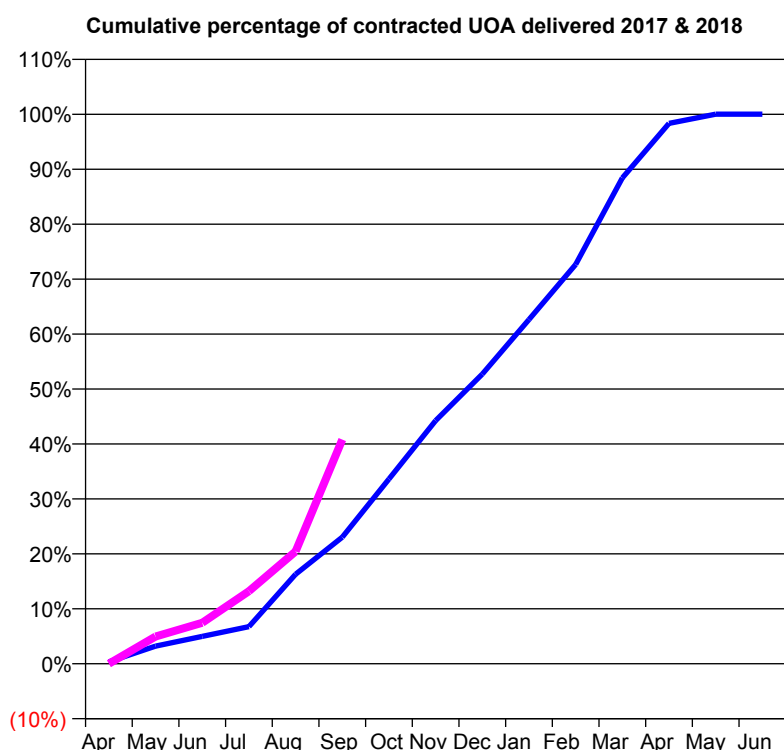
* Figures in italics indicate that the base number is less than 100.

Q58 - Vital Signs Orthodontic At a Glance Contract Report for 139149/0001 - September 2017

Name or company name	Harpenden Orthodontic Care Limited
Contract type name	PDS Contract
Purpose of contract	Orthodontic
Contract start date	01/04/2009
Contract end date	31/03/2019

17/18 Contracted general activity (UDA)	0
Carry forward general activity (UDA)	0
17/18 Contracted orthodontic activity (UOA)	5,956
Carry forward orthodontic activity (UOA)	0
Baseline contract value	£371,375.72

ACCESS	Contract	England and Wales
24 month ratio of assessments to patient IDs	1.06	1.09

ACTIVITY


Month	Adjusted Scheduled Activity (UOA)	
	2017	2018
April	21	0
May	192	295
June	297	444
July	403	787
August	970	1,218
September	1,372	2,431
October	2,002	
November	2,636	
December	3,140	
January	3,731	
February	4,328	
March	5,266	
April	5,858	
May	5,957	
June	5,957	

QUALITY	Contract Quantity	Contract Base Number	Contract *	Region	England
% of all assessments that were assess and fit appliances (rolling 12 month period)	331	461	71.8%	57.6%	58.0%
% of all assessments that were assess and refuse (rolling 12 month period)	35	461	7.6%	11.0%	11.4%
% of all assessments that were assess and review (rolling 12 month period)	95	461	20.6%	31.3%	30.6%
% of terminated courses where treatment was abandoned or discontinued (rolling 12 month period)	2	229	0.9%	8.4%	7.8%
% of completed treatments indicating that PAR score was taken (year to date)	66	101	65.3%	61.1%	64.6%
Rate of removable appliances per 100 fixed appliances - proposed treatment (rolling 12 month period)	27	647	4.17	7.31	5.65
Rate of removable appliances per 100 fixed appliances - completed treatment (rolling 12 month period)	12	440	2.73	6.66	4.78
% of courses of treatment with removable appliances only - proposed treatment (rolling 12 month period)	4	331	1.2%	2.5%	2.0%
% of courses of treatment with removable appliances only - completed treatment (rolling 12 month period)	1	227	0.4%	1.6%	1.5%
% of patients satisfied with the treatment they have received (rolling 12 month period)	18	19	94.7%	95.8%	96.0%

* Figures in italics indicate that the base number is less than 100.

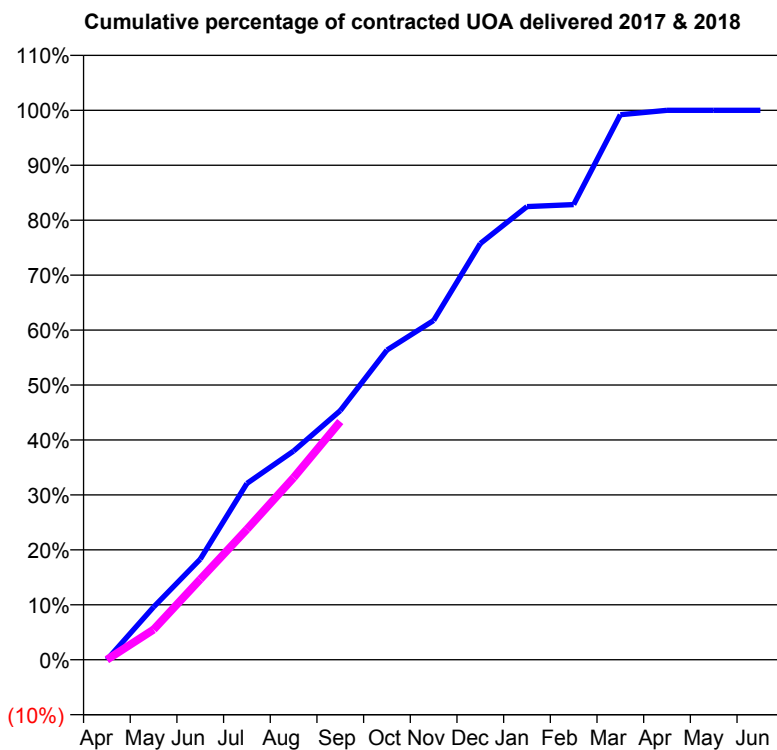
Q58 - Vital Signs Orthodontic At a Glance Contract Report for 147419/0001 - September 2017

Name or company name	Rickmansworth Orthodontic Practice Ltd
Contract type name	PDS Contract
Purpose of contract	Orthodontic
Contract start date	01/04/2010
Contract end date	31/03/2019

17/18 Contracted general activity (UDA)	0
Carry forward general activity (UDA)	0
17/18 Contracted orthodontic activity (UOA)	10,376
Carry forward orthodontic activity (UOA)	0
Baseline contract value	£646,981.08

ACCESS

	Contract	England and Wales
24 month ratio of assessments to patient IDs	1.02	1.09

ACTIVITY


Month	Adjusted Scheduled Activity (UOA)	
	2017	2018
April	0	0
May	995	570
June	1,901	1,519
July	3,329	2,464
August	3,941	3,437
September	4,705	4,499
October	5,848	
November	6,406	
December	7,859	
January	8,556	
February	8,595	
March	10,292	
April	10,376	
May	10,376	
June	10,376	

QUALITY

	Contract Quantity	Contract Base Number	Contract *	Region	England
% of all assessments that were assess and fit appliances (rolling 12 month period)	486	688	70.6%	57.6%	58.0%
% of all assessments that were assess and refuse (rolling 12 month period)	11	688	1.6%	11.0%	11.4%
% of all assessments that were assess and review (rolling 12 month period)	191	688	27.8%	31.3%	30.6%
% of terminated courses where treatment was abandoned or discontinued (rolling 12 month period)	10	382	2.6%	8.4%	7.8%
% of completed treatments indicating that PAR score was taken (year to date)	0	236	0.0%	61.1%	64.6%
Rate of removable appliances per 100 fixed appliances - proposed treatment (rolling 12 month period)	24	952	2.52	7.31	5.65
Rate of removable appliances per 100 fixed appliances - completed treatment (rolling 12 month period)	27	730	3.70	6.66	4.78
% of courses of treatment with removable appliances only - proposed treatment (rolling 12 month period)	6	486	1.2%	2.5%	2.0%
% of courses of treatment with removable appliances only - completed treatment (rolling 12 month period)	4	372	1.1%	1.6%	1.5%
% of patients satisfied with the treatment they have received (rolling 12 month period)	17	17	100.0%	95.8%	96.0%

* Figures in italics indicate that the base number is less than 100.

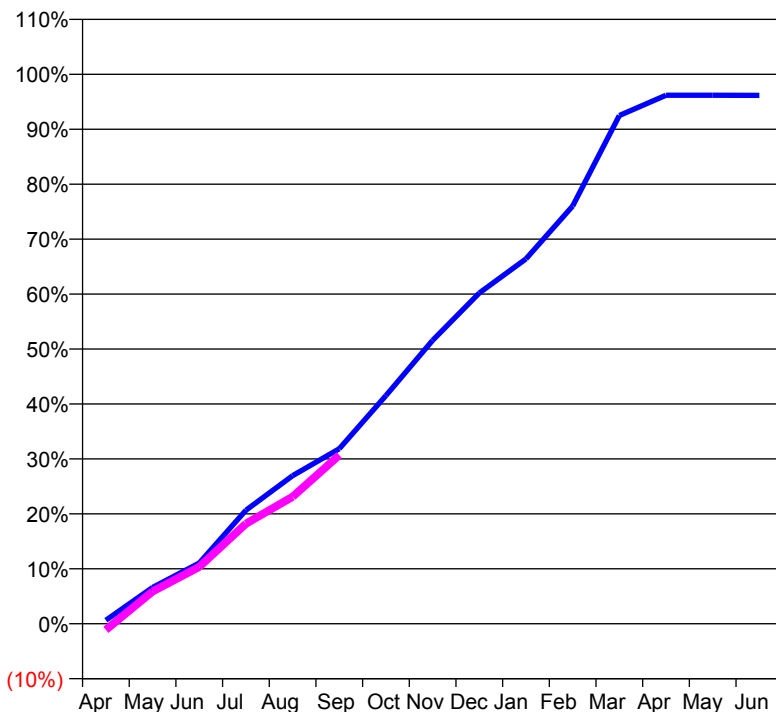
Q58 - Vital Signs Orthodontic At a Glance Contract Report for 148407/0001 - September 2017

Name or company name	Harpenden Orthodontics LLP
Contract type name	PDS Contract
Purpose of contract	Orthodontic
Contract start date	01/04/2009
Contract end date	31/03/2019

17/18 Contracted general activity (UDA)	0
Carry forward general activity (UDA)	0
17/18 Contracted orthodontic activity (UOA)	32,671
Carry forward orthodontic activity (UOA)	1,254
Baseline contract value	£2,013,497.92

ACCESS

	Contract	England and Wales
24 month ratio of assessments to patient IDs	1.02	1.09

ACTIVITY
Cumulative percentage of contracted UOA delivered 2017 & 2018

Adjusted Scheduled Activity (UOA)

Month	2017	2018
April	213	-371
May	2,160	1,922
June	3,615	3,385
July	6,752	5,952
August	8,808	7,552
September	10,408	10,025
October	13,566	
November	16,849	
December	19,668	
January	21,697	
February	24,835	
March	30,216	
April	31,425	
May	31,425	
June	31,417	

QUALITY

	Contract Quantity	Contract Base Number	Contract *	Region	England
% of all assessments that were assess and fit appliances (rolling 12 month period)	1,559	2,446	63.7%	57.6%	58.0%
% of all assessments that were assess and refuse (rolling 12 month period)	190	2,446	7.8%	11.0%	11.4%
% of all assessments that were assess and review (rolling 12 month period)	697	2,446	28.5%	31.3%	30.6%
% of terminated courses where treatment was abandoned or discontinued (rolling 12 month period)	90	1,180	7.6%	8.4%	7.8%
% of completed treatments indicating that PAR score was taken (year to date)	379	551	68.8%	61.1%	64.6%
Rate of removable appliances per 100 fixed appliances - proposed treatment (rolling 12 month period)	145	2,950	4.92	7.31	5.65
Rate of removable appliances per 100 fixed appliances - completed treatment (rolling 12 month period)	83	2,072	4.01	6.66	4.78
% of courses of treatment with removable appliances only - proposed treatment (rolling 12 month period)	60	1,559	3.8%	2.5%	2.0%
% of courses of treatment with removable appliances only - completed treatment (rolling 12 month period)	44	1,090	4.0%	1.6%	1.5%
% of patients satisfied with the treatment they have received (rolling 12 month period)	60	61	98.4%	95.8%	96.0%

* Figures in italics indicate that the base number is less than 100.

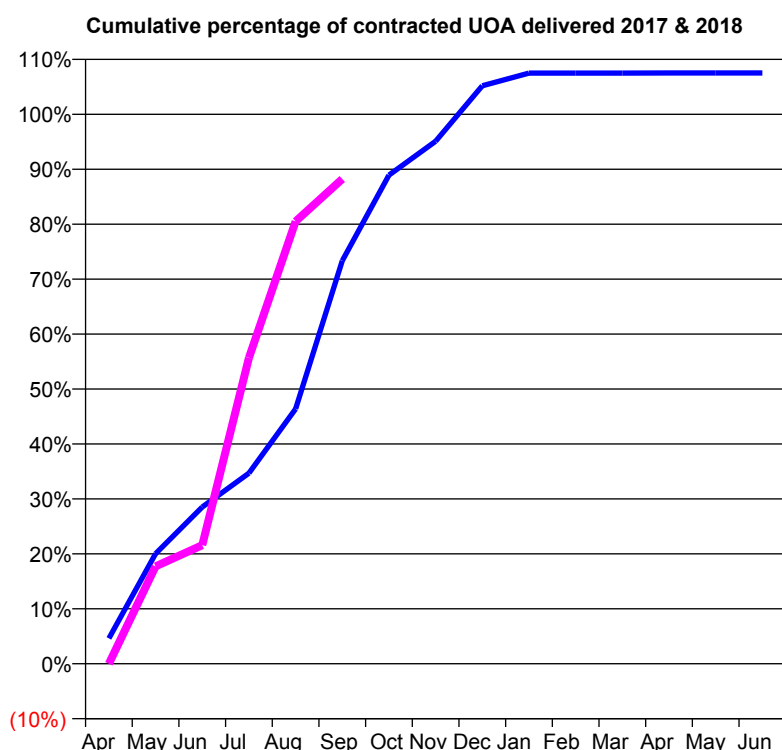
Q58 - Vital Signs Orthodontic At a Glance Contract Report for 153559/0001 - September 2017

Name or company name	Borehamwood Ortho Clinic Limited
Contract type name	PDS Contract
Purpose of contract	Orthodontic
Contract start date	01/04/2008
Contract end date	31/03/2019

17/18 Contracted general activity (UDA)	0
Carry forward general activity (UDA)	0
17/18 Contracted orthodontic activity (UOA)	2,725
Carry forward orthodontic activity (UOA)	0
Baseline contract value	£169,902.26

ACCESS

	Contract	England and Wales
24 month ratio of assessments to patient IDs	1.02	1.09

ACTIVITY


Month	Adjusted Scheduled Activity (UOA)	
	2017	2018
April	126	0
May	546	483
June	777	588
July	945	1,517
August	1,264	2,194
September	1,999	2,404
October	2,423	
November	2,591	
December	2,866	
January	2,929	
February	2,929	
March	2,929	
April	2,930	
May	2,930	
June	2,930	

QUALITY

	Contract Quantity	Contract Base Number	Contract *	Region	England
% of all assessments that were assess and fit appliances (rolling 12 month period)	160	170	94.1%	57.6%	58.0%
% of all assessments that were assess and refuse (rolling 12 month period)	2	170	1.2%	11.0%	11.4%
% of all assessments that were assess and review (rolling 12 month period)	8	170	4.7%	31.3%	30.6%
% of terminated courses where treatment was abandoned or discontinued (rolling 12 month period)	1	89	1.1%	8.4%	7.8%
% of completed treatments indicating that PAR score was taken (year to date)	50	50	100.0%	61.1%	64.6%
Rate of removable appliances per 100 fixed appliances - proposed treatment (rolling 12 month period)	2	317	0.63	7.31	5.65
Rate of removable appliances per 100 fixed appliances - completed treatment (rolling 12 month period)	0	2	0.00	6.66	4.78
% of courses of treatment with removable appliances only - proposed treatment (rolling 12 month period)	1	160	0.6%	2.5%	2.0%
% of courses of treatment with removable appliances only - completed treatment (rolling 12 month period)	0	88	0.0%	1.6%	1.5%
% of patients satisfied with the treatment they have received (rolling 12 month period)	4	4	100.0%	95.8%	96.0%

* Figures in italics indicate that the base number is less than 100.

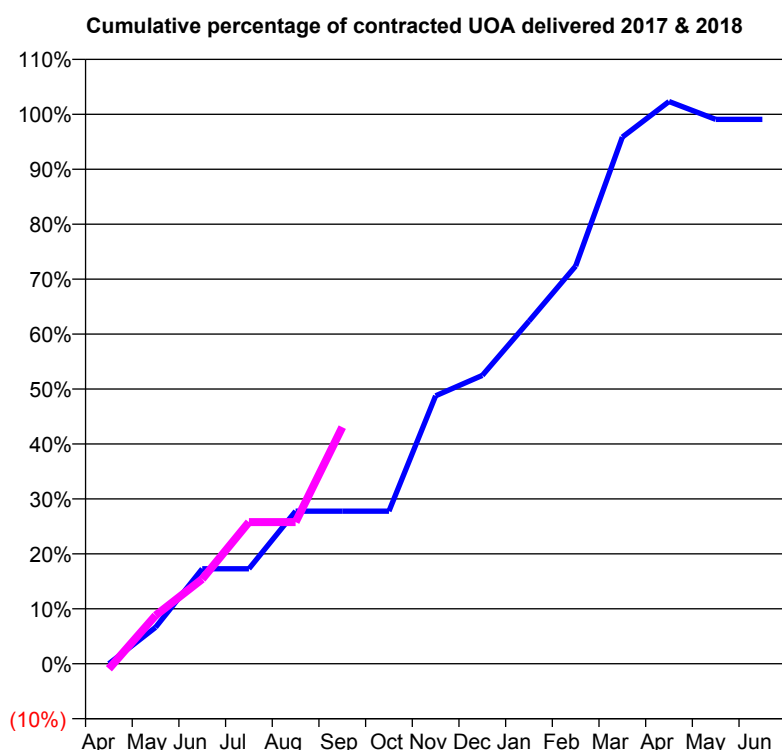
Q58 - Vital Signs Orthodontic At a Glance Contract Report for 155438/0003 - September 2017

Name or company name	Syteldent Ltd
Contract type name	GDS Contract
Purpose of contract	General and Orthodontic
Contract start date	01/08/2008
Contract end date	

17/18 Contracted general activity (UDA)	23,050
Carry forward general activity (UDA)	-185
17/18 Contracted orthodontic activity (UOA)	648
Carry forward orthodontic activity (UOA)	6
Baseline contract value	£623,322.50

ACCESS

	Contract	England and Wales
24 month ratio of assessments to patient IDs	1.19	1.09

ACTIVITY


Month	Adjusted Scheduled Activity (UOA)	
	2017	2018
April	0	-6
May	43	57
June	112	100
July	112	167
August	180	167
September	180	279
October	180	
November	316	
December	340	
January	404	
February	469	
March	621	
April	663	
May	642	
June	642	

QUALITY

	Contract Quantity	Contract Base Number	Contract *	Region	England
% of all assessments that were assess and fit appliances (rolling 12 month period)	35	68	51.5%	57.6%	58.0%
% of all assessments that were assess and refuse (rolling 12 month period)	10	68	14.7%	11.0%	11.4%
% of all assessments that were assess and review (rolling 12 month period)	23	68	33.8%	31.3%	30.6%
% of terminated courses where treatment was abandoned or discontinued (rolling 12 month period)	1	17	5.9%	8.4%	7.8%
% of completed treatments indicating that PAR score was taken (year to date)	11	13	84.6%	61.1%	64.6%
Rate of removable appliances per 100 fixed appliances - proposed treatment (rolling 12 month period)	5	65	7.69	7.31	5.65
Rate of removable appliances per 100 fixed appliances - completed treatment (rolling 12 month period)	0	31	0.00	6.66	4.78
% of courses of treatment with removable appliances only - proposed treatment (rolling 12 month period)	2	35	5.7%	2.5%	2.0%
% of courses of treatment with removable appliances only - completed treatment (rolling 12 month period)	0	16	0.0%	1.6%	1.5%
% of patients satisfied with the treatment they have received (rolling 12 month period)	4	4	100.0%	95.8%	96.0%

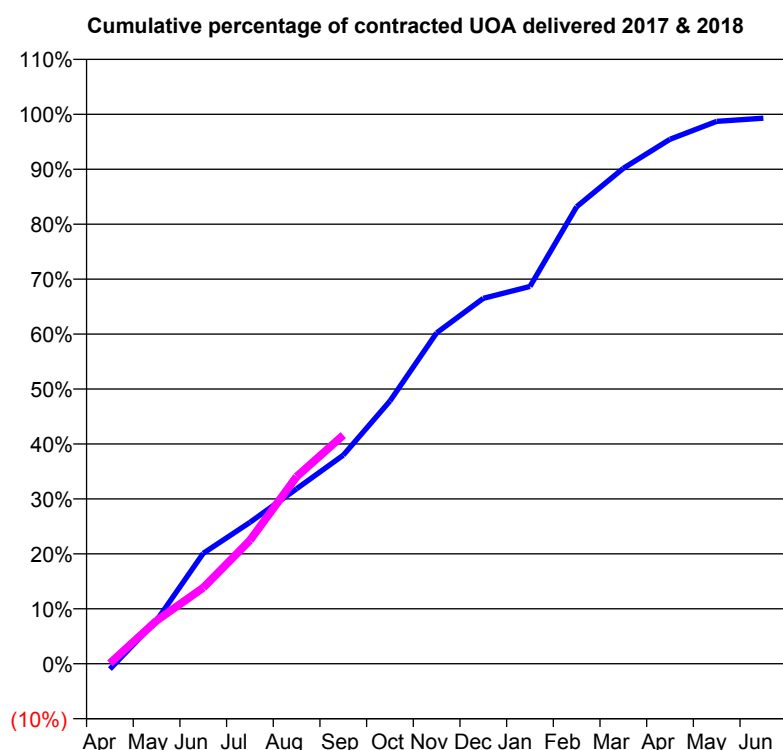
* Figures in italics indicate that the base number is less than 100.

Q58 - Vital Signs Orthodontic At a Glance Contract Report for 166901/0002 - September 2017

Name or company name	Purely Orthodontics	17/18 Contracted general activity (UDA)	0
Contract type name	PDS Contract	Carry forward general activity (UDA)	0
Purpose of contract	Orthodontic	17/18 Contracted orthodontic activity (UOA)	10,707
Contract start date	08/08/2007	Carry forward orthodontic activity (UOA)	75
Contract end date	31/03/2019	Baseline contract value	£662,469.20

ACCESS

	Contract	England and Wales
24 month ratio of assessments to patient IDs	1.05	1.09

ACTIVITY


Month	Adjusted Scheduled Activity (UOA)	
	2017	2018
April	-105	9
May	842	840
June	2,153	1,482
July	2,755	2,405
August	3,411	3,647
September	4,066	4,456
October	5,121	
November	6,448	
December	7,120	
January	7,351	
February	8,906	
March	9,654	
April	10,219	
May	10,568	
June	10,632	

QUALITY

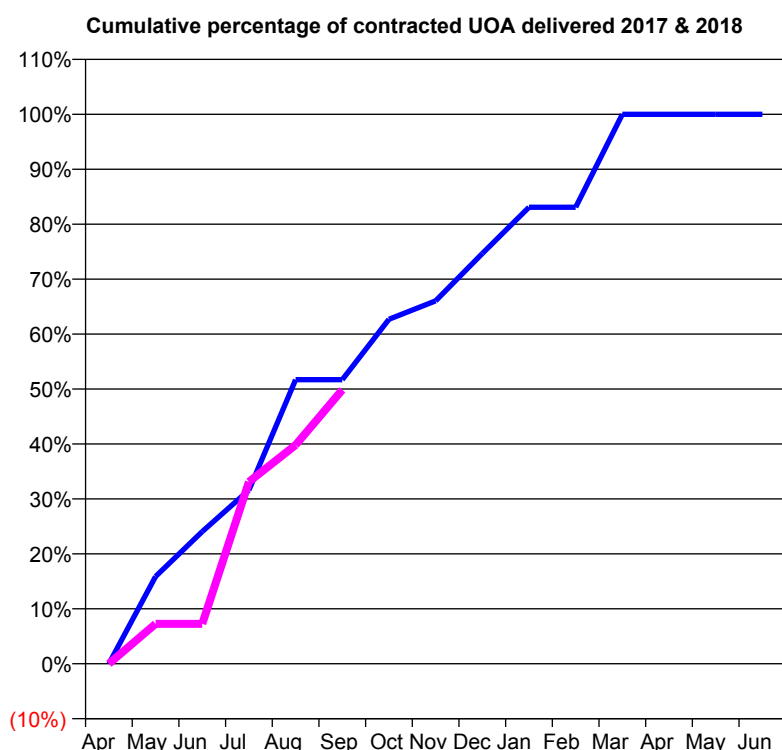
	Contract Quantity	Contract Base Number	Contract *	Region	England
% of all assessments that were assess and fit appliances (rolling 12 month period)	521	785	66.4%	57.6%	58.0%
% of all assessments that were assess and refuse (rolling 12 month period)	34	785	4.3%	11.0%	11.4%
% of all assessments that were assess and review (rolling 12 month period)	230	785	29.3%	31.3%	30.6%
% of terminated courses where treatment was abandoned or discontinued (rolling 12 month period)	14	545	2.6%	8.4%	7.8%
% of completed treatments indicating that PAR score was taken (year to date)	74	263	28.1%	61.1%	64.6%
Rate of removable appliances per 100 fixed appliances - proposed treatment (rolling 12 month period)	67	1,019	6.58	7.31	5.65
Rate of removable appliances per 100 fixed appliances - completed treatment (rolling 12 month period)	144	1,048	13.74	6.66	4.78
% of courses of treatment with removable appliances only - proposed treatment (rolling 12 month period)	5	521	1.0%	2.5%	2.0%
% of courses of treatment with removable appliances only - completed treatment (rolling 12 month period)	3	531	0.6%	1.6%	1.5%
% of patients satisfied with the treatment they have received (rolling 12 month period)	8	8	100.0%	95.8%	96.0%

* Figures in italics indicate that the base number is less than 100.

Q58 - Vital Signs Orthodontic At a Glance Contract Report for 167045/0001 - September 2017

Name or company name	QUALITY DENTAL CARE LIMITED	17/18 Contracted general activity (UDA)	18,500
Contract type name	GDS Contract	Carry forward general activity (UDA)	0
Purpose of contract	General and Orthodontic	17/18 Contracted orthodontic activity (UOA)	4,389
Contract start date	05/02/2008	Carry forward orthodontic activity (UOA)	0
Contract end date		Baseline contract value	£708,904.14

ACCESS	Contract	England and Wales
24 month ratio of assessments to patient IDs	1.24	1.09

ACTIVITY


Month	Adjusted Scheduled Activity (UOA)	
	2017	2018
April	0	0
May	697	319
June	1,056	319
July	1,387	1,453
August	2,269	1,747
September	2,269	2,188
October	2,752	
November	2,899	
December	3,277	
January	3,646	
February	3,646	
March	4,389	
April	4,389	
May	4,389	
June	4,389	

QUALITY	Contract Quantity	Contract Base Number	Contract *	Region	England
% of all assessments that were assess and fit appliances (rolling 12 month period)	190	576	33.0%	57.6%	58.0%
% of all assessments that were assess and refuse (rolling 12 month period)	41	576	7.1%	11.0%	11.4%
% of all assessments that were assess and review (rolling 12 month period)	345	576	59.9%	31.3%	30.6%
% of terminated courses where treatment was abandoned or discontinued (rolling 12 month period)	36	235	15.3%	8.4%	7.8%
% of completed treatments indicating that PAR score was taken (year to date)	125	135	92.6%	61.1%	64.6%
Rate of removable appliances per 100 fixed appliances - proposed treatment (rolling 12 month period)	52	375	13.87	7.31	5.65
Rate of removable appliances per 100 fixed appliances - completed treatment (rolling 12 month period)	38	394	9.64	6.66	4.78
% of courses of treatment with removable appliances only - proposed treatment (rolling 12 month period)	1	190	0.5%	2.5%	2.0%
% of courses of treatment with removable appliances only - completed treatment (rolling 12 month period)	1	199	0.5%	1.6%	1.5%
% of patients satisfied with the treatment they have received (rolling 12 month period)	5	5	100.0%	95.8%	96.0%

* Figures in italics indicate that the base number is less than 100.

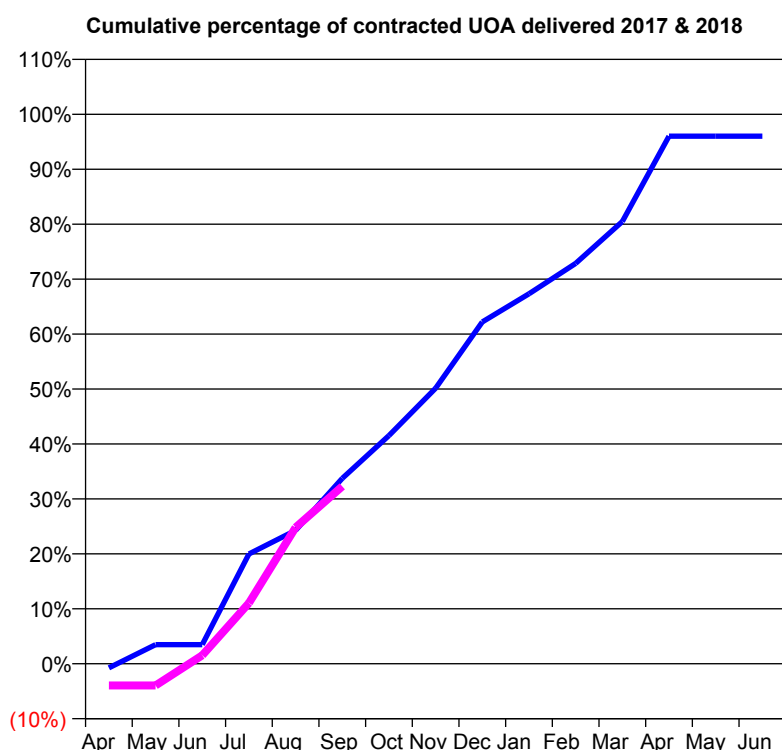
Q58 - Vital Signs Orthodontic At a Glance Contract Report for 168513/0001 - September 2017

Name or company name	MHT Solutions Ltd
Contract type name	PDS Contract
Purpose of contract	Orthodontic
Contract start date	01/06/2011
Contract end date	31/05/2021

17/18 Contracted general activity (UDA)	0
Carry forward general activity (UDA)	0
17/18 Contracted orthodontic activity (UOA)	9,937
Carry forward orthodontic activity (UOA)	395
Baseline contract value	£662,310.10

ACCESS

	Contract	England and Wales
24 month ratio of assessments to patient IDs	1.04	1.09

ACTIVITY


Month	Adjusted Scheduled Activity (UOA)	
	2017	2018
April	-77	-395
May	345	-395
June	345	152
July	1,983	1,099
August	2,407	2,466
September	3,345	3,209
October	4,119	
November	4,973	
December	6,168	
January	6,677	
February	7,225	
March	7,981	
April	9,522	
May	9,522	
June	9,522	

QUALITY

	Contract Quantity	Contract Base Number	Contract *	Region	England
% of all assessments that were assess and fit appliances (rolling 12 month period)	466	629	74.1%	57.6%	58.0%
% of all assessments that were assess and refuse (rolling 12 month period)	163	629	25.9%	11.0%	11.4%
% of all assessments that were assess and review (rolling 12 month period)	0	629	0.0%	31.3%	30.6%
% of terminated courses where treatment was abandoned or discontinued (rolling 12 month period)	9	365	2.5%	8.4%	7.8%
% of completed treatments indicating that PAR score was taken (year to date)	123	158	77.8%	61.1%	64.6%
Rate of removable appliances per 100 fixed appliances - proposed treatment (rolling 12 month period)	47	877	5.36	7.31	5.65
Rate of removable appliances per 100 fixed appliances - completed treatment (rolling 12 month period)	31	668	4.64	6.66	4.78
% of courses of treatment with removable appliances only - proposed treatment (rolling 12 month period)	10	466	2.1%	2.5%	2.0%
% of courses of treatment with removable appliances only - completed treatment (rolling 12 month period)	6	356	1.7%	1.6%	1.5%
% of patients satisfied with the treatment they have received (rolling 12 month period)	20	20	100.0%	95.8%	96.0%

* Figures in italics indicate that the base number is less than 100.

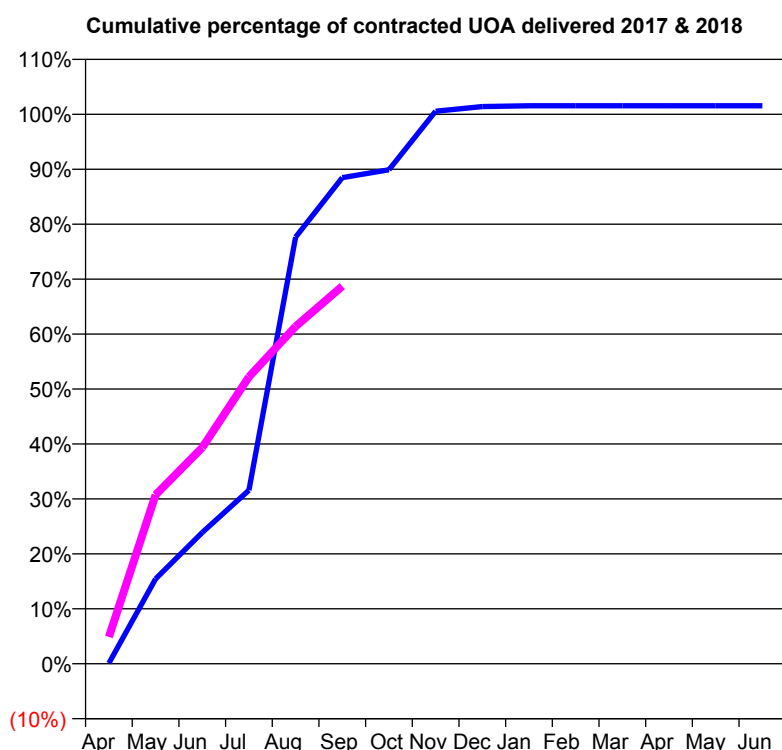
Q58 - Vital Signs Orthodontic At a Glance Contract Report for 171247/0001 - September 2017

Name or company name	Sharing Smiles Orthodontics Ltd
Contract type name	PDS Contract
Purpose of contract	Orthodontic
Contract start date	01/08/2010
Contract end date	31/03/2019

17/18 Contracted general activity (UDA)	0
Carry forward general activity (UDA)	0
17/18 Contracted orthodontic activity (UOA)	18,907
Carry forward orthodontic activity (UOA)	0
Baseline contract value	£1,141,050.94

ACCESS	Contract	England and Wales
---------------	-----------------	--------------------------

24 month ratio of assessments to patient IDs	1.01	1.09
--	------	------

ACTIVITY


Month	Adjusted Scheduled Activity (UOA)	
	2017	2018
April	21	924
May	2,919	5,811
June	4,515	7,438
July	5,971	9,870
August	14,680	11,607
September	16,727	12,990
October	16,998	-
November	19,011	-
December	19,171	-
January	19,197	-
February	19,197	-
March	19,197	-
April	19,197	-
May	19,197	-
June	19,197	-

QUALITY	Contract Quantity	Contract Base Number	Contract *	Region	England
----------------	--------------------------	-----------------------------	-------------------	---------------	----------------

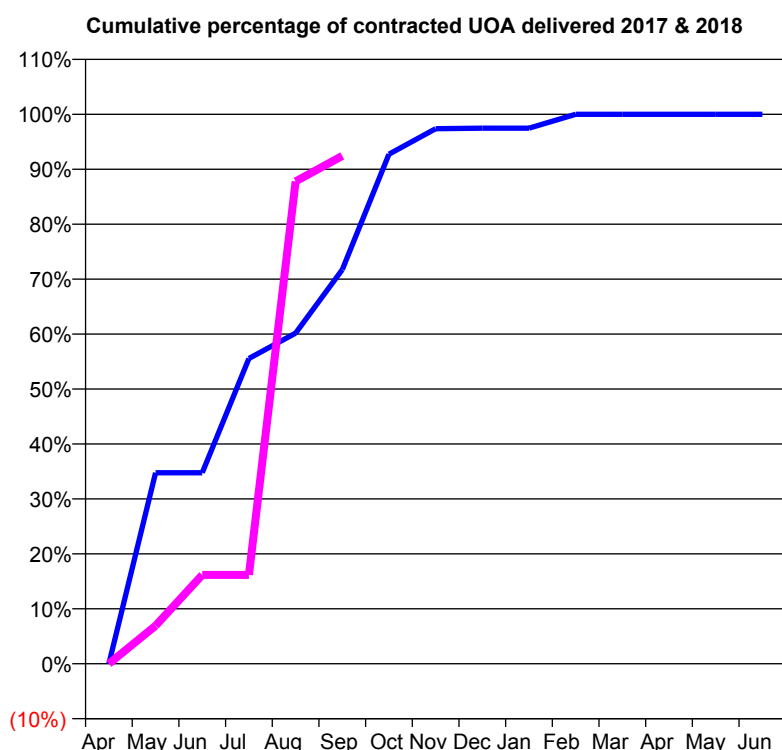
% of all assessments that were assess and fit appliances (rolling 12 month period)	732	879	83.3%	57.6%	58.0%
% of all assessments that were assess and refuse (rolling 12 month period)	146	879	16.6%	11.0%	11.4%
% of all assessments that were assess and review (rolling 12 month period)	1	879	0.1%	31.3%	30.6%
% of terminated courses where treatment was abandoned or discontinued (rolling 12 month period)	11	810	1.4%	8.4%	7.8%
% of completed treatments indicating that PAR score was taken (year to date)	451	482	93.6%	61.1%	64.6%
Rate of removable appliances per 100 fixed appliances - proposed treatment (rolling 12 month period)	0	1,457	0.00	7.31	5.65
Rate of removable appliances per 100 fixed appliances - completed treatment (rolling 12 month period)	0	1,595	0.00	6.66	4.78
% of courses of treatment with removable appliances only - proposed treatment (rolling 12 month period)	0	732	0.0%	2.5%	2.0%
% of courses of treatment with removable appliances only - completed treatment (rolling 12 month period)	0	799	0.0%	1.6%	1.5%
% of patients satisfied with the treatment they have received (rolling 12 month period)	18	22	81.8%	95.8%	96.0%

* Figures in italics indicate that the base number is less than 100.

Q58 - Vital Signs Orthodontic At a Glance Contract Report for 178187/0001 - September 2017

Name or company name	Oradi Ltd.	17/18 Contracted general activity (UDA)	0
Contract type name	PDS Contract	Carry forward general activity (UDA)	0
Purpose of contract	General and Orthodontic	17/18 Contracted orthodontic activity (UOA)	909
Contract start date	01/04/2008	Carry forward orthodontic activity (UOA)	0
Contract end date	31/03/2026	Baseline contract value	£59,620.06

ACCESS	Contract	England and Wales
24 month ratio of assessments to patient IDs	1.05	1.09

ACTIVITY


Month	Adjusted Scheduled Activity (UOA)	
	2017	2018
April	0	0
May	316	63
June	316	147
July	505	147
August	547	798
September	652	840
October	843	
November	885	
December	886	
January	886	
February	909	
March	909	
April	909	
May	909	
June	909	

QUALITY

	Contract Quantity	Contract Base Number	Contract *	Region	England
% of all assessments that were assess and fit appliances (rolling 12 month period)	56	82	68.3%	57.6%	58.0%
% of all assessments that were assess and refuse (rolling 12 month period)	9	82	11.0%	11.0%	11.4%
% of all assessments that were assess and review (rolling 12 month period)	17	82	20.7%	31.3%	30.6%
% of terminated courses where treatment was abandoned or discontinued (rolling 12 month period)	4	41	9.8%	8.4%	7.8%
% of completed treatments indicating that PAR score was taken (year to date)	15	15	100.0%	61.1%	64.6%
Rate of removable appliances per 100 fixed appliances - proposed treatment (rolling 12 month period)	0	103	0.00	7.31	5.65
Rate of removable appliances per 100 fixed appliances - completed treatment (rolling 12 month period)	0	71	0.00	6.66	4.78
% of courses of treatment with removable appliances only - proposed treatment (rolling 12 month period)	0	56	0.0%	2.5%	2.0%
% of courses of treatment with removable appliances only - completed treatment (rolling 12 month period)	0	37	0.0%	1.6%	1.5%
% of patients satisfied with the treatment they have received (rolling 12 month period)	1	1	100.0%	95.8%	96.0%

* Figures in italics indicate that the base number is less than 100.

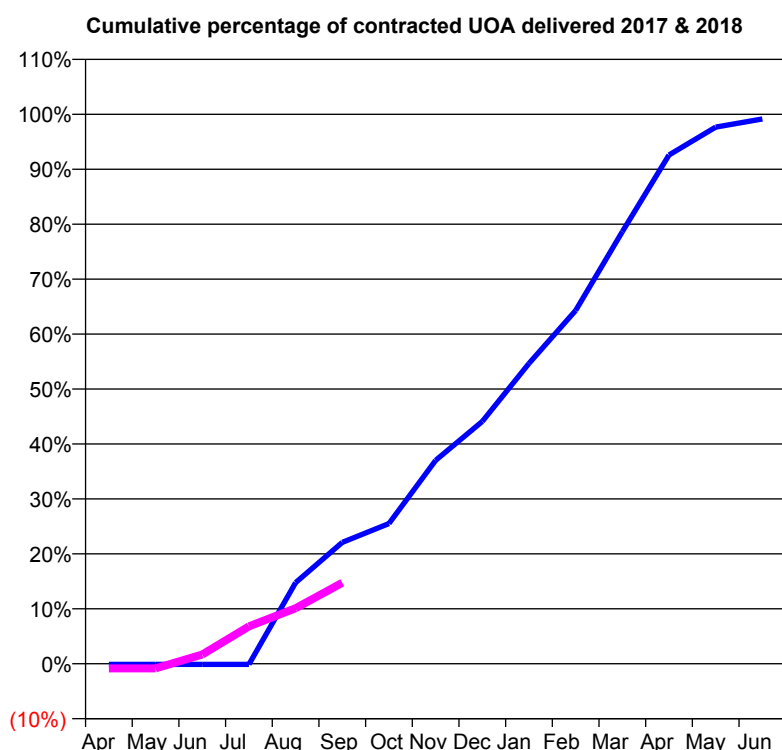
Q58 - Vital Signs Orthodontic At a Glance Contract Report for 181080/0001 - September 2017

Name or company name	Watford Orthodontic Practice
Contract type name	PDS Contract
Purpose of contract	Orthodontic
Contract start date	01/04/2014
Contract end date	31/03/2019

17/18 Contracted general activity (UDA)	0
Carry forward general activity (UDA)	0
17/18 Contracted orthodontic activity (UOA)	7,633
Carry forward orthodontic activity (UOA)	65
Baseline contract value	£475,952.05

ACCESS

	Contract	England and Wales
24 month ratio of assessments to patient IDs	1.05	1.09

ACTIVITY


Month	Adjusted Scheduled Activity (UOA)	
	2017	2018
April	-11	-65
May	-11	-65
June	-11	128
July	-11	520
August	1,127	771
September	1,686	1,125
October	1,948	
November	2,825	
December	3,367	
January	4,172	
February	4,908	
March	6,002	
April	7,067	
May	7,455	
June	7,568	

QUALITY

	Contract Quantity	Contract Base Number	Contract *	Region	England
% of all assessments that were assess and fit appliances (rolling 12 month period)	343	511	67.1%	57.6%	58.0%
% of all assessments that were assess and refuse (rolling 12 month period)	22	511	4.3%	11.0%	11.4%
% of all assessments that were assess and review (rolling 12 month period)	146	511	28.6%	31.3%	30.6%
% of terminated courses where treatment was abandoned or discontinued (rolling 12 month period)	26	229	11.4%	8.4%	7.8%
% of completed treatments indicating that PAR score was taken (year to date)	20	112	17.9%	61.1%	64.6%
Rate of removable appliances per 100 fixed appliances - proposed treatment (rolling 12 month period)	216	589	36.67	7.31	5.65
Rate of removable appliances per 100 fixed appliances - completed treatment (rolling 12 month period)	42	391	10.74	6.66	4.78
% of courses of treatment with removable appliances only - proposed treatment (rolling 12 month period)	38	343	11.1%	2.5%	2.0%
% of courses of treatment with removable appliances only - completed treatment (rolling 12 month period)	5	203	2.5%	1.6%	1.5%
% of patients satisfied with the treatment they have received (rolling 12 month period)	11	12	91.7%	95.8%	96.0%

* Figures in italics indicate that the base number is less than 100.

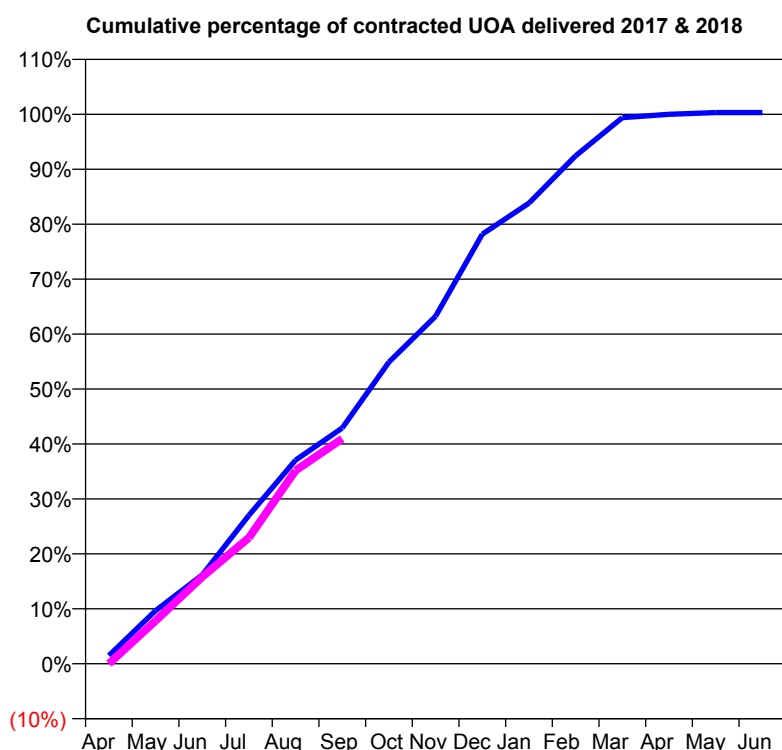
Q58 - Vital Signs Orthodontic At a Glance Contract Report for 186872/0005 - September 2017

Name or company name	ORTHOWORLD 2000 LTD
Contract type name	PDS Contract
Purpose of contract	Orthodontic
Contract start date	01/04/2006
Contract end date	31/03/2018

17/18 Contracted general activity (UDA)	0
Carry forward general activity (UDA)	0
17/18 Contracted orthodontic activity (UOA)	7,225
Carry forward orthodontic activity (UOA)	0
Baseline contract value	£489,736.81

ACCESS

	Contract	England and Wales
24 month ratio of assessments to patient IDs	1.05	1.09

ACTIVITY


Month	Adjusted Scheduled Activity (UOA)	
	2017	2018
April	107	0
May	698	566
June	1,168	1,142
July	1,953	1,657
August	2,678	2,542
September	3,100	2,958
October	3,966	
November	4,570	
December	5,648	
January	6,057	
February	6,680	
March	7,181	
April	7,224	
May	7,247	
June	7,247	

QUALITY

	Contract Quantity	Contract Base Number	Contract *	Region	England
% of all assessments that were assess and fit appliances (rolling 12 month period)	337	501	67.3%	57.6%	58.0%
% of all assessments that were assess and refuse (rolling 12 month period)	66	501	13.2%	11.0%	11.4%
% of all assessments that were assess and review (rolling 12 month period)	98	501	19.6%	31.3%	30.6%
% of terminated courses where treatment was abandoned or discontinued (rolling 12 month period)	28	265	10.6%	8.4%	7.8%
% of completed treatments indicating that PAR score was taken (year to date)	16	82	19.5%	61.1%	64.6%
Rate of removable appliances per 100 fixed appliances - proposed treatment (rolling 12 month period)	24	665	3.61	7.31	5.65
Rate of removable appliances per 100 fixed appliances - completed treatment (rolling 12 month period)	7	461	1.52	6.66	4.78
% of courses of treatment with removable appliances only - proposed treatment (rolling 12 month period)	2	337	0.6%	2.5%	2.0%
% of courses of treatment with removable appliances only - completed treatment (rolling 12 month period)	2	237	0.8%	1.6%	1.5%
% of patients satisfied with the treatment they have received (rolling 12 month period)	7	7	100.0%	95.8%	96.0%

* Figures in italics indicate that the base number is less than 100.

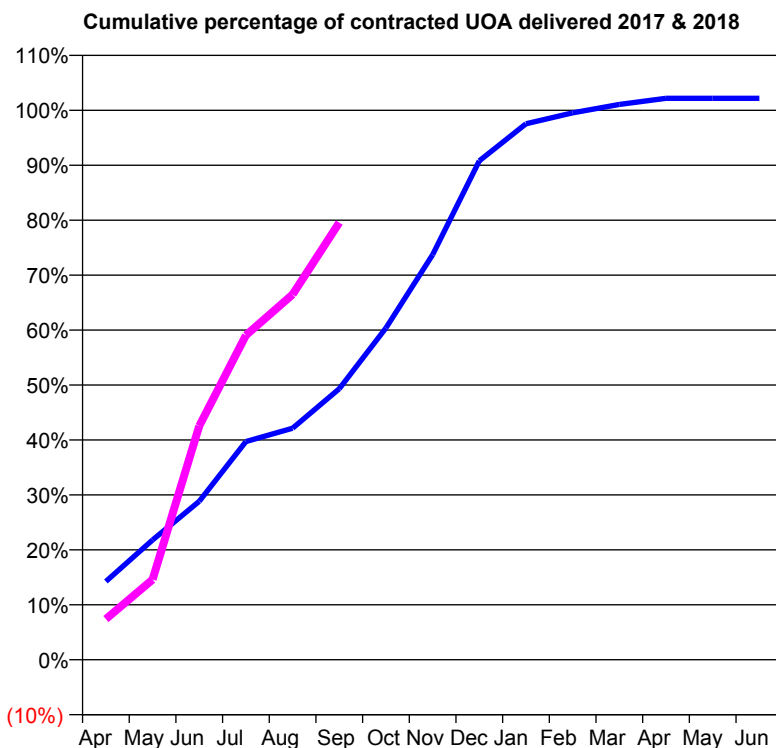
Q58 - Vital Signs Orthodontic At a Glance Contract Report for 187402/0003 - September 2017

Name or company name	Moopen Dental Care
Contract type name	GDS Contract
Purpose of contract	General and Orthodontic
Contract start date	01/02/2015
Contract end date	

17/18 Contracted general activity (UDA)	44,871
Carry forward general activity (UDA)	0
17/18 Contracted orthodontic activity (UOA)	2,926
Carry forward orthodontic activity (UOA)	0
Baseline contract value	£1,414,517.63

ACCESS

	Contract	England and Wales
24 month ratio of assessments to patient IDs	1.20	1.09

ACTIVITY


Month	Adjusted Scheduled Activity (UOA)	
	2017	2018
April	417	217
May	638	427
June	844	1,245
July	1,162	1,728
August	1,233	1,945
September	1,443	2,328
October	1,767	
November	2,157	
December	2,657	
January	2,854	
February	2,912	
March	2,957	
April	2,990	
May	2,990	
June	2,990	

QUALITY

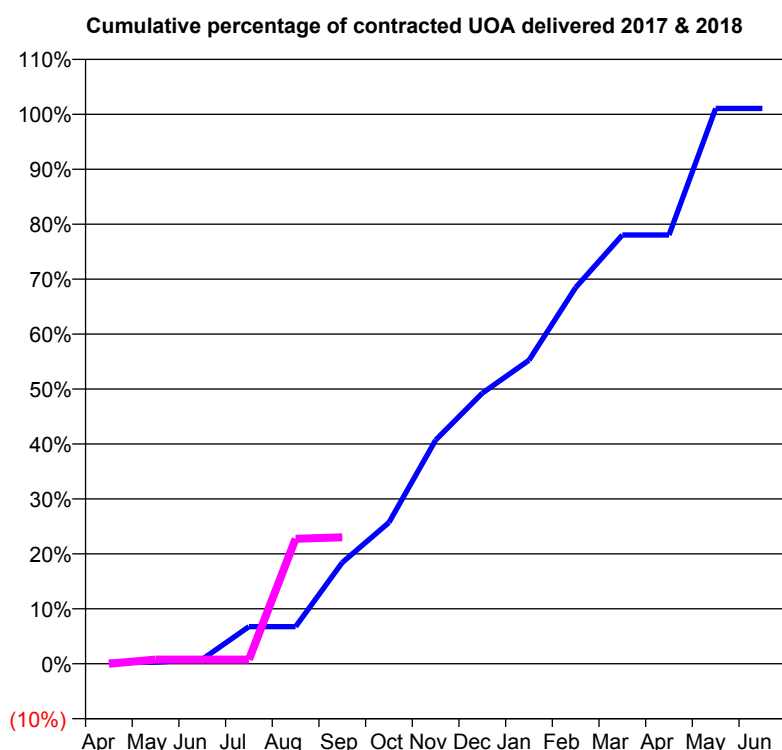
	Contract Quantity	Contract Base Number	Contract *	Region	England
% of all assessments that were assess and fit appliances (rolling 12 month period)	174	450	38.7%	57.6%	58.0%
% of all assessments that were assess and refuse (rolling 12 month period)	64	450	14.2%	11.0%	11.4%
% of all assessments that were assess and review (rolling 12 month period)	212	450	47.1%	31.3%	30.6%
% of terminated courses where treatment was abandoned or discontinued (rolling 12 month period)	10	107	9.3%	8.4%	7.8%
% of completed treatments indicating that PAR score was taken (year to date)	30	30	100.0%	61.1%	64.6%
Rate of removable appliances per 100 fixed appliances - proposed treatment (rolling 12 month period)	26	330	7.88	7.31	5.65
Rate of removable appliances per 100 fixed appliances - completed treatment (rolling 12 month period)	0	0	N/A	6.66	4.78
% of courses of treatment with removable appliances only - proposed treatment (rolling 12 month period)	2	174	1.1%	2.5%	2.0%
% of courses of treatment with removable appliances only - completed treatment (rolling 12 month period)	0	97	0.0%	1.6%	1.5%
% of patients satisfied with the treatment they have received (rolling 12 month period)	6	6	100.0%	95.8%	96.0%

* Figures in italics indicate that the base number is less than 100.

Q58 - Vital Signs Orthodontic At a Glance Contract Report for 187801/0002 - September 2017

Name or company name	Cheyne Walk	17/18 Contracted general activity (UDA)	0
Contract type name	PDS Contract	Carry forward general activity (UDA)	0
Purpose of contract	Orthodontic	17/18 Contracted orthodontic activity (UOA)	8,135
Contract start date	08/08/2007	Carry forward orthodontic activity (UOA)	0
Contract end date	31/03/2019	Baseline contract value	£537,438.31

ACCESS	Contract	England and Wales
24 month ratio of assessments to patient IDs	1.01	1.09

ACTIVITY


Month	Adjusted Scheduled Activity (UOA)	
	2017	2018
April	22	0
May	22	63
June	66	63
July	549	63
August	549	1,850
September	1,500	1,872
October	2,092	
November	3,311	
December	4,006	
January	4,494	
February	5,569	
March	6,348	
April	6,348	
May	8,221	
June	8,221	

QUALITY

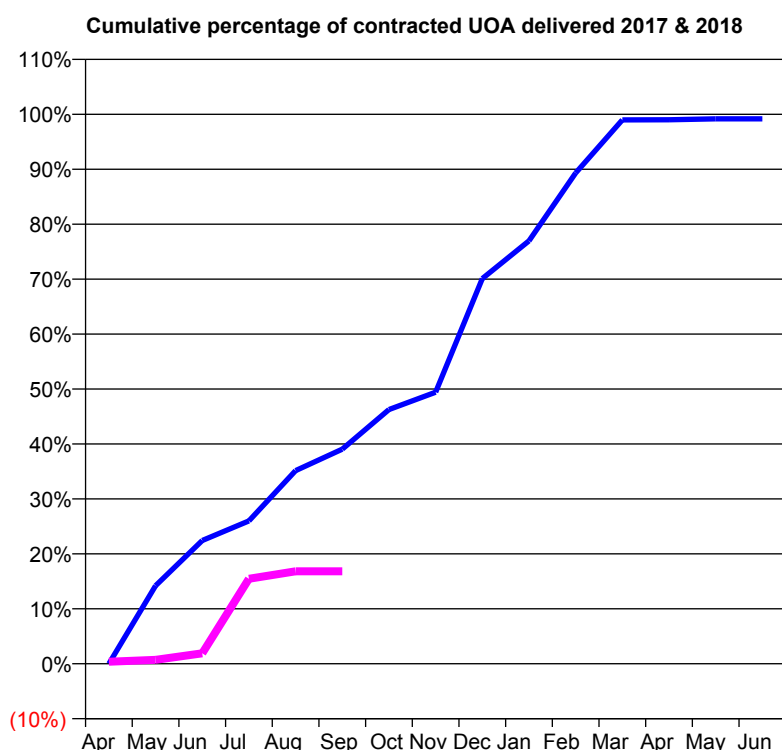
	Contract Quantity	Contract Base Number	Contract *	Region	England
% of all assessments that were assess and fit appliances (rolling 12 month period)	423	438	96.6%	57.6%	58.0%
% of all assessments that were assess and refuse (rolling 12 month period)	6	438	1.4%	11.0%	11.4%
% of all assessments that were assess and review (rolling 12 month period)	9	438	2.1%	31.3%	30.6%
% of terminated courses where treatment was abandoned or discontinued (rolling 12 month period)	0	221	0.0%	8.4%	7.8%
% of completed treatments indicating that PAR score was taken (year to date)	137	140	97.9%	61.1%	64.6%
Rate of removable appliances per 100 fixed appliances - proposed treatment (rolling 12 month period)	11	429	2.56	7.31	5.65
Rate of removable appliances per 100 fixed appliances - completed treatment (rolling 12 month period)	0	218	0.00	6.66	4.78
% of courses of treatment with removable appliances only - proposed treatment (rolling 12 month period)	0	423	0.0%	2.5%	2.0%
% of courses of treatment with removable appliances only - completed treatment (rolling 12 month period)	0	221	0.0%	1.6%	1.5%
% of patients satisfied with the treatment they have received (rolling 12 month period)	23	26	88.5%	95.8%	96.0%

* Figures in italics indicate that the base number is less than 100.

Q58 - Vital Signs Orthodontic At a Glance Contract Report for 188093/0001 - September 2017

Name or company name	Inline Orthodontics	17/18 Contracted general activity (UDA)	0
Contract type name	PDS Contract	Carry forward general activity (UDA)	0
Purpose of contract	Orthodontic	17/18 Contracted orthodontic activity (UOA)	12,238
Contract start date	01/10/2014	Carry forward orthodontic activity (UOA)	102
Contract end date	31/03/2019	Baseline contract value	£802,599.50

ACCESS	Contract	England and Wales
24 month ratio of assessments to patient IDs	1.09	1.09

ACTIVITY


Month	Adjusted Scheduled Activity (UOA)	
	2017	2018
April	0	45
May	1,740	87
June	2,746	234
July	3,182	1,893
August	4,302	2,061
September	4,779	2,061
October	5,661	
November	6,047	
December	8,579	
January	9,419	
February	10,931	
March	12,111	
April	12,115	
May	12,136	
June	12,136	

QUALITY

	Contract Quantity	Contract Base Number	Contract *	Region	England
% of all assessments that were assess and fit appliances (rolling 12 month period)	459	459	100.0%	57.6%	58.0%
% of all assessments that were assess and refuse (rolling 12 month period)	0	459	0.0%	11.0%	11.4%
% of all assessments that were assess and review (rolling 12 month period)	0	459	0.0%	31.3%	30.6%
% of terminated courses where treatment was abandoned or discontinued (rolling 12 month period)	46	431	10.7%	8.4%	7.8%
% of completed treatments indicating that PAR score was taken (year to date)	100	196	51.0%	61.1%	64.6%
Rate of removable appliances per 100 fixed appliances - proposed treatment (rolling 12 month period)	3	899	0.33	7.31	5.65
Rate of removable appliances per 100 fixed appliances - completed treatment (rolling 12 month period)	27	735	3.67	6.66	4.78
% of courses of treatment with removable appliances only - proposed treatment (rolling 12 month period)	1	459	0.2%	2.5%	2.0%
% of courses of treatment with removable appliances only - completed treatment (rolling 12 month period)	2	385	0.5%	1.6%	1.5%
% of patients satisfied with the treatment they have received (rolling 12 month period)	23	24	95.8%	95.8%	96.0%

* Figures in italics indicate that the base number is less than 100.

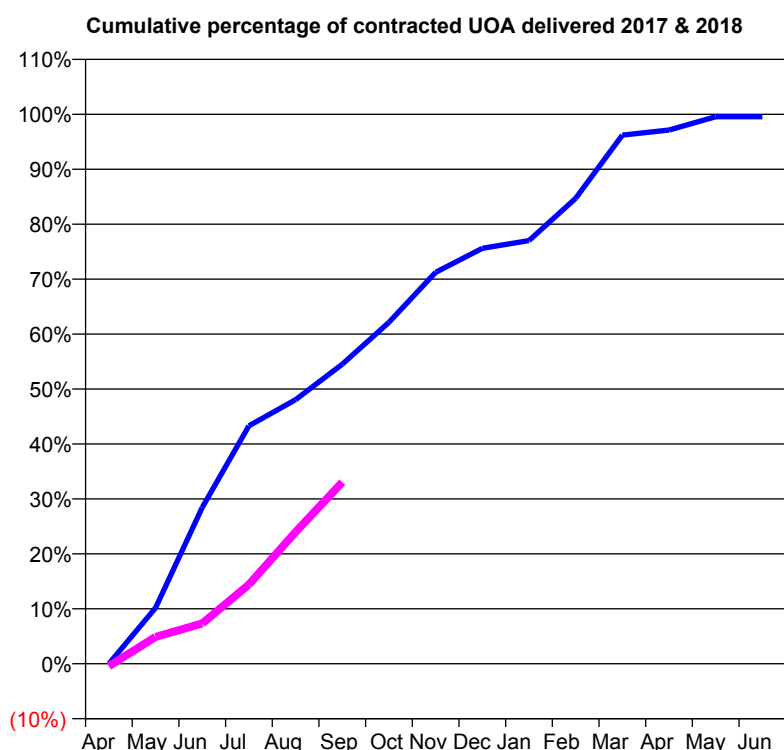
Q58 - Vital Signs Orthodontic At a Glance Contract Report for 192961/0001 - September 2017

Name or company name	Mrs P Hadj-Bagheri, Mr M Eyrumlu and Mr
Contract type name	GDS Contract
Purpose of contract	Orthodontic
Contract start date	01/12/2014
Contract end date	

17/18 Contracted general activity (UDA)	0
Carry forward general activity (UDA)	0
17/18 Contracted orthodontic activity (UOA)	4,500
Carry forward orthodontic activity (UOA)	20
Baseline contract value	£273,695.43

ACCESS

	Contract	England and Wales
24 month ratio of assessments to patient IDs	1.13	1.09

ACTIVITY


Month	Adjusted Scheduled Activity (UOA)	
	2017	2018
April	0	-20
May	458	220
June	1,280	330
July	1,949	649
August	2,163	1,080
September	2,453	1,487
October	2,796	
November	3,206	
December	3,402	
January	3,465	
February	3,812	
March	4,329	
April	4,371	
May	4,480	
June	4,480	

QUALITY

	Contract Quantity	Contract Base Number	Contract *	Region	England
% of all assessments that were assess and fit appliances (rolling 12 month period)	169	246	68.7%	57.6%	58.0%
% of all assessments that were assess and refuse (rolling 12 month period)	2	246	0.8%	11.0%	11.4%
% of all assessments that were assess and review (rolling 12 month period)	75	246	30.5%	31.3%	30.6%
% of terminated courses where treatment was abandoned or discontinued (rolling 12 month period)	2	14	14.3%	8.4%	7.8%
% of completed treatments indicating that PAR score was taken (year to date)	0	5	0.0%	61.1%	64.6%
Rate of removable appliances per 100 fixed appliances - proposed treatment (rolling 12 month period)	0	1	0.00	7.31	5.65
Rate of removable appliances per 100 fixed appliances - completed treatment (rolling 12 month period)	0	7	0.00	6.66	4.78
% of courses of treatment with removable appliances only - proposed treatment (rolling 12 month period)	0	169	0.0%	2.5%	2.0%
% of courses of treatment with removable appliances only - completed treatment (rolling 12 month period)	0	12	0.0%	1.6%	1.5%
% of patients satisfied with the treatment they have received (rolling 12 month period)	9	9	100.0%	95.8%	96.0%

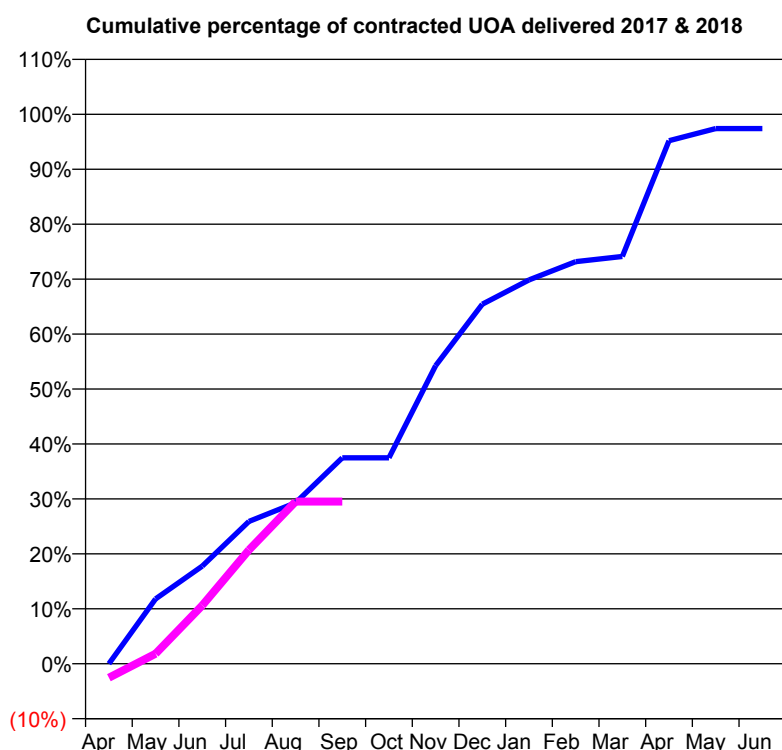
* Figures in italics indicate that the base number is less than 100.

Q58 - Vital Signs Orthodontic At a Glance Contract Report for 196355/0001 - September 2017

Name or company name	Ortho-Tek Limited
Contract type name	PDS Contract
Purpose of contract	Orthodontic
Contract start date	01/04/2009
Contract end date	31/03/2019

17/18 Contracted general activity (UDA)	0
Carry forward general activity (UDA)	0
17/18 Contracted orthodontic activity (UOA)	1,911
Carry forward orthodontic activity (UOA)	49
Baseline contract value	£118,222.26

ACCESS	Contract	England and Wales
24 month ratio of assessments to patient IDs	1.03	1.09

ACTIVITY


Month	Adjusted Scheduled Activity (UOA)	
	2017	2018
April	0	-49
May	224	35
June	337	203
July	491	396
August	556	564
September	711	564
October	711	
November	1,029	
December	1,241	
January	1,325	
February	1,388	
March	1,406	
April	1,805	
May	1,847	
June	1,847	

QUALITY

	Contract Quantity	Contract Base Number	Contract *	Region	England
% of all assessments that were assess and fit appliances (rolling 12 month period)	85	89	95.5%	57.6%	58.0%
% of all assessments that were assess and refuse (rolling 12 month period)	2	89	2.2%	11.0%	11.4%
% of all assessments that were assess and review (rolling 12 month period)	2	89	2.2%	31.3%	30.6%
% of terminated courses where treatment was abandoned or discontinued (rolling 12 month period)	5	87	5.7%	8.4%	7.8%
% of completed treatments indicating that PAR score was taken (year to date)	11	30	36.7%	61.1%	64.6%
Rate of removable appliances per 100 fixed appliances - proposed treatment (rolling 12 month period)	0	168	0.00	7.31	5.65
Rate of removable appliances per 100 fixed appliances - completed treatment (rolling 12 month period)	0	148	0.00	6.66	4.78
% of courses of treatment with removable appliances only - proposed treatment (rolling 12 month period)	0	85	0.0%	2.5%	2.0%
% of courses of treatment with removable appliances only - completed treatment (rolling 12 month period)	0	82	0.0%	1.6%	1.5%
% of patients satisfied with the treatment they have received (rolling 12 month period)	3	3	100.0%	95.8%	96.0%

* Figures in italics indicate that the base number is less than 100.

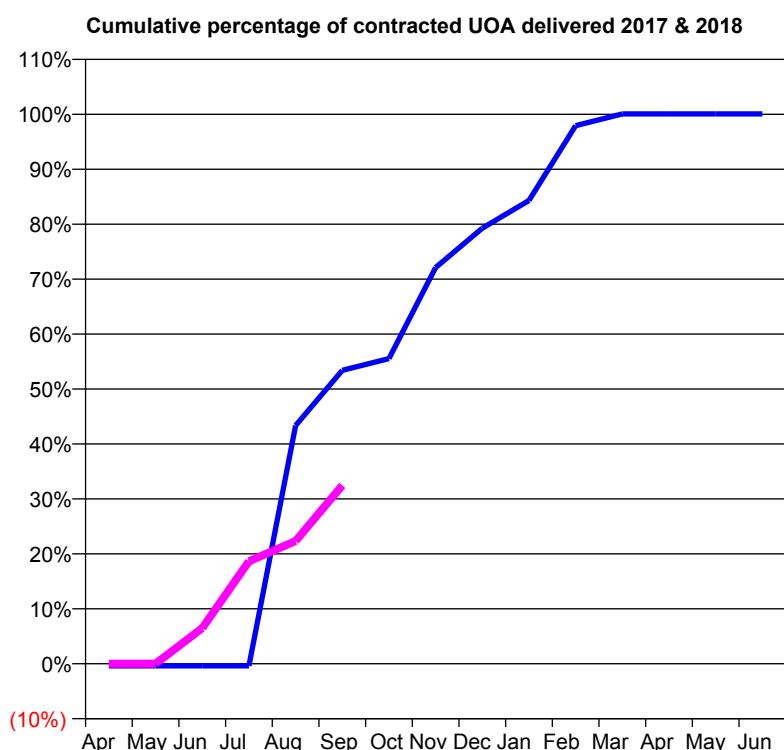
Q58 - Vital Signs Orthodontic At a Glance Contract Report for 197726/0001 - September 2017

Name or company name	The Tomlinson Avenue Orodontic Centre Lt
Contract type name	PDS Contract
Purpose of contract	Orthodontic
Contract start date	15/12/2010
Contract end date	31/03/2019

17/18 Contracted general activity (UDA)	0
Carry forward general activity (UDA)	0
17/18 Contracted orthodontic activity (UOA)	2,937
Carry forward orthodontic activity (UOA)	0
Baseline contract value	£166,497.23

ACCESS

	Contract	England and Wales
24 month ratio of assessments to patient IDs	1.03	1.09

ACTIVITY


Month	Adjusted Scheduled Activity (UOA)	
	2017	2018
April	-12	0
May	-12	0
June	-12	191
July	-12	548
August	1,273	656
September	1,568	953
October	1,631	
November	2,118	
December	2,328	
January	2,476	
February	2,876	
March	2,939	
April	2,939	
May	2,939	
June	2,939	

QUALITY

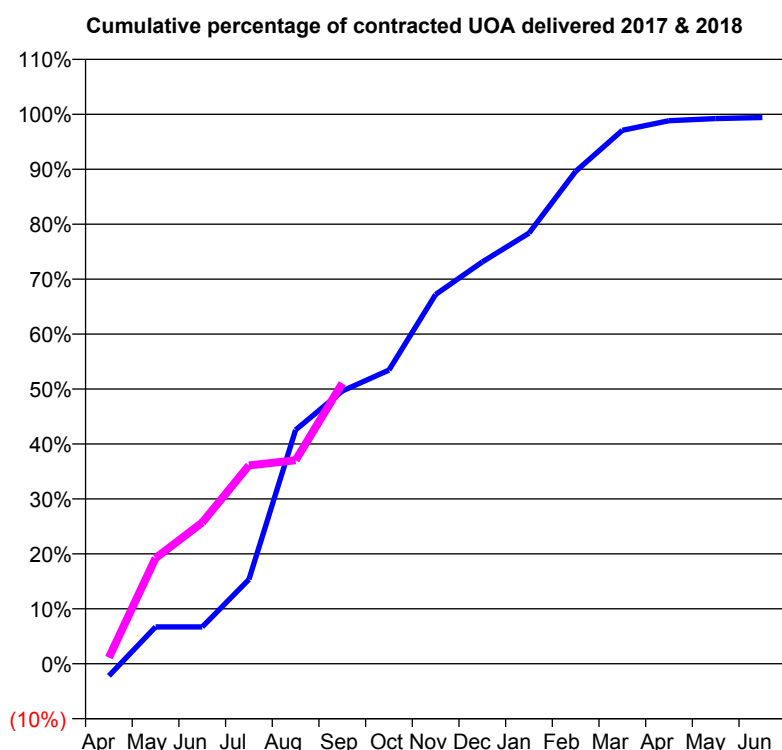
	Contract Quantity	Contract Base Number	Contract *	Region	England
% of all assessments that were assess and fit appliances (rolling 12 month period)	112	122	91.8%	57.6%	58.0%
% of all assessments that were assess and refuse (rolling 12 month period)	0	122	0.0%	11.0%	11.4%
% of all assessments that were assess and review (rolling 12 month period)	10	122	8.2%	31.3%	30.6%
% of terminated courses where treatment was abandoned or discontinued (rolling 12 month period)	1	70	1.4%	8.4%	7.8%
% of completed treatments indicating that PAR score was taken (year to date)	0	24	0.0%	61.1%	64.6%
Rate of removable appliances per 100 fixed appliances - proposed treatment (rolling 12 month period)	11	221	4.98	7.31	5.65
Rate of removable appliances per 100 fixed appliances - completed treatment (rolling 12 month period)	2	133	1.50	6.66	4.78
% of courses of treatment with removable appliances only - proposed treatment (rolling 12 month period)	0	112	0.0%	2.5%	2.0%
% of courses of treatment with removable appliances only - completed treatment (rolling 12 month period)	0	69	0.0%	1.6%	1.5%
% of patients satisfied with the treatment they have received (rolling 12 month period)	2	4	50.0%	95.8%	96.0%

* Figures in italics indicate that the base number is less than 100.

Q58 - Vital Signs Orthodontic At a Glance Contract Report for 199761/0001 - September 2017

Name or company name	Watford Orthodontics Limited	17/18 Contracted general activity (UDA)	0
Contract type name	PDS Contract	Carry forward general activity (UDA)	0
Purpose of contract	Orthodontic	17/18 Contracted orthodontic activity (UOA)	11,015
Contract start date	01/04/2009	Carry forward orthodontic activity (UOA)	65
Contract end date	31/03/2018	Baseline contract value	£688,102.64

ACCESS	Contract	England and Wales
24 month ratio of assessments to patient IDs	1.03	1.09

ACTIVITY


Month	Adjusted Scheduled Activity (UOA)	
	2017	2018
April	-244	124
May	739	2,119
June	739	2,833
July	1,690	3,975
August	4,687	4,080
September	5,468	5,624
October	5,888	
November	7,403	
December	8,055	
January	8,632	
February	9,871	
March	10,694	
April	10,887	
May	10,929	
June	10,950	

QUALITY	Contract Quantity	Contract Base Number	Contract *	Region	England
% of all assessments that were assess and fit appliances (rolling 12 month period)	539	616	87.5%	57.6%	58.0%
% of all assessments that were assess and refuse (rolling 12 month period)	33	616	5.4%	11.0%	11.4%
% of all assessments that were assess and review (rolling 12 month period)	44	616	7.1%	31.3%	30.6%
% of terminated courses where treatment was abandoned or discontinued (rolling 12 month period)	12	475	2.5%	8.4%	7.8%
% of completed treatments indicating that PAR score was taken (year to date)	187	236	79.2%	61.1%	64.6%
Rate of removable appliances per 100 fixed appliances - proposed treatment (rolling 12 month period)	116	1,025	11.32	7.31	5.65
Rate of removable appliances per 100 fixed appliances - completed treatment (rolling 12 month period)	44	393	11.20	6.66	4.78
% of courses of treatment with removable appliances only - proposed treatment (rolling 12 month period)	8	539	1.5%	2.5%	2.0%
% of courses of treatment with removable appliances only - completed treatment (rolling 12 month period)	0	463	0.0%	1.6%	1.5%
% of patients satisfied with the treatment they have received (rolling 12 month period)	34	35	97.1%	95.8%	96.0%

* Figures in italics indicate that the base number is less than 100.

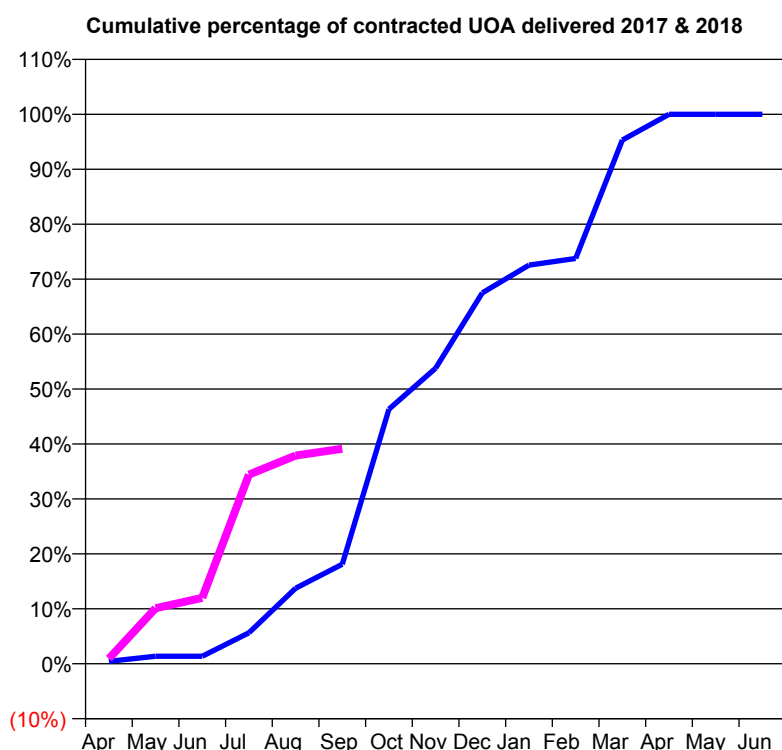
Q58 - Vital Signs Orthodontic At a Glance Contract Report for 201162/0004 - September 2017

Name or company name	MR JG MCKEON
Contract type name	GDS Contract
Purpose of contract	Orthodontic
Contract start date	01/04/2010
Contract end date	30/09/2019

17/18 Contracted general activity (UDA)	0
Carry forward general activity (UDA)	0
17/18 Contracted orthodontic activity (UOA)	255
Carry forward orthodontic activity (UOA)	0
Baseline contract value	£16,804.05

ACCESS

	Contract	England and Wales
24 month ratio of assessments to patient IDs	1.18	1.09

ACTIVITY


Month	Adjusted Scheduled Activity (UOA)	
	2017	2018
April	2	2
May	7	26
June	7	31
July	30	88
August	73	97
September	96	100
October	245	
November	284	
December	356	
January	383	
February	389	
March	503	
April	528	
May	528	
June	528	

QUALITY

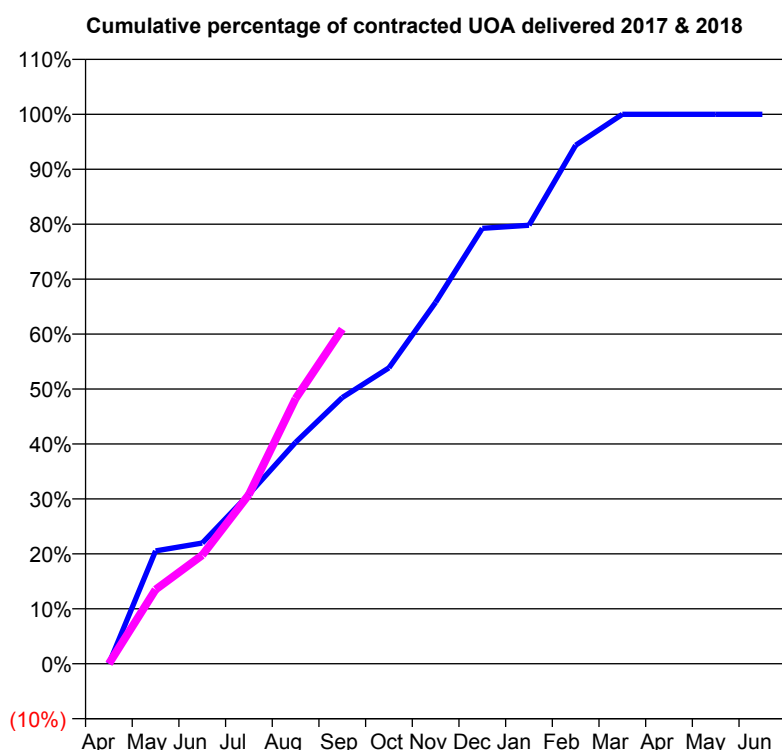
	Contract Quantity	Contract Base Number	Contract *	Region	England
% of all assessments that were assess and fit appliances (rolling 12 month period)	21	29	72.4%	57.6%	58.0%
% of all assessments that were assess and refuse (rolling 12 month period)	1	29	3.4%	11.0%	11.4%
% of all assessments that were assess and review (rolling 12 month period)	7	29	24.1%	31.3%	30.6%
% of terminated courses where treatment was abandoned or discontinued (rolling 12 month period)	0	4	0.0%	8.4%	7.8%
% of completed treatments indicating that PAR score was taken (year to date)	1	1	100.0%	61.1%	64.6%
Rate of removable appliances per 100 fixed appliances - proposed treatment (rolling 12 month period)	0	40	0.00	7.31	5.65
Rate of removable appliances per 100 fixed appliances - completed treatment (rolling 12 month period)	0	7	0.00	6.66	4.78
% of courses of treatment with removable appliances only - proposed treatment (rolling 12 month period)	0	21	0.0%	2.5%	2.0%
% of courses of treatment with removable appliances only - completed treatment (rolling 12 month period)	0	4	0.0%	1.6%	1.5%
% of patients satisfied with the treatment they have received (rolling 12 month period)	3	3	100.0%	95.8%	96.0%

* Figures in italics indicate that the base number is less than 100.

Q58 - Vital Signs Orthodontic At a Glance Contract Report for 232718/0001 - September 2017

Name or company name	MR A RUMBAK	17/18 Contracted general activity (UDA)	0
Contract type name	PDS Contract	Carry forward general activity (UDA)	0
Purpose of contract	Orthodontic	17/18 Contracted orthodontic activity (UOA)	3,747
Contract start date	01/04/2006	Carry forward orthodontic activity (UOA)	0
Contract end date	31/03/2018	Baseline contract value	£231,825.01

ACCESS	Contract	England and Wales
24 month ratio of assessments to patient IDs	1.46	1.09

ACTIVITY


Month	Adjusted Scheduled Activity (UOA)	
	2017	2018
April	0	0
May	770	506
June	823	741
July	1,156	1,154
August	1,510	1,808
September	1,815	2,283
October	2,018	
November	2,465	
December	2,969	
January	2,990	
February	3,536	
March	3,747	
April	3,747	
May	3,747	
June	3,747	

QUALITY	Contract Quantity	Contract Base Number	Contract *	Region	England
% of all assessments that were assess and fit appliances (rolling 12 month period)	191	393	48.6%	57.6%	58.0%
% of all assessments that were assess and refuse (rolling 12 month period)	0	393	0.0%	11.0%	11.4%
% of all assessments that were assess and review (rolling 12 month period)	202	393	51.4%	31.3%	30.6%
% of terminated courses where treatment was abandoned or discontinued (rolling 12 month period)	3	120	2.5%	8.4%	7.8%
% of completed treatments indicating that PAR score was taken (year to date)	0	58	0.0%	61.1%	64.6%
Rate of removable appliances per 100 fixed appliances - proposed treatment (rolling 12 month period)	25	362	6.91	7.31	5.65
Rate of removable appliances per 100 fixed appliances - completed treatment (rolling 12 month period)	0	0	N/A	6.66	4.78
% of courses of treatment with removable appliances only - proposed treatment (rolling 12 month period)	4	191	2.1%	2.5%	2.0%
% of courses of treatment with removable appliances only - completed treatment (rolling 12 month period)	0	117	0.0%	1.6%	1.5%
% of patients satisfied with the treatment they have received (rolling 12 month period)	4	5	80.0%	95.8%	96.0%

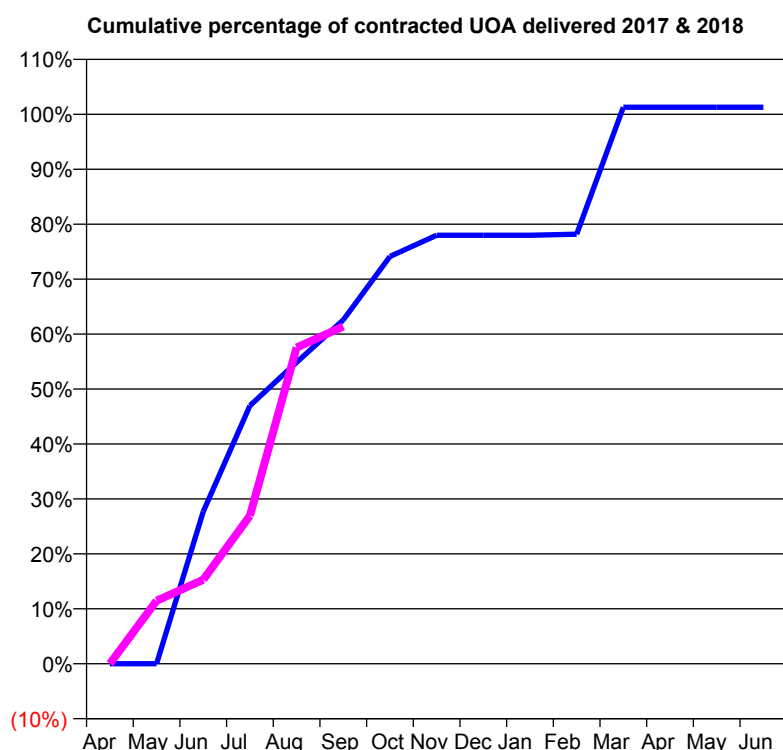
* Figures in italics indicate that the base number is less than 100.

Q58 - Vital Signs Orthodontic At a Glance Contract Report for 263605/0003 - September 2017

Name or company name	MR MD VERNON	17/18 Contracted general activity (UDA)	0
Contract type name	PDS Contract	Carry forward general activity (UDA)	0
Purpose of contract	Orthodontic	17/18 Contracted orthodontic activity (UOA)	549
Contract start date	01/02/2010	Carry forward orthodontic activity (UOA)	0
Contract end date	31/03/2019	Baseline contract value	£33,969.60

ACCESS

	Contract	England and Wales
24 month ratio of assessments to patient IDs	1.07	1.09

ACTIVITY


Month	Adjusted Scheduled Activity (UOA)	
	2017	2018
April	0	0
May	0	63
June	151	84
July	256	148
August	299	316
September	341	337
October	404	
November	425	
December	425	
January	425	
February	426	
March	552	
April	552	
May	552	
June	552	

QUALITY

	Contract Quantity	Contract Base Number	Contract *	Region	England
% of all assessments that were assess and fit appliances (rolling 12 month period)	26	28	92.9%	57.6%	58.0%
% of all assessments that were assess and refuse (rolling 12 month period)	1	28	3.6%	11.0%	11.4%
% of all assessments that were assess and review (rolling 12 month period)	1	28	3.6%	31.3%	30.6%
% of terminated courses where treatment was abandoned or discontinued (rolling 12 month period)	5	36	13.9%	8.4%	7.8%
% of completed treatments indicating that PAR score was taken (year to date)	0	12	0.0%	61.1%	64.6%
Rate of removable appliances per 100 fixed appliances - proposed treatment (rolling 12 month period)	0	0	N/A	7.31	5.65
Rate of removable appliances per 100 fixed appliances - completed treatment (rolling 12 month period)	31	58	53.45	6.66	4.78
% of courses of treatment with removable appliances only - proposed treatment (rolling 12 month period)	0	26	0.0%	2.5%	2.0%
% of courses of treatment with removable appliances only - completed treatment (rolling 12 month period)	1	31	3.2%	1.6%	1.5%
% of patients satisfied with the treatment they have received (rolling 12 month period)	2	2	100.0%	95.8%	96.0%

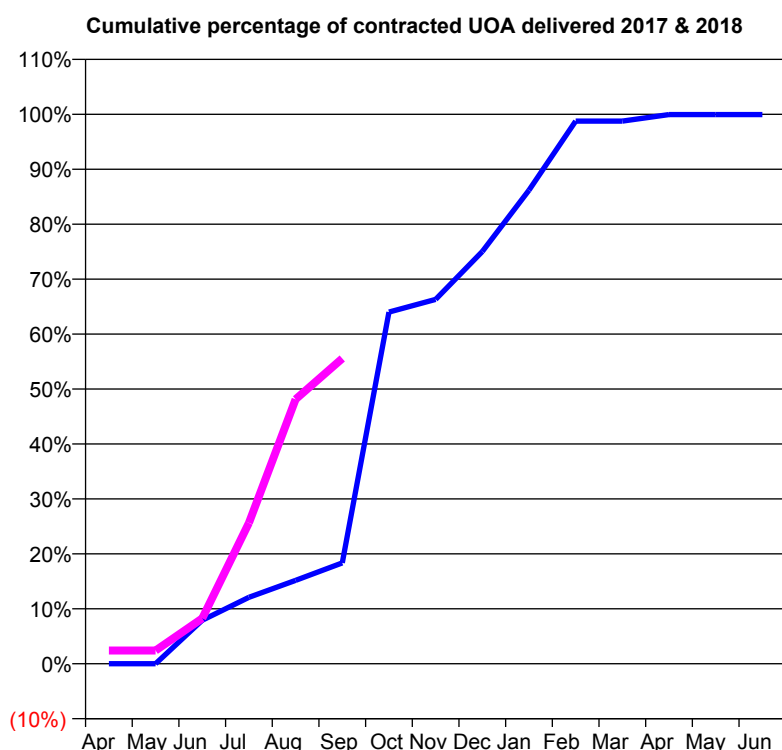
* Figures in italics indicate that the base number is less than 100.

Q58 - Vital Signs Orthodontic At a Glance Contract Report for 333441/0001 - September 2017

Name or company name	MRS AA SOYOMBO
Contract type name	PDS Contract
Purpose of contract	Orthodontic
Contract start date	01/04/2006
Contract end date	31/03/2018

17/18 Contracted general activity (UDA)	0
Carry forward general activity (UDA)	0
17/18 Contracted orthodontic activity (UOA)	8,028
Carry forward orthodontic activity (UOA)	4
Baseline contract value	£526,468.30

ACCESS	Contract	England and Wales
24 month ratio of assessments to patient IDs	1.51	1.09

ACTIVITY


Month	Adjusted Scheduled Activity (UOA)	
	2017	2018
April	0	194
May	0	194
June	637	664
July	972	2,058
August	1,218	3,865
September	1,474	4,461
October	5,138	
November	5,323	
December	6,023	
January	6,919	
February	7,928	
March	7,928	
April	8,024	
May	8,024	
June	8,024	

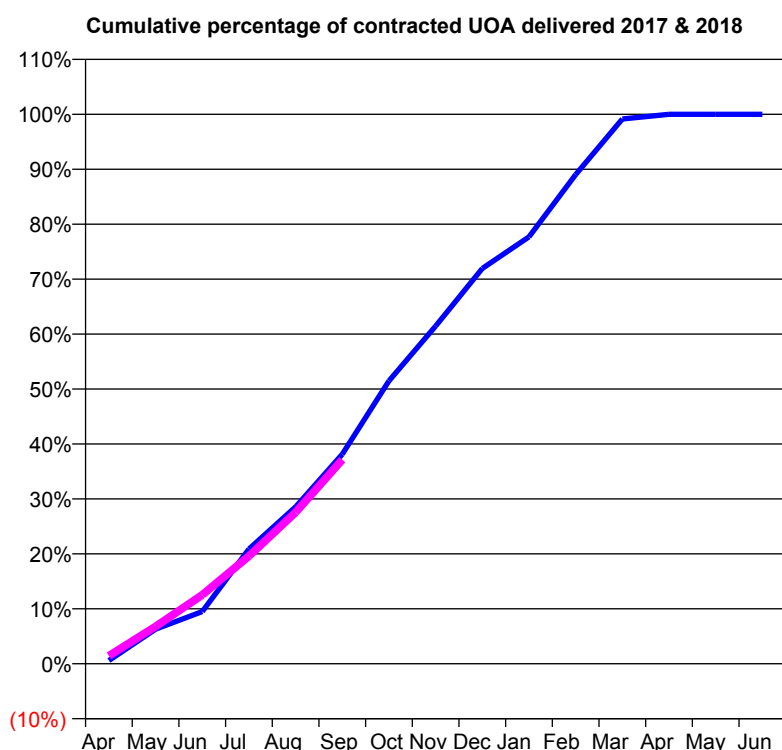
QUALITY	Contract Quantity	Contract Base Number	Contract *	Region	England
% of all assessments that were assess and fit appliances (rolling 12 month period)	574	1,242	46.2%	57.6%	58.0%
% of all assessments that were assess and refuse (rolling 12 month period)	25	1,242	2.0%	11.0%	11.4%
% of all assessments that were assess and review (rolling 12 month period)	643	1,242	51.8%	31.3%	30.6%
% of terminated courses where treatment was abandoned or discontinued (rolling 12 month period)	37	321	11.5%	8.4%	7.8%
% of completed treatments indicating that PAR score was taken (year to date)	1	149	0.7%	61.1%	64.6%
Rate of removable appliances per 100 fixed appliances - proposed treatment (rolling 12 month period)	13	1,129	1.15	7.31	5.65
Rate of removable appliances per 100 fixed appliances - completed treatment (rolling 12 month period)	1	542	0.18	6.66	4.78
% of courses of treatment with removable appliances only - proposed treatment (rolling 12 month period)	2	574	0.3%	2.5%	2.0%
% of courses of treatment with removable appliances only - completed treatment (rolling 12 month period)	1	284	0.4%	1.6%	1.5%
% of patients satisfied with the treatment they have received (rolling 12 month period)	10	12	83.3%	95.8%	96.0%

* Figures in italics indicate that the base number is less than 100.

Q58 - Vital Signs Orthodontic At a Glance Contract Report for 335460/0001 - September 2017

Name or company name	MR SF ISMAIL	17/18 Contracted general activity (UDA)	0
Contract type name	PDS Contract	Carry forward general activity (UDA)	0
Purpose of contract	Orthodontic	17/18 Contracted orthodontic activity (UOA)	7,302
Contract start date	01/04/2006	Carry forward orthodontic activity (UOA)	0
Contract end date	31/03/2018	Baseline contract value	£461,809.06

ACCESS	Contract	England and Wales
24 month ratio of assessments to patient IDs	1.09	1.09

ACTIVITY


Month	Adjusted Scheduled Activity (UOA)	
	2017	2018
April	44	106
May	460	496
June	693	916
July	1,525	1,431
August	2,085	2,012
September	2,785	2,712
October	3,759	
November	4,488	
December	5,253	
January	5,673	
February	6,501	
March	7,239	
April	7,302	
May	7,302	
June	7,302	

QUALITY	Contract Quantity	Contract Base Number	Contract *	Region	England
% of all assessments that were assess and fit appliances (rolling 12 month period)	344	548	62.8%	57.6%	58.0%
% of all assessments that were assess and refuse (rolling 12 month period)	65	548	11.9%	11.0%	11.4%
% of all assessments that were assess and review (rolling 12 month period)	139	548	25.4%	31.3%	30.6%
% of terminated courses where treatment was abandoned or discontinued (rolling 12 month period)	17	306	5.6%	8.4%	7.8%
% of completed treatments indicating that PAR score was taken (year to date)	134	147	91.2%	61.1%	64.6%
Rate of removable appliances per 100 fixed appliances - proposed treatment (rolling 12 month period)	68	671	10.13	7.31	5.65
Rate of removable appliances per 100 fixed appliances - completed treatment (rolling 12 month period)	95	539	17.63	6.66	4.78
% of courses of treatment with removable appliances only - proposed treatment (rolling 12 month period)	8	344	2.3%	2.5%	2.0%
% of courses of treatment with removable appliances only - completed treatment (rolling 12 month period)	18	289	6.2%	1.6%	1.5%
% of patients satisfied with the treatment they have received (rolling 12 month period)	12	12	100.0%	95.8%	96.0%

* Figures in italics indicate that the base number is less than 100.

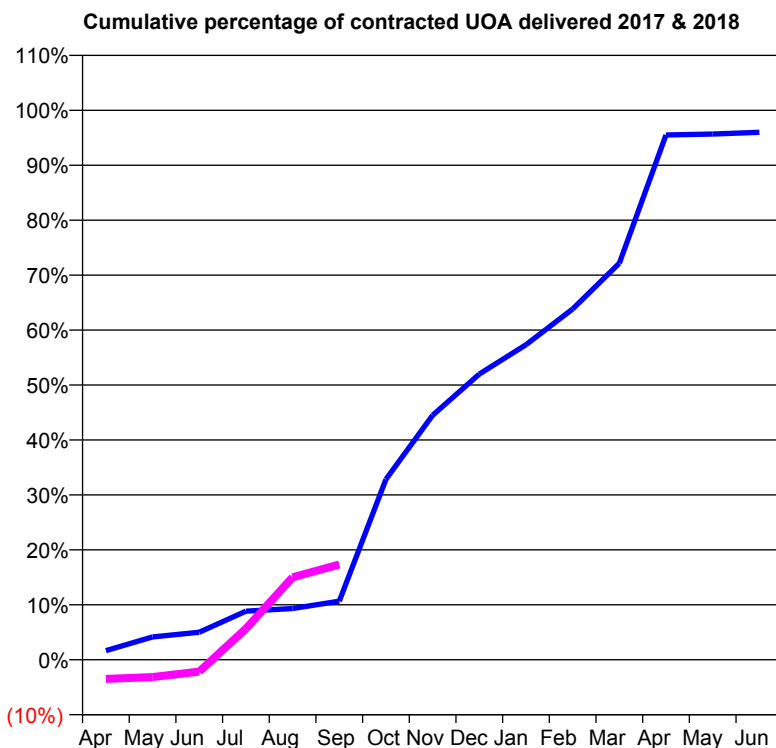
Q58 - Vital Signs Orthodontic At a Glance Contract Report for 363456/0002 - September 2017

Name or company name	Ballard & Tucker
Contract type name	GDS Contract
Purpose of contract	Orthodontic
Contract start date	01/04/2006
Contract end date	

17/18 Contracted general activity (UDA)	0
Carry forward general activity (UDA)	0
17/18 Contracted orthodontic activity (UOA)	600
Carry forward orthodontic activity (UOA)	24
Baseline contract value	£40,001.61

ACCESS

	Contract	England and Wales
24 month ratio of assessments to patient IDs	1.23	1.09

ACTIVITY


Month	Adjusted Scheduled Activity (UOA)	
	2017	2018
April	10	-21
May	25	-19
June	30	-13
July	53	34
August	56	90
September	64	104
October	197	
November	267	
December	312	
January	344	
February	383	
March	433	
April	573	
May	574	
June	576	

QUALITY

	Contract Quantity	Contract Base Number	Contract *	Region	England
% of all assessments that were assess and fit appliances (rolling 12 month period)	30	134	22.4%	57.6%	58.0%
% of all assessments that were assess and refuse (rolling 12 month period)	3	134	2.2%	11.0%	11.4%
% of all assessments that were assess and review (rolling 12 month period)	101	134	75.4%	31.3%	30.6%
% of terminated courses where treatment was abandoned or discontinued (rolling 12 month period)	1	3	33.3%	8.4%	7.8%
% of completed treatments indicating that PAR score was taken (year to date)	1	2	50.0%	61.1%	64.6%
Rate of removable appliances per 100 fixed appliances - proposed treatment (rolling 12 month period)	1	4	25.00	7.31	5.65
Rate of removable appliances per 100 fixed appliances - completed treatment (rolling 12 month period)	0	1	0.00	6.66	4.78
% of courses of treatment with removable appliances only - proposed treatment (rolling 12 month period)	1	30	3.3%	2.5%	2.0%
% of courses of treatment with removable appliances only - completed treatment (rolling 12 month period)	0	2	0.0%	1.6%	1.5%
% of patients satisfied with the treatment they have received (rolling 12 month period)	0	0	N/A	95.8%	96.0%

* Figures in italics indicate that the base number is less than 100.

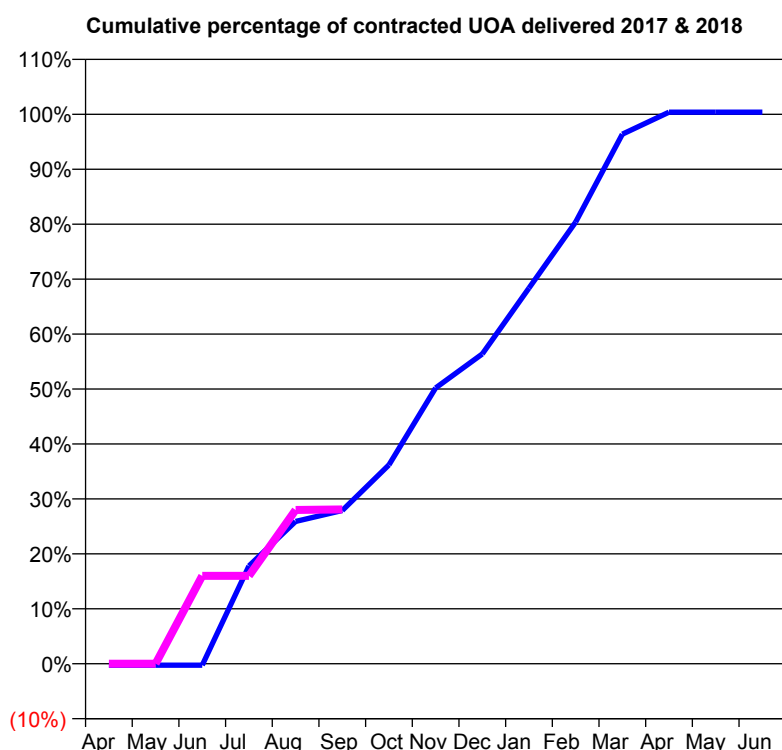
Q58 - Vital Signs Orthodontic At a Glance Contract Report for 573949/0001 - September 2017

Name or company name	MR IJ DIBBLE
Contract type name	GDS Contract
Purpose of contract	General and Orthodontic
Contract start date	01/04/2006
Contract end date	

17/18 Contracted general activity (UDA)	4,055
Carry forward general activity (UDA)	0
17/18 Contracted orthodontic activity (UOA)	1,050
Carry forward orthodontic activity (UOA)	0
Baseline contract value	£215,610.24

ACCESS

	Contract	England and Wales
24 month ratio of assessments to patient IDs	1.00	1.09

ACTIVITY


Month	Adjusted Scheduled Activity (UOA)	
	2017	2018
April	-3	0
May	-3	0
June	-3	168
July	187	168
August	272	294
September	293	295
October	380	
November	527	
December	592	
January	718	
February	844	
March	1,012	
April	1,054	
May	1,054	
June	1,054	

QUALITY

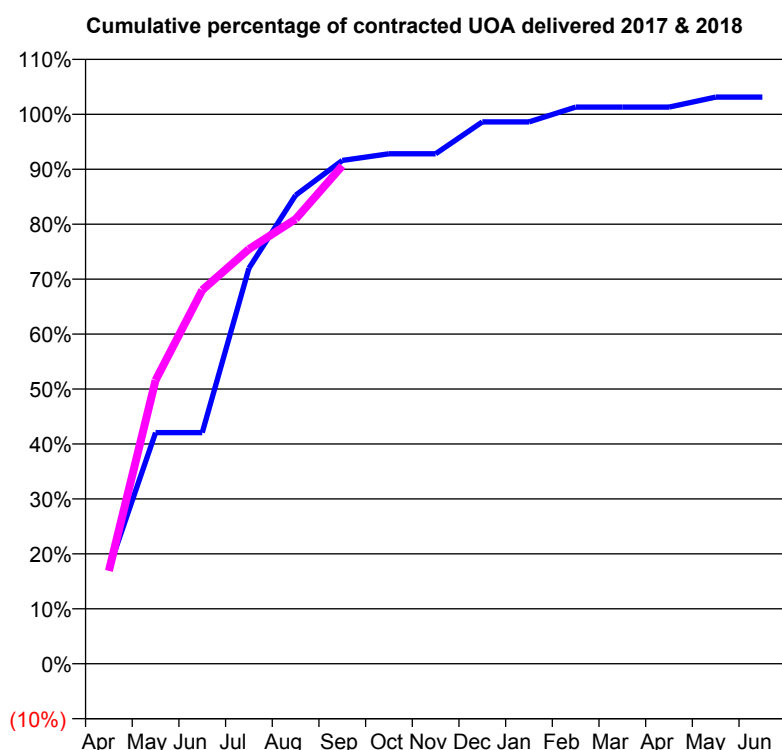
	Contract Quantity	Contract Base Number	Contract *	Region	England
% of all assessments that were assess and fit appliances (rolling 12 month period)	50	56	89.3%	57.6%	58.0%
% of all assessments that were assess and refuse (rolling 12 month period)	2	56	3.6%	11.0%	11.4%
% of all assessments that were assess and review (rolling 12 month period)	4	56	7.1%	31.3%	30.6%
% of terminated courses where treatment was abandoned or discontinued (rolling 12 month period)	1	34	2.9%	8.4%	7.8%
% of completed treatments indicating that PAR score was taken (year to date)	8	8	100.0%	61.1%	64.6%
Rate of removable appliances per 100 fixed appliances - proposed treatment (rolling 12 month period)	0	0	N/A	7.31	5.65
Rate of removable appliances per 100 fixed appliances - completed treatment (rolling 12 month period)	0	0	N/A	6.66	4.78
% of courses of treatment with removable appliances only - proposed treatment (rolling 12 month period)	0	50	0.0%	2.5%	2.0%
% of courses of treatment with removable appliances only - completed treatment (rolling 12 month period)	0	33	0.0%	1.6%	1.5%
% of patients satisfied with the treatment they have received (rolling 12 month period)	4	4	100.0%	95.8%	96.0%

* Figures in italics indicate that the base number is less than 100.

Q58 - Vital Signs Orthodontic At a Glance Contract Report for 577987/0001 - September 2017

Name or company name	MR K SHETH	17/18 Contracted general activity (UDA)	0
Contract type name	PDS Contract	Carry forward general activity (UDA)	0
Purpose of contract	Orthodontic	17/18 Contracted orthodontic activity (UOA)	1,153
Contract start date	01/04/2006	Carry forward orthodontic activity (UOA)	0
Contract end date	31/03/2019	Baseline contract value	£71,728.26

ACCESS	Contract	England and Wales
24 month ratio of assessments to patient IDs	1.30	1.09

ACTIVITY


Month	Adjusted Scheduled Activity (UOA)	
	2017	2018
April	200	195
May	485	595
June	485	784
July	830	870
August	983	933
September	1,056	1,045
October	1,070	
November	1,070	
December	1,137	
January	1,137	
February	1,168	
March	1,168	
April	1,168	
May	1,189	
June	1,189	

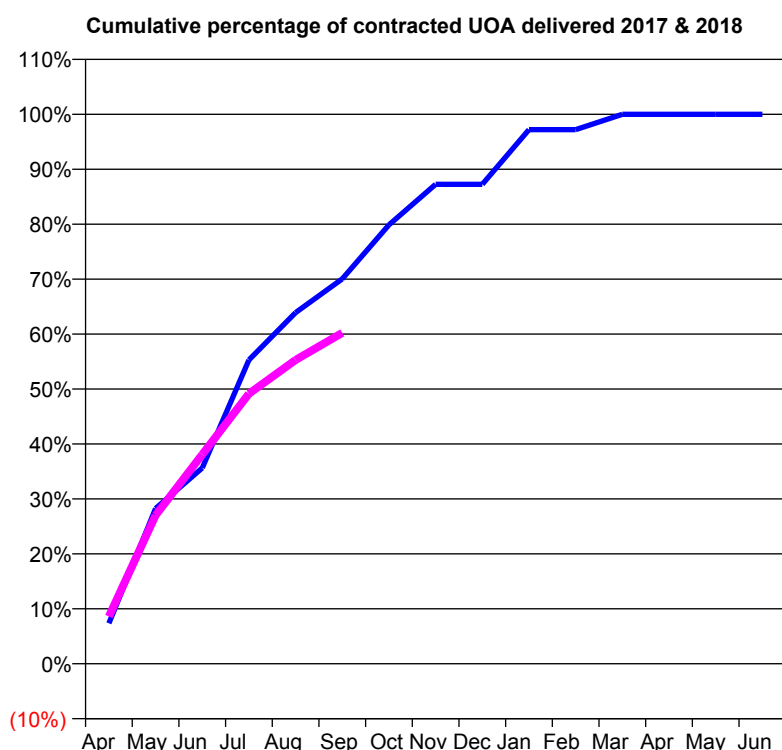
QUALITY	Contract Quantity	Contract Base Number	Contract *	Region	England
% of all assessments that were assess and fit appliances (rolling 12 month period)	47	260	18.1%	57.6%	58.0%
% of all assessments that were assess and refuse (rolling 12 month period)	46	260	17.7%	11.0%	11.4%
% of all assessments that were assess and review (rolling 12 month period)	167	260	64.2%	31.3%	30.6%
% of terminated courses where treatment was abandoned or discontinued (rolling 12 month period)	2	35	5.7%	8.4%	7.8%
% of completed treatments indicating that PAR score was taken (year to date)	15	19	78.9%	61.1%	64.6%
Rate of removable appliances per 100 fixed appliances - proposed treatment (rolling 12 month period)	0	78	0.00	7.31	5.65
Rate of removable appliances per 100 fixed appliances - completed treatment (rolling 12 month period)	0	55	0.00	6.66	4.78
% of courses of treatment with removable appliances only - proposed treatment (rolling 12 month period)	0	47	0.0%	2.5%	2.0%
% of courses of treatment with removable appliances only - completed treatment (rolling 12 month period)	0	33	0.0%	1.6%	1.5%
% of patients satisfied with the treatment they have received (rolling 12 month period)	0	0	N/A	95.8%	96.0%

* Figures in italics indicate that the base number is less than 100.

Q58 - Vital Signs Orthodontic At a Glance Contract Report for 623628/0003 - September 2017

Name or company name	MR J PANDYA	17/18 Contracted general activity (UDA)	0
Contract type name	PDS Contract	Carry forward general activity (UDA)	0
Purpose of contract	Orthodontic	17/18 Contracted orthodontic activity (UOA)	1,709
Contract start date	01/12/2013	Carry forward orthodontic activity (UOA)	0
Contract end date	31/03/2018	Baseline contract value	£106,624.45

ACCESS	Contract	England and Wales
24 month ratio of assessments to patient IDs	1.01	1.09

ACTIVITY


Month	Adjusted Scheduled Activity (UOA)	
	2017	2018
April	126	147
May	483	462
June	609	651
July	945	840
August	1,092	945
September	1,197	1,029
October	1,365	
November	1,491	
December	1,491	
January	1,661	
February	1,661	
March	1,709	
April	1,709	
May	1,709	
June	1,709	

QUALITY

	Contract Quantity	Contract Base Number	Contract *	Region	England
% of all assessments that were assess and fit appliances (rolling 12 month period)	73	79	92.4%	57.6%	58.0%
% of all assessments that were assess and refuse (rolling 12 month period)	3	79	3.8%	11.0%	11.4%
% of all assessments that were assess and review (rolling 12 month period)	3	79	3.8%	31.3%	30.6%
% of terminated courses where treatment was abandoned or discontinued (rolling 12 month period)	3	82	3.7%	8.4%	7.8%
% of completed treatments indicating that PAR score was taken (year to date)	28	29	96.6%	61.1%	64.6%
Rate of removable appliances per 100 fixed appliances - proposed treatment (rolling 12 month period)	2	141	1.42	7.31	5.65
Rate of removable appliances per 100 fixed appliances - completed treatment (rolling 12 month period)	0	156	0.00	6.66	4.78
% of courses of treatment with removable appliances only - proposed treatment (rolling 12 month period)	1	73	1.4%	2.5%	2.0%
% of courses of treatment with removable appliances only - completed treatment (rolling 12 month period)	0	79	0.0%	1.6%	1.5%
% of patients satisfied with the treatment they have received (rolling 12 month period)	1	1	100.0%	95.8%	96.0%

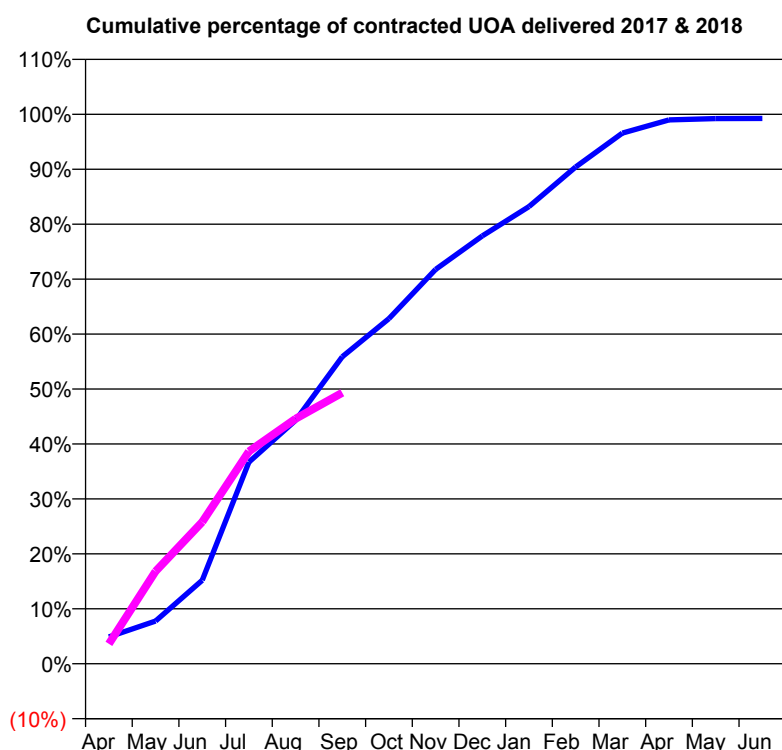
* Figures in italics indicate that the base number is less than 100.

Q58 - Vital Signs Orthodontic At a Glance Contract Report for 631256/0001 - September 2017

Name or company name	Smiles Orthodontics Limited
Contract type name	PDS Contract
Purpose of contract	Orthodontic
Contract start date	01/04/2006
Contract end date	31/03/2026

17/18 Contracted general activity (UDA)	0
Carry forward general activity (UDA)	0
17/18 Contracted orthodontic activity (UOA)	10,755
Carry forward orthodontic activity (UOA)	82
Baseline contract value	£705,109.25

ACCESS	Contract	England and Wales
24 month ratio of assessments to patient IDs	1.20	1.09

ACTIVITY


Month	Adjusted Scheduled Activity (UOA)	
	2017	2018
April	527	391
May	836	1,810
June	1,634	2,775
July	3,948	4,157
August	4,765	4,797
September	6,010	5,304
October	6,757	
November	7,719	
December	8,373	
January	8,949	
February	9,723	
March	10,385	
April	10,645	
May	10,670	
June	10,673	

QUALITY

	Contract Quantity	Contract Base Number	Contract *	Region	England
% of all assessments that were assess and fit appliances (rolling 12 month period)	462	1,038	44.5%	57.6%	58.0%
% of all assessments that were assess and refuse (rolling 12 month period)	77	1,038	7.4%	11.0%	11.4%
% of all assessments that were assess and review (rolling 12 month period)	499	1,038	48.1%	31.3%	30.6%
% of terminated courses where treatment was abandoned or discontinued (rolling 12 month period)	19	442	4.3%	8.4%	7.8%
% of completed treatments indicating that PAR score was taken (year to date)	11	214	5.1%	61.1%	64.6%
Rate of removable appliances per 100 fixed appliances - proposed treatment (rolling 12 month period)	21	823	2.55	7.31	5.65
Rate of removable appliances per 100 fixed appliances - completed treatment (rolling 12 month period)	5	780	0.64	6.66	4.78
% of courses of treatment with removable appliances only - proposed treatment (rolling 12 month period)	13	462	2.8%	2.5%	2.0%
% of courses of treatment with removable appliances only - completed treatment (rolling 12 month period)	4	423	0.9%	1.6%	1.5%
% of patients satisfied with the treatment they have received (rolling 12 month period)	19	20	95.0%	95.8%	96.0%

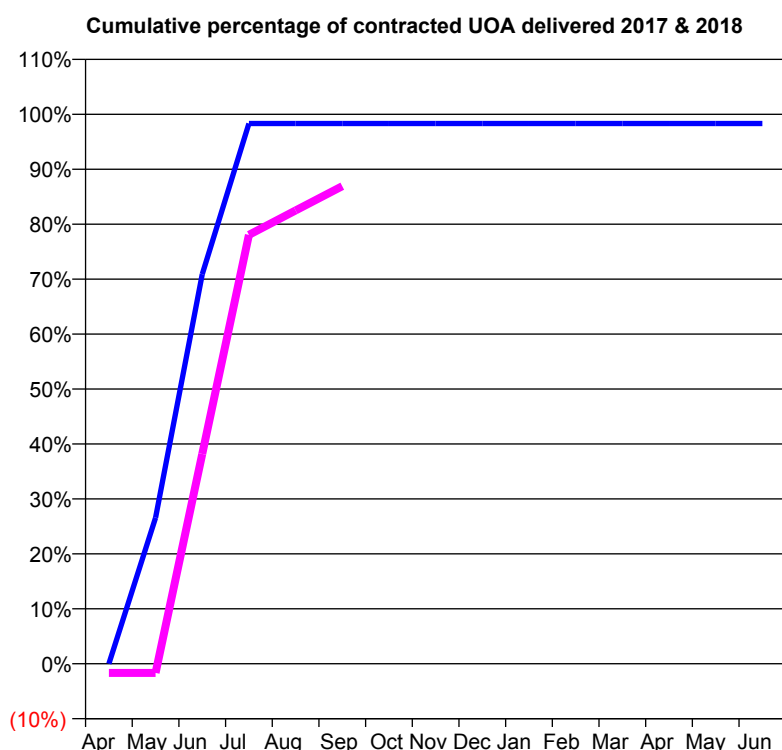
* Figures in italics indicate that the base number is less than 100.

Q58 - Vital Signs Orthodontic At a Glance Contract Report for 674591/0001 - September 2017

Name or company name	MR S POPAT
Contract type name	PDS Contract
Purpose of contract	Orthodontic
Contract start date	01/04/2006
Contract end date	31/03/2019

17/18 Contracted general activity (UDA)	0
Carry forward general activity (UDA)	0
17/18 Contracted orthodontic activity (UOA)	474
Carry forward orthodontic activity (UOA)	8
Baseline contract value	£29,572.83

ACCESS	Contract	England and Wales
24 month ratio of assessments to patient IDs	1.00	1.09

ACTIVITY


Month	Adjusted Scheduled Activity (UOA)	
	2017	2018
April	0	-8
May	126	-8
June	336	181
July	466	370
August	466	391
September	466	412
October	466	
November	466	
December	466	
January	466	
February	466	
March	466	
April	466	
May	466	
June	466	

QUALITY

	Contract Quantity	Contract Base Number	Contract *	Region	England
% of all assessments that were assess and fit appliances (rolling 12 month period)	20	20	100.0%	57.6%	58.0%
% of all assessments that were assess and refuse (rolling 12 month period)	0	20	0.0%	11.0%	11.4%
% of all assessments that were assess and review (rolling 12 month period)	0	20	0.0%	31.3%	30.6%
% of terminated courses where treatment was abandoned or discontinued (rolling 12 month period)	1	32	3.1%	8.4%	7.8%
% of completed treatments indicating that PAR score was taken (year to date)	11	11	100.0%	61.1%	64.6%
Rate of removable appliances per 100 fixed appliances - proposed treatment (rolling 12 month period)	1	40	2.50	7.31	5.65
Rate of removable appliances per 100 fixed appliances - completed treatment (rolling 12 month period)	2	61	3.28	6.66	4.78
% of courses of treatment with removable appliances only - proposed treatment (rolling 12 month period)	0	20	0.0%	2.5%	2.0%
% of courses of treatment with removable appliances only - completed treatment (rolling 12 month period)	0	31	0.0%	1.6%	1.5%
% of patients satisfied with the treatment they have received (rolling 12 month period)	0	0	N/A	95.8%	96.0%

* Figures in italics indicate that the base number is less than 100.

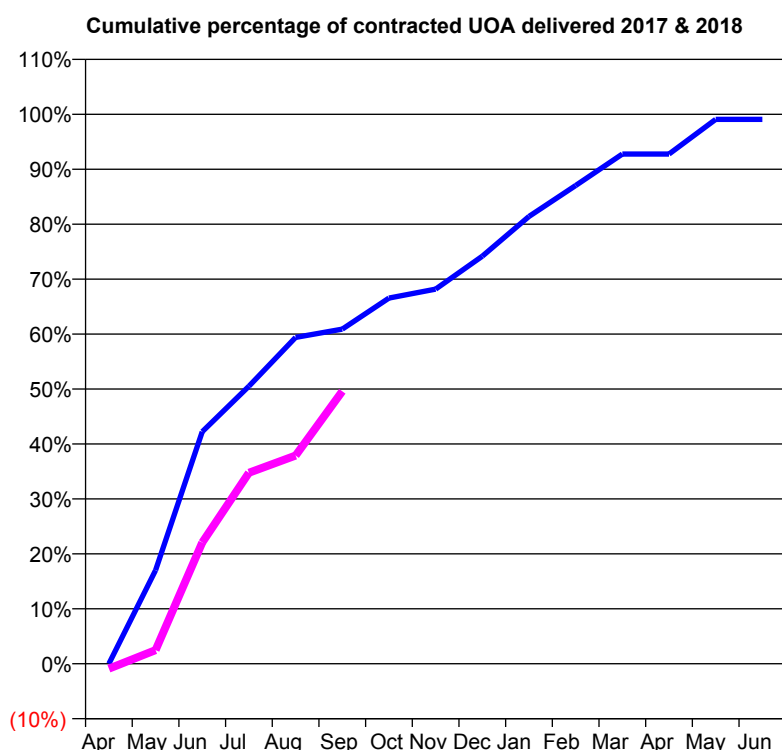
Q58 - Vital Signs Orthodontic At a Glance Contract Report for 732656/0004 - September 2017

Name or company name	MR TS CLAYDON
Contract type name	PDS Contract
Purpose of contract	Orthodontic
Contract start date	01/04/2006
Contract end date	31/03/2019

17/18 Contracted general activity (UDA)	0
Carry forward general activity (UDA)	0
17/18 Contracted orthodontic activity (UOA)	1,522
Carry forward orthodontic activity (UOA)	14
Baseline contract value	£94,045.18

ACCESS	Contract	England and Wales
---------------	-----------------	--------------------------

24 month ratio of assessments to patient IDs	1.05	1.09
--	------	------

ACTIVITY


Month	Adjusted Scheduled Activity (UOA)	
	2017	2018
April	0	-14
May	259	38
June	643	336
July	769	529
August	904	577
September	927	755
October	1,013	
November	1,038	
December	1,129	
January	1,239	
February	1,325	
March	1,412	
April	1,412	
May	1,508	
June	1,508	

QUALITY	Contract Quantity	Contract Base Number	Contract *	Region	England
----------------	--------------------------	-----------------------------	-------------------	---------------	----------------

% of all assessments that were assess and fit appliances (rolling 12 month period)	62	118	52.5%	57.6%	58.0%
% of all assessments that were assess and refuse (rolling 12 month period)	17	118	14.4%	11.0%	11.4%
% of all assessments that were assess and review (rolling 12 month period)	39	118	33.1%	31.3%	30.6%
% of terminated courses where treatment was abandoned or discontinued (rolling 12 month period)	1	53	1.9%	8.4%	7.8%
% of completed treatments indicating that PAR score was taken (year to date)	25	25	100.0%	61.1%	64.6%
Rate of removable appliances per 100 fixed appliances - proposed treatment (rolling 12 month period)	56	117	47.86	7.31	5.65
Rate of removable appliances per 100 fixed appliances - completed treatment (rolling 12 month period)	45	94	47.87	6.66	4.78
% of courses of treatment with removable appliances only - proposed treatment (rolling 12 month period)	1	62	1.6%	2.5%	2.0%
% of courses of treatment with removable appliances only - completed treatment (rolling 12 month period)	1	52	1.9%	1.6%	1.5%
% of patients satisfied with the treatment they have received (rolling 12 month period)	2	2	100.0%	95.8%	96.0%

* Figures in italics indicate that the base number is less than 100.

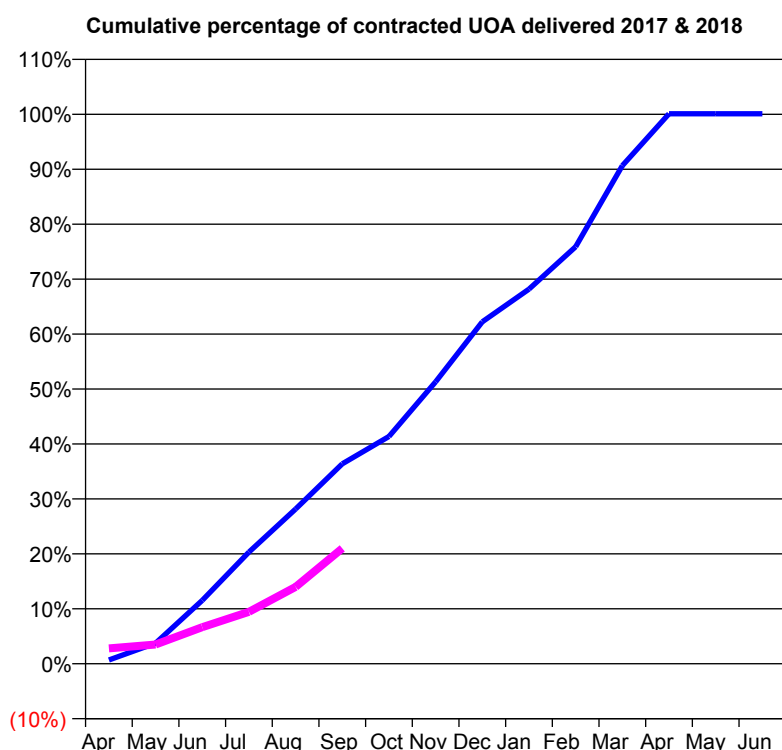
Q58 - Vital Signs Orthodontic At a Glance Contract Report for 736155/0001 - September 2017

Name or company name	MR AW SMITH
Contract type name	GDS Contract
Purpose of contract	General and Orthodontic
Contract start date	01/04/2006
Contract end date	

17/18 Contracted general activity (UDA)	22,556
Carry forward general activity (UDA)	0
17/18 Contracted orthodontic activity (UOA)	6,000
Carry forward orthodontic activity (UOA)	0
Baseline contract value	£1,046,944.18

ACCESS

	Contract	England and Wales
24 month ratio of assessments to patient IDs	1.01	1.09

ACTIVITY


Month	Adjusted Scheduled Activity (UOA)	
	2017	2018
April	41	168
May	225	210
June	692	399
July	1,219	567
August	1,689	840
September	2,184	1,260
October	2,482	
November	3,079	
December	3,734	
January	4,091	
February	4,553	
March	5,439	
April	6,006	
May	6,006	
June	6,006	

QUALITY

	Contract Quantity	Contract Base Number	Contract *	Region	England
% of all assessments that were assess and fit appliances (rolling 12 month period)	244	253	96.4%	57.6%	58.0%
% of all assessments that were assess and refuse (rolling 12 month period)	9	253	3.6%	11.0%	11.4%
% of all assessments that were assess and review (rolling 12 month period)	0	253	0.0%	31.3%	30.6%
% of terminated courses where treatment was abandoned or discontinued (rolling 12 month period)	34	229	14.8%	8.4%	7.8%
% of completed treatments indicating that PAR score was taken (year to date)	8	121	6.6%	61.1%	64.6%
Rate of removable appliances per 100 fixed appliances - proposed treatment (rolling 12 month period)	0	236	0.00	7.31	5.65
Rate of removable appliances per 100 fixed appliances - completed treatment (rolling 12 month period)	183	182	100.55	6.66	4.78
% of courses of treatment with removable appliances only - proposed treatment (rolling 12 month period)	0	244	0.0%	2.5%	2.0%
% of courses of treatment with removable appliances only - completed treatment (rolling 12 month period)	19	195	9.7%	1.6%	1.5%
% of patients satisfied with the treatment they have received (rolling 12 month period)	7	7	100.0%	95.8%	96.0%

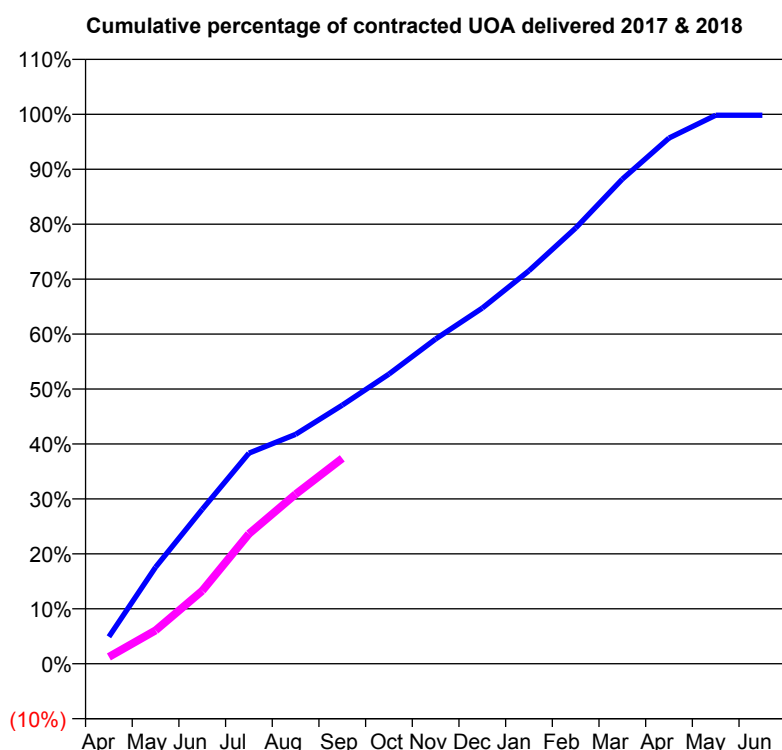
* Figures in italics indicate that the base number is less than 100.

Q58 - Vital Signs Orthodontic At a Glance Contract Report for 748897/0001 - September 2017

Name or company name	MR RM TOBIN	17/18 Contracted general activity (UDA)	0
Contract type name	PDS Contract	Carry forward general activity (UDA)	0
Purpose of contract	Orthodontic	17/18 Contracted orthodontic activity (UOA)	8,736
Contract start date	01/04/2006	Carry forward orthodontic activity (UOA)	16
Contract end date	31/03/2018	Baseline contract value	£574,030.53

ACCESS

	Contract	England and Wales
24 month ratio of assessments to patient IDs	1.03	1.09

ACTIVITY


Month	Adjusted Scheduled Activity (UOA)	
	2017	2018
April	429	110
May	1,536	530
June	2,457	1,160
July	3,349	2,065
August	3,648	2,695
September	4,112	3,266
October	4,605	
November	5,164	
December	5,655	
January	6,249	
February	6,927	
March	7,704	
April	8,359	
May	8,720	
June	8,720	

QUALITY

	Contract Quantity	Contract Base Number	Contract *	Region	England
% of all assessments that were assess and fit appliances (rolling 12 month period)	385	490	78.6%	57.6%	58.0%
% of all assessments that were assess and refuse (rolling 12 month period)	6	490	1.2%	11.0%	11.4%
% of all assessments that were assess and review (rolling 12 month period)	99	490	20.2%	31.3%	30.6%
% of terminated courses where treatment was abandoned or discontinued (rolling 12 month period)	41	380	10.8%	8.4%	7.8%
% of completed treatments indicating that PAR score was taken (year to date)	28	157	17.8%	61.1%	64.6%
Rate of removable appliances per 100 fixed appliances - proposed treatment (rolling 12 month period)	23	719	3.20	7.31	5.65
Rate of removable appliances per 100 fixed appliances - completed treatment (rolling 12 month period)	13	640	2.03	6.66	4.78
% of courses of treatment with removable appliances only - proposed treatment (rolling 12 month period)	15	385	3.9%	2.5%	2.0%
% of courses of treatment with removable appliances only - completed treatment (rolling 12 month period)	8	339	2.4%	1.6%	1.5%
% of patients satisfied with the treatment they have received (rolling 12 month period)	13	13	100.0%	95.8%	96.0%

* Figures in italics indicate that the base number is less than 100.

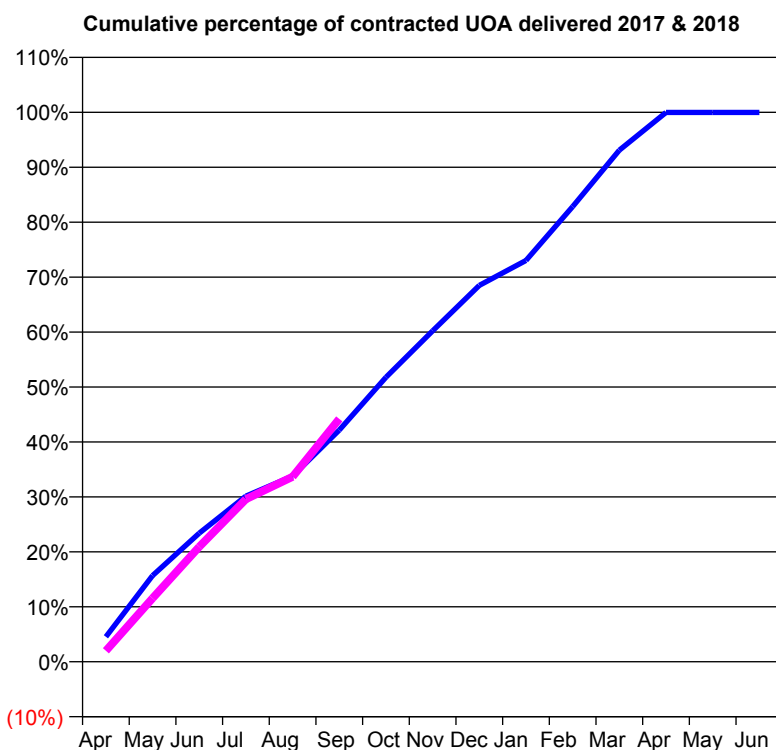
Q58 - Vital Signs Orthodontic At a Glance Contract Report for 748897/0002 - September 2017

Name or company name	MR RM TOBIN
Contract type name	PDS Contract
Purpose of contract	Orthodontic
Contract start date	01/09/2008
Contract end date	31/03/2018

17/18 Contracted general activity (UDA)	0
Carry forward general activity (UDA)	0
17/18 Contracted orthodontic activity (UOA)	9,276
Carry forward orthodontic activity (UOA)	4
Baseline contract value	£573,964.27

ACCESS

	Contract	England and Wales
24 month ratio of assessments to patient IDs	1.03	1.09

ACTIVITY


Month	Adjusted Scheduled Activity (UOA)	
	2017	2018
April	422	185
May	1,456	1,073
June	2,171	1,942
July	2,797	2,746
August	3,135	3,124
September	3,912	4,100
October	4,803	
November	5,586	
December	6,354	
January	6,774	
February	7,683	
March	8,636	
April	9,272	
May	9,272	
June	9,272	

QUALITY

	Contract Quantity	Contract Base Number	Contract *	Region	England
% of all assessments that were assess and fit appliances (rolling 12 month period)	461	561	82.2%	57.6%	58.0%
% of all assessments that were assess and refuse (rolling 12 month period)	13	561	2.3%	11.0%	11.4%
% of all assessments that were assess and review (rolling 12 month period)	87	561	15.5%	31.3%	30.6%
% of terminated courses where treatment was abandoned or discontinued (rolling 12 month period)	19	319	6.0%	8.4%	7.8%
% of completed treatments indicating that PAR score was taken (year to date)	38	153	24.8%	61.1%	64.6%
Rate of removable appliances per 100 fixed appliances - proposed treatment (rolling 12 month period)	24	859	2.79	7.31	5.65
Rate of removable appliances per 100 fixed appliances - completed treatment (rolling 12 month period)	29	424	6.84	6.66	4.78
% of courses of treatment with removable appliances only - proposed treatment (rolling 12 month period)	14	461	3.0%	2.5%	2.0%
% of courses of treatment with removable appliances only - completed treatment (rolling 12 month period)	19	300	6.3%	1.6%	1.5%
% of patients satisfied with the treatment they have received (rolling 12 month period)	18	18	100.0%	95.8%	96.0%

* Figures in italics indicate that the base number is less than 100.

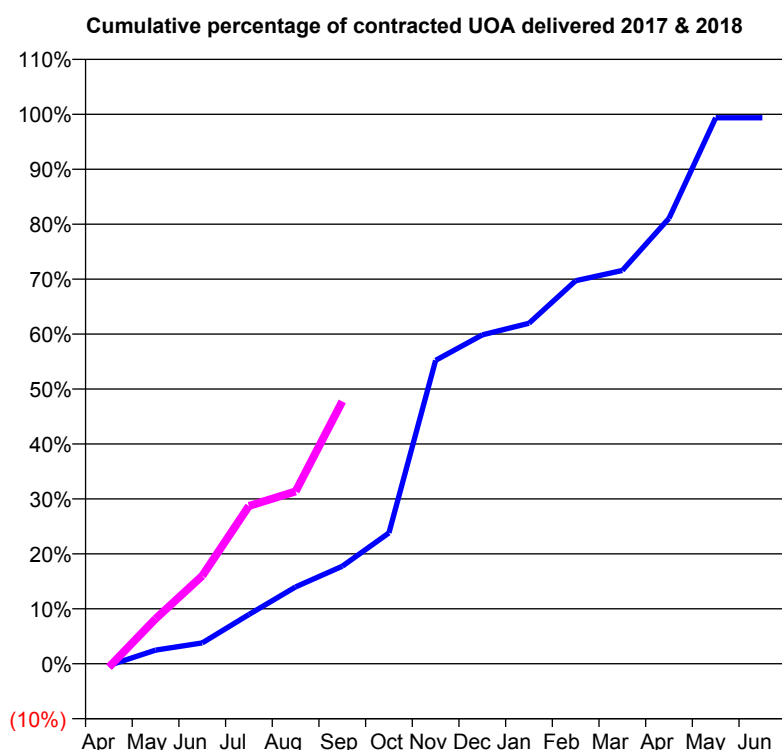
Q58 - Vital Signs Orthodontic At a Glance Contract Report for 750344/0001 - September 2017

Name or company name	MISS LH PIETERSEN
Contract type name	PDS Contract
Purpose of contract	Orthodontic
Contract start date	01/04/2006
Contract end date	31/03/2018

17/18 Contracted general activity (UDA)	0
Carry forward general activity (UDA)	0
17/18 Contracted orthodontic activity (UOA)	15,976
Carry forward orthodontic activity (UOA)	101
Baseline contract value	£996,117.53

ACCESS

	Contract	England and Wales
24 month ratio of assessments to patient IDs	1.03	1.09

ACTIVITY


Month	Adjusted Scheduled Activity (UOA)	
	2017	2018
April	-52	-101
May	397	1,310
June	607	2,557
July	1,434	4,590
August	2,236	5,010
September	2,836	7,626
October	3,806	
November	8,821	
December	9,564	
January	9,900	
February	11,138	
March	11,436	
April	12,951	
May	15,875	
June	15,875	

QUALITY

	Contract Quantity	Contract Base Number	Contract *	Region	England
% of all assessments that were assess and fit appliances (rolling 12 month period)	1,050	1,066	98.5%	57.6%	58.0%
% of all assessments that were assess and refuse (rolling 12 month period)	6	1,066	0.6%	11.0%	11.4%
% of all assessments that were assess and review (rolling 12 month period)	10	1,066	0.9%	31.3%	30.6%
% of terminated courses where treatment was abandoned or discontinued (rolling 12 month period)	33	649	5.1%	8.4%	7.8%
% of completed treatments indicating that PAR score was taken (year to date)	378	383	98.7%	61.1%	64.6%
Rate of removable appliances per 100 fixed appliances - proposed treatment (rolling 12 month period)	100	1,972	5.07	7.31	5.65
Rate of removable appliances per 100 fixed appliances - completed treatment (rolling 12 month period)	54	718	7.52	6.66	4.78
% of courses of treatment with removable appliances only - proposed treatment (rolling 12 month period)	48	1,050	4.6%	2.5%	2.0%
% of courses of treatment with removable appliances only - completed treatment (rolling 12 month period)	34	616	5.5%	1.6%	1.5%
% of patients satisfied with the treatment they have received (rolling 12 month period)	50	54	92.6%	95.8%	96.0%

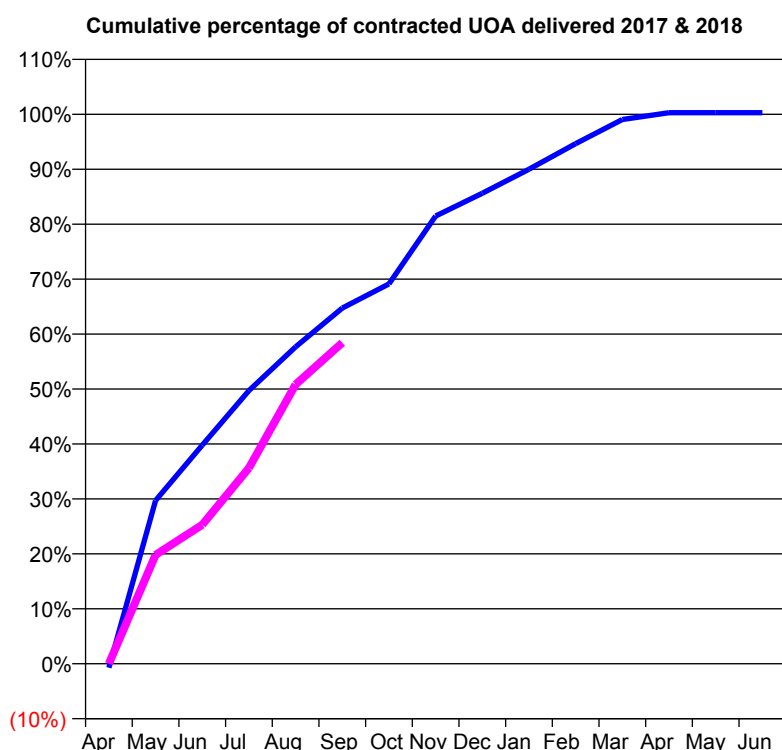
* Figures in italics indicate that the base number is less than 100.

Q58 - Vital Signs Orthodontic At a Glance Contract Report for 763950/0001 - September 2017

Name or company name	Ortho Hemel Limited
Contract type name	PDS Contract
Purpose of contract	Orthodontic
Contract start date	01/04/2006
Contract end date	31/03/2019

17/18 Contracted general activity (UDA)	0
Carry forward general activity (UDA)	0
17/18 Contracted orthodontic activity (UOA)	6,984
Carry forward orthodontic activity (UOA)	0
Baseline contract value	£435,472.31

ACCESS	Contract	England and Wales
24 month ratio of assessments to patient IDs	1.04	1.09

ACTIVITY


Month	Adjusted Scheduled Activity (UOA)	
	2017	2018
April	-52	0
May	2,075	1,384
June	2,778	1,766
July	3,471	2,489
August	4,028	3,550
September	4,521	4,081
October	4,828	
November	5,690	
December	5,980	
January	6,285	
February	6,611	
March	6,918	
April	7,003	
May	7,003	
June	7,003	

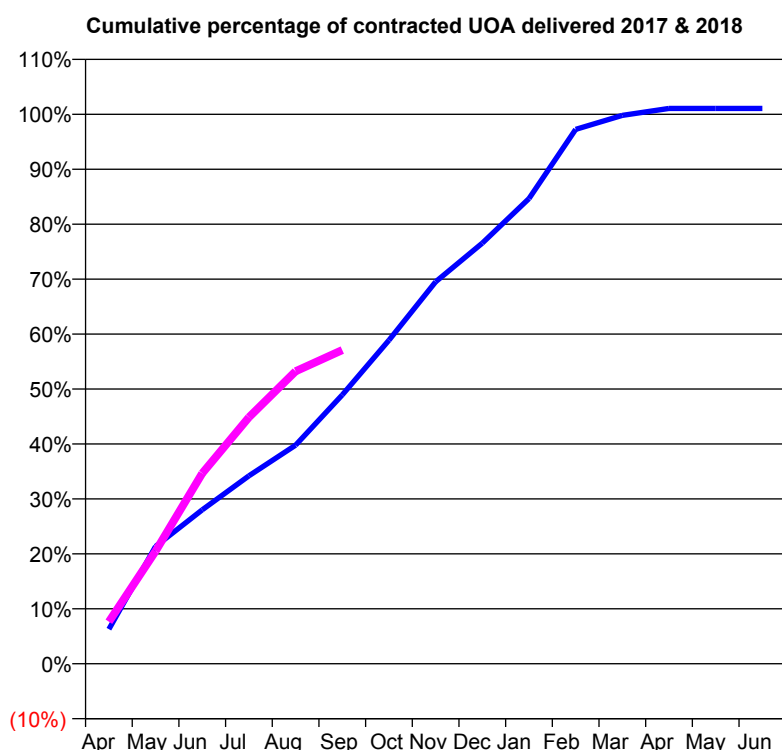
QUALITY	Contract Quantity	Contract Base Number	Contract *	Region	England
% of all assessments that were assess and fit appliances (rolling 12 month period)	311	449	69.3%	57.6%	58.0%
% of all assessments that were assess and refuse (rolling 12 month period)	21	449	4.7%	11.0%	11.4%
% of all assessments that were assess and review (rolling 12 month period)	117	449	26.1%	31.3%	30.6%
% of terminated courses where treatment was abandoned or discontinued (rolling 12 month period)	26	410	6.3%	8.4%	7.8%
% of completed treatments indicating that PAR score was taken (year to date)	35	222	15.8%	61.1%	64.6%
Rate of removable appliances per 100 fixed appliances - proposed treatment (rolling 12 month period)	22	610	3.61	7.31	5.65
Rate of removable appliances per 100 fixed appliances - completed treatment (rolling 12 month period)	13	754	1.72	6.66	4.78
% of courses of treatment with removable appliances only - proposed treatment (rolling 12 month period)	4	311	1.3%	2.5%	2.0%
% of courses of treatment with removable appliances only - completed treatment (rolling 12 month period)	4	384	1.0%	1.6%	1.5%
% of patients satisfied with the treatment they have received (rolling 12 month period)	10	10	100.0%	95.8%	96.0%

* Figures in italics indicate that the base number is less than 100.

Q58 - Vital Signs Orthodontic At a Glance Contract Report for 819107/0001 - September 2017

Name or company name	MR JS EVANS	17/18 Contracted general activity (UDA)	0
Contract type name	PDS Contract	Carry forward general activity (UDA)	0
Purpose of contract	Orthodontic	17/18 Contracted orthodontic activity (UOA)	6,600
Contract start date	01/04/2006	Carry forward orthodontic activity (UOA)	0
Contract end date	31/03/2025	Baseline contract value	£439,693.27

ACCESS	Contract	England and Wales
24 month ratio of assessments to patient IDs	1.02	1.09

ACTIVITY


Month	Adjusted Scheduled Activity (UOA)	
	2017	2018
April	415	505
May	1,410	1,353
June	1,849	2,288
July	2,258	2,960
August	2,626	3,513
September	3,229	3,768
October	3,886	
November	4,587	
December	5,053	
January	5,588	
February	6,419	
March	6,586	
April	6,670	
May	6,670	
June	6,670	

QUALITY

	Contract Quantity	Contract Base Number	Contract *	Region	England
% of all assessments that were assess and fit appliances (rolling 12 month period)	338	612	55.2%	57.6%	58.0%
% of all assessments that were assess and refuse (rolling 12 month period)	198	612	32.4%	11.0%	11.4%
% of all assessments that were assess and review (rolling 12 month period)	76	612	12.4%	31.3%	30.6%
% of terminated courses where treatment was abandoned or discontinued (rolling 12 month period)	10	288	3.5%	8.4%	7.8%
% of completed treatments indicating that PAR score was taken (year to date)	124	127	97.6%	61.1%	64.6%
Rate of removable appliances per 100 fixed appliances - proposed treatment (rolling 12 month period)	21	653	3.22	7.31	5.65
Rate of removable appliances per 100 fixed appliances - completed treatment (rolling 12 month period)	16	539	2.97	6.66	4.78
% of courses of treatment with removable appliances only - proposed treatment (rolling 12 month period)	9	338	2.7%	2.5%	2.0%
% of courses of treatment with removable appliances only - completed treatment (rolling 12 month period)	3	278	1.1%	1.6%	1.5%
% of patients satisfied with the treatment they have received (rolling 12 month period)	13	13	100.0%	95.8%	96.0%

* Figures in italics indicate that the base number is less than 100.

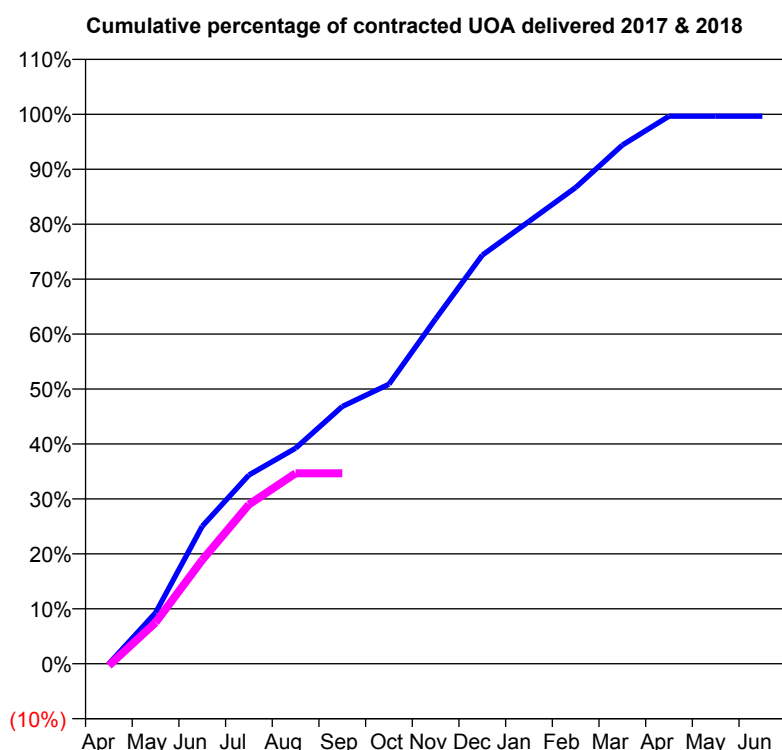
Q58 - Vital Signs Orthodontic At a Glance Contract Report for 853038/0003 - September 2017

Name or company name	MR S WAGNER
Contract type name	PDS Contract
Purpose of contract	Orthodontic
Contract start date	01/02/2013
Contract end date	31/03/2019

17/18 Contracted general activity (UDA)	0
Carry forward general activity (UDA)	0
17/18 Contracted orthodontic activity (UOA)	4,800
Carry forward orthodontic activity (UOA)	17
Baseline contract value	£299,291.53

ACCESS

	Contract	England and Wales
24 month ratio of assessments to patient IDs	1.06	1.09

ACTIVITY


Month	Adjusted Scheduled Activity (UOA)	
	2017	2018
April	0	-17
May	446	361
June	1,202	907
July	1,649	1,391
August	1,883	1,664
September	2,247	1,664
October	2,442	
November	3,013	
December	3,570	
January	3,865	
February	4,160	
March	4,531	
April	4,783	
May	4,783	
June	4,783	

QUALITY

	Contract Quantity	Contract Base Number	Contract *	Region	England
% of all assessments that were assess and fit appliances (rolling 12 month period)	202	220	91.8%	57.6%	58.0%
% of all assessments that were assess and refuse (rolling 12 month period)	14	220	6.4%	11.0%	11.4%
% of all assessments that were assess and review (rolling 12 month period)	4	220	1.8%	31.3%	30.6%
% of terminated courses where treatment was abandoned or discontinued (rolling 12 month period)	23	201	11.4%	8.4%	7.8%
% of completed treatments indicating that PAR score was taken (year to date)	5	60	8.3%	61.1%	64.6%
Rate of removable appliances per 100 fixed appliances - proposed treatment (rolling 12 month period)	0	397	0.00	7.31	5.65
Rate of removable appliances per 100 fixed appliances - completed treatment (rolling 12 month period)	0	343	0.00	6.66	4.78
% of courses of treatment with removable appliances only - proposed treatment (rolling 12 month period)	0	202	0.0%	2.5%	2.0%
% of courses of treatment with removable appliances only - completed treatment (rolling 12 month period)	0	178	0.0%	1.6%	1.5%
% of patients satisfied with the treatment they have received (rolling 12 month period)	5	5	100.0%	95.8%	96.0%

* Figures in italics indicate that the base number is less than 100.

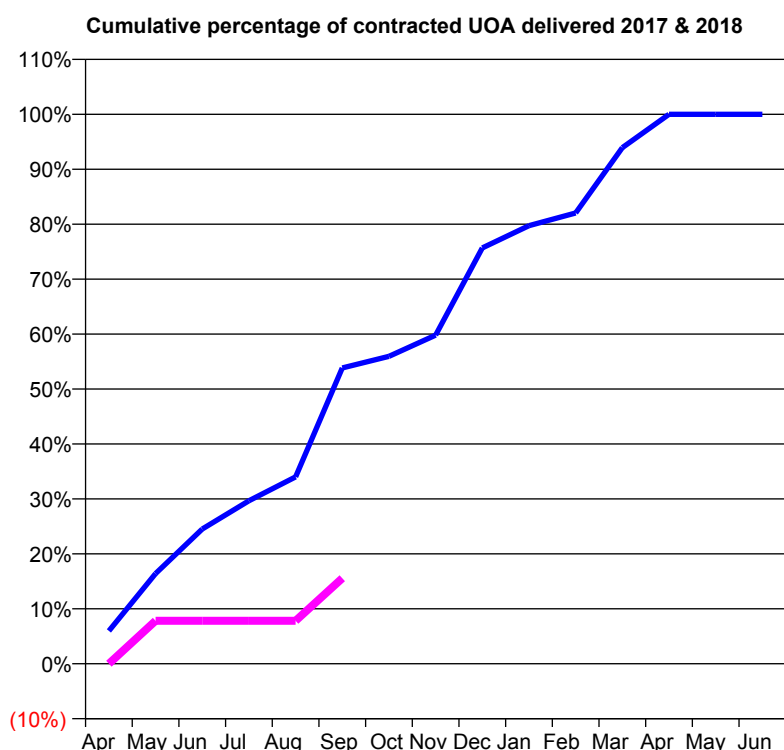
Q58 - Vital Signs Orthodontic At a Glance Contract Report for 869732/0002 - September 2017

Name or company name	MR RE TUTTON
Contract type name	PDS Contract
Purpose of contract	Orthodontic
Contract start date	30/03/2010
Contract end date	31/03/2018

17/18 Contracted general activity (UDA)	0
Carry forward general activity (UDA)	0
17/18 Contracted orthodontic activity (UOA)	1,085
Carry forward orthodontic activity (UOA)	0
Baseline contract value	£65,054.06

ACCESS

	Contract	England and Wales
24 month ratio of assessments to patient IDs	1.02	1.09

ACTIVITY


Month	Adjusted Scheduled Activity (UOA)	
	2017	2018
April	65	0
May	178	85
June	266	85
July	322	85
August	369	85
September	584	169
October	607	
November	649	
December	821	
January	865	
February	890	
March	1,019	
April	1,085	
May	1,085	
June	1,085	

QUALITY

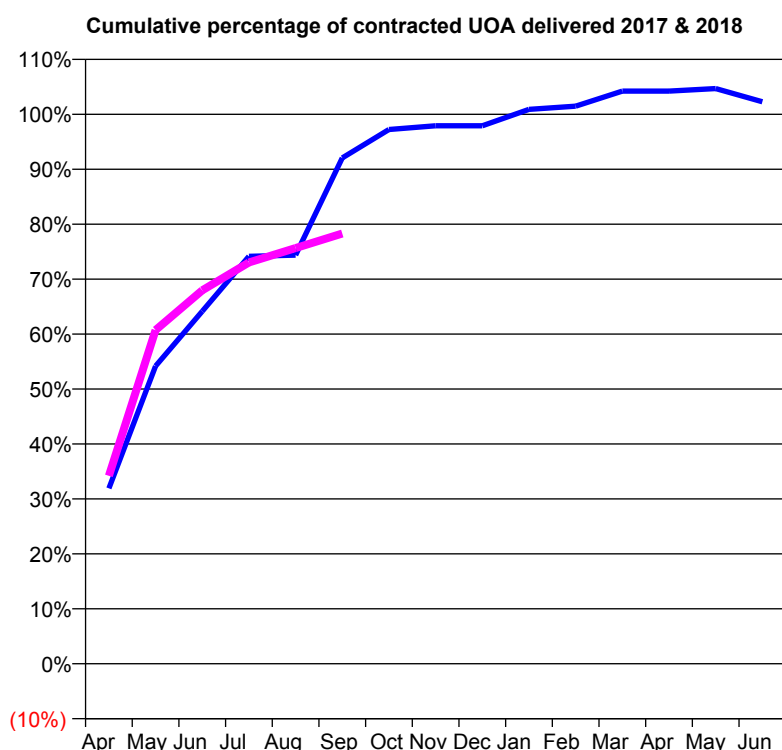
	Contract Quantity	Contract Base Number	Contract *	Region	England
% of all assessments that were assess and fit appliances (rolling 12 month period)	31	50	62.0%	57.6%	58.0%
% of all assessments that were assess and refuse (rolling 12 month period)	10	50	20.0%	11.0%	11.4%
% of all assessments that were assess and review (rolling 12 month period)	9	50	18.0%	31.3%	30.6%
% of terminated courses where treatment was abandoned or discontinued (rolling 12 month period)	0	33	0.0%	8.4%	7.8%
% of completed treatments indicating that PAR score was taken (year to date)	11	11	100.0%	61.1%	64.6%
Rate of removable appliances per 100 fixed appliances - proposed treatment (rolling 12 month period)	3	51	5.88	7.31	5.65
Rate of removable appliances per 100 fixed appliances - completed treatment (rolling 12 month period)	5	45	11.11	6.66	4.78
% of courses of treatment with removable appliances only - proposed treatment (rolling 12 month period)	0	31	0.0%	2.5%	2.0%
% of courses of treatment with removable appliances only - completed treatment (rolling 12 month period)	2	33	6.1%	1.6%	1.5%
% of patients satisfied with the treatment they have received (rolling 12 month period)	2	2	100.0%	95.8%	96.0%

* Figures in italics indicate that the base number is less than 100.

Q58 - Vital Signs Orthodontic At a Glance Contract Report for 908312/0001 - September 2017

Name or company name	MR CW LEWIS	17/18 Contracted general activity (UDA)	450
Contract type name	GDS Contract	Carry forward general activity (UDA)	0
Purpose of contract	General and Orthodontic	17/18 Contracted orthodontic activity (UOA)	871
Contract start date	01/04/2006	Carry forward orthodontic activity (UOA)	0
Contract end date		Baseline contract value	£72,721.82

ACCESS	Contract	England and Wales
24 month ratio of assessments to patient IDs	1.31	1.09

ACTIVITY


Month	Adjusted Scheduled Activity (UOA)	
	2017	2018
April	278	298
May	472	529
June	559	592
July	646	636
August	648	659
September	802	682
October	847	
November	853	
December	853	
January	879	
February	884	
March	908	
April	908	
May	912	
June	891	

QUALITY

	Contract Quantity	Contract Base Number	Contract *	Region	England
% of all assessments that were assess and fit appliances (rolling 12 month period)	38	74	51.4%	57.6%	58.0%
% of all assessments that were assess and refuse (rolling 12 month period)	3	74	4.1%	11.0%	11.4%
% of all assessments that were assess and review (rolling 12 month period)	33	74	44.6%	31.3%	30.6%
% of terminated courses where treatment was abandoned or discontinued (rolling 12 month period)	3	75	4.0%	8.4%	7.8%
% of completed treatments indicating that PAR score was taken (year to date)	21	47	44.7%	61.1%	64.6%
Rate of removable appliances per 100 fixed appliances - proposed treatment (rolling 12 month period)	0	30	0.00	7.31	5.65
Rate of removable appliances per 100 fixed appliances - completed treatment (rolling 12 month period)	0	60	0.00	6.66	4.78
% of courses of treatment with removable appliances only - proposed treatment (rolling 12 month period)	0	38	0.0%	2.5%	2.0%
% of courses of treatment with removable appliances only - completed treatment (rolling 12 month period)	0	72	0.0%	1.6%	1.5%
% of patients satisfied with the treatment they have received (rolling 12 month period)	2	2	100.0%	95.8%	96.0%

* Figures in italics indicate that the base number is less than 100.

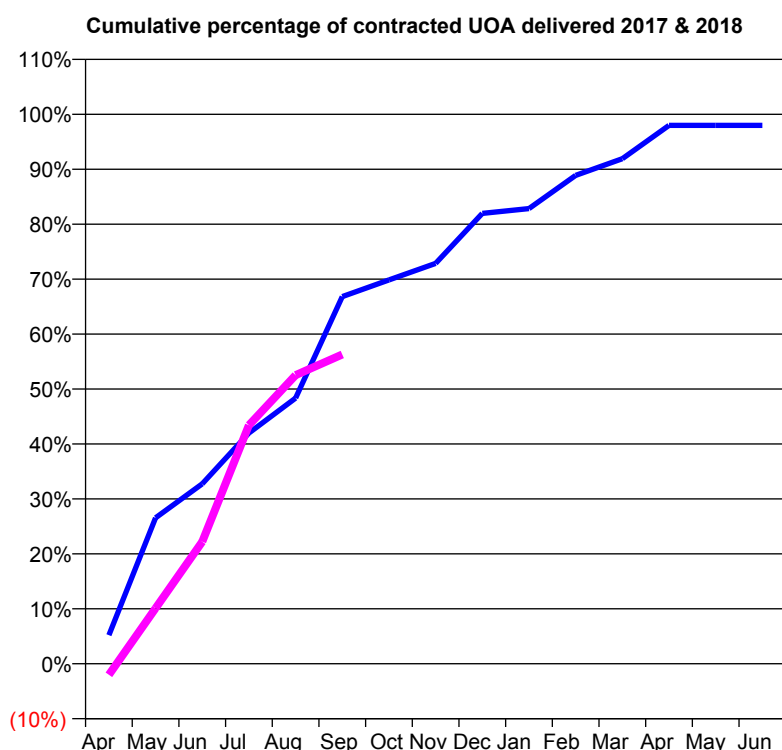
Q58 - Vital Signs Orthodontic At a Glance Contract Report for 917125/0002 - September 2017

Name or company name	Facial Aesthetic (UK) Ltd
Contract type name	GDS Contract
Purpose of contract	Orthodontic
Contract start date	01/04/2006
Contract end date	

17/18 Contracted general activity (UDA)	0
Carry forward general activity (UDA)	0
17/18 Contracted orthodontic activity (UOA)	693
Carry forward orthodontic activity (UOA)	14
Baseline contract value	£45,448.53

ACCESS

	Contract	England and Wales
24 month ratio of assessments to patient IDs	1.10	1.09

ACTIVITY


Month	Adjusted Scheduled Activity (UOA)	
	2017	2018
April	36	-14
May	184	70
June	227	154
July	291	301
August	335	364
September	463	390
October	484	
November	505	
December	568	
January	574	
February	616	
March	637	
April	679	
May	679	
June	679	

QUALITY

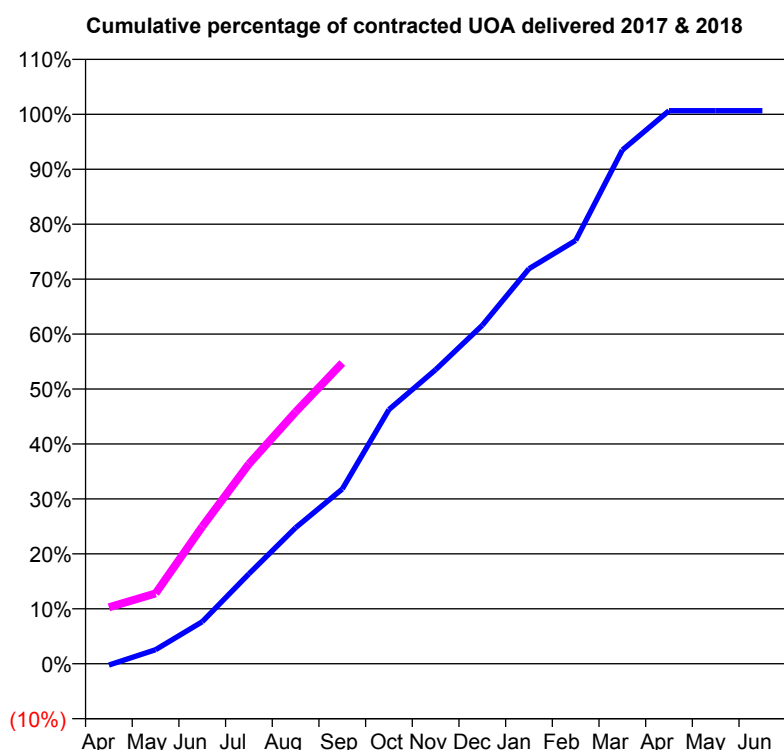
	Contract Quantity	Contract Base Number	Contract *	Region	England
% of all assessments that were assess and fit appliances (rolling 12 month period)	29	40	72.5%	57.6%	58.0%
% of all assessments that were assess and refuse (rolling 12 month period)	0	40	0.0%	11.0%	11.4%
% of all assessments that were assess and review (rolling 12 month period)	11	40	27.5%	31.3%	30.6%
% of terminated courses where treatment was abandoned or discontinued (rolling 12 month period)	0	35	0.0%	8.4%	7.8%
% of completed treatments indicating that PAR score was taken (year to date)	7	16	43.8%	61.1%	64.6%
Rate of removable appliances per 100 fixed appliances - proposed treatment (rolling 12 month period)	3	58	5.17	7.31	5.65
Rate of removable appliances per 100 fixed appliances - completed treatment (rolling 12 month period)	0	56	0.00	6.66	4.78
% of courses of treatment with removable appliances only - proposed treatment (rolling 12 month period)	0	29	0.0%	2.5%	2.0%
% of courses of treatment with removable appliances only - completed treatment (rolling 12 month period)	0	35	0.0%	1.6%	1.5%
% of patients satisfied with the treatment they have received (rolling 12 month period)	1	2	50.0%	95.8%	96.0%

* Figures in italics indicate that the base number is less than 100.

Q58 - Vital Signs Orthodontic At a Glance Contract Report for 951277/0001 - September 2017

Name or company name	MS M REINACH	17/18 Contracted general activity (UDA)	0
Contract type name	PDS Contract	Carry forward general activity (UDA)	0
Purpose of contract	Orthodontic	17/18 Contracted orthodontic activity (UOA)	7,807
Contract start date	01/04/2006	Carry forward orthodontic activity (UOA)	0
Contract end date	31/03/2019	Baseline contract value	£486,789.82

ACCESS	Contract	England and Wales
24 month ratio of assessments to patient IDs	1.05	1.09

ACTIVITY


Month	Adjusted Scheduled Activity (UOA)	
	2017	2018
April	-19	802
May	199	999
June	598	1,948
July	1,278	2,838
August	1,933	3,577
September	2,483	4,274
October	3,612	
November	4,179	
December	4,809	
January	5,612	
February	6,015	
March	7,299	
April	7,857	
May	7,857	
June	7,857	

QUALITY	Contract Quantity	Contract Base Number	Contract *	Region	England
% of all assessments that were assess and fit appliances (rolling 12 month period)	485	486	99.8%	57.6%	58.0%
% of all assessments that were assess and refuse (rolling 12 month period)	1	486	0.2%	11.0%	11.4%
% of all assessments that were assess and review (rolling 12 month period)	0	486	0.0%	31.3%	30.6%
% of terminated courses where treatment was abandoned or discontinued (rolling 12 month period)	37	259	14.3%	8.4%	7.8%
% of completed treatments indicating that PAR score was taken (year to date)	87	95	91.6%	61.1%	64.6%
Rate of removable appliances per 100 fixed appliances - proposed treatment (rolling 12 month period)	25	922	2.71	7.31	5.65
Rate of removable appliances per 100 fixed appliances - completed treatment (rolling 12 month period)	0	8	0.00	6.66	4.78
% of courses of treatment with removable appliances only - proposed treatment (rolling 12 month period)	17	485	3.5%	2.5%	2.0%
% of courses of treatment with removable appliances only - completed treatment (rolling 12 month period)	0	222	0.0%	1.6%	1.5%
% of patients satisfied with the treatment they have received (rolling 12 month period)	12	12	100.0%	95.8%	96.0%

* Figures in italics indicate that the base number is less than 100.

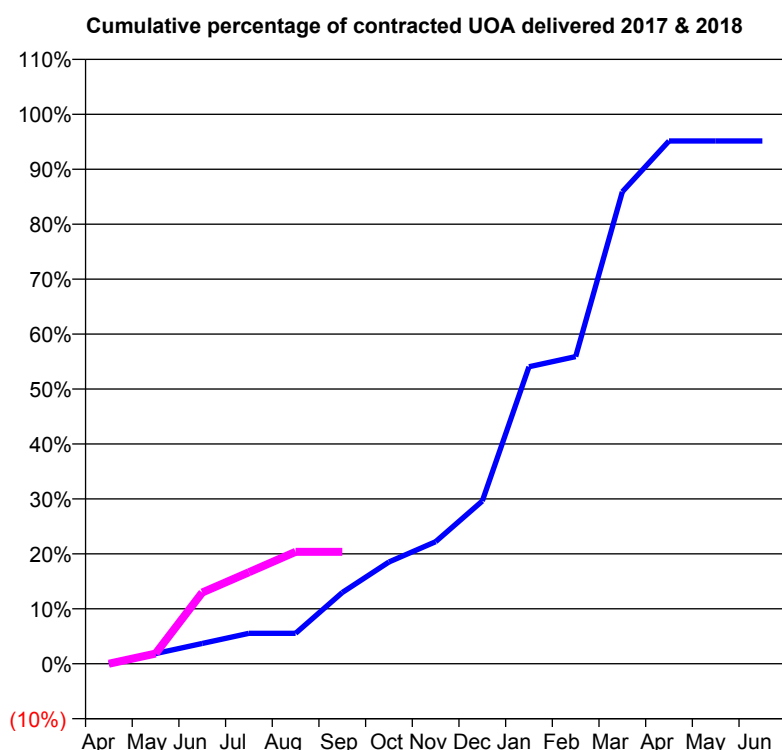
Q59 - Vital Signs Orthodontic At a Glance Contract Report for 101281/0034 - September 2017

Name or company name	OASIS DENTAL CARE LTD
Contract type name	GDS Contract
Purpose of contract	General and Orthodontic
Contract start date	01/04/2006
Contract end date	

17/18 Contracted general activity (UDA)	7,246
Carry forward general activity (UDA)	0
17/18 Contracted orthodontic activity (UOA)	1,134
Carry forward orthodontic activity (UOA)	0
Baseline contract value	£249,897.09

ACCESS

	Contract	England and Wales
24 month ratio of assessments to patient IDs	1.07	1.09

ACTIVITY


Month	Adjusted Scheduled Activity (UOA)	
	2017	2018
April	0	0
May	21	21
June	42	147
July	63	189
August	63	231
September	147	231
October	210	
November	252	
December	336	
January	613	
February	634	
March	974	
April	1,079	
May	1,079	
June	1,079	

QUALITY

	Contract Quantity	Contract Base Number	Contract *	Region	England
% of all assessments that were assess and fit appliances (rolling 12 month period)	57	57	100.0%	57.6%	58.0%
% of all assessments that were assess and refuse (rolling 12 month period)	0	57	0.0%	11.0%	11.4%
% of all assessments that were assess and review (rolling 12 month period)	0	57	0.0%	31.3%	30.6%
% of terminated courses where treatment was abandoned or discontinued (rolling 12 month period)	1	32	3.1%	8.4%	7.8%
% of completed treatments indicating that PAR score was taken (year to date)	0	20	0.0%	61.1%	64.6%
Rate of removable appliances per 100 fixed appliances - proposed treatment (rolling 12 month period)	5	110	4.55	7.31	5.65
Rate of removable appliances per 100 fixed appliances - completed treatment (rolling 12 month period)	0	39	0.00	6.66	4.78
% of courses of treatment with removable appliances only - proposed treatment (rolling 12 month period)	0	57	0.0%	2.5%	2.0%
% of courses of treatment with removable appliances only - completed treatment (rolling 12 month period)	0	31	0.0%	1.6%	1.5%
% of patients satisfied with the treatment they have received (rolling 12 month period)	1	1	100.0%	95.8%	96.0%

* Figures in italics indicate that the base number is less than 100.

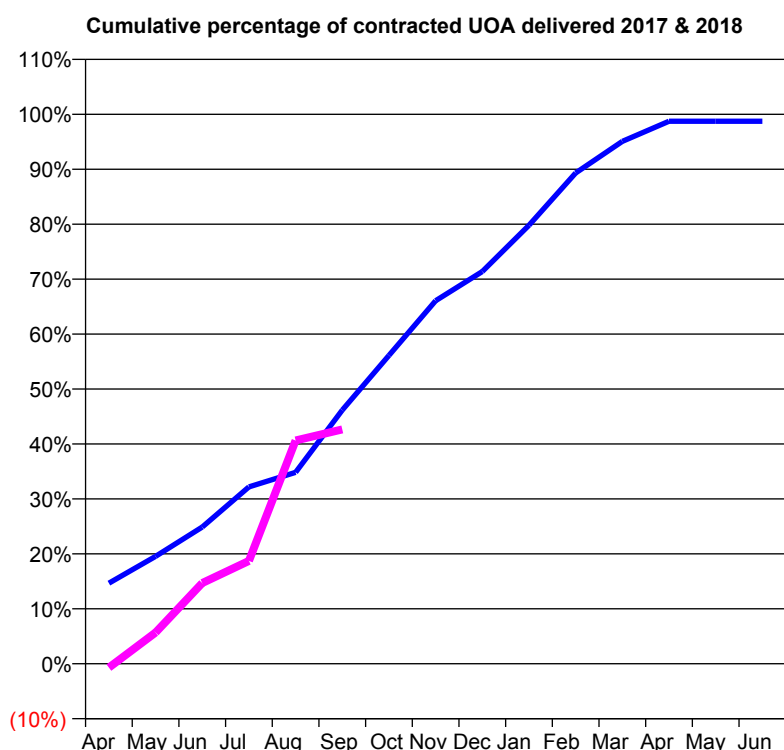
Q59 - Vital Signs Orthodontic At a Glance Contract Report for 101281/0077 - September 2017

Name or company name	OASIS DENTAL CARE LTD
Contract type name	GDS Contract
Purpose of contract	General and Orthodontic
Contract start date	01/04/2006
Contract end date	

17/18 Contracted general activity (UDA)	33,200
Carry forward general activity (UDA)	0
17/18 Contracted orthodontic activity (UOA)	3,163
Carry forward orthodontic activity (UOA)	40
Baseline contract value	£952,478.39

ACCESS

	Contract	England and Wales
24 month ratio of assessments to patient IDs	1.16	1.09

ACTIVITY


Month	Adjusted Scheduled Activity (UOA)	
	2017	2018
April	464	-23
May	618	180
June	787	465
July	1,018	592
August	1,102	1,285
September	1,460	1,349
October	1,775	
November	2,090	
December	2,258	
January	2,524	
February	2,825	
March	3,007	
April	3,123	
May	3,123	
June	3,123	

QUALITY

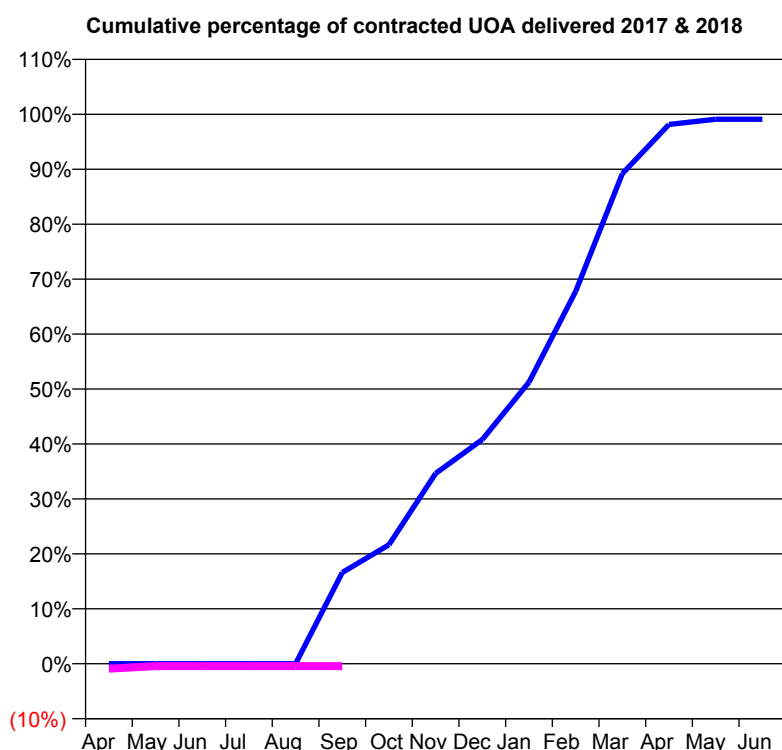
	Contract Quantity	Contract Base Number	Contract *	Region	England
% of all assessments that were assess and fit appliances (rolling 12 month period)	140	294	47.6%	57.6%	58.0%
% of all assessments that were assess and refuse (rolling 12 month period)	15	294	5.1%	11.0%	11.4%
% of all assessments that were assess and review (rolling 12 month period)	139	294	47.3%	31.3%	30.6%
% of terminated courses where treatment was abandoned or discontinued (rolling 12 month period)	16	168	9.5%	8.4%	7.8%
% of completed treatments indicating that PAR score was taken (year to date)	25	64	39.1%	61.1%	64.6%
Rate of removable appliances per 100 fixed appliances - proposed treatment (rolling 12 month period)	9	274	3.28	7.31	5.65
Rate of removable appliances per 100 fixed appliances - completed treatment (rolling 12 month period)	19	287	6.62	6.66	4.78
% of courses of treatment with removable appliances only - proposed treatment (rolling 12 month period)	1	140	0.7%	2.5%	2.0%
% of courses of treatment with removable appliances only - completed treatment (rolling 12 month period)	4	152	2.6%	1.6%	1.5%
% of patients satisfied with the treatment they have received (rolling 12 month period)	8	8	100.0%	95.8%	96.0%

* Figures in italics indicate that the base number is less than 100.

Q59 - Vital Signs Orthodontic At a Glance Contract Report for 101370/0033 - September 2017

Name or company name	Petrie Tucker and Partners Ltd	17/18 Contracted general activity (UDA)	3,531
Contract type name	GDS Contract	Carry forward general activity (UDA)	0
Purpose of contract	General and Orthodontic	17/18 Contracted orthodontic activity (UOA)	4,510
Contract start date	01/04/2006	Carry forward orthodontic activity (UOA)	41
Contract end date		Baseline contract value	£387,824.37

ACCESS	Contract	England and Wales
24 month ratio of assessments to patient IDs	1.08	1.09

ACTIVITY


Month	Adjusted Scheduled Activity (UOA)	
	2017	2018
April	1	-41
May	1	-20
June	1	-20
July	1	-20
August	1	-20
September	749	-20
October	976	
November	1,563	
December	1,841	
January	2,311	
February	3,056	
March	4,023	
April	4,427	
May	4,469	
June	4,469	

QUALITY

	Contract Quantity	Contract Base Number	Contract *	Region	England
% of all assessments that were assess and fit appliances (rolling 12 month period)	167	395	42.3%	57.6%	58.0%
% of all assessments that were assess and refuse (rolling 12 month period)	50	395	12.7%	11.0%	11.4%
% of all assessments that were assess and review (rolling 12 month period)	178	395	45.1%	31.3%	30.6%
% of terminated courses where treatment was abandoned or discontinued (rolling 12 month period)	12	45	26.7%	8.4%	7.8%
% of completed treatments indicating that PAR score was taken (year to date)	0	5	0.0%	61.1%	64.6%
Rate of removable appliances per 100 fixed appliances - proposed treatment (rolling 12 month period)	2	322	0.62	7.31	5.65
Rate of removable appliances per 100 fixed appliances - completed treatment (rolling 12 month period)	0	43	0.00	6.66	4.78
% of courses of treatment with removable appliances only - proposed treatment (rolling 12 month period)	0	167	0.0%	2.5%	2.0%
% of courses of treatment with removable appliances only - completed treatment (rolling 12 month period)	0	33	0.0%	1.6%	1.5%
% of patients satisfied with the treatment they have received (rolling 12 month period)	5	5	100.0%	95.8%	96.0%

* Figures in italics indicate that the base number is less than 100.

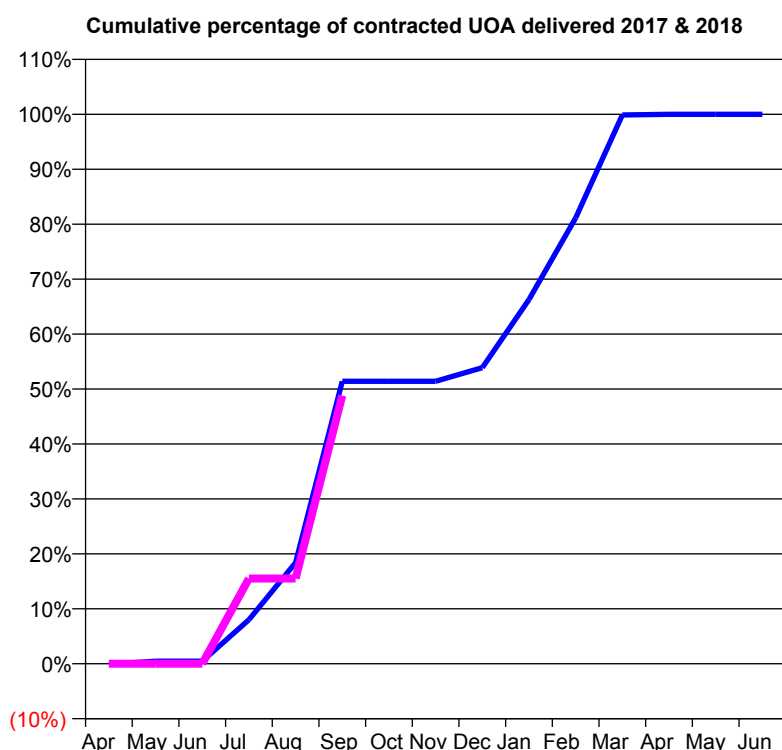
Q59 - Vital Signs Orthodontic At a Glance Contract Report for 104213/0001 - September 2017

Name or company name	Clearly Orthodontics Limited
Contract type name	PDS Contract
Purpose of contract	Orthodontic
Contract start date	01/07/2015
Contract end date	31/03/2018

17/18 Contracted general activity (UDA)	0
Carry forward general activity (UDA)	0
17/18 Contracted orthodontic activity (UOA)	838
Carry forward orthodontic activity (UOA)	0
Baseline contract value	£50,248.88

ACCESS

	Contract	England and Wales
24 month ratio of assessments to patient IDs	1.04	1.09

ACTIVITY


Month	Adjusted Scheduled Activity (UOA)	
	2017	2018
April	-1	0
May	4	0
June	4	0
July	68	130
August	156	130
September	436	409
October	436	
November	436	
December	457	
January	562	
February	688	
March	847	
April	848	
May	848	
June	848	

QUALITY

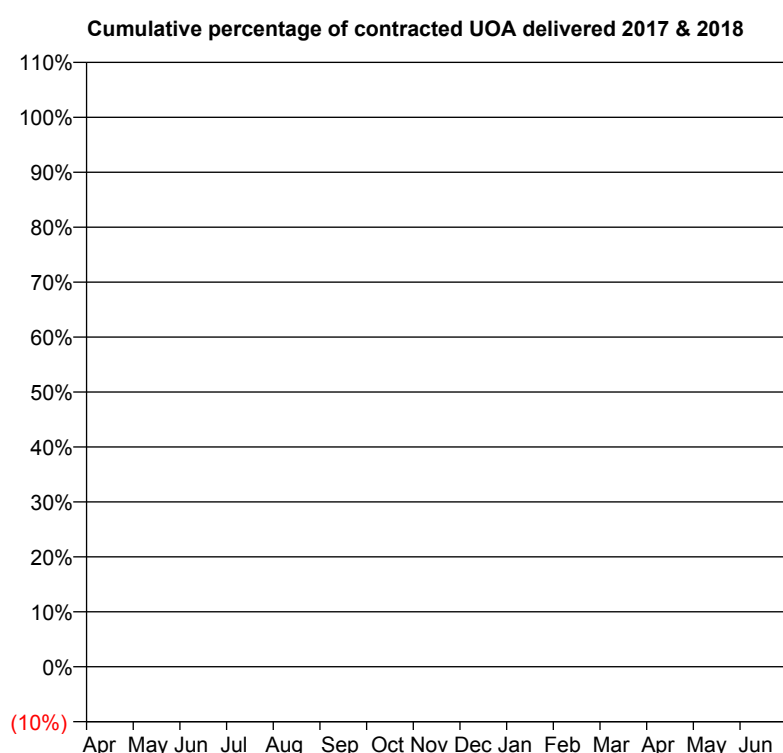
	Contract Quantity	Contract Base Number	Contract *	Region	England
% of all assessments that were assess and fit appliances (rolling 12 month period)	38	61	62.3%	57.6%	58.0%
% of all assessments that were assess and refuse (rolling 12 month period)	0	61	0.0%	11.0%	11.4%
% of all assessments that were assess and review (rolling 12 month period)	23	61	37.7%	31.3%	30.6%
% of terminated courses where treatment was abandoned or discontinued (rolling 12 month period)	0	0	N/A	8.4%	7.8%
% of completed treatments indicating that PAR score was taken (year to date)	0	0	N/A	61.1%	64.6%
Rate of removable appliances per 100 fixed appliances - proposed treatment (rolling 12 month period)	0	0	N/A	7.31	5.65
Rate of removable appliances per 100 fixed appliances - completed treatment (rolling 12 month period)	0	0	N/A	6.66	4.78
% of courses of treatment with removable appliances only - proposed treatment (rolling 12 month period)	0	38	0.0%	2.5%	2.0%
% of courses of treatment with removable appliances only - completed treatment (rolling 12 month period)	0	0	N/A	1.6%	1.5%
% of patients satisfied with the treatment they have received (rolling 12 month period)	1	1	100.0%	95.8%	96.0%

* Figures in italics indicate that the base number is less than 100.

Q59 - Vital Signs Orthodontic At a Glance Contract Report for 104213/0002 - September 2017

Name or company name	Clearly Orthodontics Limited	17/18 Contracted general activity (UDA)	0
Contract type name	PDS Contract	Carry forward general activity (UDA)	0
Purpose of contract	Orthodontic	17/18 Contracted orthodontic activity (UOA)	0
Contract start date	01/07/2015	Carry forward orthodontic activity (UOA)	0
Contract end date	30/09/2017	Baseline contract value	£95,854.00

ACCESS	Contract	England and Wales
24 month ratio of assessments to patient IDs	1.06	1.09

ACTIVITY


Month	Adjusted Scheduled Activity (UOA)	
	2017	2018
April	0	21
May	256	128
June	387	128
July	1,047	451
August	1,220	451
September	1,331	833
October	1,510	
November	1,916	
December	2,224	
January	2,572	
February	2,783	
March	3,004	
April	3,308	
May	3,316	
June	3,316	

QUALITY

	Contract Quantity	Contract Base Number	Contract *	Region	England
% of all assessments that were assess and fit appliances (rolling 12 month period)	129	238	54.2%	57.6%	58.0%
% of all assessments that were assess and refuse (rolling 12 month period)	0	238	0.0%	11.0%	11.4%
% of all assessments that were assess and review (rolling 12 month period)	109	238	45.8%	31.3%	30.6%
% of terminated courses where treatment was abandoned or discontinued (rolling 12 month period)	0	0	N/A	8.4%	7.8%
% of completed treatments indicating that PAR score was taken (year to date)	0	0	N/A	61.1%	64.6%
Rate of removable appliances per 100 fixed appliances - proposed treatment (rolling 12 month period)	0	0	N/A	7.31	5.65
Rate of removable appliances per 100 fixed appliances - completed treatment (rolling 12 month period)	0	0	N/A	6.66	4.78
% of courses of treatment with removable appliances only - proposed treatment (rolling 12 month period)	0	129	0.0%	2.5%	2.0%
% of courses of treatment with removable appliances only - completed treatment (rolling 12 month period)	0	0	N/A	1.6%	1.5%
% of patients satisfied with the treatment they have received (rolling 12 month period)	3	3	100.0%	95.8%	96.0%

* Figures in italics indicate that the base number is less than 100.

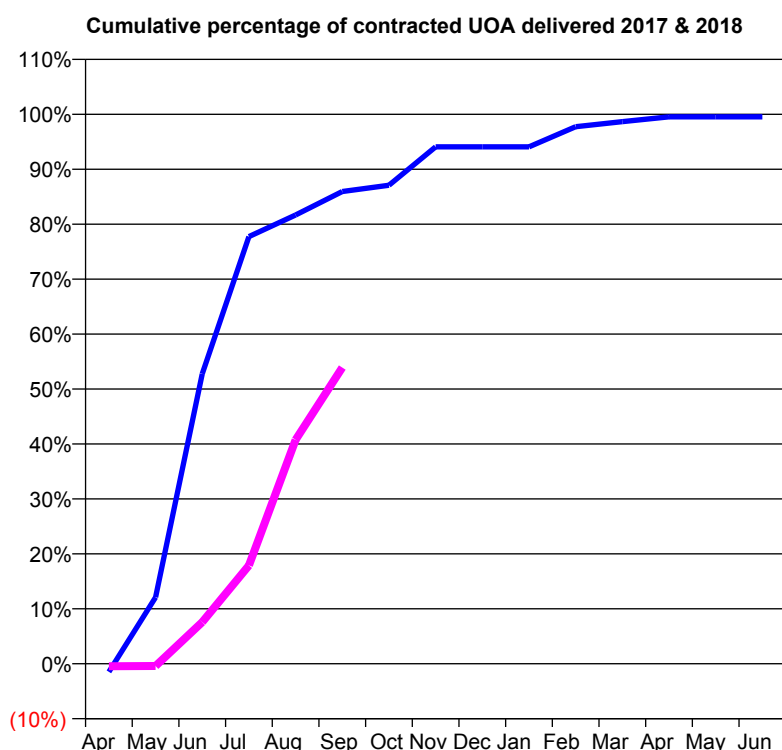
Q59 - Vital Signs Orthodontic At a Glance Contract Report for 117250/0002 - September 2017

Name or company name	Hallcross Dental Practices Limited
Contract type name	PDS Contract
Purpose of contract	General and Orthodontic
Contract start date	01/04/2008
Contract end date	31/03/2018

17/18 Contracted general activity (UDA)	0
Carry forward general activity (UDA)	0
17/18 Contracted orthodontic activity (UOA)	2,291
Carry forward orthodontic activity (UOA)	11
Baseline contract value	£154,337.27

ACCESS

	Contract	England and Wales
24 month ratio of assessments to patient IDs	1.06	1.09

ACTIVITY


Month	Adjusted Scheduled Activity (UOA)	
	2017	2018
April	-34	-11
May	277	-10
June	1,209	174
July	1,781	410
August	1,871	934
September	1,969	1,235
October	1,995	
November	2,155	
December	2,155	
January	2,155	
February	2,239	
March	2,260	
April	2,280	
May	2,280	
June	2,280	

QUALITY

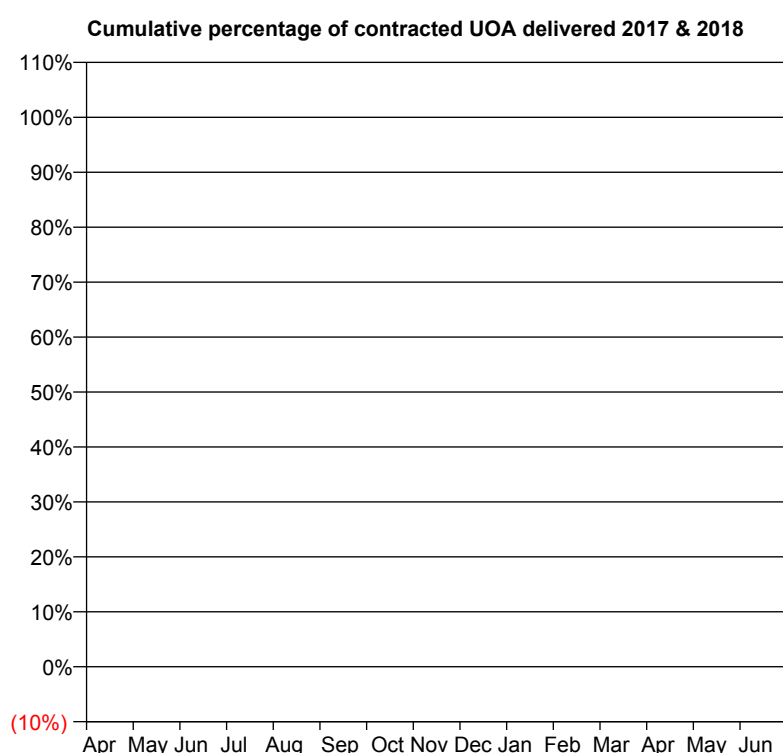
	Contract Quantity	Contract Base Number	Contract *	Region	England
% of all assessments that were assess and fit appliances (rolling 12 month period)	74	164	45.1%	57.6%	58.0%
% of all assessments that were assess and refuse (rolling 12 month period)	20	164	12.2%	11.0%	11.4%
% of all assessments that were assess and review (rolling 12 month period)	70	164	42.7%	31.3%	30.6%
% of terminated courses where treatment was abandoned or discontinued (rolling 12 month period)	13	133	9.8%	8.4%	7.8%
% of completed treatments indicating that PAR score was taken (year to date)	23	57	40.4%	61.1%	64.6%
Rate of removable appliances per 100 fixed appliances - proposed treatment (rolling 12 month period)	3	8	37.50	7.31	5.65
Rate of removable appliances per 100 fixed appliances - completed treatment (rolling 12 month period)	5	204	2.45	6.66	4.78
% of courses of treatment with removable appliances only - proposed treatment (rolling 12 month period)	3	74	4.1%	2.5%	2.0%
% of courses of treatment with removable appliances only - completed treatment (rolling 12 month period)	5	120	4.2%	1.6%	1.5%
% of patients satisfied with the treatment they have received (rolling 12 month period)	2	2	100.0%	95.8%	96.0%

* Figures in italics indicate that the base number is less than 100.

Q59 - Vital Signs Orthodontic At a Glance Contract Report for 117250/0005 - September 2017

Name or company name	Hallcross Dental Practices Limited	17/18 Contracted general activity (UDA)	0
Contract type name	PDS Contract	Carry forward general activity (UDA)	0
Purpose of contract	General and Orthodontic	17/18 Contracted orthodontic activity (UOA)	0
Contract start date	01/01/2012	Carry forward orthodontic activity (UOA)	0
Contract end date	31/03/2018	Baseline contract value	£69,887.02

ACCESS	Contract	England and Wales
24 month ratio of assessments to patient IDs	1.05	1.09

ACTIVITY


Month	2017	2018
April	0	0
May	211	190
June	345	481
July	542	502
August	735	614
September	825	769
October	997	
November	1,173	
December	1,454	
January	1,711	
February	1,905	
March	2,272	
April	2,421	
May	2,421	
June	2,421	

QUALITY

	Contract Quantity	Contract Base Number	Contract *	Region	England
% of all assessments that were assess and fit appliances (rolling 12 month period)	115	178	64.6%	57.6%	58.0%
% of all assessments that were assess and refuse (rolling 12 month period)	26	178	14.6%	11.0%	11.4%
% of all assessments that were assess and review (rolling 12 month period)	37	178	20.8%	31.3%	30.6%
% of terminated courses where treatment was abandoned or discontinued (rolling 12 month period)	4	110	3.6%	8.4%	7.8%
% of completed treatments indicating that PAR score was taken (year to date)	0	43	0.0%	61.1%	64.6%
Rate of removable appliances per 100 fixed appliances - proposed treatment (rolling 12 month period)	0	71	0.00	7.31	5.65
Rate of removable appliances per 100 fixed appliances - completed treatment (rolling 12 month period)	0	190	0.00	6.66	4.78
% of courses of treatment with removable appliances only - proposed treatment (rolling 12 month period)	0	115	0.0%	2.5%	2.0%
% of courses of treatment with removable appliances only - completed treatment (rolling 12 month period)	0	106	0.0%	1.6%	1.5%
% of patients satisfied with the treatment they have received (rolling 12 month period)	7	8	87.5%	95.8%	96.0%

* Figures in italics indicate that the base number is less than 100.

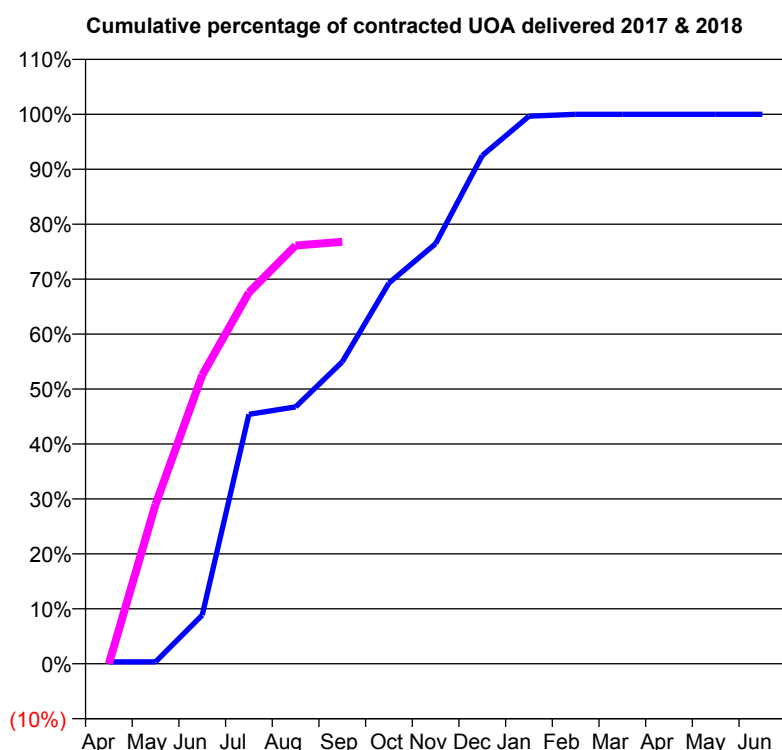
Q59 - Vital Signs Orthodontic At a Glance Contract Report for 117412/0002 - September 2017

Name or company name	HS Virdee Ltd
Contract type name	GDS Contract
Purpose of contract	General and Orthodontic
Contract start date	01/11/2007
Contract end date	

17/18 Contracted general activity (UDA)	10,377
Carry forward general activity (UDA)	-179
17/18 Contracted orthodontic activity (UOA)	293
Carry forward orthodontic activity (UOA)	0
Baseline contract value	£291,970.20

ACCESS

	Contract	England and Wales
24 month ratio of assessments to patient IDs	1.03	1.09

ACTIVITY


Month	Adjusted Scheduled Activity (UOA)	
	2017	2018
April	1	0
May	1	85
June	26	154
July	133	198
August	137	223
September	161	225
October	203	
November	224	
December	271	
January	292	
February	293	
March	293	
April	293	
May	293	
June	293	

QUALITY

	Contract Quantity	Contract Base Number	Contract *	Region	England
% of all assessments that were assess and fit appliances (rolling 12 month period)	18	31	58.1%	57.6%	58.0%
% of all assessments that were assess and refuse (rolling 12 month period)	8	31	25.8%	11.0%	11.4%
% of all assessments that were assess and review (rolling 12 month period)	5	31	16.1%	31.3%	30.6%
% of terminated courses where treatment was abandoned or discontinued (rolling 12 month period)	1	7	14.3%	8.4%	7.8%
% of completed treatments indicating that PAR score was taken (year to date)	3	3	100.0%	61.1%	64.6%
Rate of removable appliances per 100 fixed appliances - proposed treatment (rolling 12 month period)	2	30	6.67	7.31	5.65
Rate of removable appliances per 100 fixed appliances - completed treatment (rolling 12 month period)	1	10	10.00	6.66	4.78
% of courses of treatment with removable appliances only - proposed treatment (rolling 12 month period)	2	18	11.1%	2.5%	2.0%
% of courses of treatment with removable appliances only - completed treatment (rolling 12 month period)	1	6	16.7%	1.6%	1.5%
% of patients satisfied with the treatment they have received (rolling 12 month period)	1	1	100.0%	95.8%	96.0%

* Figures in italics indicate that the base number is less than 100.

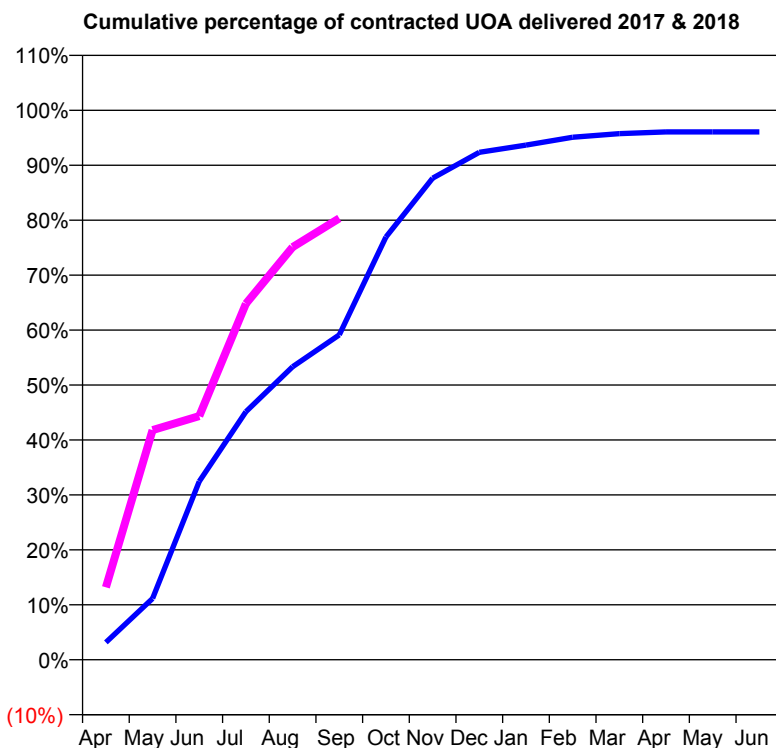
Q59 - Vital Signs Orthodontic At a Glance Contract Report for 118680/0003 - September 2017

Name or company name	Mr P Sitlu & Mr I Bhyat
Contract type name	GDS Contract
Purpose of contract	General and Orthodontic
Contract start date	09/12/2008
Contract end date	

17/18 Contracted general activity (UDA)	30,622
Carry forward general activity (UDA)	0
17/18 Contracted orthodontic activity (UOA)	895
Carry forward orthodontic activity (UOA)	16
Baseline contract value	£685,068.65

ACCESS

	Contract	England and Wales
24 month ratio of assessments to patient IDs	1.09	1.09

ACTIVITY


Month	Adjusted Scheduled Activity (UOA)	
	2017	2018
April	29	118
May	102	374
June	297	397
July	413	580
August	488	672
September	541	719
October	704	
November	802	
December	845	
January	857	
February	870	
March	876	
April	879	
May	879	
June	879	

QUALITY

	Contract Quantity	Contract Base Number	Contract *	Region	England
% of all assessments that were assess and fit appliances (rolling 12 month period)	45	211	21.3%	57.6%	58.0%
% of all assessments that were assess and refuse (rolling 12 month period)	24	211	11.4%	11.0%	11.4%
% of all assessments that were assess and review (rolling 12 month period)	142	211	67.3%	31.3%	30.6%
% of terminated courses where treatment was abandoned or discontinued (rolling 12 month period)	9	139	6.5%	8.4%	7.8%
% of completed treatments indicating that PAR score was taken (year to date)	0	50	0.0%	61.1%	64.6%
Rate of removable appliances per 100 fixed appliances - proposed treatment (rolling 12 month period)	1	68	1.47	7.31	5.65
Rate of removable appliances per 100 fixed appliances - completed treatment (rolling 12 month period)	0	139	0.00	6.66	4.78
% of courses of treatment with removable appliances only - proposed treatment (rolling 12 month period)	1	45	2.2%	2.5%	2.0%
% of courses of treatment with removable appliances only - completed treatment (rolling 12 month period)	0	130	0.0%	1.6%	1.5%
% of patients satisfied with the treatment they have received (rolling 12 month period)	0	0	N/A	95.8%	96.0%

* Figures in italics indicate that the base number is less than 100.

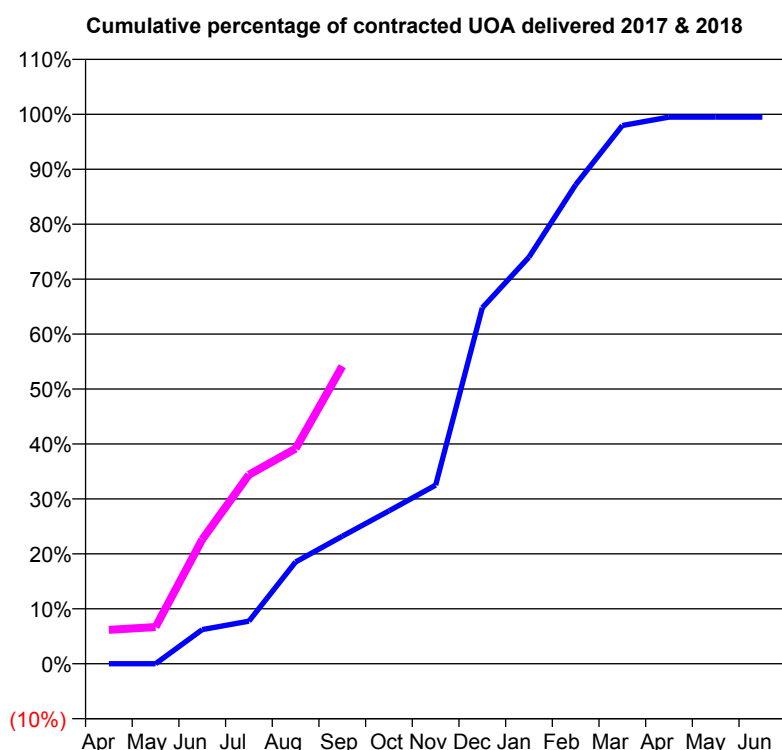
Q59 - Vital Signs Orthodontic At a Glance Contract Report for 121789/0001 - September 2017

Name or company name	Mr C Lucas, Mr M Hamburger, R Ingledew
Contract type name	GDS Contract
Purpose of contract	General and Orthodontic
Contract start date	01/04/2012
Contract end date	

17/18 Contracted general activity (UDA)	4,345
Carry forward general activity (UDA)	0
17/18 Contracted orthodontic activity (UOA)	1,361
Carry forward orthodontic activity (UOA)	0
Baseline contract value	£210,443.98

ACCESS

	Contract	England and Wales
24 month ratio of assessments to patient IDs	1.00	1.09

ACTIVITY


Month	Adjusted Scheduled Activity (UOA)	
	2017	2018
April	0	84
May	0	91
June	85	308
July	106	468
August	253	533
September	317	737
October	380	
November	444	
December	885	
January	1,011	
February	1,191	
March	1,338	
April	1,359	
May	1,359	
June	1,359	

QUALITY

	Contract Quantity	Contract Base Number	Contract *	Region	England
% of all assessments that were assess and fit appliances (rolling 12 month period)	87	123	70.7%	57.6%	58.0%
% of all assessments that were assess and refuse (rolling 12 month period)	12	123	9.8%	11.0%	11.4%
% of all assessments that were assess and review (rolling 12 month period)	24	123	19.5%	31.3%	30.6%
% of terminated courses where treatment was abandoned or discontinued (rolling 12 month period)	1	29	3.4%	8.4%	7.8%
% of completed treatments indicating that PAR score was taken (year to date)	1	10	10.0%	61.1%	64.6%
Rate of removable appliances per 100 fixed appliances - proposed treatment (rolling 12 month period)	9	156	5.77	7.31	5.65
Rate of removable appliances per 100 fixed appliances - completed treatment (rolling 12 month period)	0	43	0.00	6.66	4.78
% of courses of treatment with removable appliances only - proposed treatment (rolling 12 month period)	5	87	5.7%	2.5%	2.0%
% of courses of treatment with removable appliances only - completed treatment (rolling 12 month period)	0	28	0.0%	1.6%	1.5%
% of patients satisfied with the treatment they have received (rolling 12 month period)	3	3	100.0%	95.8%	96.0%

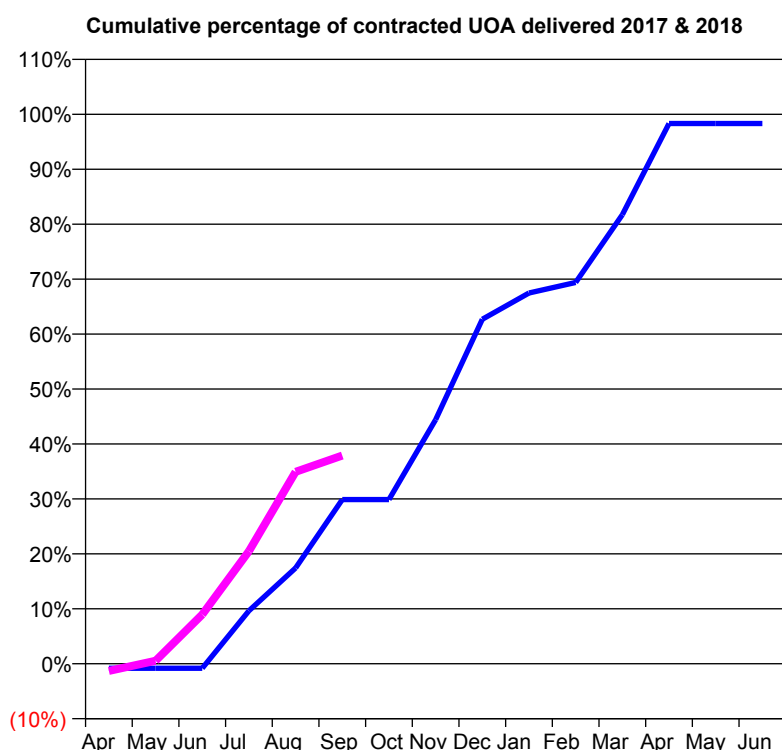
* Figures in italics indicate that the base number is less than 100.

Q59 - Vital Signs Orthodontic At a Glance Contract Report for 123218/0001 - September 2017

Name or company name	Dayadent Limited
Contract type name	GDS Contract
Purpose of contract	General and Orthodontic
Contract start date	01/04/2008
Contract end date	

17/18 Contracted general activity (UDA)	4,952
Carry forward general activity (UDA)	22
17/18 Contracted orthodontic activity (UOA)	1,663
Carry forward orthodontic activity (UOA)	28
Baseline contract value	£274,389.23

ACCESS	Contract	England and Wales
24 month ratio of assessments to patient IDs	1.14	1.09

ACTIVITY


Month	Adjusted Scheduled Activity (UOA)	
	2017	2018
April	-14	-22
May	-14	9
June	-14	149
July	160	341
August	289	581
September	495	630
October	495	
November	736	
December	1,039	
January	1,118	
February	1,150	
March	1,354	
April	1,629	
May	1,629	
June	1,629	

QUALITY	Contract Quantity	Contract Base Number	Contract *	Region	England
% of all assessments that were assess and fit appliances (rolling 12 month period)	79	231	34.2%	57.6%	58.0%
% of all assessments that were assess and refuse (rolling 12 month period)	41	231	17.7%	11.0%	11.4%
% of all assessments that were assess and review (rolling 12 month period)	111	231	48.1%	31.3%	30.6%
% of terminated courses where treatment was abandoned or discontinued (rolling 12 month period)	0	0	N/A	8.4%	7.8%
% of completed treatments indicating that PAR score was taken (year to date)	0	0	N/A	61.1%	64.6%
Rate of removable appliances per 100 fixed appliances - proposed treatment (rolling 12 month period)	0	74	0.00	7.31	5.65
Rate of removable appliances per 100 fixed appliances - completed treatment (rolling 12 month period)	0	0	N/A	6.66	4.78
% of courses of treatment with removable appliances only - proposed treatment (rolling 12 month period)	0	79	0.0%	2.5%	2.0%
% of courses of treatment with removable appliances only - completed treatment (rolling 12 month period)	0	0	N/A	1.6%	1.5%
% of patients satisfied with the treatment they have received (rolling 12 month period)	5	5	100.0%	95.8%	96.0%

* Figures in italics indicate that the base number is less than 100.

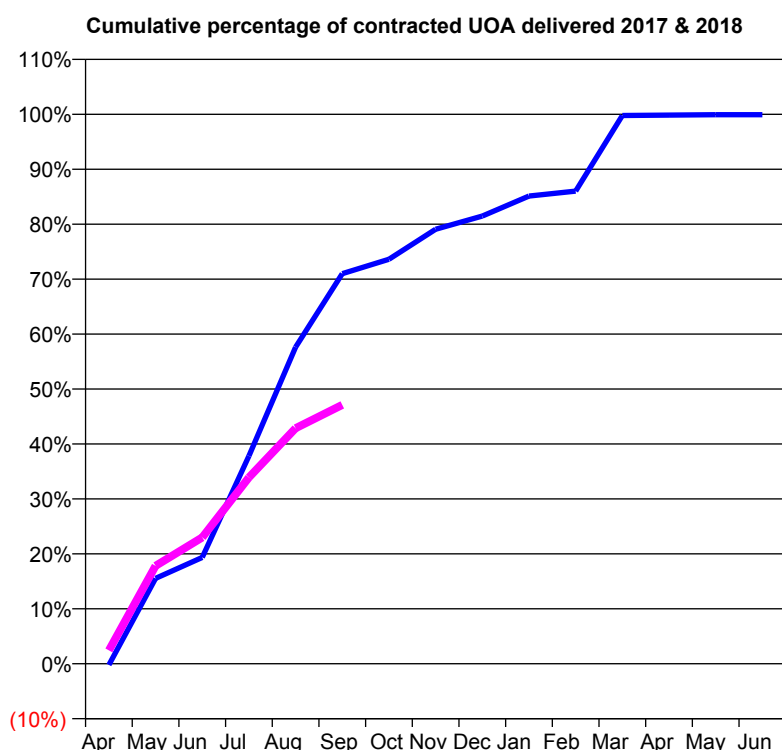
Q59 - Vital Signs Orthodontic At a Glance Contract Report for 126071/0001 - September 2017

Name or company name	Wilson, Edwards & Sanghi
Contract type name	GDS Contract
Purpose of contract	General and Orthodontic
Contract start date	01/04/2006
Contract end date	

17/18 Contracted general activity (UDA)	37,524
Carry forward general activity (UDA)	0
17/18 Contracted orthodontic activity (UOA)	1,318
Carry forward orthodontic activity (UOA)	0
Baseline contract value	£976,083.48

ACCESS

	Contract	England and Wales
24 month ratio of assessments to patient IDs	1.34	1.09

ACTIVITY


Month	Adjusted Scheduled Activity (UOA)	
	2017	2018
April	-3	32
May	208	235
June	259	303
July	506	447
August	771	565
September	950	621
October	985	
November	1,058	
December	1,090	
January	1,139	
February	1,151	
March	1,335	
April	1,336	
May	1,337	
June	1,337	

QUALITY

	Contract Quantity	Contract Base Number	Contract *	Region	England
% of all assessments that were assess and fit appliances (rolling 12 month period)	41	188	21.8%	57.6%	58.0%
% of all assessments that were assess and refuse (rolling 12 month period)	15	188	8.0%	11.0%	11.4%
% of all assessments that were assess and review (rolling 12 month period)	132	188	70.2%	31.3%	30.6%
% of terminated courses where treatment was abandoned or discontinued (rolling 12 month period)	7	85	8.2%	8.4%	7.8%
% of completed treatments indicating that PAR score was taken (year to date)	26	27	96.3%	61.1%	64.6%
Rate of removable appliances per 100 fixed appliances - proposed treatment (rolling 12 month period)	10	58	17.24	7.31	5.65
Rate of removable appliances per 100 fixed appliances - completed treatment (rolling 12 month period)	18	148	12.16	6.66	4.78
% of courses of treatment with removable appliances only - proposed treatment (rolling 12 month period)	3	41	7.3%	2.5%	2.0%
% of courses of treatment with removable appliances only - completed treatment (rolling 12 month period)	1	78	1.3%	1.6%	1.5%
% of patients satisfied with the treatment they have received (rolling 12 month period)	4	5	80.0%	95.8%	96.0%

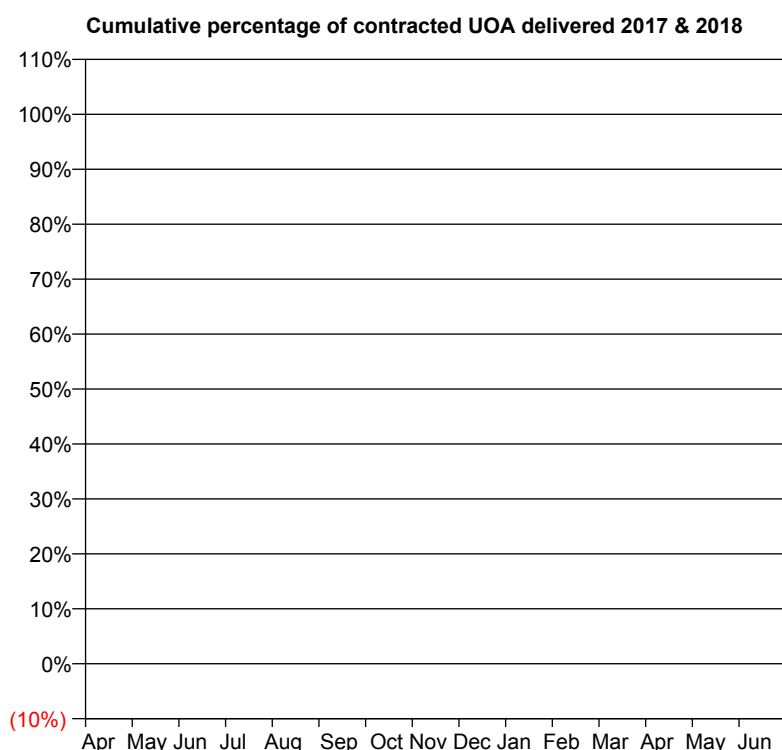
* Figures in italics indicate that the base number is less than 100.

Q59 - Vital Signs Orthodontic At a Glance Contract Report for 127078/0001 - September 2017

Name or company name	The Whitehouse Surgery Ltd
Contract type name	GDS Contract
Purpose of contract	General
Contract start date	02/02/2009
Contract end date	

17/18 Contracted general activity (UDA)	7,884
Carry forward general activity (UDA)	-45
17/18 Contracted orthodontic activity (UOA)	0
Carry forward orthodontic activity (UOA)	0
Baseline contract value	£174,658.54

ACCESS	Contract	England and Wales
24 month ratio of assessments to patient IDs	1.00	1.09

ACTIVITY


Month	Adjusted Scheduled Activity (UOA)	
	2017	2018
April	0	0
May	0	0
June	0	0
July	0	2
August	0	3
September	0	3
October	0	
November	1	
December	1	
January	1	
February	1	
March	1	
April	1	
May	1	
June	1	

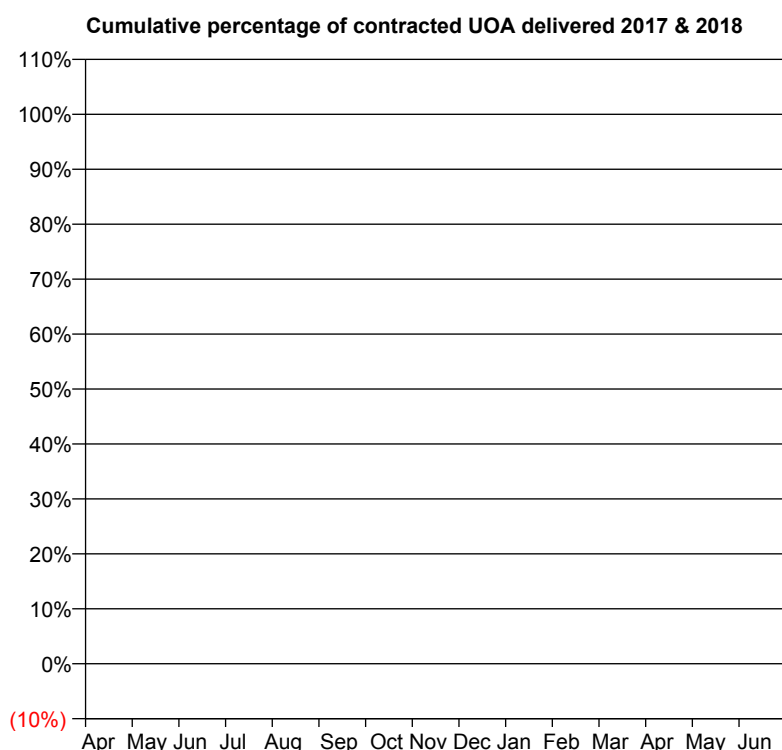
QUALITY	Contract Quantity	Contract Base Number	Contract *	Region	England
% of all assessments that were assess and fit appliances (rolling 12 month period)	0	4	0.0%	57.6%	58.0%
% of all assessments that were assess and refuse (rolling 12 month period)	3	4	75.0%	11.0%	11.4%
% of all assessments that were assess and review (rolling 12 month period)	1	4	25.0%	31.3%	30.6%
% of terminated courses where treatment was abandoned or discontinued (rolling 12 month period)	1	1	100.0%	8.4%	7.8%
% of completed treatments indicating that PAR score was taken (year to date)	0	0	N/A	61.1%	64.6%
Rate of removable appliances per 100 fixed appliances - proposed treatment (rolling 12 month period)	0	0	N/A	7.31	5.65
Rate of removable appliances per 100 fixed appliances - completed treatment (rolling 12 month period)	0	0	N/A	6.66	4.78
% of courses of treatment with removable appliances only - proposed treatment (rolling 12 month period)	0	0	N/A	2.5%	2.0%
% of courses of treatment with removable appliances only - completed treatment (rolling 12 month period)	0	0	N/A	1.6%	1.5%
% of patients satisfied with the treatment they have received (rolling 12 month period)	0	0	N/A	95.8%	96.0%

* Figures in italics indicate that the base number is less than 100.

Q59 - Vital Signs Orthodontic At a Glance Contract Report for 127078/0004 - September 2017

Name or company name	The Whitehouse Surgery Ltd	17/18 Contracted general activity (UDA)	0
Contract type name	PDS Contract	Carry forward general activity (UDA)	0
Purpose of contract	Orthodontic	17/18 Contracted orthodontic activity (UOA)	0
Contract start date	01/01/2012	Carry forward orthodontic activity (UOA)	0
Contract end date	31/03/2018	Baseline contract value	£93,556.00

ACCESS	Contract	England and Wales
24 month ratio of assessments to patient IDs	1.02	1.09

ACTIVITY


Month	Adjusted Scheduled Activity (UOA)	
	2017	2018
April	0	0
May	195	53
June	437	211
July	676	410
August	980	674
September	1,182	763
October	1,356	
November	1,641	
December	1,887	
January	2,034	
February	2,210	
March	2,341	
April	2,704	
May	2,704	
June	2,704	

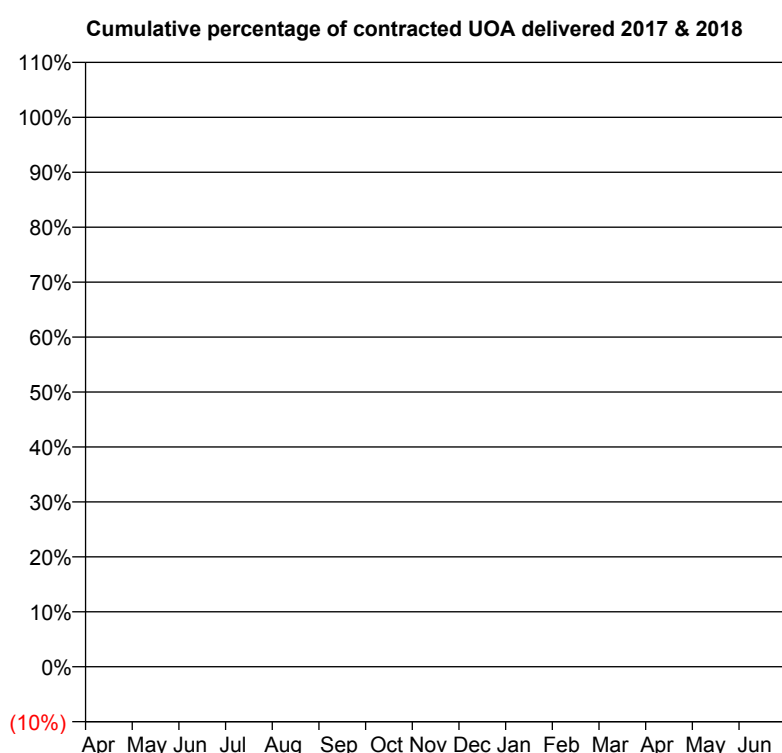
QUALITY	Contract Quantity	Contract Base Number	Contract *	Region	England
% of all assessments that were assess and fit appliances (rolling 12 month period)	106	204	52.0%	57.6%	58.0%
% of all assessments that were assess and refuse (rolling 12 month period)	49	204	24.0%	11.0%	11.4%
% of all assessments that were assess and review (rolling 12 month period)	49	204	24.0%	31.3%	30.6%
% of terminated courses where treatment was abandoned or discontinued (rolling 12 month period)	0	61	0.0%	8.4%	7.8%
% of completed treatments indicating that PAR score was taken (year to date)	27	31	87.1%	61.1%	64.6%
Rate of removable appliances per 100 fixed appliances - proposed treatment (rolling 12 month period)	7	206	3.40	7.31	5.65
Rate of removable appliances per 100 fixed appliances - completed treatment (rolling 12 month period)	1	115	0.87	6.66	4.78
% of courses of treatment with removable appliances only - proposed treatment (rolling 12 month period)	1	106	0.9%	2.5%	2.0%
% of courses of treatment with removable appliances only - completed treatment (rolling 12 month period)	0	61	0.0%	1.6%	1.5%
% of patients satisfied with the treatment they have received (rolling 12 month period)	2	2	100.0%	95.8%	96.0%

* Figures in italics indicate that the base number is less than 100.

Q59 - Vital Signs Orthodontic At a Glance Contract Report for 130796/0004 - September 2017

Name or company name	JDRM Dental Care Ltd	17/18 Contracted general activity (UDA)	0
Contract type name	PDS Contract	Carry forward general activity (UDA)	0
Purpose of contract	General and Orthodontic	17/18 Contracted orthodontic activity (UOA)	0
Contract start date	01/01/2012	Carry forward orthodontic activity (UOA)	0
Contract end date	31/03/2018	Baseline contract value	£90,255.02

ACCESS	Contract	England and Wales
24 month ratio of assessments to patient IDs	1.03	1.09

ACTIVITY


Month	Adjusted Scheduled Activity (UOA)	
	2017	2018
April	0	0
May	216	266
June	413	375
July	564	443
August	765	701
September	982	886
October	1,120	
November	1,277	
December	1,521	
January	1,715	
February	1,935	
March	2,094	
April	2,292	
May	2,292	
June	2,292	

QUALITY

	Contract Quantity	Contract Base Number	Contract *	Region	England
% of all assessments that were assess and fit appliances (rolling 12 month period)	99	216	45.8%	57.6%	58.0%
% of all assessments that were assess and refuse (rolling 12 month period)	101	216	46.8%	11.0%	11.4%
% of all assessments that were assess and review (rolling 12 month period)	16	216	7.4%	31.3%	30.6%
% of terminated courses where treatment was abandoned or discontinued (rolling 12 month period)	14	106	13.2%	8.4%	7.8%
% of completed treatments indicating that PAR score was taken (year to date)	42	42	100.0%	61.1%	64.6%
Rate of removable appliances per 100 fixed appliances - proposed treatment (rolling 12 month period)	12	196	6.12	7.31	5.65
Rate of removable appliances per 100 fixed appliances - completed treatment (rolling 12 month period)	1	182	0.55	6.66	4.78
% of courses of treatment with removable appliances only - proposed treatment (rolling 12 month period)	0	99	0.0%	2.5%	2.0%
% of courses of treatment with removable appliances only - completed treatment (rolling 12 month period)	0	92	0.0%	1.6%	1.5%
% of patients satisfied with the treatment they have received (rolling 12 month period)	5	5	100.0%	95.8%	96.0%

* Figures in italics indicate that the base number is less than 100.

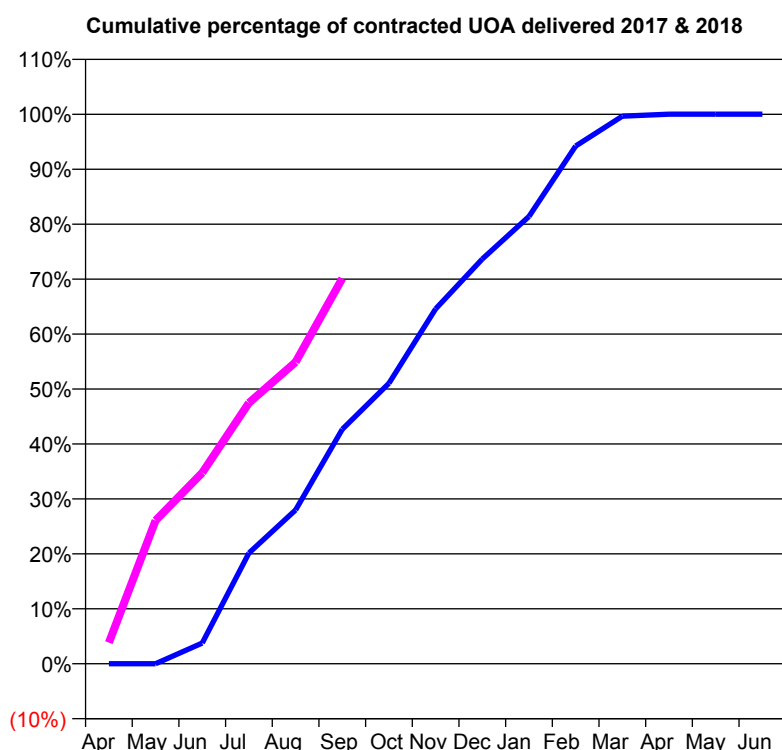
Q59 - Vital Signs Orthodontic At a Glance Contract Report for 134503/0001 - September 2017

Name or company name	Mr Haren and Mrs Sonal Patel
Contract type name	PDS Contract
Purpose of contract	Orthodontic
Contract start date	01/04/2008
Contract end date	31/03/2018

17/18 Contracted general activity (UDA)	0
Carry forward general activity (UDA)	0
17/18 Contracted orthodontic activity (UOA)	3,894
Carry forward orthodontic activity (UOA)	0
Baseline contract value	£240,921.18

ACCESS

	Contract	England and Wales
24 month ratio of assessments to patient IDs	1.15	1.09

ACTIVITY


Month	Adjusted Scheduled Activity (UOA)	
	2017	2018
April	0	150
May	0	1,015
June	147	1,354
July	785	1,849
August	1,090	2,138
September	1,662	2,730
October	1,988	
November	2,515	
December	2,868	
January	3,170	
February	3,669	
March	3,880	
April	3,895	
May	3,895	
June	3,895	

QUALITY

	Contract Quantity	Contract Base Number	Contract *	Region	England
% of all assessments that were assess and fit appliances (rolling 12 month period)	227	457	49.7%	57.6%	58.0%
% of all assessments that were assess and refuse (rolling 12 month period)	22	457	4.8%	11.0%	11.4%
% of all assessments that were assess and review (rolling 12 month period)	208	457	45.5%	31.3%	30.6%
% of terminated courses where treatment was abandoned or discontinued (rolling 12 month period)	2	65	3.1%	8.4%	7.8%
% of completed treatments indicating that PAR score was taken (year to date)	0	28	0.0%	61.1%	64.6%
Rate of removable appliances per 100 fixed appliances - proposed treatment (rolling 12 month period)	98	450	21.78	7.31	5.65
Rate of removable appliances per 100 fixed appliances - completed treatment (rolling 12 month period)	3	124	2.42	6.66	4.78
% of courses of treatment with removable appliances only - proposed treatment (rolling 12 month period)	1	227	0.4%	2.5%	2.0%
% of courses of treatment with removable appliances only - completed treatment (rolling 12 month period)	1	63	1.6%	1.6%	1.5%
% of patients satisfied with the treatment they have received (rolling 12 month period)	11	12	91.7%	95.8%	96.0%

* Figures in italics indicate that the base number is less than 100.

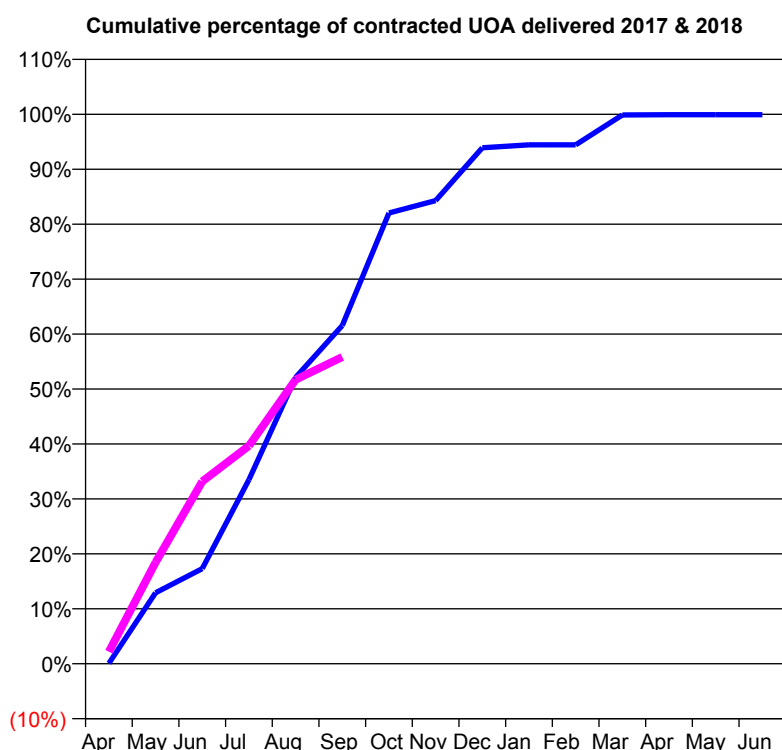
Q59 - Vital Signs Orthodontic At a Glance Contract Report for 134503/0002 - September 2017

Name or company name	Mr Haren and Mrs Sonal Patel
Contract type name	PDS Contract
Purpose of contract	Orthodontic
Contract start date	01/04/2008
Contract end date	31/03/2018

17/18 Contracted general activity (UDA)	0
Carry forward general activity (UDA)	0
17/18 Contracted orthodontic activity (UOA)	3,885
Carry forward orthodontic activity (UOA)	3
Baseline contract value	£220,511.04

ACCESS

	Contract	England and Wales
24 month ratio of assessments to patient IDs	1.12	1.09

ACTIVITY


Month	Adjusted Scheduled Activity (UOA)	
	2017	2018
April	3	85
May	505	717
June	676	1,289
July	1,309	1,541
August	2,036	2,009
September	2,404	2,169
October	3,204	
November	3,292	
December	3,668	
January	3,689	
February	3,689	
March	3,901	
April	3,903	
May	3,903	
June	3,903	

QUALITY

	Contract Quantity	Contract Base Number	Contract *	Region	England
% of all assessments that were assess and fit appliances (rolling 12 month period)	168	324	51.9%	57.6%	58.0%
% of all assessments that were assess and refuse (rolling 12 month period)	26	324	8.0%	11.0%	11.4%
% of all assessments that were assess and review (rolling 12 month period)	130	324	40.1%	31.3%	30.6%
% of terminated courses where treatment was abandoned or discontinued (rolling 12 month period)	17	341	5.0%	8.4%	7.8%
% of completed treatments indicating that PAR score was taken (year to date)	0	269	0.0%	61.1%	64.6%
Rate of removable appliances per 100 fixed appliances - proposed treatment (rolling 12 month period)	12	330	3.64	7.31	5.65
Rate of removable appliances per 100 fixed appliances - completed treatment (rolling 12 month period)	5	190	2.63	6.66	4.78
% of courses of treatment with removable appliances only - proposed treatment (rolling 12 month period)	0	168	0.0%	2.5%	2.0%
% of courses of treatment with removable appliances only - completed treatment (rolling 12 month period)	3	324	0.9%	1.6%	1.5%
% of patients satisfied with the treatment they have received (rolling 12 month period)	7	7	100.0%	95.8%	96.0%

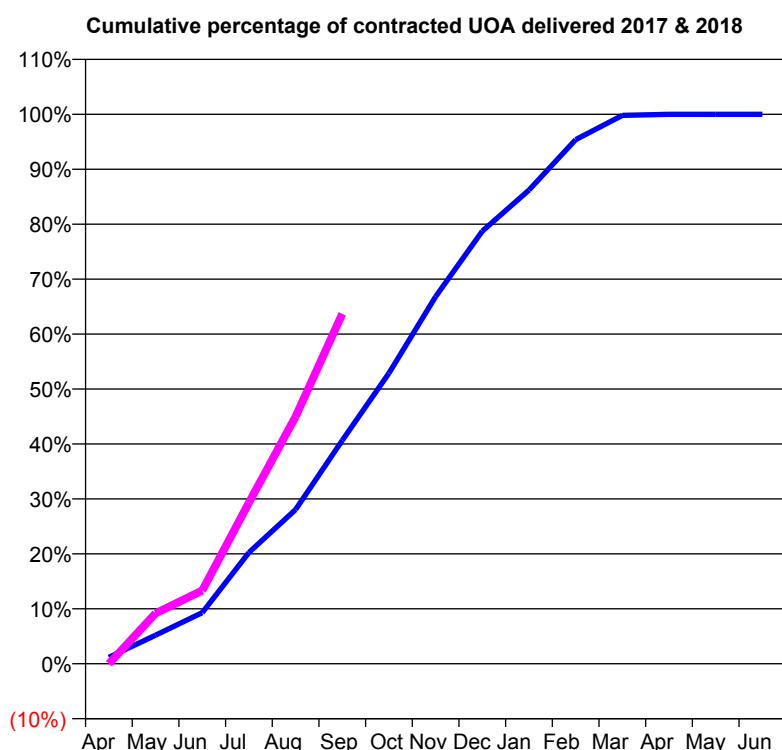
* Figures in italics indicate that the base number is less than 100.

Q59 - Vital Signs Orthodontic At a Glance Contract Report for 136336/0001 - September 2017

Name or company name	Gosal Orthodontics Limited
Contract type name	PDS Contract
Purpose of contract	Orthodontic
Contract start date	01/02/2015
Contract end date	31/03/2018

17/18 Contracted general activity (UDA)	0
Carry forward general activity (UDA)	0
17/18 Contracted orthodontic activity (UOA)	6,173
Carry forward orthodontic activity (UOA)	0
Baseline contract value	£381,932.50

ACCESS	Contract	England and Wales
24 month ratio of assessments to patient IDs	1.01	1.09

ACTIVITY


Month	Adjusted Scheduled Activity (UOA)	
	2017	2018
April	72	0
May	321	567
June	575	823
July	1,251	1,810
August	1,734	2,776
September	2,511	3,931
October	3,267	
November	4,128	
December	4,863	
January	5,325	
February	5,892	
March	6,165	
April	6,176	
May	6,176	
June	6,176	

QUALITY	Contract Quantity	Contract Base Number	Contract *	Region	England
% of all assessments that were assess and fit appliances (rolling 12 month period)	362	373	97.1%	57.6%	58.0%
% of all assessments that were assess and refuse (rolling 12 month period)	4	373	1.1%	11.0%	11.4%
% of all assessments that were assess and review (rolling 12 month period)	7	373	1.9%	31.3%	30.6%
% of terminated courses where treatment was abandoned or discontinued (rolling 12 month period)	9	259	3.5%	8.4%	7.8%
% of completed treatments indicating that PAR score was taken (year to date)	147	149	98.7%	61.1%	64.6%
Rate of removable appliances per 100 fixed appliances - proposed treatment (rolling 12 month period)	9	712	1.26	7.31	5.65
Rate of removable appliances per 100 fixed appliances - completed treatment (rolling 12 month period)	10	493	2.03	6.66	4.78
% of courses of treatment with removable appliances only - proposed treatment (rolling 12 month period)	0	362	0.0%	2.5%	2.0%
% of courses of treatment with removable appliances only - completed treatment (rolling 12 month period)	0	250	0.0%	1.6%	1.5%
% of patients satisfied with the treatment they have received (rolling 12 month period)	15	16	93.8%	95.8%	96.0%

* Figures in italics indicate that the base number is less than 100.

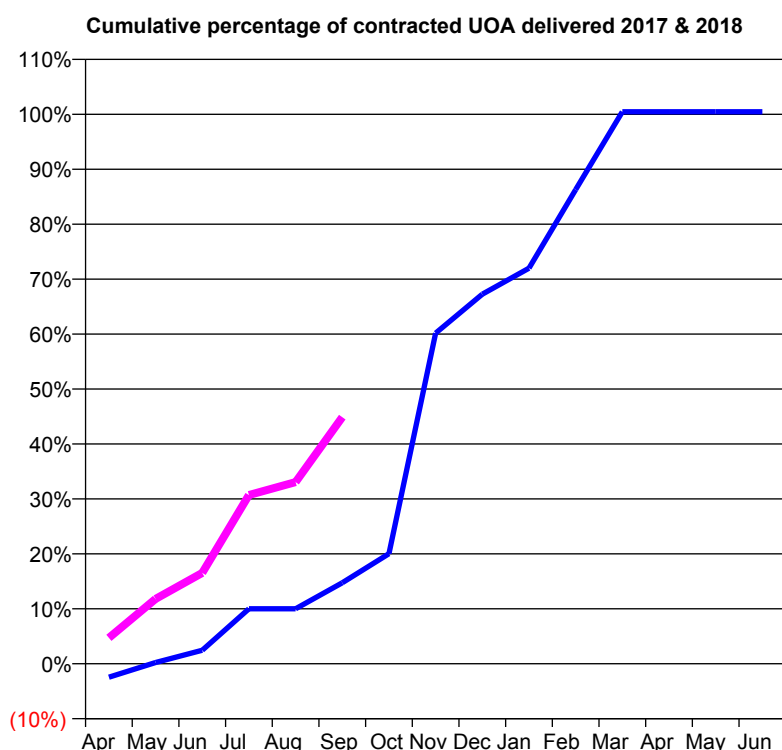
Q59 - Vital Signs Orthodontic At a Glance Contract Report for 137766/0001 - September 2017

Name or company name	Mr B Patel & Mr R Jansari
Contract type name	GDS Contract
Purpose of contract	General and Orthodontic
Contract start date	01/04/2010
Contract end date	

17/18 Contracted general activity (UDA)	41,661
Carry forward general activity (UDA)	0
17/18 Contracted orthodontic activity (UOA)	889
Carry forward orthodontic activity (UOA)	0
Baseline contract value	£1,297,594.50

ACCESS

	Contract	England and Wales
24 month ratio of assessments to patient IDs	1.15	1.09

ACTIVITY


Month	Adjusted Scheduled Activity (UOA)	
	2017	2018
April	-22	42
May	2	105
June	22	147
July	89	273
August	89	294
September	131	399
October	178	
November	535	
December	598	
January	640	
February	767	
March	893	
April	893	
May	893	
June	893	

QUALITY

	Contract Quantity	Contract Base Number	Contract *	Region	England
% of all assessments that were assess and fit appliances (rolling 12 month period)	55	61	90.2%	57.6%	58.0%
% of all assessments that were assess and refuse (rolling 12 month period)	3	61	4.9%	11.0%	11.4%
% of all assessments that were assess and review (rolling 12 month period)	3	61	4.9%	31.3%	30.6%
% of terminated courses where treatment was abandoned or discontinued (rolling 12 month period)	1	10	10.0%	8.4%	7.8%
% of completed treatments indicating that PAR score was taken (year to date)	0	8	0.0%	61.1%	64.6%
Rate of removable appliances per 100 fixed appliances - proposed treatment (rolling 12 month period)	15	96	15.63	7.31	5.65
Rate of removable appliances per 100 fixed appliances - completed treatment (rolling 12 month period)	0	15	0.00	6.66	4.78
% of courses of treatment with removable appliances only - proposed treatment (rolling 12 month period)	0	55	0.0%	2.5%	2.0%
% of courses of treatment with removable appliances only - completed treatment (rolling 12 month period)	0	9	0.0%	1.6%	1.5%
% of patients satisfied with the treatment they have received (rolling 12 month period)	0	0	N/A	95.8%	96.0%

* Figures in italics indicate that the base number is less than 100.

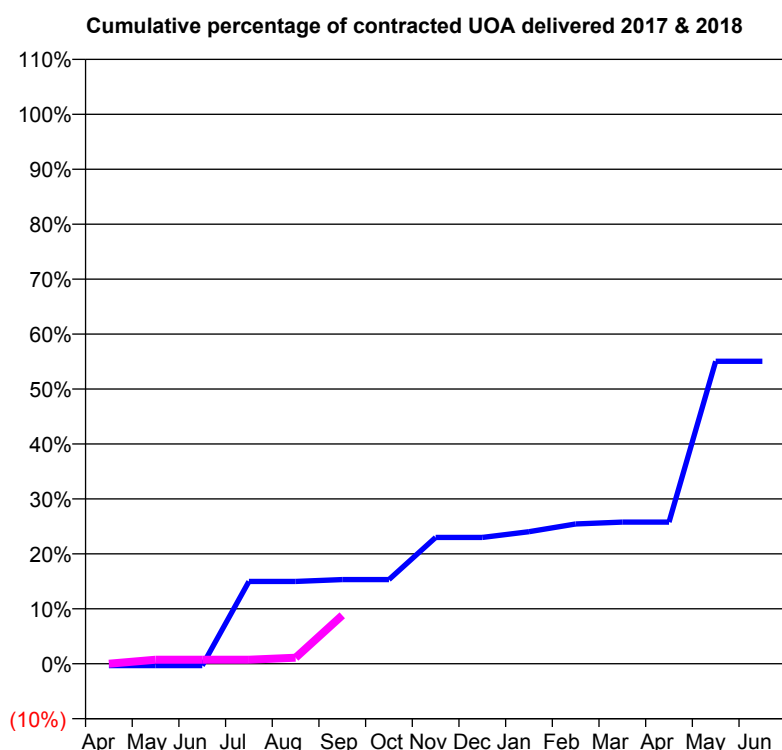
Q59 - Vital Signs Orthodontic At a Glance Contract Report for 139874/0001 - September 2017

Name or company name	C M Desai Limited
Contract type name	GDS Contract
Purpose of contract	Orthodontic
Contract start date	01/03/2008
Contract end date	

17/18 Contracted general activity (UDA)	8,313
Carry forward general activity (UDA)	-102
17/18 Contracted orthodontic activity (UOA)	272
Carry forward orthodontic activity (UOA)	0
Baseline contract value	£240,169.39

ACCESS

	Contract	England and Wales
24 month ratio of assessments to patient IDs	1.40	1.09

ACTIVITY


Month	Adjusted Scheduled Activity (UOA)	
	2017	2018
April	-1	0
May	-1	2
June	-1	2
July	43	2
August	43	3
September	44	24
October	44	
November	66	
December	66	
January	69	
February	73	
March	74	
April	74	
May	158	
June	158	

QUALITY

	Contract Quantity	Contract Base Number	Contract *	Region	England
% of all assessments that were assess and fit appliances (rolling 12 month period)	6	18	33.3%	57.6%	58.0%
% of all assessments that were assess and refuse (rolling 12 month period)	1	18	5.6%	11.0%	11.4%
% of all assessments that were assess and review (rolling 12 month period)	11	18	61.1%	31.3%	30.6%
% of terminated courses where treatment was abandoned or discontinued (rolling 12 month period)	4	4	100.0%	8.4%	7.8%
% of completed treatments indicating that PAR score was taken (year to date)	0	0	N/A	61.1%	64.6%
Rate of removable appliances per 100 fixed appliances - proposed treatment (rolling 12 month period)	1	6	16.67	7.31	5.65
Rate of removable appliances per 100 fixed appliances - completed treatment (rolling 12 month period)	0	0	N/A	6.66	4.78
% of courses of treatment with removable appliances only - proposed treatment (rolling 12 month period)	1	6	16.7%	2.5%	2.0%
% of courses of treatment with removable appliances only - completed treatment (rolling 12 month period)	0	0	N/A	1.6%	1.5%
% of patients satisfied with the treatment they have received (rolling 12 month period)	0	0	N/A	95.8%	96.0%

* Figures in italics indicate that the base number is less than 100.

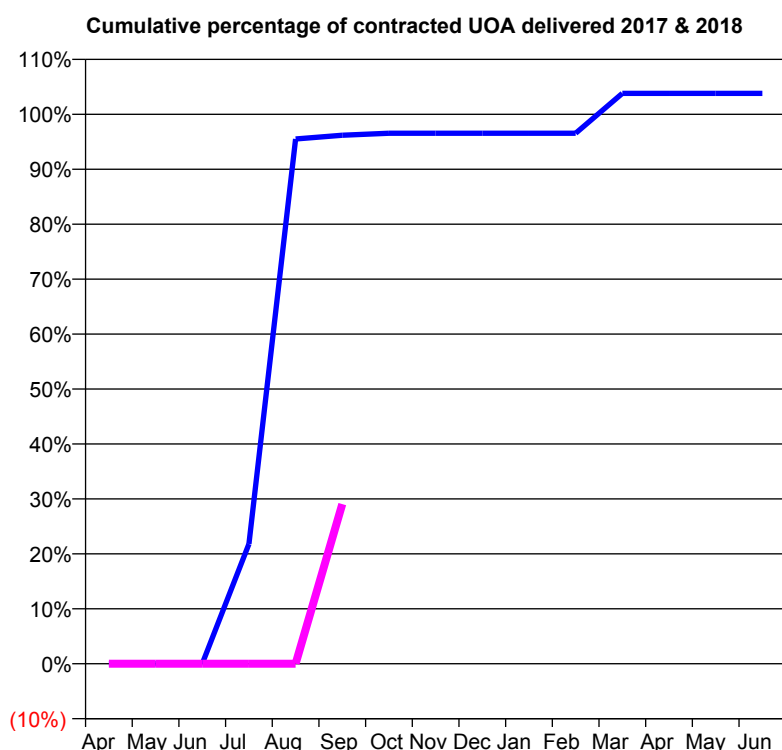
Q59 - Vital Signs Orthodontic At a Glance Contract Report for 143448/0001 - September 2017

Name or company name	Dr D J Duplessis & Ms Lieze Duplessis
Contract type name	GDS Contract
Purpose of contract	General and Orthodontic
Contract start date	01/04/2011
Contract end date	

17/18 Contracted general activity (UDA)	9,098
Carry forward general activity (UDA)	-579
17/18 Contracted orthodontic activity (UOA)	289
Carry forward orthodontic activity (UOA)	0
Baseline contract value	£234,305.29

ACCESS

	Contract	England and Wales
24 month ratio of assessments to patient IDs	1.08	1.09

ACTIVITY


Month	Adjusted Scheduled Activity (UOA)	
	2017	2018
April	0	0
May	0	0
June	0	0
July	63	0
August	276	0
September	278	84
October	279	
November	279	
December	279	
January	279	
February	279	
March	300	
April	300	
May	300	
June	300	

QUALITY

	Contract Quantity	Contract Base Number	Contract *	Region	England
% of all assessments that were assess and fit appliances (rolling 12 month period)	5	6	83.3%	57.6%	58.0%
% of all assessments that were assess and refuse (rolling 12 month period)	0	6	0.0%	11.0%	11.4%
% of all assessments that were assess and review (rolling 12 month period)	1	6	16.7%	31.3%	30.6%
% of terminated courses where treatment was abandoned or discontinued (rolling 12 month period)	0	0	N/A	8.4%	7.8%
% of completed treatments indicating that PAR score was taken (year to date)	0	0	N/A	61.1%	64.6%
Rate of removable appliances per 100 fixed appliances - proposed treatment (rolling 12 month period)	0	0	N/A	7.31	5.65
Rate of removable appliances per 100 fixed appliances - completed treatment (rolling 12 month period)	0	0	N/A	6.66	4.78
% of courses of treatment with removable appliances only - proposed treatment (rolling 12 month period)	0	5	0.0%	2.5%	2.0%
% of courses of treatment with removable appliances only - completed treatment (rolling 12 month period)	0	0	N/A	1.6%	1.5%
% of patients satisfied with the treatment they have received (rolling 12 month period)	0	0	N/A	95.8%	96.0%

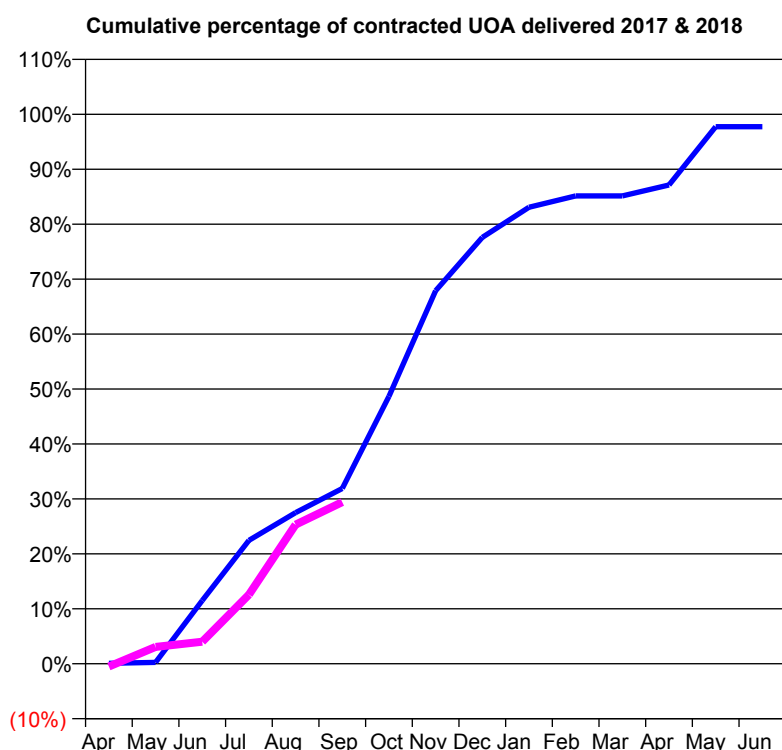
* Figures in italics indicate that the base number is less than 100.

Q59 - Vital Signs Orthodontic At a Glance Contract Report for 151653/0001 - September 2017

Name or company name	The Forum Practice Ltd
Contract type name	GDS Contract
Purpose of contract	General and Orthodontic
Contract start date	01/10/2011
Contract end date	

17/18 Contracted general activity (UDA)	500
Carry forward general activity (UDA)	0
17/18 Contracted orthodontic activity (UOA)	1,169
Carry forward orthodontic activity (UOA)	6
Baseline contract value	£87,096.55

ACCESS	Contract	England and Wales
24 month ratio of assessments to patient IDs	1.25	1.09

ACTIVITY


Month	Adjusted Scheduled Activity (UOA)	
	2017	2018
April	1	-6
May	3	36
June	139	47
July	271	147
August	332	296
September	385	344
October	587	
November	819	
December	936	
January	1,002	
February	1,027	
March	1,027	
April	1,051	
May	1,179	
June	1,179	

QUALITY	Contract Quantity	Contract Base Number	Contract *	Region	England
% of all assessments that were assess and fit appliances (rolling 12 month period)	50	142	35.2%	57.6%	58.0%
% of all assessments that were assess and refuse (rolling 12 month period)	7	142	4.9%	11.0%	11.4%
% of all assessments that were assess and review (rolling 12 month period)	85	142	59.9%	31.3%	30.6%
% of terminated courses where treatment was abandoned or discontinued (rolling 12 month period)	3	71	4.2%	8.4%	7.8%
% of completed treatments indicating that PAR score was taken (year to date)	25	42	59.5%	61.1%	64.6%
Rate of removable appliances per 100 fixed appliances - proposed treatment (rolling 12 month period)	12	99	12.12	7.31	5.65
Rate of removable appliances per 100 fixed appliances - completed treatment (rolling 12 month period)	10	125	8.00	6.66	4.78
% of courses of treatment with removable appliances only - proposed treatment (rolling 12 month period)	0	50	0.0%	2.5%	2.0%
% of courses of treatment with removable appliances only - completed treatment (rolling 12 month period)	3	68	4.4%	1.6%	1.5%
% of patients satisfied with the treatment they have received (rolling 12 month period)	4	4	100.0%	95.8%	96.0%

* Figures in italics indicate that the base number is less than 100.

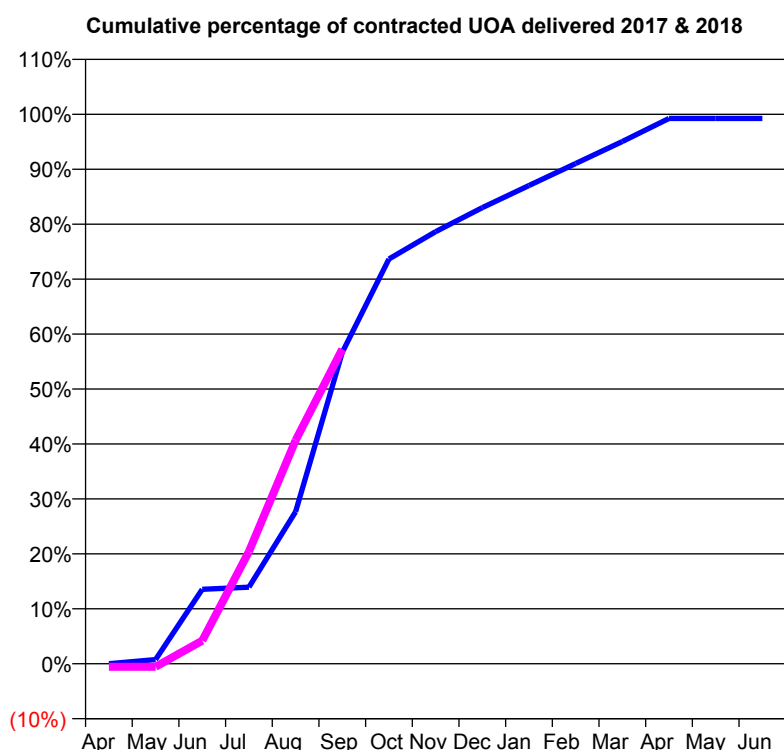
Q59 - Vital Signs Orthodontic At a Glance Contract Report for 153931/0001 - September 2017

Name or company name	Wong, Wallbuton, Eastwood, Ashraf & But
Contract type name	GDS Contract
Purpose of contract	General and Orthodontic
Contract start date	01/04/2006
Contract end date	

17/18 Contracted general activity (UDA)	31,000
Carry forward general activity (UDA)	0
17/18 Contracted orthodontic activity (UOA)	524
Carry forward orthodontic activity (UOA)	4
Baseline contract value	£726,306.87

ACCESS

	Contract	England and Wales
24 month ratio of assessments to patient IDs	1.20	1.09

ACTIVITY


Month	Adjusted Scheduled Activity (UOA)	
	2017	2018
April	0	-3
May	4	-3
June	71	22
July	73	107
August	145	213
September	297	300
October	386	
November	412	
December	435	
January	456	
February	477	
March	498	
April	520	
May	520	
June	520	

QUALITY

	Contract Quantity	Contract Base Number	Contract *	Region	England
% of all assessments that were assess and fit appliances (rolling 12 month period)	26	45	57.8%	57.6%	58.0%
% of all assessments that were assess and refuse (rolling 12 month period)	0	45	0.0%	11.0%	11.4%
% of all assessments that were assess and review (rolling 12 month period)	19	45	42.2%	31.3%	30.6%
% of terminated courses where treatment was abandoned or discontinued (rolling 12 month period)	0	30	0.0%	8.4%	7.8%
% of completed treatments indicating that PAR score was taken (year to date)	6	10	60.0%	61.1%	64.6%
Rate of removable appliances per 100 fixed appliances - proposed treatment (rolling 12 month period)	2	42	4.76	7.31	5.65
Rate of removable appliances per 100 fixed appliances - completed treatment (rolling 12 month period)	1	0	N/A	6.66	4.78
% of courses of treatment with removable appliances only - proposed treatment (rolling 12 month period)	1	26	3.8%	2.5%	2.0%
% of courses of treatment with removable appliances only - completed treatment (rolling 12 month period)	1	30	3.3%	1.6%	1.5%
% of patients satisfied with the treatment they have received (rolling 12 month period)	1	1	100.0%	95.8%	96.0%

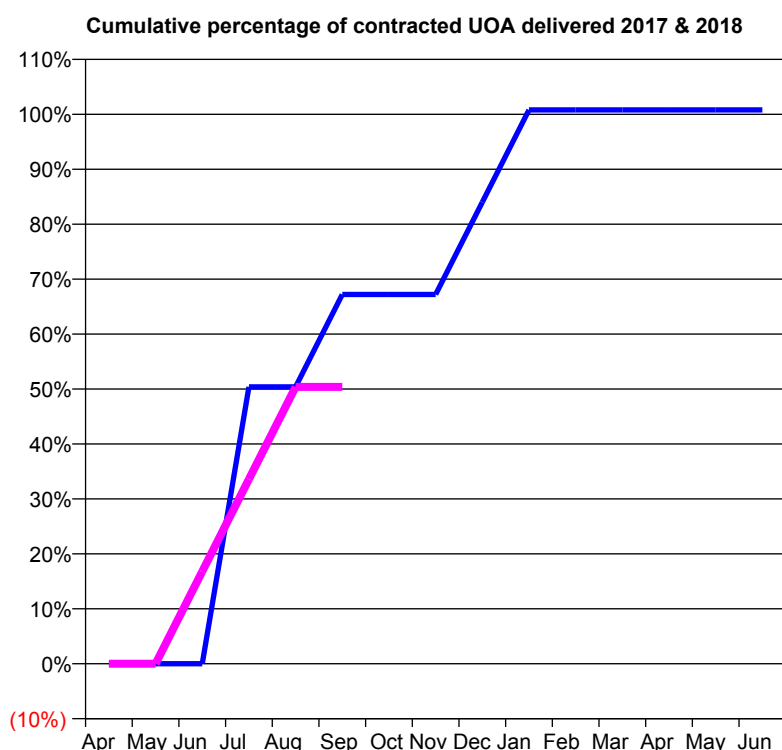
* Figures in italics indicate that the base number is less than 100.

Q59 - Vital Signs Orthodontic At a Glance Contract Report for 157813/0001 - September 2017

Name or company name	H.S. Virdee (Home Farm) Ltd.
Contract type name	GDS Contract
Purpose of contract	General and Orthodontic
Contract start date	01/09/2009
Contract end date	

17/18 Contracted general activity (UDA)	8,251
Carry forward general activity (UDA)	-147
17/18 Contracted orthodontic activity (UOA)	125
Carry forward orthodontic activity (UOA)	0
Baseline contract value	£218,625.16

ACCESS	Contract	England and Wales
24 month ratio of assessments to patient IDs	1.00	1.09

ACTIVITY


Month	Adjusted Scheduled Activity (UOA)	
	2017	2018
April	0	0
May	0	0
June	0	21
July	63	42
August	63	63
September	84	63
October	84	
November	84	
December	105	
January	126	
February	126	
March	126	
April	126	
May	126	
June	126	

QUALITY

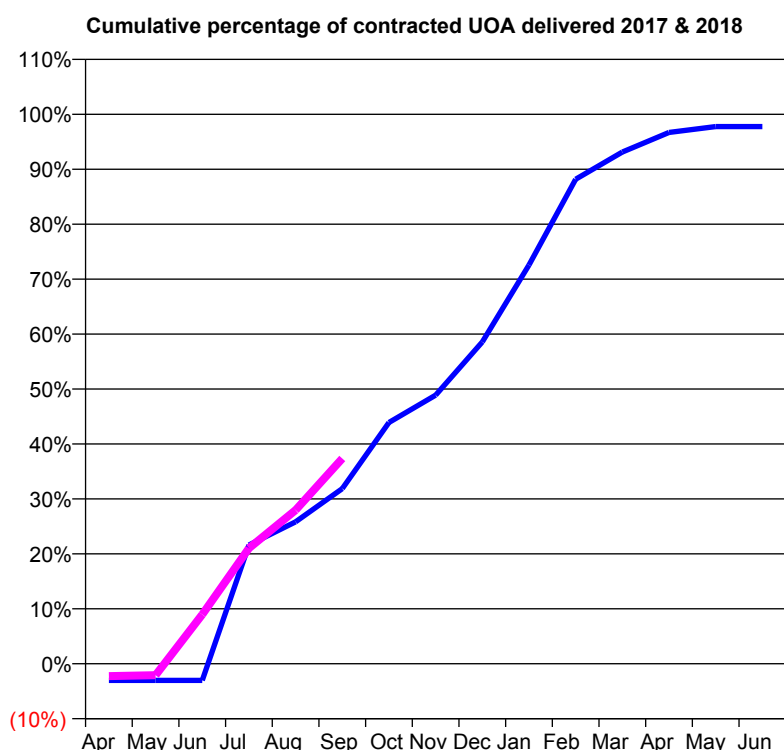
	Contract Quantity	Contract Base Number	Contract *	Region	England
% of all assessments that were assess and fit appliances (rolling 12 month period)	5	5	100.0%	57.6%	58.0%
% of all assessments that were assess and refuse (rolling 12 month period)	0	5	0.0%	11.0%	11.4%
% of all assessments that were assess and review (rolling 12 month period)	0	5	0.0%	31.3%	30.6%
% of terminated courses where treatment was abandoned or discontinued (rolling 12 month period)	0	2	0.0%	8.4%	7.8%
% of completed treatments indicating that PAR score was taken (year to date)	1	1	100.0%	61.1%	64.6%
Rate of removable appliances per 100 fixed appliances - proposed treatment (rolling 12 month period)	0	10	0.00	7.31	5.65
Rate of removable appliances per 100 fixed appliances - completed treatment (rolling 12 month period)	0	4	0.00	6.66	4.78
% of courses of treatment with removable appliances only - proposed treatment (rolling 12 month period)	0	5	0.0%	2.5%	2.0%
% of courses of treatment with removable appliances only - completed treatment (rolling 12 month period)	0	2	0.0%	1.6%	1.5%
% of patients satisfied with the treatment they have received (rolling 12 month period)	0	0	N/A	95.8%	96.0%

* Figures in italics indicate that the base number is less than 100.

Q59 - Vital Signs Orthodontic At a Glance Contract Report for 163139/0001 - September 2017

Name or company name	C O (Leicester) Limited	17/18 Contracted general activity (UDA)	0
Contract type name	PDS Contract	Carry forward general activity (UDA)	0
Purpose of contract	Orthodontic	17/18 Contracted orthodontic activity (UOA)	13,746
Contract start date	01/09/2010	Carry forward orthodontic activity (UOA)	314
Contract end date	31/03/2018	Baseline contract value	£850,556.58

ACCESS	Contract	England and Wales
24 month ratio of assessments to patient IDs	1.02	1.09

ACTIVITY


Month	Adjusted Scheduled Activity (UOA)	
	2017	2018
April	-419	-313
May	-419	-288
June	-419	1,233
July	2,971	2,892
August	3,552	3,844
September	4,382	5,134
October	6,036	
November	6,720	
December	8,051	
January	9,974	
February	12,121	
March	12,800	
April	13,292	
May	13,439	
June	13,439	

QUALITY

	Contract Quantity	Contract Base Number	Contract *	Region	England
% of all assessments that were assess and fit appliances (rolling 12 month period)	690	794	86.9%	57.6%	58.0%
% of all assessments that were assess and refuse (rolling 12 month period)	6	794	0.8%	11.0%	11.4%
% of all assessments that were assess and review (rolling 12 month period)	98	794	12.3%	31.3%	30.6%
% of terminated courses where treatment was abandoned or discontinued (rolling 12 month period)	9	513	1.8%	8.4%	7.8%
% of completed treatments indicating that PAR score was taken (year to date)	0	271	0.0%	61.1%	64.6%
Rate of removable appliances per 100 fixed appliances - proposed treatment (rolling 12 month period)	16	1,370	1.17	7.31	5.65
Rate of removable appliances per 100 fixed appliances - completed treatment (rolling 12 month period)	1	990	0.10	6.66	4.78
% of courses of treatment with removable appliances only - proposed treatment (rolling 12 month period)	0	690	0.0%	2.5%	2.0%
% of courses of treatment with removable appliances only - completed treatment (rolling 12 month period)	0	504	0.0%	1.6%	1.5%
% of patients satisfied with the treatment they have received (rolling 12 month period)	28	29	96.6%	95.8%	96.0%

* Figures in italics indicate that the base number is less than 100.

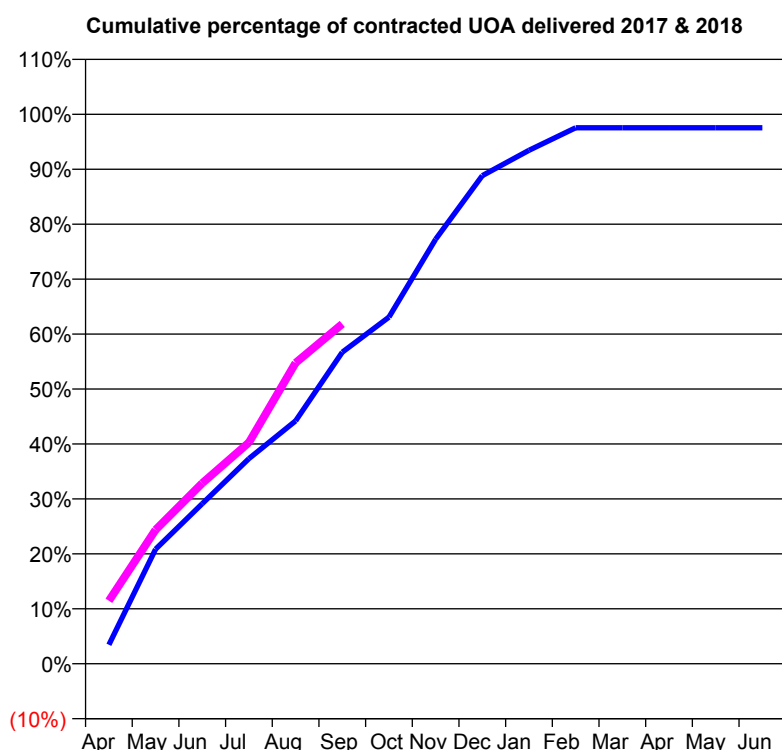
Q59 - Vital Signs Orthodontic At a Glance Contract Report for 166189/0001 - September 2017

Name or company name	Mr R Kidy & Ms P Sarna
Contract type name	GDS Contract
Purpose of contract	General and Orthodontic
Contract start date	01/04/2011
Contract end date	

17/18 Contracted general activity (UDA)	7,050
Carry forward general activity (UDA)	0
17/18 Contracted orthodontic activity (UOA)	4,137
Carry forward orthodontic activity (UOA)	104
Baseline contract value	£439,017.19

ACCESS

	Contract	England and Wales
24 month ratio of assessments to patient IDs	1.19	1.09

ACTIVITY


Month	Adjusted Scheduled Activity (UOA)	
	2017	2018
April	147	474
May	885	1,008
June	1,236	1,360
July	1,583	1,666
August	1,875	2,265
September	2,405	2,559
October	2,675	
November	3,276	
December	3,767	
January	3,963	
February	4,137	
March	4,137	
April	4,137	
May	4,137	
June	4,137	

QUALITY

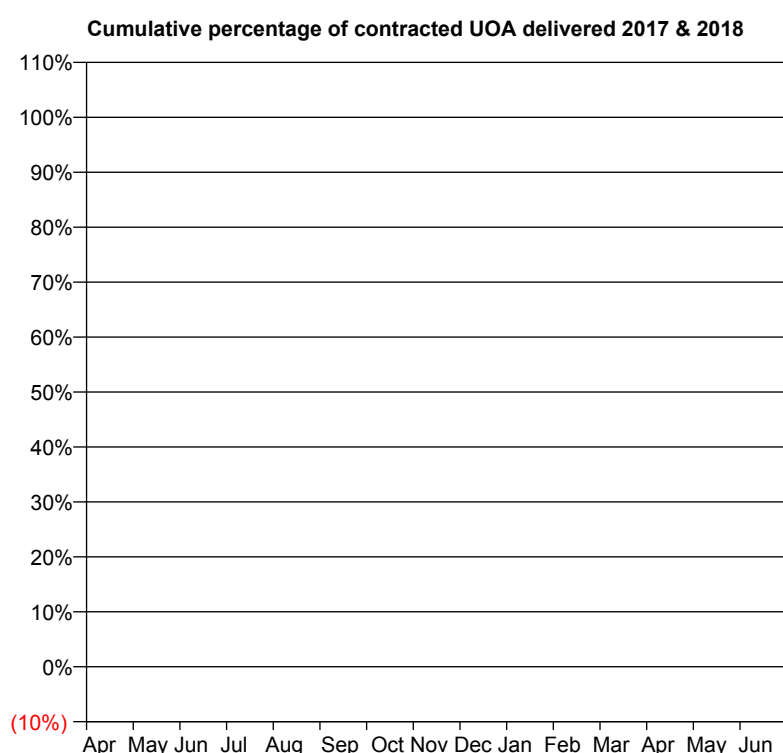
	Contract Quantity	Contract Base Number	Contract *	Region	England
% of all assessments that were assess and fit appliances (rolling 12 month period)	198	452	43.8%	57.6%	58.0%
% of all assessments that were assess and refuse (rolling 12 month period)	111	452	24.6%	11.0%	11.4%
% of all assessments that were assess and review (rolling 12 month period)	143	452	31.6%	31.3%	30.6%
% of terminated courses where treatment was abandoned or discontinued (rolling 12 month period)	10	178	5.6%	8.4%	7.8%
% of completed treatments indicating that PAR score was taken (year to date)	72	78	92.3%	61.1%	64.6%
Rate of removable appliances per 100 fixed appliances - proposed treatment (rolling 12 month period)	3	393	0.76	7.31	5.65
Rate of removable appliances per 100 fixed appliances - completed treatment (rolling 12 month period)	17	330	5.15	6.66	4.78
% of courses of treatment with removable appliances only - proposed treatment (rolling 12 month period)	1	198	0.5%	2.5%	2.0%
% of courses of treatment with removable appliances only - completed treatment (rolling 12 month period)	2	168	1.2%	1.6%	1.5%
% of patients satisfied with the treatment they have received (rolling 12 month period)	10	11	90.9%	95.8%	96.0%

* Figures in italics indicate that the base number is less than 100.

Q59 - Vital Signs Orthodontic At a Glance Contract Report for 166316/0002 - September 2017

Name or company name	Mr K Bergens & Ms K Plumb	17/18 Contracted general activity (UDA)	0
Contract type name	PDS Contract	Carry forward general activity (UDA)	0
Purpose of contract	General	17/18 Contracted orthodontic activity (UOA)	0
Contract start date	01/04/2006	Carry forward orthodontic activity (UOA)	0
Contract end date	31/03/2018	Baseline contract value	£1.02

ACCESS	Contract	England and Wales
24 month ratio of assessments to patient IDs	1.16	1.09

ACTIVITY


Month	Adjusted Scheduled Activity (UOA)	
	2017	2018
April	0	0
May	90	119
June	219	190
July	419	366
August	473	601
September	518	749
October	518	
November	775	
December	824	
January	852	
February	1,072	
March	1,243	
April	1,527	
May	1,527	
June	1,527	

QUALITY	Contract Quantity	Contract Base Number	Contract *	Region	England
% of all assessments that were assess and fit appliances (rolling 12 month period)	80	158	50.6%	57.6%	58.0%
% of all assessments that were assess and refuse (rolling 12 month period)	21	158	13.3%	11.0%	11.4%
% of all assessments that were assess and review (rolling 12 month period)	57	158	36.1%	31.3%	30.6%
% of terminated courses where treatment was abandoned or discontinued (rolling 12 month period)	0	2	0.0%	8.4%	7.8%
% of completed treatments indicating that PAR score was taken (year to date)	0	1	0.0%	61.1%	64.6%
Rate of removable appliances per 100 fixed appliances - proposed treatment (rolling 12 month period)	1	156	0.64	7.31	5.65
Rate of removable appliances per 100 fixed appliances - completed treatment (rolling 12 month period)	0	4	0.00	6.66	4.78
% of courses of treatment with removable appliances only - proposed treatment (rolling 12 month period)	0	80	0.0%	2.5%	2.0%
% of courses of treatment with removable appliances only - completed treatment (rolling 12 month period)	0	2	0.0%	1.6%	1.5%
% of patients satisfied with the treatment they have received (rolling 12 month period)	3	3	100.0%	95.8%	96.0%

* Figures in italics indicate that the base number is less than 100.

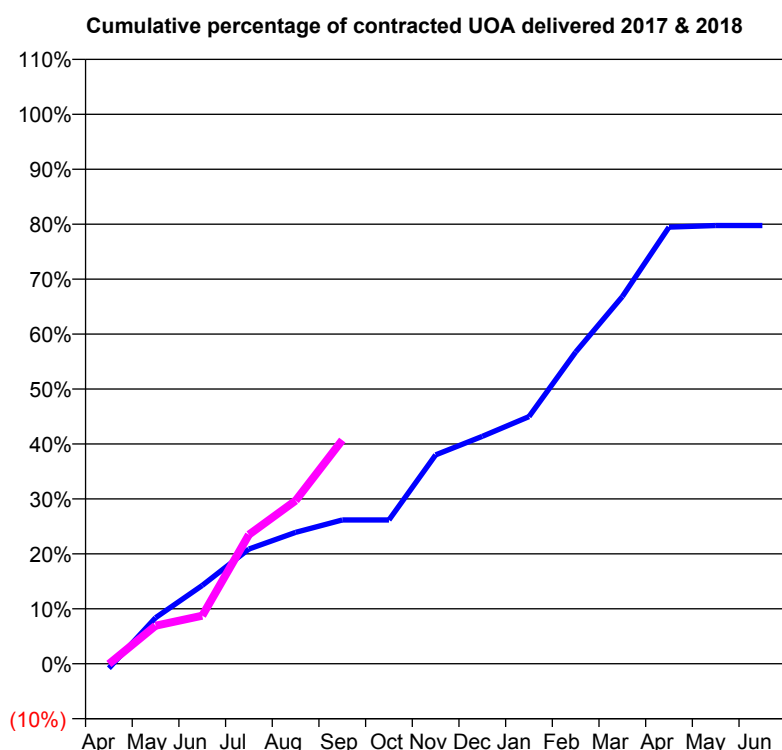
Q59 - Vital Signs Orthodontic At a Glance Contract Report for 166316/0003 - September 2017

Name or company name	Mr K Bergens & Ms K Plumb
Contract type name	PDS Contract
Purpose of contract	General and Orthodontic
Contract start date	01/04/2006
Contract end date	31/03/2018

17/18 Contracted general activity (UDA)	0
Carry forward general activity (UDA)	0
17/18 Contracted orthodontic activity (UOA)	7,317
Carry forward orthodontic activity (UOA)	5
Baseline contract value	£479,880.19

ACCESS

	Contract	England and Wales
24 month ratio of assessments to patient IDs	1.19	1.09

ACTIVITY


Month	Adjusted Scheduled Activity (UOA)	
	2017	2018
April	-62	-5
May	618	507
June	1,053	640
July	1,541	1,720
August	1,766	2,173
September	1,932	2,978
October	1,932	
November	2,805	
December	3,054	
January	3,319	
February	4,187	
March	4,932	
April	5,865	
May	5,886	
June	5,886	

QUALITY

	Contract Quantity	Contract Base Number	Contract *	Region	England
% of all assessments that were assess and fit appliances (rolling 12 month period)	322	497	64.8%	57.6%	58.0%
% of all assessments that were assess and refuse (rolling 12 month period)	48	497	9.7%	11.0%	11.4%
% of all assessments that were assess and review (rolling 12 month period)	127	497	25.6%	31.3%	30.6%
% of terminated courses where treatment was abandoned or discontinued (rolling 12 month period)	54	346	15.6%	8.4%	7.8%
% of completed treatments indicating that PAR score was taken (year to date)	44	166	26.5%	61.1%	64.6%
Rate of removable appliances per 100 fixed appliances - proposed treatment (rolling 12 month period)	21	628	3.34	7.31	5.65
Rate of removable appliances per 100 fixed appliances - completed treatment (rolling 12 month period)	21	582	3.61	6.66	4.78
% of courses of treatment with removable appliances only - proposed treatment (rolling 12 month period)	0	322	0.0%	2.5%	2.0%
% of courses of treatment with removable appliances only - completed treatment (rolling 12 month period)	0	292	0.0%	1.6%	1.5%
% of patients satisfied with the treatment they have received (rolling 12 month period)	5	5	100.0%	95.8%	96.0%

* Figures in italics indicate that the base number is less than 100.

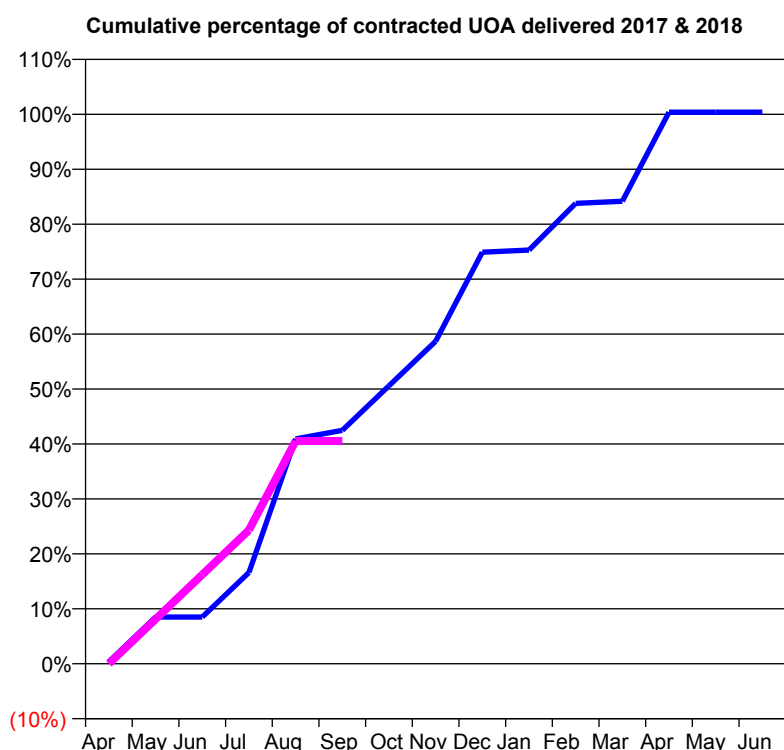
Q59 - Vital Signs Orthodontic At a Glance Contract Report for 171751/0001 - September 2017

Name or company name	E Gayton & K Gayton
Contract type name	GDS Contract
Purpose of contract	General and Orthodontic
Contract start date	01/11/2013
Contract end date	

17/18 Contracted general activity (UDA)	4,850
Carry forward general activity (UDA)	0
17/18 Contracted orthodontic activity (UOA)	259
Carry forward orthodontic activity (UOA)	0
Baseline contract value	£133,250.68

ACCESS

	Contract	England and Wales
24 month ratio of assessments to patient IDs	1.07	1.09

ACTIVITY


Month	Adjusted Scheduled Activity (UOA)	
	2017	2018
April	1	0
May	22	21
June	22	42
July	43	63
August	106	105
September	110	105
October	131	
November	152	
December	194	
January	195	
February	217	
March	218	
April	260	
May	260	
June	260	

QUALITY

	Contract Quantity	Contract Base Number	Contract *	Region	England
% of all assessments that were assess and fit appliances (rolling 12 month period)	12	15	80.0%	57.6%	58.0%
% of all assessments that were assess and refuse (rolling 12 month period)	0	15	0.0%	11.0%	11.4%
% of all assessments that were assess and review (rolling 12 month period)	3	15	20.0%	31.3%	30.6%
% of terminated courses where treatment was abandoned or discontinued (rolling 12 month period)	1	14	7.1%	8.4%	7.8%
% of completed treatments indicating that PAR score was taken (year to date)	4	4	100.0%	61.1%	64.6%
Rate of removable appliances per 100 fixed appliances - proposed treatment (rolling 12 month period)	1	22	4.55	7.31	5.65
Rate of removable appliances per 100 fixed appliances - completed treatment (rolling 12 month period)	5	18	27.78	6.66	4.78
% of courses of treatment with removable appliances only - proposed treatment (rolling 12 month period)	0	12	0.0%	2.5%	2.0%
% of courses of treatment with removable appliances only - completed treatment (rolling 12 month period)	2	13	15.4%	1.6%	1.5%
% of patients satisfied with the treatment they have received (rolling 12 month period)	1	1	100.0%	95.8%	96.0%

* Figures in italics indicate that the base number is less than 100.

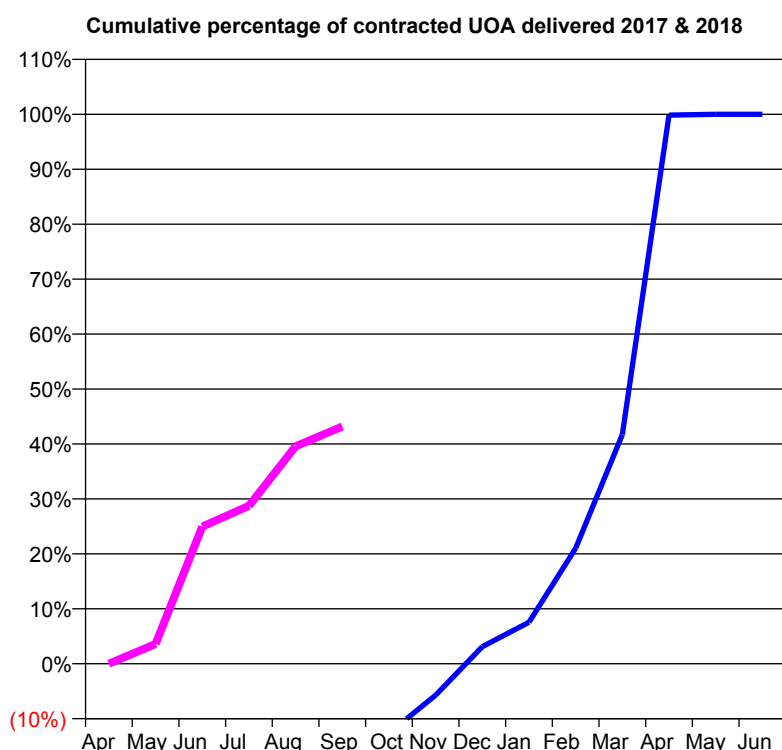
Q59 - Vital Signs Orthodontic At a Glance Contract Report for 176591/0001 - September 2017

Name or company name	James Cooil and Associates Limited
Contract type name	GDS Contract
Purpose of contract	General and Orthodontic
Contract start date	01/05/2010
Contract end date	

17/18 Contracted general activity (UDA)	5,056
Carry forward general activity (UDA)	-141
17/18 Contracted orthodontic activity (UOA)	609
Carry forward orthodontic activity (UOA)	0
Baseline contract value	£159,561.97

ACCESS

	Contract	England and Wales
24 month ratio of assessments to patient IDs	1.15	1.09

ACTIVITY


Month	Adjusted Scheduled Activity (UOA)	
	2017	2018
April	-99	0
May	-77	22
June	-77	152
July	-77	175
August	-77	241
September	-77	263
October	-77	
November	-35	
December	19	
January	46	
February	128	
March	254	
April	608	
May	609	
June	609	

QUALITY

	Contract Quantity	Contract Base Number	Contract *	Region	England
% of all assessments that were assess and fit appliances (rolling 12 month period)	45	95	47.4%	57.6%	58.0%
% of all assessments that were assess and refuse (rolling 12 month period)	23	95	24.2%	11.0%	11.4%
% of all assessments that were assess and review (rolling 12 month period)	27	95	28.4%	31.3%	30.6%
% of terminated courses where treatment was abandoned or discontinued (rolling 12 month period)	3	13	23.1%	8.4%	7.8%
% of completed treatments indicating that PAR score was taken (year to date)	0	0	N/A	61.1%	64.6%
Rate of removable appliances per 100 fixed appliances - proposed treatment (rolling 12 month period)	0	0	N/A	7.31	5.65
Rate of removable appliances per 100 fixed appliances - completed treatment (rolling 12 month period)	0	0	N/A	6.66	4.78
% of courses of treatment with removable appliances only - proposed treatment (rolling 12 month period)	0	45	0.0%	2.5%	2.0%
% of courses of treatment with removable appliances only - completed treatment (rolling 12 month period)	0	10	0.0%	1.6%	1.5%
% of patients satisfied with the treatment they have received (rolling 12 month period)	1	1	100.0%	95.8%	96.0%

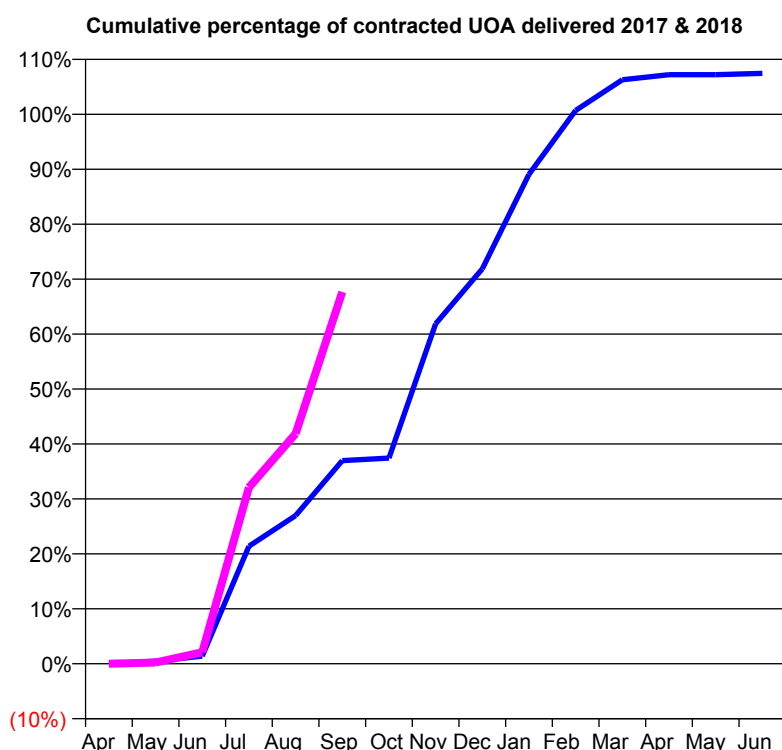
* Figures in italics indicate that the base number is less than 100.

Q59 - Vital Signs Orthodontic At a Glance Contract Report for 178055/0001 - September 2017

Name or company name	Sloss, Sloss & Bentley
Contract type name	GDS Contract
Purpose of contract	General and Orthodontic
Contract start date	01/04/2006
Contract end date	

17/18 Contracted general activity (UDA)	11,800
Carry forward general activity (UDA)	0
17/18 Contracted orthodontic activity (UOA)	430
Carry forward orthodontic activity (UOA)	0
Baseline contract value	£291,928.91

ACCESS	Contract	England and Wales
24 month ratio of assessments to patient IDs	1.08	1.09

ACTIVITY


Month	Adjusted Scheduled Activity (UOA)	
	2017	2018
April	0	0
May	2	1
June	6	9
July	92	138
August	116	180
September	159	291
October	161	
November	266	
December	309	
January	383	
February	433	
March	457	
April	461	
May	461	
June	462	

QUALITY	Contract Quantity	Contract Base Number	Contract *	Region	England
% of all assessments that were assess and fit appliances (rolling 12 month period)	27	73	37.0%	57.6%	58.0%
% of all assessments that were assess and refuse (rolling 12 month period)	11	73	15.1%	11.0%	11.4%
% of all assessments that were assess and review (rolling 12 month period)	35	73	47.9%	31.3%	30.6%
% of terminated courses where treatment was abandoned or discontinued (rolling 12 month period)	0	1	0.0%	8.4%	7.8%
% of completed treatments indicating that PAR score was taken (year to date)	0	1	0.0%	61.1%	64.6%
Rate of removable appliances per 100 fixed appliances - proposed treatment (rolling 12 month period)	2	16	12.50	7.31	5.65
Rate of removable appliances per 100 fixed appliances - completed treatment (rolling 12 month period)	0	1	0.00	6.66	4.78
% of courses of treatment with removable appliances only - proposed treatment (rolling 12 month period)	2	27	7.4%	2.5%	2.0%
% of courses of treatment with removable appliances only - completed treatment (rolling 12 month period)	0	1	0.0%	1.6%	1.5%
% of patients satisfied with the treatment they have received (rolling 12 month period)	2	2	100.0%	95.8%	96.0%

* Figures in italics indicate that the base number is less than 100.

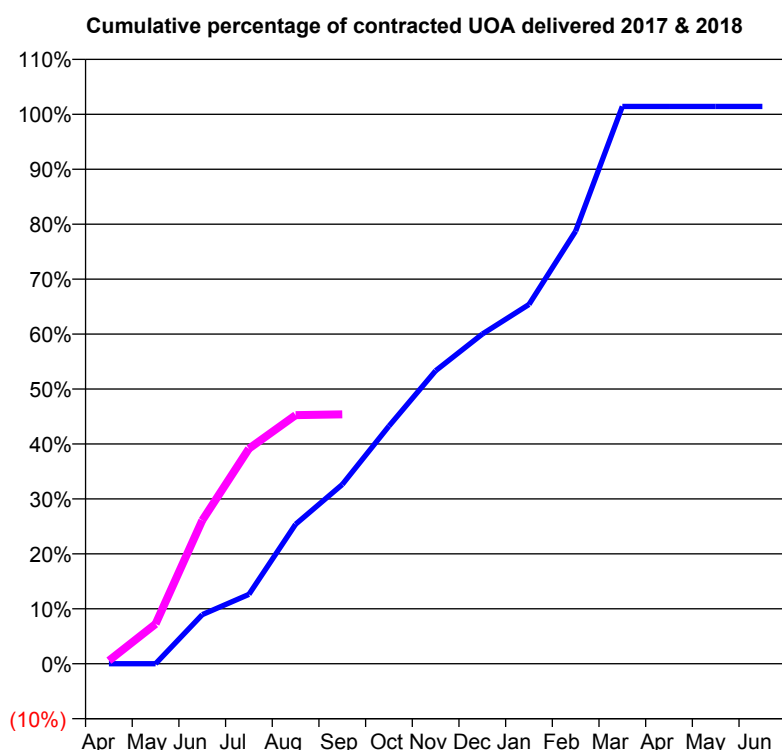
Q59 - Vital Signs Orthodontic At a Glance Contract Report for 187208/0001 - September 2017

Name or company name	Mr N Maxey & Mr W Welch
Contract type name	GDS Contract
Purpose of contract	General and Orthodontic
Contract start date	01/04/2006
Contract end date	

17/18 Contracted general activity (UDA)	63,070
Carry forward general activity (UDA)	0
17/18 Contracted orthodontic activity (UOA)	705
Carry forward orthodontic activity (UOA)	0
Baseline contract value	£1,549,149.27

ACCESS

	Contract	England and Wales
24 month ratio of assessments to patient IDs	1.19	1.09

ACTIVITY


Month	Adjusted Scheduled Activity (UOA)	
	2017	2018
April	0	4
May	0	51
June	63	184
July	89	276
August	179	319
September	230	320
October	305	
November	376	
December	423	
January	461	
February	555	
March	715	
April	715	
May	715	
June	715	

QUALITY

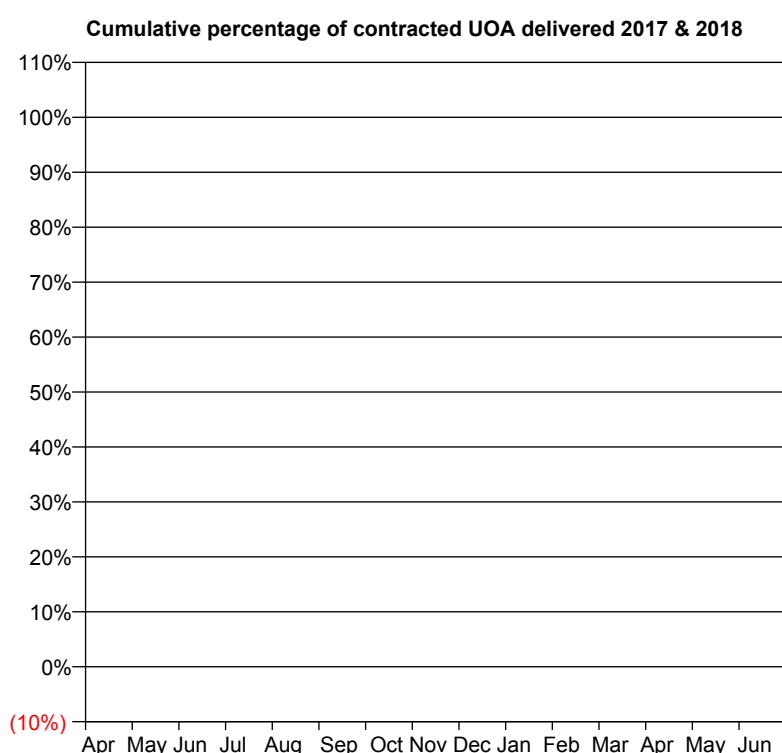
	Contract Quantity	Contract Base Number	Contract *	Region	England
% of all assessments that were assess and fit appliances (rolling 12 month period)	36	115	31.3%	57.6%	58.0%
% of all assessments that were assess and refuse (rolling 12 month period)	15	115	13.0%	11.0%	11.4%
% of all assessments that were assess and review (rolling 12 month period)	64	115	55.7%	31.3%	30.6%
% of terminated courses where treatment was abandoned or discontinued (rolling 12 month period)	1	31	3.2%	8.4%	7.8%
% of completed treatments indicating that PAR score was taken (year to date)	0	15	0.0%	61.1%	64.6%
Rate of removable appliances per 100 fixed appliances - proposed treatment (rolling 12 month period)	5	66	7.58	7.31	5.65
Rate of removable appliances per 100 fixed appliances - completed treatment (rolling 12 month period)	2	59	3.39	6.66	4.78
% of courses of treatment with removable appliances only - proposed treatment (rolling 12 month period)	3	36	8.3%	2.5%	2.0%
% of courses of treatment with removable appliances only - completed treatment (rolling 12 month period)	0	30	0.0%	1.6%	1.5%
% of patients satisfied with the treatment they have received (rolling 12 month period)	0	0	N/A	95.8%	96.0%

* Figures in italics indicate that the base number is less than 100.

Q59 - Vital Signs Orthodontic At a Glance Contract Report for 192171/0001 - September 2017

Name or company name	Harborough Orthodontics	17/18 Contracted general activity (UDA)	0
Contract type name	PDS Contract	Carry forward general activity (UDA)	0
Purpose of contract	General and Orthodontic	17/18 Contracted orthodontic activity (UOA)	0
Contract start date	01/01/2012	Carry forward orthodontic activity (UOA)	0
Contract end date	30/09/2017	Baseline contract value	£121,875.51

ACCESS	Contract	England and Wales
24 month ratio of assessments to patient IDs	1.02	1.09

ACTIVITY


Adjusted Scheduled Activity (UOA)		
Month	2017	2018
April	0	22
May	21	171
June	21	171
July	22	325
August	85	347
September	86	498
October	86	
November	111	
December	136	
January	178	
February	394	
March	508	
April	508	
May	508	
June	508	

QUALITY

	Contract Quantity	Contract Base Number	Contract *	Region	England
% of all assessments that were assess and fit appliances (rolling 12 month period)	43	79	54.4%	57.6%	58.0%
% of all assessments that were assess and refuse (rolling 12 month period)	16	79	20.3%	11.0%	11.4%
% of all assessments that were assess and review (rolling 12 month period)	20	79	25.3%	31.3%	30.6%
% of terminated courses where treatment was abandoned or discontinued (rolling 12 month period)	0	14	0.0%	8.4%	7.8%
% of completed treatments indicating that PAR score was taken (year to date)	2	4	50.0%	61.1%	64.6%
Rate of removable appliances per 100 fixed appliances - proposed treatment (rolling 12 month period)	8	64	12.50	7.31	5.65
Rate of removable appliances per 100 fixed appliances - completed treatment (rolling 12 month period)	0	28	0.00	6.66	4.78
% of courses of treatment with removable appliances only - proposed treatment (rolling 12 month period)	0	43	0.0%	2.5%	2.0%
% of courses of treatment with removable appliances only - completed treatment (rolling 12 month period)	0	14	0.0%	1.6%	1.5%
% of patients satisfied with the treatment they have received (rolling 12 month period)	3	3	100.0%	95.8%	96.0%

* Figures in italics indicate that the base number is less than 100.

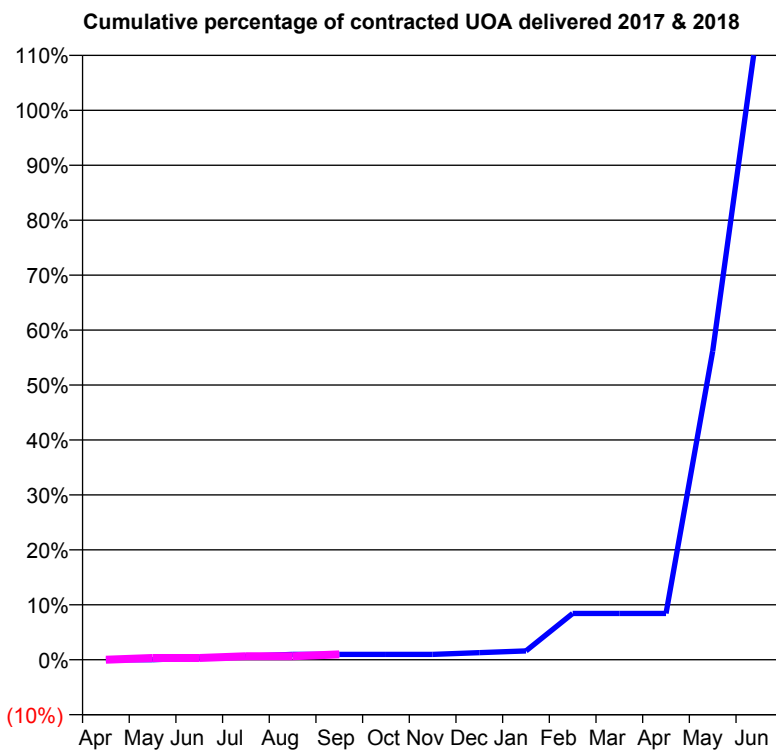
Q59 - Vital Signs Orthodontic At a Glance Contract Report for 229792/0001 - September 2017

Name or company name	MR JJ CLIFFE
Contract type name	GDS Contract
Purpose of contract	General and Orthodontic
Contract start date	01/04/2006
Contract end date	

17/18 Contracted general activity (UDA)	8,300
Carry forward general activity (UDA)	0
17/18 Contracted orthodontic activity (UOA)	308
Carry forward orthodontic activity (UOA)	0
Baseline contract value	£205,681.71

ACCESS

	Contract	England and Wales
24 month ratio of assessments to patient IDs	1.05	1.09

ACTIVITY


Month	Adjusted Scheduled Activity (UOA)	
	2017	2018
April	0	0
May	0	1
June	1	1
July	2	2
August	3	2
September	3	3
October	3	
November	3	
December	4	
January	5	
February	26	
March	26	
April	26	
May	173	
June	362	

QUALITY

	Contract Quantity	Contract Base Number	Contract *	Region	England
% of all assessments that were assess and fit appliances (rolling 12 month period)	17	22	77.3%	57.6%	58.0%
% of all assessments that were assess and refuse (rolling 12 month period)	2	22	9.1%	11.0%	11.4%
% of all assessments that were assess and review (rolling 12 month period)	3	22	13.6%	31.3%	30.6%
% of terminated courses where treatment was abandoned or discontinued (rolling 12 month period)	0	0	N/A	8.4%	7.8%
% of completed treatments indicating that PAR score was taken (year to date)	0	0	N/A	61.1%	64.6%
Rate of removable appliances per 100 fixed appliances - proposed treatment (rolling 12 month period)	0	31	0.00	7.31	5.65
Rate of removable appliances per 100 fixed appliances - completed treatment (rolling 12 month period)	0	0	N/A	6.66	4.78
% of courses of treatment with removable appliances only - proposed treatment (rolling 12 month period)	0	17	0.0%	2.5%	2.0%
% of courses of treatment with removable appliances only - completed treatment (rolling 12 month period)	0	0	N/A	1.6%	1.5%
% of patients satisfied with the treatment they have received (rolling 12 month period)	0	0	N/A	95.8%	96.0%

* Figures in italics indicate that the base number is less than 100.

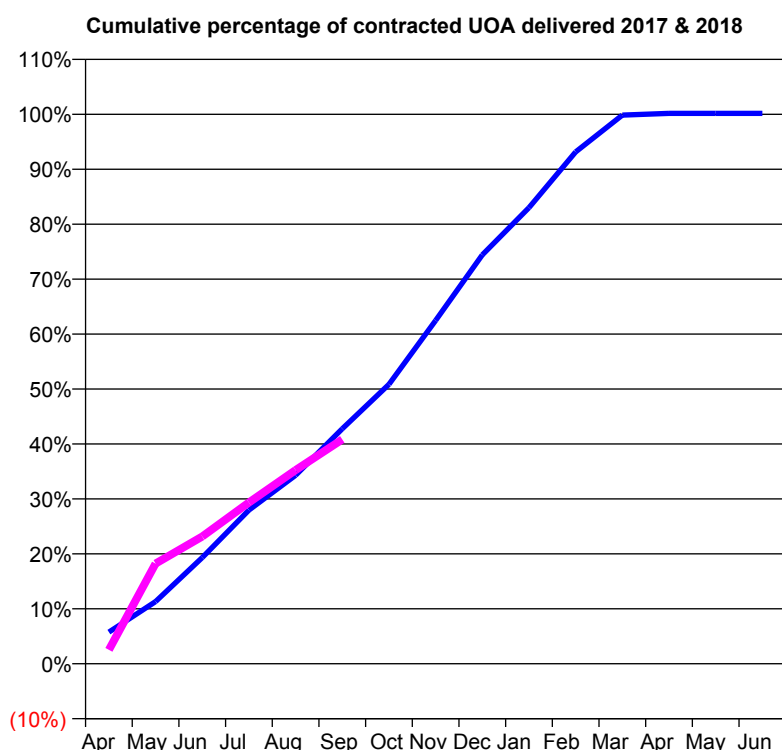
Q59 - Vital Signs Orthodontic At a Glance Contract Report for 243868/0001 - September 2017

Name or company name	MRS CM BARRS
Contract type name	PDS Contract
Purpose of contract	Orthodontic
Contract start date	01/04/2006
Contract end date	31/03/2018

17/18 Contracted general activity (UDA)	0
Carry forward general activity (UDA)	0
17/18 Contracted orthodontic activity (UOA)	13,238
Carry forward orthodontic activity (UOA)	0
Baseline contract value	£819,092.06

ACCESS

	Contract	England and Wales
24 month ratio of assessments to patient IDs	1.01	1.09

ACTIVITY


Month	Adjusted Scheduled Activity (UOA)	
	2017	2018
April	762	336
May	1,499	2,415
June	2,558	3,066
July	3,701	3,885
August	4,542	4,666
September	5,662	5,405
October	6,733	
November	8,269	
December	9,850	
January	10,988	
February	12,332	
March	13,218	
April	13,260	
May	13,260	
June	13,260	

QUALITY

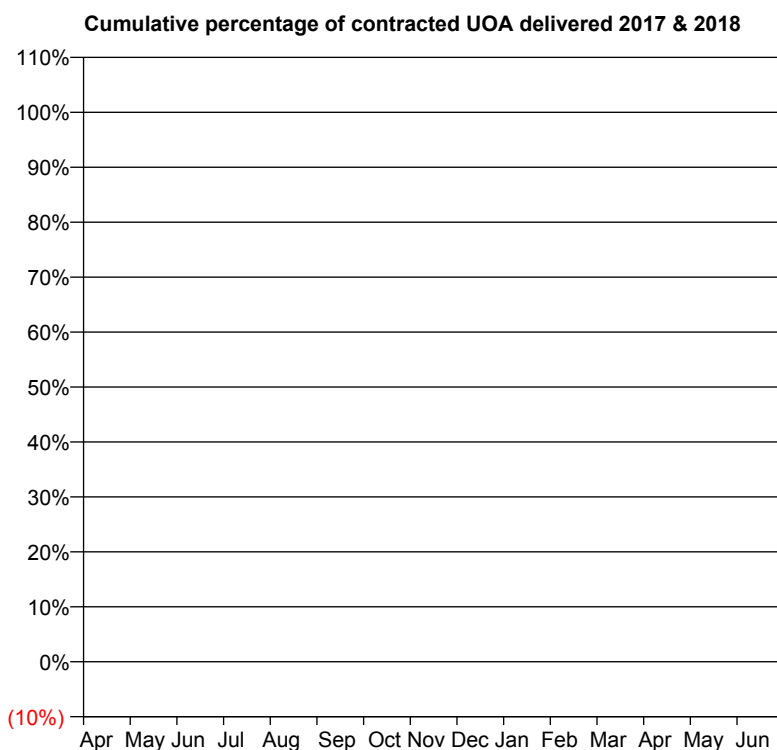
	Contract Quantity	Contract Base Number	Contract *	Region	England
% of all assessments that were assess and fit appliances (rolling 12 month period)	627	632	99.2%	57.6%	58.0%
% of all assessments that were assess and refuse (rolling 12 month period)	0	632	0.0%	11.0%	11.4%
% of all assessments that were assess and review (rolling 12 month period)	5	632	0.8%	31.3%	30.6%
% of terminated courses where treatment was abandoned or discontinued (rolling 12 month period)	43	713	6.0%	8.4%	7.8%
% of completed treatments indicating that PAR score was taken (year to date)	291	376	77.4%	61.1%	64.6%
Rate of removable appliances per 100 fixed appliances - proposed treatment (rolling 12 month period)	111	676	16.42	7.31	5.65
Rate of removable appliances per 100 fixed appliances - completed treatment (rolling 12 month period)	47	276	17.03	6.66	4.78
% of courses of treatment with removable appliances only - proposed treatment (rolling 12 month period)	4	627	0.6%	2.5%	2.0%
% of courses of treatment with removable appliances only - completed treatment (rolling 12 month period)	1	670	0.1%	1.6%	1.5%
% of patients satisfied with the treatment they have received (rolling 12 month period)	16	18	88.9%	95.8%	96.0%

* Figures in italics indicate that the base number is less than 100.

Q59 - Vital Signs Orthodontic At a Glance Contract Report for 243868/0011 - September 2017

Name or company name	MRS CM BARRS	17/18 Contracted general activity (UDA)	0
Contract type name	PDS Contract	Carry forward general activity (UDA)	0
Purpose of contract	General and Orthodontic	17/18 Contracted orthodontic activity (UOA)	0
Contract start date	01/12/2008	Carry forward orthodontic activity (UOA)	0
Contract end date	31/03/2018	Baseline contract value	£112,831.00

ACCESS	Contract	England and Wales
24 month ratio of assessments to patient IDs	1.04	1.09

ACTIVITY


Month	Adjusted Scheduled Activity (UOA)	
	2017	2018
April	194	42
May	305	323
June	500	515
July	783	896
August	1,126	1,110
September	1,383	1,282
October	1,447	
November	1,472	
December	1,792	
January	2,007	
February	2,372	
March	2,568	
April	2,678	
May	2,678	
June	2,678	

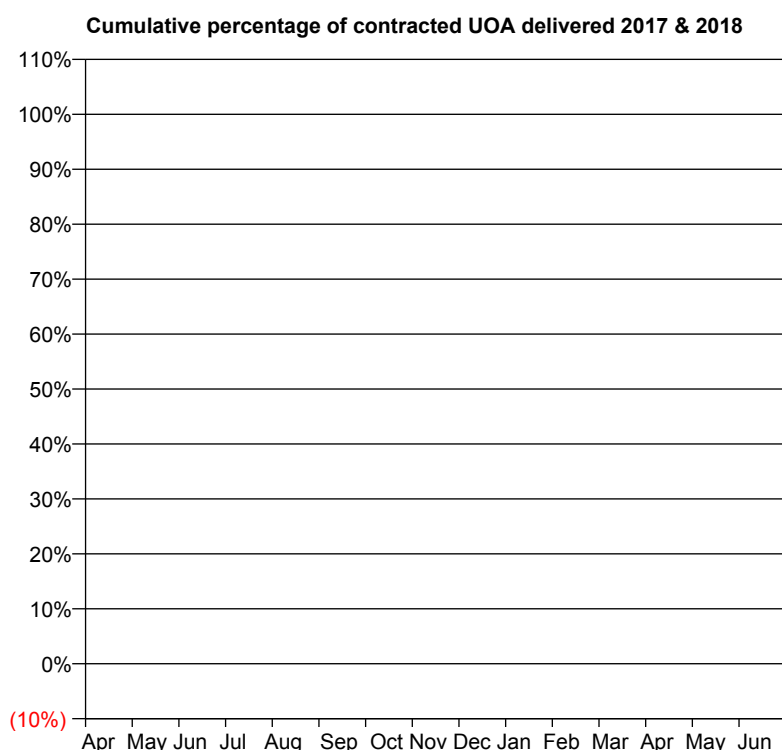
QUALITY	Contract Quantity	Contract Base Number	Contract *	Region	England
% of all assessments that were assess and fit appliances (rolling 12 month period)	122	181	67.4%	57.6%	58.0%
% of all assessments that were assess and refuse (rolling 12 month period)	3	181	1.7%	11.0%	11.4%
% of all assessments that were assess and review (rolling 12 month period)	56	181	30.9%	31.3%	30.6%
% of terminated courses where treatment was abandoned or discontinued (rolling 12 month period)	5	93	5.4%	8.4%	7.8%
% of completed treatments indicating that PAR score was taken (year to date)	48	50	96.0%	61.1%	64.6%
Rate of removable appliances per 100 fixed appliances - proposed treatment (rolling 12 month period)	28	172	16.28	7.31	5.65
Rate of removable appliances per 100 fixed appliances - completed treatment (rolling 12 month period)	0	0	N/A	6.66	4.78
% of courses of treatment with removable appliances only - proposed treatment (rolling 12 month period)	0	122	0.0%	2.5%	2.0%
% of courses of treatment with removable appliances only - completed treatment (rolling 12 month period)	0	88	0.0%	1.6%	1.5%
% of patients satisfied with the treatment they have received (rolling 12 month period)	3	4	75.0%	95.8%	96.0%

* Figures in italics indicate that the base number is less than 100.

Q59 - Vital Signs Orthodontic At a Glance Contract Report for 321389/0004 - September 2017

Name or company name	MISS CL TRACEY	17/18 Contracted general activity (UDA)	0
Contract type name	PDS Contract	Carry forward general activity (UDA)	0
Purpose of contract	General and Orthodontic	17/18 Contracted orthodontic activity (UOA)	0
Contract start date	16/03/2014	Carry forward orthodontic activity (UOA)	0
Contract end date	30/09/2017	Baseline contract value	£61,337.51

ACCESS	Contract	England and Wales
24 month ratio of assessments to patient IDs	1.02	1.09

ACTIVITY


Month	Adjusted Scheduled Activity (UOA)	
	2017	2018
April	0	0
May	22	84
June	171	233
July	257	422
August	321	486
September	515	594
October	641	
November	727	
December	858	
January	945	
February	1,055	
March	1,204	
April	1,352	
May	1,352	
June	1,352	

QUALITY

	Contract Quantity	Contract Base Number	Contract *	Region	England
% of all assessments that were assess and fit appliances (rolling 12 month period)	67	92	72.8%	57.6%	58.0%
% of all assessments that were assess and refuse (rolling 12 month period)	1	92	1.1%	11.0%	11.4%
% of all assessments that were assess and review (rolling 12 month period)	24	92	26.1%	31.3%	30.6%
% of terminated courses where treatment was abandoned or discontinued (rolling 12 month period)	2	31	6.5%	8.4%	7.8%
% of completed treatments indicating that PAR score was taken (year to date)	13	16	81.3%	61.1%	64.6%
Rate of removable appliances per 100 fixed appliances - proposed treatment (rolling 12 month period)	11	128	8.59	7.31	5.65
Rate of removable appliances per 100 fixed appliances - completed treatment (rolling 12 month period)	0	0	N/A	6.66	4.78
% of courses of treatment with removable appliances only - proposed treatment (rolling 12 month period)	0	67	0.0%	2.5%	2.0%
% of courses of treatment with removable appliances only - completed treatment (rolling 12 month period)	0	29	0.0%	1.6%	1.5%
% of patients satisfied with the treatment they have received (rolling 12 month period)	0	1	0.0%	95.8%	96.0%

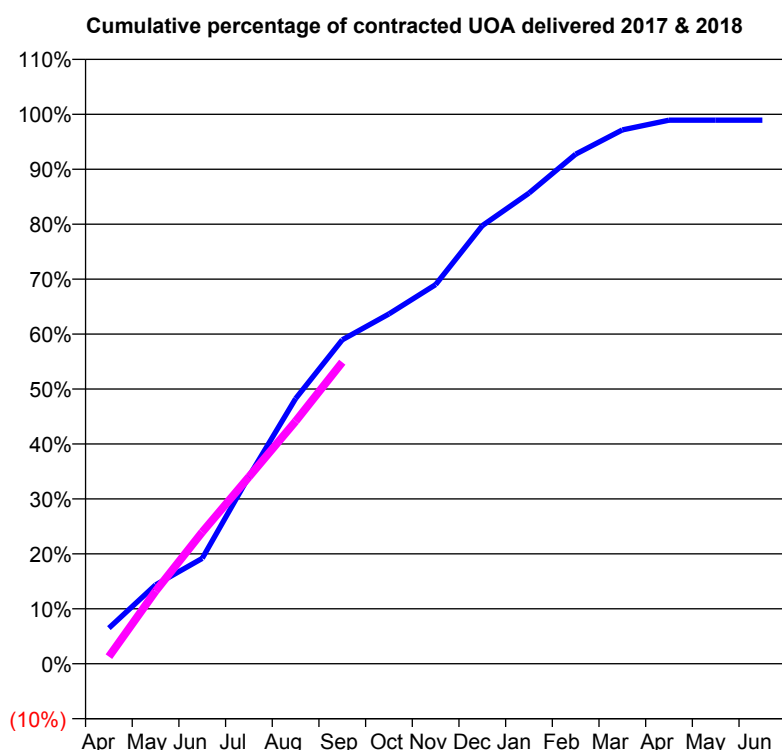
* Figures in italics indicate that the base number is less than 100.

Q59 - Vital Signs Orthodontic At a Glance Contract Report for 397156/0001 - September 2017

Name or company name	MR MD CLARE	17/18 Contracted general activity (UDA)	0
Contract type name	PDS Contract	Carry forward general activity (UDA)	0
Purpose of contract	Orthodontic	17/18 Contracted orthodontic activity (UOA)	3,554
Contract start date	01/04/2006	Carry forward orthodontic activity (UOA)	38
Contract end date	31/03/2018	Baseline contract value	£238,481.00

ACCESS

	Contract	England and Wales
24 month ratio of assessments to patient IDs	1.11	1.09

ACTIVITY


Month	Adjusted Scheduled Activity (UOA)	
	2017	2018
April	231	46
May	510	470
June	682	852
July	1,211	1,209
August	1,715	1,568
September	2,095	1,950
October	2,263	
November	2,452	
December	2,834	
January	3,044	
February	3,296	
March	3,453	
April	3,516	
May	3,516	
June	3,516	

QUALITY

	Contract Quantity	Contract Base Number	Contract *	Region	England
% of all assessments that were assess and fit appliances (rolling 12 month period)	160	213	75.1%	57.6%	58.0%
% of all assessments that were assess and refuse (rolling 12 month period)	2	213	0.9%	11.0%	11.4%
% of all assessments that were assess and review (rolling 12 month period)	51	213	23.9%	31.3%	30.6%
% of terminated courses where treatment was abandoned or discontinued (rolling 12 month period)	13	257	5.1%	8.4%	7.8%
% of completed treatments indicating that PAR score was taken (year to date)	22	107	20.6%	61.1%	64.6%
Rate of removable appliances per 100 fixed appliances - proposed treatment (rolling 12 month period)	17	320	5.31	7.31	5.65
Rate of removable appliances per 100 fixed appliances - completed treatment (rolling 12 month period)	22	478	4.60	6.66	4.78
% of courses of treatment with removable appliances only - proposed treatment (rolling 12 month period)	0	160	0.0%	2.5%	2.0%
% of courses of treatment with removable appliances only - completed treatment (rolling 12 month period)	4	244	1.6%	1.6%	1.5%
% of patients satisfied with the treatment they have received (rolling 12 month period)	9	9	100.0%	95.8%	96.0%

* Figures in italics indicate that the base number is less than 100.

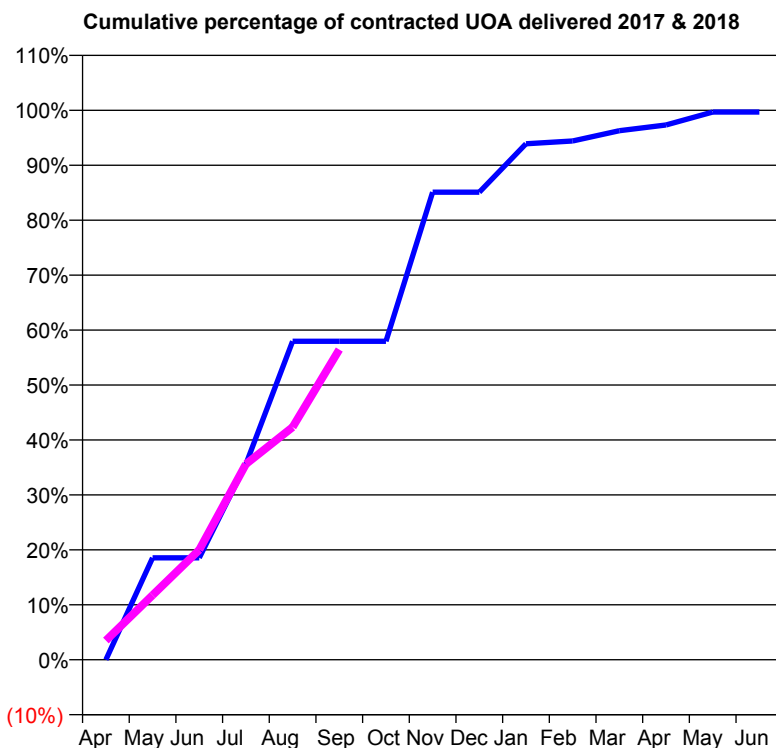
Q59 - Vital Signs Orthodontic At a Glance Contract Report for 564249/0001 - September 2017

Name or company name	MR AN LUMB
Contract type name	PDS Contract
Purpose of contract	Orthodontic
Contract start date	01/04/2006
Contract end date	31/03/2018

17/18 Contracted general activity (UDA)	0
Carry forward general activity (UDA)	0
17/18 Contracted orthodontic activity (UOA)	6,130
Carry forward orthodontic activity (UOA)	0
Baseline contract value	£410,516.41

ACCESS

	Contract	England and Wales
24 month ratio of assessments to patient IDs	1.13	1.09

ACTIVITY


Month	Adjusted Scheduled Activity (UOA)	
	2017	2018
April	0	215
May	1,146	720
June	1,146	1,226
July	2,199	2,183
August	3,578	2,595
September	3,578	3,461
October	3,578	
November	5,254	
December	5,254	
January	5,797	
February	5,829	
March	5,944	
April	6,008	
May	6,154	
June	6,154	

QUALITY

	Contract Quantity	Contract Base Number	Contract *	Region	England
% of all assessments that were assess and fit appliances (rolling 12 month period)	263	879	29.9%	57.6%	58.0%
% of all assessments that were assess and refuse (rolling 12 month period)	99	879	11.3%	11.0%	11.4%
% of all assessments that were assess and review (rolling 12 month period)	517	879	58.8%	31.3%	30.6%
% of terminated courses where treatment was abandoned or discontinued (rolling 12 month period)	19	372	5.1%	8.4%	7.8%
% of completed treatments indicating that PAR score was taken (year to date)	80	89	89.9%	61.1%	64.6%
Rate of removable appliances per 100 fixed appliances - proposed treatment (rolling 12 month period)	9	504	1.79	7.31	5.65
Rate of removable appliances per 100 fixed appliances - completed treatment (rolling 12 month period)	8	685	1.17	6.66	4.78
% of courses of treatment with removable appliances only - proposed treatment (rolling 12 month period)	6	263	2.3%	2.5%	2.0%
% of courses of treatment with removable appliances only - completed treatment (rolling 12 month period)	4	353	1.1%	1.6%	1.5%
% of patients satisfied with the treatment they have received (rolling 12 month period)	12	12	100.0%	95.8%	96.0%

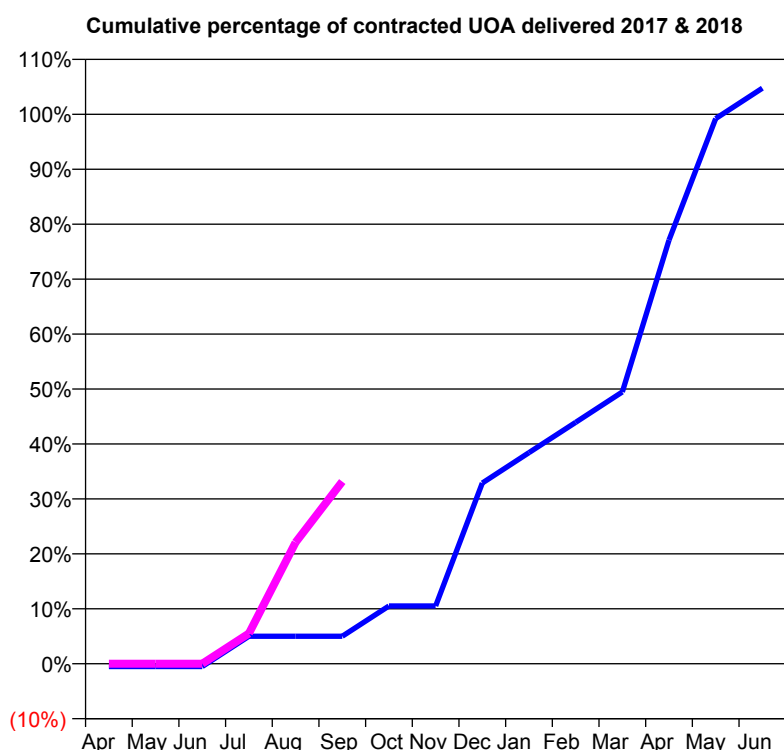
* Figures in italics indicate that the base number is less than 100.

Q59 - Vital Signs Orthodontic At a Glance Contract Report for 570230/0002 - September 2017

Name or company name	MR RM ALLEN
Contract type name	GDS Contract
Purpose of contract	General and Orthodontic
Contract start date	01/04/2006
Contract end date	

17/18 Contracted general activity (UDA)	9,599
Carry forward general activity (UDA)	-155
17/18 Contracted orthodontic activity (UOA)	380
Carry forward orthodontic activity (UOA)	0
Baseline contract value	£276,165.46

ACCESS	Contract	England and Wales
24 month ratio of assessments to patient IDs	1.00	1.09

ACTIVITY


Month	Adjusted Scheduled Activity (UOA)	
	2017	2018
April	-2	0
May	-2	0
June	-2	0
July	19	21
August	19	84
September	19	126
October	40	
November	40	
December	125	
January	146	
February	167	
March	188	
April	293	
May	377	
June	398	

QUALITY	Contract Quantity	Contract Base Number	Contract *	Region	England
% of all assessments that were assess and fit appliances (rolling 12 month period)	24	25	96.0%	57.6%	58.0%
% of all assessments that were assess and refuse (rolling 12 month period)	0	25	0.0%	11.0%	11.4%
% of all assessments that were assess and review (rolling 12 month period)	1	25	4.0%	31.3%	30.6%
% of terminated courses where treatment was abandoned or discontinued (rolling 12 month period)	2	10	20.0%	8.4%	7.8%
% of completed treatments indicating that PAR score was taken (year to date)	3	3	100.0%	61.1%	64.6%
Rate of removable appliances per 100 fixed appliances - proposed treatment (rolling 12 month period)	0	48	0.00	7.31	5.65
Rate of removable appliances per 100 fixed appliances - completed treatment (rolling 12 month period)	0	0	N/A	6.66	4.78
% of courses of treatment with removable appliances only - proposed treatment (rolling 12 month period)	0	24	0.0%	2.5%	2.0%
% of courses of treatment with removable appliances only - completed treatment (rolling 12 month period)	0	8	0.0%	1.6%	1.5%
% of patients satisfied with the treatment they have received (rolling 12 month period)	0	0	N/A	95.8%	96.0%

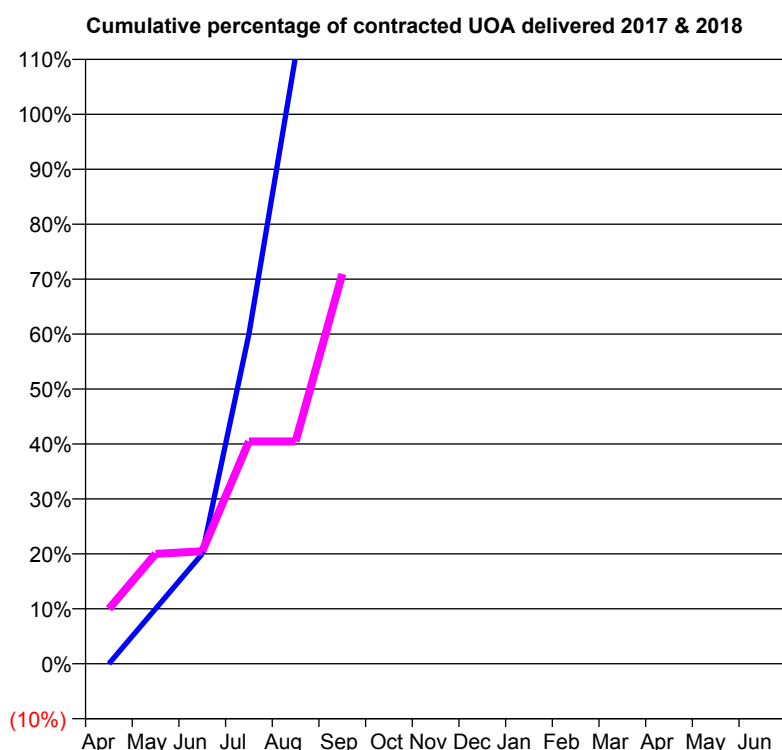
* Figures in italics indicate that the base number is less than 100.

Q59 - Vital Signs Orthodontic At a Glance Contract Report for 573477/0001 - September 2017

Name or company name	MR TW POWELL
Contract type name	GDS Contract
Purpose of contract	General and Orthodontic
Contract start date	01/04/2006
Contract end date	

17/18 Contracted general activity (UDA)	23,922
Carry forward general activity (UDA)	0
17/18 Contracted orthodontic activity (UOA)	210
Carry forward orthodontic activity (UOA)	0
Baseline contract value	£601,399.01

ACCESS	Contract	England and Wales
24 month ratio of assessments to patient IDs	1.10	1.09

ACTIVITY


Month	Adjusted Scheduled Activity (UOA)	
	2017	2018
April	0	21
May	21	42
June	42	43
July	126	85
August	232	85
September	232	149
October	234	
November	234	
December	234	
January	237	
February	237	
March	237	
April	237	
May	237	
June	237	

QUALITY

	Contract Quantity	Contract Base Number	Contract *	Region	England
% of all assessments that were assess and fit appliances (rolling 12 month period)	7	14	50.0%	57.6%	58.0%
% of all assessments that were assess and refuse (rolling 12 month period)	1	14	7.1%	11.0%	11.4%
% of all assessments that were assess and review (rolling 12 month period)	6	14	42.9%	31.3%	30.6%
% of terminated courses where treatment was abandoned or discontinued (rolling 12 month period)	0	12	0.0%	8.4%	7.8%
% of completed treatments indicating that PAR score was taken (year to date)	5	6	83.3%	61.1%	64.6%
Rate of removable appliances per 100 fixed appliances - proposed treatment (rolling 12 month period)	0	0	N/A	7.31	5.65
Rate of removable appliances per 100 fixed appliances - completed treatment (rolling 12 month period)	7	10	70.00	6.66	4.78
% of courses of treatment with removable appliances only - proposed treatment (rolling 12 month period)	0	7	0.0%	2.5%	2.0%
% of courses of treatment with removable appliances only - completed treatment (rolling 12 month period)	0	12	0.0%	1.6%	1.5%
% of patients satisfied with the treatment they have received (rolling 12 month period)	1	1	100.0%	95.8%	96.0%

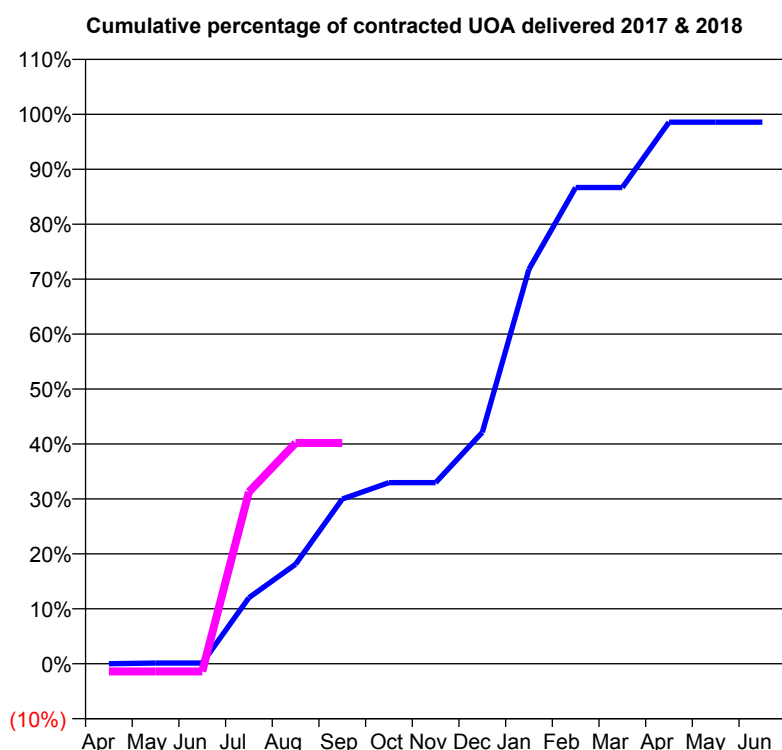
* Figures in italics indicate that the base number is less than 100.

Q59 - Vital Signs Orthodontic At a Glance Contract Report for 796964/0002 - September 2017

Name or company name	MR A SMITH
Contract type name	GDS Contract
Purpose of contract	General and Orthodontic
Contract start date	01/08/2014
Contract end date	

17/18 Contracted general activity (UDA)	33,500
Carry forward general activity (UDA)	860
17/18 Contracted orthodontic activity (UOA)	707
Carry forward orthodontic activity (UOA)	10
Baseline contract value	£945,450.81

ACCESS	Contract	England and Wales
24 month ratio of assessments to patient IDs	1.03	1.09

ACTIVITY


Month	Adjusted Scheduled Activity (UOA)	
	2017	2018
April	0	-10
May	1	-10
June	1	-10
July	85	221
August	128	284
September	212	284
October	233	
November	233	
December	298	
January	508	
February	613	
March	613	
April	697	
May	697	
June	697	

QUALITY

	Contract Quantity	Contract Base Number	Contract *	Region	England
% of all assessments that were assess and fit appliances (rolling 12 month period)	38	39	97.4%	57.6%	58.0%
% of all assessments that were assess and refuse (rolling 12 month period)	0	39	0.0%	11.0%	11.4%
% of all assessments that were assess and review (rolling 12 month period)	1	39	2.6%	31.3%	30.6%
% of terminated courses where treatment was abandoned or discontinued (rolling 12 month period)	1	1	100.0%	8.4%	7.8%
% of completed treatments indicating that PAR score was taken (year to date)	0	0	N/A	61.1%	64.6%
Rate of removable appliances per 100 fixed appliances - proposed treatment (rolling 12 month period)	1	67	1.49	7.31	5.65
Rate of removable appliances per 100 fixed appliances - completed treatment (rolling 12 month period)	0	0	N/A	6.66	4.78
% of courses of treatment with removable appliances only - proposed treatment (rolling 12 month period)	1	38	2.6%	2.5%	2.0%
% of courses of treatment with removable appliances only - completed treatment (rolling 12 month period)	0	0	N/A	1.6%	1.5%
% of patients satisfied with the treatment they have received (rolling 12 month period)	2	2	100.0%	95.8%	96.0%

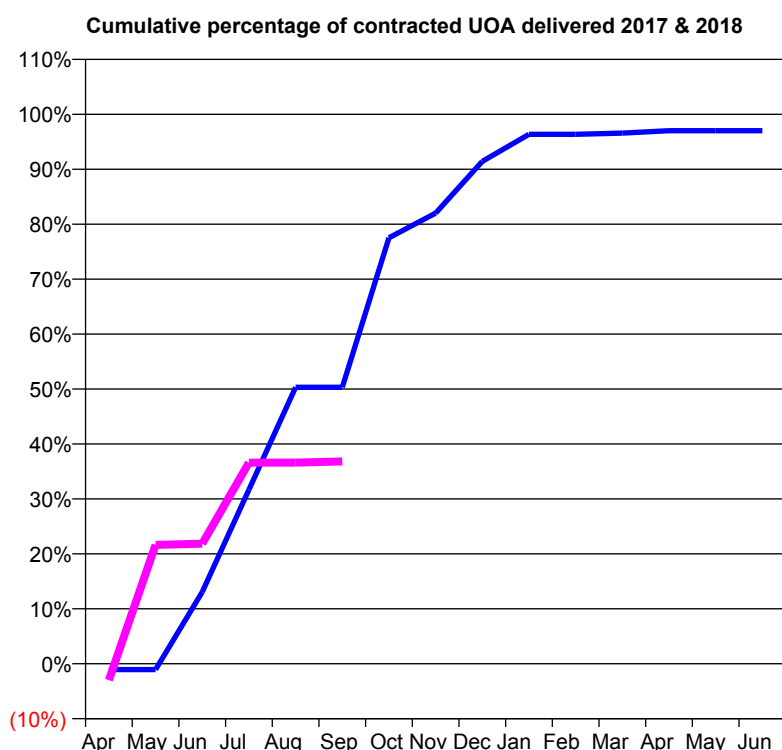
* Figures in italics indicate that the base number is less than 100.

Q59 - Vital Signs Orthodontic At a Glance Contract Report for 812692/0001 - September 2017

Name or company name	MR RD KIDY
Contract type name	GDS Contract
Purpose of contract	General and Orthodontic
Contract start date	01/04/2006
Contract end date	

17/18 Contracted general activity (UDA)	18,737
Carry forward general activity (UDA)	0
17/18 Contracted orthodontic activity (UOA)	467
Carry forward orthodontic activity (UOA)	14
Baseline contract value	£414,407.77

ACCESS	Contract	England and Wales
24 month ratio of assessments to patient IDs	1.20	1.09

ACTIVITY


Month	Adjusted Scheduled Activity (UOA)	
	2017	2018
April	-5	-14
May	-5	101
June	61	102
July	148	171
August	235	171
September	235	172
October	362	
November	383	
December	427	
January	450	
February	450	
March	451	
April	453	
May	453	
June	453	

QUALITY

	Contract Quantity	Contract Base Number	Contract *	Region	England
% of all assessments that were assess and fit appliances (rolling 12 month period)	18	44	40.9%	57.6%	58.0%
% of all assessments that were assess and refuse (rolling 12 month period)	5	44	11.4%	11.0%	11.4%
% of all assessments that were assess and review (rolling 12 month period)	21	44	47.7%	31.3%	30.6%
% of terminated courses where treatment was abandoned or discontinued (rolling 12 month period)	1	20	5.0%	8.4%	7.8%
% of completed treatments indicating that PAR score was taken (year to date)	9	9	100.0%	61.1%	64.6%
Rate of removable appliances per 100 fixed appliances - proposed treatment (rolling 12 month period)	1	36	2.78	7.31	5.65
Rate of removable appliances per 100 fixed appliances - completed treatment (rolling 12 month period)	2	38	5.26	6.66	4.78
% of courses of treatment with removable appliances only - proposed treatment (rolling 12 month period)	0	18	0.0%	2.5%	2.0%
% of courses of treatment with removable appliances only - completed treatment (rolling 12 month period)	0	19	0.0%	1.6%	1.5%
% of patients satisfied with the treatment they have received (rolling 12 month period)	0	0	N/A	95.8%	96.0%

* Figures in italics indicate that the base number is less than 100.

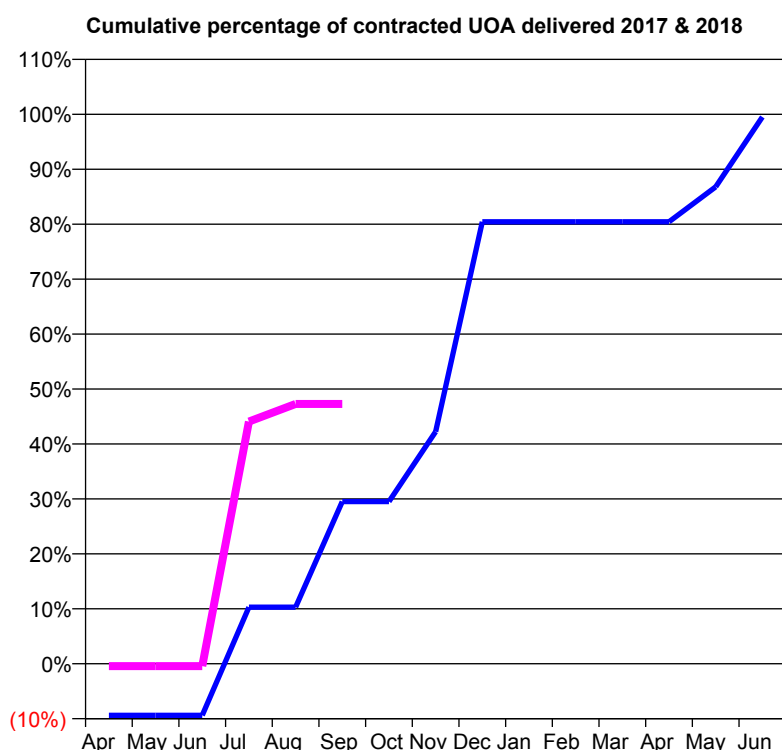
Q59 - Vital Signs Orthodontic At a Glance Contract Report for 840386/0002 - September 2017

Name or company name	MR AW GEMMELL
Contract type name	GDS Contract
Purpose of contract	General and Orthodontic
Contract start date	01/08/2009
Contract end date	

17/18 Contracted general activity (UDA)	21,500
Carry forward general activity (UDA)	0
17/18 Contracted orthodontic activity (UOA)	660
Carry forward orthodontic activity (UOA)	3
Baseline contract value	£523,578.52

ACCESS

	Contract	England and Wales
24 month ratio of assessments to patient IDs	1.05	1.09

ACTIVITY


Month	Adjusted Scheduled Activity (UOA)	
	2017	2018
April	-62	-3
May	-62	-3
June	-62	-3
July	68	291
August	68	312
September	195	312
October	195	
November	279	
December	531	
January	531	
February	531	
March	531	
April	531	
May	573	
June	657	

QUALITY

	Contract Quantity	Contract Base Number	Contract *	Region	England
% of all assessments that were assess and fit appliances (rolling 12 month period)	37	37	100.0%	57.6%	58.0%
% of all assessments that were assess and refuse (rolling 12 month period)	0	37	0.0%	11.0%	11.4%
% of all assessments that were assess and review (rolling 12 month period)	0	37	0.0%	31.3%	30.6%
% of terminated courses where treatment was abandoned or discontinued (rolling 12 month period)	0	0	N/A	8.4%	7.8%
% of completed treatments indicating that PAR score was taken (year to date)	0	0	N/A	61.1%	64.6%
Rate of removable appliances per 100 fixed appliances - proposed treatment (rolling 12 month period)	8	68	11.76	7.31	5.65
Rate of removable appliances per 100 fixed appliances - completed treatment (rolling 12 month period)	0	0	N/A	6.66	4.78
% of courses of treatment with removable appliances only - proposed treatment (rolling 12 month period)	0	37	0.0%	2.5%	2.0%
% of courses of treatment with removable appliances only - completed treatment (rolling 12 month period)	0	0	N/A	1.6%	1.5%
% of patients satisfied with the treatment they have received (rolling 12 month period)	1	1	100.0%	95.8%	96.0%

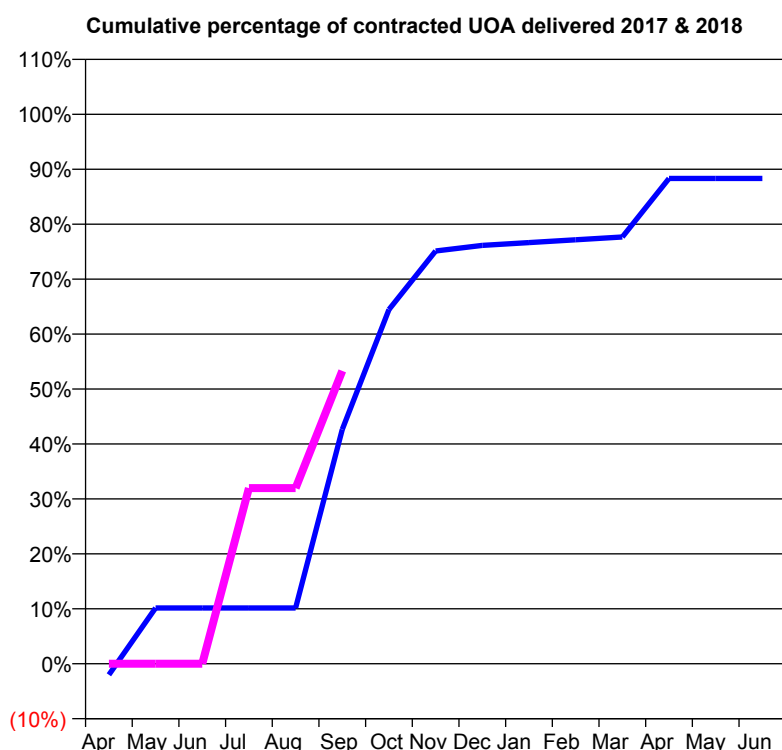
* Figures in italics indicate that the base number is less than 100.

Q59 - Vital Signs Orthodontic At a Glance Contract Report for 888761/0001 - September 2017

Name or company name	MR JF HAWKINS
Contract type name	GDS Contract
Purpose of contract	General and Orthodontic
Contract start date	01/04/2006
Contract end date	

17/18 Contracted general activity (UDA)	2,400
Carry forward general activity (UDA)	0
17/18 Contracted orthodontic activity (UOA)	197
Carry forward orthodontic activity (UOA)	0
Baseline contract value	£66,706.77

ACCESS	Contract	England and Wales
24 month ratio of assessments to patient IDs	1.12	1.09

ACTIVITY


Month	Adjusted Scheduled Activity (UOA)	
	2017	2018
April	-4	0
May	20	0
June	20	0
July	20	63
August	20	63
September	84	105
October	127	
November	148	
December	150	
January	151	
February	152	
March	153	
April	174	
May	174	
June	174	

QUALITY

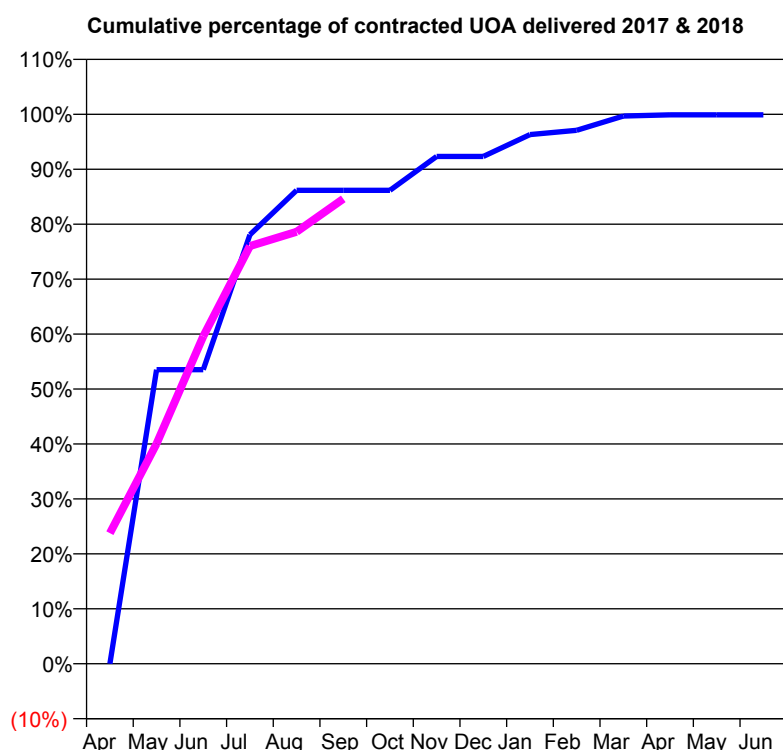
	Contract Quantity	Contract Base Number	Contract *	Region	England
% of all assessments that were assess and fit appliances (rolling 12 month period)	9	15	60.0%	57.6%	58.0%
% of all assessments that were assess and refuse (rolling 12 month period)	1	15	6.7%	11.0%	11.4%
% of all assessments that were assess and review (rolling 12 month period)	5	15	33.3%	31.3%	30.6%
% of terminated courses where treatment was abandoned or discontinued (rolling 12 month period)	0	8	0.0%	8.4%	7.8%
% of completed treatments indicating that PAR score was taken (year to date)	0	4	0.0%	61.1%	64.6%
Rate of removable appliances per 100 fixed appliances - proposed treatment (rolling 12 month period)	2	7	28.57	7.31	5.65
Rate of removable appliances per 100 fixed appliances - completed treatment (rolling 12 month period)	0	0	N/A	6.66	4.78
% of courses of treatment with removable appliances only - proposed treatment (rolling 12 month period)	2	9	22.2%	2.5%	2.0%
% of courses of treatment with removable appliances only - completed treatment (rolling 12 month period)	0	8	0.0%	1.6%	1.5%
% of patients satisfied with the treatment they have received (rolling 12 month period)	2	2	100.0%	95.8%	96.0%

* Figures in italics indicate that the base number is less than 100.

Q59 - Vital Signs Orthodontic At a Glance Contract Report for 914541/0001 - September 2017

Name or company name	MRS CJ PATEL	17/18 Contracted general activity (UDA)	0
Contract type name	PDS Contract	Carry forward general activity (UDA)	0
Purpose of contract	Orthodontic	17/18 Contracted orthodontic activity (UOA)	3,683
Contract start date	01/04/2006	Carry forward orthodontic activity (UOA)	0
Contract end date	31/03/2018	Baseline contract value	£245,726.07

ACCESS	Contract	England and Wales
24 month ratio of assessments to patient IDs	1.18	1.09

ACTIVITY


Month	Adjusted Scheduled Activity (UOA)	
	2017	2018
April	0	875
May	1,980	1,475
June	1,980	2,195
July	2,888	2,800
August	3,187	2,895
September	3,187	3,116
October	3,187	
November	3,415	
December	3,415	
January	3,562	
February	3,591	
March	3,687	
April	3,695	
May	3,695	
June	3,695	

QUALITY

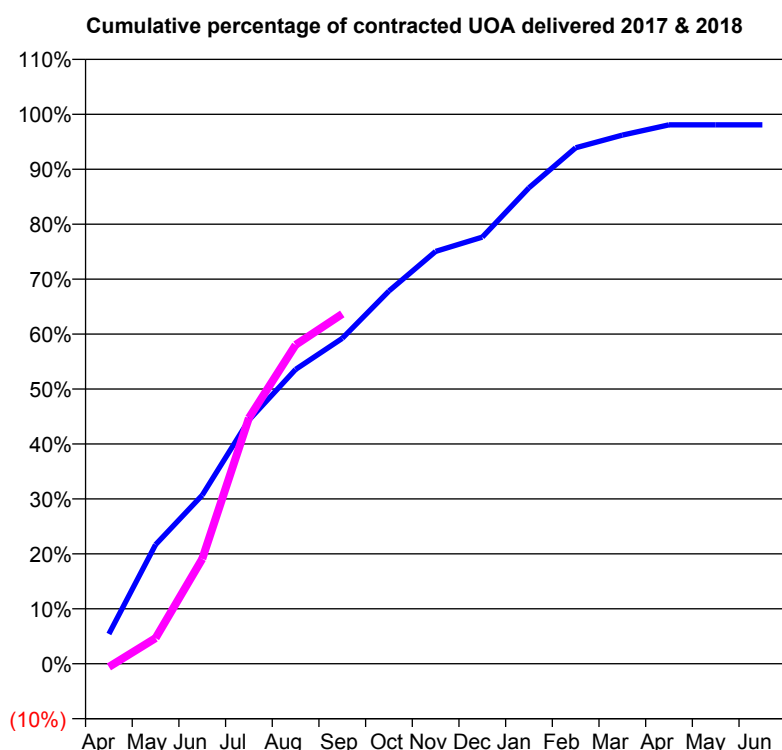
	Contract Quantity	Contract Base Number	Contract *	Region	England
% of all assessments that were assess and fit appliances (rolling 12 month period)	157	551	28.5%	57.6%	58.0%
% of all assessments that were assess and refuse (rolling 12 month period)	88	551	16.0%	11.0%	11.4%
% of all assessments that were assess and review (rolling 12 month period)	306	551	55.5%	31.3%	30.6%
% of terminated courses where treatment was abandoned or discontinued (rolling 12 month period)	2	154	1.3%	8.4%	7.8%
% of completed treatments indicating that PAR score was taken (year to date)	71	86	82.6%	61.1%	64.6%
Rate of removable appliances per 100 fixed appliances - proposed treatment (rolling 12 month period)	4	305	1.31	7.31	5.65
Rate of removable appliances per 100 fixed appliances - completed treatment (rolling 12 month period)	1	300	0.33	6.66	4.78
% of courses of treatment with removable appliances only - proposed treatment (rolling 12 month period)	4	157	2.5%	2.5%	2.0%
% of courses of treatment with removable appliances only - completed treatment (rolling 12 month period)	1	152	0.7%	1.6%	1.5%
% of patients satisfied with the treatment they have received (rolling 12 month period)	7	7	100.0%	95.8%	96.0%

* Figures in italics indicate that the base number is less than 100.

Q59 - Vital Signs Orthodontic At a Glance Contract Report for 914975/0001 - September 2017

Name or company name	MR CR SUTTON	17/18 Contracted general activity (UDA)	1,700
Contract type name	GDS Contract	Carry forward general activity (UDA)	0
Purpose of contract	General and Orthodontic	17/18 Contracted orthodontic activity (UOA)	1,346
Contract start date	01/04/2006	Carry forward orthodontic activity (UOA)	26
Contract end date		Baseline contract value	£134,790.02

ACCESS	Contract	England and Wales
24 month ratio of assessments to patient IDs	1.29	1.09

ACTIVITY


Month	Adjusted Scheduled Activity (UOA)	
	2017	2018
April	73	-8
May	292	63
June	413	257
July	597	602
August	721	781
September	797	857
October	913	
November	1,010	
December	1,045	
January	1,166	
February	1,264	
March	1,295	
April	1,320	
May	1,320	
June	1,320	

QUALITY	Contract Quantity	Contract Base Number	Contract *	Region	England
% of all assessments that were assess and fit appliances (rolling 12 month period)	60	228	26.3%	57.6%	58.0%
% of all assessments that were assess and refuse (rolling 12 month period)	14	228	6.1%	11.0%	11.4%
% of all assessments that were assess and review (rolling 12 month period)	154	228	67.5%	31.3%	30.6%
% of terminated courses where treatment was abandoned or discontinued (rolling 12 month period)	3	49	6.1%	8.4%	7.8%
% of completed treatments indicating that PAR score was taken (year to date)	23	23	100.0%	61.1%	64.6%
Rate of removable appliances per 100 fixed appliances - proposed treatment (rolling 12 month period)	0	93	0.00	7.31	5.65
Rate of removable appliances per 100 fixed appliances - completed treatment (rolling 12 month period)	0	31	0.00	6.66	4.78
% of courses of treatment with removable appliances only - proposed treatment (rolling 12 month period)	0	60	0.0%	2.5%	2.0%
% of courses of treatment with removable appliances only - completed treatment (rolling 12 month period)	0	46	0.0%	1.6%	1.5%
% of patients satisfied with the treatment they have received (rolling 12 month period)	2	2	100.0%	95.8%	96.0%

* Figures in italics indicate that the base number is less than 100.

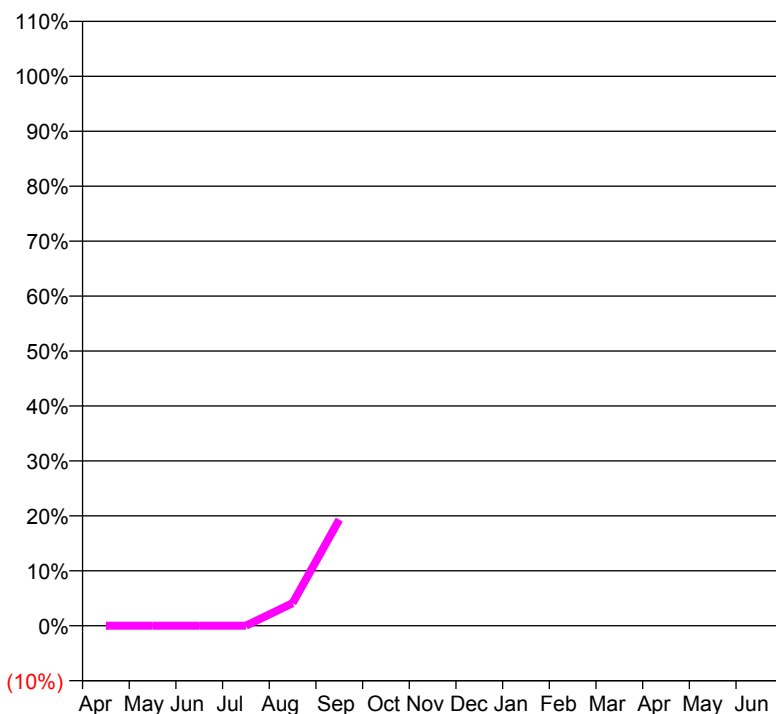
Q60 - Vital Signs Orthodontic At a Glance Contract Report for 100486/0000 - September 2017

Name or company name	New Park House Dental Centre
Contract type name	GDS Contract
Purpose of contract	General and Orthodontic
Contract start date	01/08/2017
Contract end date	

17/18 Contracted general activity (UDA)	3,019
Carry forward general activity (UDA)	0
17/18 Contracted orthodontic activity (UOA)	559
Carry forward orthodontic activity (UOA)	0
Baseline contract value	£120,251.42

ACCESS

	Contract	England and Wales
24 month ratio of assessments to patient IDs	1.00	1.09

ACTIVITY
Cumulative percentage of contracted UOA delivered 2017 & 2018

Adjusted Scheduled Activity (UOA)

Month	2017	2018
April	0	0
May	0	0
June	0	0
July	0	0
August	0	23
September	0	108
October	0	
November	0	
December	0	
January	0	
February	0	
March	0	
April	0	
May	0	
June	0	

QUALITY

	Contract Quantity	Contract Base Number	Contract *	Region	England
% of all assessments that were assess and fit appliances (rolling 12 month period)	5	8	62.5%	57.6%	58.0%
% of all assessments that were assess and refuse (rolling 12 month period)	0	8	0.0%	11.0%	11.4%
% of all assessments that were assess and review (rolling 12 month period)	3	8	37.5%	31.3%	30.6%
% of terminated courses where treatment was abandoned or discontinued (rolling 12 month period)	0	3	0.0%	8.4%	7.8%
% of completed treatments indicating that PAR score was taken (year to date)	0	3	0.0%	61.1%	64.6%
Rate of removable appliances per 100 fixed appliances - proposed treatment (rolling 12 month period)	0	0	N/A	7.31	5.65
Rate of removable appliances per 100 fixed appliances - completed treatment (rolling 12 month period)	0	0	N/A	6.66	4.78
% of courses of treatment with removable appliances only - proposed treatment (rolling 12 month period)	0	5	0.0%	2.5%	2.0%
% of courses of treatment with removable appliances only - completed treatment (rolling 12 month period)	0	3	0.0%	1.6%	1.5%
% of patients satisfied with the treatment they have received (rolling 12 month period)	0	0	N/A	95.8%	96.0%

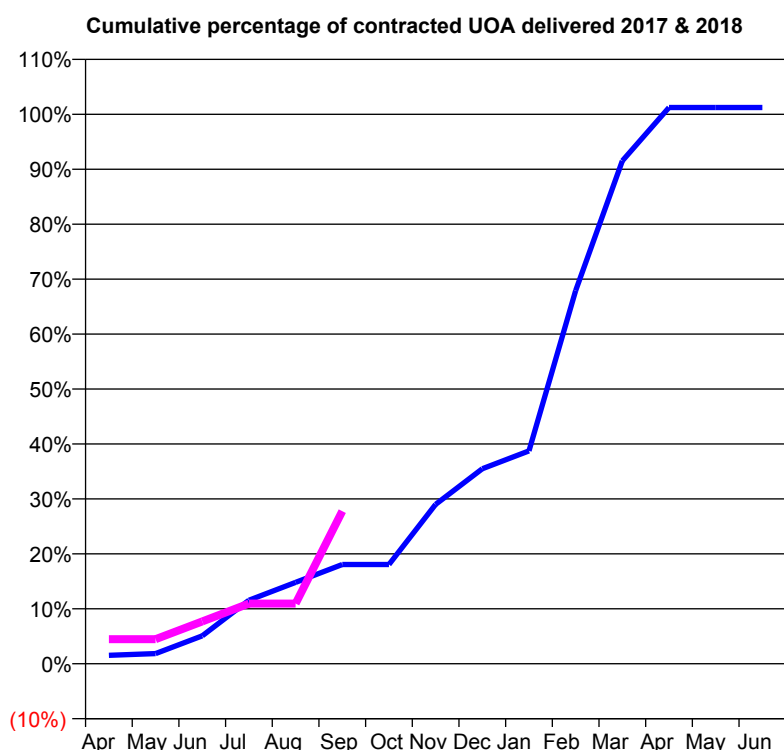
* Figures in italics indicate that the base number is less than 100.

Q60 - Vital Signs Orthodontic At a Glance Contract Report for 101281/0063 - September 2017

Name or company name	OASIS DENTAL CARE LTD
Contract type name	GDS Contract
Purpose of contract	General and Orthodontic
Contract start date	01/04/2006
Contract end date	

17/18 Contracted general activity (UDA)	67,013
Carry forward general activity (UDA)	1,446
17/18 Contracted orthodontic activity (UOA)	648
Carry forward orthodontic activity (UOA)	-8
Baseline contract value	£1,711,617.07

ACCESS	Contract	England and Wales
24 month ratio of assessments to patient IDs	1.03	1.09

ACTIVITY


Month	Adjusted Scheduled Activity (UOA)	
	2017	2018
April	10	29
May	12	29
June	33	50
July	75	71
August	96	71
September	117	180
October	117	
November	188	
December	230	
January	251	
February	440	
March	593	
April	656	
May	656	
June	656	

QUALITY	Contract Quantity	Contract Base Number	Contract *	Region	England
% of all assessments that were assess and fit appliances (rolling 12 month period)	36	47	76.6%	57.6%	58.0%
% of all assessments that were assess and refuse (rolling 12 month period)	6	47	12.8%	11.0%	11.4%
% of all assessments that were assess and review (rolling 12 month period)	5	47	10.6%	31.3%	30.6%
% of terminated courses where treatment was abandoned or discontinued (rolling 12 month period)	9	25	36.0%	8.4%	7.8%
% of completed treatments indicating that PAR score was taken (year to date)	0	5	0.0%	61.1%	64.6%
Rate of removable appliances per 100 fixed appliances - proposed treatment (rolling 12 month period)	2	67	2.99	7.31	5.65
Rate of removable appliances per 100 fixed appliances - completed treatment (rolling 12 month period)	0	24	0.00	6.66	4.78
% of courses of treatment with removable appliances only - proposed treatment (rolling 12 month period)	0	36	0.0%	2.5%	2.0%
% of courses of treatment with removable appliances only - completed treatment (rolling 12 month period)	0	16	0.0%	1.6%	1.5%
% of patients satisfied with the treatment they have received (rolling 12 month period)	1	1	100.0%	95.8%	96.0%

* Figures in italics indicate that the base number is less than 100.

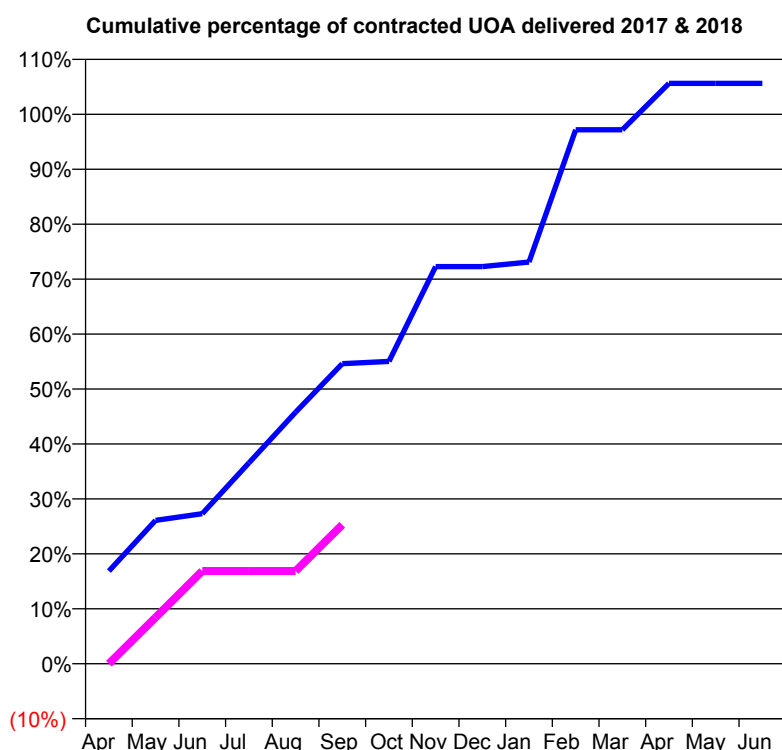
Q60 - Vital Signs Orthodontic At a Glance Contract Report for 106313/0001 - September 2017

Name or company name	Butler and Finnigan Dental Practice (BC) Lt
Contract type name	GDS Contract
Purpose of contract	General and Orthodontic
Contract start date	01/04/2014
Contract end date	

17/18 Contracted general activity (UDA)	11,500
Carry forward general activity (UDA)	0
17/18 Contracted orthodontic activity (UOA)	249
Carry forward orthodontic activity (UOA)	0
Baseline contract value	£289,948.79

ACCESS

	Contract	England and Wales
24 month ratio of assessments to patient IDs	1.29	1.09

ACTIVITY


Month	Adjusted Scheduled Activity (UOA)	
	2017	2018
April	42	0
May	65	21
June	68	42
July	91	42
August	114	42
September	136	63
October	137	
November	180	
December	180	
January	182	
February	242	
March	242	
April	263	
May	263	
June	263	

QUALITY

	Contract Quantity	Contract Base Number	Contract *	Region	England
% of all assessments that were assess and fit appliances (rolling 12 month period)	9	13	69.2%	57.6%	58.0%
% of all assessments that were assess and refuse (rolling 12 month period)	1	13	7.7%	11.0%	11.4%
% of all assessments that were assess and review (rolling 12 month period)	3	13	23.1%	31.3%	30.6%
% of terminated courses where treatment was abandoned or discontinued (rolling 12 month period)	0	3	0.0%	8.4%	7.8%
% of completed treatments indicating that PAR score was taken (year to date)	0	1	0.0%	61.1%	64.6%
Rate of removable appliances per 100 fixed appliances - proposed treatment (rolling 12 month period)	1	18	5.56	7.31	5.65
Rate of removable appliances per 100 fixed appliances - completed treatment (rolling 12 month period)	0	2	0.00	6.66	4.78
% of courses of treatment with removable appliances only - proposed treatment (rolling 12 month period)	0	9	0.0%	2.5%	2.0%
% of courses of treatment with removable appliances only - completed treatment (rolling 12 month period)	0	3	0.0%	1.6%	1.5%
% of patients satisfied with the treatment they have received (rolling 12 month period)	0	0	N/A	95.8%	96.0%

* Figures in italics indicate that the base number is less than 100.

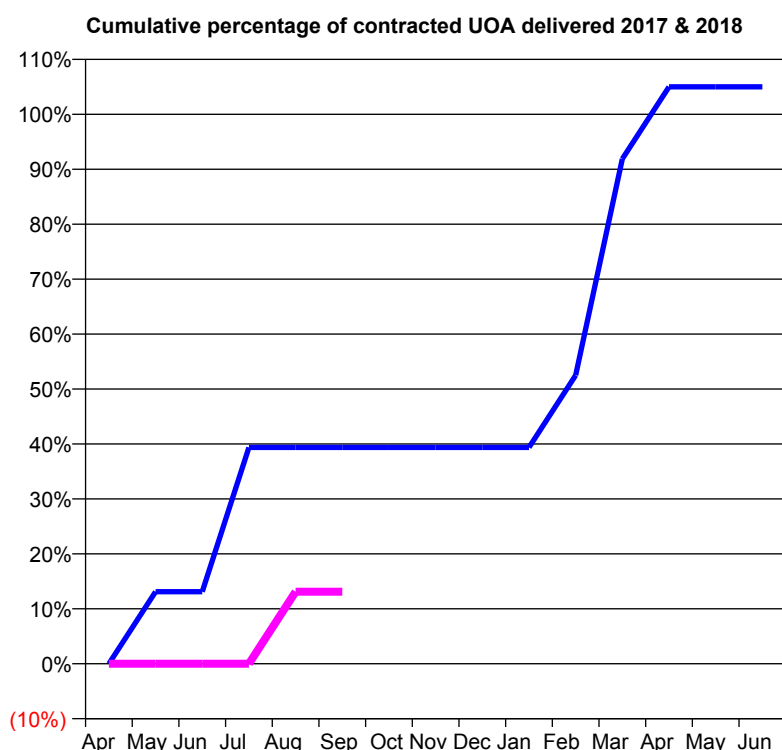
Q60 - Vital Signs Orthodontic At a Glance Contract Report for 107182/0001 - September 2017

Name or company name	Mr Holgate - Green End Dental Practice
Contract type name	GDS Contract
Purpose of contract	General and Orthodontic
Contract start date	01/04/2013
Contract end date	

17/18 Contracted general activity (UDA)	28,717
Carry forward general activity (UDA)	0
17/18 Contracted orthodontic activity (UOA)	160
Carry forward orthodontic activity (UOA)	0
Baseline contract value	£799,490.24

ACCESS

	Contract	England and Wales
24 month ratio of assessments to patient IDs	1.00	1.09

ACTIVITY


Month	Adjusted Scheduled Activity (UOA)	
	2017	2018
April	0	0
May	21	0
June	21	0
July	63	0
August	63	21
September	63	21
October	63	
November	63	
December	63	
January	63	
February	84	
March	147	
April	168	
May	168	
June	168	

QUALITY

	Contract Quantity	Contract Base Number	Contract *	Region	England
% of all assessments that were assess and fit appliances (rolling 12 month period)	6	6	100.0%	57.6%	58.0%
% of all assessments that were assess and refuse (rolling 12 month period)	0	6	0.0%	11.0%	11.4%
% of all assessments that were assess and review (rolling 12 month period)	0	6	0.0%	31.3%	30.6%
% of terminated courses where treatment was abandoned or discontinued (rolling 12 month period)	0	5	0.0%	8.4%	7.8%
% of completed treatments indicating that PAR score was taken (year to date)	1	1	100.0%	61.1%	64.6%
Rate of removable appliances per 100 fixed appliances - proposed treatment (rolling 12 month period)	0	11	0.00	7.31	5.65
Rate of removable appliances per 100 fixed appliances - completed treatment (rolling 12 month period)	0	0	N/A	6.66	4.78
% of courses of treatment with removable appliances only - proposed treatment (rolling 12 month period)	0	6	0.0%	2.5%	2.0%
% of courses of treatment with removable appliances only - completed treatment (rolling 12 month period)	0	5	0.0%	1.6%	1.5%
% of patients satisfied with the treatment they have received (rolling 12 month period)	1	1	100.0%	95.8%	96.0%

* Figures in italics indicate that the base number is less than 100.

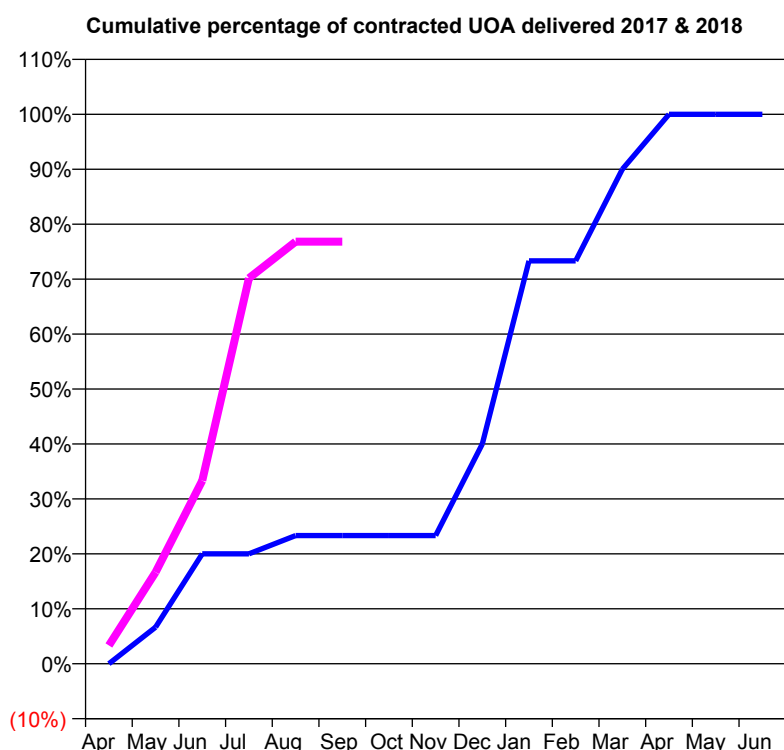
Q60 - Vital Signs Orthodontic At a Glance Contract Report for 107220/0001 - September 2017

Name or company name	Castle View House Dental Practice
Contract type name	GDS Contract
Purpose of contract	General and Orthodontic
Contract start date	01/04/2014
Contract end date	

17/18 Contracted general activity (UDA)	22,776
Carry forward general activity (UDA)	0
17/18 Contracted orthodontic activity (UOA)	630
Carry forward orthodontic activity (UOA)	0
Baseline contract value	£745,744.52

ACCESS

	Contract	England and Wales
24 month ratio of assessments to patient IDs	1.00	1.09

ACTIVITY


Month	Adjusted Scheduled Activity (UOA)	
	2017	2018
April	0	21
May	42	105
June	126	210
July	126	442
August	147	484
September	147	484
October	147	
November	147	
December	252	
January	462	
February	462	
March	567	
April	630	
May	630	
June	630	

QUALITY

	Contract Quantity	Contract Base Number	Contract *	Region	England
% of all assessments that were assess and fit appliances (rolling 12 month period)	47	48	97.9%	57.6%	58.0%
% of all assessments that were assess and refuse (rolling 12 month period)	0	48	0.0%	11.0%	11.4%
% of all assessments that were assess and review (rolling 12 month period)	1	48	2.1%	31.3%	30.6%
% of terminated courses where treatment was abandoned or discontinued (rolling 12 month period)	0	11	0.0%	8.4%	7.8%
% of completed treatments indicating that PAR score was taken (year to date)	9	9	100.0%	61.1%	64.6%
Rate of removable appliances per 100 fixed appliances - proposed treatment (rolling 12 month period)	9	94	9.57	7.31	5.65
Rate of removable appliances per 100 fixed appliances - completed treatment (rolling 12 month period)	3	21	14.29	6.66	4.78
% of courses of treatment with removable appliances only - proposed treatment (rolling 12 month period)	0	47	0.0%	2.5%	2.0%
% of courses of treatment with removable appliances only - completed treatment (rolling 12 month period)	0	11	0.0%	1.6%	1.5%
% of patients satisfied with the treatment they have received (rolling 12 month period)	2	2	100.0%	95.8%	96.0%

* Figures in italics indicate that the base number is less than 100.

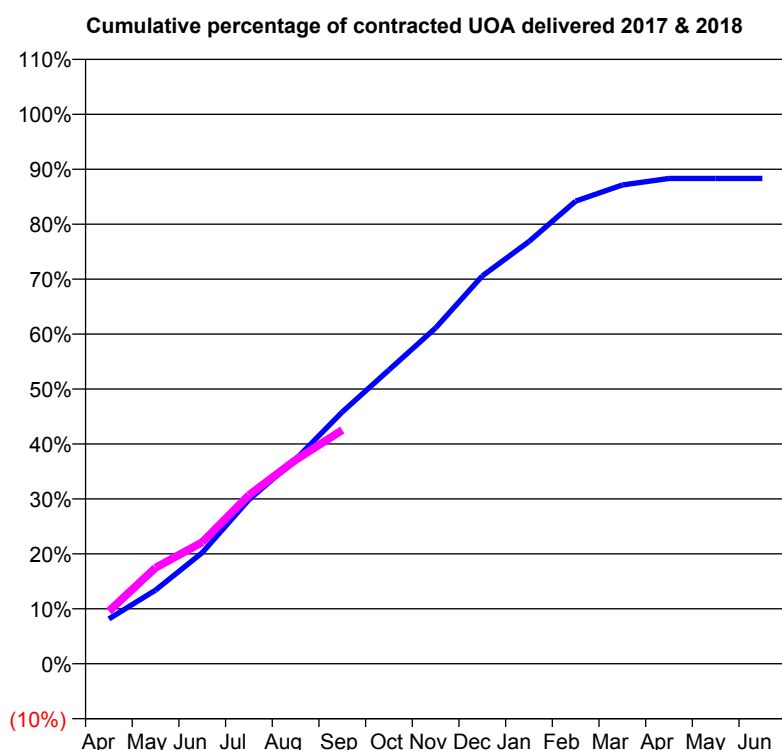
Q60 - Vital Signs Orthodontic At a Glance Contract Report for 111295/0001 - September 2017

Name or company name	Modwena Orthodontics Limited
Contract type name	PDS Contract
Purpose of contract	Orthodontic
Contract start date	01/10/2014
Contract end date	31/03/2018

17/18 Contracted general activity (UDA)	0
Carry forward general activity (UDA)	0
17/18 Contracted orthodontic activity (UOA)	10,106
Carry forward orthodontic activity (UOA)	68
Baseline contract value	£541,997.63

ACCESS

	Contract	England and Wales
24 month ratio of assessments to patient IDs	1.08	1.09

ACTIVITY


Month	Adjusted Scheduled Activity (UOA)	
	2017	2018
April	928	968
May	1,523	1,768
June	2,299	2,235
July	3,393	3,101
August	4,228	3,748
September	5,209	4,297
October	6,077	
November	6,946	
December	8,022	
January	8,735	
February	9,569	
March	9,902	
April	10,038	
May	10,038	
June	10,038	

QUALITY

	Contract Quantity	Contract Base Number	Contract *	Region	England
% of all assessments that were assess and fit appliances (rolling 12 month period)	429	714	60.1%	57.6%	58.0%
% of all assessments that were assess and refuse (rolling 12 month period)	52	714	7.3%	11.0%	11.4%
% of all assessments that were assess and review (rolling 12 month period)	233	714	32.6%	31.3%	30.6%
% of terminated courses where treatment was abandoned or discontinued (rolling 12 month period)	25	389	6.4%	8.4%	7.8%
% of completed treatments indicating that PAR score was taken (year to date)	21	172	12.2%	61.1%	64.6%
Rate of removable appliances per 100 fixed appliances - proposed treatment (rolling 12 month period)	25	837	2.99	7.31	5.65
Rate of removable appliances per 100 fixed appliances - completed treatment (rolling 12 month period)	9	724	1.24	6.66	4.78
% of courses of treatment with removable appliances only - proposed treatment (rolling 12 month period)	7	429	1.6%	2.5%	2.0%
% of courses of treatment with removable appliances only - completed treatment (rolling 12 month period)	0	364	0.0%	1.6%	1.5%
% of patients satisfied with the treatment they have received (rolling 12 month period)	19	20	95.0%	95.8%	96.0%

* Figures in italics indicate that the base number is less than 100.

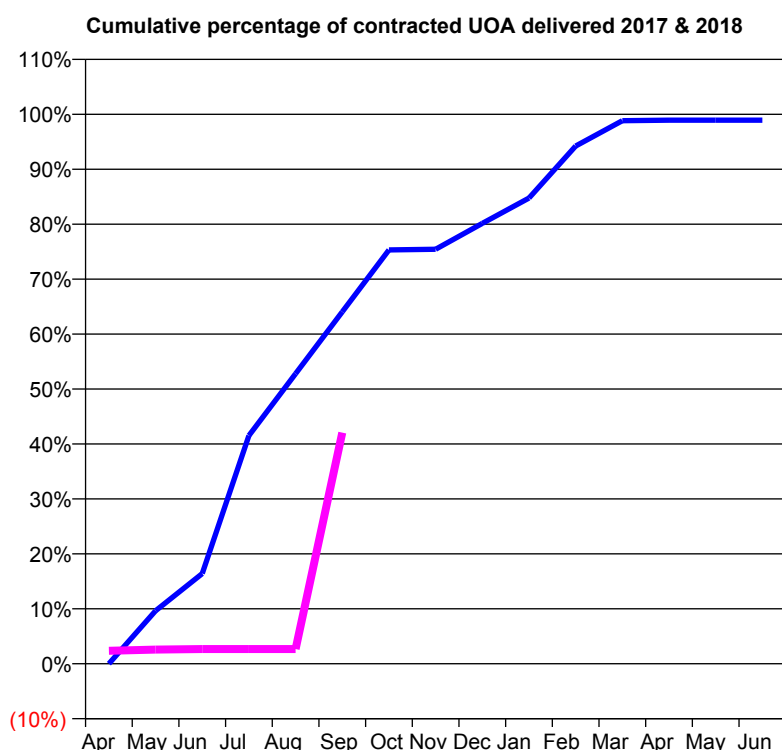
Q60 - Vital Signs Orthodontic At a Glance Contract Report for 121495/0002 - September 2017

Name or company name	The Smileworks Ltd
Contract type name	GDS Contract
Purpose of contract	General and Orthodontic
Contract start date	01/12/2009
Contract end date	

17/18 Contracted general activity (UDA)	10,000
Carry forward general activity (UDA)	0
17/18 Contracted orthodontic activity (UOA)	932
Carry forward orthodontic activity (UOA)	0
Baseline contract value	£316,870.85

ACCESS

	Contract	England and Wales
24 month ratio of assessments to patient IDs	1.04	1.09

ACTIVITY


Month	Adjusted Scheduled Activity (UOA)	
	2017	2018
April	0	22
May	90	24
June	153	25
July	387	25
August	492	25
September	597	392
October	702	
November	703	
December	747	
January	790	
February	878	
March	921	
April	922	
May	922	
June	922	

QUALITY

	Contract Quantity	Contract Base Number	Contract *	Region	England
% of all assessments that were assess and fit appliances (rolling 12 month period)	33	57	57.9%	57.6%	58.0%
% of all assessments that were assess and refuse (rolling 12 month period)	1	57	1.8%	11.0%	11.4%
% of all assessments that were assess and review (rolling 12 month period)	23	57	40.4%	31.3%	30.6%
% of terminated courses where treatment was abandoned or discontinued (rolling 12 month period)	15	44	34.1%	8.4%	7.8%
% of completed treatments indicating that PAR score was taken (year to date)	0	2	0.0%	61.1%	64.6%
Rate of removable appliances per 100 fixed appliances - proposed treatment (rolling 12 month period)	3	66	4.55	7.31	5.65
Rate of removable appliances per 100 fixed appliances - completed treatment (rolling 12 month period)	0	54	0.00	6.66	4.78
% of courses of treatment with removable appliances only - proposed treatment (rolling 12 month period)	0	33	0.0%	2.5%	2.0%
% of courses of treatment with removable appliances only - completed treatment (rolling 12 month period)	0	29	0.0%	1.6%	1.5%
% of patients satisfied with the treatment they have received (rolling 12 month period)	1	1	100.0%	95.8%	96.0%

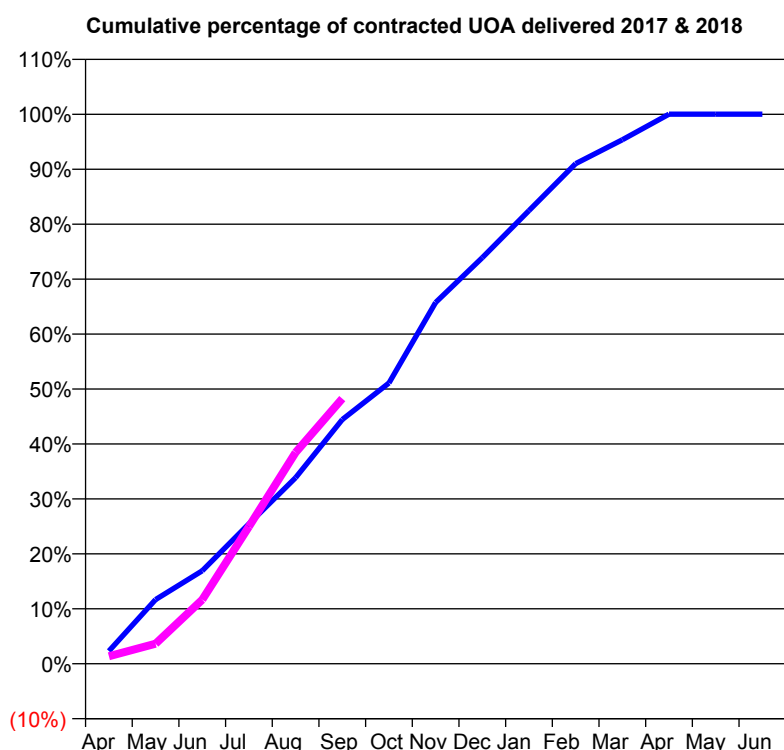
* Figures in italics indicate that the base number is less than 100.

Q60 - Vital Signs Orthodontic At a Glance Contract Report for 134864/0001 - September 2017

Name or company name	ARC Orthodontics Limited
Contract type name	PDS Contract
Purpose of contract	Orthodontic
Contract start date	01/11/2014
Contract end date	31/03/2018

17/18 Contracted general activity (UDA)	0
Carry forward general activity (UDA)	0
17/18 Contracted orthodontic activity (UOA)	6,500
Carry forward orthodontic activity (UOA)	0
Baseline contract value	£441,375.64

ACCESS	Contract	England and Wales
24 month ratio of assessments to patient IDs	1.08	1.09

ACTIVITY


Month	Adjusted Scheduled Activity (UOA)	
	2017	2018
April	150	89
May	759	237
June	1,101	758
July	1,656	1,623
August	2,201	2,499
September	2,889	3,136
October	3,321	-
November	4,273	-
December	4,804	-
January	5,360	-
February	5,915	-
March	6,198	-
April	6,501	-
May	6,501	-
June	6,501	-

QUALITY	Contract Quantity	Contract Base Number	Contract *	Region	England
% of all assessments that were assess and fit appliances (rolling 12 month period)	306	729	42.0%	57.6%	58.0%
% of all assessments that were assess and refuse (rolling 12 month period)	337	729	46.2%	11.0%	11.4%
% of all assessments that were assess and review (rolling 12 month period)	86	729	11.8%	31.3%	30.6%
% of terminated courses where treatment was abandoned or discontinued (rolling 12 month period)	16	291	5.5%	8.4%	7.8%
% of completed treatments indicating that PAR score was taken (year to date)	28	130	21.5%	61.1%	64.6%
Rate of removable appliances per 100 fixed appliances - proposed treatment (rolling 12 month period)	57	597	9.55	7.31	5.65
Rate of removable appliances per 100 fixed appliances - completed treatment (rolling 12 month period)	52	521	9.98	6.66	4.78
% of courses of treatment with removable appliances only - proposed treatment (rolling 12 month period)	6	306	2.0%	2.5%	2.0%
% of courses of treatment with removable appliances only - completed treatment (rolling 12 month period)	10	275	3.6%	1.6%	1.5%
% of patients satisfied with the treatment they have received (rolling 12 month period)	18	18	100.0%	95.8%	96.0%

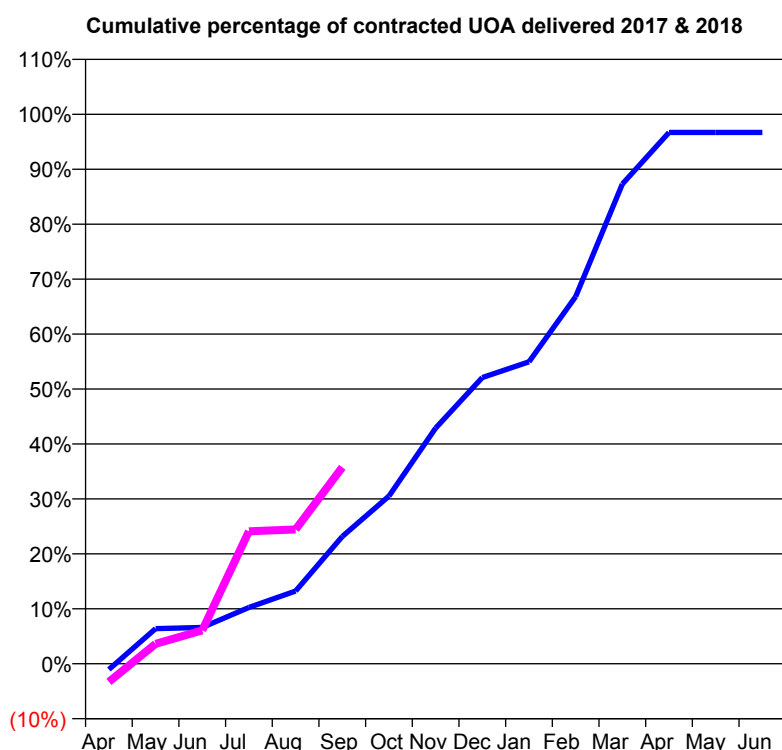
* Figures in italics indicate that the base number is less than 100.

Q60 - Vital Signs Orthodontic At a Glance Contract Report for 139920/0001 - September 2017

Name or company name	Shelton Dental Centre
Contract type name	GDS Contract
Purpose of contract	General and Orthodontic
Contract start date	01/04/2012
Contract end date	

17/18 Contracted general activity (UDA)	47,905
Carry forward general activity (UDA)	225
17/18 Contracted orthodontic activity (UOA)	937
Carry forward orthodontic activity (UOA)	31
Baseline contract value	£1,152,203.95

ACCESS	Contract	England and Wales
24 month ratio of assessments to patient IDs	1.20	1.09

ACTIVITY


Month	Adjusted Scheduled Activity (UOA)	
	2017	2018
April	-10	-31
May	60	34
June	62	57
July	96	226
August	124	229
September	217	335
October	286	
November	402	
December	488	
January	515	
February	626	
March	818	
April	906	
May	906	
June	906	

QUALITY	Contract Quantity	Contract Base Number	Contract *	Region	England
% of all assessments that were assess and fit appliances (rolling 12 month period)	48	95	50.5%	57.6%	58.0%
% of all assessments that were assess and refuse (rolling 12 month period)	13	95	13.7%	11.0%	11.4%
% of all assessments that were assess and review (rolling 12 month period)	34	95	35.8%	31.3%	30.6%
% of terminated courses where treatment was abandoned or discontinued (rolling 12 month period)	2	18	11.1%	8.4%	7.8%
% of completed treatments indicating that PAR score was taken (year to date)	6	7	85.7%	61.1%	64.6%
Rate of removable appliances per 100 fixed appliances - proposed treatment (rolling 12 month period)	1	84	1.19	7.31	5.65
Rate of removable appliances per 100 fixed appliances - completed treatment (rolling 12 month period)	0	30	0.00	6.66	4.78
% of courses of treatment with removable appliances only - proposed treatment (rolling 12 month period)	0	48	0.0%	2.5%	2.0%
% of courses of treatment with removable appliances only - completed treatment (rolling 12 month period)	0	16	0.0%	1.6%	1.5%
% of patients satisfied with the treatment they have received (rolling 12 month period)	2	2	100.0%	95.8%	96.0%

* Figures in italics indicate that the base number is less than 100.

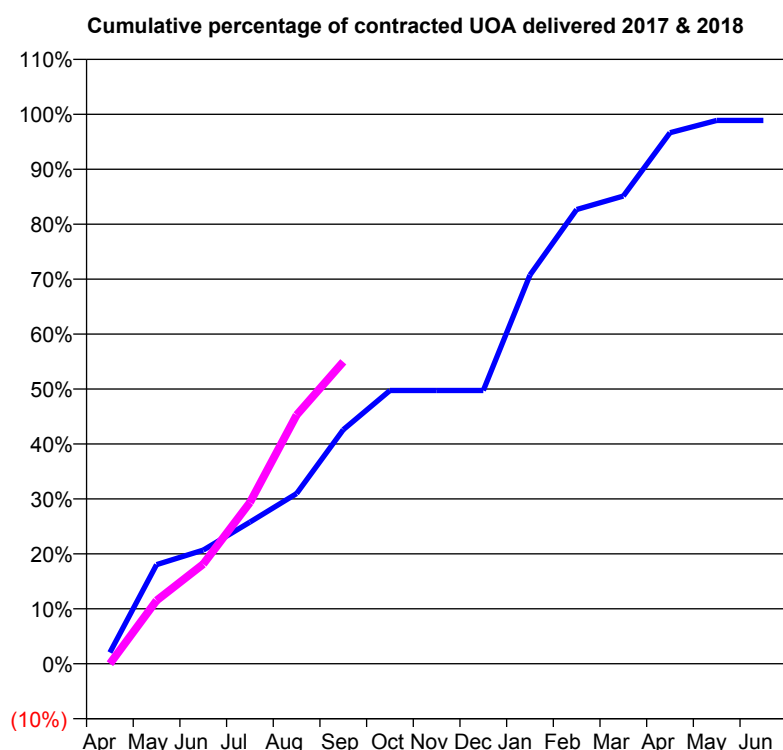
Q60 - Vital Signs Orthodontic At a Glance Contract Report for 140015/0001 - September 2017

Name or company name	Shropshire Dental Limited
Contract type name	GDS Contract
Purpose of contract	General and Orthodontic
Contract start date	01/10/2014
Contract end date	

17/18 Contracted general activity (UDA)	15,278
Carry forward general activity (UDA)	0
17/18 Contracted orthodontic activity (UOA)	981
Carry forward orthodontic activity (UOA)	0
Baseline contract value	£440,181.31

ACCESS

	Contract	England and Wales
24 month ratio of assessments to patient IDs	1.14	1.09

ACTIVITY


Month	Adjusted Scheduled Activity (UOA)	
	2017	2018
April	20	0
May	177	113
June	203	178
July	253	288
August	304	444
September	418	539
October	488	
November	488	
December	488	
January	694	
February	811	
March	835	
April	948	
May	970	
June	970	

QUALITY

	Contract Quantity	Contract Base Number	Contract *	Region	England
% of all assessments that were assess and fit appliances (rolling 12 month period)	49	128	38.3%	57.6%	58.0%
% of all assessments that were assess and refuse (rolling 12 month period)	33	128	25.8%	11.0%	11.4%
% of all assessments that were assess and review (rolling 12 month period)	46	128	35.9%	31.3%	30.6%
% of terminated courses where treatment was abandoned or discontinued (rolling 12 month period)	1	7	14.3%	8.4%	7.8%
% of completed treatments indicating that PAR score was taken (year to date)	0	5	0.0%	61.1%	64.6%
Rate of removable appliances per 100 fixed appliances - proposed treatment (rolling 12 month period)	15	49	30.61	7.31	5.65
Rate of removable appliances per 100 fixed appliances - completed treatment (rolling 12 month period)	1	12	8.33	6.66	4.78
% of courses of treatment with removable appliances only - proposed treatment (rolling 12 month period)	14	49	28.6%	2.5%	2.0%
% of courses of treatment with removable appliances only - completed treatment (rolling 12 month period)	0	6	0.0%	1.6%	1.5%
% of patients satisfied with the treatment they have received (rolling 12 month period)	2	2	100.0%	95.8%	96.0%

* Figures in italics indicate that the base number is less than 100.

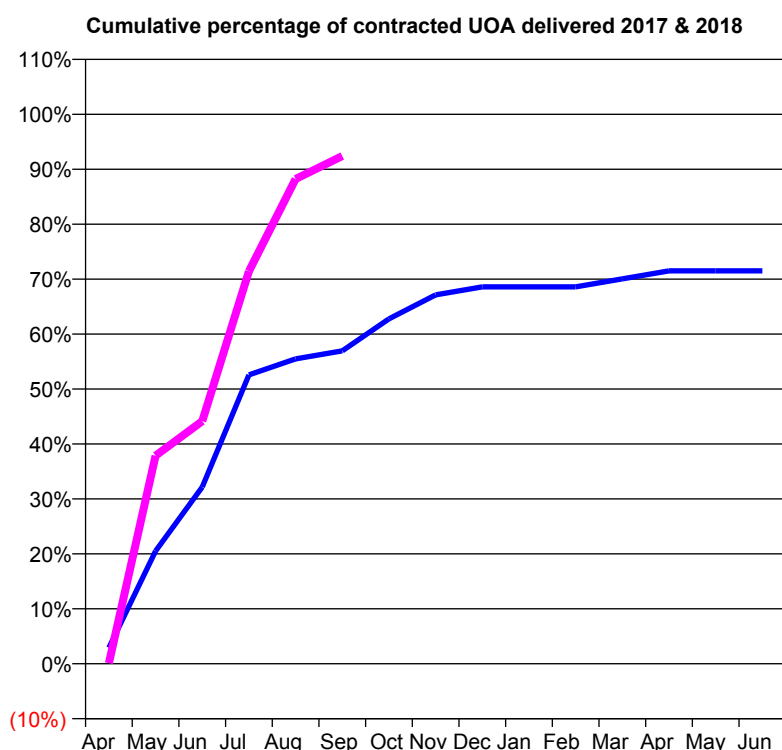
Q60 - Vital Signs Orthodontic At a Glance Contract Report for 140392/0001 - September 2017

Name or company name	Regency House Dental Practice Ltd
Contract type name	GDS Contract
Purpose of contract	General and Orthodontic
Contract start date	01/04/2008
Contract end date	

17/18 Contracted general activity (UDA)	14,694
Carry forward general activity (UDA)	71
17/18 Contracted orthodontic activity (UOA)	1,001
Carry forward orthodontic activity (UOA)	0
Baseline contract value	£455,087.13

ACCESS

	Contract	England and Wales
24 month ratio of assessments to patient IDs	1.06	1.09

ACTIVITY


Month	Adjusted Scheduled Activity (UOA)	
	2017	2018
April	42	1
May	296	379
June	464	442
July	758	715
August	800	883
September	821	925
October	905	
November	968	
December	989	
January	989	
February	989	
March	1,010	
April	1,031	
May	1,031	
June	1,031	

QUALITY

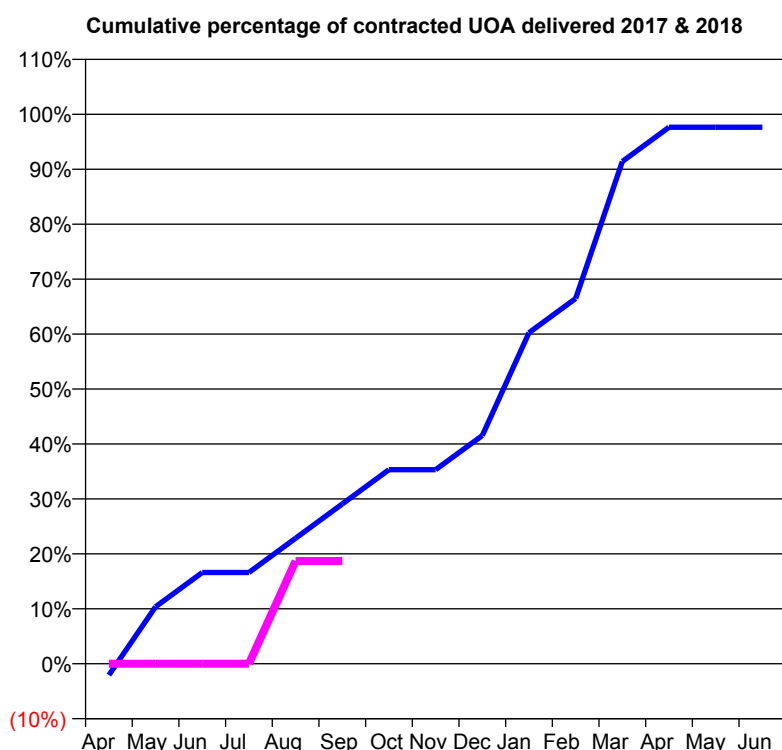
	Contract Quantity	Contract Base Number	Contract *	Region	England
% of all assessments that were assess and fit appliances (rolling 12 month period)	54	55	98.2%	57.6%	58.0%
% of all assessments that were assess and refuse (rolling 12 month period)	0	55	0.0%	11.0%	11.4%
% of all assessments that were assess and review (rolling 12 month period)	1	55	1.8%	31.3%	30.6%
% of terminated courses where treatment was abandoned or discontinued (rolling 12 month period)	17	71	23.9%	8.4%	7.8%
% of completed treatments indicating that PAR score was taken (year to date)	0	33	0.0%	61.1%	64.6%
Rate of removable appliances per 100 fixed appliances - proposed treatment (rolling 12 month period)	0	1	0.00	7.31	5.65
Rate of removable appliances per 100 fixed appliances - completed treatment (rolling 12 month period)	0	96	0.00	6.66	4.78
% of courses of treatment with removable appliances only - proposed treatment (rolling 12 month period)	0	54	0.0%	2.5%	2.0%
% of courses of treatment with removable appliances only - completed treatment (rolling 12 month period)	0	54	0.0%	1.6%	1.5%
% of patients satisfied with the treatment they have received (rolling 12 month period)	2	2	100.0%	95.8%	96.0%

* Figures in italics indicate that the base number is less than 100.

Q60 - Vital Signs Orthodontic At a Glance Contract Report for 141585/0002 - September 2017

Name or company name	Shifnal Dental Practice	17/18 Contracted general activity (UDA)	0
Contract type name	GDS Contract	Carry forward general activity (UDA)	0
Purpose of contract	Orthodontic	17/18 Contracted orthodontic activity (UOA)	337
Contract start date	01/06/2008	Carry forward orthodontic activity (UOA)	0
Contract end date		Baseline contract value	£22,781.20

ACCESS	Contract	England and Wales
24 month ratio of assessments to patient IDs	1.28	1.09

ACTIVITY


Month	Adjusted Scheduled Activity (UOA)	
	2017	2018
April	-7	0
May	35	0
June	56	0
July	56	0
August	77	63
September	98	63
October	119	
November	119	
December	140	
January	203	
February	224	
March	308	
April	329	
May	329	
June	329	

QUALITY

	Contract Quantity	Contract Base Number	Contract *	Region	England
% of all assessments that were assess and fit appliances (rolling 12 month period)	16	16	100.0%	57.6%	58.0%
% of all assessments that were assess and refuse (rolling 12 month period)	0	16	0.0%	11.0%	11.4%
% of all assessments that were assess and review (rolling 12 month period)	0	16	0.0%	31.3%	30.6%
% of terminated courses where treatment was abandoned or discontinued (rolling 12 month period)	1	14	7.1%	8.4%	7.8%
% of completed treatments indicating that PAR score was taken (year to date)	6	7	85.7%	61.1%	64.6%
Rate of removable appliances per 100 fixed appliances - proposed treatment (rolling 12 month period)	1	27	3.70	7.31	5.65
Rate of removable appliances per 100 fixed appliances - completed treatment (rolling 12 month period)	0	0	N/A	6.66	4.78
% of courses of treatment with removable appliances only - proposed treatment (rolling 12 month period)	0	16	0.0%	2.5%	2.0%
% of courses of treatment with removable appliances only - completed treatment (rolling 12 month period)	0	13	0.0%	1.6%	1.5%
% of patients satisfied with the treatment they have received (rolling 12 month period)	0	0	N/A	95.8%	96.0%

* Figures in italics indicate that the base number is less than 100.

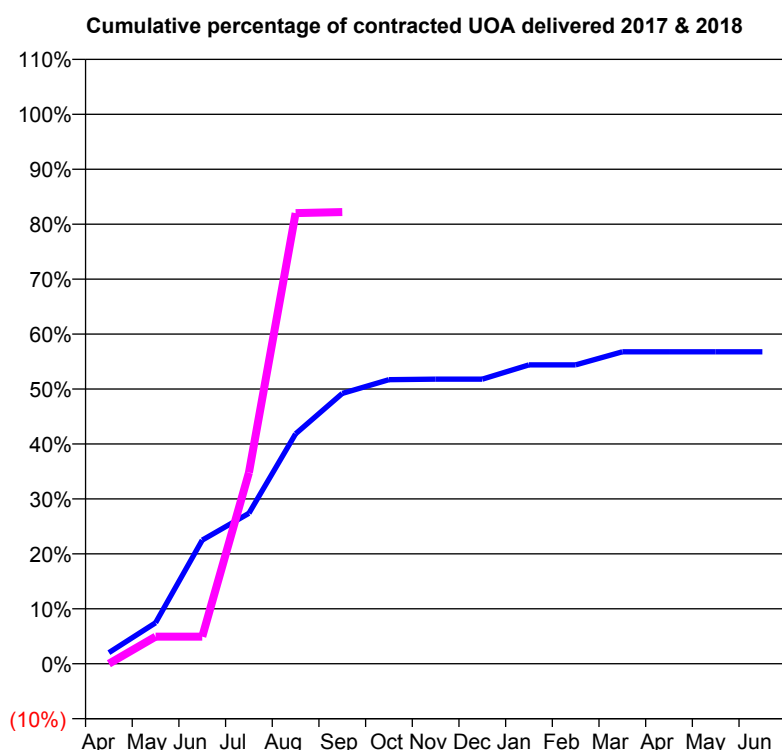
Q60 - Vital Signs Orthodontic At a Glance Contract Report for 148423/0001 - September 2017

Name or company name	Kinver Dental and Implant Surgery
Contract type name	GDS Contract
Purpose of contract	General and Orthodontic
Contract start date	05/01/2015
Contract end date	

17/18 Contracted general activity (UDA)	7,076
Carry forward general activity (UDA)	-1
17/18 Contracted orthodontic activity (UOA)	506
Carry forward orthodontic activity (UOA)	0
Baseline contract value	£187,975.64

ACCESS

	Contract	England and Wales
24 month ratio of assessments to patient IDs	1.09	1.09

ACTIVITY


Month	Adjusted Scheduled Activity (UOA)	
	2017	2018
April	18	0
May	66	25
June	199	25
July	242	176
August	370	415
September	435	416
October	457	
November	458	
December	458	
January	481	
February	481	
March	502	
April	502	
May	502	
June	502	

QUALITY

	Contract Quantity	Contract Base Number	Contract *	Region	England
% of all assessments that were assess and fit appliances (rolling 12 month period)	23	38	60.5%	57.6%	58.0%
% of all assessments that were assess and refuse (rolling 12 month period)	8	38	21.1%	11.0%	11.4%
% of all assessments that were assess and review (rolling 12 month period)	7	38	18.4%	31.3%	30.6%
% of terminated courses where treatment was abandoned or discontinued (rolling 12 month period)	1	15	6.7%	8.4%	7.8%
% of completed treatments indicating that PAR score was taken (year to date)	6	6	100.0%	61.1%	64.6%
Rate of removable appliances per 100 fixed appliances - proposed treatment (rolling 12 month period)	8	41	19.51	7.31	5.65
Rate of removable appliances per 100 fixed appliances - completed treatment (rolling 12 month period)	1	23	4.35	6.66	4.78
% of courses of treatment with removable appliances only - proposed treatment (rolling 12 month period)	1	23	4.3%	2.5%	2.0%
% of courses of treatment with removable appliances only - completed treatment (rolling 12 month period)	0	14	0.0%	1.6%	1.5%
% of patients satisfied with the treatment they have received (rolling 12 month period)	0	0	N/A	95.8%	96.0%

* Figures in italics indicate that the base number is less than 100.

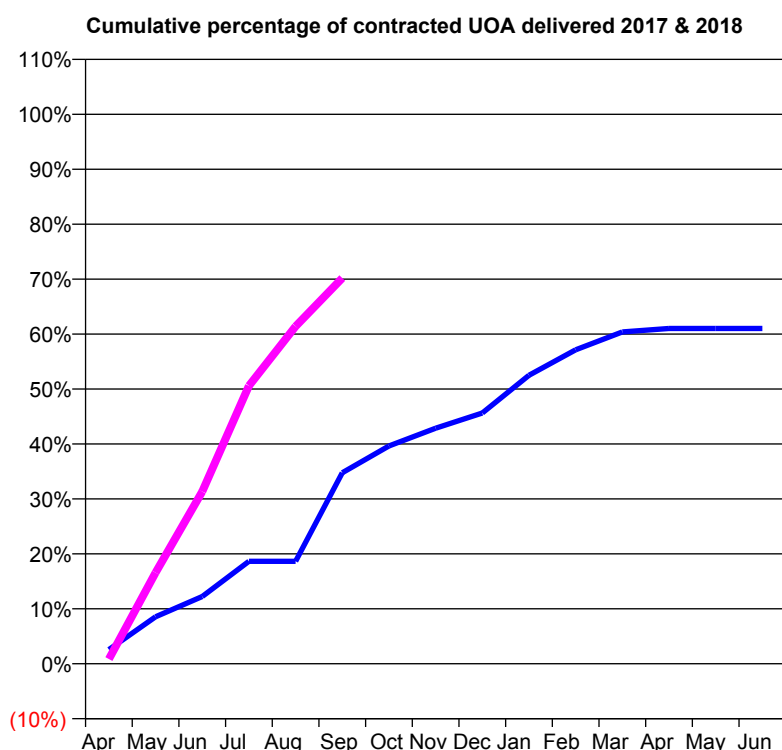
Q60 - Vital Signs Orthodontic At a Glance Contract Report for 152455/0001 - September 2017

Name or company name	Stoke Orthodontic Services Limited
Contract type name	PDS Contract
Purpose of contract	Orthodontic
Contract start date	17/03/2010
Contract end date	31/03/2018

17/18 Contracted general activity (UDA)	0
Carry forward general activity (UDA)	0
17/18 Contracted orthodontic activity (UOA)	17,205
Carry forward orthodontic activity (UOA)	-150
Baseline contract value	£1,051,663.41

ACCESS

	Contract	England and Wales
24 month ratio of assessments to patient IDs	1.15	1.09

ACTIVITY


Month	Adjusted Scheduled Activity (UOA)	
	2017	2018
April	732	150
May	2,436	2,852
June	3,485	5,393
July	5,301	8,703
August	5,301	10,564
September	9,885	12,078
October	11,271	
November	12,194	
December	12,976	
January	14,932	
February	16,252	
March	17,175	
April	17,355	
May	17,355	
June	17,355	

QUALITY	Contract Quantity	Contract Base Number	Contract *	Region	England
% of all assessments that were assess and fit appliances (rolling 12 month period)	893	1,580	56.5%	57.6%	58.0%
% of all assessments that were assess and refuse (rolling 12 month period)	274	1,580	17.3%	11.0%	11.4%
% of all assessments that were assess and review (rolling 12 month period)	413	1,580	26.1%	31.3%	30.6%
% of terminated courses where treatment was abandoned or discontinued (rolling 12 month period)	153	954	16.0%	8.4%	7.8%
% of completed treatments indicating that PAR score was taken (year to date)	0	399	0.0%	61.1%	64.6%
Rate of removable appliances per 100 fixed appliances - proposed treatment (rolling 12 month period)	59	1,751	3.37	7.31	5.65
Rate of removable appliances per 100 fixed appliances - completed treatment (rolling 12 month period)	73	1,585	4.61	6.66	4.78
% of courses of treatment with removable appliances only - proposed treatment (rolling 12 month period)	2	893	0.2%	2.5%	2.0%
% of courses of treatment with removable appliances only - completed treatment (rolling 12 month period)	0	801	0.0%	1.6%	1.5%
% of patients satisfied with the treatment they have received (rolling 12 month period)	18	18	100.0%	95.8%	96.0%

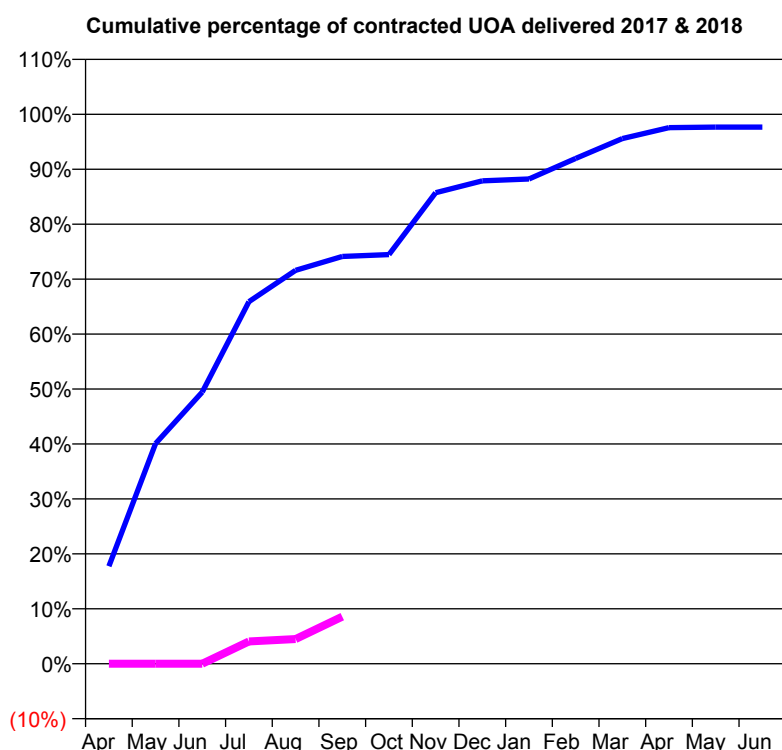
* Figures in italics indicate that the base number is less than 100.

Q60 - Vital Signs Orthodontic At a Glance Contract Report for 159263/0001 - September 2017

Name or company name	Smile Design Shropshire Ltd
Contract type name	PDS Contract
Purpose of contract	Orthodontic
Contract start date	01/04/2008
Contract end date	31/03/2018

17/18 Contracted general activity (UDA)	0
Carry forward general activity (UDA)	0
17/18 Contracted orthodontic activity (UOA)	1,155
Carry forward orthodontic activity (UOA)	0
Baseline contract value	£77,889.92

ACCESS	Contract	England and Wales
24 month ratio of assessments to patient IDs	1.08	1.09

ACTIVITY


Month	Adjusted Scheduled Activity (UOA)	
	2017	2018
April	205	0
May	463	0
June	571	0
July	761	47
August	827	52
September	856	99
October	860	
November	990	
December	1,015	
January	1,019	
February	1,062	
March	1,104	
April	1,127	
May	1,128	
June	1,128	

QUALITY	Contract Quantity	Contract Base Number	Contract *	Region	England
% of all assessments that were assess and fit appliances (rolling 12 month period)	18	49	36.7%	57.6%	58.0%
% of all assessments that were assess and refuse (rolling 12 month period)	16	49	32.7%	11.0%	11.4%
% of all assessments that were assess and review (rolling 12 month period)	15	49	30.6%	31.3%	30.6%
% of terminated courses where treatment was abandoned or discontinued (rolling 12 month period)	6	73	8.2%	8.4%	7.8%
% of completed treatments indicating that PAR score was taken (year to date)	39	40	97.5%	61.1%	64.6%
Rate of removable appliances per 100 fixed appliances - proposed treatment (rolling 12 month period)	2	32	6.25	7.31	5.65
Rate of removable appliances per 100 fixed appliances - completed treatment (rolling 12 month period)	5	133	3.76	6.66	4.78
% of courses of treatment with removable appliances only - proposed treatment (rolling 12 month period)	2	18	11.1%	2.5%	2.0%
% of courses of treatment with removable appliances only - completed treatment (rolling 12 month period)	0	67	0.0%	1.6%	1.5%
% of patients satisfied with the treatment they have received (rolling 12 month period)	3	3	100.0%	95.8%	96.0%

* Figures in italics indicate that the base number is less than 100.

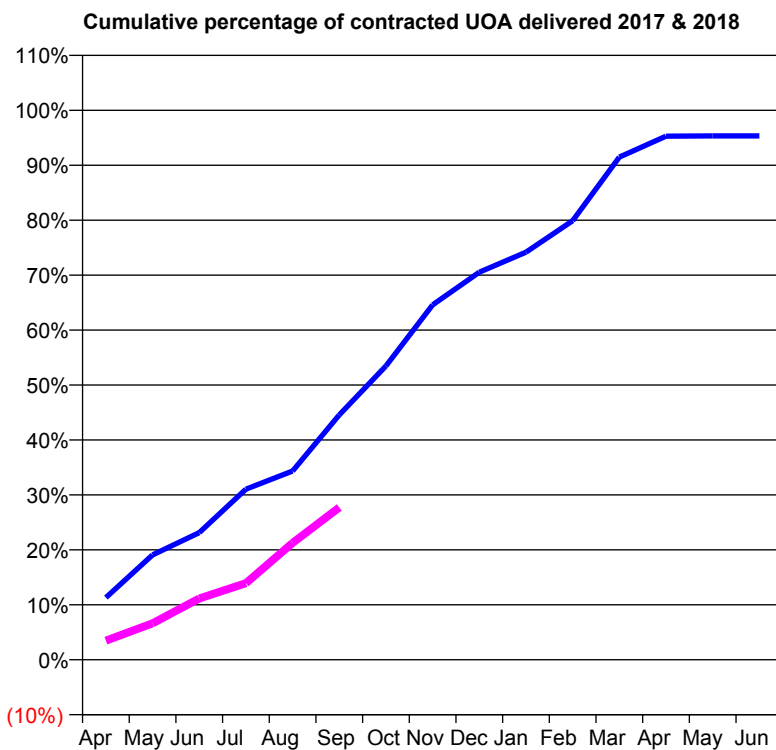
Q60 - Vital Signs Orthodontic At a Glance Contract Report for 181110/0004 - September 2017

Name or company name	IDH Limited
Contract type name	GDS Contract
Purpose of contract	General and Orthodontic
Contract start date	01/08/2008
Contract end date	

17/18 Contracted general activity (UDA)	25,040
Carry forward general activity (UDA)	227
17/18 Contracted orthodontic activity (UOA)	2,792
Carry forward orthodontic activity (UOA)	0
Baseline contract value	£787,632.41

ACCESS

	Contract	England and Wales
24 month ratio of assessments to patient IDs	1.04	1.09

ACTIVITY


Month	Adjusted Scheduled Activity (UOA)	
	2017	2018
April	316	97
May	533	185
June	646	311
July	867	389
August	959	594
September	1,244	774
October	1,493	
November	1,803	
December	1,969	
January	2,071	
February	2,231	
March	2,554	
April	2,660	
May	2,662	
June	2,662	

QUALITY

	Contract Quantity	Contract Base Number	Contract *	Region	England
% of all assessments that were assess and fit appliances (rolling 12 month period)	98	299	32.8%	57.6%	58.0%
% of all assessments that were assess and refuse (rolling 12 month period)	115	299	38.5%	11.0%	11.4%
% of all assessments that were assess and review (rolling 12 month period)	86	299	28.8%	31.3%	30.6%
% of terminated courses where treatment was abandoned or discontinued (rolling 12 month period)	7	94	7.4%	8.4%	7.8%
% of completed treatments indicating that PAR score was taken (year to date)	3	38	7.9%	61.1%	64.6%
Rate of removable appliances per 100 fixed appliances - proposed treatment (rolling 12 month period)	4	194	2.06	7.31	5.65
Rate of removable appliances per 100 fixed appliances - completed treatment (rolling 12 month period)	4	167	2.40	6.66	4.78
% of courses of treatment with removable appliances only - proposed treatment (rolling 12 month period)	1	98	1.0%	2.5%	2.0%
% of courses of treatment with removable appliances only - completed treatment (rolling 12 month period)	0	87	0.0%	1.6%	1.5%
% of patients satisfied with the treatment they have received (rolling 12 month period)	4	4	100.0%	95.8%	96.0%

* Figures in italics indicate that the base number is less than 100.

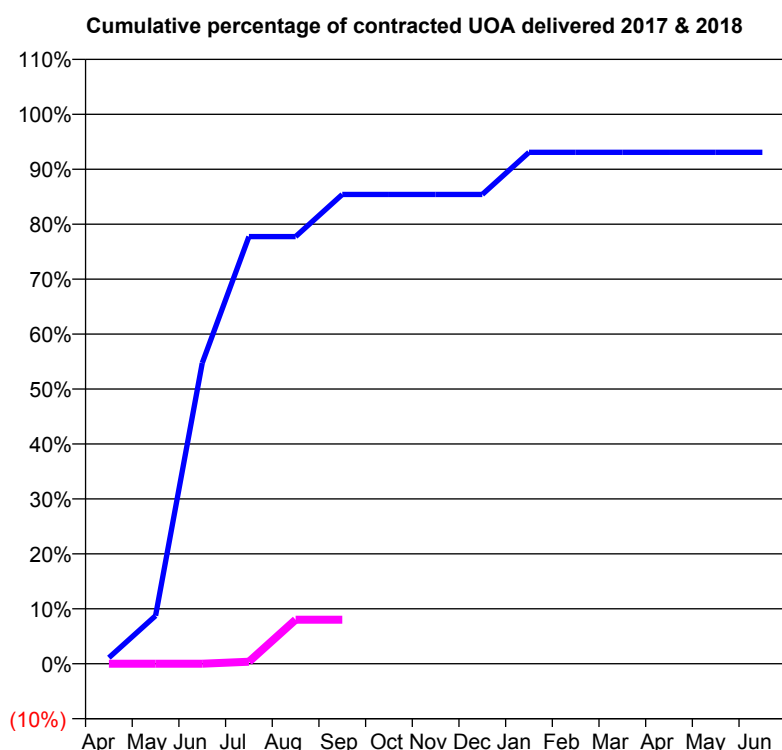
Q60 - Vital Signs Orthodontic At a Glance Contract Report for 188239/0001 - September 2017

Name or company name	Dr J S Jandu and Ms K K Bhambra
Contract type name	GDS Contract
Purpose of contract	General and Orthodontic
Contract start date	01/12/2009
Contract end date	

17/18 Contracted general activity (UDA)	6,309
Carry forward general activity (UDA)	-112
17/18 Contracted orthodontic activity (UOA)	274
Carry forward orthodontic activity (UOA)	0
Baseline contract value	£172,713.94

ACCESS

	Contract	England and Wales
24 month ratio of assessments to patient IDs	1.00	1.09

ACTIVITY


Month	Adjusted Scheduled Activity (UOA)	
	2017	2018
April	3	0
May	24	0
June	150	0
July	213	1
August	213	22
September	234	22
October	234	
November	234	
December	234	
January	255	
February	255	
March	255	
April	255	
May	255	
June	255	

QUALITY

	Contract Quantity	Contract Base Number	Contract *	Region	England
% of all assessments that were assess and fit appliances (rolling 12 month period)	2	3	66.7%	57.6%	58.0%
% of all assessments that were assess and refuse (rolling 12 month period)	0	3	0.0%	11.0%	11.4%
% of all assessments that were assess and review (rolling 12 month period)	1	3	33.3%	31.3%	30.6%
% of terminated courses where treatment was abandoned or discontinued (rolling 12 month period)	0	4	0.0%	8.4%	7.8%
% of completed treatments indicating that PAR score was taken (year to date)	0	1	0.0%	61.1%	64.6%
Rate of removable appliances per 100 fixed appliances - proposed treatment (rolling 12 month period)	0	2	0.00	7.31	5.65
Rate of removable appliances per 100 fixed appliances - completed treatment (rolling 12 month period)	0	6	0.00	6.66	4.78
% of courses of treatment with removable appliances only - proposed treatment (rolling 12 month period)	0	2	0.0%	2.5%	2.0%
% of courses of treatment with removable appliances only - completed treatment (rolling 12 month period)	0	4	0.0%	1.6%	1.5%
% of patients satisfied with the treatment they have received (rolling 12 month period)	0	0	N/A	95.8%	96.0%

* Figures in italics indicate that the base number is less than 100.

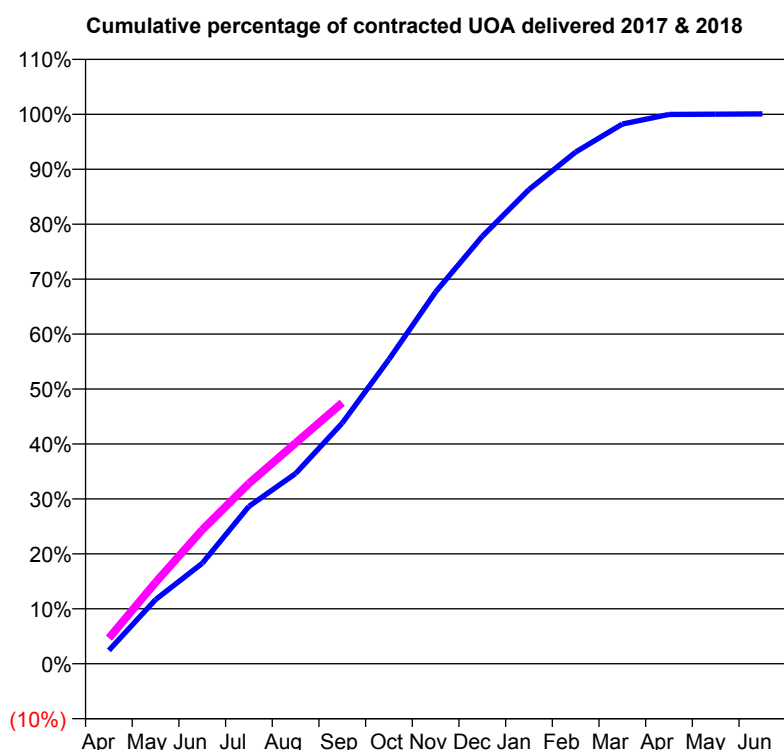
Q60 - Vital Signs Orthodontic At a Glance Contract Report for 193968/0001 - September 2017

Name or company name	Madeley Practice Ltd
Contract type name	PDS Contract
Purpose of contract	Orthodontic
Contract start date	01/10/2014
Contract end date	31/03/2018

17/18 Contracted general activity (UDA)	0
Carry forward general activity (UDA)	0
17/18 Contracted orthodontic activity (UOA)	11,508
Carry forward orthodontic activity (UOA)	0
Baseline contract value	£719,671.20

ACCESS

	Contract	England and Wales
24 month ratio of assessments to patient IDs	1.07	1.09

ACTIVITY


Month	Adjusted Scheduled Activity (UOA)	
	2017	2018
April	281	538
May	1,346	1,706
June	2,105	2,804
July	3,296	3,776
August	3,984	4,622
September	5,043	5,466
October	6,375	
November	7,786	
December	8,953	
January	9,932	
February	10,717	
March	11,302	
April	11,505	
May	11,510	
June	11,516	

QUALITY

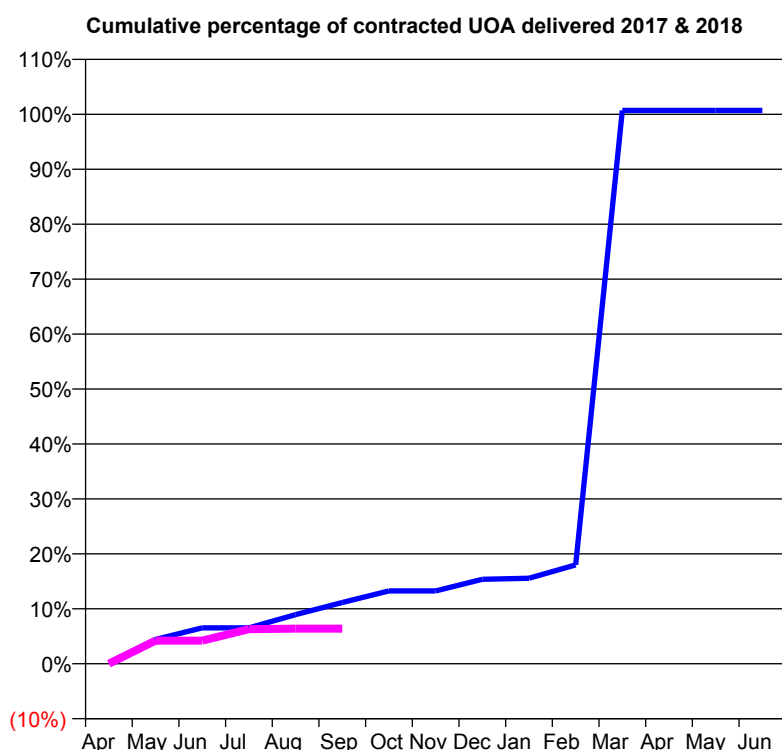
	Contract Quantity	Contract Base Number	Contract *	Region	England
% of all assessments that were assess and fit appliances (rolling 12 month period)	562	958	58.7%	57.6%	58.0%
% of all assessments that were assess and refuse (rolling 12 month period)	76	958	7.9%	11.0%	11.4%
% of all assessments that were assess and review (rolling 12 month period)	320	958	33.4%	31.3%	30.6%
% of terminated courses where treatment was abandoned or discontinued (rolling 12 month period)	47	406	11.6%	8.4%	7.8%
% of completed treatments indicating that PAR score was taken (year to date)	133	175	76.0%	61.1%	64.6%
Rate of removable appliances per 100 fixed appliances - proposed treatment (rolling 12 month period)	129	1,072	12.03	7.31	5.65
Rate of removable appliances per 100 fixed appliances - completed treatment (rolling 12 month period)	60	639	9.39	6.66	4.78
% of courses of treatment with removable appliances only - proposed treatment (rolling 12 month period)	17	562	3.0%	2.5%	2.0%
% of courses of treatment with removable appliances only - completed treatment (rolling 12 month period)	15	359	4.2%	1.6%	1.5%
% of patients satisfied with the treatment they have received (rolling 12 month period)	25	25	100.0%	95.8%	96.0%

* Figures in italics indicate that the base number is less than 100.

Q60 - Vital Signs Orthodontic At a Glance Contract Report for 195170/0001 - September 2017

Name or company name	Station House Dental Practice (Telford) Ltd	17/18 Contracted general activity (UDA)	39,000
Contract type name	Pilot Contract	Carry forward general activity (UDA)	0
Purpose of contract	General and Orthodontic	17/18 Contracted orthodontic activity (UOA)	1,000
Contract start date	01/12/2009	Carry forward orthodontic activity (UOA)	0
Contract end date		Baseline contract value	£1,130,747.98

ACCESS	Contract	England and Wales
24 month ratio of assessments to patient IDs	1.02	1.09

ACTIVITY


Month	Adjusted Scheduled Activity (UOA)	
	2017	2018
April	2	0
May	44	42
June	65	42
July	65	63
August	89	64
September	111	64
October	132	
November	132	
December	153	
January	155	
February	179	
March	1,002	
April	1,002	
May	1,002	
June	1,002	

QUALITY

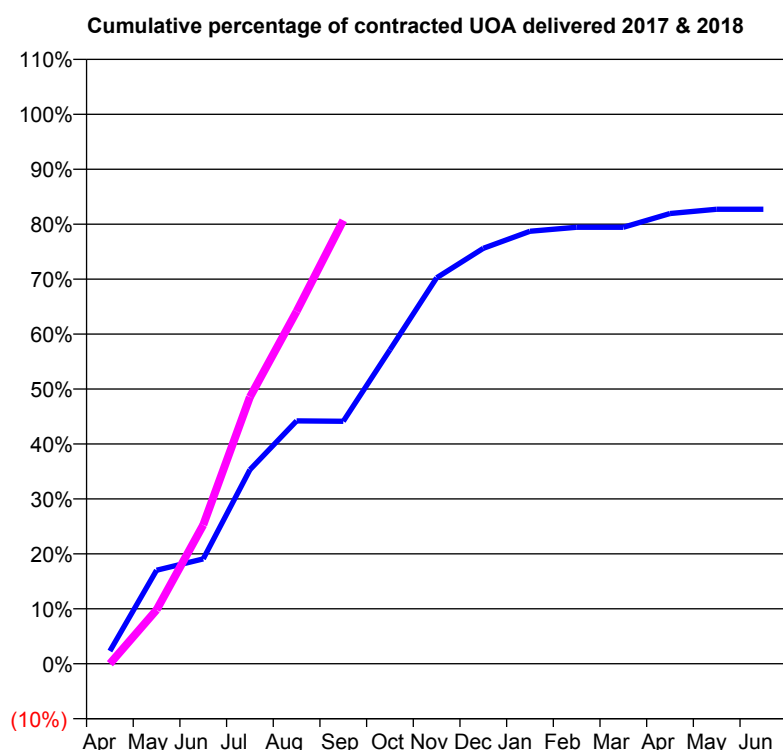
	Contract Quantity	Contract Base Number	Contract *	Region	England
% of all assessments that were assess and fit appliances (rolling 12 month period)	45	55	81.8%	57.6%	58.0%
% of all assessments that were assess and refuse (rolling 12 month period)	10	55	18.2%	11.0%	11.4%
% of all assessments that were assess and review (rolling 12 month period)	0	55	0.0%	31.3%	30.6%
% of terminated courses where treatment was abandoned or discontinued (rolling 12 month period)	2	73	2.7%	8.4%	7.8%
% of completed treatments indicating that PAR score was taken (year to date)	36	36	100.0%	61.1%	64.6%
Rate of removable appliances per 100 fixed appliances - proposed treatment (rolling 12 month period)	0	90	0.00	7.31	5.65
Rate of removable appliances per 100 fixed appliances - completed treatment (rolling 12 month period)	0	141	0.00	6.66	4.78
% of courses of treatment with removable appliances only - proposed treatment (rolling 12 month period)	0	45	0.0%	2.5%	2.0%
% of courses of treatment with removable appliances only - completed treatment (rolling 12 month period)	0	71	0.0%	1.6%	1.5%
% of patients satisfied with the treatment they have received (rolling 12 month period)	1	1	100.0%	95.8%	96.0%

* Figures in italics indicate that the base number is less than 100.

Q60 - Vital Signs Orthodontic At a Glance Contract Report for 197351/0001 - September 2017

Name or company name	Exclusive Orthodontics Ltd	17/18 Contracted general activity (UDA)	0
Contract type name	PDS Contract	Carry forward general activity (UDA)	0
Purpose of contract	Orthodontic	17/18 Contracted orthodontic activity (UOA)	7,497
Contract start date	01/04/2008	Carry forward orthodontic activity (UOA)	0
Contract end date	31/03/2018	Baseline contract value	£506,136.99

ACCESS	Contract	England and Wales
24 month ratio of assessments to patient IDs	1.03	1.09

ACTIVITY


Month	Adjusted Scheduled Activity (UOA)	
	2017	2018
April	222	0
May	1,633	736
June	1,831	1,895
July	3,387	3,640
August	4,239	4,808
September	4,233	6,050
October	5,481	
November	6,737	
December	7,251	
January	7,550	
February	7,619	
March	7,621	
April	7,860	
May	7,933	
June	7,934	

QUALITY

	Contract Quantity	Contract Base Number	Contract *	Region	England
% of all assessments that were assess and fit appliances (rolling 12 month period)	458	662	69.2%	57.6%	58.0%
% of all assessments that were assess and refuse (rolling 12 month period)	118	662	17.8%	11.0%	11.4%
% of all assessments that were assess and review (rolling 12 month period)	86	662	13.0%	31.3%	30.6%
% of terminated courses where treatment was abandoned or discontinued (rolling 12 month period)	24	440	5.5%	8.4%	7.8%
% of completed treatments indicating that PAR score was taken (year to date)	0	247	0.0%	61.1%	64.6%
Rate of removable appliances per 100 fixed appliances - proposed treatment (rolling 12 month period)	37	881	4.20	7.31	5.65
Rate of removable appliances per 100 fixed appliances - completed treatment (rolling 12 month period)	0	2	0.00	6.66	4.78
% of courses of treatment with removable appliances only - proposed treatment (rolling 12 month period)	11	458	2.4%	2.5%	2.0%
% of courses of treatment with removable appliances only - completed treatment (rolling 12 month period)	0	416	0.0%	1.6%	1.5%
% of patients satisfied with the treatment they have received (rolling 12 month period)	20	20	100.0%	95.8%	96.0%

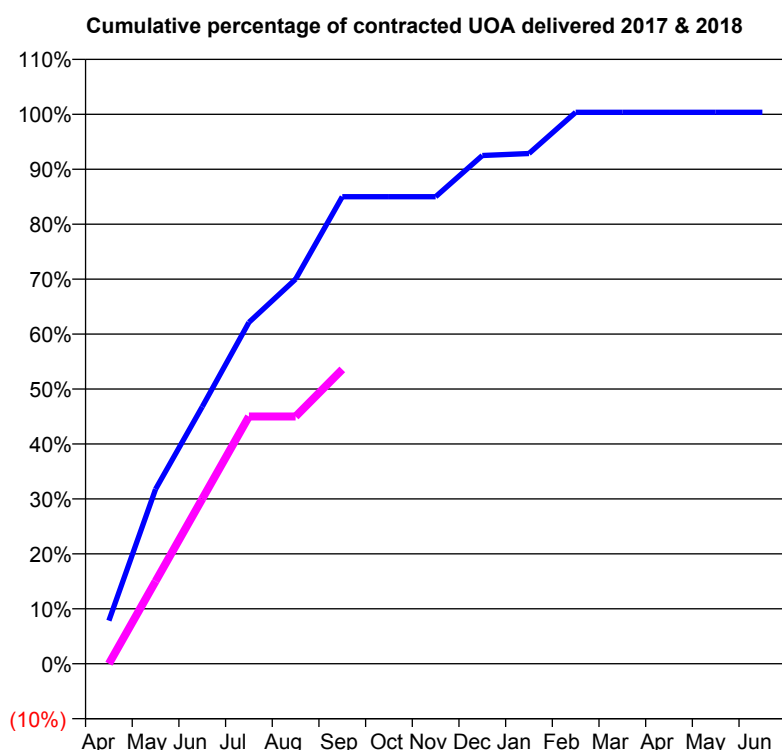
* Figures in italics indicate that the base number is less than 100.

Q60 - Vital Signs Orthodontic At a Glance Contract Report for 198595/0001 - September 2017

Name or company name	Khanna Dental Limited
Contract type name	GDS Contract
Purpose of contract	General and Orthodontic
Contract start date	01/07/2014
Contract end date	

17/18 Contracted general activity (UDA)	12,412
Carry forward general activity (UDA)	0
17/18 Contracted orthodontic activity (UOA)	280
Carry forward orthodontic activity (UOA)	0
Baseline contract value	£363,321.21

ACCESS	Contract	England and Wales
24 month ratio of assessments to patient IDs	1.13	1.09

ACTIVITY


Month	Adjusted Scheduled Activity (UOA)	
	2017	2018
April	22	0
May	89	42
June	131	84
July	174	126
August	196	126
September	238	150
October	238	
November	238	
December	259	
January	260	
February	281	
March	281	
April	281	
May	281	
June	281	

QUALITY	Contract Quantity	Contract Base Number	Contract *	Region	England
% of all assessments that were assess and fit appliances (rolling 12 month period)	9	13	69.2%	57.6%	58.0%
% of all assessments that were assess and refuse (rolling 12 month period)	1	13	7.7%	11.0%	11.4%
% of all assessments that were assess and review (rolling 12 month period)	3	13	23.1%	31.3%	30.6%
% of terminated courses where treatment was abandoned or discontinued (rolling 12 month period)	0	6	0.0%	8.4%	7.8%
% of completed treatments indicating that PAR score was taken (year to date)	0	4	0.0%	61.1%	64.6%
Rate of removable appliances per 100 fixed appliances - proposed treatment (rolling 12 month period)	1	12	8.33	7.31	5.65
Rate of removable appliances per 100 fixed appliances - completed treatment (rolling 12 month period)	0	6	0.00	6.66	4.78
% of courses of treatment with removable appliances only - proposed treatment (rolling 12 month period)	1	9	11.1%	2.5%	2.0%
% of courses of treatment with removable appliances only - completed treatment (rolling 12 month period)	0	6	0.0%	1.6%	1.5%
% of patients satisfied with the treatment they have received (rolling 12 month period)	0	0	N/A	95.8%	96.0%

* Figures in italics indicate that the base number is less than 100.

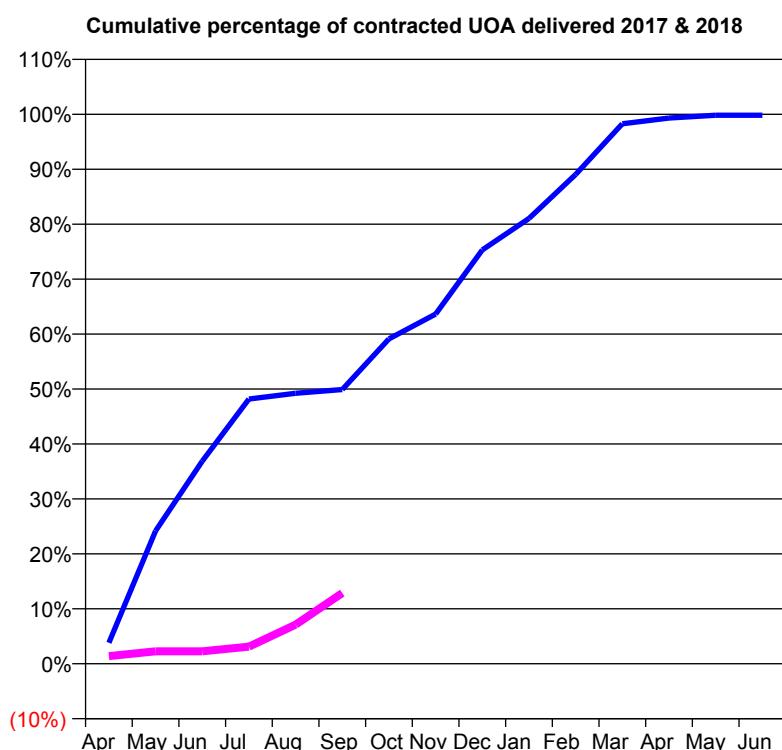
Q60 - Vital Signs Orthodontic At a Glance Contract Report for 215708/0001 - September 2017

Name or company name	Asquith House Dental Practice Partnership
Contract type name	GDS Contract
Purpose of contract	General and Orthodontic
Contract start date	01/04/2006
Contract end date	

17/18 Contracted general activity (UDA)	8,628
Carry forward general activity (UDA)	-23
17/18 Contracted orthodontic activity (UOA)	575
Carry forward orthodontic activity (UOA)	0
Baseline contract value	£282,133.77

ACCESS

	Contract	England and Wales
24 month ratio of assessments to patient IDs	1.30	1.09

ACTIVITY


Month	Adjusted Scheduled Activity (UOA)	
	2017	2018
April	22	8
May	139	13
June	212	13
July	277	18
August	283	41
September	287	74
October	340	
November	366	
December	433	
January	466	
February	512	
March	565	
April	571	
May	574	
June	574	

QUALITY

	Contract Quantity	Contract Base Number	Contract *	Region	England
% of all assessments that were assess and fit appliances (rolling 12 month period)	14	96	14.6%	57.6%	58.0%
% of all assessments that were assess and refuse (rolling 12 month period)	24	96	25.0%	11.0%	11.4%
% of all assessments that were assess and review (rolling 12 month period)	58	96	60.4%	31.3%	30.6%
% of terminated courses where treatment was abandoned or discontinued (rolling 12 month period)	10	38	26.3%	8.4%	7.8%
% of completed treatments indicating that PAR score was taken (year to date)	0	0	N/A	61.1%	64.6%
Rate of removable appliances per 100 fixed appliances - proposed treatment (rolling 12 month period)	1	3	33.33	7.31	5.65
Rate of removable appliances per 100 fixed appliances - completed treatment (rolling 12 month period)	0	0	N/A	6.66	4.78
% of courses of treatment with removable appliances only - proposed treatment (rolling 12 month period)	1	14	7.1%	2.5%	2.0%
% of courses of treatment with removable appliances only - completed treatment (rolling 12 month period)	0	28	0.0%	1.6%	1.5%
% of patients satisfied with the treatment they have received (rolling 12 month period)	0	0	N/A	95.8%	96.0%

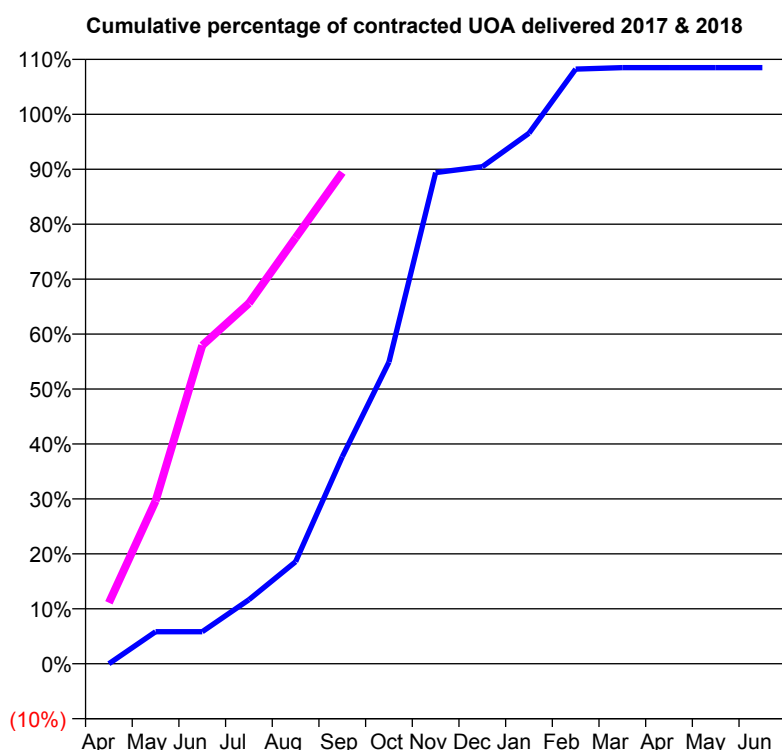
* Figures in italics indicate that the base number is less than 100.

Q60 - Vital Signs Orthodontic At a Glance Contract Report for 238120/0001 - September 2017

Name or company name	DR AS SADHRA
Contract type name	GDS Contract
Purpose of contract	General and Orthodontic
Contract start date	01/04/2006
Contract end date	

17/18 Contracted general activity (UDA)	783
Carry forward general activity (UDA)	0
17/18 Contracted orthodontic activity (UOA)	378
Carry forward orthodontic activity (UOA)	0
Baseline contract value	£37,118.54

ACCESS	Contract	England and Wales
24 month ratio of assessments to patient IDs	1.04	1.09

ACTIVITY


Month	Adjusted Scheduled Activity (UOA)	
	2017	2018
April	0	42
May	22	112
June	22	219
July	44	248
August	70	293
September	142	338
October	207	
November	337	
December	341	
January	364	
February	408	
March	409	
April	409	
May	409	
June	409	

QUALITY

	Contract Quantity	Contract Base Number	Contract *	Region	England
% of all assessments that were assess and fit appliances (rolling 12 month period)	27	65	41.5%	57.6%	58.0%
% of all assessments that were assess and refuse (rolling 12 month period)	17	65	26.2%	11.0%	11.4%
% of all assessments that were assess and review (rolling 12 month period)	21	65	32.3%	31.3%	30.6%
% of terminated courses where treatment was abandoned or discontinued (rolling 12 month period)	2	12	16.7%	8.4%	7.8%
% of completed treatments indicating that PAR score was taken (year to date)	0	3	0.0%	61.1%	64.6%
Rate of removable appliances per 100 fixed appliances - proposed treatment (rolling 12 month period)	2	45	4.44	7.31	5.65
Rate of removable appliances per 100 fixed appliances - completed treatment (rolling 12 month period)	0	18	0.00	6.66	4.78
% of courses of treatment with removable appliances only - proposed treatment (rolling 12 month period)	0	27	0.0%	2.5%	2.0%
% of courses of treatment with removable appliances only - completed treatment (rolling 12 month period)	0	10	0.0%	1.6%	1.5%
% of patients satisfied with the treatment they have received (rolling 12 month period)	1	1	100.0%	95.8%	96.0%

* Figures in italics indicate that the base number is less than 100.

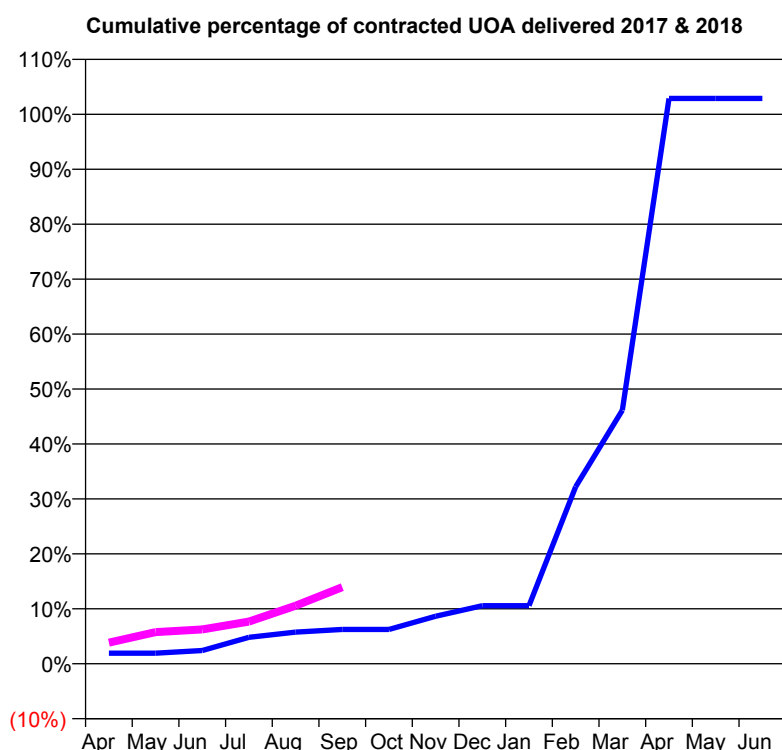
Q60 - Vital Signs Orthodontic At a Glance Contract Report for 303496/0002 - September 2017

Name or company name	MR AR FEE
Contract type name	GDS Contract
Purpose of contract	General and Orthodontic
Contract start date	13/09/2010
Contract end date	

17/18 Contracted general activity (UDA)	1,774
Carry forward general activity (UDA)	4
17/18 Contracted orthodontic activity (UOA)	208
Carry forward orthodontic activity (UOA)	-4
Baseline contract value	£60,661.20

ACCESS

	Contract	England and Wales
24 month ratio of assessments to patient IDs	1.37	1.09

ACTIVITY


Month	Adjusted Scheduled Activity (UOA)	
	2017	2018
April	4	8
May	4	12
June	5	13
July	10	16
August	12	22
September	13	29
October	13	
November	18	
December	22	
January	22	
February	67	
March	96	
April	214	
May	214	
June	214	

QUALITY

	Contract Quantity	Contract Base Number	Contract *	Region	England
% of all assessments that were assess and fit appliances (rolling 12 month period)	7	82	8.5%	57.6%	58.0%
% of all assessments that were assess and refuse (rolling 12 month period)	0	82	0.0%	11.0%	11.4%
% of all assessments that were assess and review (rolling 12 month period)	75	82	91.5%	31.3%	30.6%
% of terminated courses where treatment was abandoned or discontinued (rolling 12 month period)	1	4	25.0%	8.4%	7.8%
% of completed treatments indicating that PAR score was taken (year to date)	0	1	0.0%	61.1%	64.6%
Rate of removable appliances per 100 fixed appliances - proposed treatment (rolling 12 month period)	0	12	0.00	7.31	5.65
Rate of removable appliances per 100 fixed appliances - completed treatment (rolling 12 month period)	0	6	0.00	6.66	4.78
% of courses of treatment with removable appliances only - proposed treatment (rolling 12 month period)	0	7	0.0%	2.5%	2.0%
% of courses of treatment with removable appliances only - completed treatment (rolling 12 month period)	0	3	0.0%	1.6%	1.5%
% of patients satisfied with the treatment they have received (rolling 12 month period)	0	0	N/A	95.8%	96.0%

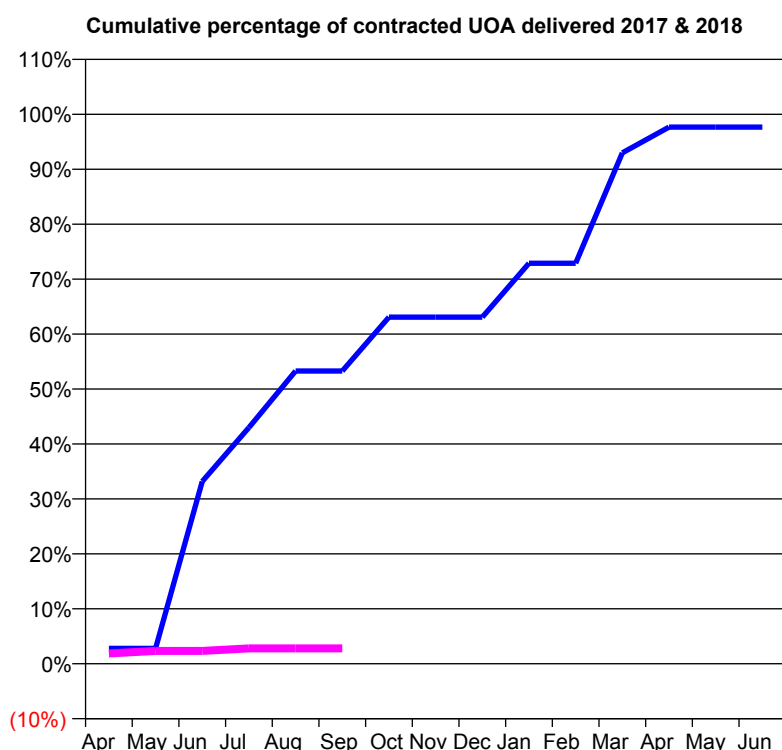
* Figures in italics indicate that the base number is less than 100.

Q60 - Vital Signs Orthodontic At a Glance Contract Report for 361747/0001 - September 2017

Name or company name	MRS NK SUNNER
Contract type name	GDS Contract
Purpose of contract	General and Orthodontic
Contract start date	01/06/2015
Contract end date	

17/18 Contracted general activity (UDA)	6,987
Carry forward general activity (UDA)	20
17/18 Contracted orthodontic activity (UOA)	214
Carry forward orthodontic activity (UOA)	0
Baseline contract value	£186,499.47

ACCESS	Contract	England and Wales
24 month ratio of assessments to patient IDs	1.00	1.09

ACTIVITY


Month	Adjusted Scheduled Activity (UOA)	
	2017	2018
April	6	4
May	6	5
June	71	5
July	92	6
August	114	6
September	114	6
October	135	
November	135	
December	135	
January	156	
February	156	
March	199	
April	209	
May	209	
June	209	

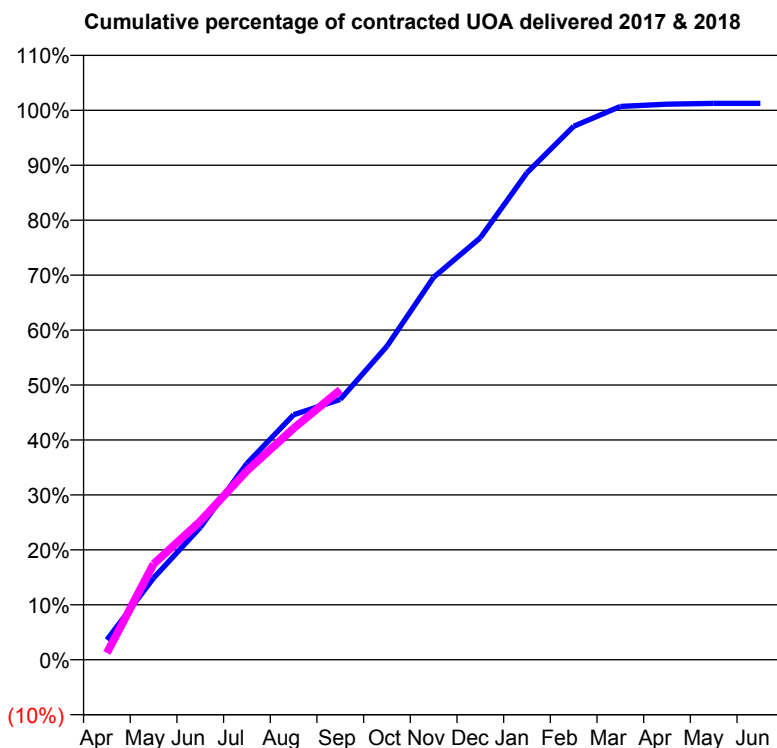
QUALITY	Contract Quantity	Contract Base Number	Contract *	Region	England
% of all assessments that were assess and fit appliances (rolling 12 month period)	4	22	18.2%	57.6%	58.0%
% of all assessments that were assess and refuse (rolling 12 month period)	2	22	9.1%	11.0%	11.4%
% of all assessments that were assess and review (rolling 12 month period)	16	22	72.7%	31.3%	30.6%
% of terminated courses where treatment was abandoned or discontinued (rolling 12 month period)	0	3	0.0%	8.4%	7.8%
% of completed treatments indicating that PAR score was taken (year to date)	0	3	0.0%	61.1%	64.6%
Rate of removable appliances per 100 fixed appliances - proposed treatment (rolling 12 month period)	0	5	0.00	7.31	5.65
Rate of removable appliances per 100 fixed appliances - completed treatment (rolling 12 month period)	3	0	N/A	6.66	4.78
% of courses of treatment with removable appliances only - proposed treatment (rolling 12 month period)	0	4	0.0%	2.5%	2.0%
% of courses of treatment with removable appliances only - completed treatment (rolling 12 month period)	3	3	100.0%	1.6%	1.5%
% of patients satisfied with the treatment they have received (rolling 12 month period)	0	0	N/A	95.8%	96.0%

* Figures in italics indicate that the base number is less than 100.

Q60 - Vital Signs Orthodontic At a Glance Contract Report for 551333/0001 - September 2017

Name or company name	MR JD MUIR	17/18 Contracted general activity (UDA)	0
Contract type name	PDS Contract	Carry forward general activity (UDA)	0
Purpose of contract	Orthodontic	17/18 Contracted orthodontic activity (UOA)	7,357
Contract start date	01/05/2006	Carry forward orthodontic activity (UOA)	-92
Contract end date	31/03/2018	Baseline contract value	£427,508.46

ACCESS	Contract	England and Wales
24 month ratio of assessments to patient IDs	1.17	1.09

ACTIVITY


Month	Adjusted Scheduled Activity (UOA)	
	2017	2018
April	267	92
May	1,096	1,282
June	1,772	1,854
July	2,628	2,530
August	3,281	3,099
September	3,485	3,614
October	4,198	
November	5,121	
December	5,649	
January	6,521	
February	7,142	
March	7,408	
April	7,438	
May	7,449	
June	7,449	

QUALITY	Contract Quantity	Contract Base Number	Contract *	Region	England
% of all assessments that were assess and fit appliances (rolling 12 month period)	333	843	39.5%	57.6%	58.0%
% of all assessments that were assess and refuse (rolling 12 month period)	192	843	22.8%	11.0%	11.4%
% of all assessments that were assess and review (rolling 12 month period)	318	843	37.7%	31.3%	30.6%
% of terminated courses where treatment was abandoned or discontinued (rolling 12 month period)	22	331	6.6%	8.4%	7.8%
% of completed treatments indicating that PAR score was taken (year to date)	153	153	100.0%	61.1%	64.6%
Rate of removable appliances per 100 fixed appliances - proposed treatment (rolling 12 month period)	0	662	0.00	7.31	5.65
Rate of removable appliances per 100 fixed appliances - completed treatment (rolling 12 month period)	2	610	0.33	6.66	4.78
% of courses of treatment with removable appliances only - proposed treatment (rolling 12 month period)	0	333	0.0%	2.5%	2.0%
% of courses of treatment with removable appliances only - completed treatment (rolling 12 month period)	0	309	0.0%	1.6%	1.5%
% of patients satisfied with the treatment they have received (rolling 12 month period)	7	7	100.0%	95.8%	96.0%

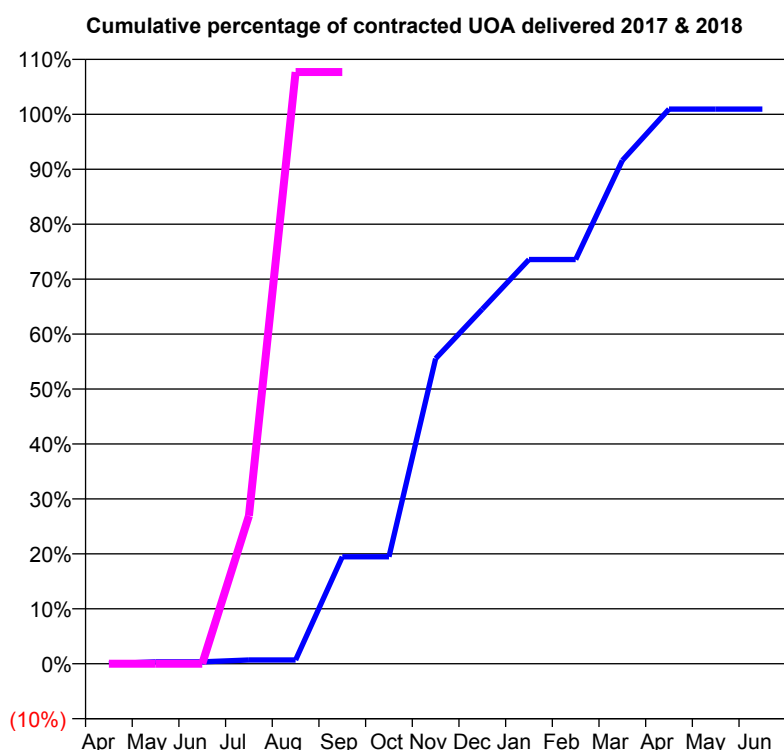
* Figures in italics indicate that the base number is less than 100.

Q60 - Vital Signs Orthodontic At a Glance Contract Report for 566888/0003 - September 2017

Name or company name	MR RE LIVER
Contract type name	GDS Contract
Purpose of contract	General and Orthodontic
Contract start date	21/09/2009
Contract end date	31/07/2017

17/18 Contracted general activity (UDA)	411
Carry forward general activity (UDA)	0
17/18 Contracted orthodontic activity (UOA)	78
Carry forward orthodontic activity (UOA)	0
Baseline contract value	£16,136.06

ACCESS	Contract	England and Wales
24 month ratio of assessments to patient IDs	1.09	1.09

ACTIVITY


Month	Adjusted Scheduled Activity (UOA)	
	2017	2018
April	0	0
May	1	0
June	1	0
July	2	21
August	2	84
September	45	84
October	45	
November	129	
December	150	
January	171	
February	171	
March	213	
April	235	
May	235	
June	235	

QUALITY	Contract Quantity	Contract Base Number	Contract *	Region	England
% of all assessments that were assess and fit appliances (rolling 12 month period)	14	14	100.0%	57.6%	58.0%
% of all assessments that were assess and refuse (rolling 12 month period)	0	14	0.0%	11.0%	11.4%
% of all assessments that were assess and review (rolling 12 month period)	0	14	0.0%	31.3%	30.6%
% of terminated courses where treatment was abandoned or discontinued (rolling 12 month period)	1	1	100.0%	8.4%	7.8%
% of completed treatments indicating that PAR score was taken (year to date)	0	0	N/A	61.1%	64.6%
Rate of removable appliances per 100 fixed appliances - proposed treatment (rolling 12 month period)	6	12	50.00	7.31	5.65
Rate of removable appliances per 100 fixed appliances - completed treatment (rolling 12 month period)	0	0	N/A	6.66	4.78
% of courses of treatment with removable appliances only - proposed treatment (rolling 12 month period)	6	14	42.9%	2.5%	2.0%
% of courses of treatment with removable appliances only - completed treatment (rolling 12 month period)	0	0	N/A	1.6%	1.5%
% of patients satisfied with the treatment they have received (rolling 12 month period)	0	0	N/A	95.8%	96.0%

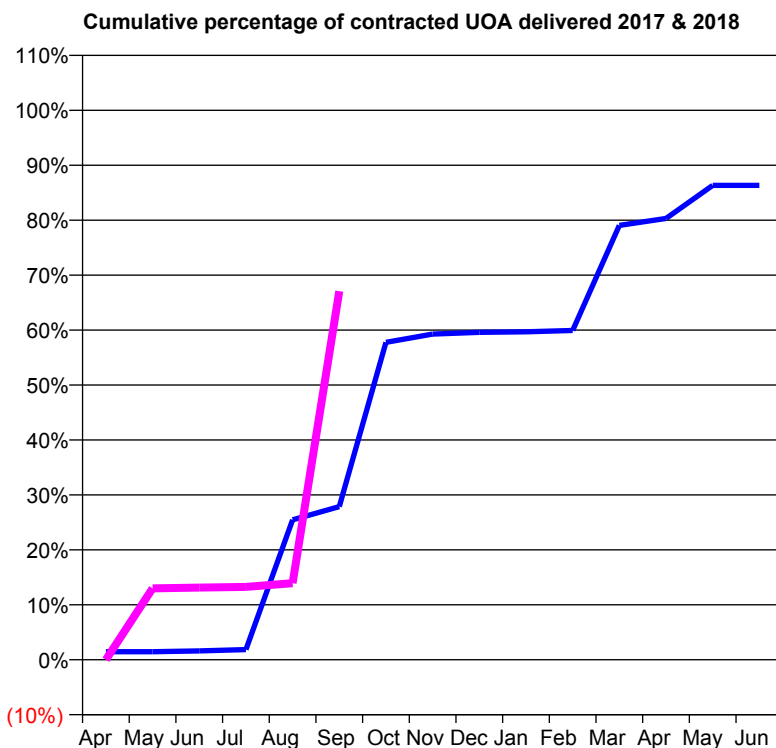
* Figures in italics indicate that the base number is less than 100.

Q60 - Vital Signs Orthodontic At a Glance Contract Report for 574880/0001 - September 2017

Name or company name	MR MB WARAICH
Contract type name	GDS Contract
Purpose of contract	General and Orthodontic
Contract start date	01/04/2006
Contract end date	

17/18 Contracted general activity (UDA)	6,462
Carry forward general activity (UDA)	0
17/18 Contracted orthodontic activity (UOA)	1,462
Carry forward orthodontic activity (UOA)	0
Baseline contract value	£211,373.52

ACCESS	Contract	England and Wales
24 month ratio of assessments to patient IDs	1.02	1.09

ACTIVITY


Month	Adjusted Scheduled Activity (UOA)	
	2017	2018
April	29	0
May	29	190
June	32	192
July	37	194
August	506	204
September	554	981
October	1,148	
November	1,178	
December	1,184	
January	1,186	
February	1,191	
March	1,571	
April	1,596	
May	1,716	
June	1,716	

QUALITY	Contract Quantity	Contract Base Number	Contract *	Region	England
% of all assessments that were assess and fit appliances (rolling 12 month period)	100	157	63.7%	57.6%	58.0%
% of all assessments that were assess and refuse (rolling 12 month period)	18	157	11.5%	11.0%	11.4%
% of all assessments that were assess and review (rolling 12 month period)	39	157	24.8%	31.3%	30.6%
% of terminated courses where treatment was abandoned or discontinued (rolling 12 month period)	3	101	3.0%	8.4%	7.8%
% of completed treatments indicating that PAR score was taken (year to date)	44	44	100.0%	61.1%	64.6%
Rate of removable appliances per 100 fixed appliances - proposed treatment (rolling 12 month period)	1	196	0.51	7.31	5.65
Rate of removable appliances per 100 fixed appliances - completed treatment (rolling 12 month period)	0	194	0.00	6.66	4.78
% of courses of treatment with removable appliances only - proposed treatment (rolling 12 month period)	1	100	1.0%	2.5%	2.0%
% of courses of treatment with removable appliances only - completed treatment (rolling 12 month period)	0	98	0.0%	1.6%	1.5%
% of patients satisfied with the treatment they have received (rolling 12 month period)	9	9	100.0%	95.8%	96.0%

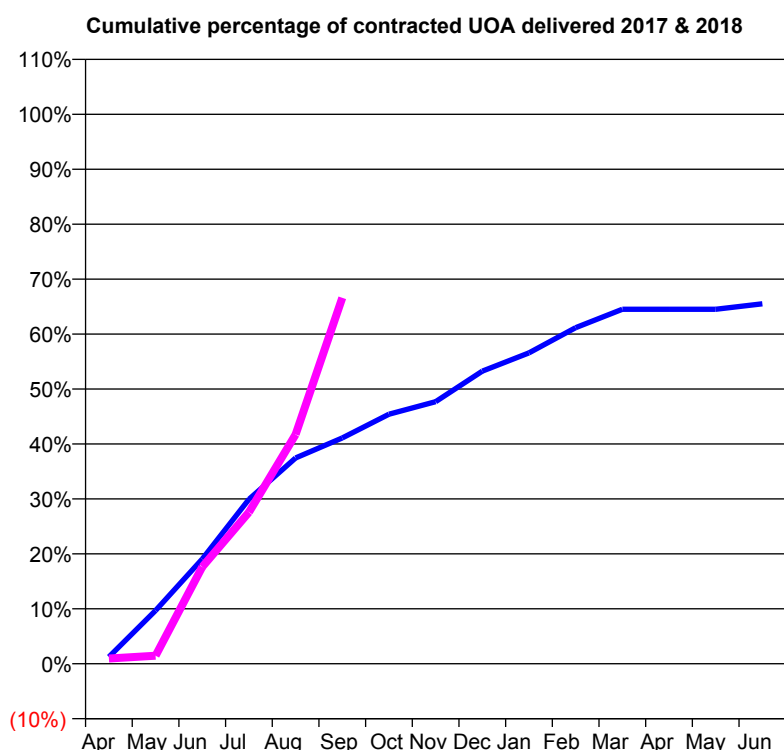
* Figures in italics indicate that the base number is less than 100.

Q60 - Vital Signs Orthodontic At a Glance Contract Report for 636053/0001 - September 2017

Name or company name	MR SS NANDHRA
Contract type name	PDS Contract
Purpose of contract	Orthodontic
Contract start date	01/04/2006
Contract end date	31/03/2018

17/18 Contracted general activity (UDA)	0
Carry forward general activity (UDA)	0
17/18 Contracted orthodontic activity (UOA)	4,341
Carry forward orthodontic activity (UOA)	0
Baseline contract value	£255,706.04

ACCESS	Contract	England and Wales
24 month ratio of assessments to patient IDs	1.01	1.09

ACTIVITY


Month	Adjusted Scheduled Activity (UOA)	
	2017	2018
April	87	42
May	675	64
June	1,327	765
July	2,085	1,197
August	2,610	1,812
September	2,862	2,891
October	3,163	
November	3,323	
December	3,709	
January	3,941	
February	4,260	
March	4,494	
April	4,494	
May	4,494	
June	4,564	

QUALITY	Contract Quantity	Contract Base Number	Contract *	Region	England
% of all assessments that were assess and fit appliances (rolling 12 month period)	222	309	71.8%	57.6%	58.0%
% of all assessments that were assess and refuse (rolling 12 month period)	83	309	26.9%	11.0%	11.4%
% of all assessments that were assess and review (rolling 12 month period)	4	309	1.3%	31.3%	30.6%
% of terminated courses where treatment was abandoned or discontinued (rolling 12 month period)	35	235	14.9%	8.4%	7.8%
% of completed treatments indicating that PAR score was taken (year to date)	25	90	27.8%	61.1%	64.6%
Rate of removable appliances per 100 fixed appliances - proposed treatment (rolling 12 month period)	31	432	7.18	7.31	5.65
Rate of removable appliances per 100 fixed appliances - completed treatment (rolling 12 month period)	14	210	6.67	6.66	4.78
% of courses of treatment with removable appliances only - proposed treatment (rolling 12 month period)	1	222	0.5%	2.5%	2.0%
% of courses of treatment with removable appliances only - completed treatment (rolling 12 month period)	2	200	1.0%	1.6%	1.5%
% of patients satisfied with the treatment they have received (rolling 12 month period)	6	7	85.7%	95.8%	96.0%

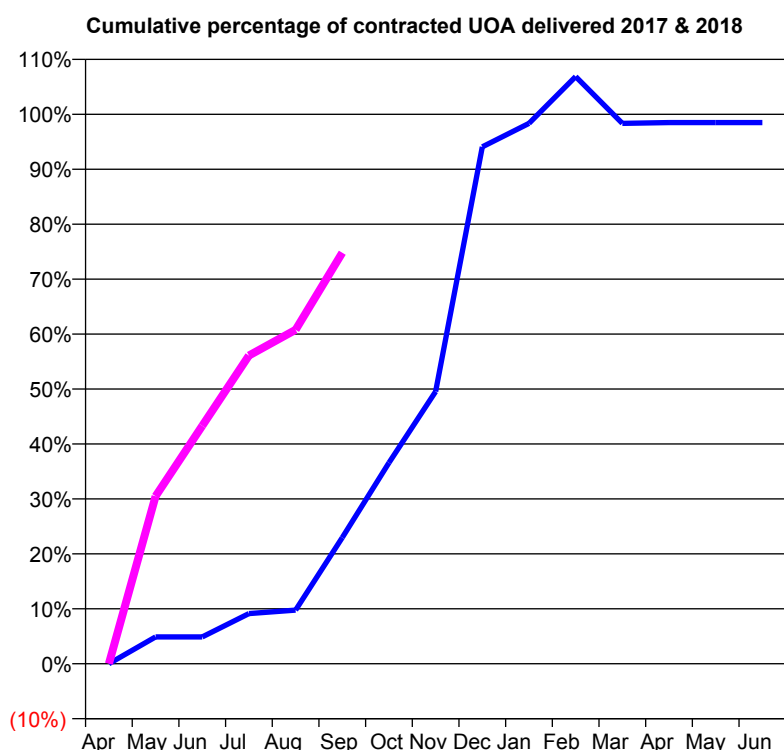
* Figures in italics indicate that the base number is less than 100.

Q60 - Vital Signs Orthodontic At a Glance Contract Report for 643203/0001 - September 2017

Name or company name	MR GP MANZIE
Contract type name	GDS Contract
Purpose of contract	General and Orthodontic
Contract start date	01/04/2006
Contract end date	

17/18 Contracted general activity (UDA)	1,646
Carry forward general activity (UDA)	68
17/18 Contracted orthodontic activity (UOA)	492
Carry forward orthodontic activity (UOA)	0
Baseline contract value	£80,607.78

ACCESS	Contract	England and Wales
24 month ratio of assessments to patient IDs	1.06	1.09

ACTIVITY


Month	Adjusted Scheduled Activity (UOA)	
	2017	2018
April	0	0
May	24	150
June	24	213
July	45	276
August	48	299
September	113	368
October	180	
November	244	
December	463	
January	484	
February	526	
March	484	
April	485	
May	485	
June	485	

QUALITY

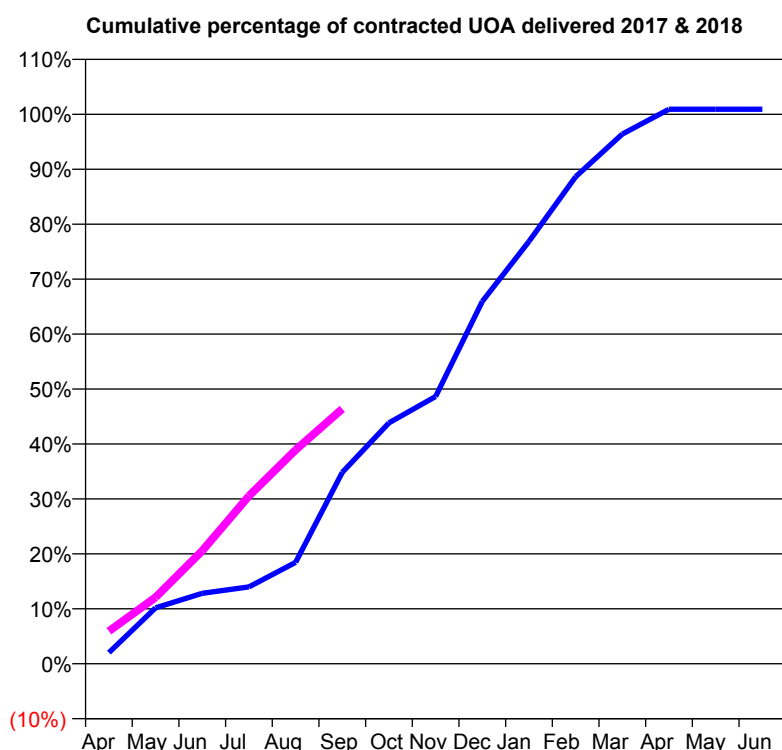
	Contract Quantity	Contract Base Number	Contract *	Region	England
% of all assessments that were assess and fit appliances (rolling 12 month period)	36	56	64.3%	57.6%	58.0%
% of all assessments that were assess and refuse (rolling 12 month period)	3	56	5.4%	11.0%	11.4%
% of all assessments that were assess and review (rolling 12 month period)	17	56	30.4%	31.3%	30.6%
% of terminated courses where treatment was abandoned or discontinued (rolling 12 month period)	2	19	10.5%	8.4%	7.8%
% of completed treatments indicating that PAR score was taken (year to date)	5	5	100.0%	61.1%	64.6%
Rate of removable appliances per 100 fixed appliances - proposed treatment (rolling 12 month period)	0	63	0.00	7.31	5.65
Rate of removable appliances per 100 fixed appliances - completed treatment (rolling 12 month period)	0	34	0.00	6.66	4.78
% of courses of treatment with removable appliances only - proposed treatment (rolling 12 month period)	0	36	0.0%	2.5%	2.0%
% of courses of treatment with removable appliances only - completed treatment (rolling 12 month period)	0	17	0.0%	1.6%	1.5%
% of patients satisfied with the treatment they have received (rolling 12 month period)	1	1	100.0%	95.8%	96.0%

* Figures in italics indicate that the base number is less than 100.

Q60 - Vital Signs Orthodontic At a Glance Contract Report for 651230/0002 - September 2017

Name or company name	PKD Orthodontics	17/18 Contracted general activity (UDA)	0
Contract type name	PDS Contract	Carry forward general activity (UDA)	0
Purpose of contract	Orthodontic	17/18 Contracted orthodontic activity (UOA)	8,363
Contract start date	01/05/2012	Carry forward orthodontic activity (UOA)	0
Contract end date	31/03/2018	Baseline contract value	£565,094.04

ACCESS	Contract	England and Wales
24 month ratio of assessments to patient IDs	1.09	1.09

ACTIVITY


Month	Adjusted Scheduled Activity (UOA)	
	2017	2018
April	170	496
May	851	1,011
June	1,072	1,720
July	1,169	2,555
August	1,544	3,255
September	2,914	3,880
October	3,667	
November	4,068	
December	5,516	
January	6,429	
February	7,413	
March	8,062	
April	8,439	
May	8,439	
June	8,439	

QUALITY	Contract Quantity	Contract Base Number	Contract *	Region	England
% of all assessments that were assess and fit appliances (rolling 12 month period)	446	689	64.7%	57.6%	58.0%
% of all assessments that were assess and refuse (rolling 12 month period)	76	689	11.0%	11.0%	11.4%
% of all assessments that were assess and review (rolling 12 month period)	167	689	24.2%	31.3%	30.6%
% of terminated courses where treatment was abandoned or discontinued (rolling 12 month period)	13	431	3.0%	8.4%	7.8%
% of completed treatments indicating that PAR score was taken (year to date)	42	227	18.5%	61.1%	64.6%
Rate of removable appliances per 100 fixed appliances - proposed treatment (rolling 12 month period)	165	857	19.25	7.31	5.65
Rate of removable appliances per 100 fixed appliances - completed treatment (rolling 12 month period)	154	789	19.52	6.66	4.78
% of courses of treatment with removable appliances only - proposed treatment (rolling 12 month period)	10	446	2.2%	2.5%	2.0%
% of courses of treatment with removable appliances only - completed treatment (rolling 12 month period)	16	418	3.8%	1.6%	1.5%
% of patients satisfied with the treatment they have received (rolling 12 month period)	19	20	95.0%	95.8%	96.0%

* Figures in italics indicate that the base number is less than 100.

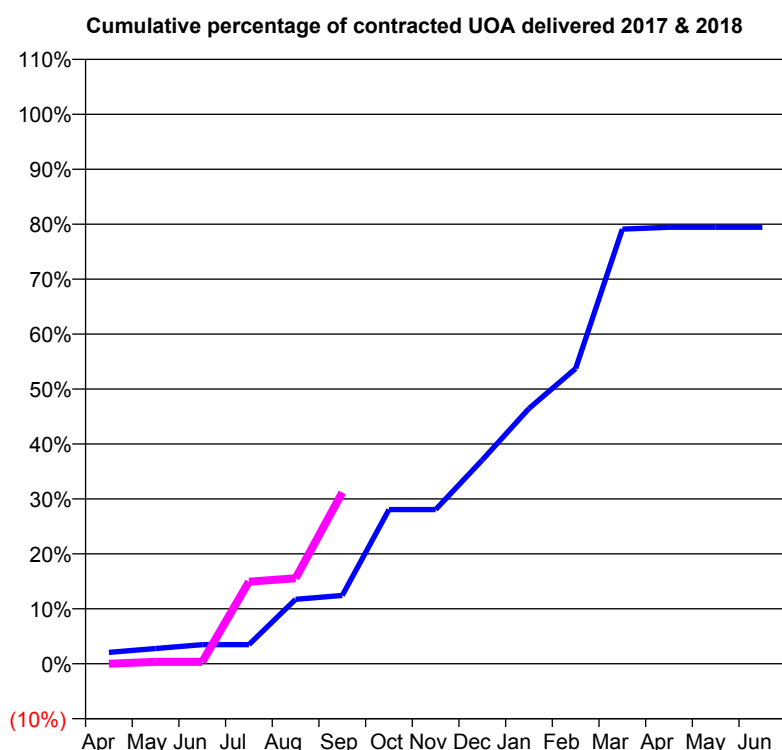
Q60 - Vital Signs Orthodontic At a Glance Contract Report for 772992/0001 - September 2017

Name or company name	MISS C BANKS
Contract type name	PDS Contract
Purpose of contract	Orthodontic
Contract start date	01/04/2006
Contract end date	31/03/2018

17/18 Contracted general activity (UDA)	0
Carry forward general activity (UDA)	0
17/18 Contracted orthodontic activity (UOA)	288
Carry forward orthodontic activity (UOA)	0
Baseline contract value	£17,217.99

ACCESS

	Contract	England and Wales
24 month ratio of assessments to patient IDs	1.06	1.09

ACTIVITY


Month	Adjusted Scheduled Activity (UOA)	
	2017	2018
April	6	0
May	8	1
June	10	1
July	10	43
August	34	45
September	36	90
October	81	
November	81	
December	107	
January	134	
February	155	
March	228	
April	229	
May	229	
June	229	

QUALITY

	Contract Quantity	Contract Base Number	Contract *	Region	England
% of all assessments that were assess and fit appliances (rolling 12 month period)	15	46	32.6%	57.6%	58.0%
% of all assessments that were assess and refuse (rolling 12 month period)	4	46	8.7%	11.0%	11.4%
% of all assessments that were assess and review (rolling 12 month period)	27	46	58.7%	31.3%	30.6%
% of terminated courses where treatment was abandoned or discontinued (rolling 12 month period)	4	12	33.3%	8.4%	7.8%
% of completed treatments indicating that PAR score was taken (year to date)	0	3	0.0%	61.1%	64.6%
Rate of removable appliances per 100 fixed appliances - proposed treatment (rolling 12 month period)	0	30	0.00	7.31	5.65
Rate of removable appliances per 100 fixed appliances - completed treatment (rolling 12 month period)	0	0	N/A	6.66	4.78
% of courses of treatment with removable appliances only - proposed treatment (rolling 12 month period)	0	15	0.0%	2.5%	2.0%
% of courses of treatment with removable appliances only - completed treatment (rolling 12 month period)	0	8	0.0%	1.6%	1.5%
% of patients satisfied with the treatment they have received (rolling 12 month period)	0	0	N/A	95.8%	96.0%

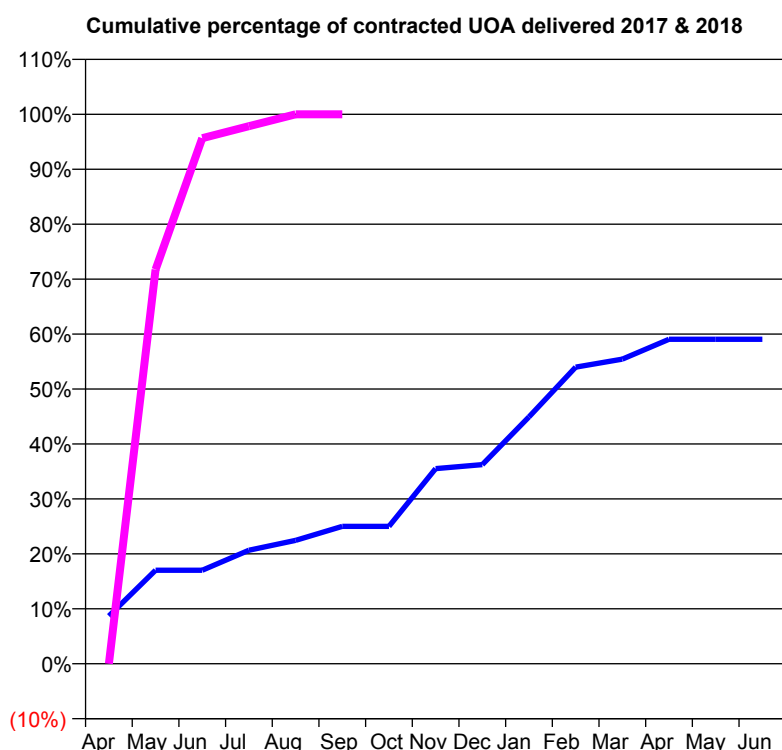
* Figures in italics indicate that the base number is less than 100.

Q60 - Vital Signs Orthodontic At a Glance Contract Report for 807508/0004 - September 2017

Name or company name	MR SG MAIN
Contract type name	GDS Contract
Purpose of contract	General and Orthodontic
Contract start date	21/09/2009
Contract end date	31/07/2017

17/18 Contracted general activity (UDA)	544
Carry forward general activity (UDA)	0
17/18 Contracted orthodontic activity (UOA)	92
Carry forward orthodontic activity (UOA)	0
Baseline contract value	£20,428.22

ACCESS	Contract	England and Wales
24 month ratio of assessments to patient IDs	1.32	1.09

ACTIVITY


Month	Adjusted Scheduled Activity (UOA)	
	2017	2018
April	24	0
May	47	66
June	47	88
July	57	90
August	62	92
September	69	92
October	69	
November	98	
December	100	
January	124	
February	149	
March	153	
April	163	
May	163	
June	163	

QUALITY	Contract Quantity	Contract Base Number	Contract *	Region	England
% of all assessments that were assess and fit appliances (rolling 12 month period)	8	43	18.6%	57.6%	58.0%
% of all assessments that were assess and refuse (rolling 12 month period)	0	43	0.0%	11.0%	11.4%
% of all assessments that were assess and review (rolling 12 month period)	35	43	81.4%	31.3%	30.6%
% of terminated courses where treatment was abandoned or discontinued (rolling 12 month period)	0	6	0.0%	8.4%	7.8%
% of completed treatments indicating that PAR score was taken (year to date)	0	5	0.0%	61.1%	64.6%
Rate of removable appliances per 100 fixed appliances - proposed treatment (rolling 12 month period)	4	0	N/A	7.31	5.65
Rate of removable appliances per 100 fixed appliances - completed treatment (rolling 12 month period)	0	0	N/A	6.66	4.78
% of courses of treatment with removable appliances only - proposed treatment (rolling 12 month period)	4	8	50.0%	2.5%	2.0%
% of courses of treatment with removable appliances only - completed treatment (rolling 12 month period)	0	6	0.0%	1.6%	1.5%
% of patients satisfied with the treatment they have received (rolling 12 month period)	1	1	100.0%	95.8%	96.0%

* Figures in italics indicate that the base number is less than 100.

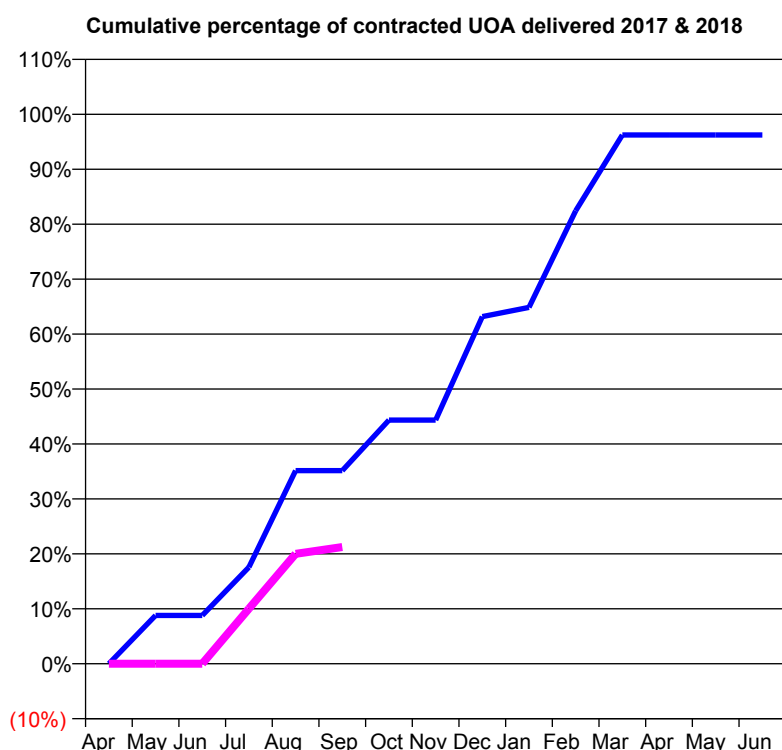
Q60 - Vital Signs Orthodontic At a Glance Contract Report for 822167/0003 - September 2017

Name or company name	MISS CD HOLLINS
Contract type name	PDS Contract
Purpose of contract	Orthodontic
Contract start date	06/02/2007
Contract end date	31/03/2018

17/18 Contracted general activity (UDA)	0
Carry forward general activity (UDA)	0
17/18 Contracted orthodontic activity (UOA)	239
Carry forward orthodontic activity (UOA)	0
Baseline contract value	£15,979.43

ACCESS	Contract	England and Wales
--------	----------	-------------------

24 month ratio of assessments to patient IDs	1.05	1.09
--	------	------

ACTIVITY


Month	Adjusted Scheduled Activity (UOA)	
	2017	2018
April	0	0
May	21	0
June	21	0
July	42	24
August	84	48
September	84	51
October	106	
November	106	
December	151	
January	155	
February	197	
March	230	
April	230	
May	230	
June	230	

QUALITY	Contract Quantity	Contract Base Number	Contract *	Region	England
---------	-------------------	----------------------	------------	--------	---------

% of all assessments that were assess and fit appliances (rolling 12 month period)	10	40	25.0%	57.6%	58.0%
% of all assessments that were assess and refuse (rolling 12 month period)	10	40	25.0%	11.0%	11.4%
% of all assessments that were assess and review (rolling 12 month period)	20	40	50.0%	31.3%	30.6%
% of terminated courses where treatment was abandoned or discontinued (rolling 12 month period)	1	7	14.3%	8.4%	7.8%
% of completed treatments indicating that PAR score was taken (year to date)	0	2	0.0%	61.1%	64.6%
Rate of removable appliances per 100 fixed appliances - proposed treatment (rolling 12 month period)	0	18	0.00	7.31	5.65
Rate of removable appliances per 100 fixed appliances - completed treatment (rolling 12 month period)	0	0	N/A	6.66	4.78
% of courses of treatment with removable appliances only - proposed treatment (rolling 12 month period)	0	10	0.0%	2.5%	2.0%
% of courses of treatment with removable appliances only - completed treatment (rolling 12 month period)	0	6	0.0%	1.6%	1.5%
% of patients satisfied with the treatment they have received (rolling 12 month period)	0	0	N/A	95.8%	96.0%

* Figures in italics indicate that the base number is less than 100.

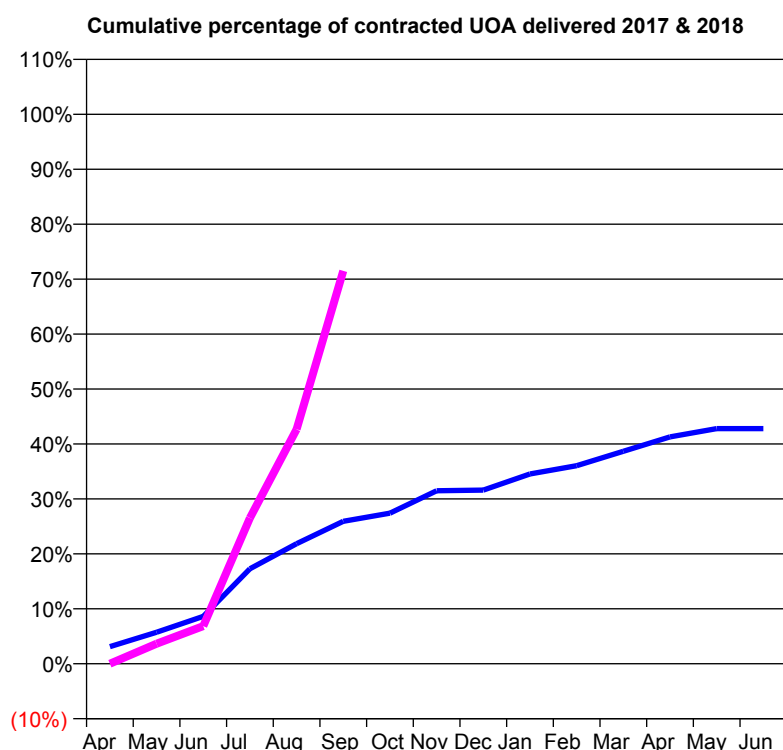
Q60 - Vital Signs Orthodontic At a Glance Contract Report for 840610/0001 - September 2017

Name or company name	MR RK NAHAR
Contract type name	GDS Contract
Purpose of contract	General and Orthodontic
Contract start date	01/04/2006
Contract end date	

17/18 Contracted general activity (UDA)	14,203
Carry forward general activity (UDA)	0
17/18 Contracted orthodontic activity (UOA)	656
Carry forward orthodontic activity (UOA)	0
Baseline contract value	£378,142.55

ACCESS

	Contract	England and Wales
24 month ratio of assessments to patient IDs	1.18	1.09

ACTIVITY


Month	Adjusted Scheduled Activity (UOA)	
	2017	2018
April	50	0
May	92	24
June	138	45
July	277	174
August	350	280
September	415	469
October	439	
November	504	
December	506	
January	553	
February	577	
March	619	
April	661	
May	685	
June	685	

QUALITY

	Contract Quantity	Contract Base Number	Contract *	Region	England
% of all assessments that were assess and fit appliances (rolling 12 month period)	35	60	58.3%	57.6%	58.0%
% of all assessments that were assess and refuse (rolling 12 month period)	8	60	13.3%	11.0%	11.4%
% of all assessments that were assess and review (rolling 12 month period)	17	60	28.3%	31.3%	30.6%
% of terminated courses where treatment was abandoned or discontinued (rolling 12 month period)	3	27	11.1%	8.4%	7.8%
% of completed treatments indicating that PAR score was taken (year to date)	12	17	70.6%	61.1%	64.6%
Rate of removable appliances per 100 fixed appliances - proposed treatment (rolling 12 month period)	0	60	0.00	7.31	5.65
Rate of removable appliances per 100 fixed appliances - completed treatment (rolling 12 month period)	0	37	0.00	6.66	4.78
% of courses of treatment with removable appliances only - proposed treatment (rolling 12 month period)	0	35	0.0%	2.5%	2.0%
% of courses of treatment with removable appliances only - completed treatment (rolling 12 month period)	0	24	0.0%	1.6%	1.5%
% of patients satisfied with the treatment they have received (rolling 12 month period)	2	2	100.0%	95.8%	96.0%

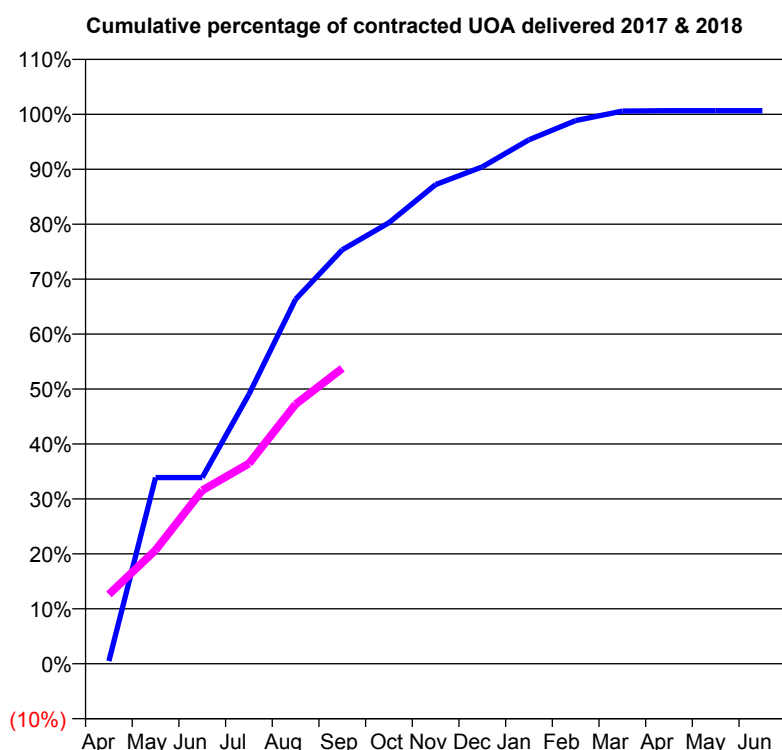
* Figures in italics indicate that the base number is less than 100.

Q60 - Vital Signs Orthodontic At a Glance Contract Report for 910066/0001 - September 2017

Name or company name	DR AJ FAGG
Contract type name	GDS Contract
Purpose of contract	General and Orthodontic
Contract start date	01/04/2006
Contract end date	

17/18 Contracted general activity (UDA)	777
Carry forward general activity (UDA)	27
17/18 Contracted orthodontic activity (UOA)	1,378
Carry forward orthodontic activity (UOA)	0
Baseline contract value	£89,593.43

ACCESS	Contract	England and Wales
24 month ratio of assessments to patient IDs	1.02	1.09

ACTIVITY


Month	Adjusted Scheduled Activity (UOA)	
	2017	2018
April	7	174
May	474	285
June	474	435
July	686	502
August	928	651
September	1,054	741
October	1,123	
November	1,220	
December	1,265	
January	1,334	
February	1,383	
March	1,407	
April	1,408	
May	1,408	
June	1,408	

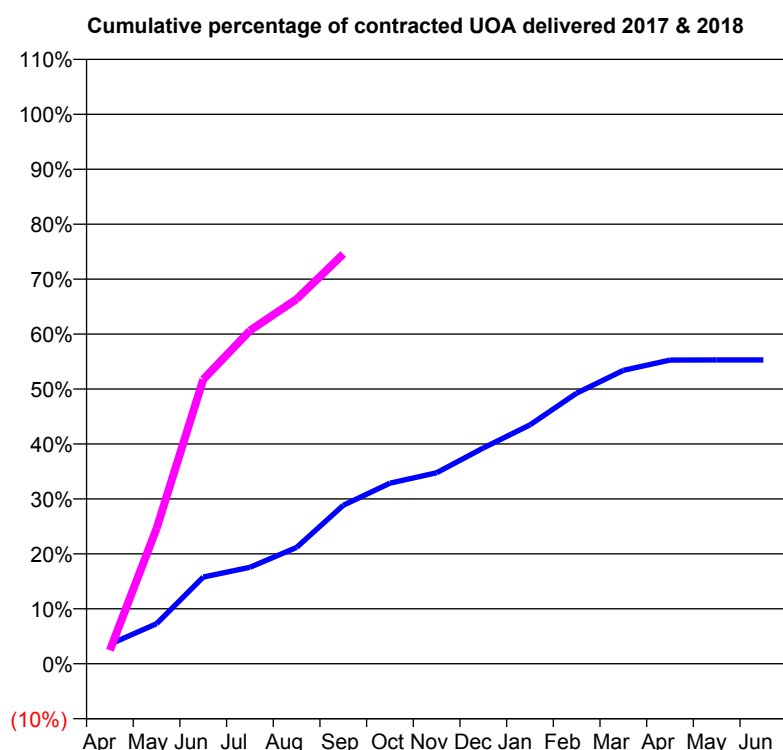
QUALITY	Contract Quantity	Contract Base Number	Contract *	Region	England
% of all assessments that were assess and fit appliances (rolling 12 month period)	49	116	42.2%	57.6%	58.0%
% of all assessments that were assess and refuse (rolling 12 month period)	17	116	14.7%	11.0%	11.4%
% of all assessments that were assess and review (rolling 12 month period)	50	116	43.1%	31.3%	30.6%
% of terminated courses where treatment was abandoned or discontinued (rolling 12 month period)	12	76	15.8%	8.4%	7.8%
% of completed treatments indicating that PAR score was taken (year to date)	0	31	0.0%	61.1%	64.6%
Rate of removable appliances per 100 fixed appliances - proposed treatment (rolling 12 month period)	0	97	0.00	7.31	5.65
Rate of removable appliances per 100 fixed appliances - completed treatment (rolling 12 month period)	0	123	0.00	6.66	4.78
% of courses of treatment with removable appliances only - proposed treatment (rolling 12 month period)	0	49	0.0%	2.5%	2.0%
% of courses of treatment with removable appliances only - completed treatment (rolling 12 month period)	0	64	0.0%	1.6%	1.5%
% of patients satisfied with the treatment they have received (rolling 12 month period)	1	1	100.0%	95.8%	96.0%

* Figures in italics indicate that the base number is less than 100.

Q60 - Vital Signs Orthodontic At a Glance Contract Report for 927201/0001 - September 2017

Name or company name	MR N AHMED	17/18 Contracted general activity (UDA)	17,708
Contract type name	GDS Contract	Carry forward general activity (UDA)	-20
Purpose of contract	General and Orthodontic	17/18 Contracted orthodontic activity (UOA)	2,688
Contract start date	01/04/2006	Carry forward orthodontic activity (UOA)	0
Contract end date		Baseline contract value	£601,799.70

ACCESS	Contract	England and Wales
24 month ratio of assessments to patient IDs	1.05	1.09

ACTIVITY


Month	Adjusted Scheduled Activity (UOA)	
	2017	2018
April	170	66
May	349	662
June	756	1,391
July	841	1,630
August	1,014	1,784
September	1,381	2,004
October	1,574	
November	1,665	
December	1,881	
January	2,081	
February	2,358	
March	2,557	
April	2,646	
May	2,647	
June	2,647	

QUALITY	Contract Quantity	Contract Base Number	Contract *	Region	England
% of all assessments that were assess and fit appliances (rolling 12 month period)	152	243	62.6%	57.6%	58.0%
% of all assessments that were assess and refuse (rolling 12 month period)	13	243	5.3%	11.0%	11.4%
% of all assessments that were assess and review (rolling 12 month period)	78	243	32.1%	31.3%	30.6%
% of terminated courses where treatment was abandoned or discontinued (rolling 12 month period)	7	126	5.6%	8.4%	7.8%
% of completed treatments indicating that PAR score was taken (year to date)	46	58	79.3%	61.1%	64.6%
Rate of removable appliances per 100 fixed appliances - proposed treatment (rolling 12 month period)	24	293	8.19	7.31	5.65
Rate of removable appliances per 100 fixed appliances - completed treatment (rolling 12 month period)	15	233	6.44	6.66	4.78
% of courses of treatment with removable appliances only - proposed treatment (rolling 12 month period)	3	152	2.0%	2.5%	2.0%
% of courses of treatment with removable appliances only - completed treatment (rolling 12 month period)	1	119	0.8%	1.6%	1.5%
% of patients satisfied with the treatment they have received (rolling 12 month period)	6	6	100.0%	95.8%	96.0%

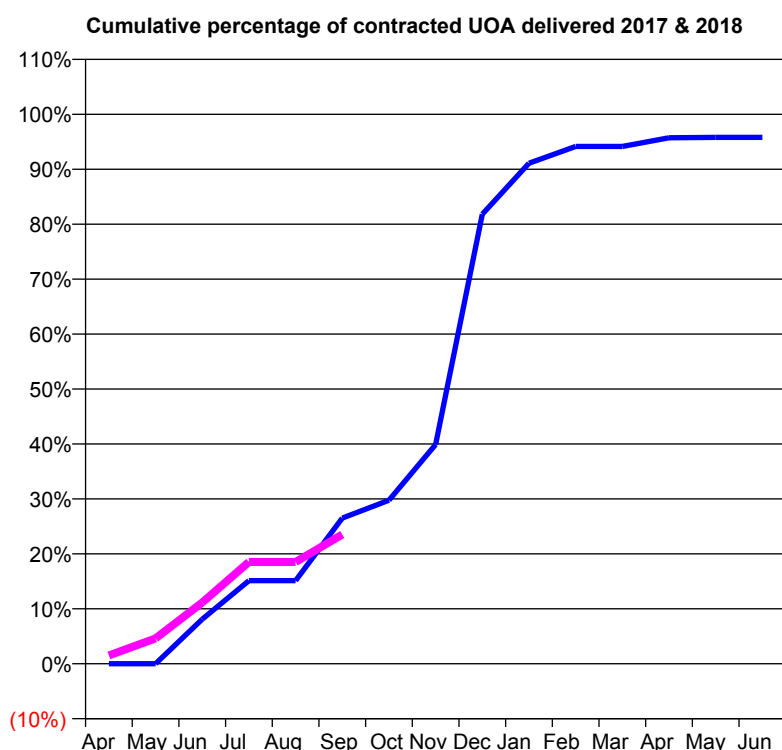
* Figures in italics indicate that the base number is less than 100.

Q61 - Vital Signs Orthodontic At a Glance Contract Report for 101370/0143 - September 2017

Name or company name	Petrie Tucker and Partners Ltd
Contract type name	GDS Contract
Purpose of contract	General and Orthodontic
Contract start date	01/04/2015
Contract end date	

17/18 Contracted general activity (UDA)	18,993
Carry forward general activity (UDA)	0
17/18 Contracted orthodontic activity (UOA)	1,381
Carry forward orthodontic activity (UOA)	0
Baseline contract value	£565,410.28

ACCESS	Contract	England and Wales
24 month ratio of assessments to patient IDs	1.09	1.09

ACTIVITY


Month	Adjusted Scheduled Activity (UOA)	
	2017	2018
April	0	21
May	0	64
June	112	154
July	209	256
August	209	256
September	366	325
October	411	
November	551	
December	1,130	
January	1,258	
February	1,300	
March	1,300	
April	1,322	
May	1,323	
June	1,323	

QUALITY

	Contract Quantity	Contract Base Number	Contract *	Region	England
% of all assessments that were assess and fit appliances (rolling 12 month period)	57	142	40.1%	58.0%	58.0%
% of all assessments that were assess and refuse (rolling 12 month period)	39	142	27.5%	14.6%	11.4%
% of all assessments that were assess and review (rolling 12 month period)	46	142	32.4%	27.4%	30.6%
% of terminated courses where treatment was abandoned or discontinued (rolling 12 month period)	1	1	100.0%	6.1%	7.8%
% of completed treatments indicating that PAR score was taken (year to date)	0	0	N/A	72.0%	64.6%
Rate of removable appliances per 100 fixed appliances - proposed treatment (rolling 12 month period)	0	103	0.00	3.92	5.65
Rate of removable appliances per 100 fixed appliances - completed treatment (rolling 12 month period)	0	0	N/A	4.10	4.78
% of courses of treatment with removable appliances only - proposed treatment (rolling 12 month period)	0	57	0.0%	2.2%	2.0%
% of courses of treatment with removable appliances only - completed treatment (rolling 12 month period)	0	0	N/A	1.7%	1.5%
% of patients satisfied with the treatment they have received (rolling 12 month period)	3	3	100.0%	95.7%	96.0%

* Figures in italics indicate that the base number is less than 100.

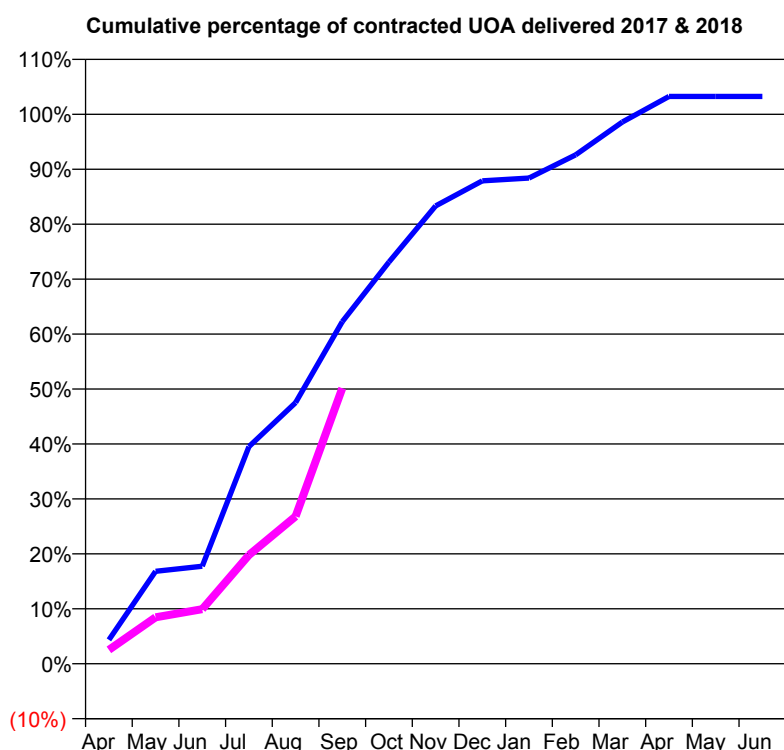
Q61 - Vital Signs Orthodontic At a Glance Contract Report for 109061/0001 - September 2017

Name or company name	Davidoff Dental Practice
Contract type name	GDS Contract
Purpose of contract	General and Orthodontic
Contract start date	23/11/2012
Contract end date	

17/18 Contracted general activity (UDA)	14,478
Carry forward general activity (UDA)	23
17/18 Contracted orthodontic activity (UOA)	1,420
Carry forward orthodontic activity (UOA)	-28
Baseline contract value	£519,903.03

ACCESS

	Contract	England and Wales
24 month ratio of assessments to patient IDs	1.20	1.09

ACTIVITY


Month	Adjusted Scheduled Activity (UOA)	
	2017	2018
April	62	36
May	239	120
June	252	141
July	561	281
August	675	381
September	884	712
October	1,038	
November	1,183	
December	1,248	
January	1,255	
February	1,315	
March	1,400	
April	1,466	
May	1,466	
June	1,466	

QUALITY

	Contract Quantity	Contract Base Number	Contract *	Region	England
% of all assessments that were assess and fit appliances (rolling 12 month period)	49	359	13.6%	58.0%	58.0%
% of all assessments that were assess and refuse (rolling 12 month period)	112	359	31.2%	14.6%	11.4%
% of all assessments that were assess and review (rolling 12 month period)	198	359	55.2%	27.4%	30.6%
% of terminated courses where treatment was abandoned or discontinued (rolling 12 month period)	5	57	8.8%	6.1%	7.8%
% of completed treatments indicating that PAR score was taken (year to date)	30	30	100.0%	72.0%	64.6%
Rate of removable appliances per 100 fixed appliances - proposed treatment (rolling 12 month period)	5	86	5.81	3.92	5.65
Rate of removable appliances per 100 fixed appliances - completed treatment (rolling 12 month period)	4	95	4.21	4.10	4.78
% of courses of treatment with removable appliances only - proposed treatment (rolling 12 month period)	5	49	10.2%	2.2%	2.0%
% of courses of treatment with removable appliances only - completed treatment (rolling 12 month period)	4	52	7.7%	1.7%	1.5%
% of patients satisfied with the treatment they have received (rolling 12 month period)	0	0	N/A	95.7%	96.0%

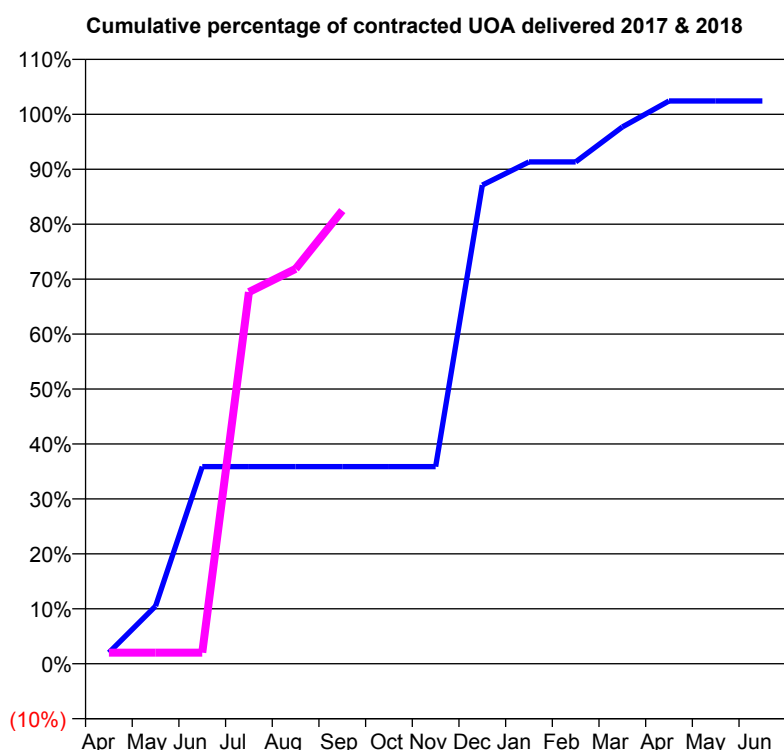
* Figures in italics indicate that the base number is less than 100.

Q61 - Vital Signs Orthodontic At a Glance Contract Report for 109177/0001 - September 2017

Name or company name	The Orthodontic Gallery
Contract type name	PDS Contract
Purpose of contract	Orthodontic
Contract start date	01/09/2007
Contract end date	31/03/2019

17/18 Contracted general activity (UDA)	0
Carry forward general activity (UDA)	0
17/18 Contracted orthodontic activity (UOA)	992
Carry forward orthodontic activity (UOA)	-20
Baseline contract value	£67,388.80

ACCESS	Contract	England and Wales
24 month ratio of assessments to patient IDs	1.03	1.09

ACTIVITY


Month	Adjusted Scheduled Activity (UOA)	
	2017	2018
April	20	20
May	104	20
June	356	20
July	356	671
August	356	713
September	356	818
October	356	
November	356	
December	864	
January	906	
February	906	
March	969	
April	1,016	
May	1,016	
June	1,016	

QUALITY	Contract Quantity	Contract Base Number	Contract *	Region	England
% of all assessments that were assess and fit appliances (rolling 12 month period)	70	75	93.3%	58.0%	58.0%
% of all assessments that were assess and refuse (rolling 12 month period)	4	75	5.3%	14.6%	11.4%
% of all assessments that were assess and review (rolling 12 month period)	1	75	1.3%	27.4%	30.6%
% of terminated courses where treatment was abandoned or discontinued (rolling 12 month period)	1	42	2.4%	6.1%	7.8%
% of completed treatments indicating that PAR score was taken (year to date)	5	5	100.0%	72.0%	64.6%
Rate of removable appliances per 100 fixed appliances - proposed treatment (rolling 12 month period)	1	64	1.56	3.92	5.65
Rate of removable appliances per 100 fixed appliances - completed treatment (rolling 12 month period)	0	78	0.00	4.10	4.78
% of courses of treatment with removable appliances only - proposed treatment (rolling 12 month period)	0	70	0.0%	2.2%	2.0%
% of courses of treatment with removable appliances only - completed treatment (rolling 12 month period)	0	41	0.0%	1.7%	1.5%
% of patients satisfied with the treatment they have received (rolling 12 month period)	4	4	100.0%	95.7%	96.0%

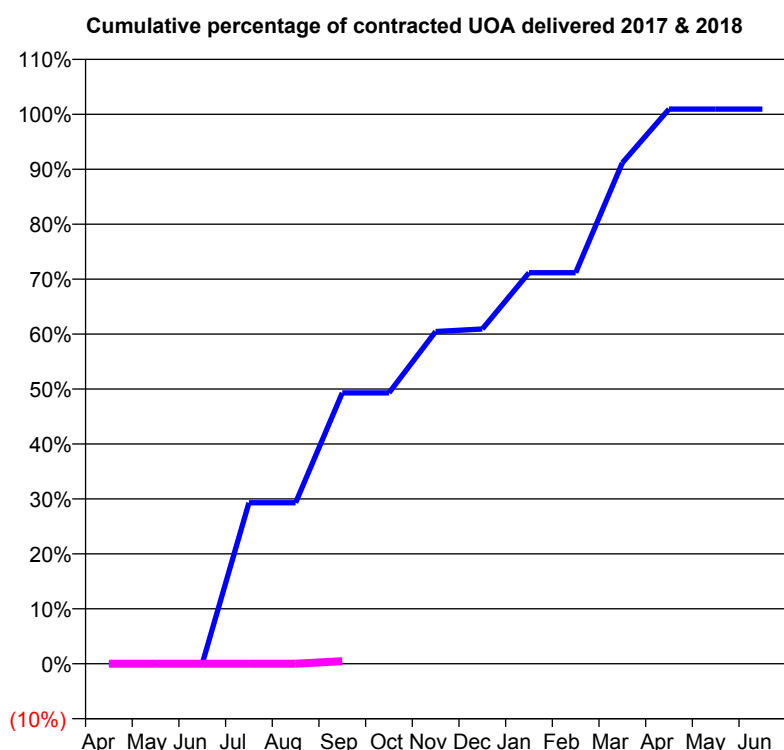
* Figures in italics indicate that the base number is less than 100.

Q61 - Vital Signs Orthodontic At a Glance Contract Report for 109665/0001 - September 2017

Name or company name	Woodford Dental Care
Contract type name	Pilot Contract
Purpose of contract	General and Orthodontic
Contract start date	01/11/2006
Contract end date	

17/18 Contracted general activity (UDA)	15,510
Carry forward general activity (UDA)	0
17/18 Contracted orthodontic activity (UOA)	215
Carry forward orthodontic activity (UOA)	0
Baseline contract value	£536,795.70

ACCESS	Contract	England and Wales
24 month ratio of assessments to patient IDs	1.03	1.09

ACTIVITY


Month	Adjusted Scheduled Activity (UOA)	
	2017	2018
April	0	0
May	0	0
June	0	0
July	63	0
August	63	0
September	106	1
October	106	
November	130	
December	131	
January	153	
February	153	
March	196	
April	217	
May	217	
June	217	

QUALITY	Contract Quantity	Contract Base Number	Contract *	Region	England
% of all assessments that were assess and fit appliances (rolling 12 month period)	8	20	40.0%	58.0%	58.0%
% of all assessments that were assess and refuse (rolling 12 month period)	5	20	25.0%	14.6%	11.4%
% of all assessments that were assess and review (rolling 12 month period)	7	20	35.0%	27.4%	30.6%
% of terminated courses where treatment was abandoned or discontinued (rolling 12 month period)	0	7	0.0%	6.1%	7.8%
% of completed treatments indicating that PAR score was taken (year to date)	0	0	N/A	72.0%	64.6%
Rate of removable appliances per 100 fixed appliances - proposed treatment (rolling 12 month period)	0	0	N/A	3.92	5.65
Rate of removable appliances per 100 fixed appliances - completed treatment (rolling 12 month period)	0	1	0.00	4.10	4.78
% of courses of treatment with removable appliances only - proposed treatment (rolling 12 month period)	0	8	0.0%	2.2%	2.0%
% of courses of treatment with removable appliances only - completed treatment (rolling 12 month period)	0	7	0.0%	1.7%	1.5%
% of patients satisfied with the treatment they have received (rolling 12 month period)	0	0	N/A	95.7%	96.0%

* Figures in italics indicate that the base number is less than 100.

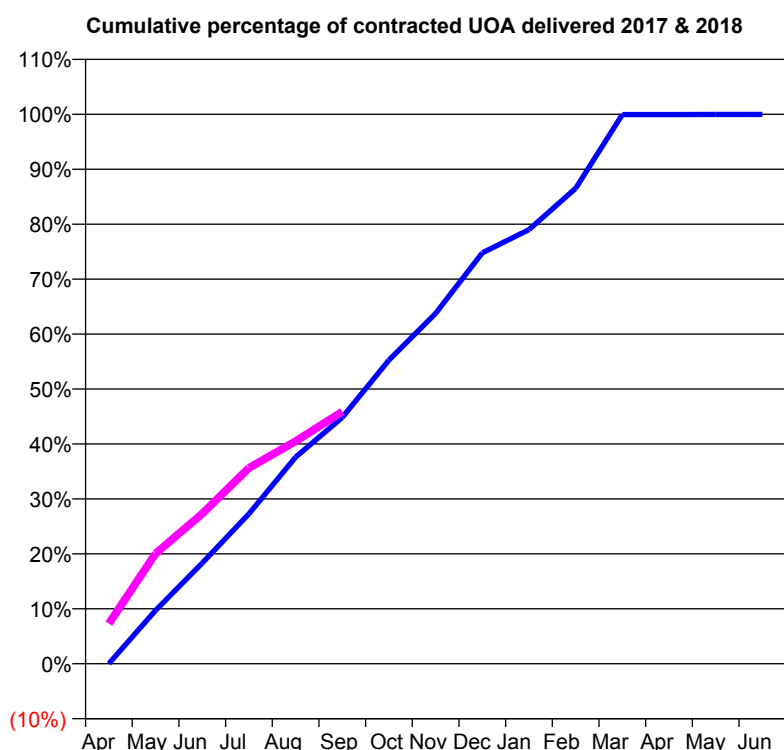
Q61 - Vital Signs Orthodontic At a Glance Contract Report for 114200/0001 - September 2017

Name or company name	Share a Smile Limited
Contract type name	PDS Contract
Purpose of contract	Orthodontic
Contract start date	01/04/2008
Contract end date	31/03/2019

17/18 Contracted general activity (UDA)	0
Carry forward general activity (UDA)	0
17/18 Contracted orthodontic activity (UOA)	11,779
Carry forward orthodontic activity (UOA)	5
Baseline contract value	£772,524.65

ACCESS

	Contract	England and Wales
24 month ratio of assessments to patient IDs	1.04	1.09

ACTIVITY


Month	Adjusted Scheduled Activity (UOA)	
	2017	2018
April	4	862
May	1,144	2,362
June	2,160	3,216
July	3,214	4,197
August	4,429	4,769
September	5,282	5,404
October	6,509	
November	7,511	
December	8,807	
January	9,305	
February	10,193	
March	11,772	
April	11,772	
May	11,774	
June	11,774	

QUALITY

	Contract Quantity	Contract Base Number	Contract *	Region	England
% of all assessments that were assess and fit appliances (rolling 12 month period)	554	957	57.9%	58.0%	58.0%
% of all assessments that were assess and refuse (rolling 12 month period)	179	957	18.7%	14.6%	11.4%
% of all assessments that were assess and review (rolling 12 month period)	224	957	23.4%	27.4%	30.6%
% of terminated courses where treatment was abandoned or discontinued (rolling 12 month period)	46	539	8.5%	6.1%	7.8%
% of completed treatments indicating that PAR score was taken (year to date)	216	218	99.1%	72.0%	64.6%
Rate of removable appliances per 100 fixed appliances - proposed treatment (rolling 12 month period)	16	1,081	1.48	3.92	5.65
Rate of removable appliances per 100 fixed appliances - completed treatment (rolling 12 month period)	25	936	2.67	4.10	4.78
% of courses of treatment with removable appliances only - proposed treatment (rolling 12 month period)	10	554	1.8%	2.2%	2.0%
% of courses of treatment with removable appliances only - completed treatment (rolling 12 month period)	19	493	3.9%	1.7%	1.5%
% of patients satisfied with the treatment they have received (rolling 12 month period)	20	20	100.0%	95.7%	96.0%

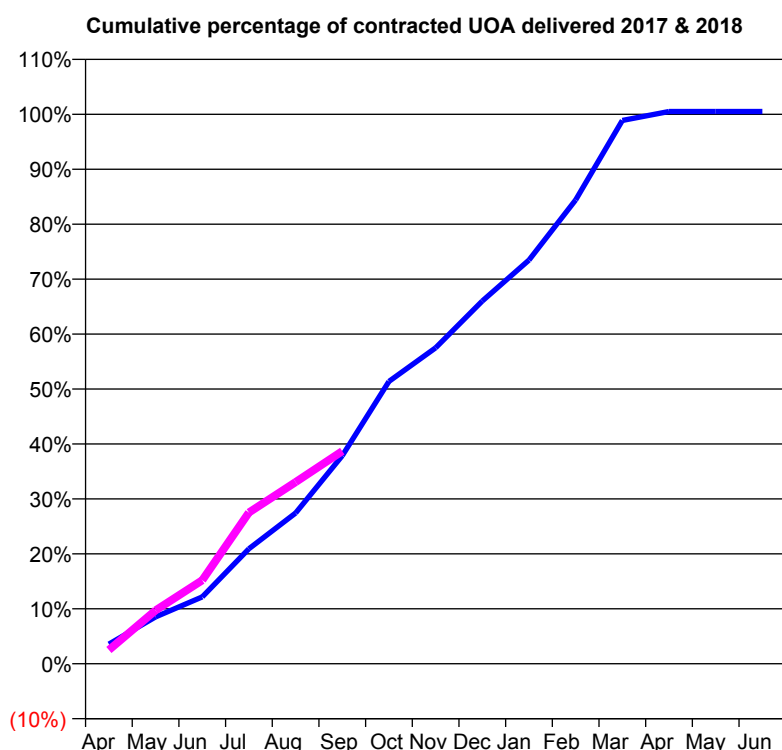
* Figures in italics indicate that the base number is less than 100.

Q61 - Vital Signs Orthodontic At a Glance Contract Report for 136263/0001 - September 2017

Name or company name	Barnet Orthodontic Practice Ltd
Contract type name	PDS Contract
Purpose of contract	Orthodontic
Contract start date	01/06/2012
Contract end date	31/03/2018

17/18 Contracted general activity (UDA)	0
Carry forward general activity (UDA)	0
17/18 Contracted orthodontic activity (UOA)	5,222
Carry forward orthodontic activity (UOA)	-26
Baseline contract value	£351,917.50

ACCESS	Contract	England and Wales
24 month ratio of assessments to patient IDs	1.04	1.09

ACTIVITY


Month	Adjusted Scheduled Activity (UOA)	
	2017	2018
April	187	131
May	445	508
June	636	794
July	1,093	1,438
August	1,433	1,727
September	1,978	2,021
October	2,683	
November	3,003	
December	3,448	
January	3,837	
February	4,408	
March	5,164	
April	5,248	
May	5,248	
June	5,248	

QUALITY	Contract Quantity	Contract Base Number	Contract *	Region	England
% of all assessments that were assess and fit appliances (rolling 12 month period)	244	605	40.3%	58.0%	58.0%
% of all assessments that were assess and refuse (rolling 12 month period)	154	605	25.5%	14.6%	11.4%
% of all assessments that were assess and review (rolling 12 month period)	207	605	34.2%	27.4%	30.6%
% of terminated courses where treatment was abandoned or discontinued (rolling 12 month period)	16	234	6.8%	6.1%	7.8%
% of completed treatments indicating that PAR score was taken (year to date)	78	87	89.7%	72.0%	64.6%
Rate of removable appliances per 100 fixed appliances - proposed treatment (rolling 12 month period)	40	419	9.55	3.92	5.65
Rate of removable appliances per 100 fixed appliances - completed treatment (rolling 12 month period)	16	405	3.95	4.10	4.78
% of courses of treatment with removable appliances only - proposed treatment (rolling 12 month period)	22	244	9.0%	2.2%	2.0%
% of courses of treatment with removable appliances only - completed treatment (rolling 12 month period)	8	218	3.7%	1.7%	1.5%
% of patients satisfied with the treatment they have received (rolling 12 month period)	10	10	100.0%	95.7%	96.0%

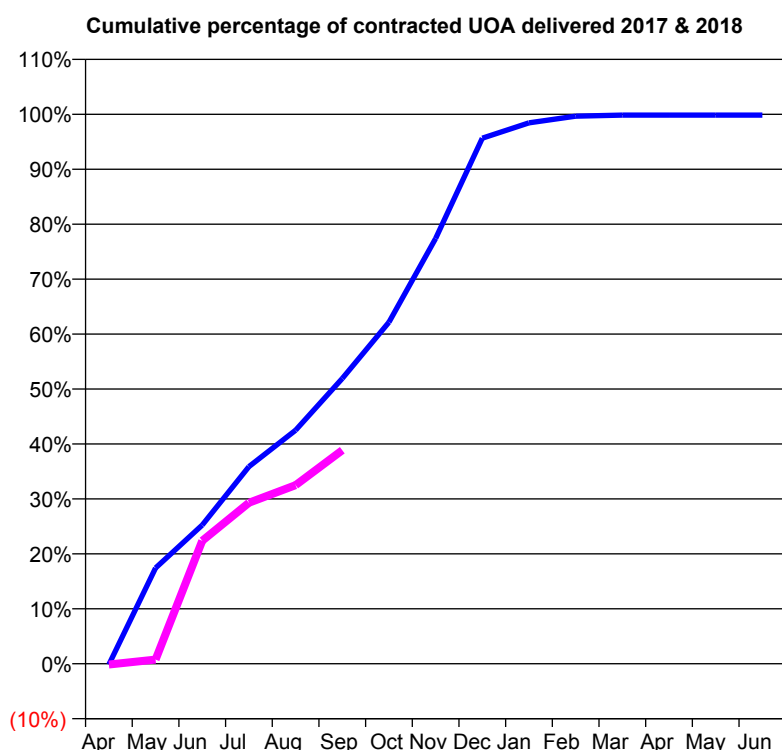
* Figures in italics indicate that the base number is less than 100.

Q61 - Vital Signs Orthodontic At a Glance Contract Report for 140252/0001 - September 2017

Name or company name	Mrs S Talwar & Dr R Khera
Contract type name	GDS Contract
Purpose of contract	General and Orthodontic
Contract start date	10/01/2009
Contract end date	

17/18 Contracted general activity (UDA)	3,745
Carry forward general activity (UDA)	-75
17/18 Contracted orthodontic activity (UOA)	2,645
Carry forward orthodontic activity (UOA)	4
Baseline contract value	£272,916.70

ACCESS	Contract	England and Wales
24 month ratio of assessments to patient IDs	1.19	1.09

ACTIVITY


Month	Adjusted Scheduled Activity (UOA)	
	2017	2018
April	-4	-4
May	461	20
June	668	592
July	949	775
August	1,124	860
September	1,373	1,028
October	1,644	
November	2,047	
December	2,530	
January	2,604	
February	2,636	
March	2,641	
April	2,641	
May	2,641	
June	2,641	

QUALITY

	Contract Quantity	Contract Base Number	Contract *	Region	England
% of all assessments that were assess and fit appliances (rolling 12 month period)	111	255	43.5%	58.0%	58.0%
% of all assessments that were assess and refuse (rolling 12 month period)	50	255	19.6%	14.6%	11.4%
% of all assessments that were assess and review (rolling 12 month period)	94	255	36.9%	27.4%	30.6%
% of terminated courses where treatment was abandoned or discontinued (rolling 12 month period)	3	111	2.7%	6.1%	7.8%
% of completed treatments indicating that PAR score was taken (year to date)	14	43	32.6%	72.0%	64.6%
Rate of removable appliances per 100 fixed appliances - proposed treatment (rolling 12 month period)	3	213	1.41	3.92	5.65
Rate of removable appliances per 100 fixed appliances - completed treatment (rolling 12 month period)	2	208	0.96	4.10	4.78
% of courses of treatment with removable appliances only - proposed treatment (rolling 12 month period)	2	111	1.8%	2.2%	2.0%
% of courses of treatment with removable appliances only - completed treatment (rolling 12 month period)	2	108	1.9%	1.7%	1.5%
% of patients satisfied with the treatment they have received (rolling 12 month period)	8	10	80.0%	95.7%	96.0%

* Figures in italics indicate that the base number is less than 100.

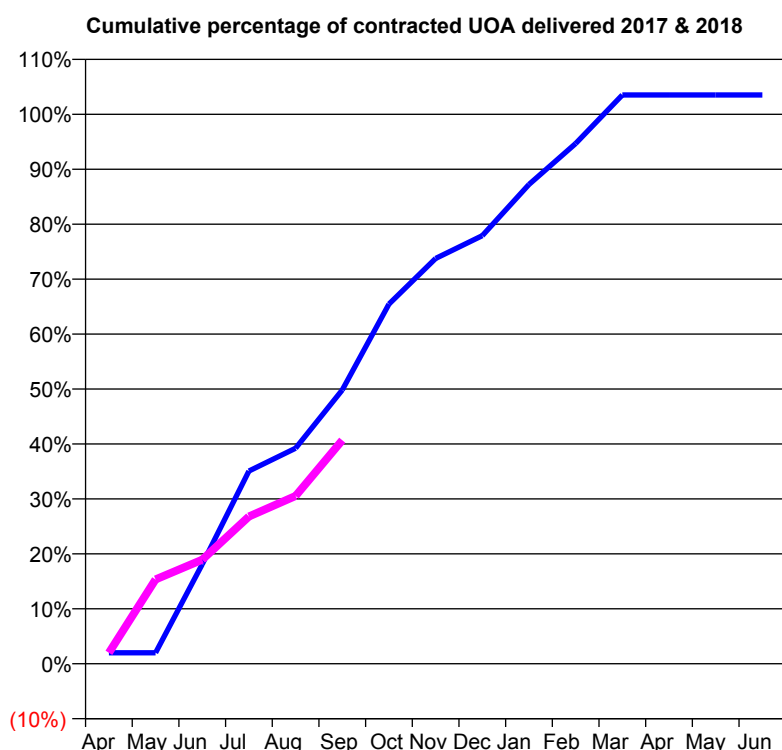
Q61 - Vital Signs Orthodontic At a Glance Contract Report for 143693/0002 - September 2017

Name or company name	Newham Family Dental Care Ltd
Contract type name	GDS Contract
Purpose of contract	Orthodontic
Contract start date	12/03/2008
Contract end date	

17/18 Contracted general activity (UDA)	30,063
Carry forward general activity (UDA)	-564
17/18 Contracted orthodontic activity (UOA)	4,781
Carry forward orthodontic activity (UOA)	-96
Baseline contract value	£1,713,668.03

ACCESS

	Contract	England and Wales
24 month ratio of assessments to patient IDs	1.13	1.09

ACTIVITY


Month	Adjusted Scheduled Activity (UOA)	
	2017	2018
April	96	96
May	96	734
June	866	906
July	1,677	1,282
August	1,876	1,460
September	2,383	1,945
October	3,130	
November	3,527	
December	3,725	
January	4,170	
February	4,526	
March	4,949	
April	4,949	
May	4,949	
June	4,949	

QUALITY

	Contract Quantity	Contract Base Number	Contract *	Region	England
% of all assessments that were assess and fit appliances (rolling 12 month period)	199	424	46.9%	58.0%	58.0%
% of all assessments that were assess and refuse (rolling 12 month period)	63	424	14.9%	14.6%	11.4%
% of all assessments that were assess and review (rolling 12 month period)	162	424	38.2%	27.4%	30.6%
% of terminated courses where treatment was abandoned or discontinued (rolling 12 month period)	0	113	0.0%	6.1%	7.8%
% of completed treatments indicating that PAR score was taken (year to date)	56	56	100.0%	72.0%	64.6%
Rate of removable appliances per 100 fixed appliances - proposed treatment (rolling 12 month period)	143	212	67.45	3.92	5.65
Rate of removable appliances per 100 fixed appliances - completed treatment (rolling 12 month period)	67	113	59.29	4.10	4.78
% of courses of treatment with removable appliances only - proposed treatment (rolling 12 month period)	0	199	0.0%	2.2%	2.0%
% of courses of treatment with removable appliances only - completed treatment (rolling 12 month period)	0	113	0.0%	1.7%	1.5%
% of patients satisfied with the treatment they have received (rolling 12 month period)	6	6	100.0%	95.7%	96.0%

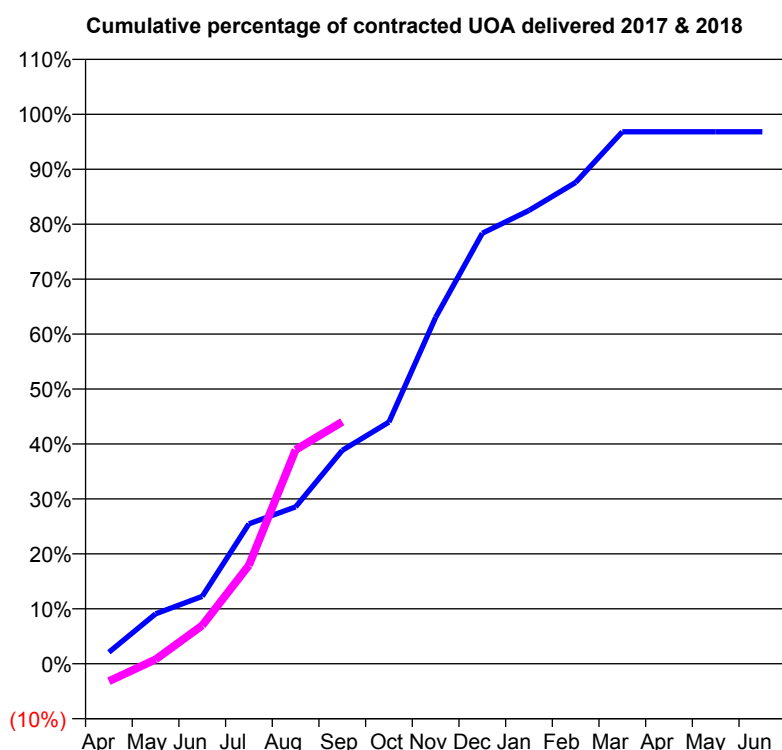
* Figures in italics indicate that the base number is less than 100.

Q61 - Vital Signs Orthodontic At a Glance Contract Report for 149578/0002 - September 2017

Name or company name	Dentasmile Ltd	17/18 Contracted general activity (UDA)	0
Contract type name	GDS Contract	Carry forward general activity (UDA)	0
Purpose of contract	Orthodontic	17/18 Contracted orthodontic activity (UOA)	2,137
Contract start date	11/11/2012	Carry forward orthodontic activity (UOA)	68
Contract end date	31/03/2018	Baseline contract value	£140,181.19

ACCESS

	Contract	England and Wales
24 month ratio of assessments to patient IDs	1.06	1.09

ACTIVITY


Month	Adjusted Scheduled Activity (UOA)	
	2017	2018
April	45	-68
May	194	17
June	262	149
July	544	383
August	610	832
September	830	941
October	940	
November	1,347	
December	1,674	
January	1,763	
February	1,872	
March	2,069	
April	2,069	
May	2,069	
June	2,069	

QUALITY

	Contract Quantity	Contract Base Number	Contract *	Region	England
% of all assessments that were assess and fit appliances (rolling 12 month period)	104	174	59.8%	58.0%	58.0%
% of all assessments that were assess and refuse (rolling 12 month period)	41	174	23.6%	14.6%	11.4%
% of all assessments that were assess and review (rolling 12 month period)	29	174	16.7%	27.4%	30.6%
% of terminated courses where treatment was abandoned or discontinued (rolling 12 month period)	15	74	20.3%	6.1%	7.8%
% of completed treatments indicating that PAR score was taken (year to date)	18	27	66.7%	72.0%	64.6%
Rate of removable appliances per 100 fixed appliances - proposed treatment (rolling 12 month period)	5	188	2.66	3.92	5.65
Rate of removable appliances per 100 fixed appliances - completed treatment (rolling 12 month period)	2	97	2.06	4.10	4.78
% of courses of treatment with removable appliances only - proposed treatment (rolling 12 month period)	0	104	0.0%	2.2%	2.0%
% of courses of treatment with removable appliances only - completed treatment (rolling 12 month period)	0	59	0.0%	1.7%	1.5%
% of patients satisfied with the treatment they have received (rolling 12 month period)	3	3	100.0%	95.7%	96.0%

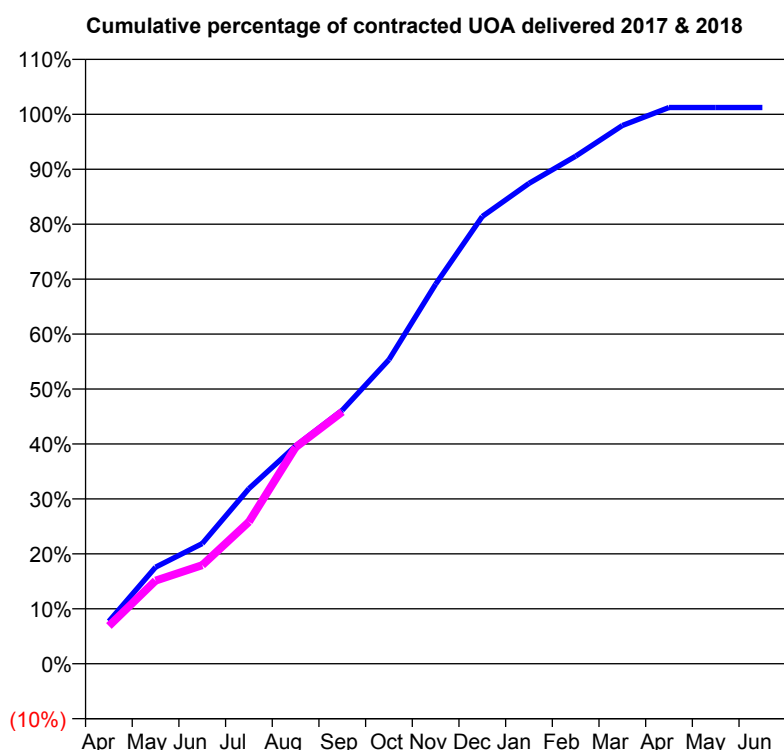
* Figures in italics indicate that the base number is less than 100.

Q61 - Vital Signs Orthodontic At a Glance Contract Report for 150525/0002 - September 2017

Name or company name	The Nightingale Clinic
Contract type name	GDS Contract
Purpose of contract	Orthodontic
Contract start date	05/09/2014
Contract end date	31/03/2019

17/18 Contracted general activity (UDA)	0
Carry forward general activity (UDA)	0
17/18 Contracted orthodontic activity (UOA)	20,714
Carry forward orthodontic activity (UOA)	-253
Baseline contract value	£1,390,248.24

ACCESS	Contract	England and Wales
24 month ratio of assessments to patient IDs	1.04	1.09

ACTIVITY


Month	Adjusted Scheduled Activity (UOA)	
	2017	2018
April	1,601	1,425
May	3,640	3,136
June	4,534	3,718
July	6,600	5,351
August	8,212	8,160
September	9,559	9,498
October	11,462	
November	14,307	
December	16,861	
January	18,111	
February	19,133	
March	20,288	
April	20,967	
May	20,967	
June	20,967	

QUALITY	Contract Quantity	Contract Base Number	Contract *	Region	England
% of all assessments that were assess and fit appliances (rolling 12 month period)	972	1,293	75.2%	58.0%	58.0%
% of all assessments that were assess and refuse (rolling 12 month period)	146	1,293	11.3%	14.6%	11.4%
% of all assessments that were assess and review (rolling 12 month period)	175	1,293	13.5%	27.4%	30.6%
% of terminated courses where treatment was abandoned or discontinued (rolling 12 month period)	49	635	7.7%	6.1%	7.8%
% of completed treatments indicating that PAR score was taken (year to date)	208	298	69.8%	72.0%	64.6%
Rate of removable appliances per 100 fixed appliances - proposed treatment (rolling 12 month period)	30	1,909	1.57	3.92	5.65
Rate of removable appliances per 100 fixed appliances - completed treatment (rolling 12 month period)	13	1,133	1.15	4.10	4.78
% of courses of treatment with removable appliances only - proposed treatment (rolling 12 month period)	5	972	0.5%	2.2%	2.0%
% of courses of treatment with removable appliances only - completed treatment (rolling 12 month period)	1	586	0.2%	1.7%	1.5%
% of patients satisfied with the treatment they have received (rolling 12 month period)	24	25	96.0%	95.7%	96.0%

* Figures in italics indicate that the base number is less than 100.

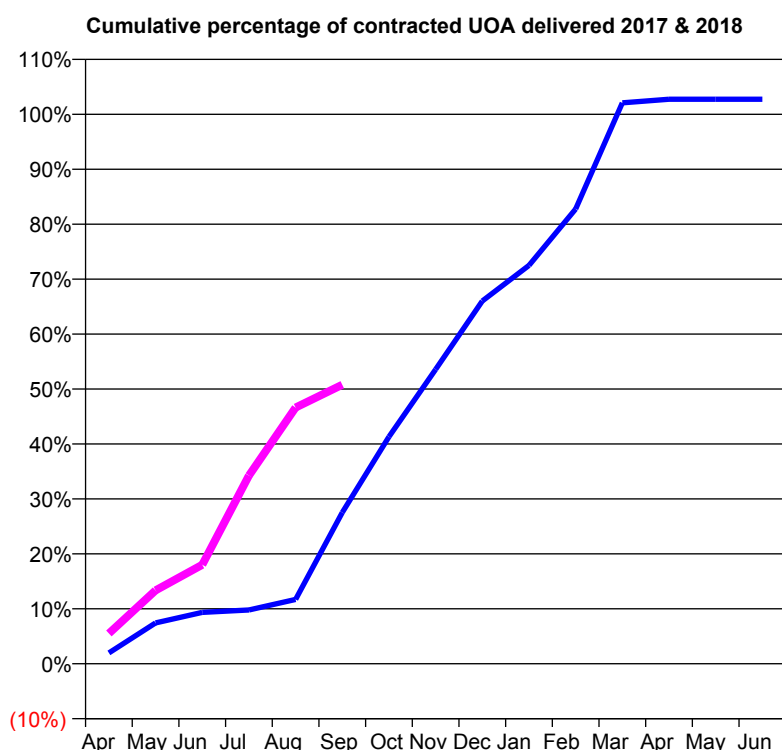
Q61 - Vital Signs Orthodontic At a Glance Contract Report for 153710/0001 - September 2017

Name or company name	Inspire Dental Dagenham Ltd
Contract type name	GDS Contract
Purpose of contract	General and Orthodontic
Contract start date	01/12/2007
Contract end date	

17/18 Contracted general activity (UDA)	28,268
Carry forward general activity (UDA)	-558
17/18 Contracted orthodontic activity (UOA)	2,513
Carry forward orthodontic activity (UOA)	-50
Baseline contract value	£930,957.98

ACCESS

	Contract	England and Wales
24 month ratio of assessments to patient IDs	1.13	1.09

ACTIVITY


Month	Adjusted Scheduled Activity (UOA)	
	2017	2018
April	50	139
May	187	336
June	235	453
July	246	861
August	294	1,172
September	692	1,276
October	1,038	
November	1,346	
December	1,659	
January	1,822	
February	2,080	
March	2,565	
April	2,582	
May	2,582	
June	2,582	

QUALITY

	Contract Quantity	Contract Base Number	Contract *	Region	England
% of all assessments that were assess and fit appliances (rolling 12 month period)	145	368	39.4%	58.0%	58.0%
% of all assessments that were assess and refuse (rolling 12 month period)	114	368	31.0%	14.6%	11.4%
% of all assessments that were assess and review (rolling 12 month period)	109	368	29.6%	27.4%	30.6%
% of terminated courses where treatment was abandoned or discontinued (rolling 12 month period)	3	77	3.9%	6.1%	7.8%
% of completed treatments indicating that PAR score was taken (year to date)	0	35	0.0%	72.0%	64.6%
Rate of removable appliances per 100 fixed appliances - proposed treatment (rolling 12 month period)	25	252	9.92	3.92	5.65
Rate of removable appliances per 100 fixed appliances - completed treatment (rolling 12 month period)	2	0	N/A	4.10	4.78
% of courses of treatment with removable appliances only - proposed treatment (rolling 12 month period)	5	145	3.4%	2.2%	2.0%
% of courses of treatment with removable appliances only - completed treatment (rolling 12 month period)	1	74	1.4%	1.7%	1.5%
% of patients satisfied with the treatment they have received (rolling 12 month period)	4	4	100.0%	95.7%	96.0%

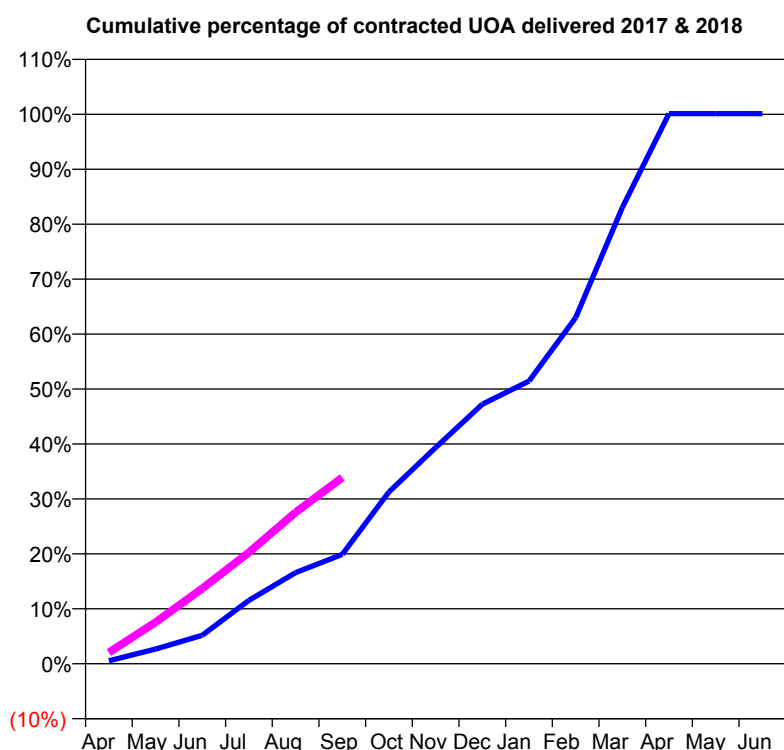
* Figures in italics indicate that the base number is less than 100.

Q61 - Vital Signs Orthodontic At a Glance Contract Report for 157597/0001 - September 2017

Name or company name	Gaurav Madhok Orthodontics
Contract type name	PDS Contract
Purpose of contract	Orthodontic
Contract start date	01/02/2007
Contract end date	31/03/2019

17/18 Contracted general activity (UDA)	0
Carry forward general activity (UDA)	0
17/18 Contracted orthodontic activity (UOA)	8,664
Carry forward orthodontic activity (UOA)	-9
Baseline contract value	£575,152.69

ACCESS	Contract	England and Wales
24 month ratio of assessments to patient IDs	1.02	1.09

ACTIVITY


Month	Adjusted Scheduled Activity (UOA)	
	2017	2018
April	47	177
May	233	655
June	448	1,186
July	1,000	1,756
August	1,438	2,388
September	1,725	2,937
October	2,710	
November	3,410	
December	4,093	
January	4,457	
February	5,458	
March	7,194	
April	8,674	
May	8,674	
June	8,673	

QUALITY	Contract Quantity	Contract Base Number	Contract *	Region	England
% of all assessments that were assess and fit appliances (rolling 12 month period)	443	1,109	39.9%	58.0%	58.0%
% of all assessments that were assess and refuse (rolling 12 month period)	219	1,109	19.7%	14.6%	11.4%
% of all assessments that were assess and review (rolling 12 month period)	447	1,109	40.3%	27.4%	30.6%
% of terminated courses where treatment was abandoned or discontinued (rolling 12 month period)	16	330	4.8%	6.1%	7.8%
% of completed treatments indicating that PAR score was taken (year to date)	145	159	91.2%	72.0%	64.6%
Rate of removable appliances per 100 fixed appliances - proposed treatment (rolling 12 month period)	6	867	0.69	3.92	5.65
Rate of removable appliances per 100 fixed appliances - completed treatment (rolling 12 month period)	3	617	0.49	4.10	4.78
% of courses of treatment with removable appliances only - proposed treatment (rolling 12 month period)	6	443	1.4%	2.2%	2.0%
% of courses of treatment with removable appliances only - completed treatment (rolling 12 month period)	3	314	1.0%	1.7%	1.5%
% of patients satisfied with the treatment they have received (rolling 12 month period)	19	19	100.0%	95.7%	96.0%

* Figures in italics indicate that the base number is less than 100.

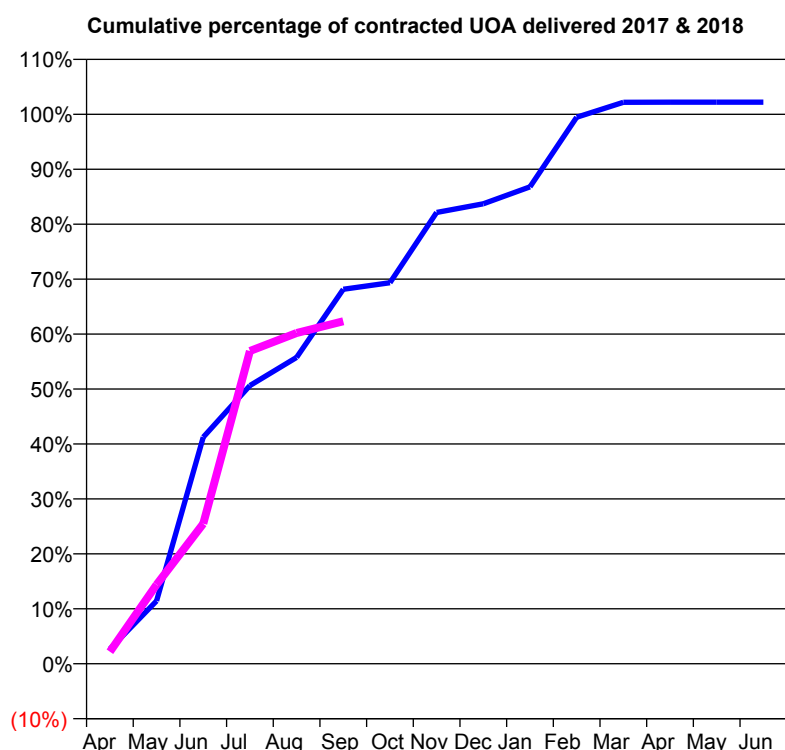
Q61 - Vital Signs Orthodontic At a Glance Contract Report for 174122/0001 - September 2017

Name or company name	Mr Matthew Power, Mrs Nicola Power and M
Contract type name	GDS Contract
Purpose of contract	General and Orthodontic
Contract start date	01/11/2010
Contract end date	

17/18 Contracted general activity (UDA)	529
Carry forward general activity (UDA)	-11
17/18 Contracted orthodontic activity (UOA)	10,864
Carry forward orthodontic activity (UOA)	-217
Baseline contract value	£762,075.58

ACCESS

	Contract	England and Wales
24 month ratio of assessments to patient IDs	1.01	1.09

ACTIVITY


Month	Adjusted Scheduled Activity (UOA)	
	2017	2018
April	291	238
May	1,244	1,564
June	4,480	2,770
July	5,501	6,183
August	6,057	6,540
September	7,404	6,771
October	7,533	
November	8,923	
December	9,093	
January	9,430	
February	10,806	
March	11,101	
April	11,102	
May	11,104	
June	11,104	

QUALITY

	Contract Quantity	Contract Base Number	Contract *	Region	England
% of all assessments that were assess and fit appliances (rolling 12 month period)	489	531	92.1%	58.0%	58.0%
% of all assessments that were assess and refuse (rolling 12 month period)	28	531	5.3%	14.6%	11.4%
% of all assessments that were assess and review (rolling 12 month period)	14	531	2.6%	27.4%	30.6%
% of terminated courses where treatment was abandoned or discontinued (rolling 12 month period)	17	298	5.7%	6.1%	7.8%
% of completed treatments indicating that PAR score was taken (year to date)	80	174	46.0%	72.0%	64.6%
Rate of removable appliances per 100 fixed appliances - proposed treatment (rolling 12 month period)	81	974	8.32	3.92	5.65
Rate of removable appliances per 100 fixed appliances - completed treatment (rolling 12 month period)	77	541	14.23	4.10	4.78
% of courses of treatment with removable appliances only - proposed treatment (rolling 12 month period)	1	489	0.2%	2.2%	2.0%
% of courses of treatment with removable appliances only - completed treatment (rolling 12 month period)	6	281	2.1%	1.7%	1.5%
% of patients satisfied with the treatment they have received (rolling 12 month period)	8	8	100.0%	95.7%	96.0%

* Figures in italics indicate that the base number is less than 100.

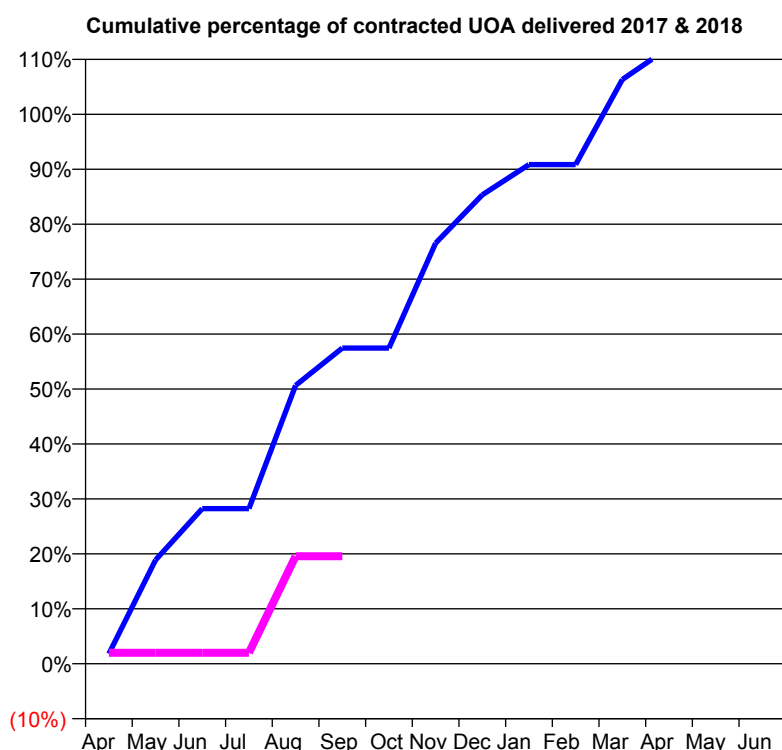
Q61 - Vital Signs Orthodontic At a Glance Contract Report for 184837/0001 - September 2017

Name or company name	Chadwell Heath Orthodontics
Contract type name	PDS Contract
Purpose of contract	Orthodontic
Contract start date	14/09/2007
Contract end date	31/03/2019

17/18 Contracted general activity (UDA)	0
Carry forward general activity (UDA)	0
17/18 Contracted orthodontic activity (UOA)	6,675
Carry forward orthodontic activity (UOA)	-134
Baseline contract value	£449,754.57

ACCESS

	Contract	England and Wales
24 month ratio of assessments to patient IDs	1.03	1.09

ACTIVITY


Month	Adjusted Scheduled Activity (UOA)	
	2017	2018
April	123	134
May	1,261	134
June	1,884	134
July	1,884	134
August	3,382	1,307
September	3,835	1,307
October	3,835	
November	5,109	
December	5,696	
January	6,064	
February	6,064	
March	7,098	
April	7,484	
May	7,484	
June	7,484	

QUALITY

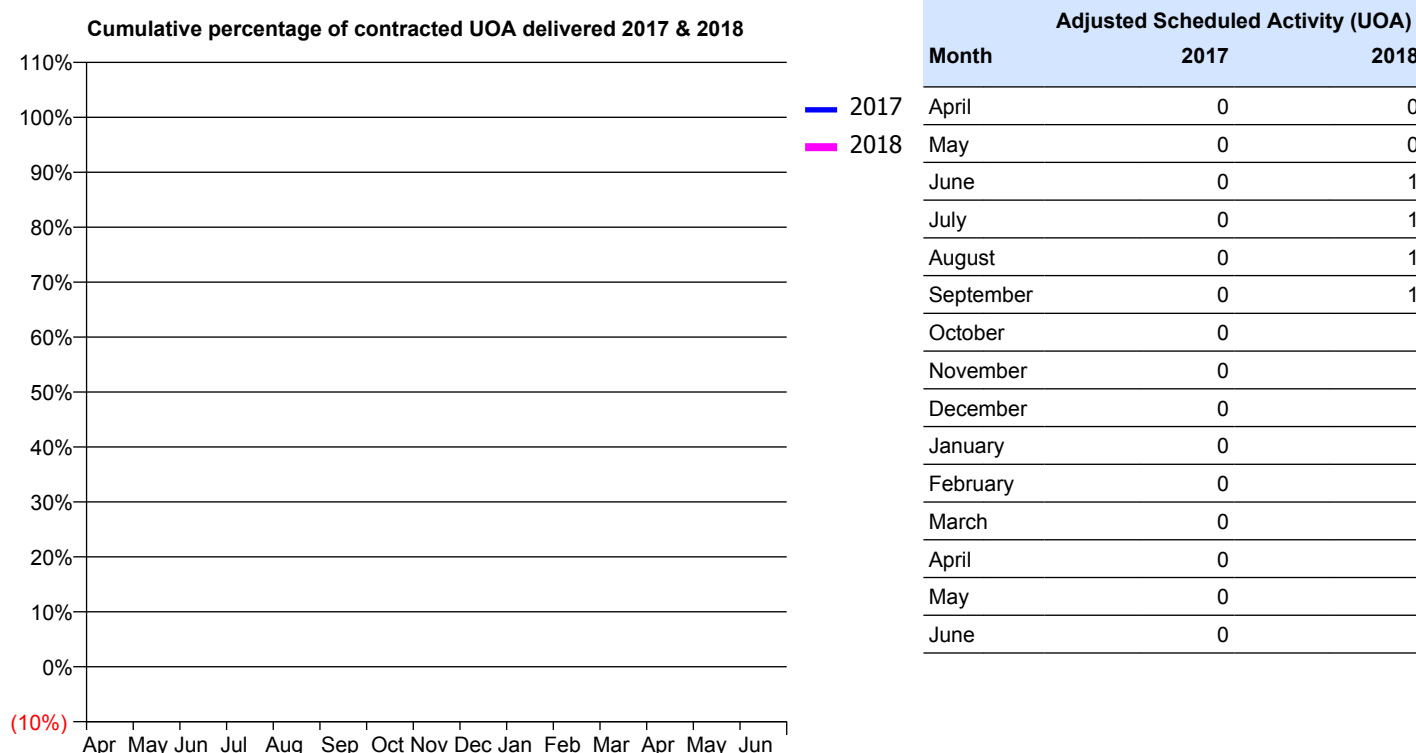
	Contract Quantity	Contract Base Number	Contract *	Region	England
% of all assessments that were assess and fit appliances (rolling 12 month period)	271	390	69.5%	58.0%	58.0%
% of all assessments that were assess and refuse (rolling 12 month period)	39	390	10.0%	14.6%	11.4%
% of all assessments that were assess and review (rolling 12 month period)	80	390	20.5%	27.4%	30.6%
% of terminated courses where treatment was abandoned or discontinued (rolling 12 month period)	20	292	6.8%	6.1%	7.8%
% of completed treatments indicating that PAR score was taken (year to date)	16	62	25.8%	72.0%	64.6%
Rate of removable appliances per 100 fixed appliances - proposed treatment (rolling 12 month period)	99	380	26.05	3.92	5.65
Rate of removable appliances per 100 fixed appliances - completed treatment (rolling 12 month period)	76	338	22.49	4.10	4.78
% of courses of treatment with removable appliances only - proposed treatment (rolling 12 month period)	1	271	0.4%	2.2%	2.0%
% of courses of treatment with removable appliances only - completed treatment (rolling 12 month period)	5	272	1.8%	1.7%	1.5%
% of patients satisfied with the treatment they have received (rolling 12 month period)	4	5	80.0%	95.7%	96.0%

* Figures in italics indicate that the base number is less than 100.

Q61 - Vital Signs Orthodontic At a Glance Contract Report for 185817/0001 - September 2017

Name or company name	DIPS Dental Surgery	17/18 Contracted general activity (UDA)	24,000
Contract type name	GDS Contract	Carry forward general activity (UDA)	0
Purpose of contract	General	17/18 Contracted orthodontic activity (UOA)	0
Contract start date	01/06/2006	Carry forward orthodontic activity (UOA)	0
Contract end date		Baseline contract value	£672,622.92

ACCESS	Contract	England and Wales
24 month ratio of assessments to patient IDs	0.00	1.09

ACTIVITY


QUALITY	Contract Quantity	Contract Base Number	Contract *	Region	England
% of all assessments that were assess and fit appliances (rolling 12 month period)	0	0	N/A	58.0%	58.0%
% of all assessments that were assess and refuse (rolling 12 month period)	0	0	N/A	14.6%	11.4%
% of all assessments that were assess and review (rolling 12 month period)	0	0	N/A	27.4%	30.6%
% of terminated courses where treatment was abandoned or discontinued (rolling 12 month period)	1	1	100.0%	6.1%	7.8%
% of completed treatments indicating that PAR score was taken (year to date)	0	0	N/A	72.0%	64.6%
Rate of removable appliances per 100 fixed appliances - proposed treatment (rolling 12 month period)	0	0	N/A	3.92	5.65
Rate of removable appliances per 100 fixed appliances - completed treatment (rolling 12 month period)	0	0	N/A	4.10	4.78
% of courses of treatment with removable appliances only - proposed treatment (rolling 12 month period)	0	0	N/A	2.2%	2.0%
% of courses of treatment with removable appliances only - completed treatment (rolling 12 month period)	0	0	N/A	1.7%	1.5%
% of patients satisfied with the treatment they have received (rolling 12 month period)	0	0	N/A	95.7%	96.0%

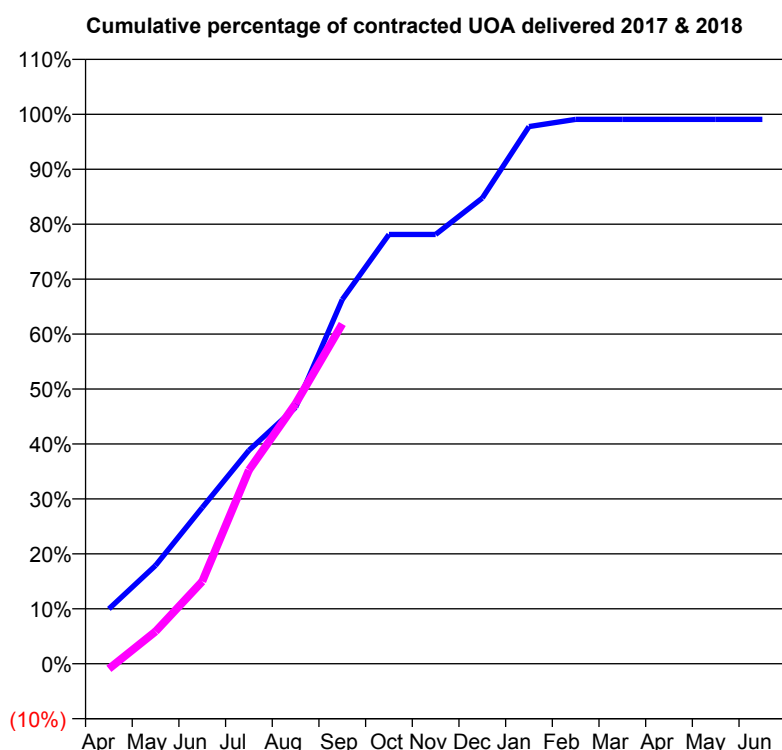
* Figures in italics indicate that the base number is less than 100.

Q61 - Vital Signs Orthodontic At a Glance Contract Report for 190799/0001 - September 2017

Name or company name	P J Dental Surgery
Contract type name	GDS Contract
Purpose of contract	General and Orthodontic
Contract start date	01/02/2015
Contract end date	

17/18 Contracted general activity (UDA)	29,693
Carry forward general activity (UDA)	-136
17/18 Contracted orthodontic activity (UOA)	1,614
Carry forward orthodontic activity (UOA)	15
Baseline contract value	£1,033,532.63

ACCESS	Contract	England and Wales
24 month ratio of assessments to patient IDs	1.01	1.09

ACTIVITY


Month	Adjusted Scheduled Activity (UOA)	
	2017	2018
April	161	-15
May	289	95
June	459	242
July	627	569
August	753	764
September	1,070	998
October	1,261	
November	1,261	
December	1,368	
January	1,578	
February	1,599	
March	1,599	
April	1,599	
May	1,599	
June	1,599	

QUALITY	Contract Quantity	Contract Base Number	Contract *	Region	England
% of all assessments that were assess and fit appliances (rolling 12 month period)	72	92	78.3%	58.0%	58.0%
% of all assessments that were assess and refuse (rolling 12 month period)	3	92	3.3%	14.6%	11.4%
% of all assessments that were assess and review (rolling 12 month period)	17	92	18.5%	27.4%	30.6%
% of terminated courses where treatment was abandoned or discontinued (rolling 12 month period)	0	0	N/A	6.1%	7.8%
% of completed treatments indicating that PAR score was taken (year to date)	0	0	N/A	72.0%	64.6%
Rate of removable appliances per 100 fixed appliances - proposed treatment (rolling 12 month period)	10	136	7.35	3.92	5.65
Rate of removable appliances per 100 fixed appliances - completed treatment (rolling 12 month period)	0	0	N/A	4.10	4.78
% of courses of treatment with removable appliances only - proposed treatment (rolling 12 month period)	0	72	0.0%	2.2%	2.0%
% of courses of treatment with removable appliances only - completed treatment (rolling 12 month period)	0	0	N/A	1.7%	1.5%
% of patients satisfied with the treatment they have received (rolling 12 month period)	2	2	100.0%	95.7%	96.0%

* Figures in italics indicate that the base number is less than 100.

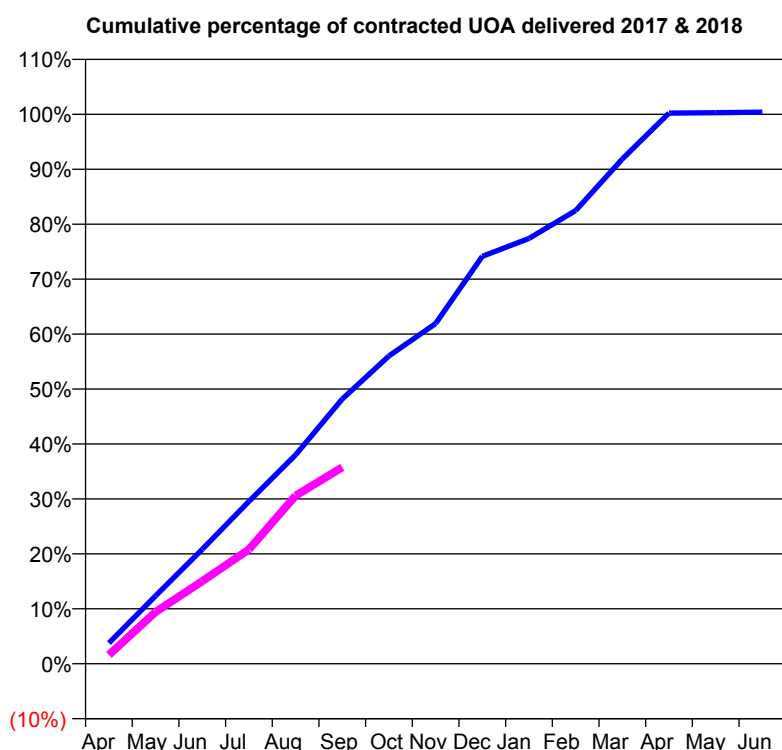
Q61 - Vital Signs Orthodontic At a Glance Contract Report for 194042/0001 - September 2017

Name or company name	Romford Orthodontics Centre Limited
Contract type name	PDS Contract
Purpose of contract	Orthodontic
Contract start date	01/04/2010
Contract end date	31/03/2019

17/18 Contracted general activity (UDA)	0
Carry forward general activity (UDA)	0
17/18 Contracted orthodontic activity (UOA)	26,525
Carry forward orthodontic activity (UOA)	-98
Baseline contract value	£1,696,495.78

ACCESS

	Contract	England and Wales
24 month ratio of assessments to patient IDs	1.05	1.09

ACTIVITY


Month	Adjusted Scheduled Activity (UOA)	
	2017	2018
April	1,004	431
May	3,278	2,500
June	5,524	3,989
July	7,838	5,520
August	10,084	8,114
September	12,780	9,488
October	14,857	
November	16,423	
December	19,668	
January	20,529	
February	21,877	
March	24,367	
April	26,584	
May	26,601	
June	26,623	

QUALITY

	Contract Quantity	Contract Base Number	Contract *	Region	England
% of all assessments that were assess and fit appliances (rolling 12 month period)	1,083	1,853	58.4%	58.0%	58.0%
% of all assessments that were assess and refuse (rolling 12 month period)	249	1,853	13.4%	14.6%	11.4%
% of all assessments that were assess and review (rolling 12 month period)	521	1,853	28.1%	27.4%	30.6%
% of terminated courses where treatment was abandoned or discontinued (rolling 12 month period)	59	808	7.3%	6.1%	7.8%
% of completed treatments indicating that PAR score was taken (year to date)	138	372	37.1%	72.0%	64.6%
Rate of removable appliances per 100 fixed appliances - proposed treatment (rolling 12 month period)	32	2,050	1.56	3.92	5.65
Rate of removable appliances per 100 fixed appliances - completed treatment (rolling 12 month period)	18	1,432	1.26	4.10	4.78
% of courses of treatment with removable appliances only - proposed treatment (rolling 12 month period)	18	1,083	1.7%	2.2%	2.0%
% of courses of treatment with removable appliances only - completed treatment (rolling 12 month period)	8	749	1.1%	1.7%	1.5%
% of patients satisfied with the treatment they have received (rolling 12 month period)	38	41	92.7%	95.7%	96.0%

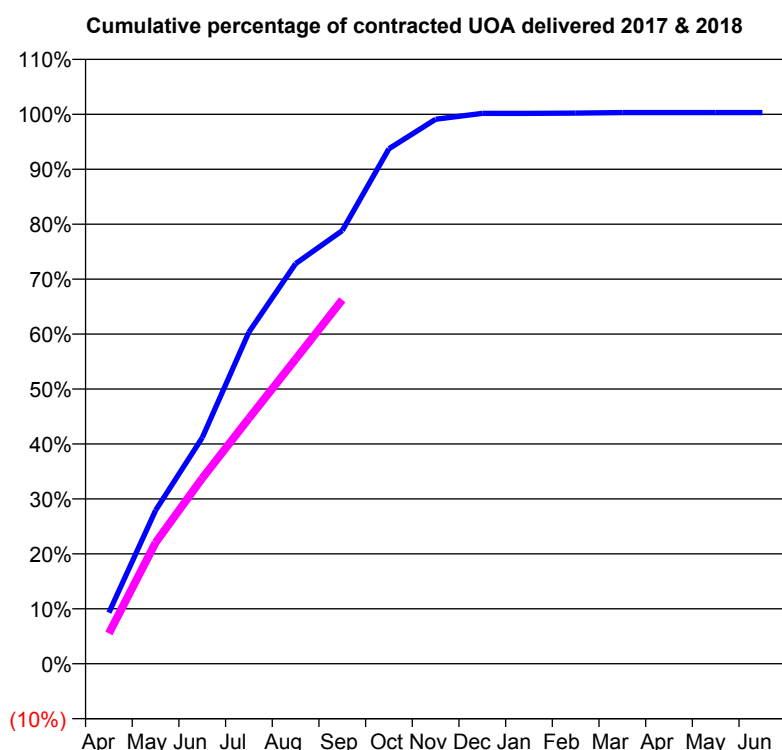
* Figures in italics indicate that the base number is less than 100.

Q61 - Vital Signs Orthodontic At a Glance Contract Report for 195960/0001 - September 2017

Name or company name	Southover Orthodontics Limited
Contract type name	PDS Contract
Purpose of contract	Orthodontic
Contract start date	01/11/2008
Contract end date	31/03/2019

17/18 Contracted general activity (UDA)	0
Carry forward general activity (UDA)	0
17/18 Contracted orthodontic activity (UOA)	5,809
Carry forward orthodontic activity (UOA)	-18
Baseline contract value	£392,111.30

ACCESS	Contract	England and Wales
24 month ratio of assessments to patient IDs	1.08	1.09

ACTIVITY


Month	Adjusted Scheduled Activity (UOA)	
	2017	2018
April	541	321
May	1,622	1,280
June	2,390	1,962
July	3,507	2,594
August	4,230	3,221
September	4,580	3,847
October	5,445	
November	5,756	
December	5,818	
January	5,818	
February	5,821	
March	5,827	
April	5,827	
May	5,827	
June	5,827	

QUALITY	Contract Quantity	Contract Base Number	Contract *	Region	England
% of all assessments that were assess and fit appliances (rolling 12 month period)	228	744	30.6%	58.0%	58.0%
% of all assessments that were assess and refuse (rolling 12 month period)	101	744	13.6%	14.6%	11.4%
% of all assessments that were assess and review (rolling 12 month period)	415	744	55.8%	27.4%	30.6%
% of terminated courses where treatment was abandoned or discontinued (rolling 12 month period)	9	269	3.3%	6.1%	7.8%
% of completed treatments indicating that PAR score was taken (year to date)	27	113	23.9%	72.0%	64.6%
Rate of removable appliances per 100 fixed appliances - proposed treatment (rolling 12 month period)	24	426	5.63	3.92	5.65
Rate of removable appliances per 100 fixed appliances - completed treatment (rolling 12 month period)	25	479	5.22	4.10	4.78
% of courses of treatment with removable appliances only - proposed treatment (rolling 12 month period)	10	228	4.4%	2.2%	2.0%
% of courses of treatment with removable appliances only - completed treatment (rolling 12 month period)	7	260	2.7%	1.7%	1.5%
% of patients satisfied with the treatment they have received (rolling 12 month period)	10	12	83.3%	95.7%	96.0%

* Figures in italics indicate that the base number is less than 100.

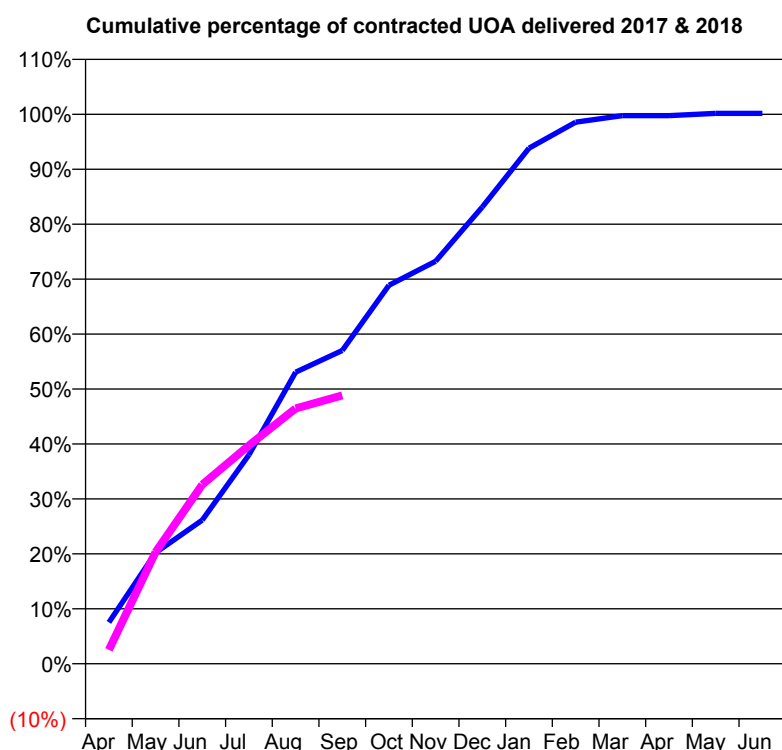
Q61 - Vital Signs Orthodontic At a Glance Contract Report for 199850/0001 - September 2017

Name or company name	The Brace Orthodontic Centre
Contract type name	PDS Contract
Purpose of contract	General and Orthodontic
Contract start date	01/04/2009
Contract end date	31/03/2019

17/18 Contracted general activity (UDA)	0
Carry forward general activity (UDA)	0
17/18 Contracted orthodontic activity (UOA)	5,306
Carry forward orthodontic activity (UOA)	-8
Baseline contract value	£365,129.29

ACCESS

	Contract	England and Wales
24 month ratio of assessments to patient IDs	1.00	1.09

ACTIVITY


Month	Adjusted Scheduled Activity (UOA)	
	2017	2018
April	400	134
May	1,072	1,079
June	1,387	1,730
July	2,017	2,108
August	2,815	2,465
September	3,025	2,591
October	3,655	
November	3,886	
December	4,411	
January	4,978	
February	5,230	
March	5,293	
April	5,293	
May	5,314	
June	5,314	

QUALITY

	Contract Quantity	Contract Base Number	Contract *	Region	England
% of all assessments that were assess and fit appliances (rolling 12 month period)	232	232	100.0%	58.0%	58.0%
% of all assessments that were assess and refuse (rolling 12 month period)	0	232	0.0%	14.6%	11.4%
% of all assessments that were assess and review (rolling 12 month period)	0	232	0.0%	27.4%	30.6%
% of terminated courses where treatment was abandoned or discontinued (rolling 12 month period)	18	289	6.2%	6.1%	7.8%
% of completed treatments indicating that PAR score was taken (year to date)	0	110	0.0%	72.0%	64.6%
Rate of removable appliances per 100 fixed appliances - proposed treatment (rolling 12 month period)	0	457	0.00	3.92	5.65
Rate of removable appliances per 100 fixed appliances - completed treatment (rolling 12 month period)	0	535	0.00	4.10	4.78
% of courses of treatment with removable appliances only - proposed treatment (rolling 12 month period)	0	232	0.0%	2.2%	2.0%
% of courses of treatment with removable appliances only - completed treatment (rolling 12 month period)	0	271	0.0%	1.7%	1.5%
% of patients satisfied with the treatment they have received (rolling 12 month period)	7	7	100.0%	95.7%	96.0%

* Figures in italics indicate that the base number is less than 100.

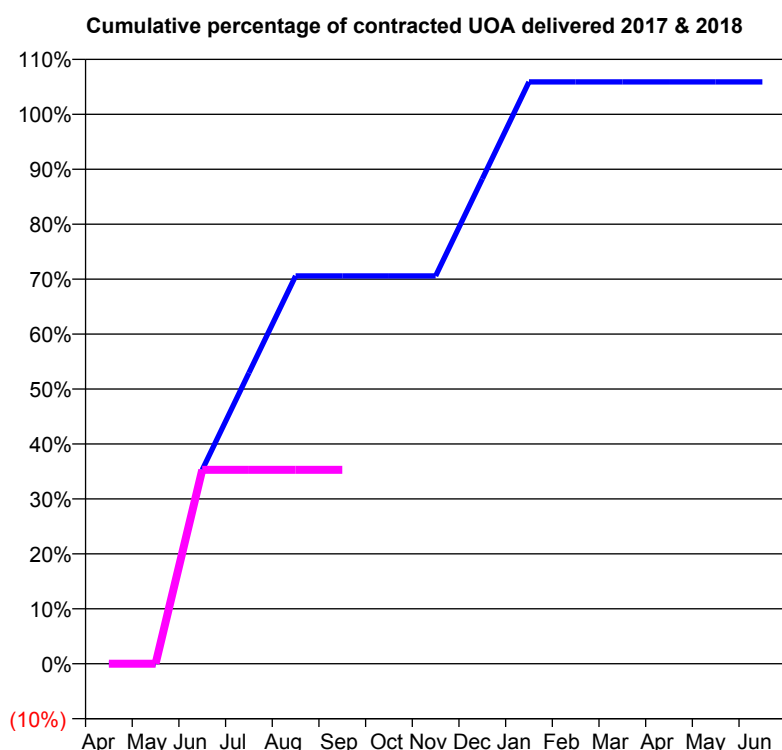
Q61 - Vital Signs Orthodontic At a Glance Contract Report for 215260/0002 - September 2017

Name or company name	MR M WIEDER
Contract type name	GDS Contract
Purpose of contract	General and Orthodontic
Contract start date	01/04/2006
Contract end date	

17/18 Contracted general activity (UDA)	8,606
Carry forward general activity (UDA)	0
17/18 Contracted orthodontic activity (UOA)	119
Carry forward orthodontic activity (UOA)	0
Baseline contract value	£245,262.83

ACCESS	Contract	England and Wales
--------	----------	-------------------

24 month ratio of assessments to patient IDs	1.00	1.09
--	------	------

ACTIVITY


Month	Adjusted Scheduled Activity (UOA)	
	2017	2018
April	0	0
May	0	0
June	42	42
July	63	42
August	84	42
September	84	42
October	84	
November	84	
December	105	
January	126	
February	126	
March	126	
April	126	
May	126	
June	126	

QUALITY

	Contract Quantity	Contract Base Number	Contract *	Region	England
% of all assessments that were assess and fit appliances (rolling 12 month period)	4	4	100.0%	58.0%	58.0%
% of all assessments that were assess and refuse (rolling 12 month period)	0	4	0.0%	14.6%	11.4%
% of all assessments that were assess and review (rolling 12 month period)	0	4	0.0%	27.4%	30.6%
% of terminated courses where treatment was abandoned or discontinued (rolling 12 month period)	0	0	N/A	6.1%	7.8%
% of completed treatments indicating that PAR score was taken (year to date)	0	0	N/A	72.0%	64.6%
Rate of removable appliances per 100 fixed appliances - proposed treatment (rolling 12 month period)	0	7	0.00	3.92	5.65
Rate of removable appliances per 100 fixed appliances - completed treatment (rolling 12 month period)	0	0	N/A	4.10	4.78
% of courses of treatment with removable appliances only - proposed treatment (rolling 12 month period)	0	4	0.0%	2.2%	2.0%
% of courses of treatment with removable appliances only - completed treatment (rolling 12 month period)	0	0	N/A	1.7%	1.5%
% of patients satisfied with the treatment they have received (rolling 12 month period)	0	0	N/A	95.7%	96.0%

* Figures in italics indicate that the base number is less than 100.

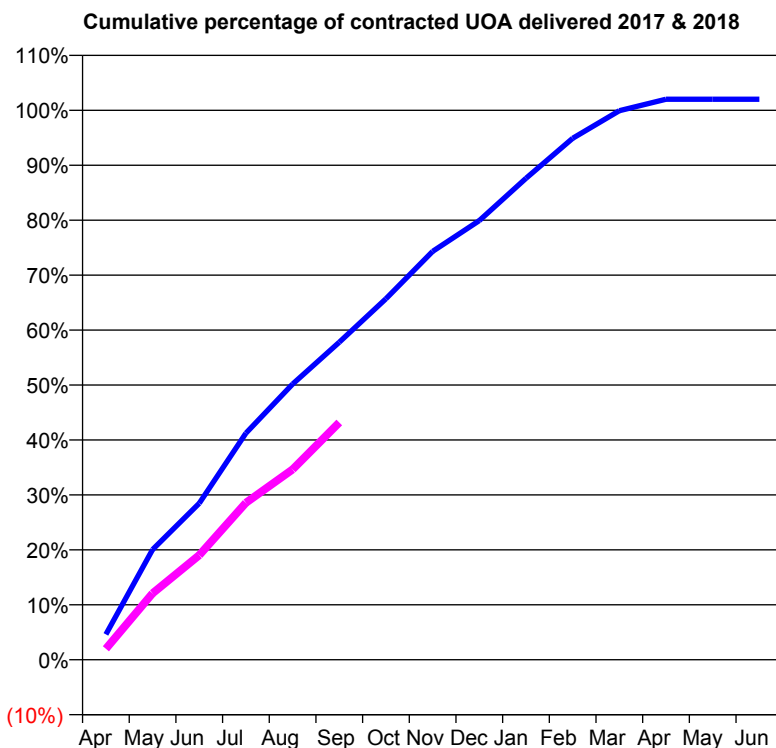
Q61 - Vital Signs Orthodontic At a Glance Contract Report for 221651/0001 - September 2017

Name or company name	MR MM PATEL
Contract type name	PDS Contract
Purpose of contract	Orthodontic
Contract start date	01/04/2006
Contract end date	31/03/2019

17/18 Contracted general activity (UDA)	0
Carry forward general activity (UDA)	0
17/18 Contracted orthodontic activity (UOA)	16,315
Carry forward orthodontic activity (UOA)	-326
Baseline contract value	£1,095,815.48

ACCESS

	Contract	England and Wales
24 month ratio of assessments to patient IDs	1.14	1.09

ACTIVITY


Month	Adjusted Scheduled Activity (UOA)	
	2017	2018
April	755	326
May	3,273	1,972
June	4,648	3,106
July	6,728	4,660
August	8,185	5,651
September	9,427	7,045
October	10,719	
November	12,125	
December	13,041	
January	14,294	
February	15,482	
March	16,303	
April	16,643	
May	16,643	
June	16,643	

QUALITY

	Contract Quantity	Contract Base Number	Contract *	Region	England
% of all assessments that were assess and fit appliances (rolling 12 month period)	654	1,058	61.8%	58.0%	58.0%
% of all assessments that were assess and refuse (rolling 12 month period)	1	1,058	0.1%	14.6%	11.4%
% of all assessments that were assess and review (rolling 12 month period)	403	1,058	38.1%	27.4%	30.6%
% of terminated courses where treatment was abandoned or discontinued (rolling 12 month period)	18	636	2.8%	6.1%	7.8%
% of completed treatments indicating that PAR score was taken (year to date)	276	317	87.1%	72.0%	64.6%
Rate of removable appliances per 100 fixed appliances - proposed treatment (rolling 12 month period)	14	1,282	1.09	3.92	5.65
Rate of removable appliances per 100 fixed appliances - completed treatment (rolling 12 month period)	13	1,207	1.08	4.10	4.78
% of courses of treatment with removable appliances only - proposed treatment (rolling 12 month period)	12	654	1.8%	2.2%	2.0%
% of courses of treatment with removable appliances only - completed treatment (rolling 12 month period)	9	618	1.5%	1.7%	1.5%
% of patients satisfied with the treatment they have received (rolling 12 month period)	22	23	95.7%	95.7%	96.0%

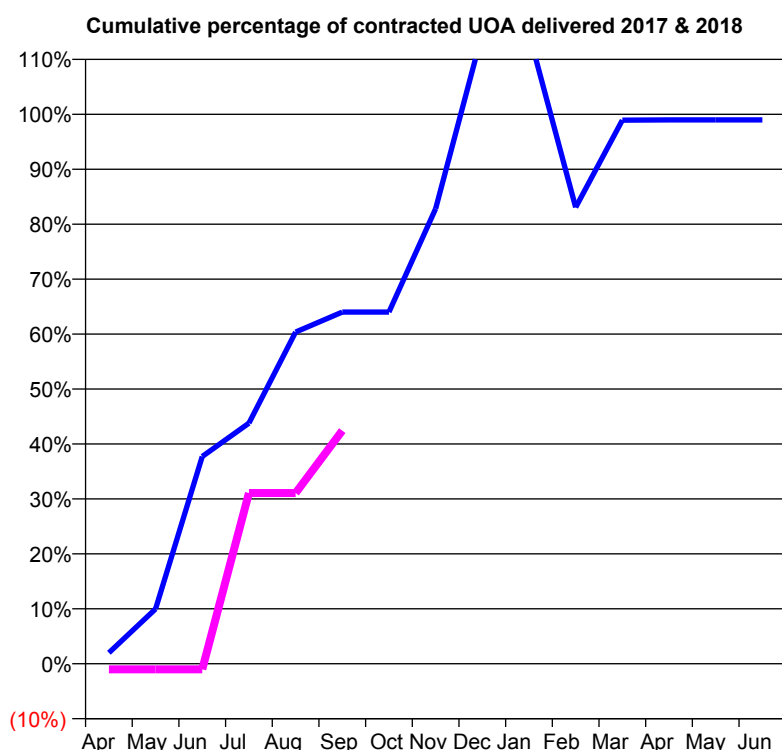
* Figures in italics indicate that the base number is less than 100.

Q61 - Vital Signs Orthodontic At a Glance Contract Report for 230308/0001 - September 2017

Name or company name	MR S HADJ-BAGHERI
Contract type name	PDS Contract
Purpose of contract	Orthodontic
Contract start date	01/04/2006
Contract end date	31/03/2019

17/18 Contracted general activity (UDA)	0
Carry forward general activity (UDA)	0
17/18 Contracted orthodontic activity (UOA)	2,984
Carry forward orthodontic activity (UOA)	31
Baseline contract value	£195,745.21

ACCESS	Contract	England and Wales
24 month ratio of assessments to patient IDs	1.09	1.09

ACTIVITY


Month	Adjusted Scheduled Activity (UOA)	
	2017	2018
April	60	-31
May	298	-31
June	1,126	-31
July	1,307	927
August	1,801	927
September	1,910	1,266
October	1,910	
November	2,471	
December	3,423	
January	3,423	
February	2,478	
March	2,952	
April	2,953	
May	2,953	
June	2,953	

QUALITY

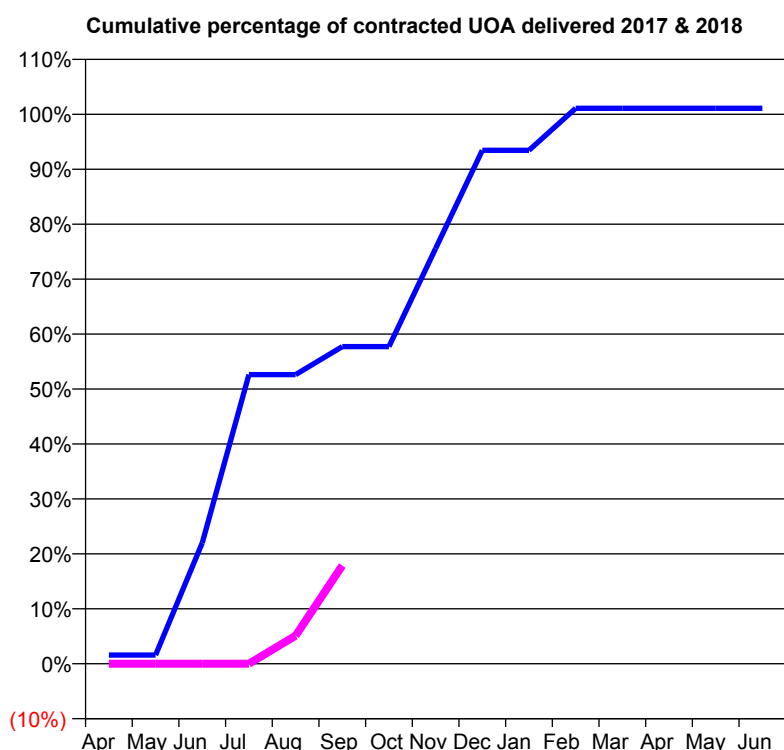
	Contract Quantity	Contract Base Number	Contract *	Region	England
% of all assessments that were assess and fit appliances (rolling 12 month period)	154	205	75.1%	58.0%	58.0%
% of all assessments that were assess and refuse (rolling 12 month period)	5	205	2.4%	14.6%	11.4%
% of all assessments that were assess and review (rolling 12 month period)	46	205	22.4%	27.4%	30.6%
% of terminated courses where treatment was abandoned or discontinued (rolling 12 month period)	3	176	1.7%	6.1%	7.8%
% of completed treatments indicating that PAR score was taken (year to date)	34	41	82.9%	72.0%	64.6%
Rate of removable appliances per 100 fixed appliances - proposed treatment (rolling 12 month period)	2	307	0.65	3.92	5.65
Rate of removable appliances per 100 fixed appliances - completed treatment (rolling 12 month period)	6	341	1.76	4.10	4.78
% of courses of treatment with removable appliances only - proposed treatment (rolling 12 month period)	0	154	0.0%	2.2%	2.0%
% of courses of treatment with removable appliances only - completed treatment (rolling 12 month period)	2	173	1.2%	1.7%	1.5%
% of patients satisfied with the treatment they have received (rolling 12 month period)	0	0	N/A	95.7%	96.0%

* Figures in italics indicate that the base number is less than 100.

Q61 - Vital Signs Orthodontic At a Glance Contract Report for 234125/0001 - September 2017

Name or company name	MR NI AMIN	17/18 Contracted general activity (UDA)	16,536
Contract type name	GDS Contract	Carry forward general activity (UDA)	0
Purpose of contract	General and Orthodontic	17/18 Contracted orthodontic activity (UOA)	823
Contract start date	01/04/2006	Carry forward orthodontic activity (UOA)	0
Contract end date		Baseline contract value	£542,928.04

ACCESS	Contract	England and Wales
24 month ratio of assessments to patient IDs	1.02	1.09

ACTIVITY


Month	Adjusted Scheduled Activity (UOA)	
	2017	2018
April	13	0
May	13	0
June	181	0
July	433	0
August	433	42
September	475	147
October	475	
November	622	
December	769	
January	769	
February	832	
March	832	
April	832	
May	832	
June	832	

QUALITY	Contract Quantity	Contract Base Number	Contract *	Region	England
% of all assessments that were assess and fit appliances (rolling 12 month period)	24	24	100.0%	58.0%	58.0%
% of all assessments that were assess and refuse (rolling 12 month period)	0	24	0.0%	14.6%	11.4%
% of all assessments that were assess and review (rolling 12 month period)	0	24	0.0%	27.4%	30.6%
% of terminated courses where treatment was abandoned or discontinued (rolling 12 month period)	0	0	N/A	6.1%	7.8%
% of completed treatments indicating that PAR score was taken (year to date)	0	0	N/A	72.0%	64.6%
Rate of removable appliances per 100 fixed appliances - proposed treatment (rolling 12 month period)	0	48	0.00	3.92	5.65
Rate of removable appliances per 100 fixed appliances - completed treatment (rolling 12 month period)	0	0	N/A	4.10	4.78
% of courses of treatment with removable appliances only - proposed treatment (rolling 12 month period)	0	24	0.0%	2.2%	2.0%
% of courses of treatment with removable appliances only - completed treatment (rolling 12 month period)	0	0	N/A	1.7%	1.5%
% of patients satisfied with the treatment they have received (rolling 12 month period)	0	0	N/A	95.7%	96.0%

* Figures in italics indicate that the base number is less than 100.

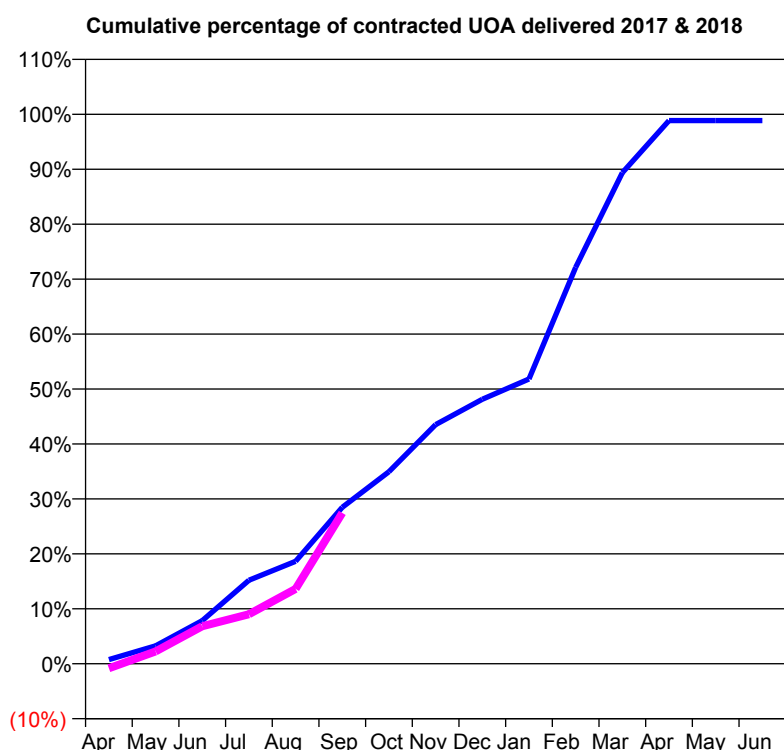
Q61 - Vital Signs Orthodontic At a Glance Contract Report for 250643/0001 - September 2017

Name or company name	MISS SY BHUIYAN
Contract type name	GDS Contract
Purpose of contract	General and Orthodontic
Contract start date	01/06/2015
Contract end date	

17/18 Contracted general activity (UDA)	5,300
Carry forward general activity (UDA)	-26
17/18 Contracted orthodontic activity (UOA)	6,850
Carry forward orthodontic activity (UOA)	78
Baseline contract value	£721,557.38

ACCESS

	Contract	England and Wales
24 month ratio of assessments to patient IDs	1.00	1.09

ACTIVITY


Month	Adjusted Scheduled Activity (UOA)	
	2017	2018
April	53	-57
May	223	153
June	538	468
July	1,042	617
August	1,277	934
September	1,951	1,881
October	2,394	
November	2,982	
December	3,297	
January	3,549	
February	4,941	
March	6,121	
April	6,772	
May	6,772	
June	6,772	

QUALITY

	Contract Quantity	Contract Base Number	Contract *	Region	England
% of all assessments that were assess and fit appliances (rolling 12 month period)	323	323	100.0%	58.0%	58.0%
% of all assessments that were assess and refuse (rolling 12 month period)	0	323	0.0%	14.6%	11.4%
% of all assessments that were assess and review (rolling 12 month period)	0	323	0.0%	27.4%	30.6%
% of terminated courses where treatment was abandoned or discontinued (rolling 12 month period)	22	278	7.9%	6.1%	7.8%
% of completed treatments indicating that PAR score was taken (year to date)	39	131	29.8%	72.0%	64.6%
Rate of removable appliances per 100 fixed appliances - proposed treatment (rolling 12 month period)	0	0	N/A	3.92	5.65
Rate of removable appliances per 100 fixed appliances - completed treatment (rolling 12 month period)	0	0	N/A	4.10	4.78
% of courses of treatment with removable appliances only - proposed treatment (rolling 12 month period)	0	323	0.0%	2.2%	2.0%
% of courses of treatment with removable appliances only - completed treatment (rolling 12 month period)	0	256	0.0%	1.7%	1.5%
% of patients satisfied with the treatment they have received (rolling 12 month period)	7	7	100.0%	95.7%	96.0%

* Figures in italics indicate that the base number is less than 100.

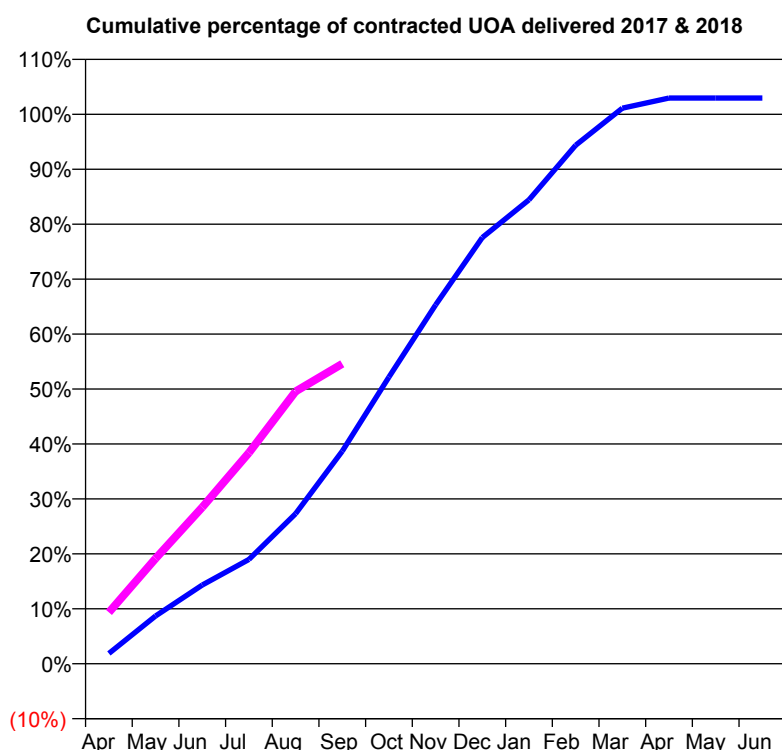
Q61 - Vital Signs Orthodontic At a Glance Contract Report for 272825/0001 - September 2017

Name or company name	MR MN TALATI
Contract type name	PDS Contract
Purpose of contract	Orthodontic
Contract start date	01/11/2008
Contract end date	31/03/2019

17/18 Contracted general activity (UDA)	0
Carry forward general activity (UDA)	0
17/18 Contracted orthodontic activity (UOA)	3,424
Carry forward orthodontic activity (UOA)	-68
Baseline contract value	£240,536.65

ACCESS

	Contract	England and Wales
24 month ratio of assessments to patient IDs	1.00	1.09

ACTIVITY


Month	Adjusted Scheduled Activity (UOA)	
	2017	2018
April	64	320
May	298	656
June	491	975
July	650	1,315
August	935	1,697
September	1,325	1,869
October	1,787	
November	2,236	
December	2,656	
January	2,891	
February	3,231	
March	3,462	
April	3,525	
May	3,525	
June	3,525	

QUALITY

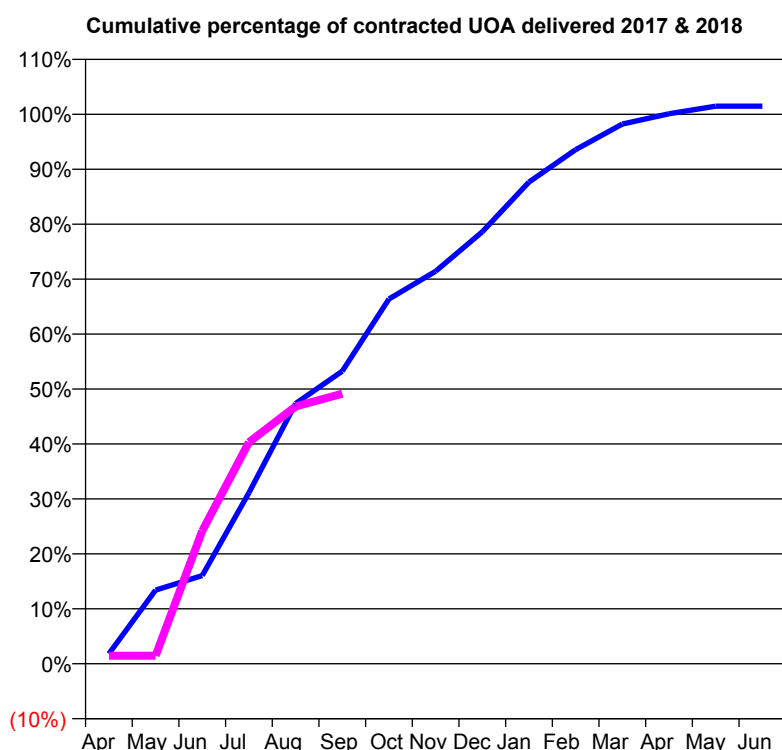
	Contract Quantity	Contract Base Number	Contract *	Region	England
% of all assessments that were assess and fit appliances (rolling 12 month period)	197	197	100.0%	58.0%	58.0%
% of all assessments that were assess and refuse (rolling 12 month period)	0	197	0.0%	14.6%	11.4%
% of all assessments that were assess and review (rolling 12 month period)	0	197	0.0%	27.4%	30.6%
% of terminated courses where treatment was abandoned or discontinued (rolling 12 month period)	8	159	5.0%	6.1%	7.8%
% of completed treatments indicating that PAR score was taken (year to date)	56	62	90.3%	72.0%	64.6%
Rate of removable appliances per 100 fixed appliances - proposed treatment (rolling 12 month period)	11	380	2.89	3.92	5.65
Rate of removable appliances per 100 fixed appliances - completed treatment (rolling 12 month period)	5	116	4.31	4.10	4.78
% of courses of treatment with removable appliances only - proposed treatment (rolling 12 month period)	4	197	2.0%	2.2%	2.0%
% of courses of treatment with removable appliances only - completed treatment (rolling 12 month period)	5	151	3.3%	1.7%	1.5%
% of patients satisfied with the treatment they have received (rolling 12 month period)	3	3	100.0%	95.7%	96.0%

* Figures in italics indicate that the base number is less than 100.

Q61 - Vital Signs Orthodontic At a Glance Contract Report for 330884/0001 - September 2017

Name or company name	MR SJ HARIA	17/18 Contracted general activity (UDA)	0
Contract type name	PDS Contract	Carry forward general activity (UDA)	0
Purpose of contract	Orthodontic	17/18 Contracted orthodontic activity (UOA)	13,615
Contract start date	01/04/2006	Carry forward orthodontic activity (UOA)	-200
Contract end date	31/03/2019	Baseline contract value	£892,907.03

ACCESS	Contract	England and Wales
24 month ratio of assessments to patient IDs	1.01	1.09

ACTIVITY


Month	Adjusted Scheduled Activity (UOA)	
	2017	2018
April	248	200
May	1,827	200
June	2,184	3,291
July	4,237	5,488
August	6,447	6,376
September	7,250	6,691
October	9,037	
November	9,724	
December	10,702	
January	11,937	
February	12,739	
March	13,373	
April	13,626	
May	13,815	
June	13,815	

QUALITY

	Contract Quantity	Contract Base Number	Contract *	Region	England
% of all assessments that were assess and fit appliances (rolling 12 month period)	623	825	75.5%	58.0%	58.0%
% of all assessments that were assess and refuse (rolling 12 month period)	112	825	13.6%	14.6%	11.4%
% of all assessments that were assess and review (rolling 12 month period)	90	825	10.9%	27.4%	30.6%
% of terminated courses where treatment was abandoned or discontinued (rolling 12 month period)	10	486	2.1%	6.1%	7.8%
% of completed treatments indicating that PAR score was taken (year to date)	219	220	99.5%	72.0%	64.6%
Rate of removable appliances per 100 fixed appliances - proposed treatment (rolling 12 month period)	50	1,213	4.12	3.92	5.65
Rate of removable appliances per 100 fixed appliances - completed treatment (rolling 12 month period)	19	918	2.07	4.10	4.78
% of courses of treatment with removable appliances only - proposed treatment (rolling 12 month period)	11	623	1.8%	2.2%	2.0%
% of courses of treatment with removable appliances only - completed treatment (rolling 12 month period)	5	476	1.1%	1.7%	1.5%
% of patients satisfied with the treatment they have received (rolling 12 month period)	17	17	100.0%	95.7%	96.0%

* Figures in italics indicate that the base number is less than 100.

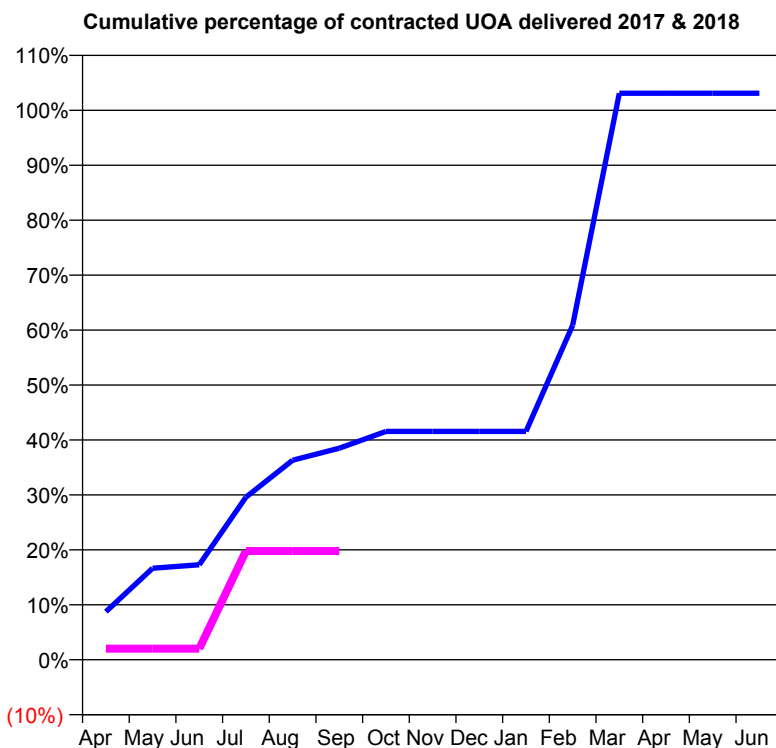
Q61 - Vital Signs Orthodontic At a Glance Contract Report for 388904/0001 - September 2017

Name or company name	DR AM COHEN
Contract type name	PDS Contract
Purpose of contract	Orthodontic
Contract start date	01/04/2006
Contract end date	31/03/2019

17/18 Contracted general activity (UDA)	0
Carry forward general activity (UDA)	0
17/18 Contracted orthodontic activity (UOA)	1,087
Carry forward orthodontic activity (UOA)	-22
Baseline contract value	£74,628.39

ACCESS

	Contract	England and Wales
24 month ratio of assessments to patient IDs	1.02	1.09

ACTIVITY


Month	Adjusted Scheduled Activity (UOA)	
	2017	2018
April	95	22
May	181	22
June	188	22
July	322	215
August	395	215
September	419	215
October	452	
November	452	
December	452	
January	452	
February	662	
March	1,121	
April	1,121	
May	1,121	
June	1,121	

QUALITY

	Contract Quantity	Contract Base Number	Contract *	Region	England
% of all assessments that were assess and fit appliances (rolling 12 month period)	47	55	85.5%	58.0%	58.0%
% of all assessments that were assess and refuse (rolling 12 month period)	0	55	0.0%	14.6%	11.4%
% of all assessments that were assess and review (rolling 12 month period)	8	55	14.5%	27.4%	30.6%
% of terminated courses where treatment was abandoned or discontinued (rolling 12 month period)	5	47	10.6%	6.1%	7.8%
% of completed treatments indicating that PAR score was taken (year to date)	12	12	100.0%	72.0%	64.6%
Rate of removable appliances per 100 fixed appliances - proposed treatment (rolling 12 month period)	12	86	13.95	3.92	5.65
Rate of removable appliances per 100 fixed appliances - completed treatment (rolling 12 month period)	11	65	16.92	4.10	4.78
% of courses of treatment with removable appliances only - proposed treatment (rolling 12 month period)	4	47	8.5%	2.2%	2.0%
% of courses of treatment with removable appliances only - completed treatment (rolling 12 month period)	3	42	7.1%	1.7%	1.5%
% of patients satisfied with the treatment they have received (rolling 12 month period)	1	1	100.0%	95.7%	96.0%

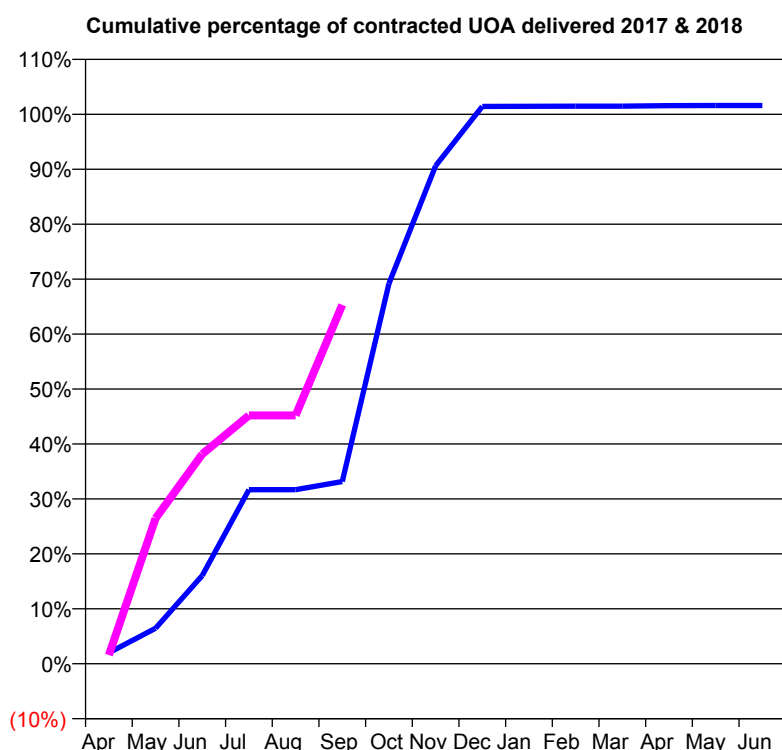
* Figures in italics indicate that the base number is less than 100.

Q61 - Vital Signs Orthodontic At a Glance Contract Report for 555770/0002 - September 2017

Name or company name	MR GI GILBERT
Contract type name	PDS Contract
Purpose of contract	Orthodontic
Contract start date	04/11/2006
Contract end date	31/03/2019

17/18 Contracted general activity (UDA)	0
Carry forward general activity (UDA)	0
17/18 Contracted orthodontic activity (UOA)	4,233
Carry forward orthodontic activity (UOA)	-67
Baseline contract value	£285,083.53

ACCESS	Contract	England and Wales
24 month ratio of assessments to patient IDs	1.04	1.09

ACTIVITY


Month	Adjusted Scheduled Activity (UOA)	
	2017	2018
April	85	67
May	274	1,120
June	679	1,615
July	1,341	1,913
August	1,341	1,913
September	1,404	2,765
October	2,929	
November	3,836	
December	4,293	
January	4,294	
February	4,295	
March	4,295	
April	4,299	
May	4,300	
June	4,300	

QUALITY	Contract Quantity	Contract Base Number	Contract *	Region	England
% of all assessments that were assess and fit appliances (rolling 12 month period)	291	330	88.2%	58.0%	58.0%
% of all assessments that were assess and refuse (rolling 12 month period)	3	330	0.9%	14.6%	11.4%
% of all assessments that were assess and review (rolling 12 month period)	36	330	10.9%	27.4%	30.6%
% of terminated courses where treatment was abandoned or discontinued (rolling 12 month period)	8	260	3.1%	6.1%	7.8%
% of completed treatments indicating that PAR score was taken (year to date)	113	137	82.5%	72.0%	64.6%
Rate of removable appliances per 100 fixed appliances - proposed treatment (rolling 12 month period)	31	521	5.95	3.92	5.65
Rate of removable appliances per 100 fixed appliances - completed treatment (rolling 12 month period)	130	406	32.02	4.10	4.78
% of courses of treatment with removable appliances only - proposed treatment (rolling 12 month period)	24	291	8.2%	2.2%	2.0%
% of courses of treatment with removable appliances only - completed treatment (rolling 12 month period)	20	252	7.9%	1.7%	1.5%
% of patients satisfied with the treatment they have received (rolling 12 month period)	14	15	93.3%	95.7%	96.0%

* Figures in italics indicate that the base number is less than 100.

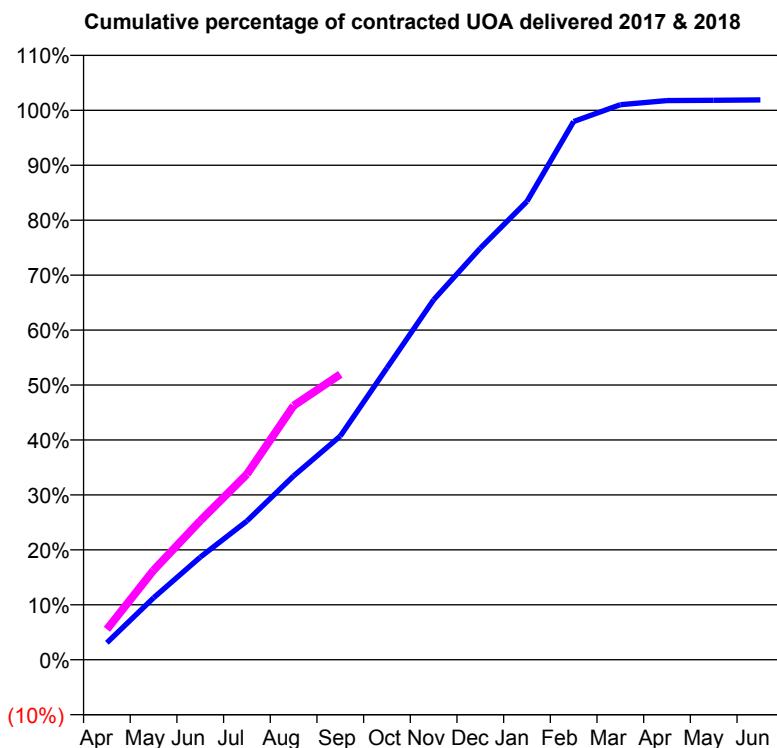
Q61 - Vital Signs Orthodontic At a Glance Contract Report for 556459/0002 - September 2017

Name or company name	MR GP DINDOL
Contract type name	GDS Contract
Purpose of contract	General and Orthodontic
Contract start date	19/07/2008
Contract end date	

17/18 Contracted general activity (UDA)	5,459
Carry forward general activity (UDA)	-109
17/18 Contracted orthodontic activity (UOA)	2,491
Carry forward orthodontic activity (UOA)	-47
Baseline contract value	£524,142.07

ACCESS

	Contract	England and Wales
24 month ratio of assessments to patient IDs	1.18	1.09

ACTIVITY


Month	Adjusted Scheduled Activity (UOA)	
	2017	2018
April	77	138
May	281	406
June	465	630
July	629	841
August	833	1,152
September	1,014	1,294
October	1,323	
November	1,632	
December	1,866	
January	2,078	
February	2,440	
March	2,516	
April	2,535	
May	2,536	
June	2,538	

QUALITY

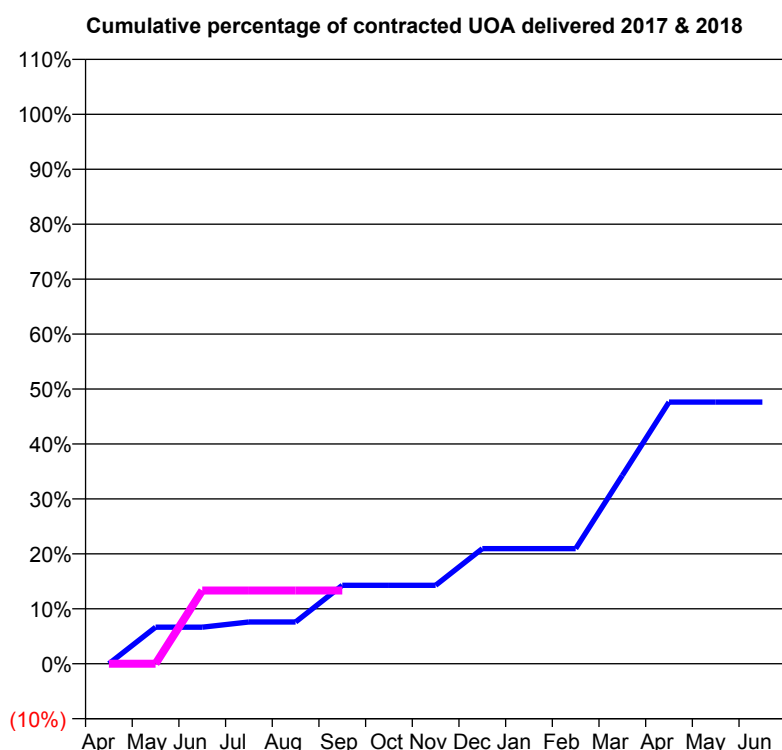
	Contract Quantity	Contract Base Number	Contract *	Region	England
% of all assessments that were assess and fit appliances (rolling 12 month period)	119	436	27.3%	58.0%	58.0%
% of all assessments that were assess and refuse (rolling 12 month period)	79	436	18.1%	14.6%	11.4%
% of all assessments that were assess and review (rolling 12 month period)	238	436	54.6%	27.4%	30.6%
% of terminated courses where treatment was abandoned or discontinued (rolling 12 month period)	14	123	11.4%	6.1%	7.8%
% of completed treatments indicating that PAR score was taken (year to date)	14	53	26.4%	72.0%	64.6%
Rate of removable appliances per 100 fixed appliances - proposed treatment (rolling 12 month period)	0	0	N/A	3.92	5.65
Rate of removable appliances per 100 fixed appliances - completed treatment (rolling 12 month period)	0	0	N/A	4.10	4.78
% of courses of treatment with removable appliances only - proposed treatment (rolling 12 month period)	0	119	0.0%	2.2%	2.0%
% of courses of treatment with removable appliances only - completed treatment (rolling 12 month period)	0	109	0.0%	1.7%	1.5%
% of patients satisfied with the treatment they have received (rolling 12 month period)	2	2	100.0%	95.7%	96.0%

* Figures in italics indicate that the base number is less than 100.

Q61 - Vital Signs Orthodontic At a Glance Contract Report for 574732/0001 - September 2017

Name or company name	MR B LILADHAR	17/18 Contracted general activity (UDA)	3,503
Contract type name	GDS Contract	Carry forward general activity (UDA)	0
Purpose of contract	General and Orthodontic	17/18 Contracted orthodontic activity (UOA)	315
Contract start date	01/04/2006	Carry forward orthodontic activity (UOA)	0
Contract end date		Baseline contract value	£128,882.56

ACCESS	Contract	England and Wales
24 month ratio of assessments to patient IDs	1.00	1.09

ACTIVITY


Month	Adjusted Scheduled Activity (UOA)	
	2017	2018
April	0	0
May	21	0
June	21	42
July	24	42
August	24	42
September	45	42
October	45	
November	45	
December	66	
January	66	
February	66	
March	108	
April	150	
May	150	
June	150	

QUALITY

	Contract Quantity	Contract Base Number	Contract *	Region	England
% of all assessments that were assess and fit appliances (rolling 12 month period)	7	7	100.0%	58.0%	58.0%
% of all assessments that were assess and refuse (rolling 12 month period)	0	7	0.0%	14.6%	11.4%
% of all assessments that were assess and review (rolling 12 month period)	0	7	0.0%	27.4%	30.6%
% of terminated courses where treatment was abandoned or discontinued (rolling 12 month period)	2	9	22.2%	6.1%	7.8%
% of completed treatments indicating that PAR score was taken (year to date)	7	7	100.0%	72.0%	64.6%
Rate of removable appliances per 100 fixed appliances - proposed treatment (rolling 12 month period)	1	13	7.69	3.92	5.65
Rate of removable appliances per 100 fixed appliances - completed treatment (rolling 12 month period)	1	13	7.69	4.10	4.78
% of courses of treatment with removable appliances only - proposed treatment (rolling 12 month period)	0	7	0.0%	2.2%	2.0%
% of courses of treatment with removable appliances only - completed treatment (rolling 12 month period)	0	7	0.0%	1.7%	1.5%
% of patients satisfied with the treatment they have received (rolling 12 month period)	0	0	N/A	95.7%	96.0%

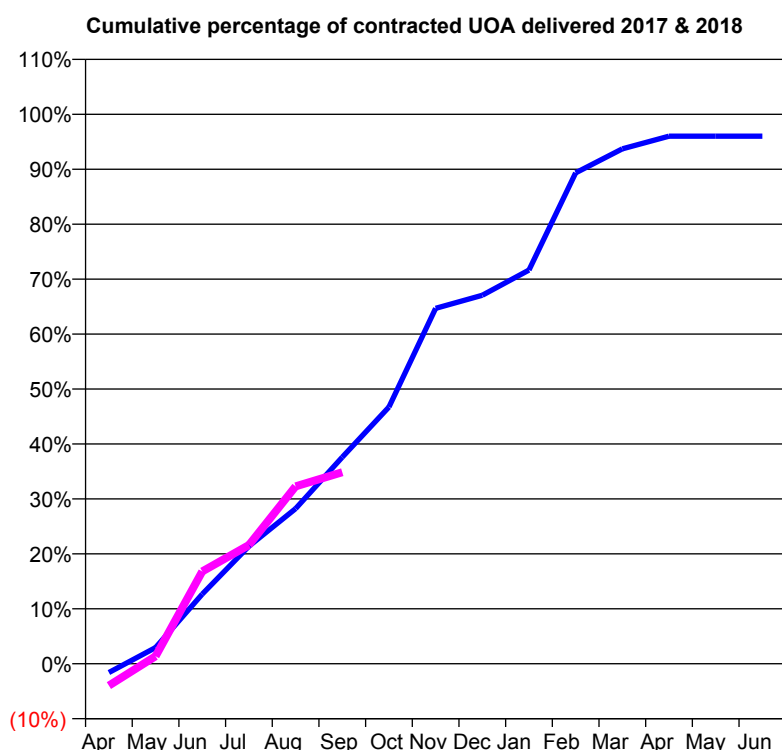
* Figures in italics indicate that the base number is less than 100.

Q61 - Vital Signs Orthodontic At a Glance Contract Report for 575135/0001 - September 2017

Name or company name	MRS LC LYONS
Contract type name	PDS Contract
Purpose of contract	Orthodontic
Contract start date	01/04/2006
Contract end date	31/03/2019

17/18 Contracted general activity (UDA)	0
Carry forward general activity (UDA)	0
17/18 Contracted orthodontic activity (UOA)	3,152
Carry forward orthodontic activity (UOA)	126
Baseline contract value	£212,207.55

ACCESS	Contract	England and Wales
24 month ratio of assessments to patient IDs	1.29	1.09

ACTIVITY


Month	Adjusted Scheduled Activity (UOA)	
	2017	2018
April	-51	-126
May	93	43
June	400	530
July	674	681
August	890	1,018
September	1,185	1,099
October	1,473	
November	2,039	
December	2,114	
January	2,258	
February	2,816	
March	2,954	
April	3,026	
May	3,026	
June	3,026	

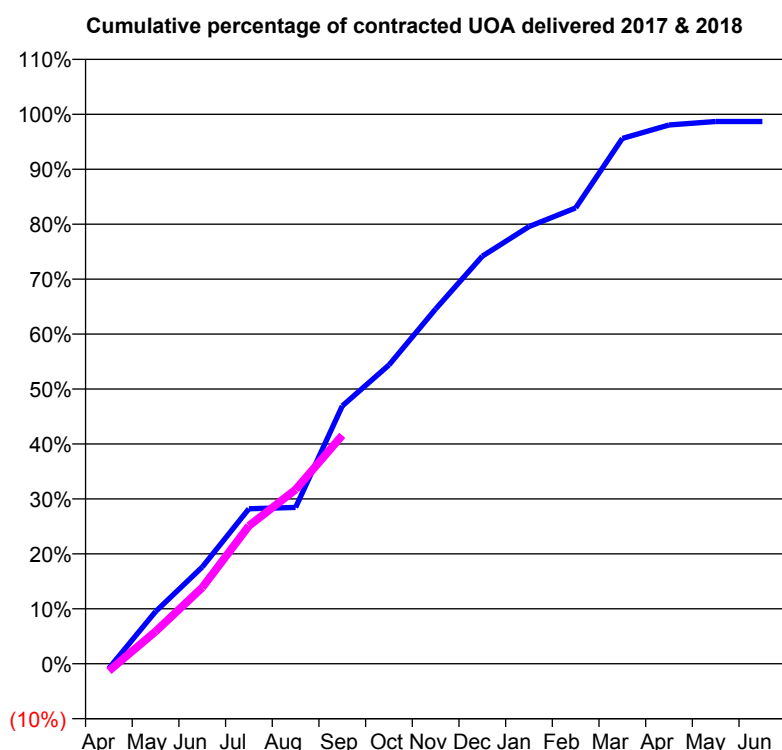
QUALITY	Contract Quantity	Contract Base Number	Contract *	Region	England
% of all assessments that were assess and fit appliances (rolling 12 month period)	132	426	31.0%	58.0%	58.0%
% of all assessments that were assess and refuse (rolling 12 month period)	58	426	13.6%	14.6%	11.4%
% of all assessments that were assess and review (rolling 12 month period)	236	426	55.4%	27.4%	30.6%
% of terminated courses where treatment was abandoned or discontinued (rolling 12 month period)	39	116	33.6%	6.1%	7.8%
% of completed treatments indicating that PAR score was taken (year to date)	32	33	97.0%	72.0%	64.6%
Rate of removable appliances per 100 fixed appliances - proposed treatment (rolling 12 month period)	37	258	14.34	3.92	5.65
Rate of removable appliances per 100 fixed appliances - completed treatment (rolling 12 month period)	9	143	6.29	4.10	4.78
% of courses of treatment with removable appliances only - proposed treatment (rolling 12 month period)	1	132	0.8%	2.2%	2.0%
% of courses of treatment with removable appliances only - completed treatment (rolling 12 month period)	2	77	2.6%	1.7%	1.5%
% of patients satisfied with the treatment they have received (rolling 12 month period)	5	5	100.0%	95.7%	96.0%

* Figures in italics indicate that the base number is less than 100.

Q61 - Vital Signs Orthodontic At a Glance Contract Report for 631752/0002 - September 2017

Name or company name	MR HA PATEL	17/18 Contracted general activity (UDA)	0
Contract type name	PDS Contract	Carry forward general activity (UDA)	0
Purpose of contract	Orthodontic	17/18 Contracted orthodontic activity (UOA)	19,261
Contract start date	01/04/2006	Carry forward orthodontic activity (UOA)	254
Contract end date	31/03/2019	Baseline contract value	£1,263,224.22

ACCESS	Contract	England and Wales
24 month ratio of assessments to patient IDs	1.02	1.09

ACTIVITY


Month	Adjusted Scheduled Activity (UOA)	
	2017	2018
April	-161	-254
May	1,829	1,132
June	3,393	2,673
July	5,434	4,833
August	5,481	6,106
September	9,037	8,007
October	10,471	
November	12,435	
December	14,286	
January	15,325	
February	15,978	
March	18,412	
April	18,887	
May	19,006	
June	19,007	

QUALITY

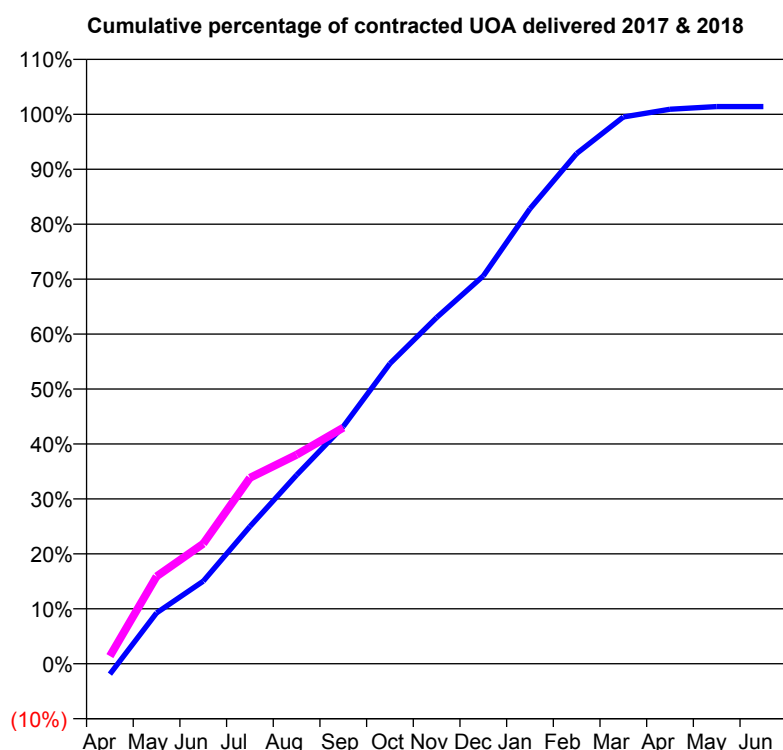
	Contract Quantity	Contract Base Number	Contract *	Region	England
% of all assessments that were assess and fit appliances (rolling 12 month period)	838	1,769	47.4%	58.0%	58.0%
% of all assessments that were assess and refuse (rolling 12 month period)	489	1,769	27.6%	14.6%	11.4%
% of all assessments that were assess and review (rolling 12 month period)	442	1,769	25.0%	27.4%	30.6%
% of terminated courses where treatment was abandoned or discontinued (rolling 12 month period)	22	1,551	1.4%	6.1%	7.8%
% of completed treatments indicating that PAR score was taken (year to date)	428	450	95.1%	72.0%	64.6%
Rate of removable appliances per 100 fixed appliances - proposed treatment (rolling 12 month period)	135	1,643	8.22	3.92	5.65
Rate of removable appliances per 100 fixed appliances - completed treatment (rolling 12 month period)	254	2,979	8.53	4.10	4.78
% of courses of treatment with removable appliances only - proposed treatment (rolling 12 month period)	16	838	1.9%	2.2%	2.0%
% of courses of treatment with removable appliances only - completed treatment (rolling 12 month period)	24	1,529	1.6%	1.7%	1.5%
% of patients satisfied with the treatment they have received (rolling 12 month period)	43	44	97.7%	95.7%	96.0%

* Figures in italics indicate that the base number is less than 100.

Q61 - Vital Signs Orthodontic At a Glance Contract Report for 631752/0003 - September 2017

Name or company name	MR HA PATEL	17/18 Contracted general activity (UDA)	0
Contract type name	PDS Contract	Carry forward general activity (UDA)	0
Purpose of contract	Orthodontic	17/18 Contracted orthodontic activity (UOA)	18,029
Contract start date	01/04/2006	Carry forward orthodontic activity (UOA)	-251
Contract end date	31/03/2019	Baseline contract value	£1,209,797.69

ACCESS	Contract	England and Wales
24 month ratio of assessments to patient IDs	1.01	1.09

ACTIVITY


Month	Adjusted Scheduled Activity (UOA)	
	2017	2018
April	-343	251
May	1,668	2,867
June	2,712	3,940
July	4,506	6,102
August	6,191	6,860
September	7,785	7,744
October	9,852	
November	11,358	
December	12,727	
January	14,932	
February	16,740	
March	17,941	
April	18,195	
May	18,280	
June	18,280	

QUALITY

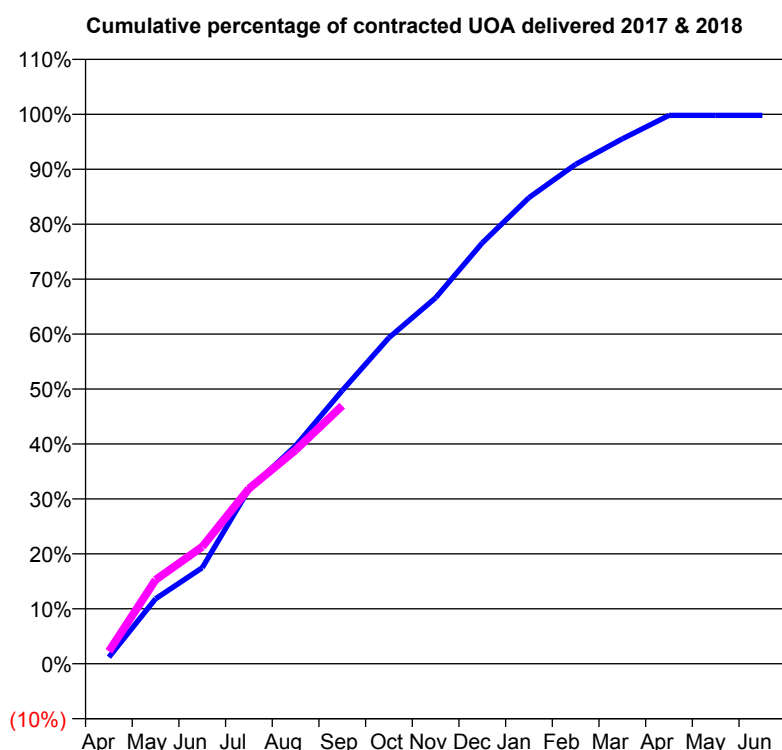
	Contract Quantity	Contract Base Number	Contract *	Region	England
% of all assessments that were assess and fit appliances (rolling 12 month period)	840	1,596	52.6%	58.0%	58.0%
% of all assessments that were assess and refuse (rolling 12 month period)	335	1,596	21.0%	14.6%	11.4%
% of all assessments that were assess and review (rolling 12 month period)	421	1,596	26.4%	27.4%	30.6%
% of terminated courses where treatment was abandoned or discontinued (rolling 12 month period)	113	998	11.3%	6.1%	7.8%
% of completed treatments indicating that PAR score was taken (year to date)	388	402	96.5%	72.0%	64.6%
Rate of removable appliances per 100 fixed appliances - proposed treatment (rolling 12 month period)	65	1,626	4.00	3.92	5.65
Rate of removable appliances per 100 fixed appliances - completed treatment (rolling 12 month period)	118	1,704	6.92	4.10	4.78
% of courses of treatment with removable appliances only - proposed treatment (rolling 12 month period)	19	840	2.3%	2.2%	2.0%
% of courses of treatment with removable appliances only - completed treatment (rolling 12 month period)	13	885	1.5%	1.7%	1.5%
% of patients satisfied with the treatment they have received (rolling 12 month period)	17	18	94.4%	95.7%	96.0%

* Figures in italics indicate that the base number is less than 100.

Q61 - Vital Signs Orthodontic At a Glance Contract Report for 631752/0004 - September 2017

Name or company name	MR HA PATEL	17/18 Contracted general activity (UDA)	0
Contract type name	PDS Contract	Carry forward general activity (UDA)	0
Purpose of contract	Orthodontic	17/18 Contracted orthodontic activity (UOA)	25,678
Contract start date	01/04/2006	Carry forward orthodontic activity (UOA)	50
Contract end date	31/03/2019	Baseline contract value	£1,732,379.99

ACCESS	Contract	England and Wales
24 month ratio of assessments to patient IDs	1.01	1.09

ACTIVITY


Month	Adjusted Scheduled Activity (UOA)	
	2017	2018
April	310	580
May	3,035	3,924
June	4,492	5,465
July	8,154	8,182
August	10,188	9,988
September	12,769	12,058
October	15,239	
November	17,102	
December	19,671	
January	21,784	
February	23,337	
March	24,530	
April	25,627	
May	25,628	
June	25,628	

QUALITY	Contract Quantity	Contract Base Number	Contract *	Region	England
% of all assessments that were assess and fit appliances (rolling 12 month period)	1,175	1,670	70.4%	58.0%	58.0%
% of all assessments that were assess and refuse (rolling 12 month period)	225	1,670	13.5%	14.6%	11.4%
% of all assessments that were assess and review (rolling 12 month period)	270	1,670	16.2%	27.4%	30.6%
% of terminated courses where treatment was abandoned or discontinued (rolling 12 month period)	35	1,119	3.1%	6.1%	7.8%
% of completed treatments indicating that PAR score was taken (year to date)	601	607	99.0%	72.0%	64.6%
Rate of removable appliances per 100 fixed appliances - proposed treatment (rolling 12 month period)	98	2,318	4.23	3.92	5.65
Rate of removable appliances per 100 fixed appliances - completed treatment (rolling 12 month period)	120	2,137	5.62	4.10	4.78
% of courses of treatment with removable appliances only - proposed treatment (rolling 12 month period)	10	1,175	0.9%	2.2%	2.0%
% of courses of treatment with removable appliances only - completed treatment (rolling 12 month period)	11	1,084	1.0%	1.7%	1.5%
% of patients satisfied with the treatment they have received (rolling 12 month period)	34	35	97.1%	95.7%	96.0%

* Figures in italics indicate that the base number is less than 100.

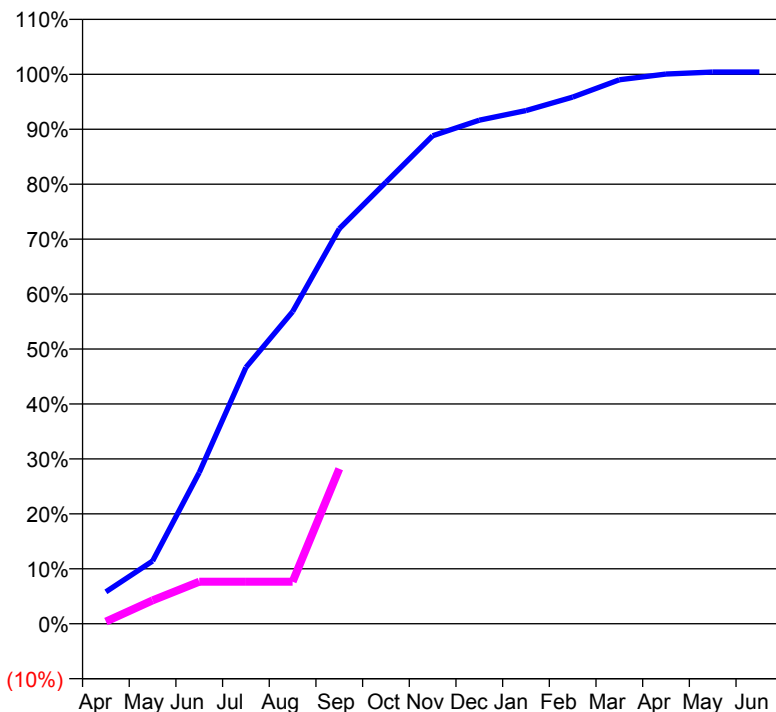
Q61 - Vital Signs Orthodontic At a Glance Contract Report for 631752/0005 - September 2017

Name or company name	Angle House Orthodontics Ltd.
Contract type name	PDS Contract
Purpose of contract	Orthodontic
Contract start date	01/04/2015
Contract end date	31/03/2019

17/18 Contracted general activity (UDA)	0
Carry forward general activity (UDA)	0
17/18 Contracted orthodontic activity (UOA)	6,000
Carry forward orthodontic activity (UOA)	-24
Baseline contract value	£364,340.98

ACCESS

	Contract	England and Wales
24 month ratio of assessments to patient IDs	1.00	1.09

ACTIVITY
Cumulative percentage of contracted UOA delivered 2017 & 2018

Adjusted Scheduled Activity (UOA)

Month	2017	2018
April	348	24
May	685	255
June	1,652	459
July	2,799	459
August	3,408	459
September	4,313	1,693
October	4,821	
November	5,328	
December	5,498	
January	5,603	
February	5,750	
March	5,940	
April	6,003	
May	6,024	
June	6,024	

QUALITY

	Contract Quantity	Contract Base Number	Contract *	Region	England
% of all assessments that were assess and fit appliances (rolling 12 month period)	161	210	76.7%	58.0%	58.0%
% of all assessments that were assess and refuse (rolling 12 month period)	45	210	21.4%	14.6%	11.4%
% of all assessments that were assess and review (rolling 12 month period)	4	210	1.9%	27.4%	30.6%
% of terminated courses where treatment was abandoned or discontinued (rolling 12 month period)	5	137	3.6%	6.1%	7.8%
% of completed treatments indicating that PAR score was taken (year to date)	97	99	98.0%	72.0%	64.6%
Rate of removable appliances per 100 fixed appliances - proposed treatment (rolling 12 month period)	5	318	1.57	3.92	5.65
Rate of removable appliances per 100 fixed appliances - completed treatment (rolling 12 month period)	11	246	4.47	4.10	4.78
% of courses of treatment with removable appliances only - proposed treatment (rolling 12 month period)	1	161	0.6%	2.2%	2.0%
% of courses of treatment with removable appliances only - completed treatment (rolling 12 month period)	9	132	6.8%	1.7%	1.5%
% of patients satisfied with the treatment they have received (rolling 12 month period)	4	5	80.0%	95.7%	96.0%

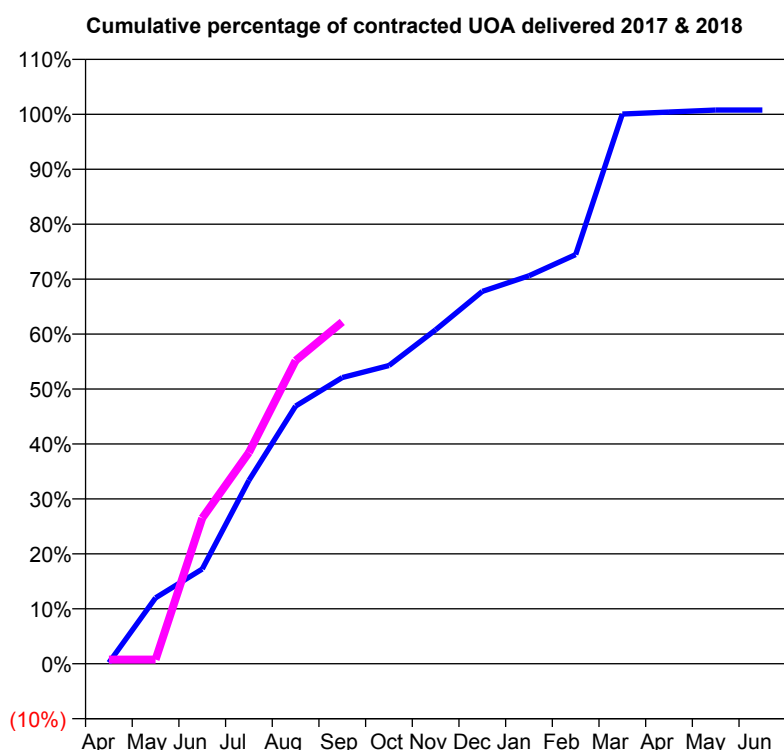
* Figures in italics indicate that the base number is less than 100.

Q61 - Vital Signs Orthodontic At a Glance Contract Report for 638390/0001 - September 2017

Name or company name	Angle House Orthodontic Chingford
Contract type name	PDS Contract
Purpose of contract	Orthodontic
Contract start date	01/04/2006
Contract end date	31/03/2019

17/18 Contracted general activity (UDA)	0
Carry forward general activity (UDA)	0
17/18 Contracted orthodontic activity (UOA)	6,017
Carry forward orthodontic activity (UOA)	-46
Baseline contract value	£402,287.64

ACCESS	Contract	England and Wales
24 month ratio of assessments to patient IDs	1.04	1.09

ACTIVITY


Month	Adjusted Scheduled Activity (UOA)	
	2017	2018
April	12	46
May	722	46
June	1,038	1,595
July	2,009	2,314
August	2,821	3,320
September	3,134	3,743
October	3,265	
November	3,657	
December	4,078	
January	4,249	
February	4,480	
March	6,020	
April	6,041	
May	6,063	
June	6,063	

QUALITY	Contract Quantity	Contract Base Number	Contract *	Region	England
% of all assessments that were assess and fit appliances (rolling 12 month period)	303	566	53.5%	58.0%	58.0%
% of all assessments that were assess and refuse (rolling 12 month period)	117	566	20.7%	14.6%	11.4%
% of all assessments that were assess and review (rolling 12 month period)	146	566	25.8%	27.4%	30.6%
% of terminated courses where treatment was abandoned or discontinued (rolling 12 month period)	16	278	5.8%	6.1%	7.8%
% of completed treatments indicating that PAR score was taken (year to date)	125	131	95.4%	72.0%	64.6%
Rate of removable appliances per 100 fixed appliances - proposed treatment (rolling 12 month period)	4	602	0.66	3.92	5.65
Rate of removable appliances per 100 fixed appliances - completed treatment (rolling 12 month period)	10	519	1.93	4.10	4.78
% of courses of treatment with removable appliances only - proposed treatment (rolling 12 month period)	2	303	0.7%	2.2%	2.0%
% of courses of treatment with removable appliances only - completed treatment (rolling 12 month period)	1	262	0.4%	1.7%	1.5%
% of patients satisfied with the treatment they have received (rolling 12 month period)	5	5	100.0%	95.7%	96.0%

* Figures in italics indicate that the base number is less than 100.

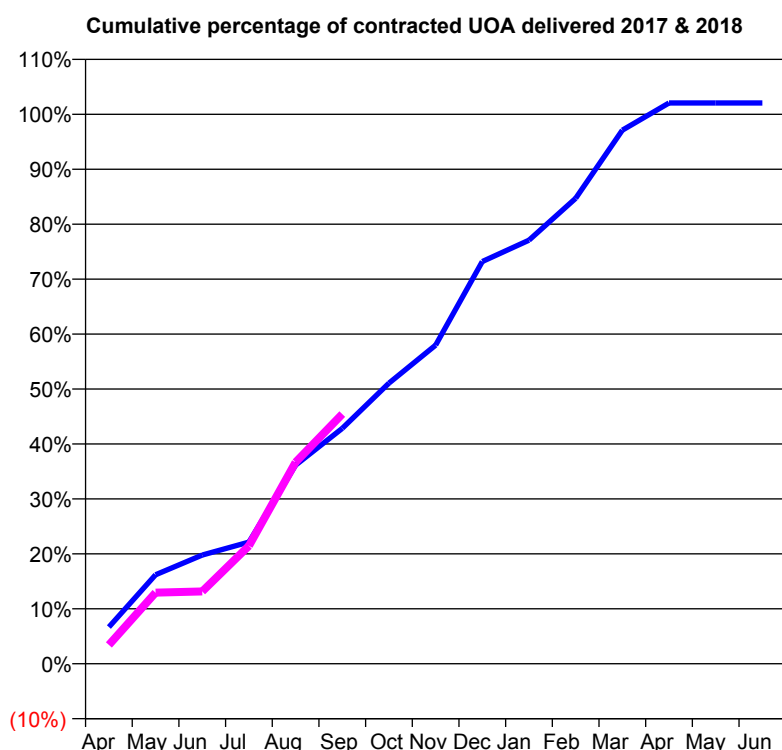
Q61 - Vital Signs Orthodontic At a Glance Contract Report for 650242/0001 - September 2017

Name or company name	MR H SHAH
Contract type name	GDS Contract
Purpose of contract	General and Orthodontic
Contract start date	01/04/2006
Contract end date	

17/18 Contracted general activity (UDA)	27,477
Carry forward general activity (UDA)	-358
17/18 Contracted orthodontic activity (UOA)	1,314
Carry forward orthodontic activity (UOA)	-26
Baseline contract value	£897,033.95

ACCESS	Contract	England and Wales
--------	----------	-------------------

24 month ratio of assessments to patient IDs	1.12	1.09
--	------	------

ACTIVITY


Month	Adjusted Scheduled Activity (UOA)	
	2017	2018
April	88	45
May	213	170
June	260	173
July	291	282
August	475	482
September	563	597
October	671	
November	762	
December	962	
January	1,013	
February	1,113	
March	1,276	
April	1,341	
May	1,341	
June	1,341	

QUALITY	Contract Quantity	Contract Base Number	Contract *	Region	England
---------	-------------------	----------------------	------------	--------	---------

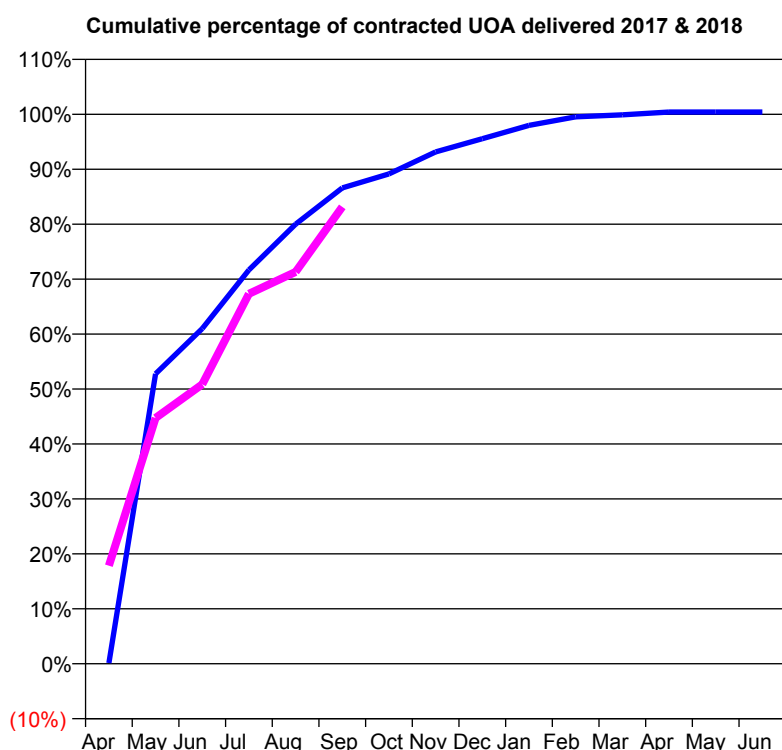
% of all assessments that were assess and fit appliances (rolling 12 month period)	50	368	13.6%	58.0%	58.0%
% of all assessments that were assess and refuse (rolling 12 month period)	92	368	25.0%	14.6%	11.4%
% of all assessments that were assess and review (rolling 12 month period)	226	368	61.4%	27.4%	30.6%
% of terminated courses where treatment was abandoned or discontinued (rolling 12 month period)	5	53	9.4%	6.1%	7.8%
% of completed treatments indicating that PAR score was taken (year to date)	22	22	100.0%	72.0%	64.6%
Rate of removable appliances per 100 fixed appliances - proposed treatment (rolling 12 month period)	0	96	0.00	3.92	5.65
Rate of removable appliances per 100 fixed appliances - completed treatment (rolling 12 month period)	1	94	1.06	4.10	4.78
% of courses of treatment with removable appliances only - proposed treatment (rolling 12 month period)	0	50	0.0%	2.2%	2.0%
% of courses of treatment with removable appliances only - completed treatment (rolling 12 month period)	1	48	2.1%	1.7%	1.5%
% of patients satisfied with the treatment they have received (rolling 12 month period)	4	4	100.0%	95.7%	96.0%

* Figures in italics indicate that the base number is less than 100.

Q61 - Vital Signs Orthodontic At a Glance Contract Report for 822507/0001 - September 2017

Name or company name	MR Y DANIEL	17/18 Contracted general activity (UDA)	0
Contract type name	PDS Contract	Carry forward general activity (UDA)	0
Purpose of contract	Orthodontic	17/18 Contracted orthodontic activity (UOA)	4,417
Contract start date	01/04/2006	Carry forward orthodontic activity (UOA)	-18
Contract end date	31/03/2018	Baseline contract value	£289,647.12

ACCESS	Contract	England and Wales
24 month ratio of assessments to patient IDs	1.00	1.09

ACTIVITY


Month	Adjusted Scheduled Activity (UOA)	
	2017	2018
April	6	788
May	2,331	1,976
June	2,694	2,246
July	3,166	2,974
August	3,533	3,150
September	3,825	3,673
October	3,937	
November	4,114	
December	4,220	
January	4,328	
February	4,396	
March	4,412	
April	4,435	
May	4,435	
June	4,435	

QUALITY

	Contract Quantity	Contract Base Number	Contract *	Region	England
% of all assessments that were assess and fit appliances (rolling 12 month period)	191	445	42.9%	58.0%	58.0%
% of all assessments that were assess and refuse (rolling 12 month period)	61	445	13.7%	14.6%	11.4%
% of all assessments that were assess and review (rolling 12 month period)	193	445	43.4%	27.4%	30.6%
% of terminated courses where treatment was abandoned or discontinued (rolling 12 month period)	8	193	4.1%	6.1%	7.8%
% of completed treatments indicating that PAR score was taken (year to date)	111	119	93.3%	72.0%	64.6%
Rate of removable appliances per 100 fixed appliances - proposed treatment (rolling 12 month period)	4	369	1.08	3.92	5.65
Rate of removable appliances per 100 fixed appliances - completed treatment (rolling 12 month period)	3	334	0.90	4.10	4.78
% of courses of treatment with removable appliances only - proposed treatment (rolling 12 month period)	2	191	1.0%	2.2%	2.0%
% of courses of treatment with removable appliances only - completed treatment (rolling 12 month period)	0	185	0.0%	1.7%	1.5%
% of patients satisfied with the treatment they have received (rolling 12 month period)	11	11	100.0%	95.7%	96.0%

* Figures in italics indicate that the base number is less than 100.

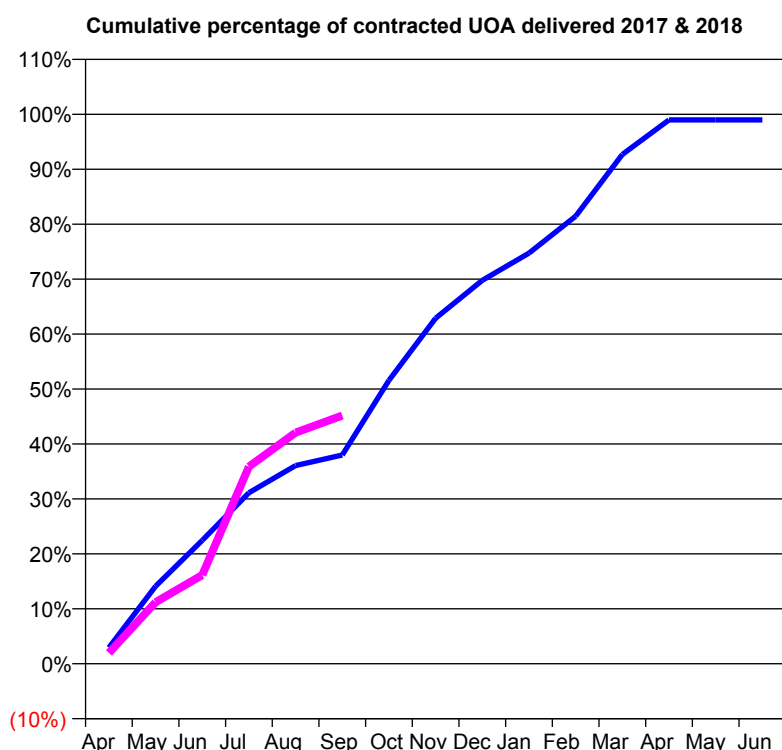
Q61 - Vital Signs Orthodontic At a Glance Contract Report for 917079/0001 - September 2017

Name or company name	MRS A LEE
Contract type name	GDS Contract
Purpose of contract	General and Orthodontic
Contract start date	01/04/2006
Contract end date	

17/18 Contracted general activity (UDA)	9,302
Carry forward general activity (UDA)	6
17/18 Contracted orthodontic activity (UOA)	1,419
Carry forward orthodontic activity (UOA)	14
Baseline contract value	£382,955.38

ACCESS

	Contract	England and Wales
24 month ratio of assessments to patient IDs	1.08	1.09

ACTIVITY


Month	Adjusted Scheduled Activity (UOA)	
	2017	2018
April	40	28
May	191	159
June	304	229
July	421	509
August	488	597
September	514	641
October	698	
November	851	
December	944	
January	1,011	
February	1,102	
March	1,254	
April	1,339	
May	1,339	
June	1,339	

QUALITY

	Contract Quantity	Contract Base Number	Contract *	Region	England
% of all assessments that were assess and fit appliances (rolling 12 month period)	69	133	51.9%	58.0%	58.0%
% of all assessments that were assess and refuse (rolling 12 month period)	35	133	26.3%	14.6%	11.4%
% of all assessments that were assess and review (rolling 12 month period)	29	133	21.8%	27.4%	30.6%
% of terminated courses where treatment was abandoned or discontinued (rolling 12 month period)	3	61	4.9%	6.1%	7.8%
% of completed treatments indicating that PAR score was taken (year to date)	29	29	100.0%	72.0%	64.6%
Rate of removable appliances per 100 fixed appliances - proposed treatment (rolling 12 month period)	21	132	15.91	3.92	5.65
Rate of removable appliances per 100 fixed appliances - completed treatment (rolling 12 month period)	0	0	N/A	4.10	4.78
% of courses of treatment with removable appliances only - proposed treatment (rolling 12 month period)	2	69	2.9%	2.2%	2.0%
% of courses of treatment with removable appliances only - completed treatment (rolling 12 month period)	0	58	0.0%	1.7%	1.5%
% of patients satisfied with the treatment they have received (rolling 12 month period)	3	3	100.0%	95.7%	96.0%

* Figures in italics indicate that the base number is less than 100.

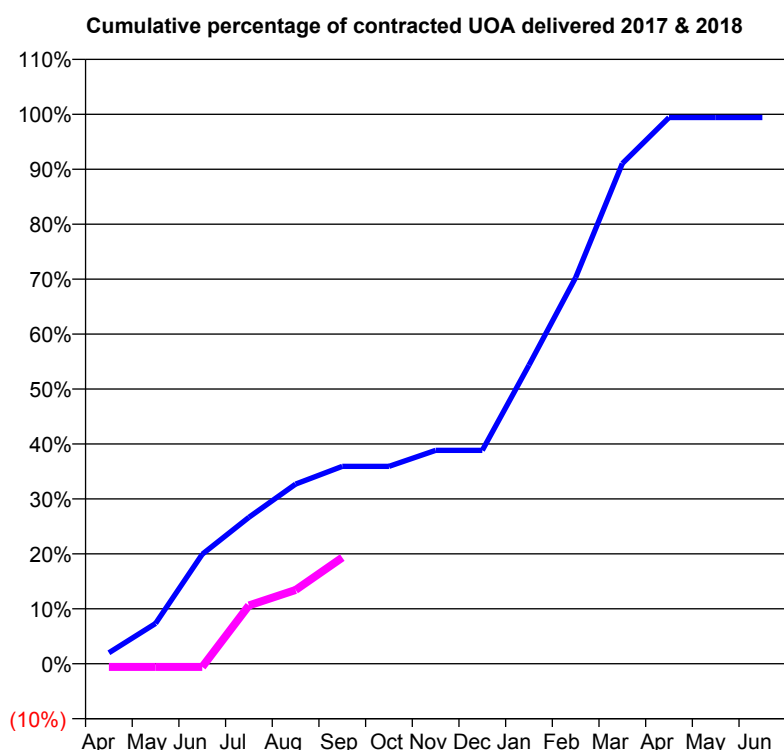
Q61 - Vital Signs Orthodontic At a Glance Contract Report for 925152/0001 - September 2017

Name or company name	MR GP MANCINI
Contract type name	PDS Contract
Purpose of contract	Orthodontic
Contract start date	01/04/2006
Contract end date	31/03/2019

17/18 Contracted general activity (UDA)	0
Carry forward general activity (UDA)	0
17/18 Contracted orthodontic activity (UOA)	6,106
Carry forward orthodontic activity (UOA)	36
Baseline contract value	£400,457.32

ACCESS

	Contract	England and Wales
24 month ratio of assessments to patient IDs	1.07	1.09

ACTIVITY


Month	Adjusted Scheduled Activity (UOA)	
	2017	2018
April	122	-36
May	448	-36
June	1,217	-36
July	1,627	648
August	1,997	820
September	2,194	1,180
October	2,194	
November	2,372	
December	2,372	
January	3,319	
February	4,292	
March	5,559	
April	6,070	
May	6,070	
June	6,070	

QUALITY

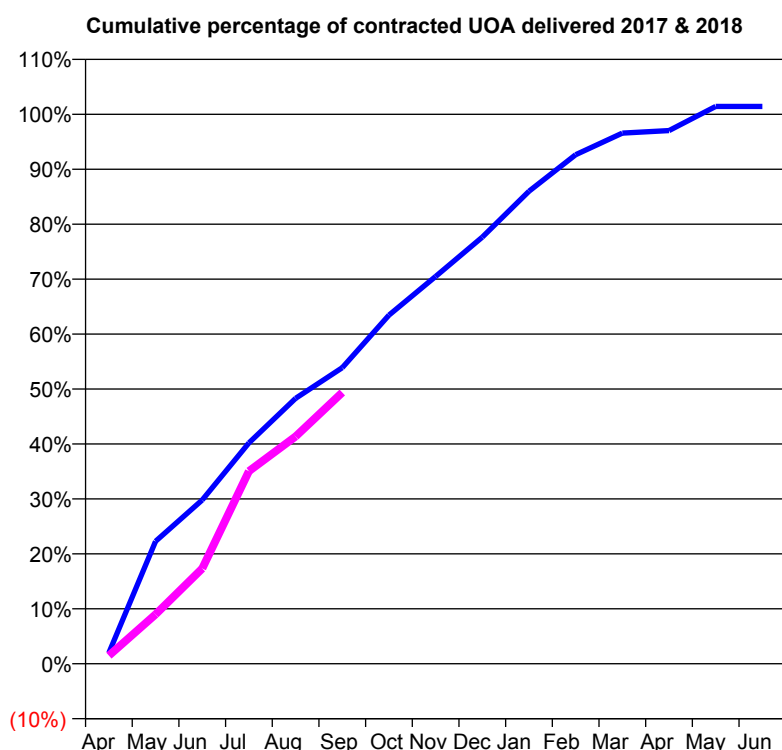
	Contract Quantity	Contract Base Number	Contract *	Region	England
% of all assessments that were assess and fit appliances (rolling 12 month period)	240	360	66.7%	58.0%	58.0%
% of all assessments that were assess and refuse (rolling 12 month period)	35	360	9.7%	14.6%	11.4%
% of all assessments that were assess and review (rolling 12 month period)	85	360	23.6%	27.4%	30.6%
% of terminated courses where treatment was abandoned or discontinued (rolling 12 month period)	7	150	4.7%	6.1%	7.8%
% of completed treatments indicating that PAR score was taken (year to date)	27	51	52.9%	72.0%	64.6%
Rate of removable appliances per 100 fixed appliances - proposed treatment (rolling 12 month period)	13	467	2.78	3.92	5.65
Rate of removable appliances per 100 fixed appliances - completed treatment (rolling 12 month period)	8	282	2.84	4.10	4.78
% of courses of treatment with removable appliances only - proposed treatment (rolling 12 month period)	4	240	1.7%	2.2%	2.0%
% of courses of treatment with removable appliances only - completed treatment (rolling 12 month period)	2	143	1.4%	1.7%	1.5%
% of patients satisfied with the treatment they have received (rolling 12 month period)	3	3	100.0%	95.7%	96.0%

* Figures in italics indicate that the base number is less than 100.

Q61 - Vital Signs Orthodontic At a Glance Contract Report for 967114/0001 - September 2017

Name or company name	MR A BOU SABA	17/18 Contracted general activity (UDA)	0
Contract type name	PDS Contract	Carry forward general activity (UDA)	0
Purpose of contract	Orthodontic	17/18 Contracted orthodontic activity (UOA)	4,295
Contract start date	24/01/2007	Carry forward orthodontic activity (UOA)	-61
Contract end date	31/03/2019	Baseline contract value	£289,095.15

ACCESS	Contract	England and Wales
24 month ratio of assessments to patient IDs	1.01	1.09

ACTIVITY


Month	Adjusted Scheduled Activity (UOA)	
	2017	2018
April	86	64
May	957	386
June	1,280	745
July	1,726	1,506
August	2,075	1,777
September	2,314	2,121
October	2,725	
November	3,027	
December	3,335	
January	3,693	
February	3,979	
March	4,148	
April	4,167	
May	4,356	
June	4,356	

QUALITY	Contract Quantity	Contract Base Number	Contract *	Region	England
% of all assessments that were assess and fit appliances (rolling 12 month period)	177	562	31.5%	58.0%	58.0%
% of all assessments that were assess and refuse (rolling 12 month period)	148	562	26.3%	14.6%	11.4%
% of all assessments that were assess and review (rolling 12 month period)	237	562	42.2%	27.4%	30.6%
% of terminated courses where treatment was abandoned or discontinued (rolling 12 month period)	28	171	16.4%	6.1%	7.8%
% of completed treatments indicating that PAR score was taken (year to date)	42	64	65.6%	72.0%	64.6%
Rate of removable appliances per 100 fixed appliances - proposed treatment (rolling 12 month period)	0	348	0.00	3.92	5.65
Rate of removable appliances per 100 fixed appliances - completed treatment (rolling 12 month period)	2	279	0.72	4.10	4.78
% of courses of treatment with removable appliances only - proposed treatment (rolling 12 month period)	0	177	0.0%	2.2%	2.0%
% of courses of treatment with removable appliances only - completed treatment (rolling 12 month period)	2	143	1.4%	1.7%	1.5%
% of patients satisfied with the treatment they have received (rolling 12 month period)	6	6	100.0%	95.7%	96.0%

* Figures in italics indicate that the base number is less than 100.

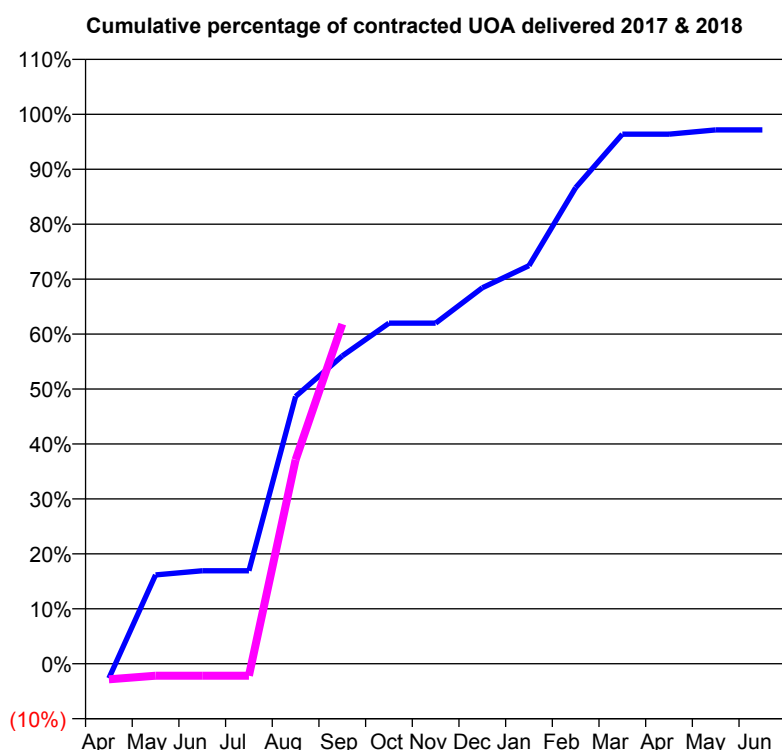
Q61 - Vital Signs Orthodontic At a Glance Contract Report for 968994/0001 - September 2017

Name or company name	MR A ALVANOS
Contract type name	PDS Contract
Purpose of contract	Orthodontic
Contract start date	01/08/2008
Contract end date	31/03/2019

17/18 Contracted general activity (UDA)	0
Carry forward general activity (UDA)	0
17/18 Contracted orthodontic activity (UOA)	3,233
Carry forward orthodontic activity (UOA)	92
Baseline contract value	£217,549.93

ACCESS

	Contract	England and Wales
24 month ratio of assessments to patient IDs	1.00	1.09

ACTIVITY


Month	Adjusted Scheduled Activity (UOA)	
	2017	2018
April	-86	-92
May	523	-71
June	547	-71
July	547	-71
August	1,573	1,200
September	1,811	1,999
October	2,004	
November	2,004	
December	2,212	
January	2,342	
February	2,801	
March	3,116	
April	3,116	
May	3,141	
June	3,141	

QUALITY

	Contract Quantity	Contract Base Number	Contract *	Region	England
% of all assessments that were assess and fit appliances (rolling 12 month period)	185	187	98.9%	58.0%	58.0%
% of all assessments that were assess and refuse (rolling 12 month period)	0	187	0.0%	14.6%	11.4%
% of all assessments that were assess and review (rolling 12 month period)	2	187	1.1%	27.4%	30.6%
% of terminated courses where treatment was abandoned or discontinued (rolling 12 month period)	2	93	2.2%	6.1%	7.8%
% of completed treatments indicating that PAR score was taken (year to date)	35	43	81.4%	72.0%	64.6%
Rate of removable appliances per 100 fixed appliances - proposed treatment (rolling 12 month period)	66	294	22.45	3.92	5.65
Rate of removable appliances per 100 fixed appliances - completed treatment (rolling 12 month period)	11	160	6.88	4.10	4.78
% of courses of treatment with removable appliances only - proposed treatment (rolling 12 month period)	38	185	20.5%	2.2%	2.0%
% of courses of treatment with removable appliances only - completed treatment (rolling 12 month period)	8	91	8.8%	1.7%	1.5%
% of patients satisfied with the treatment they have received (rolling 12 month period)	7	8	87.5%	95.7%	96.0%

* Figures in italics indicate that the base number is less than 100.

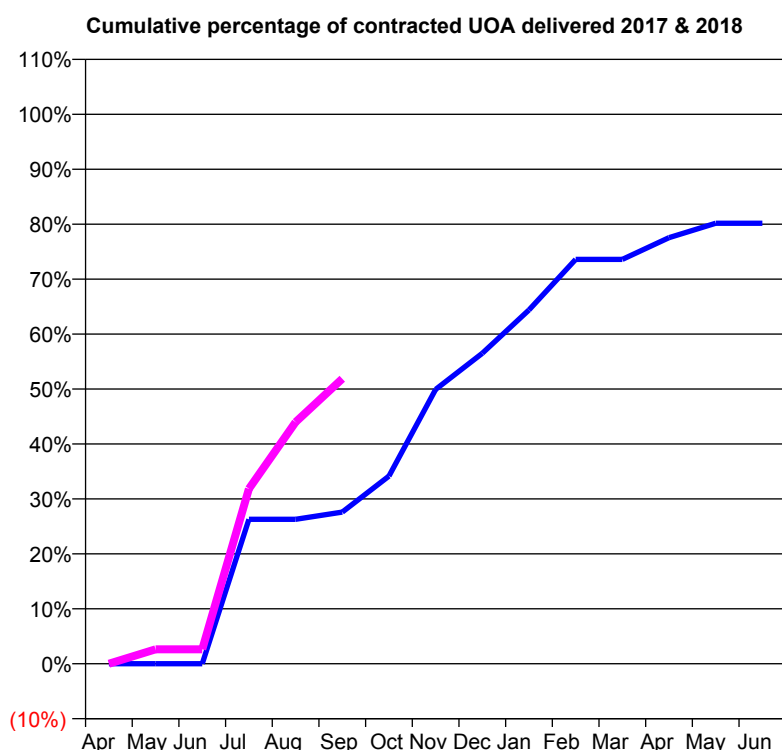
Q62 - Vital Signs Orthodontic At a Glance Contract Report for 101370/0045 - September 2017

Name or company name	Petrie Tucker and Partners Ltd
Contract type name	GDS Contract
Purpose of contract	General and Orthodontic
Contract start date	01/04/2006
Contract end date	

17/18 Contracted general activity (UDA)	19,022
Carry forward general activity (UDA)	0
17/18 Contracted orthodontic activity (UOA)	1,598
Carry forward orthodontic activity (UOA)	0
Baseline contract value	£679,284.54

ACCESS

	Contract	England and Wales
24 month ratio of assessments to patient IDs	1.01	1.09

ACTIVITY


Month	Adjusted Scheduled Activity (UOA)	
	2017	2018
April	0	0
May	0	42
June	0	42
July	420	509
August	420	703
September	441	829
October	546	
November	798	
December	903	
January	1,029	
February	1,176	
March	1,176	
April	1,239	
May	1,281	
June	1,281	

QUALITY

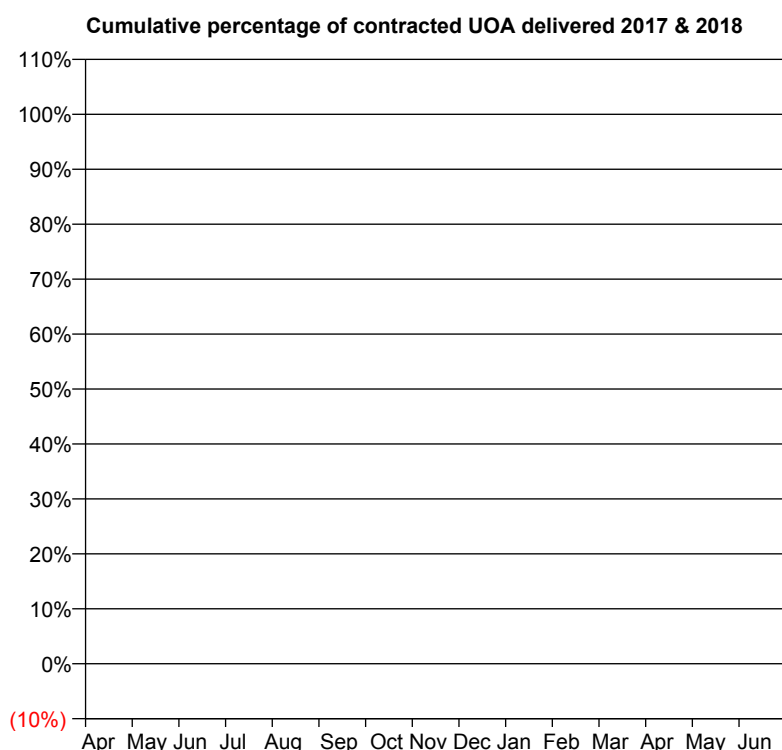
	Contract Quantity	Contract Base Number	Contract *	Region	England
% of all assessments that were assess and fit appliances (rolling 12 month period)	127	140	90.7%	58.0%	58.0%
% of all assessments that were assess and refuse (rolling 12 month period)	8	140	5.7%	14.6%	11.4%
% of all assessments that were assess and review (rolling 12 month period)	5	140	3.6%	27.4%	30.6%
% of terminated courses where treatment was abandoned or discontinued (rolling 12 month period)	2	17	11.8%	6.1%	7.8%
% of completed treatments indicating that PAR score was taken (year to date)	8	8	100.0%	72.0%	64.6%
Rate of removable appliances per 100 fixed appliances - proposed treatment (rolling 12 month period)	66	212	31.13	3.92	5.65
Rate of removable appliances per 100 fixed appliances - completed treatment (rolling 12 month period)	5	23	21.74	4.10	4.78
% of courses of treatment with removable appliances only - proposed treatment (rolling 12 month period)	1	127	0.8%	2.2%	2.0%
% of courses of treatment with removable appliances only - completed treatment (rolling 12 month period)	0	15	0.0%	1.7%	1.5%
% of patients satisfied with the treatment they have received (rolling 12 month period)	11	11	100.0%	95.7%	96.0%

* Figures in italics indicate that the base number is less than 100.

Q62 - Vital Signs Orthodontic At a Glance Contract Report for 101435/0013 - September 2017

Name or company name	IDH Limited	17/18 Contracted general activity (UDA)	21,930
Contract type name	GDS Contract	Carry forward general activity (UDA)	771
Purpose of contract	General	17/18 Contracted orthodontic activity (UOA)	0
Contract start date	01/04/2006	Carry forward orthodontic activity (UOA)	0
Contract end date		Baseline contract value	£567,799.44

ACCESS	Contract	England and Wales
24 month ratio of assessments to patient IDs	1.40	1.09

ACTIVITY


Month	Adjusted Scheduled Activity (UOA)	
	2017	2018
April	0	0
May	0	0
June	0	0
July	0	3
August	0	4
September	0	4
October	0	
November	0	
December	0	
January	0	
February	0	
March	0	
April	0	
May	0	
June	0	

QUALITY	Contract Quantity	Contract Base Number	Contract *	Region	England
% of all assessments that were assess and fit appliances (rolling 12 month period)	0	7	0.0%	58.0%	58.0%
% of all assessments that were assess and refuse (rolling 12 month period)	0	7	0.0%	14.6%	11.4%
% of all assessments that were assess and review (rolling 12 month period)	7	7	100.0%	27.4%	30.6%
% of terminated courses where treatment was abandoned or discontinued (rolling 12 month period)	0	0	N/A	6.1%	7.8%
% of completed treatments indicating that PAR score was taken (year to date)	0	0	N/A	72.0%	64.6%
Rate of removable appliances per 100 fixed appliances - proposed treatment (rolling 12 month period)	0	0	N/A	3.92	5.65
Rate of removable appliances per 100 fixed appliances - completed treatment (rolling 12 month period)	0	0	N/A	4.10	4.78
% of courses of treatment with removable appliances only - proposed treatment (rolling 12 month period)	0	0	N/A	2.2%	2.0%
% of courses of treatment with removable appliances only - completed treatment (rolling 12 month period)	0	0	N/A	1.7%	1.5%
% of patients satisfied with the treatment they have received (rolling 12 month period)	0	0	N/A	95.7%	96.0%

* Figures in italics indicate that the base number is less than 100.

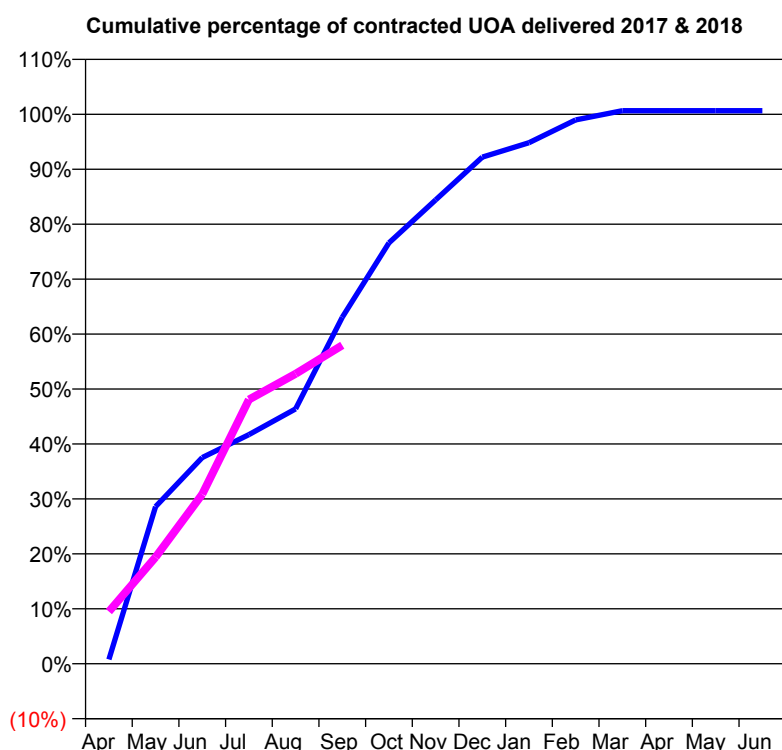
Q62 - Vital Signs Orthodontic At a Glance Contract Report for 163805/0001 - September 2017

Name or company name	Julian Konviser Limited
Contract type name	PDS Contract
Purpose of contract	Orthodontic
Contract start date	01/10/2014
Contract end date	31/03/2018

17/18 Contracted general activity (UDA)	0
Carry forward general activity (UDA)	0
17/18 Contracted orthodontic activity (UOA)	4,033
Carry forward orthodontic activity (UOA)	-26
Baseline contract value	£271,436.55

ACCESS	Contract	England and Wales
--------	----------	-------------------

24 month ratio of assessments to patient IDs	1.01	1.09
--	------	------

ACTIVITY


Month	Adjusted Scheduled Activity (UOA)	
	2017	2018
April	32	383
May	1,153	782
June	1,514	1,244
July	1,682	1,939
August	1,871	2,128
September	2,543	2,338
October	3,089	
November	3,404	
December	3,719	
January	3,824	
February	3,992	
March	4,059	
April	4,059	
May	4,059	
June	4,059	

QUALITY	Contract Quantity	Contract Base Number	Contract *	Region	England
---------	-------------------	----------------------	------------	--------	---------

% of all assessments that were assess and fit appliances (rolling 12 month period)	183	183	100.0%	58.0%	58.0%
% of all assessments that were assess and refuse (rolling 12 month period)	0	183	0.0%	14.6%	11.4%
% of all assessments that were assess and review (rolling 12 month period)	0	183	0.0%	27.4%	30.6%
% of terminated courses where treatment was abandoned or discontinued (rolling 12 month period)	25	289	8.7%	6.1%	7.8%
% of completed treatments indicating that PAR score was taken (year to date)	62	116	53.4%	72.0%	64.6%
Rate of removable appliances per 100 fixed appliances - proposed treatment (rolling 12 month period)	0	351	0.00	3.92	5.65
Rate of removable appliances per 100 fixed appliances - completed treatment (rolling 12 month period)	1	164	0.61	4.10	4.78
% of courses of treatment with removable appliances only - proposed treatment (rolling 12 month period)	0	183	0.0%	2.2%	2.0%
% of courses of treatment with removable appliances only - completed treatment (rolling 12 month period)	1	264	0.4%	1.7%	1.5%
% of patients satisfied with the treatment they have received (rolling 12 month period)	14	14	100.0%	95.7%	96.0%

* Figures in italics indicate that the base number is less than 100.

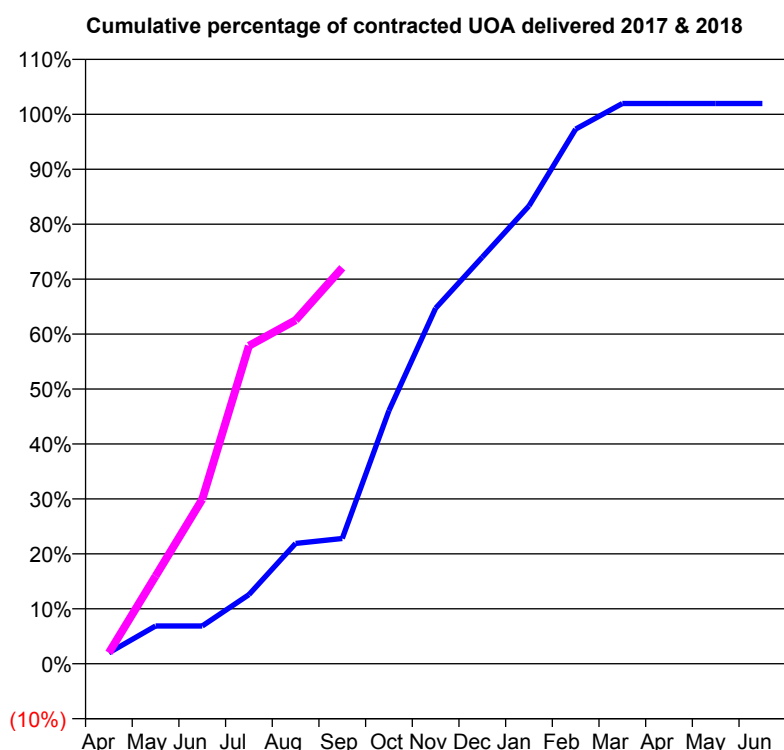
Q62 - Vital Signs Orthodontic At a Glance Contract Report for 180505/0001 - September 2017

Name or company name	A Patel, K Patel, G Pathmanathan
Contract type name	GDS Contract
Purpose of contract	General and Orthodontic
Contract start date	01/08/2015
Contract end date	

17/18 Contracted general activity (UDA)	27,409
Carry forward general activity (UDA)	-511
17/18 Contracted orthodontic activity (UOA)	451
Carry forward orthodontic activity (UOA)	-9
Baseline contract value	£902,585.47

ACCESS

	Contract	England and Wales
24 month ratio of assessments to patient IDs	1.02	1.09

ACTIVITY


Month	Adjusted Scheduled Activity (UOA)	
	2017	2018
April	9	9
May	31	72
June	31	135
July	57	261
August	99	282
September	103	325
October	208	
November	292	
December	334	
January	376	
February	439	
March	460	
April	460	
May	460	
June	460	

QUALITY

	Contract Quantity	Contract Base Number	Contract *	Region	England
% of all assessments that were assess and fit appliances (rolling 12 month period)	32	33	97.0%	58.0%	58.0%
% of all assessments that were assess and refuse (rolling 12 month period)	0	33	0.0%	14.6%	11.4%
% of all assessments that were assess and review (rolling 12 month period)	1	33	3.0%	27.4%	30.6%
% of terminated courses where treatment was abandoned or discontinued (rolling 12 month period)	2	4	50.0%	6.1%	7.8%
% of completed treatments indicating that PAR score was taken (year to date)	0	0	N/A	72.0%	64.6%
Rate of removable appliances per 100 fixed appliances - proposed treatment (rolling 12 month period)	0	62	0.00	3.92	5.65
Rate of removable appliances per 100 fixed appliances - completed treatment (rolling 12 month period)	2	0	N/A	4.10	4.78
% of courses of treatment with removable appliances only - proposed treatment (rolling 12 month period)	0	32	0.0%	2.2%	2.0%
% of courses of treatment with removable appliances only - completed treatment (rolling 12 month period)	2	2	100.0%	1.7%	1.5%
% of patients satisfied with the treatment they have received (rolling 12 month period)	2	2	100.0%	95.7%	96.0%

* Figures in italics indicate that the base number is less than 100.

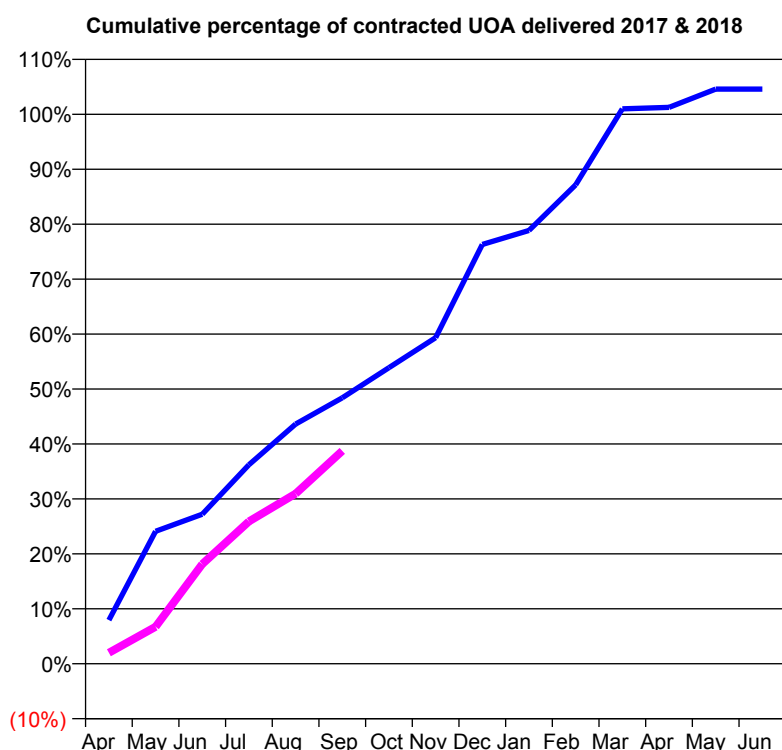
Q62 - Vital Signs Orthodontic At a Glance Contract Report for 182680/0001 - September 2017

Name or company name	Inspire Dental Southall Ltd
Contract type name	GDS Contract
Purpose of contract	General and Orthodontic
Contract start date	01/05/2007
Contract end date	

17/18 Contracted general activity (UDA)	54,717
Carry forward general activity (UDA)	-955
17/18 Contracted orthodontic activity (UOA)	3,640
Carry forward orthodontic activity (UOA)	-73
Baseline contract value	£1,691,646.95

ACCESS

	Contract	England and Wales
24 month ratio of assessments to patient IDs	1.06	1.09

ACTIVITY


Month	Adjusted Scheduled Activity (UOA)	
	2017	2018
April	289	73
May	878	245
June	991	660
July	1,318	943
August	1,588	1,127
September	1,762	1,410
October	1,961	
November	2,160	
December	2,778	
January	2,870	
February	3,172	
March	3,676	
April	3,686	
May	3,807	
June	3,807	

QUALITY

	Contract Quantity	Contract Base Number	Contract *	Region	England
% of all assessments that were assess and fit appliances (rolling 12 month period)	154	302	51.0%	58.0%	58.0%
% of all assessments that were assess and refuse (rolling 12 month period)	140	302	46.4%	14.6%	11.4%
% of all assessments that were assess and review (rolling 12 month period)	8	302	2.6%	27.4%	30.6%
% of terminated courses where treatment was abandoned or discontinued (rolling 12 month period)	25	116	21.6%	6.1%	7.8%
% of completed treatments indicating that PAR score was taken (year to date)	44	48	91.7%	72.0%	64.6%
Rate of removable appliances per 100 fixed appliances - proposed treatment (rolling 12 month period)	0	306	0.00	3.92	5.65
Rate of removable appliances per 100 fixed appliances - completed treatment (rolling 12 month period)	0	0	N/A	4.10	4.78
% of courses of treatment with removable appliances only - proposed treatment (rolling 12 month period)	0	154	0.0%	2.2%	2.0%
% of courses of treatment with removable appliances only - completed treatment (rolling 12 month period)	0	91	0.0%	1.7%	1.5%
% of patients satisfied with the treatment they have received (rolling 12 month period)	2	2	100.0%	95.7%	96.0%

* Figures in italics indicate that the base number is less than 100.

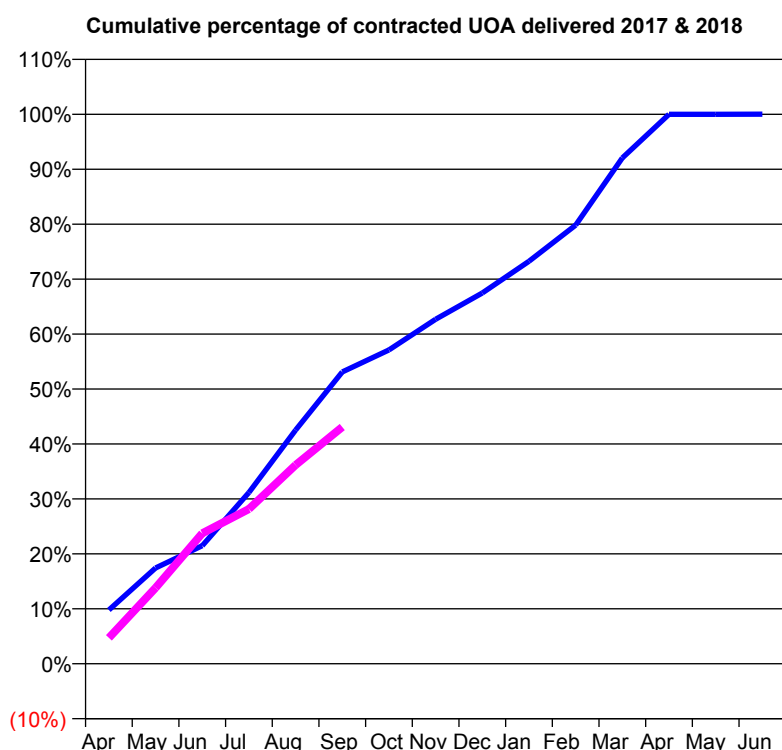
Q62 - Vital Signs Orthodontic At a Glance Contract Report for 195723/0001 - September 2017

Name or company name	Ealing Dental Specialists Ltd
Contract type name	PDS Contract
Purpose of contract	Orthodontic
Contract start date	01/07/2014
Contract end date	31/03/2019

17/18 Contracted general activity (UDA)	0
Carry forward general activity (UDA)	0
17/18 Contracted orthodontic activity (UOA)	15,353
Carry forward orthodontic activity (UOA)	-4
Baseline contract value	£956,082.61

ACCESS

	Contract	England and Wales
24 month ratio of assessments to patient IDs	1.04	1.09

ACTIVITY


Month	Adjusted Scheduled Activity (UOA)	
	2017	2018
April	1,503	723
May	2,676	2,121
June	3,298	3,646
July	4,784	4,324
August	6,531	5,552
September	8,153	6,614
October	8,768	
November	9,626	
December	10,361	
January	11,246	
February	12,257	
March	14,132	
April	15,353	
May	15,353	
June	15,357	

QUALITY

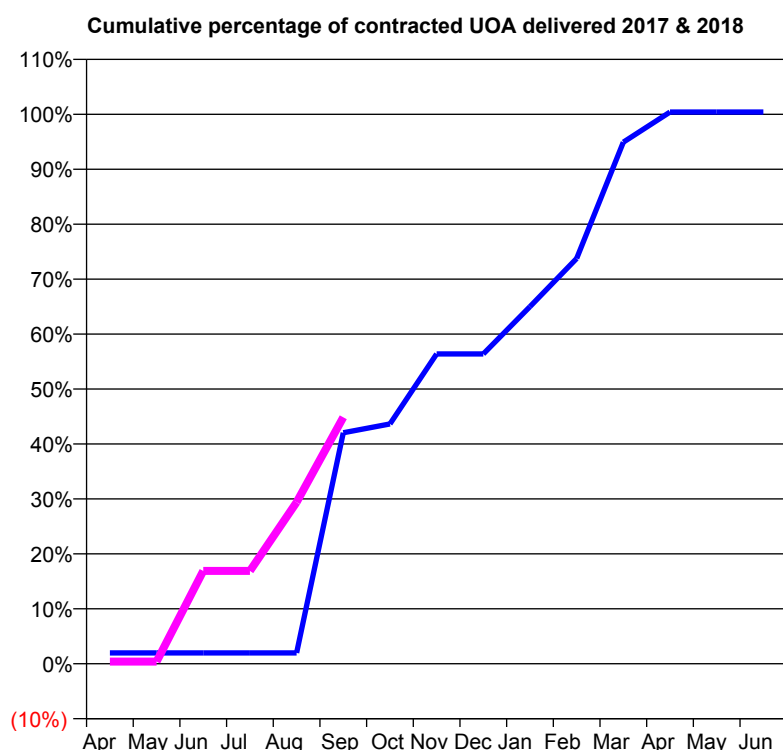
	Contract Quantity	Contract Base Number	Contract *	Region	England
% of all assessments that were assess and fit appliances (rolling 12 month period)	642	1,104	58.2%	58.0%	58.0%
% of all assessments that were assess and refuse (rolling 12 month period)	334	1,104	30.3%	14.6%	11.4%
% of all assessments that were assess and review (rolling 12 month period)	128	1,104	11.6%	27.4%	30.6%
% of terminated courses where treatment was abandoned or discontinued (rolling 12 month period)	33	581	5.7%	6.1%	7.8%
% of completed treatments indicating that PAR score was taken (year to date)	293	368	79.6%	72.0%	64.6%
Rate of removable appliances per 100 fixed appliances - proposed treatment (rolling 12 month period)	7	1,224	0.57	3.92	5.65
Rate of removable appliances per 100 fixed appliances - completed treatment (rolling 12 month period)	17	1,060	1.60	4.10	4.78
% of courses of treatment with removable appliances only - proposed treatment (rolling 12 month period)	5	642	0.8%	2.2%	2.0%
% of courses of treatment with removable appliances only - completed treatment (rolling 12 month period)	4	548	0.7%	1.7%	1.5%
% of patients satisfied with the treatment they have received (rolling 12 month period)	22	25	88.0%	95.7%	96.0%

* Figures in italics indicate that the base number is less than 100.

Q62 - Vital Signs Orthodontic At a Glance Contract Report for 222127/0003 - September 2017

Name or company name	MR NP WALDRON	17/18 Contracted general activity (UDA)	0
Contract type name	PDS Contract	Carry forward general activity (UDA)	0
Purpose of contract	Orthodontic	17/18 Contracted orthodontic activity (UOA)	2,717
Contract start date	01/04/2006	Carry forward orthodontic activity (UOA)	-11
Contract end date	31/03/2019	Baseline contract value	£183,464.63

ACCESS	Contract	England and Wales
24 month ratio of assessments to patient IDs	1.04	1.09

ACTIVITY


Month	Adjusted Scheduled Activity (UOA)	
	2017	2018
April	54	11
May	54	11
June	54	459
July	54	459
August	54	799
September	1,142	1,219
October	1,186	
November	1,532	
December	1,532	
January	1,766	
February	2,004	
March	2,579	
April	2,728	
May	2,728	
June	2,728	

QUALITY

	Contract Quantity	Contract Base Number	Contract *	Region	England
% of all assessments that were assess and fit appliances (rolling 12 month period)	139	166	83.7%	58.0%	58.0%
% of all assessments that were assess and refuse (rolling 12 month period)	14	166	8.4%	14.6%	11.4%
% of all assessments that were assess and review (rolling 12 month period)	13	166	7.8%	27.4%	30.6%
% of terminated courses where treatment was abandoned or discontinued (rolling 12 month period)	3	41	7.3%	6.1%	7.8%
% of completed treatments indicating that PAR score was taken (year to date)	3	9	33.3%	72.0%	64.6%
Rate of removable appliances per 100 fixed appliances - proposed treatment (rolling 12 month period)	4	205	1.95	3.92	5.65
Rate of removable appliances per 100 fixed appliances - completed treatment (rolling 12 month period)	0	73	0.00	4.10	4.78
% of courses of treatment with removable appliances only - proposed treatment (rolling 12 month period)	1	139	0.7%	2.2%	2.0%
% of courses of treatment with removable appliances only - completed treatment (rolling 12 month period)	0	38	0.0%	1.7%	1.5%
% of patients satisfied with the treatment they have received (rolling 12 month period)	5	5	100.0%	95.7%	96.0%

* Figures in italics indicate that the base number is less than 100.

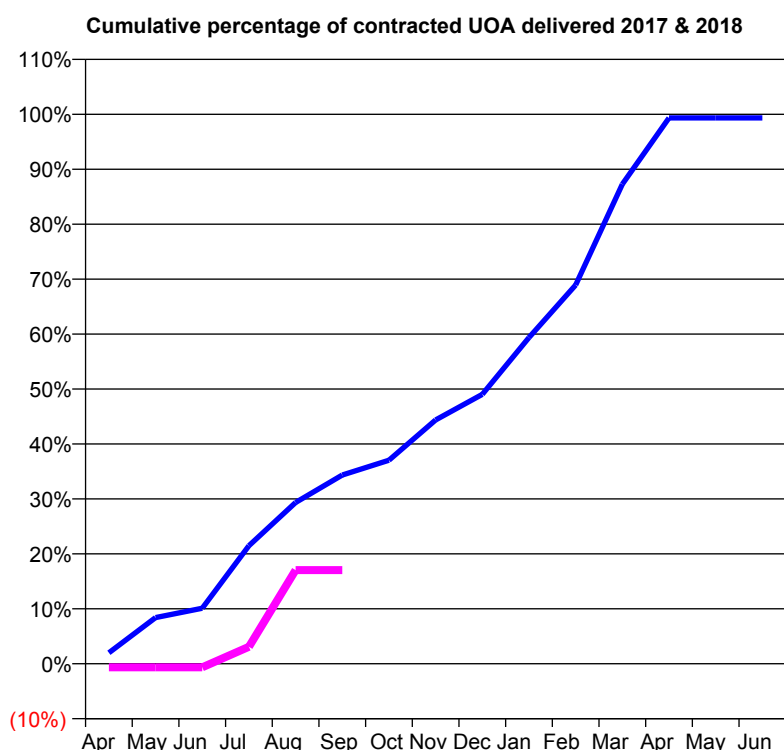
Q62 - Vital Signs Orthodontic At a Glance Contract Report for 230308/0003 - September 2017

Name or company name	MR S HADJ-BAGHERI
Contract type name	GDS Contract
Purpose of contract	Orthodontic
Contract start date	01/04/2006
Contract end date	31/03/2019

17/18 Contracted general activity (UDA)	0
Carry forward general activity (UDA)	0
17/18 Contracted orthodontic activity (UOA)	20,245
Carry forward orthodontic activity (UOA)	134
Baseline contract value	£1,327,647.65

ACCESS

	Contract	England and Wales
24 month ratio of assessments to patient IDs	1.06	1.09

ACTIVITY


Month	Adjusted Scheduled Activity (UOA)	
	2017	2018
April	405	-134
May	1,704	-134
June	2,044	-134
July	4,350	627
August	5,940	3,451
September	6,953	3,451
October	7,499	
November	8,985	
December	9,926	
January	12,019	
February	13,954	
March	17,670	
April	20,111	
May	20,111	
June	20,111	

QUALITY

	Contract Quantity	Contract Base Number	Contract *	Region	England
% of all assessments that were assess and fit appliances (rolling 12 month period)	798	1,132	70.5%	58.0%	58.0%
% of all assessments that were assess and refuse (rolling 12 month period)	78	1,132	6.9%	14.6%	11.4%
% of all assessments that were assess and review (rolling 12 month period)	256	1,132	22.6%	27.4%	30.6%
% of terminated courses where treatment was abandoned or discontinued (rolling 12 month period)	28	497	5.6%	6.1%	7.8%
% of completed treatments indicating that PAR score was taken (year to date)	331	372	89.0%	72.0%	64.6%
Rate of removable appliances per 100 fixed appliances - proposed treatment (rolling 12 month period)	60	1,496	4.01	3.92	5.65
Rate of removable appliances per 100 fixed appliances - completed treatment (rolling 12 month period)	37	919	4.03	4.10	4.78
% of courses of treatment with removable appliances only - proposed treatment (rolling 12 month period)	34	798	4.3%	2.2%	2.0%
% of courses of treatment with removable appliances only - completed treatment (rolling 12 month period)	8	469	1.7%	1.7%	1.5%
% of patients satisfied with the treatment they have received (rolling 12 month period)	24	28	85.7%	95.7%	96.0%

* Figures in italics indicate that the base number is less than 100.

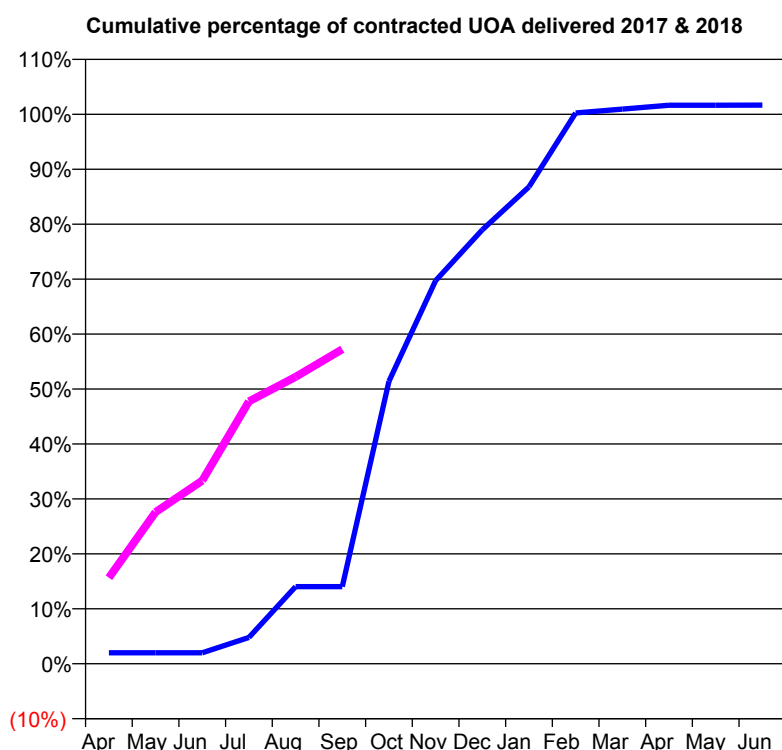
Q62 - Vital Signs Orthodontic At a Glance Contract Report for 653233/0002 - September 2017

Name or company name	MRS F CAMPBELL-BARR
Contract type name	PDS Contract
Purpose of contract	Orthodontic
Contract start date	10/01/2010
Contract end date	31/03/2019

17/18 Contracted general activity (UDA)	0
Carry forward general activity (UDA)	0
17/18 Contracted orthodontic activity (UOA)	3,000
Carry forward orthodontic activity (UOA)	-50
Baseline contract value	£196,746.84

ACCESS

	Contract	England and Wales
24 month ratio of assessments to patient IDs	1.02	1.09

ACTIVITY


Month	Adjusted Scheduled Activity (UOA)	
	2017	2018
April	60	470
May	60	828
June	60	1,000
July	144	1,432
August	421	1,566
September	421	1,717
October	1,542	
November	2,092	
December	2,369	
January	2,604	
February	3,007	
March	3,028	
April	3,049	
May	3,049	
June	3,050	

QUALITY

	Contract Quantity	Contract Base Number	Contract *	Region	England
% of all assessments that were assess and fit appliances (rolling 12 month period)	207	241	85.9%	58.0%	58.0%
% of all assessments that were assess and refuse (rolling 12 month period)	5	241	2.1%	14.6%	11.4%
% of all assessments that were assess and review (rolling 12 month period)	29	241	12.0%	27.4%	30.6%
% of terminated courses where treatment was abandoned or discontinued (rolling 12 month period)	7	105	6.7%	6.1%	7.8%
% of completed treatments indicating that PAR score was taken (year to date)	35	35	100.0%	72.0%	64.6%
Rate of removable appliances per 100 fixed appliances - proposed treatment (rolling 12 month period)	3	13	23.08	3.92	5.65
Rate of removable appliances per 100 fixed appliances - completed treatment (rolling 12 month period)	0	0	N/A	4.10	4.78
% of courses of treatment with removable appliances only - proposed treatment (rolling 12 month period)	3	207	1.4%	2.2%	2.0%
% of courses of treatment with removable appliances only - completed treatment (rolling 12 month period)	0	98	0.0%	1.7%	1.5%
% of patients satisfied with the treatment they have received (rolling 12 month period)	5	5	100.0%	95.7%	96.0%

* Figures in italics indicate that the base number is less than 100.

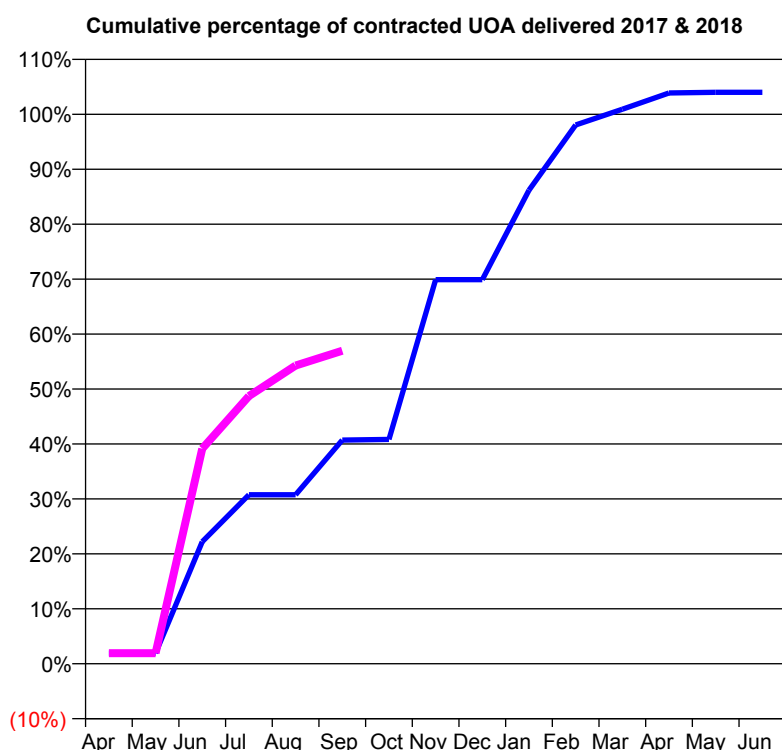
Q62 - Vital Signs Orthodontic At a Glance Contract Report for 740489/0001 - September 2017

Name or company name	MR TS CHEEMA
Contract type name	GDS Contract
Purpose of contract	General and Orthodontic
Contract start date	01/04/2006
Contract end date	

17/18 Contracted general activity (UDA)	6,236
Carry forward general activity (UDA)	-89
17/18 Contracted orthodontic activity (UOA)	774
Carry forward orthodontic activity (UOA)	-15
Baseline contract value	£205,540.09

ACCESS

	Contract	England and Wales
24 month ratio of assessments to patient IDs	1.24	1.09

ACTIVITY


Month	Adjusted Scheduled Activity (UOA)	
	2017	2018
April	15	15
May	15	15
June	172	303
July	238	377
August	238	420
September	315	441
October	316	
November	541	
December	541	
January	667	
February	759	
March	781	
April	804	
May	805	
June	805	

QUALITY

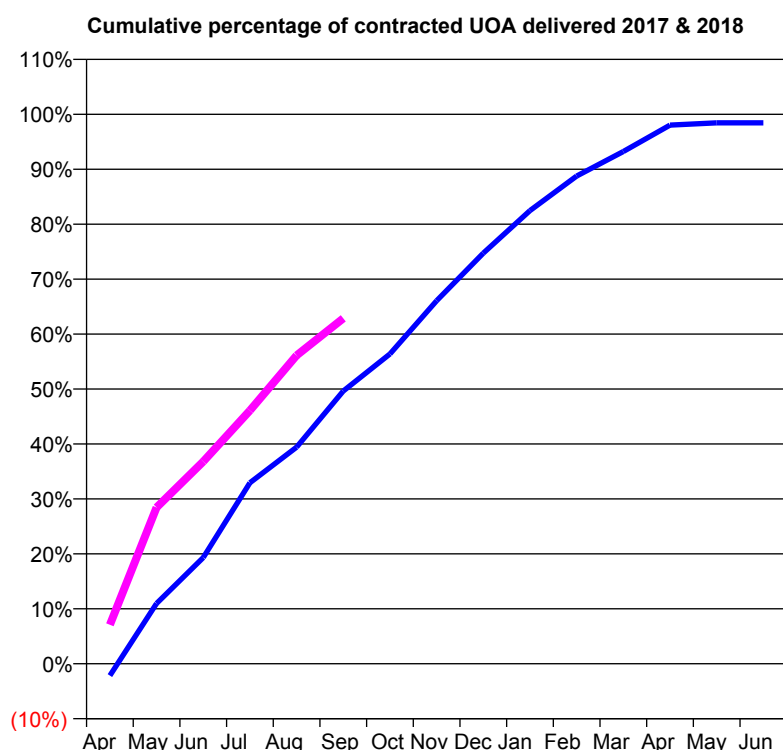
	Contract Quantity	Contract Base Number	Contract *	Region	England
% of all assessments that were assess and fit appliances (rolling 12 month period)	42	114	36.8%	58.0%	58.0%
% of all assessments that were assess and refuse (rolling 12 month period)	8	114	7.0%	14.6%	11.4%
% of all assessments that were assess and review (rolling 12 month period)	64	114	56.1%	27.4%	30.6%
% of terminated courses where treatment was abandoned or discontinued (rolling 12 month period)	3	37	8.1%	6.1%	7.8%
% of completed treatments indicating that PAR score was taken (year to date)	19	19	100.0%	72.0%	64.6%
Rate of removable appliances per 100 fixed appliances - proposed treatment (rolling 12 month period)	0	58	0.00	3.92	5.65
Rate of removable appliances per 100 fixed appliances - completed treatment (rolling 12 month period)	0	0	N/A	4.10	4.78
% of courses of treatment with removable appliances only - proposed treatment (rolling 12 month period)	0	42	0.0%	2.2%	2.0%
% of courses of treatment with removable appliances only - completed treatment (rolling 12 month period)	0	34	0.0%	1.7%	1.5%
% of patients satisfied with the treatment they have received (rolling 12 month period)	0	0	N/A	95.7%	96.0%

* Figures in italics indicate that the base number is less than 100.

Q62 - Vital Signs Orthodontic At a Glance Contract Report for 741590/0001 - September 2017

Name or company name	MISS FJ MILLEN	17/18 Contracted general activity (UDA)	0
Contract type name	PDS Contract	Carry forward general activity (UDA)	0
Purpose of contract	Orthodontic	17/18 Contracted orthodontic activity (UOA)	7,040
Contract start date	01/04/2006	Carry forward orthodontic activity (UOA)	110
Contract end date	31/03/2019	Baseline contract value	£446,983.77

ACCESS	Contract	England and Wales
24 month ratio of assessments to patient IDs	1.01	1.09

ACTIVITY


Month	Adjusted Scheduled Activity (UOA)	
	2017	2018
April	-153	499
May	773	2,003
June	1,361	2,591
July	2,319	3,246
August	2,775	3,951
September	3,495	4,425
October	3,970	
November	4,652	
December	5,261	
January	5,807	
February	6,249	
March	6,564	
April	6,901	
May	6,930	
June	6,930	

QUALITY	Contract Quantity	Contract Base Number	Contract *	Region	England
% of all assessments that were assess and fit appliances (rolling 12 month period)	382	462	82.7%	58.0%	58.0%
% of all assessments that were assess and refuse (rolling 12 month period)	72	462	15.6%	14.6%	11.4%
% of all assessments that were assess and review (rolling 12 month period)	8	462	1.7%	27.4%	30.6%
% of terminated courses where treatment was abandoned or discontinued (rolling 12 month period)	29	321	9.0%	6.1%	7.8%
% of completed treatments indicating that PAR score was taken (year to date)	156	168	92.9%	72.0%	64.6%
Rate of removable appliances per 100 fixed appliances - proposed treatment (rolling 12 month period)	25	748	3.34	3.92	5.65
Rate of removable appliances per 100 fixed appliances - completed treatment (rolling 12 month period)	24	556	4.32	4.10	4.78
% of courses of treatment with removable appliances only - proposed treatment (rolling 12 month period)	7	382	1.8%	2.2%	2.0%
% of courses of treatment with removable appliances only - completed treatment (rolling 12 month period)	10	292	3.4%	1.7%	1.5%
% of patients satisfied with the treatment they have received (rolling 12 month period)	20	21	95.2%	95.7%	96.0%

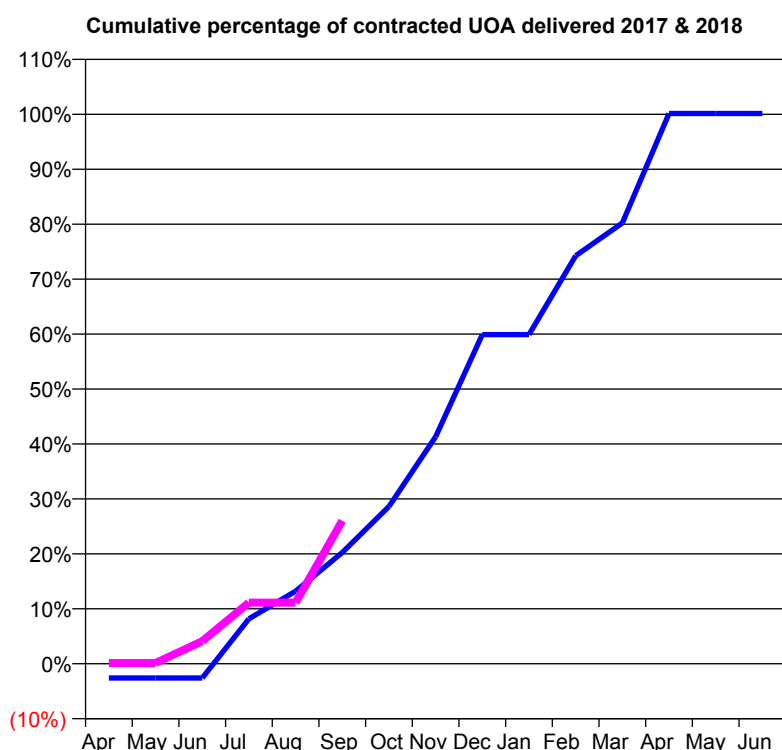
* Figures in italics indicate that the base number is less than 100.

Q62 - Vital Signs Orthodontic At a Glance Contract Report for 754382/0001 - September 2017

Name or company name	MISS M MOKHBER
Contract type name	PDS Contract
Purpose of contract	Orthodontic
Contract start date	01/04/2006
Contract end date	31/03/2019

17/18 Contracted general activity (UDA)	0
Carry forward general activity (UDA)	0
17/18 Contracted orthodontic activity (UOA)	2,113
Carry forward orthodontic activity (UOA)	-3
Baseline contract value	£138,557.47

ACCESS	Contract	England and Wales
24 month ratio of assessments to patient IDs	1.01	1.09

ACTIVITY


Month	Adjusted Scheduled Activity (UOA)	
	2017	2018
April	-55	3
May	-55	3
June	-55	87
July	173	235
August	279	235
September	428	550
October	605	
November	873	
December	1,266	
January	1,266	
February	1,569	
March	1,695	
April	2,116	
May	2,116	
June	2,116	

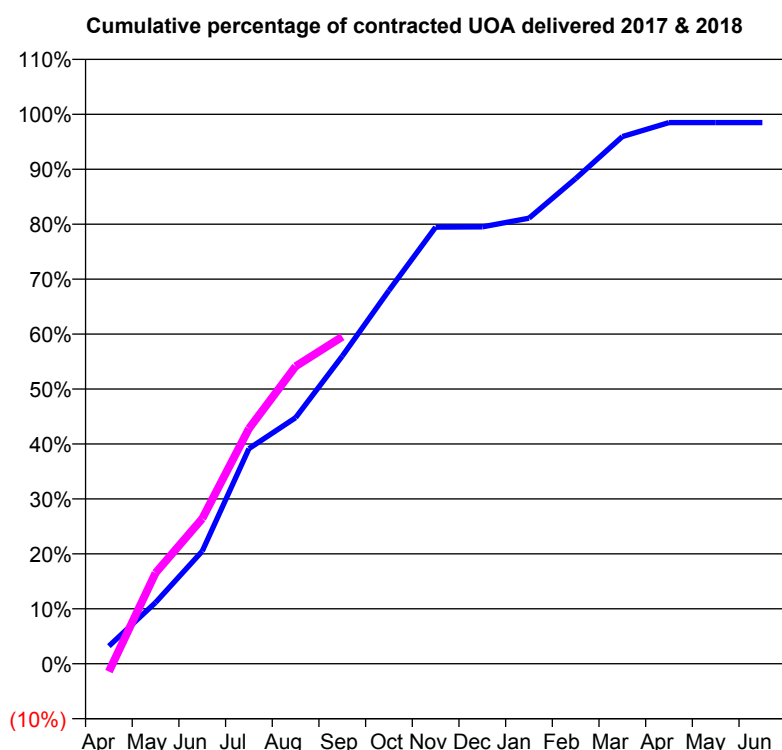
QUALITY	Contract Quantity	Contract Base Number	Contract *	Region	England
% of all assessments that were assess and fit appliances (rolling 12 month period)	105	157	66.9%	58.0%	58.0%
% of all assessments that were assess and refuse (rolling 12 month period)	32	157	20.4%	14.6%	11.4%
% of all assessments that were assess and review (rolling 12 month period)	20	157	12.7%	27.4%	30.6%
% of terminated courses where treatment was abandoned or discontinued (rolling 12 month period)	0	92	0.0%	6.1%	7.8%
% of completed treatments indicating that PAR score was taken (year to date)	51	51	100.0%	72.0%	64.6%
Rate of removable appliances per 100 fixed appliances - proposed treatment (rolling 12 month period)	5	208	2.40	3.92	5.65
Rate of removable appliances per 100 fixed appliances - completed treatment (rolling 12 month period)	0	184	0.00	4.10	4.78
% of courses of treatment with removable appliances only - proposed treatment (rolling 12 month period)	0	105	0.0%	2.2%	2.0%
% of courses of treatment with removable appliances only - completed treatment (rolling 12 month period)	0	92	0.0%	1.7%	1.5%
% of patients satisfied with the treatment they have received (rolling 12 month period)	3	3	100.0%	95.7%	96.0%

* Figures in italics indicate that the base number is less than 100.

Q62 - Vital Signs Orthodontic At a Glance Contract Report for 763950/0003 - September 2017

Name or company name	MR G PLUMB	17/18 Contracted general activity (UDA)	0
Contract type name	PDS Contract	Carry forward general activity (UDA)	0
Purpose of contract	Orthodontic	17/18 Contracted orthodontic activity (UOA)	1,650
Contract start date	01/06/2008	Carry forward orthodontic activity (UOA)	25
Contract end date	31/03/2018	Baseline contract value	£111,468.59

ACCESS	Contract	England and Wales
24 month ratio of assessments to patient IDs	1.01	1.09

ACTIVITY


Month	Adjusted Scheduled Activity (UOA)	
	2017	2018
April	53	-24
May	184	273
June	338	436
July	646	706
August	739	893
September	924	982
October	1,121	
November	1,311	
December	1,312	
January	1,338	
February	1,457	
March	1,583	
April	1,625	
May	1,625	
June	1,625	

QUALITY	Contract Quantity	Contract Base Number	Contract *	Region	England
% of all assessments that were assess and fit appliances (rolling 12 month period)	76	186	40.9%	58.0%	58.0%
% of all assessments that were assess and refuse (rolling 12 month period)	12	186	6.5%	14.6%	11.4%
% of all assessments that were assess and review (rolling 12 month period)	98	186	52.7%	27.4%	30.6%
% of terminated courses where treatment was abandoned or discontinued (rolling 12 month period)	2	66	3.0%	6.1%	7.8%
% of completed treatments indicating that PAR score was taken (year to date)	29	39	74.4%	72.0%	64.6%
Rate of removable appliances per 100 fixed appliances - proposed treatment (rolling 12 month period)	3	147	2.04	3.92	5.65
Rate of removable appliances per 100 fixed appliances - completed treatment (rolling 12 month period)	5	121	4.13	4.10	4.78
% of courses of treatment with removable appliances only - proposed treatment (rolling 12 month period)	1	76	1.3%	2.2%	2.0%
% of courses of treatment with removable appliances only - completed treatment (rolling 12 month period)	2	64	3.1%	1.7%	1.5%
% of patients satisfied with the treatment they have received (rolling 12 month period)	4	4	100.0%	95.7%	96.0%

* Figures in italics indicate that the base number is less than 100.

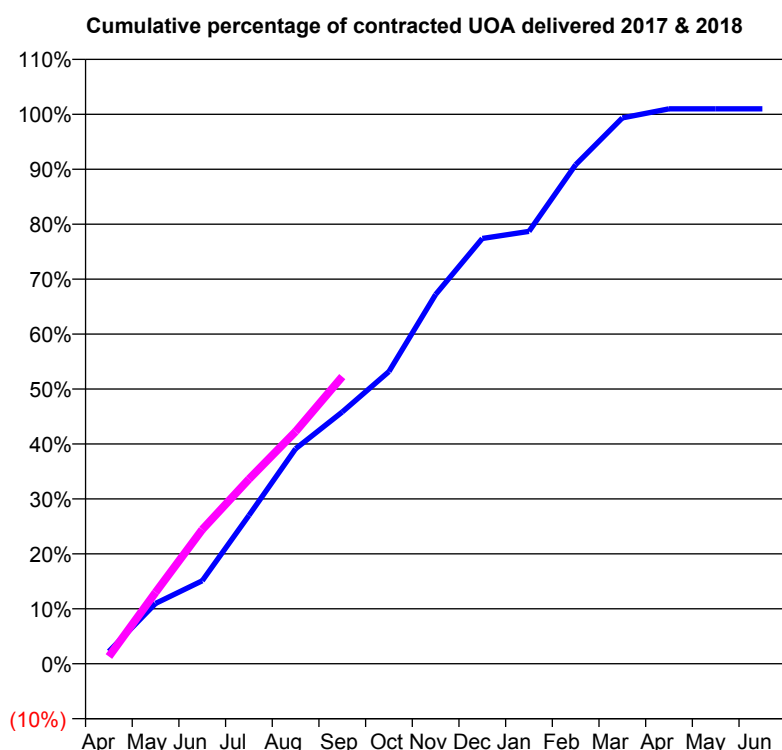
Q62 - Vital Signs Orthodontic At a Glance Contract Report for 763950/0004 - September 2017

Name or company name	MR G PLUMB
Contract type name	PDS Contract
Purpose of contract	Orthodontic
Contract start date	01/06/2008
Contract end date	31/03/2019

17/18 Contracted general activity (UDA)	0
Carry forward general activity (UDA)	0
17/18 Contracted orthodontic activity (UOA)	6,552
Carry forward orthodontic activity (UOA)	-65
Baseline contract value	£442,662.32

ACCESS

	Contract	England and Wales
24 month ratio of assessments to patient IDs	1.05	1.09

ACTIVITY


Month	Adjusted Scheduled Activity (UOA)	
	2017	2018
April	147	86
May	719	851
June	989	1,601
July	1,769	2,201
August	2,564	2,769
September	3,002	3,424
October	3,484	
November	4,403	
December	5,072	
January	5,156	
February	5,951	
March	6,509	
April	6,617	
May	6,617	
June	6,617	

QUALITY

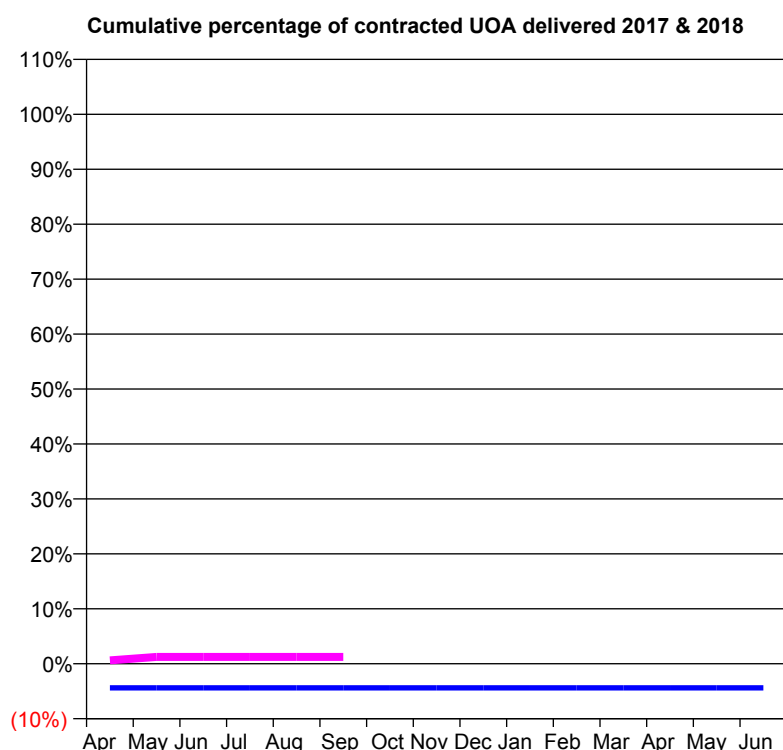
	Contract Quantity	Contract Base Number	Contract *	Region	England
% of all assessments that were assess and fit appliances (rolling 12 month period)	329	498	66.1%	58.0%	58.0%
% of all assessments that were assess and refuse (rolling 12 month period)	24	498	4.8%	14.6%	11.4%
% of all assessments that were assess and review (rolling 12 month period)	145	498	29.1%	27.4%	30.6%
% of terminated courses where treatment was abandoned or discontinued (rolling 12 month period)	15	309	4.9%	6.1%	7.8%
% of completed treatments indicating that PAR score was taken (year to date)	97	152	63.8%	72.0%	64.6%
Rate of removable appliances per 100 fixed appliances - proposed treatment (rolling 12 month period)	19	641	2.96	3.92	5.65
Rate of removable appliances per 100 fixed appliances - completed treatment (rolling 12 month period)	15	570	2.63	4.10	4.78
% of courses of treatment with removable appliances only - proposed treatment (rolling 12 month period)	6	329	1.8%	2.2%	2.0%
% of courses of treatment with removable appliances only - completed treatment (rolling 12 month period)	3	294	1.0%	1.7%	1.5%
% of patients satisfied with the treatment they have received (rolling 12 month period)	14	15	93.3%	95.7%	96.0%

* Figures in italics indicate that the base number is less than 100.

Q62 - Vital Signs Orthodontic At a Glance Contract Report for 812196/0001 - September 2017

Name or company name	MISS JP WATKINS	17/18 Contracted general activity (UDA)	1,719
Contract type name	GDS Contract	Carry forward general activity (UDA)	0
Purpose of contract	General and Orthodontic	17/18 Contracted orthodontic activity (UOA)	159
Contract start date	01/04/2006	Carry forward orthodontic activity (UOA)	0
Contract end date		Baseline contract value	£51,051.05

ACCESS	Contract	England and Wales
24 month ratio of assessments to patient IDs	1.00	1.09

ACTIVITY


Month	Adjusted Scheduled Activity (UOA)	
	2017	2018
April	-7	1
May	-7	2
June	-7	2
July	-7	2
August	-7	2
September	-7	2
October	-7	
November	-7	
December	-7	
January	-7	
February	-7	
March	-7	
April	-7	
May	-7	
June	-7	

QUALITY	Contract Quantity	Contract Base Number	Contract *	Region	England
% of all assessments that were assess and fit appliances (rolling 12 month period)	0	2	0.0%	58.0%	58.0%
% of all assessments that were assess and refuse (rolling 12 month period)	0	2	0.0%	14.6%	11.4%
% of all assessments that were assess and review (rolling 12 month period)	2	2	100.0%	27.4%	30.6%
% of terminated courses where treatment was abandoned or discontinued (rolling 12 month period)	0	0	N/A	6.1%	7.8%
% of completed treatments indicating that PAR score was taken (year to date)	0	0	N/A	72.0%	64.6%
Rate of removable appliances per 100 fixed appliances - proposed treatment (rolling 12 month period)	0	0	N/A	3.92	5.65
Rate of removable appliances per 100 fixed appliances - completed treatment (rolling 12 month period)	0	0	N/A	4.10	4.78
% of courses of treatment with removable appliances only - proposed treatment (rolling 12 month period)	0	0	N/A	2.2%	2.0%
% of courses of treatment with removable appliances only - completed treatment (rolling 12 month period)	0	0	N/A	1.7%	1.5%
% of patients satisfied with the treatment they have received (rolling 12 month period)	0	0	N/A	95.7%	96.0%

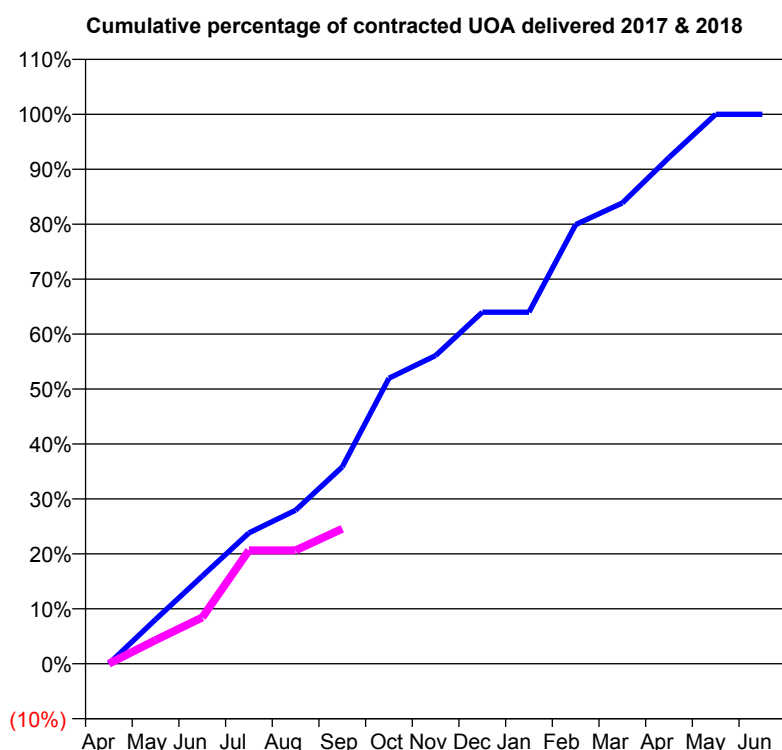
* Figures in italics indicate that the base number is less than 100.

Q62 - Vital Signs Orthodontic At a Glance Contract Report for 813923/0002 - September 2017

Name or company name	MR JS MANDAIR
Contract type name	GDS Contract
Purpose of contract	General and Orthodontic
Contract start date	01/11/2006
Contract end date	

17/18 Contracted general activity (UDA)	4,546
Carry forward general activity (UDA)	-29
17/18 Contracted orthodontic activity (UOA)	533
Carry forward orthodontic activity (UOA)	0
Baseline contract value	£199,702.79

ACCESS	Contract	England and Wales
24 month ratio of assessments to patient IDs	1.03	1.09

ACTIVITY


Month	Adjusted Scheduled Activity (UOA)	
	2017	2018
April	0	0
May	43	23
June	85	45
July	127	110
August	149	110
September	191	131
October	277	
November	299	
December	341	
January	341	
February	426	
March	447	
April	491	
May	533	
June	533	

QUALITY	Contract Quantity	Contract Base Number	Contract *	Region	England
% of all assessments that were assess and fit appliances (rolling 12 month period)	22	29	75.9%	58.0%	58.0%
% of all assessments that were assess and refuse (rolling 12 month period)	4	29	13.8%	14.6%	11.4%
% of all assessments that were assess and review (rolling 12 month period)	3	29	10.3%	27.4%	30.6%
% of terminated courses where treatment was abandoned or discontinued (rolling 12 month period)	1	32	3.1%	6.1%	7.8%
% of completed treatments indicating that PAR score was taken (year to date)	1	21	4.8%	72.0%	64.6%
Rate of removable appliances per 100 fixed appliances - proposed treatment (rolling 12 month period)	1	41	2.44	3.92	5.65
Rate of removable appliances per 100 fixed appliances - completed treatment (rolling 12 month period)	0	60	0.00	4.10	4.78
% of courses of treatment with removable appliances only - proposed treatment (rolling 12 month period)	0	22	0.0%	2.2%	2.0%
% of courses of treatment with removable appliances only - completed treatment (rolling 12 month period)	0	31	0.0%	1.7%	1.5%
% of patients satisfied with the treatment they have received (rolling 12 month period)	1	1	100.0%	95.7%	96.0%

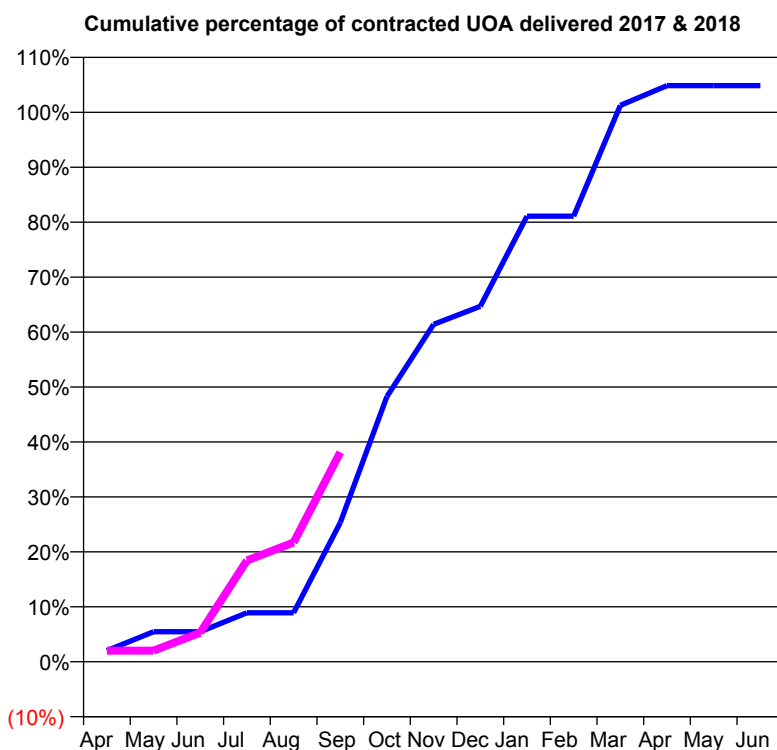
* Figures in italics indicate that the base number is less than 100.

Q62 - Vital Signs Orthodontic At a Glance Contract Report for 846791/0001 - September 2017

Name or company name	MR RM HENNEBRY	17/18 Contracted general activity (UDA)	0
Contract type name	PDS Contract	Carry forward general activity (UDA)	0
Purpose of contract	Orthodontic	17/18 Contracted orthodontic activity (UOA)	640
Contract start date	01/04/2006	Carry forward orthodontic activity (UOA)	-13
Contract end date	31/03/2019	Baseline contract value	£41,972.65

ACCESS

	Contract	England and Wales
24 month ratio of assessments to patient IDs	1.02	1.09

ACTIVITY


Month	Adjusted Scheduled Activity (UOA)	
	2017	2018
April	13	13
May	35	13
June	35	34
July	57	118
August	57	139
September	162	244
October	309	
November	393	
December	414	
January	519	
February	519	
March	648	
April	671	
May	671	
June	671	

QUALITY

	Contract Quantity	Contract Base Number	Contract *	Region	England
% of all assessments that were assess and fit appliances (rolling 12 month period)	34	60	56.7%	58.0%	58.0%
% of all assessments that were assess and refuse (rolling 12 month period)	5	60	8.3%	14.6%	11.4%
% of all assessments that were assess and review (rolling 12 month period)	21	60	35.0%	27.4%	30.6%
% of terminated courses where treatment was abandoned or discontinued (rolling 12 month period)	0	31	0.0%	6.1%	7.8%
% of completed treatments indicating that PAR score was taken (year to date)	14	14	100.0%	72.0%	64.6%
Rate of removable appliances per 100 fixed appliances - proposed treatment (rolling 12 month period)	0	66	0.00	3.92	5.65
Rate of removable appliances per 100 fixed appliances - completed treatment (rolling 12 month period)	0	3	0.00	4.10	4.78
% of courses of treatment with removable appliances only - proposed treatment (rolling 12 month period)	0	34	0.0%	2.2%	2.0%
% of courses of treatment with removable appliances only - completed treatment (rolling 12 month period)	0	31	0.0%	1.7%	1.5%
% of patients satisfied with the treatment they have received (rolling 12 month period)	1	1	100.0%	95.7%	96.0%

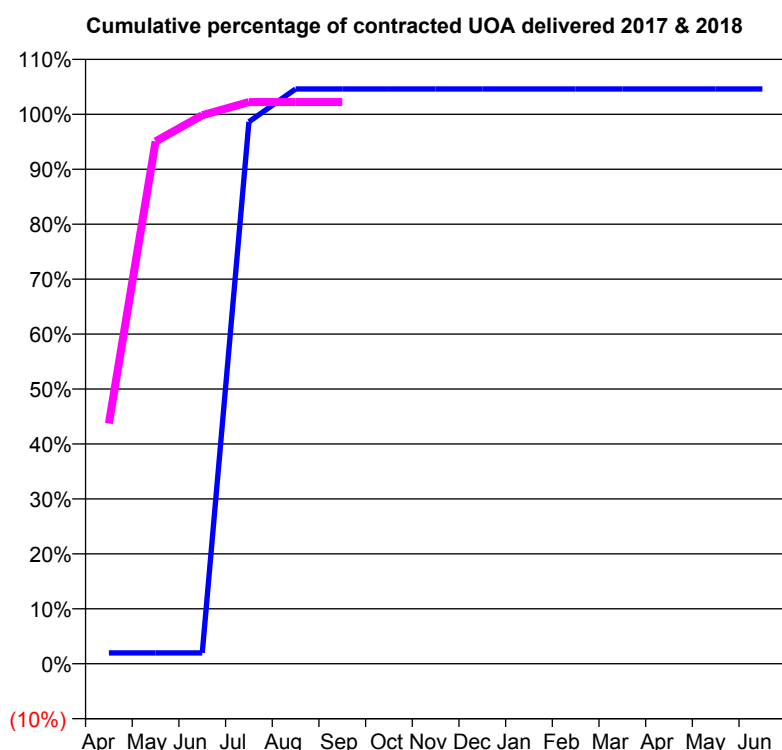
* Figures in italics indicate that the base number is less than 100.

Q62 - Vital Signs Orthodontic At a Glance Contract Report for 854859/0001 - September 2017

Name or company name	MR NN LAI
Contract type name	PDS Contract
Purpose of contract	Orthodontic
Contract start date	01/04/2006
Contract end date	31/03/2019

17/18 Contracted general activity (UDA)	0
Carry forward general activity (UDA)	0
17/18 Contracted orthodontic activity (UOA)	1,760
Carry forward orthodontic activity (UOA)	-35
Baseline contract value	£114,670.22

ACCESS	Contract	England and Wales
24 month ratio of assessments to patient IDs	1.00	1.09

ACTIVITY


Month	Adjusted Scheduled Activity (UOA)	
	2017	2018
April	35	770
May	35	1,673
June	35	1,757
July	1,736	1,799
August	1,841	1,799
September	1,841	1,799
October	1,841	
November	1,841	
December	1,841	
January	1,841	
February	1,841	
March	1,841	
April	1,841	
May	1,841	
June	1,841	

QUALITY	Contract Quantity	Contract Base Number	Contract *	Region	England
% of all assessments that were assess and fit appliances (rolling 12 month period)	84	84	100.0%	58.0%	58.0%
% of all assessments that were assess and refuse (rolling 12 month period)	0	84	0.0%	14.6%	11.4%
% of all assessments that were assess and review (rolling 12 month period)	0	84	0.0%	27.4%	30.6%
% of terminated courses where treatment was abandoned or discontinued (rolling 12 month period)	0	84	0.0%	6.1%	7.8%
% of completed treatments indicating that PAR score was taken (year to date)	0	36	0.0%	72.0%	64.6%
Rate of removable appliances per 100 fixed appliances - proposed treatment (rolling 12 month period)	0	168	0.00	3.92	5.65
Rate of removable appliances per 100 fixed appliances - completed treatment (rolling 12 month period)	0	0	N/A	4.10	4.78
% of courses of treatment with removable appliances only - proposed treatment (rolling 12 month period)	0	84	0.0%	2.2%	2.0%
% of courses of treatment with removable appliances only - completed treatment (rolling 12 month period)	0	84	0.0%	1.7%	1.5%
% of patients satisfied with the treatment they have received (rolling 12 month period)	2	2	100.0%	95.7%	96.0%

* Figures in italics indicate that the base number is less than 100.

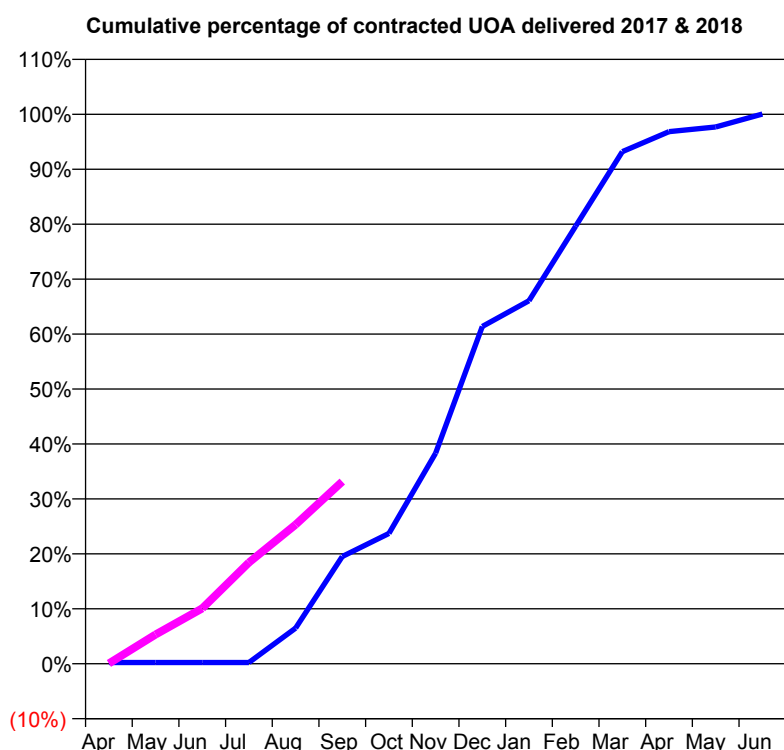
Q62 - Vital Signs Orthodontic At a Glance Contract Report for 912387/0002 - September 2017

Name or company name	MR S KUMAR
Contract type name	PDS Contract
Purpose of contract	Orthodontic
Contract start date	01/04/2006
Contract end date	31/03/2019

17/18 Contracted general activity (UDA)	0
Carry forward general activity (UDA)	0
17/18 Contracted orthodontic activity (UOA)	4,026
Carry forward orthodontic activity (UOA)	-2
Baseline contract value	£264,034.26

ACCESS

	Contract	England and Wales
24 month ratio of assessments to patient IDs	1.01	1.09

ACTIVITY


Month	Adjusted Scheduled Activity (UOA)	
	2017	2018
April	9	2
May	9	215
June	9	406
July	9	742
August	261	1,020
September	786	1,335
October	955	
November	1,543	
December	2,471	
January	2,660	
February	3,206	
March	3,752	
April	3,899	
May	3,933	
June	4,028	

QUALITY

	Contract Quantity	Contract Base Number	Contract *	Region	England
% of all assessments that were assess and fit appliances (rolling 12 month period)	215	309	69.6%	58.0%	58.0%
% of all assessments that were assess and refuse (rolling 12 month period)	6	309	1.9%	14.6%	11.4%
% of all assessments that were assess and review (rolling 12 month period)	88	309	28.5%	27.4%	30.6%
% of terminated courses where treatment was abandoned or discontinued (rolling 12 month period)	9	171	5.3%	6.1%	7.8%
% of completed treatments indicating that PAR score was taken (year to date)	63	74	85.1%	72.0%	64.6%
Rate of removable appliances per 100 fixed appliances - proposed treatment (rolling 12 month period)	4	422	0.95	3.92	5.65
Rate of removable appliances per 100 fixed appliances - completed treatment (rolling 12 month period)	1	318	0.31	4.10	4.78
% of courses of treatment with removable appliances only - proposed treatment (rolling 12 month period)	2	215	0.9%	2.2%	2.0%
% of courses of treatment with removable appliances only - completed treatment (rolling 12 month period)	1	162	0.6%	1.7%	1.5%
% of patients satisfied with the treatment they have received (rolling 12 month period)	4	4	100.0%	95.7%	96.0%

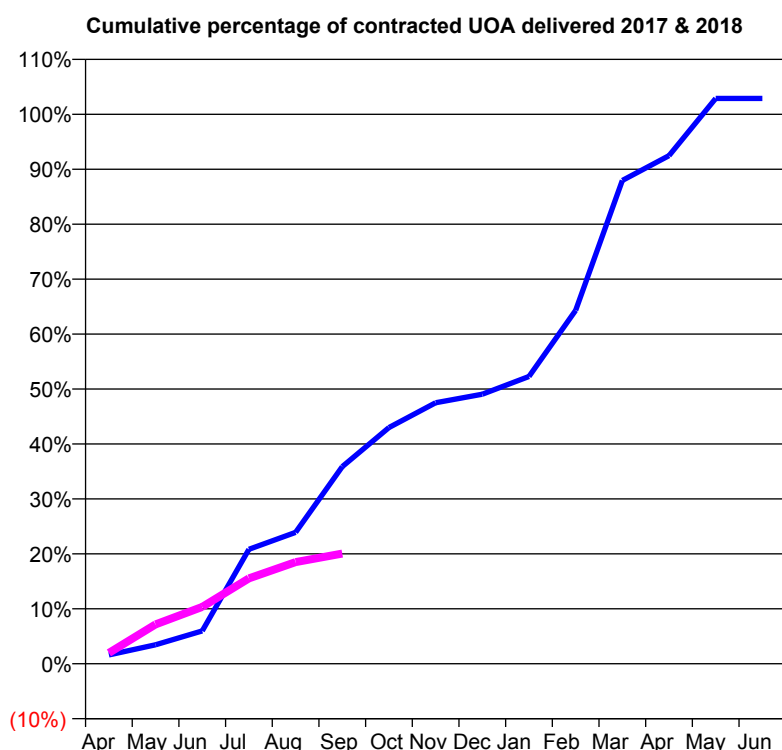
* Figures in italics indicate that the base number is less than 100.

Q62 - Vital Signs Orthodontic At a Glance Contract Report for 913073/0001 - September 2017

Name or company name	MISS SJ BURNS
Contract type name	PDS Contract
Purpose of contract	Orthodontic
Contract start date	01/04/2006
Contract end date	31/03/2019

17/18 Contracted general activity (UDA)	0
Carry forward general activity (UDA)	0
17/18 Contracted orthodontic activity (UOA)	1,421
Carry forward orthodontic activity (UOA)	-28
Baseline contract value	£113,654.09

ACCESS	Contract	England and Wales
24 month ratio of assessments to patient IDs	1.21	1.09

ACTIVITY


Month	Adjusted Scheduled Activity (UOA)	
	2017	2018
April	23	28
May	49	102
June	85	147
July	296	221
August	340	263
September	510	285
October	611	
November	675	
December	697	
January	743	
February	914	
March	1,250	
April	1,314	
May	1,462	
June	1,462	

QUALITY	Contract Quantity	Contract Base Number	Contract *	Region	England
% of all assessments that were assess and fit appliances (rolling 12 month period)	53	147	36.1%	58.0%	58.0%
% of all assessments that were assess and refuse (rolling 12 month period)	11	147	7.5%	14.6%	11.4%
% of all assessments that were assess and review (rolling 12 month period)	83	147	56.5%	27.4%	30.6%
% of terminated courses where treatment was abandoned or discontinued (rolling 12 month period)	12	57	21.1%	6.1%	7.8%
% of completed treatments indicating that PAR score was taken (year to date)	0	19	0.0%	72.0%	64.6%
Rate of removable appliances per 100 fixed appliances - proposed treatment (rolling 12 month period)	6	86	6.98	3.92	5.65
Rate of removable appliances per 100 fixed appliances - completed treatment (rolling 12 month period)	0	0	N/A	4.10	4.78
% of courses of treatment with removable appliances only - proposed treatment (rolling 12 month period)	5	53	9.4%	2.2%	2.0%
% of courses of treatment with removable appliances only - completed treatment (rolling 12 month period)	0	45	0.0%	1.7%	1.5%
% of patients satisfied with the treatment they have received (rolling 12 month period)	1	1	100.0%	95.7%	96.0%

* Figures in italics indicate that the base number is less than 100.

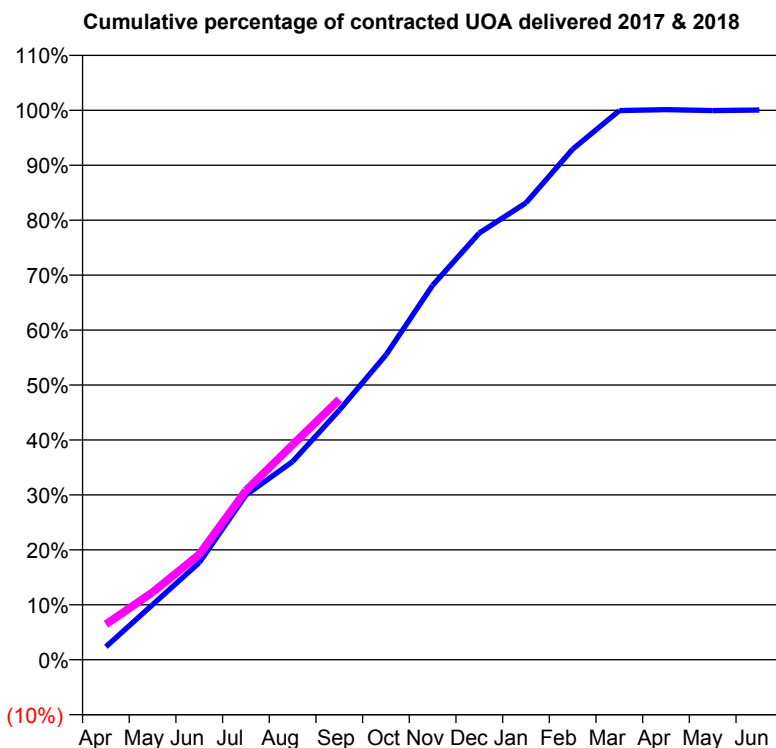
Q62 - Vital Signs Orthodontic At a Glance Contract Report for 919284/0001 - September 2017

Name or company name	MR M ALIMADADIAN
Contract type name	PDS Contract
Purpose of contract	Orthodontic
Contract start date	01/04/2006
Contract end date	31/03/2019

17/18 Contracted general activity (UDA)	0
Carry forward general activity (UDA)	0
17/18 Contracted orthodontic activity (UOA)	24,911
Carry forward orthodontic activity (UOA)	-10
Baseline contract value	£1,633,798.84

ACCESS

	Contract	England and Wales
24 month ratio of assessments to patient IDs	1.02	1.09

ACTIVITY


Month	Adjusted Scheduled Activity (UOA)	
	2017	2018
April	589	1,611
May	2,501	3,061
June	4,402	4,776
July	7,466	7,675
August	8,988	9,748
September	11,312	11,802
October	13,823	
November	16,976	
December	19,346	
January	20,711	
February	23,151	
March	24,898	
April	24,940	
May	24,898	
June	24,921	

QUALITY

	Contract Quantity	Contract Base Number	Contract *	Region	England
% of all assessments that were assess and fit appliances (rolling 12 month period)	1,205	1,622	74.3%	58.0%	58.0%
% of all assessments that were assess and refuse (rolling 12 month period)	376	1,622	23.2%	14.6%	11.4%
% of all assessments that were assess and review (rolling 12 month period)	41	1,622	2.5%	27.4%	30.6%
% of terminated courses where treatment was abandoned or discontinued (rolling 12 month period)	110	1,205	9.1%	6.1%	7.8%
% of completed treatments indicating that PAR score was taken (year to date)	514	539	95.4%	72.0%	64.6%
Rate of removable appliances per 100 fixed appliances - proposed treatment (rolling 12 month period)	60	2,374	2.53	3.92	5.65
Rate of removable appliances per 100 fixed appliances - completed treatment (rolling 12 month period)	38	2,159	1.76	4.10	4.78
% of courses of treatment with removable appliances only - proposed treatment (rolling 12 month period)	7	1,205	0.6%	2.2%	2.0%
% of courses of treatment with removable appliances only - completed treatment (rolling 12 month period)	4	1,095	0.4%	1.7%	1.5%
% of patients satisfied with the treatment they have received (rolling 12 month period)	54	55	98.2%	95.7%	96.0%

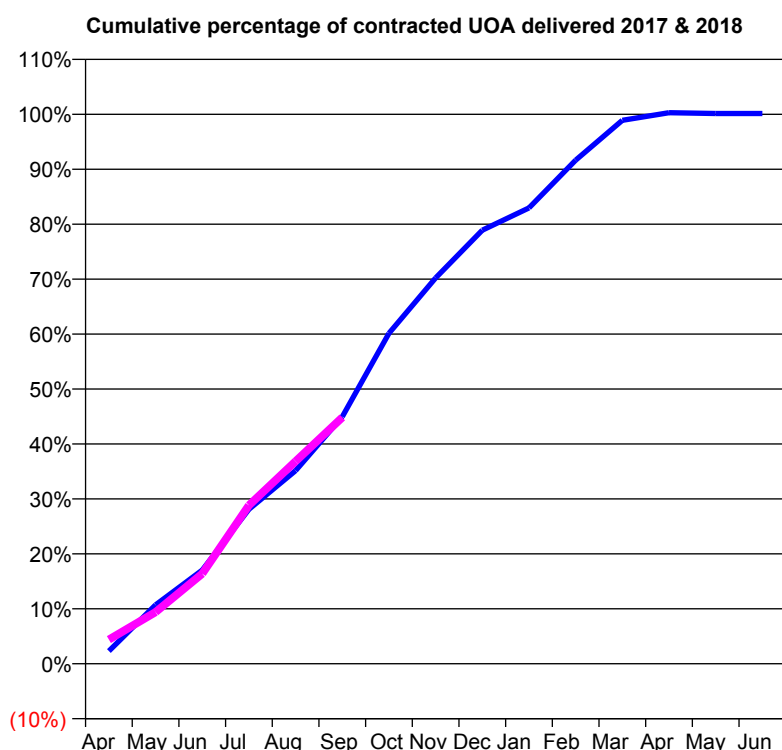
* Figures in italics indicate that the base number is less than 100.

Q62 - Vital Signs Orthodontic At a Glance Contract Report for 919284/0002 - September 2017

Name or company name	MR M ALIMADADIAN
Contract type name	PDS Contract
Purpose of contract	General and Orthodontic
Contract start date	01/04/2006
Contract end date	31/03/2019

17/18 Contracted general activity (UDA)	0
Carry forward general activity (UDA)	0
17/18 Contracted orthodontic activity (UOA)	16,948
Carry forward orthodontic activity (UOA)	-25
Baseline contract value	£1,134,425.71

ACCESS	Contract	England and Wales
24 month ratio of assessments to patient IDs	1.02	1.09

ACTIVITY


Month	Adjusted Scheduled Activity (UOA)	
	2017	2018
April	392	747
May	1,816	1,593
June	2,890	2,778
July	4,765	4,888
August	5,958	6,246
September	7,618	7,598
October	10,194	
November	11,899	
December	13,374	
January	14,058	
February	15,531	
March	16,763	
April	16,994	
May	16,973	
June	16,973	

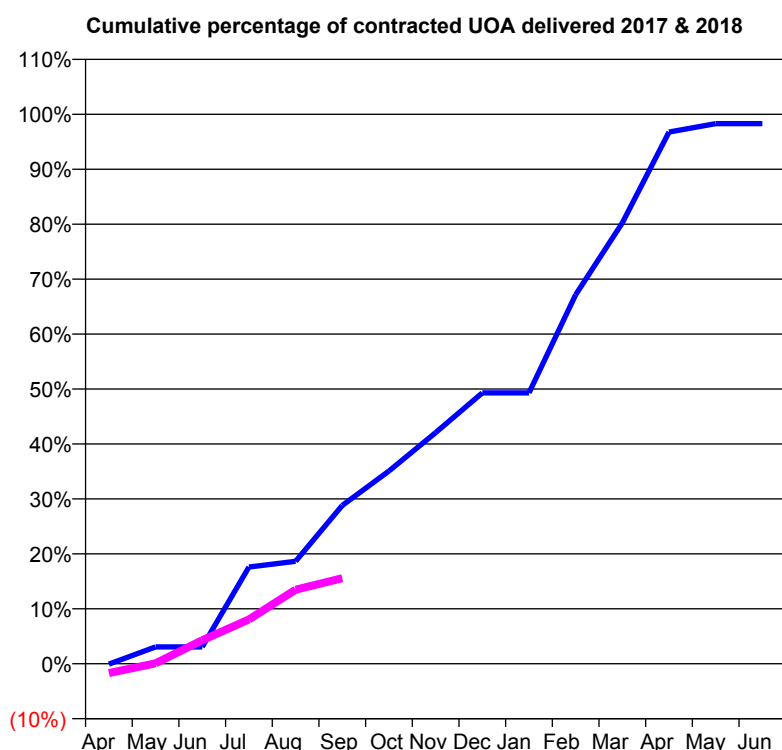
QUALITY	Contract Quantity	Contract Base Number	Contract *	Region	England
% of all assessments that were assess and fit appliances (rolling 12 month period)	809	1,106	73.1%	58.0%	58.0%
% of all assessments that were assess and refuse (rolling 12 month period)	261	1,106	23.6%	14.6%	11.4%
% of all assessments that were assess and review (rolling 12 month period)	36	1,106	3.3%	27.4%	30.6%
% of terminated courses where treatment was abandoned or discontinued (rolling 12 month period)	75	709	10.6%	6.1%	7.8%
% of completed treatments indicating that PAR score was taken (year to date)	284	303	93.7%	72.0%	64.6%
Rate of removable appliances per 100 fixed appliances - proposed treatment (rolling 12 month period)	40	1,574	2.54	3.92	5.65
Rate of removable appliances per 100 fixed appliances - completed treatment (rolling 12 month period)	26	1,223	2.13	4.10	4.78
% of courses of treatment with removable appliances only - proposed treatment (rolling 12 month period)	17	809	2.1%	2.2%	2.0%
% of courses of treatment with removable appliances only - completed treatment (rolling 12 month period)	11	634	1.7%	1.7%	1.5%
% of patients satisfied with the treatment they have received (rolling 12 month period)	29	31	93.5%	95.7%	96.0%

* Figures in italics indicate that the base number is less than 100.

Q62 - Vital Signs Orthodontic At a Glance Contract Report for 925152/0003 - September 2017

Name or company name	MR GP MANCINI	17/18 Contracted general activity (UDA)	0
Contract type name	PDS Contract	Carry forward general activity (UDA)	0
Purpose of contract	Orthodontic	17/18 Contracted orthodontic activity (UOA)	4,146
Contract start date	01/04/2006	Carry forward orthodontic activity (UOA)	71
Contract end date	31/03/2019	Baseline contract value	£271,923.19

ACCESS	Contract	England and Wales
24 month ratio of assessments to patient IDs	1.03	1.09

ACTIVITY


Month	Adjusted Scheduled Activity (UOA)	
	2017	2018
April	-4	-71
May	127	4
June	127	178
July	730	335
August	773	559
September	1,195	645
October	1,454	
November	1,744	
December	2,044	
January	2,044	
February	2,784	
March	3,327	
April	4,012	
May	4,075	
June	4,075	

QUALITY

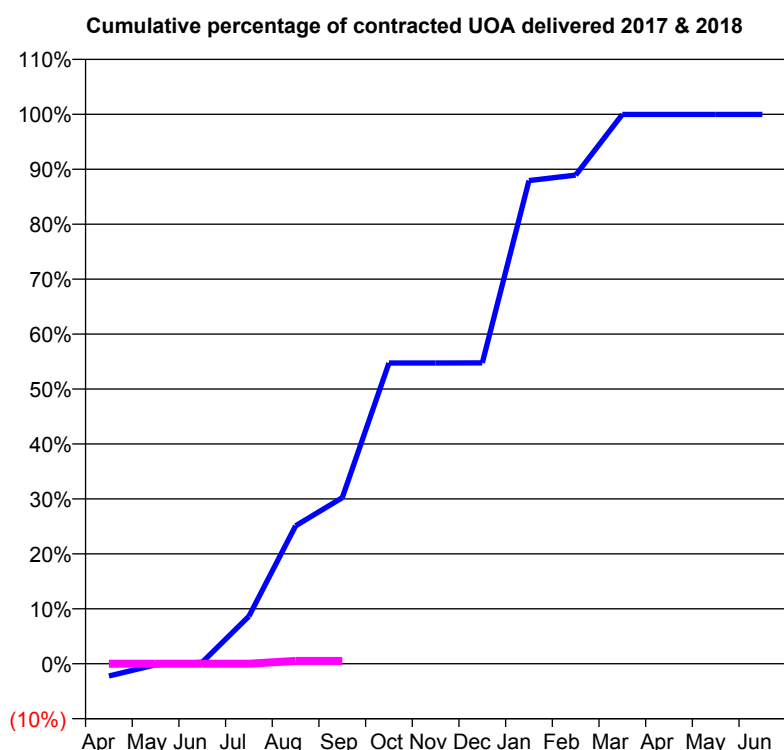
	Contract Quantity	Contract Base Number	Contract *	Region	England
% of all assessments that were assess and fit appliances (rolling 12 month period)	178	240	74.2%	58.0%	58.0%
% of all assessments that were assess and refuse (rolling 12 month period)	4	240	1.7%	14.6%	11.4%
% of all assessments that were assess and review (rolling 12 month period)	58	240	24.2%	27.4%	30.6%
% of terminated courses where treatment was abandoned or discontinued (rolling 12 month period)	4	138	2.9%	6.1%	7.8%
% of completed treatments indicating that PAR score was taken (year to date)	53	60	88.3%	72.0%	64.6%
Rate of removable appliances per 100 fixed appliances - proposed treatment (rolling 12 month period)	21	316	6.65	3.92	5.65
Rate of removable appliances per 100 fixed appliances - completed treatment (rolling 12 month period)	0	0	N/A	4.10	4.78
% of courses of treatment with removable appliances only - proposed treatment (rolling 12 month period)	5	178	2.8%	2.2%	2.0%
% of courses of treatment with removable appliances only - completed treatment (rolling 12 month period)	0	134	0.0%	1.7%	1.5%
% of patients satisfied with the treatment they have received (rolling 12 month period)	5	7	71.4%	95.7%	96.0%

* Figures in italics indicate that the base number is less than 100.

Q62 - Vital Signs Orthodontic At a Glance Contract Report for 925152/0005 - September 2017

Name or company name	MR GP MANCINI	17/18 Contracted general activity (UDA)	0
Contract type name	PDS Contract	Carry forward general activity (UDA)	0
Purpose of contract	Orthodontic	17/18 Contracted orthodontic activity (UOA)	4,140
Contract start date	01/04/2006	Carry forward orthodontic activity (UOA)	1
Contract end date	31/03/2019	Baseline contract value	£271,503.47

ACCESS	Contract	England and Wales
24 month ratio of assessments to patient IDs	1.02	1.09

ACTIVITY


Month	Adjusted Scheduled Activity (UOA)	
	2017	2018
April	-93	-1
May	-9	-1
June	12	-1
July	358	-1
August	1,039	22
September	1,251	22
October	2,266	
November	2,266	
December	2,267	
January	3,640	
February	3,682	
March	4,139	
April	4,139	
May	4,139	
June	4,139	

QUALITY	Contract Quantity	Contract Base Number	Contract *	Region	England
% of all assessments that were assess and fit appliances (rolling 12 month period)	140	177	79.1%	58.0%	58.0%
% of all assessments that were assess and refuse (rolling 12 month period)	1	177	0.6%	14.6%	11.4%
% of all assessments that were assess and review (rolling 12 month period)	36	177	20.3%	27.4%	30.6%
% of terminated courses where treatment was abandoned or discontinued (rolling 12 month period)	1	62	1.6%	6.1%	7.8%
% of completed treatments indicating that PAR score was taken (year to date)	36	42	85.7%	72.0%	64.6%
Rate of removable appliances per 100 fixed appliances - proposed treatment (rolling 12 month period)	9	264	3.41	3.92	5.65
Rate of removable appliances per 100 fixed appliances - completed treatment (rolling 12 month period)	4	118	3.39	4.10	4.78
% of courses of treatment with removable appliances only - proposed treatment (rolling 12 month period)	7	140	5.0%	2.2%	2.0%
% of courses of treatment with removable appliances only - completed treatment (rolling 12 month period)	2	61	3.3%	1.7%	1.5%
% of patients satisfied with the treatment they have received (rolling 12 month period)	7	7	100.0%	95.7%	96.0%

* Figures in italics indicate that the base number is less than 100.

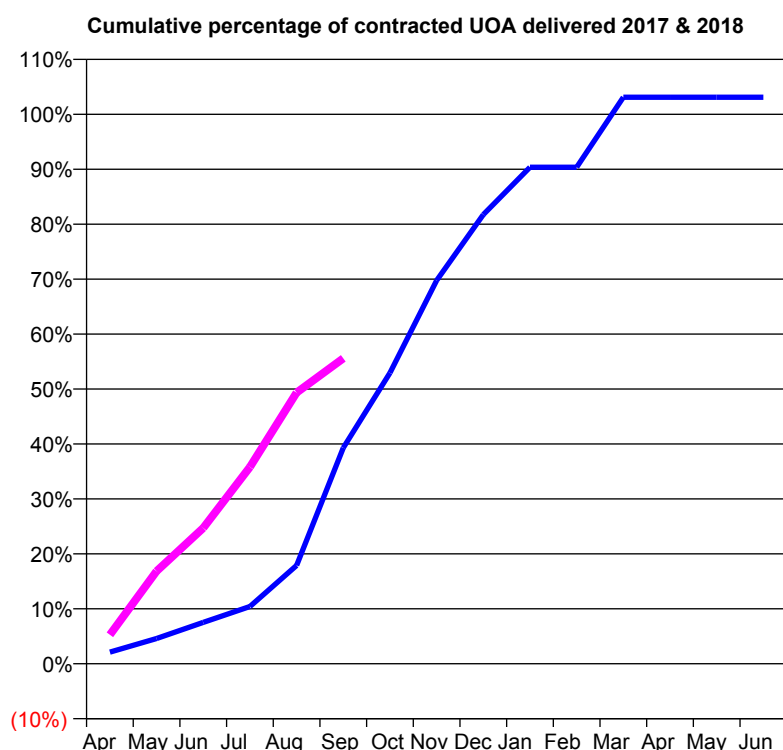
Q62 - Vital Signs Orthodontic At a Glance Contract Report for 959847/0001 - September 2017

Name or company name	MR AY LAM
Contract type name	PDS Contract
Purpose of contract	Orthodontic
Contract start date	01/10/2008
Contract end date	31/03/2019

17/18 Contracted general activity (UDA)	0
Carry forward general activity (UDA)	0
17/18 Contracted orthodontic activity (UOA)	5,116
Carry forward orthodontic activity (UOA)	-102
Baseline contract value	£329,865.80

ACCESS

	Contract	England and Wales
24 month ratio of assessments to patient IDs	1.00	1.09

ACTIVITY


Month	Adjusted Scheduled Activity (UOA)	
	2017	2018
April	109	270
May	235	862
June	386	1,265
July	533	1,832
August	915	2,525
September	2,011	2,844
October	2,708	
November	3,569	
December	4,182	
January	4,623	
February	4,623	
March	5,274	
April	5,274	
May	5,274	
June	5,274	

QUALITY

	Contract Quantity	Contract Base Number	Contract *	Region	England
% of all assessments that were assess and fit appliances (rolling 12 month period)	290	290	100.0%	58.0%	58.0%
% of all assessments that were assess and refuse (rolling 12 month period)	0	290	0.0%	14.6%	11.4%
% of all assessments that were assess and review (rolling 12 month period)	0	290	0.0%	27.4%	30.6%
% of terminated courses where treatment was abandoned or discontinued (rolling 12 month period)	17	256	6.6%	6.1%	7.8%
% of completed treatments indicating that PAR score was taken (year to date)	108	109	99.1%	72.0%	64.6%
Rate of removable appliances per 100 fixed appliances - proposed treatment (rolling 12 month period)	16	553	2.89	3.92	5.65
Rate of removable appliances per 100 fixed appliances - completed treatment (rolling 12 month period)	9	462	1.95	4.10	4.78
% of courses of treatment with removable appliances only - proposed treatment (rolling 12 month period)	5	290	1.7%	2.2%	2.0%
% of courses of treatment with removable appliances only - completed treatment (rolling 12 month period)	4	239	1.7%	1.7%	1.5%
% of patients satisfied with the treatment they have received (rolling 12 month period)	12	12	100.0%	95.7%	96.0%

* Figures in italics indicate that the base number is less than 100.

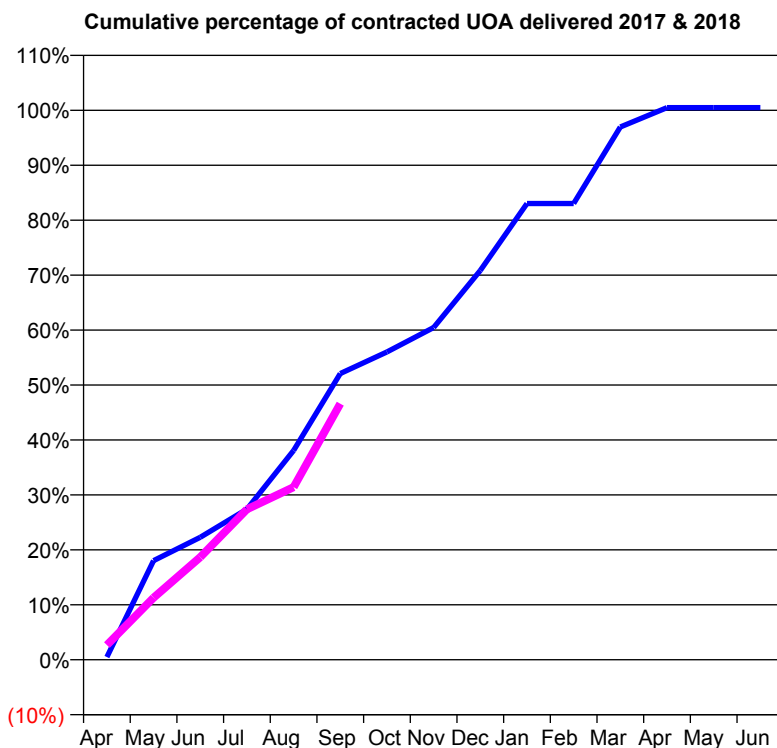
Q63 - Vital Signs Orthodontic At a Glance Contract Report for 111732/0001 - September 2017

Name or company name	Richmond Hill Orthodontics Ltd
Contract type name	PDS Contract
Purpose of contract	Orthodontic
Contract start date	31/10/2014
Contract end date	31/03/2019

17/18 Contracted general activity (UDA)	0
Carry forward general activity (UDA)	0
17/18 Contracted orthodontic activity (UOA)	7,813
Carry forward orthodontic activity (UOA)	-38
Baseline contract value	£514,064.38

ACCESS

	Contract	England and Wales
24 month ratio of assessments to patient IDs	1.03	1.09

ACTIVITY


Month	Adjusted Scheduled Activity (UOA)	
	2017	2018
April	38	210
May	1,410	882
June	1,741	1,459
July	2,141	2,139
August	2,975	2,454
September	4,069	3,642
October	4,376	
November	4,724	
December	5,535	
January	6,488	
February	6,488	
March	7,575	
April	7,851	
May	7,851	
June	7,851	

QUALITY

	Contract Quantity	Contract Base Number	Contract *	Region	England
% of all assessments that were assess and fit appliances (rolling 12 month period)	354	525	67.4%	58.0%	58.0%
% of all assessments that were assess and refuse (rolling 12 month period)	33	525	6.3%	14.6%	11.4%
% of all assessments that were assess and review (rolling 12 month period)	138	525	26.3%	27.4%	30.6%
% of terminated courses where treatment was abandoned or discontinued (rolling 12 month period)	11	411	2.7%	6.1%	7.8%
% of completed treatments indicating that PAR score was taken (year to date)	219	223	98.2%	72.0%	64.6%
Rate of removable appliances per 100 fixed appliances - proposed treatment (rolling 12 month period)	26	664	3.92	3.92	5.65
Rate of removable appliances per 100 fixed appliances - completed treatment (rolling 12 month period)	1	0	N/A	4.10	4.78
% of courses of treatment with removable appliances only - proposed treatment (rolling 12 month period)	16	354	4.5%	2.2%	2.0%
% of courses of treatment with removable appliances only - completed treatment (rolling 12 month period)	1	400	0.3%	1.7%	1.5%
% of patients satisfied with the treatment they have received (rolling 12 month period)	10	11	90.9%	95.7%	96.0%

* Figures in italics indicate that the base number is less than 100.

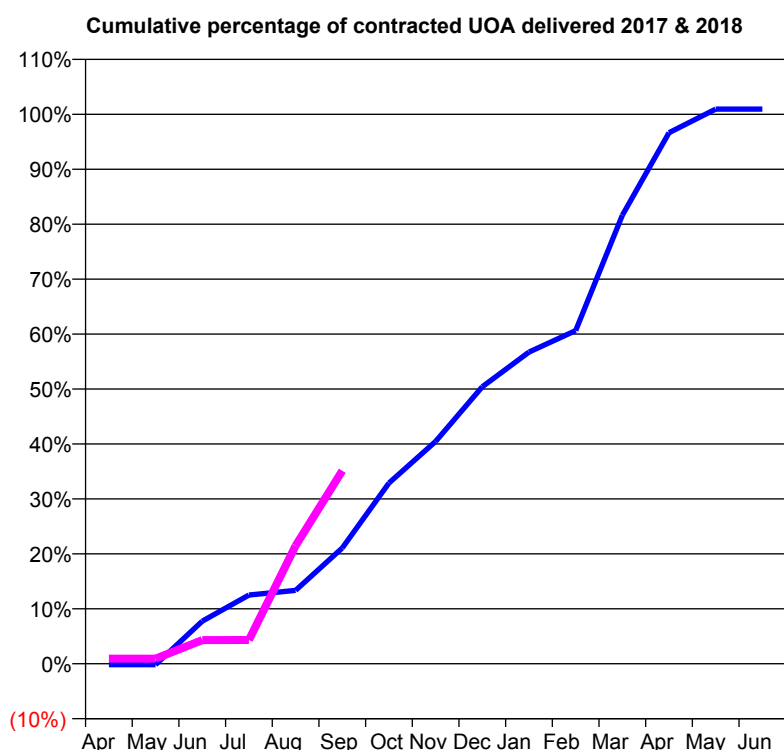
Q63 - Vital Signs Orthodontic At a Glance Contract Report for 115681/0002 - September 2017

Name or company name	Bateman, Knight & McConnell
Contract type name	PDS Contract
Purpose of contract	Orthodontic
Contract start date	01/04/2011
Contract end date	31/03/2019

17/18 Contracted general activity (UDA)	0
Carry forward general activity (UDA)	0
17/18 Contracted orthodontic activity (UOA)	3,638
Carry forward orthodontic activity (UOA)	-34
Baseline contract value	£244,225.27

ACCESS

	Contract	England and Wales
24 month ratio of assessments to patient IDs	1.08	1.09

ACTIVITY


Month	Adjusted Scheduled Activity (UOA)	
	2017	2018
April	-7	34
May	-7	34
June	282	157
July	455	158
August	486	782
September	767	1,278
October	1,197	
November	1,472	
December	1,834	
January	2,064	
February	2,206	
March	2,969	
April	3,516	
May	3,672	
June	3,672	

QUALITY

	Contract Quantity	Contract Base Number	Contract *	Region	England
% of all assessments that were assess and fit appliances (rolling 12 month period)	185	463	40.0%	58.0%	58.0%
% of all assessments that were assess and refuse (rolling 12 month period)	41	463	8.9%	14.6%	11.4%
% of all assessments that were assess and review (rolling 12 month period)	237	463	51.2%	27.4%	30.6%
% of terminated courses where treatment was abandoned or discontinued (rolling 12 month period)	6	150	4.0%	6.1%	7.8%
% of completed treatments indicating that PAR score was taken (year to date)	64	65	98.5%	72.0%	64.6%
Rate of removable appliances per 100 fixed appliances - proposed treatment (rolling 12 month period)	17	360	4.72	3.92	5.65
Rate of removable appliances per 100 fixed appliances - completed treatment (rolling 12 month period)	13	261	4.98	4.10	4.78
% of courses of treatment with removable appliances only - proposed treatment (rolling 12 month period)	1	185	0.5%	2.2%	2.0%
% of courses of treatment with removable appliances only - completed treatment (rolling 12 month period)	1	144	0.7%	1.7%	1.5%
% of patients satisfied with the treatment they have received (rolling 12 month period)	6	6	100.0%	95.7%	96.0%

* Figures in italics indicate that the base number is less than 100.

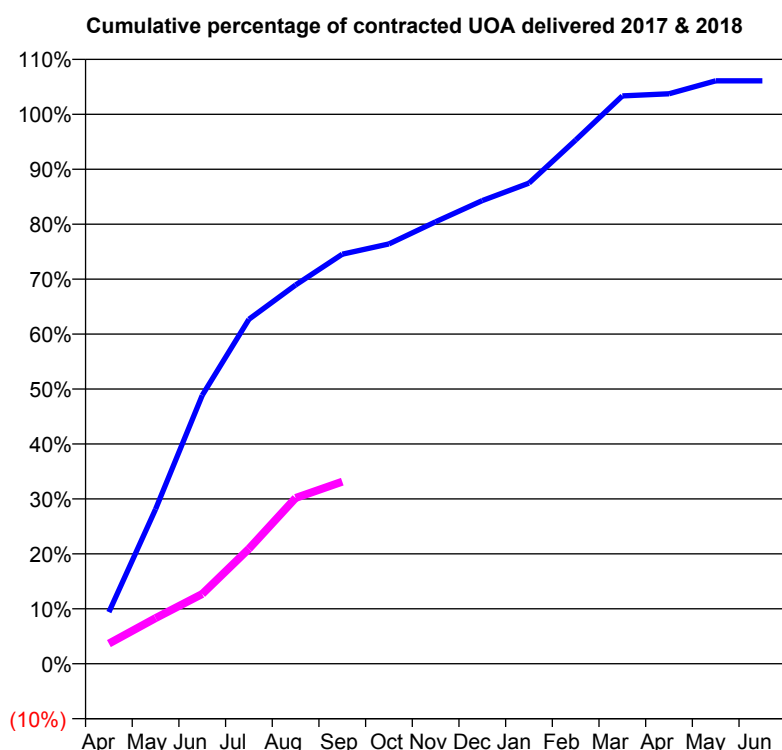
Q63 - Vital Signs Orthodontic At a Glance Contract Report for 117323/0001 - September 2017

Name or company name	Wimbledon Orthodontic Practice
Contract type name	PDS Contract
Purpose of contract	Orthodontic
Contract start date	28/02/2008
Contract end date	31/03/2019

17/18 Contracted general activity (UDA)	0
Carry forward general activity (UDA)	0
17/18 Contracted orthodontic activity (UOA)	6,406
Carry forward orthodontic activity (UOA)	-128
Baseline contract value	£431,453.69

ACCESS

	Contract	England and Wales
24 month ratio of assessments to patient IDs	1.02	1.09

ACTIVITY


Month	Adjusted Scheduled Activity (UOA)	
	2017	2018
April	603	235
May	1,803	533
June	3,130	814
July	4,016	1,341
August	4,415	1,933
September	4,774	2,122
October	4,895	
November	5,153	
December	5,399	
January	5,603	
February	6,105	
March	6,620	
April	6,645	
May	6,795	
June	6,795	

QUALITY

	Contract Quantity	Contract Base Number	Contract *	Region	England
% of all assessments that were assess and fit appliances (rolling 12 month period)	208	335	62.1%	58.0%	58.0%
% of all assessments that were assess and refuse (rolling 12 month period)	57	335	17.0%	14.6%	11.4%
% of all assessments that were assess and review (rolling 12 month period)	70	335	20.9%	27.4%	30.6%
% of terminated courses where treatment was abandoned or discontinued (rolling 12 month period)	10	257	3.9%	6.1%	7.8%
% of completed treatments indicating that PAR score was taken (year to date)	91	139	65.5%	72.0%	64.6%
Rate of removable appliances per 100 fixed appliances - proposed treatment (rolling 12 month period)	52	349	14.90	3.92	5.65
Rate of removable appliances per 100 fixed appliances - completed treatment (rolling 12 month period)	20	437	4.58	4.10	4.78
% of courses of treatment with removable appliances only - proposed treatment (rolling 12 month period)	28	208	13.5%	2.2%	2.0%
% of courses of treatment with removable appliances only - completed treatment (rolling 12 month period)	20	247	8.1%	1.7%	1.5%
% of patients satisfied with the treatment they have received (rolling 12 month period)	11	11	100.0%	95.7%	96.0%

* Figures in italics indicate that the base number is less than 100.

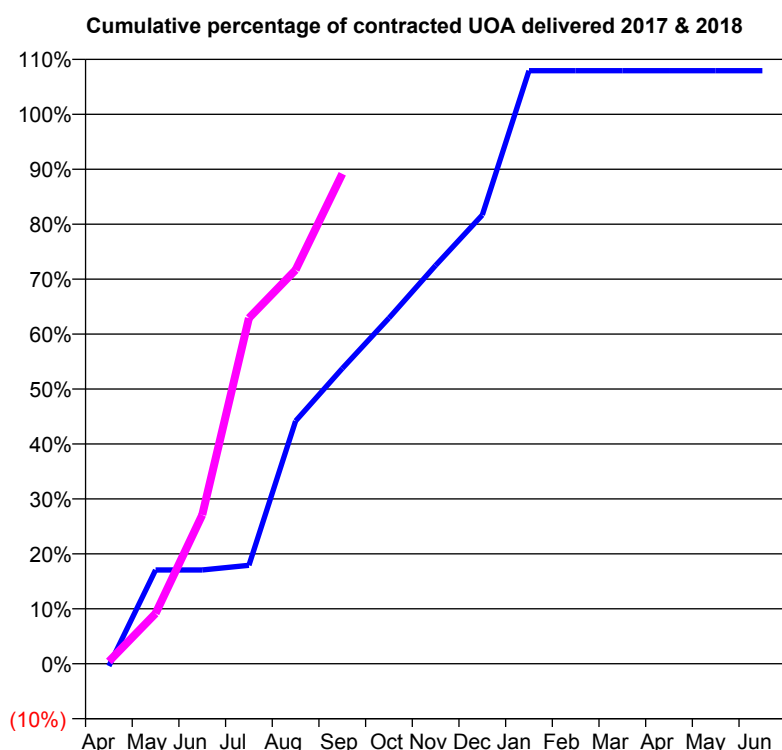
Q63 - Vital Signs Orthodontic At a Glance Contract Report for 117471/0001 - September 2017

Name or company name	Summerstown Dental Centre Limited
Contract type name	Pilot Contract
Purpose of contract	General and Orthodontic
Contract start date	01/06/2010
Contract end date	

17/18 Contracted general activity (UDA)	11,000
Carry forward general activity (UDA)	0
17/18 Contracted orthodontic activity (UOA)	240
Carry forward orthodontic activity (UOA)	0
Baseline contract value	£339,572.22

ACCESS

	Contract	England and Wales
24 month ratio of assessments to patient IDs	1.11	1.09

ACTIVITY


Month	Adjusted Scheduled Activity (UOA)	
	2017	2018
April	-1	1
May	41	22
June	41	65
July	43	151
August	106	172
September	129	214
October	151	
November	174	
December	196	
January	259	
February	259	
March	259	
April	259	
May	259	
June	259	

QUALITY

	Contract Quantity	Contract Base Number	Contract *	Region	England
% of all assessments that were assess and fit appliances (rolling 12 month period)	16	25	64.0%	58.0%	58.0%
% of all assessments that were assess and refuse (rolling 12 month period)	1	25	4.0%	14.6%	11.4%
% of all assessments that were assess and review (rolling 12 month period)	8	25	32.0%	27.4%	30.6%
% of terminated courses where treatment was abandoned or discontinued (rolling 12 month period)	1	12	8.3%	6.1%	7.8%
% of completed treatments indicating that PAR score was taken (year to date)	4	5	80.0%	72.0%	64.6%
Rate of removable appliances per 100 fixed appliances - proposed treatment (rolling 12 month period)	11	4	275.00	3.92	5.65
Rate of removable appliances per 100 fixed appliances - completed treatment (rolling 12 month period)	6	9	66.67	4.10	4.78
% of courses of treatment with removable appliances only - proposed treatment (rolling 12 month period)	11	16	68.8%	2.2%	2.0%
% of courses of treatment with removable appliances only - completed treatment (rolling 12 month period)	1	11	9.1%	1.7%	1.5%
% of patients satisfied with the treatment they have received (rolling 12 month period)	1	1	100.0%	95.7%	96.0%

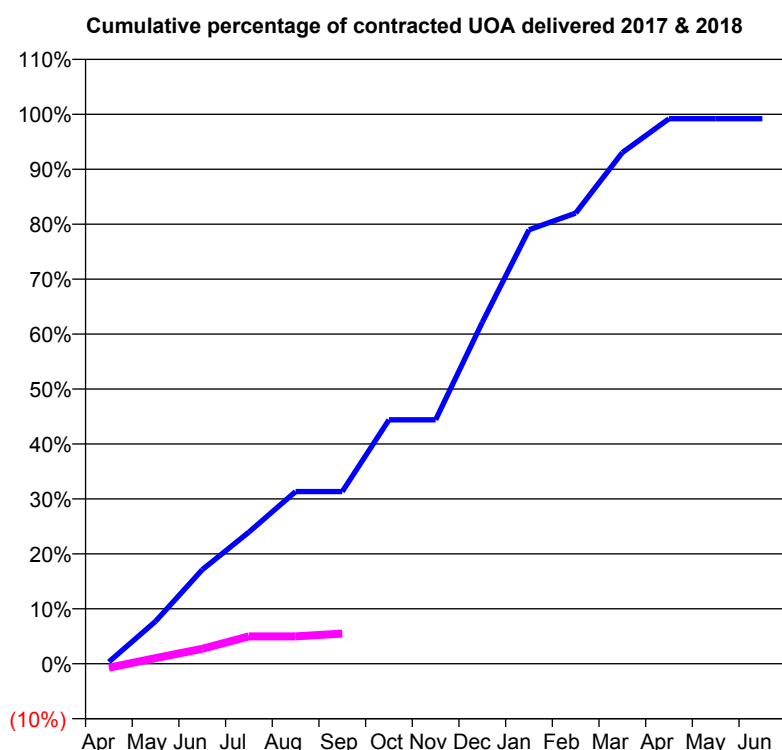
* Figures in italics indicate that the base number is less than 100.

Q63 - Vital Signs Orthodontic At a Glance Contract Report for 119644/0001 - September 2017

Name or company name	Perfect Smile Associates Limited
Contract type name	GDS Contract
Purpose of contract	General and Orthodontic
Contract start date	17/05/2011
Contract end date	

17/18 Contracted general activity (UDA)	15,740
Carry forward general activity (UDA)	482
17/18 Contracted orthodontic activity (UOA)	4,000
Carry forward orthodontic activity (UOA)	32
Baseline contract value	£737,400.94

ACCESS	Contract	England and Wales
24 month ratio of assessments to patient IDs	1.08	1.09

ACTIVITY


Month	Adjusted Scheduled Activity (UOA)	
	2017	2018
April	14	-30
May	309	41
June	685	109
July	959	199
August	1,254	199
September	1,254	220
October	1,776	
November	1,776	
December	2,485	
January	3,159	
February	3,280	
March	3,721	
April	3,968	
May	3,968	
June	3,968	

QUALITY	Contract Quantity	Contract Base Number	Contract *	Region	England
% of all assessments that were assess and fit appliances (rolling 12 month period)	143	299	47.8%	58.0%	58.0%
% of all assessments that were assess and refuse (rolling 12 month period)	42	299	14.0%	14.6%	11.4%
% of all assessments that were assess and review (rolling 12 month period)	114	299	38.1%	27.4%	30.6%
% of terminated courses where treatment was abandoned or discontinued (rolling 12 month period)	0	6	0.0%	6.1%	7.8%
% of completed treatments indicating that PAR score was taken (year to date)	0	0	N/A	72.0%	64.6%
Rate of removable appliances per 100 fixed appliances - proposed treatment (rolling 12 month period)	0	34	0.00	3.92	5.65
Rate of removable appliances per 100 fixed appliances - completed treatment (rolling 12 month period)	0	10	0.00	4.10	4.78
% of courses of treatment with removable appliances only - proposed treatment (rolling 12 month period)	0	143	0.0%	2.2%	2.0%
% of courses of treatment with removable appliances only - completed treatment (rolling 12 month period)	0	6	0.0%	1.7%	1.5%
% of patients satisfied with the treatment they have received (rolling 12 month period)	8	9	88.9%	95.7%	96.0%

* Figures in italics indicate that the base number is less than 100.

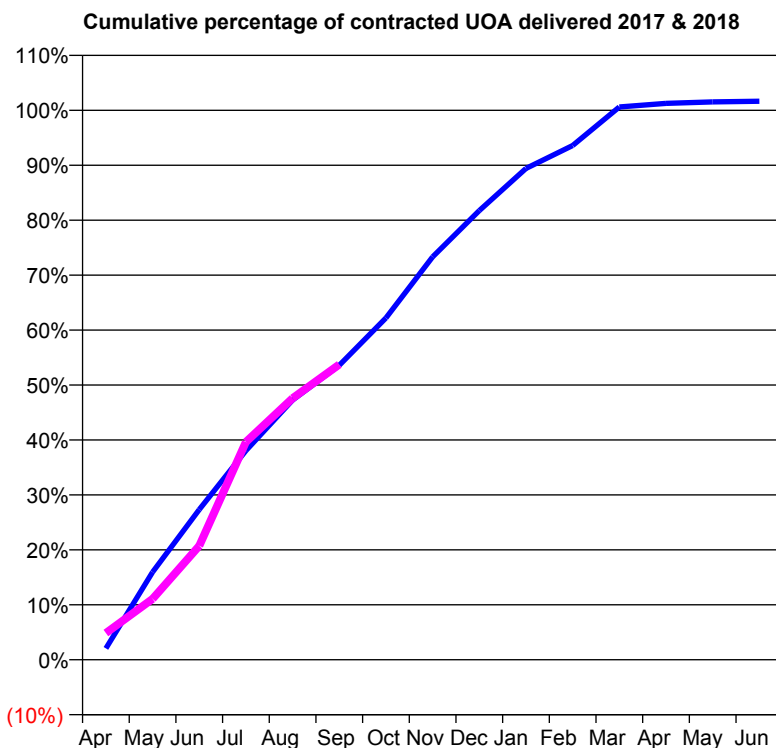
Q63 - Vital Signs Orthodontic At a Glance Contract Report for 120820/0001 - September 2017

Name or company name	Sutton Orthodontic Practice
Contract type name	PDS Contract
Purpose of contract	Orthodontic
Contract start date	01/04/2006
Contract end date	31/03/2019

17/18 Contracted general activity (UDA)	0
Carry forward general activity (UDA)	0
17/18 Contracted orthodontic activity (UOA)	15,545
Carry forward orthodontic activity (UOA)	-257
Baseline contract value	£1,046,427.25

ACCESS

	Contract	England and Wales
24 month ratio of assessments to patient IDs	1.04	1.09

ACTIVITY


Month	Adjusted Scheduled Activity (UOA)	
	2017	2018
April	321	755
May	2,481	1,723
June	4,249	3,224
July	5,917	6,163
August	7,346	7,399
September	8,333	8,354
October	9,669	
November	11,398	
December	12,708	
January	13,899	
February	14,546	
March	15,639	
April	15,739	
May	15,781	
June	15,802	

QUALITY

	Contract Quantity	Contract Base Number	Contract *	Region	England
% of all assessments that were assess and fit appliances (rolling 12 month period)	744	1,130	65.8%	58.0%	58.0%
% of all assessments that were assess and refuse (rolling 12 month period)	145	1,130	12.8%	14.6%	11.4%
% of all assessments that were assess and review (rolling 12 month period)	241	1,130	21.3%	27.4%	30.6%
% of terminated courses where treatment was abandoned or discontinued (rolling 12 month period)	34	679	5.0%	6.1%	7.8%
% of completed treatments indicating that PAR score was taken (year to date)	148	331	44.7%	72.0%	64.6%
Rate of removable appliances per 100 fixed appliances - proposed treatment (rolling 12 month period)	95	1,416	6.71	3.92	5.65
Rate of removable appliances per 100 fixed appliances - completed treatment (rolling 12 month period)	75	1,104	6.79	4.10	4.78
% of courses of treatment with removable appliances only - proposed treatment (rolling 12 month period)	28	744	3.8%	2.2%	2.0%
% of courses of treatment with removable appliances only - completed treatment (rolling 12 month period)	21	645	3.3%	1.7%	1.5%
% of patients satisfied with the treatment they have received (rolling 12 month period)	37	38	97.4%	95.7%	96.0%

* Figures in italics indicate that the base number is less than 100.

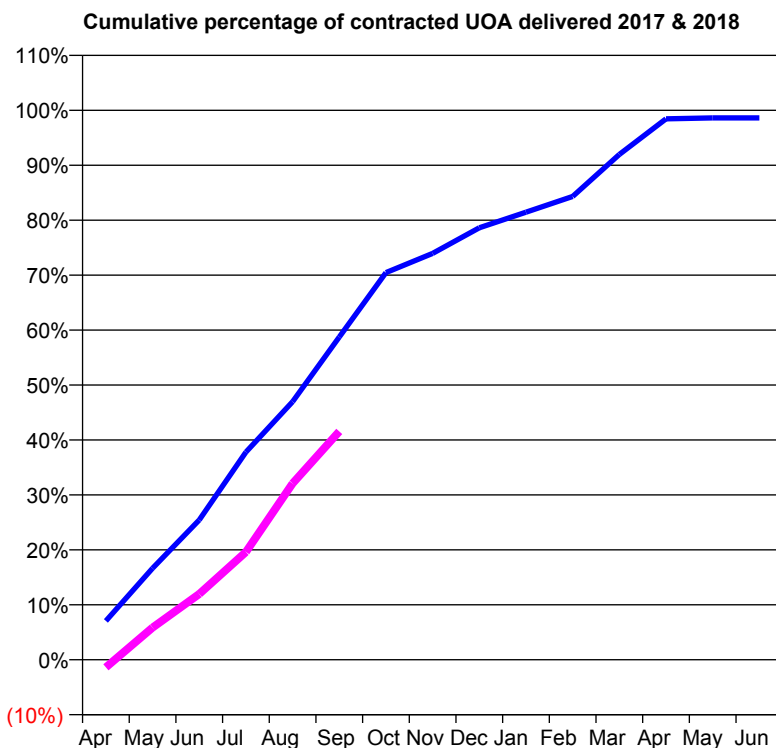
Q63 - Vital Signs Orthodontic At a Glance Contract Report for 121401/0001 - September 2017

Name or company name	Namta Ltd
Contract type name	PDS Contract
Purpose of contract	Orthodontic
Contract start date	01/04/2011
Contract end date	31/03/2019

17/18 Contracted general activity (UDA)	0
Carry forward general activity (UDA)	0
17/18 Contracted orthodontic activity (UOA)	12,950
Carry forward orthodontic activity (UOA)	181
Baseline contract value	£850,234.13

ACCESS

	Contract	England and Wales
24 month ratio of assessments to patient IDs	1.05	1.09

ACTIVITY


Month	Adjusted Scheduled Activity (UOA)	
	2017	2018
April	916	-180
May	2,157	759
June	3,296	1,551
July	4,893	2,542
August	6,082	4,155
September	7,606	5,382
October	9,126	
November	9,578	
December	10,180	
January	10,549	
February	10,920	
March	11,909	
April	12,748	
May	12,769	
June	12,769	

QUALITY

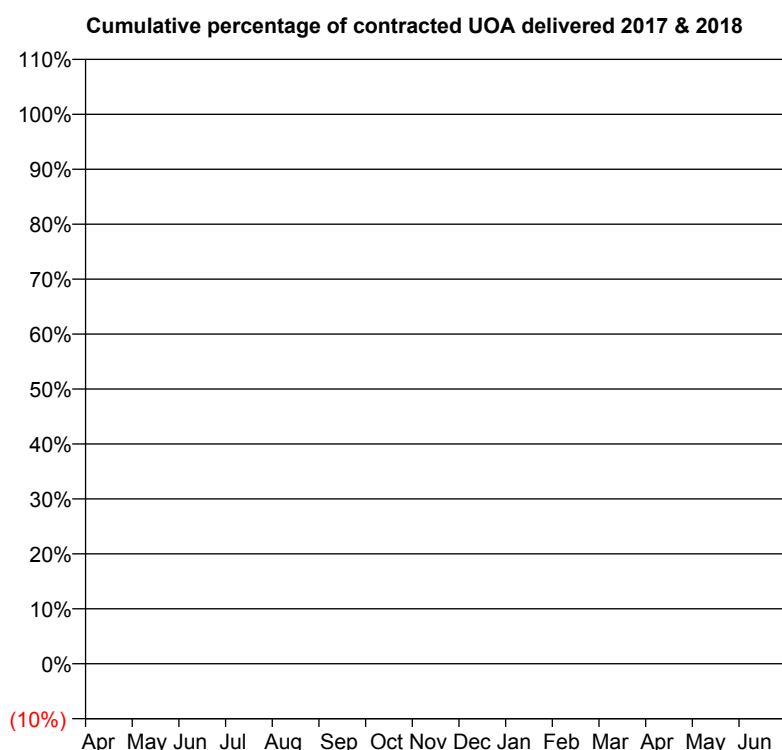
	Contract Quantity	Contract Base Number	Contract *	Region	England
% of all assessments that were assess and fit appliances (rolling 12 month period)	507	807	62.8%	58.0%	58.0%
% of all assessments that were assess and refuse (rolling 12 month period)	88	807	10.9%	14.6%	11.4%
% of all assessments that were assess and review (rolling 12 month period)	212	807	26.3%	27.4%	30.6%
% of terminated courses where treatment was abandoned or discontinued (rolling 12 month period)	25	494	5.1%	6.1%	7.8%
% of completed treatments indicating that PAR score was taken (year to date)	298	321	92.8%	72.0%	64.6%
Rate of removable appliances per 100 fixed appliances - proposed treatment (rolling 12 month period)	36	952	3.78	3.92	5.65
Rate of removable appliances per 100 fixed appliances - completed treatment (rolling 12 month period)	27	911	2.96	4.10	4.78
% of courses of treatment with removable appliances only - proposed treatment (rolling 12 month period)	15	507	3.0%	2.2%	2.0%
% of courses of treatment with removable appliances only - completed treatment (rolling 12 month period)	7	469	1.5%	1.7%	1.5%
% of patients satisfied with the treatment they have received (rolling 12 month period)	13	14	92.9%	95.7%	96.0%

* Figures in italics indicate that the base number is less than 100.

Q63 - Vital Signs Orthodontic At a Glance Contract Report for 125180/0001 - September 2017

Name or company name	Haynes Dental Ltd	17/18 Contracted general activity (UDA)	2,430
Contract type name	GDS Contract	Carry forward general activity (UDA)	-4
Purpose of contract	General	17/18 Contracted orthodontic activity (UOA)	0
Contract start date	01/04/2012	Carry forward orthodontic activity (UOA)	0
Contract end date		Baseline contract value	£58,173.12

ACCESS	Contract	England and Wales
24 month ratio of assessments to patient IDs	1.00	1.09

ACTIVITY


Month	Adjusted Scheduled Activity (UOA)	
	2017	2018
April	0	0
May	0	1
June	0	1
July	0	1
August	0	1
September	0	1
October	0	
November	0	
December	0	
January	0	
February	0	
March	0	
April	0	
May	0	
June	0	

QUALITY

	Contract Quantity	Contract Base Number	Contract *	Region	England
% of all assessments that were assess and fit appliances (rolling 12 month period)	0	1	0.0%	58.0%	58.0%
% of all assessments that were assess and refuse (rolling 12 month period)	0	1	0.0%	14.6%	11.4%
% of all assessments that were assess and review (rolling 12 month period)	1	1	100.0%	27.4%	30.6%
% of terminated courses where treatment was abandoned or discontinued (rolling 12 month period)	0	0	N/A	6.1%	7.8%
% of completed treatments indicating that PAR score was taken (year to date)	0	0	N/A	72.0%	64.6%
Rate of removable appliances per 100 fixed appliances - proposed treatment (rolling 12 month period)	0	0	N/A	3.92	5.65
Rate of removable appliances per 100 fixed appliances - completed treatment (rolling 12 month period)	0	0	N/A	4.10	4.78
% of courses of treatment with removable appliances only - proposed treatment (rolling 12 month period)	0	0	N/A	2.2%	2.0%
% of courses of treatment with removable appliances only - completed treatment (rolling 12 month period)	0	0	N/A	1.7%	1.5%
% of patients satisfied with the treatment they have received (rolling 12 month period)	0	0	N/A	95.7%	96.0%

* Figures in italics indicate that the base number is less than 100.

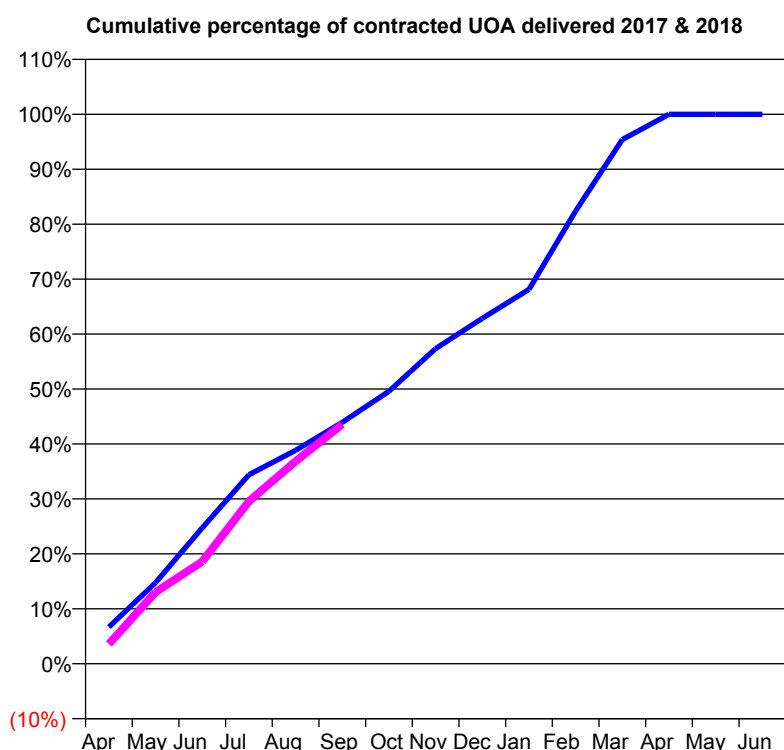
Q63 - Vital Signs Orthodontic At a Glance Contract Report for 125423/0001 - September 2017

Name or company name	Chapel Road Orthodontics Limited
Contract type name	PDS Contract
Purpose of contract	Orthodontic
Contract start date	01/08/2009
Contract end date	31/03/2019

17/18 Contracted general activity (UDA)	0
Carry forward general activity (UDA)	0
17/18 Contracted orthodontic activity (UOA)	14,528
Carry forward orthodontic activity (UOA)	0
Baseline contract value	£998,563.28

ACCESS

	Contract	England and Wales
24 month ratio of assessments to patient IDs	1.25	1.09

ACTIVITY


Month	Adjusted Scheduled Activity (UOA)	
	2017	2018
April	970	525
May	2,146	1,896
June	3,595	2,701
July	4,996	4,297
August	5,641	5,354
September	6,383	6,330
October	7,205	
November	8,333	
December	9,134	
January	9,898	
February	11,971	
March	13,860	
April	14,528	
May	14,528	
June	14,528	

QUALITY

	Contract Quantity	Contract Base Number	Contract *	Region	England
% of all assessments that were assess and fit appliances (rolling 12 month period)	644	1,634	39.4%	58.0%	58.0%
% of all assessments that were assess and refuse (rolling 12 month period)	206	1,634	12.6%	14.6%	11.4%
% of all assessments that were assess and review (rolling 12 month period)	784	1,634	48.0%	27.4%	30.6%
% of terminated courses where treatment was abandoned or discontinued (rolling 12 month period)	22	545	4.0%	6.1%	7.8%
% of completed treatments indicating that PAR score was taken (year to date)	45	246	18.3%	72.0%	64.6%
Rate of removable appliances per 100 fixed appliances - proposed treatment (rolling 12 month period)	17	1,276	1.33	3.92	5.65
Rate of removable appliances per 100 fixed appliances - completed treatment (rolling 12 month period)	15	1,037	1.45	4.10	4.78
% of courses of treatment with removable appliances only - proposed treatment (rolling 12 month period)	0	644	0.0%	2.2%	2.0%
% of courses of treatment with removable appliances only - completed treatment (rolling 12 month period)	0	523	0.0%	1.7%	1.5%
% of patients satisfied with the treatment they have received (rolling 12 month period)	13	14	92.9%	95.7%	96.0%

* Figures in italics indicate that the base number is less than 100.

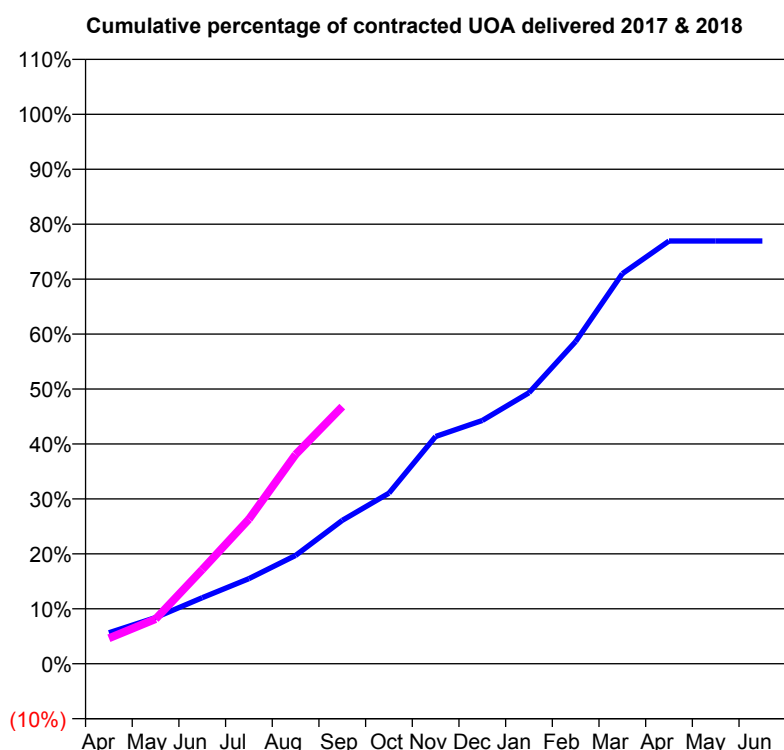
Q63 - Vital Signs Orthodontic At a Glance Contract Report for 141097/0001 - September 2017

Name or company name	Mr DJ Mehigan & Miss AM Peel
Contract type name	GDS Contract
Purpose of contract	General and Orthodontic
Contract start date	01/11/2006
Contract end date	

17/18 Contracted general activity (UDA)	14,962
Carry forward general activity (UDA)	0
17/18 Contracted orthodontic activity (UOA)	688
Carry forward orthodontic activity (UOA)	0
Baseline contract value	£376,806.25

ACCESS

	Contract	England and Wales
24 month ratio of assessments to patient IDs	1.86	1.09

ACTIVITY


Month	Adjusted Scheduled Activity (UOA)	
	2017	2018
April	39	32
May	58	56
June	83	118
July	107	181
August	136	262
September	180	322
October	214	
November	285	
December	305	
January	339	
February	403	
March	488	
April	529	
May	529	
June	529	

QUALITY

	Contract Quantity	Contract Base Number	Contract *	Region	England
% of all assessments that were assess and fit appliances (rolling 12 month period)	10	602	1.7%	58.0%	58.0%
% of all assessments that were assess and refuse (rolling 12 month period)	10	602	1.7%	14.6%	11.4%
% of all assessments that were assess and review (rolling 12 month period)	582	602	96.7%	27.4%	30.6%
% of terminated courses where treatment was abandoned or discontinued (rolling 12 month period)	0	10	0.0%	6.1%	7.8%
% of completed treatments indicating that PAR score was taken (year to date)	0	5	0.0%	72.0%	64.6%
Rate of removable appliances per 100 fixed appliances - proposed treatment (rolling 12 month period)	1	12	8.33	3.92	5.65
Rate of removable appliances per 100 fixed appliances - completed treatment (rolling 12 month period)	2	13	15.38	4.10	4.78
% of courses of treatment with removable appliances only - proposed treatment (rolling 12 month period)	1	10	10.0%	2.2%	2.0%
% of courses of treatment with removable appliances only - completed treatment (rolling 12 month period)	1	10	10.0%	1.7%	1.5%
% of patients satisfied with the treatment they have received (rolling 12 month period)	0	0	N/A	95.7%	96.0%

* Figures in italics indicate that the base number is less than 100.

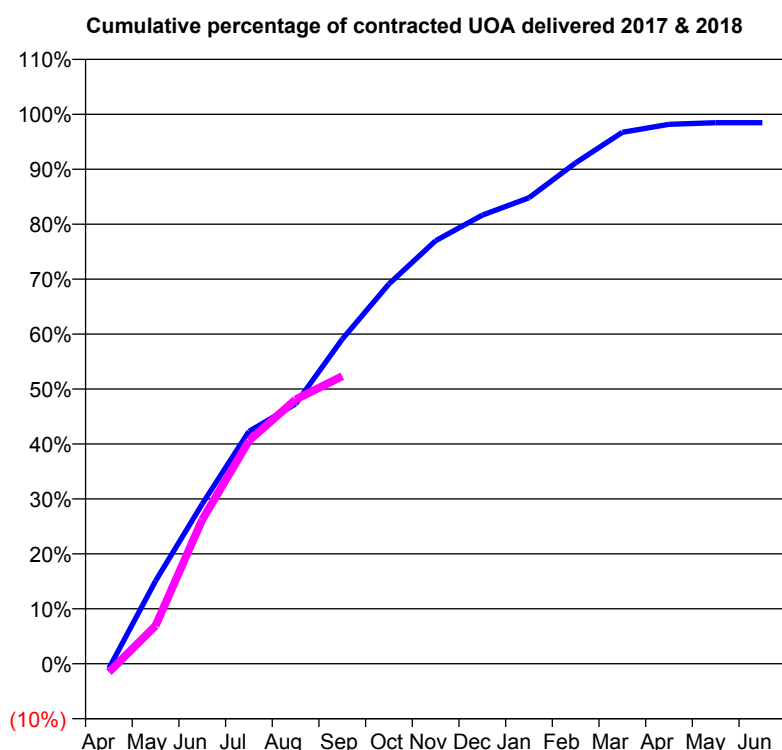
Q63 - Vital Signs Orthodontic At a Glance Contract Report for 146498/0001 - September 2017

Name or company name	The McDonogh Practice
Contract type name	PDS Contract
Purpose of contract	Orthodontic
Contract start date	01/04/2006
Contract end date	31/03/2019

17/18 Contracted general activity (UDA)	0
Carry forward general activity (UDA)	0
17/18 Contracted orthodontic activity (UOA)	29,821
Carry forward orthodontic activity (UOA)	459
Baseline contract value	£2,043,899.10

ACCESS

	Contract	England and Wales
24 month ratio of assessments to patient IDs	1.06	1.09

ACTIVITY


Month	Adjusted Scheduled Activity (UOA)	
	2017	2018
April	-258	-459
May	4,498	2,066
June	8,671	7,819
July	12,608	12,106
August	14,098	14,343
September	17,620	15,606
October	20,616	
November	22,961	
December	24,348	
January	25,286	
February	27,182	
March	28,841	
April	29,275	
May	29,361	
June	29,362	

QUALITY

	Contract Quantity	Contract Base Number	Contract *	Region	England
% of all assessments that were assess and fit appliances (rolling 12 month period)	1,307	2,577	50.7%	58.0%	58.0%
% of all assessments that were assess and refuse (rolling 12 month period)	421	2,577	16.3%	14.6%	11.4%
% of all assessments that were assess and review (rolling 12 month period)	849	2,577	32.9%	27.4%	30.6%
% of terminated courses where treatment was abandoned or discontinued (rolling 12 month period)	22	1,060	2.1%	6.1%	7.8%
% of completed treatments indicating that PAR score was taken (year to date)	161	471	34.2%	72.0%	64.6%
Rate of removable appliances per 100 fixed appliances - proposed treatment (rolling 12 month period)	48	2,419	1.98	3.92	5.65
Rate of removable appliances per 100 fixed appliances - completed treatment (rolling 12 month period)	38	1,691	2.25	4.10	4.78
% of courses of treatment with removable appliances only - proposed treatment (rolling 12 month period)	44	1,307	3.4%	2.2%	2.0%
% of courses of treatment with removable appliances only - completed treatment (rolling 12 month period)	34	1,038	3.3%	1.7%	1.5%
% of patients satisfied with the treatment they have received (rolling 12 month period)	31	32	96.9%	95.7%	96.0%

* Figures in italics indicate that the base number is less than 100.

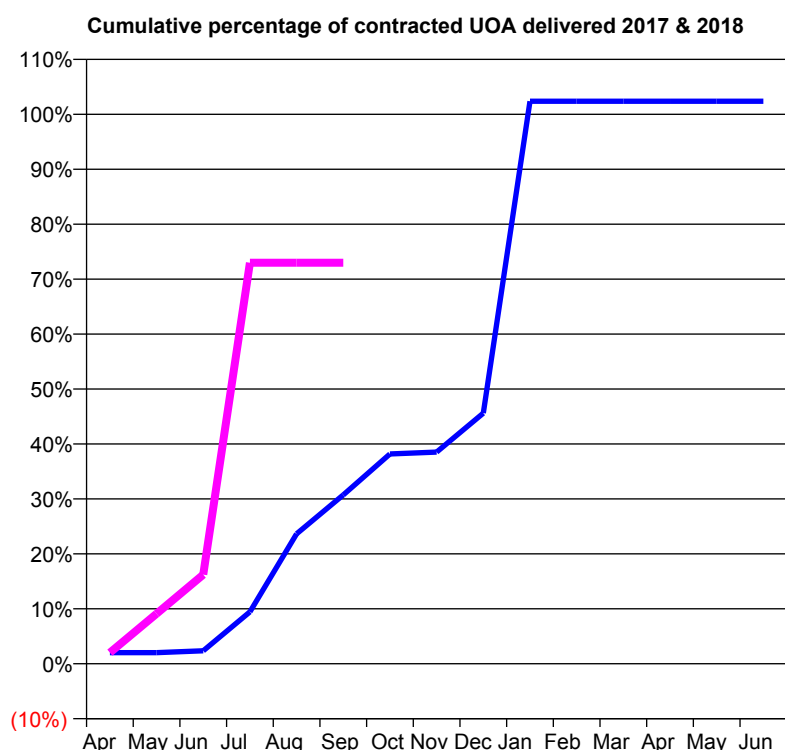
Q63 - Vital Signs Orthodontic At a Glance Contract Report for 147060/0001 - September 2017

Name or company name	Purley Whites Dental Care
Contract type name	GDS Contract
Purpose of contract	General and Orthodontic
Contract start date	01/04/2006
Contract end date	

17/18 Contracted general activity (UDA)	10,277
Carry forward general activity (UDA)	-17
17/18 Contracted orthodontic activity (UOA)	296
Carry forward orthodontic activity (UOA)	-6
Baseline contract value	£285,754.66

ACCESS

	Contract	England and Wales
24 month ratio of assessments to patient IDs	1.02	1.09

ACTIVITY


Month	Adjusted Scheduled Activity (UOA)	
	2017	2018
April	6	6
May	6	27
June	7	48
July	28	216
August	70	216
September	91	216
October	113	
November	114	
December	135	
January	303	
February	303	
March	303	
April	303	
May	303	
June	303	

QUALITY

	Contract Quantity	Contract Base Number	Contract *	Region	England
% of all assessments that were assess and fit appliances (rolling 12 month period)	20	22	90.9%	58.0%	58.0%
% of all assessments that were assess and refuse (rolling 12 month period)	0	22	0.0%	14.6%	11.4%
% of all assessments that were assess and review (rolling 12 month period)	2	22	9.1%	27.4%	30.6%
% of terminated courses where treatment was abandoned or discontinued (rolling 12 month period)	5	8	62.5%	6.1%	7.8%
% of completed treatments indicating that PAR score was taken (year to date)	2	2	100.0%	72.0%	64.6%
Rate of removable appliances per 100 fixed appliances - proposed treatment (rolling 12 month period)	0	32	0.00	3.92	5.65
Rate of removable appliances per 100 fixed appliances - completed treatment (rolling 12 month period)	0	2	0.00	4.10	4.78
% of courses of treatment with removable appliances only - proposed treatment (rolling 12 month period)	0	20	0.0%	2.2%	2.0%
% of courses of treatment with removable appliances only - completed treatment (rolling 12 month period)	0	3	0.0%	1.7%	1.5%
% of patients satisfied with the treatment they have received (rolling 12 month period)	1	1	100.0%	95.7%	96.0%

* Figures in italics indicate that the base number is less than 100.

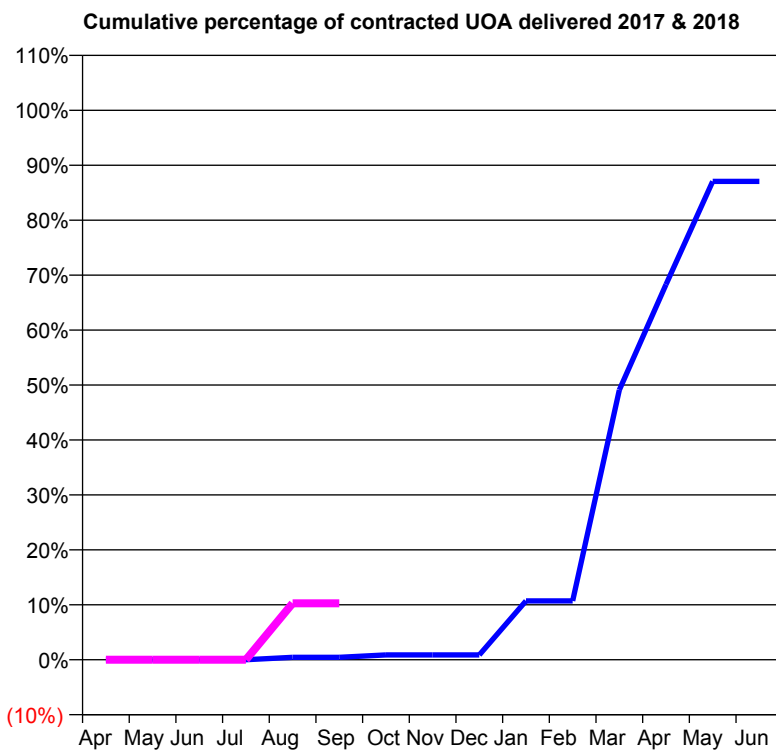
Q63 - Vital Signs Orthodontic At a Glance Contract Report for 166634/0001 - September 2017

Name or company name	Lancaster House Dental Practice
Contract type name	Pilot Contract
Purpose of contract	General and Orthodontic
Contract start date	01/04/2006
Contract end date	

17/18 Contracted general activity (UDA)	14,290
Carry forward general activity (UDA)	0
17/18 Contracted orthodontic activity (UOA)	224
Carry forward orthodontic activity (UOA)	0
Baseline contract value	£392,377.46

ACCESS

	Contract	England and Wales
24 month ratio of assessments to patient IDs	1.03	1.09

ACTIVITY


Month	Adjusted Scheduled Activity (UOA)	
	2017	2018
April	0	0
May	0	0
June	0	0
July	0	0
August	1	23
September	1	23
October	2	
November	2	
December	2	
January	24	
February	24	
March	110	
April	153	
May	195	
June	195	

QUALITY

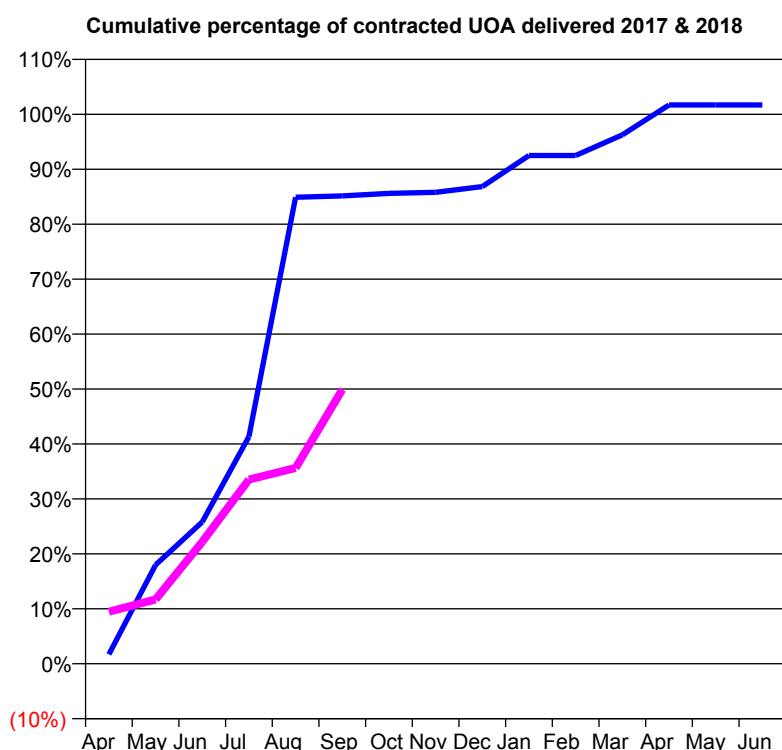
	Contract Quantity	Contract Base Number	Contract *	Region	England
% of all assessments that were assess and fit appliances (rolling 12 month period)	10	17	58.8%	58.0%	58.0%
% of all assessments that were assess and refuse (rolling 12 month period)	3	17	17.6%	14.6%	11.4%
% of all assessments that were assess and review (rolling 12 month period)	4	17	23.5%	27.4%	30.6%
% of terminated courses where treatment was abandoned or discontinued (rolling 12 month period)	0	0	N/A	6.1%	7.8%
% of completed treatments indicating that PAR score was taken (year to date)	0	0	N/A	72.0%	64.6%
Rate of removable appliances per 100 fixed appliances - proposed treatment (rolling 12 month period)	0	9	0.00	3.92	5.65
Rate of removable appliances per 100 fixed appliances - completed treatment (rolling 12 month period)	0	0	N/A	4.10	4.78
% of courses of treatment with removable appliances only - proposed treatment (rolling 12 month period)	0	10	0.0%	2.2%	2.0%
% of courses of treatment with removable appliances only - completed treatment (rolling 12 month period)	0	0	N/A	1.7%	1.5%
% of patients satisfied with the treatment they have received (rolling 12 month period)	0	0	N/A	95.7%	96.0%

* Figures in italics indicate that the base number is less than 100.

Q63 - Vital Signs Orthodontic At a Glance Contract Report for 167592/0001 - September 2017

Name or company name	Quadrant Orthodontics	17/18 Contracted general activity (UDA)	0
Contract type name	PDS Contract	Carry forward general activity (UDA)	0
Purpose of contract	Orthodontic	17/18 Contracted orthodontic activity (UOA)	3,000
Contract start date	02/11/2011	Carry forward orthodontic activity (UOA)	-51
Contract end date	31/03/2019	Baseline contract value	£199,141.91

ACCESS	Contract	England and Wales
24 month ratio of assessments to patient IDs	1.01	1.09

ACTIVITY


Month	Adjusted Scheduled Activity (UOA)	
	2017	2018
April	51	284
May	540	351
June	774	666
July	1,240	1,006
August	2,547	1,069
September	2,554	1,497
October	2,568	
November	2,574	
December	2,605	
January	2,775	
February	2,775	
March	2,888	
April	3,051	
May	3,051	
June	3,051	

QUALITY	Contract Quantity	Contract Base Number	Contract *	Region	England
% of all assessments that were assess and fit appliances (rolling 12 month period)	94	182	51.6%	58.0%	58.0%
% of all assessments that were assess and refuse (rolling 12 month period)	18	182	9.9%	14.6%	11.4%
% of all assessments that were assess and review (rolling 12 month period)	70	182	38.5%	27.4%	30.6%
% of terminated courses where treatment was abandoned or discontinued (rolling 12 month period)	4	153	2.6%	6.1%	7.8%
% of completed treatments indicating that PAR score was taken (year to date)	66	67	98.5%	72.0%	64.6%
Rate of removable appliances per 100 fixed appliances - proposed treatment (rolling 12 month period)	9	172	5.23	3.92	5.65
Rate of removable appliances per 100 fixed appliances - completed treatment (rolling 12 month period)	0	0	N/A	4.10	4.78
% of courses of treatment with removable appliances only - proposed treatment (rolling 12 month period)	7	94	7.4%	2.2%	2.0%
% of courses of treatment with removable appliances only - completed treatment (rolling 12 month period)	0	149	0.0%	1.7%	1.5%
% of patients satisfied with the treatment they have received (rolling 12 month period)	5	5	100.0%	95.7%	96.0%

* Figures in italics indicate that the base number is less than 100.

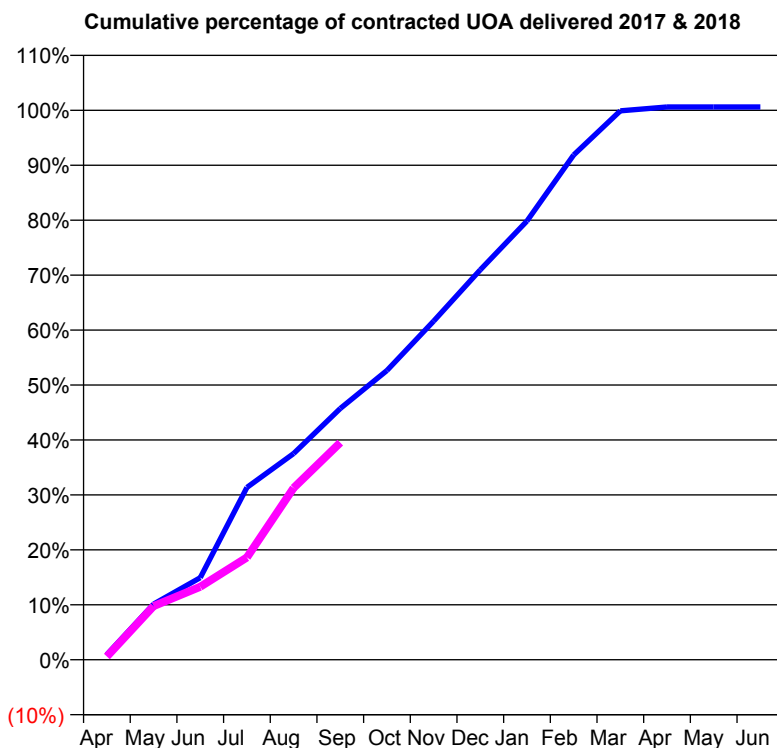
Q63 - Vital Signs Orthodontic At a Glance Contract Report for 169552/0001 - September 2017

Name or company name	Battersea Orthodontics
Contract type name	PDS Contract
Purpose of contract	Orthodontic
Contract start date	05/02/2010
Contract end date	31/03/2019

17/18 Contracted general activity (UDA)	0
Carry forward general activity (UDA)	0
17/18 Contracted orthodontic activity (UOA)	10,227
Carry forward orthodontic activity (UOA)	-60
Baseline contract value	£664,739.28

ACCESS

	Contract	England and Wales
24 month ratio of assessments to patient IDs	1.02	1.09

ACTIVITY


Month	Adjusted Scheduled Activity (UOA)	
	2017	2018
April	98	60
May	1,037	998
June	1,528	1,360
July	3,208	1,906
August	3,838	3,197
September	4,678	4,042
October	5,383	
November	6,303	
December	7,258	
January	8,166	
February	9,396	
March	10,216	
April	10,287	
May	10,287	
June	10,287	

QUALITY

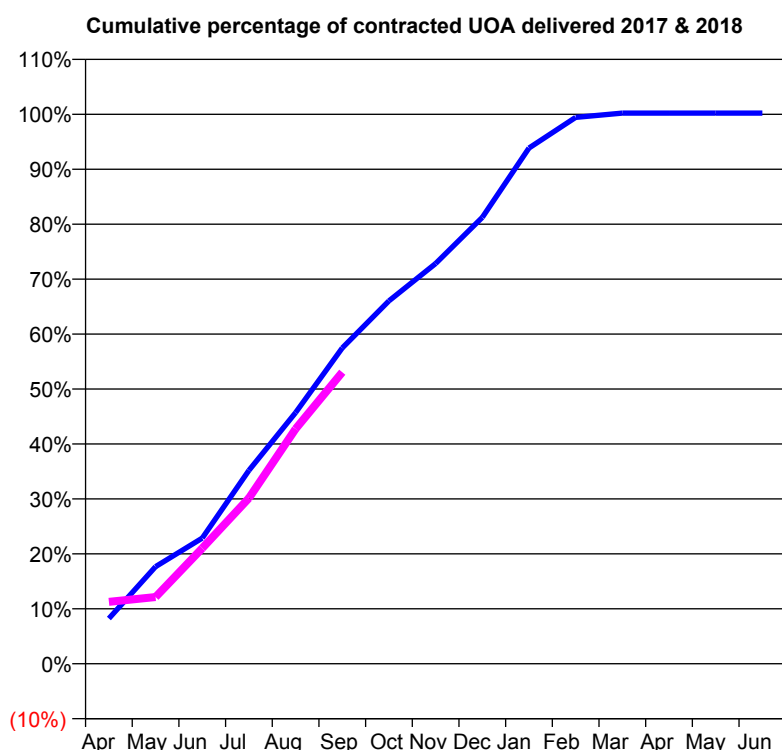
	Contract Quantity	Contract Base Number	Contract *	Region	England
% of all assessments that were assess and fit appliances (rolling 12 month period)	454	701	64.8%	58.0%	58.0%
% of all assessments that were assess and refuse (rolling 12 month period)	18	701	2.6%	14.6%	11.4%
% of all assessments that were assess and review (rolling 12 month period)	229	701	32.7%	27.4%	30.6%
% of terminated courses where treatment was abandoned or discontinued (rolling 12 month period)	21	259	8.1%	6.1%	7.8%
% of completed treatments indicating that PAR score was taken (year to date)	21	103	20.4%	72.0%	64.6%
Rate of removable appliances per 100 fixed appliances - proposed treatment (rolling 12 month period)	11	882	1.25	3.92	5.65
Rate of removable appliances per 100 fixed appliances - completed treatment (rolling 12 month period)	6	459	1.31	4.10	4.78
% of courses of treatment with removable appliances only - proposed treatment (rolling 12 month period)	11	454	2.4%	2.2%	2.0%
% of courses of treatment with removable appliances only - completed treatment (rolling 12 month period)	4	238	1.7%	1.7%	1.5%
% of patients satisfied with the treatment they have received (rolling 12 month period)	16	16	100.0%	95.7%	96.0%

* Figures in italics indicate that the base number is less than 100.

Q63 - Vital Signs Orthodontic At a Glance Contract Report for 184543/0001 - September 2017

Name or company name	Grosvenor Orthodontic Clinic (Beckenham)	17/18 Contracted general activity (UDA)	0
Contract type name	PDS Contract	Carry forward general activity (UDA)	0
Purpose of contract	Orthodontic	17/18 Contracted orthodontic activity (UOA)	14,345
Contract start date	01/02/2013	Carry forward orthodontic activity (UOA)	-29
Contract end date	31/03/2019	Baseline contract value	£916,086.06

ACCESS	Contract	England and Wales
24 month ratio of assessments to patient IDs	1.04	1.09

ACTIVITY


Month	Adjusted Scheduled Activity (UOA)	
	2017	2018
April	1,183	1,617
May	2,535	1,744
June	3,280	3,018
July	5,048	4,325
August	6,558	6,131
September	8,244	7,613
October	9,474	
November	10,450	
December	11,652	
January	13,462	
February	14,265	
March	14,374	
April	14,374	
May	14,374	
June	14,374	

QUALITY	Contract Quantity	Contract Base Number	Contract *	Region	England
% of all assessments that were assess and fit appliances (rolling 12 month period)	665	805	82.6%	58.0%	58.0%
% of all assessments that were assess and refuse (rolling 12 month period)	0	805	0.0%	14.6%	11.4%
% of all assessments that were assess and review (rolling 12 month period)	140	805	17.4%	27.4%	30.6%
% of terminated courses where treatment was abandoned or discontinued (rolling 12 month period)	39	548	7.1%	6.1%	7.8%
% of completed treatments indicating that PAR score was taken (year to date)	201	252	79.8%	72.0%	64.6%
Rate of removable appliances per 100 fixed appliances - proposed treatment (rolling 12 month period)	66	1,257	5.25	3.92	5.65
Rate of removable appliances per 100 fixed appliances - completed treatment (rolling 12 month period)	56	929	6.03	4.10	4.78
% of courses of treatment with removable appliances only - proposed treatment (rolling 12 month period)	23	665	3.5%	2.2%	2.0%
% of courses of treatment with removable appliances only - completed treatment (rolling 12 month period)	28	509	5.5%	1.7%	1.5%
% of patients satisfied with the treatment they have received (rolling 12 month period)	16	16	100.0%	95.7%	96.0%

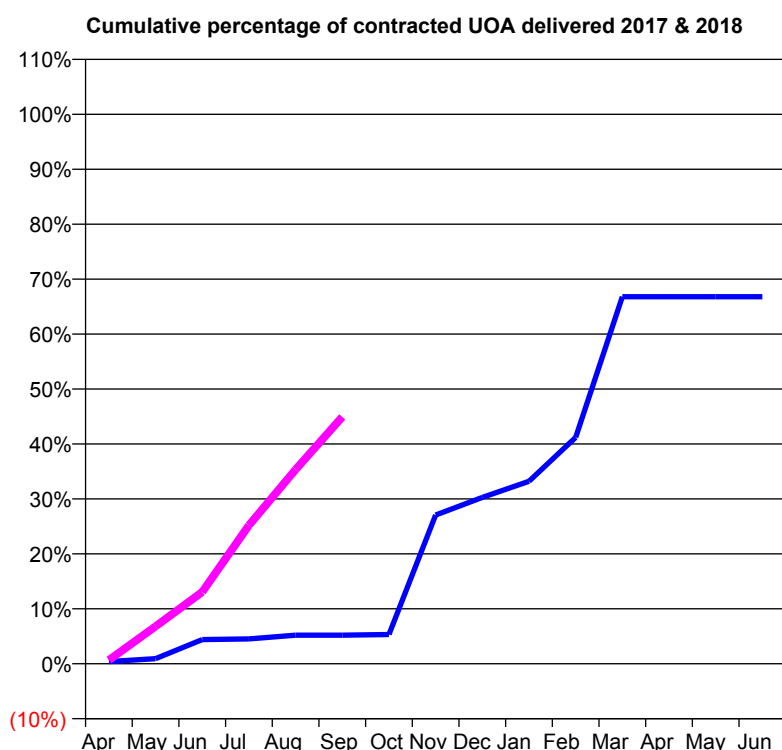
* Figures in italics indicate that the base number is less than 100.

Q63 - Vital Signs Orthodontic At a Glance Contract Report for 273740/0003 - September 2017

Name or company name	MR J PATEL
Contract type name	GDS Contract
Purpose of contract	General and Orthodontic
Contract start date	01/10/2013
Contract end date	

17/18 Contracted general activity (UDA)	4,500
Carry forward general activity (UDA)	0
17/18 Contracted orthodontic activity (UOA)	750
Carry forward orthodontic activity (UOA)	0
Baseline contract value	£152,113.45

ACCESS	Contract	England and Wales
24 month ratio of assessments to patient IDs	1.18	1.09

ACTIVITY


Month	Adjusted Scheduled Activity (UOA)	
	2017	2018
April	3	5
May	7	51
June	33	98
July	34	189
August	39	265
September	39	337
October	40	
November	203	
December	227	
January	249	
February	309	
March	501	
April	501	
May	501	
June	501	

QUALITY

	Contract Quantity	Contract Base Number	Contract *	Region	England
% of all assessments that were assess and fit appliances (rolling 12 month period)	37	110	33.6%	58.0%	58.0%
% of all assessments that were assess and refuse (rolling 12 month period)	17	110	15.5%	14.6%	11.4%
% of all assessments that were assess and review (rolling 12 month period)	56	110	50.9%	27.4%	30.6%
% of terminated courses where treatment was abandoned or discontinued (rolling 12 month period)	0	1	0.0%	6.1%	7.8%
% of completed treatments indicating that PAR score was taken (year to date)	0	0	N/A	72.0%	64.6%
Rate of removable appliances per 100 fixed appliances - proposed treatment (rolling 12 month period)	1	67	1.49	3.92	5.65
Rate of removable appliances per 100 fixed appliances - completed treatment (rolling 12 month period)	0	2	0.00	4.10	4.78
% of courses of treatment with removable appliances only - proposed treatment (rolling 12 month period)	1	37	2.7%	2.2%	2.0%
% of courses of treatment with removable appliances only - completed treatment (rolling 12 month period)	0	1	0.0%	1.7%	1.5%
% of patients satisfied with the treatment they have received (rolling 12 month period)	1	1	100.0%	95.7%	96.0%

* Figures in italics indicate that the base number is less than 100.

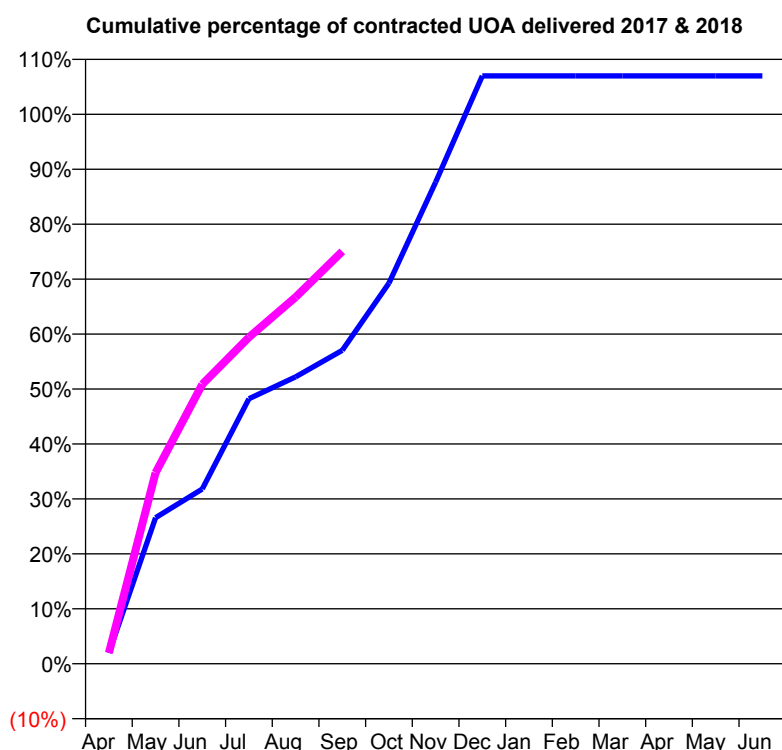
Q63 - Vital Signs Orthodontic At a Glance Contract Report for 336491/0002 - September 2017

Name or company name	MISS JA SILVESTER
Contract type name	PDS Contract
Purpose of contract	Orthodontic
Contract start date	01/04/2011
Contract end date	31/03/2019

17/18 Contracted general activity (UDA)	0
Carry forward general activity (UDA)	0
17/18 Contracted orthodontic activity (UOA)	1,764
Carry forward orthodontic activity (UOA)	-35
Baseline contract value	£116,158.87

ACCESS

	Contract	England and Wales
24 month ratio of assessments to patient IDs	1.03	1.09

ACTIVITY


Month	Adjusted Scheduled Activity (UOA)	
	2017	2018
April	35	35
May	469	613
June	561	897
July	851	1,048
August	921	1,177
September	1,006	1,324
October	1,222	
November	1,546	
December	1,887	
January	1,887	
February	1,887	
March	1,887	
April	1,887	
May	1,887	
June	1,887	

QUALITY

	Contract Quantity	Contract Base Number	Contract *	Region	England
% of all assessments that were assess and fit appliances (rolling 12 month period)	106	135	78.5%	58.0%	58.0%
% of all assessments that were assess and refuse (rolling 12 month period)	3	135	2.2%	14.6%	11.4%
% of all assessments that were assess and review (rolling 12 month period)	26	135	19.3%	27.4%	30.6%
% of terminated courses where treatment was abandoned or discontinued (rolling 12 month period)	2	95	2.1%	6.1%	7.8%
% of completed treatments indicating that PAR score was taken (year to date)	48	51	94.1%	72.0%	64.6%
Rate of removable appliances per 100 fixed appliances - proposed treatment (rolling 12 month period)	9	200	4.50	3.92	5.65
Rate of removable appliances per 100 fixed appliances - completed treatment (rolling 12 month period)	5	180	2.78	4.10	4.78
% of courses of treatment with removable appliances only - proposed treatment (rolling 12 month period)	6	106	5.7%	2.2%	2.0%
% of courses of treatment with removable appliances only - completed treatment (rolling 12 month period)	3	93	3.2%	1.7%	1.5%
% of patients satisfied with the treatment they have received (rolling 12 month period)	6	6	100.0%	95.7%	96.0%

* Figures in italics indicate that the base number is less than 100.

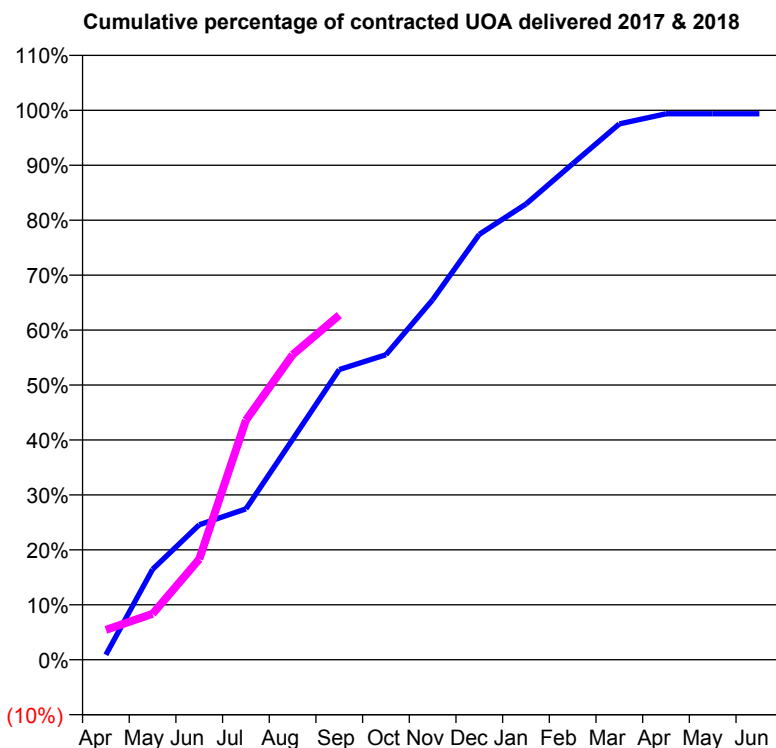
Q63 - Vital Signs Orthodontic At a Glance Contract Report for 339199/0002 - September 2017

Name or company name	MR K BANAI
Contract type name	PDS Contract
Purpose of contract	Orthodontic
Contract start date	01/04/2006
Contract end date	31/03/2019

17/18 Contracted general activity (UDA)	0
Carry forward general activity (UDA)	0
17/18 Contracted orthodontic activity (UOA)	2,331
Carry forward orthodontic activity (UOA)	0
Baseline contract value	£152,554.83

ACCESS

	Contract	England and Wales
24 month ratio of assessments to patient IDs	1.01	1.09

ACTIVITY


Month	Adjusted Scheduled Activity (UOA)	
	2017	2018
April	21	127
May	384	195
June	573	427
July	640	1,016
August	935	1,294
September	1,231	1,462
October	1,294	
November	1,527	
December	1,805	
January	1,933	
February	2,104	
March	2,273	
April	2,316	
May	2,316	
June	2,316	

QUALITY

	Contract Quantity	Contract Base Number	Contract *	Region	England
% of all assessments that were assess and fit appliances (rolling 12 month period)	123	138	89.1%	58.0%	58.0%
% of all assessments that were assess and refuse (rolling 12 month period)	4	138	2.9%	14.6%	11.4%
% of all assessments that were assess and review (rolling 12 month period)	11	138	8.0%	27.4%	30.6%
% of terminated courses where treatment was abandoned or discontinued (rolling 12 month period)	4	89	4.5%	6.1%	7.8%
% of completed treatments indicating that PAR score was taken (year to date)	43	44	97.7%	72.0%	64.6%
Rate of removable appliances per 100 fixed appliances - proposed treatment (rolling 12 month period)	5	240	2.08	3.92	5.65
Rate of removable appliances per 100 fixed appliances - completed treatment (rolling 12 month period)	7	158	4.43	4.10	4.78
% of courses of treatment with removable appliances only - proposed treatment (rolling 12 month period)	3	123	2.4%	2.2%	2.0%
% of courses of treatment with removable appliances only - completed treatment (rolling 12 month period)	5	85	5.9%	1.7%	1.5%
% of patients satisfied with the treatment they have received (rolling 12 month period)	9	9	100.0%	95.7%	96.0%

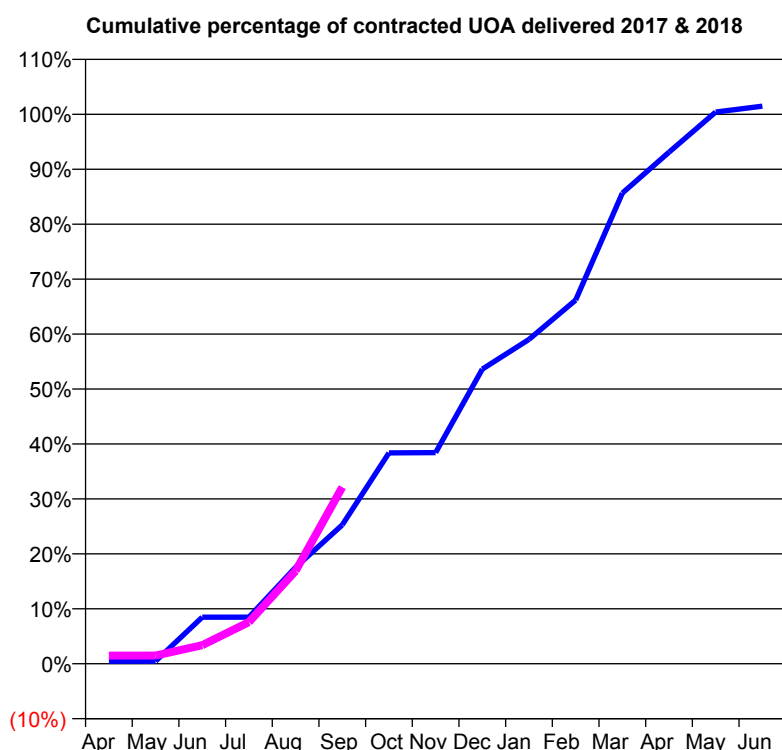
* Figures in italics indicate that the base number is less than 100.

Q63 - Vital Signs Orthodontic At a Glance Contract Report for 623369/0002 - September 2017

Name or company name	MR RP BATEMAN
Contract type name	PDS Contract
Purpose of contract	General and Orthodontic
Contract start date	01/04/2006
Contract end date	31/03/2019

17/18 Contracted general activity (UDA)	1,777
Carry forward general activity (UDA)	-4
17/18 Contracted orthodontic activity (UOA)	3,951
Carry forward orthodontic activity (UOA)	-59
Baseline contract value	£344,140.64

ACCESS	Contract	England and Wales
24 month ratio of assessments to patient IDs	1.07	1.09

ACTIVITY


Month	Adjusted Scheduled Activity (UOA)	
	2017	2018
April	19	59
May	19	59
June	335	134
July	335	300
August	694	668
September	999	1,270
October	1,517	
November	1,518	
December	2,119	
January	2,332	
February	2,615	
March	3,384	
April	3,679	
May	3,967	
June	4,010	

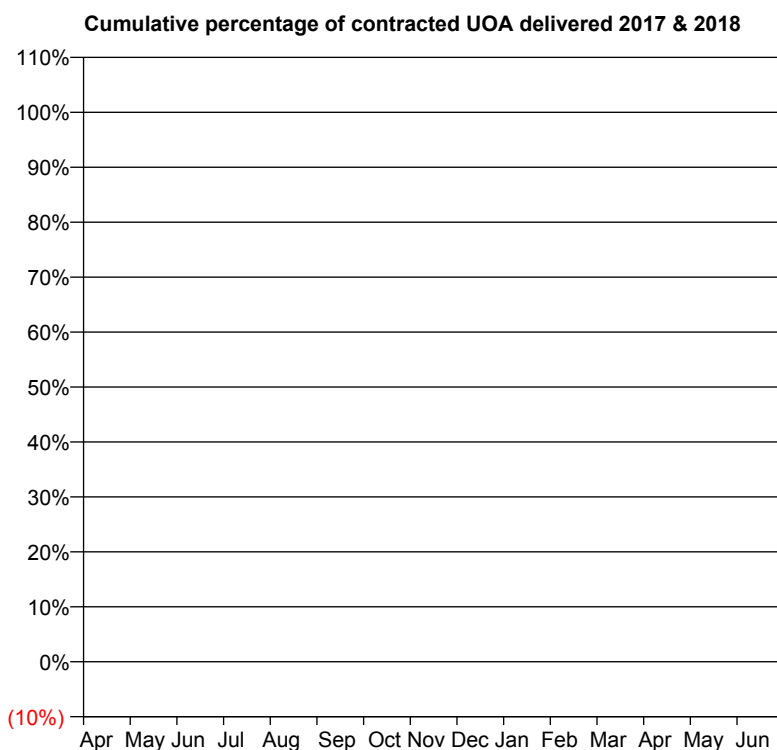
QUALITY	Contract Quantity	Contract Base Number	Contract *	Region	England
% of all assessments that were assess and fit appliances (rolling 12 month period)	186	498	37.3%	58.0%	58.0%
% of all assessments that were assess and refuse (rolling 12 month period)	77	498	15.5%	14.6%	11.4%
% of all assessments that were assess and review (rolling 12 month period)	235	498	47.2%	27.4%	30.6%
% of terminated courses where treatment was abandoned or discontinued (rolling 12 month period)	17	193	8.8%	6.1%	7.8%
% of completed treatments indicating that PAR score was taken (year to date)	67	68	98.5%	72.0%	64.6%
Rate of removable appliances per 100 fixed appliances - proposed treatment (rolling 12 month period)	9	367	2.45	3.92	5.65
Rate of removable appliances per 100 fixed appliances - completed treatment (rolling 12 month period)	7	319	2.19	4.10	4.78
% of courses of treatment with removable appliances only - proposed treatment (rolling 12 month period)	0	186	0.0%	2.2%	2.0%
% of courses of treatment with removable appliances only - completed treatment (rolling 12 month period)	0	176	0.0%	1.7%	1.5%
% of patients satisfied with the treatment they have received (rolling 12 month period)	1	3	33.3%	95.7%	96.0%

* Figures in italics indicate that the base number is less than 100.

Q63 - Vital Signs Orthodontic At a Glance Contract Report for 676632/0001 - September 2017

Name or company name	MR J HAGHBEDEH	17/18 Contracted general activity (UDA)	12,477
Contract type name	GDS Contract	Carry forward general activity (UDA)	554
Purpose of contract	General	17/18 Contracted orthodontic activity (UOA)	0
Contract start date	01/12/2009	Carry forward orthodontic activity (UOA)	0
Contract end date		Baseline contract value	£297,380.95

ACCESS	Contract	England and Wales
24 month ratio of assessments to patient IDs	1.00	1.09

ACTIVITY


Month	Adjusted Scheduled Activity (UOA)	
	2017	2018
April	0	0
May	0	0
June	0	0
July	0	1
August	0	1
September	0	1
October	0	
November	0	
December	0	
January	0	
February	0	
March	0	
April	0	
May	0	
June	0	

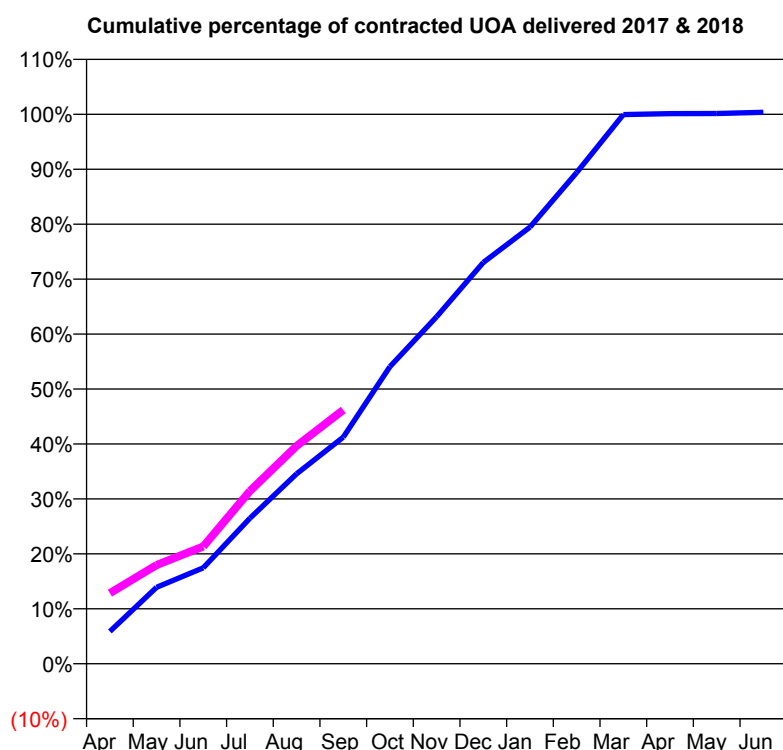
QUALITY	Contract Quantity	Contract Base Number	Contract *	Region	England
% of all assessments that were assess and fit appliances (rolling 12 month period)	0	1	0.0%	58.0%	58.0%
% of all assessments that were assess and refuse (rolling 12 month period)	0	1	0.0%	14.6%	11.4%
% of all assessments that were assess and review (rolling 12 month period)	1	1	100.0%	27.4%	30.6%
% of terminated courses where treatment was abandoned or discontinued (rolling 12 month period)	0	0	N/A	6.1%	7.8%
% of completed treatments indicating that PAR score was taken (year to date)	0	0	N/A	72.0%	64.6%
Rate of removable appliances per 100 fixed appliances - proposed treatment (rolling 12 month period)	0	0	N/A	3.92	5.65
Rate of removable appliances per 100 fixed appliances - completed treatment (rolling 12 month period)	0	0	N/A	4.10	4.78
% of courses of treatment with removable appliances only - proposed treatment (rolling 12 month period)	0	0	N/A	2.2%	2.0%
% of courses of treatment with removable appliances only - completed treatment (rolling 12 month period)	0	0	N/A	1.7%	1.5%
% of patients satisfied with the treatment they have received (rolling 12 month period)	0	0	N/A	95.7%	96.0%

* Figures in italics indicate that the base number is less than 100.

Q63 - Vital Signs Orthodontic At a Glance Contract Report for 748838/0001 - September 2017

Name or company name	MR PS WILLIAMS	17/18 Contracted general activity (UDA)	0
Contract type name	PDS Contract	Carry forward general activity (UDA)	0
Purpose of contract	Orthodontic	17/18 Contracted orthodontic activity (UOA)	20,481
Contract start date	01/04/2006	Carry forward orthodontic activity (UOA)	-71
Contract end date	31/03/2019	Baseline contract value	£1,414,570.40

ACCESS	Contract	England and Wales
24 month ratio of assessments to patient IDs	1.05	1.09

ACTIVITY


Month	Adjusted Scheduled Activity (UOA)	
	2017	2018
April	1,204	2,631
May	2,849	3,678
June	3,578	4,370
July	5,427	6,437
August	7,078	8,120
September	8,445	9,460
October	11,074	
November	12,934	
December	14,956	
January	16,273	
February	18,308	
March	20,468	
April	20,506	
May	20,510	
June	20,552	

QUALITY	Contract Quantity	Contract Base Number	Contract *	Region	England
% of all assessments that were assess and fit appliances (rolling 12 month period)	987	2,057	48.0%	58.0%	58.0%
% of all assessments that were assess and refuse (rolling 12 month period)	557	2,057	27.1%	14.6%	11.4%
% of all assessments that were assess and review (rolling 12 month period)	513	2,057	24.9%	27.4%	30.6%
% of terminated courses where treatment was abandoned or discontinued (rolling 12 month period)	53	809	6.6%	6.1%	7.8%
% of completed treatments indicating that PAR score was taken (year to date)	257	372	69.1%	72.0%	64.6%
Rate of removable appliances per 100 fixed appliances - proposed treatment (rolling 12 month period)	35	1,891	1.85	3.92	5.65
Rate of removable appliances per 100 fixed appliances - completed treatment (rolling 12 month period)	9	748	1.20	4.10	4.78
% of courses of treatment with removable appliances only - proposed treatment (rolling 12 month period)	8	987	0.8%	2.2%	2.0%
% of courses of treatment with removable appliances only - completed treatment (rolling 12 month period)	3	756	0.4%	1.7%	1.5%
% of patients satisfied with the treatment they have received (rolling 12 month period)	21	22	95.5%	95.7%	96.0%

* Figures in italics indicate that the base number is less than 100.

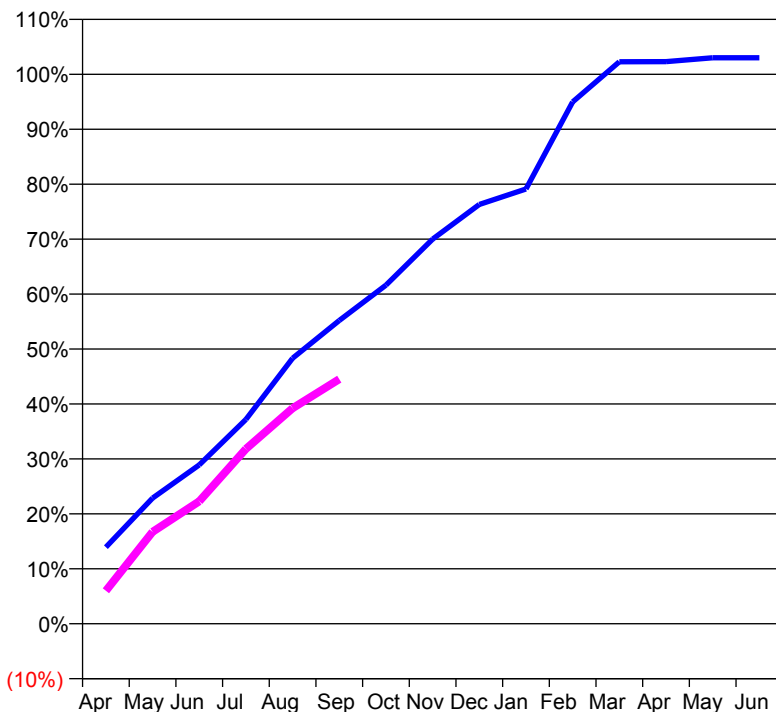
Q63 - Vital Signs Orthodontic At a Glance Contract Report for 748838/0002 - September 2017

Name or company name	MR PS WILLIAMS
Contract type name	PDS Contract
Purpose of contract	Orthodontic
Contract start date	18/12/2008
Contract end date	31/03/2019

17/18 Contracted general activity (UDA)	0
Carry forward general activity (UDA)	0
17/18 Contracted orthodontic activity (UOA)	15,498
Carry forward orthodontic activity (UOA)	-310
Baseline contract value	£1,040,480.75

ACCESS

	Contract	England and Wales
24 month ratio of assessments to patient IDs	1.05	1.09

ACTIVITY
Cumulative percentage of contracted UOA delivered 2017 & 2018

Adjusted Scheduled Activity (UOA)

Month	2017	2018
April	2,160	929
May	3,543	2,594
June	4,481	3,453
July	5,764	4,931
August	7,491	6,079
September	8,553	6,899
October	9,551	
November	10,850	
December	11,826	
January	12,264	
February	14,720	
March	15,852	
April	15,853	
May	15,962	
June	15,962	

QUALITY

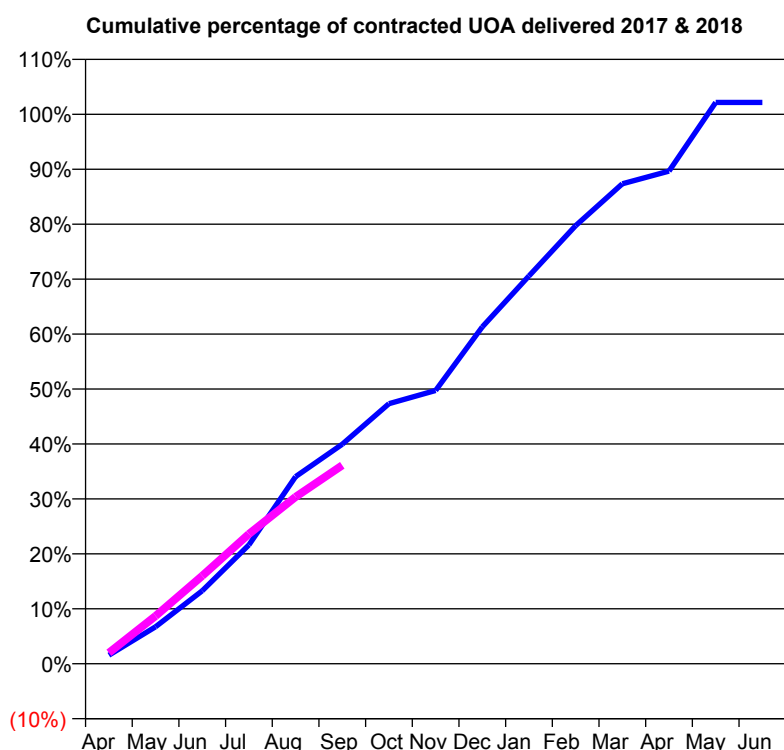
	Contract Quantity	Contract Base Number	Contract *	Region	England
% of all assessments that were assess and fit appliances (rolling 12 month period)	642	1,347	47.7%	58.0%	58.0%
% of all assessments that were assess and refuse (rolling 12 month period)	300	1,347	22.3%	14.6%	11.4%
% of all assessments that were assess and review (rolling 12 month period)	405	1,347	30.1%	27.4%	30.6%
% of terminated courses where treatment was abandoned or discontinued (rolling 12 month period)	60	475	12.6%	6.1%	7.8%
% of completed treatments indicating that PAR score was taken (year to date)	101	212	47.6%	72.0%	64.6%
Rate of removable appliances per 100 fixed appliances - proposed treatment (rolling 12 month period)	21	1,224	1.72	3.92	5.65
Rate of removable appliances per 100 fixed appliances - completed treatment (rolling 12 month period)	7	560	1.25	4.10	4.78
% of courses of treatment with removable appliances only - proposed treatment (rolling 12 month period)	7	642	1.1%	2.2%	2.0%
% of courses of treatment with removable appliances only - completed treatment (rolling 12 month period)	1	415	0.2%	1.7%	1.5%
% of patients satisfied with the treatment they have received (rolling 12 month period)	17	17	100.0%	95.7%	96.0%

* Figures in italics indicate that the base number is less than 100.

Q63 - Vital Signs Orthodontic At a Glance Contract Report for 751618/0001 - September 2017

Name or company name	MISS K BORHAN	17/18 Contracted general activity (UDA)	0
Contract type name	PDS Contract	Carry forward general activity (UDA)	0
Purpose of contract	Orthodontic	17/18 Contracted orthodontic activity (UOA)	4,604
Contract start date	01/04/2006	Carry forward orthodontic activity (UOA)	-92
Contract end date	31/03/2019	Baseline contract value	£296,320.54

ACCESS	Contract	England and Wales
24 month ratio of assessments to patient IDs	1.05	1.09

ACTIVITY


Month	Adjusted Scheduled Activity (UOA)	
	2017	2018
April	72	92
May	310	401
June	612	737
July	996	1,088
August	1,568	1,398
September	1,839	1,663
October	2,179	
November	2,290	
December	2,823	
January	3,250	
February	3,671	
March	4,021	
April	4,128	
May	4,703	
June	4,703	

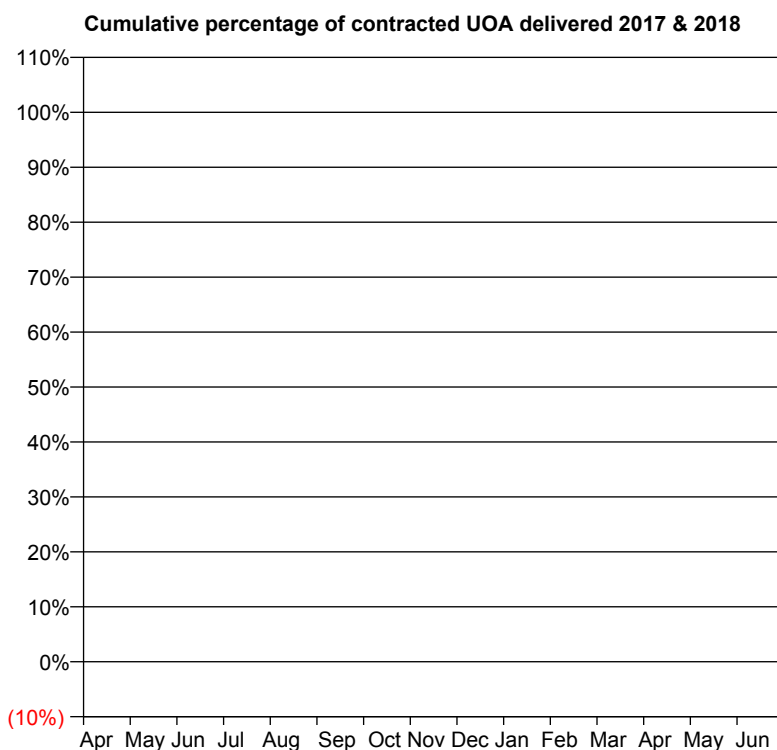
QUALITY	Contract Quantity	Contract Base Number	Contract *	Region	England
% of all assessments that were assess and fit appliances (rolling 12 month period)	203	494	41.1%	58.0%	58.0%
% of all assessments that were assess and refuse (rolling 12 month period)	3	494	0.6%	14.6%	11.4%
% of all assessments that were assess and review (rolling 12 month period)	288	494	58.3%	27.4%	30.6%
% of terminated courses where treatment was abandoned or discontinued (rolling 12 month period)	1	179	0.6%	6.1%	7.8%
% of completed treatments indicating that PAR score was taken (year to date)	6	80	7.5%	72.0%	64.6%
Rate of removable appliances per 100 fixed appliances - proposed treatment (rolling 12 month period)	9	387	2.33	3.92	5.65
Rate of removable appliances per 100 fixed appliances - completed treatment (rolling 12 month period)	13	338	3.85	4.10	4.78
% of courses of treatment with removable appliances only - proposed treatment (rolling 12 month period)	7	203	3.4%	2.2%	2.0%
% of courses of treatment with removable appliances only - completed treatment (rolling 12 month period)	5	178	2.8%	1.7%	1.5%
% of patients satisfied with the treatment they have received (rolling 12 month period)	6	6	100.0%	95.7%	96.0%

* Figures in italics indicate that the base number is less than 100.

Q63 - Vital Signs Orthodontic At a Glance Contract Report for 752304/0002 - September 2017

Name or company name	MR MS DARR	17/18 Contracted general activity (UDA)	21,659
Contract type name	GDS Contract	Carry forward general activity (UDA)	226
Purpose of contract	General	17/18 Contracted orthodontic activity (UOA)	0
Contract start date	01/01/2007	Carry forward orthodontic activity (UOA)	0
Contract end date		Baseline contract value	£564,083.20

ACCESS	Contract	England and Wales
24 month ratio of assessments to patient IDs	1.08	1.09

ACTIVITY


Month	Adjusted Scheduled Activity (UOA)	
	2017	2018
April	0	0
May	0	0
June	0	2
July	0	2
August	2	3
September	23	3
October	44	
November	44	
December	45	
January	46	
February	68	
March	2	
April	2	
May	2	
June	2	

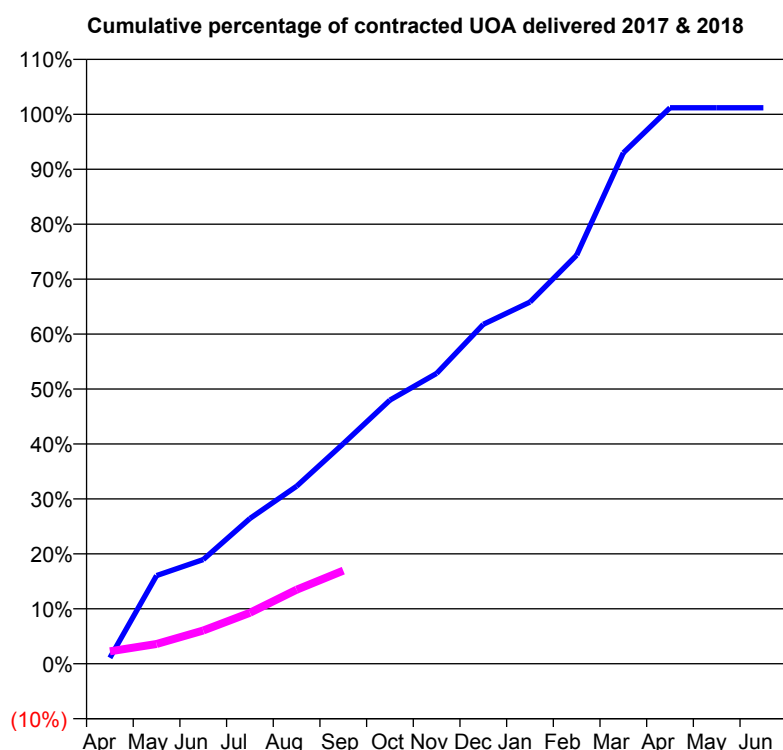
QUALITY	Contract Quantity	Contract Base Number	Contract *	Region	England
% of all assessments that were assess and fit appliances (rolling 12 month period)	2	8	25.0%	58.0%	58.0%
% of all assessments that were assess and refuse (rolling 12 month period)	0	8	0.0%	14.6%	11.4%
% of all assessments that were assess and review (rolling 12 month period)	6	8	75.0%	27.4%	30.6%
% of terminated courses where treatment was abandoned or discontinued (rolling 12 month period)	2	13	15.4%	6.1%	7.8%
% of completed treatments indicating that PAR score was taken (year to date)	0	3	0.0%	72.0%	64.6%
Rate of removable appliances per 100 fixed appliances - proposed treatment (rolling 12 month period)	0	4	0.00	3.92	5.65
Rate of removable appliances per 100 fixed appliances - completed treatment (rolling 12 month period)	1	17	5.88	4.10	4.78
% of courses of treatment with removable appliances only - proposed treatment (rolling 12 month period)	0	2	0.0%	2.2%	2.0%
% of courses of treatment with removable appliances only - completed treatment (rolling 12 month period)	0	11	0.0%	1.7%	1.5%
% of patients satisfied with the treatment they have received (rolling 12 month period)	1	1	100.0%	95.7%	96.0%

* Figures in italics indicate that the base number is less than 100.

Q63 - Vital Signs Orthodontic At a Glance Contract Report for 752304/0003 - September 2017

Name or company name	MR MS DARR	17/18 Contracted general activity (UDA)	0
Contract type name	PDS Contract	Carry forward general activity (UDA)	0
Purpose of contract	Orthodontic	17/18 Contracted orthodontic activity (UOA)	6,500
Contract start date	01/04/2010	Carry forward orthodontic activity (UOA)	-77
Contract end date	31/03/2019	Baseline contract value	£451,705.85

ACCESS	Contract	England and Wales
24 month ratio of assessments to patient IDs	1.08	1.09

ACTIVITY


Month	Adjusted Scheduled Activity (UOA)	
	2017	2018
April	70	148
May	1,044	235
June	1,233	393
July	1,719	604
August	2,100	876
September	2,603	1,102
October	3,120	
November	3,435	
December	4,015	
January	4,278	
February	4,834	
March	6,043	
April	6,576	
May	6,577	
June	6,577	

QUALITY	Contract Quantity	Contract Base Number	Contract *	Region	England
% of all assessments that were assess and fit appliances (rolling 12 month period)	227	528	43.0%	58.0%	58.0%
% of all assessments that were assess and refuse (rolling 12 month period)	110	528	20.8%	14.6%	11.4%
% of all assessments that were assess and review (rolling 12 month period)	191	528	36.2%	27.4%	30.6%
% of terminated courses where treatment was abandoned or discontinued (rolling 12 month period)	67	288	23.3%	6.1%	7.8%
% of completed treatments indicating that PAR score was taken (year to date)	3	110	2.7%	72.0%	64.6%
Rate of removable appliances per 100 fixed appliances - proposed treatment (rolling 12 month period)	28	436	6.42	3.92	5.65
Rate of removable appliances per 100 fixed appliances - completed treatment (rolling 12 month period)	15	410	3.66	4.10	4.78
% of courses of treatment with removable appliances only - proposed treatment (rolling 12 month period)	6	227	2.6%	2.2%	2.0%
% of courses of treatment with removable appliances only - completed treatment (rolling 12 month period)	6	221	2.7%	1.7%	1.5%
% of patients satisfied with the treatment they have received (rolling 12 month period)	12	13	92.3%	95.7%	96.0%

* Figures in italics indicate that the base number is less than 100.

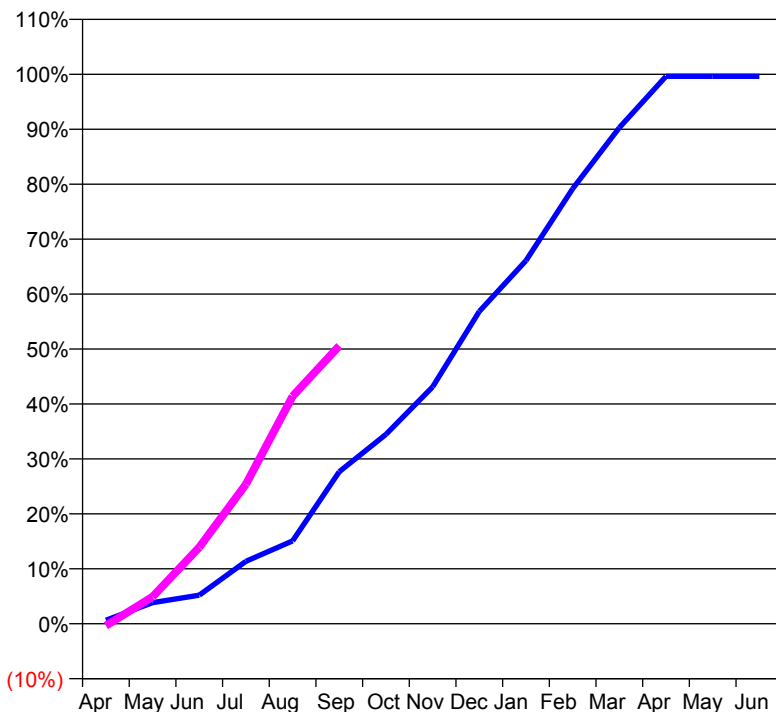
Q63 - Vital Signs Orthodontic At a Glance Contract Report for 755192/0001 - September 2017

Name or company name	MR JP WARD
Contract type name	PDS Contract
Purpose of contract	Orthodontic
Contract start date	01/04/2006
Contract end date	31/03/2018

17/18 Contracted general activity (UDA)	0
Carry forward general activity (UDA)	0
17/18 Contracted orthodontic activity (UOA)	3,401
Carry forward orthodontic activity (UOA)	13
Baseline contract value	£225,045.27

ACCESS

	Contract	England and Wales
24 month ratio of assessments to patient IDs	1.00	1.09

ACTIVITY
Cumulative percentage of contracted UOA delivered 2017 & 2018

Adjusted Scheduled Activity (UOA)

Month	2017	2018
April	22	-13
May	131	167
June	177	473
July	387	864
August	513	1,408
September	941	1,720
October	1,172	
November	1,466	
December	1,933	
January	2,248	
February	2,693	
March	3,071	
April	3,388	
May	3,388	
June	3,388	

QUALITY

	Contract Quantity	Contract Base Number	Contract *	Region	England
% of all assessments that were assess and fit appliances (rolling 12 month period)	201	326	61.7%	58.0%	58.0%
% of all assessments that were assess and refuse (rolling 12 month period)	14	326	4.3%	14.6%	11.4%
% of all assessments that were assess and review (rolling 12 month period)	111	326	34.0%	27.4%	30.6%
% of terminated courses where treatment was abandoned or discontinued (rolling 12 month period)	8	169	4.7%	6.1%	7.8%
% of completed treatments indicating that PAR score was taken (year to date)	45	68	66.2%	72.0%	64.6%
Rate of removable appliances per 100 fixed appliances - proposed treatment (rolling 12 month period)	10	154	6.49	3.92	5.65
Rate of removable appliances per 100 fixed appliances - completed treatment (rolling 12 month period)	6	213	2.82	4.10	4.78
% of courses of treatment with removable appliances only - proposed treatment (rolling 12 month period)	8	201	4.0%	2.2%	2.0%
% of courses of treatment with removable appliances only - completed treatment (rolling 12 month period)	6	161	3.7%	1.7%	1.5%
% of patients satisfied with the treatment they have received (rolling 12 month period)	12	12	100.0%	95.7%	96.0%

* Figures in italics indicate that the base number is less than 100.

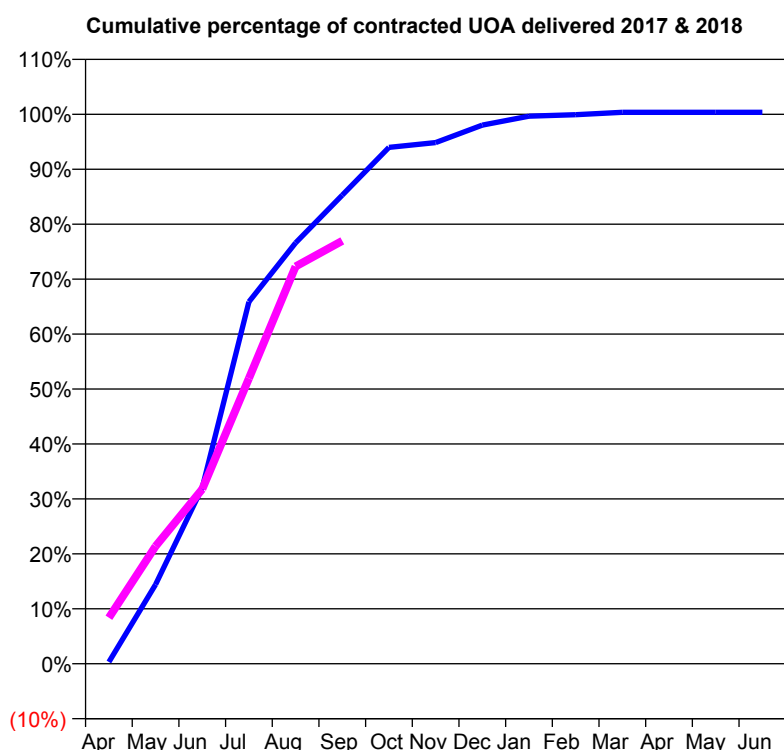
Q63 - Vital Signs Orthodontic At a Glance Contract Report for 760757/0001 - September 2017

Name or company name	MR PA HILL
Contract type name	PDS Contract
Purpose of contract	Orthodontic
Contract start date	01/04/2006
Contract end date	31/03/2019

17/18 Contracted general activity (UDA)	0
Carry forward general activity (UDA)	0
17/18 Contracted orthodontic activity (UOA)	7,212
Carry forward orthodontic activity (UOA)	-25
Baseline contract value	£481,933.54

ACCESS

	Contract	England and Wales
24 month ratio of assessments to patient IDs	1.03	1.09

ACTIVITY


Month	Adjusted Scheduled Activity (UOA)	
	2017	2018
April	24	604
May	1,040	1,542
June	2,311	2,291
July	4,750	3,746
August	5,524	5,214
September	6,150	5,551
October	6,778	
November	6,841	
December	7,070	
January	7,187	
February	7,206	
March	7,237	
April	7,237	
May	7,237	
June	7,237	

QUALITY

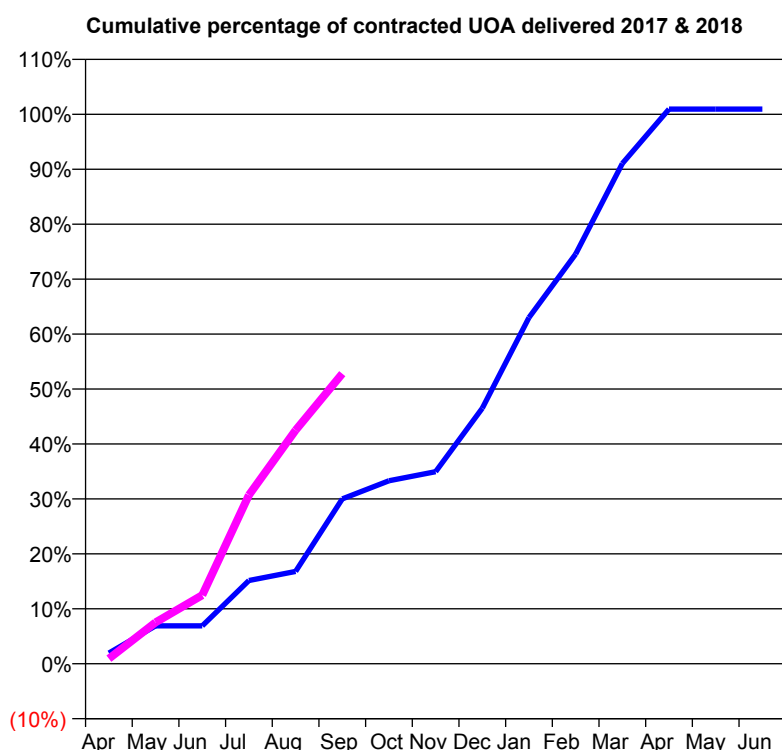
	Contract Quantity	Contract Base Number	Contract *	Region	England
% of all assessments that were assess and fit appliances (rolling 12 month period)	307	524	58.6%	58.0%	58.0%
% of all assessments that were assess and refuse (rolling 12 month period)	1	524	0.2%	14.6%	11.4%
% of all assessments that were assess and review (rolling 12 month period)	216	524	41.2%	27.4%	30.6%
% of terminated courses where treatment was abandoned or discontinued (rolling 12 month period)	3	320	0.9%	6.1%	7.8%
% of completed treatments indicating that PAR score was taken (year to date)	121	165	73.3%	72.0%	64.6%
Rate of removable appliances per 100 fixed appliances - proposed treatment (rolling 12 month period)	0	567	0.00	3.92	5.65
Rate of removable appliances per 100 fixed appliances - completed treatment (rolling 12 month period)	1	564	0.18	4.10	4.78
% of courses of treatment with removable appliances only - proposed treatment (rolling 12 month period)	0	307	0.0%	2.2%	2.0%
% of courses of treatment with removable appliances only - completed treatment (rolling 12 month period)	1	317	0.3%	1.7%	1.5%
% of patients satisfied with the treatment they have received (rolling 12 month period)	12	13	92.3%	95.7%	96.0%

* Figures in italics indicate that the base number is less than 100.

Q63 - Vital Signs Orthodontic At a Glance Contract Report for 762210/0001 - September 2017

Name or company name	MISS CA STOCK	17/18 Contracted general activity (UDA)	0
Contract type name	PDS Contract	Carry forward general activity (UDA)	0
Purpose of contract	Orthodontic	17/18 Contracted orthodontic activity (UOA)	1,273
Contract start date	01/04/2006	Carry forward orthodontic activity (UOA)	-12
Contract end date	31/03/2019	Baseline contract value	£84,137.08

ACCESS	Contract	England and Wales
24 month ratio of assessments to patient IDs	1.01	1.09

ACTIVITY


Month	Adjusted Scheduled Activity (UOA)	
	2017	2018
April	25	12
May	88	96
June	88	159
July	193	391
August	214	541
September	382	672
October	424	
November	445	
December	592	
January	802	
February	949	
March	1,159	
April	1,285	
May	1,285	
June	1,285	

QUALITY	Contract Quantity	Contract Base Number	Contract *	Region	England
% of all assessments that were assess and fit appliances (rolling 12 month period)	76	85	89.4%	58.0%	58.0%
% of all assessments that were assess and refuse (rolling 12 month period)	0	85	0.0%	14.6%	11.4%
% of all assessments that were assess and review (rolling 12 month period)	9	85	10.6%	27.4%	30.6%
% of terminated courses where treatment was abandoned or discontinued (rolling 12 month period)	1	37	2.7%	6.1%	7.8%
% of completed treatments indicating that PAR score was taken (year to date)	14	16	87.5%	72.0%	64.6%
Rate of removable appliances per 100 fixed appliances - proposed treatment (rolling 12 month period)	0	63	0.00	3.92	5.65
Rate of removable appliances per 100 fixed appliances - completed treatment (rolling 12 month period)	3	66	4.55	4.10	4.78
% of courses of treatment with removable appliances only - proposed treatment (rolling 12 month period)	0	76	0.0%	2.2%	2.0%
% of courses of treatment with removable appliances only - completed treatment (rolling 12 month period)	0	36	0.0%	1.7%	1.5%
% of patients satisfied with the treatment they have received (rolling 12 month period)	3	3	100.0%	95.7%	96.0%

* Figures in italics indicate that the base number is less than 100.

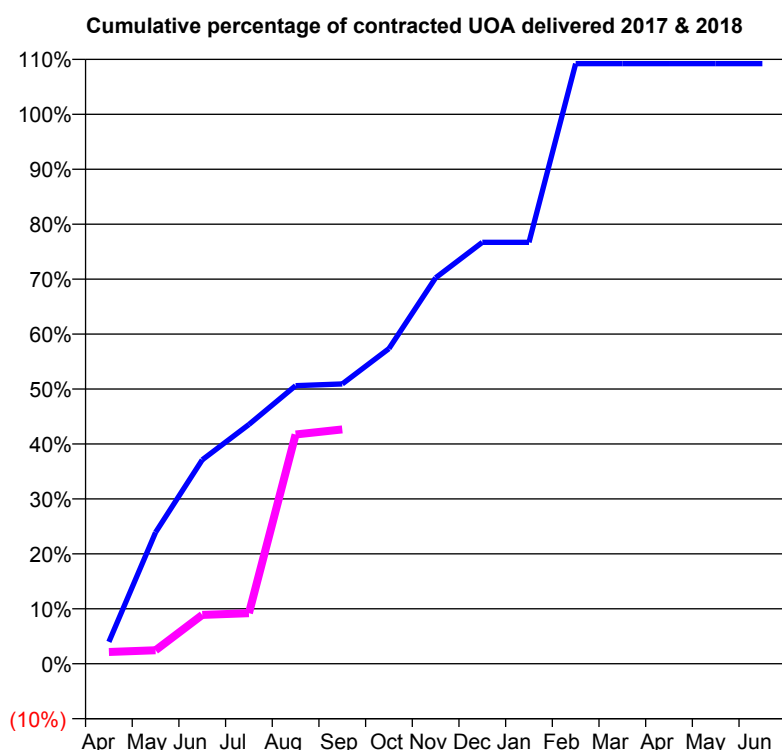
Q63 - Vital Signs Orthodontic At a Glance Contract Report for 775215/0010 - September 2017

Name or company name	MR C PATEL
Contract type name	GDS Contract
Purpose of contract	General and Orthodontic
Contract start date	01/01/2016
Contract end date	

17/18 Contracted general activity (UDA)	23,346
Carry forward general activity (UDA)	800
17/18 Contracted orthodontic activity (UOA)	326
Carry forward orthodontic activity (UOA)	-7
Baseline contract value	£765,680.89

ACCESS	Contract	England and Wales
--------	----------	-------------------

24 month ratio of assessments to patient IDs	1.03	1.09
--	------	------

ACTIVITY


Month	Adjusted Scheduled Activity (UOA)	
	2017	2018
April	13	7
May	78	8
June	121	29
July	142	30
August	165	136
September	166	139
October	187	
November	229	
December	250	
January	250	
February	356	
March	356	
April	356	
May	356	
June	356	

QUALITY	Contract Quantity	Contract Base Number	Contract *	Region	England
---------	-------------------	----------------------	------------	--------	---------

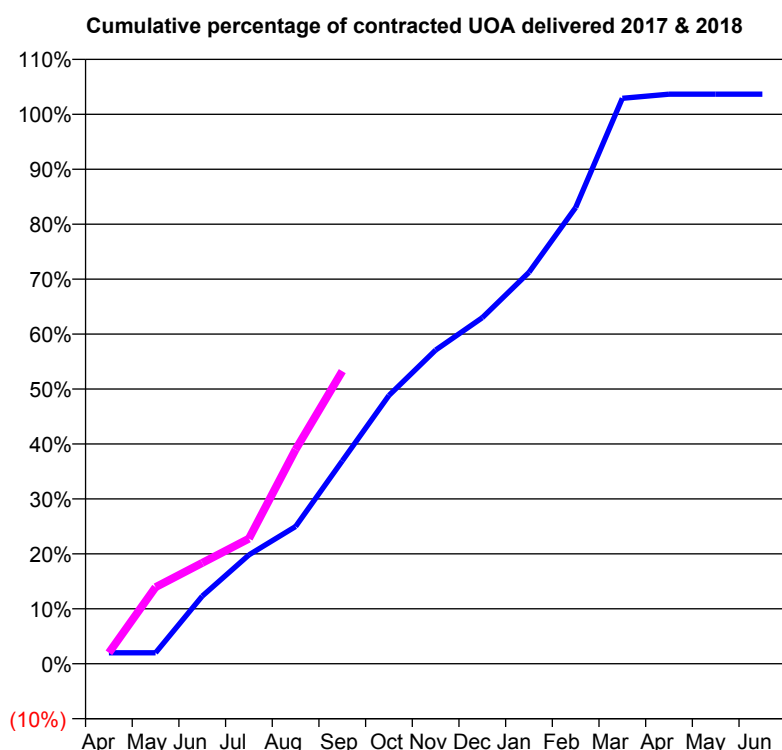
% of all assessments that were assess and fit appliances (rolling 12 month period)	15	22	68.2%	58.0%	58.0%
% of all assessments that were assess and refuse (rolling 12 month period)	2	22	9.1%	14.6%	11.4%
% of all assessments that were assess and review (rolling 12 month period)	5	22	22.7%	27.4%	30.6%
% of terminated courses where treatment was abandoned or discontinued (rolling 12 month period)	0	0	N/A	6.1%	7.8%
% of completed treatments indicating that PAR score was taken (year to date)	0	0	N/A	72.0%	64.6%
Rate of removable appliances per 100 fixed appliances - proposed treatment (rolling 12 month period)	1	17	5.88	3.92	5.65
Rate of removable appliances per 100 fixed appliances - completed treatment (rolling 12 month period)	0	0	N/A	4.10	4.78
% of courses of treatment with removable appliances only - proposed treatment (rolling 12 month period)	1	15	6.7%	2.2%	2.0%
% of courses of treatment with removable appliances only - completed treatment (rolling 12 month period)	0	0	N/A	1.7%	1.5%
% of patients satisfied with the treatment they have received (rolling 12 month period)	1	1	100.0%	95.7%	96.0%

* Figures in italics indicate that the base number is less than 100.

Q63 - Vital Signs Orthodontic At a Glance Contract Report for 835129/0001 - September 2017

Name or company name	MRS KL CLARKE	17/18 Contracted general activity (UDA)	0
Contract type name	PDS Contract	Carry forward general activity (UDA)	0
Purpose of contract	Orthodontic	17/18 Contracted orthodontic activity (UOA)	2,850
Contract start date	01/04/2006	Carry forward orthodontic activity (UOA)	-57
Contract end date	31/03/2018	Baseline contract value	£187,471.31

ACCESS	Contract	England and Wales
24 month ratio of assessments to patient IDs	1.00	1.09

ACTIVITY


Month	Adjusted Scheduled Activity (UOA)	
	2017	2018
April	57	57
May	57	397
June	351	523
July	565	649
August	712	1,111
September	1,052	1,518
October	1,392	
November	1,627	
December	1,795	
January	2,030	
February	2,366	
March	2,933	
April	2,954	
May	2,954	
June	2,954	

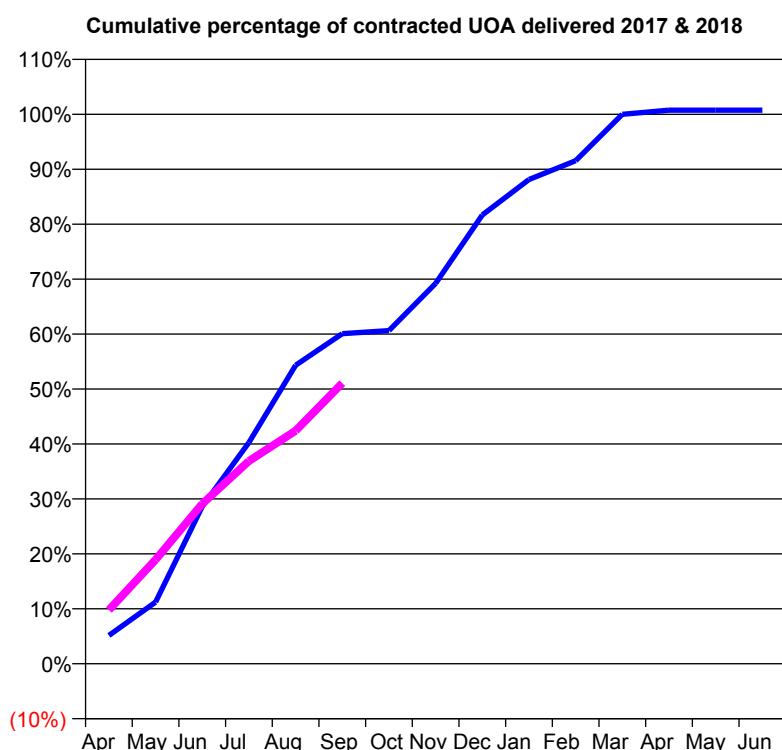
QUALITY	Contract Quantity	Contract Base Number	Contract *	Region	England
% of all assessments that were assess and fit appliances (rolling 12 month period)	165	165	100.0%	58.0%	58.0%
% of all assessments that were assess and refuse (rolling 12 month period)	0	165	0.0%	14.6%	11.4%
% of all assessments that were assess and review (rolling 12 month period)	0	165	0.0%	27.4%	30.6%
% of terminated courses where treatment was abandoned or discontinued (rolling 12 month period)	2	96	2.1%	6.1%	7.8%
% of completed treatments indicating that PAR score was taken (year to date)	14	51	27.5%	72.0%	64.6%
Rate of removable appliances per 100 fixed appliances - proposed treatment (rolling 12 month period)	13	314	4.14	3.92	5.65
Rate of removable appliances per 100 fixed appliances - completed treatment (rolling 12 month period)	8	175	4.57	4.10	4.78
% of courses of treatment with removable appliances only - proposed treatment (rolling 12 month period)	6	165	3.6%	2.2%	2.0%
% of courses of treatment with removable appliances only - completed treatment (rolling 12 month period)	2	94	2.1%	1.7%	1.5%
% of patients satisfied with the treatment they have received (rolling 12 month period)	7	7	100.0%	95.7%	96.0%

* Figures in italics indicate that the base number is less than 100.

Q63 - Vital Signs Orthodontic At a Glance Contract Report for 854824/0001 - September 2017

Name or company name	MR SK SADIQ	17/18 Contracted general activity (UDA)	0
Contract type name	PDS Contract	Carry forward general activity (UDA)	0
Purpose of contract	Orthodontic	17/18 Contracted orthodontic activity (UOA)	4,200
Contract start date	01/04/2006	Carry forward orthodontic activity (UOA)	-31
Contract end date	31/03/2019	Baseline contract value	£251,095.78

ACCESS	Contract	England and Wales
24 month ratio of assessments to patient IDs	1.02	1.09

ACTIVITY


Month	Adjusted Scheduled Activity (UOA)	
	2017	2018
April	217	411
May	471	796
June	1,202	1,223
July	1,691	1,550
August	2,281	1,781
September	2,523	2,145
October	2,547	
November	2,907	
December	3,430	
January	3,701	
February	3,845	
March	4,200	
April	4,231	
May	4,231	
June	4,231	

QUALITY	Contract Quantity	Contract Base Number	Contract *	Region	England
% of all assessments that were assess and fit appliances (rolling 12 month period)	184	313	58.8%	58.0%	58.0%
% of all assessments that were assess and refuse (rolling 12 month period)	15	313	4.8%	14.6%	11.4%
% of all assessments that were assess and review (rolling 12 month period)	114	313	36.4%	27.4%	30.6%
% of terminated courses where treatment was abandoned or discontinued (rolling 12 month period)	2	201	1.0%	6.1%	7.8%
% of completed treatments indicating that PAR score was taken (year to date)	81	83	97.6%	72.0%	64.6%
Rate of removable appliances per 100 fixed appliances - proposed treatment (rolling 12 month period)	11	345	3.19	3.92	5.65
Rate of removable appliances per 100 fixed appliances - completed treatment (rolling 12 month period)	3	393	0.76	4.10	4.78
% of courses of treatment with removable appliances only - proposed treatment (rolling 12 month period)	10	184	5.4%	2.2%	2.0%
% of courses of treatment with removable appliances only - completed treatment (rolling 12 month period)	2	199	1.0%	1.7%	1.5%
% of patients satisfied with the treatment they have received (rolling 12 month period)	6	7	85.7%	95.7%	96.0%

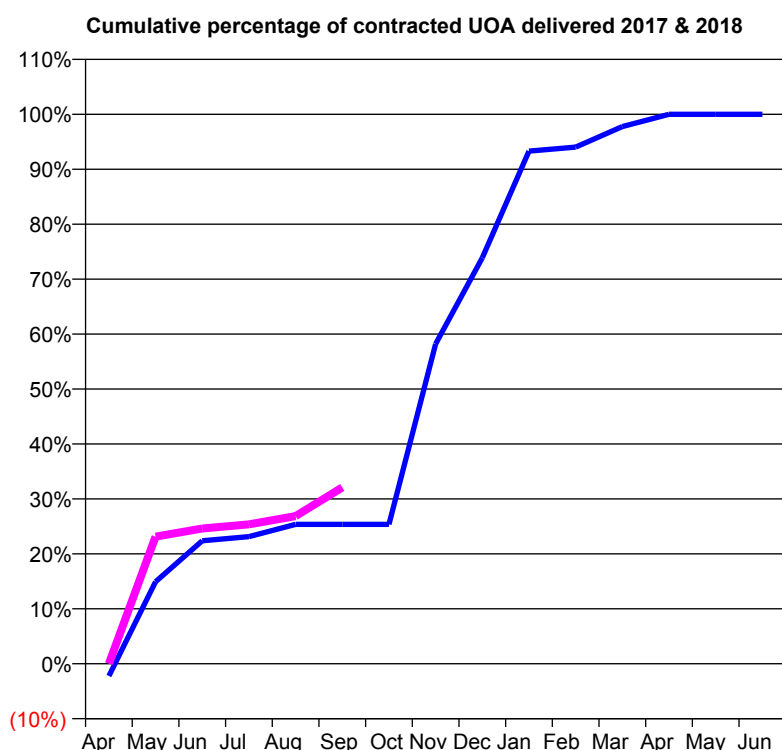
* Figures in italics indicate that the base number is less than 100.

Q63 - Vital Signs Orthodontic At a Glance Contract Report for 909548/0001 - September 2017

Name or company name	MR HS KALSI
Contract type name	GDS Contract
Purpose of contract	General and Orthodontic
Contract start date	01/04/2006
Contract end date	

17/18 Contracted general activity (UDA)	7,537
Carry forward general activity (UDA)	250
17/18 Contracted orthodontic activity (UOA)	134
Carry forward orthodontic activity (UOA)	0
Baseline contract value	£210,763.24

ACCESS	Contract	England and Wales
24 month ratio of assessments to patient IDs	1.14	1.09

ACTIVITY


Month	Adjusted Scheduled Activity (UOA)	
	2017	2018
April	-3	0
May	20	31
June	30	33
July	31	34
August	34	36
September	34	43
October	34	
November	78	
December	99	
January	125	
February	126	
March	131	
April	134	
May	134	
June	134	

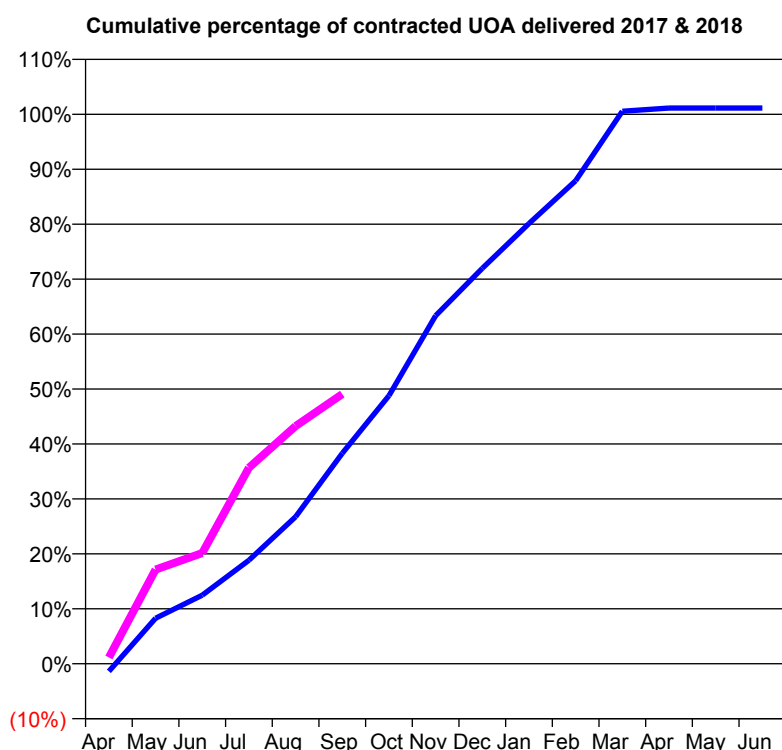
QUALITY	Contract Quantity	Contract Base Number	Contract *	Region	England
% of all assessments that were assess and fit appliances (rolling 12 month period)	5	43	11.6%	58.0%	58.0%
% of all assessments that were assess and refuse (rolling 12 month period)	0	43	0.0%	14.6%	11.4%
% of all assessments that were assess and review (rolling 12 month period)	38	43	88.4%	27.4%	30.6%
% of terminated courses where treatment was abandoned or discontinued (rolling 12 month period)	0	0	N/A	6.1%	7.8%
% of completed treatments indicating that PAR score was taken (year to date)	0	0	N/A	72.0%	64.6%
Rate of removable appliances per 100 fixed appliances - proposed treatment (rolling 12 month period)	0	0	N/A	3.92	5.65
Rate of removable appliances per 100 fixed appliances - completed treatment (rolling 12 month period)	0	0	N/A	4.10	4.78
% of courses of treatment with removable appliances only - proposed treatment (rolling 12 month period)	0	5	0.0%	2.2%	2.0%
% of courses of treatment with removable appliances only - completed treatment (rolling 12 month period)	0	0	N/A	1.7%	1.5%
% of patients satisfied with the treatment they have received (rolling 12 month period)	0	0	N/A	95.7%	96.0%

* Figures in italics indicate that the base number is less than 100.

Q63 - Vital Signs Orthodontic At a Glance Contract Report for 949612/0003 - September 2017

Name or company name	Simply Orthodontics	17/18 Contracted general activity (UDA)	0
Contract type name	PDS Contract	Carry forward general activity (UDA)	0
Purpose of contract	Orthodontic	17/18 Contracted orthodontic activity (UOA)	11,563
Contract start date	01/04/2011	Carry forward orthodontic activity (UOA)	-132
Contract end date	31/03/2019	Baseline contract value	£764,109.33

ACCESS	Contract	England and Wales
24 month ratio of assessments to patient IDs	1.01	1.09

ACTIVITY


Month	Adjusted Scheduled Activity (UOA)	
	2017	2018
April	-160	132
May	957	1,983
June	1,443	2,329
July	2,178	4,126
August	3,093	5,003
September	4,430	5,676
October	5,642	
November	7,325	
December	8,320	
January	9,263	
February	10,166	
March	11,627	
April	11,694	
May	11,695	
June	11,695	

QUALITY

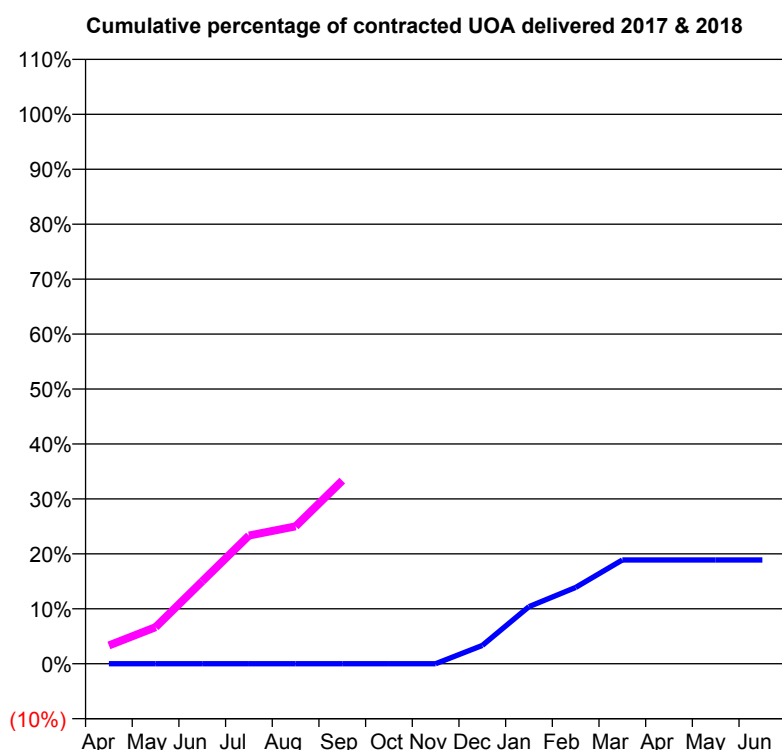
	Contract Quantity	Contract Base Number	Contract *	Region	England
% of all assessments that were assess and fit appliances (rolling 12 month period)	612	796	76.9%	58.0%	58.0%
% of all assessments that were assess and refuse (rolling 12 month period)	1	796	0.1%	14.6%	11.4%
% of all assessments that were assess and review (rolling 12 month period)	183	796	23.0%	27.4%	30.6%
% of terminated courses where treatment was abandoned or discontinued (rolling 12 month period)	26	708	3.7%	6.1%	7.8%
% of completed treatments indicating that PAR score was taken (year to date)	37	266	13.9%	72.0%	64.6%
Rate of removable appliances per 100 fixed appliances - proposed treatment (rolling 12 month period)	14	1,197	1.17	3.92	5.65
Rate of removable appliances per 100 fixed appliances - completed treatment (rolling 12 month period)	12	1,326	0.90	4.10	4.78
% of courses of treatment with removable appliances only - proposed treatment (rolling 12 month period)	13	612	2.1%	2.2%	2.0%
% of courses of treatment with removable appliances only - completed treatment (rolling 12 month period)	10	682	1.5%	1.7%	1.5%
% of patients satisfied with the treatment they have received (rolling 12 month period)	38	38	100.0%	95.7%	96.0%

* Figures in italics indicate that the base number is less than 100.

Q64 - Vital Signs Orthodontic At a Glance Contract Report for 100120/0000 - September 2017

Name or company name	RUH Orthodontics	17/18 Contracted general activity (UDA)	0
Contract type name	PDS Contract	Carry forward general activity (UDA)	0
Purpose of contract	Orthodontic	17/18 Contracted orthodontic activity (UOA)	1,260
Contract start date	01/04/2016	Carry forward orthodontic activity (UOA)	0
Contract end date	31/03/2018	Baseline contract value	£86,624.76

ACCESS	Contract	England and Wales
24 month ratio of assessments to patient IDs	1.03	1.09

ACTIVITY


Month	Adjusted Scheduled Activity (UOA)	
	2017	2018
April	0	42
May	0	84
June	0	189
July	0	294
August	0	315
September	0	420
October	0	
November	0	
December	42	
January	131	
February	175	
March	238	
April	238	
May	238	
June	238	

QUALITY	Contract Quantity	Contract Base Number	Contract *	Region	England
% of all assessments that were assess and fit appliances (rolling 12 month period)	32	33	97.0%	60.8%	58.0%
% of all assessments that were assess and refuse (rolling 12 month period)	1	33	3.0%	9.9%	11.4%
% of all assessments that were assess and review (rolling 12 month period)	0	33	0.0%	29.3%	30.6%
% of terminated courses where treatment was abandoned or discontinued (rolling 12 month period)	0	0	N/A	8.0%	7.8%
% of completed treatments indicating that PAR score was taken (year to date)	0	0	N/A	67.9%	64.6%
Rate of removable appliances per 100 fixed appliances - proposed treatment (rolling 12 month period)	3	61	4.92	4.85	5.65
Rate of removable appliances per 100 fixed appliances - completed treatment (rolling 12 month period)	0	0	N/A	4.05	4.78
% of courses of treatment with removable appliances only - proposed treatment (rolling 12 month period)	0	32	0.0%	1.7%	2.0%
% of courses of treatment with removable appliances only - completed treatment (rolling 12 month period)	0	0	N/A	1.7%	1.5%
% of patients satisfied with the treatment they have received (rolling 12 month period)	1	1	100.0%	96.4%	96.0%

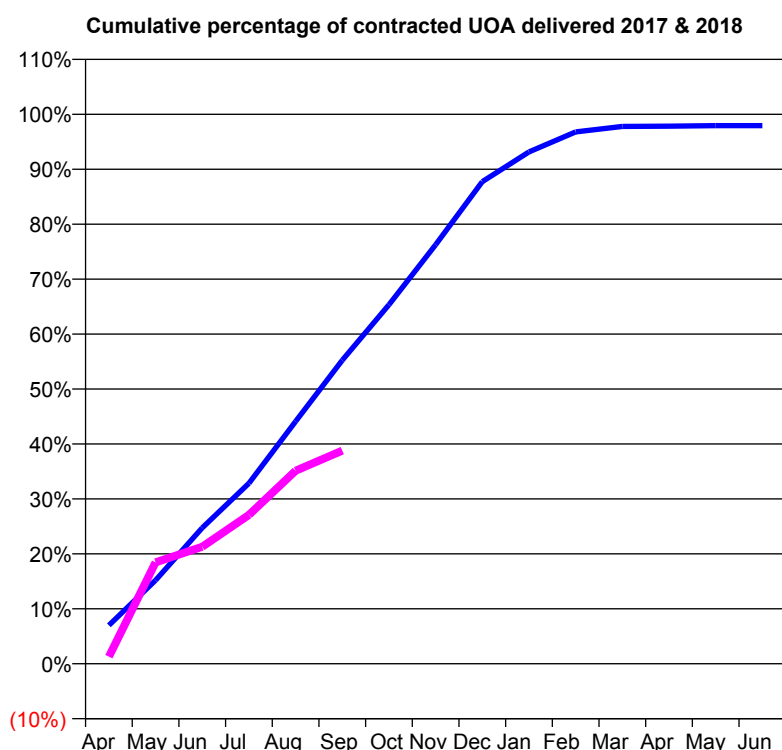
* Figures in italics indicate that the base number is less than 100.

Q64 - Vital Signs Orthodontic At a Glance Contract Report for 101281/0111 - September 2017

Name or company name	OASIS DENTAL CARE LTD
Contract type name	PDS Contract
Purpose of contract	Orthodontic
Contract start date	01/04/2006
Contract end date	30/09/2018

17/18 Contracted general activity (UDA)	0
Carry forward general activity (UDA)	0
17/18 Contracted orthodontic activity (UOA)	2,616
Carry forward orthodontic activity (UOA)	54
Baseline contract value	£166,928.94

ACCESS	Contract	England and Wales
24 month ratio of assessments to patient IDs	1.20	1.09

ACTIVITY


Month	Adjusted Scheduled Activity (UOA)	
	2017	2018
April	183	34
May	398	483
June	647	557
July	859	709
August	1,154	919
September	1,445	1,015
October	1,709	
November	1,995	
December	2,295	
January	2,437	
February	2,532	
March	2,558	
April	2,559	
May	2,562	
June	2,562	

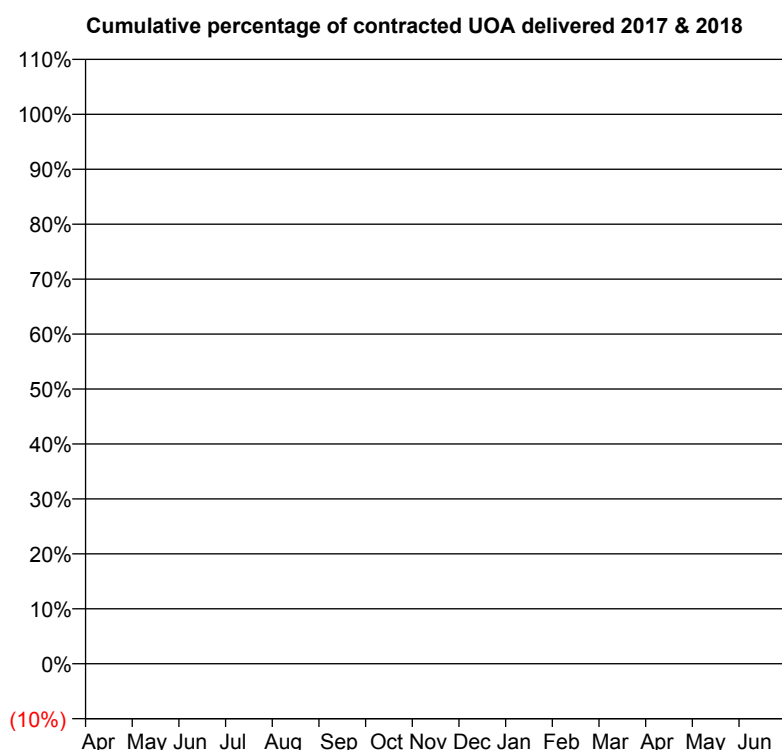
QUALITY	Contract Quantity	Contract Base Number	Contract *	Region	England
% of all assessments that were assess and fit appliances (rolling 12 month period)	100	256	39.1%	60.8%	58.0%
% of all assessments that were assess and refuse (rolling 12 month period)	3	256	1.2%	9.9%	11.4%
% of all assessments that were assess and review (rolling 12 month period)	153	256	59.8%	29.3%	30.6%
% of terminated courses where treatment was abandoned or discontinued (rolling 12 month period)	5	102	4.9%	8.0%	7.8%
% of completed treatments indicating that PAR score was taken (year to date)	25	30	83.3%	67.9%	64.6%
Rate of removable appliances per 100 fixed appliances - proposed treatment (rolling 12 month period)	0	177	0.00	4.85	5.65
Rate of removable appliances per 100 fixed appliances - completed treatment (rolling 12 month period)	0	175	0.00	4.05	4.78
% of courses of treatment with removable appliances only - proposed treatment (rolling 12 month period)	0	100	0.0%	1.7%	2.0%
% of courses of treatment with removable appliances only - completed treatment (rolling 12 month period)	0	97	0.0%	1.7%	1.5%
% of patients satisfied with the treatment they have received (rolling 12 month period)	7	7	100.0%	96.4%	96.0%

* Figures in italics indicate that the base number is less than 100.

Q64 - Vital Signs Orthodontic At a Glance Contract Report for 101370/0075 - September 2017

Name or company name	Petrie Tucker and Partners Ltd	17/18 Contracted general activity (UDA)	32,500
Contract type name	GDS Contract	Carry forward general activity (UDA)	-309
Purpose of contract	General	17/18 Contracted orthodontic activity (UOA)	0
Contract start date	01/04/2007	Carry forward orthodontic activity (UOA)	0
Contract end date		Baseline contract value	£692,776.19

ACCESS	Contract	England and Wales
24 month ratio of assessments to patient IDs	1.00	1.09

ACTIVITY


Month	Adjusted Scheduled Activity (UOA)	
	2017	2018
April	0	0
May	0	0
June	0	0
July	0	0
August	0	0
September	0	1
October	0	
November	0	
December	0	
January	0	
February	0	
March	0	
April	0	
May	0	
June	0	

QUALITY	Contract Quantity	Contract Base Number	Contract *	Region	England
% of all assessments that were assess and fit appliances (rolling 12 month period)	0	1	0.0%	60.8%	58.0%
% of all assessments that were assess and refuse (rolling 12 month period)	0	1	0.0%	9.9%	11.4%
% of all assessments that were assess and review (rolling 12 month period)	1	1	100.0%	29.3%	30.6%
% of terminated courses where treatment was abandoned or discontinued (rolling 12 month period)	0	0	N/A	8.0%	7.8%
% of completed treatments indicating that PAR score was taken (year to date)	0	0	N/A	67.9%	64.6%
Rate of removable appliances per 100 fixed appliances - proposed treatment (rolling 12 month period)	0	0	N/A	4.85	5.65
Rate of removable appliances per 100 fixed appliances - completed treatment (rolling 12 month period)	0	0	N/A	4.05	4.78
% of courses of treatment with removable appliances only - proposed treatment (rolling 12 month period)	0	0	N/A	1.7%	2.0%
% of courses of treatment with removable appliances only - completed treatment (rolling 12 month period)	0	0	N/A	1.7%	1.5%
% of patients satisfied with the treatment they have received (rolling 12 month period)	0	0	N/A	96.4%	96.0%

* Figures in italics indicate that the base number is less than 100.

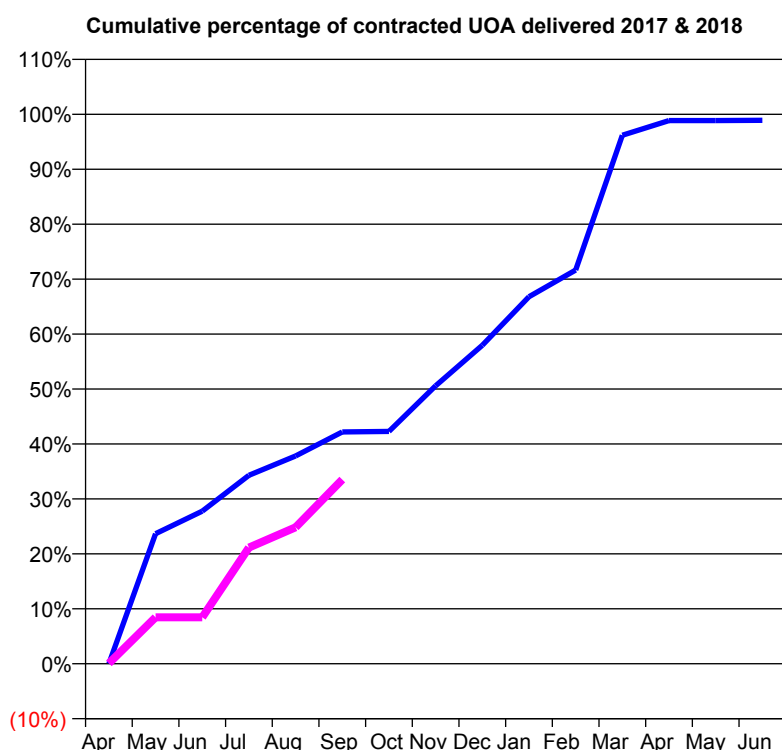
Q64 - Vital Signs Orthodontic At a Glance Contract Report for 109002/0002 - September 2017

Name or company name	Dr Dominic Killian Ltd
Contract type name	PDS Contract
Purpose of contract	Orthodontic
Contract start date	01/10/2008
Contract end date	31/03/2018

17/18 Contracted general activity (UDA)	0
Carry forward general activity (UDA)	0
17/18 Contracted orthodontic activity (UOA)	1,264
Carry forward orthodontic activity (UOA)	0
Baseline contract value	£84,213.23

ACCESS

	Contract	England and Wales
24 month ratio of assessments to patient IDs	1.20	1.09

ACTIVITY


Month	Adjusted Scheduled Activity (UOA)	
	2017	2018
April	0	1
May	423	107
June	496	107
July	613	267
August	675	314
September	753	424
October	755	
November	903	
December	1,035	
January	1,193	
February	1,280	
March	1,718	
April	1,766	
May	1,766	
June	1,766	

QUALITY

	Contract Quantity	Contract Base Number	Contract *	Region	England
% of all assessments that were assess and fit appliances (rolling 12 month period)	57	284	20.1%	60.8%	58.0%
% of all assessments that were assess and refuse (rolling 12 month period)	75	284	26.4%	9.9%	11.4%
% of all assessments that were assess and review (rolling 12 month period)	152	284	53.5%	29.3%	30.6%
% of terminated courses where treatment was abandoned or discontinued (rolling 12 month period)	5	82	6.1%	8.0%	7.8%
% of completed treatments indicating that PAR score was taken (year to date)	14	29	48.3%	67.9%	64.6%
Rate of removable appliances per 100 fixed appliances - proposed treatment (rolling 12 month period)	17	112	15.18	4.85	5.65
Rate of removable appliances per 100 fixed appliances - completed treatment (rolling 12 month period)	7	148	4.73	4.05	4.78
% of courses of treatment with removable appliances only - proposed treatment (rolling 12 month period)	1	57	1.8%	1.7%	2.0%
% of courses of treatment with removable appliances only - completed treatment (rolling 12 month period)	0	77	0.0%	1.7%	1.5%
% of patients satisfied with the treatment they have received (rolling 12 month period)	4	4	100.0%	96.4%	96.0%

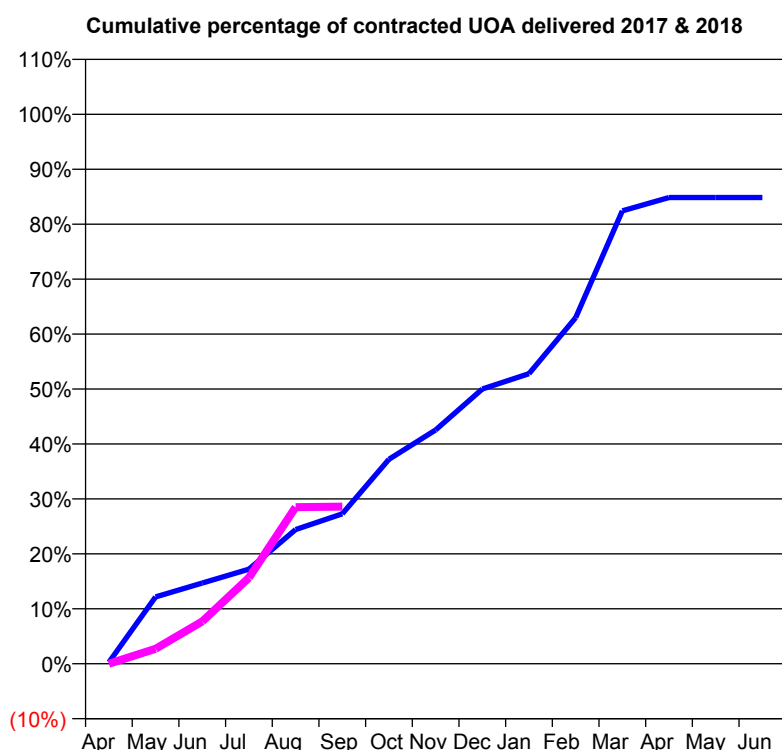
* Figures in italics indicate that the base number is less than 100.

Q64 - Vital Signs Orthodontic At a Glance Contract Report for 113387/0001 - September 2017

Name or company name	Hanlon, Gardner Dental Surgeons
Contract type name	GDS Contract
Purpose of contract	General and Orthodontic
Contract start date	01/04/2006
Contract end date	

17/18 Contracted general activity (UDA)	6,000
Carry forward general activity (UDA)	0
17/18 Contracted orthodontic activity (UOA)	896
Carry forward orthodontic activity (UOA)	0
Baseline contract value	£190,897.00

ACCESS	Contract	England and Wales
24 month ratio of assessments to patient IDs	1.08	1.09

ACTIVITY


Month	Adjusted Scheduled Activity (UOA)	
	2017	2018
April	2	0
May	109	24
June	132	69
July	154	140
August	219	255
September	245	256
October	333	
November	381	
December	448	
January	473	
February	564	
March	738	
April	760	
May	760	
June	760	

QUALITY	Contract Quantity	Contract Base Number	Contract *	Region	England
% of all assessments that were assess and fit appliances (rolling 12 month period)	38	67	56.7%	60.8%	58.0%
% of all assessments that were assess and refuse (rolling 12 month period)	1	67	1.5%	9.9%	11.4%
% of all assessments that were assess and review (rolling 12 month period)	28	67	41.8%	29.3%	30.6%
% of terminated courses where treatment was abandoned or discontinued (rolling 12 month period)	2	17	11.8%	8.0%	7.8%
% of completed treatments indicating that PAR score was taken (year to date)	0	8	0.0%	67.9%	64.6%
Rate of removable appliances per 100 fixed appliances - proposed treatment (rolling 12 month period)	8	68	11.76	4.85	5.65
Rate of removable appliances per 100 fixed appliances - completed treatment (rolling 12 month period)	0	26	0.00	4.05	4.78
% of courses of treatment with removable appliances only - proposed treatment (rolling 12 month period)	3	38	7.9%	1.7%	2.0%
% of courses of treatment with removable appliances only - completed treatment (rolling 12 month period)	0	15	0.0%	1.7%	1.5%
% of patients satisfied with the treatment they have received (rolling 12 month period)	0	0	N/A	96.4%	96.0%

* Figures in italics indicate that the base number is less than 100.

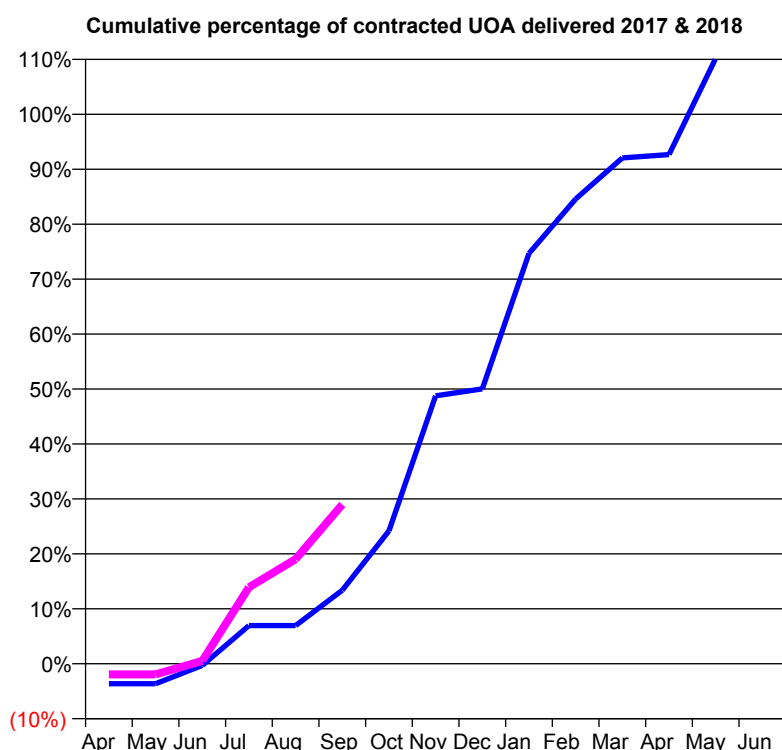
Q64 - Vital Signs Orthodontic At a Glance Contract Report for 114677/0001 - September 2017

Name or company name	Salisbury Orthodontics Limited
Contract type name	PDS Contract
Purpose of contract	Orthodontic
Contract start date	01/09/2015
Contract end date	31/03/2018

17/18 Contracted general activity (UDA)	0
Carry forward general activity (UDA)	0
17/18 Contracted orthodontic activity (UOA)	3,820
Carry forward orthodontic activity (UOA)	75
Baseline contract value	£251,035.68

ACCESS

	Contract	England and Wales
24 month ratio of assessments to patient IDs	1.05	1.09

ACTIVITY


Month	Adjusted Scheduled Activity (UOA)	
	2017	2018
April	-124	-75
May	-124	-75
June	-11	20
July	236	532
August	236	727
September	455	1,107
October	822	
November	1,658	
December	1,701	
January	2,539	
February	2,876	
March	3,130	
April	3,151	
May	3,745	
June	3,745	

QUALITY

	Contract Quantity	Contract Base Number	Contract *	Region	England
% of all assessments that were assess and fit appliances (rolling 12 month period)	234	336	69.6%	60.8%	58.0%
% of all assessments that were assess and refuse (rolling 12 month period)	9	336	2.7%	9.9%	11.4%
% of all assessments that were assess and review (rolling 12 month period)	93	336	27.7%	29.3%	30.6%
% of terminated courses where treatment was abandoned or discontinued (rolling 12 month period)	13	152	8.6%	8.0%	7.8%
% of completed treatments indicating that PAR score was taken (year to date)	58	70	82.9%	67.9%	64.6%
Rate of removable appliances per 100 fixed appliances - proposed treatment (rolling 12 month period)	18	447	4.03	4.85	5.65
Rate of removable appliances per 100 fixed appliances - completed treatment (rolling 12 month period)	4	260	1.54	4.05	4.78
% of courses of treatment with removable appliances only - proposed treatment (rolling 12 month period)	3	234	1.3%	1.7%	2.0%
% of courses of treatment with removable appliances only - completed treatment (rolling 12 month period)	1	139	0.7%	1.7%	1.5%
% of patients satisfied with the treatment they have received (rolling 12 month period)	8	8	100.0%	96.4%	96.0%

* Figures in italics indicate that the base number is less than 100.

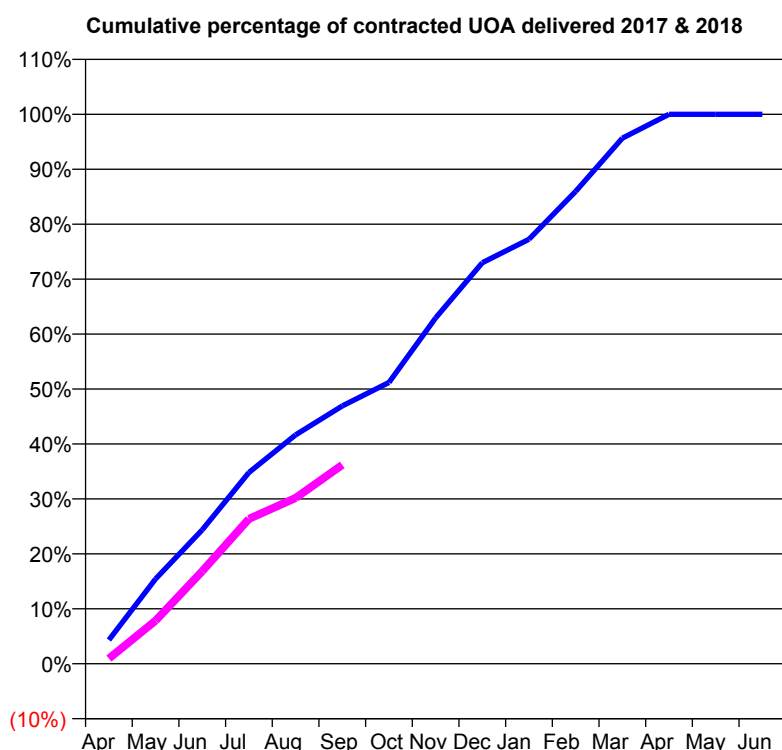
Q64 - Vital Signs Orthodontic At a Glance Contract Report for 125385/0002 - September 2017

Name or company name	Dr Michael Frain Ltd
Contract type name	GDS Contract
Purpose of contract	General and Orthodontic
Contract start date	01/04/2008
Contract end date	

17/18 Contracted general activity (UDA)	14,500
Carry forward general activity (UDA)	-21
17/18 Contracted orthodontic activity (UOA)	5,228
Carry forward orthodontic activity (UOA)	1
Baseline contract value	£677,456.33

ACCESS

	Contract	England and Wales
24 month ratio of assessments to patient IDs	1.52	1.09

ACTIVITY


Month	Adjusted Scheduled Activity (UOA)	
	2017	2018
April	226	50
May	808	410
June	1,274	881
July	1,820	1,378
August	2,178	1,578
September	2,453	1,892
October	2,676	
November	3,290	
December	3,815	
January	4,039	
February	4,494	
March	5,000	
April	5,227	
May	5,227	
June	5,227	

QUALITY

	Contract Quantity	Contract Base Number	Contract *	Region	England
% of all assessments that were assess and fit appliances (rolling 12 month period)	207	527	39.3%	60.8%	58.0%
% of all assessments that were assess and refuse (rolling 12 month period)	50	527	9.5%	9.9%	11.4%
% of all assessments that were assess and review (rolling 12 month period)	270	527	51.2%	29.3%	30.6%
% of terminated courses where treatment was abandoned or discontinued (rolling 12 month period)	41	221	18.6%	8.0%	7.8%
% of completed treatments indicating that PAR score was taken (year to date)	97	98	99.0%	67.9%	64.6%
Rate of removable appliances per 100 fixed appliances - proposed treatment (rolling 12 month period)	0	411	0.00	4.85	5.65
Rate of removable appliances per 100 fixed appliances - completed treatment (rolling 12 month period)	0	343	0.00	4.05	4.78
% of courses of treatment with removable appliances only - proposed treatment (rolling 12 month period)	0	207	0.0%	1.7%	2.0%
% of courses of treatment with removable appliances only - completed treatment (rolling 12 month period)	0	180	0.0%	1.7%	1.5%
% of patients satisfied with the treatment they have received (rolling 12 month period)	8	8	100.0%	96.4%	96.0%

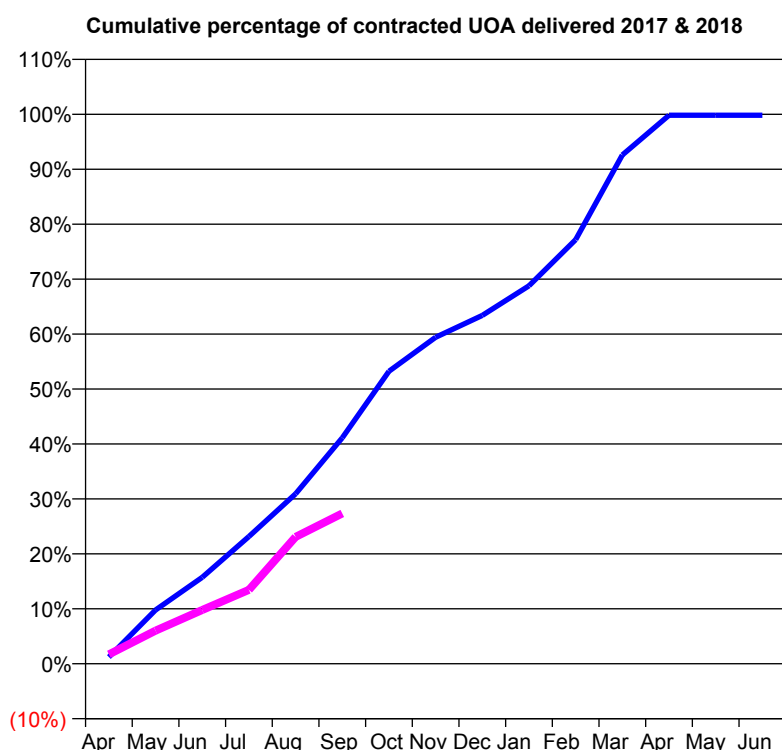
* Figures in italics indicate that the base number is less than 100.

Q64 - Vital Signs Orthodontic At a Glance Contract Report for 133620/0001 - September 2017

Name or company name	Cloudshell Limited
Contract type name	PDS Contract
Purpose of contract	Orthodontic
Contract start date	01/09/2012
Contract end date	31/08/2022

17/18 Contracted general activity (UDA)	0
Carry forward general activity (UDA)	0
17/18 Contracted orthodontic activity (UOA)	6,560
Carry forward orthodontic activity (UOA)	11
Baseline contract value	£448,027.13

ACCESS	Contract	England and Wales
24 month ratio of assessments to patient IDs	1.02	1.09

ACTIVITY


Month	Adjusted Scheduled Activity (UOA)	
	2017	2018
April	81	112
May	643	395
June	1,032	643
July	1,520	882
August	2,029	1,515
September	2,697	1,795
October	3,492	
November	3,898	
December	4,159	
January	4,512	
February	5,063	
March	6,074	
April	6,549	
May	6,549	
June	6,549	

QUALITY	Contract Quantity	Contract Base Number	Contract *	Region	England
% of all assessments that were assess and fit appliances (rolling 12 month period)	250	712	35.1%	60.8%	58.0%
% of all assessments that were assess and refuse (rolling 12 month period)	90	712	12.6%	9.9%	11.4%
% of all assessments that were assess and review (rolling 12 month period)	372	712	52.2%	29.3%	30.6%
% of terminated courses where treatment was abandoned or discontinued (rolling 12 month period)	18	279	6.5%	8.0%	7.8%
% of completed treatments indicating that PAR score was taken (year to date)	57	143	39.9%	67.9%	64.6%
Rate of removable appliances per 100 fixed appliances - proposed treatment (rolling 12 month period)	4	487	0.82	4.85	5.65
Rate of removable appliances per 100 fixed appliances - completed treatment (rolling 12 month period)	2	509	0.39	4.05	4.78
% of courses of treatment with removable appliances only - proposed treatment (rolling 12 month period)	3	250	1.2%	1.7%	2.0%
% of courses of treatment with removable appliances only - completed treatment (rolling 12 month period)	2	261	0.8%	1.7%	1.5%
% of patients satisfied with the treatment they have received (rolling 12 month period)	6	6	100.0%	96.4%	96.0%

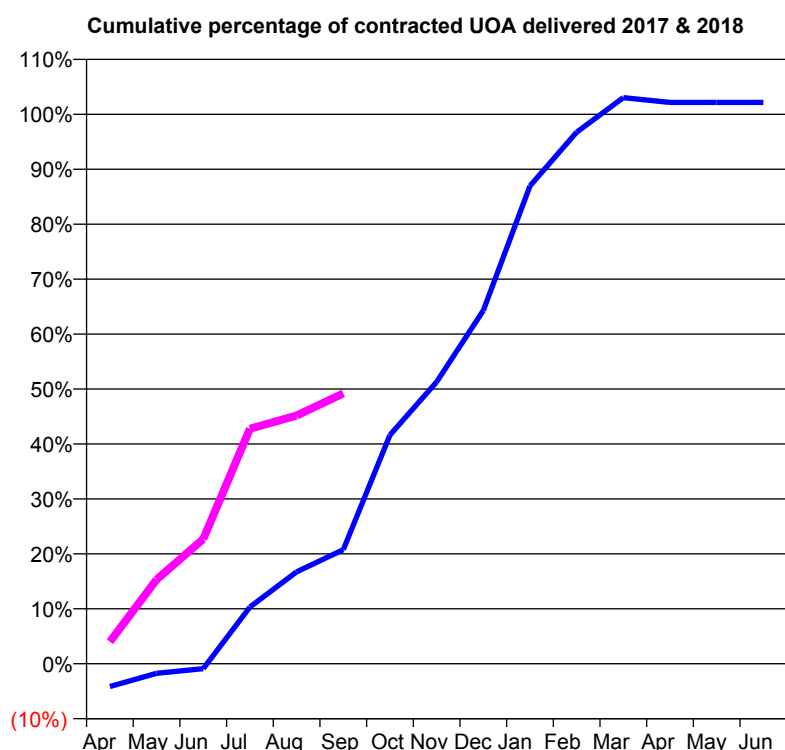
* Figures in italics indicate that the base number is less than 100.

Q64 - Vital Signs Orthodontic At a Glance Contract Report for 136840/0001 - September 2017

Name or company name	RUH Orthodontics	17/18 Contracted general activity (UDA)	0
Contract type name	PDS Contract	Carry forward general activity (UDA)	0
Purpose of contract	Orthodontic	17/18 Contracted orthodontic activity (UOA)	2,616
Contract start date	01/04/2007	Carry forward orthodontic activity (UOA)	0
Contract end date	31/03/2022	Baseline contract value	£170,946.76

ACCESS

	Contract	England and Wales
24 month ratio of assessments to patient IDs	1.01	1.09

ACTIVITY


Month	Adjusted Scheduled Activity (UOA)	
	2017	2018
April	-109	105
May	-46	401
June	-24	594
July	270	1,119
August	438	1,182
September	543	1,287
October	1,089	-
November	1,342	-
December	1,682	-
January	2,275	-
February	2,531	-
March	2,695	-
April	2,672	-
May	2,672	-
June	2,672	-

QUALITY

	Contract Quantity	Contract Base Number	Contract *	Region	England
% of all assessments that were assess and fit appliances (rolling 12 month period)	170	175	97.1%	60.8%	58.0%
% of all assessments that were assess and refuse (rolling 12 month period)	0	175	0.0%	9.9%	11.4%
% of all assessments that were assess and review (rolling 12 month period)	5	175	2.9%	29.3%	30.6%
% of terminated courses where treatment was abandoned or discontinued (rolling 12 month period)	6	122	4.9%	8.0%	7.8%
% of completed treatments indicating that PAR score was taken (year to date)	35	40	87.5%	67.9%	64.6%
Rate of removable appliances per 100 fixed appliances - proposed treatment (rolling 12 month period)	29	315	9.21	4.85	5.65
Rate of removable appliances per 100 fixed appliances - completed treatment (rolling 12 month period)	5	109	4.59	4.05	4.78
% of courses of treatment with removable appliances only - proposed treatment (rolling 12 month period)	1	170	0.6%	1.7%	2.0%
% of courses of treatment with removable appliances only - completed treatment (rolling 12 month period)	0	116	0.0%	1.7%	1.5%
% of patients satisfied with the treatment they have received (rolling 12 month period)	3	3	100.0%	96.4%	96.0%

* Figures in italics indicate that the base number is less than 100.

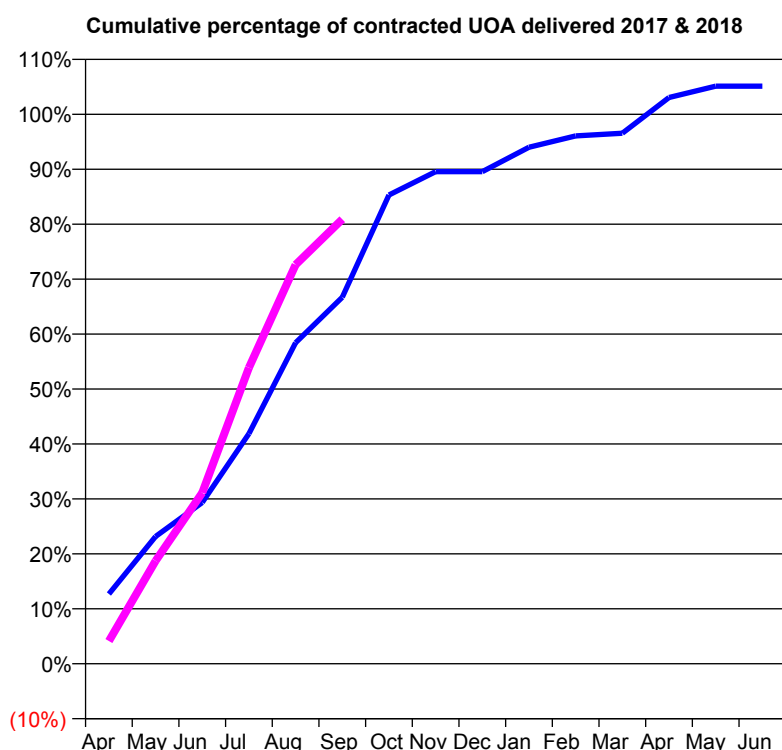
Q64 - Vital Signs Orthodontic At a Glance Contract Report for 137995/0002 - September 2017

Name or company name	Nelson Street Dental Practice Partnership
Contract type name	GDS Contract
Purpose of contract	Orthodontic
Contract start date	01/04/2014
Contract end date	

17/18 Contracted general activity (UDA)	0
Carry forward general activity (UDA)	0
17/18 Contracted orthodontic activity (UOA)	1,015
Carry forward orthodontic activity (UOA)	0
Baseline contract value	£66,602.75

ACCESS	Contract	England and Wales
--------	----------	-------------------

24 month ratio of assessments to patient IDs	1.07	1.09
--	------	------

ACTIVITY


Month	Adjusted Scheduled Activity (UOA)	
	2017	2018
April	129	42
May	235	190
June	298	316
July	425	547
August	593	737
September	677	821
October	866	
November	909	
December	909	
January	954	
February	975	
March	980	
April	1,046	
May	1,067	
June	1,067	

QUALITY	Contract Quantity	Contract Base Number	Contract *	Region	England
---------	-------------------	----------------------	------------	--------	---------

% of all assessments that were assess and fit appliances (rolling 12 month period)	59	69	85.5%	60.8%	58.0%
% of all assessments that were assess and refuse (rolling 12 month period)	1	69	1.4%	9.9%	11.4%
% of all assessments that were assess and review (rolling 12 month period)	9	69	13.0%	29.3%	30.6%
% of terminated courses where treatment was abandoned or discontinued (rolling 12 month period)	5	48	10.4%	8.0%	7.8%
% of completed treatments indicating that PAR score was taken (year to date)	13	18	72.2%	67.9%	64.6%
Rate of removable appliances per 100 fixed appliances - proposed treatment (rolling 12 month period)	2	111	1.80	4.85	5.65
Rate of removable appliances per 100 fixed appliances - completed treatment (rolling 12 month period)	0	85	0.00	4.05	4.78
% of courses of treatment with removable appliances only - proposed treatment (rolling 12 month period)	1	59	1.7%	1.7%	2.0%
% of courses of treatment with removable appliances only - completed treatment (rolling 12 month period)	0	43	0.0%	1.7%	1.5%
% of patients satisfied with the treatment they have received (rolling 12 month period)	3	3	100.0%	96.4%	96.0%

* Figures in italics indicate that the base number is less than 100.

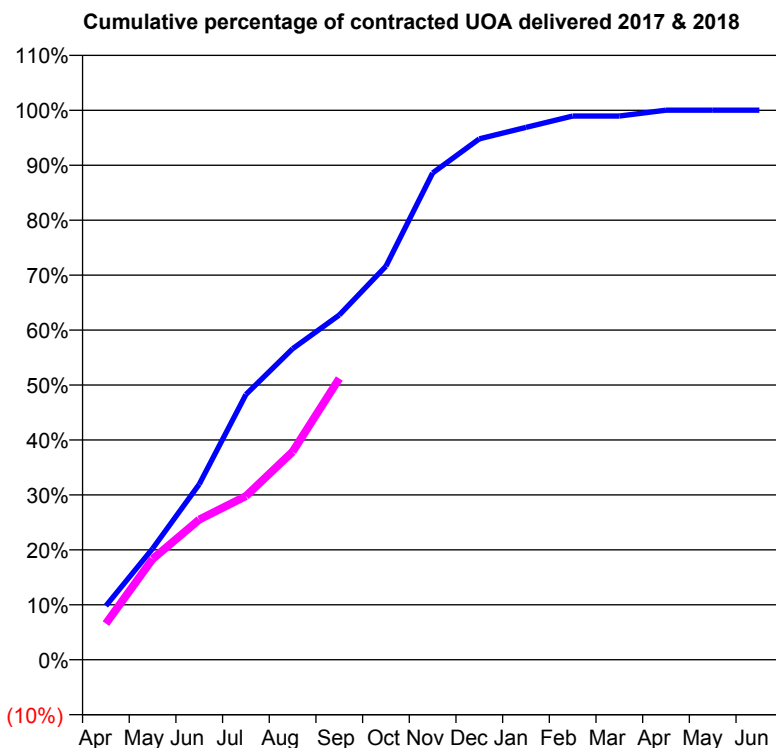
Q64 - Vital Signs Orthodontic At a Glance Contract Report for 140163/0001 - September 2017

Name or company name	Cheltenham Orthodontics Ltd.
Contract type name	PDS Contract
Purpose of contract	Orthodontic
Contract start date	01/04/2008
Contract end date	30/09/2018

17/18 Contracted general activity (UDA)	0
Carry forward general activity (UDA)	0
17/18 Contracted orthodontic activity (UOA)	6,395
Carry forward orthodontic activity (UOA)	0
Baseline contract value	£409,703.84

ACCESS

	Contract	England and Wales
24 month ratio of assessments to patient IDs	1.05	1.09

ACTIVITY


Month	Adjusted Scheduled Activity (UOA)	
	2017	2018
April	627	422
May	1,294	1,173
June	2,043	1,632
July	3,087	1,905
August	3,620	2,422
September	4,012	3,274
October	4,580	
November	5,664	
December	6,062	
January	6,196	
February	6,328	
March	6,328	
April	6,395	
May	6,396	
June	6,396	

QUALITY

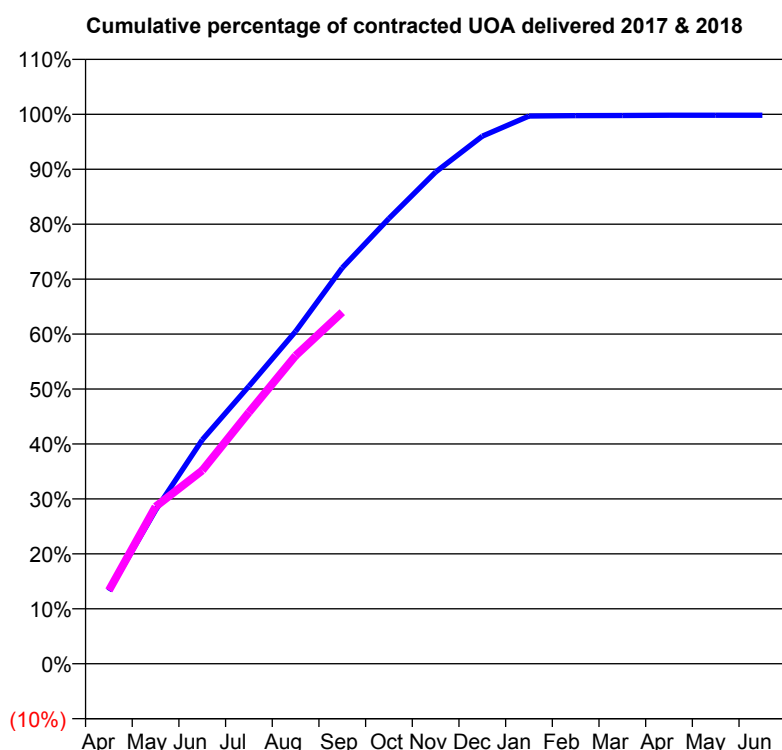
	Contract Quantity	Contract Base Number	Contract *	Region	England
% of all assessments that were assess and fit appliances (rolling 12 month period)	263	534	49.3%	60.8%	58.0%
% of all assessments that were assess and refuse (rolling 12 month period)	36	534	6.7%	9.9%	11.4%
% of all assessments that were assess and review (rolling 12 month period)	235	534	44.0%	29.3%	30.6%
% of terminated courses where treatment was abandoned or discontinued (rolling 12 month period)	8	210	3.8%	8.0%	7.8%
% of completed treatments indicating that PAR score was taken (year to date)	54	114	47.4%	67.9%	64.6%
Rate of removable appliances per 100 fixed appliances - proposed treatment (rolling 12 month period)	165	510	32.35	4.85	5.65
Rate of removable appliances per 100 fixed appliances - completed treatment (rolling 12 month period)	0	0	N/A	4.05	4.78
% of courses of treatment with removable appliances only - proposed treatment (rolling 12 month period)	5	263	1.9%	1.7%	2.0%
% of courses of treatment with removable appliances only - completed treatment (rolling 12 month period)	0	202	0.0%	1.7%	1.5%
% of patients satisfied with the treatment they have received (rolling 12 month period)	12	12	100.0%	96.4%	96.0%

* Figures in italics indicate that the base number is less than 100.

Q64 - Vital Signs Orthodontic At a Glance Contract Report for 156701/0001 - September 2017

Name or company name	Phoenix Orthodontics	17/18 Contracted general activity (UDA)	30
Contract type name	GDS Contract	Carry forward general activity (UDA)	-1
Purpose of contract	General and Orthodontic	17/18 Contracted orthodontic activity (UOA)	8,063
Contract start date	01/06/2011	Carry forward orthodontic activity (UOA)	15
Contract end date	01/10/2018	Baseline contract value	£541,159.96

ACCESS	Contract	England and Wales
24 month ratio of assessments to patient IDs	1.03	1.09

ACTIVITY


Month	Adjusted Scheduled Activity (UOA)	
	2017	2018
April	1,073	1,078
May	2,259	2,305
June	3,295	2,836
July	4,083	3,689
August	4,889	4,520
September	5,826	5,158
October	6,552	
November	7,233	
December	7,761	
January	8,058	
February	8,063	
March	8,066	
April	8,069	
May	8,069	
June	8,069	

QUALITY

	Contract Quantity	Contract Base Number	Contract *	Region	England
% of all assessments that were assess and fit appliances (rolling 12 month period)	354	420	84.3%	60.8%	58.0%
% of all assessments that were assess and refuse (rolling 12 month period)	42	420	10.0%	9.9%	11.4%
% of all assessments that were assess and review (rolling 12 month period)	24	420	5.7%	29.3%	30.6%
% of terminated courses where treatment was abandoned or discontinued (rolling 12 month period)	43	438	9.8%	8.0%	7.8%
% of completed treatments indicating that PAR score was taken (year to date)	208	223	93.3%	67.9%	64.6%
Rate of removable appliances per 100 fixed appliances - proposed treatment (rolling 12 month period)	0	694	0.00	4.85	5.65
Rate of removable appliances per 100 fixed appliances - completed treatment (rolling 12 month period)	41	749	5.47	4.05	4.78
% of courses of treatment with removable appliances only - proposed treatment (rolling 12 month period)	0	354	0.0%	1.7%	2.0%
% of courses of treatment with removable appliances only - completed treatment (rolling 12 month period)	0	395	0.0%	1.7%	1.5%
% of patients satisfied with the treatment they have received (rolling 12 month period)	17	18	94.4%	96.4%	96.0%

* Figures in italics indicate that the base number is less than 100.

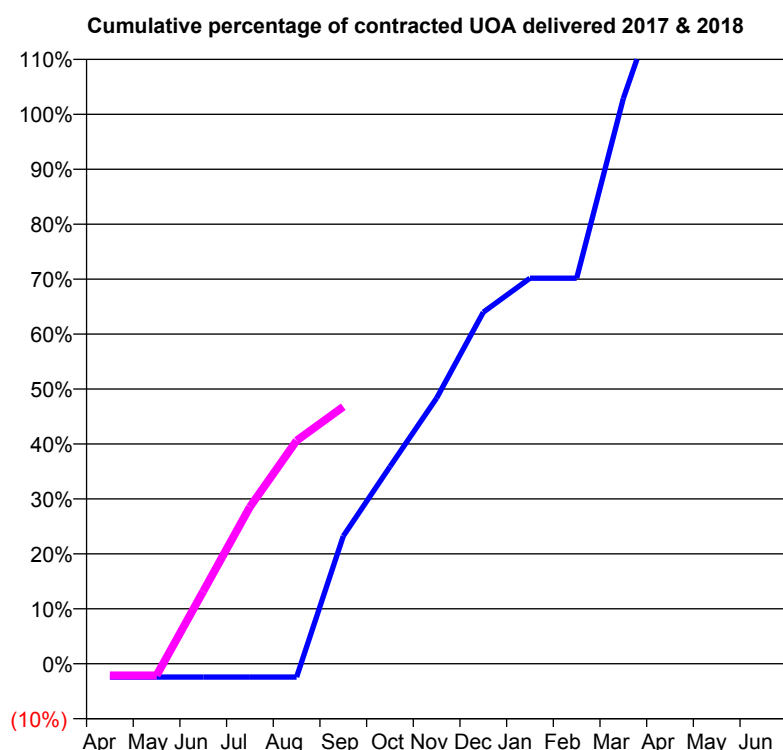
Q64 - Vital Signs Orthodontic At a Glance Contract Report for 158542/0001 - September 2017

Name or company name	Mr CS Lambert-Rose and Miss SL Watt
Contract type name	GDS Contract
Purpose of contract	General and Orthodontic
Contract start date	18/05/2012
Contract end date	

17/18 Contracted general activity (UDA)	680
Carry forward general activity (UDA)	0
17/18 Contracted orthodontic activity (UOA)	697
Carry forward orthodontic activity (UOA)	16
Baseline contract value	£84,175.62

ACCESS

	Contract	England and Wales
24 month ratio of assessments to patient IDs	1.04	1.09

ACTIVITY


Month	Adjusted Scheduled Activity (UOA)	
	2017	2018
April	-17	-15
May	-17	-15
June	-17	92
July	-17	199
August	-17	283
September	162	326
October	250	
November	337	
December	446	
January	489	
February	489	
March	717	
April	887	
May	887	
June	996	

QUALITY

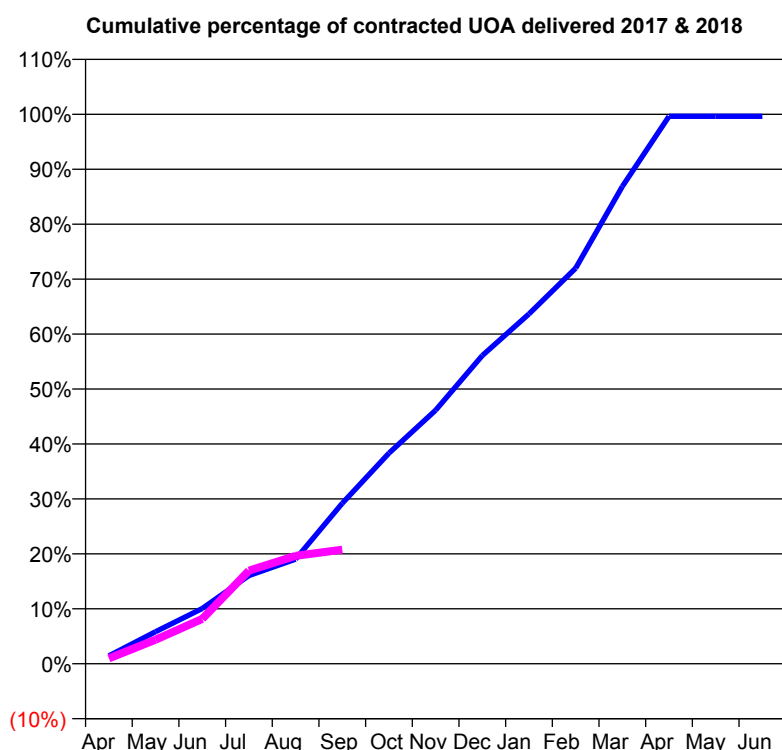
	Contract Quantity	Contract Base Number	Contract *	Region	England
% of all assessments that were assess and fit appliances (rolling 12 month period)	56	97	57.7%	60.8%	58.0%
% of all assessments that were assess and refuse (rolling 12 month period)	11	97	11.3%	9.9%	11.4%
% of all assessments that were assess and review (rolling 12 month period)	30	97	30.9%	29.3%	30.6%
% of terminated courses where treatment was abandoned or discontinued (rolling 12 month period)	1	11	9.1%	8.0%	7.8%
% of completed treatments indicating that PAR score was taken (year to date)	5	5	100.0%	67.9%	64.6%
Rate of removable appliances per 100 fixed appliances - proposed treatment (rolling 12 month period)	4	74	5.41	4.85	5.65
Rate of removable appliances per 100 fixed appliances - completed treatment (rolling 12 month period)	0	20	0.00	4.05	4.78
% of courses of treatment with removable appliances only - proposed treatment (rolling 12 month period)	1	56	1.8%	1.7%	2.0%
% of courses of treatment with removable appliances only - completed treatment (rolling 12 month period)	0	10	0.0%	1.7%	1.5%
% of patients satisfied with the treatment they have received (rolling 12 month period)	3	3	100.0%	96.4%	96.0%

* Figures in italics indicate that the base number is less than 100.

Q64 - Vital Signs Orthodontic At a Glance Contract Report for 182591/0001 - September 2017

Name or company name	Bath Orthodontics Ltd	17/18 Contracted general activity (UDA)	0
Contract type name	PDS Contract	Carry forward general activity (UDA)	0
Purpose of contract	Orthodontic	17/18 Contracted orthodontic activity (UOA)	8,078
Contract start date	01/05/2011	Carry forward orthodontic activity (UOA)	30
Contract end date	30/04/2021	Baseline contract value	£542,547.78

ACCESS	Contract	England and Wales
24 month ratio of assessments to patient IDs	1.07	1.09

ACTIVITY


Month	Adjusted Scheduled Activity (UOA)	
	2017	2018
April	116	79
May	470	353
June	810	660
July	1,294	1,370
August	1,534	1,587
September	2,353	1,678
October	3,088	
November	3,718	
December	4,520	
January	5,129	
February	5,801	
March	6,998	
April	8,027	
May	8,027	
June	8,027	

QUALITY	Contract Quantity	Contract Base Number	Contract *	Region	England
% of all assessments that were assess and fit appliances (rolling 12 month period)	352	393	89.6%	60.8%	58.0%
% of all assessments that were assess and refuse (rolling 12 month period)	1	393	0.3%	9.9%	11.4%
% of all assessments that were assess and review (rolling 12 month period)	40	393	10.2%	29.3%	30.6%
% of terminated courses where treatment was abandoned or discontinued (rolling 12 month period)	9	310	2.9%	8.0%	7.8%
% of completed treatments indicating that PAR score was taken (year to date)	11	98	11.2%	67.9%	64.6%
Rate of removable appliances per 100 fixed appliances - proposed treatment (rolling 12 month period)	5	695	0.72	4.85	5.65
Rate of removable appliances per 100 fixed appliances - completed treatment (rolling 12 month period)	6	593	1.01	4.05	4.78
% of courses of treatment with removable appliances only - proposed treatment (rolling 12 month period)	2	352	0.6%	1.7%	2.0%
% of courses of treatment with removable appliances only - completed treatment (rolling 12 month period)	1	301	0.3%	1.7%	1.5%
% of patients satisfied with the treatment they have received (rolling 12 month period)	23	23	100.0%	96.4%	96.0%

* Figures in italics indicate that the base number is less than 100.

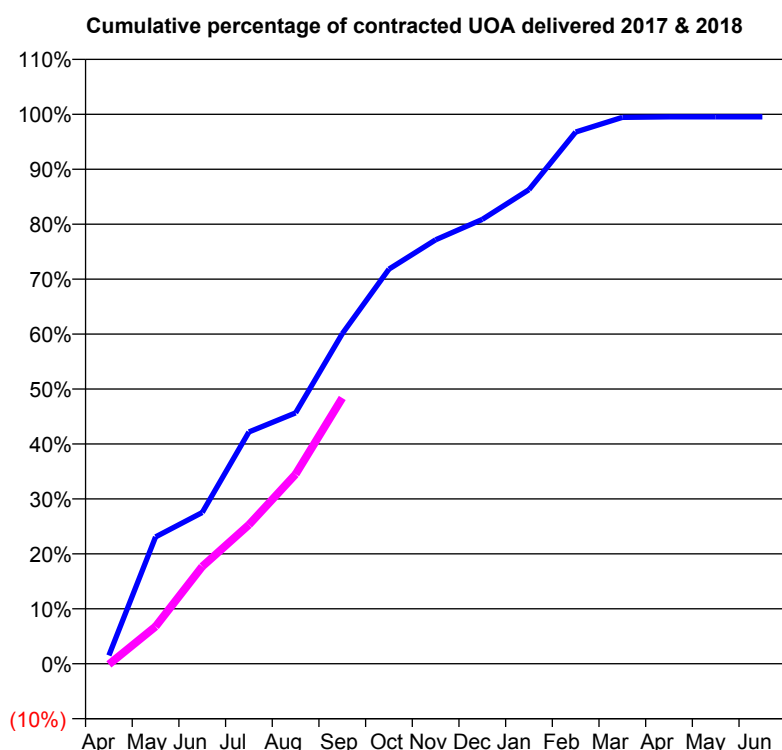
Q64 - Vital Signs Orthodontic At a Glance Contract Report for 191221/0001 - September 2017

Name or company name	Mid Wessex Orthodontic Clinic
Contract type name	GDS Contract
Purpose of contract	General and Orthodontic
Contract start date	01/03/2013
Contract end date	

17/18 Contracted general activity (UDA)	20
Carry forward general activity (UDA)	0
17/18 Contracted orthodontic activity (UOA)	4,147
Carry forward orthodontic activity (UOA)	82
Baseline contract value	£275,552.18

ACCESS

	Contract	England and Wales
24 month ratio of assessments to patient IDs	1.00	1.09

ACTIVITY


Month	Adjusted Scheduled Activity (UOA)	
	2017	2018
April	63	-6
May	953	281
June	1,136	734
July	1,741	1,049
August	1,884	1,431
September	2,479	2,006
October	2,963	
November	3,183	
December	3,337	
January	3,560	
February	3,992	
March	4,103	
April	4,107	
May	4,107	
June	4,107	

QUALITY

	Contract Quantity	Contract Base Number	Contract *	Region	England
% of all assessments that were assess and fit appliances (rolling 12 month period)	159	610	26.1%	60.8%	58.0%
% of all assessments that were assess and refuse (rolling 12 month period)	58	610	9.5%	9.9%	11.4%
% of all assessments that were assess and review (rolling 12 month period)	393	610	64.4%	29.3%	30.6%
% of terminated courses where treatment was abandoned or discontinued (rolling 12 month period)	2	160	1.3%	8.0%	7.8%
% of completed treatments indicating that PAR score was taken (year to date)	69	70	98.6%	67.9%	64.6%
Rate of removable appliances per 100 fixed appliances - proposed treatment (rolling 12 month period)	9	303	2.97	4.85	5.65
Rate of removable appliances per 100 fixed appliances - completed treatment (rolling 12 month period)	6	308	1.95	4.05	4.78
% of courses of treatment with removable appliances only - proposed treatment (rolling 12 month period)	6	159	3.8%	1.7%	2.0%
% of courses of treatment with removable appliances only - completed treatment (rolling 12 month period)	3	158	1.9%	1.7%	1.5%
% of patients satisfied with the treatment they have received (rolling 12 month period)	4	4	100.0%	96.4%	96.0%

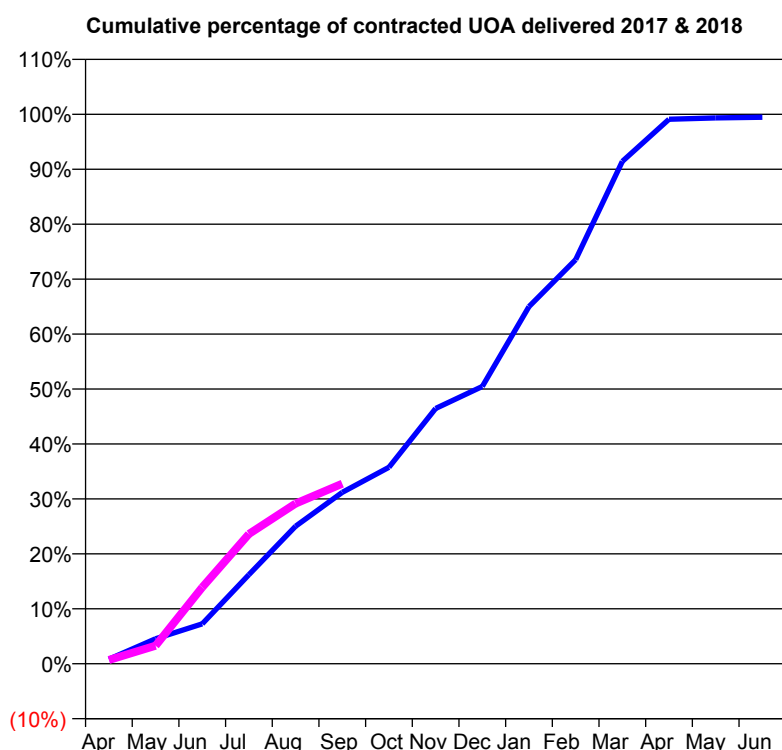
* Figures in italics indicate that the base number is less than 100.

Q64 - Vital Signs Orthodontic At a Glance Contract Report for 231401/0002 - September 2017

Name or company name	MR JA DICKSON
Contract type name	PDS Contract
Purpose of contract	Orthodontic
Contract start date	01/04/2009
Contract end date	30/09/2018

17/18 Contracted general activity (UDA)	0
Carry forward general activity (UDA)	0
17/18 Contracted orthodontic activity (UOA)	2,040
Carry forward orthodontic activity (UOA)	11
Baseline contract value	£130,697.44

ACCESS	Contract	England and Wales
24 month ratio of assessments to patient IDs	1.23	1.09

ACTIVITY


Month	Adjusted Scheduled Activity (UOA)	
	2017	2018
April	17	14
May	93	67
June	148	284
July	331	482
August	511	595
September	637	669
October	730	
November	948	
December	1,030	
January	1,326	
February	1,500	
March	1,865	
April	2,021	
May	2,026	
June	2,029	

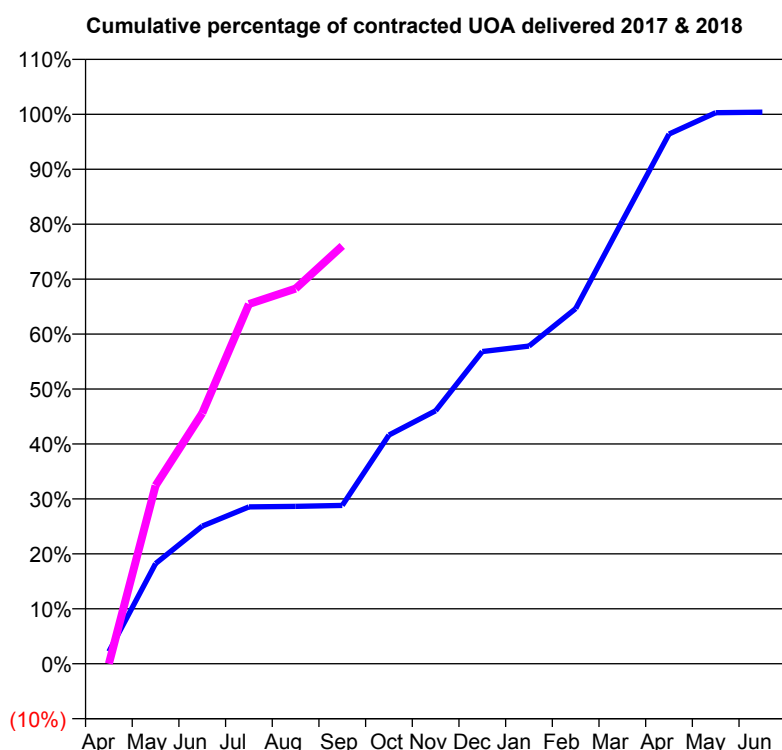
QUALITY	Contract Quantity	Contract Base Number	Contract *	Region	England
% of all assessments that were assess and fit appliances (rolling 12 month period)	95	218	43.6%	60.8%	58.0%
% of all assessments that were assess and refuse (rolling 12 month period)	36	218	16.5%	9.9%	11.4%
% of all assessments that were assess and review (rolling 12 month period)	87	218	39.9%	29.3%	30.6%
% of terminated courses where treatment was abandoned or discontinued (rolling 12 month period)	7	83	8.4%	8.0%	7.8%
% of completed treatments indicating that PAR score was taken (year to date)	25	25	100.0%	67.9%	64.6%
Rate of removable appliances per 100 fixed appliances - proposed treatment (rolling 12 month period)	29	183	15.85	4.85	5.65
Rate of removable appliances per 100 fixed appliances - completed treatment (rolling 12 month period)	16	147	10.88	4.05	4.78
% of courses of treatment with removable appliances only - proposed treatment (rolling 12 month period)	2	95	2.1%	1.7%	2.0%
% of courses of treatment with removable appliances only - completed treatment (rolling 12 month period)	0	76	0.0%	1.7%	1.5%
% of patients satisfied with the treatment they have received (rolling 12 month period)	4	4	100.0%	96.4%	96.0%

* Figures in italics indicate that the base number is less than 100.

Q64 - Vital Signs Orthodontic At a Glance Contract Report for 233544/0001 - September 2017

Name or company name	MR D LYONS	17/18 Contracted general activity (UDA)	1,909
Contract type name	GDS Contract	Carry forward general activity (UDA)	-38
Purpose of contract	General and Orthodontic	17/18 Contracted orthodontic activity (UOA)	1,002
Contract start date	01/03/2008	Carry forward orthodontic activity (UOA)	0
Contract end date		Baseline contract value	£113,951.36

ACCESS	Contract	England and Wales
24 month ratio of assessments to patient IDs	1.05	1.09

ACTIVITY


Month	Adjusted Scheduled Activity (UOA)	
	2017	2018
April	24	0
May	198	325
June	272	457
July	310	656
August	311	684
September	313	762
October	452	
November	500	
December	617	
January	628	
February	702	
March	875	
April	1,047	
May	1,089	
June	1,090	

QUALITY

	Contract Quantity	Contract Base Number	Contract *	Region	England
% of all assessments that were assess and fit appliances (rolling 12 month period)	69	177	39.0%	60.8%	58.0%
% of all assessments that were assess and refuse (rolling 12 month period)	39	177	22.0%	9.9%	11.4%
% of all assessments that were assess and review (rolling 12 month period)	69	177	39.0%	29.3%	30.6%
% of terminated courses where treatment was abandoned or discontinued (rolling 12 month period)	2	24	8.3%	8.0%	7.8%
% of completed treatments indicating that PAR score was taken (year to date)	6	8	75.0%	67.9%	64.6%
Rate of removable appliances per 100 fixed appliances - proposed treatment (rolling 12 month period)	2	134	1.49	4.85	5.65
Rate of removable appliances per 100 fixed appliances - completed treatment (rolling 12 month period)	2	31	6.45	4.05	4.78
% of courses of treatment with removable appliances only - proposed treatment (rolling 12 month period)	1	69	1.4%	1.7%	2.0%
% of courses of treatment with removable appliances only - completed treatment (rolling 12 month period)	2	22	9.1%	1.7%	1.5%
% of patients satisfied with the treatment they have received (rolling 12 month period)	2	2	100.0%	96.4%	96.0%

* Figures in italics indicate that the base number is less than 100.

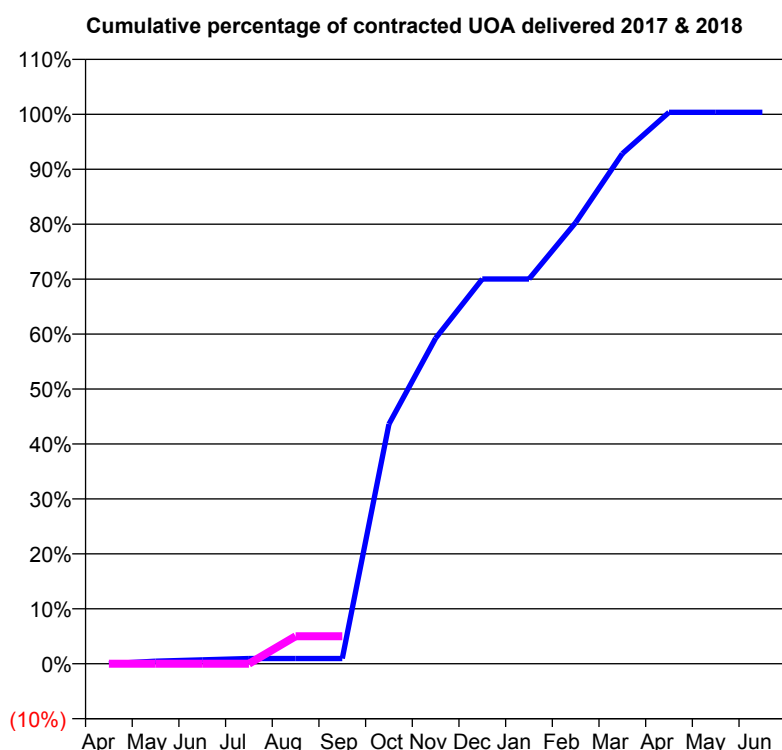
Q64 - Vital Signs Orthodontic At a Glance Contract Report for 235997/0001 - September 2017

Name or company name	MR MJ BASSETT-CROSS
Contract type name	GDS Contract
Purpose of contract	General and Orthodontic
Contract start date	01/04/2006
Contract end date	

17/18 Contracted general activity (UDA)	1,350
Carry forward general activity (UDA)	6
17/18 Contracted orthodontic activity (UOA)	837
Carry forward orthodontic activity (UOA)	0
Baseline contract value	£88,372.85

ACCESS

	Contract	England and Wales
24 month ratio of assessments to patient IDs	1.17	1.09

ACTIVITY


Month	Adjusted Scheduled Activity (UOA)	
	2017	2018
April	0	0
May	4	0
June	6	0
July	8	0
August	8	42
September	8	42
October	365	
November	496	
December	586	
January	586	
February	672	
March	777	
April	840	
May	840	
June	840	

QUALITY

	Contract Quantity	Contract Base Number	Contract *	Region	England
% of all assessments that were assess and fit appliances (rolling 12 month period)	41	54	75.9%	60.8%	58.0%
% of all assessments that were assess and refuse (rolling 12 month period)	2	54	3.7%	9.9%	11.4%
% of all assessments that were assess and review (rolling 12 month period)	11	54	20.4%	29.3%	30.6%
% of terminated courses where treatment was abandoned or discontinued (rolling 12 month period)	3	32	9.4%	8.0%	7.8%
% of completed treatments indicating that PAR score was taken (year to date)	16	16	100.0%	67.9%	64.6%
Rate of removable appliances per 100 fixed appliances - proposed treatment (rolling 12 month period)	19	81	23.46	4.85	5.65
Rate of removable appliances per 100 fixed appliances - completed treatment (rolling 12 month period)	11	55	20.00	4.05	4.78
% of courses of treatment with removable appliances only - proposed treatment (rolling 12 month period)	0	41	0.0%	1.7%	2.0%
% of courses of treatment with removable appliances only - completed treatment (rolling 12 month period)	1	29	3.4%	1.7%	1.5%
% of patients satisfied with the treatment they have received (rolling 12 month period)	3	3	100.0%	96.4%	96.0%

* Figures in italics indicate that the base number is less than 100.

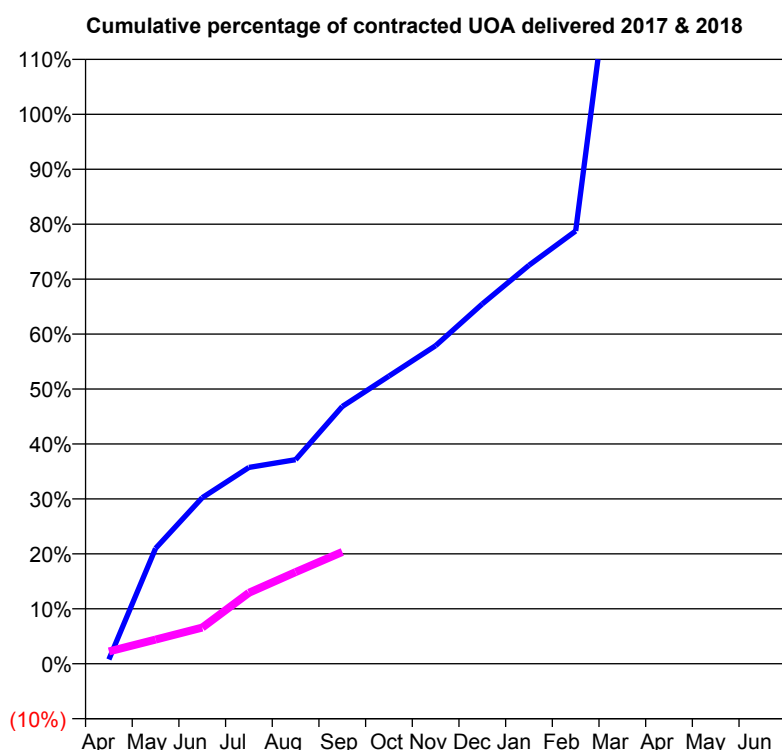
Q64 - Vital Signs Orthodontic At a Glance Contract Report for 270563/0003 - September 2017

Name or company name	MR RS DHARWAR
Contract type name	GDS Contract
Purpose of contract	General and Orthodontic
Contract start date	01/02/2014
Contract end date	

17/18 Contracted general activity (UDA)	19,451
Carry forward general activity (UDA)	217
17/18 Contracted orthodontic activity (UOA)	4,022
Carry forward orthodontic activity (UOA)	-26
Baseline contract value	£723,752.55

ACCESS

	Contract	England and Wales
24 month ratio of assessments to patient IDs	1.03	1.09

ACTIVITY


Month	Adjusted Scheduled Activity (UOA)	
	2017	2018
April	24	90
May	642	177
June	924	265
July	1,092	520
August	1,135	671
September	1,431	818
October	1,600	
November	1,769	
December	2,001	
January	2,216	
February	2,407	
March	4,407	
April	5,128	
May	5,130	
June	5,130	

QUALITY

	Contract Quantity	Contract Base Number	Contract *	Region	England
% of all assessments that were assess and fit appliances (rolling 12 month period)	217	253	85.8%	60.8%	58.0%
% of all assessments that were assess and refuse (rolling 12 month period)	25	253	9.9%	9.9%	11.4%
% of all assessments that were assess and review (rolling 12 month period)	11	253	4.3%	29.3%	30.6%
% of terminated courses where treatment was abandoned or discontinued (rolling 12 month period)	4	77	5.2%	8.0%	7.8%
% of completed treatments indicating that PAR score was taken (year to date)	7	53	13.2%	67.9%	64.6%
Rate of removable appliances per 100 fixed appliances - proposed treatment (rolling 12 month period)	4	251	1.59	4.85	5.65
Rate of removable appliances per 100 fixed appliances - completed treatment (rolling 12 month period)	0	88	0.00	4.05	4.78
% of courses of treatment with removable appliances only - proposed treatment (rolling 12 month period)	4	217	1.8%	1.7%	2.0%
% of courses of treatment with removable appliances only - completed treatment (rolling 12 month period)	0	73	0.0%	1.7%	1.5%
% of patients satisfied with the treatment they have received (rolling 12 month period)	8	8	100.0%	96.4%	96.0%

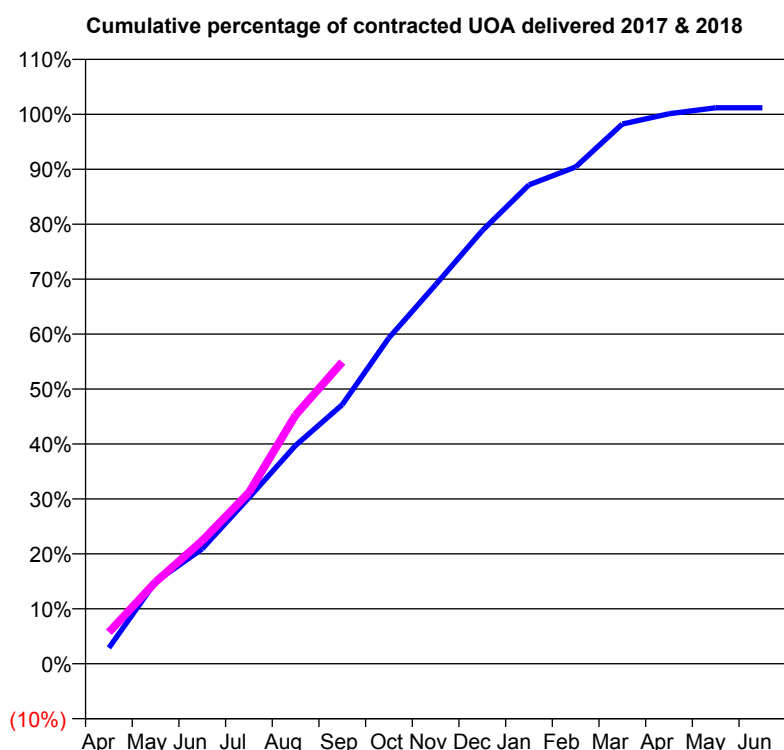
* Figures in italics indicate that the base number is less than 100.

Q64 - Vital Signs Orthodontic At a Glance Contract Report for 333956/0001 - September 2017

Name or company name	MR JJ KERRIGAN
Contract type name	PDS Contract
Purpose of contract	Orthodontic
Contract start date	01/04/2006
Contract end date	31/03/2021

17/18 Contracted general activity (UDA)	0
Carry forward general activity (UDA)	0
17/18 Contracted orthodontic activity (UOA)	3,838
Carry forward orthodontic activity (UOA)	0
Baseline contract value	£262,465.06

ACCESS	Contract	England and Wales
24 month ratio of assessments to patient IDs	1.03	1.09

ACTIVITY


Month	Adjusted Scheduled Activity (UOA)	
	2017	2018
April	111	220
May	572	571
June	803	860
July	1,160	1,196
August	1,525	1,737
September	1,810	2,107
October	2,277	
November	2,647	
December	3,026	
January	3,345	
February	3,470	
March	3,770	
April	3,841	
May	3,883	
June	3,883	

QUALITY	Contract Quantity	Contract Base Number	Contract *	Region	England
% of all assessments that were assess and fit appliances (rolling 12 month period)	190	444	42.8%	60.8%	58.0%
% of all assessments that were assess and refuse (rolling 12 month period)	54	444	12.2%	9.9%	11.4%
% of all assessments that were assess and review (rolling 12 month period)	200	444	45.0%	29.3%	30.6%
% of terminated courses where treatment was abandoned or discontinued (rolling 12 month period)	12	128	9.4%	8.0%	7.8%
% of completed treatments indicating that PAR score was taken (year to date)	51	56	91.1%	67.9%	64.6%
Rate of removable appliances per 100 fixed appliances - proposed treatment (rolling 12 month period)	17	358	4.75	4.85	5.65
Rate of removable appliances per 100 fixed appliances - completed treatment (rolling 12 month period)	9	220	4.09	4.05	4.78
% of courses of treatment with removable appliances only - proposed treatment (rolling 12 month period)	10	190	5.3%	1.7%	2.0%
% of courses of treatment with removable appliances only - completed treatment (rolling 12 month period)	6	116	5.2%	1.7%	1.5%
% of patients satisfied with the treatment they have received (rolling 12 month period)	9	9	100.0%	96.4%	96.0%

* Figures in italics indicate that the base number is less than 100.

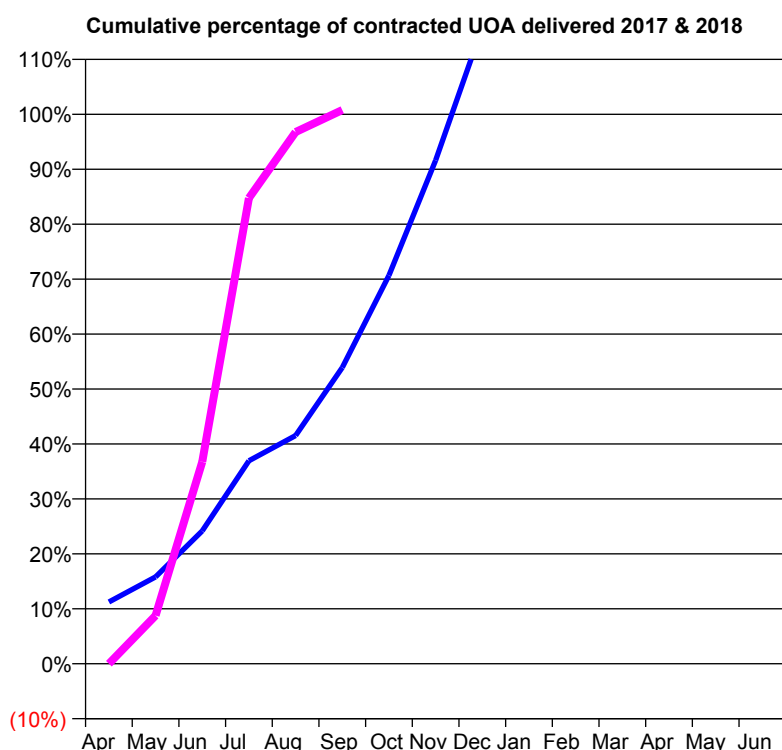
Q64 - Vital Signs Orthodontic At a Glance Contract Report for 559598/0002 - September 2017

Name or company name	MISS RA EVANS
Contract type name	GDS Contract
Purpose of contract	Orthodontic
Contract start date	01/04/2006
Contract end date	

17/18 Contracted general activity (UDA)	0
Carry forward general activity (UDA)	0
17/18 Contracted orthodontic activity (UOA)	525
Carry forward orthodontic activity (UOA)	0
Baseline contract value	£34,432.39

ACCESS

	Contract	England and Wales
24 month ratio of assessments to patient IDs	1.33	1.09

ACTIVITY


Month	Adjusted Scheduled Activity (UOA)	
	2017	2018
April	59	0
May	83	46
June	127	193
July	194	445
August	218	508
September	283	529
October	371	
November	481	
December	608	
January	611	
February	612	
March	612	
April	612	
May	633	
June	633	

QUALITY

	Contract Quantity	Contract Base Number	Contract *	Region	England
% of all assessments that were assess and fit appliances (rolling 12 month period)	42	62	67.7%	60.8%	58.0%
% of all assessments that were assess and refuse (rolling 12 month period)	0	62	0.0%	9.9%	11.4%
% of all assessments that were assess and review (rolling 12 month period)	20	62	32.3%	29.3%	30.6%
% of terminated courses where treatment was abandoned or discontinued (rolling 12 month period)	0	0	N/A	8.0%	7.8%
% of completed treatments indicating that PAR score was taken (year to date)	0	0	N/A	67.9%	64.6%
Rate of removable appliances per 100 fixed appliances - proposed treatment (rolling 12 month period)	0	0	N/A	4.85	5.65
Rate of removable appliances per 100 fixed appliances - completed treatment (rolling 12 month period)	0	0	N/A	4.05	4.78
% of courses of treatment with removable appliances only - proposed treatment (rolling 12 month period)	0	42	0.0%	1.7%	2.0%
% of courses of treatment with removable appliances only - completed treatment (rolling 12 month period)	0	0	N/A	1.7%	1.5%
% of patients satisfied with the treatment they have received (rolling 12 month period)	1	1	100.0%	96.4%	96.0%

* Figures in italics indicate that the base number is less than 100.

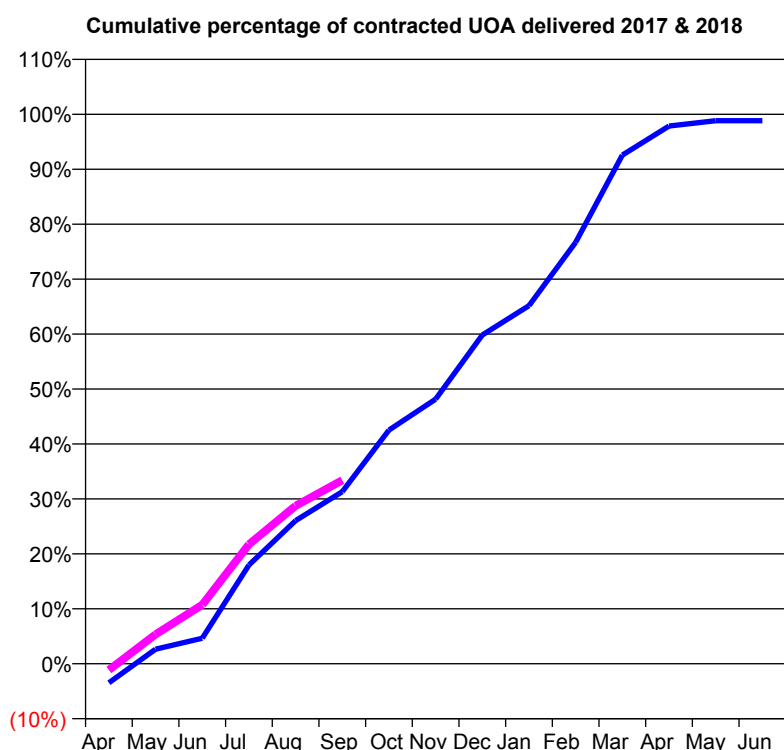
Q64 - Vital Signs Orthodontic At a Glance Contract Report for 652563/0003 - September 2017

Name or company name	MRS CL MATHEWS
Contract type name	PDS Contract
Purpose of contract	Orthodontic
Contract start date	01/07/2009
Contract end date	30/09/2018

17/18 Contracted general activity (UDA)	0
Carry forward general activity (UDA)	0
17/18 Contracted orthodontic activity (UOA)	2,410
Carry forward orthodontic activity (UOA)	28
Baseline contract value	£154,378.63

ACCESS	Contract	England and Wales
--------	----------	-------------------

24 month ratio of assessments to patient IDs	1.05	1.09
--	------	------

ACTIVITY


Month	Adjusted Scheduled Activity (UOA)	
	2017	2018
April	-84	-28
May	64	129
June	112	259
July	433	524
August	628	693
September	755	805
October	1,025	
November	1,161	
December	1,442	
January	1,571	
February	1,849	
March	2,231	
April	2,359	
May	2,382	
June	2,382	

QUALITY	Contract Quantity	Contract Base Number	Contract *	Region	England
---------	-------------------	----------------------	------------	--------	---------

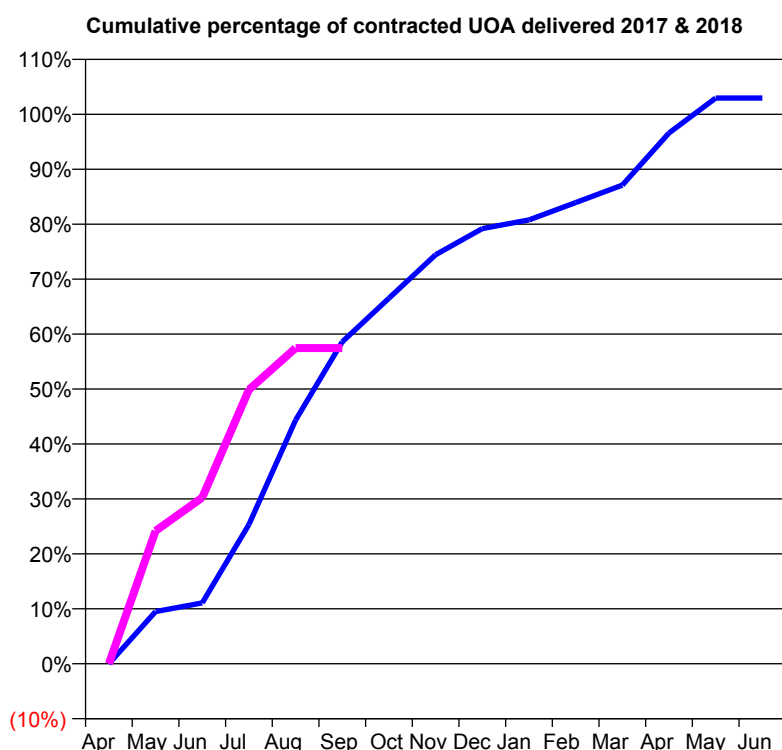
% of all assessments that were assess and fit appliances (rolling 12 month period)	115	204	56.4%	60.8%	58.0%
% of all assessments that were assess and refuse (rolling 12 month period)	36	204	17.6%	9.9%	11.4%
% of all assessments that were assess and review (rolling 12 month period)	53	204	26.0%	29.3%	30.6%
% of terminated courses where treatment was abandoned or discontinued (rolling 12 month period)	4	96	4.2%	8.0%	7.8%
% of completed treatments indicating that PAR score was taken (year to date)	13	44	29.5%	67.9%	64.6%
Rate of removable appliances per 100 fixed appliances - proposed treatment (rolling 12 month period)	22	226	9.73	4.85	5.65
Rate of removable appliances per 100 fixed appliances - completed treatment (rolling 12 month period)	15	168	8.93	4.05	4.78
% of courses of treatment with removable appliances only - proposed treatment (rolling 12 month period)	0	115	0.0%	1.7%	2.0%
% of courses of treatment with removable appliances only - completed treatment (rolling 12 month period)	3	92	3.3%	1.7%	1.5%
% of patients satisfied with the treatment they have received (rolling 12 month period)	5	5	100.0%	96.4%	96.0%

* Figures in italics indicate that the base number is less than 100.

Q64 - Vital Signs Orthodontic At a Glance Contract Report for 731633/0001 - September 2017

Name or company name	MR PJ COOKE	17/18 Contracted general activity (UDA)	1,285
Contract type name	GDS Contract	Carry forward general activity (UDA)	29
Purpose of contract	General and Orthodontic	17/18 Contracted orthodontic activity (UOA)	1,389
Contract start date	01/04/2006	Carry forward orthodontic activity (UOA)	0
Contract end date		Baseline contract value	£111,945.16

ACCESS	Contract	England and Wales
24 month ratio of assessments to patient IDs	1.03	1.09

ACTIVITY


Month	Adjusted Scheduled Activity (UOA)	
	2017	2018
April	0	0
May	126	336
June	147	420
July	336	693
August	588	798
September	777	798
October	882	
November	987	
December	1,050	
January	1,071	
February	1,113	
March	1,155	
April	1,281	
May	1,365	
June	1,365	

QUALITY

	Contract Quantity	Contract Base Number	Contract *	Region	England
% of all assessments that were assess and fit appliances (rolling 12 month period)	67	67	100.0%	60.8%	58.0%
% of all assessments that were assess and refuse (rolling 12 month period)	0	67	0.0%	9.9%	11.4%
% of all assessments that were assess and review (rolling 12 month period)	0	67	0.0%	29.3%	30.6%
% of terminated courses where treatment was abandoned or discontinued (rolling 12 month period)	0	48	0.0%	8.0%	7.8%
% of completed treatments indicating that PAR score was taken (year to date)	4	20	20.0%	67.9%	64.6%
Rate of removable appliances per 100 fixed appliances - proposed treatment (rolling 12 month period)	0	0	N/A	4.85	5.65
Rate of removable appliances per 100 fixed appliances - completed treatment (rolling 12 month period)	0	0	N/A	4.05	4.78
% of courses of treatment with removable appliances only - proposed treatment (rolling 12 month period)	0	67	0.0%	1.7%	2.0%
% of courses of treatment with removable appliances only - completed treatment (rolling 12 month period)	0	48	0.0%	1.7%	1.5%
% of patients satisfied with the treatment they have received (rolling 12 month period)	7	7	100.0%	96.4%	96.0%

* Figures in italics indicate that the base number is less than 100.

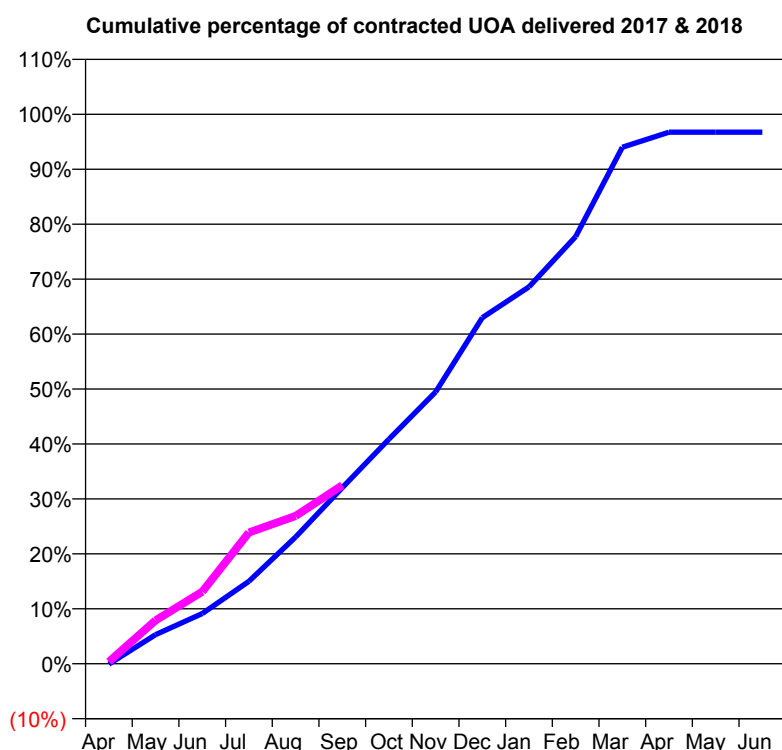
Q64 - Vital Signs Orthodontic At a Glance Contract Report for 748544/0001 - September 2017

Name or company name	MRS AJ FERRIS
Contract type name	PDS Contract
Purpose of contract	Orthodontic
Contract start date	01/04/2006
Contract end date	30/09/2018

17/18 Contracted general activity (UDA)	0
Carry forward general activity (UDA)	0
17/18 Contracted orthodontic activity (UOA)	2,370
Carry forward orthodontic activity (UOA)	77
Baseline contract value	£151,817.66

ACCESS	Contract	England and Wales
--------	----------	-------------------

24 month ratio of assessments to patient IDs	1.20	1.09
--	------	------

ACTIVITY


Month	Adjusted Scheduled Activity (UOA)	
	2017	2018
April	-2	9
May	126	187
June	217	311
July	356	566
August	547	638
September	760	770
October	969	
November	1,173	
December	1,493	
January	1,626	
February	1,843	
March	2,228	
April	2,293	
May	2,293	
June	2,293	

QUALITY	Contract Quantity	Contract Base Number	Contract *	Region	England
---------	-------------------	----------------------	------------	--------	---------

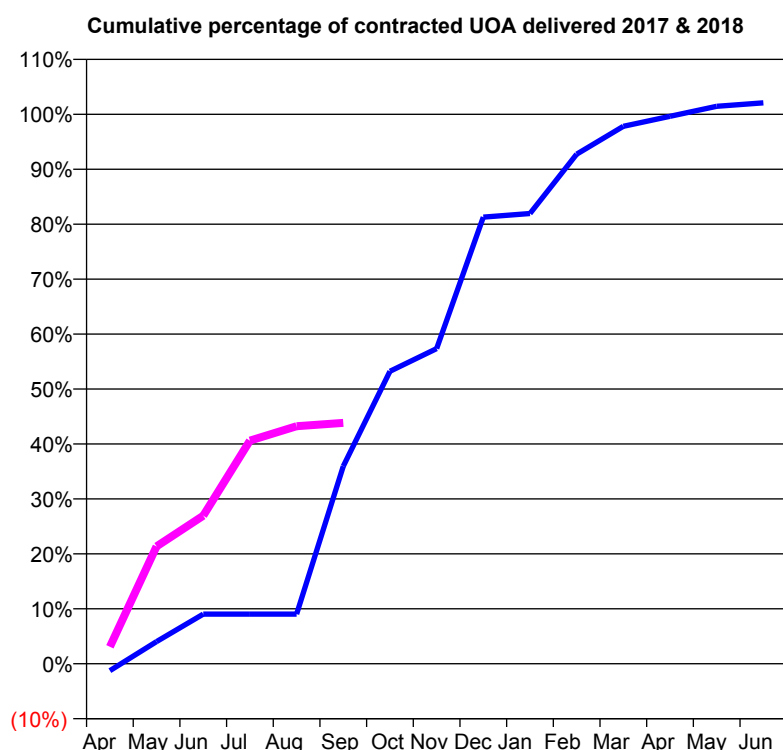
% of all assessments that were assess and fit appliances (rolling 12 month period)	110	247	44.5%	60.8%	58.0%
% of all assessments that were assess and refuse (rolling 12 month period)	18	247	7.3%	9.9%	11.4%
% of all assessments that were assess and review (rolling 12 month period)	119	247	48.2%	29.3%	30.6%
% of terminated courses where treatment was abandoned or discontinued (rolling 12 month period)	11	106	10.4%	8.0%	7.8%
% of completed treatments indicating that PAR score was taken (year to date)	34	37	91.9%	67.9%	64.6%
Rate of removable appliances per 100 fixed appliances - proposed treatment (rolling 12 month period)	15	207	7.25	4.85	5.65
Rate of removable appliances per 100 fixed appliances - completed treatment (rolling 12 month period)	19	180	10.56	4.05	4.78
% of courses of treatment with removable appliances only - proposed treatment (rolling 12 month period)	6	110	5.5%	1.7%	2.0%
% of courses of treatment with removable appliances only - completed treatment (rolling 12 month period)	4	95	4.2%	1.7%	1.5%
% of patients satisfied with the treatment they have received (rolling 12 month period)	4	4	100.0%	96.4%	96.0%

* Figures in italics indicate that the base number is less than 100.

Q64 - Vital Signs Orthodontic At a Glance Contract Report for 755680/0001 - September 2017

Name or company name	MRS MJ ELSEY	17/18 Contracted general activity (UDA)	0
Contract type name	PDS Contract	Carry forward general activity (UDA)	0
Purpose of contract	Orthodontic	17/18 Contracted orthodontic activity (UOA)	3,458
Contract start date	01/04/2006	Carry forward orthodontic activity (UOA)	0
Contract end date	30/09/2018	Baseline contract value	£224,059.23

ACCESS	Contract	England and Wales
24 month ratio of assessments to patient IDs	1.16	1.09

ACTIVITY


Month	Adjusted Scheduled Activity (UOA)	
	2017	2018
April	-44	107
May	140	739
June	313	932
July	313	1,404
August	313	1,495
September	1,243	1,516
October	1,841	
November	1,983	
December	2,811	
January	2,833	
February	3,207	
March	3,382	
April	3,445	
May	3,508	
June	3,530	

QUALITY

	Contract Quantity	Contract Base Number	Contract *	Region	England
% of all assessments that were assess and fit appliances (rolling 12 month period)	181	322	56.2%	60.8%	58.0%
% of all assessments that were assess and refuse (rolling 12 month period)	11	322	3.4%	9.9%	11.4%
% of all assessments that were assess and review (rolling 12 month period)	130	322	40.4%	29.3%	30.6%
% of terminated courses where treatment was abandoned or discontinued (rolling 12 month period)	10	73	13.7%	8.0%	7.8%
% of completed treatments indicating that PAR score was taken (year to date)	16	25	64.0%	67.9%	64.6%
Rate of removable appliances per 100 fixed appliances - proposed treatment (rolling 12 month period)	7	320	2.19	4.85	5.65
Rate of removable appliances per 100 fixed appliances - completed treatment (rolling 12 month period)	3	11	27.27	4.05	4.78
% of courses of treatment with removable appliances only - proposed treatment (rolling 12 month period)	7	181	3.9%	1.7%	2.0%
% of courses of treatment with removable appliances only - completed treatment (rolling 12 month period)	3	63	4.8%	1.7%	1.5%
% of patients satisfied with the treatment they have received (rolling 12 month period)	14	14	100.0%	96.4%	96.0%

* Figures in italics indicate that the base number is less than 100.

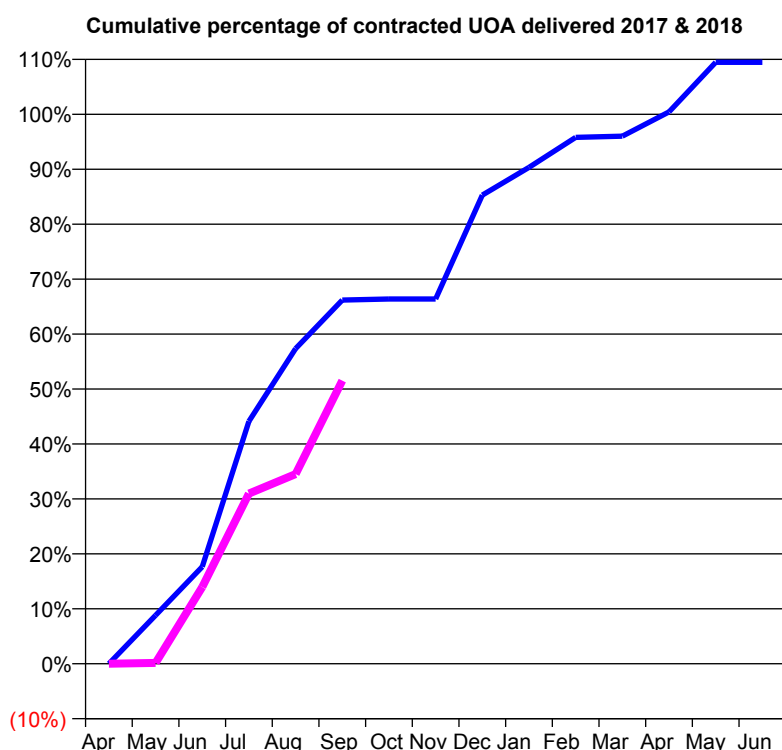
Q64 - Vital Signs Orthodontic At a Glance Contract Report for 817953/0001 - September 2017

Name or company name	MR CR BORLAND
Contract type name	PDS Contract
Purpose of contract	Orthodontic
Contract start date	06/10/2008
Contract end date	31/03/2018

17/18 Contracted general activity (UDA)	0
Carry forward general activity (UDA)	0
17/18 Contracted orthodontic activity (UOA)	623
Carry forward orthodontic activity (UOA)	0
Baseline contract value	£43,282.62

ACCESS

	Contract	England and Wales
24 month ratio of assessments to patient IDs	1.01	1.09

ACTIVITY


Month	Adjusted Scheduled Activity (UOA)	
	2017	2018
April	0	0
May	42	1
June	84	87
July	210	193
August	273	215
September	315	321
October	316	
November	316	
December	406	
January	430	
February	456	
March	457	
April	478	
May	521	
June	521	

QUALITY

	Contract Quantity	Contract Base Number	Contract *	Region	England
% of all assessments that were assess and fit appliances (rolling 12 month period)	29	49	59.2%	60.8%	58.0%
% of all assessments that were assess and refuse (rolling 12 month period)	15	49	30.6%	9.9%	11.4%
% of all assessments that were assess and review (rolling 12 month period)	5	49	10.2%	29.3%	30.6%
% of terminated courses where treatment was abandoned or discontinued (rolling 12 month period)	1	11	9.1%	8.0%	7.8%
% of completed treatments indicating that PAR score was taken (year to date)	0	2	0.0%	67.9%	64.6%
Rate of removable appliances per 100 fixed appliances - proposed treatment (rolling 12 month period)	7	55	12.73	4.85	5.65
Rate of removable appliances per 100 fixed appliances - completed treatment (rolling 12 month period)	0	14	0.00	4.05	4.78
% of courses of treatment with removable appliances only - proposed treatment (rolling 12 month period)	1	29	3.4%	1.7%	2.0%
% of courses of treatment with removable appliances only - completed treatment (rolling 12 month period)	0	10	0.0%	1.7%	1.5%
% of patients satisfied with the treatment they have received (rolling 12 month period)	1	1	100.0%	96.4%	96.0%

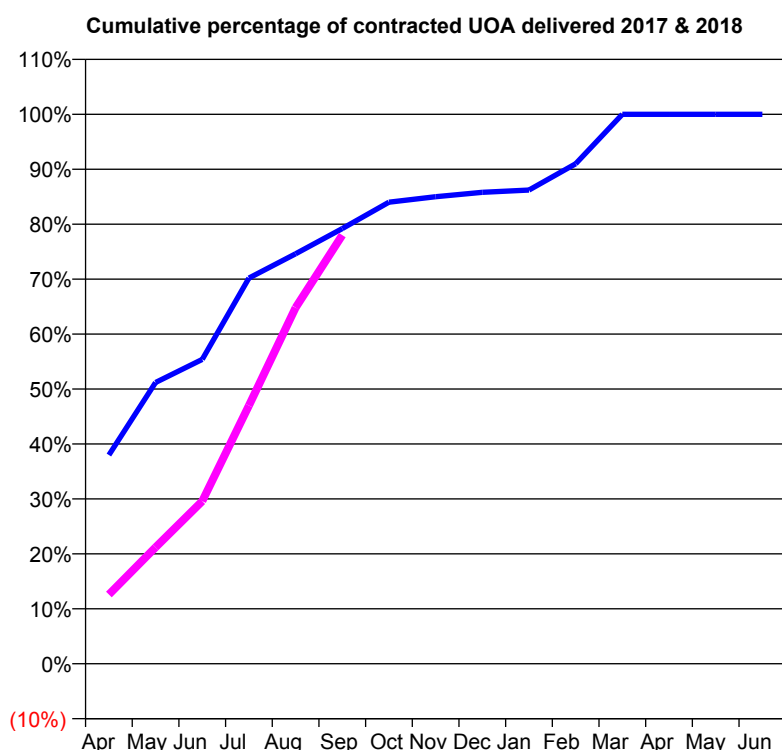
* Figures in italics indicate that the base number is less than 100.

Q64 - Vital Signs Orthodontic At a Glance Contract Report for 820059/0001 - September 2017

Name or company name	MR AJ SMITH
Contract type name	PDS Contract
Purpose of contract	General and Orthodontic
Contract start date	01/04/2006
Contract end date	31/03/2018

17/18 Contracted general activity (UDA)	800
Carry forward general activity (UDA)	-16
17/18 Contracted orthodontic activity (UOA)	500
Carry forward orthodontic activity (UOA)	0
Baseline contract value	£59,862.75

ACCESS	Contract	England and Wales
24 month ratio of assessments to patient IDs	1.06	1.09

ACTIVITY


Month	Adjusted Scheduled Activity (UOA)	
	2017	2018
April	190	63
May	256	106
June	277	148
July	351	235
August	373	324
September	396	390
October	420	
November	425	
December	429	
January	431	
February	455	
March	500	
April	500	
May	500	
June	500	

QUALITY	Contract Quantity	Contract Base Number	Contract *	Region	England
% of all assessments that were assess and fit appliances (rolling 12 month period)	22	54	40.7%	60.8%	58.0%
% of all assessments that were assess and refuse (rolling 12 month period)	1	54	1.9%	9.9%	11.4%
% of all assessments that were assess and review (rolling 12 month period)	31	54	57.4%	29.3%	30.6%
% of terminated courses where treatment was abandoned or discontinued (rolling 12 month period)	0	0	N/A	8.0%	7.8%
% of completed treatments indicating that PAR score was taken (year to date)	0	0	N/A	67.9%	64.6%
Rate of removable appliances per 100 fixed appliances - proposed treatment (rolling 12 month period)	0	0	N/A	4.85	5.65
Rate of removable appliances per 100 fixed appliances - completed treatment (rolling 12 month period)	0	0	N/A	4.05	4.78
% of courses of treatment with removable appliances only - proposed treatment (rolling 12 month period)	0	22	0.0%	1.7%	2.0%
% of courses of treatment with removable appliances only - completed treatment (rolling 12 month period)	0	0	N/A	1.7%	1.5%
% of patients satisfied with the treatment they have received (rolling 12 month period)	2	2	100.0%	96.4%	96.0%

* Figures in italics indicate that the base number is less than 100.

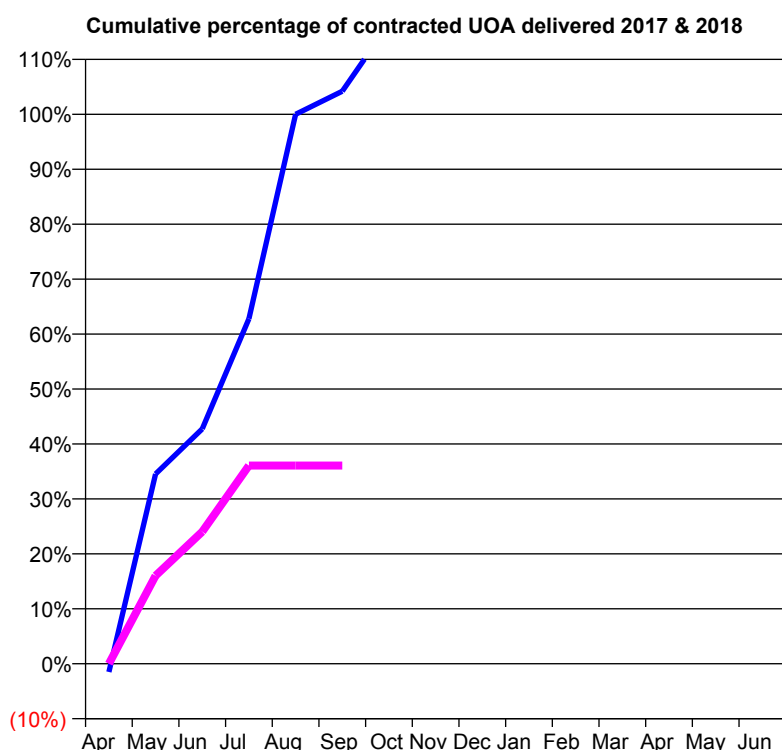
Q64 - Vital Signs Orthodontic At a Glance Contract Report for 839329/0002 - September 2017

Name or company name	MR SJ MCELROY
Contract type name	PDS Contract
Purpose of contract	Orthodontic
Contract start date	01/04/2006
Contract end date	30/09/2018

17/18 Contracted general activity (UDA)	0
Carry forward general activity (UDA)	0
17/18 Contracted orthodontic activity (UOA)	524
Carry forward orthodontic activity (UOA)	0
Baseline contract value	£33,539.45

ACCESS

	Contract	England and Wales
24 month ratio of assessments to patient IDs	1.10	1.09

ACTIVITY


Month	Adjusted Scheduled Activity (UOA)	
	2017	2018
April	-8	0
May	181	84
June	224	126
July	329	189
August	524	189
September	546	189
October	610	
November	610	
December	610	
January	610	
February	610	
March	610	
April	611	
May	611	
June	632	

QUALITY

	Contract Quantity	Contract Base Number	Contract *	Region	England
% of all assessments that were assess and fit appliances (rolling 12 month period)	13	15	86.7%	60.8%	58.0%
% of all assessments that were assess and refuse (rolling 12 month period)	0	15	0.0%	9.9%	11.4%
% of all assessments that were assess and review (rolling 12 month period)	2	15	13.3%	29.3%	30.6%
% of terminated courses where treatment was abandoned or discontinued (rolling 12 month period)	0	20	0.0%	8.0%	7.8%
% of completed treatments indicating that PAR score was taken (year to date)	10	14	71.4%	67.9%	64.6%
Rate of removable appliances per 100 fixed appliances - proposed treatment (rolling 12 month period)	3	24	12.50	4.85	5.65
Rate of removable appliances per 100 fixed appliances - completed treatment (rolling 12 month period)	0	0	N/A	4.05	4.78
% of courses of treatment with removable appliances only - proposed treatment (rolling 12 month period)	0	13	0.0%	1.7%	2.0%
% of courses of treatment with removable appliances only - completed treatment (rolling 12 month period)	0	20	0.0%	1.7%	1.5%
% of patients satisfied with the treatment they have received (rolling 12 month period)	1	1	100.0%	96.4%	96.0%

* Figures in italics indicate that the base number is less than 100.

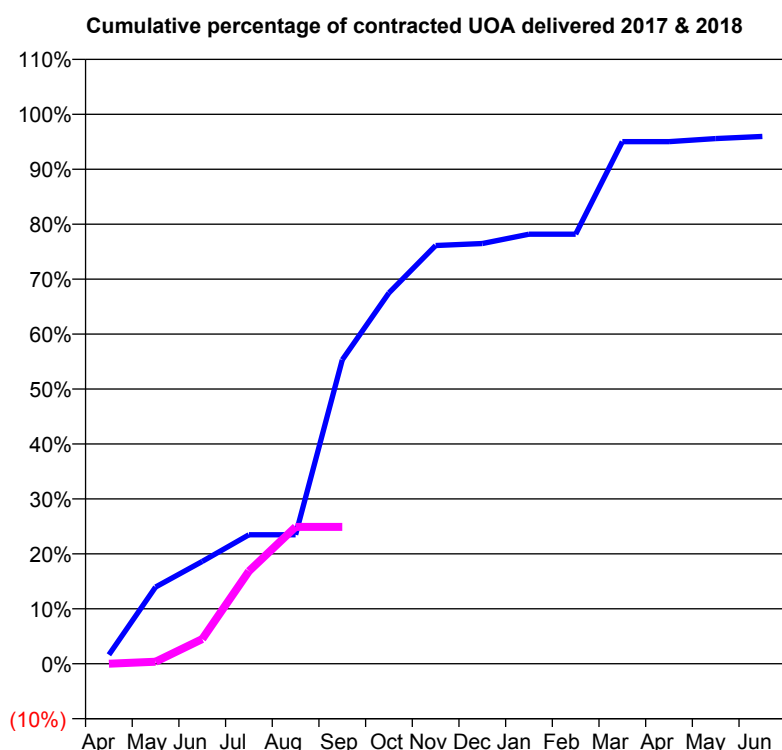
Q64 - Vital Signs Orthodontic At a Glance Contract Report for 839329/0003 - September 2017

Name or company name	MR SJ MCELROY
Contract type name	GDS Contract
Purpose of contract	Orthodontic
Contract start date	01/04/2006
Contract end date	

17/18 Contracted general activity (UDA)	0
Carry forward general activity (UDA)	0
17/18 Contracted orthodontic activity (UOA)	534
Carry forward orthodontic activity (UOA)	0
Baseline contract value	£35,853.23

ACCESS	Contract	England and Wales
--------	----------	-------------------

24 month ratio of assessments to patient IDs	1.41	1.09
--	------	------

ACTIVITY


Month	Adjusted Scheduled Activity (UOA)	
	2017	2018
April	9	0
May	75	2
June	99	24
July	125	90
August	125	133
September	295	133
October	360	
November	406	
December	408	
January	417	
February	417	
March	507	
April	507	
May	510	
June	512	

QUALITY	Contract Quantity	Contract Base Number	Contract *	Region	England
---------	-------------------	----------------------	------------	--------	---------

% of all assessments that were assess and fit appliances (rolling 12 month period)	15	50	30.0%	60.8%	58.0%
% of all assessments that were assess and refuse (rolling 12 month period)	2	50	4.0%	9.9%	11.4%
% of all assessments that were assess and review (rolling 12 month period)	33	50	66.0%	29.3%	30.6%
% of terminated courses where treatment was abandoned or discontinued (rolling 12 month period)	2	28	7.1%	8.0%	7.8%
% of completed treatments indicating that PAR score was taken (year to date)	9	11	81.8%	67.9%	64.6%
Rate of removable appliances per 100 fixed appliances - proposed treatment (rolling 12 month period)	1	11	9.09	4.85	5.65
Rate of removable appliances per 100 fixed appliances - completed treatment (rolling 12 month period)	0	34	0.00	4.05	4.78
% of courses of treatment with removable appliances only - proposed treatment (rolling 12 month period)	1	15	6.7%	1.7%	2.0%
% of courses of treatment with removable appliances only - completed treatment (rolling 12 month period)	0	26	0.0%	1.7%	1.5%
% of patients satisfied with the treatment they have received (rolling 12 month period)	2	2	100.0%	96.4%	96.0%

* Figures in italics indicate that the base number is less than 100.

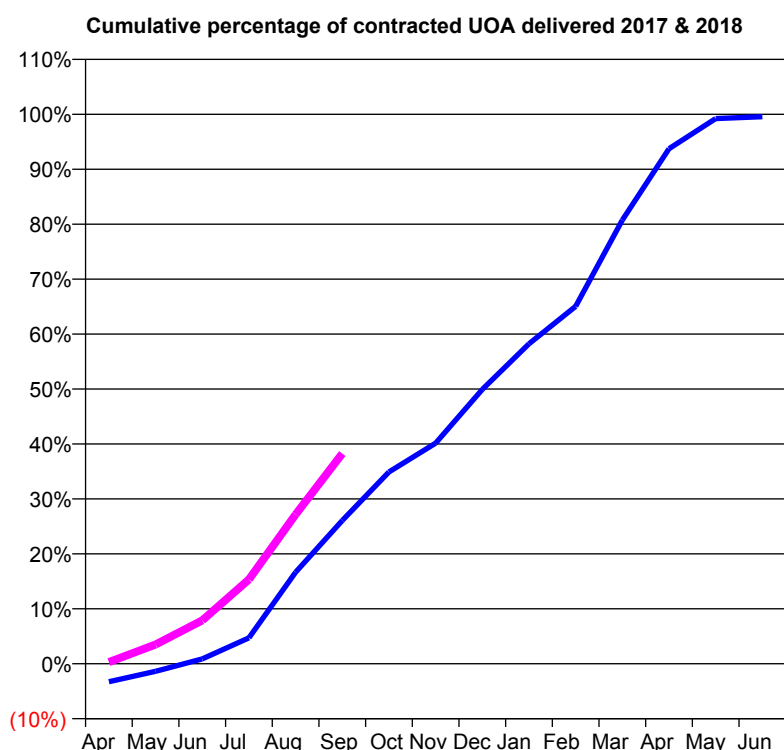
Q64 - Vital Signs Orthodontic At a Glance Contract Report for 888990/0001 - September 2017

Name or company name	MRS JE WHITEHEAD
Contract type name	PDS Contract
Purpose of contract	Orthodontic
Contract start date	01/04/2006
Contract end date	30/09/2018

17/18 Contracted general activity (UDA)	0
Carry forward general activity (UDA)	0
17/18 Contracted orthodontic activity (UOA)	6,183
Carry forward orthodontic activity (UOA)	27
Baseline contract value	£396,091.92

ACCESS

	Contract	England and Wales
24 month ratio of assessments to patient IDs	1.08	1.09

ACTIVITY


Month	Adjusted Scheduled Activity (UOA)	
	2017	2018
April	-203	19
May	-86	217
June	55	488
July	292	949
August	1,030	1,679
September	1,612	2,365
October	2,158	
November	2,483	
December	3,087	
January	3,601	
February	4,022	
March	4,992	
April	5,796	
May	6,135	
June	6,156	

QUALITY

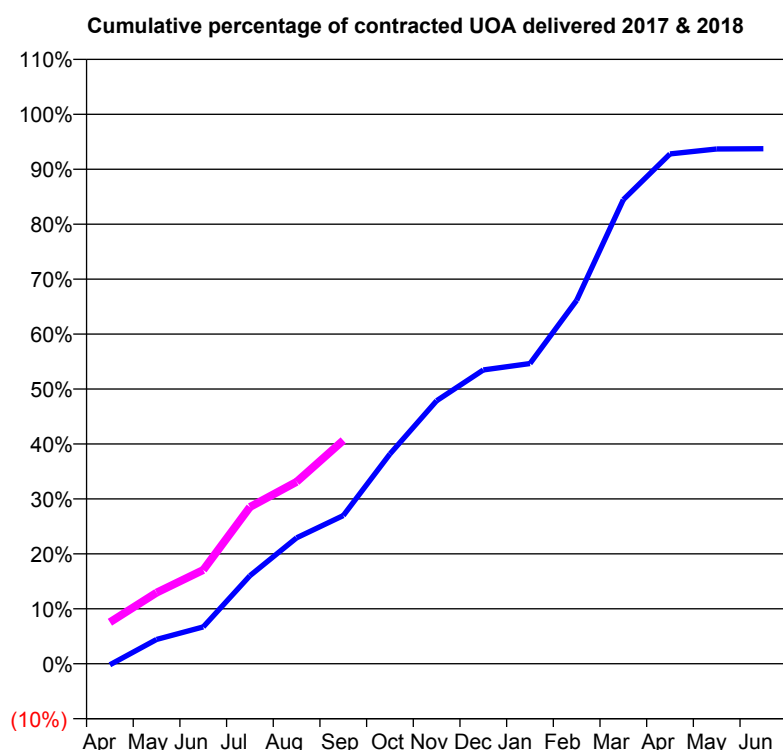
	Contract Quantity	Contract Base Number	Contract *	Region	England
% of all assessments that were assess and fit appliances (rolling 12 month period)	334	498	67.1%	60.8%	58.0%
% of all assessments that were assess and refuse (rolling 12 month period)	39	498	7.8%	9.9%	11.4%
% of all assessments that were assess and review (rolling 12 month period)	125	498	25.1%	29.3%	30.6%
% of terminated courses where treatment was abandoned or discontinued (rolling 12 month period)	4	398	1.0%	8.0%	7.8%
% of completed treatments indicating that PAR score was taken (year to date)	73	83	88.0%	67.9%	64.6%
Rate of removable appliances per 100 fixed appliances - proposed treatment (rolling 12 month period)	7	649	1.08	4.85	5.65
Rate of removable appliances per 100 fixed appliances - completed treatment (rolling 12 month period)	3	735	0.41	4.05	4.78
% of courses of treatment with removable appliances only - proposed treatment (rolling 12 month period)	1	334	0.3%	1.7%	2.0%
% of courses of treatment with removable appliances only - completed treatment (rolling 12 month period)	1	394	0.3%	1.7%	1.5%
% of patients satisfied with the treatment they have received (rolling 12 month period)	11	12	91.7%	96.4%	96.0%

* Figures in italics indicate that the base number is less than 100.

Q64 - Vital Signs Orthodontic At a Glance Contract Report for 908320/0002 - September 2017

Name or company name	MRS CG GOLDEN	17/18 Contracted general activity (UDA)	0
Contract type name	PDS Contract	Carry forward general activity (UDA)	0
Purpose of contract	Orthodontic	17/18 Contracted orthodontic activity (UOA)	2,818
Contract start date	01/07/2009	Carry forward orthodontic activity (UOA)	-171
Contract end date	30/09/2018	Baseline contract value	£180,555.30

ACCESS	Contract	England and Wales
24 month ratio of assessments to patient IDs	1.11	1.09

ACTIVITY


Month	Adjusted Scheduled Activity (UOA)	
	2017	2018
April	-6	213
May	125	365
June	189	481
July	452	804
August	646	933
September	760	1,146
October	1,076	
November	1,349	
December	1,507	
January	1,540	
February	1,864	
March	2,380	
April	2,615	
May	2,640	
June	2,641	

QUALITY

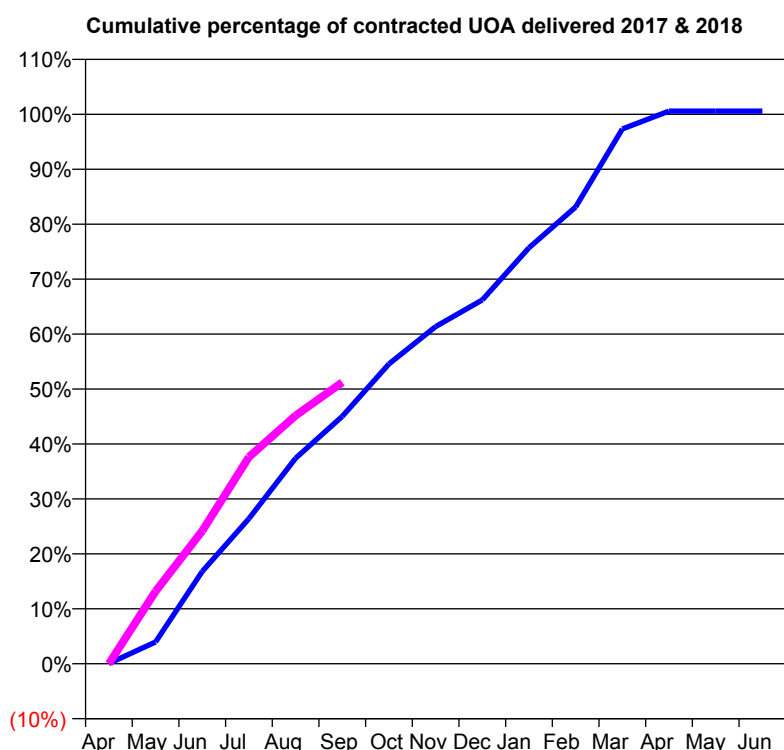
	Contract Quantity	Contract Base Number	Contract *	Region	England
% of all assessments that were assess and fit appliances (rolling 12 month period)	134	233	57.5%	60.8%	58.0%
% of all assessments that were assess and refuse (rolling 12 month period)	44	233	18.9%	9.9%	11.4%
% of all assessments that were assess and review (rolling 12 month period)	55	233	23.6%	29.3%	30.6%
% of terminated courses where treatment was abandoned or discontinued (rolling 12 month period)	9	114	7.9%	8.0%	7.8%
% of completed treatments indicating that PAR score was taken (year to date)	46	51	90.2%	67.9%	64.6%
Rate of removable appliances per 100 fixed appliances - proposed treatment (rolling 12 month period)	12	255	4.71	4.85	5.65
Rate of removable appliances per 100 fixed appliances - completed treatment (rolling 12 month period)	8	199	4.02	4.05	4.78
% of courses of treatment with removable appliances only - proposed treatment (rolling 12 month period)	2	134	1.5%	1.7%	2.0%
% of courses of treatment with removable appliances only - completed treatment (rolling 12 month period)	1	105	1.0%	1.7%	1.5%
% of patients satisfied with the treatment they have received (rolling 12 month period)	8	8	100.0%	96.4%	96.0%

* Figures in italics indicate that the base number is less than 100.

Q64 - Vital Signs Orthodontic At a Glance Contract Report for 982911/0001 - September 2017

Name or company name	MR A REHMAN	17/18 Contracted general activity (UDA)	0
Contract type name	PDS Contract	Carry forward general activity (UDA)	0
Purpose of contract	Orthodontic	17/18 Contracted orthodontic activity (UOA)	6,023
Contract start date	01/04/2006	Carry forward orthodontic activity (UOA)	0
Contract end date	31/03/2018	Baseline contract value	£410,319.01

ACCESS	Contract	England and Wales
24 month ratio of assessments to patient IDs	1.25	1.09

ACTIVITY


Month	Adjusted Scheduled Activity (UOA)	
	2017	2018
April	4	0
May	239	795
June	1,012	1,457
July	1,590	2,266
August	2,253	2,720
September	2,711	3,085
October	3,287	
November	3,696	
December	3,988	
January	4,559	
February	5,006	
March	5,862	
April	6,057	
May	6,058	
June	6,058	

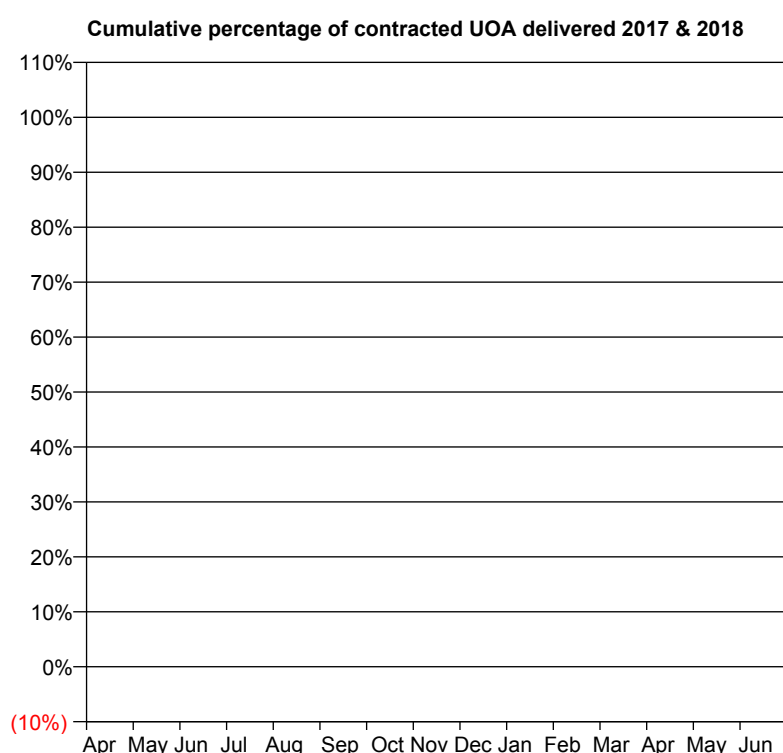
QUALITY	Contract Quantity	Contract Base Number	Contract *	Region	England
% of all assessments that were assess and fit appliances (rolling 12 month period)	291	628	46.3%	60.8%	58.0%
% of all assessments that were assess and refuse (rolling 12 month period)	107	628	17.0%	9.9%	11.4%
% of all assessments that were assess and review (rolling 12 month period)	230	628	36.6%	29.3%	30.6%
% of terminated courses where treatment was abandoned or discontinued (rolling 12 month period)	7	208	3.4%	8.0%	7.8%
% of completed treatments indicating that PAR score was taken (year to date)	53	89	59.6%	67.9%	64.6%
Rate of removable appliances per 100 fixed appliances - proposed treatment (rolling 12 month period)	28	574	4.88	4.85	5.65
Rate of removable appliances per 100 fixed appliances - completed treatment (rolling 12 month period)	0	0	N/A	4.05	4.78
% of courses of treatment with removable appliances only - proposed treatment (rolling 12 month period)	1	291	0.3%	1.7%	2.0%
% of courses of treatment with removable appliances only - completed treatment (rolling 12 month period)	0	201	0.0%	1.7%	1.5%
% of patients satisfied with the treatment they have received (rolling 12 month period)	11	11	100.0%	96.4%	96.0%

* Figures in italics indicate that the base number is less than 100.

Q65 - Vital Signs Orthodontic At a Glance Contract Report for 101192/0006 - September 2017

Name or company name	Community Dental Centres Ltd	17/18 Contracted general activity (UDA)	28,047
Contract type name	GDS Contract	Carry forward general activity (UDA)	0
Purpose of contract	General	17/18 Contracted orthodontic activity (UOA)	0
Contract start date	01/04/2006	Carry forward orthodontic activity (UOA)	0
Contract end date		Baseline contract value	£739,721.86

ACCESS	Contract	England and Wales
24 month ratio of assessments to patient IDs	1.00	1.09

ACTIVITY


Adjusted Scheduled Activity (UOA)		
Month	2017	2018
April	0	0
May	0	0
June	0	0
July	0	0
August	0	0
September	0	3
October	0	0
November	0	0
December	0	0
January	0	0
February	0	0
March	0	0
April	0	0
May	0	0
June	0	0

QUALITY

	Contract Quantity	Contract Base Number	Contract *	Region	England
% of all assessments that were assess and fit appliances (rolling 12 month period)	0	3	0.0%	60.8%	58.0%
% of all assessments that were assess and refuse (rolling 12 month period)	0	3	0.0%	9.9%	11.4%
% of all assessments that were assess and review (rolling 12 month period)	3	3	100.0%	29.3%	30.6%
% of terminated courses where treatment was abandoned or discontinued (rolling 12 month period)	0	0	N/A	8.0%	7.8%
% of completed treatments indicating that PAR score was taken (year to date)	0	0	N/A	67.9%	64.6%
Rate of removable appliances per 100 fixed appliances - proposed treatment (rolling 12 month period)	0	0	N/A	4.85	5.65
Rate of removable appliances per 100 fixed appliances - completed treatment (rolling 12 month period)	0	0	N/A	4.05	4.78
% of courses of treatment with removable appliances only - proposed treatment (rolling 12 month period)	0	0	N/A	1.7%	2.0%
% of courses of treatment with removable appliances only - completed treatment (rolling 12 month period)	0	0	N/A	1.7%	1.5%
% of patients satisfied with the treatment they have received (rolling 12 month period)	0	0	N/A	96.4%	96.0%

* Figures in italics indicate that the base number is less than 100.

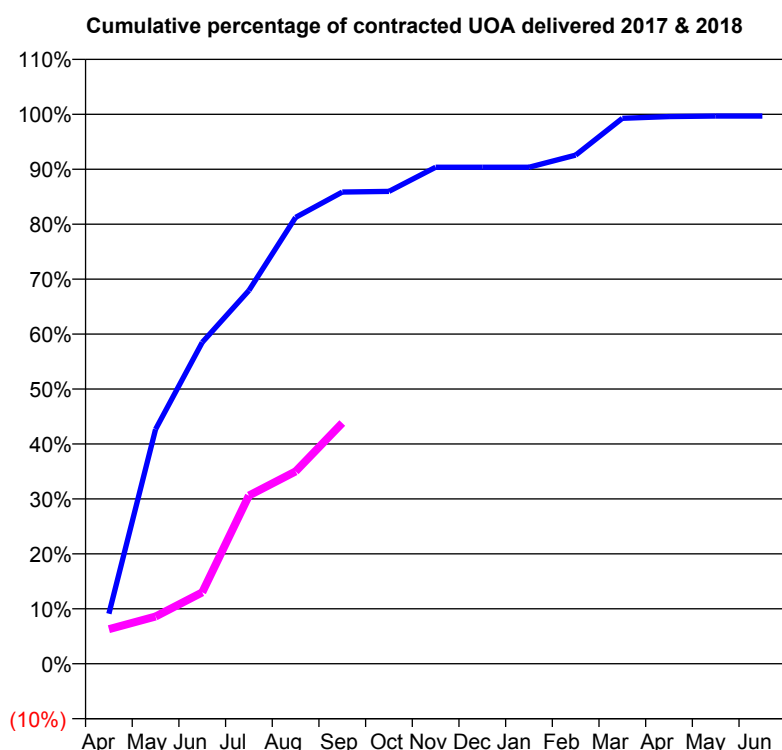
Q65 - Vital Signs Orthodontic At a Glance Contract Report for 101362/0045 - September 2017

Name or company name	Rodericks Dental Limited
Contract type name	GDS Contract
Purpose of contract	General and Orthodontic
Contract start date	01/02/2012
Contract end date	

17/18 Contracted general activity (UDA)	33,727
Carry forward general activity (UDA)	-649
17/18 Contracted orthodontic activity (UOA)	954
Carry forward orthodontic activity (UOA)	3
Baseline contract value	£767,406.54

ACCESS

	Contract	England and Wales
24 month ratio of assessments to patient IDs	1.00	1.09

ACTIVITY


Month	Adjusted Scheduled Activity (UOA)	
	2017	2018
April	87	60
May	407	82
June	558	124
July	648	292
August	775	334
September	819	418
October	820	
November	862	
December	862	
January	862	
February	883	
March	947	
April	950	
May	951	
June	951	

QUALITY

	Contract Quantity	Contract Base Number	Contract *	Region	England
% of all assessments that were assess and fit appliances (rolling 12 month period)	26	34	76.5%	60.8%	58.0%
% of all assessments that were assess and refuse (rolling 12 month period)	4	34	11.8%	9.9%	11.4%
% of all assessments that were assess and review (rolling 12 month period)	4	34	11.8%	29.3%	30.6%
% of terminated courses where treatment was abandoned or discontinued (rolling 12 month period)	2	34	5.9%	8.0%	7.8%
% of completed treatments indicating that PAR score was taken (year to date)	17	19	89.5%	67.9%	64.6%
Rate of removable appliances per 100 fixed appliances - proposed treatment (rolling 12 month period)	2	37	5.41	4.85	5.65
Rate of removable appliances per 100 fixed appliances - completed treatment (rolling 12 month period)	5	49	10.20	4.05	4.78
% of courses of treatment with removable appliances only - proposed treatment (rolling 12 month period)	0	26	0.0%	1.7%	2.0%
% of courses of treatment with removable appliances only - completed treatment (rolling 12 month period)	0	32	0.0%	1.7%	1.5%
% of patients satisfied with the treatment they have received (rolling 12 month period)	0	0	N/A	96.4%	96.0%

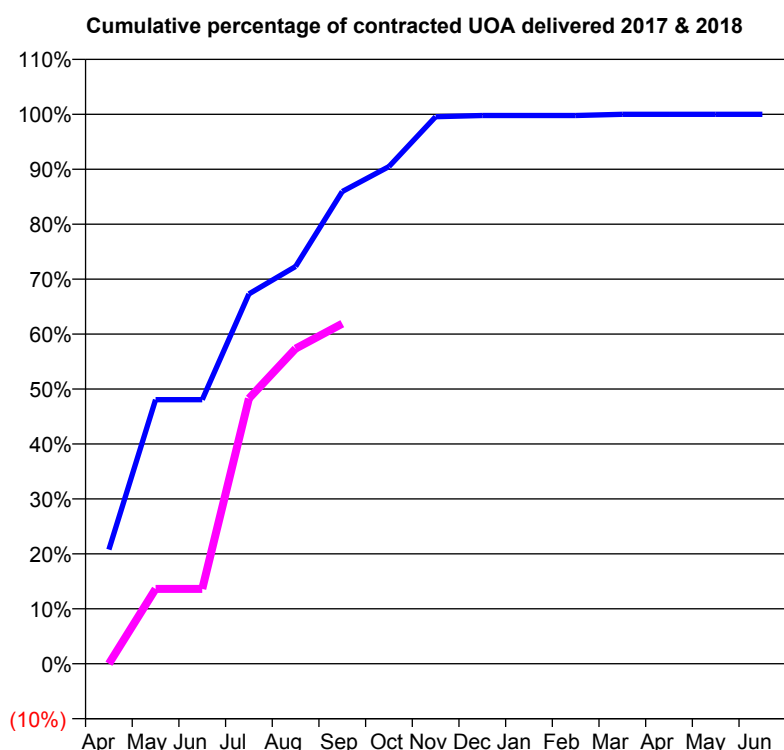
* Figures in italics indicate that the base number is less than 100.

Q65 - Vital Signs Orthodontic At a Glance Contract Report for 106089/0001 - September 2017

Name or company name	Church Street Dental Practice Ltd
Contract type name	GDS Contract
Purpose of contract	General and Orthodontic
Contract start date	01/04/2010
Contract end date	

17/18 Contracted general activity (UDA)	3,250
Carry forward general activity (UDA)	30
17/18 Contracted orthodontic activity (UOA)	462
Carry forward orthodontic activity (UOA)	0
Baseline contract value	£101,364.32

ACCESS	Contract	England and Wales
24 month ratio of assessments to patient IDs	1.10	1.09

ACTIVITY


Month	Adjusted Scheduled Activity (UOA)	
	2017	2018
April	96	0
May	222	63
June	222	63
July	311	223
August	334	265
September	397	286
October	418	
November	460	
December	461	
January	461	
February	461	
March	462	
April	462	
May	462	
June	462	

QUALITY	Contract Quantity	Contract Base Number	Contract *	Region	England
% of all assessments that were assess and fit appliances (rolling 12 month period)	17	29	58.6%	60.8%	58.0%
% of all assessments that were assess and refuse (rolling 12 month period)	0	29	0.0%	9.9%	11.4%
% of all assessments that were assess and review (rolling 12 month period)	12	29	41.4%	29.3%	30.6%
% of terminated courses where treatment was abandoned or discontinued (rolling 12 month period)	1	2	50.0%	8.0%	7.8%
% of completed treatments indicating that PAR score was taken (year to date)	0	1	0.0%	67.9%	64.6%
Rate of removable appliances per 100 fixed appliances - proposed treatment (rolling 12 month period)	4	29	13.79	4.85	5.65
Rate of removable appliances per 100 fixed appliances - completed treatment (rolling 12 month period)	0	2	0.00	4.05	4.78
% of courses of treatment with removable appliances only - proposed treatment (rolling 12 month period)	2	17	11.8%	1.7%	2.0%
% of courses of treatment with removable appliances only - completed treatment (rolling 12 month period)	0	1	0.0%	1.7%	1.5%
% of patients satisfied with the treatment they have received (rolling 12 month period)	1	1	100.0%	96.4%	96.0%

* Figures in italics indicate that the base number is less than 100.

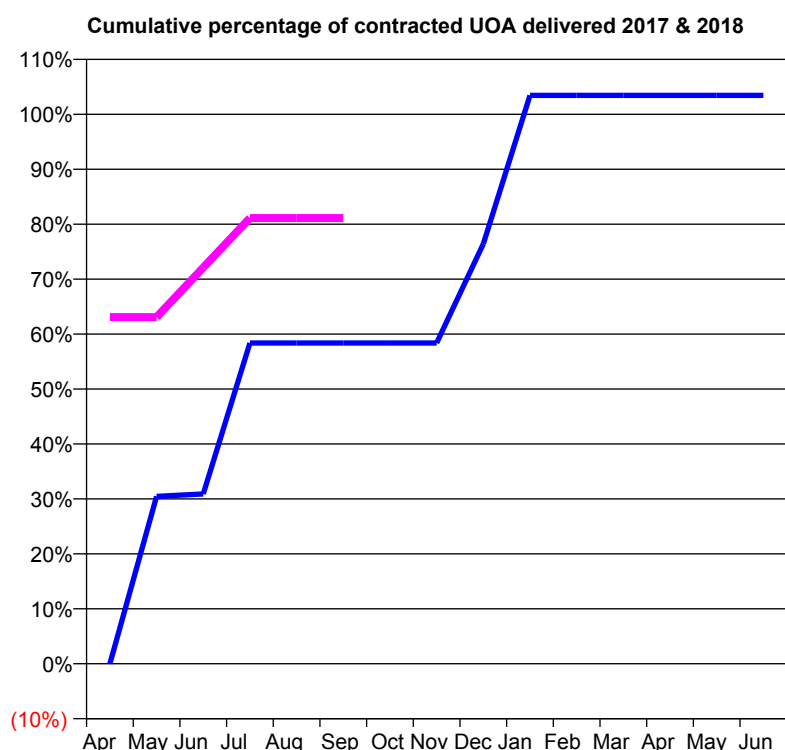
Q65 - Vital Signs Orthodontic At a Glance Contract Report for 111333/0001 - September 2017

Name or company name	Michael Furlong & Connor Hichens - Bank (
Contract type name	GDS Contract
Purpose of contract	General and Orthodontic
Contract start date	01/12/2012
Contract end date	

17/18 Contracted general activity (UDA)	2,700
Carry forward general activity (UDA)	56
17/18 Contracted orthodontic activity (UOA)	233
Carry forward orthodontic activity (UOA)	0
Baseline contract value	£73,982.15

ACCESS

	Contract	England and Wales
24 month ratio of assessments to patient IDs	1.07	1.09

ACTIVITY


Month	Adjusted Scheduled Activity (UOA)	
	2017	2018
April	0	147
May	71	147
June	72	168
July	136	189
August	136	189
September	136	189
October	136	
November	136	
December	178	
January	241	
February	241	
March	241	
April	241	
May	241	
June	241	

QUALITY

	Contract Quantity	Contract Base Number	Contract *	Region	England
% of all assessments that were assess and fit appliances (rolling 12 month period)	14	15	93.3%	60.8%	58.0%
% of all assessments that were assess and refuse (rolling 12 month period)	0	15	0.0%	9.9%	11.4%
% of all assessments that were assess and review (rolling 12 month period)	1	15	6.7%	29.3%	30.6%
% of terminated courses where treatment was abandoned or discontinued (rolling 12 month period)	0	13	0.0%	8.0%	7.8%
% of completed treatments indicating that PAR score was taken (year to date)	5	5	100.0%	67.9%	64.6%
Rate of removable appliances per 100 fixed appliances - proposed treatment (rolling 12 month period)	1	28	3.57	4.85	5.65
Rate of removable appliances per 100 fixed appliances - completed treatment (rolling 12 month period)	0	26	0.00	4.05	4.78
% of courses of treatment with removable appliances only - proposed treatment (rolling 12 month period)	0	14	0.0%	1.7%	2.0%
% of courses of treatment with removable appliances only - completed treatment (rolling 12 month period)	0	13	0.0%	1.7%	1.5%
% of patients satisfied with the treatment they have received (rolling 12 month period)	1	1	100.0%	96.4%	96.0%

* Figures in italics indicate that the base number is less than 100.

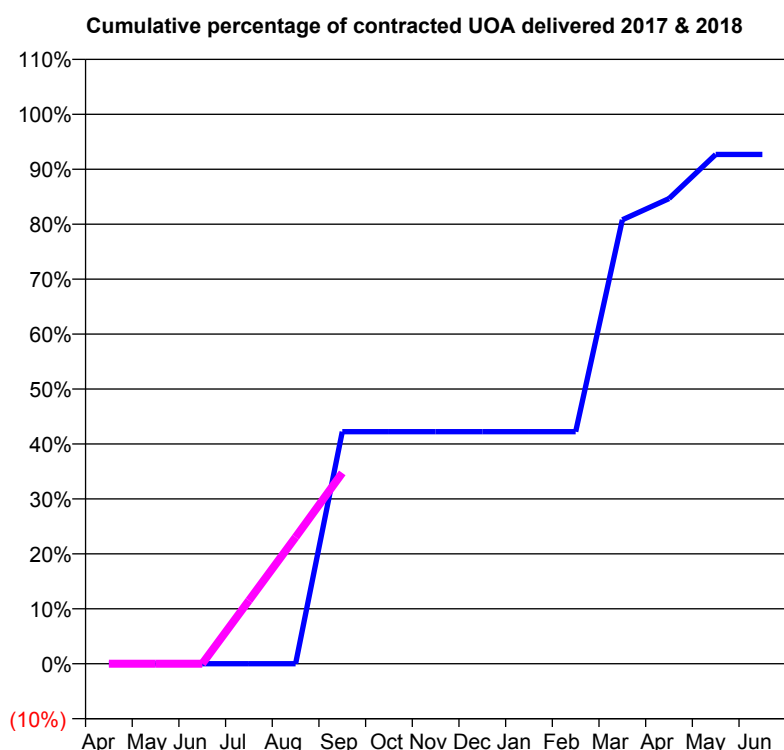
Q65 - Vital Signs Orthodontic At a Glance Contract Report for 119075/0001 - September 2017

Name or company name	Christchurch Healthcare and Management
Contract type name	PDS Contract
Purpose of contract	Orthodontic
Contract start date	01/07/2011
Contract end date	

17/18 Contracted general activity (UDA)	0
Carry forward general activity (UDA)	0
17/18 Contracted orthodontic activity (UOA)	547
Carry forward orthodontic activity (UOA)	0
Baseline contract value	£39,031.00

ACCESS

	Contract	England and Wales
24 month ratio of assessments to patient IDs	1.14	1.09

ACTIVITY


Month	Adjusted Scheduled Activity (UOA)	
	2017	2018
April	0	0
May	0	0
June	0	0
July	0	63
August	0	126
September	231	190
October	231	
November	231	
December	231	
January	231	
February	231	
March	442	
April	463	
May	507	
June	507	

QUALITY

	Contract Quantity	Contract Base Number	Contract *	Region	England
% of all assessments that were assess and fit appliances (rolling 12 month period)	22	26	84.6%	60.8%	58.0%
% of all assessments that were assess and refuse (rolling 12 month period)	0	26	0.0%	9.9%	11.4%
% of all assessments that were assess and review (rolling 12 month period)	4	26	15.4%	29.3%	30.6%
% of terminated courses where treatment was abandoned or discontinued (rolling 12 month period)	4	22	18.2%	8.0%	7.8%
% of completed treatments indicating that PAR score was taken (year to date)	2	5	40.0%	67.9%	64.6%
Rate of removable appliances per 100 fixed appliances - proposed treatment (rolling 12 month period)	0	41	0.00	4.85	5.65
Rate of removable appliances per 100 fixed appliances - completed treatment (rolling 12 month period)	0	36	0.00	4.05	4.78
% of courses of treatment with removable appliances only - proposed treatment (rolling 12 month period)	0	22	0.0%	1.7%	2.0%
% of courses of treatment with removable appliances only - completed treatment (rolling 12 month period)	0	18	0.0%	1.7%	1.5%
% of patients satisfied with the treatment they have received (rolling 12 month period)	0	0	N/A	96.4%	96.0%

* Figures in italics indicate that the base number is less than 100.

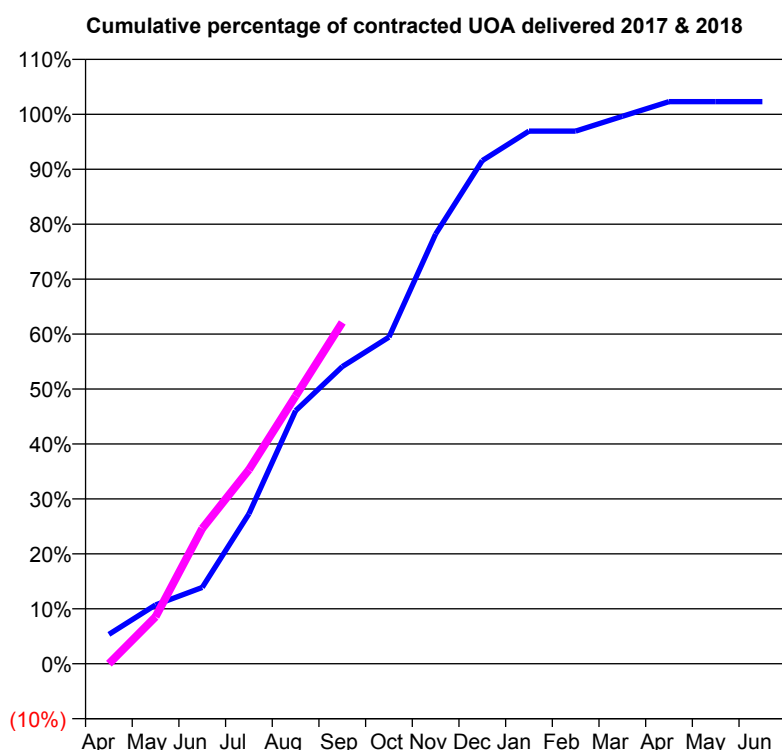
Q65 - Vital Signs Orthodontic At a Glance Contract Report for 122165/0001 - September 2017

Name or company name	Passage House Dental Care
Contract type name	GDS Contract
Purpose of contract	General and Orthodontic
Contract start date	01/10/2008
Contract end date	

17/18 Contracted general activity (UDA)	29,967
Carry forward general activity (UDA)	0
17/18 Contracted orthodontic activity (UOA)	784
Carry forward orthodontic activity (UOA)	0
Baseline contract value	£798,559.00

ACCESS

	Contract	England and Wales
24 month ratio of assessments to patient IDs	1.01	1.09

ACTIVITY


Month	Adjusted Scheduled Activity (UOA)	
	2017	2018
April	42	0
May	84	67
June	109	193
July	214	277
August	361	382
September	424	487
October	466	
November	613	
December	718	
January	760	
February	760	
March	781	
April	802	
May	802	
June	802	

QUALITY

	Contract Quantity	Contract Base Number	Contract *	Region	England
% of all assessments that were assess and fit appliances (rolling 12 month period)	42	42	100.0%	60.8%	58.0%
% of all assessments that were assess and refuse (rolling 12 month period)	0	42	0.0%	9.9%	11.4%
% of all assessments that were assess and review (rolling 12 month period)	0	42	0.0%	29.3%	30.6%
% of terminated courses where treatment was abandoned or discontinued (rolling 12 month period)	3	29	10.3%	8.0%	7.8%
% of completed treatments indicating that PAR score was taken (year to date)	10	12	83.3%	67.9%	64.6%
Rate of removable appliances per 100 fixed appliances - proposed treatment (rolling 12 month period)	1	80	1.25	4.85	5.65
Rate of removable appliances per 100 fixed appliances - completed treatment (rolling 12 month period)	2	44	4.55	4.05	4.78
% of courses of treatment with removable appliances only - proposed treatment (rolling 12 month period)	1	42	2.4%	1.7%	2.0%
% of courses of treatment with removable appliances only - completed treatment (rolling 12 month period)	2	26	7.7%	1.7%	1.5%
% of patients satisfied with the treatment they have received (rolling 12 month period)	2	2	100.0%	96.4%	96.0%

* Figures in italics indicate that the base number is less than 100.

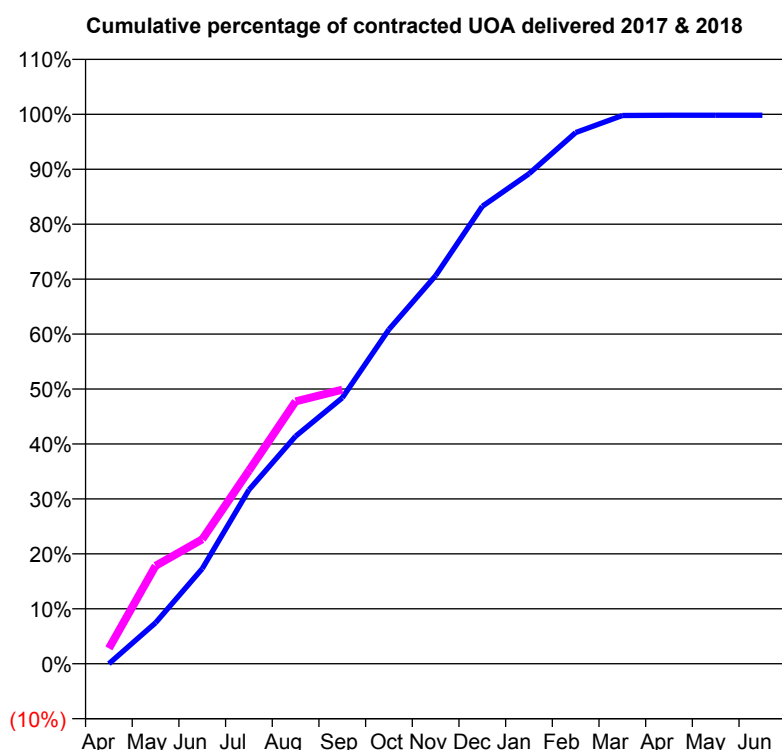
Q65 - Vital Signs Orthodontic At a Glance Contract Report for 123412/0001 - September 2017

Name or company name	Clifton Orthodontics Centre
Contract type name	PDS Contract
Purpose of contract	Orthodontic
Contract start date	01/10/2011
Contract end date	31/03/2027

17/18 Contracted general activity (UDA)	0
Carry forward general activity (UDA)	0
17/18 Contracted orthodontic activity (UOA)	5,398
Carry forward orthodontic activity (UOA)	9
Baseline contract value	£369,577.85

ACCESS	Contract	England and Wales
--------	----------	-------------------

24 month ratio of assessments to patient IDs	1.26	1.09
--	------	------

ACTIVITY


Month	Adjusted Scheduled Activity (UOA)	
	2017	2018
April	0	151
May	403	962
June	934	1,223
July	1,709	1,898
August	2,236	2,577
September	2,612	2,692
October	3,284	
November	3,812	
December	4,494	
January	4,813	
February	5,218	
March	5,386	
April	5,389	
May	5,389	
June	5,389	

QUALITY	Contract Quantity	Contract Base Number	Contract *	Region	England
---------	-------------------	----------------------	------------	--------	---------

% of all assessments that were assess and fit appliances (rolling 12 month period)	255	587	43.4%	60.8%	58.0%
% of all assessments that were assess and refuse (rolling 12 month period)	140	587	23.9%	9.9%	11.4%
% of all assessments that were assess and review (rolling 12 month period)	192	587	32.7%	29.3%	30.6%
% of terminated courses where treatment was abandoned or discontinued (rolling 12 month period)	11	278	4.0%	8.0%	7.8%
% of completed treatments indicating that PAR score was taken (year to date)	97	125	77.6%	67.9%	64.6%
Rate of removable appliances per 100 fixed appliances - proposed treatment (rolling 12 month period)	11	466	2.36	4.85	5.65
Rate of removable appliances per 100 fixed appliances - completed treatment (rolling 12 month period)	21	495	4.24	4.05	4.78
% of courses of treatment with removable appliances only - proposed treatment (rolling 12 month period)	10	255	3.9%	1.7%	2.0%
% of courses of treatment with removable appliances only - completed treatment (rolling 12 month period)	14	267	5.2%	1.7%	1.5%
% of patients satisfied with the treatment they have received (rolling 12 month period)	7	7	100.0%	96.4%	96.0%

* Figures in italics indicate that the base number is less than 100.

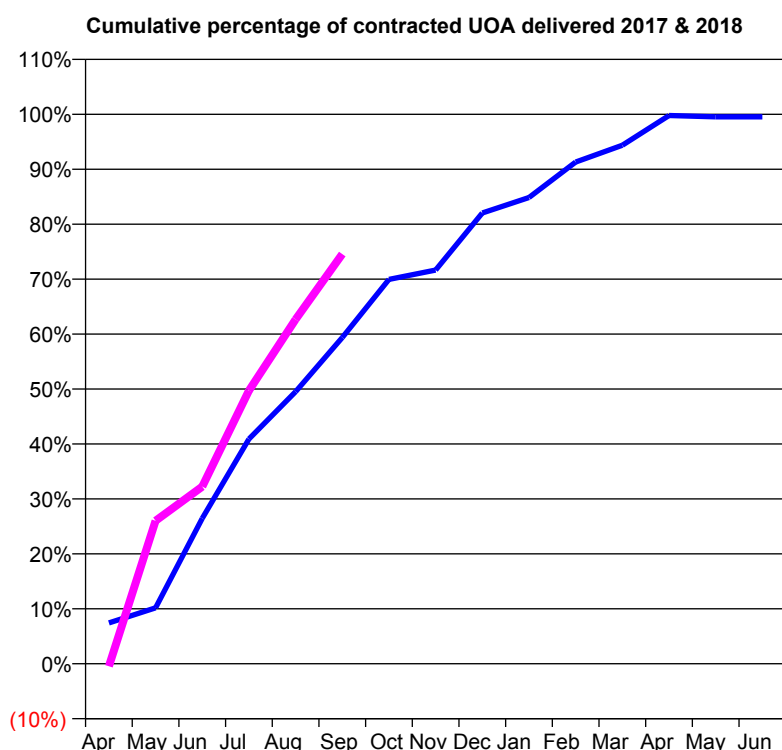
Q65 - Vital Signs Orthodontic At a Glance Contract Report for 129496/0001 - September 2017

Name or company name	Smile Solutions Orthodontics
Contract type name	PDS Contract
Purpose of contract	General and Orthodontic
Contract start date	01/04/2006
Contract end date	31/03/2018

17/18 Contracted general activity (UDA)	900
Carry forward general activity (UDA)	0
17/18 Contracted orthodontic activity (UOA)	8,008
Carry forward orthodontic activity (UOA)	37
Baseline contract value	£567,095.09

ACCESS	Contract	England and Wales
--------	----------	-------------------

24 month ratio of assessments to patient IDs	1.17	1.09
--	------	------

ACTIVITY


Month	Adjusted Scheduled Activity (UOA)	
	2017	2018
April	596	-37
May	815	2,084
June	2,119	2,581
July	3,275	3,981
August	3,966	5,018
September	4,754	5,970
October	5,602	
November	5,738	
December	6,569	
January	6,794	
February	7,311	
March	7,556	
April	7,990	
May	7,971	
June	7,971	

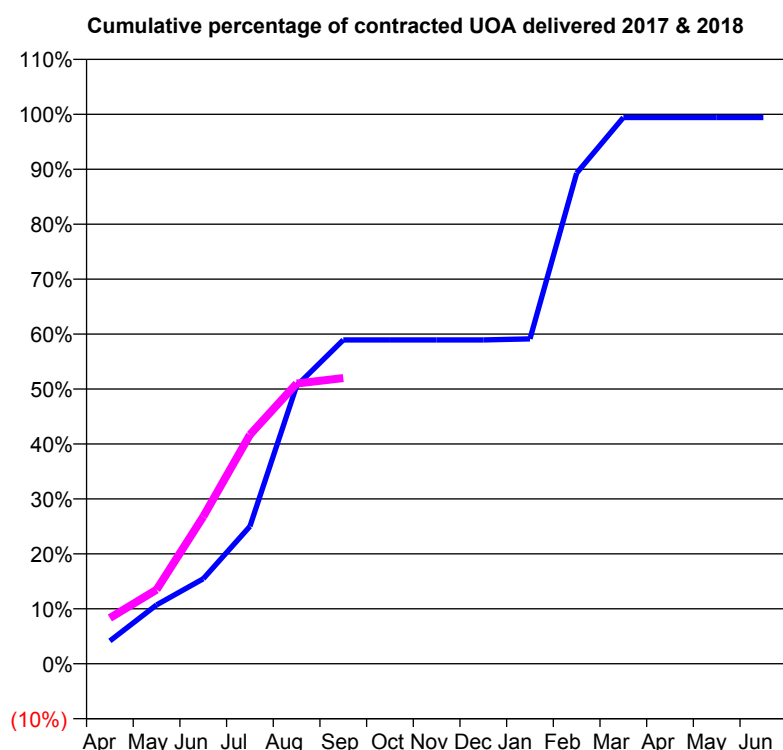
QUALITY	Contract Quantity	Contract Base Number	Contract *	Region	England
% of all assessments that were assess and fit appliances (rolling 12 month period)	419	1,064	39.4%	60.8%	58.0%
% of all assessments that were assess and refuse (rolling 12 month period)	34	1,064	3.2%	9.9%	11.4%
% of all assessments that were assess and review (rolling 12 month period)	611	1,064	57.4%	29.3%	30.6%
% of terminated courses where treatment was abandoned or discontinued (rolling 12 month period)	6	324	1.9%	8.0%	7.8%
% of completed treatments indicating that PAR score was taken (year to date)	152	164	92.7%	67.9%	64.6%
Rate of removable appliances per 100 fixed appliances - proposed treatment (rolling 12 month period)	52	773	6.73	4.85	5.65
Rate of removable appliances per 100 fixed appliances - completed treatment (rolling 12 month period)	33	600	5.50	4.05	4.78
% of courses of treatment with removable appliances only - proposed treatment (rolling 12 month period)	17	419	4.1%	1.7%	2.0%
% of courses of treatment with removable appliances only - completed treatment (rolling 12 month period)	7	318	2.2%	1.7%	1.5%
% of patients satisfied with the treatment they have received (rolling 12 month period)	19	19	100.0%	96.4%	96.0%

* Figures in italics indicate that the base number is less than 100.

Q65 - Vital Signs Orthodontic At a Glance Contract Report for 129690/0001 - September 2017

Name or company name	Dulverton Dental Practice Ltd	17/18 Contracted general activity (UDA)	16,500
Contract type name	GDS Contract	Carry forward general activity (UDA)	0
Purpose of contract	General and Orthodontic	17/18 Contracted orthodontic activity (UOA)	504
Contract start date	02/04/2007	Carry forward orthodontic activity (UOA)	3
Contract end date		Baseline contract value	£494,357.27

ACCESS	Contract	England and Wales
24 month ratio of assessments to patient IDs	1.48	1.09

ACTIVITY


Month	Adjusted Scheduled Activity (UOA)	
	2017	2018
April	21	42
May	54	68
June	78	135
July	126	210
August	255	257
September	297	262
October	297	
November	297	
December	297	
January	298	
February	450	
March	501	
April	501	
May	501	
June	501	

QUALITY	Contract Quantity	Contract Base Number	Contract *	Region	England
% of all assessments that were assess and fit appliances (rolling 12 month period)	19	88	21.6%	60.8%	58.0%
% of all assessments that were assess and refuse (rolling 12 month period)	5	88	5.7%	9.9%	11.4%
% of all assessments that were assess and review (rolling 12 month period)	64	88	72.7%	29.3%	30.6%
% of terminated courses where treatment was abandoned or discontinued (rolling 12 month period)	3	24	12.5%	8.0%	7.8%
% of completed treatments indicating that PAR score was taken (year to date)	0	10	0.0%	67.9%	64.6%
Rate of removable appliances per 100 fixed appliances - proposed treatment (rolling 12 month period)	0	35	0.00	4.85	5.65
Rate of removable appliances per 100 fixed appliances - completed treatment (rolling 12 month period)	0	0	N/A	4.05	4.78
% of courses of treatment with removable appliances only - proposed treatment (rolling 12 month period)	0	19	0.0%	1.7%	2.0%
% of courses of treatment with removable appliances only - completed treatment (rolling 12 month period)	0	21	0.0%	1.7%	1.5%
% of patients satisfied with the treatment they have received (rolling 12 month period)	2	2	100.0%	96.4%	96.0%

* Figures in italics indicate that the base number is less than 100.

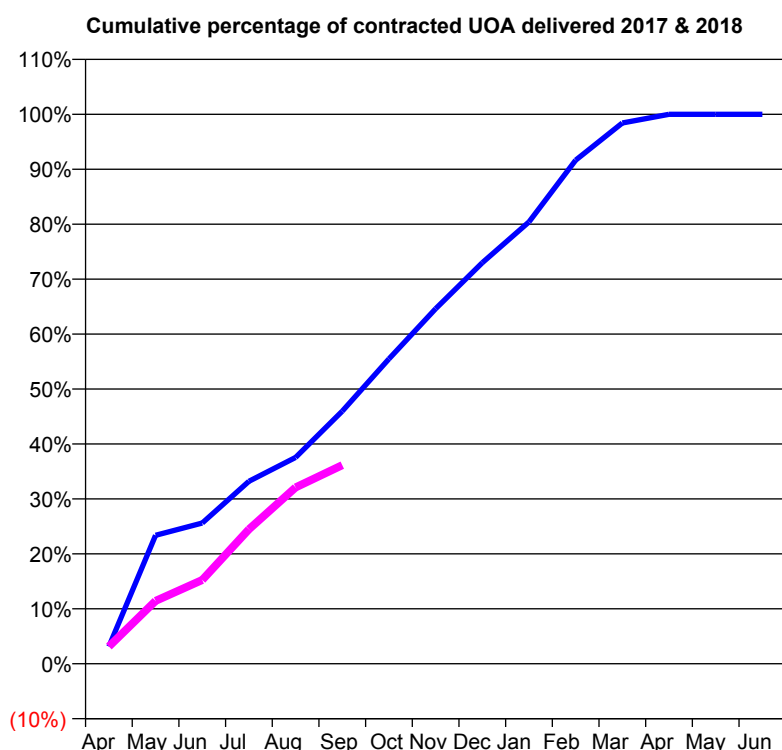
Q65 - Vital Signs Orthodontic At a Glance Contract Report for 157465/0001 - September 2017

Name or company name	Wells Orthodontics Limited
Contract type name	PDS Contract
Purpose of contract	Orthodontic
Contract start date	01/09/2015
Contract end date	31/03/2018

17/18 Contracted general activity (UDA)	0
Carry forward general activity (UDA)	0
17/18 Contracted orthodontic activity (UOA)	9,356
Carry forward orthodontic activity (UOA)	0
Baseline contract value	£620,966.89

ACCESS

	Contract	England and Wales
24 month ratio of assessments to patient IDs	1.00	1.09

ACTIVITY


Month	Adjusted Scheduled Activity (UOA)	
	2017	2018
April	294	294
May	2,187	1,071
June	2,397	1,428
July	3,106	2,289
August	3,513	3,003
September	4,302	3,381
October	5,192	
November	6,044	
December	6,829	
January	7,524	
February	8,574	
March	9,208	
April	9,355	
May	9,356	
June	9,356	

QUALITY

	Contract Quantity	Contract Base Number	Contract *	Region	England
% of all assessments that were assess and fit appliances (rolling 12 month period)	409	410	99.8%	60.8%	58.0%
% of all assessments that were assess and refuse (rolling 12 month period)	1	410	0.2%	9.9%	11.4%
% of all assessments that were assess and review (rolling 12 month period)	0	410	0.0%	29.3%	30.6%
% of terminated courses where treatment was abandoned or discontinued (rolling 12 month period)	32	482	6.6%	8.0%	7.8%
% of completed treatments indicating that PAR score was taken (year to date)	208	221	94.1%	67.9%	64.6%
Rate of removable appliances per 100 fixed appliances - proposed treatment (rolling 12 month period)	23	757	3.04	4.85	5.65
Rate of removable appliances per 100 fixed appliances - completed treatment (rolling 12 month period)	44	808	5.45	4.05	4.78
% of courses of treatment with removable appliances only - proposed treatment (rolling 12 month period)	13	409	3.2%	1.7%	2.0%
% of courses of treatment with removable appliances only - completed treatment (rolling 12 month period)	31	450	6.9%	1.7%	1.5%
% of patients satisfied with the treatment they have received (rolling 12 month period)	15	15	100.0%	96.4%	96.0%

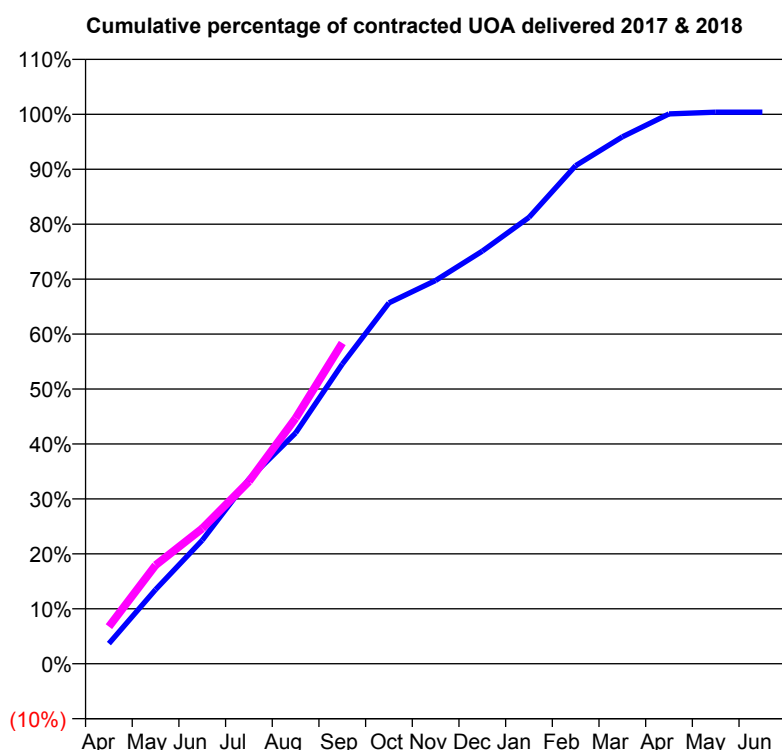
* Figures in italics indicate that the base number is less than 100.

Q65 - Vital Signs Orthodontic At a Glance Contract Report for 161136/0001 - September 2017

Name or company name	Straight & Bright Dental LTD
Contract type name	PDS Contract
Purpose of contract	General and Orthodontic
Contract start date	01/04/2011
Contract end date	31/03/2021

17/18 Contracted general activity (UDA)	388
Carry forward general activity (UDA)	10
17/18 Contracted orthodontic activity (UOA)	6,957
Carry forward orthodontic activity (UOA)	0
Baseline contract value	£508,763.47

ACCESS	Contract	England and Wales
24 month ratio of assessments to patient IDs	1.16	1.09

ACTIVITY


Month	Adjusted Scheduled Activity (UOA)	
	2017	2018
April	255	471
May	940	1,249
June	1,564	1,712
July	2,338	2,309
August	2,922	3,109
September	3,794	4,061
October	4,570	
November	4,853	
December	5,224	
January	5,652	
February	6,307	
March	6,671	
April	6,962	
May	6,983	
June	6,984	

QUALITY	Contract Quantity	Contract Base Number	Contract *	Region	England
% of all assessments that were assess and fit appliances (rolling 12 month period)	334	856	39.0%	60.8%	58.0%
% of all assessments that were assess and refuse (rolling 12 month period)	104	856	12.1%	9.9%	11.4%
% of all assessments that were assess and review (rolling 12 month period)	418	856	48.8%	29.3%	30.6%
% of terminated courses where treatment was abandoned or discontinued (rolling 12 month period)	20	176	11.4%	8.0%	7.8%
% of completed treatments indicating that PAR score was taken (year to date)	57	87	65.5%	67.9%	64.6%
Rate of removable appliances per 100 fixed appliances - proposed treatment (rolling 12 month period)	11	402	2.74	4.85	5.65
Rate of removable appliances per 100 fixed appliances - completed treatment (rolling 12 month period)	8	256	3.13	4.05	4.78
% of courses of treatment with removable appliances only - proposed treatment (rolling 12 month period)	11	334	3.3%	1.7%	2.0%
% of courses of treatment with removable appliances only - completed treatment (rolling 12 month period)	2	156	1.3%	1.7%	1.5%
% of patients satisfied with the treatment they have received (rolling 12 month period)	21	21	100.0%	96.4%	96.0%

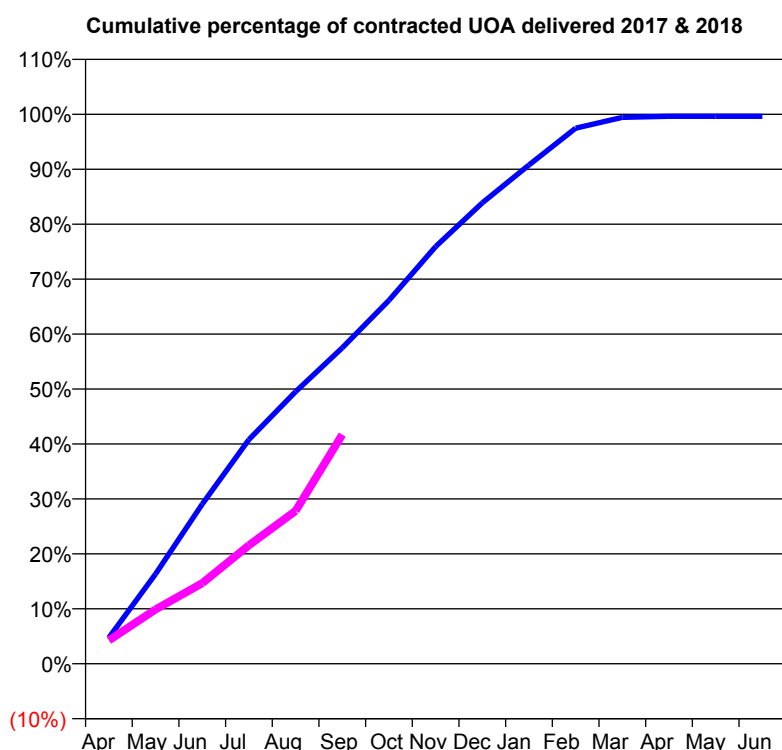
* Figures in italics indicate that the base number is less than 100.

Q65 - Vital Signs Orthodontic At a Glance Contract Report for 176710/0001 - September 2017

Name or company name	Q Dental Care Limited
Contract type name	PDS Contract
Purpose of contract	General and Orthodontic
Contract start date	01/04/2008
Contract end date	31/03/2018

17/18 Contracted general activity (UDA)	630
Carry forward general activity (UDA)	0
17/18 Contracted orthodontic activity (UOA)	15,713
Carry forward orthodontic activity (UOA)	59
Baseline contract value	£1,081,022.62

ACCESS	Contract	England and Wales
24 month ratio of assessments to patient IDs	1.01	1.09

ACTIVITY


Month	Adjusted Scheduled Activity (UOA)	
	2017	2018
April	749	670
May	2,570	1,553
June	4,565	2,304
July	6,410	3,387
August	7,781	4,371
September	9,035	6,554
October	10,391	
November	11,928	
December	13,179	
January	14,264	
February	15,315	
March	15,625	
April	15,654	
May	15,654	
June	15,654	

QUALITY	Contract Quantity	Contract Base Number	Contract *	Region	England
% of all assessments that were assess and fit appliances (rolling 12 month period)	607	1,230	49.3%	60.8%	58.0%
% of all assessments that were assess and refuse (rolling 12 month period)	180	1,230	14.6%	9.9%	11.4%
% of all assessments that were assess and review (rolling 12 month period)	443	1,230	36.0%	29.3%	30.6%
% of terminated courses where treatment was abandoned or discontinued (rolling 12 month period)	31	616	5.0%	8.0%	7.8%
% of completed treatments indicating that PAR score was taken (year to date)	96	299	32.1%	67.9%	64.6%
Rate of removable appliances per 100 fixed appliances - proposed treatment (rolling 12 month period)	2	1,195	0.17	4.85	5.65
Rate of removable appliances per 100 fixed appliances - completed treatment (rolling 12 month period)	4	1,144	0.35	4.05	4.78
% of courses of treatment with removable appliances only - proposed treatment (rolling 12 month period)	2	607	0.3%	1.7%	2.0%
% of courses of treatment with removable appliances only - completed treatment (rolling 12 month period)	4	585	0.7%	1.7%	1.5%
% of patients satisfied with the treatment they have received (rolling 12 month period)	14	14	100.0%	96.4%	96.0%

* Figures in italics indicate that the base number is less than 100.

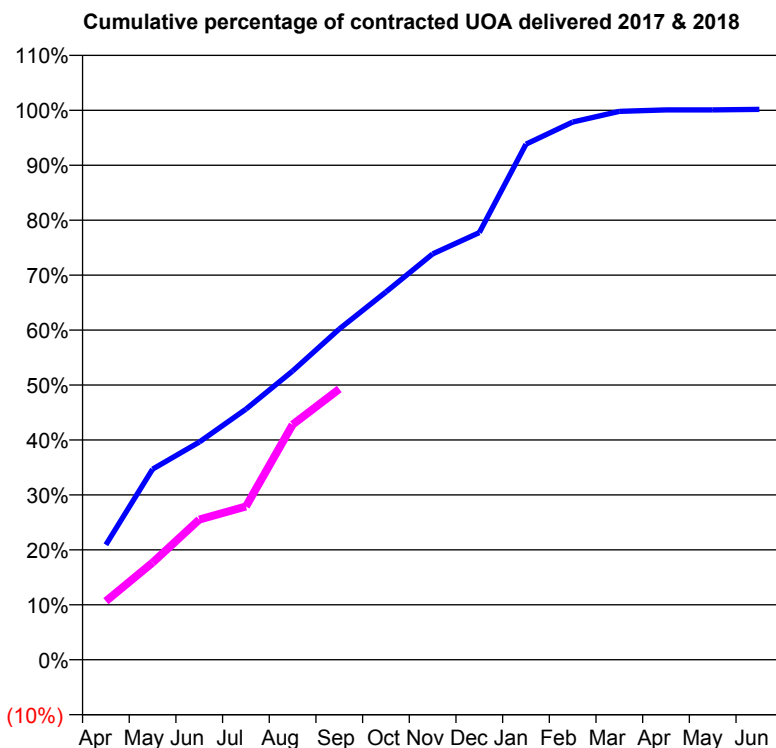
Q65 - Vital Signs Orthodontic At a Glance Contract Report for 176710/0003 - September 2017

Name or company name	Q Dental Care Limited
Contract type name	PDS Contract
Purpose of contract	Orthodontic
Contract start date	01/04/2008
Contract end date	31/03/2018

17/18 Contracted general activity (UDA)	0
Carry forward general activity (UDA)	0
17/18 Contracted orthodontic activity (UOA)	21,588
Carry forward orthodontic activity (UOA)	0
Baseline contract value	£1,465,995.24

ACCESS

	Contract	England and Wales
24 month ratio of assessments to patient IDs	1.16	1.09

ACTIVITY


Month	Adjusted Scheduled Activity (UOA)	
	2017	2018
April	4,519	2,301
May	7,490	3,819
June	8,554	5,507
July	9,846	6,022
August	11,344	9,241
September	12,995	10,636
October	14,451	
November	15,944	
December	16,780	
January	20,256	
February	21,127	
March	21,543	
April	21,604	
May	21,604	
June	21,625	

QUALITY

	Contract Quantity	Contract Base Number	Contract *	Region	England
% of all assessments that were assess and fit appliances (rolling 12 month period)	905	1,583	57.2%	60.8%	58.0%
% of all assessments that were assess and refuse (rolling 12 month period)	168	1,583	10.6%	9.9%	11.4%
% of all assessments that were assess and review (rolling 12 month period)	510	1,583	32.2%	29.3%	30.6%
% of terminated courses where treatment was abandoned or discontinued (rolling 12 month period)	32	764	4.2%	8.0%	7.8%
% of completed treatments indicating that PAR score was taken (year to date)	150	351	42.7%	67.9%	64.6%
Rate of removable appliances per 100 fixed appliances - proposed treatment (rolling 12 month period)	30	1,759	1.71	4.85	5.65
Rate of removable appliances per 100 fixed appliances - completed treatment (rolling 12 month period)	19	1,389	1.37	4.05	4.78
% of courses of treatment with removable appliances only - proposed treatment (rolling 12 month period)	14	905	1.5%	1.7%	2.0%
% of courses of treatment with removable appliances only - completed treatment (rolling 12 month period)	11	732	1.5%	1.7%	1.5%
% of patients satisfied with the treatment they have received (rolling 12 month period)	30	30	100.0%	96.4%	96.0%

* Figures in italics indicate that the base number is less than 100.

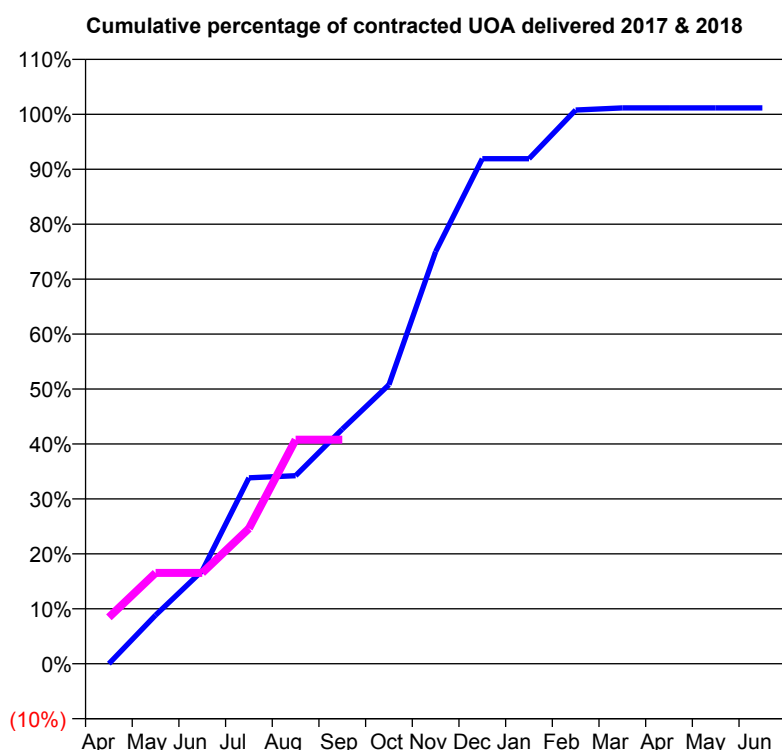
Q65 - Vital Signs Orthodontic At a Glance Contract Report for 186716/0001 - September 2017

Name or company name	Parkfield Dental Surgery Ltd
Contract type name	GDS Contract
Purpose of contract	General and Orthodontic
Contract start date	01/04/2007
Contract end date	

17/18 Contracted general activity (UDA)	29,027
Carry forward general activity (UDA)	0
17/18 Contracted orthodontic activity (UOA)	260
Carry forward orthodontic activity (UOA)	0
Baseline contract value	£710,891.38

ACCESS

	Contract	England and Wales
24 month ratio of assessments to patient IDs	1.03	1.09

ACTIVITY


Month	Adjusted Scheduled Activity (UOA)	
	2017	2018
April	0	22
May	23	43
June	44	43
July	88	64
August	89	106
September	111	106
October	132	
November	195	
December	239	
January	239	
February	262	
March	263	
April	263	
May	263	
June	263	

QUALITY

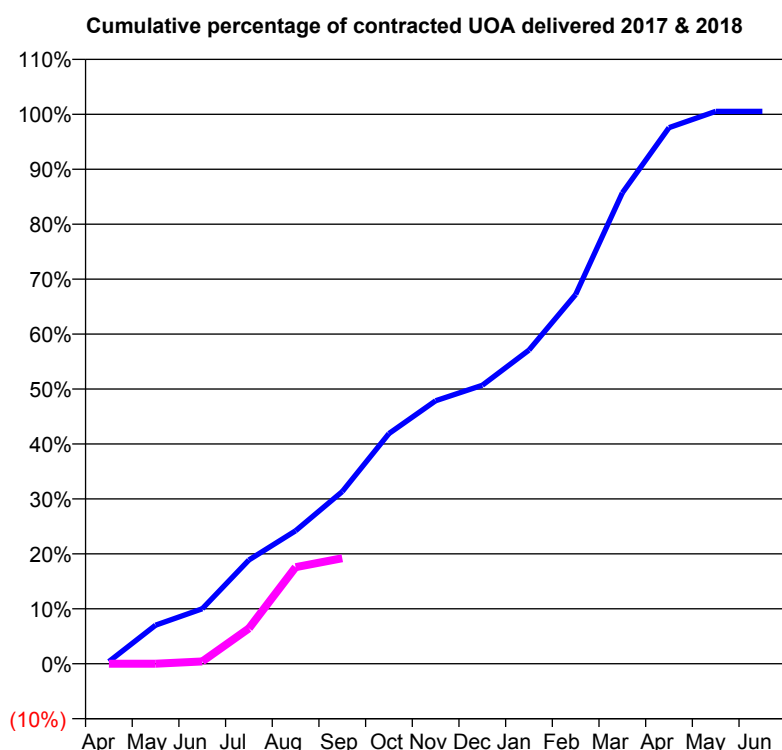
	Contract Quantity	Contract Base Number	Contract *	Region	England
% of all assessments that were assess and fit appliances (rolling 12 month period)	12	18	66.7%	60.8%	58.0%
% of all assessments that were assess and refuse (rolling 12 month period)	3	18	16.7%	9.9%	11.4%
% of all assessments that were assess and review (rolling 12 month period)	3	18	16.7%	29.3%	30.6%
% of terminated courses where treatment was abandoned or discontinued (rolling 12 month period)	0	1	0.0%	8.0%	7.8%
% of completed treatments indicating that PAR score was taken (year to date)	1	1	100.0%	67.9%	64.6%
Rate of removable appliances per 100 fixed appliances - proposed treatment (rolling 12 month period)	0	24	0.00	4.85	5.65
Rate of removable appliances per 100 fixed appliances - completed treatment (rolling 12 month period)	0	2	0.00	4.05	4.78
% of courses of treatment with removable appliances only - proposed treatment (rolling 12 month period)	0	12	0.0%	1.7%	2.0%
% of courses of treatment with removable appliances only - completed treatment (rolling 12 month period)	0	1	0.0%	1.7%	1.5%
% of patients satisfied with the treatment they have received (rolling 12 month period)	1	1	100.0%	96.4%	96.0%

* Figures in italics indicate that the base number is less than 100.

Q65 - Vital Signs Orthodontic At a Glance Contract Report for 186872/0009 - September 2017

Name or company name	ORTHOWORLD 2000 LTD	17/18 Contracted general activity (UDA)	0
Contract type name	PDS Contract	Carry forward general activity (UDA)	0
Purpose of contract	Orthodontic	17/18 Contracted orthodontic activity (UOA)	15,648
Contract start date	01/04/2006	Carry forward orthodontic activity (UOA)	0
Contract end date	31/03/2018	Baseline contract value	£1,051,331.82

ACCESS	Contract	England and Wales
24 month ratio of assessments to patient IDs	1.04	1.09

ACTIVITY


Month	Adjusted Scheduled Activity (UOA)	
	2017	2018
April	63	0
May	1,098	0
June	1,565	65
July	2,957	1,010
August	3,789	2,753
September	4,903	3,005
October	6,556	
November	7,490	
December	7,930	
January	8,935	
February	10,515	
March	13,411	
April	15,267	
May	15,729	
June	15,729	

QUALITY	Contract Quantity	Contract Base Number	Contract *	Region	England
% of all assessments that were assess and fit appliances (rolling 12 month period)	653	902	72.4%	60.8%	58.0%
% of all assessments that were assess and refuse (rolling 12 month period)	82	902	9.1%	9.9%	11.4%
% of all assessments that were assess and review (rolling 12 month period)	167	902	18.5%	29.3%	30.6%
% of terminated courses where treatment was abandoned or discontinued (rolling 12 month period)	85	625	13.6%	8.0%	7.8%
% of completed treatments indicating that PAR score was taken (year to date)	187	207	90.3%	67.9%	64.6%
Rate of removable appliances per 100 fixed appliances - proposed treatment (rolling 12 month period)	21	1,283	1.64	4.85	5.65
Rate of removable appliances per 100 fixed appliances - completed treatment (rolling 12 month period)	17	1,065	1.60	4.05	4.78
% of courses of treatment with removable appliances only - proposed treatment (rolling 12 month period)	3	653	0.5%	1.7%	2.0%
% of courses of treatment with removable appliances only - completed treatment (rolling 12 month period)	2	540	0.4%	1.7%	1.5%
% of patients satisfied with the treatment they have received (rolling 12 month period)	33	34	97.1%	96.4%	96.0%

* Figures in italics indicate that the base number is less than 100.

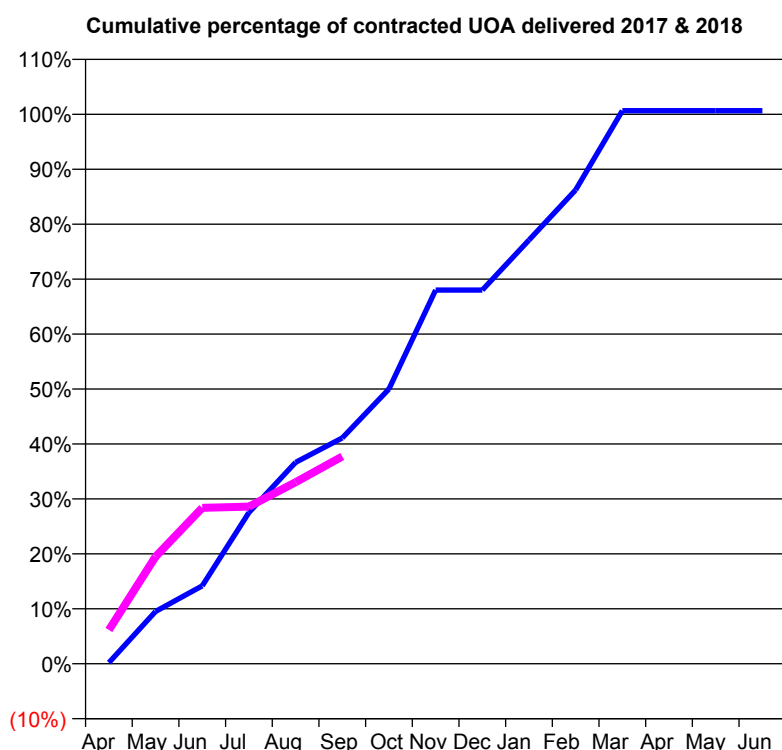
Q65 - Vital Signs Orthodontic At a Glance Contract Report for 197963/0001 - September 2017

Name or company name	Linden House Dental Practice
Contract type name	GDS Contract
Purpose of contract	General and Orthodontic
Contract start date	01/02/2011
Contract end date	

17/18 Contracted general activity (UDA)	3,702
Carry forward general activity (UDA)	0
17/18 Contracted orthodontic activity (UOA)	472
Carry forward orthodontic activity (UOA)	0
Baseline contract value	£119,698.50

ACCESS

	Contract	England and Wales
24 month ratio of assessments to patient IDs	1.00	1.09

ACTIVITY


Month	Adjusted Scheduled Activity (UOA)	
	2017	2018
April	1	29
May	45	92
June	67	134
July	130	135
August	173	156
September	194	178
October	236	
November	321	
December	321	
January	364	
February	407	
March	475	
April	475	
May	475	
June	475	

QUALITY

	Contract Quantity	Contract Base Number	Contract *	Region	England
% of all assessments that were assess and fit appliances (rolling 12 month period)	24	30	80.0%	60.8%	58.0%
% of all assessments that were assess and refuse (rolling 12 month period)	2	30	6.7%	9.9%	11.4%
% of all assessments that were assess and review (rolling 12 month period)	4	30	13.3%	29.3%	30.6%
% of terminated courses where treatment was abandoned or discontinued (rolling 12 month period)	0	26	0.0%	8.0%	7.8%
% of completed treatments indicating that PAR score was taken (year to date)	15	15	100.0%	67.9%	64.6%
Rate of removable appliances per 100 fixed appliances - proposed treatment (rolling 12 month period)	9	27	33.33	4.85	5.65
Rate of removable appliances per 100 fixed appliances - completed treatment (rolling 12 month period)	0	1	0.00	4.05	4.78
% of courses of treatment with removable appliances only - proposed treatment (rolling 12 month period)	9	24	37.5%	1.7%	2.0%
% of courses of treatment with removable appliances only - completed treatment (rolling 12 month period)	0	26	0.0%	1.7%	1.5%
% of patients satisfied with the treatment they have received (rolling 12 month period)	1	1	100.0%	96.4%	96.0%

* Figures in italics indicate that the base number is less than 100.

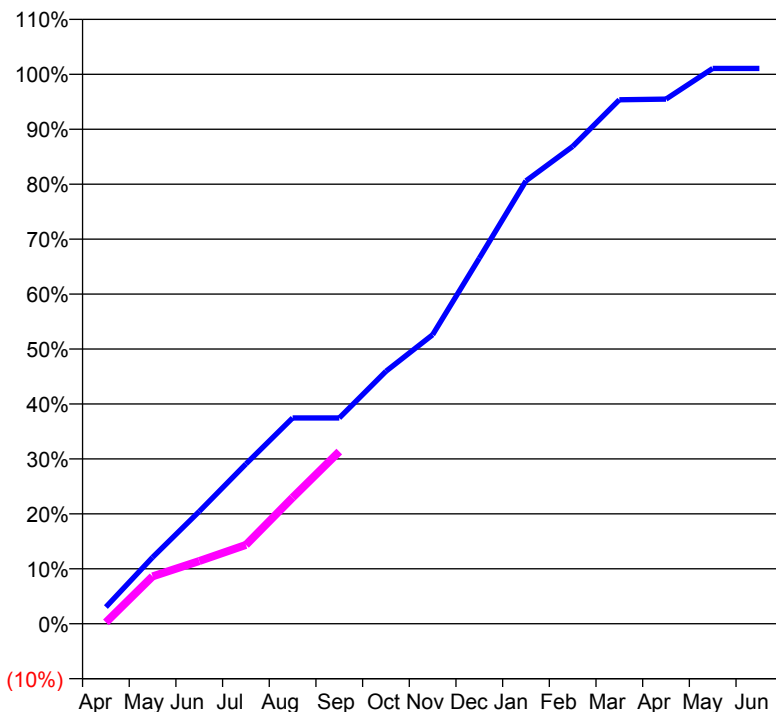
Q65 - Vital Signs Orthodontic At a Glance Contract Report for 222399/0001 - September 2017

Name or company name	MR S KUMORDZIE
Contract type name	GDS Contract
Purpose of contract	General and Orthodontic
Contract start date	01/04/2006
Contract end date	

17/18 Contracted general activity (UDA)	5,751
Carry forward general activity (UDA)	0
17/18 Contracted orthodontic activity (UOA)	753
Carry forward orthodontic activity (UOA)	0
Baseline contract value	£186,613.79

ACCESS

	Contract	England and Wales
24 month ratio of assessments to patient IDs	1.06	1.09

ACTIVITY
Cumulative percentage of contracted UOA delivered 2017 & 2018

Adjusted Scheduled Activity (UOA)

Month	2017	2018
April	23	2
May	91	65
June	154	86
July	219	108
August	282	173
September	282	236
October	346	
November	396	
December	501	
January	607	
February	654	
March	718	
April	719	
May	761	
June	761	

QUALITY

	Contract Quantity	Contract Base Number	Contract *	Region	England
% of all assessments that were assess and fit appliances (rolling 12 month period)	35	58	60.3%	60.8%	58.0%
% of all assessments that were assess and refuse (rolling 12 month period)	11	58	19.0%	9.9%	11.4%
% of all assessments that were assess and review (rolling 12 month period)	12	58	20.7%	29.3%	30.6%
% of terminated courses where treatment was abandoned or discontinued (rolling 12 month period)	2	39	5.1%	8.0%	7.8%
% of completed treatments indicating that PAR score was taken (year to date)	4	15	26.7%	67.9%	64.6%
Rate of removable appliances per 100 fixed appliances - proposed treatment (rolling 12 month period)	0	0	N/A	4.85	5.65
Rate of removable appliances per 100 fixed appliances - completed treatment (rolling 12 month period)	0	0	N/A	4.05	4.78
% of courses of treatment with removable appliances only - proposed treatment (rolling 12 month period)	0	35	0.0%	1.7%	2.0%
% of courses of treatment with removable appliances only - completed treatment (rolling 12 month period)	0	37	0.0%	1.7%	1.5%
% of patients satisfied with the treatment they have received (rolling 12 month period)	0	0	N/A	96.4%	96.0%

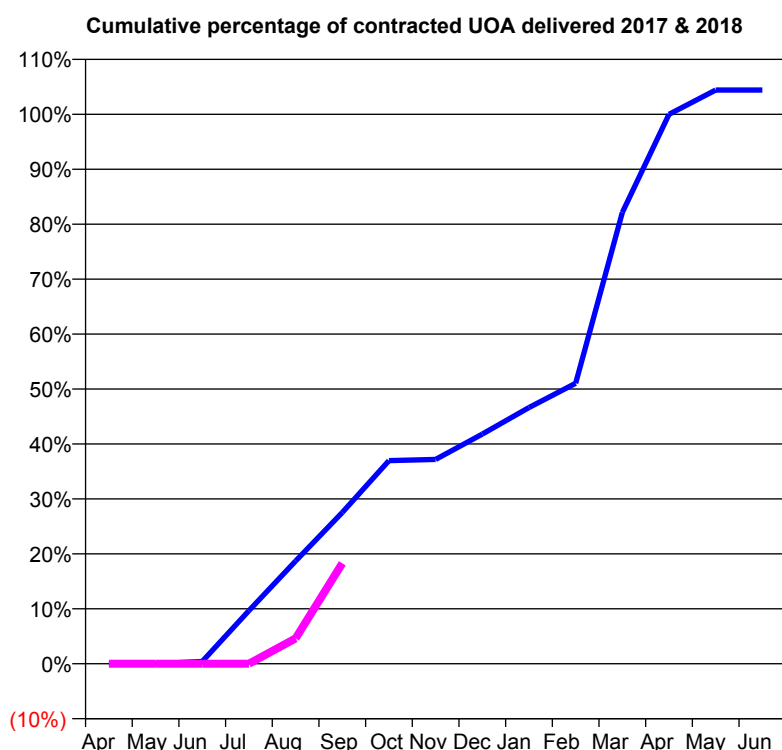
* Figures in italics indicate that the base number is less than 100.

Q65 - Vital Signs Orthodontic At a Glance Contract Report for 331791/0001 - September 2017

Name or company name	MR AM RICHARDS
Contract type name	PDS Contract
Purpose of contract	Orthodontic
Contract start date	01/04/2006
Contract end date	31/03/2018

17/18 Contracted general activity (UDA)	0
Carry forward general activity (UDA)	0
17/18 Contracted orthodontic activity (UOA)	476
Carry forward orthodontic activity (UOA)	0
Baseline contract value	£31,980.29

ACCESS	Contract	England and Wales
24 month ratio of assessments to patient IDs	1.03	1.09

ACTIVITY


Month	Adjusted Scheduled Activity (UOA)	
	2017	2018
April	0	0
May	0	0
June	2	0
July	46	0
August	89	22
September	131	87
October	176	
November	177	
December	199	
January	222	
February	243	
March	391	
April	476	
May	497	
June	497	

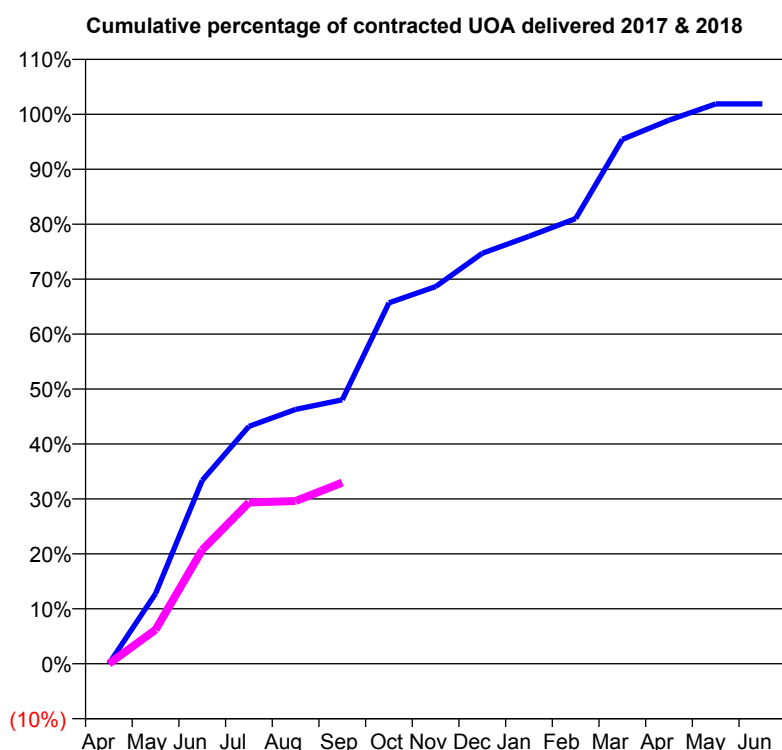
QUALITY	Contract Quantity	Contract Base Number	Contract *	Region	England
% of all assessments that were assess and fit appliances (rolling 12 month period)	21	33	63.6%	60.8%	58.0%
% of all assessments that were assess and refuse (rolling 12 month period)	5	33	15.2%	9.9%	11.4%
% of all assessments that were assess and review (rolling 12 month period)	7	33	21.2%	29.3%	30.6%
% of terminated courses where treatment was abandoned or discontinued (rolling 12 month period)	2	24	8.3%	8.0%	7.8%
% of completed treatments indicating that PAR score was taken (year to date)	6	8	75.0%	67.9%	64.6%
Rate of removable appliances per 100 fixed appliances - proposed treatment (rolling 12 month period)	0	42	0.00	4.85	5.65
Rate of removable appliances per 100 fixed appliances - completed treatment (rolling 12 month period)	0	0	N/A	4.05	4.78
% of courses of treatment with removable appliances only - proposed treatment (rolling 12 month period)	0	21	0.0%	1.7%	2.0%
% of courses of treatment with removable appliances only - completed treatment (rolling 12 month period)	0	22	0.0%	1.7%	1.5%
% of patients satisfied with the treatment they have received (rolling 12 month period)	0	0	N/A	96.4%	96.0%

* Figures in italics indicate that the base number is less than 100.

Q65 - Vital Signs Orthodontic At a Glance Contract Report for 568031/0001 - September 2017

Name or company name	MR SC LAWSON	17/18 Contracted general activity (UDA)	2,000
Contract type name	GDS Contract	Carry forward general activity (UDA)	0
Purpose of contract	General and Orthodontic	17/18 Contracted orthodontic activity (UOA)	743
Contract start date	01/01/2015	Carry forward orthodontic activity (UOA)	0
Contract end date		Baseline contract value	£97,288.14

ACCESS	Contract	England and Wales
24 month ratio of assessments to patient IDs	1.15	1.09

ACTIVITY


Month	Adjusted Scheduled Activity (UOA)	
	2017	2018
April	0	0
May	95	46
June	248	154
July	321	218
August	344	220
September	357	245
October	488	
November	510	
December	555	
January	578	
February	602	
March	709	
April	735	
May	757	
June	757	

QUALITY	Contract Quantity	Contract Base Number	Contract *	Region	England
% of all assessments that were assess and fit appliances (rolling 12 month period)	30	66	45.5%	60.8%	58.0%
% of all assessments that were assess and refuse (rolling 12 month period)	2	66	3.0%	9.9%	11.4%
% of all assessments that were assess and review (rolling 12 month period)	34	66	51.5%	29.3%	30.6%
% of terminated courses where treatment was abandoned or discontinued (rolling 12 month period)	0	34	0.0%	8.0%	7.8%
% of completed treatments indicating that PAR score was taken (year to date)	16	16	100.0%	67.9%	64.6%
Rate of removable appliances per 100 fixed appliances - proposed treatment (rolling 12 month period)	10	56	17.86	4.85	5.65
Rate of removable appliances per 100 fixed appliances - completed treatment (rolling 12 month period)	1	55	1.82	4.05	4.78
% of courses of treatment with removable appliances only - proposed treatment (rolling 12 month period)	1	30	3.3%	1.7%	2.0%
% of courses of treatment with removable appliances only - completed treatment (rolling 12 month period)	0	34	0.0%	1.7%	1.5%
% of patients satisfied with the treatment they have received (rolling 12 month period)	0	0	N/A	96.4%	96.0%

* Figures in italics indicate that the base number is less than 100.

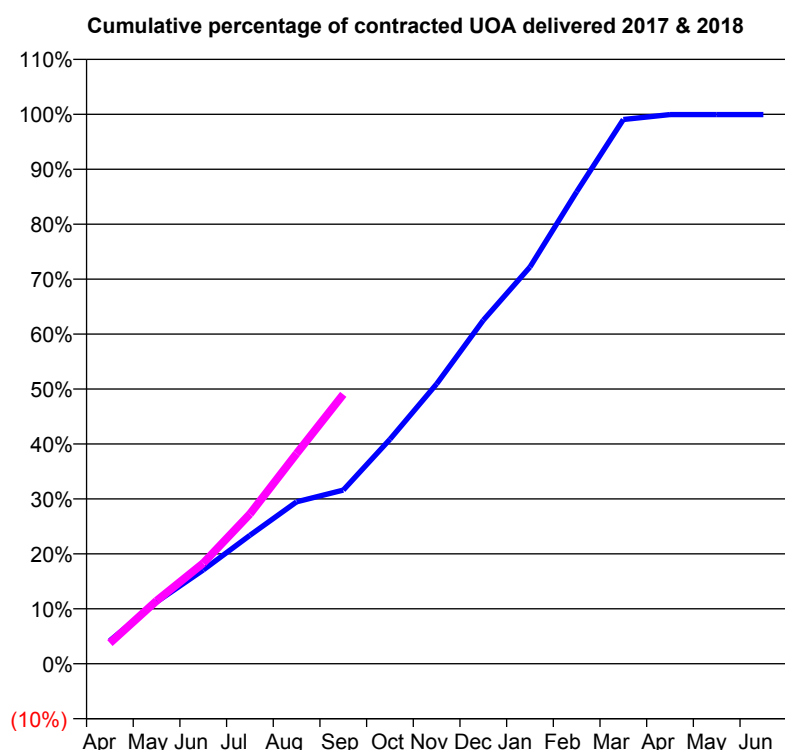
Q65 - Vital Signs Orthodontic At a Glance Contract Report for 644927/0003 - September 2017

Name or company name	MR MR BRICKLEY
Contract type name	PDS Contract
Purpose of contract	Orthodontic
Contract start date	01/04/2006
Contract end date	31/03/2018

17/18 Contracted general activity (UDA)	0
Carry forward general activity (UDA)	0
17/18 Contracted orthodontic activity (UOA)	14,874
Carry forward orthodontic activity (UOA)	10
Baseline contract value	£1,040,376.22

ACCESS	Contract	England and Wales
--------	----------	-------------------

24 month ratio of assessments to patient IDs	1.12	1.09
--	------	------

ACTIVITY


Month	Adjusted Scheduled Activity (UOA)	
	2017	2018
April	626	560
May	1,672	1,707
June	2,540	2,724
July	3,477	4,057
August	4,384	5,689
September	4,700	7,293
October	6,077	
November	7,574	
December	9,300	
January	10,741	
February	12,775	
March	14,732	
April	14,864	
May	14,864	
June	14,864	

QUALITY	Contract Quantity	Contract Base Number	Contract *	Region	England
---------	-------------------	----------------------	------------	--------	---------

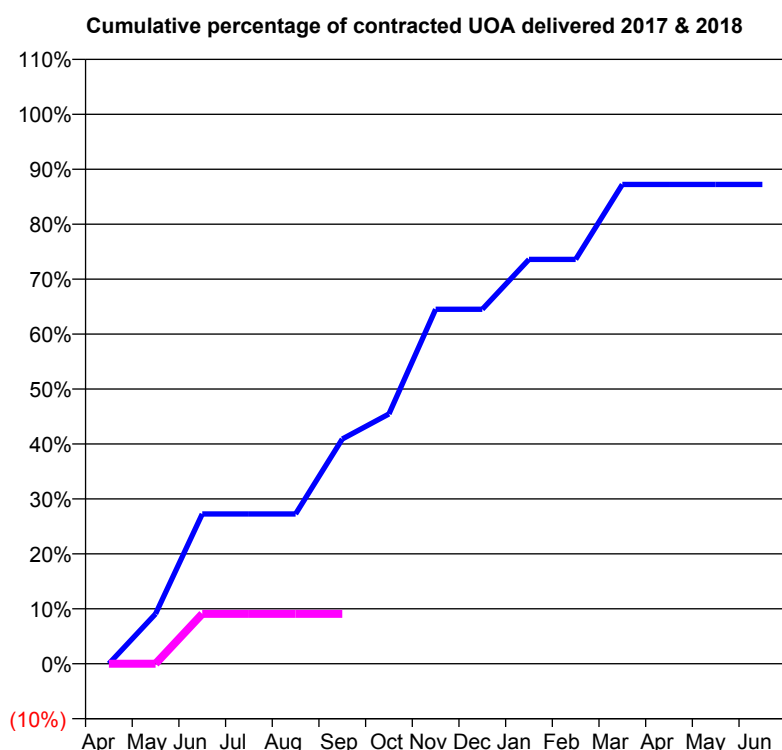
% of all assessments that were assess and fit appliances (rolling 12 month period)	836	961	87.0%	60.8%	58.0%
% of all assessments that were assess and refuse (rolling 12 month period)	116	961	12.1%	9.9%	11.4%
% of all assessments that were assess and review (rolling 12 month period)	9	961	0.9%	29.3%	30.6%
% of terminated courses where treatment was abandoned or discontinued (rolling 12 month period)	31	640	4.8%	8.0%	7.8%
% of completed treatments indicating that PAR score was taken (year to date)	261	345	75.7%	67.9%	64.6%
Rate of removable appliances per 100 fixed appliances - proposed treatment (rolling 12 month period)	28	1,649	1.70	4.85	5.65
Rate of removable appliances per 100 fixed appliances - completed treatment (rolling 12 month period)	27	1,173	2.30	4.05	4.78
% of courses of treatment with removable appliances only - proposed treatment (rolling 12 month period)	2	836	0.2%	1.7%	2.0%
% of courses of treatment with removable appliances only - completed treatment (rolling 12 month period)	8	609	1.3%	1.7%	1.5%
% of patients satisfied with the treatment they have received (rolling 12 month period)	36	40	90.0%	96.4%	96.0%

* Figures in italics indicate that the base number is less than 100.

Q65 - Vital Signs Orthodontic At a Glance Contract Report for 740594/0002 - September 2017

Name or company name	MISS JM HAYES	17/18 Contracted general activity (UDA)	0
Contract type name	PDS Contract	Carry forward general activity (UDA)	0
Purpose of contract	Orthodontic	17/18 Contracted orthodontic activity (UOA)	462
Contract start date	01/04/2006	Carry forward orthodontic activity (UOA)	0
Contract end date		Baseline contract value	£30,321.41

ACCESS	Contract	England and Wales
24 month ratio of assessments to patient IDs	1.00	1.09

ACTIVITY


Month	Adjusted Scheduled Activity (UOA)	
	2017	2018
April	0	0
May	42	0
June	126	42
July	126	42
August	126	42
September	189	42
October	210	
November	298	
December	298	
January	340	
February	340	
March	403	
April	403	
May	403	
June	403	

QUALITY	Contract Quantity	Contract Base Number	Contract *	Region	England
% of all assessments that were assess and fit appliances (rolling 12 month period)	13	13	100.0%	60.8%	58.0%
% of all assessments that were assess and refuse (rolling 12 month period)	0	13	0.0%	9.9%	11.4%
% of all assessments that were assess and review (rolling 12 month period)	0	13	0.0%	29.3%	30.6%
% of terminated courses where treatment was abandoned or discontinued (rolling 12 month period)	0	16	0.0%	8.0%	7.8%
% of completed treatments indicating that PAR score was taken (year to date)	4	5	80.0%	67.9%	64.6%
Rate of removable appliances per 100 fixed appliances - proposed treatment (rolling 12 month period)	2	26	7.69	4.85	5.65
Rate of removable appliances per 100 fixed appliances - completed treatment (rolling 12 month period)	1	32	3.13	4.05	4.78
% of courses of treatment with removable appliances only - proposed treatment (rolling 12 month period)	0	13	0.0%	1.7%	2.0%
% of courses of treatment with removable appliances only - completed treatment (rolling 12 month period)	0	16	0.0%	1.7%	1.5%
% of patients satisfied with the treatment they have received (rolling 12 month period)	0	0	N/A	96.4%	96.0%

* Figures in italics indicate that the base number is less than 100.

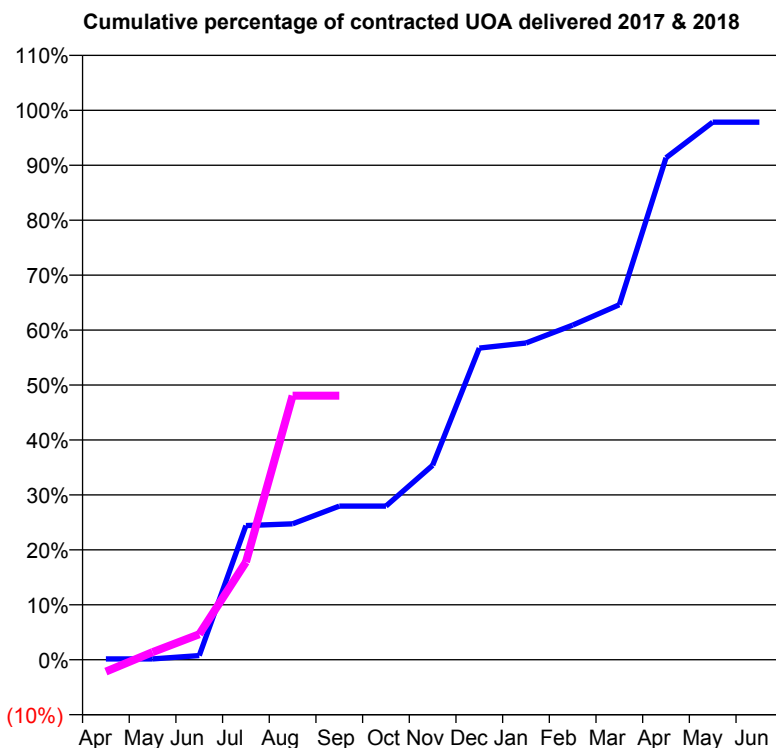
Q65 - Vital Signs Orthodontic At a Glance Contract Report for 810339/0001 - September 2017

Name or company name	MRS C MATHIESON
Contract type name	PDS Contract
Purpose of contract	Orthodontic
Contract start date	01/04/2006
Contract end date	31/03/2021

17/18 Contracted general activity (UDA)	0
Carry forward general activity (UDA)	0
17/18 Contracted orthodontic activity (UOA)	647
Carry forward orthodontic activity (UOA)	14
Baseline contract value	£43,924.62

ACCESS

	Contract	England and Wales
24 month ratio of assessments to patient IDs	1.15	1.09

ACTIVITY


Month	Adjusted Scheduled Activity (UOA)	
	2017	2018
April	1	-14
May	1	9
June	5	30
July	158	115
August	160	311
September	181	311
October	181	
November	229	
December	367	
January	373	
February	394	
March	418	
April	591	
May	633	
June	633	

QUALITY

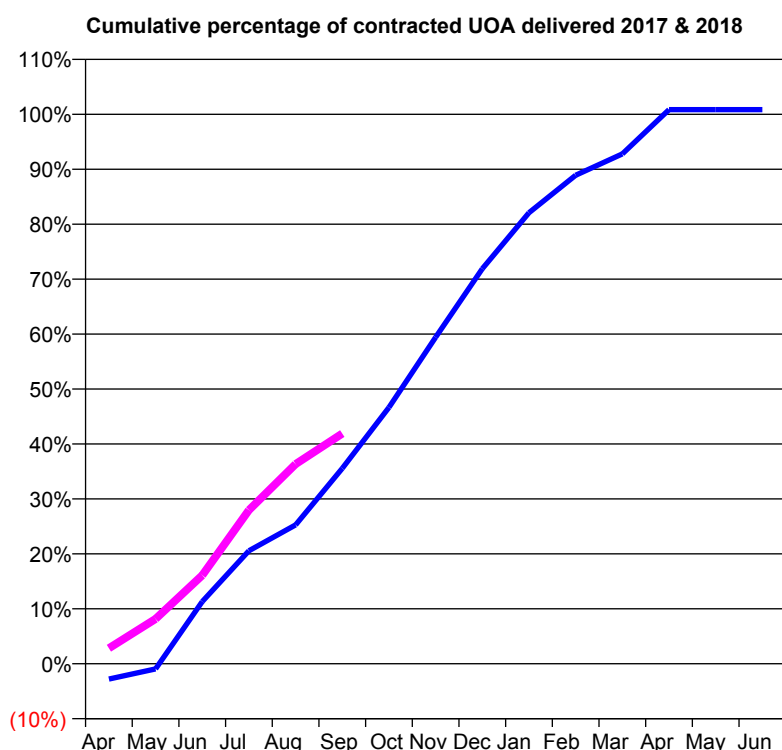
	Contract Quantity	Contract Base Number	Contract *	Region	England
% of all assessments that were assess and fit appliances (rolling 12 month period)	36	78	46.2%	60.8%	58.0%
% of all assessments that were assess and refuse (rolling 12 month period)	10	78	12.8%	9.9%	11.4%
% of all assessments that were assess and review (rolling 12 month period)	32	78	41.0%	29.3%	30.6%
% of terminated courses where treatment was abandoned or discontinued (rolling 12 month period)	1	18	5.6%	8.0%	7.8%
% of completed treatments indicating that PAR score was taken (year to date)	2	7	28.6%	67.9%	64.6%
Rate of removable appliances per 100 fixed appliances - proposed treatment (rolling 12 month period)	3	70	4.29	4.85	5.65
Rate of removable appliances per 100 fixed appliances - completed treatment (rolling 12 month period)	2	26	7.69	4.05	4.78
% of courses of treatment with removable appliances only - proposed treatment (rolling 12 month period)	0	36	0.0%	1.7%	2.0%
% of courses of treatment with removable appliances only - completed treatment (rolling 12 month period)	0	17	0.0%	1.7%	1.5%
% of patients satisfied with the treatment they have received (rolling 12 month period)	3	3	100.0%	96.4%	96.0%

* Figures in italics indicate that the base number is less than 100.

Q65 - Vital Signs Orthodontic At a Glance Contract Report for 813958/0001 - September 2017

Name or company name	MR AA PARFITT	17/18 Contracted general activity (UDA)	0
Contract type name	GDS Contract	Carry forward general activity (UDA)	0
Purpose of contract	Orthodontic	17/18 Contracted orthodontic activity (UOA)	8,970
Contract start date	01/04/2006	Carry forward orthodontic activity (UOA)	0
Contract end date		Baseline contract value	£602,344.61

ACCESS	Contract	England and Wales
24 month ratio of assessments to patient IDs	1.00	1.09

ACTIVITY


Month	Adjusted Scheduled Activity (UOA)	
	2017	2018
April	-252	254
May	-86	732
June	1,015	1,445
July	1,844	2,509
August	2,266	3,259
September	3,191	3,758
October	4,184	
November	5,329	
December	6,448	
January	7,363	
February	7,974	
March	8,322	
April	9,045	
May	9,045	
June	9,045	

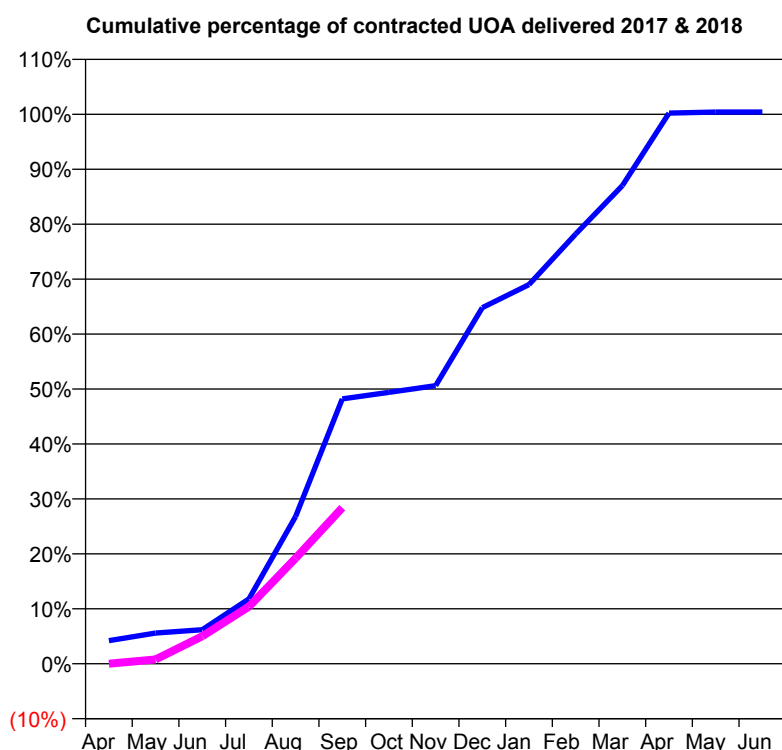
QUALITY	Contract Quantity	Contract Base Number	Contract *	Region	England
% of all assessments that were assess and fit appliances (rolling 12 month period)	414	1,418	29.2%	60.8%	58.0%
% of all assessments that were assess and refuse (rolling 12 month period)	404	1,418	28.5%	9.9%	11.4%
% of all assessments that were assess and review (rolling 12 month period)	600	1,418	42.3%	29.3%	30.6%
% of terminated courses where treatment was abandoned or discontinued (rolling 12 month period)	8	327	2.4%	8.0%	7.8%
% of completed treatments indicating that PAR score was taken (year to date)	64	168	38.1%	67.9%	64.6%
Rate of removable appliances per 100 fixed appliances - proposed treatment (rolling 12 month period)	9	798	1.13	4.85	5.65
Rate of removable appliances per 100 fixed appliances - completed treatment (rolling 12 month period)	8	622	1.29	4.05	4.78
% of courses of treatment with removable appliances only - proposed treatment (rolling 12 month period)	9	414	2.2%	1.7%	2.0%
% of courses of treatment with removable appliances only - completed treatment (rolling 12 month period)	5	319	1.6%	1.7%	1.5%
% of patients satisfied with the treatment they have received (rolling 12 month period)	29	29	100.0%	96.4%	96.0%

* Figures in italics indicate that the base number is less than 100.

Q65 - Vital Signs Orthodontic At a Glance Contract Report for 836133/0001 - September 2017

Name or company name	MRS LA BARNES	17/18 Contracted general activity (UDA)	13,500
Contract type name	GDS Contract	Carry forward general activity (UDA)	-16
Purpose of contract	General and Orthodontic	17/18 Contracted orthodontic activity (UOA)	500
Contract start date	01/06/2013	Carry forward orthodontic activity (UOA)	0
Contract end date		Baseline contract value	£337,799.16

ACCESS	Contract	England and Wales
24 month ratio of assessments to patient IDs	1.10	1.09

ACTIVITY


Month	Adjusted Scheduled Activity (UOA)	
	2017	2018
April	21	0
May	28	4
June	31	25
July	59	52
August	134	96
September	241	142
October	247	
November	253	
December	324	
January	345	
February	391	
March	435	
April	501	
May	502	
June	502	

QUALITY	Contract Quantity	Contract Base Number	Contract *	Region	England
% of all assessments that were assess and fit appliances (rolling 12 month period)	18	62	29.0%	60.8%	58.0%
% of all assessments that were assess and refuse (rolling 12 month period)	11	62	17.7%	9.9%	11.4%
% of all assessments that were assess and review (rolling 12 month period)	33	62	53.2%	29.3%	30.6%
% of terminated courses where treatment was abandoned or discontinued (rolling 12 month period)	2	16	12.5%	8.0%	7.8%
% of completed treatments indicating that PAR score was taken (year to date)	8	8	100.0%	67.9%	64.6%
Rate of removable appliances per 100 fixed appliances - proposed treatment (rolling 12 month period)	1	28	3.57	4.85	5.65
Rate of removable appliances per 100 fixed appliances - completed treatment (rolling 12 month period)	0	15	0.00	4.05	4.78
% of courses of treatment with removable appliances only - proposed treatment (rolling 12 month period)	1	18	5.6%	1.7%	2.0%
% of courses of treatment with removable appliances only - completed treatment (rolling 12 month period)	0	14	0.0%	1.7%	1.5%
% of patients satisfied with the treatment they have received (rolling 12 month period)	3	3	100.0%	96.4%	96.0%

* Figures in italics indicate that the base number is less than 100.

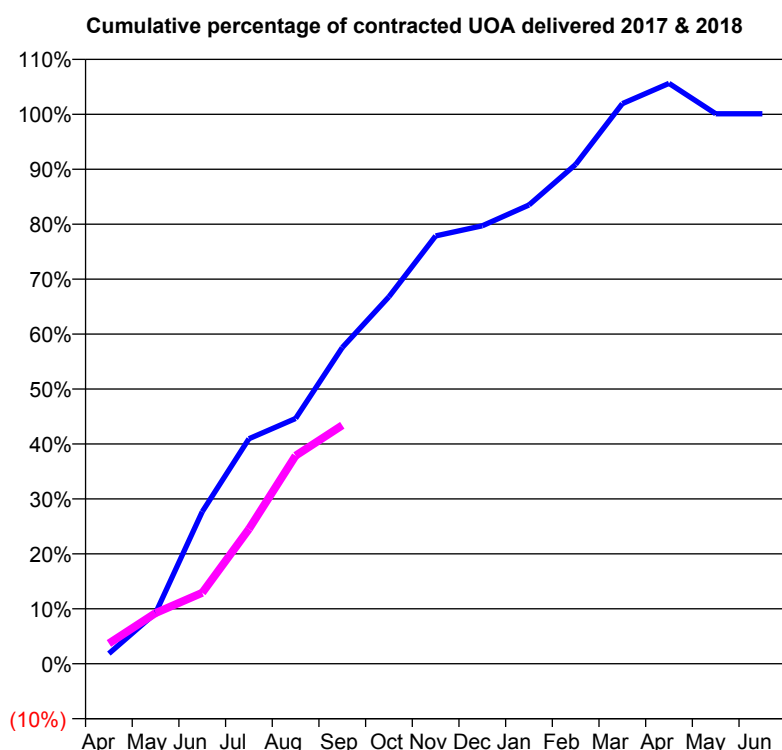
Q65 - Vital Signs Orthodontic At a Glance Contract Report for 913782/0001 - September 2017

Name or company name	MR PJ DRUGAN
Contract type name	GDS Contract
Purpose of contract	General and Orthodontic
Contract start date	01/04/2006
Contract end date	

17/18 Contracted general activity (UDA)	31,020
Carry forward general activity (UDA)	0
17/18 Contracted orthodontic activity (UOA)	1,138
Carry forward orthodontic activity (UOA)	0
Baseline contract value	£751,692.16

ACCESS

	Contract	England and Wales
24 month ratio of assessments to patient IDs	1.03	1.09

ACTIVITY


Month	Adjusted Scheduled Activity (UOA)	
	2017	2018
April	21	42
May	105	105
June	315	147
July	466	279
August	508	431
September	655	494
October	760	
November	886	
December	907	
January	950	
February	1,034	
March	1,160	
April	1,202	
May	1,139	
June	1,139	

QUALITY

	Contract Quantity	Contract Base Number	Contract *	Region	England
% of all assessments that were assess and fit appliances (rolling 12 month period)	49	61	80.3%	60.8%	58.0%
% of all assessments that were assess and refuse (rolling 12 month period)	1	61	1.6%	9.9%	11.4%
% of all assessments that were assess and review (rolling 12 month period)	11	61	18.0%	29.3%	30.6%
% of terminated courses where treatment was abandoned or discontinued (rolling 12 month period)	5	47	10.6%	8.0%	7.8%
% of completed treatments indicating that PAR score was taken (year to date)	13	22	59.1%	67.9%	64.6%
Rate of removable appliances per 100 fixed appliances - proposed treatment (rolling 12 month period)	1	93	1.08	4.85	5.65
Rate of removable appliances per 100 fixed appliances - completed treatment (rolling 12 month period)	1	76	1.32	4.05	4.78
% of courses of treatment with removable appliances only - proposed treatment (rolling 12 month period)	0	49	0.0%	1.7%	2.0%
% of courses of treatment with removable appliances only - completed treatment (rolling 12 month period)	0	42	0.0%	1.7%	1.5%
% of patients satisfied with the treatment they have received (rolling 12 month period)	2	2	100.0%	96.4%	96.0%

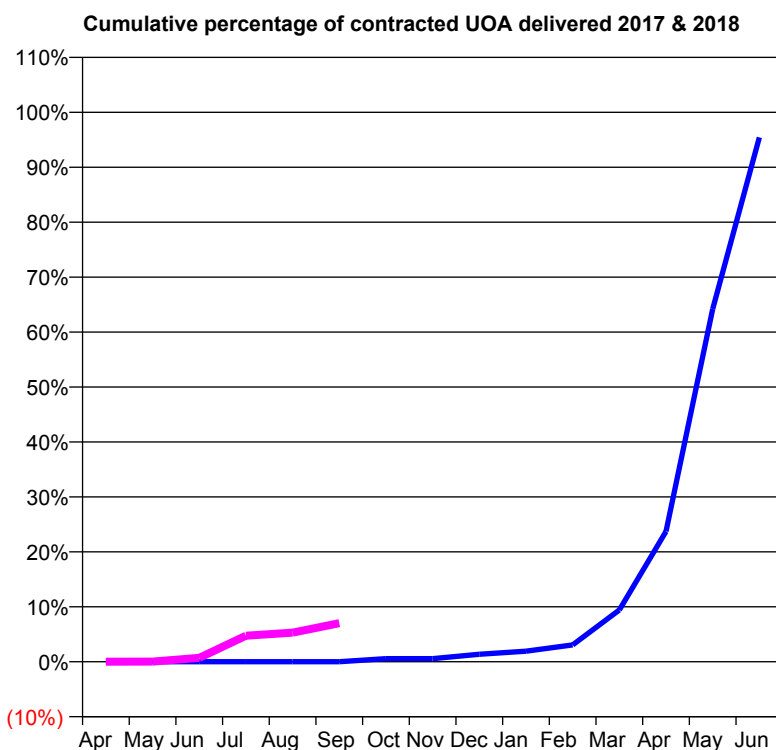
* Figures in italics indicate that the base number is less than 100.

Q66 - Vital Signs Orthodontic At a Glance Contract Report for 101192/0007 - September 2017

Name or company name	Community Dental Centres Ltd	17/18 Contracted general activity (UDA)	36,000
Contract type name	GDS Contract	Carry forward general activity (UDA)	0
Purpose of contract	General and Orthodontic	17/18 Contracted orthodontic activity (UOA)	3,677
Contract start date	01/04/2006	Carry forward orthodontic activity (UOA)	0
Contract end date		Baseline contract value	£1,209,826.88

ACCESS

	Contract	England and Wales
24 month ratio of assessments to patient IDs	1.19	1.09

ACTIVITY


Month	Adjusted Scheduled Activity (UOA)	
	2017	2018
April	0	0
May	0	1
June	0	26
July	0	174
August	0	195
September	0	258
October	21	
November	21	
December	50	
January	71	
February	113	
March	347	
April	872	
May	2,361	
June	3,509	

QUALITY

	Contract Quantity	Contract Base Number	Contract *	Region	England
% of all assessments that were assess and fit appliances (rolling 12 month period)	223	399	55.9%	60.8%	58.0%
% of all assessments that were assess and refuse (rolling 12 month period)	11	399	2.8%	9.9%	11.4%
% of all assessments that were assess and review (rolling 12 month period)	165	399	41.4%	29.3%	30.6%
% of terminated courses where treatment was abandoned or discontinued (rolling 12 month period)	1	4	25.0%	8.0%	7.8%
% of completed treatments indicating that PAR score was taken (year to date)	1	2	50.0%	67.9%	64.6%
Rate of removable appliances per 100 fixed appliances - proposed treatment (rolling 12 month period)	12	428	2.80	4.85	5.65
Rate of removable appliances per 100 fixed appliances - completed treatment (rolling 12 month period)	2	2	100.00	4.05	4.78
% of courses of treatment with removable appliances only - proposed treatment (rolling 12 month period)	5	223	2.2%	1.7%	2.0%
% of courses of treatment with removable appliances only - completed treatment (rolling 12 month period)	2	3	66.7%	1.7%	1.5%
% of patients satisfied with the treatment they have received (rolling 12 month period)	8	8	100.0%	96.4%	96.0%

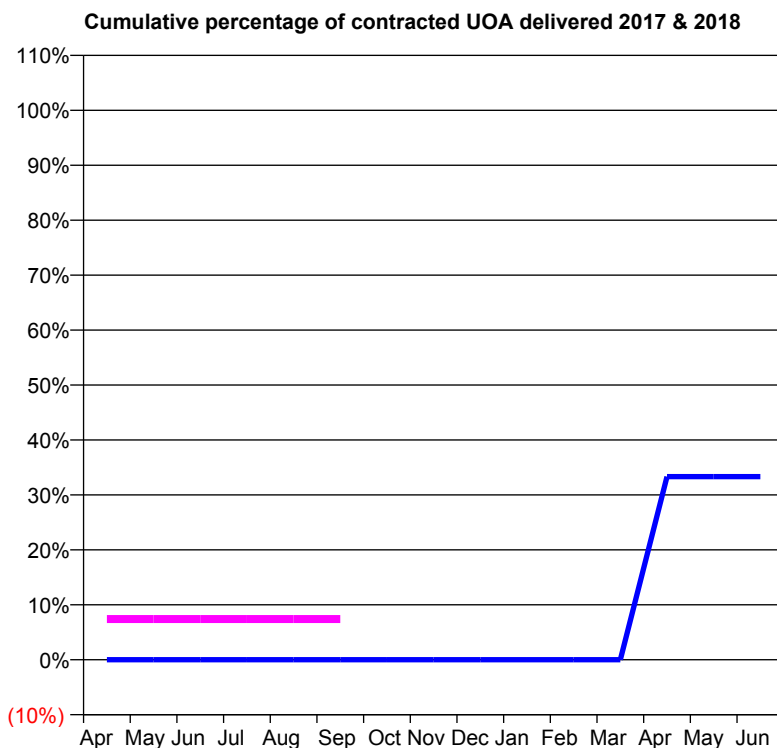
* Figures in italics indicate that the base number is less than 100.

Q66 - Vital Signs Orthodontic At a Glance Contract Report for 106828/0001 - September 2017

Name or company name	Fairfield House	17/18 Contracted general activity (UDA)	29,644
Contract type name	GDS Contract	Carry forward general activity (UDA)	607
Purpose of contract	General and Orthodontic	17/18 Contracted orthodontic activity (UOA)	27
Contract start date	01/10/2014	Carry forward orthodontic activity (UOA)	0
Contract end date		Baseline contract value	£757,066.09

ACCESS

	Contract	England and Wales
24 month ratio of assessments to patient IDs	1.00	1.09

ACTIVITY


Month	Adjusted Scheduled Activity (UOA)	
	2017	2018
April	0	2
May	0	2
June	0	2
July	0	2
August	0	2
September	0	2
October	0	
November	0	
December	0	
January	0	
February	0	
March	0	
April	9	
May	9	
June	9	

QUALITY

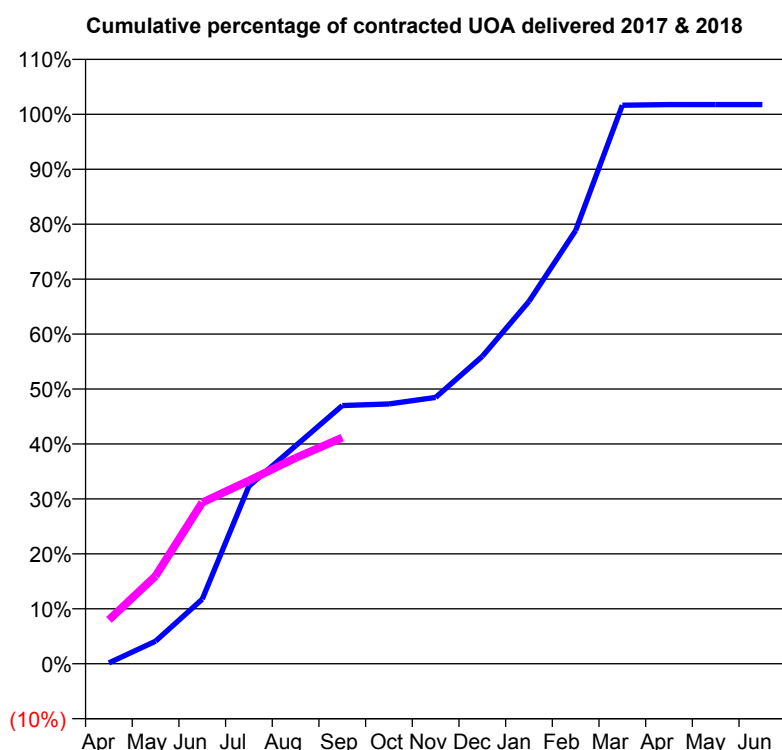
	Contract Quantity	Contract Base Number	Contract *	Region	England
% of all assessments that were assess and fit appliances (rolling 12 month period)	0	11	0.0%	60.8%	58.0%
% of all assessments that were assess and refuse (rolling 12 month period)	6	11	54.5%	9.9%	11.4%
% of all assessments that were assess and review (rolling 12 month period)	5	11	45.5%	29.3%	30.6%
% of terminated courses where treatment was abandoned or discontinued (rolling 12 month period)	0	0	N/A	8.0%	7.8%
% of completed treatments indicating that PAR score was taken (year to date)	0	0	N/A	67.9%	64.6%
Rate of removable appliances per 100 fixed appliances - proposed treatment (rolling 12 month period)	0	0	N/A	4.85	5.65
Rate of removable appliances per 100 fixed appliances - completed treatment (rolling 12 month period)	0	0	N/A	4.05	4.78
% of courses of treatment with removable appliances only - proposed treatment (rolling 12 month period)	0	0	N/A	1.7%	2.0%
% of courses of treatment with removable appliances only - completed treatment (rolling 12 month period)	0	0	N/A	1.7%	1.5%
% of patients satisfied with the treatment they have received (rolling 12 month period)	0	0	N/A	96.4%	96.0%

* Figures in italics indicate that the base number is less than 100.

Q66 - Vital Signs Orthodontic At a Glance Contract Report for 116106/0001 - September 2017

Name or company name	Ward Dental Ltd	17/18 Contracted general activity (UDA)	1,378
Contract type name	GDS Contract	Carry forward general activity (UDA)	46
Purpose of contract	General and Orthodontic	17/18 Contracted orthodontic activity (UOA)	650
Contract start date	01/06/2007	Carry forward orthodontic activity (UOA)	0
Contract end date		Baseline contract value	£80,637.02

ACCESS	Contract	England and Wales
24 month ratio of assessments to patient IDs	1.16	1.09

ACTIVITY


Month	Adjusted Scheduled Activity (UOA)	
	2017	2018
April	1	52
May	27	104
June	76	191
July	210	217
August	258	243
September	305	267
October	307	
November	315	
December	364	
January	429	
February	513	
March	661	
April	661	
May	661	
June	661	

QUALITY	Contract Quantity	Contract Base Number	Contract *	Region	England
% of all assessments that were assess and fit appliances (rolling 12 month period)	27	77	35.1%	60.8%	58.0%
% of all assessments that were assess and refuse (rolling 12 month period)	14	77	18.2%	9.9%	11.4%
% of all assessments that were assess and review (rolling 12 month period)	36	77	46.8%	29.3%	30.6%
% of terminated courses where treatment was abandoned or discontinued (rolling 12 month period)	2	25	8.0%	8.0%	7.8%
% of completed treatments indicating that PAR score was taken (year to date)	8	10	80.0%	67.9%	64.6%
Rate of removable appliances per 100 fixed appliances - proposed treatment (rolling 12 month period)	1	48	2.08	4.85	5.65
Rate of removable appliances per 100 fixed appliances - completed treatment (rolling 12 month period)	2	31	6.45	4.05	4.78
% of courses of treatment with removable appliances only - proposed treatment (rolling 12 month period)	0	27	0.0%	1.7%	2.0%
% of courses of treatment with removable appliances only - completed treatment (rolling 12 month period)	1	23	4.3%	1.7%	1.5%
% of patients satisfied with the treatment they have received (rolling 12 month period)	3	3	100.0%	96.4%	96.0%

* Figures in italics indicate that the base number is less than 100.

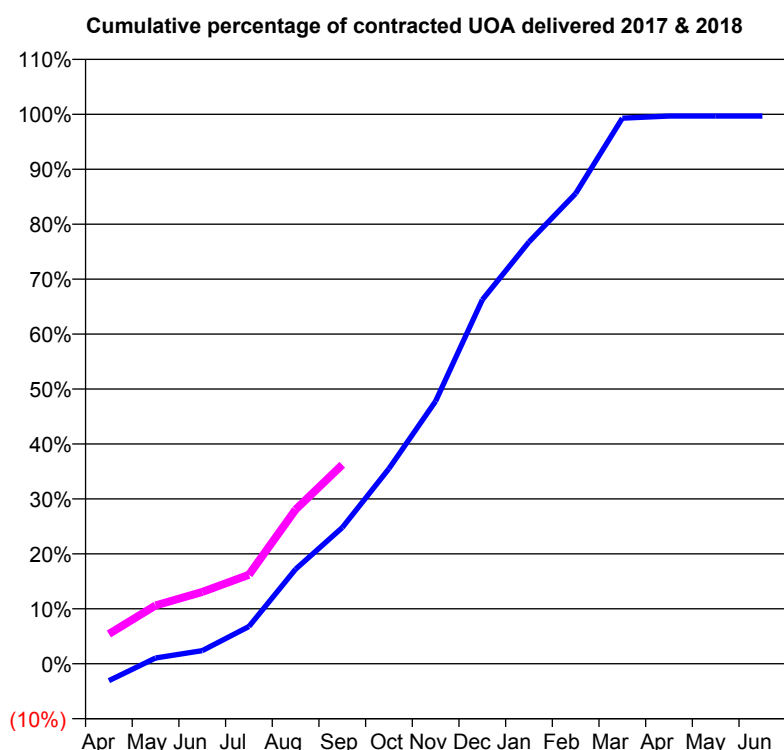
Q66 - Vital Signs Orthodontic At a Glance Contract Report for 135402/0001 - September 2017

Name or company name	River Practice Limited
Contract type name	PDS Contract
Purpose of contract	Orthodontic
Contract start date	01/04/2010
Contract end date	31/03/2018

17/18 Contracted general activity (UDA)	0
Carry forward general activity (UDA)	0
17/18 Contracted orthodontic activity (UOA)	7,000
Carry forward orthodontic activity (UOA)	22
Baseline contract value	£453,682.80

ACCESS

	Contract	England and Wales
24 month ratio of assessments to patient IDs	1.04	1.09

ACTIVITY


Month	Adjusted Scheduled Activity (UOA)	
	2017	2018
April	-216	380
May	74	744
June	167	915
July	474	1,134
August	1,205	1,964
September	1,736	2,536
October	2,486	
November	3,345	
December	4,636	
January	5,374	
February	5,991	
March	6,951	
April	6,977	
May	6,977	
June	6,978	

QUALITY

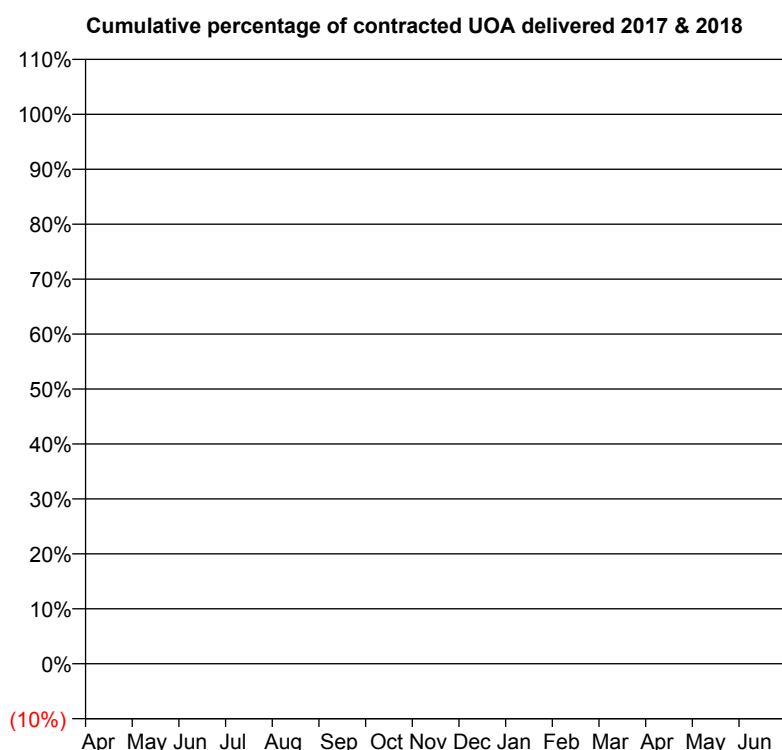
	Contract Quantity	Contract Base Number	Contract *	Region	England
% of all assessments that were assess and fit appliances (rolling 12 month period)	367	483	76.0%	60.8%	58.0%
% of all assessments that were assess and refuse (rolling 12 month period)	76	483	15.7%	9.9%	11.4%
% of all assessments that were assess and review (rolling 12 month period)	40	483	8.3%	29.3%	30.6%
% of terminated courses where treatment was abandoned or discontinued (rolling 12 month period)	27	411	6.6%	8.0%	7.8%
% of completed treatments indicating that PAR score was taken (year to date)	25	115	21.7%	67.9%	64.6%
Rate of removable appliances per 100 fixed appliances - proposed treatment (rolling 12 month period)	12	668	1.80	4.85	5.65
Rate of removable appliances per 100 fixed appliances - completed treatment (rolling 12 month period)	15	291	5.15	4.05	4.78
% of courses of treatment with removable appliances only - proposed treatment (rolling 12 month period)	6	367	1.6%	1.7%	2.0%
% of courses of treatment with removable appliances only - completed treatment (rolling 12 month period)	3	384	0.8%	1.7%	1.5%
% of patients satisfied with the treatment they have received (rolling 12 month period)	18	18	100.0%	96.4%	96.0%

* Figures in italics indicate that the base number is less than 100.

Q66 - Vital Signs Orthodontic At a Glance Contract Report for 136212/0001 - September 2017

Name or company name	PCH Dental CIC	17/18 Contracted general activity (UDA)	46,000
Contract type name	PDS Contract	Carry forward general activity (UDA)	0
Purpose of contract	General	17/18 Contracted orthodontic activity (UOA)	0
Contract start date	01/04/2013	Carry forward orthodontic activity (UOA)	0
Contract end date	31/03/2019	Baseline contract value	£6,642,031.25

ACCESS	Contract	England and Wales
24 month ratio of assessments to patient IDs	1.02	1.09

ACTIVITY


Adjusted Scheduled Activity (UOA)		
Month	2017	2018
April	128	342
May	340	864
June	573	1,070
July	1,079	1,529
August	1,332	2,147
September	1,507	2,682
October	1,913	
November	2,166	
December	2,553	
January	3,071	
February	3,494	
March	3,863	
April	4,168	
May	4,210	
June	4,214	

QUALITY

	Contract Quantity	Contract Base Number	Contract *	Region	England
% of all assessments that were assess and fit appliances (rolling 12 month period)	254	413	61.5%	60.8%	58.0%
% of all assessments that were assess and refuse (rolling 12 month period)	121	413	29.3%	9.9%	11.4%
% of all assessments that were assess and review (rolling 12 month period)	38	413	9.2%	29.3%	30.6%
% of terminated courses where treatment was abandoned or discontinued (rolling 12 month period)	25	206	12.1%	8.0%	7.8%
% of completed treatments indicating that PAR score was taken (year to date)	73	79	92.4%	67.9%	64.6%
Rate of removable appliances per 100 fixed appliances - proposed treatment (rolling 12 month period)	11	319	3.45	4.85	5.65
Rate of removable appliances per 100 fixed appliances - completed treatment (rolling 12 month period)	2	269	0.74	4.05	4.78
% of courses of treatment with removable appliances only - proposed treatment (rolling 12 month period)	4	254	1.6%	1.7%	2.0%
% of courses of treatment with removable appliances only - completed treatment (rolling 12 month period)	0	181	0.0%	1.7%	1.5%
% of patients satisfied with the treatment they have received (rolling 12 month period)	8	10	80.0%	96.4%	96.0%

* Figures in italics indicate that the base number is less than 100.

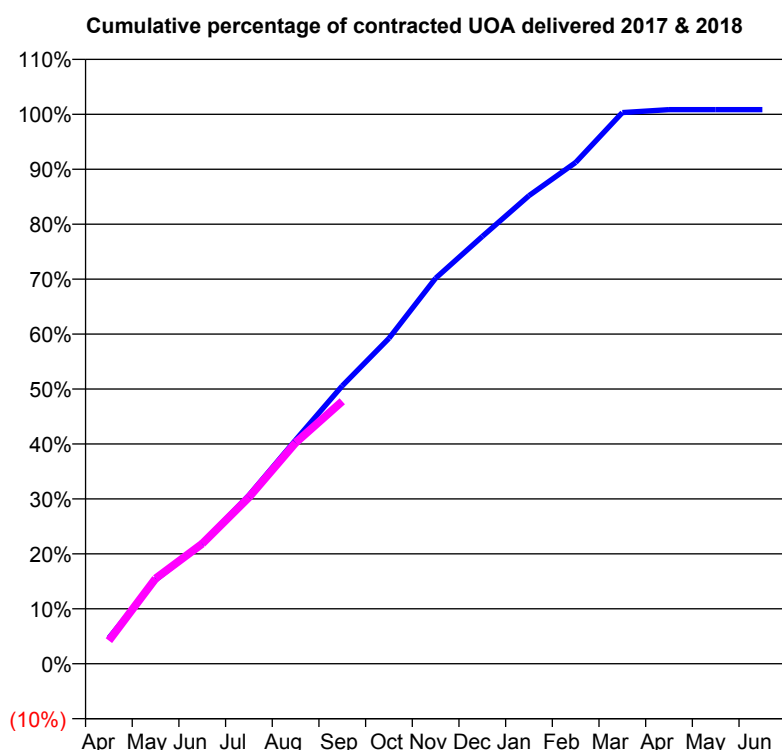
Q66 - Vital Signs Orthodontic At a Glance Contract Report for 139173/0001 - September 2017

Name or company name	North Devon Orthodontic Centre Limited
Contract type name	PDS Contract
Purpose of contract	Orthodontic
Contract start date	01/05/2009
Contract end date	31/03/2018

17/18 Contracted general activity (UDA)	0
Carry forward general activity (UDA)	0
17/18 Contracted orthodontic activity (UOA)	12,111
Carry forward orthodontic activity (UOA)	0
Baseline contract value	£794,398.92

ACCESS

	Contract	England and Wales
24 month ratio of assessments to patient IDs	1.03	1.09

ACTIVITY


Month	Adjusted Scheduled Activity (UOA)	
	2017	2018
April	570	509
May	1,846	1,878
June	2,653	2,647
July	3,714	3,670
August	4,932	4,871
September	6,125	5,784
October	7,173	
November	8,499	
December	9,418	
January	10,318	
February	11,048	
March	12,149	
April	12,213	
May	12,213	
June	12,213	

QUALITY

	Contract Quantity	Contract Base Number	Contract *	Region	England
% of all assessments that were assess and fit appliances (rolling 12 month period)	567	694	81.7%	60.8%	58.0%
% of all assessments that were assess and refuse (rolling 12 month period)	33	694	4.8%	9.9%	11.4%
% of all assessments that were assess and review (rolling 12 month period)	94	694	13.5%	29.3%	30.6%
% of terminated courses where treatment was abandoned or discontinued (rolling 12 month period)	49	540	9.1%	8.0%	7.8%
% of completed treatments indicating that PAR score was taken (year to date)	197	221	89.1%	67.9%	64.6%
Rate of removable appliances per 100 fixed appliances - proposed treatment (rolling 12 month period)	13	1,113	1.17	4.85	5.65
Rate of removable appliances per 100 fixed appliances - completed treatment (rolling 12 month period)	4	967	0.41	4.05	4.78
% of courses of treatment with removable appliances only - proposed treatment (rolling 12 month period)	3	567	0.5%	1.7%	2.0%
% of courses of treatment with removable appliances only - completed treatment (rolling 12 month period)	1	491	0.2%	1.7%	1.5%
% of patients satisfied with the treatment they have received (rolling 12 month period)	26	27	96.3%	96.4%	96.0%

* Figures in italics indicate that the base number is less than 100.

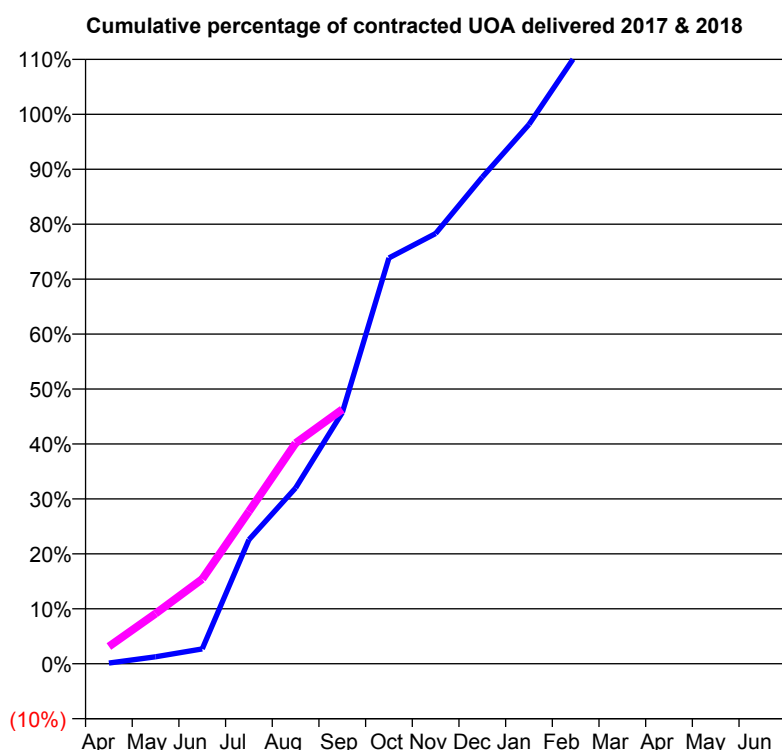
Q66 - Vital Signs Orthodontic At a Glance Contract Report for 141461/0001 - September 2017

Name or company name	Queen Annes Dental Practice Limited
Contract type name	GDS Contract
Purpose of contract	General and Orthodontic
Contract start date	01/10/2007
Contract end date	

17/18 Contracted general activity (UDA)	14,575
Carry forward general activity (UDA)	-75
17/18 Contracted orthodontic activity (UOA)	700
Carry forward orthodontic activity (UOA)	0
Baseline contract value	£442,350.76

ACCESS

	Contract	England and Wales
24 month ratio of assessments to patient IDs	1.24	1.09

ACTIVITY


Month	Adjusted Scheduled Activity (UOA)	
	2017	2018
April	1	22
May	9	64
June	19	108
July	158	194
August	224	281
September	320	324
October	517	
November	548	
December	620	
January	687	
February	775	
March	777	
April	778	
May	778	
June	778	

QUALITY

	Contract Quantity	Contract Base Number	Contract *	Region	England
% of all assessments that were assess and fit appliances (rolling 12 month period)	35	82	42.7%	60.8%	58.0%
% of all assessments that were assess and refuse (rolling 12 month period)	8	82	9.8%	9.9%	11.4%
% of all assessments that were assess and review (rolling 12 month period)	39	82	47.6%	29.3%	30.6%
% of terminated courses where treatment was abandoned or discontinued (rolling 12 month period)	0	48	0.0%	8.0%	7.8%
% of completed treatments indicating that PAR score was taken (year to date)	42	45	93.3%	67.9%	64.6%
Rate of removable appliances per 100 fixed appliances - proposed treatment (rolling 12 month period)	2	12	16.67	4.85	5.65
Rate of removable appliances per 100 fixed appliances - completed treatment (rolling 12 month period)	7	75	9.33	4.05	4.78
% of courses of treatment with removable appliances only - proposed treatment (rolling 12 month period)	2	35	5.7%	1.7%	2.0%
% of courses of treatment with removable appliances only - completed treatment (rolling 12 month period)	3	48	6.3%	1.7%	1.5%
% of patients satisfied with the treatment they have received (rolling 12 month period)	1	1	100.0%	96.4%	96.0%

* Figures in italics indicate that the base number is less than 100.

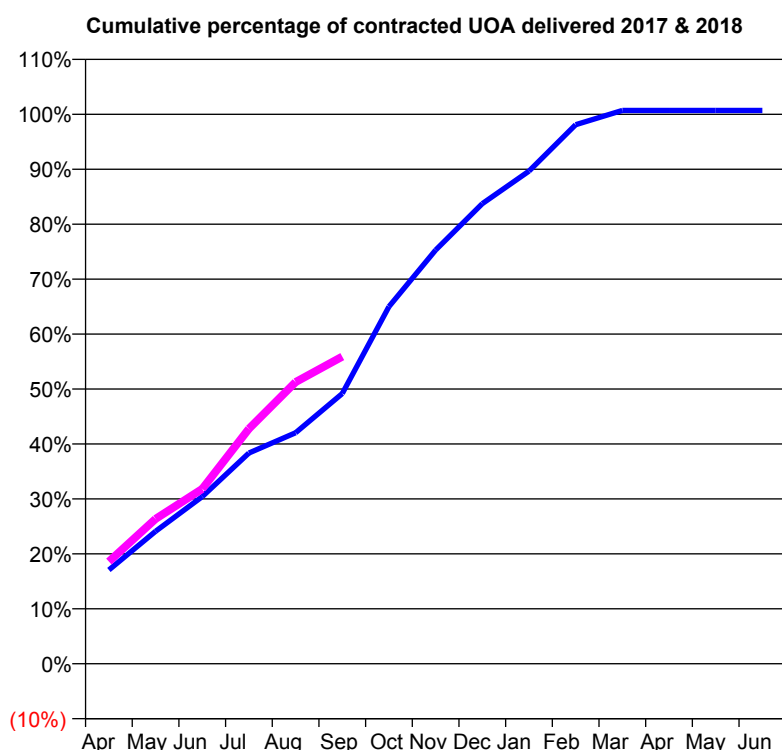
Q66 - Vital Signs Orthodontic At a Glance Contract Report for 163651/0001 - September 2017

Name or company name	Plymouth Orthodontics Ltd
Contract type name	PDS Contract
Purpose of contract	Orthodontic
Contract start date	01/04/2008
Contract end date	31/03/2018

17/18 Contracted general activity (UDA)	0
Carry forward general activity (UDA)	0
17/18 Contracted orthodontic activity (UOA)	2,485
Carry forward orthodontic activity (UOA)	0
Baseline contract value	£162,970.86

ACCESS

	Contract	England and Wales
24 month ratio of assessments to patient IDs	1.00	1.09

ACTIVITY


Month	Adjusted Scheduled Activity (UOA)	
	2017	2018
April	424	462
May	599	655
June	756	791
July	953	1,063
August	1,045	1,274
September	1,222	1,389
October	1,615	
November	1,871	
December	2,081	
January	2,228	
February	2,438	
March	2,502	
April	2,502	
May	2,502	
June	2,502	

QUALITY

	Contract Quantity	Contract Base Number	Contract *	Region	England
% of all assessments that were assess and fit appliances (rolling 12 month period)	123	209	58.9%	60.8%	58.0%
% of all assessments that were assess and refuse (rolling 12 month period)	15	209	7.2%	9.9%	11.4%
% of all assessments that were assess and review (rolling 12 month period)	71	209	34.0%	29.3%	30.6%
% of terminated courses where treatment was abandoned or discontinued (rolling 12 month period)	6	87	6.9%	8.0%	7.8%
% of completed treatments indicating that PAR score was taken (year to date)	33	43	76.7%	67.9%	64.6%
Rate of removable appliances per 100 fixed appliances - proposed treatment (rolling 12 month period)	14	246	5.69	4.85	5.65
Rate of removable appliances per 100 fixed appliances - completed treatment (rolling 12 month period)	5	160	3.13	4.05	4.78
% of courses of treatment with removable appliances only - proposed treatment (rolling 12 month period)	0	123	0.0%	1.7%	2.0%
% of courses of treatment with removable appliances only - completed treatment (rolling 12 month period)	0	81	0.0%	1.7%	1.5%
% of patients satisfied with the treatment they have received (rolling 12 month period)	2	3	66.7%	96.4%	96.0%

* Figures in italics indicate that the base number is less than 100.

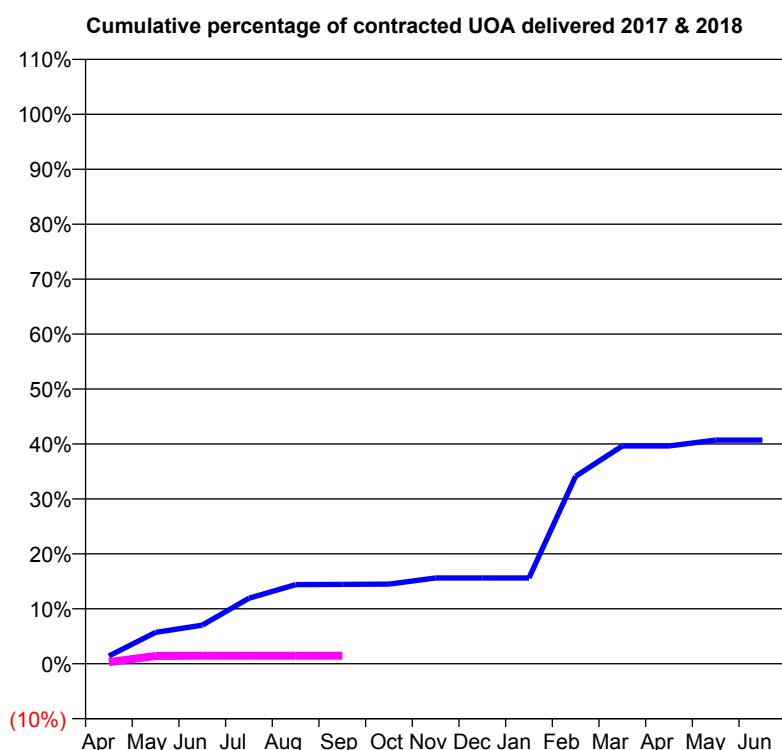
Q66 - Vital Signs Orthodontic At a Glance Contract Report for 165298/0001 - September 2017

Name or company name	Plymouth Community Dental Services Limit
Contract type name	PDS Contract
Purpose of contract	General and Orthodontic
Contract start date	01/10/2013
Contract end date	31/03/2019

17/18 Contracted general activity (UDA)	29,150
Carry forward general activity (UDA)	0
17/18 Contracted orthodontic activity (UOA)	1,980
Carry forward orthodontic activity (UOA)	0
Baseline contract value	£2,983,609.97

ACCESS

	Contract	England and Wales
24 month ratio of assessments to patient IDs	1.04	1.09

ACTIVITY


Month	Adjusted Scheduled Activity (UOA)	
	2017	2018
April	28	6
May	113	28
June	139	29
July	236	29
August	285	29
September	286	29
October	287	
November	309	
December	309	
January	309	
February	676	
March	785	
April	785	
May	806	
June	806	

QUALITY

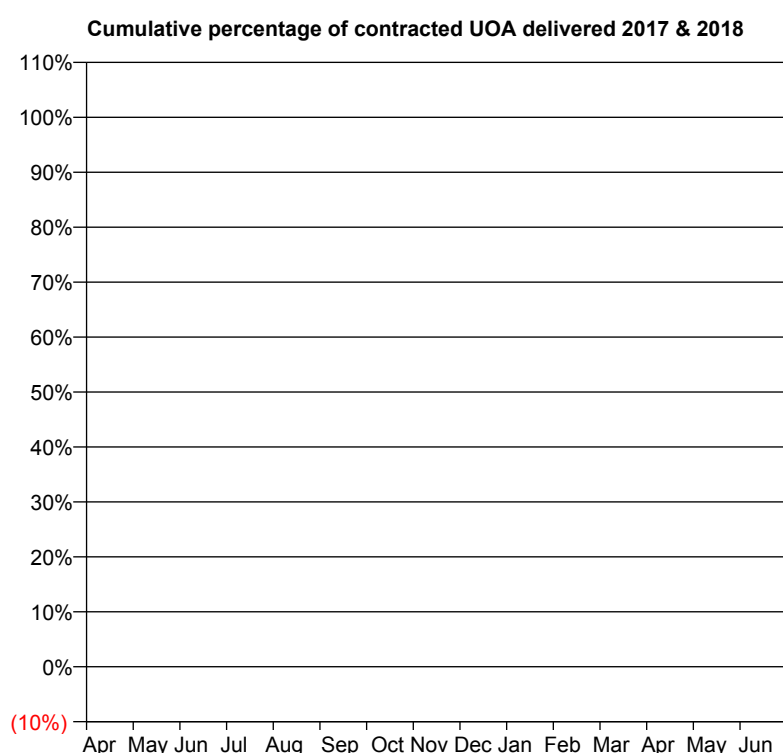
	Contract Quantity	Contract Base Number	Contract *	Region	England
% of all assessments that were assess and fit appliances (rolling 12 month period)	24	86	27.9%	60.8%	58.0%
% of all assessments that were assess and refuse (rolling 12 month period)	4	86	4.7%	9.9%	11.4%
% of all assessments that were assess and review (rolling 12 month period)	58	86	67.4%	29.3%	30.6%
% of terminated courses where treatment was abandoned or discontinued (rolling 12 month period)	1	19	5.3%	8.0%	7.8%
% of completed treatments indicating that PAR score was taken (year to date)	0	5	0.0%	67.9%	64.6%
Rate of removable appliances per 100 fixed appliances - proposed treatment (rolling 12 month period)	0	0	N/A	4.85	5.65
Rate of removable appliances per 100 fixed appliances - completed treatment (rolling 12 month period)	0	0	N/A	4.05	4.78
% of courses of treatment with removable appliances only - proposed treatment (rolling 12 month period)	0	24	0.0%	1.7%	2.0%
% of courses of treatment with removable appliances only - completed treatment (rolling 12 month period)	0	18	0.0%	1.7%	1.5%
% of patients satisfied with the treatment they have received (rolling 12 month period)	1	1	100.0%	96.4%	96.0%

* Figures in italics indicate that the base number is less than 100.

Q66 - Vital Signs Orthodontic At a Glance Contract Report for 167827/0001 - September 2017

Name or company name	Tully Crine LTD	17/18 Contracted general activity (UDA)	15,133
Contract type name	GDS Contract	Carry forward general activity (UDA)	-240
Purpose of contract	General	17/18 Contracted orthodontic activity (UOA)	0
Contract start date	01/07/2011	Carry forward orthodontic activity (UOA)	0
Contract end date		Baseline contract value	£397,019.05

ACCESS	Contract	England and Wales
24 month ratio of assessments to patient IDs	1.00	1.09

ACTIVITY


Month	Adjusted Scheduled Activity (UOA)	
	2017	2018
April	0	0
May	0	1
June	0	1
July	0	1
August	0	1
September	0	1
October	1	
November	1	
December	1	
January	1	
February	1	
March	1	
April	1	
May	1	
June	22	

QUALITY

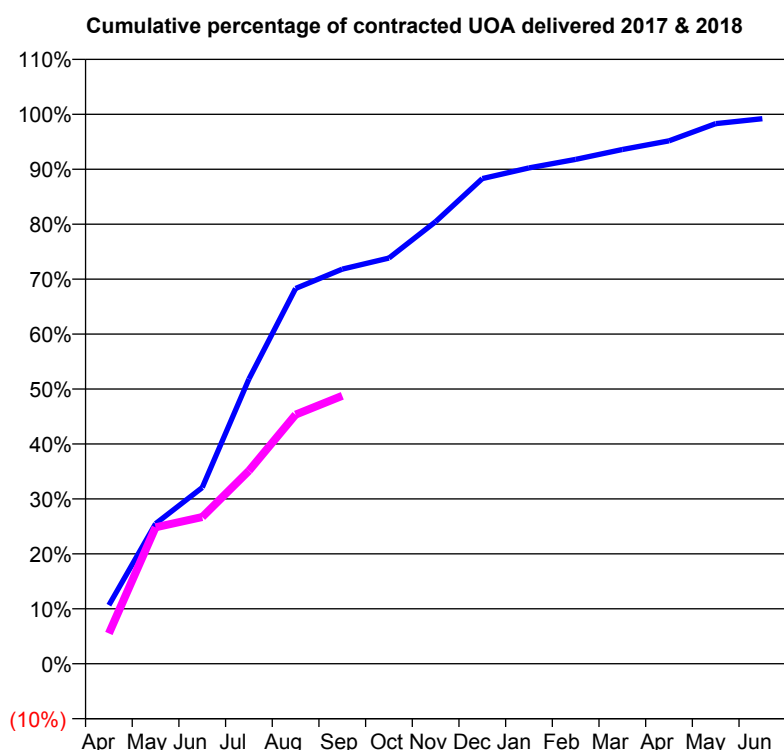
	Contract Quantity	Contract Base Number	Contract *	Region	England
% of all assessments that were assess and fit appliances (rolling 12 month period)	1	3	33.3%	60.8%	58.0%
% of all assessments that were assess and refuse (rolling 12 month period)	2	3	66.7%	9.9%	11.4%
% of all assessments that were assess and review (rolling 12 month period)	0	3	0.0%	29.3%	30.6%
% of terminated courses where treatment was abandoned or discontinued (rolling 12 month period)	0	0	N/A	8.0%	7.8%
% of completed treatments indicating that PAR score was taken (year to date)	0	0	N/A	67.9%	64.6%
Rate of removable appliances per 100 fixed appliances - proposed treatment (rolling 12 month period)	0	0	N/A	4.85	5.65
Rate of removable appliances per 100 fixed appliances - completed treatment (rolling 12 month period)	0	0	N/A	4.05	4.78
% of courses of treatment with removable appliances only - proposed treatment (rolling 12 month period)	0	1	0.0%	1.7%	2.0%
% of courses of treatment with removable appliances only - completed treatment (rolling 12 month period)	0	0	N/A	1.7%	1.5%
% of patients satisfied with the treatment they have received (rolling 12 month period)	0	0	N/A	96.4%	96.0%

* Figures in italics indicate that the base number is less than 100.

Q66 - Vital Signs Orthodontic At a Glance Contract Report for 167827/0002 - September 2017

Name or company name	Tully Crine LTD	17/18 Contracted general activity (UDA)	0
Contract type name	PDS Contract	Carry forward general activity (UDA)	0
Purpose of contract	Orthodontic	17/18 Contracted orthodontic activity (UOA)	1,341
Contract start date	01/07/2011	Carry forward orthodontic activity (UOA)	11
Contract end date	31/03/2018	Baseline contract value	£87,945.03

ACCESS	Contract	England and Wales
24 month ratio of assessments to patient IDs	1.15	1.09

ACTIVITY


Month	Adjusted Scheduled Activity (UOA)	
	2017	2018
April	143	74
May	342	333
June	430	358
July	695	471
August	916	608
September	963	654
October	990	
November	1,079	
December	1,184	
January	1,210	
February	1,231	
March	1,255	
April	1,276	
May	1,318	
June	1,330	

QUALITY	Contract Quantity	Contract Base Number	Contract *	Region	England
% of all assessments that were assess and fit appliances (rolling 12 month period)	67	173	38.7%	60.8%	58.0%
% of all assessments that were assess and refuse (rolling 12 month period)	47	173	27.2%	9.9%	11.4%
% of all assessments that were assess and review (rolling 12 month period)	59	173	34.1%	29.3%	30.6%
% of terminated courses where treatment was abandoned or discontinued (rolling 12 month period)	3	58	5.2%	8.0%	7.8%
% of completed treatments indicating that PAR score was taken (year to date)	0	24	0.0%	67.9%	64.6%
Rate of removable appliances per 100 fixed appliances - proposed treatment (rolling 12 month period)	0	55	0.00	4.85	5.65
Rate of removable appliances per 100 fixed appliances - completed treatment (rolling 12 month period)	0	81	0.00	4.05	4.78
% of courses of treatment with removable appliances only - proposed treatment (rolling 12 month period)	0	67	0.0%	1.7%	2.0%
% of courses of treatment with removable appliances only - completed treatment (rolling 12 month period)	0	55	0.0%	1.7%	1.5%
% of patients satisfied with the treatment they have received (rolling 12 month period)	2	2	100.0%	96.4%	96.0%

* Figures in italics indicate that the base number is less than 100.

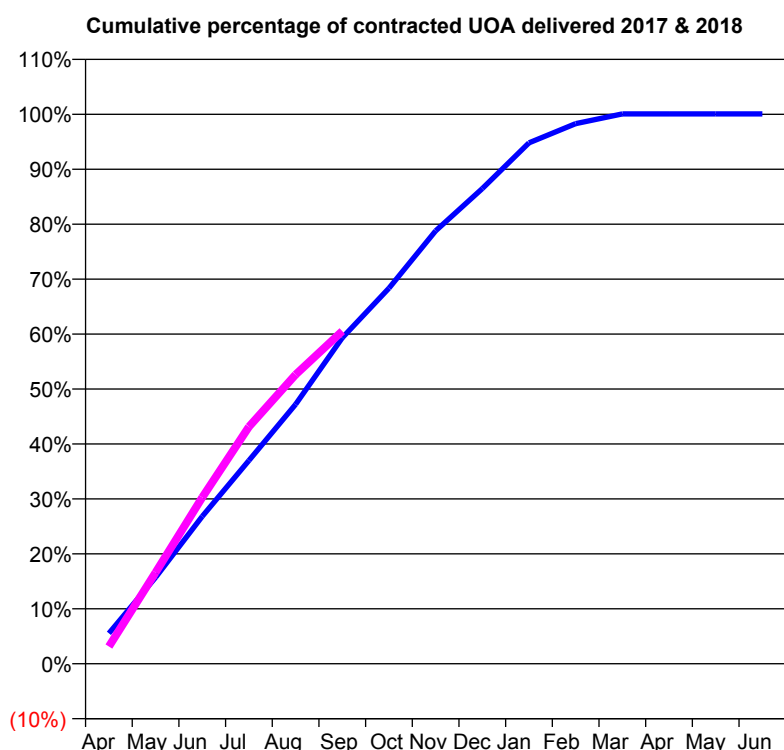
Q66 - Vital Signs Orthodontic At a Glance Contract Report for 172685/0001 - September 2017

Name or company name	Devon Square Orthodontics Ltd
Contract type name	PDS Contract
Purpose of contract	Orthodontic
Contract start date	01/12/2013
Contract end date	31/03/2018

17/18 Contracted general activity (UDA)	0
Carry forward general activity (UDA)	0
17/18 Contracted orthodontic activity (UOA)	17,980
Carry forward orthodontic activity (UOA)	0
Baseline contract value	£1,157,482.28

ACCESS

	Contract	England and Wales
24 month ratio of assessments to patient IDs	1.01	1.09

ACTIVITY


Month	Adjusted Scheduled Activity (UOA)	
	2017	2018
April	997	567
May	2,827	2,985
June	4,823	5,445
July	6,651	7,755
August	8,488	9,463
September	10,665	10,885
October	12,289	
November	14,167	
December	15,548	
January	17,047	
February	17,672	
March	17,990	
April	17,990	
May	17,990	
June	17,990	

QUALITY

	Contract Quantity	Contract Base Number	Contract *	Region	England
% of all assessments that were assess and fit appliances (rolling 12 month period)	868	1,211	71.7%	60.8%	58.0%
% of all assessments that were assess and refuse (rolling 12 month period)	82	1,211	6.8%	9.9%	11.4%
% of all assessments that were assess and review (rolling 12 month period)	261	1,211	21.6%	29.3%	30.6%
% of terminated courses where treatment was abandoned or discontinued (rolling 12 month period)	25	763	3.3%	8.0%	7.8%
% of completed treatments indicating that PAR score was taken (year to date)	337	341	98.8%	67.9%	64.6%
Rate of removable appliances per 100 fixed appliances - proposed treatment (rolling 12 month period)	31	1,699	1.82	4.85	5.65
Rate of removable appliances per 100 fixed appliances - completed treatment (rolling 12 month period)	13	1,462	0.89	4.05	4.78
% of courses of treatment with removable appliances only - proposed treatment (rolling 12 month period)	9	868	1.0%	1.7%	2.0%
% of courses of treatment with removable appliances only - completed treatment (rolling 12 month period)	0	738	0.0%	1.7%	1.5%
% of patients satisfied with the treatment they have received (rolling 12 month period)	35	35	100.0%	96.4%	96.0%

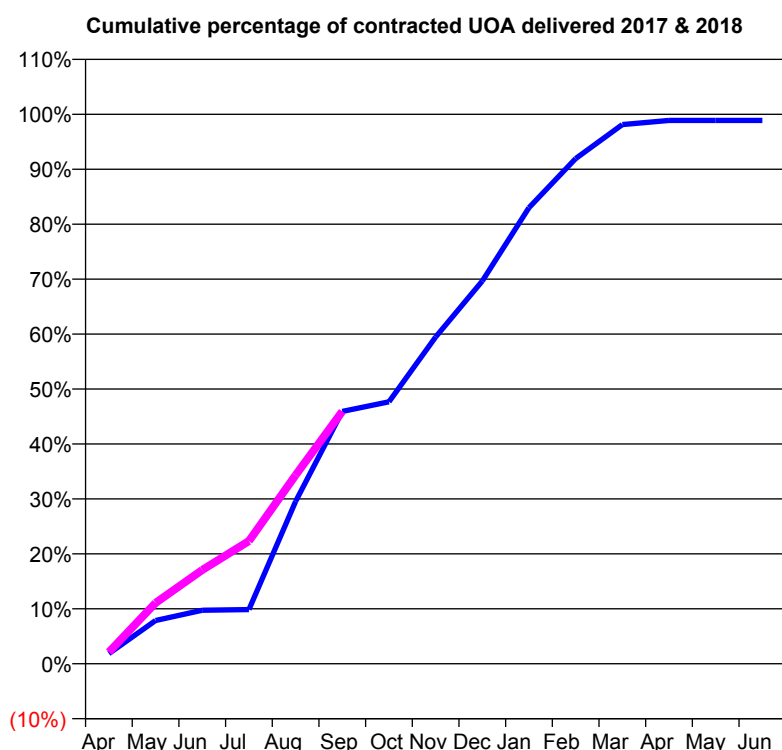
* Figures in italics indicate that the base number is less than 100.

Q66 - Vital Signs Orthodontic At a Glance Contract Report for 175064/0002 - September 2017

Name or company name	Milehouse Dental Care Ltd
Contract type name	GDS Contract
Purpose of contract	Orthodontic
Contract start date	01/09/2012
Contract end date	

17/18 Contracted general activity (UDA)	0
Carry forward general activity (UDA)	0
17/18 Contracted orthodontic activity (UOA)	1,500
Carry forward orthodontic activity (UOA)	17
Baseline contract value	£98,373.42

ACCESS	Contract	England and Wales
24 month ratio of assessments to patient IDs	1.20	1.09

ACTIVITY


Month	Adjusted Scheduled Activity (UOA)	
	2017	2018
April	28	32
May	118	166
June	146	256
July	148	335
August	443	515
September	689	689
October	715	
November	892	
December	1,045	
January	1,245	
February	1,379	
March	1,472	
April	1,483	
May	1,483	
June	1,483	

QUALITY	Contract Quantity	Contract Base Number	Contract *	Region	England
% of all assessments that were assess and fit appliances (rolling 12 month period)	66	180	36.7%	60.8%	58.0%
% of all assessments that were assess and refuse (rolling 12 month period)	8	180	4.4%	9.9%	11.4%
% of all assessments that were assess and review (rolling 12 month period)	106	180	58.9%	29.3%	30.6%
% of terminated courses where treatment was abandoned or discontinued (rolling 12 month period)	2	11	18.2%	8.0%	7.8%
% of completed treatments indicating that PAR score was taken (year to date)	0	0	N/A	67.9%	64.6%
Rate of removable appliances per 100 fixed appliances - proposed treatment (rolling 12 month period)	4	90	4.44	4.85	5.65
Rate of removable appliances per 100 fixed appliances - completed treatment (rolling 12 month period)	0	0	N/A	4.05	4.78
% of courses of treatment with removable appliances only - proposed treatment (rolling 12 month period)	4	66	6.1%	1.7%	2.0%
% of courses of treatment with removable appliances only - completed treatment (rolling 12 month period)	0	9	0.0%	1.7%	1.5%
% of patients satisfied with the treatment they have received (rolling 12 month period)	4	4	100.0%	96.4%	96.0%

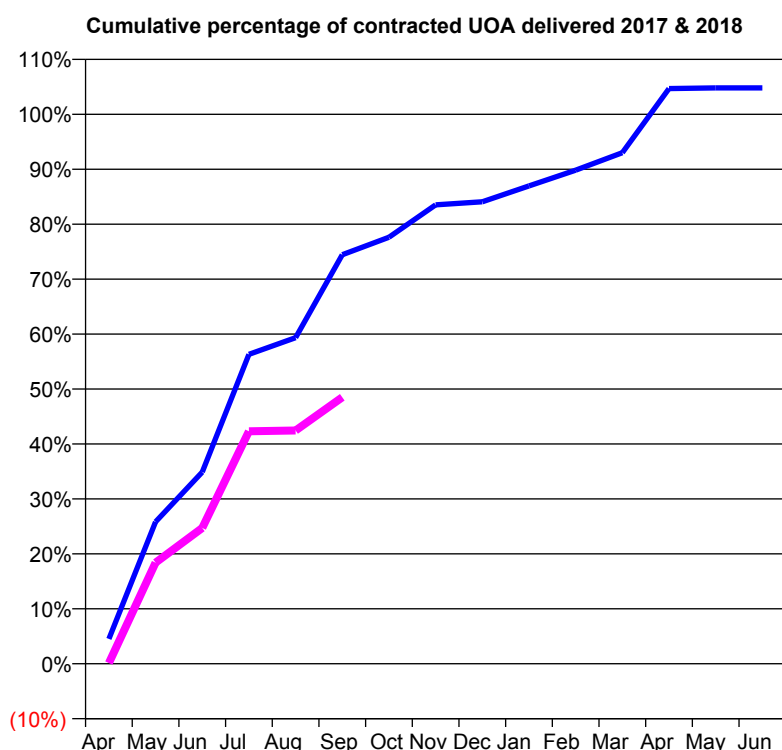
* Figures in italics indicate that the base number is less than 100.

Q66 - Vital Signs Orthodontic At a Glance Contract Report for 177091/0002 - September 2017

Name or company name	Highland Dental Care Ltd
Contract type name	GDS Contract
Purpose of contract	Orthodontic
Contract start date	01/08/2007
Contract end date	

17/18 Contracted general activity (UDA)	0
Carry forward general activity (UDA)	0
17/18 Contracted orthodontic activity (UOA)	728
Carry forward orthodontic activity (UOA)	0
Baseline contract value	£47,743.90

ACCESS	Contract	England and Wales
24 month ratio of assessments to patient IDs	1.14	1.09

ACTIVITY


Month	Adjusted Scheduled Activity (UOA)	
	2017	2018
April	33	1
May	188	134
June	254	180
July	410	308
August	432	309
September	542	353
October	565	
November	608	
December	612	
January	633	
February	654	
March	677	
April	762	
May	763	
June	763	

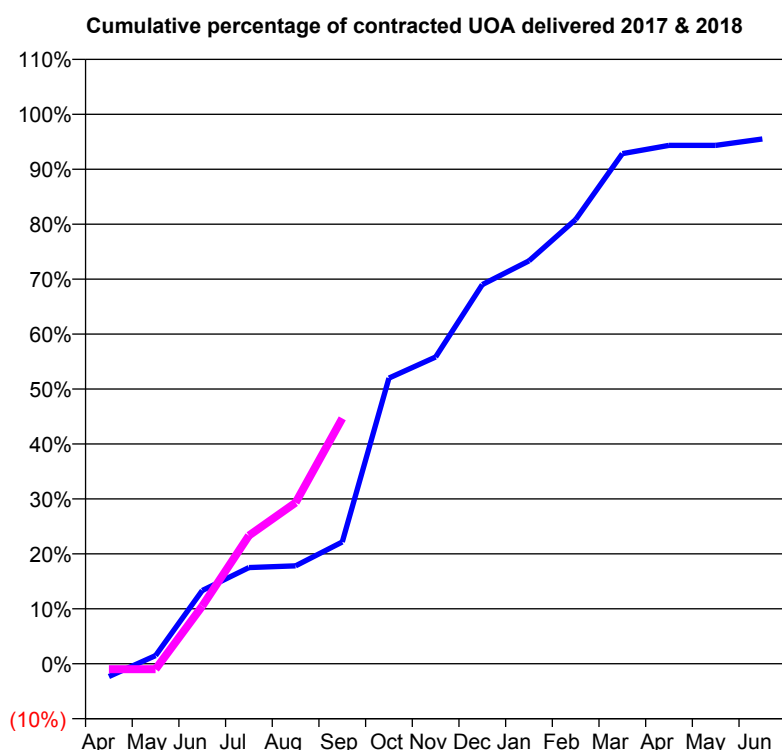
QUALITY	Contract Quantity	Contract Base Number	Contract *	Region	England
% of all assessments that were assess and fit appliances (rolling 12 month period)	26	60	43.3%	60.8%	58.0%
% of all assessments that were assess and refuse (rolling 12 month period)	8	60	13.3%	9.9%	11.4%
% of all assessments that were assess and review (rolling 12 month period)	26	60	43.3%	29.3%	30.6%
% of terminated courses where treatment was abandoned or discontinued (rolling 12 month period)	0	25	0.0%	8.0%	7.8%
% of completed treatments indicating that PAR score was taken (year to date)	3	3	100.0%	67.9%	64.6%
Rate of removable appliances per 100 fixed appliances - proposed treatment (rolling 12 month period)	1	30	3.33	4.85	5.65
Rate of removable appliances per 100 fixed appliances - completed treatment (rolling 12 month period)	0	19	0.00	4.05	4.78
% of courses of treatment with removable appliances only - proposed treatment (rolling 12 month period)	1	26	3.8%	1.7%	2.0%
% of courses of treatment with removable appliances only - completed treatment (rolling 12 month period)	0	25	0.0%	1.7%	1.5%
% of patients satisfied with the treatment they have received (rolling 12 month period)	2	2	100.0%	96.4%	96.0%

* Figures in italics indicate that the base number is less than 100.

Q66 - Vital Signs Orthodontic At a Glance Contract Report for 195715/0001 - September 2017

Name or company name	Tor Lodge Dental Partnership	17/18 Contracted general activity (UDA)	465
Contract type name	GDS Contract	Carry forward general activity (UDA)	-3
Purpose of contract	General and Orthodontic	17/18 Contracted orthodontic activity (UOA)	600
Contract start date	15/11/2013	Carry forward orthodontic activity (UOA)	6
Contract end date		Baseline contract value	£54,235.27

ACCESS	Contract	England and Wales
24 month ratio of assessments to patient IDs	1.57	1.09

ACTIVITY


Month	Adjusted Scheduled Activity (UOA)	
	2017	2018
April	-14	-6
May	9	-6
June	80	63
July	105	140
August	107	176
September	133	268
October	312	
November	335	
December	414	
January	440	
February	485	
March	557	
April	566	
May	566	
June	573	

QUALITY	Contract Quantity	Contract Base Number	Contract *	Region	England
% of all assessments that were assess and fit appliances (rolling 12 month period)	33	156	21.2%	60.8%	58.0%
% of all assessments that were assess and refuse (rolling 12 month period)	1	156	0.6%	9.9%	11.4%
% of all assessments that were assess and review (rolling 12 month period)	122	156	78.2%	29.3%	30.6%
% of terminated courses where treatment was abandoned or discontinued (rolling 12 month period)	0	26	0.0%	8.0%	7.8%
% of completed treatments indicating that PAR score was taken (year to date)	6	6	100.0%	67.9%	64.6%
Rate of removable appliances per 100 fixed appliances - proposed treatment (rolling 12 month period)	0	0	N/A	4.85	5.65
Rate of removable appliances per 100 fixed appliances - completed treatment (rolling 12 month period)	0	0	N/A	4.05	4.78
% of courses of treatment with removable appliances only - proposed treatment (rolling 12 month period)	0	33	0.0%	1.7%	2.0%
% of courses of treatment with removable appliances only - completed treatment (rolling 12 month period)	0	26	0.0%	1.7%	1.5%
% of patients satisfied with the treatment they have received (rolling 12 month period)	1	1	100.0%	96.4%	96.0%

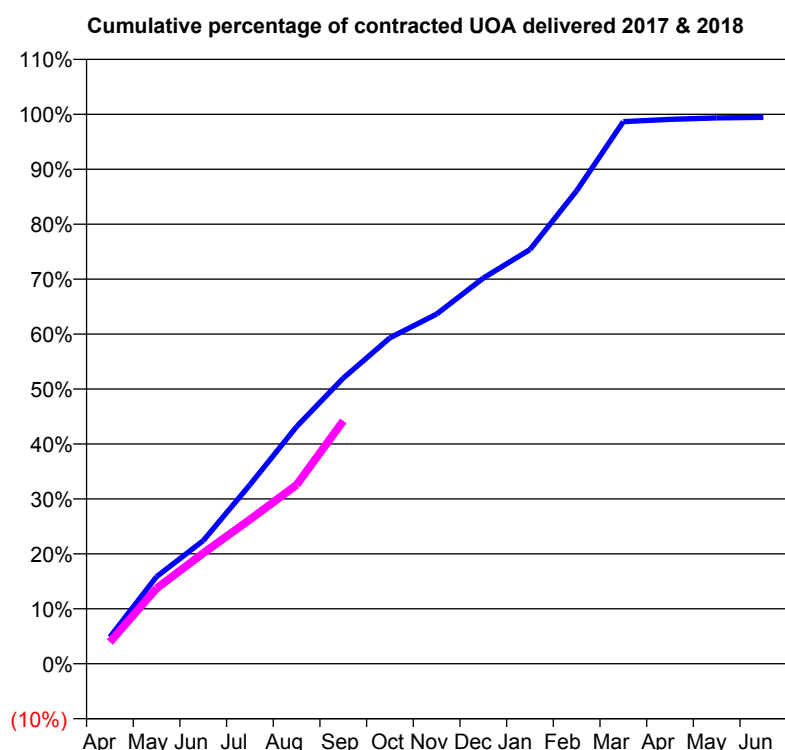
* Figures in italics indicate that the base number is less than 100.

Q66 - Vital Signs Orthodontic At a Glance Contract Report for 199834/0001 - September 2017

Name or company name	The Crescent Specialist Dental Centre	17/18 Contracted general activity (UDA)	0
Contract type name	PDS Contract	Carry forward general activity (UDA)	0
Purpose of contract	Orthodontic	17/18 Contracted orthodontic activity (UOA)	23,062
Contract start date	01/04/2008	Carry forward orthodontic activity (UOA)	133
Contract end date	31/03/2018	Baseline contract value	£1,545,751.67

ACCESS

	Contract	England and Wales
24 month ratio of assessments to patient IDs	1.11	1.09

ACTIVITY


Month	Adjusted Scheduled Activity (UOA)	
	2017	2018
April	1,122	908
May	3,656	3,165
June	5,169	4,644
July	7,511	6,052
August	9,956	7,509
September	11,993	10,194
October	13,683	
November	14,679	
December	16,187	
January	17,388	
February	19,852	
March	22,750	
April	22,845	
May	22,908	
June	22,929	

QUALITY

	Contract Quantity	Contract Base Number	Contract *	Region	England
% of all assessments that were assess and fit appliances (rolling 12 month period)	994	2,128	46.7%	60.8%	58.0%
% of all assessments that were assess and refuse (rolling 12 month period)	321	2,128	15.1%	9.9%	11.4%
% of all assessments that were assess and review (rolling 12 month period)	813	2,128	38.2%	29.3%	30.6%
% of terminated courses where treatment was abandoned or discontinued (rolling 12 month period)	28	772	3.6%	8.0%	7.8%
% of completed treatments indicating that PAR score was taken (year to date)	0	403	0.0%	67.9%	64.6%
Rate of removable appliances per 100 fixed appliances - proposed treatment (rolling 12 month period)	30	1,878	1.60	4.85	5.65
Rate of removable appliances per 100 fixed appliances - completed treatment (rolling 12 month period)	32	1,413	2.26	4.05	4.78
% of courses of treatment with removable appliances only - proposed treatment (rolling 12 month period)	20	994	2.0%	1.7%	2.0%
% of courses of treatment with removable appliances only - completed treatment (rolling 12 month period)	26	744	3.5%	1.7%	1.5%
% of patients satisfied with the treatment they have received (rolling 12 month period)	28	28	100.0%	96.4%	96.0%

* Figures in italics indicate that the base number is less than 100.

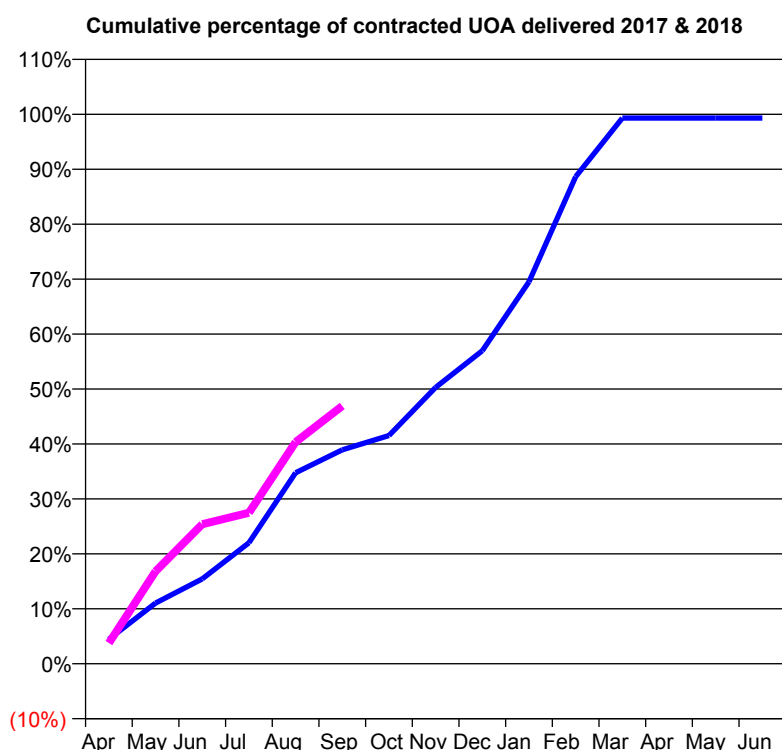
Q66 - Vital Signs Orthodontic At a Glance Contract Report for 229342/0001 - September 2017

Name or company name	MR IJ MILLS
Contract type name	GDS Contract
Purpose of contract	General and Orthodontic
Contract start date	01/04/2006
Contract end date	

17/18 Contracted general activity (UDA)	17,382
Carry forward general activity (UDA)	0
17/18 Contracted orthodontic activity (UOA)	1,004
Carry forward orthodontic activity (UOA)	7
Baseline contract value	£790,276.77

ACCESS

	Contract	England and Wales
24 month ratio of assessments to patient IDs	1.09	1.09

ACTIVITY


Month	Adjusted Scheduled Activity (UOA)	
	2017	2018
April	45	38
May	111	169
June	155	255
July	221	276
August	349	405
September	391	471
October	417	
November	505	
December	572	
January	698	
February	890	
March	997	
April	997	
May	997	
June	997	

QUALITY

	Contract Quantity	Contract Base Number	Contract *	Region	England
% of all assessments that were assess and fit appliances (rolling 12 month period)	50	85	58.8%	60.8%	58.0%
% of all assessments that were assess and refuse (rolling 12 month period)	6	85	7.1%	9.9%	11.4%
% of all assessments that were assess and review (rolling 12 month period)	29	85	34.1%	29.3%	30.6%
% of terminated courses where treatment was abandoned or discontinued (rolling 12 month period)	0	53	0.0%	8.0%	7.8%
% of completed treatments indicating that PAR score was taken (year to date)	21	21	100.0%	67.9%	64.6%
Rate of removable appliances per 100 fixed appliances - proposed treatment (rolling 12 month period)	0	0	N/A	4.85	5.65
Rate of removable appliances per 100 fixed appliances - completed treatment (rolling 12 month period)	3	103	2.91	4.05	4.78
% of courses of treatment with removable appliances only - proposed treatment (rolling 12 month period)	0	50	0.0%	1.7%	2.0%
% of courses of treatment with removable appliances only - completed treatment (rolling 12 month period)	0	53	0.0%	1.7%	1.5%
% of patients satisfied with the treatment they have received (rolling 12 month period)	3	3	100.0%	96.4%	96.0%

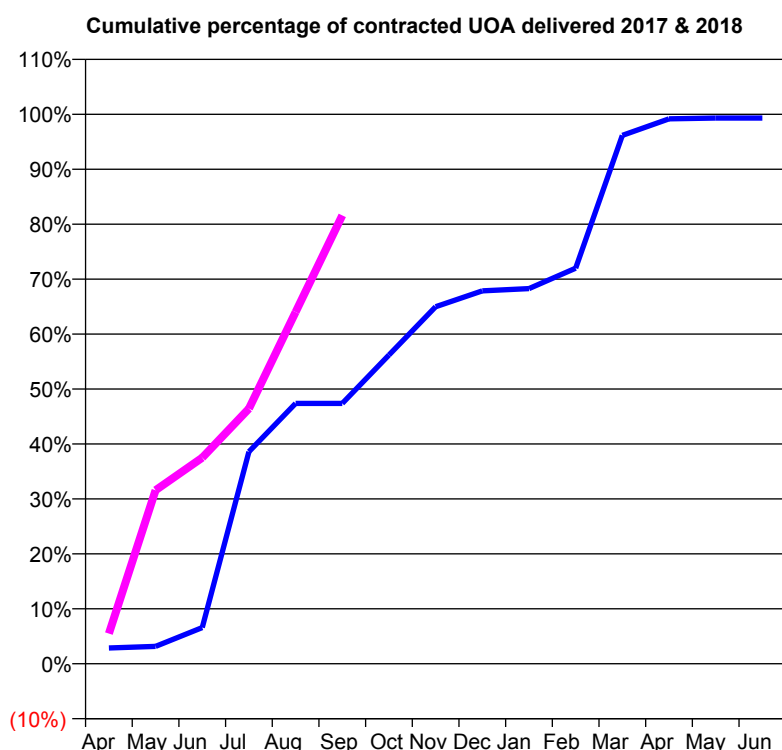
* Figures in italics indicate that the base number is less than 100.

Q66 - Vital Signs Orthodontic At a Glance Contract Report for 324205/0001 - September 2017

Name or company name	MR DK BURGESS
Contract type name	GDS Contract
Purpose of contract	General and Orthodontic
Contract start date	01/04/2006
Contract end date	

17/18 Contracted general activity (UDA)	2,137
Carry forward general activity (UDA)	0
17/18 Contracted orthodontic activity (UOA)	728
Carry forward orthodontic activity (UOA)	5
Baseline contract value	£104,850.36

ACCESS	Contract	England and Wales
24 month ratio of assessments to patient IDs	1.03	1.09

ACTIVITY


Month	Adjusted Scheduled Activity (UOA)	
	2017	2018
April	21	40
May	23	230
June	48	273
July	281	338
August	345	466
September	345	594
October	409	
November	473	
December	494	
January	497	
February	524	
March	700	
April	722	
May	723	
June	723	

QUALITY	Contract Quantity	Contract Base Number	Contract *	Region	England
% of all assessments that were assess and fit appliances (rolling 12 month period)	46	75	61.3%	60.8%	58.0%
% of all assessments that were assess and refuse (rolling 12 month period)	20	75	26.7%	9.9%	11.4%
% of all assessments that were assess and review (rolling 12 month period)	9	75	12.0%	29.3%	30.6%
% of terminated courses where treatment was abandoned or discontinued (rolling 12 month period)	1	24	4.2%	8.0%	7.8%
% of completed treatments indicating that PAR score was taken (year to date)	12	14	85.7%	67.9%	64.6%
Rate of removable appliances per 100 fixed appliances - proposed treatment (rolling 12 month period)	2	31	6.45	4.85	5.65
Rate of removable appliances per 100 fixed appliances - completed treatment (rolling 12 month period)	2	36	5.56	4.05	4.78
% of courses of treatment with removable appliances only - proposed treatment (rolling 12 month period)	2	46	4.3%	1.7%	2.0%
% of courses of treatment with removable appliances only - completed treatment (rolling 12 month period)	1	23	4.3%	1.7%	1.5%
% of patients satisfied with the treatment they have received (rolling 12 month period)	1	1	100.0%	96.4%	96.0%

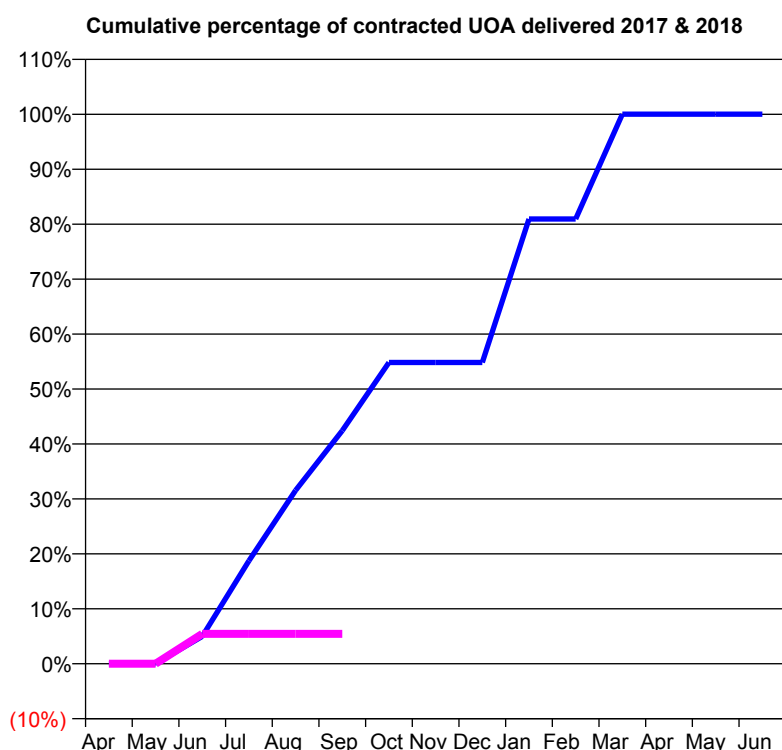
* Figures in italics indicate that the base number is less than 100.

Q66 - Vital Signs Orthodontic At a Glance Contract Report for 332941/0001 - September 2017

Name or company name	MR JF STEYN
Contract type name	PDS Contract
Purpose of contract	Orthodontic
Contract start date	01/04/2006
Contract end date	31/03/2018

17/18 Contracted general activity (UDA)	0
Carry forward general activity (UDA)	0
17/18 Contracted orthodontic activity (UOA)	4,297
Carry forward orthodontic activity (UOA)	0
Baseline contract value	£287,629.32

ACCESS	Contract	England and Wales
24 month ratio of assessments to patient IDs	1.03	1.09

ACTIVITY


Month	Adjusted Scheduled Activity (UOA)	
	2017	2018
April	0	0
May	0	0
June	214	234
July	806	234
August	1,356	234
September	1,823	234
October	2,356	
November	2,356	
December	2,356	
January	3,478	
February	3,478	
March	4,298	
April	4,298	
May	4,298	
June	4,298	

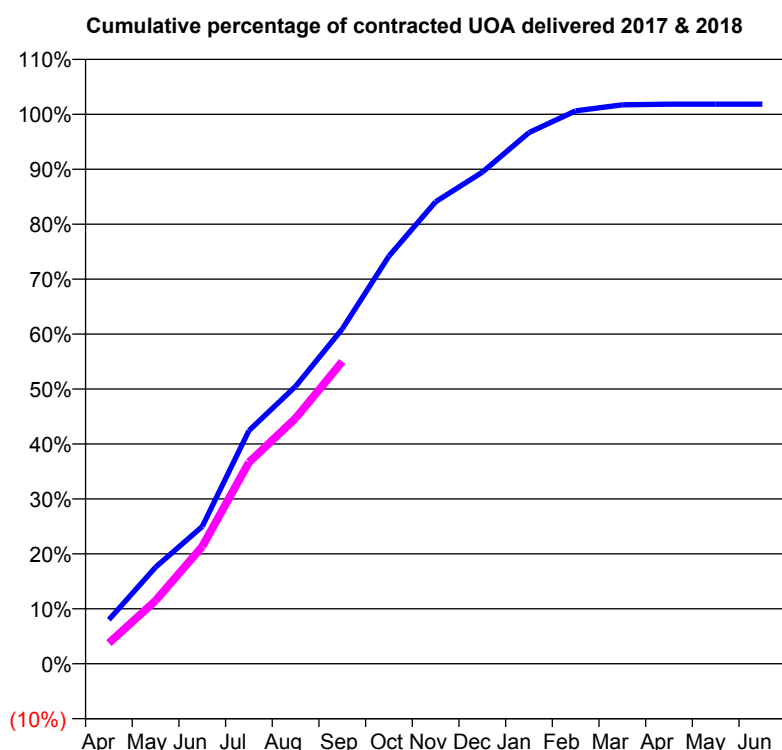
QUALITY	Contract Quantity	Contract Base Number	Contract *	Region	England
% of all assessments that were assess and fit appliances (rolling 12 month period)	125	209	59.8%	60.8%	58.0%
% of all assessments that were assess and refuse (rolling 12 month period)	17	209	8.1%	9.9%	11.4%
% of all assessments that were assess and review (rolling 12 month period)	67	209	32.1%	29.3%	30.6%
% of terminated courses where treatment was abandoned or discontinued (rolling 12 month period)	3	106	2.8%	8.0%	7.8%
% of completed treatments indicating that PAR score was taken (year to date)	37	39	94.9%	67.9%	64.6%
Rate of removable appliances per 100 fixed appliances - proposed treatment (rolling 12 month period)	1	248	0.40	4.85	5.65
Rate of removable appliances per 100 fixed appliances - completed treatment (rolling 12 month period)	3	77	3.90	4.05	4.78
% of courses of treatment with removable appliances only - proposed treatment (rolling 12 month period)	1	125	0.8%	1.7%	2.0%
% of courses of treatment with removable appliances only - completed treatment (rolling 12 month period)	0	103	0.0%	1.7%	1.5%
% of patients satisfied with the treatment they have received (rolling 12 month period)	5	5	100.0%	96.4%	96.0%

* Figures in italics indicate that the base number is less than 100.

Q66 - Vital Signs Orthodontic At a Glance Contract Report for 338869/0001 - September 2017

Name or company name	MR JR MACHELL	17/18 Contracted general activity (UDA)	0
Contract type name	PDS Contract	Carry forward general activity (UDA)	0
Purpose of contract	Orthodontic	17/18 Contracted orthodontic activity (UOA)	4,528
Contract start date	01/04/2006	Carry forward orthodontic activity (UOA)	0
Contract end date	31/03/2018	Baseline contract value	£297,007.71

ACCESS	Contract	England and Wales
24 month ratio of assessments to patient IDs	1.01	1.09

ACTIVITY


Month	Adjusted Scheduled Activity (UOA)	
	2017	2018
April	363	171
May	796	520
June	1,131	966
July	1,921	1,660
August	2,286	2,023
September	2,760	2,490
October	3,360	
November	3,807	
December	4,051	
January	4,377	
February	4,556	
March	4,606	
April	4,611	
May	4,611	
June	4,611	

QUALITY	Contract Quantity	Contract Base Number	Contract *	Region	England
% of all assessments that were assess and fit appliances (rolling 12 month period)	203	313	64.9%	60.8%	58.0%
% of all assessments that were assess and refuse (rolling 12 month period)	0	313	0.0%	9.9%	11.4%
% of all assessments that were assess and review (rolling 12 month period)	110	313	35.1%	29.3%	30.6%
% of terminated courses where treatment was abandoned or discontinued (rolling 12 month period)	5	190	2.6%	8.0%	7.8%
% of completed treatments indicating that PAR score was taken (year to date)	76	81	93.8%	67.9%	64.6%
Rate of removable appliances per 100 fixed appliances - proposed treatment (rolling 12 month period)	3	394	0.76	4.85	5.65
Rate of removable appliances per 100 fixed appliances - completed treatment (rolling 12 month period)	4	354	1.13	4.05	4.78
% of courses of treatment with removable appliances only - proposed treatment (rolling 12 month period)	1	203	0.5%	1.7%	2.0%
% of courses of treatment with removable appliances only - completed treatment (rolling 12 month period)	4	185	2.2%	1.7%	1.5%
% of patients satisfied with the treatment they have received (rolling 12 month period)	13	13	100.0%	96.4%	96.0%

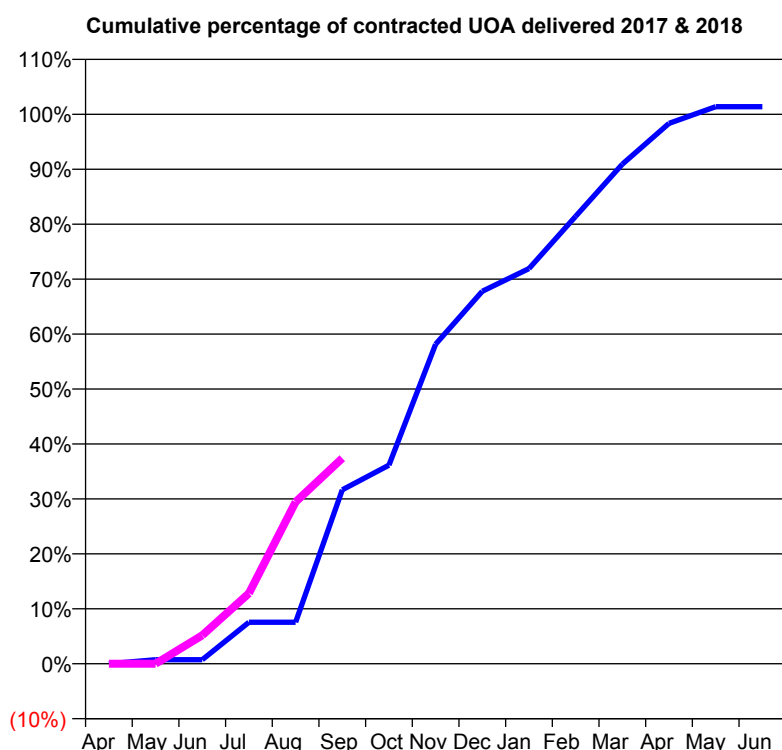
* Figures in italics indicate that the base number is less than 100.

Q66 - Vital Signs Orthodontic At a Glance Contract Report for 570370/0001 - September 2017

Name or company name	MISS SC COOPER
Contract type name	PDS Contract
Purpose of contract	Orthodontic
Contract start date	01/08/2006
Contract end date	31/03/2018

17/18 Contracted general activity (UDA)	0
Carry forward general activity (UDA)	0
17/18 Contracted orthodontic activity (UOA)	3,480
Carry forward orthodontic activity (UOA)	0
Baseline contract value	£216,889.50

ACCESS	Contract	England and Wales
24 month ratio of assessments to patient IDs	1.13	1.09

ACTIVITY


Month	Adjusted Scheduled Activity (UOA)	
	2017	2018
April	0	0
May	26	0
June	26	180
July	263	446
August	263	1,025
September	1,102	1,302
October	1,258	
November	2,024	
December	2,359	
January	2,503	
February	2,834	
March	3,164	
April	3,422	
May	3,528	
June	3,528	

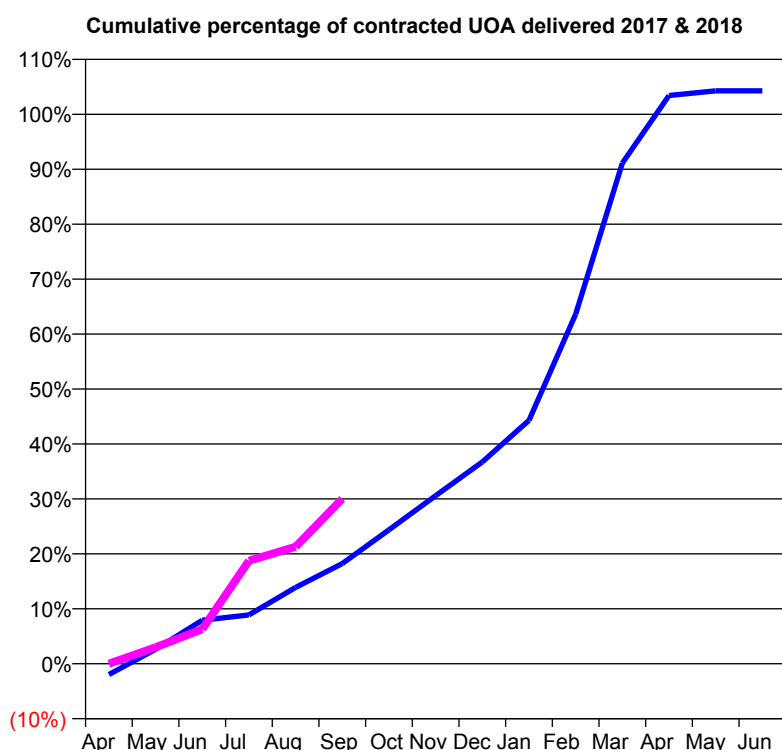
QUALITY	Contract Quantity	Contract Base Number	Contract *	Region	England
% of all assessments that were assess and fit appliances (rolling 12 month period)	171	308	55.5%	60.8%	58.0%
% of all assessments that were assess and refuse (rolling 12 month period)	26	308	8.4%	9.9%	11.4%
% of all assessments that were assess and review (rolling 12 month period)	111	308	36.0%	29.3%	30.6%
% of terminated courses where treatment was abandoned or discontinued (rolling 12 month period)	11	105	10.5%	8.0%	7.8%
% of completed treatments indicating that PAR score was taken (year to date)	6	34	17.6%	67.9%	64.6%
Rate of removable appliances per 100 fixed appliances - proposed treatment (rolling 12 month period)	15	337	4.45	4.85	5.65
Rate of removable appliances per 100 fixed appliances - completed treatment (rolling 12 month period)	30	183	16.39	4.05	4.78
% of courses of treatment with removable appliances only - proposed treatment (rolling 12 month period)	0	171	0.0%	1.7%	2.0%
% of courses of treatment with removable appliances only - completed treatment (rolling 12 month period)	1	94	1.1%	1.7%	1.5%
% of patients satisfied with the treatment they have received (rolling 12 month period)	17	17	100.0%	96.4%	96.0%

* Figures in italics indicate that the base number is less than 100.

Q66 - Vital Signs Orthodontic At a Glance Contract Report for 634891/0001 - September 2017

Name or company name	MISS JE LEWIS	17/18 Contracted general activity (UDA)	0
Contract type name	PDS Contract	Carry forward general activity (UDA)	0
Purpose of contract	Orthodontic	17/18 Contracted orthodontic activity (UOA)	2,540
Contract start date	01/04/2006	Carry forward orthodontic activity (UOA)	0
Contract end date	31/03/2018	Baseline contract value	£166,621.69

ACCESS	Contract	England and Wales
24 month ratio of assessments to patient IDs	1.07	1.09

ACTIVITY


Month	Adjusted Scheduled Activity (UOA)	
	2017	2018
April	-50	0
May	67	76
June	201	160
July	226	476
August	353	541
September	463	763
October	619	
November	777	
December	933	
January	1,125	
February	1,616	
March	2,314	
April	2,627	
May	2,648	
June	2,648	

QUALITY

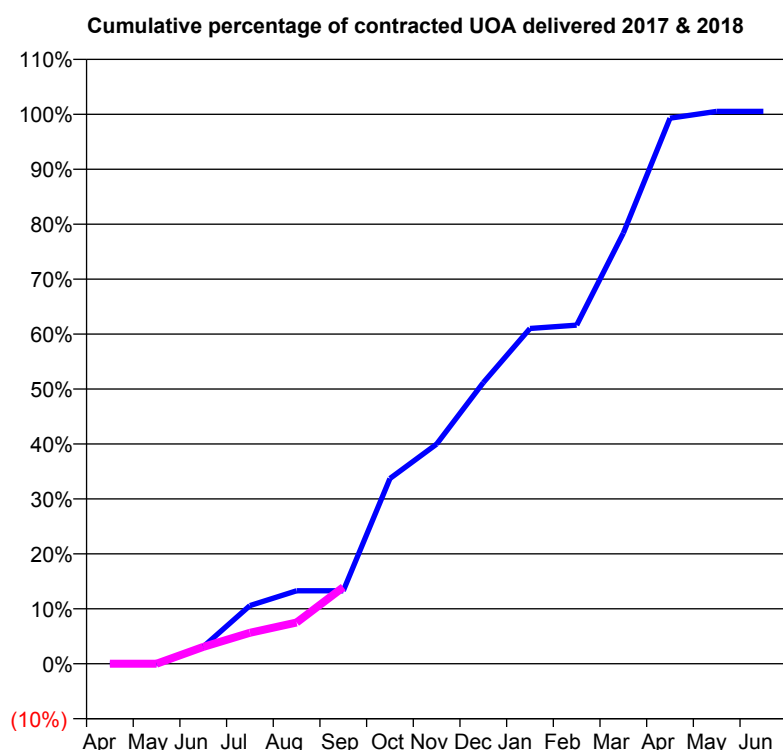
	Contract Quantity	Contract Base Number	Contract *	Region	England
% of all assessments that were assess and fit appliances (rolling 12 month period)	137	307	44.6%	60.8%	58.0%
% of all assessments that were assess and refuse (rolling 12 month period)	80	307	26.1%	9.9%	11.4%
% of all assessments that were assess and review (rolling 12 month period)	90	307	29.3%	29.3%	30.6%
% of terminated courses where treatment was abandoned or discontinued (rolling 12 month period)	9	69	13.0%	8.0%	7.8%
% of completed treatments indicating that PAR score was taken (year to date)	27	28	96.4%	67.9%	64.6%
Rate of removable appliances per 100 fixed appliances - proposed treatment (rolling 12 month period)	3	247	1.21	4.85	5.65
Rate of removable appliances per 100 fixed appliances - completed treatment (rolling 12 month period)	0	0	N/A	4.05	4.78
% of courses of treatment with removable appliances only - proposed treatment (rolling 12 month period)	2	137	1.5%	1.7%	2.0%
% of courses of treatment with removable appliances only - completed treatment (rolling 12 month period)	0	60	0.0%	1.7%	1.5%
% of patients satisfied with the treatment they have received (rolling 12 month period)	3	3	100.0%	96.4%	96.0%

* Figures in italics indicate that the base number is less than 100.

Q66 - Vital Signs Orthodontic At a Glance Contract Report for 642363/0001 - September 2017

Name or company name	MISS PM TEBBETT	17/18 Contracted general activity (UDA)	0
Contract type name	PDS Contract	Carry forward general activity (UDA)	0
Purpose of contract	Orthodontic	17/18 Contracted orthodontic activity (UOA)	3,414
Contract start date	01/04/2006	Carry forward orthodontic activity (UOA)	0
Contract end date	31/03/2018	Baseline contract value	£236,924.90

ACCESS	Contract	England and Wales
24 month ratio of assessments to patient IDs	1.04	1.09

ACTIVITY


Month	Adjusted Scheduled Activity (UOA)	
	2017	2018
April	0	0
May	0	0
June	106	105
July	362	193
August	454	256
September	454	476
October	1,151	
November	1,365	
December	1,747	
January	2,083	
February	2,104	
March	2,676	
April	3,390	
May	3,432	
June	3,432	

QUALITY

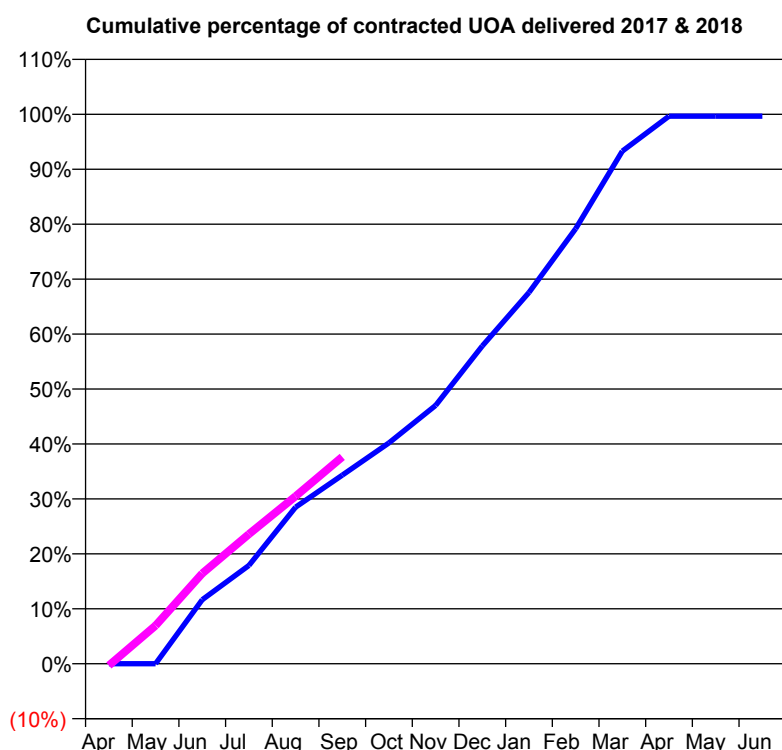
	Contract Quantity	Contract Base Number	Contract *	Region	England
% of all assessments that were assess and fit appliances (rolling 12 month period)	169	175	96.6%	60.8%	58.0%
% of all assessments that were assess and refuse (rolling 12 month period)	6	175	3.4%	9.9%	11.4%
% of all assessments that were assess and review (rolling 12 month period)	0	175	0.0%	29.3%	30.6%
% of terminated courses where treatment was abandoned or discontinued (rolling 12 month period)	6	144	4.2%	8.0%	7.8%
% of completed treatments indicating that PAR score was taken (year to date)	58	60	96.7%	67.9%	64.6%
Rate of removable appliances per 100 fixed appliances - proposed treatment (rolling 12 month period)	44	323	13.62	4.85	5.65
Rate of removable appliances per 100 fixed appliances - completed treatment (rolling 12 month period)	38	250	15.20	4.05	4.78
% of courses of treatment with removable appliances only - proposed treatment (rolling 12 month period)	4	169	2.4%	1.7%	2.0%
% of courses of treatment with removable appliances only - completed treatment (rolling 12 month period)	2	138	1.4%	1.7%	1.5%
% of patients satisfied with the treatment they have received (rolling 12 month period)	7	7	100.0%	96.4%	96.0%

* Figures in italics indicate that the base number is less than 100.

Q66 - Vital Signs Orthodontic At a Glance Contract Report for 731862/0001 - September 2017

Name or company name	MR SJ MORRIS	17/18 Contracted general activity (UDA)	0
Contract type name	PDS Contract	Carry forward general activity (UDA)	0
Purpose of contract	Orthodontic	17/18 Contracted orthodontic activity (UOA)	4,447
Contract start date	01/04/2006	Carry forward orthodontic activity (UOA)	15
Contract end date	31/03/2018	Baseline contract value	£308,809.33

ACCESS	Contract	England and Wales
24 month ratio of assessments to patient IDs	1.02	1.09

ACTIVITY


Month	Adjusted Scheduled Activity (UOA)	
	2017	2018
April	0	-15
May	0	309
June	519	731
July	796	1,049
August	1,268	1,356
September	1,526	1,674
October	1,788	
November	2,091	
December	2,572	
January	3,005	
February	3,521	
March	4,149	
April	4,431	
May	4,431	
June	4,432	

QUALITY

	Contract Quantity	Contract Base Number	Contract *	Region	England
% of all assessments that were assess and fit appliances (rolling 12 month period)	209	434	48.2%	60.8%	58.0%
% of all assessments that were assess and refuse (rolling 12 month period)	12	434	2.8%	9.9%	11.4%
% of all assessments that were assess and review (rolling 12 month period)	213	434	49.1%	29.3%	30.6%
% of terminated courses where treatment was abandoned or discontinued (rolling 12 month period)	6	177	3.4%	8.0%	7.8%
% of completed treatments indicating that PAR score was taken (year to date)	76	77	98.7%	67.9%	64.6%
Rate of removable appliances per 100 fixed appliances - proposed treatment (rolling 12 month period)	12	414	2.90	4.85	5.65
Rate of removable appliances per 100 fixed appliances - completed treatment (rolling 12 month period)	2	341	0.59	4.05	4.78
% of courses of treatment with removable appliances only - proposed treatment (rolling 12 month period)	1	209	0.5%	1.7%	2.0%
% of courses of treatment with removable appliances only - completed treatment (rolling 12 month period)	0	171	0.0%	1.7%	1.5%
% of patients satisfied with the treatment they have received (rolling 12 month period)	12	12	100.0%	96.4%	96.0%

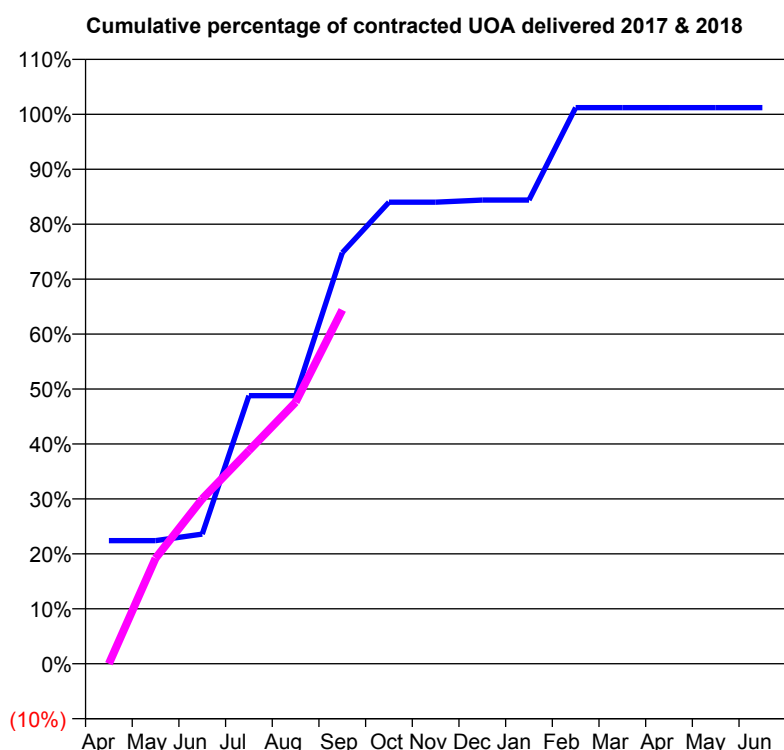
* Figures in italics indicate that the base number is less than 100.

Q66 - Vital Signs Orthodontic At a Glance Contract Report for 738964/0001 - September 2017

Name or company name	MR PA BALDWIN
Contract type name	GDS Contract
Purpose of contract	General and Orthodontic
Contract start date	01/06/2014
Contract end date	

17/18 Contracted general activity (UDA)	1,815
Carry forward general activity (UDA)	0
17/18 Contracted orthodontic activity (UOA)	250
Carry forward orthodontic activity (UOA)	0
Baseline contract value	£62,148.04

ACCESS	Contract	England and Wales
24 month ratio of assessments to patient IDs	1.14	1.09

ACTIVITY


Month	Adjusted Scheduled Activity (UOA)	
	2017	2018
April	56	0
May	56	48
June	59	75
July	122	97
August	122	119
September	187	161
October	210	
November	210	
December	211	
January	211	
February	253	
March	253	
April	253	
May	253	
June	253	

QUALITY	Contract Quantity	Contract Base Number	Contract *	Region	England
% of all assessments that were assess and fit appliances (rolling 12 month period)	11	29	37.9%	60.8%	58.0%
% of all assessments that were assess and refuse (rolling 12 month period)	4	29	13.8%	9.9%	11.4%
% of all assessments that were assess and review (rolling 12 month period)	14	29	48.3%	29.3%	30.6%
% of terminated courses where treatment was abandoned or discontinued (rolling 12 month period)	0	8	0.0%	8.0%	7.8%
% of completed treatments indicating that PAR score was taken (year to date)	4	4	100.0%	67.9%	64.6%
Rate of removable appliances per 100 fixed appliances - proposed treatment (rolling 12 month period)	0	9	0.00	4.85	5.65
Rate of removable appliances per 100 fixed appliances - completed treatment (rolling 12 month period)	0	4	0.00	4.05	4.78
% of courses of treatment with removable appliances only - proposed treatment (rolling 12 month period)	0	11	0.0%	1.7%	2.0%
% of courses of treatment with removable appliances only - completed treatment (rolling 12 month period)	0	8	0.0%	1.7%	1.5%
% of patients satisfied with the treatment they have received (rolling 12 month period)	1	1	100.0%	96.4%	96.0%

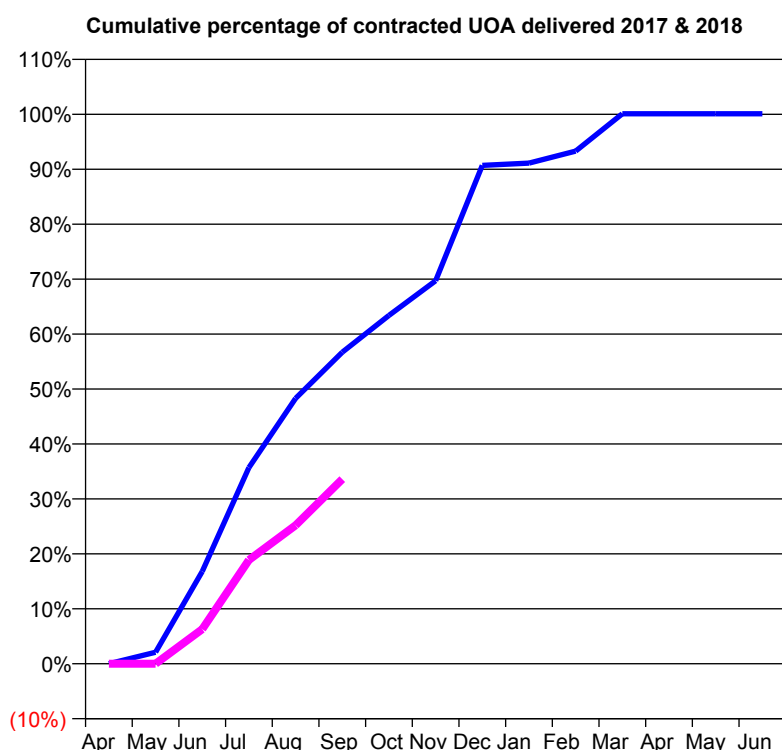
* Figures in italics indicate that the base number is less than 100.

Q66 - Vital Signs Orthodontic At a Glance Contract Report for 762520/0001 - September 2017

Name or company name	Castle View Dental Practice
Contract type name	Pilot Contract
Purpose of contract	General and Orthodontic
Contract start date	01/09/2013
Contract end date	

17/18 Contracted general activity (UDA)	31,724
Carry forward general activity (UDA)	0
17/18 Contracted orthodontic activity (UOA)	1,000
Carry forward orthodontic activity (UOA)	0
Baseline contract value	£1,041,455.12

ACCESS	Contract	England and Wales
24 month ratio of assessments to patient IDs	1.08	1.09

ACTIVITY


Month	Adjusted Scheduled Activity (UOA)	
	2017	2018
April	0	0
May	21	0
June	168	63
July	357	189
August	483	252
September	567	336
October	634	
November	697	
December	907	
January	911	
February	933	
March	1,001	
April	1,001	
May	1,001	
June	1,001	

QUALITY

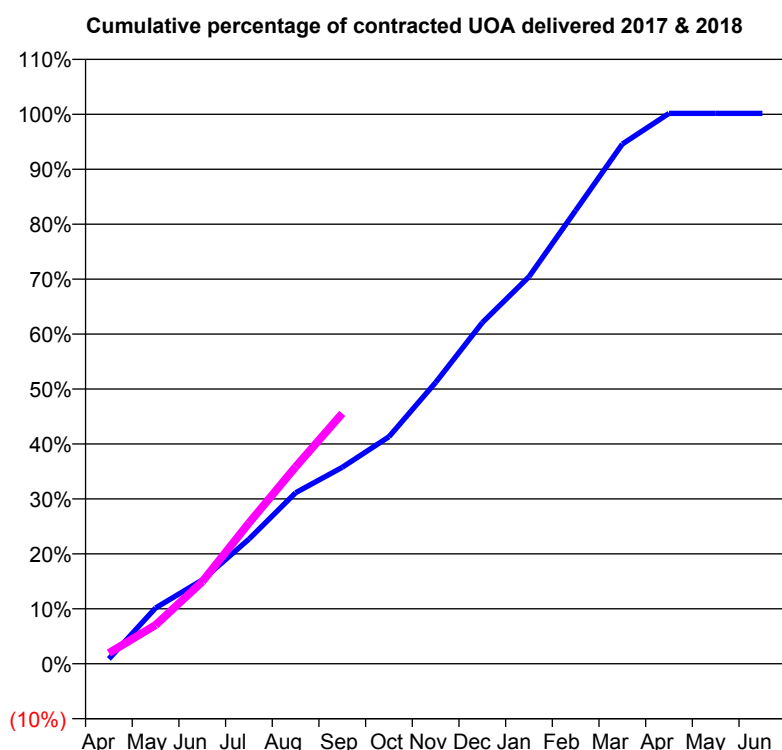
	Contract Quantity	Contract Base Number	Contract *	Region	England
% of all assessments that were assess and fit appliances (rolling 12 month period)	37	47	78.7%	60.8%	58.0%
% of all assessments that were assess and refuse (rolling 12 month period)	4	47	8.5%	9.9%	11.4%
% of all assessments that were assess and review (rolling 12 month period)	6	47	12.8%	29.3%	30.6%
% of terminated courses where treatment was abandoned or discontinued (rolling 12 month period)	7	27	25.9%	8.0%	7.8%
% of completed treatments indicating that PAR score was taken (year to date)	6	11	54.5%	67.9%	64.6%
Rate of removable appliances per 100 fixed appliances - proposed treatment (rolling 12 month period)	0	65	0.00	4.85	5.65
Rate of removable appliances per 100 fixed appliances - completed treatment (rolling 12 month period)	2	36	5.56	4.05	4.78
% of courses of treatment with removable appliances only - proposed treatment (rolling 12 month period)	0	37	0.0%	1.7%	2.0%
% of courses of treatment with removable appliances only - completed treatment (rolling 12 month period)	0	20	0.0%	1.7%	1.5%
% of patients satisfied with the treatment they have received (rolling 12 month period)	2	2	100.0%	96.4%	96.0%

* Figures in italics indicate that the base number is less than 100.

Q66 - Vital Signs Orthodontic At a Glance Contract Report for 833533/0001 - September 2017

Name or company name	MR A GREEN	17/18 Contracted general activity (UDA)	0
Contract type name	PDS Contract	Carry forward general activity (UDA)	0
Purpose of contract	Orthodontic	17/18 Contracted orthodontic activity (UOA)	4,528
Contract start date	01/04/2006	Carry forward orthodontic activity (UOA)	0
Contract end date	31/03/2018	Baseline contract value	£297,007.71

ACCESS	Contract	England and Wales
24 month ratio of assessments to patient IDs	1.00	1.09

ACTIVITY


Month	Adjusted Scheduled Activity (UOA)	
	2017	2018
April	40	88
May	460	319
June	691	676
July	1,027	1,160
August	1,409	1,622
September	1,619	2,063
October	1,871	-
November	2,318	-
December	2,811	-
January	3,189	-
February	3,735	-
March	4,283	-
April	4,535	-
May	4,535	-
June	4,535	-

QUALITY	Contract Quantity	Contract Base Number	Contract *	Region	England
% of all assessments that were assess and fit appliances (rolling 12 month period)	240	241	99.6%	60.8%	58.0%
% of all assessments that were assess and refuse (rolling 12 month period)	1	241	0.4%	9.9%	11.4%
% of all assessments that were assess and review (rolling 12 month period)	0	241	0.0%	29.3%	30.6%
% of terminated courses where treatment was abandoned or discontinued (rolling 12 month period)	9	208	4.3%	8.0%	7.8%
% of completed treatments indicating that PAR score was taken (year to date)	106	107	99.1%	67.9%	64.6%
Rate of removable appliances per 100 fixed appliances - proposed treatment (rolling 12 month period)	4	412	0.97	4.85	5.65
Rate of removable appliances per 100 fixed appliances - completed treatment (rolling 12 month period)	3	381	0.79	4.05	4.78
% of courses of treatment with removable appliances only - proposed treatment (rolling 12 month period)	4	240	1.7%	1.7%	2.0%
% of courses of treatment with removable appliances only - completed treatment (rolling 12 month period)	3	199	1.5%	1.7%	1.5%
% of patients satisfied with the treatment they have received (rolling 12 month period)	6	7	85.7%	96.4%	96.0%

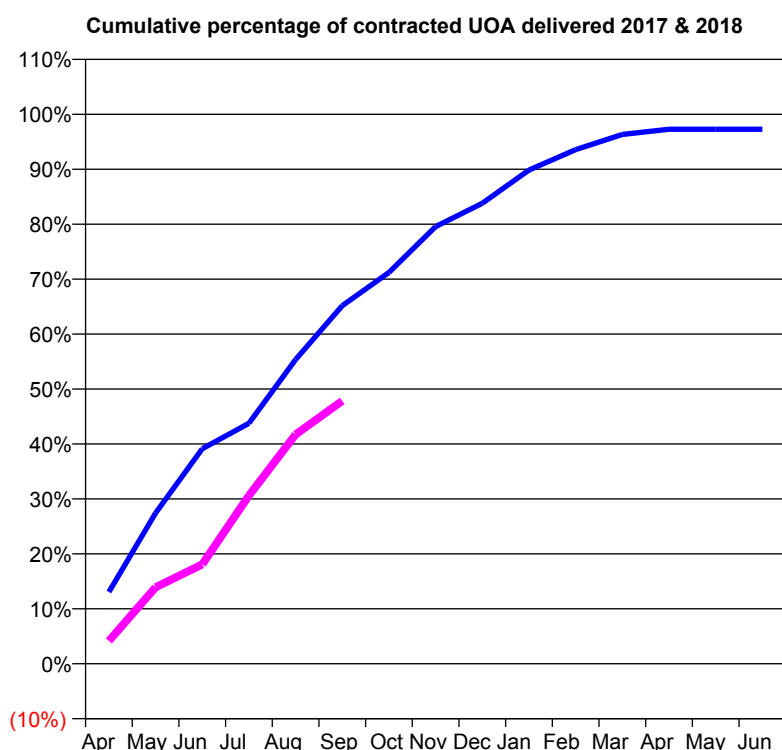
* Figures in italics indicate that the base number is less than 100.

Q66 - Vital Signs Orthodontic At a Glance Contract Report for 916498/0001 - September 2017

Name or company name	MR RA SNELGROVE
Contract type name	PDS Contract
Purpose of contract	Orthodontic
Contract start date	01/04/2006
Contract end date	31/03/2018

17/18 Contracted general activity (UDA)	0
Carry forward general activity (UDA)	0
17/18 Contracted orthodontic activity (UOA)	4,529
Carry forward orthodontic activity (UOA)	0
Baseline contract value	£297,007.71

ACCESS	Contract	England and Wales
24 month ratio of assessments to patient IDs	1.00	1.09

ACTIVITY


Month	Adjusted Scheduled Activity (UOA)	
	2017	2018
April	592	189
May	1,243	630
June	1,772	819
July	1,982	1,386
August	2,507	1,890
September	2,952	2,167
October	3,225	
November	3,603	
December	3,796	
January	4,069	
February	4,237	
March	4,363	
April	4,405	
May	4,405	
June	4,405	

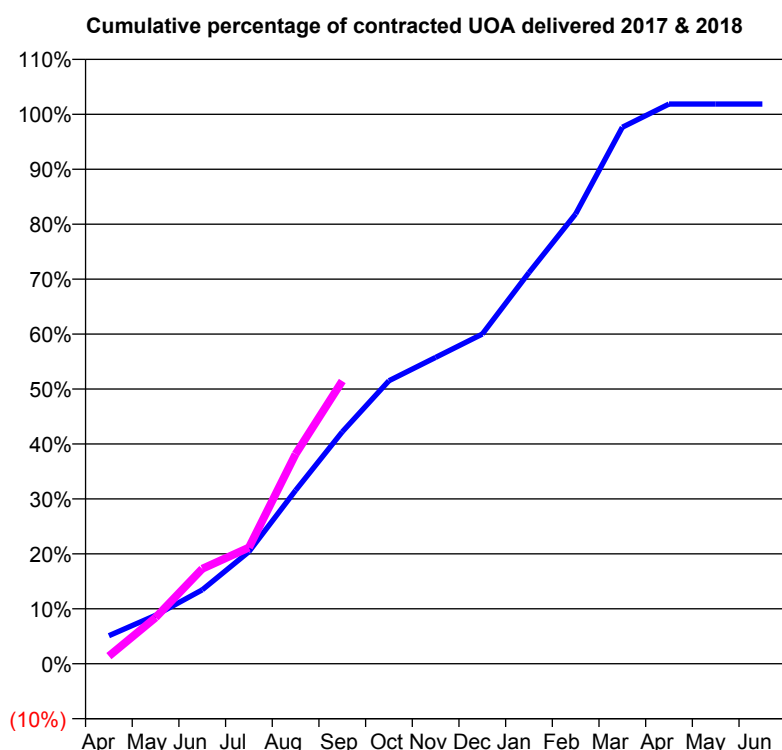
QUALITY	Contract Quantity	Contract Base Number	Contract *	Region	England
% of all assessments that were assess and fit appliances (rolling 12 month period)	174	174	100.0%	60.8%	58.0%
% of all assessments that were assess and refuse (rolling 12 month period)	0	174	0.0%	9.9%	11.4%
% of all assessments that were assess and review (rolling 12 month period)	0	174	0.0%	29.3%	30.6%
% of terminated courses where treatment was abandoned or discontinued (rolling 12 month period)	12	185	6.5%	8.0%	7.8%
% of completed treatments indicating that PAR score was taken (year to date)	70	74	94.6%	67.9%	64.6%
Rate of removable appliances per 100 fixed appliances - proposed treatment (rolling 12 month period)	1	313	0.32	4.85	5.65
Rate of removable appliances per 100 fixed appliances - completed treatment (rolling 12 month period)	2	335	0.60	4.05	4.78
% of courses of treatment with removable appliances only - proposed treatment (rolling 12 month period)	1	174	0.6%	1.7%	2.0%
% of courses of treatment with removable appliances only - completed treatment (rolling 12 month period)	1	173	0.6%	1.7%	1.5%
% of patients satisfied with the treatment they have received (rolling 12 month period)	7	7	100.0%	96.4%	96.0%

* Figures in italics indicate that the base number is less than 100.

Q66 - Vital Signs Orthodontic At a Glance Contract Report for 921181/0001 - September 2017

Name or company name	MISS J DAVIES	17/18 Contracted general activity (UDA)	0
Contract type name	PDS Contract	Carry forward general activity (UDA)	0
Purpose of contract	Orthodontic	17/18 Contracted orthodontic activity (UOA)	4,528
Contract start date	01/04/2006	Carry forward orthodontic activity (UOA)	0
Contract end date	31/03/2018	Baseline contract value	£297,007.71

ACCESS	Contract	England and Wales
24 month ratio of assessments to patient IDs	1.01	1.09

ACTIVITY


Month	Adjusted Scheduled Activity (UOA)	
	2017	2018
April	231	63
May	399	381
June	609	783
July	924	958
August	1,429	1,728
September	1,912	2,330
October	2,332	
November	2,525	
December	2,717	
January	3,224	
February	3,707	
March	4,421	
April	4,612	
May	4,612	
June	4,612	

QUALITY

	Contract Quantity	Contract Base Number	Contract *	Region	England
% of all assessments that were assess and fit appliances (rolling 12 month period)	238	283	84.1%	60.8%	58.0%
% of all assessments that were assess and refuse (rolling 12 month period)	0	283	0.0%	9.9%	11.4%
% of all assessments that were assess and review (rolling 12 month period)	45	283	15.9%	29.3%	30.6%
% of terminated courses where treatment was abandoned or discontinued (rolling 12 month period)	2	184	1.1%	8.0%	7.8%
% of completed treatments indicating that PAR score was taken (year to date)	89	90	98.9%	67.9%	64.6%
Rate of removable appliances per 100 fixed appliances - proposed treatment (rolling 12 month period)	1	470	0.21	4.85	5.65
Rate of removable appliances per 100 fixed appliances - completed treatment (rolling 12 month period)	5	357	1.40	4.05	4.78
% of courses of treatment with removable appliances only - proposed treatment (rolling 12 month period)	1	238	0.4%	1.7%	2.0%
% of courses of treatment with removable appliances only - completed treatment (rolling 12 month period)	0	182	0.0%	1.7%	1.5%
% of patients satisfied with the treatment they have received (rolling 12 month period)	13	13	100.0%	96.4%	96.0%

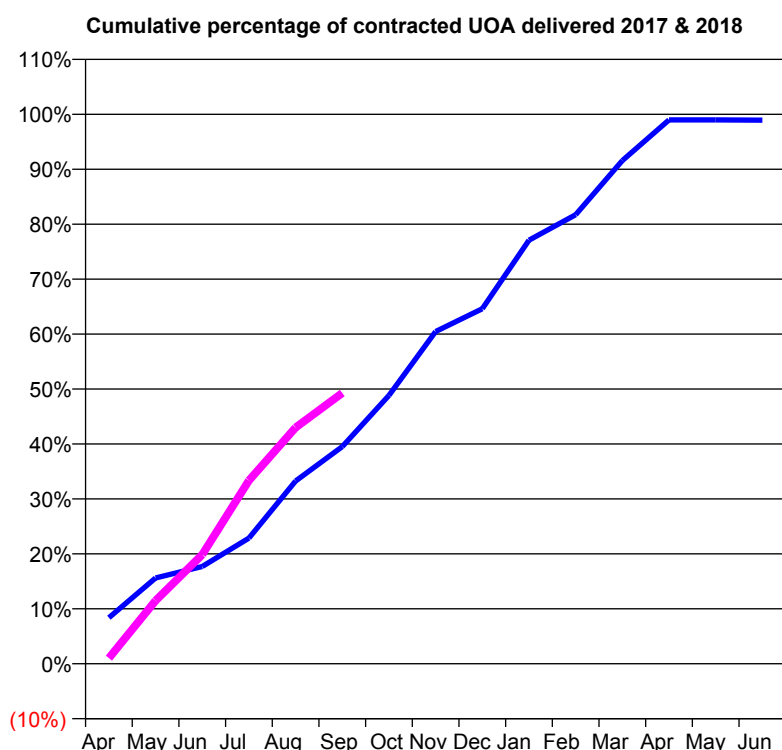
* Figures in italics indicate that the base number is less than 100.

Q67 - Vital Signs Orthodontic At a Glance Contract Report for 101281/0035 - September 2017

Name or company name	OASIS DENTAL CARE LTD
Contract type name	GDS Contract
Purpose of contract	General and Orthodontic
Contract start date	01/04/2006
Contract end date	

17/18 Contracted general activity (UDA)	7,549
Carry forward general activity (UDA)	-151
17/18 Contracted orthodontic activity (UOA)	2,029
Carry forward orthodontic activity (UOA)	22
Baseline contract value	£370,978.68

ACCESS	Contract	England and Wales
24 month ratio of assessments to patient IDs	1.02	1.09

ACTIVITY


Month	Adjusted Scheduled Activity (UOA)	
	2017	2018
April	170	21
May	317	233
June	359	403
July	464	677
August	675	872
September	802	1,000
October	991	
November	1,227	
December	1,311	
January	1,564	
February	1,658	
March	1,858	
April	2,008	
May	2,008	
June	2,007	

QUALITY	Contract Quantity	Contract Base Number	Contract *	Region	England
% of all assessments that were assess and fit appliances (rolling 12 month period)	109	145	75.2%	60.8%	58.0%
% of all assessments that were assess and refuse (rolling 12 month period)	11	145	7.6%	9.9%	11.4%
% of all assessments that were assess and review (rolling 12 month period)	25	145	17.2%	29.3%	30.6%
% of terminated courses where treatment was abandoned or discontinued (rolling 12 month period)	7	79	8.9%	8.0%	7.8%
% of completed treatments indicating that PAR score was taken (year to date)	36	37	97.3%	67.9%	64.6%
Rate of removable appliances per 100 fixed appliances - proposed treatment (rolling 12 month period)	4	209	1.91	4.85	5.65
Rate of removable appliances per 100 fixed appliances - completed treatment (rolling 12 month period)	4	140	2.86	4.05	4.78
% of courses of treatment with removable appliances only - proposed treatment (rolling 12 month period)	2	109	1.8%	1.7%	2.0%
% of courses of treatment with removable appliances only - completed treatment (rolling 12 month period)	1	72	1.4%	1.7%	1.5%
% of patients satisfied with the treatment they have received (rolling 12 month period)	3	3	100.0%	96.4%	96.0%

* Figures in italics indicate that the base number is less than 100.

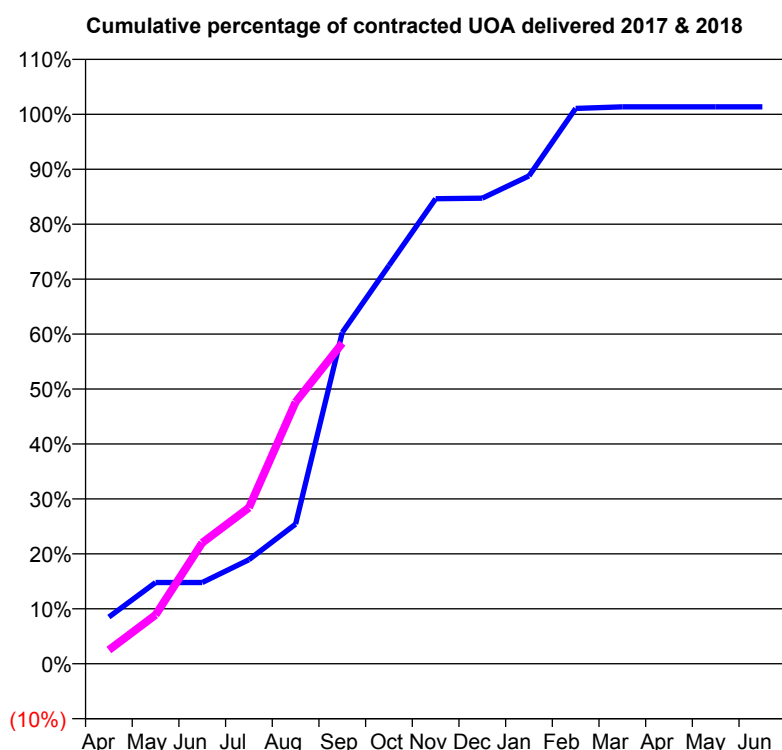
Q67 - Vital Signs Orthodontic At a Glance Contract Report for 101281/0105 - September 2017

Name or company name	OASIS DENTAL CARE LTD
Contract type name	GDS Contract
Purpose of contract	General and Orthodontic
Contract start date	01/04/2006
Contract end date	

17/18 Contracted general activity (UDA)	19,191
Carry forward general activity (UDA)	0
17/18 Contracted orthodontic activity (UOA)	1,035
Carry forward orthodontic activity (UOA)	0
Baseline contract value	£504,981.11

ACCESS

	Contract	England and Wales
24 month ratio of assessments to patient IDs	1.06	1.09

ACTIVITY


Month	Adjusted Scheduled Activity (UOA)	
	2017	2018
April	88	26
May	153	92
June	153	228
July	196	294
August	263	493
September	624	604
October	750	
November	876	
December	877	
January	919	
February	1,046	
March	1,049	
April	1,049	
May	1,049	
June	1,049	

QUALITY

	Contract Quantity	Contract Base Number	Contract *	Region	England
% of all assessments that were assess and fit appliances (rolling 12 month period)	57	99	57.6%	60.8%	58.0%
% of all assessments that were assess and refuse (rolling 12 month period)	42	99	42.4%	9.9%	11.4%
% of all assessments that were assess and review (rolling 12 month period)	0	99	0.0%	29.3%	30.6%
% of terminated courses where treatment was abandoned or discontinued (rolling 12 month period)	20	122	16.4%	8.0%	7.8%
% of completed treatments indicating that PAR score was taken (year to date)	28	29	96.6%	67.9%	64.6%
Rate of removable appliances per 100 fixed appliances - proposed treatment (rolling 12 month period)	4	100	4.00	4.85	5.65
Rate of removable appliances per 100 fixed appliances - completed treatment (rolling 12 month period)	6	174	3.45	4.05	4.78
% of courses of treatment with removable appliances only - proposed treatment (rolling 12 month period)	1	57	1.8%	1.7%	2.0%
% of courses of treatment with removable appliances only - completed treatment (rolling 12 month period)	4	102	3.9%	1.7%	1.5%
% of patients satisfied with the treatment they have received (rolling 12 month period)	0	0	N/A	96.4%	96.0%

* Figures in italics indicate that the base number is less than 100.

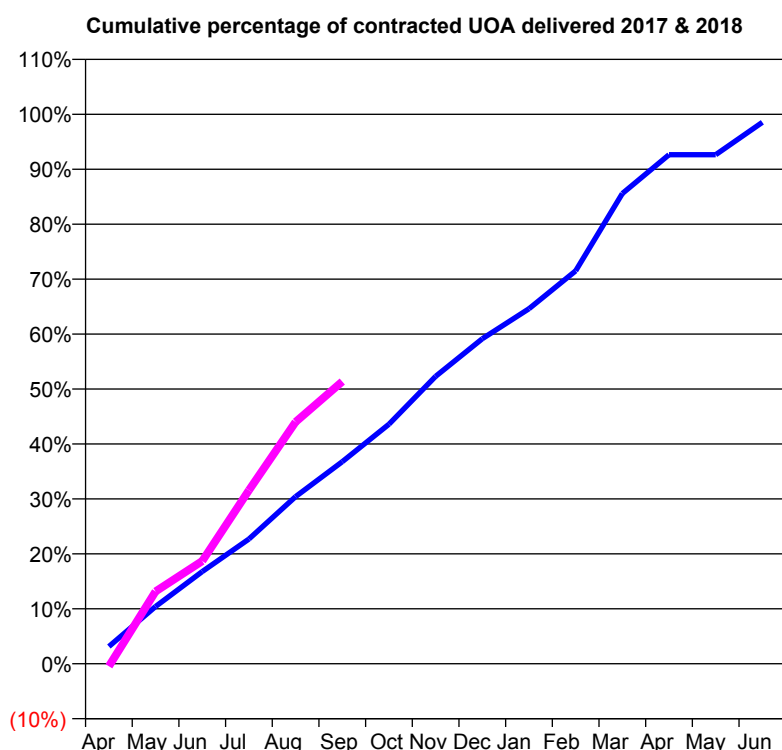
Q67 - Vital Signs Orthodontic At a Glance Contract Report for 101281/0210 - September 2017

Name or company name	OASIS DENTAL CARE LTD
Contract type name	PDS Contract
Purpose of contract	Orthodontic
Contract start date	01/09/2009
Contract end date	31/08/2019

17/18 Contracted general activity (UDA)	0
Carry forward general activity (UDA)	0
17/18 Contracted orthodontic activity (UOA)	4,630
Carry forward orthodontic activity (UOA)	68
Baseline contract value	£306,310.80

ACCESS

	Contract	England and Wales
24 month ratio of assessments to patient IDs	1.06	1.09

ACTIVITY


Month	Adjusted Scheduled Activity (UOA)	
	2017	2018
April	146	-22
May	483	610
June	777	866
July	1,051	1,462
August	1,408	2,038
September	1,703	2,378
October	2,018	
November	2,422	
December	2,739	
January	2,992	
February	3,311	
March	3,962	
April	4,289	
May	4,289	
June	4,562	

QUALITY

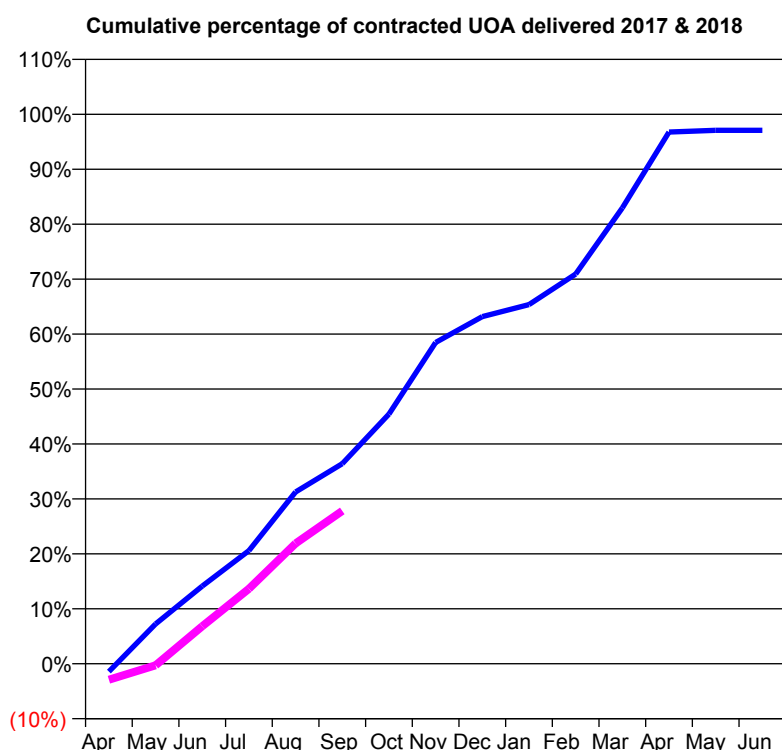
	Contract Quantity	Contract Base Number	Contract *	Region	England
% of all assessments that were assess and fit appliances (rolling 12 month period)	264	279	94.6%	60.8%	58.0%
% of all assessments that were assess and refuse (rolling 12 month period)	5	279	1.8%	9.9%	11.4%
% of all assessments that were assess and review (rolling 12 month period)	10	279	3.6%	29.3%	30.6%
% of terminated courses where treatment was abandoned or discontinued (rolling 12 month period)	4	248	1.6%	8.0%	7.8%
% of completed treatments indicating that PAR score was taken (year to date)	128	128	100.0%	67.9%	64.6%
Rate of removable appliances per 100 fixed appliances - proposed treatment (rolling 12 month period)	1	338	0.30	4.85	5.65
Rate of removable appliances per 100 fixed appliances - completed treatment (rolling 12 month period)	3	299	1.00	4.05	4.78
% of courses of treatment with removable appliances only - proposed treatment (rolling 12 month period)	1	264	0.4%	1.7%	2.0%
% of courses of treatment with removable appliances only - completed treatment (rolling 12 month period)	0	244	0.0%	1.7%	1.5%
% of patients satisfied with the treatment they have received (rolling 12 month period)	12	12	100.0%	96.4%	96.0%

* Figures in italics indicate that the base number is less than 100.

Q67 - Vital Signs Orthodontic At a Glance Contract Report for 115924/0001 - September 2017

Name or company name	Aligndent NK Ltd	17/18 Contracted general activity (UDA)	0
Contract type name	PDS Contract	Carry forward general activity (UDA)	0
Purpose of contract	Orthodontic	17/18 Contracted orthodontic activity (UOA)	13,600
Contract start date	01/04/2013	Carry forward orthodontic activity (UOA)	398
Contract end date	31/03/2018	Baseline contract value	£781,237.90

ACCESS	Contract	England and Wales
24 month ratio of assessments to patient IDs	1.00	1.09

ACTIVITY


Month	Adjusted Scheduled Activity (UOA)	
	2017	2018
April	-197	-398
May	984	-41
June	1,924	929
July	2,801	1,857
August	4,253	2,979
September	4,952	3,785
October	6,179	
November	7,953	
December	8,592	
January	8,888	
February	9,646	
March	11,282	
April	13,159	
May	13,202	
June	13,202	

QUALITY

	Contract Quantity	Contract Base Number	Contract *	Region	England
% of all assessments that were assess and fit appliances (rolling 12 month period)	615	633	97.2%	60.8%	58.0%
% of all assessments that were assess and refuse (rolling 12 month period)	14	633	2.2%	9.9%	11.4%
% of all assessments that were assess and review (rolling 12 month period)	4	633	0.6%	29.3%	30.6%
% of terminated courses where treatment was abandoned or discontinued (rolling 12 month period)	38	408	9.3%	8.0%	7.8%
% of completed treatments indicating that PAR score was taken (year to date)	197	203	97.0%	67.9%	64.6%
Rate of removable appliances per 100 fixed appliances - proposed treatment (rolling 12 month period)	143	1,168	12.24	4.85	5.65
Rate of removable appliances per 100 fixed appliances - completed treatment (rolling 12 month period)	0	8	0.00	4.05	4.78
% of courses of treatment with removable appliances only - proposed treatment (rolling 12 month period)	16	615	2.6%	1.7%	2.0%
% of courses of treatment with removable appliances only - completed treatment (rolling 12 month period)	0	370	0.0%	1.7%	1.5%
% of patients satisfied with the treatment they have received (rolling 12 month period)	34	37	91.9%	96.4%	96.0%

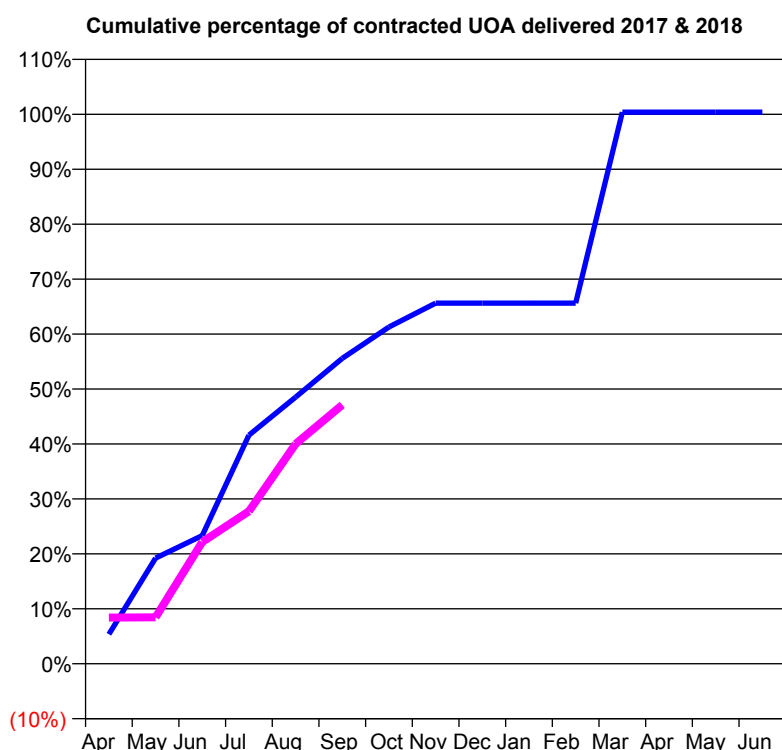
* Figures in italics indicate that the base number is less than 100.

Q67 - Vital Signs Orthodontic At a Glance Contract Report for 119059/0001 - September 2017

Name or company name	Bespoke Orthodontics Ltd
Contract type name	PDS Contract
Purpose of contract	Orthodontic
Contract start date	01/04/2013
Contract end date	31/03/2018

17/18 Contracted general activity (UDA)	0
Carry forward general activity (UDA)	0
17/18 Contracted orthodontic activity (UOA)	1,560
Carry forward orthodontic activity (UOA)	0
Baseline contract value	£89,134.52

ACCESS	Contract	England and Wales
24 month ratio of assessments to patient IDs	1.04	1.09

ACTIVITY


Month	Adjusted Scheduled Activity (UOA)	
	2017	2018
April	84	131
May	300	132
June	364	346
July	649	433
August	757	624
September	867	735
October	956	
November	1,024	
December	1,024	
January	1,024	
February	1,024	
March	1,566	
April	1,566	
May	1,566	
June	1,566	

QUALITY	Contract Quantity	Contract Base Number	Contract *	Region	England
% of all assessments that were assess and fit appliances (rolling 12 month period)	66	139	47.5%	60.8%	58.0%
% of all assessments that were assess and refuse (rolling 12 month period)	34	139	24.5%	9.9%	11.4%
% of all assessments that were assess and review (rolling 12 month period)	39	139	28.1%	29.3%	30.6%
% of terminated courses where treatment was abandoned or discontinued (rolling 12 month period)	16	52	30.8%	8.0%	7.8%
% of completed treatments indicating that PAR score was taken (year to date)	27	27	100.0%	67.9%	64.6%
Rate of removable appliances per 100 fixed appliances - proposed treatment (rolling 12 month period)	17	132	12.88	4.85	5.65
Rate of removable appliances per 100 fixed appliances - completed treatment (rolling 12 month period)	4	71	5.63	4.05	4.78
% of courses of treatment with removable appliances only - proposed treatment (rolling 12 month period)	0	66	0.0%	1.7%	2.0%
% of courses of treatment with removable appliances only - completed treatment (rolling 12 month period)	0	36	0.0%	1.7%	1.5%
% of patients satisfied with the treatment they have received (rolling 12 month period)	3	3	100.0%	96.4%	96.0%

* Figures in italics indicate that the base number is less than 100.

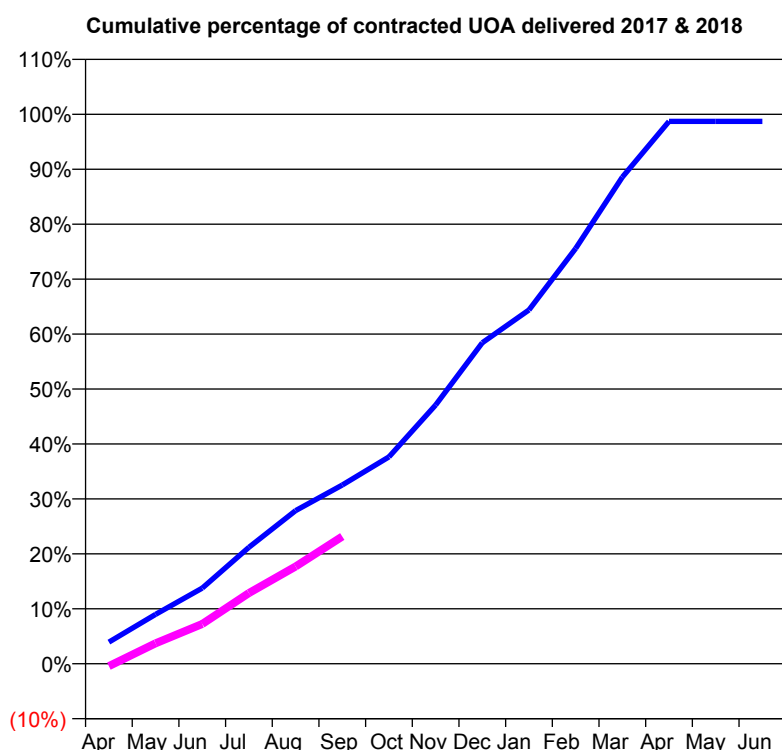
Q67 - Vital Signs Orthodontic At a Glance Contract Report for 133035/0001 - September 2017

Name or company name	Rochester Orthodontic Centre
Contract type name	PDS Contract
Purpose of contract	Orthodontic
Contract start date	07/04/2013
Contract end date	31/03/2018

17/18 Contracted general activity (UDA)	0
Carry forward general activity (UDA)	0
17/18 Contracted orthodontic activity (UOA)	38,257
Carry forward orthodontic activity (UOA)	494
Baseline contract value	£2,579,216.78

ACCESS

	Contract	England and Wales
24 month ratio of assessments to patient IDs	1.01	1.09

ACTIVITY


Month	Adjusted Scheduled Activity (UOA)	
	2017	2018
April	1,506	-174
May	3,440	1,425
June	5,270	2,770
July	8,109	4,926
August	10,658	6,773
September	12,446	8,862
October	14,407	
November	18,017	
December	22,351	
January	24,638	
February	28,914	
March	33,885	
April	37,763	
May	37,763	
June	37,763	

QUALITY

	Contract Quantity	Contract Base Number	Contract *	Region	England
% of all assessments that were assess and fit appliances (rolling 12 month period)	1,664	1,910	87.1%	60.8%	58.0%
% of all assessments that were assess and refuse (rolling 12 month period)	79	1,910	4.1%	9.9%	11.4%
% of all assessments that were assess and review (rolling 12 month period)	167	1,910	8.7%	29.3%	30.6%
% of terminated courses where treatment was abandoned or discontinued (rolling 12 month period)	158	1,841	8.6%	8.0%	7.8%
% of completed treatments indicating that PAR score was taken (year to date)	763	774	98.6%	67.9%	64.6%
Rate of removable appliances per 100 fixed appliances - proposed treatment (rolling 12 month period)	43	3,273	1.31	4.85	5.65
Rate of removable appliances per 100 fixed appliances - completed treatment (rolling 12 month period)	64	3,330	1.92	4.05	4.78
% of courses of treatment with removable appliances only - proposed treatment (rolling 12 month period)	21	1,664	1.3%	1.7%	2.0%
% of courses of treatment with removable appliances only - completed treatment (rolling 12 month period)	13	1,683	0.8%	1.7%	1.5%
% of patients satisfied with the treatment they have received (rolling 12 month period)	51	53	96.2%	96.4%	96.0%

* Figures in italics indicate that the base number is less than 100.

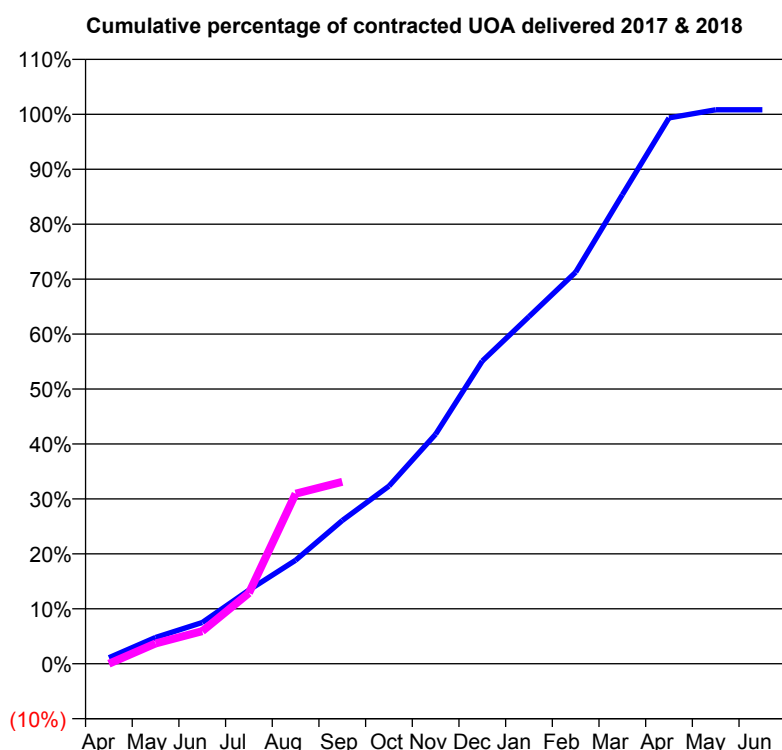
Q67 - Vital Signs Orthodontic At a Glance Contract Report for 148350/0001 - September 2017

Name or company name	Folkestone & Dover Orthodontics Limited
Contract type name	PDS Contract
Purpose of contract	Orthodontic
Contract start date	01/04/2008
Contract end date	31/03/2018

17/18 Contracted general activity (UDA)	0
Carry forward general activity (UDA)	0
17/18 Contracted orthodontic activity (UOA)	5,796
Carry forward orthodontic activity (UOA)	0
Baseline contract value	£392,707.39

ACCESS	Contract	England and Wales
--------	----------	-------------------

24 month ratio of assessments to patient IDs	1.05	1.09
--	------	------

ACTIVITY


Month	Adjusted Scheduled Activity (UOA)	
	2017	2018
April	64	0
May	278	214
June	436	344
July	777	746
August	1,093	1,794
September	1,511	1,920
October	1,875	
November	2,422	
December	3,194	
January	3,662	
February	4,131	
March	4,947	
April	5,758	
May	5,844	
June	5,844	

QUALITY	Contract Quantity	Contract Base Number	Contract *	Region	England
---------	-------------------	----------------------	------------	--------	---------

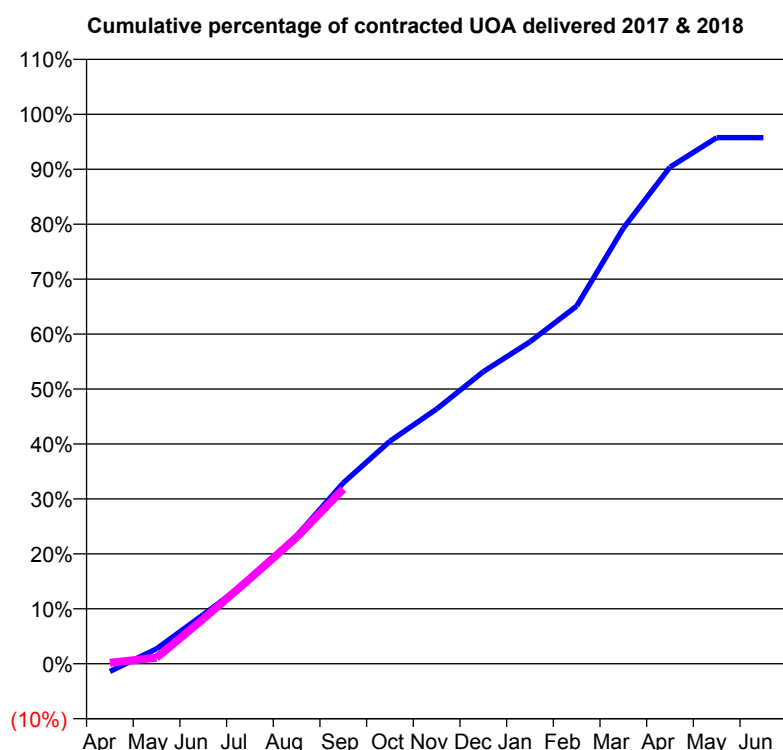
% of all assessments that were assess and fit appliances (rolling 12 month period)	299	375	79.7%	60.8%	58.0%
% of all assessments that were assess and refuse (rolling 12 month period)	40	375	10.7%	9.9%	11.4%
% of all assessments that were assess and review (rolling 12 month period)	36	375	9.6%	29.3%	30.6%
% of terminated courses where treatment was abandoned or discontinued (rolling 12 month period)	58	405	14.3%	8.0%	7.8%
% of completed treatments indicating that PAR score was taken (year to date)	25	75	33.3%	67.9%	64.6%
Rate of removable appliances per 100 fixed appliances - proposed treatment (rolling 12 month period)	156	558	27.96	4.85	5.65
Rate of removable appliances per 100 fixed appliances - completed treatment (rolling 12 month period)	104	618	16.83	4.05	4.78
% of courses of treatment with removable appliances only - proposed treatment (rolling 12 month period)	8	299	2.7%	1.7%	2.0%
% of courses of treatment with removable appliances only - completed treatment (rolling 12 month period)	1	347	0.3%	1.7%	1.5%
% of patients satisfied with the treatment they have received (rolling 12 month period)	4	4	100.0%	96.4%	96.0%

* Figures in italics indicate that the base number is less than 100.

Q67 - Vital Signs Orthodontic At a Glance Contract Report for 195820/0001 - September 2017

Name or company name	Mr B Hayes (Aligndent Limited)	17/18 Contracted general activity (UDA)	0
Contract type name	PDS Contract	Carry forward general activity (UDA)	0
Purpose of contract	Orthodontic	17/18 Contracted orthodontic activity (UOA)	21,364
Contract start date	01/01/2008	Carry forward orthodontic activity (UOA)	0
Contract end date	31/03/2025	Baseline contract value	£1,442,174.91

ACCESS	Contract	England and Wales
24 month ratio of assessments to patient IDs	1.03	1.09

ACTIVITY


Month	Adjusted Scheduled Activity (UOA)	
	2017	2018
April	-302	39
May	584	234
June	1,909	1,746
July	3,263	3,312
August	4,976	4,918
September	7,034	6,794
October	8,654	
November	9,907	
December	11,358	
January	12,518	
February	13,909	
March	16,934	
April	19,310	
May	20,453	
June	20,454	

QUALITY

	Contract Quantity	Contract Base Number	Contract *	Region	England
% of all assessments that were assess and fit appliances (rolling 12 month period)	974	1,434	67.9%	60.8%	58.0%
% of all assessments that were assess and refuse (rolling 12 month period)	142	1,434	9.9%	9.9%	11.4%
% of all assessments that were assess and review (rolling 12 month period)	318	1,434	22.2%	29.3%	30.6%
% of terminated courses where treatment was abandoned or discontinued (rolling 12 month period)	145	1,296	11.2%	8.0%	7.8%
% of completed treatments indicating that PAR score was taken (year to date)	503	593	84.8%	67.9%	64.6%
Rate of removable appliances per 100 fixed appliances - proposed treatment (rolling 12 month period)	253	1,828	13.84	4.85	5.65
Rate of removable appliances per 100 fixed appliances - completed treatment (rolling 12 month period)	0	0	N/A	4.05	4.78
% of courses of treatment with removable appliances only - proposed treatment (rolling 12 month period)	31	974	3.2%	1.7%	2.0%
% of courses of treatment with removable appliances only - completed treatment (rolling 12 month period)	0	1,151	0.0%	1.7%	1.5%
% of patients satisfied with the treatment they have received (rolling 12 month period)	38	39	97.4%	96.4%	96.0%

* Figures in italics indicate that the base number is less than 100.

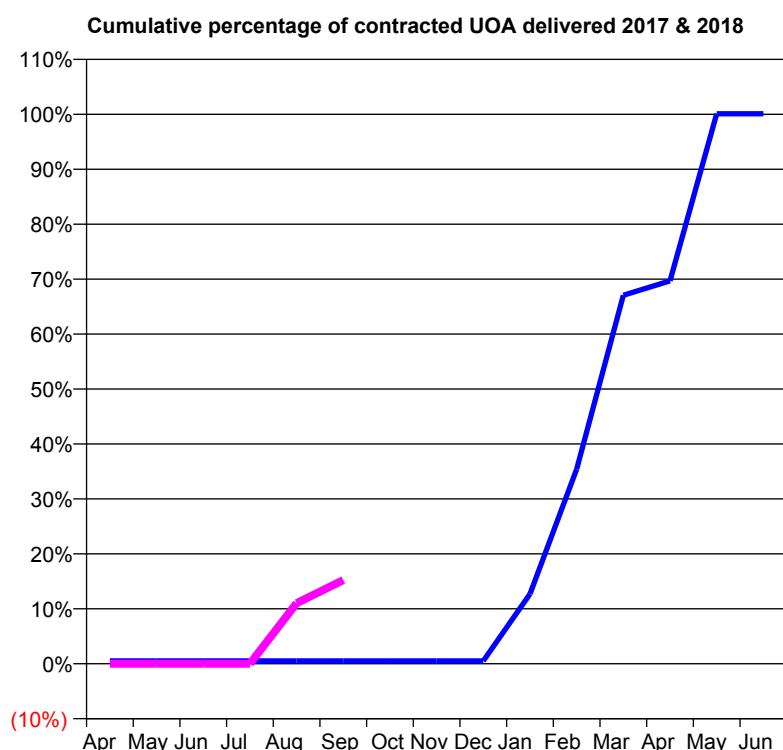
Q67 - Vital Signs Orthodontic At a Glance Contract Report for 195820/0003 - September 2017

Name or company name	Mr B Hayes (Aligndent Limited)
Contract type name	PDS Contract
Purpose of contract	Orthodontic
Contract start date	01/11/2015
Contract end date	31/03/2018

17/18 Contracted general activity (UDA)	0
Carry forward general activity (UDA)	0
17/18 Contracted orthodontic activity (UOA)	4,000
Carry forward orthodontic activity (UOA)	0
Baseline contract value	£266,960.00

ACCESS

	Contract	England and Wales
24 month ratio of assessments to patient IDs	1.02	1.09

ACTIVITY


Month	Adjusted Scheduled Activity (UOA)	
	2017	2018
April	21	0
May	21	0
June	21	0
July	21	0
August	21	441
September	21	609
October	21	
November	21	
December	21	
January	508	
February	1,417	
March	2,682	
April	2,787	
May	4,004	
June	4,004	

QUALITY

	Contract Quantity	Contract Base Number	Contract *	Region	England
% of all assessments that were assess and fit appliances (rolling 12 month period)	222	225	98.7%	60.8%	58.0%
% of all assessments that were assess and refuse (rolling 12 month period)	1	225	0.4%	9.9%	11.4%
% of all assessments that were assess and review (rolling 12 month period)	2	225	0.9%	29.3%	30.6%
% of terminated courses where treatment was abandoned or discontinued (rolling 12 month period)	1	16	6.3%	8.0%	7.8%
% of completed treatments indicating that PAR score was taken (year to date)	11	11	100.0%	67.9%	64.6%
Rate of removable appliances per 100 fixed appliances - proposed treatment (rolling 12 month period)	31	433	7.16	4.85	5.65
Rate of removable appliances per 100 fixed appliances - completed treatment (rolling 12 month period)	0	0	N/A	4.05	4.78
% of courses of treatment with removable appliances only - proposed treatment (rolling 12 month period)	4	222	1.8%	1.7%	2.0%
% of courses of treatment with removable appliances only - completed treatment (rolling 12 month period)	0	15	0.0%	1.7%	1.5%
% of patients satisfied with the treatment they have received (rolling 12 month period)	5	6	83.3%	96.4%	96.0%

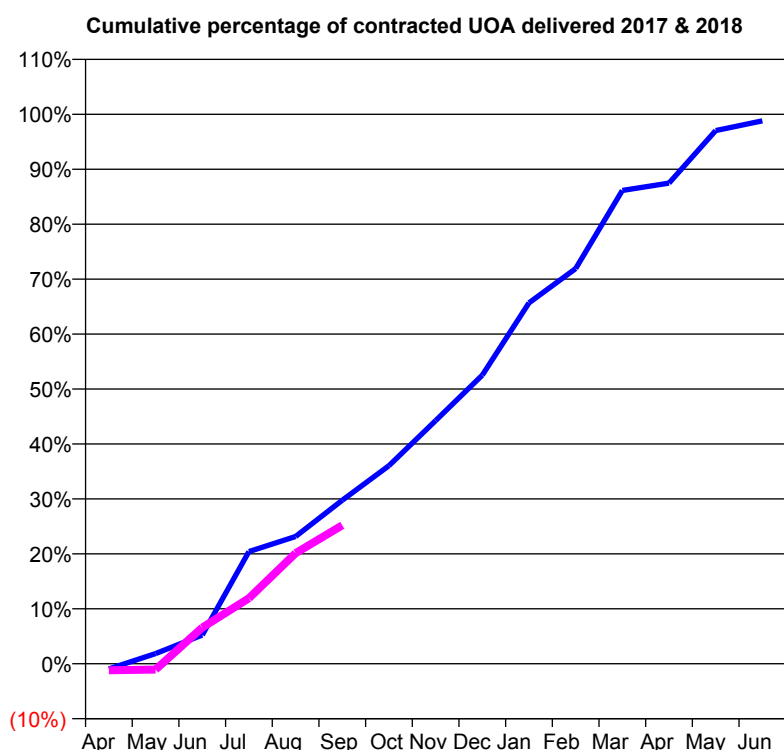
* Figures in italics indicate that the base number is less than 100.

Q67 - Vital Signs Orthodontic At a Glance Contract Report for 197602/0001 - September 2017

Name or company name	Richard Flanagan and Associates Ltd
Contract type name	PDS Contract
Purpose of contract	Orthodontic
Contract start date	01/09/2007
Contract end date	31/03/2018

17/18 Contracted general activity (UDA)	0
Carry forward general activity (UDA)	0
17/18 Contracted orthodontic activity (UOA)	20,293
Carry forward orthodontic activity (UOA)	242
Baseline contract value	£1,437,704.42

ACCESS	Contract	England and Wales
24 month ratio of assessments to patient IDs	1.12	1.09

ACTIVITY


Month	Adjusted Scheduled Activity (UOA)	
	2017	2018
April	-195	-242
May	377	-221
June	1,060	1,337
July	4,142	2,420
August	4,702	4,085
September	6,041	5,114
October	7,314	
November	8,981	
December	10,657	
January	13,330	
February	14,596	
March	17,481	
April	17,750	
May	19,691	
June	20,051	

QUALITY	Contract Quantity	Contract Base Number	Contract *	Region	England
% of all assessments that were assess and fit appliances (rolling 12 month period)	898	1,514	59.3%	60.8%	58.0%
% of all assessments that were assess and refuse (rolling 12 month period)	225	1,514	14.9%	9.9%	11.4%
% of all assessments that were assess and review (rolling 12 month period)	391	1,514	25.8%	29.3%	30.6%
% of terminated courses where treatment was abandoned or discontinued (rolling 12 month period)	109	852	12.8%	8.0%	7.8%
% of completed treatments indicating that PAR score was taken (year to date)	67	194	34.5%	67.9%	64.6%
Rate of removable appliances per 100 fixed appliances - proposed treatment (rolling 12 month period)	93	1,686	5.52	4.85	5.65
Rate of removable appliances per 100 fixed appliances - completed treatment (rolling 12 month period)	66	1,296	5.09	4.05	4.78
% of courses of treatment with removable appliances only - proposed treatment (rolling 12 month period)	11	898	1.2%	1.7%	2.0%
% of courses of treatment with removable appliances only - completed treatment (rolling 12 month period)	11	743	1.5%	1.7%	1.5%
% of patients satisfied with the treatment they have received (rolling 12 month period)	24	26	92.3%	96.4%	96.0%

* Figures in italics indicate that the base number is less than 100.

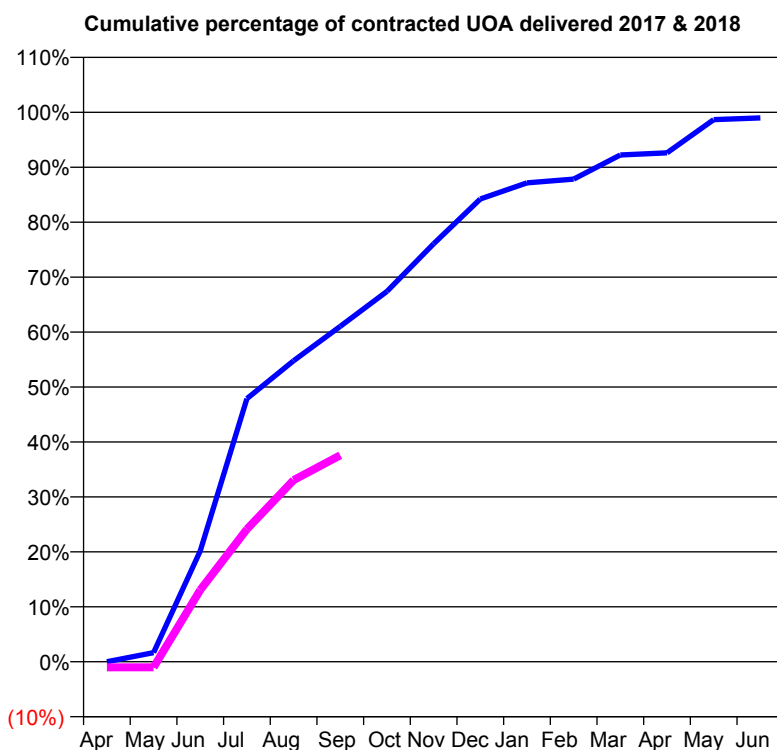
Q67 - Vital Signs Orthodontic At a Glance Contract Report for 197602/0003 - September 2017

Name or company name	Richard Flanagan and Associates Ltd
Contract type name	PDS Contract
Purpose of contract	Orthodontic
Contract start date	01/09/2007
Contract end date	31/03/2018

17/18 Contracted general activity (UDA)	0
Carry forward general activity (UDA)	0
17/18 Contracted orthodontic activity (UOA)	9,110
Carry forward orthodontic activity (UOA)	93
Baseline contract value	£615,800.21

ACCESS

	Contract	England and Wales
24 month ratio of assessments to patient IDs	1.11	1.09

ACTIVITY


Month	Adjusted Scheduled Activity (UOA)	
	2017	2018
April	-2	-93
May	151	-93
June	1,838	1,191
July	4,362	2,199
August	4,991	3,012
September	5,560	3,423
October	6,140	
November	6,929	
December	7,672	
January	7,940	
February	8,002	
March	8,401	
April	8,438	
May	8,988	
June	9,017	

QUALITY

	Contract Quantity	Contract Base Number	Contract *	Region	England
% of all assessments that were assess and fit appliances (rolling 12 month period)	317	634	50.0%	60.8%	58.0%
% of all assessments that were assess and refuse (rolling 12 month period)	98	634	15.5%	9.9%	11.4%
% of all assessments that were assess and review (rolling 12 month period)	219	634	34.5%	29.3%	30.6%
% of terminated courses where treatment was abandoned or discontinued (rolling 12 month period)	50	439	11.4%	8.0%	7.8%
% of completed treatments indicating that PAR score was taken (year to date)	54	94	57.4%	67.9%	64.6%
Rate of removable appliances per 100 fixed appliances - proposed treatment (rolling 12 month period)	30	597	5.03	4.85	5.65
Rate of removable appliances per 100 fixed appliances - completed treatment (rolling 12 month period)	23	695	3.31	4.05	4.78
% of courses of treatment with removable appliances only - proposed treatment (rolling 12 month period)	1	317	0.3%	1.7%	2.0%
% of courses of treatment with removable appliances only - completed treatment (rolling 12 month period)	5	389	1.3%	1.7%	1.5%
% of patients satisfied with the treatment they have received (rolling 12 month period)	7	8	87.5%	96.4%	96.0%

* Figures in italics indicate that the base number is less than 100.

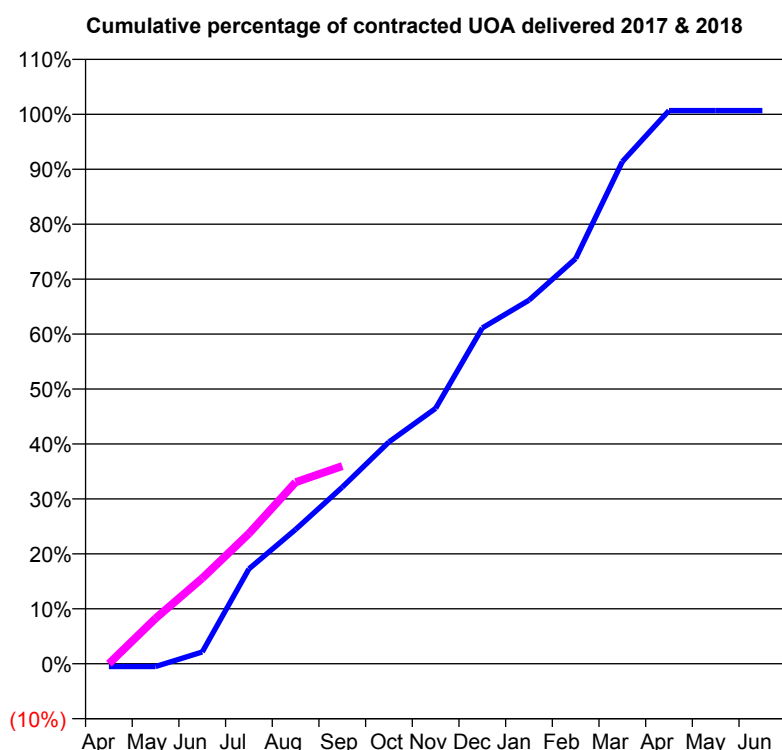
Q67 - Vital Signs Orthodontic At a Glance Contract Report for 326852/0001 - September 2017

Name or company name	MR PM DAVIS
Contract type name	PDS Contract
Purpose of contract	Orthodontic
Contract start date	01/04/2006
Contract end date	31/03/2018

17/18 Contracted general activity (UDA)	0
Carry forward general activity (UDA)	0
17/18 Contracted orthodontic activity (UOA)	7,910
Carry forward orthodontic activity (UOA)	0
Baseline contract value	£522,646.06

ACCESS	Contract	England and Wales
--------	----------	-------------------

24 month ratio of assessments to patient IDs	1.04	1.09
--	------	------

ACTIVITY


Month	Adjusted Scheduled Activity (UOA)	
	2017	2018
April	-41	0
May	-41	654
June	169	1,232
July	1,366	1,875
August	1,933	2,614
September	2,542	2,845
October	3,193	
November	3,676	
December	4,835	
January	5,234	
February	5,833	
March	7,228	
April	7,963	
May	7,963	
June	7,963	

QUALITY	Contract Quantity	Contract Base Number	Contract *	Region	England
---------	-------------------	----------------------	------------	--------	---------

% of all assessments that were assess and fit appliances (rolling 12 month period)	391	497	78.7%	60.8%	58.0%
% of all assessments that were assess and refuse (rolling 12 month period)	4	497	0.8%	9.9%	11.4%
% of all assessments that were assess and review (rolling 12 month period)	102	497	20.5%	29.3%	30.6%
% of terminated courses where treatment was abandoned or discontinued (rolling 12 month period)	24	377	6.4%	8.0%	7.8%
% of completed treatments indicating that PAR score was taken (year to date)	51	177	28.8%	67.9%	64.6%
Rate of removable appliances per 100 fixed appliances - proposed treatment (rolling 12 month period)	9	756	1.19	4.85	5.65
Rate of removable appliances per 100 fixed appliances - completed treatment (rolling 12 month period)	14	701	2.00	4.05	4.78
% of courses of treatment with removable appliances only - proposed treatment (rolling 12 month period)	6	391	1.5%	1.7%	2.0%
% of courses of treatment with removable appliances only - completed treatment (rolling 12 month period)	2	353	0.6%	1.7%	1.5%
% of patients satisfied with the treatment they have received (rolling 12 month period)	18	19	94.7%	96.4%	96.0%

* Figures in italics indicate that the base number is less than 100.

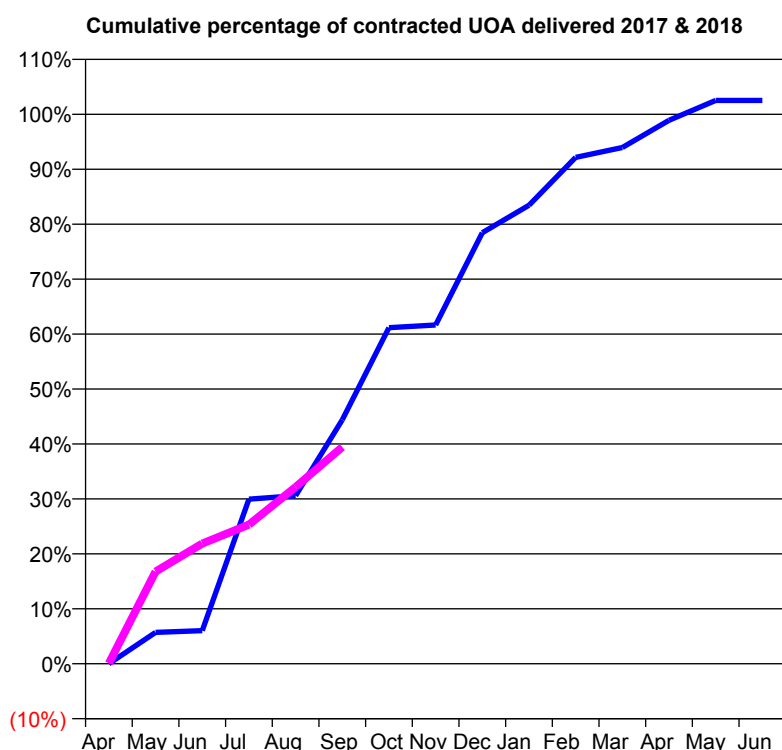
Q67 - Vital Signs Orthodontic At a Glance Contract Report for 330736/0018 - September 2017

Name or company name	MR N PATEL
Contract type name	GDS Contract
Purpose of contract	General and Orthodontic
Contract start date	01/01/2015
Contract end date	

17/18 Contracted general activity (UDA)	38,100
Carry forward general activity (UDA)	111
17/18 Contracted orthodontic activity (UOA)	1,275
Carry forward orthodontic activity (UOA)	0
Baseline contract value	£997,860.21

ACCESS

	Contract	England and Wales
24 month ratio of assessments to patient IDs	1.13	1.09

ACTIVITY


Month	Adjusted Scheduled Activity (UOA)	
	2017	2018
April	0	1
May	73	214
June	77	279
July	382	323
August	390	410
September	566	503
October	780	
November	786	
December	1,000	
January	1,064	
February	1,175	
March	1,198	
April	1,261	
May	1,307	
June	1,307	

QUALITY

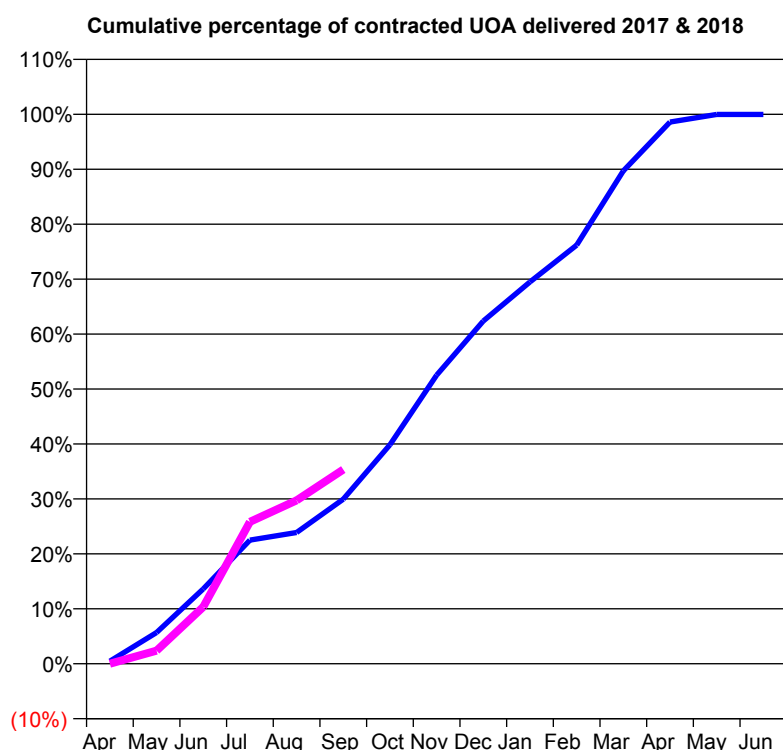
	Contract Quantity	Contract Base Number	Contract *	Region	England
% of all assessments that were assess and fit appliances (rolling 12 month period)	57	105	54.3%	60.8%	58.0%
% of all assessments that were assess and refuse (rolling 12 month period)	10	105	9.5%	9.9%	11.4%
% of all assessments that were assess and review (rolling 12 month period)	38	105	36.2%	29.3%	30.6%
% of terminated courses where treatment was abandoned or discontinued (rolling 12 month period)	14	96	14.6%	8.0%	7.8%
% of completed treatments indicating that PAR score was taken (year to date)	17	19	89.5%	67.9%	64.6%
Rate of removable appliances per 100 fixed appliances - proposed treatment (rolling 12 month period)	16	28	57.14	4.85	5.65
Rate of removable appliances per 100 fixed appliances - completed treatment (rolling 12 month period)	39	103	37.86	4.05	4.78
% of courses of treatment with removable appliances only - proposed treatment (rolling 12 month period)	16	57	28.1%	1.7%	2.0%
% of courses of treatment with removable appliances only - completed treatment (rolling 12 month period)	11	82	13.4%	1.7%	1.5%
% of patients satisfied with the treatment they have received (rolling 12 month period)	3	3	100.0%	96.4%	96.0%

* Figures in italics indicate that the base number is less than 100.

Q67 - Vital Signs Orthodontic At a Glance Contract Report for 332321/0001 - September 2017

Name or company name	MRS RA KANE	17/18 Contracted general activity (UDA)	0
Contract type name	PDS Contract	Carry forward general activity (UDA)	0
Purpose of contract	Orthodontic	17/18 Contracted orthodontic activity (UOA)	4,498
Contract start date	01/04/2006	Carry forward orthodontic activity (UOA)	1
Contract end date	31/03/2018	Baseline contract value	£306,025.41

ACCESS	Contract	England and Wales
24 month ratio of assessments to patient IDs	1.02	1.09

ACTIVITY


Month	Adjusted Scheduled Activity (UOA)	
	2017	2018
April	21	-1
May	256	108
June	613	465
July	1,012	1,162
August	1,075	1,338
September	1,348	1,590
October	1,793	
November	2,363	
December	2,806	
January	3,126	
February	3,427	
March	4,035	
April	4,434	
May	4,497	
June	4,497	

QUALITY	Contract Quantity	Contract Base Number	Contract *	Region	England
% of all assessments that were assess and fit appliances (rolling 12 month period)	243	280	86.8%	60.8%	58.0%
% of all assessments that were assess and refuse (rolling 12 month period)	7	280	2.5%	9.9%	11.4%
% of all assessments that were assess and review (rolling 12 month period)	30	280	10.7%	29.3%	30.6%
% of terminated courses where treatment was abandoned or discontinued (rolling 12 month period)	10	206	4.9%	8.0%	7.8%
% of completed treatments indicating that PAR score was taken (year to date)	34	102	33.3%	67.9%	64.6%
Rate of removable appliances per 100 fixed appliances - proposed treatment (rolling 12 month period)	6	468	1.28	4.85	5.65
Rate of removable appliances per 100 fixed appliances - completed treatment (rolling 12 month period)	3	368	0.82	4.05	4.78
% of courses of treatment with removable appliances only - proposed treatment (rolling 12 month period)	5	243	2.1%	1.7%	2.0%
% of courses of treatment with removable appliances only - completed treatment (rolling 12 month period)	2	196	1.0%	1.7%	1.5%
% of patients satisfied with the treatment they have received (rolling 12 month period)	11	11	100.0%	96.4%	96.0%

* Figures in italics indicate that the base number is less than 100.

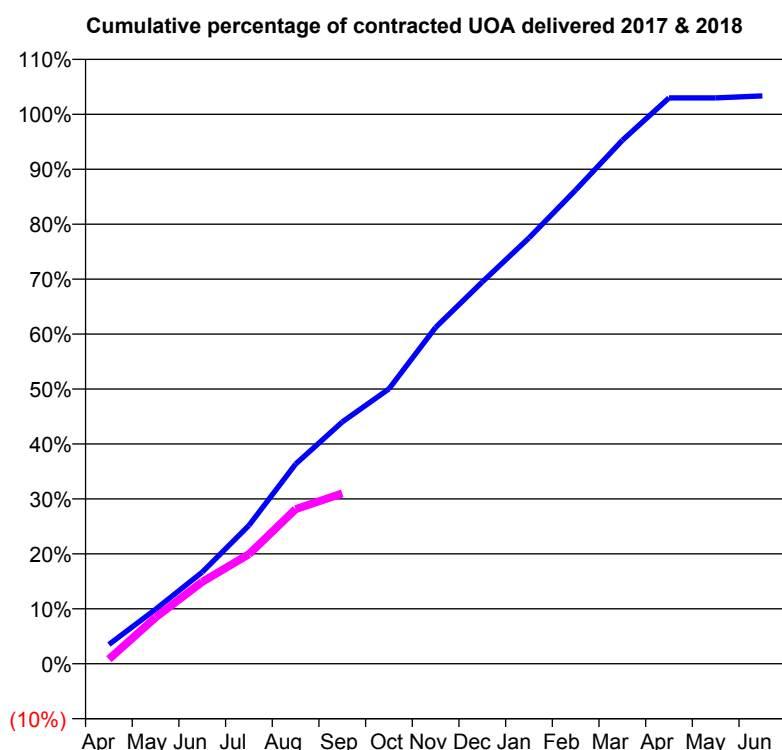
Q67 - Vital Signs Orthodontic At a Glance Contract Report for 571474/0001 - September 2017

Name or company name	MR PE HANNON
Contract type name	PDS Contract
Purpose of contract	Orthodontic
Contract start date	01/04/2006
Contract end date	31/03/2018

17/18 Contracted general activity (UDA)	0
Carry forward general activity (UDA)	0
17/18 Contracted orthodontic activity (UOA)	17,219
Carry forward orthodontic activity (UOA)	0
Baseline contract value	£1,103,316.00

ACCESS

	Contract	England and Wales
24 month ratio of assessments to patient IDs	1.05	1.09

ACTIVITY


Month	Adjusted Scheduled Activity (UOA)	
	2017	2018
April	603	145
May	1,709	1,451
June	2,873	2,568
July	4,337	3,432
August	6,256	4,846
September	7,579	5,340
October	8,613	
November	10,540	
December	11,967	
January	13,346	
February	14,845	
March	16,403	
April	17,732	
May	17,732	
June	17,795	

QUALITY

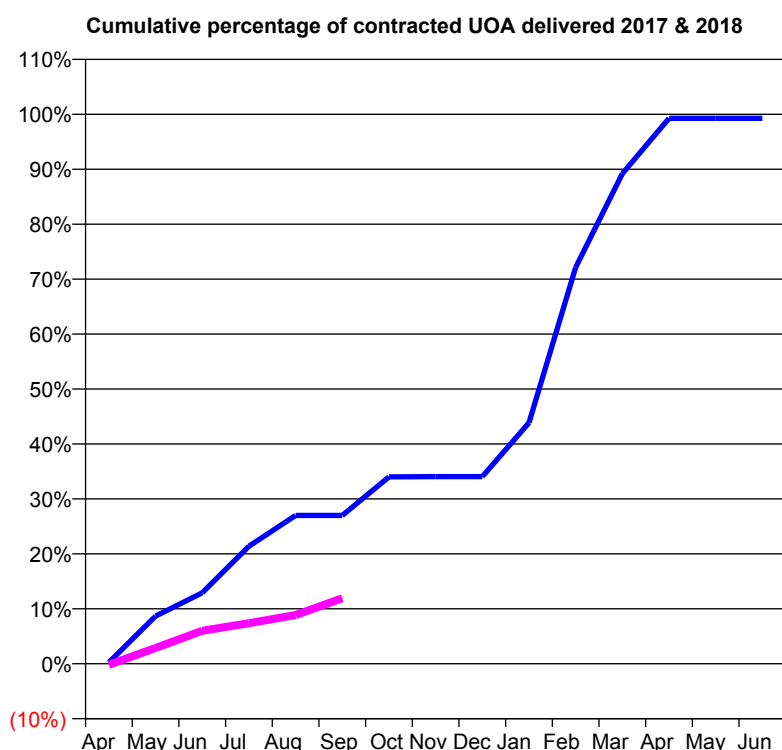
	Contract Quantity	Contract Base Number	Contract *	Region	England
% of all assessments that were assess and fit appliances (rolling 12 month period)	733	1,272	57.6%	60.8%	58.0%
% of all assessments that were assess and refuse (rolling 12 month period)	107	1,272	8.4%	9.9%	11.4%
% of all assessments that were assess and review (rolling 12 month period)	432	1,272	34.0%	29.3%	30.6%
% of terminated courses where treatment was abandoned or discontinued (rolling 12 month period)	57	849	6.7%	8.0%	7.8%
% of completed treatments indicating that PAR score was taken (year to date)	74	391	18.9%	67.9%	64.6%
Rate of removable appliances per 100 fixed appliances - proposed treatment (rolling 12 month period)	46	1,434	3.21	4.85	5.65
Rate of removable appliances per 100 fixed appliances - completed treatment (rolling 12 month period)	15	1,523	0.98	4.05	4.78
% of courses of treatment with removable appliances only - proposed treatment (rolling 12 month period)	10	733	1.4%	1.7%	2.0%
% of courses of treatment with removable appliances only - completed treatment (rolling 12 month period)	13	792	1.6%	1.7%	1.5%
% of patients satisfied with the treatment they have received (rolling 12 month period)	24	24	100.0%	96.4%	96.0%

* Figures in italics indicate that the base number is less than 100.

Q67 - Vital Signs Orthodontic At a Glance Contract Report for 574376/0002 - September 2017

Name or company name	MR EM CAMPBELL	17/18 Contracted general activity (UDA)	0
Contract type name	PDS Contract	Carry forward general activity (UDA)	0
Purpose of contract	Orthodontic	17/18 Contracted orthodontic activity (UOA)	1,500
Contract start date	01/12/2013	Carry forward orthodontic activity (UOA)	45
Contract end date	31/03/2018	Baseline contract value	£94,939.83

ACCESS	Contract	England and Wales
24 month ratio of assessments to patient IDs	1.01	1.09

ACTIVITY


Month	Adjusted Scheduled Activity (UOA)	
	2017	2018
April	4	-3
May	130	43
June	194	90
July	321	111
August	405	133
September	405	179
October	510	
November	511	
December	511	
January	658	
February	1,082	
March	1,338	
April	1,489	
May	1,489	
June	1,489	

QUALITY	Contract Quantity	Contract Base Number	Contract *	Region	England
% of all assessments that were assess and fit appliances (rolling 12 month period)	67	70	95.7%	60.8%	58.0%
% of all assessments that were assess and refuse (rolling 12 month period)	2	70	2.9%	9.9%	11.4%
% of all assessments that were assess and review (rolling 12 month period)	1	70	1.4%	29.3%	30.6%
% of terminated courses where treatment was abandoned or discontinued (rolling 12 month period)	2	62	3.2%	8.0%	7.8%
% of completed treatments indicating that PAR score was taken (year to date)	22	29	75.9%	67.9%	64.6%
Rate of removable appliances per 100 fixed appliances - proposed treatment (rolling 12 month period)	0	0	N/A	4.85	5.65
Rate of removable appliances per 100 fixed appliances - completed treatment (rolling 12 month period)	0	0	N/A	4.05	4.78
% of courses of treatment with removable appliances only - proposed treatment (rolling 12 month period)	0	67	0.0%	1.7%	2.0%
% of courses of treatment with removable appliances only - completed treatment (rolling 12 month period)	0	60	0.0%	1.7%	1.5%
% of patients satisfied with the treatment they have received (rolling 12 month period)	4	4	100.0%	96.4%	96.0%

* Figures in italics indicate that the base number is less than 100.

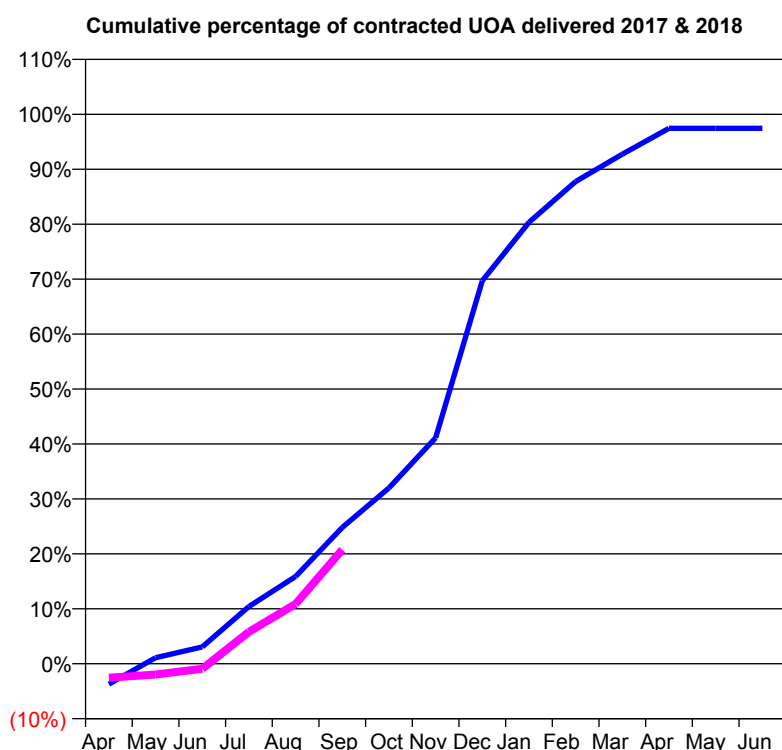
Q67 - Vital Signs Orthodontic At a Glance Contract Report for 574376/0003 - September 2017

Name or company name	MR EM CAMPBELL
Contract type name	GDS Contract
Purpose of contract	Orthodontic
Contract start date	01/12/2013
Contract end date	

17/18 Contracted general activity (UDA)	0
Carry forward general activity (UDA)	0
17/18 Contracted orthodontic activity (UOA)	3,561
Carry forward orthodontic activity (UOA)	91
Baseline contract value	£233,553.68

ACCESS

	Contract	England and Wales
24 month ratio of assessments to patient IDs	1.08	1.09

ACTIVITY


Month	Adjusted Scheduled Activity (UOA)	
	2017	2018
April	-133	-91
May	39	-70
June	109	-33
July	371	207
August	566	388
September	884	739
October	1,139	
November	1,464	
December	2,482	
January	2,861	
February	3,125	
March	3,302	
April	3,470	
May	3,470	
June	3,470	

QUALITY

	Contract Quantity	Contract Base Number	Contract *	Region	England
% of all assessments that were assess and fit appliances (rolling 12 month period)	164	238	68.9%	60.8%	58.0%
% of all assessments that were assess and refuse (rolling 12 month period)	27	238	11.3%	9.9%	11.4%
% of all assessments that were assess and review (rolling 12 month period)	47	238	19.7%	29.3%	30.6%
% of terminated courses where treatment was abandoned or discontinued (rolling 12 month period)	33	233	14.2%	8.0%	7.8%
% of completed treatments indicating that PAR score was taken (year to date)	20	39	51.3%	67.9%	64.6%
Rate of removable appliances per 100 fixed appliances - proposed treatment (rolling 12 month period)	2	34	5.88	4.85	5.65
Rate of removable appliances per 100 fixed appliances - completed treatment (rolling 12 month period)	5	54	9.26	4.05	4.78
% of courses of treatment with removable appliances only - proposed treatment (rolling 12 month period)	0	164	0.0%	1.7%	2.0%
% of courses of treatment with removable appliances only - completed treatment (rolling 12 month period)	1	200	0.5%	1.7%	1.5%
% of patients satisfied with the treatment they have received (rolling 12 month period)	3	3	100.0%	96.4%	96.0%

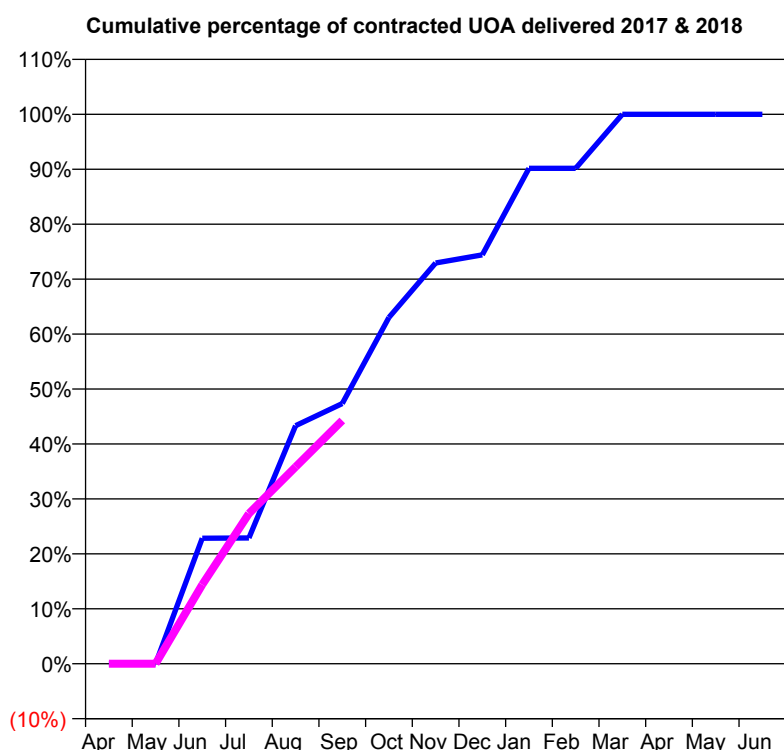
* Figures in italics indicate that the base number is less than 100.

Q67 - Vital Signs Orthodontic At a Glance Contract Report for 623369/0001 - September 2017

Name or company name	MR RP BATEMAN
Contract type name	PDS Contract
Purpose of contract	Orthodontic
Contract start date	01/04/2006
Contract end date	31/03/2018

17/18 Contracted general activity (UDA)	0
Carry forward general activity (UDA)	0
17/18 Contracted orthodontic activity (UOA)	1,493
Carry forward orthodontic activity (UOA)	0
Baseline contract value	£100,610.95

ACCESS	Contract	England and Wales
24 month ratio of assessments to patient IDs	1.02	1.09

ACTIVITY


Month	Adjusted Scheduled Activity (UOA)	
	2017	2018
April	0	0
May	0	0
June	341	215
July	342	408
August	647	535
September	707	661
October	941	
November	1,089	
December	1,111	
January	1,346	
February	1,346	
March	1,493	
April	1,493	
May	1,493	
June	1,493	

QUALITY	Contract Quantity	Contract Base Number	Contract *	Region	England
% of all assessments that were assess and fit appliances (rolling 12 month period)	68	87	78.2%	60.8%	58.0%
% of all assessments that were assess and refuse (rolling 12 month period)	1	87	1.1%	9.9%	11.4%
% of all assessments that were assess and review (rolling 12 month period)	18	87	20.7%	29.3%	30.6%
% of terminated courses where treatment was abandoned or discontinued (rolling 12 month period)	23	105	21.9%	8.0%	7.8%
% of completed treatments indicating that PAR score was taken (year to date)	49	49	100.0%	67.9%	64.6%
Rate of removable appliances per 100 fixed appliances - proposed treatment (rolling 12 month period)	4	135	2.96	4.85	5.65
Rate of removable appliances per 100 fixed appliances - completed treatment (rolling 12 month period)	3	143	2.10	4.05	4.78
% of courses of treatment with removable appliances only - proposed treatment (rolling 12 month period)	0	68	0.0%	1.7%	2.0%
% of courses of treatment with removable appliances only - completed treatment (rolling 12 month period)	0	82	0.0%	1.7%	1.5%
% of patients satisfied with the treatment they have received (rolling 12 month period)	2	3	66.7%	96.4%	96.0%

* Figures in italics indicate that the base number is less than 100.

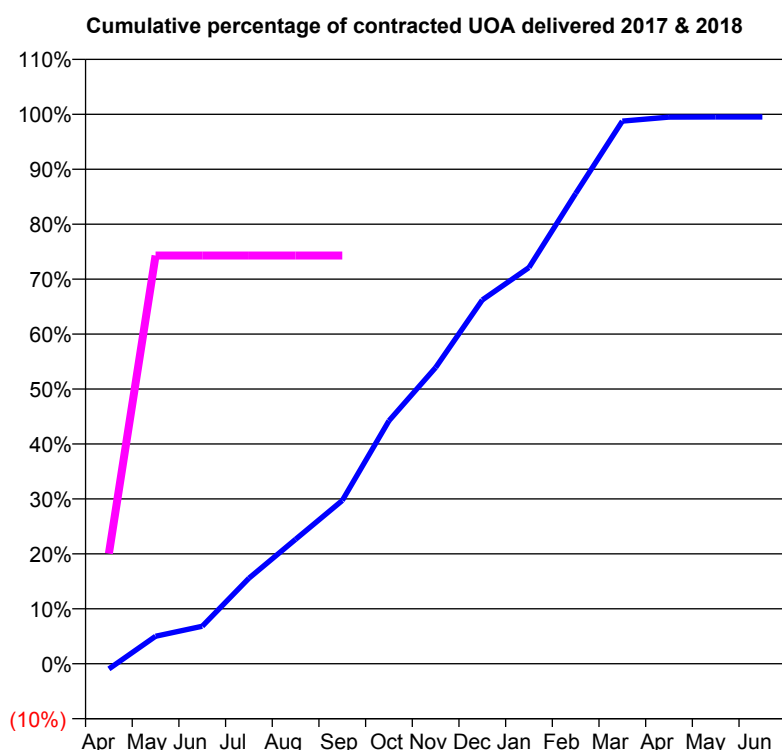
Q67 - Vital Signs Orthodontic At a Glance Contract Report for 657891/0001 - September 2017

Name or company name	MR R HUTCHISON
Contract type name	PDS Contract
Purpose of contract	Orthodontic
Contract start date	01/04/2006
Contract end date	30/04/2017

17/18 Contracted general activity (UDA)	0
Carry forward general activity (UDA)	0
17/18 Contracted orthodontic activity (UOA)	319
Carry forward orthodontic activity (UOA)	0
Baseline contract value	£21,406.45

ACCESS

	Contract	England and Wales
24 month ratio of assessments to patient IDs	1.11	1.09

ACTIVITY


Month	Adjusted Scheduled Activity (UOA)	
	2017	2018
April	-37	64
May	192	237
June	261	237
July	596	237
August	868	237
September	1,137	237
October	1,693	
November	2,064	
December	2,535	
January	2,761	
February	3,277	
March	3,781	
April	3,809	
May	3,810	
June	3,810	

QUALITY

	Contract Quantity	Contract Base Number	Contract *	Region	England
% of all assessments that were assess and fit appliances (rolling 12 month period)	133	354	37.6%	60.8%	58.0%
% of all assessments that were assess and refuse (rolling 12 month period)	35	354	9.9%	9.9%	11.4%
% of all assessments that were assess and review (rolling 12 month period)	186	354	52.5%	29.3%	30.6%
% of terminated courses where treatment was abandoned or discontinued (rolling 12 month period)	413	498	82.9%	8.0%	7.8%
% of completed treatments indicating that PAR score was taken (year to date)	0	32	0.0%	67.9%	64.6%
Rate of removable appliances per 100 fixed appliances - proposed treatment (rolling 12 month period)	22	265	8.30	4.85	5.65
Rate of removable appliances per 100 fixed appliances - completed treatment (rolling 12 month period)	10	167	5.99	4.05	4.78
% of courses of treatment with removable appliances only - proposed treatment (rolling 12 month period)	0	133	0.0%	1.7%	2.0%
% of courses of treatment with removable appliances only - completed treatment (rolling 12 month period)	1	85	1.2%	1.7%	1.5%
% of patients satisfied with the treatment they have received (rolling 12 month period)	3	3	100.0%	96.4%	96.0%

* Figures in italics indicate that the base number is less than 100.

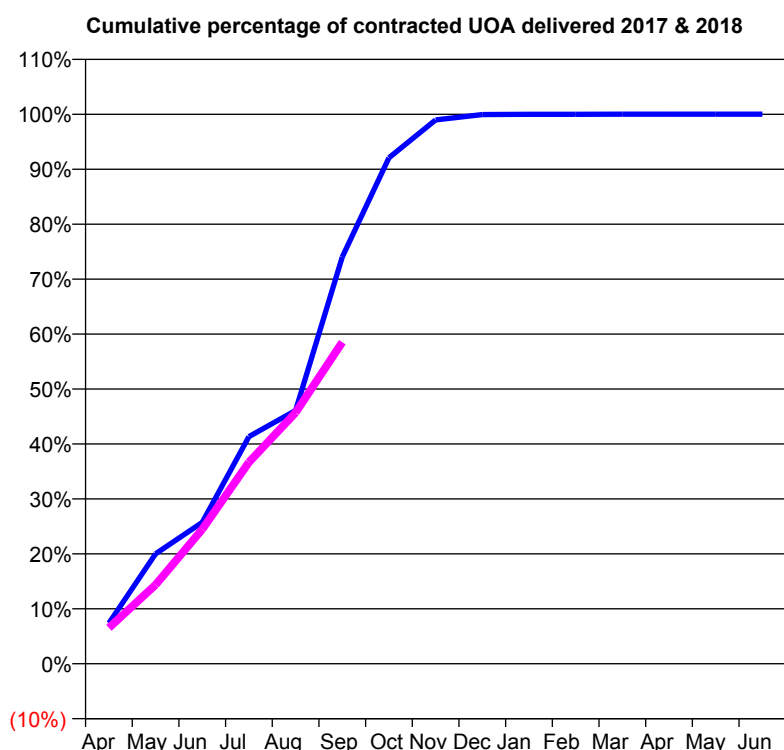
Q67 - Vital Signs Orthodontic At a Glance Contract Report for 811319/0001 - September 2017

Name or company name	MR TD BAMFORD
Contract type name	PDS Contract
Purpose of contract	Orthodontic
Contract start date	01/04/2006
Contract end date	31/03/2018

17/18 Contracted general activity (UDA)	0
Carry forward general activity (UDA)	0
17/18 Contracted orthodontic activity (UOA)	9,370
Carry forward orthodontic activity (UOA)	0
Baseline contract value	£632,527.97

ACCESS	Contract	England and Wales
---------------	-----------------	--------------------------

24 month ratio of assessments to patient IDs	1.01	1.09
--	------	------

ACTIVITY


Month	Adjusted Scheduled Activity (UOA)	
	2017	2018
April	693	613
May	1,874	1,348
June	2,411	2,294
July	3,873	3,438
August	4,318	4,283
September	6,936	5,484
October	8,628	-
November	9,273	-
December	9,365	-
January	9,369	-
February	9,369	-
March	9,371	-
April	9,371	-
May	9,371	-
June	9,371	-

QUALITY	Contract Quantity	Contract Base Number	Contract *	Region	England
----------------	--------------------------	-----------------------------	-------------------	---------------	----------------

% of all assessments that were assess and fit appliances (rolling 12 month period)	382	418	91.4%	60.8%	58.0%
% of all assessments that were assess and refuse (rolling 12 month period)	1	418	0.2%	9.9%	11.4%
% of all assessments that were assess and review (rolling 12 month period)	35	418	8.4%	29.3%	30.6%
% of terminated courses where treatment was abandoned or discontinued (rolling 12 month period)	40	496	8.1%	8.0%	7.8%
% of completed treatments indicating that PAR score was taken (year to date)	244	258	94.6%	67.9%	64.6%
Rate of removable appliances per 100 fixed appliances - proposed treatment (rolling 12 month period)	11	749	1.47	4.85	5.65
Rate of removable appliances per 100 fixed appliances - completed treatment (rolling 12 month period)	28	859	3.26	4.05	4.78
% of courses of treatment with removable appliances only - proposed treatment (rolling 12 month period)	6	382	1.6%	1.7%	2.0%
% of courses of treatment with removable appliances only - completed treatment (rolling 12 month period)	16	456	3.5%	1.7%	1.5%
% of patients satisfied with the treatment they have received (rolling 12 month period)	22	22	100.0%	96.4%	96.0%

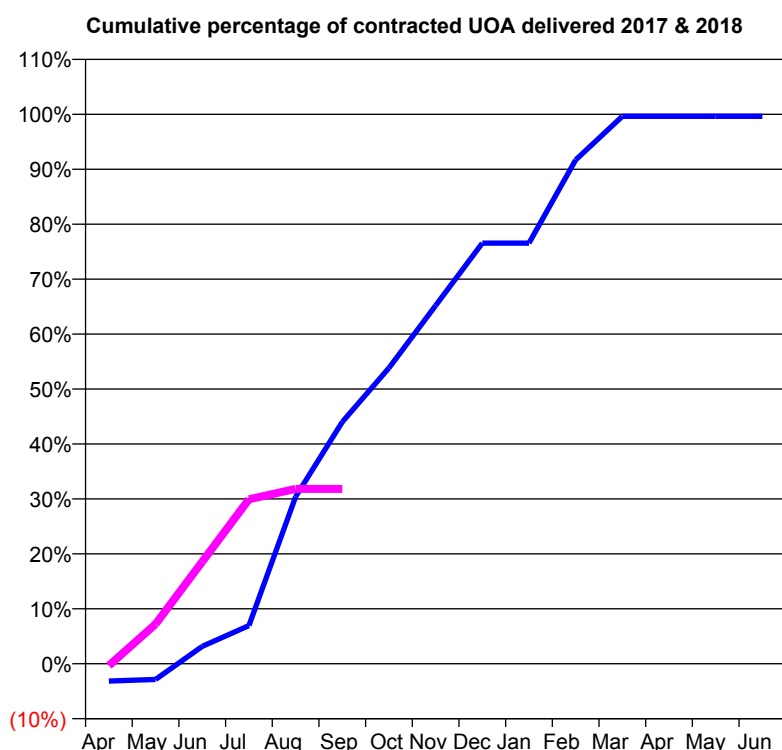
* Figures in italics indicate that the base number is less than 100.

Q67 - Vital Signs Orthodontic At a Glance Contract Report for 822264/0001 - September 2017

Name or company name	MR KJ HARVEY
Contract type name	PDS Contract
Purpose of contract	Orthodontic
Contract start date	01/04/2006
Contract end date	31/03/2018

17/18 Contracted general activity (UDA)	0
Carry forward general activity (UDA)	0
17/18 Contracted orthodontic activity (UOA)	1,109
Carry forward orthodontic activity (UOA)	4
Baseline contract value	£75,654.02

ACCESS	Contract	England and Wales
24 month ratio of assessments to patient IDs	1.01	1.09

ACTIVITY


Month	Adjusted Scheduled Activity (UOA)	
	2017	2018
April	-35	-4
May	-32	80
June	35	206
July	77	332
August	337	353
September	488	353
October	597	
November	723	
December	849	
January	849	
February	1,017	
March	1,105	
April	1,105	
May	1,105	
June	1,105	

QUALITY	Contract Quantity	Contract Base Number	Contract *	Region	England
% of all assessments that were assess and fit appliances (rolling 12 month period)	48	48	100.0%	60.8%	58.0%
% of all assessments that were assess and refuse (rolling 12 month period)	0	48	0.0%	9.9%	11.4%
% of all assessments that were assess and review (rolling 12 month period)	0	48	0.0%	29.3%	30.6%
% of terminated courses where treatment was abandoned or discontinued (rolling 12 month period)	5	65	7.7%	8.0%	7.8%
% of completed treatments indicating that PAR score was taken (year to date)	20	13	153.8%	67.9%	64.6%
Rate of removable appliances per 100 fixed appliances - proposed treatment (rolling 12 month period)	28	96	29.17	4.85	5.65
Rate of removable appliances per 100 fixed appliances - completed treatment (rolling 12 month period)	34	115	29.57	4.05	4.78
% of courses of treatment with removable appliances only - proposed treatment (rolling 12 month period)	0	48	0.0%	1.7%	2.0%
% of courses of treatment with removable appliances only - completed treatment (rolling 12 month period)	2	60	3.3%	1.7%	1.5%
% of patients satisfied with the treatment they have received (rolling 12 month period)	1	1	100.0%	96.4%	96.0%

* Figures in italics indicate that the base number is less than 100.

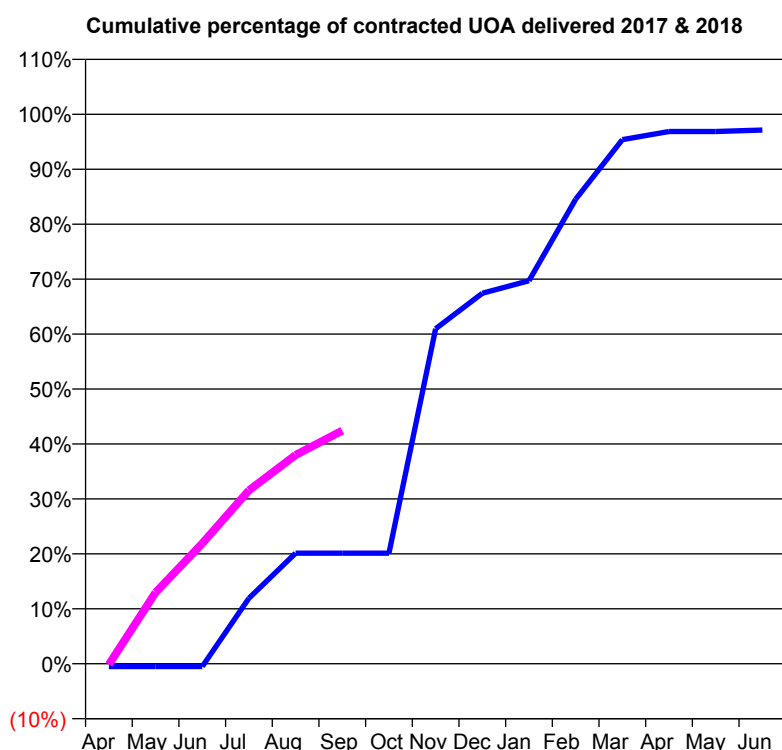
Q67 - Vital Signs Orthodontic At a Glance Contract Report for 835412/0001 - September 2017

Name or company name	MR JP COSTELLO
Contract type name	PDS Contract
Purpose of contract	Orthodontic
Contract start date	01/04/2006
Contract end date	31/03/2018

17/18 Contracted general activity (UDA)	0
Carry forward general activity (UDA)	0
17/18 Contracted orthodontic activity (UOA)	8,503
Carry forward orthodontic activity (UOA)	245
Baseline contract value	£580,059.58

ACCESS

	Contract	England and Wales
24 month ratio of assessments to patient IDs	1.00	1.09

ACTIVITY


Month	Adjusted Scheduled Activity (UOA)	
	2017	2018
April	-44	-14
May	-44	1,103
June	-44	1,863
July	1,014	2,684
August	1,711	3,230
September	1,711	3,608
October	1,711	
November	5,184	
December	5,734	
January	5,927	
February	7,187	
March	8,111	
April	8,237	
May	8,237	
June	8,258	

QUALITY

	Contract Quantity	Contract Base Number	Contract *	Region	England
% of all assessments that were assess and fit appliances (rolling 12 month period)	508	508	100.0%	60.8%	58.0%
% of all assessments that were assess and refuse (rolling 12 month period)	0	508	0.0%	9.9%	11.4%
% of all assessments that were assess and review (rolling 12 month period)	0	508	0.0%	29.3%	30.6%
% of terminated courses where treatment was abandoned or discontinued (rolling 12 month period)	16	440	3.6%	8.0%	7.8%
% of completed treatments indicating that PAR score was taken (year to date)	175	194	90.2%	67.9%	64.6%
Rate of removable appliances per 100 fixed appliances - proposed treatment (rolling 12 month period)	51	992	5.14	4.85	5.65
Rate of removable appliances per 100 fixed appliances - completed treatment (rolling 12 month period)	50	817	6.12	4.05	4.78
% of courses of treatment with removable appliances only - proposed treatment (rolling 12 month period)	5	508	1.0%	1.7%	2.0%
% of courses of treatment with removable appliances only - completed treatment (rolling 12 month period)	8	424	1.9%	1.7%	1.5%
% of patients satisfied with the treatment they have received (rolling 12 month period)	28	28	100.0%	96.4%	96.0%

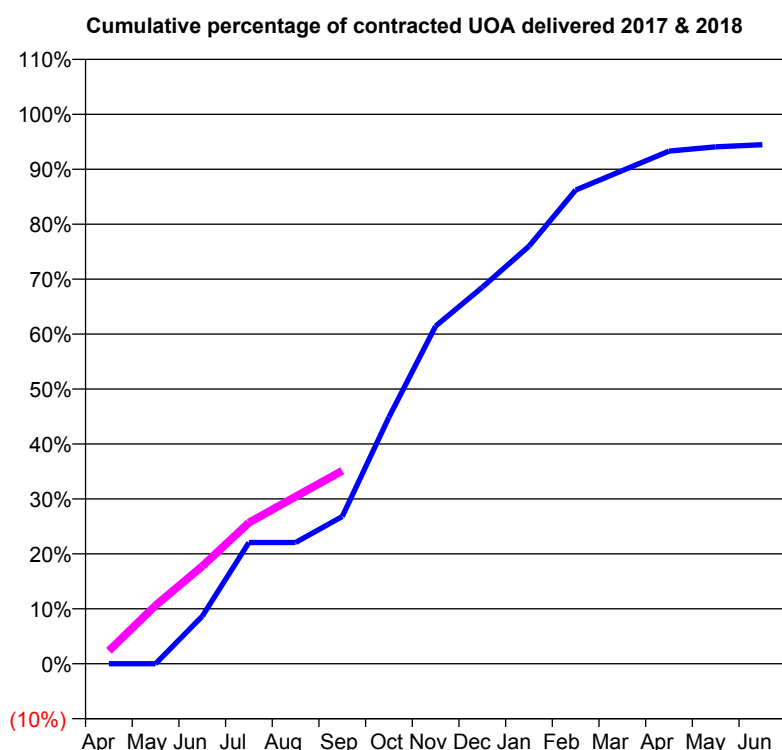
* Figures in italics indicate that the base number is less than 100.

Q67 - Vital Signs Orthodontic At a Glance Contract Report for 835412/0002 - September 2017

Name or company name	MR JP COSTELLO
Contract type name	PDS Contract
Purpose of contract	Orthodontic
Contract start date	01/04/2006
Contract end date	31/03/2018

17/18 Contracted general activity (UDA)	0
Carry forward general activity (UDA)	0
17/18 Contracted orthodontic activity (UOA)	5,344
Carry forward orthodontic activity (UOA)	0
Baseline contract value	£364,558.21

ACCESS	Contract	England and Wales
24 month ratio of assessments to patient IDs	1.01	1.09

ACTIVITY


Month	Adjusted Scheduled Activity (UOA)	
	2017	2018
April	0	126
May	0	567
June	462	949
July	1,180	1,373
August	1,180	1,625
September	1,432	1,878
October	2,398	
November	3,284	
December	3,662	
January	4,061	
February	4,607	
March	4,796	
April	4,985	
May	5,027	
June	5,048	

QUALITY	Contract Quantity	Contract Base Number	Contract *	Region	England
% of all assessments that were assess and fit appliances (rolling 12 month period)	289	289	100.0%	60.8%	58.0%
% of all assessments that were assess and refuse (rolling 12 month period)	0	289	0.0%	9.9%	11.4%
% of all assessments that were assess and review (rolling 12 month period)	0	289	0.0%	29.3%	30.6%
% of terminated courses where treatment was abandoned or discontinued (rolling 12 month period)	2	312	0.6%	8.0%	7.8%
% of completed treatments indicating that PAR score was taken (year to date)	115	122	94.3%	67.9%	64.6%
Rate of removable appliances per 100 fixed appliances - proposed treatment (rolling 12 month period)	18	566	3.18	4.85	5.65
Rate of removable appliances per 100 fixed appliances - completed treatment (rolling 12 month period)	24	601	3.99	4.05	4.78
% of courses of treatment with removable appliances only - proposed treatment (rolling 12 month period)	6	289	2.1%	1.7%	2.0%
% of courses of treatment with removable appliances only - completed treatment (rolling 12 month period)	8	310	2.6%	1.7%	1.5%
% of patients satisfied with the treatment they have received (rolling 12 month period)	14	14	100.0%	96.4%	96.0%

* Figures in italics indicate that the base number is less than 100.

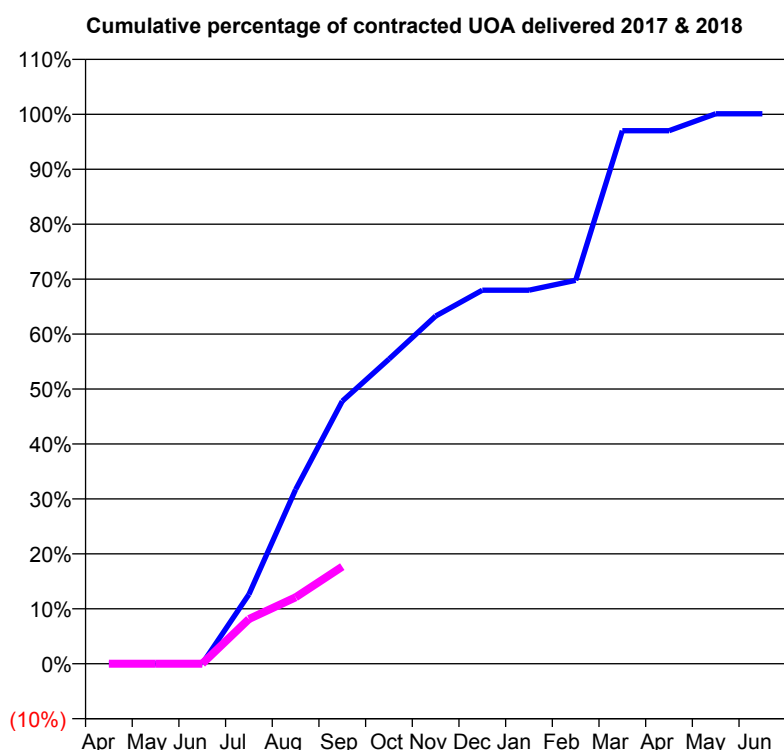
Q68 - Vital Signs Orthodontic At a Glance Contract Report for 100163/0000 - September 2017

Name or company name	SIMPLY ORTHODONTICS GUILDFORD L'
Contract type name	PDS Contract
Purpose of contract	Orthodontic
Contract start date	01/06/2016
Contract end date	31/03/2018

17/18 Contracted general activity (UDA)	0
Carry forward general activity (UDA)	0
17/18 Contracted orthodontic activity (UOA)	4,292
Carry forward orthodontic activity (UOA)	0
Baseline contract value	£245,262.48

ACCESS

	Contract	England and Wales
24 month ratio of assessments to patient IDs	1.00	1.09

ACTIVITY


Month	Adjusted Scheduled Activity (UOA)	
	2017	2018
April	0	0
May	0	0
June	0	0
July	452	349
August	1,134	519
September	1,710	759
October	1,983	
November	2,263	
December	2,432	
January	2,432	
February	2,496	
March	3,470	
April	3,470	
May	3,580	
June	3,580	

QUALITY

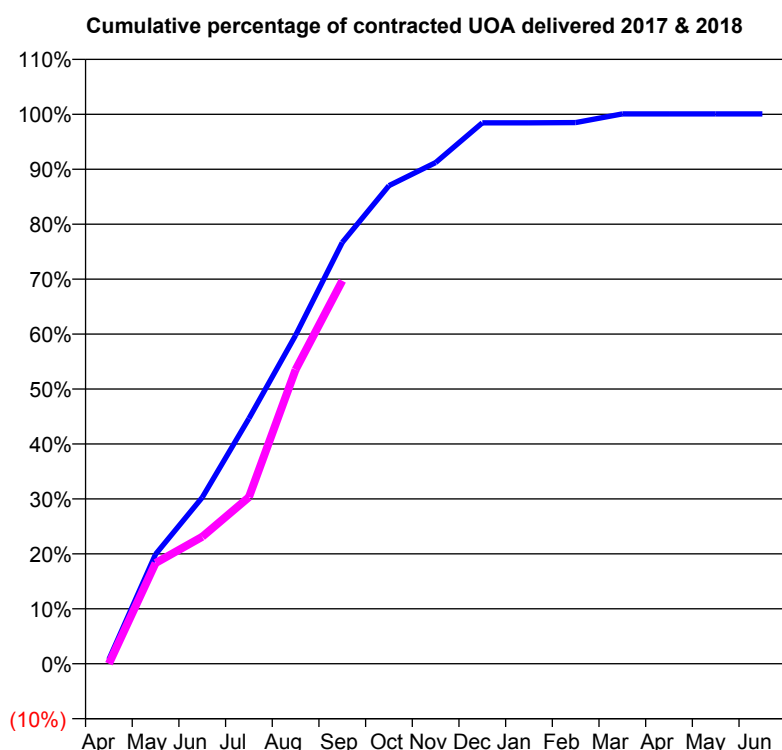
	Contract Quantity	Contract Base Number	Contract *	Region	England
% of all assessments that were assess and fit appliances (rolling 12 month period)	127	159	79.9%	60.8%	58.0%
% of all assessments that were assess and refuse (rolling 12 month period)	1	159	0.6%	9.9%	11.4%
% of all assessments that were assess and review (rolling 12 month period)	31	159	19.5%	29.3%	30.6%
% of terminated courses where treatment was abandoned or discontinued (rolling 12 month period)	12	229	5.2%	8.0%	7.8%
% of completed treatments indicating that PAR score was taken (year to date)	30	99	30.3%	67.9%	64.6%
Rate of removable appliances per 100 fixed appliances - proposed treatment (rolling 12 month period)	2	246	0.81	4.85	5.65
Rate of removable appliances per 100 fixed appliances - completed treatment (rolling 12 month period)	1	421	0.24	4.05	4.78
% of courses of treatment with removable appliances only - proposed treatment (rolling 12 month period)	2	127	1.6%	1.7%	2.0%
% of courses of treatment with removable appliances only - completed treatment (rolling 12 month period)	1	217	0.5%	1.7%	1.5%
% of patients satisfied with the treatment they have received (rolling 12 month period)	2	3	66.7%	96.4%	96.0%

* Figures in italics indicate that the base number is less than 100.

Q68 - Vital Signs Orthodontic At a Glance Contract Report for 101281/0207 - September 2017

Name or company name	OASIS DENTAL CARE LTD	17/18 Contracted general activity (UDA)	0
Contract type name	PDS Contract	Carry forward general activity (UDA)	0
Purpose of contract	Orthodontic	17/18 Contracted orthodontic activity (UOA)	2,635
Contract start date	01/10/2009	Carry forward orthodontic activity (UOA)	0
Contract end date	31/03/2018	Baseline contract value	£174,380.91

ACCESS	Contract	England and Wales
24 month ratio of assessments to patient IDs	1.00	1.09

ACTIVITY


Month	Adjusted Scheduled Activity (UOA)	
	2017	2018
April	21	0
May	525	483
June	798	609
July	1,176	799
August	1,575	1,410
September	2,020	1,837
October	2,293	
November	2,403	
December	2,594	
January	2,594	
February	2,595	
March	2,637	
April	2,637	
May	2,637	
June	2,637	

QUALITY	Contract Quantity	Contract Base Number	Contract *	Region	England
% of all assessments that were assess and fit appliances (rolling 12 month period)	117	131	89.3%	60.8%	58.0%
% of all assessments that were assess and refuse (rolling 12 month period)	0	131	0.0%	9.9%	11.4%
% of all assessments that were assess and review (rolling 12 month period)	14	131	10.7%	29.3%	30.6%
% of terminated courses where treatment was abandoned or discontinued (rolling 12 month period)	2	107	1.9%	8.0%	7.8%
% of completed treatments indicating that PAR score was taken (year to date)	50	53	94.3%	67.9%	64.6%
Rate of removable appliances per 100 fixed appliances - proposed treatment (rolling 12 month period)	0	0	N/A	4.85	5.65
Rate of removable appliances per 100 fixed appliances - completed treatment (rolling 12 month period)	0	0	N/A	4.05	4.78
% of courses of treatment with removable appliances only - proposed treatment (rolling 12 month period)	0	117	0.0%	1.7%	2.0%
% of courses of treatment with removable appliances only - completed treatment (rolling 12 month period)	0	105	0.0%	1.7%	1.5%
% of patients satisfied with the treatment they have received (rolling 12 month period)	4	4	100.0%	96.4%	96.0%

* Figures in italics indicate that the base number is less than 100.

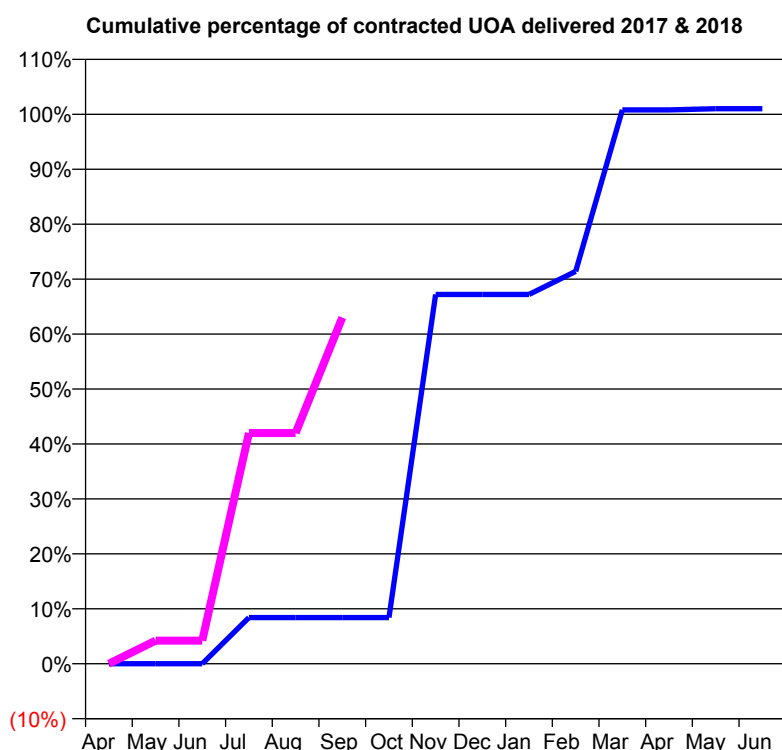
Q68 - Vital Signs Orthodontic At a Glance Contract Report for 101281/0235 - September 2017

Name or company name	OASIS DENTAL CARE LTD
Contract type name	PDS Contract
Purpose of contract	Orthodontic
Contract start date	01/04/2011
Contract end date	31/03/2018

17/18 Contracted general activity (UDA)	0
Carry forward general activity (UDA)	0
17/18 Contracted orthodontic activity (UOA)	500
Carry forward orthodontic activity (UOA)	0
Baseline contract value	£32,788.77

ACCESS	Contract	England and Wales
--------	----------	-------------------

24 month ratio of assessments to patient IDs	1.05	1.09
--	------	------

ACTIVITY


Month	Adjusted Scheduled Activity (UOA)	
	2017	2018
April	0	0
May	0	21
June	0	21
July	42	210
August	42	210
September	42	315
October	42	
November	336	
December	336	
January	336	
February	357	
March	504	
April	504	
May	505	
June	505	

QUALITY	Contract Quantity	Contract Base Number	Contract *	Region	England
---------	-------------------	----------------------	------------	--------	---------

% of all assessments that were assess and fit appliances (rolling 12 month period)	37	38	97.4%	60.8%	58.0%
% of all assessments that were assess and refuse (rolling 12 month period)	0	38	0.0%	9.9%	11.4%
% of all assessments that were assess and review (rolling 12 month period)	1	38	2.6%	29.3%	30.6%
% of terminated courses where treatment was abandoned or discontinued (rolling 12 month period)	0	0	N/A	8.0%	7.8%
% of completed treatments indicating that PAR score was taken (year to date)	0	0	N/A	67.9%	64.6%
Rate of removable appliances per 100 fixed appliances - proposed treatment (rolling 12 month period)	1	62	1.61	4.85	5.65
Rate of removable appliances per 100 fixed appliances - completed treatment (rolling 12 month period)	0	0	N/A	4.05	4.78
% of courses of treatment with removable appliances only - proposed treatment (rolling 12 month period)	1	37	2.7%	1.7%	2.0%
% of courses of treatment with removable appliances only - completed treatment (rolling 12 month period)	0	0	N/A	1.7%	1.5%
% of patients satisfied with the treatment they have received (rolling 12 month period)	4	5	80.0%	96.4%	96.0%

* Figures in italics indicate that the base number is less than 100.

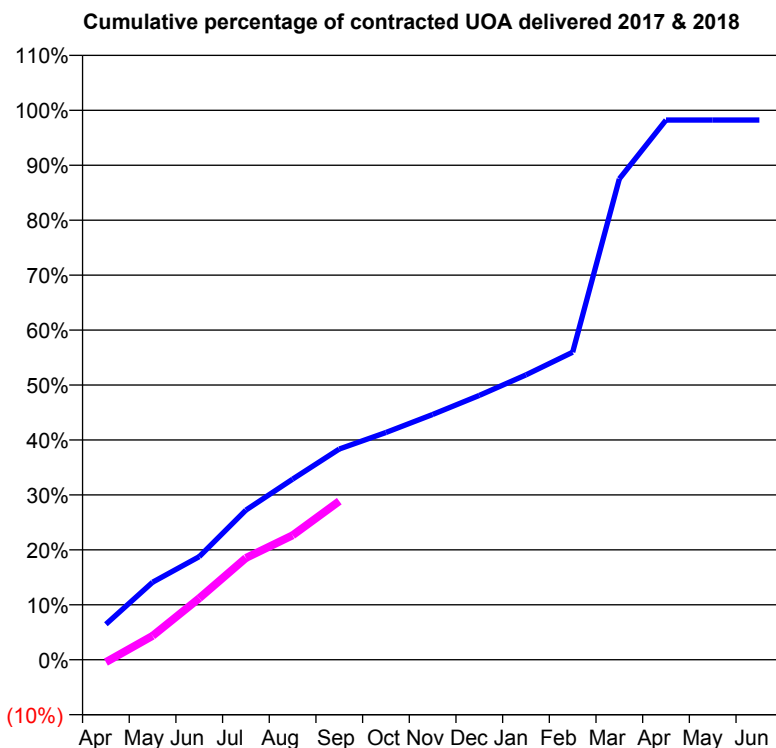
Q68 - Vital Signs Orthodontic At a Glance Contract Report for 102296/0001 - September 2017

Name or company name	Mr Richard Williams and Miss Faiza Darug
Contract type name	PDS Contract
Purpose of contract	Orthodontic
Contract start date	01/04/2012
Contract end date	31/03/2018

17/18 Contracted general activity (UDA)	0
Carry forward general activity (UDA)	0
17/18 Contracted orthodontic activity (UOA)	8,837
Carry forward orthodontic activity (UOA)	158
Baseline contract value	£579,508.61

ACCESS

	Contract	England and Wales
24 month ratio of assessments to patient IDs	1.19	1.09

ACTIVITY


Month	Adjusted Scheduled Activity (UOA)	
	2017	2018
April	572	-40
May	1,247	385
June	1,658	990
July	2,408	1,638
August	2,905	2,003
September	3,389	2,550
October	3,655	
November	3,944	
December	4,252	
January	4,582	
February	4,947	
March	7,733	
April	8,679	
May	8,679	
June	8,679	

QUALITY

	Contract Quantity	Contract Base Number	Contract *	Region	England
% of all assessments that were assess and fit appliances (rolling 12 month period)	377	682	55.3%	60.8%	58.0%
% of all assessments that were assess and refuse (rolling 12 month period)	27	682	4.0%	9.9%	11.4%
% of all assessments that were assess and review (rolling 12 month period)	278	682	40.8%	29.3%	30.6%
% of terminated courses where treatment was abandoned or discontinued (rolling 12 month period)	20	392	5.1%	8.0%	7.8%
% of completed treatments indicating that PAR score was taken (year to date)	167	172	97.1%	67.9%	64.6%
Rate of removable appliances per 100 fixed appliances - proposed treatment (rolling 12 month period)	49	737	6.65	4.85	5.65
Rate of removable appliances per 100 fixed appliances - completed treatment (rolling 12 month period)	23	729	3.16	4.05	4.78
% of courses of treatment with removable appliances only - proposed treatment (rolling 12 month period)	3	377	0.8%	1.7%	2.0%
% of courses of treatment with removable appliances only - completed treatment (rolling 12 month period)	3	372	0.8%	1.7%	1.5%
% of patients satisfied with the treatment they have received (rolling 12 month period)	17	19	89.5%	96.4%	96.0%

* Figures in italics indicate that the base number is less than 100.

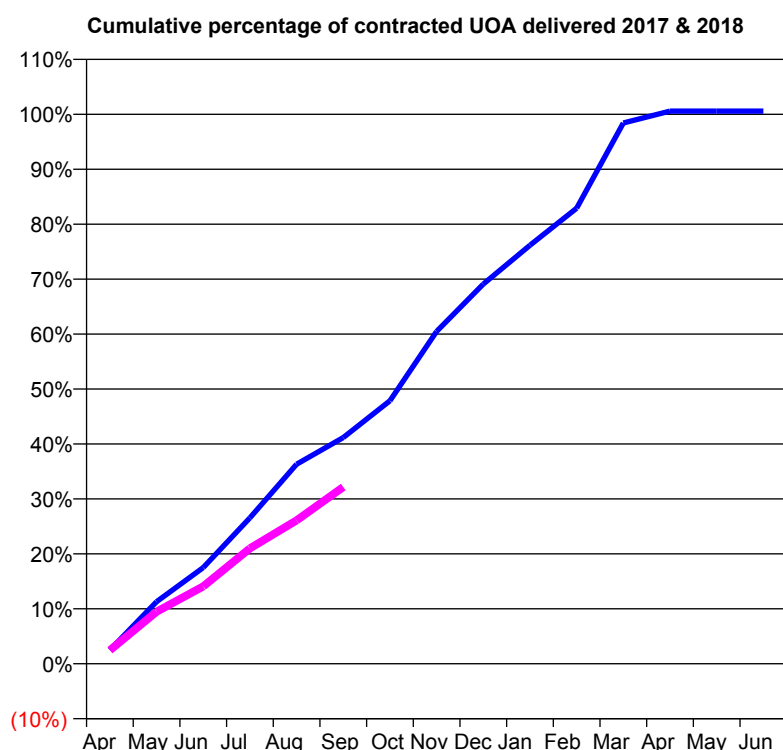
Q68 - Vital Signs Orthodontic At a Glance Contract Report for 104930/0001 - September 2017

Name or company name	Dentalign Eastbourne Ltd
Contract type name	PDS Contract
Purpose of contract	Orthodontic
Contract start date	01/10/2008
Contract end date	31/03/2018

17/18 Contracted general activity (UDA)	0
Carry forward general activity (UDA)	0
17/18 Contracted orthodontic activity (UOA)	7,000
Carry forward orthodontic activity (UOA)	0
Baseline contract value	£452,728.29

ACCESS

	Contract	England and Wales
24 month ratio of assessments to patient IDs	1.01	1.09

ACTIVITY


Month	Adjusted Scheduled Activity (UOA)	
	2017	2018
April	175	173
May	791	663
June	1,226	986
July	1,860	1,470
August	2,542	1,827
September	2,881	2,252
October	3,350	
November	4,234	
December	4,838	
January	5,332	
February	5,804	
March	6,890	
April	7,041	
May	7,041	
June	7,041	

QUALITY

	Contract Quantity	Contract Base Number	Contract *	Region	England
% of all assessments that were assess and fit appliances (rolling 12 month period)	313	406	77.1%	60.8%	58.0%
% of all assessments that were assess and refuse (rolling 12 month period)	39	406	9.6%	9.9%	11.4%
% of all assessments that were assess and review (rolling 12 month period)	54	406	13.3%	29.3%	30.6%
% of terminated courses where treatment was abandoned or discontinued (rolling 12 month period)	36	259	13.9%	8.0%	7.8%
% of completed treatments indicating that PAR score was taken (year to date)	36	98	36.7%	67.9%	64.6%
Rate of removable appliances per 100 fixed appliances - proposed treatment (rolling 12 month period)	39	498	7.83	4.85	5.65
Rate of removable appliances per 100 fixed appliances - completed treatment (rolling 12 month period)	25	358	6.98	4.05	4.78
% of courses of treatment with removable appliances only - proposed treatment (rolling 12 month period)	14	313	4.5%	1.7%	2.0%
% of courses of treatment with removable appliances only - completed treatment (rolling 12 month period)	10	223	4.5%	1.7%	1.5%
% of patients satisfied with the treatment they have received (rolling 12 month period)	12	13	92.3%	96.4%	96.0%

* Figures in italics indicate that the base number is less than 100.

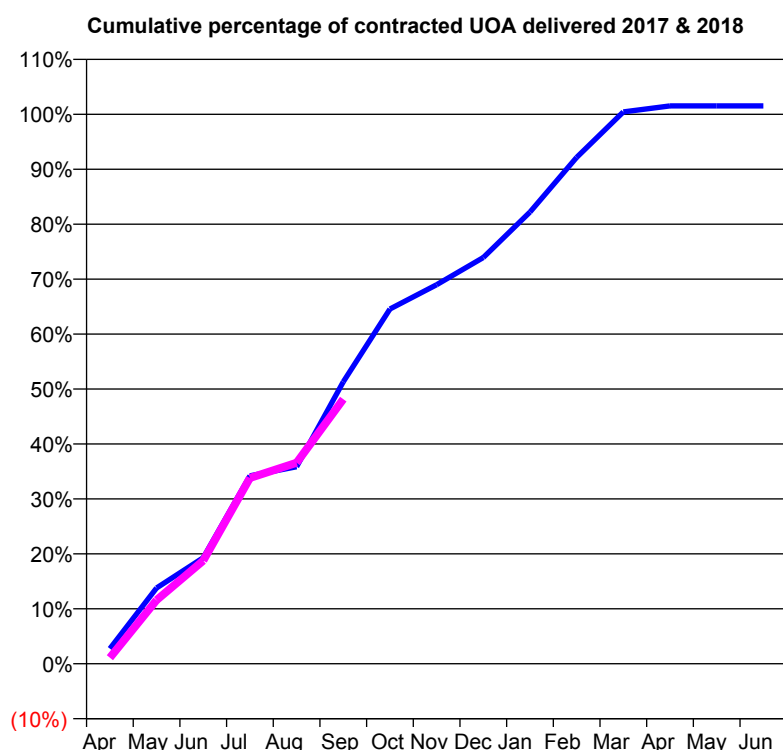
Q68 - Vital Signs Orthodontic At a Glance Contract Report for 124761/0001 - September 2017

Name or company name	Ortho Clinic (Surrey) Limited
Contract type name	PDS Contract
Purpose of contract	Orthodontic
Contract start date	01/05/2011
Contract end date	31/03/2018

17/18 Contracted general activity (UDA)	0
Carry forward general activity (UDA)	0
17/18 Contracted orthodontic activity (UOA)	3,806
Carry forward orthodontic activity (UOA)	0
Baseline contract value	£243,057.90

ACCESS

	Contract	England and Wales
24 month ratio of assessments to patient IDs	1.02	1.09

ACTIVITY


Month	Adjusted Scheduled Activity (UOA)	
	2017	2018
April	105	42
May	525	441
June	735	714
July	1,302	1,287
August	1,365	1,392
September	1,953	1,833
October	2,457	
November	2,625	
December	2,814	
January	3,129	
February	3,507	
March	3,822	
April	3,864	
May	3,864	
June	3,864	

QUALITY

	Contract Quantity	Contract Base Number	Contract *	Region	England
% of all assessments that were assess and fit appliances (rolling 12 month period)	178	185	96.2%	60.8%	58.0%
% of all assessments that were assess and refuse (rolling 12 month period)	0	185	0.0%	9.9%	11.4%
% of all assessments that were assess and review (rolling 12 month period)	7	185	3.8%	29.3%	30.6%
% of terminated courses where treatment was abandoned or discontinued (rolling 12 month period)	23	195	11.8%	8.0%	7.8%
% of completed treatments indicating that PAR score was taken (year to date)	52	52	100.0%	67.9%	64.6%
Rate of removable appliances per 100 fixed appliances - proposed treatment (rolling 12 month period)	2	356	0.56	4.85	5.65
Rate of removable appliances per 100 fixed appliances - completed treatment (rolling 12 month period)	0	0	N/A	4.05	4.78
% of courses of treatment with removable appliances only - proposed treatment (rolling 12 month period)	0	178	0.0%	1.7%	2.0%
% of courses of treatment with removable appliances only - completed treatment (rolling 12 month period)	0	172	0.0%	1.7%	1.5%
% of patients satisfied with the treatment they have received (rolling 12 month period)	5	6	83.3%	96.4%	96.0%

* Figures in italics indicate that the base number is less than 100.

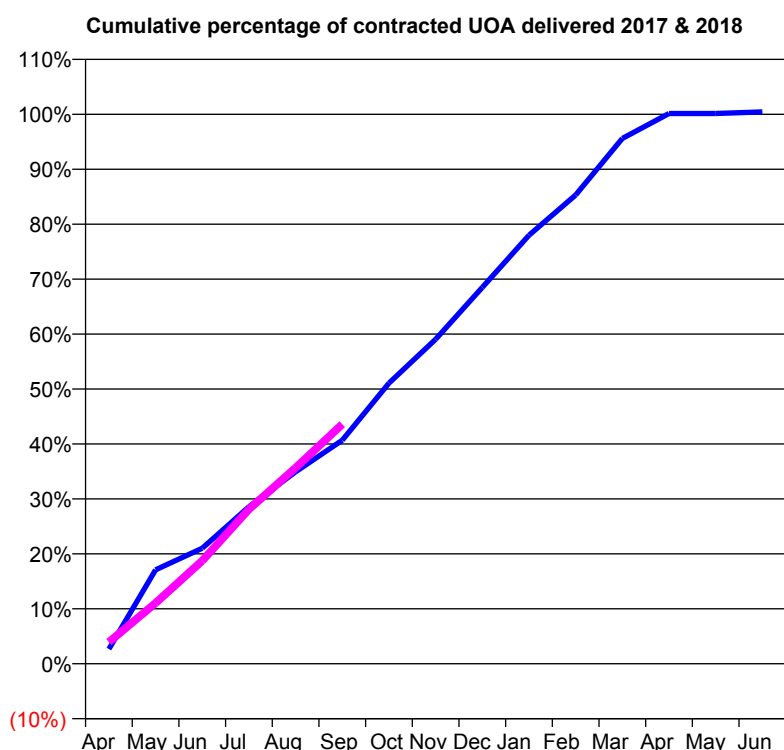
Q68 - Vital Signs Orthodontic At a Glance Contract Report for 146862/0001 - September 2017

Name or company name	Sackville Road Orthodontic Clinic
Contract type name	PDS Contract
Purpose of contract	Orthodontic
Contract start date	01/10/2009
Contract end date	31/03/2018

17/18 Contracted general activity (UDA)	0
Carry forward general activity (UDA)	0
17/18 Contracted orthodontic activity (UOA)	6,944
Carry forward orthodontic activity (UOA)	0
Baseline contract value	£468,871.36

ACCESS	Contract	England and Wales
--------	----------	-------------------

24 month ratio of assessments to patient IDs	1.00	1.09
--	------	------

ACTIVITY


Month	Adjusted Scheduled Activity (UOA)	
	2017	2018
April	187	273
May	1,187	768
June	1,460	1,301
July	1,985	1,952
August	2,426	2,477
September	2,825	3,027
October	3,547	
November	4,101	
December	4,756	
January	5,415	
February	5,924	
March	6,638	
April	6,953	
May	6,953	
June	6,974	

QUALITY	Contract Quantity	Contract Base Number	Contract *	Region	England
---------	-------------------	----------------------	------------	--------	---------

% of all assessments that were assess and fit appliances (rolling 12 month period)	353	355	99.4%	60.8%	58.0%
% of all assessments that were assess and refuse (rolling 12 month period)	1	355	0.3%	9.9%	11.4%
% of all assessments that were assess and review (rolling 12 month period)	1	355	0.3%	29.3%	30.6%
% of terminated courses where treatment was abandoned or discontinued (rolling 12 month period)	50	404	12.4%	8.0%	7.8%
% of completed treatments indicating that PAR score was taken (year to date)	147	161	91.3%	67.9%	64.6%
Rate of removable appliances per 100 fixed appliances - proposed treatment (rolling 12 month period)	10	694	1.44	4.85	5.65
Rate of removable appliances per 100 fixed appliances - completed treatment (rolling 12 month period)	15	693	2.16	4.05	4.78
% of courses of treatment with removable appliances only - proposed treatment (rolling 12 month period)	5	353	1.4%	1.7%	2.0%
% of courses of treatment with removable appliances only - completed treatment (rolling 12 month period)	3	354	0.8%	1.7%	1.5%
% of patients satisfied with the treatment they have received (rolling 12 month period)	11	11	100.0%	96.4%	96.0%

* Figures in italics indicate that the base number is less than 100.

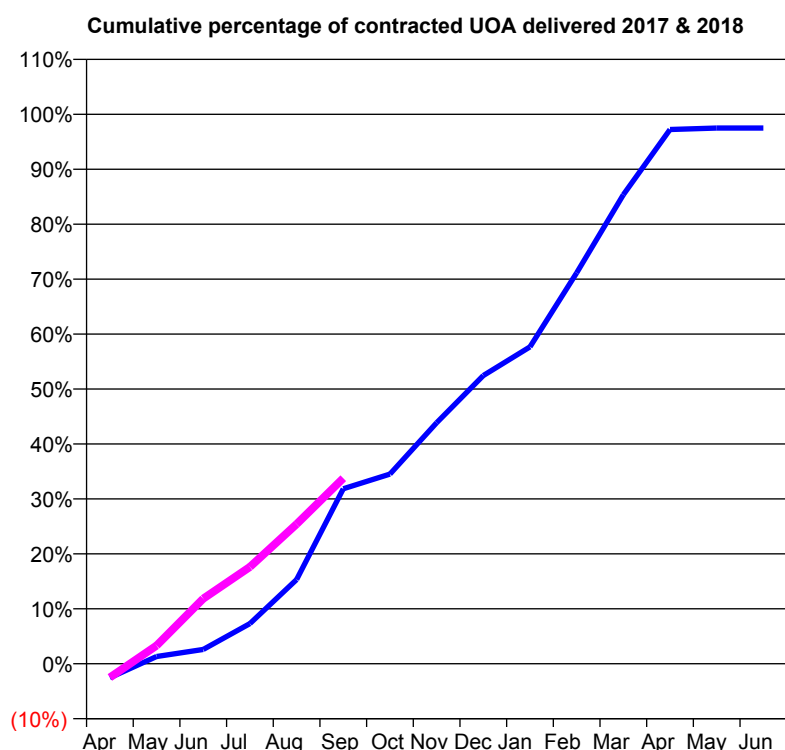
Q68 - Vital Signs Orthodontic At a Glance Contract Report for 148776/0001 - September 2017

Name or company name	Anglesea Terrace Orthodontic Practice Lim
Contract type name	PDS Contract
Purpose of contract	Orthodontic
Contract start date	01/04/2015
Contract end date	31/03/2018

17/18 Contracted general activity (UDA)	0
Carry forward general activity (UDA)	0
17/18 Contracted orthodontic activity (UOA)	8,130
Carry forward orthodontic activity (UOA)	204
Baseline contract value	£545,697.15

ACCESS

	Contract	England and Wales
24 month ratio of assessments to patient IDs	1.00	1.09

ACTIVITY


Month	Adjusted Scheduled Activity (UOA)	
	2017	2018
April	-208	-204
May	107	270
June	212	963
July	594	1,433
August	1,245	2,067
September	2,589	2,745
October	2,807	
November	3,567	
December	4,264	
January	4,688	
February	5,784	
March	6,939	
April	7,905	
May	7,926	
June	7,926	

QUALITY

	Contract Quantity	Contract Base Number	Contract *	Region	England
% of all assessments that were assess and fit appliances (rolling 12 month period)	405	405	100.0%	60.8%	58.0%
% of all assessments that were assess and refuse (rolling 12 month period)	0	405	0.0%	9.9%	11.4%
% of all assessments that were assess and review (rolling 12 month period)	0	405	0.0%	29.3%	30.6%
% of terminated courses where treatment was abandoned or discontinued (rolling 12 month period)	34	353	9.6%	8.0%	7.8%
% of completed treatments indicating that PAR score was taken (year to date)	110	143	76.9%	67.9%	64.6%
Rate of removable appliances per 100 fixed appliances - proposed treatment (rolling 12 month period)	19	719	2.64	4.85	5.65
Rate of removable appliances per 100 fixed appliances - completed treatment (rolling 12 month period)	3	561	0.53	4.05	4.78
% of courses of treatment with removable appliances only - proposed treatment (rolling 12 month period)	16	405	4.0%	1.7%	2.0%
% of courses of treatment with removable appliances only - completed treatment (rolling 12 month period)	2	319	0.6%	1.7%	1.5%
% of patients satisfied with the treatment they have received (rolling 12 month period)	15	16	93.8%	96.4%	96.0%

* Figures in italics indicate that the base number is less than 100.

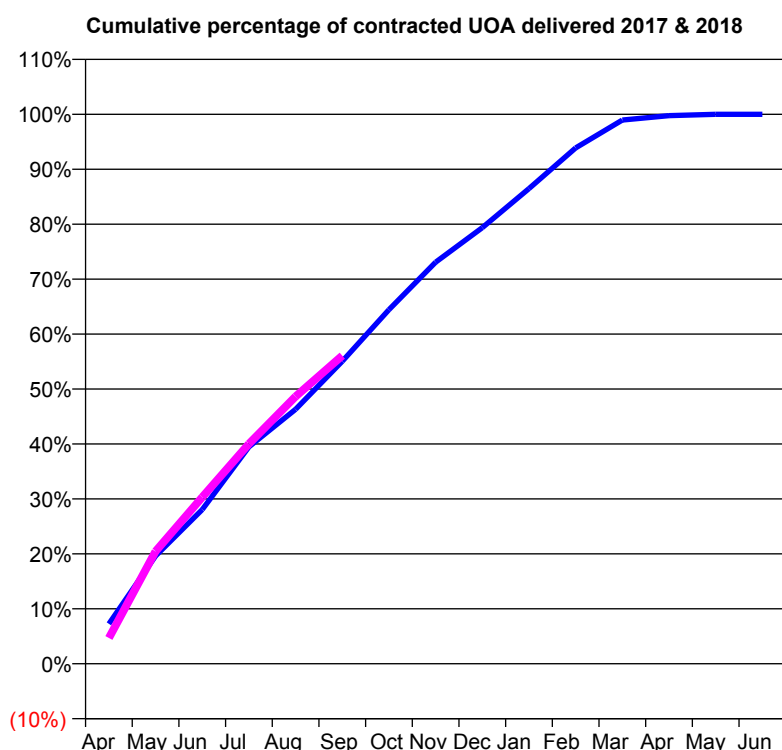
Q68 - Vital Signs Orthodontic At a Glance Contract Report for 155349/0001 - September 2017

Name or company name	E & G Ortho Limited
Contract type name	PDS Contract
Purpose of contract	Orthodontic
Contract start date	01/04/2011
Contract end date	31/03/2018

17/18 Contracted general activity (UDA)	0
Carry forward general activity (UDA)	0
17/18 Contracted orthodontic activity (UOA)	10,755
Carry forward orthodontic activity (UOA)	0
Baseline contract value	£698,756.14

ACCESS

	Contract	England and Wales
24 month ratio of assessments to patient IDs	1.13	1.09

ACTIVITY


Month	Adjusted Scheduled Activity (UOA)	
	2017	2018
April	781	504
May	2,111	2,202
June	3,018	3,260
July	4,246	4,305
August	4,980	5,233
September	5,920	6,030
October	6,930	-
November	7,860	-
December	8,537	-
January	9,301	-
February	10,096	-
March	10,643	-
April	10,727	-
May	10,755	-
June	10,755	-

QUALITY

	Contract Quantity	Contract Base Number	Contract *	Region	England
% of all assessments that were assess and fit appliances (rolling 12 month period)	543	906	59.9%	60.8%	58.0%
% of all assessments that were assess and refuse (rolling 12 month period)	20	906	2.2%	9.9%	11.4%
% of all assessments that were assess and review (rolling 12 month period)	343	906	37.9%	29.3%	30.6%
% of terminated courses where treatment was abandoned or discontinued (rolling 12 month period)	16	552	2.9%	8.0%	7.8%
% of completed treatments indicating that PAR score was taken (year to date)	208	242	86.0%	67.9%	64.6%
Rate of removable appliances per 100 fixed appliances - proposed treatment (rolling 12 month period)	73	970	7.53	4.85	5.65
Rate of removable appliances per 100 fixed appliances - completed treatment (rolling 12 month period)	63	955	6.60	4.05	4.78
% of courses of treatment with removable appliances only - proposed treatment (rolling 12 month period)	41	543	7.6%	1.7%	2.0%
% of courses of treatment with removable appliances only - completed treatment (rolling 12 month period)	39	536	7.3%	1.7%	1.5%
% of patients satisfied with the treatment they have received (rolling 12 month period)	19	20	95.0%	96.4%	96.0%

* Figures in italics indicate that the base number is less than 100.

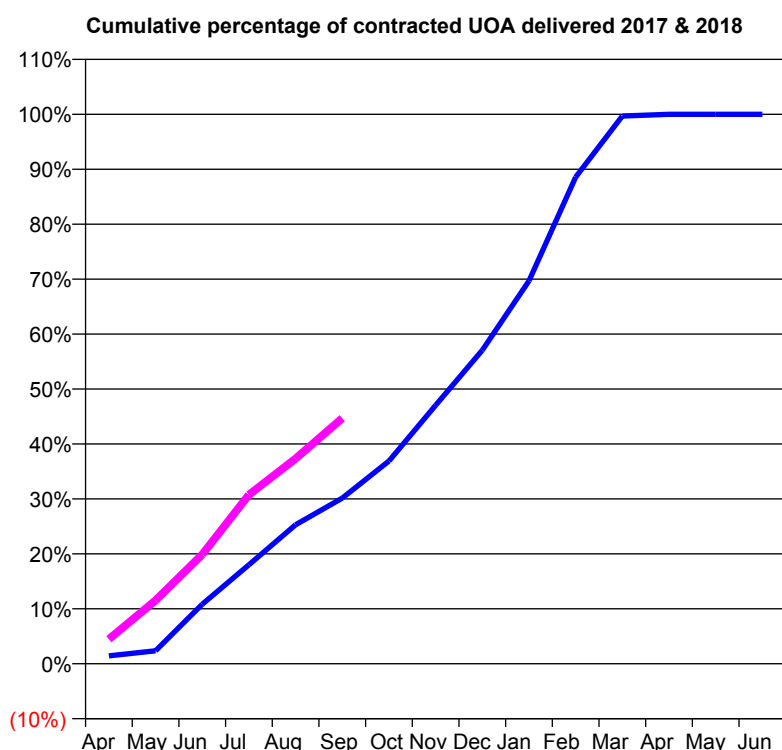
Q68 - Vital Signs Orthodontic At a Glance Contract Report for 155349/0002 - September 2017

Name or company name	E & G Ortho Limited
Contract type name	PDS Contract
Purpose of contract	Orthodontic
Contract start date	01/04/2011
Contract end date	31/03/2018

17/18 Contracted general activity (UDA)	0
Carry forward general activity (UDA)	0
17/18 Contracted orthodontic activity (UOA)	6,268
Carry forward orthodontic activity (UOA)	0
Baseline contract value	£411,039.94

ACCESS

	Contract	England and Wales
24 month ratio of assessments to patient IDs	1.10	1.09

ACTIVITY


Month	Adjusted Scheduled Activity (UOA)	
	2017	2018
April	91	280
May	149	723
June	679	1,246
July	1,130	1,928
August	1,586	2,340
September	1,890	2,801
October	2,312	
November	2,949	
December	3,576	
January	4,367	
February	5,551	
March	6,247	
April	6,268	
May	6,268	
June	6,268	

QUALITY

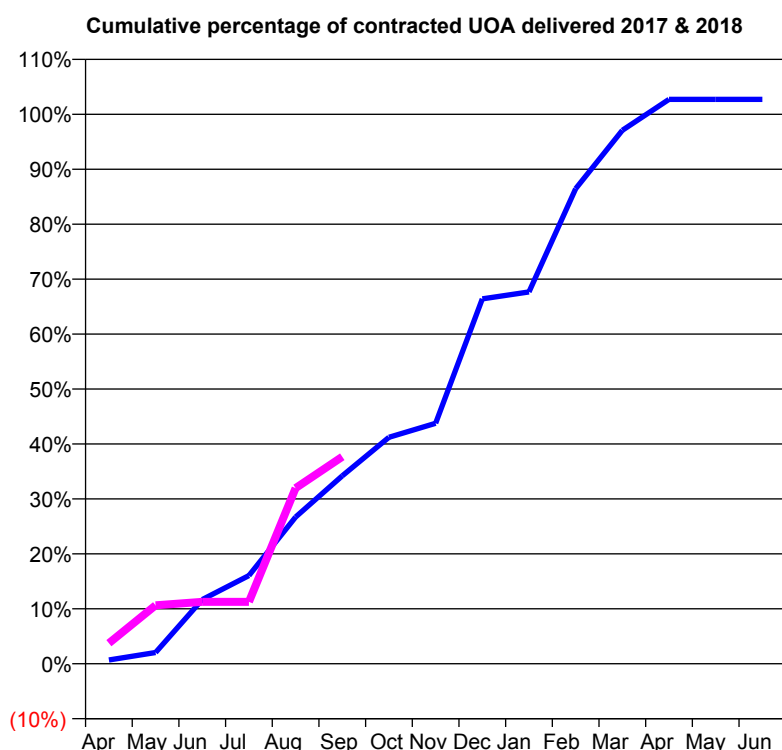
	Contract Quantity	Contract Base Number	Contract *	Region	England
% of all assessments that were assess and fit appliances (rolling 12 month period)	345	591	58.4%	60.8%	58.0%
% of all assessments that were assess and refuse (rolling 12 month period)	15	591	2.5%	9.9%	11.4%
% of all assessments that were assess and review (rolling 12 month period)	231	591	39.1%	29.3%	30.6%
% of terminated courses where treatment was abandoned or discontinued (rolling 12 month period)	11	313	3.5%	8.0%	7.8%
% of completed treatments indicating that PAR score was taken (year to date)	98	124	79.0%	67.9%	64.6%
Rate of removable appliances per 100 fixed appliances - proposed treatment (rolling 12 month period)	36	649	5.55	4.85	5.65
Rate of removable appliances per 100 fixed appliances - completed treatment (rolling 12 month period)	21	560	3.75	4.05	4.78
% of courses of treatment with removable appliances only - proposed treatment (rolling 12 month period)	12	345	3.5%	1.7%	2.0%
% of courses of treatment with removable appliances only - completed treatment (rolling 12 month period)	13	302	4.3%	1.7%	1.5%
% of patients satisfied with the treatment they have received (rolling 12 month period)	9	9	100.0%	96.4%	96.0%

* Figures in italics indicate that the base number is less than 100.

Q68 - Vital Signs Orthodontic At a Glance Contract Report for 156574/0001 - September 2017

Name or company name	Total Orthodontics	17/18 Contracted general activity (UDA)	0
Contract type name	PDS Contract	Carry forward general activity (UDA)	0
Purpose of contract	Orthodontic	17/18 Contracted orthodontic activity (UOA)	3,356
Contract start date	01/04/2006	Carry forward orthodontic activity (UOA)	0
Contract end date	31/03/2018	Baseline contract value	£216,610.87

ACCESS	Contract	England and Wales
24 month ratio of assessments to patient IDs	1.01	1.09

ACTIVITY


Month	Adjusted Scheduled Activity (UOA)	
	2017	2018
April	23	126
May	69	357
June	392	378
July	539	378
August	896	1,073
September	1,148	1,264
October	1,383	
November	1,469	
December	2,229	
January	2,271	
February	2,901	
March	3,258	
April	3,447	
May	3,447	
June	3,447	

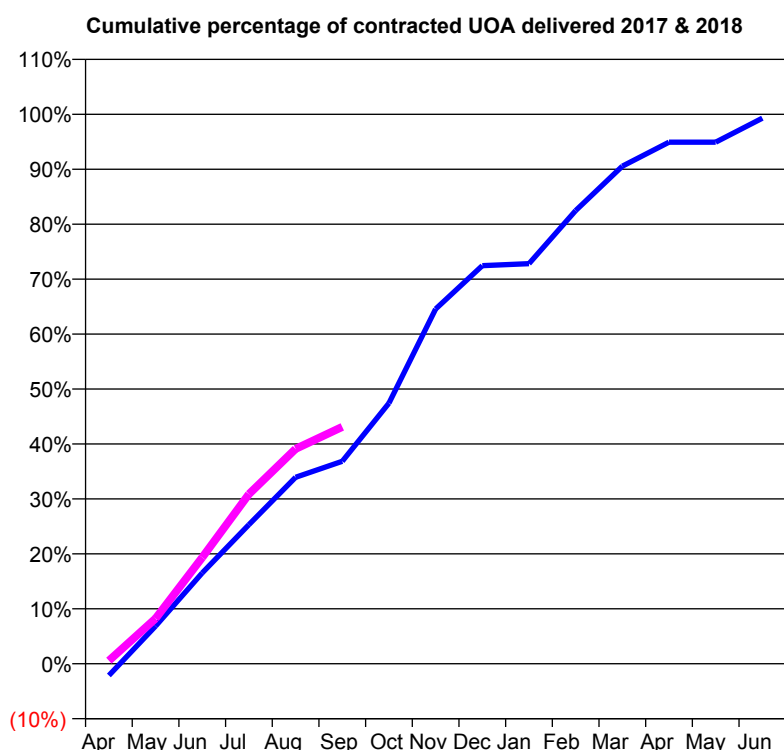
QUALITY	Contract Quantity	Contract Base Number	Contract *	Region	England
% of all assessments that were assess and fit appliances (rolling 12 month period)	171	177	96.6%	60.8%	58.0%
% of all assessments that were assess and refuse (rolling 12 month period)	5	177	2.8%	9.9%	11.4%
% of all assessments that were assess and review (rolling 12 month period)	1	177	0.6%	29.3%	30.6%
% of terminated courses where treatment was abandoned or discontinued (rolling 12 month period)	20	166	12.0%	8.0%	7.8%
% of completed treatments indicating that PAR score was taken (year to date)	42	64	65.6%	67.9%	64.6%
Rate of removable appliances per 100 fixed appliances - proposed treatment (rolling 12 month period)	4	335	1.19	4.85	5.65
Rate of removable appliances per 100 fixed appliances - completed treatment (rolling 12 month period)	3	289	1.04	4.05	4.78
% of courses of treatment with removable appliances only - proposed treatment (rolling 12 month period)	2	171	1.2%	1.7%	2.0%
% of courses of treatment with removable appliances only - completed treatment (rolling 12 month period)	1	146	0.7%	1.7%	1.5%
% of patients satisfied with the treatment they have received (rolling 12 month period)	10	10	100.0%	96.4%	96.0%

* Figures in italics indicate that the base number is less than 100.

Q68 - Vital Signs Orthodontic At a Glance Contract Report for 156574/0002 - September 2017

Name or company name	Total Orthodontics	17/18 Contracted general activity (UDA)	0
Contract type name	PDS Contract	Carry forward general activity (UDA)	0
Purpose of contract	Orthodontic	17/18 Contracted orthodontic activity (UOA)	11,513
Contract start date	01/04/2006	Carry forward orthodontic activity (UOA)	81
Contract end date	31/03/2018	Baseline contract value	£777,102.29

ACCESS	Contract	England and Wales
24 month ratio of assessments to patient IDs	1.00	1.09

ACTIVITY


Month	Adjusted Scheduled Activity (UOA)	
	2017	2018
April	-247	66
May	790	948
June	1,903	2,229
July	2,915	3,556
August	3,906	4,501
September	4,242	4,963
October	5,460	
November	7,434	
December	8,341	
January	8,383	
February	9,496	
March	10,424	
April	10,928	
May	10,928	
June	11,432	

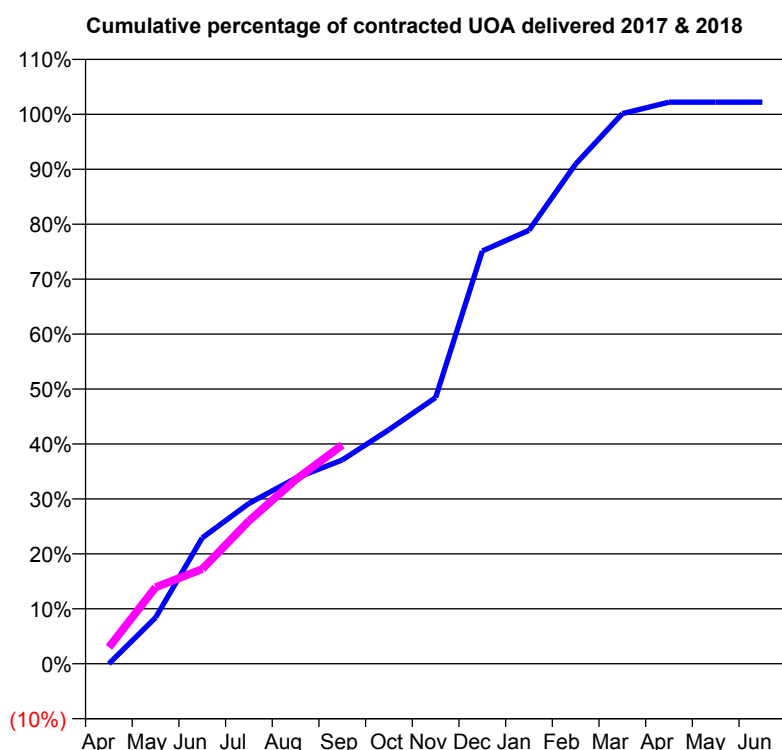
QUALITY	Contract Quantity	Contract Base Number	Contract *	Region	England
% of all assessments that were assess and fit appliances (rolling 12 month period)	585	585	100.0%	60.8%	58.0%
% of all assessments that were assess and refuse (rolling 12 month period)	0	585	0.0%	9.9%	11.4%
% of all assessments that were assess and review (rolling 12 month period)	0	585	0.0%	29.3%	30.6%
% of terminated courses where treatment was abandoned or discontinued (rolling 12 month period)	16	490	3.3%	8.0%	7.8%
% of completed treatments indicating that PAR score was taken (year to date)	114	265	43.0%	67.9%	64.6%
Rate of removable appliances per 100 fixed appliances - proposed treatment (rolling 12 month period)	11	1,148	0.96	4.85	5.65
Rate of removable appliances per 100 fixed appliances - completed treatment (rolling 12 month period)	7	940	0.74	4.05	4.78
% of courses of treatment with removable appliances only - proposed treatment (rolling 12 month period)	6	585	1.0%	1.7%	2.0%
% of courses of treatment with removable appliances only - completed treatment (rolling 12 month period)	2	474	0.4%	1.7%	1.5%
% of patients satisfied with the treatment they have received (rolling 12 month period)	30	31	96.8%	96.4%	96.0%

* Figures in italics indicate that the base number is less than 100.

Q68 - Vital Signs Orthodontic At a Glance Contract Report for 156574/0004 - September 2017

Name or company name	Total Orthodontics	17/18 Contracted general activity (UDA)	0
Contract type name	PDS Contract	Carry forward general activity (UDA)	0
Purpose of contract	Orthodontic	17/18 Contracted orthodontic activity (UOA)	5,040
Contract start date	01/05/2010	Carry forward orthodontic activity (UOA)	0
Contract end date	31/03/2018	Baseline contract value	£325,733.23

ACCESS	Contract	England and Wales
24 month ratio of assessments to patient IDs	1.01	1.09

ACTIVITY


Month	Adjusted Scheduled Activity (UOA)	
	2017	2018
April	0	151
May	424	701
June	1,155	869
July	1,471	1,310
August	1,702	1,688
September	1,870	2,007
October	2,147	
November	2,442	
December	3,786	
January	3,975	
February	4,584	
March	5,046	
April	5,151	
May	5,151	
June	5,151	

QUALITY

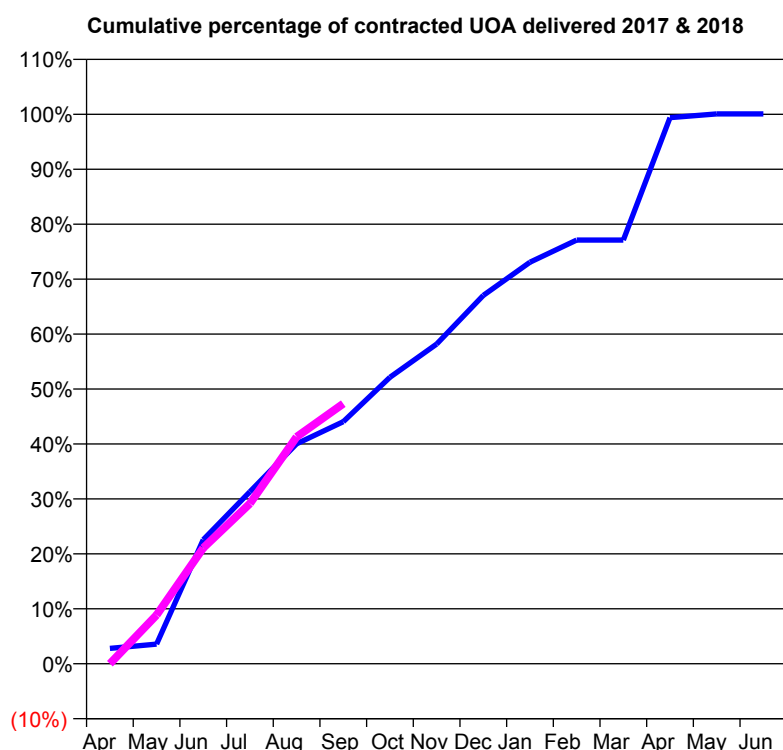
	Contract Quantity	Contract Base Number	Contract *	Region	England
% of all assessments that were assess and fit appliances (rolling 12 month period)	255	256	99.6%	60.8%	58.0%
% of all assessments that were assess and refuse (rolling 12 month period)	1	256	0.4%	9.9%	11.4%
% of all assessments that were assess and review (rolling 12 month period)	0	256	0.0%	29.3%	30.6%
% of terminated courses where treatment was abandoned or discontinued (rolling 12 month period)	26	303	8.6%	8.0%	7.8%
% of completed treatments indicating that PAR score was taken (year to date)	131	140	93.6%	67.9%	64.6%
Rate of removable appliances per 100 fixed appliances - proposed treatment (rolling 12 month period)	8	500	1.60	4.85	5.65
Rate of removable appliances per 100 fixed appliances - completed treatment (rolling 12 month period)	17	524	3.24	4.05	4.78
% of courses of treatment with removable appliances only - proposed treatment (rolling 12 month period)	5	255	2.0%	1.7%	2.0%
% of courses of treatment with removable appliances only - completed treatment (rolling 12 month period)	10	277	3.6%	1.7%	1.5%
% of patients satisfied with the treatment they have received (rolling 12 month period)	18	18	100.0%	96.4%	96.0%

* Figures in italics indicate that the base number is less than 100.

Q68 - Vital Signs Orthodontic At a Glance Contract Report for 156574/0005 - September 2017

Name or company name	Total Orthodontics	17/18 Contracted general activity (UDA)	0
Contract type name	PDS Contract	Carry forward general activity (UDA)	0
Purpose of contract	Orthodontic	17/18 Contracted orthodontic activity (UOA)	3,127
Contract start date	01/04/2012	Carry forward orthodontic activity (UOA)	0
Contract end date	31/03/2018	Baseline contract value	£200,280.68

ACCESS	Contract	England and Wales
24 month ratio of assessments to patient IDs	1.00	1.09

ACTIVITY


Month	Adjusted Scheduled Activity (UOA)	
	2017	2018
April	88	0
May	112	277
June	706	659
July	979	912
August	1,252	1,291
September	1,378	1,480
October	1,630	
November	1,819	
December	2,096	
January	2,285	
February	2,411	
March	2,411	
April	3,108	
May	3,129	
June	3,129	

QUALITY	Contract Quantity	Contract Base Number	Contract *	Region	England
% of all assessments that were assess and fit appliances (rolling 12 month period)	163	165	98.8%	60.8%	58.0%
% of all assessments that were assess and refuse (rolling 12 month period)	2	165	1.2%	9.9%	11.4%
% of all assessments that were assess and review (rolling 12 month period)	0	165	0.0%	29.3%	30.6%
% of terminated courses where treatment was abandoned or discontinued (rolling 12 month period)	26	177	14.7%	8.0%	7.8%
% of completed treatments indicating that PAR score was taken (year to date)	64	78	82.1%	67.9%	64.6%
Rate of removable appliances per 100 fixed appliances - proposed treatment (rolling 12 month period)	7	313	2.24	4.85	5.65
Rate of removable appliances per 100 fixed appliances - completed treatment (rolling 12 month period)	7	283	2.47	4.05	4.78
% of courses of treatment with removable appliances only - proposed treatment (rolling 12 month period)	5	163	3.1%	1.7%	2.0%
% of courses of treatment with removable appliances only - completed treatment (rolling 12 month period)	6	151	4.0%	1.7%	1.5%
% of patients satisfied with the treatment they have received (rolling 12 month period)	7	7	100.0%	96.4%	96.0%

* Figures in italics indicate that the base number is less than 100.

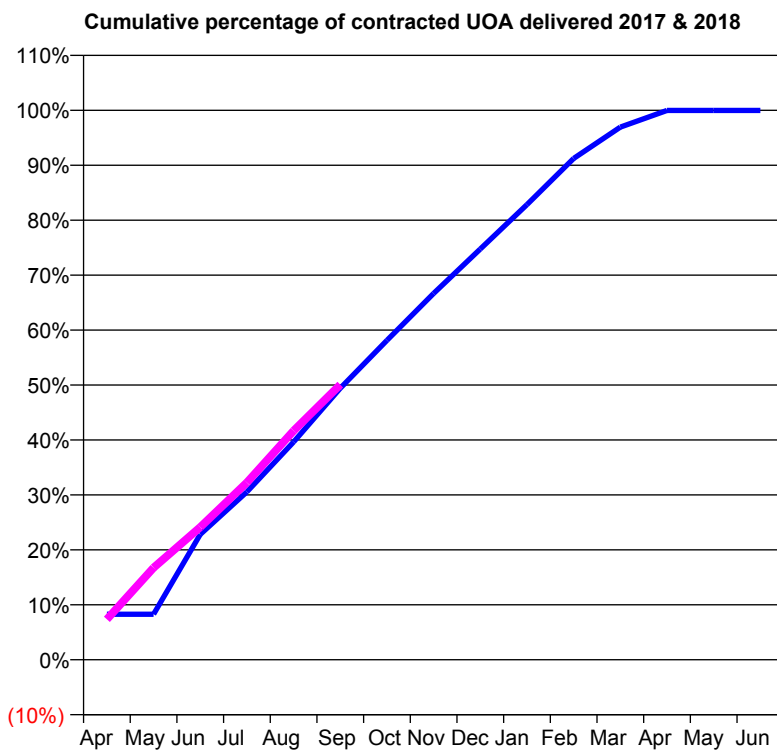
Q68 - Vital Signs Orthodontic At a Glance Contract Report for 169110/0009 - September 2017

Name or company name	Dentalign Orthodontics LLP
Contract type name	PDS Contract
Purpose of contract	Orthodontic
Contract start date	01/04/2011
Contract end date	31/03/2018

17/18 Contracted general activity (UDA)	0
Carry forward general activity (UDA)	0
17/18 Contracted orthodontic activity (UOA)	6,254
Carry forward orthodontic activity (UOA)	2
Baseline contract value	£410,150.06

ACCESS

	Contract	England and Wales
24 month ratio of assessments to patient IDs	1.00	1.09

ACTIVITY


Month	Adjusted Scheduled Activity (UOA)	
	2017	2018
April	519	460
May	519	1,048
June	1,427	1,510
July	1,912	2,018
August	2,479	2,606
September	3,090	3,131
October	3,636	
November	4,170	
December	4,675	
January	5,180	
February	5,705	
March	6,062	
April	6,252	
May	6,252	
June	6,252	

QUALITY

	Contract Quantity	Contract Base Number	Contract *	Region	England
% of all assessments that were assess and fit appliances (rolling 12 month period)	302	306	98.7%	60.8%	58.0%
% of all assessments that were assess and refuse (rolling 12 month period)	0	306	0.0%	9.9%	11.4%
% of all assessments that were assess and review (rolling 12 month period)	4	306	1.3%	29.3%	30.6%
% of terminated courses where treatment was abandoned or discontinued (rolling 12 month period)	10	271	3.7%	8.0%	7.8%
% of completed treatments indicating that PAR score was taken (year to date)	48	131	36.6%	67.9%	64.6%
Rate of removable appliances per 100 fixed appliances - proposed treatment (rolling 12 month period)	9	595	1.51	4.85	5.65
Rate of removable appliances per 100 fixed appliances - completed treatment (rolling 12 month period)	0	0	N/A	4.05	4.78
% of courses of treatment with removable appliances only - proposed treatment (rolling 12 month period)	3	302	1.0%	1.7%	2.0%
% of courses of treatment with removable appliances only - completed treatment (rolling 12 month period)	0	261	0.0%	1.7%	1.5%
% of patients satisfied with the treatment they have received (rolling 12 month period)	3	4	75.0%	96.4%	96.0%

* Figures in italics indicate that the base number is less than 100.

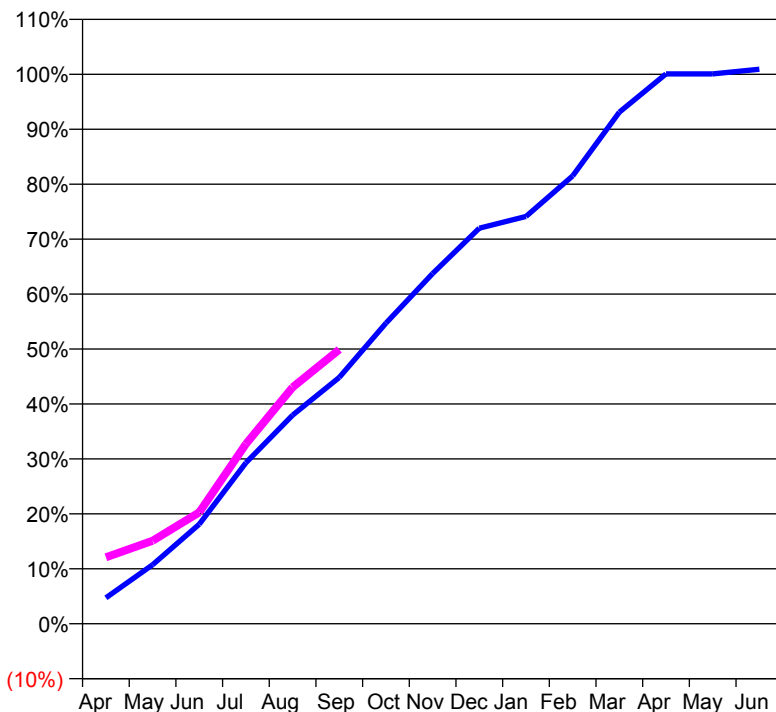
Q68 - Vital Signs Orthodontic At a Glance Contract Report for 169110/0015 - September 2017

Name or company name	Dentalign Orthodontics LLP
Contract type name	PDS Contract
Purpose of contract	Orthodontic
Contract start date	01/04/2014
Contract end date	31/03/2018

17/18 Contracted general activity (UDA)	0
Carry forward general activity (UDA)	0
17/18 Contracted orthodontic activity (UOA)	4,889
Carry forward orthodontic activity (UOA)	0
Baseline contract value	£320,433.84

ACCESS

	Contract	England and Wales
24 month ratio of assessments to patient IDs	1.01	1.09

ACTIVITY
Cumulative percentage of contracted UOA delivered 2017 & 2018

Adjusted Scheduled Activity (UOA)

Month	2017	2018
April	231	592
May	525	739
June	886	991
July	1,432	1,600
August	1,856	2,104
September	2,192	2,440
October	2,675	
November	3,116	
December	3,519	
January	3,624	
February	3,985	
March	4,552	
April	4,892	
May	4,892	
June	4,934	

QUALITY

	Contract Quantity	Contract Base Number	Contract *	Region	England
% of all assessments that were assess and fit appliances (rolling 12 month period)	251	251	100.0%	60.8%	58.0%
% of all assessments that were assess and refuse (rolling 12 month period)	0	251	0.0%	9.9%	11.4%
% of all assessments that were assess and review (rolling 12 month period)	0	251	0.0%	29.3%	30.6%
% of terminated courses where treatment was abandoned or discontinued (rolling 12 month period)	29	352	8.2%	8.0%	7.8%
% of completed treatments indicating that PAR score was taken (year to date)	42	77	54.5%	67.9%	64.6%
Rate of removable appliances per 100 fixed appliances - proposed treatment (rolling 12 month period)	64	481	13.31	4.85	5.65
Rate of removable appliances per 100 fixed appliances - completed treatment (rolling 12 month period)	29	274	10.58	4.05	4.78
% of courses of treatment with removable appliances only - proposed treatment (rolling 12 month period)	5	251	2.0%	1.7%	2.0%
% of courses of treatment with removable appliances only - completed treatment (rolling 12 month period)	3	323	0.9%	1.7%	1.5%
% of patients satisfied with the treatment they have received (rolling 12 month period)	10	10	100.0%	96.4%	96.0%

* Figures in italics indicate that the base number is less than 100.

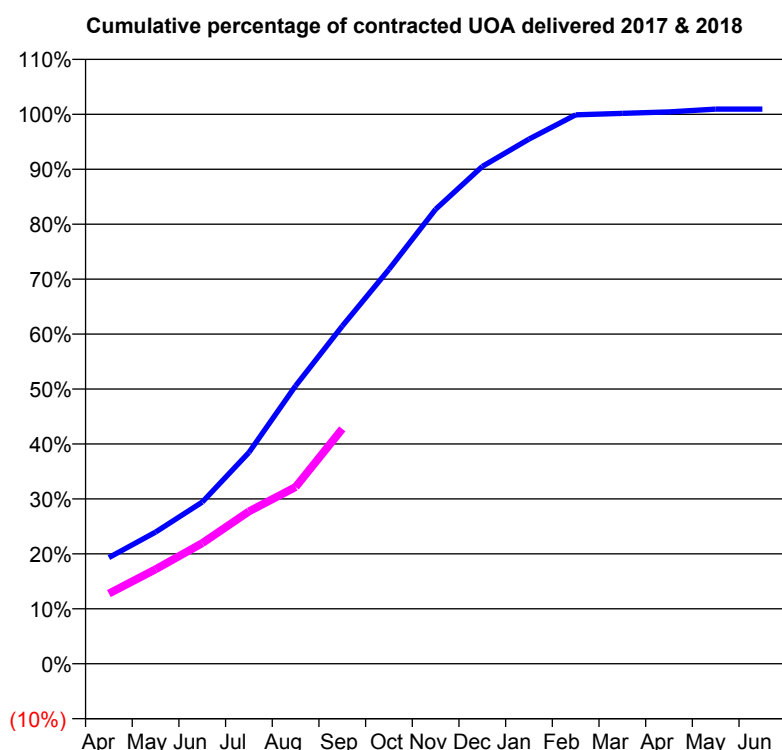
Q68 - Vital Signs Orthodontic At a Glance Contract Report for 175471/0001 - September 2017

Name or company name	Surrey Orthodontics Limited
Contract type name	PDS Contract
Purpose of contract	Orthodontic
Contract start date	01/01/2012
Contract end date	31/03/2018

17/18 Contracted general activity (UDA)	0
Carry forward general activity (UDA)	0
17/18 Contracted orthodontic activity (UOA)	8,153
Carry forward orthodontic activity (UOA)	0
Baseline contract value	£528,123.42

ACCESS

	Contract	England and Wales
24 month ratio of assessments to patient IDs	1.00	1.09

ACTIVITY


Month	Adjusted Scheduled Activity (UOA)	
	2017	2018
April	1,575	1,042
May	1,953	1,401
June	2,399	1,789
July	3,135	2,261
August	4,124	2,623
September	5,011	3,485
October	5,852	
November	6,744	
December	7,378	
January	7,784	
February	8,145	
March	8,166	
April	8,188	
May	8,230	
June	8,230	

QUALITY

	Contract Quantity	Contract Base Number	Contract *	Region	England
% of all assessments that were assess and fit appliances (rolling 12 month period)	308	729	42.2%	60.8%	58.0%
% of all assessments that were assess and refuse (rolling 12 month period)	89	729	12.2%	9.9%	11.4%
% of all assessments that were assess and review (rolling 12 month period)	332	729	45.5%	29.3%	30.6%
% of terminated courses where treatment was abandoned or discontinued (rolling 12 month period)	27	367	7.4%	8.0%	7.8%
% of completed treatments indicating that PAR score was taken (year to date)	136	154	88.3%	67.9%	64.6%
Rate of removable appliances per 100 fixed appliances - proposed treatment (rolling 12 month period)	19	579	3.28	4.85	5.65
Rate of removable appliances per 100 fixed appliances - completed treatment (rolling 12 month period)	18	635	2.83	4.05	4.78
% of courses of treatment with removable appliances only - proposed treatment (rolling 12 month period)	11	308	3.6%	1.7%	2.0%
% of courses of treatment with removable appliances only - completed treatment (rolling 12 month period)	12	340	3.5%	1.7%	1.5%
% of patients satisfied with the treatment they have received (rolling 12 month period)	14	14	100.0%	96.4%	96.0%

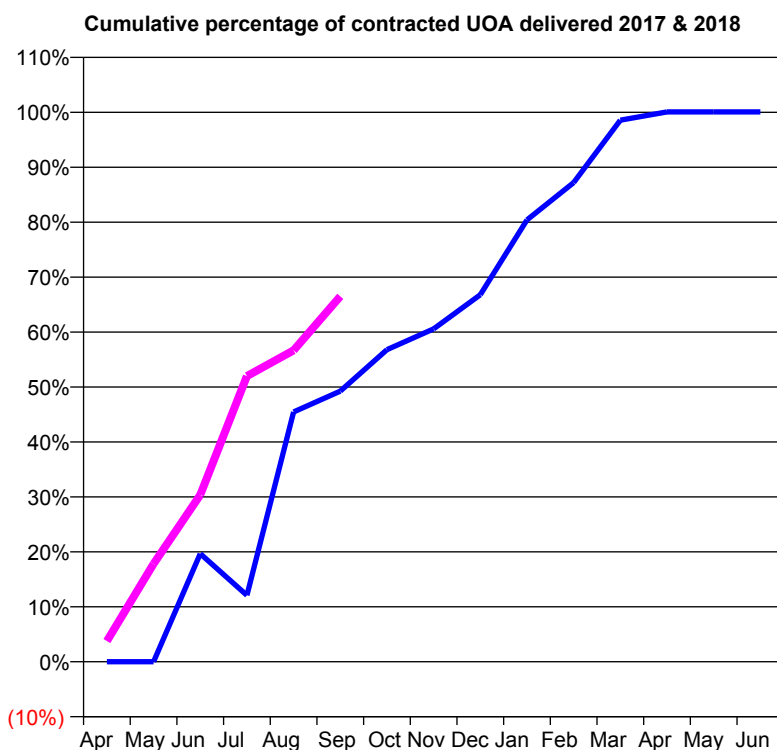
* Figures in italics indicate that the base number is less than 100.

Q68 - Vital Signs Orthodontic At a Glance Contract Report for 178462/0001 - September 2017

Name or company name	IQ Orthodontics Ltd	17/18 Contracted general activity (UDA)	0
Contract type name	PDS Contract	Carry forward general activity (UDA)	0
Purpose of contract	Orthodontic	17/18 Contracted orthodontic activity (UOA)	2,776
Contract start date	01/04/2011	Carry forward orthodontic activity (UOA)	0
Contract end date	31/03/2018	Baseline contract value	£175,513.07

ACCESS

	Contract	England and Wales
24 month ratio of assessments to patient IDs	1.06	1.09

ACTIVITY


Month	Adjusted Scheduled Activity (UOA)	
	2017	2018
April	0	105
May	0	495
June	546	843
July	336	1,443
August	1,262	1,573
September	1,367	1,846
October	1,577	
November	1,682	
December	1,854	
January	2,232	
February	2,421	
March	2,736	
April	2,778	
May	2,778	
June	2,778	

QUALITY

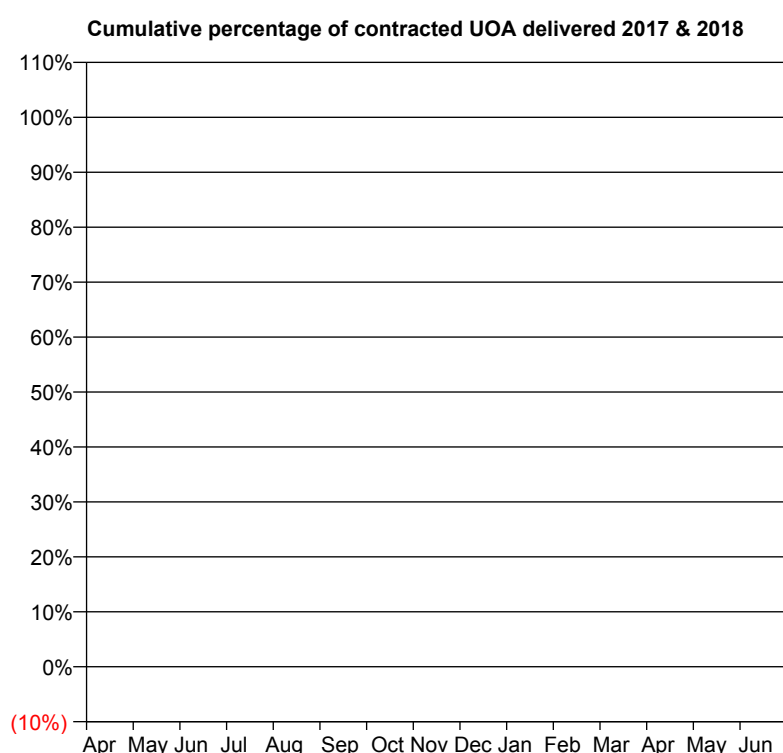
	Contract Quantity	Contract Base Number	Contract *	Region	England
% of all assessments that were assess and fit appliances (rolling 12 month period)	165	165	100.0%	60.8%	58.0%
% of all assessments that were assess and refuse (rolling 12 month period)	0	165	0.0%	9.9%	11.4%
% of all assessments that were assess and review (rolling 12 month period)	0	165	0.0%	29.3%	30.6%
% of terminated courses where treatment was abandoned or discontinued (rolling 12 month period)	19	143	13.3%	8.0%	7.8%
% of completed treatments indicating that PAR score was taken (year to date)	57	57	100.0%	67.9%	64.6%
Rate of removable appliances per 100 fixed appliances - proposed treatment (rolling 12 month period)	12	301	3.99	4.85	5.65
Rate of removable appliances per 100 fixed appliances - completed treatment (rolling 12 month period)	4	237	1.69	4.05	4.78
% of courses of treatment with removable appliances only - proposed treatment (rolling 12 month period)	12	165	7.3%	1.7%	2.0%
% of courses of treatment with removable appliances only - completed treatment (rolling 12 month period)	3	124	2.4%	1.7%	1.5%
% of patients satisfied with the treatment they have received (rolling 12 month period)	11	11	100.0%	96.4%	96.0%

* Figures in italics indicate that the base number is less than 100.

Q68 - Vital Signs Orthodontic At a Glance Contract Report for 178462/0002 - September 2017

Name or company name	IQ Orthodontics Ltd	17/18 Contracted general activity (UDA)	1,000
Contract type name	GDS Contract	Carry forward general activity (UDA)	-20
Purpose of contract	General	17/18 Contracted orthodontic activity (UOA)	0
Contract start date	01/04/2014	Carry forward orthodontic activity (UOA)	0
Contract end date		Baseline contract value	£22,475.31

ACCESS	Contract	England and Wales
24 month ratio of assessments to patient IDs	1.00	1.09

ACTIVITY


Month	Adjusted Scheduled Activity (UOA)	
	2017	2018
April	0	0
May	0	0
June	0	0
July	0	0
August	0	0
September	0	21
October	0	
November	0	
December	21	
January	0	
February	0	
March	0	
April	0	
May	0	
June	0	

QUALITY

	Contract Quantity	Contract Base Number	Contract *	Region	England
% of all assessments that were assess and fit appliances (rolling 12 month period)	2	2	100.0%	60.8%	58.0%
% of all assessments that were assess and refuse (rolling 12 month period)	0	2	0.0%	9.9%	11.4%
% of all assessments that were assess and review (rolling 12 month period)	0	2	0.0%	29.3%	30.6%
% of terminated courses where treatment was abandoned or discontinued (rolling 12 month period)	0	3	0.0%	8.0%	7.8%
% of completed treatments indicating that PAR score was taken (year to date)	1	1	100.0%	67.9%	64.6%
Rate of removable appliances per 100 fixed appliances - proposed treatment (rolling 12 month period)	0	4	0.00	4.85	5.65
Rate of removable appliances per 100 fixed appliances - completed treatment (rolling 12 month period)	0	6	0.00	4.05	4.78
% of courses of treatment with removable appliances only - proposed treatment (rolling 12 month period)	0	2	0.0%	1.7%	2.0%
% of courses of treatment with removable appliances only - completed treatment (rolling 12 month period)	0	3	0.0%	1.7%	1.5%
% of patients satisfied with the treatment they have received (rolling 12 month period)	1	1	100.0%	96.4%	96.0%

* Figures in italics indicate that the base number is less than 100.

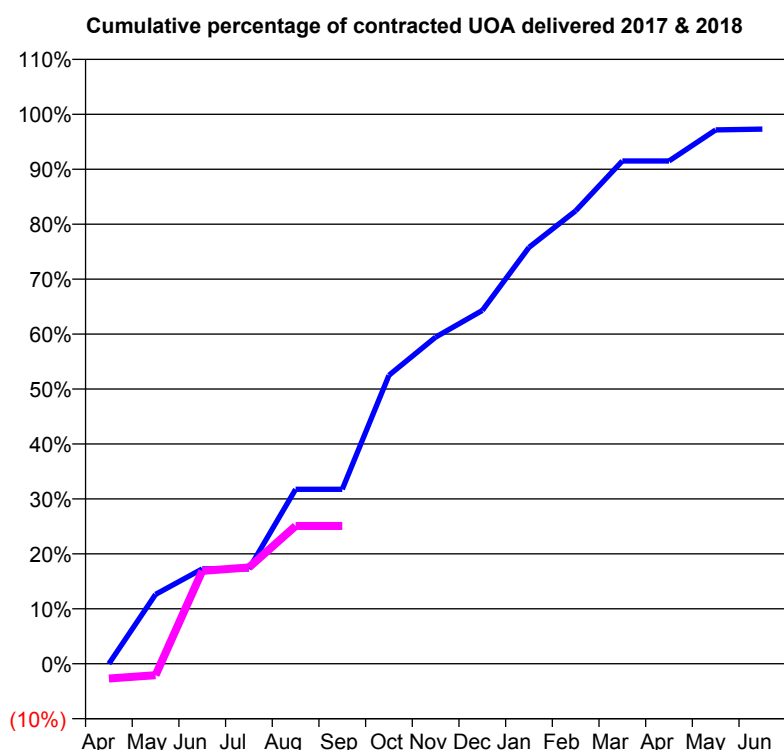
Q68 - Vital Signs Orthodontic At a Glance Contract Report for 183482/0001 - September 2017

Name or company name	Surrey Orthodontics (Godalming) Limited
Contract type name	PDS Contract
Purpose of contract	Orthodontic
Contract start date	20/03/2015
Contract end date	31/03/2018

17/18 Contracted general activity (UDA)	0
Carry forward general activity (UDA)	0
17/18 Contracted orthodontic activity (UOA)	13,971
Carry forward orthodontic activity (UOA)	377
Baseline contract value	£865,033.14

ACCESS	Contract	England and Wales
--------	----------	-------------------

24 month ratio of assessments to patient IDs	1.01	1.09
--	------	------

ACTIVITY


Month	Adjusted Scheduled Activity (UOA)	
	2017	2018
April	2	-377
May	1,764	-292
June	2,412	2,361
July	2,412	2,449
August	4,435	3,503
September	4,435	3,503
October	7,335	
November	8,303	
December	8,983	
January	10,587	
February	11,514	
March	12,785	
April	12,785	
May	13,573	
June	13,594	

QUALITY

	Contract Quantity	Contract Base Number	Contract *	Region	England
% of all assessments that were assess and fit appliances (rolling 12 month period)	652	675	96.6%	60.8%	58.0%
% of all assessments that were assess and refuse (rolling 12 month period)	10	675	1.5%	9.9%	11.4%
% of all assessments that were assess and review (rolling 12 month period)	13	675	1.9%	29.3%	30.6%
% of terminated courses where treatment was abandoned or discontinued (rolling 12 month period)	28	724	3.9%	8.0%	7.8%
% of completed treatments indicating that PAR score was taken (year to date)	243	260	93.5%	67.9%	64.6%
Rate of removable appliances per 100 fixed appliances - proposed treatment (rolling 12 month period)	80	1,214	6.59	4.85	5.65
Rate of removable appliances per 100 fixed appliances - completed treatment (rolling 12 month period)	26	14	<i>185.71</i>	4.05	4.78
% of courses of treatment with removable appliances only - proposed treatment (rolling 12 month period)	28	652	4.3%	1.7%	2.0%
% of courses of treatment with removable appliances only - completed treatment (rolling 12 month period)	24	696	3.4%	1.7%	1.5%
% of patients satisfied with the treatment they have received (rolling 12 month period)	19	19	100.0%	96.4%	96.0%

* Figures in italics indicate that the base number is less than 100.

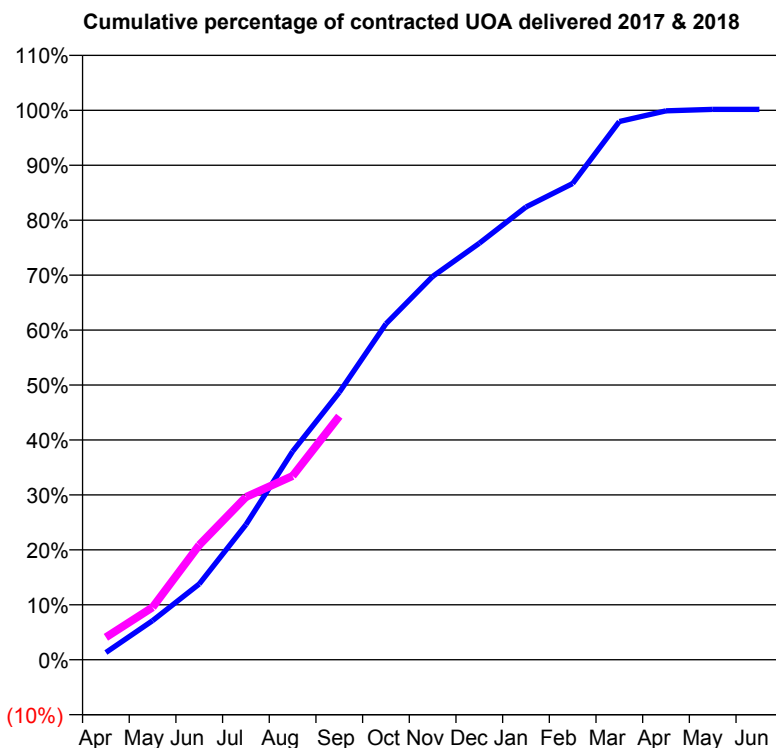
Q68 - Vital Signs Orthodontic At a Glance Contract Report for 186872/0006 - September 2017

Name or company name	ORTHOWORLD 2000 LTD
Contract type name	PDS Contract
Purpose of contract	Orthodontic
Contract start date	01/04/2006
Contract end date	31/03/2018

17/18 Contracted general activity (UDA)	0
Carry forward general activity (UDA)	0
17/18 Contracted orthodontic activity (UOA)	7,730
Carry forward orthodontic activity (UOA)	0
Baseline contract value	£504,441.90

ACCESS

	Contract	England and Wales
24 month ratio of assessments to patient IDs	1.00	1.09

ACTIVITY


Month	Adjusted Scheduled Activity (UOA)	
	2017	2018
April	103	317
May	550	739
June	1,066	1,614
July	1,902	2,290
August	2,931	2,586
September	3,762	3,427
October	4,727	-
November	5,392	-
December	5,860	-
January	6,370	-
February	6,700	-
March	7,571	-
April	7,721	-
May	7,742	-
June	7,742	-

QUALITY

	Contract Quantity	Contract Base Number	Contract *	Region	England
% of all assessments that were assess and fit appliances (rolling 12 month period)	357	478	74.7%	60.8%	58.0%
% of all assessments that were assess and refuse (rolling 12 month period)	63	478	13.2%	9.9%	11.4%
% of all assessments that were assess and review (rolling 12 month period)	58	478	12.1%	29.3%	30.6%
% of terminated courses where treatment was abandoned or discontinued (rolling 12 month period)	103	562	18.3%	8.0%	7.8%
% of completed treatments indicating that PAR score was taken (year to date)	100	122	82.0%	67.9%	64.6%
Rate of removable appliances per 100 fixed appliances - proposed treatment (rolling 12 month period)	102	687	14.85	4.85	5.65
Rate of removable appliances per 100 fixed appliances - completed treatment (rolling 12 month period)	113	667	16.94	4.05	4.78
% of courses of treatment with removable appliances only - proposed treatment (rolling 12 month period)	10	357	2.8%	1.7%	2.0%
% of courses of treatment with removable appliances only - completed treatment (rolling 12 month period)	57	459	12.4%	1.7%	1.5%
% of patients satisfied with the treatment they have received (rolling 12 month period)	21	21	100.0%	96.4%	96.0%

* Figures in italics indicate that the base number is less than 100.

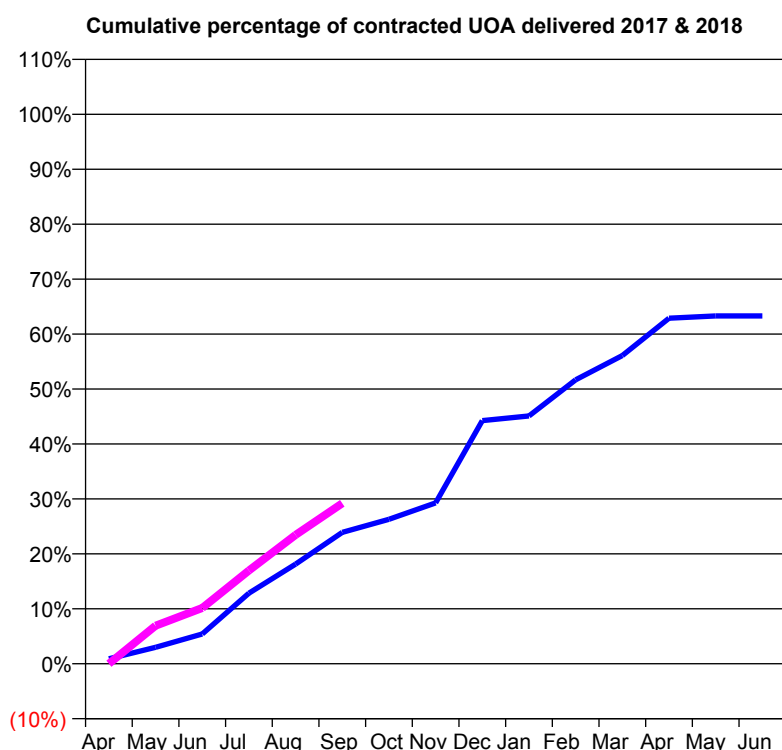
Q68 - Vital Signs Orthodontic At a Glance Contract Report for 188751/0003 - September 2017

Name or company name	Mr P Boamah & Mr C Amin.
Contract type name	PDS Contract
Purpose of contract	Orthodontic
Contract start date	01/04/2011
Contract end date	31/03/2018

17/18 Contracted general activity (UDA)	0
Carry forward general activity (UDA)	0
17/18 Contracted orthodontic activity (UOA)	5,323
Carry forward orthodontic activity (UOA)	0
Baseline contract value	£349,069.17

ACCESS

	Contract	England and Wales
24 month ratio of assessments to patient IDs	1.07	1.09

ACTIVITY


Month	Adjusted Scheduled Activity (UOA)	
	2017	2018
April	49	0
May	159	369
June	289	540
July	684	904
August	966	1,248
September	1,273	1,554
October	1,400	
November	1,559	
December	2,356	
January	2,401	
February	2,751	
March	2,986	
April	3,348	
May	3,369	
June	3,369	

QUALITY

	Contract Quantity	Contract Base Number	Contract *	Region	England
% of all assessments that were assess and fit appliances (rolling 12 month period)	180	250	72.0%	60.8%	58.0%
% of all assessments that were assess and refuse (rolling 12 month period)	12	250	4.8%	9.9%	11.4%
% of all assessments that were assess and review (rolling 12 month period)	58	250	23.2%	29.3%	30.6%
% of terminated courses where treatment was abandoned or discontinued (rolling 12 month period)	1	59	1.7%	8.0%	7.8%
% of completed treatments indicating that PAR score was taken (year to date)	1	42	2.4%	67.9%	64.6%
Rate of removable appliances per 100 fixed appliances - proposed treatment (rolling 12 month period)	1	8	12.50	4.85	5.65
Rate of removable appliances per 100 fixed appliances - completed treatment (rolling 12 month period)	4	31	12.90	4.05	4.78
% of courses of treatment with removable appliances only - proposed treatment (rolling 12 month period)	0	180	0.0%	1.7%	2.0%
% of courses of treatment with removable appliances only - completed treatment (rolling 12 month period)	1	58	1.7%	1.7%	1.5%
% of patients satisfied with the treatment they have received (rolling 12 month period)	11	12	91.7%	96.4%	96.0%

* Figures in italics indicate that the base number is less than 100.

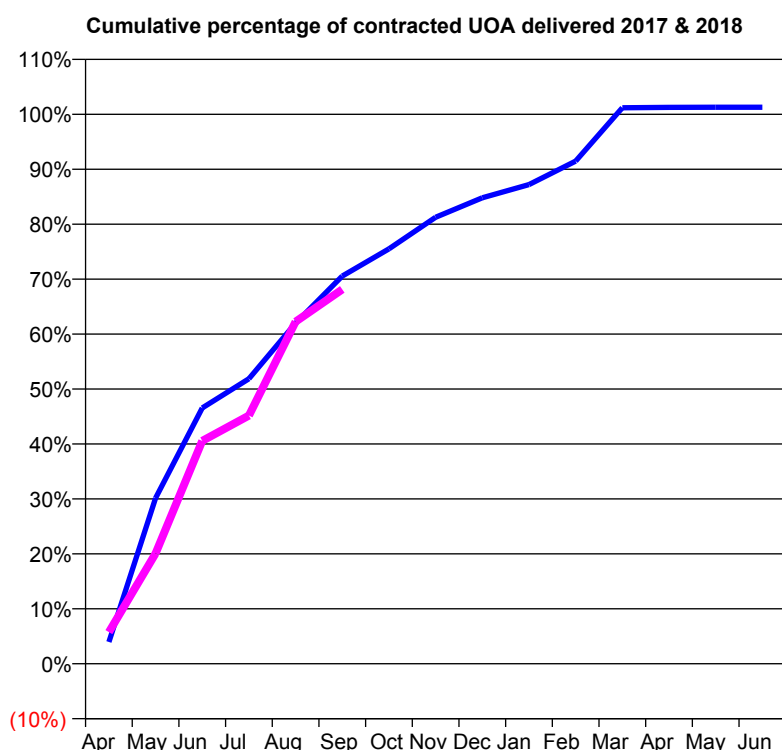
Q68 - Vital Signs Orthodontic At a Glance Contract Report for 199737/0003 - September 2017

Name or company name	Rectory House Dental Practice Ltd
Contract type name	PDS Contract
Purpose of contract	Orthodontic
Contract start date	01/04/2011
Contract end date	31/03/2018

17/18 Contracted general activity (UDA)	0
Carry forward general activity (UDA)	0
17/18 Contracted orthodontic activity (UOA)	3,735
Carry forward orthodontic activity (UOA)	0
Baseline contract value	£244,932.07

ACCESS	Contract	England and Wales
---------------	-----------------	--------------------------

24 month ratio of assessments to patient IDs	1.06	1.09
--	------	------

ACTIVITY


Month	Adjusted Scheduled Activity (UOA)	
	2017	2018
April	148	215
May	1,126	750
June	1,739	1,515
July	1,937	1,687
August	2,315	2,325
September	2,635	2,545
October	2,820	
November	3,035	
December	3,167	
January	3,257	
February	3,417	
March	3,779	
April	3,782	
May	3,783	
June	3,783	

QUALITY	Contract Quantity	Contract Base Number	Contract *	Region	England
----------------	--------------------------	-----------------------------	-------------------	---------------	----------------

% of all assessments that were assess and fit appliances (rolling 12 month period)	176	277	63.5%	60.8%	58.0%
% of all assessments that were assess and refuse (rolling 12 month period)	32	277	11.6%	9.9%	11.4%
% of all assessments that were assess and review (rolling 12 month period)	69	277	24.9%	29.3%	30.6%
% of terminated courses where treatment was abandoned or discontinued (rolling 12 month period)	9	171	5.3%	8.0%	7.8%
% of completed treatments indicating that PAR score was taken (year to date)	8	77	10.4%	67.9%	64.6%
Rate of removable appliances per 100 fixed appliances - proposed treatment (rolling 12 month period)	2	56	3.57	4.85	5.65
Rate of removable appliances per 100 fixed appliances - completed treatment (rolling 12 month period)	0	46	0.00	4.05	4.78
% of courses of treatment with removable appliances only - proposed treatment (rolling 12 month period)	0	176	0.0%	1.7%	2.0%
% of courses of treatment with removable appliances only - completed treatment (rolling 12 month period)	0	162	0.0%	1.7%	1.5%
% of patients satisfied with the treatment they have received (rolling 12 month period)	10	10	100.0%	96.4%	96.0%

* Figures in italics indicate that the base number is less than 100.

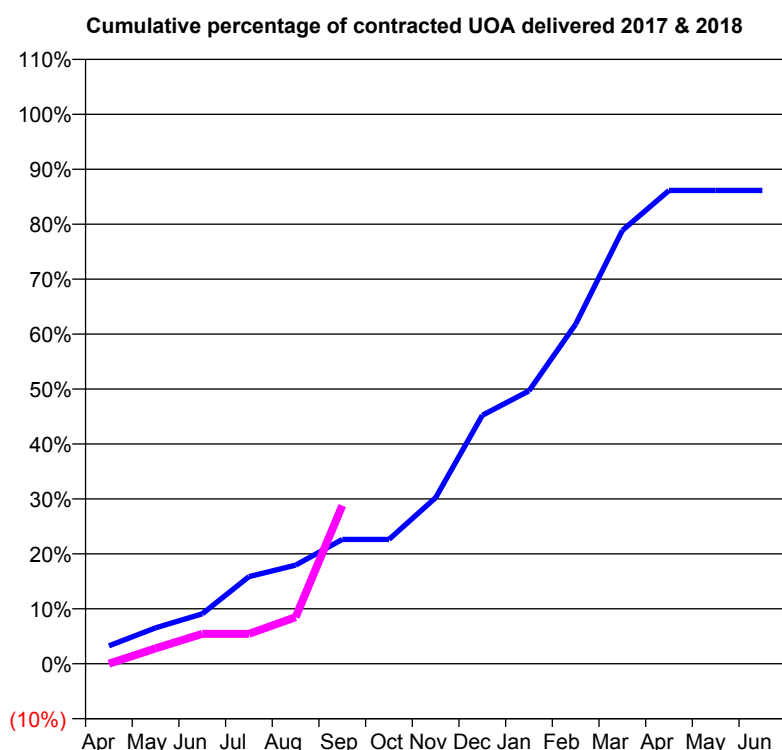
Q68 - Vital Signs Orthodontic At a Glance Contract Report for 207896/0005 - September 2017

Name or company name	DR AM MCCANCE
Contract type name	PDS Contract
Purpose of contract	Orthodontic
Contract start date	08/04/2013
Contract end date	31/03/2018

17/18 Contracted general activity (UDA)	0
Carry forward general activity (UDA)	0
17/18 Contracted orthodontic activity (UOA)	9,005
Carry forward orthodontic activity (UOA)	0
Baseline contract value	£591,101.42

ACCESS	Contract	England and Wales
---------------	-----------------	--------------------------

24 month ratio of assessments to patient IDs	1.00	1.09
--	------	------

ACTIVITY


Month	Adjusted Scheduled Activity (UOA)	
	2017	2018
April	294	0
May	588	252
June	819	491
July	1,428	491
August	1,617	764
September	2,037	2,593
October	2,037	
November	2,721	
December	4,073	
January	4,472	
February	5,564	
March	7,101	
April	7,756	
May	7,756	
June	7,756	

QUALITY	Contract Quantity	Contract Base Number	Contract *	Region	England
----------------	--------------------------	-----------------------------	-------------------	---------------	----------------

% of all assessments that were assess and fit appliances (rolling 12 month period)	402	406	99.0%	60.8%	58.0%
% of all assessments that were assess and refuse (rolling 12 month period)	0	406	0.0%	9.9%	11.4%
% of all assessments that were assess and review (rolling 12 month period)	4	406	1.0%	29.3%	30.6%
% of terminated courses where treatment was abandoned or discontinued (rolling 12 month period)	31	514	6.0%	8.0%	7.8%
% of completed treatments indicating that PAR score was taken (year to date)	153	153	100.0%	67.9%	64.6%
Rate of removable appliances per 100 fixed appliances - proposed treatment (rolling 12 month period)	25	8	<i>312.50</i>	4.85	5.65
Rate of removable appliances per 100 fixed appliances - completed treatment (rolling 12 month period)	0	0	<i>N/A</i>	4.05	4.78
% of courses of treatment with removable appliances only - proposed treatment (rolling 12 month period)	25	402	6.2%	1.7%	2.0%
% of courses of treatment with removable appliances only - completed treatment (rolling 12 month period)	0	483	0.0%	1.7%	1.5%
% of patients satisfied with the treatment they have received (rolling 12 month period)	7	7	<i>100.0%</i>	96.4%	96.0%

* Figures in italics indicate that the base number is less than 100.

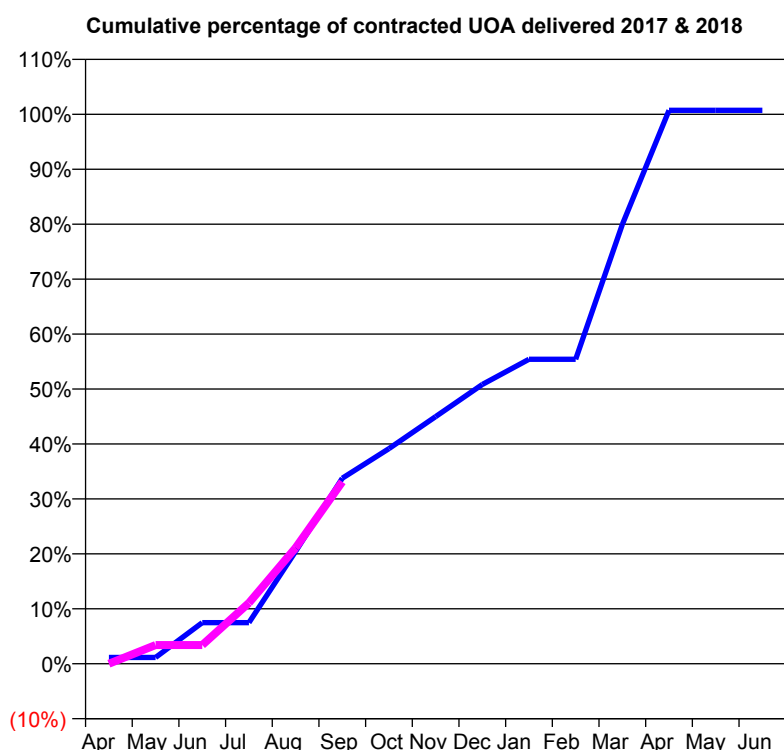
Q68 - Vital Signs Orthodontic At a Glance Contract Report for 222127/0004 - September 2017

Name or company name	MR NP WALDRON
Contract type name	PDS Contract
Purpose of contract	Orthodontic
Contract start date	01/04/2011
Contract end date	31/03/2018

17/18 Contracted general activity (UDA)	0
Carry forward general activity (UDA)	0
17/18 Contracted orthodontic activity (UOA)	5,069
Carry forward orthodontic activity (UOA)	0
Baseline contract value	£332,412.50

ACCESS

	Contract	England and Wales
24 month ratio of assessments to patient IDs	1.01	1.09

ACTIVITY


Month	Adjusted Scheduled Activity (UOA)	
	2017	2018
April	59	0
May	59	173
June	380	173
July	380	561
August	1,036	1,070
September	1,712	1,679
October	1,985	
November	2,280	
December	2,576	
January	2,809	
February	2,809	
March	4,053	
April	5,105	
May	5,105	
June	5,105	

QUALITY

	Contract Quantity	Contract Base Number	Contract *	Region	England
% of all assessments that were assess and fit appliances (rolling 12 month period)	241	269	89.6%	60.8%	58.0%
% of all assessments that were assess and refuse (rolling 12 month period)	13	269	4.8%	9.9%	11.4%
% of all assessments that were assess and review (rolling 12 month period)	15	269	5.6%	29.3%	30.6%
% of terminated courses where treatment was abandoned or discontinued (rolling 12 month period)	0	89	0.0%	8.0%	7.8%
% of completed treatments indicating that PAR score was taken (year to date)	33	39	84.6%	67.9%	64.6%
Rate of removable appliances per 100 fixed appliances - proposed treatment (rolling 12 month period)	11	338	3.25	4.85	5.65
Rate of removable appliances per 100 fixed appliances - completed treatment (rolling 12 month period)	1	175	0.57	4.05	4.78
% of courses of treatment with removable appliances only - proposed treatment (rolling 12 month period)	8	241	3.3%	1.7%	2.0%
% of courses of treatment with removable appliances only - completed treatment (rolling 12 month period)	0	89	0.0%	1.7%	1.5%
% of patients satisfied with the treatment they have received (rolling 12 month period)	8	9	88.9%	96.4%	96.0%

* Figures in italics indicate that the base number is less than 100.

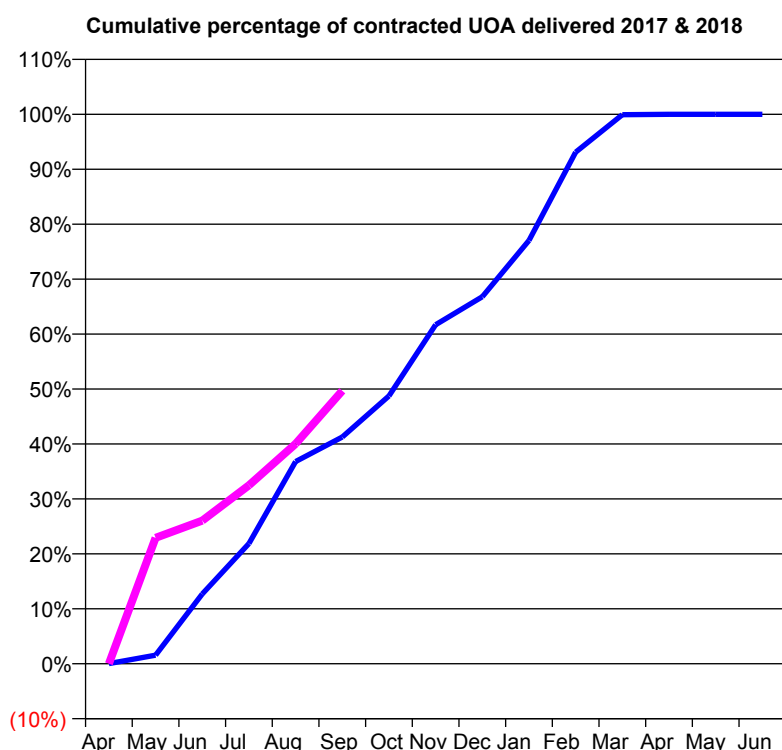
Q68 - Vital Signs Orthodontic At a Glance Contract Report for 241296/0002 - September 2017

Name or company name	MRS SK TIBBLE
Contract type name	PDS Contract
Purpose of contract	Orthodontic
Contract start date	01/11/2007
Contract end date	31/03/2018

17/18 Contracted general activity (UDA)	0
Carry forward general activity (UDA)	0
17/18 Contracted orthodontic activity (UOA)	3,623
Carry forward orthodontic activity (UOA)	0
Baseline contract value	£250,892.44

ACCESS	Contract	England and Wales
---------------	-----------------	--------------------------

24 month ratio of assessments to patient IDs	1.29	1.09
--	------	------

ACTIVITY


Month	Adjusted Scheduled Activity (UOA)	
	2017	2018
April	1	0
May	57	830
June	460	944
July	793	1,177
August	1,333	1,450
September	1,495	1,800
October	1,766	-
November	2,235	-
December	2,420	-
January	2,791	-
February	3,373	-
March	3,620	-
April	3,623	-
May	3,623	-
June	3,623	-

QUALITY	Contract Quantity	Contract Base Number	Contract *	Region	England
----------------	--------------------------	-----------------------------	-------------------	---------------	----------------

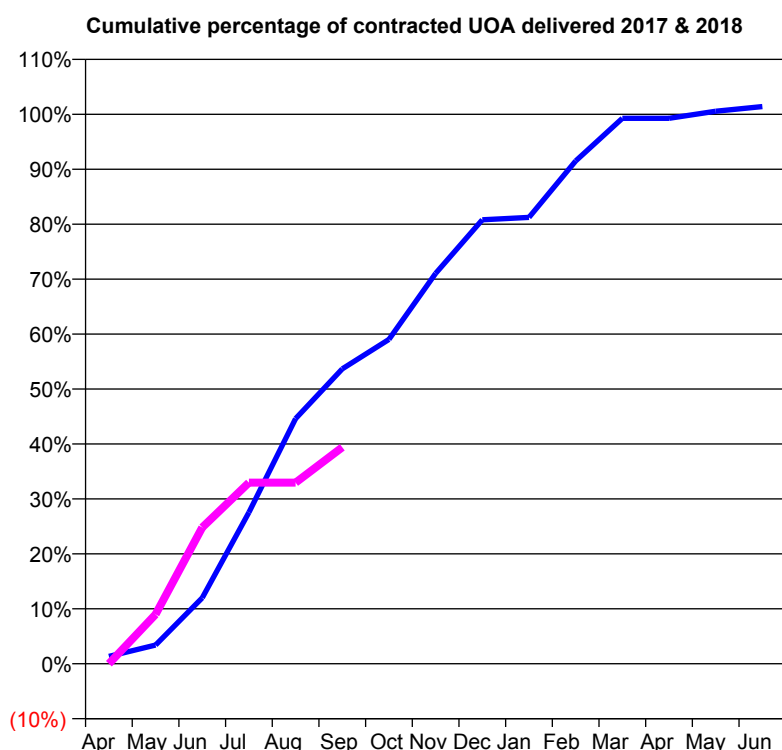
% of all assessments that were assess and fit appliances (rolling 12 month period)	179	433	41.3%	60.8%	58.0%
% of all assessments that were assess and refuse (rolling 12 month period)	15	433	3.5%	9.9%	11.4%
% of all assessments that were assess and review (rolling 12 month period)	239	433	55.2%	29.3%	30.6%
% of terminated courses where treatment was abandoned or discontinued (rolling 12 month period)	15	177	8.5%	8.0%	7.8%
% of completed treatments indicating that PAR score was taken (year to date)	45	67	67.2%	67.9%	64.6%
Rate of removable appliances per 100 fixed appliances - proposed treatment (rolling 12 month period)	23	346	6.65	4.85	5.65
Rate of removable appliances per 100 fixed appliances - completed treatment (rolling 12 month period)	26	297	8.75	4.05	4.78
% of courses of treatment with removable appliances only - proposed treatment (rolling 12 month period)	5	179	2.8%	1.7%	2.0%
% of courses of treatment with removable appliances only - completed treatment (rolling 12 month period)	5	162	3.1%	1.7%	1.5%
% of patients satisfied with the treatment they have received (rolling 12 month period)	14	14	100.0%	96.4%	96.0%

* Figures in italics indicate that the base number is less than 100.

Q68 - Vital Signs Orthodontic At a Glance Contract Report for 263273/0001 - September 2017

Name or company name	MR AT SMITH	17/18 Contracted general activity (UDA)	0
Contract type name	PDS Contract	Carry forward general activity (UDA)	0
Purpose of contract	Orthodontic	17/18 Contracted orthodontic activity (UOA)	4,912
Contract start date	01/04/2011	Carry forward orthodontic activity (UOA)	0
Contract end date	31/03/2018	Baseline contract value	£316,609.78

ACCESS	Contract	England and Wales
24 month ratio of assessments to patient IDs	1.05	1.09

ACTIVITY


Month	Adjusted Scheduled Activity (UOA)	
	2017	2018
April	66	0
May	168	442
June	590	1,219
July	1,354	1,619
August	2,191	1,619
September	2,636	1,935
October	2,899	
November	3,489	
December	3,969	
January	3,990	
February	4,494	
March	4,876	
April	4,876	
May	4,939	
June	4,981	

QUALITY	Contract Quantity	Contract Base Number	Contract *	Region	England
% of all assessments that were assess and fit appliances (rolling 12 month period)	203	252	80.6%	60.8%	58.0%
% of all assessments that were assess and refuse (rolling 12 month period)	12	252	4.8%	9.9%	11.4%
% of all assessments that were assess and review (rolling 12 month period)	37	252	14.7%	29.3%	30.6%
% of terminated courses where treatment was abandoned or discontinued (rolling 12 month period)	20	206	9.7%	8.0%	7.8%
% of completed treatments indicating that PAR score was taken (year to date)	66	70	94.3%	67.9%	64.6%
Rate of removable appliances per 100 fixed appliances - proposed treatment (rolling 12 month period)	11	399	2.76	4.85	5.65
Rate of removable appliances per 100 fixed appliances - completed treatment (rolling 12 month period)	10	351	2.85	4.05	4.78
% of courses of treatment with removable appliances only - proposed treatment (rolling 12 month period)	2	203	1.0%	1.7%	2.0%
% of courses of treatment with removable appliances only - completed treatment (rolling 12 month period)	6	186	3.2%	1.7%	1.5%
% of patients satisfied with the treatment they have received (rolling 12 month period)	8	8	100.0%	96.4%	96.0%

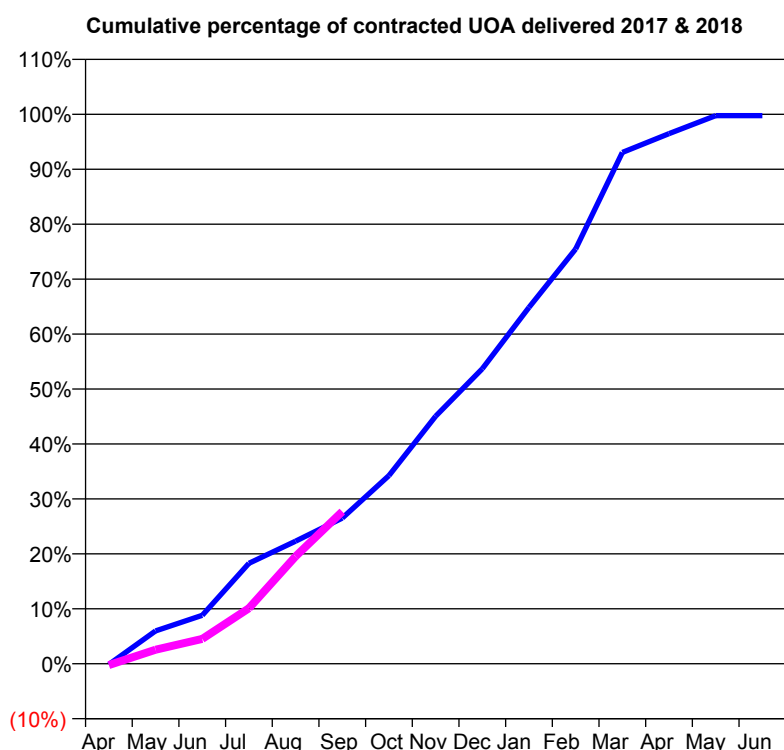
* Figures in italics indicate that the base number is less than 100.

Q68 - Vital Signs Orthodontic At a Glance Contract Report for 310328/0002 - September 2017

Name or company name	MR JY LIU	17/18 Contracted general activity (UDA)	0
Contract type name	PDS Contract	Carry forward general activity (UDA)	0
Purpose of contract	Orthodontic	17/18 Contracted orthodontic activity (UOA)	3,206
Contract start date	01/04/2011	Carry forward orthodontic activity (UOA)	8
Contract end date	31/03/2018	Baseline contract value	£210,241.55

ACCESS

	Contract	England and Wales
24 month ratio of assessments to patient IDs	1.06	1.09

ACTIVITY


Month	Adjusted Scheduled Activity (UOA)	
	2017	2018
April	-4	-8
May	192	82
June	283	145
July	586	324
August	715	627
September	850	888
October	1,098	
November	1,444	
December	1,721	
January	2,079	
February	2,420	
March	2,983	
April	3,093	
May	3,198	
June	3,198	

QUALITY

	Contract Quantity	Contract Base Number	Contract *	Region	England
% of all assessments that were assess and fit appliances (rolling 12 month period)	159	221	71.9%	60.8%	58.0%
% of all assessments that were assess and refuse (rolling 12 month period)	4	221	1.8%	9.9%	11.4%
% of all assessments that were assess and review (rolling 12 month period)	58	221	26.2%	29.3%	30.6%
% of terminated courses where treatment was abandoned or discontinued (rolling 12 month period)	13	124	10.5%	8.0%	7.8%
% of completed treatments indicating that PAR score was taken (year to date)	54	56	96.4%	67.9%	64.6%
Rate of removable appliances per 100 fixed appliances - proposed treatment (rolling 12 month period)	32	302	10.60	4.85	5.65
Rate of removable appliances per 100 fixed appliances - completed treatment (rolling 12 month period)	31	212	14.62	4.05	4.78
% of courses of treatment with removable appliances only - proposed treatment (rolling 12 month period)	6	159	3.8%	1.7%	2.0%
% of courses of treatment with removable appliances only - completed treatment (rolling 12 month period)	4	111	3.6%	1.7%	1.5%
% of patients satisfied with the treatment they have received (rolling 12 month period)	11	12	91.7%	96.4%	96.0%

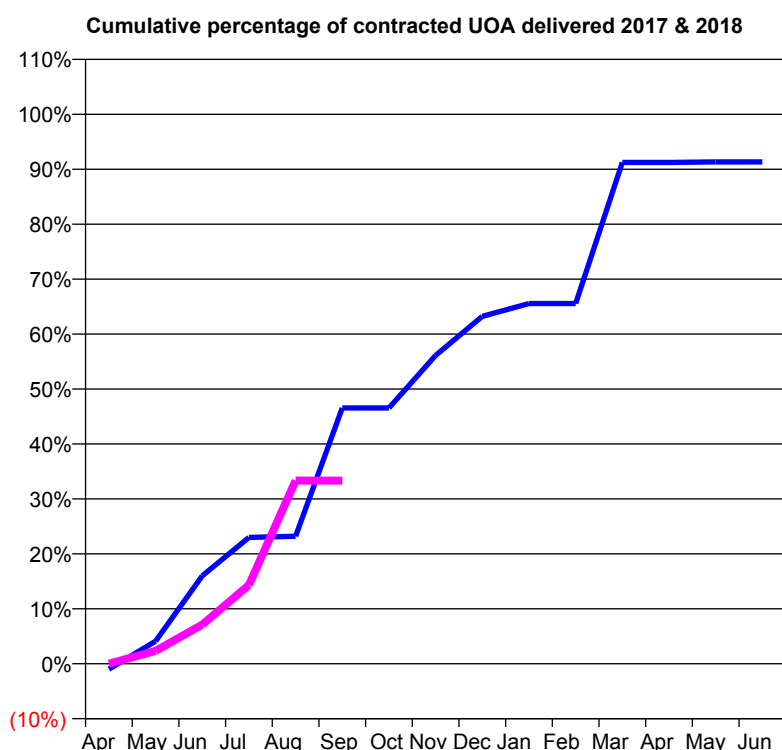
* Figures in italics indicate that the base number is less than 100.

Q68 - Vital Signs Orthodontic At a Glance Contract Report for 320684/0002 - September 2017

Name or company name	MRS CJ PRITCHARD
Contract type name	PDS Contract
Purpose of contract	Orthodontic
Contract start date	01/04/2011
Contract end date	31/03/2018

17/18 Contracted general activity (UDA)	0
Carry forward general activity (UDA)	0
17/18 Contracted orthodontic activity (UOA)	900
Carry forward orthodontic activity (UOA)	0
Baseline contract value	£59,019.77

ACCESS	Contract	England and Wales
24 month ratio of assessments to patient IDs	1.08	1.09

ACTIVITY


Month	Adjusted Scheduled Activity (UOA)	
	2017	2018
April	-9	0
May	37	21
June	144	64
July	207	129
August	209	300
September	419	300
October	419	
November	505	
December	569	
January	590	
February	590	
March	821	
April	821	
May	822	
June	822	

QUALITY	Contract Quantity	Contract Base Number	Contract *	Region	England
% of all assessments that were assess and fit appliances (rolling 12 month period)	37	47	78.7%	60.8%	58.0%
% of all assessments that were assess and refuse (rolling 12 month period)	4	47	8.5%	9.9%	11.4%
% of all assessments that were assess and review (rolling 12 month period)	6	47	12.8%	29.3%	30.6%
% of terminated courses where treatment was abandoned or discontinued (rolling 12 month period)	3	31	9.7%	8.0%	7.8%
% of completed treatments indicating that PAR score was taken (year to date)	16	16	100.0%	67.9%	64.6%
Rate of removable appliances per 100 fixed appliances - proposed treatment (rolling 12 month period)	5	73	6.85	4.85	5.65
Rate of removable appliances per 100 fixed appliances - completed treatment (rolling 12 month period)	0	0	N/A	4.05	4.78
% of courses of treatment with removable appliances only - proposed treatment (rolling 12 month period)	0	37	0.0%	1.7%	2.0%
% of courses of treatment with removable appliances only - completed treatment (rolling 12 month period)	0	28	0.0%	1.7%	1.5%
% of patients satisfied with the treatment they have received (rolling 12 month period)	1	1	100.0%	96.4%	96.0%

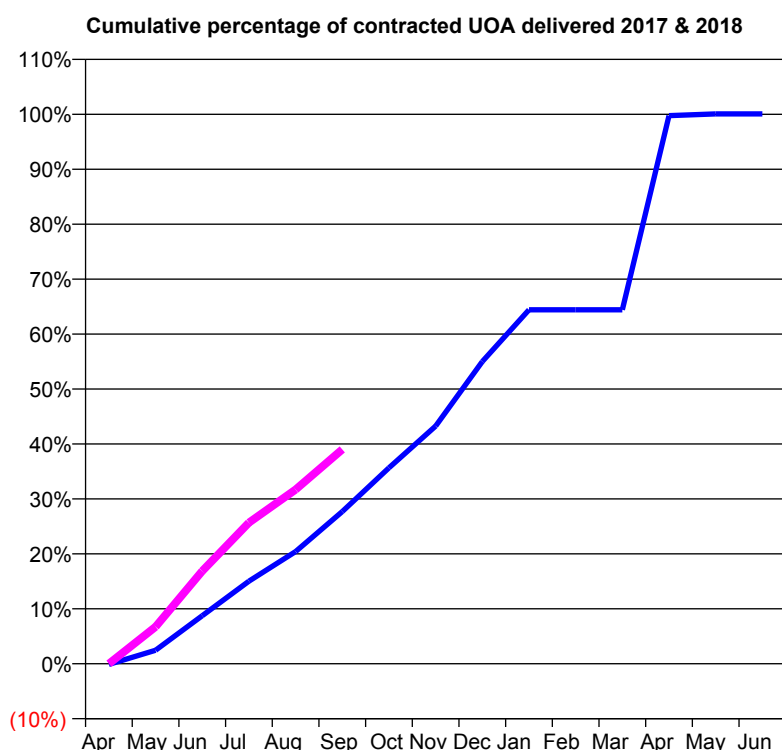
* Figures in italics indicate that the base number is less than 100.

Q68 - Vital Signs Orthodontic At a Glance Contract Report for 331465/0002 - September 2017

Name or company name	MISS SK TOPPING
Contract type name	PDS Contract
Purpose of contract	Orthodontic
Contract start date	01/04/2011
Contract end date	31/03/2018

17/18 Contracted general activity (UDA)	0
Carry forward general activity (UDA)	0
17/18 Contracted orthodontic activity (UOA)	6,474
Carry forward orthodontic activity (UOA)	0
Baseline contract value	£424,548.91

ACCESS	Contract	England and Wales
24 month ratio of assessments to patient IDs	1.05	1.09

ACTIVITY


Month	Adjusted Scheduled Activity (UOA)	
	2017	2018
April	-8	0
May	160	436
June	567	1,093
July	974	1,663
August	1,322	2,052
September	1,793	2,526
October	2,308	
November	2,800	
December	3,560	
January	4,171	
February	4,171	
March	4,171	
April	6,457	
May	6,478	
June	6,478	

QUALITY	Contract Quantity	Contract Base Number	Contract *	Region	England
% of all assessments that were assess and fit appliances (rolling 12 month period)	351	550	63.8%	60.8%	58.0%
% of all assessments that were assess and refuse (rolling 12 month period)	49	550	8.9%	9.9%	11.4%
% of all assessments that were assess and review (rolling 12 month period)	150	550	27.3%	29.3%	30.6%
% of terminated courses where treatment was abandoned or discontinued (rolling 12 month period)	36	364	9.9%	8.0%	7.8%
% of completed treatments indicating that PAR score was taken (year to date)	187	204	91.7%	67.9%	64.6%
Rate of removable appliances per 100 fixed appliances - proposed treatment (rolling 12 month period)	37	625	5.92	4.85	5.65
Rate of removable appliances per 100 fixed appliances - completed treatment (rolling 12 month period)	59	568	10.39	4.05	4.78
% of courses of treatment with removable appliances only - proposed treatment (rolling 12 month period)	24	351	6.8%	1.7%	2.0%
% of courses of treatment with removable appliances only - completed treatment (rolling 12 month period)	24	328	7.3%	1.7%	1.5%
% of patients satisfied with the treatment they have received (rolling 12 month period)	16	19	84.2%	96.4%	96.0%

* Figures in italics indicate that the base number is less than 100.

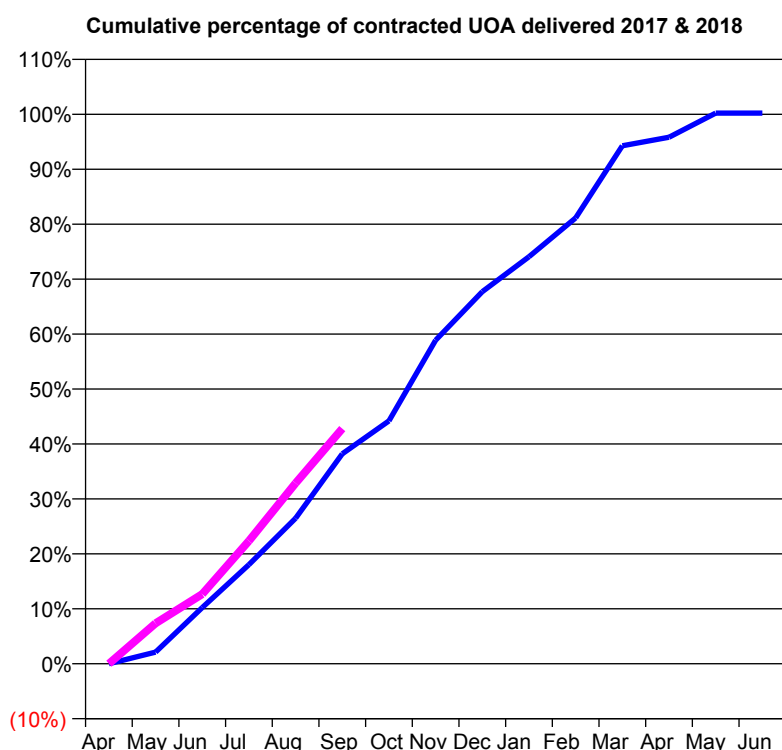
Q68 - Vital Signs Orthodontic At a Glance Contract Report for 635677/0001 - September 2017

Name or company name	MISS JM EDWARDS
Contract type name	PDS Contract
Purpose of contract	Orthodontic
Contract start date	01/04/2006
Contract end date	31/03/2018

17/18 Contracted general activity (UDA)	0
Carry forward general activity (UDA)	0
17/18 Contracted orthodontic activity (UOA)	2,500
Carry forward orthodontic activity (UOA)	0
Baseline contract value	£165,998.94

ACCESS	Contract	England and Wales
---------------	-----------------	--------------------------

24 month ratio of assessments to patient IDs	1.04	1.09
--	------	------

ACTIVITY


Month	Adjusted Scheduled Activity (UOA)	
	2017	2018
April	0	0
May	53	184
June	256	317
July	451	559
August	662	822
September	955	1,070
October	1,105	
November	1,472	
December	1,693	
January	1,852	
February	2,029	
March	2,357	
April	2,396	
May	2,505	
June	2,505	

QUALITY	Contract Quantity	Contract Base Number	Contract *	Region	England
----------------	--------------------------	-----------------------------	-------------------	---------------	----------------

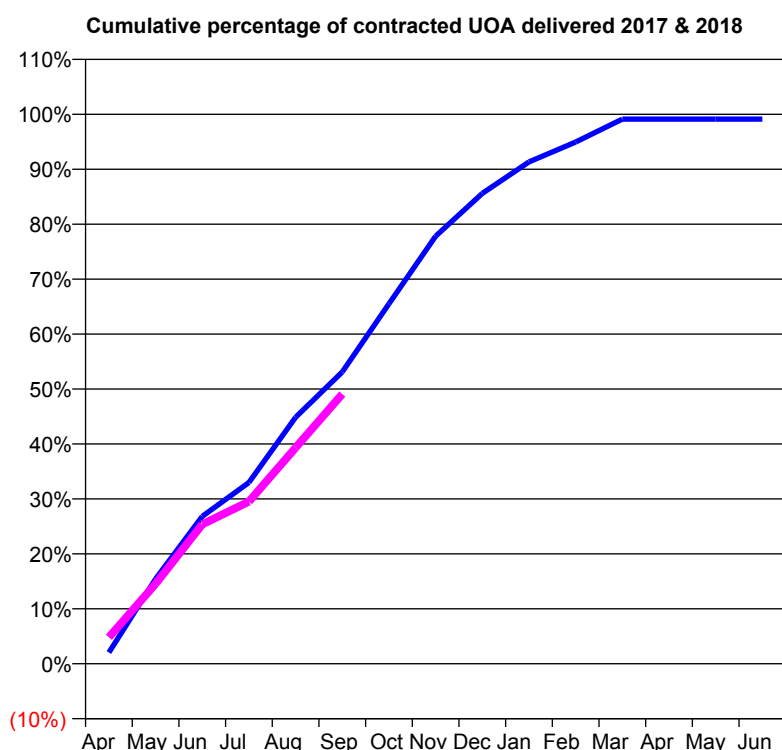
% of all assessments that were assess and fit appliances (rolling 12 month period)	121	237	51.1%	60.8%	58.0%
% of all assessments that were assess and refuse (rolling 12 month period)	17	237	7.2%	9.9%	11.4%
% of all assessments that were assess and review (rolling 12 month period)	99	237	41.8%	29.3%	30.6%
% of terminated courses where treatment was abandoned or discontinued (rolling 12 month period)	14	150	9.3%	8.0%	7.8%
% of completed treatments indicating that PAR score was taken (year to date)	4	65	6.2%	67.9%	64.6%
Rate of removable appliances per 100 fixed appliances - proposed treatment (rolling 12 month period)	1	1	<i>100.00</i>	4.85	5.65
Rate of removable appliances per 100 fixed appliances - completed treatment (rolling 12 month period)	14	193	7.25	4.05	4.78
% of courses of treatment with removable appliances only - proposed treatment (rolling 12 month period)	1	121	0.8%	1.7%	2.0%
% of courses of treatment with removable appliances only - completed treatment (rolling 12 month period)	11	136	8.1%	1.7%	1.5%
% of patients satisfied with the treatment they have received (rolling 12 month period)	3	3	<i>100.0%</i>	96.4%	96.0%

* Figures in italics indicate that the base number is less than 100.

Q68 - Vital Signs Orthodontic At a Glance Contract Report for 656968/0002 - September 2017

Name or company name	MRS VJ DIXON	17/18 Contracted general activity (UDA)	0
Contract type name	PDS Contract	Carry forward general activity (UDA)	0
Purpose of contract	Orthodontic	17/18 Contracted orthodontic activity (UOA)	4,097
Contract start date	01/04/2006	Carry forward orthodontic activity (UOA)	36
Contract end date	31/03/2018	Baseline contract value	£276,589.13

ACCESS	Contract	England and Wales
24 month ratio of assessments to patient IDs	1.05	1.09

ACTIVITY


Month	Adjusted Scheduled Activity (UOA)	
	2017	2018
April	84	197
May	633	596
June	1,099	1,039
July	1,352	1,209
August	1,837	1,612
September	2,176	2,011
October	2,684	
November	3,188	
December	3,507	
January	3,742	
February	3,890	
March	4,061	
April	4,061	
May	4,061	
June	4,061	

QUALITY	Contract Quantity	Contract Base Number	Contract *	Region	England
% of all assessments that were assess and fit appliances (rolling 12 month period)	236	241	97.9%	60.8%	58.0%
% of all assessments that were assess and refuse (rolling 12 month period)	0	241	0.0%	9.9%	11.4%
% of all assessments that were assess and review (rolling 12 month period)	5	241	2.1%	29.3%	30.6%
% of terminated courses where treatment was abandoned or discontinued (rolling 12 month period)	19	251	7.6%	8.0%	7.8%
% of completed treatments indicating that PAR score was taken (year to date)	98	102	96.1%	67.9%	64.6%
Rate of removable appliances per 100 fixed appliances - proposed treatment (rolling 12 month period)	30	463	6.48	4.85	5.65
Rate of removable appliances per 100 fixed appliances - completed treatment (rolling 12 month period)	29	425	6.82	4.05	4.78
% of courses of treatment with removable appliances only - proposed treatment (rolling 12 month period)	3	236	1.3%	1.7%	2.0%
% of courses of treatment with removable appliances only - completed treatment (rolling 12 month period)	11	232	4.7%	1.7%	1.5%
% of patients satisfied with the treatment they have received (rolling 12 month period)	7	7	100.0%	96.4%	96.0%

* Figures in italics indicate that the base number is less than 100.

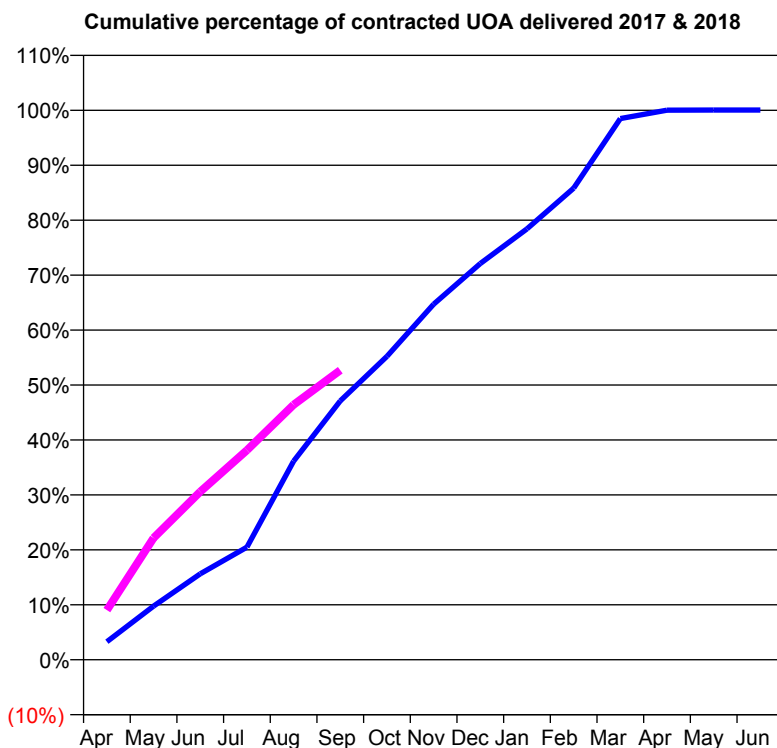
Q68 - Vital Signs Orthodontic At a Glance Contract Report for 677256/0001 - September 2017

Name or company name	MR GT WYNNE-HUGHES
Contract type name	PDS Contract
Purpose of contract	Orthodontic
Contract start date	01/04/2006
Contract end date	31/03/2026

17/18 Contracted general activity (UDA)	0
Carry forward general activity (UDA)	0
17/18 Contracted orthodontic activity (UOA)	13,141
Carry forward orthodontic activity (UOA)	0
Baseline contract value	£876,512.09

ACCESS

	Contract	England and Wales
24 month ratio of assessments to patient IDs	1.12	1.09

ACTIVITY


Month	Adjusted Scheduled Activity (UOA)	
	2017	2018
April	433	1,188
May	1,282	2,912
June	2,055	4,019
July	2,692	5,012
August	4,750	6,098
September	6,192	6,926
October	7,257	
November	8,503	
December	9,476	
January	10,304	
February	11,277	
March	12,942	
April	13,143	
May	13,145	
June	13,145	

QUALITY

	Contract Quantity	Contract Base Number	Contract *	Region	England
% of all assessments that were assess and fit appliances (rolling 12 month period)	649	1,253	51.8%	60.8%	58.0%
% of all assessments that were assess and refuse (rolling 12 month period)	88	1,253	7.0%	9.9%	11.4%
% of all assessments that were assess and review (rolling 12 month period)	516	1,253	41.2%	29.3%	30.6%
% of terminated courses where treatment was abandoned or discontinued (rolling 12 month period)	14	551	2.5%	8.0%	7.8%
% of completed treatments indicating that PAR score was taken (year to date)	255	265	96.2%	67.9%	64.6%
Rate of removable appliances per 100 fixed appliances - proposed treatment (rolling 12 month period)	27	1,237	2.18	4.85	5.65
Rate of removable appliances per 100 fixed appliances - completed treatment (rolling 12 month period)	21	1,030	2.04	4.05	4.78
% of courses of treatment with removable appliances only - proposed treatment (rolling 12 month period)	19	649	2.9%	1.7%	2.0%
% of courses of treatment with removable appliances only - completed treatment (rolling 12 month period)	10	537	1.9%	1.7%	1.5%
% of patients satisfied with the treatment they have received (rolling 12 month period)	25	26	96.2%	96.4%	96.0%

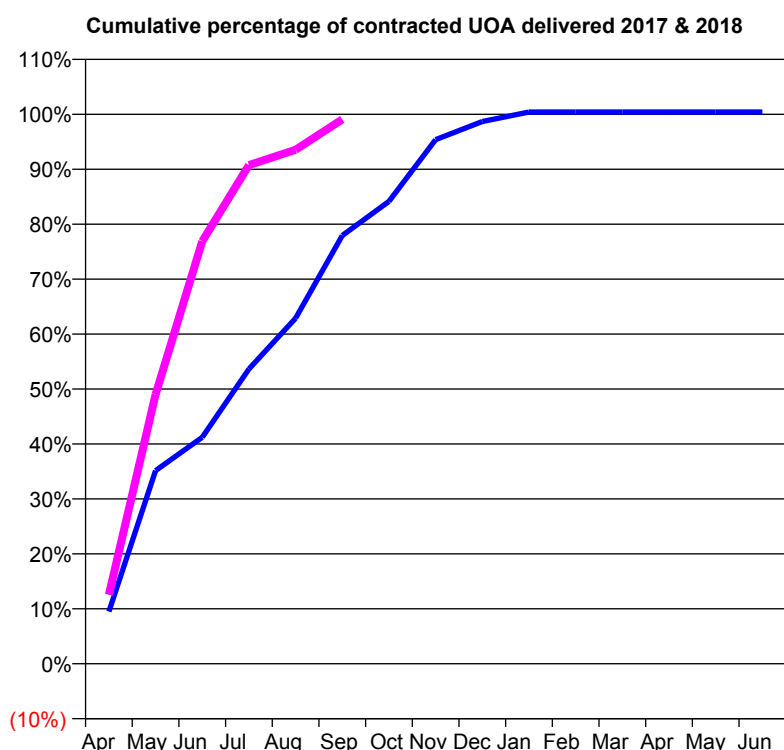
* Figures in italics indicate that the base number is less than 100.

Q68 - Vital Signs Orthodontic At a Glance Contract Report for 729175/0002 - September 2017

Name or company name	MR LD MURRAY
Contract type name	PDS Contract
Purpose of contract	Orthodontic
Contract start date	01/04/2006
Contract end date	31/03/2018

17/18 Contracted general activity (UDA)	0
Carry forward general activity (UDA)	0
17/18 Contracted orthodontic activity (UOA)	757
Carry forward orthodontic activity (UOA)	0
Baseline contract value	£49,734.13

ACCESS	Contract	England and Wales
24 month ratio of assessments to patient IDs	1.14	1.09

ACTIVITY


Month	Adjusted Scheduled Activity (UOA)	
	2017	2018
April	72	95
May	266	371
June	312	582
July	406	687
August	476	708
September	590	750
October	637	
November	722	
December	747	
January	760	
February	760	
March	760	
April	760	
May	760	
June	760	

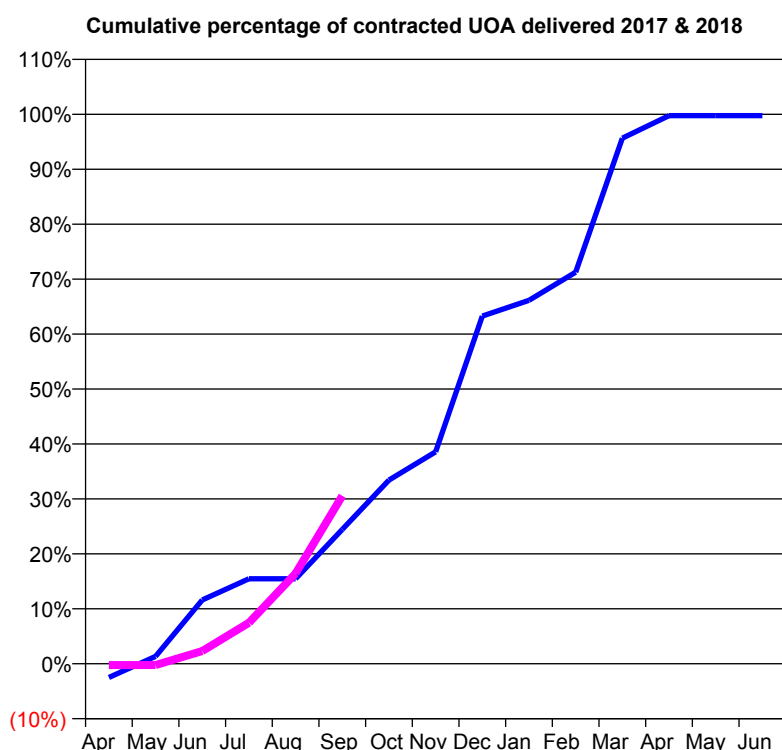
QUALITY	Contract Quantity	Contract Base Number	Contract *	Region	England
% of all assessments that were assess and fit appliances (rolling 12 month period)	41	100	41.0%	60.8%	58.0%
% of all assessments that were assess and refuse (rolling 12 month period)	27	100	27.0%	9.9%	11.4%
% of all assessments that were assess and review (rolling 12 month period)	32	100	32.0%	29.3%	30.6%
% of terminated courses where treatment was abandoned or discontinued (rolling 12 month period)	13	46	28.3%	8.0%	7.8%
% of completed treatments indicating that PAR score was taken (year to date)	12	13	92.3%	67.9%	64.6%
Rate of removable appliances per 100 fixed appliances - proposed treatment (rolling 12 month period)	6	71	8.45	4.85	5.65
Rate of removable appliances per 100 fixed appliances - completed treatment (rolling 12 month period)	1	49	2.04	4.05	4.78
% of courses of treatment with removable appliances only - proposed treatment (rolling 12 month period)	0	41	0.0%	1.7%	2.0%
% of courses of treatment with removable appliances only - completed treatment (rolling 12 month period)	0	33	0.0%	1.7%	1.5%
% of patients satisfied with the treatment they have received (rolling 12 month period)	2	2	100.0%	96.4%	96.0%

* Figures in italics indicate that the base number is less than 100.

Q68 - Vital Signs Orthodontic At a Glance Contract Report for 729809/0003 - September 2017

Name or company name	MR MR SWAN	17/18 Contracted general activity (UDA)	0
Contract type name	PDS Contract	Carry forward general activity (UDA)	0
Purpose of contract	Orthodontic	17/18 Contracted orthodontic activity (UOA)	1,636
Contract start date	01/04/2011	Carry forward orthodontic activity (UOA)	4
Contract end date	31/03/2018	Baseline contract value	£103,151.49

ACCESS	Contract	England and Wales
24 month ratio of assessments to patient IDs	1.04	1.09

ACTIVITY


Month	Adjusted Scheduled Activity (UOA)	
	2017	2018
April	-41	-4
May	22	-4
June	190	38
July	253	122
August	253	269
September	400	500
October	547	
November	631	
December	1,035	
January	1,082	
February	1,166	
March	1,565	
April	1,632	
May	1,632	
June	1,632	

QUALITY

	Contract Quantity	Contract Base Number	Contract *	Region	England
% of all assessments that were assess and fit appliances (rolling 12 month period)	85	87	97.7%	60.8%	58.0%
% of all assessments that were assess and refuse (rolling 12 month period)	0	87	0.0%	9.9%	11.4%
% of all assessments that were assess and review (rolling 12 month period)	2	87	2.3%	29.3%	30.6%
% of terminated courses where treatment was abandoned or discontinued (rolling 12 month period)	7	56	12.5%	8.0%	7.8%
% of completed treatments indicating that PAR score was taken (year to date)	0	12	0.0%	67.9%	64.6%
Rate of removable appliances per 100 fixed appliances - proposed treatment (rolling 12 month period)	1	70	1.43	4.85	5.65
Rate of removable appliances per 100 fixed appliances - completed treatment (rolling 12 month period)	1	47	2.13	4.05	4.78
% of courses of treatment with removable appliances only - proposed treatment (rolling 12 month period)	1	85	1.2%	1.7%	2.0%
% of courses of treatment with removable appliances only - completed treatment (rolling 12 month period)	1	49	2.0%	1.7%	1.5%
% of patients satisfied with the treatment they have received (rolling 12 month period)	4	5	80.0%	96.4%	96.0%

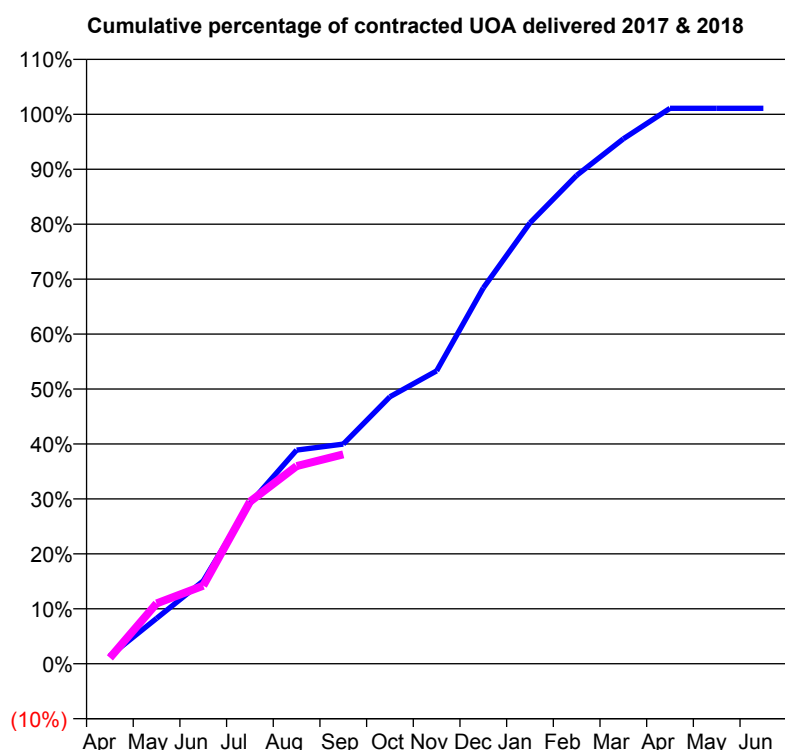
* Figures in italics indicate that the base number is less than 100.

Q68 - Vital Signs Orthodontic At a Glance Contract Report for 742856/0001 - September 2017

Name or company name	MRS MA YATES	17/18 Contracted general activity (UDA)	0
Contract type name	PDS Contract	Carry forward general activity (UDA)	0
Purpose of contract	Orthodontic	17/18 Contracted orthodontic activity (UOA)	1,949
Contract start date	01/04/2006	Carry forward orthodontic activity (UOA)	0
Contract end date	31/03/2018	Baseline contract value	£130,760.32

ACCESS

	Contract	England and Wales
24 month ratio of assessments to patient IDs	1.07	1.09

ACTIVITY


Month	Adjusted Scheduled Activity (UOA)	
	2017	2018
April	28	21
May	161	214
June	294	277
July	569	575
August	758	701
September	779	743
October	947	
November	1,039	
December	1,333	
January	1,564	
February	1,732	
March	1,862	
April	1,970	
May	1,970	
June	1,970	

QUALITY

	Contract Quantity	Contract Base Number	Contract *	Region	England
% of all assessments that were assess and fit appliances (rolling 12 month period)	96	99	97.0%	60.8%	58.0%
% of all assessments that were assess and refuse (rolling 12 month period)	2	99	2.0%	9.9%	11.4%
% of all assessments that were assess and review (rolling 12 month period)	1	99	1.0%	29.3%	30.6%
% of terminated courses where treatment was abandoned or discontinued (rolling 12 month period)	0	81	0.0%	8.0%	7.8%
% of completed treatments indicating that PAR score was taken (year to date)	12	38	31.6%	67.9%	64.6%
Rate of removable appliances per 100 fixed appliances - proposed treatment (rolling 12 month period)	7	171	4.09	4.85	5.65
Rate of removable appliances per 100 fixed appliances - completed treatment (rolling 12 month period)	10	147	6.80	4.05	4.78
% of courses of treatment with removable appliances only - proposed treatment (rolling 12 month period)	5	96	5.2%	1.7%	2.0%
% of courses of treatment with removable appliances only - completed treatment (rolling 12 month period)	3	81	3.7%	1.7%	1.5%
% of patients satisfied with the treatment they have received (rolling 12 month period)	8	8	100.0%	96.4%	96.0%

* Figures in italics indicate that the base number is less than 100.

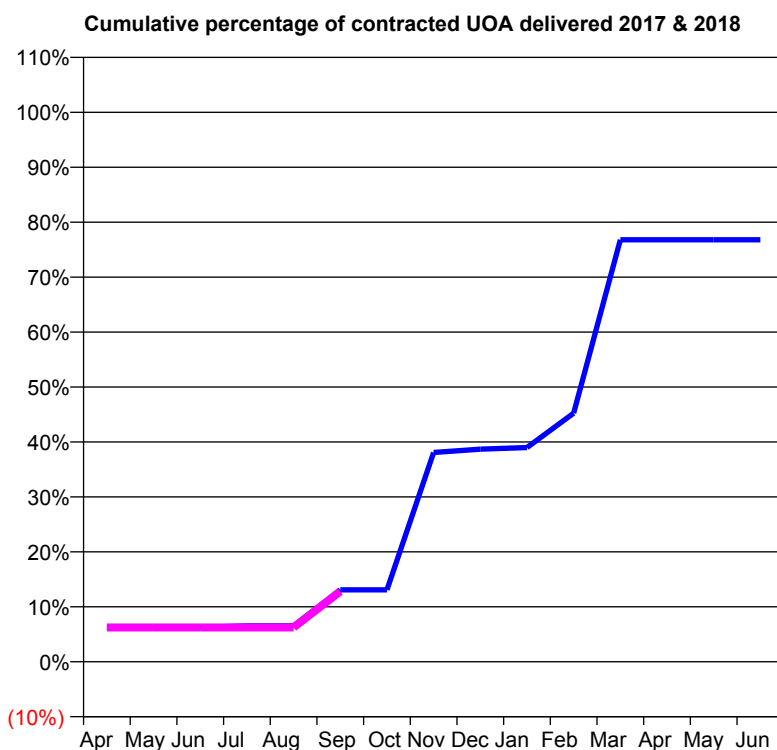
Q68 - Vital Signs Orthodontic At a Glance Contract Report for 748943/0001 - September 2017

Name or company name	MR JD BRODERICK
Contract type name	GDS Contract
Purpose of contract	General and Orthodontic
Contract start date	01/04/2006
Contract end date	

17/18 Contracted general activity (UDA)	9,070
Carry forward general activity (UDA)	109
17/18 Contracted orthodontic activity (UOA)	336
Carry forward orthodontic activity (UOA)	0
Baseline contract value	£232,495.12

ACCESS

	Contract	England and Wales
24 month ratio of assessments to patient IDs	1.00	1.09

ACTIVITY


Month	Adjusted Scheduled Activity (UOA)	
	2017	2018
April	21	21
May	21	21
June	21	21
July	22	21
August	22	21
September	44	43
October	44	
November	128	
December	130	
January	131	
February	152	
March	258	
April	258	
May	258	
June	258	

QUALITY

	Contract Quantity	Contract Base Number	Contract *	Region	England
% of all assessments that were assess and fit appliances (rolling 12 month period)	12	17	70.6%	60.8%	58.0%
% of all assessments that were assess and refuse (rolling 12 month period)	0	17	0.0%	9.9%	11.4%
% of all assessments that were assess and review (rolling 12 month period)	5	17	29.4%	29.3%	30.6%
% of terminated courses where treatment was abandoned or discontinued (rolling 12 month period)	2	12	16.7%	8.0%	7.8%
% of completed treatments indicating that PAR score was taken (year to date)	3	3	100.0%	67.9%	64.6%
Rate of removable appliances per 100 fixed appliances - proposed treatment (rolling 12 month period)	0	15	0.00	4.85	5.65
Rate of removable appliances per 100 fixed appliances - completed treatment (rolling 12 month period)	0	14	0.00	4.05	4.78
% of courses of treatment with removable appliances only - proposed treatment (rolling 12 month period)	0	12	0.0%	1.7%	2.0%
% of courses of treatment with removable appliances only - completed treatment (rolling 12 month period)	0	10	0.0%	1.7%	1.5%
% of patients satisfied with the treatment they have received (rolling 12 month period)	3	3	100.0%	96.4%	96.0%

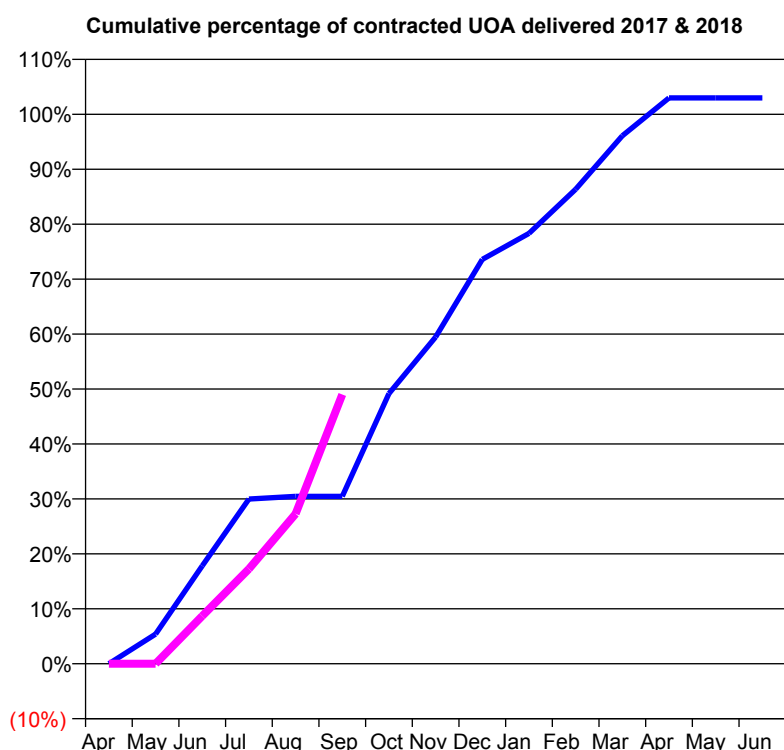
* Figures in italics indicate that the base number is less than 100.

Q68 - Vital Signs Orthodontic At a Glance Contract Report for 753653/0001 - September 2017

Name or company name	MISS R GUPTA
Contract type name	PDS Contract
Purpose of contract	Orthodontic
Contract start date	01/04/2006
Contract end date	31/03/2018

17/18 Contracted general activity (UDA)	0
Carry forward general activity (UDA)	0
17/18 Contracted orthodontic activity (UOA)	1,818
Carry forward orthodontic activity (UOA)	0
Baseline contract value	£119,240.51

ACCESS	Contract	England and Wales
24 month ratio of assessments to patient IDs	1.03	1.09

ACTIVITY


Month	Adjusted Scheduled Activity (UOA)	
	2017	2018
April	0	0
May	98	0
June	324	158
July	545	314
August	554	496
September	554	891
October	894	
November	1,081	
December	1,338	
January	1,424	
February	1,570	
March	1,747	
April	1,872	
May	1,872	
June	1,872	

QUALITY	Contract Quantity	Contract Base Number	Contract *	Region	England
% of all assessments that were assess and fit appliances (rolling 12 month period)	99	282	35.1%	60.8%	58.0%
% of all assessments that were assess and refuse (rolling 12 month period)	55	282	19.5%	9.9%	11.4%
% of all assessments that were assess and review (rolling 12 month period)	128	282	45.4%	29.3%	30.6%
% of terminated courses where treatment was abandoned or discontinued (rolling 12 month period)	9	106	8.5%	8.0%	7.8%
% of completed treatments indicating that PAR score was taken (year to date)	40	41	97.6%	67.9%	64.6%
Rate of removable appliances per 100 fixed appliances - proposed treatment (rolling 12 month period)	7	188	3.72	4.85	5.65
Rate of removable appliances per 100 fixed appliances - completed treatment (rolling 12 month period)	5	181	2.76	4.05	4.78
% of courses of treatment with removable appliances only - proposed treatment (rolling 12 month period)	4	99	4.0%	1.7%	2.0%
% of courses of treatment with removable appliances only - completed treatment (rolling 12 month period)	2	97	2.1%	1.7%	1.5%
% of patients satisfied with the treatment they have received (rolling 12 month period)	7	8	87.5%	96.4%	96.0%

* Figures in italics indicate that the base number is less than 100.

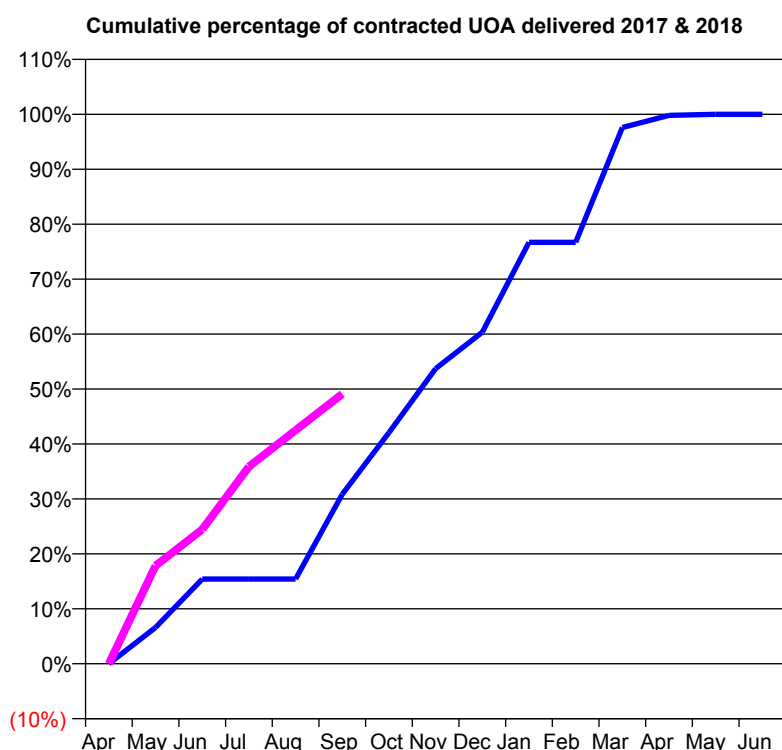
Q68 - Vital Signs Orthodontic At a Glance Contract Report for 812765/0002 - September 2017

Name or company name	MISS CP MCGOVERN
Contract type name	PDS Contract
Purpose of contract	Orthodontic
Contract start date	01/04/2011
Contract end date	31/03/2018

17/18 Contracted general activity (UDA)	0
Carry forward general activity (UDA)	0
17/18 Contracted orthodontic activity (UOA)	953
Carry forward orthodontic activity (UOA)	0
Baseline contract value	£62,495.74

ACCESS

	Contract	England and Wales
24 month ratio of assessments to patient IDs	1.00	1.09

ACTIVITY


Month	Adjusted Scheduled Activity (UOA)	
	2017	2018
April	0	0
May	63	170
June	147	233
July	147	342
August	147	405
September	294	468
October	401	
November	512	
December	575	
January	731	
February	731	
March	930	
April	951	
May	953	
June	953	

QUALITY

	Contract Quantity	Contract Base Number	Contract *	Region	England
% of all assessments that were assess and fit appliances (rolling 12 month period)	58	70	82.9%	60.8%	58.0%
% of all assessments that were assess and refuse (rolling 12 month period)	8	70	11.4%	9.9%	11.4%
% of all assessments that were assess and review (rolling 12 month period)	4	70	5.7%	29.3%	30.6%
% of terminated courses where treatment was abandoned or discontinued (rolling 12 month period)	11	71	15.5%	8.0%	7.8%
% of completed treatments indicating that PAR score was taken (year to date)	16	19	84.2%	67.9%	64.6%
Rate of removable appliances per 100 fixed appliances - proposed treatment (rolling 12 month period)	13	104	12.50	4.85	5.65
Rate of removable appliances per 100 fixed appliances - completed treatment (rolling 12 month period)	10	106	9.43	4.05	4.78
% of courses of treatment with removable appliances only - proposed treatment (rolling 12 month period)	6	58	10.3%	1.7%	2.0%
% of courses of treatment with removable appliances only - completed treatment (rolling 12 month period)	7	60	11.7%	1.7%	1.5%
% of patients satisfied with the treatment they have received (rolling 12 month period)	4	4	100.0%	96.4%	96.0%

* Figures in italics indicate that the base number is less than 100.

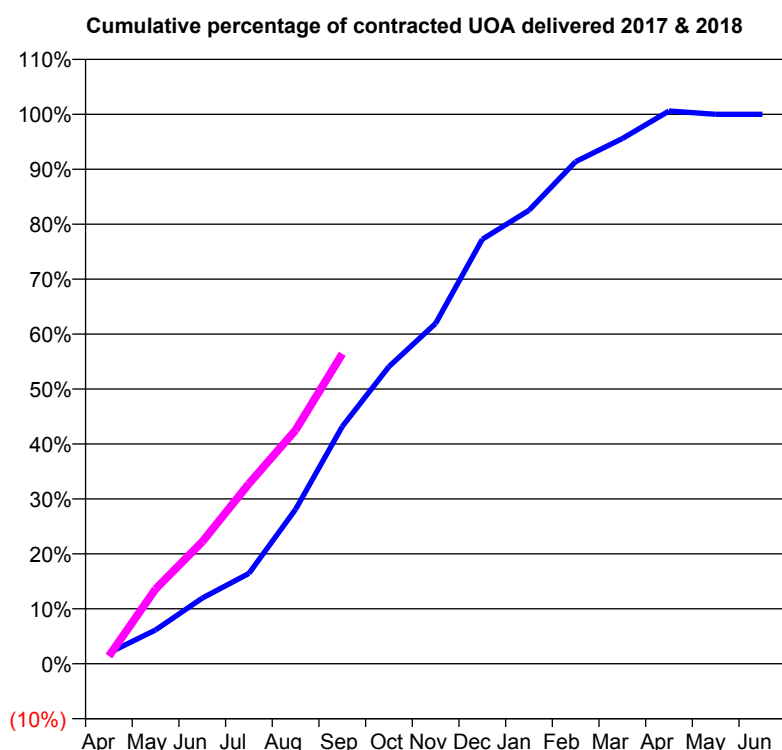
Q68 - Vital Signs Orthodontic At a Glance Contract Report for 835021/0002 - September 2017

Name or company name	MR TP MCDONOGH
Contract type name	PDS Contract
Purpose of contract	Orthodontic
Contract start date	01/04/2011
Contract end date	31/03/2018

17/18 Contracted general activity (UDA)	0
Carry forward general activity (UDA)	0
17/18 Contracted orthodontic activity (UOA)	7,589
Carry forward orthodontic activity (UOA)	0
Baseline contract value	£497,667.86

ACCESS

	Contract	England and Wales
24 month ratio of assessments to patient IDs	1.01	1.09

ACTIVITY


Month	Adjusted Scheduled Activity (UOA)	
	2017	2018
April	151	105
May	466	1,033
June	907	1,684
July	1,248	2,488
August	2,134	3,228
September	3,277	4,281
October	4,104	
November	4,700	
December	5,863	
January	6,262	
February	6,934	
March	7,253	
April	7,635	
May	7,589	
June	7,589	

QUALITY

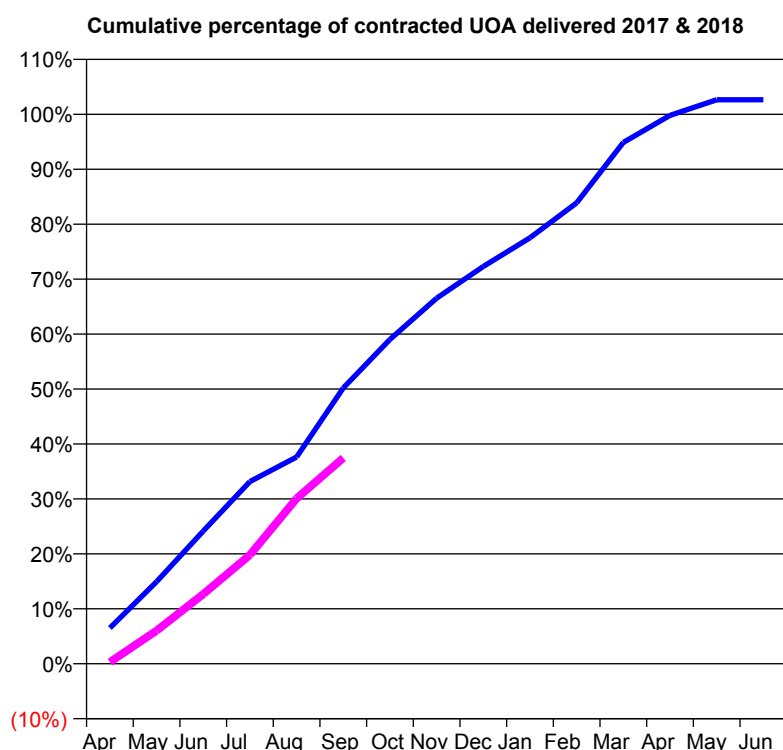
	Contract Quantity	Contract Base Number	Contract *	Region	England
% of all assessments that were assess and fit appliances (rolling 12 month period)	418	432	96.8%	60.8%	58.0%
% of all assessments that were assess and refuse (rolling 12 month period)	2	432	0.5%	9.9%	11.4%
% of all assessments that were assess and review (rolling 12 month period)	12	432	2.8%	29.3%	30.6%
% of terminated courses where treatment was abandoned or discontinued (rolling 12 month period)	11	315	3.5%	8.0%	7.8%
% of completed treatments indicating that PAR score was taken (year to date)	104	150	69.3%	67.9%	64.6%
Rate of removable appliances per 100 fixed appliances - proposed treatment (rolling 12 month period)	2	379	0.53	4.85	5.65
Rate of removable appliances per 100 fixed appliances - completed treatment (rolling 12 month period)	9	437	2.06	4.05	4.78
% of courses of treatment with removable appliances only - proposed treatment (rolling 12 month period)	2	418	0.5%	1.7%	2.0%
% of courses of treatment with removable appliances only - completed treatment (rolling 12 month period)	7	304	2.3%	1.7%	1.5%
% of patients satisfied with the treatment they have received (rolling 12 month period)	18	20	90.0%	96.4%	96.0%

* Figures in italics indicate that the base number is less than 100.

Q68 - Vital Signs Orthodontic At a Glance Contract Report for 840165/0001 - September 2017

Name or company name	MR DC BRYAN	17/18 Contracted general activity (UDA)	0
Contract type name	PDS Contract	Carry forward general activity (UDA)	0
Purpose of contract	Orthodontic	17/18 Contracted orthodontic activity (UOA)	7,370
Contract start date	01/04/2006	Carry forward orthodontic activity (UOA)	0
Contract end date	31/03/2018	Baseline contract value	£490,077.31

ACCESS	Contract	England and Wales
24 month ratio of assessments to patient IDs	1.02	1.09

ACTIVITY


Month	Adjusted Scheduled Activity (UOA)	
	2017	2018
April	480	22
May	1,101	444
June	1,781	935
July	2,444	1,460
August	2,773	2,216
September	3,700	2,761
October	4,350	
November	4,903	
December	5,329	
January	5,713	
February	6,182	
March	6,993	
April	7,355	
May	7,565	
June	7,565	

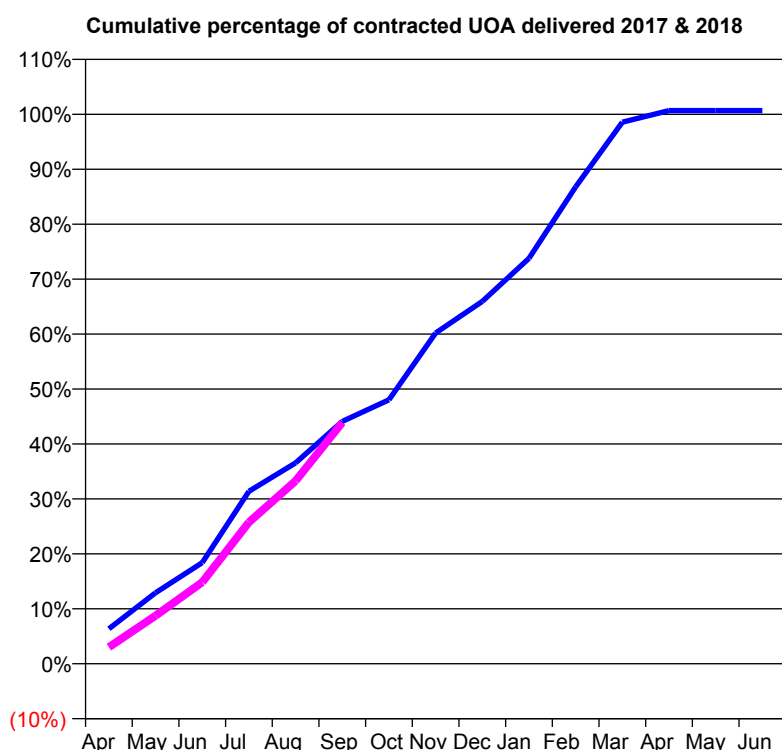
QUALITY	Contract Quantity	Contract Base Number	Contract *	Region	England
% of all assessments that were assess and fit appliances (rolling 12 month period)	321	413	77.7%	60.8%	58.0%
% of all assessments that were assess and refuse (rolling 12 month period)	27	413	6.5%	9.9%	11.4%
% of all assessments that were assess and review (rolling 12 month period)	65	413	15.7%	29.3%	30.6%
% of terminated courses where treatment was abandoned or discontinued (rolling 12 month period)	55	446	12.3%	8.0%	7.8%
% of completed treatments indicating that PAR score was taken (year to date)	100	125	80.0%	67.9%	64.6%
Rate of removable appliances per 100 fixed appliances - proposed treatment (rolling 12 month period)	99	611	16.20	4.85	5.65
Rate of removable appliances per 100 fixed appliances - completed treatment (rolling 12 month period)	114	689	16.55	4.05	4.78
% of courses of treatment with removable appliances only - proposed treatment (rolling 12 month period)	11	321	3.4%	1.7%	2.0%
% of courses of treatment with removable appliances only - completed treatment (rolling 12 month period)	20	391	5.1%	1.7%	1.5%
% of patients satisfied with the treatment they have received (rolling 12 month period)	14	15	93.3%	96.4%	96.0%

* Figures in italics indicate that the base number is less than 100.

Q68 - Vital Signs Orthodontic At a Glance Contract Report for 923044/0001 - September 2017

Name or company name	MR RM JONES	17/18 Contracted general activity (UDA)	0
Contract type name	PDS Contract	Carry forward general activity (UDA)	0
Purpose of contract	Orthodontic	17/18 Contracted orthodontic activity (UOA)	6,963
Contract start date	01/04/2006	Carry forward orthodontic activity (UOA)	0
Contract end date	31/03/2018	Baseline contract value	£463,353.38

ACCESS	Contract	England and Wales
24 month ratio of assessments to patient IDs	1.00	1.09

ACTIVITY


Month	Adjusted Scheduled Activity (UOA)	
	2017	2018
April	443	210
May	900	609
June	1,282	1,033
July	2,185	1,793
August	2,546	2,318
September	3,071	3,057
October	3,344	
November	4,192	
December	4,591	
January	5,137	
February	6,044	
March	6,863	
April	7,010	
May	7,010	
June	7,010	

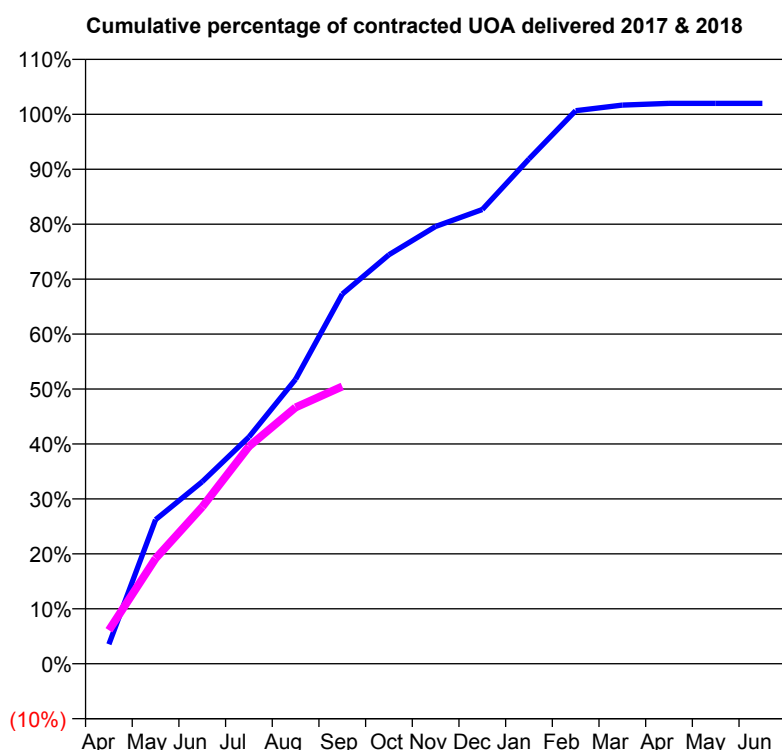
QUALITY	Contract Quantity	Contract Base Number	Contract *	Region	England
% of all assessments that were assess and fit appliances (rolling 12 month period)	338	338	100.0%	60.8%	58.0%
% of all assessments that were assess and refuse (rolling 12 month period)	0	338	0.0%	9.9%	11.4%
% of all assessments that were assess and review (rolling 12 month period)	0	338	0.0%	29.3%	30.6%
% of terminated courses where treatment was abandoned or discontinued (rolling 12 month period)	27	428	6.3%	8.0%	7.8%
% of completed treatments indicating that PAR score was taken (year to date)	139	163	85.3%	67.9%	64.6%
Rate of removable appliances per 100 fixed appliances - proposed treatment (rolling 12 month period)	7	650	1.08	4.85	5.65
Rate of removable appliances per 100 fixed appliances - completed treatment (rolling 12 month period)	18	747	2.41	4.05	4.78
% of courses of treatment with removable appliances only - proposed treatment (rolling 12 month period)	3	338	0.9%	1.7%	2.0%
% of courses of treatment with removable appliances only - completed treatment (rolling 12 month period)	6	401	1.5%	1.7%	1.5%
% of patients satisfied with the treatment they have received (rolling 12 month period)	8	8	100.0%	96.4%	96.0%

* Figures in italics indicate that the base number is less than 100.

Q68 - Vital Signs Orthodontic At a Glance Contract Report for 923044/0003 - September 2017

Name or company name	MR RM JONES	17/18 Contracted general activity (UDA)	0
Contract type name	PDS Contract	Carry forward general activity (UDA)	0
Purpose of contract	Orthodontic	17/18 Contracted orthodontic activity (UOA)	8,264
Contract start date	01/04/2006	Carry forward orthodontic activity (UOA)	0
Contract end date	31/03/2018	Baseline contract value	£549,928.55

ACCESS	Contract	England and Wales
24 month ratio of assessments to patient IDs	1.03	1.09

ACTIVITY


Month	Adjusted Scheduled Activity (UOA)	
	2017	2018
April	294	504
May	2,167	1,583
June	2,738	2,360
July	3,410	3,267
August	4,279	3,855
September	5,560	4,170
October	6,152	
November	6,576	
December	6,832	
January	7,592	
February	8,318	
March	8,402	
April	8,427	
May	8,427	
June	8,427	

QUALITY

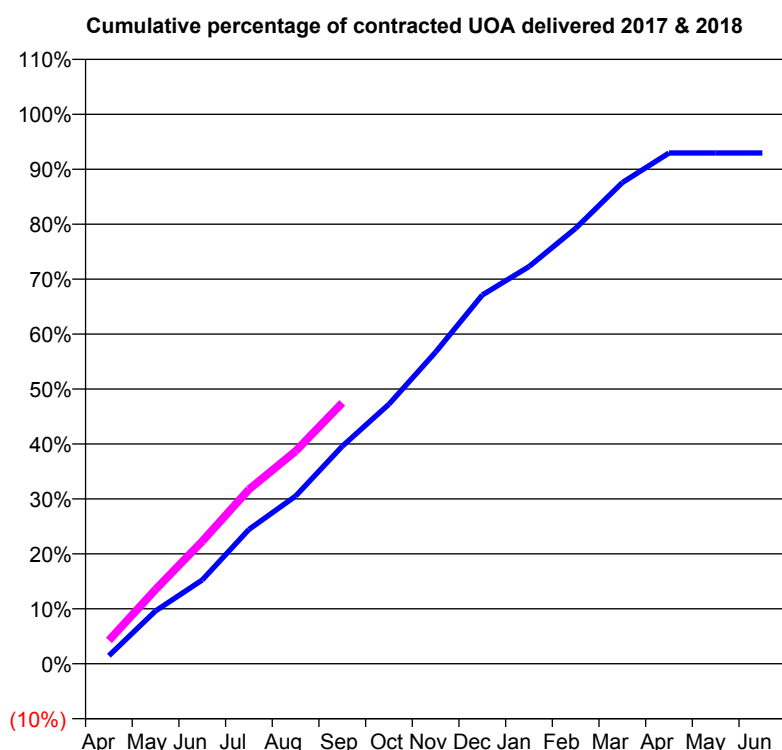
	Contract Quantity	Contract Base Number	Contract *	Region	England
% of all assessments that were assess and fit appliances (rolling 12 month period)	344	344	100.0%	60.8%	58.0%
% of all assessments that were assess and refuse (rolling 12 month period)	0	344	0.0%	9.9%	11.4%
% of all assessments that were assess and review (rolling 12 month period)	0	344	0.0%	29.3%	30.6%
% of terminated courses where treatment was abandoned or discontinued (rolling 12 month period)	4	320	1.3%	8.0%	7.8%
% of completed treatments indicating that PAR score was taken (year to date)	68	173	39.3%	67.9%	64.6%
Rate of removable appliances per 100 fixed appliances - proposed treatment (rolling 12 month period)	32	665	4.81	4.85	5.65
Rate of removable appliances per 100 fixed appliances - completed treatment (rolling 12 month period)	20	619	3.23	4.05	4.78
% of courses of treatment with removable appliances only - proposed treatment (rolling 12 month period)	6	344	1.7%	1.7%	2.0%
% of courses of treatment with removable appliances only - completed treatment (rolling 12 month period)	2	316	0.6%	1.7%	1.5%
% of patients satisfied with the treatment they have received (rolling 12 month period)	23	24	95.8%	96.4%	96.0%

* Figures in italics indicate that the base number is less than 100.

Q68 - Vital Signs Orthodontic At a Glance Contract Report for 923044/0004 - September 2017

Name or company name	MR RM JONES	17/18 Contracted general activity (UDA)	0
Contract type name	PDS Contract	Carry forward general activity (UDA)	0
Purpose of contract	Orthodontic	17/18 Contracted orthodontic activity (UOA)	9,343
Contract start date	01/04/2006	Carry forward orthodontic activity (UOA)	0
Contract end date	31/03/2018	Baseline contract value	£621,730.53

ACCESS	Contract	England and Wales
24 month ratio of assessments to patient IDs	1.00	1.09

ACTIVITY


Month	Adjusted Scheduled Activity (UOA)	
	2017	2018
April	138	399
May	899	1,264
June	1,424	2,083
July	2,285	2,965
August	2,852	3,616
September	3,700	4,435
October	4,414	
November	5,300	
December	6,270	
January	6,753	
February	7,404	
March	8,181	
April	8,686	
May	8,686	
June	8,686	

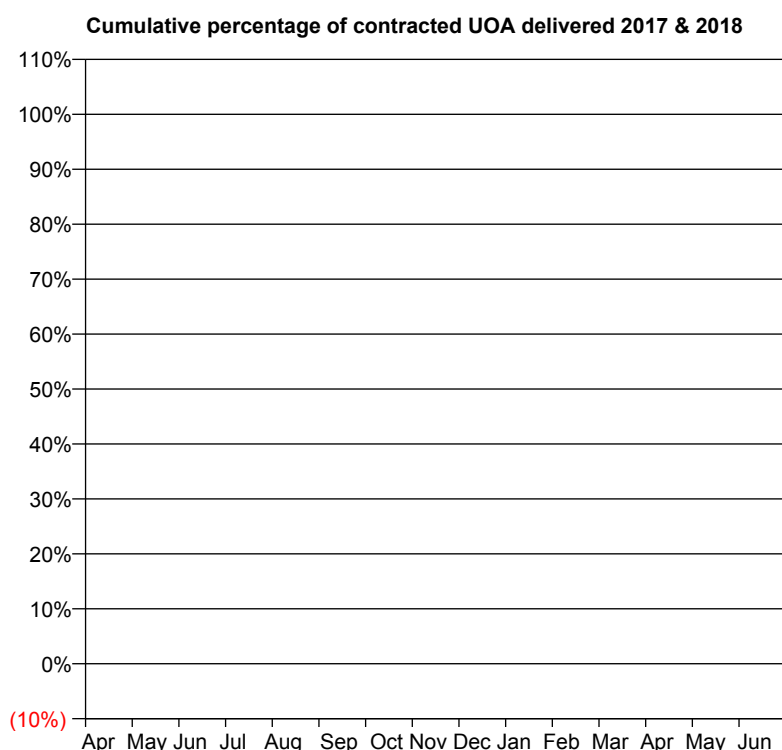
QUALITY	Contract Quantity	Contract Base Number	Contract *	Region	England
% of all assessments that were assess and fit appliances (rolling 12 month period)	462	462	100.0%	60.8%	58.0%
% of all assessments that were assess and refuse (rolling 12 month period)	0	462	0.0%	9.9%	11.4%
% of all assessments that were assess and review (rolling 12 month period)	0	462	0.0%	29.3%	30.6%
% of terminated courses where treatment was abandoned or discontinued (rolling 12 month period)	39	479	8.1%	8.0%	7.8%
% of completed treatments indicating that PAR score was taken (year to date)	131	167	78.4%	67.9%	64.6%
Rate of removable appliances per 100 fixed appliances - proposed treatment (rolling 12 month period)	8	904	0.88	4.85	5.65
Rate of removable appliances per 100 fixed appliances - completed treatment (rolling 12 month period)	26	846	3.07	4.05	4.78
% of courses of treatment with removable appliances only - proposed treatment (rolling 12 month period)	3	462	0.6%	1.7%	2.0%
% of courses of treatment with removable appliances only - completed treatment (rolling 12 month period)	9	440	2.0%	1.7%	1.5%
% of patients satisfied with the treatment they have received (rolling 12 month period)	17	18	94.4%	96.4%	96.0%

* Figures in italics indicate that the base number is less than 100.

Q69 - Vital Signs Orthodontic At a Glance Contract Report for 100862/0008 - September 2017

Name or company name	BERKSHIRE COMMUNITY DENTAL SER\	17/18 Contracted general activity (UDA)	0
Contract type name	PDS Contract	Carry forward general activity (UDA)	0
Purpose of contract	General	17/18 Contracted orthodontic activity (UOA)	0
Contract start date	01/04/2006	Carry forward orthodontic activity (UOA)	0
Contract end date	31/03/2019	Baseline contract value	£0.00

ACCESS	Contract	England and Wales
24 month ratio of assessments to patient IDs	1.04	1.09

ACTIVITY


Month	Adjusted Scheduled Activity (UOA)	
	2017	2018
April	0	0
May	0	1
June	2	1
July	2	1
August	2	1
September	2	1
October	2	
November	2	
December	2	
January	2	
February	2	
March	2	
April	2	
May	2	
June	2	

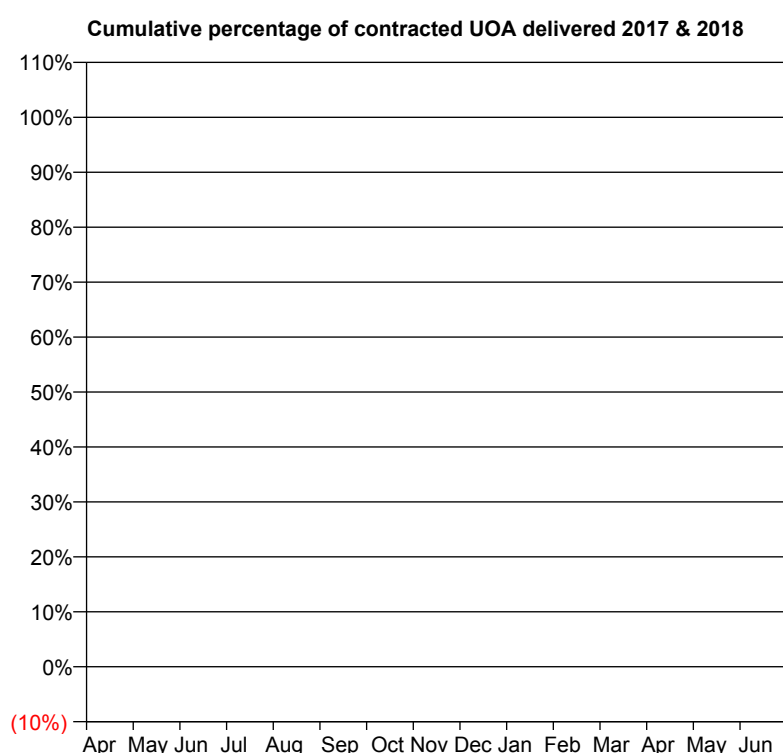
QUALITY	Contract Quantity	Contract Base Number	Contract *	Region	England
% of all assessments that were assess and fit appliances (rolling 12 month period)	0	1	0.0%	60.8%	58.0%
% of all assessments that were assess and refuse (rolling 12 month period)	0	1	0.0%	9.9%	11.4%
% of all assessments that were assess and review (rolling 12 month period)	1	1	100.0%	29.3%	30.6%
% of terminated courses where treatment was abandoned or discontinued (rolling 12 month period)	1	1	100.0%	8.0%	7.8%
% of completed treatments indicating that PAR score was taken (year to date)	0	0	N/A	67.9%	64.6%
Rate of removable appliances per 100 fixed appliances - proposed treatment (rolling 12 month period)	0	0	N/A	4.85	5.65
Rate of removable appliances per 100 fixed appliances - completed treatment (rolling 12 month period)	0	0	N/A	4.05	4.78
% of courses of treatment with removable appliances only - proposed treatment (rolling 12 month period)	0	0	N/A	1.7%	2.0%
% of courses of treatment with removable appliances only - completed treatment (rolling 12 month period)	0	0	N/A	1.7%	1.5%
% of patients satisfied with the treatment they have received (rolling 12 month period)	0	0	N/A	96.4%	96.0%

* Figures in italics indicate that the base number is less than 100.

Q69 - Vital Signs Orthodontic At a Glance Contract Report for 100862/0010 - September 2017

Name or company name	BERKSHIRE COMMUNITY DENTAL SER\	17/18 Contracted general activity (UDA)	0
Contract type name	PDS Contract	Carry forward general activity (UDA)	0
Purpose of contract	General	17/18 Contracted orthodontic activity (UOA)	0
Contract start date	01/04/2006	Carry forward orthodontic activity (UOA)	0
Contract end date	31/03/2019	Baseline contract value	£0.00

ACCESS	Contract	England and Wales
24 month ratio of assessments to patient IDs	1.00	1.09

ACTIVITY


Month	Adjusted Scheduled Activity (UOA)	
	2017	2018
April	0	0
May	0	0
June	0	0
July	0	0
August	0	0
September	0	21
October	21	
November	21	
December	21	
January	21	
February	21	
March	21	
April	21	
May	21	
June	21	

QUALITY

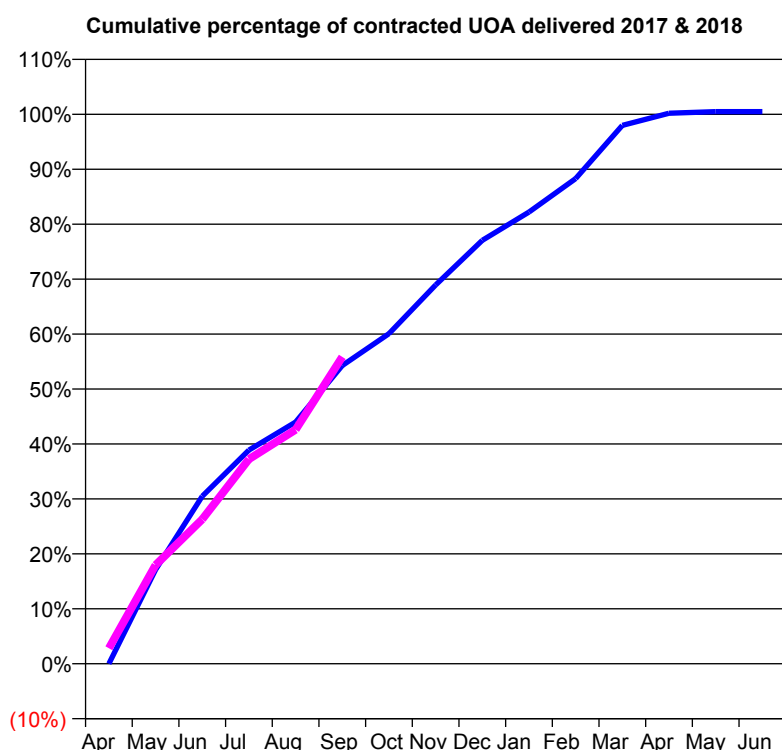
	Contract Quantity	Contract Base Number	Contract *	Region	England
% of all assessments that were assess and fit appliances (rolling 12 month period)	2	2	100.0%	60.8%	58.0%
% of all assessments that were assess and refuse (rolling 12 month period)	0	2	0.0%	9.9%	11.4%
% of all assessments that were assess and review (rolling 12 month period)	0	2	0.0%	29.3%	30.6%
% of terminated courses where treatment was abandoned or discontinued (rolling 12 month period)	0	0	N/A	8.0%	7.8%
% of completed treatments indicating that PAR score was taken (year to date)	0	0	N/A	67.9%	64.6%
Rate of removable appliances per 100 fixed appliances - proposed treatment (rolling 12 month period)	0	2	0.00	4.85	5.65
Rate of removable appliances per 100 fixed appliances - completed treatment (rolling 12 month period)	0	0	N/A	4.05	4.78
% of courses of treatment with removable appliances only - proposed treatment (rolling 12 month period)	0	2	0.0%	1.7%	2.0%
% of courses of treatment with removable appliances only - completed treatment (rolling 12 month period)	0	0	N/A	1.7%	1.5%
% of patients satisfied with the treatment they have received (rolling 12 month period)	0	0	N/A	96.4%	96.0%

* Figures in italics indicate that the base number is less than 100.

Q69 - Vital Signs Orthodontic At a Glance Contract Report for 105279/0001 - September 2017

Name or company name	PCORTHO Ltd	17/18 Contracted general activity (UDA)	0
Contract type name	PDS Contract	Carry forward general activity (UDA)	0
Purpose of contract	Orthodontic	17/18 Contracted orthodontic activity (UOA)	6,803
Contract start date	01/01/2010	Carry forward orthodontic activity (UOA)	0
Contract end date	31/03/2018	Baseline contract value	£436,666.50

ACCESS	Contract	England and Wales
24 month ratio of assessments to patient IDs	1.10	1.09

ACTIVITY


Month	Adjusted Scheduled Activity (UOA)	
	2017	2018
April	0	193
May	1,165	1,223
June	2,074	1,789
July	2,646	2,533
August	2,992	2,898
September	3,693	3,799
October	4,086	
November	4,690	
December	5,243	
January	5,592	
February	6,006	
March	6,665	
April	6,815	
May	6,836	
June	6,836	

QUALITY	Contract Quantity	Contract Base Number	Contract *	Region	England
% of all assessments that were assess and fit appliances (rolling 12 month period)	302	974	31.0%	60.8%	58.0%
% of all assessments that were assess and refuse (rolling 12 month period)	90	974	9.2%	9.9%	11.4%
% of all assessments that were assess and review (rolling 12 month period)	582	974	59.8%	29.3%	30.6%
% of terminated courses where treatment was abandoned or discontinued (rolling 12 month period)	16	247	6.5%	8.0%	7.8%
% of completed treatments indicating that PAR score was taken (year to date)	95	97	97.9%	67.9%	64.6%
Rate of removable appliances per 100 fixed appliances - proposed treatment (rolling 12 month period)	4	572	0.70	4.85	5.65
Rate of removable appliances per 100 fixed appliances - completed treatment (rolling 12 month period)	3	447	0.67	4.05	4.78
% of courses of treatment with removable appliances only - proposed treatment (rolling 12 month period)	3	302	1.0%	1.7%	2.0%
% of courses of treatment with removable appliances only - completed treatment (rolling 12 month period)	3	231	1.3%	1.7%	1.5%
% of patients satisfied with the treatment they have received (rolling 12 month period)	11	11	100.0%	96.4%	96.0%

* Figures in italics indicate that the base number is less than 100.

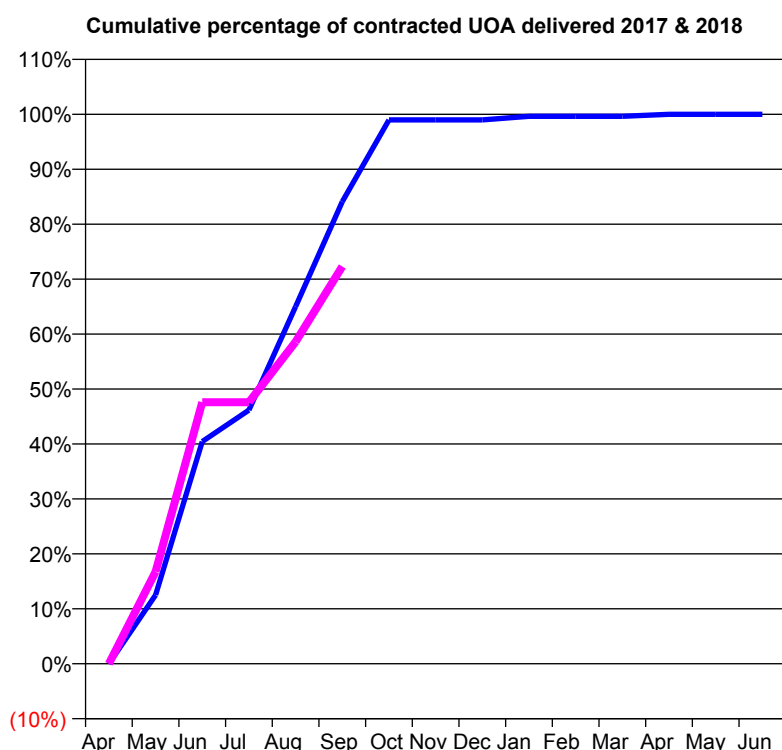
Q69 - Vital Signs Orthodontic At a Glance Contract Report for 109576/0001 - September 2017

Name or company name	Impressions Orthodontics Ltd
Contract type name	PDS Contract
Purpose of contract	Orthodontic
Contract start date	10/12/2015
Contract end date	31/03/2018

17/18 Contracted general activity (UDA)	0
Carry forward general activity (UDA)	0
17/18 Contracted orthodontic activity (UOA)	3,579
Carry forward orthodontic activity (UOA)	0
Baseline contract value	£229,726.50

ACCESS

	Contract	England and Wales
24 month ratio of assessments to patient IDs	1.03	1.09

ACTIVITY


Month	Adjusted Scheduled Activity (UOA)	
	2017	2018
April	0	0
May	448	600
June	1,447	1,704
July	1,652	1,704
August	2,326	2,097
September	3,010	2,588
October	3,542	
November	3,542	
December	3,542	
January	3,566	
February	3,566	
March	3,566	
April	3,579	
May	3,579	
June	3,579	

QUALITY

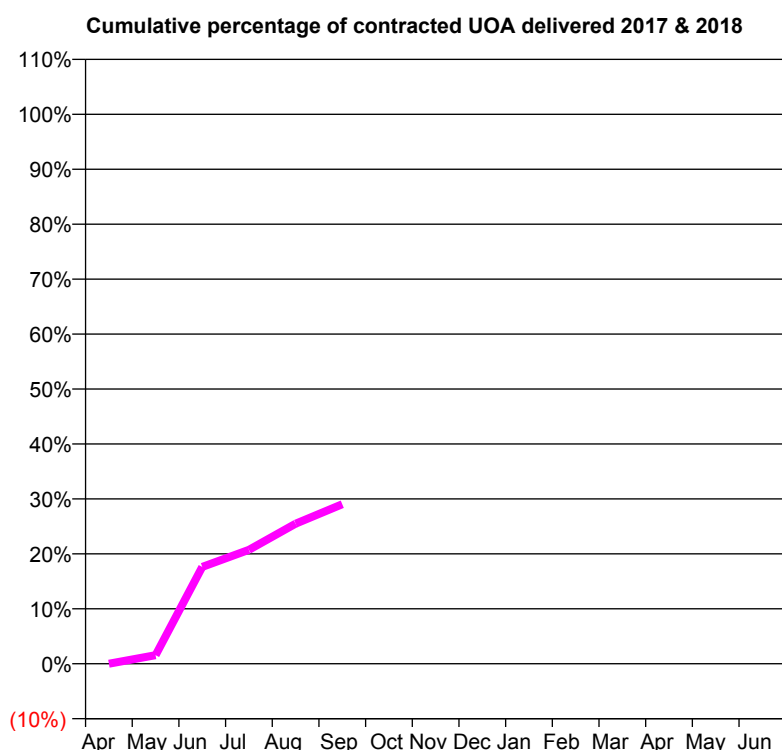
	Contract Quantity	Contract Base Number	Contract *	Region	England
% of all assessments that were assess and fit appliances (rolling 12 month period)	141	337	41.8%	60.8%	58.0%
% of all assessments that were assess and refuse (rolling 12 month period)	50	337	14.8%	9.9%	11.4%
% of all assessments that were assess and review (rolling 12 month period)	146	337	43.3%	29.3%	30.6%
% of terminated courses where treatment was abandoned or discontinued (rolling 12 month period)	10	176	5.7%	8.0%	7.8%
% of completed treatments indicating that PAR score was taken (year to date)	0	57	0.0%	67.9%	64.6%
Rate of removable appliances per 100 fixed appliances - proposed treatment (rolling 12 month period)	0	281	0.00	4.85	5.65
Rate of removable appliances per 100 fixed appliances - completed treatment (rolling 12 month period)	0	318	0.00	4.05	4.78
% of courses of treatment with removable appliances only - proposed treatment (rolling 12 month period)	0	141	0.0%	1.7%	2.0%
% of courses of treatment with removable appliances only - completed treatment (rolling 12 month period)	0	166	0.0%	1.7%	1.5%
% of patients satisfied with the treatment they have received (rolling 12 month period)	4	4	100.0%	96.4%	96.0%

* Figures in italics indicate that the base number is less than 100.

Q69 - Vital Signs Orthodontic At a Glance Contract Report for 154601/0002 - September 2017

Name or company name	Oxfordshire Priority Dental Service	17/18 Contracted general activity (UDA)	4,000
Contract type name	PDS Contract	Carry forward general activity (UDA)	0
Purpose of contract	General and Orthodontic	17/18 Contracted orthodontic activity (UOA)	1,350
Contract start date	01/04/2006	Carry forward orthodontic activity (UOA)	0
Contract end date	31/03/2018	Baseline contract value	£0.00

ACCESS	Contract	England and Wales
24 month ratio of assessments to patient IDs	1.02	1.09

ACTIVITY


Month	Adjusted Scheduled Activity (UOA)	
	2017	2018
April	85	0
May	169	21
June	320	238
July	468	280
August	600	344
September	645	392
October	754	
November	819	
December	887	
January	932	
February	976	
March	981	
April	982	
May	982	
June	1,003	

QUALITY

	Contract Quantity	Contract Base Number	Contract *	Region	England
% of all assessments that were assess and fit appliances (rolling 12 month period)	36	73	49.3%	60.8%	58.0%
% of all assessments that were assess and refuse (rolling 12 month period)	15	73	20.5%	9.9%	11.4%
% of all assessments that were assess and review (rolling 12 month period)	22	73	30.1%	29.3%	30.6%
% of terminated courses where treatment was abandoned or discontinued (rolling 12 month period)	10	73	13.7%	8.0%	7.8%
% of completed treatments indicating that PAR score was taken (year to date)	29	32	90.6%	67.9%	64.6%
Rate of removable appliances per 100 fixed appliances - proposed treatment (rolling 12 month period)	3	63	4.76	4.85	5.65
Rate of removable appliances per 100 fixed appliances - completed treatment (rolling 12 month period)	4	108	3.70	4.05	4.78
% of courses of treatment with removable appliances only - proposed treatment (rolling 12 month period)	1	36	2.8%	1.7%	2.0%
% of courses of treatment with removable appliances only - completed treatment (rolling 12 month period)	1	63	1.6%	1.7%	1.5%
% of patients satisfied with the treatment they have received (rolling 12 month period)	2	2	100.0%	96.4%	96.0%

* Figures in italics indicate that the base number is less than 100.

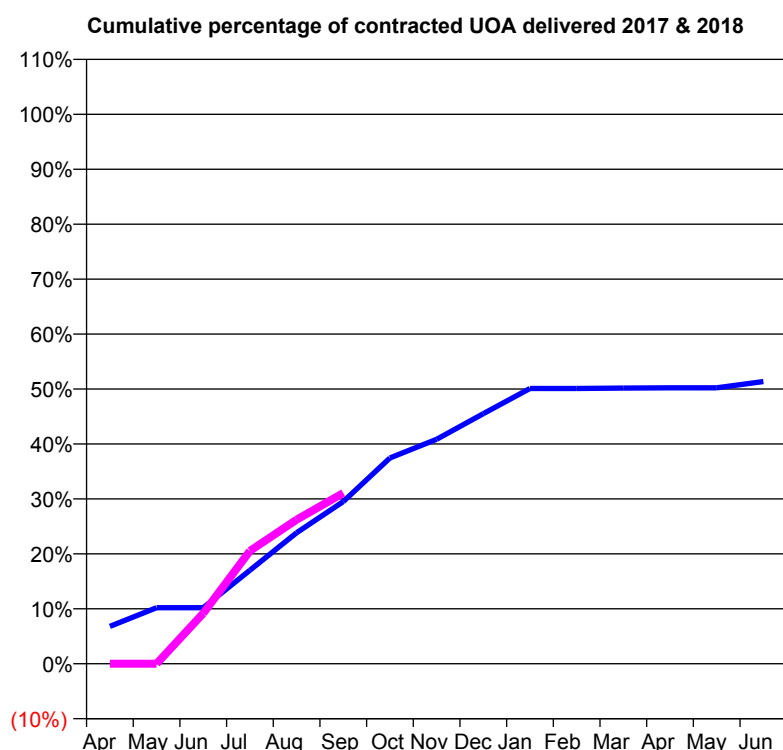
Q69 - Vital Signs Orthodontic At a Glance Contract Report for 154601/0013 - September 2017

Name or company name	Oxfordshire Priority Dental Service
Contract type name	PDS Contract
Purpose of contract	Orthodontic
Contract start date	01/04/2006
Contract end date	31/03/2018

17/18 Contracted general activity (UDA)	0
Carry forward general activity (UDA)	0
17/18 Contracted orthodontic activity (UOA)	1,850
Carry forward orthodontic activity (UOA)	0
Baseline contract value	£1.01

ACCESS

	Contract	England and Wales
24 month ratio of assessments to patient IDs	1.00	1.09

ACTIVITY


Month	Adjusted Scheduled Activity (UOA)	
	2017	2018
April	126	0
May	189	0
June	189	170
July	315	380
August	441	485
September	546	575
October	693	
November	756	
December	842	
January	927	
February	927	
March	928	
April	929	
May	929	
June	950	

QUALITY

	Contract Quantity	Contract Base Number	Contract *	Region	England
% of all assessments that were assess and fit appliances (rolling 12 month period)	49	56	87.5%	60.8%	58.0%
% of all assessments that were assess and refuse (rolling 12 month period)	4	56	7.1%	9.9%	11.4%
% of all assessments that were assess and review (rolling 12 month period)	3	56	5.4%	29.3%	30.6%
% of terminated courses where treatment was abandoned or discontinued (rolling 12 month period)	3	34	8.8%	8.0%	7.8%
% of completed treatments indicating that PAR score was taken (year to date)	19	20	95.0%	67.9%	64.6%
Rate of removable appliances per 100 fixed appliances - proposed treatment (rolling 12 month period)	5	68	7.35	4.85	5.65
Rate of removable appliances per 100 fixed appliances - completed treatment (rolling 12 month period)	2	57	3.51	4.05	4.78
% of courses of treatment with removable appliances only - proposed treatment (rolling 12 month period)	4	49	8.2%	1.7%	2.0%
% of courses of treatment with removable appliances only - completed treatment (rolling 12 month period)	0	31	0.0%	1.7%	1.5%
% of patients satisfied with the treatment they have received (rolling 12 month period)	2	2	100.0%	96.4%	96.0%

* Figures in italics indicate that the base number is less than 100.

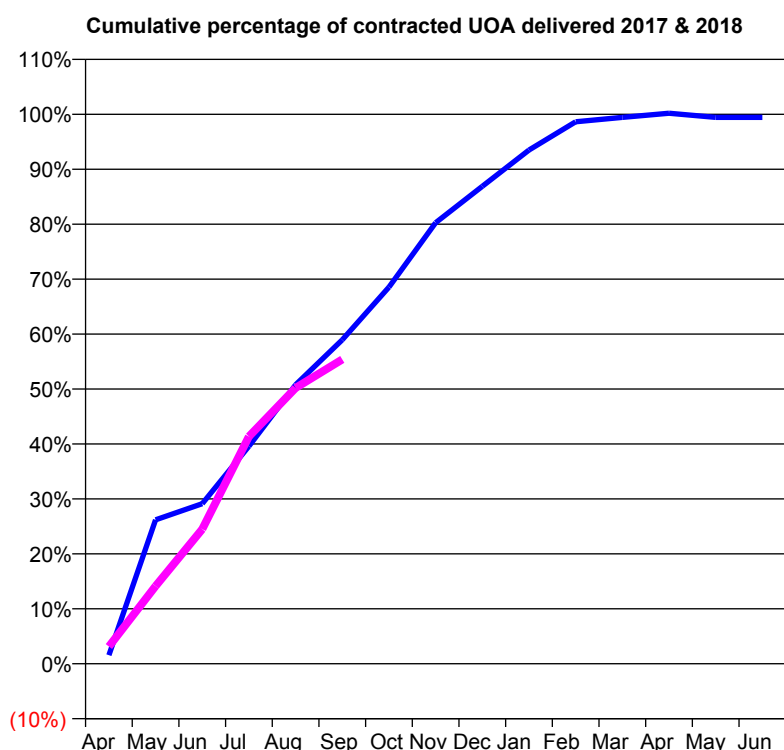
Q69 - Vital Signs Orthodontic At a Glance Contract Report for 169110/0003 - September 2017

Name or company name	Dentalign Orthodontics LLP
Contract type name	PDS Contract
Purpose of contract	Orthodontic
Contract start date	01/05/2007
Contract end date	31/03/2018

17/18 Contracted general activity (UDA)	0
Carry forward general activity (UDA)	0
17/18 Contracted orthodontic activity (UOA)	2,867
Carry forward orthodontic activity (UOA)	16
Baseline contract value	£184,025.12

ACCESS

	Contract	England and Wales
24 month ratio of assessments to patient IDs	1.03	1.09

ACTIVITY


Month	Adjusted Scheduled Activity (UOA)	
	2017	2018
April	45	90
May	751	405
June	835	702
July	1,135	1,186
August	1,456	1,439
September	1,690	1,588
October	1,965	
November	2,301	
December	2,491	
January	2,680	
February	2,828	
March	2,851	
April	2,872	
May	2,851	
June	2,851	

QUALITY

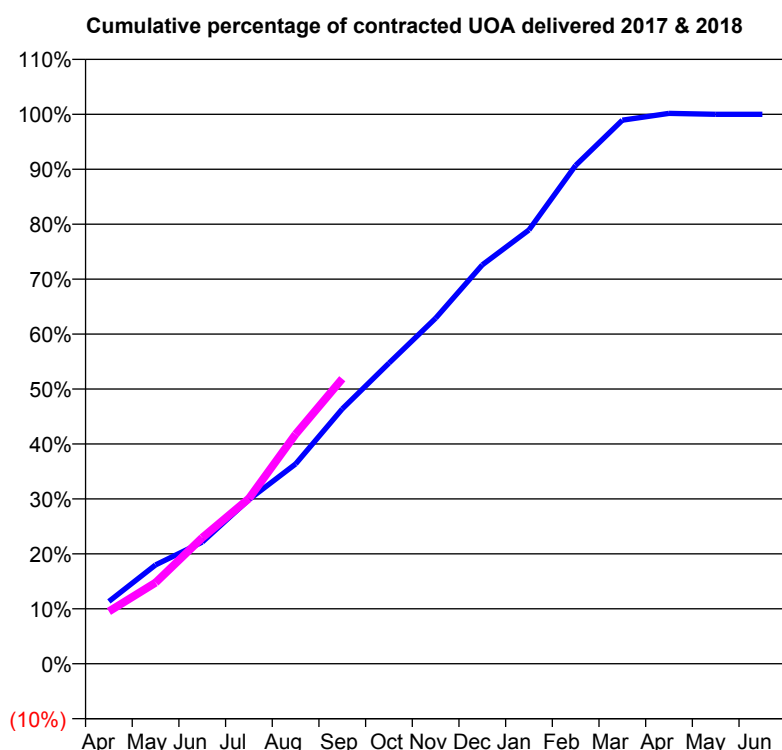
	Contract Quantity	Contract Base Number	Contract *	Region	England
% of all assessments that were assess and fit appliances (rolling 12 month period)	132	146	90.4%	60.8%	58.0%
% of all assessments that were assess and refuse (rolling 12 month period)	0	146	0.0%	9.9%	11.4%
% of all assessments that were assess and review (rolling 12 month period)	14	146	9.6%	29.3%	30.6%
% of terminated courses where treatment was abandoned or discontinued (rolling 12 month period)	3	114	2.6%	8.0%	7.8%
% of completed treatments indicating that PAR score was taken (year to date)	36	48	75.0%	67.9%	64.6%
Rate of removable appliances per 100 fixed appliances - proposed treatment (rolling 12 month period)	8	256	3.13	4.85	5.65
Rate of removable appliances per 100 fixed appliances - completed treatment (rolling 12 month period)	0	1	0.00	4.05	4.78
% of courses of treatment with removable appliances only - proposed treatment (rolling 12 month period)	0	132	0.0%	1.7%	2.0%
% of courses of treatment with removable appliances only - completed treatment (rolling 12 month period)	0	111	0.0%	1.7%	1.5%
% of patients satisfied with the treatment they have received (rolling 12 month period)	2	2	100.0%	96.4%	96.0%

* Figures in italics indicate that the base number is less than 100.

Q69 - Vital Signs Orthodontic At a Glance Contract Report for 169110/0010 - September 2017

Name or company name	Dentalign Orthodontics LLP	17/18 Contracted general activity (UDA)	0
Contract type name	PDS Contract	Carry forward general activity (UDA)	0
Purpose of contract	Orthodontic	17/18 Contracted orthodontic activity (UOA)	13,657
Contract start date	01/04/2013	Carry forward orthodontic activity (UOA)	0
Contract end date	31/03/2018	Baseline contract value	£876,516.09

ACCESS	Contract	England and Wales
24 month ratio of assessments to patient IDs	1.02	1.09

ACTIVITY


Month	Adjusted Scheduled Activity (UOA)	
	2017	2018
April	1,550	1,302
May	2,458	2,016
June	3,025	3,134
July	4,083	4,109
August	4,965	5,706
September	6,335	7,083
October	7,471	
November	8,588	
December	9,915	
January	10,784	
February	12,385	
March	13,510	
April	13,678	
May	13,657	
June	13,657	

QUALITY	Contract Quantity	Contract Base Number	Contract *	Region	England
% of all assessments that were assess and fit appliances (rolling 12 month period)	697	719	96.9%	60.8%	58.0%
% of all assessments that were assess and refuse (rolling 12 month period)	5	719	0.7%	9.9%	11.4%
% of all assessments that were assess and review (rolling 12 month period)	17	719	2.4%	29.3%	30.6%
% of terminated courses where treatment was abandoned or discontinued (rolling 12 month period)	30	582	5.2%	8.0%	7.8%
% of completed treatments indicating that PAR score was taken (year to date)	232	297	78.1%	67.9%	64.6%
Rate of removable appliances per 100 fixed appliances - proposed treatment (rolling 12 month period)	63	1,363	4.62	4.85	5.65
Rate of removable appliances per 100 fixed appliances - completed treatment (rolling 12 month period)	4	133	3.01	4.05	4.78
% of courses of treatment with removable appliances only - proposed treatment (rolling 12 month period)	9	697	1.3%	1.7%	2.0%
% of courses of treatment with removable appliances only - completed treatment (rolling 12 month period)	1	552	0.2%	1.7%	1.5%
% of patients satisfied with the treatment they have received (rolling 12 month period)	15	16	93.8%	96.4%	96.0%

* Figures in italics indicate that the base number is less than 100.

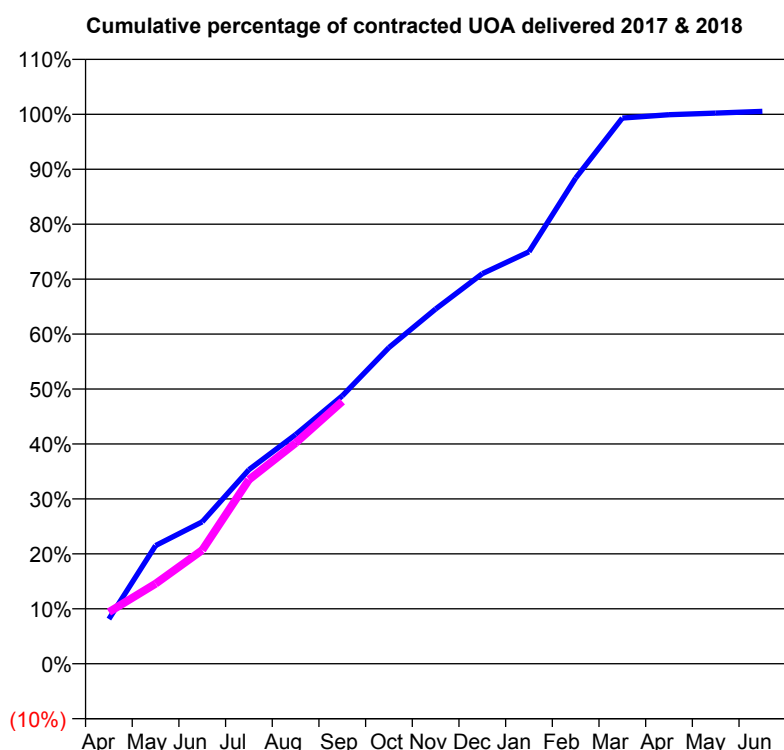
Q69 - Vital Signs Orthodontic At a Glance Contract Report for 169110/0011 - September 2017

Name or company name	Dentalign Orthodontics LLP
Contract type name	PDS Contract
Purpose of contract	Orthodontic
Contract start date	01/04/2013
Contract end date	31/03/2018

17/18 Contracted general activity (UDA)	0
Carry forward general activity (UDA)	0
17/18 Contracted orthodontic activity (UOA)	6,929
Carry forward orthodontic activity (UOA)	0
Baseline contract value	£444,726.95

ACCESS

	Contract	England and Wales
24 month ratio of assessments to patient IDs	1.08	1.09

ACTIVITY


Month	Adjusted Scheduled Activity (UOA)	
	2017	2018
April	564	652
May	1,490	1,009
June	1,790	1,434
July	2,448	2,321
August	2,890	2,783
September	3,379	3,309
October	3,988	
November	4,473	
December	4,919	
January	5,195	
February	6,124	
March	6,881	
April	6,923	
May	6,944	
June	6,965	

QUALITY

	Contract Quantity	Contract Base Number	Contract *	Region	England
% of all assessments that were assess and fit appliances (rolling 12 month period)	330	350	94.3%	60.8%	58.0%
% of all assessments that were assess and refuse (rolling 12 month period)	1	350	0.3%	9.9%	11.4%
% of all assessments that were assess and review (rolling 12 month period)	19	350	5.4%	29.3%	30.6%
% of terminated courses where treatment was abandoned or discontinued (rolling 12 month period)	12	328	3.7%	8.0%	7.8%
% of completed treatments indicating that PAR score was taken (year to date)	48	162	29.6%	67.9%	64.6%
Rate of removable appliances per 100 fixed appliances - proposed treatment (rolling 12 month period)	8	650	1.23	4.85	5.65
Rate of removable appliances per 100 fixed appliances - completed treatment (rolling 12 month period)	4	512	0.78	4.05	4.78
% of courses of treatment with removable appliances only - proposed treatment (rolling 12 month period)	2	330	0.6%	1.7%	2.0%
% of courses of treatment with removable appliances only - completed treatment (rolling 12 month period)	2	316	0.6%	1.7%	1.5%
% of patients satisfied with the treatment they have received (rolling 12 month period)	11	12	91.7%	96.4%	96.0%

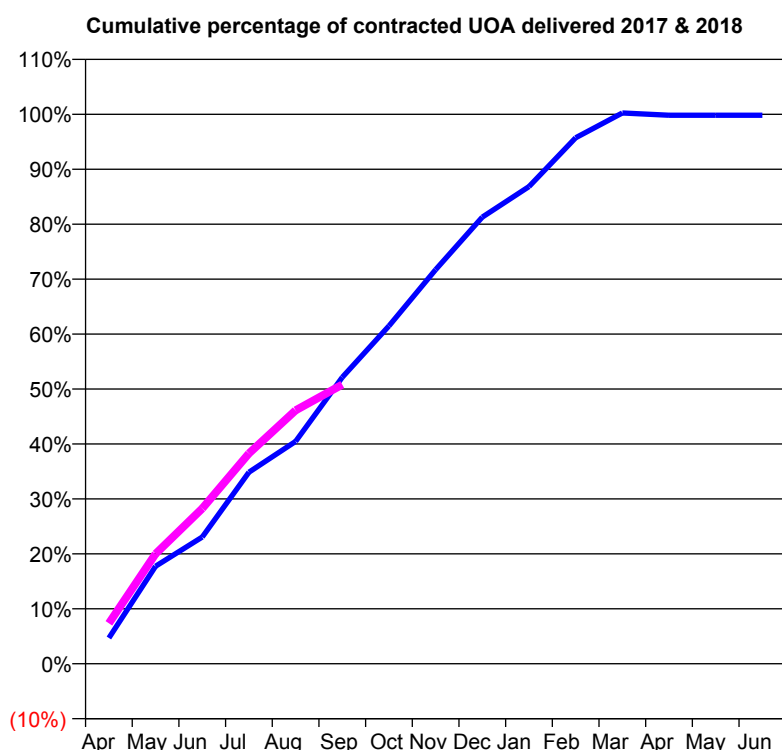
* Figures in italics indicate that the base number is less than 100.

Q69 - Vital Signs Orthodontic At a Glance Contract Report for 169110/0012 - September 2017

Name or company name	Dentalign Orthodontics LLP
Contract type name	PDS Contract
Purpose of contract	Orthodontic
Contract start date	01/04/2013
Contract end date	31/03/2018

17/18 Contracted general activity (UDA)	0
Carry forward general activity (UDA)	0
17/18 Contracted orthodontic activity (UOA)	9,474
Carry forward orthodontic activity (UOA)	16
Baseline contract value	£608,065.28

ACCESS	Contract	England and Wales
24 month ratio of assessments to patient IDs	1.04	1.09

ACTIVITY


Month	Adjusted Scheduled Activity (UOA)	
	2017	2018
April	445	698
May	1,682	1,895
June	2,186	2,677
July	3,303	3,627
August	3,834	4,370
September	4,939	4,812
October	5,824	
November	6,794	
December	7,701	
January	8,227	
February	9,069	
March	9,497	
April	9,458	
May	9,458	
June	9,458	

QUALITY	Contract Quantity	Contract Base Number	Contract *	Region	England
% of all assessments that were assess and fit appliances (rolling 12 month period)	454	488	93.0%	60.8%	58.0%
% of all assessments that were assess and refuse (rolling 12 month period)	1	488	0.2%	9.9%	11.4%
% of all assessments that were assess and review (rolling 12 month period)	33	488	6.8%	29.3%	30.6%
% of terminated courses where treatment was abandoned or discontinued (rolling 12 month period)	6	344	1.7%	8.0%	7.8%
% of completed treatments indicating that PAR score was taken (year to date)	108	202	53.5%	67.9%	64.6%
Rate of removable appliances per 100 fixed appliances - proposed treatment (rolling 12 month period)	29	880	3.30	4.85	5.65
Rate of removable appliances per 100 fixed appliances - completed treatment (rolling 12 month period)	4	418	0.96	4.05	4.78
% of courses of treatment with removable appliances only - proposed treatment (rolling 12 month period)	2	454	0.4%	1.7%	2.0%
% of courses of treatment with removable appliances only - completed treatment (rolling 12 month period)	3	338	0.9%	1.7%	1.5%
% of patients satisfied with the treatment they have received (rolling 12 month period)	6	7	85.7%	96.4%	96.0%

* Figures in italics indicate that the base number is less than 100.

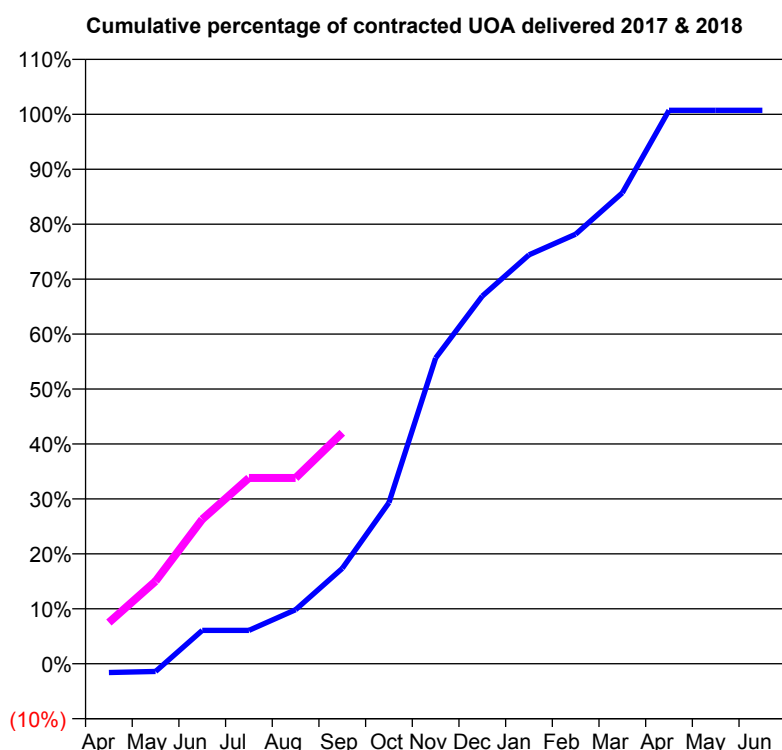
Q69 - Vital Signs Orthodontic At a Glance Contract Report for 169110/0013 - September 2017

Name or company name	Dentalign Orthodontics LLP
Contract type name	PDS Contract
Purpose of contract	Orthodontic
Contract start date	01/04/2013
Contract end date	31/03/2018

17/18 Contracted general activity (UDA)	0
Carry forward general activity (UDA)	0
17/18 Contracted orthodontic activity (UOA)	559
Carry forward orthodontic activity (UOA)	0
Baseline contract value	£35,892.57

ACCESS

	Contract	England and Wales
24 month ratio of assessments to patient IDs	1.02	1.09

ACTIVITY


Month	Adjusted Scheduled Activity (UOA)	
	2017	2018
April	-9	42
May	-8	84
June	34	147
July	34	189
August	55	189
September	97	235
October	164	
November	311	
December	374	
January	416	
February	437	
March	479	
April	563	
May	563	
June	563	

QUALITY

	Contract Quantity	Contract Base Number	Contract *	Region	England
% of all assessments that were assess and fit appliances (rolling 12 month period)	35	35	100.0%	60.8%	58.0%
% of all assessments that were assess and refuse (rolling 12 month period)	0	35	0.0%	9.9%	11.4%
% of all assessments that were assess and review (rolling 12 month period)	0	35	0.0%	29.3%	30.6%
% of terminated courses where treatment was abandoned or discontinued (rolling 12 month period)	1	7	14.3%	8.0%	7.8%
% of completed treatments indicating that PAR score was taken (year to date)	3	3	100.0%	67.9%	64.6%
Rate of removable appliances per 100 fixed appliances - proposed treatment (rolling 12 month period)	8	64	12.50	4.85	5.65
Rate of removable appliances per 100 fixed appliances - completed treatment (rolling 12 month period)	0	12	0.00	4.05	4.78
% of courses of treatment with removable appliances only - proposed treatment (rolling 12 month period)	2	35	5.7%	1.7%	2.0%
% of courses of treatment with removable appliances only - completed treatment (rolling 12 month period)	0	6	0.0%	1.7%	1.5%
% of patients satisfied with the treatment they have received (rolling 12 month period)	1	1	100.0%	96.4%	96.0%

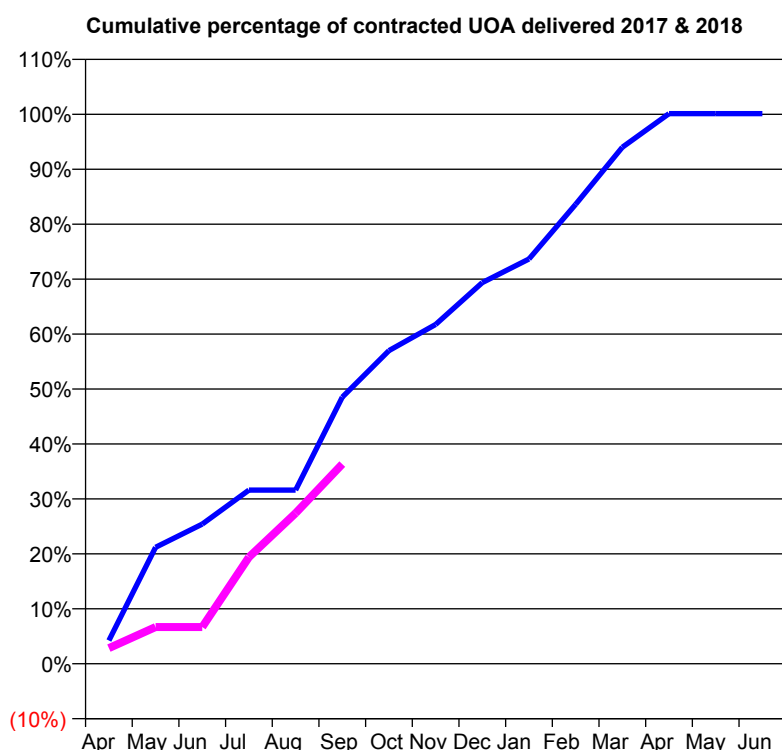
* Figures in italics indicate that the base number is less than 100.

Q69 - Vital Signs Orthodontic At a Glance Contract Report for 169110/0014 - September 2017

Name or company name	Dentalign Orthodontics LLP
Contract type name	PDS Contract
Purpose of contract	Orthodontic
Contract start date	01/04/2013
Contract end date	31/03/2018

17/18 Contracted general activity (UDA)	0
Carry forward general activity (UDA)	0
17/18 Contracted orthodontic activity (UOA)	4,468
Carry forward orthodontic activity (UOA)	0
Baseline contract value	£286,747.99

ACCESS	Contract	England and Wales
24 month ratio of assessments to patient IDs	1.08	1.09

ACTIVITY


Month	Adjusted Scheduled Activity (UOA)	
	2017	2018
April	189	127
May	947	299
June	1,136	299
July	1,412	867
August	1,412	1,225
September	2,168	1,624
October	2,546	
November	2,759	
December	3,099	
January	3,291	
February	3,736	
March	4,200	
April	4,473	
May	4,473	
June	4,473	

QUALITY	Contract Quantity	Contract Base Number	Contract *	Region	England
% of all assessments that were assess and fit appliances (rolling 12 month period)	187	221	84.6%	60.8%	58.0%
% of all assessments that were assess and refuse (rolling 12 month period)	20	221	9.0%	9.9%	11.4%
% of all assessments that were assess and review (rolling 12 month period)	14	221	6.3%	29.3%	30.6%
% of terminated courses where treatment was abandoned or discontinued (rolling 12 month period)	7	163	4.3%	8.0%	7.8%
% of completed treatments indicating that PAR score was taken (year to date)	40	64	62.5%	67.9%	64.6%
Rate of removable appliances per 100 fixed appliances - proposed treatment (rolling 12 month period)	8	359	2.23	4.85	5.65
Rate of removable appliances per 100 fixed appliances - completed treatment (rolling 12 month period)	0	4	0.00	4.05	4.78
% of courses of treatment with removable appliances only - proposed treatment (rolling 12 month period)	1	187	0.5%	1.7%	2.0%
% of courses of treatment with removable appliances only - completed treatment (rolling 12 month period)	0	156	0.0%	1.7%	1.5%
% of patients satisfied with the treatment they have received (rolling 12 month period)	6	6	100.0%	96.4%	96.0%

* Figures in italics indicate that the base number is less than 100.

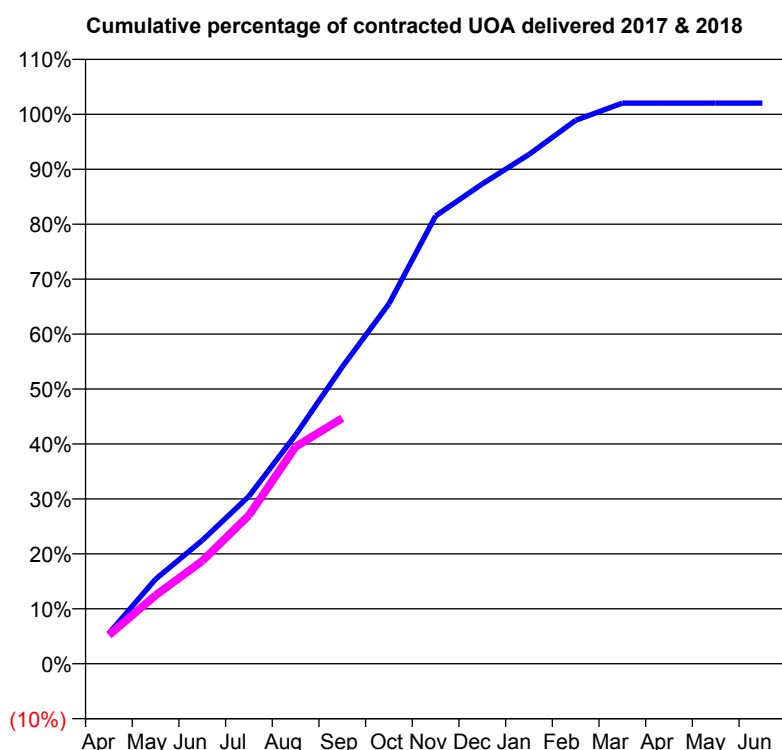
Q69 - Vital Signs Orthodontic At a Glance Contract Report for 180750/0001 - September 2017

Name or company name	MR AL DAVEY AND MR N OROLOGA
Contract type name	PDS Contract
Purpose of contract	Orthodontic
Contract start date	01/01/2014
Contract end date	31/03/2018

17/18 Contracted general activity (UDA)	0
Carry forward general activity (UDA)	0
17/18 Contracted orthodontic activity (UOA)	2,021
Carry forward orthodontic activity (UOA)	0
Baseline contract value	£129,722.62

ACCESS

	Contract	England and Wales
24 month ratio of assessments to patient IDs	1.08	1.09

ACTIVITY


Month	Adjusted Scheduled Activity (UOA)	
	2017	2018
April	112	105
May	311	252
June	454	378
July	616	546
August	842	798
September	1,092	903
October	1,324	
November	1,647	
December	1,765	
January	1,873	
February	1,999	
March	2,062	
April	2,062	
May	2,062	
June	2,062	

QUALITY

	Contract Quantity	Contract Base Number	Contract *	Region	England
% of all assessments that were assess and fit appliances (rolling 12 month period)	85	173	49.1%	60.8%	58.0%
% of all assessments that were assess and refuse (rolling 12 month period)	0	173	0.0%	9.9%	11.4%
% of all assessments that were assess and review (rolling 12 month period)	88	173	50.9%	29.3%	30.6%
% of terminated courses where treatment was abandoned or discontinued (rolling 12 month period)	0	140	0.0%	8.0%	7.8%
% of completed treatments indicating that PAR score was taken (year to date)	79	79	100.0%	67.9%	64.6%
Rate of removable appliances per 100 fixed appliances - proposed treatment (rolling 12 month period)	0	170	0.00	4.85	5.65
Rate of removable appliances per 100 fixed appliances - completed treatment (rolling 12 month period)	1	278	0.36	4.05	4.78
% of courses of treatment with removable appliances only - proposed treatment (rolling 12 month period)	0	85	0.0%	1.7%	2.0%
% of courses of treatment with removable appliances only - completed treatment (rolling 12 month period)	0	140	0.0%	1.7%	1.5%
% of patients satisfied with the treatment they have received (rolling 12 month period)	7	8	87.5%	96.4%	96.0%

* Figures in italics indicate that the base number is less than 100.

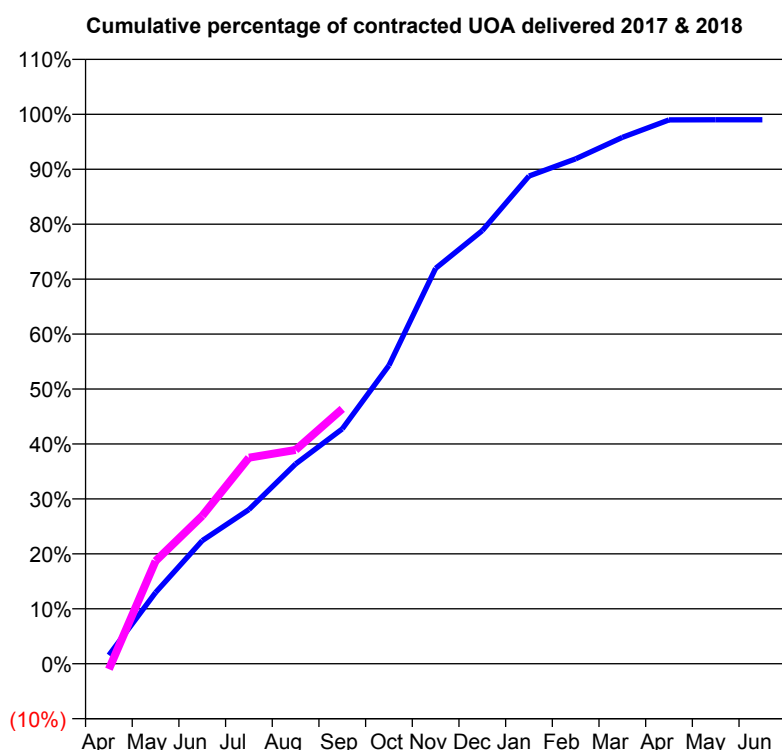
Q69 - Vital Signs Orthodontic At a Glance Contract Report for 183164/0001 - September 2017

Name or company name	Smiles Better Orthodontics Ltd
Contract type name	PDS Contract
Purpose of contract	Orthodontic
Contract start date	01/04/2010
Contract end date	31/03/2018

17/18 Contracted general activity (UDA)	0
Carry forward general activity (UDA)	0
17/18 Contracted orthodontic activity (UOA)	6,736
Carry forward orthodontic activity (UOA)	68
Baseline contract value	£432,365.96

ACCESS

	Contract	England and Wales
24 month ratio of assessments to patient IDs	1.11	1.09

ACTIVITY


Month	Adjusted Scheduled Activity (UOA)	
	2017	2018
April	105	-68
May	874	1,259
June	1,509	1,814
July	1,890	2,526
August	2,449	2,621
September	2,879	3,125
October	3,658	
November	4,847	
December	5,310	
January	5,979	
February	6,189	
March	6,453	
April	6,666	
May	6,668	
June	6,668	

QUALITY

	Contract Quantity	Contract Base Number	Contract *	Region	England
% of all assessments that were assess and fit appliances (rolling 12 month period)	308	833	37.0%	60.8%	58.0%
% of all assessments that were assess and refuse (rolling 12 month period)	138	833	16.6%	9.9%	11.4%
% of all assessments that were assess and review (rolling 12 month period)	387	833	46.5%	29.3%	30.6%
% of terminated courses where treatment was abandoned or discontinued (rolling 12 month period)	17	298	5.7%	8.0%	7.8%
% of completed treatments indicating that PAR score was taken (year to date)	39	129	30.2%	67.9%	64.6%
Rate of removable appliances per 100 fixed appliances - proposed treatment (rolling 12 month period)	20	575	3.48	4.85	5.65
Rate of removable appliances per 100 fixed appliances - completed treatment (rolling 12 month period)	14	498	2.81	4.05	4.78
% of courses of treatment with removable appliances only - proposed treatment (rolling 12 month period)	2	308	0.6%	1.7%	2.0%
% of courses of treatment with removable appliances only - completed treatment (rolling 12 month period)	1	281	0.4%	1.7%	1.5%
% of patients satisfied with the treatment they have received (rolling 12 month period)	15	17	88.2%	96.4%	96.0%

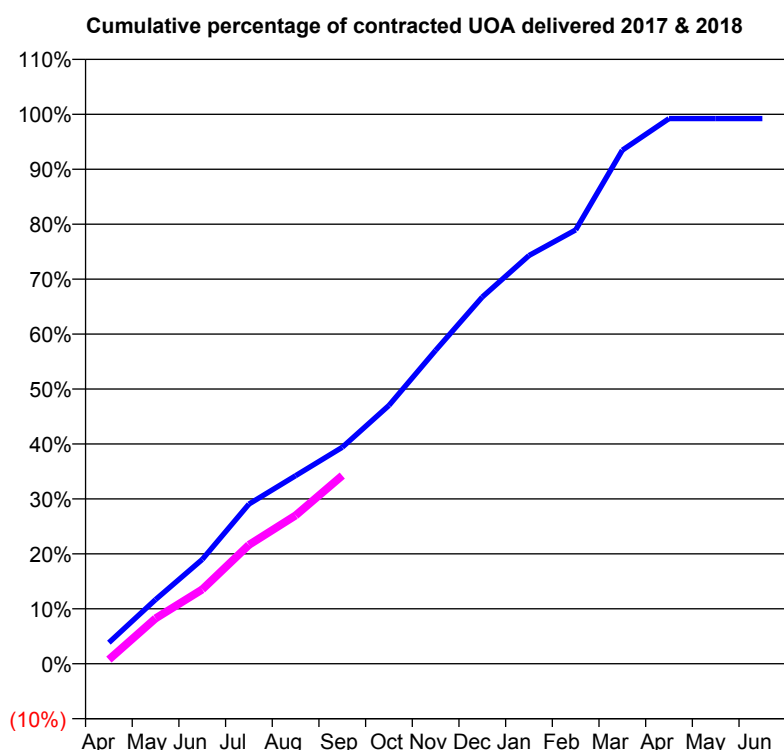
* Figures in italics indicate that the base number is less than 100.

Q69 - Vital Signs Orthodontic At a Glance Contract Report for 184241/0001 - September 2017

Name or company name	Newbury Orthodontic Centre
Contract type name	PDS Contract
Purpose of contract	Orthodontic
Contract start date	01/11/2015
Contract end date	31/03/2018

17/18 Contracted general activity (UDA)	0
Carry forward general activity (UDA)	0
17/18 Contracted orthodontic activity (UOA)	11,631
Carry forward orthodontic activity (UOA)	93
Baseline contract value	£746,517.11

ACCESS	Contract	England and Wales
24 month ratio of assessments to patient IDs	1.08	1.09

ACTIVITY


Month	Adjusted Scheduled Activity (UOA)	
	2017	2018
April	448	88
May	1,359	961
June	2,208	1,573
July	3,381	2,516
August	3,982	3,139
September	4,583	3,983
October	5,468	
November	6,636	
December	7,763	
January	8,641	
February	9,184	
March	10,871	
April	11,539	
May	11,539	
June	11,539	

QUALITY

	Contract Quantity	Contract Base Number	Contract *	Region	England
% of all assessments that were assess and fit appliances (rolling 12 month period)	515	899	57.3%	60.8%	58.0%
% of all assessments that were assess and refuse (rolling 12 month period)	183	899	20.4%	9.9%	11.4%
% of all assessments that were assess and review (rolling 12 month period)	201	899	22.4%	29.3%	30.6%
% of terminated courses where treatment was abandoned or discontinued (rolling 12 month period)	18	483	3.7%	8.0%	7.8%
% of completed treatments indicating that PAR score was taken (year to date)	203	227	89.4%	67.9%	64.6%
Rate of removable appliances per 100 fixed appliances - proposed treatment (rolling 12 month period)	28	1,004	2.79	4.85	5.65
Rate of removable appliances per 100 fixed appliances - completed treatment (rolling 12 month period)	28	903	3.10	4.05	4.78
% of courses of treatment with removable appliances only - proposed treatment (rolling 12 month period)	10	515	1.9%	1.7%	2.0%
% of courses of treatment with removable appliances only - completed treatment (rolling 12 month period)	13	465	2.8%	1.7%	1.5%
% of patients satisfied with the treatment they have received (rolling 12 month period)	25	27	92.6%	96.4%	96.0%

* Figures in italics indicate that the base number is less than 100.

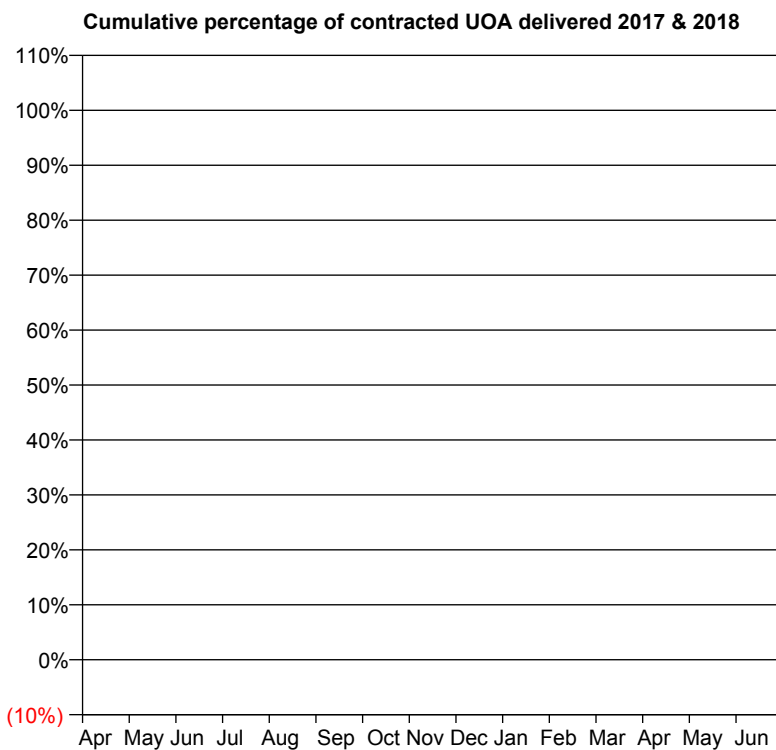
Q69 - Vital Signs Orthodontic At a Glance Contract Report for 186201/0001 - September 2017

Name or company name	Perfect Smile Bracknell Limited
Contract type name	GDS Contract
Purpose of contract	General
Contract start date	01/11/2014
Contract end date	

17/18 Contracted general activity (UDA)	48,508
Carry forward general activity (UDA)	1,856
17/18 Contracted orthodontic activity (UOA)	0
Carry forward orthodontic activity (UOA)	0
Baseline contract value	£1,219,032.85

ACCESS

	Contract	England and Wales
24 month ratio of assessments to patient IDs	1.00	1.09

ACTIVITY


Adjusted Scheduled Activity (UOA)		
Month	2017	2018
April	0	0
May	0	1
June	0	1
July	0	2
August	0	3
September	0	3
October	0	
November	0	
December	0	
January	21	
February	21	
March	21	
April	22	
May	22	
June	22	

QUALITY

	Contract Quantity	Contract Base Number	Contract *	Region	England
% of all assessments that were assess and fit appliances (rolling 12 month period)	1	5	20.0%	60.8%	58.0%
% of all assessments that were assess and refuse (rolling 12 month period)	2	5	40.0%	9.9%	11.4%
% of all assessments that were assess and review (rolling 12 month period)	2	5	40.0%	29.3%	30.6%
% of terminated courses where treatment was abandoned or discontinued (rolling 12 month period)	0	1	0.0%	8.0%	7.8%
% of completed treatments indicating that PAR score was taken (year to date)	1	1	100.0%	67.9%	64.6%
Rate of removable appliances per 100 fixed appliances - proposed treatment (rolling 12 month period)	0	0	N/A	4.85	5.65
Rate of removable appliances per 100 fixed appliances - completed treatment (rolling 12 month period)	0	2	0.00	4.05	4.78
% of courses of treatment with removable appliances only - proposed treatment (rolling 12 month period)	0	1	0.0%	1.7%	2.0%
% of courses of treatment with removable appliances only - completed treatment (rolling 12 month period)	0	1	0.0%	1.7%	1.5%
% of patients satisfied with the treatment they have received (rolling 12 month period)	0	0	N/A	96.4%	96.0%

* Figures in italics indicate that the base number is less than 100.

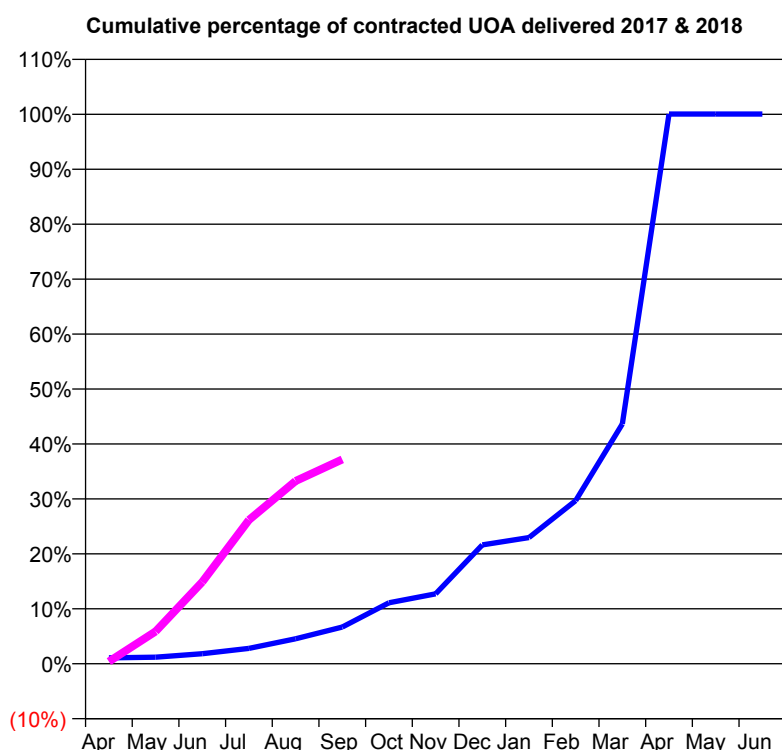
Q69 - Vital Signs Orthodontic At a Glance Contract Report for 186872/0004 - September 2017

Name or company name	ORTHOWORLD 2000 LTD
Contract type name	PDS Contract
Purpose of contract	Orthodontic
Contract start date	01/04/2006
Contract end date	31/03/2018

17/18 Contracted general activity (UDA)	0
Carry forward general activity (UDA)	0
17/18 Contracted orthodontic activity (UOA)	5,323
Carry forward orthodontic activity (UOA)	0
Baseline contract value	£341,669.24

ACCESS

	Contract	England and Wales
24 month ratio of assessments to patient IDs	1.28	1.09

ACTIVITY


Month	Adjusted Scheduled Activity (UOA)	
	2017	2018
April	58	21
May	64	313
June	97	793
July	149	1,393
August	242	1,770
September	356	1,980
October	591	
November	677	
December	1,152	
January	1,222	
February	1,581	
March	2,323	
April	5,325	
May	5,325	
June	5,325	

QUALITY

	Contract Quantity	Contract Base Number	Contract *	Region	England
% of all assessments that were assess and fit appliances (rolling 12 month period)	310	751	41.3%	60.8%	58.0%
% of all assessments that were assess and refuse (rolling 12 month period)	51	751	6.8%	9.9%	11.4%
% of all assessments that were assess and review (rolling 12 month period)	390	751	51.9%	29.3%	30.6%
% of terminated courses where treatment was abandoned or discontinued (rolling 12 month period)	51	257	19.8%	8.0%	7.8%
% of completed treatments indicating that PAR score was taken (year to date)	74	150	49.3%	67.9%	64.6%
Rate of removable appliances per 100 fixed appliances - proposed treatment (rolling 12 month period)	0	605	0.00	4.85	5.65
Rate of removable appliances per 100 fixed appliances - completed treatment (rolling 12 month period)	36	385	9.35	4.05	4.78
% of courses of treatment with removable appliances only - proposed treatment (rolling 12 month period)	0	310	0.0%	1.7%	2.0%
% of courses of treatment with removable appliances only - completed treatment (rolling 12 month period)	2	206	1.0%	1.7%	1.5%
% of patients satisfied with the treatment they have received (rolling 12 month period)	13	13	100.0%	96.4%	96.0%

* Figures in italics indicate that the base number is less than 100.

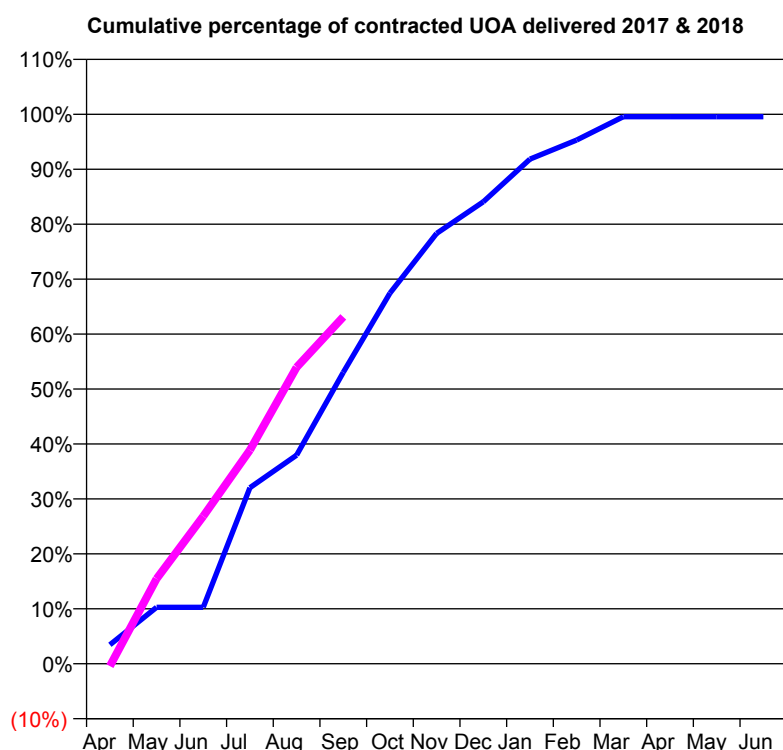
Q69 - Vital Signs Orthodontic At a Glance Contract Report for 193607/0001 - September 2017

Name or company name	Witney Brace Place
Contract type name	PDS Contract
Purpose of contract	Orthodontic
Contract start date	12/12/2011
Contract end date	31/03/2018

17/18 Contracted general activity (UDA)	0
Carry forward general activity (UDA)	0
17/18 Contracted orthodontic activity (UOA)	6,487
Carry forward orthodontic activity (UOA)	29
Baseline contract value	£416,383.31

ACCESS

	Contract	England and Wales
24 month ratio of assessments to patient IDs	1.13	1.09

ACTIVITY


Month	Adjusted Scheduled Activity (UOA)	
	2017	2018
April	225	-29
May	666	1,003
June	666	1,742
July	2,078	2,523
August	2,463	3,501
September	3,441	4,095
October	4,375	
November	5,081	
December	5,454	
January	5,957	
February	6,182	
March	6,458	
April	6,458	
May	6,458	
June	6,458	

QUALITY

	Contract Quantity	Contract Base Number	Contract *	Region	England
% of all assessments that were assess and fit appliances (rolling 12 month period)	305	1,109	27.5%	60.8%	58.0%
% of all assessments that were assess and refuse (rolling 12 month period)	148	1,109	13.3%	9.9%	11.4%
% of all assessments that were assess and review (rolling 12 month period)	656	1,109	59.2%	29.3%	30.6%
% of terminated courses where treatment was abandoned or discontinued (rolling 12 month period)	6	294	2.0%	8.0%	7.8%
% of completed treatments indicating that PAR score was taken (year to date)	0	154	0.0%	67.9%	64.6%
Rate of removable appliances per 100 fixed appliances - proposed treatment (rolling 12 month period)	6	515	1.17	4.85	5.65
Rate of removable appliances per 100 fixed appliances - completed treatment (rolling 12 month period)	4	434	0.92	4.05	4.78
% of courses of treatment with removable appliances only - proposed treatment (rolling 12 month period)	4	305	1.3%	1.7%	2.0%
% of courses of treatment with removable appliances only - completed treatment (rolling 12 month period)	4	288	1.4%	1.7%	1.5%
% of patients satisfied with the treatment they have received (rolling 12 month period)	15	15	100.0%	96.4%	96.0%

* Figures in italics indicate that the base number is less than 100.

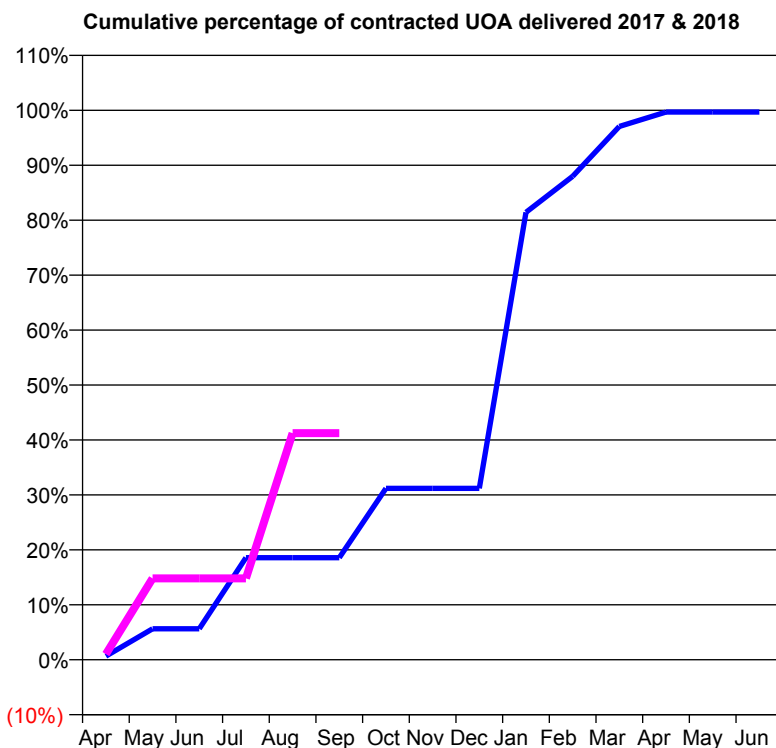
Q69 - Vital Signs Orthodontic At a Glance Contract Report for 195332/0001 - September 2017

Name or company name	Oxford Orthodontics Ltd
Contract type name	PDS Contract
Purpose of contract	Orthodontic
Contract start date	01/10/2015
Contract end date	31/03/2018

17/18 Contracted general activity (UDA)	0
Carry forward general activity (UDA)	0
17/18 Contracted orthodontic activity (UOA)	7,784
Carry forward orthodontic activity (UOA)	25
Baseline contract value	£499,634.29

ACCESS

	Contract	England and Wales
24 month ratio of assessments to patient IDs	1.03	1.09

ACTIVITY


Month	Adjusted Scheduled Activity (UOA)	
	2017	2018
April	52	80
May	439	1,154
June	439	1,154
July	1,446	1,154
August	1,446	3,210
September	1,446	3,210
October	2,428	
November	2,428	
December	2,428	
January	6,338	
February	6,848	
March	7,554	
April	7,759	
May	7,759	
June	7,759	

QUALITY

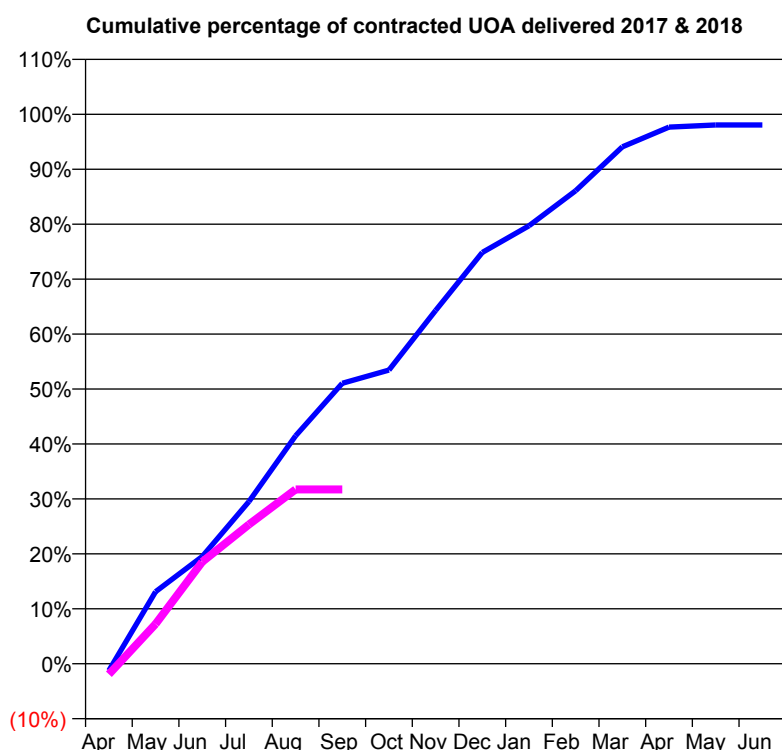
	Contract Quantity	Contract Base Number	Contract *	Region	England
% of all assessments that were assess and fit appliances (rolling 12 month period)	433	905	47.8%	60.8%	58.0%
% of all assessments that were assess and refuse (rolling 12 month period)	180	905	19.9%	9.9%	11.4%
% of all assessments that were assess and review (rolling 12 month period)	292	905	32.3%	29.3%	30.6%
% of terminated courses where treatment was abandoned or discontinued (rolling 12 month period)	14	369	3.8%	8.0%	7.8%
% of completed treatments indicating that PAR score was taken (year to date)	20	94	21.3%	67.9%	64.6%
Rate of removable appliances per 100 fixed appliances - proposed treatment (rolling 12 month period)	17	854	1.99	4.85	5.65
Rate of removable appliances per 100 fixed appliances - completed treatment (rolling 12 month period)	3	689	0.44	4.05	4.78
% of courses of treatment with removable appliances only - proposed treatment (rolling 12 month period)	1	433	0.2%	1.7%	2.0%
% of courses of treatment with removable appliances only - completed treatment (rolling 12 month period)	2	355	0.6%	1.7%	1.5%
% of patients satisfied with the treatment they have received (rolling 12 month period)	11	11	100.0%	96.4%	96.0%

* Figures in italics indicate that the base number is less than 100.

Q69 - Vital Signs Orthodontic At a Glance Contract Report for 196355/0003 - September 2017

Name or company name	Ortho-Tek Limited	17/18 Contracted general activity (UDA)	0
Contract type name	PDS Contract	Carry forward general activity (UDA)	0
Purpose of contract	Orthodontic	17/18 Contracted orthodontic activity (UOA)	5,265
Contract start date	01/04/2013	Carry forward orthodontic activity (UOA)	102
Contract end date	31/03/2018	Baseline contract value	£337,890.51

ACCESS	Contract	England and Wales
24 month ratio of assessments to patient IDs	1.03	1.09

ACTIVITY


Month	Adjusted Scheduled Activity (UOA)	
	2017	2018
April	-66	-102
May	691	381
June	1,028	977
July	1,554	1,334
August	2,184	1,671
September	2,688	1,671
October	2,814	
November	3,385	
December	3,941	
January	4,197	
February	4,533	
March	4,953	
April	5,142	
May	5,163	
June	5,163	

QUALITY

	Contract Quantity	Contract Base Number	Contract *	Region	England
% of all assessments that were assess and fit appliances (rolling 12 month period)	207	209	99.0%	60.8%	58.0%
% of all assessments that were assess and refuse (rolling 12 month period)	2	209	1.0%	9.9%	11.4%
% of all assessments that were assess and review (rolling 12 month period)	0	209	0.0%	29.3%	30.6%
% of terminated courses where treatment was abandoned or discontinued (rolling 12 month period)	13	171	7.6%	8.0%	7.8%
% of completed treatments indicating that PAR score was taken (year to date)	18	51	35.3%	67.9%	64.6%
Rate of removable appliances per 100 fixed appliances - proposed treatment (rolling 12 month period)	4	405	0.99	4.85	5.65
Rate of removable appliances per 100 fixed appliances - completed treatment (rolling 12 month period)	0	311	0.00	4.05	4.78
% of courses of treatment with removable appliances only - proposed treatment (rolling 12 month period)	2	207	1.0%	1.7%	2.0%
% of courses of treatment with removable appliances only - completed treatment (rolling 12 month period)	0	158	0.0%	1.7%	1.5%
% of patients satisfied with the treatment they have received (rolling 12 month period)	8	8	100.0%	96.4%	96.0%

* Figures in italics indicate that the base number is less than 100.

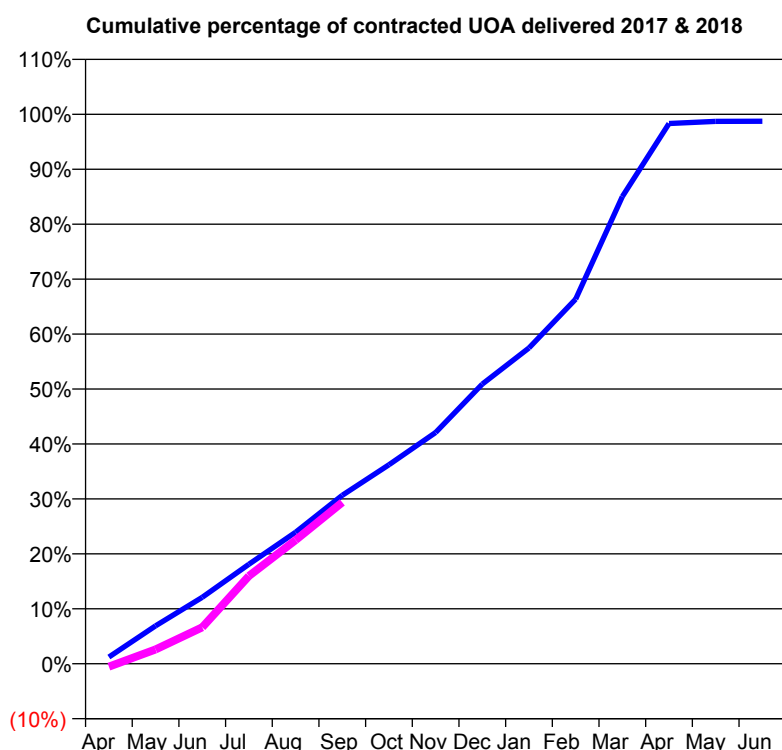
Q69 - Vital Signs Orthodontic At a Glance Contract Report for 234249/0002 - September 2017

Name or company name	The Orthodontic Centre (Reading) Ltd
Contract type name	PDS Contract
Purpose of contract	Orthodontic
Contract start date	01/04/2013
Contract end date	31/03/2018

17/18 Contracted general activity (UDA)	0
Carry forward general activity (UDA)	0
17/18 Contracted orthodontic activity (UOA)	32,639
Carry forward orthodontic activity (UOA)	412
Baseline contract value	£2,094,812.44

ACCESS

	Contract	England and Wales
24 month ratio of assessments to patient IDs	1.09	1.09

ACTIVITY


Month	Adjusted Scheduled Activity (UOA)	
	2017	2018
April	398	-180
May	2,256	855
June	3,952	2,166
July	5,909	5,214
August	7,813	7,350
September	10,005	9,586
October	11,818	
November	13,737	
December	16,614	
January	18,758	
February	21,659	
March	27,750	
April	32,087	
May	32,219	
June	32,227	

QUALITY

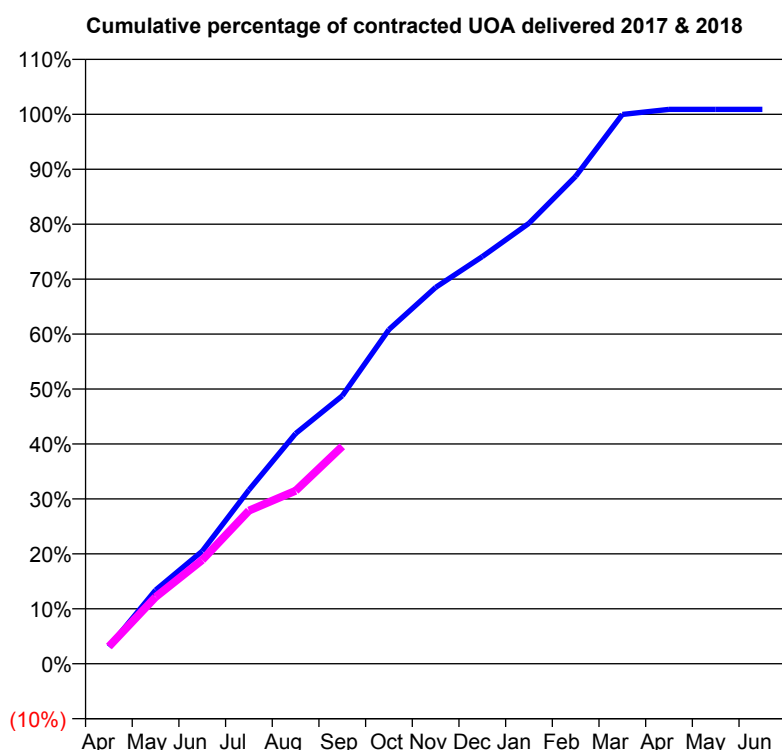
	Contract Quantity	Contract Base Number	Contract *	Region	England
% of all assessments that were assess and fit appliances (rolling 12 month period)	1,480	3,126	47.3%	60.8%	58.0%
% of all assessments that were assess and refuse (rolling 12 month period)	489	3,126	15.6%	9.9%	11.4%
% of all assessments that were assess and review (rolling 12 month period)	1,157	3,126	37.0%	29.3%	30.6%
% of terminated courses where treatment was abandoned or discontinued (rolling 12 month period)	56	1,183	4.7%	8.0%	7.8%
% of completed treatments indicating that PAR score was taken (year to date)	560	618	90.6%	67.9%	64.6%
Rate of removable appliances per 100 fixed appliances - proposed treatment (rolling 12 month period)	874	2,907	30.07	4.85	5.65
Rate of removable appliances per 100 fixed appliances - completed treatment (rolling 12 month period)	415	2,077	19.98	4.05	4.78
% of courses of treatment with removable appliances only - proposed treatment (rolling 12 month period)	25	1,480	1.7%	1.7%	2.0%
% of courses of treatment with removable appliances only - completed treatment (rolling 12 month period)	30	1,127	2.7%	1.7%	1.5%
% of patients satisfied with the treatment they have received (rolling 12 month period)	58	59	98.3%	96.4%	96.0%

* Figures in italics indicate that the base number is less than 100.

Q69 - Vital Signs Orthodontic At a Glance Contract Report for 274895/0002 - September 2017

Name or company name	MR AL DAVEY	17/18 Contracted general activity (UDA)	0
Contract type name	PDS Contract	Carry forward general activity (UDA)	0
Purpose of contract	Orthodontic	17/18 Contracted orthodontic activity (UOA)	4,670
Contract start date	01/04/2006	Carry forward orthodontic activity (UOA)	0
Contract end date	31/03/2018	Baseline contract value	£299,754.90

ACCESS	Contract	England and Wales
24 month ratio of assessments to patient IDs	1.04	1.09

ACTIVITY


Month	Adjusted Scheduled Activity (UOA)	
	2017	2018
April	144	147
May	626	567
June	957	882
July	1,477	1,302
August	1,957	1,470
September	2,277	1,848
October	2,840	
November	3,199	
December	3,460	
January	3,744	
February	4,143	
March	4,669	
April	4,711	
May	4,711	
June	4,711	

QUALITY

	Contract Quantity	Contract Base Number	Contract *	Region	England
% of all assessments that were assess and fit appliances (rolling 12 month period)	201	262	76.7%	60.8%	58.0%
% of all assessments that were assess and refuse (rolling 12 month period)	0	262	0.0%	9.9%	11.4%
% of all assessments that were assess and review (rolling 12 month period)	61	262	23.3%	29.3%	30.6%
% of terminated courses where treatment was abandoned or discontinued (rolling 12 month period)	2	204	1.0%	8.0%	7.8%
% of completed treatments indicating that PAR score was taken (year to date)	117	117	100.0%	67.9%	64.6%
Rate of removable appliances per 100 fixed appliances - proposed treatment (rolling 12 month period)	0	402	0.00	4.85	5.65
Rate of removable appliances per 100 fixed appliances - completed treatment (rolling 12 month period)	0	403	0.00	4.05	4.78
% of courses of treatment with removable appliances only - proposed treatment (rolling 12 month period)	0	201	0.0%	1.7%	2.0%
% of courses of treatment with removable appliances only - completed treatment (rolling 12 month period)	0	202	0.0%	1.7%	1.5%
% of patients satisfied with the treatment they have received (rolling 12 month period)	13	13	100.0%	96.4%	96.0%

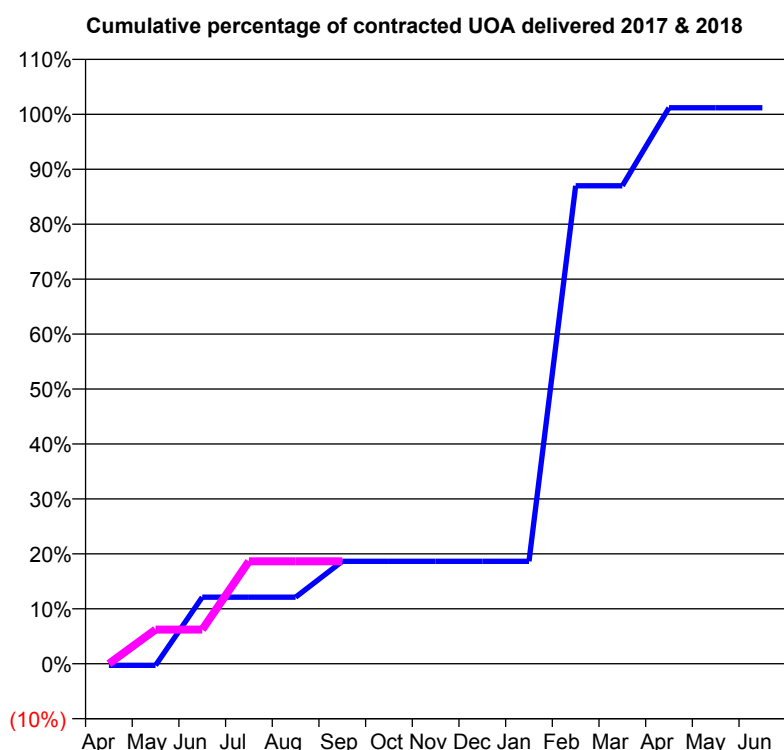
* Figures in italics indicate that the base number is less than 100.

Q69 - Vital Signs Orthodontic At a Glance Contract Report for 321737/0001 - September 2017

Name or company name	MISS JA KESKA
Contract type name	PDS Contract
Purpose of contract	Orthodontic
Contract start date	01/04/2006
Contract end date	31/03/2018

17/18 Contracted general activity (UDA)	0
Carry forward general activity (UDA)	0
17/18 Contracted orthodontic activity (UOA)	338
Carry forward orthodontic activity (UOA)	0
Baseline contract value	£21,695.32

ACCESS	Contract	England and Wales
24 month ratio of assessments to patient IDs	1.00	1.09

ACTIVITY


Month	Adjusted Scheduled Activity (UOA)	
	2017	2018
April	-1	0
May	-1	21
June	41	21
July	41	63
August	41	63
September	63	63
October	63	
November	63	
December	63	
January	63	
February	294	
March	294	
April	342	
May	342	
June	342	

QUALITY

	Contract Quantity	Contract Base Number	Contract *	Region	England
% of all assessments that were assess and fit appliances (rolling 12 month period)	16	23	69.6%	60.8%	58.0%
% of all assessments that were assess and refuse (rolling 12 month period)	3	23	13.0%	9.9%	11.4%
% of all assessments that were assess and review (rolling 12 month period)	4	23	17.4%	29.3%	30.6%
% of terminated courses where treatment was abandoned or discontinued (rolling 12 month period)	0	25	0.0%	8.0%	7.8%
% of completed treatments indicating that PAR score was taken (year to date)	7	9	77.8%	67.9%	64.6%
Rate of removable appliances per 100 fixed appliances - proposed treatment (rolling 12 month period)	1	32	3.13	4.85	5.65
Rate of removable appliances per 100 fixed appliances - completed treatment (rolling 12 month period)	0	48	0.00	4.05	4.78
% of courses of treatment with removable appliances only - proposed treatment (rolling 12 month period)	0	16	0.0%	1.7%	2.0%
% of courses of treatment with removable appliances only - completed treatment (rolling 12 month period)	0	25	0.0%	1.7%	1.5%
% of patients satisfied with the treatment they have received (rolling 12 month period)	0	0	N/A	96.4%	96.0%

* Figures in italics indicate that the base number is less than 100.

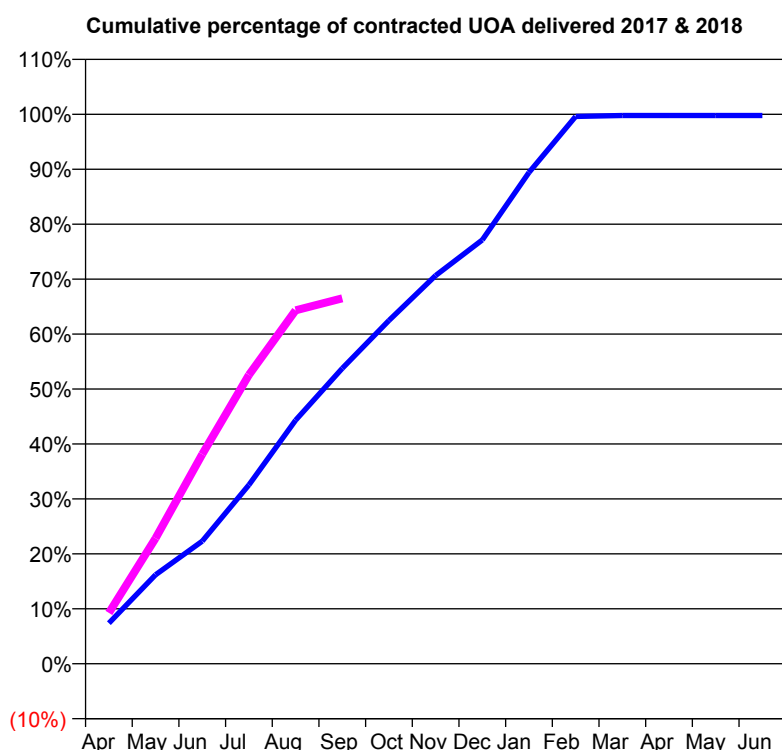
Q69 - Vital Signs Orthodontic At a Glance Contract Report for 351458/0002 - September 2017

Name or company name	Temple Square Dental Ltd
Contract type name	PDS Contract
Purpose of contract	Orthodontic
Contract start date	01/04/2006
Contract end date	31/03/2018

17/18 Contracted general activity (UDA)	0
Carry forward general activity (UDA)	0
17/18 Contracted orthodontic activity (UOA)	2,940
Carry forward orthodontic activity (UOA)	7
Baseline contract value	£188,710.79

ACCESS	Contract	England and Wales
---------------	-----------------	--------------------------

24 month ratio of assessments to patient IDs	1.04	1.09
--	------	------

ACTIVITY


Month	Adjusted Scheduled Activity (UOA)	
	2017	2018
April	217	272
May	476	672
June	656	1,121
July	957	1,546
August	1,303	1,891
September	1,581	1,955
October	1,837	
November	2,077	
December	2,268	
January	2,629	
February	2,928	
March	2,933	
April	2,933	
May	2,933	
June	2,933	

QUALITY	Contract Quantity	Contract Base Number	Contract *	Region	England
----------------	--------------------------	-----------------------------	-------------------	---------------	----------------

% of all assessments that were assess and fit appliances (rolling 12 month period)	156	211	73.9%	60.8%	58.0%
% of all assessments that were assess and refuse (rolling 12 month period)	9	211	4.3%	9.9%	11.4%
% of all assessments that were assess and review (rolling 12 month period)	46	211	21.8%	29.3%	30.6%
% of terminated courses where treatment was abandoned or discontinued (rolling 12 month period)	5	130	3.8%	8.0%	7.8%
% of completed treatments indicating that PAR score was taken (year to date)	23	68	33.8%	67.9%	64.6%
Rate of removable appliances per 100 fixed appliances - proposed treatment (rolling 12 month period)	8	304	2.63	4.85	5.65
Rate of removable appliances per 100 fixed appliances - completed treatment (rolling 12 month period)	17	238	7.14	4.05	4.78
% of courses of treatment with removable appliances only - proposed treatment (rolling 12 month period)	2	156	1.3%	1.7%	2.0%
% of courses of treatment with removable appliances only - completed treatment (rolling 12 month period)	0	125	0.0%	1.7%	1.5%
% of patients satisfied with the treatment they have received (rolling 12 month period)	9	9	100.0%	96.4%	96.0%

* Figures in italics indicate that the base number is less than 100.

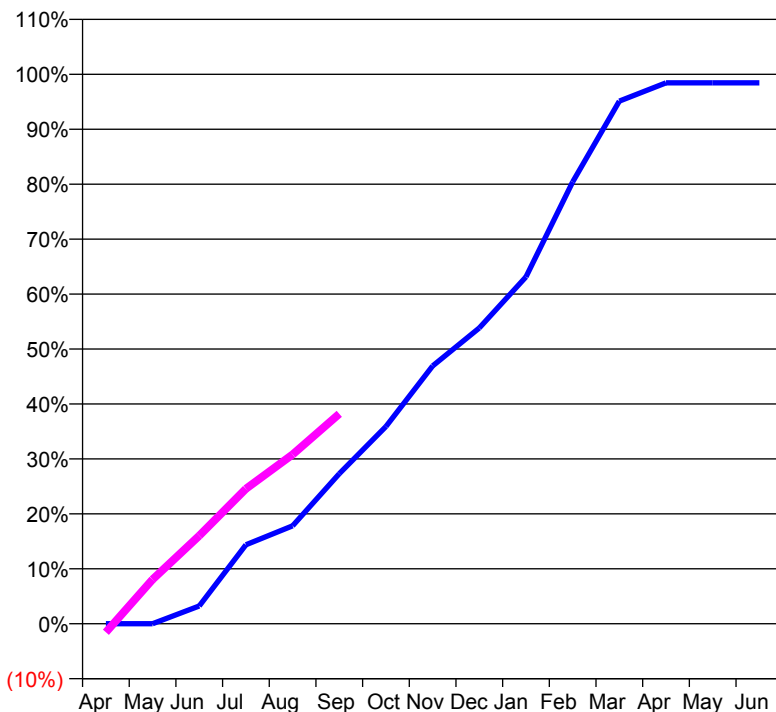
Q69 - Vital Signs Orthodontic At a Glance Contract Report for 657131/0002 - September 2017

Name or company name	MR PO ILORI
Contract type name	PDS Contract
Purpose of contract	Orthodontic
Contract start date	01/04/2015
Contract end date	31/03/2018

17/18 Contracted general activity (UDA)	0
Carry forward general activity (UDA)	0
17/18 Contracted orthodontic activity (UOA)	19,286
Carry forward orthodontic activity (UOA)	303
Baseline contract value	£1,237,917.13

ACCESS

	Contract	England and Wales
24 month ratio of assessments to patient IDs	1.07	1.09

ACTIVITY
Cumulative percentage of contracted UOA delivered 2017 & 2018

Adjusted Scheduled Activity (UOA)

Month	2017	2018
April	0	-303
May	0	1,557
June	623	3,089
July	2,773	4,740
August	3,438	5,942
September	5,267	7,369
October	6,925	
November	9,051	
December	10,381	
January	12,177	
February	15,506	
March	18,344	
April	18,983	
May	18,983	
June	18,983	

QUALITY

	Contract Quantity	Contract Base Number	Contract *	Region	England
% of all assessments that were assess and fit appliances (rolling 12 month period)	980	1,885	52.0%	60.8%	58.0%
% of all assessments that were assess and refuse (rolling 12 month period)	14	1,885	0.7%	9.9%	11.4%
% of all assessments that were assess and review (rolling 12 month period)	891	1,885	47.3%	29.3%	30.6%
% of terminated courses where treatment was abandoned or discontinued (rolling 12 month period)	19	960	2.0%	8.0%	7.8%
% of completed treatments indicating that PAR score was taken (year to date)	480	532	90.2%	67.9%	64.6%
Rate of removable appliances per 100 fixed appliances - proposed treatment (rolling 12 month period)	2	1,938	0.10	4.85	5.65
Rate of removable appliances per 100 fixed appliances - completed treatment (rolling 12 month period)	0	1,867	0.00	4.05	4.78
% of courses of treatment with removable appliances only - proposed treatment (rolling 12 month period)	1	980	0.1%	1.7%	2.0%
% of courses of treatment with removable appliances only - completed treatment (rolling 12 month period)	0	941	0.0%	1.7%	1.5%
% of patients satisfied with the treatment they have received (rolling 12 month period)	37	39	94.9%	96.4%	96.0%

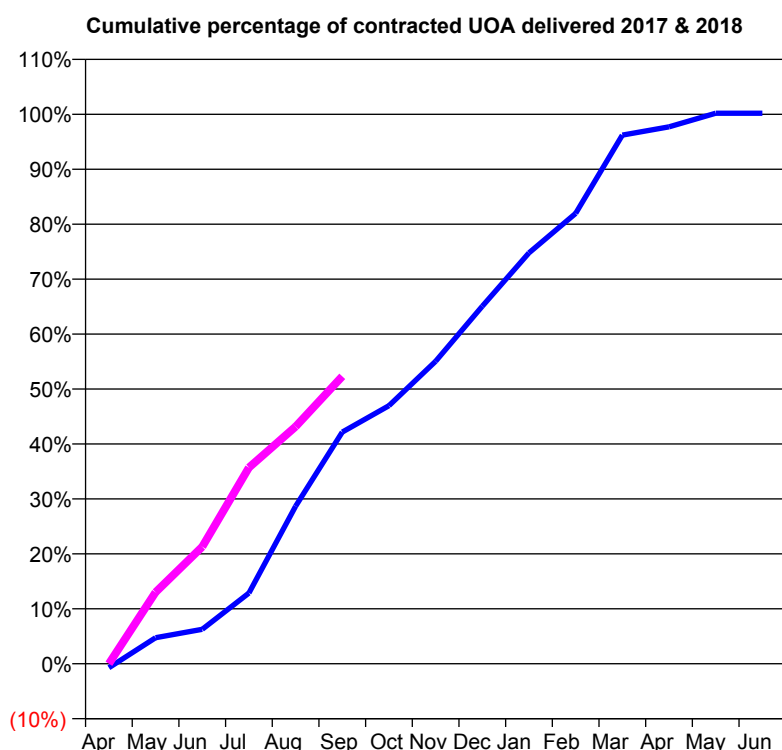
* Figures in italics indicate that the base number is less than 100.

Q69 - Vital Signs Orthodontic At a Glance Contract Report for 754390/0001 - September 2017

Name or company name	MR MD NORTHWOOD	17/18 Contracted general activity (UDA)	0
Contract type name	PDS Contract	Carry forward general activity (UDA)	0
Purpose of contract	Orthodontic	17/18 Contracted orthodontic activity (UOA)	12,740
Contract start date	01/04/2006	Carry forward orthodontic activity (UOA)	0
Contract end date	31/03/2018	Baseline contract value	£817,746.77

ACCESS

	Contract	England and Wales
24 month ratio of assessments to patient IDs	1.44	1.09

ACTIVITY


Month	Adjusted Scheduled Activity (UOA)	
	2017	2018
April	-93	0
May	604	1,659
June	799	2,714
July	1,641	4,550
August	3,654	5,497
September	5,373	6,665
October	5,985	
November	7,012	
December	8,291	
January	9,528	
February	10,441	
March	12,257	
April	12,447	
May	12,763	
June	12,764	

QUALITY

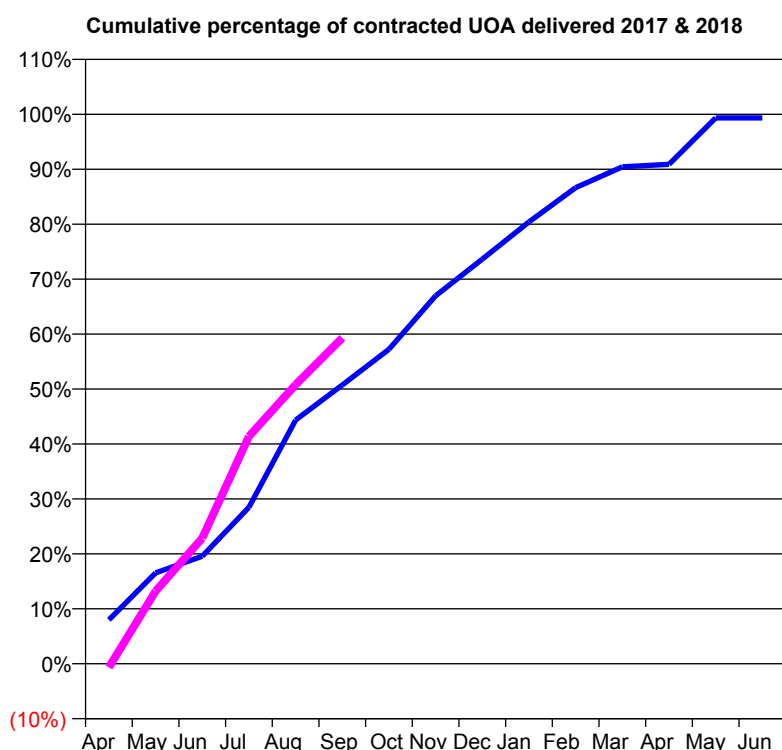
	Contract Quantity	Contract Base Number	Contract *	Region	England
% of all assessments that were assess and fit appliances (rolling 12 month period)	613	1,978	31.0%	60.8%	58.0%
% of all assessments that were assess and refuse (rolling 12 month period)	199	1,978	10.1%	9.9%	11.4%
% of all assessments that were assess and review (rolling 12 month period)	1,166	1,978	58.9%	29.3%	30.6%
% of terminated courses where treatment was abandoned or discontinued (rolling 12 month period)	7	455	1.5%	8.0%	7.8%
% of completed treatments indicating that PAR score was taken (year to date)	226	241	93.8%	67.9%	64.6%
Rate of removable appliances per 100 fixed appliances - proposed treatment (rolling 12 month period)	36	1,197	3.01	4.85	5.65
Rate of removable appliances per 100 fixed appliances - completed treatment (rolling 12 month period)	16	865	1.85	4.05	4.78
% of courses of treatment with removable appliances only - proposed treatment (rolling 12 month period)	8	613	1.3%	1.7%	2.0%
% of courses of treatment with removable appliances only - completed treatment (rolling 12 month period)	5	448	1.1%	1.7%	1.5%
% of patients satisfied with the treatment they have received (rolling 12 month period)	28	28	100.0%	96.4%	96.0%

* Figures in italics indicate that the base number is less than 100.

Q69 - Vital Signs Orthodontic At a Glance Contract Report for 754668/0001 - September 2017

Name or company name	MISS FM LEAHY	17/18 Contracted general activity (UDA)	0
Contract type name	PDS Contract	Carry forward general activity (UDA)	0
Purpose of contract	Orthodontic	17/18 Contracted orthodontic activity (UOA)	4,482
Contract start date	01/04/2006	Carry forward orthodontic activity (UOA)	30
Contract end date	31/03/2018	Baseline contract value	£287,687.67

ACCESS	Contract	England and Wales
24 month ratio of assessments to patient IDs	1.21	1.09

ACTIVITY


Month	Adjusted Scheduled Activity (UOA)	
	2017	2018
April	358	-30
May	741	592
June	877	1,025
July	1,276	1,855
August	1,988	2,276
September	2,274	2,658
October	2,565	
November	3,001	
December	3,301	
January	3,604	
February	3,884	
March	4,053	
April	4,074	
May	4,452	
June	4,453	

QUALITY

	Contract Quantity	Contract Base Number	Contract *	Region	England
% of all assessments that were assess and fit appliances (rolling 12 month period)	215	700	30.7%	60.8%	58.0%
% of all assessments that were assess and refuse (rolling 12 month period)	125	700	17.9%	9.9%	11.4%
% of all assessments that were assess and review (rolling 12 month period)	360	700	51.4%	29.3%	30.6%
% of terminated courses where treatment was abandoned or discontinued (rolling 12 month period)	2	205	1.0%	8.0%	7.8%
% of completed treatments indicating that PAR score was taken (year to date)	0	90	0.0%	67.9%	64.6%
Rate of removable appliances per 100 fixed appliances - proposed treatment (rolling 12 month period)	42	412	10.19	4.85	5.65
Rate of removable appliances per 100 fixed appliances - completed treatment (rolling 12 month period)	31	393	7.89	4.05	4.78
% of courses of treatment with removable appliances only - proposed treatment (rolling 12 month period)	8	215	3.7%	1.7%	2.0%
% of courses of treatment with removable appliances only - completed treatment (rolling 12 month period)	5	203	2.5%	1.7%	1.5%
% of patients satisfied with the treatment they have received (rolling 12 month period)	11	12	91.7%	96.4%	96.0%

* Figures in italics indicate that the base number is less than 100.

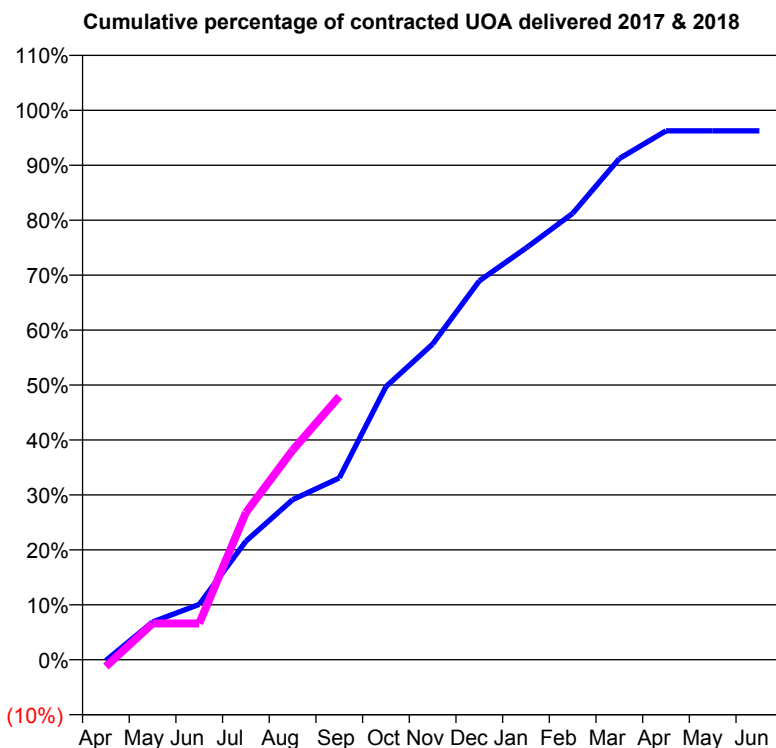
Q69 - Vital Signs Orthodontic At a Glance Contract Report for 775215/0009 - September 2017

Name or company name	MR C PATEL
Contract type name	PDS Contract
Purpose of contract	Orthodontic
Contract start date	01/04/2013
Contract end date	31/03/2018

17/18 Contracted general activity (UDA)	0
Carry forward general activity (UDA)	0
17/18 Contracted orthodontic activity (UOA)	1,843
Carry forward orthodontic activity (UOA)	69
Baseline contract value	£118,317.83

ACCESS

	Contract	England and Wales
24 month ratio of assessments to patient IDs	1.26	1.09

ACTIVITY


Month	Adjusted Scheduled Activity (UOA)	
	2017	2018
April	-3	-23
May	127	122
June	186	122
July	398	494
August	537	703
September	610	883
October	916	
November	1,059	
December	1,271	
January	1,381	
February	1,497	
March	1,681	
April	1,774	
May	1,774	
June	1,774	

QUALITY

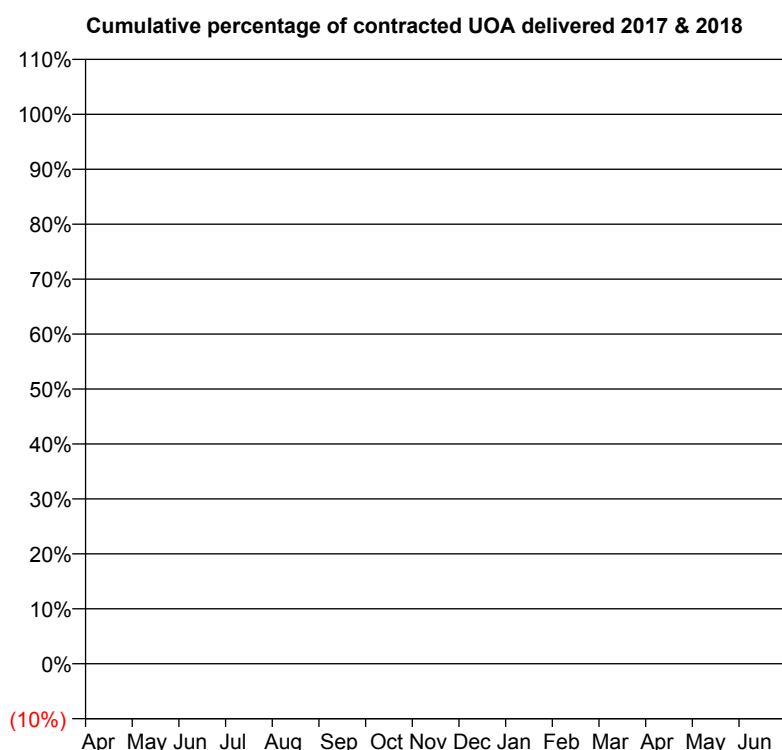
	Contract Quantity	Contract Base Number	Contract *	Region	England
% of all assessments that were assess and fit appliances (rolling 12 month period)	92	293	31.4%	60.8%	58.0%
% of all assessments that were assess and refuse (rolling 12 month period)	41	293	14.0%	9.9%	11.4%
% of all assessments that were assess and review (rolling 12 month period)	160	293	54.6%	29.3%	30.6%
% of terminated courses where treatment was abandoned or discontinued (rolling 12 month period)	8	69	11.6%	8.0%	7.8%
% of completed treatments indicating that PAR score was taken (year to date)	48	49	98.0%	67.9%	64.6%
Rate of removable appliances per 100 fixed appliances - proposed treatment (rolling 12 month period)	0	0	N/A	4.85	5.65
Rate of removable appliances per 100 fixed appliances - completed treatment (rolling 12 month period)	0	4	0.00	4.05	4.78
% of courses of treatment with removable appliances only - proposed treatment (rolling 12 month period)	0	92	0.0%	1.7%	2.0%
% of courses of treatment with removable appliances only - completed treatment (rolling 12 month period)	0	61	0.0%	1.7%	1.5%
% of patients satisfied with the treatment they have received (rolling 12 month period)	5	5	100.0%	96.4%	96.0%

* Figures in italics indicate that the base number is less than 100.

Q69 - Vital Signs Orthodontic At a Glance Contract Report for 789429/0001 - September 2017

Name or company name	MRS A SIDHU	17/18 Contracted general activity (UDA)	14,000
Contract type name	GDS Contract	Carry forward general activity (UDA)	124
Purpose of contract	General	17/18 Contracted orthodontic activity (UOA)	0
Contract start date	01/06/2009	Carry forward orthodontic activity (UOA)	0
Contract end date		Baseline contract value	£350,732.27

ACCESS	Contract	England and Wales
24 month ratio of assessments to patient IDs	1.00	1.09

ACTIVITY


Month	Adjusted Scheduled Activity (UOA)	
	2017	2018
April	0	0
May	0	0
June	0	0
July	0	0
August	0	0
September	0	1
October	0	
November	0	
December	0	
January	0	
February	0	
March	0	
April	0	
May	0	
June	0	

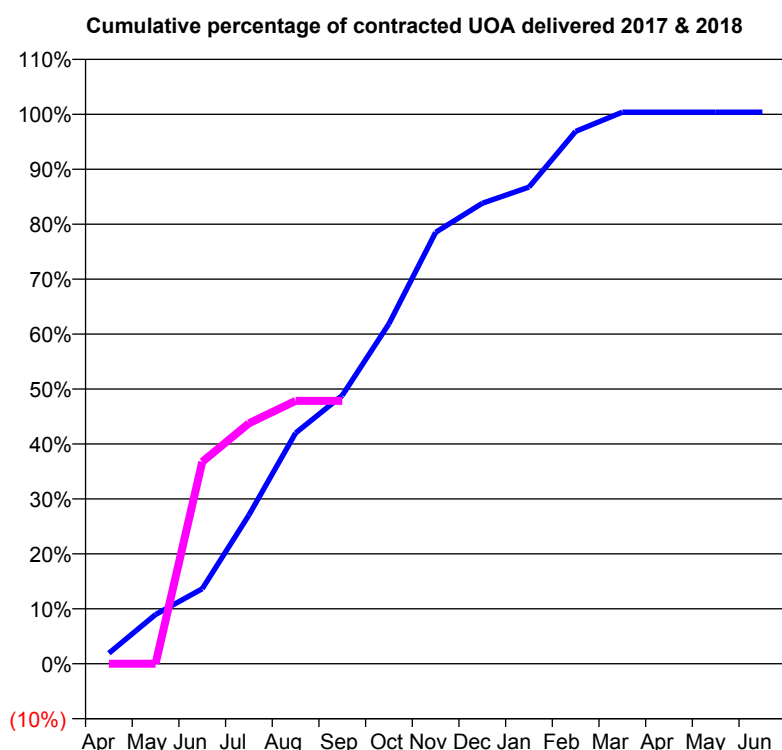
QUALITY	Contract Quantity	Contract Base Number	Contract *	Region	England
% of all assessments that were assess and fit appliances (rolling 12 month period)	0	1	0.0%	60.8%	58.0%
% of all assessments that were assess and refuse (rolling 12 month period)	0	1	0.0%	9.9%	11.4%
% of all assessments that were assess and review (rolling 12 month period)	1	1	100.0%	29.3%	30.6%
% of terminated courses where treatment was abandoned or discontinued (rolling 12 month period)	0	0	N/A	8.0%	7.8%
% of completed treatments indicating that PAR score was taken (year to date)	0	0	N/A	67.9%	64.6%
Rate of removable appliances per 100 fixed appliances - proposed treatment (rolling 12 month period)	0	0	N/A	4.85	5.65
Rate of removable appliances per 100 fixed appliances - completed treatment (rolling 12 month period)	0	0	N/A	4.05	4.78
% of courses of treatment with removable appliances only - proposed treatment (rolling 12 month period)	0	0	N/A	1.7%	2.0%
% of courses of treatment with removable appliances only - completed treatment (rolling 12 month period)	0	0	N/A	1.7%	1.5%
% of patients satisfied with the treatment they have received (rolling 12 month period)	0	0	N/A	96.4%	96.0%

* Figures in italics indicate that the base number is less than 100.

Q69 - Vital Signs Orthodontic At a Glance Contract Report for 803480/0003 - September 2017

Name or company name	MR MY CHEUNG	17/18 Contracted general activity (UDA)	0
Contract type name	PDS Contract	Carry forward general activity (UDA)	0
Purpose of contract	Orthodontic	17/18 Contracted orthodontic activity (UOA)	3,599
Contract start date	01/04/2013	Carry forward orthodontic activity (UOA)	0
Contract end date	31/03/2018	Baseline contract value	£230,990.32

ACCESS	Contract	England and Wales
24 month ratio of assessments to patient IDs	1.01	1.09

ACTIVITY


Month	Adjusted Scheduled Activity (UOA)	
	2017	2018
April	69	0
May	323	0
June	491	1,323
July	974	1,575
August	1,511	1,722
September	1,758	1,722
October	2,227	
November	2,826	
December	3,016	
January	3,122	
February	3,487	
March	3,613	
April	3,613	
May	3,613	
June	3,613	

QUALITY

	Contract Quantity	Contract Base Number	Contract *	Region	England
% of all assessments that were assess and fit appliances (rolling 12 month period)	168	217	77.4%	60.8%	58.0%
% of all assessments that were assess and refuse (rolling 12 month period)	0	217	0.0%	9.9%	11.4%
% of all assessments that were assess and review (rolling 12 month period)	49	217	22.6%	29.3%	30.6%
% of terminated courses where treatment was abandoned or discontinued (rolling 12 month period)	4	113	3.5%	8.0%	7.8%
% of completed treatments indicating that PAR score was taken (year to date)	41	42	97.6%	67.9%	64.6%
Rate of removable appliances per 100 fixed appliances - proposed treatment (rolling 12 month period)	0	330	0.00	4.85	5.65
Rate of removable appliances per 100 fixed appliances - completed treatment (rolling 12 month period)	2	212	0.94	4.05	4.78
% of courses of treatment with removable appliances only - proposed treatment (rolling 12 month period)	0	168	0.0%	1.7%	2.0%
% of courses of treatment with removable appliances only - completed treatment (rolling 12 month period)	1	109	0.9%	1.7%	1.5%
% of patients satisfied with the treatment they have received (rolling 12 month period)	9	9	100.0%	96.4%	96.0%

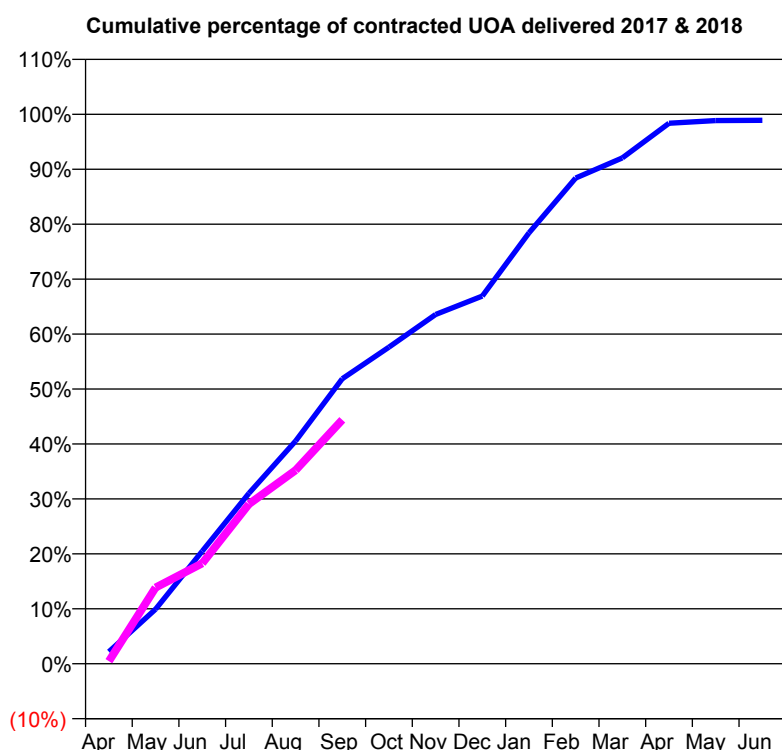
* Figures in italics indicate that the base number is less than 100.

Q69 - Vital Signs Orthodontic At a Glance Contract Report for 839175/0005 - September 2017

Name or company name	MR U BOSE
Contract type name	PDS Contract
Purpose of contract	Orthodontic
Contract start date	01/04/2013
Contract end date	31/03/2018

17/18 Contracted general activity (UDA)	0
Carry forward general activity (UDA)	0
17/18 Contracted orthodontic activity (UOA)	5,391
Carry forward orthodontic activity (UOA)	59
Baseline contract value	£346,035.29

ACCESS	Contract	England and Wales
24 month ratio of assessments to patient IDs	1.40	1.09

ACTIVITY


Month	Adjusted Scheduled Activity (UOA)	
	2017	2018
April	118	26
May	536	748
June	1,105	986
July	1,673	1,567
August	2,186	1,899
September	2,796	2,393
October	3,107	
November	3,427	
December	3,608	
January	4,227	
February	4,765	
March	4,963	
April	5,303	
May	5,329	
June	5,332	

QUALITY	Contract Quantity	Contract Base Number	Contract *	Region	England
% of all assessments that were assess and fit appliances (rolling 12 month period)	261	447	58.4%	60.8%	58.0%
% of all assessments that were assess and refuse (rolling 12 month period)	8	447	1.8%	9.9%	11.4%
% of all assessments that were assess and review (rolling 12 month period)	178	447	39.8%	29.3%	30.6%
% of terminated courses where treatment was abandoned or discontinued (rolling 12 month period)	6	151	4.0%	8.0%	7.8%
% of completed treatments indicating that PAR score was taken (year to date)	67	78	85.9%	67.9%	64.6%
Rate of removable appliances per 100 fixed appliances - proposed treatment (rolling 12 month period)	2	289	0.69	4.85	5.65
Rate of removable appliances per 100 fixed appliances - completed treatment (rolling 12 month period)	0	0	N/A	4.05	4.78
% of courses of treatment with removable appliances only - proposed treatment (rolling 12 month period)	1	261	0.4%	1.7%	2.0%
% of courses of treatment with removable appliances only - completed treatment (rolling 12 month period)	0	145	0.0%	1.7%	1.5%
% of patients satisfied with the treatment they have received (rolling 12 month period)	10	12	83.3%	96.4%	96.0%

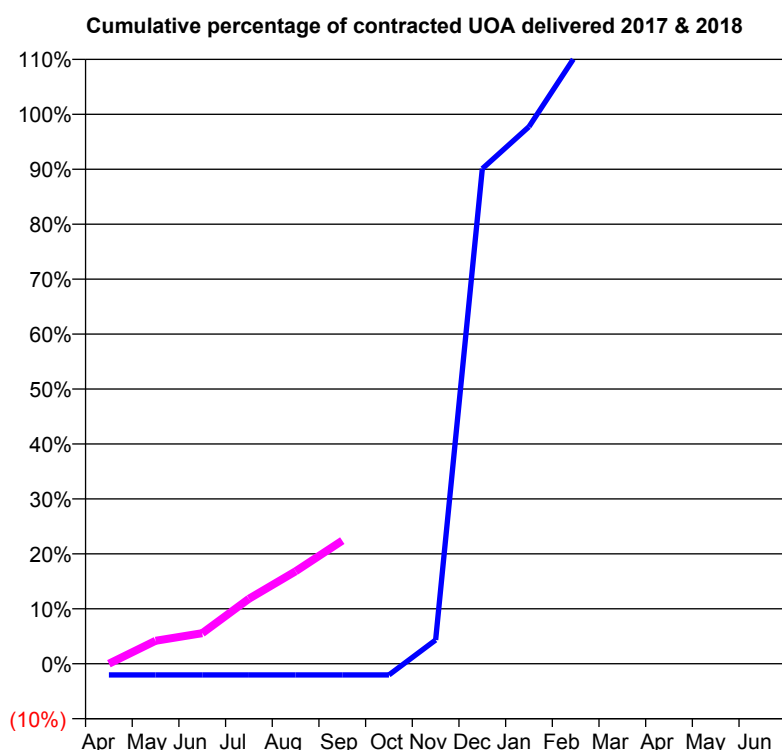
* Figures in italics indicate that the base number is less than 100.

Q70 - Vital Signs Orthodontic At a Glance Contract Report for 101338/0091 - September 2017

Name or company name	Whitecross Dental Care Limited
Contract type name	PDS Contract
Purpose of contract	Orthodontic
Contract start date	20/07/2009
Contract end date	31/03/2018

17/18 Contracted general activity (UDA)	0
Carry forward general activity (UDA)	0
17/18 Contracted orthodontic activity (UOA)	3,017
Carry forward orthodontic activity (UOA)	0
Baseline contract value	£181,638.53

ACCESS	Contract	England and Wales
24 month ratio of assessments to patient IDs	1.01	1.09

ACTIVITY


Month	Adjusted Scheduled Activity (UOA)	
	2017	2018
April	-62	0
May	-62	126
June	-62	168
July	-62	357
August	-62	508
September	-62	676
October	-62	
November	131	
December	2,718	
January	2,949	
February	3,339	
March	3,423	
April	3,553	
May	3,574	
June	3,574	

QUALITY	Contract Quantity	Contract Base Number	Contract *	Region	England
% of all assessments that were assess and fit appliances (rolling 12 month period)	208	233	89.3%	60.8%	58.0%
% of all assessments that were assess and refuse (rolling 12 month period)	19	233	8.2%	9.9%	11.4%
% of all assessments that were assess and review (rolling 12 month period)	6	233	2.6%	29.3%	30.6%
% of terminated courses where treatment was abandoned or discontinued (rolling 12 month period)	21	164	12.8%	8.0%	7.8%
% of completed treatments indicating that PAR score was taken (year to date)	50	56	89.3%	67.9%	64.6%
Rate of removable appliances per 100 fixed appliances - proposed treatment (rolling 12 month period)	50	402	12.44	4.85	5.65
Rate of removable appliances per 100 fixed appliances - completed treatment (rolling 12 month period)	3	282	1.06	4.05	4.78
% of courses of treatment with removable appliances only - proposed treatment (rolling 12 month period)	3	208	1.4%	1.7%	2.0%
% of courses of treatment with removable appliances only - completed treatment (rolling 12 month period)	0	143	0.0%	1.7%	1.5%
% of patients satisfied with the treatment they have received (rolling 12 month period)	11	14	78.6%	96.4%	96.0%

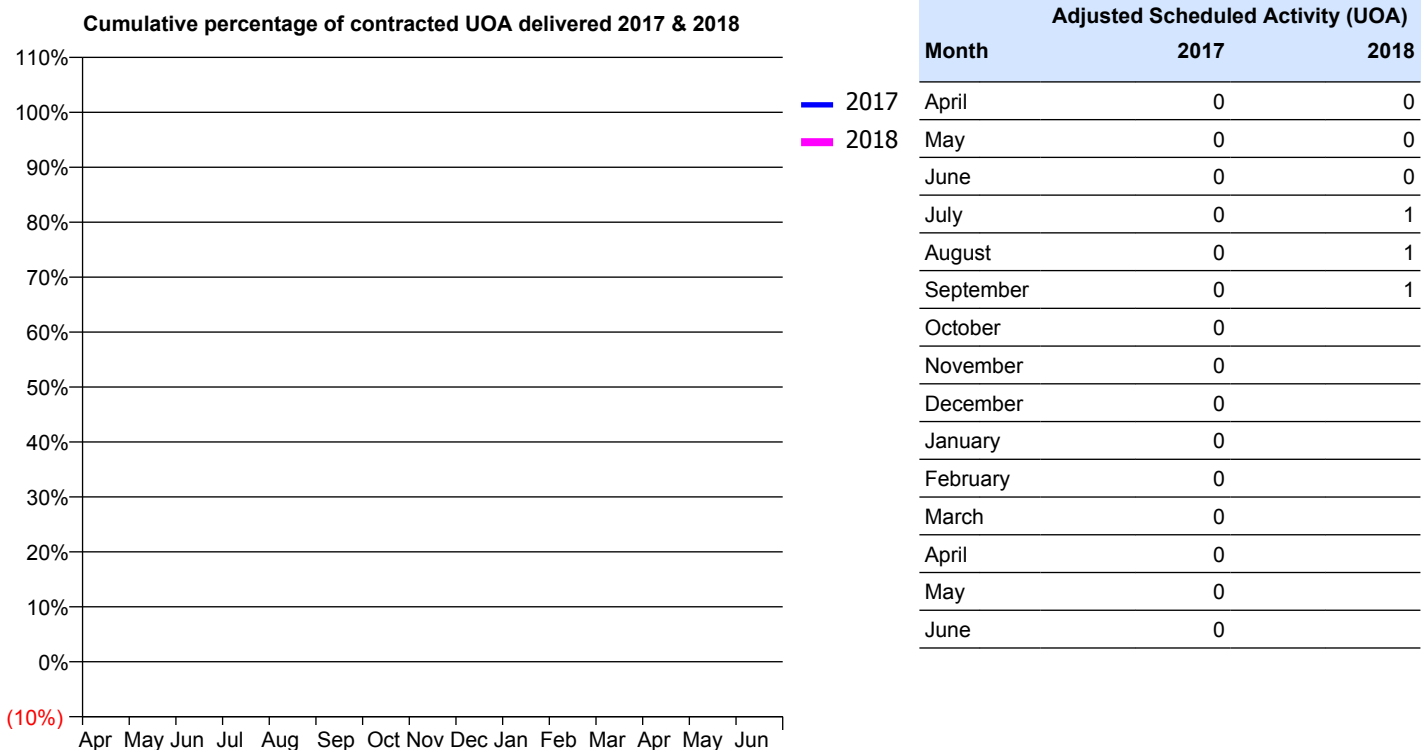
* Figures in italics indicate that the base number is less than 100.

Q70 - Vital Signs Orthodontic At a Glance Contract Report for 101435/0008 - September 2017

Name or company name	IDH Limited	17/18 Contracted general activity (UDA)	31,000
Contract type name	GDS Contract	Carry forward general activity (UDA)	0
Purpose of contract	General	17/18 Contracted orthodontic activity (UOA)	0
Contract start date	01/04/2006	Carry forward orthodontic activity (UOA)	0
Contract end date		Baseline contract value	£750,624.69

ACCESS

	Contract	England and Wales
24 month ratio of assessments to patient IDs	1.00	1.09

ACTIVITY


Month	Adjusted Scheduled Activity (UOA)	
	2017	2018
April	0	0
May	0	0
June	0	0
July	0	1
August	0	1
September	0	1
October	0	
November	0	
December	0	
January	0	
February	0	
March	0	
April	0	
May	0	
June	0	

QUALITY

	Contract Quantity	Contract Base Number	Contract *	Region	England
% of all assessments that were assess and fit appliances (rolling 12 month period)	0	1	0.0%	60.8%	58.0%
% of all assessments that were assess and refuse (rolling 12 month period)	0	1	0.0%	9.9%	11.4%
% of all assessments that were assess and review (rolling 12 month period)	1	1	100.0%	29.3%	30.6%
% of terminated courses where treatment was abandoned or discontinued (rolling 12 month period)	0	0	N/A	8.0%	7.8%
% of completed treatments indicating that PAR score was taken (year to date)	0	0	N/A	67.9%	64.6%
Rate of removable appliances per 100 fixed appliances - proposed treatment (rolling 12 month period)	0	0	N/A	4.85	5.65
Rate of removable appliances per 100 fixed appliances - completed treatment (rolling 12 month period)	0	0	N/A	4.05	4.78
% of courses of treatment with removable appliances only - proposed treatment (rolling 12 month period)	0	0	N/A	1.7%	2.0%
% of courses of treatment with removable appliances only - completed treatment (rolling 12 month period)	0	0	N/A	1.7%	1.5%
% of patients satisfied with the treatment they have received (rolling 12 month period)	0	0	N/A	96.4%	96.0%

* Figures in italics indicate that the base number is less than 100.

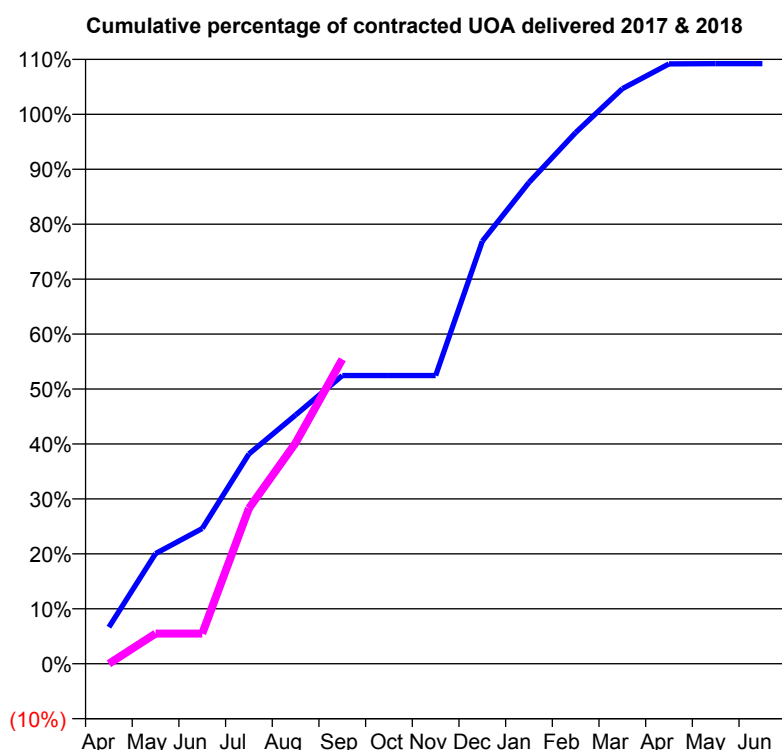
Q70 - Vital Signs Orthodontic At a Glance Contract Report for 102938/0001 - September 2017

Name or company name	Milford Dental Practice Partnership
Contract type name	GDS Contract
Purpose of contract	Orthodontic
Contract start date	01/04/2011
Contract end date	

17/18 Contracted general activity (UDA)	10,405
Carry forward general activity (UDA)	0
17/18 Contracted orthodontic activity (UOA)	2,368
Carry forward orthodontic activity (UOA)	0
Baseline contract value	£398,765.39

ACCESS

	Contract	England and Wales
24 month ratio of assessments to patient IDs	1.01	1.09

ACTIVITY


Month	Adjusted Scheduled Activity (UOA)	
	2017	2018
April	158	0
May	475	130
June	583	130
July	904	670
August	1,072	952
September	1,242	1,312
October	1,242	
November	1,242	
December	1,821	
January	2,074	
February	2,289	
March	2,478	
April	2,585	
May	2,586	
June	2,586	

QUALITY

	Contract Quantity	Contract Base Number	Contract *	Region	England
% of all assessments that were assess and fit appliances (rolling 12 month period)	129	163	79.1%	60.8%	58.0%
% of all assessments that were assess and refuse (rolling 12 month period)	19	163	11.7%	9.9%	11.4%
% of all assessments that were assess and review (rolling 12 month period)	15	163	9.2%	29.3%	30.6%
% of terminated courses where treatment was abandoned or discontinued (rolling 12 month period)	14	106	13.2%	8.0%	7.8%
% of completed treatments indicating that PAR score was taken (year to date)	31	49	63.3%	67.9%	64.6%
Rate of removable appliances per 100 fixed appliances - proposed treatment (rolling 12 month period)	18	248	7.26	4.85	5.65
Rate of removable appliances per 100 fixed appliances - completed treatment (rolling 12 month period)	12	173	6.94	4.05	4.78
% of courses of treatment with removable appliances only - proposed treatment (rolling 12 month period)	4	129	3.1%	1.7%	2.0%
% of courses of treatment with removable appliances only - completed treatment (rolling 12 month period)	4	92	4.3%	1.7%	1.5%
% of patients satisfied with the treatment they have received (rolling 12 month period)	4	4	100.0%	96.4%	96.0%

* Figures in italics indicate that the base number is less than 100.

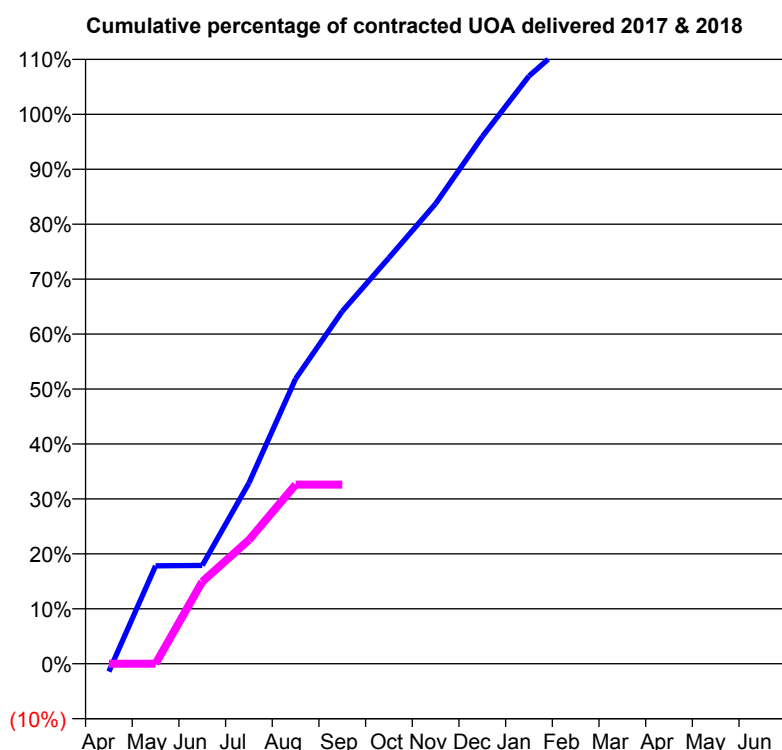
Q70 - Vital Signs Orthodontic At a Glance Contract Report for 106488/0002 - September 2017

Name or company name	Solent House Dental Centre
Contract type name	PDS Contract
Purpose of contract	Orthodontic
Contract start date	01/04/2015
Contract end date	31/03/2018

17/18 Contracted general activity (UDA)	0
Carry forward general activity (UDA)	0
17/18 Contracted orthodontic activity (UOA)	1,727
Carry forward orthodontic activity (UOA)	0
Baseline contract value	£103,709.47

ACCESS	Contract	England and Wales
--------	----------	-------------------

24 month ratio of assessments to patient IDs	1.02	1.09
--	------	------

ACTIVITY


Month	Adjusted Scheduled Activity (UOA)	
	2017	2018
April	-25	0
May	308	0
June	309	258
July	568	389
August	896	563
September	1,108	563
October	1,276	
November	1,446	
December	1,657	
January	1,847	
February	1,975	
March	2,060	
April	2,060	
May	2,060	
June	2,086	

QUALITY	Contract Quantity	Contract Base Number	Contract *	Region	England
---------	-------------------	----------------------	------------	--------	---------

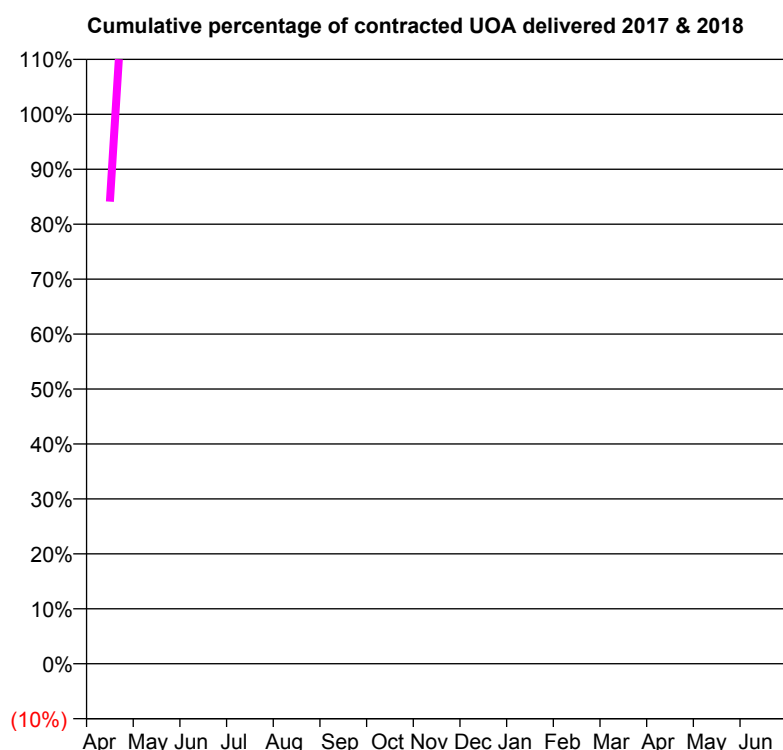
% of all assessments that were assess and fit appliances (rolling 12 month period)	73	96	76.0%	60.8%	58.0%
% of all assessments that were assess and refuse (rolling 12 month period)	17	96	17.7%	9.9%	11.4%
% of all assessments that were assess and review (rolling 12 month period)	6	96	6.3%	29.3%	30.6%
% of terminated courses where treatment was abandoned or discontinued (rolling 12 month period)	10	82	12.2%	8.0%	7.8%
% of completed treatments indicating that PAR score was taken (year to date)	20	35	57.1%	67.9%	64.6%
Rate of removable appliances per 100 fixed appliances - proposed treatment (rolling 12 month period)	3	143	2.10	4.85	5.65
Rate of removable appliances per 100 fixed appliances - completed treatment (rolling 12 month period)	10	138	7.25	4.05	4.78
% of courses of treatment with removable appliances only - proposed treatment (rolling 12 month period)	1	73	1.4%	1.7%	2.0%
% of courses of treatment with removable appliances only - completed treatment (rolling 12 month period)	3	72	4.2%	1.7%	1.5%
% of patients satisfied with the treatment they have received (rolling 12 month period)	3	3	100.0%	96.4%	96.0%

* Figures in italics indicate that the base number is less than 100.

Q70 - Vital Signs Orthodontic At a Glance Contract Report for 116718/0001 - September 2017

Name or company name	St James Dental Practice Partnership	17/18 Contracted general activity (UDA)	57,063
Contract type name	Pilot Contract	Carry forward general activity (UDA)	0
Purpose of contract	Orthodontic	17/18 Contracted orthodontic activity (UOA)	421
Contract start date	01/01/2011	Carry forward orthodontic activity (UOA)	0
Contract end date		Baseline contract value	£1,865,107.06

ACCESS	Contract	England and Wales
24 month ratio of assessments to patient IDs	1.03	1.09

ACTIVITY


Month	Adjusted Scheduled Activity (UOA)	
	2017	2018
April	-12,879	354
May	-12,612	919
June	-12,410	1,258
July	-12,000	1,785
August	-11,584	2,530
September	-10,721	3,645
October	-10,396	
November	-9,649	
December	-9,013	
January	-8,689	
February	-7,598	
March	-6,671	
April	-6,627	
May	-6,581	
June	-6,538	

QUALITY

	Contract Quantity	Contract Base Number	Contract *	Region	England
% of all assessments that were assess and fit appliances (rolling 12 month period)	368	637	57.8%	60.8%	58.0%
% of all assessments that were assess and refuse (rolling 12 month period)	130	637	20.4%	9.9%	11.4%
% of all assessments that were assess and review (rolling 12 month period)	139	637	21.8%	29.3%	30.6%
% of terminated courses where treatment was abandoned or discontinued (rolling 12 month period)	4	42	9.5%	8.0%	7.8%
% of completed treatments indicating that PAR score was taken (year to date)	14	27	51.9%	67.9%	64.6%
Rate of removable appliances per 100 fixed appliances - proposed treatment (rolling 12 month period)	6	711	0.84	4.85	5.65
Rate of removable appliances per 100 fixed appliances - completed treatment (rolling 12 month period)	4	66	6.06	4.05	4.78
% of courses of treatment with removable appliances only - proposed treatment (rolling 12 month period)	5	368	1.4%	1.7%	2.0%
% of courses of treatment with removable appliances only - completed treatment (rolling 12 month period)	3	38	7.9%	1.7%	1.5%
% of patients satisfied with the treatment they have received (rolling 12 month period)	10	10	100.0%	96.4%	96.0%

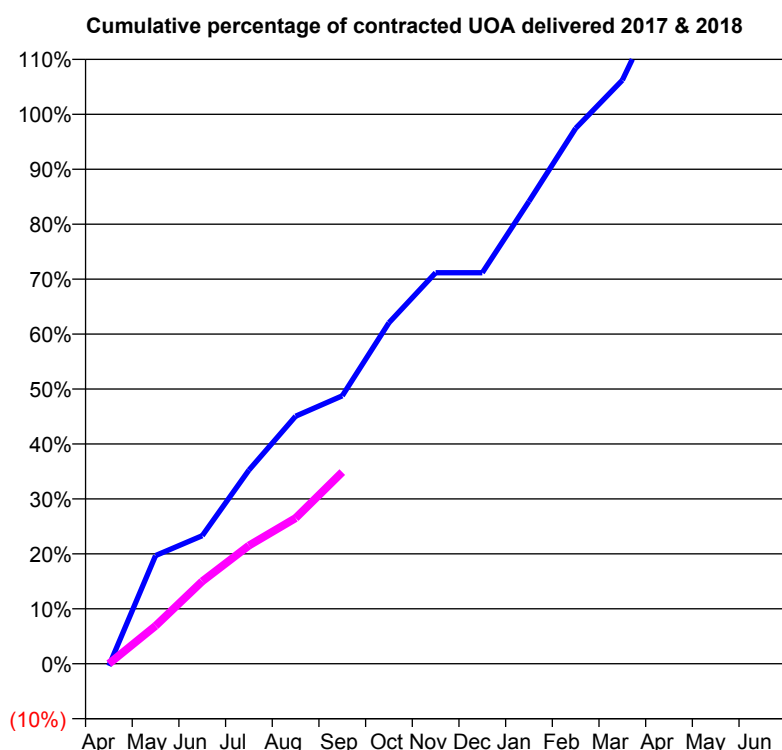
* Figures in italics indicate that the base number is less than 100.

Q70 - Vital Signs Orthodontic At a Glance Contract Report for 126411/0001 - September 2017

Name or company name	Southsea Orthodontic Centre	17/18 Contracted general activity (UDA)	0
Contract type name	PDS Contract	Carry forward general activity (UDA)	0
Purpose of contract	Orthodontic	17/18 Contracted orthodontic activity (UOA)	12,650
Contract start date	22/04/2010	Carry forward orthodontic activity (UOA)	0
Contract end date	31/03/2018	Baseline contract value	£652,765.15

ACCESS

	Contract	England and Wales
24 month ratio of assessments to patient IDs	1.09	1.09

ACTIVITY


Month	Adjusted Scheduled Activity (UOA)	
	2017	2018
April	-52	0
May	2,491	872
June	2,950	1,900
July	4,460	2,722
August	5,699	3,354
September	6,168	4,413
October	7,851	
November	9,001	
December	9,001	
January	10,645	
February	12,326	
March	13,436	
April	15,664	
May	15,664	
June	15,685	

QUALITY

	Contract Quantity	Contract Base Number	Contract *	Region	England
% of all assessments that were assess and fit appliances (rolling 12 month period)	644	1,208	53.3%	60.8%	58.0%
% of all assessments that were assess and refuse (rolling 12 month period)	186	1,208	15.4%	9.9%	11.4%
% of all assessments that were assess and review (rolling 12 month period)	378	1,208	31.3%	29.3%	30.6%
% of terminated courses where treatment was abandoned or discontinued (rolling 12 month period)	38	573	6.6%	8.0%	7.8%
% of completed treatments indicating that PAR score was taken (year to date)	126	290	43.4%	67.9%	64.6%
Rate of removable appliances per 100 fixed appliances - proposed treatment (rolling 12 month period)	2	1,261	0.16	4.85	5.65
Rate of removable appliances per 100 fixed appliances - completed treatment (rolling 12 month period)	2	1,026	0.19	4.05	4.78
% of courses of treatment with removable appliances only - proposed treatment (rolling 12 month period)	1	644	0.2%	1.7%	2.0%
% of courses of treatment with removable appliances only - completed treatment (rolling 12 month period)	1	535	0.2%	1.7%	1.5%
% of patients satisfied with the treatment they have received (rolling 12 month period)	20	22	90.9%	96.4%	96.0%

* Figures in italics indicate that the base number is less than 100.

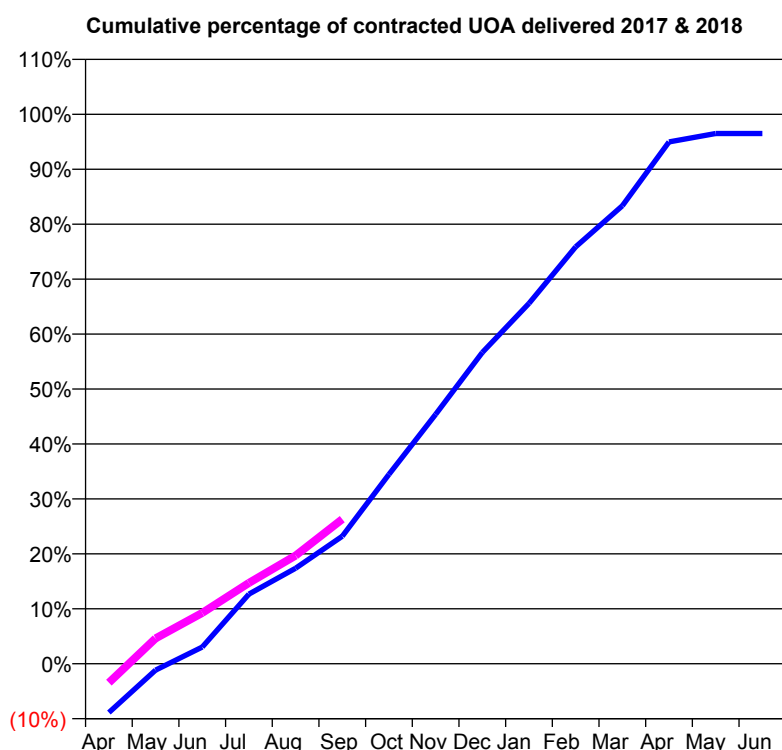
Q70 - Vital Signs Orthodontic At a Glance Contract Report for 129992/0013 - September 2017

Name or company name	Somerset Partnership NHS Foundation Tru
Contract type name	PDS Contract
Purpose of contract	Orthodontic
Contract start date	01/04/2015
Contract end date	31/03/2020

17/18 Contracted general activity (UDA)	0
Carry forward general activity (UDA)	0
17/18 Contracted orthodontic activity (UOA)	5,500
Carry forward orthodontic activity (UOA)	193
Baseline contract value	£336,098.33

ACCESS

	Contract	England and Wales
24 month ratio of assessments to patient IDs	1.04	1.09

ACTIVITY


Month	Adjusted Scheduled Activity (UOA)	
	2017	2018
April	-489	-190
May	-65	254
June	167	509
July	698	809
August	956	1,083
September	1,277	1,447
October	1,896	
November	2,497	
December	3,116	
January	3,607	
February	4,173	
March	4,584	
April	5,223	
May	5,307	
June	5,307	

QUALITY

	Contract Quantity	Contract Base Number	Contract *	Region	England
% of all assessments that were assess and fit appliances (rolling 12 month period)	278	395	70.4%	60.8%	58.0%
% of all assessments that were assess and refuse (rolling 12 month period)	46	395	11.6%	9.9%	11.4%
% of all assessments that were assess and review (rolling 12 month period)	71	395	18.0%	29.3%	30.6%
% of terminated courses where treatment was abandoned or discontinued (rolling 12 month period)	4	37	10.8%	8.0%	7.8%
% of completed treatments indicating that PAR score was taken (year to date)	1	3	33.3%	67.9%	64.6%
Rate of removable appliances per 100 fixed appliances - proposed treatment (rolling 12 month period)	2	539	0.37	4.85	5.65
Rate of removable appliances per 100 fixed appliances - completed treatment (rolling 12 month period)	2	59	3.39	4.05	4.78
% of courses of treatment with removable appliances only - proposed treatment (rolling 12 month period)	1	278	0.4%	1.7%	2.0%
% of courses of treatment with removable appliances only - completed treatment (rolling 12 month period)	1	33	3.0%	1.7%	1.5%
% of patients satisfied with the treatment they have received (rolling 12 month period)	21	21	100.0%	96.4%	96.0%

* Figures in italics indicate that the base number is less than 100.

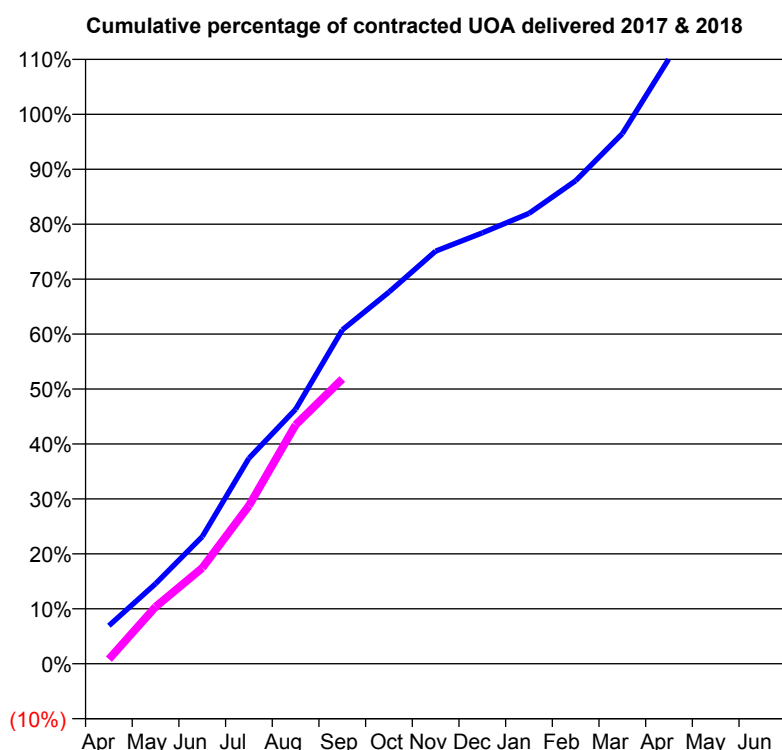
Q70 - Vital Signs Orthodontic At a Glance Contract Report for 138304/0001 - September 2017

Name or company name	Mrs P Wilson
Contract type name	PDS Contract
Purpose of contract	Orthodontic
Contract start date	23/04/2012
Contract end date	31/03/2018

17/18 Contracted general activity (UDA)	0
Carry forward general activity (UDA)	0
17/18 Contracted orthodontic activity (UOA)	10,709
Carry forward orthodontic activity (UOA)	0
Baseline contract value	£630,043.79

ACCESS	Contract	England and Wales
--------	----------	-------------------

24 month ratio of assessments to patient IDs	1.17	1.09
--	------	------

ACTIVITY


Month	Adjusted Scheduled Activity (UOA)	
	2017	2018
April	741	89
May	1,561	1,111
June	2,478	1,867
July	4,007	3,080
August	4,961	4,655
September	6,507	5,549
October	7,243	-
November	8,041	-
December	8,397	-
January	8,776	-
February	9,413	-
March	10,332	-
April	11,793	-
May	12,066	-
June	12,066	-

QUALITY	Contract Quantity	Contract Base Number	Contract *	Region	England
---------	-------------------	----------------------	------------	--------	---------

% of all assessments that were assess and fit appliances (rolling 12 month period)	538	741	72.6%	60.8%	58.0%
% of all assessments that were assess and refuse (rolling 12 month period)	84	741	11.3%	9.9%	11.4%
% of all assessments that were assess and review (rolling 12 month period)	119	741	16.1%	29.3%	30.6%
% of terminated courses where treatment was abandoned or discontinued (rolling 12 month period)	32	520	6.2%	8.0%	7.8%
% of completed treatments indicating that PAR score was taken (year to date)	214	219	97.7%	67.9%	64.6%
Rate of removable appliances per 100 fixed appliances - proposed treatment (rolling 12 month period)	51	1,050	4.86	4.85	5.65
Rate of removable appliances per 100 fixed appliances - completed treatment (rolling 12 month period)	28	920	3.04	4.05	4.78
% of courses of treatment with removable appliances only - proposed treatment (rolling 12 month period)	10	538	1.9%	1.7%	2.0%
% of courses of treatment with removable appliances only - completed treatment (rolling 12 month period)	26	488	5.3%	1.7%	1.5%
% of patients satisfied with the treatment they have received (rolling 12 month period)	23	23	100.0%	96.4%	96.0%

* Figures in italics indicate that the base number is less than 100.

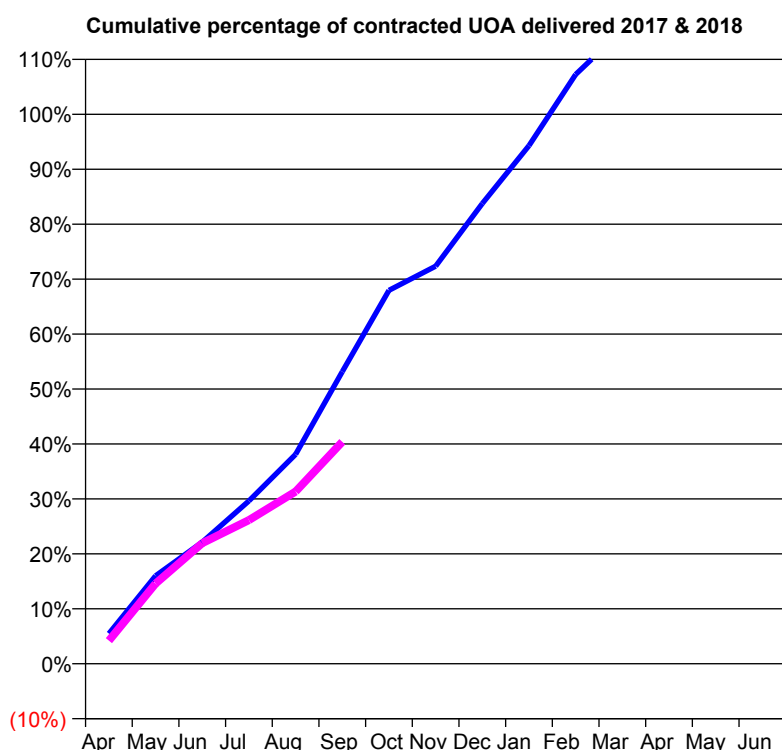
Q70 - Vital Signs Orthodontic At a Glance Contract Report for 139165/0002 - September 2017

Name or company name	Smile Dental Care Limited
Contract type name	PDS Contract
Purpose of contract	Orthodontic
Contract start date	01/04/2009
Contract end date	31/03/2018

17/18 Contracted general activity (UDA)	0
Carry forward general activity (UDA)	0
17/18 Contracted orthodontic activity (UOA)	2,000
Carry forward orthodontic activity (UOA)	0
Baseline contract value	£119,318.84

ACCESS

	Contract	England and Wales
24 month ratio of assessments to patient IDs	1.05	1.09

ACTIVITY


Month	Adjusted Scheduled Activity (UOA)	
	2017	2018
April	110	84
May	320	292
June	443	439
July	593	523
August	762	627
September	1,063	808
October	1,359	
November	1,447	
December	1,675	
January	1,886	
February	2,145	
March	2,305	
April	2,410	
May	2,410	
June	2,411	

QUALITY

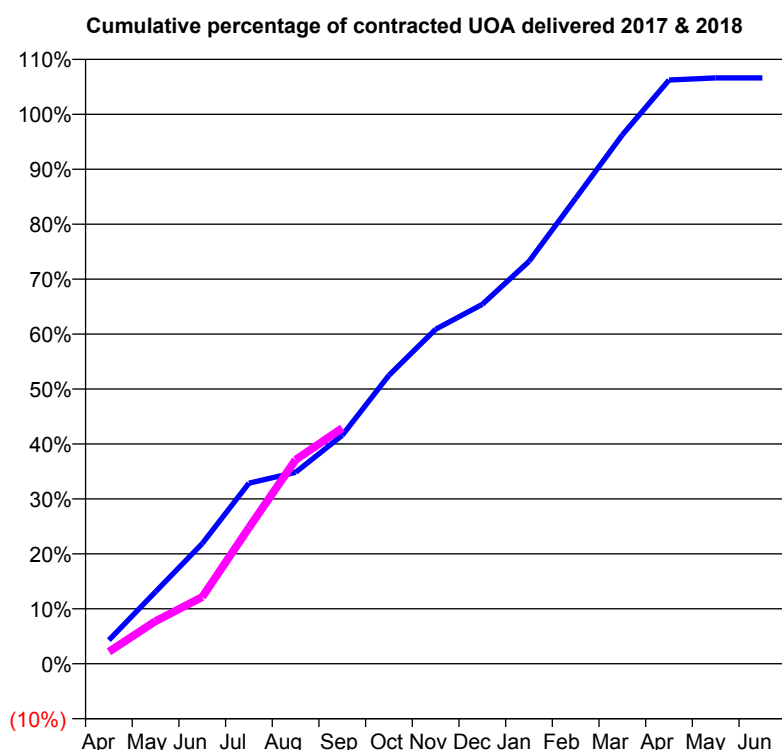
	Contract Quantity	Contract Base Number	Contract *	Region	England
% of all assessments that were assess and fit appliances (rolling 12 month period)	99	243	40.7%	60.8%	58.0%
% of all assessments that were assess and refuse (rolling 12 month period)	87	243	35.8%	9.9%	11.4%
% of all assessments that were assess and review (rolling 12 month period)	57	243	23.5%	29.3%	30.6%
% of terminated courses where treatment was abandoned or discontinued (rolling 12 month period)	11	134	8.2%	8.0%	7.8%
% of completed treatments indicating that PAR score was taken (year to date)	31	69	44.9%	67.9%	64.6%
Rate of removable appliances per 100 fixed appliances - proposed treatment (rolling 12 month period)	19	103	18.45	4.85	5.65
Rate of removable appliances per 100 fixed appliances - completed treatment (rolling 12 month period)	16	207	7.73	4.05	4.78
% of courses of treatment with removable appliances only - proposed treatment (rolling 12 month period)	17	99	17.2%	1.7%	2.0%
% of courses of treatment with removable appliances only - completed treatment (rolling 12 month period)	1	123	0.8%	1.7%	1.5%
% of patients satisfied with the treatment they have received (rolling 12 month period)	4	4	100.0%	96.4%	96.0%

* Figures in italics indicate that the base number is less than 100.

Q70 - Vital Signs Orthodontic At a Glance Contract Report for 151904/0001 - September 2017

Name or company name	Only Orthodontics	17/18 Contracted general activity (UDA)	0
Contract type name	PDS Contract	Carry forward general activity (UDA)	0
Purpose of contract	Orthodontic	17/18 Contracted orthodontic activity (UOA)	11,190
Contract start date	01/04/2006	Carry forward orthodontic activity (UOA)	0
Contract end date	31/03/2026	Baseline contract value	£733,900.27

ACCESS	Contract	England and Wales
24 month ratio of assessments to patient IDs	1.02	1.09

ACTIVITY


Month	Adjusted Scheduled Activity (UOA)	
	2017	2018
April	481	247
May	1,468	869
June	2,448	1,359
July	3,678	2,771
August	3,899	4,154
September	4,654	4,800
October	5,875	
November	6,812	
December	7,320	
January	8,193	
February	9,478	
March	10,771	
April	11,887	
May	11,930	
June	11,930	

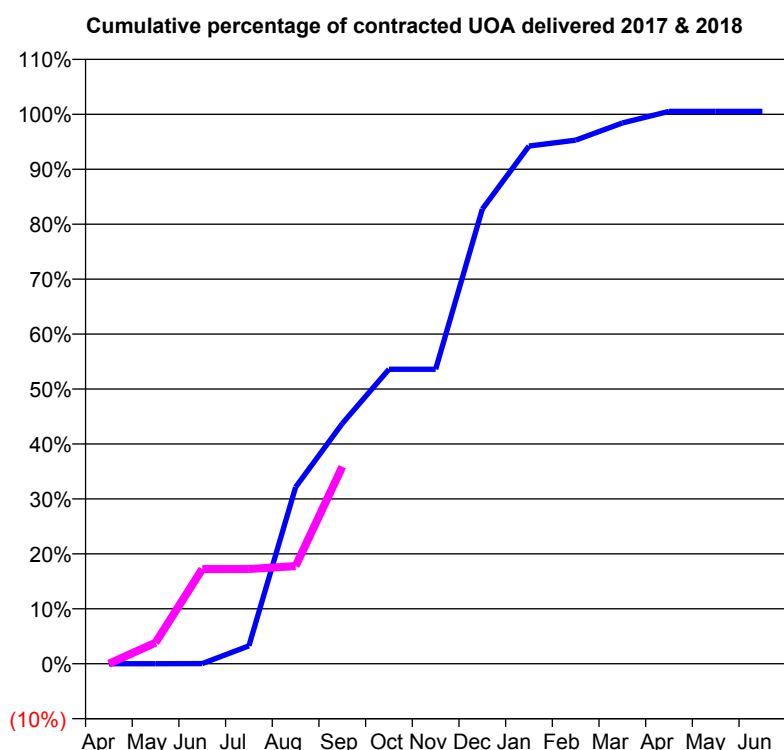
QUALITY	Contract Quantity	Contract Base Number	Contract *	Region	England
% of all assessments that were assess and fit appliances (rolling 12 month period)	563	1,044	53.9%	60.8%	58.0%
% of all assessments that were assess and refuse (rolling 12 month period)	146	1,044	14.0%	9.9%	11.4%
% of all assessments that were assess and review (rolling 12 month period)	335	1,044	32.1%	29.3%	30.6%
% of terminated courses where treatment was abandoned or discontinued (rolling 12 month period)	41	715	5.7%	8.0%	7.8%
% of completed treatments indicating that PAR score was taken (year to date)	27	286	9.4%	67.9%	64.6%
Rate of removable appliances per 100 fixed appliances - proposed treatment (rolling 12 month period)	87	1,073	8.11	4.85	5.65
Rate of removable appliances per 100 fixed appliances - completed treatment (rolling 12 month period)	77	1,295	5.95	4.05	4.78
% of courses of treatment with removable appliances only - proposed treatment (rolling 12 month period)	17	563	3.0%	1.7%	2.0%
% of courses of treatment with removable appliances only - completed treatment (rolling 12 month period)	11	674	1.6%	1.7%	1.5%
% of patients satisfied with the treatment they have received (rolling 12 month period)	17	18	94.4%	96.4%	96.0%

* Figures in italics indicate that the base number is less than 100.

Q70 - Vital Signs Orthodontic At a Glance Contract Report for 151904/0002 - September 2017

Name or company name	Only Orthodontics	17/18 Contracted general activity (UDA)	0
Contract type name	PDS Contract	Carry forward general activity (UDA)	0
Purpose of contract	Orthodontic	17/18 Contracted orthodontic activity (UOA)	4,000
Contract start date	01/04/2015	Carry forward orthodontic activity (UOA)	0
Contract end date	31/03/2018	Baseline contract value	£239,138.82

ACCESS	Contract	England and Wales
24 month ratio of assessments to patient IDs	1.00	1.09

ACTIVITY


Month	Adjusted Scheduled Activity (UOA)	
	2017	2018
April	0	0
May	0	154
June	1	690
July	131	690
August	1,286	711
September	1,749	1,434
October	2,144	
November	2,144	
December	3,310	
January	3,769	
February	3,811	
March	3,937	
April	4,021	
May	4,021	
June	4,021	

QUALITY

	Contract Quantity	Contract Base Number	Contract *	Region	England
% of all assessments that were assess and fit appliances (rolling 12 month period)	172	317	54.3%	60.8%	58.0%
% of all assessments that were assess and refuse (rolling 12 month period)	46	317	14.5%	9.9%	11.4%
% of all assessments that were assess and review (rolling 12 month period)	99	317	31.2%	29.3%	30.6%
% of terminated courses where treatment was abandoned or discontinued (rolling 12 month period)	4	65	6.2%	8.0%	7.8%
% of completed treatments indicating that PAR score was taken (year to date)	8	43	18.6%	67.9%	64.6%
Rate of removable appliances per 100 fixed appliances - proposed treatment (rolling 12 month period)	28	329	8.51	4.85	5.65
Rate of removable appliances per 100 fixed appliances - completed treatment (rolling 12 month period)	2	119	1.68	4.05	4.78
% of courses of treatment with removable appliances only - proposed treatment (rolling 12 month period)	6	172	3.5%	1.7%	2.0%
% of courses of treatment with removable appliances only - completed treatment (rolling 12 month period)	0	61	0.0%	1.7%	1.5%
% of patients satisfied with the treatment they have received (rolling 12 month period)	8	9	88.9%	96.4%	96.0%

* Figures in italics indicate that the base number is less than 100.

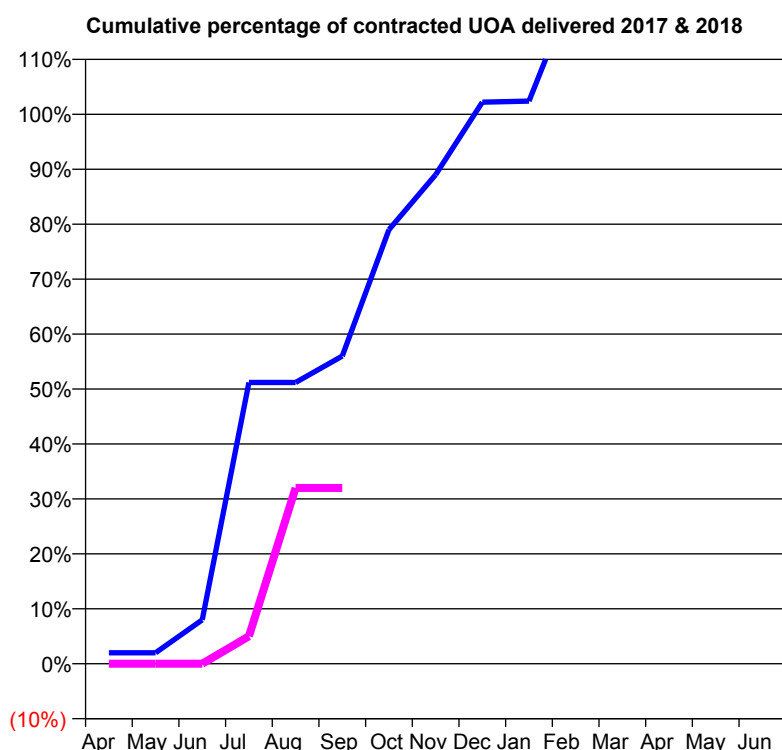
Q70 - Vital Signs Orthodontic At a Glance Contract Report for 169269/0001 - September 2017

Name or company name	Pasadena Dental Practice Ltd
Contract type name	GDS Contract
Purpose of contract	Orthodontic
Contract start date	29/09/2007
Contract end date	

17/18 Contracted general activity (UDA)	15,000
Carry forward general activity (UDA)	0
17/18 Contracted orthodontic activity (UOA)	500
Carry forward orthodontic activity (UOA)	0
Baseline contract value	£405,369.00

ACCESS

	Contract	England and Wales
24 month ratio of assessments to patient IDs	1.17	1.09

ACTIVITY


Month	Adjusted Scheduled Activity (UOA)	
	2017	2018
April	10	0
May	10	0
June	40	0
July	256	25
August	256	160
September	280	160
October	395	
November	445	
December	511	
January	512	
February	618	
March	620	
April	854	
May	854	
June	854	

QUALITY

	Contract Quantity	Contract Base Number	Contract *	Region	England
% of all assessments that were assess and fit appliances (rolling 12 month period)	33	73	45.2%	60.8%	58.0%
% of all assessments that were assess and refuse (rolling 12 month period)	12	73	16.4%	9.9%	11.4%
% of all assessments that were assess and review (rolling 12 month period)	28	73	38.4%	29.3%	30.6%
% of terminated courses where treatment was abandoned or discontinued (rolling 12 month period)	2	4	50.0%	8.0%	7.8%
% of completed treatments indicating that PAR score was taken (year to date)	0	2	0.0%	67.9%	64.6%
Rate of removable appliances per 100 fixed appliances - proposed treatment (rolling 12 month period)	8	62	12.90	4.85	5.65
Rate of removable appliances per 100 fixed appliances - completed treatment (rolling 12 month period)	0	0	N/A	4.05	4.78
% of courses of treatment with removable appliances only - proposed treatment (rolling 12 month period)	0	33	0.0%	1.7%	2.0%
% of courses of treatment with removable appliances only - completed treatment (rolling 12 month period)	0	2	0.0%	1.7%	1.5%
% of patients satisfied with the treatment they have received (rolling 12 month period)	1	2	50.0%	96.4%	96.0%

* Figures in italics indicate that the base number is less than 100.

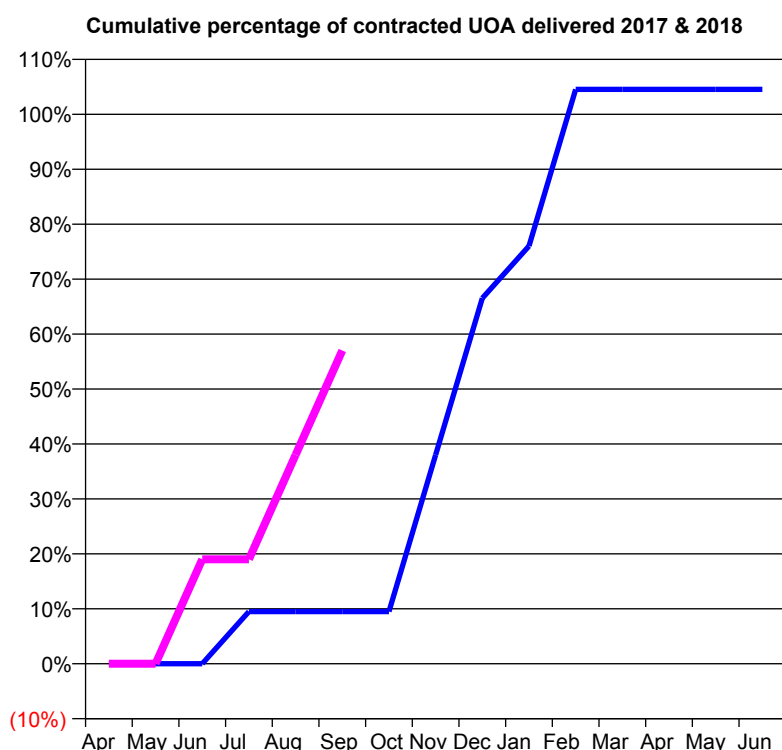
Q70 - Vital Signs Orthodontic At a Glance Contract Report for 170046/0001 - September 2017

Name or company name	Mr T Darling
Contract type name	GDS Contract
Purpose of contract	General and Orthodontic
Contract start date	01/12/2012
Contract end date	

17/18 Contracted general activity (UDA)	13,766
Carry forward general activity (UDA)	64
17/18 Contracted orthodontic activity (UOA)	221
Carry forward orthodontic activity (UOA)	0
Baseline contract value	£349,656.57

ACCESS

	Contract	England and Wales
24 month ratio of assessments to patient IDs	1.00	1.09

ACTIVITY


Month	Adjusted Scheduled Activity (UOA)	
	2017	2018
April	0	0
May	0	0
June	0	42
July	21	42
August	21	84
September	21	126
October	21	
November	84	
December	147	
January	168	
February	231	
March	231	
April	231	
May	231	
June	231	

QUALITY

	Contract Quantity	Contract Base Number	Contract *	Region	England
% of all assessments that were assess and fit appliances (rolling 12 month period)	16	16	100.0%	60.8%	58.0%
% of all assessments that were assess and refuse (rolling 12 month period)	0	16	0.0%	9.9%	11.4%
% of all assessments that were assess and review (rolling 12 month period)	0	16	0.0%	29.3%	30.6%
% of terminated courses where treatment was abandoned or discontinued (rolling 12 month period)	1	7	14.3%	8.0%	7.8%
% of completed treatments indicating that PAR score was taken (year to date)	1	1	100.0%	67.9%	64.6%
Rate of removable appliances per 100 fixed appliances - proposed treatment (rolling 12 month period)	0	32	0.00	4.85	5.65
Rate of removable appliances per 100 fixed appliances - completed treatment (rolling 12 month period)	1	10	10.00	4.05	4.78
% of courses of treatment with removable appliances only - proposed treatment (rolling 12 month period)	0	16	0.0%	1.7%	2.0%
% of courses of treatment with removable appliances only - completed treatment (rolling 12 month period)	0	6	0.0%	1.7%	1.5%
% of patients satisfied with the treatment they have received (rolling 12 month period)	0	0	N/A	96.4%	96.0%

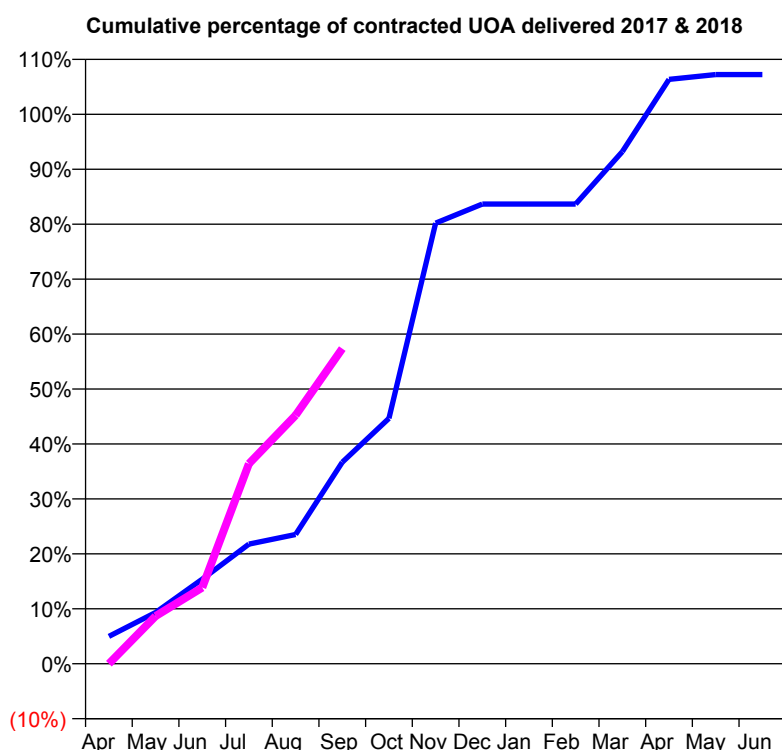
* Figures in italics indicate that the base number is less than 100.

Q70 - Vital Signs Orthodontic At a Glance Contract Report for 170747/0001 - September 2017

Name or company name	Miss P Kotecha
Contract type name	GDS Contract
Purpose of contract	Orthodontic
Contract start date	01/12/2013
Contract end date	

17/18 Contracted general activity (UDA)	16,248
Carry forward general activity (UDA)	0
17/18 Contracted orthodontic activity (UOA)	2,423
Carry forward orthodontic activity (UOA)	0
Baseline contract value	£573,326.27

ACCESS	Contract	England and Wales
24 month ratio of assessments to patient IDs	1.04	1.09

ACTIVITY


Month	Adjusted Scheduled Activity (UOA)	
	2017	2018
April	121	0
May	226	210
June	373	336
July	528	882
August	570	1,096
September	889	1,390
October	1,082	
November	1,943	
December	2,027	
January	2,027	
February	2,027	
March	2,258	
April	2,577	
May	2,598	
June	2,598	

QUALITY	Contract Quantity	Contract Base Number	Contract *	Region	England
% of all assessments that were assess and fit appliances (rolling 12 month period)	152	152	100.0%	60.8%	58.0%
% of all assessments that were assess and refuse (rolling 12 month period)	0	152	0.0%	9.9%	11.4%
% of all assessments that were assess and review (rolling 12 month period)	0	152	0.0%	29.3%	30.6%
% of terminated courses where treatment was abandoned or discontinued (rolling 12 month period)	0	88	0.0%	8.0%	7.8%
% of completed treatments indicating that PAR score was taken (year to date)	0	46	0.0%	67.9%	64.6%
Rate of removable appliances per 100 fixed appliances - proposed treatment (rolling 12 month period)	0	8	0.00	4.85	5.65
Rate of removable appliances per 100 fixed appliances - completed treatment (rolling 12 month period)	0	8	0.00	4.05	4.78
% of courses of treatment with removable appliances only - proposed treatment (rolling 12 month period)	0	152	0.0%	1.7%	2.0%
% of courses of treatment with removable appliances only - completed treatment (rolling 12 month period)	0	88	0.0%	1.7%	1.5%
% of patients satisfied with the treatment they have received (rolling 12 month period)	9	10	90.0%	96.4%	96.0%

* Figures in italics indicate that the base number is less than 100.

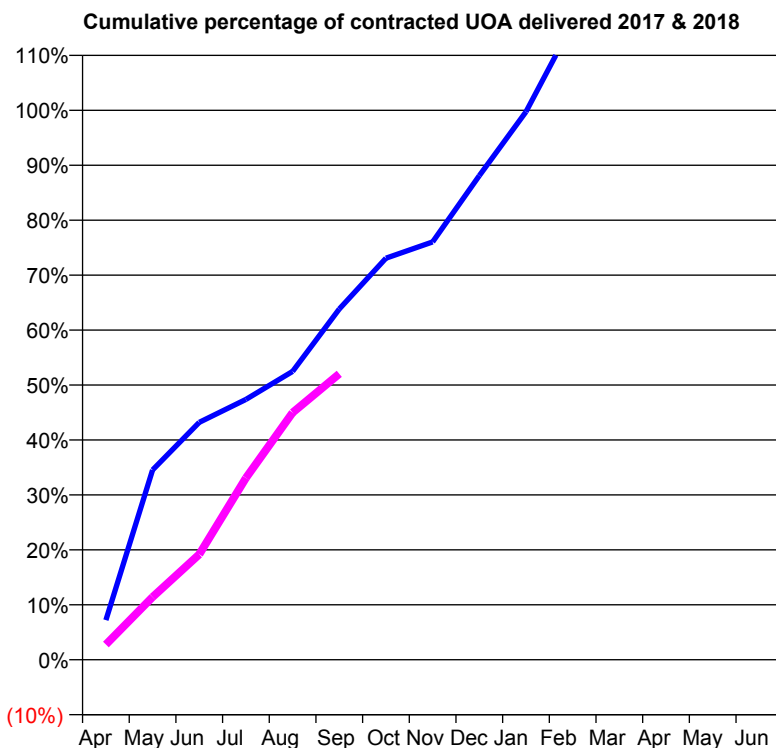
Q70 - Vital Signs Orthodontic At a Glance Contract Report for 177261/0002 - September 2017

Name or company name	Orthoworld 2000 Ltd
Contract type name	PDS Contract
Purpose of contract	Orthodontic
Contract start date	01/04/2006
Contract end date	31/03/2021

17/18 Contracted general activity (UDA)	0
Carry forward general activity (UDA)	0
17/18 Contracted orthodontic activity (UOA)	8,429
Carry forward orthodontic activity (UOA)	0
Baseline contract value	£498,398.68

ACCESS

	Contract	England and Wales
24 month ratio of assessments to patient IDs	1.11	1.09

ACTIVITY


Month	Adjusted Scheduled Activity (UOA)	
	2017	2018
April	609	234
May	2,912	962
June	3,642	1,616
July	3,993	2,788
August	4,423	3,792
September	5,380	4,386
October	6,160	
November	6,410	
December	7,427	
January	8,406	
February	9,755	
March	10,437	
April	10,546	
May	10,571	
June	10,571	

QUALITY

	Contract Quantity	Contract Base Number	Contract *	Region	England
% of all assessments that were assess and fit appliances (rolling 12 month period)	437	921	47.4%	60.8%	58.0%
% of all assessments that were assess and refuse (rolling 12 month period)	229	921	24.9%	9.9%	11.4%
% of all assessments that were assess and review (rolling 12 month period)	255	921	27.7%	29.3%	30.6%
% of terminated courses where treatment was abandoned or discontinued (rolling 12 month period)	17	402	4.2%	8.0%	7.8%
% of completed treatments indicating that PAR score was taken (year to date)	27	183	14.8%	67.9%	64.6%
Rate of removable appliances per 100 fixed appliances - proposed treatment (rolling 12 month period)	6	851	0.71	4.85	5.65
Rate of removable appliances per 100 fixed appliances - completed treatment (rolling 12 month period)	5	719	0.70	4.05	4.78
% of courses of treatment with removable appliances only - proposed treatment (rolling 12 month period)	3	437	0.7%	1.7%	2.0%
% of courses of treatment with removable appliances only - completed treatment (rolling 12 month period)	0	385	0.0%	1.7%	1.5%
% of patients satisfied with the treatment they have received (rolling 12 month period)	9	10	90.0%	96.4%	96.0%

* Figures in italics indicate that the base number is less than 100.

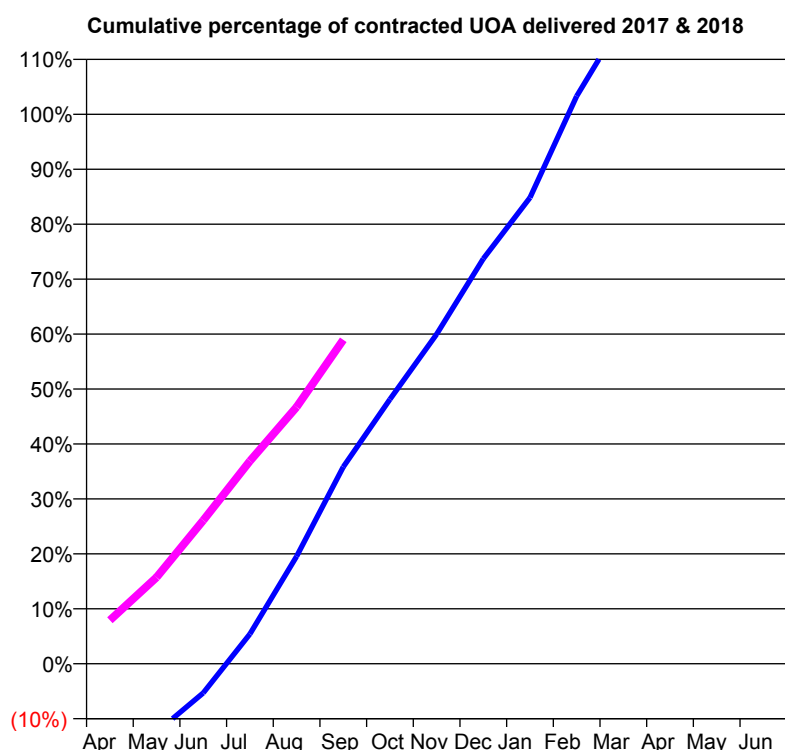
Q70 - Vital Signs Orthodontic At a Glance Contract Report for 181595/0002 - September 2017

Name or company name	Mrs F Boardman & Mr D Tehrani Yeganeh
Contract type name	PDS Contract
Purpose of contract	Orthodontic
Contract start date	01/04/2010
Contract end date	31/03/2020

17/18 Contracted general activity (UDA)	0
Carry forward general activity (UDA)	0
17/18 Contracted orthodontic activity (UOA)	7,684
Carry forward orthodontic activity (UOA)	0
Baseline contract value	£503,933.08

ACCESS

	Contract	England and Wales
24 month ratio of assessments to patient IDs	1.08	1.09

ACTIVITY


Month	Adjusted Scheduled Activity (UOA)	
	2017	2018
April	-1,651	609
May	-957	1,210
June	-409	2,005
July	417	2,835
August	1,503	3,591
September	2,753	4,530
October	3,698	
November	4,609	
December	5,665	
January	6,519	
February	7,938	
March	9,016	
April	9,246	
May	9,263	
June	9,263	

QUALITY

	Contract Quantity	Contract Base Number	Contract *	Region	England
% of all assessments that were assess and fit appliances (rolling 12 month period)	526	1,117	47.1%	60.8%	58.0%
% of all assessments that were assess and refuse (rolling 12 month period)	197	1,117	17.6%	9.9%	11.4%
% of all assessments that were assess and review (rolling 12 month period)	394	1,117	35.3%	29.3%	30.6%
% of terminated courses where treatment was abandoned or discontinued (rolling 12 month period)	37	484	7.6%	8.0%	7.8%
% of completed treatments indicating that PAR score was taken (year to date)	83	217	38.2%	67.9%	64.6%
Rate of removable appliances per 100 fixed appliances - proposed treatment (rolling 12 month period)	7	1,020	0.69	4.85	5.65
Rate of removable appliances per 100 fixed appliances - completed treatment (rolling 12 month period)	4	878	0.46	4.05	4.78
% of courses of treatment with removable appliances only - proposed treatment (rolling 12 month period)	3	526	0.6%	1.7%	2.0%
% of courses of treatment with removable appliances only - completed treatment (rolling 12 month period)	3	447	0.7%	1.7%	1.5%
% of patients satisfied with the treatment they have received (rolling 12 month period)	22	23	95.7%	96.4%	96.0%

* Figures in italics indicate that the base number is less than 100.

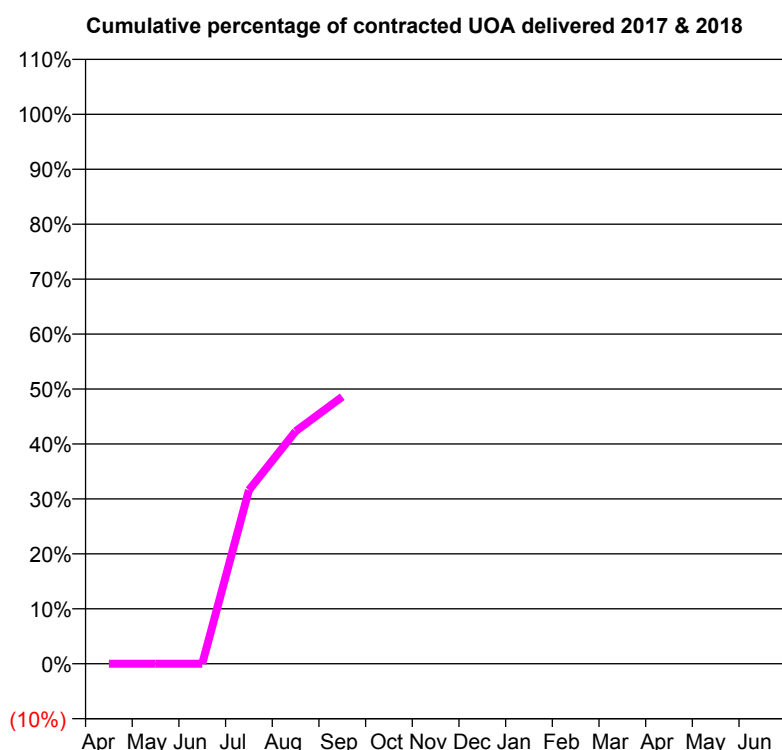
Q70 - Vital Signs Orthodontic At a Glance Contract Report for 183563/0001 - September 2017

Name or company name	Madeira Road Partnership
Contract type name	GDS Contract
Purpose of contract	Orthodontic
Contract start date	01/04/2006
Contract end date	

17/18 Contracted general activity (UDA)	11,520
Carry forward general activity (UDA)	0
17/18 Contracted orthodontic activity (UOA)	1,000
Carry forward orthodontic activity (UOA)	0
Baseline contract value	£344,513.95

ACCESS

	Contract	England and Wales
24 month ratio of assessments to patient IDs	1.00	1.09

ACTIVITY


Month	Adjusted Scheduled Activity (UOA)	
	2017	2018
April	0	0
May	0	0
June	0	0
July	0	316
August	0	423
September	0	486
October	0	
November	0	
December	0	
January	0	
February	0	
March	0	
April	0	
May	0	
June	0	

QUALITY

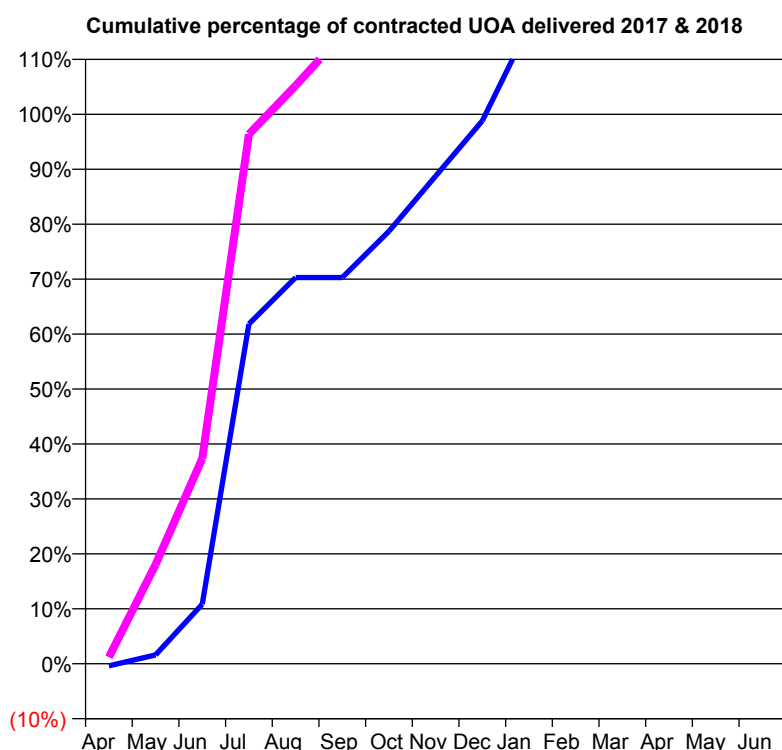
	Contract Quantity	Contract Base Number	Contract *	Region	England
% of all assessments that were assess and fit appliances (rolling 12 month period)	23	26	88.5%	60.8%	58.0%
% of all assessments that were assess and refuse (rolling 12 month period)	3	26	11.5%	9.9%	11.4%
% of all assessments that were assess and review (rolling 12 month period)	0	26	0.0%	29.3%	30.6%
% of terminated courses where treatment was abandoned or discontinued (rolling 12 month period)	1	21	4.8%	8.0%	7.8%
% of completed treatments indicating that PAR score was taken (year to date)	5	20	25.0%	67.9%	64.6%
Rate of removable appliances per 100 fixed appliances - proposed treatment (rolling 12 month period)	4	24	16.67	4.85	5.65
Rate of removable appliances per 100 fixed appliances - completed treatment (rolling 12 month period)	2	40	5.00	4.05	4.78
% of courses of treatment with removable appliances only - proposed treatment (rolling 12 month period)	3	23	13.0%	1.7%	2.0%
% of courses of treatment with removable appliances only - completed treatment (rolling 12 month period)	0	20	0.0%	1.7%	1.5%
% of patients satisfied with the treatment they have received (rolling 12 month period)	0	0	N/A	96.4%	96.0%

* Figures in italics indicate that the base number is less than 100.

Q70 - Vital Signs Orthodontic At a Glance Contract Report for 188492/0001 - September 2017

Name or company name	Guinea Court Dental Partnership	17/18 Contracted general activity (UDA)	3,500
Contract type name	GDS Contract	Carry forward general activity (UDA)	0
Purpose of contract	Orthodontic	17/18 Contracted orthodontic activity (UOA)	249
Contract start date	01/04/2011	Carry forward orthodontic activity (UOA)	0
Contract end date		Baseline contract value	£102,185.60

ACCESS	Contract	England and Wales
24 month ratio of assessments to patient IDs	1.19	1.09

ACTIVITY


Month	Adjusted Scheduled Activity (UOA)	
	2017	2018
April	-1	3
May	4	45
June	27	93
July	154	240
August	175	262
September	175	285
October	196	
November	221	
December	246	
January	289	
February	312	
March	312	
April	312	
May	312	
June	312	

QUALITY	Contract Quantity	Contract Base Number	Contract *	Region	England
% of all assessments that were assess and fit appliances (rolling 12 month period)	19	43	44.2%	60.8%	58.0%
% of all assessments that were assess and refuse (rolling 12 month period)	1	43	2.3%	9.9%	11.4%
% of all assessments that were assess and review (rolling 12 month period)	23	43	53.5%	29.3%	30.6%
% of terminated courses where treatment was abandoned or discontinued (rolling 12 month period)	1	10	10.0%	8.0%	7.8%
% of completed treatments indicating that PAR score was taken (year to date)	3	3	100.0%	67.9%	64.6%
Rate of removable appliances per 100 fixed appliances - proposed treatment (rolling 12 month period)	0	0	N/A	4.85	5.65
Rate of removable appliances per 100 fixed appliances - completed treatment (rolling 12 month period)	0	0	N/A	4.05	4.78
% of courses of treatment with removable appliances only - proposed treatment (rolling 12 month period)	0	19	0.0%	1.7%	2.0%
% of courses of treatment with removable appliances only - completed treatment (rolling 12 month period)	0	9	0.0%	1.7%	1.5%
% of patients satisfied with the treatment they have received (rolling 12 month period)	0	0	N/A	96.4%	96.0%

* Figures in italics indicate that the base number is less than 100.

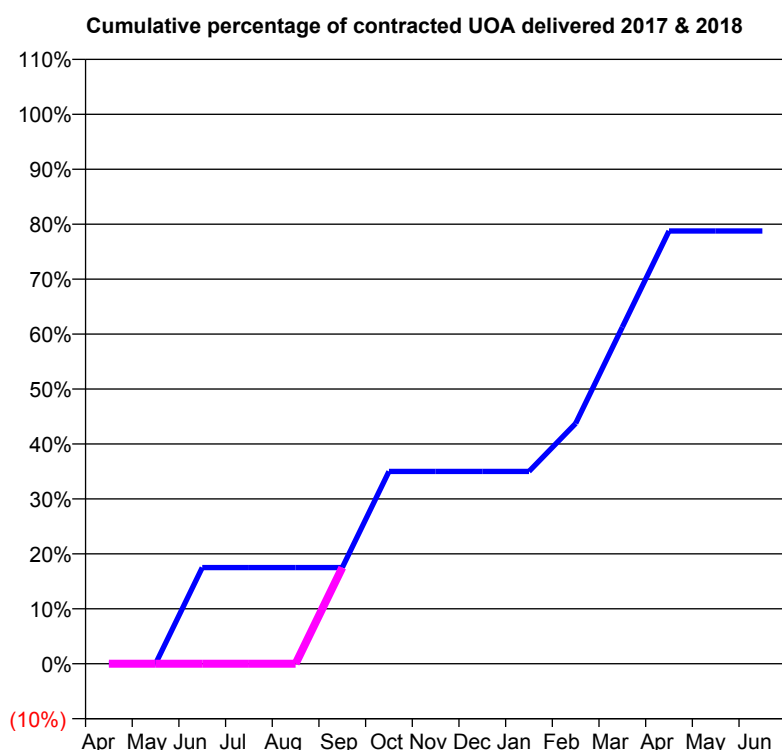
Q70 - Vital Signs Orthodontic At a Glance Contract Report for 190195/0006 - September 2017

Name or company name	Xeon Smiles UK Ltd
Contract type name	GDS Contract
Purpose of contract	General and Orthodontic
Contract start date	09/06/2008
Contract end date	

17/18 Contracted general activity (UDA)	4,501
Carry forward general activity (UDA)	0
17/18 Contracted orthodontic activity (UOA)	240
Carry forward orthodontic activity (UOA)	0
Baseline contract value	£119,695.57

ACCESS

	Contract	England and Wales
24 month ratio of assessments to patient IDs	1.00	1.09

ACTIVITY


Month	Adjusted Scheduled Activity (UOA)	
	2017	2018
April	0	0
May	0	0
June	42	0
July	42	0
August	42	0
September	42	42
October	84	
November	84	
December	84	
January	84	
February	105	
March	147	
April	189	
May	189	
June	189	

QUALITY

	Contract Quantity	Contract Base Number	Contract *	Region	England
% of all assessments that were assess and fit appliances (rolling 12 month period)	9	9	100.0%	60.8%	58.0%
% of all assessments that were assess and refuse (rolling 12 month period)	0	9	0.0%	9.9%	11.4%
% of all assessments that were assess and review (rolling 12 month period)	0	9	0.0%	29.3%	30.6%
% of terminated courses where treatment was abandoned or discontinued (rolling 12 month period)	0	0	N/A	8.0%	7.8%
% of completed treatments indicating that PAR score was taken (year to date)	0	0	N/A	67.9%	64.6%
Rate of removable appliances per 100 fixed appliances - proposed treatment (rolling 12 month period)	0	0	N/A	4.85	5.65
Rate of removable appliances per 100 fixed appliances - completed treatment (rolling 12 month period)	0	0	N/A	4.05	4.78
% of courses of treatment with removable appliances only - proposed treatment (rolling 12 month period)	0	9	0.0%	1.7%	2.0%
% of courses of treatment with removable appliances only - completed treatment (rolling 12 month period)	0	0	N/A	1.7%	1.5%
% of patients satisfied with the treatment they have received (rolling 12 month period)	0	0	N/A	96.4%	96.0%

* Figures in italics indicate that the base number is less than 100.

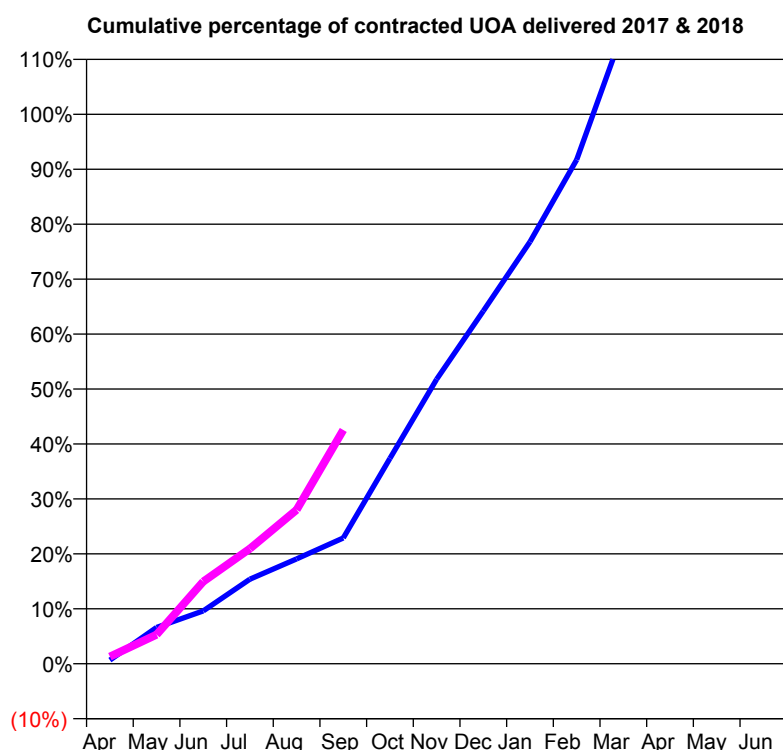
Q70 - Vital Signs Orthodontic At a Glance Contract Report for 191396/0001 - September 2017

Name or company name	Elizabeth Richardson (trading as Basingsto
Contract type name	PDS Contract
Purpose of contract	Orthodontic
Contract start date	01/05/2015
Contract end date	31/03/2018

17/18 Contracted general activity (UDA)	0
Carry forward general activity (UDA)	0
17/18 Contracted orthodontic activity (UOA)	3,473
Carry forward orthodontic activity (UOA)	0
Baseline contract value	£207,281.72

ACCESS

	Contract	England and Wales
24 month ratio of assessments to patient IDs	1.10	1.09

ACTIVITY


Month	Adjusted Scheduled Activity (UOA)	
	2017	2018
April	23	45
May	230	184
June	334	520
July	535	728
August	663	973
September	795	1,478
October	1,298	
November	1,798	
December	2,229	
January	2,667	
February	3,185	
March	4,000	
April	4,147	
May	4,147	
June	4,147	

QUALITY

	Contract Quantity	Contract Base Number	Contract *	Region	England
% of all assessments that were assess and fit appliances (rolling 12 month period)	221	419	52.7%	60.8%	58.0%
% of all assessments that were assess and refuse (rolling 12 month period)	61	419	14.6%	9.9%	11.4%
% of all assessments that were assess and review (rolling 12 month period)	137	419	32.7%	29.3%	30.6%
% of terminated courses where treatment was abandoned or discontinued (rolling 12 month period)	44	363	12.1%	8.0%	7.8%
% of completed treatments indicating that PAR score was taken (year to date)	53	110	48.2%	67.9%	64.6%
Rate of removable appliances per 100 fixed appliances - proposed treatment (rolling 12 month period)	68	419	16.23	4.85	5.65
Rate of removable appliances per 100 fixed appliances - completed treatment (rolling 12 month period)	107	559	19.14	4.05	4.78
% of courses of treatment with removable appliances only - proposed treatment (rolling 12 month period)	2	221	0.9%	1.7%	2.0%
% of courses of treatment with removable appliances only - completed treatment (rolling 12 month period)	2	319	0.6%	1.7%	1.5%
% of patients satisfied with the treatment they have received (rolling 12 month period)	15	16	93.8%	96.4%	96.0%

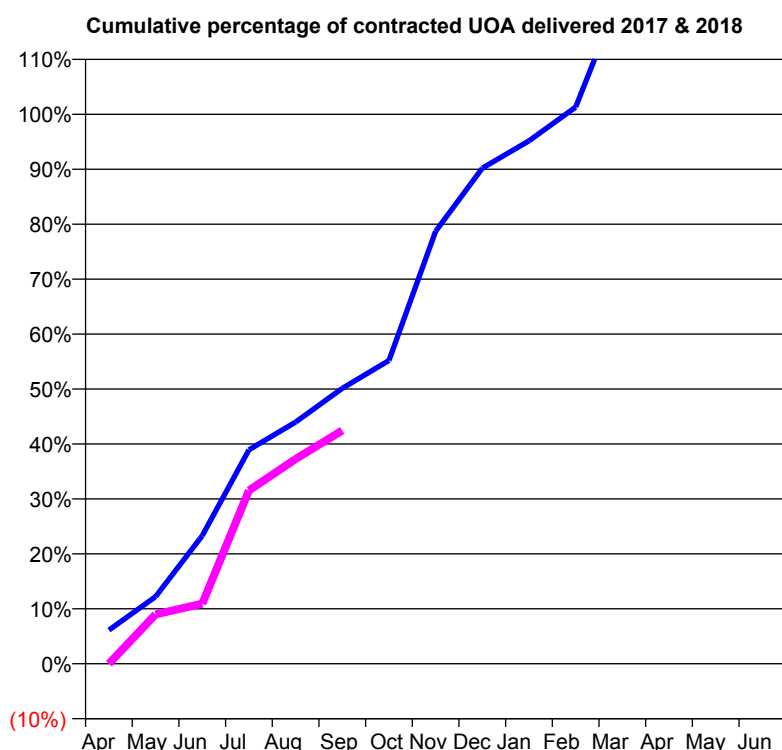
* Figures in italics indicate that the base number is less than 100.

Q70 - Vital Signs Orthodontic At a Glance Contract Report for 193682/0001 - September 2017

Name or company name	Braceurself Limited
Contract type name	PDS Contract
Purpose of contract	Orthodontic
Contract start date	01/04/2011
Contract end date	31/03/2018

17/18 Contracted general activity (UDA)	0
Carry forward general activity (UDA)	0
17/18 Contracted orthodontic activity (UOA)	3,446
Carry forward orthodontic activity (UOA)	0
Baseline contract value	£198,011.91

ACCESS	Contract	England and Wales
24 month ratio of assessments to patient IDs	1.03	1.09

ACTIVITY


Month	Adjusted Scheduled Activity (UOA)	
	2017	2018
April	211	0
May	421	310
June	803	377
July	1,342	1,087
August	1,516	1,284
September	1,727	1,463
October	1,902	
November	2,712	
December	3,108	
January	3,279	
February	3,491	
March	4,226	
April	5,157	
May	5,431	
June	5,431	

QUALITY

	Contract Quantity	Contract Base Number	Contract *	Region	England
% of all assessments that were assess and fit appliances (rolling 12 month period)	256	363	70.5%	60.8%	58.0%
% of all assessments that were assess and refuse (rolling 12 month period)	18	363	5.0%	9.9%	11.4%
% of all assessments that were assess and review (rolling 12 month period)	89	363	24.5%	29.3%	30.6%
% of terminated courses where treatment was abandoned or discontinued (rolling 12 month period)	8	200	4.0%	8.0%	7.8%
% of completed treatments indicating that PAR score was taken (year to date)	36	99	36.4%	67.9%	64.6%
Rate of removable appliances per 100 fixed appliances - proposed treatment (rolling 12 month period)	11	496	2.22	4.85	5.65
Rate of removable appliances per 100 fixed appliances - completed treatment (rolling 12 month period)	29	149	19.46	4.05	4.78
% of courses of treatment with removable appliances only - proposed treatment (rolling 12 month period)	4	256	1.6%	1.7%	2.0%
% of courses of treatment with removable appliances only - completed treatment (rolling 12 month period)	1	192	0.5%	1.7%	1.5%
% of patients satisfied with the treatment they have received (rolling 12 month period)	15	15	100.0%	96.4%	96.0%

* Figures in italics indicate that the base number is less than 100.

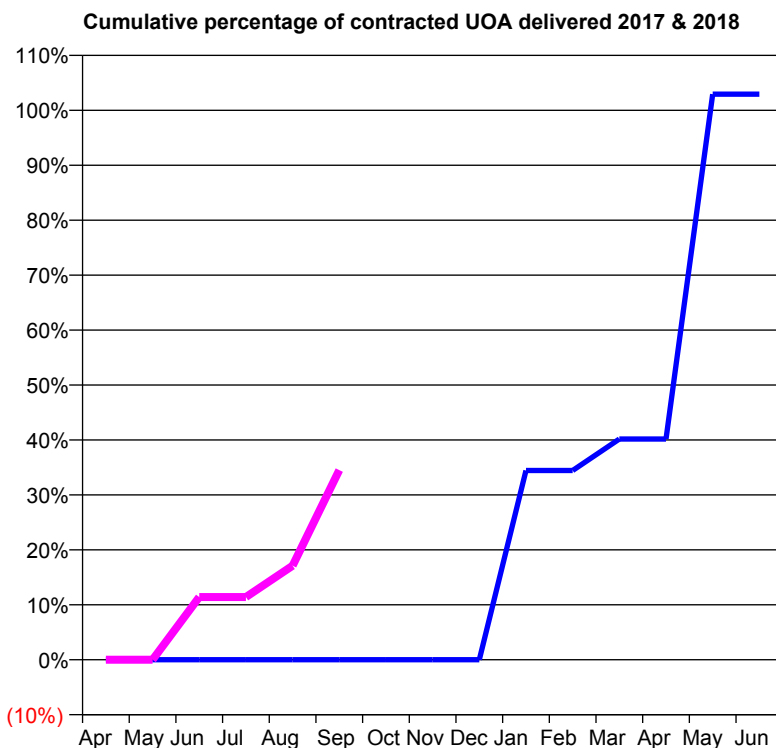
Q70 - Vital Signs Orthodontic At a Glance Contract Report for 215066/0001 - September 2017

Name or company name	MR AM SIMMONS
Contract type name	GDS Contract
Purpose of contract	Orthodontic
Contract start date	01/04/2006
Contract end date	

17/18 Contracted general activity (UDA)	1,000
Carry forward general activity (UDA)	0
17/18 Contracted orthodontic activity (UOA)	368
Carry forward orthodontic activity (UOA)	0
Baseline contract value	£50,823.88

ACCESS

	Contract	England and Wales
24 month ratio of assessments to patient IDs	1.00	1.09

ACTIVITY


Month	Adjusted Scheduled Activity (UOA)	
	2017	2018
April	0	0
May	0	0
June	0	42
July	0	42
August	0	63
September	0	127
October	0	
November	0	
December	0	
January	127	
February	127	
March	148	
April	148	
May	379	
June	379	

QUALITY

	Contract Quantity	Contract Base Number	Contract *	Region	England
% of all assessments that were assess and fit appliances (rolling 12 month period)	25	26	96.2%	60.8%	58.0%
% of all assessments that were assess and refuse (rolling 12 month period)	1	26	3.8%	9.9%	11.4%
% of all assessments that were assess and review (rolling 12 month period)	0	26	0.0%	29.3%	30.6%
% of terminated courses where treatment was abandoned or discontinued (rolling 12 month period)	0	12	0.0%	8.0%	7.8%
% of completed treatments indicating that PAR score was taken (year to date)	8	8	100.0%	67.9%	64.6%
Rate of removable appliances per 100 fixed appliances - proposed treatment (rolling 12 month period)	1	48	2.08	4.85	5.65
Rate of removable appliances per 100 fixed appliances - completed treatment (rolling 12 month period)	0	0	N/A	4.05	4.78
% of courses of treatment with removable appliances only - proposed treatment (rolling 12 month period)	0	25	0.0%	1.7%	2.0%
% of courses of treatment with removable appliances only - completed treatment (rolling 12 month period)	0	12	0.0%	1.7%	1.5%
% of patients satisfied with the treatment they have received (rolling 12 month period)	0	0	N/A	96.4%	96.0%

* Figures in italics indicate that the base number is less than 100.

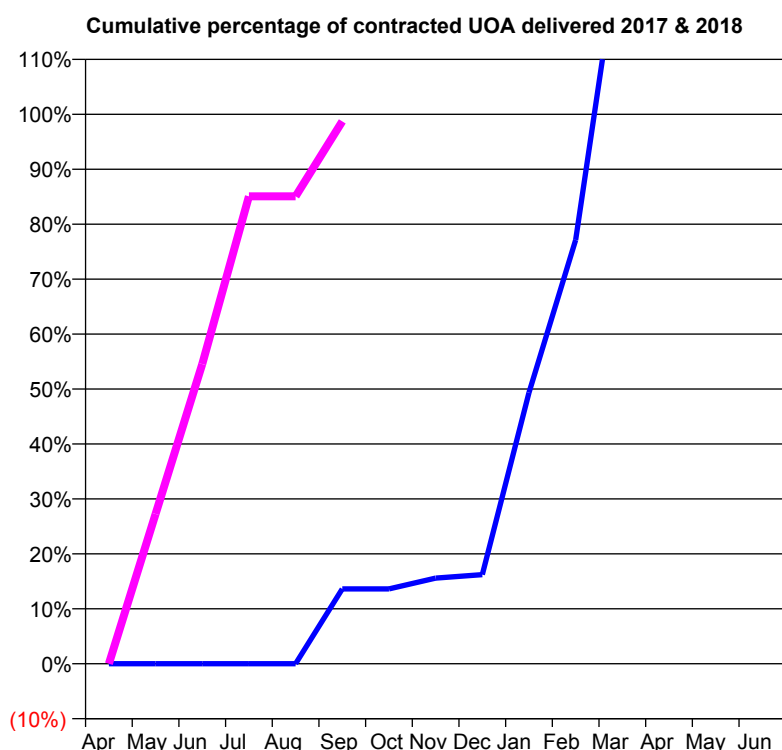
Q70 - Vital Signs Orthodontic At a Glance Contract Report for 215872/0003 - September 2017

Name or company name	Gosport Road Partnership
Contract type name	GDS Contract
Purpose of contract	Orthodontic
Contract start date	01/04/2006
Contract end date	

17/18 Contracted general activity (UDA)	1,849
Carry forward general activity (UDA)	0
17/18 Contracted orthodontic activity (UOA)	154
Carry forward orthodontic activity (UOA)	0
Baseline contract value	£56,820.08

ACCESS

	Contract	England and Wales
24 month ratio of assessments to patient IDs	1.00	1.09

ACTIVITY


Month	Adjusted Scheduled Activity (UOA)	
	2017	2018
April	0	0
May	0	42
June	0	84
July	0	131
August	0	131
September	21	152
October	21	
November	24	
December	25	
January	76	
February	119	
March	207	
April	207	
May	207	
June	207	

QUALITY

	Contract Quantity	Contract Base Number	Contract *	Region	England
% of all assessments that were assess and fit appliances (rolling 12 month period)	16	34	47.1%	60.8%	58.0%
% of all assessments that were assess and refuse (rolling 12 month period)	2	34	5.9%	9.9%	11.4%
% of all assessments that were assess and review (rolling 12 month period)	16	34	47.1%	29.3%	30.6%
% of terminated courses where treatment was abandoned or discontinued (rolling 12 month period)	1	5	20.0%	8.0%	7.8%
% of completed treatments indicating that PAR score was taken (year to date)	1	2	50.0%	67.9%	64.6%
Rate of removable appliances per 100 fixed appliances - proposed treatment (rolling 12 month period)	1	30	3.33	4.85	5.65
Rate of removable appliances per 100 fixed appliances - completed treatment (rolling 12 month period)	0	0	N/A	4.05	4.78
% of courses of treatment with removable appliances only - proposed treatment (rolling 12 month period)	1	16	6.3%	1.7%	2.0%
% of courses of treatment with removable appliances only - completed treatment (rolling 12 month period)	0	4	0.0%	1.7%	1.5%
% of patients satisfied with the treatment they have received (rolling 12 month period)	2	2	100.0%	96.4%	96.0%

* Figures in italics indicate that the base number is less than 100.

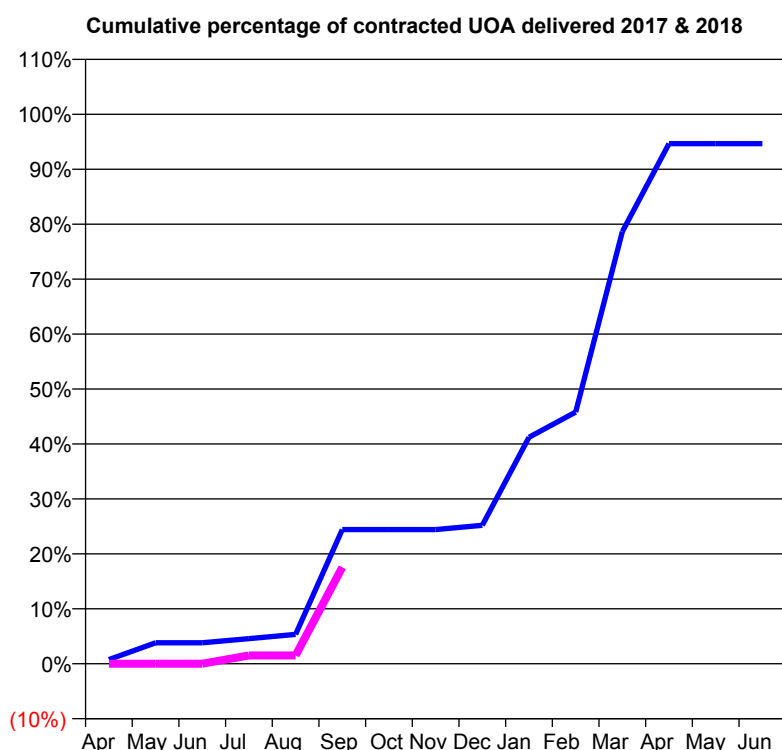
Q70 - Vital Signs Orthodontic At a Glance Contract Report for 221252/0001 - September 2017

Name or company name	MR JR LIPPETT
Contract type name	GDS Contract
Purpose of contract	General and Orthodontic
Contract start date	01/04/2006
Contract end date	

17/18 Contracted general activity (UDA)	1,500
Carry forward general activity (UDA)	8
17/18 Contracted orthodontic activity (UOA)	131
Carry forward orthodontic activity (UOA)	0
Baseline contract value	£47,918.76

ACCESS

	Contract	England and Wales
24 month ratio of assessments to patient IDs	1.04	1.09

ACTIVITY


Month	Adjusted Scheduled Activity (UOA)	
	2017	2018
April	1	0
May	5	0
June	5	0
July	6	2
August	7	2
September	32	23
October	32	
November	32	
December	33	
January	54	
February	60	
March	103	
April	124	
May	124	
June	124	

QUALITY

	Contract Quantity	Contract Base Number	Contract *	Region	England
% of all assessments that were assess and fit appliances (rolling 12 month period)	6	12	50.0%	60.8%	58.0%
% of all assessments that were assess and refuse (rolling 12 month period)	0	12	0.0%	9.9%	11.4%
% of all assessments that were assess and review (rolling 12 month period)	6	12	50.0%	29.3%	30.6%
% of terminated courses where treatment was abandoned or discontinued (rolling 12 month period)	0	1	0.0%	8.0%	7.8%
% of completed treatments indicating that PAR score was taken (year to date)	0	0	N/A	67.9%	64.6%
Rate of removable appliances per 100 fixed appliances - proposed treatment (rolling 12 month period)	1	0	N/A	4.85	5.65
Rate of removable appliances per 100 fixed appliances - completed treatment (rolling 12 month period)	0	0	N/A	4.05	4.78
% of courses of treatment with removable appliances only - proposed treatment (rolling 12 month period)	1	6	16.7%	1.7%	2.0%
% of courses of treatment with removable appliances only - completed treatment (rolling 12 month period)	0	1	0.0%	1.7%	1.5%
% of patients satisfied with the treatment they have received (rolling 12 month period)	0	0	N/A	96.4%	96.0%

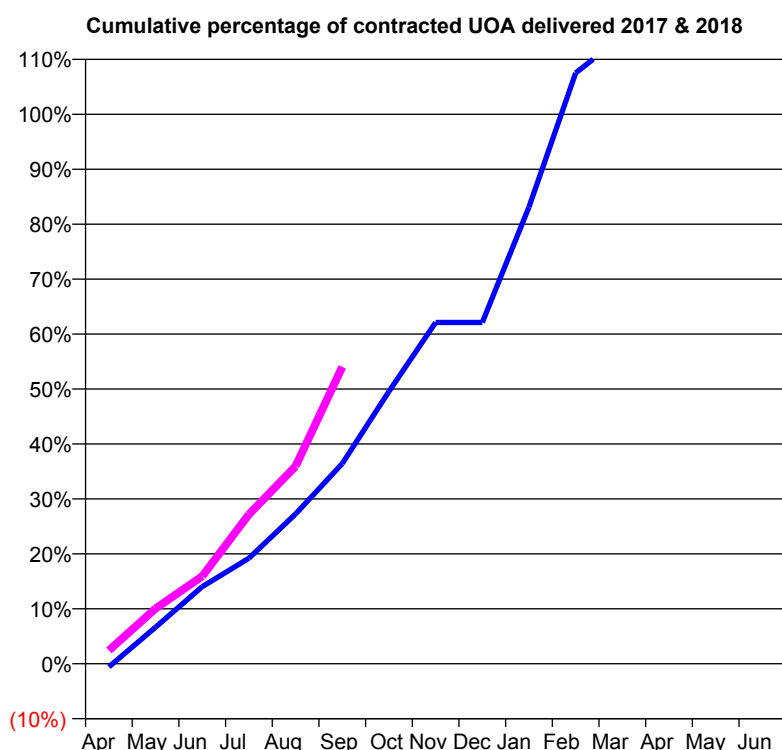
* Figures in italics indicate that the base number is less than 100.

Q70 - Vital Signs Orthodontic At a Glance Contract Report for 250481/0002 - September 2017

Name or company name	MR GK FLATISCHLER
Contract type name	PDS Contract
Purpose of contract	Orthodontic
Contract start date	01/04/2006
Contract end date	31/03/2018

17/18 Contracted general activity (UDA)	0
Carry forward general activity (UDA)	0
17/18 Contracted orthodontic activity (UOA)	10,372
Carry forward orthodontic activity (UOA)	0
Baseline contract value	£680,195.56

ACCESS	Contract	England and Wales
24 month ratio of assessments to patient IDs	1.03	1.09

ACTIVITY


Month	Adjusted Scheduled Activity (UOA)	
	2017	2018
April	-61	254
May	692	1,044
June	1,457	1,652
July	1,991	2,821
August	2,828	3,728
September	3,778	5,604
October	5,140	
November	6,442	
December	6,442	
January	8,622	
February	11,151	
March	11,840	
April	12,434	
May	12,520	
June	12,520	

QUALITY	Contract Quantity	Contract Base Number	Contract *	Region	England
% of all assessments that were assess and fit appliances (rolling 12 month period)	669	1,030	65.0%	60.8%	58.0%
% of all assessments that were assess and refuse (rolling 12 month period)	183	1,030	17.8%	9.9%	11.4%
% of all assessments that were assess and review (rolling 12 month period)	178	1,030	17.3%	29.3%	30.6%
% of terminated courses where treatment was abandoned or discontinued (rolling 12 month period)	9	247	3.6%	8.0%	7.8%
% of completed treatments indicating that PAR score was taken (year to date)	29	119	24.4%	67.9%	64.6%
Rate of removable appliances per 100 fixed appliances - proposed treatment (rolling 12 month period)	0	0	N/A	4.85	5.65
Rate of removable appliances per 100 fixed appliances - completed treatment (rolling 12 month period)	0	0	N/A	4.05	4.78
% of courses of treatment with removable appliances only - proposed treatment (rolling 12 month period)	0	669	0.0%	1.7%	2.0%
% of courses of treatment with removable appliances only - completed treatment (rolling 12 month period)	0	238	0.0%	1.7%	1.5%
% of patients satisfied with the treatment they have received (rolling 12 month period)	41	45	91.1%	96.4%	96.0%

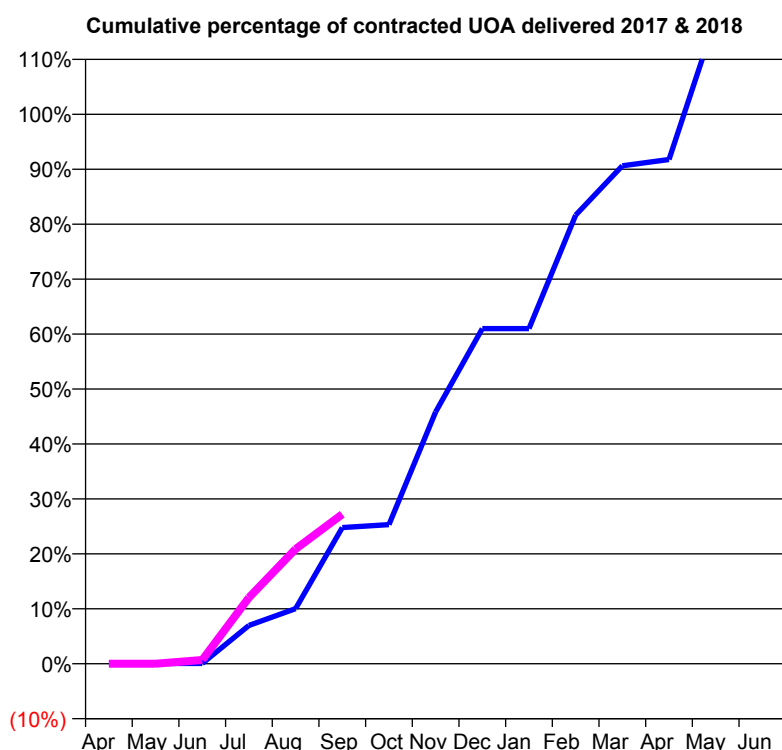
* Figures in italics indicate that the base number is less than 100.

Q70 - Vital Signs Orthodontic At a Glance Contract Report for 254169/0002 - September 2017

Name or company name	MR V KONTOGIANNIS
Contract type name	PDS Contract
Purpose of contract	Orthodontic
Contract start date	01/04/2006
Contract end date	31/03/2026

17/18 Contracted general activity (UDA)	0
Carry forward general activity (UDA)	0
17/18 Contracted orthodontic activity (UOA)	3,869
Carry forward orthodontic activity (UOA)	0
Baseline contract value	£253,762.89

ACCESS	Contract	England and Wales
24 month ratio of assessments to patient IDs	1.03	1.09

ACTIVITY


Month	Adjusted Scheduled Activity (UOA)	
	2017	2018
April	2	0
May	2	0
June	2	27
July	270	466
August	388	808
September	959	1,053
October	980	
November	1,773	
December	2,360	
January	2,360	
February	3,159	
March	3,506	
April	3,550	
May	4,540	
June	4,591	

QUALITY	Contract Quantity	Contract Base Number	Contract *	Region	England
% of all assessments that were assess and fit appliances (rolling 12 month period)	211	487	43.3%	60.8%	58.0%
% of all assessments that were assess and refuse (rolling 12 month period)	102	487	20.9%	9.9%	11.4%
% of all assessments that were assess and review (rolling 12 month period)	174	487	35.7%	29.3%	30.6%
% of terminated courses where treatment was abandoned or discontinued (rolling 12 month period)	12	155	7.7%	8.0%	7.8%
% of completed treatments indicating that PAR score was taken (year to date)	18	58	31.0%	67.9%	64.6%
Rate of removable appliances per 100 fixed appliances - proposed treatment (rolling 12 month period)	25	419	5.97	4.85	5.65
Rate of removable appliances per 100 fixed appliances - completed treatment (rolling 12 month period)	0	0	N/A	4.05	4.78
% of courses of treatment with removable appliances only - proposed treatment (rolling 12 month period)	0	211	0.0%	1.7%	2.0%
% of courses of treatment with removable appliances only - completed treatment (rolling 12 month period)	0	143	0.0%	1.7%	1.5%
% of patients satisfied with the treatment they have received (rolling 12 month period)	5	5	100.0%	96.4%	96.0%

* Figures in italics indicate that the base number is less than 100.

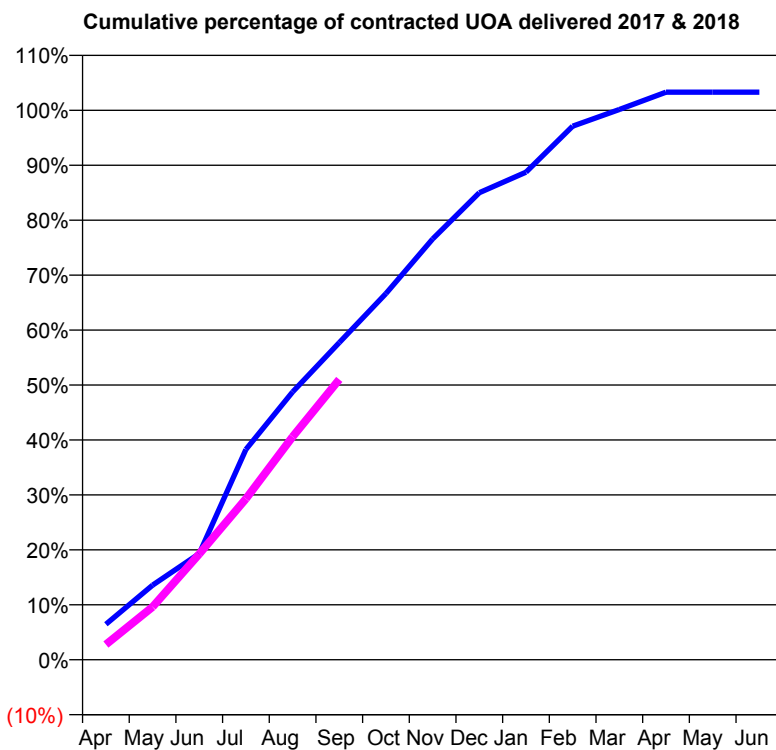
Q70 - Vital Signs Orthodontic At a Glance Contract Report for 310360/0001 - September 2017

Name or company name	MRS ME LAMMIMAN
Contract type name	PDS Contract
Purpose of contract	General and Orthodontic
Contract start date	01/04/2006
Contract end date	31/03/2019

17/18 Contracted general activity (UDA)	0
Carry forward general activity (UDA)	0
17/18 Contracted orthodontic activity (UOA)	4,027
Carry forward orthodontic activity (UOA)	0
Baseline contract value	£253,432.56

ACCESS

	Contract	England and Wales
24 month ratio of assessments to patient IDs	1.13	1.09

ACTIVITY


Month	Adjusted Scheduled Activity (UOA)	
	2017	2018
April	260	112
May	547	388
June	779	775
July	1,541	1,180
August	1,963	1,635
September	2,325	2,055
October	2,684	-
November	3,084	-
December	3,423	-
January	3,573	-
February	3,911	-
March	4,032	-
April	4,159	-
May	4,159	-
June	4,159	-

QUALITY

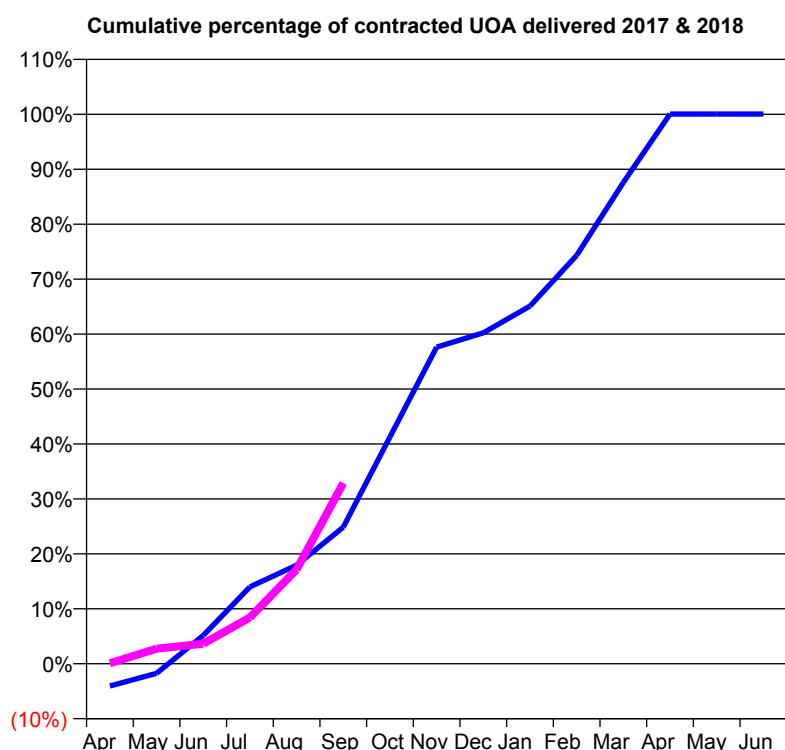
	Contract Quantity	Contract Base Number	Contract *	Region	England
% of all assessments that were assess and fit appliances (rolling 12 month period)	179	317	56.5%	60.8%	58.0%
% of all assessments that were assess and refuse (rolling 12 month period)	14	317	4.4%	9.9%	11.4%
% of all assessments that were assess and review (rolling 12 month period)	124	317	39.1%	29.3%	30.6%
% of terminated courses where treatment was abandoned or discontinued (rolling 12 month period)	35	210	16.7%	8.0%	7.8%
% of completed treatments indicating that PAR score was taken (year to date)	71	79	89.9%	67.9%	64.6%
Rate of removable appliances per 100 fixed appliances - proposed treatment (rolling 12 month period)	19	354	5.37	4.85	5.65
Rate of removable appliances per 100 fixed appliances - completed treatment (rolling 12 month period)	2	339	0.59	4.05	4.78
% of courses of treatment with removable appliances only - proposed treatment (rolling 12 month period)	0	179	0.0%	1.7%	2.0%
% of courses of treatment with removable appliances only - completed treatment (rolling 12 month period)	0	175	0.0%	1.7%	1.5%
% of patients satisfied with the treatment they have received (rolling 12 month period)	9	9	100.0%	96.4%	96.0%

* Figures in italics indicate that the base number is less than 100.

Q70 - Vital Signs Orthodontic At a Glance Contract Report for 332682/0001 - September 2017

Name or company name	MRS EC WEEKS	17/18 Contracted general activity (UDA)	0
Contract type name	PDS Contract	Carry forward general activity (UDA)	0
Purpose of contract	Orthodontic	17/18 Contracted orthodontic activity (UOA)	2,730
Contract start date	01/04/2006	Carry forward orthodontic activity (UOA)	0
Contract end date	31/03/2018	Baseline contract value	£163,958.05

ACCESS	Contract	England and Wales
24 month ratio of assessments to patient IDs	1.02	1.09

ACTIVITY


Month	Adjusted Scheduled Activity (UOA)	
	2017	2018
April	-111	2
May	-48	75
June	141	100
July	382	230
August	490	469
September	679	898
October	1,127	
November	1,573	
December	1,644	
January	1,777	
February	2,029	
March	2,391	
April	2,731	
May	2,731	
June	2,731	

QUALITY

	Contract Quantity	Contract Base Number	Contract *	Region	England
% of all assessments that were assess and fit appliances (rolling 12 month period)	144	195	73.8%	60.8%	58.0%
% of all assessments that were assess and refuse (rolling 12 month period)	27	195	13.8%	9.9%	11.4%
% of all assessments that were assess and review (rolling 12 month period)	24	195	12.3%	29.3%	30.6%
% of terminated courses where treatment was abandoned or discontinued (rolling 12 month period)	11	169	6.5%	8.0%	7.8%
% of completed treatments indicating that PAR score was taken (year to date)	79	89	88.8%	67.9%	64.6%
Rate of removable appliances per 100 fixed appliances - proposed treatment (rolling 12 month period)	40	272	14.71	4.85	5.65
Rate of removable appliances per 100 fixed appliances - completed treatment (rolling 12 month period)	52	303	17.16	4.05	4.78
% of courses of treatment with removable appliances only - proposed treatment (rolling 12 month period)	3	144	2.1%	1.7%	2.0%
% of courses of treatment with removable appliances only - completed treatment (rolling 12 month period)	5	158	3.2%	1.7%	1.5%
% of patients satisfied with the treatment they have received (rolling 12 month period)	6	6	100.0%	96.4%	96.0%

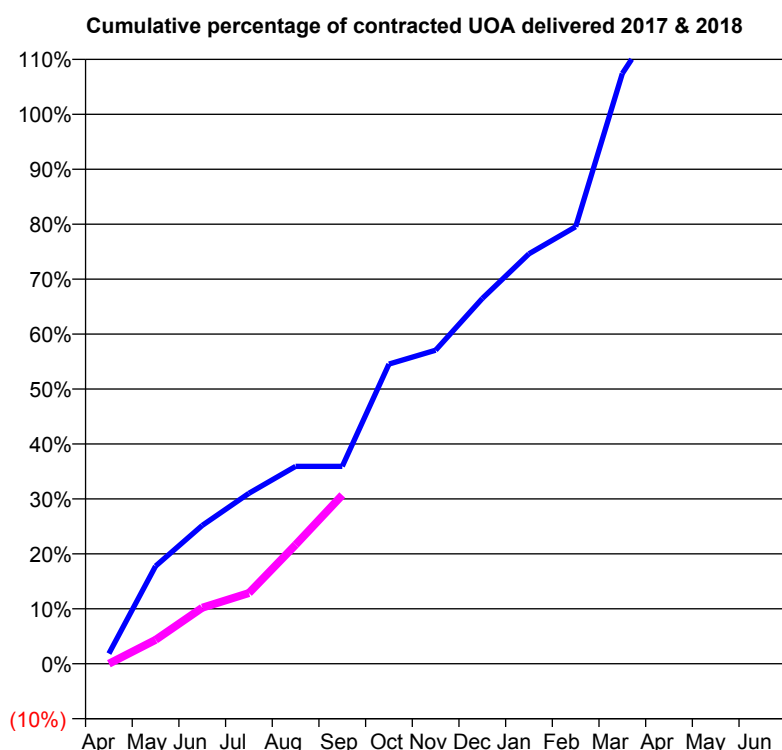
* Figures in italics indicate that the base number is less than 100.

Q70 - Vital Signs Orthodontic At a Glance Contract Report for 338389/0001 - September 2017

Name or company name	MR TA HARTRIDGE
Contract type name	PDS Contract
Purpose of contract	Orthodontic
Contract start date	01/04/2006
Contract end date	31/03/2026

17/18 Contracted general activity (UDA)	0
Carry forward general activity (UDA)	0
17/18 Contracted orthodontic activity (UOA)	7,915
Carry forward orthodontic activity (UOA)	0
Baseline contract value	£519,113.55

ACCESS	Contract	England and Wales
24 month ratio of assessments to patient IDs	1.06	1.09

ACTIVITY


Month	Adjusted Scheduled Activity (UOA)	
	2017	2018
April	146	0
May	1,407	344
June	1,993	808
July	2,455	1,018
August	2,843	1,714
September	2,843	2,431
October	4,317	
November	4,516	
December	5,262	
January	5,906	
February	6,296	
March	8,502	
April	9,519	
May	9,540	
June	9,540	

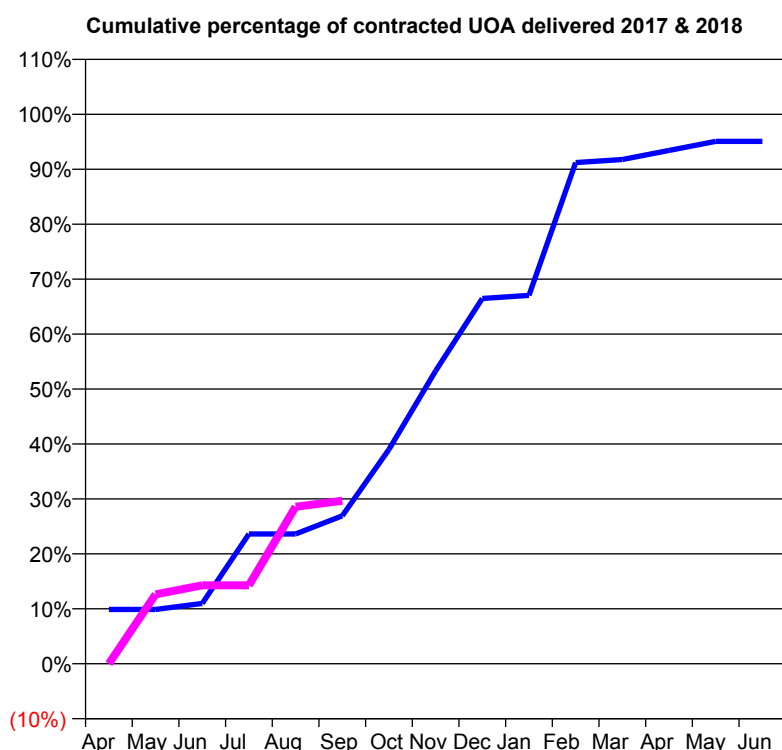
QUALITY	Contract Quantity	Contract Base Number	Contract *	Region	England
% of all assessments that were assess and fit appliances (rolling 12 month period)	410	987	41.5%	60.8%	58.0%
% of all assessments that were assess and refuse (rolling 12 month period)	194	987	19.7%	9.9%	11.4%
% of all assessments that were assess and review (rolling 12 month period)	383	987	38.8%	29.3%	30.6%
% of terminated courses where treatment was abandoned or discontinued (rolling 12 month period)	23	435	5.3%	8.0%	7.8%
% of completed treatments indicating that PAR score was taken (year to date)	67	162	41.4%	67.9%	64.6%
Rate of removable appliances per 100 fixed appliances - proposed treatment (rolling 12 month period)	0	797	0.00	4.85	5.65
Rate of removable appliances per 100 fixed appliances - completed treatment (rolling 12 month period)	1	789	0.13	4.05	4.78
% of courses of treatment with removable appliances only - proposed treatment (rolling 12 month period)	0	410	0.0%	1.7%	2.0%
% of courses of treatment with removable appliances only - completed treatment (rolling 12 month period)	0	412	0.0%	1.7%	1.5%
% of patients satisfied with the treatment they have received (rolling 12 month period)	18	18	100.0%	96.4%	96.0%

* Figures in italics indicate that the base number is less than 100.

Q70 - Vital Signs Orthodontic At a Glance Contract Report for 567485/0002 - September 2017

Name or company name	MR PT JONES	17/18 Contracted general activity (UDA)	800
Contract type name	GDS Contract	Carry forward general activity (UDA)	0
Purpose of contract	General and Orthodontic	17/18 Contracted orthodontic activity (UOA)	182
Contract start date	01/04/2006	Carry forward orthodontic activity (UOA)	0
Contract end date		Baseline contract value	£37,135.71

ACCESS	Contract	England and Wales
24 month ratio of assessments to patient IDs	1.01	1.09

ACTIVITY


Month	Adjusted Scheduled Activity (UOA)	
	2017	2018
April	18	0
May	18	23
June	20	26
July	43	26
August	43	52
September	49	54
October	71	
November	97	
December	121	
January	122	
February	166	
March	167	
April	170	
May	173	
June	173	

QUALITY

	Contract Quantity	Contract Base Number	Contract *	Region	England
% of all assessments that were assess and fit appliances (rolling 12 month period)	7	38	18.4%	60.8%	58.0%
% of all assessments that were assess and refuse (rolling 12 month period)	1	38	2.6%	9.9%	11.4%
% of all assessments that were assess and review (rolling 12 month period)	30	38	78.9%	29.3%	30.6%
% of terminated courses where treatment was abandoned or discontinued (rolling 12 month period)	0	4	0.0%	8.0%	7.8%
% of completed treatments indicating that PAR score was taken (year to date)	3	3	100.0%	67.9%	64.6%
Rate of removable appliances per 100 fixed appliances - proposed treatment (rolling 12 month period)	5	14	35.71	4.85	5.65
Rate of removable appliances per 100 fixed appliances - completed treatment (rolling 12 month period)	0	0	N/A	4.05	4.78
% of courses of treatment with removable appliances only - proposed treatment (rolling 12 month period)	0	7	0.0%	1.7%	2.0%
% of courses of treatment with removable appliances only - completed treatment (rolling 12 month period)	0	4	0.0%	1.7%	1.5%
% of patients satisfied with the treatment they have received (rolling 12 month period)	0	0	N/A	96.4%	96.0%

* Figures in italics indicate that the base number is less than 100.

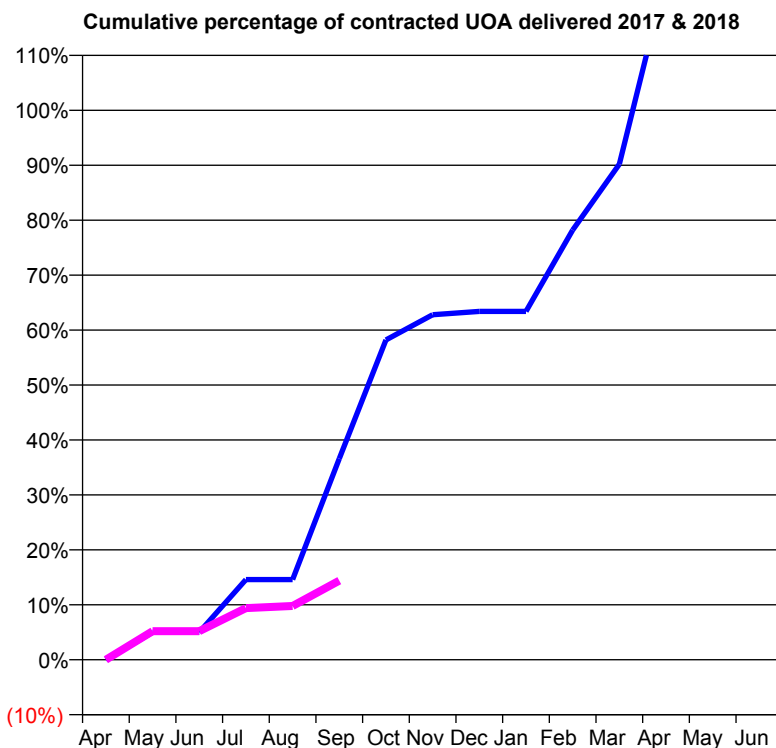
Q70 - Vital Signs Orthodontic At a Glance Contract Report for 574074/0001 - September 2017

Name or company name	MR NL JONES
Contract type name	GDS Contract
Purpose of contract	Orthodontic
Contract start date	01/04/2006
Contract end date	

17/18 Contracted general activity (UDA)	13,816
Carry forward general activity (UDA)	0
17/18 Contracted orthodontic activity (UOA)	500
Carry forward orthodontic activity (UOA)	0
Baseline contract value	£437,597.63

ACCESS

	Contract	England and Wales
24 month ratio of assessments to patient IDs	1.18	1.09

ACTIVITY


Month	Adjusted Scheduled Activity (UOA)	
	2017	2018
April	0	0
May	25	26
June	25	26
July	73	47
August	73	49
September	183	72
October	291	
November	314	
December	317	
January	317	
February	391	
March	451	
April	621	
May	621	
June	621	

QUALITY

	Contract Quantity	Contract Base Number	Contract *	Region	England
% of all assessments that were assess and fit appliances (rolling 12 month period)	24	51	47.1%	60.8%	58.0%
% of all assessments that were assess and refuse (rolling 12 month period)	1	51	2.0%	9.9%	11.4%
% of all assessments that were assess and review (rolling 12 month period)	26	51	51.0%	29.3%	30.6%
% of terminated courses where treatment was abandoned or discontinued (rolling 12 month period)	2	10	20.0%	8.0%	7.8%
% of completed treatments indicating that PAR score was taken (year to date)	2	2	100.0%	67.9%	64.6%
Rate of removable appliances per 100 fixed appliances - proposed treatment (rolling 12 month period)	3	28	10.71	4.85	5.65
Rate of removable appliances per 100 fixed appliances - completed treatment (rolling 12 month period)	0	12	0.00	4.05	4.78
% of courses of treatment with removable appliances only - proposed treatment (rolling 12 month period)	0	24	0.0%	1.7%	2.0%
% of courses of treatment with removable appliances only - completed treatment (rolling 12 month period)	0	8	0.0%	1.7%	1.5%
% of patients satisfied with the treatment they have received (rolling 12 month period)	1	1	100.0%	96.4%	96.0%

* Figures in italics indicate that the base number is less than 100.

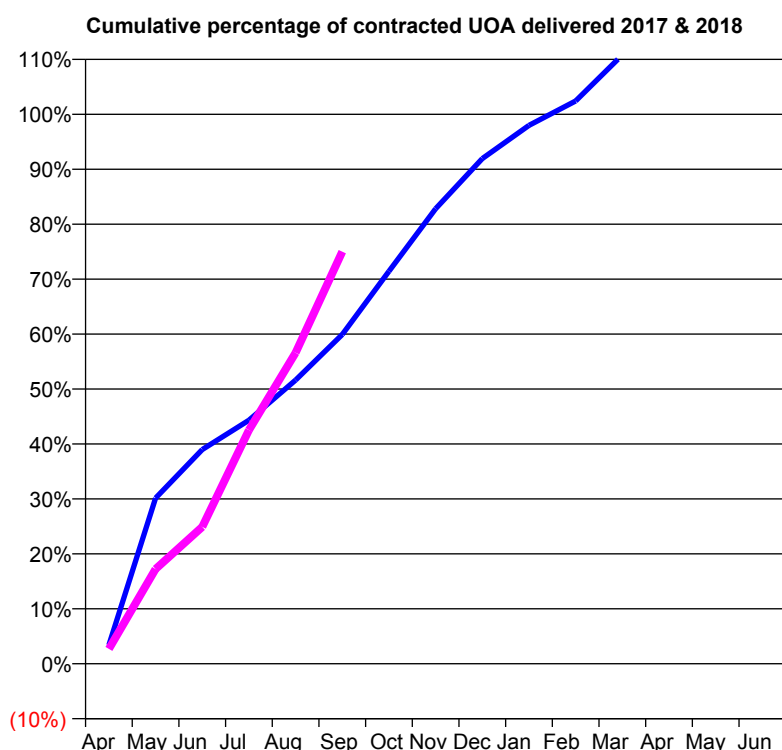
Q70 - Vital Signs Orthodontic At a Glance Contract Report for 737267/0001 - September 2017

Name or company name	MS NM HENDRICKSE
Contract type name	PDS Contract
Purpose of contract	Orthodontic
Contract start date	01/04/2006
Contract end date	31/03/2018

17/18 Contracted general activity (UDA)	0
Carry forward general activity (UDA)	0
17/18 Contracted orthodontic activity (UOA)	5,750
Carry forward orthodontic activity (UOA)	0
Baseline contract value	£341,377.34

ACCESS

	Contract	England and Wales
24 month ratio of assessments to patient IDs	1.03	1.09

ACTIVITY


Month	Adjusted Scheduled Activity (UOA)	
	2017	2018
April	196	155
May	1,734	992
June	2,242	1,433
July	2,548	2,446
August	2,968	3,254
September	3,446	4,312
October	4,107	
November	4,762	
December	5,286	
January	5,634	
February	5,889	
March	6,370	
April	6,608	
May	6,611	
June	6,611	

QUALITY

	Contract Quantity	Contract Base Number	Contract *	Region	England
% of all assessments that were assess and fit appliances (rolling 12 month period)	346	757	45.7%	60.8%	58.0%
% of all assessments that were assess and refuse (rolling 12 month period)	176	757	23.2%	9.9%	11.4%
% of all assessments that were assess and review (rolling 12 month period)	235	757	31.0%	29.3%	30.6%
% of terminated courses where treatment was abandoned or discontinued (rolling 12 month period)	20	291	6.9%	8.0%	7.8%
% of completed treatments indicating that PAR score was taken (year to date)	86	139	61.9%	67.9%	64.6%
Rate of removable appliances per 100 fixed appliances - proposed treatment (rolling 12 month period)	44	644	6.83	4.85	5.65
Rate of removable appliances per 100 fixed appliances - completed treatment (rolling 12 month period)	26	481	5.41	4.05	4.78
% of courses of treatment with removable appliances only - proposed treatment (rolling 12 month period)	14	346	4.0%	1.7%	2.0%
% of courses of treatment with removable appliances only - completed treatment (rolling 12 month period)	10	271	3.7%	1.7%	1.5%
% of patients satisfied with the treatment they have received (rolling 12 month period)	12	12	100.0%	96.4%	96.0%

* Figures in italics indicate that the base number is less than 100.

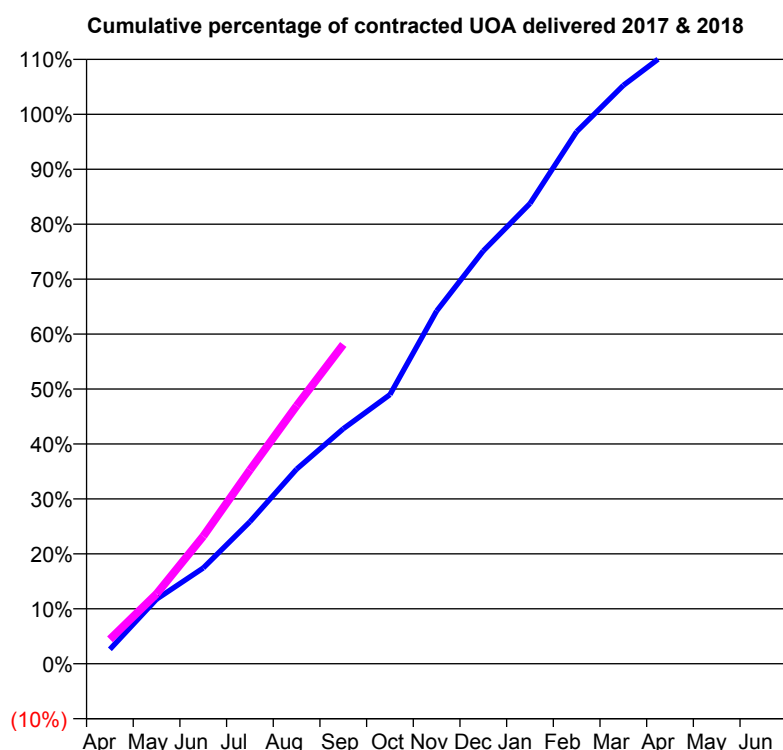
Q70 - Vital Signs Orthodontic At a Glance Contract Report for 745383/0001 - September 2017

Name or company name	MR DJ GALE
Contract type name	PDS Contract
Purpose of contract	Orthodontic
Contract start date	01/04/2006
Contract end date	31/03/2026

17/18 Contracted general activity (UDA)	0
Carry forward general activity (UDA)	0
17/18 Contracted orthodontic activity (UOA)	7,045
Carry forward orthodontic activity (UOA)	0
Baseline contract value	£462,031.35

ACCESS

	Contract	England and Wales
24 month ratio of assessments to patient IDs	1.04	1.09

ACTIVITY


Month	Adjusted Scheduled Activity (UOA)	
	2017	2018
April	185	314
May	828	896
June	1,228	1,636
July	1,822	2,485
August	2,495	3,307
September	3,014	4,093
October	3,450	
November	4,522	
December	5,294	
January	5,900	
February	6,823	
March	7,416	
April	7,865	
May	7,866	
June	7,866	

QUALITY

	Contract Quantity	Contract Base Number	Contract *	Region	England
% of all assessments that were assess and fit appliances (rolling 12 month period)	414	739	56.0%	60.8%	58.0%
% of all assessments that were assess and refuse (rolling 12 month period)	15	739	2.0%	9.9%	11.4%
% of all assessments that were assess and review (rolling 12 month period)	310	739	41.9%	29.3%	30.6%
% of terminated courses where treatment was abandoned or discontinued (rolling 12 month period)	16	317	5.0%	8.0%	7.8%
% of completed treatments indicating that PAR score was taken (year to date)	44	160	27.5%	67.9%	64.6%
Rate of removable appliances per 100 fixed appliances - proposed treatment (rolling 12 month period)	2	816	0.25	4.85	5.65
Rate of removable appliances per 100 fixed appliances - completed treatment (rolling 12 month period)	3	593	0.51	4.05	4.78
% of courses of treatment with removable appliances only - proposed treatment (rolling 12 month period)	2	414	0.5%	1.7%	2.0%
% of courses of treatment with removable appliances only - completed treatment (rolling 12 month period)	2	301	0.7%	1.7%	1.5%
% of patients satisfied with the treatment they have received (rolling 12 month period)	20	20	100.0%	96.4%	96.0%

* Figures in italics indicate that the base number is less than 100.

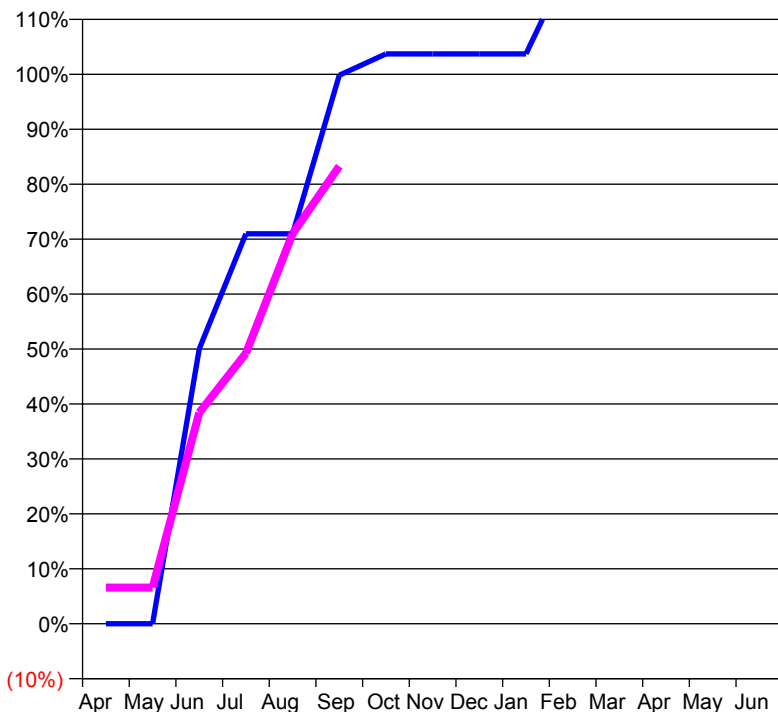
Q70 - Vital Signs Orthodontic At a Glance Contract Report for 767689/0001 - September 2017

Name or company name	Southampton Orthodontic Centre
Contract type name	PDS Contract
Purpose of contract	Orthodontic
Contract start date	30/10/2009
Contract end date	31/03/2018

17/18 Contracted general activity (UDA)	0
Carry forward general activity (UDA)	0
17/18 Contracted orthodontic activity (UOA)	12,502
Carry forward orthodontic activity (UOA)	0
Baseline contract value	£616,902.30

ACCESS

	Contract	England and Wales
24 month ratio of assessments to patient IDs	1.00	1.09

ACTIVITY
Cumulative percentage of contracted UOA delivered 2017 & 2018

Adjusted Scheduled Activity (UOA)

Month	2017	2018
April	0	823
May	0	823
June	6,254	4,803
July	8,874	6,155
August	8,874	8,876
September	12,481	10,411
October	12,966	
November	12,966	
December	12,966	
January	12,966	
February	15,179	
March	15,179	
April	15,179	
May	15,179	
June	15,179	

QUALITY

	Contract Quantity	Contract Base Number	Contract *	Region	England
% of all assessments that were assess and fit appliances (rolling 12 month period)	631	631	100.0%	60.8%	58.0%
% of all assessments that were assess and refuse (rolling 12 month period)	0	631	0.0%	9.9%	11.4%
% of all assessments that were assess and review (rolling 12 month period)	0	631	0.0%	29.3%	30.6%
% of terminated courses where treatment was abandoned or discontinued (rolling 12 month period)	119	731	16.3%	8.0%	7.8%
% of completed treatments indicating that PAR score was taken (year to date)	303	333	91.0%	67.9%	64.6%
Rate of removable appliances per 100 fixed appliances - proposed treatment (rolling 12 month period)	14	1,142	1.23	4.85	5.65
Rate of removable appliances per 100 fixed appliances - completed treatment (rolling 12 month period)	6	1,094	0.55	4.05	4.78
% of courses of treatment with removable appliances only - proposed treatment (rolling 12 month period)	12	631	1.9%	1.7%	2.0%
% of courses of treatment with removable appliances only - completed treatment (rolling 12 month period)	2	612	0.3%	1.7%	1.5%
% of patients satisfied with the treatment they have received (rolling 12 month period)	14	14	100.0%	96.4%	96.0%

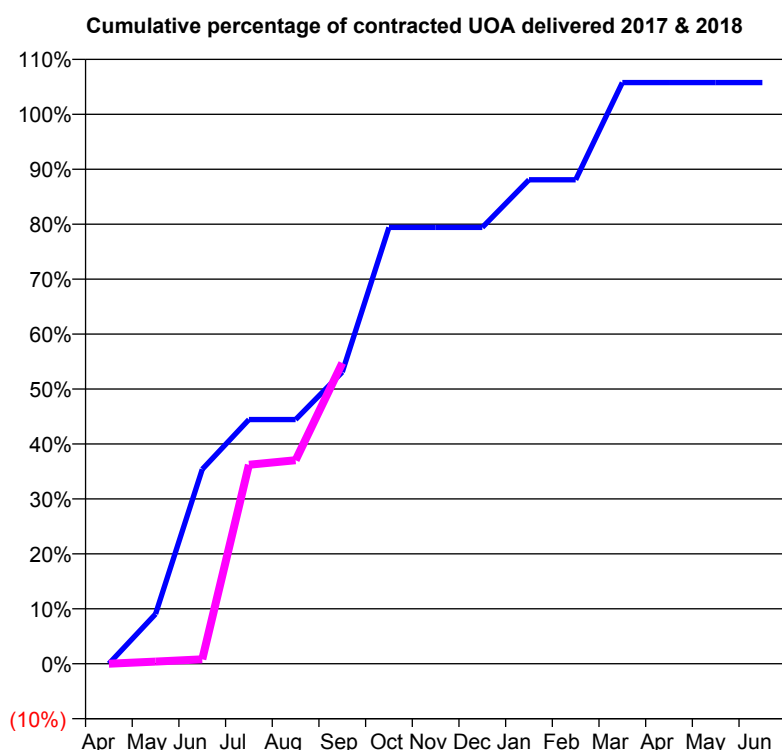
* Figures in italics indicate that the base number is less than 100.

Q70 - Vital Signs Orthodontic At a Glance Contract Report for 820563/0001 - September 2017

Name or company name	MR MJ COLE
Contract type name	GDS Contract
Purpose of contract	General and Orthodontic
Contract start date	01/04/2006
Contract end date	

17/18 Contracted general activity (UDA)	1,870
Carry forward general activity (UDA)	36
17/18 Contracted orthodontic activity (UOA)	243
Carry forward orthodontic activity (UOA)	0
Baseline contract value	£64,411.65

ACCESS	Contract	England and Wales
24 month ratio of assessments to patient IDs	1.13	1.09

ACTIVITY


Month	Adjusted Scheduled Activity (UOA)	
	2017	2018
April	0	0
May	22	1
June	86	2
July	108	88
August	108	90
September	129	133
October	193	
November	193	
December	193	
January	214	
February	214	
March	257	
April	257	
May	257	
June	257	

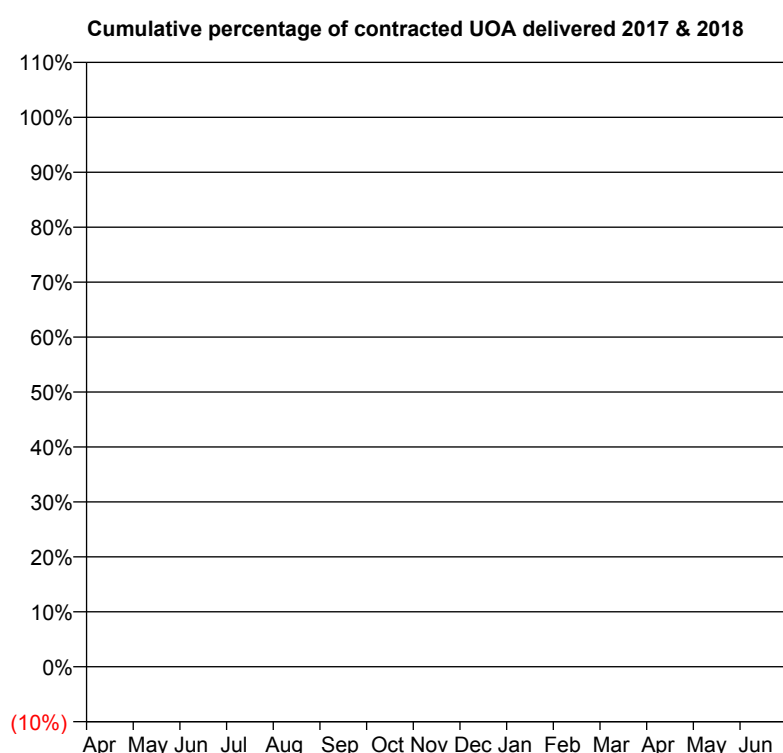
QUALITY	Contract Quantity	Contract Base Number	Contract *	Region	England
% of all assessments that were assess and fit appliances (rolling 12 month period)	13	22	59.1%	60.8%	58.0%
% of all assessments that were assess and refuse (rolling 12 month period)	2	22	9.1%	9.9%	11.4%
% of all assessments that were assess and review (rolling 12 month period)	7	22	31.8%	29.3%	30.6%
% of terminated courses where treatment was abandoned or discontinued (rolling 12 month period)	2	14	14.3%	8.0%	7.8%
% of completed treatments indicating that PAR score was taken (year to date)	3	4	75.0%	67.9%	64.6%
Rate of removable appliances per 100 fixed appliances - proposed treatment (rolling 12 month period)	1	0	N/A	4.85	5.65
Rate of removable appliances per 100 fixed appliances - completed treatment (rolling 12 month period)	2	0	N/A	4.05	4.78
% of courses of treatment with removable appliances only - proposed treatment (rolling 12 month period)	1	13	7.7%	1.7%	2.0%
% of courses of treatment with removable appliances only - completed treatment (rolling 12 month period)	2	12	16.7%	1.7%	1.5%
% of patients satisfied with the treatment they have received (rolling 12 month period)	1	1	100.0%	96.4%	96.0%

* Figures in italics indicate that the base number is less than 100.

Q70 - Vital Signs Orthodontic At a Glance Contract Report for 841692/0001 - September 2017

Name or company name	Perfect Smile Cosham Partnership	17/18 Contracted general activity (UDA)	15,739
Contract type name	GDS Contract	Carry forward general activity (UDA)	0
Purpose of contract	General	17/18 Contracted orthodontic activity (UOA)	0
Contract start date	01/04/2006	Carry forward orthodontic activity (UOA)	0
Contract end date		Baseline contract value	£407,025.09

ACCESS	Contract	England and Wales
24 month ratio of assessments to patient IDs	1.00	1.09

ACTIVITY


Month	2017	2018
April	0	0
May	0	0
June	0	0
July	0	0
August	0	1
September	0	1
October	0	
November	0	
December	0	
January	0	
February	0	
March	0	
April	0	
May	0	
June	0	

QUALITY

	Contract Quantity	Contract Base Number	Contract *	Region	England
% of all assessments that were assess and fit appliances (rolling 12 month period)	0	1	0.0%	60.8%	58.0%
% of all assessments that were assess and refuse (rolling 12 month period)	0	1	0.0%	9.9%	11.4%
% of all assessments that were assess and review (rolling 12 month period)	1	1	100.0%	29.3%	30.6%
% of terminated courses where treatment was abandoned or discontinued (rolling 12 month period)	0	0	N/A	8.0%	7.8%
% of completed treatments indicating that PAR score was taken (year to date)	0	0	N/A	67.9%	64.6%
Rate of removable appliances per 100 fixed appliances - proposed treatment (rolling 12 month period)	0	0	N/A	4.85	5.65
Rate of removable appliances per 100 fixed appliances - completed treatment (rolling 12 month period)	0	0	N/A	4.05	4.78
% of courses of treatment with removable appliances only - proposed treatment (rolling 12 month period)	0	0	N/A	1.7%	2.0%
% of courses of treatment with removable appliances only - completed treatment (rolling 12 month period)	0	0	N/A	1.7%	1.5%
% of patients satisfied with the treatment they have received (rolling 12 month period)	0	0	N/A	96.4%	96.0%

* Figures in italics indicate that the base number is less than 100.

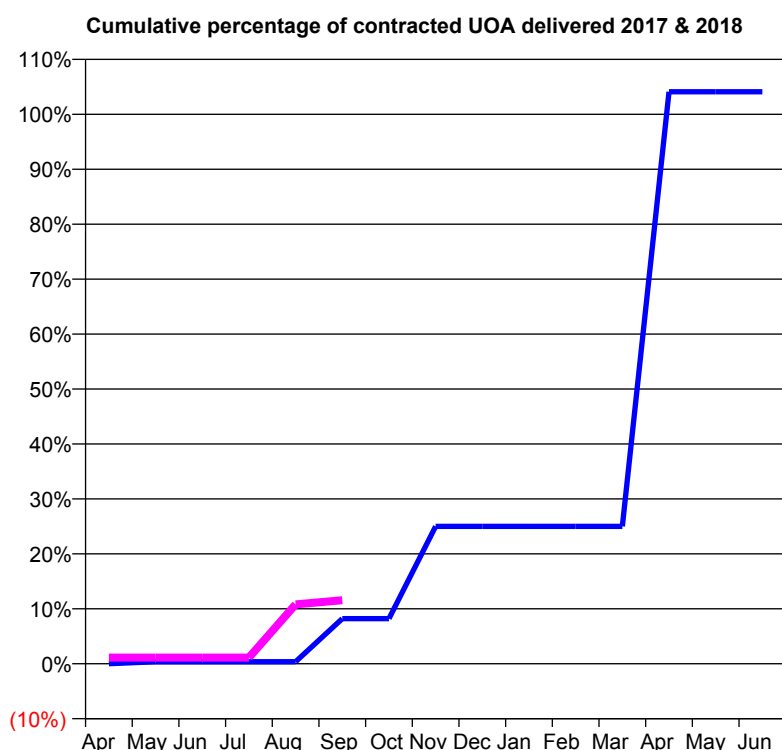
Q70 - Vital Signs Orthodontic At a Glance Contract Report for 915394/0001 - September 2017

Name or company name	MR DR GATES
Contract type name	GDS Contract
Purpose of contract	General and Orthodontic
Contract start date	01/04/2006
Contract end date	

17/18 Contracted general activity (UDA)	2,800
Carry forward general activity (UDA)	75
17/18 Contracted orthodontic activity (UOA)	268
Carry forward orthodontic activity (UOA)	0
Baseline contract value	£89,245.19

ACCESS

	Contract	England and Wales
24 month ratio of assessments to patient IDs	1.14	1.09

ACTIVITY


Month	Adjusted Scheduled Activity (UOA)	
	2017	2018
April	0	3
May	1	3
June	1	3
July	1	3
August	1	29
September	22	31
October	22	
November	67	
December	67	
January	67	
February	67	
March	67	
April	279	
May	279	
June	279	

QUALITY

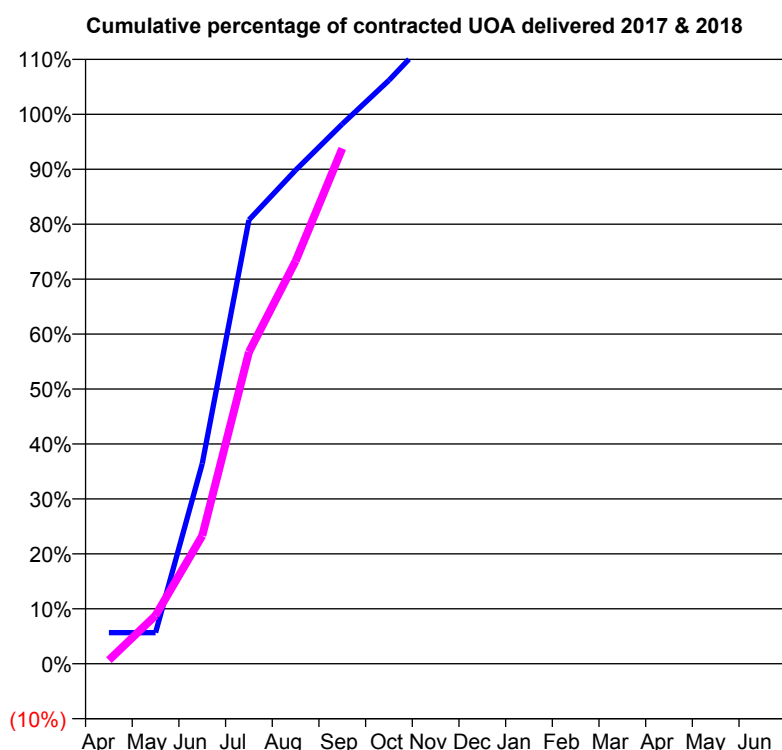
	Contract Quantity	Contract Base Number	Contract *	Region	England
% of all assessments that were assess and fit appliances (rolling 12 month period)	13	28	46.4%	60.8%	58.0%
% of all assessments that were assess and refuse (rolling 12 month period)	6	28	21.4%	9.9%	11.4%
% of all assessments that were assess and review (rolling 12 month period)	9	28	32.1%	29.3%	30.6%
% of terminated courses where treatment was abandoned or discontinued (rolling 12 month period)	1	34	2.9%	8.0%	7.8%
% of completed treatments indicating that PAR score was taken (year to date)	23	24	95.8%	67.9%	64.6%
Rate of removable appliances per 100 fixed appliances - proposed treatment (rolling 12 month period)	2	24	8.33	4.85	5.65
Rate of removable appliances per 100 fixed appliances - completed treatment (rolling 12 month period)	14	9	155.56	4.05	4.78
% of courses of treatment with removable appliances only - proposed treatment (rolling 12 month period)	0	13	0.0%	1.7%	2.0%
% of courses of treatment with removable appliances only - completed treatment (rolling 12 month period)	9	33	27.3%	1.7%	1.5%
% of patients satisfied with the treatment they have received (rolling 12 month period)	1	1	100.0%	96.4%	96.0%

* Figures in italics indicate that the base number is less than 100.

Q70 - Vital Signs Orthodontic At a Glance Contract Report for 939900/0001 - September 2017

Name or company name	MRS KM ROWLAND	17/18 Contracted general activity (UDA)	0
Contract type name	GDS Contract	Carry forward general activity (UDA)	0
Purpose of contract	Orthodontic	17/18 Contracted orthodontic activity (UOA)	3,349
Contract start date	01/04/2006	Carry forward orthodontic activity (UOA)	0
Contract end date		Baseline contract value	£219,641.01

ACCESS	Contract	England and Wales
24 month ratio of assessments to patient IDs	1.04	1.09

ACTIVITY


Month	Adjusted Scheduled Activity (UOA)	
	2017	2018
April	190	22
May	190	295
June	1,220	781
July	2,705	1,900
August	3,008	2,454
September	3,289	3,141
October	3,556	-
November	3,855	-
December	3,855	-
January	4,438	-
February	4,581	-
March	5,927	-
April	6,973	-
May	6,973	-
June	6,974	-

QUALITY

	Contract Quantity	Contract Base Number	Contract *	Region	England
% of all assessments that were assess and fit appliances (rolling 12 month period)	298	992	30.0%	60.8%	58.0%
% of all assessments that were assess and refuse (rolling 12 month period)	79	992	8.0%	9.9%	11.4%
% of all assessments that were assess and review (rolling 12 month period)	615	992	62.0%	29.3%	30.6%
% of terminated courses where treatment was abandoned or discontinued (rolling 12 month period)	22	234	9.4%	8.0%	7.8%
% of completed treatments indicating that PAR score was taken (year to date)	75	121	62.0%	67.9%	64.6%
Rate of removable appliances per 100 fixed appliances - proposed treatment (rolling 12 month period)	3	573	0.52	4.85	5.65
Rate of removable appliances per 100 fixed appliances - completed treatment (rolling 12 month period)	2	404	0.50	4.05	4.78
% of courses of treatment with removable appliances only - proposed treatment (rolling 12 month period)	1	298	0.3%	1.7%	2.0%
% of courses of treatment with removable appliances only - completed treatment (rolling 12 month period)	0	212	0.0%	1.7%	1.5%
% of patients satisfied with the treatment they have received (rolling 12 month period)	6	6	100.0%	96.4%	96.0%

* Figures in italics indicate that the base number is less than 100.

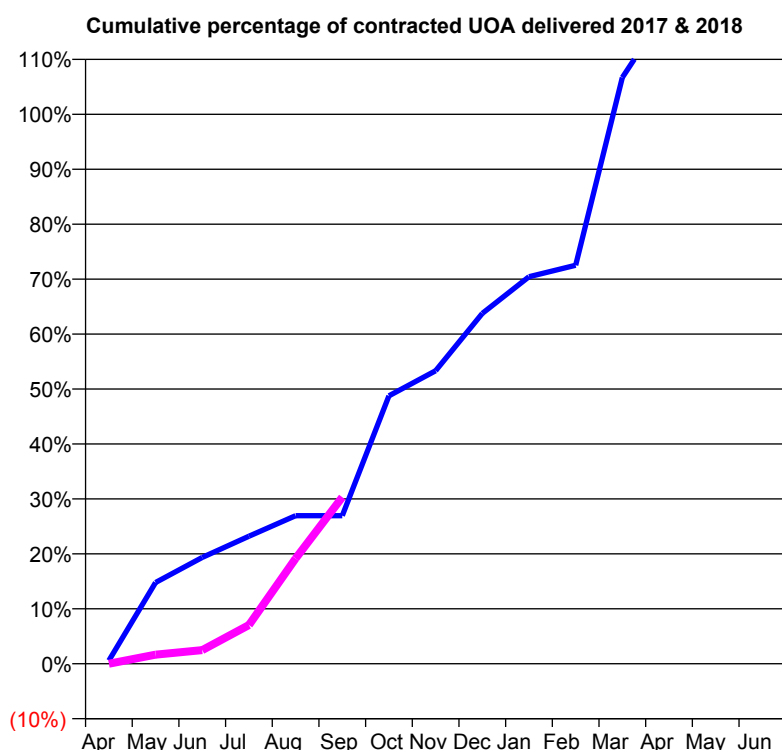
Q70 - Vital Signs Orthodontic At a Glance Contract Report for 946532/0001 - September 2017

Name or company name	MR NR TURNBULL
Contract type name	PDS Contract
Purpose of contract	Orthodontic
Contract start date	04/01/2010
Contract end date	31/03/2018

17/18 Contracted general activity (UDA)	0
Carry forward general activity (UDA)	0
17/18 Contracted orthodontic activity (UOA)	5,060
Carry forward orthodontic activity (UOA)	0
Baseline contract value	£263,456.02

ACCESS

	Contract	England and Wales
24 month ratio of assessments to patient IDs	1.01	1.09

ACTIVITY


Month	Adjusted Scheduled Activity (UOA)	
	2017	2018
April	30	0
May	749	84
June	979	126
July	1,175	357
August	1,364	969
September	1,364	1,534
October	2,467	
November	2,698	
December	3,226	
January	3,564	
February	3,669	
March	5,399	
April	6,051	
May	6,051	
June	6,051	

QUALITY

	Contract Quantity	Contract Base Number	Contract *	Region	England
% of all assessments that were assess and fit appliances (rolling 12 month period)	294	339	86.7%	60.8%	58.0%
% of all assessments that were assess and refuse (rolling 12 month period)	15	339	4.4%	9.9%	11.4%
% of all assessments that were assess and review (rolling 12 month period)	30	339	8.8%	29.3%	30.6%
% of terminated courses where treatment was abandoned or discontinued (rolling 12 month period)	12	221	5.4%	8.0%	7.8%
% of completed treatments indicating that PAR score was taken (year to date)	33	112	29.5%	67.9%	64.6%
Rate of removable appliances per 100 fixed appliances - proposed treatment (rolling 12 month period)	3	586	0.51	4.85	5.65
Rate of removable appliances per 100 fixed appliances - completed treatment (rolling 12 month period)	0	397	0.00	4.05	4.78
% of courses of treatment with removable appliances only - proposed treatment (rolling 12 month period)	0	294	0.0%	1.7%	2.0%
% of courses of treatment with removable appliances only - completed treatment (rolling 12 month period)	0	209	0.0%	1.7%	1.5%
% of patients satisfied with the treatment they have received (rolling 12 month period)	10	11	90.9%	96.4%	96.0%

* Figures in italics indicate that the base number is less than 100.