

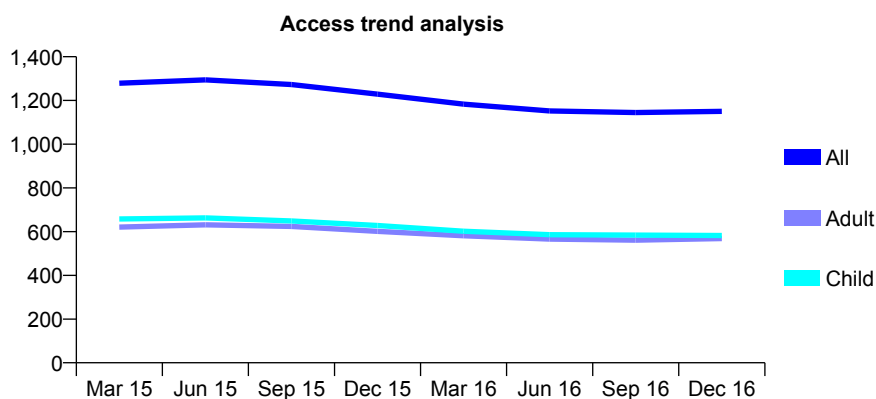
7A1 - Vital Signs At a Glance Contract Report for 101281/0086 - December 2016

Name or company name	OASIS DENTAL CARE LTD
Contract type name	GDS Contract
Purpose of contract	General
Contract start date	01/04/2006
Contract end date	

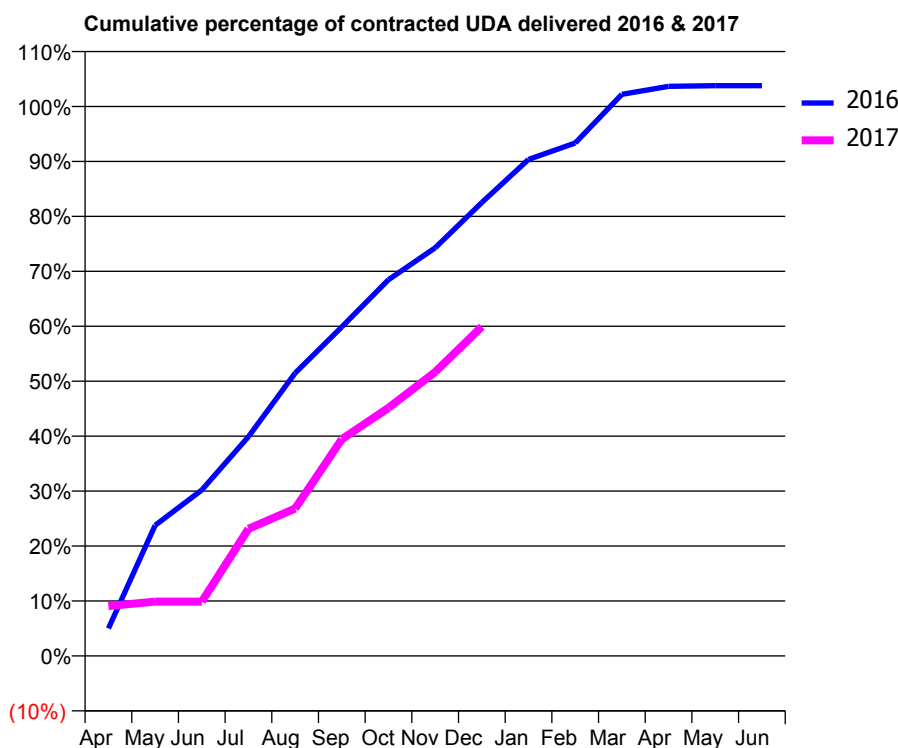
16/17 Contracted general activity (UDA)	3,500
Carry forward general activity (UDA)	-114
16/17 Contracted orthodontic activity (UOA)	0
Carry forward orthodontic activity (UOA)	0
Baseline contract value	£83,322.61

ACCESS*

Patients seen in 24 months	Total	Change since previous quarter
Quarter ending December 2015	1,229	
Quarter ending March 2016	1,183	↓
Quarter ending June 2016	1,152	↓
Quarter ending September 2016	1,145	→
Quarter ending December 2016	1,150	→
Variance since December 2015	(6.4%)	↓



ACTIVITY



Month	Adjusted Scheduled Activity (UDA)	
	2016	2017
April	150	318
May	713	346
June	906	346
July	1,197	810
August	1,544	939
September	1,796	1,380
October	2,054	1,581
November	2,228	1,808
December	2,475	2,098
January	2,711	
February	2,800	
March	3,066	
April	3,110	
May	3,114	
June	3,114	

QUALITY

	Quantity	Base Number	Contract	LHB	Wales
% of FP17s for the same patient ID Re-attending within 3 months - Children	50	812	6.2%	8.0%	11.4%
% of FP17s for the same patient ID Re-attending within 3 months - Adults	65	573	11.3%	13.6%	16.6%
% of FP17s for the same patient ID Re-attending between 3 & 9 months - Children	605	812	74.5%	58.9%	58.0%
% of FP17s for the same patient ID Re-attending between 3 & 9 months - Adults	384	573	67.0%	53.5%	53.9%
% of FP17s for Band 1 Urgent Courses	54	1,333	4.1%	8.0%	9.0%
% of FP17s Relating to Free Repair or Replacements	1	1,333	0.1%	0.8%	0.7%
% of FP17s Relating to Continuations	1	1,333	0.1%	1.0%	0.9%
% of Patients satisfied with the dentistry they have received	1	1	N/A	94.3%	94.2%
% of Patients satisfied with the time they had to wait for an appointment	1	1	N/A	89.1%	88.6%

* This is based on patients treated on this contract for their most recent course of treatment. Figures in italics indicate the base number of FP17s or Patient Questionnaire responses are less than 100. N/A is shown where the base number of responses is less than 10 during the period. % is calculated as Quantity/Base number*100

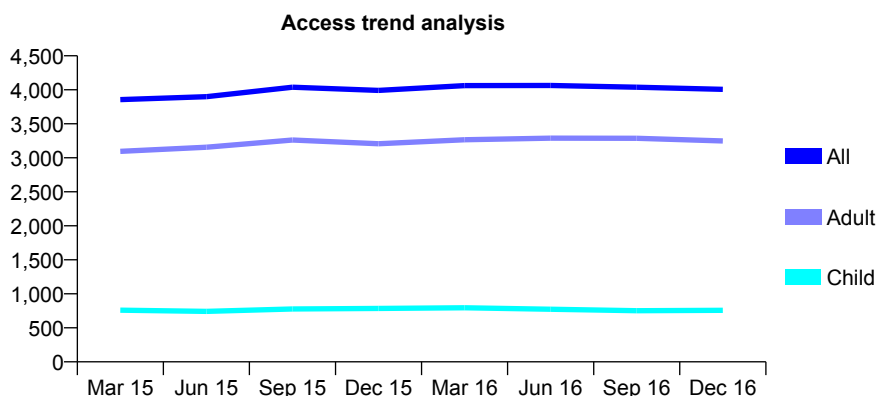
7A1 - Vital Signs At a Glance Contract Report for 101281/0116 - December 2016

Name or company name	OASIS DENTAL CARE LTD
Contract type name	GDS Contract
Purpose of contract	General
Contract start date	01/04/2006
Contract end date	

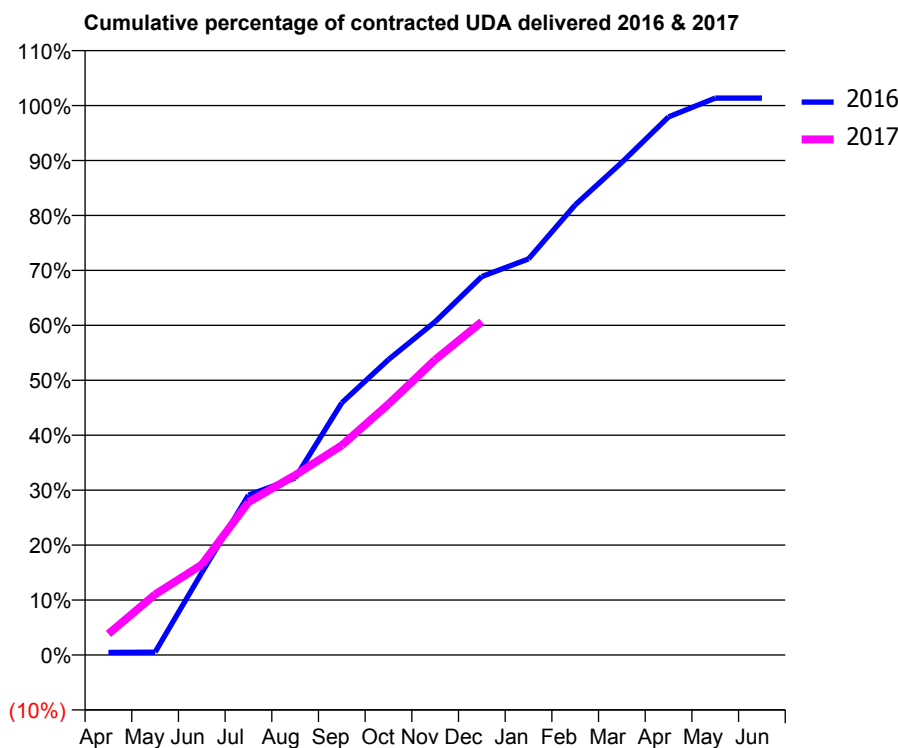
16/17 Contracted general activity (UDA)	14,000
Carry forward general activity (UDA)	-198
16/17 Contracted orthodontic activity (UOA)	0
Carry forward orthodontic activity (UOA)	0
Baseline contract value	£321,355.65

ACCESS*

Patients seen in 24 months	Total	Change since previous quarter
Quarter ending December 2015	3,991	
Quarter ending March 2016	4,062	→
Quarter ending June 2016	4,063	→
Quarter ending September 2016	4,039	→
Quarter ending December 2016	4,006	→
Variance since December 2015	0.4%	→



ACTIVITY



Month	Adjusted Scheduled Activity (UDA)	
	2016	2017
April	70	540
May	76	1,545
June	2,185	2,301
July	4,248	3,895
August	4,700	4,580
September	6,699	5,343
October	7,844	6,393
November	8,851	7,523
December	10,050	8,491
January	10,516	
February	11,952	
March	13,080	
April	14,286	
May	14,788	
June	14,788	

QUALITY

	Quantity	Base Number	Contract	LHB	Wales
% of FP17s for the same patient ID Re-attending within 3 months - Children	67	675	9.9%	8.0%	11.4%
% of FP17s for the same patient ID Re-attending within 3 months - Adults	716	3,459	20.7%	13.6%	16.6%
% of FP17s for the same patient ID Re-attending between 3 & 9 months - Children	337	675	49.9%	58.9%	58.0%
% of FP17s for the same patient ID Re-attending between 3 & 9 months - Adults	1,681	3,459	48.6%	53.5%	53.9%
% of FP17s for Band 1 Urgent Courses	431	3,519	12.2%	8.0%	9.0%
% of FP17s Relating to Free Repair or Replacements	45	3,519	1.3%	0.8%	0.7%
% of FP17s Relating to Continuations	95	3,519	2.7%	1.0%	0.9%
% of Patients satisfied with the dentistry they have received	10	11	90.9%	94.3%	94.2%
% of Patients satisfied with the time they had to wait for an appointment	10	11	90.9%	89.1%	88.6%

* This is based on patients treated on this contract for their most recent course of treatment. Figures in italics indicate the base number of FP17s or Patient Questionnaire responses are less than 100. N/A is shown where the base number of responses is less than 10 during the period. % is calculated as Quantity/Base number*100

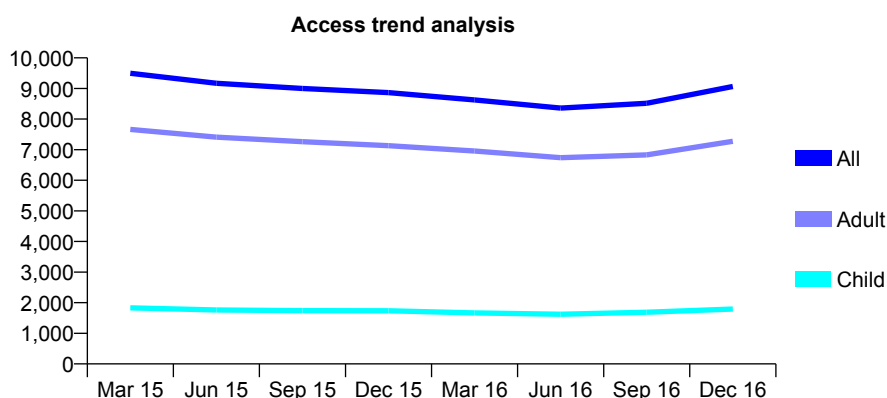
7A1 - Vital Signs At a Glance Contract Report for 101281/0133 - December 2016

Name or company name	OASIS DENTAL CARE LTD
Contract type name	GDS Contract
Purpose of contract	General
Contract start date	01/04/2006
Contract end date	

16/17 Contracted general activity (UDA)	33,740
Carry forward general activity (UDA)	269
16/17 Contracted orthodontic activity (UOA)	0
Carry forward orthodontic activity (UOA)	0
Baseline contract value	£774,467.06

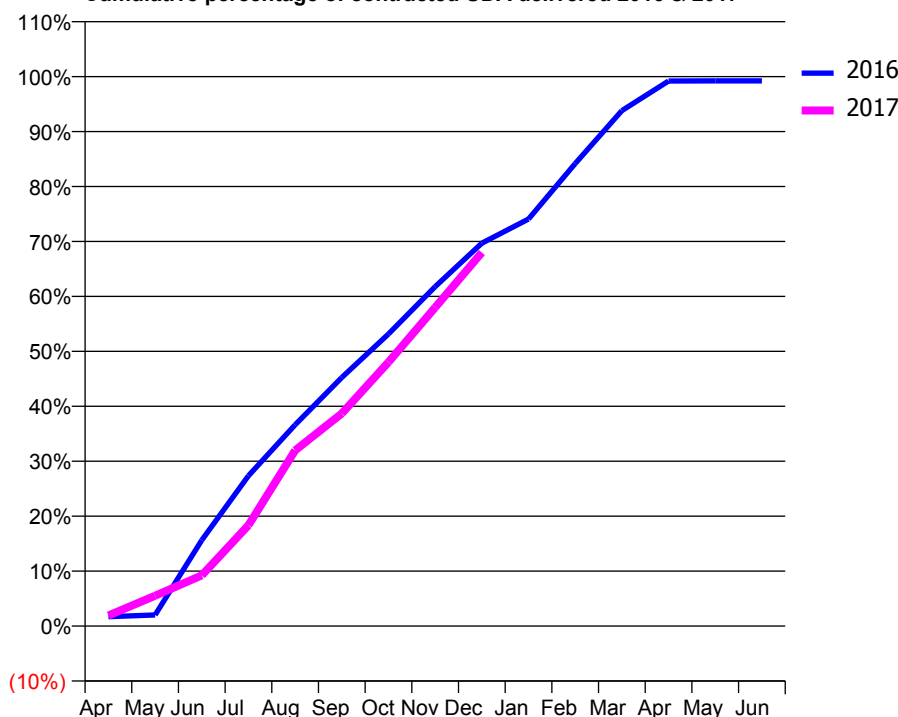
ACCESS*

Patients seen in 24 months	Total	Change since previous quarter
Quarter ending December 2015	8,867	
Quarter ending March 2016	8,624	↓
Quarter ending June 2016	8,361	↓
Quarter ending September 2016	8,518	→
Quarter ending December 2016	9,067	↑
Variance since December 2015	2.3%	↑



ACTIVITY

Cumulative percentage of contracted UDA delivered 2016 & 2017



Month	Adjusted Scheduled Activity (UDA)	
	2016	2017
April	581	652
May	686	1,862
June	5,277	3,114
July	9,230	6,197
August	12,357	10,791
September	15,265	13,052
October	17,932	16,205
November	20,838	19,561
December	23,515	22,941
January	24,995	
February	28,403	
March	31,651	
April	33,470	
May	33,473	
June	33,471	

QUALITY

	Quantity	Base Number	Contract	LHB	Wales
% of FP17s for the same patient ID Re-attending within 3 months - Children	103	1,799	5.7%	8.0%	11.4%
% of FP17s for the same patient ID Re-attending within 3 months - Adults	1,053	8,082	13.0%	13.6%	16.6%
% of FP17s for the same patient ID Re-attending between 3 & 9 months - Children	914	1,799	50.8%	58.9%	58.0%
% of FP17s for the same patient ID Re-attending between 3 & 9 months - Adults	4,209	8,082	52.1%	53.5%	53.9%
% of FP17s for Band 1 Urgent Courses	456	9,386	4.9%	8.0%	9.0%
% of FP17s Relating to Free Repair or Replacements	85	9,386	0.9%	0.8%	0.7%
% of FP17s Relating to Continuations	223	9,386	2.4%	1.0%	0.9%
% of Patients satisfied with the dentistry they have received	37	40	92.5%	94.3%	94.2%
% of Patients satisfied with the time they had to wait for an appointment	30	40	75.0%	89.1%	88.6%

* This is based on patients treated on this contract for their most recent course of treatment. Figures in italics indicate the base number of FP17s or Patient Questionnaire responses are less than 100. N/A is shown where the base number of responses is less than 10 during the period. % is calculated as Quantity/Base number*100

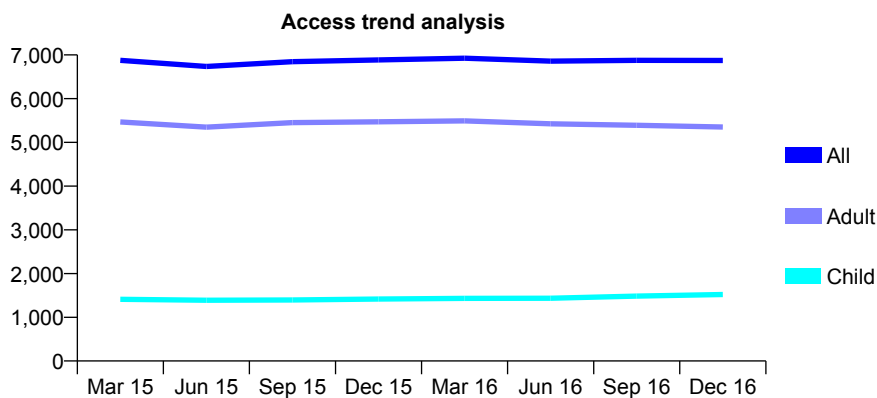
7A1 - Vital Signs At a Glance Contract Report for 101281/0144 - December 2016

Name or company name	OASIS DENTAL CARE LTD
Contract type name	GDS Contract
Purpose of contract	General
Contract start date	01/04/2006
Contract end date	

16/17 Contracted general activity (UDA)	23,118
Carry forward general activity (UDA)	-935
16/17 Contracted orthodontic activity (UOA)	0
Carry forward orthodontic activity (UOA)	0
Baseline contract value	£530,649.95

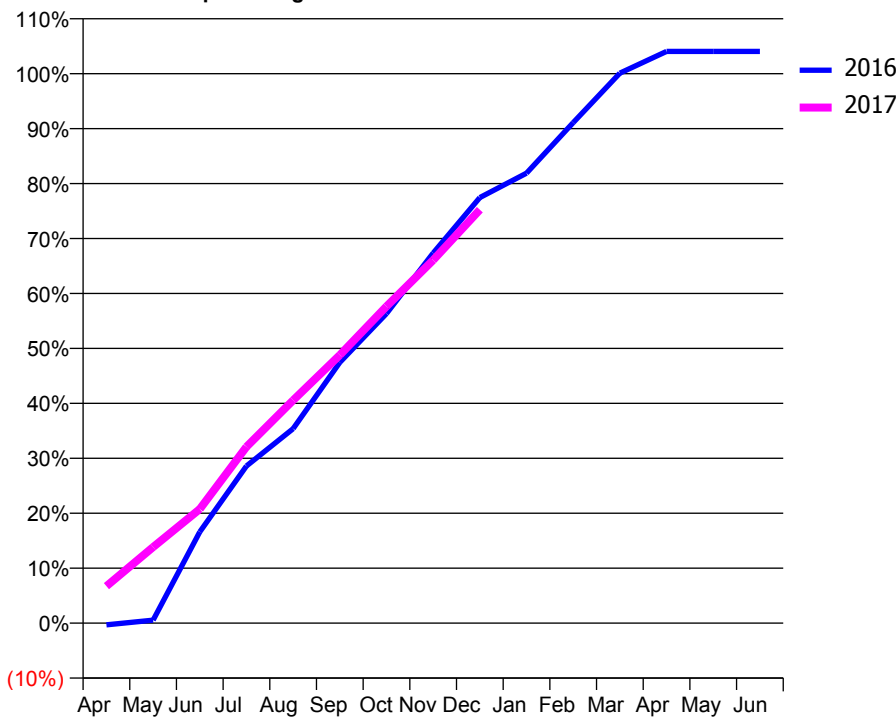
ACCESS*

Patients seen in 24 months	Total	Change since previous quarter
Quarter ending December 2015	6,887	
Quarter ending March 2016	6,925	→
Quarter ending June 2016	6,858	→
Quarter ending September 2016	6,875	→
Quarter ending December 2016	6,872	→
Variance since December 2015	(0.2%)	→



ACTIVITY

Cumulative percentage of contracted UDA delivered 2016 & 2017



Month	Adjusted Scheduled Activity (UDA)	
	2016	2017
April	-73	1,559
May	129	3,201
June	3,841	4,801
July	6,610	7,421
August	8,180	9,377
September	10,972	11,281
October	13,022	13,325
November	15,573	15,271
December	17,903	17,395
January	18,929	
February	21,056	
March	23,138	
April	24,052	
May	24,053	
June	24,053	

QUALITY

	Quantity	Base Number	Contract	LHB	Wales
% of FP17s for the same patient ID Re-attending within 3 months - Children	93	1,617	5.8%	8.0%	11.4%
% of FP17s for the same patient ID Re-attending within 3 months - Adults	954	6,308	15.1%	13.6%	16.6%
% of FP17s for the same patient ID Re-attending between 3 & 9 months - Children	853	1,617	52.8%	58.9%	58.0%
% of FP17s for the same patient ID Re-attending between 3 & 9 months - Adults	3,784	6,308	60.0%	53.5%	53.9%
% of FP17s for Band 1 Urgent Courses	535	7,608	7.0%	8.0%	9.0%
% of FP17s Relating to Free Repair or Replacements	79	7,608	1.0%	0.8%	0.7%
% of FP17s Relating to Continuations	170	7,608	2.2%	1.0%	0.9%
% of Patients satisfied with the dentistry they have received	11	12	91.7%	94.3%	94.2%
% of Patients satisfied with the time they had to wait for an appointment	11	12	91.7%	89.1%	88.6%

* This is based on patients treated on this contract for their most recent course of treatment. Figures in italics indicate the base number of FP17s or Patient Questionnaire responses are less than 100. N/A is shown where the base number of responses is less than 10 during the period. % is calculated as Quantity/Base number*100

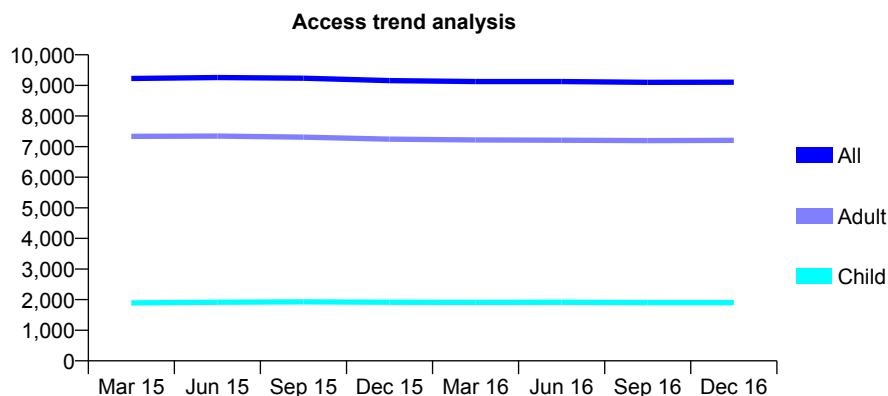
7A1 - Vital Signs At a Glance Contract Report for 101281/0152 - December 2016

Name or company name	OASIS DENTAL CARE LTD
Contract type name	GDS Contract
Purpose of contract	General
Contract start date	01/04/2006
Contract end date	

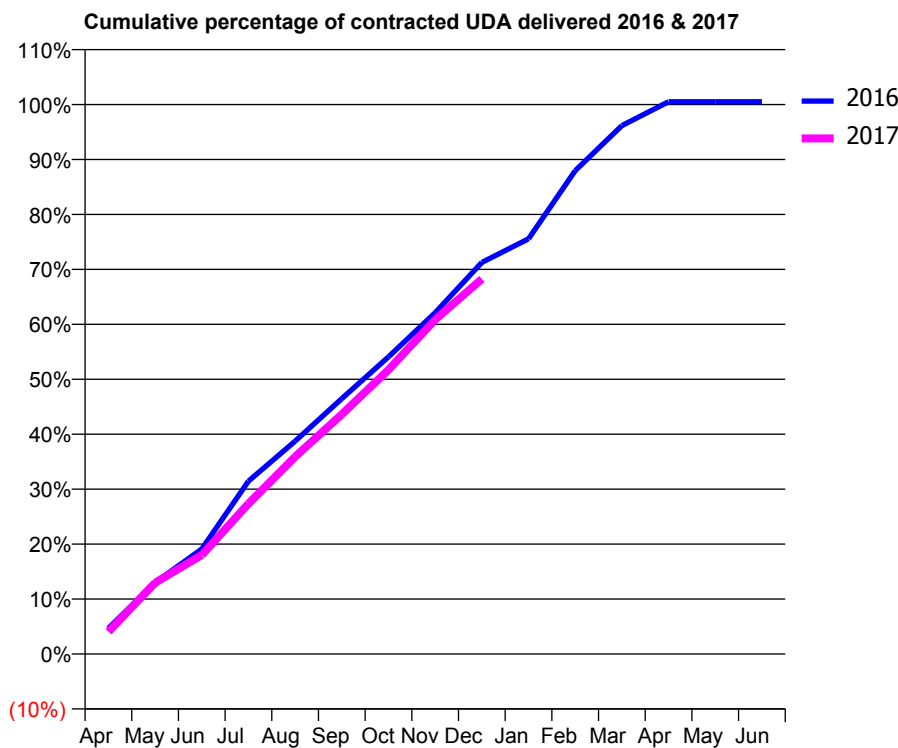
16/17 Contracted general activity (UDA)	25,000
Carry forward general activity (UDA)	-125
16/17 Contracted orthodontic activity (UOA)	0
Carry forward orthodontic activity (UOA)	0
Baseline contract value	£573,980.24

ACCESS*

Patients seen in 24 months	Total	Change since previous quarter
Quarter ending December 2015	9,156	
Quarter ending March 2016	9,127	→
Quarter ending June 2016	9,126	→
Quarter ending September 2016	9,101	→
Quarter ending December 2016	9,104	→
Variance since December 2015	(0.6%)	→



ACTIVITY



Month	Adjusted Scheduled Activity (UDA)	
	2016	2017
April	1,174	1,017
May	3,254	3,240
June	4,777	4,503
July	7,867	6,843
August	9,687	8,977
September	11,623	10,906
October	13,519	12,933
November	15,527	15,210
December	17,813	17,062
January	18,887	
February	21,988	
March	24,041	
April	25,125	
May	25,125	
June	25,125	

QUALITY

	Quantity	Base Number	Contract	LHB	Wales
% of FP17s for the same patient ID Re-attending within 3 months - Children	127	2,033	6.2%	8.0%	11.4%
% of FP17s for the same patient ID Re-attending within 3 months - Adults	997	7,511	13.3%	13.6%	16.6%
% of FP17s for the same patient ID Re-attending between 3 & 9 months - Children	1,159	2,033	57.0%	58.9%	58.0%
% of FP17s for the same patient ID Re-attending between 3 & 9 months - Adults	3,670	7,511	48.9%	53.5%	53.9%
% of FP17s for Band 1 Urgent Courses	712	9,057	7.9%	8.0%	9.0%
% of FP17s Relating to Free Repair or Replacements	74	9,057	0.8%	0.8%	0.7%
% of FP17s Relating to Continuations	131	9,057	1.4%	1.0%	0.9%
% of Patients satisfied with the dentistry they have received	22	24	91.7%	94.3%	94.2%
% of Patients satisfied with the time they had to wait for an appointment	21	24	87.5%	89.1%	88.6%

* This is based on patients treated on this contract for their most recent course of treatment. Figures in italics indicate the base number of FP17s or Patient Questionnaire responses are less than 100. N/A is shown where the base number of responses is less than 10 during the period. % is calculated as Quantity/Base number*100

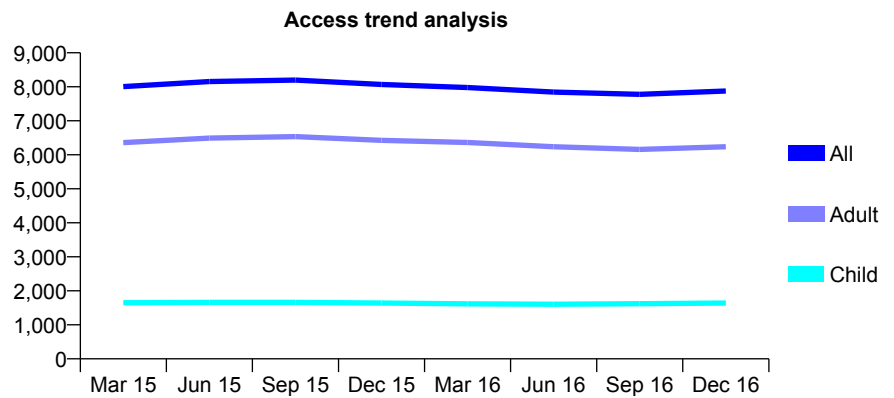
7A1 - Vital Signs At a Glance Contract Report for 101281/0153 - December 2016

Name or company name	OASIS DENTAL CARE LTD
Contract type name	GDS Contract
Purpose of contract	General
Contract start date	01/04/2006
Contract end date	

16/17 Contracted general activity (UDA)	26,500
Carry forward general activity (UDA)	-332
16/17 Contracted orthodontic activity (UOA)	0
Carry forward orthodontic activity (UOA)	0
Baseline contract value	£608,419.05

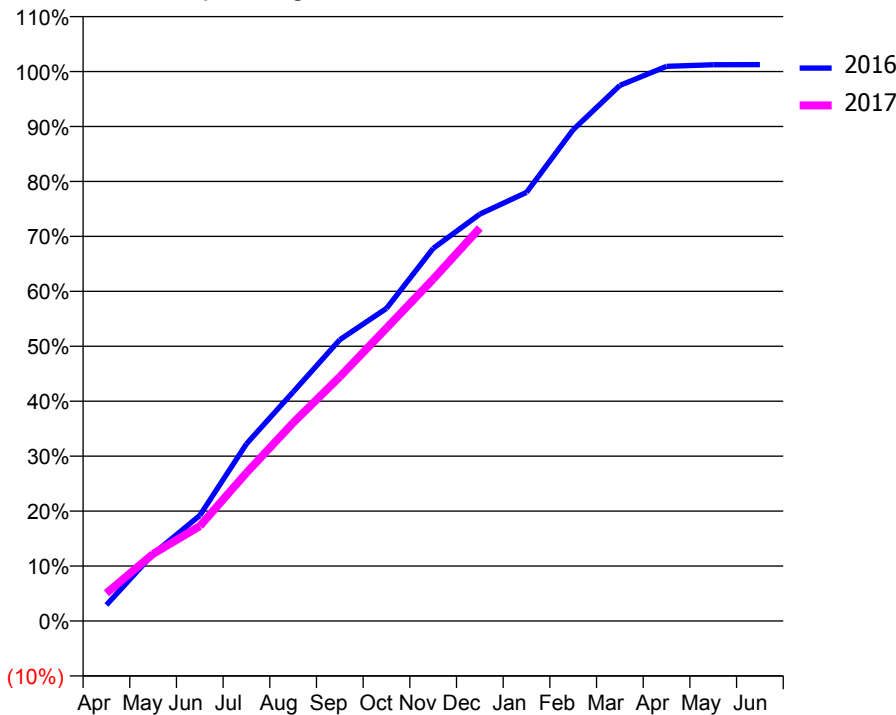
ACCESS*

Patients seen in 24 months	Total	Change since previous quarter
Quarter ending December 2015	8,067	
Quarter ending March 2016	7,979	↓
Quarter ending June 2016	7,846	↓
Quarter ending September 2016	7,780	→
Quarter ending December 2016	7,877	→
Variance since December 2015	(2.4%)	↓



ACTIVITY

Cumulative percentage of contracted UDA delivered 2016 & 2017



Month	2016	2017
April	776	1,339
May	3,229	3,236
June	5,093	4,573
July	8,541	7,147
August	11,042	9,557
September	13,565	11,780
October	15,076	14,122
November	17,968	16,488
December	19,625	18,954
January	20,673	
February	23,691	
March	25,829	
April	26,750	
May	26,824	
June	26,832	

QUALITY

	Quantity	Base Number	Contract	LHB	Wales
% of FP17s for the same patient ID Re-attending within 3 months - Children	137	1,779	7.7%	8.0%	11.4%
% of FP17s for the same patient ID Re-attending within 3 months - Adults	997	6,991	14.3%	13.6%	16.6%
% of FP17s for the same patient ID Re-attending between 3 & 9 months - Children	1,004	1,779	56.4%	58.9%	58.0%
% of FP17s for the same patient ID Re-attending between 3 & 9 months - Adults	4,148	6,991	59.3%	53.5%	53.9%
% of FP17s for Band 1 Urgent Courses	575	8,313	6.9%	8.0%	9.0%
% of FP17s Relating to Free Repair or Replacements	100	8,313	1.2%	0.8%	0.7%
% of FP17s Relating to Continuations	138	8,313	1.7%	1.0%	0.9%
% of Patients satisfied with the dentistry they have received	14	14	100.0%	94.3%	94.2%
% of Patients satisfied with the time they had to wait for an appointment	12	14	85.7%	89.1%	88.6%

* This is based on patients treated on this contract for their most recent course of treatment. Figures in italics indicate the base number of FP17s or Patient Questionnaire responses are less than 100. N/A is shown where the base number of responses is less than 10 during the period. % is calculated as Quantity/Base number*100

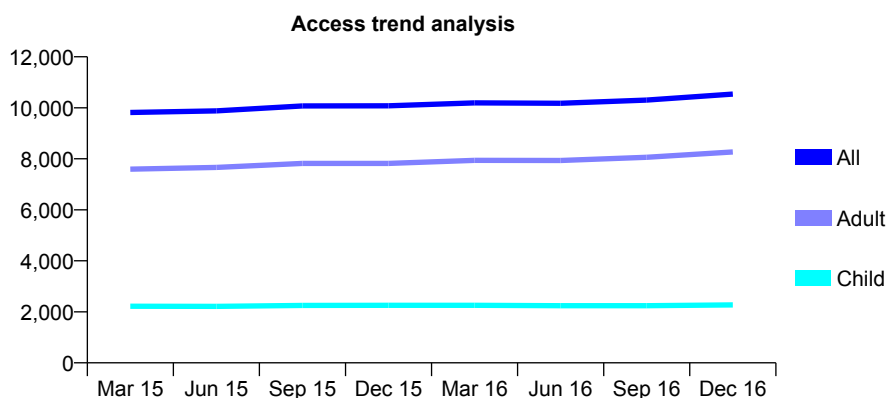
7A1 - Vital Signs At a Glance Contract Report for 101281/0154 - December 2016

Name or company name	OASIS DENTAL CARE LTD
Contract type name	GDS Contract
Purpose of contract	General
Contract start date	01/04/2006
Contract end date	

16/17 Contracted general activity (UDA)	35,277
Carry forward general activity (UDA)	1,005
16/17 Contracted orthodontic activity (UOA)	0
Carry forward orthodontic activity (UOA)	0
Baseline contract value	£809,758.78

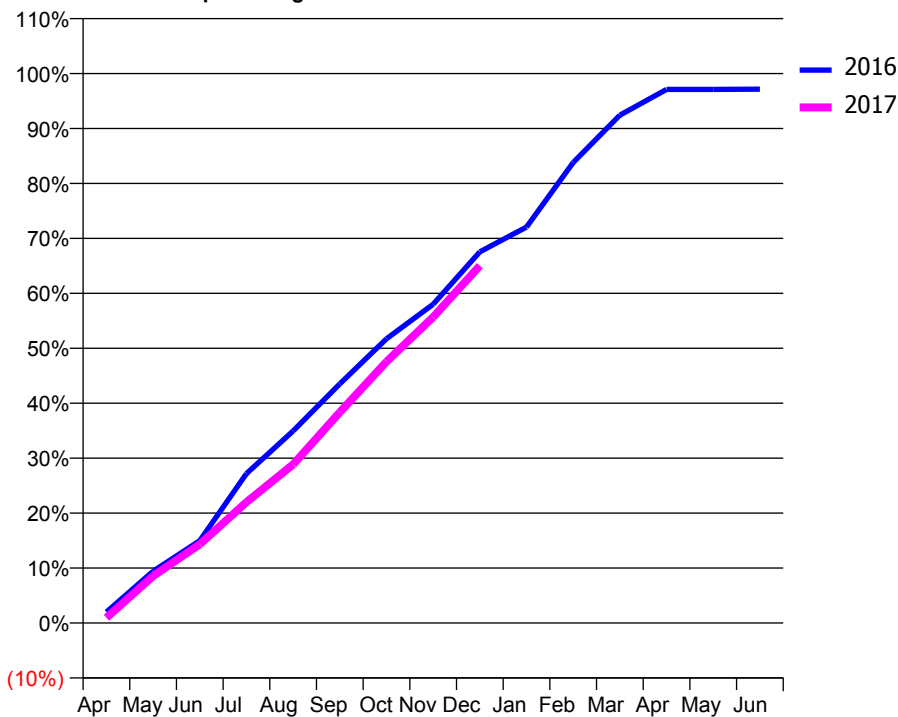
ACCESS*

Patients seen in 24 months	Total	Change since previous quarter
Quarter ending December 2015	10,077	
Quarter ending March 2016	10,196	→
Quarter ending June 2016	10,178	→
Quarter ending September 2016	10,301	→
Quarter ending December 2016	10,540	↑
Variance since December 2015	4.6%	↑



ACTIVITY

Cumulative percentage of contracted UDA delivered 2016 & 2017



QUALITY

	Quantity	Base Number	Contract	LHB	Wales
% of FP17s for the same patient ID Re-attending within 3 months - Children	194	2,608	7.4%	8.0%	11.4%
% of FP17s for the same patient ID Re-attending within 3 months - Adults	1,620	10,121	16.0%	13.6%	16.6%
% of FP17s for the same patient ID Re-attending between 3 & 9 months - Children	1,662	2,608	63.7%	58.9%	58.0%
% of FP17s for the same patient ID Re-attending between 3 & 9 months - Adults	6,201	10,121	61.3%	53.5%	53.9%
% of FP17s for Band 1 Urgent Courses	1,127	11,915	9.5%	8.0%	9.0%
% of FP17s Relating to Free Repair or Replacements	121	11,915	1.0%	0.8%	0.7%
% of FP17s Relating to Continuations	230	11,915	1.9%	1.0%	0.9%
% of Patients satisfied with the dentistry they have received	27	27	100.0%	94.3%	94.2%
% of Patients satisfied with the time they had to wait for an appointment	25	27	92.6%	89.1%	88.6%

* This is based on patients treated on this contract for their most recent course of treatment. Figures in italics indicate the base number of FP17s or Patient Questionnaire responses are less than 100. N/A is shown where the base number of responses is less than 10 during the period. % is calculated as Quantity/Base number*100

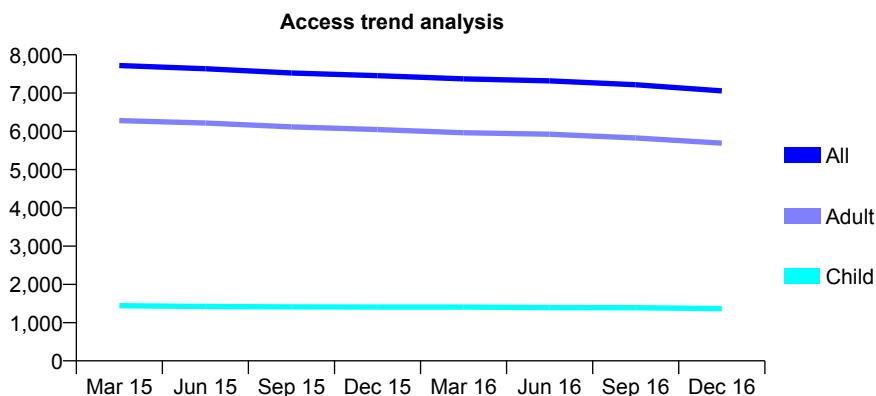
7A1 - Vital Signs At a Glance Contract Report for 101281/0156 - December 2016

Name or company name	OASIS DENTAL CARE LTD
Contract type name	GDS Contract
Purpose of contract	General
Contract start date	01/04/2006
Contract end date	

16/17 Contracted general activity (UDA)	25,000
Carry forward general activity (UDA)	-54
16/17 Contracted orthodontic activity (UOA)	0
Carry forward orthodontic activity (UOA)	0
Baseline contract value	£573,838.53

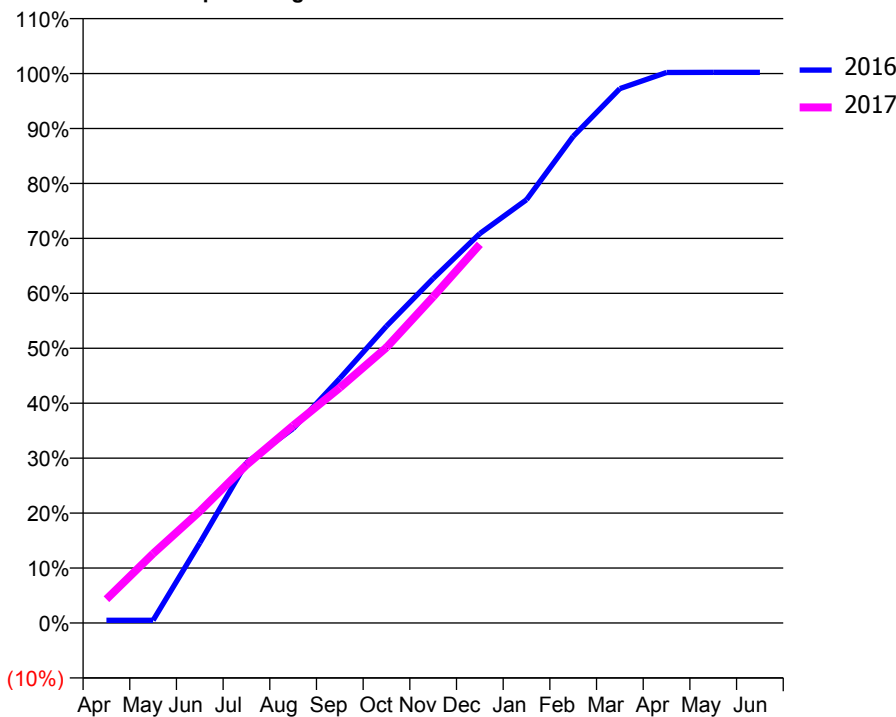
ACCESS*

Patients seen in 24 months	Total	Change since previous quarter
Quarter ending December 2015	7,453	
Quarter ending March 2016	7,370	↓
Quarter ending June 2016	7,319	→
Quarter ending September 2016	7,216	↓
Quarter ending December 2016	7,058	↓
Variance since December 2015	(5.3%)	↓



ACTIVITY

Cumulative percentage of contracted UDA delivered 2016 & 2017



Adjusted Scheduled Activity (UDA)

Month	2016	2017
April	127	1,083
May	127	3,159
June	3,642	5,082
July	7,288	7,191
August	8,849	8,981
September	11,131	10,703
October	13,510	12,539
November	15,672	14,842
December	17,719	17,224
January	19,261	
February	22,138	
March	24,313	
April	25,049	
May	25,054	
June	25,054	

QUALITY

	Quantity	Base Number	Contract	LHB	Wales
% of FP17s for the same patient ID Re-attending within 3 months - Children	113	1,602	7.1%	8.0%	11.4%
% of FP17s for the same patient ID Re-attending within 3 months - Adults	1,425	7,669	18.6%	13.6%	16.6%
% of FP17s for the same patient ID Re-attending between 3 & 9 months - Children	1,059	1,602	66.1%	58.9%	58.0%
% of FP17s for the same patient ID Re-attending between 3 & 9 months - Adults	5,116	7,669	66.7%	53.5%	53.9%
% of FP17s for Band 1 Urgent Courses	968	8,921	10.9%	8.0%	9.0%
% of FP17s Relating to Free Repair or Replacements	146	8,921	1.6%	0.8%	0.7%
% of FP17s Relating to Continuations	102	8,921	1.1%	1.0%	0.9%
% of Patients satisfied with the dentistry they have received	25	26	96.2%	94.3%	94.2%
% of Patients satisfied with the time they had to wait for an appointment	23	26	88.5%	89.1%	88.6%

* This is based on patients treated on this contract for their most recent course of treatment. Figures in italics indicate the base number of FP17s or Patient Questionnaire responses are less than 100. N/A is shown where the base number of responses is less than 10 during the period. % is calculated as Quantity/Base number*100

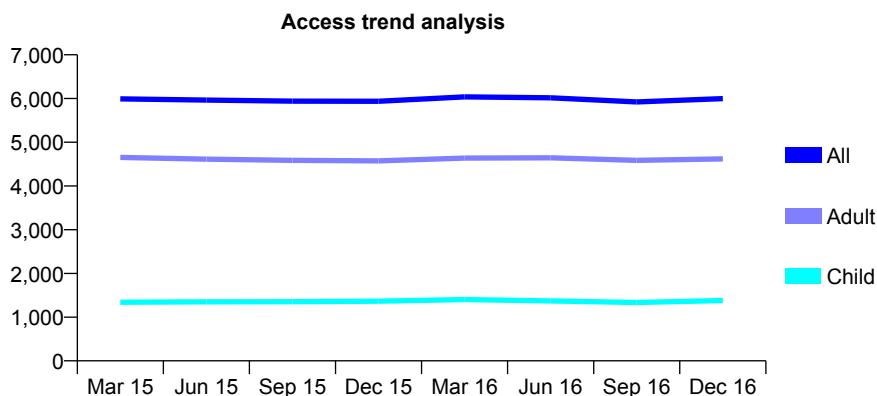
7A1 - Vital Signs At a Glance Contract Report for 101281/0157 - December 2016

Name or company name	OASIS DENTAL CARE LTD
Contract type name	GDS Contract
Purpose of contract	General
Contract start date	01/05/2006
Contract end date	

16/17 Contracted general activity (UDA)	19,000
Carry forward general activity (UDA)	0
16/17 Contracted orthodontic activity (UOA)	0
Carry forward orthodontic activity (UOA)	0
Baseline contract value	£436,117.28

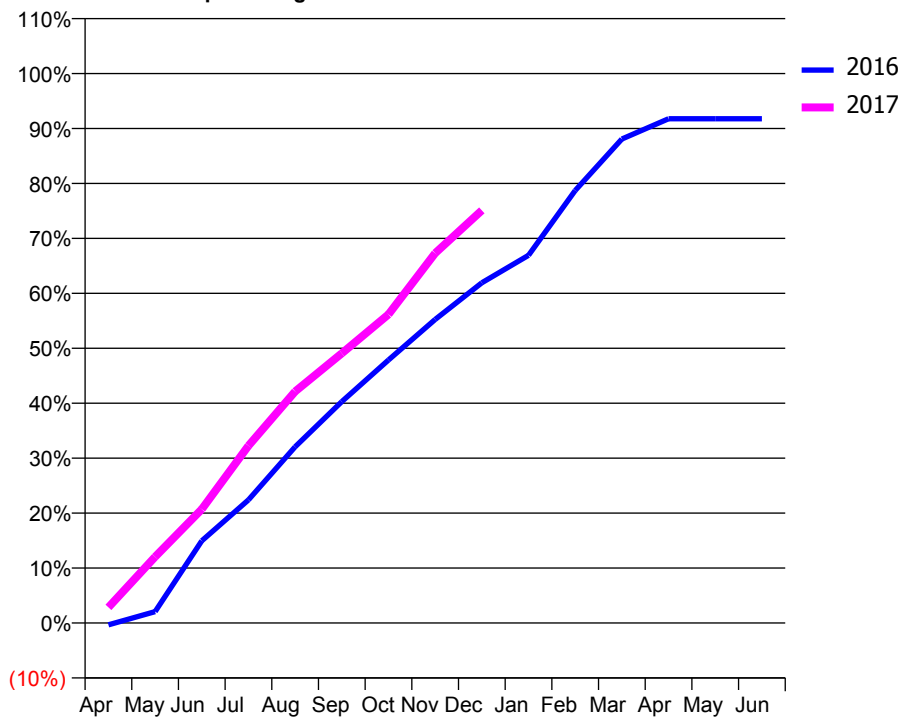
ACCESS*

Patients seen in 24 months	Total	Change since previous quarter
Quarter ending December 2015	5,938	
Quarter ending March 2016	6,038	→
Quarter ending June 2016	6,015	→
Quarter ending September 2016	5,921	↓
Quarter ending December 2016	5,998	→
Variance since December 2015	1.0%	→



ACTIVITY

Cumulative percentage of contracted UDA delivered 2016 & 2017



Month	Adjusted Scheduled Activity (UDA)	
	2016	2017
April	-69	540
May	413	2,288
June	2,992	3,934
July	4,480	6,131
August	6,412	8,004
September	8,060	9,323
October	9,574	10,671
November	11,049	12,790
December	12,385	14,267
January	13,383	
February	15,744	
March	17,613	
April	18,352	
May	18,352	
June	18,352	

QUALITY

	Quantity	Base Number	Contract	LHB	Wales
% of FP17s for the same patient ID Re-attending within 3 months - Children	79	1,560	5.1%	8.0%	11.4%
% of FP17s for the same patient ID Re-attending within 3 months - Adults	633	4,489	14.1%	13.6%	16.6%
% of FP17s for the same patient ID Re-attending between 3 & 9 months - Children	1,023	1,560	65.6%	58.9%	58.0%
% of FP17s for the same patient ID Re-attending between 3 & 9 months - Adults	1,834	4,489	40.9%	53.5%	53.9%
% of FP17s for Band 1 Urgent Courses	172	5,762	3.0%	8.0%	9.0%
% of FP17s Relating to Free Repair or Replacements	23	5,762	0.4%	0.8%	0.7%
% of FP17s Relating to Continuations	184	5,762	3.2%	1.0%	0.9%
% of Patients satisfied with the dentistry they have received	20	21	95.2%	94.3%	94.2%
% of Patients satisfied with the time they had to wait for an appointment	21	21	100.0%	89.1%	88.6%

* This is based on patients treated on this contract for their most recent course of treatment. Figures in italics indicate the base number of FP17s or Patient Questionnaire responses are less than 100. N/A is shown where the base number of responses is less than 10 during the period. % is calculated as Quantity/Base number*100

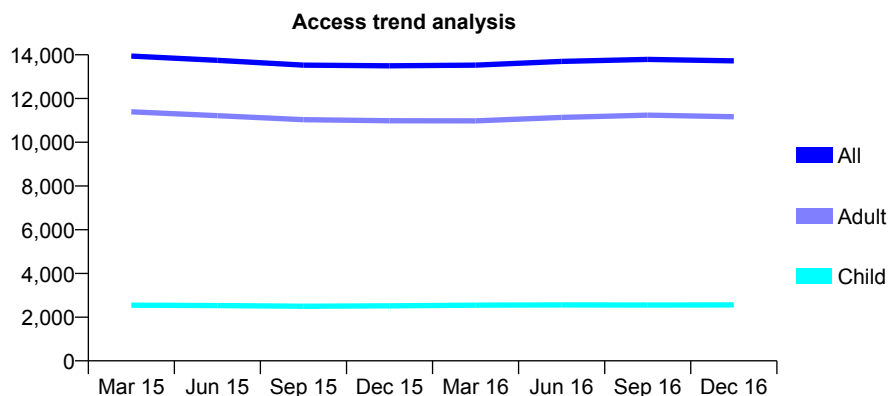
7A1 - Vital Signs At a Glance Contract Report for 101338/0037 - December 2016

Name or company name	Whitecross Dental Care Limited
Contract type name	GDS Contract
Purpose of contract	General
Contract start date	01/04/2006
Contract end date	

16/17 Contracted general activity (UDA)	49,362
Carry forward general activity (UDA)	0
16/17 Contracted orthodontic activity (UOA)	0
Carry forward orthodontic activity (UOA)	0
Baseline contract value	£1,339,295.84

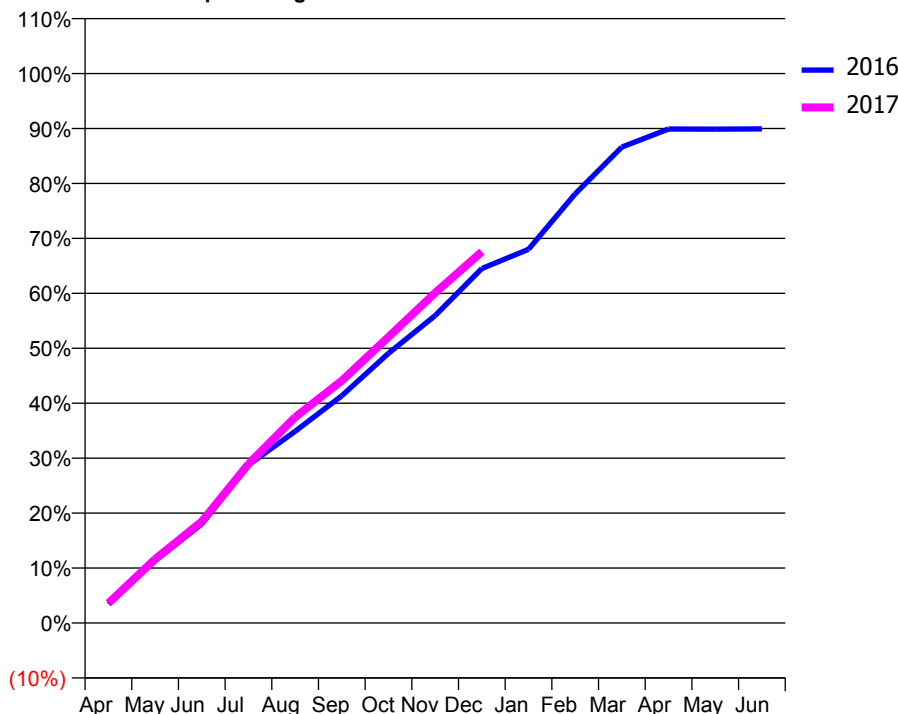
ACCESS*

Patients seen in 24 months	Total	Change since previous quarter
Quarter ending December 2015	13,498	
Quarter ending March 2016	13,528	→
Quarter ending June 2016	13,698	→
Quarter ending September 2016	13,792	→
Quarter ending December 2016	13,725	→
Variance since December 2015	1.7%	→



ACTIVITY

Cumulative percentage of contracted UDA delivered 2016 & 2017



Month	Adjusted Scheduled Activity (UDA)	
	2016	2017
April	1,711	1,786
May	5,596	5,747
June	8,894	9,121
July	14,195	14,280
August	17,222	18,493
September	20,414	21,766
October	24,221	25,703
November	27,619	29,662
December	31,846	33,355
January	33,567	
February	38,559	
March	42,756	
April	44,378	
May	44,369	
June	44,393	

QUALITY

	Quantity	Base Number	Contract	LHB	Wales
% of FP17s for the same patient ID Re-attending within 3 months - Children	75	2,474	3.0%	8.0%	11.4%
% of FP17s for the same patient ID Re-attending within 3 months - Adults	954	11,962	8.0%	13.6%	16.6%
% of FP17s for the same patient ID Re-attending between 3 & 9 months - Children	1,415	2,474	57.2%	58.9%	58.0%
% of FP17s for the same patient ID Re-attending between 3 & 9 months - Adults	7,337	11,962	61.3%	53.5%	53.9%
% of FP17s for Band 1 Urgent Courses	519	13,836	3.8%	8.0%	9.0%
% of FP17s Relating to Free Repair or Replacements	152	13,836	1.1%	0.8%	0.7%
% of FP17s Relating to Continuations	79	13,836	0.6%	1.0%	0.9%
% of Patients satisfied with the dentistry they have received	53	57	93.0%	94.3%	94.2%
% of Patients satisfied with the time they had to wait for an appointment	52	57	91.2%	89.1%	88.6%

* This is based on patients treated on this contract for their most recent course of treatment. Figures in italics indicate the base number of FP17s or Patient Questionnaire responses are less than 100. N/A is shown where the base number of responses is less than 10 during the period. % is calculated as Quantity/Base number*100

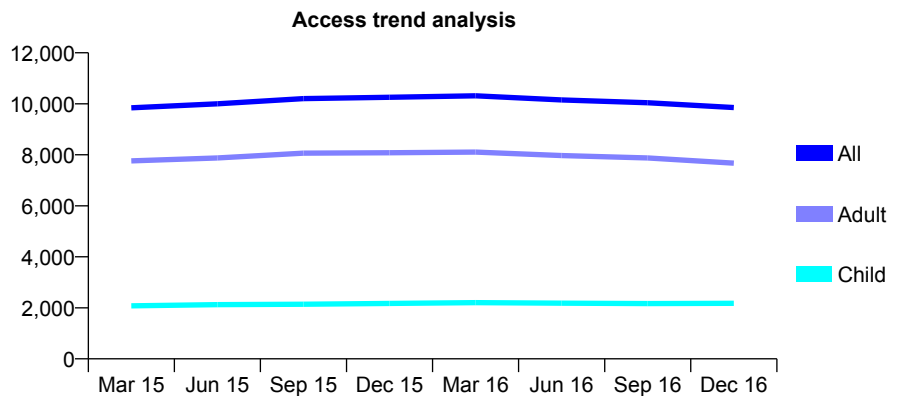
7A1 - Vital Signs At a Glance Contract Report for 101338/0041 - December 2016

Name or company name	Whitecross Dental Care Limited
Contract type name	GDS Contract
Purpose of contract	General
Contract start date	01/04/2006
Contract end date	

16/17 Contracted general activity (UDA)	29,600
Carry forward general activity (UDA)	0
16/17 Contracted orthodontic activity (UOA)	0
Carry forward orthodontic activity (UOA)	0
Baseline contract value	£698,560.00

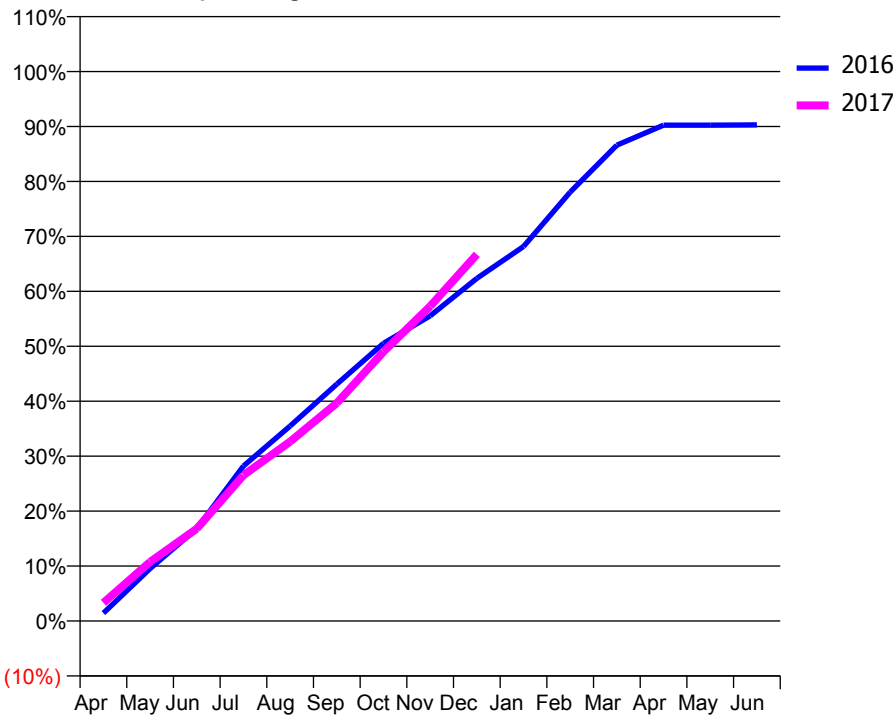
ACCESS*

Patients seen in 24 months	Total	Change since previous quarter
Quarter ending December 2015	10,257	
Quarter ending March 2016	10,312	→
Quarter ending June 2016	10,152	↓
Quarter ending September 2016	10,043	↓
Quarter ending December 2016	9,851	↓
Variance since December 2015	(4.0%)	↓



ACTIVITY

Cumulative percentage of contracted UDA delivered 2016 & 2017



Month	Adjusted Scheduled Activity (UDA)	
	2016	2017
April	418	983
May	2,749	3,188
June	4,839	4,975
July	8,113	7,858
August	10,208	9,665
September	12,402	11,743
October	14,533	14,505
November	15,969	16,959
December	17,932	19,747
January	19,603	
February	22,447	
March	24,904	
April	25,952	
May	25,952	
June	25,963	

QUALITY

	Quantity	Base Number	Contract	LHB	Wales
% of FP17s for the same patient ID Re-attending within 3 months - Children	108	1,944	5.6%	8.0%	11.4%
% of FP17s for the same patient ID Re-attending within 3 months - Adults	646	6,365	10.1%	13.6%	16.6%
% of FP17s for the same patient ID Re-attending between 3 & 9 months - Children	761	1,944	39.1%	58.9%	58.0%
% of FP17s for the same patient ID Re-attending between 3 & 9 months - Adults	2,481	6,365	39.0%	53.5%	53.9%
% of FP17s for Band 1 Urgent Courses	505	7,958	6.3%	8.0%	9.0%
% of FP17s Relating to Free Repair or Replacements	33	7,958	0.4%	0.8%	0.7%
% of FP17s Relating to Continuations	83	7,958	1.0%	1.0%	0.9%
% of Patients satisfied with the dentistry they have received	23	24	95.8%	94.3%	94.2%
% of Patients satisfied with the time they had to wait for an appointment	22	24	91.7%	89.1%	88.6%

* This is based on patients treated on this contract for their most recent course of treatment. Figures in italics indicate the base number of FP17s or Patient Questionnaire responses are less than 100. N/A is shown where the base number of responses is less than 10 during the period. % is calculated as Quantity/Base number*100

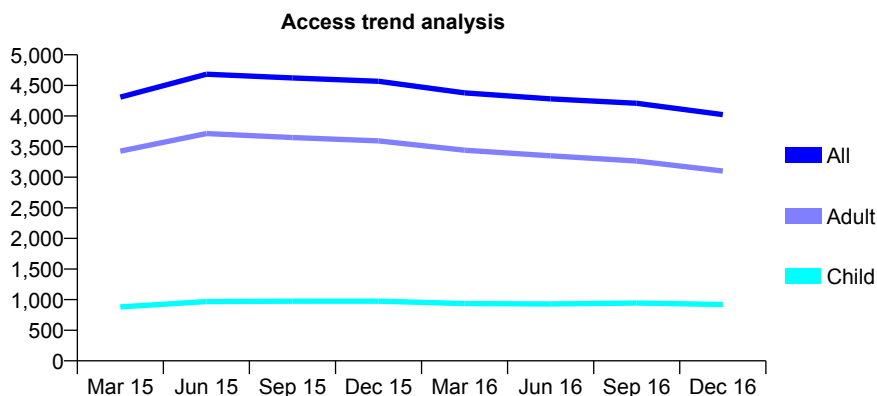
7A1 - Vital Signs At a Glance Contract Report for 101338/0146 - December 2016

Name or company name	Whitecross Dental Care Limited
Contract type name	GDS Contract
Purpose of contract	General
Contract start date	01/02/2013
Contract end date	

16/17 Contracted general activity (UDA)	12,000
Carry forward general activity (UDA)	-289
16/17 Contracted orthodontic activity (UOA)	0
Carry forward orthodontic activity (UOA)	0
Baseline contract value	£297,600.00

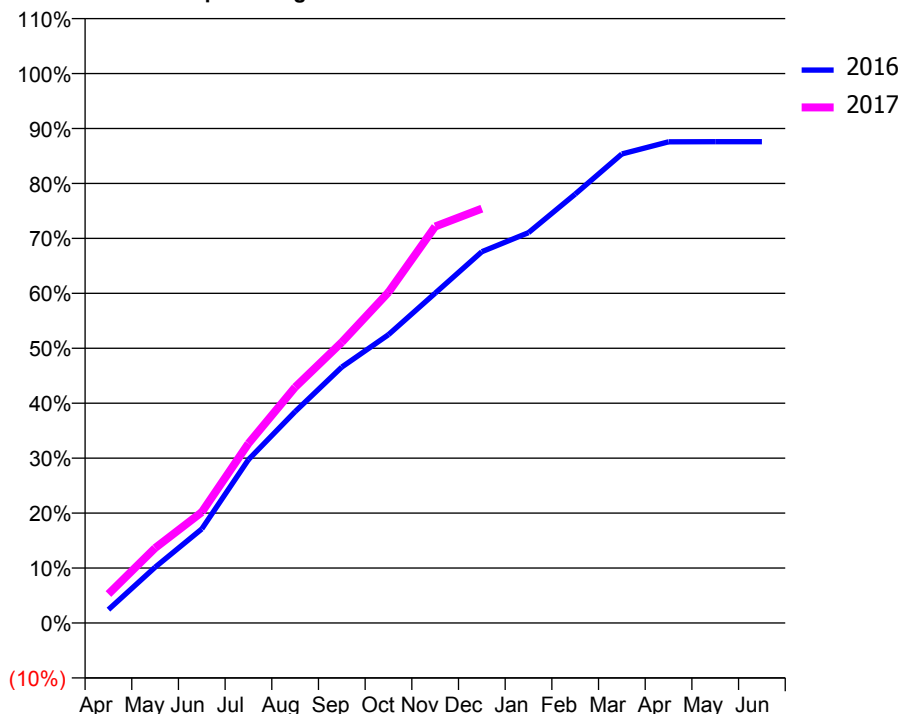
ACCESS*

Patients seen in 24 months	Total	Change since previous quarter
Quarter ending December 2015	4,568	
Quarter ending March 2016	4,377	↓
Quarter ending June 2016	4,279	↓
Quarter ending September 2016	4,209	↓
Quarter ending December 2016	4,022	↓
Variance since December 2015	(12.0%)	↓



ACTIVITY

Cumulative percentage of contracted UDA delivered 2016 & 2017



Month	Adjusted Scheduled Activity (UDA)	
	2016	2017
April	365	632
May	1,523	1,638
June	2,569	2,421
July	4,461	3,920
August	5,773	5,151
September	6,989	6,131
October	7,872	7,223
November	9,005	8,658
December	10,137	9,049
January	10,656	
February	11,708	
March	12,806	
April	13,135	
May	13,139	
June	13,139	

QUALITY

	Quantity	Base Number	Contract	LHB	Wales
% of FP17s for the same patient ID Re-attending within 3 months - Children	79	927	8.5%	8.0%	11.4%
% of FP17s for the same patient ID Re-attending within 3 months - Adults	382	3,048	12.5%	13.6%	16.6%
% of FP17s for the same patient ID Re-attending between 3 & 9 months - Children	425	927	45.8%	58.9%	58.0%
% of FP17s for the same patient ID Re-attending between 3 & 9 months - Adults	1,459	3,048	47.9%	53.5%	53.9%
% of FP17s for Band 1 Urgent Courses	278	3,808	7.3%	8.0%	9.0%
% of FP17s Relating to Free Repair or Replacements	23	3,808	0.6%	0.8%	0.7%
% of FP17s Relating to Continuations	42	3,808	1.1%	1.0%	0.9%
% of Patients satisfied with the dentistry they have received	6	9	N/A	94.3%	94.2%
% of Patients satisfied with the time they had to wait for an appointment	7	9	N/A	89.1%	88.6%

* This is based on patients treated on this contract for their most recent course of treatment. Figures in italics indicate the base number of FP17s or Patient Questionnaire responses are less than 100. N/A is shown where the base number of responses is less than 10 during the period. % is calculated as Quantity/Base number*100

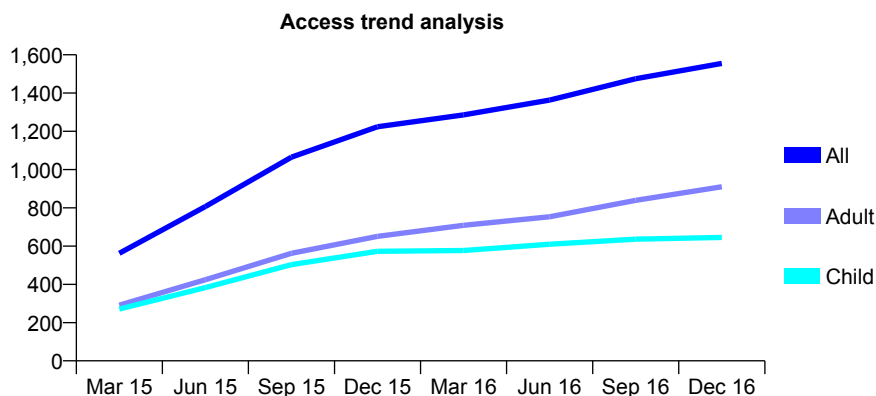
7A1 - Vital Signs At a Glance Contract Report for 102865/0001 - December 2016

Name or company name	C Hancock & DI Jones
Contract type name	GDS Contract
Purpose of contract	General
Contract start date	01/07/2013
Contract end date	

16/17 Contracted general activity (UDA)	3,350
Carry forward general activity (UDA)	28
16/17 Contracted orthodontic activity (UOA)	0
Carry forward orthodontic activity (UOA)	0
Baseline contract value	£78,708.23

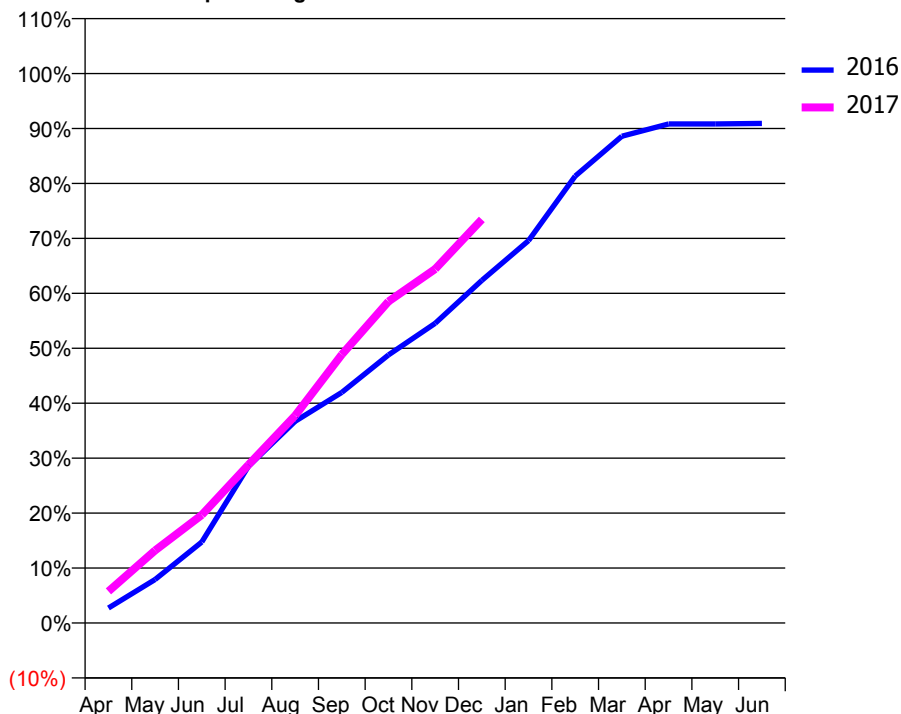
ACCESS*

Patients seen in 24 months	Total	Change since previous quarter
Quarter ending December 2015	1,224	
Quarter ending March 2016	1,286	↑
Quarter ending June 2016	1,363	↑
Quarter ending September 2016	1,475	↑
Quarter ending December 2016	1,555	↑
Variance since December 2015	27.0%	↑



ACTIVITY

Cumulative percentage of contracted UDA delivered 2016 & 2017



Month	Adjusted Scheduled Activity (UDA)	
	2016	2017
April	91	193
May	266	443
June	494	659
July	956	964
August	1,230	1,264
September	1,406	1,637
October	1,635	1,961
November	1,827	2,158
December	2,089	2,460
January	2,331	
February	2,725	
March	2,967	
April	3,043	
May	3,043	
June	3,046	

QUALITY

	Quantity	Base Number	Contract	LHB	Wales
% of FP17s for the same patient ID Re-attending within 3 months - Children	79	819	9.6%	8.0%	11.4%
% of FP17s for the same patient ID Re-attending within 3 months - Adults	107	771	13.9%	13.6%	16.6%
% of FP17s for the same patient ID Re-attending between 3 & 9 months - Children	476	819	58.1%	58.9%	58.0%
% of FP17s for the same patient ID Re-attending between 3 & 9 months - Adults	296	771	38.4%	53.5%	53.9%
% of FP17s for Band 1 Urgent Courses	136	1,526	8.9%	8.0%	9.0%
% of FP17s Relating to Free Repair or Replacements	2	1,526	0.1%	0.8%	0.7%
% of FP17s Relating to Continuations	14	1,526	0.9%	1.0%	0.9%
% of Patients satisfied with the dentistry they have received	2	2	N/A	94.3%	94.2%
% of Patients satisfied with the time they had to wait for an appointment	1	2	N/A	89.1%	88.6%

* This is based on patients treated on this contract for their most recent course of treatment. Figures in italics indicate the base number of FP17s or Patient Questionnaire responses are less than 100. N/A is shown where the base number of responses is less than 10 during the period. % is calculated as Quantity/Base number*100

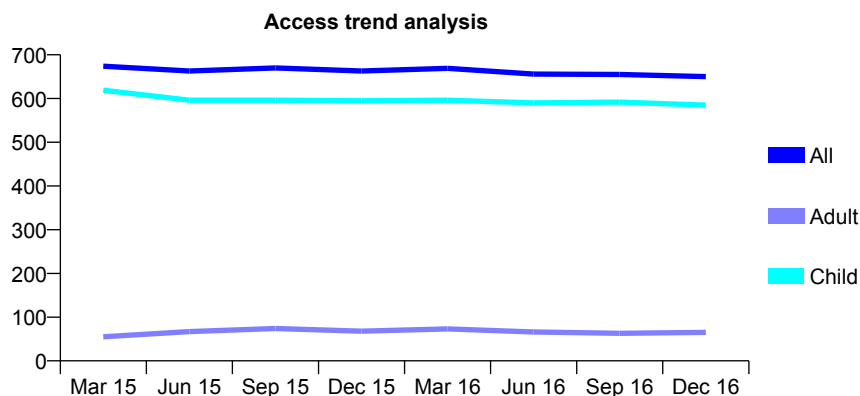
7A1 - Vital Signs At a Glance Contract Report for 107301/0001 - December 2016

Name or company name	Randell & Quail
Contract type name	GDS Contract
Purpose of contract	General
Contract start date	02/04/2006
Contract end date	

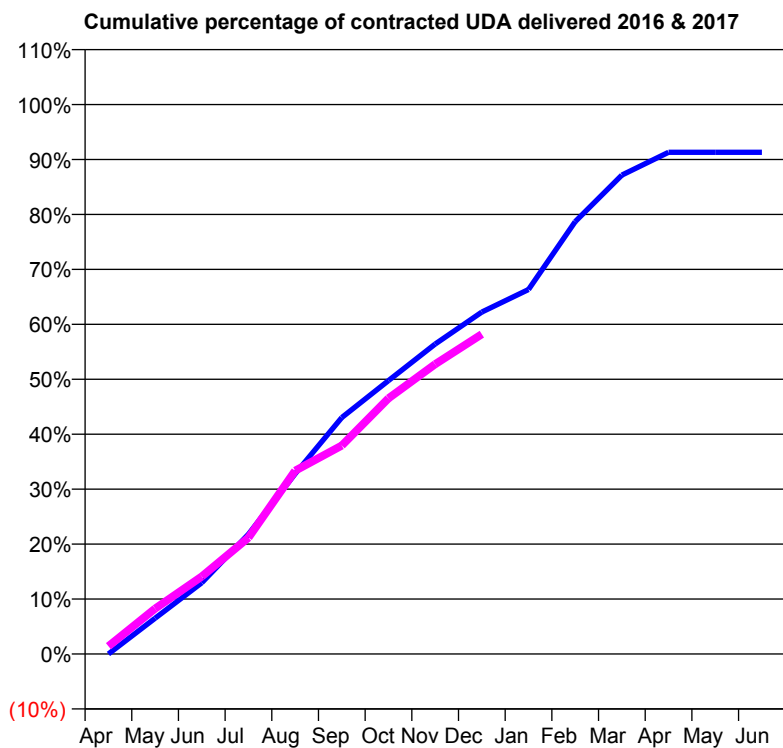
16/17 Contracted general activity (UDA)	1,610
Carry forward general activity (UDA)	0
16/17 Contracted orthodontic activity (UOA)	0
Carry forward orthodontic activity (UOA)	0
Baseline contract value	£36,392.06

ACCESS*

Patients seen in 24 months	Total	Change since previous quarter
Quarter ending December 2015	663	
Quarter ending March 2016	669	→
Quarter ending June 2016	656	↓
Quarter ending September 2016	655	→
Quarter ending December 2016	650	→
Variance since December 2015	(2.0%)	↓



ACTIVITY



Month	Adjusted Scheduled Activity (UDA)	
	2016	2017
April	0	23
May	105	133
June	209	227
July	351	341
August	528	537
September	693	611
October	801	749
November	908	849
December	1,002	937
January	1,068	
February	1,267	
March	1,403	
April	1,470	
May	1,470	
June	1,470	

QUALITY

	Quantity	Base Number	Contract	LHB	Wales
% of FP17s for the same patient ID Re-attending within 3 months - Children	78	685	11.4%	8.0%	11.4%
% of FP17s for the same patient ID Re-attending within 3 months - Adults	3	33	9.1%	13.6%	16.6%
% of FP17s for the same patient ID Re-attending between 3 & 9 months - Children	437	685	63.8%	58.9%	58.0%
% of FP17s for the same patient ID Re-attending between 3 & 9 months - Adults	19	33	57.6%	53.5%	53.9%
% of FP17s for Band 1 Urgent Courses	0	663	0.0%	8.0%	9.0%
% of FP17s Relating to Free Repair or Replacements	0	663	0.0%	0.8%	0.7%
% of FP17s Relating to Continuations	2	663	0.3%	1.0%	0.9%
% of Patients satisfied with the dentistry they have received	3	3	N/A	94.3%	94.2%
% of Patients satisfied with the time they had to wait for an appointment	3	3	N/A	89.1%	88.6%

* This is based on patients treated on this contract for their most recent course of treatment. Figures in italics indicate the base number of FP17s or Patient Questionnaire responses are less than 100. N/A is shown where the base number of responses is less than 10 during the period. % is calculated as Quantity/Base number*100

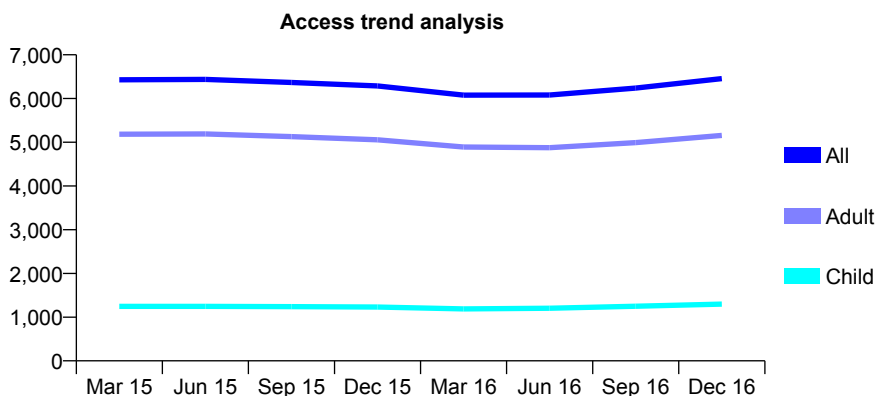
7A1 - Vital Signs At a Glance Contract Report for 112488/0002 - December 2016

Name or company name	Integrated Dental Holdings
Contract type name	GDS Contract
Purpose of contract	General
Contract start date	10/05/2007
Contract end date	

16/17 Contracted general activity (UDA)	20,250
Carry forward general activity (UDA)	0
16/17 Contracted orthodontic activity (UOA)	0
Carry forward orthodontic activity (UOA)	0
Baseline contract value	£464,817.97

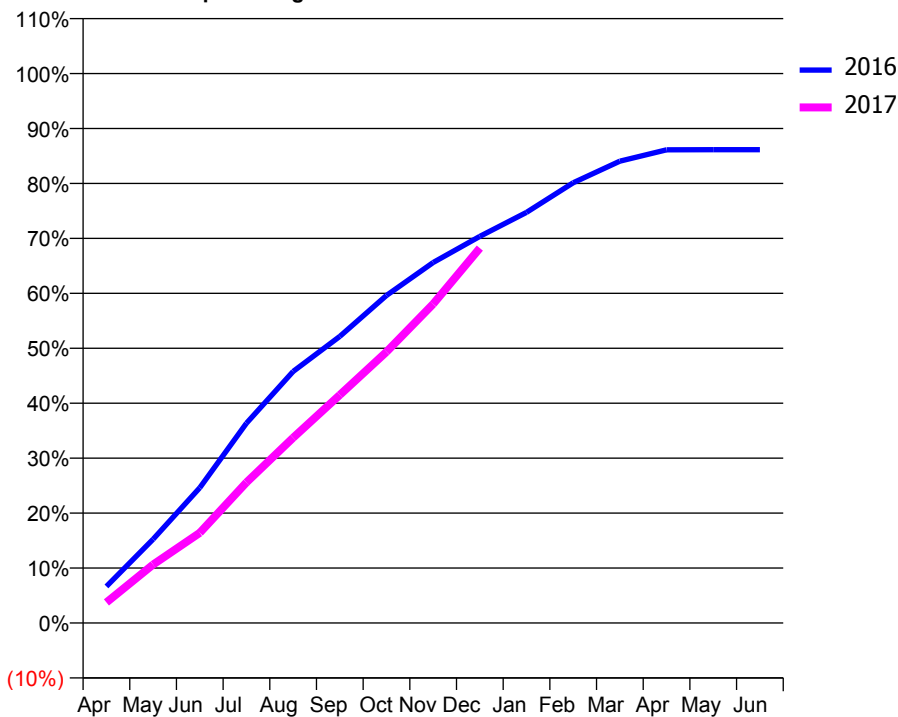
ACCESS*

Patients seen in 24 months	Total	Change since previous quarter
Quarter ending December 2015	6,289	
Quarter ending March 2016	6,078	↓
Quarter ending June 2016	6,080	→
Quarter ending September 2016	6,239	↑
Quarter ending December 2016	6,455	↑
Variance since December 2015	2.6%	↑



ACTIVITY

Cumulative percentage of contracted UDA delivered 2016 & 2017



Month	Adjusted Scheduled Activity (UDA)	
	2016	2017
April	1,185	758
May	2,712	2,154
June	4,383	3,323
July	6,471	5,182
August	8,149	6,827
September	9,283	8,404
October	10,610	9,992
November	11,674	11,758
December	12,524	13,814
January	13,299	
February	14,259	
March	14,958	
April	15,326	
May	15,330	
June	15,330	

QUALITY

	Quantity	Base Number	Contract	LHB	Wales
% of FP17s for the same patient ID Re-attending within 3 months - Children	39	1,479	2.6%	8.0%	11.4%
% of FP17s for the same patient ID Re-attending within 3 months - Adults	396	5,762	6.9%	13.6%	16.6%
% of FP17s for the same patient ID Re-attending between 3 & 9 months - Children	702	1,479	47.5%	58.9%	58.0%
% of FP17s for the same patient ID Re-attending between 3 & 9 months - Adults	2,669	5,762	46.3%	53.5%	53.9%
% of FP17s for Band 1 Urgent Courses	254	6,972	3.6%	8.0%	9.0%
% of FP17s Relating to Free Repair or Replacements	26	6,972	0.4%	0.8%	0.7%
% of FP17s Relating to Continuations	51	6,972	0.7%	1.0%	0.9%
% of Patients satisfied with the dentistry they have received	29	33	87.9%	94.3%	94.2%
% of Patients satisfied with the time they had to wait for an appointment	25	33	75.8%	89.1%	88.6%

* This is based on patients treated on this contract for their most recent course of treatment. Figures in italics indicate the base number of FP17s or Patient Questionnaire responses are less than 100. N/A is shown where the base number of responses is less than 10 during the period. % is calculated as Quantity/Base number*100

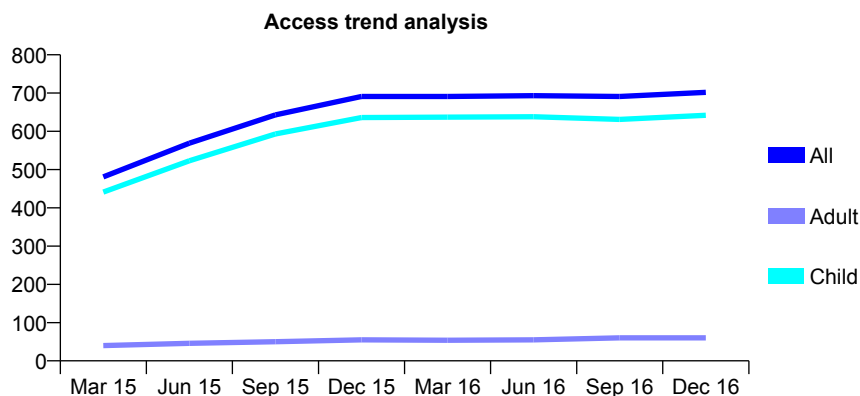
7A1 - Vital Signs At a Glance Contract Report for 114219/0001 - December 2016

Name or company name	Mr J Brandon
Contract type name	GDS Contract
Purpose of contract	General
Contract start date	18/01/2013
Contract end date	

16/17 Contracted general activity (UDA)	1,220
Carry forward general activity (UDA)	-31
16/17 Contracted orthodontic activity (UOA)	0
Carry forward orthodontic activity (UOA)	0
Baseline contract value	£28,321.92

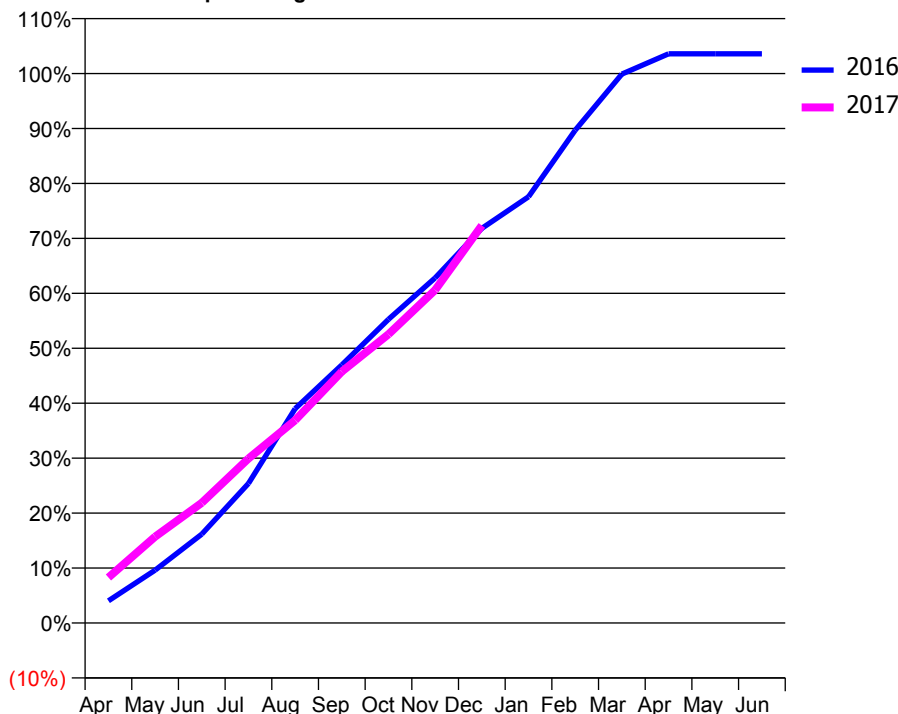
ACCESS*

Patients seen in 24 months	Total	Change since previous quarter
Quarter ending December 2015	691	
Quarter ending March 2016	691	→
Quarter ending June 2016	693	→
Quarter ending September 2016	691	→
Quarter ending December 2016	702	→
Variance since December 2015	1.6%	→



ACTIVITY

Cumulative percentage of contracted UDA delivered 2016 & 2017



Month	Adjusted Scheduled Activity (UDA)	
	2016	2017
April	49	101
May	117	192
June	197	267
July	310	365
August	476	450
September	573	558
October	674	641
November	766	739
December	876	883
January	946	
February	1,094	
March	1,219	
April	1,264	
May	1,264	
June	1,264	

QUALITY

	Quantity	Base Number	Contract	LHB	Wales
% of FP17s for the same patient ID Re-attending within 3 months - Children	37	646	5.7%	8.0%	11.4%
% of FP17s for the same patient ID Re-attending within 3 months - Adults	0	3	0.0%	13.6%	16.6%
% of FP17s for the same patient ID Re-attending between 3 & 9 months - Children	344	646	53.3%	58.9%	58.0%
% of FP17s for the same patient ID Re-attending between 3 & 9 months - Adults	0	3	0.0%	53.5%	53.9%
% of FP17s for Band 1 Urgent Courses	9	623	1.4%	8.0%	9.0%
% of FP17s Relating to Free Repair or Replacements	0	623	0.0%	0.8%	0.7%
% of FP17s Relating to Continuations	9	623	1.4%	1.0%	0.9%
% of Patients satisfied with the dentistry they have received	0	0	N/A	94.3%	94.2%
% of Patients satisfied with the time they had to wait for an appointment	0	0	N/A	89.1%	88.6%

* This is based on patients treated on this contract for their most recent course of treatment. Figures in italics indicate the base number of FP17s or Patient Questionnaire responses are less than 100. N/A is shown where the base number of responses is less than 10 during the period. % is calculated as Quantity/Base number*100

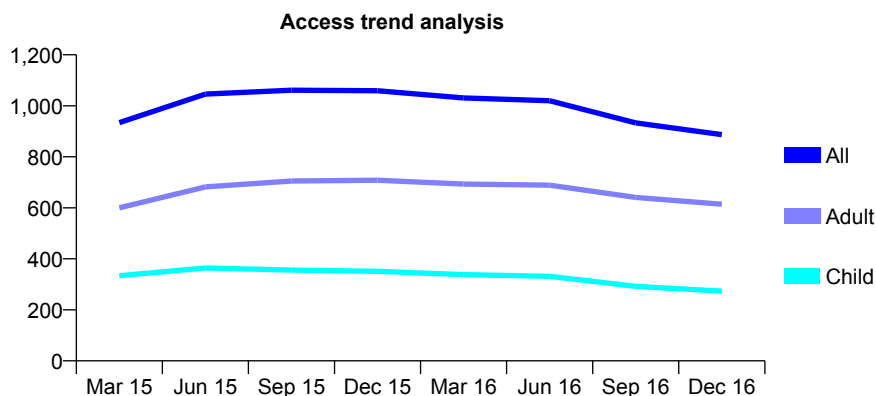
7A1 - Vital Signs At a Glance Contract Report for 114626/0001 - December 2016

Name or company name	The Fern Avenue Limited Partnership
Contract type name	GDS Contract
Purpose of contract	General
Contract start date	01/08/2014
Contract end date	

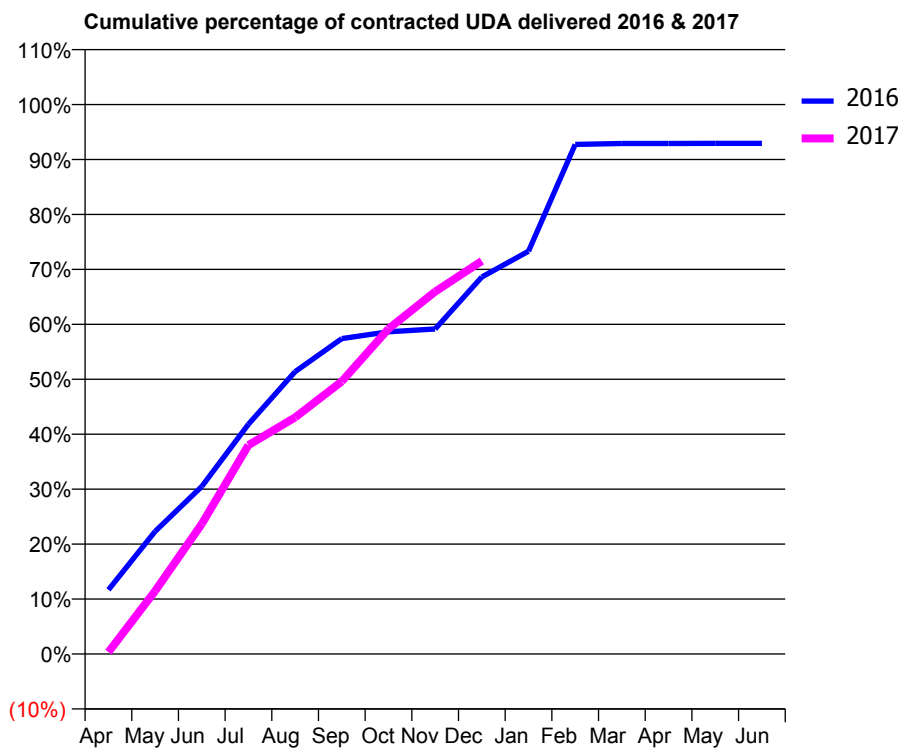
16/17 Contracted general activity (UDA)	2,049
Carry forward general activity (UDA)	23
16/17 Contracted orthodontic activity (UOA)	0
Carry forward orthodontic activity (UOA)	0
Baseline contract value	£48,779.73

ACCESS*

Patients seen in 24 months	Total	Change since previous quarter
Quarter ending December 2015	1,059	
Quarter ending March 2016	1,031	↓
Quarter ending June 2016	1,020	↓
Quarter ending September 2016	933	↓
Quarter ending December 2016	887	↓
Variance since December 2015	(16.2%)	↓



ACTIVITY



Month	Adjusted Scheduled Activity (UDA)	
	2016	2017
April	309	7
May	589	235
June	805	485
July	1,105	779
August	1,357	882
September	1,516	1,016
October	1,549	1,213
November	1,562	1,351
December	1,812	1,466
January	1,936	
February	2,449	
March	2,454	
April	2,454	
May	2,455	
June	2,455	

QUALITY

	Quantity	Base Number	Contract	LHB	Wales
% of FP17s for the same patient ID Re-attending within 3 months - Children	10	244	4.1%	8.0%	11.4%
% of FP17s for the same patient ID Re-attending within 3 months - Adults	56	448	12.5%	13.6%	16.6%
% of FP17s for the same patient ID Re-attending between 3 & 9 months - Children	123	244	50.4%	58.9%	58.0%
% of FP17s for the same patient ID Re-attending between 3 & 9 months - Adults	215	448	48.0%	53.5%	53.9%
% of FP17s for Band 1 Urgent Courses	34	691	4.9%	8.0%	9.0%
% of FP17s Relating to Free Repair or Replacements	6	691	0.9%	0.8%	0.7%
% of FP17s Relating to Continuations	16	691	2.3%	1.0%	0.9%
% of Patients satisfied with the dentistry they have received	1	2	N/A	94.3%	94.2%
% of Patients satisfied with the time they had to wait for an appointment	1	2	N/A	89.1%	88.6%

* This is based on patients treated on this contract for their most recent course of treatment. Figures in italics indicate the base number of FP17s or Patient Questionnaire responses are less than 100. N/A is shown where the base number of responses is less than 10 during the period. % is calculated as Quantity/Base number*100

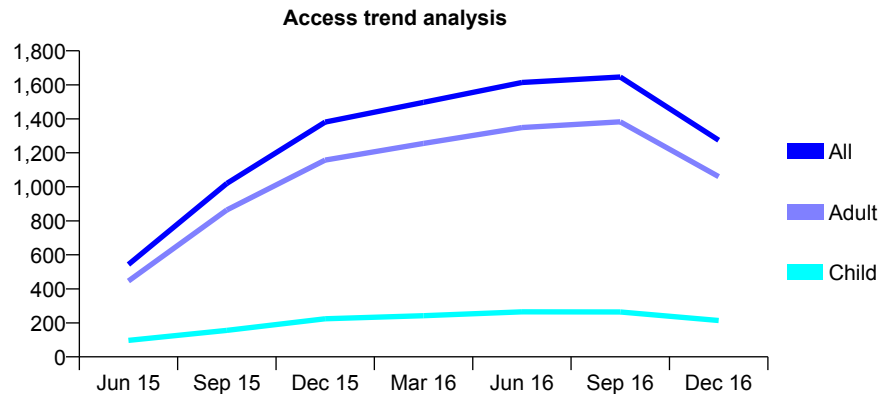
7A1 - Vital Signs At a Glance Contract Report for 114715/0001 - December 2016

Name or company name	Deganwy Avenue Dental Practice Partnersl
Contract type name	GDS Contract
Purpose of contract	General
Contract start date	01/04/2015
Contract end date	30/06/2016

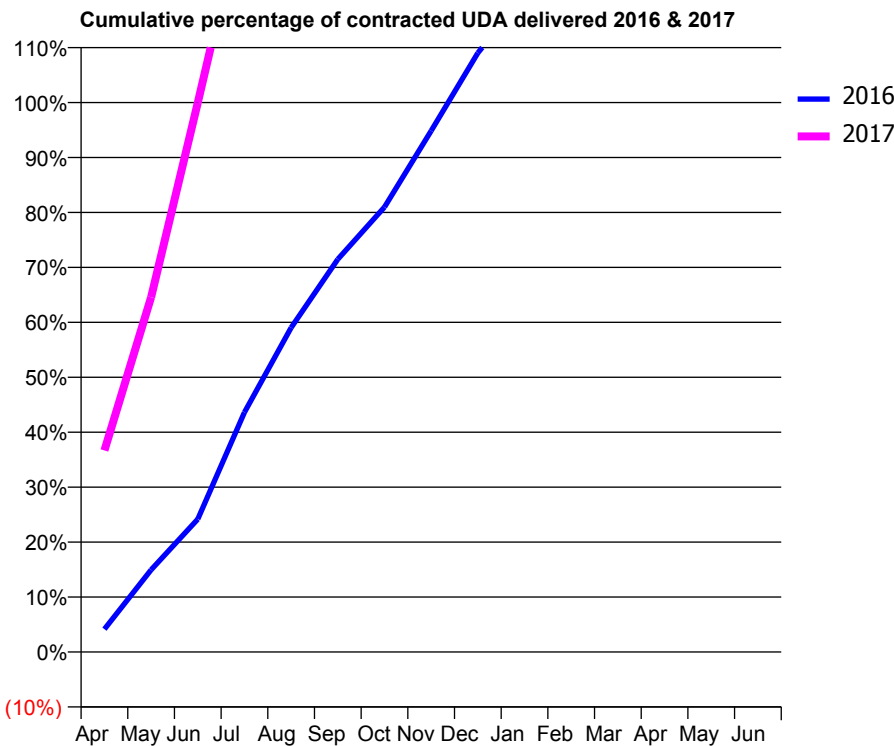
16/17 Contracted general activity (UDA)	931
Carry forward general activity (UDA)	0
16/17 Contracted orthodontic activity (UOA)	0
Carry forward orthodontic activity (UOA)	0
Baseline contract value	£35,835.19

ACCESS*

Patients seen in 24 months	Total	Change since previous quarter
Quarter ending December 2015	1,381	
Quarter ending March 2016	1,497	↑
Quarter ending June 2016	1,614	↑
Quarter ending September 2016	1,646	→
Quarter ending December 2016	1,274	↓
Variance since December 2015	(7.7%)	↓



ACTIVITY



Month	Adjusted Scheduled Activity (UDA)	
	2016	2017
April	155	341
May	557	601
June	900	931
July	1,624	1,265
August	2,199	1,662
September	2,662	1,687
October	3,015	1,708
November	3,532	1,709
December	4,060	1,713
January	4,442	
February	5,049	
March	5,363	
April	5,509	
May	5,509	
June	5,509	

QUALITY

	Quantity	Base Number	Contract	LHB	Wales
% of FP17s for the same patient ID Re-attending within 3 months - Children	10	187	5.3%	8.0%	11.4%
% of FP17s for the same patient ID Re-attending within 3 months - Adults	153	1,031	14.8%	13.6%	16.6%
% of FP17s for the same patient ID Re-attending between 3 & 9 months - Children	96	187	51.3%	58.9%	58.0%
% of FP17s for the same patient ID Re-attending between 3 & 9 months - Adults	558	1,031	54.1%	53.5%	53.9%
% of FP17s for Band 1 Urgent Courses	181	1,120	16.2%	8.0%	9.0%
% of FP17s Relating to Free Repair or Replacements	1	1,120	0.1%	0.8%	0.7%
% of FP17s Relating to Continuations	11	1,120	1.0%	1.0%	0.9%
% of Patients satisfied with the dentistry they have received	6	6	N/A	94.3%	94.2%
% of Patients satisfied with the time they had to wait for an appointment	5	6	N/A	89.1%	88.6%

* This is based on patients treated on this contract for their most recent course of treatment. Figures in italics indicate the base number of FP17s or Patient Questionnaire responses are less than 100. N/A is shown where the base number of responses is less than 10 during the period. % is calculated as Quantity/Base number*100

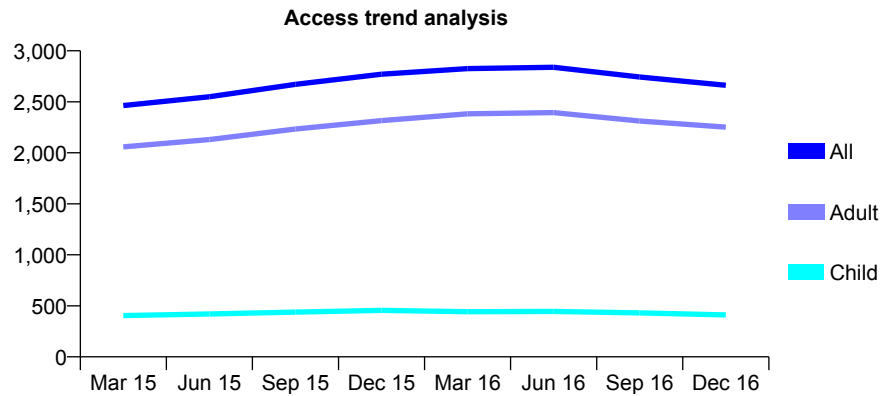
7A1 - Vital Signs At a Glance Contract Report for 123595/0001 - December 2016

Name or company name	Dr M Ramzan
Contract type name	GDS Contract
Purpose of contract	General
Contract start date	01/04/2008
Contract end date	

16/17 Contracted general activity (UDA)	9,500
Carry forward general activity (UDA)	-465
16/17 Contracted orthodontic activity (UOA)	0
Carry forward orthodontic activity (UOA)	0
Baseline contract value	£277,546.86

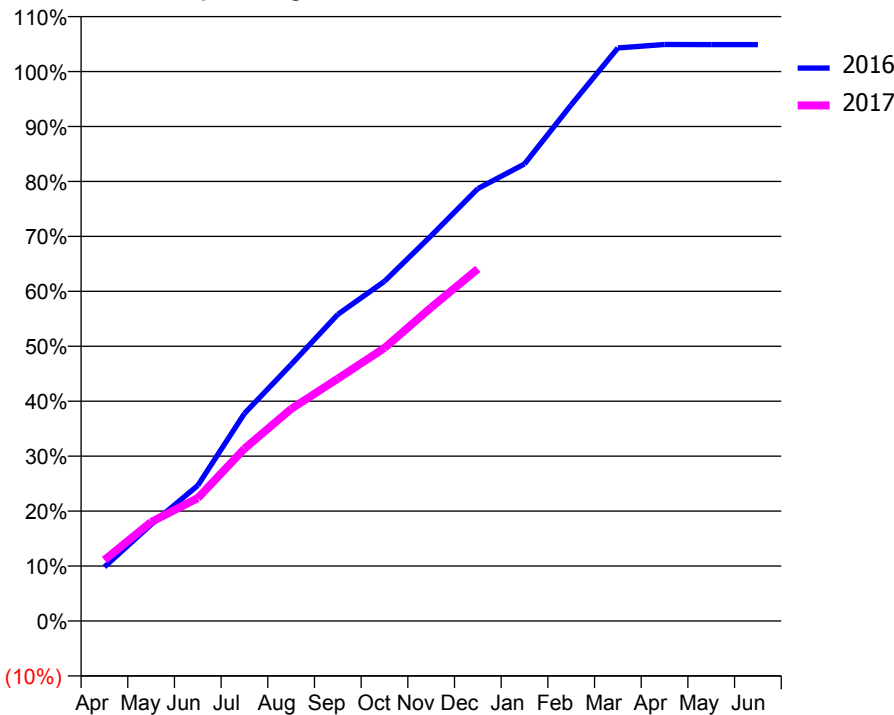
ACCESS*

Patients seen in 24 months	Total	Change since previous quarter
Quarter ending December 2015	2,771	
Quarter ending March 2016	2,826	→
Quarter ending June 2016	2,839	→
Quarter ending September 2016	2,743	↓
Quarter ending December 2016	2,662	↓
Variance since December 2015	(3.9%)	↓



ACTIVITY

Cumulative percentage of contracted UDA delivered 2016 & 2017



Month	Adjusted Scheduled Activity (UDA)	
	2016	2017
April	935	1,055
May	1,667	1,712
June	2,344	2,125
July	3,588	2,980
August	4,435	3,666
September	5,302	4,190
October	5,872	4,720
November	6,662	5,422
December	7,475	6,087
January	7,902	
February	8,924	
March	9,907	
April	9,966	
May	9,965	
June	9,965	

QUALITY

	Quantity	Base Number	Contract	LHB	Wales
% of FP17s for the same patient ID Re-attending within 3 months - Children	6	330	1.8%	8.0%	11.4%
% of FP17s for the same patient ID Re-attending within 3 months - Adults	80	1,964	4.1%	13.6%	16.6%
% of FP17s for the same patient ID Re-attending between 3 & 9 months - Children	177	330	53.6%	58.9%	58.0%
% of FP17s for the same patient ID Re-attending between 3 & 9 months - Adults	1,270	1,964	64.7%	53.5%	53.9%
% of FP17s for Band 1 Urgent Courses	23	2,295	1.0%	8.0%	9.0%
% of FP17s Relating to Free Repair or Replacements	56	2,295	2.4%	0.8%	0.7%
% of FP17s Relating to Continuations	0	2,295	0.0%	1.0%	0.9%
% of Patients satisfied with the dentistry they have received	19	19	100.0%	94.3%	94.2%
% of Patients satisfied with the time they had to wait for an appointment	18	19	94.7%	89.1%	88.6%

* This is based on patients treated on this contract for their most recent course of treatment. Figures in italics indicate the base number of FP17s or Patient Questionnaire responses are less than 100. N/A is shown where the base number of responses is less than 10 during the period. % is calculated as Quantity/Base number*100

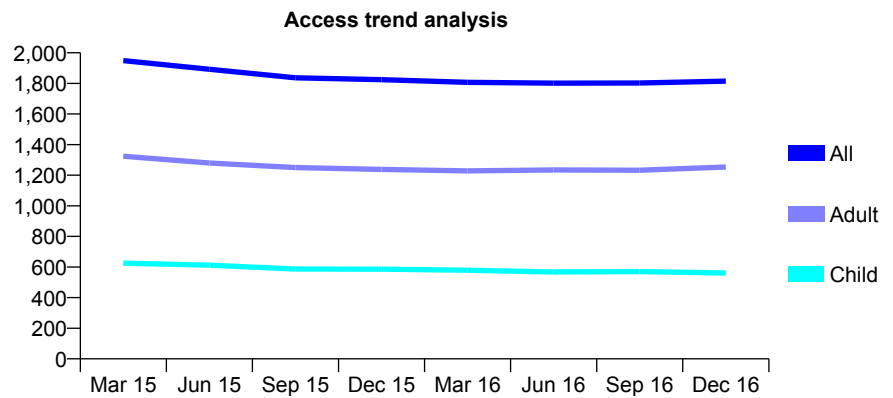
7A1 - Vital Signs At a Glance Contract Report for 127701/0001 - December 2016

Name or company name	Mr Iolo Jones & Associates
Contract type name	GDS Contract
Purpose of contract	General
Contract start date	01/01/2012
Contract end date	

16/17 Contracted general activity (UDA)	5,740
Carry forward general activity (UDA)	174
16/17 Contracted orthodontic activity (UOA)	0
Carry forward orthodontic activity (UOA)	0
Baseline contract value	£136,281.21

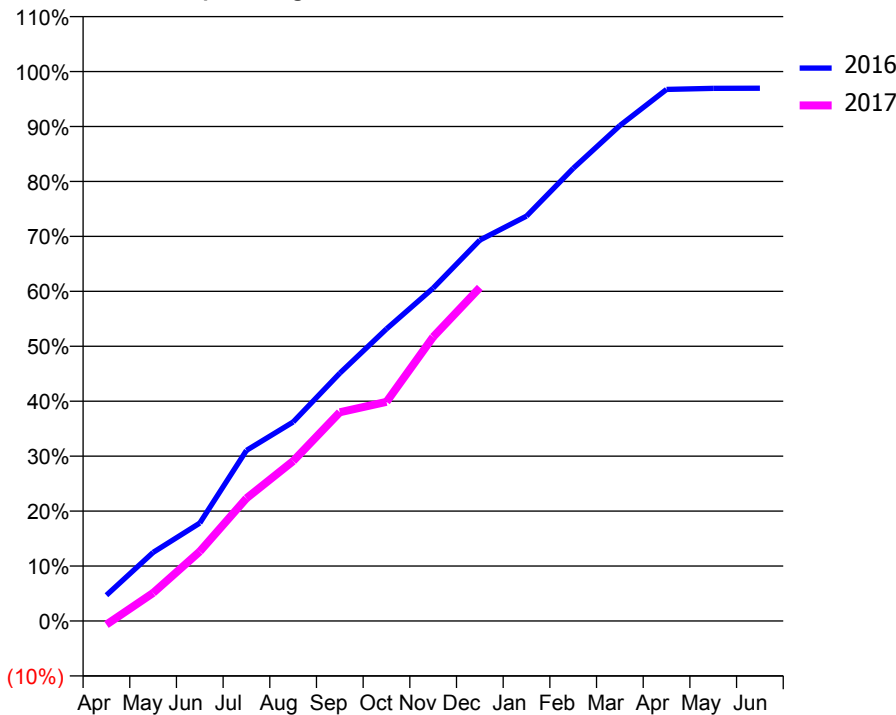
ACCESS*

Patients seen in 24 months	Total	Change since previous quarter
Quarter ending December 2015	1,824	
Quarter ending March 2016	1,807	→
Quarter ending June 2016	1,802	→
Quarter ending September 2016	1,803	→
Quarter ending December 2016	1,815	→
Variance since December 2015	(0.5%)	→



ACTIVITY

Cumulative percentage of contracted UDA delivered 2016 & 2017



Month	Adjusted Scheduled Activity (UDA)	
	2016	2017
April	269	-39
May	716	293
June	1,023	727
July	1,782	1,282
August	2,079	1,671
September	2,589	2,180
October	3,051	2,289
November	3,478	2,968
December	3,978	3,483
January	4,229	
February	4,728	
March	5,176	
April	5,553	
May	5,564	
June	5,566	

QUALITY

	Quantity	Base Number	Contract	LHB	Wales
% of FP17s for the same patient ID Re-attending within 3 months - Children	47	750	6.3%	8.0%	11.4%
% of FP17s for the same patient ID Re-attending within 3 months - Adults	206	1,601	12.9%	13.6%	16.6%
% of FP17s for the same patient ID Re-attending between 3 & 9 months - Children	549	750	73.2%	58.9%	58.0%
% of FP17s for the same patient ID Re-attending between 3 & 9 months - Adults	1,118	1,601	69.8%	53.5%	53.9%
% of FP17s for Band 1 Urgent Courses	114	2,139	5.3%	8.0%	9.0%
% of FP17s Relating to Free Repair or Replacements	8	2,139	0.4%	0.8%	0.7%
% of FP17s Relating to Continuations	29	2,139	1.4%	1.0%	0.9%
% of Patients satisfied with the dentistry they have received	4	4	N/A	94.3%	94.2%
% of Patients satisfied with the time they had to wait for an appointment	4	4	N/A	89.1%	88.6%

* This is based on patients treated on this contract for their most recent course of treatment. Figures in italics indicate the base number of FP17s or Patient Questionnaire responses are less than 100. N/A is shown where the base number of responses is less than 10 during the period. % is calculated as Quantity/Base number*100

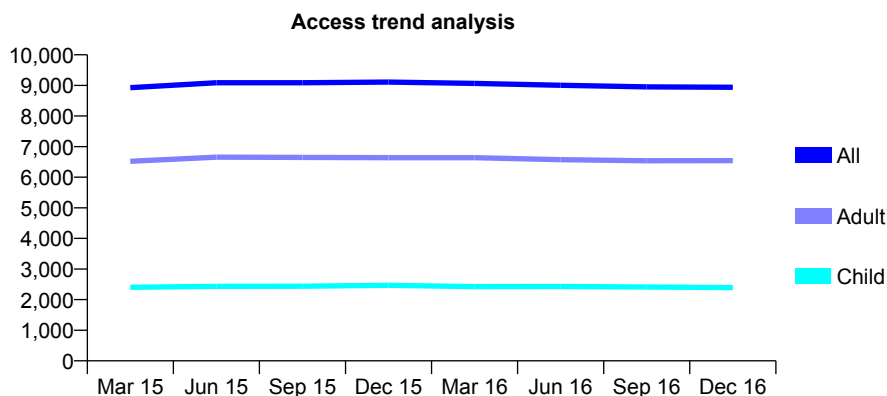
7A1 - Vital Signs At a Glance Contract Report for 130206/0002 - December 2016

Name or company name	Dant Y Coed Dental Practice Ltd
Contract type name	GDS Contract
Purpose of contract	General
Contract start date	01/08/2013
Contract end date	

16/17 Contracted general activity (UDA)	27,641
Carry forward general activity (UDA)	-145
16/17 Contracted orthodontic activity (UOA)	0
Carry forward orthodontic activity (UOA)	0
Baseline contract value	£633,700.03

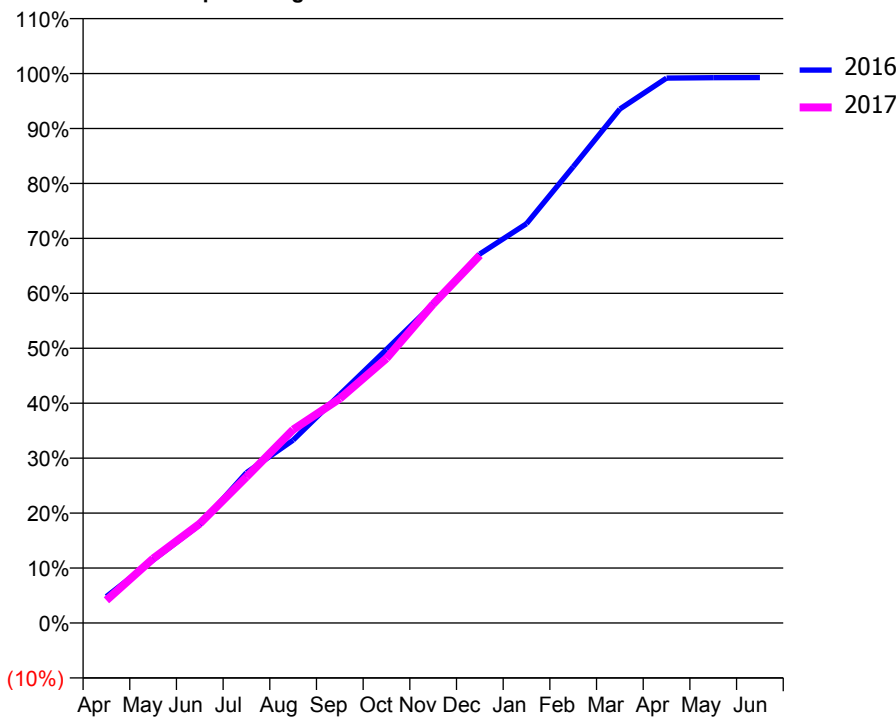
ACCESS*

Patients seen in 24 months	Total	Change since previous quarter
Quarter ending December 2015	9,108	
Quarter ending March 2016	9,064	→
Quarter ending June 2016	9,005	→
Quarter ending September 2016	8,951	→
Quarter ending December 2016	8,939	→
Variance since December 2015	(1.9%)	↓



ACTIVITY

Cumulative percentage of contracted UDA delivered 2016 & 2017



Month	Adjusted Scheduled Activity (UDA)	
	2016	2017
April	1,286	1,144
May	3,053	3,243
June	4,767	5,002
July	7,291	7,348
August	8,865	9,728
September	11,075	11,283
October	13,265	13,314
November	15,469	16,038
December	17,889	18,494
January	19,357	
February	22,118	
March	24,919	
April	26,417	
May	26,437	
June	26,447	

QUALITY

	Quantity	Base Number	Contract	LHB	Wales
% of FP17s for the same patient ID Re-attending within 3 months - Children	252	2,900	8.7%	8.0%	11.4%
% of FP17s for the same patient ID Re-attending within 3 months - Adults	975	7,385	13.2%	13.6%	16.6%
% of FP17s for the same patient ID Re-attending between 3 & 9 months - Children	1,950	2,900	67.2%	58.9%	58.0%
% of FP17s for the same patient ID Re-attending between 3 & 9 months - Adults	4,647	7,385	62.9%	53.5%	53.9%
% of FP17s for Band 1 Urgent Courses	535	9,451	5.7%	8.0%	9.0%
% of FP17s Relating to Free Repair or Replacements	119	9,451	1.3%	0.8%	0.7%
% of FP17s Relating to Continuations	26	9,451	0.3%	1.0%	0.9%
% of Patients satisfied with the dentistry they have received	19	20	95.0%	94.3%	94.2%
% of Patients satisfied with the time they had to wait for an appointment	16	20	80.0%	89.1%	88.6%

* This is based on patients treated on this contract for their most recent course of treatment. Figures in italics indicate the base number of FP17s or Patient Questionnaire responses are less than 100. N/A is shown where the base number of responses is less than 10 during the period. % is calculated as Quantity/Base number*100

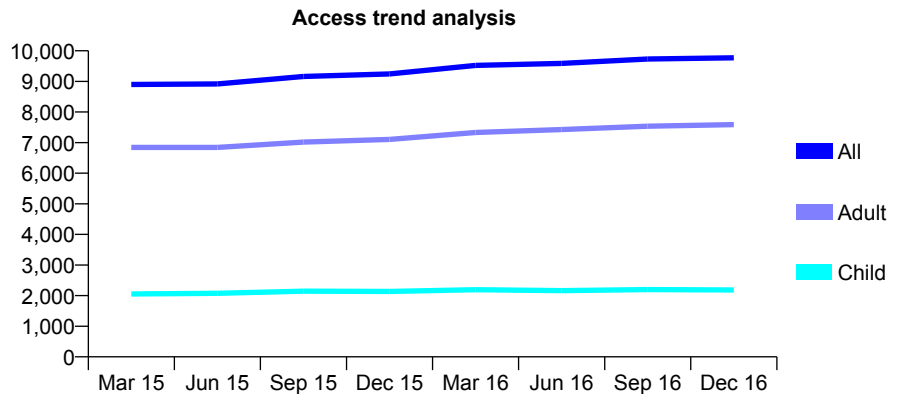
7A1 - Vital Signs At a Glance Contract Report for 133825/0001 - December 2016

Name or company name	Queensferry Dental Surgery Limited
Contract type name	GDS Contract
Purpose of contract	General
Contract start date	01/10/2007
Contract end date	

16/17 Contracted general activity (UDA)	27,772
Carry forward general activity (UDA)	455
16/17 Contracted orthodontic activity (UOA)	0
Carry forward orthodontic activity (UOA)	0
Baseline contract value	£924,281.01

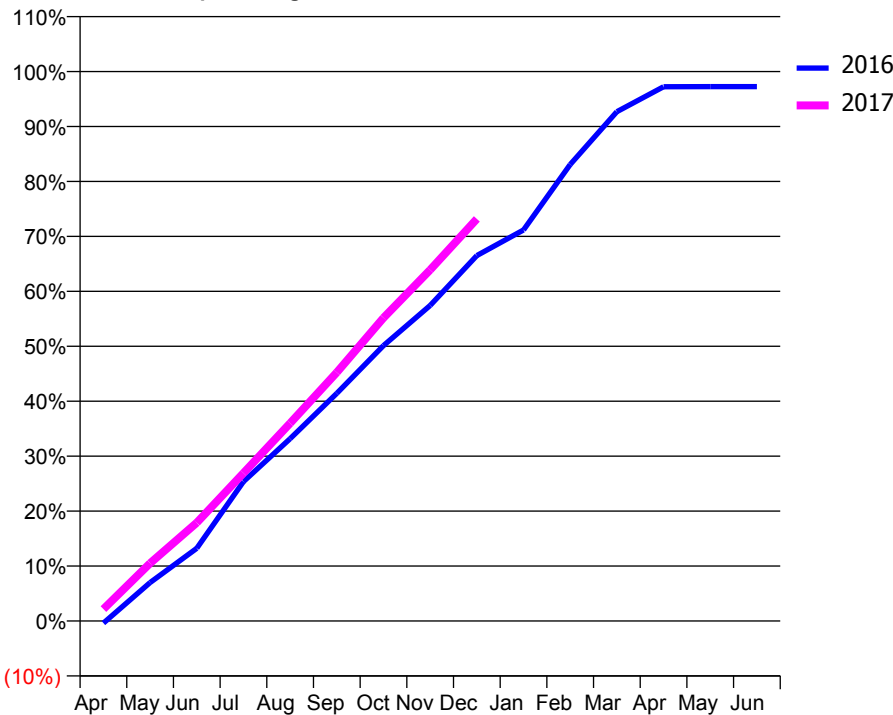
ACCESS*

Patients seen in 24 months	Total	Change since previous quarter
Quarter ending December 2015	9,243	
Quarter ending March 2016	9,522	↑
Quarter ending June 2016	9,590	→
Quarter ending September 2016	9,733	→
Quarter ending December 2016	9,771	→
Variance since December 2015	5.7%	↑



ACTIVITY

Cumulative percentage of contracted UDA delivered 2016 & 2017



Month	Adjusted Scheduled Activity (UDA)	
	2016	2017
April	-110	604
May	1,942	2,923
June	3,676	4,972
July	7,047	7,475
August	9,215	10,001
September	11,505	12,563
October	13,923	15,324
November	15,949	17,747
December	18,467	20,320
January	19,763	
February	23,073	
March	25,743	
April	27,000	
May	27,005	
June	27,007	

QUALITY

	Quantity	Base Number	Contract	LHB	Wales
% of FP17s for the same patient ID Re-attending within 3 months - Children	119	2,051	5.8%	8.0%	11.4%
% of FP17s for the same patient ID Re-attending within 3 months - Adults	1,101	7,636	14.4%	13.6%	16.6%
% of FP17s for the same patient ID Re-attending between 3 & 9 months - Children	1,003	2,051	48.9%	58.9%	58.0%
% of FP17s for the same patient ID Re-attending between 3 & 9 months - Adults	3,857	7,636	50.5%	53.5%	53.9%
% of FP17s for Band 1 Urgent Courses	758	9,171	8.3%	8.0%	9.0%
% of FP17s Relating to Free Repair or Replacements	35	9,171	0.4%	0.8%	0.7%
% of FP17s Relating to Continuations	168	9,171	1.8%	1.0%	0.9%
% of Patients satisfied with the dentistry they have received	25	26	96.2%	94.3%	94.2%
% of Patients satisfied with the time they had to wait for an appointment	23	26	88.5%	89.1%	88.6%

* This is based on patients treated on this contract for their most recent course of treatment. Figures in italics indicate the base number of FP17s or Patient Questionnaire responses are less than 100. N/A is shown where the base number of responses is less than 10 during the period. % is calculated as Quantity/Base number*100

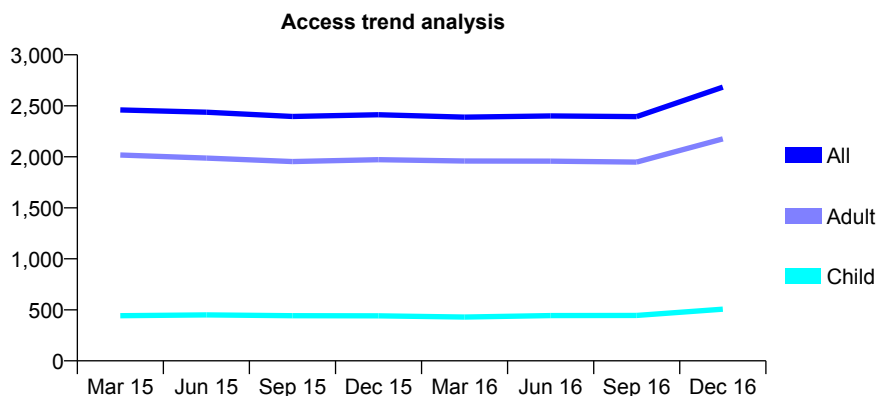
7A1 - Vital Signs At a Glance Contract Report for 134147/0002 - December 2016

Name or company name	L Bester
Contract type name	GDS Contract
Purpose of contract	General
Contract start date	01/12/2009
Contract end date	

16/17 Contracted general activity (UDA)	9,977
Carry forward general activity (UDA)	-61
16/17 Contracted orthodontic activity (UOA)	0
Carry forward orthodontic activity (UOA)	0
Baseline contract value	£231,710.37

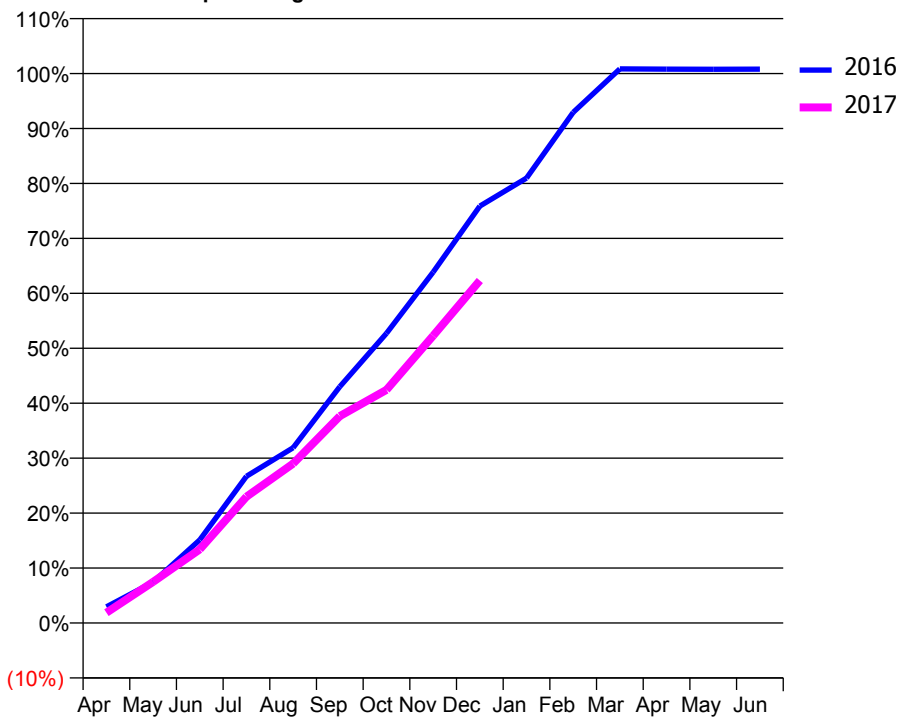
ACCESS*

Patients seen in 24 months	Total	Change since previous quarter
Quarter ending December 2015	2,413	
Quarter ending March 2016	2,389	→
Quarter ending June 2016	2,401	→
Quarter ending September 2016	2,394	→
Quarter ending December 2016	2,683	↑
Variance since December 2015	11.2%	↑



ACTIVITY

Cumulative percentage of contracted UDA delivered 2016 & 2017



Month	Adjusted Scheduled Activity (UDA)	
	2016	2017
April	227	187
May	574	747
June	1,167	1,338
July	2,060	2,293
August	2,460	2,895
September	3,316	3,757
October	4,065	4,233
November	4,924	5,216
December	5,850	6,218
January	6,244	
February	7,166	
March	7,776	
April	7,773	
May	7,771	
June	7,772	

QUALITY

	Quantity	Base Number	Contract	LHB	Wales
% of FP17s for the same patient ID Re-attending within 3 months - Children	17	457	3.7%	8.0%	11.4%
% of FP17s for the same patient ID Re-attending within 3 months - Adults	93	1,911	4.9%	13.6%	16.6%
% of FP17s for the same patient ID Re-attending between 3 & 9 months - Children	140	457	30.6%	58.9%	58.0%
% of FP17s for the same patient ID Re-attending between 3 & 9 months - Adults	842	1,911	44.1%	53.5%	53.9%
% of FP17s for Band 1 Urgent Courses	93	2,368	3.9%	8.0%	9.0%
% of FP17s Relating to Free Repair or Replacements	1	2,368	0.0%	0.8%	0.7%
% of FP17s Relating to Continuations	10	2,368	0.4%	1.0%	0.9%
% of Patients satisfied with the dentistry they have received	8	8	N/A	94.3%	94.2%
% of Patients satisfied with the time they had to wait for an appointment	7	8	N/A	89.1%	88.6%

* This is based on patients treated on this contract for their most recent course of treatment. Figures in italics indicate the base number of FP17s or Patient Questionnaire responses are less than 100. N/A is shown where the base number of responses is less than 10 during the period. % is calculated as Quantity/Base number*100

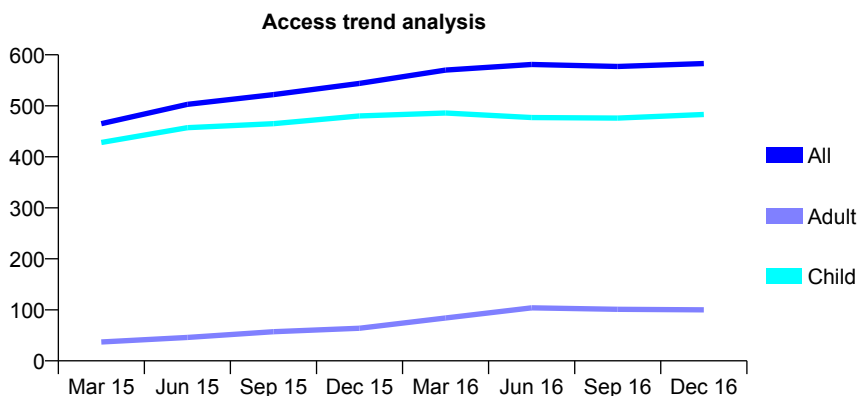
7A1 - Vital Signs At a Glance Contract Report for 137413/0001 - December 2016

Name or company name	Mr B R Dean
Contract type name	GDS Contract
Purpose of contract	General
Contract start date	27/05/2014
Contract end date	

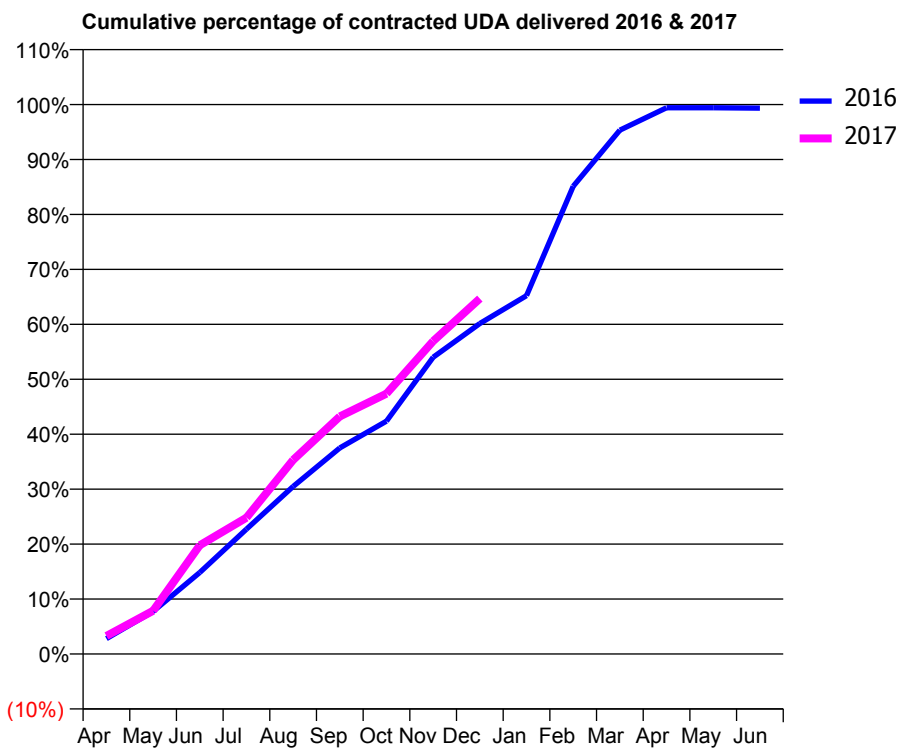
16/17 Contracted general activity (UDA)	1,404
Carry forward general activity (UDA)	-2
16/17 Contracted orthodontic activity (UOA)	0
Carry forward orthodontic activity (UOA)	0
Baseline contract value	£33,351.67

ACCESS*

Patients seen in 24 months	Total	Change since previous quarter
Quarter ending December 2015	544	
Quarter ending March 2016	570	↑
Quarter ending June 2016	581	→
Quarter ending September 2016	577	→
Quarter ending December 2016	583	→
Variance since December 2015	7.2%	↑



ACTIVITY



Month	Adjusted Scheduled Activity (UDA)	
	2016	2017
April	39	46
May	109	110
June	208	278
July	319	348
August	428	496
September	527	607
October	595	665
November	758	800
December	845	908
January	916	
February	1,195	
March	1,339	
April	1,396	
May	1,396	
June	1,395	

QUALITY

	Quantity	Base Number	Contract	LHB	Wales
% of FP17s for the same patient ID Re-attending within 3 months - Children	47	604	7.8%	8.0%	11.4%
% of FP17s for the same patient ID Re-attending within 3 months - Adults	4	57	7.0%	13.6%	16.6%
% of FP17s for the same patient ID Re-attending between 3 & 9 months - Children	396	604	65.6%	58.9%	58.0%
% of FP17s for the same patient ID Re-attending between 3 & 9 months - Adults	30	57	52.6%	53.5%	53.9%
% of FP17s for Band 1 Urgent Courses	20	623	3.2%	8.0%	9.0%
% of FP17s Relating to Free Repair or Replacements	0	623	0.0%	0.8%	0.7%
% of FP17s Relating to Continuations	1	623	0.2%	1.0%	0.9%
% of Patients satisfied with the dentistry they have received	0	0	N/A	94.3%	94.2%
% of Patients satisfied with the time they had to wait for an appointment	0	0	N/A	89.1%	88.6%

* This is based on patients treated on this contract for their most recent course of treatment. Figures in italics indicate the base number of FP17s or Patient Questionnaire responses are less than 100. N/A is shown where the base number of responses is less than 10 during the period. % is calculated as Quantity/Base number*100

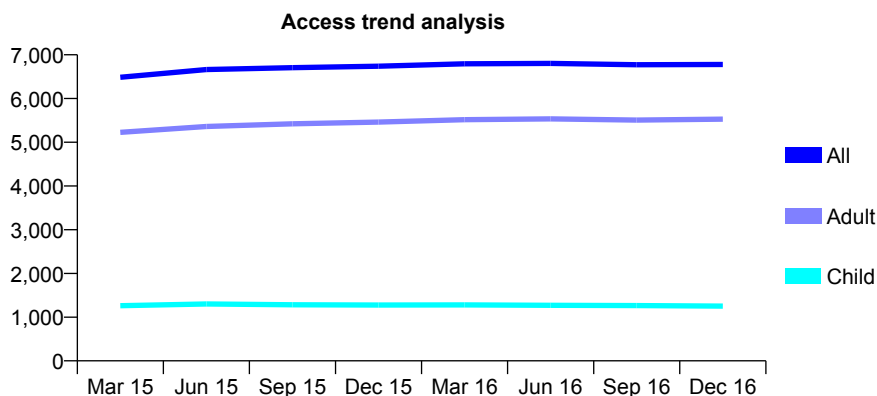
7A1 - Vital Signs At a Glance Contract Report for 140481/0001 - December 2016

Name or company name	The Hollies Dental Practice Partnership
Contract type name	GDS Contract
Purpose of contract	General and Orthodontic
Contract start date	01/04/2011
Contract end date	

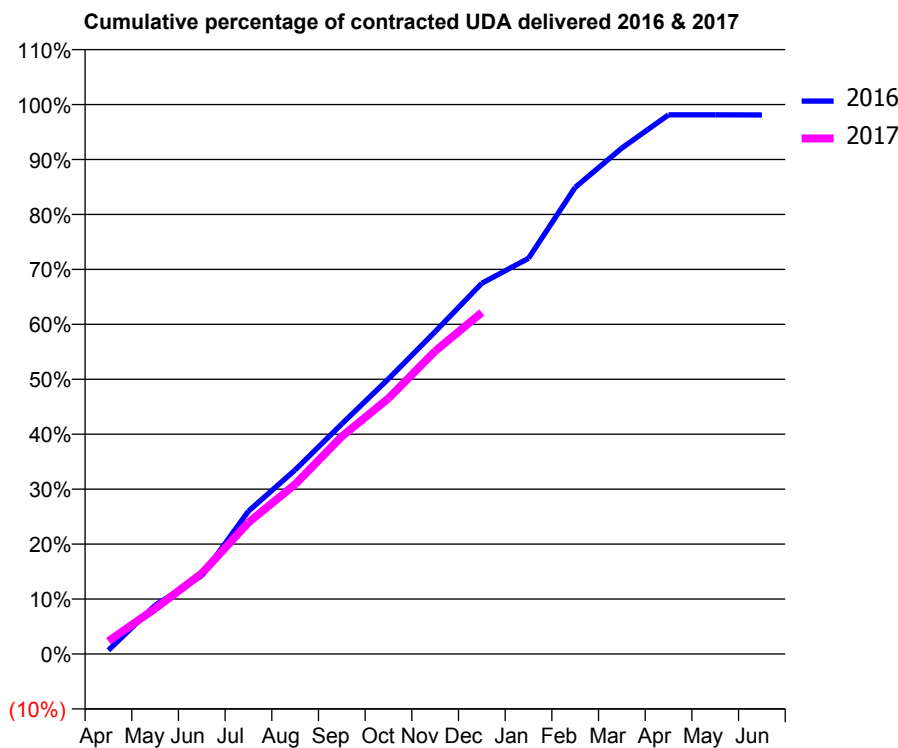
16/17 Contracted general activity (UDA)	23,436
Carry forward general activity (UDA)	415
16/17 Contracted orthodontic activity (UOA)	0
Carry forward orthodontic activity (UOA)	0
Baseline contract value	£628,859.46

ACCESS*

Patients seen in 24 months	Total	Change since previous quarter
Quarter ending December 2015	6,738	
Quarter ending March 2016	6,795	→
Quarter ending June 2016	6,803	→
Quarter ending September 2016	6,773	→
Quarter ending December 2016	6,779	→
Variance since December 2015	0.6%	→



ACTIVITY



Month	Adjusted Scheduled Activity (UDA)	
	2016	2017
April	149	547
May	1,946	1,937
June	3,125	3,435
July	5,705	5,608
August	7,351	7,239
September	9,184	9,276
October	10,984	10,903
November	12,870	12,920
December	14,802	14,566
January	15,799	
February	18,627	
March	20,198	
April	21,523	
May	21,526	
June	21,521	

QUALITY

	Quantity	Base Number	Contract	LHB	Wales
% of FP17s for the same patient ID Re-attending within 3 months - Children	83	1,504	5.5%	8.0%	11.4%
% of FP17s for the same patient ID Re-attending within 3 months - Adults	662	6,286	10.5%	13.6%	16.6%
% of FP17s for the same patient ID Re-attending between 3 & 9 months - Children	992	1,504	66.0%	58.9%	58.0%
% of FP17s for the same patient ID Re-attending between 3 & 9 months - Adults	4,242	6,286	67.5%	53.5%	53.9%
% of FP17s for Band 1 Urgent Courses	241	7,207	3.3%	8.0%	9.0%
% of FP17s Relating to Free Repair or Replacements	55	7,207	0.8%	0.8%	0.7%
% of FP17s Relating to Continuations	11	7,207	0.2%	1.0%	0.9%
% of Patients satisfied with the dentistry they have received	24	24	100.0%	94.3%	94.2%
% of Patients satisfied with the time they had to wait for an appointment	23	24	95.8%	89.1%	88.6%

* This is based on patients treated on this contract for their most recent course of treatment. Figures in italics indicate the base number of FP17s or Patient Questionnaire responses are less than 100. N/A is shown where the base number of responses is less than 10 during the period. % is calculated as Quantity/Base number*100

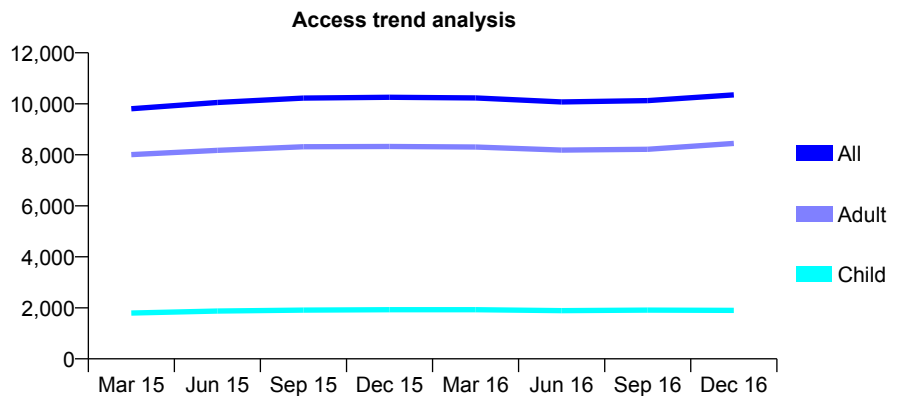
7A1 - Vital Signs At a Glance Contract Report for 141186/0001 - December 2016

Name or company name	Mostyn House Dental Practice Partnership
Contract type name	GDS Contract
Purpose of contract	General
Contract start date	01/08/2009
Contract end date	

16/17 Contracted general activity (UDA)	32,860
Carry forward general activity (UDA)	1,511
16/17 Contracted orthodontic activity (UOA)	0
Carry forward orthodontic activity (UOA)	0
Baseline contract value	£817,793.65

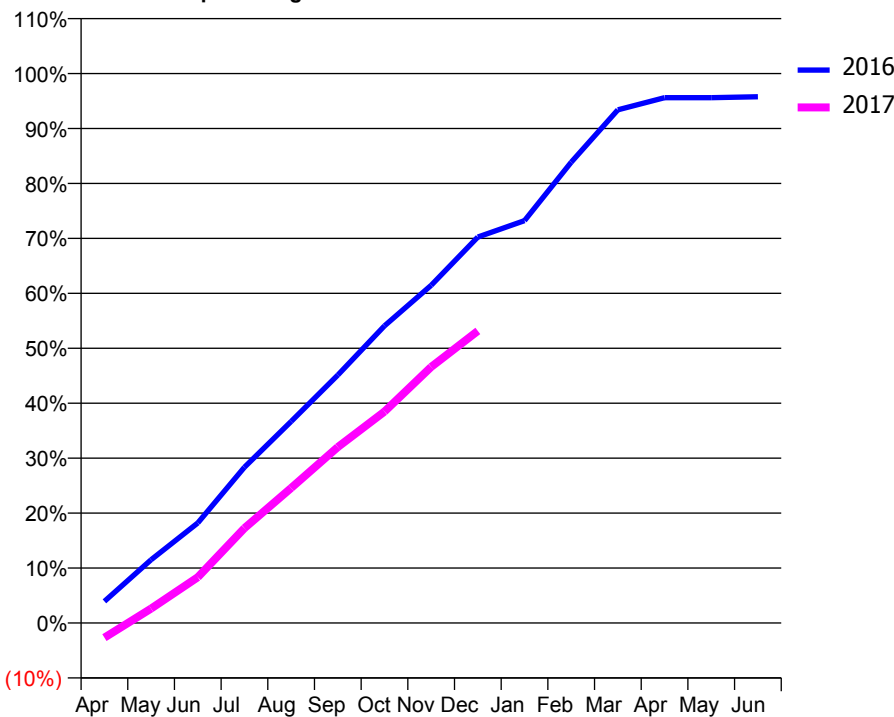
ACCESS*

Patients seen in 24 months	Total	Change since previous quarter
Quarter ending December 2015	10,254	
Quarter ending March 2016	10,231	→
Quarter ending June 2016	10,073	↓
Quarter ending September 2016	10,125	→
Quarter ending December 2016	10,348	↑
Variance since December 2015	0.9%	→



ACTIVITY

Cumulative percentage of contracted UDA delivered 2016 & 2017



Month	Adjusted Scheduled Activity (UDA)	
	2016	2017
April	1,410	-883
May	4,122	866
June	6,521	2,742
July	10,149	5,674
August	13,128	8,078
September	16,146	10,523
October	19,357	12,645
November	21,994	15,317
December	25,134	17,468
January	26,208	
February	30,007	
March	33,418	
April	34,211	
May	34,211	
June	34,276	

QUALITY

	Quantity	Base Number	Contract	LHB	Wales
% of FP17s for the same patient ID Re-attending within 3 months - Children	82	1,417	5.8%	8.0%	11.4%
% of FP17s for the same patient ID Re-attending within 3 months - Adults	974	7,367	13.2%	13.6%	16.6%
% of FP17s for the same patient ID Re-attending between 3 & 9 months - Children	422	1,417	29.8%	58.9%	58.0%
% of FP17s for the same patient ID Re-attending between 3 & 9 months - Adults	2,939	7,367	39.9%	53.5%	53.9%
% of FP17s for Band 1 Urgent Courses	907	8,394	10.8%	8.0%	9.0%
% of FP17s Relating to Free Repair or Replacements	17	8,394	0.2%	0.8%	0.7%
% of FP17s Relating to Continuations	103	8,394	1.2%	1.0%	0.9%
% of Patients satisfied with the dentistry they have received	38	40	95.0%	94.3%	94.2%
% of Patients satisfied with the time they had to wait for an appointment	35	40	87.5%	89.1%	88.6%

* This is based on patients treated on this contract for their most recent course of treatment. Figures in italics indicate the base number of FP17s or Patient Questionnaire responses are less than 100. N/A is shown where the base number of responses is less than 10 during the period. % is calculated as Quantity/Base number*100

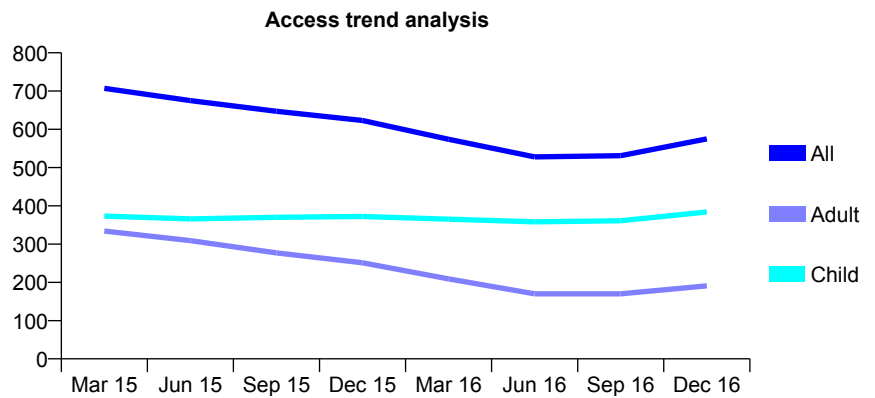
7A1 - Vital Signs At a Glance Contract Report for 145688/0001 - December 2016

Name or company name	Mr R Bennett
Contract type name	GDS Contract
Purpose of contract	General
Contract start date	01/03/2011
Contract end date	

16/17 Contracted general activity (UDA)	1,590
Carry forward general activity (UDA)	0
16/17 Contracted orthodontic activity (UOA)	0
Carry forward orthodontic activity (UOA)	0
Baseline contract value	£38,189.62

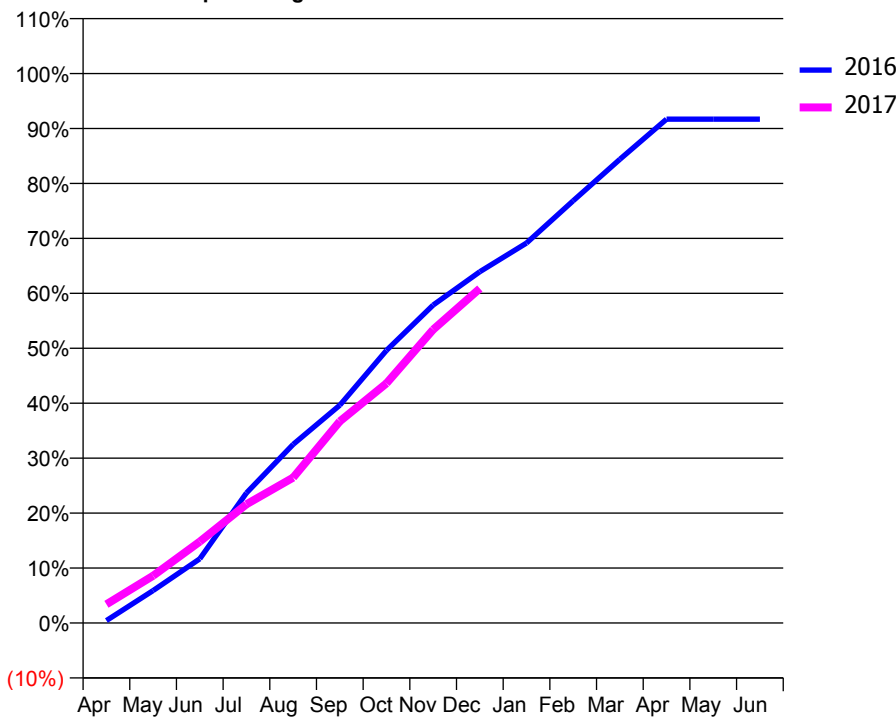
ACCESS*

Patients seen in 24 months	Total	Change since previous quarter
Quarter ending December 2015	623	
Quarter ending March 2016	574	↓
Quarter ending June 2016	528	↓
Quarter ending September 2016	531	→
Quarter ending December 2016	575	↑
Variance since December 2015	(7.7%)	↓



ACTIVITY

Cumulative percentage of contracted UDA delivered 2016 & 2017



Month	Adjusted Scheduled Activity (UDA)	
	2016	2017
April	7	54
May	95	137
June	187	235
July	379	344
August	520	421
September	634	584
October	794	693
November	926	849
December	1,023	968
January	1,106	
February	1,229	
March	1,350	
April	1,467	
May	1,467	
June	1,467	

QUALITY

	Quantity	Base Number	Contract	LHB	Wales
% of FP17s for the same patient ID Re-attending within 3 months - Children	24	454	5.3%	8.0%	11.4%
% of FP17s for the same patient ID Re-attending within 3 months - Adults	36	175	20.6%	13.6%	16.6%
% of FP17s for the same patient ID Re-attending between 3 & 9 months - Children	262	454	57.7%	58.9%	58.0%
% of FP17s for the same patient ID Re-attending between 3 & 9 months - Adults	80	175	45.7%	53.5%	53.9%
% of FP17s for Band 1 Urgent Courses	25	576	4.3%	8.0%	9.0%
% of FP17s Relating to Free Repair or Replacements	0	576	0.0%	0.8%	0.7%
% of FP17s Relating to Continuations	0	576	0.0%	1.0%	0.9%
% of Patients satisfied with the dentistry they have received	0	0	N/A	94.3%	94.2%
% of Patients satisfied with the time they had to wait for an appointment	0	0	N/A	89.1%	88.6%

* This is based on patients treated on this contract for their most recent course of treatment. Figures in italics indicate the base number of FP17s or Patient Questionnaire responses are less than 100. N/A is shown where the base number of responses is less than 10 during the period. % is calculated as Quantity/Base number*100

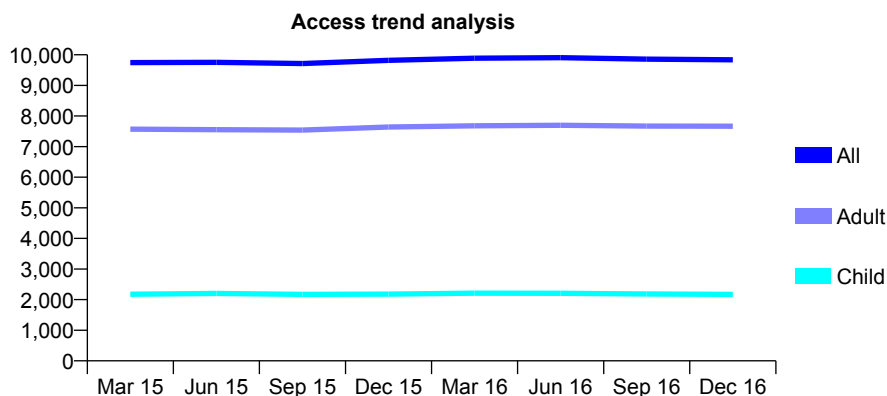
7A1 - Vital Signs At a Glance Contract Report for 151912/0001 - December 2016

Name or company name	IJW & GA DOUGLAS LIMITED
Contract type name	GDS Contract
Purpose of contract	General
Contract start date	01/05/2011
Contract end date	

16/17 Contracted general activity (UDA)	31,372
Carry forward general activity (UDA)	110
16/17 Contracted orthodontic activity (UOA)	0
Carry forward orthodontic activity (UOA)	0
Baseline contract value	£788,247.66

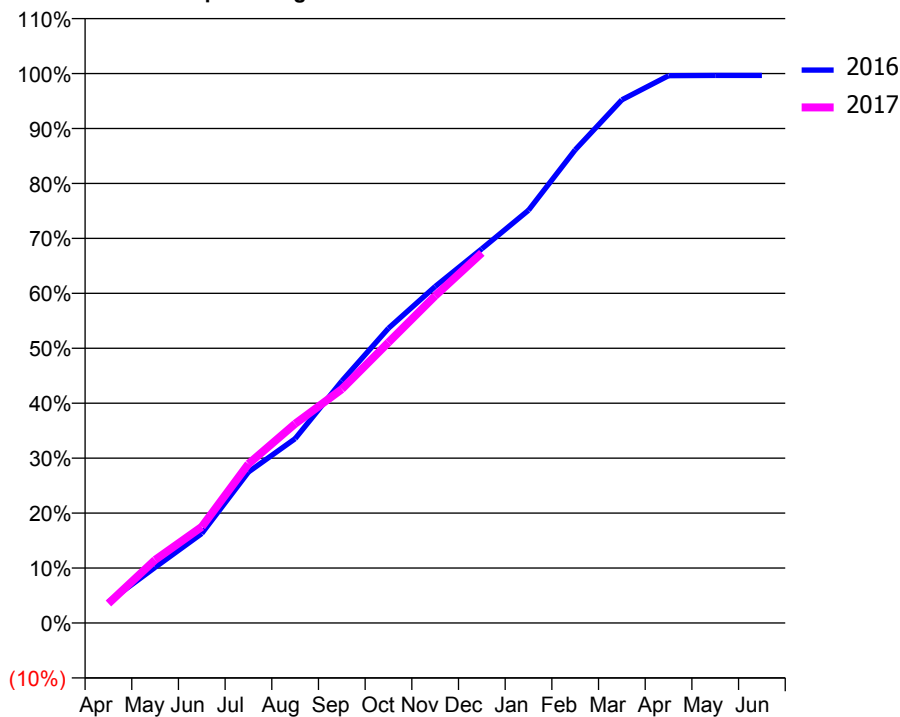
ACCESS*

Patients seen in 24 months	Total	Change since previous quarter
Quarter ending December 2015	9,821	
Quarter ending March 2016	9,889	→
Quarter ending June 2016	9,905	→
Quarter ending September 2016	9,857	→
Quarter ending December 2016	9,835	→
Variance since December 2015	0.1%	→



ACTIVITY

Cumulative percentage of contracted UDA delivered 2016 & 2017



Month	Adjusted Scheduled Activity (UDA)	
	2016	2017
April	1,207	1,113
May	3,176	3,602
June	5,112	5,493
July	8,620	9,088
August	10,525	11,378
September	13,815	13,346
October	16,829	16,025
November	19,210	18,681
December	21,364	21,128
January	23,566	
February	27,013	
March	29,866	
April	31,251	
May	31,261	
June	31,262	

QUALITY

	Quantity	Base Number	Contract	LHB	Wales
% of FP17s for the same patient ID Re-attending within 3 months - Children	181	2,213	8.2%	8.0%	11.4%
% of FP17s for the same patient ID Re-attending within 3 months - Adults	1,064	7,633	13.9%	13.6%	16.6%
% of FP17s for the same patient ID Re-attending between 3 & 9 months - Children	1,149	2,213	51.9%	58.9%	58.0%
% of FP17s for the same patient ID Re-attending between 3 & 9 months - Adults	3,683	7,633	48.3%	53.5%	53.9%
% of FP17s for Band 1 Urgent Courses	519	9,202	5.6%	8.0%	9.0%
% of FP17s Relating to Free Repair or Replacements	81	9,202	0.9%	0.8%	0.7%
% of FP17s Relating to Continuations	103	9,202	1.1%	1.0%	0.9%
% of Patients satisfied with the dentistry they have received	44	45	97.8%	94.3%	94.2%
% of Patients satisfied with the time they had to wait for an appointment	41	45	91.1%	89.1%	88.6%

* This is based on patients treated on this contract for their most recent course of treatment. Figures in italics indicate the base number of FP17s or Patient Questionnaire responses are less than 100. N/A is shown where the base number of responses is less than 10 during the period. % is calculated as Quantity/Base number*100

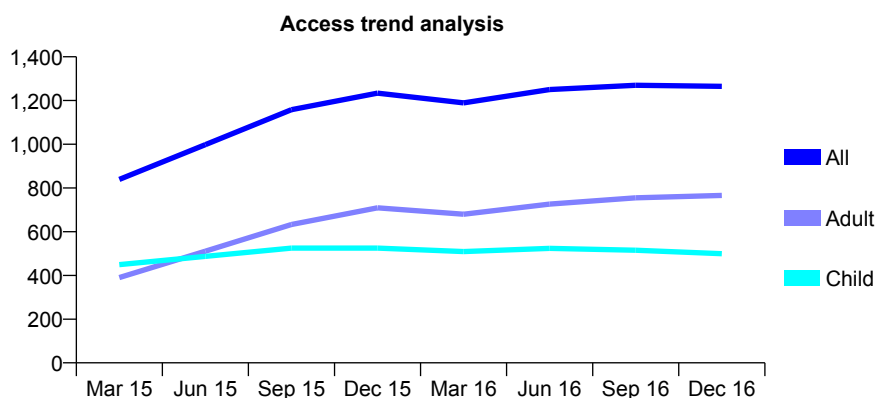
7A1 - Vital Signs At a Glance Contract Report for 154423/0001 - December 2016

Name or company name	Rhos Road Dental Practice Partnership
Contract type name	GDS Contract
Purpose of contract	General
Contract start date	01/12/2012
Contract end date	

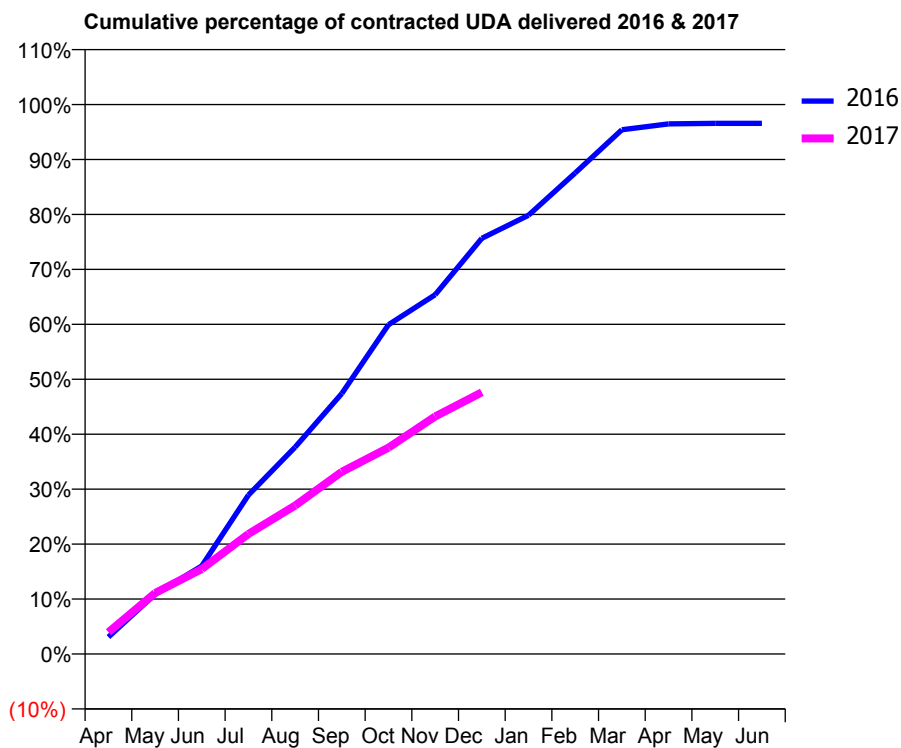
16/17 Contracted general activity (UDA)	5,464
Carry forward general activity (UDA)	134
16/17 Contracted orthodontic activity (UOA)	0
Carry forward orthodontic activity (UOA)	0
Baseline contract value	£128,066.03

ACCESS*

Patients seen in 24 months	Total	Change since previous quarter
Quarter ending December 2015	1,234	
Quarter ending March 2016	1,189	↓
Quarter ending June 2016	1,250	↑
Quarter ending September 2016	1,270	→
Quarter ending December 2016	1,265	→
Variance since December 2015	2.5%	↑



ACTIVITY



Month	Adjusted Scheduled Activity (UDA)	
	2016	2017
April	121	217
May	426	606
June	627	845
July	1,132	1,195
August	1,474	1,477
September	1,855	1,812
October	2,345	2,051
November	2,559	2,362
December	2,961	2,602
January	3,125	
February	3,426	
March	3,734	
April	3,776	
May	3,780	
June	3,780	

QUALITY

	Quantity	Base Number	Contract	LHB	Wales
% of FP17s for the same patient ID Re-attending within 3 months - Children	51	540	9.4%	8.0%	11.4%
% of FP17s for the same patient ID Re-attending within 3 months - Adults	141	873	16.2%	13.6%	16.6%
% of FP17s for the same patient ID Re-attending between 3 & 9 months - Children	341	540	63.1%	58.9%	58.0%
% of FP17s for the same patient ID Re-attending between 3 & 9 months - Adults	469	873	53.7%	53.5%	53.9%
% of FP17s for Band 1 Urgent Courses	78	1,395	5.6%	8.0%	9.0%
% of FP17s Relating to Free Repair or Replacements	6	1,395	0.4%	0.8%	0.7%
% of FP17s Relating to Continuations	15	1,395	1.1%	1.0%	0.9%
% of Patients satisfied with the dentistry they have received	1	1	N/A	94.3%	94.2%
% of Patients satisfied with the time they had to wait for an appointment	1	1	N/A	89.1%	88.6%

* This is based on patients treated on this contract for their most recent course of treatment. Figures in italics indicate the base number of FP17s or Patient Questionnaire responses are less than 100. N/A is shown where the base number of responses is less than 10 during the period. % is calculated as Quantity/Base number*100

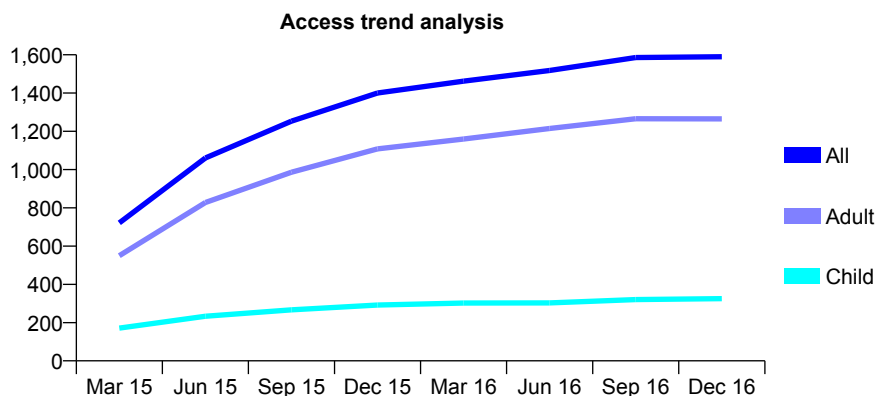
7A1 - Vital Signs At a Glance Contract Report for 154733/0001 - December 2016

Name or company name	ALS (Dental Surgeon) Ltd
Contract type name	GDS Contract
Purpose of contract	General
Contract start date	01/01/2015
Contract end date	

16/17 Contracted general activity (UDA)	5,817
Carry forward general activity (UDA)	0
16/17 Contracted orthodontic activity (UOA)	0
Carry forward orthodontic activity (UOA)	0
Baseline contract value	£142,124.16

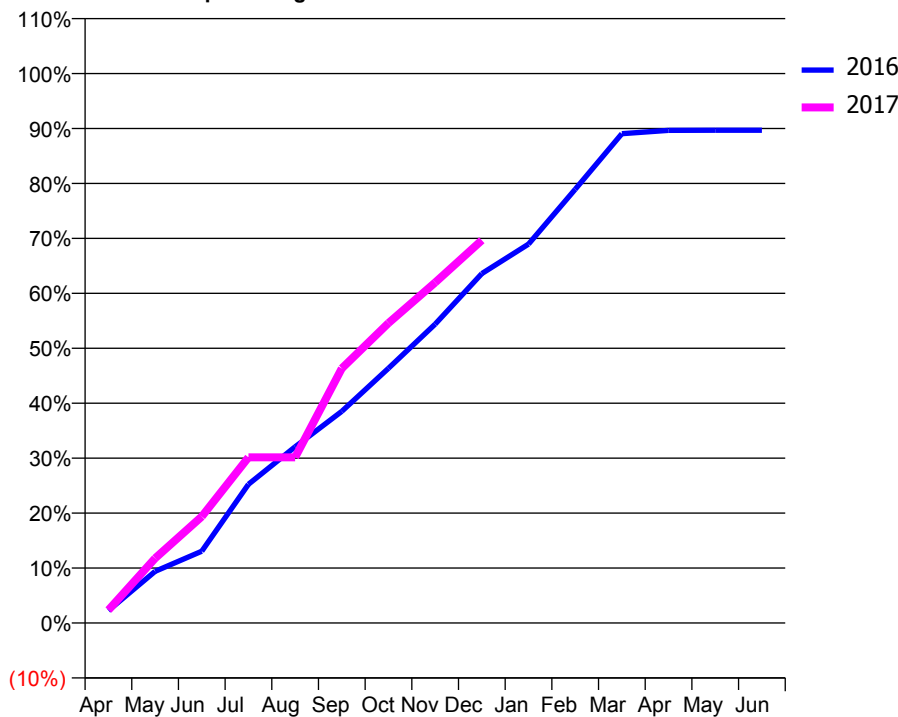
ACCESS*

Patients seen in 24 months	Total	Change since previous quarter
Quarter ending December 2015	1,400	
Quarter ending March 2016	1,462	↑
Quarter ending June 2016	1,518	↑
Quarter ending September 2016	1,586	↑
Quarter ending December 2016	1,590	→
Variance since December 2015	13.6%	↑



ACTIVITY

Cumulative percentage of contracted UDA delivered 2016 & 2017



Month	Adjusted Scheduled Activity (UDA)	
	2016	2017
April	132	138
May	548	685
June	760	1,127
July	1,469	1,754
August	1,865	1,754
September	2,240	2,696
October	2,697	3,175
November	3,164	3,604
December	3,699	4,053
January	4,011	
February	4,591	
March	5,180	
April	5,215	
May	5,216	
June	5,217	

QUALITY

	Quantity	Base Number	Contract	LHB	Wales
% of FP17s for the same patient ID Re-attending within 3 months - Children	42	404	10.4%	8.0%	11.4%
% of FP17s for the same patient ID Re-attending within 3 months - Adults	324	1,468	22.1%	13.6%	16.6%
% of FP17s for the same patient ID Re-attending between 3 & 9 months - Children	248	404	61.4%	58.9%	58.0%
% of FP17s for the same patient ID Re-attending between 3 & 9 months - Adults	609	1,468	41.5%	53.5%	53.9%
% of FP17s for Band 1 Urgent Courses	162	1,847	8.8%	8.0%	9.0%
% of FP17s Relating to Free Repair or Replacements	78	1,847	4.2%	0.8%	0.7%
% of FP17s Relating to Continuations	1	1,847	0.1%	1.0%	0.9%
% of Patients satisfied with the dentistry they have received	8	8	N/A	94.3%	94.2%
% of Patients satisfied with the time they had to wait for an appointment	8	8	N/A	89.1%	88.6%

* This is based on patients treated on this contract for their most recent course of treatment. Figures in italics indicate the base number of FP17s or Patient Questionnaire responses are less than 100. N/A is shown where the base number of responses is less than 10 during the period. % is calculated as Quantity/Base number*100

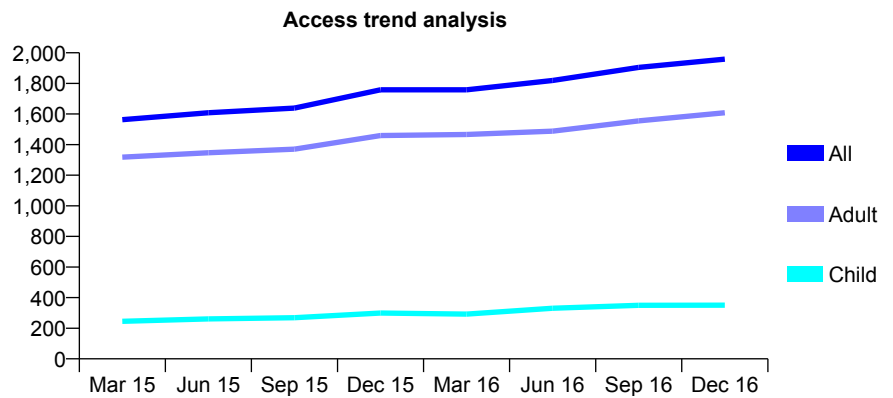
7A1 - Vital Signs At a Glance Contract Report for 155373/0001 - December 2016

Name or company name	SC & C Edwards
Contract type name	GDS Contract
Purpose of contract	General
Contract start date	01/08/2013
Contract end date	

16/17 Contracted general activity (UDA)	7,737
Carry forward general activity (UDA)	0
16/17 Contracted orthodontic activity (UOA)	0
Carry forward orthodontic activity (UOA)	0
Baseline contract value	£123,258.01

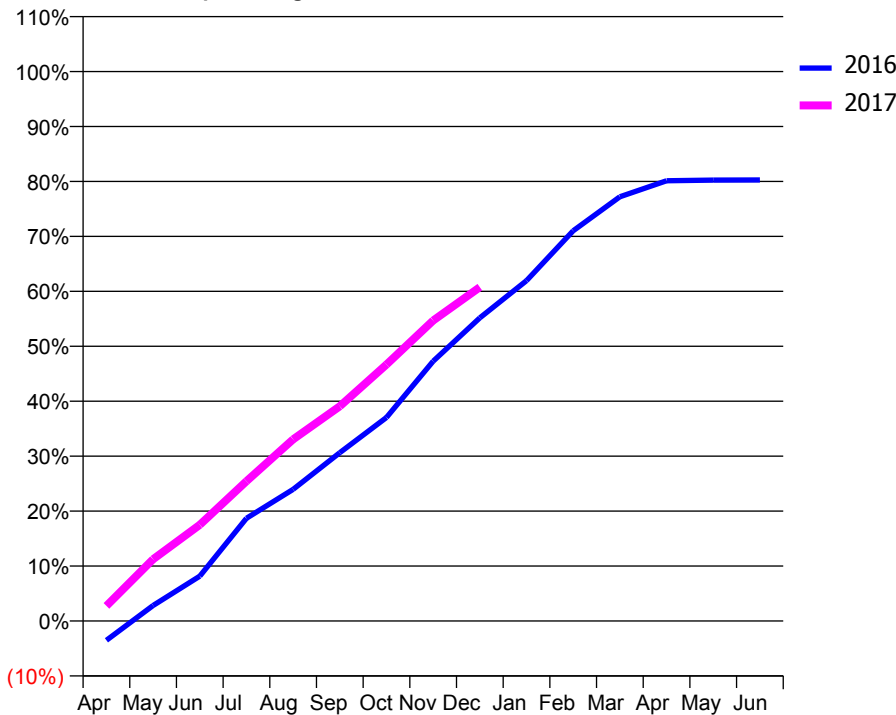
ACCESS*

Patients seen in 24 months	Total	Change since previous quarter
Quarter ending December 2015	1,758	
Quarter ending March 2016	1,758	→
Quarter ending June 2016	1,819	↑
Quarter ending September 2016	1,905	↑
Quarter ending December 2016	1,959	↑
Variance since December 2015	11.4%	↑



ACTIVITY

Cumulative percentage of contracted UDA delivered 2016 & 2017



Month	Adjusted Scheduled Activity (UDA)	
	2016	2017
April	-238	212
May	192	870
June	552	1,354
July	1,263	1,968
August	1,619	2,558
September	2,071	3,023
October	2,504	3,611
November	3,195	4,231
December	3,727	4,701
January	4,185	
February	4,799	
March	5,216	
April	5,413	
May	5,422	
June	5,423	

QUALITY

	Quantity	Base Number	Contract	LHB	Wales
% of FP17s for the same patient ID Re-attending within 3 months - Children	15	438	3.4%	8.0%	11.4%
% of FP17s for the same patient ID Re-attending within 3 months - Adults	280	2,028	13.8%	13.6%	16.6%
% of FP17s for the same patient ID Re-attending between 3 & 9 months - Children	262	438	59.8%	58.9%	58.0%
% of FP17s for the same patient ID Re-attending between 3 & 9 months - Adults	1,280	2,028	63.1%	53.5%	53.9%
% of FP17s for Band 1 Urgent Courses	73	2,364	3.1%	8.0%	9.0%
% of FP17s Relating to Free Repair or Replacements	22	2,364	0.9%	0.8%	0.7%
% of FP17s Relating to Continuations	32	2,364	1.4%	1.0%	0.9%
% of Patients satisfied with the dentistry they have received	10	11	90.9%	94.3%	94.2%
% of Patients satisfied with the time they had to wait for an appointment	9	11	81.8%	89.1%	88.6%

* This is based on patients treated on this contract for their most recent course of treatment. Figures in italics indicate the base number of FP17s or Patient Questionnaire responses are less than 100. N/A is shown where the base number of responses is less than 10 during the period. % is calculated as Quantity/Base number*100

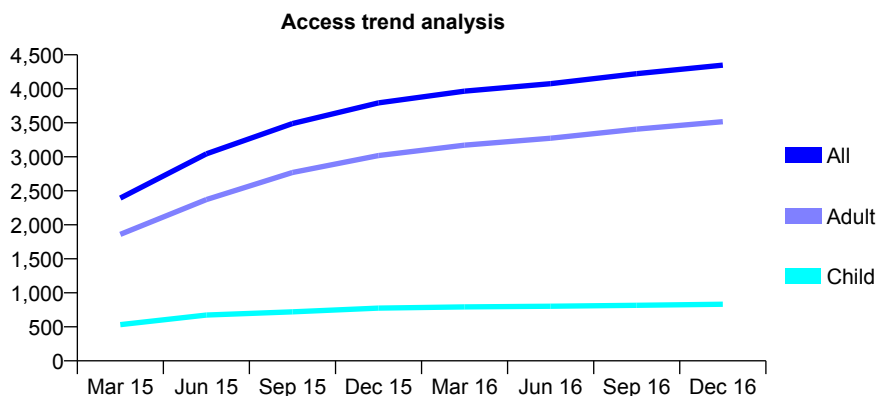
7A1 - Vital Signs At a Glance Contract Report for 155640/0001 - December 2016

Name or company name	PR Griffiths
Contract type name	GDS Contract
Purpose of contract	General
Contract start date	31/10/2014
Contract end date	

16/17 Contracted general activity (UDA)	14,028
Carry forward general activity (UDA)	156
16/17 Contracted orthodontic activity (UOA)	0
Carry forward orthodontic activity (UOA)	0
Baseline contract value	£412,159.24

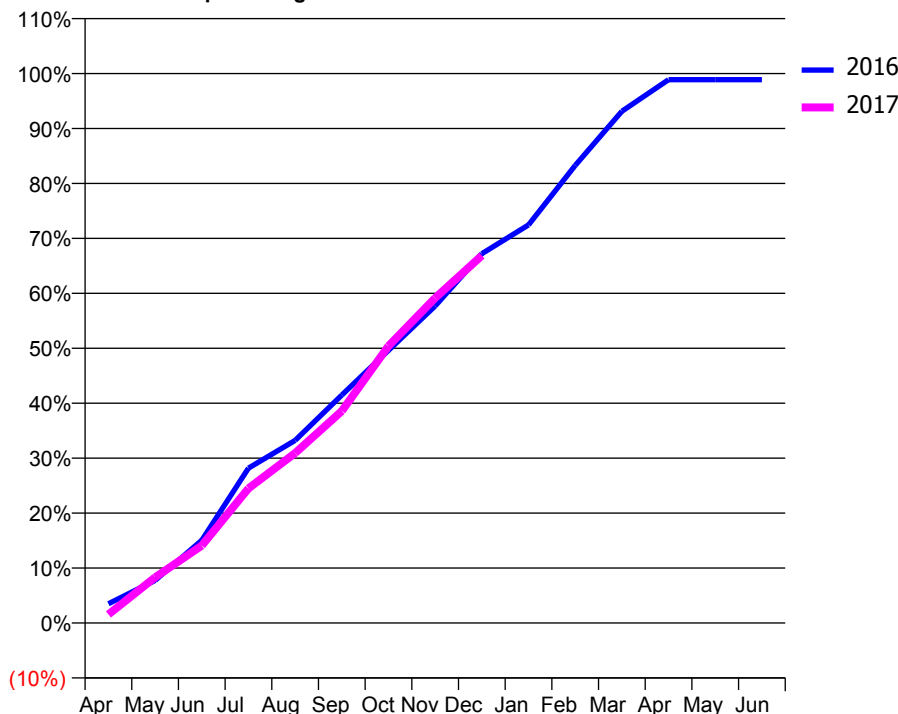
ACCESS*

Patients seen in 24 months	Total	Change since previous quarter
Quarter ending December 2015	3,793	
Quarter ending March 2016	3,965	↑
Quarter ending June 2016	4,075	↑
Quarter ending September 2016	4,223	↑
Quarter ending December 2016	4,349	↑
Variance since December 2015	14.7%	↑



ACTIVITY

Cumulative percentage of contracted UDA delivered 2016 & 2017



Month	Adjusted Scheduled Activity (UDA)	
	2016	2017
April	493	218
May	1,088	1,166
June	2,114	1,975
July	3,953	3,437
August	4,661	4,338
September	5,820	5,411
October	6,961	7,071
November	8,092	8,297
December	9,427	9,380
January	10,162	
February	11,682	
March	13,064	
April	13,872	
May	13,872	
June	13,872	

QUALITY

	Quantity	Base Number	Contract	LHB	Wales
% of FP17s for the same patient ID Re-attending within 3 months - Children	46	1,096	4.2%	8.0%	11.4%
% of FP17s for the same patient ID Re-attending within 3 months - Adults	521	4,216	12.4%	13.6%	16.6%
% of FP17s for the same patient ID Re-attending between 3 & 9 months - Children	774	1,096	70.6%	58.9%	58.0%
% of FP17s for the same patient ID Re-attending between 3 & 9 months - Adults	2,384	4,216	56.5%	53.5%	53.9%
% of FP17s for Band 1 Urgent Courses	410	5,035	8.1%	8.0%	9.0%
% of FP17s Relating to Free Repair or Replacements	41	5,035	0.8%	0.8%	0.7%
% of FP17s Relating to Continuations	29	5,035	0.6%	1.0%	0.9%
% of Patients satisfied with the dentistry they have received	18	20	90.0%	94.3%	94.2%
% of Patients satisfied with the time they had to wait for an appointment	19	20	95.0%	89.1%	88.6%

* This is based on patients treated on this contract for their most recent course of treatment. Figures in italics indicate the base number of FP17s or Patient Questionnaire responses are less than 100. N/A is shown where the base number of responses is less than 10 during the period. % is calculated as Quantity/Base number*100

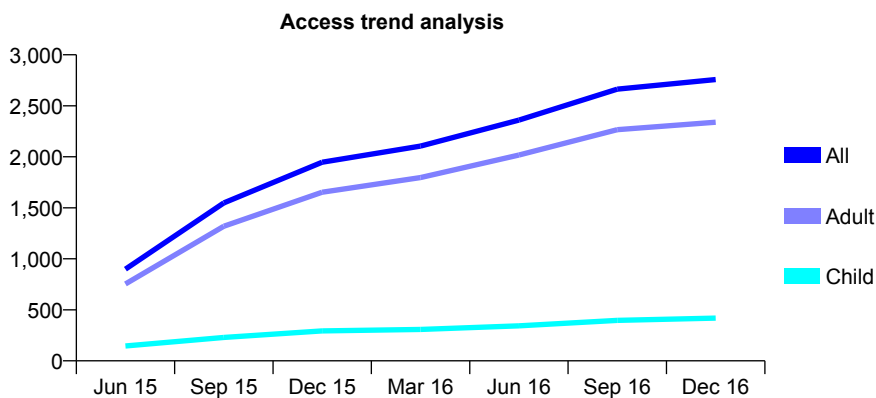
7A1 - Vital Signs At a Glance Contract Report for 158194/0021 - December 2016

Name or company name	Denticare Ltd
Contract type name	GDS Contract
Purpose of contract	General
Contract start date	01/11/2008
Contract end date	

16/17 Contracted general activity (UDA)	15,000
Carry forward general activity (UDA)	0
16/17 Contracted orthodontic activity (UOA)	0
Carry forward orthodontic activity (UOA)	0
Baseline contract value	£342,638.19

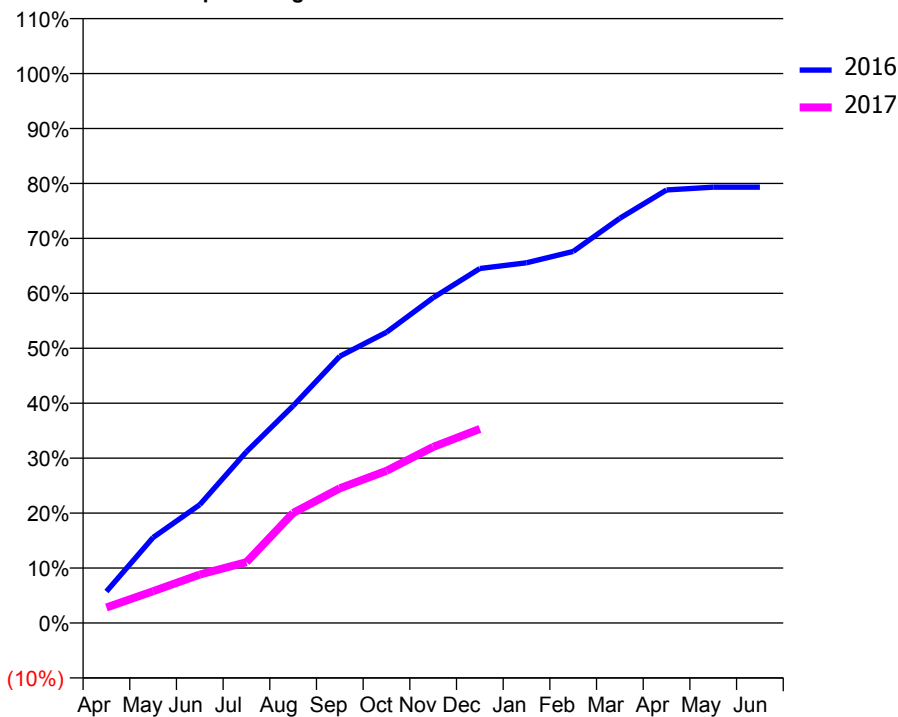
ACCESS*

Patients seen in 24 months	Total	Change since previous quarter
Quarter ending December 2015	1,947	
Quarter ending March 2016	2,105	↑
Quarter ending June 2016	2,360	↑
Quarter ending September 2016	2,663	↑
Quarter ending December 2016	2,758	↑
Variance since December 2015	41.7%	↑



ACTIVITY

Cumulative percentage of contracted UDA delivered 2016 & 2017



Month	Adjusted Scheduled Activity (UDA)	
	2016	2017
April	488	422
May	1,324	867
June	1,830	1,322
July	2,649	1,661
August	3,360	3,006
September	4,126	3,679
October	4,499	4,156
November	5,033	4,806
December	5,484	5,296
January	5,573	
February	5,747	
March	6,262	
April	6,698	
May	6,741	
June	6,741	

QUALITY

	Quantity	Base Number	Contract	LHB	Wales
% of FP17s for the same patient ID Re-attending within 3 months - Children	14	335	4.2%	8.0%	11.4%
% of FP17s for the same patient ID Re-attending within 3 months - Adults	268	2,063	13.0%	13.6%	16.6%
% of FP17s for the same patient ID Re-attending between 3 & 9 months - Children	38	335	11.3%	58.9%	58.0%
% of FP17s for the same patient ID Re-attending between 3 & 9 months - Adults	429	2,063	20.8%	53.5%	53.9%
% of FP17s for Band 1 Urgent Courses	287	2,216	13.0%	8.0%	9.0%
% of FP17s Relating to Free Repair or Replacements	2	2,216	0.1%	0.8%	0.7%
% of FP17s Relating to Continuations	19	2,216	0.9%	1.0%	0.9%
% of Patients satisfied with the dentistry they have received	3	4	N/A	94.3%	94.2%
% of Patients satisfied with the time they had to wait for an appointment	1	4	N/A	89.1%	88.6%

* This is based on patients treated on this contract for their most recent course of treatment. Figures in italics indicate the base number of FP17s or Patient Questionnaire responses are less than 100. N/A is shown where the base number of responses is less than 10 during the period. % is calculated as Quantity/Base number*100

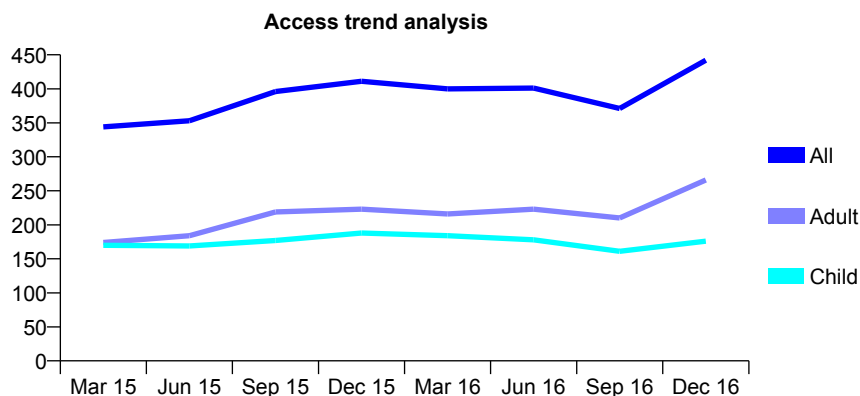
7A1 - Vital Signs At a Glance Contract Report for 158194/0028 - December 2016

Name or company name	Denticare Ltd
Contract type name	GDS Contract
Purpose of contract	General
Contract start date	01/03/2011
Contract end date	

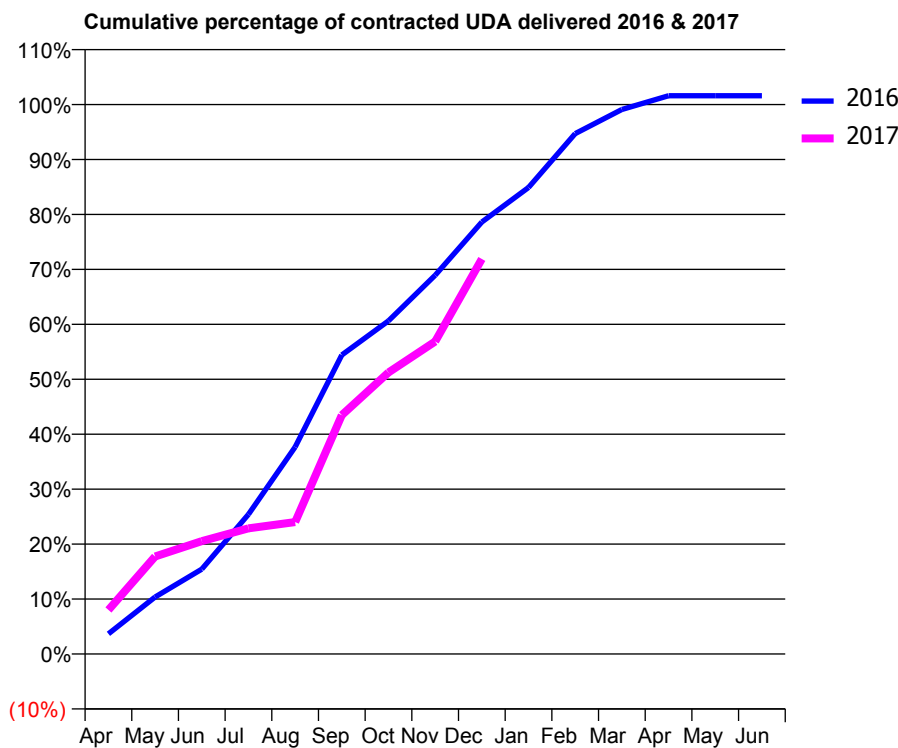
16/17 Contracted general activity (UDA)	900
Carry forward general activity (UDA)	-14
16/17 Contracted orthodontic activity (UOA)	0
Carry forward orthodontic activity (UOA)	0
Baseline contract value	£22,445.30

ACCESS*

Patients seen in 24 months	Total	Change since previous quarter
Quarter ending December 2015	411	
Quarter ending March 2016	400	↓
Quarter ending June 2016	401	→
Quarter ending September 2016	371	↓
Quarter ending December 2016	442	↑
Variance since December 2015	7.5%	↑



ACTIVITY



Month	Adjusted Scheduled Activity (UDA)	
	2016	2017
April	32	72
May	90	160
June	135	185
July	222	206
August	329	216
September	475	391
October	529	461
November	601	512
December	685	647
January	740	
February	826	
March	864	
April	886	
May	886	
June	886	

QUALITY

	Quantity	Base Number	Contract	LHB	Wales
% of FP17s for the same patient ID Re-attending within 3 months - Children	5	179	2.8%	8.0%	11.4%
% of FP17s for the same patient ID Re-attending within 3 months - Adults	12	246	4.9%	13.6%	16.6%
% of FP17s for the same patient ID Re-attending between 3 & 9 months - Children	118	179	65.9%	58.9%	58.0%
% of FP17s for the same patient ID Re-attending between 3 & 9 months - Adults	133	246	54.1%	53.5%	53.9%
% of FP17s for Band 1 Urgent Courses	25	409	6.1%	8.0%	9.0%
% of FP17s Relating to Free Repair or Replacements	0	409	0.0%	0.8%	0.7%
% of FP17s Relating to Continuations	1	409	0.2%	1.0%	0.9%
% of Patients satisfied with the dentistry they have received	0	0	N/A	94.3%	94.2%
% of Patients satisfied with the time they had to wait for an appointment	0	0	N/A	89.1%	88.6%

* This is based on patients treated on this contract for their most recent course of treatment. Figures in italics indicate the base number of FP17s or Patient Questionnaire responses are less than 100. N/A is shown where the base number of responses is less than 10 during the period. % is calculated as Quantity/Base number*100

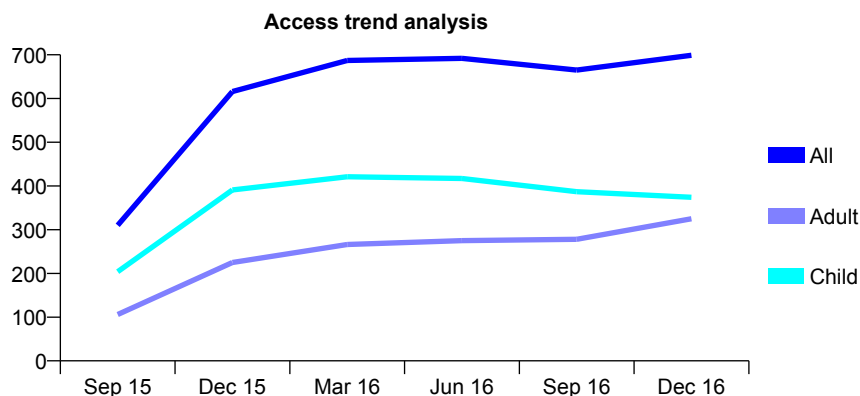
7A1 - Vital Signs At a Glance Contract Report for 160679/0001 - December 2016

Name or company name	T Ferguson
Contract type name	GDS Contract
Purpose of contract	General
Contract start date	01/06/2015
Contract end date	

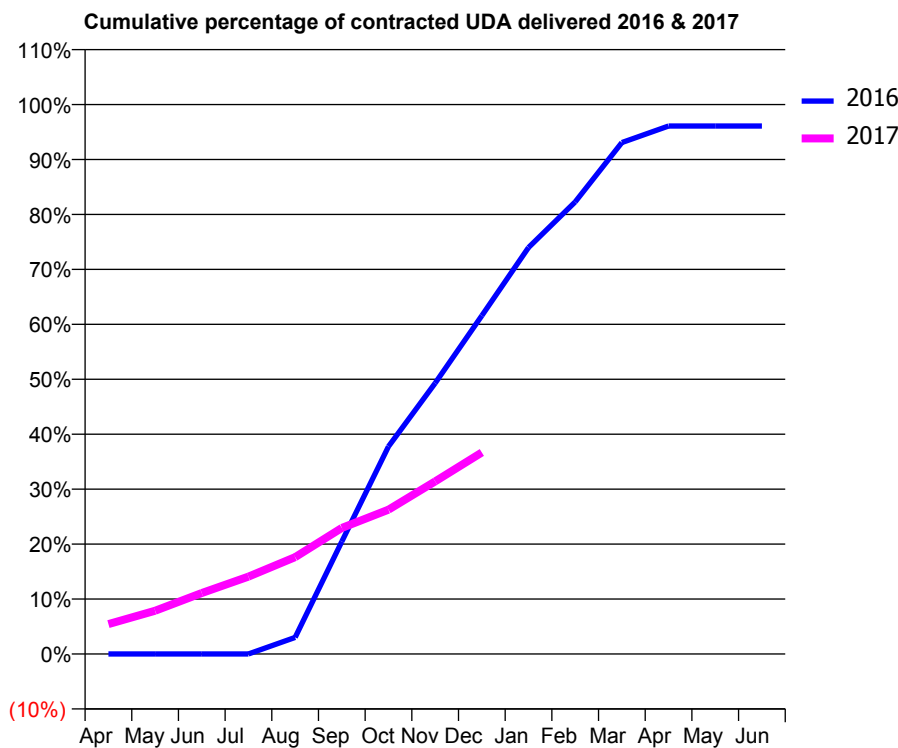
16/17 Contracted general activity (UDA)	2,798
Carry forward general activity (UDA)	-84
16/17 Contracted orthodontic activity (UOA)	0
Carry forward orthodontic activity (UOA)	0
Baseline contract value	£65,205.05

ACCESS*

Patients seen in 24 months	Total	Change since previous quarter
Quarter ending December 2015	616	
Quarter ending March 2016	687	↑
Quarter ending June 2016	692	→
Quarter ending September 2016	665	↓
Quarter ending December 2016	699	↑
Variance since December 2015	13.5%	↑



ACTIVITY



Month	Adjusted Scheduled Activity (UDA)	
	2016	2017
April	0	152
May	0	220
June	0	311
July	0	394
August	45	493
September	305	642
October	563	735
November	735	879
December	919	1,027
January	1,104	
February	1,228	
March	1,389	
April	1,434	
May	1,434	
June	1,434	

QUALITY

	Quantity	Base Number	Contract	LHB	Wales
% of FP17s for the same patient ID Re-attending within 3 months - Children	17	461	3.7%	8.0%	11.4%
% of FP17s for the same patient ID Re-attending within 3 months - Adults	17	276	6.2%	13.6%	16.6%
% of FP17s for the same patient ID Re-attending between 3 & 9 months - Children	320	461	69.4%	58.9%	58.0%
% of FP17s for the same patient ID Re-attending between 3 & 9 months - Adults	162	276	58.7%	53.5%	53.9%
% of FP17s for Band 1 Urgent Courses	8	698	1.1%	8.0%	9.0%
% of FP17s Relating to Free Repair or Replacements	0	698	0.0%	0.8%	0.7%
% of FP17s Relating to Continuations	1	698	0.1%	1.0%	0.9%
% of Patients satisfied with the dentistry they have received	1	1	N/A	94.3%	94.2%
% of Patients satisfied with the time they had to wait for an appointment	1	1	N/A	89.1%	88.6%

* This is based on patients treated on this contract for their most recent course of treatment. Figures in italics indicate the base number of FP17s or Patient Questionnaire responses are less than 100. N/A is shown where the base number of responses is less than 10 during the period. % is calculated as Quantity/Base number*100

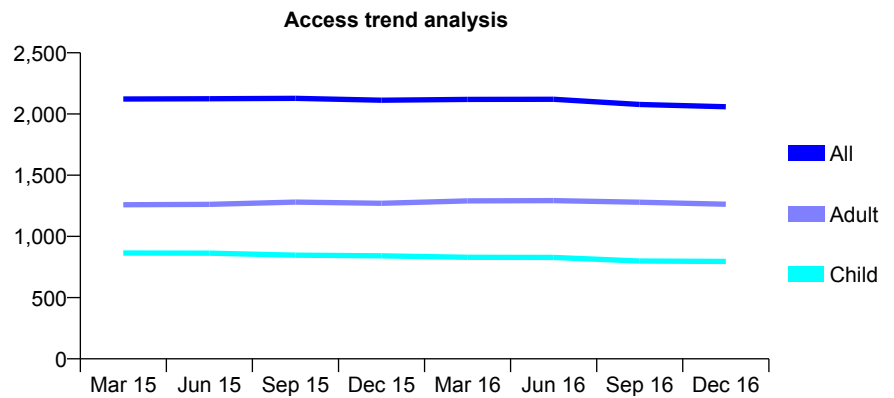
7A1 - Vital Signs At a Glance Contract Report for 162302/0001 - December 2016

Name or company name	Connahs Quay Dental Practice Ltd
Contract type name	GDS Contract
Purpose of contract	General and Orthodontic
Contract start date	01/01/2010
Contract end date	

16/17 Contracted general activity (UDA)	6,560
Carry forward general activity (UDA)	0
16/17 Contracted orthodontic activity (UOA)	0
Carry forward orthodontic activity (UOA)	0
Baseline contract value	£120,282.71

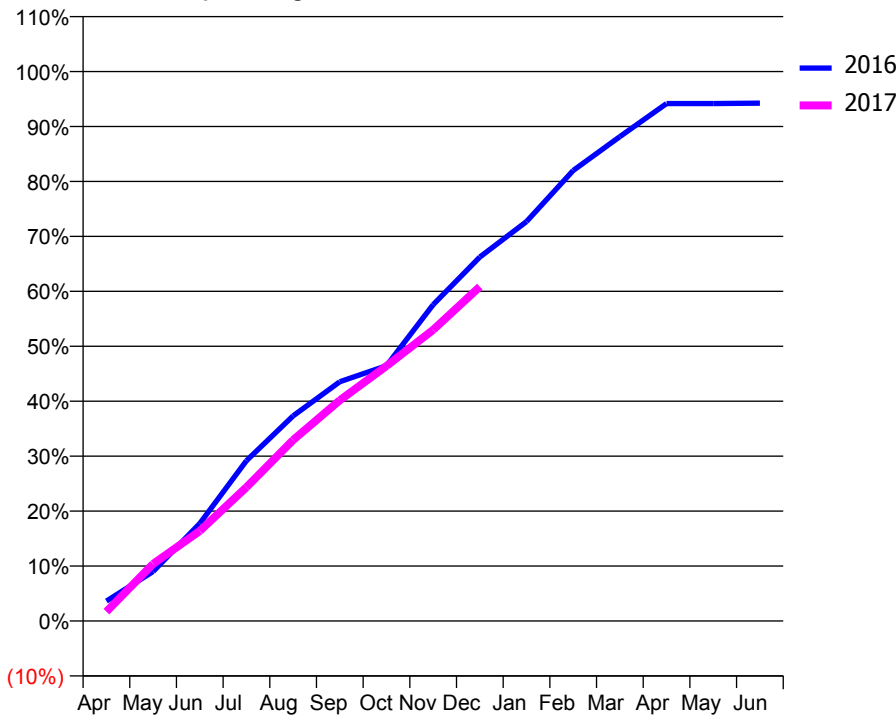
ACCESS*

Patients seen in 24 months	Total	Change since previous quarter
Quarter ending December 2015	2,113	
Quarter ending March 2016	2,119	→
Quarter ending June 2016	2,120	→
Quarter ending September 2016	2,078	↓
Quarter ending December 2016	2,059	→
Variance since December 2015	(2.6%)	↓



ACTIVITY

Cumulative percentage of contracted UDA delivered 2016 & 2017



Month	Adjusted Scheduled Activity (UDA)	
	2016	2017
April	237	113
May	591	682
June	1,164	1,076
July	1,915	1,598
August	2,449	2,160
September	2,856	2,636
October	3,048	3,045
November	3,777	3,475
December	4,345	3,992
January	4,768	
February	5,379	
March	5,782	
April	6,178	
May	6,178	
June	6,182	

QUALITY

	Quantity	Base Number	Contract	LHB	Wales
% of FP17s for the same patient ID Re-attending within 3 months - Children	69	996	6.9%	8.0%	11.4%
% of FP17s for the same patient ID Re-attending within 3 months - Adults	303	1,604	18.9%	13.6%	16.6%
% of FP17s for the same patient ID Re-attending between 3 & 9 months - Children	690	996	69.3%	58.9%	58.0%
% of FP17s for the same patient ID Re-attending between 3 & 9 months - Adults	1,072	1,604	66.8%	53.5%	53.9%
% of FP17s for Band 1 Urgent Courses	152	2,374	6.4%	8.0%	9.0%
% of FP17s Relating to Free Repair or Replacements	61	2,374	2.6%	0.8%	0.7%
% of FP17s Relating to Continuations	17	2,374	0.7%	1.0%	0.9%
% of Patients satisfied with the dentistry they have received	9	9	N/A	94.3%	94.2%
% of Patients satisfied with the time they had to wait for an appointment	9	9	N/A	89.1%	88.6%

* This is based on patients treated on this contract for their most recent course of treatment. Figures in italics indicate the base number of FP17s or Patient Questionnaire responses are less than 100. N/A is shown where the base number of responses is less than 10 during the period. % is calculated as Quantity/Base number*100

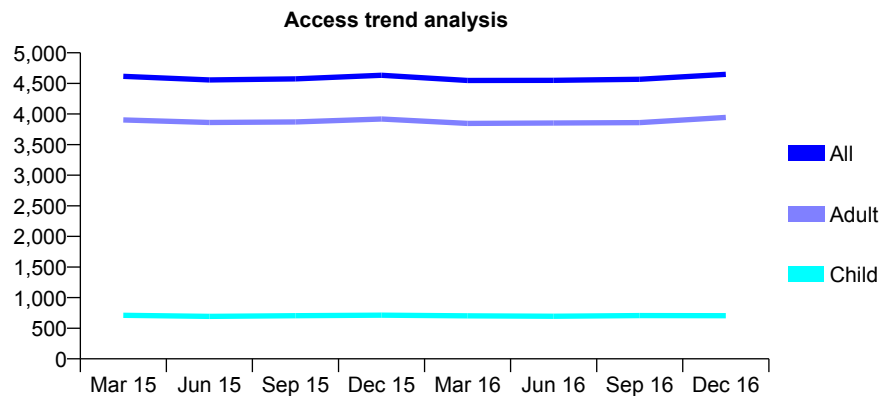
7A1 - Vital Signs At a Glance Contract Report for 164542/0001 - December 2016

Name or company name	Coppersun Dental Care Ltd
Contract type name	GDS Contract
Purpose of contract	General
Contract start date	01/11/2009
Contract end date	

16/17 Contracted general activity (UDA)	16,389
Carry forward general activity (UDA)	-411
16/17 Contracted orthodontic activity (UOA)	0
Carry forward orthodontic activity (UOA)	0
Baseline contract value	£338,752.70

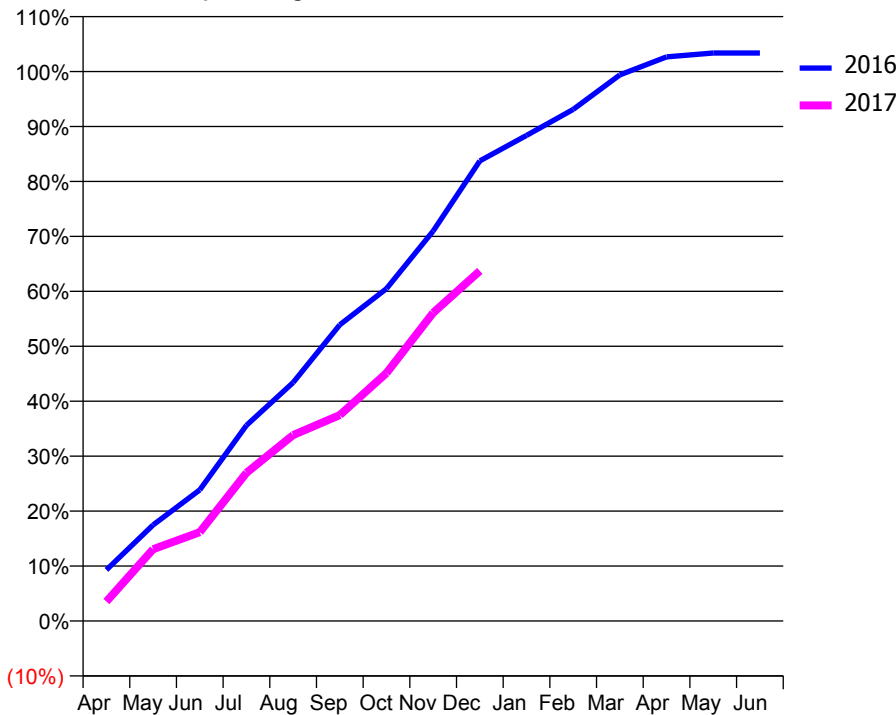
ACCESS*

Patients seen in 24 months	Total	Change since previous quarter
Quarter ending December 2015	4,632	
Quarter ending March 2016	4,548	↓
Quarter ending June 2016	4,550	→
Quarter ending September 2016	4,567	→
Quarter ending December 2016	4,649	→
Variance since December 2015	0.4%	→



ACTIVITY

Cumulative percentage of contracted UDA delivered 2016 & 2017



Month	Adjusted Scheduled Activity (UDA)	
	2016	2017
April	1,141	581
May	2,144	2,140
June	2,927	2,651
July	4,368	4,421
August	5,320	5,544
September	6,609	6,144
October	7,417	7,394
November	8,701	9,192
December	10,267	10,442
January	10,836	
February	11,417	
March	12,187	
April	12,587	
May	12,674	
June	12,673	

QUALITY

	Quantity	Base Number	Contract	LHB	Wales
% of FP17s for the same patient ID Re-attending within 3 months - Children	107	923	11.6%	8.0%	11.4%
% of FP17s for the same patient ID Re-attending within 3 months - Adults	747	4,570	16.3%	13.6%	16.6%
% of FP17s for the same patient ID Re-attending between 3 & 9 months - Children	524	923	56.8%	58.9%	58.0%
% of FP17s for the same patient ID Re-attending between 3 & 9 months - Adults	1,988	4,570	43.5%	53.5%	53.9%
% of FP17s for Band 1 Urgent Courses	418	5,057	8.3%	8.0%	9.0%
% of FP17s Relating to Free Repair or Replacements	64	5,057	1.3%	0.8%	0.7%
% of FP17s Relating to Continuations	47	5,057	0.9%	1.0%	0.9%
% of Patients satisfied with the dentistry they have received	24	24	100.0%	94.3%	94.2%
% of Patients satisfied with the time they had to wait for an appointment	24	24	100.0%	89.1%	88.6%

* This is based on patients treated on this contract for their most recent course of treatment. Figures in italics indicate the base number of FP17s or Patient Questionnaire responses are less than 100. N/A is shown where the base number of responses is less than 10 during the period. % is calculated as Quantity/Base number*100

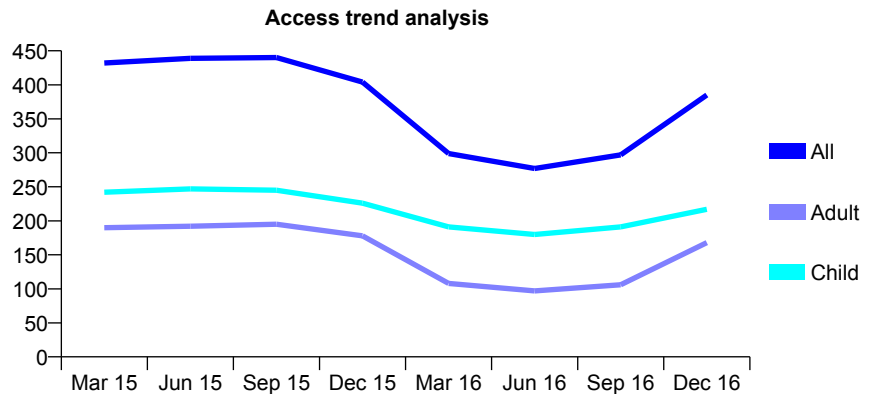
7A1 - Vital Signs At a Glance Contract Report for 164577/0001 - December 2016

Name or company name	Entwistle, Williams & Jenkins GDS Contract
Contract type name	GDS Contract
Purpose of contract	General
Contract start date	31/08/2013
Contract end date	

16/17 Contracted general activity (UDA)	1,136
Carry forward general activity (UDA)	-24
16/17 Contracted orthodontic activity (UOA)	0
Carry forward orthodontic activity (UOA)	0
Baseline contract value	£26,618.31

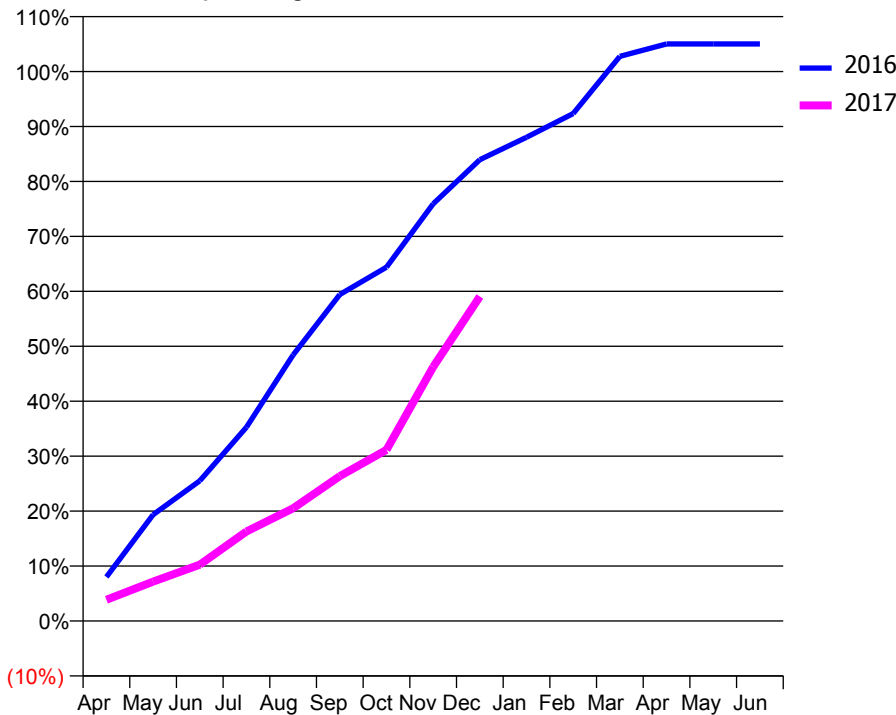
ACCESS*

Patients seen in 24 months	Total	Change since previous quarter
Quarter ending December 2015	404	
Quarter ending March 2016	299	↓
Quarter ending June 2016	277	↓
Quarter ending September 2016	297	↑
Quarter ending December 2016	385	↑
Variance since December 2015	(4.7%)	↓



ACTIVITY

Cumulative percentage of contracted UDA delivered 2016 & 2017



Month	Adjusted Scheduled Activity (UDA)	
	2016	2017
April	39	44
May	94	81
June	124	117
July	171	185
August	235	233
September	289	299
October	313	354
November	369	525
December	408	671
January	428	
February	449	
March	499	
April	510	
May	510	
June	510	

QUALITY

	Quantity	Base Number	Contract	LHB	Wales
% of FP17s for the same patient ID Re-attending within 3 months - Children	14	245	5.7%	8.0%	11.4%
% of FP17s for the same patient ID Re-attending within 3 months - Adults	4	158	2.5%	13.6%	16.6%
% of FP17s for the same patient ID Re-attending between 3 & 9 months - Children	118	245	48.2%	58.9%	58.0%
% of FP17s for the same patient ID Re-attending between 3 & 9 months - Adults	46	158	29.1%	53.5%	53.9%
% of FP17s for Band 1 Urgent Courses	39	387	10.1%	8.0%	9.0%
% of FP17s Relating to Free Repair or Replacements	1	387	0.3%	0.8%	0.7%
% of FP17s Relating to Continuations	0	387	0.0%	1.0%	0.9%
% of Patients satisfied with the dentistry they have received	1	1	N/A	94.3%	94.2%
% of Patients satisfied with the time they had to wait for an appointment	1	1	N/A	89.1%	88.6%

* This is based on patients treated on this contract for their most recent course of treatment. Figures in italics indicate the base number of FP17s or Patient Questionnaire responses are less than 100. N/A is shown where the base number of responses is less than 10 during the period. % is calculated as Quantity/Base number*100

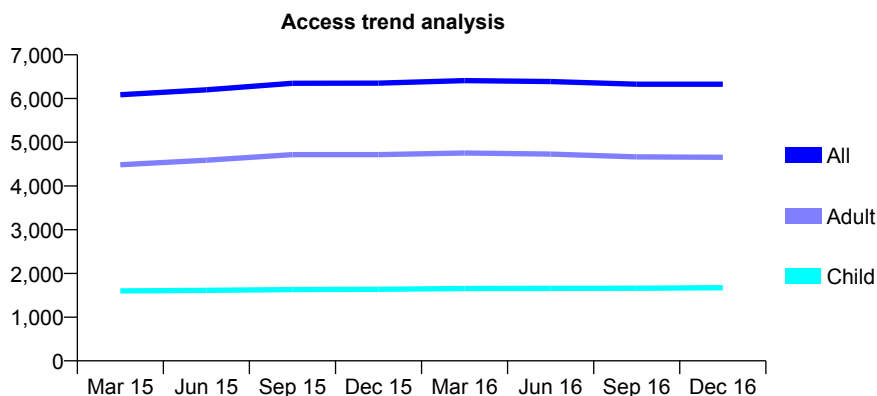
7A1 - Vital Signs At a Glance Contract Report for 167096/0002 - December 2016

Name or company name	Longford Road Dental Practice Ltd
Contract type name	GDS Contract
Purpose of contract	General
Contract start date	01/11/2013
Contract end date	

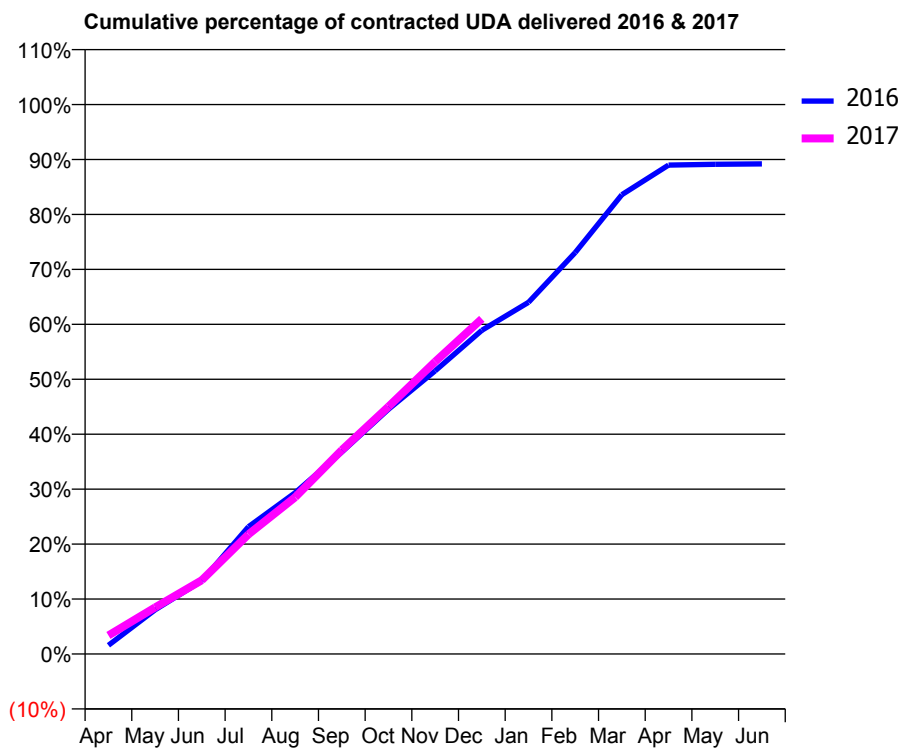
16/17 Contracted general activity (UDA)	22,306
Carry forward general activity (UDA)	0
16/17 Contracted orthodontic activity (UOA)	0
Carry forward orthodontic activity (UOA)	0
Baseline contract value	£470,258.24

ACCESS*

Patients seen in 24 months	Total	Change since previous quarter
Quarter ending December 2015	6,353	
Quarter ending March 2016	6,411	→
Quarter ending June 2016	6,387	→
Quarter ending September 2016	6,326	→
Quarter ending December 2016	6,328	→
Variance since December 2015	(0.4%)	→



ACTIVITY



Month	Adjusted Scheduled Activity (UDA)	
	2016	2017
April	347	755
May	1,747	1,893
June	2,889	2,994
July	5,029	4,860
August	6,376	6,361
September	7,983	8,279
October	9,671	10,046
November	11,192	11,867
December	12,795	13,608
January	13,903	
February	15,868	
March	18,152	
April	19,325	
May	19,355	
June	19,368	

QUALITY

	Quantity	Base Number	Contract	LHB	Wales
% of FP17s for the same patient ID Re-attending within 3 months - Children	127	2,039	6.2%	8.0%	11.4%
% of FP17s for the same patient ID Re-attending within 3 months - Adults	867	5,516	15.7%	13.6%	16.6%
% of FP17s for the same patient ID Re-attending between 3 & 9 months - Children	1,330	2,039	65.2%	58.9%	58.0%
% of FP17s for the same patient ID Re-attending between 3 & 9 months - Adults	2,893	5,516	52.4%	53.5%	53.9%
% of FP17s for Band 1 Urgent Courses	714	6,940	10.3%	8.0%	9.0%
% of FP17s Relating to Free Repair or Replacements	61	6,940	0.9%	0.8%	0.7%
% of FP17s Relating to Continuations	20	6,940	0.3%	1.0%	0.9%
% of Patients satisfied with the dentistry they have received	25	29	86.2%	94.3%	94.2%
% of Patients satisfied with the time they had to wait for an appointment	26	29	89.7%	89.1%	88.6%

* This is based on patients treated on this contract for their most recent course of treatment. Figures in italics indicate the base number of FP17s or Patient Questionnaire responses are less than 100. N/A is shown where the base number of responses is less than 10 during the period. % is calculated as Quantity/Base number*100

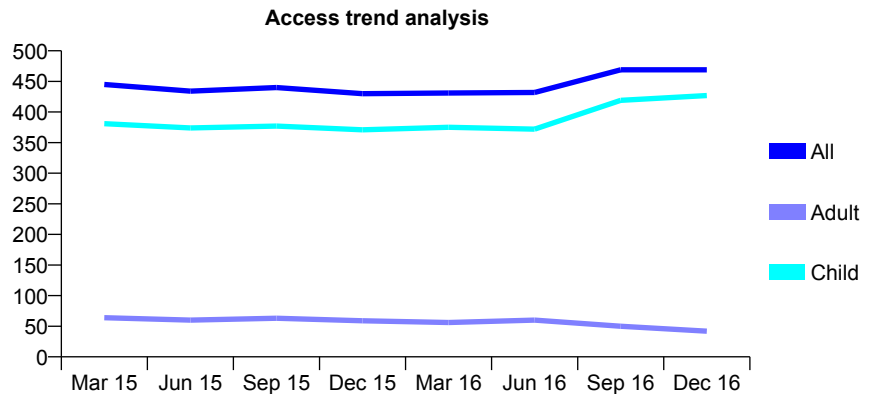
7A1 - Vital Signs At a Glance Contract Report for 170003/0001 - December 2016

Name or company name	Meacher & Associates Limited
Contract type name	GDS Contract
Purpose of contract	General
Contract start date	01/06/2010
Contract end date	

16/17 Contracted general activity (UDA)	975
Carry forward general activity (UDA)	34
16/17 Contracted orthodontic activity (UOA)	0
Carry forward orthodontic activity (UOA)	0
Baseline contract value	£23,005.75

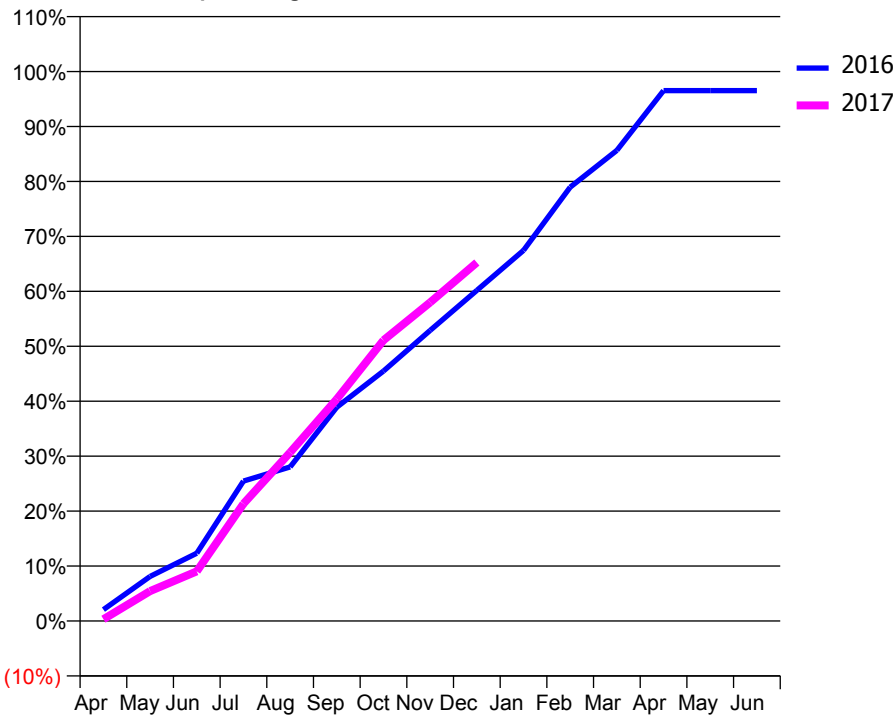
ACCESS*

Patients seen in 24 months	Total	Change since previous quarter
Quarter ending December 2015	430	
Quarter ending March 2016	431	→
Quarter ending June 2016	432	→
Quarter ending September 2016	469	↑
Quarter ending December 2016	469	→
Variance since December 2015	9.1%	↑



ACTIVITY

Cumulative percentage of contracted UDA delivered 2016 & 2017



Month	Adjusted Scheduled Activity (UDA)	
	2016	2017
April	20	3
May	79	53
June	120	88
July	248	208
August	273	299
September	379	394
October	444	498
November	516	565
December	587	636
January	658	
February	770	
March	835	
April	941	
May	941	
June	941	

QUALITY

	Quantity	Base Number	Contract	LHB	Wales
% of FP17s for the same patient ID Re-attending within 3 months - Children	21	589	3.6%	8.0%	11.4%
% of FP17s for the same patient ID Re-attending within 3 months - Adults	0	0	N/A	13.6%	16.6%
% of FP17s for the same patient ID Re-attending between 3 & 9 months - Children	382	589	64.9%	58.9%	58.0%
% of FP17s for the same patient ID Re-attending between 3 & 9 months - Adults	0	0	N/A	53.5%	53.9%
% of FP17s for Band 1 Urgent Courses	11	514	2.1%	8.0%	9.0%
% of FP17s Relating to Free Repair or Replacements	0	514	0.0%	0.8%	0.7%
% of FP17s Relating to Continuations	1	514	0.2%	1.0%	0.9%
% of Patients satisfied with the dentistry they have received	2	2	N/A	94.3%	94.2%
% of Patients satisfied with the time they had to wait for an appointment	2	2	N/A	89.1%	88.6%

* This is based on patients treated on this contract for their most recent course of treatment. Figures in italics indicate the base number of FP17s or Patient Questionnaire responses are less than 100. N/A is shown where the base number of responses is less than 10 during the period. % is calculated as Quantity/Base number*100

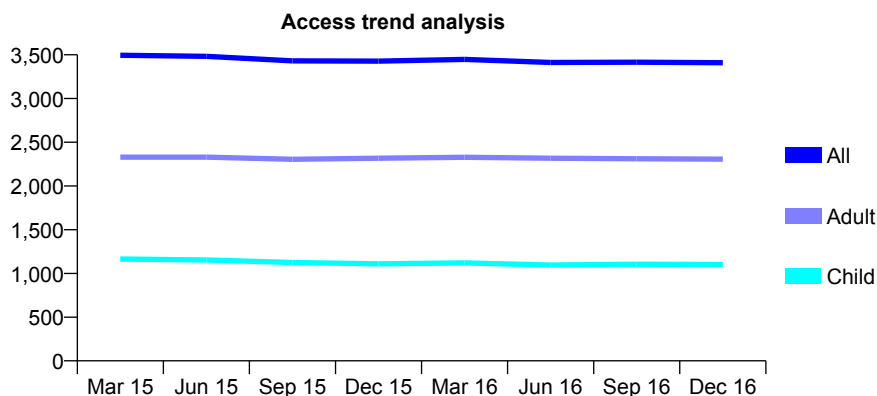
7A1 - Vital Signs At a Glance Contract Report for 173185/0001 - December 2016

Name or company name	Deintyddfa Deudraeth Dental Care Ltd.
Contract type name	GDS Contract
Purpose of contract	General and Orthodontic
Contract start date	01/05/2010
Contract end date	

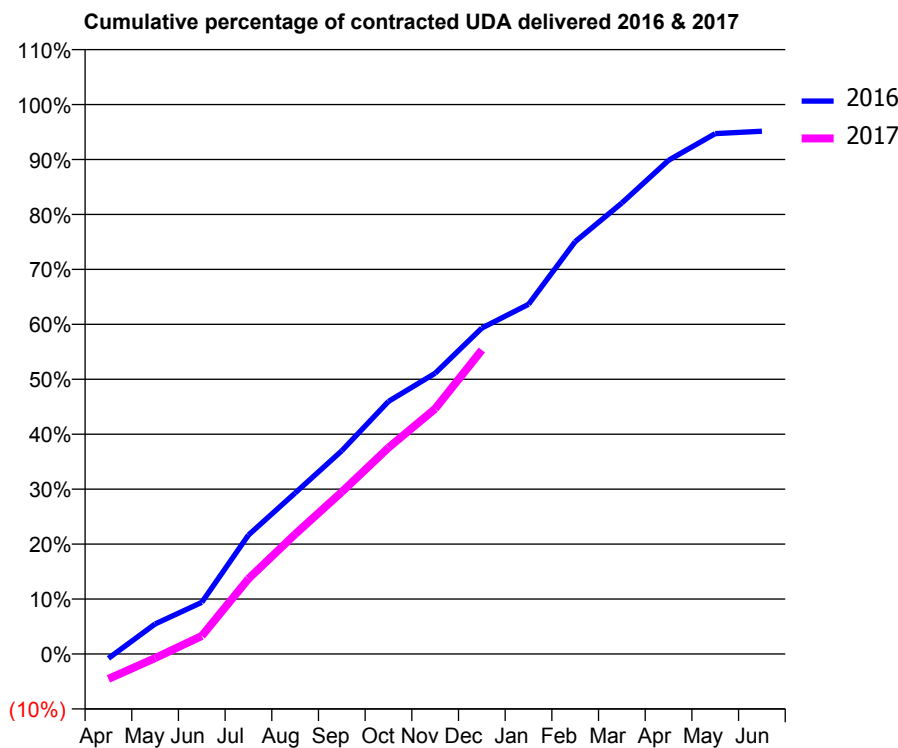
16/17 Contracted general activity (UDA)	9,059
Carry forward general activity (UDA)	439
16/17 Contracted orthodontic activity (UOA)	1,143
Carry forward orthodontic activity (UOA)	-39
Baseline contract value	£323,230.43

ACCESS*

Patients seen in 24 months	Total	Change since previous quarter
Quarter ending December 2015	3,427	
Quarter ending March 2016	3,448	→
Quarter ending June 2016	3,413	↓
Quarter ending September 2016	3,416	→
Quarter ending December 2016	3,409	→
Variance since December 2015	(0.5%)	→



ACTIVITY



Month	Adjusted Scheduled Activity (UDA)	
	2016	2017
April	-73	-413
May	495	-70
June	851	298
July	1,962	1,240
August	2,653	1,976
September	3,352	2,672
October	4,165	3,403
November	4,629	4,044
December	5,374	5,012
January	5,766	
February	6,799	
March	7,436	
April	8,140	
May	8,580	
June	8,620	

QUALITY

	Quantity	Base Number	Contract	LHB	Wales
% of FP17s for the same patient ID Re-attending within 3 months - Children	108	1,470	7.3%	8.0%	11.4%
% of FP17s for the same patient ID Re-attending within 3 months - Adults	226	2,513	9.0%	13.6%	16.6%
% of FP17s for the same patient ID Re-attending between 3 & 9 months - Children	960	1,470	65.3%	58.9%	58.0%
% of FP17s for the same patient ID Re-attending between 3 & 9 months - Adults	1,638	2,513	65.2%	53.5%	53.9%
% of FP17s for Band 1 Urgent Courses	46	3,280	1.4%	8.0%	9.0%
% of FP17s Relating to Free Repair or Replacements	1	3,280	0.0%	0.8%	0.7%
% of FP17s Relating to Continuations	55	3,280	1.7%	1.0%	0.9%
% of Patients satisfied with the dentistry they have received	9	9	N/A	94.3%	94.2%
% of Patients satisfied with the time they had to wait for an appointment	9	9	N/A	89.1%	88.6%

* This is based on patients treated on this contract for their most recent course of treatment. Figures in italics indicate the base number of FP17s or Patient Questionnaire responses are less than 100. N/A is shown where the base number of responses is less than 10 during the period. % is calculated as Quantity/Base number*100

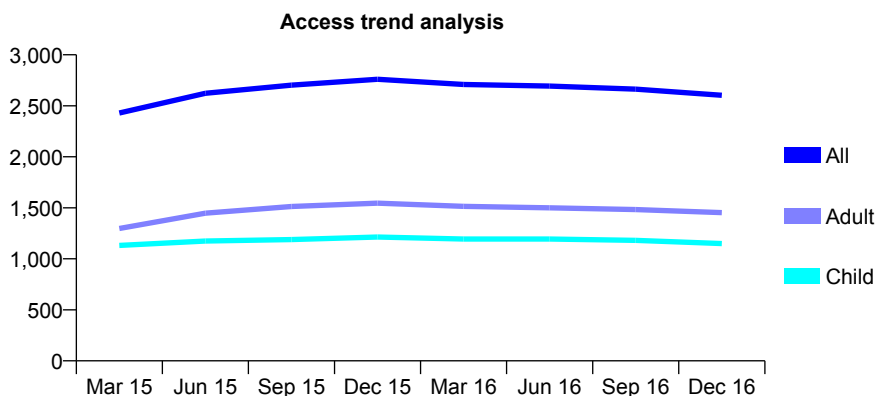
7A1 - Vital Signs At a Glance Contract Report for 173223/0001 - December 2016

Name or company name	The Kandy Lodge Dental Practice Partners
Contract type name	GDS Contract
Purpose of contract	General
Contract start date	01/12/2013
Contract end date	

16/17 Contracted general activity (UDA)	7,920
Carry forward general activity (UDA)	-274
16/17 Contracted orthodontic activity (UOA)	0
Carry forward orthodontic activity (UOA)	0
Baseline contract value	£149,182.41

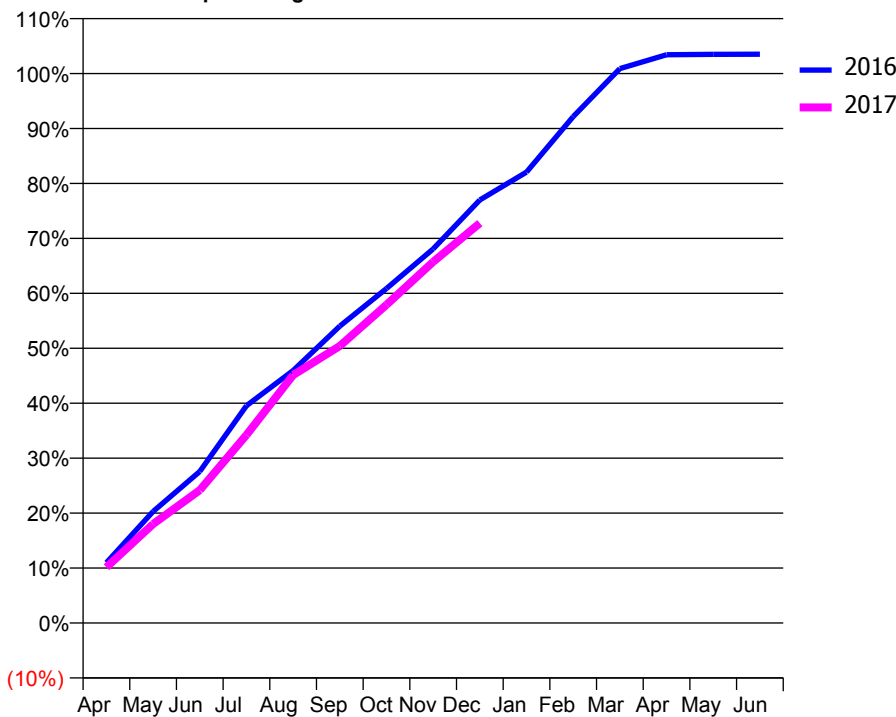
ACCESS*

Patients seen in 24 months	Total	Change since previous quarter
Quarter ending December 2015	2,760	
Quarter ending March 2016	2,709	↓
Quarter ending June 2016	2,694	→
Quarter ending September 2016	2,664	↓
Quarter ending December 2016	2,603	↓
Variance since December 2015	(5.7%)	↓



ACTIVITY

Cumulative percentage of contracted UDA delivered 2016 & 2017



Month	Adjusted Scheduled Activity (UDA)	
	2016	2017
April	858	804
May	1,588	1,426
June	2,157	1,916
July	3,093	2,710
August	3,592	3,573
September	4,225	3,993
October	4,759	4,587
November	5,325	5,205
December	6,021	5,763
January	6,418	
February	7,206	
March	7,890	
April	8,087	
May	8,093	
June	8,094	

QUALITY

	Quantity	Base Number	Contract	LHB	Wales
% of FP17s for the same patient ID Re-attending within 3 months - Children	132	1,699	7.8%	8.0%	11.4%
% of FP17s for the same patient ID Re-attending within 3 months - Adults	204	1,343	15.2%	13.6%	16.6%
% of FP17s for the same patient ID Re-attending between 3 & 9 months - Children	1,213	1,699	71.4%	58.9%	58.0%
% of FP17s for the same patient ID Re-attending between 3 & 9 months - Adults	772	1,343	57.5%	53.5%	53.9%
% of FP17s for Band 1 Urgent Courses	278	2,939	9.5%	8.0%	9.0%
% of FP17s Relating to Free Repair or Replacements	1	2,939	0.0%	0.8%	0.7%
% of FP17s Relating to Continuations	31	2,939	1.1%	1.0%	0.9%
% of Patients satisfied with the dentistry they have received	1	1	N/A	94.3%	94.2%
% of Patients satisfied with the time they had to wait for an appointment	1	1	N/A	89.1%	88.6%

* This is based on patients treated on this contract for their most recent course of treatment. Figures in italics indicate the base number of FP17s or Patient Questionnaire responses are less than 100. N/A is shown where the base number of responses is less than 10 during the period. % is calculated as Quantity/Base number*100

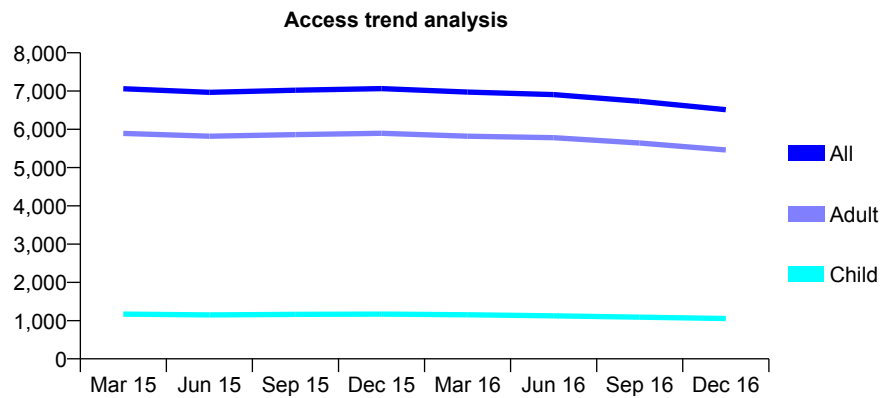
7A1 - Vital Signs At a Glance Contract Report for 175145/0001 - December 2016

Name or company name	Rhyl and Abergele Elwy Dental Partnership
Contract type name	GDS Contract
Purpose of contract	General
Contract start date	01/03/2011
Contract end date	

16/17 Contracted general activity (UDA)	17,800
Carry forward general activity (UDA)	22
16/17 Contracted orthodontic activity (UOA)	0
Carry forward orthodontic activity (UOA)	0
Baseline contract value	£473,302.00

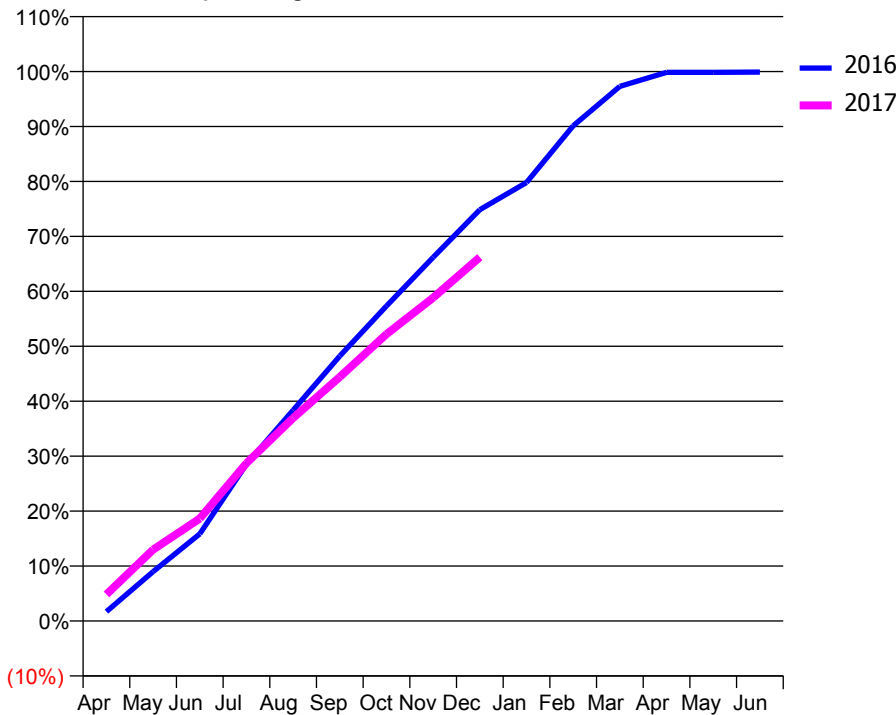
ACCESS*

Patients seen in 24 months	Total	Change since previous quarter
Quarter ending December 2015	7,063	
Quarter ending March 2016	6,973	↓
Quarter ending June 2016	6,907	→
Quarter ending September 2016	6,734	↓
Quarter ending December 2016	6,513	↓
Variance since December 2015	(7.8%)	↓



ACTIVITY

Cumulative percentage of contracted UDA delivered 2016 & 2017



Month	Adjusted Scheduled Activity (UDA)	
	2016	2017
April	322	864
May	1,698	2,315
June	2,991	3,320
July	5,385	5,112
August	7,238	6,577
September	9,099	7,907
October	10,817	9,294
November	12,486	10,474
December	14,120	11,787
January	15,056	
February	16,999	
March	18,356	
April	18,837	
May	18,837	
June	18,843	

QUALITY

	Quantity	Base Number	Contract	LHB	Wales
% of FP17s for the same patient ID Re-attending within 3 months - Children	69	1,096	6.3%	8.0%	11.4%
% of FP17s for the same patient ID Re-attending within 3 months - Adults	748	5,531	13.5%	13.6%	16.6%
% of FP17s for the same patient ID Re-attending between 3 & 9 months - Children	752	1,096	68.6%	58.9%	58.0%
% of FP17s for the same patient ID Re-attending between 3 & 9 months - Adults	3,318	5,531	60.0%	53.5%	53.9%
% of FP17s for Band 1 Urgent Courses	451	6,379	7.1%	8.0%	9.0%
% of FP17s Relating to Free Repair or Replacements	36	6,379	0.6%	0.8%	0.7%
% of FP17s Relating to Continuations	82	6,379	1.3%	1.0%	0.9%
% of Patients satisfied with the dentistry they have received	31	32	96.9%	94.3%	94.2%
% of Patients satisfied with the time they had to wait for an appointment	25	32	78.1%	89.1%	88.6%

* This is based on patients treated on this contract for their most recent course of treatment. Figures in italics indicate the base number of FP17s or Patient Questionnaire responses are less than 100. N/A is shown where the base number of responses is less than 10 during the period. % is calculated as Quantity/Base number*100

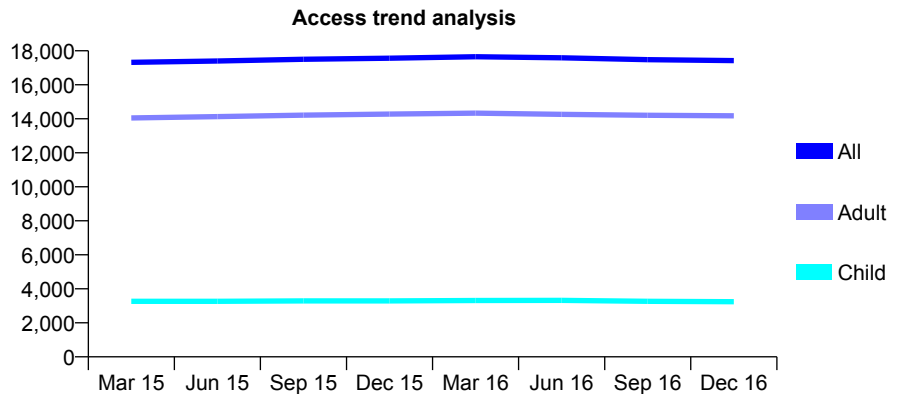
7A1 - Vital Signs At a Glance Contract Report for 175145/0002 - December 2016

Name or company name	Rhyl and Abergele Elwy Dental Partnership
Contract type name	GDS Contract
Purpose of contract	General and Orthodontic
Contract start date	01/03/2011
Contract end date	

16/17 Contracted general activity (UDA)	49,009
Carry forward general activity (UDA)	-6
16/17 Contracted orthodontic activity (UOA)	827
Carry forward orthodontic activity (UOA)	13
Baseline contract value	£1,386,243.21

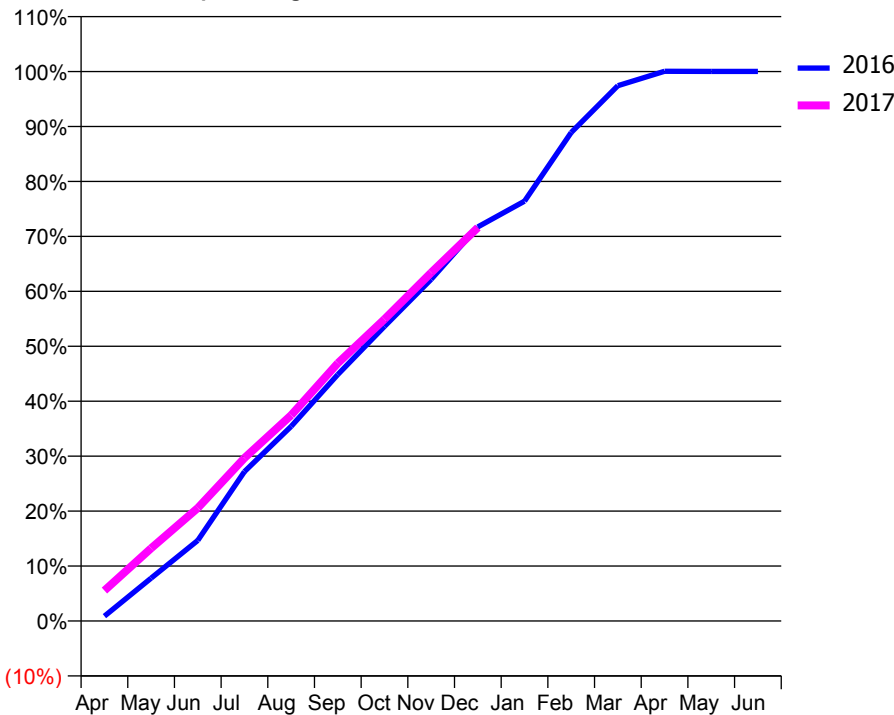
ACCESS*

Patients seen in 24 months	Total	Change since previous quarter
Quarter ending December 2015	17,566	
Quarter ending March 2016	17,651	→
Quarter ending June 2016	17,587	→
Quarter ending September 2016	17,476	→
Quarter ending December 2016	17,420	→
Variance since December 2015	(0.8%)	→



ACTIVITY

Cumulative percentage of contracted UDA delivered 2016 & 2017



Month	Adjusted Scheduled Activity (UDA)	
	2016	2017
April	433	2,719
May	3,819	6,482
June	7,189	10,083
July	13,331	14,535
August	17,352	18,362
September	21,980	22,992
October	26,274	26,918
November	30,474	31,067
December	35,144	35,096
January	37,450	
February	43,568	
March	47,740	
April	49,027	
May	49,015	
June	49,015	

QUALITY

	Quantity	Base Number	Contract	LHB	Wales
% of FP17s for the same patient ID Re-attending within 3 months - Children	226	3,287	6.9%	8.0%	11.4%
% of FP17s for the same patient ID Re-attending within 3 months - Adults	1,408	13,723	10.3%	13.6%	16.6%
% of FP17s for the same patient ID Re-attending between 3 & 9 months - Children	1,704	3,287	51.8%	58.9%	58.0%
% of FP17s for the same patient ID Re-attending between 3 & 9 months - Adults	5,678	13,723	41.4%	53.5%	53.9%
% of FP17s for Band 1 Urgent Courses	838	16,363	5.1%	8.0%	9.0%
% of FP17s Relating to Free Repair or Replacements	56	16,363	0.3%	0.8%	0.7%
% of FP17s Relating to Continuations	213	16,363	1.3%	1.0%	0.9%
% of Patients satisfied with the dentistry they have received	50	50	100.0%	94.3%	94.2%
% of Patients satisfied with the time they had to wait for an appointment	49	50	98.0%	89.1%	88.6%

* This is based on patients treated on this contract for their most recent course of treatment. Figures in italics indicate the base number of FP17s or Patient Questionnaire responses are less than 100. N/A is shown where the base number of responses is less than 10 during the period. % is calculated as Quantity/Base number*100

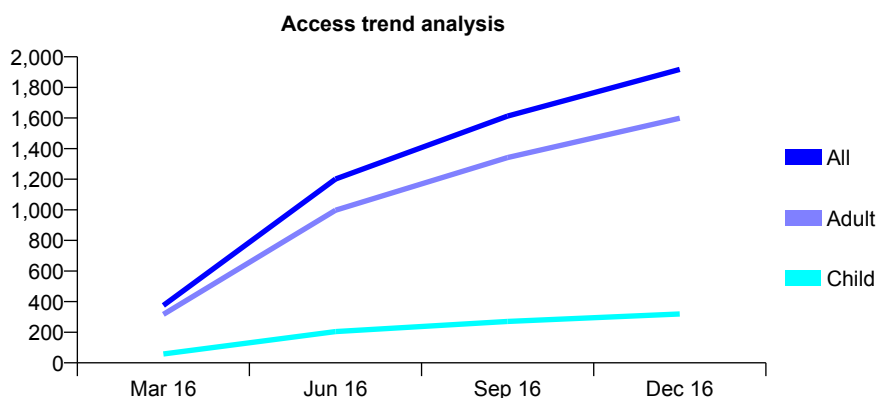
7A1 - Vital Signs At a Glance Contract Report for 175595/0001 - December 2016

Name or company name	MR QM JAFFRI
Contract type name	GDS Contract
Purpose of contract	General
Contract start date	28/12/2015
Contract end date	

16/17 Contracted general activity (UDA)	9,766
Carry forward general activity (UDA)	84
16/17 Contracted orthodontic activity (UOA)	0
Carry forward orthodontic activity (UOA)	0
Baseline contract value	£252,334.61

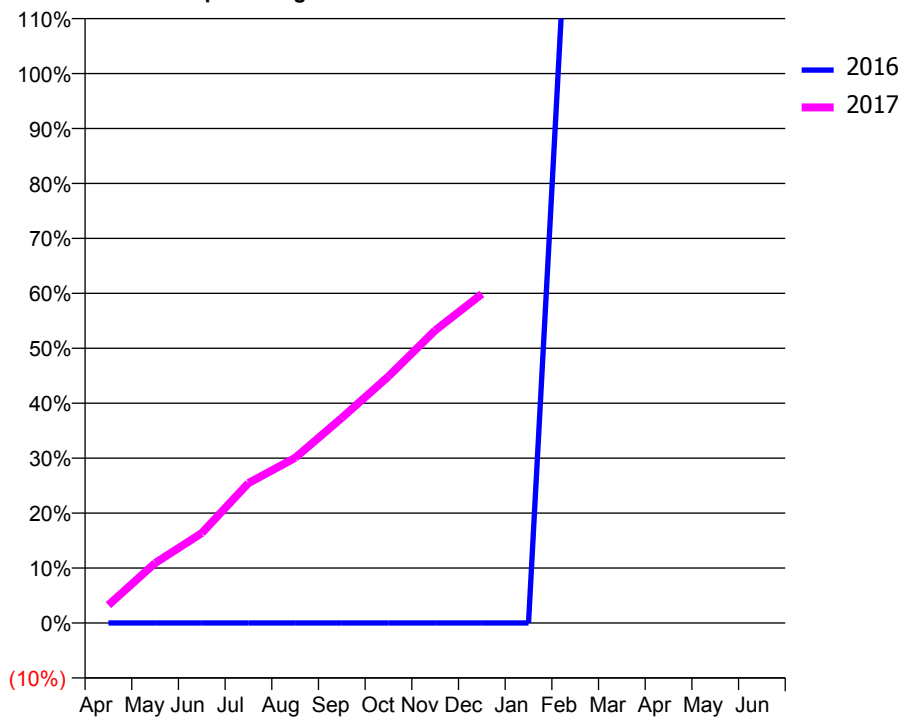
ACCESS*

Patients seen in 24 months	Total	Change since previous quarter
Quarter ending December 2015	0	
Quarter ending March 2016	375	
Quarter ending June 2016	1,201	↑
Quarter ending September 2016	1,613	↑
Quarter ending December 2016	1,918	↑
Variance since December 2015	N/A	



ACTIVITY

Cumulative percentage of contracted UDA delivered 2016 & 2017



Month	Adjusted Scheduled Activity (UDA)	
	2016	2017
April	0	318
May	0	1,065
June	0	1,599
July	0	2,487
August	0	2,935
September	0	3,647
October	0	4,384
November	0	5,200
December	0	5,847
January	0	
February	615	
March	903	
April	1,341	
May	1,366	
June	1,371	

QUALITY

	Quantity	Base Number	Contract	LHB	Wales
% of FP17s for the same patient ID Re-attending within 3 months - Children	6	377	1.6%	8.0%	11.4%
% of FP17s for the same patient ID Re-attending within 3 months - Adults	169	2,093	8.1%	13.6%	16.6%
% of FP17s for the same patient ID Re-attending between 3 & 9 months - Children	84	377	22.3%	58.9%	58.0%
% of FP17s for the same patient ID Re-attending between 3 & 9 months - Adults	546	2,093	26.1%	53.5%	53.9%
% of FP17s for Band 1 Urgent Courses	144	2,235	6.4%	8.0%	9.0%
% of FP17s Relating to Free Repair or Replacements	3	2,235	0.1%	0.8%	0.7%
% of FP17s Relating to Continuations	18	2,235	0.8%	1.0%	0.9%
% of Patients satisfied with the dentistry they have received	9	9	N/A	94.3%	94.2%
% of Patients satisfied with the time they had to wait for an appointment	6	9	N/A	89.1%	88.6%

* This is based on patients treated on this contract for their most recent course of treatment. Figures in italics indicate the base number of FP17s or Patient Questionnaire responses are less than 100. N/A is shown where the base number of responses is less than 10 during the period. % is calculated as Quantity/Base number*100

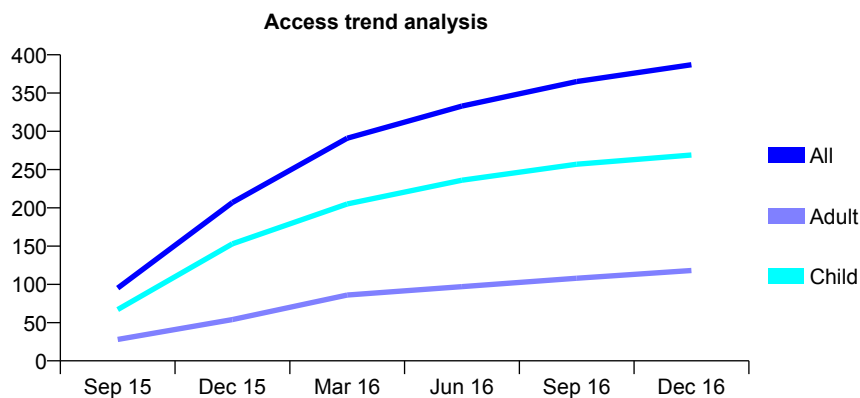
7A1 - Vital Signs At a Glance Contract Report for 175897/0001 - December 2016

Name or company name	C Aston
Contract type name	GDS Contract
Purpose of contract	General
Contract start date	25/07/2015
Contract end date	

16/17 Contracted general activity (UDA)	1,160
Carry forward general activity (UDA)	31
16/17 Contracted orthodontic activity (UOA)	0
Carry forward orthodontic activity (UOA)	0
Baseline contract value	£27,014.04

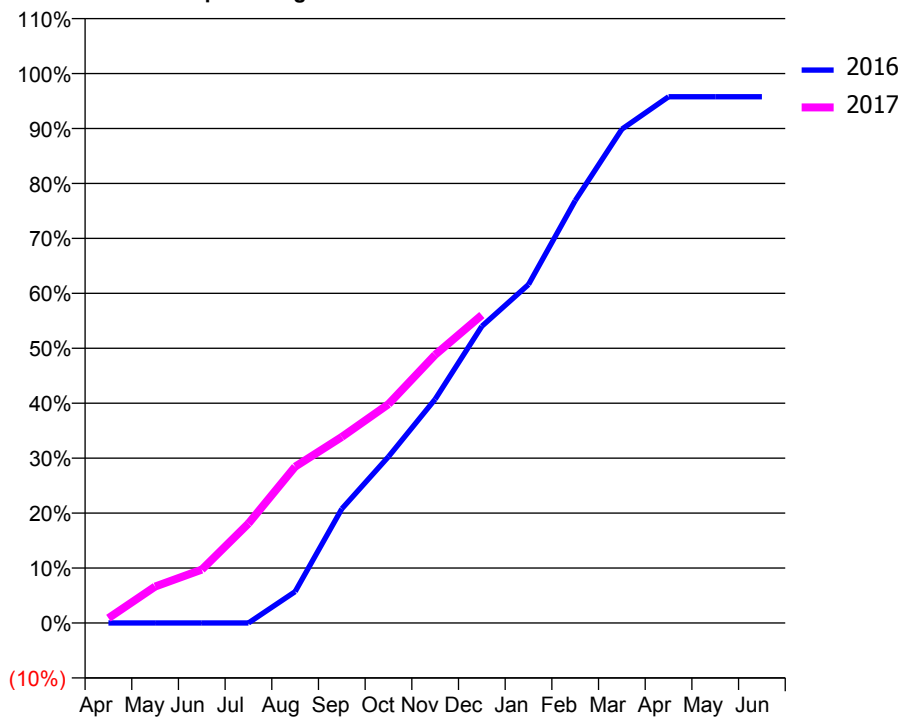
ACCESS*

Patients seen in 24 months	Total	Change since previous quarter
Quarter ending December 2015	207	
Quarter ending March 2016	291	↑
Quarter ending June 2016	333	↑
Quarter ending September 2016	365	↑
Quarter ending December 2016	387	↑
Variance since December 2015	87.0%	↑



ACTIVITY

Cumulative percentage of contracted UDA delivered 2016 & 2017



Month	Adjusted Scheduled Activity (UDA)	
	2016	2017
April	0	10
May	0	77
June	0	113
July	0	210
August	43	330
September	155	393
October	225	462
November	303	566
December	402	650
January	458	
February	572	
March	669	
April	713	
May	713	
June	713	

QUALITY

	Quantity	Base Number	Contract	LHB	Wales
% of FP17s for the same patient ID Re-attending within 3 months - Children	36	336	10.7%	8.0%	11.4%
% of FP17s for the same patient ID Re-attending within 3 months - Adults	21	97	21.6%	13.6%	16.6%
% of FP17s for the same patient ID Re-attending between 3 & 9 months - Children	123	336	36.6%	58.9%	58.0%
% of FP17s for the same patient ID Re-attending between 3 & 9 months - Adults	29	97	29.9%	53.5%	53.9%
% of FP17s for Band 1 Urgent Courses	35	406	8.6%	8.0%	9.0%
% of FP17s Relating to Free Repair or Replacements	0	406	0.0%	0.8%	0.7%
% of FP17s Relating to Continuations	0	406	0.0%	1.0%	0.9%
% of Patients satisfied with the dentistry they have received	1	1	N/A	94.3%	94.2%
% of Patients satisfied with the time they had to wait for an appointment	1	1	N/A	89.1%	88.6%

* This is based on patients treated on this contract for their most recent course of treatment. Figures in italics indicate the base number of FP17s or Patient Questionnaire responses are less than 100. N/A is shown where the base number of responses is less than 10 during the period. % is calculated as Quantity/Base number*100

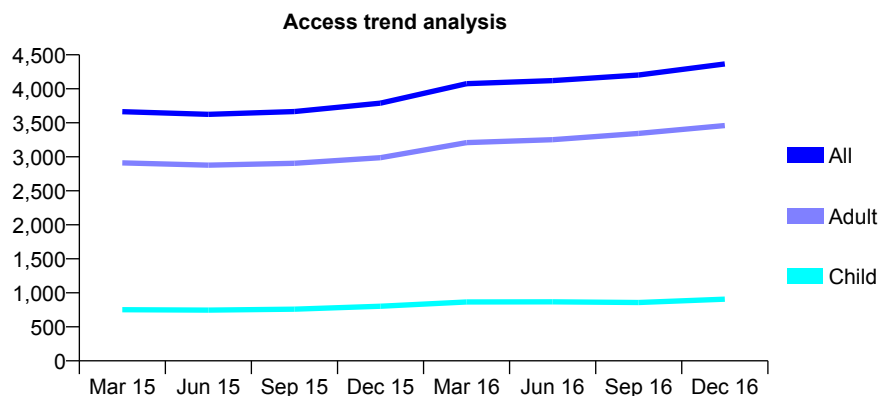
7A1 - Vital Signs At a Glance Contract Report for 182532/0001 - December 2016

Name or company name	R Jotangia
Contract type name	GDS Contract
Purpose of contract	General
Contract start date	18/04/2012
Contract end date	

16/17 Contracted general activity (UDA)	16,832
Carry forward general activity (UDA)	26
16/17 Contracted orthodontic activity (UOA)	0
Carry forward orthodontic activity (UOA)	0
Baseline contract value	£385,417.99

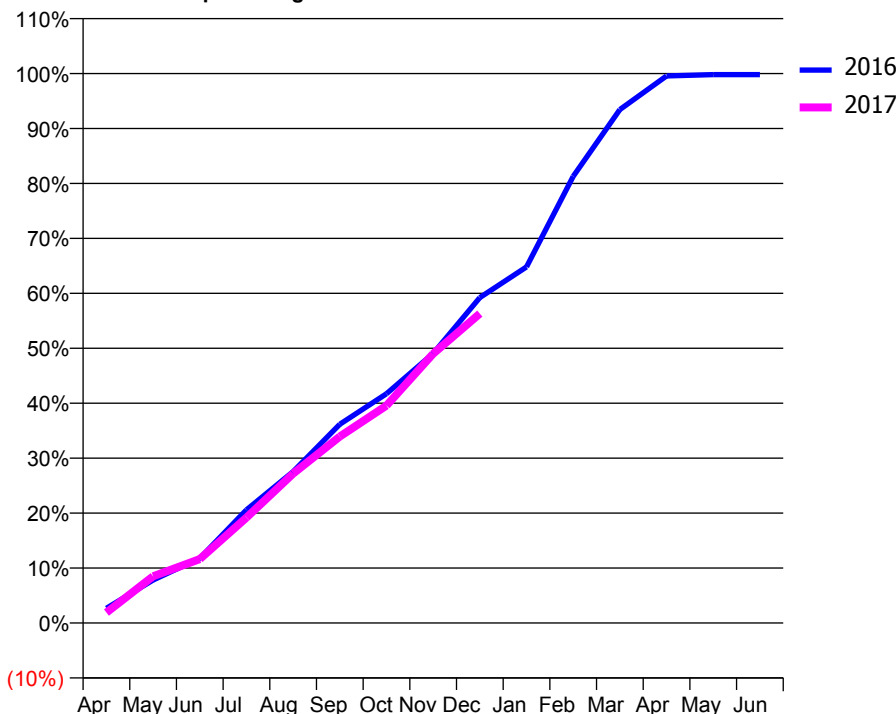
ACCESS*

Patients seen in 24 months	Total	Change since previous quarter
Quarter ending December 2015	3,789	
Quarter ending March 2016	4,075	↑
Quarter ending June 2016	4,120	→
Quarter ending September 2016	4,203	↑
Quarter ending December 2016	4,366	↑
Variance since December 2015	15.2%	↑



ACTIVITY

Cumulative percentage of contracted UDA delivered 2016 & 2017



Month	Adjusted Scheduled Activity (UDA)	
	2016	2017
April	344	320
May	1,005	1,433
June	1,511	1,959
July	2,641	3,227
August	3,536	4,577
September	4,643	5,712
October	5,355	6,662
November	6,295	8,248
December	7,601	9,478
January	8,318	
February	10,432	
March	11,990	
April	12,777	
May	12,807	
June	12,807	

QUALITY

	Quantity	Base Number	Contract	LHB	Wales
% of FP17s for the same patient ID Re-attending within 3 months - Children	63	937	6.7%	8.0%	11.4%
% of FP17s for the same patient ID Re-attending within 3 months - Adults	509	3,458	14.7%	13.6%	16.6%
% of FP17s for the same patient ID Re-attending between 3 & 9 months - Children	554	937	59.1%	58.9%	58.0%
% of FP17s for the same patient ID Re-attending between 3 & 9 months - Adults	1,597	3,458	46.2%	53.5%	53.9%
% of FP17s for Band 1 Urgent Courses	197	4,118	4.8%	8.0%	9.0%
% of FP17s Relating to Free Repair or Replacements	59	4,118	1.4%	0.8%	0.7%
% of FP17s Relating to Continuations	101	4,118	2.5%	1.0%	0.9%
% of Patients satisfied with the dentistry they have received	11	12	91.7%	94.3%	94.2%
% of Patients satisfied with the time they had to wait for an appointment	9	12	75.0%	89.1%	88.6%

* This is based on patients treated on this contract for their most recent course of treatment. Figures in italics indicate the base number of FP17s or Patient Questionnaire responses are less than 100. N/A is shown where the base number of responses is less than 10 during the period. % is calculated as Quantity/Base number*100

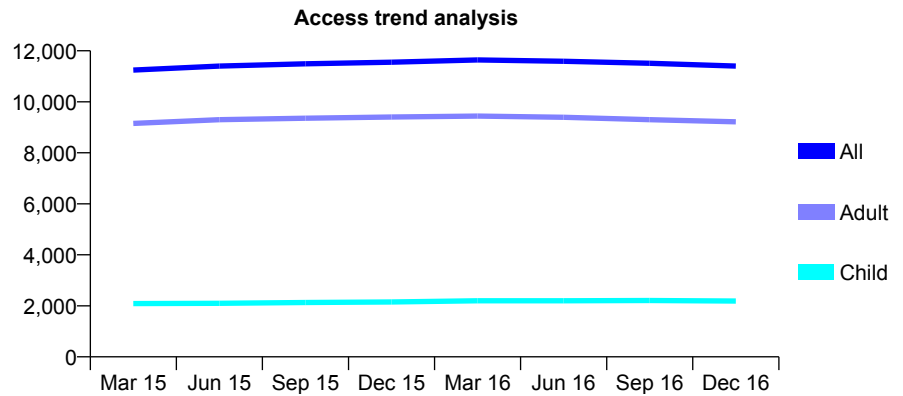
7A1 - Vital Signs At a Glance Contract Report for 186023/0001 - December 2016

Name or company name	RYAN & NAYLOR LIMITED
Contract type name	GDS Contract
Purpose of contract	General
Contract start date	01/05/2012
Contract end date	

16/17 Contracted general activity (UDA)	37,092
Carry forward general activity (UDA)	994
16/17 Contracted orthodontic activity (UOA)	0
Carry forward orthodontic activity (UOA)	0
Baseline contract value	£849,483.72

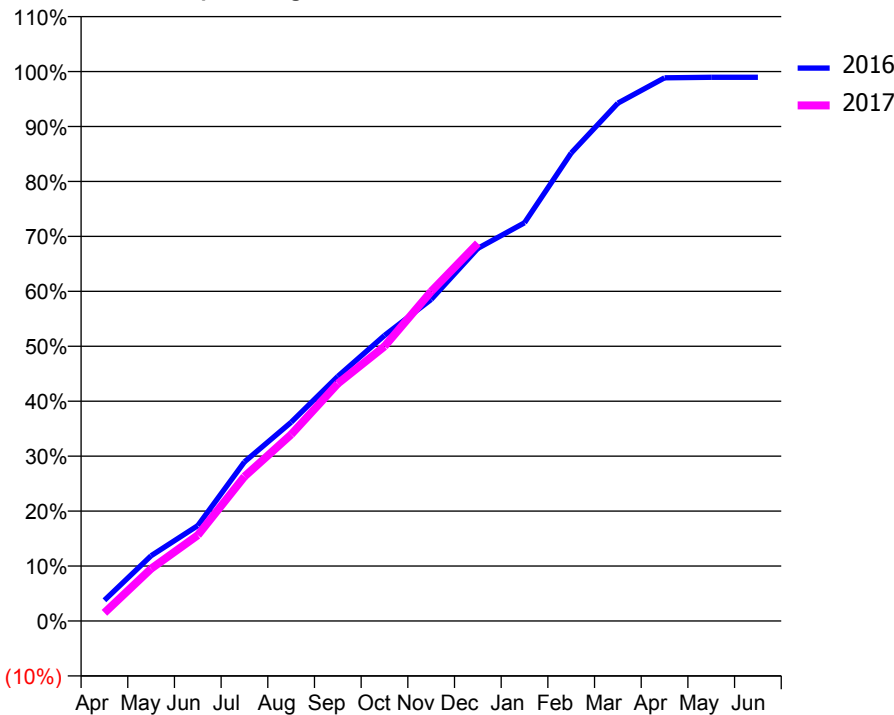
ACCESS*

Patients seen in 24 months	Total	Change since previous quarter
Quarter ending December 2015	11,553	
Quarter ending March 2016	11,643	→
Quarter ending June 2016	11,592	→
Quarter ending September 2016	11,510	→
Quarter ending December 2016	11,402	→
Variance since December 2015	(1.3%)	↓



ACTIVITY

Cumulative percentage of contracted UDA delivered 2016 & 2017



Month	Adjusted Scheduled Activity (UDA)	
	2016	2017
April	1,423	556
May	4,490	3,533
June	6,564	5,788
July	10,953	9,750
August	13,677	12,586
September	16,839	16,026
October	19,650	18,535
November	22,129	22,242
December	25,643	25,500
January	27,405	
February	32,211	
March	35,638	
April	37,390	
May	37,426	
June	37,426	

QUALITY

	Quantity	Base Number	Contract	LHB	Wales
% of FP17s for the same patient ID Re-attending within 3 months - Children	167	2,504	6.7%	8.0%	11.4%
% of FP17s for the same patient ID Re-attending within 3 months - Adults	1,284	10,758	11.9%	13.6%	16.6%
% of FP17s for the same patient ID Re-attending between 3 & 9 months - Children	1,490	2,504	59.5%	58.9%	58.0%
% of FP17s for the same patient ID Re-attending between 3 & 9 months - Adults	6,869	10,758	63.9%	53.5%	53.9%
% of FP17s for Band 1 Urgent Courses	643	12,559	5.1%	8.0%	9.0%
% of FP17s Relating to Free Repair or Replacements	82	12,559	0.7%	0.8%	0.7%
% of FP17s Relating to Continuations	59	12,559	0.5%	1.0%	0.9%
% of Patients satisfied with the dentistry they have received	31	32	96.9%	94.3%	94.2%
% of Patients satisfied with the time they had to wait for an appointment	28	32	87.5%	89.1%	88.6%

* This is based on patients treated on this contract for their most recent course of treatment. Figures in italics indicate the base number of FP17s or Patient Questionnaire responses are less than 100. N/A is shown where the base number of responses is less than 10 during the period. % is calculated as Quantity/Base number*100

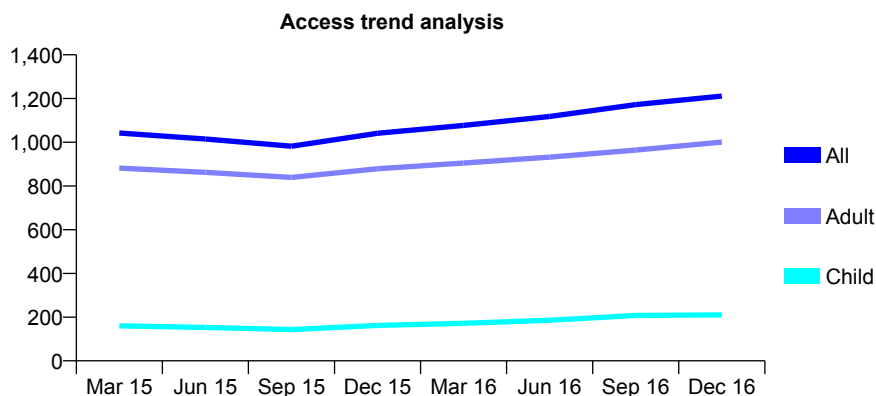
7A1 - Vital Signs At a Glance Contract Report for 187011/0002 - December 2016

Name or company name	Betsi Cadwaladr University Health Board
Contract type name	PDS Contract
Purpose of contract	General
Contract start date	01/04/2006
Contract end date	31/03/2018

16/17 Contracted general activity (UDA)	3,605
Carry forward general activity (UDA)	0
16/17 Contracted orthodontic activity (UOA)	0
Carry forward orthodontic activity (UOA)	0
Baseline contract value	£68,970.58

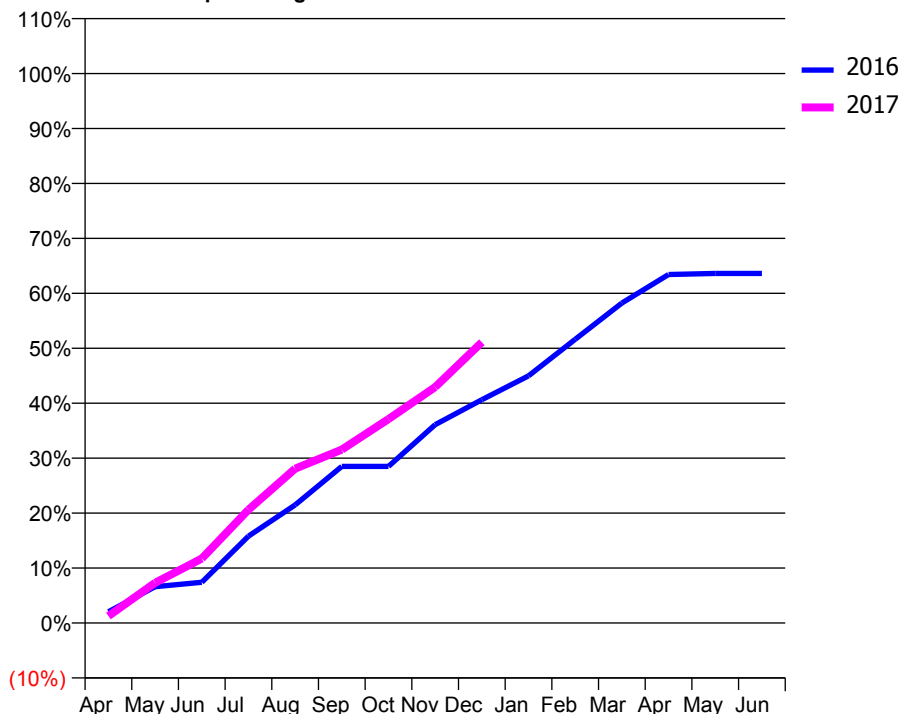
ACCESS*

Patients seen in 24 months	Total	Change since previous quarter
Quarter ending December 2015	1,041	
Quarter ending March 2016	1,077	↑
Quarter ending June 2016	1,118	↑
Quarter ending September 2016	1,172	↑
Quarter ending December 2016	1,211	↑
Variance since December 2015	16.3%	↑



ACTIVITY

Cumulative percentage of contracted UDA delivered 2016 & 2017



Month	Adjusted Scheduled Activity (UDA)	
	2016	2017
April	74	46
May	238	264
June	267	423
July	570	743
August	774	1,012
September	1,028	1,137
October	1,028	1,338
November	1,301	1,548
December	1,465	1,842
January	1,621	
February	1,861	
March	2,099	
April	2,286	
May	2,293	
June	2,293	

QUALITY

	Quantity	Base Number	Contract	LHB	Wales
% of FP17s for the same patient ID Re-attending within 3 months - Children	3	166	1.8%	8.0%	11.4%
% of FP17s for the same patient ID Re-attending within 3 months - Adults	55	670	8.2%	13.6%	16.6%
% of FP17s for the same patient ID Re-attending between 3 & 9 months - Children	24	166	14.5%	58.9%	58.0%
% of FP17s for the same patient ID Re-attending between 3 & 9 months - Adults	173	670	25.8%	53.5%	53.9%
% of FP17s for Band 1 Urgent Courses	121	723	16.7%	8.0%	9.0%
% of FP17s Relating to Free Repair or Replacements	0	723	0.0%	0.8%	0.7%
% of FP17s Relating to Continuations	0	723	0.0%	1.0%	0.9%
% of Patients satisfied with the dentistry they have received	5	5	N/A	94.3%	94.2%
% of Patients satisfied with the time they had to wait for an appointment	5	5	N/A	89.1%	88.6%

* This is based on patients treated on this contract for their most recent course of treatment. Figures in italics indicate the base number of FP17s or Patient Questionnaire responses are less than 100. N/A is shown where the base number of responses is less than 10 during the period. % is calculated as Quantity/Base number*100

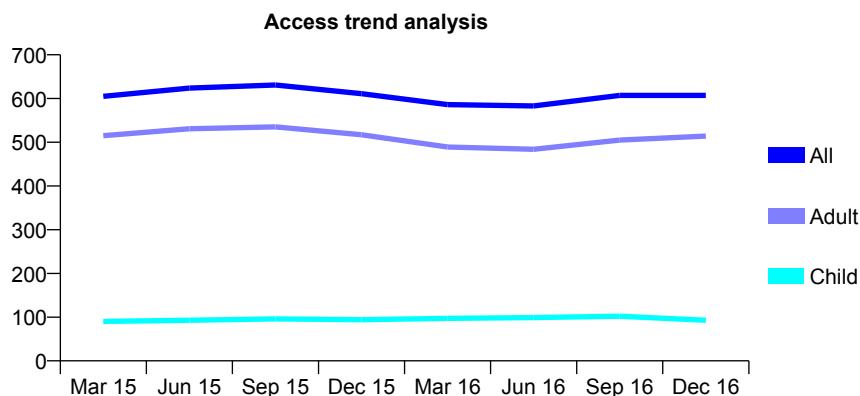
7A1 - Vital Signs At a Glance Contract Report for 187011/0004 - December 2016

Name or company name	Betsi Cadwaladr University Health Board
Contract type name	PDS Contract
Purpose of contract	General
Contract start date	01/04/2006
Contract end date	31/03/2018

16/17 Contracted general activity (UDA)	2,000
Carry forward general activity (UDA)	0
16/17 Contracted orthodontic activity (UOA)	0
Carry forward orthodontic activity (UOA)	0
Baseline contract value	£48,820.84

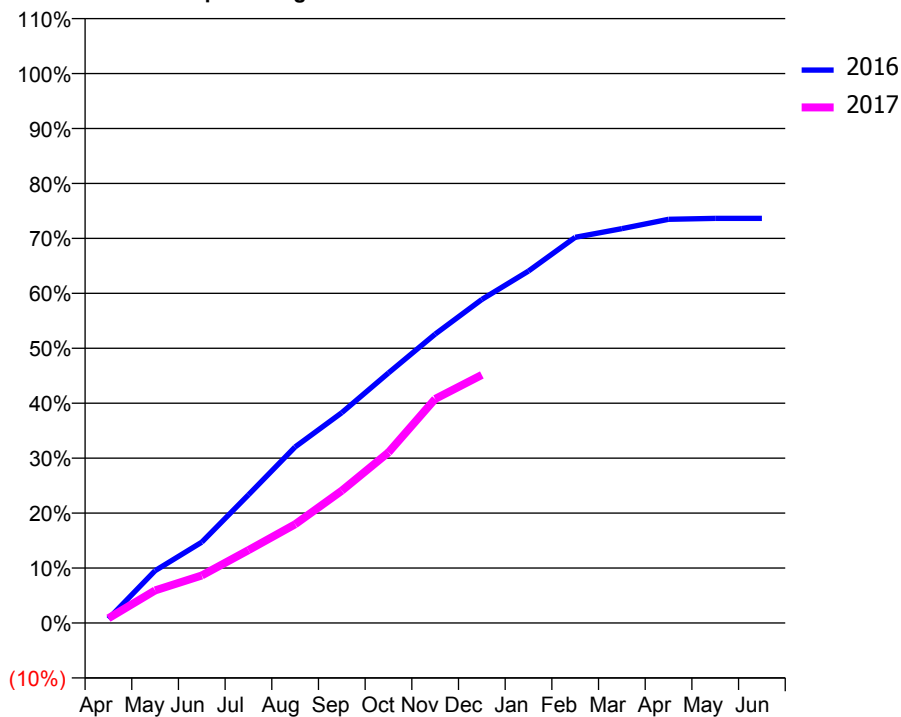
ACCESS*

Patients seen in 24 months	Total	Change since previous quarter
Quarter ending December 2015	611	
Quarter ending March 2016	586	↓
Quarter ending June 2016	583	→
Quarter ending September 2016	607	↑
Quarter ending December 2016	607	→
Variance since December 2015	(0.7%)	→



ACTIVITY

Cumulative percentage of contracted UDA delivered 2016 & 2017



Month	Adjusted Scheduled Activity (UDA)	
	2016	2017
April	15	17
May	191	119
June	294	173
July	467	265
August	641	360
September	766	482
October	910	621
November	1,052	816
December	1,178	903
January	1,281	
February	1,404	
March	1,436	
April	1,470	
May	1,473	
June	1,473	

QUALITY

	Quantity	Base Number	Contract	LHB	Wales
% of FP17s for the same patient ID Re-attending within 3 months - Children	0	54	0.0%	8.0%	11.4%
% of FP17s for the same patient ID Re-attending within 3 months - Adults	11	363	3.0%	13.6%	16.6%
% of FP17s for the same patient ID Re-attending between 3 & 9 months - Children	14	54	25.9%	58.9%	58.0%
% of FP17s for the same patient ID Re-attending between 3 & 9 months - Adults	148	363	40.8%	53.5%	53.9%
% of FP17s for Band 1 Urgent Courses	14	331	4.2%	8.0%	9.0%
% of FP17s Relating to Free Repair or Replacements	0	331	0.0%	0.8%	0.7%
% of FP17s Relating to Continuations	0	331	0.0%	1.0%	0.9%
% of Patients satisfied with the dentistry they have received	1	1	N/A	94.3%	94.2%
% of Patients satisfied with the time they had to wait for an appointment	1	1	N/A	89.1%	88.6%

* This is based on patients treated on this contract for their most recent course of treatment. Figures in italics indicate the base number of FP17s or Patient Questionnaire responses are less than 100. N/A is shown where the base number of responses is less than 10 during the period. % is calculated as Quantity/Base number*100

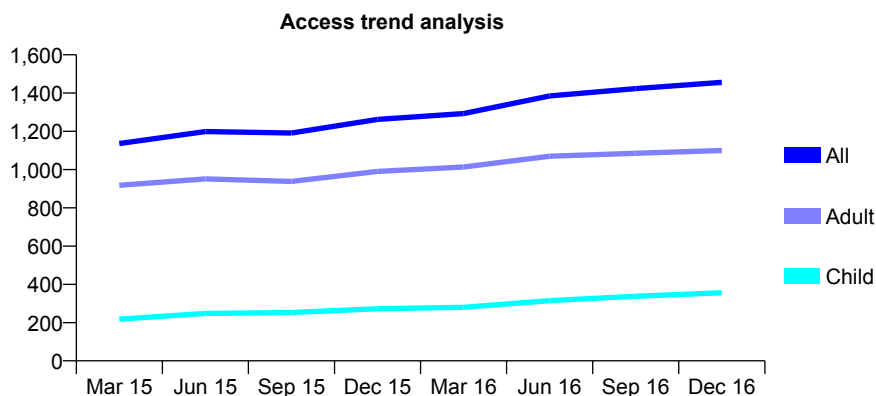
7A1 - Vital Signs At a Glance Contract Report for 187011/0005 - December 2016

Name or company name	Betsi Cadwaladr University Health Board
Contract type name	PDS Contract
Purpose of contract	General
Contract start date	02/04/2006
Contract end date	31/03/2018

16/17 Contracted general activity (UDA)	2,700
Carry forward general activity (UDA)	0
16/17 Contracted orthodontic activity (UOA)	0
Carry forward orthodontic activity (UOA)	0
Baseline contract value	£70,520.65

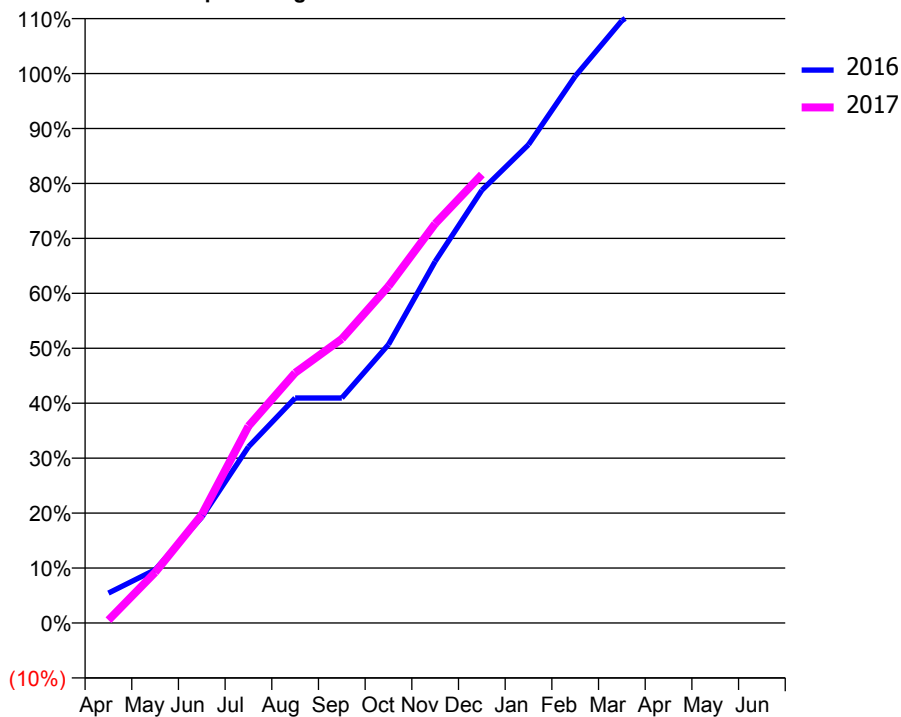
ACCESS*

Patients seen in 24 months	Total	Change since previous quarter
Quarter ending December 2015	1,262	
Quarter ending March 2016	1,293	↑
Quarter ending June 2016	1,385	↑
Quarter ending September 2016	1,423	↑
Quarter ending December 2016	1,456	↑
Variance since December 2015	15.4%	↑



ACTIVITY

Cumulative percentage of contracted UDA delivered 2016 & 2017



Month	Adjusted Scheduled Activity (UDA)	
	2016	2017
April	147	14
May	262	248
June	520	533
July	866	967
August	1,106	1,229
September	1,106	1,396
October	1,369	1,655
November	1,777	1,962
December	2,127	2,204
January	2,351	
February	2,687	
March	2,960	
April	3,107	
May	3,118	
June	3,119	

QUALITY

	Quantity	Base Number	Contract	LHB	Wales
% of FP17s for the same patient ID Re-attending within 3 months - Children	25	292	8.6%	8.0%	11.4%
% of FP17s for the same patient ID Re-attending within 3 months - Adults	58	778	7.5%	13.6%	16.6%
% of FP17s for the same patient ID Re-attending between 3 & 9 months - Children	76	292	26.0%	58.9%	58.0%
% of FP17s for the same patient ID Re-attending between 3 & 9 months - Adults	276	778	35.5%	53.5%	53.9%
% of FP17s for Band 1 Urgent Courses	73	977	7.5%	8.0%	9.0%
% of FP17s Relating to Free Repair or Replacements	3	977	0.3%	0.8%	0.7%
% of FP17s Relating to Continuations	2	977	0.2%	1.0%	0.9%
% of Patients satisfied with the dentistry they have received	3	4	N/A	94.3%	94.2%
% of Patients satisfied with the time they had to wait for an appointment	4	4	N/A	89.1%	88.6%

* This is based on patients treated on this contract for their most recent course of treatment. Figures in italics indicate the base number of FP17s or Patient Questionnaire responses are less than 100. N/A is shown where the base number of responses is less than 10 during the period. % is calculated as Quantity/Base number*100

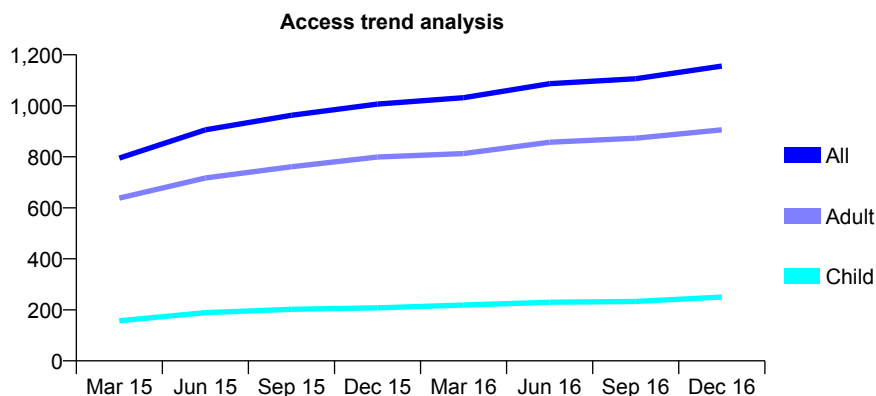
7A1 - Vital Signs At a Glance Contract Report for 188042/0001 - December 2016

Name or company name	T Ferguson
Contract type name	GDS Contract
Purpose of contract	General and Orthodontic
Contract start date	01/08/2014
Contract end date	

16/17 Contracted general activity (UDA)	5,811
Carry forward general activity (UDA)	-226
16/17 Contracted orthodontic activity (UOA)	0
Carry forward orthodontic activity (UOA)	0
Baseline contract value	£180,620.13

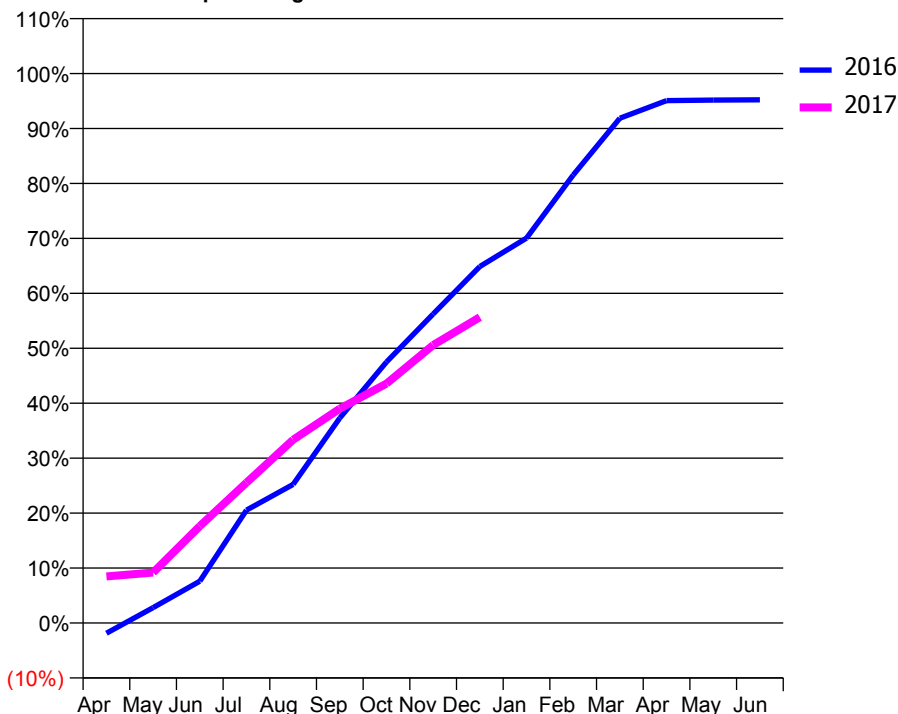
ACCESS*

Patients seen in 24 months	Total	Change since previous quarter
Quarter ending December 2015	1,007	
Quarter ending March 2016	1,032	↑
Quarter ending June 2016	1,087	↑
Quarter ending September 2016	1,106	→
Quarter ending December 2016	1,156	↑
Variance since December 2015	14.8%	↑



ACTIVITY

Cumulative percentage of contracted UDA delivered 2016 & 2017



Month	Adjusted Scheduled Activity (UDA)	
	2016	2017
April	-91	493
May	135	534
June	366	1,024
July	987	1,485
August	1,211	1,939
September	1,792	2,266
October	2,281	2,531
November	2,701	2,939
December	3,116	3,234
January	3,364	
February	3,916	
March	4,412	
April	4,566	
May	4,571	
June	4,573	

QUALITY

	Quantity	Base Number	Contract	LHB	Wales
% of FP17s for the same patient ID Re-attending within 3 months - Children	35	325	10.8%	8.0%	11.4%
% of FP17s for the same patient ID Re-attending within 3 months - Adults	242	1,302	18.6%	13.6%	16.6%
% of FP17s for the same patient ID Re-attending between 3 & 9 months - Children	198	325	60.9%	58.9%	58.0%
% of FP17s for the same patient ID Re-attending between 3 & 9 months - Adults	816	1,302	62.7%	53.5%	53.9%
% of FP17s for Band 1 Urgent Courses	51	1,546	3.3%	8.0%	9.0%
% of FP17s Relating to Free Repair or Replacements	6	1,546	0.4%	0.8%	0.7%
% of FP17s Relating to Continuations	3	1,546	0.2%	1.0%	0.9%
% of Patients satisfied with the dentistry they have received	8	8	N/A	94.3%	94.2%
% of Patients satisfied with the time they had to wait for an appointment	6	8	N/A	89.1%	88.6%

* This is based on patients treated on this contract for their most recent course of treatment. Figures in italics indicate the base number of FP17s or Patient Questionnaire responses are less than 100. N/A is shown where the base number of responses is less than 10 during the period. % is calculated as Quantity/Base number*100

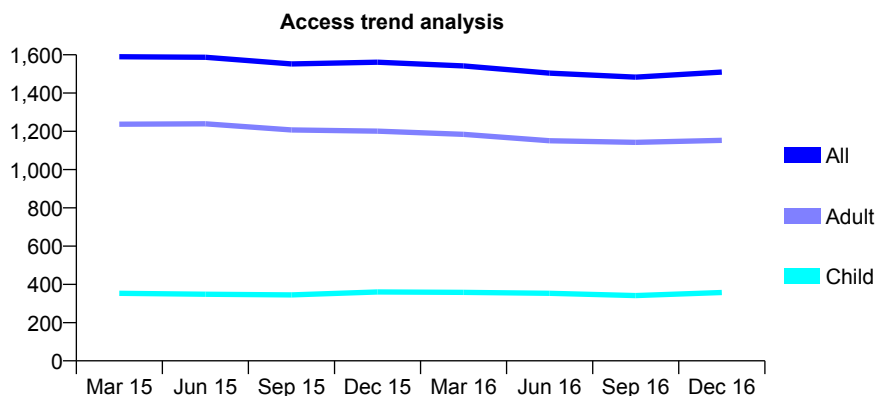
7A1 - Vital Signs At a Glance Contract Report for 192163/0001 - December 2016

Name or company name	Betsi Cadwaladr University Health Board
Contract type name	PDS Contract
Purpose of contract	General
Contract start date	29/03/2010
Contract end date	31/03/2018

16/17 Contracted general activity (UDA)	4,368
Carry forward general activity (UDA)	0
16/17 Contracted orthodontic activity (UOA)	0
Carry forward orthodontic activity (UOA)	0
Baseline contract value	£166,779.23

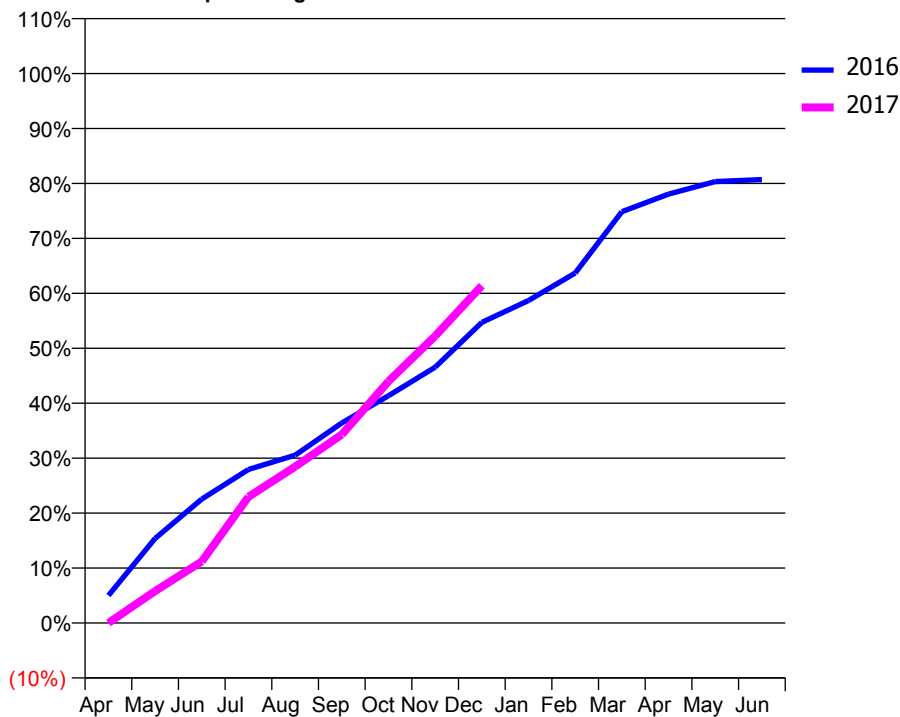
ACCESS*

Patients seen in 24 months	Total	Change since previous quarter
Quarter ending December 2015	1,561	
Quarter ending March 2016	1,542	↓
Quarter ending June 2016	1,504	↓
Quarter ending September 2016	1,483	↓
Quarter ending December 2016	1,510	→
Variance since December 2015	(3.3%)	↓



ACTIVITY

Cumulative percentage of contracted UDA delivered 2016 & 2017



Adjusted Scheduled Activity (UDA)

Month	2016	2017
April	219	0
May	673	254
June	985	489
July	1,221	1,003
August	1,334	1,242
September	1,590	1,498
October	1,806	1,921
November	2,034	2,282
December	2,389	2,681
January	2,564	
February	2,782	
March	3,269	
April	3,409	
May	3,509	
June	3,525	

QUALITY

	Quantity	Base Number	Contract	LHB	Wales
% of FP17s for the same patient ID Re-attending within 3 months - Children	25	281	8.9%	8.0%	11.4%
% of FP17s for the same patient ID Re-attending within 3 months - Adults	118	991	11.9%	13.6%	16.6%
% of FP17s for the same patient ID Re-attending between 3 & 9 months - Children	71	281	25.3%	58.9%	58.0%
% of FP17s for the same patient ID Re-attending between 3 & 9 months - Adults	412	991	41.6%	53.5%	53.9%
% of FP17s for Band 1 Urgent Courses	130	1,141	11.4%	8.0%	9.0%
% of FP17s Relating to Free Repair or Replacements	8	1,141	0.7%	0.8%	0.7%
% of FP17s Relating to Continuations	9	1,141	0.8%	1.0%	0.9%
% of Patients satisfied with the dentistry they have received	7	7	N/A	94.3%	94.2%
% of Patients satisfied with the time they had to wait for an appointment	7	7	N/A	89.1%	88.6%

* This is based on patients treated on this contract for their most recent course of treatment. Figures in italics indicate the base number of FP17s or Patient Questionnaire responses are less than 100. N/A is shown where the base number of responses is less than 10 during the period. % is calculated as Quantity/Base number*100

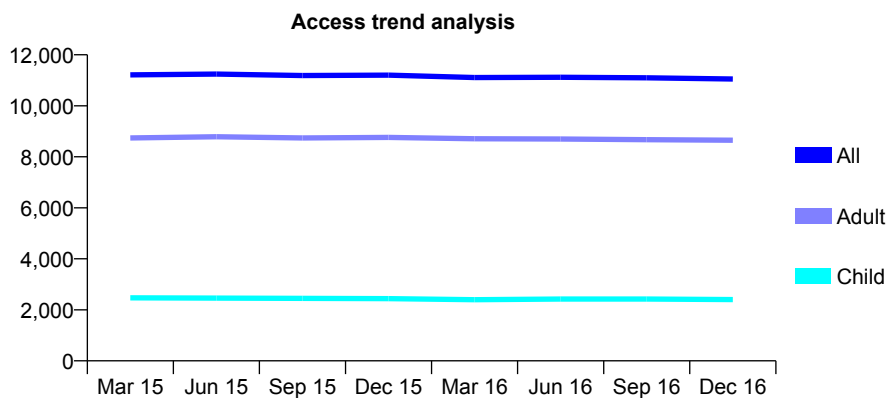
7A1 - Vital Signs At a Glance Contract Report for 193216/0001 - December 2016

Name or company name	Ruthin Dental
Contract type name	GDS Contract
Purpose of contract	General and Orthodontic
Contract start date	01/04/2013
Contract end date	

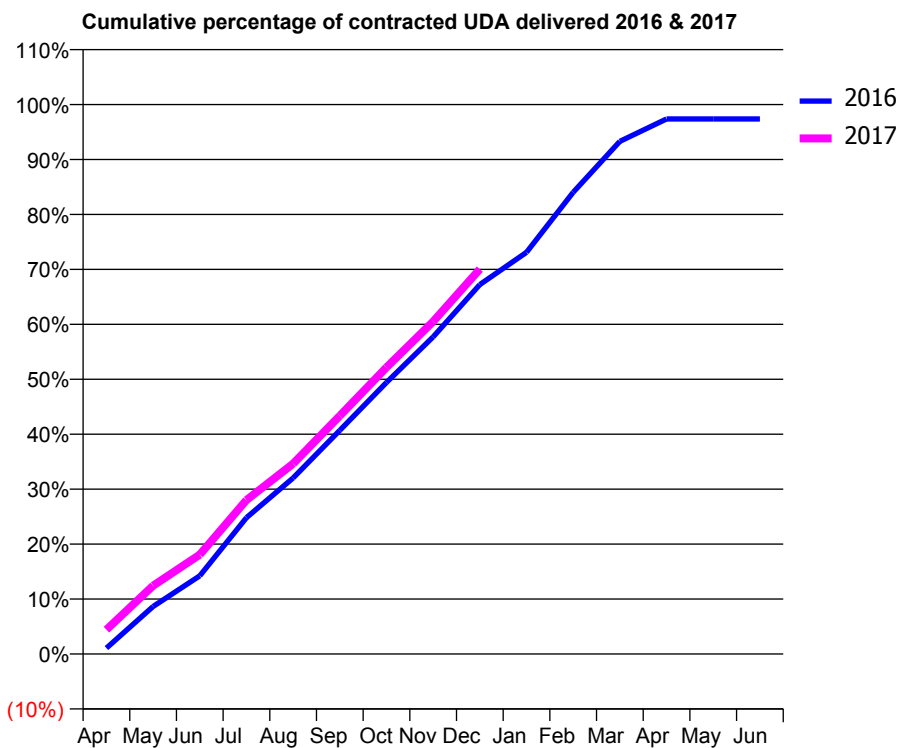
16/17 Contracted general activity (UDA)	32,000
Carry forward general activity (UDA)	0
16/17 Contracted orthodontic activity (UOA)	481
Carry forward orthodontic activity (UOA)	7
Baseline contract value	£834,890.18

ACCESS*

Patients seen in 24 months	Total	Change since previous quarter
Quarter ending December 2015	11,200	
Quarter ending March 2016	11,106	→
Quarter ending June 2016	11,118	→
Quarter ending September 2016	11,097	→
Quarter ending December 2016	11,053	→
Variance since December 2015	(1.3%)	↓



ACTIVITY



Month	Adjusted Scheduled Activity (UDA)	
	2016	2017
April	337	1,414
May	2,695	3,976
June	4,433	5,790
July	7,725	8,968
August	9,982	11,085
September	12,676	13,872
October	15,391	16,689
November	17,973	19,367
December	20,934	22,414
January	22,767	
February	26,168	
March	29,048	
April	30,321	
May	30,321	
June	30,324	

QUALITY

	Quantity	Base Number	Contract	LHB	Wales
% of FP17s for the same patient ID Re-attending within 3 months - Children	161	2,969	5.4%	8.0%	11.4%
% of FP17s for the same patient ID Re-attending within 3 months - Adults	1,349	10,094	13.4%	13.6%	16.6%
% of FP17s for the same patient ID Re-attending between 3 & 9 months - Children	1,980	2,969	66.7%	58.9%	58.0%
% of FP17s for the same patient ID Re-attending between 3 & 9 months - Adults	5,693	10,094	56.4%	53.5%	53.9%
% of FP17s for Band 1 Urgent Courses	795	12,304	6.5%	8.0%	9.0%
% of FP17s Relating to Free Repair or Replacements	51	12,304	0.4%	0.8%	0.7%
% of FP17s Relating to Continuations	86	12,304	0.7%	1.0%	0.9%
% of Patients satisfied with the dentistry they have received	54	58	93.1%	94.3%	94.2%
% of Patients satisfied with the time they had to wait for an appointment	51	58	87.9%	89.1%	88.6%

* This is based on patients treated on this contract for their most recent course of treatment. Figures in italics indicate the base number of FP17s or Patient Questionnaire responses are less than 100. N/A is shown where the base number of responses is less than 10 during the period. % is calculated as Quantity/Base number*100

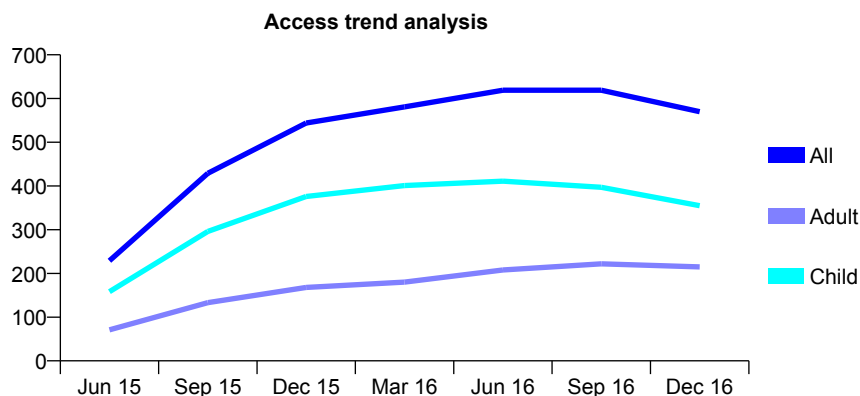
7A1 - Vital Signs At a Glance Contract Report for 196991/0001 - December 2016

Name or company name	Miss C Smith
Contract type name	GDS Contract
Purpose of contract	General
Contract start date	01/04/2015
Contract end date	

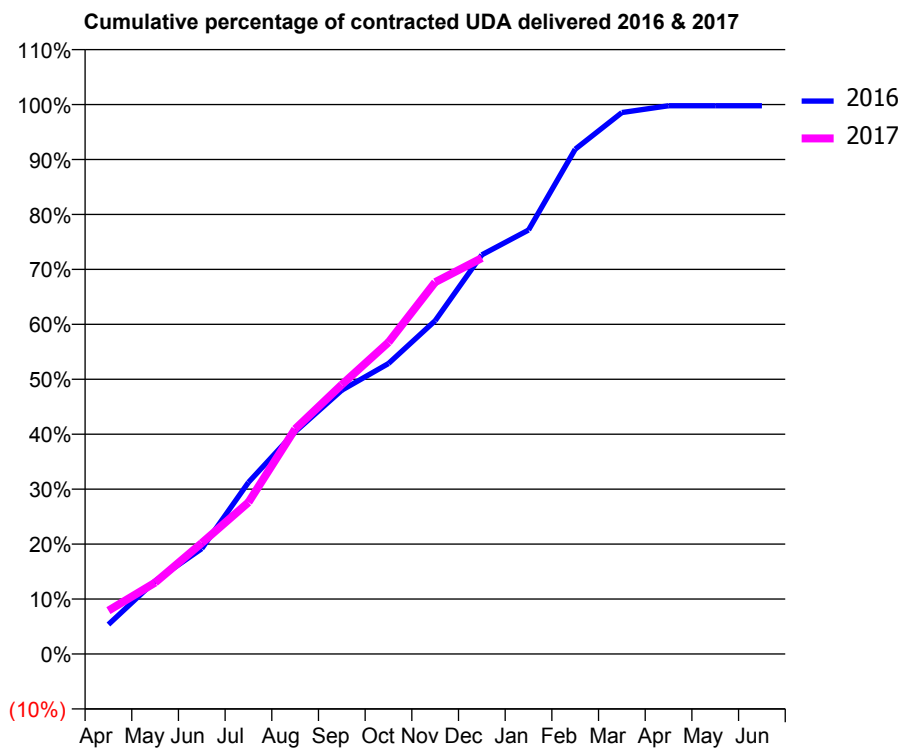
16/17 Contracted general activity (UDA)	1,320
Carry forward general activity (UDA)	3
16/17 Contracted orthodontic activity (UOA)	0
Carry forward orthodontic activity (UOA)	0
Baseline contract value	£34,856.95

ACCESS*

Patients seen in 24 months	Total	Change since previous quarter
Quarter ending December 2015	544	
Quarter ending March 2016	581	↑
Quarter ending June 2016	619	↑
Quarter ending September 2016	619	→
Quarter ending December 2016	570	↓
Variance since December 2015	4.8%	↑



ACTIVITY



Month	Adjusted Scheduled Activity (UDA)	
	2016	2017
April	78	104
May	192	171
June	277	267
July	451	364
August	584	540
September	693	647
October	763	749
November	875	893
December	1,048	951
January	1,113	
February	1,326	
March	1,422	
April	1,440	
May	1,440	
June	1,440	

QUALITY

	Quantity	Base Number	Contract	LHB	Wales
% of FP17s for the same patient ID Re-attending within 3 months - Children	10	443	2.3%	8.0%	11.4%
% of FP17s for the same patient ID Re-attending within 3 months - Adults	22	199	11.1%	13.6%	16.6%
% of FP17s for the same patient ID Re-attending between 3 & 9 months - Children	307	443	69.3%	58.9%	58.0%
% of FP17s for the same patient ID Re-attending between 3 & 9 months - Adults	121	199	60.8%	53.5%	53.9%
% of FP17s for Band 1 Urgent Courses	31	627	4.9%	8.0%	9.0%
% of FP17s Relating to Free Repair or Replacements	0	627	0.0%	0.8%	0.7%
% of FP17s Relating to Continuations	0	627	0.0%	1.0%	0.9%
% of Patients satisfied with the dentistry they have received	3	3	N/A	94.3%	94.2%
% of Patients satisfied with the time they had to wait for an appointment	3	3	N/A	89.1%	88.6%

* This is based on patients treated on this contract for their most recent course of treatment. Figures in italics indicate the base number of FP17s or Patient Questionnaire responses are less than 100. N/A is shown where the base number of responses is less than 10 during the period. % is calculated as Quantity/Base number*100

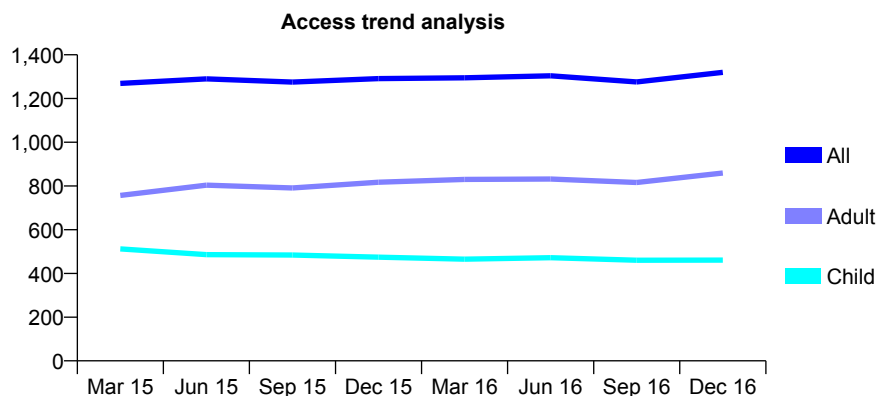
7A1 - Vital Signs At a Glance Contract Report for 197041/0001 - December 2016

Name or company name	Belmont House
Contract type name	GDS Contract
Purpose of contract	General
Contract start date	01/05/2008
Contract end date	

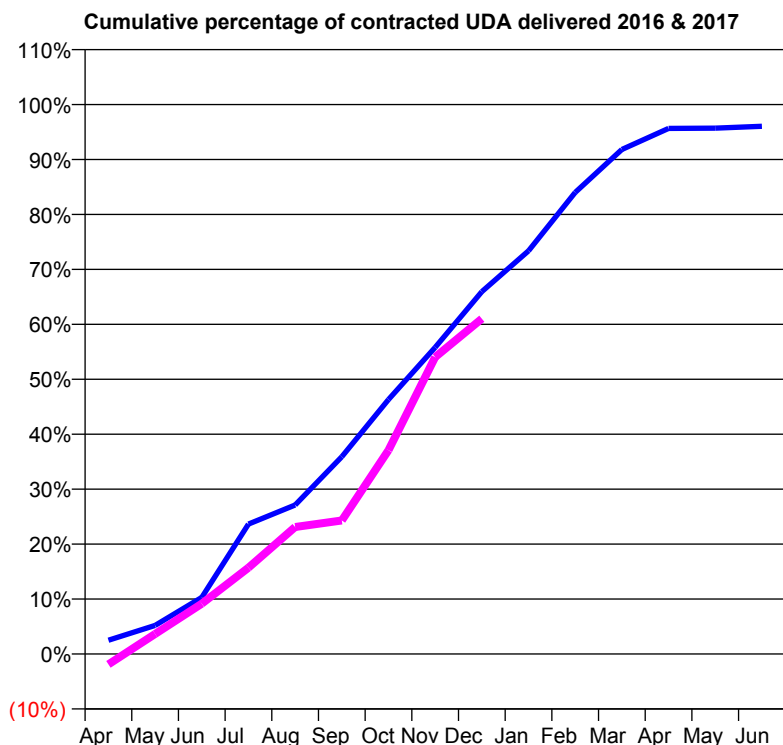
16/17 Contracted general activity (UDA)	3,846
Carry forward general activity (UDA)	152
16/17 Contracted orthodontic activity (UOA)	0
Carry forward orthodontic activity (UOA)	0
Baseline contract value	£114,230.91

ACCESS*

Patients seen in 24 months	Total	Change since previous quarter
Quarter ending December 2015	1,291	
Quarter ending March 2016	1,295	→
Quarter ending June 2016	1,304	→
Quarter ending September 2016	1,276	↓
Quarter ending December 2016	1,320	↑
Variance since December 2015	2.2%	↑



ACTIVITY



Month	Adjusted Scheduled Activity (UDA)	
	2016	2017
April	97	-73
May	200	140
June	396	352
July	910	605
August	1,043	889
September	1,381	935
October	1,781	1,427
November	2,146	2,078
December	2,536	2,347
January	2,822	
February	3,231	
March	3,532	
April	3,679	
May	3,681	
June	3,694	

QUALITY

	Quantity	Base Number	Contract	LHB	Wales
% of FP17s for the same patient ID Re-attending within 3 months - Children	39	627	6.2%	8.0%	11.4%
% of FP17s for the same patient ID Re-attending within 3 months - Adults	104	921	11.3%	13.6%	16.6%
% of FP17s for the same patient ID Re-attending between 3 & 9 months - Children	427	627	68.1%	58.9%	58.0%
% of FP17s for the same patient ID Re-attending between 3 & 9 months - Adults	623	921	67.6%	53.5%	53.9%
% of FP17s for Band 1 Urgent Courses	38	1,398	2.7%	8.0%	9.0%
% of FP17s Relating to Free Repair or Replacements	5	1,398	0.4%	0.8%	0.7%
% of FP17s Relating to Continuations	16	1,398	1.1%	1.0%	0.9%
% of Patients satisfied with the dentistry they have received	7	7	N/A	94.3%	94.2%
% of Patients satisfied with the time they had to wait for an appointment	6	7	N/A	89.1%	88.6%

* This is based on patients treated on this contract for their most recent course of treatment. Figures in italics indicate the base number of FP17s or Patient Questionnaire responses are less than 100. N/A is shown where the base number of responses is less than 10 during the period. % is calculated as Quantity/Base number*100

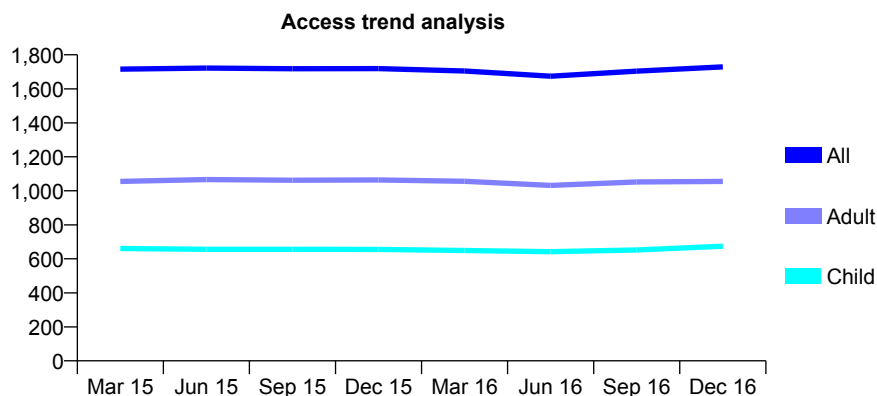
7A1 - Vital Signs At a Glance Contract Report for 199818/0001 - December 2016

Name or company name	Mr G Turner & Mr R Davies
Contract type name	GDS Contract
Purpose of contract	General
Contract start date	01/04/2009
Contract end date	

16/17 Contracted general activity (UDA)	4,600
Carry forward general activity (UDA)	29
16/17 Contracted orthodontic activity (UOA)	0
Carry forward orthodontic activity (UOA)	0
Baseline contract value	£109,319.40

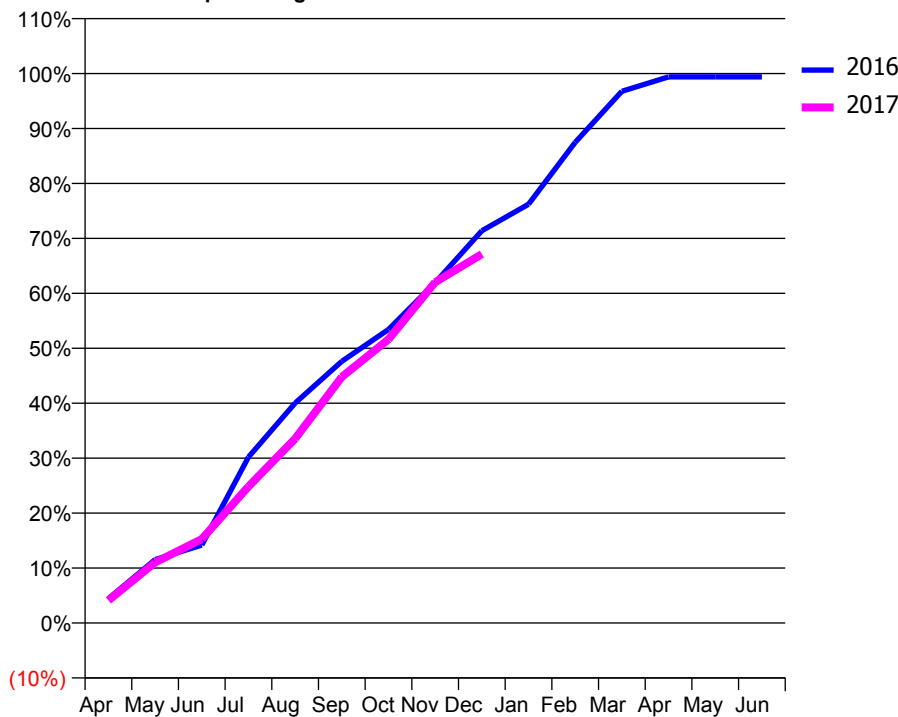
ACCESS*

Patients seen in 24 months	Total	Change since previous quarter
Quarter ending December 2015	1,719	
Quarter ending March 2016	1,705	→
Quarter ending June 2016	1,674	↓
Quarter ending September 2016	1,704	→
Quarter ending December 2016	1,729	→
Variance since December 2015	0.6%	→



ACTIVITY

Cumulative percentage of contracted UDA delivered 2016 & 2017



Month	Adjusted Scheduled Activity (UDA)	
	2016	2017
April	205	189
May	531	507
June	653	703
July	1,389	1,143
August	1,842	1,543
September	2,190	2,061
October	2,457	2,375
November	2,849	2,853
December	3,283	3,088
January	3,505	
February	4,024	
March	4,451	
April	4,571	
May	4,571	
June	4,571	

QUALITY

	Quantity	Base Number	Contract	LHB	Wales
% of FP17s for the same patient ID Re-attending within 3 months - Children	31	835	3.7%	8.0%	11.4%
% of FP17s for the same patient ID Re-attending within 3 months - Adults	137	1,238	11.1%	13.6%	16.6%
% of FP17s for the same patient ID Re-attending between 3 & 9 months - Children	572	835	68.5%	58.9%	58.0%
% of FP17s for the same patient ID Re-attending between 3 & 9 months - Adults	823	1,238	66.5%	53.5%	53.9%
% of FP17s for Band 1 Urgent Courses	90	1,997	4.5%	8.0%	9.0%
% of FP17s Relating to Free Repair or Replacements	4	1,997	0.2%	0.8%	0.7%
% of FP17s Relating to Continuations	8	1,997	0.4%	1.0%	0.9%
% of Patients satisfied with the dentistry they have received	6	6	N/A	94.3%	94.2%
% of Patients satisfied with the time they had to wait for an appointment	6	6	N/A	89.1%	88.6%

* This is based on patients treated on this contract for their most recent course of treatment. Figures in italics indicate the base number of FP17s or Patient Questionnaire responses are less than 100. N/A is shown where the base number of responses is less than 10 during the period. % is calculated as Quantity/Base number*100

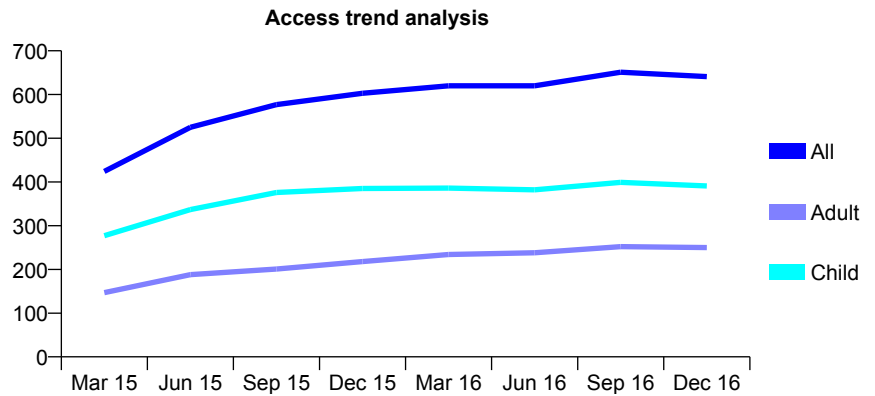
7A1 - Vital Signs At a Glance Contract Report for 206229/0003 - December 2016

Name or company name	MR N FRANCIS
Contract type name	GDS Contract
Purpose of contract	General
Contract start date	21/10/2014
Contract end date	

16/17 Contracted general activity (UDA)	1,714
Carry forward general activity (UDA)	-42
16/17 Contracted orthodontic activity (UOA)	0
Carry forward orthodontic activity (UOA)	0
Baseline contract value	£41,267.75

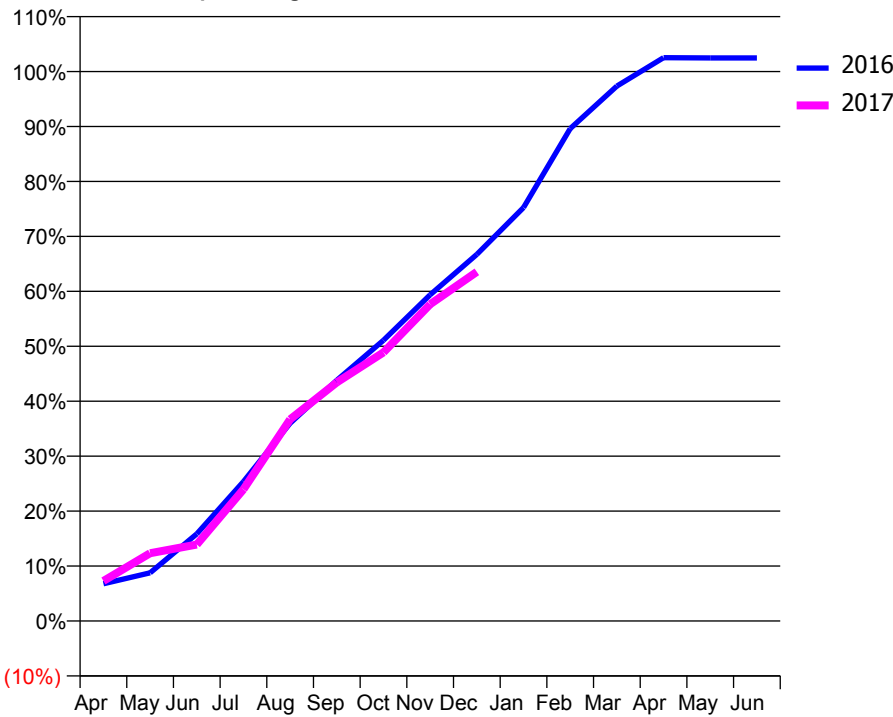
ACCESS*

Patients seen in 24 months	Total	Change since previous quarter
Quarter ending December 2015	603	
Quarter ending March 2016	620	↑
Quarter ending June 2016	620	→
Quarter ending September 2016	651	↑
Quarter ending December 2016	641	↓
Variance since December 2015	6.3%	↑



ACTIVITY

Cumulative percentage of contracted UDA delivered 2016 & 2017



Month	Adjusted Scheduled Activity (UDA)	
	2016	2017
April	116	125
May	150	212
June	272	239
July	435	411
August	617	629
September	751	744
October	876	838
November	1,017	988
December	1,144	1,089
January	1,290	
February	1,536	
March	1,669	
April	1,757	
May	1,756	
June	1,756	

QUALITY

	Quantity	Base Number	Contract	LHB	Wales
% of FP17s for the same patient ID Re-attending within 3 months - Children	42	516	8.1%	8.0%	11.4%
% of FP17s for the same patient ID Re-attending within 3 months - Adults	17	219	7.8%	13.6%	16.6%
% of FP17s for the same patient ID Re-attending between 3 & 9 months - Children	378	516	73.3%	58.9%	58.0%
% of FP17s for the same patient ID Re-attending between 3 & 9 months - Adults	155	219	70.8%	53.5%	53.9%
% of FP17s for Band 1 Urgent Courses	21	671	3.1%	8.0%	9.0%
% of FP17s Relating to Free Repair or Replacements	0	671	0.0%	0.8%	0.7%
% of FP17s Relating to Continuations	0	671	0.0%	1.0%	0.9%
% of Patients satisfied with the dentistry they have received	1	1	N/A	94.3%	94.2%
% of Patients satisfied with the time they had to wait for an appointment	1	1	N/A	89.1%	88.6%

* This is based on patients treated on this contract for their most recent course of treatment. Figures in italics indicate the base number of FP17s or Patient Questionnaire responses are less than 100. N/A is shown where the base number of responses is less than 10 during the period. % is calculated as Quantity/Base number*100

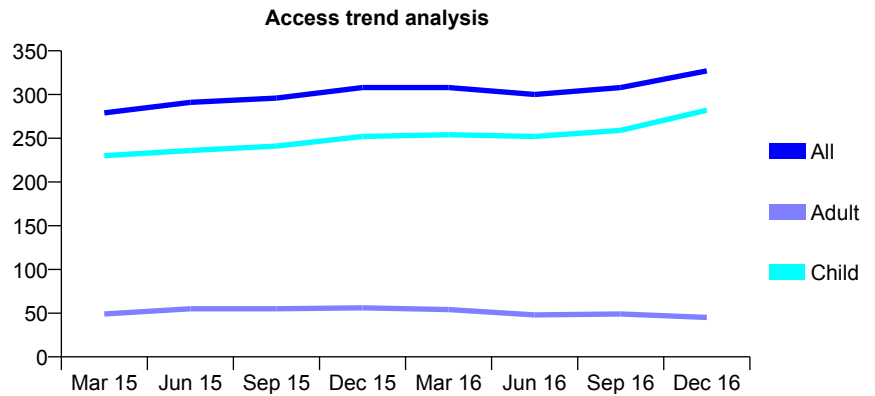
7A1 - Vital Signs At a Glance Contract Report for 219002/0001 - December 2016

Name or company name	MRS KJ PEARCE
Contract type name	GDS Contract
Purpose of contract	General and Orthodontic
Contract start date	01/04/2006
Contract end date	

16/17 Contracted general activity (UDA)	562
Carry forward general activity (UDA)	19
16/17 Contracted orthodontic activity (UOA)	0
Carry forward orthodontic activity (UOA)	0
Baseline contract value	£13,542.72

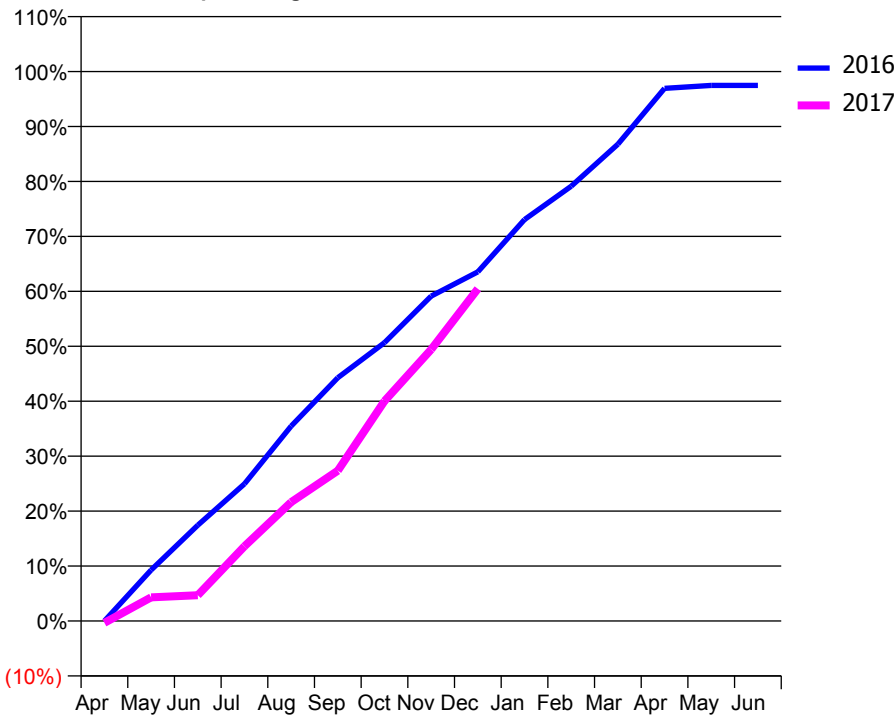
ACCESS*

Patients seen in 24 months	Total	Change since previous quarter
Quarter ending December 2015	308	
Quarter ending March 2016	308	→
Quarter ending June 2016	300	↓
Quarter ending September 2016	308	↑
Quarter ending December 2016	327	↑
Variance since December 2015	6.2%	↑



ACTIVITY

Cumulative percentage of contracted UDA delivered 2016 & 2017



Month	Adjusted Scheduled Activity (UDA)	
	2016	2017
April	0	-2
May	70	24
June	131	26
July	187	76
August	266	122
September	332	154
October	380	225
November	443	278
December	477	340
January	548	
February	593	
March	651	
April	727	
May	731	
June	731	

QUALITY

	Quantity	Base Number	Contract	LHB	Wales
% of FP17s for the same patient ID Re-attending within 3 months - Children	18	293	6.1%	8.0%	11.4%
% of FP17s for the same patient ID Re-attending within 3 months - Adults	2	21	9.5%	13.6%	16.6%
% of FP17s for the same patient ID Re-attending between 3 & 9 months - Children	159	293	54.3%	58.9%	58.0%
% of FP17s for the same patient ID Re-attending between 3 & 9 months - Adults	8	21	38.1%	53.5%	53.9%
% of FP17s for Band 1 Urgent Courses	9	254	3.5%	8.0%	9.0%
% of FP17s Relating to Free Repair or Replacements	0	254	0.0%	0.8%	0.7%
% of FP17s Relating to Continuations	0	254	0.0%	1.0%	0.9%
% of Patients satisfied with the dentistry they have received	0	0	N/A	94.3%	94.2%
% of Patients satisfied with the time they had to wait for an appointment	0	0	N/A	89.1%	88.6%

* This is based on patients treated on this contract for their most recent course of treatment. Figures in italics indicate the base number of FP17s or Patient Questionnaire responses are less than 100. N/A is shown where the base number of responses is less than 10 during the period. % is calculated as Quantity/Base number*100

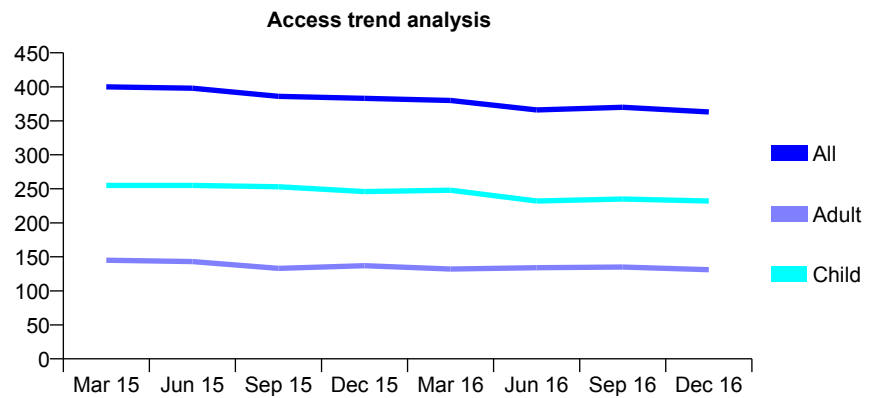
7A1 - Vital Signs At a Glance Contract Report for 221090/0001 - December 2016

Name or company name	MR CR ANDRADE
Contract type name	GDS Contract
Purpose of contract	General
Contract start date	01/04/2006
Contract end date	

16/17 Contracted general activity (UDA)	833
Carry forward general activity (UDA)	0
16/17 Contracted orthodontic activity (UOA)	0
Carry forward orthodontic activity (UOA)	0
Baseline contract value	£18,593.45

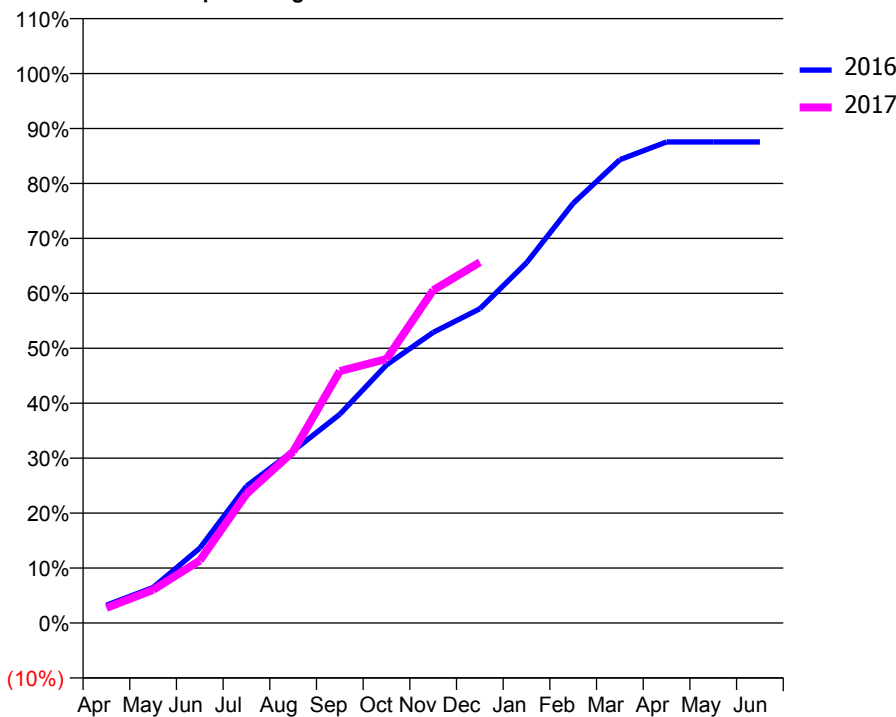
ACCESS*

Patients seen in 24 months	Total	Change since previous quarter
Quarter ending December 2015	383	
Quarter ending March 2016	380	→
Quarter ending June 2016	366	↓
Quarter ending September 2016	370	→
Quarter ending December 2016	363	↓
Variance since December 2015	(5.2%)	↓



ACTIVITY

Cumulative percentage of contracted UDA delivered 2016 & 2017



Month	Adjusted Scheduled Activity (UDA)	
	2016	2017
April	33	23
May	66	50
June	139	95
July	254	196
August	319	260
September	388	382
October	479	400
November	539	504
December	583	547
January	669	
February	779	
March	860	
April	893	
May	893	
June	893	

QUALITY

	Quantity	Base Number	Contract	LHB	Wales
% of FP17s for the same patient ID Re-attending within 3 months - Children	18	245	7.3%	8.0%	11.4%
% of FP17s for the same patient ID Re-attending within 3 months - Adults	7	99	7.1%	13.6%	16.6%
% of FP17s for the same patient ID Re-attending between 3 & 9 months - Children	151	245	61.6%	58.9%	58.0%
% of FP17s for the same patient ID Re-attending between 3 & 9 months - Adults	43	99	43.4%	53.5%	53.9%
% of FP17s for Band 1 Urgent Courses	9	327	2.8%	8.0%	9.0%
% of FP17s Relating to Free Repair or Replacements	0	327	0.0%	0.8%	0.7%
% of FP17s Relating to Continuations	7	327	2.1%	1.0%	0.9%
% of Patients satisfied with the dentistry they have received	1	1	N/A	94.3%	94.2%
% of Patients satisfied with the time they had to wait for an appointment	1	1	N/A	89.1%	88.6%

* This is based on patients treated on this contract for their most recent course of treatment. Figures in italics indicate the base number of FP17s or Patient Questionnaire responses are less than 100. N/A is shown where the base number of responses is less than 10 during the period. % is calculated as Quantity/Base number*100

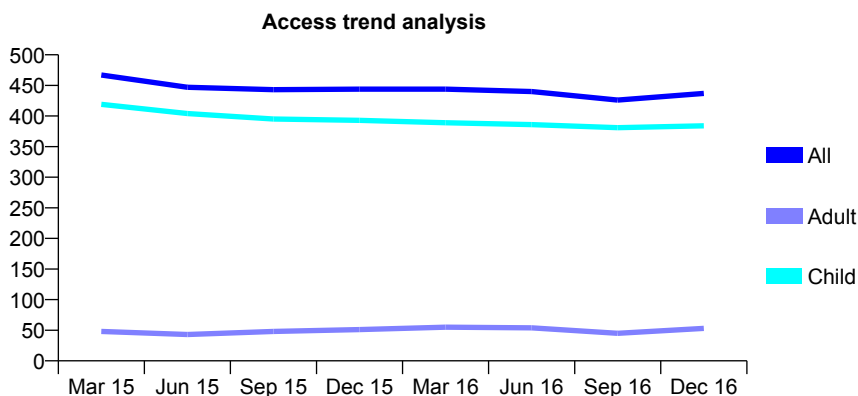
7A1 - Vital Signs At a Glance Contract Report for 231495/0001 - December 2016

Name or company name	MISS EV GRIFFITH
Contract type name	GDS Contract
Purpose of contract	General
Contract start date	01/04/2006
Contract end date	

16/17 Contracted general activity (UDA)	875
Carry forward general activity (UDA)	0
16/17 Contracted orthodontic activity (UOA)	0
Carry forward orthodontic activity (UOA)	0
Baseline contract value	£20,902.36

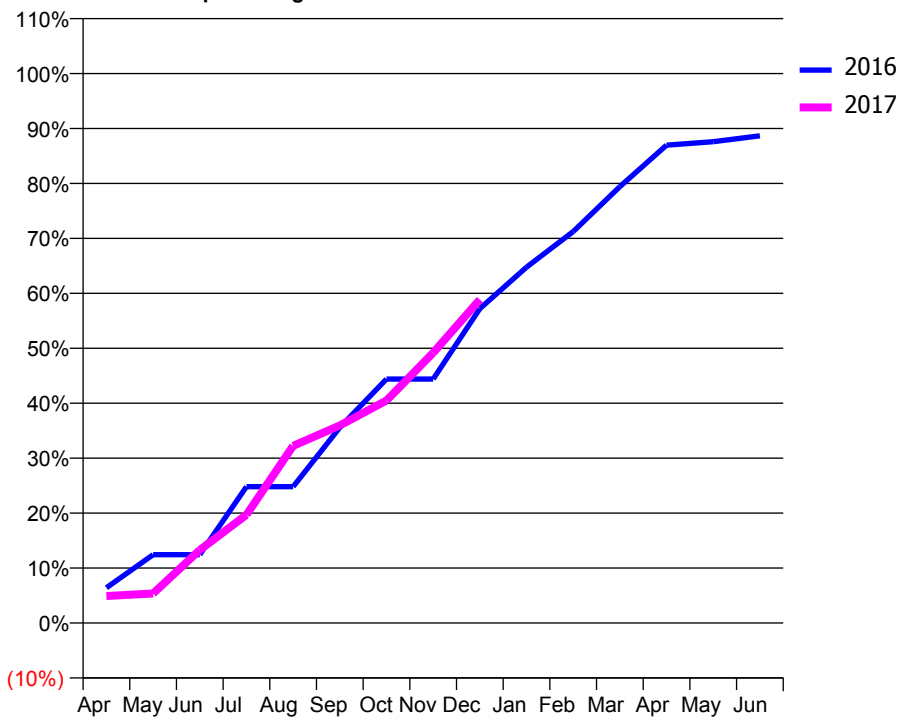
ACCESS*

Patients seen in 24 months	Total	Change since previous quarter
Quarter ending December 2015	444	
Quarter ending March 2016	444	→
Quarter ending June 2016	440	→
Quarter ending September 2016	426	↓
Quarter ending December 2016	437	↑
Variance since December 2015	(1.6%)	↓



ACTIVITY

Cumulative percentage of contracted UDA delivered 2016 & 2017



Month	Adjusted Scheduled Activity (UDA)	
	2016	2017
April	72	43
May	139	47
June	139	116
July	278	172
August	278	282
September	399	315
October	497	354
November	497	430
December	641	515
January	725	
February	798	
March	889	
April	974	
May	981	
June	993	

QUALITY

	Quantity	Base Number	Contract	LHB	Wales
% of FP17s for the same patient ID Re-attending within 3 months - Children	35	483	7.2%	8.0%	11.4%
% of FP17s for the same patient ID Re-attending within 3 months - Adults	0	0	N/A	13.6%	16.6%
% of FP17s for the same patient ID Re-attending between 3 & 9 months - Children	306	483	63.4%	58.9%	58.0%
% of FP17s for the same patient ID Re-attending between 3 & 9 months - Adults	0	0	N/A	53.5%	53.9%
% of FP17s for Band 1 Urgent Courses	20	399	5.0%	8.0%	9.0%
% of FP17s Relating to Free Repair or Replacements	0	399	0.0%	0.8%	0.7%
% of FP17s Relating to Continuations	0	399	0.0%	1.0%	0.9%
% of Patients satisfied with the dentistry they have received	0	0	N/A	94.3%	94.2%
% of Patients satisfied with the time they had to wait for an appointment	0	0	N/A	89.1%	88.6%

* This is based on patients treated on this contract for their most recent course of treatment. Figures in italics indicate the base number of FP17s or Patient Questionnaire responses are less than 100. N/A is shown where the base number of responses is less than 10 during the period. % is calculated as Quantity/Base number*100

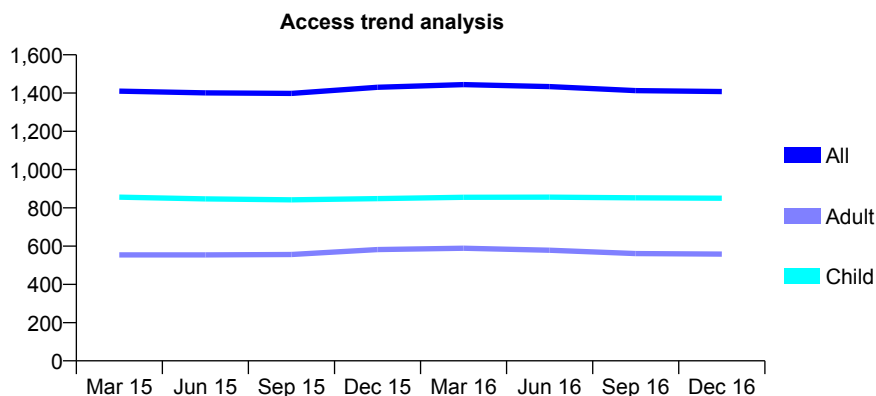
7A1 - Vital Signs At a Glance Contract Report for 231517/0001 - December 2016

Name or company name	MRS DV MARSHALL
Contract type name	GDS Contract
Purpose of contract	General
Contract start date	01/04/2006
Contract end date	

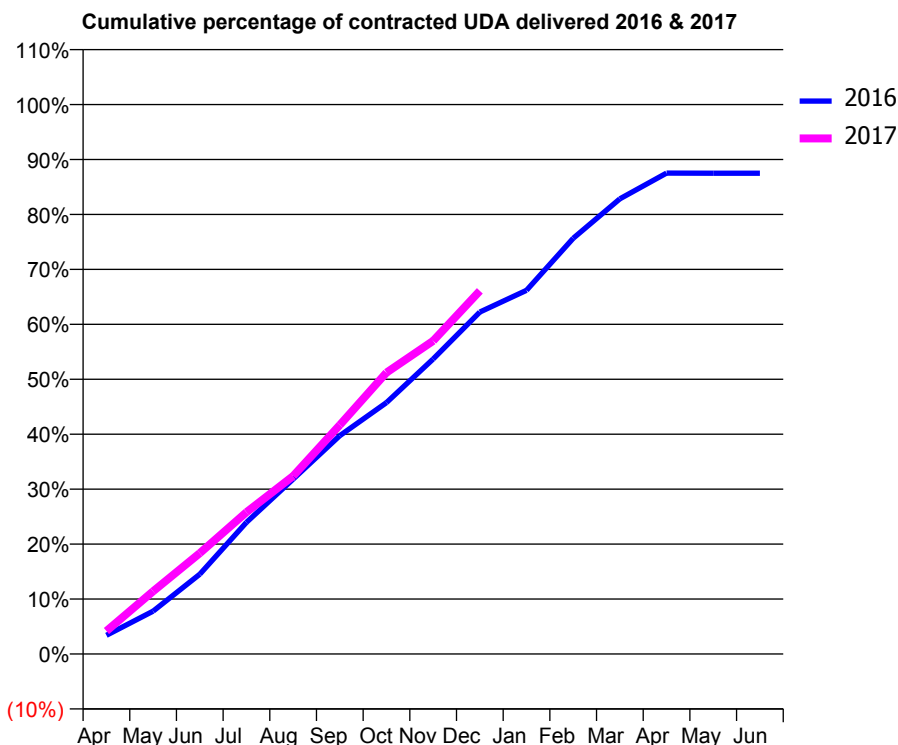
16/17 Contracted general activity (UDA)	3,920
Carry forward general activity (UDA)	0
16/17 Contracted orthodontic activity (UOA)	0
Carry forward orthodontic activity (UOA)	0
Baseline contract value	£99,154.19

ACCESS*

Patients seen in 24 months	Total	Change since previous quarter
Quarter ending December 2015	1,430	
Quarter ending March 2016	1,444	→
Quarter ending June 2016	1,434	→
Quarter ending September 2016	1,413	↓
Quarter ending December 2016	1,408	→
Variance since December 2015	(1.5%)	↓



ACTIVITY



Month	Adjusted Scheduled Activity (UDA)	
	2016	2017
April	164	164
May	375	448
June	697	720
July	1,150	1,012
August	1,527	1,270
September	1,907	1,634
October	2,196	2,008
November	2,577	2,234
December	2,987	2,591
January	3,177	
February	3,632	
March	3,977	
April	4,201	
May	4,200	
June	4,200	

QUALITY

	Quantity	Base Number	Contract	LHB	Wales
% of FP17s for the same patient ID Re-attending within 3 months - Children	100	932	10.7%	8.0%	11.4%
% of FP17s for the same patient ID Re-attending within 3 months - Adults	143	640	22.3%	13.6%	16.6%
% of FP17s for the same patient ID Re-attending between 3 & 9 months - Children	522	932	56.0%	58.9%	58.0%
% of FP17s for the same patient ID Re-attending between 3 & 9 months - Adults	373	640	58.3%	53.5%	53.9%
% of FP17s for Band 1 Urgent Courses	89	1,456	6.1%	8.0%	9.0%
% of FP17s Relating to Free Repair or Replacements	15	1,456	1.0%	0.8%	0.7%
% of FP17s Relating to Continuations	14	1,456	1.0%	1.0%	0.9%
% of Patients satisfied with the dentistry they have received	2	2	N/A	94.3%	94.2%
% of Patients satisfied with the time they had to wait for an appointment	2	2	N/A	89.1%	88.6%

* This is based on patients treated on this contract for their most recent course of treatment. Figures in italics indicate the base number of FP17s or Patient Questionnaire responses are less than 100. N/A is shown where the base number of responses is less than 10 during the period. % is calculated as Quantity/Base number*100

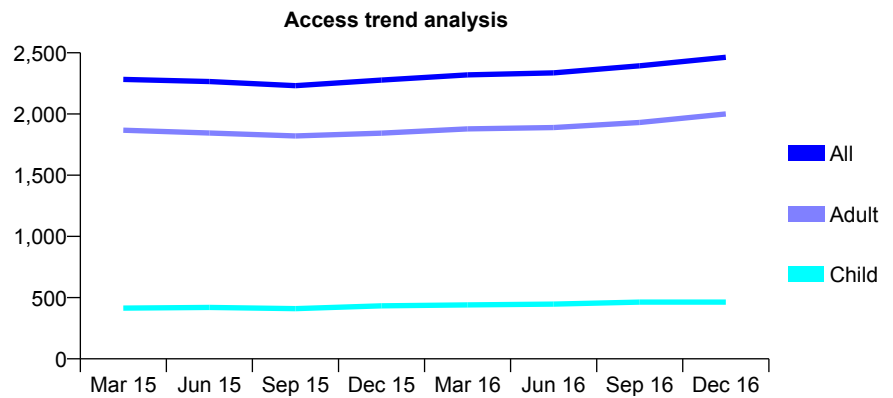
7A1 - Vital Signs At a Glance Contract Report for 234087/0001 - December 2016

Name or company name	MR TJ BEGGS
Contract type name	GDS Contract
Purpose of contract	General
Contract start date	01/04/2006
Contract end date	

16/17 Contracted general activity (UDA)	6,567
Carry forward general activity (UDA)	-204
16/17 Contracted orthodontic activity (UOA)	0
Carry forward orthodontic activity (UOA)	0
Baseline contract value	£202,148.87

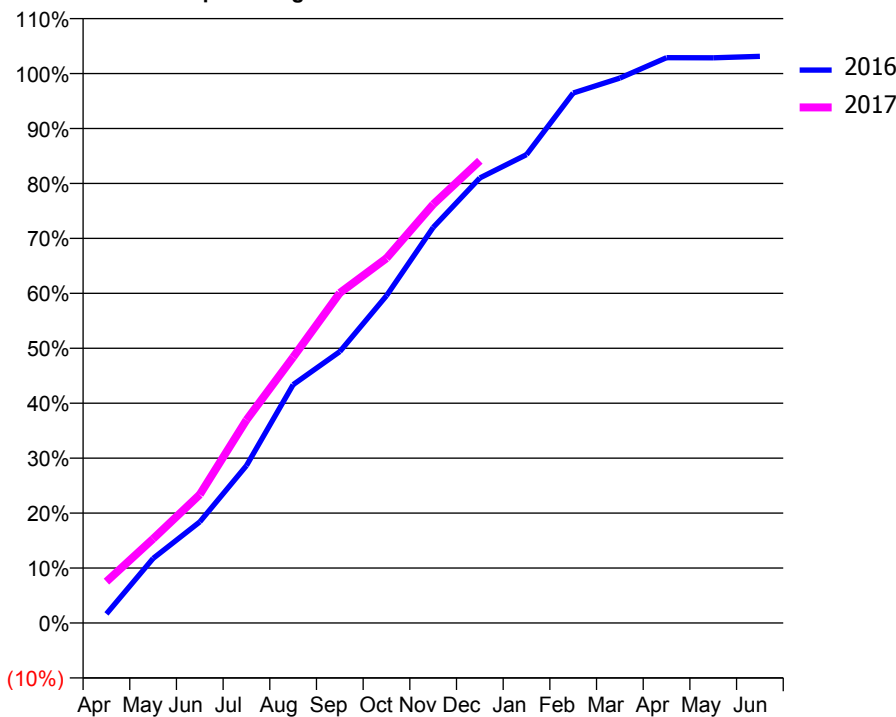
ACCESS*

Patients seen in 24 months	Total	Change since previous quarter
Quarter ending December 2015	2,277	
Quarter ending March 2016	2,320	→
Quarter ending June 2016	2,336	→
Quarter ending September 2016	2,394	↑
Quarter ending December 2016	2,463	↑
Variance since December 2015	8.2%	↑



ACTIVITY

Cumulative percentage of contracted UDA delivered 2016 & 2017



Month	Adjusted Scheduled Activity (UDA)	
	2016	2017
April	110	495
May	771	1,006
June	1,209	1,535
July	1,882	2,426
August	2,849	3,177
September	3,244	3,944
October	3,912	4,359
November	4,728	5,002
December	5,318	5,524
January	5,598	
February	6,334	
March	6,512	
April	6,755	
May	6,754	
June	6,771	

QUALITY

	Quantity	Base Number	Contract	LHB	Wales
% of FP17s for the same patient ID Re-attending within 3 months - Children	22	401	5.5%	8.0%	11.4%
% of FP17s for the same patient ID Re-attending within 3 months - Adults	253	1,876	13.5%	13.6%	16.6%
% of FP17s for the same patient ID Re-attending between 3 & 9 months - Children	157	401	39.2%	58.9%	58.0%
% of FP17s for the same patient ID Re-attending between 3 & 9 months - Adults	675	1,876	36.0%	53.5%	53.9%
% of FP17s for Band 1 Urgent Courses	197	2,156	9.1%	8.0%	9.0%
% of FP17s Relating to Free Repair or Replacements	49	2,156	2.3%	0.8%	0.7%
% of FP17s Relating to Continuations	29	2,156	1.3%	1.0%	0.9%
% of Patients satisfied with the dentistry they have received	8	8	N/A	94.3%	94.2%
% of Patients satisfied with the time they had to wait for an appointment	6	8	N/A	89.1%	88.6%

* This is based on patients treated on this contract for their most recent course of treatment. Figures in italics indicate the base number of FP17s or Patient Questionnaire responses are less than 100. N/A is shown where the base number of responses is less than 10 during the period. % is calculated as Quantity/Base number*100

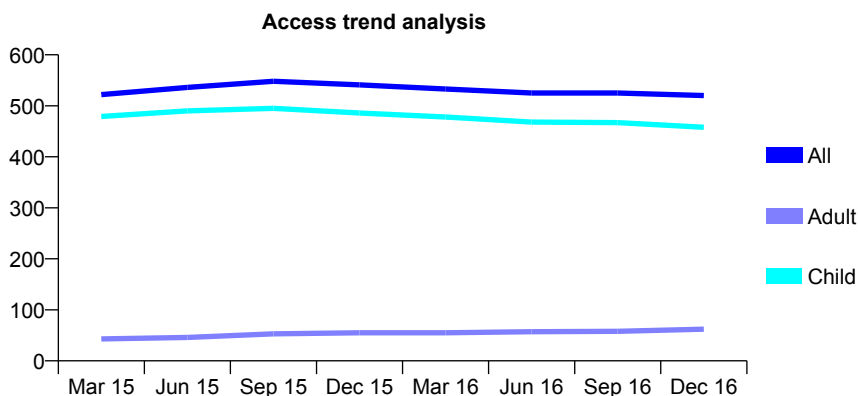
7A1 - Vital Signs At a Glance Contract Report for 238538/0001 - December 2016

Name or company name	MISS JM HARRINGTON
Contract type name	GDS Contract
Purpose of contract	General
Contract start date	01/04/2006
Contract end date	

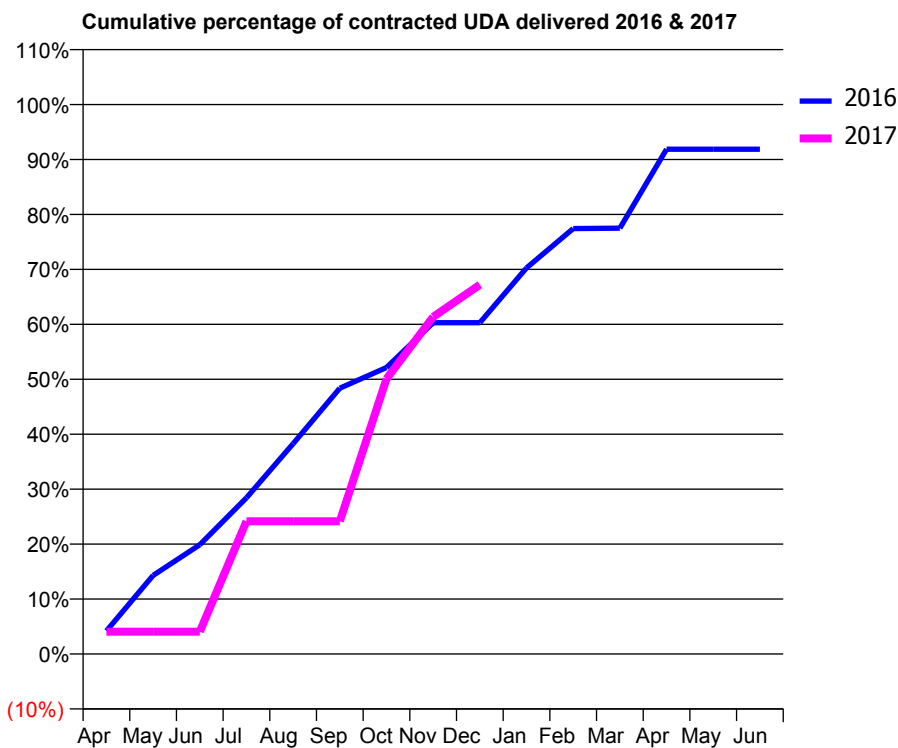
16/17 Contracted general activity (UDA)	1,283
Carry forward general activity (UDA)	0
16/17 Contracted orthodontic activity (UOA)	0
Carry forward orthodontic activity (UOA)	0
Baseline contract value	£33,265.37

ACCESS*

Patients seen in 24 months	Total	Change since previous quarter
Quarter ending December 2015	541	
Quarter ending March 2016	533	↓
Quarter ending June 2016	525	↓
Quarter ending September 2016	525	→
Quarter ending December 2016	520	→
Variance since December 2015	(3.9%)	↓



ACTIVITY



Month	Adjusted Scheduled Activity (UDA)	
	2016	2017
April	54	52
May	183	52
June	255	52
July	365	310
August	491	310
September	621	310
October	669	643
November	774	787
December	774	862
January	902	
February	993	
March	994	
April	1,179	
May	1,179	
June	1,179	

QUALITY

	Quantity	Base Number	Contract	LHB	Wales
% of FP17s for the same patient ID Re-attending within 3 months - Children	40	630	6.3%	8.0%	11.4%
% of FP17s for the same patient ID Re-attending within 3 months - Adults	0	7	0.0%	13.6%	16.6%
% of FP17s for the same patient ID Re-attending between 3 & 9 months - Children	345	630	54.8%	58.9%	58.0%
% of FP17s for the same patient ID Re-attending between 3 & 9 months - Adults	0	7	0.0%	53.5%	53.9%
% of FP17s for Band 1 Urgent Courses	17	502	3.4%	8.0%	9.0%
% of FP17s Relating to Free Repair or Replacements	0	502	0.0%	0.8%	0.7%
% of FP17s Relating to Continuations	0	502	0.0%	1.0%	0.9%
% of Patients satisfied with the dentistry they have received	0	0	N/A	94.3%	94.2%
% of Patients satisfied with the time they had to wait for an appointment	0	0	N/A	89.1%	88.6%

* This is based on patients treated on this contract for their most recent course of treatment. Figures in italics indicate the base number of FP17s or Patient Questionnaire responses are less than 100. N/A is shown where the base number of responses is less than 10 during the period. % is calculated as Quantity/Base number*100

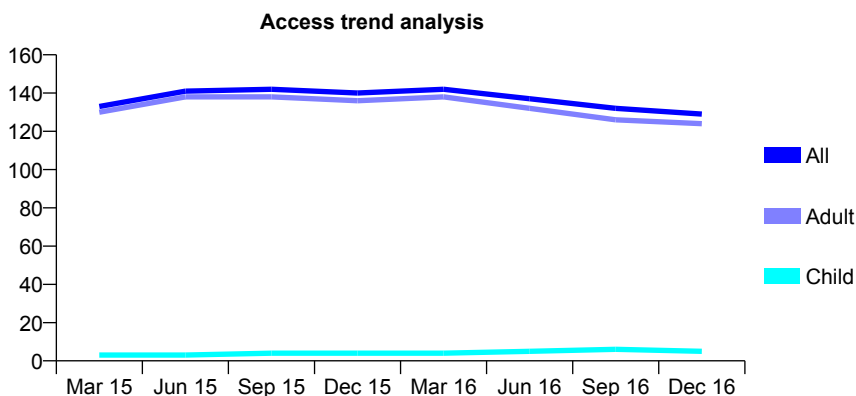
7A1 - Vital Signs At a Glance Contract Report for 238538/0002 - December 2016

Name or company name	MISS JM HARRINGTON
Contract type name	PDS Contract
Purpose of contract	General
Contract start date	01/04/2006
Contract end date	31/03/2017

16/17 Contracted general activity (UDA)	240
Carry forward general activity (UDA)	0
16/17 Contracted orthodontic activity (UOA)	0
Carry forward orthodontic activity (UOA)	0
Baseline contract value	£9,028.31

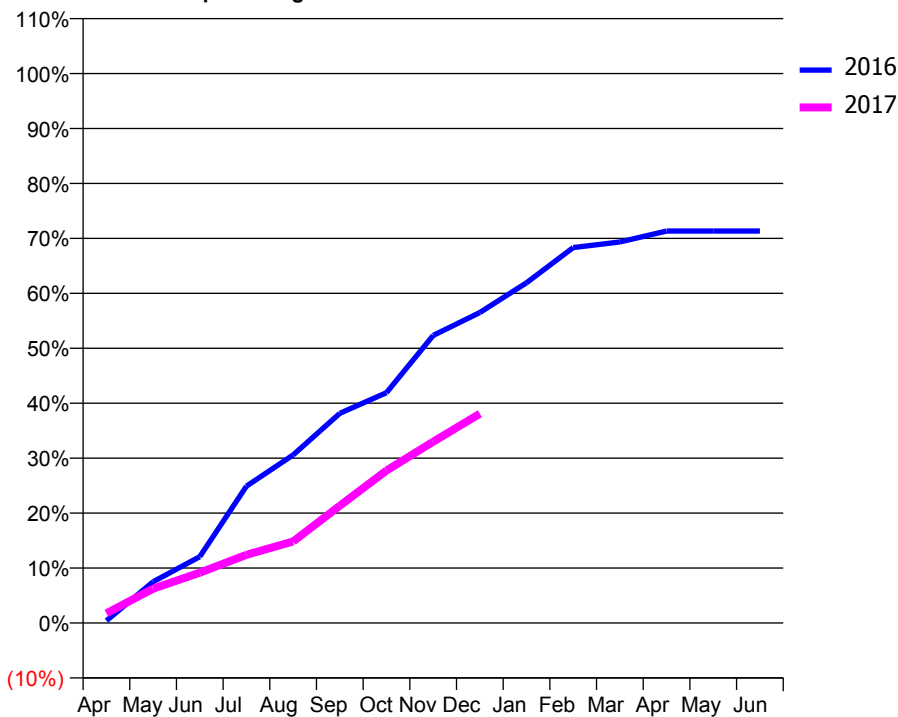
ACCESS*

Patients seen in 24 months	Total	Change since previous quarter
Quarter ending December 2015	140	
Quarter ending March 2016	142	→
Quarter ending June 2016	137	↓
Quarter ending September 2016	132	↓
Quarter ending December 2016	129	↓
Variance since December 2015	(7.9%)	↓



ACTIVITY

Cumulative percentage of contracted UDA delivered 2016 & 2017



Adjusted Scheduled Activity (UDA)

Month	2016	2017
April	1	4
May	18	15
June	29	22
July	60	30
August	73	36
September	92	51
October	101	67
November	126	79
December	136	91
January	149	
February	164	
March	166	
April	171	
May	171	
June	171	

QUALITY

	Quantity	Base Number	Contract	LHB	Wales
% of FP17s for the same patient ID Re-attending within 3 months - Children	0	5	0.0%	8.0%	11.4%
% of FP17s for the same patient ID Re-attending within 3 months - Adults	3	82	3.7%	13.6%	16.6%
% of FP17s for the same patient ID Re-attending between 3 & 9 months - Children	0	5	0.0%	58.9%	58.0%
% of FP17s for the same patient ID Re-attending between 3 & 9 months - Adults	1	82	1.2%	53.5%	53.9%
% of FP17s for Band 1 Urgent Courses	52	82	63.4%	8.0%	9.0%
% of FP17s Relating to Free Repair or Replacements	0	82	0.0%	0.8%	0.7%
% of FP17s Relating to Continuations	0	82	0.0%	1.0%	0.9%
% of Patients satisfied with the dentistry they have received	0	0	N/A	94.3%	94.2%
% of Patients satisfied with the time they had to wait for an appointment	0	0	N/A	89.1%	88.6%

* This is based on patients treated on this contract for their most recent course of treatment. Figures in italics indicate the base number of FP17s or Patient Questionnaire responses are less than 100. N/A is shown where the base number of responses is less than 10 during the period. % is calculated as Quantity/Base number*100

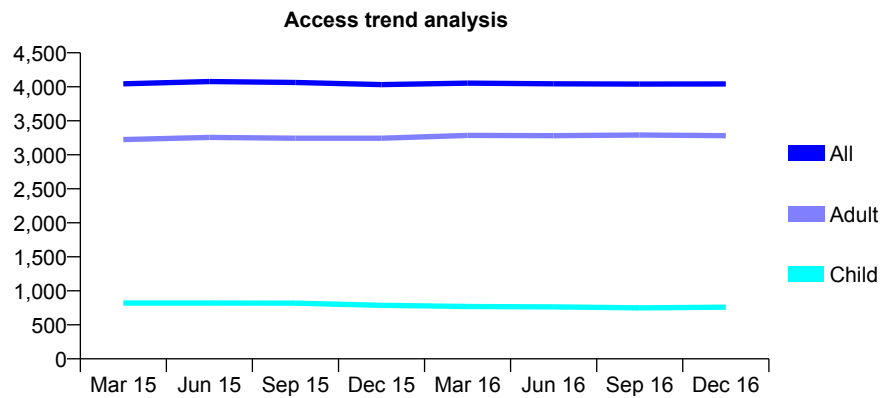
7A1 - Vital Signs At a Glance Contract Report for 250899/0001 - December 2016

Name or company name	MR H MAERIVOET
Contract type name	GDS Contract
Purpose of contract	General
Contract start date	01/04/2006
Contract end date	

16/17 Contracted general activity (UDA)	11,333
Carry forward general activity (UDA)	-549
16/17 Contracted orthodontic activity (UOA)	0
Carry forward orthodontic activity (UOA)	0
Baseline contract value	£253,906.13

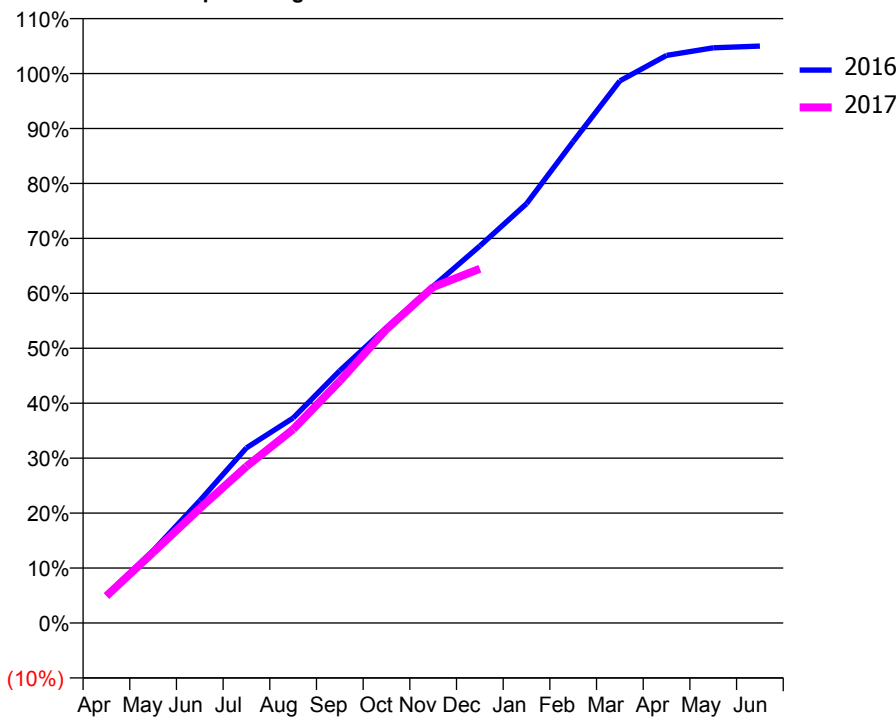
ACCESS*

Patients seen in 24 months	Total	Change since previous quarter
Quarter ending December 2015	4,032	
Quarter ending March 2016	4,054	→
Quarter ending June 2016	4,045	→
Quarter ending September 2016	4,041	→
Quarter ending December 2016	4,042	→
Variance since December 2015	0.2%	→



ACTIVITY

Cumulative percentage of contracted UDA delivered 2016 & 2017



Month	Adjusted Scheduled Activity (UDA)	
	2016	2017
April	559	558
May	1,449	1,457
June	2,447	2,364
July	3,506	3,230
August	4,103	3,994
September	5,049	4,990
October	5,913	6,061
November	6,740	6,930
December	7,546	7,306
January	8,391	
February	9,634	
March	10,849	
April	11,358	
May	11,511	
June	11,546	

QUALITY

	Quantity	Base Number	Contract	LHB	Wales
% of FP17s for the same patient ID Re-attending within 3 months - Children	31	857	3.6%	8.0%	11.4%
% of FP17s for the same patient ID Re-attending within 3 months - Adults	368	3,380	10.9%	13.6%	16.6%
% of FP17s for the same patient ID Re-attending between 3 & 9 months - Children	572	857	66.7%	58.9%	58.0%
% of FP17s for the same patient ID Re-attending between 3 & 9 months - Adults	1,894	3,380	56.0%	53.5%	53.9%
% of FP17s for Band 1 Urgent Courses	277	3,889	7.1%	8.0%	9.0%
% of FP17s Relating to Free Repair or Replacements	12	3,889	0.3%	0.8%	0.7%
% of FP17s Relating to Continuations	20	3,889	0.5%	1.0%	0.9%
% of Patients satisfied with the dentistry they have received	15	17	88.2%	94.3%	94.2%
% of Patients satisfied with the time they had to wait for an appointment	15	17	88.2%	89.1%	88.6%

* This is based on patients treated on this contract for their most recent course of treatment. Figures in italics indicate the base number of FP17s or Patient Questionnaire responses are less than 100. N/A is shown where the base number of responses is less than 10 during the period. % is calculated as Quantity/Base number*100

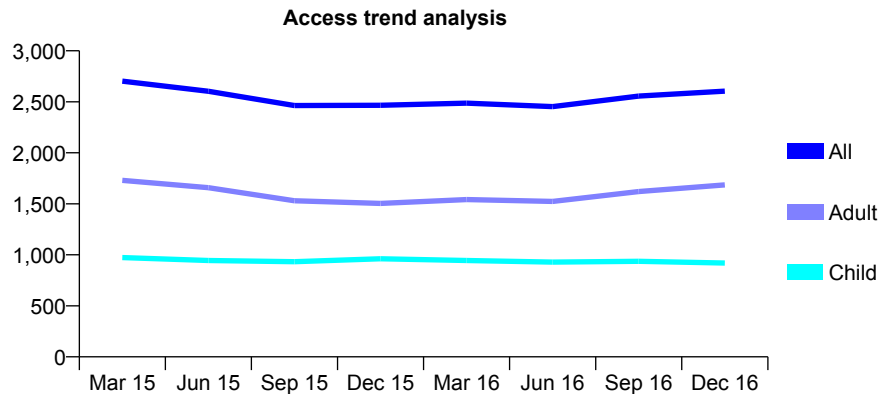
7A1 - Vital Signs At a Glance Contract Report for 278831/0001 - December 2016

Name or company name	MR R DAVIES
Contract type name	GDS Contract
Purpose of contract	General
Contract start date	01/09/2012
Contract end date	

16/17 Contracted general activity (UDA)	8,467
Carry forward general activity (UDA)	29
16/17 Contracted orthodontic activity (UOA)	0
Carry forward orthodontic activity (UOA)	0
Baseline contract value	£205,118.30

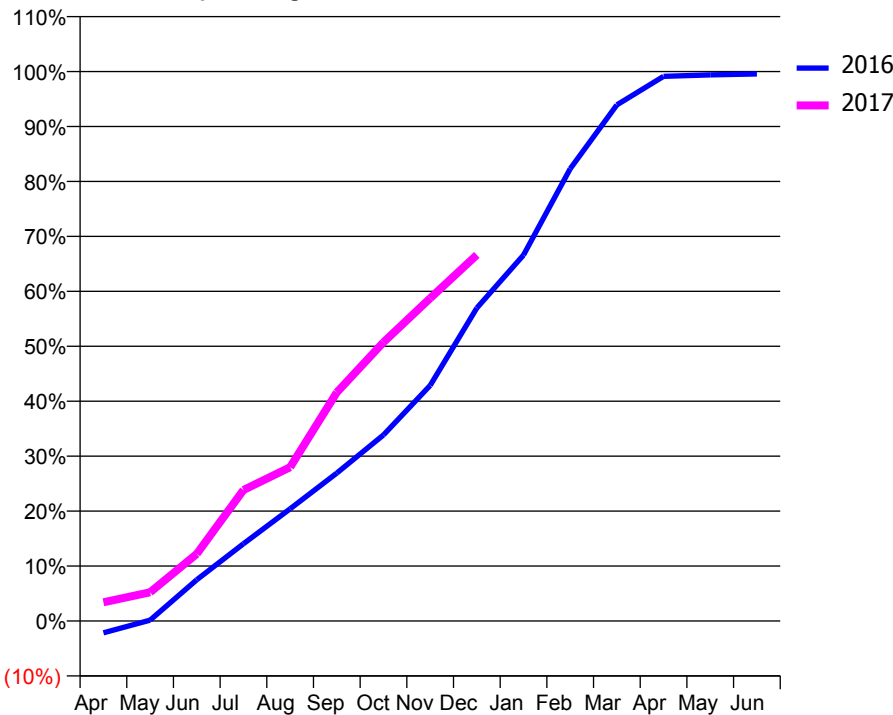
ACCESS*

Patients seen in 24 months	Total	Change since previous quarter
Quarter ending December 2015	2,466	
Quarter ending March 2016	2,487	→
Quarter ending June 2016	2,453	↓
Quarter ending September 2016	2,556	↑
Quarter ending December 2016	2,605	→
Variance since December 2015	5.6%	↑



ACTIVITY

Cumulative percentage of contracted UDA delivered 2016 & 2017



Month	Adjusted Scheduled Activity (UDA)	
	2016	2017
April	-141	289
May	10	444
June	486	1,035
July	910	2,019
August	1,320	2,371
September	1,741	3,524
October	2,190	4,295
November	2,773	4,973
December	3,684	5,641
January	4,307	
February	5,323	
March	6,074	
April	6,410	
May	6,428	
June	6,438	

QUALITY

	Quantity	Base Number	Contract	LHB	Wales
% of FP17s for the same patient ID Re-attending within 3 months - Children	74	1,112	6.7%	8.0%	11.4%
% of FP17s for the same patient ID Re-attending within 3 months - Adults	248	1,958	12.7%	13.6%	16.6%
% of FP17s for the same patient ID Re-attending between 3 & 9 months - Children	719	1,112	64.7%	58.9%	58.0%
% of FP17s for the same patient ID Re-attending between 3 & 9 months - Adults	1,081	1,958	55.2%	53.5%	53.9%
% of FP17s for Band 1 Urgent Courses	176	2,916	6.0%	8.0%	9.0%
% of FP17s Relating to Free Repair or Replacements	1	2,916	0.0%	0.8%	0.7%
% of FP17s Relating to Continuations	67	2,916	2.3%	1.0%	0.9%
% of Patients satisfied with the dentistry they have received	12	12	100.0%	94.3%	94.2%
% of Patients satisfied with the time they had to wait for an appointment	10	12	83.3%	89.1%	88.6%

* This is based on patients treated on this contract for their most recent course of treatment. Figures in italics indicate the base number of FP17s or Patient Questionnaire responses are less than 100. N/A is shown where the base number of responses is less than 10 during the period. % is calculated as Quantity/Base number*100

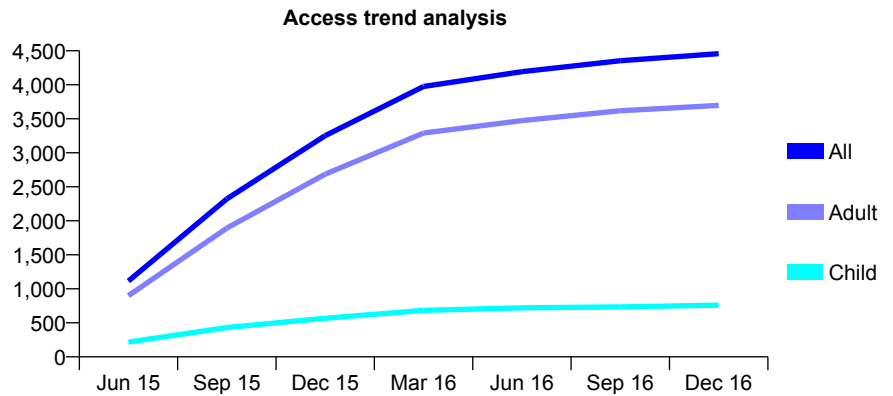
7A1 - Vital Signs At a Glance Contract Report for 299901/0002 - December 2016

Name or company name	MR J SREERAM
Contract type name	GDS Contract
Purpose of contract	General
Contract start date	01/04/2015
Contract end date	

16/17 Contracted general activity (UDA)	13,968
Carry forward general activity (UDA)	0
16/17 Contracted orthodontic activity (UOA)	0
Carry forward orthodontic activity (UOA)	0
Baseline contract value	£328,963.85

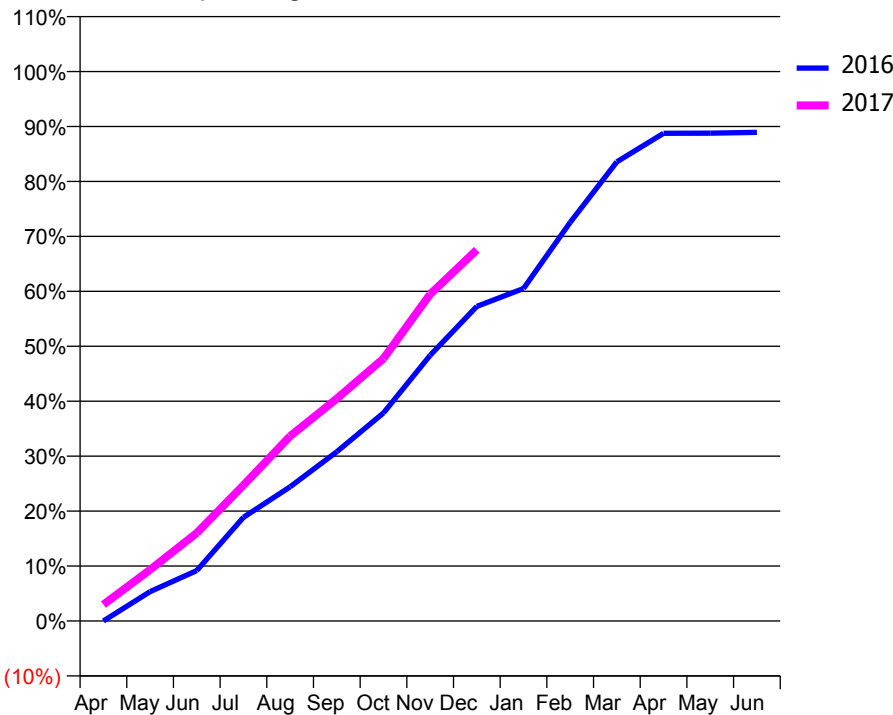
ACCESS*

Patients seen in 24 months	Total	Change since previous quarter
Quarter ending December 2015	3,252	
Quarter ending March 2016	3,975	↑
Quarter ending June 2016	4,193	↑
Quarter ending September 2016	4,354	↑
Quarter ending December 2016	4,457	↑
Variance since December 2015	37.1%	↑



ACTIVITY

Cumulative percentage of contracted UDA delivered 2016 & 2017



Month	Adjusted Scheduled Activity (UDA)	
	2016	2017
April	1	418
May	799	1,302
June	1,368	2,238
July	2,811	3,451
August	3,640	4,699
September	4,589	5,654
October	5,643	6,674
November	7,206	8,305
December	8,533	9,435
January	9,017	
February	10,809	
March	12,451	
April	13,225	
May	13,228	
June	13,252	

QUALITY

	Quantity	Base Number	Contract	LHB	Wales
% of FP17s for the same patient ID Re-attending within 3 months - Children	22	814	2.7%	8.0%	11.4%
% of FP17s for the same patient ID Re-attending within 3 months - Adults	274	3,913	7.0%	13.6%	16.6%
% of FP17s for the same patient ID Re-attending between 3 & 9 months - Children	478	814	58.7%	58.9%	58.0%
% of FP17s for the same patient ID Re-attending between 3 & 9 months - Adults	2,041	3,913	52.2%	53.5%	53.9%
% of FP17s for Band 1 Urgent Courses	221	4,452	5.0%	8.0%	9.0%
% of FP17s Relating to Free Repair or Replacements	21	4,452	0.5%	0.8%	0.7%
% of FP17s Relating to Continuations	29	4,452	0.7%	1.0%	0.9%
% of Patients satisfied with the dentistry they have received	13	13	100.0%	94.3%	94.2%
% of Patients satisfied with the time they had to wait for an appointment	13	13	100.0%	89.1%	88.6%

* This is based on patients treated on this contract for their most recent course of treatment. Figures in italics indicate the base number of FP17s or Patient Questionnaire responses are less than 100. N/A is shown where the base number of responses is less than 10 during the period. % is calculated as Quantity/Base number*100

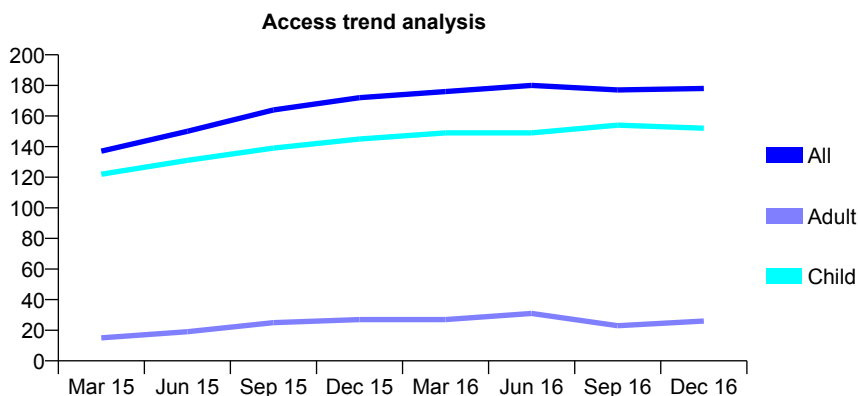
7A1 - Vital Signs At a Glance Contract Report for 304395/0002 - December 2016

Name or company name	Mr D Bellingham and Mr T Aldescu
Contract type name	GDS Contract
Purpose of contract	General
Contract start date	03/07/2014
Contract end date	

16/17 Contracted general activity (UDA)	400
Carry forward general activity (UDA)	0
16/17 Contracted orthodontic activity (UOA)	0
Carry forward orthodontic activity (UOA)	0
Baseline contract value	£9,173.84

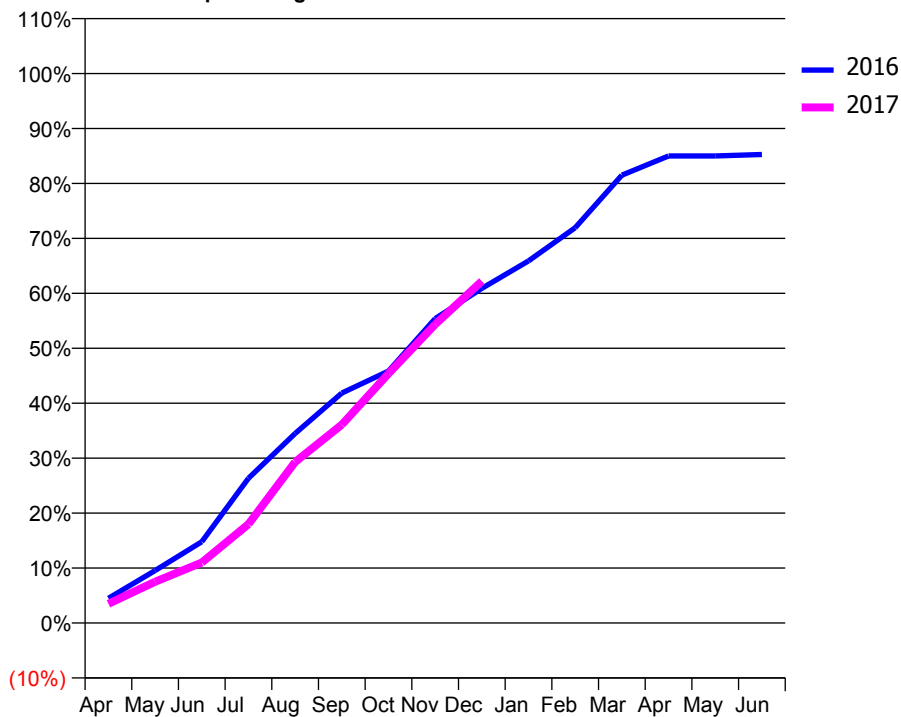
ACCESS*

Patients seen in 24 months	Total	Change since previous quarter
Quarter ending December 2015	172	
Quarter ending March 2016	176	↑
Quarter ending June 2016	180	↑
Quarter ending September 2016	177	↓
Quarter ending December 2016	178	→
Variance since December 2015	3.5%	↑



ACTIVITY

Cumulative percentage of contracted UDA delivered 2016 & 2017



Month	Adjusted Scheduled Activity (UDA)	
	2016	2017
April	18	14
May	38	30
June	59	44
July	105	72
August	138	117
September	167	144
October	183	182
November	222	217
December	244	249
January	264	
February	288	
March	326	
April	340	
May	340	
June	341	

QUALITY

	Quantity	Base Number	Contract	LHB	Wales
% of FP17s for the same patient ID Re-attending within 3 months - Children	14	172	8.1%	8.0%	11.4%
% of FP17s for the same patient ID Re-attending within 3 months - Adults	0	7	0.0%	13.6%	16.6%
% of FP17s for the same patient ID Re-attending between 3 & 9 months - Children	109	172	63.4%	58.9%	58.0%
% of FP17s for the same patient ID Re-attending between 3 & 9 months - Adults	6	7	85.7%	53.5%	53.9%
% of FP17s for Band 1 Urgent Courses	9	166	5.4%	8.0%	9.0%
% of FP17s Relating to Free Repair or Replacements	0	166	0.0%	0.8%	0.7%
% of FP17s Relating to Continuations	1	166	0.6%	1.0%	0.9%
% of Patients satisfied with the dentistry they have received	1	1	N/A	94.3%	94.2%
% of Patients satisfied with the time they had to wait for an appointment	1	1	N/A	89.1%	88.6%

* This is based on patients treated on this contract for their most recent course of treatment. Figures in italics indicate the base number of FP17s or Patient Questionnaire responses are less than 100. N/A is shown where the base number of responses is less than 10 during the period. % is calculated as Quantity/Base number*100

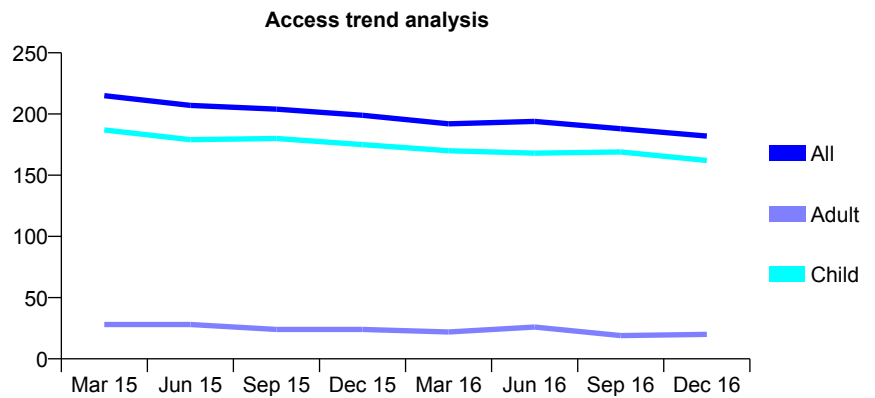
7A1 - Vital Signs At a Glance Contract Report for 308447/0001 - December 2016

Name or company name	MR IG BAIN
Contract type name	GDS Contract
Purpose of contract	General
Contract start date	01/04/2006
Contract end date	

16/17 Contracted general activity (UDA)	332
Carry forward general activity (UDA)	0
16/17 Contracted orthodontic activity (UOA)	0
Carry forward orthodontic activity (UOA)	0
Baseline contract value	£6,670.34

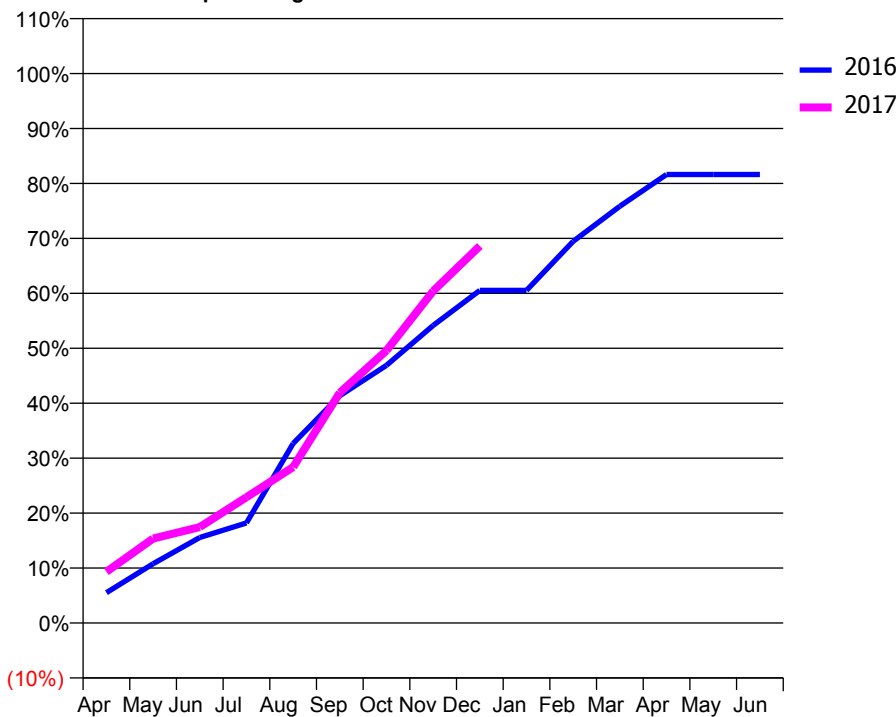
ACCESS*

Patients seen in 24 months	Total	Change since previous quarter
Quarter ending December 2015	199	
Quarter ending March 2016	192	↓
Quarter ending June 2016	194	→
Quarter ending September 2016	188	↓
Quarter ending December 2016	182	↓
Variance since December 2015	(8.5%)	↓



ACTIVITY

Cumulative percentage of contracted UDA delivered 2016 & 2017



Month	Adjusted Scheduled Activity (UDA)	
	2016	2017
April	21	31
May	41	51
June	59	58
July	69	76
August	124	94
September	157	139
October	178	165
November	206	201
December	230	228
January	230	
February	264	
March	288	
April	310	
May	310	
June	310	

QUALITY

	Quantity	Base Number	Contract	LHB	Wales
% of FP17s for the same patient ID Re-attending within 3 months - Children	5	208	2.4%	8.0%	11.4%
% of FP17s for the same patient ID Re-attending within 3 months - Adults	0	0	N/A	13.6%	16.6%
% of FP17s for the same patient ID Re-attending between 3 & 9 months - Children	153	208	73.6%	58.9%	58.0%
% of FP17s for the same patient ID Re-attending between 3 & 9 months - Adults	0	0	N/A	53.5%	53.9%
% of FP17s for Band 1 Urgent Courses	4	190	2.1%	8.0%	9.0%
% of FP17s Relating to Free Repair or Replacements	0	190	0.0%	0.8%	0.7%
% of FP17s Relating to Continuations	0	190	0.0%	1.0%	0.9%
% of Patients satisfied with the dentistry they have received	0	0	N/A	94.3%	94.2%
% of Patients satisfied with the time they had to wait for an appointment	0	0	N/A	89.1%	88.6%

* This is based on patients treated on this contract for their most recent course of treatment. Figures in italics indicate the base number of FP17s or Patient Questionnaire responses are less than 100. N/A is shown where the base number of responses is less than 10 during the period. % is calculated as Quantity/Base number*100

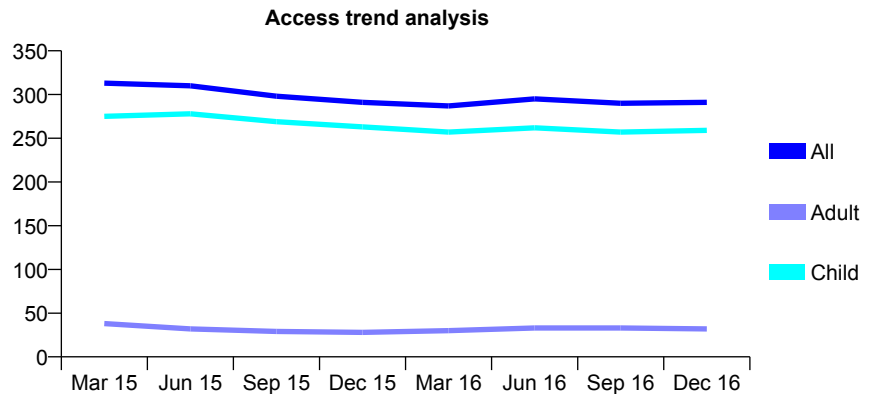
7A1 - Vital Signs At a Glance Contract Report for 329797/0002 - December 2016

Name or company name	MR IG HUGHES
Contract type name	GDS Contract
Purpose of contract	General
Contract start date	01/04/2006
Contract end date	

16/17 Contracted general activity (UDA)	600
Carry forward general activity (UDA)	0
16/17 Contracted orthodontic activity (UOA)	0
Carry forward orthodontic activity (UOA)	0
Baseline contract value	£15,180.72

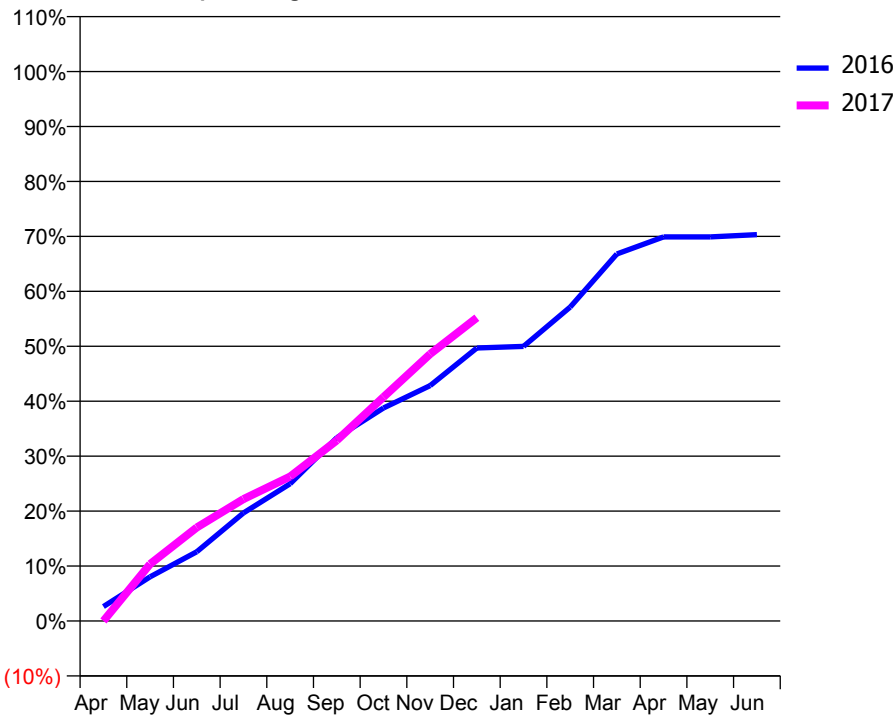
ACCESS*

Patients seen in 24 months	Total	Change since previous quarter
Quarter ending December 2015	291	
Quarter ending March 2016	287	↓
Quarter ending June 2016	295	↑
Quarter ending September 2016	290	↓
Quarter ending December 2016	291	→
Variance since December 2015	0.0%	→



ACTIVITY

Cumulative percentage of contracted UDA delivered 2016 & 2017



Month	Adjusted Scheduled Activity (UDA)	
	2016	2017
April	19	0
May	58	62
June	91	102
July	142	133
August	180	158
September	240	197
October	279	245
November	308	292
December	358	331
January	360	
February	411	
March	481	
April	503	
May	503	
June	506	

QUALITY

	Quantity	Base Number	Contract	LHB	Wales
% of FP17s for the same patient ID Re-attending within 3 months - Children	17	218	7.8%	8.0%	11.4%
% of FP17s for the same patient ID Re-attending within 3 months - Adults	2	12	16.7%	13.6%	16.6%
% of FP17s for the same patient ID Re-attending between 3 & 9 months - Children	101	218	46.3%	58.9%	58.0%
% of FP17s for the same patient ID Re-attending between 3 & 9 months - Adults	6	12	50.0%	53.5%	53.9%
% of FP17s for Band 1 Urgent Courses	11	211	5.2%	8.0%	9.0%
% of FP17s Relating to Free Repair or Replacements	0	211	0.0%	0.8%	0.7%
% of FP17s Relating to Continuations	0	211	0.0%	1.0%	0.9%
% of Patients satisfied with the dentistry they have received	0	0	N/A	94.3%	94.2%
% of Patients satisfied with the time they had to wait for an appointment	0	0	N/A	89.1%	88.6%

* This is based on patients treated on this contract for their most recent course of treatment. Figures in italics indicate the base number of FP17s or Patient Questionnaire responses are less than 100. N/A is shown where the base number of responses is less than 10 during the period. % is calculated as Quantity/Base number*100

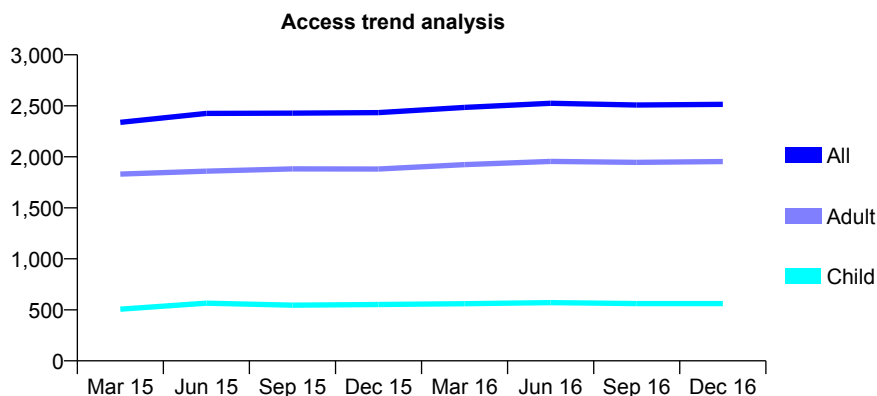
7A1 - Vital Signs At a Glance Contract Report for 331325/0001 - December 2016

Name or company name	MR LC WILLIAMS
Contract type name	GDS Contract
Purpose of contract	General
Contract start date	01/04/2006
Contract end date	

16/17 Contracted general activity (UDA)	8,686
Carry forward general activity (UDA)	0
16/17 Contracted orthodontic activity (UOA)	0
Carry forward orthodontic activity (UOA)	0
Baseline contract value	£223,220.60

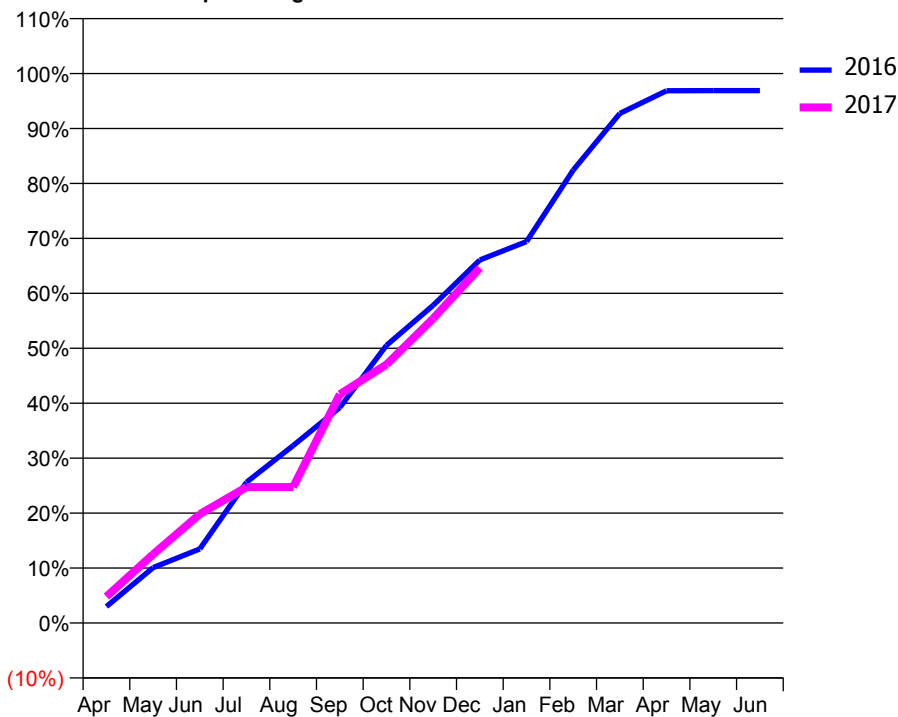
ACCESS*

Patients seen in 24 months	Total	Change since previous quarter
Quarter ending December 2015	2,433	
Quarter ending March 2016	2,484	↑
Quarter ending June 2016	2,525	→
Quarter ending September 2016	2,508	→
Quarter ending December 2016	2,515	→
Variance since December 2015	3.4%	↑



ACTIVITY

Cumulative percentage of contracted UDA delivered 2016 & 2017



Month	Adjusted Scheduled Activity (UDA)	
	2016	2017
April	261	417
May	877	1,086
June	1,170	1,721
July	2,224	2,150
August	2,805	2,150
September	3,407	3,616
October	4,389	4,087
November	5,021	4,814
December	5,738	5,614
January	6,029	
February	7,159	
March	8,056	
April	8,414	
May	8,416	
June	8,415	

QUALITY

	Quantity	Base Number	Contract	LHB	Wales
% of FP17s for the same patient ID Re-attending within 3 months - Children	70	743	9.4%	8.0%	11.4%
% of FP17s for the same patient ID Re-attending within 3 months - Adults	261	2,235	11.7%	13.6%	16.6%
% of FP17s for the same patient ID Re-attending between 3 & 9 months - Children	479	743	64.5%	58.9%	58.0%
% of FP17s for the same patient ID Re-attending between 3 & 9 months - Adults	1,287	2,235	57.6%	53.5%	53.9%
% of FP17s for Band 1 Urgent Courses	130	2,784	4.7%	8.0%	9.0%
% of FP17s Relating to Free Repair or Replacements	12	2,784	0.4%	0.8%	0.7%
% of FP17s Relating to Continuations	9	2,784	0.3%	1.0%	0.9%
% of Patients satisfied with the dentistry they have received	6	6	N/A	94.3%	94.2%
% of Patients satisfied with the time they had to wait for an appointment	5	6	N/A	89.1%	88.6%

* This is based on patients treated on this contract for their most recent course of treatment. Figures in italics indicate the base number of FP17s or Patient Questionnaire responses are less than 100. N/A is shown where the base number of responses is less than 10 during the period. % is calculated as Quantity/Base number*100

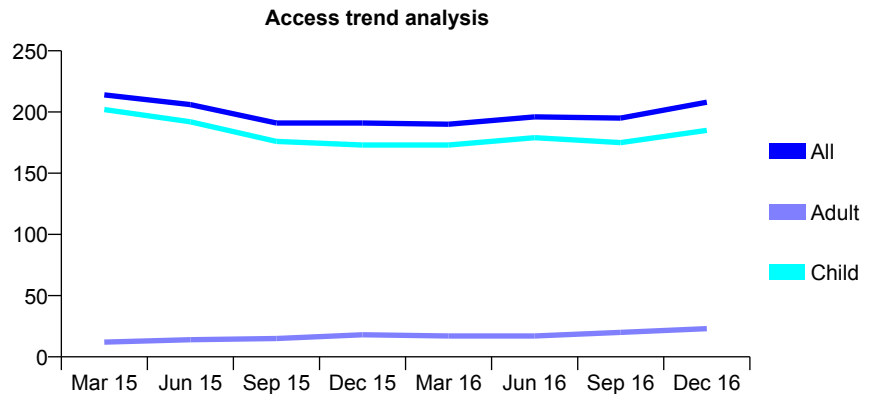
7A1 - Vital Signs At a Glance Contract Report for 332658/0001 - December 2016

Name or company name	MR JO JOHNSON
Contract type name	GDS Contract
Purpose of contract	General
Contract start date	01/04/2006
Contract end date	

16/17 Contracted general activity (UDA)	500
Carry forward general activity (UDA)	0
16/17 Contracted orthodontic activity (UOA)	0
Carry forward orthodontic activity (UOA)	0
Baseline contract value	£11,599.97

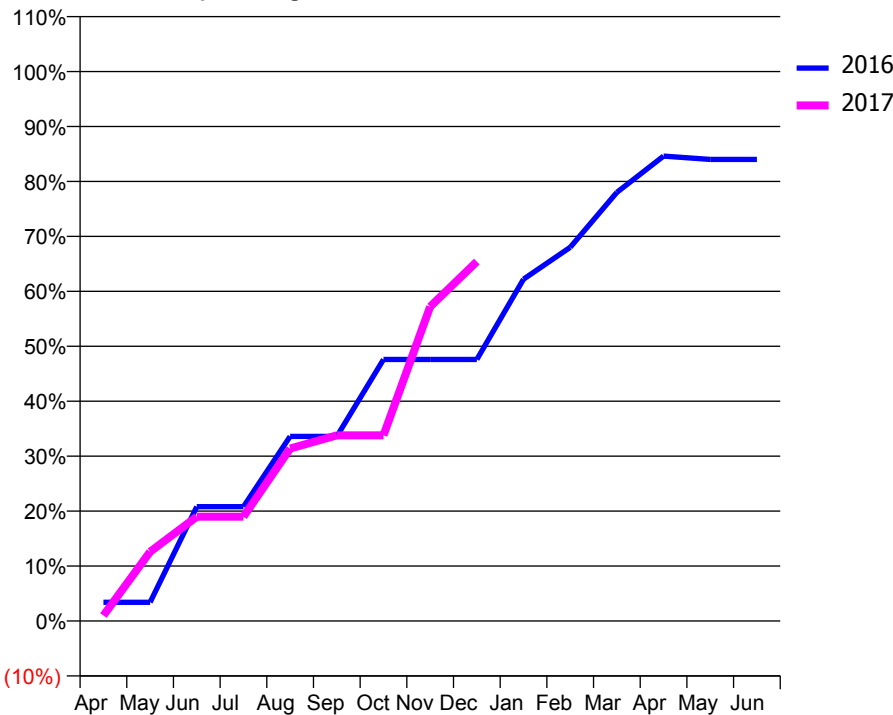
ACCESS*

Patients seen in 24 months	Total	Change since previous quarter
Quarter ending December 2015	191	
Quarter ending March 2016	190	→
Quarter ending June 2016	196	↑
Quarter ending September 2016	195	→
Quarter ending December 2016	208	↑
Variance since December 2015	8.9%	↑



ACTIVITY

Cumulative percentage of contracted UDA delivered 2016 & 2017



Month	Adjusted Scheduled Activity (UDA)	
	2016	2017
April	17	5
May	17	63
June	104	95
July	104	95
August	168	157
September	168	169
October	238	169
November	238	286
December	238	327
January	311	
February	340	
March	390	
April	423	
May	420	
June	420	

QUALITY

	Quantity	Base Number	Contract	LHB	Wales
% of FP17s for the same patient ID Re-attending within 3 months - Children	19	269	7.1%	8.0%	11.4%
% of FP17s for the same patient ID Re-attending within 3 months - Adults	0	0	N/A	13.6%	16.6%
% of FP17s for the same patient ID Re-attending between 3 & 9 months - Children	177	269	65.8%	58.9%	58.0%
% of FP17s for the same patient ID Re-attending between 3 & 9 months - Adults	0	0	N/A	53.5%	53.9%
% of FP17s for Band 1 Urgent Courses	0	249	0.0%	8.0%	9.0%
% of FP17s Relating to Free Repair or Replacements	0	249	0.0%	0.8%	0.7%
% of FP17s Relating to Continuations	0	249	0.0%	1.0%	0.9%
% of Patients satisfied with the dentistry they have received	1	1	N/A	94.3%	94.2%
% of Patients satisfied with the time they had to wait for an appointment	1	1	N/A	89.1%	88.6%

* This is based on patients treated on this contract for their most recent course of treatment. Figures in italics indicate the base number of FP17s or Patient Questionnaire responses are less than 100. N/A is shown where the base number of responses is less than 10 during the period. % is calculated as Quantity/Base number*100

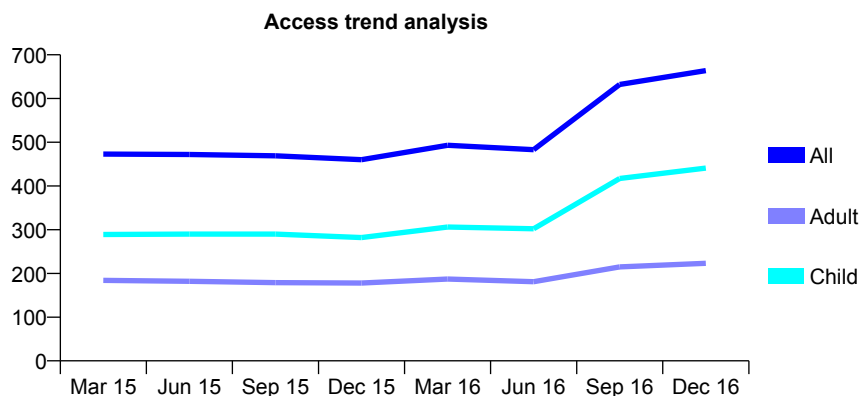
7A1 - Vital Signs At a Glance Contract Report for 565369/0001 - December 2016

Name or company name	BH Humphreys & N Hughes- Jones
Contract type name	GDS Contract
Purpose of contract	General
Contract start date	01/04/2006
Contract end date	

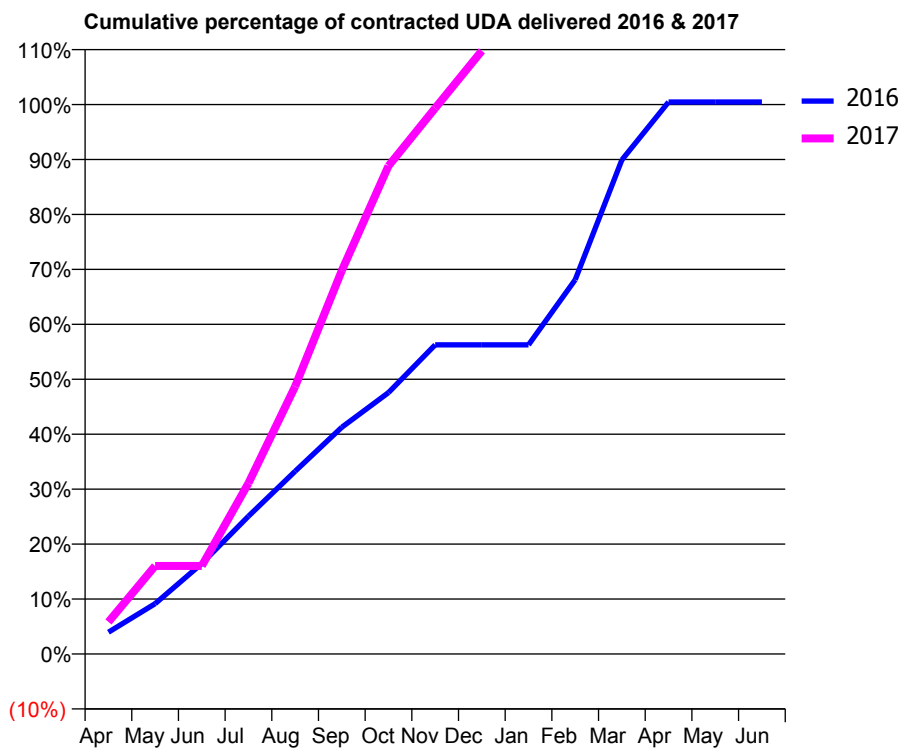
16/17 Contracted general activity (UDA)	839
Carry forward general activity (UDA)	-6
16/17 Contracted orthodontic activity (UOA)	0
Carry forward orthodontic activity (UOA)	0
Baseline contract value	£20,441.83

ACCESS*

Patients seen in 24 months	Total	Change since previous quarter
Quarter ending December 2015	460	
Quarter ending March 2016	493	↑
Quarter ending June 2016	483	↓
Quarter ending September 2016	632	↑
Quarter ending December 2016	664	↑
Variance since December 2015	44.3%	↑



ACTIVITY



Month	Adjusted Scheduled Activity (UDA)	
	2016	2017
April	48	49
May	111	134
June	200	134
July	304	261
August	403	409
September	501	585
October	577	745
November	683	833
December	683	921
January	683	
February	826	
March	1,091	
April	1,219	
May	1,219	
June	1,219	

QUALITY

	Quantity	Base Number	Contract	LHB	Wales
% of FP17s for the same patient ID Re-attending within 3 months - Children	28	564	5.0%	8.0%	11.4%
% of FP17s for the same patient ID Re-attending within 3 months - Adults	9	119	7.6%	13.6%	16.6%
% of FP17s for the same patient ID Re-attending between 3 & 9 months - Children	255	564	45.2%	58.9%	58.0%
% of FP17s for the same patient ID Re-attending between 3 & 9 months - Adults	67	119	56.3%	53.5%	53.9%
% of FP17s for Band 1 Urgent Courses	20	622	3.2%	8.0%	9.0%
% of FP17s Relating to Free Repair or Replacements	0	622	0.0%	0.8%	0.7%
% of FP17s Relating to Continuations	6	622	1.0%	1.0%	0.9%
% of Patients satisfied with the dentistry they have received	0	0	N/A	94.3%	94.2%
% of Patients satisfied with the time they had to wait for an appointment	0	0	N/A	89.1%	88.6%

* This is based on patients treated on this contract for their most recent course of treatment. Figures in italics indicate the base number of FP17s or Patient Questionnaire responses are less than 100. N/A is shown where the base number of responses is less than 10 during the period. % is calculated as Quantity/Base number*100

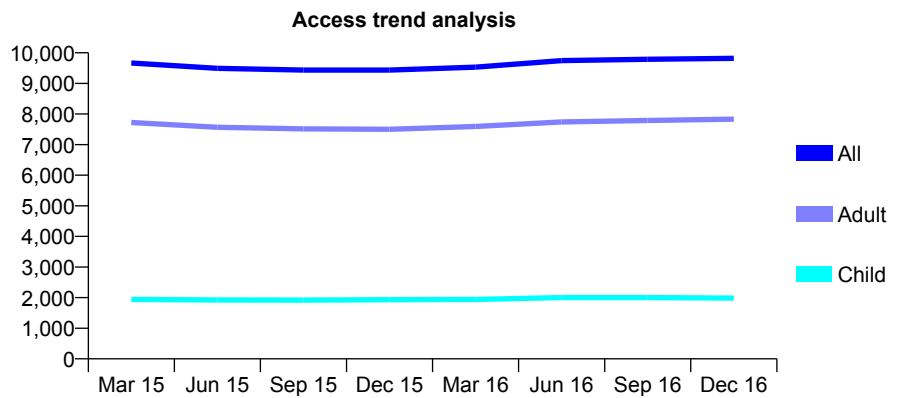
7A1 - Vital Signs At a Glance Contract Report for 569259/0001 - December 2016

Name or company name	MR RT HANDLEY
Contract type name	GDS Contract
Purpose of contract	General
Contract start date	01/04/2006
Contract end date	

16/17 Contracted general activity (UDA)	31,357
Carry forward general activity (UDA)	0
16/17 Contracted orthodontic activity (UOA)	0
Carry forward orthodontic activity (UOA)	0
Baseline contract value	£787,184.70

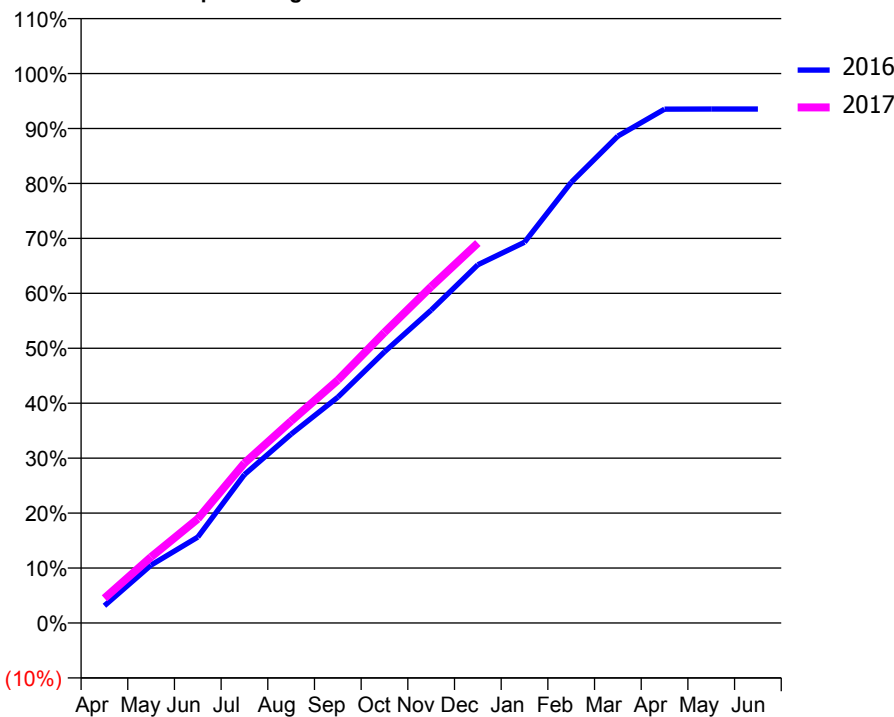
ACCESS*

Patients seen in 24 months	Total	Change since previous quarter
Quarter ending December 2015	9,435	
Quarter ending March 2016	9,532	→
Quarter ending June 2016	9,746	↑
Quarter ending September 2016	9,788	→
Quarter ending December 2016	9,817	→
Variance since December 2015	4.0%	↑



ACTIVITY

Cumulative percentage of contracted UDA delivered 2016 & 2017



Month	Adjusted Scheduled Activity (UDA)	
	2016	2017
April	1,010	1,409
May	3,379	3,774
June	5,012	5,946
July	8,656	9,131
August	11,007	11,523
September	13,157	13,860
October	15,806	16,586
November	18,233	19,198
December	20,878	21,682
January	22,192	
February	25,678	
March	28,374	
April	29,950	
May	29,952	
June	29,955	

QUALITY

	Quantity	Base Number	Contract	LHB	Wales
% of FP17s for the same patient ID Re-attending within 3 months - Children	141	1,968	7.2%	8.0%	11.4%
% of FP17s for the same patient ID Re-attending within 3 months - Adults	1,134	7,863	14.4%	13.6%	16.6%
% of FP17s for the same patient ID Re-attending between 3 & 9 months - Children	912	1,968	46.3%	58.9%	58.0%
% of FP17s for the same patient ID Re-attending between 3 & 9 months - Adults	3,577	7,863	45.5%	53.5%	53.9%
% of FP17s for Band 1 Urgent Courses	684	9,195	7.4%	8.0%	9.0%
% of FP17s Relating to Free Repair or Replacements	124	9,195	1.3%	0.8%	0.7%
% of FP17s Relating to Continuations	105	9,195	1.1%	1.0%	0.9%
% of Patients satisfied with the dentistry they have received	24	24	100.0%	94.3%	94.2%
% of Patients satisfied with the time they had to wait for an appointment	24	24	100.0%	89.1%	88.6%

* This is based on patients treated on this contract for their most recent course of treatment. Figures in italics indicate the base number of FP17s or Patient Questionnaire responses are less than 100. N/A is shown where the base number of responses is less than 10 during the period. % is calculated as Quantity/Base number*100

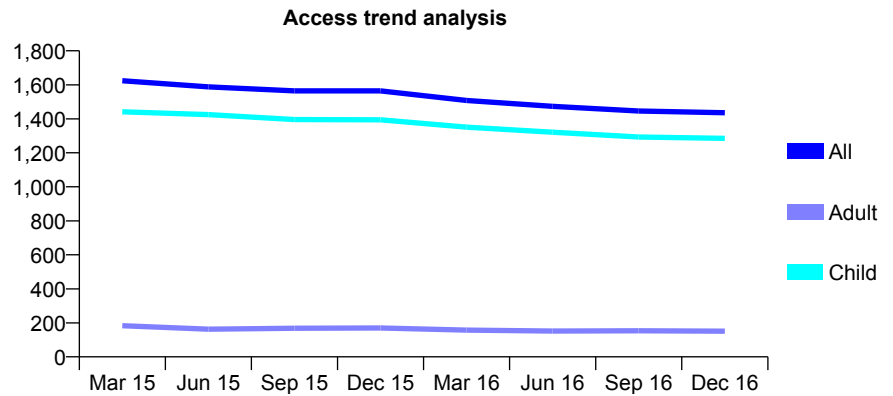
7A1 - Vital Signs At a Glance Contract Report for 571466/0001 - December 2016

Name or company name	MR SC EDWARDS
Contract type name	PDS Contract
Purpose of contract	General
Contract start date	01/04/2006
Contract end date	31/03/2018

16/17 Contracted general activity (UDA)	3,240
Carry forward general activity (UDA)	0
16/17 Contracted orthodontic activity (UOA)	0
Carry forward orthodontic activity (UOA)	0
Baseline contract value	£81,756.79

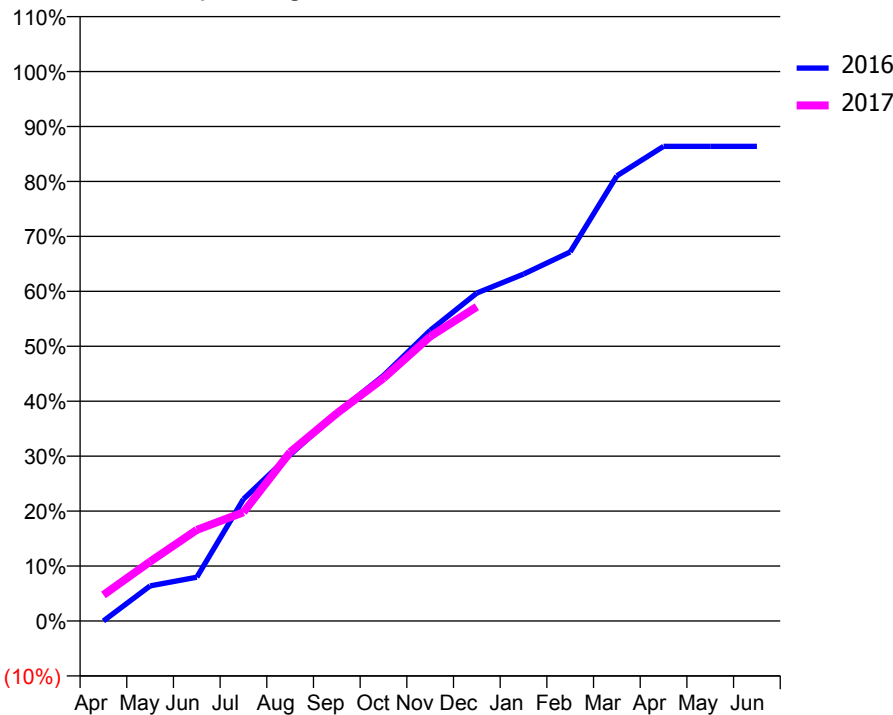
ACCESS*

Patients seen in 24 months	Total	Change since previous quarter
Quarter ending December 2015	1,564	
Quarter ending March 2016	1,508	↓
Quarter ending June 2016	1,473	↓
Quarter ending September 2016	1,446	↓
Quarter ending December 2016	1,436	→
Variance since December 2015	(8.2%)	↓



ACTIVITY

Cumulative percentage of contracted UDA delivered 2016 & 2017



Month	Adjusted Scheduled Activity (UDA)	
	2016	2017
April	0	154
May	207	350
June	258	537
July	719	641
August	980	996
September	1,228	1,225
October	1,447	1,432
November	1,714	1,678
December	1,934	1,853
January	2,046	
February	2,176	
March	2,625	
April	2,799	
May	2,799	
June	2,799	

QUALITY

	Quantity	Base Number	Contract	LHB	Wales
% of FP17s for the same patient ID Re-attending within 3 months - Children	83	1,370	6.1%	8.0%	11.4%
% of FP17s for the same patient ID Re-attending within 3 months - Adults	5	38	13.2%	13.6%	16.6%
% of FP17s for the same patient ID Re-attending between 3 & 9 months - Children	802	1,370	58.5%	58.9%	58.0%
% of FP17s for the same patient ID Re-attending between 3 & 9 months - Adults	16	38	42.1%	53.5%	53.9%
% of FP17s for Band 1 Urgent Courses	3	1,279	0.2%	8.0%	9.0%
% of FP17s Relating to Free Repair or Replacements	0	1,279	0.0%	0.8%	0.7%
% of FP17s Relating to Continuations	15	1,279	1.2%	1.0%	0.9%
% of Patients satisfied with the dentistry they have received	1	1	N/A	94.3%	94.2%
% of Patients satisfied with the time they had to wait for an appointment	1	1	N/A	89.1%	88.6%

* This is based on patients treated on this contract for their most recent course of treatment. Figures in italics indicate the base number of FP17s or Patient Questionnaire responses are less than 100. N/A is shown where the base number of responses is less than 10 during the period. % is calculated as Quantity/Base number*100

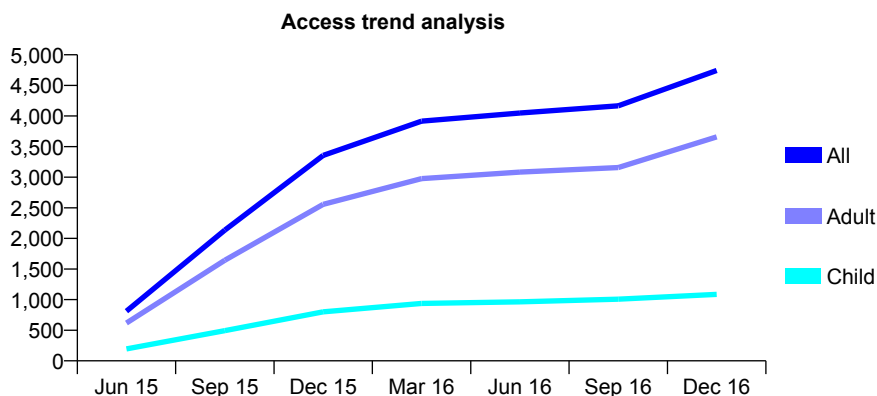
7A1 - Vital Signs At a Glance Contract Report for 602531/0001 - December 2016

Name or company name	MR DP JONES
Contract type name	GDS Contract
Purpose of contract	General
Contract start date	06/05/2015
Contract end date	

16/17 Contracted general activity (UDA)	18,674
Carry forward general activity (UDA)	459
16/17 Contracted orthodontic activity (UOA)	0
Carry forward orthodontic activity (UOA)	0
Baseline contract value	£429,675.97

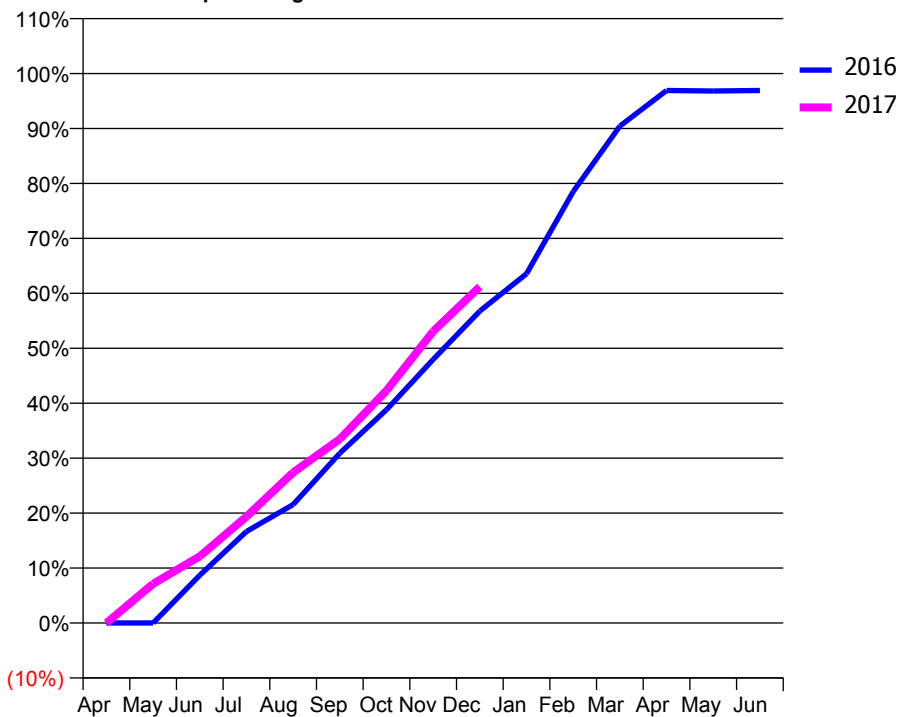
ACCESS*

Patients seen in 24 months	Total	Change since previous quarter
Quarter ending December 2015	3,357	
Quarter ending March 2016	3,916	↑
Quarter ending June 2016	4,048	↑
Quarter ending September 2016	4,167	↑
Quarter ending December 2016	4,744	↑
Variance since December 2015	41.3%	↑



ACTIVITY

Cumulative percentage of contracted UDA delivered 2016 & 2017



Month	Adjusted Scheduled Activity (UDA)	
	2016	2017
April	0	-2
May	0	1,334
June	1,287	2,266
July	2,468	3,617
August	3,193	5,117
September	4,576	6,252
October	5,746	7,901
November	7,103	9,914
December	8,409	11,429
January	9,415	
February	11,628	
March	13,394	
April	14,352	
May	14,336	
June	14,350	

QUALITY

	Quantity	Base Number	Contract	LHB	Wales
% of FP17s for the same patient ID Re-attending within 3 months - Children	65	1,360	4.8%	8.0%	11.4%
% of FP17s for the same patient ID Re-attending within 3 months - Adults	527	4,434	11.9%	13.6%	16.6%
% of FP17s for the same patient ID Re-attending between 3 & 9 months - Children	909	1,360	66.8%	58.9%	58.0%
% of FP17s for the same patient ID Re-attending between 3 & 9 months - Adults	2,809	4,434	63.4%	53.5%	53.9%
% of FP17s for Band 1 Urgent Courses	334	5,404	6.2%	8.0%	9.0%
% of FP17s Relating to Free Repair or Replacements	60	5,404	1.1%	0.8%	0.7%
% of FP17s Relating to Continuations	2	5,404	0.0%	1.0%	0.9%
% of Patients satisfied with the dentistry they have received	24	27	88.9%	94.3%	94.2%
% of Patients satisfied with the time they had to wait for an appointment	25	27	92.6%	89.1%	88.6%

* This is based on patients treated on this contract for their most recent course of treatment. Figures in italics indicate the base number of FP17s or Patient Questionnaire responses are less than 100. N/A is shown where the base number of responses is less than 10 during the period. % is calculated as Quantity/Base number*100

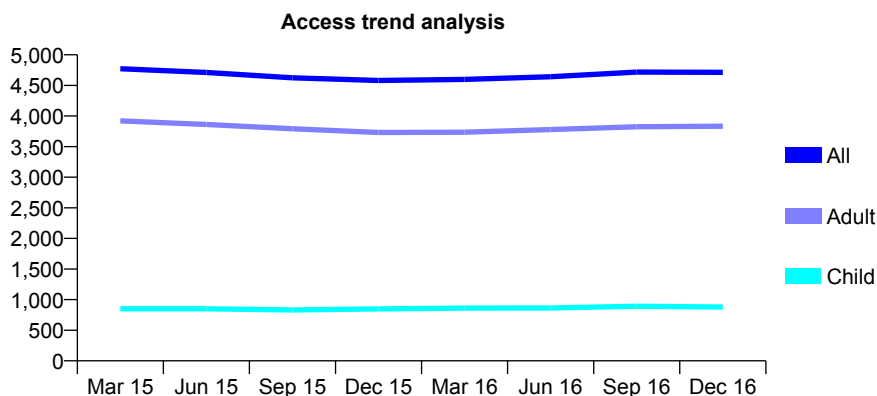
7A1 - Vital Signs At a Glance Contract Report for 624810/0001 - December 2016

Name or company name	MRS HJ WILBY
Contract type name	GDS Contract
Purpose of contract	General
Contract start date	01/04/2006
Contract end date	

16/17 Contracted general activity (UDA)	12,500
Carry forward general activity (UDA)	0
16/17 Contracted orthodontic activity (UOA)	0
Carry forward orthodontic activity (UOA)	0
Baseline contract value	£319,855.13

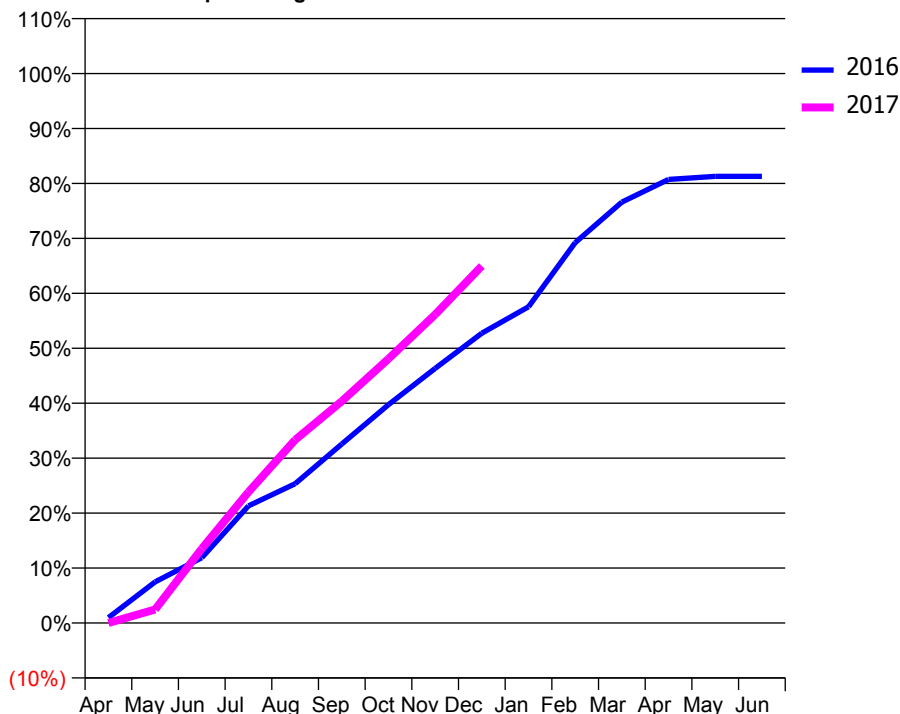
ACCESS*

Patients seen in 24 months	Total	Change since previous quarter
Quarter ending December 2015	4,580	
Quarter ending March 2016	4,597	→
Quarter ending June 2016	4,641	→
Quarter ending September 2016	4,717	→
Quarter ending December 2016	4,714	→
Variance since December 2015	2.9%	↑



ACTIVITY

Cumulative percentage of contracted UDA delivered 2016 & 2017



Adjusted Scheduled Activity (UDA)

Month	2016	2017
April	151	0
May	1,149	307
June	1,821	1,691
July	3,269	2,980
August	3,884	4,166
September	4,993	5,046
October	6,090	6,011
November	7,104	7,019
December	8,085	8,121
January	8,821	
February	10,612	
March	11,744	
April	12,373	
May	12,460	
June	12,460	

QUALITY

	Quantity	Base Number	Contract	LHB	Wales
% of FP17s for the same patient ID Re-attending within 3 months - Children	39	727	5.4%	8.0%	11.4%
% of FP17s for the same patient ID Re-attending within 3 months - Adults	338	3,035	11.1%	13.6%	16.6%
% of FP17s for the same patient ID Re-attending between 3 & 9 months - Children	356	727	49.0%	58.9%	58.0%
% of FP17s for the same patient ID Re-attending between 3 & 9 months - Adults	1,135	3,035	37.4%	53.5%	53.9%
% of FP17s for Band 1 Urgent Courses	296	3,463	8.5%	8.0%	9.0%
% of FP17s Relating to Free Repair or Replacements	34	3,463	1.0%	0.8%	0.7%
% of FP17s Relating to Continuations	30	3,463	0.9%	1.0%	0.9%
% of Patients satisfied with the dentistry they have received	9	11	81.8%	94.3%	94.2%
% of Patients satisfied with the time they had to wait for an appointment	10	11	90.9%	89.1%	88.6%

* This is based on patients treated on this contract for their most recent course of treatment. Figures in italics indicate the base number of FP17s or Patient Questionnaire responses are less than 100. N/A is shown where the base number of responses is less than 10 during the period. % is calculated as Quantity/Base number*100

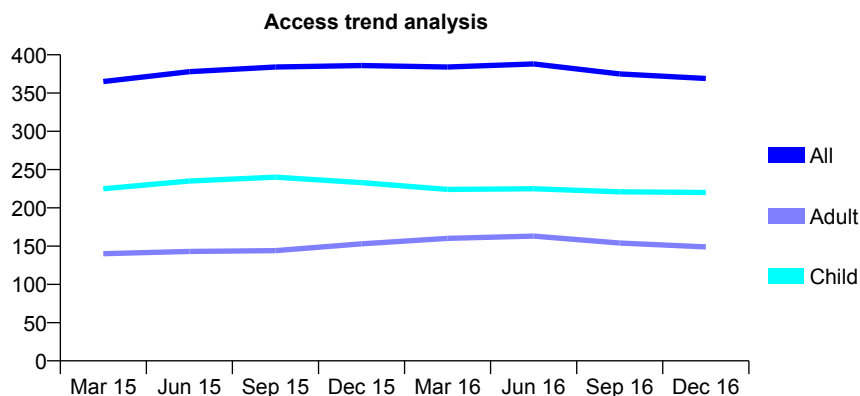
7A1 - Vital Signs At a Glance Contract Report for 635030/0001 - December 2016

Name or company name	MR BV OWEN
Contract type name	GDS Contract
Purpose of contract	General
Contract start date	01/04/2006
Contract end date	

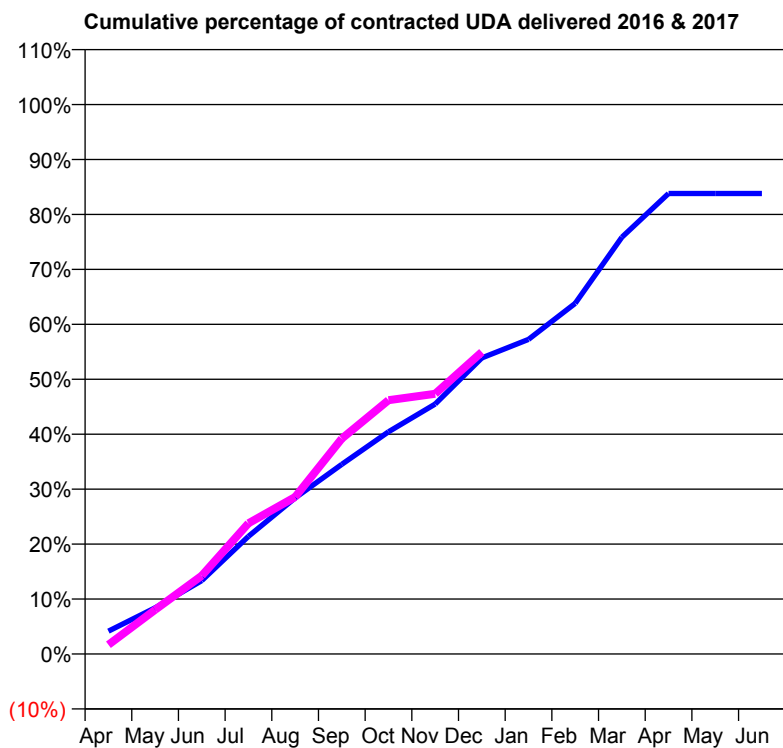
16/17 Contracted general activity (UDA)	1,130
Carry forward general activity (UDA)	0
16/17 Contracted orthodontic activity (UOA)	0
Carry forward orthodontic activity (UOA)	0
Baseline contract value	£28,376.17

ACCESS*

Patients seen in 24 months	Total	Change since previous quarter
Quarter ending December 2015	386	
Quarter ending March 2016	384	→
Quarter ending June 2016	388	→
Quarter ending September 2016	375	↓
Quarter ending December 2016	369	↓
Variance since December 2015	(4.4%)	↓



ACTIVITY



Month	Adjusted Scheduled Activity (UDA)	
	2016	2017
April	47	19
May	95	91
June	151	161
July	242	269
August	321	323
September	390	443
October	457	522
November	514	535
December	609	621
January	647	
February	721	
March	857	
April	947	
May	947	
June	947	

QUALITY

	Quantity	Base Number	Contract	LHB	Wales
% of FP17s for the same patient ID Re-attending within 3 months - Children	23	288	8.0%	8.0%	11.4%
% of FP17s for the same patient ID Re-attending within 3 months - Adults	11	121	9.1%	13.6%	16.6%
% of FP17s for the same patient ID Re-attending between 3 & 9 months - Children	202	288	70.1%	58.9%	58.0%
% of FP17s for the same patient ID Re-attending between 3 & 9 months - Adults	80	121	66.1%	53.5%	53.9%
% of FP17s for Band 1 Urgent Courses	0	351	0.0%	8.0%	9.0%
% of FP17s Relating to Free Repair or Replacements	0	351	0.0%	0.8%	0.7%
% of FP17s Relating to Continuations	8	351	2.3%	1.0%	0.9%
% of Patients satisfied with the dentistry they have received	0	0	N/A	94.3%	94.2%
% of Patients satisfied with the time they had to wait for an appointment	0	0	N/A	89.1%	88.6%

* This is based on patients treated on this contract for their most recent course of treatment. Figures in italics indicate the base number of FP17s or Patient Questionnaire responses are less than 100. N/A is shown where the base number of responses is less than 10 during the period. % is calculated as Quantity/Base number*100

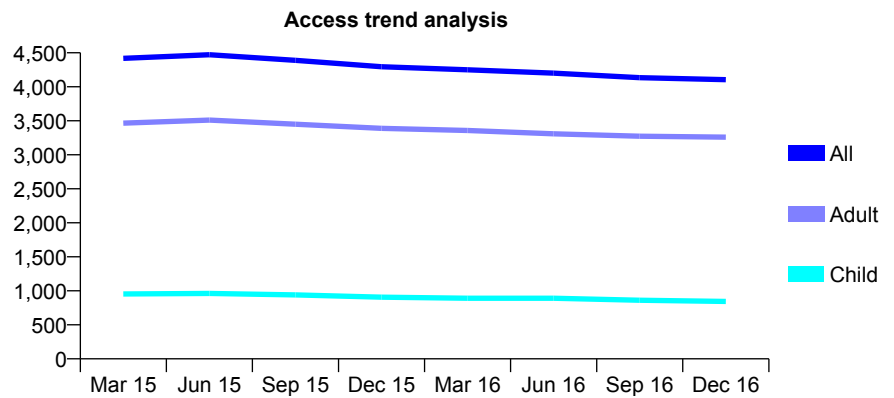
7A1 - Vital Signs At a Glance Contract Report for 639095/0001 - December 2016

Name or company name	MR MA HORTON
Contract type name	GDS Contract
Purpose of contract	General
Contract start date	01/04/2006
Contract end date	

16/17 Contracted general activity (UDA)	14,832
Carry forward general activity (UDA)	0
16/17 Contracted orthodontic activity (UOA)	0
Carry forward orthodontic activity (UOA)	0
Baseline contract value	£417,908.35

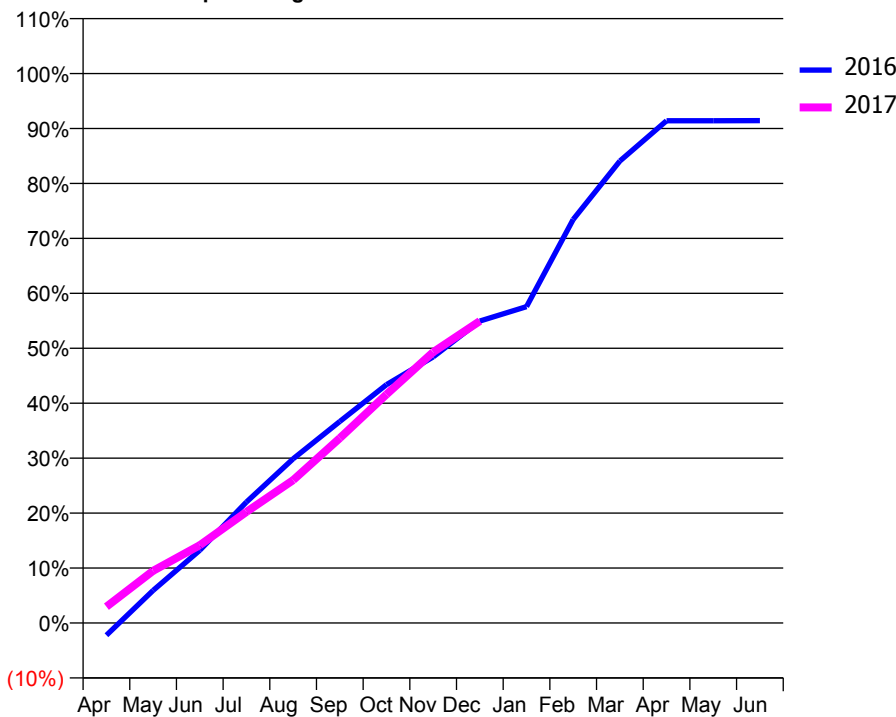
ACCESS*

Patients seen in 24 months	Total	Change since previous quarter
Quarter ending December 2015	4,295	
Quarter ending March 2016	4,250	↓
Quarter ending June 2016	4,200	↓
Quarter ending September 2016	4,134	↓
Quarter ending December 2016	4,104	→
Variance since December 2015	(4.4%)	↓



ACTIVITY

Cumulative percentage of contracted UDA delivered 2016 & 2017



Month	Adjusted Scheduled Activity (UDA)	
	2016	2017
April	-332	441
May	881	1,410
June	1,962	2,101
July	3,266	2,999
August	4,432	3,857
September	5,440	4,991
October	6,432	6,170
November	7,182	7,311
December	8,149	8,149
January	8,541	
February	10,892	
March	12,469	
April	13,558	
May	13,558	
June	13,561	

QUALITY

	Quantity	Base Number	Contract	LHB	Wales
% of FP17s for the same patient ID Re-attending within 3 months - Children	75	990	7.6%	8.0%	11.4%
% of FP17s for the same patient ID Re-attending within 3 months - Adults	573	3,743	15.3%	13.6%	16.6%
% of FP17s for the same patient ID Re-attending between 3 & 9 months - Children	638	990	64.4%	58.9%	58.0%
% of FP17s for the same patient ID Re-attending between 3 & 9 months - Adults	2,222	3,743	59.4%	53.5%	53.9%
% of FP17s for Band 1 Urgent Courses	305	4,335	7.0%	8.0%	9.0%
% of FP17s Relating to Free Repair or Replacements	75	4,335	1.7%	0.8%	0.7%
% of FP17s Relating to Continuations	49	4,335	1.1%	1.0%	0.9%
% of Patients satisfied with the dentistry they have received	20	23	87.0%	94.3%	94.2%
% of Patients satisfied with the time they had to wait for an appointment	19	23	82.6%	89.1%	88.6%

* This is based on patients treated on this contract for their most recent course of treatment. Figures in italics indicate the base number of FP17s or Patient Questionnaire responses are less than 100. N/A is shown where the base number of responses is less than 10 during the period. % is calculated as Quantity/Base number*100

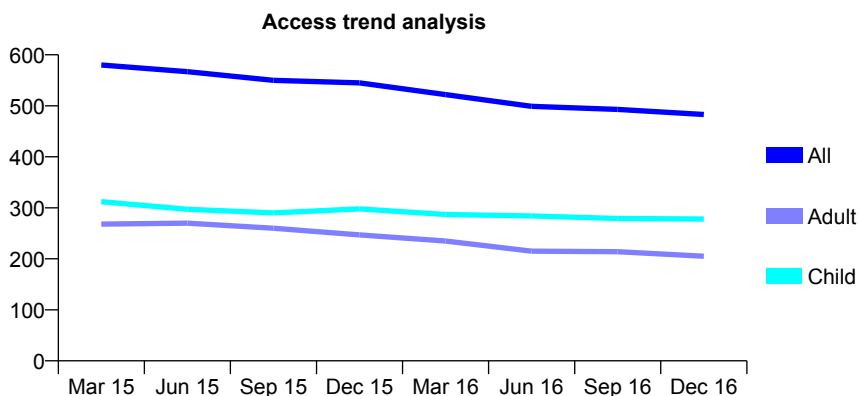
7A1 - Vital Signs At a Glance Contract Report for 641820/0001 - December 2016

Name or company name	Mr AP Woolley & Mr S W Herd - Partnershi
Contract type name	GDS Contract
Purpose of contract	General
Contract start date	01/04/2006
Contract end date	

16/17 Contracted general activity (UDA)	1,400
Carry forward general activity (UDA)	21
16/17 Contracted orthodontic activity (UOA)	0
Carry forward orthodontic activity (UOA)	0
Baseline contract value	£33,909.36

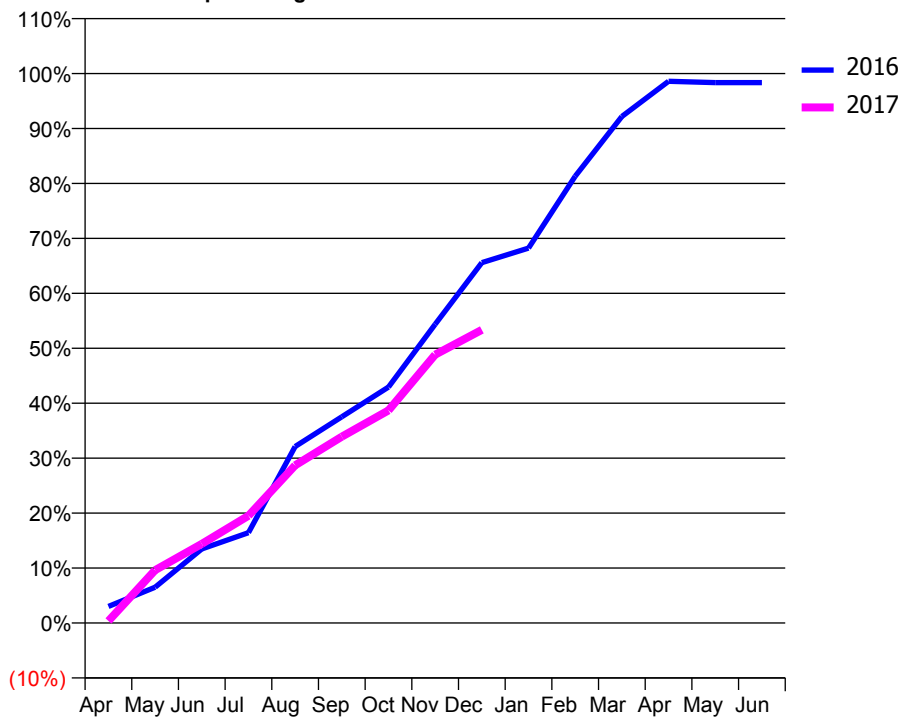
ACCESS*

Patients seen in 24 months	Total	Change since previous quarter
Quarter ending December 2015	545	
Quarter ending March 2016	522	↓
Quarter ending June 2016	499	↓
Quarter ending September 2016	493	↓
Quarter ending December 2016	483	↓
Variance since December 2015	(11.4%)	↓



ACTIVITY

Cumulative percentage of contracted UDA delivered 2016 & 2017



Adjusted Scheduled Activity (UDA)

Month	2016	2017
April	39	5
May	85	135
June	175	202
July	214	273
August	417	402
September	488	475
October	558	542
November	707	684
December	853	747
January	887	
February	1,057	
March	1,198	
April	1,282	
May	1,279	
June	1,279	

QUALITY

	Quantity	Base Number	Contract	LHB	Wales
% of FP17s for the same patient ID Re-attending within 3 months - Children	22	289	7.6%	8.0%	11.4%
% of FP17s for the same patient ID Re-attending within 3 months - Adults	15	165	9.1%	13.6%	16.6%
% of FP17s for the same patient ID Re-attending between 3 & 9 months - Children	169	289	58.5%	58.9%	58.0%
% of FP17s for the same patient ID Re-attending between 3 & 9 months - Adults	113	165	68.5%	53.5%	53.9%
% of FP17s for Band 1 Urgent Courses	20	417	4.8%	8.0%	9.0%
% of FP17s Relating to Free Repair or Replacements	0	417	0.0%	0.8%	0.7%
% of FP17s Relating to Continuations	0	417	0.0%	1.0%	0.9%
% of Patients satisfied with the dentistry they have received	2	2	N/A	94.3%	94.2%
% of Patients satisfied with the time they had to wait for an appointment	1	2	N/A	89.1%	88.6%

* This is based on patients treated on this contract for their most recent course of treatment. Figures in italics indicate the base number of FP17s or Patient Questionnaire responses are less than 100. N/A is shown where the base number of responses is less than 10 during the period. % is calculated as Quantity/Base number*100

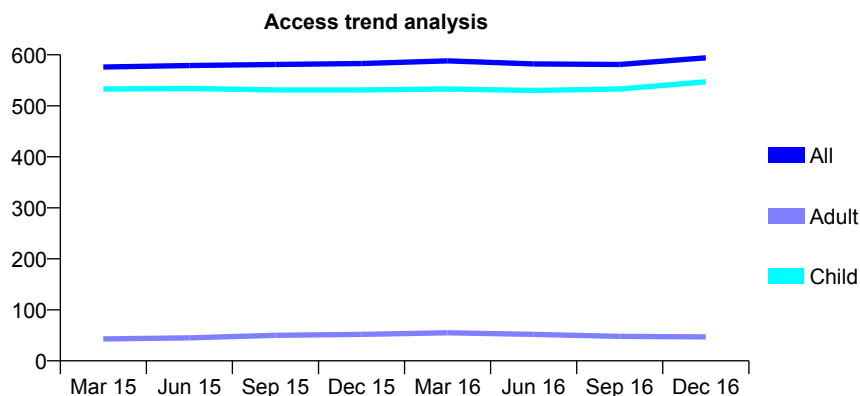
7A1 - Vital Signs At a Glance Contract Report for 678589/0001 - December 2016

Name or company name	MR FQ HEWITT
Contract type name	GDS Contract
Purpose of contract	General
Contract start date	01/04/2009
Contract end date	

16/17 Contracted general activity (UDA)	1,129
Carry forward general activity (UDA)	-4
16/17 Contracted orthodontic activity (UOA)	0
Carry forward orthodontic activity (UOA)	0
Baseline contract value	£26,934.86

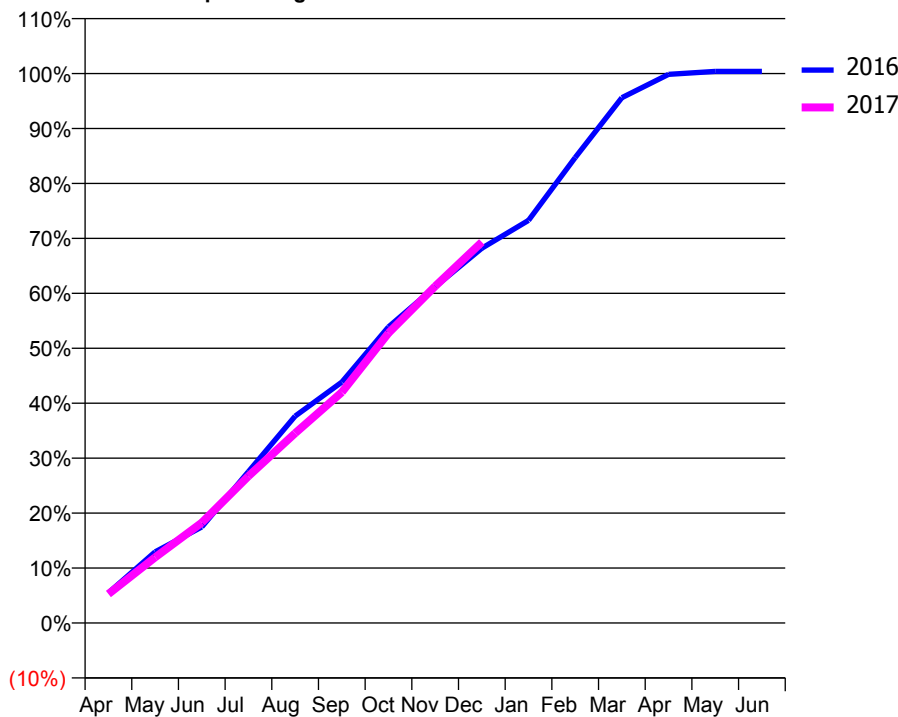
ACCESS*

Patients seen in 24 months	Total	Change since previous quarter
Quarter ending December 2015	583	
Quarter ending March 2016	588	→
Quarter ending June 2016	582	↓
Quarter ending September 2016	581	→
Quarter ending December 2016	594	↑
Variance since December 2015	1.9%	→



ACTIVITY

Cumulative percentage of contracted UDA delivered 2016 & 2017



Month	Adjusted Scheduled Activity (UDA)	
	2016	2017
April	62	60
May	146	135
June	197	206
July	311	302
August	425	390
September	495	474
October	608	596
November	691	692
December	770	783
January	827	
February	956	
March	1,079	
April	1,127	
May	1,133	
June	1,133	

QUALITY

	Quantity	Base Number	Contract	LHB	Wales
% of FP17s for the same patient ID Re-attending within 3 months - Children	53	613	8.6%	8.0%	11.4%
% of FP17s for the same patient ID Re-attending within 3 months - Adults	2	18	<i>11.1%</i>	13.6%	16.6%
% of FP17s for the same patient ID Re-attending between 3 & 9 months - Children	340	613	55.5%	58.9%	58.0%
% of FP17s for the same patient ID Re-attending between 3 & 9 months - Adults	9	18	<i>50.0%</i>	53.5%	53.9%
% of FP17s for Band 1 Urgent Courses	33	597	5.5%	8.0%	9.0%
% of FP17s Relating to Free Repair or Replacements	0	597	0.0%	0.8%	0.7%
% of FP17s Relating to Continuations	7	597	1.2%	1.0%	0.9%
% of Patients satisfied with the dentistry they have received	1	1	N/A	94.3%	94.2%
% of Patients satisfied with the time they had to wait for an appointment	1	1	N/A	89.1%	88.6%

* This is based on patients treated on this contract for their most recent course of treatment. Figures in italics indicate the base number of FP17s or Patient Questionnaire responses are less than 100. N/A is shown where the base number of responses is less than 10 during the period. % is calculated as Quantity/Base number*100

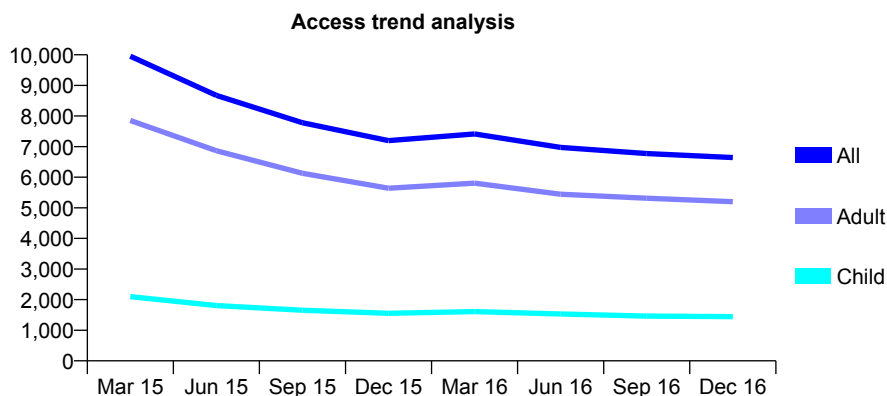
7A1 - Vital Signs At a Glance Contract Report for 682365/0001 - December 2016

Name or company name	MR QM JAFFRI
Contract type name	GDS Contract
Purpose of contract	General
Contract start date	01/04/2006
Contract end date	

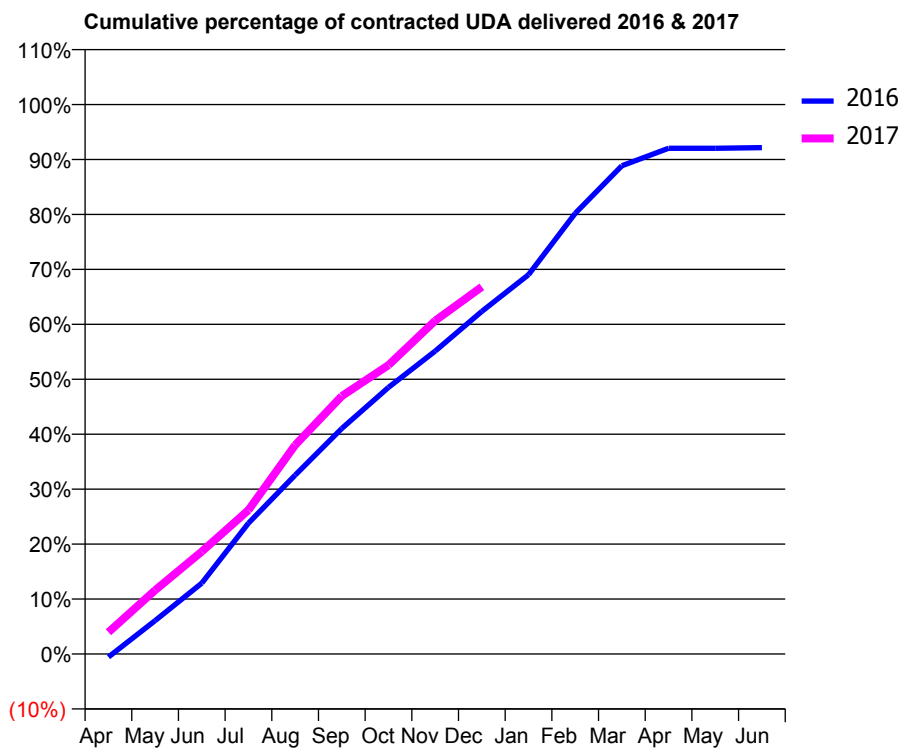
16/17 Contracted general activity (UDA)	18,931
Carry forward general activity (UDA)	0
16/17 Contracted orthodontic activity (UOA)	0
Carry forward orthodontic activity (UOA)	0
Baseline contract value	£446,201.70

ACCESS*

Patients seen in 24 months	Total	Change since previous quarter
Quarter ending December 2015	7,194	
Quarter ending March 2016	7,415	↑
Quarter ending June 2016	6,973	↓
Quarter ending September 2016	6,775	↓
Quarter ending December 2016	6,643	↓
Variance since December 2015	(7.7%)	↓



ACTIVITY



Month	Adjusted Scheduled Activity (UDA)	
	2016	2017
April	-106	752
May	1,149	2,200
June	2,442	3,532
July	4,508	4,960
August	6,162	7,198
September	7,771	8,887
October	9,184	9,951
November	10,436	11,481
December	11,805	12,648
January	13,068	
February	15,179	
March	16,822	
April	17,424	
May	17,422	
June	17,444	

QUALITY

	Quantity	Base Number	Contract	LHB	Wales
% of FP17s for the same patient ID Re-attending within 3 months - Children	90	1,452	6.2%	8.0%	11.4%
% of FP17s for the same patient ID Re-attending within 3 months - Adults	785	5,438	14.4%	13.6%	16.6%
% of FP17s for the same patient ID Re-attending between 3 & 9 months - Children	923	1,452	63.6%	58.9%	58.0%
% of FP17s for the same patient ID Re-attending between 3 & 9 months - Adults	3,347	5,438	61.5%	53.5%	53.9%
% of FP17s for Band 1 Urgent Courses	588	6,555	9.0%	8.0%	9.0%
% of FP17s Relating to Free Repair or Replacements	87	6,555	1.3%	0.8%	0.7%
% of FP17s Relating to Continuations	60	6,555	0.9%	1.0%	0.9%
% of Patients satisfied with the dentistry they have received	5	6	N/A	94.3%	94.2%
% of Patients satisfied with the time they had to wait for an appointment	4	6	N/A	89.1%	88.6%

* This is based on patients treated on this contract for their most recent course of treatment. Figures in italics indicate the base number of FP17s or Patient Questionnaire responses are less than 100. N/A is shown where the base number of responses is less than 10 during the period. % is calculated as Quantity/Base number*100

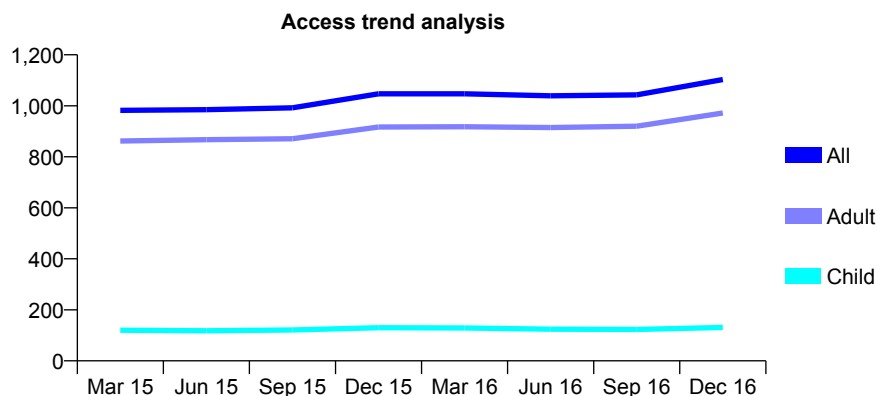
7A1 - Vital Signs At a Glance Contract Report for 682365/0006 - December 2016

Name or company name	MR QM JAFFRI
Contract type name	GDS Contract
Purpose of contract	General
Contract start date	01/01/2010
Contract end date	

16/17 Contracted general activity (UDA)	5,318
Carry forward general activity (UDA)	-191
16/17 Contracted orthodontic activity (UOA)	0
Carry forward orthodontic activity (UOA)	0
Baseline contract value	£136,715.22

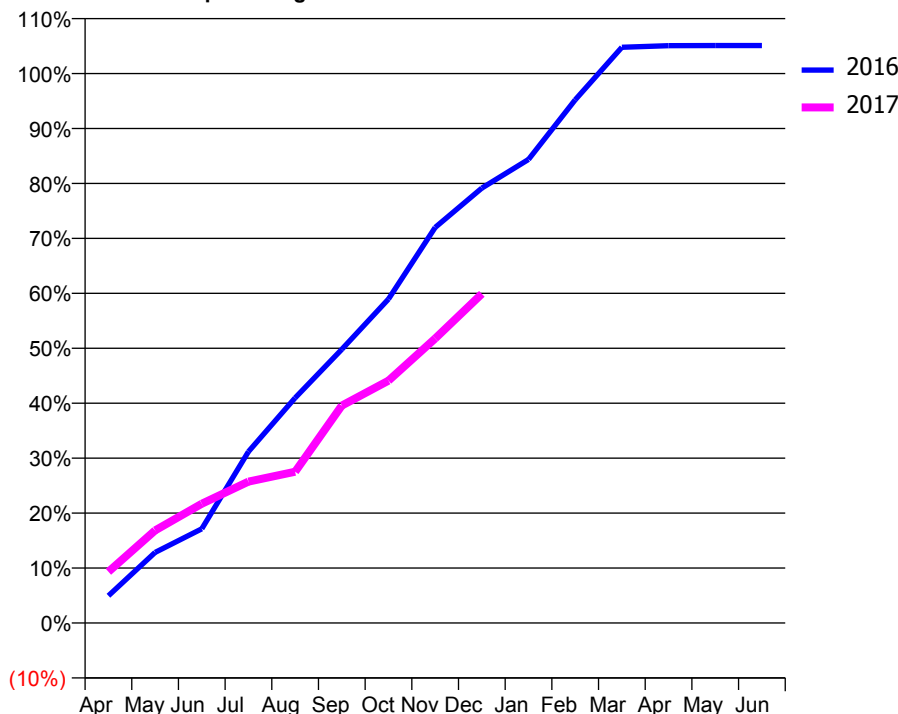
ACCESS*

Patients seen in 24 months	Total	Change since previous quarter
Quarter ending December 2015	1,047	
Quarter ending March 2016	1,047	→
Quarter ending June 2016	1,039	→
Quarter ending September 2016	1,043	→
Quarter ending December 2016	1,103	↑
Variance since December 2015	5.3%	↑



ACTIVITY

Cumulative percentage of contracted UDA delivered 2016 & 2017



Adjusted Scheduled Activity (UDA)

Month	2016	2017
April	189	496
May	491	896
June	655	1,155
July	1,191	1,368
August	1,565	1,465
September	1,902	2,104
October	2,251	2,345
November	2,748	2,753
December	3,022	3,186
January	3,221	
February	3,636	
March	4,000	
April	4,011	
May	4,012	
June	4,012	

QUALITY

	Quantity	Base Number	Contract	LHB	Wales
% of FP17s for the same patient ID Re-attending within 3 months - Children	8	163	4.9%	8.0%	11.4%
% of FP17s for the same patient ID Re-attending within 3 months - Adults	198	1,284	15.4%	13.6%	16.6%
% of FP17s for the same patient ID Re-attending between 3 & 9 months - Children	105	163	64.4%	58.9%	58.0%
% of FP17s for the same patient ID Re-attending between 3 & 9 months - Adults	772	1,284	60.1%	53.5%	53.9%
% of FP17s for Band 1 Urgent Courses	80	1,435	5.6%	8.0%	9.0%
% of FP17s Relating to Free Repair or Replacements	13	1,435	0.9%	0.8%	0.7%
% of FP17s Relating to Continuations	27	1,435	1.9%	1.0%	0.9%
% of Patients satisfied with the dentistry they have received	3	3	N/A	94.3%	94.2%
% of Patients satisfied with the time they had to wait for an appointment	2	3	N/A	89.1%	88.6%

* This is based on patients treated on this contract for their most recent course of treatment. Figures in italics indicate the base number of FP17s or Patient Questionnaire responses are less than 100. N/A is shown where the base number of responses is less than 10 during the period. % is calculated as Quantity/Base number*100

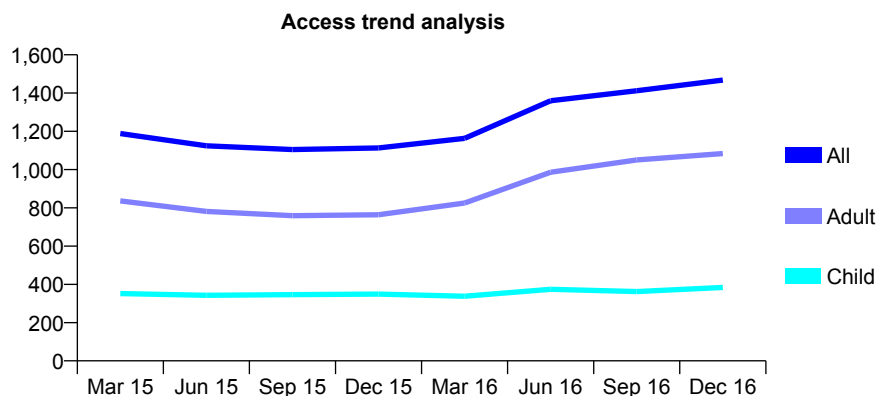
7A1 - Vital Signs At a Glance Contract Report for 682365/0008 - December 2016

Name or company name	MR QM JAFFRI
Contract type name	GDS Contract
Purpose of contract	General
Contract start date	01/07/2010
Contract end date	

16/17 Contracted general activity (UDA)	5,521
Carry forward general activity (UDA)	0
16/17 Contracted orthodontic activity (UOA)	0
Carry forward orthodontic activity (UOA)	0
Baseline contract value	£135,124.97

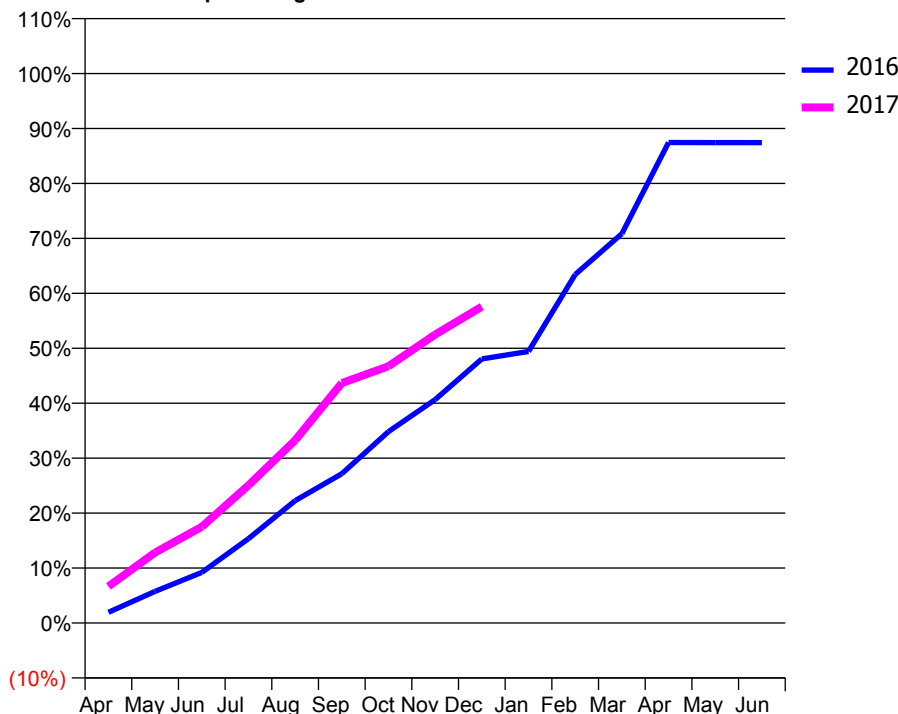
ACCESS*

Patients seen in 24 months	Total	Change since previous quarter
Quarter ending December 2015	1,113	
Quarter ending March 2016	1,163	↑
Quarter ending June 2016	1,360	↑
Quarter ending September 2016	1,412	↑
Quarter ending December 2016	1,468	↑
Variance since December 2015	31.9%	↑



ACTIVITY

Cumulative percentage of contracted UDA delivered 2016 & 2017



Month	Adjusted Scheduled Activity (UDA)	
	2016	2017
April	79	368
May	231	708
June	370	966
July	618	1,383
August	895	1,836
September	1,092	2,411
October	1,401	2,580
November	1,635	2,899
December	1,932	3,179
January	1,987	
February	2,550	
March	2,848	
April	3,516	
May	3,515	
June	3,515	

QUALITY

	Quantity	Base Number	Contract	LHB	Wales
% of FP17s for the same patient ID Re-attending within 3 months - Children	26	371	7.0%	8.0%	11.4%
% of FP17s for the same patient ID Re-attending within 3 months - Adults	174	1,112	15.6%	13.6%	16.6%
% of FP17s for the same patient ID Re-attending between 3 & 9 months - Children	181	371	48.8%	58.9%	58.0%
% of FP17s for the same patient ID Re-attending between 3 & 9 months - Adults	367	1,112	33.0%	53.5%	53.9%
% of FP17s for Band 1 Urgent Courses	120	1,259	9.5%	8.0%	9.0%
% of FP17s Relating to Free Repair or Replacements	6	1,259	0.5%	0.8%	0.7%
% of FP17s Relating to Continuations	26	1,259	2.1%	1.0%	0.9%
% of Patients satisfied with the dentistry they have received	3	4	N/A	94.3%	94.2%
% of Patients satisfied with the time they had to wait for an appointment	4	4	N/A	89.1%	88.6%

* This is based on patients treated on this contract for their most recent course of treatment. Figures in italics indicate the base number of FP17s or Patient Questionnaire responses are less than 100. N/A is shown where the base number of responses is less than 10 during the period. % is calculated as Quantity/Base number*100

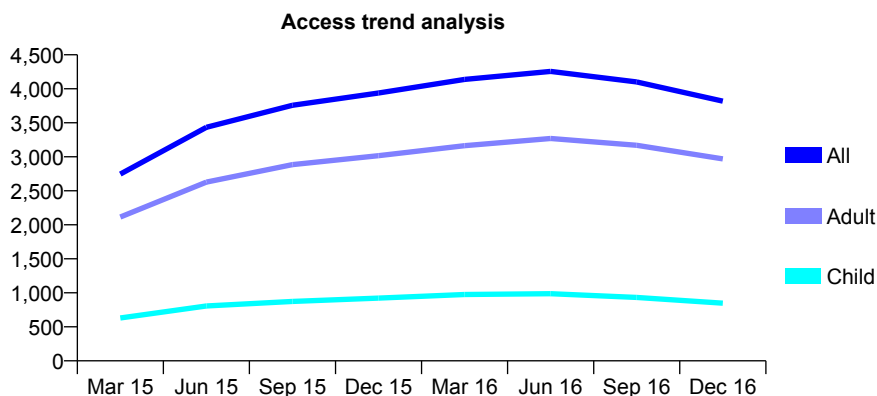
7A1 - Vital Signs At a Glance Contract Report for 682365/0011 - December 2016

Name or company name	MR QM JAFFRI
Contract type name	GDS Contract
Purpose of contract	General
Contract start date	01/10/2014
Contract end date	

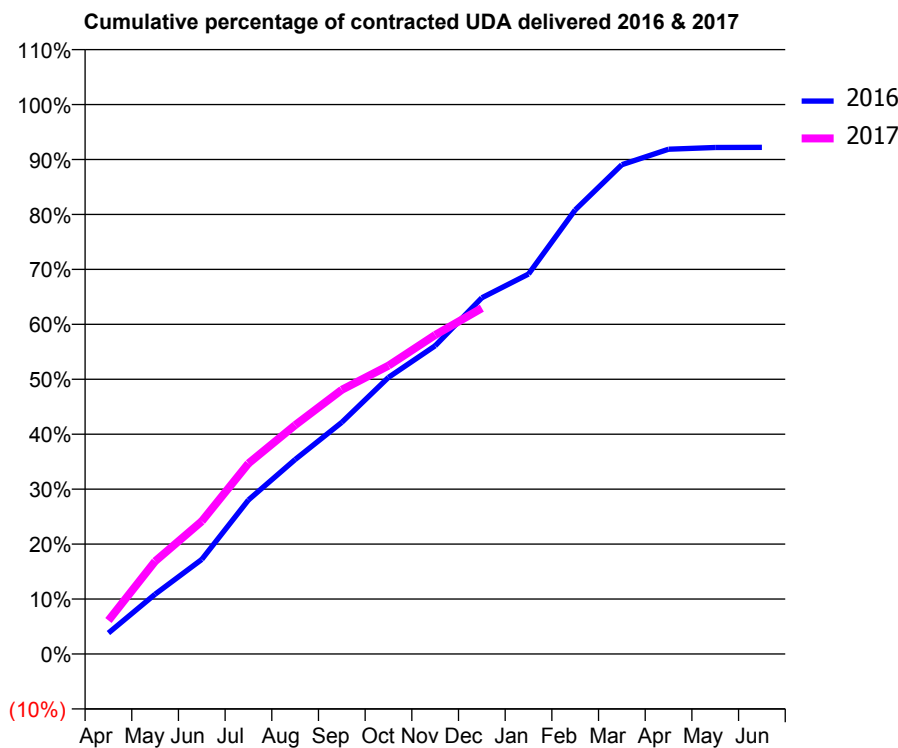
16/17 Contracted general activity (UDA)	10,518
Carry forward general activity (UDA)	0
16/17 Contracted orthodontic activity (UOA)	0
Carry forward orthodontic activity (UOA)	0
Baseline contract value	£247,907.68

ACCESS*

Patients seen in 24 months	Total	Change since previous quarter
Quarter ending December 2015	3,938	
Quarter ending March 2016	4,138	↑
Quarter ending June 2016	4,256	↑
Quarter ending September 2016	4,101	↓
Quarter ending December 2016	3,818	↓
Variance since December 2015	(3.0%)	↓



ACTIVITY



Month	Adjusted Scheduled Activity (UDA)	
	2016	2017
April	516	642
May	1,472	1,776
June	2,329	2,541
July	3,789	3,649
August	4,785	4,381
September	5,701	5,057
October	6,805	5,519
November	7,582	6,108
December	8,764	6,621
January	9,346	
February	10,924	
March	12,036	
April	12,418	
May	12,460	
June	12,464	

QUALITY

	Quantity	Base Number	Contract	LHB	Wales
% of FP17s for the same patient ID Re-attending within 3 months - Children	88	888	9.9%	8.0%	11.4%
% of FP17s for the same patient ID Re-attending within 3 months - Adults	629	3,409	18.5%	13.6%	16.6%
% of FP17s for the same patient ID Re-attending between 3 & 9 months - Children	574	888	64.6%	58.9%	58.0%
% of FP17s for the same patient ID Re-attending between 3 & 9 months - Adults	2,106	3,409	61.8%	53.5%	53.9%
% of FP17s for Band 1 Urgent Courses	393	4,012	9.8%	8.0%	9.0%
% of FP17s Relating to Free Repair or Replacements	47	4,012	1.2%	0.8%	0.7%
% of FP17s Relating to Continuations	28	4,012	0.7%	1.0%	0.9%
% of Patients satisfied with the dentistry they have received	10	12	83.3%	94.3%	94.2%
% of Patients satisfied with the time they had to wait for an appointment	10	12	83.3%	89.1%	88.6%

* This is based on patients treated on this contract for their most recent course of treatment. Figures in italics indicate the base number of FP17s or Patient Questionnaire responses are less than 100. N/A is shown where the base number of responses is less than 10 during the period. % is calculated as Quantity/Base number*100

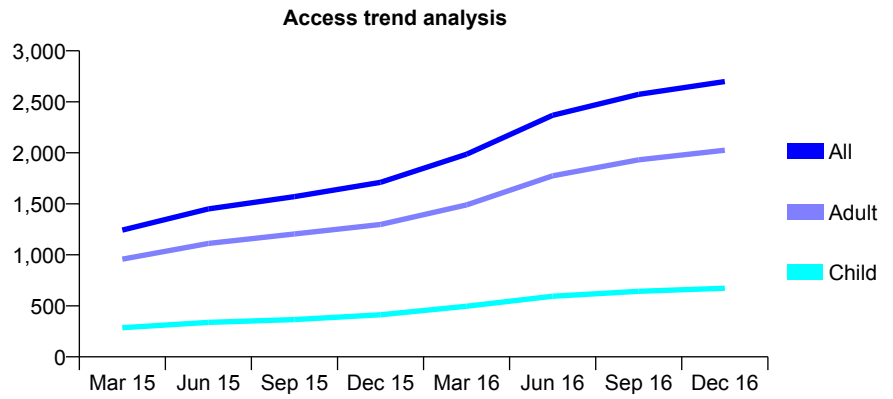
7A1 - Vital Signs At a Glance Contract Report for 682365/0012 - December 2016

Name or company name	MR QM JAFFRI
Contract type name	GDS Contract
Purpose of contract	General
Contract start date	01/10/2014
Contract end date	

16/17 Contracted general activity (UDA)	9,628
Carry forward general activity (UDA)	0
16/17 Contracted orthodontic activity (UOA)	0
Carry forward orthodontic activity (UOA)	0
Baseline contract value	£224,071.62

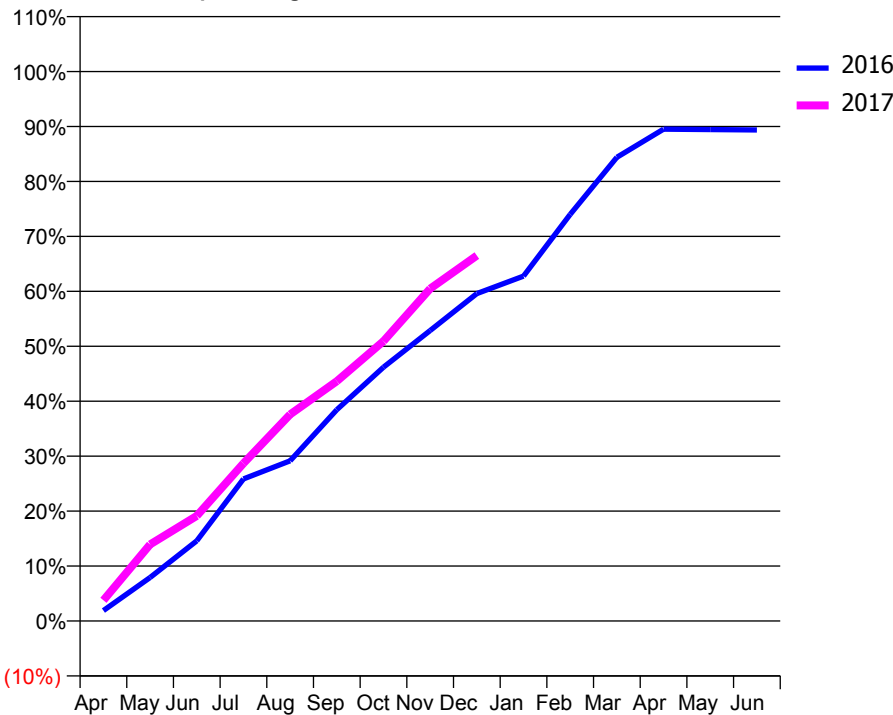
ACCESS*

Patients seen in 24 months	Total	Change since previous quarter
Quarter ending December 2015	1,710	
Quarter ending March 2016	1,986	↑
Quarter ending June 2016	2,368	↑
Quarter ending September 2016	2,573	↑
Quarter ending December 2016	2,699	↑
Variance since December 2015	57.8%	↑



ACTIVITY

Cumulative percentage of contracted UDA delivered 2016 & 2017



Month	Adjusted Scheduled Activity (UDA)	
	2016	2017
April	140	364
May	584	1,342
June	1,075	1,843
July	1,904	2,763
August	2,146	3,620
September	2,830	4,203
October	3,401	4,903
November	3,892	5,824
December	4,387	6,403
January	4,621	
February	5,448	
March	6,212	
April	6,590	
May	6,584	
June	6,580	

QUALITY

	Quantity	Base Number	Contract	LHB	Wales
% of FP17s for the same patient ID Re-attending within 3 months - Children	9	683	1.3%	8.0%	11.4%
% of FP17s for the same patient ID Re-attending within 3 months - Adults	100	2,156	4.6%	13.6%	16.6%
% of FP17s for the same patient ID Re-attending between 3 & 9 months - Children	337	683	49.3%	58.9%	58.0%
% of FP17s for the same patient ID Re-attending between 3 & 9 months - Adults	1,150	2,156	53.3%	53.5%	53.9%
% of FP17s for Band 1 Urgent Courses	84	2,688	3.1%	8.0%	9.0%
% of FP17s Relating to Free Repair or Replacements	11	2,688	0.4%	0.8%	0.7%
% of FP17s Relating to Continuations	8	2,688	0.3%	1.0%	0.9%
% of Patients satisfied with the dentistry they have received	2	3	N/A	94.3%	94.2%
% of Patients satisfied with the time they had to wait for an appointment	3	3	N/A	89.1%	88.6%

* This is based on patients treated on this contract for their most recent course of treatment. Figures in italics indicate the base number of FP17s or Patient Questionnaire responses are less than 100. N/A is shown where the base number of responses is less than 10 during the period. % is calculated as Quantity/Base number*100

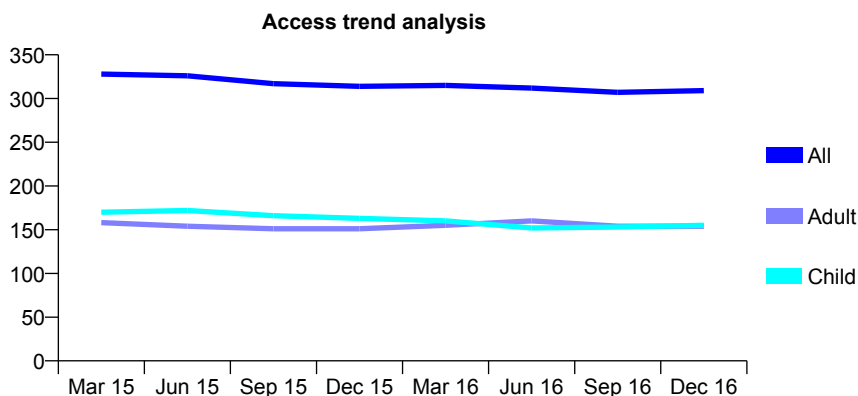
7A1 - Vital Signs At a Glance Contract Report for 725714/0001 - December 2016

Name or company name	MRS EM COWARD
Contract type name	GDS Contract
Purpose of contract	General
Contract start date	01/04/2006
Contract end date	

16/17 Contracted general activity (UDA)	750
Carry forward general activity (UDA)	9
16/17 Contracted orthodontic activity (UOA)	0
Carry forward orthodontic activity (UOA)	0
Baseline contract value	£15,959.89

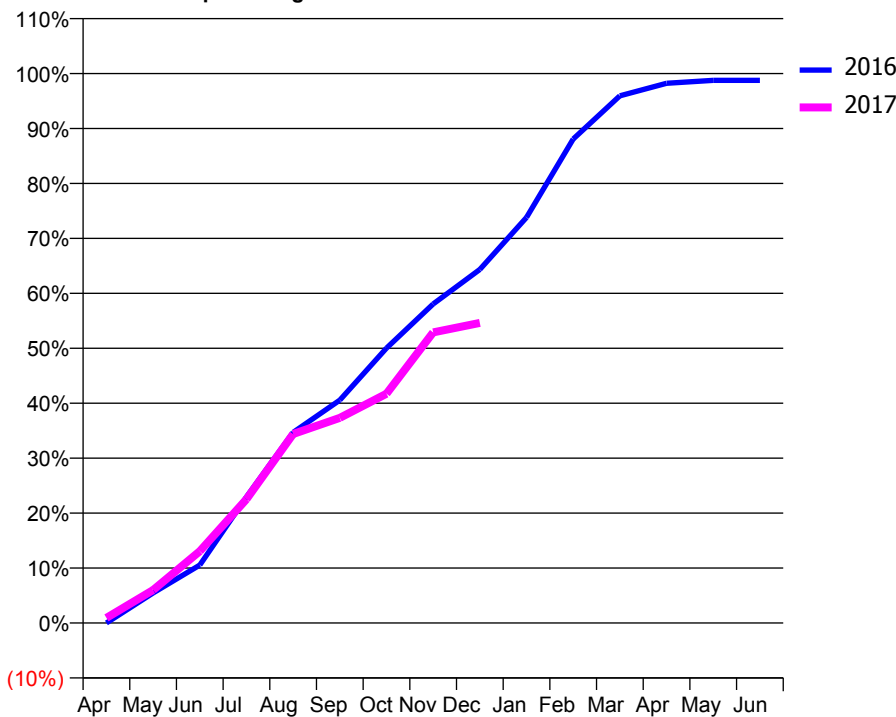
ACCESS*

Patients seen in 24 months	Total	Change since previous quarter
Quarter ending December 2015	314	
Quarter ending March 2016	315	→
Quarter ending June 2016	312	→
Quarter ending September 2016	307	↓
Quarter ending December 2016	309	→
Variance since December 2015	(1.6%)	↓



ACTIVITY

Cumulative percentage of contracted UDA delivered 2016 & 2017



Month	Adjusted Scheduled Activity (UDA)	
	2016	2017
April	0	7
May	41	45
June	79	98
July	172	169
August	260	258
September	304	280
October	375	313
November	435	397
December	483	410
January	554	
February	661	
March	720	
April	737	
May	741	
June	741	

QUALITY

	Quantity	Base Number	Contract	LHB	Wales
% of FP17s for the same patient ID Re-attending within 3 months - Children	4	163	2.5%	8.0%	11.4%
% of FP17s for the same patient ID Re-attending within 3 months - Adults	7	110	6.4%	13.6%	16.6%
% of FP17s for the same patient ID Re-attending between 3 & 9 months - Children	103	163	63.2%	58.9%	58.0%
% of FP17s for the same patient ID Re-attending between 3 & 9 months - Adults	56	110	50.9%	53.5%	53.9%
% of FP17s for Band 1 Urgent Courses	3	254	1.2%	8.0%	9.0%
% of FP17s Relating to Free Repair or Replacements	0	254	0.0%	0.8%	0.7%
% of FP17s Relating to Continuations	2	254	0.8%	1.0%	0.9%
% of Patients satisfied with the dentistry they have received	0	0	N/A	94.3%	94.2%
% of Patients satisfied with the time they had to wait for an appointment	0	0	N/A	89.1%	88.6%

* This is based on patients treated on this contract for their most recent course of treatment. Figures in italics indicate the base number of FP17s or Patient Questionnaire responses are less than 100. N/A is shown where the base number of responses is less than 10 during the period. % is calculated as Quantity/Base number*100

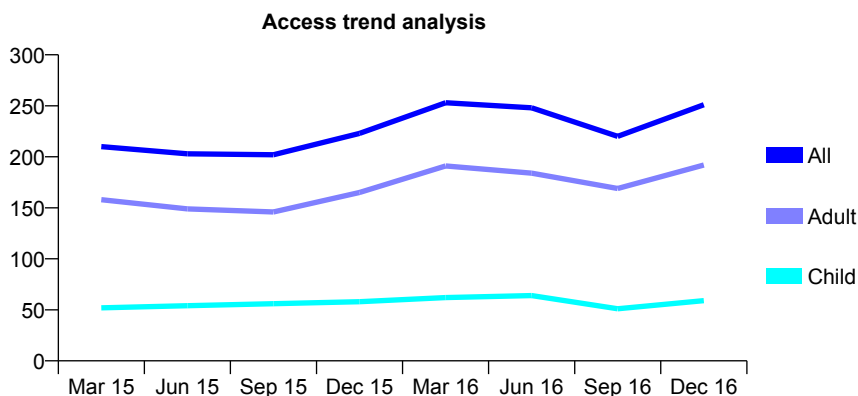
7A1 - Vital Signs At a Glance Contract Report for 732419/0001 - December 2016

Name or company name	MISS AH LANE
Contract type name	GDS Contract
Purpose of contract	General
Contract start date	01/04/2006
Contract end date	

16/17 Contracted general activity (UDA)	2,232
Carry forward general activity (UDA)	-37
16/17 Contracted orthodontic activity (UOA)	0
Carry forward orthodontic activity (UOA)	0
Baseline contract value	£62,747.19

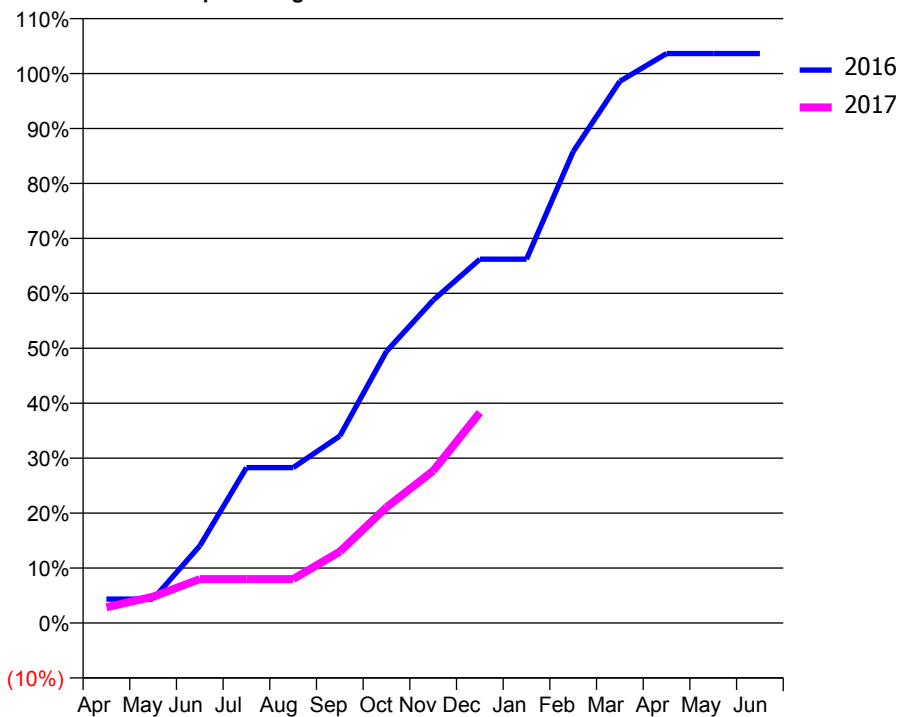
ACCESS*

Patients seen in 24 months	Total	Change since previous quarter
Quarter ending December 2015	223	
Quarter ending March 2016	253	↑
Quarter ending June 2016	248	↓
Quarter ending September 2016	220	↓
Quarter ending December 2016	251	↑
Variance since December 2015	12.6%	↑



ACTIVITY

Cumulative percentage of contracted UDA delivered 2016 & 2017



Month	Adjusted Scheduled Activity (UDA)	
	2016	2017
April	45	64
May	45	107
June	145	178
July	292	178
August	292	178
September	351	290
October	510	470
November	606	618
December	683	855
January	683	
February	885	
March	1,017	
April	1,069	
May	1,069	
June	1,069	

QUALITY

	Quantity	Base Number	Contract	LHB	Wales
% of FP17s for the same patient ID Re-attending within 3 months - Children	0	42	0.0%	8.0%	11.4%
% of FP17s for the same patient ID Re-attending within 3 months - Adults	7	169	4.1%	13.6%	16.6%
% of FP17s for the same patient ID Re-attending between 3 & 9 months - Children	12	42	28.6%	58.9%	58.0%
% of FP17s for the same patient ID Re-attending between 3 & 9 months - Adults	88	169	52.1%	53.5%	53.9%
% of FP17s for Band 1 Urgent Courses	1	198	0.5%	8.0%	9.0%
% of FP17s Relating to Free Repair or Replacements	0	198	0.0%	0.8%	0.7%
% of FP17s Relating to Continuations	0	198	0.0%	1.0%	0.9%
% of Patients satisfied with the dentistry they have received	2	3	N/A	94.3%	94.2%
% of Patients satisfied with the time they had to wait for an appointment	3	3	N/A	89.1%	88.6%

* This is based on patients treated on this contract for their most recent course of treatment. Figures in italics indicate the base number of FP17s or Patient Questionnaire responses are less than 100. N/A is shown where the base number of responses is less than 10 during the period. % is calculated as Quantity/Base number*100

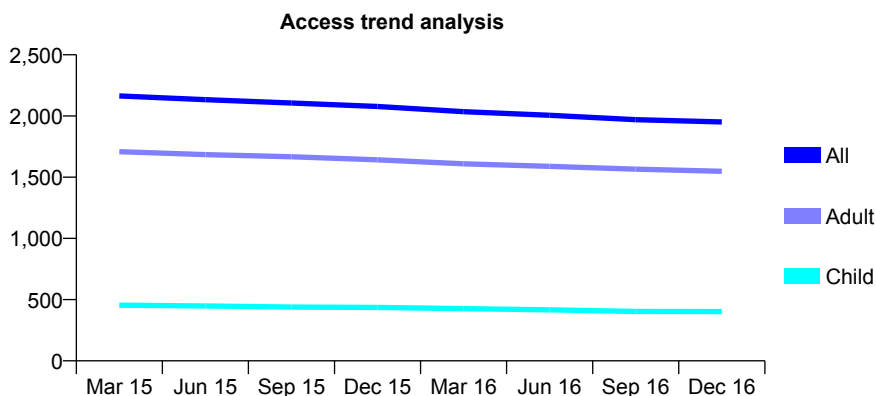
7A1 - Vital Signs At a Glance Contract Report for 782092/0001 - December 2016

Name or company name	MR F FARSAIKIYA
Contract type name	GDS Contract
Purpose of contract	General
Contract start date	01/04/2006
Contract end date	

16/17 Contracted general activity (UDA)	6,202
Carry forward general activity (UDA)	0
16/17 Contracted orthodontic activity (UOA)	0
Carry forward orthodontic activity (UOA)	0
Baseline contract value	£146,495.64

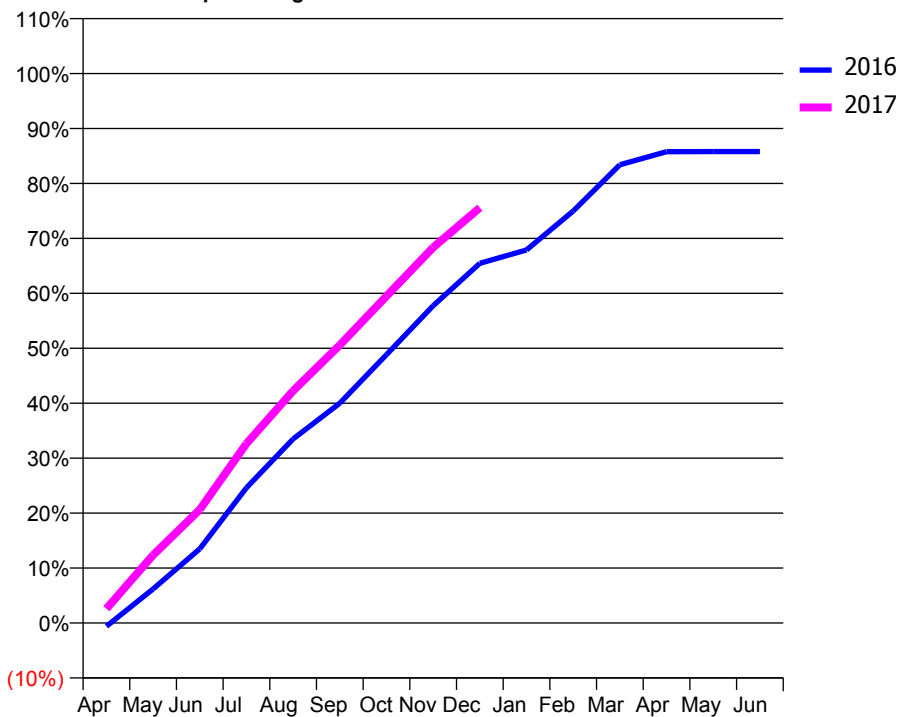
ACCESS*

Patients seen in 24 months	Total	Change since previous quarter
Quarter ending December 2015	2,078	
Quarter ending March 2016	2,035	↓
Quarter ending June 2016	2,006	↓
Quarter ending September 2016	1,970	↓
Quarter ending December 2016	1,951	→
Variance since December 2015	(6.1%)	↓



ACTIVITY

Cumulative percentage of contracted UDA delivered 2016 & 2017



Month	Adjusted Scheduled Activity (UDA)	
	2016	2017
April	-40	162
May	409	767
June	891	1,280
July	1,625	2,025
August	2,211	2,622
September	2,641	3,137
October	3,223	3,690
November	3,811	4,239
December	4,321	4,687
January	4,481	
February	4,948	
March	5,504	
April	5,662	
May	5,663	
June	5,663	

QUALITY

	Quantity	Base Number	Contract	LHB	Wales
% of FP17s for the same patient ID Re-attending within 3 months - Children	13	494	2.6%	8.0%	11.4%
% of FP17s for the same patient ID Re-attending within 3 months - Adults	121	1,886	6.4%	13.6%	16.6%
% of FP17s for the same patient ID Re-attending between 3 & 9 months - Children	335	494	67.8%	58.9%	58.0%
% of FP17s for the same patient ID Re-attending between 3 & 9 months - Adults	1,236	1,886	65.5%	53.5%	53.9%
% of FP17s for Band 1 Urgent Courses	71	2,301	3.1%	8.0%	9.0%
% of FP17s Relating to Free Repair or Replacements	0	2,301	0.0%	0.8%	0.7%
% of FP17s Relating to Continuations	3	2,301	0.1%	1.0%	0.9%
% of Patients satisfied with the dentistry they have received	10	11	90.9%	94.3%	94.2%
% of Patients satisfied with the time they had to wait for an appointment	11	11	100.0%	89.1%	88.6%

* This is based on patients treated on this contract for their most recent course of treatment. Figures in italics indicate the base number of FP17s or Patient Questionnaire responses are less than 100. N/A is shown where the base number of responses is less than 10 during the period. % is calculated as Quantity/Base number*100

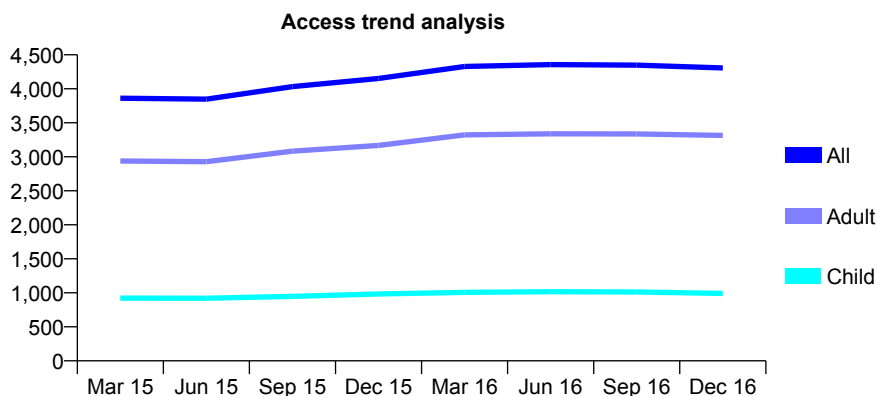
7A1 - Vital Signs At a Glance Contract Report for 788457/0001 - December 2016

Name or company name	MR G BUSE
Contract type name	GDS Contract
Purpose of contract	General
Contract start date	02/08/2006
Contract end date	

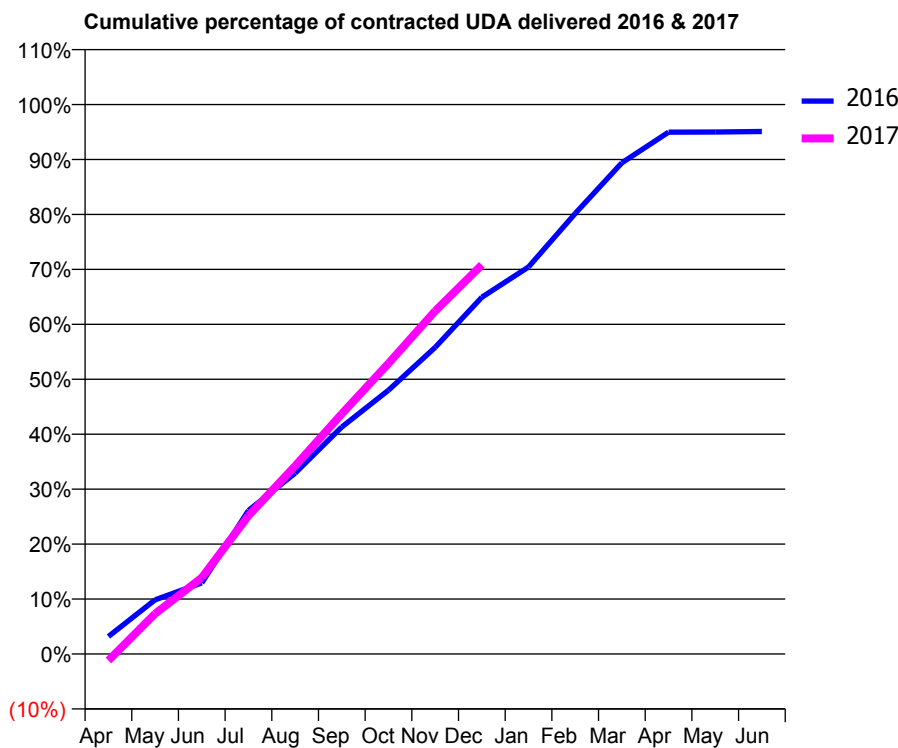
16/17 Contracted general activity (UDA)	12,250
Carry forward general activity (UDA)	639
16/17 Contracted orthodontic activity (UOA)	0
Carry forward orthodontic activity (UOA)	0
Baseline contract value	£319,011.37

ACCESS*

Patients seen in 24 months	Total	Change since previous quarter
Quarter ending December 2015	4,151	
Quarter ending March 2016	4,329	↑
Quarter ending June 2016	4,355	→
Quarter ending September 2016	4,348	→
Quarter ending December 2016	4,307	→
Variance since December 2015	3.8%	↑



ACTIVITY



Month	Adjusted Scheduled Activity (UDA)	
	2016	2017
April	414	-148
May	1,281	899
June	1,682	1,700
July	3,397	3,085
August	4,278	4,192
September	5,371	5,355
October	6,243	6,478
November	7,254	7,648
December	8,441	8,674
January	9,156	
February	10,421	
March	11,619	
April	12,347	
May	12,349	
June	12,361	

QUALITY

	Quantity	Base Number	Contract	LHB	Wales
% of FP17s for the same patient ID Re-attending within 3 months - Children	79	1,337	5.9%	8.0%	11.4%
% of FP17s for the same patient ID Re-attending within 3 months - Adults	529	4,139	12.8%	13.6%	16.6%
% of FP17s for the same patient ID Re-attending between 3 & 9 months - Children	964	1,337	72.1%	58.9%	58.0%
% of FP17s for the same patient ID Re-attending between 3 & 9 months - Adults	2,740	4,139	66.2%	53.5%	53.9%
% of FP17s for Band 1 Urgent Courses	347	5,152	6.7%	8.0%	9.0%
% of FP17s Relating to Free Repair or Replacements	77	5,152	1.5%	0.8%	0.7%
% of FP17s Relating to Continuations	4	5,152	0.1%	1.0%	0.9%
% of Patients satisfied with the dentistry they have received	12	12	100.0%	94.3%	94.2%
% of Patients satisfied with the time they had to wait for an appointment	12	12	100.0%	89.1%	88.6%

* This is based on patients treated on this contract for their most recent course of treatment. Figures in italics indicate the base number of FP17s or Patient Questionnaire responses are less than 100. N/A is shown where the base number of responses is less than 10 during the period. % is calculated as Quantity/Base number*100

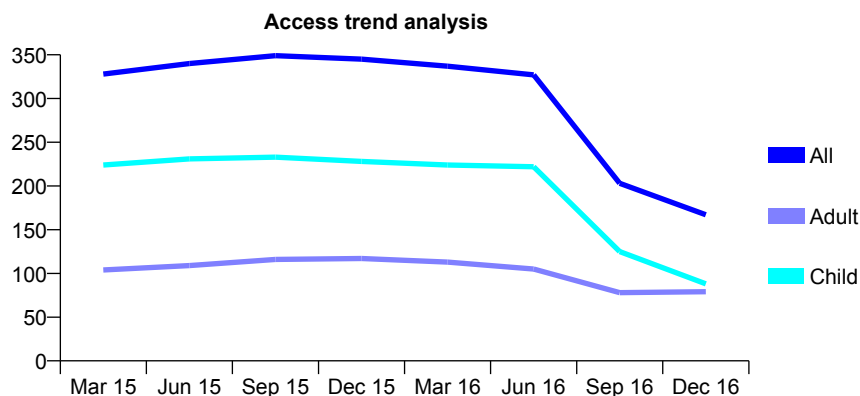
7A1 - Vital Signs At a Glance Contract Report for 808946/0001 - December 2016

Name or company name	KA Humphreys & N Hughes-Jones
Contract type name	GDS Contract
Purpose of contract	General
Contract start date	01/04/2006
Contract end date	

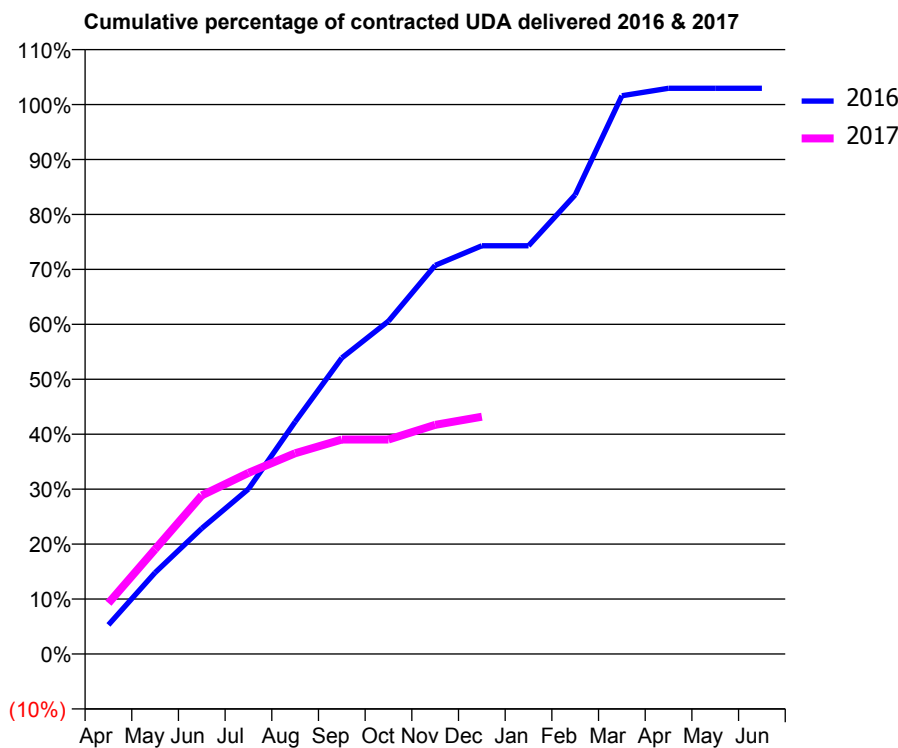
16/17 Contracted general activity (UDA)	561
Carry forward general activity (UDA)	-24
16/17 Contracted orthodontic activity (UOA)	0
Carry forward orthodontic activity (UOA)	0
Baseline contract value	£13,848.07

ACCESS*

Patients seen in 24 months	Total	Change since previous quarter
Quarter ending December 2015	345	
Quarter ending March 2016	337	↓
Quarter ending June 2016	327	↓
Quarter ending September 2016	203	↓
Quarter ending December 2016	167	↓
Variance since December 2015	(51.6%)	↓



ACTIVITY



Month	Adjusted Scheduled Activity (UDA)	
	2016	2017
April	43	52
May	120	107
June	185	162
July	243	185
August	342	205
September	436	219
October	491	219
November	573	234
December	602	242
January	602	
February	677	
March	823	
April	834	
May	834	
June	834	

QUALITY

	Quantity	Base Number	Contract	LHB	Wales
% of FP17s for the same patient ID Re-attending within 3 months - Children	5	123	4.1%	8.0%	11.4%
% of FP17s for the same patient ID Re-attending within 3 months - Adults	1	30	3.3%	13.6%	16.6%
% of FP17s for the same patient ID Re-attending between 3 & 9 months - Children	87	123	70.7%	58.9%	58.0%
% of FP17s for the same patient ID Re-attending between 3 & 9 months - Adults	24	30	80.0%	53.5%	53.9%
% of FP17s for Band 1 Urgent Courses	1	146	0.7%	8.0%	9.0%
% of FP17s Relating to Free Repair or Replacements	0	146	0.0%	0.8%	0.7%
% of FP17s Relating to Continuations	1	146	0.7%	1.0%	0.9%
% of Patients satisfied with the dentistry they have received	1	1	N/A	94.3%	94.2%
% of Patients satisfied with the time they had to wait for an appointment	1	1	N/A	89.1%	88.6%

* This is based on patients treated on this contract for their most recent course of treatment. Figures in italics indicate the base number of FP17s or Patient Questionnaire responses are less than 100. N/A is shown where the base number of responses is less than 10 during the period. % is calculated as Quantity/Base number*100

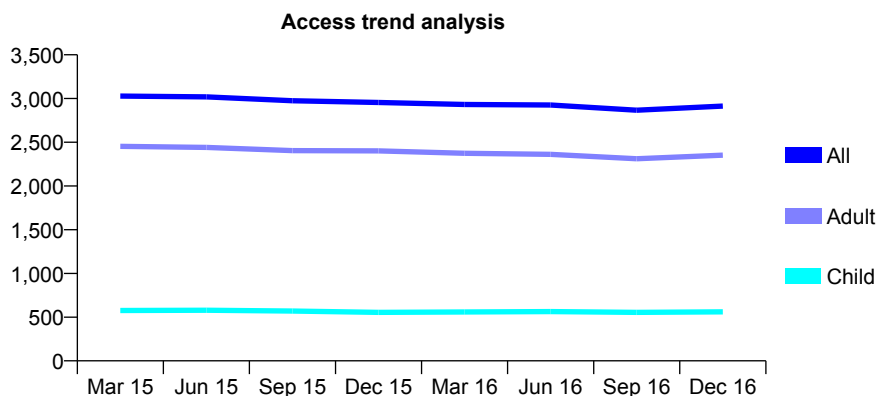
7A1 - Vital Signs At a Glance Contract Report for 813184/0001 - December 2016

Name or company name	Rosehill Dental Practice
Contract type name	GDS Contract
Purpose of contract	General
Contract start date	03/04/2006
Contract end date	

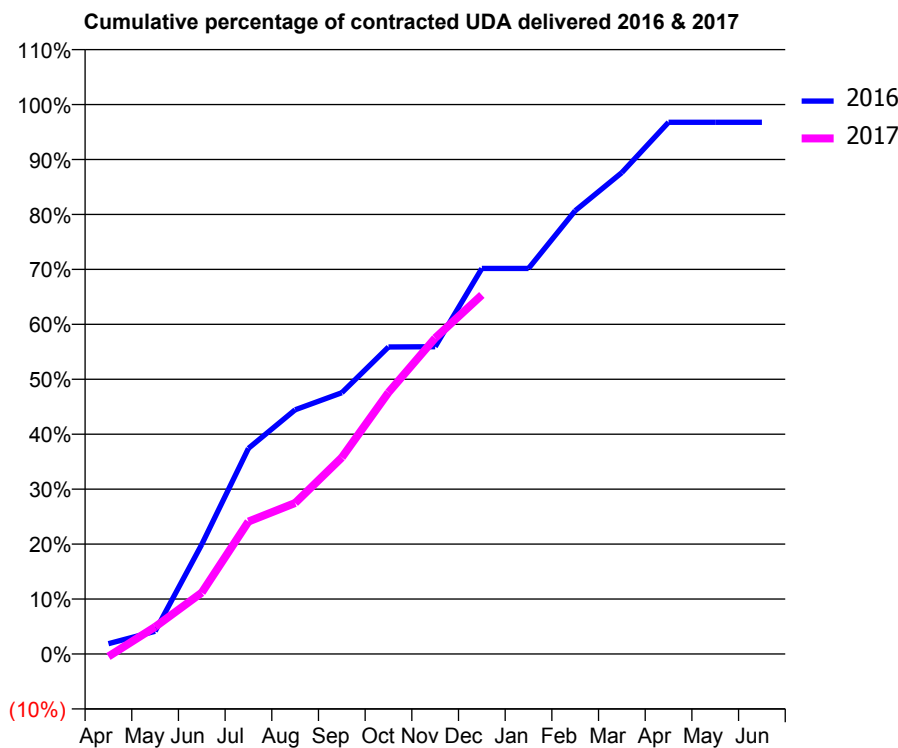
16/17 Contracted general activity (UDA)	8,615
Carry forward general activity (UDA)	273
16/17 Contracted orthodontic activity (UOA)	0
Carry forward orthodontic activity (UOA)	0
Baseline contract value	£219,668.23

ACCESS*

Patients seen in 24 months	Total	Change since previous quarter
Quarter ending December 2015	2,955	
Quarter ending March 2016	2,932	→
Quarter ending June 2016	2,926	→
Quarter ending September 2016	2,866	↓
Quarter ending December 2016	2,914	→
Variance since December 2015	(1.4%)	↓



ACTIVITY



Month	Adjusted Scheduled Activity (UDA)	
	2016	2017
April	159	-41
May	350	425
June	1,689	963
July	3,171	2,077
August	3,764	2,368
September	4,028	3,080
October	4,733	4,101
November	4,736	4,953
December	5,942	5,630
January	5,942	
February	6,832	
March	7,419	
April	8,196	
May	8,196	
June	8,196	

QUALITY

	Quantity	Base Number	Contract	LHB	Wales
% of FP17s for the same patient ID Re-attending within 3 months - Children	22	697	3.2%	8.0%	11.4%
% of FP17s for the same patient ID Re-attending within 3 months - Adults	321	2,683	12.0%	13.6%	16.6%
% of FP17s for the same patient ID Re-attending between 3 & 9 months - Children	401	697	57.5%	58.9%	58.0%
% of FP17s for the same patient ID Re-attending between 3 & 9 months - Adults	1,161	2,683	43.3%	53.5%	53.9%
% of FP17s for Band 1 Urgent Courses	28	3,004	0.9%	8.0%	9.0%
% of FP17s Relating to Free Repair or Replacements	46	3,004	1.5%	0.8%	0.7%
% of FP17s Relating to Continuations	56	3,004	1.9%	1.0%	0.9%
% of Patients satisfied with the dentistry they have received	11	12	91.7%	94.3%	94.2%
% of Patients satisfied with the time they had to wait for an appointment	11	12	91.7%	89.1%	88.6%

* This is based on patients treated on this contract for their most recent course of treatment. Figures in italics indicate the base number of FP17s or Patient Questionnaire responses are less than 100. N/A is shown where the base number of responses is less than 10 during the period. % is calculated as Quantity/Base number*100

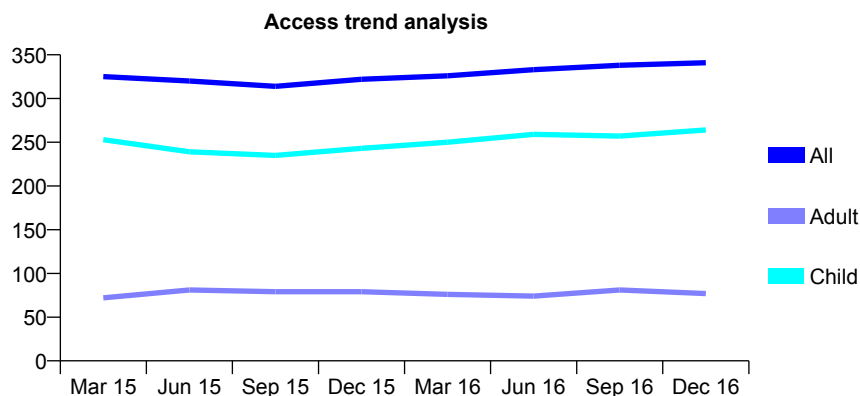
7A1 - Vital Signs At a Glance Contract Report for 826677/0001 - December 2016

Name or company name	MR SJ LANGSTON
Contract type name	GDS Contract
Purpose of contract	General and Orthodontic
Contract start date	01/04/2006
Contract end date	

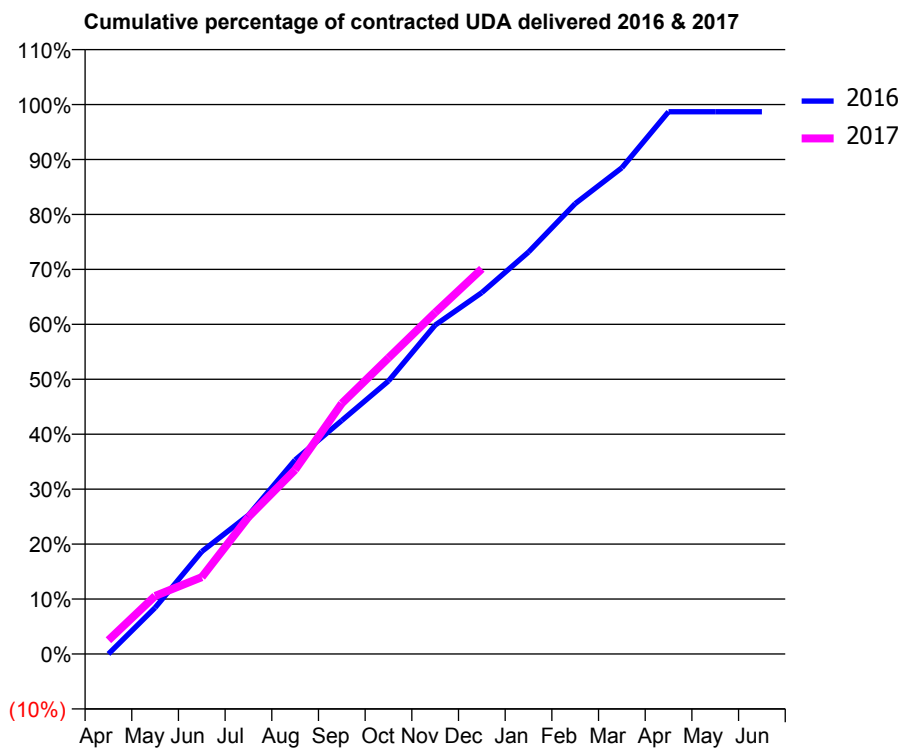
16/17 Contracted general activity (UDA)	560
Carry forward general activity (UDA)	0
16/17 Contracted orthodontic activity (UOA)	350
Carry forward orthodontic activity (UOA)	0
Baseline contract value	£22,852.81

ACCESS*

Patients seen in 24 months	Total	Change since previous quarter
Quarter ending December 2015	322	
Quarter ending March 2016	326	→
Quarter ending June 2016	333	↑
Quarter ending September 2016	338	→
Quarter ending December 2016	341	→
Variance since December 2015	5.9%	↑



ACTIVITY



Month	Adjusted Scheduled Activity (UDA)	
	2016	2017
April	0	14
May	47	59
June	104	78
July	142	140
August	198	188
September	238	255
October	278	302
November	335	348
December	368	393
January	410	
February	459	
March	496	
April	553	
May	553	
June	553	

QUALITY

	Quantity	Base Number	Contract	LHB	Wales
% of FP17s for the same patient ID Re-attending within 3 months - Children	19	340	5.6%	8.0%	11.4%
% of FP17s for the same patient ID Re-attending within 3 months - Adults	3	53	5.7%	13.6%	16.6%
% of FP17s for the same patient ID Re-attending between 3 & 9 months - Children	173	340	50.9%	58.9%	58.0%
% of FP17s for the same patient ID Re-attending between 3 & 9 months - Adults	13	53	24.5%	53.5%	53.9%
% of FP17s for Band 1 Urgent Courses	13	319	4.1%	8.0%	9.0%
% of FP17s Relating to Free Repair or Replacements	0	319	0.0%	0.8%	0.7%
% of FP17s Relating to Continuations	0	319	0.0%	1.0%	0.9%
% of Patients satisfied with the dentistry they have received	0	0	N/A	94.3%	94.2%
% of Patients satisfied with the time they had to wait for an appointment	0	0	N/A	89.1%	88.6%

* This is based on patients treated on this contract for their most recent course of treatment. Figures in italics indicate the base number of FP17s or Patient Questionnaire responses are less than 100. N/A is shown where the base number of responses is less than 10 during the period. % is calculated as Quantity/Base number*100

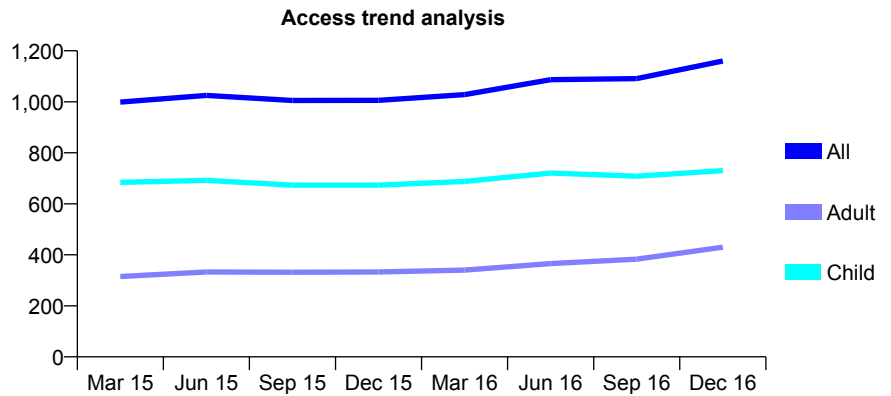
7A1 - Vital Signs At a Glance Contract Report for 833312/0001 - December 2016

Name or company name	MR SJ KEEN
Contract type name	GDS Contract
Purpose of contract	General and Orthodontic
Contract start date	01/04/2006
Contract end date	

16/17 Contracted general activity (UDA)	4,004
Carry forward general activity (UDA)	-69
16/17 Contracted orthodontic activity (UOA)	365
Carry forward orthodontic activity (UOA)	0
Baseline contract value	£121,285.06

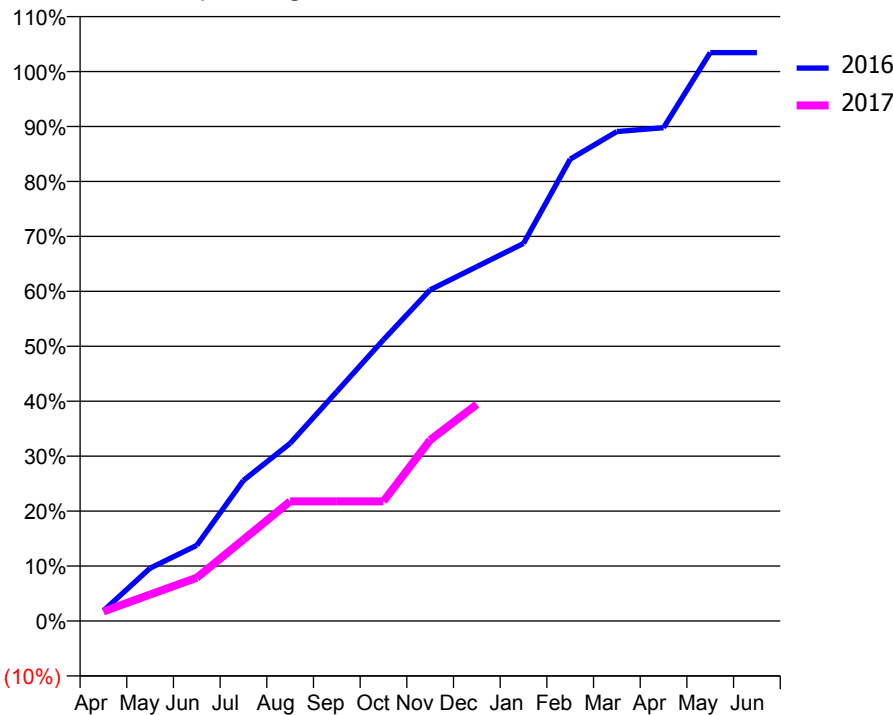
ACCESS*

Patients seen in 24 months	Total	Change since previous quarter
Quarter ending December 2015	1,006	
Quarter ending March 2016	1,028	↑
Quarter ending June 2016	1,087	↑
Quarter ending September 2016	1,091	→
Quarter ending December 2016	1,160	↑
Variance since December 2015	15.3%	↑



ACTIVITY

Cumulative percentage of contracted UDA delivered 2016 & 2017



Month	Adjusted Scheduled Activity (UDA)	
	2016	2017
April	37	69
May	192	193
June	276	316
July	512	594
August	647	872
September	835	872
October	1,024	872
November	1,205	1,319
December	1,290	1,579
January	1,374	
February	1,681	
March	1,781	
April	1,796	
May	2,069	
June	2,069	

QUALITY

	Quantity	Base Number	Contract	LHB	Wales
% of FP17s for the same patient ID Re-attending within 3 months - Children	35	901	3.9%	8.0%	11.4%
% of FP17s for the same patient ID Re-attending within 3 months - Adults	11	372	3.0%	13.6%	16.6%
% of FP17s for the same patient ID Re-attending between 3 & 9 months - Children	490	901	54.4%	58.9%	58.0%
% of FP17s for the same patient ID Re-attending between 3 & 9 months - Adults	161	372	43.3%	53.5%	53.9%
% of FP17s for Band 1 Urgent Courses	48	1,056	4.5%	8.0%	9.0%
% of FP17s Relating to Free Repair or Replacements	0	1,056	0.0%	0.8%	0.7%
% of FP17s Relating to Continuations	3	1,056	0.3%	1.0%	0.9%
% of Patients satisfied with the dentistry they have received	1	1	N/A	94.3%	94.2%
% of Patients satisfied with the time they had to wait for an appointment	1	1	N/A	89.1%	88.6%

* This is based on patients treated on this contract for their most recent course of treatment. Figures in italics indicate the base number of FP17s or Patient Questionnaire responses are less than 100. N/A is shown where the base number of responses is less than 10 during the period. % is calculated as Quantity/Base number*100

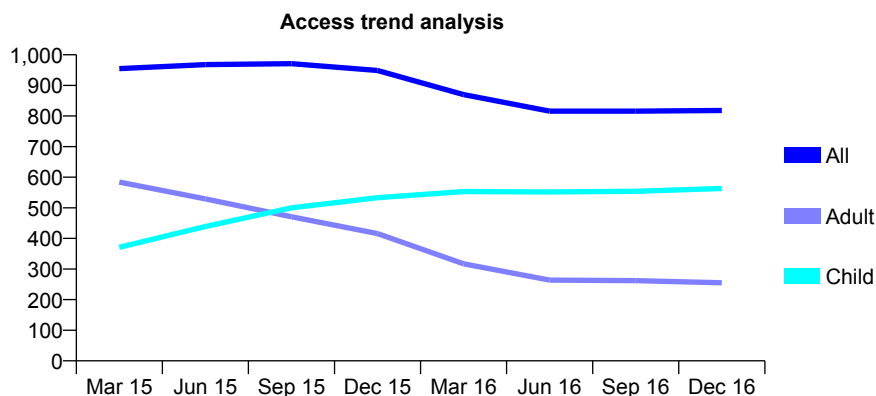
7A1 - Vital Signs At a Glance Contract Report for 905143/0001 - December 2016

Name or company name	MR SW HERD
Contract type name	GDS Contract
Purpose of contract	General
Contract start date	01/04/2006
Contract end date	

16/17 Contracted general activity (UDA)	2,000
Carry forward general activity (UDA)	-20
16/17 Contracted orthodontic activity (UOA)	0
Carry forward orthodontic activity (UOA)	0
Baseline contract value	£59,768.20

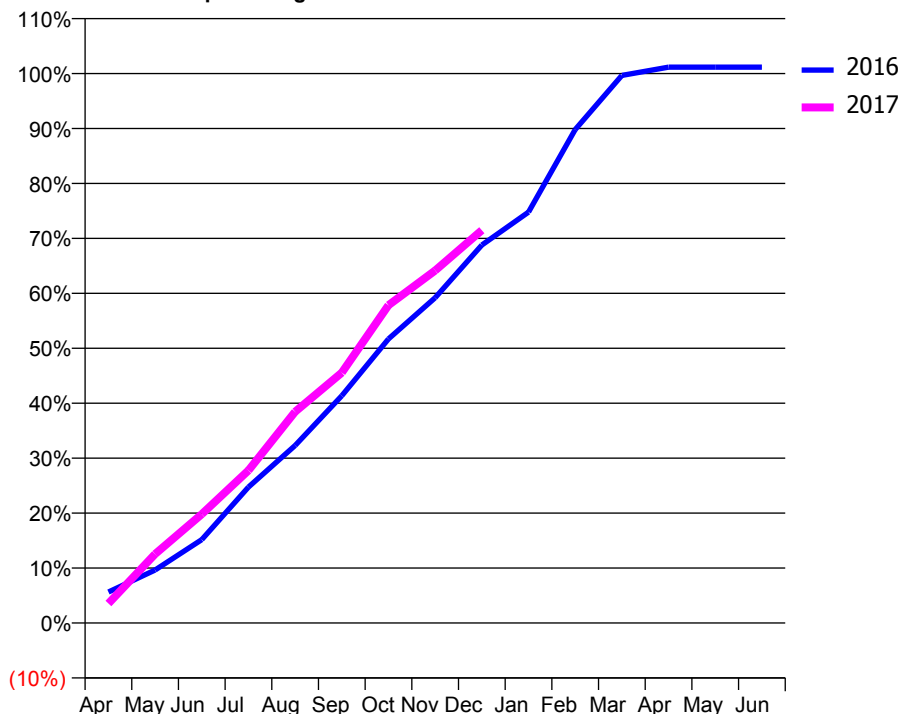
ACCESS*

Patients seen in 24 months	Total	Change since previous quarter
Quarter ending December 2015	949	
Quarter ending March 2016	870	↓
Quarter ending June 2016	816	↓
Quarter ending September 2016	816	→
Quarter ending December 2016	818	→
Variance since December 2015	(13.8%)	↓



ACTIVITY

Cumulative percentage of contracted UDA delivered 2016 & 2017



Month	Adjusted Scheduled Activity (UDA)	
	2016	2017
April	113	71
May	193	251
June	304	396
July	495	555
August	646	769
September	827	911
October	1,034	1,157
November	1,184	1,283
December	1,376	1,430
January	1,496	
February	1,796	
March	1,993	
April	2,023	
May	2,023	
June	2,023	

QUALITY

	Quantity	Base Number	Contract	LHB	Wales
% of FP17s for the same patient ID Re-attending within 3 months - Children	20	616	3.2%	8.0%	11.4%
% of FP17s for the same patient ID Re-attending within 3 months - Adults	22	178	12.4%	13.6%	16.6%
% of FP17s for the same patient ID Re-attending between 3 & 9 months - Children	345	616	56.0%	58.9%	58.0%
% of FP17s for the same patient ID Re-attending between 3 & 9 months - Adults	82	178	46.1%	53.5%	53.9%
% of FP17s for Band 1 Urgent Courses	43	777	5.5%	8.0%	9.0%
% of FP17s Relating to Free Repair or Replacements	0	777	0.0%	0.8%	0.7%
% of FP17s Relating to Continuations	0	777	0.0%	1.0%	0.9%
% of Patients satisfied with the dentistry they have received	2	2	N/A	94.3%	94.2%
% of Patients satisfied with the time they had to wait for an appointment	2	2	N/A	89.1%	88.6%

* This is based on patients treated on this contract for their most recent course of treatment. Figures in italics indicate the base number of FP17s or Patient Questionnaire responses are less than 100. N/A is shown where the base number of responses is less than 10 during the period. % is calculated as Quantity/Base number*100

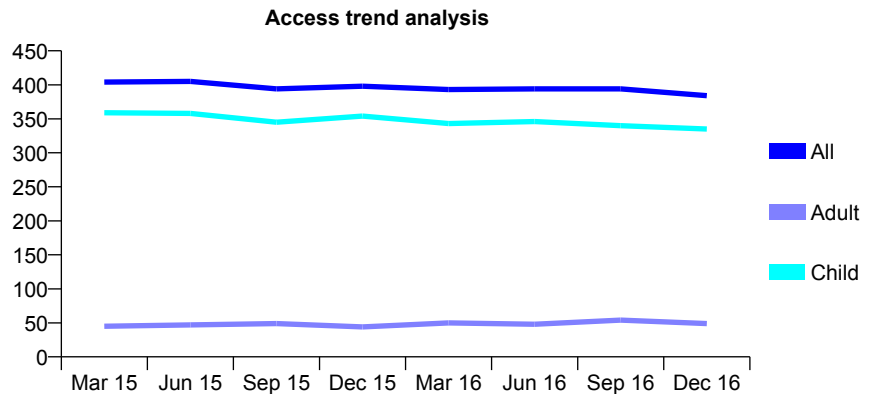
7A1 - Vital Signs At a Glance Contract Report for 923281/0001 - December 2016

Name or company name	MR CJ LOTTER
Contract type name	GDS Contract
Purpose of contract	General
Contract start date	01/04/2006
Contract end date	

16/17 Contracted general activity (UDA)	702
Carry forward general activity (UDA)	0
16/17 Contracted orthodontic activity (UOA)	0
Carry forward orthodontic activity (UOA)	0
Baseline contract value	£18,443.39

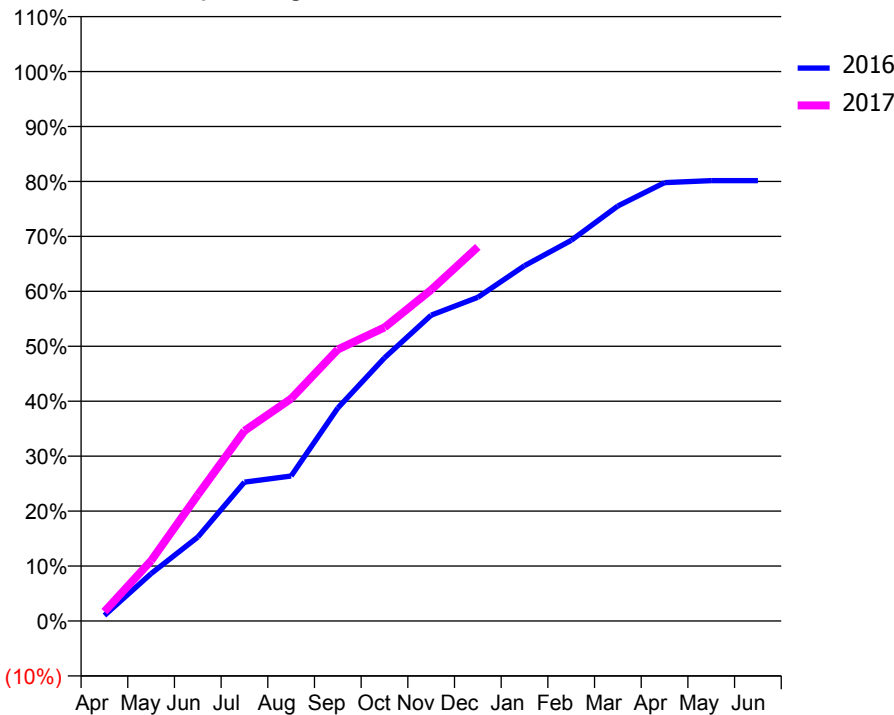
ACCESS*

Patients seen in 24 months	Total	Change since previous quarter
Quarter ending December 2015	398	
Quarter ending March 2016	393	↓
Quarter ending June 2016	394	→
Quarter ending September 2016	394	→
Quarter ending December 2016	384	↓
Variance since December 2015	(3.5%)	↓



ACTIVITY

Cumulative percentage of contracted UDA delivered 2016 & 2017



Month	Adjusted Scheduled Activity (UDA)	
	2016	2017
April	8	12
May	69	77
June	122	161
July	202	243
August	211	284
September	310	347
October	383	375
November	445	423
December	471	478
January	517	
February	554	
March	604	
April	638	
May	641	
June	641	

QUALITY

	Quantity	Base Number	Contract	LHB	Wales
% of FP17s for the same patient ID Re-attending within 3 months - Children	12	345	3.5%	8.0%	11.4%
% of FP17s for the same patient ID Re-attending within 3 months - Adults	0	8	0.0%	13.6%	16.6%
% of FP17s for the same patient ID Re-attending between 3 & 9 months - Children	165	345	47.8%	58.9%	58.0%
% of FP17s for the same patient ID Re-attending between 3 & 9 months - Adults	5	8	62.5%	53.5%	53.9%
% of FP17s for Band 1 Urgent Courses	0	321	0.0%	8.0%	9.0%
% of FP17s Relating to Free Repair or Replacements	1	321	0.3%	0.8%	0.7%
% of FP17s Relating to Continuations	0	321	0.0%	1.0%	0.9%
% of Patients satisfied with the dentistry they have received	0	0	N/A	94.3%	94.2%
% of Patients satisfied with the time they had to wait for an appointment	0	0	N/A	89.1%	88.6%

* This is based on patients treated on this contract for their most recent course of treatment. Figures in italics indicate the base number of FP17s or Patient Questionnaire responses are less than 100. N/A is shown where the base number of responses is less than 10 during the period. % is calculated as Quantity/Base number*100

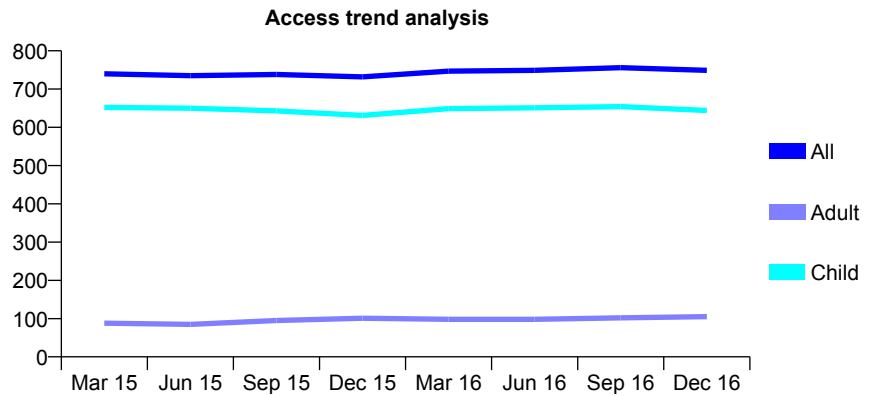
7A1 - Vital Signs At a Glance Contract Report for 933481/0001 - December 2016

Name or company name	MR SE LOF
Contract type name	GDS Contract
Purpose of contract	General
Contract start date	01/04/2006
Contract end date	

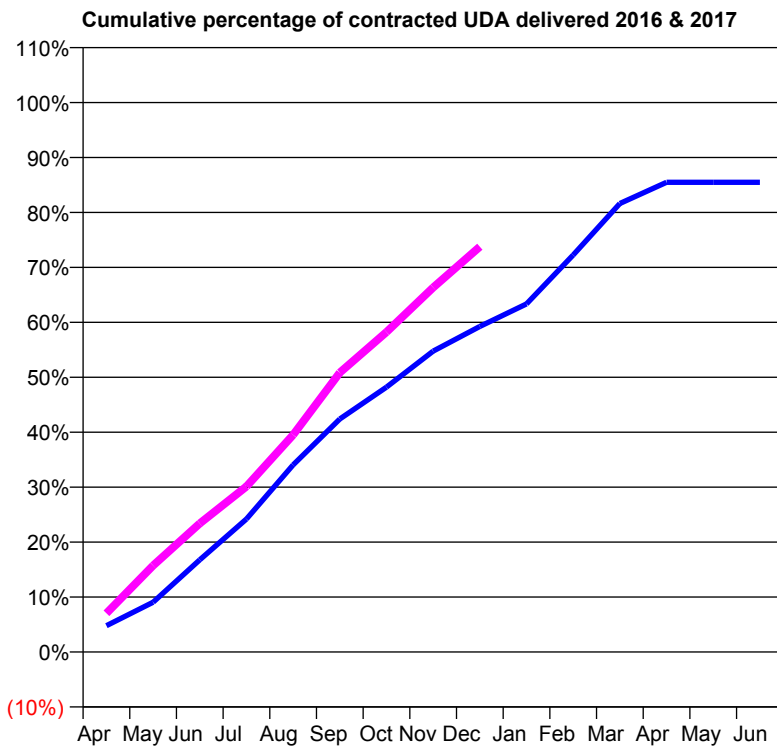
16/17 Contracted general activity (UDA)	1,500
Carry forward general activity (UDA)	0
16/17 Contracted orthodontic activity (UOA)	0
Carry forward orthodontic activity (UOA)	0
Baseline contract value	£38,443.73

ACCESS*

Patients seen in 24 months	Total	Change since previous quarter
Quarter ending December 2015	732	
Quarter ending March 2016	747	↑
Quarter ending June 2016	749	→
Quarter ending September 2016	756	→
Quarter ending December 2016	749	→
Variance since December 2015	2.3%	↑



ACTIVITY



Month	Adjusted Scheduled Activity (UDA)	
	2016	2017
April	78	106
May	147	236
June	272	351
July	392	452
August	552	593
September	687	763
October	781	873
November	887	995
December	960	1,106
January	1,026	
February	1,170	
March	1,322	
April	1,385	
May	1,385	
June	1,385	

QUALITY

	Quantity	Base Number	Contract	LHB	Wales
% of FP17s for the same patient ID Re-attending within 3 months - Children	75	823	9.1%	8.0%	11.4%
% of FP17s for the same patient ID Re-attending within 3 months - Adults	7	44	15.9%	13.6%	16.6%
% of FP17s for the same patient ID Re-attending between 3 & 9 months - Children	477	823	58.0%	58.9%	58.0%
% of FP17s for the same patient ID Re-attending between 3 & 9 months - Adults	26	44	59.1%	53.5%	53.9%
% of FP17s for Band 1 Urgent Courses	57	812	7.0%	8.0%	9.0%
% of FP17s Relating to Free Repair or Replacements	0	812	0.0%	0.8%	0.7%
% of FP17s Relating to Continuations	0	812	0.0%	1.0%	0.9%
% of Patients satisfied with the dentistry they have received	2	2	N/A	94.3%	94.2%
% of Patients satisfied with the time they had to wait for an appointment	2	2	N/A	89.1%	88.6%

* This is based on patients treated on this contract for their most recent course of treatment. Figures in italics indicate the base number of FP17s or Patient Questionnaire responses are less than 100. N/A is shown where the base number of responses is less than 10 during the period. % is calculated as Quantity/Base number*100

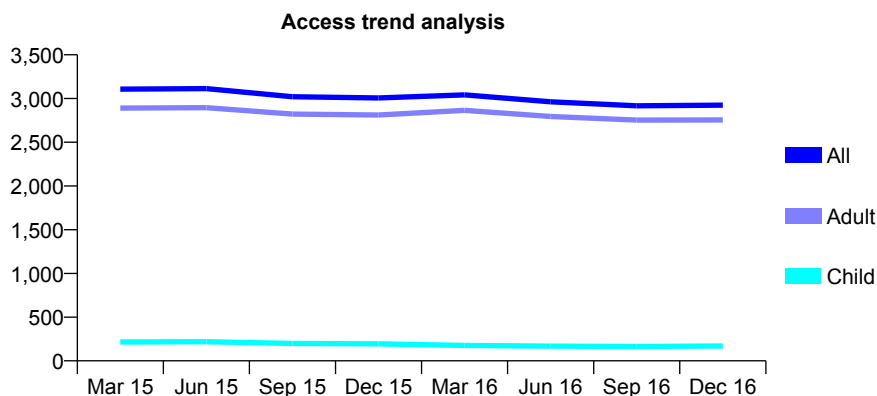
7A1 - Vital Signs At a Glance Contract Report for 978957/0001 - December 2016

Name or company name	MRS YL HOPKINS
Contract type name	GDS Contract
Purpose of contract	General
Contract start date	01/02/2009
Contract end date	

16/17 Contracted general activity (UDA)	6,758
Carry forward general activity (UDA)	-259
16/17 Contracted orthodontic activity (UOA)	0
Carry forward orthodontic activity (UOA)	0
Baseline contract value	£221,559.19

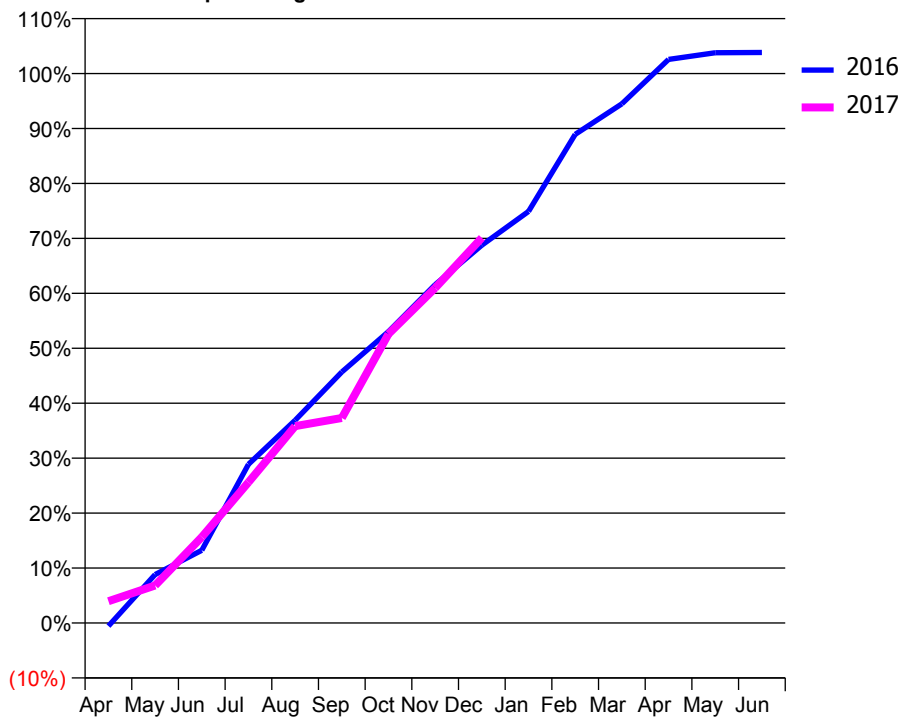
ACCESS*

Patients seen in 24 months	Total	Change since previous quarter
Quarter ending December 2015	3,007	
Quarter ending March 2016	3,041	→
Quarter ending June 2016	2,962	↓
Quarter ending September 2016	2,917	↓
Quarter ending December 2016	2,925	→
Variance since December 2015	(2.7%)	↓



ACTIVITY

Cumulative percentage of contracted UDA delivered 2016 & 2017



Month	Adjusted Scheduled Activity (UDA)	
	2016	2017
April	-38	268
May	596	461
June	895	1,056
July	1,952	1,731
August	2,493	2,422
September	3,088	2,521
October	3,584	3,555
November	4,161	4,120
December	4,646	4,737
January	5,062	
February	6,010	
March	6,386	
April	6,931	
May	7,014	
June	7,017	

QUALITY

	Quantity	Base Number	Contract	LHB	Wales
% of FP17s for the same patient ID Re-attending within 3 months - Children	3	142	2.1%	8.0%	11.4%
% of FP17s for the same patient ID Re-attending within 3 months - Adults	202	2,332	8.7%	13.6%	16.6%
% of FP17s for the same patient ID Re-attending between 3 & 9 months - Children	66	142	46.5%	58.9%	58.0%
% of FP17s for the same patient ID Re-attending between 3 & 9 months - Adults	815	2,332	34.9%	53.5%	53.9%
% of FP17s for Band 1 Urgent Courses	234	2,176	10.8%	8.0%	9.0%
% of FP17s Relating to Free Repair or Replacements	7	2,176	0.3%	0.8%	0.7%
% of FP17s Relating to Continuations	11	2,176	0.5%	1.0%	0.9%
% of Patients satisfied with the dentistry they have received	15	17	88.2%	94.3%	94.2%
% of Patients satisfied with the time they had to wait for an appointment	17	17	100.0%	89.1%	88.6%

* This is based on patients treated on this contract for their most recent course of treatment. Figures in italics indicate the base number of FP17s or Patient Questionnaire responses are less than 100. N/A is shown where the base number of responses is less than 10 during the period. % is calculated as Quantity/Base number*100

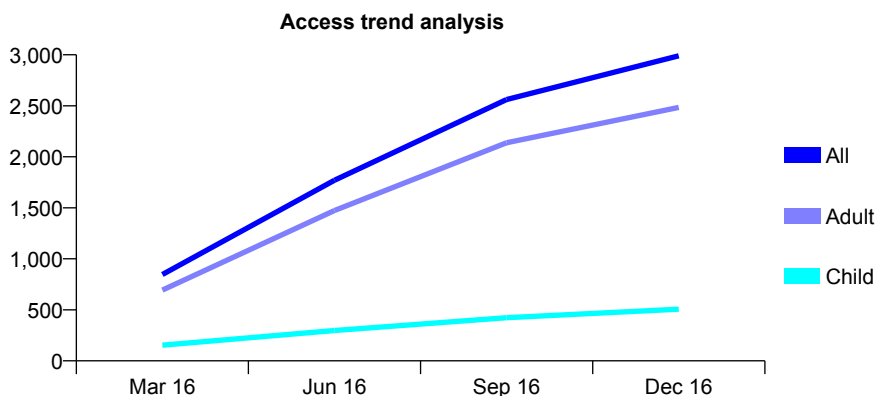
7A1 - Vital Signs At a Glance Contract Report for 995711/0001 - December 2016

Name or company name	MR JM FERNANDO
Contract type name	GDS Contract
Purpose of contract	General
Contract start date	01/02/2016
Contract end date	

16/17 Contracted general activity (UDA)	13,318
Carry forward general activity (UDA)	-11
16/17 Contracted orthodontic activity (UOA)	0
Carry forward orthodontic activity (UOA)	0
Baseline contract value	£265,013.79

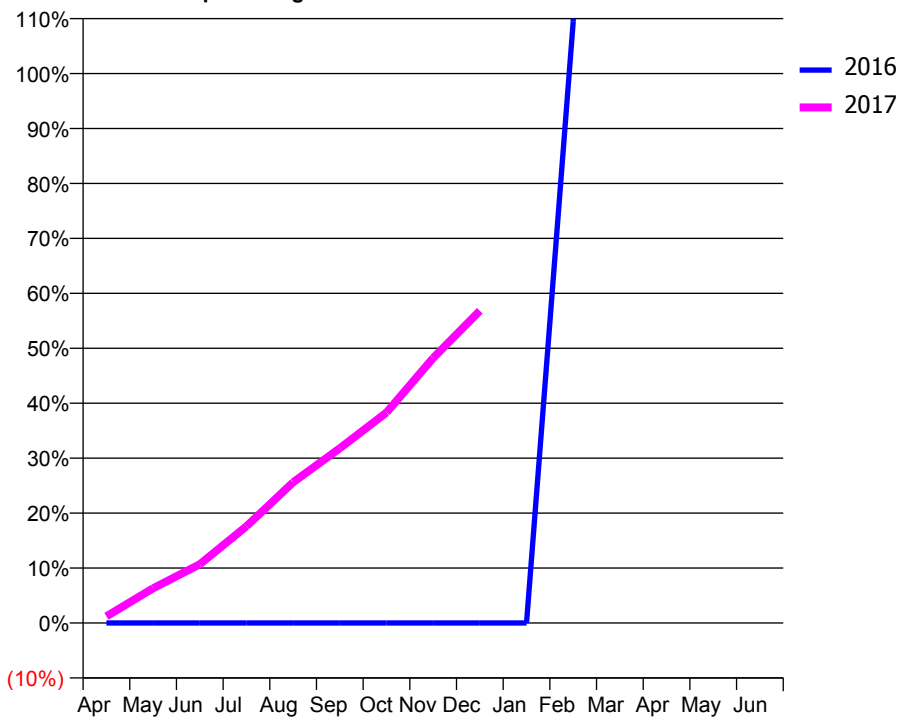
ACCESS*

Patients seen in 24 months	Total	Change since previous quarter
Quarter ending December 2015	0	
Quarter ending March 2016	847	
Quarter ending June 2016	1,771	↑
Quarter ending September 2016	2,561	↑
Quarter ending December 2016	2,990	↑
Variance since December 2015	N/A	



ACTIVITY

Cumulative percentage of contracted UDA delivered 2016 & 2017



Adjusted Scheduled Activity (UDA)

Month	2016	2017
April	0	163
May	0	843
June	0	1,423
July	0	2,346
August	0	3,413
September	0	4,234
October	0	5,101
November	0	6,423
December	0	7,569
January	0	
February	347	
March	1,324	
April	1,887	
May	1,914	
June	1,914	

QUALITY

	Quantity	Base Number	Contract	LHB	Wales
% of FP17s for the same patient ID Re-attending within 3 months - Children	24	636	3.8%	8.0%	11.4%
% of FP17s for the same patient ID Re-attending within 3 months - Adults	324	3,344	9.7%	13.6%	16.6%
% of FP17s for the same patient ID Re-attending between 3 & 9 months - Children	148	636	23.3%	58.9%	58.0%
% of FP17s for the same patient ID Re-attending between 3 & 9 months - Adults	938	3,344	28.1%	53.5%	53.9%
% of FP17s for Band 1 Urgent Courses	268	3,727	7.2%	8.0%	9.0%
% of FP17s Relating to Free Repair or Replacements	15	3,727	0.4%	0.8%	0.7%
% of FP17s Relating to Continuations	57	3,727	1.5%	1.0%	0.9%
% of Patients satisfied with the dentistry they have received	14	14	100.0%	94.3%	94.2%
% of Patients satisfied with the time they had to wait for an appointment	13	14	92.9%	89.1%	88.6%

* This is based on patients treated on this contract for their most recent course of treatment. Figures in italics indicate the base number of FP17s or Patient Questionnaire responses are less than 100. N/A is shown where the base number of responses is less than 10 during the period. % is calculated as Quantity/Base number*100

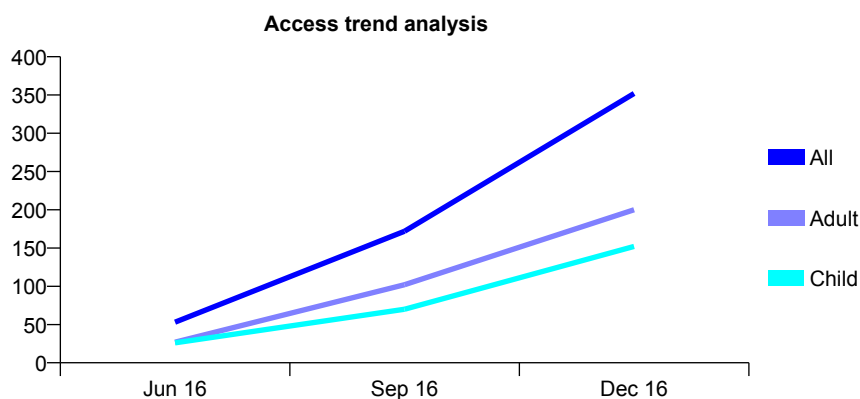
7A2 - Vital Signs At a Glance Contract Report for 100037/0000 - December 2016

Name or company name	MISS RE MOSEY
Contract type name	GDS Contract
Purpose of contract	General
Contract start date	19/04/2016
Contract end date	

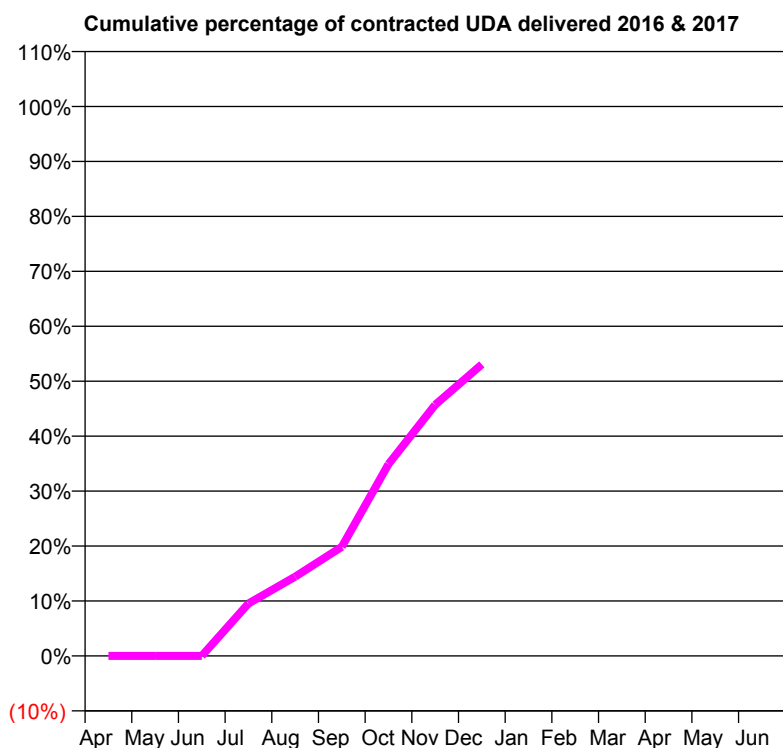
16/17 Contracted general activity (UDA)	1,239
Carry forward general activity (UDA)	0
16/17 Contracted orthodontic activity (UOA)	0
Carry forward orthodontic activity (UOA)	0
Baseline contract value	£34,204.48

ACCESS*

Patients seen in 24 months	Total	Change since previous quarter
Quarter ending December 2015	0	
Quarter ending March 2016	0	
Quarter ending June 2016	53	↑
Quarter ending September 2016	172	↑
Quarter ending December 2016	352	↑
Variance since December 2015	N/A	



ACTIVITY



Month	Adjusted Scheduled Activity (UDA)	
	2016	2017
April	0	0
May	0	0
June	0	0
July	0	118
August	0	179
September	0	246
October	0	433
November	0	566
December	0	657
January	0	
February	0	
March	0	
April	0	
May	0	
June	0	

QUALITY

	Quantity	Base Number	Contract	LHB	Wales
% of FP17s for the same patient ID Re-attending within 3 months - Children	1	166	0.6%	9.2%	11.4%
% of FP17s for the same patient ID Re-attending within 3 months - Adults	17	239	7.1%	13.6%	16.6%
% of FP17s for the same patient ID Re-attending between 3 & 9 months - Children	16	166	9.6%	54.3%	58.0%
% of FP17s for the same patient ID Re-attending between 3 & 9 months - Adults	29	239	12.1%	51.1%	53.9%
% of FP17s for Band 1 Urgent Courses	22	405	5.4%	8.4%	9.0%
% of FP17s Relating to Free Repair or Replacements	0	405	0.0%	0.6%	0.7%
% of FP17s Relating to Continuations	0	405	0.0%	1.2%	0.9%
% of Patients satisfied with the dentistry they have received	0	0	N/A	93.6%	94.2%
% of Patients satisfied with the time they had to wait for an appointment	0	0	N/A	88.1%	88.6%

* This is based on patients treated on this contract for their most recent course of treatment. Figures in italics indicate the base number of FP17s or Patient Questionnaire responses are less than 100. N/A is shown where the base number of responses is less than 10 during the period. % is calculated as Quantity/Base number*100

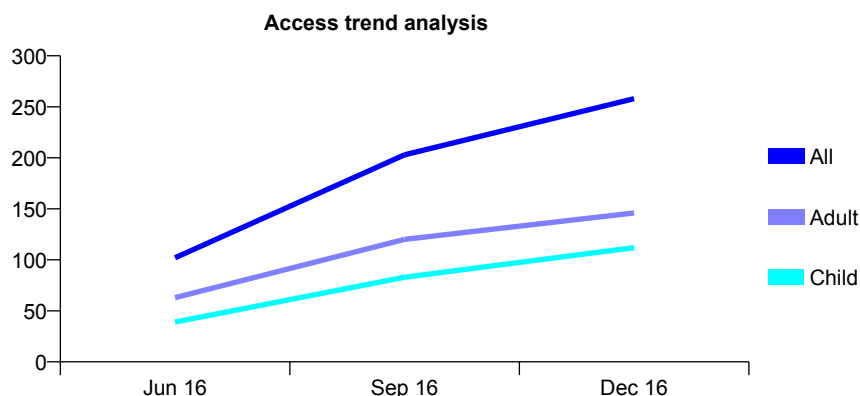
7A2 - Vital Signs At a Glance Contract Report for 100123/0000 - December 2016

Name or company name	A Llewellyn
Contract type name	GDS Contract
Purpose of contract	General
Contract start date	01/04/2016
Contract end date	

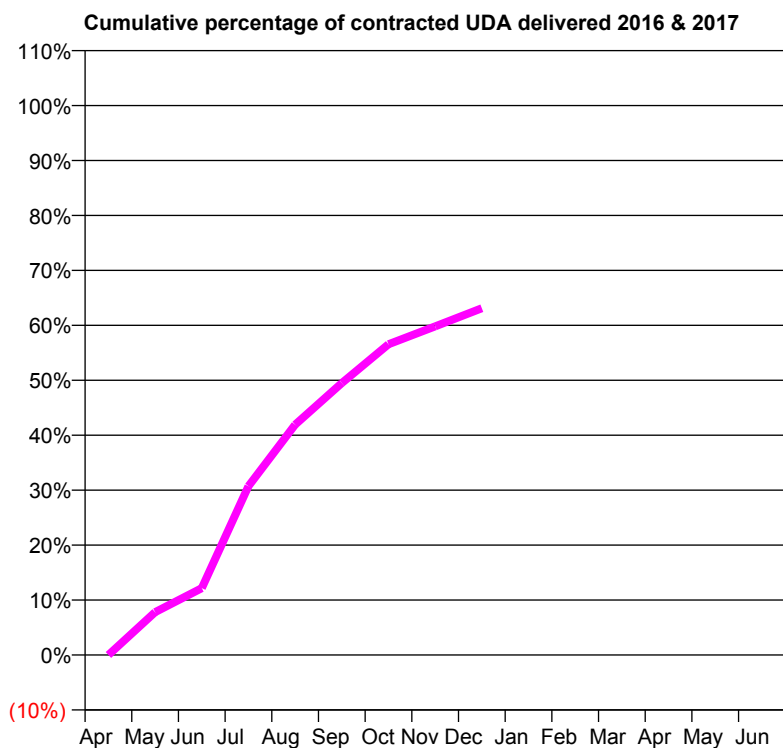
16/17 Contracted general activity (UDA)	950
Carry forward general activity (UDA)	0
16/17 Contracted orthodontic activity (UOA)	0
Carry forward orthodontic activity (UOA)	0
Baseline contract value	£22,275.48

ACCESS*

Patients seen in 24 months	Total	Change since previous quarter
Quarter ending December 2015	0	
Quarter ending March 2016	0	
Quarter ending June 2016	102	↑
Quarter ending September 2016	203	↑
Quarter ending December 2016	258	↑
Variance since December 2015	N/A	



ACTIVITY



Month	Adjusted Scheduled Activity (UDA)	
	2016	2017
April	0	0
May	0	74
June	0	116
July	0	292
August	0	398
September	0	470
October	0	537
November	0	568
December	0	600
January	0	
February	0	
March	0	
April	0	
May	0	
June	0	

QUALITY

	Quantity	Base Number	Contract	LHB	Wales
% of FP17s for the same patient ID Re-attending within 3 months - Children	3	122	2.5%	9.2%	11.4%
% of FP17s for the same patient ID Re-attending within 3 months - Adults	11	172	6.4%	13.6%	16.6%
% of FP17s for the same patient ID Re-attending between 3 & 9 months - Children	6	122	4.9%	54.3%	58.0%
% of FP17s for the same patient ID Re-attending between 3 & 9 months - Adults	13	172	7.6%	51.1%	53.9%
% of FP17s for Band 1 Urgent Courses	8	294	2.7%	8.4%	9.0%
% of FP17s Relating to Free Repair or Replacements	1	294	0.3%	0.6%	0.7%
% of FP17s Relating to Continuations	0	294	0.0%	1.2%	0.9%
% of Patients satisfied with the dentistry they have received	0	0	N/A	93.6%	94.2%
% of Patients satisfied with the time they had to wait for an appointment	0	0	N/A	88.1%	88.6%

* This is based on patients treated on this contract for their most recent course of treatment. Figures in italics indicate the base number of FP17s or Patient Questionnaire responses are less than 100. N/A is shown where the base number of responses is less than 10 during the period. % is calculated as Quantity/Base number*100

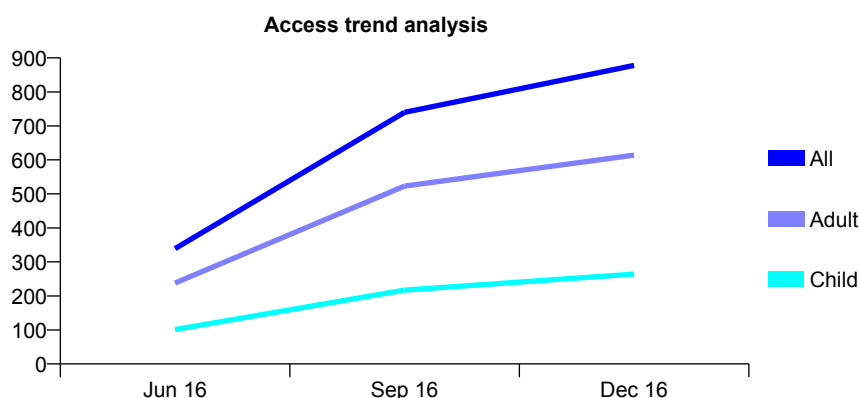
7A2 - Vital Signs At a Glance Contract Report for 100124/0000 - December 2016

Name or company name	A Llewellyn
Contract type name	GDS Contract
Purpose of contract	General
Contract start date	01/04/2016
Contract end date	

16/17 Contracted general activity (UDA)	3,083
Carry forward general activity (UDA)	0
16/17 Contracted orthodontic activity (UOA)	0
Carry forward orthodontic activity (UOA)	0
Baseline contract value	£72,289.81

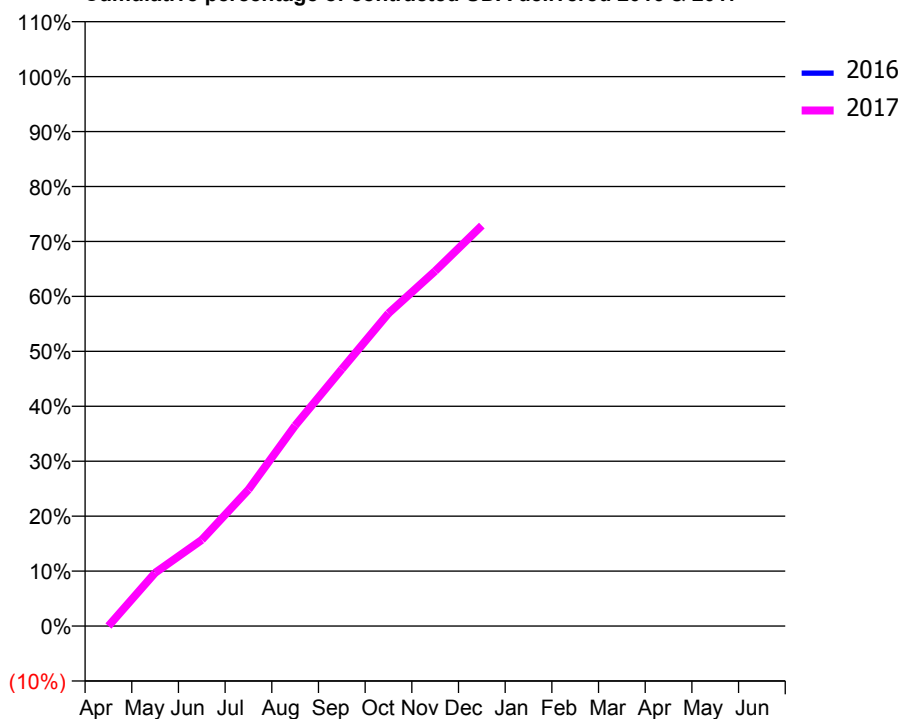
ACCESS*

Patients seen in 24 months	Total	Change since previous quarter
Quarter ending December 2015	0	
Quarter ending March 2016	0	
Quarter ending June 2016	339	↑
Quarter ending September 2016	740	↑
Quarter ending December 2016	878	↑
Variance since December 2015	N/A	



ACTIVITY

Cumulative percentage of contracted UDA delivered 2016 & 2017



Month	Adjusted Scheduled Activity (UDA)	
	2016	2017
April	0	0
May	0	299
June	0	484
July	0	766
August	0	1,125
September	0	1,441
October	0	1,755
November	0	1,992
December	0	2,247
January	0	
February	0	
March	0	
April	0	
May	0	
June	0	

QUALITY

	Quantity	Base Number	Contract	LHB	Wales
% of FP17s for the same patient ID Re-attending within 3 months - Children	10	347	2.9%	9.2%	11.4%
% of FP17s for the same patient ID Re-attending within 3 months - Adults	82	893	9.2%	13.6%	16.6%
% of FP17s for the same patient ID Re-attending between 3 & 9 months - Children	60	347	17.3%	54.3%	58.0%
% of FP17s for the same patient ID Re-attending between 3 & 9 months - Adults	149	893	16.7%	51.1%	53.9%
% of FP17s for Band 1 Urgent Courses	132	1,240	10.6%	8.4%	9.0%
% of FP17s Relating to Free Repair or Replacements	9	1,240	0.7%	0.6%	0.7%
% of FP17s Relating to Continuations	2	1,240	0.2%	1.2%	0.9%
% of Patients satisfied with the dentistry they have received	0	0	N/A	93.6%	94.2%
% of Patients satisfied with the time they had to wait for an appointment	0	0	N/A	88.1%	88.6%

* This is based on patients treated on this contract for their most recent course of treatment. Figures in italics indicate the base number of FP17s or Patient Questionnaire responses are less than 100. N/A is shown where the base number of responses is less than 10 during the period. % is calculated as Quantity/Base number*100

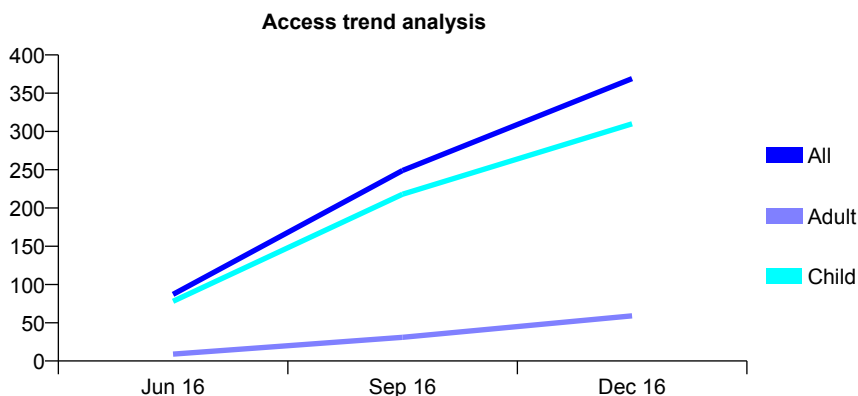
7A2 - Vital Signs At a Glance Contract Report for 100145/0000 - December 2016

Name or company name	Capel Dental
Contract type name	GDS Contract
Purpose of contract	General
Contract start date	01/05/2016
Contract end date	

16/17 Contracted general activity (UDA)	1,146
Carry forward general activity (UDA)	0
16/17 Contracted orthodontic activity (UOA)	0
Carry forward orthodontic activity (UOA)	0
Baseline contract value	£26,408.43

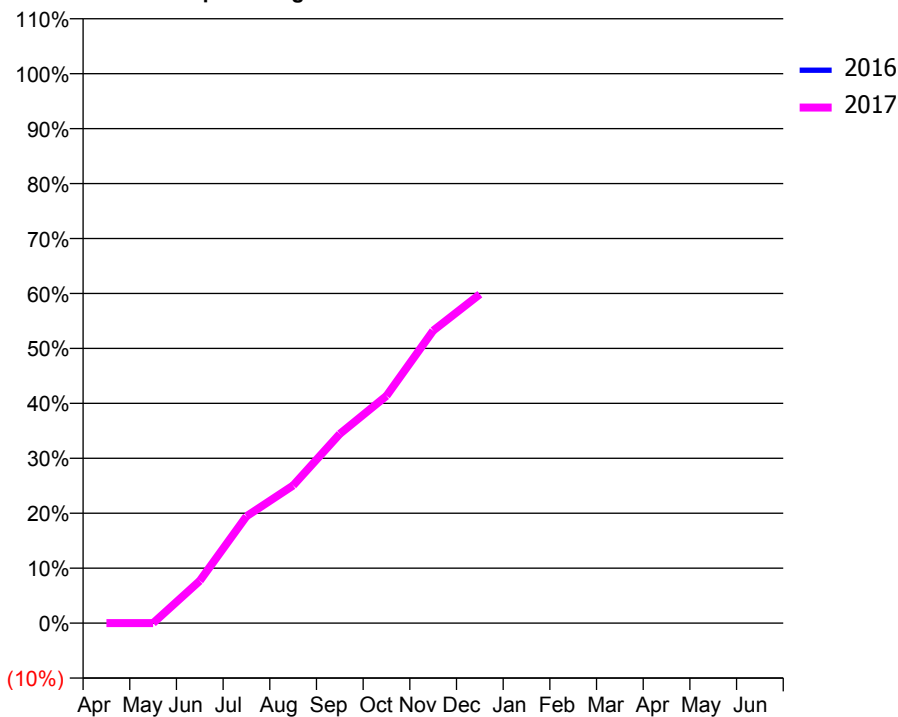
ACCESS*

Patients seen in 24 months	Total	Change since previous quarter
Quarter ending December 2015	0	
Quarter ending March 2016	0	
Quarter ending June 2016	87	↑
Quarter ending September 2016	249	↑
Quarter ending December 2016	369	↑
Variance since December 2015	N/A	



ACTIVITY

Cumulative percentage of contracted UDA delivered 2016 & 2017



Month	Adjusted Scheduled Activity (UDA)	
	2016	2017
April	0	0
May	0	0
June	0	88
July	0	223
August	0	287
September	0	395
October	0	474
November	0	610
December	0	686
January	0	
February	0	
March	0	
April	0	
May	0	
June	0	

QUALITY

	Quantity	Base Number	Contract	LHB	Wales
% of FP17s for the same patient ID Re-attending within 3 months - Children	17	375	4.5%	9.2%	11.4%
% of FP17s for the same patient ID Re-attending within 3 months - Adults	1	58	1.7%	13.6%	16.6%
% of FP17s for the same patient ID Re-attending between 3 & 9 months - Children	30	375	8.0%	54.3%	58.0%
% of FP17s for the same patient ID Re-attending between 3 & 9 months - Adults	4	58	6.9%	51.1%	53.9%
% of FP17s for Band 1 Urgent Courses	15	433	3.5%	8.4%	9.0%
% of FP17s Relating to Free Repair or Replacements	0	433	0.0%	0.6%	0.7%
% of FP17s Relating to Continuations	4	433	0.9%	1.2%	0.9%
% of Patients satisfied with the dentistry they have received	0	0	N/A	93.6%	94.2%
% of Patients satisfied with the time they had to wait for an appointment	0	0	N/A	88.1%	88.6%

* This is based on patients treated on this contract for their most recent course of treatment. Figures in italics indicate the base number of FP17s or Patient Questionnaire responses are less than 100. N/A is shown where the base number of responses is less than 10 during the period. % is calculated as Quantity/Base number*100

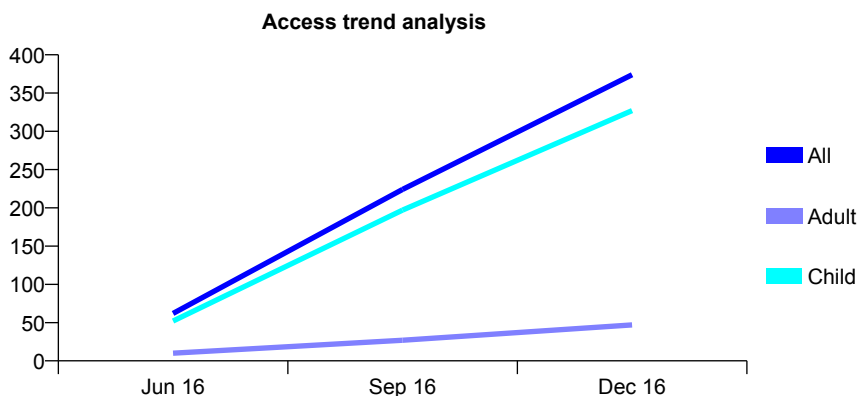
7A2 - Vital Signs At a Glance Contract Report for 100146/0000 - December 2016

Name or company name	Capel Dental
Contract type name	GDS Contract
Purpose of contract	General
Contract start date	01/05/2016
Contract end date	

16/17 Contracted general activity (UDA)	1,054
Carry forward general activity (UDA)	0
16/17 Contracted orthodontic activity (UOA)	0
Carry forward orthodontic activity (UOA)	0
Baseline contract value	£24,422.97

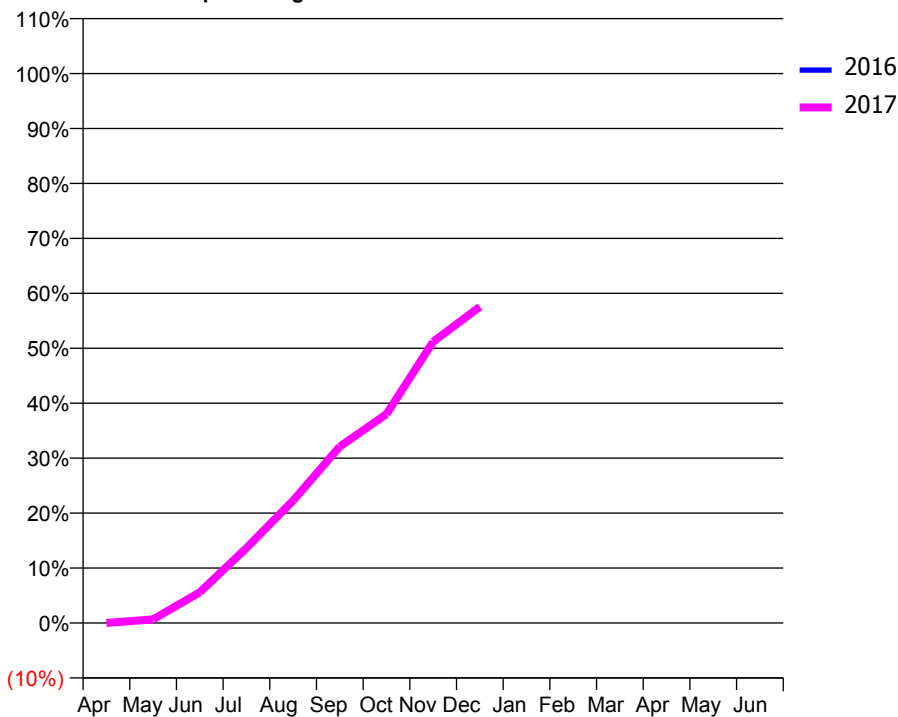
ACCESS*

Patients seen in 24 months	Total	Change since previous quarter
Quarter ending December 2015	0	
Quarter ending March 2016	0	
Quarter ending June 2016	62	↑
Quarter ending September 2016	224	↑
Quarter ending December 2016	374	↑
Variance since December 2015	N/A	



ACTIVITY

Cumulative percentage of contracted UDA delivered 2016 & 2017



Adjusted Scheduled Activity (UDA)

Month	2016	2017
April	0	0
May	0	7
June	0	59
July	0	144
August	0	235
September	0	338
October	0	401
November	0	540
December	0	607
January	0	
February	0	
March	0	
April	0	
May	0	
June	0	

QUALITY

	Quantity	Base Number	Contract	LHB	Wales
% of FP17s for the same patient ID Re-attending within 3 months - Children	9	372	2.4%	9.2%	11.4%
% of FP17s for the same patient ID Re-attending within 3 months - Adults	2	41	4.9%	13.6%	16.6%
% of FP17s for the same patient ID Re-attending between 3 & 9 months - Children	21	372	5.6%	54.3%	58.0%
% of FP17s for the same patient ID Re-attending between 3 & 9 months - Adults	0	41	0.0%	51.1%	53.9%
% of FP17s for Band 1 Urgent Courses	8	413	1.9%	8.4%	9.0%
% of FP17s Relating to Free Repair or Replacements	0	413	0.0%	0.6%	0.7%
% of FP17s Relating to Continuations	2	413	0.5%	1.2%	0.9%
% of Patients satisfied with the dentistry they have received	0	0	N/A	93.6%	94.2%
% of Patients satisfied with the time they had to wait for an appointment	0	0	N/A	88.1%	88.6%

* This is based on patients treated on this contract for their most recent course of treatment. Figures in italics indicate the base number of FP17s or Patient Questionnaire responses are less than 100. N/A is shown where the base number of responses is less than 10 during the period. % is calculated as Quantity/Base number*100

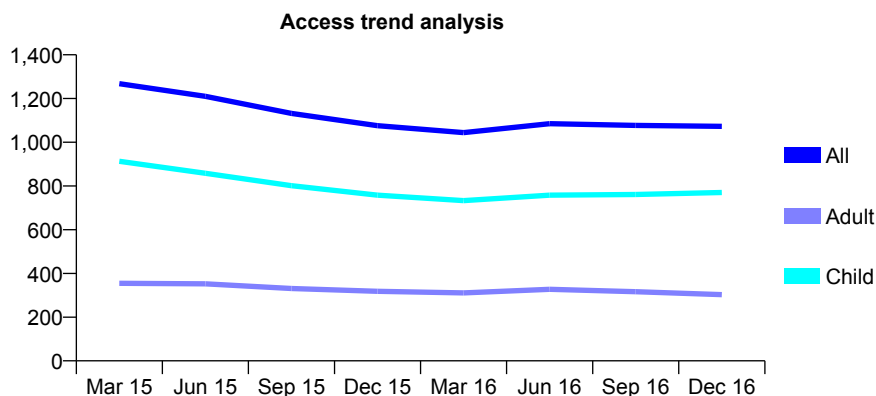
7A2 - Vital Signs At a Glance Contract Report for 105554/0001 - December 2016

Name or company name	K J Dwyer
Contract type name	GDS Contract
Purpose of contract	General
Contract start date	01/11/2012
Contract end date	

16/17 Contracted general activity (UDA)	2,400
Carry forward general activity (UDA)	110
16/17 Contracted orthodontic activity (UOA)	0
Carry forward orthodontic activity (UOA)	0
Baseline contract value	£52,458.94

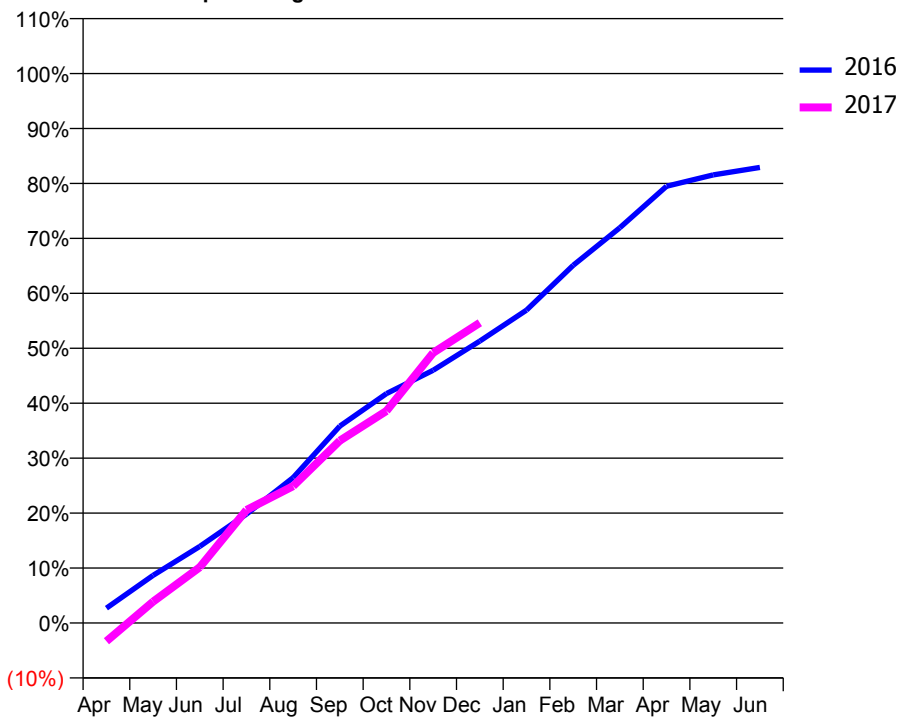
ACCESS*

Patients seen in 24 months	Total	Change since previous quarter
Quarter ending December 2015	1,076	
Quarter ending March 2016	1,044	↓
Quarter ending June 2016	1,085	↑
Quarter ending September 2016	1,077	→
Quarter ending December 2016	1,073	→
Variance since December 2015	(0.3%)	→



ACTIVITY

Cumulative percentage of contracted UDA delivered 2016 & 2017



Adjusted Scheduled Activity (UDA)

Month	2016	2017
April	65	-80
May	208	94
June	334	244
July	476	494
August	635	598
September	860	796
October	1,002	926
November	1,104	1,180
December	1,232	1,311
January	1,366	
February	1,562	
March	1,727	
April	1,908	
May	1,957	
June	1,990	

QUALITY

	Quantity	Base Number	Contract	LHB	Wales
% of FP17s for the same patient ID Re-attending within 3 months - Children	88	860	10.2%	9.2%	11.4%
% of FP17s for the same patient ID Re-attending within 3 months - Adults	10	182	5.5%	13.6%	16.6%
% of FP17s for the same patient ID Re-attending between 3 & 9 months - Children	375	860	43.6%	54.3%	58.0%
% of FP17s for the same patient ID Re-attending between 3 & 9 months - Adults	79	182	43.4%	51.1%	53.9%
% of FP17s for Band 1 Urgent Courses	37	896	4.1%	8.4%	9.0%
% of FP17s Relating to Free Repair or Replacements	1	896	0.1%	0.6%	0.7%
% of FP17s Relating to Continuations	1	896	0.1%	1.2%	0.9%
% of Patients satisfied with the dentistry they have received	4	4	N/A	93.6%	94.2%
% of Patients satisfied with the time they had to wait for an appointment	3	4	N/A	88.1%	88.6%

* This is based on patients treated on this contract for their most recent course of treatment. Figures in italics indicate the base number of FP17s or Patient Questionnaire responses are less than 100. N/A is shown where the base number of responses is less than 10 during the period. % is calculated as Quantity/Base number*100

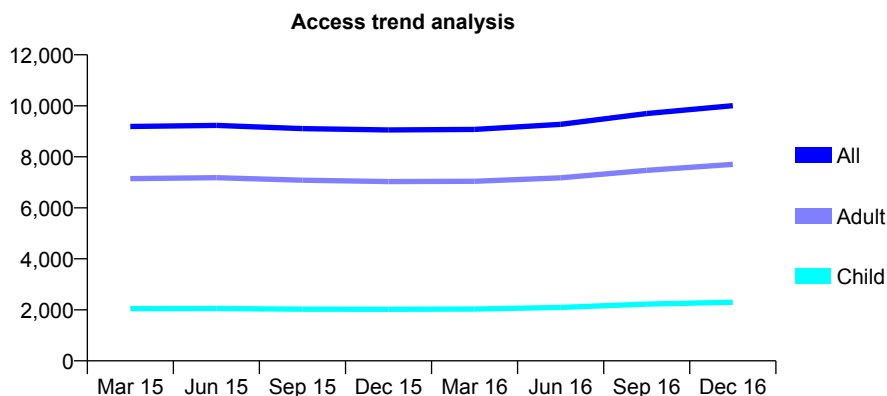
7A2 - Vital Signs At a Glance Contract Report for 106631/0001 - December 2016

Name or company name	Dr N Patel, Dr J Rai and Dr N Kernahan
Contract type name	GDS Contract
Purpose of contract	General
Contract start date	01/04/2006
Contract end date	

16/17 Contracted general activity (UDA)	26,240
Carry forward general activity (UDA)	2,502
16/17 Contracted orthodontic activity (UOA)	0
Carry forward orthodontic activity (UOA)	0
Baseline contract value	£681,604.93

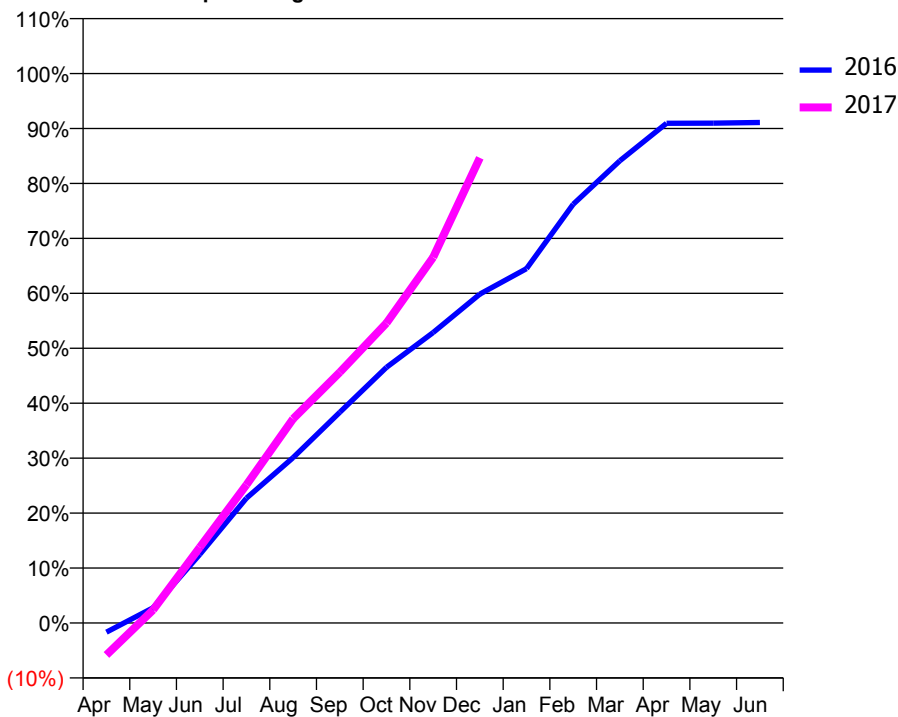
ACCESS*

Patients seen in 24 months	Total	Change since previous quarter
Quarter ending December 2015	9,051	
Quarter ending March 2016	9,072	→
Quarter ending June 2016	9,271	↑
Quarter ending September 2016	9,697	↑
Quarter ending December 2016	10,006	↑
Variance since December 2015	10.6%	↑



ACTIVITY

Cumulative percentage of contracted UDA delivered 2016 & 2017



Month	Adjusted Scheduled Activity (UDA)	
	2016	2017
April	-476	-1,530
May	781	624
June	3,504	3,611
July	6,374	6,602
August	8,445	9,753
September	10,764	11,976
October	13,057	14,327
November	14,837	17,462
December	16,792	22,213
January	18,098	
February	21,384	
March	23,606	
April	25,521	
May	25,527	
June	25,558	

QUALITY

	Quantity	Base Number	Contract	LHB	Wales
% of FP17s for the same patient ID Re-attending within 3 months - Children	178	2,865	6.2%	9.2%	11.4%
% of FP17s for the same patient ID Re-attending within 3 months - Adults	1,464	10,094	14.5%	13.6%	16.6%
% of FP17s for the same patient ID Re-attending between 3 & 9 months - Children	1,564	2,865	54.6%	54.3%	58.0%
% of FP17s for the same patient ID Re-attending between 3 & 9 months - Adults	5,906	10,094	58.5%	51.1%	53.9%
% of FP17s for Band 1 Urgent Courses	625	11,860	5.3%	8.4%	9.0%
% of FP17s Relating to Free Repair or Replacements	96	11,860	0.8%	0.6%	0.7%
% of FP17s Relating to Continuations	268	11,860	2.3%	1.2%	0.9%
% of Patients satisfied with the dentistry they have received	46	48	95.8%	93.6%	94.2%
% of Patients satisfied with the time they had to wait for an appointment	44	48	91.7%	88.1%	88.6%

* This is based on patients treated on this contract for their most recent course of treatment. Figures in italics indicate the base number of FP17s or Patient Questionnaire responses are less than 100. N/A is shown where the base number of responses is less than 10 during the period. % is calculated as Quantity/Base number*100

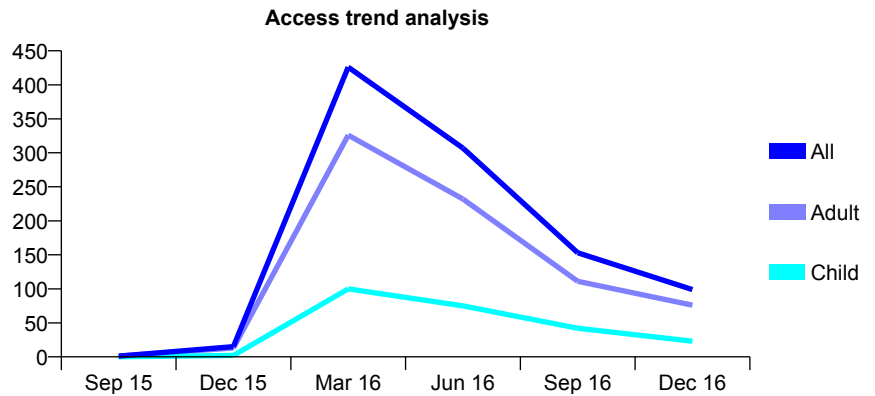
7A2 - Vital Signs At a Glance Contract Report for 106631/0004 - December 2016

Name or company name	Dr N Patel, Dr J Rai and Dr N Kernahan
Contract type name	PDS Contract
Purpose of contract	General
Contract start date	01/04/2015
Contract end date	

16/17 Contracted general activity (UDA)	1,250
Carry forward general activity (UDA)	0
16/17 Contracted orthodontic activity (UOA)	0
Carry forward orthodontic activity (UOA)	0
Baseline contract value	£0.00

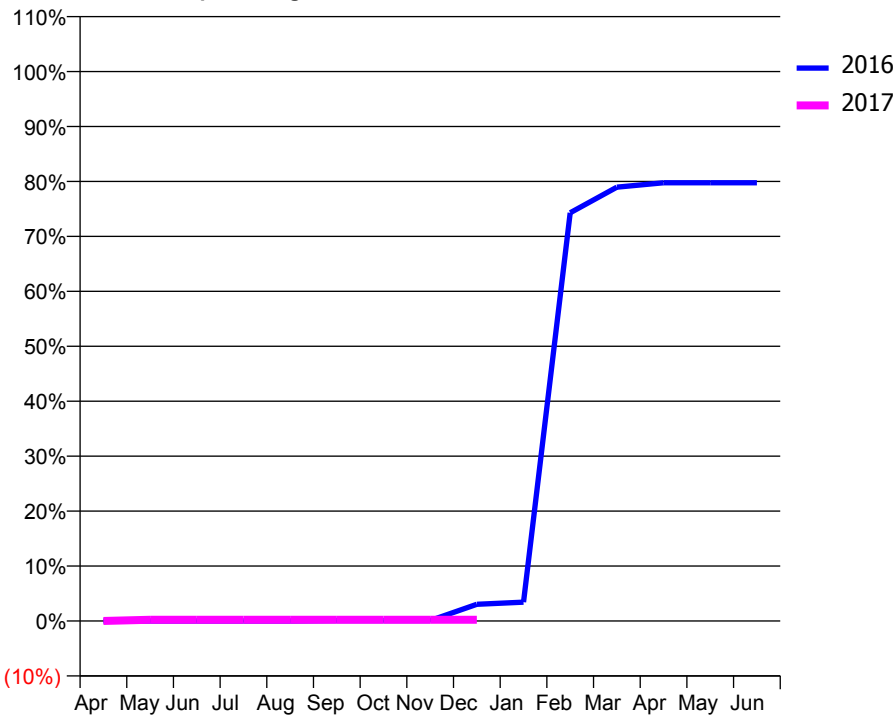
ACCESS*

Patients seen in 24 months	Total	Change since previous quarter
Quarter ending December 2015	15	
Quarter ending March 2016	426	↑
Quarter ending June 2016	307	↓
Quarter ending September 2016	153	↓
Quarter ending December 2016	99	↓
Variance since December 2015	560.0%	↑



ACTIVITY

Cumulative percentage of contracted UDA delivered 2016 & 2017



Month	Adjusted Scheduled Activity (UDA)	
	2016	2017
April	0	0
May	0	3
June	0	3
July	0	3
August	0	3
September	1	3
October	1	3
November	1	3
December	38	3
January	43	
February	929	
March	987	
April	997	
May	997	
June	997	

QUALITY

	Quantity	Base Number	Contract	LHB	Wales
% of FP17s for the same patient ID Re-attending within 3 months - Children	0	0	N/A	9.2%	11.4%
% of FP17s for the same patient ID Re-attending within 3 months - Adults	0	5	0.0%	13.6%	16.6%
% of FP17s for the same patient ID Re-attending between 3 & 9 months - Children	0	0	N/A	54.3%	58.0%
% of FP17s for the same patient ID Re-attending between 3 & 9 months - Adults	0	5	0.0%	51.1%	53.9%
% of FP17s for Band 1 Urgent Courses	0	1	0.0%	8.4%	9.0%
% of FP17s Relating to Free Repair or Replacements	0	1	0.0%	0.6%	0.7%
% of FP17s Relating to Continuations	0	1	0.0%	1.2%	0.9%
% of Patients satisfied with the dentistry they have received	1	1	N/A	93.6%	94.2%
% of Patients satisfied with the time they had to wait for an appointment	1	1	N/A	88.1%	88.6%

* This is based on patients treated on this contract for their most recent course of treatment. Figures in italics indicate the base number of FP17s or Patient Questionnaire responses are less than 100. N/A is shown where the base number of responses is less than 10 during the period. % is calculated as Quantity/Base number*100

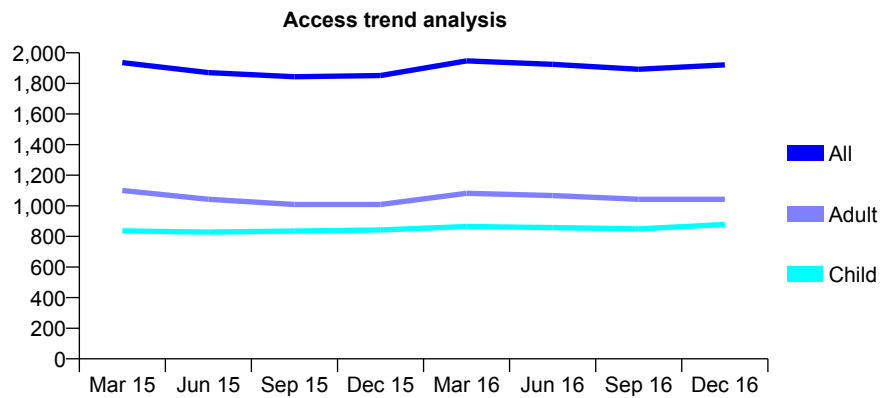
7A2 - Vital Signs At a Glance Contract Report for 106682/0001 - December 2016

Name or company name	Warren Davies Ltd.
Contract type name	GDS Contract
Purpose of contract	General
Contract start date	01/01/2007
Contract end date	

16/17 Contracted general activity (UDA)	9,112
Carry forward general activity (UDA)	44
16/17 Contracted orthodontic activity (UOA)	0
Carry forward orthodontic activity (UOA)	0
Baseline contract value	£236,406.34

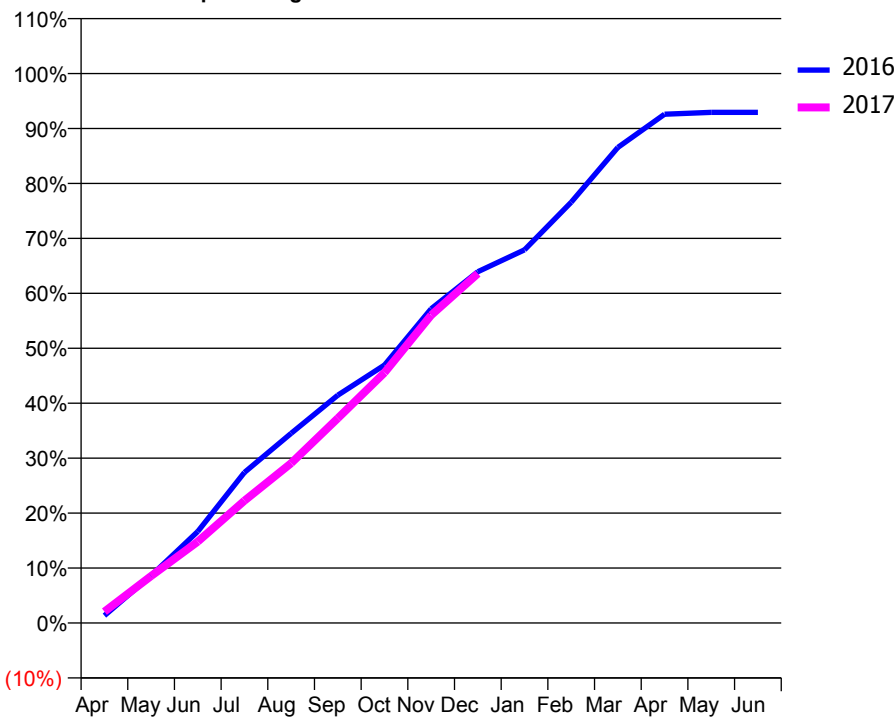
ACCESS*

Patients seen in 24 months	Total	Change since previous quarter
Quarter ending December 2015	1,851	
Quarter ending March 2016	1,947	↑
Quarter ending June 2016	1,925	↓
Quarter ending September 2016	1,892	↓
Quarter ending December 2016	1,921	→
Variance since December 2015	3.8%	↑



ACTIVITY

Cumulative percentage of contracted UDA delivered 2016 & 2017



Month	Adjusted Scheduled Activity (UDA)	
	2016	2017
April	122	190
May	785	779
June	1,518	1,350
July	2,499	2,030
August	3,146	2,651
September	3,777	3,394
October	4,278	4,152
November	5,211	5,104
December	5,825	5,795
January	6,189	
February	6,978	
March	7,886	
April	8,437	
May	8,468	
June	8,468	

QUALITY

	Quantity	Base Number	Contract	LHB	Wales
% of FP17s for the same patient ID Re-attending within 3 months - Children	105	1,153	9.1%	9.2%	11.4%
% of FP17s for the same patient ID Re-attending within 3 months - Adults	389	1,481	26.3%	13.6%	16.6%
% of FP17s for the same patient ID Re-attending between 3 & 9 months - Children	710	1,153	61.6%	54.3%	58.0%
% of FP17s for the same patient ID Re-attending between 3 & 9 months - Adults	787	1,481	53.1%	51.1%	53.9%
% of FP17s for Band 1 Urgent Courses	297	2,380	12.5%	8.4%	9.0%
% of FP17s Relating to Free Repair or Replacements	1	2,380	0.0%	0.6%	0.7%
% of FP17s Relating to Continuations	32	2,380	1.3%	1.2%	0.9%
% of Patients satisfied with the dentistry they have received	18	18	100.0%	93.6%	94.2%
% of Patients satisfied with the time they had to wait for an appointment	18	18	100.0%	88.1%	88.6%

* This is based on patients treated on this contract for their most recent course of treatment. Figures in italics indicate the base number of FP17s or Patient Questionnaire responses are less than 100. N/A is shown where the base number of responses is less than 10 during the period. % is calculated as Quantity/Base number*100

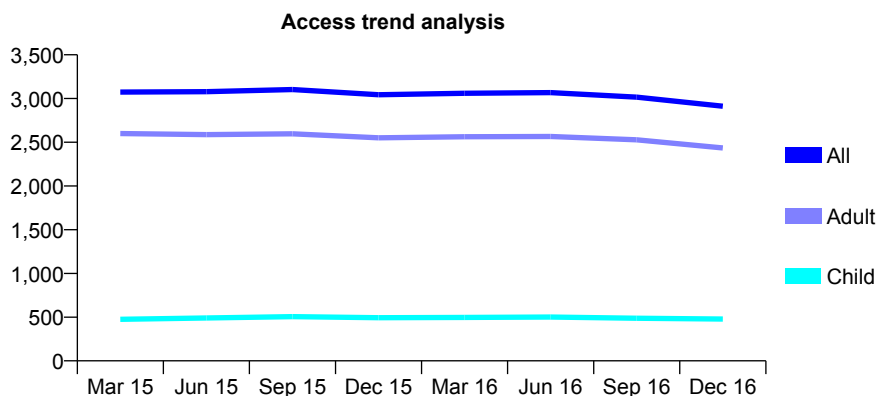
7A2 - Vital Signs At a Glance Contract Report for 106968/0001 - December 2016

Name or company name	Eastgate Dental Surgery Limited
Contract type name	GDS Contract
Purpose of contract	General
Contract start date	01/04/2011
Contract end date	

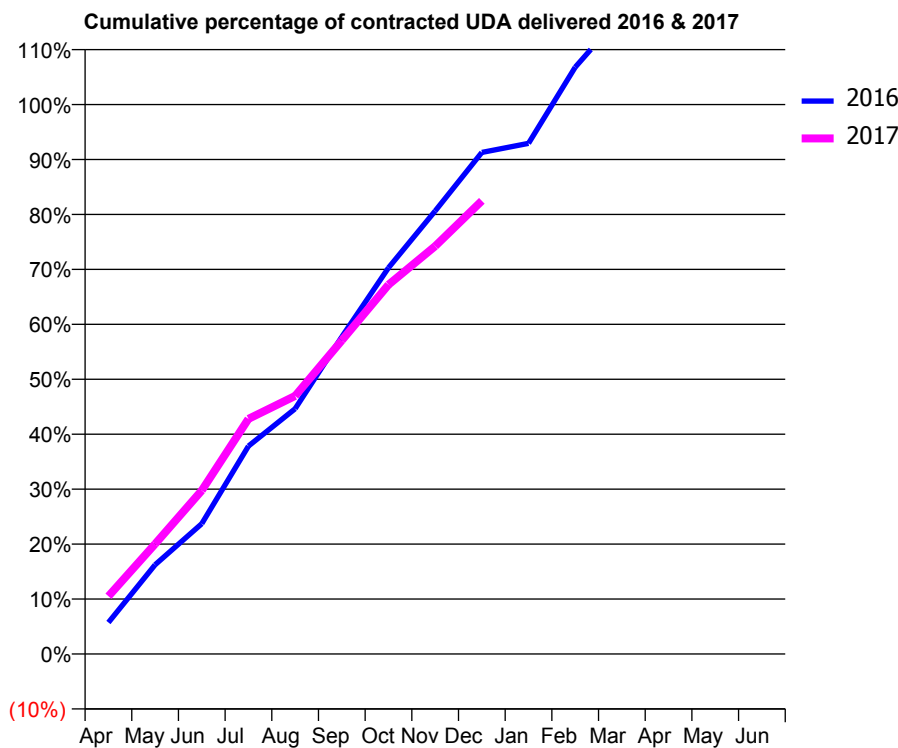
16/17 Contracted general activity (UDA)	7,616
Carry forward general activity (UDA)	-381
16/17 Contracted orthodontic activity (UOA)	0
Carry forward orthodontic activity (UOA)	0
Baseline contract value	£210,431.68

ACCESS*

Patients seen in 24 months	Total	Change since previous quarter
Quarter ending December 2015	3,044	
Quarter ending March 2016	3,060	→
Quarter ending June 2016	3,067	→
Quarter ending September 2016	3,016	↓
Quarter ending December 2016	2,912	↓
Variance since December 2015	(4.3%)	↓



ACTIVITY



Month	Adjusted Scheduled Activity (UDA)	
	2016	2017
April	471	801
May	1,333	1,525
June	1,948	2,267
July	3,109	3,259
August	3,666	3,577
September	4,740	4,346
October	5,772	5,118
November	6,621	5,653
December	7,496	6,281
January	7,632	
February	8,770	
March	9,559	
April	10,011	
May	10,047	
June	10,054	

QUALITY

	Quantity	Base Number	Contract	LHB	Wales
% of FP17s for the same patient ID Re-attending within 3 months - Children	36	466	7.7%	9.2%	11.4%
% of FP17s for the same patient ID Re-attending within 3 months - Adults	310	2,296	13.5%	13.6%	16.6%
% of FP17s for the same patient ID Re-attending between 3 & 9 months - Children	253	466	54.3%	54.3%	58.0%
% of FP17s for the same patient ID Re-attending between 3 & 9 months - Adults	1,382	2,296	60.2%	51.1%	53.9%
% of FP17s for Band 1 Urgent Courses	171	2,465	6.9%	8.4%	9.0%
% of FP17s Relating to Free Repair or Replacements	1	2,465	0.0%	0.6%	0.7%
% of FP17s Relating to Continuations	4	2,465	0.2%	1.2%	0.9%
% of Patients satisfied with the dentistry they have received	22	24	91.7%	93.6%	94.2%
% of Patients satisfied with the time they had to wait for an appointment	22	24	91.7%	88.1%	88.6%

* This is based on patients treated on this contract for their most recent course of treatment. Figures in italics indicate the base number of FP17s or Patient Questionnaire responses are less than 100. N/A is shown where the base number of responses is less than 10 during the period. % is calculated as Quantity/Base number*100

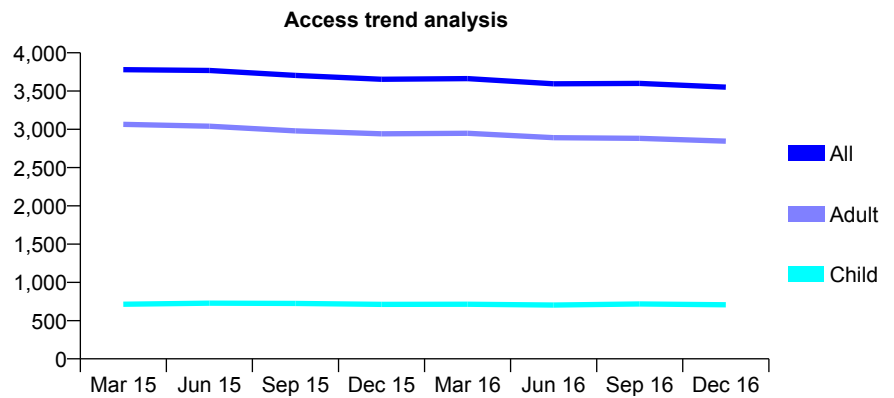
7A2 - Vital Signs At a Glance Contract Report for 112461/0001 - December 2016

Name or company name	Deintyddfa Emlyn
Contract type name	GDS Contract
Purpose of contract	General
Contract start date	21/02/2011
Contract end date	

16/17 Contracted general activity (UDA)	12,000
Carry forward general activity (UDA)	273
16/17 Contracted orthodontic activity (UOA)	0
Carry forward orthodontic activity (UOA)	0
Baseline contract value	£304,696.49

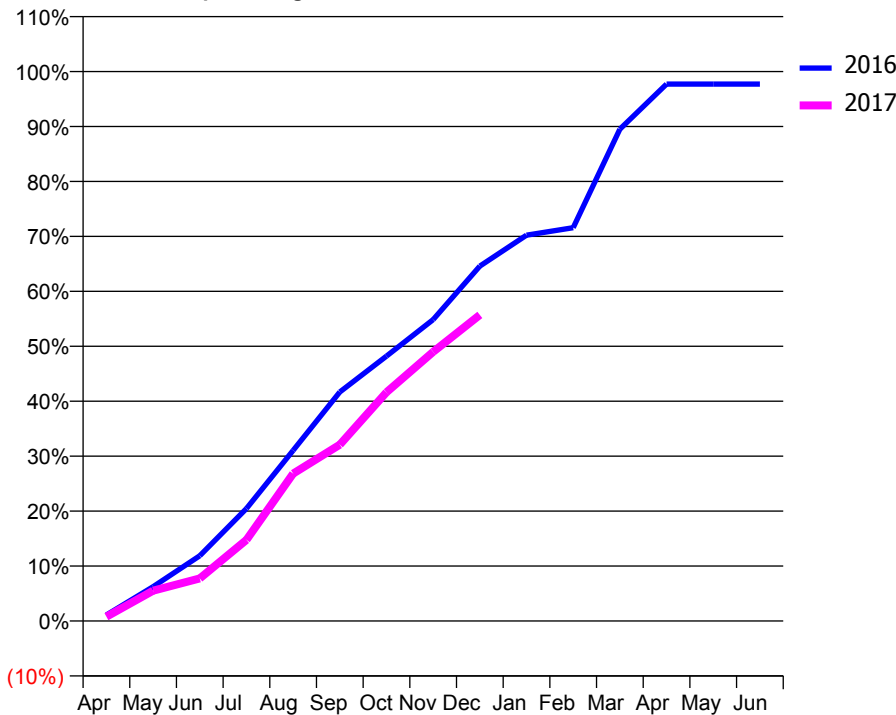
ACCESS*

Patients seen in 24 months	Total	Change since previous quarter
Quarter ending December 2015	3,654	
Quarter ending March 2016	3,662	→
Quarter ending June 2016	3,594	↓
Quarter ending September 2016	3,600	→
Quarter ending December 2016	3,551	↓
Variance since December 2015	(2.8%)	↓



ACTIVITY

Cumulative percentage of contracted UDA delivered 2016 & 2017



Month	Adjusted Scheduled Activity (UDA)	
	2016	2017
April	133	95
May	750	661
June	1,424	931
July	2,455	1,773
August	3,725	3,219
September	5,000	3,851
October	5,786	4,997
November	6,582	5,878
December	7,750	6,684
January	8,427	
February	8,589	
March	10,742	
April	11,725	
May	11,727	
June	11,727	

QUALITY

	Quantity	Base Number	Contract	LHB	Wales
% of FP17s for the same patient ID Re-attending within 3 months - Children	42	882	4.8%	9.2%	11.4%
% of FP17s for the same patient ID Re-attending within 3 months - Adults	312	3,495	8.9%	13.6%	16.6%
% of FP17s for the same patient ID Re-attending between 3 & 9 months - Children	572	882	64.9%	54.3%	58.0%
% of FP17s for the same patient ID Re-attending between 3 & 9 months - Adults	2,561	3,495	73.3%	51.1%	53.9%
% of FP17s for Band 1 Urgent Courses	274	3,991	6.9%	8.4%	9.0%
% of FP17s Relating to Free Repair or Replacements	22	3,991	0.6%	0.6%	0.7%
% of FP17s Relating to Continuations	1	3,991	0.0%	1.2%	0.9%
% of Patients satisfied with the dentistry they have received	41	42	97.6%	93.6%	94.2%
% of Patients satisfied with the time they had to wait for an appointment	38	42	90.5%	88.1%	88.6%

* This is based on patients treated on this contract for their most recent course of treatment. Figures in italics indicate the base number of FP17s or Patient Questionnaire responses are less than 100. N/A is shown where the base number of responses is less than 10 during the period. % is calculated as Quantity/Base number*100

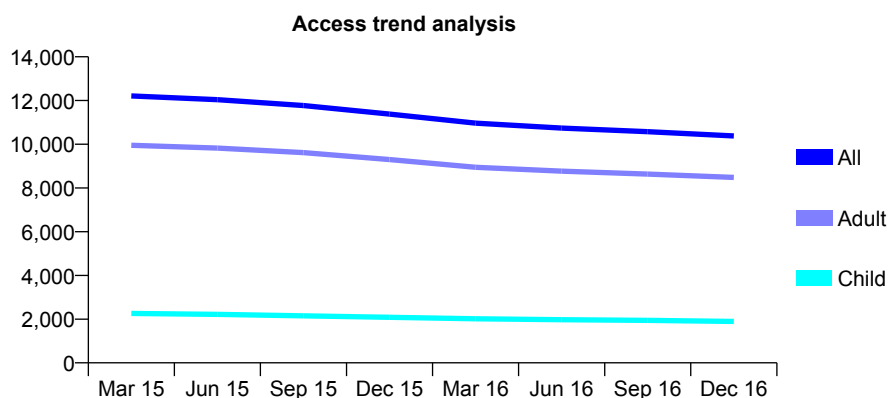
7A2 - Vital Signs At a Glance Contract Report for 112488/0001 - December 2016

Name or company name	Integrated Dental Holdings
Contract type name	GDS Contract
Purpose of contract	General
Contract start date	01/04/2006
Contract end date	

16/17 Contracted general activity (UDA)	37,500
Carry forward general activity (UDA)	1,294
16/17 Contracted orthodontic activity (UOA)	0
Carry forward orthodontic activity (UOA)	0
Baseline contract value	£857,043.97

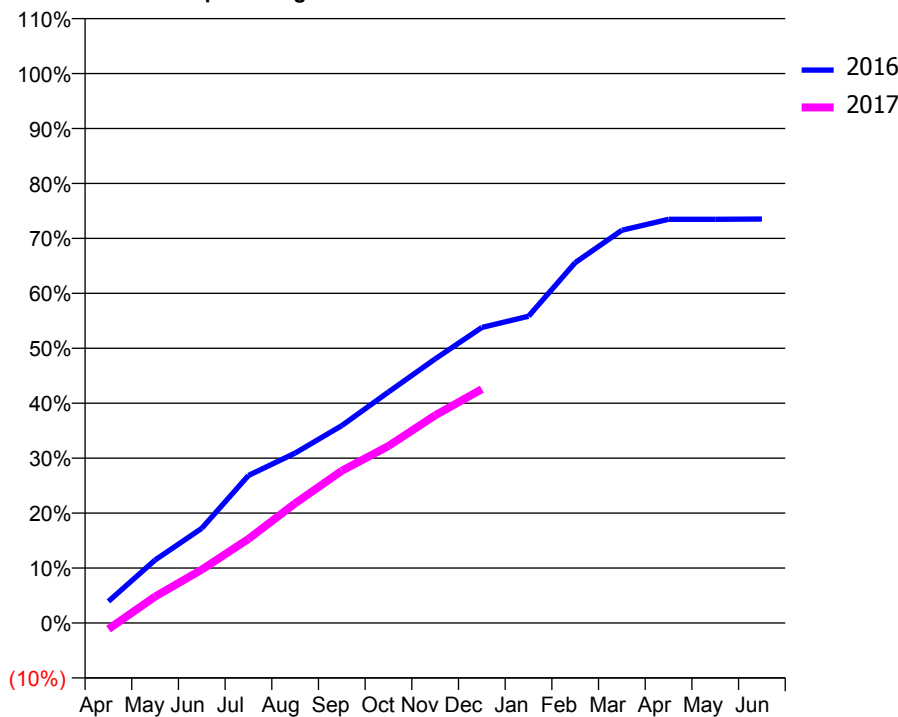
ACCESS*

Patients seen in 24 months	Total	Change since previous quarter
Quarter ending December 2015	11,383	
Quarter ending March 2016	10,963	↓
Quarter ending June 2016	10,740	↓
Quarter ending September 2016	10,575	↓
Quarter ending December 2016	10,377	↓
Variance since December 2015	(8.8%)	↓



ACTIVITY

Cumulative percentage of contracted UDA delivered 2016 & 2017



Month	Adjusted Scheduled Activity (UDA)	
	2016	2017
April	1,480	-424
May	4,299	1,802
June	6,468	3,644
July	10,071	5,739
August	11,598	8,166
September	13,474	10,386
October	15,762	12,078
November	18,019	14,176
December	20,173	15,955
January	20,936	
February	24,595	
March	26,803	
April	27,555	
May	27,553	
June	27,569	

QUALITY

	Quantity	Base Number	Contract	LHB	Wales
% of FP17s for the same patient ID Re-attending within 3 months - Children	30	1,687	1.8%	9.2%	11.4%
% of FP17s for the same patient ID Re-attending within 3 months - Adults	386	7,371	5.2%	13.6%	16.6%
% of FP17s for the same patient ID Re-attending between 3 & 9 months - Children	666	1,687	39.5%	54.3%	58.0%
% of FP17s for the same patient ID Re-attending between 3 & 9 months - Adults	3,498	7,371	47.5%	51.1%	53.9%
% of FP17s for Band 1 Urgent Courses	157	8,682	1.8%	8.4%	9.0%
% of FP17s Relating to Free Repair or Replacements	17	8,682	0.2%	0.6%	0.7%
% of FP17s Relating to Continuations	54	8,682	0.6%	1.2%	0.9%
% of Patients satisfied with the dentistry they have received	46	51	90.2%	93.6%	94.2%
% of Patients satisfied with the time they had to wait for an appointment	42	51	82.4%	88.1%	88.6%

* This is based on patients treated on this contract for their most recent course of treatment. Figures in italics indicate the base number of FP17s or Patient Questionnaire responses are less than 100. N/A is shown where the base number of responses is less than 10 during the period. % is calculated as Quantity/Base number*100

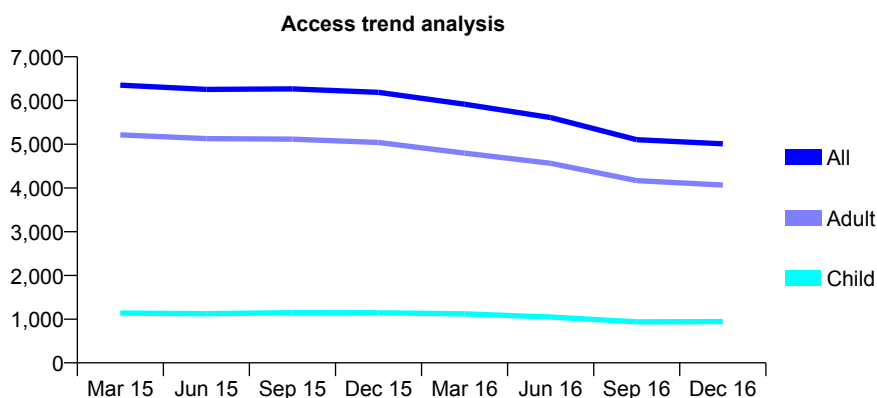
7A2 - Vital Signs At a Glance Contract Report for 116300/0001 - December 2016

Name or company name	Whitecross Dental Care Ltd
Contract type name	GDS Contract
Purpose of contract	General
Contract start date	01/11/2006
Contract end date	

16/17 Contracted general activity (UDA)	15,000
Carry forward general activity (UDA)	-506
16/17 Contracted orthodontic activity (UOA)	0
Carry forward orthodontic activity (UOA)	0
Baseline contract value	£350,048.09

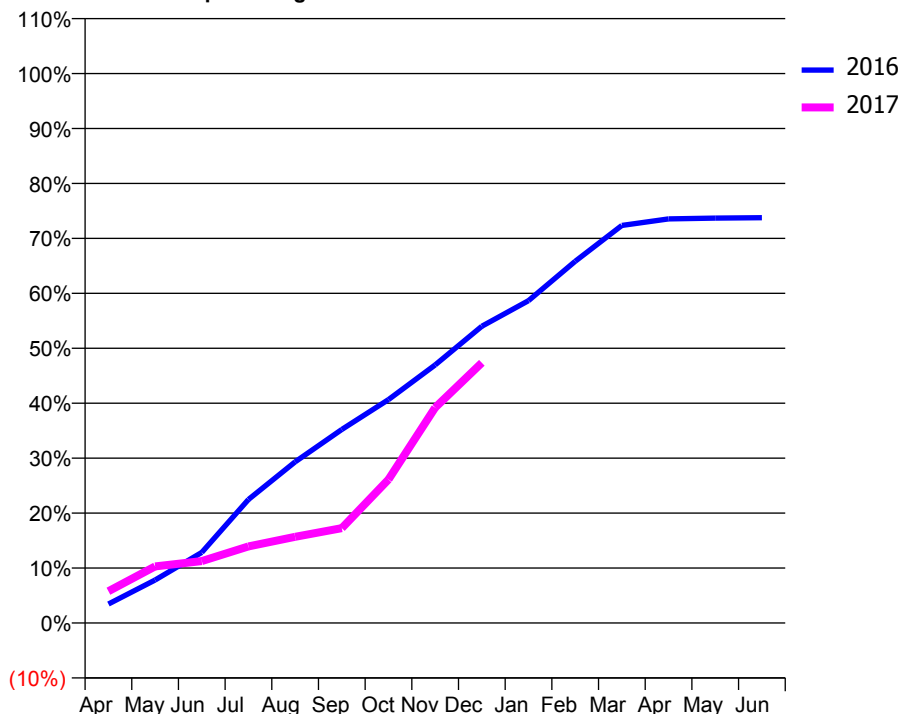
ACCESS*

Patients seen in 24 months	Total	Change since previous quarter
Quarter ending December 2015	6,186	
Quarter ending March 2016	5,916	↓
Quarter ending June 2016	5,610	↓
Quarter ending September 2016	5,104	↓
Quarter ending December 2016	5,009	↓
Variance since December 2015	(19.0%)	↓



ACTIVITY

Cumulative percentage of contracted UDA delivered 2016 & 2017



Adjusted Scheduled Activity (UDA)

Month	2016	2017
April	520	869
May	1,172	1,545
June	1,928	1,690
July	3,372	2,090
August	4,401	2,352
September	5,282	2,590
October	6,099	3,918
November	7,044	5,880
December	8,100	7,102
January	8,801	
February	9,873	
March	10,851	
April	11,031	
May	11,055	
June	11,064	

QUALITY

	Quantity	Base Number	Contract	LHB	Wales
% of FP17s for the same patient ID Re-attending within 3 months - Children	36	561	6.4%	9.2%	11.4%
% of FP17s for the same patient ID Re-attending within 3 months - Adults	290	2,525	11.5%	13.6%	16.6%
% of FP17s for the same patient ID Re-attending between 3 & 9 months - Children	90	561	16.0%	54.3%	58.0%
% of FP17s for the same patient ID Re-attending between 3 & 9 months - Adults	599	2,525	23.7%	51.1%	53.9%
% of FP17s for Band 1 Urgent Courses	136	2,994	4.5%	8.4%	9.0%
% of FP17s Relating to Free Repair or Replacements	24	2,994	0.8%	0.6%	0.7%
% of FP17s Relating to Continuations	60	2,994	2.0%	1.2%	0.9%
% of Patients satisfied with the dentistry they have received	2	3	N/A	93.6%	94.2%
% of Patients satisfied with the time they had to wait for an appointment	3	3	N/A	88.1%	88.6%

* This is based on patients treated on this contract for their most recent course of treatment. Figures in italics indicate the base number of FP17s or Patient Questionnaire responses are less than 100. N/A is shown where the base number of responses is less than 10 during the period. % is calculated as Quantity/Base number*100

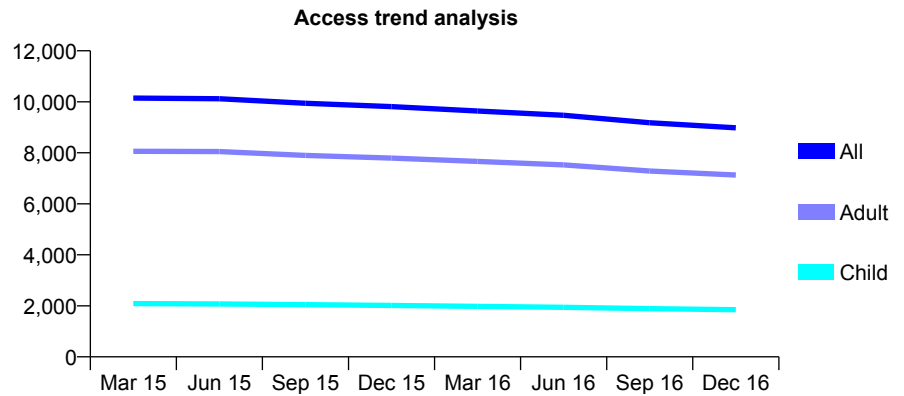
7A2 - Vital Signs At a Glance Contract Report for 116300/0002 - December 2016

Name or company name	Whitecross Dental Care Ltd
Contract type name	GDS Contract
Purpose of contract	General
Contract start date	21/11/2007
Contract end date	

16/17 Contracted general activity (UDA)	30,004
Carry forward general activity (UDA)	0
16/17 Contracted orthodontic activity (UOA)	0
Carry forward orthodontic activity (UOA)	0
Baseline contract value	£646,276.46

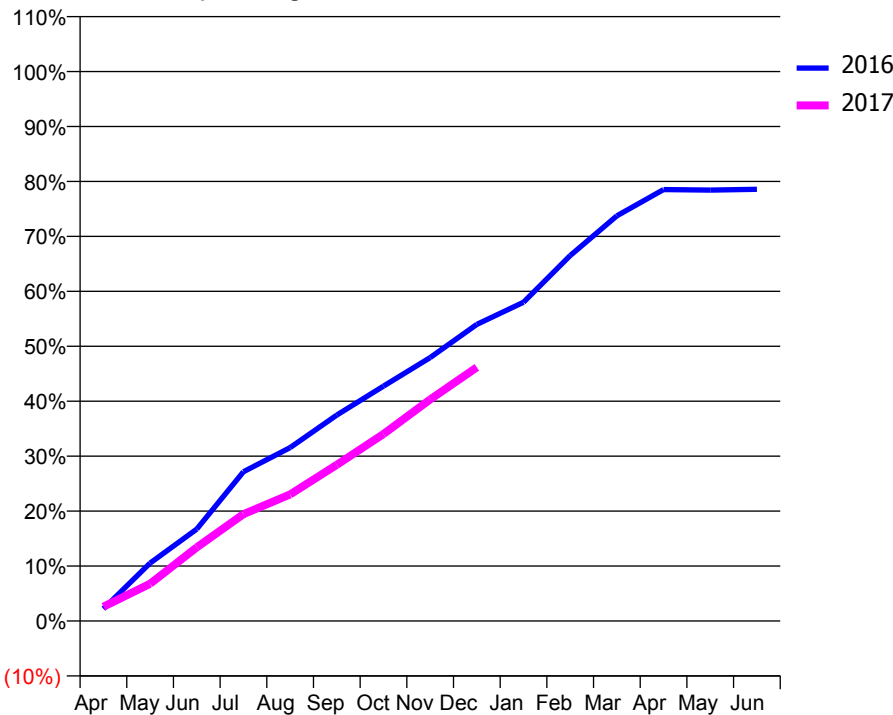
ACCESS*

Patients seen in 24 months	Total	Change since previous quarter
Quarter ending December 2015	9,810	
Quarter ending March 2016	9,640	↓
Quarter ending June 2016	9,473	↓
Quarter ending September 2016	9,178	↓
Quarter ending December 2016	8,981	↓
Variance since December 2015	(8.5%)	↓



ACTIVITY

Cumulative percentage of contracted UDA delivered 2016 & 2017



Month	Adjusted Scheduled Activity (UDA)	
	2016	2017
April	669	780
May	3,165	2,035
June	5,022	4,023
July	8,152	5,837
August	9,466	6,912
September	11,244	8,531
October	12,829	10,208
November	14,381	12,097
December	16,194	13,852
January	17,404	
February	19,956	
March	22,123	
April	23,556	
May	23,528	
June	23,571	

QUALITY

	Quantity	Base Number	Contract	LHB	Wales
% of FP17s for the same patient ID Re-attending within 3 months - Children	48	1,396	3.4%	9.2%	11.4%
% of FP17s for the same patient ID Re-attending within 3 months - Adults	430	5,219	8.2%	13.6%	16.6%
% of FP17s for the same patient ID Re-attending between 3 & 9 months - Children	403	1,396	28.9%	54.3%	58.0%
% of FP17s for the same patient ID Re-attending between 3 & 9 months - Adults	1,869	5,219	35.8%	51.1%	53.9%
% of FP17s for Band 1 Urgent Courses	121	5,876	2.1%	8.4%	9.0%
% of FP17s Relating to Free Repair or Replacements	94	5,876	1.6%	0.6%	0.7%
% of FP17s Relating to Continuations	95	5,876	1.6%	1.2%	0.9%
% of Patients satisfied with the dentistry they have received	49	51	96.1%	93.6%	94.2%
% of Patients satisfied with the time they had to wait for an appointment	46	51	90.2%	88.1%	88.6%

* This is based on patients treated on this contract for their most recent course of treatment. Figures in italics indicate the base number of FP17s or Patient Questionnaire responses are less than 100. N/A is shown where the base number of responses is less than 10 during the period. % is calculated as Quantity/Base number*100

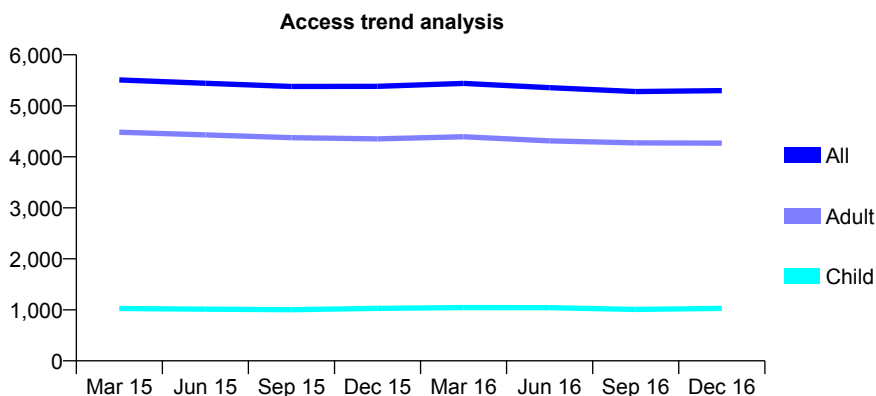
7A2 - Vital Signs At a Glance Contract Report for 116300/0003 - December 2016

Name or company name	Whitecross Dental Care Ltd
Contract type name	GDS Contract
Purpose of contract	General
Contract start date	01/03/2008
Contract end date	

16/17 Contracted general activity (UDA)	15,957
Carry forward general activity (UDA)	130
16/17 Contracted orthodontic activity (UOA)	0
Carry forward orthodontic activity (UOA)	0
Baseline contract value	£484,261.14

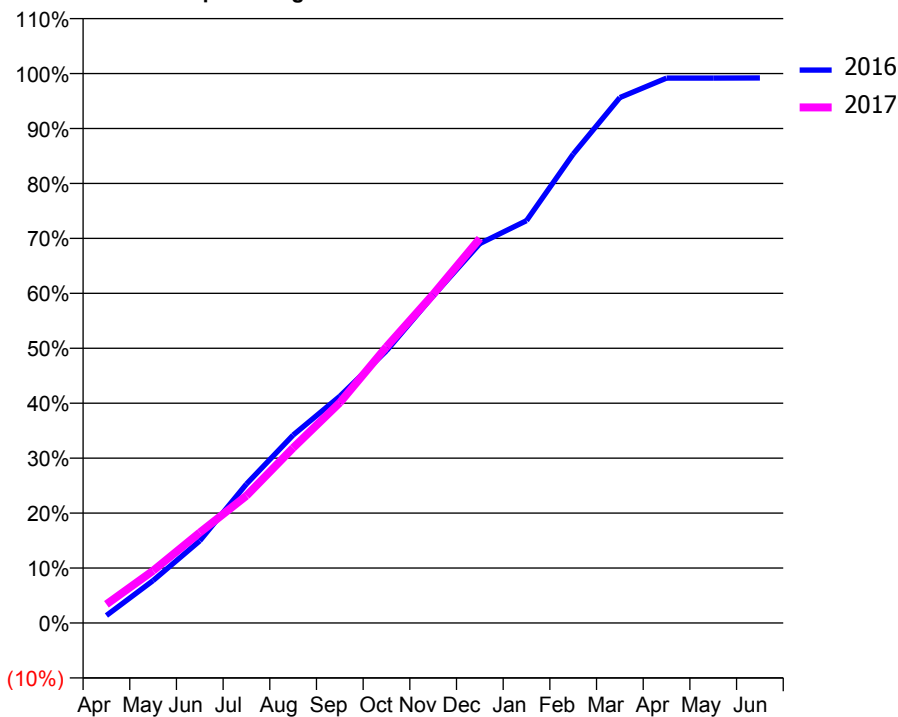
ACCESS*

Patients seen in 24 months	Total	Change since previous quarter
Quarter ending December 2015	5,381	
Quarter ending March 2016	5,438	→
Quarter ending June 2016	5,356	↓
Quarter ending September 2016	5,280	↓
Quarter ending December 2016	5,297	→
Variance since December 2015	(1.6%)	↓



ACTIVITY

Cumulative percentage of contracted UDA delivered 2016 & 2017



Month	Adjusted Scheduled Activity (UDA)	
	2016	2017
April	220	545
May	1,235	1,522
June	2,388	2,629
July	4,037	3,697
August	5,457	5,087
September	6,584	6,400
October	7,905	8,020
November	9,501	9,545
December	11,020	11,166
January	11,686	
February	13,617	
March	15,259	
April	15,824	
May	15,824	
June	15,827	

QUALITY

	Quantity	Base Number	Contract	LHB	Wales
% of FP17s for the same patient ID Re-attending within 3 months - Children	26	819	3.2%	9.2%	11.4%
% of FP17s for the same patient ID Re-attending within 3 months - Adults	331	3,360	9.9%	13.6%	16.6%
% of FP17s for the same patient ID Re-attending between 3 & 9 months - Children	301	819	36.8%	54.3%	58.0%
% of FP17s for the same patient ID Re-attending between 3 & 9 months - Adults	1,152	3,360	34.3%	51.1%	53.9%
% of FP17s for Band 1 Urgent Courses	40	3,997	1.0%	8.4%	9.0%
% of FP17s Relating to Free Repair or Replacements	21	3,997	0.5%	0.6%	0.7%
% of FP17s Relating to Continuations	92	3,997	2.3%	1.2%	0.9%
% of Patients satisfied with the dentistry they have received	33	35	94.3%	93.6%	94.2%
% of Patients satisfied with the time they had to wait for an appointment	30	35	85.7%	88.1%	88.6%

* This is based on patients treated on this contract for their most recent course of treatment. Figures in italics indicate the base number of FP17s or Patient Questionnaire responses are less than 100. N/A is shown where the base number of responses is less than 10 during the period. % is calculated as Quantity/Base number*100

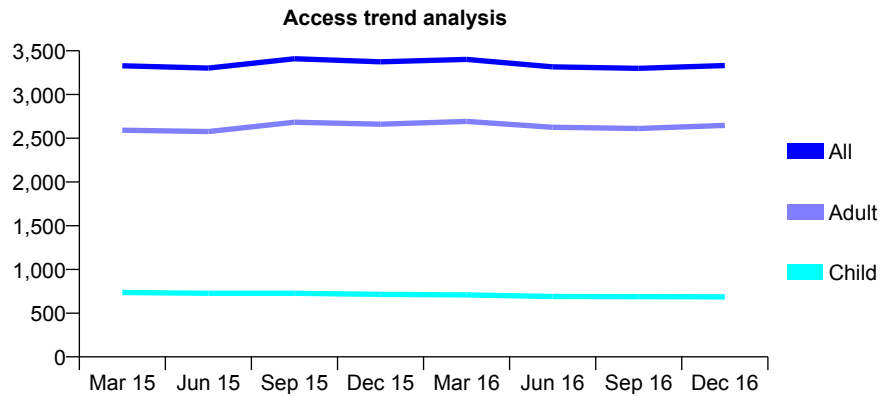
7A2 - Vital Signs At a Glance Contract Report for 117226/0001 - December 2016

Name or company name	Coastrock Ltd & Blackrock Ltd
Contract type name	GDS Contract
Purpose of contract	General
Contract start date	01/10/2012
Contract end date	

16/17 Contracted general activity (UDA)	8,223
Carry forward general activity (UDA)	-374
16/17 Contracted orthodontic activity (UOA)	0
Carry forward orthodontic activity (UOA)	0
Baseline contract value	£237,627.55

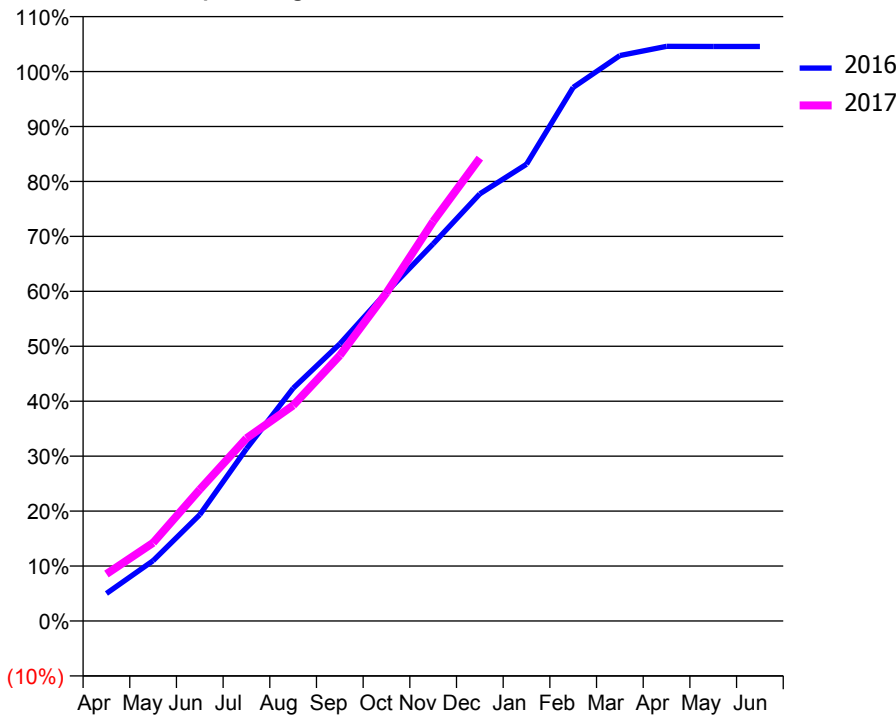
ACCESS*

Patients seen in 24 months	Total	Change since previous quarter
Quarter ending December 2015	3,374	
Quarter ending March 2016	3,401	→
Quarter ending June 2016	3,316	↓
Quarter ending September 2016	3,300	→
Quarter ending December 2016	3,331	→
Variance since December 2015	(1.3%)	↓



ACTIVITY

Cumulative percentage of contracted UDA delivered 2016 & 2017



Month	Adjusted Scheduled Activity (UDA)	
	2016	2017
April	411	703
May	903	1,171
June	1,592	1,968
July	2,577	2,734
August	3,482	3,226
September	4,147	3,973
October	4,920	4,911
November	5,644	5,980
December	6,392	6,927
January	6,836	
February	7,986	
March	8,461	
April	8,600	
May	8,597	
June	8,597	

QUALITY

	Quantity	Base Number	Contract	LHB	Wales
% of FP17s for the same patient ID Re-attending within 3 months - Children	34	658	5.2%	9.2%	11.4%
% of FP17s for the same patient ID Re-attending within 3 months - Adults	247	2,466	10.0%	13.6%	16.6%
% of FP17s for the same patient ID Re-attending between 3 & 9 months - Children	341	658	51.8%	54.3%	58.0%
% of FP17s for the same patient ID Re-attending between 3 & 9 months - Adults	1,343	2,466	54.5%	51.1%	53.9%
% of FP17s for Band 1 Urgent Courses	483	3,067	15.7%	8.4%	9.0%
% of FP17s Relating to Free Repair or Replacements	5	3,067	0.2%	0.6%	0.7%
% of FP17s Relating to Continuations	5	3,067	0.2%	1.2%	0.9%
% of Patients satisfied with the dentistry they have received	15	15	100.0%	93.6%	94.2%
% of Patients satisfied with the time they had to wait for an appointment	14	15	93.3%	88.1%	88.6%

* This is based on patients treated on this contract for their most recent course of treatment. Figures in italics indicate the base number of FP17s or Patient Questionnaire responses are less than 100. N/A is shown where the base number of responses is less than 10 during the period. % is calculated as Quantity/Base number*100

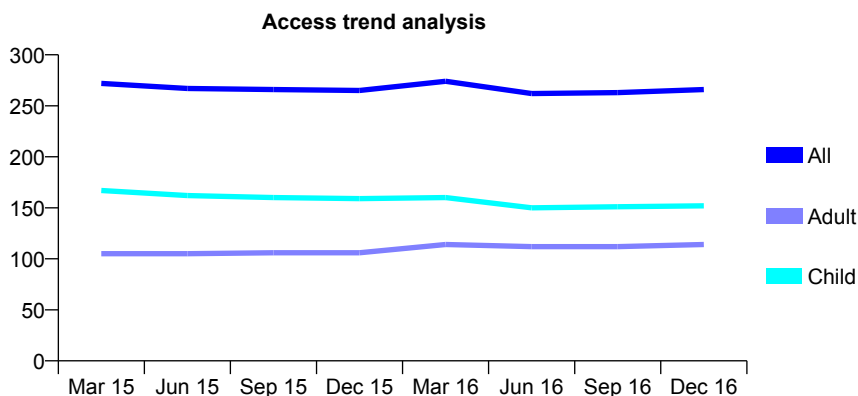
7A2 - Vital Signs At a Glance Contract Report for 119172/0001 - December 2016

Name or company name	D M Snape, M Shaw & H Foley
Contract type name	GDS Contract
Purpose of contract	General
Contract start date	01/03/2007
Contract end date	

16/17 Contracted general activity (UDA)	650
Carry forward general activity (UDA)	8
16/17 Contracted orthodontic activity (UOA)	0
Carry forward orthodontic activity (UOA)	0
Baseline contract value	£17,901.67

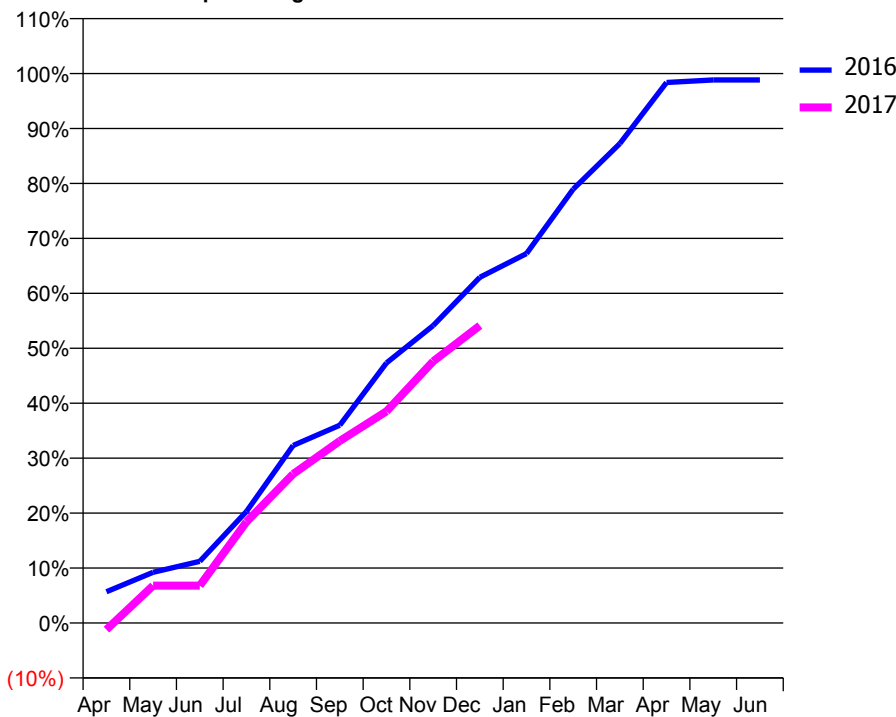
ACCESS*

Patients seen in 24 months	Total	Change since previous quarter
Quarter ending December 2015	265	
Quarter ending March 2016	274	↑
Quarter ending June 2016	262	↓
Quarter ending September 2016	263	→
Quarter ending December 2016	266	→
Variance since December 2015	0.4%	→



ACTIVITY

Cumulative percentage of contracted UDA delivered 2016 & 2017



Month	Adjusted Scheduled Activity (UDA)	
	2016	2017
April	37	-8
May	60	44
June	73	44
July	132	120
August	210	176
September	234	215
October	308	250
November	352	310
December	409	352
January	437	
February	513	
March	567	
April	639	
May	642	
June	642	

QUALITY

	Quantity	Base Number	Contract	LHB	Wales
% of FP17s for the same patient ID Re-attending within 3 months - Children	17	179	9.5%	9.2%	11.4%
% of FP17s for the same patient ID Re-attending within 3 months - Adults	5	82	6.1%	13.6%	16.6%
% of FP17s for the same patient ID Re-attending between 3 & 9 months - Children	104	179	58.1%	54.3%	58.0%
% of FP17s for the same patient ID Re-attending between 3 & 9 months - Adults	41	82	50.0%	51.1%	53.9%
% of FP17s for Band 1 Urgent Courses	9	233	3.9%	8.4%	9.0%
% of FP17s Relating to Free Repair or Replacements	0	233	0.0%	0.6%	0.7%
% of FP17s Relating to Continuations	0	233	0.0%	1.2%	0.9%
% of Patients satisfied with the dentistry they have received	3	3	N/A	93.6%	94.2%
% of Patients satisfied with the time they had to wait for an appointment	3	3	N/A	88.1%	88.6%

* This is based on patients treated on this contract for their most recent course of treatment. Figures in italics indicate the base number of FP17s or Patient Questionnaire responses are less than 100. N/A is shown where the base number of responses is less than 10 during the period. % is calculated as Quantity/Base number*100

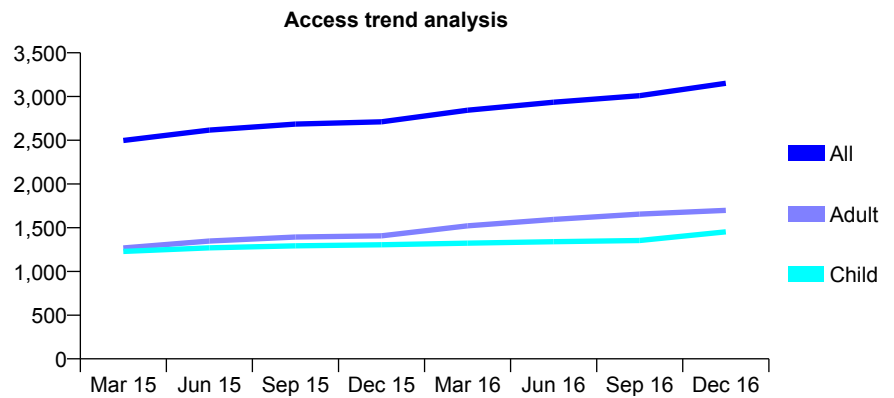
7A2 - Vital Signs At a Glance Contract Report for 123919/0001 - December 2016

Name or company name	Avenue Villa Dental Surgery
Contract type name	GDS Contract
Purpose of contract	General
Contract start date	01/12/2013
Contract end date	

16/17 Contracted general activity (UDA)	9,000
Carry forward general activity (UDA)	-41
16/17 Contracted orthodontic activity (UOA)	0
Carry forward orthodontic activity (UOA)	0
Baseline contract value	£262,266.14

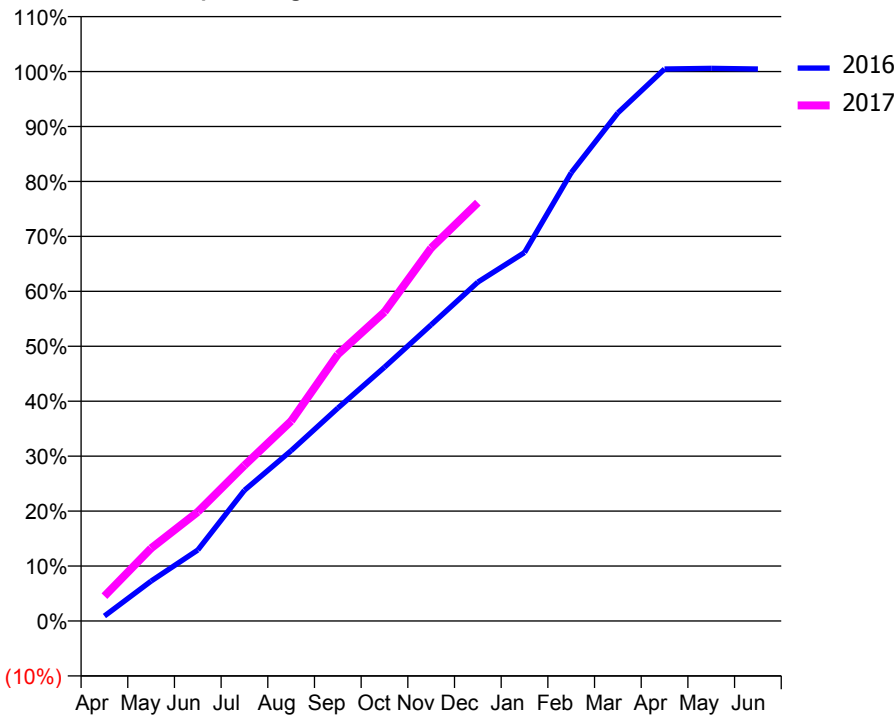
ACCESS*

Patients seen in 24 months	Total	Change since previous quarter
Quarter ending December 2015	2,711	
Quarter ending March 2016	2,844	↑
Quarter ending June 2016	2,935	↑
Quarter ending September 2016	3,010	↑
Quarter ending December 2016	3,151	↑
Variance since December 2015	16.2%	↑



ACTIVITY

Cumulative percentage of contracted UDA delivered 2016 & 2017



Month	Adjusted Scheduled Activity (UDA)	
	2016	2017
April	83	407
May	655	1,191
June	1,164	1,788
July	2,142	2,550
August	2,789	3,274
September	3,486	4,367
October	4,158	5,061
November	4,851	6,110
December	5,551	6,852
January	6,035	
February	7,341	
March	8,323	
April	9,040	
May	9,051	
June	9,041	

QUALITY

	Quantity	Base Number	Contract	LHB	Wales
% of FP17s for the same patient ID Re-attending within 3 months - Children	79	1,637	4.8%	9.2%	11.4%
% of FP17s for the same patient ID Re-attending within 3 months - Adults	215	1,621	13.3%	13.6%	16.6%
% of FP17s for the same patient ID Re-attending between 3 & 9 months - Children	966	1,637	59.0%	54.3%	58.0%
% of FP17s for the same patient ID Re-attending between 3 & 9 months - Adults	709	1,621	43.7%	51.1%	53.9%
% of FP17s for Band 1 Urgent Courses	198	3,018	6.6%	8.4%	9.0%
% of FP17s Relating to Free Repair or Replacements	6	3,018	0.2%	0.6%	0.7%
% of FP17s Relating to Continuations	1	3,018	0.0%	1.2%	0.9%
% of Patients satisfied with the dentistry they have received	18	20	90.0%	93.6%	94.2%
% of Patients satisfied with the time they had to wait for an appointment	14	20	70.0%	88.1%	88.6%

* This is based on patients treated on this contract for their most recent course of treatment. Figures in italics indicate the base number of FP17s or Patient Questionnaire responses are less than 100. N/A is shown where the base number of responses is less than 10 during the period. % is calculated as Quantity/Base number*100

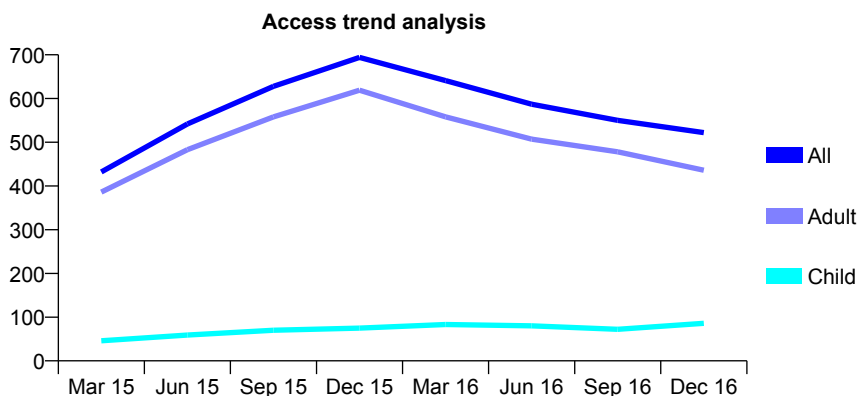
7A2 - Vital Signs At a Glance Contract Report for 123919/0002 - December 2016

Name or company name	Avenue Villa Dental Surgery
Contract type name	GDS Contract
Purpose of contract	General
Contract start date	01/12/2013
Contract end date	

16/17 Contracted general activity (UDA)	2,463
Carry forward general activity (UDA)	0
16/17 Contracted orthodontic activity (UOA)	0
Carry forward orthodontic activity (UOA)	0
Baseline contract value	£71,773.49

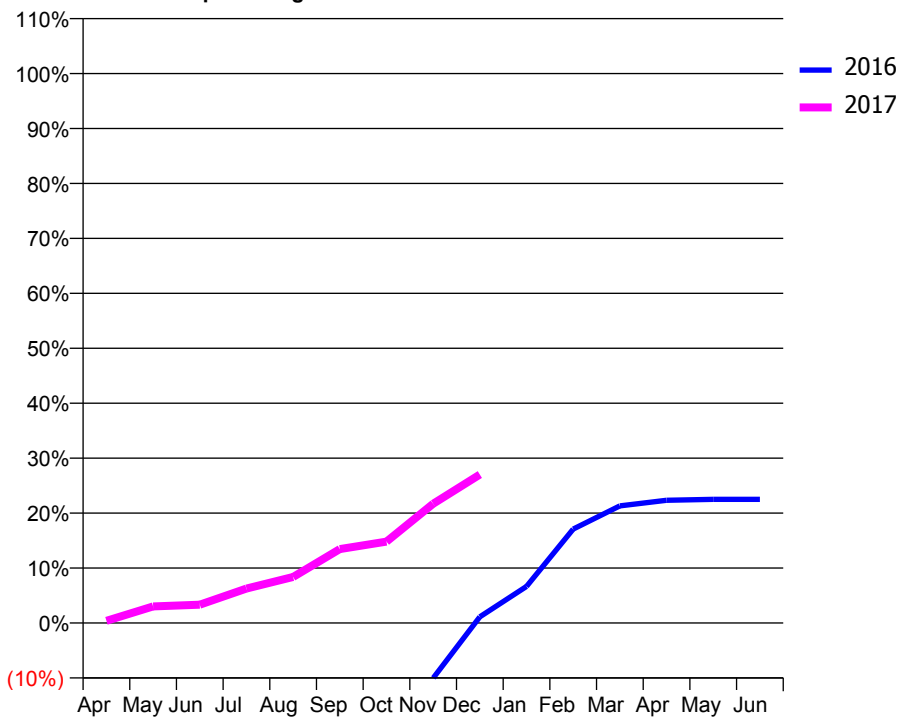
ACCESS*

Patients seen in 24 months	Total	Change since previous quarter
Quarter ending December 2015	694	
Quarter ending March 2016	641	↓
Quarter ending June 2016	587	↓
Quarter ending September 2016	550	↓
Quarter ending December 2016	522	↓
Variance since December 2015	(24.8%)	↓



ACTIVITY

Cumulative percentage of contracted UDA delivered 2016 & 2017



Month	Adjusted Scheduled Activity (UDA)	
	2016	2017
April	-1,314	10
May	-1,196	74
June	-1,050	82
July	-757	154
August	-667	206
September	-578	332
October	-405	365
November	-248	535
December	28	666
January	164	
February	421	
March	525	
April	550	
May	554	
June	554	

QUALITY

	Quantity	Base Number	Contract	LHB	Wales
% of FP17s for the same patient ID Re-attending within 3 months - Children	1	36	2.8%	9.2%	11.4%
% of FP17s for the same patient ID Re-attending within 3 months - Adults	0	159	0.0%	13.6%	16.6%
% of FP17s for the same patient ID Re-attending between 3 & 9 months - Children	0	36	0.0%	54.3%	58.0%
% of FP17s for the same patient ID Re-attending between 3 & 9 months - Adults	5	159	3.1%	51.1%	53.9%
% of FP17s for Band 1 Urgent Courses	4	185	2.2%	8.4%	9.0%
% of FP17s Relating to Free Repair or Replacements	0	185	0.0%	0.6%	0.7%
% of FP17s Relating to Continuations	0	185	0.0%	1.2%	0.9%
% of Patients satisfied with the dentistry they have received	3	3	N/A	93.6%	94.2%
% of Patients satisfied with the time they had to wait for an appointment	2	3	N/A	88.1%	88.6%

* This is based on patients treated on this contract for their most recent course of treatment. Figures in italics indicate the base number of FP17s or Patient Questionnaire responses are less than 100. N/A is shown where the base number of responses is less than 10 during the period. % is calculated as Quantity/Base number*100

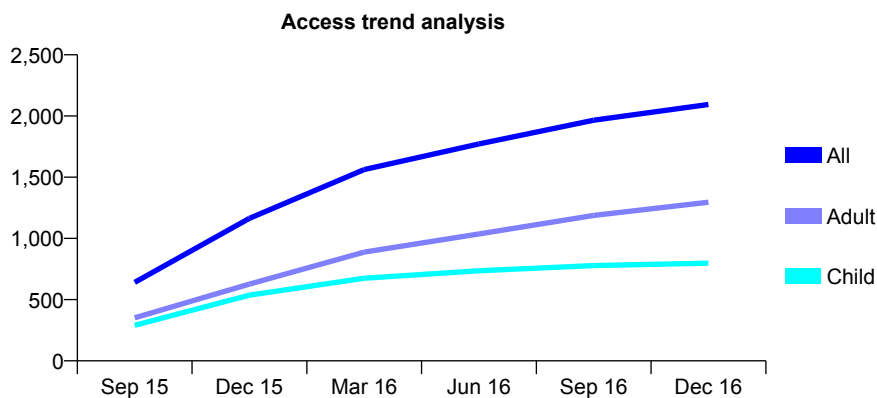
7A2 - Vital Signs At a Glance Contract Report for 134007/0001 - December 2016

Name or company name	Cross Hands Dental Care Ltd
Contract type name	GDS Contract
Purpose of contract	General
Contract start date	01/07/2015
Contract end date	

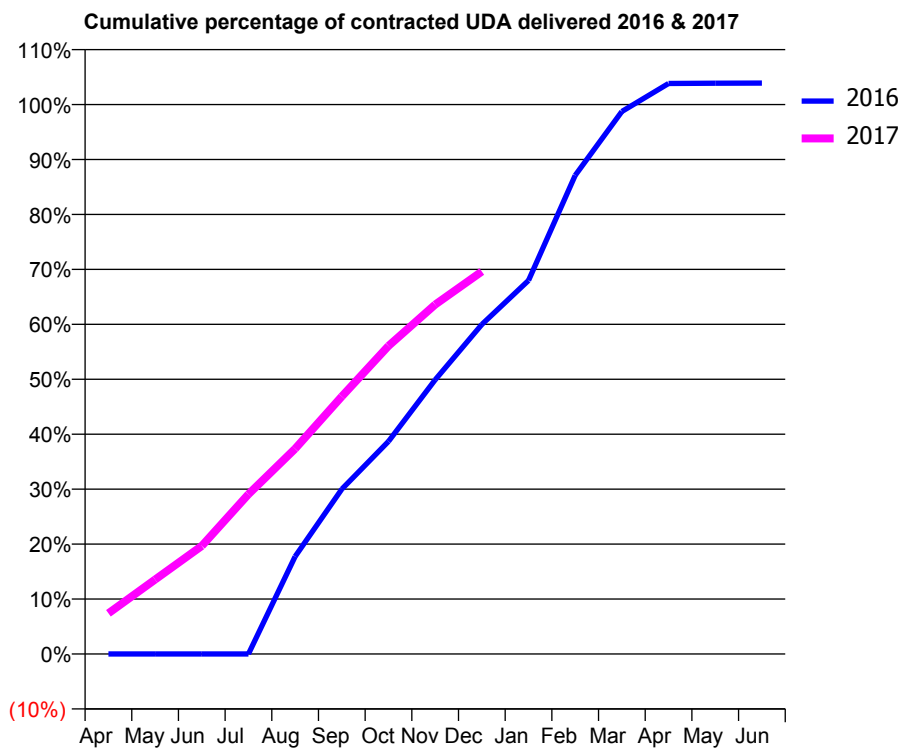
16/17 Contracted general activity (UDA)	5,000
Carry forward general activity (UDA)	-95
16/17 Contracted orthodontic activity (UOA)	0
Carry forward orthodontic activity (UOA)	0
Baseline contract value	£125,101.38

ACCESS*

Patients seen in 24 months	Total	Change since previous quarter
Quarter ending December 2015	1,164	
Quarter ending March 2016	1,563	↑
Quarter ending June 2016	1,772	↑
Quarter ending September 2016	1,966	↑
Quarter ending December 2016	2,094	↑
Variance since December 2015	79.9%	↑



ACTIVITY



Month	Adjusted Scheduled Activity (UDA)	
	2016	2017
April	0	370
May	0	678
June	0	983
July	0	1,454
August	666	1,868
September	1,125	2,343
October	1,451	2,804
November	1,871	3,179
December	2,249	3,480
January	2,550	
February	3,267	
March	3,703	
April	3,893	
May	3,895	
June	3,896	

QUALITY

	Quantity	Base Number	Contract	LHB	Wales
% of FP17s for the same patient ID Re-attending within 3 months - Children	57	841	6.8%	9.2%	11.4%
% of FP17s for the same patient ID Re-attending within 3 months - Adults	191	1,283	14.9%	13.6%	16.6%
% of FP17s for the same patient ID Re-attending between 3 & 9 months - Children	436	841	51.8%	54.3%	58.0%
% of FP17s for the same patient ID Re-attending between 3 & 9 months - Adults	493	1,283	38.4%	51.1%	53.9%
% of FP17s for Band 1 Urgent Courses	462	2,008	23.0%	8.4%	9.0%
% of FP17s Relating to Free Repair or Replacements	17	2,008	0.8%	0.6%	0.7%
% of FP17s Relating to Continuations	7	2,008	0.3%	1.2%	0.9%
% of Patients satisfied with the dentistry they have received	20	22	90.9%	93.6%	94.2%
% of Patients satisfied with the time they had to wait for an appointment	20	22	90.9%	88.1%	88.6%

* This is based on patients treated on this contract for their most recent course of treatment. Figures in italics indicate the base number of FP17s or Patient Questionnaire responses are less than 100. N/A is shown where the base number of responses is less than 10 during the period. % is calculated as Quantity/Base number*100

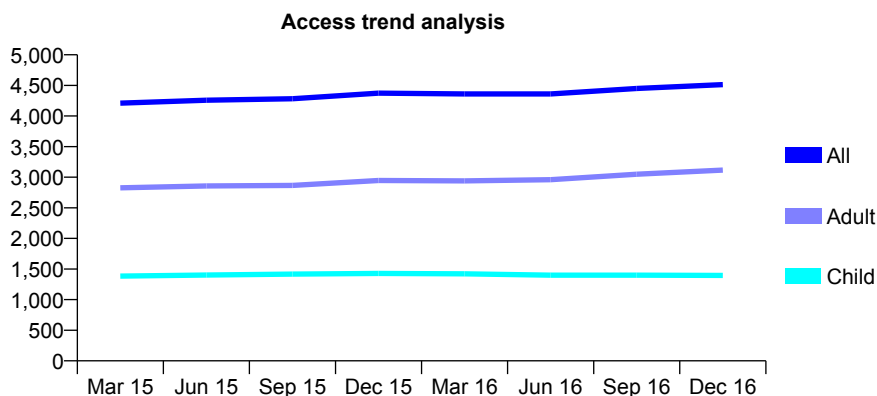
7A2 - Vital Signs At a Glance Contract Report for 134104/0001 - December 2016

Name or company name	Murray Street Dental Practice Ltd
Contract type name	GDS Contract
Purpose of contract	General
Contract start date	01/10/2009
Contract end date	

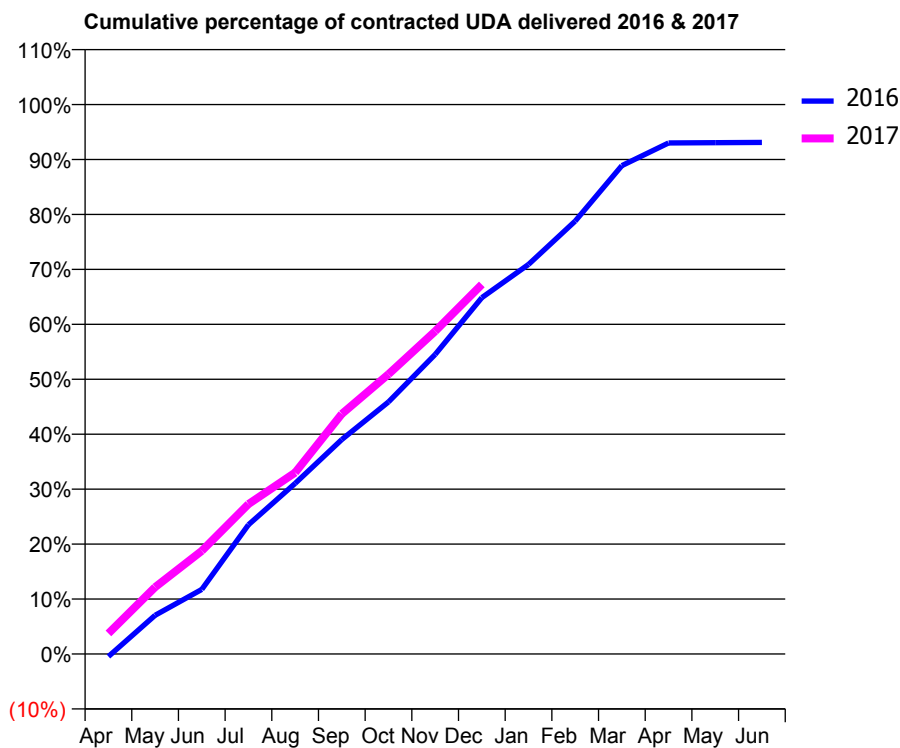
16/17 Contracted general activity (UDA)	10,890
Carry forward general activity (UDA)	0
16/17 Contracted orthodontic activity (UOA)	0
Carry forward orthodontic activity (UOA)	0
Baseline contract value	£303,159.51

ACCESS*

Patients seen in 24 months	Total	Change since previous quarter
Quarter ending December 2015	4,374	
Quarter ending March 2016	4,360	→
Quarter ending June 2016	4,360	→
Quarter ending September 2016	4,450	↑
Quarter ending December 2016	4,512	→
Variance since December 2015	3.2%	↑



ACTIVITY



Month	Adjusted Scheduled Activity (UDA)	
	2016	2017
April	-52	409
May	769	1,326
June	1,280	2,044
July	2,562	2,970
August	3,381	3,595
September	4,251	4,759
October	4,996	5,545
November	5,938	6,396
December	7,062	7,325
January	7,720	
February	8,581	
March	9,678	
April	10,129	
May	10,133	
June	10,138	

QUALITY

	Quantity	Base Number	Contract	LHB	Wales
% of FP17s for the same patient ID Re-attending within 3 months - Children	103	1,436	7.2%	9.2%	11.4%
% of FP17s for the same patient ID Re-attending within 3 months - Adults	464	2,600	17.8%	13.6%	16.6%
% of FP17s for the same patient ID Re-attending between 3 & 9 months - Children	794	1,436	55.3%	54.3%	58.0%
% of FP17s for the same patient ID Re-attending between 3 & 9 months - Adults	915	2,600	35.2%	51.1%	53.9%
% of FP17s for Band 1 Urgent Courses	863	3,777	22.8%	8.4%	9.0%
% of FP17s Relating to Free Repair or Replacements	6	3,777	0.2%	0.6%	0.7%
% of FP17s Relating to Continuations	2	3,777	0.1%	1.2%	0.9%
% of Patients satisfied with the dentistry they have received	29	30	96.7%	93.6%	94.2%
% of Patients satisfied with the time they had to wait for an appointment	25	30	83.3%	88.1%	88.6%

* This is based on patients treated on this contract for their most recent course of treatment. Figures in italics indicate the base number of FP17s or Patient Questionnaire responses are less than 100. N/A is shown where the base number of responses is less than 10 during the period. % is calculated as Quantity/Base number*100

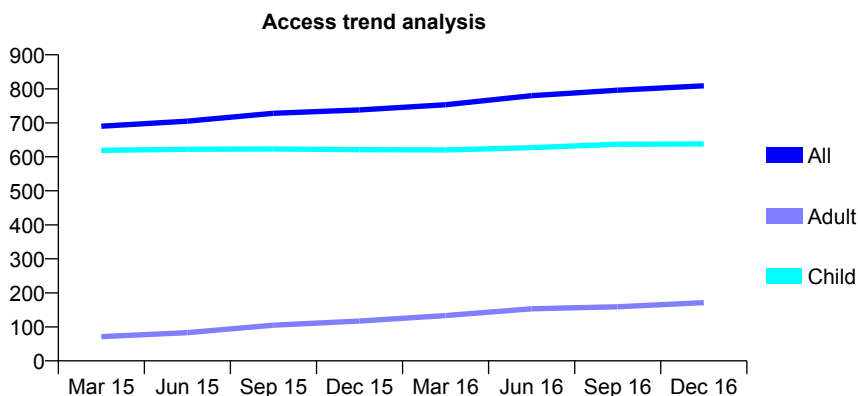
7A2 - Vital Signs At a Glance Contract Report for 137480/0001 - December 2016

Name or company name	Vergam Dental Practice Limited
Contract type name	GDS Contract
Purpose of contract	General
Contract start date	01/04/2008
Contract end date	

16/17 Contracted general activity (UDA)	1,512
Carry forward general activity (UDA)	-76
16/17 Contracted orthodontic activity (UOA)	0
Carry forward orthodontic activity (UOA)	0
Baseline contract value	£48,587.88

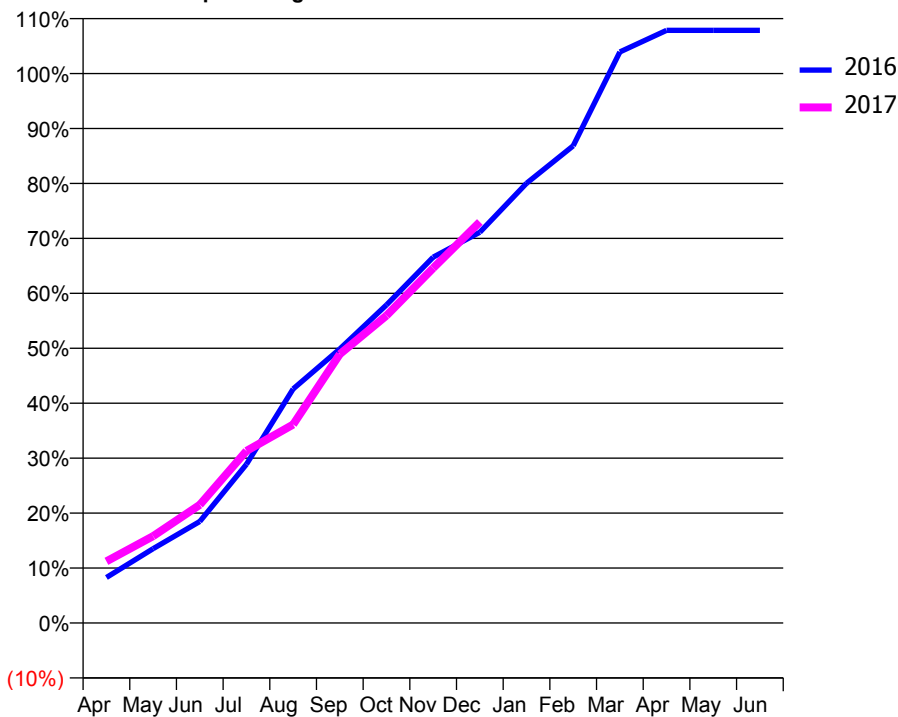
ACCESS*

Patients seen in 24 months	Total	Change since previous quarter
Quarter ending December 2015	738	
Quarter ending March 2016	753	↑
Quarter ending June 2016	780	↑
Quarter ending September 2016	796	↑
Quarter ending December 2016	809	→
Variance since December 2015	9.6%	↑



ACTIVITY

Cumulative percentage of contracted UDA delivered 2016 & 2017



Month	Adjusted Scheduled Activity (UDA)	
	2016	2017
April	125	170
May	205	239
June	279	325
July	437	473
August	644	546
September	754	740
October	875	846
November	1,007	976
December	1,075	1,103
January	1,210	
February	1,313	
March	1,571	
April	1,631	
May	1,631	
June	1,631	

QUALITY

	Quantity	Base Number	Contract	LHB	Wales
% of FP17s for the same patient ID Re-attending within 3 months - Children	96	851	11.3%	9.2%	11.4%
% of FP17s for the same patient ID Re-attending within 3 months - Adults	3	82	3.7%	13.6%	16.6%
% of FP17s for the same patient ID Re-attending between 3 & 9 months - Children	528	851	62.0%	54.3%	58.0%
% of FP17s for the same patient ID Re-attending between 3 & 9 months - Adults	18	82	22.0%	51.1%	53.9%
% of FP17s for Band 1 Urgent Courses	112	884	12.7%	8.4%	9.0%
% of FP17s Relating to Free Repair or Replacements	0	884	0.0%	0.6%	0.7%
% of FP17s Relating to Continuations	0	884	0.0%	1.2%	0.9%
% of Patients satisfied with the dentistry they have received	2	2	N/A	93.6%	94.2%
% of Patients satisfied with the time they had to wait for an appointment	2	2	N/A	88.1%	88.6%

* This is based on patients treated on this contract for their most recent course of treatment. Figures in italics indicate the base number of FP17s or Patient Questionnaire responses are less than 100. N/A is shown where the base number of responses is less than 10 during the period. % is calculated as Quantity/Base number*100

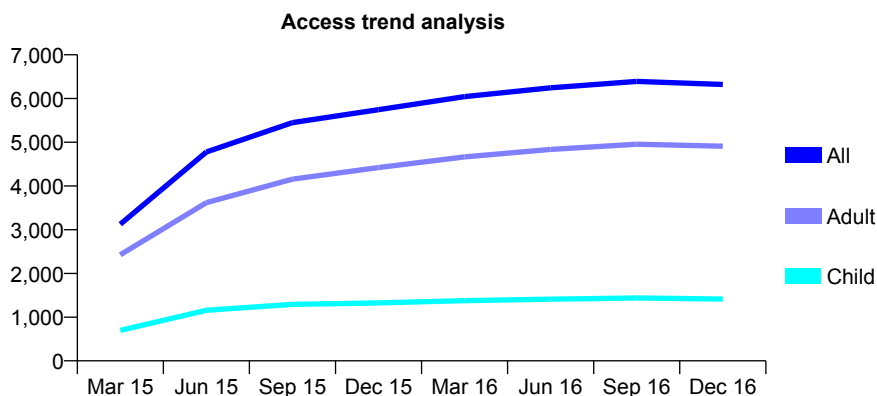
7A2 - Vital Signs At a Glance Contract Report for 153613/0001 - December 2016

Name or company name	Llannon Dental Care Ltd
Contract type name	GDS Contract
Purpose of contract	General
Contract start date	01/11/2014
Contract end date	

16/17 Contracted general activity (UDA)	15,296
Carry forward general activity (UDA)	-21
16/17 Contracted orthodontic activity (UOA)	0
Carry forward orthodontic activity (UOA)	0
Baseline contract value	£398,242.57

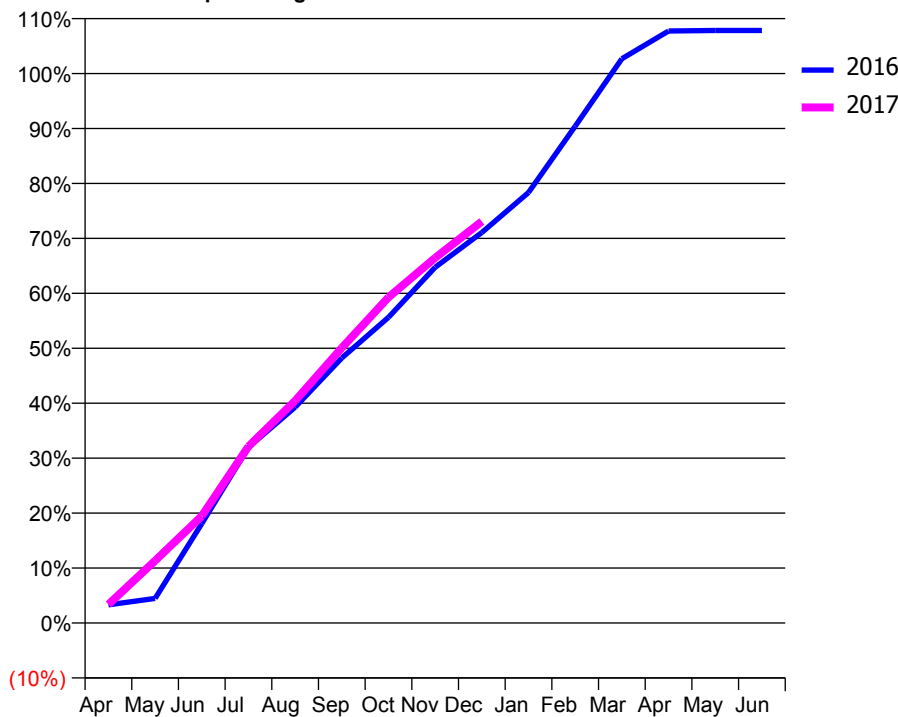
ACCESS*

Patients seen in 24 months	Total	Change since previous quarter
Quarter ending December 2015	5,745	
Quarter ending March 2016	6,043	↑
Quarter ending June 2016	6,246	↑
Quarter ending September 2016	6,393	↑
Quarter ending December 2016	6,322	↓
Variance since December 2015	10.0%	↑



ACTIVITY

Cumulative percentage of contracted UDA delivered 2016 & 2017



Month	Adjusted Scheduled Activity (UDA)	
	2016	2017
April	525	518
May	712	1,735
June	2,875	2,979
July	5,082	4,915
August	6,241	6,184
September	7,663	7,661
October	8,840	9,065
November	10,288	10,163
December	11,293	11,178
January	12,451	
February	14,369	
March	16,319	
April	17,122	
May	17,136	
June	17,137	

QUALITY

	Quantity	Base Number	Contract	LHB	Wales
% of FP17s for the same patient ID Re-attending within 3 months - Children	150	1,466	10.2%	9.2%	11.4%
% of FP17s for the same patient ID Re-attending within 3 months - Adults	669	4,768	14.0%	13.6%	16.6%
% of FP17s for the same patient ID Re-attending between 3 & 9 months - Children	737	1,466	50.3%	54.3%	58.0%
% of FP17s for the same patient ID Re-attending between 3 & 9 months - Adults	2,448	4,768	51.3%	51.1%	53.9%
% of FP17s for Band 1 Urgent Courses	575	5,828	9.9%	8.4%	9.0%
% of FP17s Relating to Free Repair or Replacements	72	5,828	1.2%	0.6%	0.7%
% of FP17s Relating to Continuations	51	5,828	0.9%	1.2%	0.9%
% of Patients satisfied with the dentistry they have received	44	47	93.6%	93.6%	94.2%
% of Patients satisfied with the time they had to wait for an appointment	39	47	83.0%	88.1%	88.6%

* This is based on patients treated on this contract for their most recent course of treatment. Figures in italics indicate the base number of FP17s or Patient Questionnaire responses are less than 100. N/A is shown where the base number of responses is less than 10 during the period. % is calculated as Quantity/Base number*100

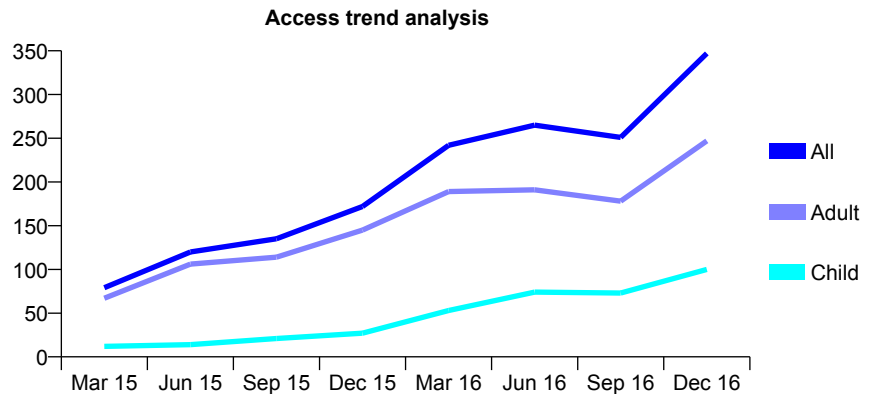
7A2 - Vital Signs At a Glance Contract Report for 153613/0002 - December 2016

Name or company name	Llannon Dental Care Ltd
Contract type name	GDS Contract
Purpose of contract	General
Contract start date	01/11/2014
Contract end date	

16/17 Contracted general activity (UDA)	2,500
Carry forward general activity (UDA)	0
16/17 Contracted orthodontic activity (UOA)	0
Carry forward orthodontic activity (UOA)	0
Baseline contract value	£81,963.79

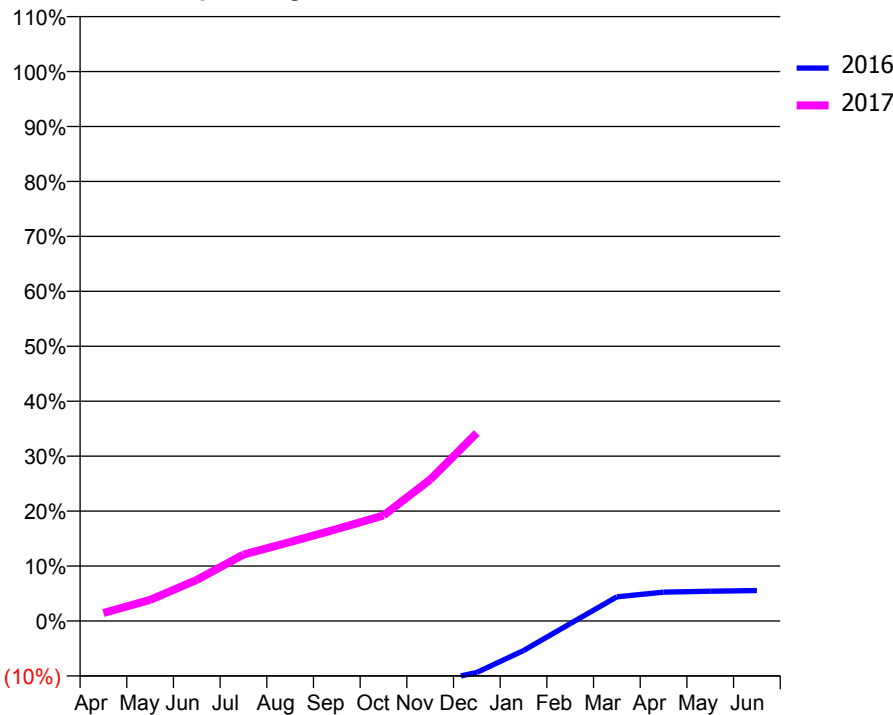
ACCESS*

Patients seen in 24 months	Total	Change since previous quarter
Quarter ending December 2015	172	
Quarter ending March 2016	242	↑
Quarter ending June 2016	265	↑
Quarter ending September 2016	251	↓
Quarter ending December 2016	347	↑
Variance since December 2015	101.7%	↑



ACTIVITY

Cumulative percentage of contracted UDA delivered 2016 & 2017



Month	Adjusted Scheduled Activity (UDA)	
	2016	2017
April	-767	37
May	-740	96
June	-632	187
July	-565	302
August	-556	359
September	-490	419
October	-401	480
November	-281	643
December	-234	856
January	-135	
February	-13	
March	110	
April	131	
May	135	
June	138	

QUALITY

	Quantity	Base Number	Contract	LHB	Wales
% of FP17s for the same patient ID Re-attending within 3 months - Children	0	97	0.0%	9.2%	11.4%
% of FP17s for the same patient ID Re-attending within 3 months - Adults	4	210	1.9%	13.6%	16.6%
% of FP17s for the same patient ID Re-attending between 3 & 9 months - Children	0	97	0.0%	54.3%	58.0%
% of FP17s for the same patient ID Re-attending between 3 & 9 months - Adults	1	210	0.5%	51.1%	53.9%
% of FP17s for Band 1 Urgent Courses	8	295	2.7%	8.4%	9.0%
% of FP17s Relating to Free Repair or Replacements	1	295	0.3%	0.6%	0.7%
% of FP17s Relating to Continuations	1	295	0.3%	1.2%	0.9%
% of Patients satisfied with the dentistry they have received	2	2	N/A	93.6%	94.2%
% of Patients satisfied with the time they had to wait for an appointment	2	2	N/A	88.1%	88.6%

* This is based on patients treated on this contract for their most recent course of treatment. Figures in italics indicate the base number of FP17s or Patient Questionnaire responses are less than 100. N/A is shown where the base number of responses is less than 10 during the period. % is calculated as Quantity/Base number*100

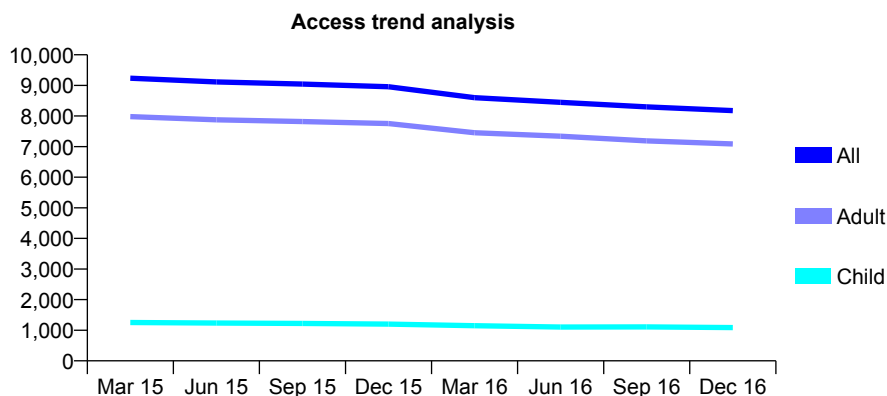
7A2 - Vital Signs At a Glance Contract Report for 157066/0001 - December 2016

Name or company name	Intergrated Dental Holdings
Contract type name	GDS Contract
Purpose of contract	General
Contract start date	01/04/2006
Contract end date	

16/17 Contracted general activity (UDA)	37,500
Carry forward general activity (UDA)	887
16/17 Contracted orthodontic activity (UOA)	0
Carry forward orthodontic activity (UOA)	0
Baseline contract value	£857,043.97

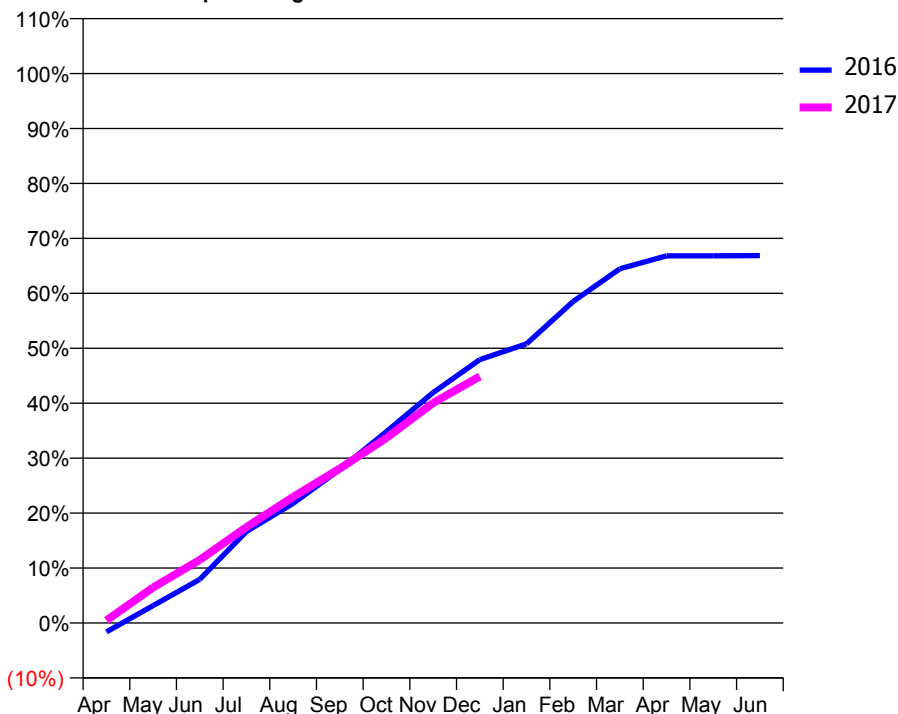
ACCESS*

Patients seen in 24 months	Total	Change since previous quarter
Quarter ending December 2015	8,955	
Quarter ending March 2016	8,597	↓
Quarter ending June 2016	8,446	↓
Quarter ending September 2016	8,298	↓
Quarter ending December 2016	8,175	↓
Variance since December 2015	(8.7%)	↓



ACTIVITY

Cumulative percentage of contracted UDA delivered 2016 & 2017



Month	Adjusted Scheduled Activity (UDA)	
	2016	2017
April	-617	180
May	1,185	2,424
June	2,978	4,305
July	6,246	6,544
August	8,169	8,608
September	10,482	10,543
October	13,063	12,635
November	15,731	15,024
December	17,979	16,833
January	19,047	
February	21,947	
March	24,174	
April	25,057	
May	25,055	
June	25,080	

QUALITY

	Quantity	Base Number	Contract	LHB	Wales
% of FP17s for the same patient ID Re-attending within 3 months - Children	54	1,100	4.9%	9.2%	11.4%
% of FP17s for the same patient ID Re-attending within 3 months - Adults	775	7,461	10.4%	13.6%	16.6%
% of FP17s for the same patient ID Re-attending between 3 & 9 months - Children	592	1,100	53.8%	54.3%	58.0%
% of FP17s for the same patient ID Re-attending between 3 & 9 months - Adults	4,000	7,461	53.6%	51.1%	53.9%
% of FP17s for Band 1 Urgent Courses	753	8,154	9.2%	8.4%	9.0%
% of FP17s Relating to Free Repair or Replacements	52	8,154	0.6%	0.6%	0.7%
% of FP17s Relating to Continuations	38	8,154	0.5%	1.2%	0.9%
% of Patients satisfied with the dentistry they have received	80	90	88.9%	93.6%	94.2%
% of Patients satisfied with the time they had to wait for an appointment	76	90	84.4%	88.1%	88.6%

* This is based on patients treated on this contract for their most recent course of treatment. Figures in italics indicate the base number of FP17s or Patient Questionnaire responses are less than 100. N/A is shown where the base number of responses is less than 10 during the period. % is calculated as Quantity/Base number*100

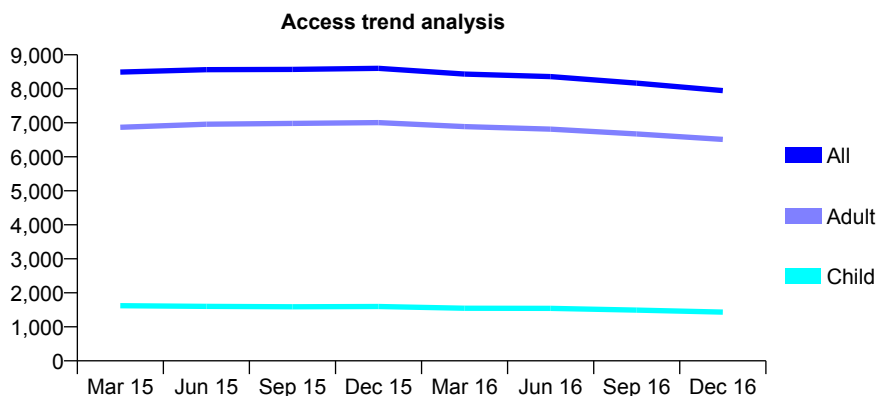
7A2 - Vital Signs At a Glance Contract Report for 158194/0006 - December 2016

Name or company name	Denticare Ltd
Contract type name	GDS Contract
Purpose of contract	General
Contract start date	01/04/2006
Contract end date	

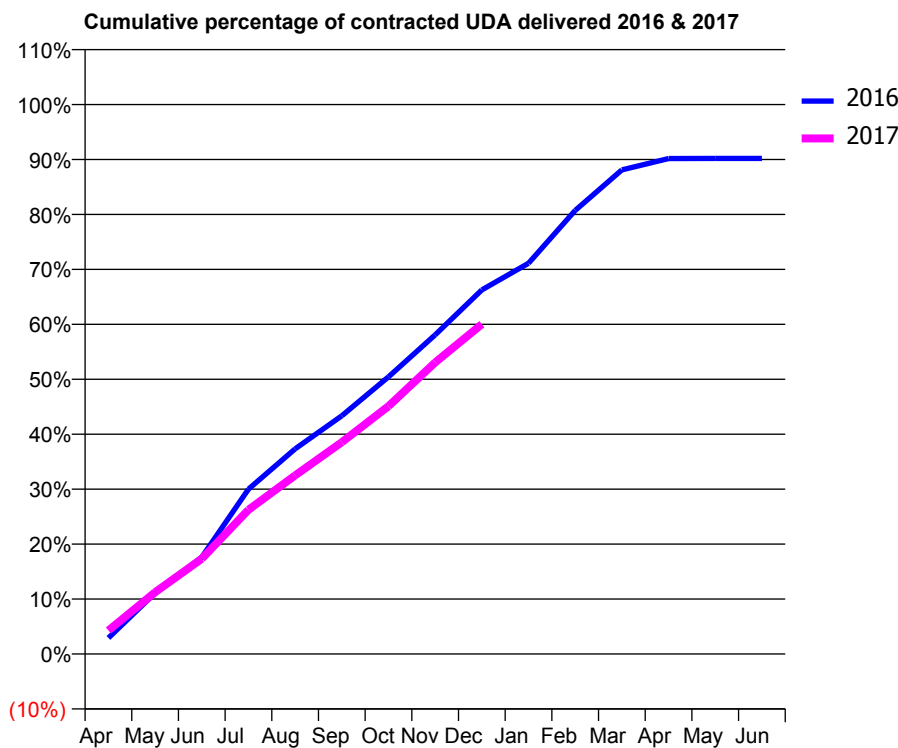
16/17 Contracted general activity (UDA)	26,362
Carry forward general activity (UDA)	0
16/17 Contracted orthodontic activity (UOA)	0
Carry forward orthodontic activity (UOA)	0
Baseline contract value	£727,970.26

ACCESS*

Patients seen in 24 months	Total	Change since previous quarter
Quarter ending December 2015	8,602	
Quarter ending March 2016	8,434	↓
Quarter ending June 2016	8,360	→
Quarter ending September 2016	8,165	↓
Quarter ending December 2016	7,948	↓
Variance since December 2015	(7.6%)	↓



ACTIVITY



Month	Adjusted Scheduled Activity (UDA)	
	2016	2017
April	771	1,128
May	2,928	2,962
June	4,646	4,572
July	7,909	6,916
August	9,844	8,571
September	11,432	10,165
October	13,296	11,891
November	15,315	13,985
December	17,470	15,823
January	18,748	
February	21,281	
March	23,225	
April	23,771	
May	23,774	
June	23,774	

QUALITY

	Quantity	Base Number	Contract	LHB	Wales
% of FP17s for the same patient ID Re-attending within 3 months - Children	92	1,530	6.0%	9.2%	11.4%
% of FP17s for the same patient ID Re-attending within 3 months - Adults	964	6,974	13.8%	13.6%	16.6%
% of FP17s for the same patient ID Re-attending between 3 & 9 months - Children	990	1,530	64.7%	54.3%	58.0%
% of FP17s for the same patient ID Re-attending between 3 & 9 months - Adults	4,331	6,974	62.1%	51.1%	53.9%
% of FP17s for Band 1 Urgent Courses	556	8,209	6.8%	8.4%	9.0%
% of FP17s Relating to Free Repair or Replacements	43	8,209	0.5%	0.6%	0.7%
% of FP17s Relating to Continuations	124	8,209	1.5%	1.2%	0.9%
% of Patients satisfied with the dentistry they have received	66	68	97.1%	93.6%	94.2%
% of Patients satisfied with the time they had to wait for an appointment	57	68	83.8%	88.1%	88.6%

* This is based on patients treated on this contract for their most recent course of treatment. Figures in italics indicate the base number of FP17s or Patient Questionnaire responses are less than 100. N/A is shown where the base number of responses is less than 10 during the period. % is calculated as Quantity/Base number*100

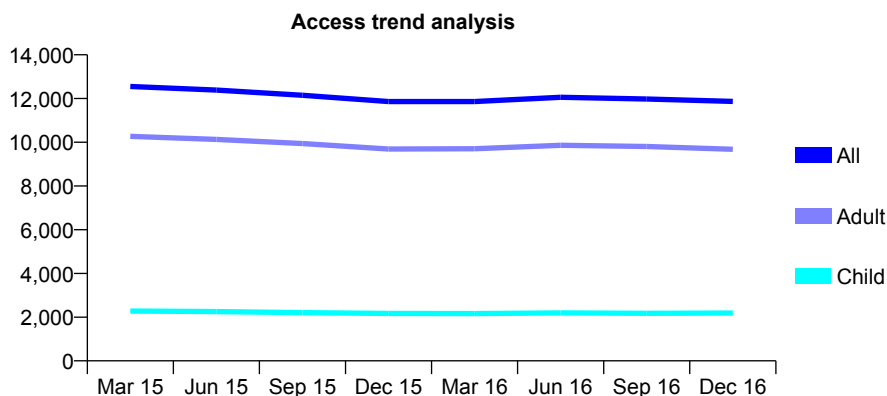
7A2 - Vital Signs At a Glance Contract Report for 158194/0012 - December 2016

Name or company name	Denticare Ltd
Contract type name	GDS Contract
Purpose of contract	General
Contract start date	02/08/2006
Contract end date	

16/17 Contracted general activity (UDA)	45,000
Carry forward general activity (UDA)	0
16/17 Contracted orthodontic activity (UOA)	0
Carry forward orthodontic activity (UOA)	0
Baseline contract value	£1,242,647.00

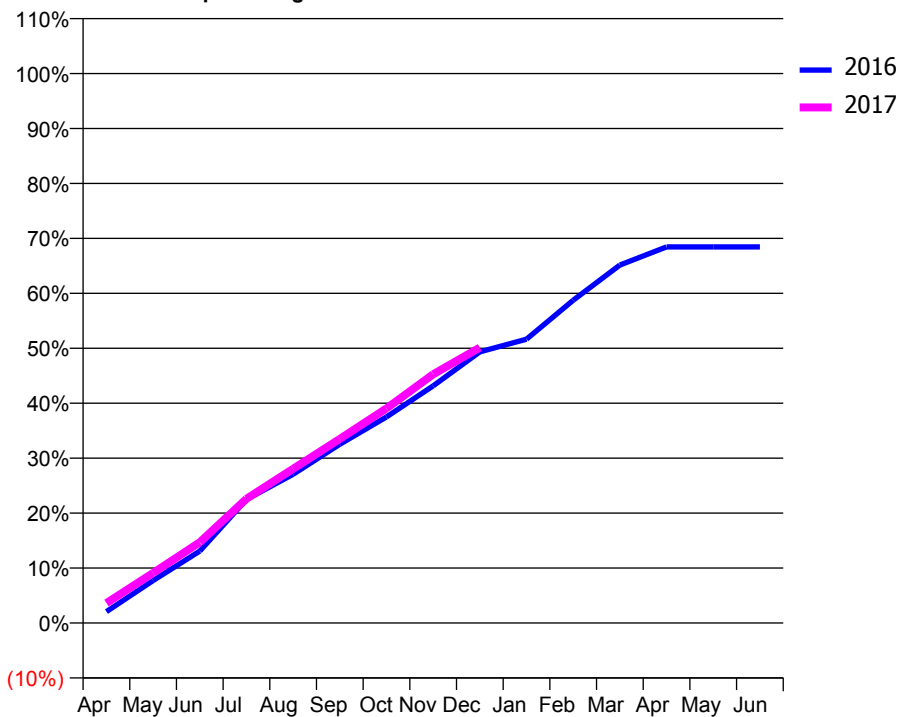
ACCESS*

Patients seen in 24 months	Total	Change since previous quarter
Quarter ending December 2015	11,859	
Quarter ending March 2016	11,861	→
Quarter ending June 2016	12,060	→
Quarter ending September 2016	11,976	→
Quarter ending December 2016	11,866	→
Variance since December 2015	0.1%	→



ACTIVITY

Cumulative percentage of contracted UDA delivered 2016 & 2017



Month	Adjusted Scheduled Activity (UDA)	
	2016	2017
April	935	1,636
May	3,482	4,105
June	5,889	6,610
July	10,114	10,174
August	12,187	12,627
September	14,638	15,071
October	16,876	17,574
November	19,424	20,375
December	22,209	22,551
January	23,244	
February	26,437	
March	29,318	
April	30,803	
May	30,796	
June	30,798	

QUALITY

	Quantity	Base Number	Contract	LHB	Wales
% of FP17s for the same patient ID Re-attending within 3 months - Children	110	2,040	5.4%	9.2%	11.4%
% of FP17s for the same patient ID Re-attending within 3 months - Adults	1,072	9,131	11.7%	13.6%	16.6%
% of FP17s for the same patient ID Re-attending between 3 & 9 months - Children	930	2,040	45.6%	54.3%	58.0%
% of FP17s for the same patient ID Re-attending between 3 & 9 months - Adults	4,511	9,131	49.4%	51.1%	53.9%
% of FP17s for Band 1 Urgent Courses	708	10,437	6.8%	8.4%	9.0%
% of FP17s Relating to Free Repair or Replacements	24	10,437	0.2%	0.6%	0.7%
% of FP17s Relating to Continuations	97	10,437	0.9%	1.2%	0.9%
% of Patients satisfied with the dentistry they have received	66	71	93.0%	93.6%	94.2%
% of Patients satisfied with the time they had to wait for an appointment	66	71	93.0%	88.1%	88.6%

* This is based on patients treated on this contract for their most recent course of treatment. Figures in italics indicate the base number of FP17s or Patient Questionnaire responses are less than 100. N/A is shown where the base number of responses is less than 10 during the period. % is calculated as Quantity/Base number*100

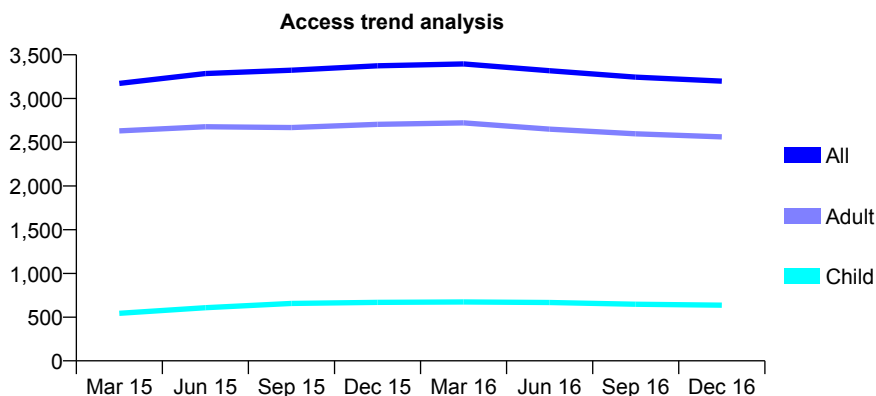
7A2 - Vital Signs At a Glance Contract Report for 158194/0019 - December 2016

Name or company name	Denticare Ltd
Contract type name	GDS Contract
Purpose of contract	General
Contract start date	08/12/2007
Contract end date	

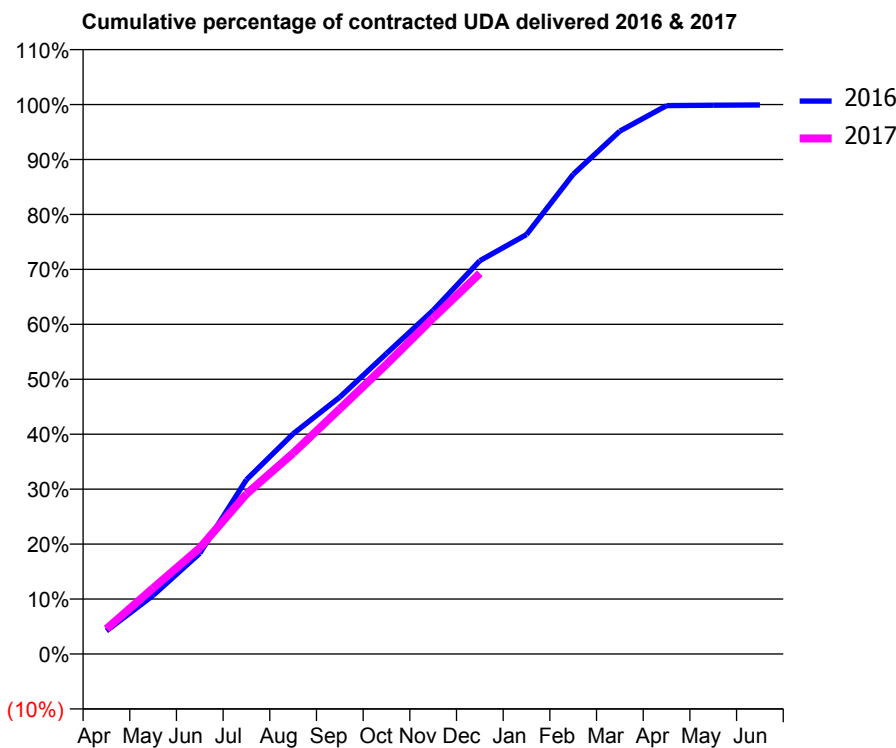
16/17 Contracted general activity (UDA)	8,487
Carry forward general activity (UDA)	0
16/17 Contracted orthodontic activity (UOA)	0
Carry forward orthodontic activity (UOA)	0
Baseline contract value	£212,635.75

ACCESS*

Patients seen in 24 months	Total	Change since previous quarter
Quarter ending December 2015	3,374	
Quarter ending March 2016	3,395	→
Quarter ending June 2016	3,317	↓
Quarter ending September 2016	3,245	↓
Quarter ending December 2016	3,199	↓
Variance since December 2015	(5.2%)	↓



ACTIVITY



Month	Adjusted Scheduled Activity (UDA)	
	2016	2017
April	357	389
May	906	1,019
June	1,556	1,638
July	2,693	2,472
August	3,401	3,102
September	3,967	3,786
October	4,640	4,475
November	5,308	5,188
December	6,074	5,880
January	6,478	
February	7,410	
March	8,077	
April	8,470	
May	8,477	
June	8,481	

QUALITY

	Quantity	Base Number	Contract	LHB	Wales
% of FP17s for the same patient ID Re-attending within 3 months - Children	34	685	5.0%	9.2%	11.4%
% of FP17s for the same patient ID Re-attending within 3 months - Adults	191	2,289	8.3%	13.6%	16.6%
% of FP17s for the same patient ID Re-attending between 3 & 9 months - Children	397	685	58.0%	54.3%	58.0%
% of FP17s for the same patient ID Re-attending between 3 & 9 months - Adults	1,237	2,289	54.0%	51.1%	53.9%
% of FP17s for Band 1 Urgent Courses	99	2,787	3.6%	8.4%	9.0%
% of FP17s Relating to Free Repair or Replacements	0	2,787	0.0%	0.6%	0.7%
% of FP17s Relating to Continuations	35	2,787	1.3%	1.2%	0.9%
% of Patients satisfied with the dentistry they have received	25	27	92.6%	93.6%	94.2%
% of Patients satisfied with the time they had to wait for an appointment	21	27	77.8%	88.1%	88.6%

* This is based on patients treated on this contract for their most recent course of treatment. Figures in italics indicate the base number of FP17s or Patient Questionnaire responses are less than 100. N/A is shown where the base number of responses is less than 10 during the period. % is calculated as Quantity/Base number*100

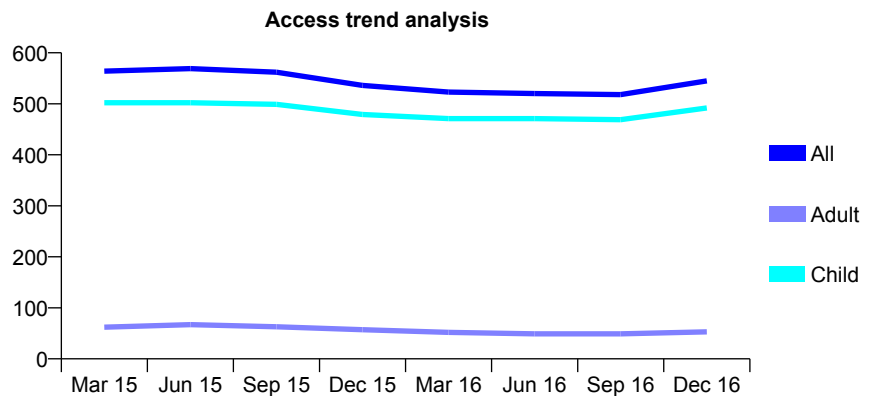
7A2 - Vital Signs At a Glance Contract Report for 158666/0001 - December 2016

Name or company name	Dew Street Dental Practice Limited
Contract type name	GDS Contract
Purpose of contract	General
Contract start date	01/04/2012
Contract end date	

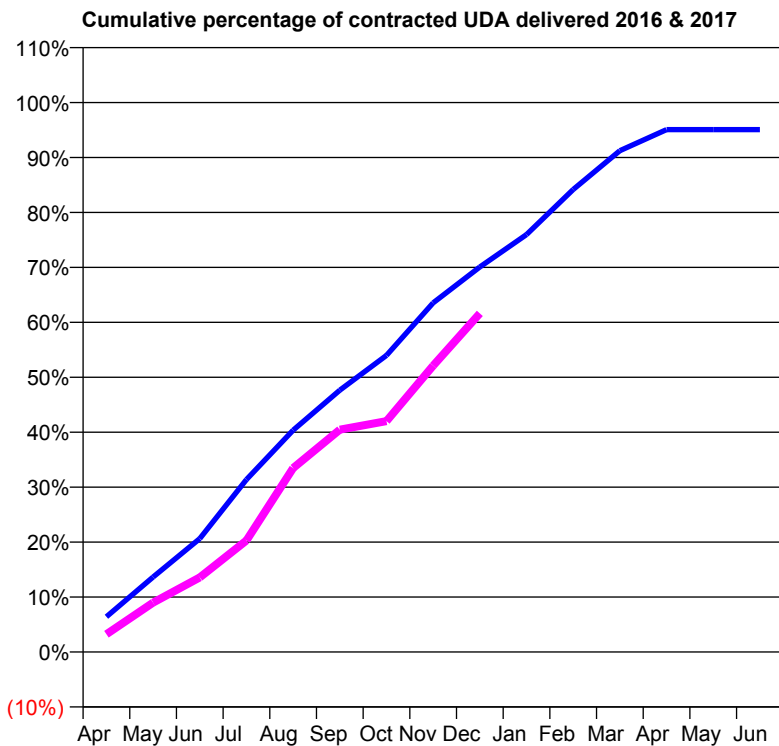
16/17 Contracted general activity (UDA)	1,393
Carry forward general activity (UDA)	69
16/17 Contracted orthodontic activity (UOA)	0
Carry forward orthodontic activity (UOA)	0
Baseline contract value	£38,486.53

ACCESS*

Patients seen in 24 months	Total	Change since previous quarter
Quarter ending December 2015	536	
Quarter ending March 2016	523	↓
Quarter ending June 2016	520	→
Quarter ending September 2016	518	→
Quarter ending December 2016	545	↑
Variance since December 2015	1.7%	→



ACTIVITY



Month	Adjusted Scheduled Activity (UDA)	
	2016	2017
April	89	45
May	190	125
June	287	189
July	437	283
August	562	466
September	664	564
October	752	585
November	885	726
December	976	859
January	1,058	
February	1,173	
March	1,271	
April	1,324	
May	1,324	
June	1,324	

QUALITY

	Quantity	Base Number	Contract	LHB	Wales
% of FP17s for the same patient ID Re-attending within 3 months - Children	128	796	16.1%	9.2%	11.4%
% of FP17s for the same patient ID Re-attending within 3 months - Adults	0	0	N/A	13.6%	16.6%
% of FP17s for the same patient ID Re-attending between 3 & 9 months - Children	499	796	62.7%	54.3%	58.0%
% of FP17s for the same patient ID Re-attending between 3 & 9 months - Adults	0	0	N/A	51.1%	53.9%
% of FP17s for Band 1 Urgent Courses	33	759	4.3%	8.4%	9.0%
% of FP17s Relating to Free Repair or Replacements	0	759	0.0%	0.6%	0.7%
% of FP17s Relating to Continuations	0	759	0.0%	1.2%	0.9%
% of Patients satisfied with the dentistry they have received	3	3	N/A	93.6%	94.2%
% of Patients satisfied with the time they had to wait for an appointment	2	3	N/A	88.1%	88.6%

* This is based on patients treated on this contract for their most recent course of treatment. Figures in italics indicate the base number of FP17s or Patient Questionnaire responses are less than 100. N/A is shown where the base number of responses is less than 10 during the period. % is calculated as Quantity/Base number*100

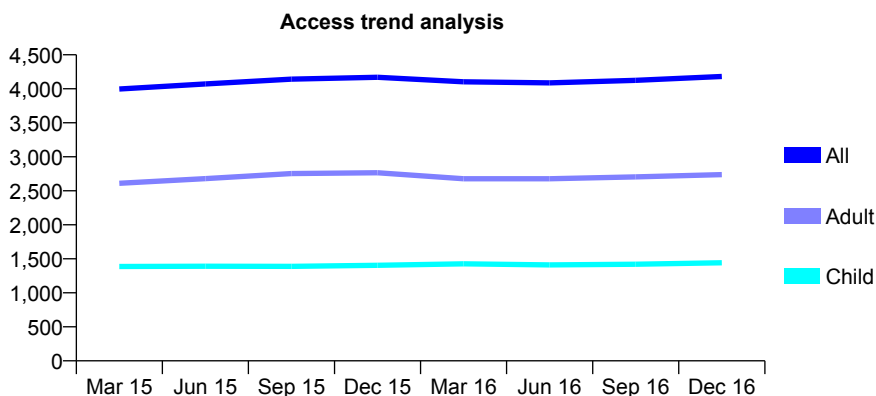
7A2 - Vital Signs At a Glance Contract Report for 163449/0001 - December 2016

Name or company name	Portland Street Dental Practice
Contract type name	GDS Contract
Purpose of contract	General
Contract start date	01/04/2010
Contract end date	

16/17 Contracted general activity (UDA)	9,812
Carry forward general activity (UDA)	73
16/17 Contracted orthodontic activity (UOA)	0
Carry forward orthodontic activity (UOA)	0
Baseline contract value	£355,526.85

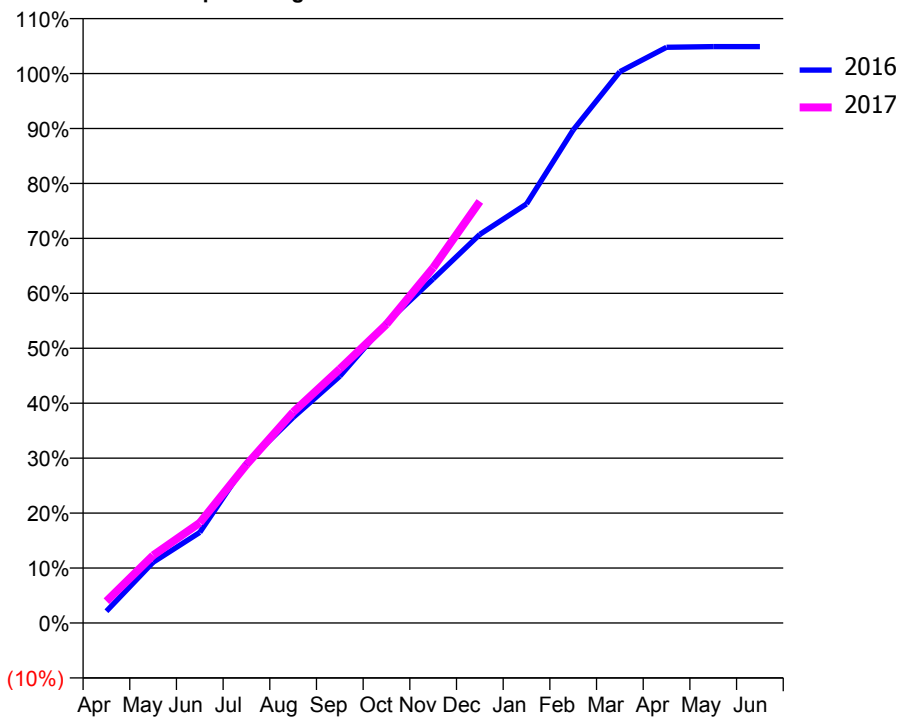
ACCESS*

Patients seen in 24 months	Total	Change since previous quarter
Quarter ending December 2015	4,170	
Quarter ending March 2016	4,103	↓
Quarter ending June 2016	4,088	→
Quarter ending September 2016	4,125	→
Quarter ending December 2016	4,181	→
Variance since December 2015	0.3%	→



ACTIVITY

Cumulative percentage of contracted UDA delivered 2016 & 2017



Month	Adjusted Scheduled Activity (UDA)	
	2016	2017
April	230	388
May	1,185	1,207
June	1,768	1,790
July	3,120	2,829
August	4,010	3,765
September	4,814	4,538
October	5,860	5,335
November	6,714	6,345
December	7,582	7,528
January	8,177	
February	9,620	
March	10,758	
April	11,234	
May	11,246	
June	11,247	

QUALITY

	Quantity	Base Number	Contract	LHB	Wales
% of FP17s for the same patient ID Re-attending within 3 months - Children	132	1,834	7.2%	9.2%	11.4%
% of FP17s for the same patient ID Re-attending within 3 months - Adults	208	2,602	8.0%	13.6%	16.6%
% of FP17s for the same patient ID Re-attending between 3 & 9 months - Children	1,241	1,834	67.7%	54.3%	58.0%
% of FP17s for the same patient ID Re-attending between 3 & 9 months - Adults	1,574	2,602	60.5%	51.1%	53.9%
% of FP17s for Band 1 Urgent Courses	278	4,167	6.7%	8.4%	9.0%
% of FP17s Relating to Free Repair or Replacements	18	4,167	0.4%	0.6%	0.7%
% of FP17s Relating to Continuations	5	4,167	0.1%	1.2%	0.9%
% of Patients satisfied with the dentistry they have received	36	37	97.3%	93.6%	94.2%
% of Patients satisfied with the time they had to wait for an appointment	35	37	94.6%	88.1%	88.6%

* This is based on patients treated on this contract for their most recent course of treatment. Figures in italics indicate the base number of FP17s or Patient Questionnaire responses are less than 100. N/A is shown where the base number of responses is less than 10 during the period. % is calculated as Quantity/Base number*100

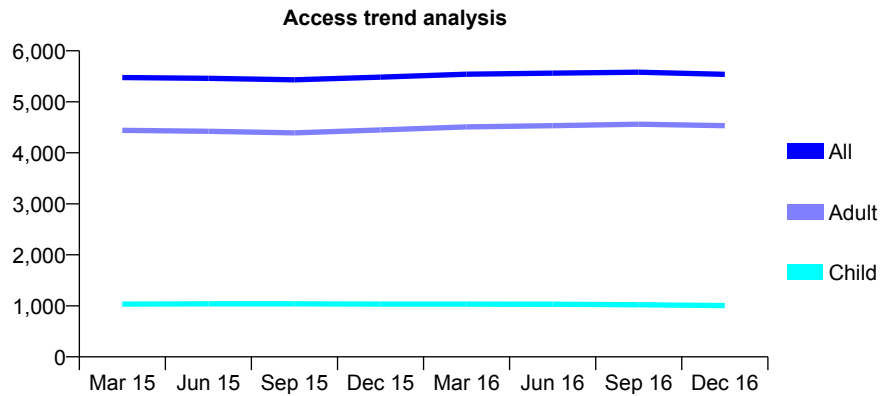
7A2 - Vital Signs At a Glance Contract Report for 164496/0001 - December 2016

Name or company name	My Dentist
Contract type name	GDS Contract
Purpose of contract	General
Contract start date	29/03/2010
Contract end date	

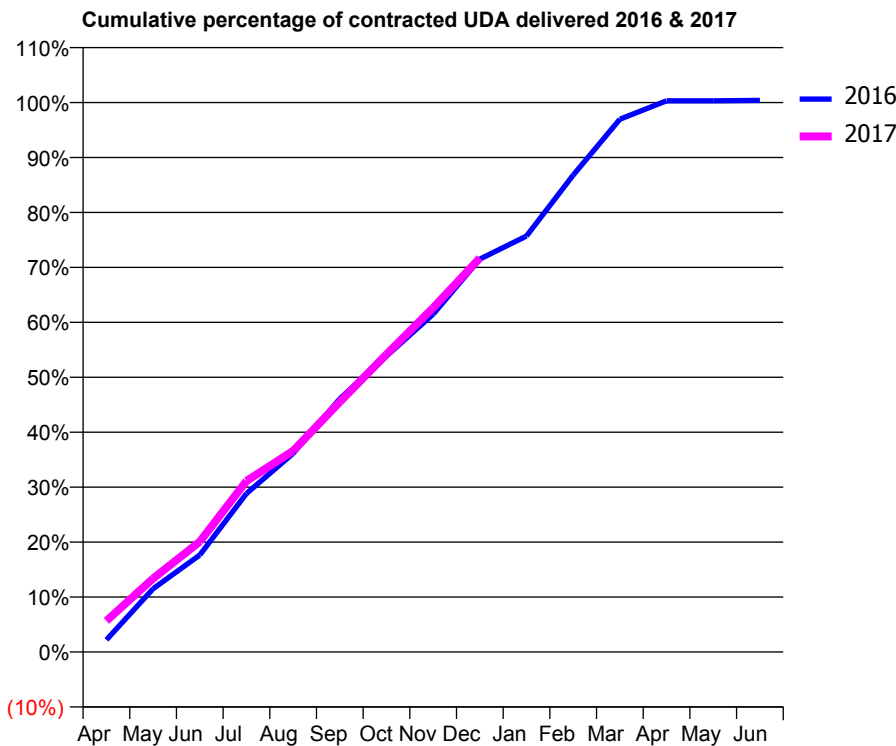
16/17 Contracted general activity (UDA)	15,051
Carry forward general activity (UDA)	-59
16/17 Contracted orthodontic activity (UOA)	0
Carry forward orthodontic activity (UOA)	0
Baseline contract value	£531,989.91

ACCESS*

Patients seen in 24 months	Total	Change since previous quarter
Quarter ending December 2015	5,484	
Quarter ending March 2016	5,542	→
Quarter ending June 2016	5,563	→
Quarter ending September 2016	5,581	→
Quarter ending December 2016	5,538	→
Variance since December 2015	1.0%	→



ACTIVITY



Month	Adjusted Scheduled Activity (UDA)	
	2016	2017
April	333	854
May	1,733	2,015
June	2,657	3,021
July	4,341	4,684
August	5,439	5,509
September	6,936	6,849
October	8,105	8,153
November	9,253	9,430
December	10,764	10,793
January	11,393	
February	13,063	
March	14,592	
April	15,098	
May	15,098	
June	15,110	

QUALITY

	Quantity	Base Number	Contract	LHB	Wales
% of FP17s for the same patient ID Re-attending within 3 months - Children	66	966	6.8%	9.2%	11.4%
% of FP17s for the same patient ID Re-attending within 3 months - Adults	675	4,224	16.0%	13.6%	16.6%
% of FP17s for the same patient ID Re-attending between 3 & 9 months - Children	466	966	48.2%	54.3%	58.0%
% of FP17s for the same patient ID Re-attending between 3 & 9 months - Adults	1,582	4,224	37.5%	51.1%	53.9%
% of FP17s for Band 1 Urgent Courses	760	4,979	15.3%	8.4%	9.0%
% of FP17s Relating to Free Repair or Replacements	96	4,979	1.9%	0.6%	0.7%
% of FP17s Relating to Continuations	106	4,979	2.1%	1.2%	0.9%
% of Patients satisfied with the dentistry they have received	47	52	90.4%	93.6%	94.2%
% of Patients satisfied with the time they had to wait for an appointment	44	52	84.6%	88.1%	88.6%

* This is based on patients treated on this contract for their most recent course of treatment. Figures in italics indicate the base number of FP17s or Patient Questionnaire responses are less than 100. N/A is shown where the base number of responses is less than 10 during the period. % is calculated as Quantity/Base number*100

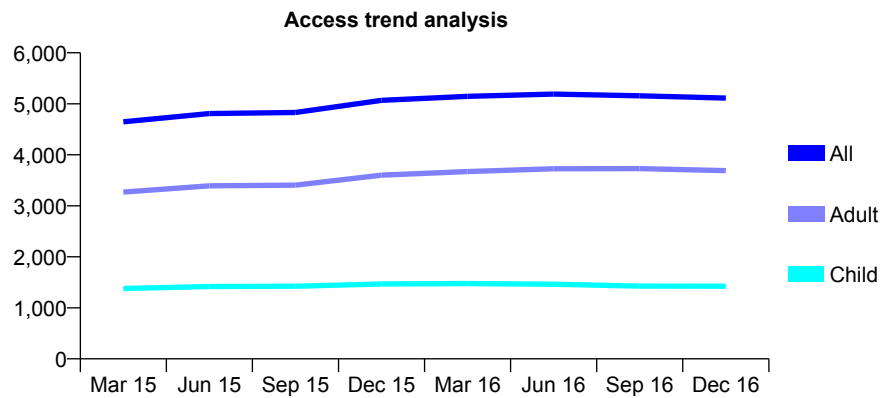
7A2 - Vital Signs At a Glance Contract Report for 166820/0001 - December 2016

Name or company name	Dr N Patel, Dr J Rai and Dr N Kernahan
Contract type name	GDS Contract
Purpose of contract	General
Contract start date	01/04/2006
Contract end date	

16/17 Contracted general activity (UDA)	11,550
Carry forward general activity (UDA)	554
16/17 Contracted orthodontic activity (UOA)	0
Carry forward orthodontic activity (UOA)	0
Baseline contract value	£324,659.93

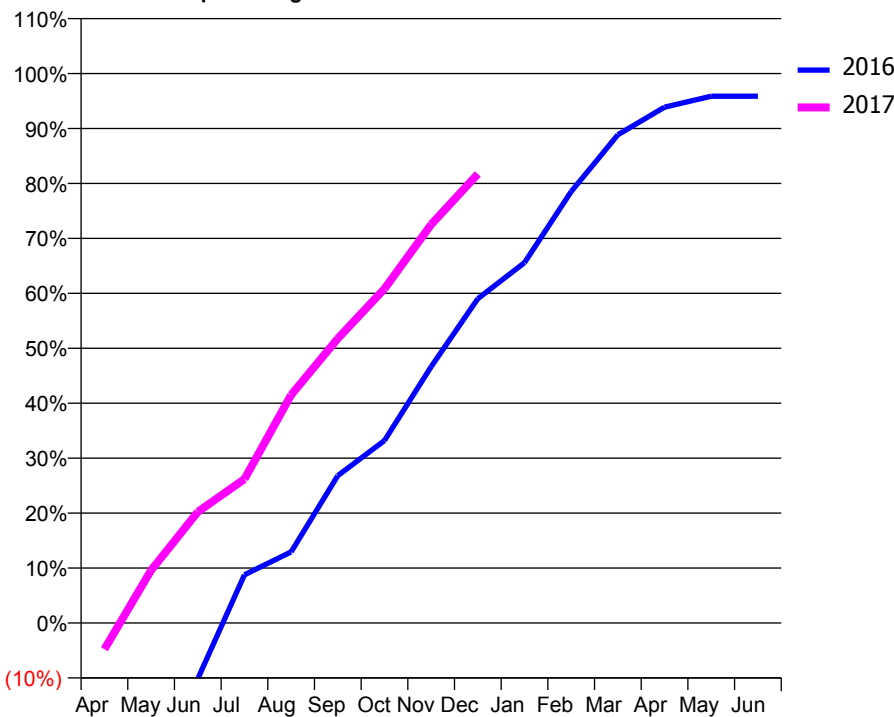
ACCESS*

Patients seen in 24 months	Total	Change since previous quarter
Quarter ending December 2015	5,069	
Quarter ending March 2016	5,146	→
Quarter ending June 2016	5,191	→
Quarter ending September 2016	5,156	→
Quarter ending December 2016	5,113	→
Variance since December 2015	0.9%	→



ACTIVITY

Cumulative percentage of contracted UDA delivered 2016 & 2017



Month	Adjusted Scheduled Activity (UDA)	
	2016	2017
April	-1,918	-554
May	-1,366	1,109
June	-1,366	2,336
July	1,174	3,025
August	1,730	4,796
September	3,587	5,980
October	4,440	7,026
November	6,238	8,378
December	7,892	9,439
January	8,769	
February	10,497	
March	11,880	
April	12,552	
May	12,817	
June	12,817	

QUALITY

	Quantity	Base Number	Contract	LHB	Wales
% of FP17s for the same patient ID Re-attending within 3 months - Children	133	1,579	8.4%	9.2%	11.4%
% of FP17s for the same patient ID Re-attending within 3 months - Adults	700	3,897	18.0%	13.6%	16.6%
% of FP17s for the same patient ID Re-attending between 3 & 9 months - Children	886	1,579	56.1%	54.3%	58.0%
% of FP17s for the same patient ID Re-attending between 3 & 9 months - Adults	2,095	3,897	53.8%	51.1%	53.9%
% of FP17s for Band 1 Urgent Courses	579	5,063	11.4%	8.4%	9.0%
% of FP17s Relating to Free Repair or Replacements	44	5,063	0.9%	0.6%	0.7%
% of FP17s Relating to Continuations	100	5,063	2.0%	1.2%	0.9%
% of Patients satisfied with the dentistry they have received	14	18	77.8%	93.6%	94.2%
% of Patients satisfied with the time they had to wait for an appointment	16	18	88.9%	88.1%	88.6%

* This is based on patients treated on this contract for their most recent course of treatment. Figures in italics indicate the base number of FP17s or Patient Questionnaire responses are less than 100. N/A is shown where the base number of responses is less than 10 during the period. % is calculated as Quantity/Base number*100

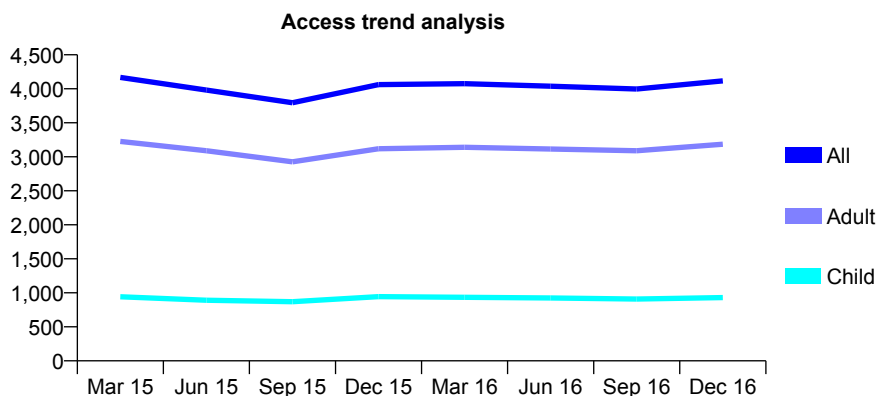
7A2 - Vital Signs At a Glance Contract Report for 169226/0001 - December 2016

Name or company name	Dr. N Patel, J Rai & Dr. N Kernahan
Contract type name	GDS Contract
Purpose of contract	General
Contract start date	01/08/2007
Contract end date	

16/17 Contracted general activity (UDA)	14,065
Carry forward general activity (UDA)	209
16/17 Contracted orthodontic activity (UOA)	0
Carry forward orthodontic activity (UOA)	0
Baseline contract value	£382,140.15

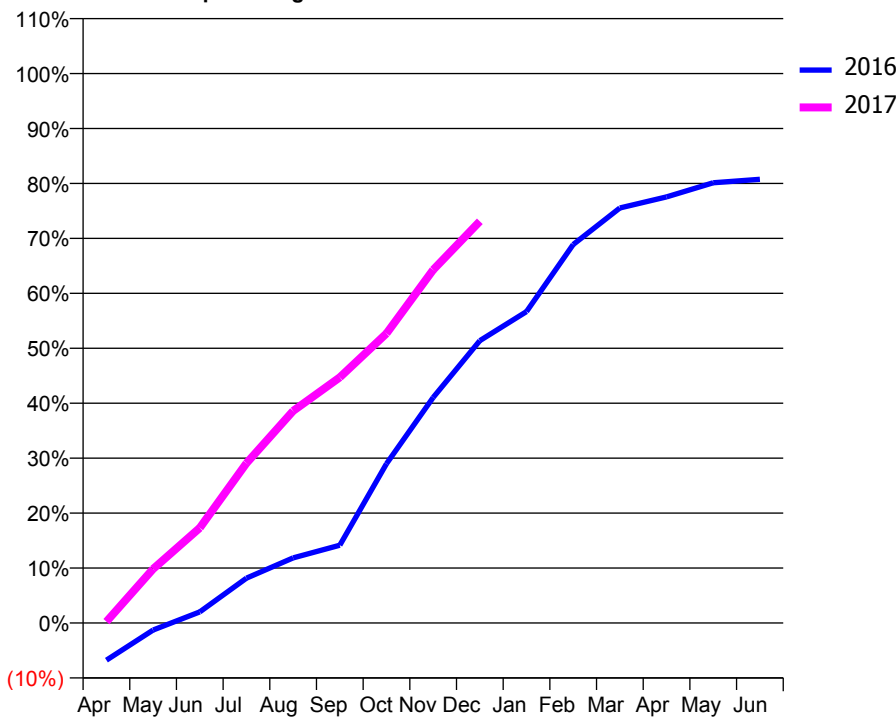
ACCESS*

Patients seen in 24 months	Total	Change since previous quarter
Quarter ending December 2015	4,062	
Quarter ending March 2016	4,075	→
Quarter ending June 2016	4,038	→
Quarter ending September 2016	3,998	→
Quarter ending December 2016	4,116	↑
Variance since December 2015	1.3%	→



ACTIVITY

Cumulative percentage of contracted UDA delivered 2016 & 2017



Month	Adjusted Scheduled Activity (UDA)	
	2016	2017
April	-955	37
May	-183	1,382
June	285	2,434
July	1,150	4,091
August	1,668	5,430
September	1,991	6,287
October	4,076	7,413
November	5,772	9,039
December	7,228	10,283
January	7,970	
February	9,689	
March	10,622	
April	10,908	
May	11,270	
June	11,356	

QUALITY

	Quantity	Base Number	Contract	LHB	Wales
% of FP17s for the same patient ID Re-attending within 3 months - Children	98	1,149	8.5%	9.2%	11.4%
% of FP17s for the same patient ID Re-attending within 3 months - Adults	595	4,140	14.4%	13.6%	16.6%
% of FP17s for the same patient ID Re-attending between 3 & 9 months - Children	704	1,149	61.3%	54.3%	58.0%
% of FP17s for the same patient ID Re-attending between 3 & 9 months - Adults	2,645	4,140	63.9%	51.1%	53.9%
% of FP17s for Band 1 Urgent Courses	207	4,899	4.2%	8.4%	9.0%
% of FP17s Relating to Free Repair or Replacements	51	4,899	1.0%	0.6%	0.7%
% of FP17s Relating to Continuations	128	4,899	2.6%	1.2%	0.9%
% of Patients satisfied with the dentistry they have received	14	15	93.3%	93.6%	94.2%
% of Patients satisfied with the time they had to wait for an appointment	14	15	93.3%	88.1%	88.6%

* This is based on patients treated on this contract for their most recent course of treatment. Figures in italics indicate the base number of FP17s or Patient Questionnaire responses are less than 100. N/A is shown where the base number of responses is less than 10 during the period. % is calculated as Quantity/Base number*100

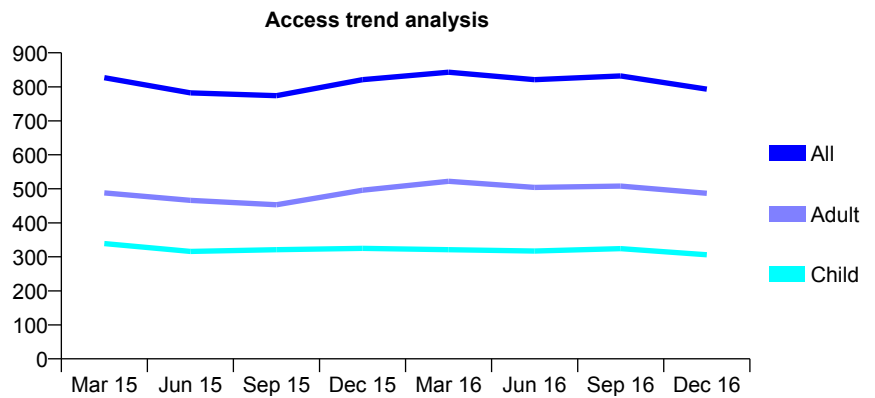
7A2 - Vital Signs At a Glance Contract Report for 172243/0001 - December 2016

Name or company name	West Street Dental Practice Limited
Contract type name	GDS Contract
Purpose of contract	General
Contract start date	01/04/2011
Contract end date	

16/17 Contracted general activity (UDA)	2,192
Carry forward general activity (UDA)	115
16/17 Contracted orthodontic activity (UOA)	0
Carry forward orthodontic activity (UOA)	0
Baseline contract value	£59,487.72

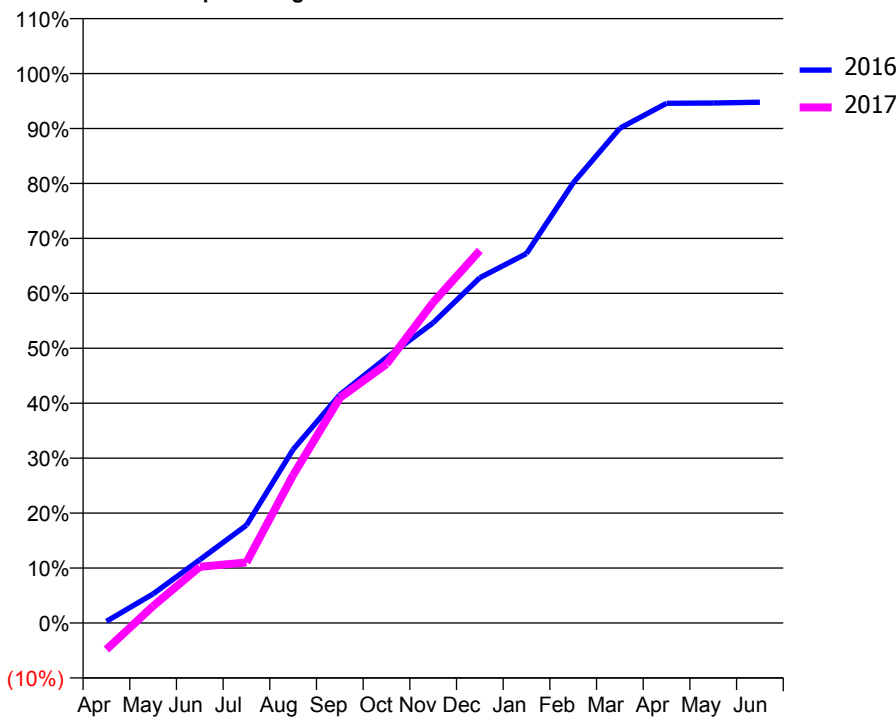
ACCESS*

Patients seen in 24 months	Total	Change since previous quarter
Quarter ending December 2015	821	
Quarter ending March 2016	843	↑
Quarter ending June 2016	821	↓
Quarter ending September 2016	832	→
Quarter ending December 2016	793	↓
Variance since December 2015	(3.4%)	↓



ACTIVITY

Cumulative percentage of contracted UDA delivered 2016 & 2017



Month	Adjusted Scheduled Activity (UDA)	
	2016	2017
April	6	-106
May	116	68
June	252	224
July	390	242
August	692	590
September	910	898
October	1,059	1,033
November	1,197	1,279
December	1,377	1,486
January	1,474	
February	1,756	
March	1,974	
April	2,073	
May	2,074	
June	2,077	

QUALITY

	Quantity	Base Number	Contract	LHB	Wales
% of FP17s for the same patient ID Re-attending within 3 months - Children	41	376	10.9%	9.2%	11.4%
% of FP17s for the same patient ID Re-attending within 3 months - Adults	101	493	20.5%	13.6%	16.6%
% of FP17s for the same patient ID Re-attending between 3 & 9 months - Children	240	376	63.8%	54.3%	58.0%
% of FP17s for the same patient ID Re-attending between 3 & 9 months - Adults	267	493	54.2%	51.1%	53.9%
% of FP17s for Band 1 Urgent Courses	111	817	13.6%	8.4%	9.0%
% of FP17s Relating to Free Repair or Replacements	0	817	0.0%	0.6%	0.7%
% of FP17s Relating to Continuations	0	817	0.0%	1.2%	0.9%
% of Patients satisfied with the dentistry they have received	10	11	90.9%	93.6%	94.2%
% of Patients satisfied with the time they had to wait for an appointment	9	11	81.8%	88.1%	88.6%

* This is based on patients treated on this contract for their most recent course of treatment. Figures in italics indicate the base number of FP17s or Patient Questionnaire responses are less than 100. N/A is shown where the base number of responses is less than 10 during the period. % is calculated as Quantity/Base number*100

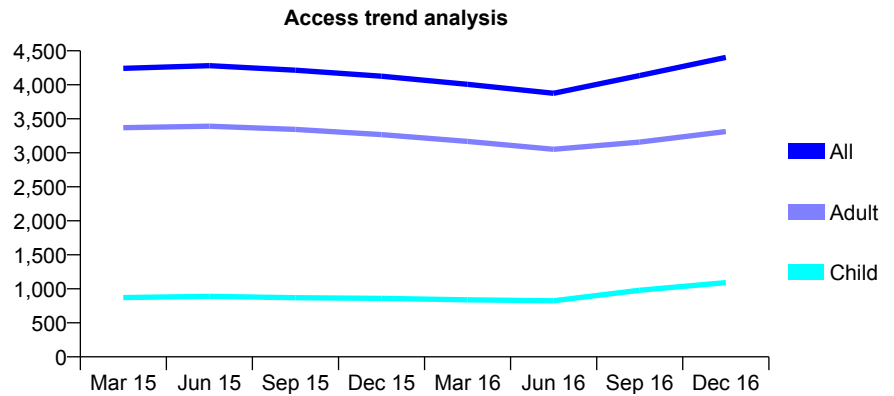
7A2 - Vital Signs At a Glance Contract Report for 175714/0001 - December 2016

Name or company name	MSC Universal Limited
Contract type name	GDS Contract
Purpose of contract	General
Contract start date	01/12/2010
Contract end date	

16/17 Contracted general activity (UDA)	15,000
Carry forward general activity (UDA)	300
16/17 Contracted orthodontic activity (UOA)	0
Carry forward orthodontic activity (UOA)	0
Baseline contract value	£442,922.40

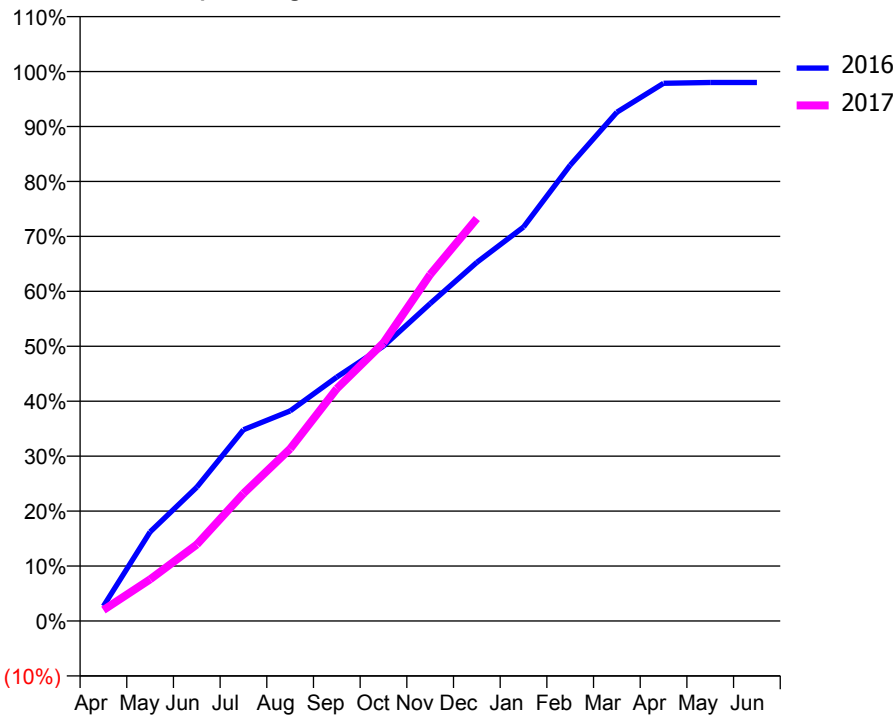
ACCESS*

Patients seen in 24 months	Total	Change since previous quarter
Quarter ending December 2015	4,127	
Quarter ending March 2016	4,007	↓
Quarter ending June 2016	3,875	↓
Quarter ending September 2016	4,137	↑
Quarter ending December 2016	4,403	↑
Variance since December 2015	6.7%	↑



ACTIVITY

Cumulative percentage of contracted UDA delivered 2016 & 2017



Month	Adjusted Scheduled Activity (UDA)	
	2016	2017
April	407	301
May	2,434	1,137
June	3,653	2,089
July	5,220	3,480
August	5,737	4,701
September	6,659	6,342
October	7,504	7,596
November	8,667	9,458
December	9,792	10,986
January	10,756	
February	12,445	
March	13,887	
April	14,679	
May	14,700	
June	14,700	

QUALITY

	Quantity	Base Number	Contract	LHB	Wales
% of FP17s for the same patient ID Re-attending within 3 months - Children	86	1,267	6.8%	9.2%	11.4%
% of FP17s for the same patient ID Re-attending within 3 months - Adults	602	4,263	14.1%	13.6%	16.6%
% of FP17s for the same patient ID Re-attending between 3 & 9 months - Children	699	1,267	55.2%	54.3%	58.0%
% of FP17s for the same patient ID Re-attending between 3 & 9 months - Adults	2,767	4,263	64.9%	51.1%	53.9%
% of FP17s for Band 1 Urgent Courses	272	5,199	5.2%	8.4%	9.0%
% of FP17s Relating to Free Repair or Replacements	28	5,199	0.5%	0.6%	0.7%
% of FP17s Relating to Continuations	115	5,199	2.2%	1.2%	0.9%
% of Patients satisfied with the dentistry they have received	38	42	90.5%	93.6%	94.2%
% of Patients satisfied with the time they had to wait for an appointment	38	42	90.5%	88.1%	88.6%

* This is based on patients treated on this contract for their most recent course of treatment. Figures in italics indicate the base number of FP17s or Patient Questionnaire responses are less than 100. N/A is shown where the base number of responses is less than 10 during the period. % is calculated as Quantity/Base number*100

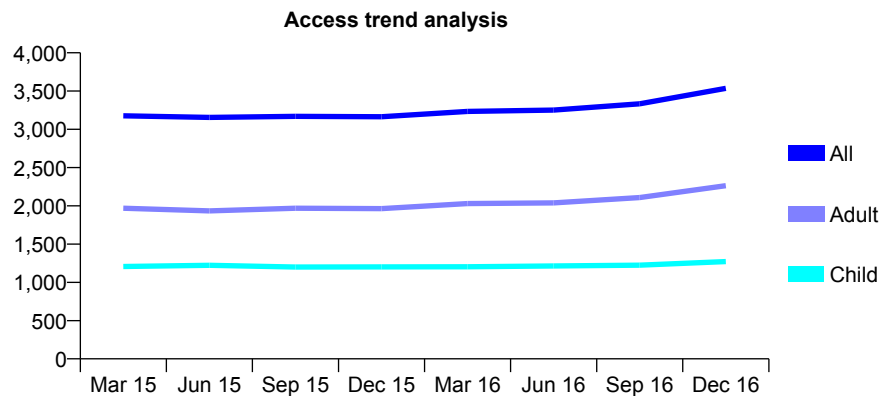
7A2 - Vital Signs At a Glance Contract Report for 177342/0001 - December 2016

Name or company name	K J Hughes & R W Hutchings
Contract type name	GDS Contract
Purpose of contract	General
Contract start date	01/01/2009
Contract end date	

16/17 Contracted general activity (UDA)	11,593
Carry forward general activity (UDA)	0
16/17 Contracted orthodontic activity (UOA)	0
Carry forward orthodontic activity (UOA)	0
Baseline contract value	£391,279.04

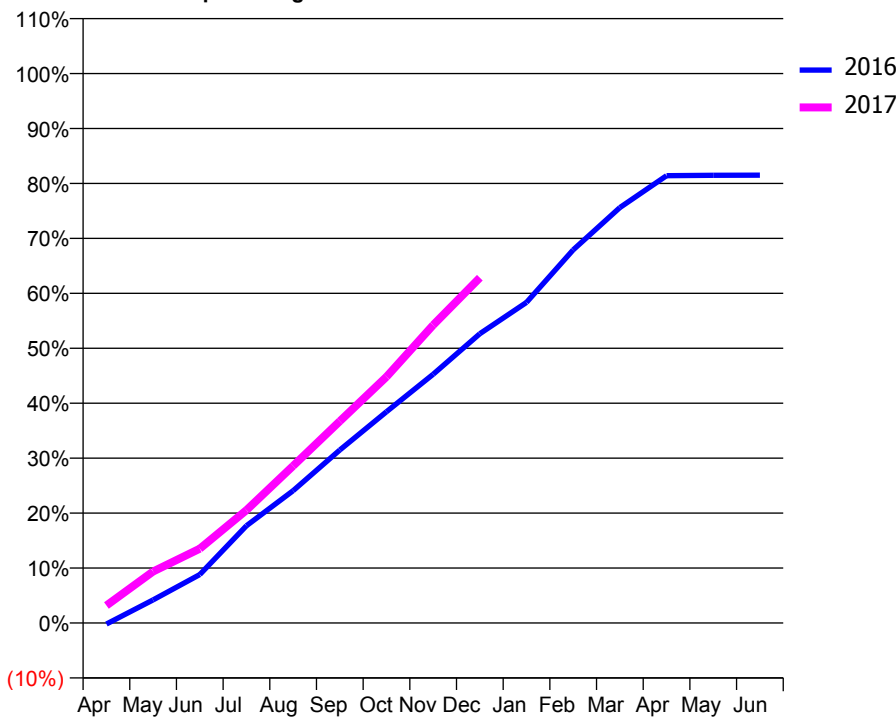
ACCESS*

Patients seen in 24 months	Total	Change since previous quarter
Quarter ending December 2015	3,164	
Quarter ending March 2016	3,234	↑
Quarter ending June 2016	3,252	→
Quarter ending September 2016	3,333	↑
Quarter ending December 2016	3,536	↑
Variance since December 2015	11.8%	↑



ACTIVITY

Cumulative percentage of contracted UDA delivered 2016 & 2017



Month	Adjusted Scheduled Activity (UDA)	
	2016	2017
April	-23	369
May	489	1,086
June	1,022	1,568
July	2,052	2,381
August	2,792	3,315
September	3,650	4,257
October	4,457	5,194
November	5,248	6,286
December	6,104	7,284
January	6,763	
February	7,873	
March	8,766	
April	9,437	
May	9,445	
June	9,448	

QUALITY

	Quantity	Base Number	Contract	LHB	Wales
% of FP17s for the same patient ID Re-attending within 3 months - Children	89	1,338	6.7%	9.2%	11.4%
% of FP17s for the same patient ID Re-attending within 3 months - Adults	307	2,184	14.1%	13.6%	16.6%
% of FP17s for the same patient ID Re-attending between 3 & 9 months - Children	692	1,338	51.7%	54.3%	58.0%
% of FP17s for the same patient ID Re-attending between 3 & 9 months - Adults	976	2,184	44.7%	51.1%	53.9%
% of FP17s for Band 1 Urgent Courses	273	3,279	8.3%	8.4%	9.0%
% of FP17s Relating to Free Repair or Replacements	15	3,279	0.5%	0.6%	0.7%
% of FP17s Relating to Continuations	27	3,279	0.8%	1.2%	0.9%
% of Patients satisfied with the dentistry they have received	22	24	91.7%	93.6%	94.2%
% of Patients satisfied with the time they had to wait for an appointment	21	24	87.5%	88.1%	88.6%

* This is based on patients treated on this contract for their most recent course of treatment. Figures in italics indicate the base number of FP17s or Patient Questionnaire responses are less than 100. N/A is shown where the base number of responses is less than 10 during the period. % is calculated as Quantity/Base number*100

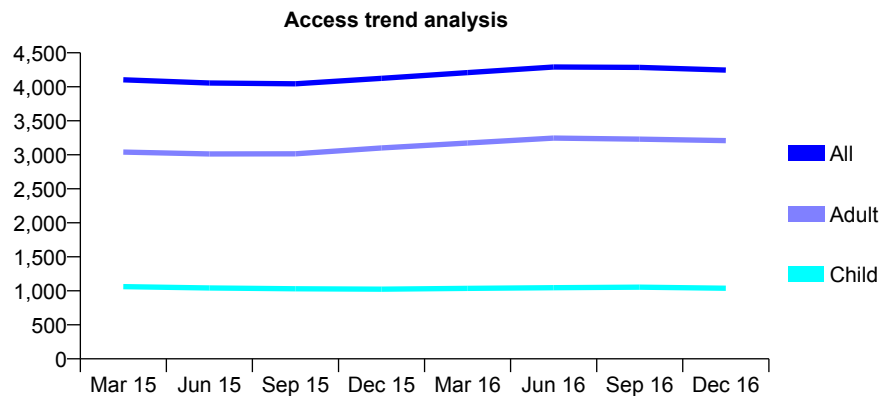
7A2 - Vital Signs At a Glance Contract Report for 187429/0001 - December 2016

Name or company name	Fifield & Borsden
Contract type name	GDS Contract
Purpose of contract	General
Contract start date	01/04/2006
Contract end date	

16/17 Contracted general activity (UDA)	15,000
Carry forward general activity (UDA)	118
16/17 Contracted orthodontic activity (UOA)	0
Carry forward orthodontic activity (UOA)	0
Baseline contract value	£344,920.60

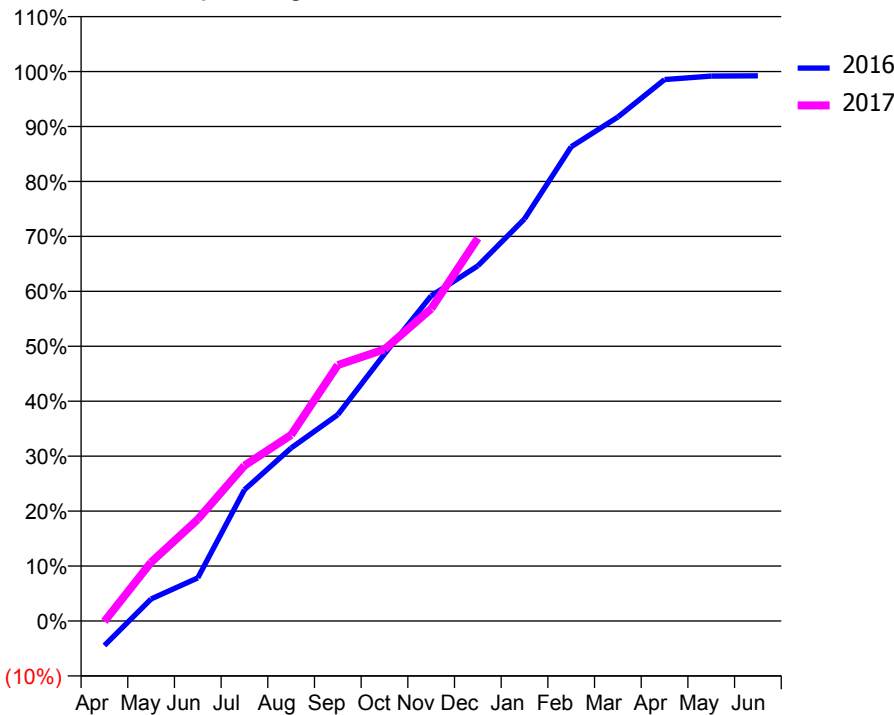
ACCESS*

Patients seen in 24 months	Total	Change since previous quarter
Quarter ending December 2015	4,125	
Quarter ending March 2016	4,209	↑
Quarter ending June 2016	4,292	→
Quarter ending September 2016	4,285	→
Quarter ending December 2016	4,247	→
Variance since December 2015	3.0%	↑



ACTIVITY

Cumulative percentage of contracted UDA delivered 2016 & 2017



Month	Adjusted Scheduled Activity (UDA)	
	2016	2017
April	-670	-13
May	602	1,603
June	1,176	2,775
July	3,582	4,243
August	4,724	5,079
September	5,633	6,987
October	7,290	7,416
November	8,875	8,523
December	9,694	10,450
January	10,977	
February	12,945	
March	13,759	
April	14,780	
May	14,874	
June	14,881	

QUALITY

	Quantity	Base Number	Contract	LHB	Wales
% of FP17s for the same patient ID Re-attending within 3 months - Children	97	1,434	6.8%	9.2%	11.4%
% of FP17s for the same patient ID Re-attending within 3 months - Adults	743	4,478	16.6%	13.6%	16.6%
% of FP17s for the same patient ID Re-attending between 3 & 9 months - Children	959	1,434	66.9%	54.3%	58.0%
% of FP17s for the same patient ID Re-attending between 3 & 9 months - Adults	2,936	4,478	65.6%	51.1%	53.9%
% of FP17s for Band 1 Urgent Courses	296	5,404	5.5%	8.4%	9.0%
% of FP17s Relating to Free Repair or Replacements	55	5,404	1.0%	0.6%	0.7%
% of FP17s Relating to Continuations	48	5,404	0.9%	1.2%	0.9%
% of Patients satisfied with the dentistry they have received	14	17	82.4%	93.6%	94.2%
% of Patients satisfied with the time they had to wait for an appointment	15	17	88.2%	88.1%	88.6%

* This is based on patients treated on this contract for their most recent course of treatment. Figures in italics indicate the base number of FP17s or Patient Questionnaire responses are less than 100. N/A is shown where the base number of responses is less than 10 during the period. % is calculated as Quantity/Base number*100

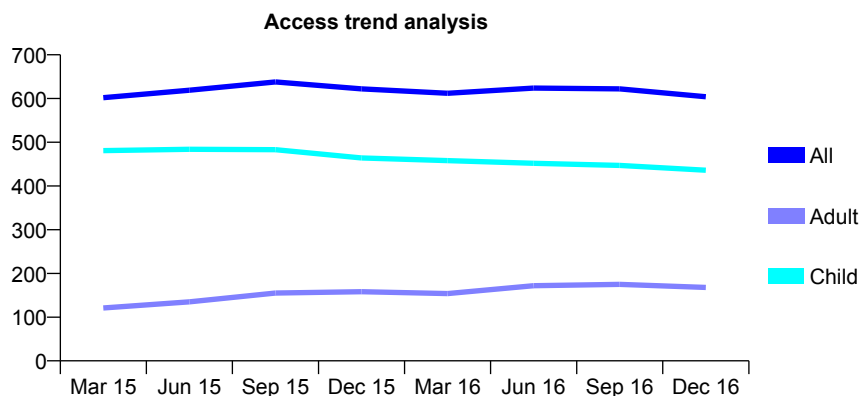
7A2 - Vital Signs At a Glance Contract Report for 212970/0001 - December 2016

Name or company name	MRS SJ JOHNSON
Contract type name	GDS Contract
Purpose of contract	General
Contract start date	01/06/2006
Contract end date	

16/17 Contracted general activity (UDA)	1,342
Carry forward general activity (UDA)	-45
16/17 Contracted orthodontic activity (UOA)	0
Carry forward orthodontic activity (UOA)	0
Baseline contract value	£35,938.72

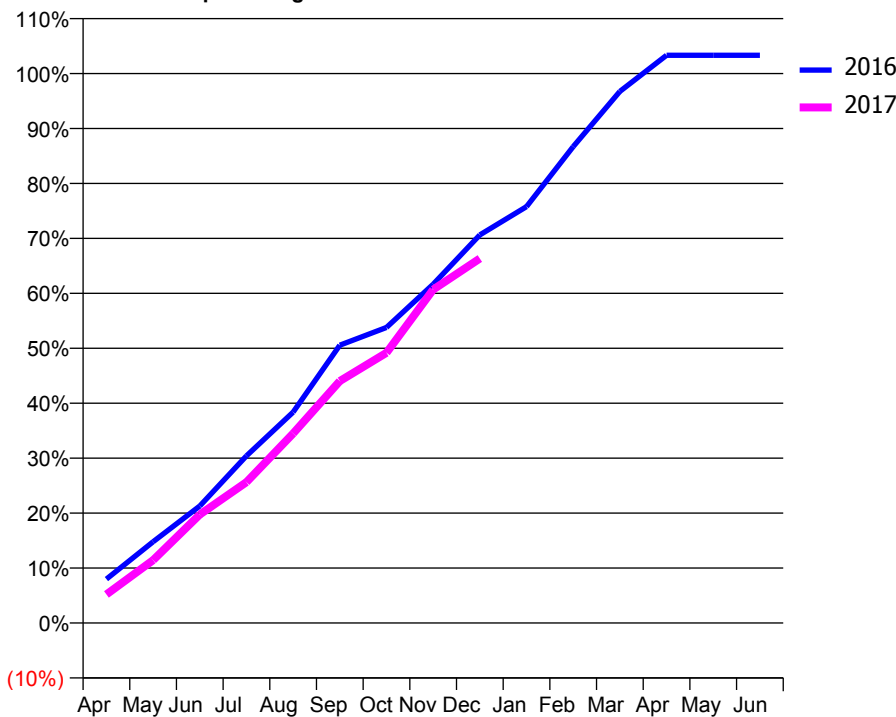
ACCESS*

Patients seen in 24 months	Total	Change since previous quarter
Quarter ending December 2015	622	
Quarter ending March 2016	612	↓
Quarter ending June 2016	624	→
Quarter ending September 2016	622	→
Quarter ending December 2016	604	↓
Variance since December 2015	(2.9%)	↓



ACTIVITY

Cumulative percentage of contracted UDA delivered 2016 & 2017



Month	Adjusted Scheduled Activity (UDA)	
	2016	2017
April	107	70
May	198	154
June	286	265
July	408	344
August	515	463
September	679	591
October	722	660
November	827	814
December	948	890
January	1,017	
February	1,163	
March	1,298	
April	1,387	
May	1,387	
June	1,387	

QUALITY

	Quantity	Base Number	Contract	LHB	Wales
% of FP17s for the same patient ID Re-attending within 3 months - Children	39	516	7.6%	9.2%	11.4%
% of FP17s for the same patient ID Re-attending within 3 months - Adults	17	104	16.3%	13.6%	16.6%
% of FP17s for the same patient ID Re-attending between 3 & 9 months - Children	254	516	49.2%	54.3%	58.0%
% of FP17s for the same patient ID Re-attending between 3 & 9 months - Adults	26	104	25.0%	51.1%	53.9%
% of FP17s for Band 1 Urgent Courses	71	576	12.3%	8.4%	9.0%
% of FP17s Relating to Free Repair or Replacements	1	576	0.2%	0.6%	0.7%
% of FP17s Relating to Continuations	1	576	0.2%	1.2%	0.9%
% of Patients satisfied with the dentistry they have received	3	3	N/A	93.6%	94.2%
% of Patients satisfied with the time they had to wait for an appointment	3	3	N/A	88.1%	88.6%

* This is based on patients treated on this contract for their most recent course of treatment. Figures in italics indicate the base number of FP17s or Patient Questionnaire responses are less than 100. N/A is shown where the base number of responses is less than 10 during the period. % is calculated as Quantity/Base number*100

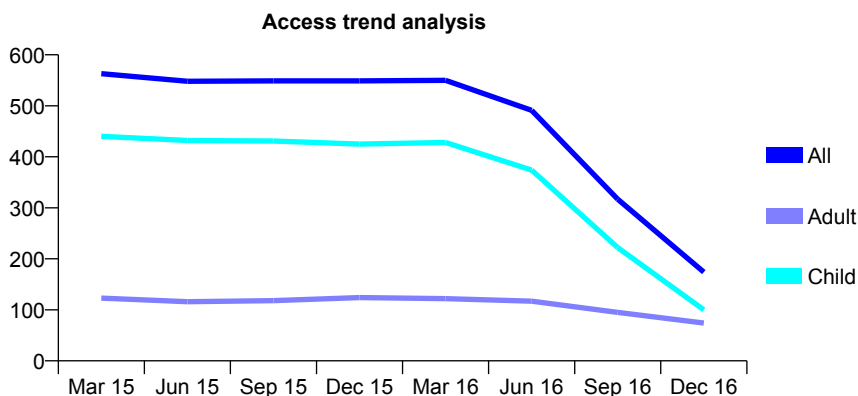
7A2 - Vital Signs At a Glance Contract Report for 22275/0001 - December 2016

Name or company name	MR TF JONES
Contract type name	GDS Contract
Purpose of contract	General
Contract start date	01/04/2006
Contract end date	30/04/2016

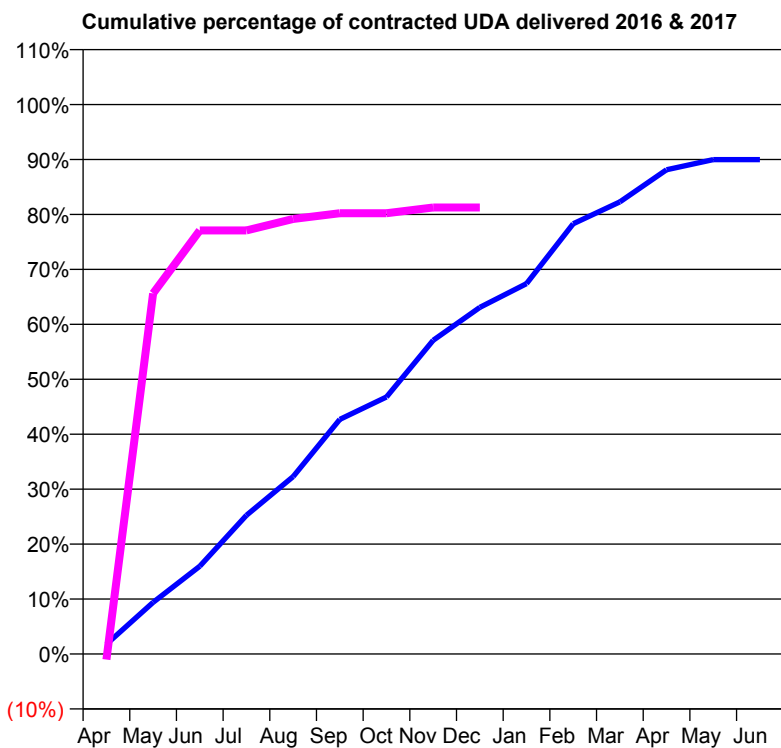
16/17 Contracted general activity (UDA)	96
Carry forward general activity (UDA)	25
16/17 Contracted orthodontic activity (UOA)	0
Carry forward orthodontic activity (UOA)	0
Baseline contract value	£2,220.27

ACCESS*

Patients seen in 24 months	Total	Change since previous quarter
Quarter ending December 2015	549	
Quarter ending March 2016	550	→
Quarter ending June 2016	491	↓
Quarter ending September 2016	317	↓
Quarter ending December 2016	174	↓
Variance since December 2015	(68.3%)	↓



ACTIVITY



Month	Adjusted Scheduled Activity (UDA)	
	2016	2017
April	22	-1
May	118	63
June	200	74
July	316	74
August	404	76
September	534	77
October	585	77
November	714	78
December	789	78
January	843	
February	979	
March	1,029	
April	1,102	
May	1,125	
June	1,125	

QUALITY

	Quantity	Base Number	Contract	LHB	Wales
% of FP17s for the same patient ID Re-attending within 3 months - Children	9	110	8.2%	9.2%	11.4%
% of FP17s for the same patient ID Re-attending within 3 months - Adults	0	9	0.0%	13.6%	16.6%
% of FP17s for the same patient ID Re-attending between 3 & 9 months - Children	61	110	55.5%	54.3%	58.0%
% of FP17s for the same patient ID Re-attending between 3 & 9 months - Adults	4	9	44.4%	51.1%	53.9%
% of FP17s for Band 1 Urgent Courses	0	65	0.0%	8.4%	9.0%
% of FP17s Relating to Free Repair or Replacements	0	65	0.0%	0.6%	0.7%
% of FP17s Relating to Continuations	0	65	0.0%	1.2%	0.9%
% of Patients satisfied with the dentistry they have received	1	1	N/A	93.6%	94.2%
% of Patients satisfied with the time they had to wait for an appointment	1	1	N/A	88.1%	88.6%

* This is based on patients treated on this contract for their most recent course of treatment. Figures in italics indicate the base number of FP17s or Patient Questionnaire responses are less than 100. N/A is shown where the base number of responses is less than 10 during the period. % is calculated as Quantity/Base number*100

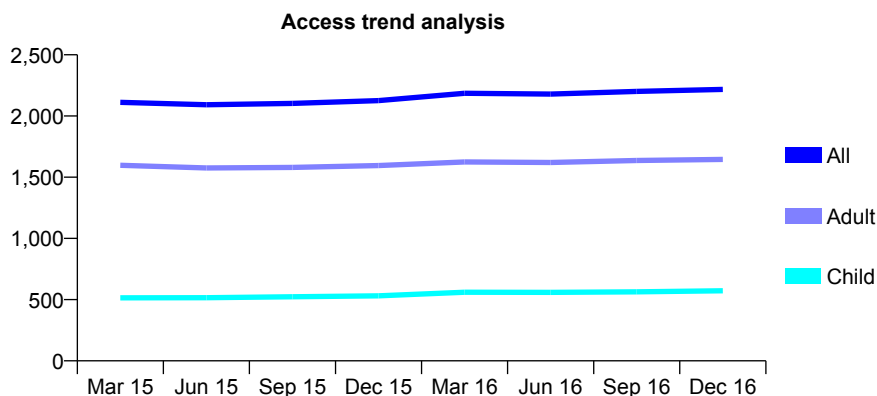
7A2 - Vital Signs At a Glance Contract Report for 222763/0001 - December 2016

Name or company name	MR EW DANIELS
Contract type name	GDS Contract
Purpose of contract	General
Contract start date	01/11/2007
Contract end date	

16/17 Contracted general activity (UDA)	5,625
Carry forward general activity (UDA)	-70
16/17 Contracted orthodontic activity (UOA)	0
Carry forward orthodontic activity (UOA)	0
Baseline contract value	£132,989.31

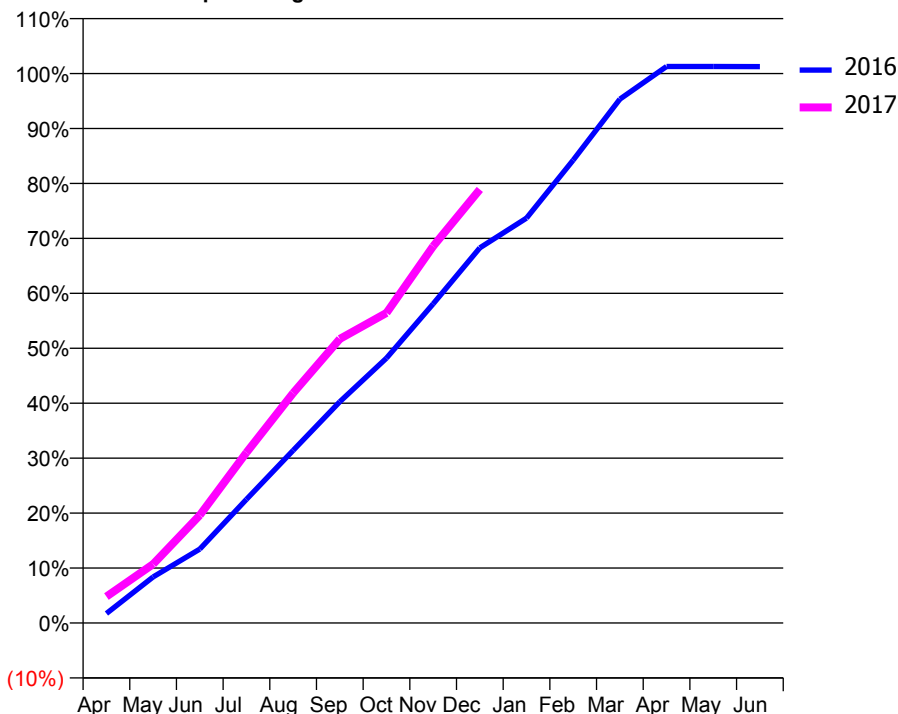
ACCESS*

Patients seen in 24 months	Total	Change since previous quarter
Quarter ending December 2015	2,126	
Quarter ending March 2016	2,186	↑
Quarter ending June 2016	2,179	→
Quarter ending September 2016	2,201	→
Quarter ending December 2016	2,217	→
Variance since December 2015	4.3%	↑



ACTIVITY

Cumulative percentage of contracted UDA delivered 2016 & 2017



Month	Adjusted Scheduled Activity (UDA)	
	2016	2017
April	98	271
May	471	603
June	757	1,104
July	1,266	1,745
August	1,767	2,354
September	2,265	2,908
October	2,712	3,175
November	3,267	3,857
December	3,840	4,439
January	4,144	
February	4,739	
March	5,363	
April	5,697	
May	5,696	
June	5,695	

QUALITY

	Quantity	Base Number	Contract	LHB	Wales
% of FP17s for the same patient ID Re-attending within 3 months - Children	31	673	4.6%	9.2%	11.4%
% of FP17s for the same patient ID Re-attending within 3 months - Adults	195	1,807	10.8%	13.6%	16.6%
% of FP17s for the same patient ID Re-attending between 3 & 9 months - Children	358	673	53.2%	54.3%	58.0%
% of FP17s for the same patient ID Re-attending between 3 & 9 months - Adults	911	1,807	50.4%	51.1%	53.9%
% of FP17s for Band 1 Urgent Courses	128	2,312	5.5%	8.4%	9.0%
% of FP17s Relating to Free Repair or Replacements	14	2,312	0.6%	0.6%	0.7%
% of FP17s Relating to Continuations	5	2,312	0.2%	1.2%	0.9%
% of Patients satisfied with the dentistry they have received	14	15	93.3%	93.6%	94.2%
% of Patients satisfied with the time they had to wait for an appointment	15	15	100.0%	88.1%	88.6%

* This is based on patients treated on this contract for their most recent course of treatment. Figures in italics indicate the base number of FP17s or Patient Questionnaire responses are less than 100. N/A is shown where the base number of responses is less than 10 during the period. % is calculated as Quantity/Base number*100

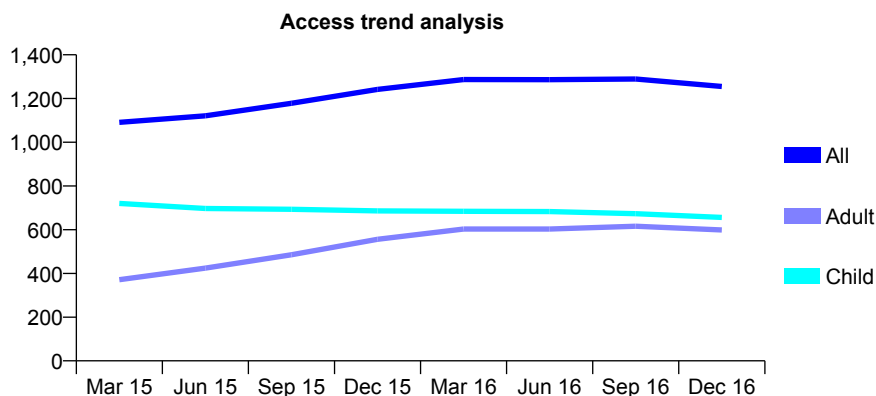
7A2 - Vital Signs At a Glance Contract Report for 273260/0001 - December 2016

Name or company name	MR F ABBAS
Contract type name	GDS Contract
Purpose of contract	General
Contract start date	01/02/2014
Contract end date	

16/17 Contracted general activity (UDA)	2,776
Carry forward general activity (UDA)	0
16/17 Contracted orthodontic activity (UOA)	0
Carry forward orthodontic activity (UOA)	0
Baseline contract value	£75,858.75

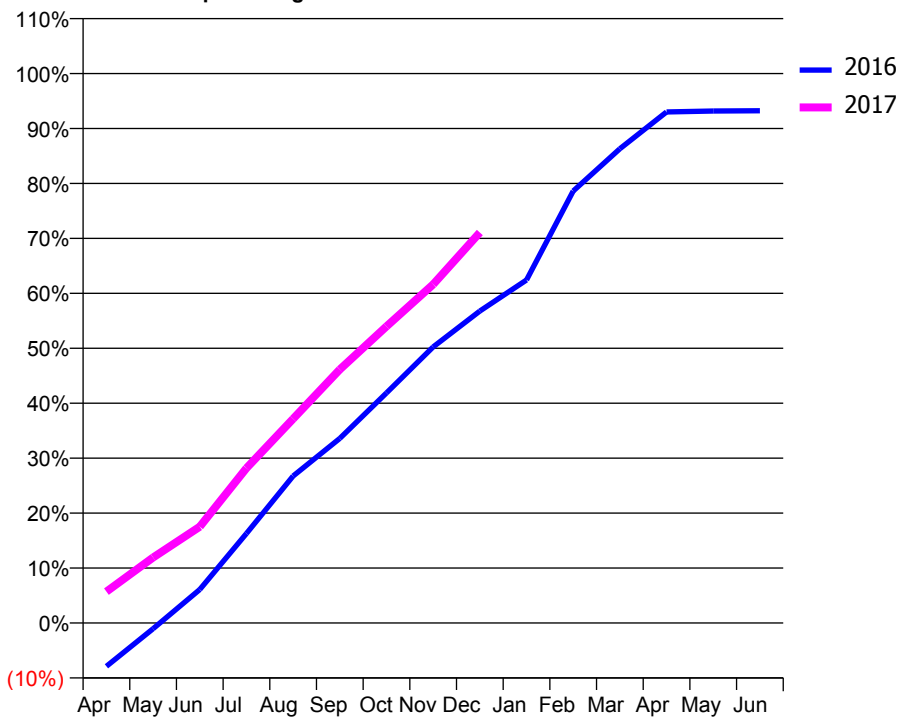
ACCESS*

Patients seen in 24 months	Total	Change since previous quarter
Quarter ending December 2015	1,242	
Quarter ending March 2016	1,287	↑
Quarter ending June 2016	1,286	→
Quarter ending September 2016	1,289	→
Quarter ending December 2016	1,255	↓
Variance since December 2015	1.0%	→



ACTIVITY

Cumulative percentage of contracted UDA delivered 2016 & 2017



Month	Adjusted Scheduled Activity (UDA)	
	2016	2017
April	-220	159
May	-29	331
June	169	487
July	452	783
August	742	1,032
September	933	1,281
October	1,162	1,499
November	1,395	1,711
December	1,576	1,973
January	1,733	
February	2,182	
March	2,396	
April	2,582	
May	2,587	
June	2,588	

QUALITY

	Quantity	Base Number	Contract	LHB	Wales
% of FP17s for the same patient ID Re-attending within 3 months - Children	108	705	15.3%	9.2%	11.4%
% of FP17s for the same patient ID Re-attending within 3 months - Adults	111	492	22.6%	13.6%	16.6%
% of FP17s for the same patient ID Re-attending between 3 & 9 months - Children	400	705	56.7%	54.3%	58.0%
% of FP17s for the same patient ID Re-attending between 3 & 9 months - Adults	189	492	38.4%	51.1%	53.9%
% of FP17s for Band 1 Urgent Courses	194	1,081	17.9%	8.4%	9.0%
% of FP17s Relating to Free Repair or Replacements	1	1,081	0.1%	0.6%	0.7%
% of FP17s Relating to Continuations	2	1,081	0.2%	1.2%	0.9%
% of Patients satisfied with the dentistry they have received	3	3	N/A	93.6%	94.2%
% of Patients satisfied with the time they had to wait for an appointment	2	3	N/A	88.1%	88.6%

* This is based on patients treated on this contract for their most recent course of treatment. Figures in italics indicate the base number of FP17s or Patient Questionnaire responses are less than 100. N/A is shown where the base number of responses is less than 10 during the period. % is calculated as Quantity/Base number*100

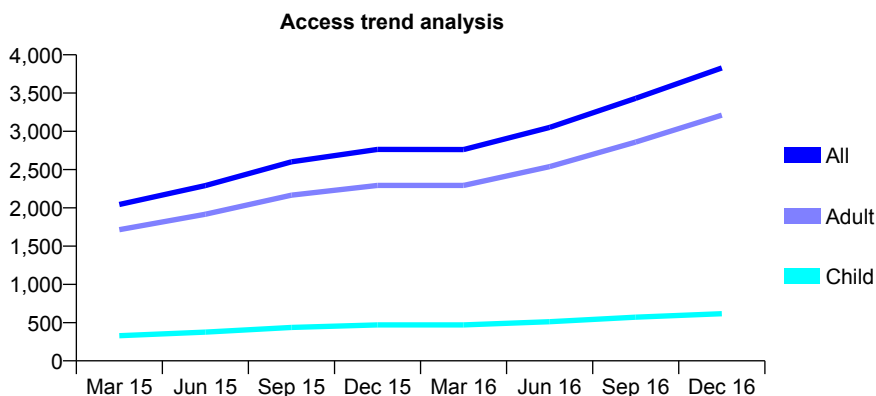
7A2 - Vital Signs At a Glance Contract Report for 282928/0001 - December 2016

Name or company name	MR JR HAYDEN
Contract type name	GDS Contract
Purpose of contract	General
Contract start date	14/02/2014
Contract end date	

16/17 Contracted general activity (UDA)	14,676
Carry forward general activity (UDA)	102
16/17 Contracted orthodontic activity (UOA)	0
Carry forward orthodontic activity (UOA)	0
Baseline contract value	£362,941.83

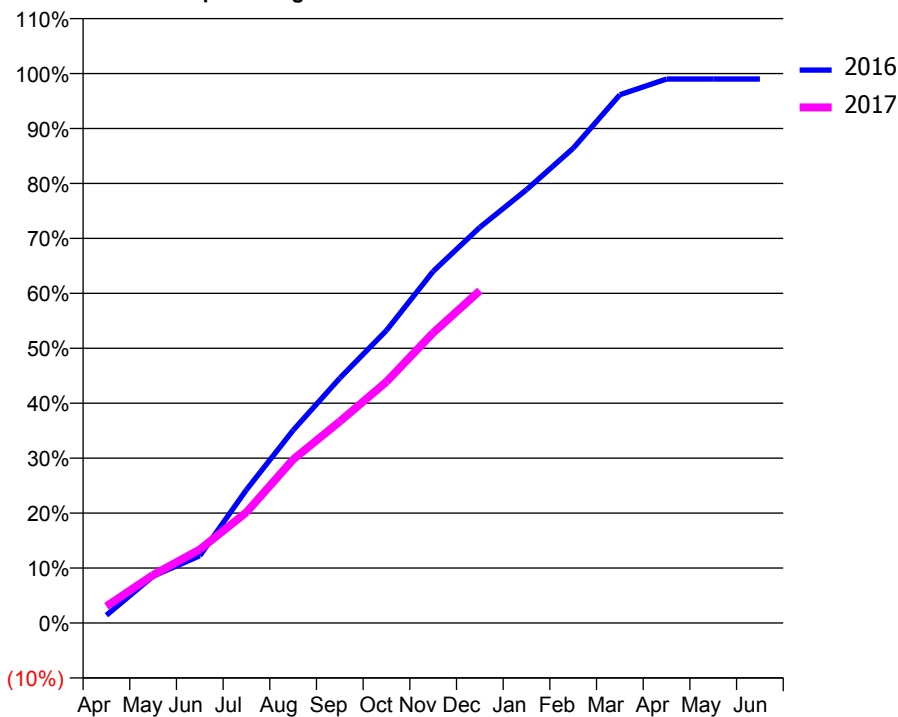
ACCESS*

Patients seen in 24 months	Total	Change since previous quarter
Quarter ending December 2015	2,763	
Quarter ending March 2016	2,761	→
Quarter ending June 2016	3,051	↑
Quarter ending September 2016	3,431	↑
Quarter ending December 2016	3,828	↑
Variance since December 2015	38.5%	↑



ACTIVITY

Cumulative percentage of contracted UDA delivered 2016 & 2017



Month	Adjusted Scheduled Activity (UDA)	
	2016	2017
April	146	448
May	869	1,283
June	1,250	1,963
July	2,473	2,957
August	3,579	4,368
September	4,546	5,384
October	5,431	6,445
November	6,529	7,750
December	7,346	8,876
January	8,044	
February	8,813	
March	9,805	
April	10,097	
May	10,098	
June	10,098	

QUALITY

	Quantity	Base Number	Contract	LHB	Wales
% of FP17s for the same patient ID Re-attending within 3 months - Children	52	752	6.9%	9.2%	11.4%
% of FP17s for the same patient ID Re-attending within 3 months - Adults	554	4,090	13.5%	13.6%	16.6%
% of FP17s for the same patient ID Re-attending between 3 & 9 months - Children	314	752	41.8%	54.3%	58.0%
% of FP17s for the same patient ID Re-attending between 3 & 9 months - Adults	1,611	4,090	39.4%	51.1%	53.9%
% of FP17s for Band 1 Urgent Courses	1,137	4,713	24.1%	8.4%	9.0%
% of FP17s Relating to Free Repair or Replacements	38	4,713	0.8%	0.6%	0.7%
% of FP17s Relating to Continuations	23	4,713	0.5%	1.2%	0.9%
% of Patients satisfied with the dentistry they have received	39	40	97.5%	93.6%	94.2%
% of Patients satisfied with the time they had to wait for an appointment	36	40	90.0%	88.1%	88.6%

* This is based on patients treated on this contract for their most recent course of treatment. Figures in italics indicate the base number of FP17s or Patient Questionnaire responses are less than 100. N/A is shown where the base number of responses is less than 10 during the period. % is calculated as Quantity/Base number*100

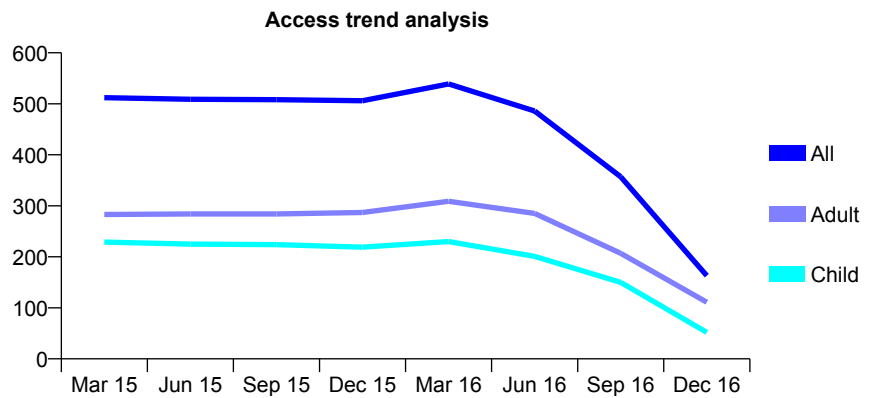
7A2 - Vital Signs At a Glance Contract Report for 570079/0001 - December 2016

Name or company name	MISS RE MOSEY
Contract type name	GDS Contract
Purpose of contract	General
Contract start date	01/04/2006
Contract end date	14/04/2016

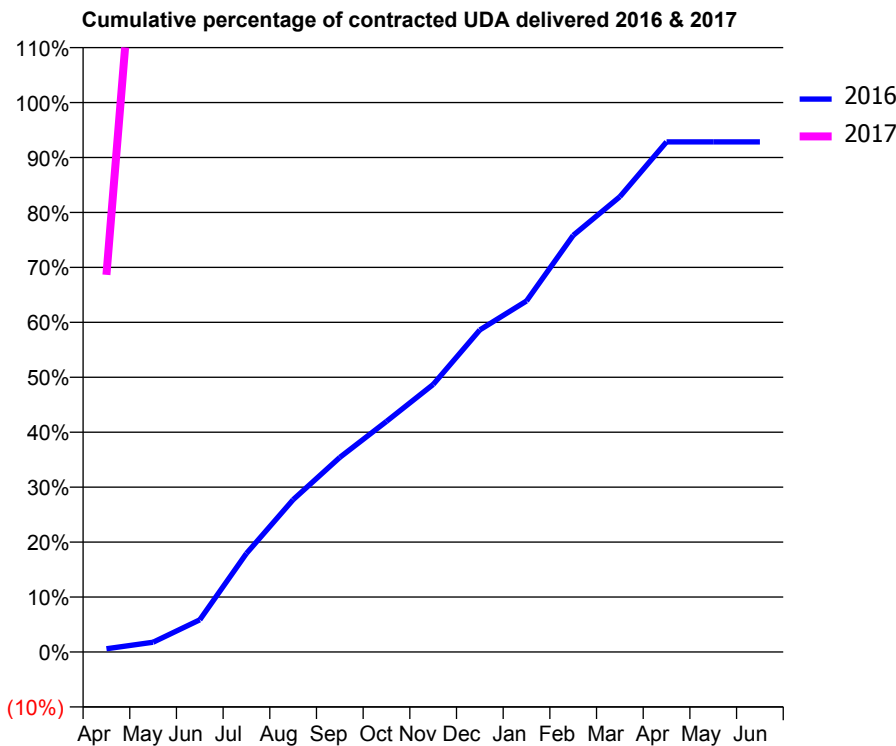
16/17 Contracted general activity (UDA)	51
Carry forward general activity (UDA)	0
16/17 Contracted orthodontic activity (UOA)	0
Carry forward orthodontic activity (UOA)	0
Baseline contract value	£1,400.28

ACCESS*

Patients seen in 24 months	Total	Change since previous quarter
Quarter ending December 2015	506	
Quarter ending March 2016	539	↑
Quarter ending June 2016	486	↓
Quarter ending September 2016	357	↓
Quarter ending December 2016	163	↓
Variance since December 2015	(67.8%)	↓



ACTIVITY



Month	Adjusted Scheduled Activity (UDA)	
	2016	2017
April	8	35
May	23	88
June	76	122
July	234	138
August	362	141
September	462	142
October	547	142
November	635	145
December	764	145
January	833	
February	989	
March	1,080	
April	1,211	
May	1,211	
June	1,211	

QUALITY

	Quantity	Base Number	Contract	LHB	Wales
% of FP17s for the same patient ID Re-attending within 3 months - Children	2	67	3.0%	9.2%	11.4%
% of FP17s for the same patient ID Re-attending within 3 months - Adults	3	85	3.5%	13.6%	16.6%
% of FP17s for the same patient ID Re-attending between 3 & 9 months - Children	29	67	43.3%	54.3%	58.0%
% of FP17s for the same patient ID Re-attending between 3 & 9 months - Adults	29	85	34.1%	51.1%	53.9%
% of FP17s for Band 1 Urgent Courses	3	60	5.0%	8.4%	9.0%
% of FP17s Relating to Free Repair or Replacements	0	60	0.0%	0.6%	0.7%
% of FP17s Relating to Continuations	0	60	0.0%	1.2%	0.9%
% of Patients satisfied with the dentistry they have received	0	0	N/A	93.6%	94.2%
% of Patients satisfied with the time they had to wait for an appointment	0	0	N/A	88.1%	88.6%

* This is based on patients treated on this contract for their most recent course of treatment. Figures in italics indicate the base number of FP17s or Patient Questionnaire responses are less than 100. N/A is shown where the base number of responses is less than 10 during the period. % is calculated as Quantity/Base number*100

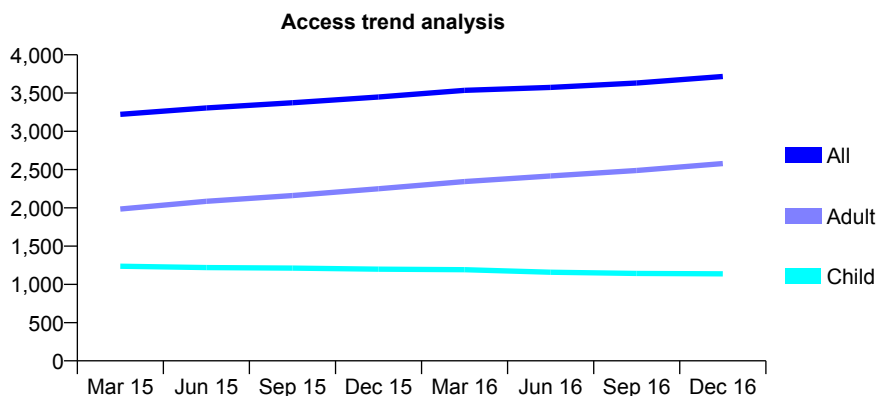
7A2 - Vital Signs At a Glance Contract Report for 573361/0001 - December 2016

Name or company name	MR D CLARKE
Contract type name	GDS Contract
Purpose of contract	General
Contract start date	01/04/2006
Contract end date	

16/17 Contracted general activity (UDA)	9,242
Carry forward general activity (UDA)	-25
16/17 Contracted orthodontic activity (UOA)	0
Carry forward orthodontic activity (UOA)	0
Baseline contract value	£302,711.34

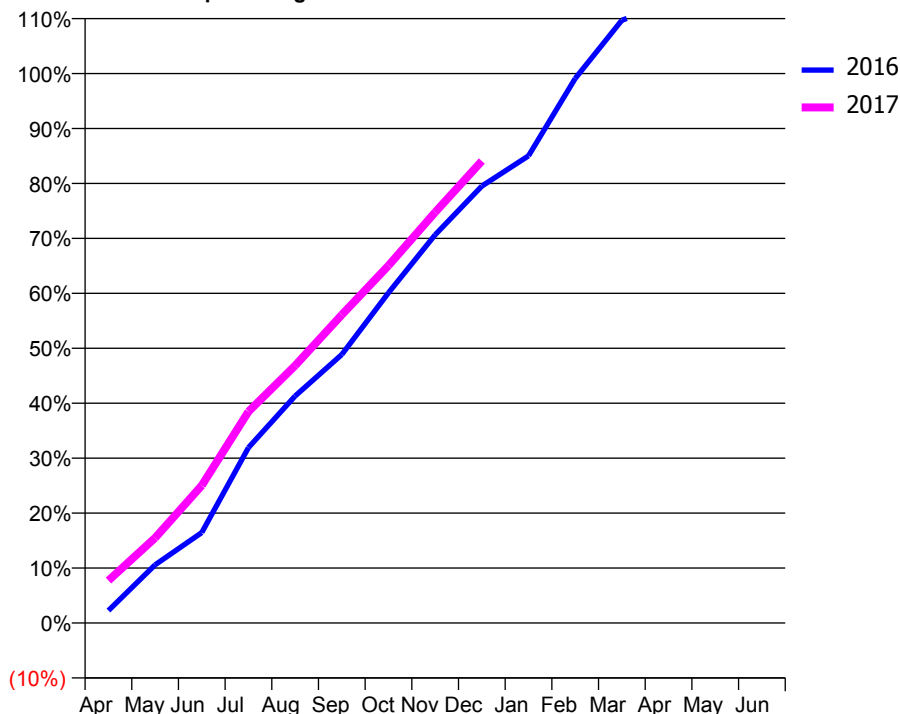
ACCESS*

Patients seen in 24 months	Total	Change since previous quarter
Quarter ending December 2015	3,448	
Quarter ending March 2016	3,535	↑
Quarter ending June 2016	3,574	→
Quarter ending September 2016	3,631	→
Quarter ending December 2016	3,716	↑
Variance since December 2015	7.8%	↑



ACTIVITY

Cumulative percentage of contracted UDA delivered 2016 & 2017



Month	Adjusted Scheduled Activity (UDA)	
	2016	2017
April	223	714
May	1,042	1,433
June	1,620	2,313
July	3,141	3,557
August	4,065	4,329
September	4,807	5,185
October	5,913	6,012
November	6,952	6,908
December	7,822	7,769
January	8,365	
February	9,750	
March	10,793	
April	11,081	
May	11,083	
June	11,087	

QUALITY

	Quantity	Base Number	Contract	LHB	Wales
% of FP17s for the same patient ID Re-attending within 3 months - Children	47	1,129	4.2%	9.2%	11.4%
% of FP17s for the same patient ID Re-attending within 3 months - Adults	199	2,102	9.5%	13.6%	16.6%
% of FP17s for the same patient ID Re-attending between 3 & 9 months - Children	624	1,129	55.3%	54.3%	58.0%
% of FP17s for the same patient ID Re-attending between 3 & 9 months - Adults	931	2,102	44.3%	51.1%	53.9%
% of FP17s for Band 1 Urgent Courses	372	3,095	12.0%	8.4%	9.0%
% of FP17s Relating to Free Repair or Replacements	0	3,095	0.0%	0.6%	0.7%
% of FP17s Relating to Continuations	3	3,095	0.1%	1.2%	0.9%
% of Patients satisfied with the dentistry they have received	17	17	100.0%	93.6%	94.2%
% of Patients satisfied with the time they had to wait for an appointment	15	17	88.2%	88.1%	88.6%

* This is based on patients treated on this contract for their most recent course of treatment. Figures in italics indicate the base number of FP17s or Patient Questionnaire responses are less than 100. N/A is shown where the base number of responses is less than 10 during the period. % is calculated as Quantity/Base number*100

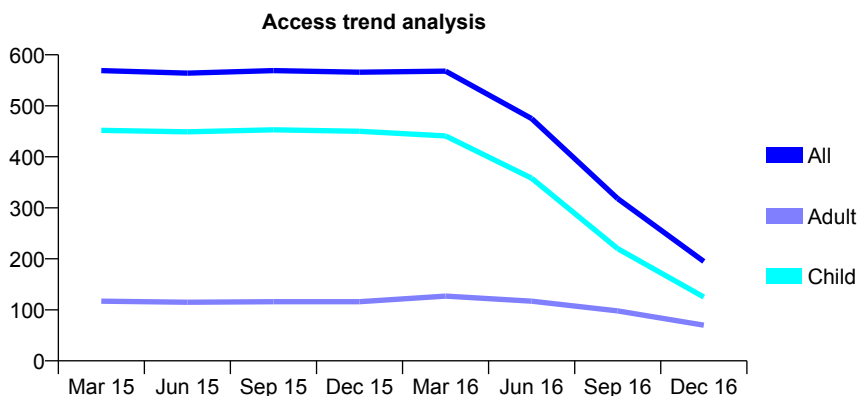
7A2 - Vital Signs At a Glance Contract Report for 632007/0001 - December 2016

Name or company name	MR HL GRIFFITHS
Contract type name	GDS Contract
Purpose of contract	General
Contract start date	01/04/2006
Contract end date	30/04/2016

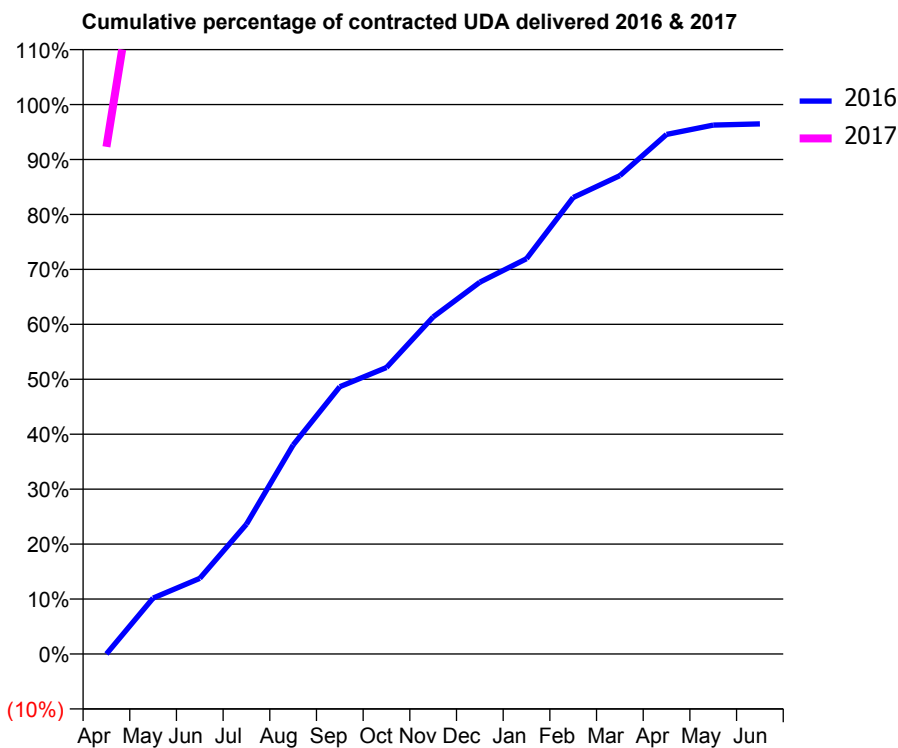
16/17 Contracted general activity (UDA)	104
Carry forward general activity (UDA)	-61
16/17 Contracted orthodontic activity (UOA)	0
Carry forward orthodontic activity (UOA)	0
Baseline contract value	£2,400.77

ACCESS*

Patients seen in 24 months	Total	Change since previous quarter
Quarter ending December 2015	566	
Quarter ending March 2016	568	→
Quarter ending June 2016	475	↓
Quarter ending September 2016	318	↓
Quarter ending December 2016	195	↓
Variance since December 2015	(65.5%)	↓



ACTIVITY



Month	Adjusted Scheduled Activity (UDA)	
	2016	2017
April	0	96
May	138	150
June	187	166
July	321	180
August	517	183
September	661	184
October	708	184
November	833	183
December	920	183
January	978	
February	1,129	
March	1,183	
April	1,285	
May	1,308	
June	1,311	

QUALITY

	Quantity	Base Number	Contract	LHB	Wales
% of FP17s for the same patient ID Re-attending within 3 months - Children	7	124	5.6%	9.2%	11.4%
% of FP17s for the same patient ID Re-attending within 3 months - Adults	0	19	0.0%	13.6%	16.6%
% of FP17s for the same patient ID Re-attending between 3 & 9 months - Children	85	124	68.5%	54.3%	58.0%
% of FP17s for the same patient ID Re-attending between 3 & 9 months - Adults	14	19	73.7%	51.1%	53.9%
% of FP17s for Band 1 Urgent Courses	1	80	1.3%	8.4%	9.0%
% of FP17s Relating to Free Repair or Replacements	0	80	0.0%	0.6%	0.7%
% of FP17s Relating to Continuations	0	80	0.0%	1.2%	0.9%
% of Patients satisfied with the dentistry they have received	14	18	77.8%	93.6%	94.2%
% of Patients satisfied with the time they had to wait for an appointment	14	18	77.8%	88.1%	88.6%

* This is based on patients treated on this contract for their most recent course of treatment. Figures in italics indicate the base number of FP17s or Patient Questionnaire responses are less than 100. N/A is shown where the base number of responses is less than 10 during the period. % is calculated as Quantity/Base number*100

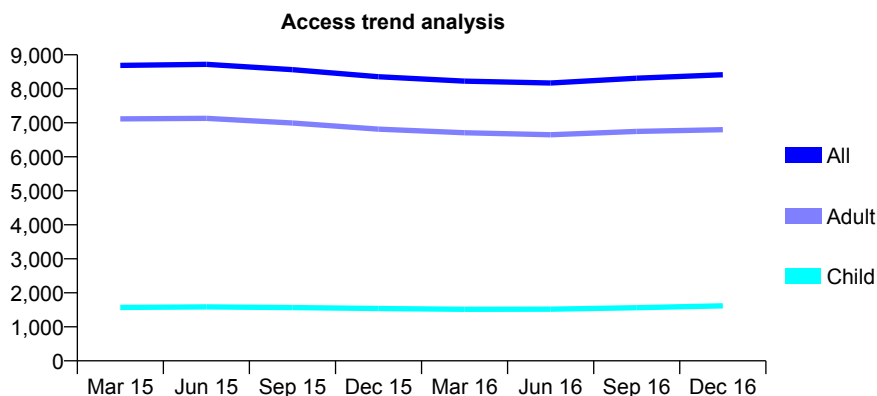
7A2 - Vital Signs At a Glance Contract Report for 648671/0001 - December 2016

Name or company name	MR AJ BEAZLEY
Contract type name	GDS Contract
Purpose of contract	General
Contract start date	01/04/2006
Contract end date	

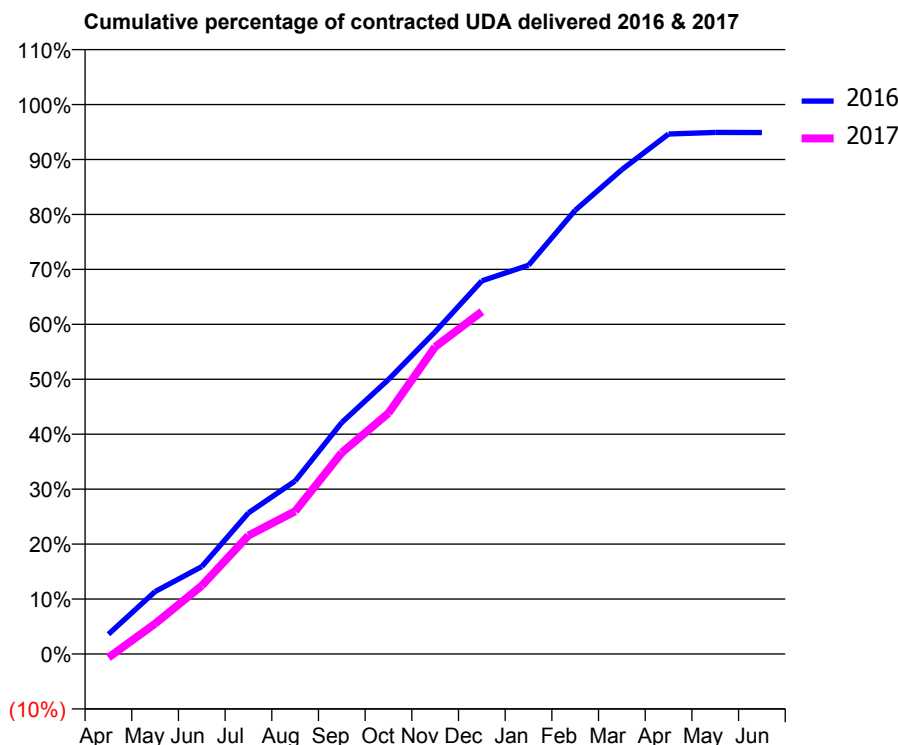
16/17 Contracted general activity (UDA)	24,813
Carry forward general activity (UDA)	1,276
16/17 Contracted orthodontic activity (UOA)	0
Carry forward orthodontic activity (UOA)	0
Baseline contract value	£792,485.54

ACCESS*

Patients seen in 24 months	Total	Change since previous quarter
Quarter ending December 2015	8,353	
Quarter ending March 2016	8,225	↓
Quarter ending June 2016	8,170	→
Quarter ending September 2016	8,310	→
Quarter ending December 2016	8,415	→
Variance since December 2015	0.7%	→



ACTIVITY



Month	Adjusted Scheduled Activity (UDA)	
	2016	2017
April	899	-165
May	2,838	1,367
June	3,972	3,087
July	6,412	5,353
August	7,856	6,445
September	10,515	9,093
October	12,471	10,880
November	14,638	13,869
December	16,948	15,462
January	17,661	
February	20,154	
March	22,004	
April	23,619	
May	23,690	
June	23,684	

QUALITY

	Quantity	Base Number	Contract	LHB	Wales
% of FP17s for the same patient ID Re-attending within 3 months - Children	113	1,647	6.9%	9.2%	11.4%
% of FP17s for the same patient ID Re-attending within 3 months - Adults	949	6,615	14.3%	13.6%	16.6%
% of FP17s for the same patient ID Re-attending between 3 & 9 months - Children	786	1,647	47.7%	54.3%	58.0%
% of FP17s for the same patient ID Re-attending between 3 & 9 months - Adults	2,896	6,615	43.8%	51.1%	53.9%
% of FP17s for Band 1 Urgent Courses	578	7,484	7.7%	8.4%	9.0%
% of FP17s Relating to Free Repair or Replacements	103	7,484	1.4%	0.6%	0.7%
% of FP17s Relating to Continuations	75	7,484	1.0%	1.2%	0.9%
% of Patients satisfied with the dentistry they have received	52	53	98.1%	93.6%	94.2%
% of Patients satisfied with the time they had to wait for an appointment	51	53	96.2%	88.1%	88.6%

* This is based on patients treated on this contract for their most recent course of treatment. Figures in italics indicate the base number of FP17s or Patient Questionnaire responses are less than 100. N/A is shown where the base number of responses is less than 10 during the period. % is calculated as Quantity/Base number*100

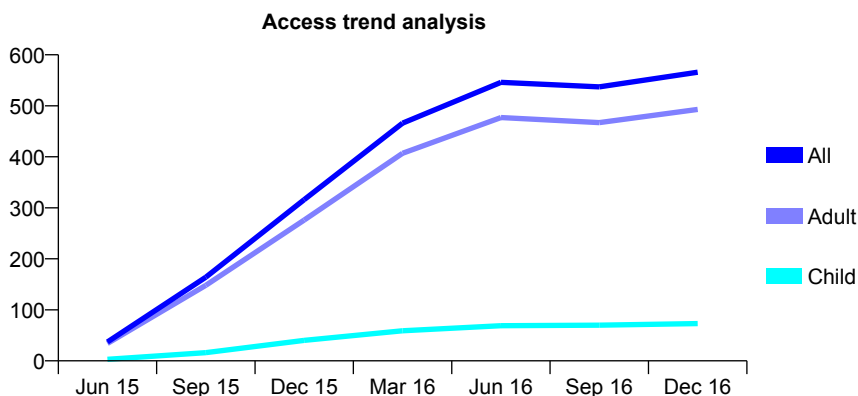
7A2 - Vital Signs At a Glance Contract Report for 648671/0005 - December 2016

Name or company name	MR AJ BEAZLEY
Contract type name	GDS Contract
Purpose of contract	General
Contract start date	01/05/2015
Contract end date	

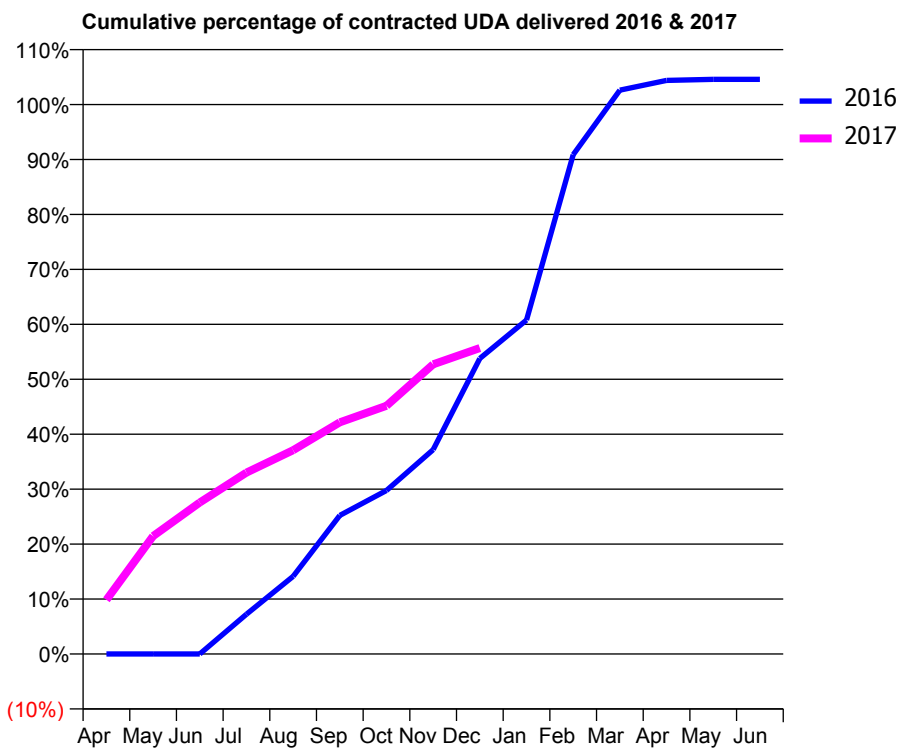
16/17 Contracted general activity (UDA)	1,764
Carry forward general activity (UDA)	-74
16/17 Contracted orthodontic activity (UOA)	0
Carry forward orthodontic activity (UOA)	0
Baseline contract value	£57,833.65

ACCESS*

Patients seen in 24 months	Total	Change since previous quarter
Quarter ending December 2015	316	
Quarter ending March 2016	466	↑
Quarter ending June 2016	546	↑
Quarter ending September 2016	537	↓
Quarter ending December 2016	566	↑
Variance since December 2015	79.1%	↑



ACTIVITY



Month	Adjusted Scheduled Activity (UDA)	
	2016	2017
April	0	174
May	0	379
June	0	487
July	117	582
August	228	654
September	408	744
October	481	797
November	601	930
December	870	982
January	983	
February	1,469	
March	1,659	
April	1,688	
May	1,691	
June	1,691	

QUALITY

	Quantity	Base Number	Contract	LHB	Wales
% of FP17s for the same patient ID Re-attending within 3 months - Children	0	61	0.0%	9.2%	11.4%
% of FP17s for the same patient ID Re-attending within 3 months - Adults	32	399	8.0%	13.6%	16.6%
% of FP17s for the same patient ID Re-attending between 3 & 9 months - Children	2	61	3.3%	54.3%	58.0%
% of FP17s for the same patient ID Re-attending between 3 & 9 months - Adults	9	399	2.3%	51.1%	53.9%
% of FP17s for Band 1 Urgent Courses	282	442	63.8%	8.4%	9.0%
% of FP17s Relating to Free Repair or Replacements	0	442	0.0%	0.6%	0.7%
% of FP17s Relating to Continuations	0	442	0.0%	1.2%	0.9%
% of Patients satisfied with the dentistry they have received	1	1	N/A	93.6%	94.2%
% of Patients satisfied with the time they had to wait for an appointment	1	1	N/A	88.1%	88.6%

* This is based on patients treated on this contract for their most recent course of treatment. Figures in italics indicate the base number of FP17s or Patient Questionnaire responses are less than 100. N/A is shown where the base number of responses is less than 10 during the period. % is calculated as Quantity/Base number*100

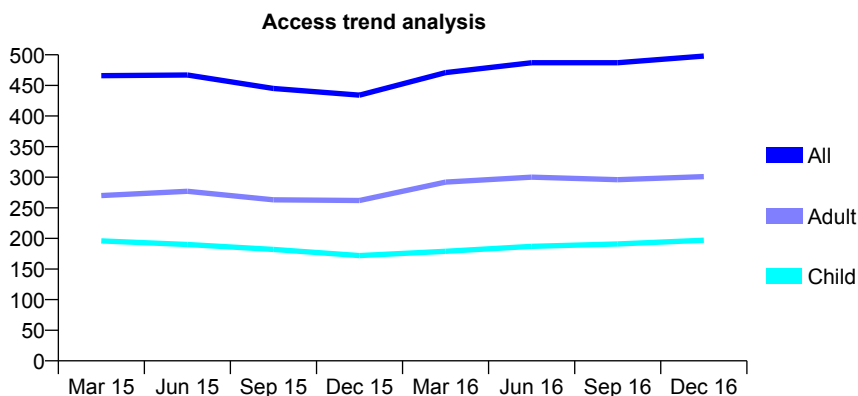
7A2 - Vital Signs At a Glance Contract Report for 722529/0001 - December 2016

Name or company name	MR G REES
Contract type name	GDS Contract
Purpose of contract	General
Contract start date	01/04/2006
Contract end date	

16/17 Contracted general activity (UDA)	1,057
Carry forward general activity (UDA)	55
16/17 Contracted orthodontic activity (UOA)	0
Carry forward orthodontic activity (UOA)	0
Baseline contract value	£24,801.06

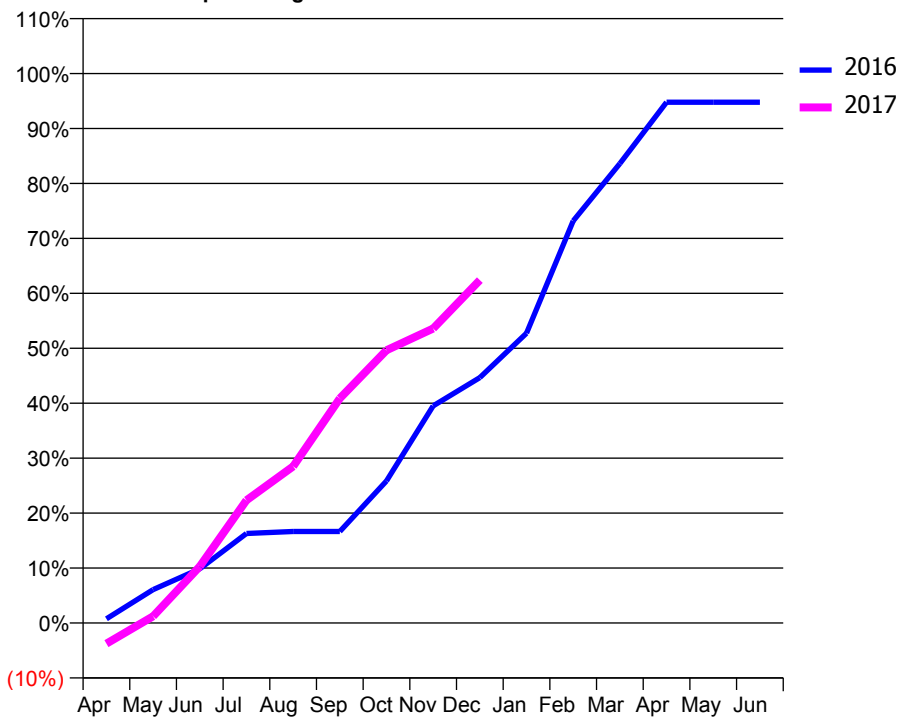
ACCESS*

Patients seen in 24 months	Total	Change since previous quarter
Quarter ending December 2015	434	
Quarter ending March 2016	471	↑
Quarter ending June 2016	487	↑
Quarter ending September 2016	487	→
Quarter ending December 2016	498	↑
Variance since December 2015	14.7%	↑



ACTIVITY

Cumulative percentage of contracted UDA delivered 2016 & 2017



Month	Adjusted Scheduled Activity (UDA)	
	2016	2017
April	8	-40
May	64	13
June	104	109
July	172	236
August	176	301
September	176	432
October	273	525
November	418	567
December	472	660
January	557	
February	774	
March	884	
April	1,002	
May	1,002	
June	1,002	

QUALITY

	Quantity	Base Number	Contract	LHB	Wales
% of FP17s for the same patient ID Re-attending within 3 months - Children	5	205	2.4%	9.2%	11.4%
% of FP17s for the same patient ID Re-attending within 3 months - Adults	9	256	3.5%	13.6%	16.6%
% of FP17s for the same patient ID Re-attending between 3 & 9 months - Children	85	205	41.5%	54.3%	58.0%
% of FP17s for the same patient ID Re-attending between 3 & 9 months - Adults	97	256	37.9%	51.1%	53.9%
% of FP17s for Band 1 Urgent Courses	3	413	0.7%	8.4%	9.0%
% of FP17s Relating to Free Repair or Replacements	0	413	0.0%	0.6%	0.7%
% of FP17s Relating to Continuations	1	413	0.2%	1.2%	0.9%
% of Patients satisfied with the dentistry they have received	3	3	N/A	93.6%	94.2%
% of Patients satisfied with the time they had to wait for an appointment	3	3	N/A	88.1%	88.6%

* This is based on patients treated on this contract for their most recent course of treatment. Figures in italics indicate the base number of FP17s or Patient Questionnaire responses are less than 100. N/A is shown where the base number of responses is less than 10 during the period. % is calculated as Quantity/Base number*100

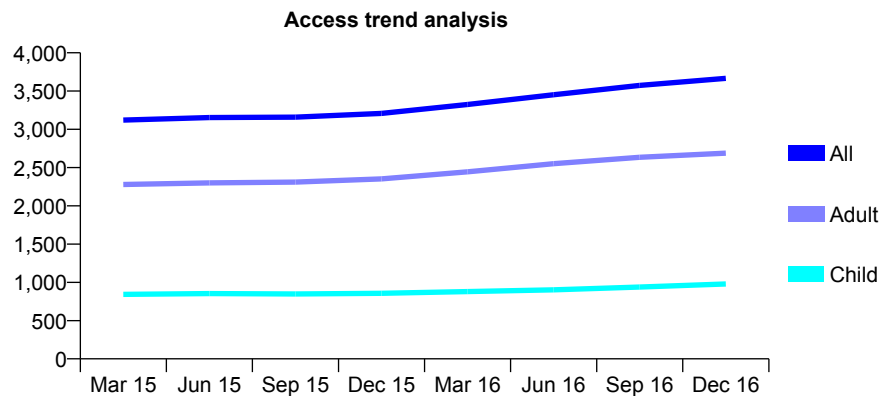
7A2 - Vital Signs At a Glance Contract Report for 819476/0001 - December 2016

Name or company name	MISS FL BEVAN
Contract type name	GDS Contract
Purpose of contract	General
Contract start date	01/04/2006
Contract end date	

16/17 Contracted general activity (UDA)	8,043
Carry forward general activity (UDA)	-334
16/17 Contracted orthodontic activity (UOA)	0
Carry forward orthodontic activity (UOA)	0
Baseline contract value	£222,169.46

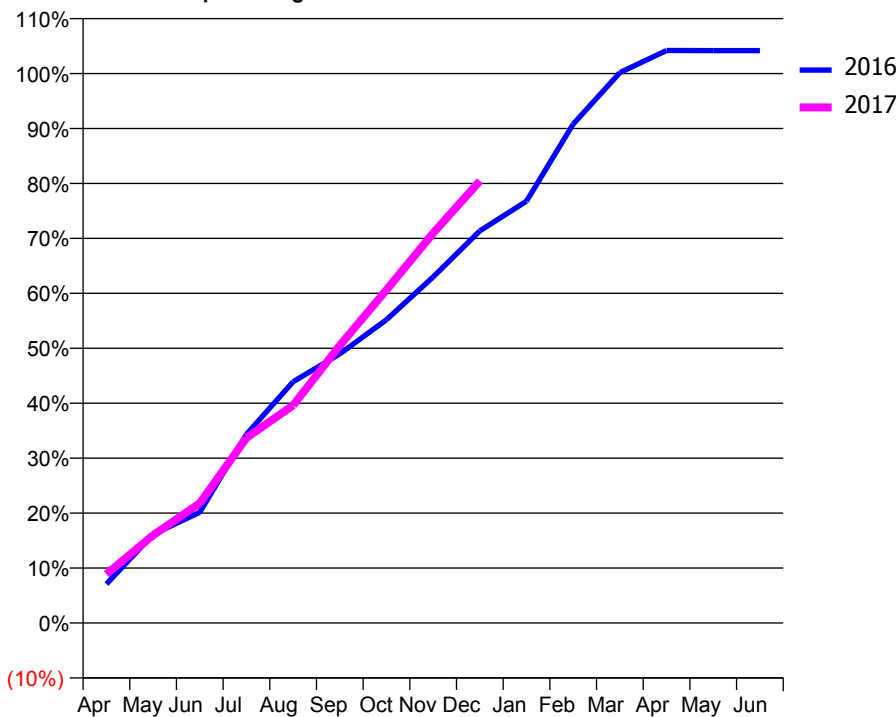
ACCESS*

Patients seen in 24 months	Total	Change since previous quarter
Quarter ending December 2015	3,208	
Quarter ending March 2016	3,325	↑
Quarter ending June 2016	3,452	↑
Quarter ending September 2016	3,573	↑
Quarter ending December 2016	3,667	↑
Variance since December 2015	14.3%	↑



ACTIVITY

Cumulative percentage of contracted UDA delivered 2016 & 2017



Month	Adjusted Scheduled Activity (UDA)	
	2016	2017
April	570	716
May	1,298	1,286
June	1,620	1,755
July	2,763	2,710
August	3,531	3,185
September	3,939	4,064
October	4,440	4,877
November	5,065	5,706
December	5,740	6,471
January	6,174	
February	7,302	
March	8,057	
April	8,381	
May	8,377	
June	8,377	

QUALITY

	Quantity	Base Number	Contract	LHB	Wales
% of FP17s for the same patient ID Re-attending within 3 months - Children	29	1,060	2.7%	9.2%	11.4%
% of FP17s for the same patient ID Re-attending within 3 months - Adults	277	2,906	9.5%	13.6%	16.6%
% of FP17s for the same patient ID Re-attending between 3 & 9 months - Children	547	1,060	51.6%	54.3%	58.0%
% of FP17s for the same patient ID Re-attending between 3 & 9 months - Adults	1,667	2,906	57.4%	51.1%	53.9%
% of FP17s for Band 1 Urgent Courses	323	3,728	8.7%	8.4%	9.0%
% of FP17s Relating to Free Repair or Replacements	5	3,728	0.1%	0.6%	0.7%
% of FP17s Relating to Continuations	0	3,728	0.0%	1.2%	0.9%
% of Patients satisfied with the dentistry they have received	21	22	95.5%	93.6%	94.2%
% of Patients satisfied with the time they had to wait for an appointment	19	22	86.4%	88.1%	88.6%

* This is based on patients treated on this contract for their most recent course of treatment. Figures in italics indicate the base number of FP17s or Patient Questionnaire responses are less than 100. N/A is shown where the base number of responses is less than 10 during the period. % is calculated as Quantity/Base number*100

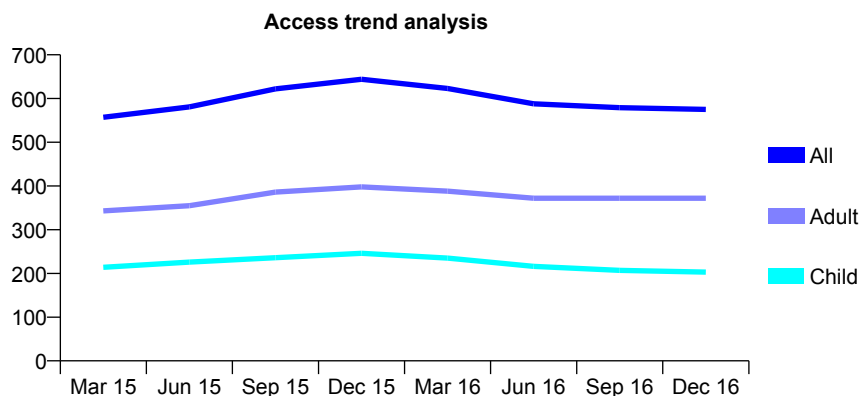
7A2 - Vital Signs At a Glance Contract Report for 819484/0001 - December 2016

Name or company name	MRS SP PHILLIPS
Contract type name	GDS Contract
Purpose of contract	General
Contract start date	01/04/2006
Contract end date	

16/17 Contracted general activity (UDA)	1,414
Carry forward general activity (UDA)	3
16/17 Contracted orthodontic activity (UOA)	0
Carry forward orthodontic activity (UOA)	0
Baseline contract value	£32,509.76

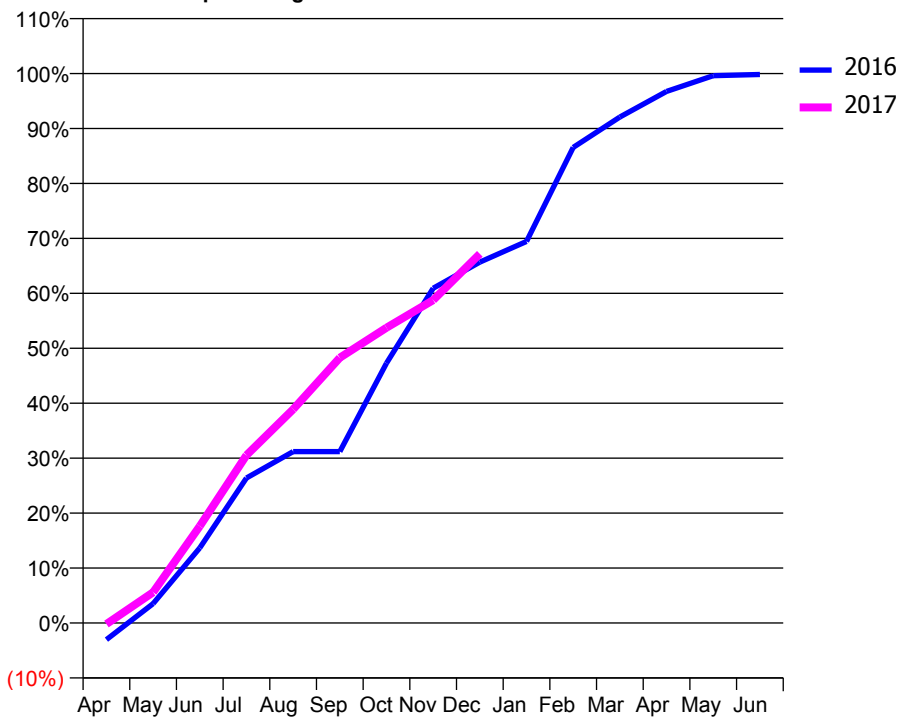
ACCESS*

Patients seen in 24 months	Total	Change since previous quarter
Quarter ending December 2015	644	
Quarter ending March 2016	623	↓
Quarter ending June 2016	588	↓
Quarter ending September 2016	579	↓
Quarter ending December 2016	575	→
Variance since December 2015	(10.7%)	↓



ACTIVITY

Cumulative percentage of contracted UDA delivered 2016 & 2017



Month	Adjusted Scheduled Activity (UDA)	
	2016	2017
April	-43	-3
May	50	79
June	193	249
July	373	432
August	441	550
September	441	683
October	669	760
November	861	831
December	929	950
January	982	
February	1,224	
March	1,302	
April	1,368	
May	1,408	
June	1,411	

QUALITY

	Quantity	Base Number	Contract	LHB	Wales
% of FP17s for the same patient ID Re-attending within 3 months - Children	12	237	5.1%	9.2%	11.4%
% of FP17s for the same patient ID Re-attending within 3 months - Adults	65	402	16.2%	13.6%	16.6%
% of FP17s for the same patient ID Re-attending between 3 & 9 months - Children	167	237	70.5%	54.3%	58.0%
% of FP17s for the same patient ID Re-attending between 3 & 9 months - Adults	201	402	50.0%	51.1%	53.9%
% of FP17s for Band 1 Urgent Courses	49	592	8.3%	8.4%	9.0%
% of FP17s Relating to Free Repair or Replacements	0	592	0.0%	0.6%	0.7%
% of FP17s Relating to Continuations	1	592	0.2%	1.2%	0.9%
% of Patients satisfied with the dentistry they have received	2	2	N/A	93.6%	94.2%
% of Patients satisfied with the time they had to wait for an appointment	2	2	N/A	88.1%	88.6%

* This is based on patients treated on this contract for their most recent course of treatment. Figures in italics indicate the base number of FP17s or Patient Questionnaire responses are less than 100. N/A is shown where the base number of responses is less than 10 during the period. % is calculated as Quantity/Base number*100

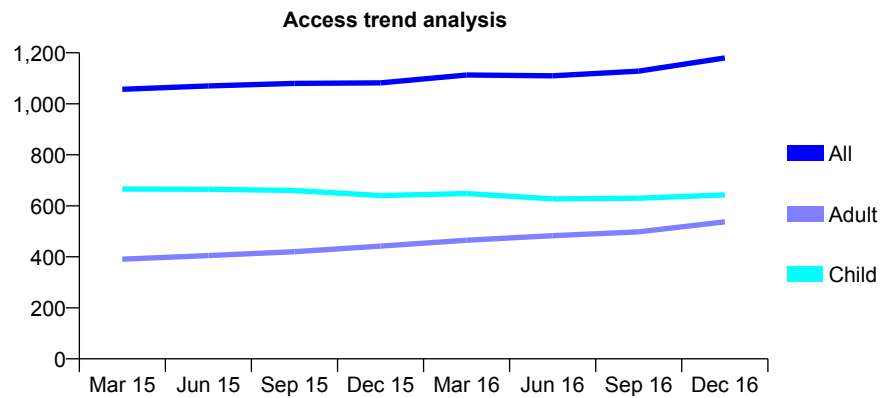
7A2 - Vital Signs At a Glance Contract Report for 825190/0001 - December 2016

Name or company name	MR NS WATTS
Contract type name	GDS Contract
Purpose of contract	General
Contract start date	01/04/2006
Contract end date	

16/17 Contracted general activity (UDA)	2,473
Carry forward general activity (UDA)	120
16/17 Contracted orthodontic activity (UOA)	0
Carry forward orthodontic activity (UOA)	0
Baseline contract value	£69,539.82

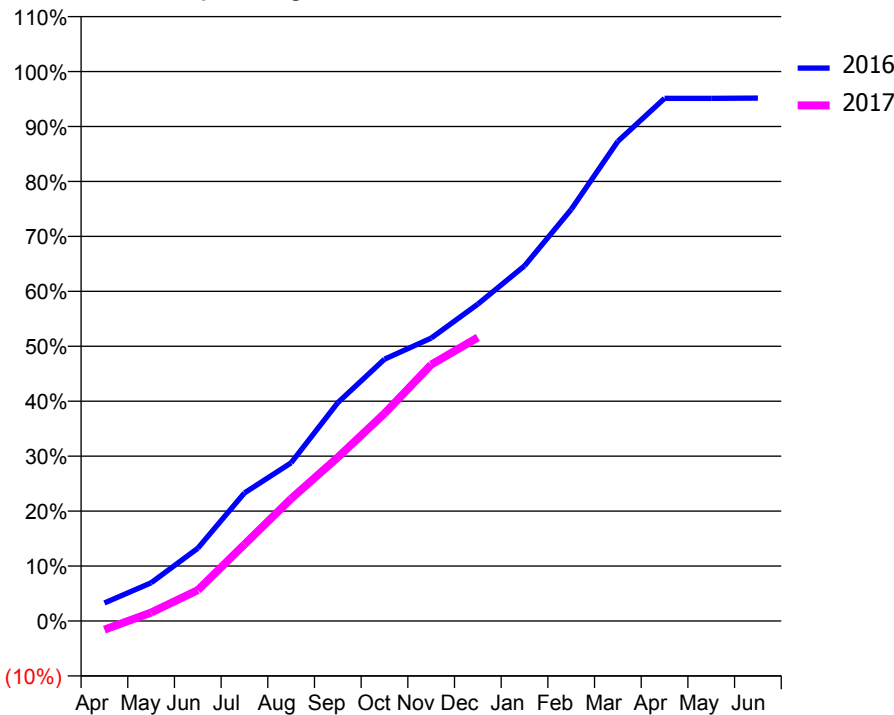
ACCESS*

Patients seen in 24 months	Total	Change since previous quarter
Quarter ending December 2015	1,082	
Quarter ending March 2016	1,113	↑
Quarter ending June 2016	1,110	→
Quarter ending September 2016	1,128	→
Quarter ending December 2016	1,180	↑
Variance since December 2015	9.1%	↑



ACTIVITY

Cumulative percentage of contracted UDA delivered 2016 & 2017



Month	Adjusted Scheduled Activity (UDA)	
	2016	2017
April	82	-39
May	172	38
June	327	139
July	576	345
August	712	550
September	983	736
October	1,178	934
November	1,273	1,154
December	1,426	1,276
January	1,599	
February	1,852	
March	2,159	
April	2,352	
May	2,352	
June	2,353	

QUALITY

	Quantity	Base Number	Contract	LHB	Wales
% of FP17s for the same patient ID Re-attending within 3 months - Children	62	685	9.1%	9.2%	11.4%
% of FP17s for the same patient ID Re-attending within 3 months - Adults	15	333	4.5%	13.6%	16.6%
% of FP17s for the same patient ID Re-attending between 3 & 9 months - Children	348	685	50.8%	54.3%	58.0%
% of FP17s for the same patient ID Re-attending between 3 & 9 months - Adults	112	333	33.6%	51.1%	53.9%
% of FP17s for Band 1 Urgent Courses	110	902	12.2%	8.4%	9.0%
% of FP17s Relating to Free Repair or Replacements	0	902	0.0%	0.6%	0.7%
% of FP17s Relating to Continuations	1	902	0.1%	1.2%	0.9%
% of Patients satisfied with the dentistry they have received	1	1	N/A	93.6%	94.2%
% of Patients satisfied with the time they had to wait for an appointment	1	1	N/A	88.1%	88.6%

* This is based on patients treated on this contract for their most recent course of treatment. Figures in italics indicate the base number of FP17s or Patient Questionnaire responses are less than 100. N/A is shown where the base number of responses is less than 10 during the period. % is calculated as Quantity/Base number*100

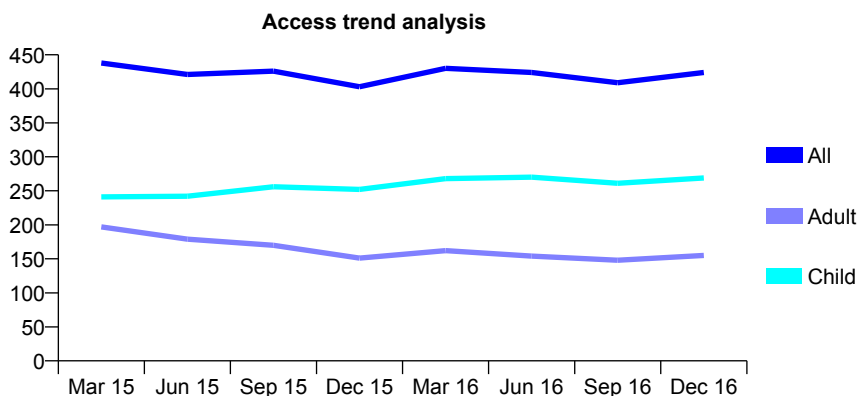
7A2 - Vital Signs At a Glance Contract Report for 846864/0001 - December 2016

Name or company name	MR AJ BHATTACHERJEE
Contract type name	GDS Contract
Purpose of contract	General
Contract start date	01/04/2006
Contract end date	

16/17 Contracted general activity (UDA)	1,100
Carry forward general activity (UDA)	0
16/17 Contracted orthodontic activity (UOA)	0
Carry forward orthodontic activity (UOA)	0
Baseline contract value	£26,475.08

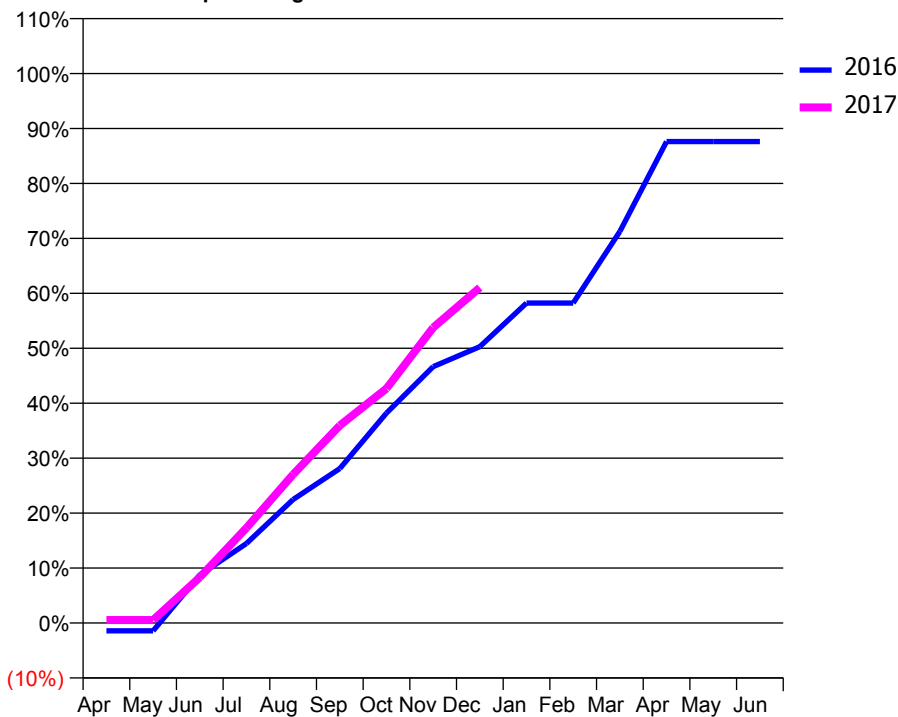
ACCESS*

Patients seen in 24 months	Total	Change since previous quarter
Quarter ending December 2015	403	
Quarter ending March 2016	430	↑
Quarter ending June 2016	424	↓
Quarter ending September 2016	409	↓
Quarter ending December 2016	424	↑
Variance since December 2015	5.2%	↑



ACTIVITY

Cumulative percentage of contracted UDA delivered 2016 & 2017



Month	Adjusted Scheduled Activity (UDA)	
	2016	2017
April	-16	6
May	-16	6
June	96	91
July	159	190
August	247	297
September	309	395
October	420	469
November	513	591
December	553	671
January	640	
February	640	
March	784	
April	964	
May	964	
June	964	

QUALITY

	Quantity	Base Number	Contract	LHB	Wales
% of FP17s for the same patient ID Re-attending within 3 months - Children	10	342	2.9%	9.2%	11.4%
% of FP17s for the same patient ID Re-attending within 3 months - Adults	16	168	9.5%	13.6%	16.6%
% of FP17s for the same patient ID Re-attending between 3 & 9 months - Children	202	342	59.1%	54.3%	58.0%
% of FP17s for the same patient ID Re-attending between 3 & 9 months - Adults	90	168	53.6%	51.1%	53.9%
% of FP17s for Band 1 Urgent Courses	2	380	0.5%	8.4%	9.0%
% of FP17s Relating to Free Repair or Replacements	1	380	0.3%	0.6%	0.7%
% of FP17s Relating to Continuations	4	380	1.1%	1.2%	0.9%
% of Patients satisfied with the dentistry they have received	2	2	N/A	93.6%	94.2%
% of Patients satisfied with the time they had to wait for an appointment	1	2	N/A	88.1%	88.6%

* This is based on patients treated on this contract for their most recent course of treatment. Figures in italics indicate the base number of FP17s or Patient Questionnaire responses are less than 100. N/A is shown where the base number of responses is less than 10 during the period. % is calculated as Quantity/Base number*100

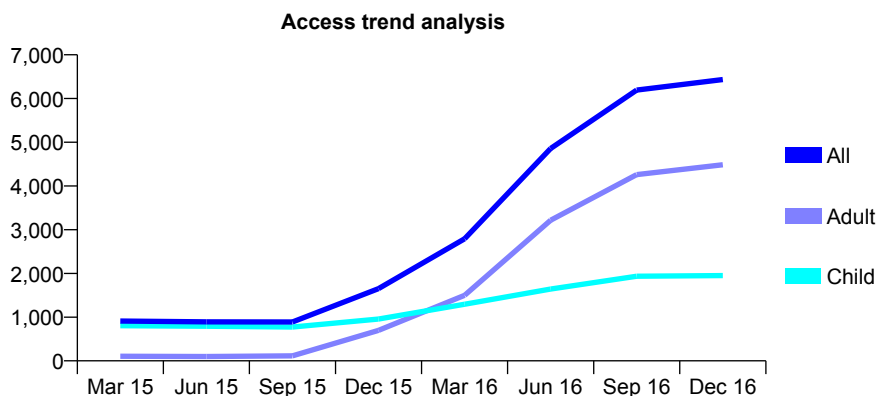
7A2 - Vital Signs At a Glance Contract Report for 852546/0001 - December 2016

Name or company name	MR P LEGHAEI
Contract type name	GDS Contract
Purpose of contract	General
Contract start date	01/04/2006
Contract end date	

16/17 Contracted general activity (UDA)	15,116
Carry forward general activity (UDA)	-251
16/17 Contracted orthodontic activity (UOA)	0
Carry forward orthodontic activity (UOA)	0
Baseline contract value	£372,319.91

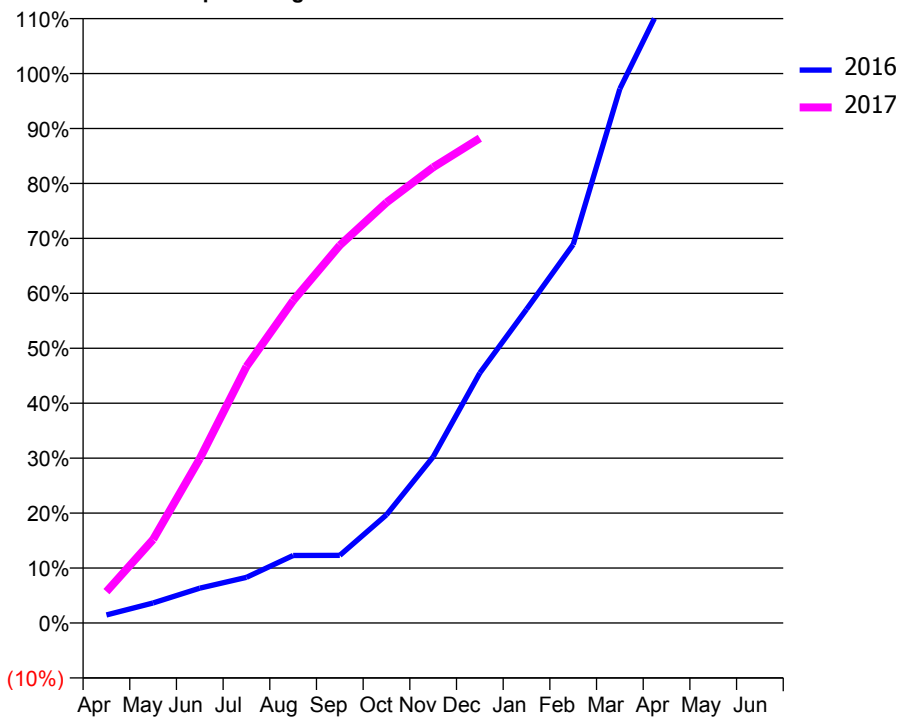
ACCESS*

Patients seen in 24 months	Total	Change since previous quarter
Quarter ending December 2015	1,651	
Quarter ending March 2016	2,793	↑
Quarter ending June 2016	4,858	↑
Quarter ending September 2016	6,194	↑
Quarter ending December 2016	6,435	↑
Variance since December 2015	289.8%	↑



ACTIVITY

Cumulative percentage of contracted UDA delivered 2016 & 2017



Month	Adjusted Scheduled Activity (UDA)	
	2016	2017
April	84	864
May	211	2,299
June	365	4,522
July	478	7,056
August	707	8,869
September	708	10,391
October	1,132	11,567
November	1,739	12,537
December	2,616	13,335
January	3,281	
February	3,959	
March	5,588	
April	6,582	
May	6,693	
June	6,989	

QUALITY

	Quantity	Base Number	Contract	LHB	Wales
% of FP17s for the same patient ID Re-attending within 3 months - Children	71	1,915	3.7%	9.2%	11.4%
% of FP17s for the same patient ID Re-attending within 3 months - Adults	535	4,921	10.9%	13.6%	16.6%
% of FP17s for the same patient ID Re-attending between 3 & 9 months - Children	660	1,915	34.5%	54.3%	58.0%
% of FP17s for the same patient ID Re-attending between 3 & 9 months - Adults	827	4,921	16.8%	51.1%	53.9%
% of FP17s for Band 1 Urgent Courses	562	6,153	9.1%	8.4%	9.0%
% of FP17s Relating to Free Repair or Replacements	20	6,153	0.3%	0.6%	0.7%
% of FP17s Relating to Continuations	244	6,153	4.0%	1.2%	0.9%
% of Patients satisfied with the dentistry they have received	51	53	96.2%	93.6%	94.2%
% of Patients satisfied with the time they had to wait for an appointment	48	53	90.6%	88.1%	88.6%

* This is based on patients treated on this contract for their most recent course of treatment. Figures in italics indicate the base number of FP17s or Patient Questionnaire responses are less than 100. N/A is shown where the base number of responses is less than 10 during the period. % is calculated as Quantity/Base number*100

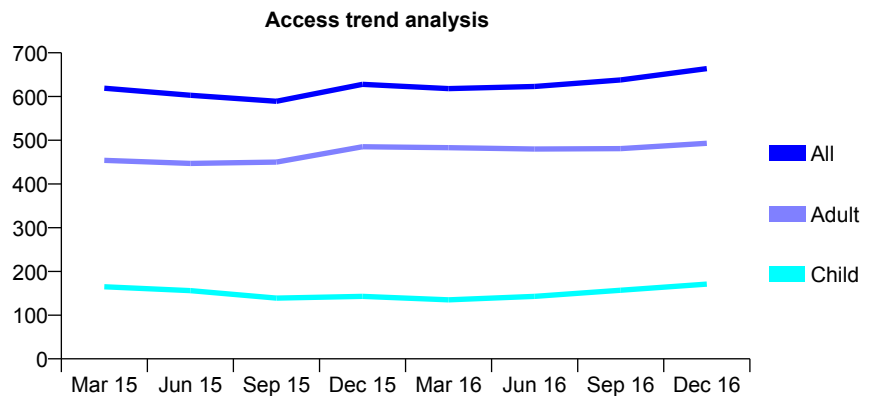
7A2 - Vital Signs At a Glance Contract Report for 857882/0001 - December 2016

Name or company name	MISS DB MOTHIBI
Contract type name	GDS Contract
Purpose of contract	General
Contract start date	28/01/2009
Contract end date	

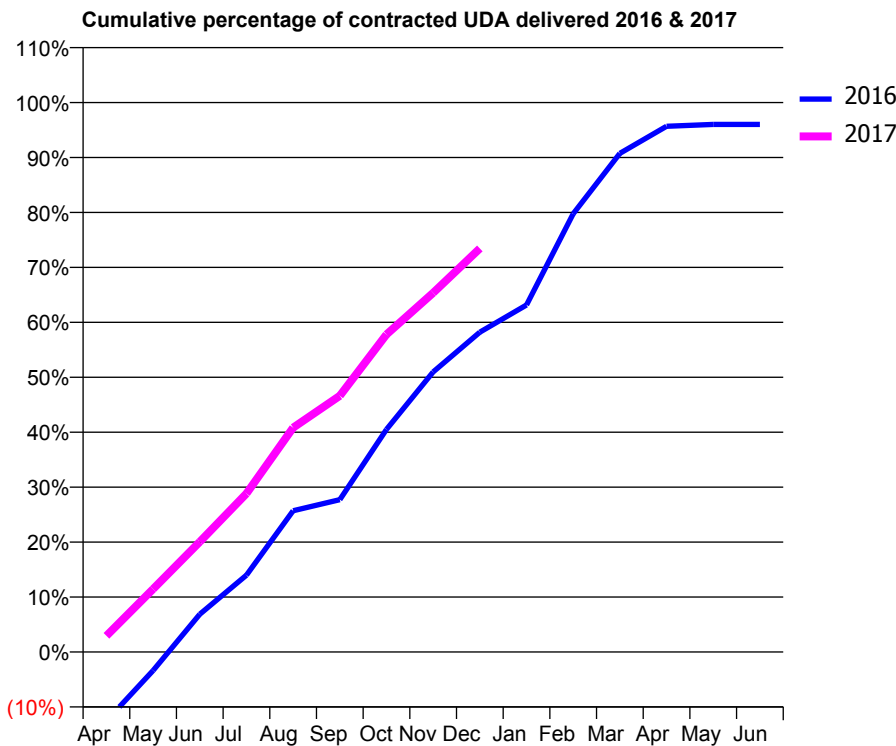
16/17 Contracted general activity (UDA)	1,526
Carry forward general activity (UDA)	61
16/17 Contracted orthodontic activity (UOA)	0
Carry forward orthodontic activity (UOA)	0
Baseline contract value	£42,147.23

ACCESS*

Patients seen in 24 months	Total	Change since previous quarter
Quarter ending December 2015	628	
Quarter ending March 2016	618	↓
Quarter ending June 2016	623	→
Quarter ending September 2016	638	↑
Quarter ending December 2016	664	↑
Variance since December 2015	5.7%	↑



ACTIVITY



Month	Adjusted Scheduled Activity (UDA)	
	2016	2017
April	-192	45
May	-52	175
June	105	306
July	213	440
August	392	623
September	423	711
October	618	882
November	778	997
December	888	1,121
January	964	
February	1,217	
March	1,385	
April	1,460	
May	1,465	
June	1,465	

QUALITY

	Quantity	Base Number	Contract	LHB	Wales
% of FP17s for the same patient ID Re-attending within 3 months - Children	11	168	6.5%	9.2%	11.4%
% of FP17s for the same patient ID Re-attending within 3 months - Adults	62	476	13.0%	13.6%	16.6%
% of FP17s for the same patient ID Re-attending between 3 & 9 months - Children	51	168	30.4%	54.3%	58.0%
% of FP17s for the same patient ID Re-attending between 3 & 9 months - Adults	196	476	41.2%	51.1%	53.9%
% of FP17s for Band 1 Urgent Courses	124	609	20.4%	8.4%	9.0%
% of FP17s Relating to Free Repair or Replacements	4	609	0.7%	0.6%	0.7%
% of FP17s Relating to Continuations	9	609	1.5%	1.2%	0.9%
% of Patients satisfied with the dentistry they have received	5	5	N/A	93.6%	94.2%
% of Patients satisfied with the time they had to wait for an appointment	5	5	N/A	88.1%	88.6%

* This is based on patients treated on this contract for their most recent course of treatment. Figures in italics indicate the base number of FP17s or Patient Questionnaire responses are less than 100. N/A is shown where the base number of responses is less than 10 during the period. % is calculated as Quantity/Base number*100

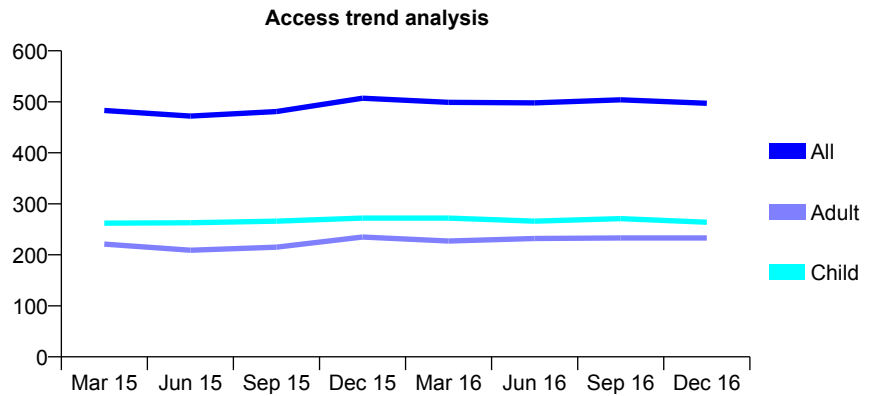
7A2 - Vital Signs At a Glance Contract Report for 905488/0001 - December 2016

Name or company name	MR DM REES
Contract type name	GDS Contract
Purpose of contract	General
Contract start date	01/04/2006
Contract end date	

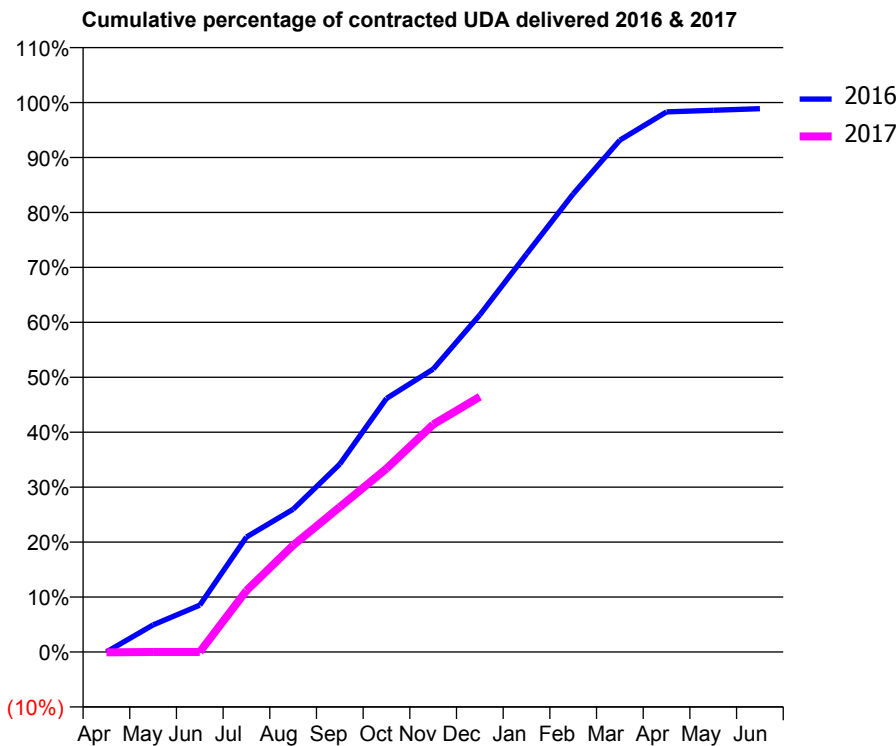
16/17 Contracted general activity (UDA)	1,032
Carry forward general activity (UDA)	12
16/17 Contracted orthodontic activity (UOA)	0
Carry forward orthodontic activity (UOA)	0
Baseline contract value	£28,503.52

ACCESS*

Patients seen in 24 months	Total	Change since previous quarter
Quarter ending December 2015	507	
Quarter ending March 2016	499	↓
Quarter ending June 2016	498	→
Quarter ending September 2016	504	→
Quarter ending December 2016	497	↓
Variance since December 2015	(2.0%)	↓



ACTIVITY



Month	Adjusted Scheduled Activity (UDA)	
	2016	2017
April	0	-1
May	51	0
June	88	0
July	216	115
August	268	200
September	353	272
October	476	344
November	531	427
December	633	479
January	747	
February	860	
March	961	
April	1,014	
May	1,017	
June	1,020	

QUALITY

	Quantity	Base Number	Contract	LHB	Wales
% of FP17s for the same patient ID Re-attending within 3 months - Children	15	251	6.0%	9.2%	11.4%
% of FP17s for the same patient ID Re-attending within 3 months - Adults	7	126	5.6%	13.6%	16.6%
% of FP17s for the same patient ID Re-attending between 3 & 9 months - Children	147	251	58.6%	54.3%	58.0%
% of FP17s for the same patient ID Re-attending between 3 & 9 months - Adults	49	126	38.9%	51.1%	53.9%
% of FP17s for Band 1 Urgent Courses	2	343	0.6%	8.4%	9.0%
% of FP17s Relating to Free Repair or Replacements	2	343	0.6%	0.6%	0.7%
% of FP17s Relating to Continuations	0	343	0.0%	1.2%	0.9%
% of Patients satisfied with the dentistry they have received	3	3	N/A	93.6%	94.2%
% of Patients satisfied with the time they had to wait for an appointment	2	3	N/A	88.1%	88.6%

* This is based on patients treated on this contract for their most recent course of treatment. Figures in italics indicate the base number of FP17s or Patient Questionnaire responses are less than 100. N/A is shown where the base number of responses is less than 10 during the period. % is calculated as Quantity/Base number*100

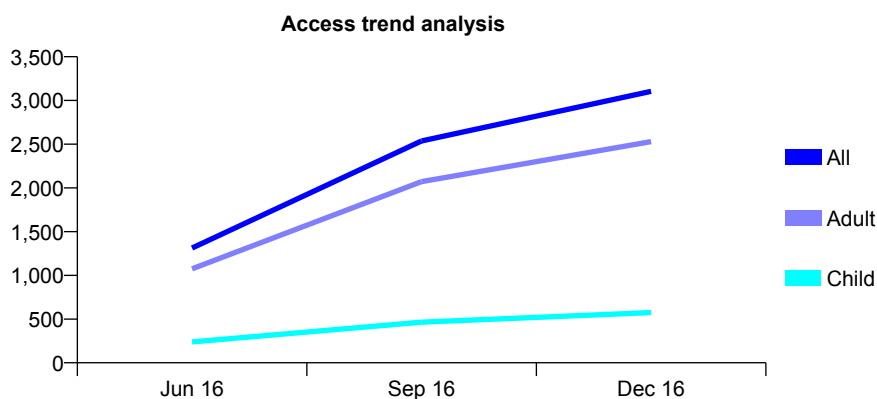
7A3 - Vital Signs At a Glance Contract Report for 100119/0000 - December 2016

Name or company name	Andrew Williams
Contract type name	GDS Contract
Purpose of contract	General
Contract start date	07/04/2016
Contract end date	

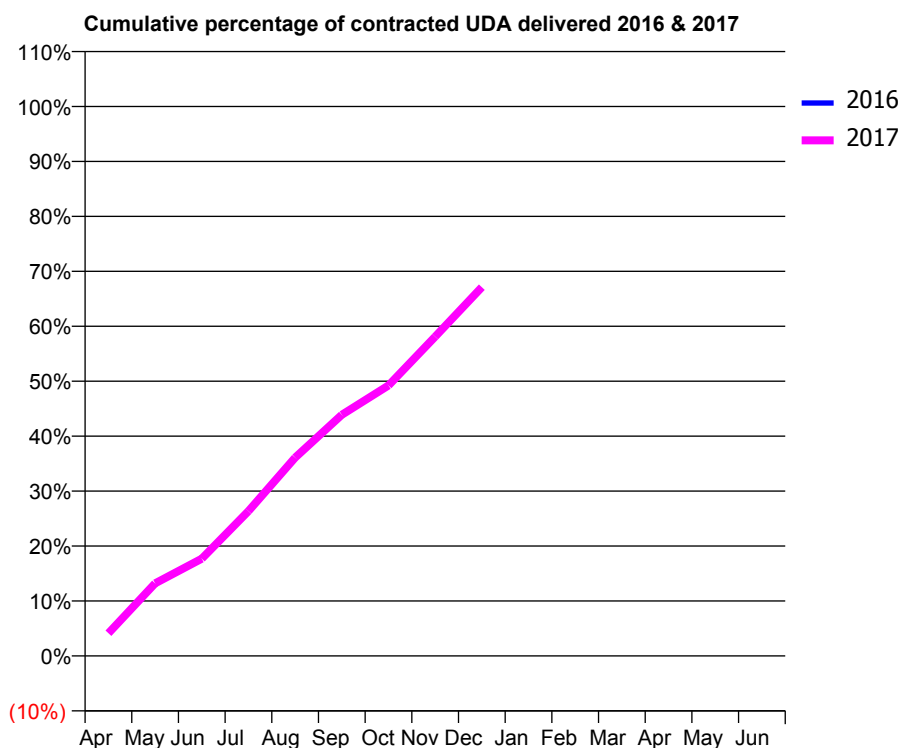
16/17 Contracted general activity (UDA)	11,933
Carry forward general activity (UDA)	0
16/17 Contracted orthodontic activity (UOA)	0
Carry forward orthodontic activity (UOA)	0
Baseline contract value	£262,674.89

ACCESS*

Patients seen in 24 months	Total	Change since previous quarter
Quarter ending December 2015	0	
Quarter ending March 2016	0	
Quarter ending June 2016	1,313	↑
Quarter ending September 2016	2,537	↑
Quarter ending December 2016	3,104	↑
Variance since December 2015	N/A	



ACTIVITY



Month	Adjusted Scheduled Activity (UDA)	
	2016	2017
April	0	494
May	0	1,577
June	0	2,114
July	0	3,147
August	0	4,306
September	0	5,236
October	0	5,875
November	0	6,935
December	0	8,008
January	0	
February	0	
March	0	
April	0	
May	0	
June	0	

QUALITY

	Quantity	Base Number	Contract	LHB	Wales
% of FP17s for the same patient ID Re-attending within 3 months - Children	26	723	3.6%	9.9%	11.4%
% of FP17s for the same patient ID Re-attending within 3 months - Adults	380	3,602	10.5%	14.7%	16.6%
% of FP17s for the same patient ID Re-attending between 3 & 9 months - Children	90	723	12.4%	52.6%	58.0%
% of FP17s for the same patient ID Re-attending between 3 & 9 months - Adults	619	3,602	17.2%	50.2%	53.9%
% of FP17s for Band 1 Urgent Courses	134	4,325	3.1%	9.3%	9.0%
% of FP17s Relating to Free Repair or Replacements	22	4,325	0.5%	0.7%	0.7%
% of FP17s Relating to Continuations	66	4,325	1.5%	0.7%	0.9%
% of Patients satisfied with the dentistry they have received	0	0	N/A	94.7%	94.2%
% of Patients satisfied with the time they had to wait for an appointment	0	0	N/A	89.6%	88.6%

* This is based on patients treated on this contract for their most recent course of treatment. Figures in italics indicate the base number of FP17s or Patient Questionnaire responses are less than 100. N/A is shown where the base number of responses is less than 10 during the period. % is calculated as Quantity/Base number*100

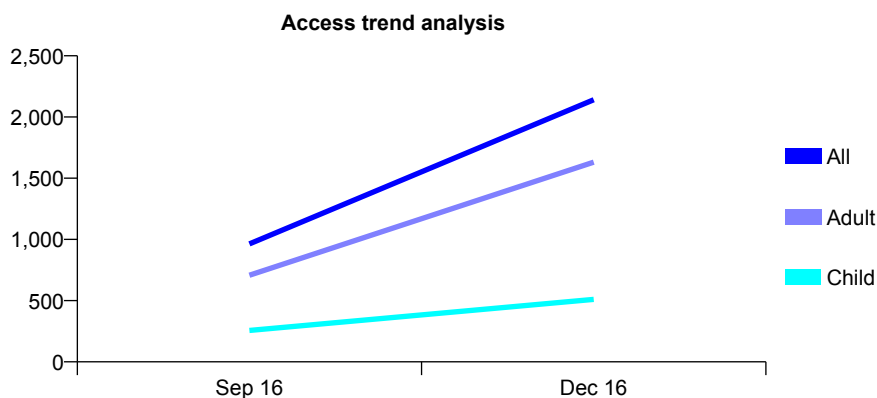
7A3 - Vital Signs At a Glance Contract Report for 100189/0000 - December 2016

Name or company name	Townhill Dental Surgery
Contract type name	GDS Contract
Purpose of contract	General
Contract start date	24/05/2016
Contract end date	

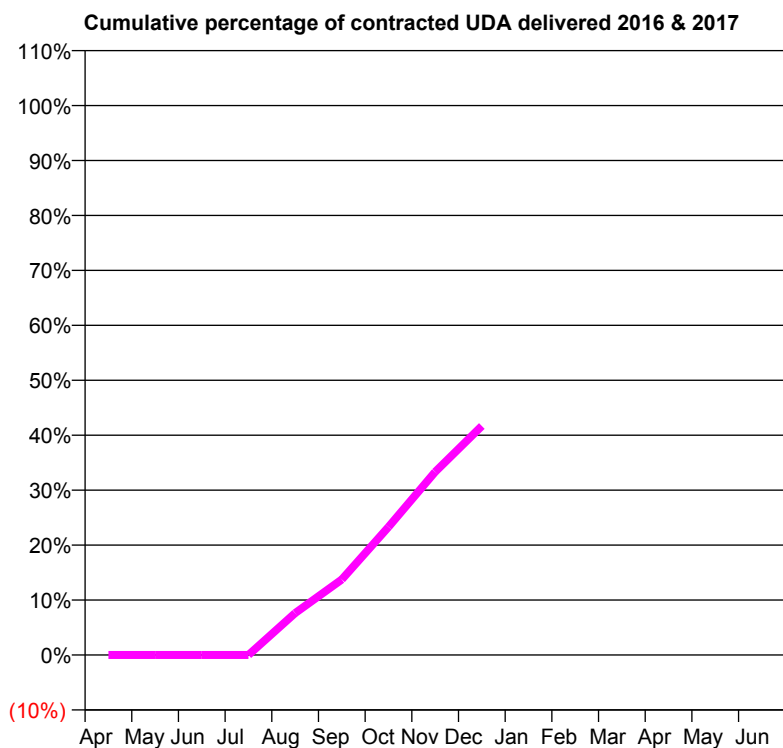
16/17 Contracted general activity (UDA)	12,053
Carry forward general activity (UDA)	0
16/17 Contracted orthodontic activity (UOA)	0
Carry forward orthodontic activity (UOA)	0
Baseline contract value	£295,473.36

ACCESS*

Patients seen in 24 months	Total	Change since previous quarter
Quarter ending December 2015	0	
Quarter ending March 2016	0	
Quarter ending June 2016	0	
Quarter ending September 2016	963	↑
Quarter ending December 2016	2,141	↑
Variance since December 2015	N/A	



ACTIVITY



Month	Adjusted Scheduled Activity (UDA)	
	2016	2017
April	0	0
May	0	0
June	0	0
July	0	0
August	0	919
September	0	1,657
October	0	2,808
November	0	4,017
December	0	5,024
January	0	
February	0	
March	0	
April	0	
May	0	
June	0	

QUALITY

	Quantity	Base Number	Contract	LHB	Wales
% of FP17s for the same patient ID Re-attending within 3 months - Children	34	590	5.8%	9.9%	11.4%
% of FP17s for the same patient ID Re-attending within 3 months - Adults	326	2,147	15.2%	14.7%	16.6%
% of FP17s for the same patient ID Re-attending between 3 & 9 months - Children	11	590	1.9%	52.6%	58.0%
% of FP17s for the same patient ID Re-attending between 3 & 9 months - Adults	40	2,147	1.9%	50.2%	53.9%
% of FP17s for Band 1 Urgent Courses	433	2,737	15.8%	9.3%	9.0%
% of FP17s Relating to Free Repair or Replacements	32	2,737	1.2%	0.7%	0.7%
% of FP17s Relating to Continuations	51	2,737	1.9%	0.7%	0.9%
% of Patients satisfied with the dentistry they have received	0	0	N/A	94.7%	94.2%
% of Patients satisfied with the time they had to wait for an appointment	0	0	N/A	89.6%	88.6%

* This is based on patients treated on this contract for their most recent course of treatment. Figures in italics indicate the base number of FP17s or Patient Questionnaire responses are less than 100. N/A is shown where the base number of responses is less than 10 during the period. % is calculated as Quantity/Base number*100

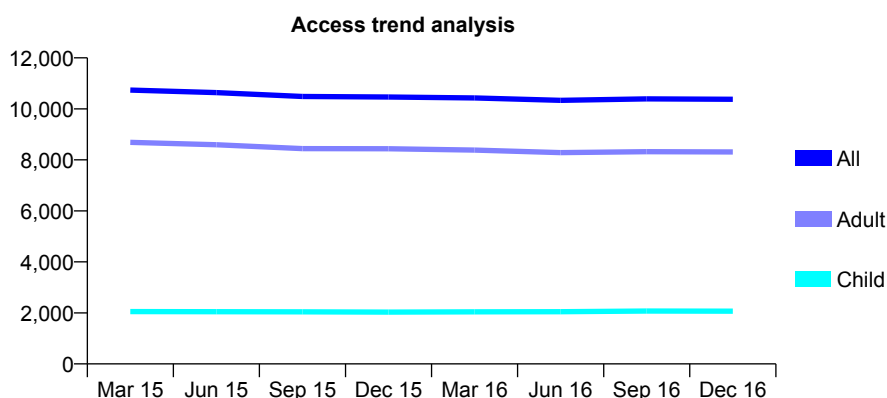
7A3 - Vital Signs At a Glance Contract Report for 101370/0066 - December 2016

Name or company name	Petrie Tucker & Partners Ltd
Contract type name	GDS Contract
Purpose of contract	General
Contract start date	01/04/2006
Contract end date	

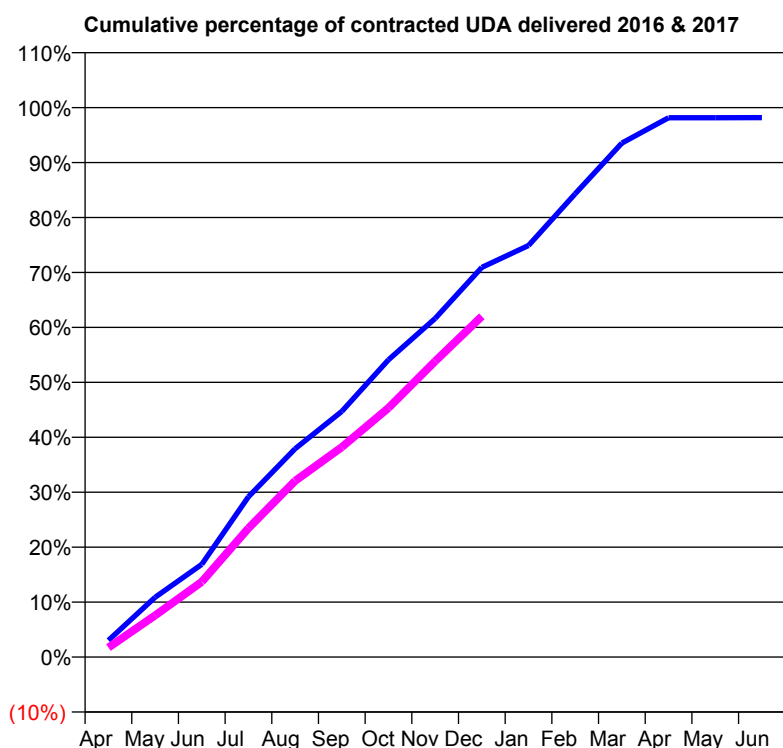
16/17 Contracted general activity (UDA)	29,190
Carry forward general activity (UDA)	535
16/17 Contracted orthodontic activity (UOA)	0
Carry forward orthodontic activity (UOA)	0
Baseline contract value	£670,696.60

ACCESS*

Patients seen in 24 months	Total	Change since previous quarter
Quarter ending December 2015	10,466	
Quarter ending March 2016	10,427	→
Quarter ending June 2016	10,333	→
Quarter ending September 2016	10,393	→
Quarter ending December 2016	10,377	→
Variance since December 2015	(0.9%)	→



ACTIVITY



Month	Adjusted Scheduled Activity (UDA)	
	2016	2017
April	889	507
May	3,179	2,215
June	4,928	3,995
July	8,518	6,848
August	11,070	9,359
September	13,051	11,150
October	15,793	13,237
November	17,989	15,714
December	20,702	18,100
January	21,862	
February	24,610	
March	27,304	
April	28,652	
May	28,652	
June	28,655	

QUALITY

	Quantity	Base Number	Contract	LHB	Wales
% of FP17s for the same patient ID Re-attending within 3 months - Children	79	2,116	3.7%	9.9%	11.4%
% of FP17s for the same patient ID Re-attending within 3 months - Adults	709	8,418	8.4%	14.7%	16.6%
% of FP17s for the same patient ID Re-attending between 3 & 9 months - Children	1,080	2,116	51.0%	52.6%	58.0%
% of FP17s for the same patient ID Re-attending between 3 & 9 months - Adults	4,431	8,418	52.6%	50.2%	53.9%
% of FP17s for Band 1 Urgent Courses	509	9,900	5.1%	9.3%	9.0%
% of FP17s Relating to Free Repair or Replacements	54	9,900	0.5%	0.7%	0.7%
% of FP17s Relating to Continuations	86	9,900	0.9%	0.7%	0.9%
% of Patients satisfied with the dentistry they have received	27	29	93.1%	94.7%	94.2%
% of Patients satisfied with the time they had to wait for an appointment	26	29	89.7%	89.6%	88.6%

* This is based on patients treated on this contract for their most recent course of treatment. Figures in italics indicate the base number of FP17s or Patient Questionnaire responses are less than 100. N/A is shown where the base number of responses is less than 10 during the period. % is calculated as Quantity/Base number*100

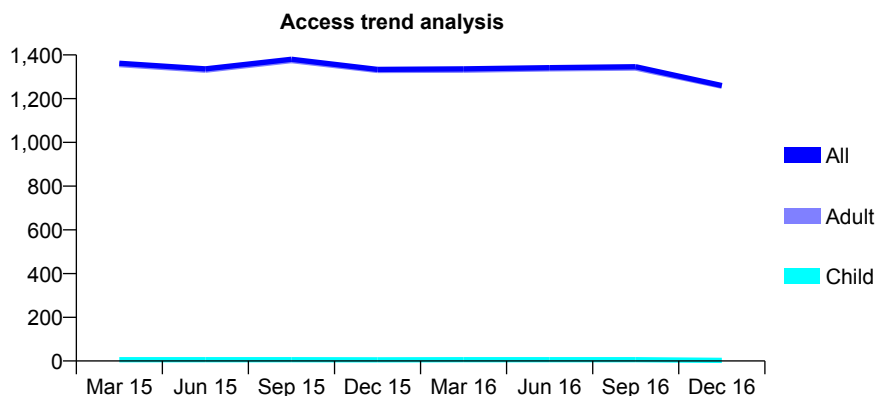
7A3 - Vital Signs At a Glance Contract Report for 103659/0002 - December 2016

Name or company name	Belgrave Dental Centre Ltd
Contract type name	GDS Contract
Purpose of contract	General
Contract start date	01/04/2009
Contract end date	

16/17 Contracted general activity (UDA)	2,050
Carry forward general activity (UDA)	70
16/17 Contracted orthodontic activity (UOA)	0
Carry forward orthodontic activity (UOA)	0
Baseline contract value	£102,747.28

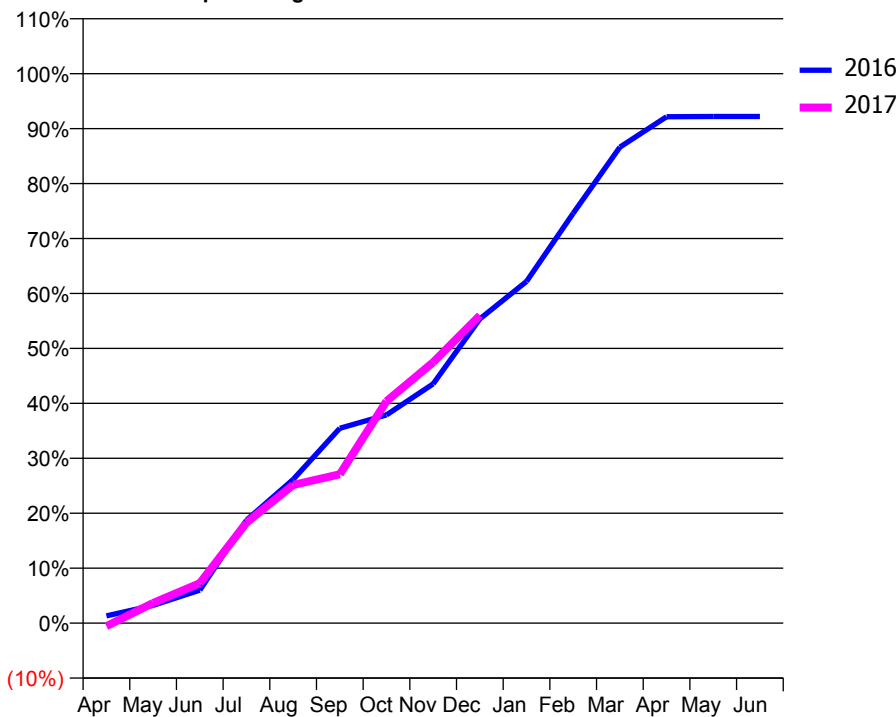
ACCESS*

Patients seen in 24 months	Total	Change since previous quarter
Quarter ending December 2015	1,334	
Quarter ending March 2016	1,336	→
Quarter ending June 2016	1,342	→
Quarter ending September 2016	1,346	→
Quarter ending December 2016	1,260	↓
Variance since December 2015	(5.5%)	↓



ACTIVITY

Cumulative percentage of contracted UDA delivered 2016 & 2017



QUALITY

	Quantity	Base Number	Contract	LHB	Wales
% of FP17s for the same patient ID Re-attending within 3 months - Children	0	1	0.0%	9.9%	11.4%
% of FP17s for the same patient ID Re-attending within 3 months - Adults	24	711	3.4%	14.7%	16.6%
% of FP17s for the same patient ID Re-attending between 3 & 9 months - Children	0	1	0.0%	52.6%	58.0%
% of FP17s for the same patient ID Re-attending between 3 & 9 months - Adults	141	711	19.8%	50.2%	53.9%
% of FP17s for Band 1 Urgent Courses	19	631	3.0%	9.3%	9.0%
% of FP17s Relating to Free Repair or Replacements	0	631	0.0%	0.7%	0.7%
% of FP17s Relating to Continuations	2	631	0.3%	0.7%	0.9%
% of Patients satisfied with the dentistry they have received	0	0	N/A	94.7%	94.2%
% of Patients satisfied with the time they had to wait for an appointment	0	0	N/A	89.6%	88.6%

* This is based on patients treated on this contract for their most recent course of treatment. Figures in italics indicate the base number of FP17s or Patient Questionnaire responses are less than 100. N/A is shown where the base number of responses is less than 10 during the period. % is calculated as Quantity/Base number*100

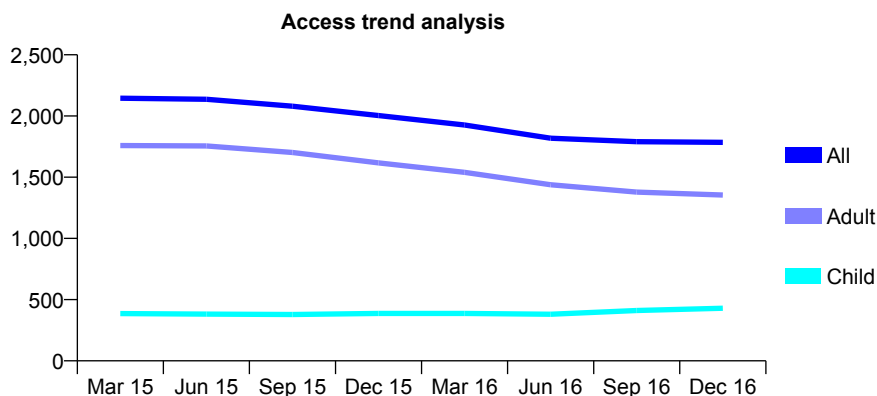
7A3 - Vital Signs At a Glance Contract Report for 103659/0004 - December 2016

Name or company name	Belgrave Dental Centre Ltd
Contract type name	GDS Contract
Purpose of contract	General
Contract start date	01/04/2013
Contract end date	

16/17 Contracted general activity (UDA)	7,627
Carry forward general activity (UDA)	0
16/17 Contracted orthodontic activity (UOA)	0
Carry forward orthodontic activity (UOA)	0
Baseline contract value	£178,424.93

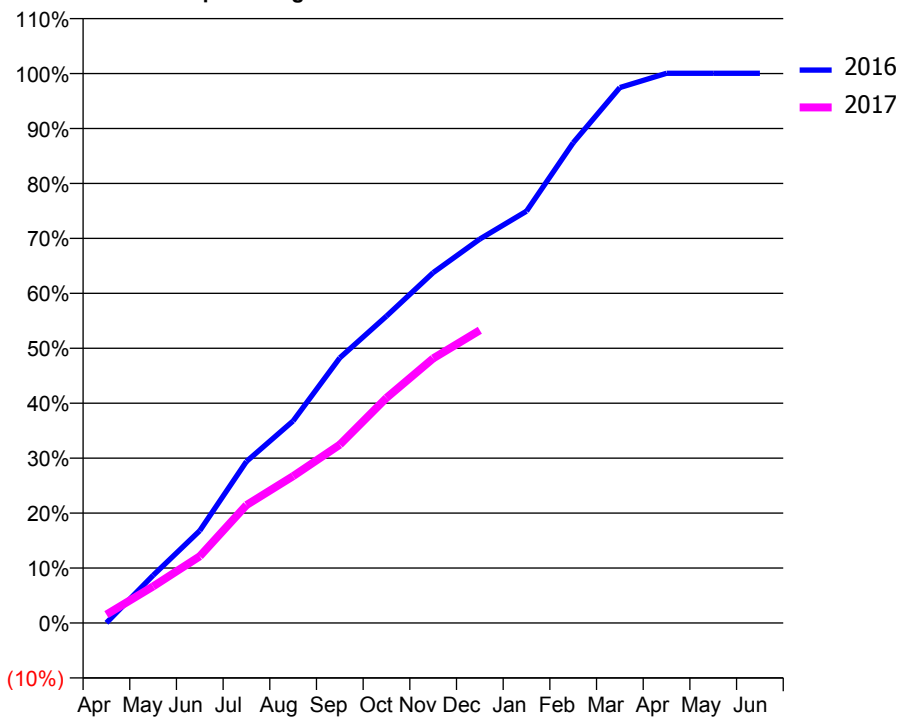
ACCESS*

Patients seen in 24 months	Total	Change since previous quarter
Quarter ending December 2015	2,004	
Quarter ending March 2016	1,927	↓
Quarter ending June 2016	1,819	↓
Quarter ending September 2016	1,790	↓
Quarter ending December 2016	1,785	→
Variance since December 2015	(10.9%)	↓



ACTIVITY

Cumulative percentage of contracted UDA delivered 2016 & 2017



Month	Adjusted Scheduled Activity (UDA)	
	2016	2017
April	3	118
May	661	509
June	1,281	926
July	2,242	1,638
August	2,804	2,039
September	3,680	2,475
October	4,259	3,125
November	4,863	3,672
December	5,329	4,063
January	5,715	
February	6,665	
March	7,431	
April	7,631	
May	7,630	
June	7,630	

QUALITY

	Quantity	Base Number	Contract	LHB	Wales
% of FP17s for the same patient ID Re-attending within 3 months - Children	12	416	2.9%	9.9%	11.4%
% of FP17s for the same patient ID Re-attending within 3 months - Adults	279	1,431	19.5%	14.7%	16.6%
% of FP17s for the same patient ID Re-attending between 3 & 9 months - Children	201	416	48.3%	52.6%	58.0%
% of FP17s for the same patient ID Re-attending between 3 & 9 months - Adults	759	1,431	53.0%	50.2%	53.9%
% of FP17s for Band 1 Urgent Courses	193	1,795	10.8%	9.3%	9.0%
% of FP17s Relating to Free Repair or Replacements	5	1,795	0.3%	0.7%	0.7%
% of FP17s Relating to Continuations	43	1,795	2.4%	0.7%	0.9%
% of Patients satisfied with the dentistry they have received	3	3	N/A	94.7%	94.2%
% of Patients satisfied with the time they had to wait for an appointment	3	3	N/A	89.6%	88.6%

* This is based on patients treated on this contract for their most recent course of treatment. Figures in italics indicate the base number of FP17s or Patient Questionnaire responses are less than 100. N/A is shown where the base number of responses is less than 10 during the period. % is calculated as Quantity/Base number*100

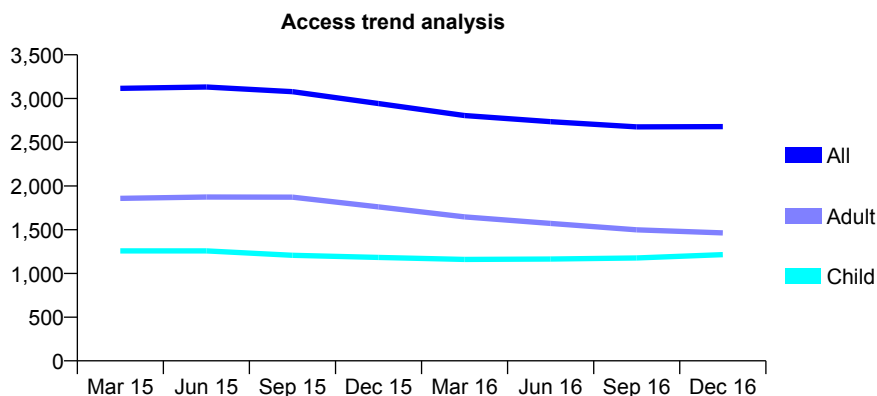
7A3 - Vital Signs At a Glance Contract Report for 103659/0005 - December 2016

Name or company name	Belgrave Dental Centre Ltd
Contract type name	PDS Plus Contract
Purpose of contract	General
Contract start date	01/04/2013
Contract end date	31/08/2017

16/17 Contracted general activity (UDA)	9,397
Carry forward general activity (UDA)	0
16/17 Contracted orthodontic activity (UOA)	0
Carry forward orthodontic activity (UOA)	0
Baseline contract value	£238,376.94

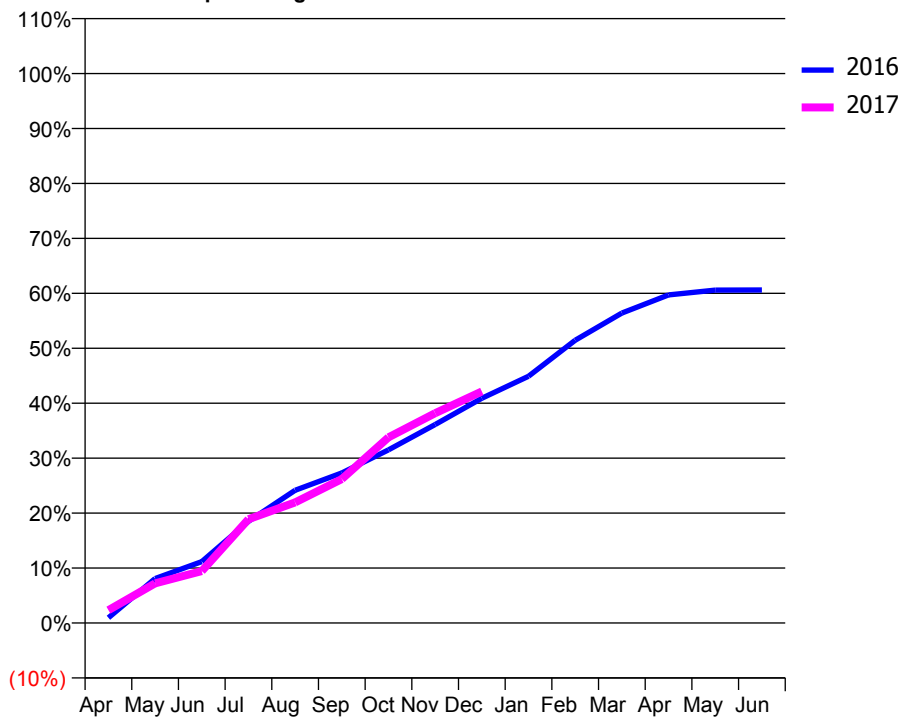
ACCESS*

Patients seen in 24 months	Total	Change since previous quarter
Quarter ending December 2015	2,943	
Quarter ending March 2016	2,806	↓
Quarter ending June 2016	2,735	↓
Quarter ending September 2016	2,675	↓
Quarter ending December 2016	2,678	→
Variance since December 2015	(9.0%)	↓



ACTIVITY

Cumulative percentage of contracted UDA delivered 2016 & 2017



Adjusted Scheduled Activity (UDA)

Month	2016	2017
April	91	221
May	760	678
June	1,050	889
July	1,738	1,775
August	2,269	2,063
September	2,567	2,461
October	2,960	3,175
November	3,393	3,588
December	3,843	3,960
January	4,221	
February	4,836	
March	5,300	
April	5,612	
May	5,692	
June	5,695	

QUALITY

	Quantity	Base Number	Contract	LHB	Wales
% of FP17s for the same patient ID Re-attending within 3 months - Children	74	1,162	6.4%	9.9%	11.4%
% of FP17s for the same patient ID Re-attending within 3 months - Adults	242	1,204	20.1%	14.7%	16.6%
% of FP17s for the same patient ID Re-attending between 3 & 9 months - Children	484	1,162	41.7%	52.6%	58.0%
% of FP17s for the same patient ID Re-attending between 3 & 9 months - Adults	393	1,204	32.6%	50.2%	53.9%
% of FP17s for Band 1 Urgent Courses	472	2,126	22.2%	9.3%	9.0%
% of FP17s Relating to Free Repair or Replacements	2	2,126	0.1%	0.7%	0.7%
% of FP17s Relating to Continuations	39	2,126	1.8%	0.7%	0.9%
% of Patients satisfied with the dentistry they have received	12	12	100.0%	94.7%	94.2%
% of Patients satisfied with the time they had to wait for an appointment	11	12	91.7%	89.6%	88.6%

* This is based on patients treated on this contract for their most recent course of treatment. Figures in italics indicate the base number of FP17s or Patient Questionnaire responses are less than 100. N/A is shown where the base number of responses is less than 10 during the period. % is calculated as Quantity/Base number*100

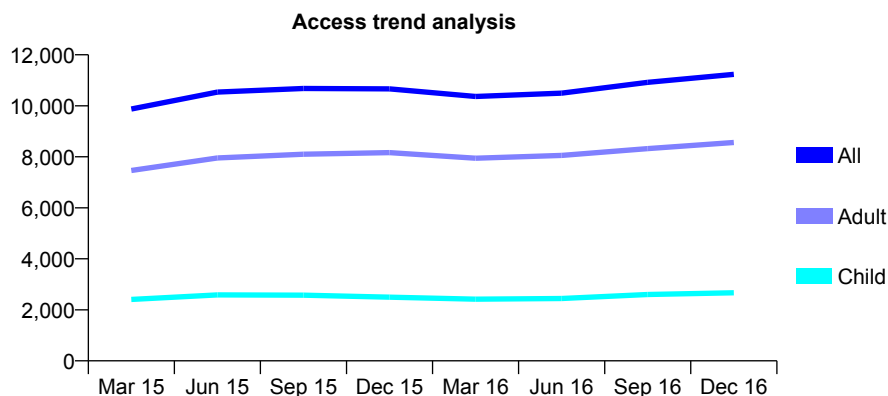
7A3 - Vital Signs At a Glance Contract Report for 103780/0002 - December 2016

Name or company name	Waterfront Dental Centre
Contract type name	PDS Plus Contract
Purpose of contract	General
Contract start date	01/04/2011
Contract end date	31/08/2017

16/17 Contracted general activity (UDA)	31,916
Carry forward general activity (UDA)	0
16/17 Contracted orthodontic activity (UOA)	0
Carry forward orthodontic activity (UOA)	0
Baseline contract value	£728,663.06

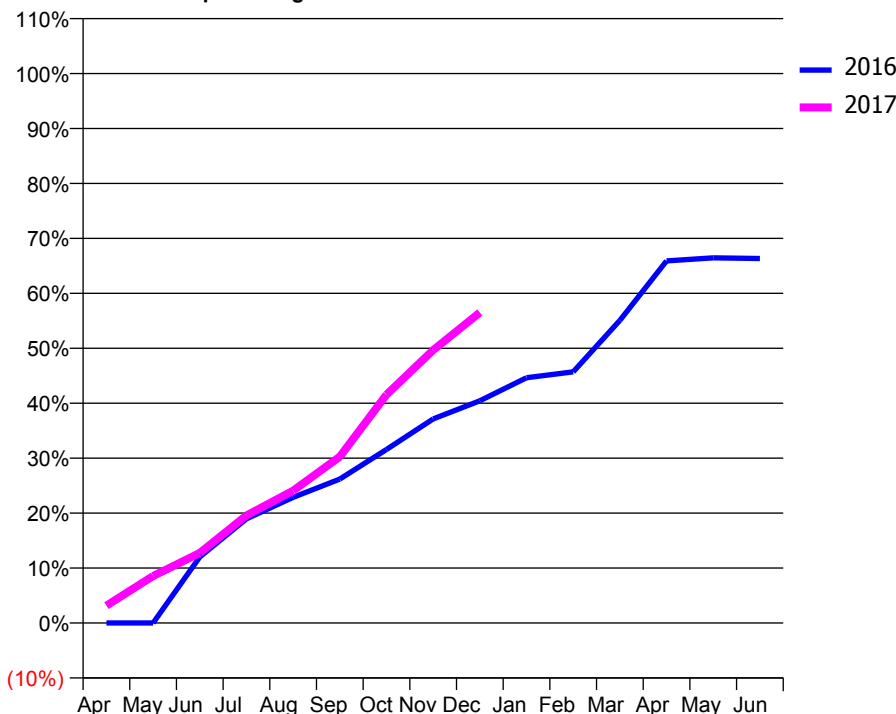
ACCESS*

Patients seen in 24 months	Total	Change since previous quarter
Quarter ending December 2015	10,663	
Quarter ending March 2016	10,366	↓
Quarter ending June 2016	10,496	→
Quarter ending September 2016	10,921	↑
Quarter ending December 2016	11,232	↑
Variance since December 2015	5.3%	↑



ACTIVITY

Cumulative percentage of contracted UDA delivered 2016 & 2017



Month	Adjusted Scheduled Activity (UDA)	
	2016	2017
April	0	1,013
May	0	2,730
June	3,837	4,071
July	6,050	6,245
August	7,300	7,689
September	8,361	9,659
October	10,081	13,266
November	11,855	15,848
December	12,904	18,031
January	14,250	
February	14,585	
March	17,578	
April	21,030	
May	21,210	
June	21,173	

QUALITY

	Quantity	Base Number	Contract	LHB	Wales
% of FP17s for the same patient ID Re-attending within 3 months - Children	192	2,694	7.1%	9.9%	11.4%
% of FP17s for the same patient ID Re-attending within 3 months - Adults	1,348	9,206	14.6%	14.7%	16.6%
% of FP17s for the same patient ID Re-attending between 3 & 9 months - Children	742	2,694	27.5%	52.6%	58.0%
% of FP17s for the same patient ID Re-attending between 3 & 9 months - Adults	2,946	9,206	32.0%	50.2%	53.9%
% of FP17s for Band 1 Urgent Courses	2,600	9,891	26.3%	9.3%	9.0%
% of FP17s Relating to Free Repair or Replacements	92	9,891	0.9%	0.7%	0.7%
% of FP17s Relating to Continuations	10	9,891	0.1%	0.7%	0.9%
% of Patients satisfied with the dentistry they have received	10	10	100.0%	94.7%	94.2%
% of Patients satisfied with the time they had to wait for an appointment	10	10	100.0%	89.6%	88.6%

* This is based on patients treated on this contract for their most recent course of treatment. Figures in italics indicate the base number of FP17s or Patient Questionnaire responses are less than 100. N/A is shown where the base number of responses is less than 10 during the period. % is calculated as Quantity/Base number*100

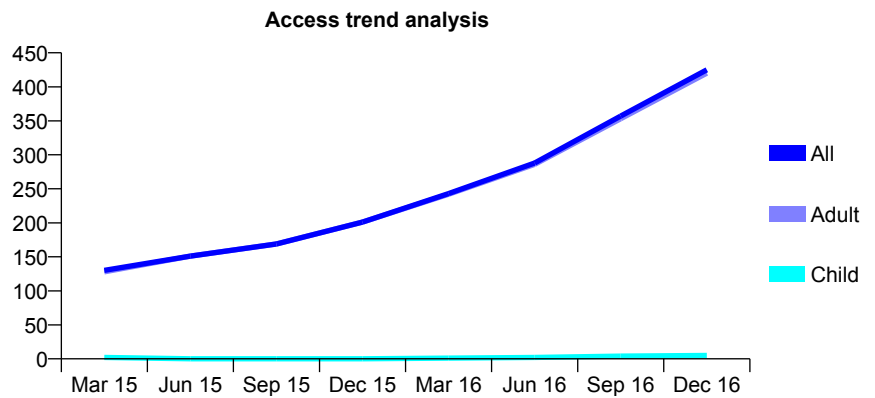
7A3 - Vital Signs At a Glance Contract Report for 114413/0001 - December 2016

Name or company name	Parkway Clinic
Contract type name	GDS Contract
Purpose of contract	General
Contract start date	01/04/2009
Contract end date	

16/17 Contracted general activity (UDA)	1,535
Carry forward general activity (UDA)	36
16/17 Contracted orthodontic activity (UOA)	0
Carry forward orthodontic activity (UOA)	0
Baseline contract value	£79,140.18

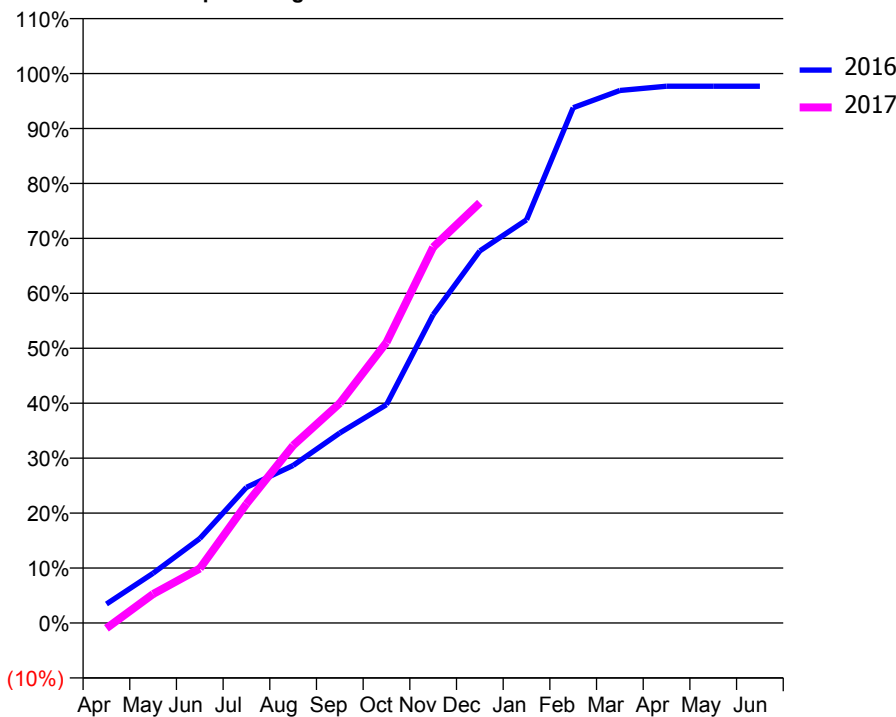
ACCESS*

Patients seen in 24 months	Total	Change since previous quarter
Quarter ending December 2015	201	
Quarter ending March 2016	243	↑
Quarter ending June 2016	288	↑
Quarter ending September 2016	357	↑
Quarter ending December 2016	425	↑
Variance since December 2015	111.4%	↑



ACTIVITY

Cumulative percentage of contracted UDA delivered 2016 & 2017



Month	Adjusted Scheduled Activity (UDA)	
	2016	2017
April	53	-15
May	139	81
June	236	152
July	379	333
August	440	496
September	531	614
October	610	784
November	861	1,050
December	1,039	1,174
January	1,126	
February	1,439	
March	1,487	
April	1,499	
May	1,499	
June	1,499	

QUALITY

	Quantity	Base Number	Contract	LHB	Wales
% of FP17s for the same patient ID Re-attending within 3 months - Children	0	7	0.0%	9.9%	11.4%
% of FP17s for the same patient ID Re-attending within 3 months - Adults	17	441	3.9%	14.7%	16.6%
% of FP17s for the same patient ID Re-attending between 3 & 9 months - Children	0	7	0.0%	52.6%	58.0%
% of FP17s for the same patient ID Re-attending between 3 & 9 months - Adults	0	441	0.0%	50.2%	53.9%
% of FP17s for Band 1 Urgent Courses	0	444	0.0%	9.3%	9.0%
% of FP17s Relating to Free Repair or Replacements	0	444	0.0%	0.7%	0.7%
% of FP17s Relating to Continuations	2	444	0.5%	0.7%	0.9%
% of Patients satisfied with the dentistry they have received	1	1	N/A	94.7%	94.2%
% of Patients satisfied with the time they had to wait for an appointment	0	1	N/A	89.6%	88.6%

* This is based on patients treated on this contract for their most recent course of treatment. Figures in italics indicate the base number of FP17s or Patient Questionnaire responses are less than 100. N/A is shown where the base number of responses is less than 10 during the period. % is calculated as Quantity/Base number*100

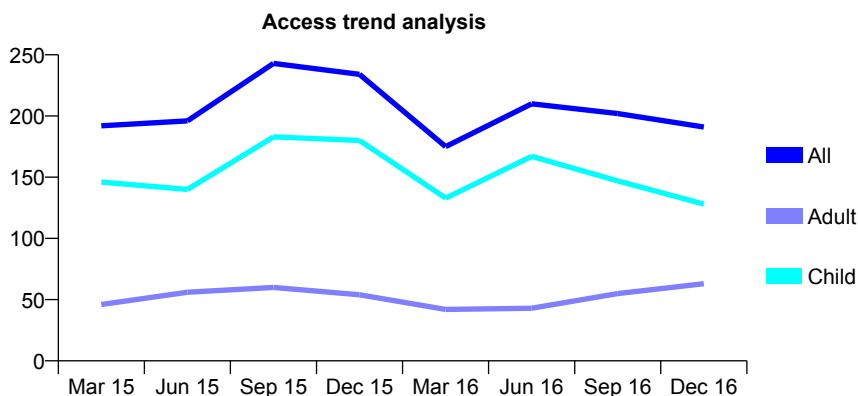
7A3 - Vital Signs At a Glance Contract Report for 114413/0002 - December 2016

Name or company name	Parkway Clinic
Contract type name	PDS Contract
Purpose of contract	General
Contract start date	01/04/2013
Contract end date	31/03/2017

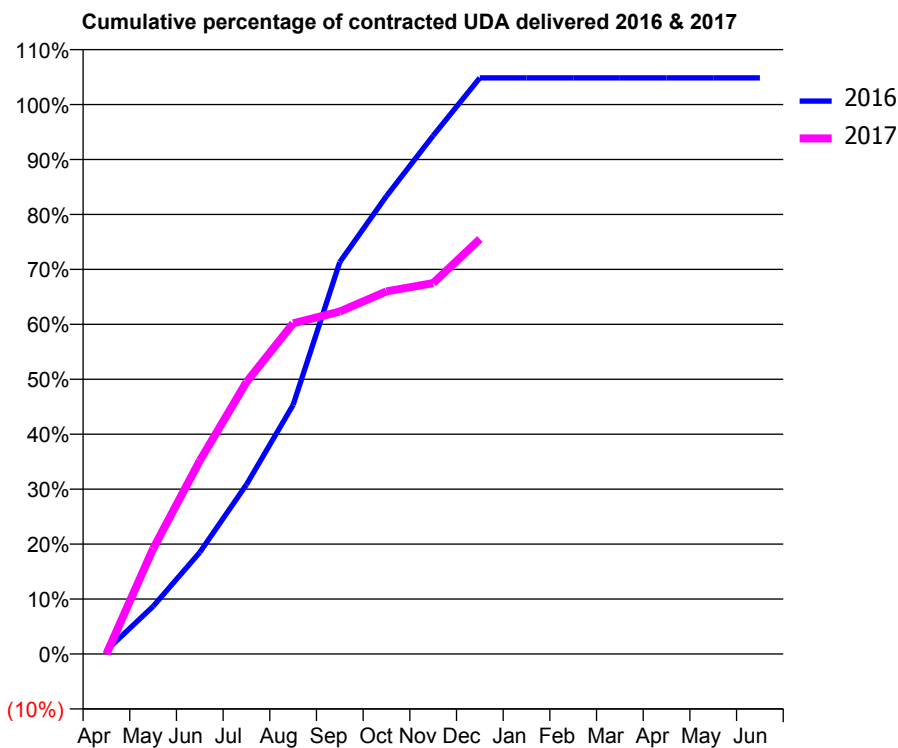
16/17 Contracted general activity (UDA)	600
Carry forward general activity (UDA)	0
16/17 Contracted orthodontic activity (UOA)	0
Carry forward orthodontic activity (UOA)	0
Baseline contract value	£33,248.16

ACCESS*

Patients seen in 24 months	Total	Change since previous quarter
Quarter ending December 2015	234	
Quarter ending March 2016	175	↓
Quarter ending June 2016	210	↑
Quarter ending September 2016	202	↓
Quarter ending December 2016	191	↓
Variance since December 2015	(18.4%)	↓



ACTIVITY



Month	Adjusted Scheduled Activity (UDA)	
	2016	2017
April	4	0
May	52	115
June	111	211
July	185	297
August	272	361
September	428	374
October	500	396
November	566	405
December	629	453
January	629	
February	629	
March	629	
April	629	
May	629	
June	629	

QUALITY

	Quantity	Base Number	Contract	LHB	Wales
% of FP17s for the same patient ID Re-attending within 3 months - Children	0	100	0.0%	9.9%	11.4%
% of FP17s for the same patient ID Re-attending within 3 months - Adults	0	57	0.0%	14.7%	16.6%
% of FP17s for the same patient ID Re-attending between 3 & 9 months - Children	0	100	0.0%	52.6%	58.0%
% of FP17s for the same patient ID Re-attending between 3 & 9 months - Adults	0	57	0.0%	50.2%	53.9%
% of FP17s for Band 1 Urgent Courses	0	157	0.0%	9.3%	9.0%
% of FP17s Relating to Free Repair or Replacements	0	157	0.0%	0.7%	0.7%
% of FP17s Relating to Continuations	0	157	0.0%	0.7%	0.9%
% of Patients satisfied with the dentistry they have received	0	0	N/A	94.7%	94.2%
% of Patients satisfied with the time they had to wait for an appointment	0	0	N/A	89.6%	88.6%

* This is based on patients treated on this contract for their most recent course of treatment. Figures in italics indicate the base number of FP17s or Patient Questionnaire responses are less than 100. N/A is shown where the base number of responses is less than 10 during the period. % is calculated as Quantity/Base number*100

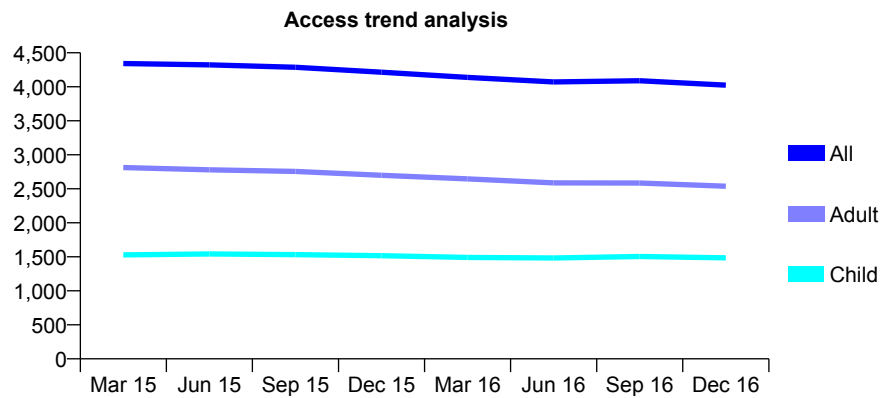
7A3 - Vital Signs At a Glance Contract Report for 117234/0001 - December 2016

Name or company name	Cwmatawe Dental Practice Ltd
Contract type name	GDS Contract
Purpose of contract	General and Orthodontic
Contract start date	01/04/2008
Contract end date	

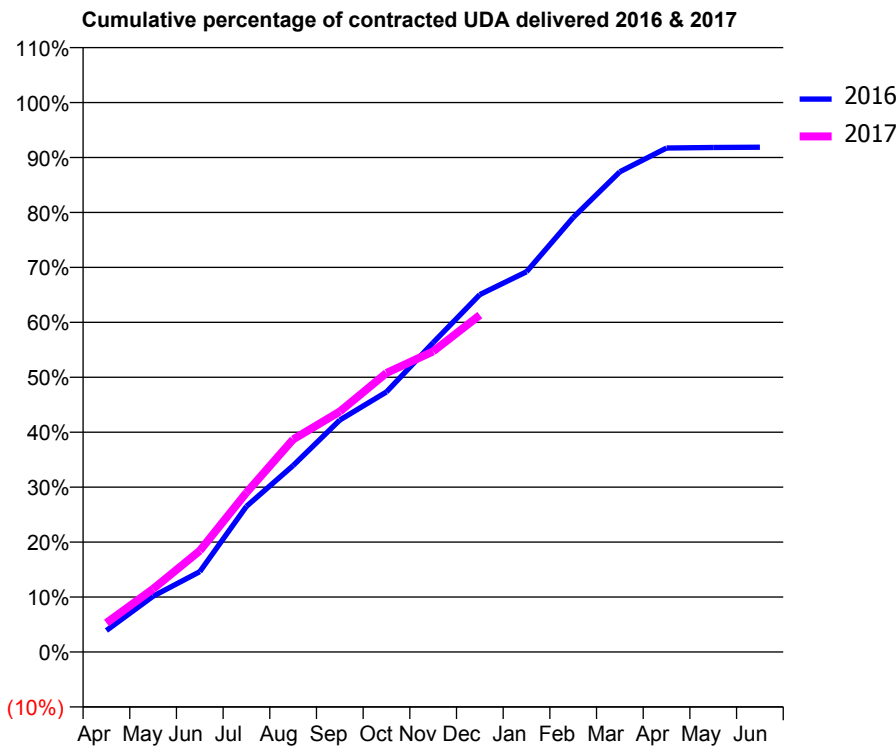
16/17 Contracted general activity (UDA)	11,510
Carry forward general activity (UDA)	0
16/17 Contracted orthodontic activity (UOA)	2,064
Carry forward orthodontic activity (UOA)	0
Baseline contract value	£416,449.07

ACCESS*

Patients seen in 24 months	Total	Change since previous quarter
Quarter ending December 2015	4,215	
Quarter ending March 2016	4,138	↓
Quarter ending June 2016	4,071	↓
Quarter ending September 2016	4,090	→
Quarter ending December 2016	4,024	↓
Variance since December 2015	(4.5%)	↓



ACTIVITY



Month	Adjusted Scheduled Activity (UDA)	
	2016	2017
April	452	610
May	1,170	1,322
June	1,682	2,120
July	3,051	3,338
August	3,907	4,455
September	4,857	5,039
October	5,448	5,845
November	6,482	6,297
December	7,487	7,058
January	7,964	
February	9,101	
March	10,060	
April	10,556	
May	10,568	
June	10,575	

QUALITY

	Quantity	Base Number	Contract	LHB	Wales
% of FP17s for the same patient ID Re-attending within 3 months - Children	178	1,890	9.4%	9.9%	11.4%
% of FP17s for the same patient ID Re-attending within 3 months - Adults	335	2,365	14.2%	14.7%	16.6%
% of FP17s for the same patient ID Re-attending between 3 & 9 months - Children	669	1,890	35.4%	52.6%	58.0%
% of FP17s for the same patient ID Re-attending between 3 & 9 months - Adults	1,162	2,365	49.1%	50.2%	53.9%
% of FP17s for Band 1 Urgent Courses	220	3,379	6.5%	9.3%	9.0%
% of FP17s Relating to Free Repair or Replacements	11	3,379	0.3%	0.7%	0.7%
% of FP17s Relating to Continuations	20	3,379	0.6%	0.7%	0.9%
% of Patients satisfied with the dentistry they have received	13	14	92.9%	94.7%	94.2%
% of Patients satisfied with the time they had to wait for an appointment	14	14	100.0%	89.6%	88.6%

* This is based on patients treated on this contract for their most recent course of treatment. Figures in italics indicate the base number of FP17s or Patient Questionnaire responses are less than 100. N/A is shown where the base number of responses is less than 10 during the period. % is calculated as Quantity/Base number*100

7A3 - Vital Signs At a Glance Contract Report for 117234/0002 - December 2016

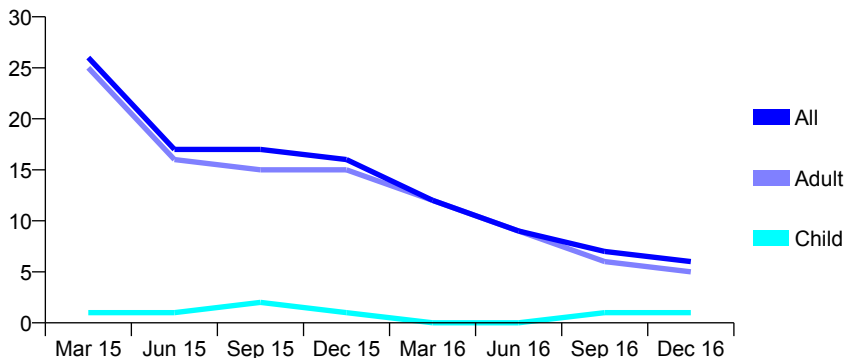
Name or company name	Cwmtawe Dental Practice Ltd
Contract type name	GDS Contract
Purpose of contract	General
Contract start date	01/04/2009
Contract end date	31/10/2016

16/17 Contracted general activity (UDA)	111
Carry forward general activity (UDA)	0
16/17 Contracted orthodontic activity (UOA)	0
Carry forward orthodontic activity (UOA)	0
Baseline contract value	£5,555.20

ACCESS*

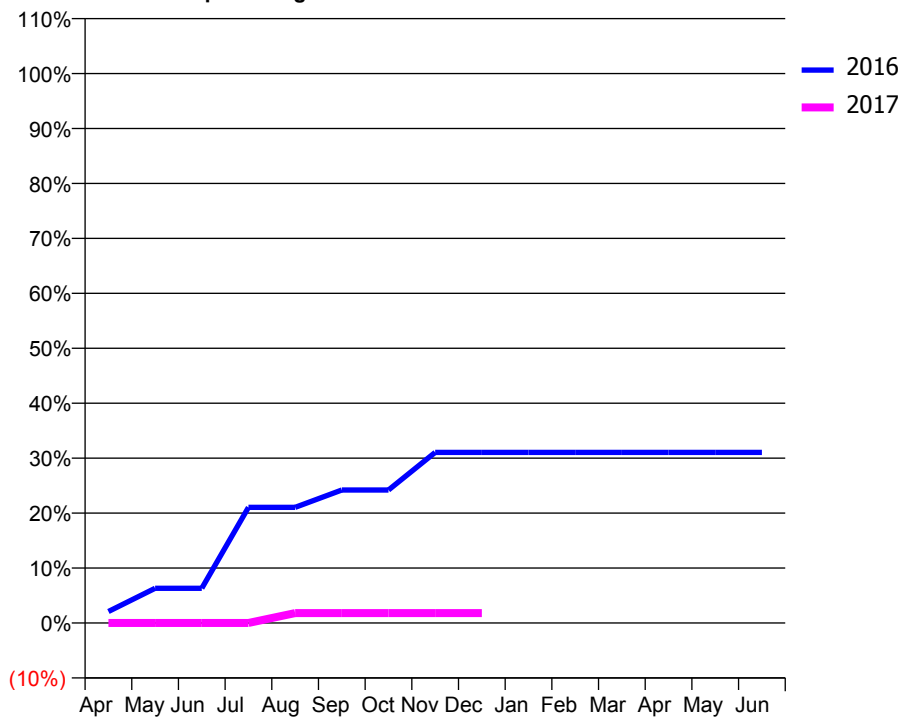
Patients seen in 24 months	Total	Change since previous quarter
Quarter ending December 2015	16	
Quarter ending March 2016	12	↓
Quarter ending June 2016	9	↓
Quarter ending September 2016	7	↓
Quarter ending December 2016	6	↓
Variance since December 2015	(62.5%)	↓

Access trend analysis



ACTIVITY

Cumulative percentage of contracted UDA delivered 2016 & 2017



Month	Adjusted Scheduled Activity (UDA)	
	2016	2017
April	4	0
May	12	0
June	12	0
July	40	0
August	40	2
September	46	2
October	46	2
November	59	2
December	59	2
January	59	
February	59	
March	59	
April	59	
May	59	
June	59	

QUALITY

	Quantity	Base Number	Contract	LHB	Wales
% of FP17s for the same patient ID Re-attending within 3 months - Children	0	1	0.0%	9.9%	11.4%
% of FP17s for the same patient ID Re-attending within 3 months - Adults	0	1	0.0%	14.7%	16.6%
% of FP17s for the same patient ID Re-attending between 3 & 9 months - Children	0	1	0.0%	52.6%	58.0%
% of FP17s for the same patient ID Re-attending between 3 & 9 months - Adults	0	1	0.0%	50.2%	53.9%
% of FP17s for Band 1 Urgent Courses	0	2	0.0%	9.3%	9.0%
% of FP17s Relating to Free Repair or Replacements	0	2	0.0%	0.7%	0.7%
% of FP17s Relating to Continuations	0	2	0.0%	0.7%	0.9%
% of Patients satisfied with the dentistry they have received	0	0	N/A	94.7%	94.2%
% of Patients satisfied with the time they had to wait for an appointment	0	0	N/A	89.6%	88.6%

* This is based on patients treated on this contract for their most recent course of treatment. Figures in italics indicate the base number of FP17s or Patient Questionnaire responses are less than 100. N/A is shown where the base number of responses is less than 10 during the period. % is calculated as Quantity/Base number*100

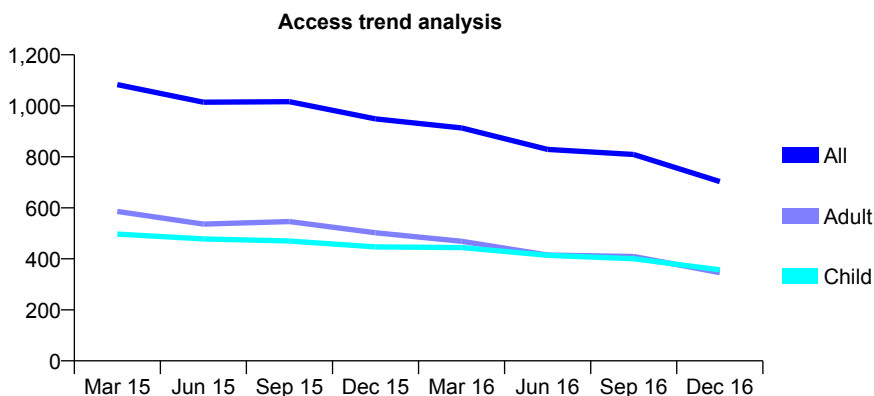
7A3 - Vital Signs At a Glance Contract Report for 121185/0001 - December 2016

Name or company name	Brynhyfryd Dental Practice Limited
Contract type name	GDS Contract
Purpose of contract	General
Contract start date	01/09/2011
Contract end date	

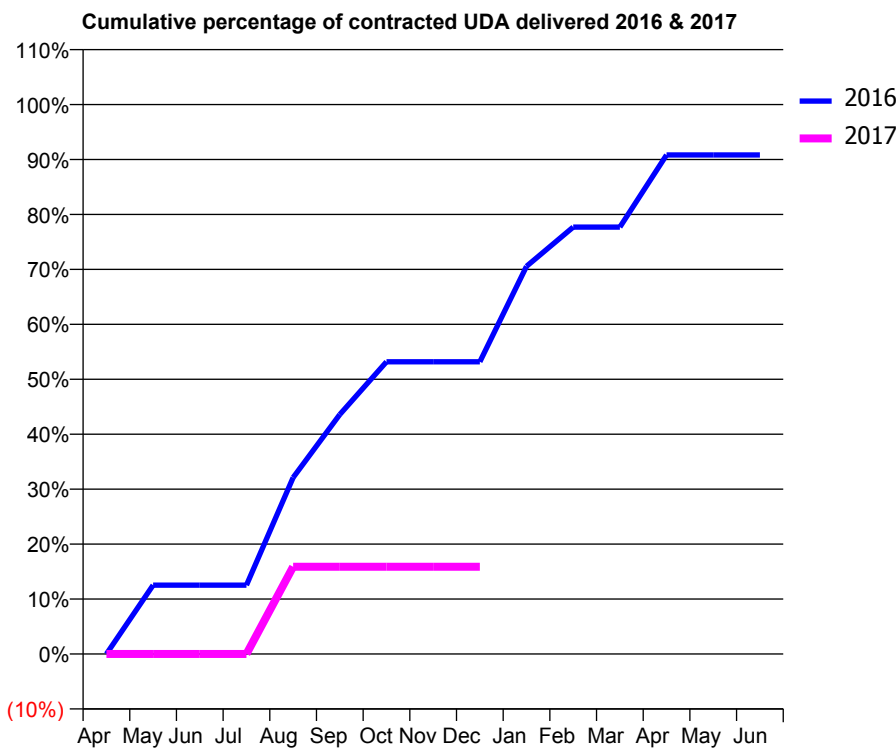
16/17 Contracted general activity (UDA)	1,743
Carry forward general activity (UDA)	0
16/17 Contracted orthodontic activity (UOA)	0
Carry forward orthodontic activity (UOA)	0
Baseline contract value	£48,371.43

ACCESS*

Patients seen in 24 months	Total	Change since previous quarter
Quarter ending December 2015	949	
Quarter ending March 2016	913	↓
Quarter ending June 2016	829	↓
Quarter ending September 2016	809	↓
Quarter ending December 2016	703	↓
Variance since December 2015	(25.9%)	↓



ACTIVITY



Month	Adjusted Scheduled Activity (UDA)	
	2016	2017
April	0	0
May	218	0
June	218	0
July	218	0
August	560	277
September	760	277
October	927	277
November	927	277
December	927	277
January	1,230	
February	1,354	
March	1,354	
April	1,583	
May	1,583	
June	1,583	

QUALITY

	Quantity	Base Number	Contract	LHB	Wales
% of FP17s for the same patient ID Re-attending within 3 months - Children	10	298	3.4%	9.9%	11.4%
% of FP17s for the same patient ID Re-attending within 3 months - Adults	17	206	8.3%	14.7%	16.6%
% of FP17s for the same patient ID Re-attending between 3 & 9 months - Children	199	298	66.8%	52.6%	58.0%
% of FP17s for the same patient ID Re-attending between 3 & 9 months - Adults	98	206	47.6%	50.2%	53.9%
% of FP17s for Band 1 Urgent Courses	0	335	0.0%	9.3%	9.0%
% of FP17s Relating to Free Repair or Replacements	0	335	0.0%	0.7%	0.7%
% of FP17s Relating to Continuations	6	335	1.8%	0.7%	0.9%
% of Patients satisfied with the dentistry they have received	0	0	N/A	94.7%	94.2%
% of Patients satisfied with the time they had to wait for an appointment	0	0	N/A	89.6%	88.6%

* This is based on patients treated on this contract for their most recent course of treatment. Figures in italics indicate the base number of FP17s or Patient Questionnaire responses are less than 100. N/A is shown where the base number of responses is less than 10 during the period. % is calculated as Quantity/Base number*100

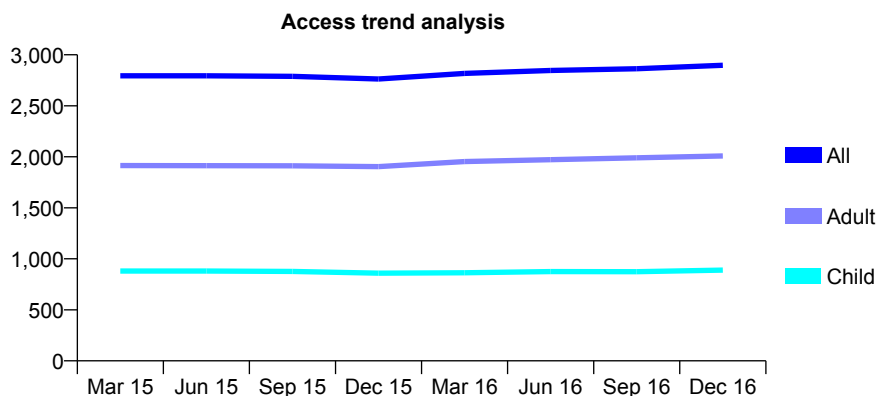
7A3 - Vital Signs At a Glance Contract Report for 123641/0001 - December 2016

Name or company name	Griffiths & Middleton
Contract type name	GDS Contract
Purpose of contract	General
Contract start date	01/11/2012
Contract end date	

16/17 Contracted general activity (UDA)	8,335
Carry forward general activity (UDA)	207
16/17 Contracted orthodontic activity (UOA)	0
Carry forward orthodontic activity (UOA)	0
Baseline contract value	£212,874.41

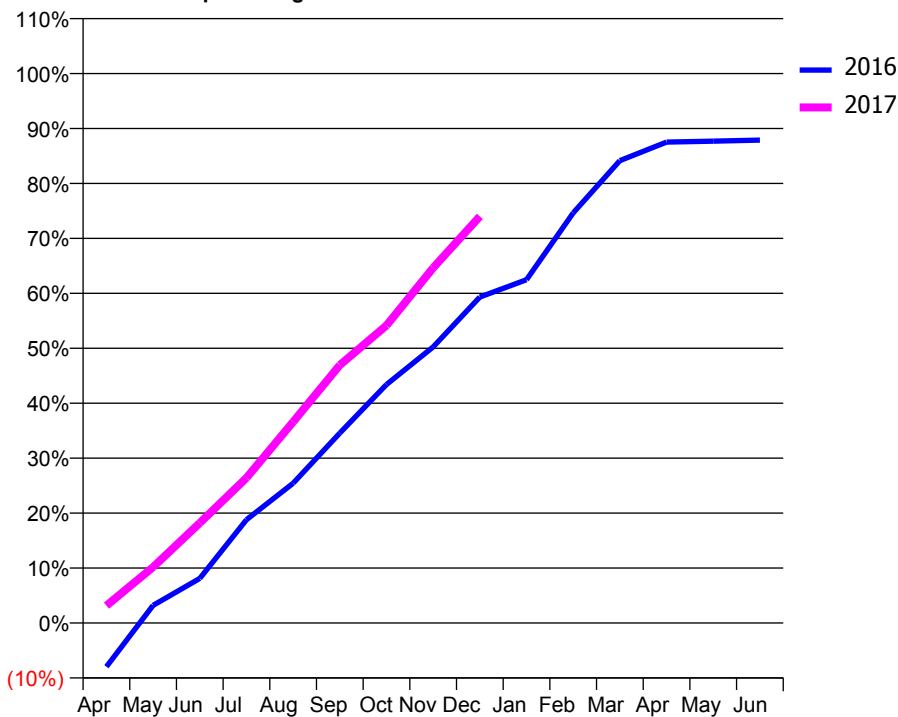
ACCESS*

Patients seen in 24 months	Total	Change since previous quarter
Quarter ending December 2015	2,763	
Quarter ending March 2016	2,817	→
Quarter ending June 2016	2,847	→
Quarter ending September 2016	2,864	→
Quarter ending December 2016	2,898	→
Variance since December 2015	4.9%	↑



ACTIVITY

Cumulative percentage of contracted UDA delivered 2016 & 2017



Adjusted Scheduled Activity (UDA)

Month	2016	2017
April	-665	265
May	267	849
June	677	1,518
July	1,566	2,202
August	2,120	3,052
September	2,881	3,912
October	3,618	4,513
November	4,188	5,387
December	4,945	6,167
January	5,207	
February	6,221	
March	7,013	
April	7,296	
May	7,310	
June	7,326	

QUALITY

	Quantity	Base Number	Contract	LHB	Wales
% of FP17s for the same patient ID Re-attending within 3 months - Children	99	1,038	9.5%	9.9%	11.4%
% of FP17s for the same patient ID Re-attending within 3 months - Adults	502	2,345	21.4%	14.7%	16.6%
% of FP17s for the same patient ID Re-attending between 3 & 9 months - Children	549	1,038	52.9%	52.6%	58.0%
% of FP17s for the same patient ID Re-attending between 3 & 9 months - Adults	1,153	2,345	49.2%	50.2%	53.9%
% of FP17s for Band 1 Urgent Courses	432	3,123	13.8%	9.3%	9.0%
% of FP17s Relating to Free Repair or Replacements	46	3,123	1.5%	0.7%	0.7%
% of FP17s Relating to Continuations	34	3,123	1.1%	0.7%	0.9%
% of Patients satisfied with the dentistry they have received	13	13	100.0%	94.7%	94.2%
% of Patients satisfied with the time they had to wait for an appointment	13	13	100.0%	89.6%	88.6%

* This is based on patients treated on this contract for their most recent course of treatment. Figures in italics indicate the base number of FP17s or Patient Questionnaire responses are less than 100. N/A is shown where the base number of responses is less than 10 during the period. % is calculated as Quantity/Base number*100

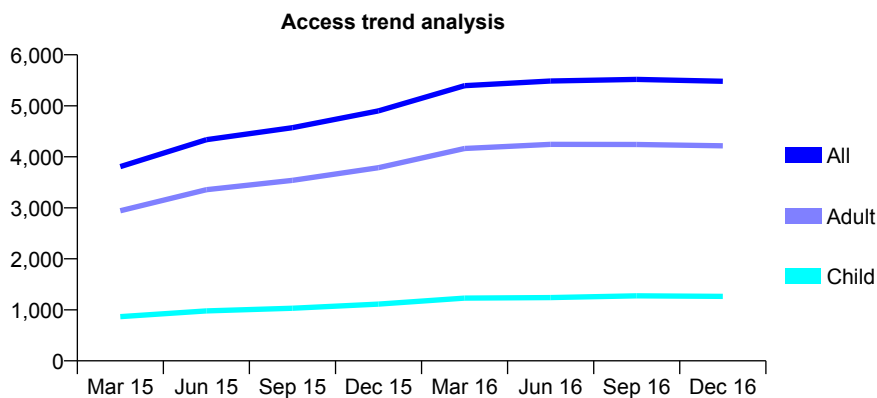
7A3 - Vital Signs At a Glance Contract Report for 125474/0001 - December 2016

Name or company name	Talbot Street Dental Surgery
Contract type name	GDS Contract
Purpose of contract	General
Contract start date	01/04/2014
Contract end date	

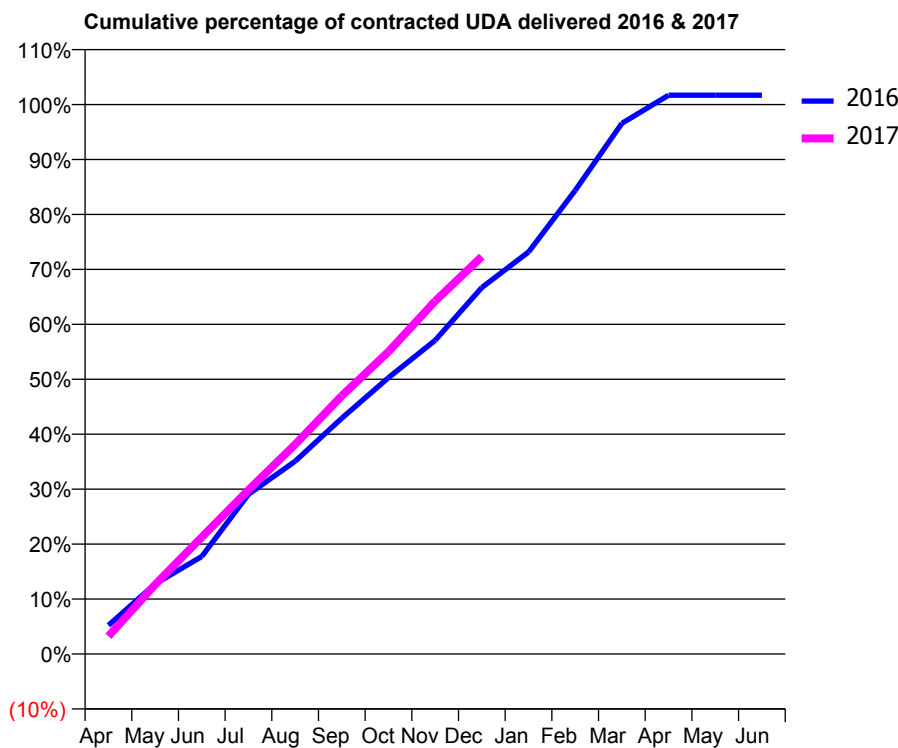
16/17 Contracted general activity (UDA)	15,259
Carry forward general activity (UDA)	0
16/17 Contracted orthodontic activity (UOA)	0
Carry forward orthodontic activity (UOA)	0
Baseline contract value	£335,729.16

ACCESS*

Patients seen in 24 months	Total	Change since previous quarter
Quarter ending December 2015	4,900	
Quarter ending March 2016	5,394	↑
Quarter ending June 2016	5,486	→
Quarter ending September 2016	5,518	→
Quarter ending December 2016	5,481	→
Variance since December 2015	11.9%	↑



ACTIVITY



Month	Adjusted Scheduled Activity (UDA)	
	2016	2017
April	798	496
May	1,946	1,929
June	2,710	3,244
July	4,433	4,558
August	5,354	5,819
September	6,550	7,172
October	7,673	8,398
November	8,713	9,800
December	10,177	11,035
January	11,163	
February	12,872	
March	14,736	
April	15,518	
May	15,515	
June	15,515	

QUALITY

	Quantity	Base Number	Contract	LHB	Wales
% of FP17s for the same patient ID Re-attending within 3 months - Children	74	1,232	6.0%	9.9%	11.4%
% of FP17s for the same patient ID Re-attending within 3 months - Adults	641	4,362	14.7%	14.7%	16.6%
% of FP17s for the same patient ID Re-attending between 3 & 9 months - Children	599	1,232	48.6%	52.6%	58.0%
% of FP17s for the same patient ID Re-attending between 3 & 9 months - Adults	2,338	4,362	53.6%	50.2%	53.9%
% of FP17s for Band 1 Urgent Courses	446	5,258	8.5%	9.3%	9.0%
% of FP17s Relating to Free Repair or Replacements	22	5,258	0.4%	0.7%	0.7%
% of FP17s Relating to Continuations	125	5,258	2.4%	0.7%	0.9%
% of Patients satisfied with the dentistry they have received	24	26	92.3%	94.7%	94.2%
% of Patients satisfied with the time they had to wait for an appointment	22	26	84.6%	89.6%	88.6%

* This is based on patients treated on this contract for their most recent course of treatment. Figures in italics indicate the base number of FP17s or Patient Questionnaire responses are less than 100. N/A is shown where the base number of responses is less than 10 during the period. % is calculated as Quantity/Base number*100

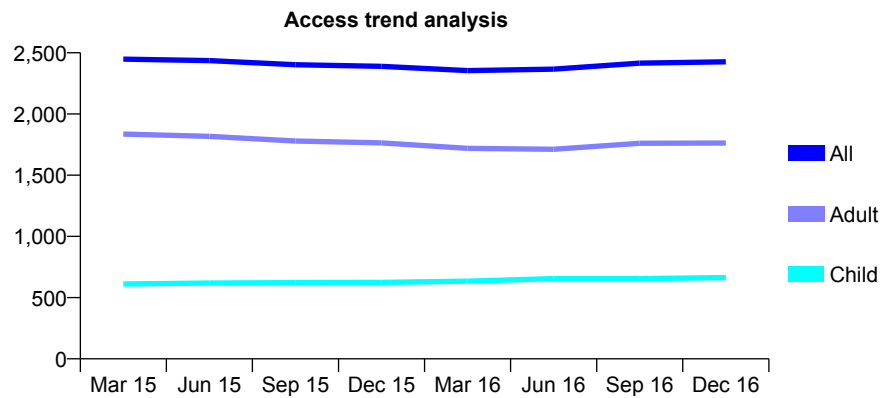
7A3 - Vital Signs At a Glance Contract Report for 127590/0001 - December 2016

Name or company name	Penclawdd Dental Practice
Contract type name	GDS Contract
Purpose of contract	General
Contract start date	01/01/2011
Contract end date	

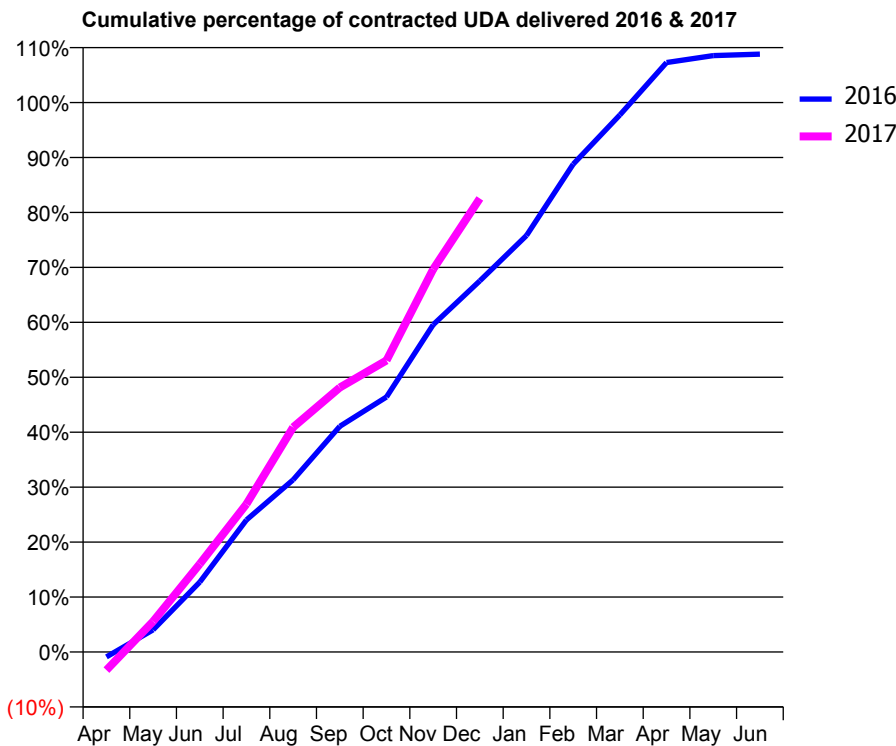
16/17 Contracted general activity (UDA)	5,810
Carry forward general activity (UDA)	300
16/17 Contracted orthodontic activity (UOA)	0
Carry forward orthodontic activity (UOA)	0
Baseline contract value	£140,370.79

ACCESS*

Patients seen in 24 months	Total	Change since previous quarter
Quarter ending December 2015	2,389	
Quarter ending March 2016	2,355	↓
Quarter ending June 2016	2,367	→
Quarter ending September 2016	2,416	↑
Quarter ending December 2016	2,427	→
Variance since December 2015	1.6%	→



ACTIVITY



Month	Adjusted Scheduled Activity (UDA)	
	2016	2017
April	-53	-193
May	235	323
June	740	932
July	1,397	1,564
August	1,821	2,377
September	2,387	2,796
October	2,696	3,083
November	3,460	4,047
December	3,924	4,796
January	4,404	
February	5,159	
March	5,678	
April	6,233	
May	6,305	
June	6,321	

QUALITY

	Quantity	Base Number	Contract	LHB	Wales
% of FP17s for the same patient ID Re-attending within 3 months - Children	42	710	5.9%	9.9%	11.4%
% of FP17s for the same patient ID Re-attending within 3 months - Adults	197	1,817	10.8%	14.7%	16.6%
% of FP17s for the same patient ID Re-attending between 3 & 9 months - Children	352	710	49.6%	52.6%	58.0%
% of FP17s for the same patient ID Re-attending between 3 & 9 months - Adults	830	1,817	45.7%	50.2%	53.9%
% of FP17s for Band 1 Urgent Courses	309	2,273	13.6%	9.3%	9.0%
% of FP17s Relating to Free Repair or Replacements	24	2,273	1.1%	0.7%	0.7%
% of FP17s Relating to Continuations	5	2,273	0.2%	0.7%	0.9%
% of Patients satisfied with the dentistry they have received	15	15	100.0%	94.7%	94.2%
% of Patients satisfied with the time they had to wait for an appointment	14	15	93.3%	89.6%	88.6%

* This is based on patients treated on this contract for their most recent course of treatment. Figures in italics indicate the base number of FP17s or Patient Questionnaire responses are less than 100. N/A is shown where the base number of responses is less than 10 during the period. % is calculated as Quantity/Base number*100

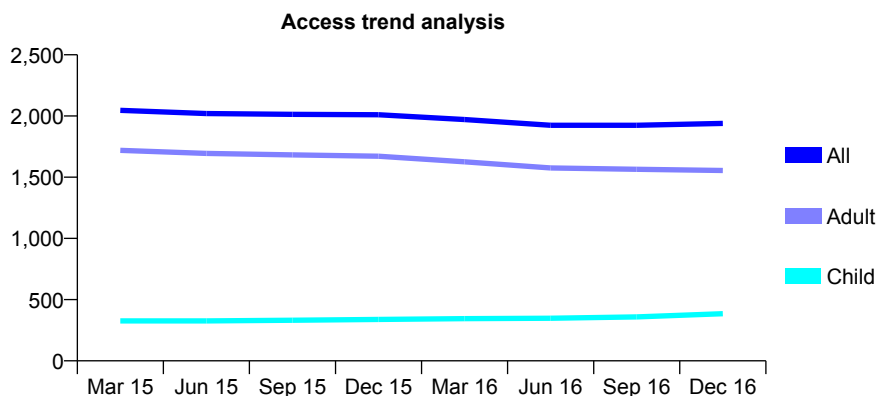
7A3 - Vital Signs At a Glance Contract Report for 128406/0001 - December 2016

Name or company name	Dr Philip Welch
Contract type name	GDS Contract
Purpose of contract	General
Contract start date	01/05/2012
Contract end date	

16/17 Contracted general activity (UDA)	6,869
Carry forward general activity (UDA)	0
16/17 Contracted orthodontic activity (UOA)	0
Carry forward orthodontic activity (UOA)	0
Baseline contract value	£176,560.26

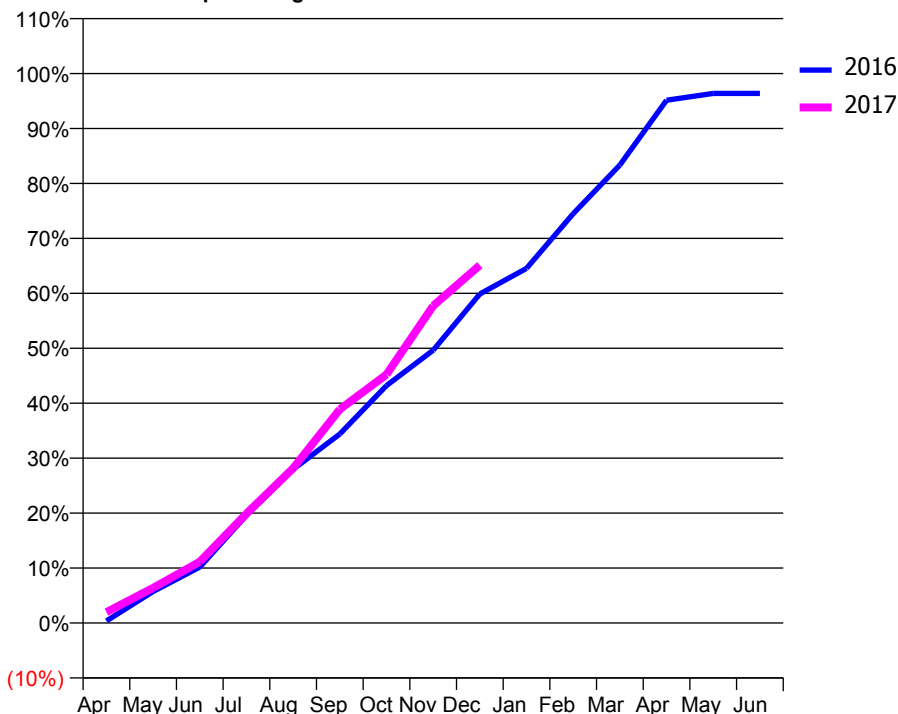
ACCESS*

Patients seen in 24 months	Total	Change since previous quarter
Quarter ending December 2015	2,010	
Quarter ending March 2016	1,971	↓
Quarter ending June 2016	1,924	↓
Quarter ending September 2016	1,924	→
Quarter ending December 2016	1,940	→
Variance since December 2015	(3.5%)	↓



ACTIVITY

Cumulative percentage of contracted UDA delivered 2016 & 2017



Month	Adjusted Scheduled Activity (UDA)	
	2016	2017
April	26	135
May	395	440
June	700	765
July	1,346	1,368
August	1,922	1,934
September	2,363	2,671
October	2,968	3,106
November	3,409	3,965
December	4,114	4,474
January	4,433	
February	5,117	
March	5,724	
April	6,535	
May	6,621	
June	6,621	

QUALITY

	Quantity	Base Number	Contract	LHB	Wales
% of FP17s for the same patient ID Re-attending within 3 months - Children	44	394	11.2%	9.9%	11.4%
% of FP17s for the same patient ID Re-attending within 3 months - Adults	372	1,927	19.3%	14.7%	16.6%
% of FP17s for the same patient ID Re-attending between 3 & 9 months - Children	153	394	38.8%	52.6%	58.0%
% of FP17s for the same patient ID Re-attending between 3 & 9 months - Adults	952	1,927	49.4%	50.2%	53.9%
% of FP17s for Band 1 Urgent Courses	274	1,995	13.7%	9.3%	9.0%
% of FP17s Relating to Free Repair or Replacements	16	1,995	0.8%	0.7%	0.7%
% of FP17s Relating to Continuations	26	1,995	1.3%	0.7%	0.9%
% of Patients satisfied with the dentistry they have received	13	14	92.9%	94.7%	94.2%
% of Patients satisfied with the time they had to wait for an appointment	13	14	92.9%	89.6%	88.6%

* This is based on patients treated on this contract for their most recent course of treatment. Figures in italics indicate the base number of FP17s or Patient Questionnaire responses are less than 100. N/A is shown where the base number of responses is less than 10 during the period. % is calculated as Quantity/Base number*100

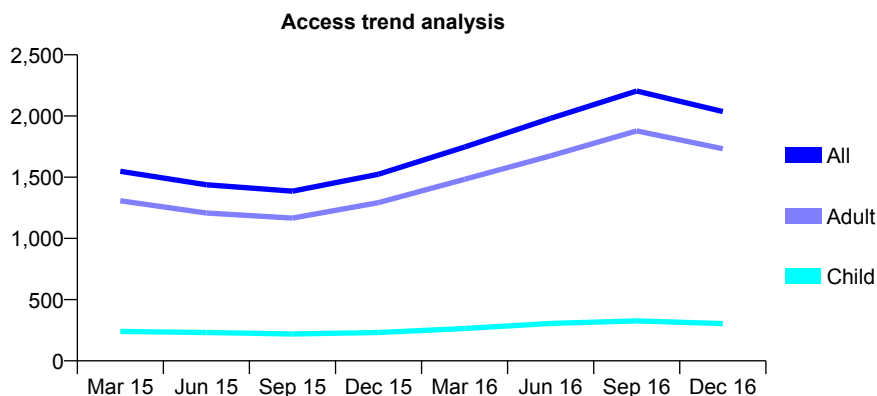
7A3 - Vital Signs At a Glance Contract Report for 129011/0001 - December 2016

Name or company name	Dental Teaching Unit
Contract type name	PDS Contract
Purpose of contract	General
Contract start date	04/08/2010
Contract end date	03/08/2020

16/17 Contracted general activity (UDA)	4,693
Carry forward general activity (UDA)	0
16/17 Contracted orthodontic activity (UOA)	0
Carry forward orthodontic activity (UOA)	0
Baseline contract value	£0.00

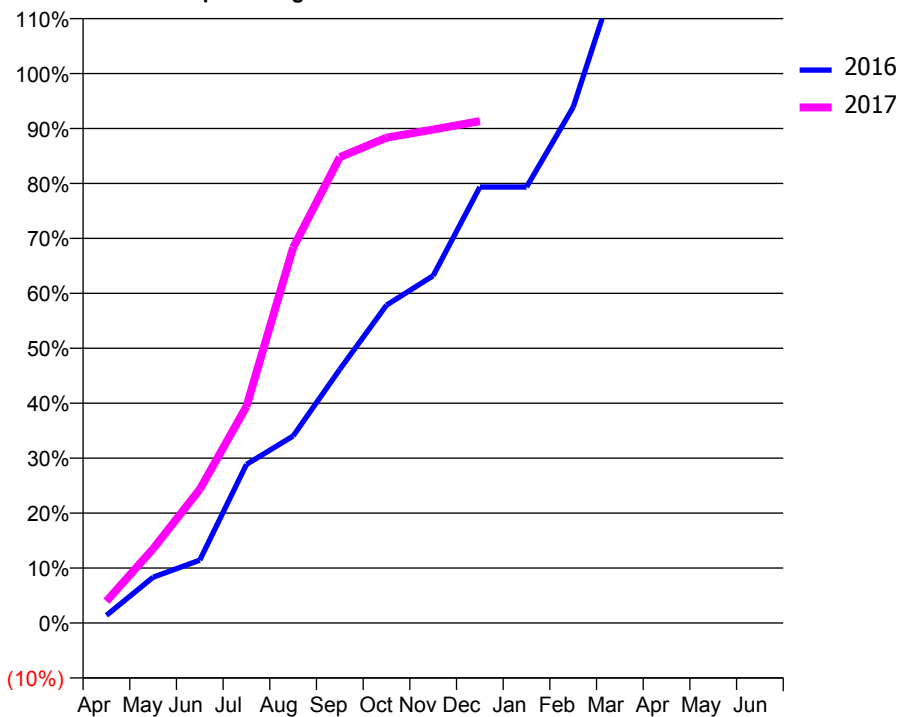
ACCESS*

Patients seen in 24 months	Total	Change since previous quarter
Quarter ending December 2015	1,525	
Quarter ending March 2016	1,747	↑
Quarter ending June 2016	1,981	↑
Quarter ending September 2016	2,204	↑
Quarter ending December 2016	2,037	↓
Variance since December 2015	33.6%	↑



ACTIVITY

Cumulative percentage of contracted UDA delivered 2016 & 2017



Month	Adjusted Scheduled Activity (UDA)	
	2016	2017
April	65	186
May	391	634
June	536	1,141
July	1,355	1,849
August	1,597	3,206
September	2,167	3,978
October	2,715	4,145
November	2,967	4,214
December	3,724	4,286
January	3,724	
February	4,406	
March	5,625	
April	5,973	
May	6,142	
June	6,202	

QUALITY

	Quantity	Base Number	Contract	LHB	Wales
% of FP17s for the same patient ID Re-attending within 3 months - Children	25	231	10.8%	9.9%	11.4%
% of FP17s for the same patient ID Re-attending within 3 months - Adults	186	1,297	14.3%	14.7%	16.6%
% of FP17s for the same patient ID Re-attending between 3 & 9 months - Children	56	231	24.2%	52.6%	58.0%
% of FP17s for the same patient ID Re-attending between 3 & 9 months - Adults	219	1,297	16.9%	50.2%	53.9%
% of FP17s for Band 1 Urgent Courses	468	1,350	34.7%	9.3%	9.0%
% of FP17s Relating to Free Repair or Replacements	3	1,350	0.2%	0.7%	0.7%
% of FP17s Relating to Continuations	6	1,350	0.4%	0.7%	0.9%
% of Patients satisfied with the dentistry they have received	5	5	N/A	94.7%	94.2%
% of Patients satisfied with the time they had to wait for an appointment	5	5	N/A	89.6%	88.6%

* This is based on patients treated on this contract for their most recent course of treatment. Figures in italics indicate the base number of FP17s or Patient Questionnaire responses are less than 100. N/A is shown where the base number of responses is less than 10 during the period. % is calculated as Quantity/Base number*100

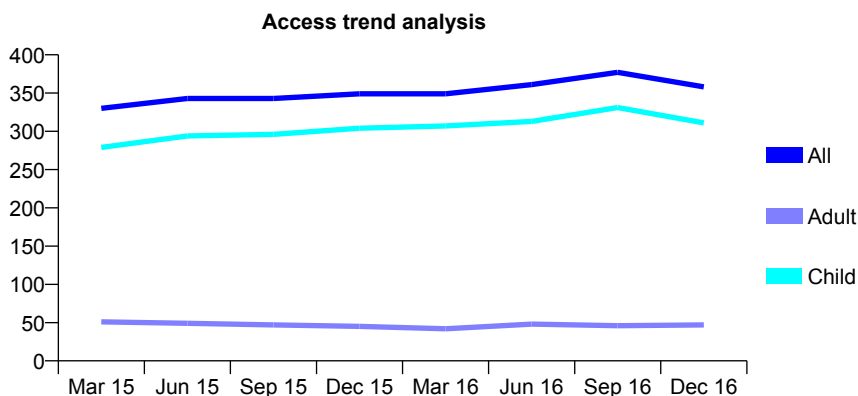
7A3 - Vital Signs At a Glance Contract Report for 136743/0001 - December 2016

Name or company name	Dr Webster & Dr Close
Contract type name	GDS Contract
Purpose of contract	General
Contract start date	07/06/2013
Contract end date	

16/17 Contracted general activity (UDA)	1,000
Carry forward general activity (UDA)	0
16/17 Contracted orthodontic activity (UOA)	0
Carry forward orthodontic activity (UOA)	0
Baseline contract value	£21,938.70

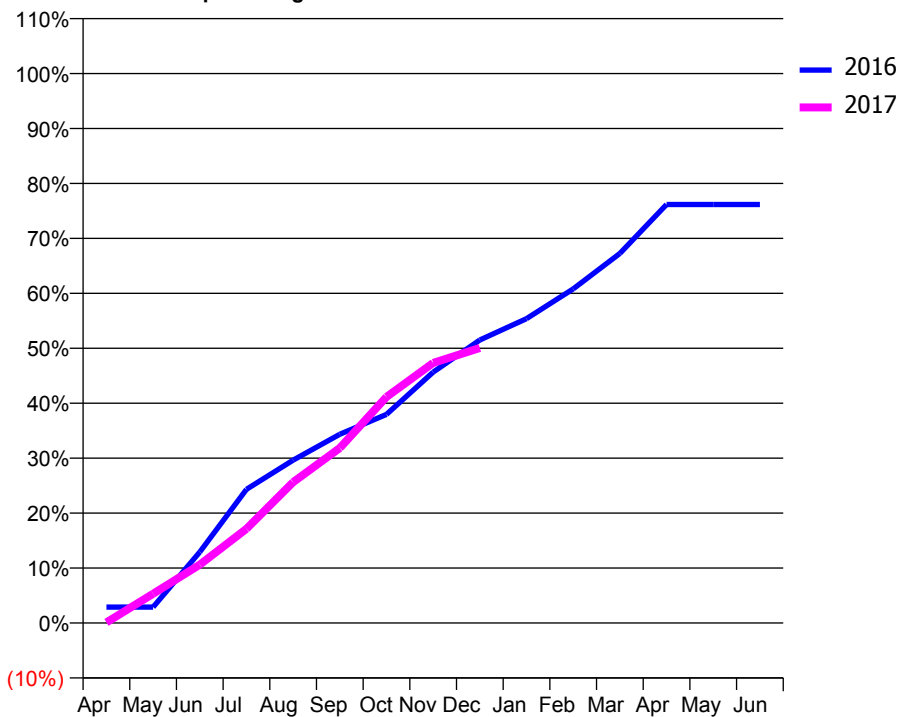
ACCESS*

Patients seen in 24 months	Total	Change since previous quarter
Quarter ending December 2015	349	
Quarter ending March 2016	349	→
Quarter ending June 2016	361	↑
Quarter ending September 2016	377	↑
Quarter ending December 2016	358	↓
Variance since December 2015	2.6%	↑



ACTIVITY

Cumulative percentage of contracted UDA delivered 2016 & 2017



Month	Adjusted Scheduled Activity (UDA)	
	2016	2017
April	29	1
May	29	53
June	129	106
July	243	171
August	296	256
September	344	318
October	380	411
November	457	473
December	515	500
January	554	
February	608	
March	673	
April	762	
May	762	
June	762	

QUALITY

	Quantity	Base Number	Contract	LHB	Wales
% of FP17s for the same patient ID Re-attending within 3 months - Children	13	360	3.6%	9.9%	11.4%
% of FP17s for the same patient ID Re-attending within 3 months - Adults	0	17	0.0%	14.7%	16.6%
% of FP17s for the same patient ID Re-attending between 3 & 9 months - Children	207	360	57.5%	52.6%	58.0%
% of FP17s for the same patient ID Re-attending between 3 & 9 months - Adults	12	17	70.6%	50.2%	53.9%
% of FP17s for Band 1 Urgent Courses	2	312	0.6%	9.3%	9.0%
% of FP17s Relating to Free Repair or Replacements	0	312	0.0%	0.7%	0.7%
% of FP17s Relating to Continuations	0	312	0.0%	0.7%	0.9%
% of Patients satisfied with the dentistry they have received	1	1	N/A	94.7%	94.2%
% of Patients satisfied with the time they had to wait for an appointment	1	1	N/A	89.6%	88.6%

* This is based on patients treated on this contract for their most recent course of treatment. Figures in italics indicate the base number of FP17s or Patient Questionnaire responses are less than 100. N/A is shown where the base number of responses is less than 10 during the period. % is calculated as Quantity/Base number*100

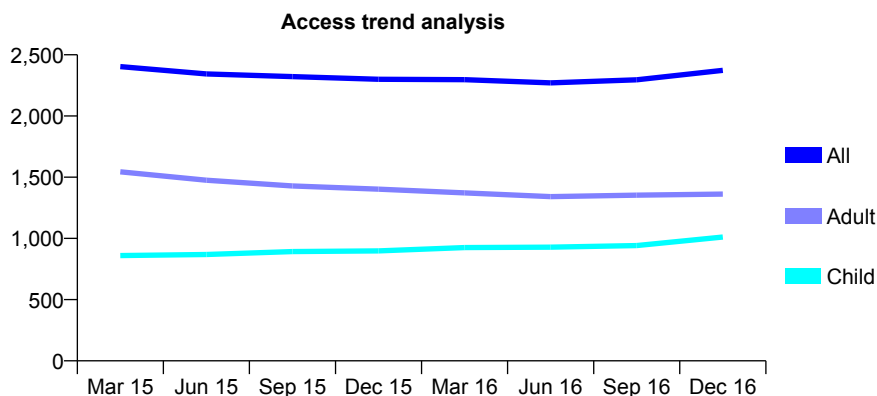
7A3 - Vital Signs At a Glance Contract Report for 142301/0001 - December 2016

Name or company name	Gower Healthcare Ltd
Contract type name	GDS Contract
Purpose of contract	General
Contract start date	01/04/2009
Contract end date	

16/17 Contracted general activity (UDA)	8,000
Carry forward general activity (UDA)	0
16/17 Contracted orthodontic activity (UOA)	0
Carry forward orthodontic activity (UOA)	0
Baseline contract value	£179,050.53

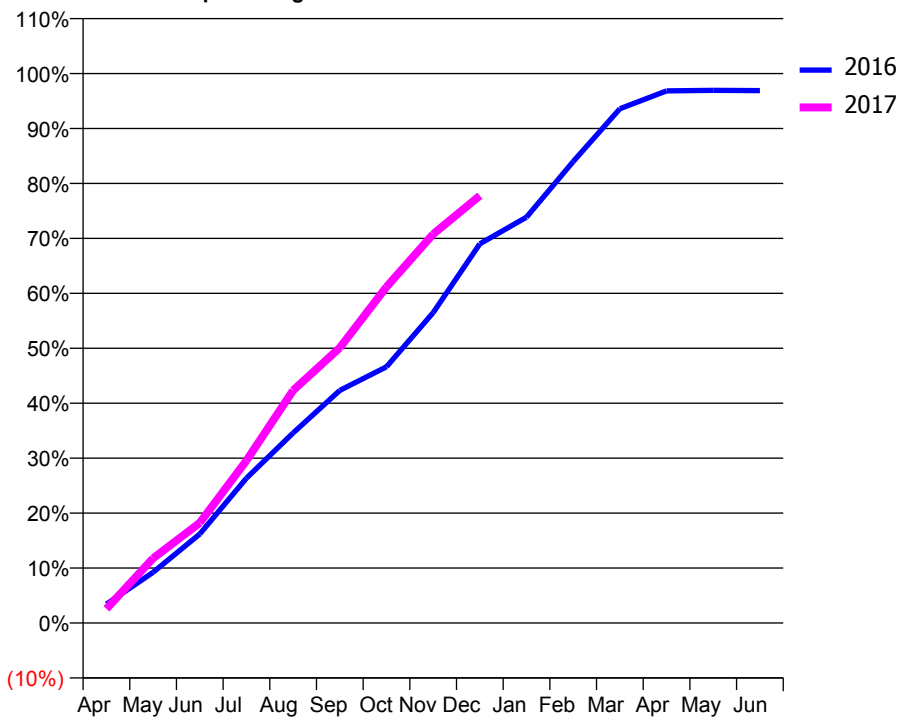
ACCESS*

Patients seen in 24 months	Total	Change since previous quarter
Quarter ending December 2015	2,300	
Quarter ending March 2016	2,297	→
Quarter ending June 2016	2,271	↓
Quarter ending September 2016	2,296	→
Quarter ending December 2016	2,373	↑
Variance since December 2015	3.2%	↑



ACTIVITY

Cumulative percentage of contracted UDA delivered 2016 & 2017



Adjusted Scheduled Activity (UDA)

Month	2016	2017
April	274	206
May	738	943
June	1,296	1,459
July	2,110	2,365
August	2,767	3,387
September	3,386	4,008
October	3,731	4,894
November	4,519	5,661
December	5,520	6,221
January	5,909	
February	6,719	
March	7,487	
April	7,747	
May	7,754	
June	7,751	

QUALITY

	Quantity	Base Number	Contract	LHB	Wales
% of FP17s for the same patient ID Re-attending within 3 months - Children	56	1,152	4.9%	9.9%	11.4%
% of FP17s for the same patient ID Re-attending within 3 months - Adults	279	1,497	18.6%	14.7%	16.6%
% of FP17s for the same patient ID Re-attending between 3 & 9 months - Children	755	1,152	65.5%	52.6%	58.0%
% of FP17s for the same patient ID Re-attending between 3 & 9 months - Adults	805	1,497	53.8%	50.2%	53.9%
% of FP17s for Band 1 Urgent Courses	127	2,547	5.0%	9.3%	9.0%
% of FP17s Relating to Free Repair or Replacements	4	2,547	0.2%	0.7%	0.7%
% of FP17s Relating to Continuations	1	2,547	0.0%	0.7%	0.9%
% of Patients satisfied with the dentistry they have received	5	6	N/A	94.7%	94.2%
% of Patients satisfied with the time they had to wait for an appointment	6	6	N/A	89.6%	88.6%

* This is based on patients treated on this contract for their most recent course of treatment. Figures in italics indicate the base number of FP17s or Patient Questionnaire responses are less than 100. N/A is shown where the base number of responses is less than 10 during the period. % is calculated as Quantity/Base number*100

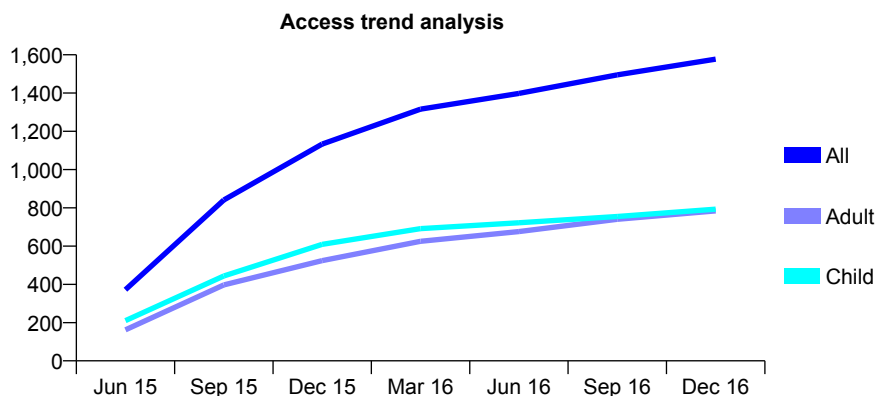
7A3 - Vital Signs At a Glance Contract Report for 143200/0001 - December 2016

Name or company name	Rhys Griffiths Ltd
Contract type name	GDS Contract
Purpose of contract	General
Contract start date	01/04/2015
Contract end date	

16/17 Contracted general activity (UDA)	3,500
Carry forward general activity (UDA)	0
16/17 Contracted orthodontic activity (UOA)	0
Carry forward orthodontic activity (UOA)	0
Baseline contract value	£84,875.00

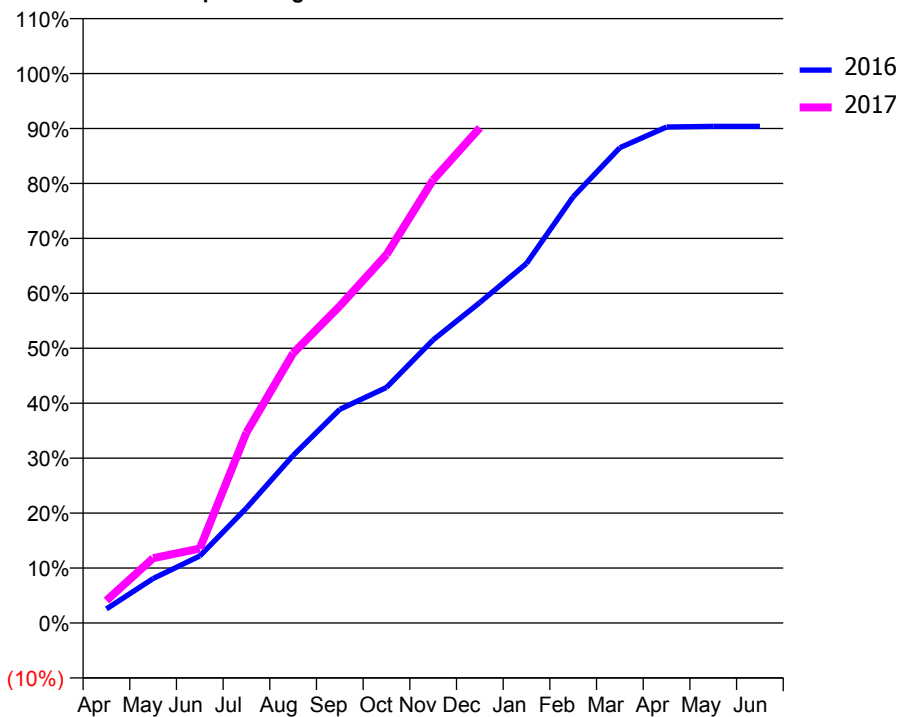
ACCESS*

Patients seen in 24 months	Total	Change since previous quarter
Quarter ending December 2015	1,133	
Quarter ending March 2016	1,316	↑
Quarter ending June 2016	1,398	↑
Quarter ending September 2016	1,495	↑
Quarter ending December 2016	1,577	↑
Variance since December 2015	39.2%	↑



ACTIVITY

Cumulative percentage of contracted UDA delivered 2016 & 2017



Month	Adjusted Scheduled Activity (UDA)	
	2016	2017
April	131	143
May	417	413
June	627	474
July	1,077	1,213
August	1,568	1,718
September	2,000	2,019
October	2,205	2,346
November	2,650	2,823
December	3,000	3,154
January	3,365	
February	3,990	
March	4,449	
April	4,644	
May	4,650	
June	4,650	

QUALITY

	Quantity	Base Number	Contract	LHB	Wales
% of FP17s for the same patient ID Re-attending within 3 months - Children	61	710	8.6%	9.9%	11.4%
% of FP17s for the same patient ID Re-attending within 3 months - Adults	151	713	21.2%	14.7%	16.6%
% of FP17s for the same patient ID Re-attending between 3 & 9 months - Children	324	710	45.6%	52.6%	58.0%
% of FP17s for the same patient ID Re-attending between 3 & 9 months - Adults	313	713	43.9%	50.2%	53.9%
% of FP17s for Band 1 Urgent Courses	171	1,342	12.7%	9.3%	9.0%
% of FP17s Relating to Free Repair or Replacements	3	1,342	0.2%	0.7%	0.7%
% of FP17s Relating to Continuations	3	1,342	0.2%	0.7%	0.9%
% of Patients satisfied with the dentistry they have received	7	7	N/A	94.7%	94.2%
% of Patients satisfied with the time they had to wait for an appointment	7	7	N/A	89.6%	88.6%

* This is based on patients treated on this contract for their most recent course of treatment. Figures in italics indicate the base number of FP17s or Patient Questionnaire responses are less than 100. N/A is shown where the base number of responses is less than 10 during the period. % is calculated as Quantity/Base number*100

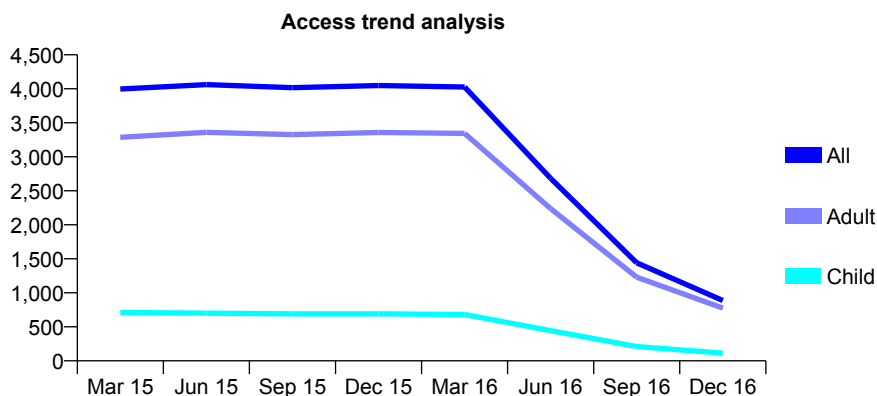
7A3 - Vital Signs At a Glance Contract Report for 144762/0001 - December 2016

Name or company name	Stemray
Contract type name	GDS Contract
Purpose of contract	General
Contract start date	01/07/2013
Contract end date	06/04/2016

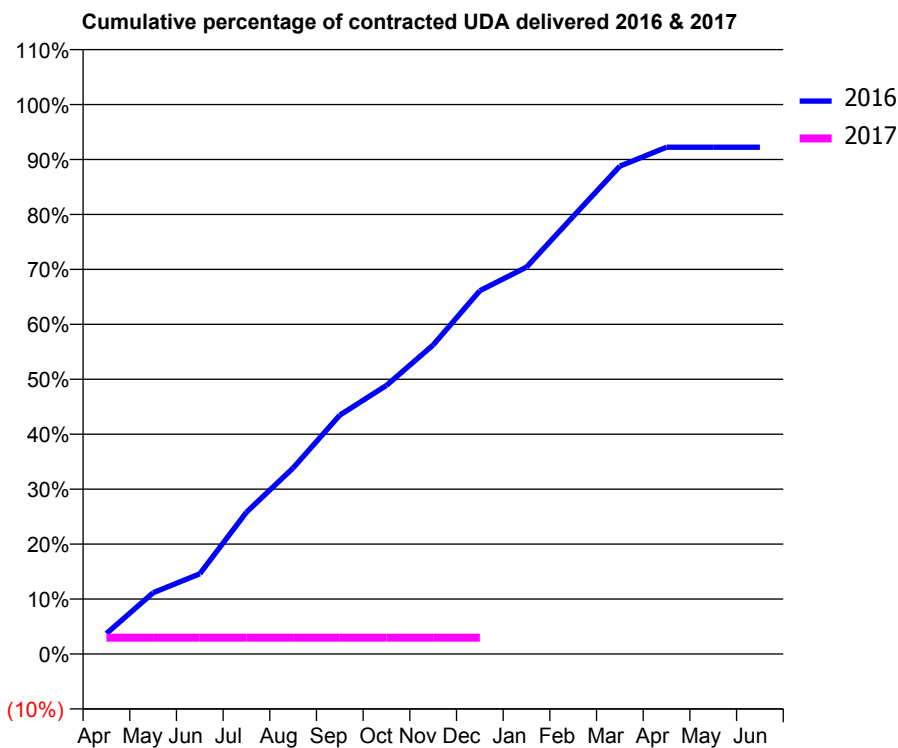
16/17 Contracted general activity (UDA)	202
Carry forward general activity (UDA)	0
16/17 Contracted orthodontic activity (UOA)	0
Carry forward orthodontic activity (UOA)	0
Baseline contract value	£4,526.53

ACCESS*

Patients seen in 24 months	Total	Change since previous quarter
Quarter ending December 2015	4,048	
Quarter ending March 2016	4,027	→
Quarter ending June 2016	2,683	↓
Quarter ending September 2016	1,442	↓
Quarter ending December 2016	887	↓
Variance since December 2015	(78.1%)	↓



ACTIVITY



Month	Adjusted Scheduled Activity (UDA)	
	2016	2017
April	451	6
May	1,352	6
June	1,773	6
July	3,133	6
August	4,109	6
September	5,277	6
October	5,934	6
November	6,824	6
December	8,023	6
January	8,543	
February	9,665	
March	10,774	
April	11,192	
May	11,192	
June	11,192	

QUALITY

	Quantity	Base Number	Contract	LHB	Wales
% of FP17s for the same patient ID Re-attending within 3 months - Children	2	39	5.1%	9.9%	11.4%
% of FP17s for the same patient ID Re-attending within 3 months - Adults	33	191	17.3%	14.7%	16.6%
% of FP17s for the same patient ID Re-attending between 3 & 9 months - Children	21	39	53.8%	52.6%	58.0%
% of FP17s for the same patient ID Re-attending between 3 & 9 months - Adults	114	191	59.7%	50.2%	53.9%
% of FP17s for Band 1 Urgent Courses	0	4	0.0%	9.3%	9.0%
% of FP17s Relating to Free Repair or Replacements	1	4	25.0%	0.7%	0.7%
% of FP17s Relating to Continuations	0	4	0.0%	0.7%	0.9%
% of Patients satisfied with the dentistry they have received	1	1	N/A	94.7%	94.2%
% of Patients satisfied with the time they had to wait for an appointment	1	1	N/A	89.6%	88.6%

* This is based on patients treated on this contract for their most recent course of treatment. Figures in italics indicate the base number of FP17s or Patient Questionnaire responses are less than 100. N/A is shown where the base number of responses is less than 10 during the period. % is calculated as Quantity/Base number*100

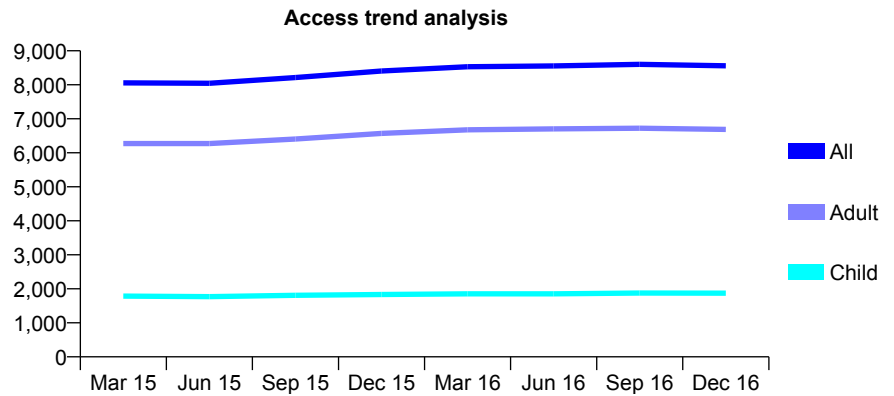
7A3 - Vital Signs At a Glance Contract Report for 145610/0001 - December 2016

Name or company name	Beynons Dental Surgery
Contract type name	GDS Contract
Purpose of contract	General
Contract start date	01/04/2009
Contract end date	

16/17 Contracted general activity (UDA)	24,396
Carry forward general activity (UDA)	1,076
16/17 Contracted orthodontic activity (UOA)	0
Carry forward orthodontic activity (UOA)	0
Baseline contract value	£546,013.85

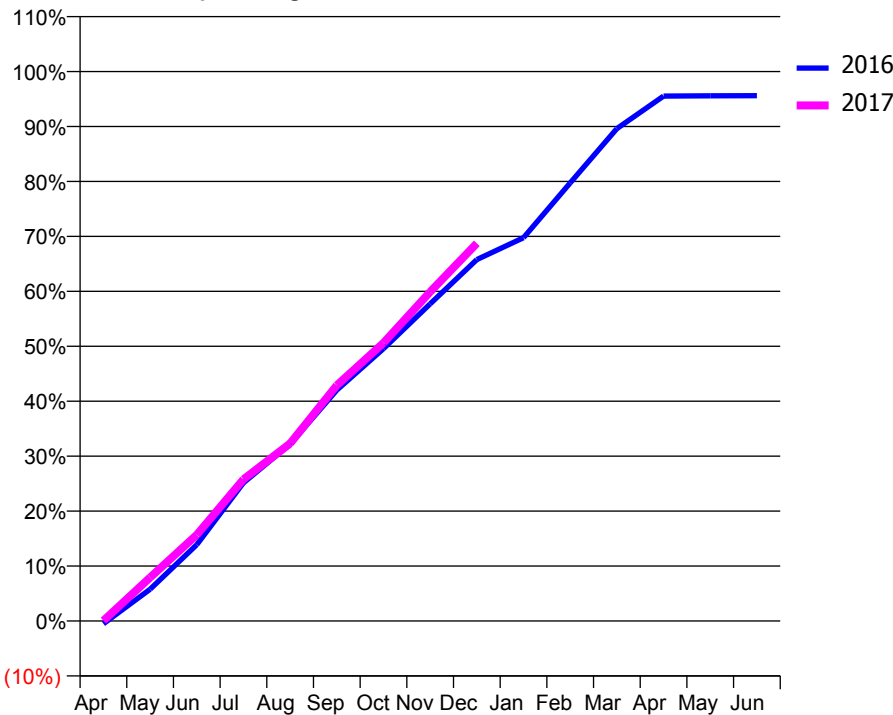
ACCESS*

Patients seen in 24 months	Total	Change since previous quarter
Quarter ending December 2015	8,406	
Quarter ending March 2016	8,531	→
Quarter ending June 2016	8,556	→
Quarter ending September 2016	8,600	→
Quarter ending December 2016	8,560	→
Variance since December 2015	1.8%	→



ACTIVITY

Cumulative percentage of contracted UDA delivered 2016 & 2017



Month	Adjusted Scheduled Activity (UDA)	
	2016	2017
April	-128	15
May	1,413	1,934
June	3,391	3,826
July	6,138	6,292
August	7,854	7,886
September	10,251	10,462
October	12,094	12,346
November	14,084	14,613
December	16,046	16,767
January	17,018	
February	19,451	
March	21,863	
April	23,303	
May	23,319	
June	23,320	

QUALITY

	Quantity	Base Number	Contract	LHB	Wales
% of FP17s for the same patient ID Re-attending within 3 months - Children	113	1,990	5.7%	9.9%	11.4%
% of FP17s for the same patient ID Re-attending within 3 months - Adults	1,099	7,181	15.3%	14.7%	16.6%
% of FP17s for the same patient ID Re-attending between 3 & 9 months - Children	1,106	1,990	55.6%	52.6%	58.0%
% of FP17s for the same patient ID Re-attending between 3 & 9 months - Adults	3,720	7,181	51.8%	50.2%	53.9%
% of FP17s for Band 1 Urgent Courses	904	8,625	10.5%	9.3%	9.0%
% of FP17s Relating to Free Repair or Replacements	166	8,625	1.9%	0.7%	0.7%
% of FP17s Relating to Continuations	39	8,625	0.5%	0.7%	0.9%
% of Patients satisfied with the dentistry they have received	28	28	100.0%	94.7%	94.2%
% of Patients satisfied with the time they had to wait for an appointment	27	28	96.4%	89.6%	88.6%

* This is based on patients treated on this contract for their most recent course of treatment. Figures in italics indicate the base number of FP17s or Patient Questionnaire responses are less than 100. N/A is shown where the base number of responses is less than 10 during the period. % is calculated as Quantity/Base number*100

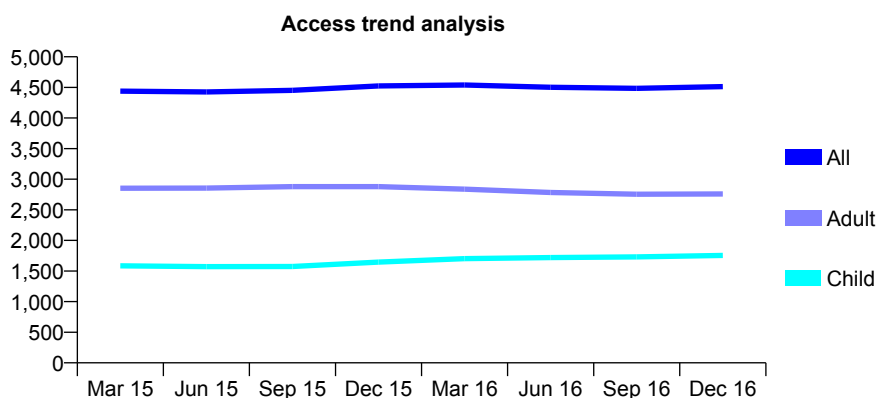
7A3 - Vital Signs At a Glance Contract Report for 147427/0001 - December 2016

Name or company name	Manor Road Dental Practice Limited
Contract type name	GDS Contract
Purpose of contract	General
Contract start date	01/08/2009
Contract end date	

16/17 Contracted general activity (UDA)	11,252
Carry forward general activity (UDA)	234
16/17 Contracted orthodontic activity (UOA)	0
Carry forward orthodontic activity (UOA)	0
Baseline contract value	£269,244.21

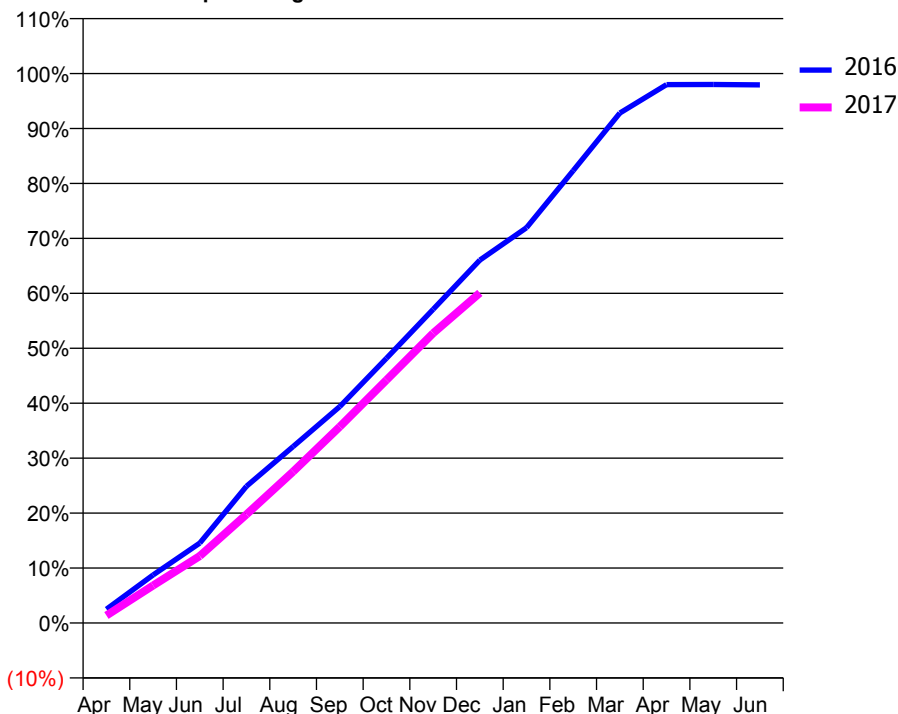
ACCESS*

Patients seen in 24 months	Total	Change since previous quarter
Quarter ending December 2015	4,524	
Quarter ending March 2016	4,539	→
Quarter ending June 2016	4,503	→
Quarter ending September 2016	4,485	→
Quarter ending December 2016	4,514	→
Variance since December 2015	(0.2%)	→



ACTIVITY

Cumulative percentage of contracted UDA delivered 2016 & 2017



Month	Adjusted Scheduled Activity (UDA)	
	2016	2017
April	283	155
May	986	767
June	1,637	1,371
July	2,800	2,225
August	3,613	3,101
September	4,433	4,020
October	5,421	4,976
November	6,424	5,935
December	7,431	6,760
January	8,095	
February	9,264	
March	10,442	
April	11,024	
May	11,027	
June	11,018	

QUALITY

	Quantity	Base Number	Contract	LHB	Wales
% of FP17s for the same patient ID Re-attending within 3 months - Children	108	1,488	7.3%	9.9%	11.4%
% of FP17s for the same patient ID Re-attending within 3 months - Adults	321	2,022	15.9%	14.7%	16.6%
% of FP17s for the same patient ID Re-attending between 3 & 9 months - Children	563	1,488	37.8%	52.6%	58.0%
% of FP17s for the same patient ID Re-attending between 3 & 9 months - Adults	543	2,022	26.9%	50.2%	53.9%
% of FP17s for Band 1 Urgent Courses	700	3,297	21.2%	9.3%	9.0%
% of FP17s Relating to Free Repair or Replacements	3	3,297	0.1%	0.7%	0.7%
% of FP17s Relating to Continuations	14	3,297	0.4%	0.7%	0.9%
% of Patients satisfied with the dentistry they have received	3	3	N/A	94.7%	94.2%
% of Patients satisfied with the time they had to wait for an appointment	3	3	N/A	89.6%	88.6%

* This is based on patients treated on this contract for their most recent course of treatment. Figures in italics indicate the base number of FP17s or Patient Questionnaire responses are less than 100. N/A is shown where the base number of responses is less than 10 during the period. % is calculated as Quantity/Base number*100

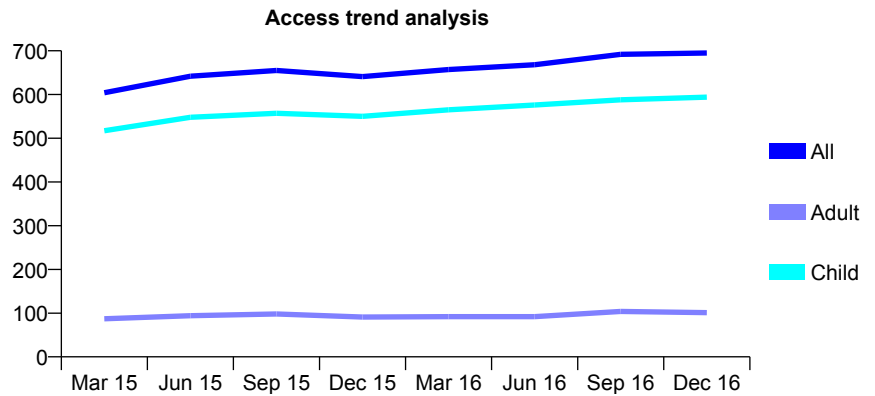
7A3 - Vital Signs At a Glance Contract Report for 147540/0001 - December 2016

Name or company name	Marsh Dental Surgery
Contract type name	GDS Contract
Purpose of contract	General
Contract start date	01/04/2006
Contract end date	

16/17 Contracted general activity (UDA)	1,650
Carry forward general activity (UDA)	0
16/17 Contracted orthodontic activity (UOA)	0
Carry forward orthodontic activity (UOA)	0
Baseline contract value	£36,745.57

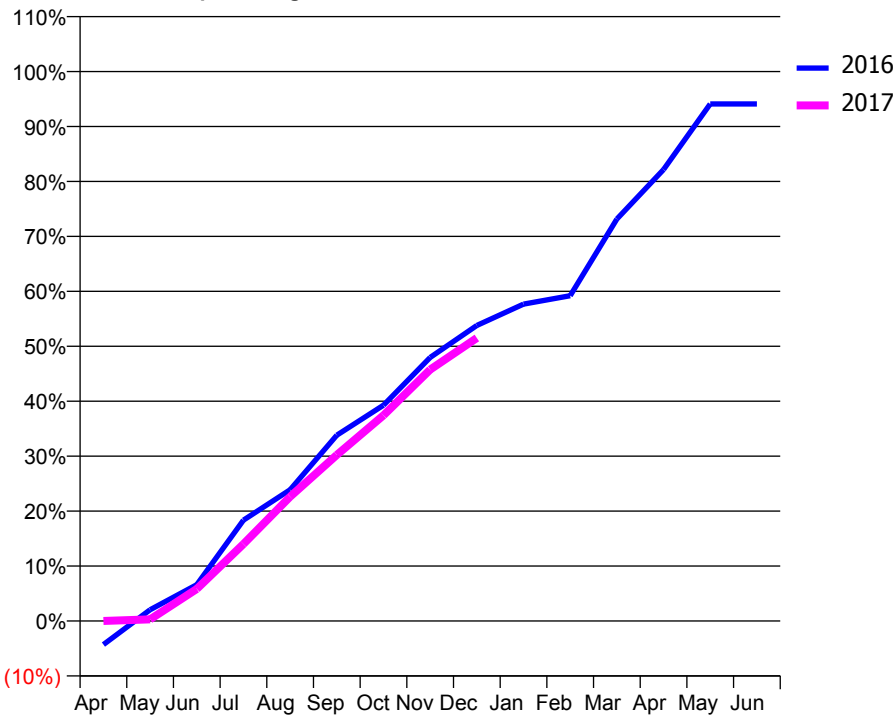
ACCESS*

Patients seen in 24 months	Total	Change since previous quarter
Quarter ending December 2015	641	
Quarter ending March 2016	657	↑
Quarter ending June 2016	668	→
Quarter ending September 2016	692	↑
Quarter ending December 2016	695	→
Variance since December 2015	8.4%	↑



ACTIVITY

Cumulative percentage of contracted UDA delivered 2016 & 2017



Month	Adjusted Scheduled Activity (UDA)	
	2016	2017
April	-71	0
May	34	5
June	109	96
July	303	231
August	394	373
September	558	499
October	648	618
November	791	755
December	887	850
January	952	
February	977	
March	1,207	
April	1,355	
May	1,552	
June	1,552	

QUALITY

	Quantity	Base Number	Contract	LHB	Wales
% of FP17s for the same patient ID Re-attending within 3 months - Children	54	691	7.8%	9.9%	11.4%
% of FP17s for the same patient ID Re-attending within 3 months - Adults	2	33	6.1%	14.7%	16.6%
% of FP17s for the same patient ID Re-attending between 3 & 9 months - Children	427	691	61.8%	52.6%	58.0%
% of FP17s for the same patient ID Re-attending between 3 & 9 months - Adults	23	33	69.7%	50.2%	53.9%
% of FP17s for Band 1 Urgent Courses	5	564	0.9%	9.3%	9.0%
% of FP17s Relating to Free Repair or Replacements	0	564	0.0%	0.7%	0.7%
% of FP17s Relating to Continuations	0	564	0.0%	0.7%	0.9%
% of Patients satisfied with the dentistry they have received	0	0	N/A	94.7%	94.2%
% of Patients satisfied with the time they had to wait for an appointment	0	0	N/A	89.6%	88.6%

* This is based on patients treated on this contract for their most recent course of treatment. Figures in italics indicate the base number of FP17s or Patient Questionnaire responses are less than 100. N/A is shown where the base number of responses is less than 10 during the period. % is calculated as Quantity/Base number*100

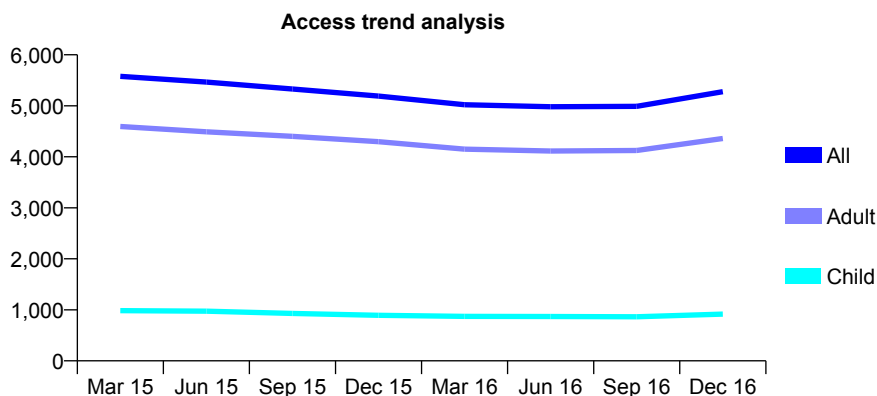
7A3 - Vital Signs At a Glance Contract Report for 148830/0001 - December 2016

Name or company name	United Dental Ltd
Contract type name	GDS Contract
Purpose of contract	General
Contract start date	01/04/2006
Contract end date	

16/17 Contracted general activity (UDA)	16,210
Carry forward general activity (UDA)	0
16/17 Contracted orthodontic activity (UOA)	0
Carry forward orthodontic activity (UOA)	0
Baseline contract value	£377,674.13

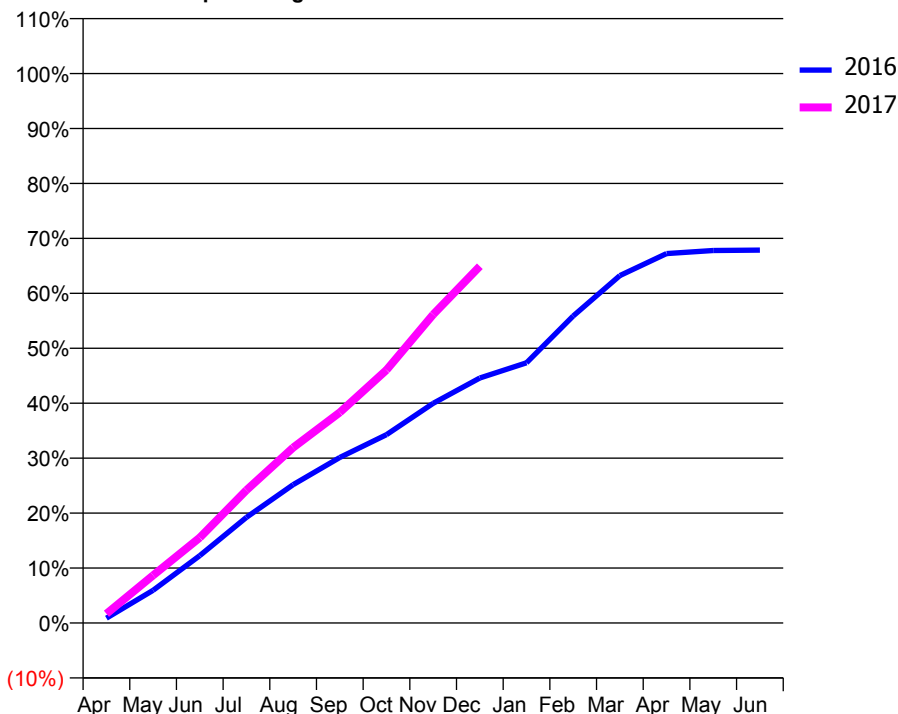
ACCESS*

Patients seen in 24 months	Total	Change since previous quarter
Quarter ending December 2015	5,190	
Quarter ending March 2016	5,021	↓
Quarter ending June 2016	4,982	→
Quarter ending September 2016	4,990	→
Quarter ending December 2016	5,277	↑
Variance since December 2015	1.7%	→



ACTIVITY

Cumulative percentage of contracted UDA delivered 2016 & 2017



Month	Adjusted Scheduled Activity (UDA)	
	2016	2017
April	145	272
May	965	1,406
June	1,988	2,519
July	3,116	3,919
August	4,083	5,175
September	4,882	6,213
October	5,554	7,465
November	6,480	9,102
December	7,228	10,524
January	7,678	
February	9,057	
March	10,251	
April	10,900	
May	10,989	
June	11,002	

QUALITY

	Quantity	Base Number	Contract	LHB	Wales
% of FP17s for the same patient ID Re-attending within 3 months - Children	33	791	4.2%	9.9%	11.4%
% of FP17s for the same patient ID Re-attending within 3 months - Adults	376	3,878	9.7%	14.7%	16.6%
% of FP17s for the same patient ID Re-attending between 3 & 9 months - Children	213	791	26.9%	52.6%	58.0%
% of FP17s for the same patient ID Re-attending between 3 & 9 months - Adults	1,002	3,878	25.8%	50.2%	53.9%
% of FP17s for Band 1 Urgent Courses	242	4,345	5.6%	9.3%	9.0%
% of FP17s Relating to Free Repair or Replacements	44	4,345	1.0%	0.7%	0.7%
% of FP17s Relating to Continuations	31	4,345	0.7%	0.7%	0.9%
% of Patients satisfied with the dentistry they have received	23	28	82.1%	94.7%	94.2%
% of Patients satisfied with the time they had to wait for an appointment	24	28	85.7%	89.6%	88.6%

* This is based on patients treated on this contract for their most recent course of treatment. Figures in italics indicate the base number of FP17s or Patient Questionnaire responses are less than 100. N/A is shown where the base number of responses is less than 10 during the period. % is calculated as Quantity/Base number*100

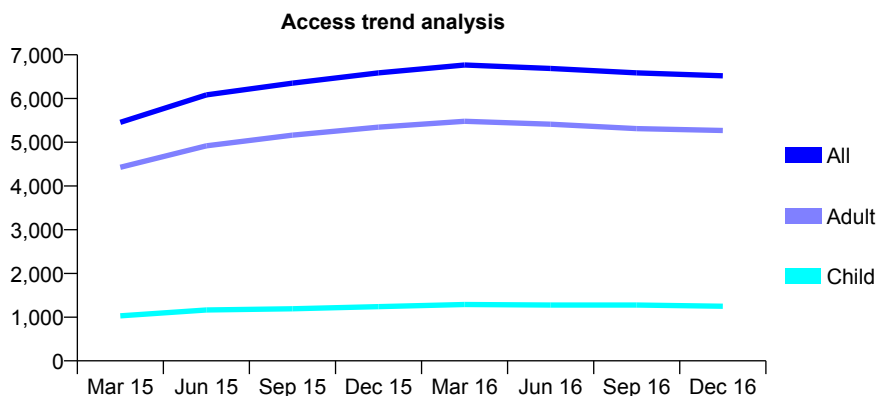
7A3 - Vital Signs At a Glance Contract Report for 150215/0001 - December 2016

Name or company name	T Metcalfe
Contract type name	GDS Contract
Purpose of contract	General
Contract start date	01/04/2014
Contract end date	

16/17 Contracted general activity (UDA)	16,447
Carry forward general activity (UDA)	203
16/17 Contracted orthodontic activity (UOA)	0
Carry forward orthodontic activity (UOA)	0
Baseline contract value	£377,891.37

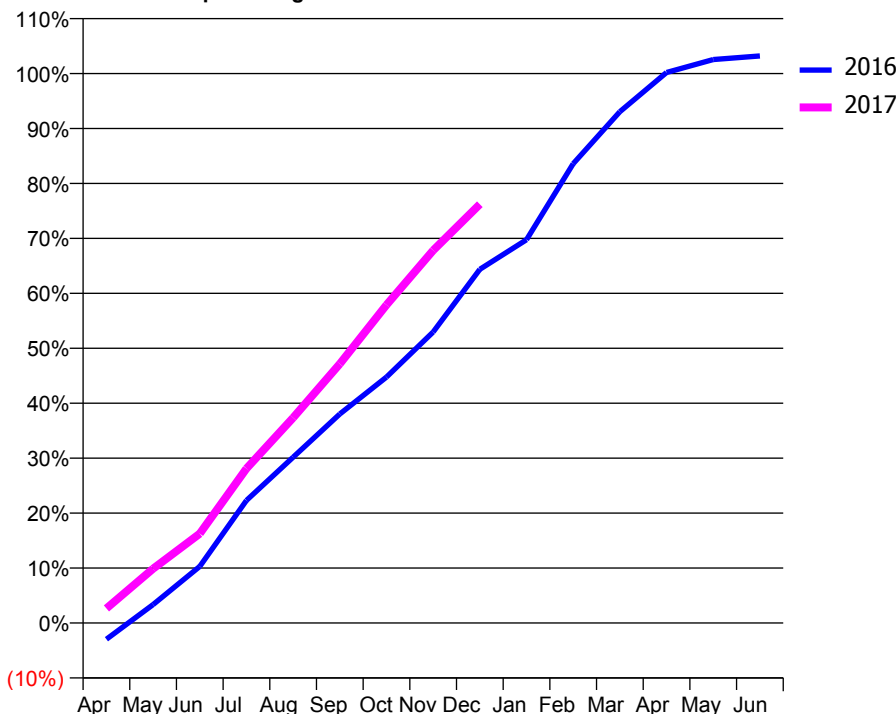
ACCESS*

Patients seen in 24 months	Total	Change since previous quarter
Quarter ending December 2015	6,586	
Quarter ending March 2016	6,767	↑
Quarter ending June 2016	6,688	↓
Quarter ending September 2016	6,587	↓
Quarter ending December 2016	6,519	↓
Variance since December 2015	(1.0%)	↓



ACTIVITY

Cumulative percentage of contracted UDA delivered 2016 & 2017



Month	Adjusted Scheduled Activity (UDA)	
	2016	2017
April	-488	437
May	554	1,627
June	1,695	2,676
July	3,672	4,623
August	4,963	6,146
September	6,257	7,759
October	7,363	9,523
November	8,711	11,154
December	10,587	12,533
January	11,474	
February	13,748	
March	15,306	
April	16,478	
May	16,866	
June	16,972	

QUALITY

	Quantity	Base Number	Contract	LHB	Wales
% of FP17s for the same patient ID Re-attending within 3 months - Children	93	1,185	7.8%	9.9%	11.4%
% of FP17s for the same patient ID Re-attending within 3 months - Adults	792	5,407	14.6%	14.7%	16.6%
% of FP17s for the same patient ID Re-attending between 3 & 9 months - Children	506	1,185	42.7%	52.6%	58.0%
% of FP17s for the same patient ID Re-attending between 3 & 9 months - Adults	2,492	5,407	46.1%	50.2%	53.9%
% of FP17s for Band 1 Urgent Courses	314	5,866	5.4%	9.3%	9.0%
% of FP17s Relating to Free Repair or Replacements	30	5,866	0.5%	0.7%	0.7%
% of FP17s Relating to Continuations	31	5,866	0.5%	0.7%	0.9%
% of Patients satisfied with the dentistry they have received	52	52	100.0%	94.7%	94.2%
% of Patients satisfied with the time they had to wait for an appointment	49	52	94.2%	89.6%	88.6%

* This is based on patients treated on this contract for their most recent course of treatment. Figures in italics indicate the base number of FP17s or Patient Questionnaire responses are less than 100. N/A is shown where the base number of responses is less than 10 during the period. % is calculated as Quantity/Base number*100

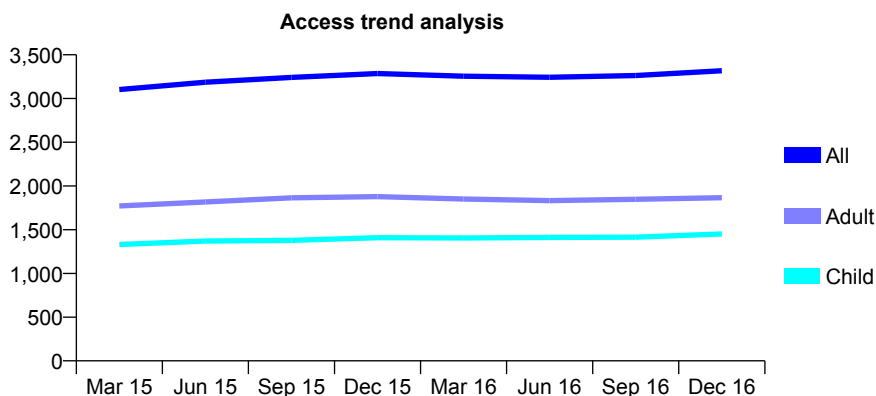
7A3 - Vital Signs At a Glance Contract Report for 152501/0001 - December 2016

Name or company name	Gower Healthcare Limited
Contract type name	GDS Contract
Purpose of contract	General and Orthodontic
Contract start date	01/04/2010
Contract end date	

16/17 Contracted general activity (UDA)	11,374
Carry forward general activity (UDA)	0
16/17 Contracted orthodontic activity (UOA)	8
Carry forward orthodontic activity (UOA)	0
Baseline contract value	£260,554.32

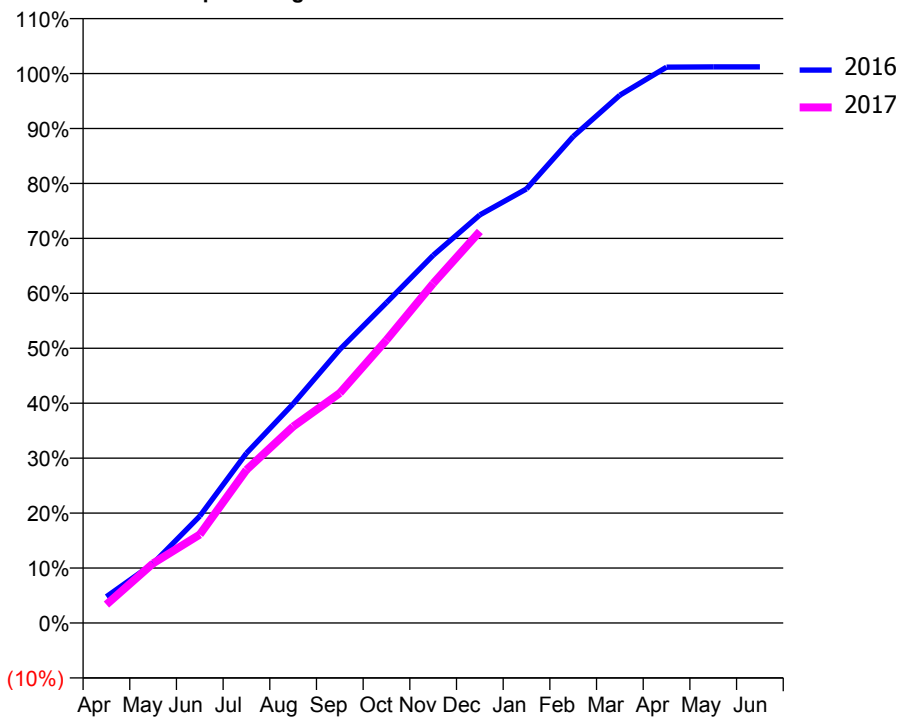
ACCESS*

Patients seen in 24 months	Total	Change since previous quarter
Quarter ending December 2015	3,286	
Quarter ending March 2016	3,255	→
Quarter ending June 2016	3,243	→
Quarter ending September 2016	3,263	→
Quarter ending December 2016	3,317	→
Variance since December 2015	0.9%	→



ACTIVITY

Cumulative percentage of contracted UDA delivered 2016 & 2017



Month	Adjusted Scheduled Activity (UDA)	
	2016	2017
April	545	381
May	1,232	1,235
June	2,213	1,830
July	3,514	3,170
August	4,538	4,067
September	5,662	4,761
October	6,632	5,857
November	7,612	7,029
December	8,446	8,105
January	8,985	
February	10,072	
March	10,927	
April	11,506	
May	11,511	
June	11,510	

QUALITY

	Quantity	Base Number	Contract	LHB	Wales
% of FP17s for the same patient ID Re-attending within 3 months - Children	167	1,949	8.6%	9.9%	11.4%
% of FP17s for the same patient ID Re-attending within 3 months - Adults	340	2,011	16.9%	14.7%	16.6%
% of FP17s for the same patient ID Re-attending between 3 & 9 months - Children	1,325	1,949	68.0%	52.6%	58.0%
% of FP17s for the same patient ID Re-attending between 3 & 9 months - Adults	1,196	2,011	59.5%	50.2%	53.9%
% of FP17s for Band 1 Urgent Courses	203	3,666	5.5%	9.3%	9.0%
% of FP17s Relating to Free Repair or Replacements	47	3,666	1.3%	0.7%	0.7%
% of FP17s Relating to Continuations	1	3,666	0.0%	0.7%	0.9%
% of Patients satisfied with the dentistry they have received	6	6	N/A	94.7%	94.2%
% of Patients satisfied with the time they had to wait for an appointment	6	6	N/A	89.6%	88.6%

* This is based on patients treated on this contract for their most recent course of treatment. Figures in italics indicate the base number of FP17s or Patient Questionnaire responses are less than 100. N/A is shown where the base number of responses is less than 10 during the period. % is calculated as Quantity/Base number*100

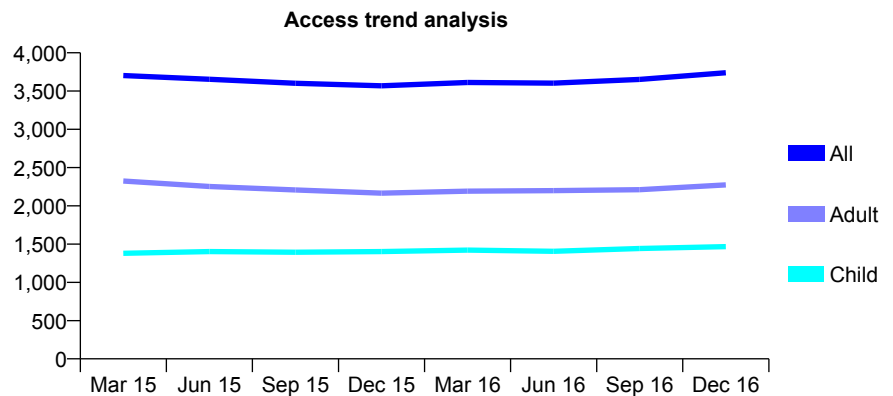
7A3 - Vital Signs At a Glance Contract Report for 153729/0001 - December 2016

Name or company name	Dr EV Johnstone, Dr D Ainsworth and Dr J
Contract type name	GDS Contract
Purpose of contract	General and Orthodontic
Contract start date	01/04/2006
Contract end date	

16/17 Contracted general activity (UDA)	9,742
Carry forward general activity (UDA)	51
16/17 Contracted orthodontic activity (UOA)	694
Carry forward orthodontic activity (UOA)	0
Baseline contract value	£426,685.19

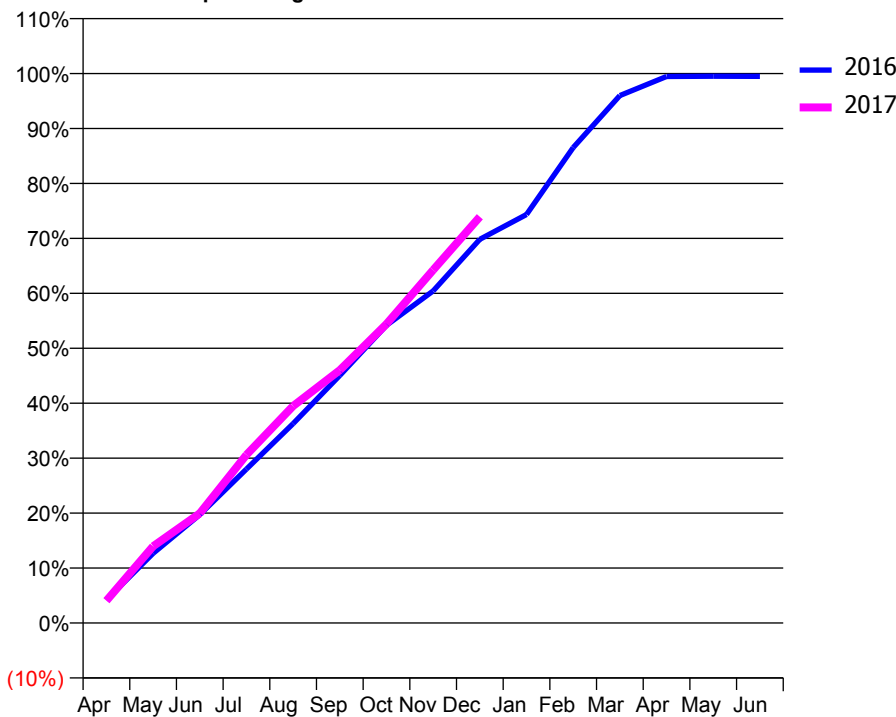
ACCESS*

Patients seen in 24 months	Total	Change since previous quarter
Quarter ending December 2015	3,568	
Quarter ending March 2016	3,613	→
Quarter ending June 2016	3,604	→
Quarter ending September 2016	3,653	→
Quarter ending December 2016	3,740	↑
Variance since December 2015	4.8%	↑



ACTIVITY

Cumulative percentage of contracted UDA delivered 2016 & 2017



Month	Adjusted Scheduled Activity (UDA)	
	2016	2017
April	409	397
May	1,235	1,361
June	1,922	1,945
July	2,729	2,983
August	3,536	3,847
September	4,389	4,484
October	5,279	5,302
November	5,889	6,259
December	6,804	7,202
January	7,243	
February	8,429	
March	9,351	
April	9,690	
May	9,694	
June	9,691	

QUALITY

	Quantity	Base Number	Contract	LHB	Wales
% of FP17s for the same patient ID Re-attending within 3 months - Children	186	1,772	10.5%	9.9%	11.4%
% of FP17s for the same patient ID Re-attending within 3 months - Adults	341	2,461	13.9%	14.7%	16.6%
% of FP17s for the same patient ID Re-attending between 3 & 9 months - Children	976	1,772	55.1%	52.6%	58.0%
% of FP17s for the same patient ID Re-attending between 3 & 9 months - Adults	1,342	2,461	54.5%	50.2%	53.9%
% of FP17s for Band 1 Urgent Courses	372	3,945	9.4%	9.3%	9.0%
% of FP17s Relating to Free Repair or Replacements	14	3,945	0.4%	0.7%	0.7%
% of FP17s Relating to Continuations	1	3,945	0.0%	0.7%	0.9%
% of Patients satisfied with the dentistry they have received	9	9	N/A	94.7%	94.2%
% of Patients satisfied with the time they had to wait for an appointment	8	9	N/A	89.6%	88.6%

* This is based on patients treated on this contract for their most recent course of treatment. Figures in italics indicate the base number of FP17s or Patient Questionnaire responses are less than 100. N/A is shown where the base number of responses is less than 10 during the period. % is calculated as Quantity/Base number*100

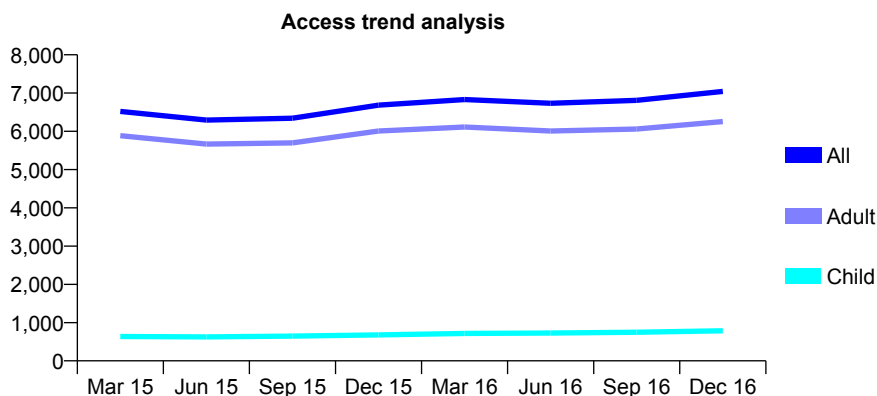
7A3 - Vital Signs At a Glance Contract Report for 155721/0001 - December 2016

Name or company name	University Dental Care
Contract type name	GDS Contract
Purpose of contract	General
Contract start date	01/04/2012
Contract end date	

16/17 Contracted general activity (UDA)	15,442
Carry forward general activity (UDA)	651
16/17 Contracted orthodontic activity (UOA)	0
Carry forward orthodontic activity (UOA)	0
Baseline contract value	£430,841.66

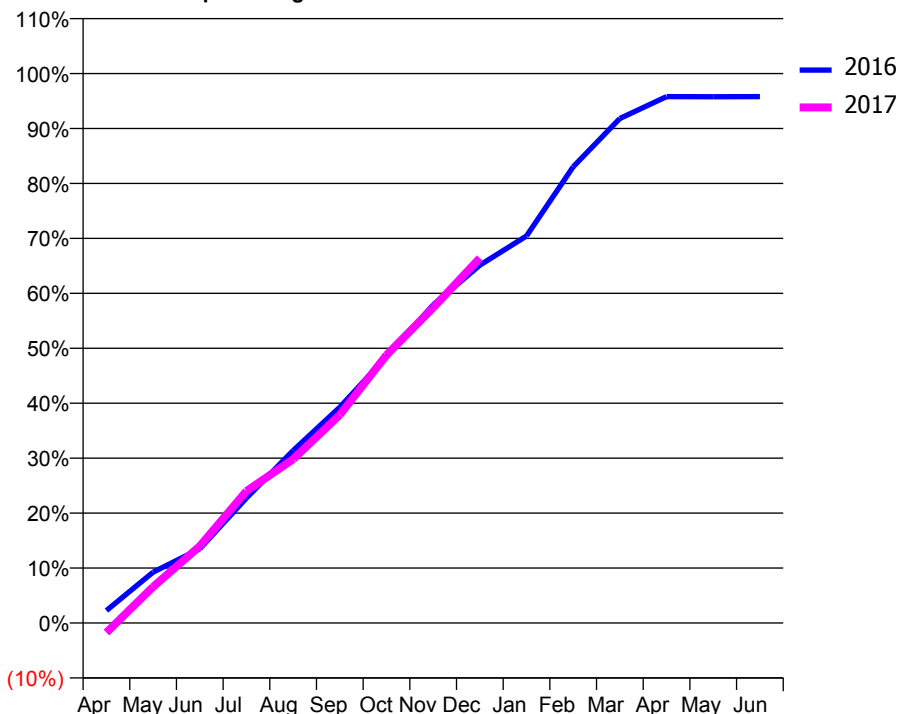
ACCESS*

Patients seen in 24 months	Total	Change since previous quarter
Quarter ending December 2015	6,684	
Quarter ending March 2016	6,830	↑
Quarter ending June 2016	6,733	↓
Quarter ending September 2016	6,808	→
Quarter ending December 2016	7,042	↑
Variance since December 2015	5.4%	↑



ACTIVITY

Cumulative percentage of contracted UDA delivered 2016 & 2017



Month	Adjusted Scheduled Activity (UDA)	
	2016	2017
April	350	-271
May	1,428	1,016
June	2,085	2,159
July	3,514	3,708
August	4,845	4,603
September	6,066	5,853
October	7,485	7,530
November	8,938	8,861
December	10,057	10,255
January	10,877	
February	12,823	
March	14,178	
April	14,791	
May	14,790	
June	14,791	

QUALITY

	Quantity	Base Number	Contract	LHB	Wales
% of FP17s for the same patient ID Re-attending within 3 months - Children	57	819	7.0%	9.9%	11.4%
% of FP17s for the same patient ID Re-attending within 3 months - Adults	856	5,675	15.1%	14.7%	16.6%
% of FP17s for the same patient ID Re-attending between 3 & 9 months - Children	472	819	57.6%	52.6%	58.0%
% of FP17s for the same patient ID Re-attending between 3 & 9 months - Adults	2,567	5,675	45.2%	50.2%	53.9%
% of FP17s for Band 1 Urgent Courses	607	6,191	9.8%	9.3%	9.0%
% of FP17s Relating to Free Repair or Replacements	49	6,191	0.8%	0.7%	0.7%
% of FP17s Relating to Continuations	26	6,191	0.4%	0.7%	0.9%
% of Patients satisfied with the dentistry they have received	11	14	78.6%	94.7%	94.2%
% of Patients satisfied with the time they had to wait for an appointment	10	14	71.4%	89.6%	88.6%

* This is based on patients treated on this contract for their most recent course of treatment. Figures in italics indicate the base number of FP17s or Patient Questionnaire responses are less than 100. N/A is shown where the base number of responses is less than 10 during the period. % is calculated as Quantity/Base number*100

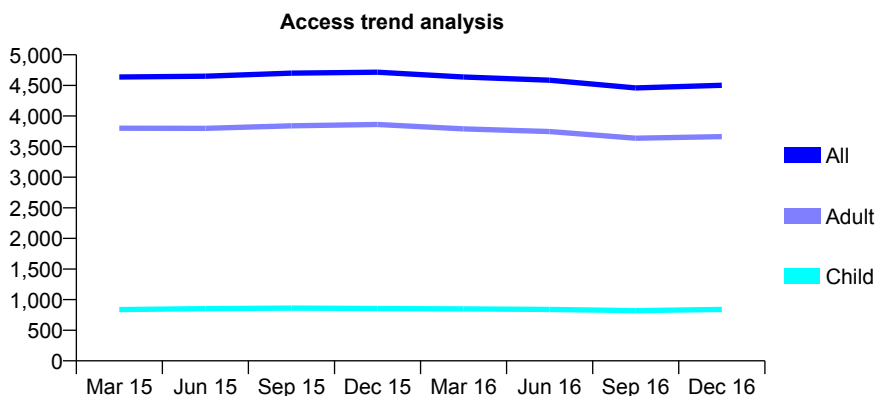
7A3 - Vital Signs At a Glance Contract Report for 158194/0005 - December 2016

Name or company name	Denticare Ltd
Contract type name	GDS Contract
Purpose of contract	General
Contract start date	01/04/2006
Contract end date	

16/17 Contracted general activity (UDA)	14,818
Carry forward general activity (UDA)	527
16/17 Contracted orthodontic activity (UOA)	0
Carry forward orthodontic activity (UOA)	0
Baseline contract value	£340,473.44

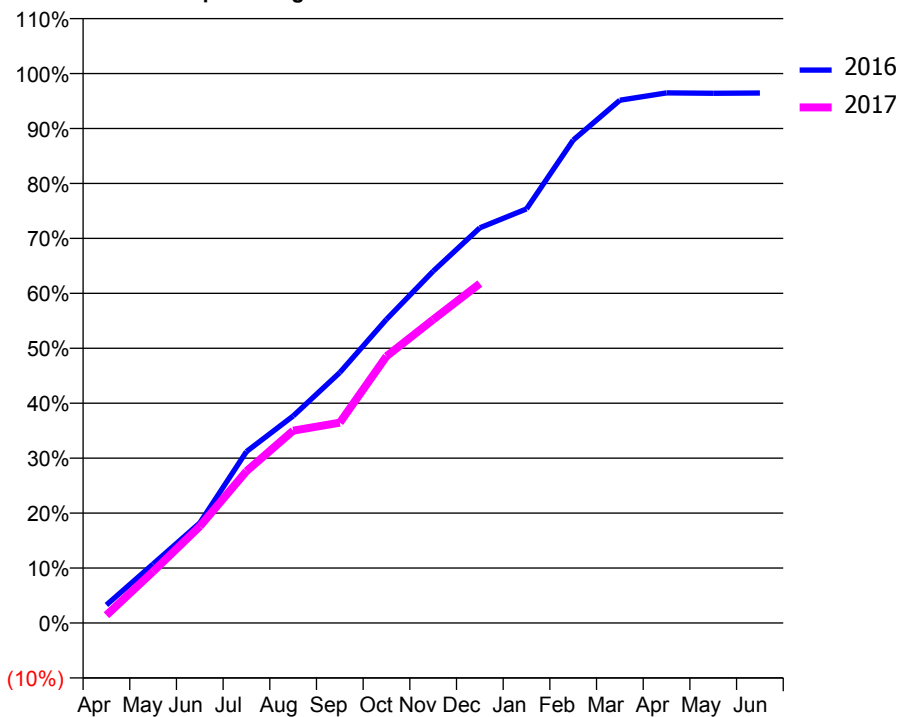
ACCESS*

Patients seen in 24 months	Total	Change since previous quarter
Quarter ending December 2015	4,716	
Quarter ending March 2016	4,638	↓
Quarter ending June 2016	4,586	↓
Quarter ending September 2016	4,458	↓
Quarter ending December 2016	4,503	→
Variance since December 2015	(4.5%)	↓



ACTIVITY

Cumulative percentage of contracted UDA delivered 2016 & 2017



Month	Adjusted Scheduled Activity (UDA)	
	2016	2017
April	488	211
May	1,591	1,391
June	2,699	2,606
July	4,624	4,093
August	5,583	5,188
September	6,755	5,401
October	8,189	7,192
November	9,488	8,184
December	10,656	9,154
January	11,167	
February	13,021	
March	14,098	
April	14,296	
May	14,284	
June	14,291	

QUALITY

	Quantity	Base Number	Contract	LHB	Wales
% of FP17s for the same patient ID Re-attending within 3 months - Children	47	875	5.4%	9.9%	11.4%
% of FP17s for the same patient ID Re-attending within 3 months - Adults	302	3,679	8.2%	14.7%	16.6%
% of FP17s for the same patient ID Re-attending between 3 & 9 months - Children	446	875	51.0%	52.6%	58.0%
% of FP17s for the same patient ID Re-attending between 3 & 9 months - Adults	1,999	3,679	54.3%	50.2%	53.9%
% of FP17s for Band 1 Urgent Courses	143	4,465	3.2%	9.3%	9.0%
% of FP17s Relating to Free Repair or Replacements	17	4,465	0.4%	0.7%	0.7%
% of FP17s Relating to Continuations	40	4,465	0.9%	0.7%	0.9%
% of Patients satisfied with the dentistry they have received	12	14	85.7%	94.7%	94.2%
% of Patients satisfied with the time they had to wait for an appointment	12	14	85.7%	89.6%	88.6%

* This is based on patients treated on this contract for their most recent course of treatment. Figures in italics indicate the base number of FP17s or Patient Questionnaire responses are less than 100. N/A is shown where the base number of responses is less than 10 during the period. % is calculated as Quantity/Base number*100

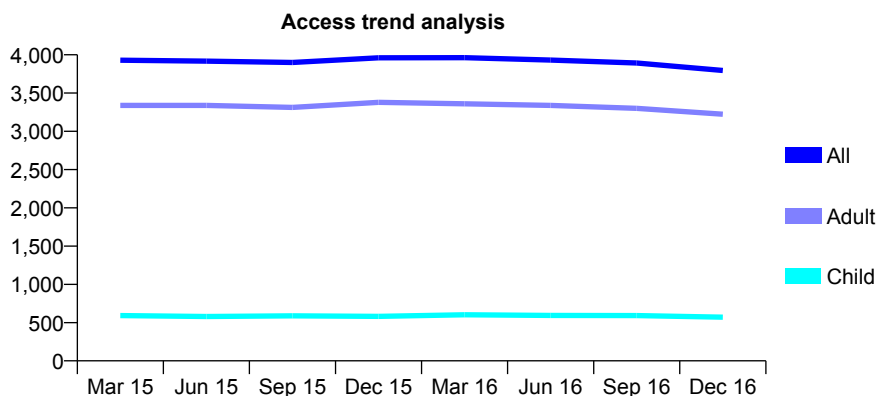
7A3 - Vital Signs At a Glance Contract Report for 158194/0011 - December 2016

Name or company name	Denticare Ltd
Contract type name	GDS Contract
Purpose of contract	General
Contract start date	01/04/2006
Contract end date	

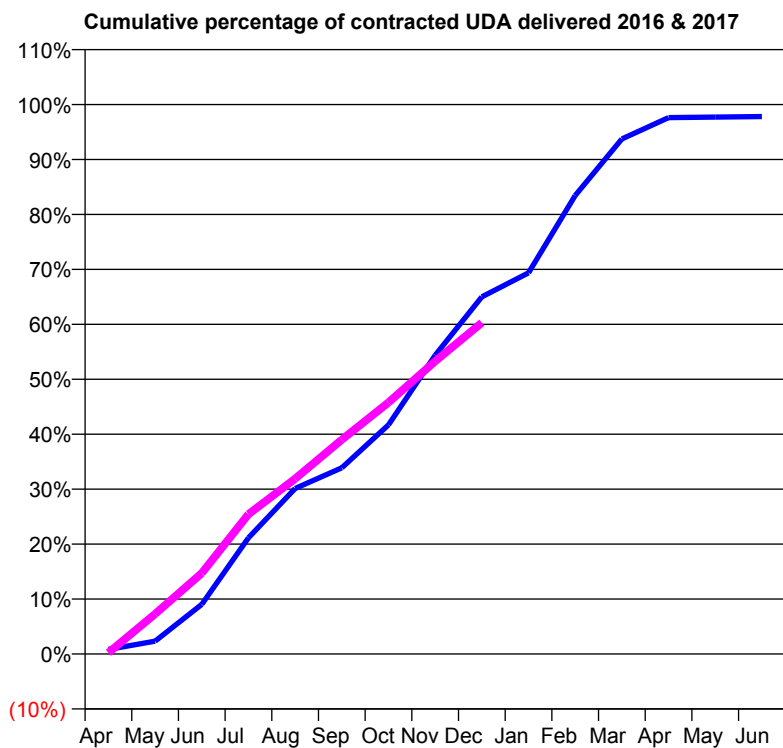
16/17 Contracted general activity (UDA)	13,462
Carry forward general activity (UDA)	283
16/17 Contracted orthodontic activity (UOA)	0
Carry forward orthodontic activity (UOA)	0
Baseline contract value	£378,832.62

ACCESS*

Patients seen in 24 months	Total	Change since previous quarter
Quarter ending December 2015	3,960	
Quarter ending March 2016	3,963	→
Quarter ending June 2016	3,932	→
Quarter ending September 2016	3,892	↓
Quarter ending December 2016	3,795	↓
Variance since December 2015	(4.2%)	↓



ACTIVITY



Month	Adjusted Scheduled Activity (UDA)	
	2016	2017
April	104	33
May	289	981
June	1,119	1,980
July	2,621	3,425
August	3,732	4,294
September	4,198	5,252
October	5,164	6,163
November	6,735	7,173
December	8,050	8,117
January	8,590	
February	10,334	
March	11,608	
April	12,088	
May	12,101	
June	12,113	

QUALITY

	Quantity	Base Number	Contract	LHB	Wales
% of FP17s for the same patient ID Re-attending within 3 months - Children	46	630	7.3%	9.9%	11.4%
% of FP17s for the same patient ID Re-attending within 3 months - Adults	467	3,637	12.8%	14.7%	16.6%
% of FP17s for the same patient ID Re-attending between 3 & 9 months - Children	384	630	61.0%	52.6%	58.0%
% of FP17s for the same patient ID Re-attending between 3 & 9 months - Adults	2,232	3,637	61.4%	50.2%	53.9%
% of FP17s for Band 1 Urgent Courses	299	4,048	7.4%	9.3%	9.0%
% of FP17s Relating to Free Repair or Replacements	33	4,048	0.8%	0.7%	0.7%
% of FP17s Relating to Continuations	41	4,048	1.0%	0.7%	0.9%
% of Patients satisfied with the dentistry they have received	26	29	89.7%	94.7%	94.2%
% of Patients satisfied with the time they had to wait for an appointment	26	29	89.7%	89.6%	88.6%

* This is based on patients treated on this contract for their most recent course of treatment. Figures in italics indicate the base number of FP17s or Patient Questionnaire responses are less than 100. N/A is shown where the base number of responses is less than 10 during the period. % is calculated as Quantity/Base number*100

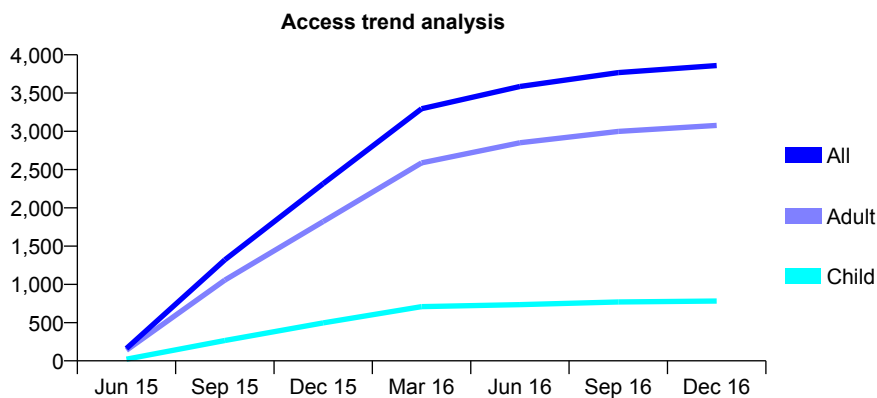
7A3 - Vital Signs At a Glance Contract Report for 163120/0001 - December 2016

Name or company name	OASIS DENTAL CARE LTD
Contract type name	GDS Contract
Purpose of contract	General
Contract start date	01/06/2015
Contract end date	

16/17 Contracted general activity (UDA)	13,369
Carry forward general activity (UDA)	0
16/17 Contracted orthodontic activity (UOA)	0
Carry forward orthodontic activity (UOA)	0
Baseline contract value	£380,429.39

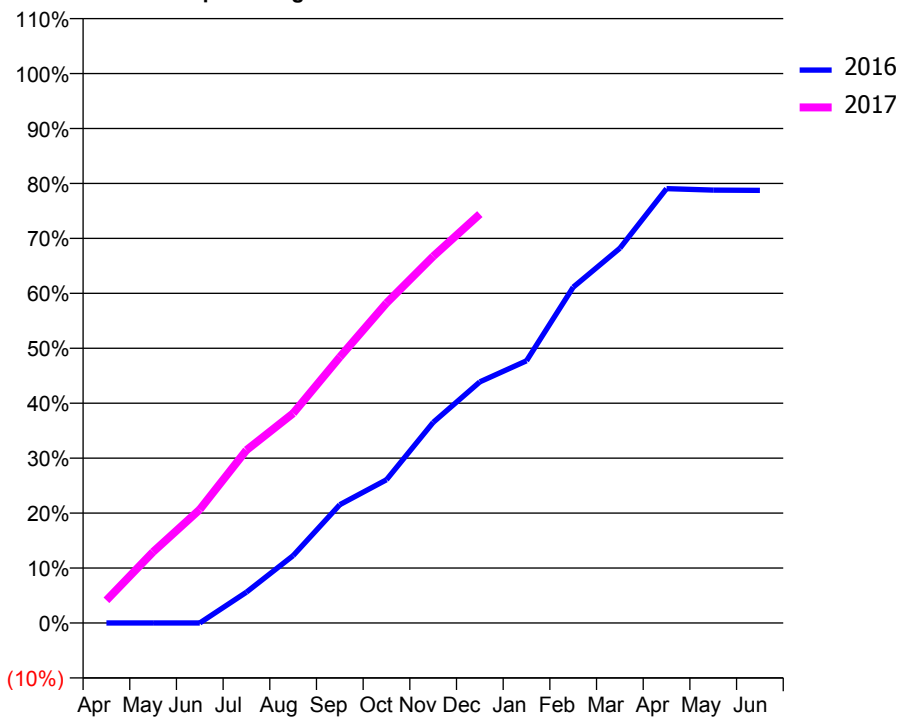
ACCESS*

Patients seen in 24 months	Total	Change since previous quarter
Quarter ending December 2015	2,316	
Quarter ending March 2016	3,295	↑
Quarter ending June 2016	3,586	↑
Quarter ending September 2016	3,767	↑
Quarter ending December 2016	3,859	↑
Variance since December 2015	66.6%	↑



ACTIVITY

Cumulative percentage of contracted UDA delivered 2016 & 2017



Adjusted Scheduled Activity (UDA)

Month	2016	2017
April	0	552
May	0	1,731
June	0	2,764
July	750	4,206
August	1,639	5,101
September	2,880	6,471
October	3,487	7,784
November	4,881	8,921
December	5,868	9,947
January	6,378	
February	8,169	
March	9,116	
April	10,568	
May	10,532	
June	10,527	

QUALITY

	Quantity	Base Number	Contract	LHB	Wales
% of FP17s for the same patient ID Re-attending within 3 months - Children	60	1,002	6.0%	9.9%	11.4%
% of FP17s for the same patient ID Re-attending within 3 months - Adults	511	4,025	12.7%	14.7%	16.6%
% of FP17s for the same patient ID Re-attending between 3 & 9 months - Children	629	1,002	62.8%	52.6%	58.0%
% of FP17s for the same patient ID Re-attending between 3 & 9 months - Adults	2,415	4,025	60.0%	50.2%	53.9%
% of FP17s for Band 1 Urgent Courses	341	4,406	7.7%	9.3%	9.0%
% of FP17s Relating to Free Repair or Replacements	18	4,406	0.4%	0.7%	0.7%
% of FP17s Relating to Continuations	1	4,406	0.0%	0.7%	0.9%
% of Patients satisfied with the dentistry they have received	16	17	94.1%	94.7%	94.2%
% of Patients satisfied with the time they had to wait for an appointment	16	17	94.1%	89.6%	88.6%

* This is based on patients treated on this contract for their most recent course of treatment. Figures in italics indicate the base number of FP17s or Patient Questionnaire responses are less than 100. N/A is shown where the base number of responses is less than 10 during the period. % is calculated as Quantity/Base number*100

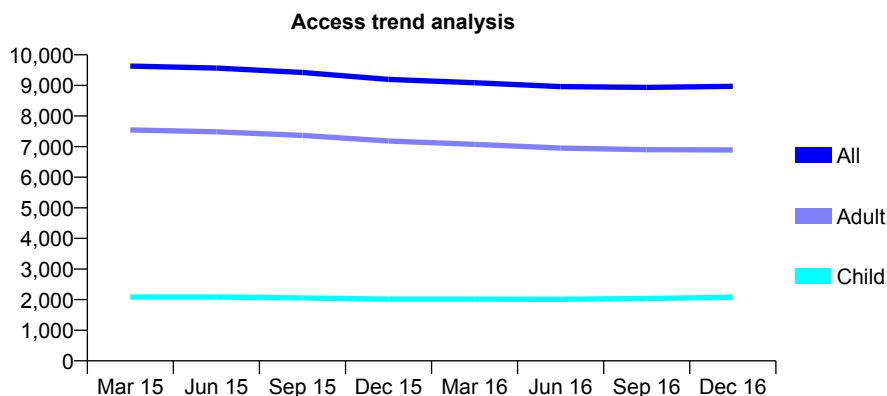
7A3 - Vital Signs At a Glance Contract Report for 165840/0001 - December 2016

Name or company name	Nicola Hall Limited
Contract type name	GDS Contract
Purpose of contract	General
Contract start date	01/09/2010
Contract end date	

16/17 Contracted general activity (UDA)	28,287
Carry forward general activity (UDA)	625
16/17 Contracted orthodontic activity (UOA)	0
Carry forward orthodontic activity (UOA)	0
Baseline contract value	£726,788.04

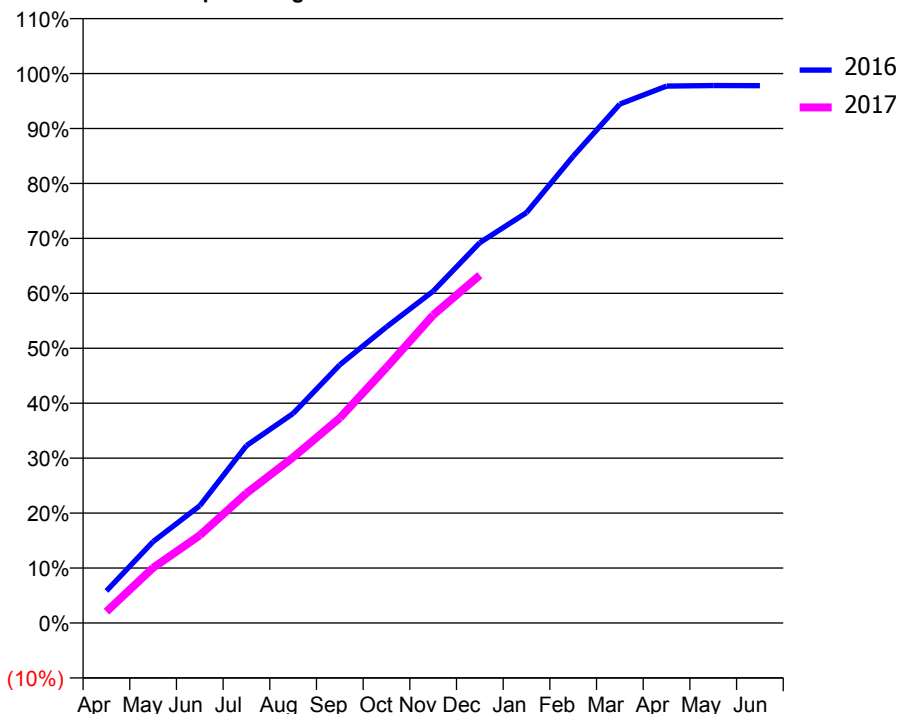
ACCESS*

Patients seen in 24 months	Total	Change since previous quarter
Quarter ending December 2015	9,196	
Quarter ending March 2016	9,088	↓
Quarter ending June 2016	8,962	↓
Quarter ending September 2016	8,935	→
Quarter ending December 2016	8,969	→
Variance since December 2015	(2.5%)	↓



ACTIVITY

Cumulative percentage of contracted UDA delivered 2016 & 2017



Month	Adjusted Scheduled Activity (UDA)	
	2016	2017
April	1,652	587
May	4,191	2,848
June	6,037	4,515
July	9,133	6,681
August	10,788	8,529
September	13,290	10,552
October	15,241	13,154
November	17,084	15,855
December	19,581	17,904
January	21,126	
February	24,026	
March	26,710	
April	27,638	
May	27,665	
June	27,662	

QUALITY

	Quantity	Base Number	Contract	LHB	Wales
% of FP17s for the same patient ID Re-attending within 3 months - Children	165	2,239	7.4%	9.9%	11.4%
% of FP17s for the same patient ID Re-attending within 3 months - Adults	999	7,083	14.1%	14.7%	16.6%
% of FP17s for the same patient ID Re-attending between 3 & 9 months - Children	1,209	2,239	54.0%	52.6%	58.0%
% of FP17s for the same patient ID Re-attending between 3 & 9 months - Adults	3,457	7,083	48.8%	50.2%	53.9%
% of FP17s for Band 1 Urgent Courses	719	8,912	8.1%	9.3%	9.0%
% of FP17s Relating to Free Repair or Replacements	72	8,912	0.8%	0.7%	0.7%
% of FP17s Relating to Continuations	25	8,912	0.3%	0.7%	0.9%
% of Patients satisfied with the dentistry they have received	43	44	97.7%	94.7%	94.2%
% of Patients satisfied with the time they had to wait for an appointment	36	44	81.8%	89.6%	88.6%

* This is based on patients treated on this contract for their most recent course of treatment. Figures in italics indicate the base number of FP17s or Patient Questionnaire responses are less than 100. N/A is shown where the base number of responses is less than 10 during the period. % is calculated as Quantity/Base number*100

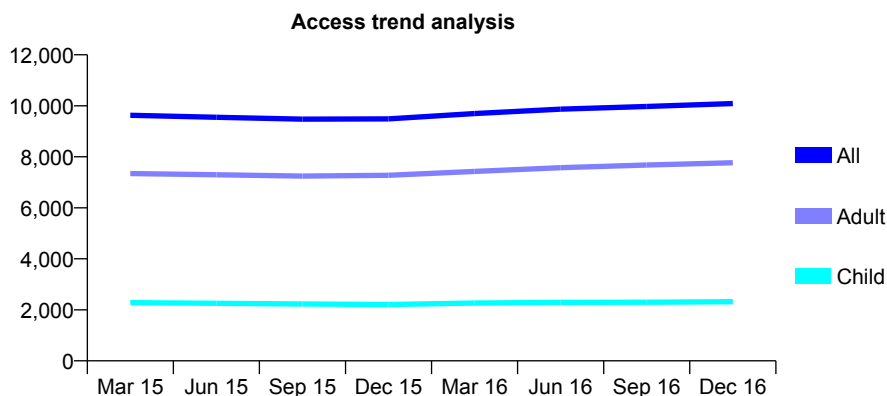
7A3 - Vital Signs At a Glance Contract Report for 169714/0001 - December 2016

Name or company name	Pantyyfynon Limited
Contract type name	GDS Contract
Purpose of contract	General
Contract start date	01/04/2011
Contract end date	

16/17 Contracted general activity (UDA)	22,834
Carry forward general activity (UDA)	0
16/17 Contracted orthodontic activity (UOA)	0
Carry forward orthodontic activity (UOA)	0
Baseline contract value	£524,648.03

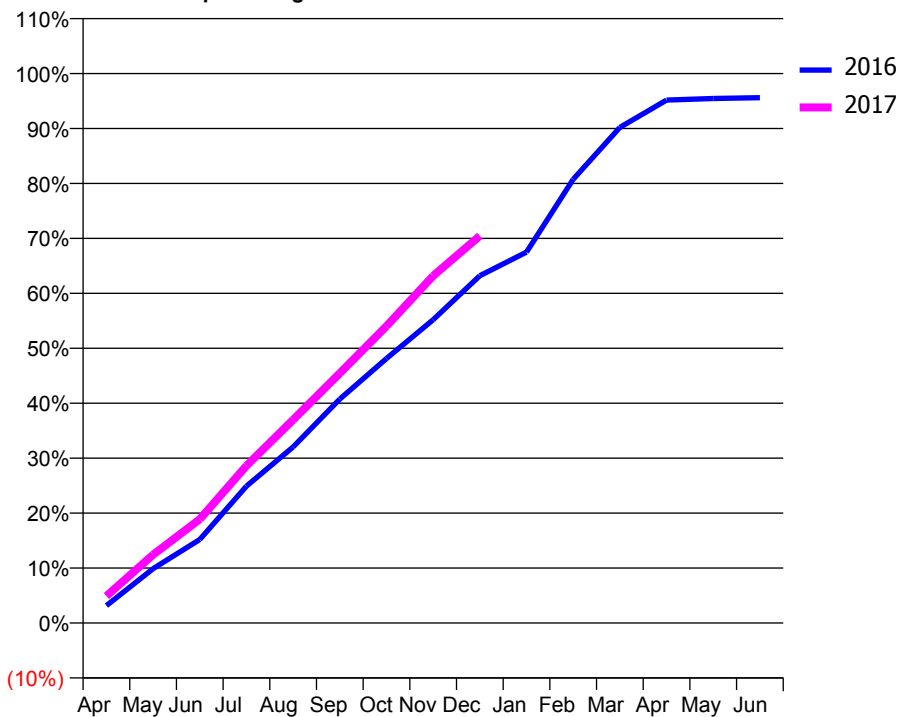
ACCESS*

Patients seen in 24 months	Total	Change since previous quarter
Quarter ending December 2015	9,485	
Quarter ending March 2016	9,695	↑
Quarter ending June 2016	9,871	→
Quarter ending September 2016	9,975	→
Quarter ending December 2016	10,087	→
Variance since December 2015	6.3%	↑



ACTIVITY

Cumulative percentage of contracted UDA delivered 2016 & 2017



Month	Adjusted Scheduled Activity (UDA)	
	2016	2017
April	722	1,125
May	2,258	2,841
June	3,474	4,316
July	5,689	6,534
August	7,319	8,448
September	9,305	10,384
October	10,992	12,335
November	12,601	14,427
December	14,433	16,089
January	15,410	
February	18,438	
March	20,596	
April	21,728	
May	21,797	
June	21,829	

QUALITY

	Quantity	Base Number	Contract	LHB	Wales
% of FP17s for the same patient ID Re-attending within 3 months - Children	87	2,595	3.4%	9.9%	11.4%
% of FP17s for the same patient ID Re-attending within 3 months - Adults	503	6,173	8.1%	14.7%	16.6%
% of FP17s for the same patient ID Re-attending between 3 & 9 months - Children	1,533	2,595	59.1%	52.6%	58.0%
% of FP17s for the same patient ID Re-attending between 3 & 9 months - Adults	1,310	6,173	21.2%	50.2%	53.9%
% of FP17s for Band 1 Urgent Courses	173	8,204	2.1%	9.3%	9.0%
% of FP17s Relating to Free Repair or Replacements	72	8,204	0.9%	0.7%	0.7%
% of FP17s Relating to Continuations	67	8,204	0.8%	0.7%	0.9%
% of Patients satisfied with the dentistry they have received	26	28	92.9%	94.7%	94.2%
% of Patients satisfied with the time they had to wait for an appointment	25	28	89.3%	89.6%	88.6%

* This is based on patients treated on this contract for their most recent course of treatment. Figures in italics indicate the base number of FP17s or Patient Questionnaire responses are less than 100. N/A is shown where the base number of responses is less than 10 during the period. % is calculated as Quantity/Base number*100

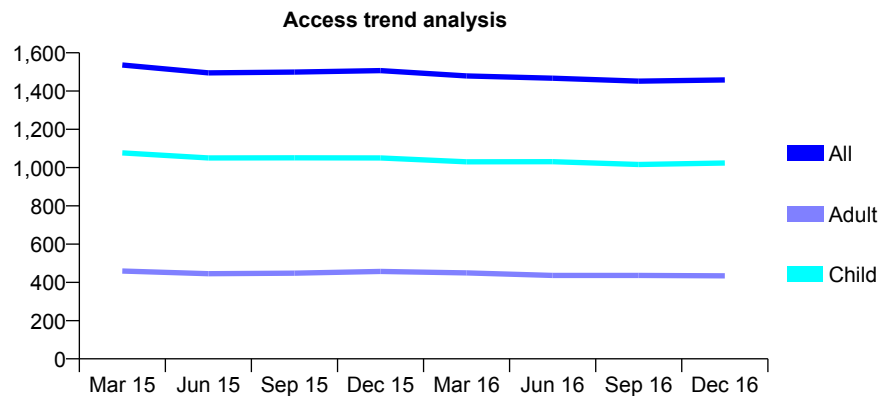
7A3 - Vital Signs At a Glance Contract Report for 171131/0001 - December 2016

Name or company name	J & LV Ltd
Contract type name	GDS Contract
Purpose of contract	General
Contract start date	01/04/2006
Contract end date	

16/17 Contracted general activity (UDA)	4,000
Carry forward general activity (UDA)	0
16/17 Contracted orthodontic activity (UOA)	0
Carry forward orthodontic activity (UOA)	0
Baseline contract value	£120,522.25

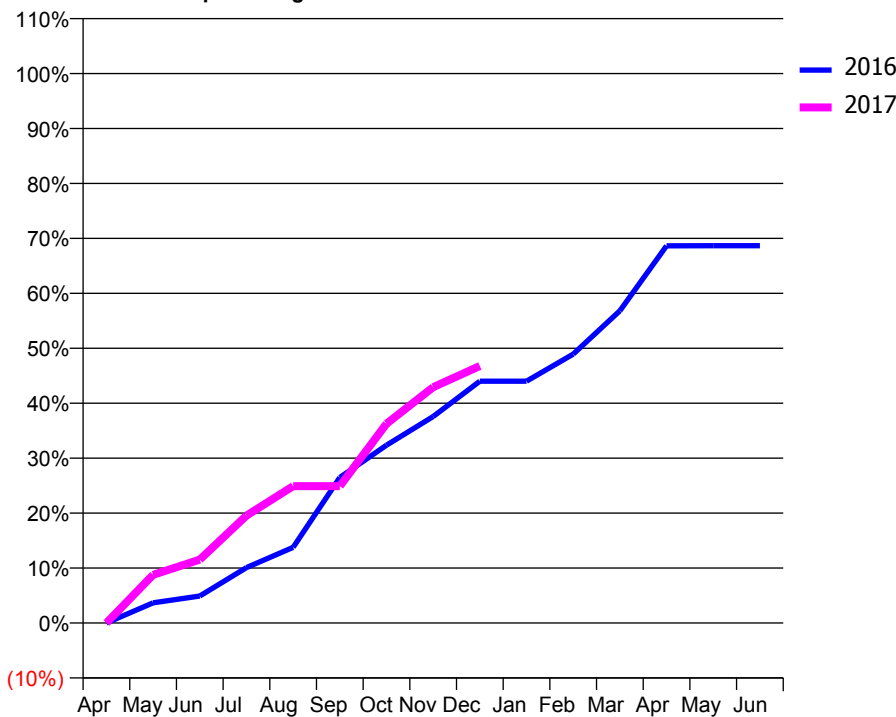
ACCESS*

Patients seen in 24 months	Total	Change since previous quarter
Quarter ending December 2015	1,507	
Quarter ending March 2016	1,479	↓
Quarter ending June 2016	1,467	→
Quarter ending September 2016	1,452	↓
Quarter ending December 2016	1,458	→
Variance since December 2015	(3.3%)	↓



ACTIVITY

Cumulative percentage of contracted UDA delivered 2016 & 2017



Month	Adjusted Scheduled Activity (UDA)	
	2016	2017
April	0	0
May	147	351
June	196	462
July	404	781
August	551	996
September	1,059	996
October	1,294	1,451
November	1,503	1,716
December	1,761	1,871
January	1,761	
February	1,957	
March	2,273	
April	2,746	
May	2,747	
June	2,747	

QUALITY

	Quantity	Base Number	Contract	LHB	Wales
% of FP17s for the same patient ID Re-attending within 3 months - Children	94	1,275	7.4%	9.9%	11.4%
% of FP17s for the same patient ID Re-attending within 3 months - Adults	28	316	8.9%	14.7%	16.6%
% of FP17s for the same patient ID Re-attending between 3 & 9 months - Children	719	1,275	56.4%	52.6%	58.0%
% of FP17s for the same patient ID Re-attending between 3 & 9 months - Adults	212	316	67.1%	50.2%	53.9%
% of FP17s for Band 1 Urgent Courses	104	1,275	8.2%	9.3%	9.0%
% of FP17s Relating to Free Repair or Replacements	0	1,275	0.0%	0.7%	0.7%
% of FP17s Relating to Continuations	1	1,275	0.1%	0.7%	0.9%
% of Patients satisfied with the dentistry they have received	0	0	N/A	94.7%	94.2%
% of Patients satisfied with the time they had to wait for an appointment	0	0	N/A	89.6%	88.6%

* This is based on patients treated on this contract for their most recent course of treatment. Figures in italics indicate the base number of FP17s or Patient Questionnaire responses are less than 100. N/A is shown where the base number of responses is less than 10 during the period. % is calculated as Quantity/Base number*100

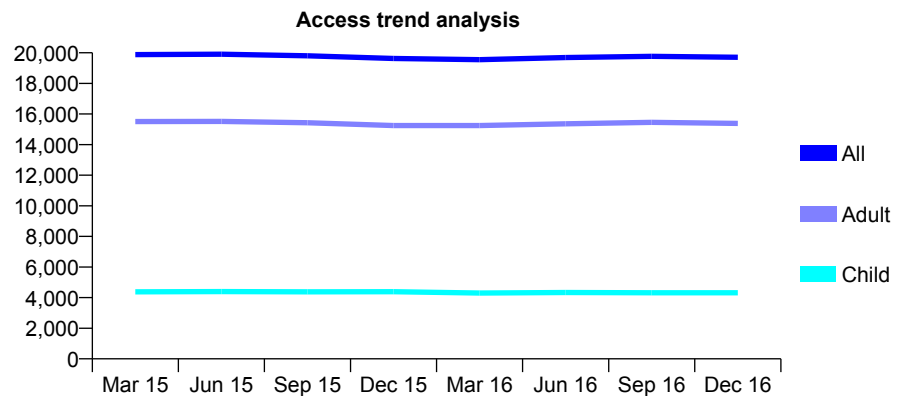
7A3 - Vital Signs At a Glance Contract Report for 175641/0001 - December 2016

Name or company name	United Dental Ltd
Contract type name	GDS Contract
Purpose of contract	General
Contract start date	01/04/2009
Contract end date	

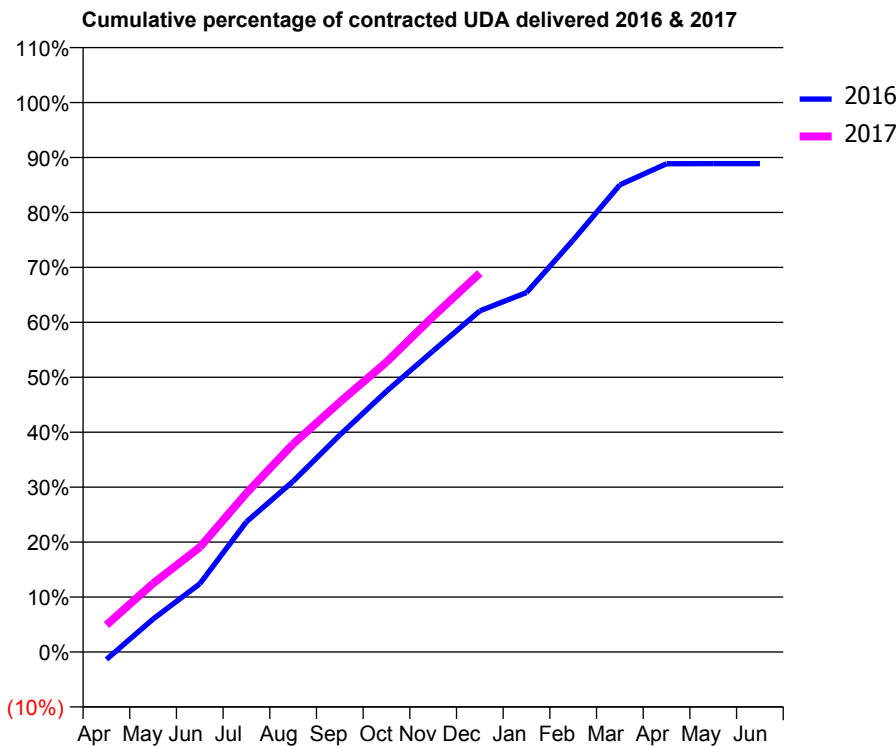
16/17 Contracted general activity (UDA)	54,400
Carry forward general activity (UDA)	0
16/17 Contracted orthodontic activity (UOA)	0
Carry forward orthodontic activity (UOA)	0
Baseline contract value	£1,349,221.49

ACCESS*

Patients seen in 24 months	Total	Change since previous quarter
Quarter ending December 2015	19,631	
Quarter ending March 2016	19,552	→
Quarter ending June 2016	19,689	→
Quarter ending September 2016	19,771	→
Quarter ending December 2016	19,707	→
Variance since December 2015	0.4%	→



ACTIVITY



Month	Adjusted Scheduled Activity (UDA)	
	2016	2017
April	-744	2,668
May	3,264	6,794
June	6,753	10,365
July	12,891	15,732
August	16,906	20,594
September	21,483	24,744
October	25,815	28,709
November	29,814	33,216
December	33,776	37,516
January	35,582	
February	40,782	
March	46,251	
April	48,342	
May	48,345	
June	48,348	

QUALITY

	Quantity	Base Number	Contract	LHB	Wales
% of FP17s for the same patient ID Re-attending within 3 months - Children	179	4,414	4.1%	9.9%	11.4%
% of FP17s for the same patient ID Re-attending within 3 months - Adults	1,334	14,875	9.0%	14.7%	16.6%
% of FP17s for the same patient ID Re-attending between 3 & 9 months - Children	2,305	4,414	52.2%	52.6%	58.0%
% of FP17s for the same patient ID Re-attending between 3 & 9 months - Adults	6,879	14,875	46.2%	50.2%	53.9%
% of FP17s for Band 1 Urgent Courses	772	18,277	4.2%	9.3%	9.0%
% of FP17s Relating to Free Repair or Replacements	136	18,277	0.7%	0.7%	0.7%
% of FP17s Relating to Continuations	132	18,277	0.7%	0.7%	0.9%
% of Patients satisfied with the dentistry they have received	64	73	87.7%	94.7%	94.2%
% of Patients satisfied with the time they had to wait for an appointment	59	73	80.8%	89.6%	88.6%

* This is based on patients treated on this contract for their most recent course of treatment. Figures in italics indicate the base number of FP17s or Patient Questionnaire responses are less than 100. N/A is shown where the base number of responses is less than 10 during the period. % is calculated as Quantity/Base number*100

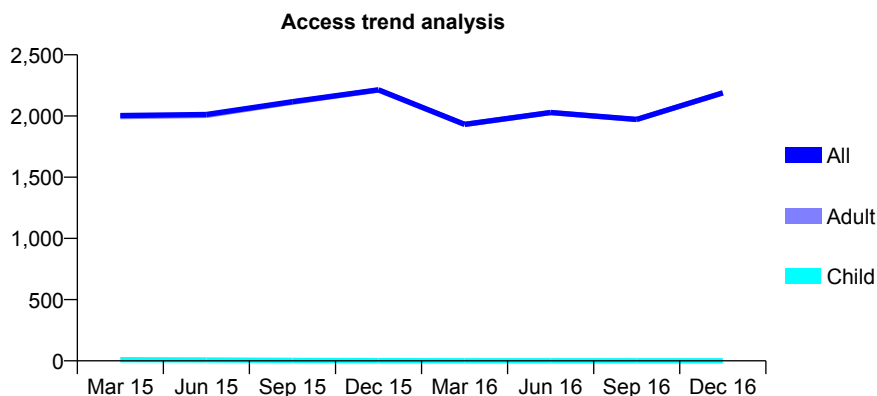
7A3 - Vital Signs At a Glance Contract Report for 175641/0002 - December 2016

Name or company name	United Dental Ltd
Contract type name	GDS Contract
Purpose of contract	General
Contract start date	01/04/2009
Contract end date	

16/17 Contracted general activity (UDA)	4,926
Carry forward general activity (UDA)	84
16/17 Contracted orthodontic activity (UOA)	0
Carry forward orthodontic activity (UOA)	0
Baseline contract value	£239,710.80

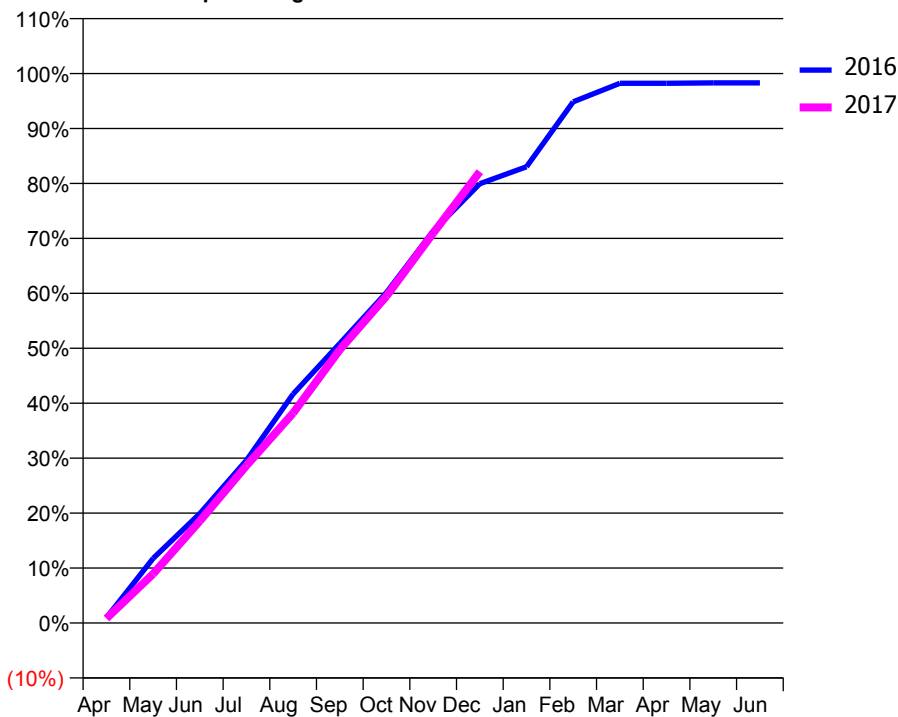
ACCESS*

Patients seen in 24 months	Total	Change since previous quarter
Quarter ending December 2015	2,214	
Quarter ending March 2016	1,932	↓
Quarter ending June 2016	2,029	↑
Quarter ending September 2016	1,972	↓
Quarter ending December 2016	2,189	↑
Variance since December 2015	(1.1%)	↓



ACTIVITY

Cumulative percentage of contracted UDA delivered 2016 & 2017



Month	Adjusted Scheduled Activity (UDA)	
	2016	2017
April	48	41
May	579	441
June	981	914
July	1,458	1,411
August	2,054	1,882
September	2,506	2,450
October	2,963	2,930
November	3,514	3,494
December	3,938	4,045
January	4,090	
February	4,672	
March	4,839	
April	4,839	
May	4,842	
June	4,842	

QUALITY

	Quantity	Base Number	Contract	LHB	Wales
% of FP17s for the same patient ID Re-attending within 3 months - Children	0	0	N/A	9.9%	11.4%
% of FP17s for the same patient ID Re-attending within 3 months - Adults	60	1,545	3.9%	14.7%	16.6%
% of FP17s for the same patient ID Re-attending between 3 & 9 months - Children	0	0	N/A	52.6%	58.0%
% of FP17s for the same patient ID Re-attending between 3 & 9 months - Adults	416	1,545	26.9%	50.2%	53.9%
% of FP17s for Band 1 Urgent Courses	26	1,544	1.7%	9.3%	9.0%
% of FP17s Relating to Free Repair or Replacements	0	1,544	0.0%	0.7%	0.7%
% of FP17s Relating to Continuations	3	1,544	0.2%	0.7%	0.9%
% of Patients satisfied with the dentistry they have received	6	6	N/A	94.7%	94.2%
% of Patients satisfied with the time they had to wait for an appointment	5	6	N/A	89.6%	88.6%

* This is based on patients treated on this contract for their most recent course of treatment. Figures in italics indicate the base number of FP17s or Patient Questionnaire responses are less than 100. N/A is shown where the base number of responses is less than 10 during the period. % is calculated as Quantity/Base number*100

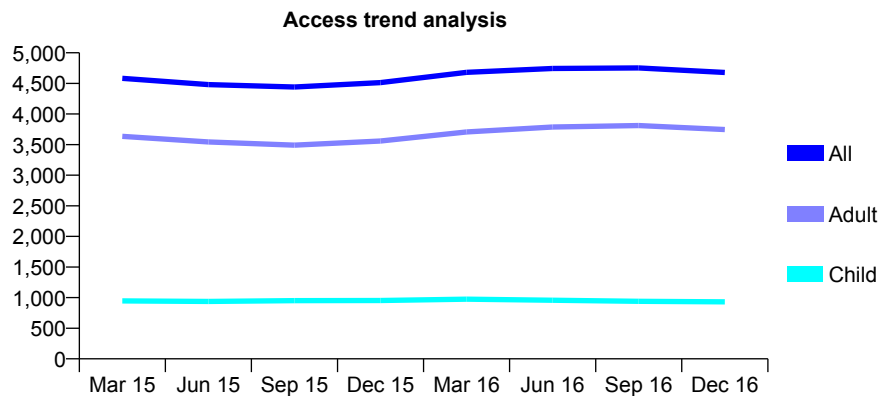
7A3 - Vital Signs At a Glance Contract Report for 175641/0003 - December 2016

Name or company name	United Dental Ltd
Contract type name	GDS Contract
Purpose of contract	General
Contract start date	01/04/2009
Contract end date	

16/17 Contracted general activity (UDA)	14,400
Carry forward general activity (UDA)	0
16/17 Contracted orthodontic activity (UOA)	0
Carry forward orthodontic activity (UOA)	0
Baseline contract value	£316,039.89

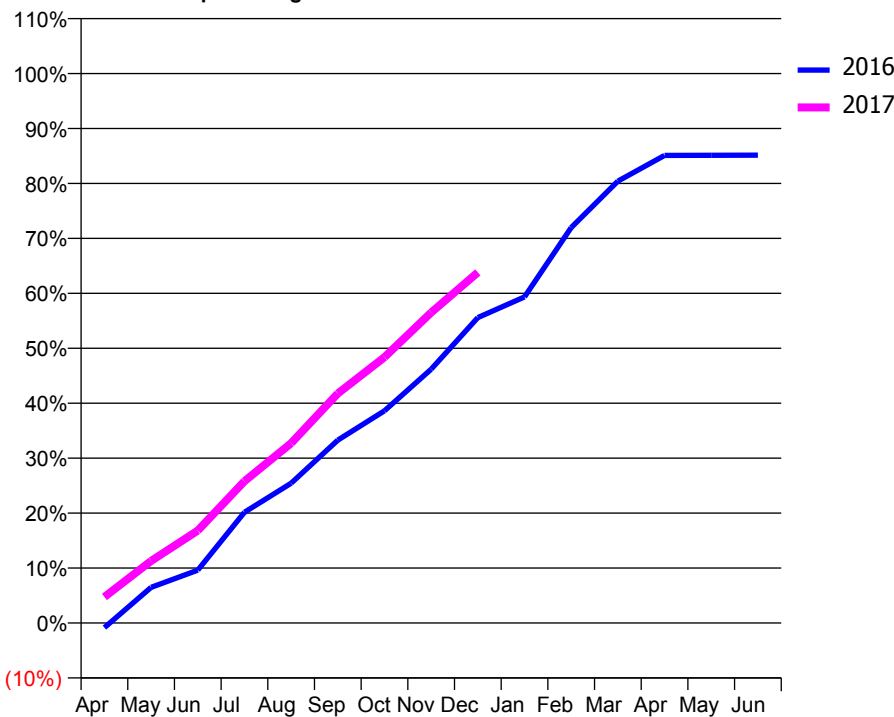
ACCESS*

Patients seen in 24 months	Total	Change since previous quarter
Quarter ending December 2015	4,512	
Quarter ending March 2016	4,680	↑
Quarter ending June 2016	4,744	→
Quarter ending September 2016	4,753	→
Quarter ending December 2016	4,679	↓
Variance since December 2015	3.7%	↑



ACTIVITY

Cumulative percentage of contracted UDA delivered 2016 & 2017



Month	Adjusted Scheduled Activity (UDA)	
	2016	2017
April	-125	683
May	934	1,625
June	1,384	2,423
July	2,904	3,717
August	3,665	4,714
September	4,791	6,015
October	5,560	6,965
November	6,652	8,136
December	8,003	9,188
January	8,544	
February	10,363	
March	11,580	
April	12,254	
May	12,257	
June	12,261	

QUALITY

	Quantity	Base Number	Contract	LHB	Wales
% of FP17s for the same patient ID Re-attending within 3 months - Children	45	917	4.9%	9.9%	11.4%
% of FP17s for the same patient ID Re-attending within 3 months - Adults	540	3,930	13.7%	14.7%	16.6%
% of FP17s for the same patient ID Re-attending between 3 & 9 months - Children	505	917	55.1%	52.6%	58.0%
% of FP17s for the same patient ID Re-attending between 3 & 9 months - Adults	2,196	3,930	55.9%	50.2%	53.9%
% of FP17s for Band 1 Urgent Courses	387	4,554	8.5%	9.3%	9.0%
% of FP17s Relating to Free Repair or Replacements	71	4,554	1.6%	0.7%	0.7%
% of FP17s Relating to Continuations	26	4,554	0.6%	0.7%	0.9%
% of Patients satisfied with the dentistry they have received	28	29	96.6%	94.7%	94.2%
% of Patients satisfied with the time they had to wait for an appointment	26	29	89.7%	89.6%	88.6%

* This is based on patients treated on this contract for their most recent course of treatment. Figures in italics indicate the base number of FP17s or Patient Questionnaire responses are less than 100. N/A is shown where the base number of responses is less than 10 during the period. % is calculated as Quantity/Base number*100

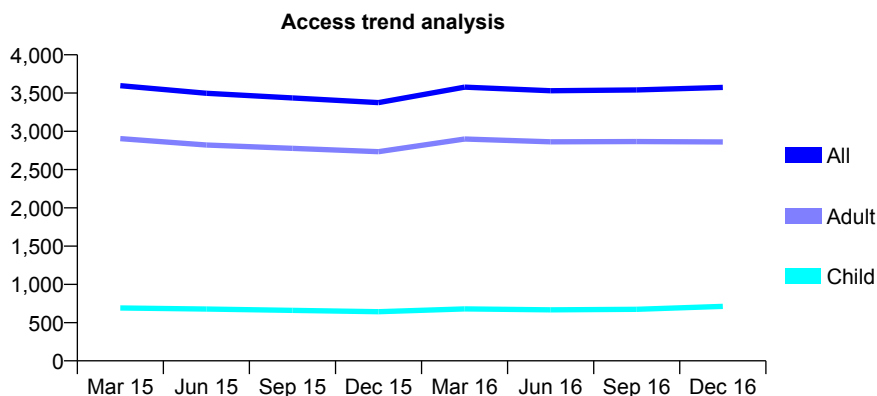
7A3 - Vital Signs At a Glance Contract Report for 177415/0001 - December 2016

Name or company name	Ty Gwyn Dental Practice Limited
Contract type name	GDS Contract
Purpose of contract	General
Contract start date	01/10/2008
Contract end date	

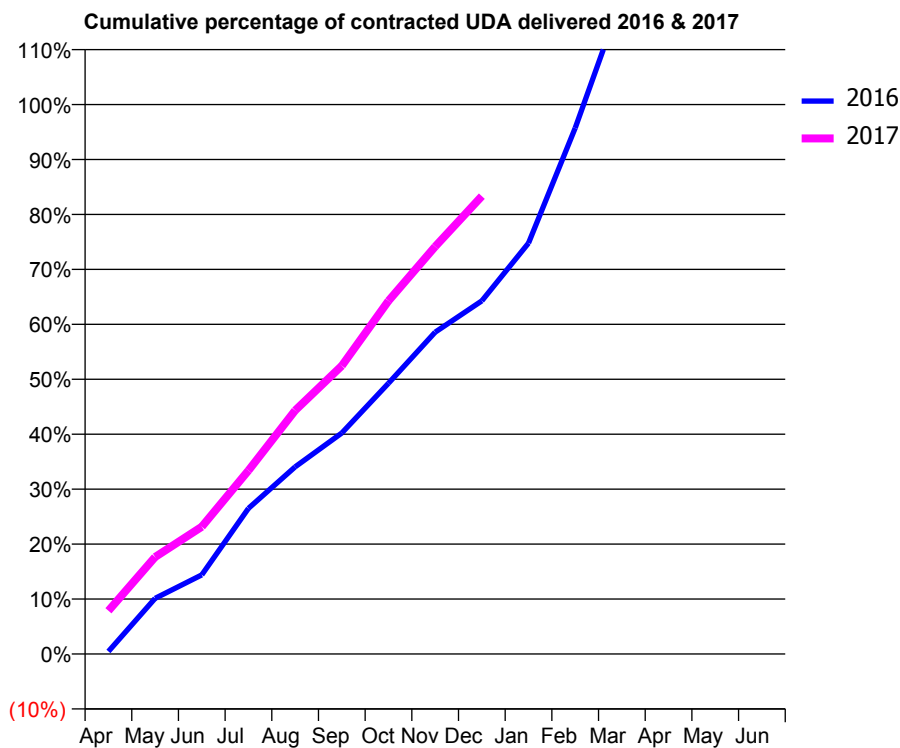
16/17 Contracted general activity (UDA)	8,250
Carry forward general activity (UDA)	0
16/17 Contracted orthodontic activity (UOA)	0
Carry forward orthodontic activity (UOA)	0
Baseline contract value	£185,421.40

ACCESS*

Patients seen in 24 months	Total	Change since previous quarter
Quarter ending December 2015	3,376	
Quarter ending March 2016	3,577	↑
Quarter ending June 2016	3,530	↓
Quarter ending September 2016	3,541	→
Quarter ending December 2016	3,573	→
Variance since December 2015	5.8%	↑



ACTIVITY



Month	Adjusted Scheduled Activity (UDA)	
	2016	2017
April	39	650
May	836	1,457
June	1,188	1,912
July	2,188	2,756
August	2,811	3,657
September	3,318	4,327
October	4,066	5,301
November	4,832	6,117
December	5,301	6,873
January	6,168	
February	7,897	
March	9,847	
April	9,981	
May	9,991	
June	9,988	

QUALITY

	Quantity	Base Number	Contract	LHB	Wales
% of FP17s for the same patient ID Re-attending within 3 months - Children	40	605	6.6%	9.9%	11.4%
% of FP17s for the same patient ID Re-attending within 3 months - Adults	322	2,532	12.7%	14.7%	16.6%
% of FP17s for the same patient ID Re-attending between 3 & 9 months - Children	231	605	38.2%	52.6%	58.0%
% of FP17s for the same patient ID Re-attending between 3 & 9 months - Adults	1,218	2,532	48.1%	50.2%	53.9%
% of FP17s for Band 1 Urgent Courses	286	3,096	9.2%	9.3%	9.0%
% of FP17s Relating to Free Repair or Replacements	16	3,096	0.5%	0.7%	0.7%
% of FP17s Relating to Continuations	1	3,096	0.0%	0.7%	0.9%
% of Patients satisfied with the dentistry they have received	12	12	100.0%	94.7%	94.2%
% of Patients satisfied with the time they had to wait for an appointment	12	12	100.0%	89.6%	88.6%

* This is based on patients treated on this contract for their most recent course of treatment. Figures in italics indicate the base number of FP17s or Patient Questionnaire responses are less than 100. N/A is shown where the base number of responses is less than 10 during the period. % is calculated as Quantity/Base number*100

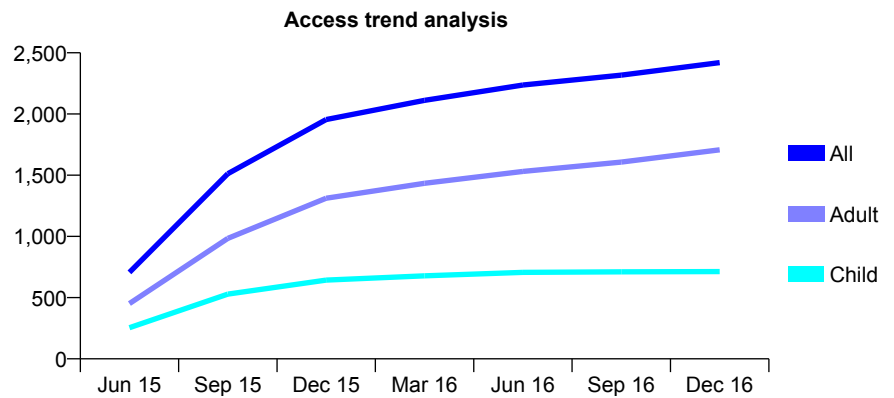
7A3 - Vital Signs At a Glance Contract Report for 177997/0001 - December 2016

Name or company name	B Jones
Contract type name	GDS Contract
Purpose of contract	General
Contract start date	01/04/2015
Contract end date	

16/17 Contracted general activity (UDA)	6,644
Carry forward general activity (UDA)	135
16/17 Contracted orthodontic activity (UOA)	0
Carry forward orthodontic activity (UOA)	0
Baseline contract value	£172,271.16

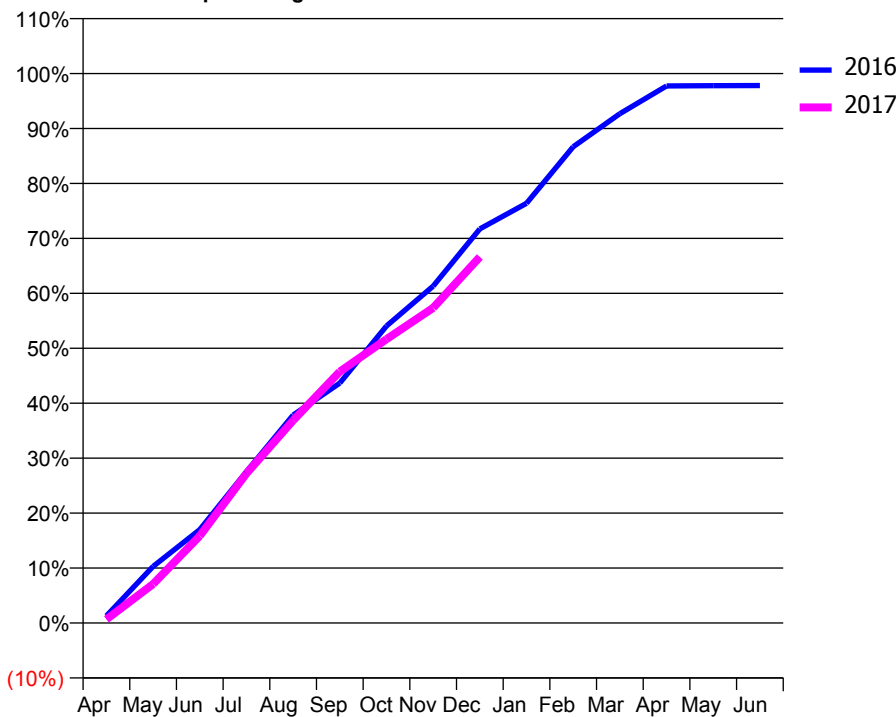
ACCESS*

Patients seen in 24 months	Total	Change since previous quarter
Quarter ending December 2015	1,955	
Quarter ending March 2016	2,112	↑
Quarter ending June 2016	2,237	↑
Quarter ending September 2016	2,318	↑
Quarter ending December 2016	2,420	↑
Variance since December 2015	23.8%	↑



ACTIVITY

Cumulative percentage of contracted UDA delivered 2016 & 2017



Month	Adjusted Scheduled Activity (UDA)	
	2016	2017
April	86	45
May	684	472
June	1,130	1,053
July	1,831	1,808
August	2,515	2,450
September	2,902	3,040
October	3,592	3,431
November	4,073	3,811
December	4,765	4,426
January	5,075	
February	5,758	
March	6,158	
April	6,493	
May	6,497	
June	6,498	

QUALITY

	Quantity	Base Number	Contract	LHB	Wales
% of FP17s for the same patient ID Re-attending within 3 months - Children	37	800	4.6%	9.9%	11.4%
% of FP17s for the same patient ID Re-attending within 3 months - Adults	122	1,896	6.4%	14.7%	16.6%
% of FP17s for the same patient ID Re-attending between 3 & 9 months - Children	344	800	43.0%	52.6%	58.0%
% of FP17s for the same patient ID Re-attending between 3 & 9 months - Adults	726	1,896	38.3%	50.2%	53.9%
% of FP17s for Band 1 Urgent Courses	160	2,523	6.3%	9.3%	9.0%
% of FP17s Relating to Free Repair or Replacements	12	2,523	0.5%	0.7%	0.7%
% of FP17s Relating to Continuations	15	2,523	0.6%	0.7%	0.9%
% of Patients satisfied with the dentistry they have received	4	4	N/A	94.7%	94.2%
% of Patients satisfied with the time they had to wait for an appointment	4	4	N/A	89.6%	88.6%

* This is based on patients treated on this contract for their most recent course of treatment. Figures in italics indicate the base number of FP17s or Patient Questionnaire responses are less than 100. N/A is shown where the base number of responses is less than 10 during the period. % is calculated as Quantity/Base number*100

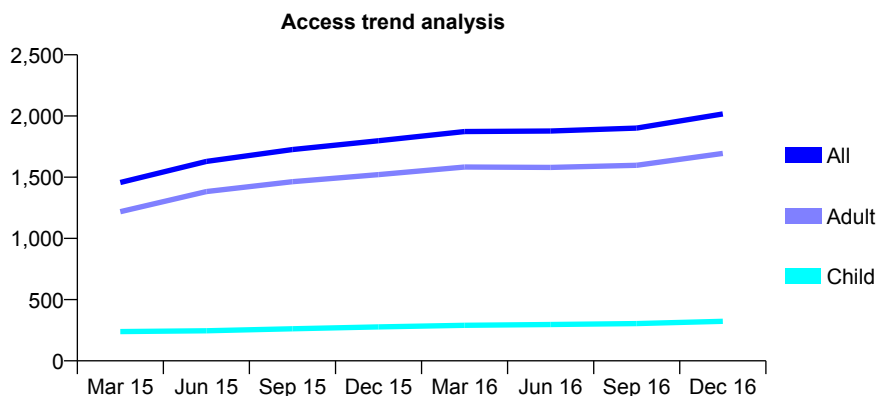
7A3 - Vital Signs At a Glance Contract Report for 178624/0001 - December 2016

Name or company name	C Hancock
Contract type name	GDS Contract
Purpose of contract	General
Contract start date	01/04/2014
Contract end date	

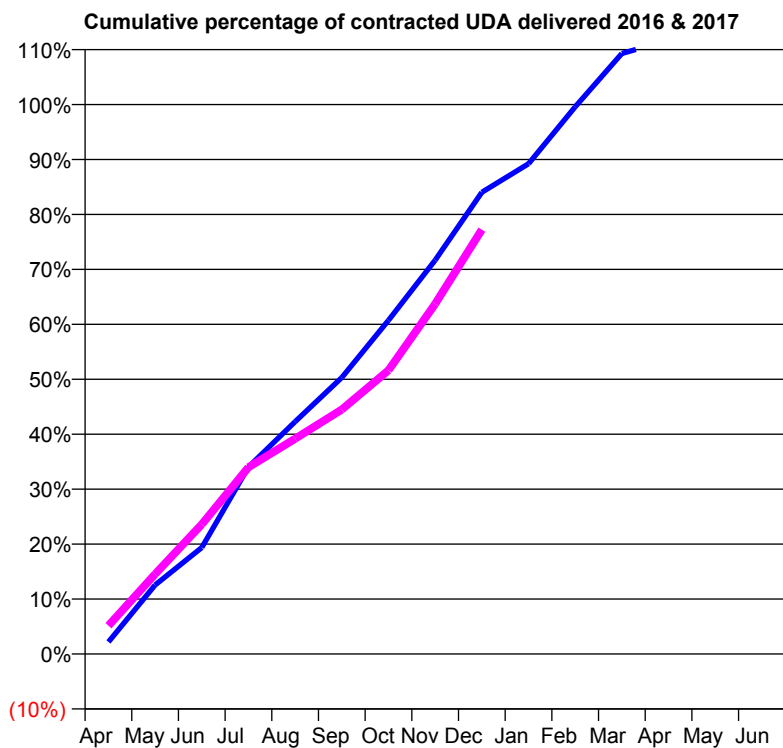
16/17 Contracted general activity (UDA)	5,669
Carry forward general activity (UDA)	0
16/17 Contracted orthodontic activity (UOA)	0
Carry forward orthodontic activity (UOA)	0
Baseline contract value	£132,846.05

ACCESS*

Patients seen in 24 months	Total	Change since previous quarter
Quarter ending December 2015	1,798	
Quarter ending March 2016	1,873	↑
Quarter ending June 2016	1,877	→
Quarter ending September 2016	1,901	→
Quarter ending December 2016	2,017	↑
Variance since December 2015	12.2%	↑



ACTIVITY



Month	Adjusted Scheduled Activity (UDA)	
	2016	2017
April	121	293
May	691	825
June	1,066	1,338
July	1,872	1,927
August	2,326	2,222
September	2,767	2,522
October	3,340	2,927
November	3,942	3,611
December	4,621	4,379
January	4,907	
February	5,476	
March	6,010	
April	6,144	
May	6,158	
June	6,158	

QUALITY

	Quantity	Base Number	Contract	LHB	Wales
% of FP17s for the same patient ID Re-attending within 3 months - Children	14	309	4.5%	9.9%	11.4%
% of FP17s for the same patient ID Re-attending within 3 months - Adults	216	1,705	12.7%	14.7%	16.6%
% of FP17s for the same patient ID Re-attending between 3 & 9 months - Children	140	309	45.3%	52.6%	58.0%
% of FP17s for the same patient ID Re-attending between 3 & 9 months - Adults	862	1,705	50.6%	50.2%	53.9%
% of FP17s for Band 1 Urgent Courses	103	1,949	5.3%	9.3%	9.0%
% of FP17s Relating to Free Repair or Replacements	18	1,949	0.9%	0.7%	0.7%
% of FP17s Relating to Continuations	0	1,949	0.0%	0.7%	0.9%
% of Patients satisfied with the dentistry they have received	5	5	N/A	94.7%	94.2%
% of Patients satisfied with the time they had to wait for an appointment	4	5	N/A	89.6%	88.6%

* This is based on patients treated on this contract for their most recent course of treatment. Figures in italics indicate the base number of FP17s or Patient Questionnaire responses are less than 100. N/A is shown where the base number of responses is less than 10 during the period. % is calculated as Quantity/Base number*100

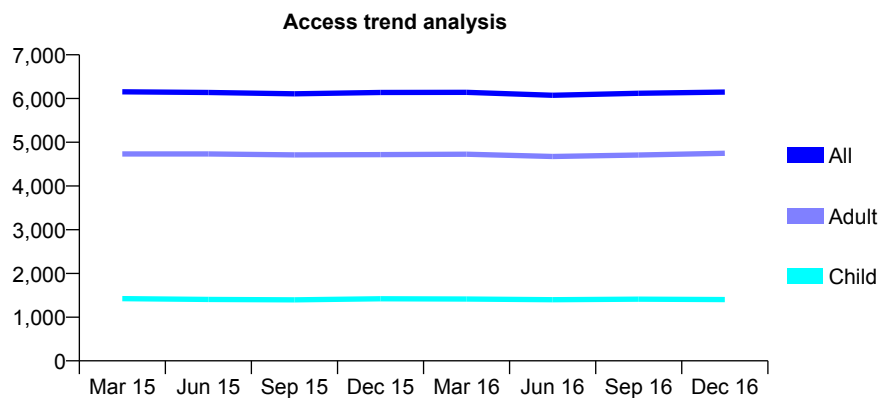
7A3 - Vital Signs At a Glance Contract Report for 179310/0001 - December 2016

Name or company name	West Coast Dental Care Ltd
Contract type name	GDS Contract
Purpose of contract	General
Contract start date	01/04/2010
Contract end date	

16/17 Contracted general activity (UDA)	22,023
Carry forward general activity (UDA)	346
16/17 Contracted orthodontic activity (UOA)	0
Carry forward orthodontic activity (UOA)	0
Baseline contract value	£513,943.46

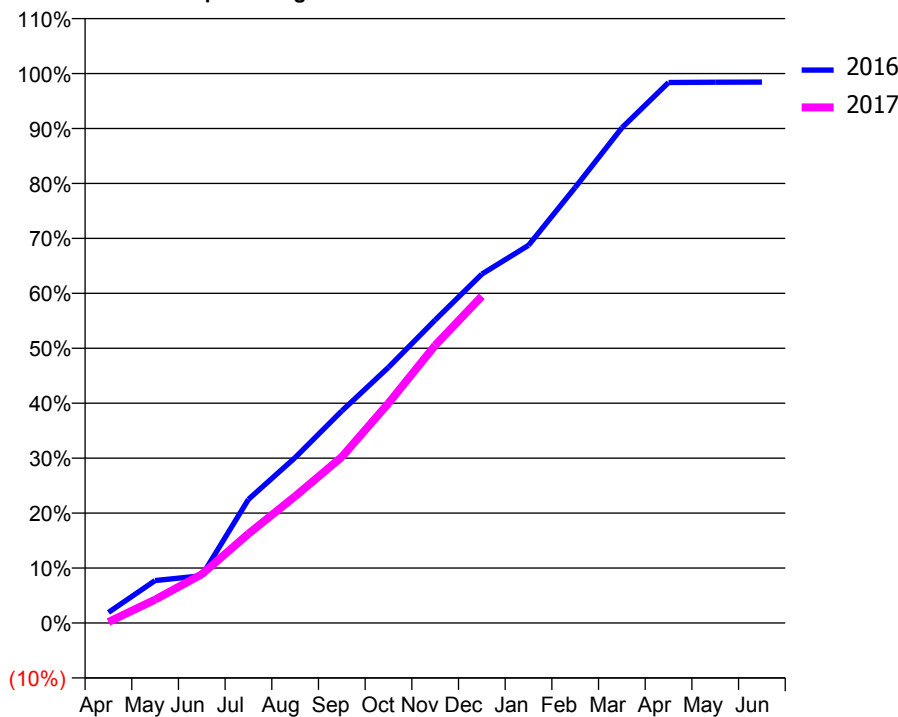
ACCESS*

Patients seen in 24 months	Total	Change since previous quarter
Quarter ending December 2015	6,139	
Quarter ending March 2016	6,140	→
Quarter ending June 2016	6,073	↓
Quarter ending September 2016	6,119	→
Quarter ending December 2016	6,147	→
Variance since December 2015	0.1%	→



ACTIVITY

Cumulative percentage of contracted UDA delivered 2016 & 2017



Month	Adjusted Scheduled Activity (UDA)	
	2016	2017
April	426	38
May	1,704	939
June	1,892	1,955
July	4,956	3,578
August	6,630	5,082
September	8,499	6,659
October	10,246	8,811
November	12,142	11,128
December	13,984	13,098
January	15,136	
February	17,455	
March	19,848	
April	21,665	
May	21,676	
June	21,677	

QUALITY

	Quantity	Base Number	Contract	LHB	Wales
% of FP17s for the same patient ID Re-attending within 3 months - Children	89	1,598	5.6%	9.9%	11.4%
% of FP17s for the same patient ID Re-attending within 3 months - Adults	619	5,580	11.1%	14.7%	16.6%
% of FP17s for the same patient ID Re-attending between 3 & 9 months - Children	963	1,598	60.3%	52.6%	58.0%
% of FP17s for the same patient ID Re-attending between 3 & 9 months - Adults	3,268	5,580	58.6%	50.2%	53.9%
% of FP17s for Band 1 Urgent Courses	445	6,399	7.0%	9.3%	9.0%
% of FP17s Relating to Free Repair or Replacements	13	6,399	0.2%	0.7%	0.7%
% of FP17s Relating to Continuations	19	6,399	0.3%	0.7%	0.9%
% of Patients satisfied with the dentistry they have received	45	47	95.7%	94.7%	94.2%
% of Patients satisfied with the time they had to wait for an appointment	39	47	83.0%	89.6%	88.6%

* This is based on patients treated on this contract for their most recent course of treatment. Figures in italics indicate the base number of FP17s or Patient Questionnaire responses are less than 100. N/A is shown where the base number of responses is less than 10 during the period. % is calculated as Quantity/Base number*100

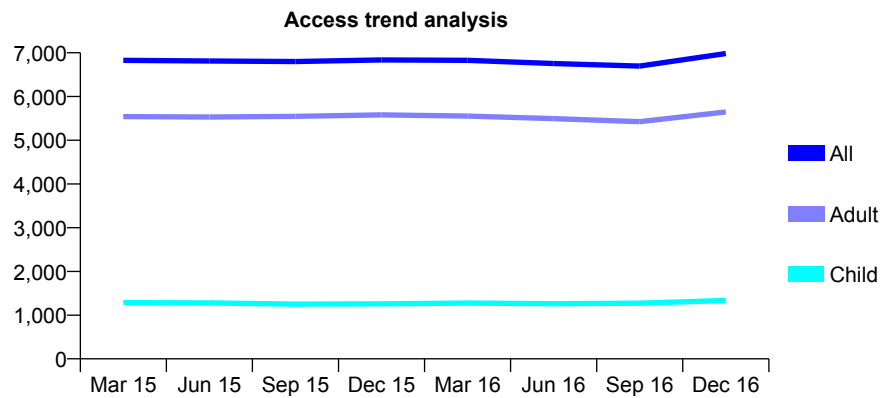
7A3 - Vital Signs At a Glance Contract Report for 180734/0001 - December 2016

Name or company name	Andrew J R Turpy & E. Sarah Turpy
Contract type name	GDS Contract
Purpose of contract	General
Contract start date	19/06/2009
Contract end date	

16/17 Contracted general activity (UDA)	21,735
Carry forward general activity (UDA)	1,009
16/17 Contracted orthodontic activity (UOA)	0
Carry forward orthodontic activity (UOA)	0
Baseline contract value	£502,837.76

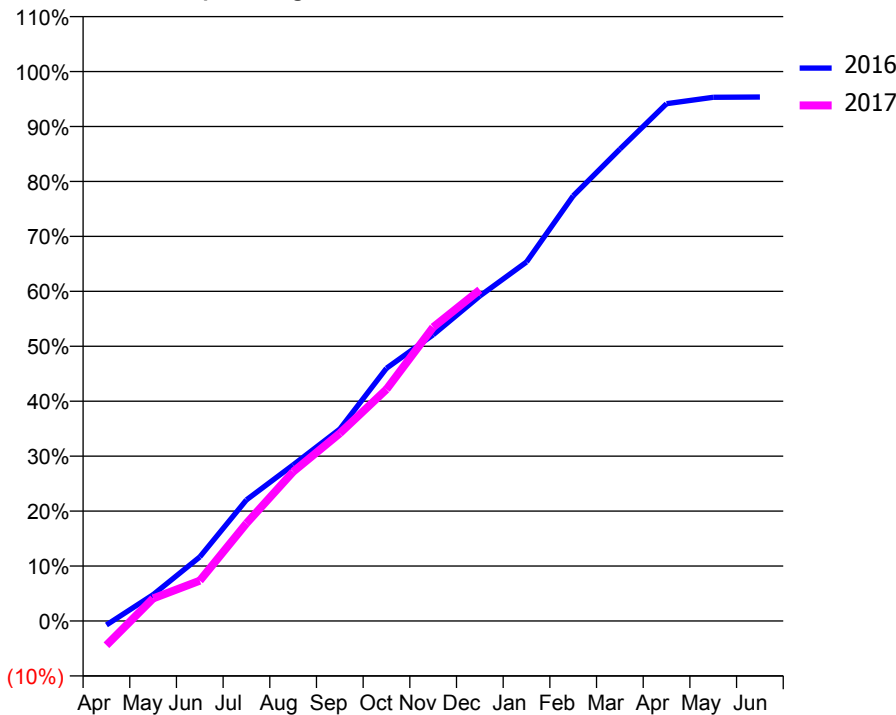
ACCESS*

Patients seen in 24 months	Total	Change since previous quarter
Quarter ending December 2015	6,837	
Quarter ending March 2016	6,828	→
Quarter ending June 2016	6,754	↓
Quarter ending September 2016	6,698	→
Quarter ending December 2016	6,983	↑
Variance since December 2015	2.1%	↑



ACTIVITY

Cumulative percentage of contracted UDA delivered 2016 & 2017



QUALITY

	Quantity	Base Number	Contract	LHB	Wales
% of FP17s for the same patient ID Re-attending within 3 months - Children	119	1,274	9.3%	9.9%	11.4%
% of FP17s for the same patient ID Re-attending within 3 months - Adults	972	5,924	16.4%	14.7%	16.6%
% of FP17s for the same patient ID Re-attending between 3 & 9 months - Children	529	1,274	41.5%	52.6%	58.0%
% of FP17s for the same patient ID Re-attending between 3 & 9 months - Adults	2,848	5,924	48.1%	50.2%	53.9%
% of FP17s for Band 1 Urgent Courses	629	6,449	9.8%	9.3%	9.0%
% of FP17s Relating to Free Repair or Replacements	38	6,449	0.6%	0.7%	0.7%
% of FP17s Relating to Continuations	21	6,449	0.3%	0.7%	0.9%
% of Patients satisfied with the dentistry they have received	21	23	91.3%	94.7%	94.2%
% of Patients satisfied with the time they had to wait for an appointment	22	23	95.7%	89.6%	88.6%

* This is based on patients treated on this contract for their most recent course of treatment. Figures in italics indicate the base number of FP17s or Patient Questionnaire responses are less than 100. N/A is shown where the base number of responses is less than 10 during the period. % is calculated as Quantity/Base number*100

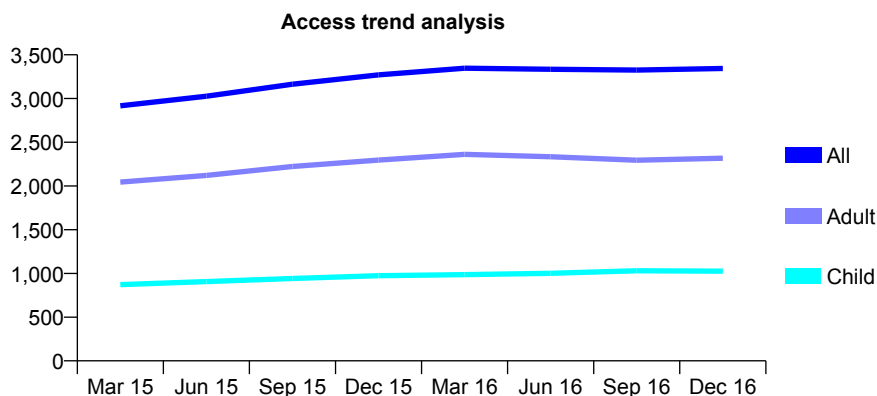
7A3 - Vital Signs At a Glance Contract Report for 181382/0001 - December 2016

Name or company name	Cwmdulais Dental Practice
Contract type name	GDS Contract
Purpose of contract	General and Orthodontic
Contract start date	01/01/2014
Contract end date	

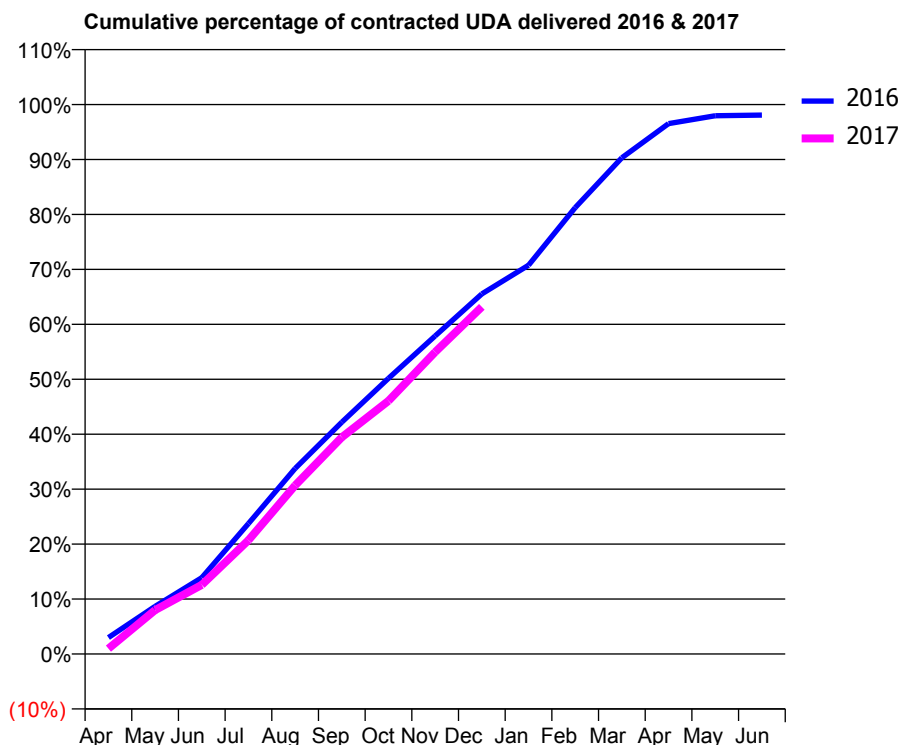
16/17 Contracted general activity (UDA)	8,575
Carry forward general activity (UDA)	164
16/17 Contracted orthodontic activity (UOA)	1,351
Carry forward orthodontic activity (UOA)	0
Baseline contract value	£410,899.54

ACCESS*

Patients seen in 24 months	Total	Change since previous quarter
Quarter ending December 2015	3,270	
Quarter ending March 2016	3,347	↑
Quarter ending June 2016	3,335	→
Quarter ending September 2016	3,325	→
Quarter ending December 2016	3,344	→
Variance since December 2015	2.3%	↑



ACTIVITY



Month	Adjusted Scheduled Activity (UDA)	
	2016	2017
April	258	84
May	744	686
June	1,191	1,079
July	2,036	1,776
August	2,896	2,631
September	3,617	3,382
October	4,302	3,950
November	4,964	4,713
December	5,620	5,417
January	6,066	
February	6,966	
March	7,744	
April	8,276	
May	8,399	
June	8,411	

QUALITY

	Quantity	Base Number	Contract	LHB	Wales
% of FP17s for the same patient ID Re-attending within 3 months - Children	151	1,525	9.9%	9.9%	11.4%
% of FP17s for the same patient ID Re-attending within 3 months - Adults	384	2,565	15.0%	14.7%	16.6%
% of FP17s for the same patient ID Re-attending between 3 & 9 months - Children	829	1,525	54.4%	52.6%	58.0%
% of FP17s for the same patient ID Re-attending between 3 & 9 months - Adults	1,114	2,565	43.4%	50.2%	53.9%
% of FP17s for Band 1 Urgent Courses	502	3,433	14.6%	9.3%	9.0%
% of FP17s Relating to Free Repair or Replacements	21	3,433	0.6%	0.7%	0.7%
% of FP17s Relating to Continuations	3	3,433	0.1%	0.7%	0.9%
% of Patients satisfied with the dentistry they have received	8	9	N/A	94.7%	94.2%
% of Patients satisfied with the time they had to wait for an appointment	7	9	N/A	89.6%	88.6%

* This is based on patients treated on this contract for their most recent course of treatment. Figures in italics indicate the base number of FP17s or Patient Questionnaire responses are less than 100. N/A is shown where the base number of responses is less than 10 during the period. % is calculated as Quantity/Base number*100

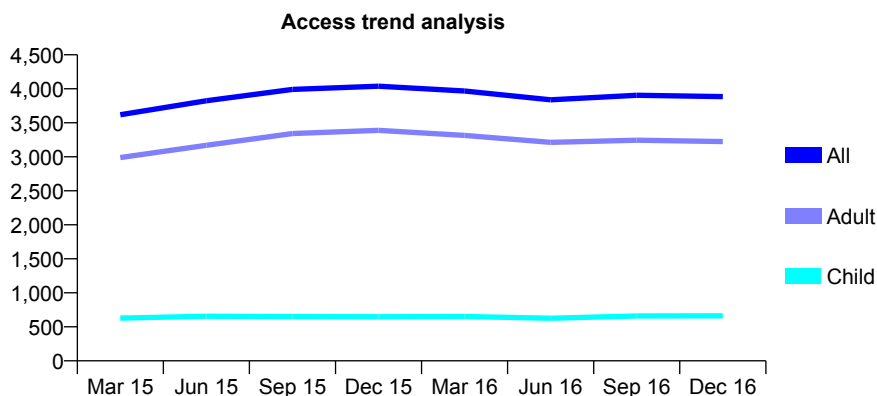
7A3 - Vital Signs At a Glance Contract Report for 184136/0001 - December 2016

Name or company name	Glynneath Dental Practice
Contract type name	GDS Contract
Purpose of contract	General
Contract start date	01/09/2012
Contract end date	

16/17 Contracted general activity (UDA)	10,623
Carry forward general activity (UDA)	0
16/17 Contracted orthodontic activity (UOA)	0
Carry forward orthodontic activity (UOA)	0
Baseline contract value	£375,637.91

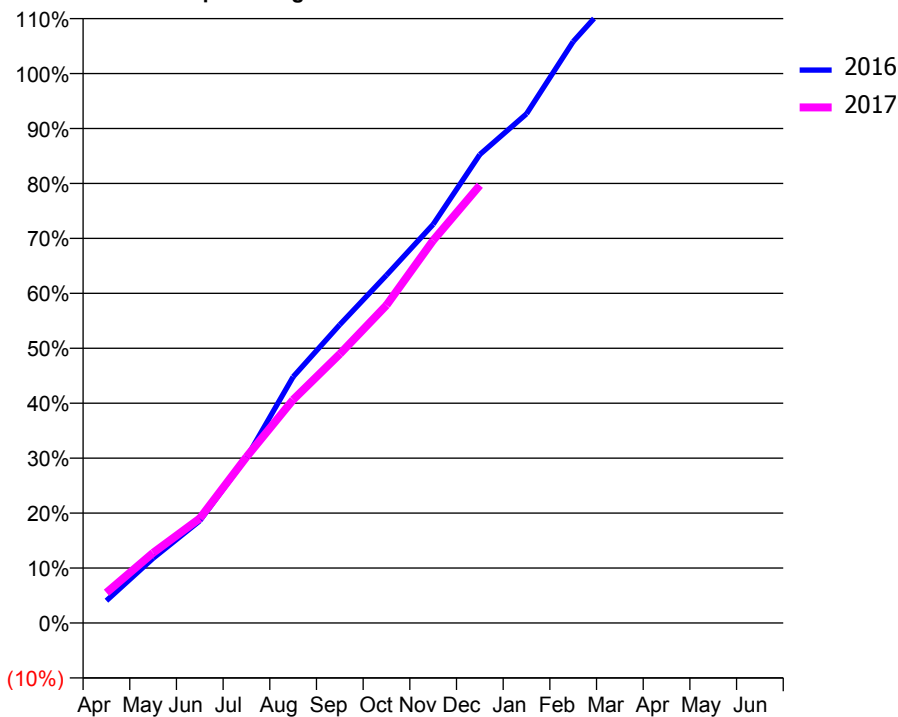
ACCESS*

Patients seen in 24 months	Total	Change since previous quarter
Quarter ending December 2015	4,039	
Quarter ending March 2016	3,967	↓
Quarter ending June 2016	3,839	↓
Quarter ending September 2016	3,904	→
Quarter ending December 2016	3,886	→
Variance since December 2015	(3.8%)	↓



ACTIVITY

Cumulative percentage of contracted UDA delivered 2016 & 2017



Adjusted Scheduled Activity (UDA)

Month	2016	2017
April	431	586
May	1,251	1,357
June	1,977	2,022
July	3,194	3,210
August	4,760	4,316
September	5,767	5,201
October	6,725	6,144
November	7,706	7,396
December	9,056	8,461
January	9,844	
February	11,240	
March	12,239	
April	12,412	
May	12,455	
June	12,455	

QUALITY

	Quantity	Base Number	Contract	LHB	Wales
% of FP17s for the same patient ID Re-attending within 3 months - Children	32	526	6.1%	9.9%	11.4%
% of FP17s for the same patient ID Re-attending within 3 months - Adults	243	2,174	11.2%	14.7%	16.6%
% of FP17s for the same patient ID Re-attending between 3 & 9 months - Children	93	526	17.7%	52.6%	58.0%
% of FP17s for the same patient ID Re-attending between 3 & 9 months - Adults	567	2,174	26.1%	50.2%	53.9%
% of FP17s for Band 1 Urgent Courses	191	2,671	7.2%	9.3%	9.0%
% of FP17s Relating to Free Repair or Replacements	22	2,671	0.8%	0.7%	0.7%
% of FP17s Relating to Continuations	27	2,671	1.0%	0.7%	0.9%
% of Patients satisfied with the dentistry they have received	11	11	100.0%	94.7%	94.2%
% of Patients satisfied with the time they had to wait for an appointment	11	11	100.0%	89.6%	88.6%

* This is based on patients treated on this contract for their most recent course of treatment. Figures in italics indicate the base number of FP17s or Patient Questionnaire responses are less than 100. N/A is shown where the base number of responses is less than 10 during the period. % is calculated as Quantity/Base number*100

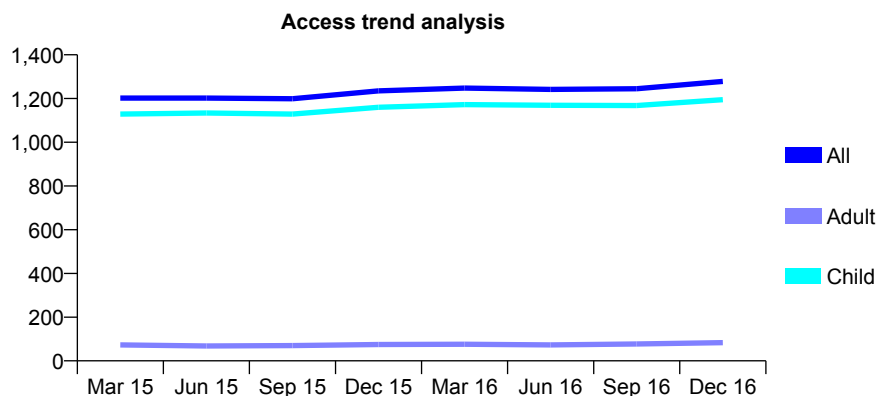
7A3 - Vital Signs At a Glance Contract Report for 185000/0001 - December 2016

Name or company name	Howells, Harrison & Gregson
Contract type name	GDS Contract
Purpose of contract	General
Contract start date	01/04/2006
Contract end date	

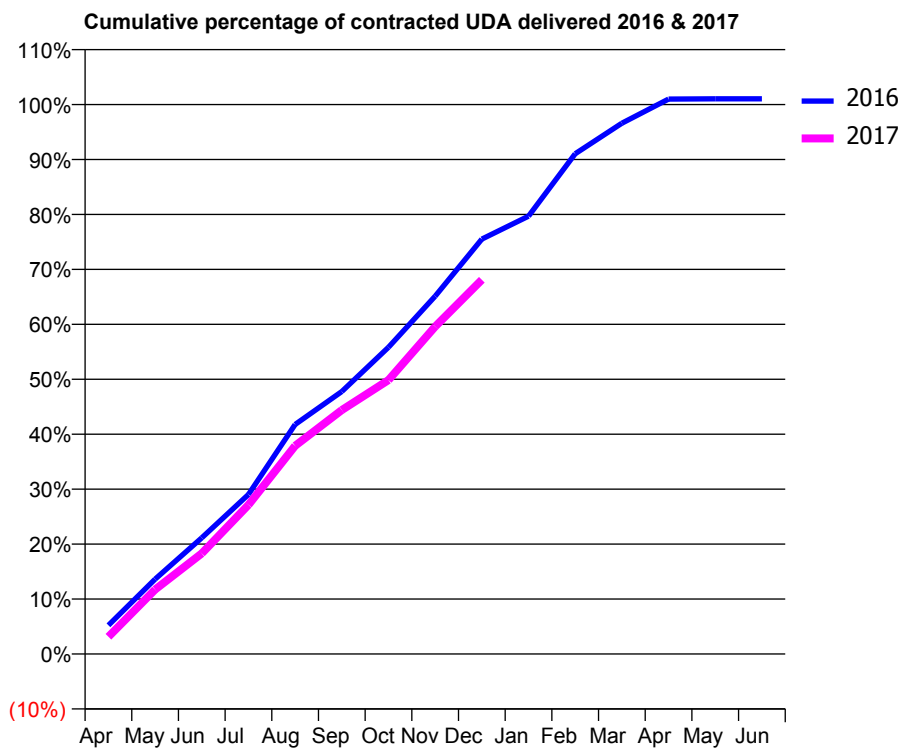
16/17 Contracted general activity (UDA)	2,576
Carry forward general activity (UDA)	0
16/17 Contracted orthodontic activity (UOA)	0
Carry forward orthodontic activity (UOA)	0
Baseline contract value	£54,062.46

ACCESS*

Patients seen in 24 months	Total	Change since previous quarter
Quarter ending December 2015	1,235	
Quarter ending March 2016	1,248	→
Quarter ending June 2016	1,242	→
Quarter ending September 2016	1,245	→
Quarter ending December 2016	1,278	↑
Variance since December 2015	3.5%	↑



ACTIVITY



Month	Adjusted Scheduled Activity (UDA)	
	2016	2017
April	135	81
May	351	302
June	545	472
July	748	699
August	1,076	976
September	1,231	1,144
October	1,438	1,284
November	1,678	1,535
December	1,945	1,754
January	2,053	
February	2,345	
March	2,488	
April	2,601	
May	2,602	
June	2,602	

QUALITY

	Quantity	Base Number	Contract	LHB	Wales
% of FP17s for the same patient ID Re-attending within 3 months - Children	171	1,391	12.3%	9.9%	11.4%
% of FP17s for the same patient ID Re-attending within 3 months - Adults	0	0	N/A	14.7%	16.6%
% of FP17s for the same patient ID Re-attending between 3 & 9 months - Children	747	1,391	53.7%	52.6%	58.0%
% of FP17s for the same patient ID Re-attending between 3 & 9 months - Adults	0	0	N/A	50.2%	53.9%
% of FP17s for Band 1 Urgent Courses	122	1,303	9.4%	9.3%	9.0%
% of FP17s Relating to Free Repair or Replacements	4	1,303	0.3%	0.7%	0.7%
% of FP17s Relating to Continuations	20	1,303	1.5%	0.7%	0.9%
% of Patients satisfied with the dentistry they have received	2	2	N/A	94.7%	94.2%
% of Patients satisfied with the time they had to wait for an appointment	2	2	N/A	89.6%	88.6%

* This is based on patients treated on this contract for their most recent course of treatment. Figures in italics indicate the base number of FP17s or Patient Questionnaire responses are less than 100. N/A is shown where the base number of responses is less than 10 during the period. % is calculated as Quantity/Base number*100

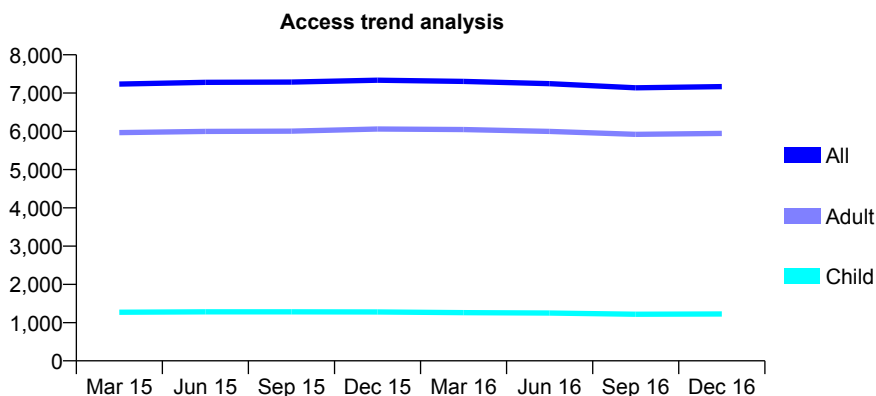
7A3 - Vital Signs At a Glance Contract Report for 187917/0001 - December 2016

Name or company name	The Victoria Road Dental Surgery
Contract type name	GDS Contract
Purpose of contract	General
Contract start date	01/05/2012
Contract end date	

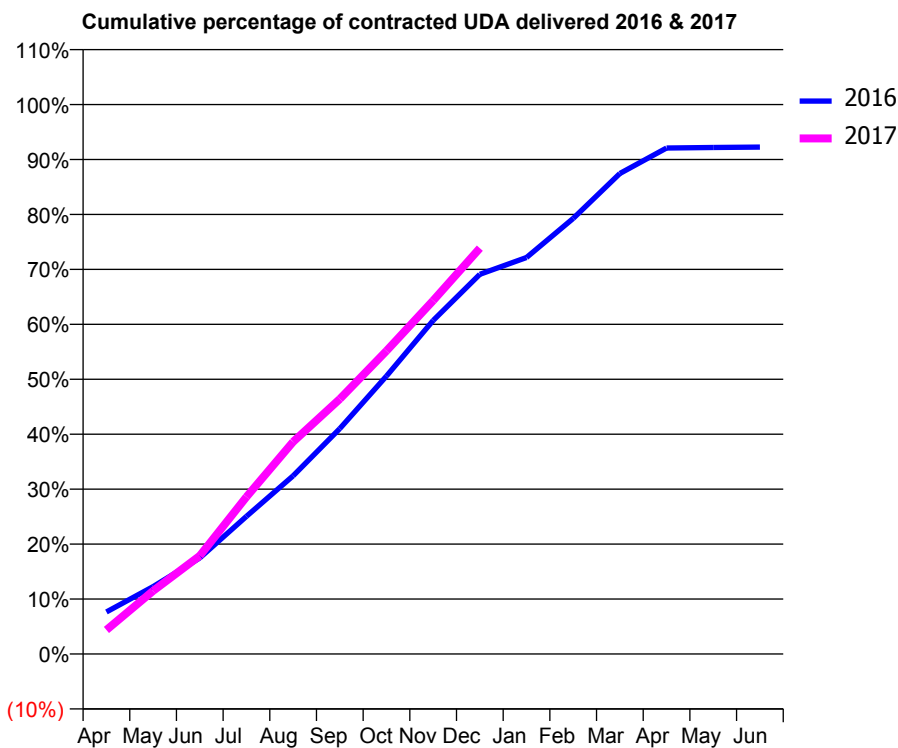
16/17 Contracted general activity (UDA)	20,753
Carry forward general activity (UDA)	0
16/17 Contracted orthodontic activity (UOA)	0
Carry forward orthodontic activity (UOA)	0
Baseline contract value	£464,063.55

ACCESS*

Patients seen in 24 months	Total	Change since previous quarter
Quarter ending December 2015	7,336	
Quarter ending March 2016	7,304	→
Quarter ending June 2016	7,246	→
Quarter ending September 2016	7,138	↓
Quarter ending December 2016	7,170	→
Variance since December 2015	(2.3%)	↓



ACTIVITY



Month	Adjusted Scheduled Activity (UDA)	
	2016	2017
April	1,590	909
May	2,547	2,384
June	3,631	3,711
July	5,201	5,934
August	6,730	8,014
September	8,514	9,634
October	10,496	11,451
November	12,599	13,349
December	14,343	15,328
January	14,976	
February	16,450	
March	18,146	
April	19,108	
May	19,130	
June	19,143	

QUALITY

	Quantity	Base Number	Contract	LHB	Wales
% of FP17s for the same patient ID Re-attending within 3 months - Children	58	1,323	4.4%	9.9%	11.4%
% of FP17s for the same patient ID Re-attending within 3 months - Adults	701	6,738	10.4%	14.7%	16.6%
% of FP17s for the same patient ID Re-attending between 3 & 9 months - Children	585	1,323	44.2%	52.6%	58.0%
% of FP17s for the same patient ID Re-attending between 3 & 9 months - Adults	3,702	6,738	54.9%	50.2%	53.9%
% of FP17s for Band 1 Urgent Courses	325	7,498	4.3%	9.3%	9.0%
% of FP17s Relating to Free Repair or Replacements	9	7,498	0.1%	0.7%	0.7%
% of FP17s Relating to Continuations	112	7,498	1.5%	0.7%	0.9%
% of Patients satisfied with the dentistry they have received	8	8	N/A	94.7%	94.2%
% of Patients satisfied with the time they had to wait for an appointment	7	8	N/A	89.6%	88.6%

* This is based on patients treated on this contract for their most recent course of treatment. Figures in italics indicate the base number of FP17s or Patient Questionnaire responses are less than 100. N/A is shown where the base number of responses is less than 10 during the period. % is calculated as Quantity/Base number*100

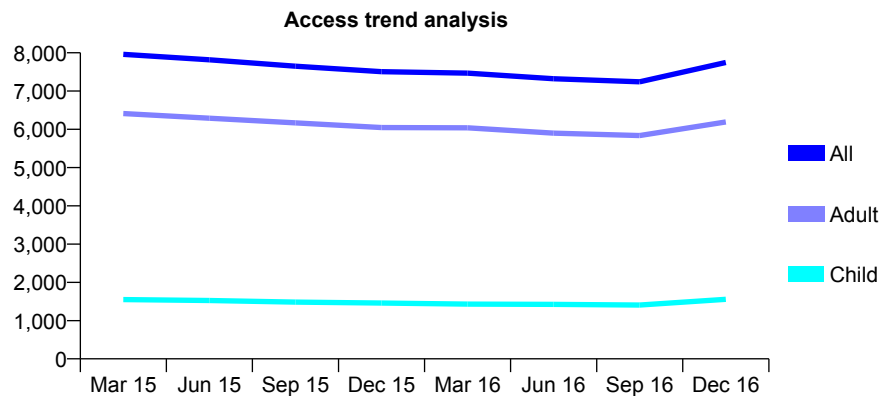
7A3 - Vital Signs At a Glance Contract Report for 189693/0001 - December 2016

Name or company name	Hall, Hopkins & Thorne of Llynfi Dental Pra
Contract type name	GDS Contract
Purpose of contract	General
Contract start date	10/08/2011
Contract end date	

16/17 Contracted general activity (UDA)	23,993
Carry forward general activity (UDA)	642
16/17 Contracted orthodontic activity (UOA)	0
Carry forward orthodontic activity (UOA)	0
Baseline contract value	£569,643.09

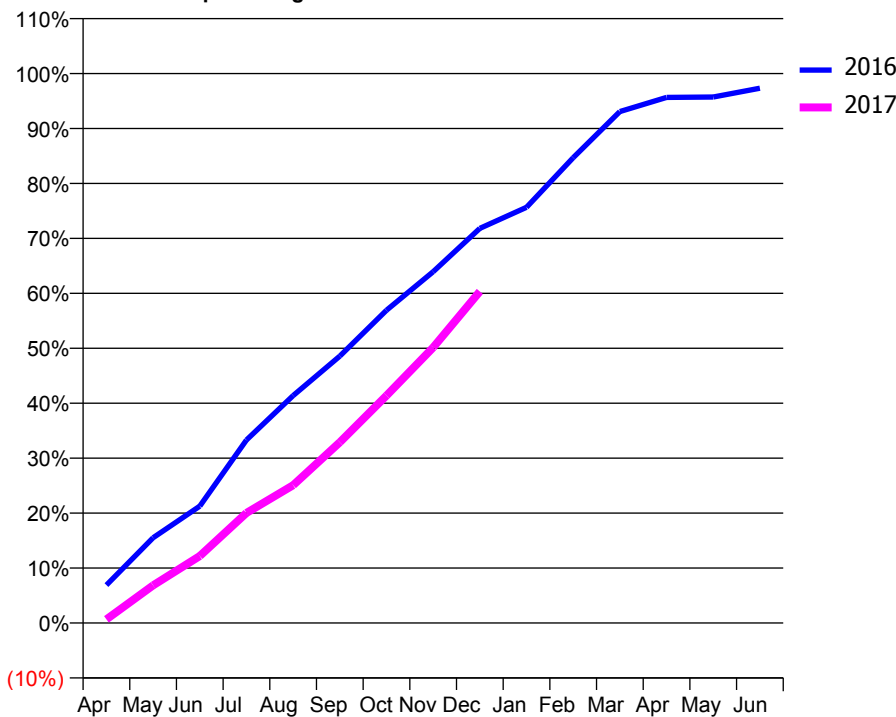
ACCESS*

Patients seen in 24 months	Total	Change since previous quarter
Quarter ending December 2015	7,506	
Quarter ending March 2016	7,469	→
Quarter ending June 2016	7,323	↓
Quarter ending September 2016	7,242	↓
Quarter ending December 2016	7,746	↑
Variance since December 2015	3.2%	↑



ACTIVITY

Cumulative percentage of contracted UDA delivered 2016 & 2017



Month	Adjusted Scheduled Activity (UDA)	
	2016	2017
April	1,656	159
May	3,722	1,646
June	5,103	2,927
July	7,991	4,806
August	9,932	6,018
September	11,655	7,889
October	13,659	9,929
November	15,342	12,034
December	17,234	14,476
January	18,150	
February	20,318	
March	22,329	
April	22,949	
May	22,967	
June	23,351	

QUALITY

	Quantity	Base Number	Contract	LHB	Wales
% of FP17s for the same patient ID Re-attending within 3 months - Children	95	1,674	5.7%	9.9%	11.4%
% of FP17s for the same patient ID Re-attending within 3 months - Adults	794	6,461	12.3%	14.7%	16.6%
% of FP17s for the same patient ID Re-attending between 3 & 9 months - Children	874	1,674	52.2%	52.6%	58.0%
% of FP17s for the same patient ID Re-attending between 3 & 9 months - Adults	2,874	6,461	44.5%	50.2%	53.9%
% of FP17s for Band 1 Urgent Courses	1,019	7,616	13.4%	9.3%	9.0%
% of FP17s Relating to Free Repair or Replacements	92	7,616	1.2%	0.7%	0.7%
% of FP17s Relating to Continuations	32	7,616	0.4%	0.7%	0.9%
% of Patients satisfied with the dentistry they have received	14	15	93.3%	94.7%	94.2%
% of Patients satisfied with the time they had to wait for an appointment	14	15	93.3%	89.6%	88.6%

* This is based on patients treated on this contract for their most recent course of treatment. Figures in italics indicate the base number of FP17s or Patient Questionnaire responses are less than 100. N/A is shown where the base number of responses is less than 10 during the period. % is calculated as Quantity/Base number*100

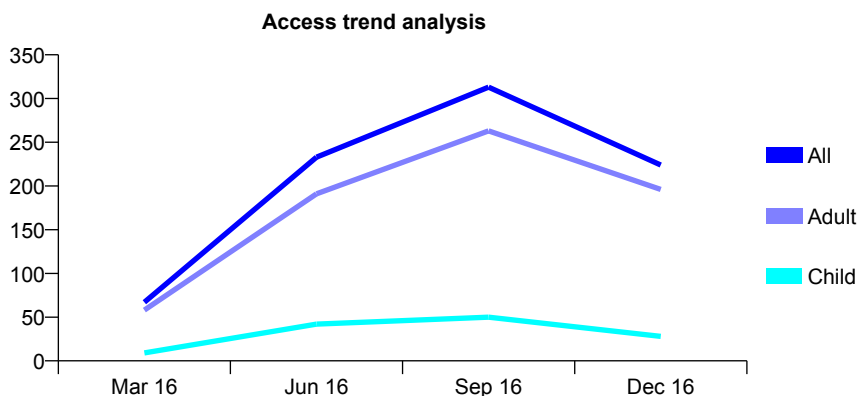
7A3 - Vital Signs At a Glance Contract Report for 189693/0002 - December 2016

Name or company name	Hall, Hopkins & Thorne of Llynfi Dental Pra
Contract type name	GDS Contract
Purpose of contract	General
Contract start date	01/01/2016
Contract end date	30/09/2016

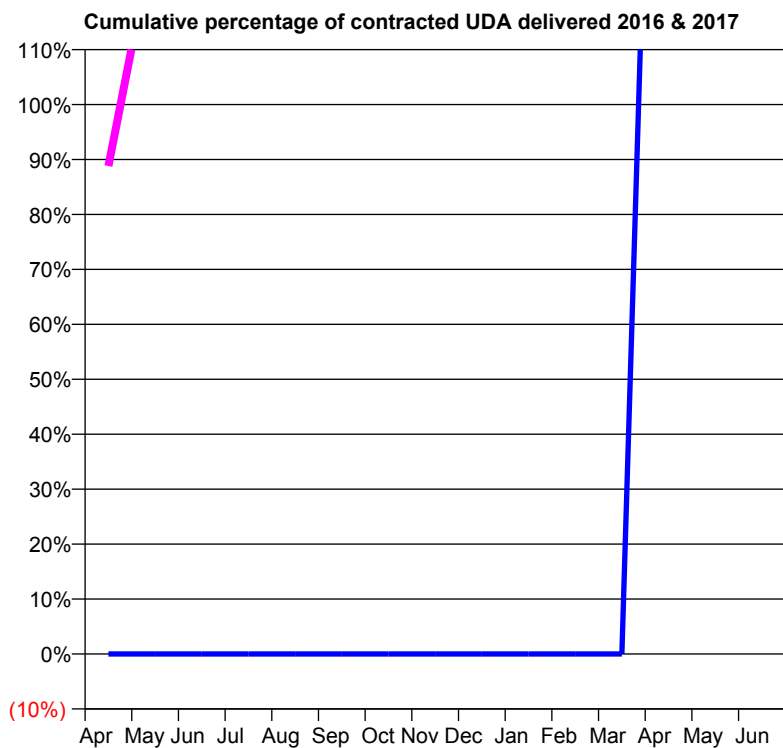
16/17 Contracted general activity (UDA)	168
Carry forward general activity (UDA)	0
16/17 Contracted orthodontic activity (UOA)	0
Carry forward orthodontic activity (UOA)	0
Baseline contract value	£16,883.80

ACCESS*

Patients seen in 24 months	Total	Change since previous quarter
Quarter ending December 2015	0	
Quarter ending March 2016	67	
Quarter ending June 2016	233	↑
Quarter ending September 2016	313	↑
Quarter ending December 2016	224	↓
Variance since December 2015	N/A	



ACTIVITY



Month	Adjusted Scheduled Activity (UDA)	
	2016	2017
April	0	149
May	0	221
June	0	328
July	0	419
August	0	427
September	0	742
October	0	742
November	0	741
December	0	741
January	0	
February	0	
March	0	
April	233	
May	233	
June	241	

QUALITY

	Quantity	Base Number	Contract	LHB	Wales
% of FP17s for the same patient ID Re-attending within 3 months - Children	0	61	0.0%	9.9%	11.4%
% of FP17s for the same patient ID Re-attending within 3 months - Adults	9	379	2.4%	14.7%	16.6%
% of FP17s for the same patient ID Re-attending between 3 & 9 months - Children	1	61	1.6%	52.6%	58.0%
% of FP17s for the same patient ID Re-attending between 3 & 9 months - Adults	8	379	2.1%	50.2%	53.9%
% of FP17s for Band 1 Urgent Courses	46	318	14.5%	9.3%	9.0%
% of FP17s Relating to Free Repair or Replacements	2	318	0.6%	0.7%	0.7%
% of FP17s Relating to Continuations	0	318	0.0%	0.7%	0.9%
% of Patients satisfied with the dentistry they have received	1	2	N/A	94.7%	94.2%
% of Patients satisfied with the time they had to wait for an appointment	2	2	N/A	89.6%	88.6%

* This is based on patients treated on this contract for their most recent course of treatment. Figures in italics indicate the base number of FP17s or Patient Questionnaire responses are less than 100. N/A is shown where the base number of responses is less than 10 during the period. % is calculated as Quantity/Base number*100

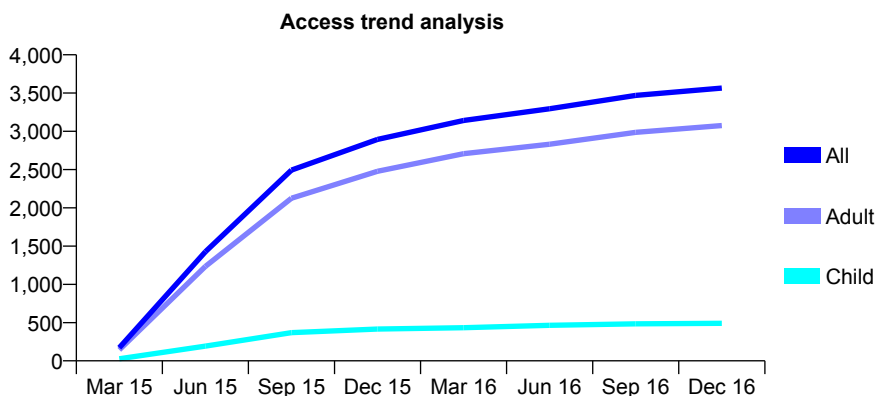
7A3 - Vital Signs At a Glance Contract Report for 189839/0001 - December 2016

Name or company name	Sketty Road Dental
Contract type name	GDS Contract
Purpose of contract	General
Contract start date	01/03/2015
Contract end date	

16/17 Contracted general activity (UDA)	12,500
Carry forward general activity (UDA)	0
16/17 Contracted orthodontic activity (UOA)	0
Carry forward orthodontic activity (UOA)	0
Baseline contract value	£287,199.03

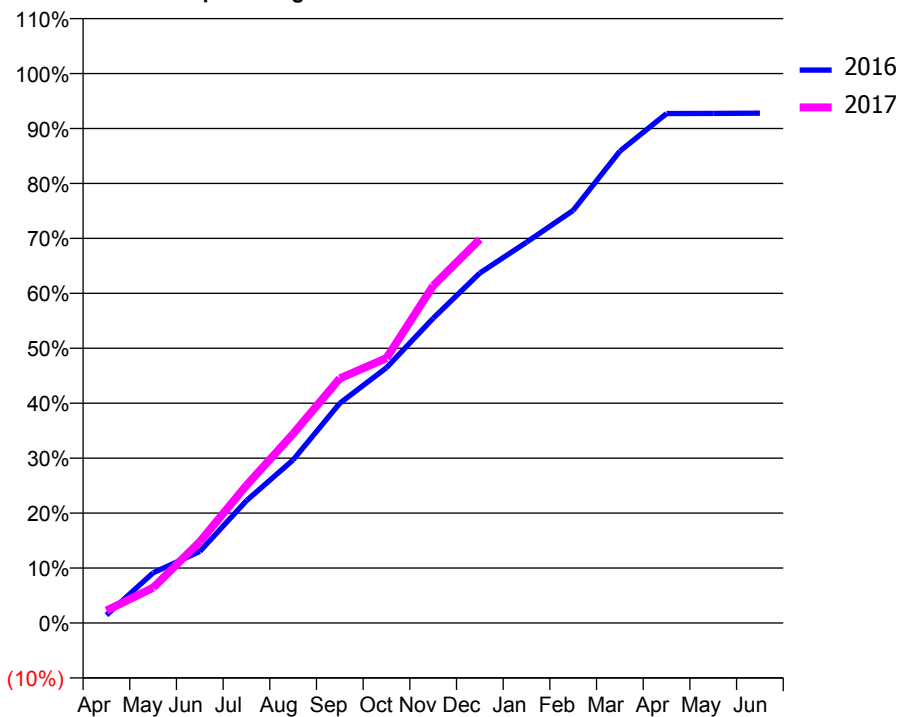
ACCESS*

Patients seen in 24 months	Total	Change since previous quarter
Quarter ending December 2015	2,894	
Quarter ending March 2016	3,141	↑
Quarter ending June 2016	3,295	↑
Quarter ending September 2016	3,470	↑
Quarter ending December 2016	3,565	↑
Variance since December 2015	23.2%	↑



ACTIVITY

Cumulative percentage of contracted UDA delivered 2016 & 2017



Adjusted Scheduled Activity (UDA)

Month	2016	2017
April	180	283
May	1,142	804
June	1,627	1,849
July	2,782	3,131
August	3,713	4,307
September	5,002	5,565
October	5,807	6,026
November	6,932	7,672
December	7,961	8,728
January	8,661	
February	9,386	
March	10,735	
April	11,588	
May	11,593	
June	11,598	

QUALITY

	Quantity	Base Number	Contract	LHB	Wales
% of FP17s for the same patient ID Re-attending within 3 months - Children	29	585	5.0%	9.9%	11.4%
% of FP17s for the same patient ID Re-attending within 3 months - Adults	814	4,164	19.5%	14.7%	16.6%
% of FP17s for the same patient ID Re-attending between 3 & 9 months - Children	405	585	69.2%	52.6%	58.0%
% of FP17s for the same patient ID Re-attending between 3 & 9 months - Adults	2,299	4,164	55.2%	50.2%	53.9%
% of FP17s for Band 1 Urgent Courses	250	4,410	5.7%	9.3%	9.0%
% of FP17s Relating to Free Repair or Replacements	49	4,410	1.1%	0.7%	0.7%
% of FP17s Relating to Continuations	176	4,410	4.0%	0.7%	0.9%
% of Patients satisfied with the dentistry they have received	17	19	89.5%	94.7%	94.2%
% of Patients satisfied with the time they had to wait for an appointment	18	19	94.7%	89.6%	88.6%

* This is based on patients treated on this contract for their most recent course of treatment. Figures in italics indicate the base number of FP17s or Patient Questionnaire responses are less than 100. N/A is shown where the base number of responses is less than 10 during the period. % is calculated as Quantity/Base number*100

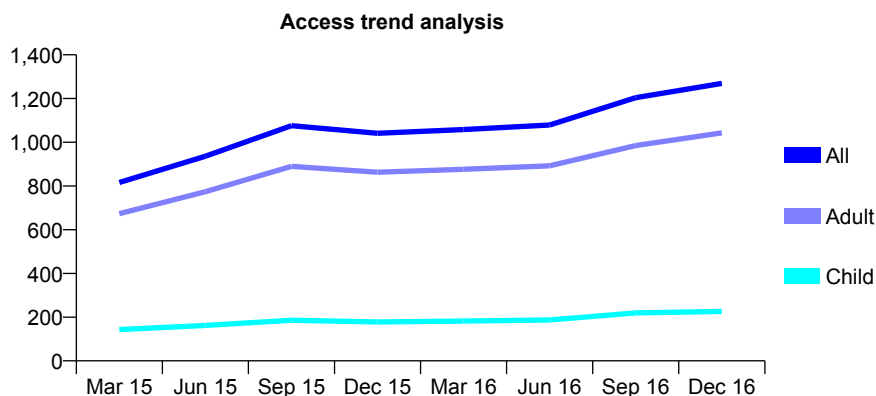
7A3 - Vital Signs At a Glance Contract Report for 193399/0001 - December 2016

Name or company name	Dr Roach Price Dental Practice
Contract type name	GDS Contract
Purpose of contract	General
Contract start date	31/03/2014
Contract end date	

16/17 Contracted general activity (UDA)	4,592
Carry forward general activity (UDA)	0
16/17 Contracted orthodontic activity (UOA)	0
Carry forward orthodontic activity (UOA)	0
Baseline contract value	£102,264.06

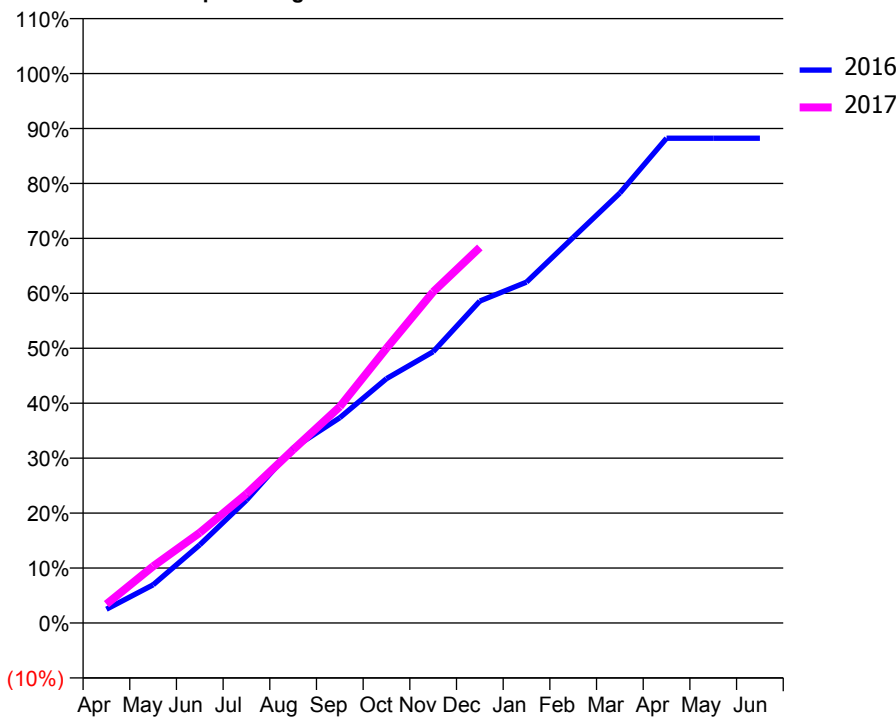
ACCESS*

Patients seen in 24 months	Total	Change since previous quarter
Quarter ending December 2015	1,041	
Quarter ending March 2016	1,058	→
Quarter ending June 2016	1,079	→
Quarter ending September 2016	1,204	↑
Quarter ending December 2016	1,269	↑
Variance since December 2015	21.9%	↑



ACTIVITY

Cumulative percentage of contracted UDA delivered 2016 & 2017



Month	Adjusted Scheduled Activity (UDA)	
	2016	2017
April	115	158
May	319	474
June	653	755
July	1,027	1,079
August	1,462	1,448
September	1,716	1,808
October	2,042	2,296
November	2,267	2,767
December	2,690	3,138
January	2,848	
February	3,223	
March	3,593	
April	4,051	
May	4,051	
June	4,051	

QUALITY

	Quantity	Base Number	Contract	LHB	Wales
% of FP17s for the same patient ID Re-attending within 3 months - Children	23	301	7.6%	9.9%	11.4%
% of FP17s for the same patient ID Re-attending within 3 months - Adults	237	1,481	16.0%	14.7%	16.6%
% of FP17s for the same patient ID Re-attending between 3 & 9 months - Children	151	301	50.2%	52.6%	58.0%
% of FP17s for the same patient ID Re-attending between 3 & 9 months - Adults	723	1,481	48.8%	50.2%	53.9%
% of FP17s for Band 1 Urgent Courses	181	1,647	11.0%	9.3%	9.0%
% of FP17s Relating to Free Repair or Replacements	9	1,647	0.5%	0.7%	0.7%
% of FP17s Relating to Continuations	6	1,647	0.4%	0.7%	0.9%
% of Patients satisfied with the dentistry they have received	0	0	N/A	94.7%	94.2%
% of Patients satisfied with the time they had to wait for an appointment	0	0	N/A	89.6%	88.6%

* This is based on patients treated on this contract for their most recent course of treatment. Figures in italics indicate the base number of FP17s or Patient Questionnaire responses are less than 100. N/A is shown where the base number of responses is less than 10 during the period. % is calculated as Quantity/Base number*100

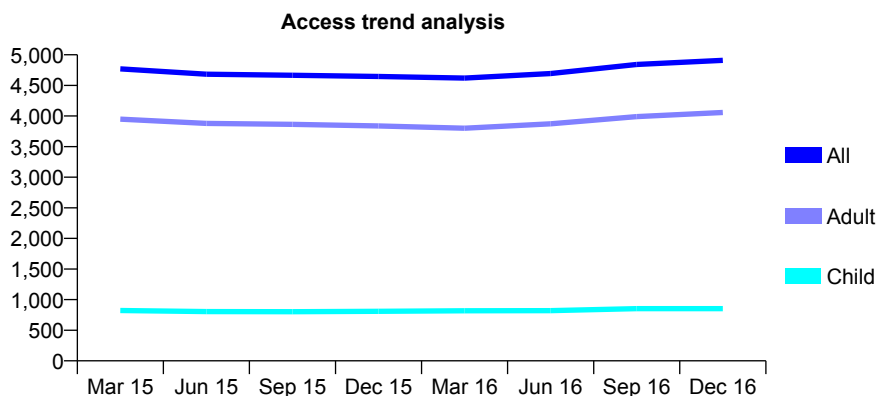
7A3 - Vital Signs At a Glance Contract Report for 195006/0001 - December 2016

Name or company name	R Elliott and Associates
Contract type name	GDS Contract
Purpose of contract	General
Contract start date	01/02/2007
Contract end date	

16/17 Contracted general activity (UDA)	14,790
Carry forward general activity (UDA)	747
16/17 Contracted orthodontic activity (UOA)	0
Carry forward orthodontic activity (UOA)	0
Baseline contract value	£334,961.57

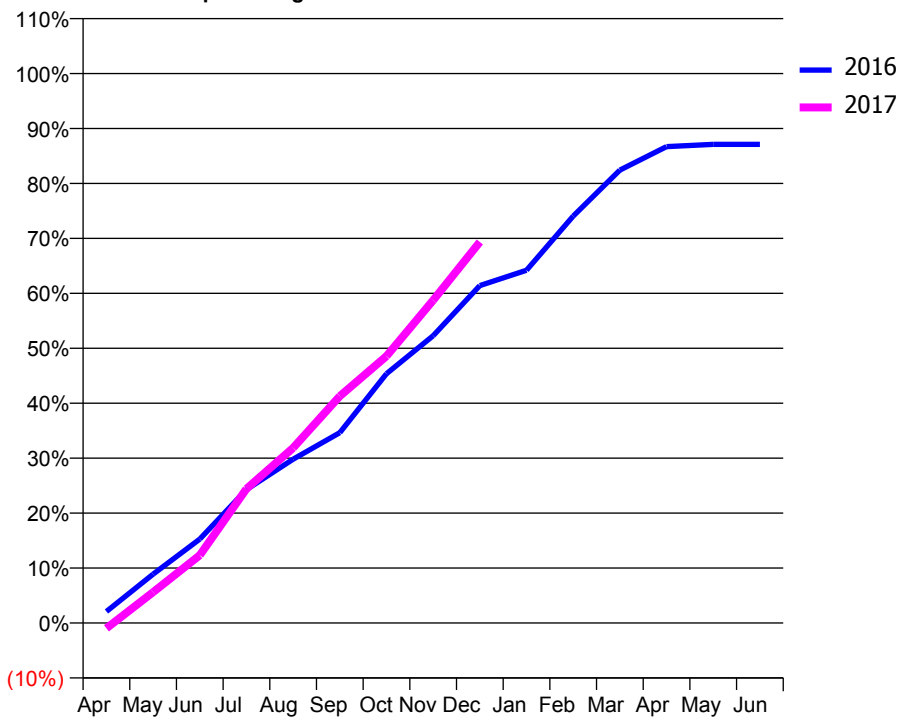
ACCESS*

Patients seen in 24 months	Total	Change since previous quarter
Quarter ending December 2015	4,647	
Quarter ending March 2016	4,619	→
Quarter ending June 2016	4,694	→
Quarter ending September 2016	4,842	↑
Quarter ending December 2016	4,909	→
Variance since December 2015	5.6%	↑



ACTIVITY

Cumulative percentage of contracted UDA delivered 2016 & 2017



Month	Adjusted Scheduled Activity (UDA)	
	2016	2017
April	312	-145
May	1,314	831
June	2,260	1,825
July	3,591	3,613
August	4,408	4,713
September	5,124	6,107
October	6,709	7,184
November	7,734	8,689
December	9,081	10,254
January	9,494	
February	10,951	
March	12,192	
April	12,820	
May	12,881	
June	12,881	

QUALITY

	Quantity	Base Number	Contract	LHB	Wales
% of FP17s for the same patient ID Re-attending within 3 months - Children	34	818	4.2%	9.9%	11.4%
% of FP17s for the same patient ID Re-attending within 3 months - Adults	630	4,768	13.2%	14.7%	16.6%
% of FP17s for the same patient ID Re-attending between 3 & 9 months - Children	401	818	49.0%	52.6%	58.0%
% of FP17s for the same patient ID Re-attending between 3 & 9 months - Adults	2,723	4,768	57.1%	50.2%	53.9%
% of FP17s for Band 1 Urgent Courses	431	5,288	8.2%	9.3%	9.0%
% of FP17s Relating to Free Repair or Replacements	50	5,288	0.9%	0.7%	0.7%
% of FP17s Relating to Continuations	44	5,288	0.8%	0.7%	0.9%
% of Patients satisfied with the dentistry they have received	17	17	100.0%	94.7%	94.2%
% of Patients satisfied with the time they had to wait for an appointment	16	17	94.1%	89.6%	88.6%

* This is based on patients treated on this contract for their most recent course of treatment. Figures in italics indicate the base number of FP17s or Patient Questionnaire responses are less than 100. N/A is shown where the base number of responses is less than 10 during the period. % is calculated as Quantity/Base number*100

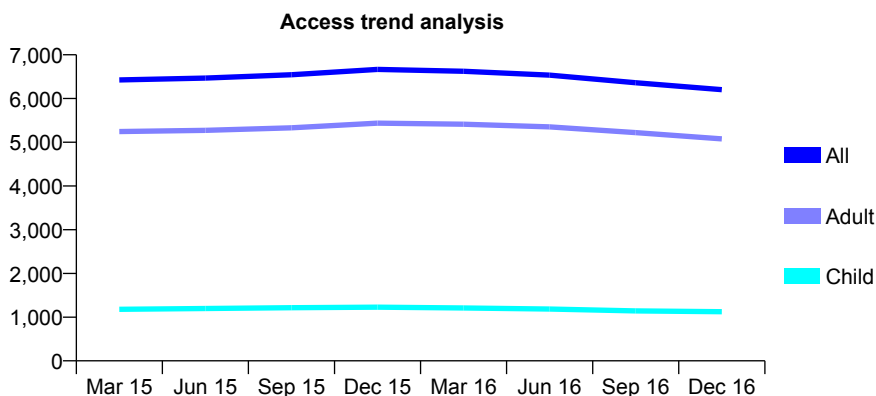
7A3 - Vital Signs At a Glance Contract Report for 195006/0002 - December 2016

Name or company name	R Elliott and Associates
Contract type name	GDS Contract
Purpose of contract	General
Contract start date	01/02/2007
Contract end date	

16/17 Contracted general activity (UDA)	18,317
Carry forward general activity (UDA)	0
16/17 Contracted orthodontic activity (UOA)	0
Carry forward orthodontic activity (UOA)	0
Baseline contract value	£414,840.52

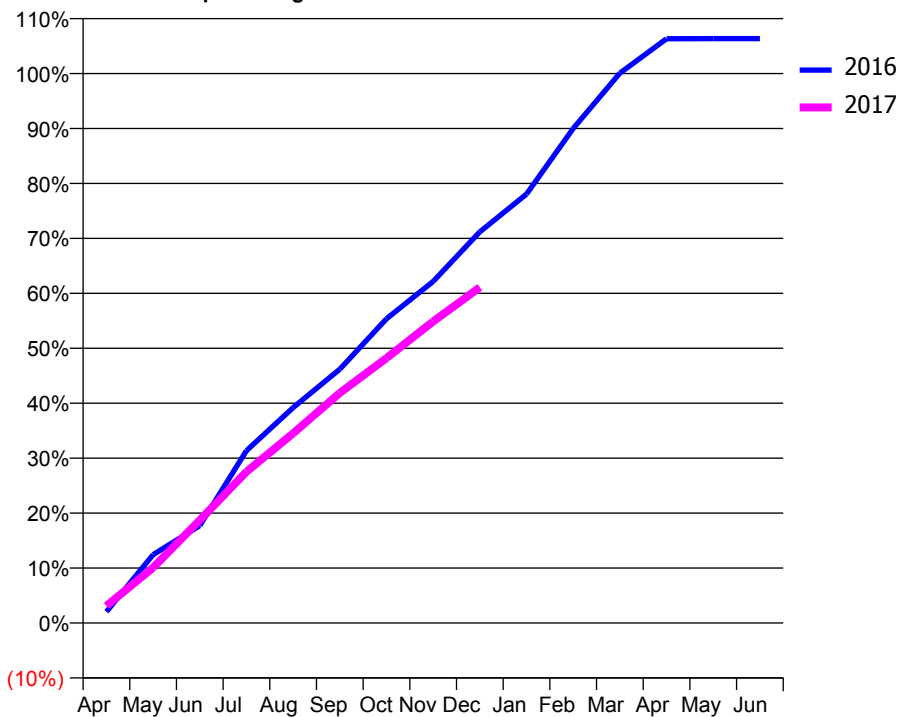
ACCESS*

Patients seen in 24 months	Total	Change since previous quarter
Quarter ending December 2015	6,666	
Quarter ending March 2016	6,622	→
Quarter ending June 2016	6,534	↓
Quarter ending September 2016	6,362	↓
Quarter ending December 2016	6,203	↓
Variance since December 2015	(6.9%)	↓



ACTIVITY

Cumulative percentage of contracted UDA delivered 2016 & 2017



Month	Adjusted Scheduled Activity (UDA)	
	2016	2017
April	374	570
May	2,279	1,846
June	3,245	3,429
July	5,743	5,043
August	7,182	6,321
September	8,459	7,670
October	10,143	8,830
November	11,384	10,052
December	13,039	11,191
January	14,298	
February	16,486	
March	18,328	
April	19,478	
May	19,479	
June	19,479	

QUALITY

	Quantity	Base Number	Contract	LHB	Wales
% of FP17s for the same patient ID Re-attending within 3 months - Children	77	1,174	6.6%	9.9%	11.4%
% of FP17s for the same patient ID Re-attending within 3 months - Adults	948	5,605	16.9%	14.7%	16.6%
% of FP17s for the same patient ID Re-attending between 3 & 9 months - Children	753	1,174	64.1%	52.6%	58.0%
% of FP17s for the same patient ID Re-attending between 3 & 9 months - Adults	3,221	5,605	57.5%	50.2%	53.9%
% of FP17s for Band 1 Urgent Courses	526	6,195	8.5%	9.3%	9.0%
% of FP17s Relating to Free Repair or Replacements	65	6,195	1.0%	0.7%	0.7%
% of FP17s Relating to Continuations	67	6,195	1.1%	0.7%	0.9%
% of Patients satisfied with the dentistry they have received	29	30	96.7%	94.7%	94.2%
% of Patients satisfied with the time they had to wait for an appointment	27	30	90.0%	89.6%	88.6%

* This is based on patients treated on this contract for their most recent course of treatment. Figures in italics indicate the base number of FP17s or Patient Questionnaire responses are less than 100. N/A is shown where the base number of responses is less than 10 during the period. % is calculated as Quantity/Base number*100

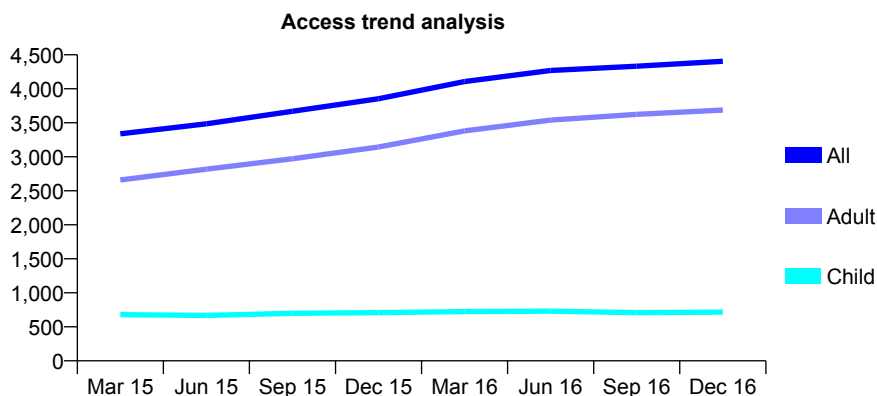
7A3 - Vital Signs At a Glance Contract Report for 195375/0001 - December 2016

Name or company name	Woods Dental
Contract type name	GDS Contract
Purpose of contract	General
Contract start date	01/01/2012
Contract end date	

16/17 Contracted general activity (UDA)	9,368
Carry forward general activity (UDA)	0
16/17 Contracted orthodontic activity (UOA)	0
Carry forward orthodontic activity (UOA)	0
Baseline contract value	£218,686.32

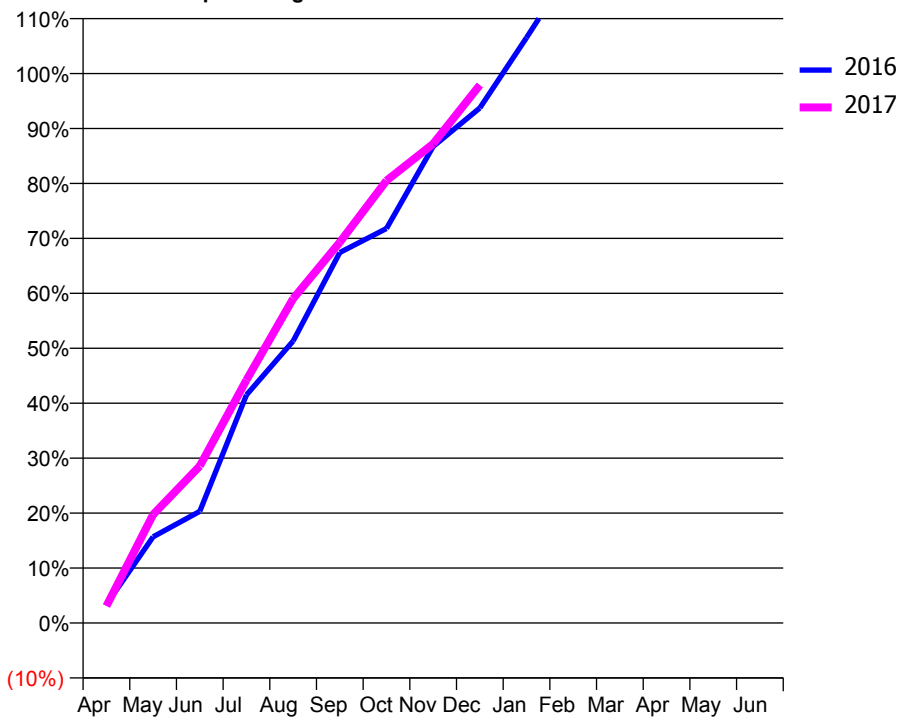
ACCESS*

Patients seen in 24 months	Total	Change since previous quarter
Quarter ending December 2015	3,853	
Quarter ending March 2016	4,107	↑
Quarter ending June 2016	4,270	↑
Quarter ending September 2016	4,333	→
Quarter ending December 2016	4,404	→
Variance since December 2015	14.3%	↑



ACTIVITY

Cumulative percentage of contracted UDA delivered 2016 & 2017



Month	Adjusted Scheduled Activity (UDA)	
	2016	2017
April	318	289
May	1,469	1,848
June	1,904	2,677
July	3,889	4,143
August	4,807	5,531
September	6,317	6,492
October	6,725	7,543
November	8,124	8,168
December	8,781	9,172
January	9,978	
February	11,202	
March	12,922	
April	13,660	
May	13,700	
June	13,701	

QUALITY

	Quantity	Base Number	Contract	LHB	Wales
% of FP17s for the same patient ID Re-attending within 3 months - Children	49	802	6.1%	9.9%	11.4%
% of FP17s for the same patient ID Re-attending within 3 months - Adults	580	4,092	14.2%	14.7%	16.6%
% of FP17s for the same patient ID Re-attending between 3 & 9 months - Children	475	802	59.2%	52.6%	58.0%
% of FP17s for the same patient ID Re-attending between 3 & 9 months - Adults	1,974	4,092	48.2%	50.2%	53.9%
% of FP17s for Band 1 Urgent Courses	1,321	4,512	29.3%	9.3%	9.0%
% of FP17s Relating to Free Repair or Replacements	24	4,512	0.5%	0.7%	0.7%
% of FP17s Relating to Continuations	13	4,512	0.3%	0.7%	0.9%
% of Patients satisfied with the dentistry they have received	8	9	N/A	94.7%	94.2%
% of Patients satisfied with the time they had to wait for an appointment	8	9	N/A	89.6%	88.6%

* This is based on patients treated on this contract for their most recent course of treatment. Figures in italics indicate the base number of FP17s or Patient Questionnaire responses are less than 100. N/A is shown where the base number of responses is less than 10 during the period. % is calculated as Quantity/Base number*100

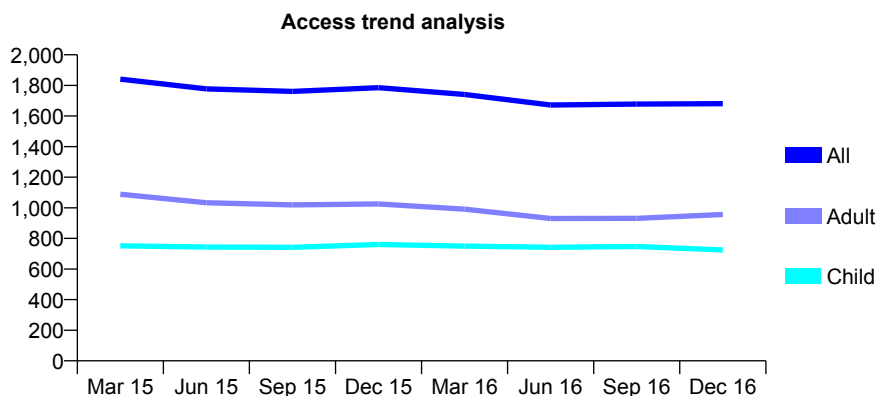
7A3 - Vital Signs At a Glance Contract Report for 195510/0001 - December 2016

Name or company name	Vale View Dental Care
Contract type name	GDS Contract
Purpose of contract	General
Contract start date	01/08/2009
Contract end date	

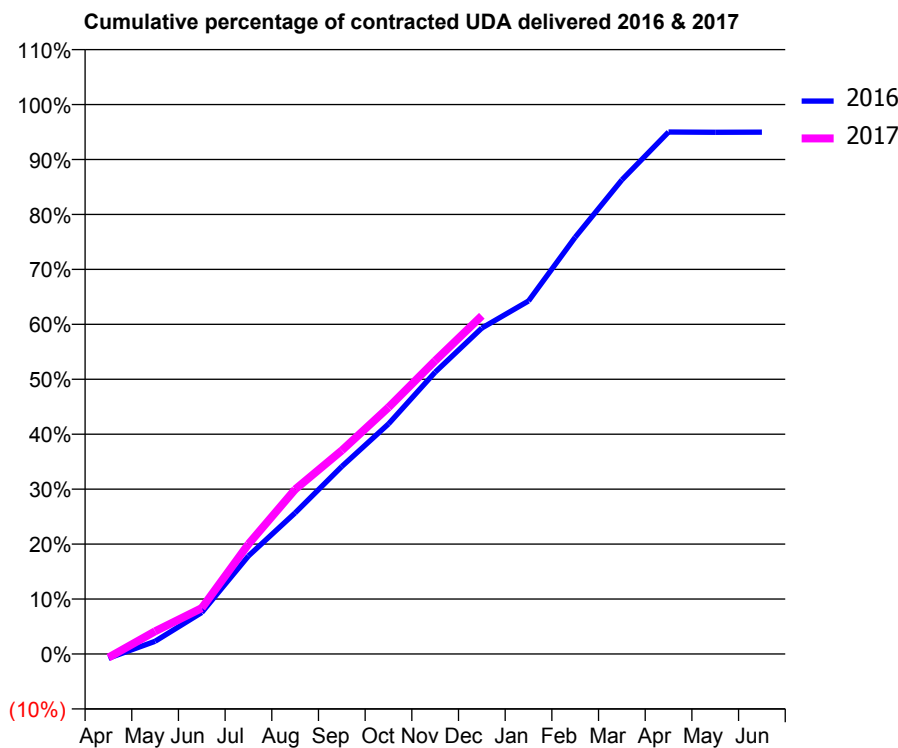
16/17 Contracted general activity (UDA)	6,032
Carry forward general activity (UDA)	162
16/17 Contracted orthodontic activity (UOA)	0
Carry forward orthodontic activity (UOA)	0
Baseline contract value	£143,212.06

ACCESS*

Patients seen in 24 months	Total	Change since previous quarter
Quarter ending December 2015	1,785	
Quarter ending March 2016	1,741	↓
Quarter ending June 2016	1,672	↓
Quarter ending September 2016	1,678	→
Quarter ending December 2016	1,681	→
Variance since December 2015	(5.8%)	↓



ACTIVITY



Month	Adjusted Scheduled Activity (UDA)	
	2016	2017
April	-48	-40
May	139	249
June	456	505
July	1,077	1,207
August	1,550	1,806
September	2,059	2,234
October	2,526	2,707
November	3,094	3,219
December	3,579	3,713
January	3,875	
February	4,575	
March	5,205	
April	5,731	
May	5,727	
June	5,728	

QUALITY

	Quantity	Base Number	Contract	LHB	Wales
% of FP17s for the same patient ID Re-attending within 3 months - Children	51	775	6.6%	9.9%	11.4%
% of FP17s for the same patient ID Re-attending within 3 months - Adults	85	884	9.6%	14.7%	16.6%
% of FP17s for the same patient ID Re-attending between 3 & 9 months - Children	513	775	66.2%	52.6%	58.0%
% of FP17s for the same patient ID Re-attending between 3 & 9 months - Adults	537	884	60.7%	50.2%	53.9%
% of FP17s for Band 1 Urgent Courses	13	1,489	0.9%	9.3%	9.0%
% of FP17s Relating to Free Repair or Replacements	4	1,489	0.3%	0.7%	0.7%
% of FP17s Relating to Continuations	6	1,489	0.4%	0.7%	0.9%
% of Patients satisfied with the dentistry they have received	3	3	N/A	94.7%	94.2%
% of Patients satisfied with the time they had to wait for an appointment	3	3	N/A	89.6%	88.6%

* This is based on patients treated on this contract for their most recent course of treatment. Figures in italics indicate the base number of FP17s or Patient Questionnaire responses are less than 100. N/A is shown where the base number of responses is less than 10 during the period. % is calculated as Quantity/Base number*100

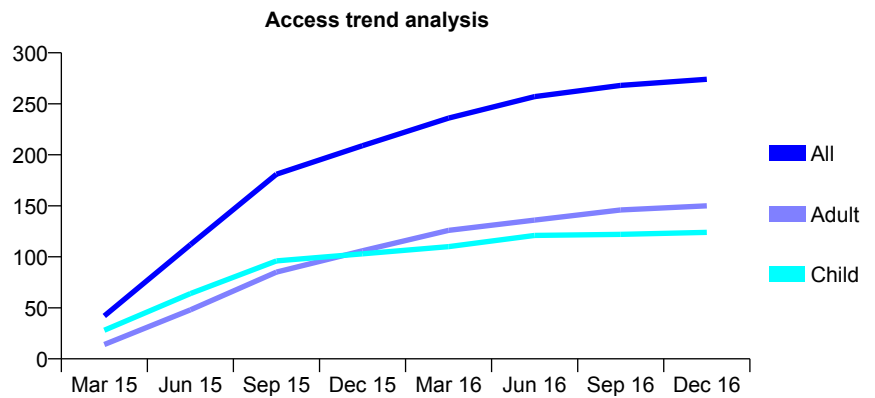
7A3 - Vital Signs At a Glance Contract Report for 197270/0001 - December 2016

Name or company name	HJ Price
Contract type name	GDS Contract
Purpose of contract	General
Contract start date	08/12/2014
Contract end date	

16/17 Contracted general activity (UDA)	900
Carry forward general activity (UDA)	0
16/17 Contracted orthodontic activity (UOA)	0
Carry forward orthodontic activity (UOA)	0
Baseline contract value	£20,046.29

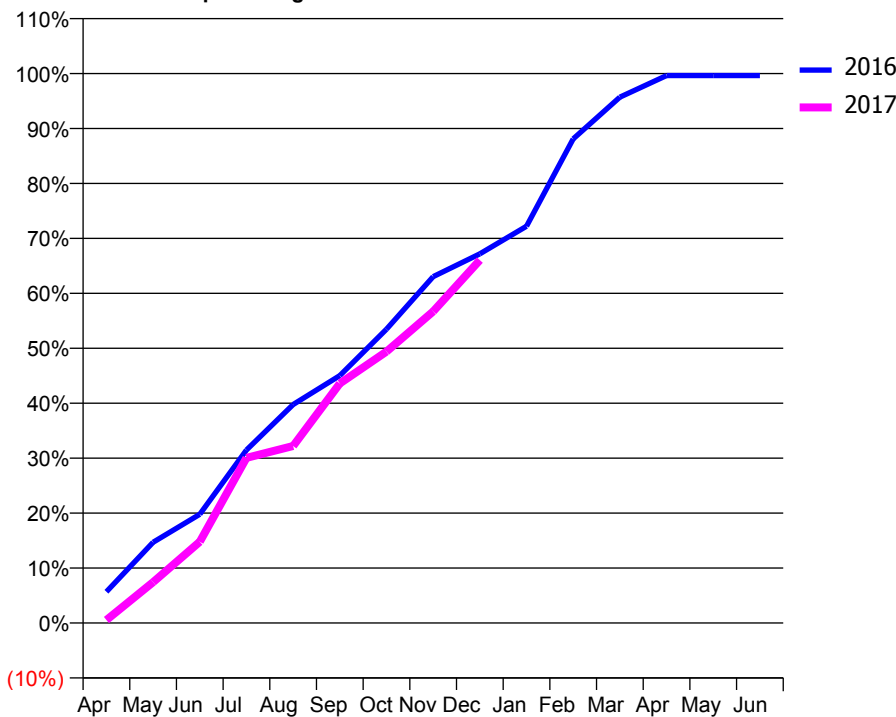
ACCESS*

Patients seen in 24 months	Total	Change since previous quarter
Quarter ending December 2015	209	
Quarter ending March 2016	236	↑
Quarter ending June 2016	257	↑
Quarter ending September 2016	268	↑
Quarter ending December 2016	274	↑
Variance since December 2015	31.1%	↑



ACTIVITY

Cumulative percentage of contracted UDA delivered 2016 & 2017



Month	Adjusted Scheduled Activity (UDA)	
	2016	2017
April	51	5
May	132	67
June	178	133
July	283	271
August	358	290
September	405	392
October	481	445
November	567	510
December	605	594
January	650	
February	793	
March	861	
April	897	
May	897	
June	897	

QUALITY

	Quantity	Base Number	Contract	LHB	Wales
% of FP17s for the same patient ID Re-attending within 3 months - Children	9	154	5.8%	9.9%	11.4%
% of FP17s for the same patient ID Re-attending within 3 months - Adults	12	140	8.6%	14.7%	16.6%
% of FP17s for the same patient ID Re-attending between 3 & 9 months - Children	78	154	50.6%	52.6%	58.0%
% of FP17s for the same patient ID Re-attending between 3 & 9 months - Adults	73	140	52.1%	50.2%	53.9%
% of FP17s for Band 1 Urgent Courses	12	271	4.4%	9.3%	9.0%
% of FP17s Relating to Free Repair or Replacements	0	271	0.0%	0.7%	0.7%
% of FP17s Relating to Continuations	0	271	0.0%	0.7%	0.9%
% of Patients satisfied with the dentistry they have received	0	0	N/A	94.7%	94.2%
% of Patients satisfied with the time they had to wait for an appointment	0	0	N/A	89.6%	88.6%

* This is based on patients treated on this contract for their most recent course of treatment. Figures in italics indicate the base number of FP17s or Patient Questionnaire responses are less than 100. N/A is shown where the base number of responses is less than 10 during the period. % is calculated as Quantity/Base number*100

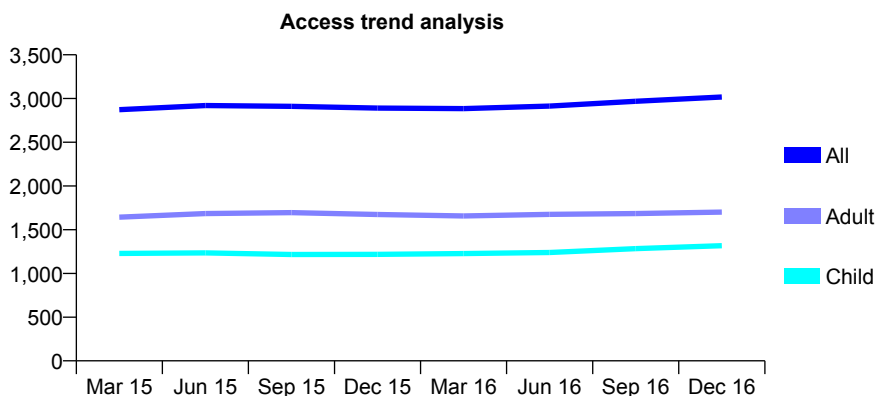
7A3 - Vital Signs At a Glance Contract Report for 199613/0001 - December 2016

Name or company name	J Bater and L Khosa
Contract type name	GDS Contract
Purpose of contract	General
Contract start date	01/04/2010
Contract end date	

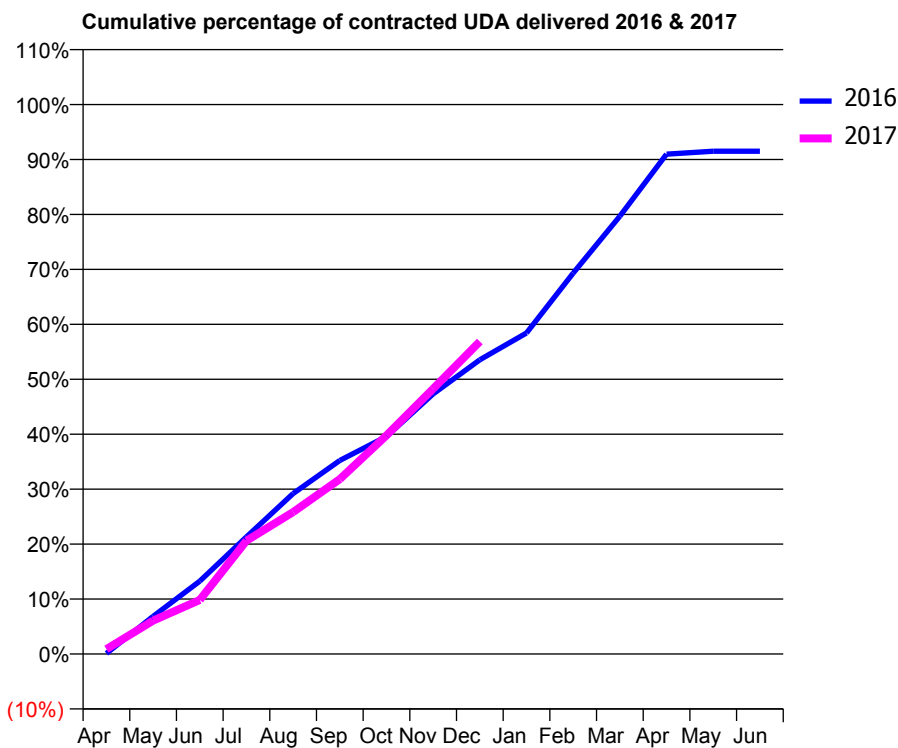
16/17 Contracted general activity (UDA)	12,000
Carry forward general activity (UDA)	0
16/17 Contracted orthodontic activity (UOA)	0
Carry forward orthodontic activity (UOA)	0
Baseline contract value	£313,570.11

ACCESS*

Patients seen in 24 months	Total	Change since previous quarter
Quarter ending December 2015	2,890	
Quarter ending March 2016	2,884	→
Quarter ending June 2016	2,914	→
Quarter ending September 2016	2,968	→
Quarter ending December 2016	3,018	→
Variance since December 2015	4.4%	↑



ACTIVITY



Month	Adjusted Scheduled Activity (UDA)	
	2016	2017
April	12	105
May	822	729
June	1,592	1,182
July	2,557	2,473
August	3,504	3,101
September	4,226	3,819
October	4,752	4,773
November	5,681	5,794
December	6,426	6,824
January	7,011	
February	8,319	
March	9,562	
April	10,916	
May	10,979	
June	10,979	

QUALITY

	Quantity	Base Number	Contract	LHB	Wales
% of FP17s for the same patient ID Re-attending within 3 months - Children	160	1,394	11.5%	9.9%	11.4%
% of FP17s for the same patient ID Re-attending within 3 months - Adults	550	1,901	28.9%	14.7%	16.6%
% of FP17s for the same patient ID Re-attending between 3 & 9 months - Children	669	1,394	48.0%	52.6%	58.0%
% of FP17s for the same patient ID Re-attending between 3 & 9 months - Adults	767	1,901	40.3%	50.2%	53.9%
% of FP17s for Band 1 Urgent Courses	665	2,873	23.1%	9.3%	9.0%
% of FP17s Relating to Free Repair or Replacements	3	2,873	0.1%	0.7%	0.7%
% of FP17s Relating to Continuations	0	2,873	0.0%	0.7%	0.9%
% of Patients satisfied with the dentistry they have received	12	12	100.0%	94.7%	94.2%
% of Patients satisfied with the time they had to wait for an appointment	12	12	100.0%	89.6%	88.6%

* This is based on patients treated on this contract for their most recent course of treatment. Figures in italics indicate the base number of FP17s or Patient Questionnaire responses are less than 100. N/A is shown where the base number of responses is less than 10 during the period. % is calculated as Quantity/Base number*100

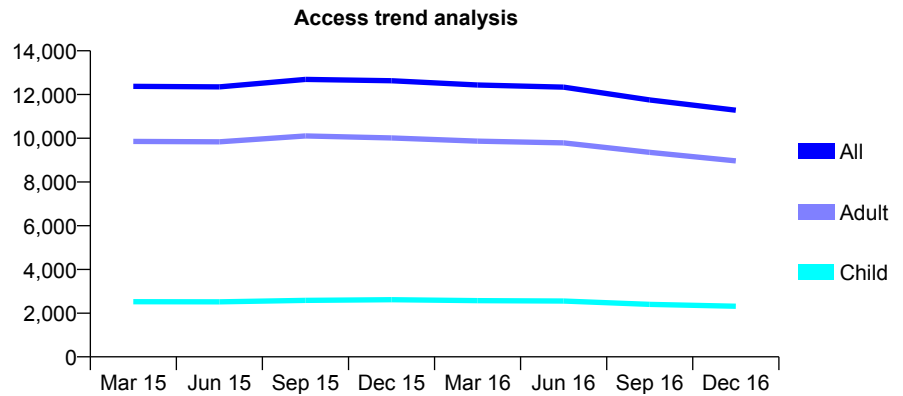
7A3 - Vital Signs At a Glance Contract Report for 199915/0003 - December 2016

Name or company name	IDH 441 to 444 Ltd
Contract type name	GDS Contract
Purpose of contract	General
Contract start date	01/04/2010
Contract end date	

16/17 Contracted general activity (UDA)	28,144
Carry forward general activity (UDA)	0
16/17 Contracted orthodontic activity (UOA)	0
Carry forward orthodontic activity (UOA)	0
Baseline contract value	£697,408.32

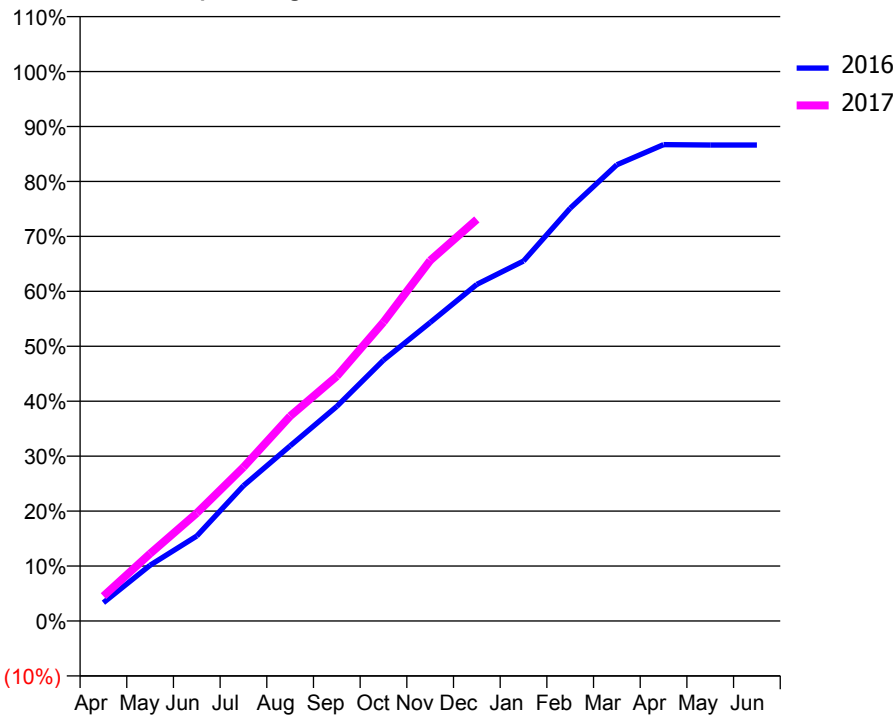
ACCESS*

Patients seen in 24 months	Total	Change since previous quarter
Quarter ending December 2015	12,628	
Quarter ending March 2016	12,438	↓
Quarter ending June 2016	12,337	→
Quarter ending September 2016	11,754	↓
Quarter ending December 2016	11,280	↓
Variance since December 2015	(10.7%)	↓



ACTIVITY

Cumulative percentage of contracted UDA delivered 2016 & 2017



Month	2016	2017
April	1,203	1,272
May	3,673	3,455
June	5,596	5,531
July	8,899	7,878
August	11,524	10,496
September	14,121	12,537
October	17,161	15,311
November	19,635	18,467
December	22,144	20,571
January	23,680	
February	27,155	
March	30,013	
April	31,331	
May	31,312	
June	31,308	

QUALITY

	Quantity	Base Number	Contract	LHB	Wales
% of FP17s for the same patient ID Re-attending within 3 months - Children	71	2,070	3.4%	9.9%	11.4%
% of FP17s for the same patient ID Re-attending within 3 months - Adults	569	7,789	7.3%	14.7%	16.6%
% of FP17s for the same patient ID Re-attending between 3 & 9 months - Children	987	2,070	47.7%	52.6%	58.0%
% of FP17s for the same patient ID Re-attending between 3 & 9 months - Adults	4,303	7,789	55.2%	50.2%	53.9%
% of FP17s for Band 1 Urgent Courses	448	9,342	4.8%	9.3%	9.0%
% of FP17s Relating to Free Repair or Replacements	30	9,342	0.3%	0.7%	0.7%
% of FP17s Relating to Continuations	108	9,342	1.2%	0.7%	0.9%
% of Patients satisfied with the dentistry they have received	35	36	97.2%	94.7%	94.2%
% of Patients satisfied with the time they had to wait for an appointment	31	36	86.1%	89.6%	88.6%

* This is based on patients treated on this contract for their most recent course of treatment. Figures in italics indicate the base number of FP17s or Patient Questionnaire responses are less than 100. N/A is shown where the base number of responses is less than 10 during the period. % is calculated as Quantity/Base number*100

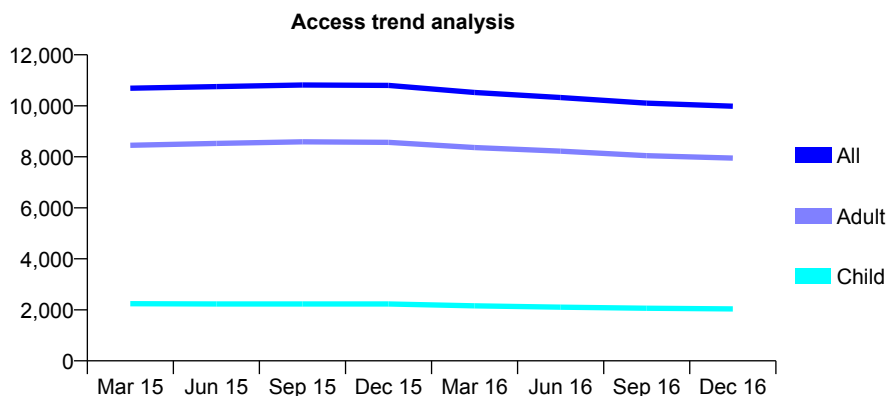
7A3 - Vital Signs At a Glance Contract Report for 202797/0001 - December 2016

Name or company name	MR B DAVID
Contract type name	GDS Contract
Purpose of contract	General
Contract start date	01/04/2006
Contract end date	

16/17 Contracted general activity (UDA)	33,962
Carry forward general activity (UDA)	0
16/17 Contracted orthodontic activity (UOA)	0
Carry forward orthodontic activity (UOA)	0
Baseline contract value	£874,290.91

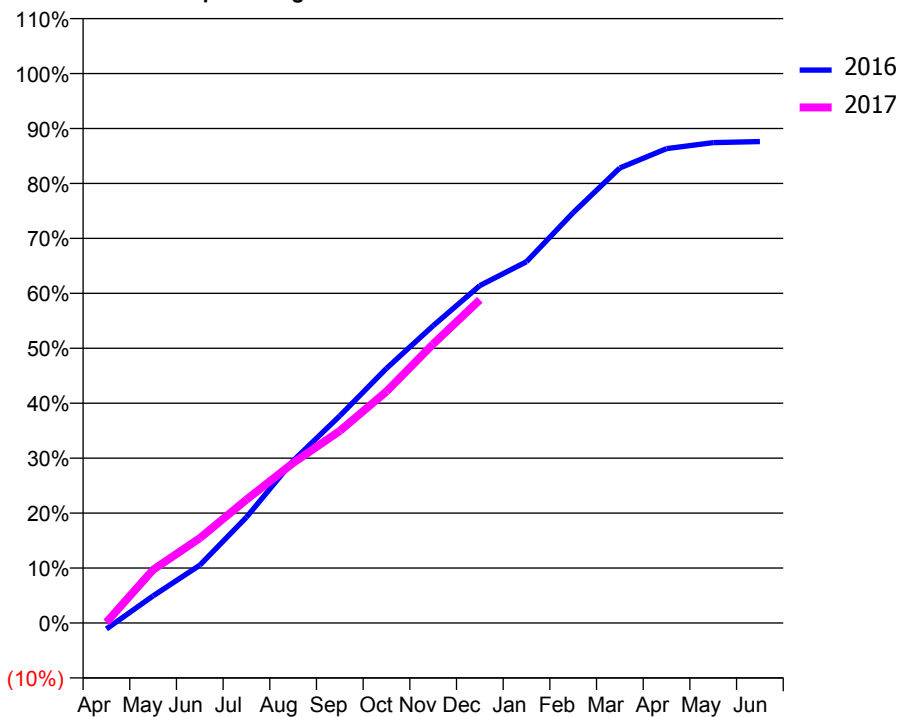
ACCESS*

Patients seen in 24 months	Total	Change since previous quarter
Quarter ending December 2015	10,800	
Quarter ending March 2016	10,522	↓
Quarter ending June 2016	10,325	↓
Quarter ending September 2016	10,107	↓
Quarter ending December 2016	9,983	↓
Variance since December 2015	(7.6%)	↓



ACTIVITY

Cumulative percentage of contracted UDA delivered 2016 & 2017



Month	Adjusted Scheduled Activity (UDA)	
	2016	2017
April	-371	48
May	1,680	3,290
June	3,570	5,247
July	6,539	7,628
August	10,024	9,897
September	12,804	11,871
October	15,741	14,314
November	18,375	17,243
December	20,857	19,974
January	22,327	
February	25,365	
March	28,126	
April	29,323	
May	29,693	
June	29,754	

QUALITY

	Quantity	Base Number	Contract	LHB	Wales
% of FP17s for the same patient ID Re-attending within 3 months - Children	167	2,032	8.2%	9.9%	11.4%
% of FP17s for the same patient ID Re-attending within 3 months - Adults	1,613	8,944	18.0%	14.7%	16.6%
% of FP17s for the same patient ID Re-attending between 3 & 9 months - Children	1,121	2,032	55.2%	52.6%	58.0%
% of FP17s for the same patient ID Re-attending between 3 & 9 months - Adults	4,947	8,944	55.3%	50.2%	53.9%
% of FP17s for Band 1 Urgent Courses	1,332	10,219	13.0%	9.3%	9.0%
% of FP17s Relating to Free Repair or Replacements	103	10,219	1.0%	0.7%	0.7%
% of FP17s Relating to Continuations	135	10,219	1.3%	0.7%	0.9%
% of Patients satisfied with the dentistry they have received	27	27	100.0%	94.7%	94.2%
% of Patients satisfied with the time they had to wait for an appointment	25	27	92.6%	89.6%	88.6%

* This is based on patients treated on this contract for their most recent course of treatment. Figures in italics indicate the base number of FP17s or Patient Questionnaire responses are less than 100. N/A is shown where the base number of responses is less than 10 during the period. % is calculated as Quantity/Base number*100

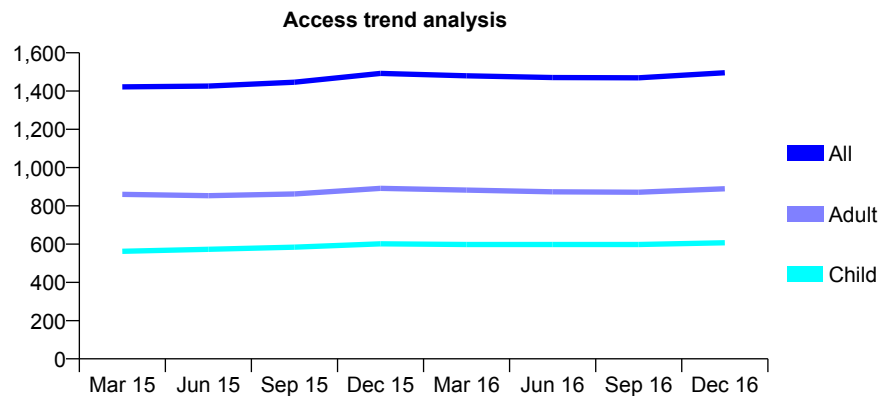
7A3 - Vital Signs At a Glance Contract Report for 222739/0001 - December 2016

Name or company name	MR G PEARSON
Contract type name	GDS Contract
Purpose of contract	General
Contract start date	01/04/2006
Contract end date	

16/17 Contracted general activity (UDA)	3,984
Carry forward general activity (UDA)	79
16/17 Contracted orthodontic activity (UOA)	0
Carry forward orthodontic activity (UOA)	0
Baseline contract value	£96,545.70

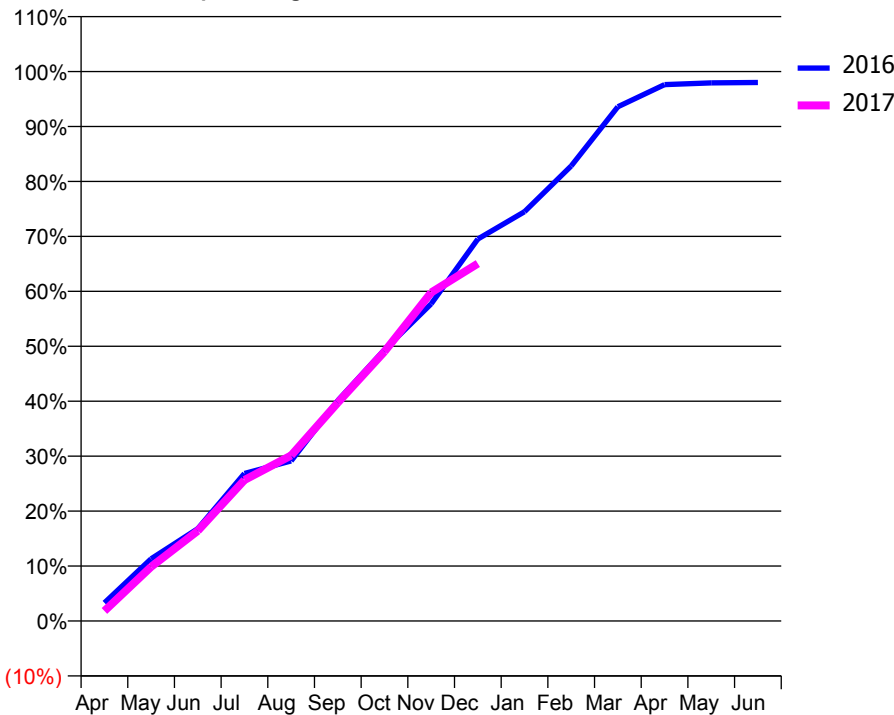
ACCESS*

Patients seen in 24 months	Total	Change since previous quarter
Quarter ending December 2015	1,492	
Quarter ending March 2016	1,480	→
Quarter ending June 2016	1,471	→
Quarter ending September 2016	1,469	→
Quarter ending December 2016	1,496	→
Variance since December 2015	0.3%	→



ACTIVITY

Cumulative percentage of contracted UDA delivered 2016 & 2017



Month	Adjusted Scheduled Activity (UDA)	
	2016	2017
April	132	73
May	451	393
June	670	654
July	1,070	1,022
August	1,161	1,201
September	1,598	1,583
October	1,967	1,954
November	2,300	2,381
December	2,769	2,591
January	2,968	
February	3,299	
March	3,728	
April	3,889	
May	3,902	
June	3,905	

QUALITY

	Quantity	Base Number	Contract	LHB	Wales
% of FP17s for the same patient ID Re-attending within 3 months - Children	32	660	4.8%	9.9%	11.4%
% of FP17s for the same patient ID Re-attending within 3 months - Adults	97	802	12.1%	14.7%	16.6%
% of FP17s for the same patient ID Re-attending between 3 & 9 months - Children	362	660	54.8%	52.6%	58.0%
% of FP17s for the same patient ID Re-attending between 3 & 9 months - Adults	375	802	46.8%	50.2%	53.9%
% of FP17s for Band 1 Urgent Courses	41	1,351	3.0%	9.3%	9.0%
% of FP17s Relating to Free Repair or Replacements	0	1,351	0.0%	0.7%	0.7%
% of FP17s Relating to Continuations	1	1,351	0.1%	0.7%	0.9%
% of Patients satisfied with the dentistry they have received	2	2	N/A	94.7%	94.2%
% of Patients satisfied with the time they had to wait for an appointment	2	2	N/A	89.6%	88.6%

* This is based on patients treated on this contract for their most recent course of treatment. Figures in italics indicate the base number of FP17s or Patient Questionnaire responses are less than 100. N/A is shown where the base number of responses is less than 10 during the period. % is calculated as Quantity/Base number*100

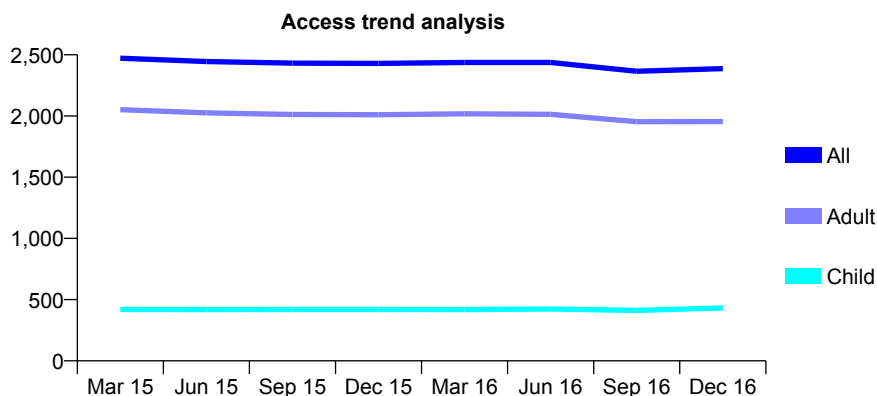
7A3 - Vital Signs At a Glance Contract Report for 224375/0001 - December 2016

Name or company name	MR PC BARRISCALE
Contract type name	GDS Contract
Purpose of contract	General
Contract start date	01/04/2006
Contract end date	

16/17 Contracted general activity (UDA)	8,674
Carry forward general activity (UDA)	34
16/17 Contracted orthodontic activity (UOA)	0
Carry forward orthodontic activity (UOA)	0
Baseline contract value	£199,295.10

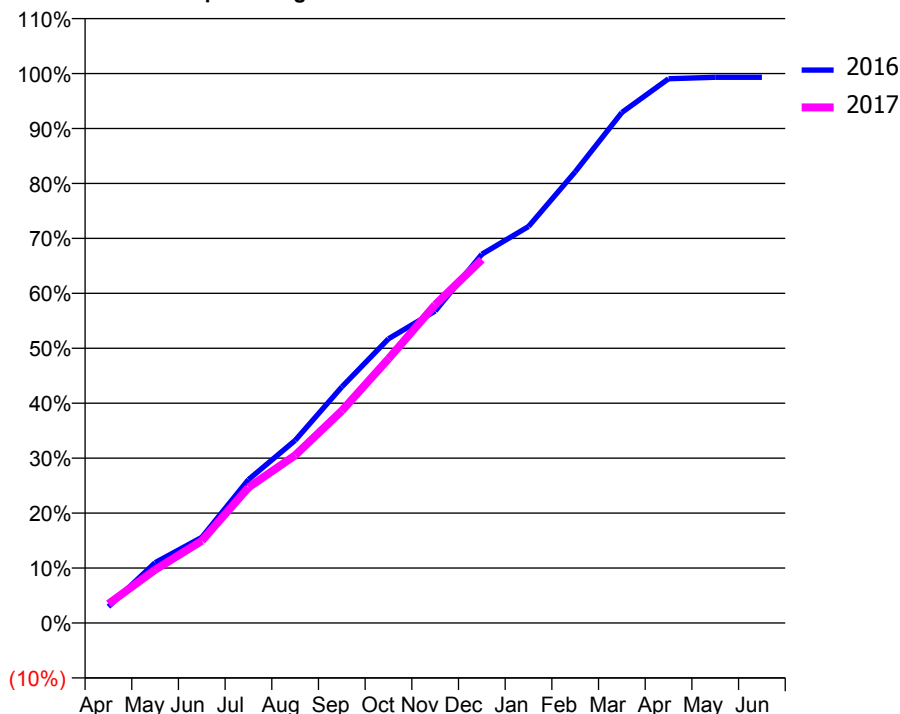
ACCESS*

Patients seen in 24 months	Total	Change since previous quarter
Quarter ending December 2015	2,430	
Quarter ending March 2016	2,437	→
Quarter ending June 2016	2,437	→
Quarter ending September 2016	2,366	↓
Quarter ending December 2016	2,387	→
Variance since December 2015	(1.8%)	↓



ACTIVITY

Cumulative percentage of contracted UDA delivered 2016 & 2017



Adjusted Scheduled Activity (UDA)

Month	2016	2017
April	258	302
May	953	841
June	1,352	1,298
July	2,264	2,139
August	2,882	2,647
September	3,726	3,351
October	4,487	4,170
November	4,924	5,023
December	5,820	5,737
January	6,259	
February	7,122	
March	8,058	
April	8,592	
May	8,615	
June	8,615	

QUALITY

	Quantity	Base Number	Contract	LHB	Wales
% of FP17s for the same patient ID Re-attending within 3 months - Children	38	494	7.7%	9.9%	11.4%
% of FP17s for the same patient ID Re-attending within 3 months - Adults	452	2,163	20.9%	14.7%	16.6%
% of FP17s for the same patient ID Re-attending between 3 & 9 months - Children	280	494	56.7%	52.6%	58.0%
% of FP17s for the same patient ID Re-attending between 3 & 9 months - Adults	784	2,163	36.2%	50.2%	53.9%
% of FP17s for Band 1 Urgent Courses	450	2,482	18.1%	9.3%	9.0%
% of FP17s Relating to Free Repair or Replacements	17	2,482	0.7%	0.7%	0.7%
% of FP17s Relating to Continuations	38	2,482	1.5%	0.7%	0.9%
% of Patients satisfied with the dentistry they have received	6	6	N/A	94.7%	94.2%
% of Patients satisfied with the time they had to wait for an appointment	6	6	N/A	89.6%	88.6%

* This is based on patients treated on this contract for their most recent course of treatment. Figures in italics indicate the base number of FP17s or Patient Questionnaire responses are less than 100. N/A is shown where the base number of responses is less than 10 during the period. % is calculated as Quantity/Base number*100

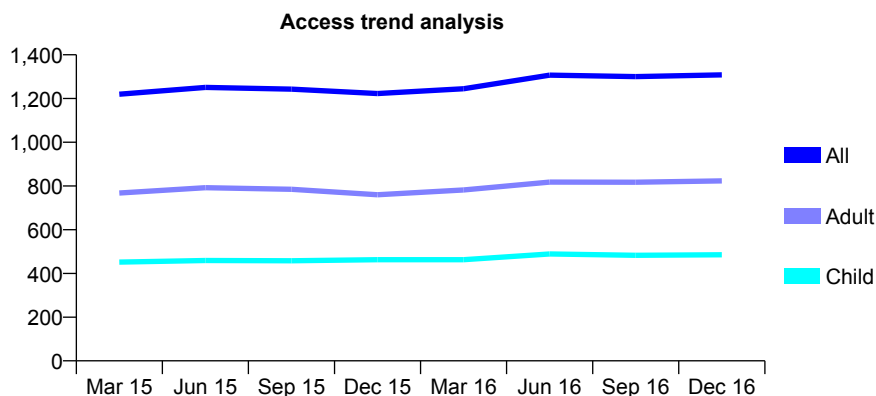
7A3 - Vital Signs At a Glance Contract Report for 233811/0001 - December 2016

Name or company name	MISS AE WALKER
Contract type name	GDS Contract
Purpose of contract	General
Contract start date	01/10/2006
Contract end date	

16/17 Contracted general activity (UDA)	2,138
Carry forward general activity (UDA)	0
16/17 Contracted orthodontic activity (UOA)	0
Carry forward orthodontic activity (UOA)	0
Baseline contract value	£53,209.51

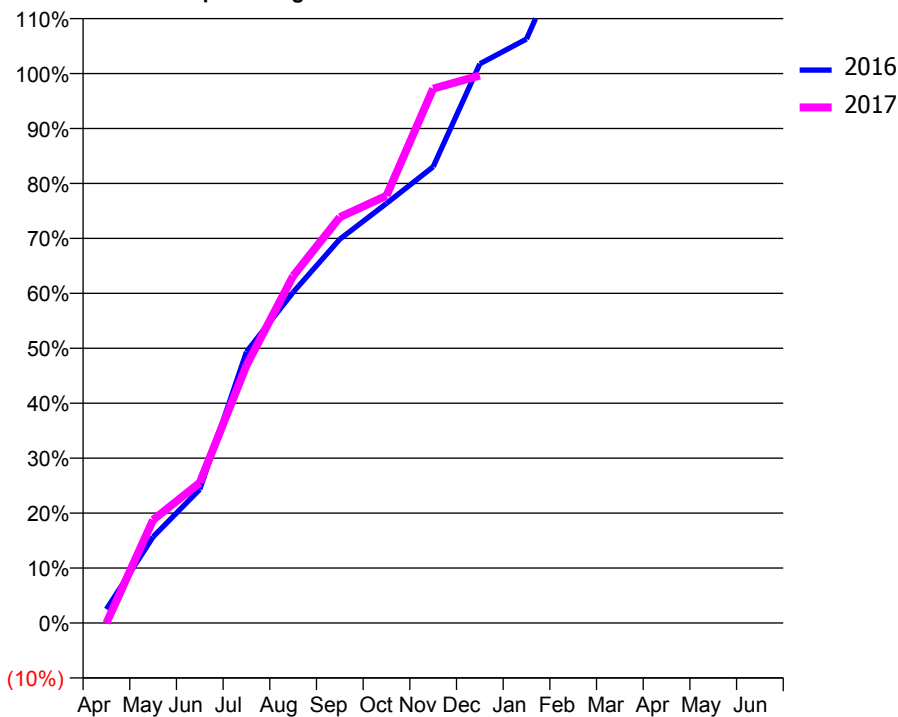
ACCESS*

Patients seen in 24 months	Total	Change since previous quarter
Quarter ending December 2015	1,223	
Quarter ending March 2016	1,245	→
Quarter ending June 2016	1,307	↑
Quarter ending September 2016	1,300	→
Quarter ending December 2016	1,308	→
Variance since December 2015	7.0%	↑



ACTIVITY

Cumulative percentage of contracted UDA delivered 2016 & 2017



Month	Adjusted Scheduled Activity (UDA)	
	2016	2017
April	54	0
May	335	401
June	520	546
July	1,055	1,002
August	1,287	1,350
September	1,494	1,579
October	1,633	1,663
November	1,775	2,079
December	2,176	2,130
January	2,272	
February	2,682	
March	2,998	
April	3,353	
May	3,381	
June	3,381	

QUALITY

	Quantity	Base Number	Contract	LHB	Wales
% of FP17s for the same patient ID Re-attending within 3 months - Children	30	418	7.2%	9.9%	11.4%
% of FP17s for the same patient ID Re-attending within 3 months - Adults	135	694	19.5%	14.7%	16.6%
% of FP17s for the same patient ID Re-attending between 3 & 9 months - Children	189	418	45.2%	52.6%	58.0%
% of FP17s for the same patient ID Re-attending between 3 & 9 months - Adults	285	694	41.1%	50.2%	53.9%
% of FP17s for Band 1 Urgent Courses	91	957	9.5%	9.3%	9.0%
% of FP17s Relating to Free Repair or Replacements	0	957	0.0%	0.7%	0.7%
% of FP17s Relating to Continuations	0	957	0.0%	0.7%	0.9%
% of Patients satisfied with the dentistry they have received	2	2	N/A	94.7%	94.2%
% of Patients satisfied with the time they had to wait for an appointment	2	2	N/A	89.6%	88.6%

* This is based on patients treated on this contract for their most recent course of treatment. Figures in italics indicate the base number of FP17s or Patient Questionnaire responses are less than 100. N/A is shown where the base number of responses is less than 10 during the period. % is calculated as Quantity/Base number*100

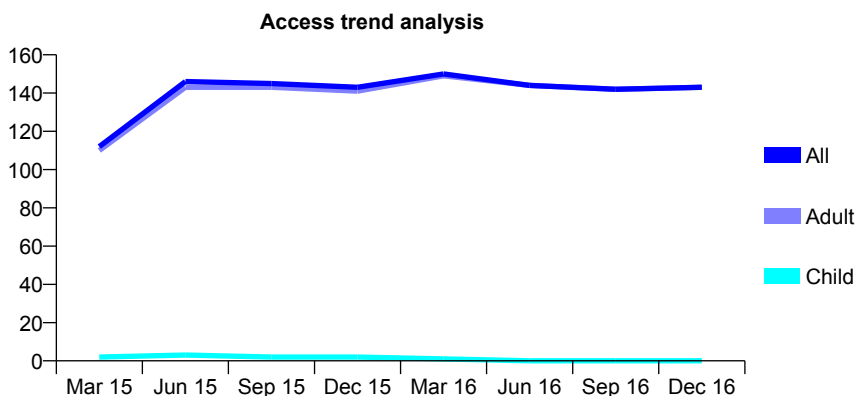
7A3 - Vital Signs At a Glance Contract Report for 233811/0003 - December 2016

Name or company name	MISS AE WALKER
Contract type name	GDS Contract
Purpose of contract	General
Contract start date	01/04/2009
Contract end date	

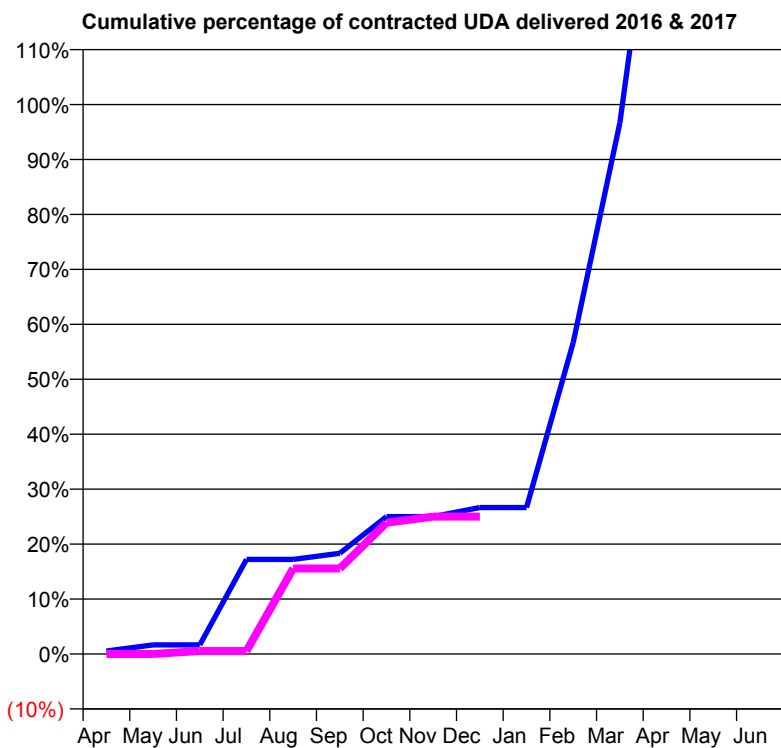
16/17 Contracted general activity (UDA)	180
Carry forward general activity (UDA)	0
16/17 Contracted orthodontic activity (UOA)	0
Carry forward orthodontic activity (UOA)	0
Baseline contract value	£9,002.82

ACCESS*

Patients seen in 24 months	Total	Change since previous quarter
Quarter ending December 2015	143	
Quarter ending March 2016	150	↑
Quarter ending June 2016	144	↓
Quarter ending September 2016	142	↓
Quarter ending December 2016	143	→
Variance since December 2015	0.0%	→



ACTIVITY



Month	Adjusted Scheduled Activity (UDA)	
	2016	2017
April	1	0
May	3	0
June	3	1
July	31	1
August	31	28
September	33	28
October	45	43
November	45	45
December	48	45
January	48	
February	102	
March	174	
April	285	
May	298	
June	298	

QUALITY

	Quantity	Base Number	Contract	LHB	Wales
% of FP17s for the same patient ID Re-attending within 3 months - Children	0	0	N/A	9.9%	11.4%
% of FP17s for the same patient ID Re-attending within 3 months - Adults	2	79	2.5%	14.7%	16.6%
% of FP17s for the same patient ID Re-attending between 3 & 9 months - Children	0	0	N/A	52.6%	58.0%
% of FP17s for the same patient ID Re-attending between 3 & 9 months - Adults	2	79	2.5%	50.2%	53.9%
% of FP17s for Band 1 Urgent Courses	0	10	0.0%	9.3%	9.0%
% of FP17s Relating to Free Repair or Replacements	0	10	0.0%	0.7%	0.7%
% of FP17s Relating to Continuations	0	10	0.0%	0.7%	0.9%
% of Patients satisfied with the dentistry they have received	0	0	N/A	94.7%	94.2%
% of Patients satisfied with the time they had to wait for an appointment	0	0	N/A	89.6%	88.6%

* This is based on patients treated on this contract for their most recent course of treatment. Figures in italics indicate the base number of FP17s or Patient Questionnaire responses are less than 100. N/A is shown where the base number of responses is less than 10 during the period. % is calculated as Quantity/Base number*100

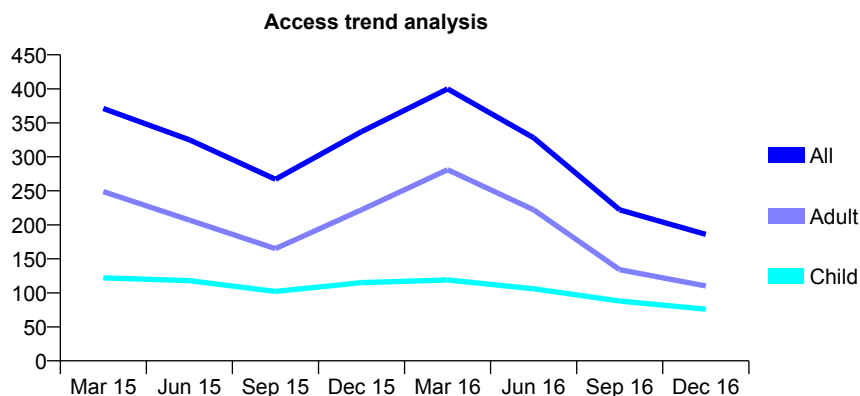
7A3 - Vital Signs At a Glance Contract Report for 238260/0006 - December 2016

Name or company name	MRS CA ROACH-PRICE
Contract type name	GDS Contract
Purpose of contract	General
Contract start date	01/11/2009
Contract end date	

16/17 Contracted general activity (UDA)	1,020
Carry forward general activity (UDA)	16
16/17 Contracted orthodontic activity (UOA)	0
Carry forward orthodontic activity (UOA)	0
Baseline contract value	£26,085.85

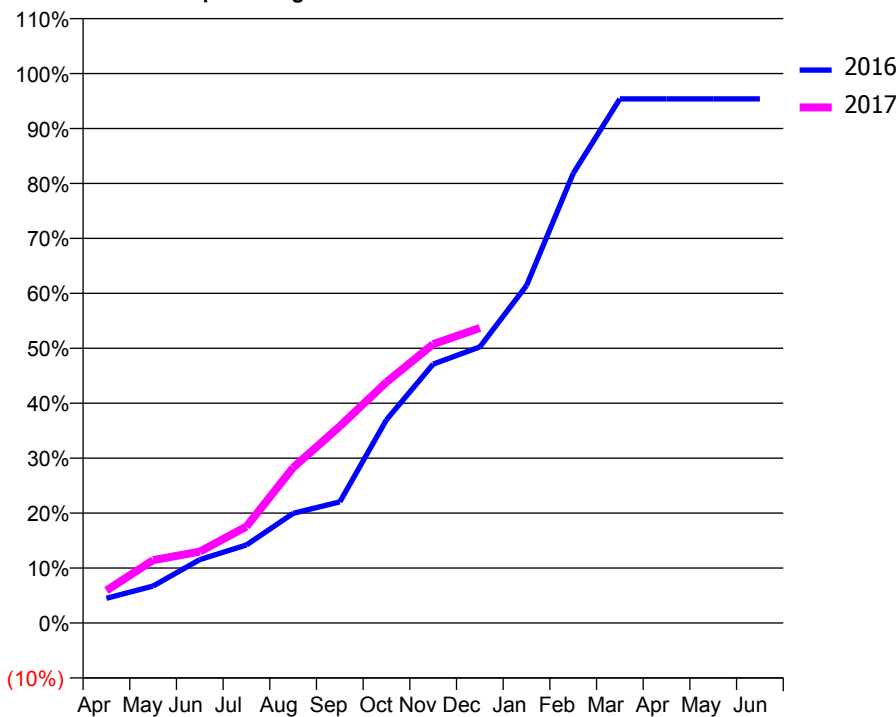
ACCESS*

Patients seen in 24 months	Total	Change since previous quarter
Quarter ending December 2015	337	
Quarter ending March 2016	400	↑
Quarter ending June 2016	328	↓
Quarter ending September 2016	222	↓
Quarter ending December 2016	186	↓
Variance since December 2015	(44.8%)	↓



ACTIVITY

Cumulative percentage of contracted UDA delivered 2016 & 2017



Month	Adjusted Scheduled Activity (UDA)	
	2016	2017
April	46	60
May	69	117
June	118	133
July	145	179
August	204	289
September	225	365
October	377	447
November	481	518
December	513	548
January	626	
February	835	
March	973	
April	973	
May	973	
June	973	

QUALITY

	Quantity	Base Number	Contract	LHB	Wales
% of FP17s for the same patient ID Re-attending within 3 months - Children	5	85	5.9%	9.9%	11.4%
% of FP17s for the same patient ID Re-attending within 3 months - Adults	11	123	8.9%	14.7%	16.6%
% of FP17s for the same patient ID Re-attending between 3 & 9 months - Children	44	85	51.8%	52.6%	58.0%
% of FP17s for the same patient ID Re-attending between 3 & 9 months - Adults	45	123	36.6%	50.2%	53.9%
% of FP17s for Band 1 Urgent Courses	18	208	8.7%	9.3%	9.0%
% of FP17s Relating to Free Repair or Replacements	1	208	0.5%	0.7%	0.7%
% of FP17s Relating to Continuations	2	208	1.0%	0.7%	0.9%
% of Patients satisfied with the dentistry they have received	2	2	N/A	94.7%	94.2%
% of Patients satisfied with the time they had to wait for an appointment	2	2	N/A	89.6%	88.6%

* This is based on patients treated on this contract for their most recent course of treatment. Figures in italics indicate the base number of FP17s or Patient Questionnaire responses are less than 100. N/A is shown where the base number of responses is less than 10 during the period. % is calculated as Quantity/Base number*100

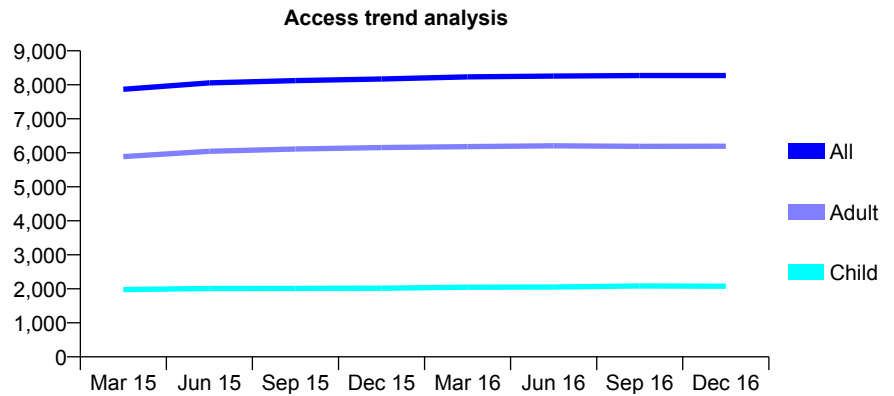
7A3 - Vital Signs At a Glance Contract Report for 244236/0001 - December 2016

Name or company name	MRS AJ HUMPHREYS
Contract type name	GDS Contract
Purpose of contract	General
Contract start date	01/04/2006
Contract end date	

16/17 Contracted general activity (UDA)	24,173
Carry forward general activity (UDA)	866
16/17 Contracted orthodontic activity (UOA)	0
Carry forward orthodontic activity (UOA)	0
Baseline contract value	£647,235.71

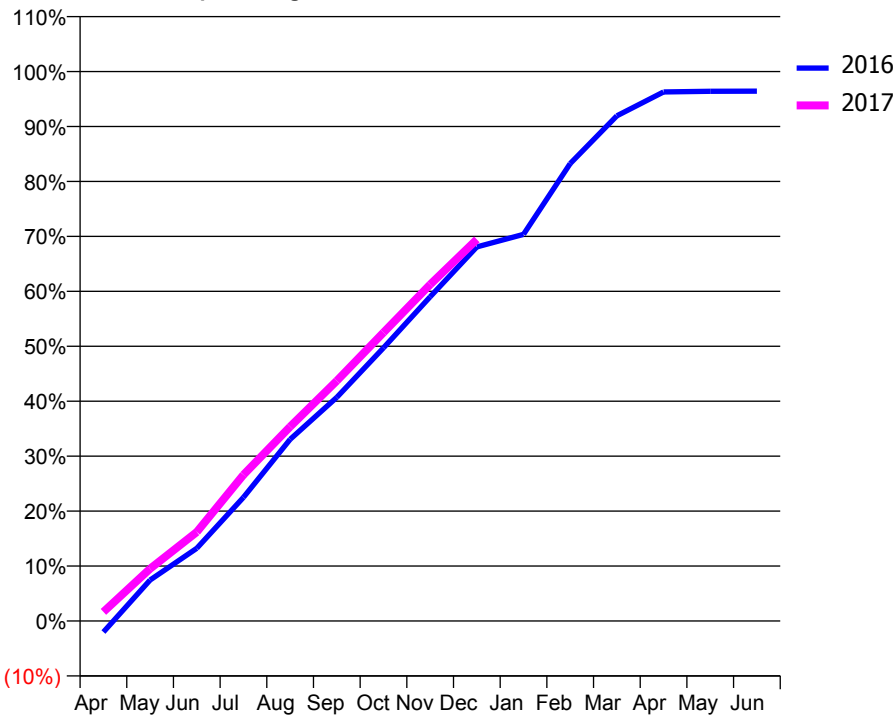
ACCESS*

Patients seen in 24 months	Total	Change since previous quarter
Quarter ending December 2015	8,171	
Quarter ending March 2016	8,232	→
Quarter ending June 2016	8,258	→
Quarter ending September 2016	8,273	→
Quarter ending December 2016	8,271	→
Variance since December 2015	1.2%	→



ACTIVITY

Cumulative percentage of contracted UDA delivered 2016 & 2017



Month	Adjusted Scheduled Activity (UDA)	
	2016	2017
April	-491	400
May	1,806	2,301
June	3,200	3,914
July	5,439	6,430
August	7,992	8,548
September	9,842	10,568
October	12,019	12,689
November	14,264	14,802
December	16,456	16,786
January	17,008	
February	20,121	
March	22,221	
April	23,273	
May	23,305	
June	23,307	

QUALITY

	Quantity	Base Number	Contract	LHB	Wales
% of FP17s for the same patient ID Re-attending within 3 months - Children	201	2,268	8.9%	9.9%	11.4%
% of FP17s for the same patient ID Re-attending within 3 months - Adults	1,490	7,668	19.4%	14.7%	16.6%
% of FP17s for the same patient ID Re-attending between 3 & 9 months - Children	1,234	2,268	54.4%	52.6%	58.0%
% of FP17s for the same patient ID Re-attending between 3 & 9 months - Adults	4,426	7,668	57.7%	50.2%	53.9%
% of FP17s for Band 1 Urgent Courses	932	9,353	10.0%	9.3%	9.0%
% of FP17s Relating to Free Repair or Replacements	154	9,353	1.6%	0.7%	0.7%
% of FP17s Relating to Continuations	37	9,353	0.4%	0.7%	0.9%
% of Patients satisfied with the dentistry they have received	28	28	100.0%	94.7%	94.2%
% of Patients satisfied with the time they had to wait for an appointment	24	28	85.7%	89.6%	88.6%

* This is based on patients treated on this contract for their most recent course of treatment. Figures in italics indicate the base number of FP17s or Patient Questionnaire responses are less than 100. N/A is shown where the base number of responses is less than 10 during the period. % is calculated as Quantity/Base number*100

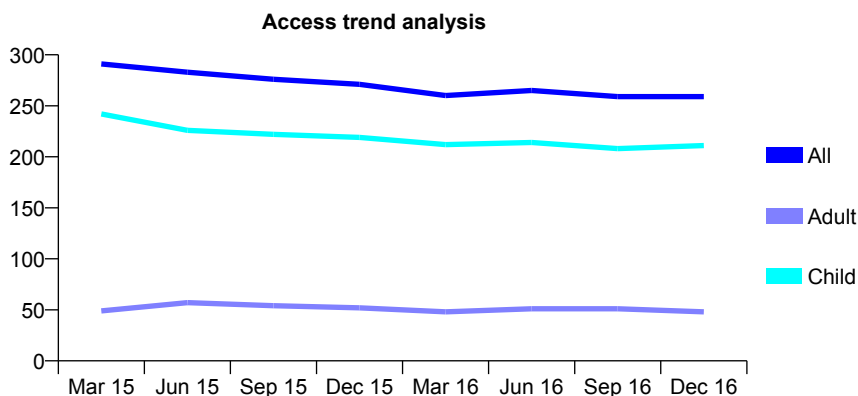
7A3 - Vital Signs At a Glance Contract Report for 250589/0001 - December 2016

Name or company name	MR C DAVIES
Contract type name	GDS Contract
Purpose of contract	General
Contract start date	01/04/2006
Contract end date	

16/17 Contracted general activity (UDA)	800
Carry forward general activity (UDA)	0
16/17 Contracted orthodontic activity (UOA)	0
Carry forward orthodontic activity (UOA)	0
Baseline contract value	£17,559.05

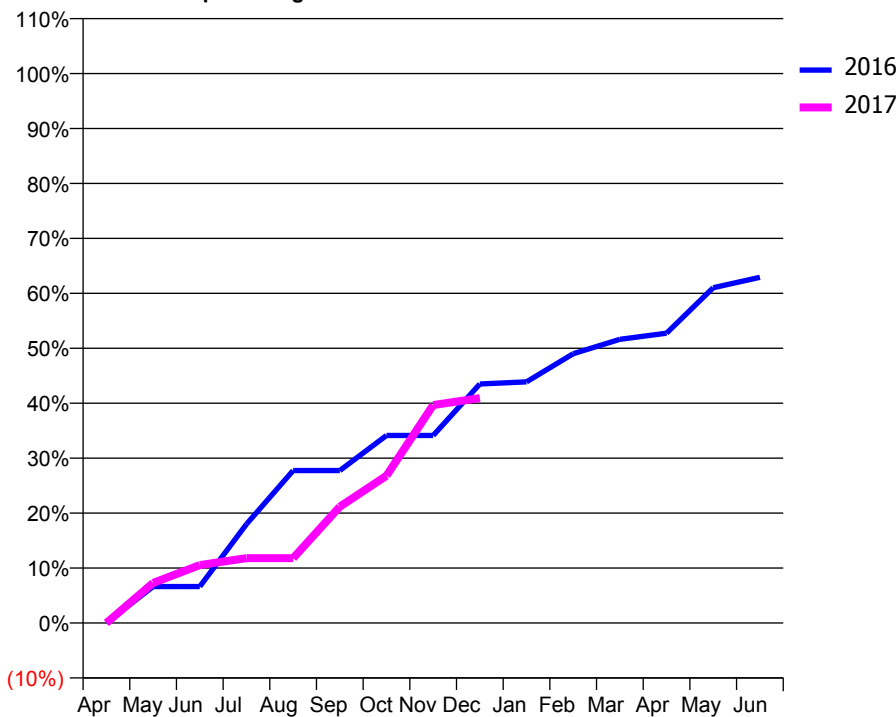
ACCESS*

Patients seen in 24 months	Total	Change since previous quarter
Quarter ending December 2015	271	
Quarter ending March 2016	260	↓
Quarter ending June 2016	265	→
Quarter ending September 2016	259	↓
Quarter ending December 2016	259	→
Variance since December 2015	(4.4%)	↓



ACTIVITY

Cumulative percentage of contracted UDA delivered 2016 & 2017



Adjusted Scheduled Activity (UDA)

Month	2016	2017
April	0	0
May	53	58
June	53	84
July	144	94
August	222	94
September	222	169
October	273	214
November	273	317
December	348	327
January	351	
February	392	
March	413	
April	422	
May	488	
June	503	

QUALITY

	Quantity	Base Number	Contract	LHB	Wales
% of FP17s for the same patient ID Re-attending within 3 months - Children	5	237	2.1%	9.9%	11.4%
% of FP17s for the same patient ID Re-attending within 3 months - Adults	0	23	0.0%	14.7%	16.6%
% of FP17s for the same patient ID Re-attending between 3 & 9 months - Children	140	237	59.1%	52.6%	58.0%
% of FP17s for the same patient ID Re-attending between 3 & 9 months - Adults	17	23	73.9%	50.2%	53.9%
% of FP17s for Band 1 Urgent Courses	2	190	1.1%	9.3%	9.0%
% of FP17s Relating to Free Repair or Replacements	0	190	0.0%	0.7%	0.7%
% of FP17s Relating to Continuations	0	190	0.0%	0.7%	0.9%
% of Patients satisfied with the dentistry they have received	1	1	N/A	94.7%	94.2%
% of Patients satisfied with the time they had to wait for an appointment	1	1	N/A	89.6%	88.6%

* This is based on patients treated on this contract for their most recent course of treatment. Figures in italics indicate the base number of FP17s or Patient Questionnaire responses are less than 100. N/A is shown where the base number of responses is less than 10 during the period. % is calculated as Quantity/Base number*100

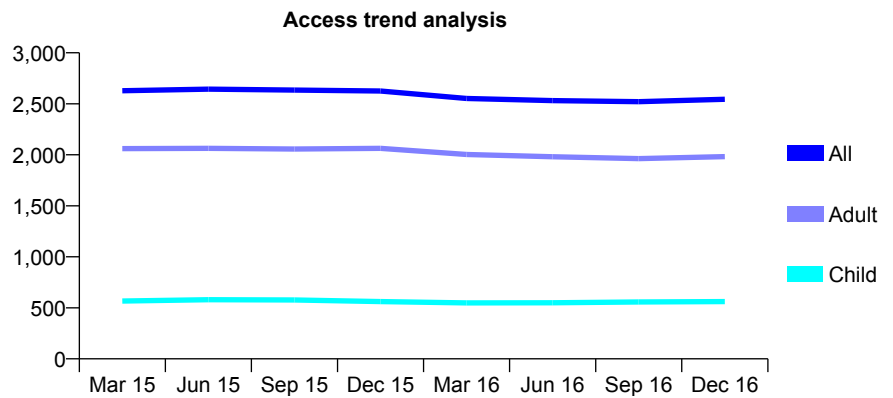
7A3 - Vital Signs At a Glance Contract Report for 306614/0001 - December 2016

Name or company name	Mr M Spencer-Harty and Dr K Chow
Contract type name	GDS Contract
Purpose of contract	General
Contract start date	01/04/2006
Contract end date	

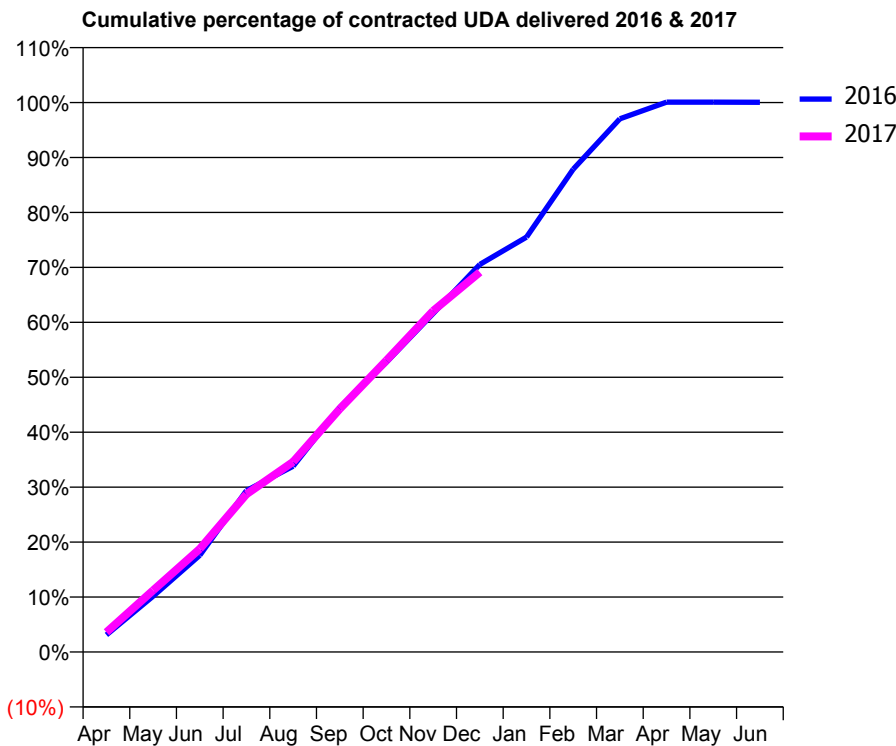
16/17 Contracted general activity (UDA)	8,000
Carry forward general activity (UDA)	0
16/17 Contracted orthodontic activity (UOA)	0
Carry forward orthodontic activity (UOA)	0
Baseline contract value	£183,631.57

ACCESS*

Patients seen in 24 months	Total	Change since previous quarter
Quarter ending December 2015	2,625	
Quarter ending March 2016	2,552	↓
Quarter ending June 2016	2,531	→
Quarter ending September 2016	2,521	→
Quarter ending December 2016	2,545	→
Variance since December 2015	(3.0%)	↓



ACTIVITY



Month	Adjusted Scheduled Activity (UDA)	
	2016	2017
April	249	289
May	813	898
June	1,408	1,501
July	2,350	2,297
August	2,705	2,769
September	3,562	3,540
October	4,220	4,248
November	4,929	4,967
December	5,642	5,529
January	6,040	
February	7,028	
March	7,763	
April	8,006	
May	8,006	
June	8,003	

QUALITY

	Quantity	Base Number	Contract	LHB	Wales
% of FP17s for the same patient ID Re-attending within 3 months - Children	24	620	3.9%	9.9%	11.4%
% of FP17s for the same patient ID Re-attending within 3 months - Adults	432	2,313	18.7%	14.7%	16.6%
% of FP17s for the same patient ID Re-attending between 3 & 9 months - Children	390	620	62.9%	52.6%	58.0%
% of FP17s for the same patient ID Re-attending between 3 & 9 months - Adults	1,339	2,313	57.9%	50.2%	53.9%
% of FP17s for Band 1 Urgent Courses	126	2,800	4.5%	9.3%	9.0%
% of FP17s Relating to Free Repair or Replacements	20	2,800	0.7%	0.7%	0.7%
% of FP17s Relating to Continuations	9	2,800	0.3%	0.7%	0.9%
% of Patients satisfied with the dentistry they have received	11	11	100.0%	94.7%	94.2%
% of Patients satisfied with the time they had to wait for an appointment	10	11	90.9%	89.6%	88.6%

* This is based on patients treated on this contract for their most recent course of treatment. Figures in italics indicate the base number of FP17s or Patient Questionnaire responses are less than 100. N/A is shown where the base number of responses is less than 10 during the period. % is calculated as Quantity/Base number*100

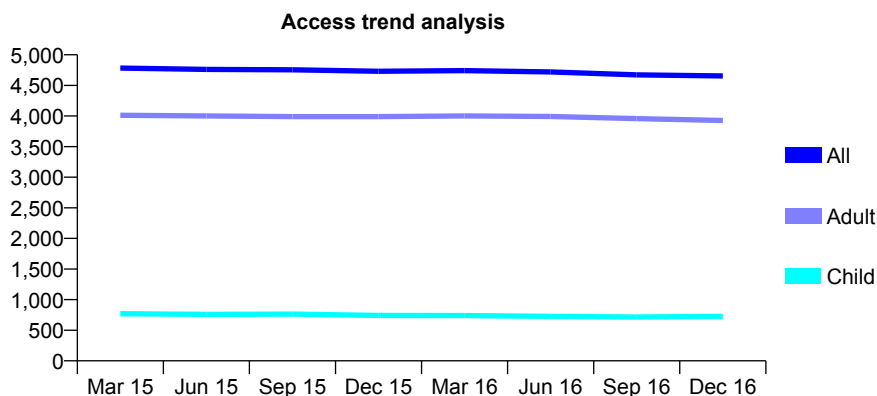
7A3 - Vital Signs At a Glance Contract Report for 320226/0001 - December 2016

Name or company name	MR OA JENKINS
Contract type name	GDS Contract
Purpose of contract	General
Contract start date	01/04/2006
Contract end date	

16/17 Contracted general activity (UDA)	12,523
Carry forward general activity (UDA)	0
16/17 Contracted orthodontic activity (UOA)	0
Carry forward orthodontic activity (UOA)	0
Baseline contract value	£278,887.80

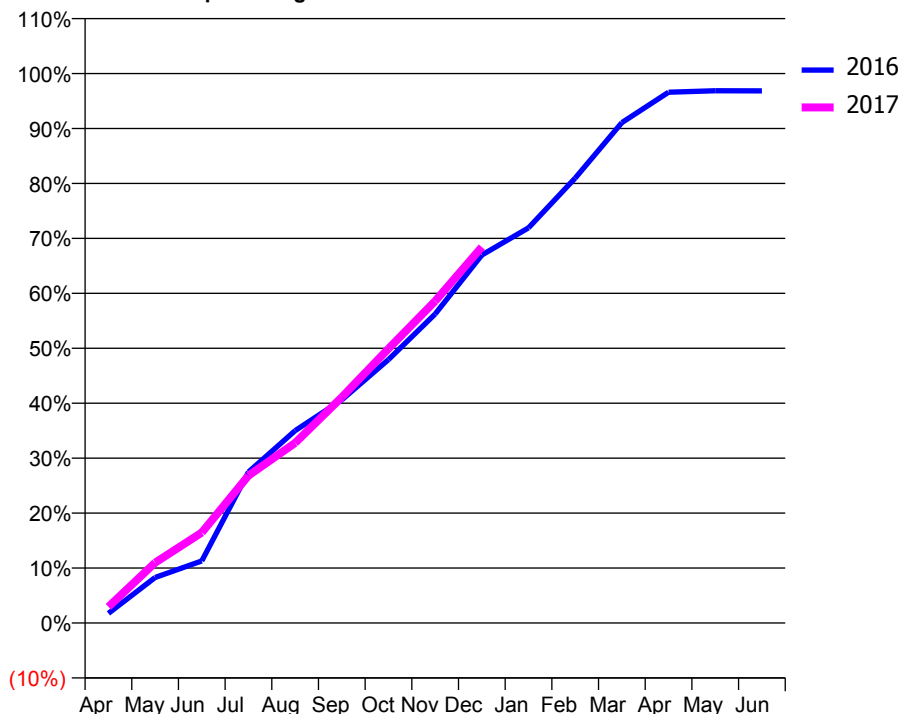
ACCESS*

Patients seen in 24 months	Total	Change since previous quarter
Quarter ending December 2015	4,731	
Quarter ending March 2016	4,741	→
Quarter ending June 2016	4,719	→
Quarter ending September 2016	4,672	→
Quarter ending December 2016	4,654	→
Variance since December 2015	(1.6%)	↓



ACTIVITY

Cumulative percentage of contracted UDA delivered 2016 & 2017



Month	Adjusted Scheduled Activity (UDA)	
	2016	2017
April	221	370
May	1,036	1,375
June	1,414	2,061
July	3,440	3,360
August	4,384	4,106
September	5,084	5,147
October	6,003	6,252
November	7,041	7,337
December	8,386	8,568
January	9,007	
February	10,141	
March	11,402	
April	12,097	
May	12,130	
June	12,127	

QUALITY

	Quantity	Base Number	Contract	LHB	Wales
% of FP17s for the same patient ID Re-attending within 3 months - Children	63	885	7.1%	9.9%	11.4%
% of FP17s for the same patient ID Re-attending within 3 months - Adults	620	4,988	12.4%	14.7%	16.6%
% of FP17s for the same patient ID Re-attending between 3 & 9 months - Children	544	885	61.5%	52.6%	58.0%
% of FP17s for the same patient ID Re-attending between 3 & 9 months - Adults	3,396	4,988	68.1%	50.2%	53.9%
% of FP17s for Band 1 Urgent Courses	496	5,419	9.2%	9.3%	9.0%
% of FP17s Relating to Free Repair or Replacements	40	5,419	0.7%	0.7%	0.7%
% of FP17s Relating to Continuations	20	5,419	0.4%	0.7%	0.9%
% of Patients satisfied with the dentistry they have received	14	14	100.0%	94.7%	94.2%
% of Patients satisfied with the time they had to wait for an appointment	12	14	85.7%	89.6%	88.6%

* This is based on patients treated on this contract for their most recent course of treatment. Figures in italics indicate the base number of FP17s or Patient Questionnaire responses are less than 100. N/A is shown where the base number of responses is less than 10 during the period. % is calculated as Quantity/Base number*100

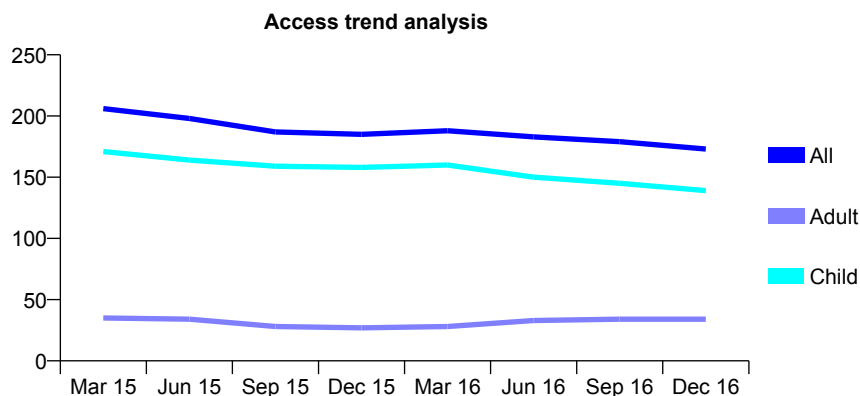
7A3 - Vital Signs At a Glance Contract Report for 329657/0001 - December 2016

Name or company name	MR GR DAVIES
Contract type name	GDS Contract
Purpose of contract	General
Contract start date	01/04/2006
Contract end date	

16/17 Contracted general activity (UDA)	346
Carry forward general activity (UDA)	0
16/17 Contracted orthodontic activity (UOA)	0
Carry forward orthodontic activity (UOA)	0
Baseline contract value	£9,506.32

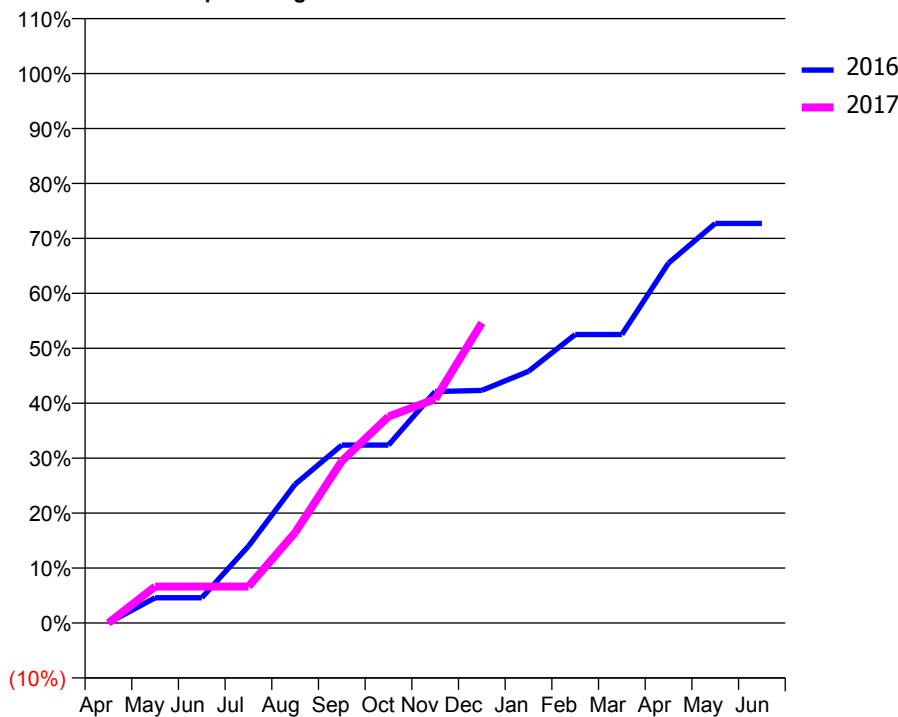
ACCESS*

Patients seen in 24 months	Total	Change since previous quarter
Quarter ending December 2015	185	
Quarter ending March 2016	188	→
Quarter ending June 2016	183	↓
Quarter ending September 2016	179	↓
Quarter ending December 2016	173	↓
Variance since December 2015	(6.5%)	↓



ACTIVITY

Cumulative percentage of contracted UDA delivered 2016 & 2017



Month	Adjusted Scheduled Activity (UDA)	
	2016	2017
April	0	0
May	21	23
June	21	23
July	65	23
August	117	57
September	150	102
October	150	130
November	195	141
December	196	189
January	212	
February	243	
March	243	
April	303	
May	336	
June	336	

QUALITY

	Quantity	Base Number	Contract	LHB	Wales
% of FP17s for the same patient ID Re-attending within 3 months - Children	14	212	6.6%	9.9%	11.4%
% of FP17s for the same patient ID Re-attending within 3 months - Adults	0	15	0.0%	14.7%	16.6%
% of FP17s for the same patient ID Re-attending between 3 & 9 months - Children	144	212	67.9%	52.6%	58.0%
% of FP17s for the same patient ID Re-attending between 3 & 9 months - Adults	7	15	46.7%	50.2%	53.9%
% of FP17s for Band 1 Urgent Courses	0	155	0.0%	9.3%	9.0%
% of FP17s Relating to Free Repair or Replacements	0	155	0.0%	0.7%	0.7%
% of FP17s Relating to Continuations	0	155	0.0%	0.7%	0.9%
% of Patients satisfied with the dentistry they have received	0	0	N/A	94.7%	94.2%
% of Patients satisfied with the time they had to wait for an appointment	0	0	N/A	89.6%	88.6%

* This is based on patients treated on this contract for their most recent course of treatment. Figures in italics indicate the base number of FP17s or Patient Questionnaire responses are less than 100. N/A is shown where the base number of responses is less than 10 during the period. % is calculated as Quantity/Base number*100

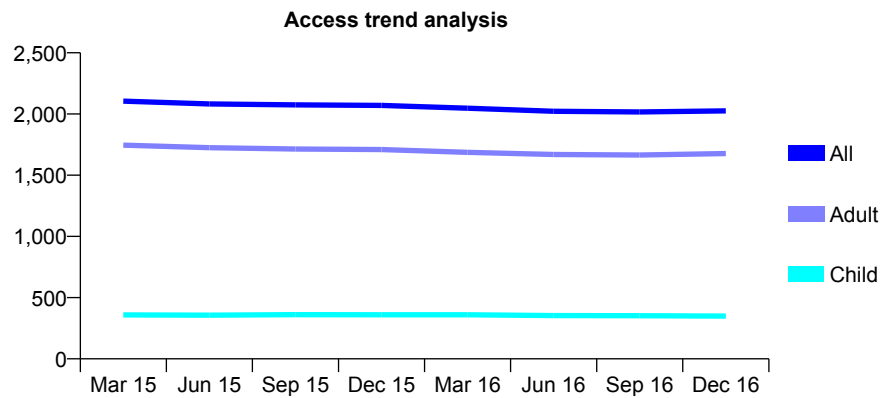
7A3 - Vital Signs At a Glance Contract Report for 331341/0001 - December 2016

Name or company name	MR AB LLEWELLYN
Contract type name	GDS Contract
Purpose of contract	General
Contract start date	01/04/2006
Contract end date	

16/17 Contracted general activity (UDA)	7,188
Carry forward general activity (UDA)	0
16/17 Contracted orthodontic activity (UOA)	0
Carry forward orthodontic activity (UOA)	0
Baseline contract value	£160,878.38

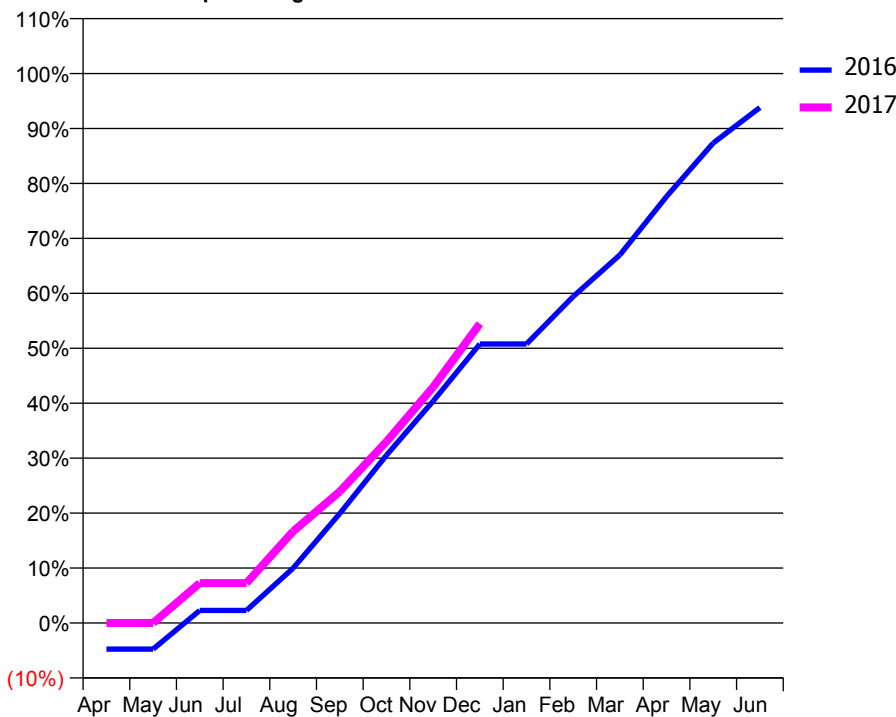
ACCESS*

Patients seen in 24 months	Total	Change since previous quarter
Quarter ending December 2015	2,070	
Quarter ending March 2016	2,047	↓
Quarter ending June 2016	2,022	↓
Quarter ending September 2016	2,017	→
Quarter ending December 2016	2,026	→
Variance since December 2015	(2.1%)	↓



ACTIVITY

Cumulative percentage of contracted UDA delivered 2016 & 2017



Month	Adjusted Scheduled Activity (UDA)	
	2016	2017
April	-342	0
May	-342	0
June	166	523
July	166	523
August	718	1,199
September	1,433	1,721
October	2,195	2,373
November	2,903	3,086
December	3,651	3,915
January	3,651	
February	4,272	
March	4,815	
April	5,580	
May	6,279	
June	6,743	

QUALITY

	Quantity	Base Number	Contract	LHB	Wales
% of FP17s for the same patient ID Re-attending within 3 months - Children	18	531	3.4%	9.9%	11.4%
% of FP17s for the same patient ID Re-attending within 3 months - Adults	282	2,453	11.5%	14.7%	16.6%
% of FP17s for the same patient ID Re-attending between 3 & 9 months - Children	411	531	77.4%	52.6%	58.0%
% of FP17s for the same patient ID Re-attending between 3 & 9 months - Adults	1,636	2,453	66.7%	50.2%	53.9%
% of FP17s for Band 1 Urgent Courses	79	2,194	3.6%	9.3%	9.0%
% of FP17s Relating to Free Repair or Replacements	38	2,194	1.7%	0.7%	0.7%
% of FP17s Relating to Continuations	8	2,194	0.4%	0.7%	0.9%
% of Patients satisfied with the dentistry they have received	11	11	100.0%	94.7%	94.2%
% of Patients satisfied with the time they had to wait for an appointment	11	11	100.0%	89.6%	88.6%

* This is based on patients treated on this contract for their most recent course of treatment. Figures in italics indicate the base number of FP17s or Patient Questionnaire responses are less than 100. N/A is shown where the base number of responses is less than 10 during the period. % is calculated as Quantity/Base number*100

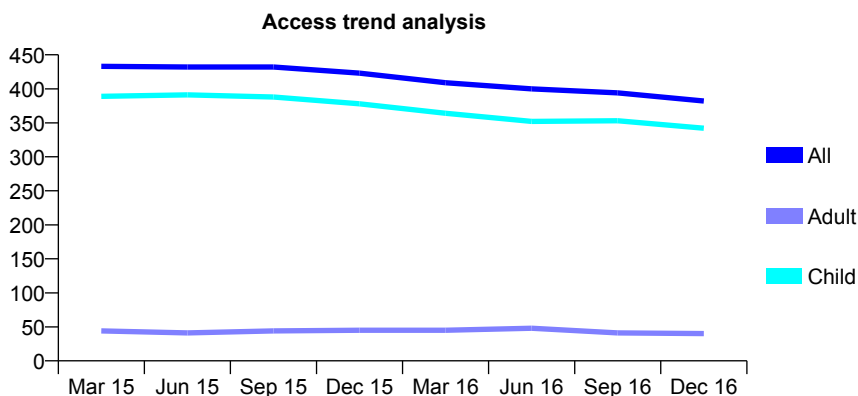
7A3 - Vital Signs At a Glance Contract Report for 567981/0001 - December 2016

Name or company name	MR PA RABAIOTTI
Contract type name	GDS Contract
Purpose of contract	General
Contract start date	01/04/2006
Contract end date	

16/17 Contracted general activity (UDA)	950
Carry forward general activity (UDA)	0
16/17 Contracted orthodontic activity (UOA)	0
Carry forward orthodontic activity (UOA)	0
Baseline contract value	£28,071.20

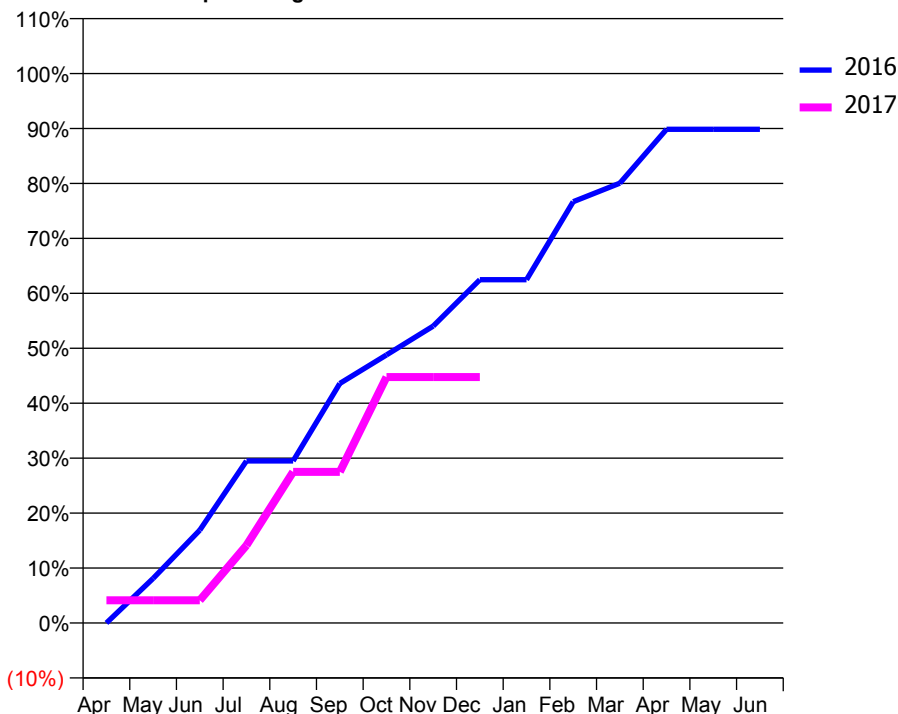
ACCESS*

Patients seen in 24 months	Total	Change since previous quarter
Quarter ending December 2015	423	
Quarter ending March 2016	409	↓
Quarter ending June 2016	400	↓
Quarter ending September 2016	394	↓
Quarter ending December 2016	382	↓
Variance since December 2015	(9.7%)	↓



ACTIVITY

Cumulative percentage of contracted UDA delivered 2016 & 2017



Month	Adjusted Scheduled Activity (UDA)	
	2016	2017
April	0	39
May	77	39
June	161	39
July	280	134
August	280	261
September	414	261
October	463	425
November	513	425
December	593	425
January	593	
February	728	
March	760	
April	854	
May	854	
June	854	

QUALITY

	Quantity	Base Number	Contract	LHB	Wales
% of FP17s for the same patient ID Re-attending within 3 months - Children	24	337	7.1%	9.9%	11.4%
% of FP17s for the same patient ID Re-attending within 3 months - Adults	1	17	5.9%	14.7%	16.6%
% of FP17s for the same patient ID Re-attending between 3 & 9 months - Children	194	337	57.6%	52.6%	58.0%
% of FP17s for the same patient ID Re-attending between 3 & 9 months - Adults	11	17	64.7%	50.2%	53.9%
% of FP17s for Band 1 Urgent Courses	1	295	0.3%	9.3%	9.0%
% of FP17s Relating to Free Repair or Replacements	0	295	0.0%	0.7%	0.7%
% of FP17s Relating to Continuations	4	295	1.4%	0.7%	0.9%
% of Patients satisfied with the dentistry they have received	0	0	N/A	94.7%	94.2%
% of Patients satisfied with the time they had to wait for an appointment	0	0	N/A	89.6%	88.6%

* This is based on patients treated on this contract for their most recent course of treatment. Figures in italics indicate the base number of FP17s or Patient Questionnaire responses are less than 100. N/A is shown where the base number of responses is less than 10 during the period. % is calculated as Quantity/Base number*100

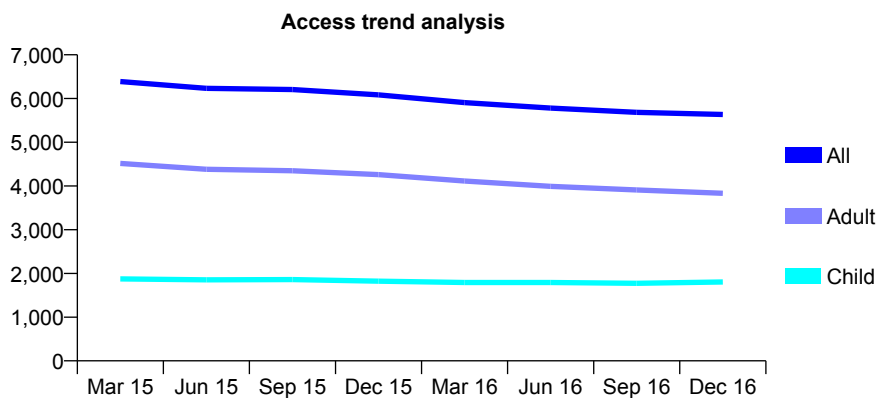
7A3 - Vital Signs At a Glance Contract Report for 570249/0001 - December 2016

Name or company name	MR JD ISAAC
Contract type name	GDS Contract
Purpose of contract	General
Contract start date	01/04/2006
Contract end date	

16/17 Contracted general activity (UDA)	18,024
Carry forward general activity (UDA)	0
16/17 Contracted orthodontic activity (UOA)	0
Carry forward orthodontic activity (UOA)	0
Baseline contract value	£449,597.98

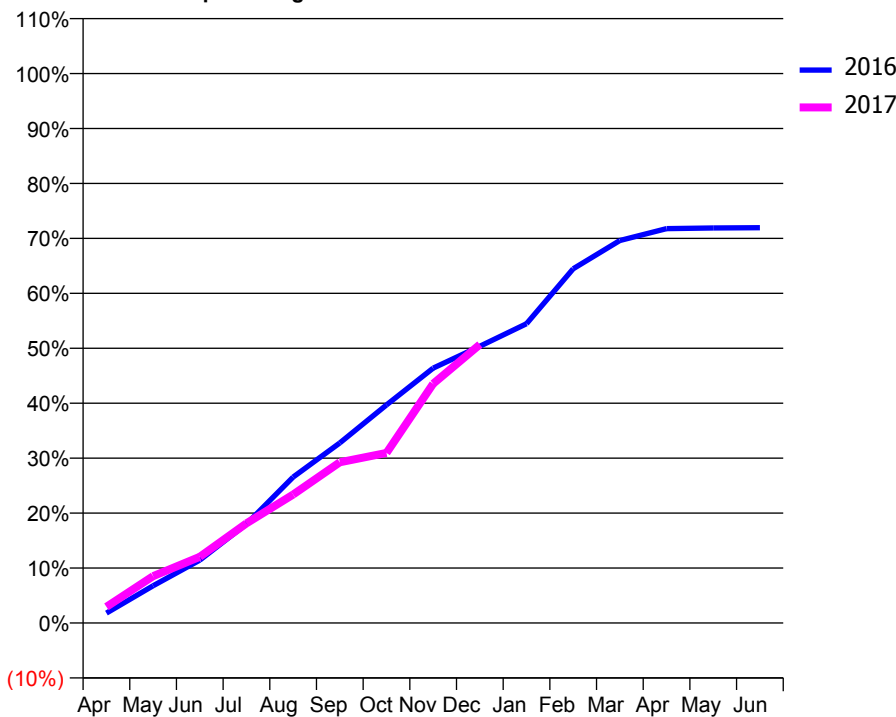
ACCESS*

Patients seen in 24 months	Total	Change since previous quarter
Quarter ending December 2015	6,082	
Quarter ending March 2016	5,906	↓
Quarter ending June 2016	5,782	↓
Quarter ending September 2016	5,685	↓
Quarter ending December 2016	5,636	→
Variance since December 2015	(7.3%)	↓



ACTIVITY

Cumulative percentage of contracted UDA delivered 2016 & 2017



Month	Adjusted Scheduled Activity (UDA)	
	2016	2017
April	325	533
May	1,224	1,538
June	2,063	2,171
July	3,248	3,270
August	4,787	4,216
September	5,906	5,273
October	7,151	5,579
November	8,362	7,850
December	9,078	9,133
January	9,818	
February	11,617	
March	12,545	
April	12,938	
May	12,957	
June	12,968	

QUALITY

	Quantity	Base Number	Contract	LHB	Wales
% of FP17s for the same patient ID Re-attending within 3 months - Children	57	1,446	3.9%	9.9%	11.4%
% of FP17s for the same patient ID Re-attending within 3 months - Adults	277	2,688	10.3%	14.7%	16.6%
% of FP17s for the same patient ID Re-attending between 3 & 9 months - Children	446	1,446	30.8%	52.6%	58.0%
% of FP17s for the same patient ID Re-attending between 3 & 9 months - Adults	730	2,688	27.2%	50.2%	53.9%
% of FP17s for Band 1 Urgent Courses	292	3,925	7.4%	9.3%	9.0%
% of FP17s Relating to Free Repair or Replacements	15	3,925	0.4%	0.7%	0.7%
% of FP17s Relating to Continuations	22	3,925	0.6%	0.7%	0.9%
% of Patients satisfied with the dentistry they have received	10	11	90.9%	94.7%	94.2%
% of Patients satisfied with the time they had to wait for an appointment	9	11	81.8%	89.6%	88.6%

* This is based on patients treated on this contract for their most recent course of treatment. Figures in italics indicate the base number of FP17s or Patient Questionnaire responses are less than 100. N/A is shown where the base number of responses is less than 10 during the period. % is calculated as Quantity/Base number*100

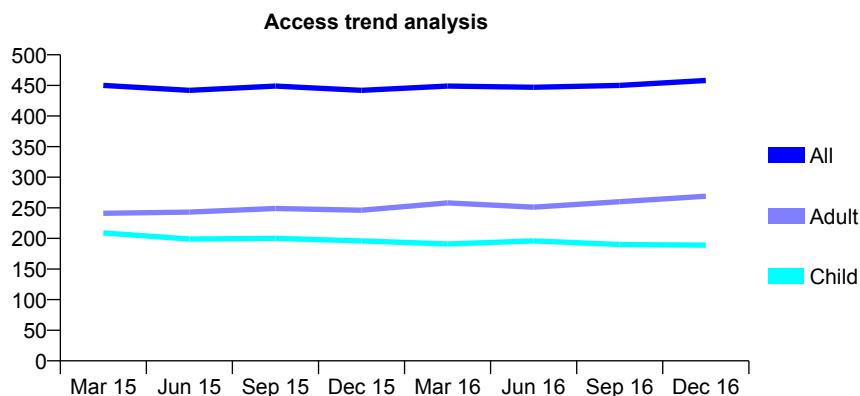
7A3 - Vital Signs At a Glance Contract Report for 570354/0001 - December 2016

Name or company name	MRS HJ JOHN
Contract type name	GDS Contract
Purpose of contract	General
Contract start date	01/04/2006
Contract end date	

16/17 Contracted general activity (UDA)	1,000
Carry forward general activity (UDA)	28
16/17 Contracted orthodontic activity (UOA)	0
Carry forward orthodontic activity (UOA)	0
Baseline contract value	£26,363.01

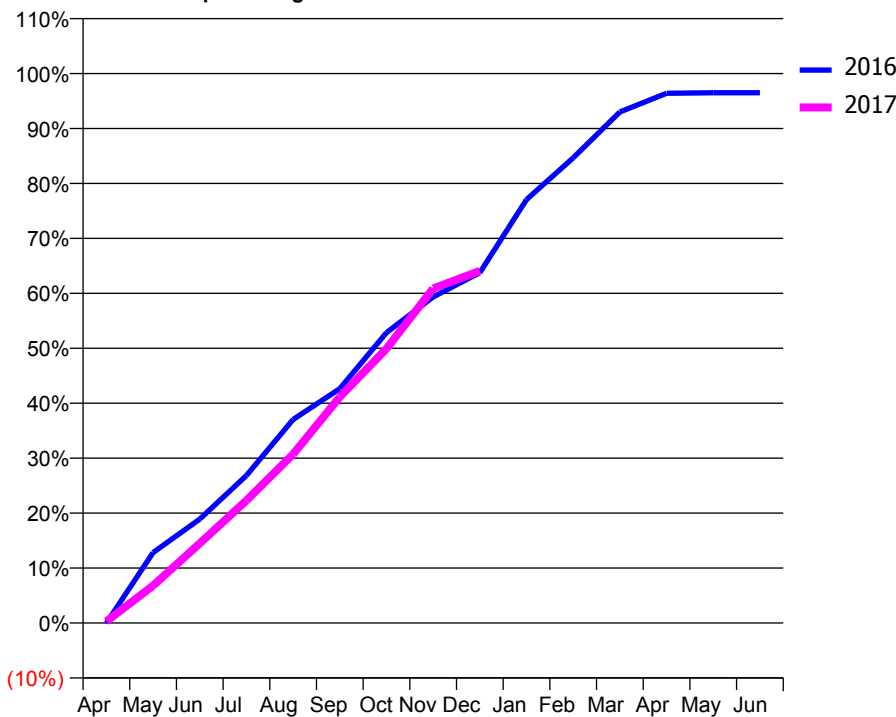
ACCESS*

Patients seen in 24 months	Total	Change since previous quarter
Quarter ending December 2015	442	
Quarter ending March 2016	449	→
Quarter ending June 2016	447	→
Quarter ending September 2016	450	→
Quarter ending December 2016	458	→
Variance since December 2015	3.6%	↑



ACTIVITY

Cumulative percentage of contracted UDA delivered 2016 & 2017



Month	Adjusted Scheduled Activity (UDA)	
	2016	2017
April	0	3
May	128	68
June	189	145
July	268	223
August	370	307
September	426	411
October	528	499
November	593	609
December	638	641
January	771	
February	847	
March	930	
April	964	
May	965	
June	965	

QUALITY

	Quantity	Base Number	Contract	LHB	Wales
% of FP17s for the same patient ID Re-attending within 3 months - Children	12	274	4.4%	9.9%	11.4%
% of FP17s for the same patient ID Re-attending within 3 months - Adults	12	212	5.7%	14.7%	16.6%
% of FP17s for the same patient ID Re-attending between 3 & 9 months - Children	215	274	78.5%	52.6%	58.0%
% of FP17s for the same patient ID Re-attending between 3 & 9 months - Adults	114	212	53.8%	50.2%	53.9%
% of FP17s for Band 1 Urgent Courses	4	469	0.9%	9.3%	9.0%
% of FP17s Relating to Free Repair or Replacements	1	469	0.2%	0.7%	0.7%
% of FP17s Relating to Continuations	0	469	0.0%	0.7%	0.9%
% of Patients satisfied with the dentistry they have received	1	1	N/A	94.7%	94.2%
% of Patients satisfied with the time they had to wait for an appointment	1	1	N/A	89.6%	88.6%

* This is based on patients treated on this contract for their most recent course of treatment. Figures in italics indicate the base number of FP17s or Patient Questionnaire responses are less than 100. N/A is shown where the base number of responses is less than 10 during the period. % is calculated as Quantity/Base number*100

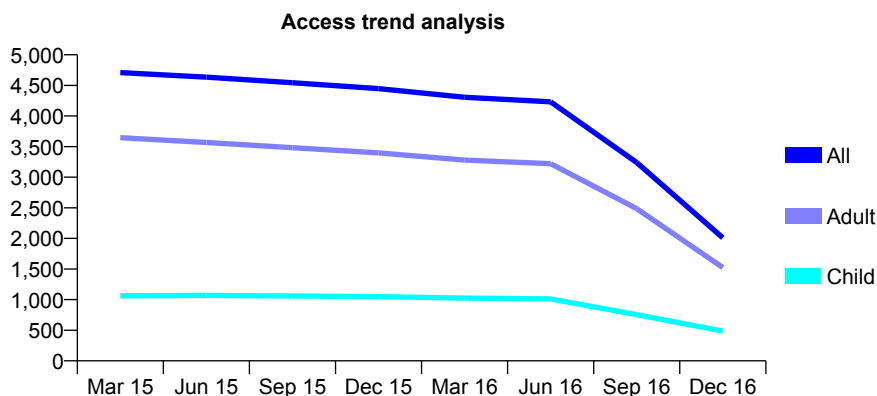
7A3 - Vital Signs At a Glance Contract Report for 634557/0004 - December 2016

Name or company name	Townhill Dental Surgery
Contract type name	GDS Contract
Purpose of contract	General
Contract start date	01/07/2008
Contract end date	23/05/2016

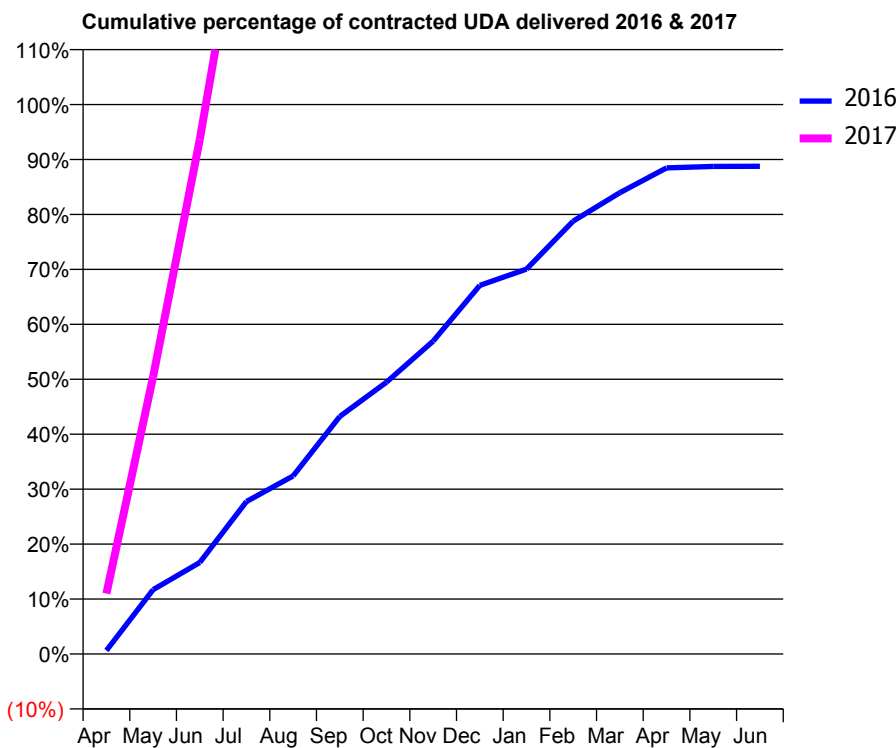
16/17 Contracted general activity (UDA)	2,047
Carry forward general activity (UDA)	0
16/17 Contracted orthodontic activity (UOA)	0
Carry forward orthodontic activity (UOA)	0
Baseline contract value	£50,173.53

ACCESS*

Patients seen in 24 months	Total	Change since previous quarter
Quarter ending December 2015	4,447	
Quarter ending March 2016	4,307	↓
Quarter ending June 2016	4,233	↓
Quarter ending September 2016	3,240	↓
Quarter ending December 2016	2,010	↓
Variance since December 2015	(54.8%)	↓



ACTIVITY



Month	Adjusted Scheduled Activity (UDA)	
	2016	2017
April	89	225
May	1,650	1,033
June	2,349	1,917
July	3,914	2,919
August	4,571	3,032
September	6,096	3,088
October	6,976	3,105
November	8,030	3,116
December	9,459	3,123
January	9,878	
February	11,107	
March	11,839	
April	12,474	
May	12,510	
June	12,515	

QUALITY

	Quantity	Base Number	Contract	LHB	Wales
% of FP17s for the same patient ID Re-attending within 3 months - Children	51	416	12.3%	9.9%	11.4%
% of FP17s for the same patient ID Re-attending within 3 months - Adults	341	1,479	23.1%	14.7%	16.6%
% of FP17s for the same patient ID Re-attending between 3 & 9 months - Children	116	416	27.9%	52.6%	58.0%
% of FP17s for the same patient ID Re-attending between 3 & 9 months - Adults	526	1,479	35.6%	50.2%	53.9%
% of FP17s for Band 1 Urgent Courses	216	1,524	14.2%	9.3%	9.0%
% of FP17s Relating to Free Repair or Replacements	24	1,524	1.6%	0.7%	0.7%
% of FP17s Relating to Continuations	33	1,524	2.2%	0.7%	0.9%
% of Patients satisfied with the dentistry they have received	4	5	N/A	94.7%	94.2%
% of Patients satisfied with the time they had to wait for an appointment	4	5	N/A	89.6%	88.6%

* This is based on patients treated on this contract for their most recent course of treatment. Figures in italics indicate the base number of FP17s or Patient Questionnaire responses are less than 100. N/A is shown where the base number of responses is less than 10 during the period. % is calculated as Quantity/Base number*100

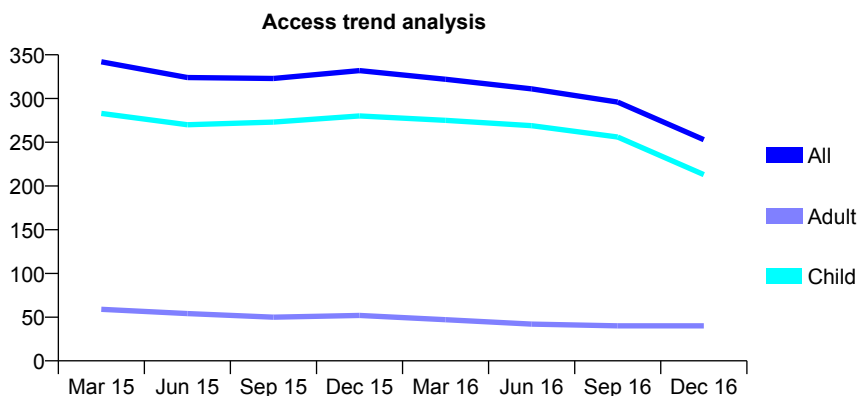
7A3 - Vital Signs At a Glance Contract Report for 635898/0001 - December 2016

Name or company name	MR DJ DAVIES
Contract type name	GDS Contract
Purpose of contract	General
Contract start date	01/04/2006
Contract end date	30/11/2016

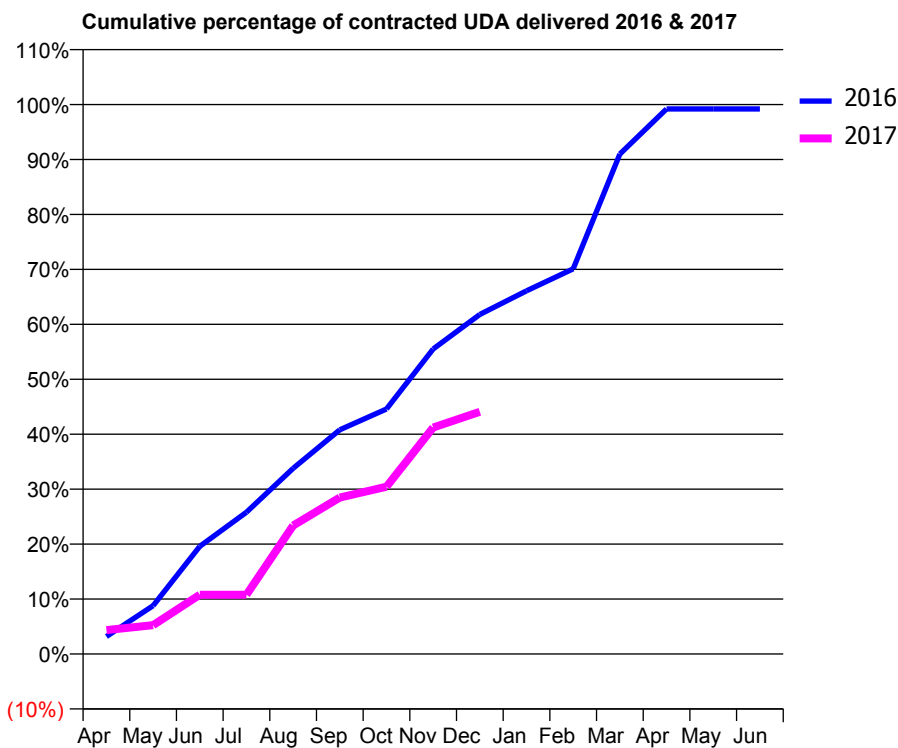
16/17 Contracted general activity (UDA)	667
Carry forward general activity (UDA)	8
16/17 Contracted orthodontic activity (UOA)	0
Carry forward orthodontic activity (UOA)	0
Baseline contract value	£14,918.81

ACCESS*

Patients seen in 24 months	Total	Change since previous quarter
Quarter ending December 2015	332	
Quarter ending March 2016	322	↓
Quarter ending June 2016	311	↓
Quarter ending September 2016	296	↓
Quarter ending December 2016	253	↓
Variance since December 2015	(23.8%)	↓



ACTIVITY



Month	Adjusted Scheduled Activity (UDA)	
	2016	2017
April	32	29
May	88	35
June	196	72
July	258	72
August	338	156
September	408	190
October	446	203
November	555	275
December	618	294
January	661	
February	701	
March	910	
April	992	
May	992	
June	992	

QUALITY

	Quantity	Base Number	Contract	LHB	Wales
% of FP17s for the same patient ID Re-attending within 3 months - Children	35	261	13.4%	9.9%	11.4%
% of FP17s for the same patient ID Re-attending within 3 months - Adults	3	15	20.0%	14.7%	16.6%
% of FP17s for the same patient ID Re-attending between 3 & 9 months - Children	165	261	63.2%	52.6%	58.0%
% of FP17s for the same patient ID Re-attending between 3 & 9 months - Adults	10	15	66.7%	50.2%	53.9%
% of FP17s for Band 1 Urgent Courses	0	241	0.0%	9.3%	9.0%
% of FP17s Relating to Free Repair or Replacements	0	241	0.0%	0.7%	0.7%
% of FP17s Relating to Continuations	0	241	0.0%	0.7%	0.9%
% of Patients satisfied with the dentistry they have received	0	0	N/A	94.7%	94.2%
% of Patients satisfied with the time they had to wait for an appointment	0	0	N/A	89.6%	88.6%

* This is based on patients treated on this contract for their most recent course of treatment. Figures in italics indicate the base number of FP17s or Patient Questionnaire responses are less than 100. N/A is shown where the base number of responses is less than 10 during the period. % is calculated as Quantity/Base number*100

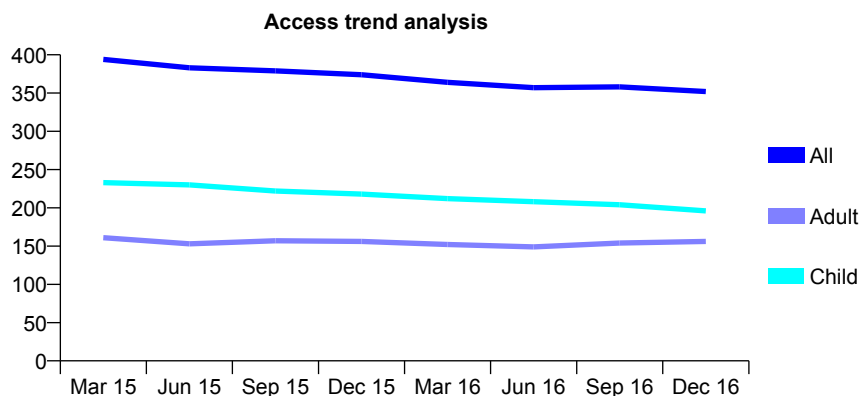
7A3 - Vital Signs At a Glance Contract Report for 652105/0001 - December 2016

Name or company name	MR HJ PRICE
Contract type name	GDS Contract
Purpose of contract	General
Contract start date	01/04/2006
Contract end date	

16/17 Contracted general activity (UDA)	850
Carry forward general activity (UDA)	0
16/17 Contracted orthodontic activity (UOA)	0
Carry forward orthodontic activity (UOA)	0
Baseline contract value	£18,929.54

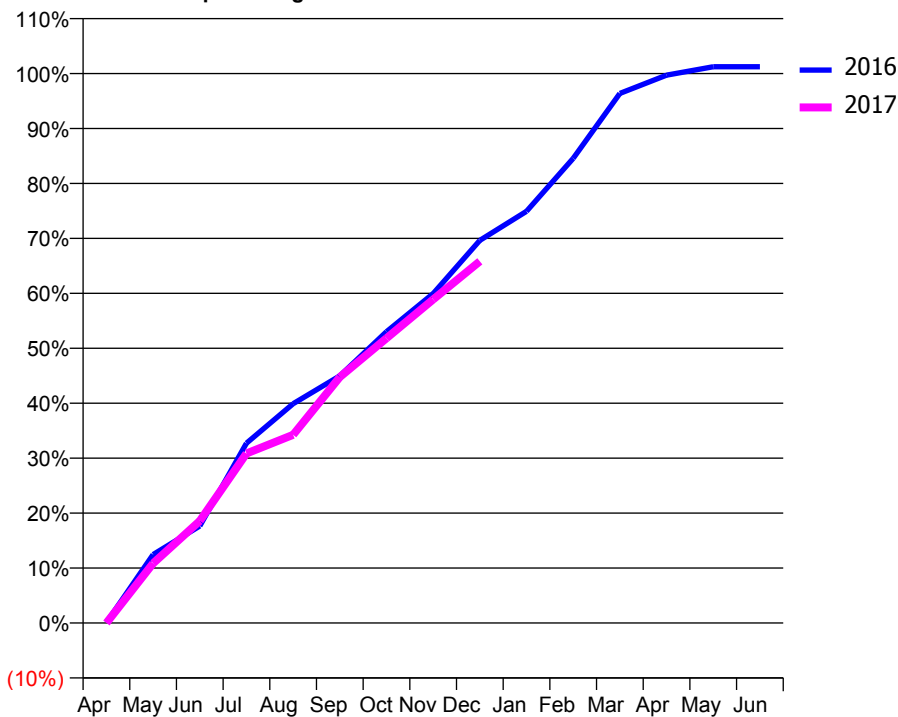
ACCESS*

Patients seen in 24 months	Total	Change since previous quarter
Quarter ending December 2015	374	
Quarter ending March 2016	364	↓
Quarter ending June 2016	357	↓
Quarter ending September 2016	358	→
Quarter ending December 2016	352	↓
Variance since December 2015	(5.9%)	↓



ACTIVITY

Cumulative percentage of contracted UDA delivered 2016 & 2017



Month	Adjusted Scheduled Activity (UDA)	
	2016	2017
April	1	0
May	106	92
June	150	158
July	278	262
August	339	291
September	382	380
October	451	440
November	510	501
December	592	560
January	637	
February	719	
March	819	
April	847	
May	860	
June	860	

QUALITY

	Quantity	Base Number	Contract	LHB	Wales
% of FP17s for the same patient ID Re-attending within 3 months - Children	11	240	4.6%	9.9%	11.4%
% of FP17s for the same patient ID Re-attending within 3 months - Adults	24	150	16.0%	14.7%	16.6%
% of FP17s for the same patient ID Re-attending between 3 & 9 months - Children	141	240	58.8%	52.6%	58.0%
% of FP17s for the same patient ID Re-attending between 3 & 9 months - Adults	75	150	50.0%	50.2%	53.9%
% of FP17s for Band 1 Urgent Courses	8	368	2.2%	9.3%	9.0%
% of FP17s Relating to Free Repair or Replacements	0	368	0.0%	0.7%	0.7%
% of FP17s Relating to Continuations	0	368	0.0%	0.7%	0.9%
% of Patients satisfied with the dentistry they have received	1	1	N/A	94.7%	94.2%
% of Patients satisfied with the time they had to wait for an appointment	1	1	N/A	89.6%	88.6%

* This is based on patients treated on this contract for their most recent course of treatment. Figures in italics indicate the base number of FP17s or Patient Questionnaire responses are less than 100. N/A is shown where the base number of responses is less than 10 during the period. % is calculated as Quantity/Base number*100

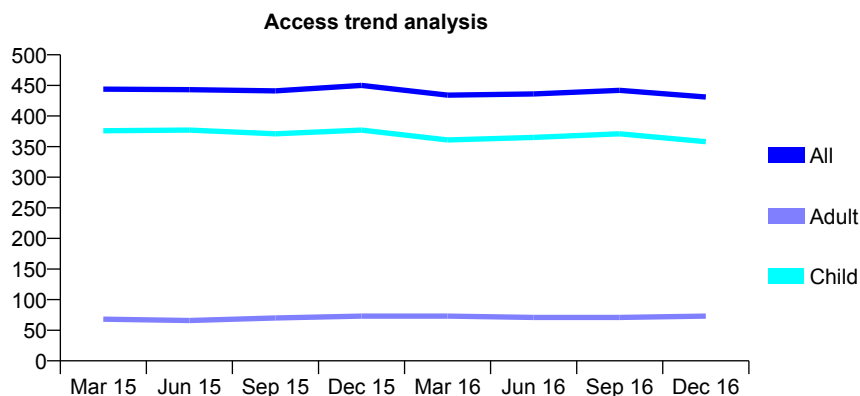
7A3 - Vital Signs At a Glance Contract Report for 653721/0001 - December 2016

Name or company name	MR CJ DAVISON
Contract type name	GDS Contract
Purpose of contract	General
Contract start date	01/04/2006
Contract end date	

16/17 Contracted general activity (UDA)	1,070
Carry forward general activity (UDA)	26
16/17 Contracted orthodontic activity (UOA)	0
Carry forward orthodontic activity (UOA)	0
Baseline contract value	£25,069.70

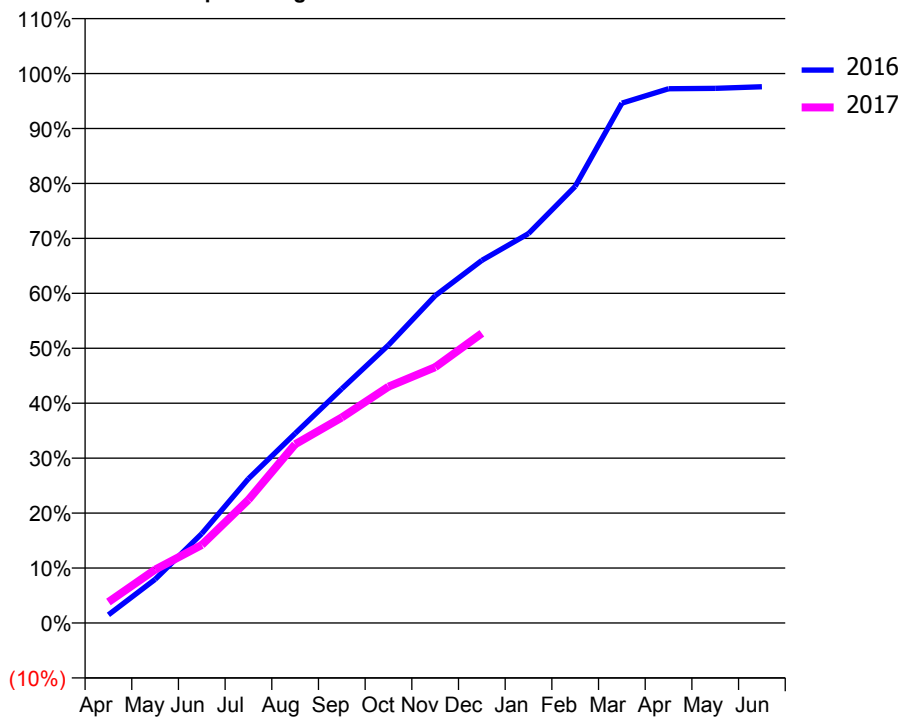
ACCESS*

Patients seen in 24 months	Total	Change since previous quarter
Quarter ending December 2015	450	
Quarter ending March 2016	434	↓
Quarter ending June 2016	436	→
Quarter ending September 2016	442	→
Quarter ending December 2016	431	↓
Variance since December 2015	(4.2%)	↓



ACTIVITY

Cumulative percentage of contracted UDA delivered 2016 & 2017



Month	Adjusted Scheduled Activity (UDA)	
	2016	2017
April	16	41
May	85	104
June	174	152
July	281	240
August	369	348
September	456	400
October	541	460
November	637	498
December	706	564
January	758	
February	850	
March	1,012	
April	1,040	
May	1,041	
June	1,044	

QUALITY

	Quantity	Base Number	Contract	LHB	Wales
% of FP17s for the same patient ID Re-attending within 3 months - Children	34	435	7.8%	9.9%	11.4%
% of FP17s for the same patient ID Re-attending within 3 months - Adults	2	29	6.9%	14.7%	16.6%
% of FP17s for the same patient ID Re-attending between 3 & 9 months - Children	305	435	70.1%	52.6%	58.0%
% of FP17s for the same patient ID Re-attending between 3 & 9 months - Adults	24	29	82.8%	50.2%	53.9%
% of FP17s for Band 1 Urgent Courses	1	424	0.2%	9.3%	9.0%
% of FP17s Relating to Free Repair or Replacements	0	424	0.0%	0.7%	0.7%
% of FP17s Relating to Continuations	0	424	0.0%	0.7%	0.9%
% of Patients satisfied with the dentistry they have received	1	1	N/A	94.7%	94.2%
% of Patients satisfied with the time they had to wait for an appointment	1	1	N/A	89.6%	88.6%

* This is based on patients treated on this contract for their most recent course of treatment. Figures in italics indicate the base number of FP17s or Patient Questionnaire responses are less than 100. N/A is shown where the base number of responses is less than 10 during the period. % is calculated as Quantity/Base number*100

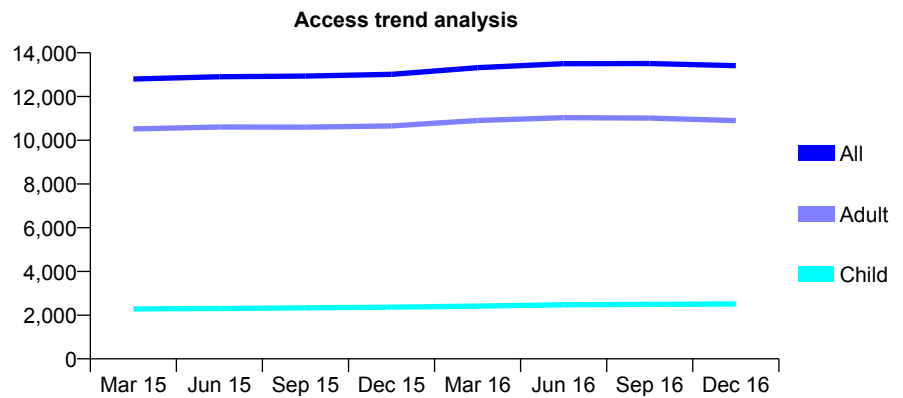
7A3 - Vital Signs At a Glance Contract Report for 682632/0002 - December 2016

Name or company name	Crescent Dental Ltd
Contract type name	GDS Contract
Purpose of contract	General
Contract start date	01/08/2008
Contract end date	

16/17 Contracted general activity (UDA)	40,703
Carry forward general activity (UDA)	1,991
16/17 Contracted orthodontic activity (UOA)	0
Carry forward orthodontic activity (UOA)	0
Baseline contract value	£935,165.36

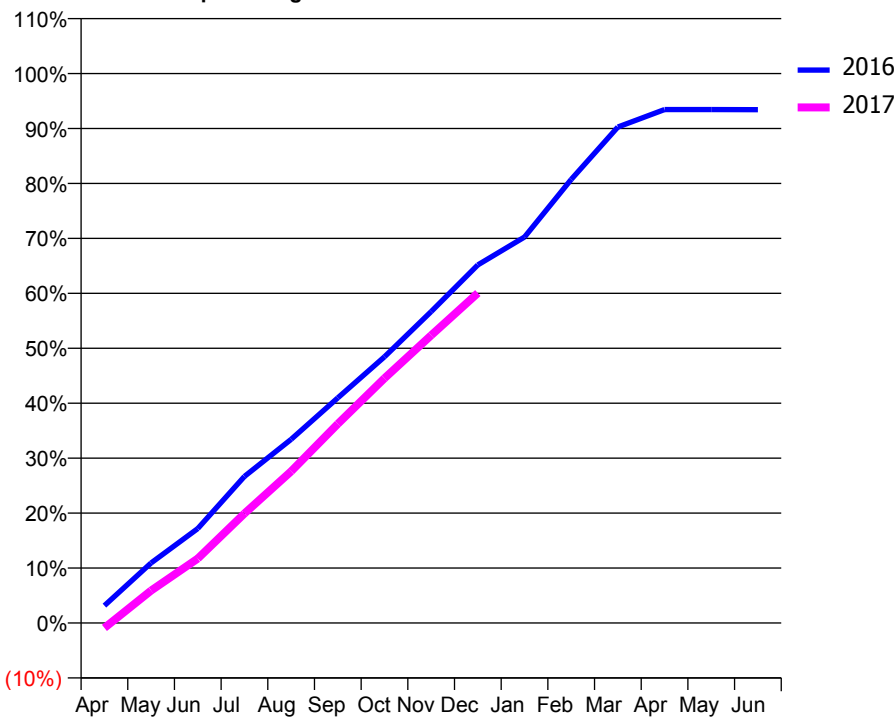
ACCESS*

Patients seen in 24 months	Total	Change since previous quarter
Quarter ending December 2015	13,016	
Quarter ending March 2016	13,318	↑
Quarter ending June 2016	13,503	→
Quarter ending September 2016	13,508	→
Quarter ending December 2016	13,409	→
Variance since December 2015	3.0%	↑



ACTIVITY

Cumulative percentage of contracted UDA delivered 2016 & 2017



Month	Adjusted Scheduled Activity (UDA)	
	2016	2017
April	1,286	-373
May	4,451	2,402
June	7,001	4,772
July	10,864	8,110
August	13,610	11,234
September	16,682	14,749
October	19,722	18,127
November	23,067	21,306
December	26,530	24,446
January	28,595	
February	32,857	
March	36,744	
April	38,030	
May	38,032	
June	38,023	

QUALITY

	Quantity	Base Number	Contract	LHB	Wales
% of FP17s for the same patient ID Re-attending within 3 months - Children	137	2,551	5.4%	9.9%	11.4%
% of FP17s for the same patient ID Re-attending within 3 months - Adults	1,272	11,210	11.3%	14.7%	16.6%
% of FP17s for the same patient ID Re-attending between 3 & 9 months - Children	1,452	2,551	56.9%	52.6%	58.0%
% of FP17s for the same patient ID Re-attending between 3 & 9 months - Adults	6,704	11,210	59.8%	50.2%	53.9%
% of FP17s for Band 1 Urgent Courses	975	13,061	7.5%	9.3%	9.0%
% of FP17s Relating to Free Repair or Replacements	101	13,061	0.8%	0.7%	0.7%
% of FP17s Relating to Continuations	69	13,061	0.5%	0.7%	0.9%
% of Patients satisfied with the dentistry they have received	34	36	94.4%	94.7%	94.2%
% of Patients satisfied with the time they had to wait for an appointment	32	36	88.9%	89.6%	88.6%

* This is based on patients treated on this contract for their most recent course of treatment. Figures in italics indicate the base number of FP17s or Patient Questionnaire responses are less than 100. N/A is shown where the base number of responses is less than 10 during the period. % is calculated as Quantity/Base number*100

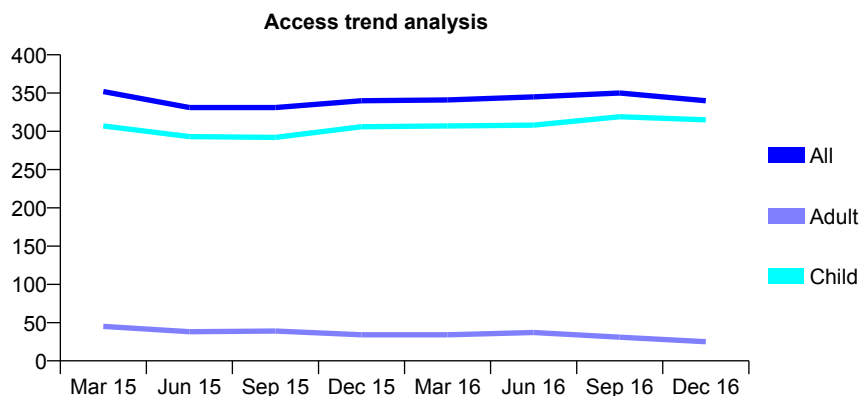
7A3 - Vital Signs At a Glance Contract Report for 724998/0001 - December 2016

Name or company name	MR AH BEAK
Contract type name	GDS Contract
Purpose of contract	General
Contract start date	01/04/2006
Contract end date	

16/17 Contracted general activity (UDA)	780
Carry forward general activity (UDA)	0
16/17 Contracted orthodontic activity (UOA)	0
Carry forward orthodontic activity (UOA)	0
Baseline contract value	£19,336.43

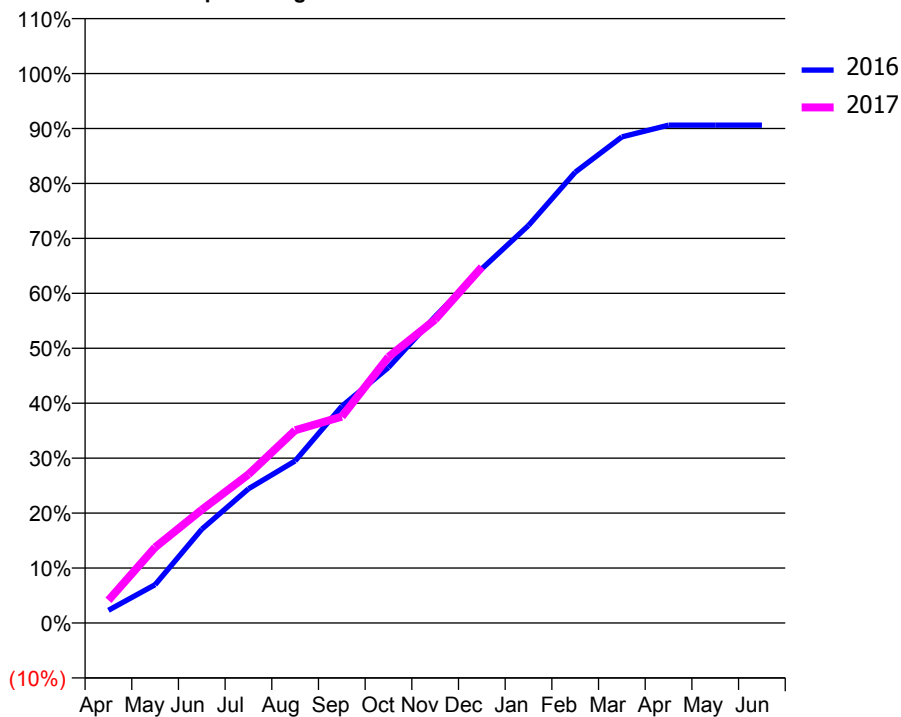
ACCESS*

Patients seen in 24 months	Total	Change since previous quarter
Quarter ending December 2015	340	
Quarter ending March 2016	341	→
Quarter ending June 2016	345	→
Quarter ending September 2016	350	→
Quarter ending December 2016	340	↓
Variance since December 2015	0.0%	→



ACTIVITY

Cumulative percentage of contracted UDA delivered 2016 & 2017



Month	Adjusted Scheduled Activity (UDA)	
	2016	2017
April	18	32
May	54	107
June	133	161
July	191	211
August	230	274
September	308	293
October	363	378
November	435	431
December	503	505
January	564	
February	640	
March	690	
April	707	
May	707	
June	707	

QUALITY

	Quantity	Base Number	Contract	LHB	Wales
% of FP17s for the same patient ID Re-attending within 3 months - Children	22	357	6.2%	9.9%	11.4%
% of FP17s for the same patient ID Re-attending within 3 months - Adults	0	0	N/A	14.7%	16.6%
% of FP17s for the same patient ID Re-attending between 3 & 9 months - Children	213	357	59.7%	52.6%	58.0%
% of FP17s for the same patient ID Re-attending between 3 & 9 months - Adults	0	0	N/A	50.2%	53.9%
% of FP17s for Band 1 Urgent Courses	16	347	4.6%	9.3%	9.0%
% of FP17s Relating to Free Repair or Replacements	0	347	0.0%	0.7%	0.7%
% of FP17s Relating to Continuations	3	347	0.9%	0.7%	0.9%
% of Patients satisfied with the dentistry they have received	1	1	N/A	94.7%	94.2%
% of Patients satisfied with the time they had to wait for an appointment	1	1	N/A	89.6%	88.6%

* This is based on patients treated on this contract for their most recent course of treatment. Figures in italics indicate the base number of FP17s or Patient Questionnaire responses are less than 100. N/A is shown where the base number of responses is less than 10 during the period. % is calculated as Quantity/Base number*100

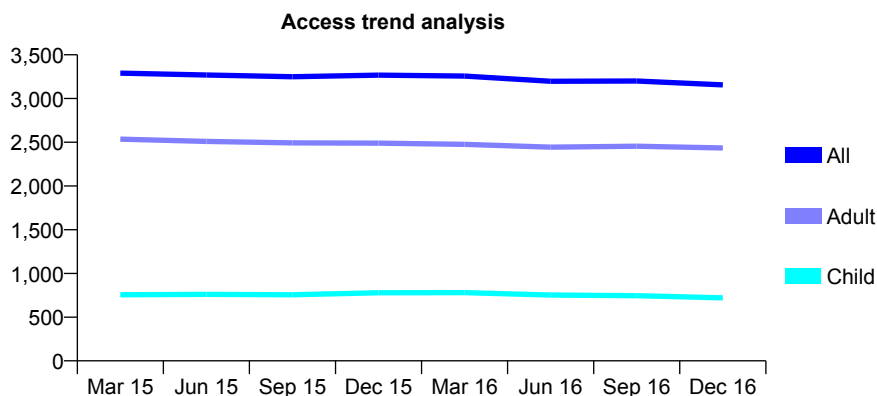
7A3 - Vital Signs At a Glance Contract Report for 725390/0001 - December 2016

Name or company name	MR S EVANS
Contract type name	GDS Contract
Purpose of contract	General
Contract start date	01/04/2006
Contract end date	

16/17 Contracted general activity (UDA)	9,600
Carry forward general activity (UDA)	0
16/17 Contracted orthodontic activity (UOA)	0
Carry forward orthodontic activity (UOA)	0
Baseline contract value	£214,881.98

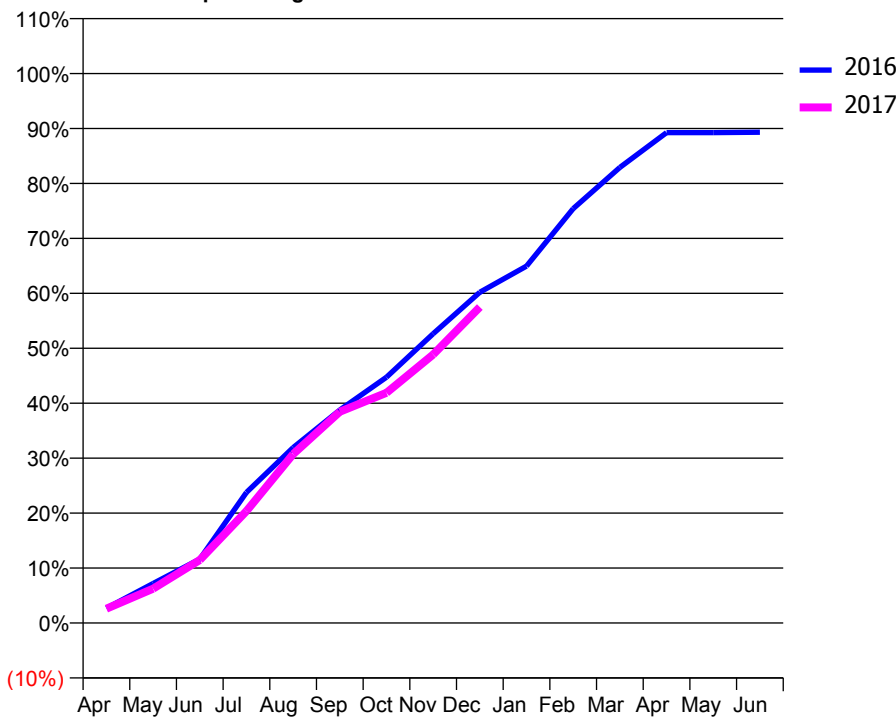
ACCESS*

Patients seen in 24 months	Total	Change since previous quarter
Quarter ending December 2015	3,268	
Quarter ending March 2016	3,256	→
Quarter ending June 2016	3,197	↓
Quarter ending September 2016	3,200	→
Quarter ending December 2016	3,156	↓
Variance since December 2015	(3.4%)	↓



ACTIVITY

Cumulative percentage of contracted UDA delivered 2016 & 2017



Month	Adjusted Scheduled Activity (UDA)	
	2016	2017
April	261	251
May	691	600
June	1,117	1,100
July	2,282	1,955
August	3,065	2,951
September	3,722	3,692
October	4,294	4,021
November	5,055	4,691
December	5,778	5,519
January	6,235	
February	7,239	
March	7,960	
April	8,567	
May	8,568	
June	8,575	

QUALITY

	Quantity	Base Number	Contract	LHB	Wales
% of FP17s for the same patient ID Re-attending within 3 months - Children	36	555	6.5%	9.9%	11.4%
% of FP17s for the same patient ID Re-attending within 3 months - Adults	323	2,094	15.4%	14.7%	16.6%
% of FP17s for the same patient ID Re-attending between 3 & 9 months - Children	215	555	38.7%	52.6%	58.0%
% of FP17s for the same patient ID Re-attending between 3 & 9 months - Adults	884	2,094	42.2%	50.2%	53.9%
% of FP17s for Band 1 Urgent Courses	206	2,457	8.4%	9.3%	9.0%
% of FP17s Relating to Free Repair or Replacements	15	2,457	0.6%	0.7%	0.7%
% of FP17s Relating to Continuations	36	2,457	1.5%	0.7%	0.9%
% of Patients satisfied with the dentistry they have received	5	6	N/A	94.7%	94.2%
% of Patients satisfied with the time they had to wait for an appointment	5	6	N/A	89.6%	88.6%

* This is based on patients treated on this contract for their most recent course of treatment. Figures in italics indicate the base number of FP17s or Patient Questionnaire responses are less than 100. N/A is shown where the base number of responses is less than 10 during the period. % is calculated as Quantity/Base number*100

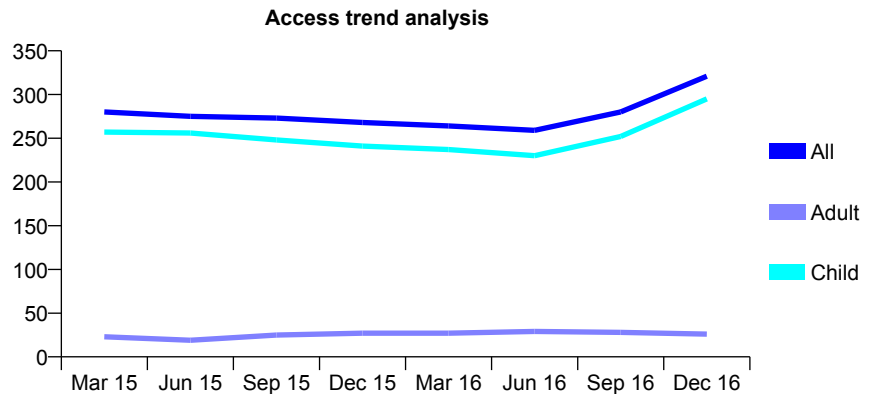
7A3 - Vital Signs At a Glance Contract Report for 737100/0001 - December 2016

Name or company name	MISS NL YOUNG
Contract type name	GDS Contract
Purpose of contract	General
Contract start date	01/04/2006
Contract end date	

16/17 Contracted general activity (UDA)	1,196
Carry forward general activity (UDA)	1
16/17 Contracted orthodontic activity (UOA)	0
Carry forward orthodontic activity (UOA)	0
Baseline contract value	£27,040.21

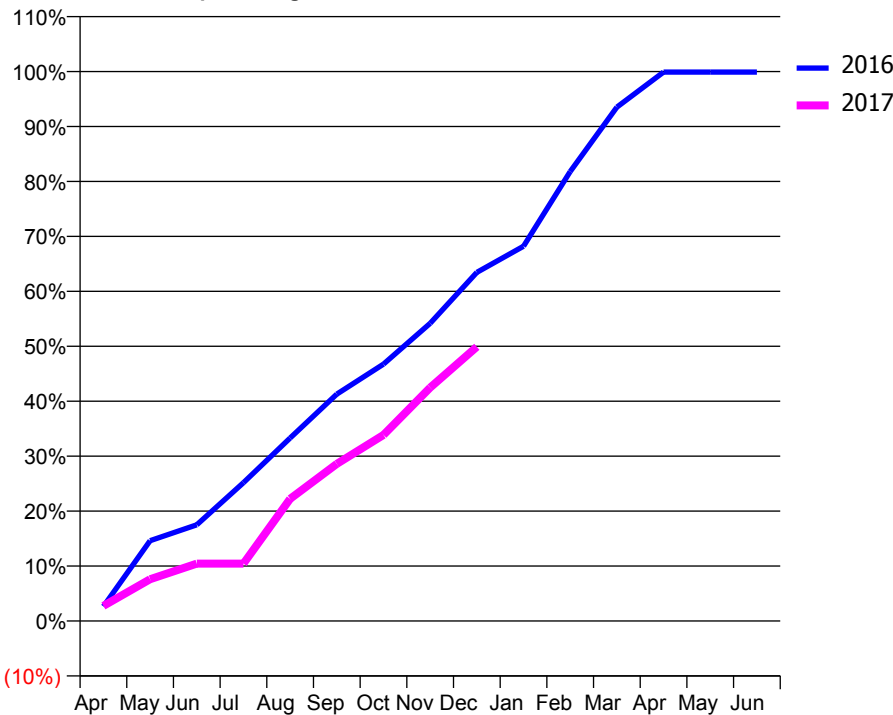
ACCESS*

Patients seen in 24 months	Total	Change since previous quarter
Quarter ending December 2015	268	
Quarter ending March 2016	264	↓
Quarter ending June 2016	259	↓
Quarter ending September 2016	280	↑
Quarter ending December 2016	321	↑
Variance since December 2015	19.8%	↑



ACTIVITY

Cumulative percentage of contracted UDA delivered 2016 & 2017



Month	Adjusted Scheduled Activity (UDA)	
	2016	2017
April	23	33
May	126	91
June	151	125
July	217	125
August	287	266
September	356	342
October	403	405
November	467	508
December	547	597
January	588	
February	705	
March	806	
April	861	
May	861	
June	861	

QUALITY

	Quantity	Base Number	Contract	LHB	Wales
% of FP17s for the same patient ID Re-attending within 3 months - Children	94	448	21.0%	9.9%	11.4%
% of FP17s for the same patient ID Re-attending within 3 months - Adults	1	8	12.5%	14.7%	16.6%
% of FP17s for the same patient ID Re-attending between 3 & 9 months - Children	225	448	50.2%	52.6%	58.0%
% of FP17s for the same patient ID Re-attending between 3 & 9 months - Adults	5	8	62.5%	50.2%	53.9%
% of FP17s for Band 1 Urgent Courses	0	421	0.0%	9.3%	9.0%
% of FP17s Relating to Free Repair or Replacements	0	421	0.0%	0.7%	0.7%
% of FP17s Relating to Continuations	0	421	0.0%	0.7%	0.9%
% of Patients satisfied with the dentistry they have received	2	2	N/A	94.7%	94.2%
% of Patients satisfied with the time they had to wait for an appointment	2	2	N/A	89.6%	88.6%

* This is based on patients treated on this contract for their most recent course of treatment. Figures in italics indicate the base number of FP17s or Patient Questionnaire responses are less than 100. N/A is shown where the base number of responses is less than 10 during the period. % is calculated as Quantity/Base number*100

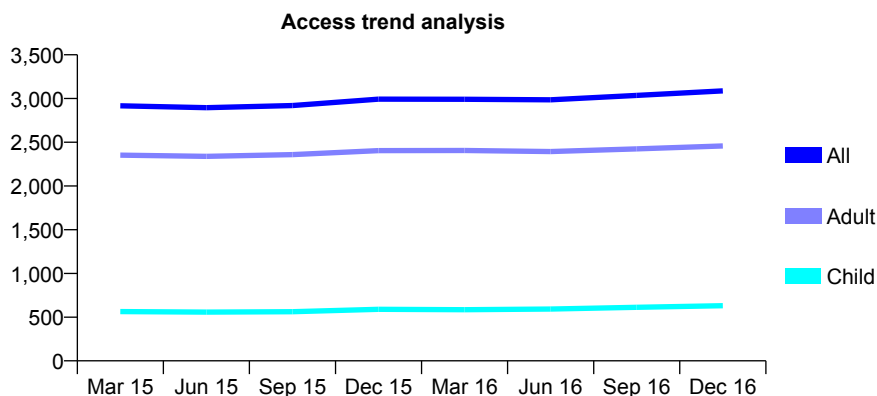
7A3 - Vital Signs At a Glance Contract Report for 746339/0001 - December 2016

Name or company name	MISS CE MEEK
Contract type name	GDS Contract
Purpose of contract	General
Contract start date	01/04/2006
Contract end date	

16/17 Contracted general activity (UDA)	7,583
Carry forward general activity (UDA)	0
16/17 Contracted orthodontic activity (UOA)	0
Carry forward orthodontic activity (UOA)	0
Baseline contract value	£190,812.26

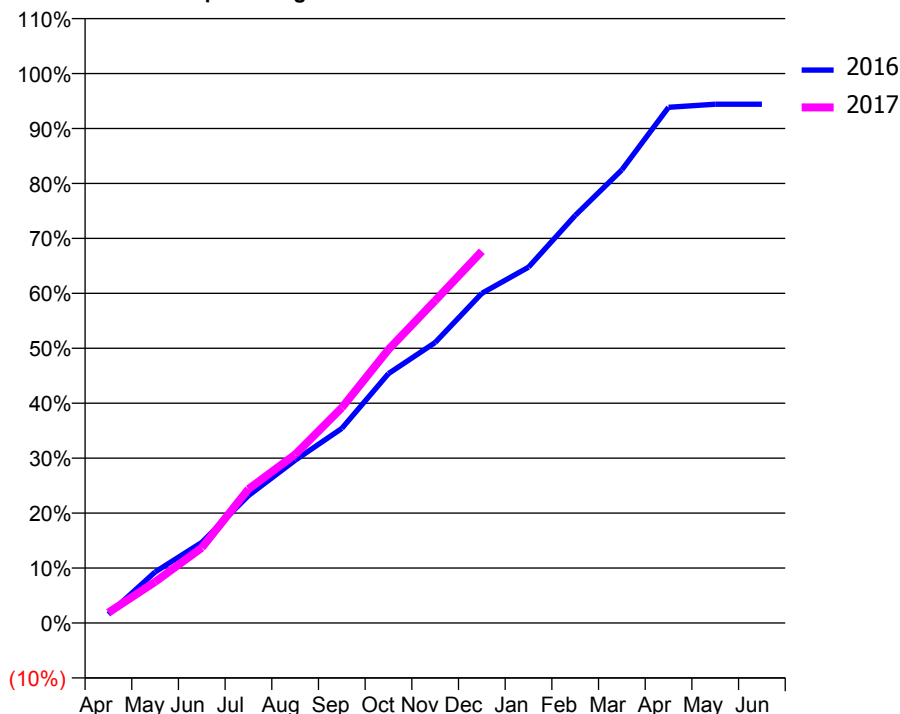
ACCESS*

Patients seen in 24 months	Total	Change since previous quarter
Quarter ending December 2015	2,993	
Quarter ending March 2016	2,991	→
Quarter ending June 2016	2,986	→
Quarter ending September 2016	3,036	→
Quarter ending December 2016	3,088	→
Variance since December 2015	3.2%	↑



ACTIVITY

Cumulative percentage of contracted UDA delivered 2016 & 2017



Month	Adjusted Scheduled Activity (UDA)	
	2016	2017
April	120	144
May	703	568
June	1,113	1,038
July	1,758	1,848
August	2,246	2,326
September	2,685	2,971
October	3,443	3,775
November	3,870	4,449
December	4,549	5,129
January	4,911	
February	5,625	
March	6,253	
April	7,117	
May	7,159	
June	7,160	

QUALITY

	Quantity	Base Number	Contract	LHB	Wales
% of FP17s for the same patient ID Re-attending within 3 months - Children	26	522	5.0%	9.9%	11.4%
% of FP17s for the same patient ID Re-attending within 3 months - Adults	279	2,236	12.5%	14.7%	16.6%
% of FP17s for the same patient ID Re-attending between 3 & 9 months - Children	180	522	34.5%	52.6%	58.0%
% of FP17s for the same patient ID Re-attending between 3 & 9 months - Adults	927	2,236	41.5%	50.2%	53.9%
% of FP17s for Band 1 Urgent Courses	135	2,410	5.6%	9.3%	9.0%
% of FP17s Relating to Free Repair or Replacements	2	2,410	0.1%	0.7%	0.7%
% of FP17s Relating to Continuations	36	2,410	1.5%	0.7%	0.9%
% of Patients satisfied with the dentistry they have received	8	8	N/A	94.7%	94.2%
% of Patients satisfied with the time they had to wait for an appointment	7	8	N/A	89.6%	88.6%

* This is based on patients treated on this contract for their most recent course of treatment. Figures in italics indicate the base number of FP17s or Patient Questionnaire responses are less than 100. N/A is shown where the base number of responses is less than 10 during the period. % is calculated as Quantity/Base number*100

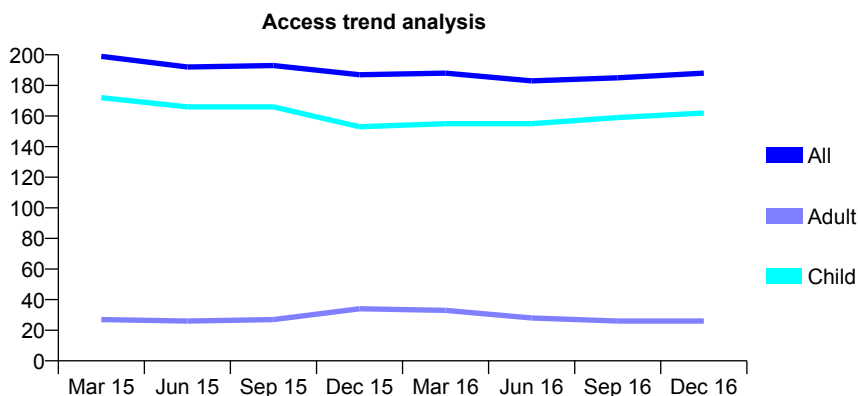
7A3 - Vital Signs At a Glance Contract Report for 760935/0001 - December 2016

Name or company name	MISS RL GRONOW
Contract type name	GDS Contract
Purpose of contract	General
Contract start date	01/04/2006
Contract end date	

16/17 Contracted general activity (UDA)	368
Carry forward general activity (UDA)	0
16/17 Contracted orthodontic activity (UOA)	0
Carry forward orthodontic activity (UOA)	0
Baseline contract value	£9,530.76

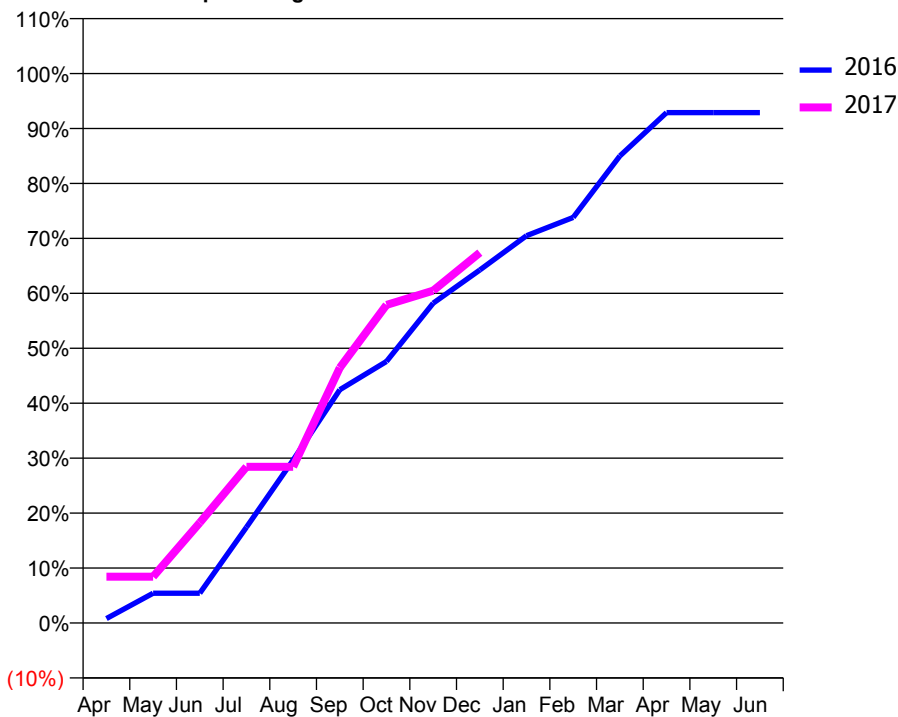
ACCESS*

Patients seen in 24 months	Total	Change since previous quarter
Quarter ending December 2015	187	
Quarter ending March 2016	188	→
Quarter ending June 2016	183	↓
Quarter ending September 2016	185	→
Quarter ending December 2016	188	→
Variance since December 2015	0.5%	→



ACTIVITY

Cumulative percentage of contracted UDA delivered 2016 & 2017



Adjusted Scheduled Activity (UDA)

Month	2016	2017
April	3	31
May	20	31
June	20	67
July	64	105
August	109	105
September	156	171
October	175	213
November	214	223
December	236	248
January	259	
February	272	
March	313	
April	342	
May	342	
June	342	

QUALITY

	Quantity	Base Number	Contract	LHB	Wales
% of FP17s for the same patient ID Re-attending within 3 months - Children	14	203	6.9%	9.9%	11.4%
% of FP17s for the same patient ID Re-attending within 3 months - Adults	0	14	0.0%	14.7%	16.6%
% of FP17s for the same patient ID Re-attending between 3 & 9 months - Children	114	203	56.2%	52.6%	58.0%
% of FP17s for the same patient ID Re-attending between 3 & 9 months - Adults	8	14	57.1%	50.2%	53.9%
% of FP17s for Band 1 Urgent Courses	10	198	5.1%	9.3%	9.0%
% of FP17s Relating to Free Repair or Replacements	0	198	0.0%	0.7%	0.7%
% of FP17s Relating to Continuations	1	198	0.5%	0.7%	0.9%
% of Patients satisfied with the dentistry they have received	0	0	N/A	94.7%	94.2%
% of Patients satisfied with the time they had to wait for an appointment	0	0	N/A	89.6%	88.6%

* This is based on patients treated on this contract for their most recent course of treatment. Figures in italics indicate the base number of FP17s or Patient Questionnaire responses are less than 100. N/A is shown where the base number of responses is less than 10 during the period. % is calculated as Quantity/Base number*100

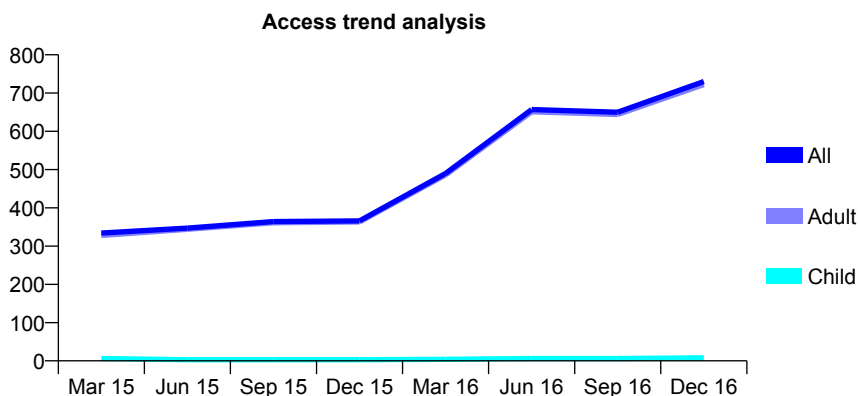
7A3 - Vital Signs At a Glance Contract Report for 766348/0002 - December 2016

Name or company name	MISS R JONES
Contract type name	PDS Contract
Purpose of contract	General
Contract start date	01/04/2008
Contract end date	31/03/2017

16/17 Contracted general activity (UDA)	2,854
Carry forward general activity (UDA)	0
16/17 Contracted orthodontic activity (UOA)	0
Carry forward orthodontic activity (UOA)	0
Baseline contract value	£162,245.28

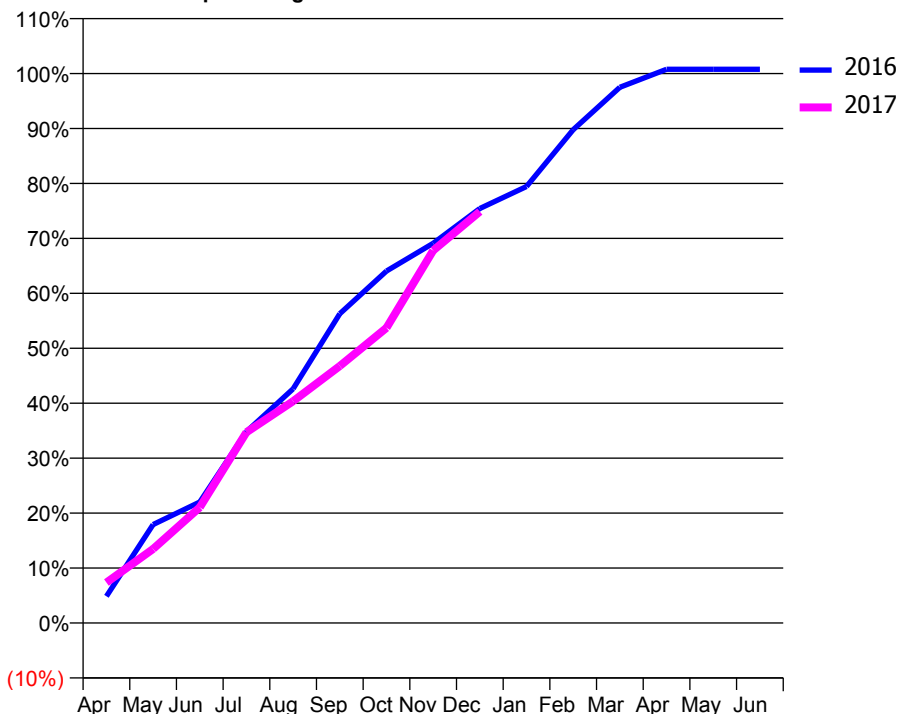
ACCESS*

Patients seen in 24 months	Total	Change since previous quarter
Quarter ending December 2015	366	
Quarter ending March 2016	490	↑
Quarter ending June 2016	657	↑
Quarter ending September 2016	650	↓
Quarter ending December 2016	730	↑
Variance since December 2015	99.5%	↑



ACTIVITY

Cumulative percentage of contracted UDA delivered 2016 & 2017



Month	Adjusted Scheduled Activity (UDA)	
	2016	2017
April	139	210
May	511	385
June	628	601
July	994	991
August	1,216	1,152
September	1,606	1,335
October	1,828	1,533
November	1,972	1,935
December	2,153	2,137
January	2,267	
February	2,562	
March	2,782	
April	2,876	
May	2,876	
June	2,876	

QUALITY

	Quantity	Base Number	Contract	LHB	Wales
% of FP17s for the same patient ID Re-attending within 3 months - Children	0	15	0.0%	9.9%	11.4%
% of FP17s for the same patient ID Re-attending within 3 months - Adults	35	782	4.5%	14.7%	16.6%
% of FP17s for the same patient ID Re-attending between 3 & 9 months - Children	0	15	0.0%	52.6%	58.0%
% of FP17s for the same patient ID Re-attending between 3 & 9 months - Adults	2	782	0.3%	50.2%	53.9%
% of FP17s for Band 1 Urgent Courses	0	765	0.0%	9.3%	9.0%
% of FP17s Relating to Free Repair or Replacements	0	765	0.0%	0.7%	0.7%
% of FP17s Relating to Continuations	0	765	0.0%	0.7%	0.9%
% of Patients satisfied with the dentistry they have received	0	0	N/A	94.7%	94.2%
% of Patients satisfied with the time they had to wait for an appointment	0	0	N/A	89.6%	88.6%

* This is based on patients treated on this contract for their most recent course of treatment. Figures in italics indicate the base number of FP17s or Patient Questionnaire responses are less than 100. N/A is shown where the base number of responses is less than 10 during the period. % is calculated as Quantity/Base number*100

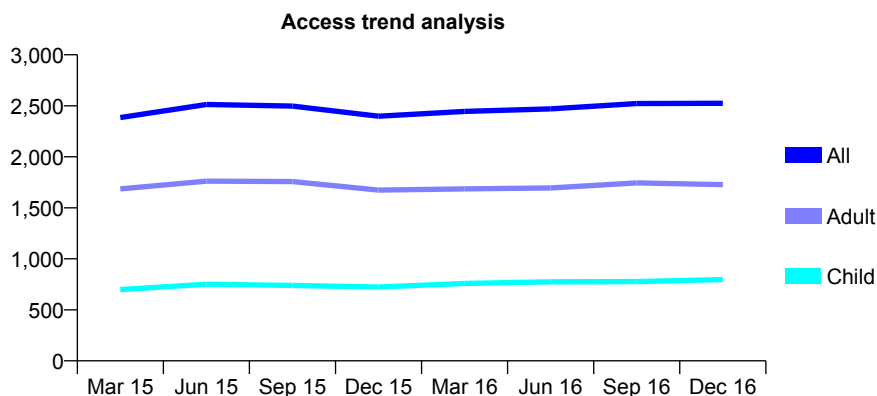
7A3 - Vital Signs At a Glance Contract Report for 780553/0001 - December 2016

Name or company name	MR B JONES
Contract type name	GDS Contract
Purpose of contract	General
Contract start date	01/07/2012
Contract end date	

16/17 Contracted general activity (UDA)	7,220
Carry forward general activity (UDA)	0
16/17 Contracted orthodontic activity (UOA)	0
Carry forward orthodontic activity (UOA)	0
Baseline contract value	£172,271.16

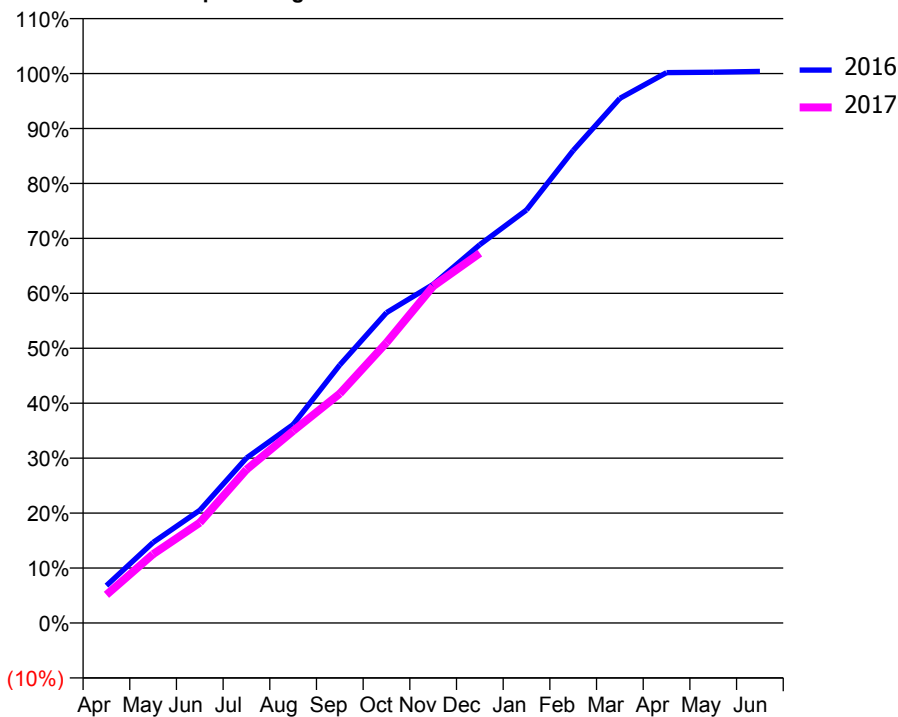
ACCESS*

Patients seen in 24 months	Total	Change since previous quarter
Quarter ending December 2015	2,398	
Quarter ending March 2016	2,445	→
Quarter ending June 2016	2,470	→
Quarter ending September 2016	2,522	↑
Quarter ending December 2016	2,525	→
Variance since December 2015	5.3%	↑



ACTIVITY

Cumulative percentage of contracted UDA delivered 2016 & 2017



Month	Adjusted Scheduled Activity (UDA)	
	2016	2017
April	492	371
May	1,060	905
June	1,481	1,319
July	2,169	2,015
August	2,607	2,523
September	3,392	3,015
October	4,079	3,684
November	4,449	4,425
December	4,971	4,860
January	5,427	
February	6,208	
March	6,893	
April	7,231	
May	7,236	
June	7,248	

QUALITY

	Quantity	Base Number	Contract	LHB	Wales
% of FP17s for the same patient ID Re-attending within 3 months - Children	32	911	3.5%	9.9%	11.4%
% of FP17s for the same patient ID Re-attending within 3 months - Adults	154	1,986	7.8%	14.7%	16.6%
% of FP17s for the same patient ID Re-attending between 3 & 9 months - Children	375	911	41.2%	52.6%	58.0%
% of FP17s for the same patient ID Re-attending between 3 & 9 months - Adults	830	1,986	41.8%	50.2%	53.9%
% of FP17s for Band 1 Urgent Courses	135	2,711	5.0%	9.3%	9.0%
% of FP17s Relating to Free Repair or Replacements	29	2,711	1.1%	0.7%	0.7%
% of FP17s Relating to Continuations	16	2,711	0.6%	0.7%	0.9%
% of Patients satisfied with the dentistry they have received	6	7	N/A	94.7%	94.2%
% of Patients satisfied with the time they had to wait for an appointment	4	7	N/A	89.6%	88.6%

* This is based on patients treated on this contract for their most recent course of treatment. Figures in italics indicate the base number of FP17s or Patient Questionnaire responses are less than 100. N/A is shown where the base number of responses is less than 10 during the period. % is calculated as Quantity/Base number*100

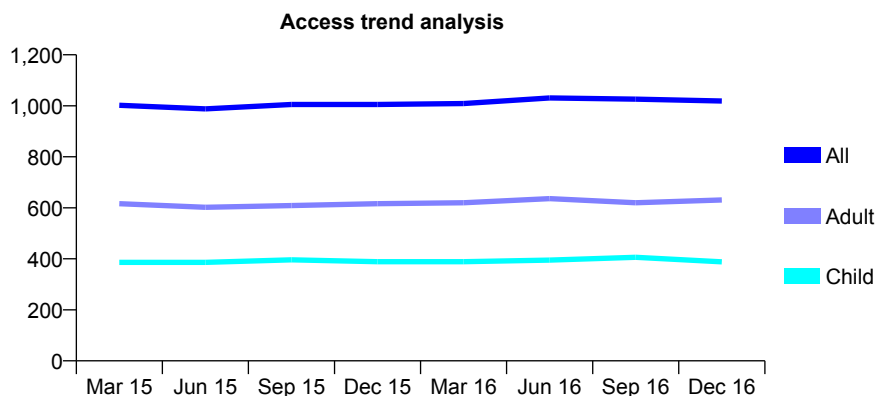
7A3 - Vital Signs At a Glance Contract Report for 792365/0001 - December 2016

Name or company name	MR JA RICE
Contract type name	GDS Contract
Purpose of contract	General
Contract start date	01/10/2011
Contract end date	

16/17 Contracted general activity (UDA)	2,724
Carry forward general activity (UDA)	4
16/17 Contracted orthodontic activity (UOA)	0
Carry forward orthodontic activity (UOA)	0
Baseline contract value	£60,972.88

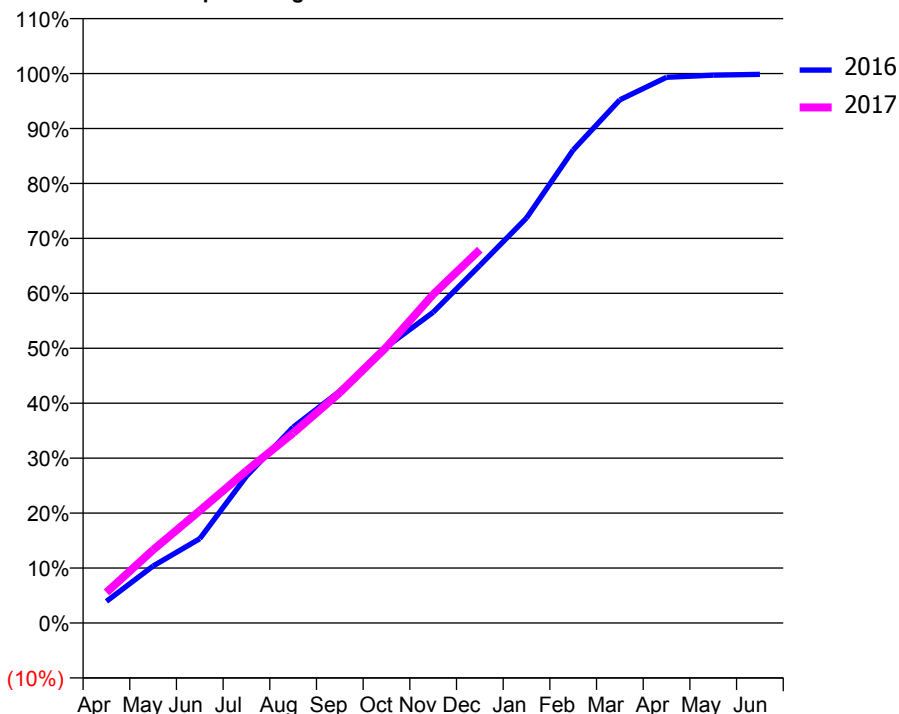
ACCESS*

Patients seen in 24 months	Total	Change since previous quarter
Quarter ending December 2015	1,005	
Quarter ending March 2016	1,009	→
Quarter ending June 2016	1,031	↑
Quarter ending September 2016	1,026	→
Quarter ending December 2016	1,019	→
Variance since December 2015	1.4%	→



ACTIVITY

Cumulative percentage of contracted UDA delivered 2016 & 2017



Month	Adjusted Scheduled Activity (UDA)	
	2016	2017
April	108	152
May	283	363
June	418	557
July	728	755
August	971	942
September	1,149	1,142
October	1,370	1,368
November	1,540	1,629
December	1,773	1,850
January	2,008	
February	2,345	
March	2,593	
April	2,705	
May	2,716	
June	2,720	

QUALITY

	Quantity	Base Number	Contract	LHB	Wales
% of FP17s for the same patient ID Re-attending within 3 months - Children	18	433	4.2%	9.9%	11.4%
% of FP17s for the same patient ID Re-attending within 3 months - Adults	89	629	14.1%	14.7%	16.6%
% of FP17s for the same patient ID Re-attending between 3 & 9 months - Children	236	433	54.5%	52.6%	58.0%
% of FP17s for the same patient ID Re-attending between 3 & 9 months - Adults	265	629	42.1%	50.2%	53.9%
% of FP17s for Band 1 Urgent Courses	102	1,001	10.2%	9.3%	9.0%
% of FP17s Relating to Free Repair or Replacements	0	1,001	0.0%	0.7%	0.7%
% of FP17s Relating to Continuations	5	1,001	0.5%	0.7%	0.9%
% of Patients satisfied with the dentistry they have received	2	2	N/A	94.7%	94.2%
% of Patients satisfied with the time they had to wait for an appointment	2	2	N/A	89.6%	88.6%

* This is based on patients treated on this contract for their most recent course of treatment. Figures in italics indicate the base number of FP17s or Patient Questionnaire responses are less than 100. N/A is shown where the base number of responses is less than 10 during the period. % is calculated as Quantity/Base number*100

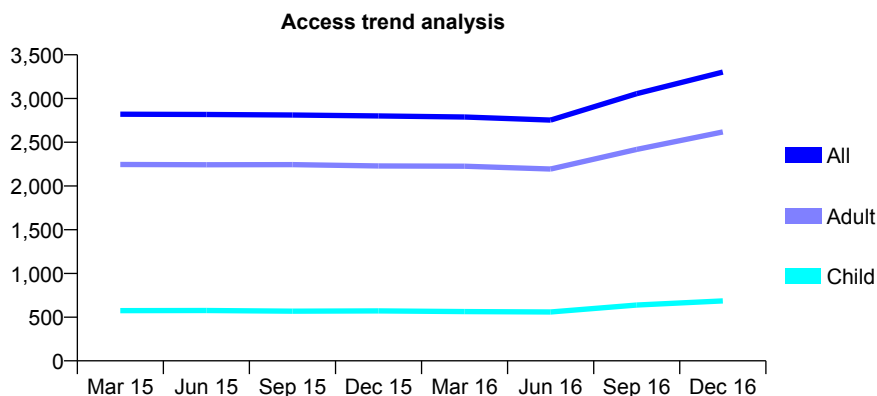
7A3 - Vital Signs At a Glance Contract Report for 810002/0001 - December 2016

Name or company name	MR DJ FLEMING
Contract type name	GDS Contract
Purpose of contract	General
Contract start date	01/04/2006
Contract end date	

16/17 Contracted general activity (UDA)	11,743
Carry forward general activity (UDA)	0
16/17 Contracted orthodontic activity (UOA)	0
Carry forward orthodontic activity (UOA)	0
Baseline contract value	£269,231.34

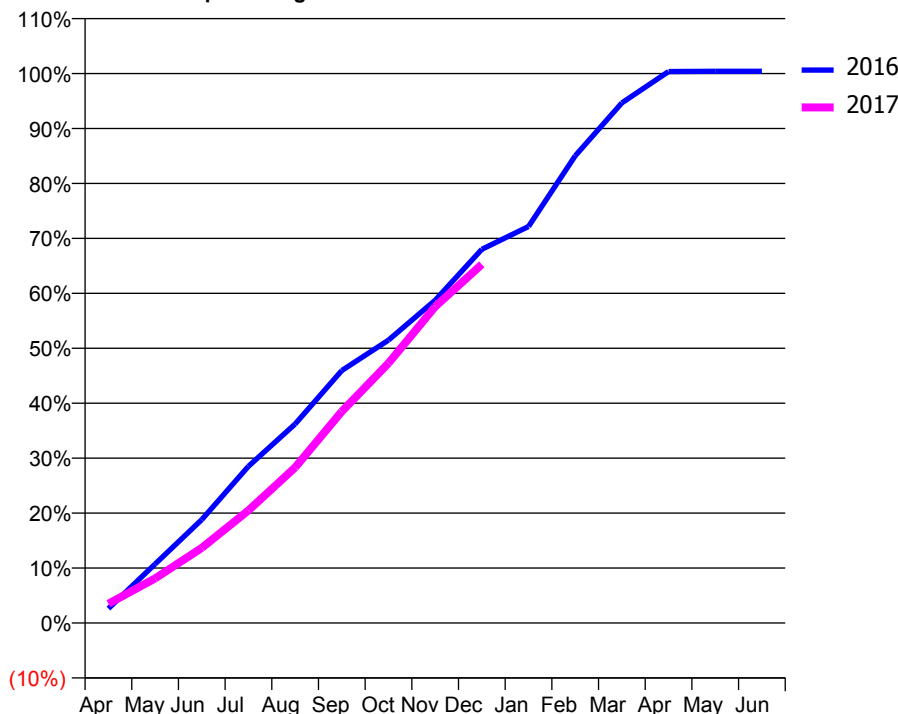
ACCESS*

Patients seen in 24 months	Total	Change since previous quarter
Quarter ending December 2015	2,800	
Quarter ending March 2016	2,789	→
Quarter ending June 2016	2,753	↓
Quarter ending September 2016	3,056	↑
Quarter ending December 2016	3,303	↑
Variance since December 2015	18.0%	↑



ACTIVITY

Cumulative percentage of contracted UDA delivered 2016 & 2017



Month	Adjusted Scheduled Activity (UDA)	
	2016	2017
April	242	413
May	991	952
June	1,737	1,607
July	2,633	2,406
August	3,342	3,325
September	4,240	4,520
October	4,750	5,552
November	5,420	6,760
December	6,276	7,666
January	6,659	
February	7,846	
March	8,735	
April	9,262	
May	9,266	
June	9,266	

QUALITY

	Quantity	Base Number	Contract	LHB	Wales
% of FP17s for the same patient ID Re-attending within 3 months - Children	45	763	5.9%	9.9%	11.4%
% of FP17s for the same patient ID Re-attending within 3 months - Adults	506	2,899	17.5%	14.7%	16.6%
% of FP17s for the same patient ID Re-attending between 3 & 9 months - Children	330	763	43.3%	52.6%	58.0%
% of FP17s for the same patient ID Re-attending between 3 & 9 months - Adults	1,077	2,899	37.2%	50.2%	53.9%
% of FP17s for Band 1 Urgent Courses	578	3,502	16.5%	9.3%	9.0%
% of FP17s Relating to Free Repair or Replacements	13	3,502	0.4%	0.7%	0.7%
% of FP17s Relating to Continuations	24	3,502	0.7%	0.7%	0.9%
% of Patients satisfied with the dentistry they have received	9	9	N/A	94.7%	94.2%
% of Patients satisfied with the time they had to wait for an appointment	7	9	N/A	89.6%	88.6%

* This is based on patients treated on this contract for their most recent course of treatment. Figures in italics indicate the base number of FP17s or Patient Questionnaire responses are less than 100. N/A is shown where the base number of responses is less than 10 during the period. % is calculated as Quantity/Base number*100

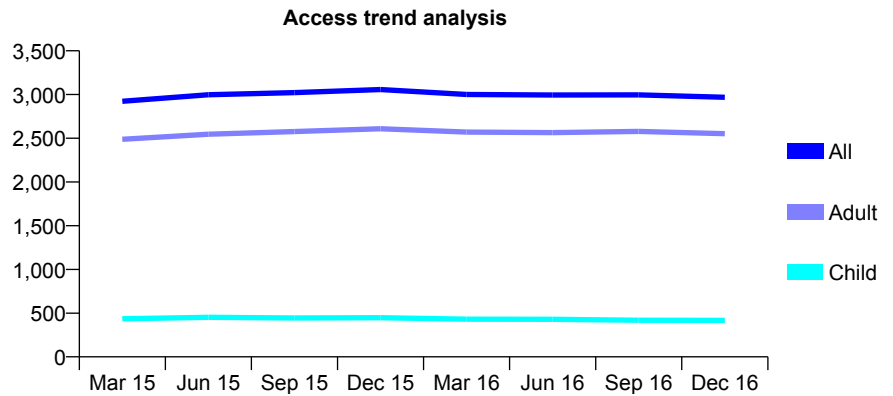
7A3 - Vital Signs At a Glance Contract Report for 810029/0001 - December 2016

Name or company name	MR MR HARRIS
Contract type name	GDS Contract
Purpose of contract	General
Contract start date	01/04/2006
Contract end date	

16/17 Contracted general activity (UDA)	7,470
Carry forward general activity (UDA)	0
16/17 Contracted orthodontic activity (UOA)	0
Carry forward orthodontic activity (UOA)	0
Baseline contract value	£166,357.25

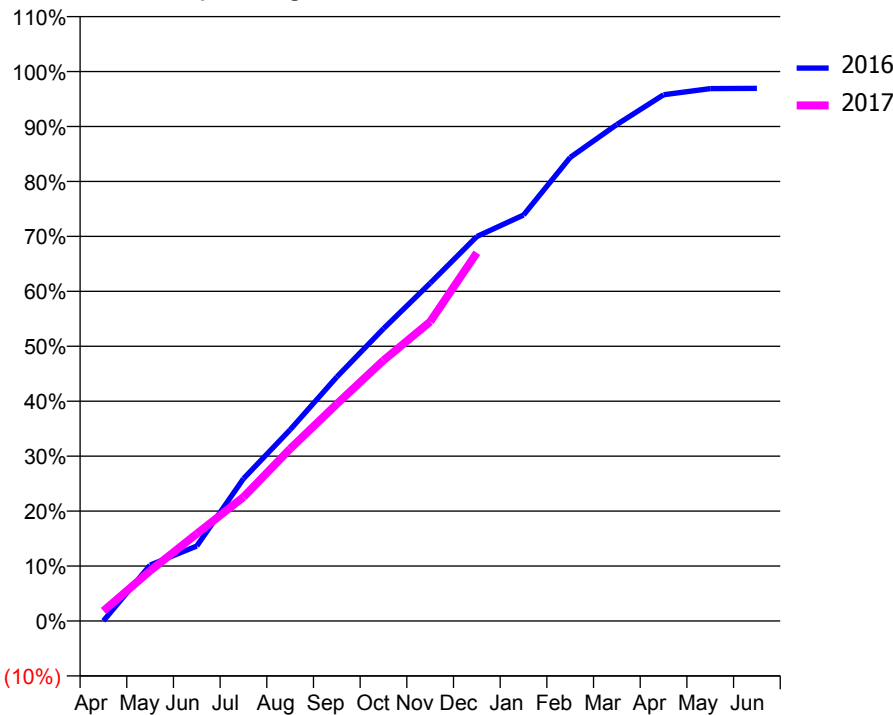
ACCESS*

Patients seen in 24 months	Total	Change since previous quarter
Quarter ending December 2015	3,057	
Quarter ending March 2016	3,001	↓
Quarter ending June 2016	2,994	→
Quarter ending September 2016	2,996	→
Quarter ending December 2016	2,969	→
Variance since December 2015	(2.9%)	↓



ACTIVITY

Cumulative percentage of contracted UDA delivered 2016 & 2017



Month	Adjusted Scheduled Activity (UDA)	
	2016	2017
April	3	136
May	761	682
June	1,019	1,186
July	1,935	1,685
August	2,600	2,342
September	3,319	2,950
October	3,975	3,544
November	4,593	4,069
December	5,227	5,006
January	5,519	
February	6,302	
March	6,749	
April	7,154	
May	7,238	
June	7,240	

QUALITY

	Quantity	Base Number	Contract	LHB	Wales
% of FP17s for the same patient ID Re-attending within 3 months - Children	9	391	2.3%	9.9%	11.4%
% of FP17s for the same patient ID Re-attending within 3 months - Adults	221	2,570	8.6%	14.7%	16.6%
% of FP17s for the same patient ID Re-attending between 3 & 9 months - Children	174	391	44.5%	52.6%	58.0%
% of FP17s for the same patient ID Re-attending between 3 & 9 months - Adults	1,411	2,570	54.9%	50.2%	53.9%
% of FP17s for Band 1 Urgent Courses	94	2,644	3.6%	9.3%	9.0%
% of FP17s Relating to Free Repair or Replacements	14	2,644	0.5%	0.7%	0.7%
% of FP17s Relating to Continuations	20	2,644	0.8%	0.7%	0.9%
% of Patients satisfied with the dentistry they have received	17	18	94.4%	94.7%	94.2%
% of Patients satisfied with the time they had to wait for an appointment	18	18	100.0%	89.6%	88.6%

* This is based on patients treated on this contract for their most recent course of treatment. Figures in italics indicate the base number of FP17s or Patient Questionnaire responses are less than 100. N/A is shown where the base number of responses is less than 10 during the period. % is calculated as Quantity/Base number*100

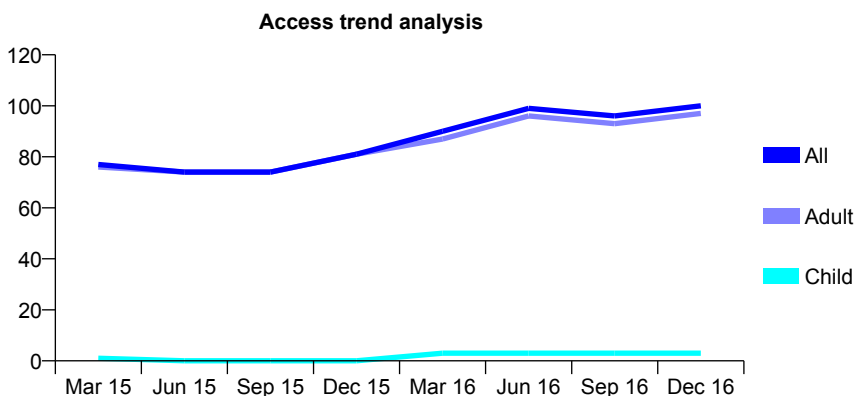
7A3 - Vital Signs At a Glance Contract Report for 810029/0002 - December 2016

Name or company name	MR MR HARRIS
Contract type name	GDS Contract
Purpose of contract	General
Contract start date	01/04/2009
Contract end date	

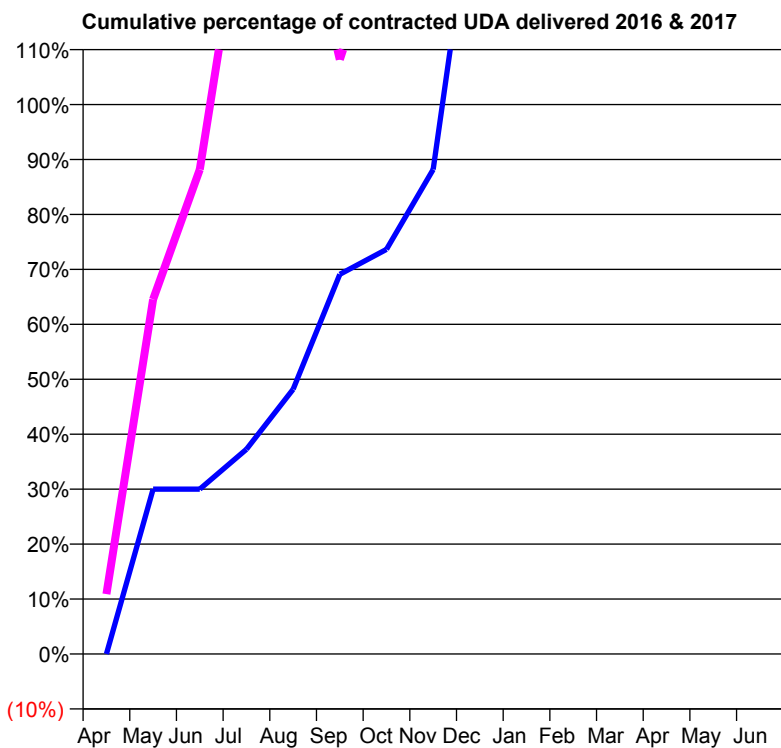
16/17 Contracted general activity (UDA)	110
Carry forward general activity (UDA)	0
16/17 Contracted orthodontic activity (UOA)	0
Carry forward orthodontic activity (UOA)	0
Baseline contract value	£5,513.55

ACCESS*

Patients seen in 24 months	Total	Change since previous quarter
Quarter ending December 2015	81	
Quarter ending March 2016	90	↑
Quarter ending June 2016	99	↑
Quarter ending September 2016	96	↓
Quarter ending December 2016	100	↑
Variance since December 2015	23.5%	↑



ACTIVITY



Month	Adjusted Scheduled Activity (UDA)	
	2016	2017
April	0	12
May	33	71
June	33	97
July	41	155
August	53	159
September	76	119
October	81	147
November	97	189
December	162	233
January	192	
February	207	
March	226	
April	296	
May	269	
June	269	

QUALITY

	Quantity	Base Number	Contract	LHB	Wales
% of FP17s for the same patient ID Re-attending within 3 months - Children	0	4	0.0%	9.9%	11.4%
% of FP17s for the same patient ID Re-attending within 3 months - Adults	0	58	0.0%	14.7%	16.6%
% of FP17s for the same patient ID Re-attending between 3 & 9 months - Children	0	4	0.0%	52.6%	58.0%
% of FP17s for the same patient ID Re-attending between 3 & 9 months - Adults	4	58	6.9%	50.2%	53.9%
% of FP17s for Band 1 Urgent Courses	1	54	1.9%	9.3%	9.0%
% of FP17s Relating to Free Repair or Replacements	0	54	0.0%	0.7%	0.7%
% of FP17s Relating to Continuations	0	54	0.0%	0.7%	0.9%
% of Patients satisfied with the dentistry they have received	1	1	N/A	94.7%	94.2%
% of Patients satisfied with the time they had to wait for an appointment	1	1	N/A	89.6%	88.6%

* This is based on patients treated on this contract for their most recent course of treatment. Figures in italics indicate the base number of FP17s or Patient Questionnaire responses are less than 100. N/A is shown where the base number of responses is less than 10 during the period. % is calculated as Quantity/Base number*100

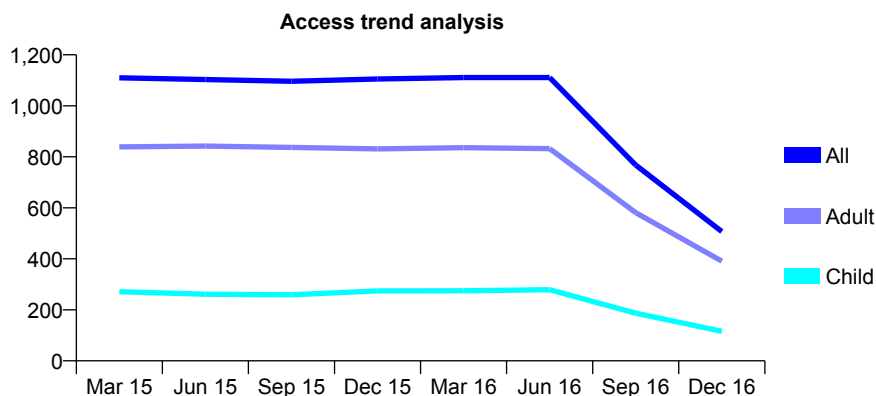
7A3 - Vital Signs At a Glance Contract Report for 811823/0001 - December 2016

Name or company name	MRS SJ RESTEGHINI
Contract type name	GDS Contract
Purpose of contract	General
Contract start date	01/04/2006
Contract end date	30/06/2016

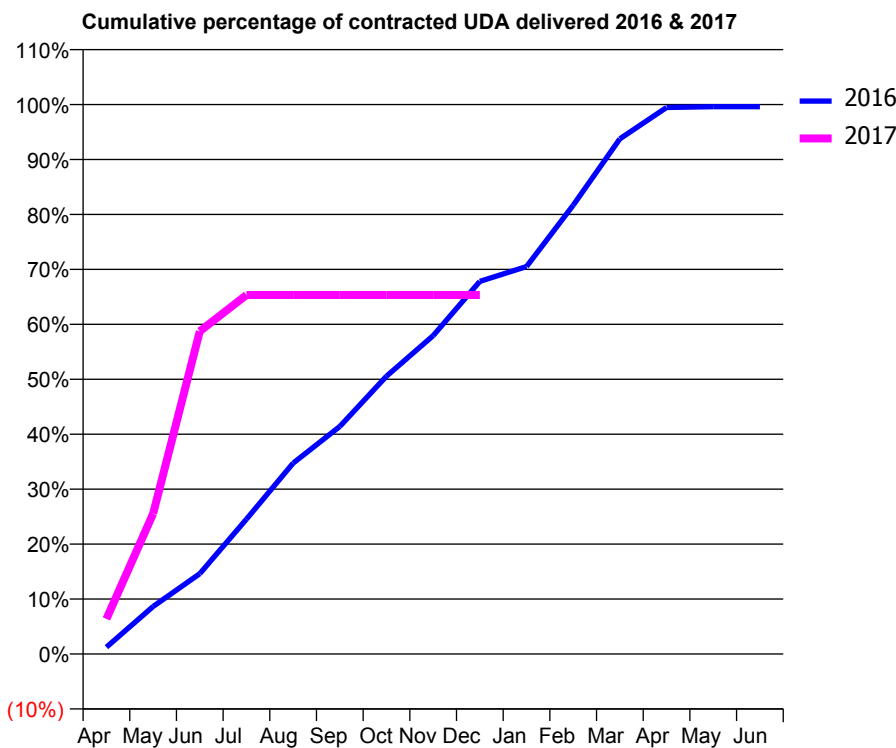
16/17 Contracted general activity (UDA)	838
Carry forward general activity (UDA)	0
16/17 Contracted orthodontic activity (UOA)	0
Carry forward orthodontic activity (UOA)	0
Baseline contract value	£19,260.44

ACCESS*

Patients seen in 24 months	Total	Change since previous quarter
Quarter ending December 2015	1,105	
Quarter ending March 2016	1,111	→
Quarter ending June 2016	1,111	→
Quarter ending September 2016	768	↓
Quarter ending December 2016	507	↓
Variance since December 2015	(54.1%)	↓



ACTIVITY



Month	Adjusted Scheduled Activity (UDA)	
	2016	2017
April	42	54
May	290	214
June	491	492
July	823	548
August	1,165	548
September	1,388	548
October	1,695	548
November	1,943	548
December	2,274	548
January	2,364	
February	2,738	
March	3,143	
April	3,335	
May	3,340	
June	3,340	

QUALITY

	Quantity	Base Number	Contract	LHB	Wales
% of FP17s for the same patient ID Re-attending within 3 months - Children	3	89	3.4%	9.9%	11.4%
% of FP17s for the same patient ID Re-attending within 3 months - Adults	53	300	17.7%	14.7%	16.6%
% of FP17s for the same patient ID Re-attending between 3 & 9 months - Children	51	89	57.3%	52.6%	58.0%
% of FP17s for the same patient ID Re-attending between 3 & 9 months - Adults	140	300	46.7%	50.2%	53.9%
% of FP17s for Band 1 Urgent Courses	48	317	15.1%	9.3%	9.0%
% of FP17s Relating to Free Repair or Replacements	1	317	0.3%	0.7%	0.7%
% of FP17s Relating to Continuations	1	317	0.3%	0.7%	0.9%
% of Patients satisfied with the dentistry they have received	0	1	N/A	94.7%	94.2%
% of Patients satisfied with the time they had to wait for an appointment	1	1	N/A	89.6%	88.6%

* This is based on patients treated on this contract for their most recent course of treatment. Figures in italics indicate the base number of FP17s or Patient Questionnaire responses are less than 100. N/A is shown where the base number of responses is less than 10 during the period. % is calculated as Quantity/Base number*100

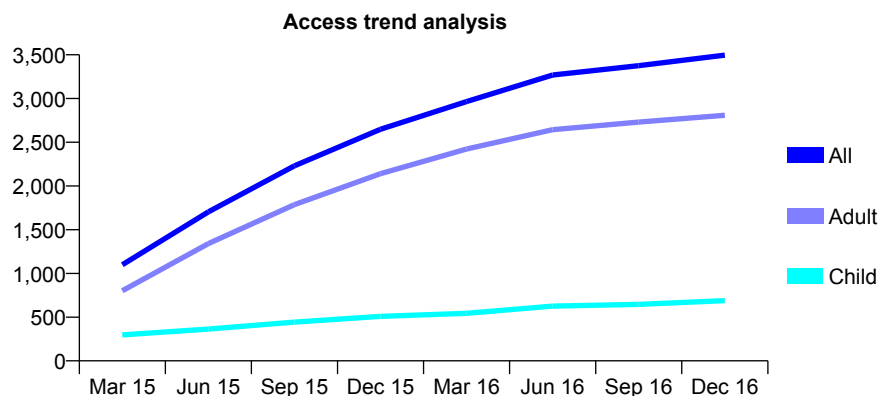
7A3 - Vital Signs At a Glance Contract Report for 812129/0001 - December 2016

Name or company name	MR SD JENKINS
Contract type name	GDS Contract
Purpose of contract	General
Contract start date	01/04/2006
Contract end date	

16/17 Contracted general activity (UDA)	14,511
Carry forward general activity (UDA)	115
16/17 Contracted orthodontic activity (UOA)	0
Carry forward orthodontic activity (UOA)	0
Baseline contract value	£339,539.46

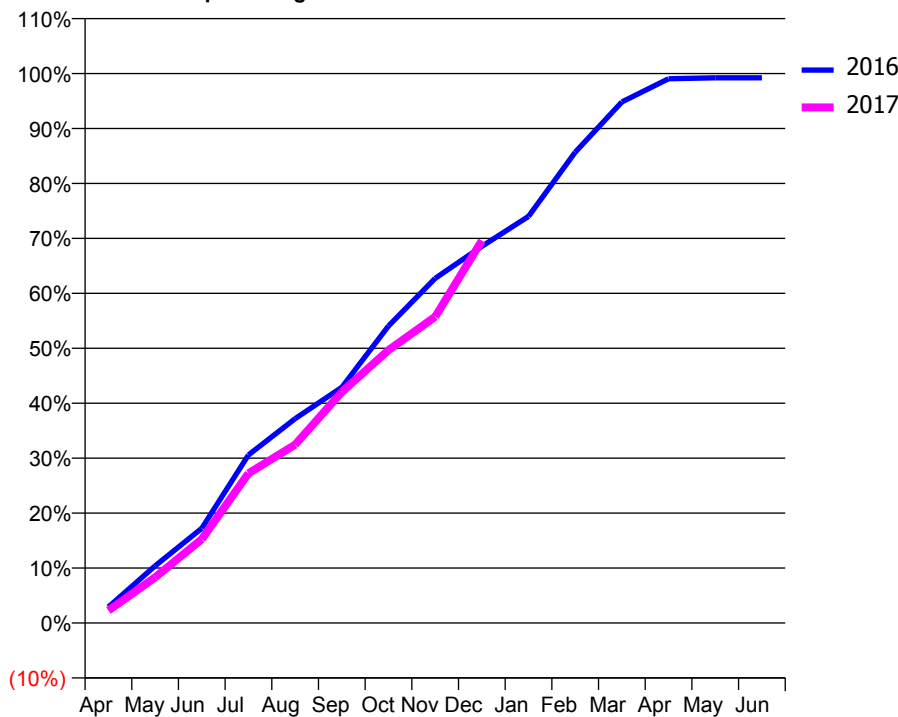
ACCESS*

Patients seen in 24 months	Total	Change since previous quarter
Quarter ending December 2015	2,649	
Quarter ending March 2016	2,966	↑
Quarter ending June 2016	3,269	↑
Quarter ending September 2016	3,376	↑
Quarter ending December 2016	3,496	↑
Variance since December 2015	32.0%	↑



ACTIVITY

Cumulative percentage of contracted UDA delivered 2016 & 2017



Month	Adjusted Scheduled Activity (UDA)	
	2016	2017
April	423	329
May	1,510	1,206
June	2,501	2,213
July	4,440	3,953
August	5,395	4,710
September	6,224	6,100
October	7,843	7,205
November	9,102	8,086
December	9,946	10,096
January	10,738	
February	12,434	
March	13,759	
April	14,372	
May	14,397	
June	14,396	

QUALITY

	Quantity	Base Number	Contract	LHB	Wales
% of FP17s for the same patient ID Re-attending within 3 months - Children	63	756	8.3%	9.9%	11.4%
% of FP17s for the same patient ID Re-attending within 3 months - Adults	466	2,916	16.0%	14.7%	16.6%
% of FP17s for the same patient ID Re-attending between 3 & 9 months - Children	361	756	47.8%	52.6%	58.0%
% of FP17s for the same patient ID Re-attending between 3 & 9 months - Adults	1,381	2,916	47.4%	50.2%	53.9%
% of FP17s for Band 1 Urgent Courses	216	3,422	6.3%	9.3%	9.0%
% of FP17s Relating to Free Repair or Replacements	64	3,422	1.9%	0.7%	0.7%
% of FP17s Relating to Continuations	37	3,422	1.1%	0.7%	0.9%
% of Patients satisfied with the dentistry they have received	10	11	90.9%	94.7%	94.2%
% of Patients satisfied with the time they had to wait for an appointment	11	11	100.0%	89.6%	88.6%

* This is based on patients treated on this contract for their most recent course of treatment. Figures in italics indicate the base number of FP17s or Patient Questionnaire responses are less than 100. N/A is shown where the base number of responses is less than 10 during the period. % is calculated as Quantity/Base number*100

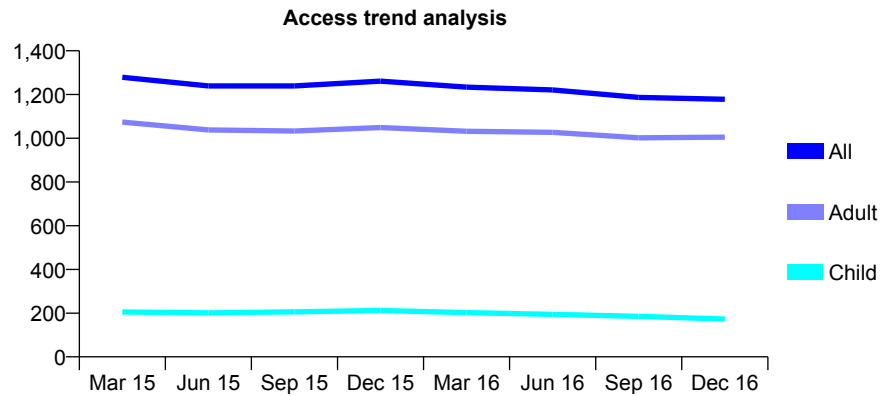
7A3 - Vital Signs At a Glance Contract Report for 910732/0001 - December 2016

Name or company name	MRS SP HARRIS
Contract type name	GDS Contract
Purpose of contract	General
Contract start date	01/04/2006
Contract end date	

16/17 Contracted general activity (UDA)	2,912
Carry forward general activity (UDA)	0
16/17 Contracted orthodontic activity (UOA)	0
Carry forward orthodontic activity (UOA)	0
Baseline contract value	£64,850.37

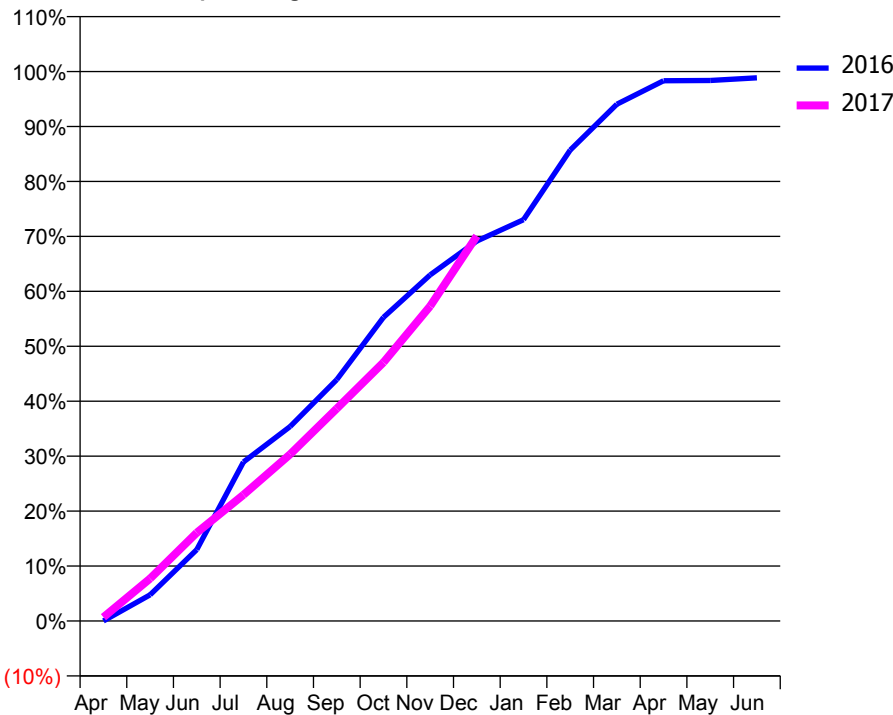
ACCESS*

Patients seen in 24 months	Total	Change since previous quarter
Quarter ending December 2015	1,261	
Quarter ending March 2016	1,234	↓
Quarter ending June 2016	1,221	↓
Quarter ending September 2016	1,187	↓
Quarter ending December 2016	1,178	→
Variance since December 2015	(6.6%)	↓



ACTIVITY

Cumulative percentage of contracted UDA delivered 2016 & 2017



Month	Adjusted Scheduled Activity (UDA)	
	2016	2017
April	0	20
May	139	225
June	378	468
July	843	669
August	1,031	884
September	1,279	1,126
October	1,610	1,370
November	1,834	1,669
December	2,013	2,041
January	2,127	
February	2,496	
March	2,739	
April	2,863	
May	2,864	
June	2,878	

QUALITY

	Quantity	Base Number	Contract	LHB	Wales
% of FP17s for the same patient ID Re-attending within 3 months - Children	3	158	1.9%	9.9%	11.4%
% of FP17s for the same patient ID Re-attending within 3 months - Adults	80	877	9.1%	14.7%	16.6%
% of FP17s for the same patient ID Re-attending between 3 & 9 months - Children	62	158	39.2%	52.6%	58.0%
% of FP17s for the same patient ID Re-attending between 3 & 9 months - Adults	383	877	43.7%	50.2%	53.9%
% of FP17s for Band 1 Urgent Courses	47	938	5.0%	9.3%	9.0%
% of FP17s Relating to Free Repair or Replacements	5	938	0.5%	0.7%	0.7%
% of FP17s Relating to Continuations	6	938	0.6%	0.7%	0.9%
% of Patients satisfied with the dentistry they have received	4	4	N/A	94.7%	94.2%
% of Patients satisfied with the time they had to wait for an appointment	4	4	N/A	89.6%	88.6%

* This is based on patients treated on this contract for their most recent course of treatment. Figures in italics indicate the base number of FP17s or Patient Questionnaire responses are less than 100. N/A is shown where the base number of responses is less than 10 during the period. % is calculated as Quantity/Base number*100

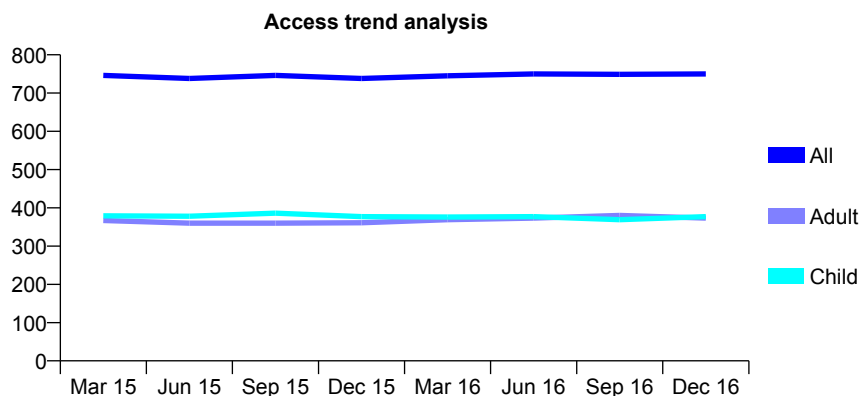
7A3 - Vital Signs At a Glance Contract Report for 913642/0001 - December 2016

Name or company name	MR DB RODERICK
Contract type name	GDS Contract
Purpose of contract	General
Contract start date	01/04/2006
Contract end date	

16/17 Contracted general activity (UDA)	2,204
Carry forward general activity (UDA)	0
16/17 Contracted orthodontic activity (UOA)	0
Carry forward orthodontic activity (UOA)	0
Baseline contract value	£68,661.62

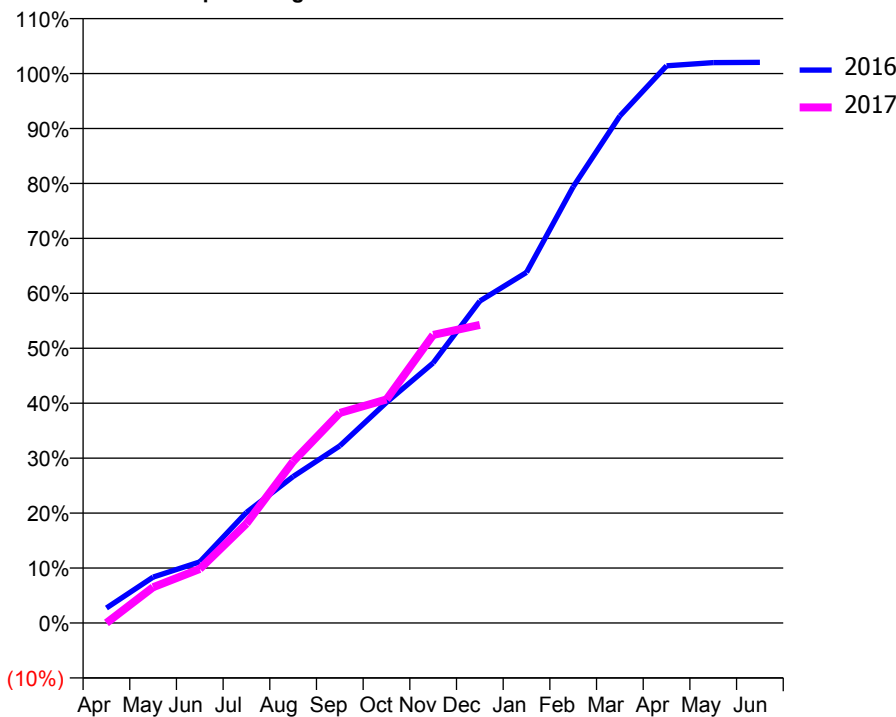
ACCESS*

Patients seen in 24 months	Total	Change since previous quarter
Quarter ending December 2015	738	
Quarter ending March 2016	745	→
Quarter ending June 2016	750	→
Quarter ending September 2016	749	→
Quarter ending December 2016	750	→
Variance since December 2015	1.6%	→



ACTIVITY

Cumulative percentage of contracted UDA delivered 2016 & 2017



Month	Adjusted Scheduled Activity (UDA)	
	2016	2017
April	60	0
May	184	144
June	245	217
July	444	399
August	588	648
September	711	842
October	885	897
November	1,043	1,155
December	1,291	1,196
January	1,406	
February	1,750	
March	2,034	
April	2,235	
May	2,248	
June	2,249	

QUALITY

	Quantity	Base Number	Contract	LHB	Wales
% of FP17s for the same patient ID Re-attending within 3 months - Children	45	406	11.1%	9.9%	11.4%
% of FP17s for the same patient ID Re-attending within 3 months - Adults	20	266	7.5%	14.7%	16.6%
% of FP17s for the same patient ID Re-attending between 3 & 9 months - Children	214	406	52.7%	52.6%	58.0%
% of FP17s for the same patient ID Re-attending between 3 & 9 months - Adults	120	266	45.1%	50.2%	53.9%
% of FP17s for Band 1 Urgent Courses	13	591	2.2%	9.3%	9.0%
% of FP17s Relating to Free Repair or Replacements	0	591	0.0%	0.7%	0.7%
% of FP17s Relating to Continuations	0	591	0.0%	0.7%	0.9%
% of Patients satisfied with the dentistry they have received	3	3	N/A	94.7%	94.2%
% of Patients satisfied with the time they had to wait for an appointment	3	3	N/A	89.6%	88.6%

* This is based on patients treated on this contract for their most recent course of treatment. Figures in italics indicate the base number of FP17s or Patient Questionnaire responses are less than 100. N/A is shown where the base number of responses is less than 10 during the period. % is calculated as Quantity/Base number*100

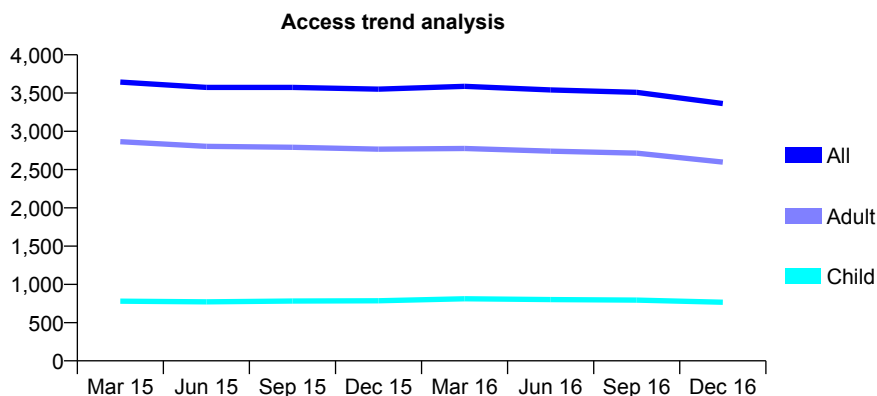
7A3 - Vital Signs At a Glance Contract Report for 949825/0001 - December 2016

Name or company name	MR DJ WILLIAMS
Contract type name	GDS Contract
Purpose of contract	General
Contract start date	01/09/2008
Contract end date	

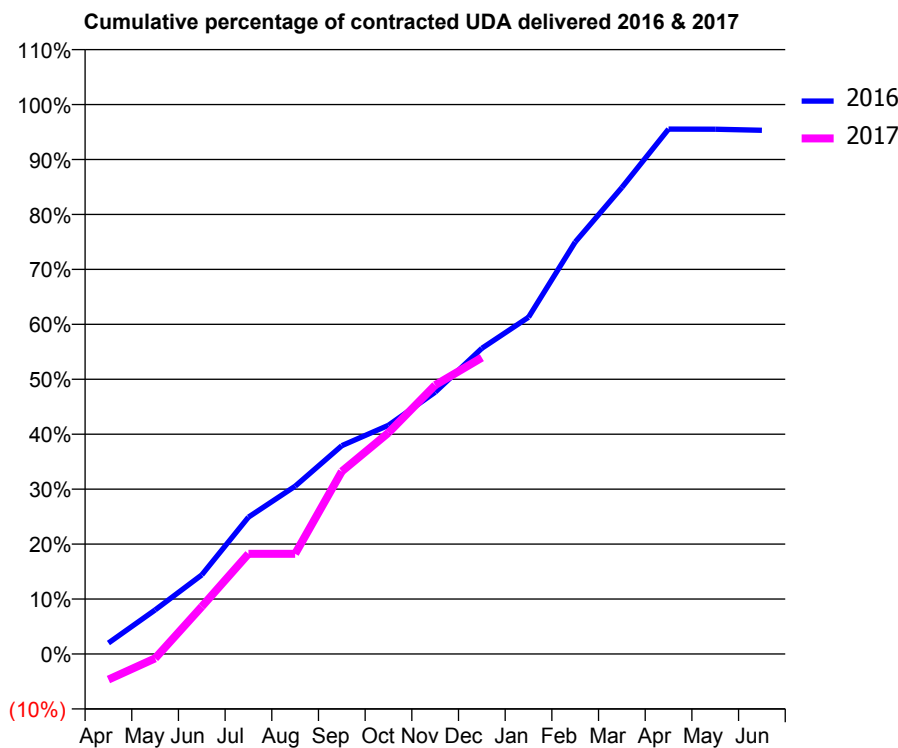
16/17 Contracted general activity (UDA)	11,940
Carry forward general activity (UDA)	559
16/17 Contracted orthodontic activity (UOA)	0
Carry forward orthodontic activity (UOA)	0
Baseline contract value	£274,346.96

ACCESS*

Patients seen in 24 months	Total	Change since previous quarter
Quarter ending December 2015	3,552	
Quarter ending March 2016	3,587	→
Quarter ending June 2016	3,540	↓
Quarter ending September 2016	3,509	→
Quarter ending December 2016	3,363	↓
Variance since December 2015	(5.3%)	↓



ACTIVITY



Month	Adjusted Scheduled Activity (UDA)	
	2016	2017
April	240	-559
May	959	-97
June	1,720	1,030
July	2,975	2,178
August	3,645	2,178
September	4,526	3,969
October	4,970	4,810
November	5,690	5,844
December	6,642	6,441
January	7,317	
February	8,953	
March	10,137	
April	11,405	
May	11,404	
June	11,381	

QUALITY

	Quantity	Base Number	Contract	LHB	Wales
% of FP17s for the same patient ID Re-attending within 3 months - Children	60	855	7.0%	9.9%	11.4%
% of FP17s for the same patient ID Re-attending within 3 months - Adults	482	2,973	16.2%	14.7%	16.6%
% of FP17s for the same patient ID Re-attending between 3 & 9 months - Children	508	855	59.4%	52.6%	58.0%
% of FP17s for the same patient ID Re-attending between 3 & 9 months - Adults	1,755	2,973	59.0%	50.2%	53.9%
% of FP17s for Band 1 Urgent Courses	279	3,440	8.1%	9.3%	9.0%
% of FP17s Relating to Free Repair or Replacements	60	3,440	1.7%	0.7%	0.7%
% of FP17s Relating to Continuations	35	3,440	1.0%	0.7%	0.9%
% of Patients satisfied with the dentistry they have received	8	9	N/A	94.7%	94.2%
% of Patients satisfied with the time they had to wait for an appointment	8	9	N/A	89.6%	88.6%

* This is based on patients treated on this contract for their most recent course of treatment. Figures in italics indicate the base number of FP17s or Patient Questionnaire responses are less than 100. N/A is shown where the base number of responses is less than 10 during the period. % is calculated as Quantity/Base number*100

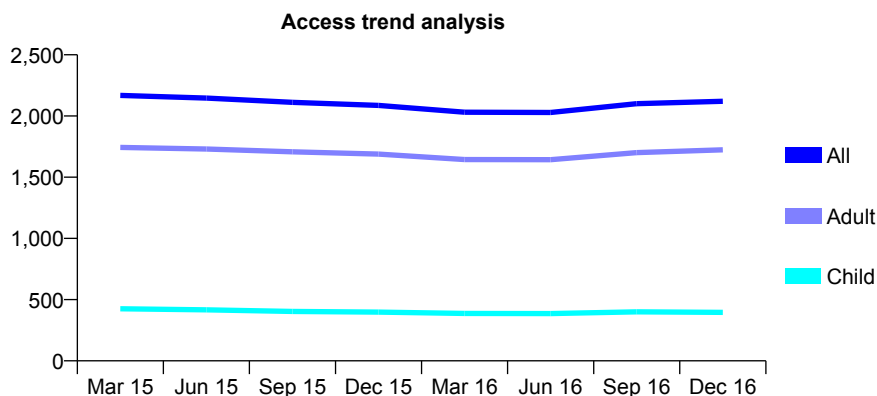
7A3 - Vital Signs At a Glance Contract Report for 999172/0001 - December 2016

Name or company name	MR B AARON
Contract type name	GDS Contract
Purpose of contract	General
Contract start date	01/04/2006
Contract end date	

16/17 Contracted general activity (UDA)	5,750
Carry forward general activity (UDA)	0
16/17 Contracted orthodontic activity (UOA)	0
Carry forward orthodontic activity (UOA)	0
Baseline contract value	£139,437.50

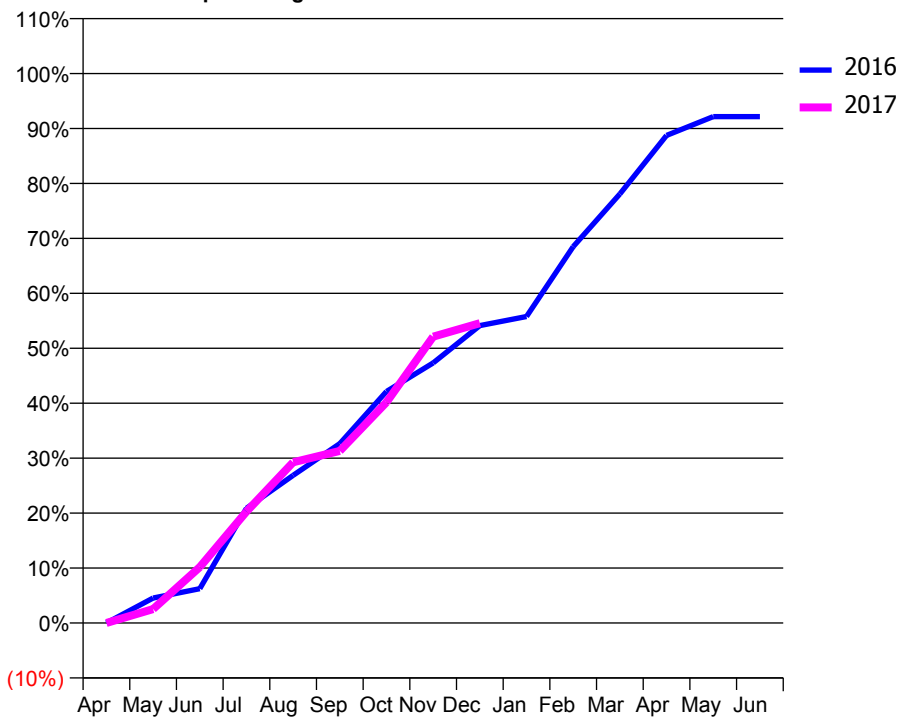
ACCESS*

Patients seen in 24 months	Total	Change since previous quarter
Quarter ending December 2015	2,087	
Quarter ending March 2016	2,031	↓
Quarter ending June 2016	2,029	→
Quarter ending September 2016	2,101	↑
Quarter ending December 2016	2,120	→
Variance since December 2015	1.6%	→



ACTIVITY

Cumulative percentage of contracted UDA delivered 2016 & 2017



Month	Adjusted Scheduled Activity (UDA)	
	2016	2017
April	1	0
May	273	146
June	375	585
July	1,253	1,166
August	1,613	1,682
September	1,959	1,800
October	2,528	2,310
November	2,839	2,996
December	3,247	3,137
January	3,347	
February	4,110	
March	4,685	
April	5,324	
May	5,529	
June	5,529	

QUALITY

	Quantity	Base Number	Contract	LHB	Wales
% of FP17s for the same patient ID Re-attending within 3 months - Children	8	398	2.0%	9.9%	11.4%
% of FP17s for the same patient ID Re-attending within 3 months - Adults	39	1,587	2.5%	14.7%	16.6%
% of FP17s for the same patient ID Re-attending between 3 & 9 months - Children	213	398	53.5%	52.6%	58.0%
% of FP17s for the same patient ID Re-attending between 3 & 9 months - Adults	848	1,587	53.4%	50.2%	53.9%
% of FP17s for Band 1 Urgent Courses	27	1,632	1.7%	9.3%	9.0%
% of FP17s Relating to Free Repair or Replacements	6	1,632	0.4%	0.7%	0.7%
% of FP17s Relating to Continuations	0	1,632	0.0%	0.7%	0.9%
% of Patients satisfied with the dentistry they have received	16	16	100.0%	94.7%	94.2%
% of Patients satisfied with the time they had to wait for an appointment	15	16	93.8%	89.6%	88.6%

* This is based on patients treated on this contract for their most recent course of treatment. Figures in italics indicate the base number of FP17s or Patient Questionnaire responses are less than 100. N/A is shown where the base number of responses is less than 10 during the period. % is calculated as Quantity/Base number*100

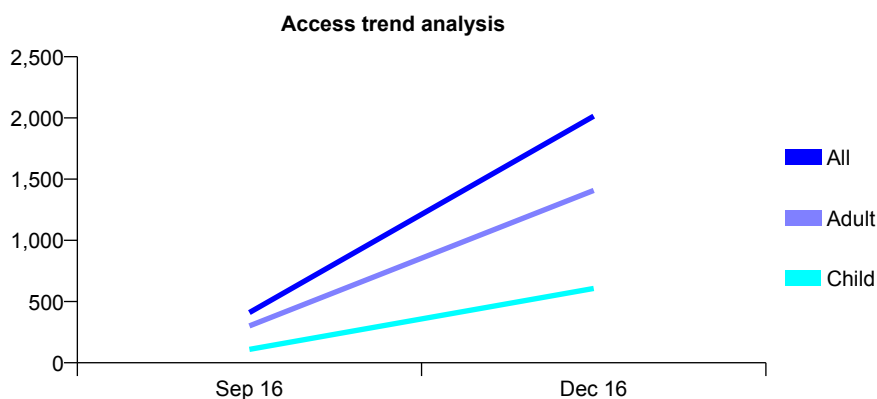
7A4 - Vital Signs At a Glance Contract Report for 100209/0000 - December 2016

Name or company name	E M Roberts & K E Palmer
Contract type name	GDS Contract
Purpose of contract	General
Contract start date	01/09/2016
Contract end date	

16/17 Contracted general activity (UDA)	7,608
Carry forward general activity (UDA)	0
16/17 Contracted orthodontic activity (UOA)	0
Carry forward orthodontic activity (UOA)	0
Baseline contract value	£194,134.70

ACCESS*

Patients seen in 24 months	Total	Change since previous quarter
Quarter ending December 2015	0	
Quarter ending March 2016	0	
Quarter ending June 2016	0	
Quarter ending September 2016	410	↑
Quarter ending December 2016	2,015	↑
Variance since December 2015	N/A	



ACTIVITY



Month	Adjusted Scheduled Activity (UDA)	
	2016	2017
April	0	0
May	0	0
June	0	0
July	0	0
August	0	0
September	0	495
October	0	1,268
November	0	2,654
December	0	3,892
January	0	
February	0	
March	0	
April	0	
May	0	
June	0	

QUALITY

	Quantity	Base Number	Contract	LHB	Wales
% of FP17s for the same patient ID Re-attending within 3 months - Children	10	555	1.8%	9.1%	11.4%
% of FP17s for the same patient ID Re-attending within 3 months - Adults	67	1,427	4.7%	16.4%	16.6%
% of FP17s for the same patient ID Re-attending between 3 & 9 months - Children	1	555	0.2%	55.2%	58.0%
% of FP17s for the same patient ID Re-attending between 3 & 9 months - Adults	4	1,427	0.3%	52.7%	53.9%
% of FP17s for Band 1 Urgent Courses	90	1,982	4.5%	9.3%	9.0%
% of FP17s Relating to Free Repair or Replacements	1	1,982	0.1%	0.7%	0.7%
% of FP17s Relating to Continuations	5	1,982	0.3%	1.1%	0.9%
% of Patients satisfied with the dentistry they have received	0	0	N/A	94.5%	94.2%
% of Patients satisfied with the time they had to wait for an appointment	0	0	N/A	89.4%	88.6%

* This is based on patients treated on this contract for their most recent course of treatment. Figures in italics indicate the base number of FP17s or Patient Questionnaire responses are less than 100. N/A is shown where the base number of responses is less than 10 during the period. % is calculated as Quantity/Base number*100

7A4 - Vital Signs At a Glance Contract Report for 100224/0000 - December 2016


Name or company name	Gwena Ltd
Contract type name	PDS Contract
Purpose of contract	General
Contract start date	01/11/2016
Contract end date	13/10/2026

16/17 Contracted general activity (UDA)	7,068
Carry forward general activity (UDA)	0
16/17 Contracted orthodontic activity (UOA)	0
Carry forward orthodontic activity (UOA)	0
Baseline contract value	£174,704.97

ACCESS*

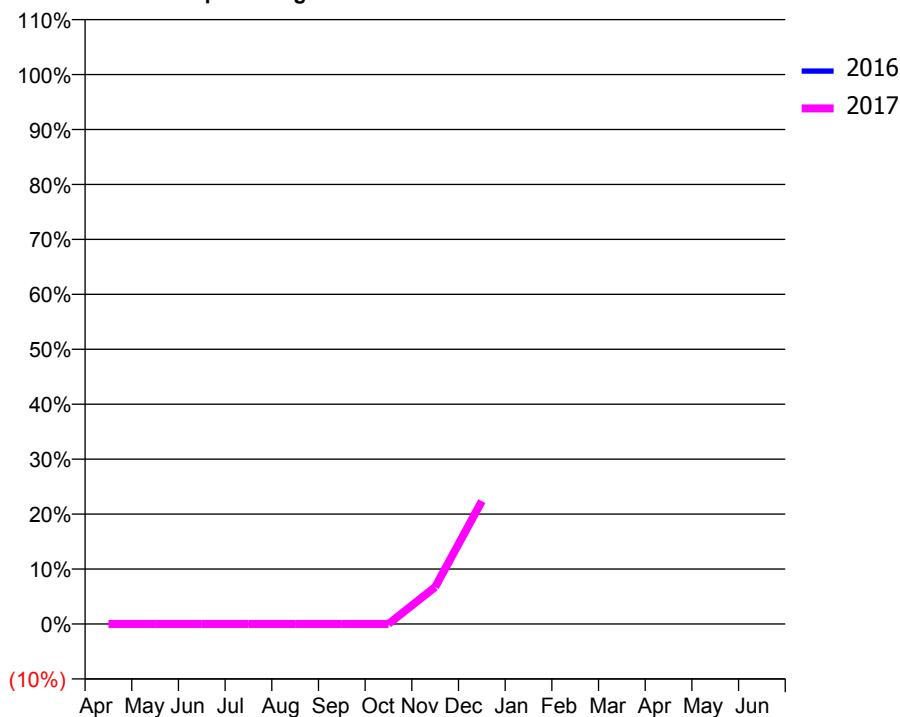
Patients seen in 24 months	Total	Change since previous quarter
Quarter ending December 2015	0	
Quarter ending March 2016	0	
Quarter ending June 2016	0	
Quarter ending September 2016	0	
Quarter ending December 2016	1,141	↑
Variance since December 2015	N/A	

Access trend analysis



ACTIVITY

Cumulative percentage of contracted UDA delivered 2016 & 2017



Adjusted Scheduled Activity (UDA)

Month	2016	2017
April	0	0
May	0	0
June	0	0
July	0	0
August	0	0
September	0	0
October	0	0
November	0	476
December	0	1,580
January	0	
February	0	
March	0	
April	0	
May	0	
June	0	

QUALITY

	Quantity	Base Number	Contract	LHB	Wales
% of FP17s for the same patient ID Re-attending within 3 months - Children	0	255	0.0%	9.1%	11.4%
% of FP17s for the same patient ID Re-attending within 3 months - Adults	6	686	0.9%	16.4%	16.6%
% of FP17s for the same patient ID Re-attending between 3 & 9 months - Children	0	255	0.0%	55.2%	58.0%
% of FP17s for the same patient ID Re-attending between 3 & 9 months - Adults	0	686	0.0%	52.7%	53.9%
% of FP17s for Band 1 Urgent Courses	7	941	0.7%	9.3%	9.0%
% of FP17s Relating to Free Repair or Replacements	0	941	0.0%	0.7%	0.7%
% of FP17s Relating to Continuations	1	941	0.1%	1.1%	0.9%
% of Patients satisfied with the dentistry they have received	0	0	N/A	94.5%	94.2%
% of Patients satisfied with the time they had to wait for an appointment	0	0	N/A	89.4%	88.6%

* This is based on patients treated on this contract for their most recent course of treatment. Figures in italics indicate the base number of FP17s or Patient Questionnaire responses are less than 100. N/A is shown where the base number of responses is less than 10 during the period. % is calculated as Quantity/Base number*100

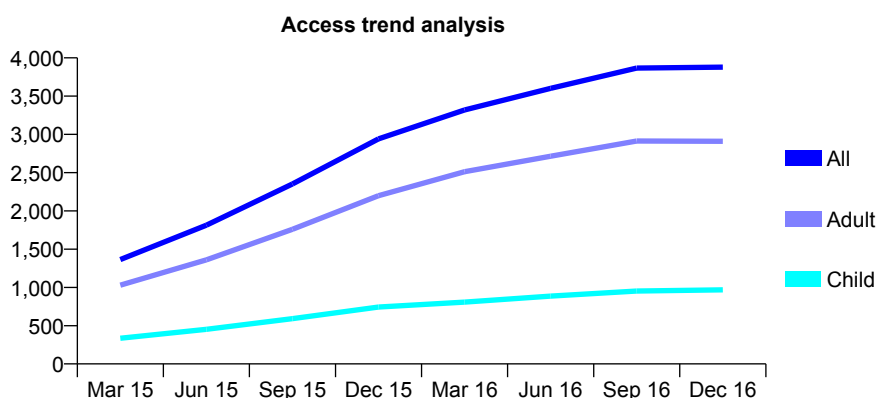
7A4 - Vital Signs At a Glance Contract Report for 101338/0151 - December 2016

Name or company name	Whitecross Dental Care Limited
Contract type name	GDS Contract
Purpose of contract	General
Contract start date	01/11/2014
Contract end date	

16/17 Contracted general activity (UDA)	11,700
Carry forward general activity (UDA)	0
16/17 Contracted orthodontic activity (UOA)	0
Carry forward orthodontic activity (UOA)	0
Baseline contract value	£281,133.11

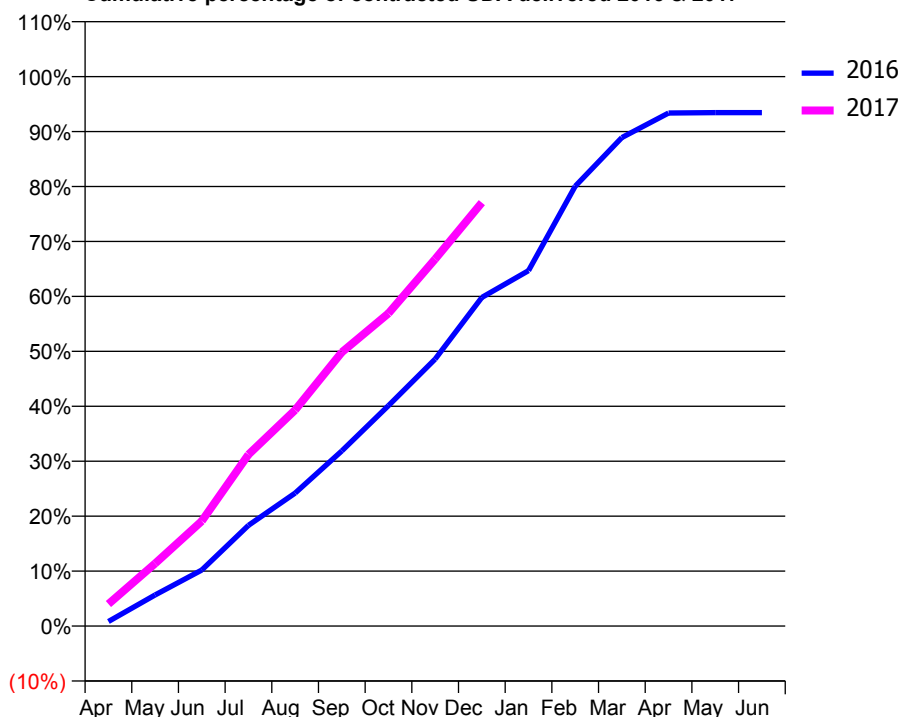
ACCESS*

Patients seen in 24 months	Total	Change since previous quarter
Quarter ending December 2015	2,942	
Quarter ending March 2016	3,320	↑
Quarter ending June 2016	3,601	↑
Quarter ending September 2016	3,867	↑
Quarter ending December 2016	3,879	→
Variance since December 2015	31.8%	↑



ACTIVITY

Cumulative percentage of contracted UDA delivered 2016 & 2017



Month	Adjusted Scheduled Activity (UDA)	
	2016	2017
April	97	470
May	662	1,334
June	1,194	2,235
July	2,146	3,652
August	2,831	4,600
September	3,729	5,829
October	4,694	6,660
November	5,686	7,816
December	6,997	9,015
January	7,569	
February	9,365	
March	10,401	
April	10,924	
May	10,933	
June	10,933	

QUALITY

	Quantity	Base Number	Contract	LHB	Wales
% of FP17s for the same patient ID Re-attending within 3 months - Children	34	826	4.1%	9.1%	11.4%
% of FP17s for the same patient ID Re-attending within 3 months - Adults	230	2,669	8.6%	16.4%	16.6%
% of FP17s for the same patient ID Re-attending between 3 & 9 months - Children	349	826	42.3%	55.2%	58.0%
% of FP17s for the same patient ID Re-attending between 3 & 9 months - Adults	1,387	2,669	52.0%	52.7%	53.9%
% of FP17s for Band 1 Urgent Courses	103	3,342	3.1%	9.3%	9.0%
% of FP17s Relating to Free Repair or Replacements	19	3,342	0.6%	0.7%	0.7%
% of FP17s Relating to Continuations	12	3,342	0.4%	1.1%	0.9%
% of Patients satisfied with the dentistry they have received	15	16	93.8%	94.5%	94.2%
% of Patients satisfied with the time they had to wait for an appointment	11	16	68.8%	89.4%	88.6%

* This is based on patients treated on this contract for their most recent course of treatment. Figures in italics indicate the base number of FP17s or Patient Questionnaire responses are less than 100. N/A is shown where the base number of responses is less than 10 during the period. % is calculated as Quantity/Base number*100

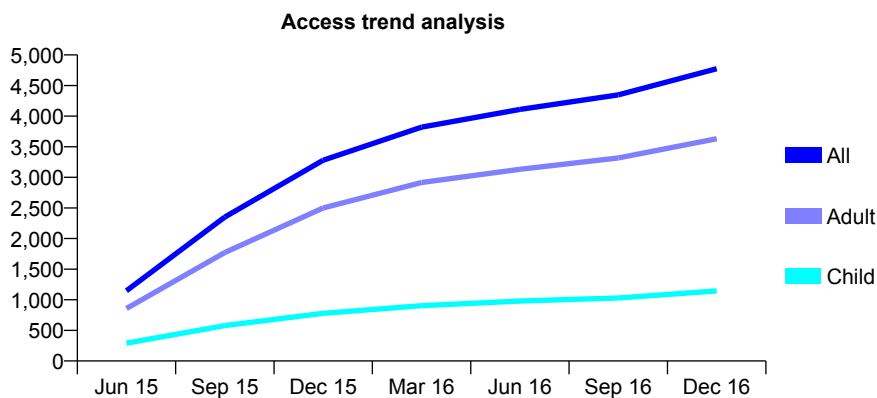
7A4 - Vital Signs At a Glance Contract Report for 101338/0152 - December 2016

Name or company name	Whitecross Dental Care Limited
Contract type name	GDS Contract
Purpose of contract	General
Contract start date	01/04/2015
Contract end date	

16/17 Contracted general activity (UDA)	13,434
Carry forward general activity (UDA)	30
16/17 Contracted orthodontic activity (UOA)	0
Carry forward orthodontic activity (UOA)	0
Baseline contract value	£346,677.25

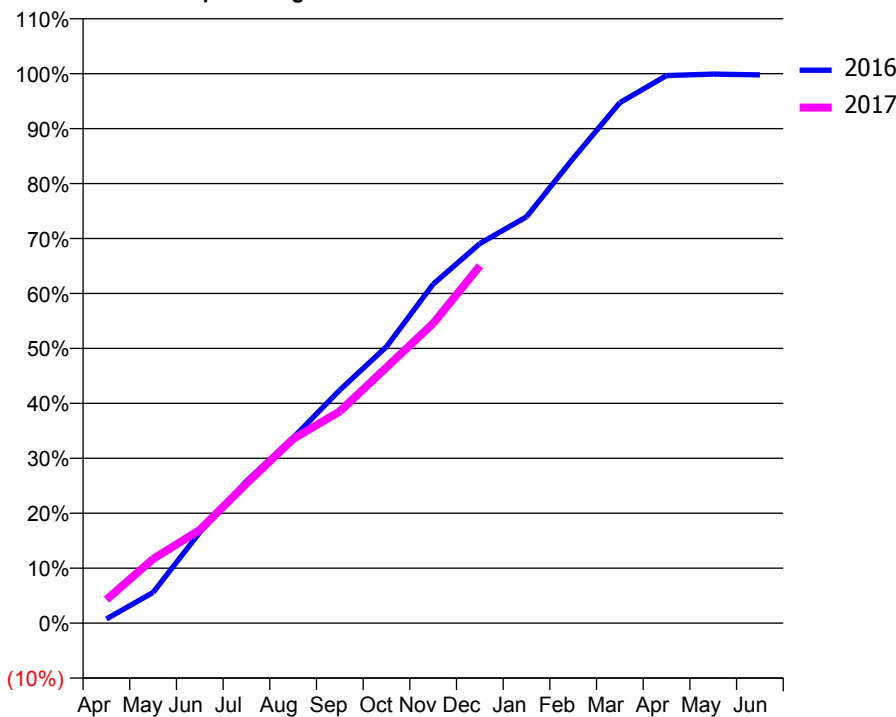
ACCESS*

Patients seen in 24 months	Total	Change since previous quarter
Quarter ending December 2015	3,279	
Quarter ending March 2016	3,820	↑
Quarter ending June 2016	4,110	↑
Quarter ending September 2016	4,347	↑
Quarter ending December 2016	4,775	↑
Variance since December 2015	45.6%	↑



ACTIVITY

Cumulative percentage of contracted UDA delivered 2016 & 2017



Month	Adjusted Scheduled Activity (UDA)	
	2016	2017
April	101	575
May	751	1,569
June	2,222	2,281
July	3,474	3,413
August	4,532	4,504
September	5,701	5,180
October	6,761	6,254
November	8,287	7,329
December	9,280	8,737
January	9,935	
February	11,362	
March	12,724	
April	13,389	
May	13,422	
June	13,404	

QUALITY

	Quantity	Base Number	Contract	LHB	Wales
% of FP17s for the same patient ID Re-attending within 3 months - Children	40	872	4.6%	9.1%	11.4%
% of FP17s for the same patient ID Re-attending within 3 months - Adults	260	2,676	9.7%	16.4%	16.6%
% of FP17s for the same patient ID Re-attending between 3 & 9 months - Children	313	872	35.9%	55.2%	58.0%
% of FP17s for the same patient ID Re-attending between 3 & 9 months - Adults	1,049	2,676	39.2%	52.7%	53.9%
% of FP17s for Band 1 Urgent Courses	173	3,317	5.2%	9.3%	9.0%
% of FP17s Relating to Free Repair or Replacements	11	3,317	0.3%	0.7%	0.7%
% of FP17s Relating to Continuations	31	3,317	0.9%	1.1%	0.9%
% of Patients satisfied with the dentistry they have received	13	13	100.0%	94.5%	94.2%
% of Patients satisfied with the time they had to wait for an appointment	13	13	100.0%	89.4%	88.6%

* This is based on patients treated on this contract for their most recent course of treatment. Figures in italics indicate the base number of FP17s or Patient Questionnaire responses are less than 100. N/A is shown where the base number of responses is less than 10 during the period. % is calculated as Quantity/Base number*100

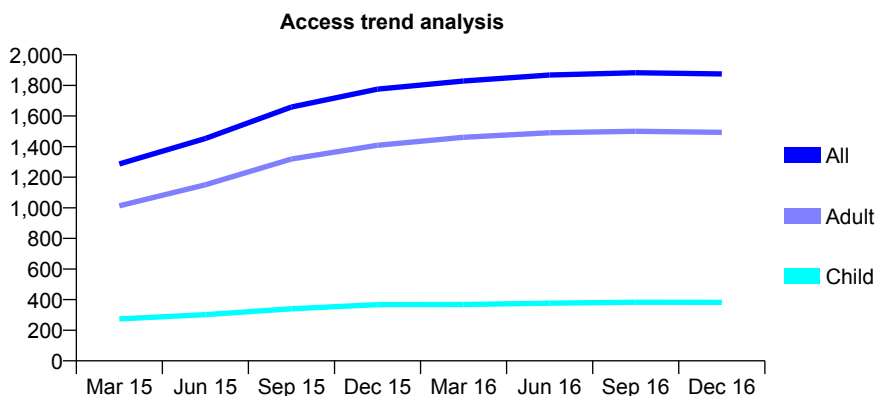
7A4 - Vital Signs At a Glance Contract Report for 104272/0001 - December 2016

Name or company name	Dragon Tears Limited
Contract type name	GDS Contract
Purpose of contract	General
Contract start date	01/07/2014
Contract end date	

16/17 Contracted general activity (UDA)	6,026
Carry forward general activity (UDA)	-122
16/17 Contracted orthodontic activity (UOA)	0
Carry forward orthodontic activity (UOA)	0
Baseline contract value	£153,079.86

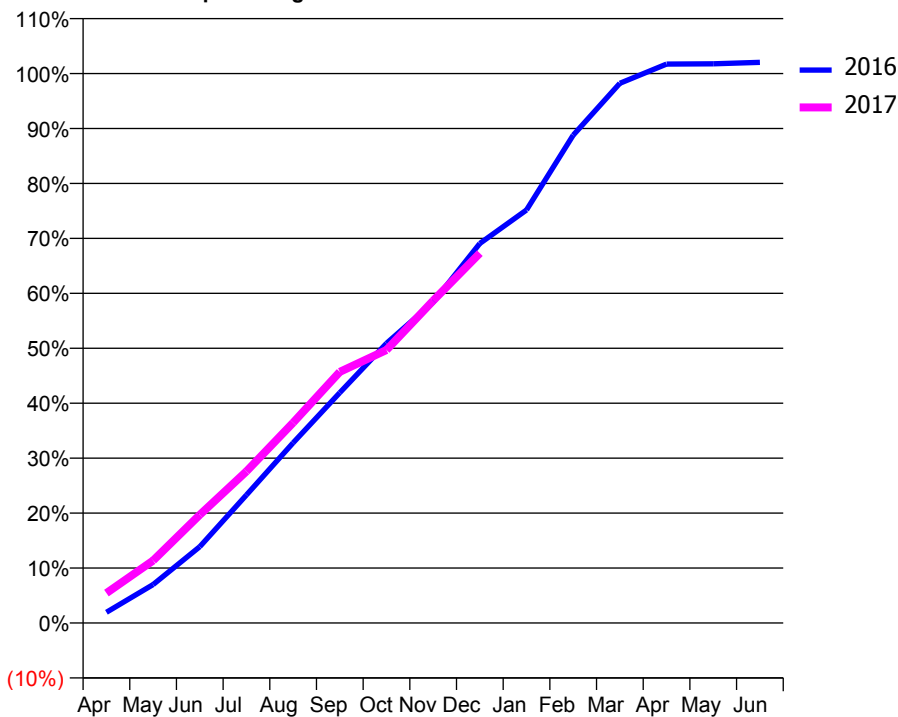
ACCESS*

Patients seen in 24 months	Total	Change since previous quarter
Quarter ending December 2015	1,776	
Quarter ending March 2016	1,829	↑
Quarter ending June 2016	1,868	↑
Quarter ending September 2016	1,883	→
Quarter ending December 2016	1,875	→
Variance since December 2015	5.6%	↑



ACTIVITY

Cumulative percentage of contracted UDA delivered 2016 & 2017



Month	Adjusted Scheduled Activity (UDA)	
	2016	2017
April	118	328
May	421	686
June	837	1,187
July	1,405	1,663
August	1,977	2,197
September	2,527	2,755
October	3,067	2,994
November	3,518	3,535
December	4,162	4,055
January	4,529	
February	5,350	
March	5,919	
April	6,129	
May	6,132	
June	6,148	

QUALITY

	Quantity	Base Number	Contract	LHB	Wales
% of FP17s for the same patient ID Re-attending within 3 months - Children	20	370	5.4%	9.1%	11.4%
% of FP17s for the same patient ID Re-attending within 3 months - Adults	251	1,546	16.2%	16.4%	16.6%
% of FP17s for the same patient ID Re-attending between 3 & 9 months - Children	209	370	56.5%	55.2%	58.0%
% of FP17s for the same patient ID Re-attending between 3 & 9 months - Adults	894	1,546	57.8%	52.7%	53.9%
% of FP17s for Band 1 Urgent Courses	177	1,823	9.7%	9.3%	9.0%
% of FP17s Relating to Free Repair or Replacements	6	1,823	0.3%	0.7%	0.7%
% of FP17s Relating to Continuations	15	1,823	0.8%	1.1%	0.9%
% of Patients satisfied with the dentistry they have received	11	14	78.6%	94.5%	94.2%
% of Patients satisfied with the time they had to wait for an appointment	11	14	78.6%	89.4%	88.6%

* This is based on patients treated on this contract for their most recent course of treatment. Figures in italics indicate the base number of FP17s or Patient Questionnaire responses are less than 100. N/A is shown where the base number of responses is less than 10 during the period. % is calculated as Quantity/Base number*100

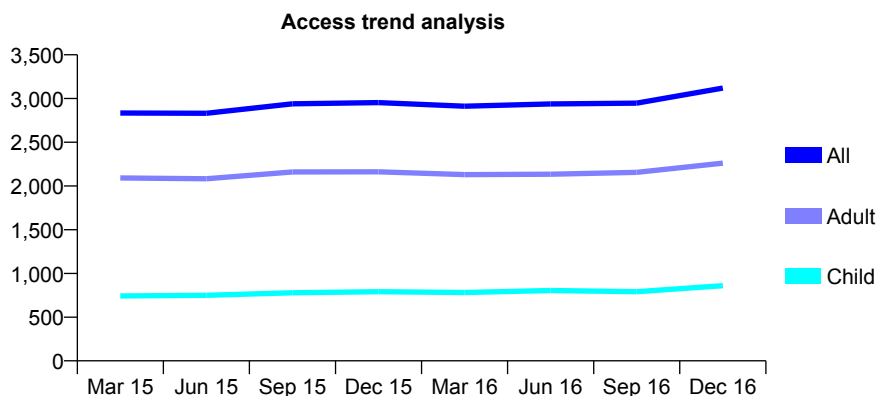
7A4 - Vital Signs At a Glance Contract Report for 105015/0001 - December 2016

Name or company name	Colchester Dental Surgery Limited
Contract type name	GDS Contract
Purpose of contract	General
Contract start date	01/06/2011
Contract end date	

16/17 Contracted general activity (UDA)	8,429
Carry forward general activity (UDA)	-1
16/17 Contracted orthodontic activity (UOA)	0
Carry forward orthodontic activity (UOA)	0
Baseline contract value	£182,611.20

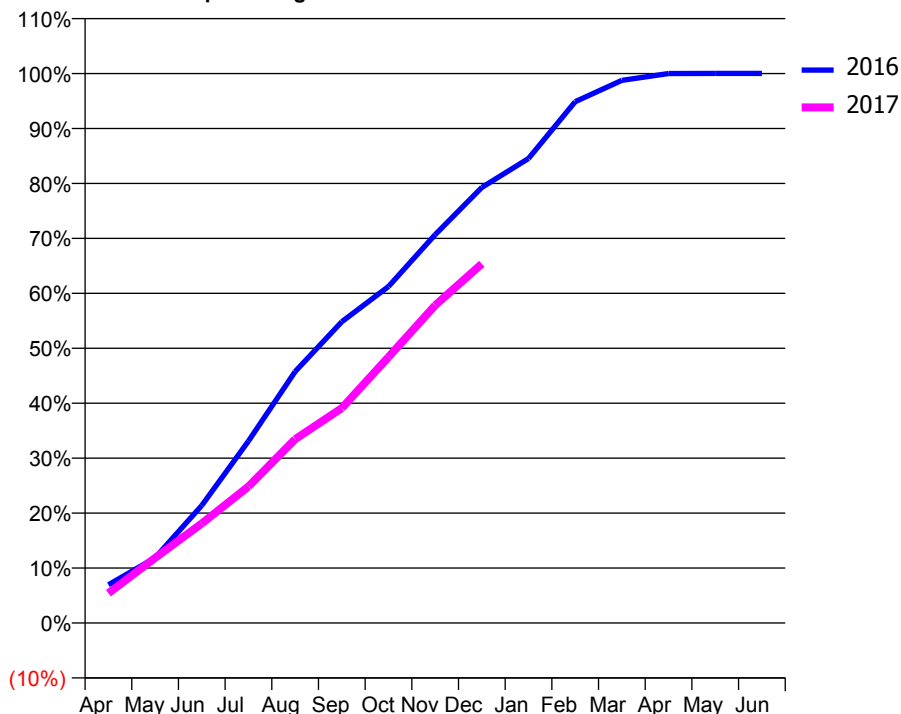
ACCESS*

Patients seen in 24 months	Total	Change since previous quarter
Quarter ending December 2015	2,953	
Quarter ending March 2016	2,912	↓
Quarter ending June 2016	2,938	→
Quarter ending September 2016	2,947	→
Quarter ending December 2016	3,120	↑
Variance since December 2015	5.7%	↑



ACTIVITY

Cumulative percentage of contracted UDA delivered 2016 & 2017



Month	Adjusted Scheduled Activity (UDA)	
	2016	2017
April	449	458
May	768	1,000
June	1,383	1,527
July	2,141	2,094
August	2,958	2,819
September	3,545	3,296
October	3,960	4,079
November	4,570	4,874
December	5,125	5,509
January	5,464	
February	6,133	
March	6,384	
April	6,464	
May	6,466	
June	6,466	

QUALITY

	Quantity	Base Number	Contract	LHB	Wales
% of FP17s for the same patient ID Re-attending within 3 months - Children	54	973	5.5%	9.1%	11.4%
% of FP17s for the same patient ID Re-attending within 3 months - Adults	335	2,482	13.5%	16.4%	16.6%
% of FP17s for the same patient ID Re-attending between 3 & 9 months - Children	557	973	57.2%	55.2%	58.0%
% of FP17s for the same patient ID Re-attending between 3 & 9 months - Adults	1,249	2,482	50.3%	52.7%	53.9%
% of FP17s for Band 1 Urgent Courses	240	3,390	7.1%	9.3%	9.0%
% of FP17s Relating to Free Repair or Replacements	25	3,390	0.7%	0.7%	0.7%
% of FP17s Relating to Continuations	5	3,390	0.1%	1.1%	0.9%
% of Patients satisfied with the dentistry they have received	2	2	N/A	94.5%	94.2%
% of Patients satisfied with the time they had to wait for an appointment	1	2	N/A	89.4%	88.6%

* This is based on patients treated on this contract for their most recent course of treatment. Figures in italics indicate the base number of FP17s or Patient Questionnaire responses are less than 100. N/A is shown where the base number of responses is less than 10 during the period. % is calculated as Quantity/Base number*100

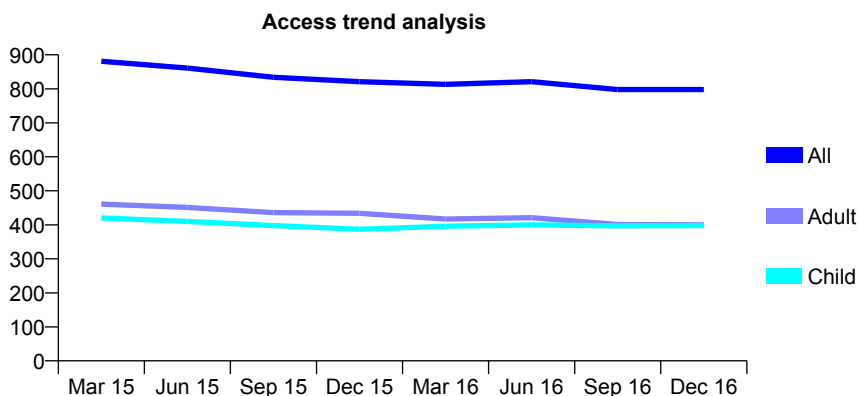
7A4 - Vital Signs At a Glance Contract Report for 107107/0001 - December 2016

Name or company name	Jenkins Locum & Administration Services L
Contract type name	GDS Contract
Purpose of contract	General
Contract start date	01/07/2007
Contract end date	

16/17 Contracted general activity (UDA)	2,544
Carry forward general activity (UDA)	0
16/17 Contracted orthodontic activity (UOA)	0
Carry forward orthodontic activity (UOA)	0
Baseline contract value	£62,677.33

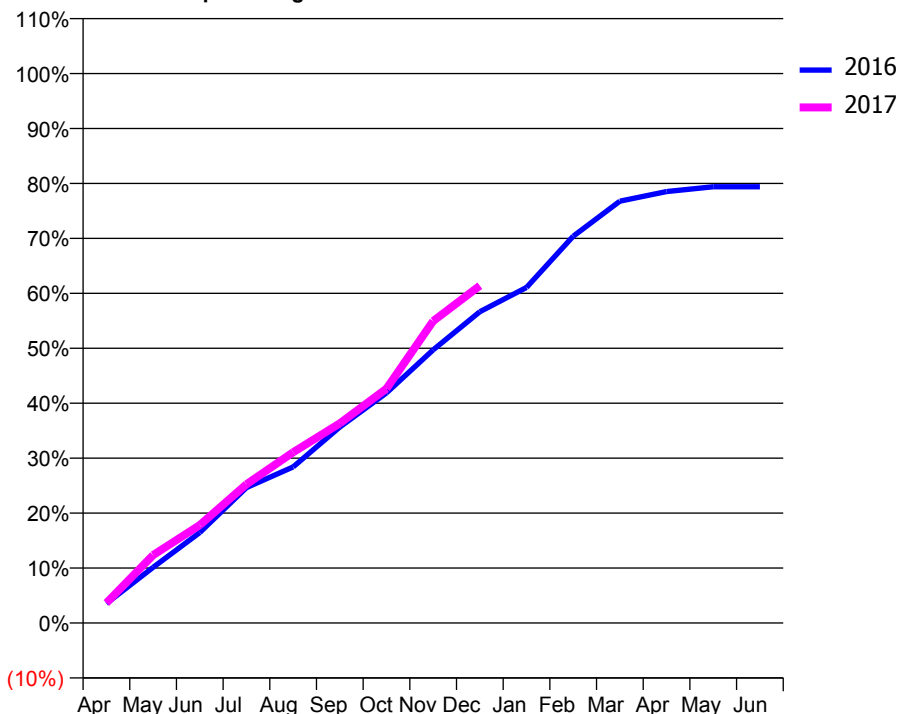
ACCESS*

Patients seen in 24 months	Total	Change since previous quarter
Quarter ending December 2015	821	
Quarter ending March 2016	813	→
Quarter ending June 2016	821	→
Quarter ending September 2016	798	↓
Quarter ending December 2016	798	→
Variance since December 2015	(2.8%)	↓



ACTIVITY

Cumulative percentage of contracted UDA delivered 2016 & 2017



Adjusted Scheduled Activity (UDA)

Month	2016	2017
April	99	93
May	283	314
June	460	454
July	688	642
August	794	791
September	996	924
October	1,170	1,085
November	1,389	1,398
December	1,583	1,561
January	1,706	
February	1,967	
March	2,145	
April	2,194	
May	2,218	
June	2,218	

QUALITY

	Quantity	Base Number	Contract	LHB	Wales
% of FP17s for the same patient ID Re-attending within 3 months - Children	27	512	5.3%	9.1%	11.4%
% of FP17s for the same patient ID Re-attending within 3 months - Adults	52	391	13.3%	16.4%	16.6%
% of FP17s for the same patient ID Re-attending between 3 & 9 months - Children	338	512	66.0%	55.2%	58.0%
% of FP17s for the same patient ID Re-attending between 3 & 9 months - Adults	202	391	51.7%	52.7%	53.9%
% of FP17s for Band 1 Urgent Courses	57	867	6.6%	9.3%	9.0%
% of FP17s Relating to Free Repair or Replacements	0	867	0.0%	0.7%	0.7%
% of FP17s Relating to Continuations	0	867	0.0%	1.1%	0.9%
% of Patients satisfied with the dentistry they have received	1	1	N/A	94.5%	94.2%
% of Patients satisfied with the time they had to wait for an appointment	1	1	N/A	89.4%	88.6%

* This is based on patients treated on this contract for their most recent course of treatment. Figures in italics indicate the base number of FP17s or Patient Questionnaire responses are less than 100. N/A is shown where the base number of responses is less than 10 during the period. % is calculated as Quantity/Base number*100

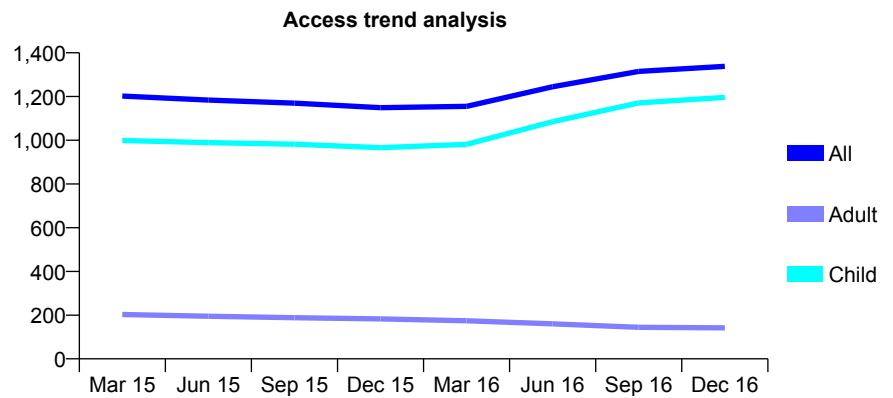
7A4 - Vital Signs At a Glance Contract Report for 108014/0001 - December 2016

Name or company name	Smiles Studio Penarth Ltd
Contract type name	GDS Contract
Purpose of contract	General
Contract start date	01/01/2012
Contract end date	

16/17 Contracted general activity (UDA)	2,750
Carry forward general activity (UDA)	0
16/17 Contracted orthodontic activity (UOA)	0
Carry forward orthodontic activity (UOA)	0
Baseline contract value	£68,668.81

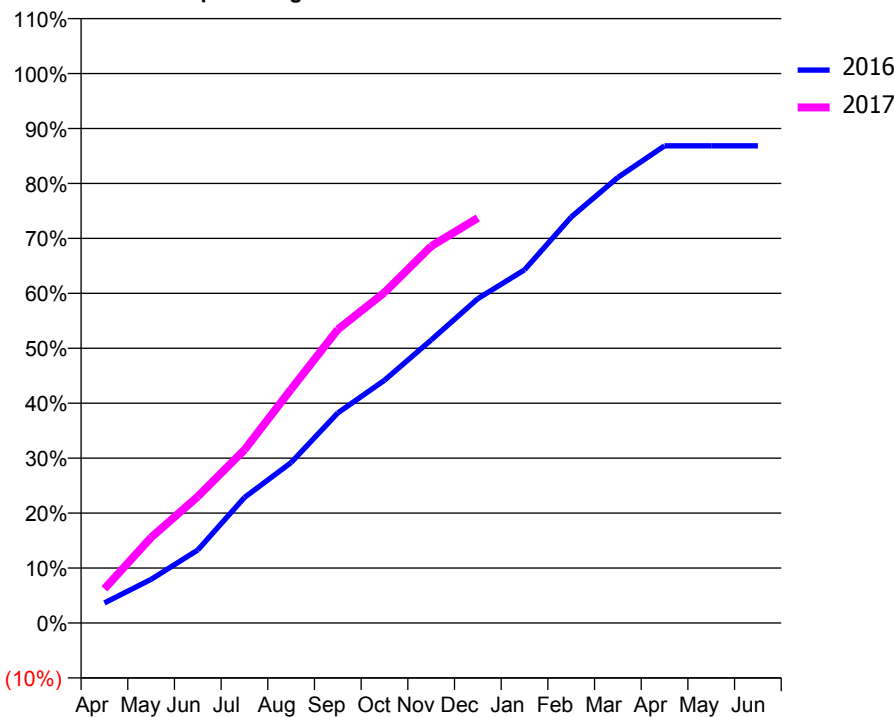
ACCESS*

Patients seen in 24 months	Total	Change since previous quarter
Quarter ending December 2015	1,149	
Quarter ending March 2016	1,155	→
Quarter ending June 2016	1,245	↑
Quarter ending September 2016	1,315	↑
Quarter ending December 2016	1,338	→
Variance since December 2015	16.4%	↑



ACTIVITY

Cumulative percentage of contracted UDA delivered 2016 & 2017



Month	Adjusted Scheduled Activity (UDA)	
	2016	2017
April	100	171
May	219	428
June	365	633
July	629	866
August	803	1,170
September	1,052	1,469
October	1,215	1,654
November	1,416	1,886
December	1,623	2,027
January	1,767	
February	2,031	
March	2,230	
April	2,388	
May	2,388	
June	2,388	

QUALITY

	Quantity	Base Number	Contract	LHB	Wales
% of FP17s for the same patient ID Re-attending within 3 months - Children	91	1,479	6.2%	9.1%	11.4%
% of FP17s for the same patient ID Re-attending within 3 months - Adults	13	61	21.3%	16.4%	16.6%
% of FP17s for the same patient ID Re-attending between 3 & 9 months - Children	858	1,479	58.0%	55.2%	58.0%
% of FP17s for the same patient ID Re-attending between 3 & 9 months - Adults	36	61	59.0%	52.7%	53.9%
% of FP17s for Band 1 Urgent Courses	36	1,431	2.5%	9.3%	9.0%
% of FP17s Relating to Free Repair or Replacements	0	1,431	0.0%	0.7%	0.7%
% of FP17s Relating to Continuations	1	1,431	0.1%	1.1%	0.9%
% of Patients satisfied with the dentistry they have received	3	3	N/A	94.5%	94.2%
% of Patients satisfied with the time they had to wait for an appointment	3	3	N/A	89.4%	88.6%

* This is based on patients treated on this contract for their most recent course of treatment. Figures in italics indicate the base number of FP17s or Patient Questionnaire responses are less than 100. N/A is shown where the base number of responses is less than 10 during the period. % is calculated as Quantity/Base number*100

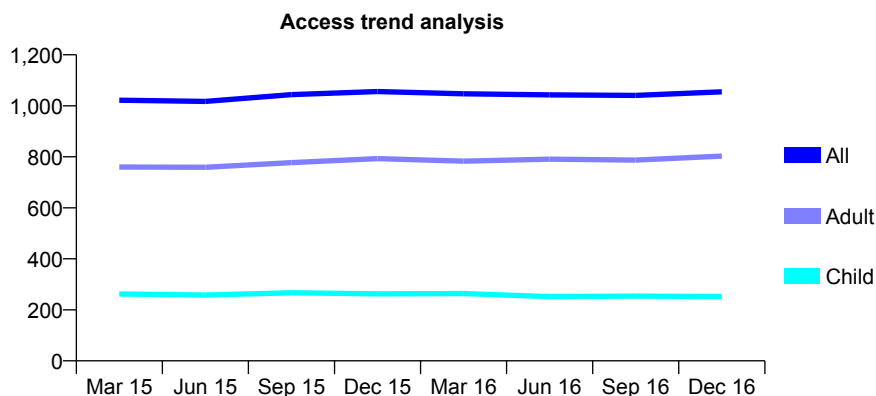
7A4 - Vital Signs At a Glance Contract Report for 108200/0002 - December 2016

Name or company name	Cardiff & Vale University Health Board
Contract type name	PDS Contract
Purpose of contract	General
Contract start date	01/04/2006
Contract end date	

16/17 Contracted general activity (UDA)	2,192
Carry forward general activity (UDA)	0
16/17 Contracted orthodontic activity (UOA)	0
Carry forward orthodontic activity (UOA)	0
Baseline contract value	£52,633.24

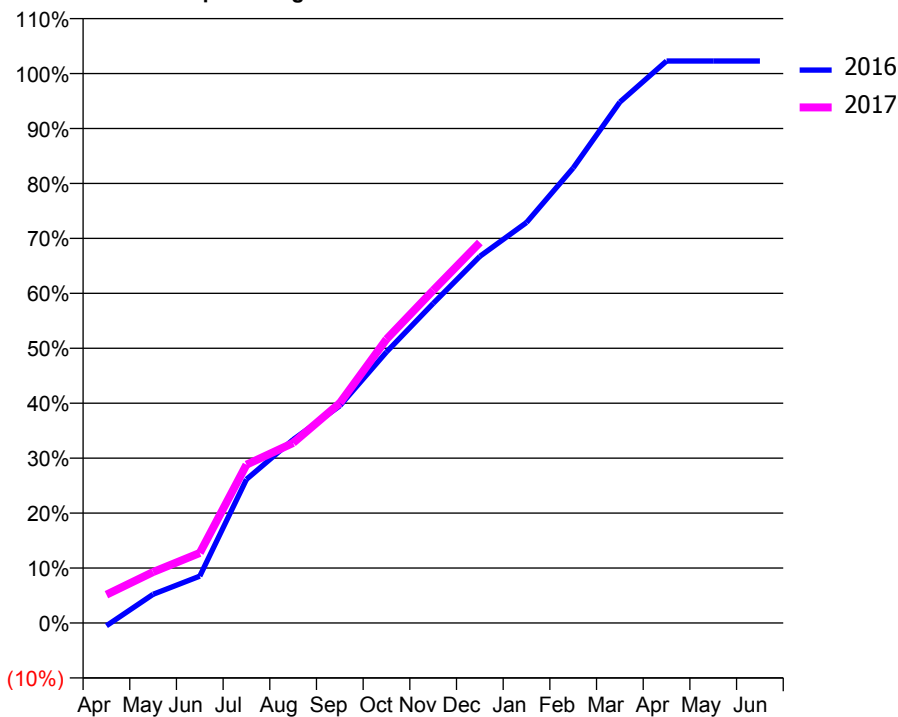
ACCESS*

Patients seen in 24 months	Total	Change since previous quarter
Quarter ending December 2015	1,056	
Quarter ending March 2016	1,047	→
Quarter ending June 2016	1,043	→
Quarter ending September 2016	1,041	→
Quarter ending December 2016	1,055	→
Variance since December 2015	(0.1%)	→



ACTIVITY

Cumulative percentage of contracted UDA delivered 2016 & 2017



Month	Adjusted Scheduled Activity (UDA)	
	2016	2017
April	-11	113
May	115	203
June	187	280
July	573	632
August	732	718
September	866	877
October	1,081	1,132
November	1,275	1,327
December	1,463	1,518
January	1,597	
February	1,815	
March	2,078	
April	2,242	
May	2,242	
June	2,242	

QUALITY

	Quantity	Base Number	Contract	LHB	Wales
% of FP17s for the same patient ID Re-attending within 3 months - Children	12	252	4.8%	9.1%	11.4%
% of FP17s for the same patient ID Re-attending within 3 months - Adults	73	695	10.5%	16.4%	16.6%
% of FP17s for the same patient ID Re-attending between 3 & 9 months - Children	124	252	49.2%	55.2%	58.0%
% of FP17s for the same patient ID Re-attending between 3 & 9 months - Adults	257	695	37.0%	52.7%	53.9%
% of FP17s for Band 1 Urgent Courses	80	867	9.2%	9.3%	9.0%
% of FP17s Relating to Free Repair or Replacements	0	867	0.0%	0.7%	0.7%
% of FP17s Relating to Continuations	3	867	0.3%	1.1%	0.9%
% of Patients satisfied with the dentistry they have received	3	3	N/A	94.5%	94.2%
% of Patients satisfied with the time they had to wait for an appointment	1	3	N/A	89.4%	88.6%

* This is based on patients treated on this contract for their most recent course of treatment. Figures in italics indicate the base number of FP17s or Patient Questionnaire responses are less than 100. N/A is shown where the base number of responses is less than 10 during the period. % is calculated as Quantity/Base number*100

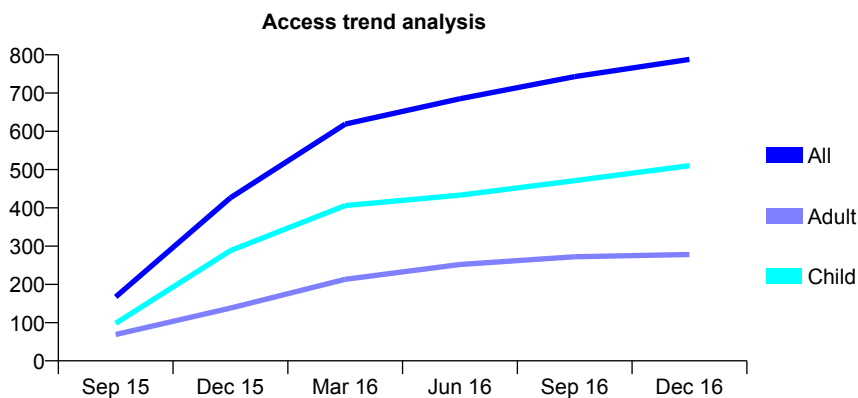
7A4 - Vital Signs At a Glance Contract Report for 112615/0001 - December 2016

Name or company name	Moorcastle Ltd
Contract type name	GDS Contract
Purpose of contract	General
Contract start date	01/08/2015
Contract end date	

16/17 Contracted general activity (UDA)	2,144
Carry forward general activity (UDA)	-65
16/17 Contracted orthodontic activity (UOA)	0
Carry forward orthodontic activity (UOA)	0
Baseline contract value	£52,452.25

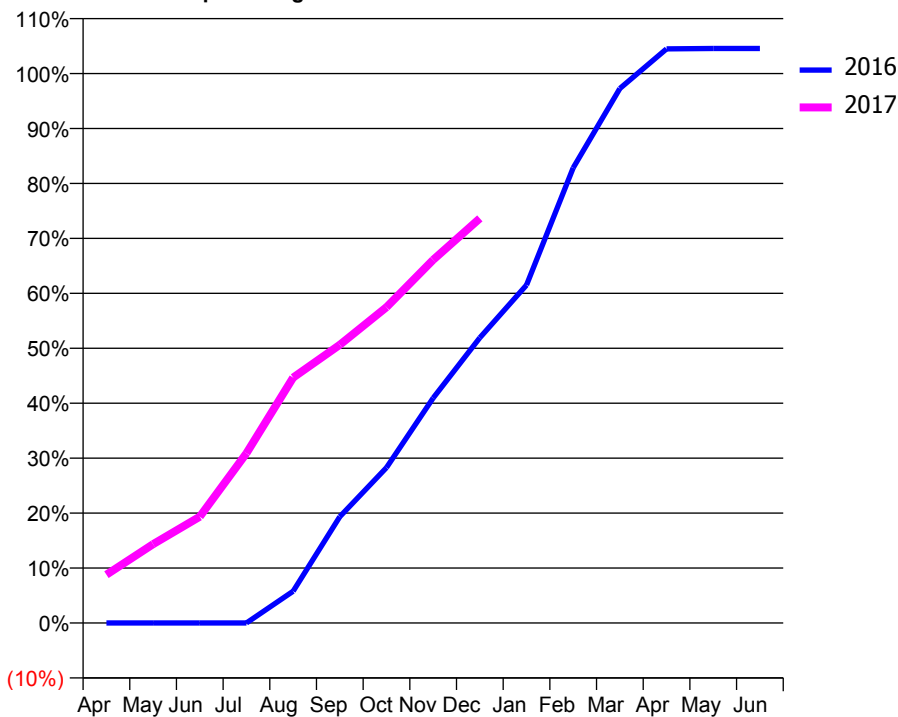
ACCESS*

Patients seen in 24 months	Total	Change since previous quarter
Quarter ending December 2015	426	
Quarter ending March 2016	619	↑
Quarter ending June 2016	685	↑
Quarter ending September 2016	743	↑
Quarter ending December 2016	788	↑
Variance since December 2015	85.0%	↑



ACTIVITY

Cumulative percentage of contracted UDA delivered 2016 & 2017



Month	Adjusted Scheduled Activity (UDA)	
	2016	2017
April	0	189
May	0	308
June	0	415
July	0	663
August	83	958
September	277	1,086
October	404	1,232
November	585	1,417
December	742	1,579
January	879	
February	1,184	
March	1,390	
April	1,493	
May	1,494	
June	1,494	

QUALITY

	Quantity	Base Number	Contract	LHB	Wales
% of FP17s for the same patient ID Re-attending within 3 months - Children	37	634	5.8%	9.1%	11.4%
% of FP17s for the same patient ID Re-attending within 3 months - Adults	41	317	12.9%	16.4%	16.6%
% of FP17s for the same patient ID Re-attending between 3 & 9 months - Children	405	634	63.9%	55.2%	58.0%
% of FP17s for the same patient ID Re-attending between 3 & 9 months - Adults	185	317	58.4%	52.7%	53.9%
% of FP17s for Band 1 Urgent Courses	43	893	4.8%	9.3%	9.0%
% of FP17s Relating to Free Repair or Replacements	1	893	0.1%	0.7%	0.7%
% of FP17s Relating to Continuations	1	893	0.1%	1.1%	0.9%
% of Patients satisfied with the dentistry they have received	3	4	N/A	94.5%	94.2%
% of Patients satisfied with the time they had to wait for an appointment	4	4	N/A	89.4%	88.6%

* This is based on patients treated on this contract for their most recent course of treatment. Figures in italics indicate the base number of FP17s or Patient Questionnaire responses are less than 100. N/A is shown where the base number of responses is less than 10 during the period. % is calculated as Quantity/Base number*100

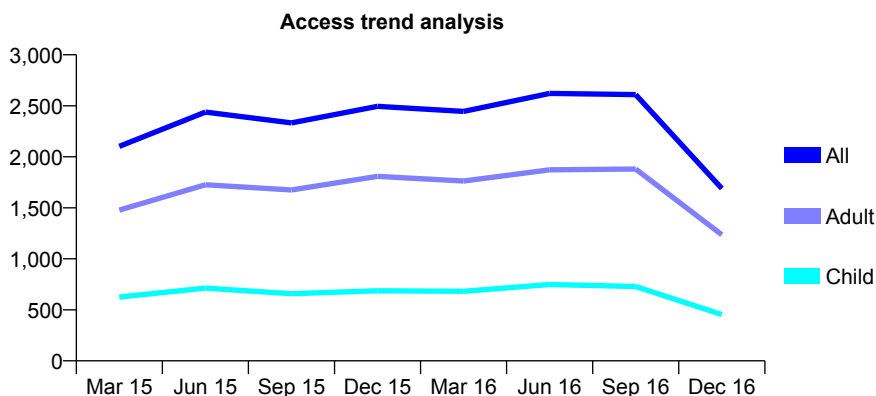
7A4 - Vital Signs At a Glance Contract Report for 114332/0001 - December 2016

Name or company name	EM Roberts Ltd
Contract type name	GDS Contract
Purpose of contract	General
Contract start date	01/04/2014
Contract end date	31/08/2016

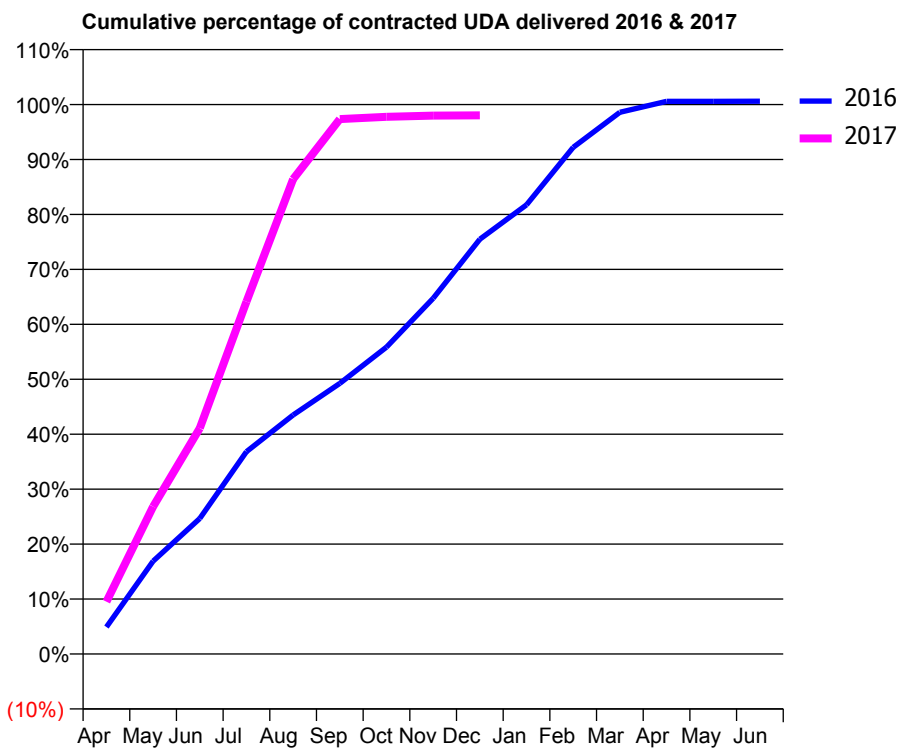
16/17 Contracted general activity (UDA)	4,072
Carry forward general activity (UDA)	-42
16/17 Contracted orthodontic activity (UOA)	0
Carry forward orthodontic activity (UOA)	0
Baseline contract value	£83,712.01

ACCESS*

Patients seen in 24 months	Total	Change since previous quarter
Quarter ending December 2015	2,495	
Quarter ending March 2016	2,445	↓
Quarter ending June 2016	2,621	↑
Quarter ending September 2016	2,610	→
Quarter ending December 2016	1,690	↓
Variance since December 2015	(32.3%)	↓



ACTIVITY



Month	Adjusted Scheduled Activity (UDA)	
	2016	2017
April	342	388
May	1,180	1,093
June	1,722	1,674
July	2,570	2,611
August	3,037	3,519
September	3,438	3,964
October	3,898	3,980
November	4,518	3,989
December	5,268	3,991
January	5,705	
February	6,436	
March	6,881	
April	7,021	
May	7,021	
June	7,022	

QUALITY

	Quantity	Base Number	Contract	LHB	Wales
% of FP17s for the same patient ID Re-attending within 3 months - Children	19	586	3.2%	9.1%	11.4%
% of FP17s for the same patient ID Re-attending within 3 months - Adults	168	1,555	10.8%	16.4%	16.6%
% of FP17s for the same patient ID Re-attending between 3 & 9 months - Children	328	586	56.0%	55.2%	58.0%
% of FP17s for the same patient ID Re-attending between 3 & 9 months - Adults	826	1,555	53.1%	52.7%	53.9%
% of FP17s for Band 1 Urgent Courses	132	2,049	6.4%	9.3%	9.0%
% of FP17s Relating to Free Repair or Replacements	11	2,049	0.5%	0.7%	0.7%
% of FP17s Relating to Continuations	7	2,049	0.3%	1.1%	0.9%
% of Patients satisfied with the dentistry they have received	10	11	90.9%	94.5%	94.2%
% of Patients satisfied with the time they had to wait for an appointment	10	11	90.9%	89.4%	88.6%

* This is based on patients treated on this contract for their most recent course of treatment. Figures in italics indicate the base number of FP17s or Patient Questionnaire responses are less than 100. N/A is shown where the base number of responses is less than 10 during the period. % is calculated as Quantity/Base number*100

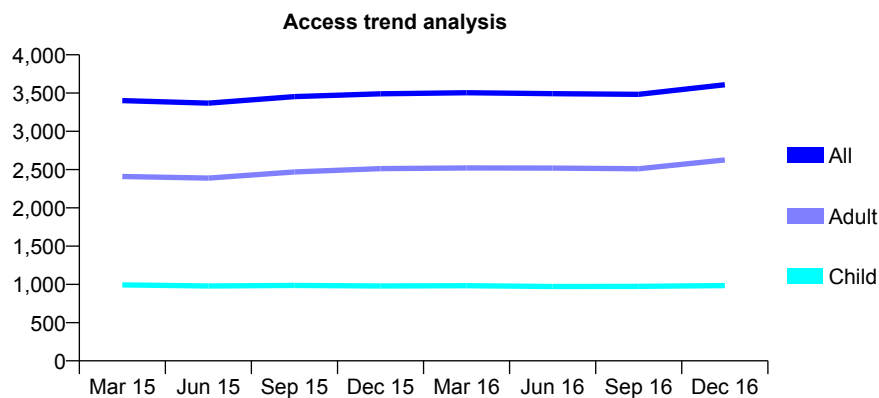
7A4 - Vital Signs At a Glance Contract Report for 114685/0001 - December 2016

Name or company name	Wilton House Services Ltd
Contract type name	GDS Contract
Purpose of contract	General
Contract start date	01/10/2009
Contract end date	

16/17 Contracted general activity (UDA)	13,500
Carry forward general activity (UDA)	0
16/17 Contracted orthodontic activity (UOA)	0
Carry forward orthodontic activity (UOA)	0
Baseline contract value	£327,579.35

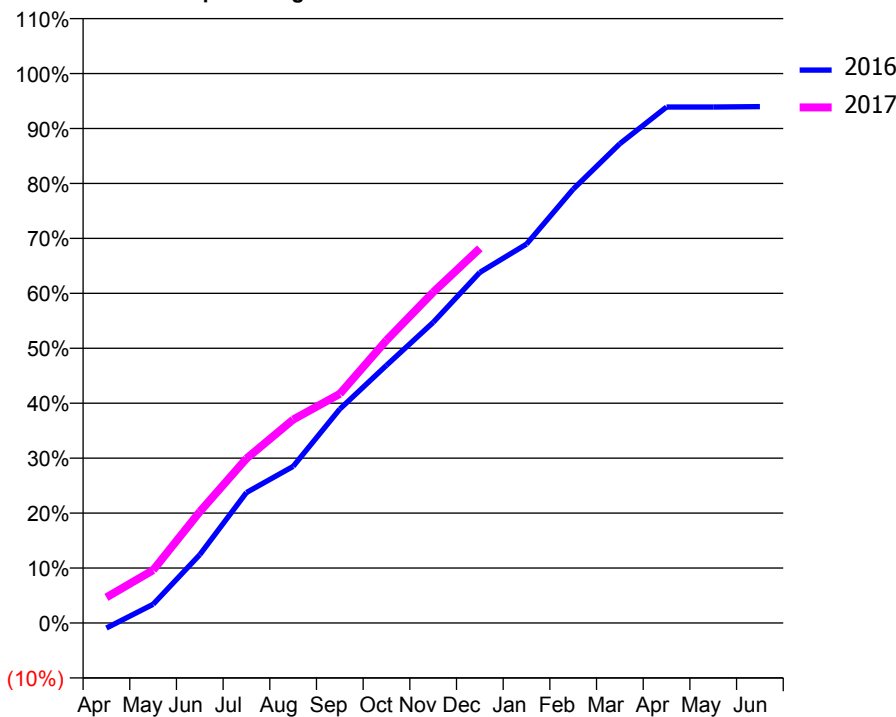
ACCESS*

Patients seen in 24 months	Total	Change since previous quarter
Quarter ending December 2015	3,490	
Quarter ending March 2016	3,505	→
Quarter ending June 2016	3,492	→
Quarter ending September 2016	3,484	→
Quarter ending December 2016	3,609	↑
Variance since December 2015	3.4%	↑



ACTIVITY

Cumulative percentage of contracted UDA delivered 2016 & 2017



Month	Adjusted Scheduled Activity (UDA)	
	2016	2017
April	-127	631
May	459	1,300
June	1,678	2,733
July	3,204	4,041
August	3,849	4,998
September	5,256	5,630
October	6,329	6,947
November	7,387	8,128
December	8,615	9,203
January	9,309	
February	10,660	
March	11,777	
April	12,678	
May	12,678	
June	12,686	

QUALITY

	Quantity	Base Number	Contract	LHB	Wales
% of FP17s for the same patient ID Re-attending within 3 months - Children	76	1,276	6.0%	9.1%	11.4%
% of FP17s for the same patient ID Re-attending within 3 months - Adults	684	3,590	19.1%	16.4%	16.6%
% of FP17s for the same patient ID Re-attending between 3 & 9 months - Children	945	1,276	74.1%	55.2%	58.0%
% of FP17s for the same patient ID Re-attending between 3 & 9 months - Adults	2,272	3,590	63.3%	52.7%	53.9%
% of FP17s for Band 1 Urgent Courses	353	4,535	7.8%	9.3%	9.0%
% of FP17s Relating to Free Repair or Replacements	71	4,535	1.6%	0.7%	0.7%
% of FP17s Relating to Continuations	75	4,535	1.7%	1.1%	0.9%
% of Patients satisfied with the dentistry they have received	23	23	100.0%	94.5%	94.2%
% of Patients satisfied with the time they had to wait for an appointment	23	23	100.0%	89.4%	88.6%

* This is based on patients treated on this contract for their most recent course of treatment. Figures in italics indicate the base number of FP17s or Patient Questionnaire responses are less than 100. N/A is shown where the base number of responses is less than 10 during the period. % is calculated as Quantity/Base number*100

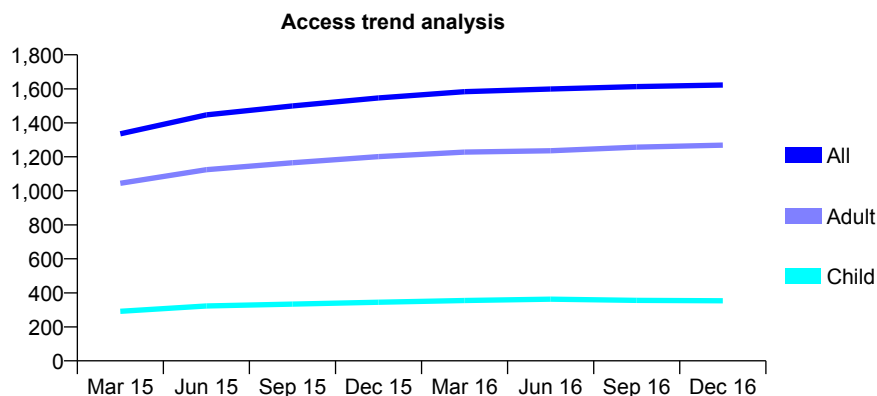
7A4 - Vital Signs At a Glance Contract Report for 121304/0001 - December 2016

Name or company name	Penarth Dental Healthcare Ltd
Contract type name	GDS Contract
Purpose of contract	General
Contract start date	01/04/2014
Contract end date	

16/17 Contracted general activity (UDA)	5,867
Carry forward general activity (UDA)	143
16/17 Contracted orthodontic activity (UOA)	0
Carry forward orthodontic activity (UOA)	0
Baseline contract value	£162,601.33

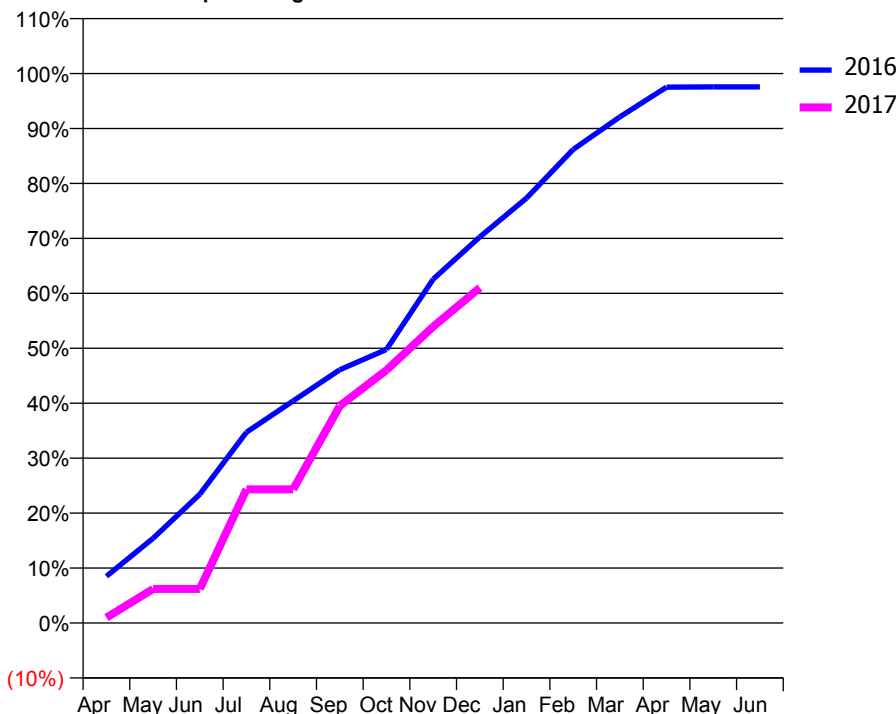
ACCESS*

Patients seen in 24 months	Total	Change since previous quarter
Quarter ending December 2015	1,546	
Quarter ending March 2016	1,583	↑
Quarter ending June 2016	1,599	→
Quarter ending September 2016	1,613	→
Quarter ending December 2016	1,622	→
Variance since December 2015	4.9%	↑



ACTIVITY

Cumulative percentage of contracted UDA delivered 2016 & 2017



Month	Adjusted Scheduled Activity (UDA)	
	2016	2017
April	500	57
May	904	363
June	1,374	363
July	2,036	1,427
August	2,371	1,427
September	2,705	2,319
October	2,920	2,700
November	3,671	3,164
December	4,122	3,580
January	4,537	
February	5,056	
March	5,404	
April	5,721	
May	5,724	
June	5,724	

QUALITY

	Quantity	Base Number	Contract	LHB	Wales
% of FP17s for the same patient ID Re-attending within 3 months - Children	9	278	3.2%	9.1%	11.4%
% of FP17s for the same patient ID Re-attending within 3 months - Adults	243	1,697	14.3%	16.4%	16.6%
% of FP17s for the same patient ID Re-attending between 3 & 9 months - Children	100	278	36.0%	55.2%	58.0%
% of FP17s for the same patient ID Re-attending between 3 & 9 months - Adults	1,091	1,697	64.3%	52.7%	53.9%
% of FP17s for Band 1 Urgent Courses	26	1,788	1.5%	9.3%	9.0%
% of FP17s Relating to Free Repair or Replacements	8	1,788	0.4%	0.7%	0.7%
% of FP17s Relating to Continuations	7	1,788	0.4%	1.1%	0.9%
% of Patients satisfied with the dentistry they have received	8	9	N/A	94.5%	94.2%
% of Patients satisfied with the time they had to wait for an appointment	9	9	N/A	89.4%	88.6%

* This is based on patients treated on this contract for their most recent course of treatment. Figures in italics indicate the base number of FP17s or Patient Questionnaire responses are less than 100. N/A is shown where the base number of responses is less than 10 during the period. % is calculated as Quantity/Base number*100

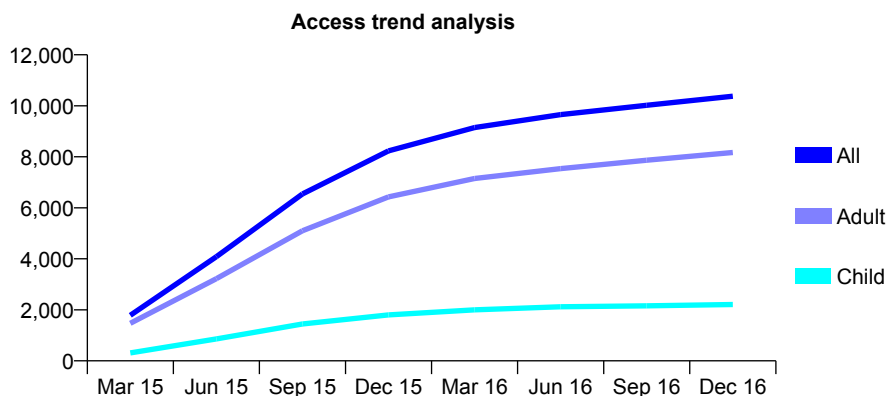
7A4 - Vital Signs At a Glance Contract Report for 122912/0003 - December 2016

Name or company name	CLIFTON DENTAL CARE LTD
Contract type name	GDS Contract
Purpose of contract	General
Contract start date	01/01/2014
Contract end date	

16/17 Contracted general activity (UDA)	40,358
Carry forward general activity (UDA)	1,333
16/17 Contracted orthodontic activity (UOA)	0
Carry forward orthodontic activity (UOA)	0
Baseline contract value	£977,272.13

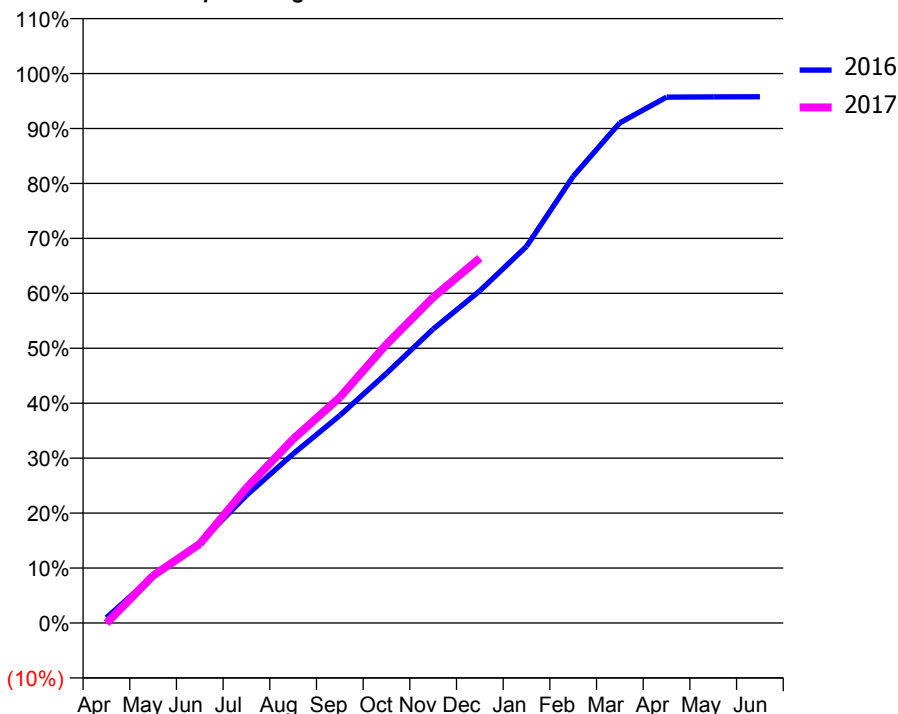
ACCESS*

Patients seen in 24 months	Total	Change since previous quarter
Quarter ending December 2015	8,231	
Quarter ending March 2016	9,147	↑
Quarter ending June 2016	9,655	↑
Quarter ending September 2016	10,022	↑
Quarter ending December 2016	10,375	↑
Variance since December 2015	26.0%	↑



ACTIVITY

Cumulative percentage of contracted UDA delivered 2016 & 2017



Month	Adjusted Scheduled Activity (UDA)	
	2016	2017
April	389	-23
May	3,456	3,486
June	5,888	5,817
July	9,376	9,924
August	12,423	13,509
September	15,246	16,577
October	18,335	20,472
November	21,586	23,925
December	24,397	26,805
January	27,661	
February	32,801	
March	36,741	
April	38,624	
May	38,645	
June	38,648	

QUALITY

	Quantity	Base Number	Contract	LHB	Wales
% of FP17s for the same patient ID Re-attending within 3 months - Children	210	2,561	8.2%	9.1%	11.4%
% of FP17s for the same patient ID Re-attending within 3 months - Adults	1,510	9,552	15.8%	16.4%	16.6%
% of FP17s for the same patient ID Re-attending between 3 & 9 months - Children	1,543	2,561	60.2%	55.2%	58.0%
% of FP17s for the same patient ID Re-attending between 3 & 9 months - Adults	5,530	9,552	57.9%	52.7%	53.9%
% of FP17s for Band 1 Urgent Courses	896	11,347	7.9%	9.3%	9.0%
% of FP17s Relating to Free Repair or Replacements	43	11,347	0.4%	0.7%	0.7%
% of FP17s Relating to Continuations	257	11,347	2.3%	1.1%	0.9%
% of Patients satisfied with the dentistry they have received	36	36	100.0%	94.5%	94.2%
% of Patients satisfied with the time they had to wait for an appointment	34	36	94.4%	89.4%	88.6%

* This is based on patients treated on this contract for their most recent course of treatment. Figures in italics indicate the base number of FP17s or Patient Questionnaire responses are less than 100. N/A is shown where the base number of responses is less than 10 during the period. % is calculated as Quantity/Base number*100

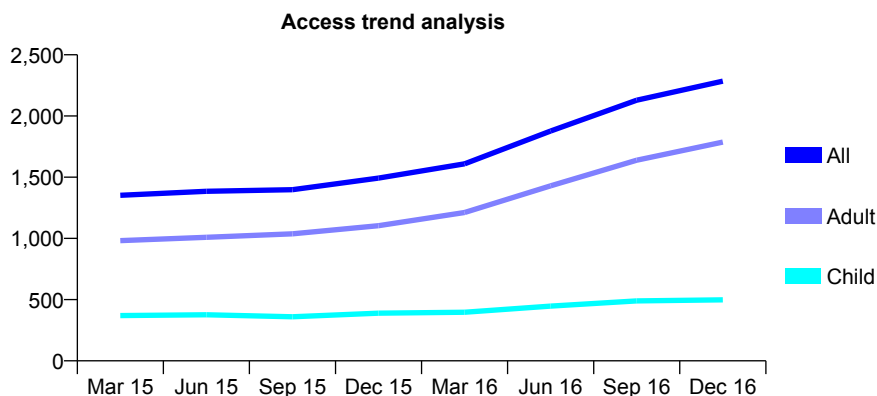
7A4 - Vital Signs At a Glance Contract Report for 127981/0001 - December 2016

Name or company name	Blakeridge Limited
Contract type name	GDS Contract
Purpose of contract	General and Orthodontic
Contract start date	01/09/2012
Contract end date	

16/17 Contracted general activity (UDA)	7,839
Carry forward general activity (UDA)	0
16/17 Contracted orthodontic activity (UOA)	106
Carry forward orthodontic activity (UOA)	0
Baseline contract value	£157,823.37

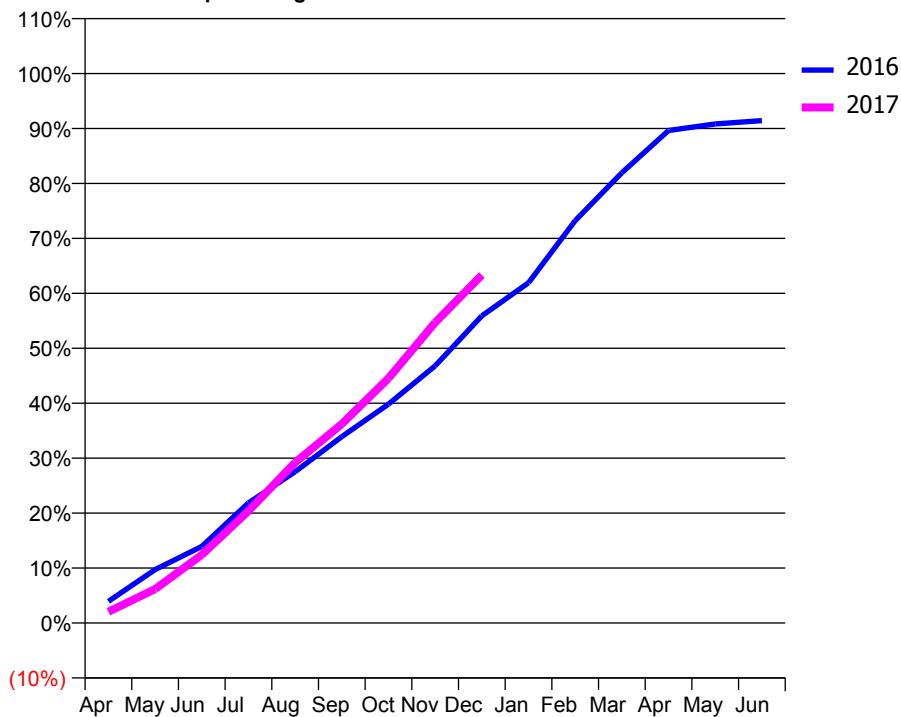
ACCESS*

Patients seen in 24 months	Total	Change since previous quarter
Quarter ending December 2015	1,493	
Quarter ending March 2016	1,609	↑
Quarter ending June 2016	1,877	↑
Quarter ending September 2016	2,129	↑
Quarter ending December 2016	2,285	↑
Variance since December 2015	53.0%	↑



ACTIVITY

Cumulative percentage of contracted UDA delivered 2016 & 2017



Month	Adjusted Scheduled Activity (UDA)	
	2016	2017
April	219	160
May	541	485
June	777	974
July	1,217	1,598
August	1,533	2,290
September	1,889	2,839
October	2,219	3,492
November	2,606	4,286
December	3,113	4,963
January	3,449	
February	4,079	
March	4,564	
April	4,993	
May	5,059	
June	5,092	

QUALITY

	Quantity	Base Number	Contract	LHB	Wales
% of FP17s for the same patient ID Re-attending within 3 months - Children	55	565	9.7%	9.1%	11.4%
% of FP17s for the same patient ID Re-attending within 3 months - Adults	266	2,039	13.0%	16.4%	16.6%
% of FP17s for the same patient ID Re-attending between 3 & 9 months - Children	244	565	43.2%	55.2%	58.0%
% of FP17s for the same patient ID Re-attending between 3 & 9 months - Adults	845	2,039	41.4%	52.7%	53.9%
% of FP17s for Band 1 Urgent Courses	211	2,445	8.6%	9.3%	9.0%
% of FP17s Relating to Free Repair or Replacements	18	2,445	0.7%	0.7%	0.7%
% of FP17s Relating to Continuations	31	2,445	1.3%	1.1%	0.9%
% of Patients satisfied with the dentistry they have received	9	10	90.0%	94.5%	94.2%
% of Patients satisfied with the time they had to wait for an appointment	9	10	90.0%	89.4%	88.6%

* This is based on patients treated on this contract for their most recent course of treatment. Figures in italics indicate the base number of FP17s or Patient Questionnaire responses are less than 100. N/A is shown where the base number of responses is less than 10 during the period. % is calculated as Quantity/Base number*100

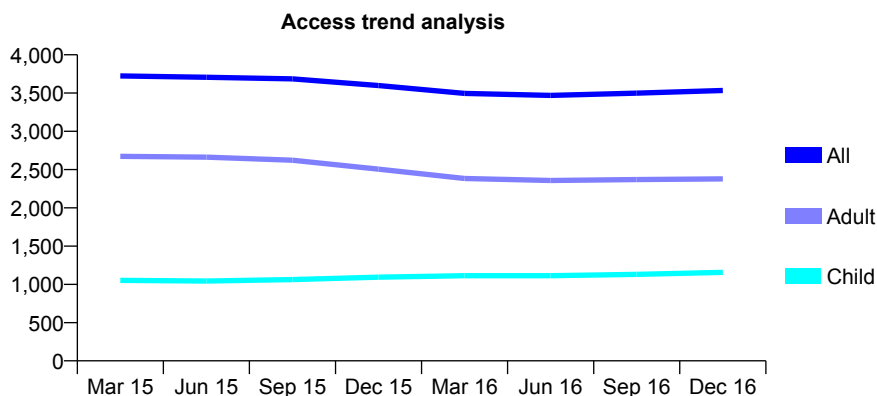
7A4 - Vital Signs At a Glance Contract Report for 129860/0001 - December 2016

Name or company name	Oral Health Solutions Ltd
Contract type name	GDS Contract
Purpose of contract	General
Contract start date	01/09/2010
Contract end date	

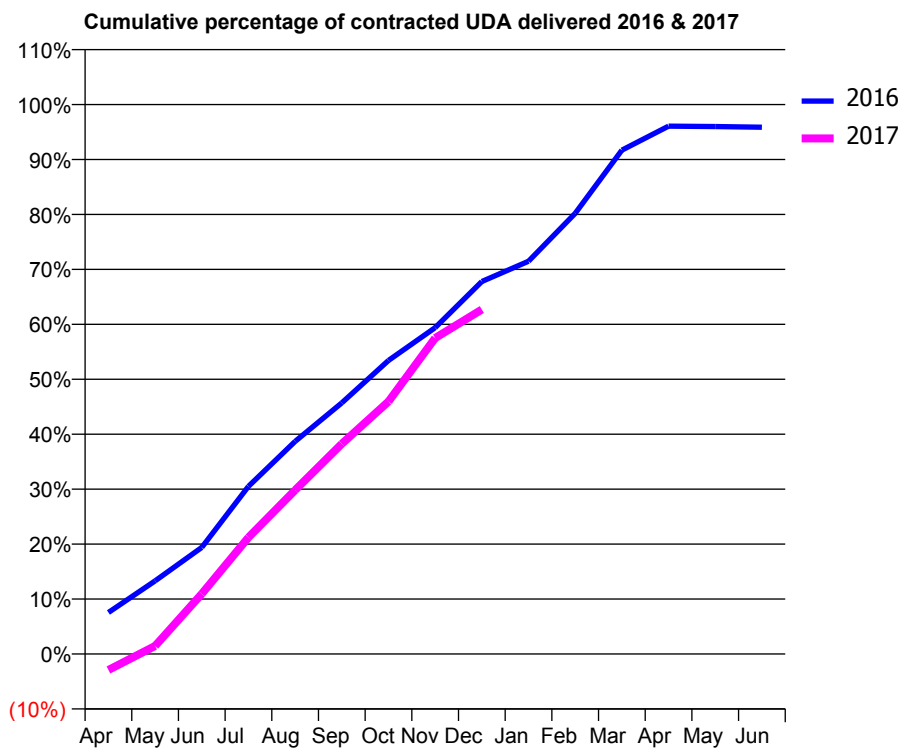
16/17 Contracted general activity (UDA)	11,982
Carry forward general activity (UDA)	526
16/17 Contracted orthodontic activity (UOA)	0
Carry forward orthodontic activity (UOA)	0
Baseline contract value	£291,025.56

ACCESS*

Patients seen in 24 months	Total	Change since previous quarter
Quarter ending December 2015	3,599	
Quarter ending March 2016	3,495	↓
Quarter ending June 2016	3,470	→
Quarter ending September 2016	3,499	→
Quarter ending December 2016	3,534	→
Variance since December 2015	(1.8%)	↓



ACTIVITY



Month	Adjusted Scheduled Activity (UDA)	
	2016	2017
April	964	-351
May	1,696	177
June	2,471	1,313
July	3,888	2,543
August	4,930	3,575
September	5,823	4,583
October	6,806	5,504
November	7,568	6,889
December	8,635	7,512
January	9,106	
February	10,217	
March	11,683	
April	12,237	
May	12,229	
June	12,214	

QUALITY

	Quantity	Base Number	Contract	LHB	Wales
% of FP17s for the same patient ID Re-attending within 3 months - Children	109	1,251	8.7%	9.1%	11.4%
% of FP17s for the same patient ID Re-attending within 3 months - Adults	492	2,529	19.5%	16.4%	16.6%
% of FP17s for the same patient ID Re-attending between 3 & 9 months - Children	693	1,251	55.4%	55.2%	58.0%
% of FP17s for the same patient ID Re-attending between 3 & 9 months - Adults	1,288	2,529	50.9%	52.7%	53.9%
% of FP17s for Band 1 Urgent Courses	415	3,582	11.6%	9.3%	9.0%
% of FP17s Relating to Free Repair or Replacements	46	3,582	1.3%	0.7%	0.7%
% of FP17s Relating to Continuations	17	3,582	0.5%	1.1%	0.9%
% of Patients satisfied with the dentistry they have received	8	8	N/A	94.5%	94.2%
% of Patients satisfied with the time they had to wait for an appointment	7	8	N/A	89.4%	88.6%

* This is based on patients treated on this contract for their most recent course of treatment. Figures in italics indicate the base number of FP17s or Patient Questionnaire responses are less than 100. N/A is shown where the base number of responses is less than 10 during the period. % is calculated as Quantity/Base number*100

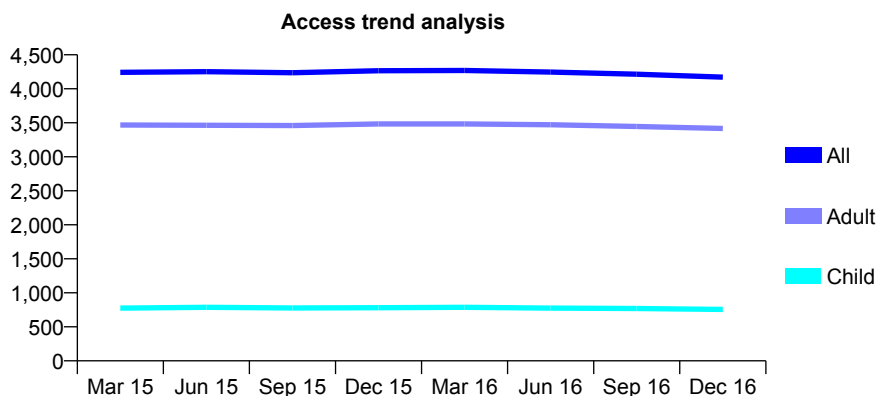
7A4 - Vital Signs At a Glance Contract Report for 130494/0001 - December 2016

Name or company name	G P O'Keeffe & J W Jones
Contract type name	GDS Contract
Purpose of contract	General
Contract start date	01/04/2011
Contract end date	

16/17 Contracted general activity (UDA)	12,839
Carry forward general activity (UDA)	0
16/17 Contracted orthodontic activity (UOA)	0
Carry forward orthodontic activity (UOA)	0
Baseline contract value	£323,366.82

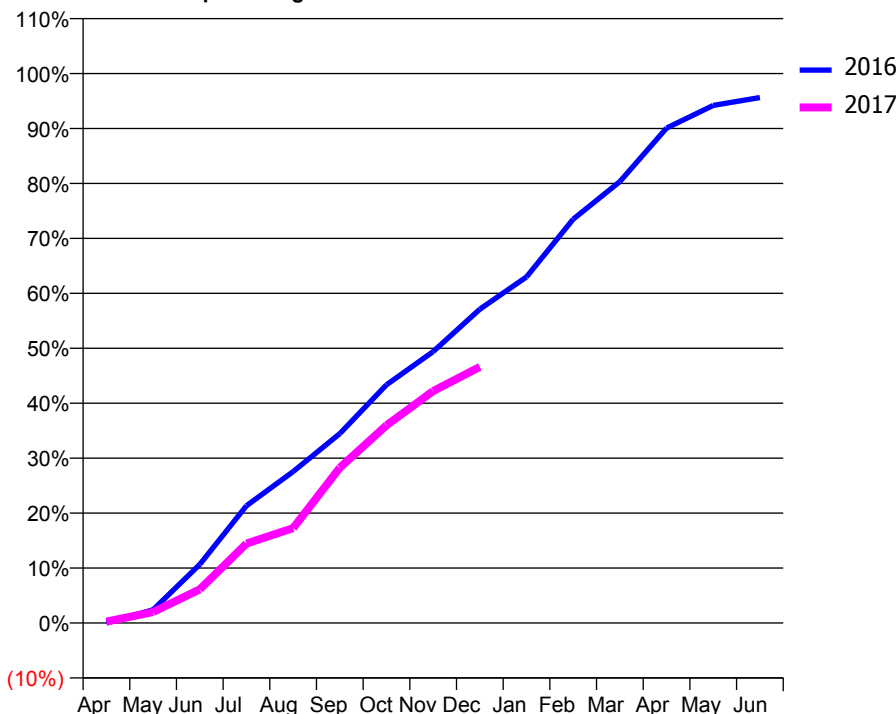
ACCESS*

Patients seen in 24 months	Total	Change since previous quarter
Quarter ending December 2015	4,265	
Quarter ending March 2016	4,270	→
Quarter ending June 2016	4,247	→
Quarter ending September 2016	4,215	→
Quarter ending December 2016	4,172	↓
Variance since December 2015	(2.2%)	↓



ACTIVITY

Cumulative percentage of contracted UDA delivered 2016 & 2017



Month	Adjusted Scheduled Activity (UDA)	
	2016	2017
April	0	32
May	310	257
June	1,368	787
July	2,741	1,856
August	3,537	2,216
September	4,425	3,628
October	5,566	4,619
November	6,342	5,420
December	7,333	5,984
January	8,086	
February	9,436	
March	10,315	
April	11,562	
May	12,093	
June	12,277	

QUALITY

	Quantity	Base Number	Contract	LHB	Wales
% of FP17s for the same patient ID Re-attending within 3 months - Children	43	764	5.6%	9.1%	11.4%
% of FP17s for the same patient ID Re-attending within 3 months - Adults	595	3,691	16.1%	16.4%	16.6%
% of FP17s for the same patient ID Re-attending between 3 & 9 months - Children	507	764	66.4%	55.2%	58.0%
% of FP17s for the same patient ID Re-attending between 3 & 9 months - Adults	2,131	3,691	57.7%	52.7%	53.9%
% of FP17s for Band 1 Urgent Courses	423	3,601	11.7%	9.3%	9.0%
% of FP17s Relating to Free Repair or Replacements	17	3,601	0.5%	0.7%	0.7%
% of FP17s Relating to Continuations	2	3,601	0.1%	1.1%	0.9%
% of Patients satisfied with the dentistry they have received	40	42	95.2%	94.5%	94.2%
% of Patients satisfied with the time they had to wait for an appointment	36	42	85.7%	89.4%	88.6%

* This is based on patients treated on this contract for their most recent course of treatment. Figures in italics indicate the base number of FP17s or Patient Questionnaire responses are less than 100. N/A is shown where the base number of responses is less than 10 during the period. % is calculated as Quantity/Base number*100

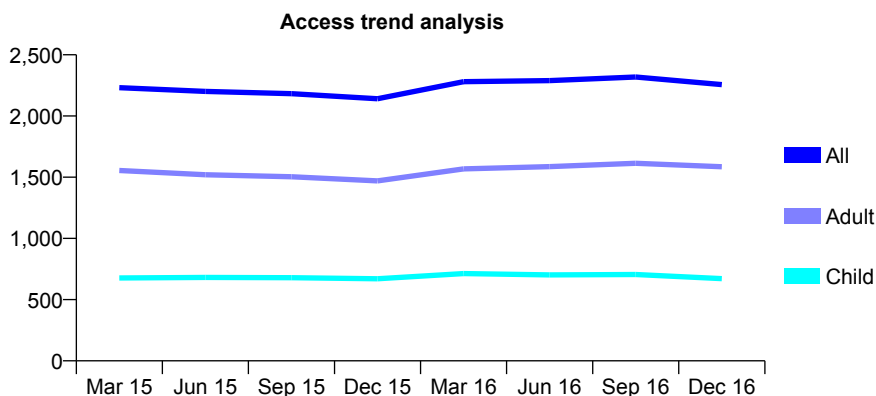
7A4 - Vital Signs At a Glance Contract Report for 136484/0001 - December 2016

Name or company name	Cardiff Smile Centre Ltd
Contract type name	GDS Contract
Purpose of contract	General
Contract start date	01/04/2013
Contract end date	

16/17 Contracted general activity (UDA)	8,090
Carry forward general activity (UDA)	0
16/17 Contracted orthodontic activity (UOA)	0
Carry forward orthodontic activity (UOA)	0
Baseline contract value	£255,416.65

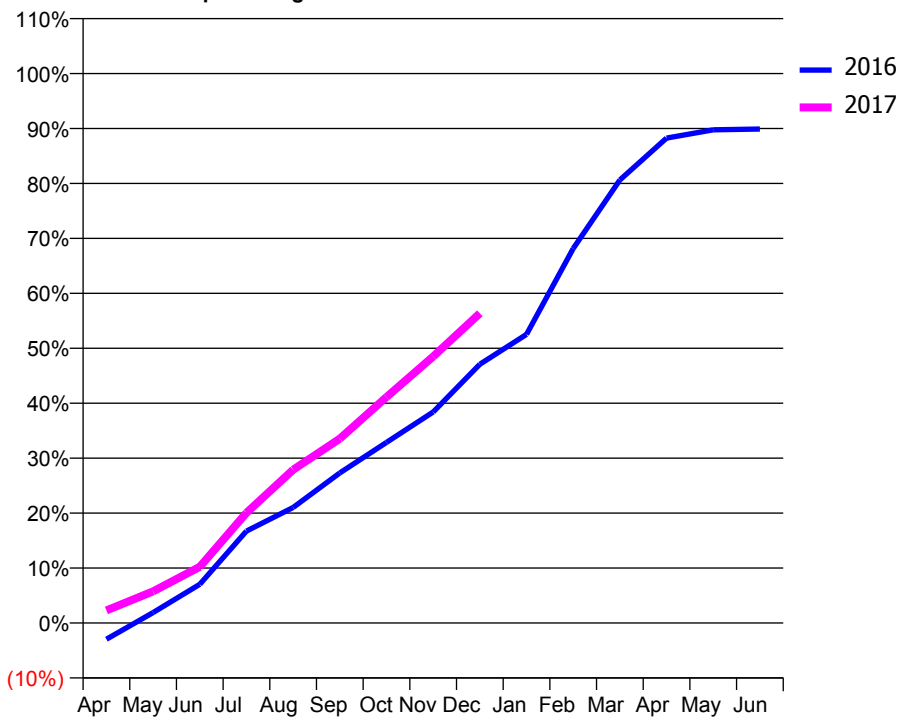
ACCESS*

Patients seen in 24 months	Total	Change since previous quarter
Quarter ending December 2015	2,141	
Quarter ending March 2016	2,281	↑
Quarter ending June 2016	2,289	→
Quarter ending September 2016	2,319	→
Quarter ending December 2016	2,257	↓
Variance since December 2015	5.4%	↑



ACTIVITY

Cumulative percentage of contracted UDA delivered 2016 & 2017



Month	Adjusted Scheduled Activity (UDA)	
	2016	2017
April	-241	186
May	155	467
June	571	827
July	1,353	1,623
August	1,701	2,257
September	2,210	2,713
October	2,659	3,327
November	3,107	3,924
December	3,809	4,560
January	4,249	
February	5,515	
March	6,524	
April	7,139	
May	7,261	
June	7,273	

QUALITY

	Quantity	Base Number	Contract	LHB	Wales
% of FP17s for the same patient ID Re-attending within 3 months - Children	37	576	6.4%	9.1%	11.4%
% of FP17s for the same patient ID Re-attending within 3 months - Adults	341	1,441	23.7%	16.4%	16.6%
% of FP17s for the same patient ID Re-attending between 3 & 9 months - Children	271	576	47.0%	55.2%	58.0%
% of FP17s for the same patient ID Re-attending between 3 & 9 months - Adults	551	1,441	38.2%	52.7%	53.9%
% of FP17s for Band 1 Urgent Courses	213	1,806	11.8%	9.3%	9.0%
% of FP17s Relating to Free Repair or Replacements	19	1,806	1.1%	0.7%	0.7%
% of FP17s Relating to Continuations	2	1,806	0.1%	1.1%	0.9%
% of Patients satisfied with the dentistry they have received	2	2	N/A	94.5%	94.2%
% of Patients satisfied with the time they had to wait for an appointment	2	2	N/A	89.4%	88.6%

* This is based on patients treated on this contract for their most recent course of treatment. Figures in italics indicate the base number of FP17s or Patient Questionnaire responses are less than 100. N/A is shown where the base number of responses is less than 10 during the period. % is calculated as Quantity/Base number*100

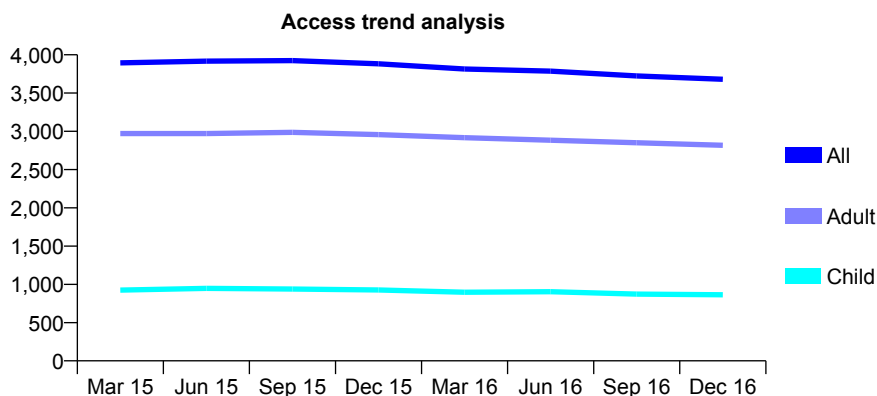
7A4 - Vital Signs At a Glance Contract Report for 140120/0001 - December 2016

Name or company name	JRS Roll Practice Services Limited
Contract type name	GDS Contract
Purpose of contract	General
Contract start date	01/09/2011
Contract end date	

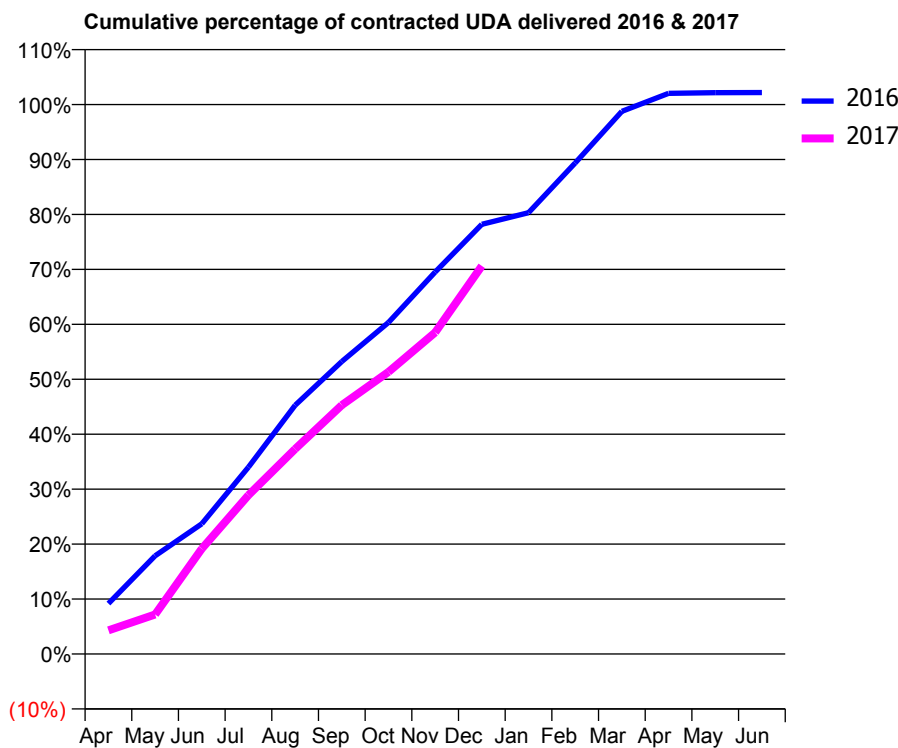
16/17 Contracted general activity (UDA)	11,075
Carry forward general activity (UDA)	-240
16/17 Contracted orthodontic activity (UOA)	0
Carry forward orthodontic activity (UOA)	0
Baseline contract value	£268,722.43

ACCESS*

Patients seen in 24 months	Total	Change since previous quarter
Quarter ending December 2015	3,882	
Quarter ending March 2016	3,814	↓
Quarter ending June 2016	3,787	→
Quarter ending September 2016	3,724	↓
Quarter ending December 2016	3,681	↓
Variance since December 2015	(5.2%)	↓



ACTIVITY



Month	Adjusted Scheduled Activity (UDA)	
	2016	2017
April	1,018	478
May	1,979	798
June	2,625	2,122
July	3,766	3,202
August	5,015	4,133
September	5,896	5,016
October	6,683	5,686
November	7,700	6,481
December	8,661	7,823
January	8,895	
February	9,897	
March	10,937	
April	11,300	
May	11,314	
June	11,315	

QUALITY

	Quantity	Base Number	Contract	LHB	Wales
% of FP17s for the same patient ID Re-attending within 3 months - Children	116	1,101	10.5%	9.1%	11.4%
% of FP17s for the same patient ID Re-attending within 3 months - Adults	708	3,611	19.6%	16.4%	16.6%
% of FP17s for the same patient ID Re-attending between 3 & 9 months - Children	596	1,101	54.1%	55.2%	58.0%
% of FP17s for the same patient ID Re-attending between 3 & 9 months - Adults	1,945	3,611	53.9%	52.7%	53.9%
% of FP17s for Band 1 Urgent Courses	330	4,467	7.4%	9.3%	9.0%
% of FP17s Relating to Free Repair or Replacements	8	4,467	0.2%	0.7%	0.7%
% of FP17s Relating to Continuations	30	4,467	0.7%	1.1%	0.9%
% of Patients satisfied with the dentistry they have received	10	10	100.0%	94.5%	94.2%
% of Patients satisfied with the time they had to wait for an appointment	10	10	100.0%	89.4%	88.6%

* This is based on patients treated on this contract for their most recent course of treatment. Figures in italics indicate the base number of FP17s or Patient Questionnaire responses are less than 100. N/A is shown where the base number of responses is less than 10 during the period. % is calculated as Quantity/Base number*100

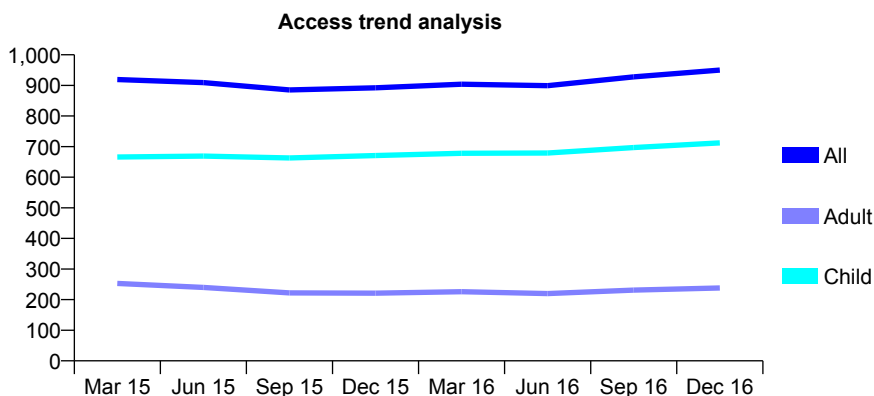
7A4 - Vital Signs At a Glance Contract Report for 140589/0001 - December 2016

Name or company name	Cowbridge Dental Care Limited
Contract type name	GDS Contract
Purpose of contract	General
Contract start date	01/09/2011
Contract end date	

16/17 Contracted general activity (UDA)	1,999
Carry forward general activity (UDA)	-28
16/17 Contracted orthodontic activity (UOA)	0
Carry forward orthodontic activity (UOA)	0
Baseline contract value	£52,696.73

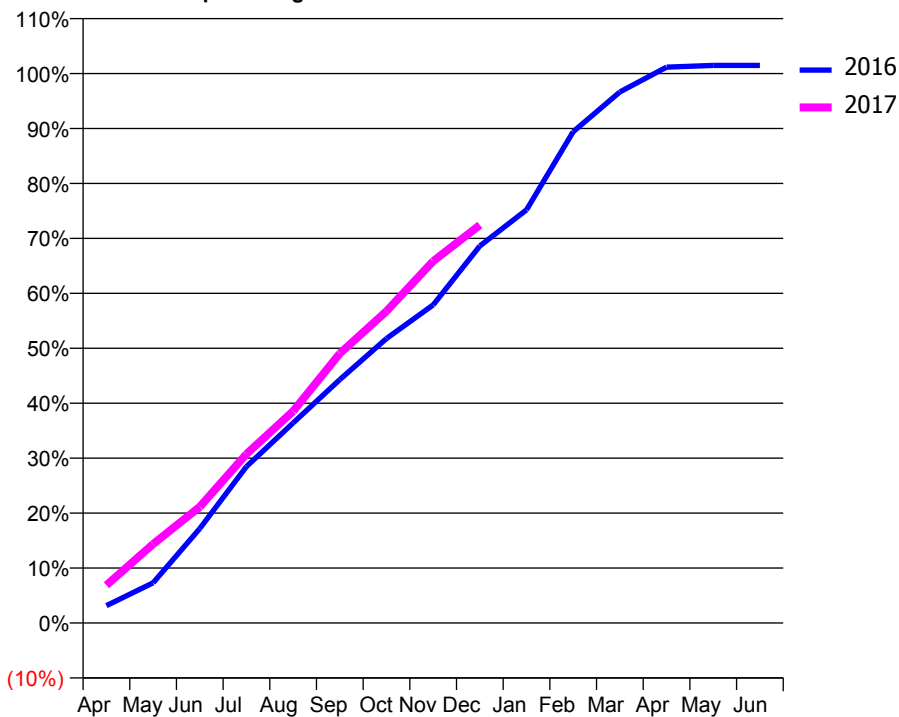
ACCESS*

Patients seen in 24 months	Total	Change since previous quarter
Quarter ending December 2015	892	
Quarter ending March 2016	904	→
Quarter ending June 2016	899	→
Quarter ending September 2016	928	↑
Quarter ending December 2016	950	↑
Variance since December 2015	6.5%	↑



ACTIVITY

Cumulative percentage of contracted UDA delivered 2016 & 2017



Month	Adjusted Scheduled Activity (UDA)	
	2016	2017
April	60	137
May	139	287
June	327	423
July	541	615
August	691	771
September	841	980
October	983	1,134
November	1,099	1,316
December	1,303	1,448
January	1,428	
February	1,698	
March	1,835	
April	1,921	
May	1,927	
June	1,927	

QUALITY

	Quantity	Base Number	Contract	LHB	Wales
% of FP17s for the same patient ID Re-attending within 3 months - Children	78	858	9.1%	9.1%	11.4%
% of FP17s for the same patient ID Re-attending within 3 months - Adults	29	198	14.6%	16.4%	16.6%
% of FP17s for the same patient ID Re-attending between 3 & 9 months - Children	495	858	57.7%	55.2%	58.0%
% of FP17s for the same patient ID Re-attending between 3 & 9 months - Adults	74	198	37.4%	52.7%	53.9%
% of FP17s for Band 1 Urgent Courses	70	995	7.0%	9.3%	9.0%
% of FP17s Relating to Free Repair or Replacements	3	995	0.3%	0.7%	0.7%
% of FP17s Relating to Continuations	0	995	0.0%	1.1%	0.9%
% of Patients satisfied with the dentistry they have received	1	1	N/A	94.5%	94.2%
% of Patients satisfied with the time they had to wait for an appointment	1	1	N/A	89.4%	88.6%

* This is based on patients treated on this contract for their most recent course of treatment. Figures in italics indicate the base number of FP17s or Patient Questionnaire responses are less than 100. N/A is shown where the base number of responses is less than 10 during the period. % is calculated as Quantity/Base number*100

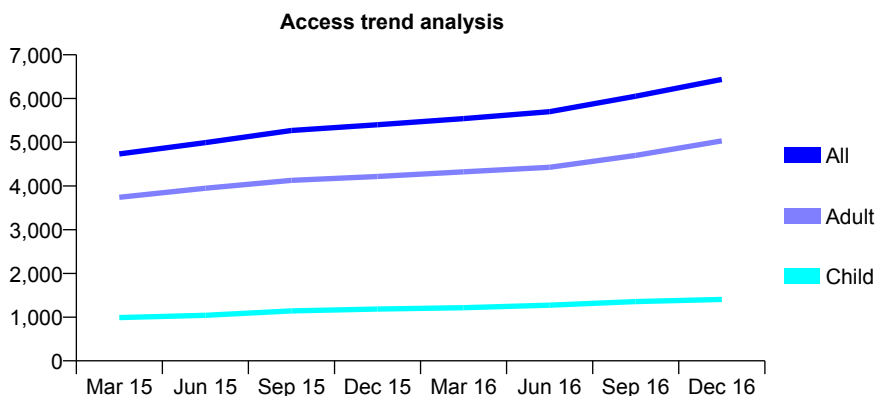
7A4 - Vital Signs At a Glance Contract Report for 140988/0001 - December 2016

Name or company name	Robert Phillips & Timothy Phillips
Contract type name	GDS Contract
Purpose of contract	General
Contract start date	01/10/2010
Contract end date	

16/17 Contracted general activity (UDA)	19,832
Carry forward general activity (UDA)	-122
16/17 Contracted orthodontic activity (UOA)	0
Carry forward orthodontic activity (UOA)	0
Baseline contract value	£420,161.19

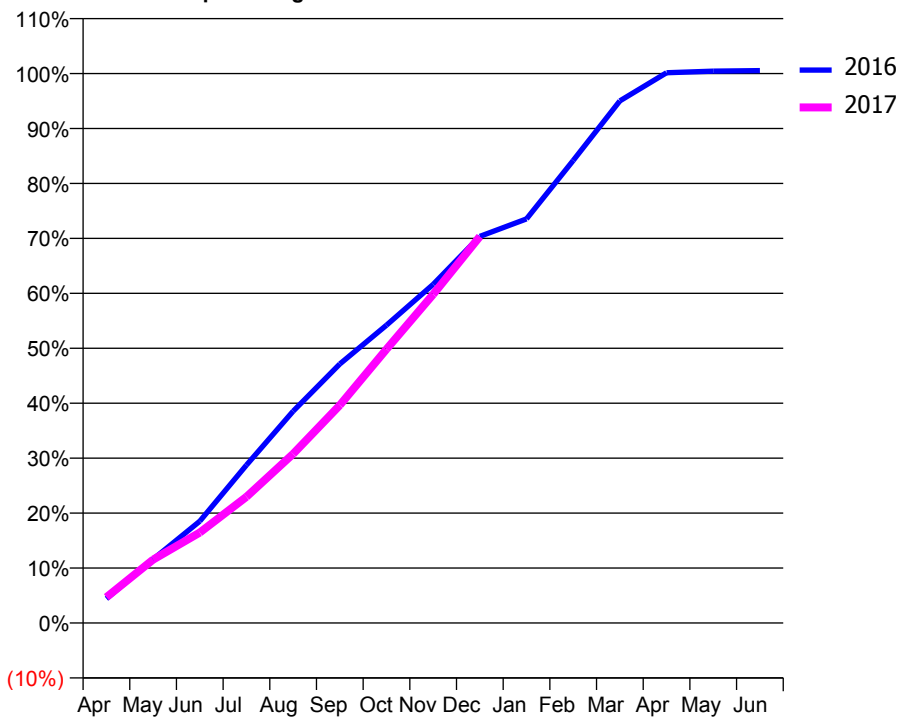
ACCESS*

Patients seen in 24 months	Total	Change since previous quarter
Quarter ending December 2015	5,401	
Quarter ending March 2016	5,539	↑
Quarter ending June 2016	5,699	↑
Quarter ending September 2016	6,054	↑
Quarter ending December 2016	6,437	↑
Variance since December 2015	19.2%	↑



ACTIVITY

Cumulative percentage of contracted UDA delivered 2016 & 2017



Month	Adjusted Scheduled Activity (UDA)	
	2016	2017
April	756	932
May	1,977	2,289
June	3,158	3,265
July	4,897	4,553
August	6,568	6,106
September	8,034	7,860
October	9,238	9,884
November	10,502	11,860
December	11,990	13,951
January	12,531	
February	14,345	
March	16,190	
April	17,064	
May	17,113	
June	17,132	

QUALITY

	Quantity	Base Number	Contract	LHB	Wales
% of FP17s for the same patient ID Re-attending within 3 months - Children	67	1,208	5.5%	9.1%	11.4%
% of FP17s for the same patient ID Re-attending within 3 months - Adults	560	4,450	12.6%	16.4%	16.6%
% of FP17s for the same patient ID Re-attending between 3 & 9 months - Children	461	1,208	38.2%	55.2%	58.0%
% of FP17s for the same patient ID Re-attending between 3 & 9 months - Adults	1,655	4,450	37.2%	52.7%	53.9%
% of FP17s for Band 1 Urgent Courses	426	5,319	8.0%	9.3%	9.0%
% of FP17s Relating to Free Repair or Replacements	16	5,319	0.3%	0.7%	0.7%
% of FP17s Relating to Continuations	81	5,319	1.5%	1.1%	0.9%
% of Patients satisfied with the dentistry they have received	25	25	100.0%	94.5%	94.2%
% of Patients satisfied with the time they had to wait for an appointment	25	25	100.0%	89.4%	88.6%

* This is based on patients treated on this contract for their most recent course of treatment. Figures in italics indicate the base number of FP17s or Patient Questionnaire responses are less than 100. N/A is shown where the base number of responses is less than 10 during the period. % is calculated as Quantity/Base number*100

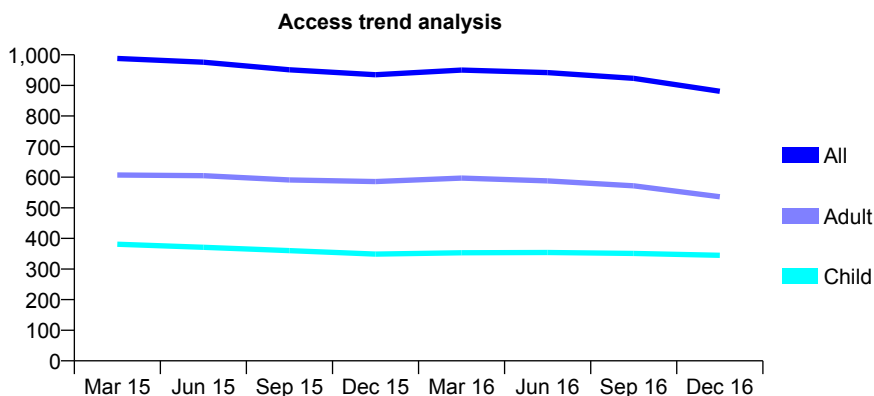
7A4 - Vital Signs At a Glance Contract Report for 142514/0001 - December 2016

Name or company name	RDSK Ltd
Contract type name	GDS Contract
Purpose of contract	General
Contract start date	01/07/2007
Contract end date	

16/17 Contracted general activity (UDA)	2,725
Carry forward general activity (UDA)	0
16/17 Contracted orthodontic activity (UOA)	0
Carry forward orthodontic activity (UOA)	0
Baseline contract value	£59,139.78

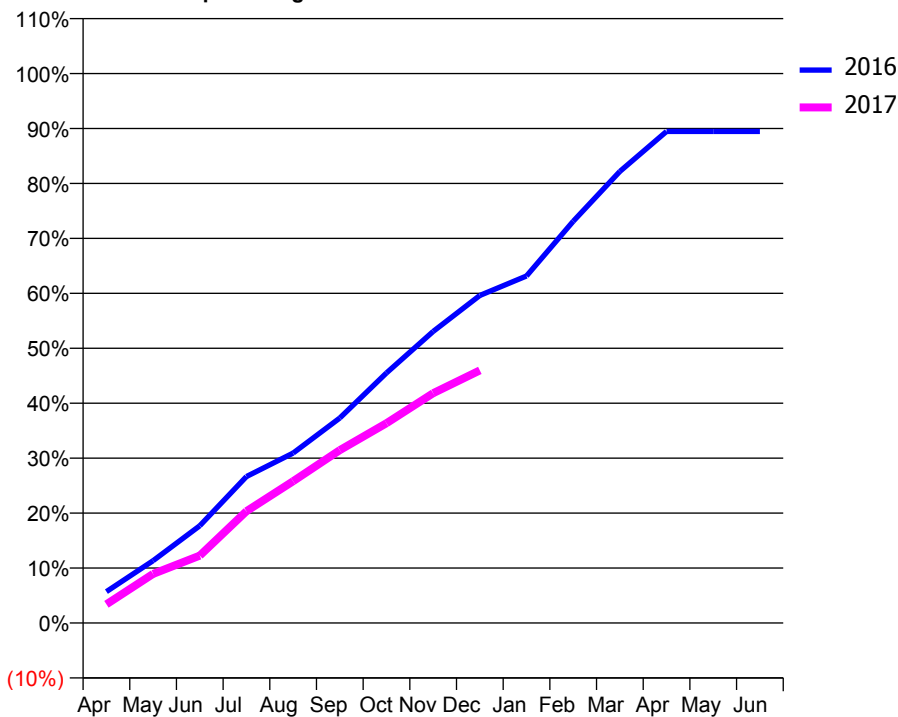
ACCESS*

Patients seen in 24 months	Total	Change since previous quarter
Quarter ending December 2015	935	
Quarter ending March 2016	950	→
Quarter ending June 2016	942	→
Quarter ending September 2016	923	↓
Quarter ending December 2016	881	↓
Variance since December 2015	(5.8%)	↓



ACTIVITY

Cumulative percentage of contracted UDA delivered 2016 & 2017



Month	Adjusted Scheduled Activity (UDA)	
	2016	2017
April	155	93
May	309	244
June	482	334
July	727	555
August	843	703
September	1,017	858
October	1,240	991
November	1,446	1,140
December	1,624	1,253
January	1,721	
February	1,992	
March	2,239	
April	2,438	
May	2,438	
June	2,438	

QUALITY

	Quantity	Base Number	Contract	LHB	Wales
% of FP17s for the same patient ID Re-attending within 3 months - Children	9	413	2.2%	9.1%	11.4%
% of FP17s for the same patient ID Re-attending within 3 months - Adults	22	433	5.1%	16.4%	16.6%
% of FP17s for the same patient ID Re-attending between 3 & 9 months - Children	274	413	66.3%	55.2%	58.0%
% of FP17s for the same patient ID Re-attending between 3 & 9 months - Adults	251	433	58.0%	52.7%	53.9%
% of FP17s for Band 1 Urgent Courses	20	769	2.6%	9.3%	9.0%
% of FP17s Relating to Free Repair or Replacements	0	769	0.0%	0.7%	0.7%
% of FP17s Relating to Continuations	0	769	0.0%	1.1%	0.9%
% of Patients satisfied with the dentistry they have received	0	0	N/A	94.5%	94.2%
% of Patients satisfied with the time they had to wait for an appointment	0	0	N/A	89.4%	88.6%

* This is based on patients treated on this contract for their most recent course of treatment. Figures in italics indicate the base number of FP17s or Patient Questionnaire responses are less than 100. N/A is shown where the base number of responses is less than 10 during the period. % is calculated as Quantity/Base number*100

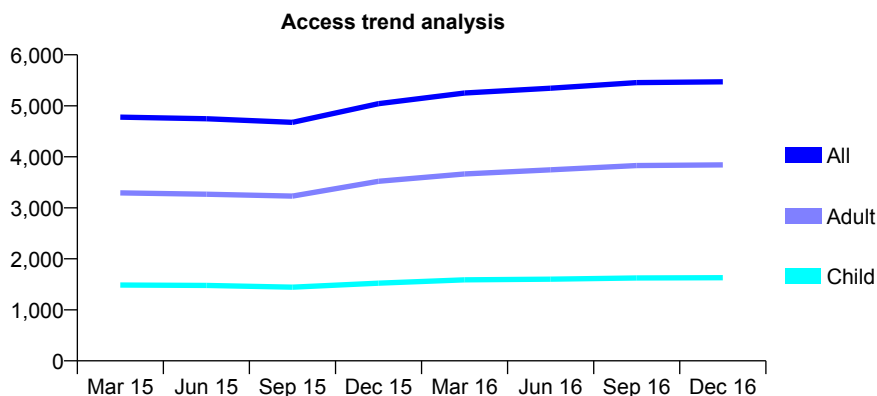
7A4 - Vital Signs At a Glance Contract Report for 151165/0002 - December 2016

Name or company name	Simon Hill Ltd
Contract type name	GDS Contract
Purpose of contract	General
Contract start date	01/09/2010
Contract end date	

16/17 Contracted general activity (UDA)	15,820
Carry forward general activity (UDA)	0
16/17 Contracted orthodontic activity (UOA)	0
Carry forward orthodontic activity (UOA)	0
Baseline contract value	£334,712.81

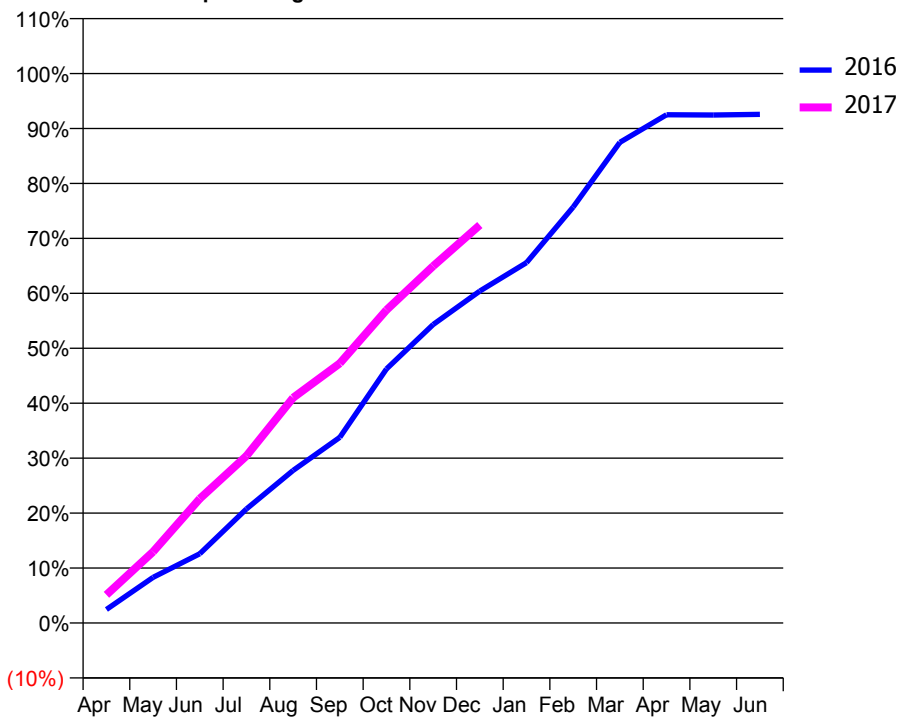
ACCESS*

Patients seen in 24 months	Total	Change since previous quarter
Quarter ending December 2015	5,043	
Quarter ending March 2016	5,252	↑
Quarter ending June 2016	5,345	→
Quarter ending September 2016	5,454	↑
Quarter ending December 2016	5,471	→
Variance since December 2015	8.5%	↑



ACTIVITY

Cumulative percentage of contracted UDA delivered 2016 & 2017



Month	Adjusted Scheduled Activity (UDA)	
	2016	2017
April	388	813
May	1,314	2,051
June	1,995	3,581
July	3,286	4,813
August	4,392	6,487
September	5,346	7,478
October	7,316	9,012
November	8,592	10,274
December	9,556	11,459
January	10,376	
February	11,976	
March	13,837	
April	14,631	
May	14,626	
June	14,645	

QUALITY

	Quantity	Base Number	Contract	LHB	Wales
% of FP17s for the same patient ID Re-attending within 3 months - Children	147	1,803	8.2%	9.1%	11.4%
% of FP17s for the same patient ID Re-attending within 3 months - Adults	438	4,006	10.9%	16.4%	16.6%
% of FP17s for the same patient ID Re-attending between 3 & 9 months - Children	1,013	1,803	56.2%	55.2%	58.0%
% of FP17s for the same patient ID Re-attending between 3 & 9 months - Adults	2,282	4,006	57.0%	52.7%	53.9%
% of FP17s for Band 1 Urgent Courses	321	5,394	6.0%	9.3%	9.0%
% of FP17s Relating to Free Repair or Replacements	52	5,394	1.0%	0.7%	0.7%
% of FP17s Relating to Continuations	4	5,394	0.1%	1.1%	0.9%
% of Patients satisfied with the dentistry they have received	19	21	90.5%	94.5%	94.2%
% of Patients satisfied with the time they had to wait for an appointment	21	21	100.0%	89.4%	88.6%

* This is based on patients treated on this contract for their most recent course of treatment. Figures in italics indicate the base number of FP17s or Patient Questionnaire responses are less than 100. N/A is shown where the base number of responses is less than 10 during the period. % is calculated as Quantity/Base number*100

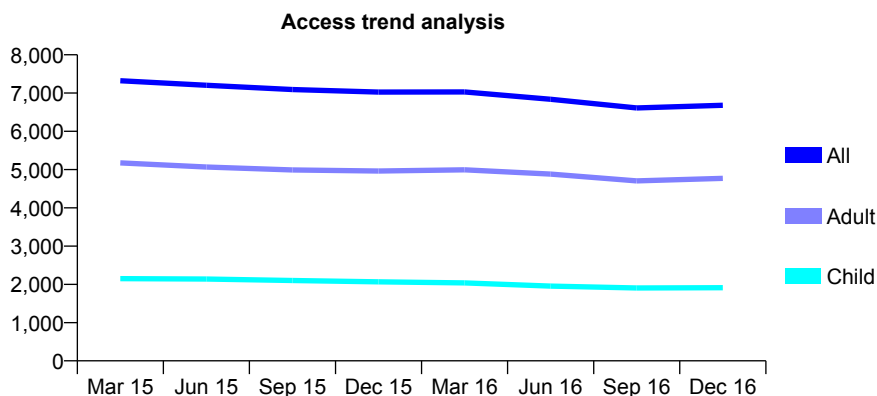
7A4 - Vital Signs At a Glance Contract Report for 154245/0001 - December 2016

Name or company name	Restore Dental Group
Contract type name	GDS Contract
Purpose of contract	General
Contract start date	01/04/2013
Contract end date	

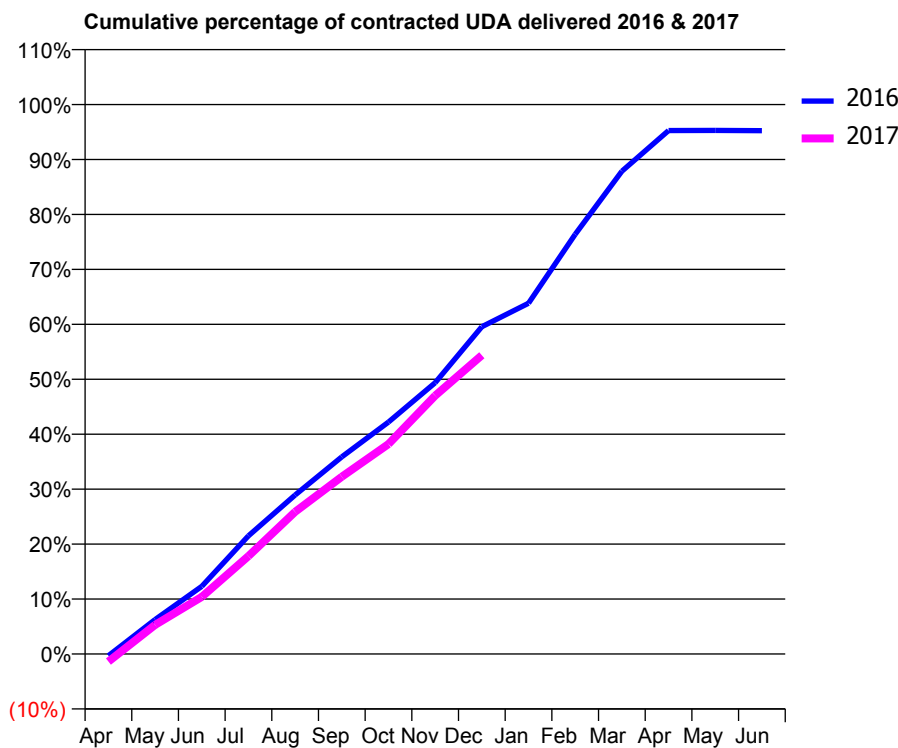
16/17 Contracted general activity (UDA)	25,220
Carry forward general activity (UDA)	1,203
16/17 Contracted orthodontic activity (UOA)	0
Carry forward orthodontic activity (UOA)	0
Baseline contract value	£566,100.58

ACCESS*

Patients seen in 24 months	Total	Change since previous quarter
Quarter ending December 2015	7,027	
Quarter ending March 2016	7,028	→
Quarter ending June 2016	6,836	↓
Quarter ending September 2016	6,610	↓
Quarter ending December 2016	6,682	→
Variance since December 2015	(4.9%)	↓



ACTIVITY



Month	Adjusted Scheduled Activity (UDA)	
	2016	2017
April	-84	-352
May	1,583	1,339
June	3,104	2,620
July	5,427	4,493
August	7,301	6,524
September	9,048	8,138
October	10,646	9,639
November	12,449	11,860
December	15,021	13,714
January	16,097	
February	19,266	
March	22,161	
April	24,027	
May	24,030	
June	24,017	

QUALITY

	Quantity	Base Number	Contract	LHB	Wales
% of FP17s for the same patient ID Re-attending within 3 months - Children	164	2,003	8.2%	9.1%	11.4%
% of FP17s for the same patient ID Re-attending within 3 months - Adults	1,004	5,373	18.7%	16.4%	16.6%
% of FP17s for the same patient ID Re-attending between 3 & 9 months - Children	1,096	2,003	54.7%	55.2%	58.0%
% of FP17s for the same patient ID Re-attending between 3 & 9 months - Adults	3,021	5,373	56.2%	52.7%	53.9%
% of FP17s for Band 1 Urgent Courses	582	6,815	8.5%	9.3%	9.0%
% of FP17s Relating to Free Repair or Replacements	78	6,815	1.1%	0.7%	0.7%
% of FP17s Relating to Continuations	166	6,815	2.4%	1.1%	0.9%
% of Patients satisfied with the dentistry they have received	16	17	94.1%	94.5%	94.2%
% of Patients satisfied with the time they had to wait for an appointment	14	17	82.4%	89.4%	88.6%

* This is based on patients treated on this contract for their most recent course of treatment. Figures in italics indicate the base number of FP17s or Patient Questionnaire responses are less than 100. N/A is shown where the base number of responses is less than 10 during the period. % is calculated as Quantity/Base number*100

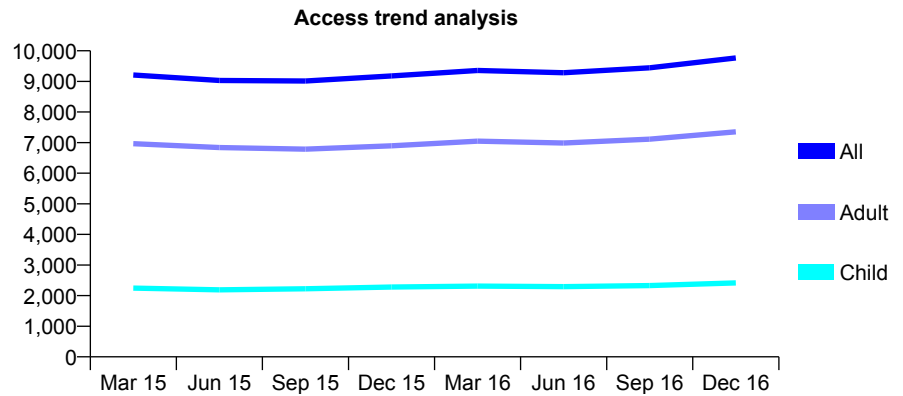
7A4 - Vital Signs At a Glance Contract Report for 154245/0002 - December 2016

Name or company name	Restore Dental Group
Contract type name	GDS Contract
Purpose of contract	General
Contract start date	01/04/2013
Contract end date	

16/17 Contracted general activity (UDA)	31,265
Carry forward general activity (UDA)	0
16/17 Contracted orthodontic activity (UOA)	0
Carry forward orthodontic activity (UOA)	0
Baseline contract value	£758,081.99

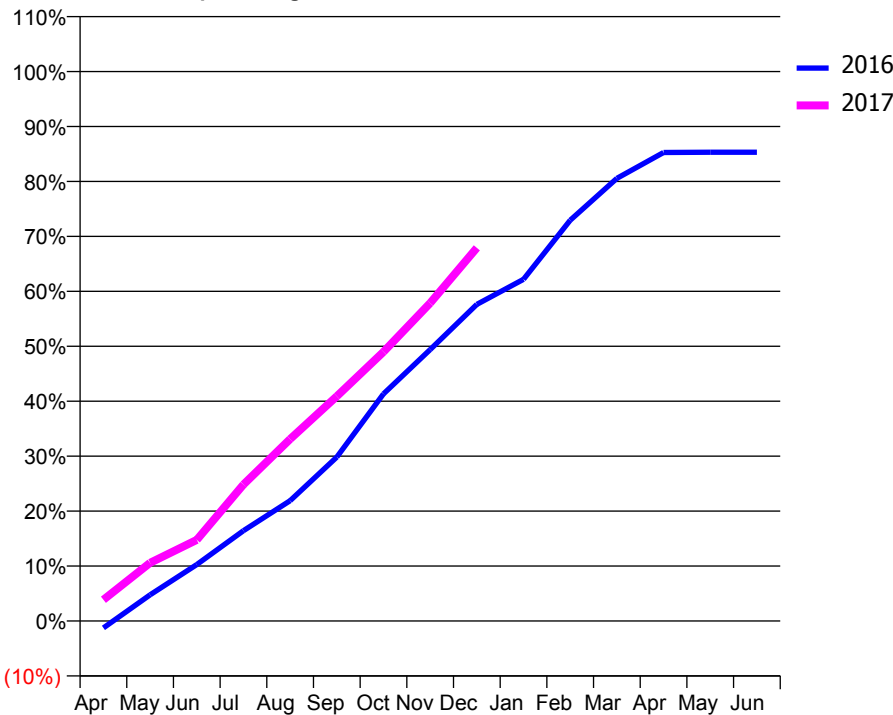
ACCESS*

Patients seen in 24 months	Total	Change since previous quarter
Quarter ending December 2015	9,180	
Quarter ending March 2016	9,359	→
Quarter ending June 2016	9,283	→
Quarter ending September 2016	9,444	→
Quarter ending December 2016	9,767	↑
Variance since December 2015	6.4%	↑



ACTIVITY

Cumulative percentage of contracted UDA delivered 2016 & 2017



Month	Adjusted Scheduled Activity (UDA)	
	2016	2017
April	-397	1,214
May	1,488	3,309
June	3,210	4,615
July	5,139	7,767
August	6,844	10,351
September	9,331	12,788
October	12,927	15,316
November	15,442	18,088
December	18,014	21,231
January	19,444	
February	22,800	
March	25,183	
April	26,657	
May	26,673	
June	26,673	

QUALITY

	Quantity	Base Number	Contract	LHB	Wales
% of FP17s for the same patient ID Re-attending within 3 months - Children	174	2,188	8.0%	9.1%	11.4%
% of FP17s for the same patient ID Re-attending within 3 months - Adults	1,278	7,522	17.0%	16.4%	16.6%
% of FP17s for the same patient ID Re-attending between 3 & 9 months - Children	1,006	2,188	46.0%	55.2%	58.0%
% of FP17s for the same patient ID Re-attending between 3 & 9 months - Adults	3,510	7,522	46.7%	52.7%	53.9%
% of FP17s for Band 1 Urgent Courses	783	9,143	8.6%	9.3%	9.0%
% of FP17s Relating to Free Repair or Replacements	142	9,143	1.6%	0.7%	0.7%
% of FP17s Relating to Continuations	259	9,143	2.8%	1.1%	0.9%
% of Patients satisfied with the dentistry they have received	24	27	88.9%	94.5%	94.2%
% of Patients satisfied with the time they had to wait for an appointment	23	27	85.2%	89.4%	88.6%

* This is based on patients treated on this contract for their most recent course of treatment. Figures in italics indicate the base number of FP17s or Patient Questionnaire responses are less than 100. N/A is shown where the base number of responses is less than 10 during the period. % is calculated as Quantity/Base number*100

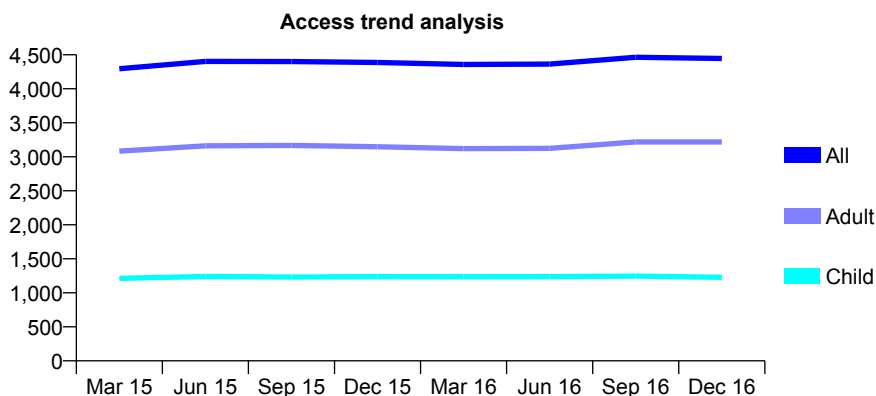
7A4 - Vital Signs At a Glance Contract Report for 154504/0001 - December 2016

Name or company name	Alison Jones Ltd
Contract type name	GDS Contract
Purpose of contract	General
Contract start date	01/08/2013
Contract end date	

16/17 Contracted general activity (UDA)	15,000
Carry forward general activity (UDA)	0
16/17 Contracted orthodontic activity (UOA)	0
Carry forward orthodontic activity (UOA)	0
Baseline contract value	£342,983.21

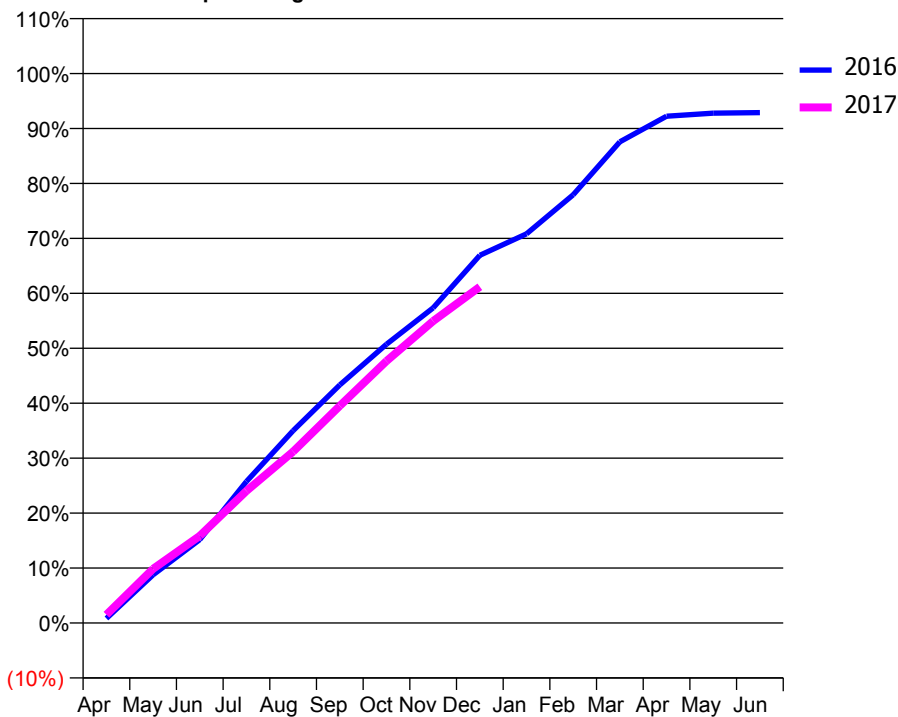
ACCESS*

Patients seen in 24 months	Total	Change since previous quarter
Quarter ending December 2015	4,387	
Quarter ending March 2016	4,358	→
Quarter ending June 2016	4,363	→
Quarter ending September 2016	4,464	↑
Quarter ending December 2016	4,447	→
Variance since December 2015	1.4%	→



ACTIVITY

Cumulative percentage of contracted UDA delivered 2016 & 2017



Month	Adjusted Scheduled Activity (UDA)	
	2016	2017
April	125	228
May	1,315	1,480
June	2,276	2,379
July	3,864	3,605
August	5,250	4,678
September	6,500	5,928
October	7,609	7,152
November	8,603	8,242
December	10,037	9,179
January	10,624	
February	11,688	
March	13,134	
April	13,833	
May	13,918	
June	13,934	

QUALITY

	Quantity	Base Number	Contract	LHB	Wales
% of FP17s for the same patient ID Re-attending within 3 months - Children	99	1,268	7.8%	9.1%	11.4%
% of FP17s for the same patient ID Re-attending within 3 months - Adults	592	3,610	16.4%	16.4%	16.6%
% of FP17s for the same patient ID Re-attending between 3 & 9 months - Children	695	1,268	54.8%	55.2%	58.0%
% of FP17s for the same patient ID Re-attending between 3 & 9 months - Adults	1,940	3,610	53.7%	52.7%	53.9%
% of FP17s for Band 1 Urgent Courses	464	4,549	10.2%	9.3%	9.0%
% of FP17s Relating to Free Repair or Replacements	37	4,549	0.8%	0.7%	0.7%
% of FP17s Relating to Continuations	59	4,549	1.3%	1.1%	0.9%
% of Patients satisfied with the dentistry they have received	12	13	92.3%	94.5%	94.2%
% of Patients satisfied with the time they had to wait for an appointment	12	13	92.3%	89.4%	88.6%

* This is based on patients treated on this contract for their most recent course of treatment. Figures in italics indicate the base number of FP17s or Patient Questionnaire responses are less than 100. N/A is shown where the base number of responses is less than 10 during the period. % is calculated as Quantity/Base number*100

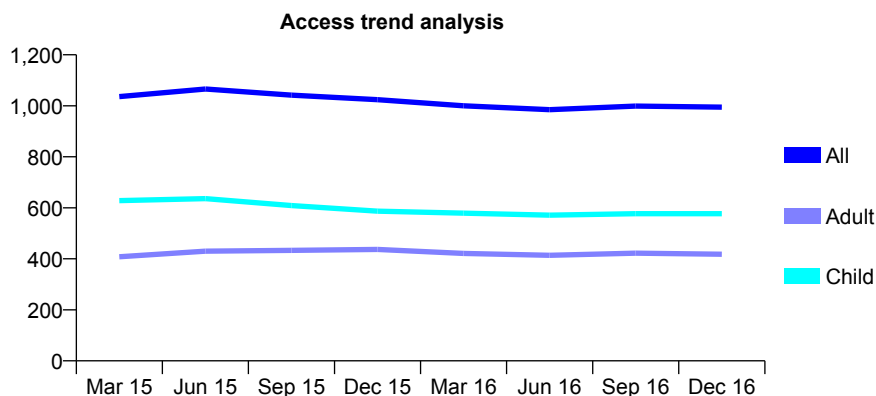
7A4 - Vital Signs At a Glance Contract Report for 154504/0002 - December 2016

Name or company name	Alison Jones Ltd
Contract type name	GDS Contract
Purpose of contract	General
Contract start date	01/08/2013
Contract end date	

16/17 Contracted general activity (UDA)	2,670
Carry forward general activity (UDA)	0
16/17 Contracted orthodontic activity (UOA)	0
Carry forward orthodontic activity (UOA)	0
Baseline contract value	£67,823.26

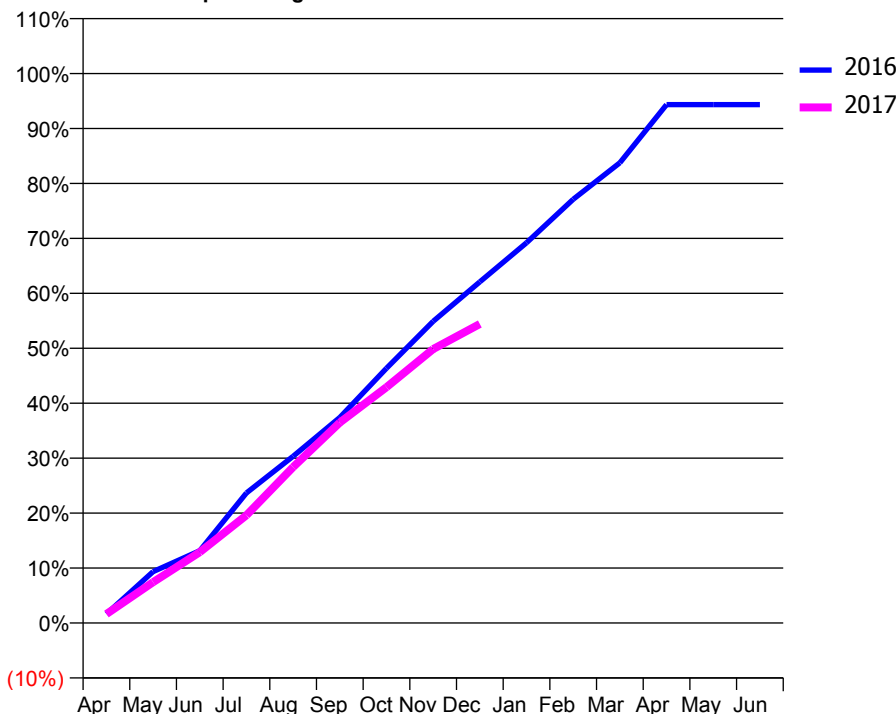
ACCESS*

Patients seen in 24 months	Total	Change since previous quarter
Quarter ending December 2015	1,024	
Quarter ending March 2016	1,000	↓
Quarter ending June 2016	985	↓
Quarter ending September 2016	999	→
Quarter ending December 2016	995	→
Variance since December 2015	(2.8%)	↓



ACTIVITY

Cumulative percentage of contracted UDA delivered 2016 & 2017



Month	Adjusted Scheduled Activity (UDA)	
	2016	2017
April	44	44
May	250	198
June	352	344
July	632	524
August	810	758
September	999	974
October	1,238	1,146
November	1,466	1,331
December	1,657	1,453
January	1,848	
February	2,059	
March	2,236	
April	2,519	
May	2,519	
June	2,519	

QUALITY

	Quantity	Base Number	Contract	LHB	Wales
% of FP17s for the same patient ID Re-attending within 3 months - Children	39	584	6.7%	9.1%	11.4%
% of FP17s for the same patient ID Re-attending within 3 months - Adults	79	370	21.4%	16.4%	16.6%
% of FP17s for the same patient ID Re-attending between 3 & 9 months - Children	360	584	61.6%	55.2%	58.0%
% of FP17s for the same patient ID Re-attending between 3 & 9 months - Adults	188	370	50.8%	52.7%	53.9%
% of FP17s for Band 1 Urgent Courses	65	845	7.7%	9.3%	9.0%
% of FP17s Relating to Free Repair or Replacements	0	845	0.0%	0.7%	0.7%
% of FP17s Relating to Continuations	6	845	0.7%	1.1%	0.9%
% of Patients satisfied with the dentistry they have received	2	2	N/A	94.5%	94.2%
% of Patients satisfied with the time they had to wait for an appointment	2	2	N/A	89.4%	88.6%

* This is based on patients treated on this contract for their most recent course of treatment. Figures in italics indicate the base number of FP17s or Patient Questionnaire responses are less than 100. N/A is shown where the base number of responses is less than 10 during the period. % is calculated as Quantity/Base number*100

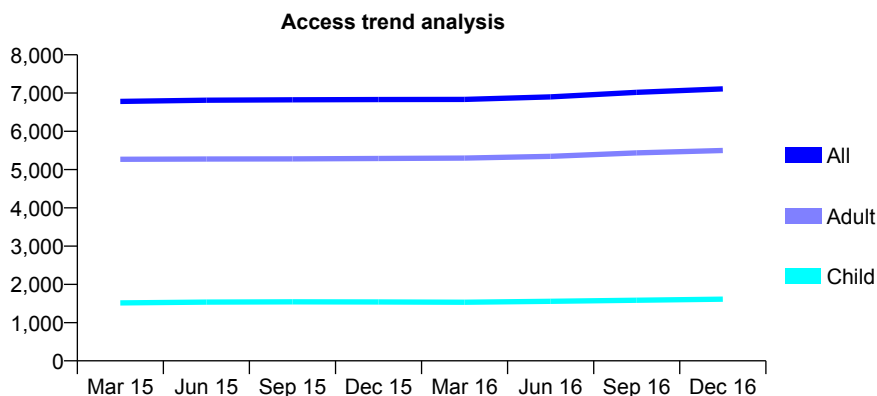
7A4 - Vital Signs At a Glance Contract Report for 157481/0001 - December 2016

Name or company name	Birchwood Health Ltd
Contract type name	GDS Contract
Purpose of contract	General
Contract start date	01/09/2009
Contract end date	

16/17 Contracted general activity (UDA)	26,295
Carry forward general activity (UDA)	815
16/17 Contracted orthodontic activity (UOA)	0
Carry forward orthodontic activity (UOA)	0
Baseline contract value	£590,632.14

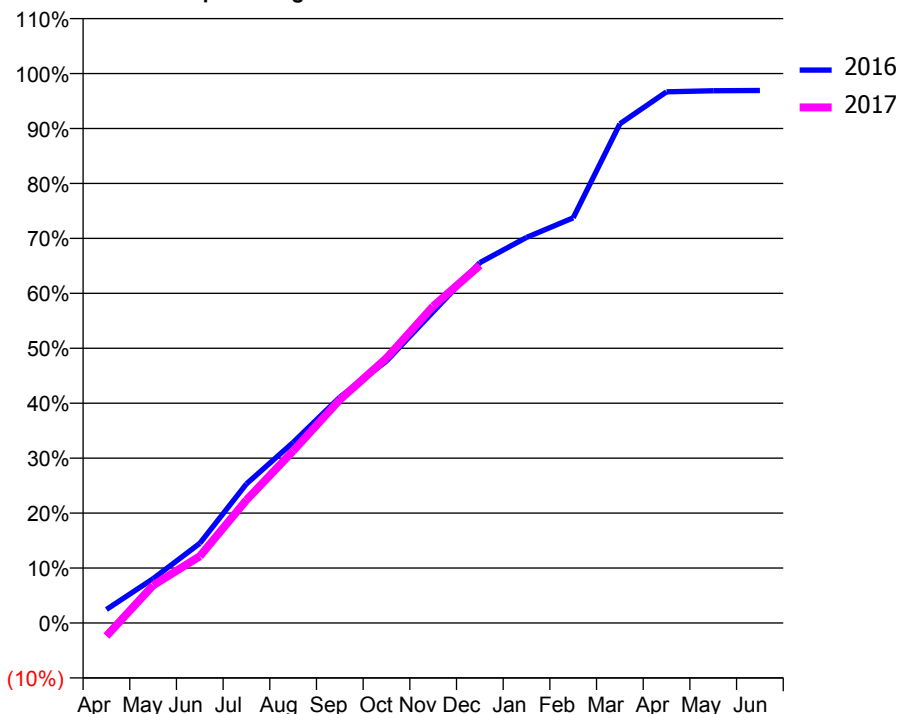
ACCESS*

Patients seen in 24 months	Total	Change since previous quarter
Quarter ending December 2015	6,829	
Quarter ending March 2016	6,833	→
Quarter ending June 2016	6,901	→
Quarter ending September 2016	7,019	→
Quarter ending December 2016	7,111	→
Variance since December 2015	4.1%	↑



ACTIVITY

Cumulative percentage of contracted UDA delivered 2016 & 2017



Month	Adjusted Scheduled Activity (UDA)	
	2016	2017
April	648	-629
May	2,124	1,801
June	3,812	3,194
July	6,658	5,884
August	8,641	8,235
September	10,806	10,683
October	12,535	12,673
November	14,899	15,161
December	17,243	17,118
January	18,449	
February	19,388	
March	23,885	
April	25,420	
May	25,472	
June	25,480	

QUALITY

	Quantity	Base Number	Contract	LHB	Wales
% of FP17s for the same patient ID Re-attending within 3 months - Children	174	1,725	10.1%	9.1%	11.4%
% of FP17s for the same patient ID Re-attending within 3 months - Adults	1,390	6,558	21.2%	16.4%	16.6%
% of FP17s for the same patient ID Re-attending between 3 & 9 months - Children	863	1,725	50.0%	55.2%	58.0%
% of FP17s for the same patient ID Re-attending between 3 & 9 months - Adults	3,265	6,558	49.8%	52.7%	53.9%
% of FP17s for Band 1 Urgent Courses	867	7,671	11.3%	9.3%	9.0%
% of FP17s Relating to Free Repair or Replacements	125	7,671	1.6%	0.7%	0.7%
% of FP17s Relating to Continuations	100	7,671	1.3%	1.1%	0.9%
% of Patients satisfied with the dentistry they have received	24	27	88.9%	94.5%	94.2%
% of Patients satisfied with the time they had to wait for an appointment	24	27	88.9%	89.4%	88.6%

* This is based on patients treated on this contract for their most recent course of treatment. Figures in italics indicate the base number of FP17s or Patient Questionnaire responses are less than 100. N/A is shown where the base number of responses is less than 10 during the period. % is calculated as Quantity/Base number*100

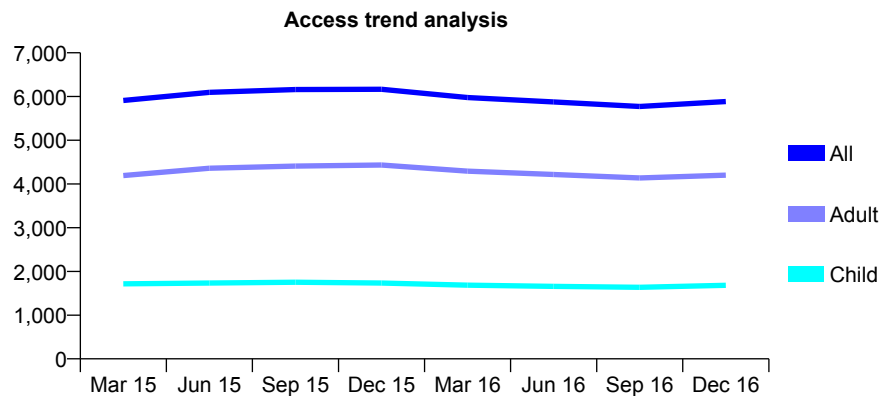
7A4 - Vital Signs At a Glance Contract Report for 158194/0014 - December 2016

Name or company name	Denticare Ltd
Contract type name	GDS Contract
Purpose of contract	General
Contract start date	06/01/2007
Contract end date	

16/17 Contracted general activity (UDA)	17,966
Carry forward general activity (UDA)	262
16/17 Contracted orthodontic activity (UOA)	0
Carry forward orthodontic activity (UOA)	0
Baseline contract value	£434,340.42

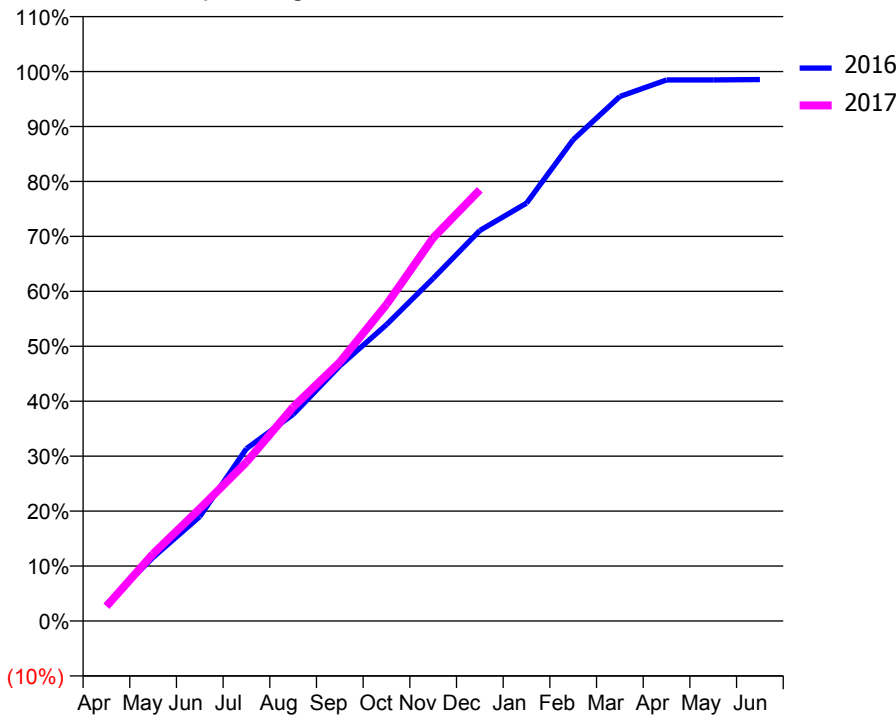
ACCESS*

Patients seen in 24 months	Total	Change since previous quarter
Quarter ending December 2015	6,167	
Quarter ending March 2016	5,978	↓
Quarter ending June 2016	5,875	↓
Quarter ending September 2016	5,773	↓
Quarter ending December 2016	5,885	→
Variance since December 2015	(4.6%)	↓



ACTIVITY

Cumulative percentage of contracted UDA delivered 2016 & 2017



Month	Adjusted Scheduled Activity (UDA)	
	2016	2017
April	543	483
May	2,083	2,199
June	3,416	3,672
July	5,637	5,195
August	6,753	6,996
September	8,341	8,466
October	9,688	10,347
November	11,203	12,529
December	12,768	14,096
January	13,664	
February	15,738	
March	17,148	
April	17,691	
May	17,691	
June	17,704	

QUALITY

	Quantity	Base Number	Contract	LHB	Wales
% of FP17s for the same patient ID Re-attending within 3 months - Children	99	1,568	6.3%	9.1%	11.4%
% of FP17s for the same patient ID Re-attending within 3 months - Adults	533	4,099	13.0%	16.4%	16.6%
% of FP17s for the same patient ID Re-attending between 3 & 9 months - Children	723	1,568	46.1%	55.2%	58.0%
% of FP17s for the same patient ID Re-attending between 3 & 9 months - Adults	2,101	4,099	51.3%	52.7%	53.9%
% of FP17s for Band 1 Urgent Courses	461	5,446	8.5%	9.3%	9.0%
% of FP17s Relating to Free Repair or Replacements	13	5,446	0.2%	0.7%	0.7%
% of FP17s Relating to Continuations	23	5,446	0.4%	1.1%	0.9%
% of Patients satisfied with the dentistry they have received	12	13	92.3%	94.5%	94.2%
% of Patients satisfied with the time they had to wait for an appointment	10	13	76.9%	89.4%	88.6%

* This is based on patients treated on this contract for their most recent course of treatment. Figures in italics indicate the base number of FP17s or Patient Questionnaire responses are less than 100. N/A is shown where the base number of responses is less than 10 during the period. % is calculated as Quantity/Base number*100

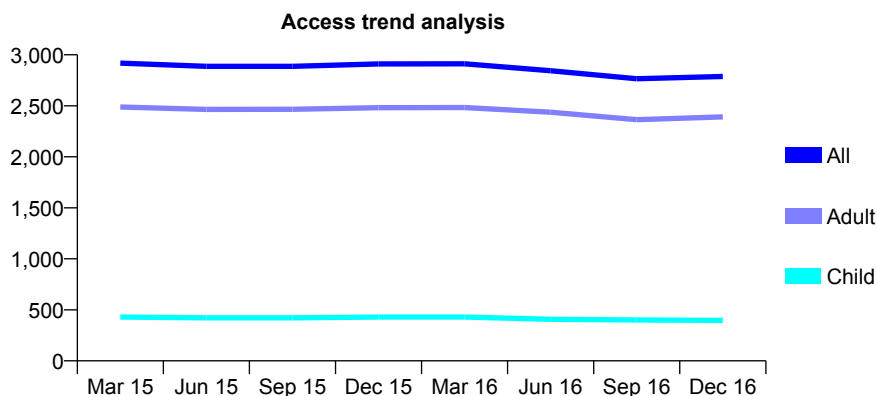
7A4 - Vital Signs At a Glance Contract Report for 158194/0020 - December 2016

Name or company name	Denticare Ltd
Contract type name	GDS Contract
Purpose of contract	General
Contract start date	01/05/2008
Contract end date	

16/17 Contracted general activity (UDA)	12,620
Carry forward general activity (UDA)	0
16/17 Contracted orthodontic activity (UOA)	0
Carry forward orthodontic activity (UOA)	0
Baseline contract value	£303,043.66

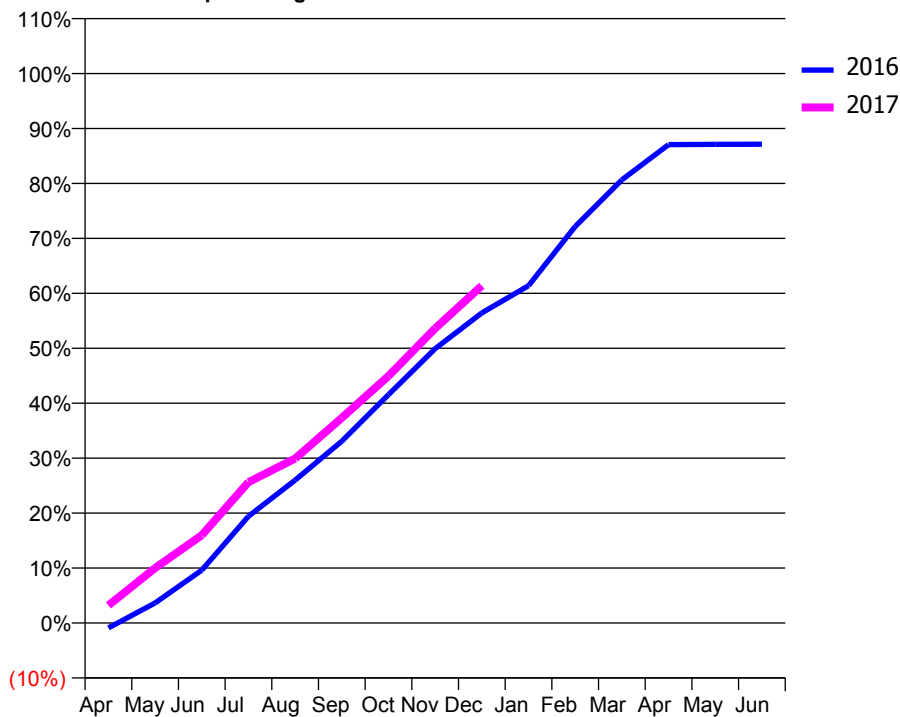
ACCESS*

Patients seen in 24 months	Total	Change since previous quarter
Quarter ending December 2015	2,911	
Quarter ending March 2016	2,912	→
Quarter ending June 2016	2,844	↓
Quarter ending September 2016	2,765	↓
Quarter ending December 2016	2,788	→
Variance since December 2015	(4.2%)	↓



ACTIVITY

Cumulative percentage of contracted UDA delivered 2016 & 2017



Month	Adjusted Scheduled Activity (UDA)	
	2016	2017
April	-116	405
May	462	1,262
June	1,213	2,018
July	2,450	3,235
August	3,282	3,779
September	4,175	4,712
October	5,243	5,673
November	6,300	6,766
December	7,122	7,747
January	7,747	
February	9,107	
March	10,179	
April	10,986	
May	10,994	
June	10,995	

QUALITY

	Quantity	Base Number	Contract	LHB	Wales
% of FP17s for the same patient ID Re-attending within 3 months - Children	29	401	7.2%	9.1%	11.4%
% of FP17s for the same patient ID Re-attending within 3 months - Adults	291	2,396	12.1%	16.4%	16.6%
% of FP17s for the same patient ID Re-attending between 3 & 9 months - Children	243	401	60.6%	55.2%	58.0%
% of FP17s for the same patient ID Re-attending between 3 & 9 months - Adults	1,475	2,396	61.6%	52.7%	53.9%
% of FP17s for Band 1 Urgent Courses	145	2,529	5.7%	9.3%	9.0%
% of FP17s Relating to Free Repair or Replacements	3	2,529	0.1%	0.7%	0.7%
% of FP17s Relating to Continuations	38	2,529	1.5%	1.1%	0.9%
% of Patients satisfied with the dentistry they have received	4	7	N/A	94.5%	94.2%
% of Patients satisfied with the time they had to wait for an appointment	6	7	N/A	89.4%	88.6%

* This is based on patients treated on this contract for their most recent course of treatment. Figures in italics indicate the base number of FP17s or Patient Questionnaire responses are less than 100. N/A is shown where the base number of responses is less than 10 during the period. % is calculated as Quantity/Base number*100

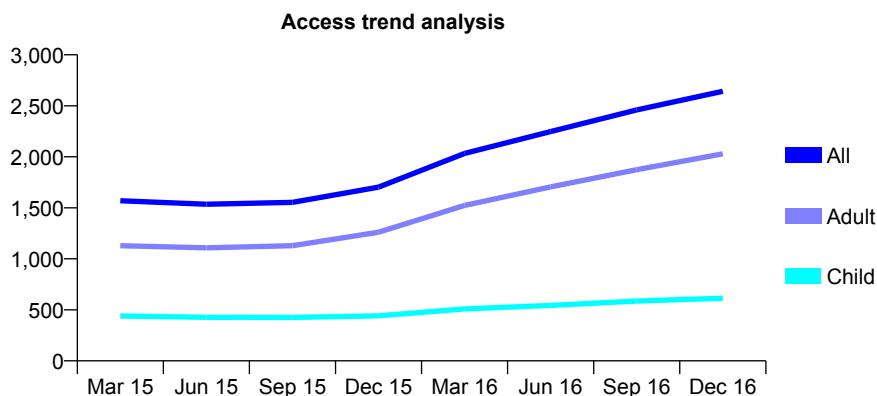
7A4 - Vital Signs At a Glance Contract Report for 158194/0027 - December 2016

Name or company name	Denticare Ltd
Contract type name	GDS Contract
Purpose of contract	General
Contract start date	01/04/2011
Contract end date	

16/17 Contracted general activity (UDA)	7,010
Carry forward general activity (UDA)	0
16/17 Contracted orthodontic activity (UOA)	0
Carry forward orthodontic activity (UOA)	0
Baseline contract value	£168,878.06

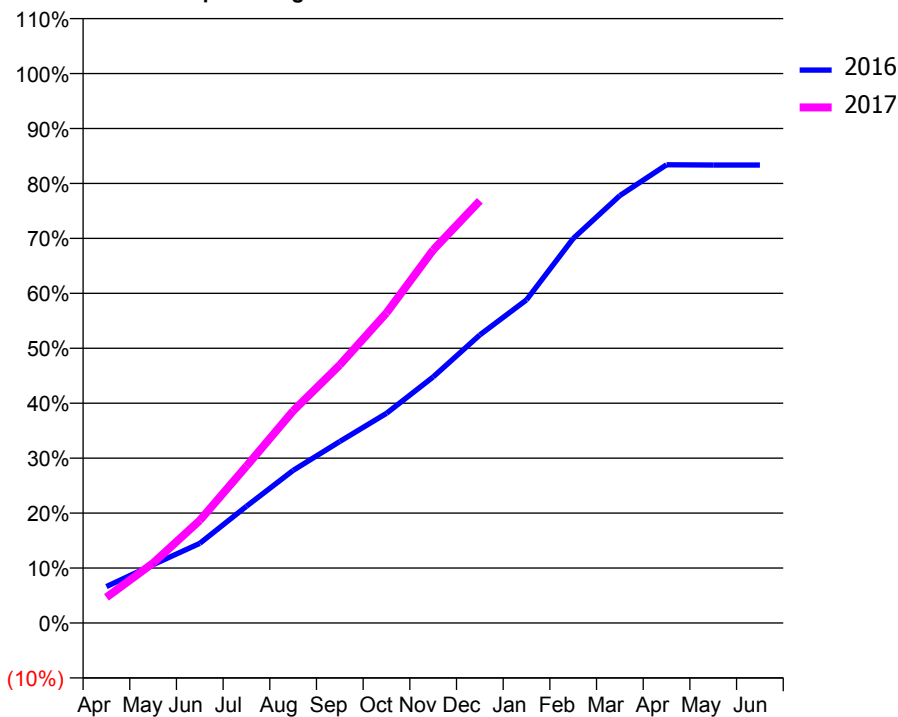
ACCESS*

Patients seen in 24 months	Total	Change since previous quarter
Quarter ending December 2015	1,702	
Quarter ending March 2016	2,033	↑
Quarter ending June 2016	2,248	↑
Quarter ending September 2016	2,460	↑
Quarter ending December 2016	2,643	↑
Variance since December 2015	55.3%	↑



ACTIVITY

Cumulative percentage of contracted UDA delivered 2016 & 2017



Month	Adjusted Scheduled Activity (UDA)	
	2016	2017
April	466	328
May	744	764
June	1,016	1,309
July	1,489	2,001
August	1,947	2,706
September	2,317	3,292
October	2,675	3,956
November	3,139	4,759
December	3,676	5,386
January	4,123	
February	4,905	
March	5,453	
April	5,846	
May	5,842	
June	5,842	

QUALITY

	Quantity	Base Number	Contract	LHB	Wales
% of FP17s for the same patient ID Re-attending within 3 months - Children	48	689	7.0%	9.1%	11.4%
% of FP17s for the same patient ID Re-attending within 3 months - Adults	287	2,338	12.3%	16.4%	16.6%
% of FP17s for the same patient ID Re-attending between 3 & 9 months - Children	371	689	53.8%	55.2%	58.0%
% of FP17s for the same patient ID Re-attending between 3 & 9 months - Adults	1,179	2,338	50.4%	52.7%	53.9%
% of FP17s for Band 1 Urgent Courses	197	2,856	6.9%	9.3%	9.0%
% of FP17s Relating to Free Repair or Replacements	1	2,856	0.0%	0.7%	0.7%
% of FP17s Relating to Continuations	40	2,856	1.4%	1.1%	0.9%
% of Patients satisfied with the dentistry they have received	8	9	N/A	94.5%	94.2%
% of Patients satisfied with the time they had to wait for an appointment	9	9	N/A	89.4%	88.6%

* This is based on patients treated on this contract for their most recent course of treatment. Figures in italics indicate the base number of FP17s or Patient Questionnaire responses are less than 100. N/A is shown where the base number of responses is less than 10 during the period. % is calculated as Quantity/Base number*100

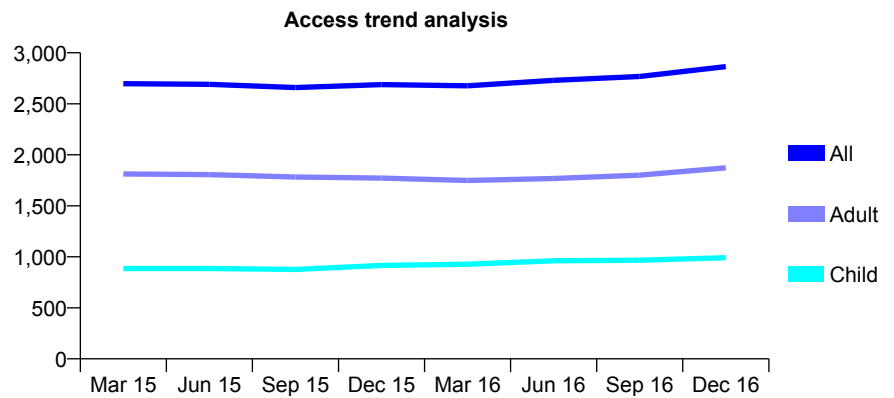
7A4 - Vital Signs At a Glance Contract Report for 158429/0001 - December 2016

Name or company name	PD Care Limited
Contract type name	GDS Contract
Purpose of contract	General
Contract start date	01/10/2011
Contract end date	

16/17 Contracted general activity (UDA)	10,160
Carry forward general activity (UDA)	23
16/17 Contracted orthodontic activity (UOA)	0
Carry forward orthodontic activity (UOA)	0
Baseline contract value	£244,801.62

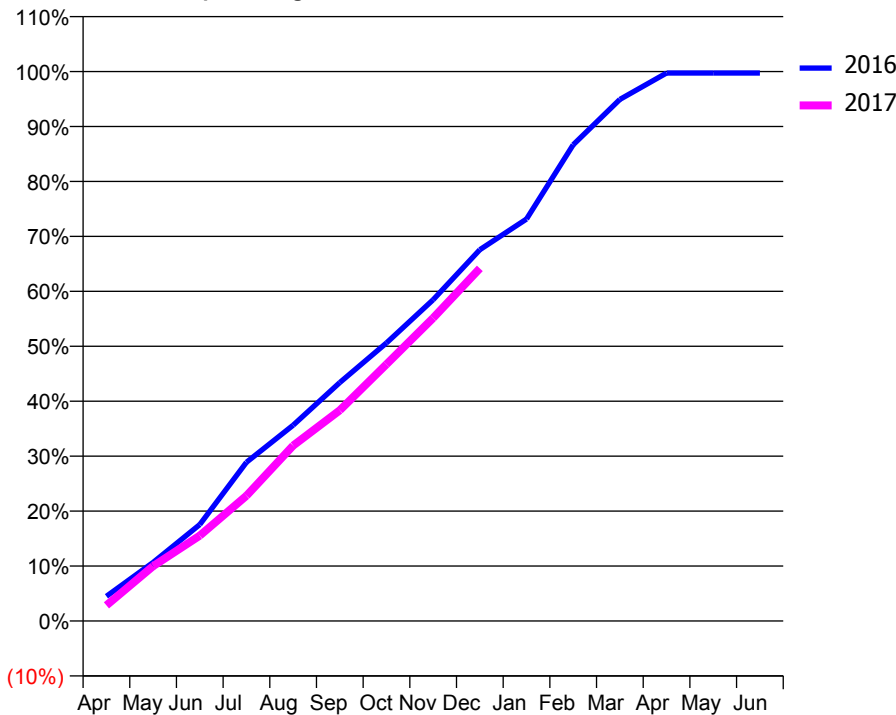
ACCESS*

Patients seen in 24 months	Total	Change since previous quarter
Quarter ending December 2015	2,688	
Quarter ending March 2016	2,677	→
Quarter ending June 2016	2,730	→
Quarter ending September 2016	2,768	→
Quarter ending December 2016	2,865	↑
Variance since December 2015	6.6%	↑



ACTIVITY

Cumulative percentage of contracted UDA delivered 2016 & 2017



Month	Adjusted Scheduled Activity (UDA)	
	2016	2017
April	368	291
May	875	1,014
June	1,440	1,580
July	2,367	2,317
August	2,921	3,242
September	3,557	3,898
October	4,147	4,748
November	4,793	5,602
December	5,537	6,520
January	5,996	
February	7,103	
March	7,779	
April	8,173	
May	8,173	
June	8,173	

QUALITY

	Quantity	Base Number	Contract	LHB	Wales
% of FP17s for the same patient ID Re-attending within 3 months - Children	86	1,120	7.7%	9.1%	11.4%
% of FP17s for the same patient ID Re-attending within 3 months - Adults	351	2,235	15.7%	16.4%	16.6%
% of FP17s for the same patient ID Re-attending between 3 & 9 months - Children	733	1,120	65.4%	55.2%	58.0%
% of FP17s for the same patient ID Re-attending between 3 & 9 months - Adults	1,304	2,235	58.3%	52.7%	53.9%
% of FP17s for Band 1 Urgent Courses	160	3,224	5.0%	9.3%	9.0%
% of FP17s Relating to Free Repair or Replacements	13	3,224	0.4%	0.7%	0.7%
% of FP17s Relating to Continuations	47	3,224	1.5%	1.1%	0.9%
% of Patients satisfied with the dentistry they have received	63	65	96.9%	94.5%	94.2%
% of Patients satisfied with the time they had to wait for an appointment	57	65	87.7%	89.4%	88.6%

* This is based on patients treated on this contract for their most recent course of treatment. Figures in italics indicate the base number of FP17s or Patient Questionnaire responses are less than 100. N/A is shown where the base number of responses is less than 10 during the period. % is calculated as Quantity/Base number*100

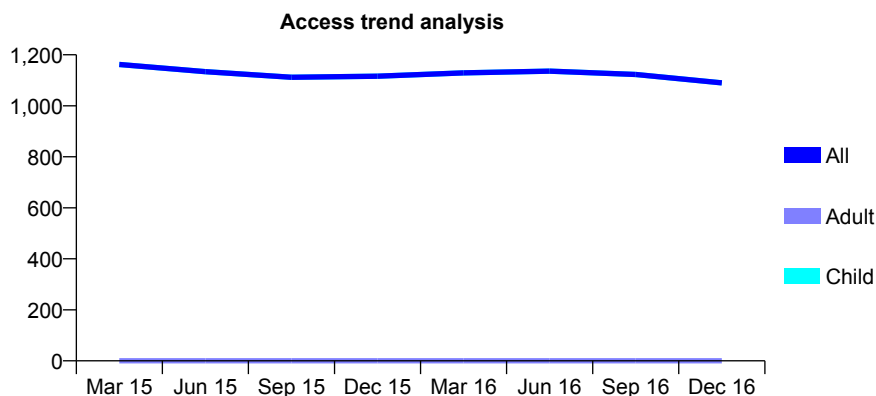
7A4 - Vital Signs At a Glance Contract Report for 159573/0001 - December 2016

Name or company name	S M Clark Limited
Contract type name	GDS Contract
Purpose of contract	General
Contract start date	01/11/2012
Contract end date	

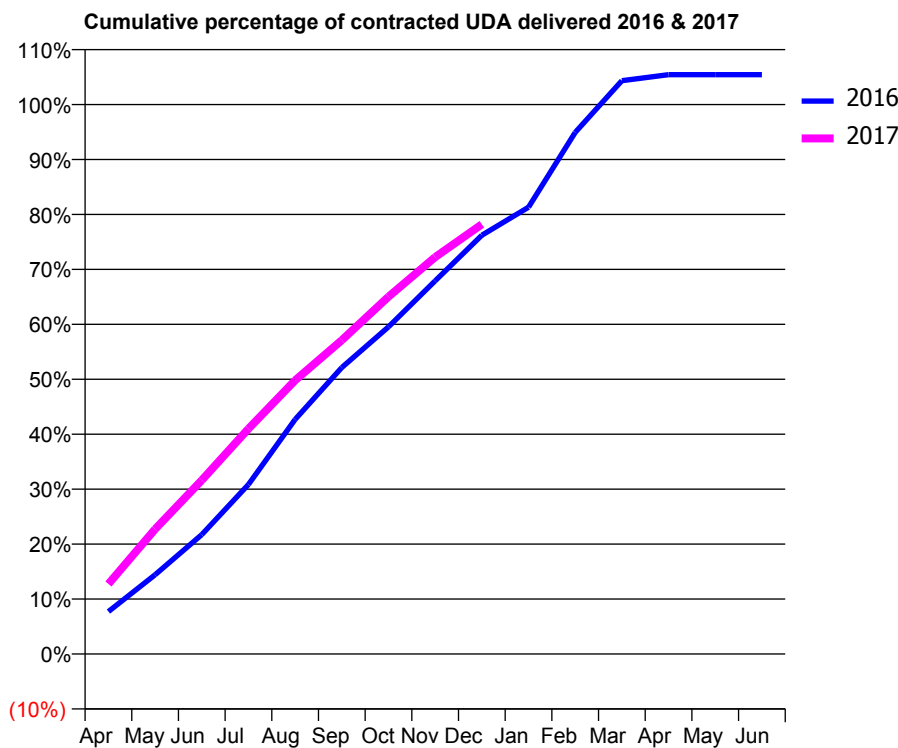
16/17 Contracted general activity (UDA)	2,315
Carry forward general activity (UDA)	-116
16/17 Contracted orthodontic activity (UOA)	0
Carry forward orthodontic activity (UOA)	0
Baseline contract value	£54,110.95

ACCESS*

Patients seen in 24 months	Total	Change since previous quarter
Quarter ending December 2015	1,116	
Quarter ending March 2016	1,129	→
Quarter ending June 2016	1,136	→
Quarter ending September 2016	1,123	↓
Quarter ending December 2016	1,090	↓
Variance since December 2015	(2.3%)	↓



ACTIVITY



Month	Adjusted Scheduled Activity (UDA)	
	2016	2017
April	179	295
May	334	526
June	503	732
July	714	949
August	988	1,153
September	1,207	1,322
October	1,378	1,505
November	1,572	1,672
December	1,764	1,810
January	1,882	
February	2,198	
March	2,416	
April	2,441	
May	2,441	
June	2,441	

QUALITY

	Quantity	Base Number	Contract	LHB	Wales
% of FP17s for the same patient ID Re-attending within 3 months - Children	38	1,301	2.9%	9.1%	11.4%
% of FP17s for the same patient ID Re-attending within 3 months - Adults	0	0	N/A	16.4%	16.6%
% of FP17s for the same patient ID Re-attending between 3 & 9 months - Children	990	1,301	76.1%	55.2%	58.0%
% of FP17s for the same patient ID Re-attending between 3 & 9 months - Adults	0	0	N/A	52.7%	53.9%
% of FP17s for Band 1 Urgent Courses	1	1,284	0.1%	9.3%	9.0%
% of FP17s Relating to Free Repair or Replacements	0	1,284	0.0%	0.7%	0.7%
% of FP17s Relating to Continuations	0	1,284	0.0%	1.1%	0.9%
% of Patients satisfied with the dentistry they have received	1	1	N/A	94.5%	94.2%
% of Patients satisfied with the time they had to wait for an appointment	1	1	N/A	89.4%	88.6%

* This is based on patients treated on this contract for their most recent course of treatment. Figures in italics indicate the base number of FP17s or Patient Questionnaire responses are less than 100. N/A is shown where the base number of responses is less than 10 during the period. % is calculated as Quantity/Base number*100

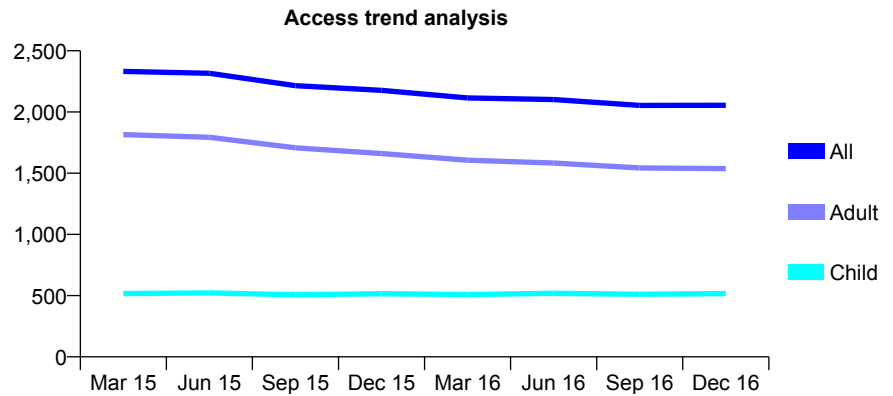
7A4 - Vital Signs At a Glance Contract Report for 161594/0001 - December 2016

Name or company name	Advance Dental Care Ltd
Contract type name	GDS Contract
Purpose of contract	General
Contract start date	16/06/2008
Contract end date	

16/17 Contracted general activity (UDA)	10,500
Carry forward general activity (UDA)	0
16/17 Contracted orthodontic activity (UOA)	0
Carry forward orthodontic activity (UOA)	0
Baseline contract value	£253,655.76

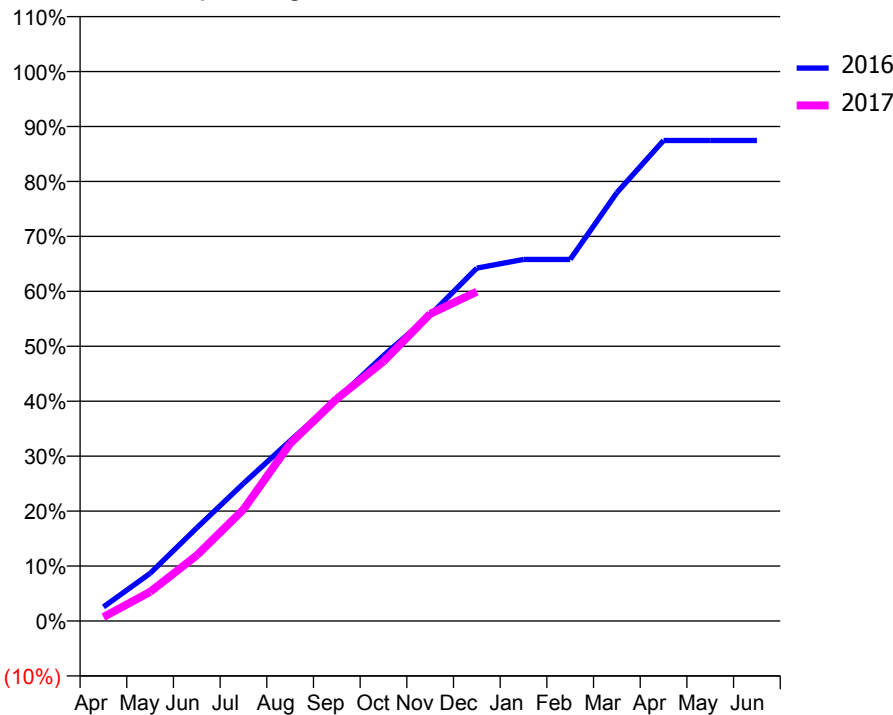
ACCESS*

Patients seen in 24 months	Total	Change since previous quarter
Quarter ending December 2015	2,177	
Quarter ending March 2016	2,115	↓
Quarter ending June 2016	2,102	→
Quarter ending September 2016	2,054	↓
Quarter ending December 2016	2,055	→
Variance since December 2015	(5.6%)	↓



ACTIVITY

Cumulative percentage of contracted UDA delivered 2016 & 2017



Month	Adjusted Scheduled Activity (UDA)	
	2016	2017
April	270	74
May	912	557
June	1,781	1,255
July	2,628	2,132
August	3,444	3,389
September	4,239	4,245
October	5,071	4,959
November	5,846	5,869
December	6,744	6,292
January	6,910	
February	6,910	
March	8,185	
April	9,181	
May	9,182	
June	9,183	

QUALITY

	Quantity	Base Number	Contract	LHB	Wales
% of FP17s for the same patient ID Re-attending within 3 months - Children	56	561	10.0%	9.1%	11.4%
% of FP17s for the same patient ID Re-attending within 3 months - Adults	620	2,119	29.3%	16.4%	16.6%
% of FP17s for the same patient ID Re-attending between 3 & 9 months - Children	226	561	40.3%	55.2%	58.0%
% of FP17s for the same patient ID Re-attending between 3 & 9 months - Adults	940	2,119	44.4%	52.7%	53.9%
% of FP17s for Band 1 Urgent Courses	349	2,180	16.0%	9.3%	9.0%
% of FP17s Relating to Free Repair or Replacements	34	2,180	1.6%	0.7%	0.7%
% of FP17s Relating to Continuations	72	2,180	3.3%	1.1%	0.9%
% of Patients satisfied with the dentistry they have received	20	20	100.0%	94.5%	94.2%
% of Patients satisfied with the time they had to wait for an appointment	19	20	95.0%	89.4%	88.6%

* This is based on patients treated on this contract for their most recent course of treatment. Figures in italics indicate the base number of FP17s or Patient Questionnaire responses are less than 100. N/A is shown where the base number of responses is less than 10 during the period. % is calculated as Quantity/Base number*100

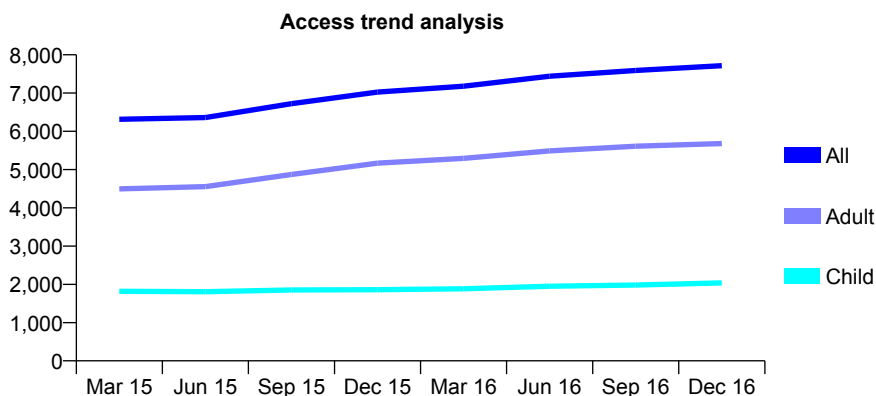
7A4 - Vital Signs At a Glance Contract Report for 165743/0001 - December 2016

Name or company name	MP Roach & CM Lloyd
Contract type name	GDS Contract
Purpose of contract	General
Contract start date	01/04/2011
Contract end date	

16/17 Contracted general activity (UDA)	22,554
Carry forward general activity (UDA)	0
16/17 Contracted orthodontic activity (UOA)	0
Carry forward orthodontic activity (UOA)	0
Baseline contract value	£569,366.58

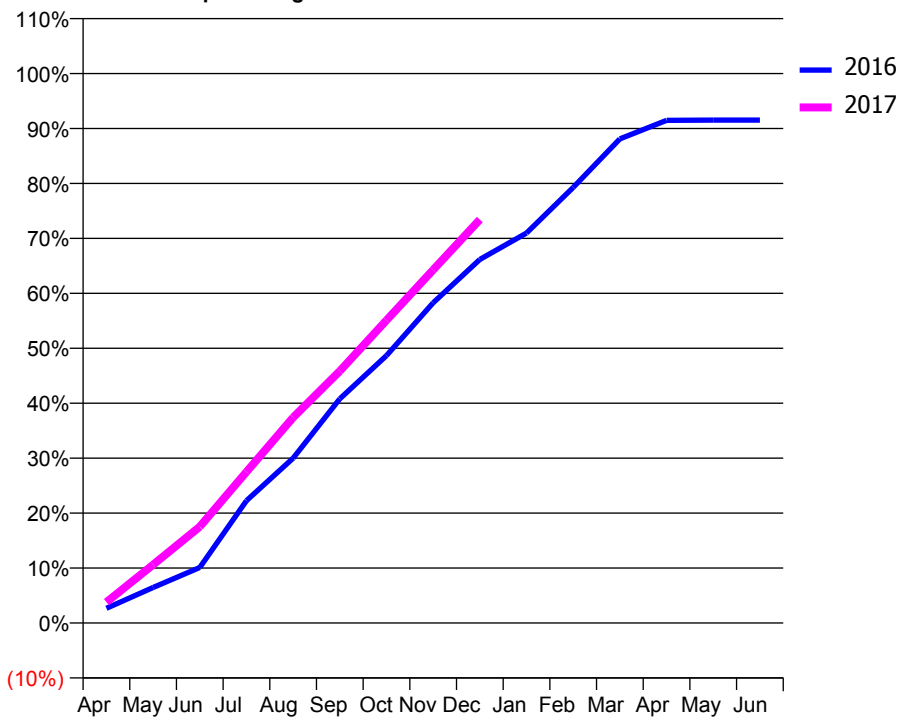
ACCESS*

Patients seen in 24 months	Total	Change since previous quarter
Quarter ending December 2015	7,027	
Quarter ending March 2016	7,178	↑
Quarter ending June 2016	7,441	↑
Quarter ending September 2016	7,592	↑
Quarter ending December 2016	7,717	→
Variance since December 2015	9.8%	↑



ACTIVITY

Cumulative percentage of contracted UDA delivered 2016 & 2017



Month	Adjusted Scheduled Activity (UDA)	
	2016	2017
April	604	857
May	1,458	2,396
June	2,277	3,954
July	5,019	6,201
August	6,766	8,438
September	9,204	10,342
October	10,978	12,427
November	13,143	14,493
December	14,924	16,560
January	16,007	
February	17,877	
March	19,870	
April	20,628	
May	20,639	
June	20,644	

QUALITY

	Quantity	Base Number	Contract	LHB	Wales
% of FP17s for the same patient ID Re-attending within 3 months - Children	170	2,513	6.8%	9.1%	11.4%
% of FP17s for the same patient ID Re-attending within 3 months - Adults	983	6,620	14.8%	16.4%	16.6%
% of FP17s for the same patient ID Re-attending between 3 & 9 months - Children	1,542	2,513	61.4%	55.2%	58.0%
% of FP17s for the same patient ID Re-attending between 3 & 9 months - Adults	3,774	6,620	57.0%	52.7%	53.9%
% of FP17s for Band 1 Urgent Courses	780	8,639	9.0%	9.3%	9.0%
% of FP17s Relating to Free Repair or Replacements	62	8,639	0.7%	0.7%	0.7%
% of FP17s Relating to Continuations	29	8,639	0.3%	1.1%	0.9%
% of Patients satisfied with the dentistry they have received	29	29	100.0%	94.5%	94.2%
% of Patients satisfied with the time they had to wait for an appointment	26	29	89.7%	89.4%	88.6%

* This is based on patients treated on this contract for their most recent course of treatment. Figures in italics indicate the base number of FP17s or Patient Questionnaire responses are less than 100. N/A is shown where the base number of responses is less than 10 during the period. % is calculated as Quantity/Base number*100

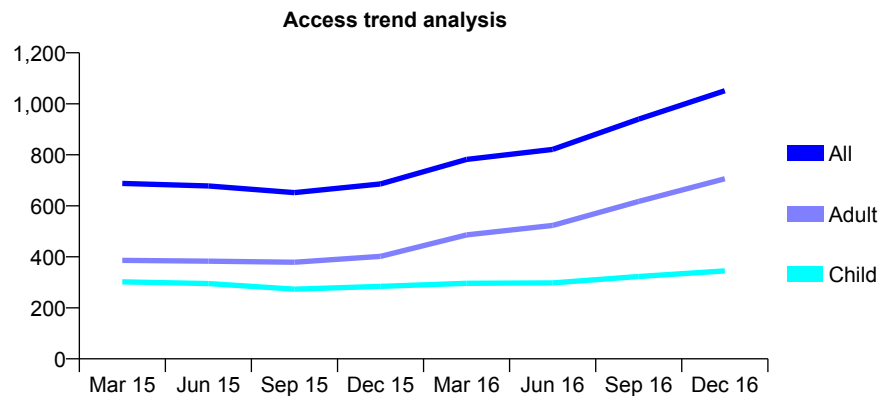
7A4 - Vital Signs At a Glance Contract Report for 172367/0001 - December 2016

Name or company name	Greenfield Dental Care Ltd
Contract type name	GDS Contract
Purpose of contract	General
Contract start date	01/04/2012
Contract end date	

16/17 Contracted general activity (UDA)	3,535
Carry forward general activity (UDA)	-25
16/17 Contracted orthodontic activity (UOA)	0
Carry forward orthodontic activity (UOA)	0
Baseline contract value	£87,984.76

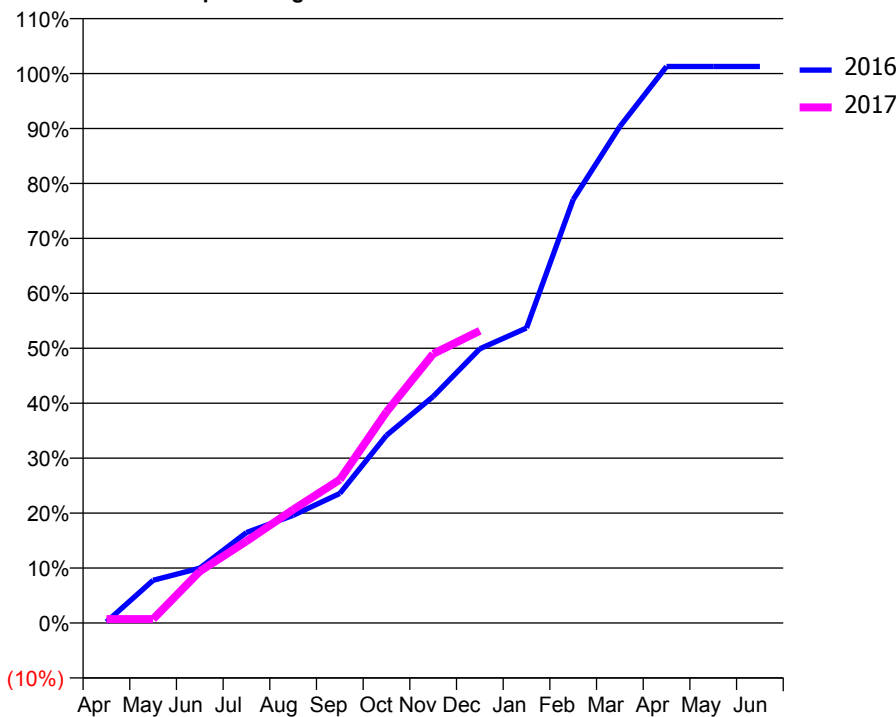
ACCESS*

Patients seen in 24 months	Total	Change since previous quarter
Quarter ending December 2015	686	
Quarter ending March 2016	782	↑
Quarter ending June 2016	821	↑
Quarter ending September 2016	940	↑
Quarter ending December 2016	1,051	↑
Variance since December 2015	53.2%	↑



ACTIVITY

Cumulative percentage of contracted UDA delivered 2016 & 2017



Month	Adjusted Scheduled Activity (UDA)	
	2016	2017
April	4	25
May	154	25
June	197	332
July	325	526
August	387	730
September	466	923
October	675	1,358
November	814	1,732
December	986	1,880
January	1,060	
February	1,522	
March	1,785	
April	2,000	
May	2,000	
June	2,000	

QUALITY

	Quantity	Base Number	Contract	LHB	Wales
% of FP17s for the same patient ID Re-attending within 3 months - Children	22	343	6.4%	9.1%	11.4%
% of FP17s for the same patient ID Re-attending within 3 months - Adults	68	639	10.6%	16.4%	16.6%
% of FP17s for the same patient ID Re-attending between 3 & 9 months - Children	157	343	45.8%	55.2%	58.0%
% of FP17s for the same patient ID Re-attending between 3 & 9 months - Adults	254	639	39.7%	52.7%	53.9%
% of FP17s for Band 1 Urgent Courses	55	908	6.1%	9.3%	9.0%
% of FP17s Relating to Free Repair or Replacements	8	908	0.9%	0.7%	0.7%
% of FP17s Relating to Continuations	2	908	0.2%	1.1%	0.9%
% of Patients satisfied with the dentistry they have received	3	3	N/A	94.5%	94.2%
% of Patients satisfied with the time they had to wait for an appointment	2	3	N/A	89.4%	88.6%

* This is based on patients treated on this contract for their most recent course of treatment. Figures in italics indicate the base number of FP17s or Patient Questionnaire responses are less than 100. N/A is shown where the base number of responses is less than 10 during the period. % is calculated as Quantity/Base number*100

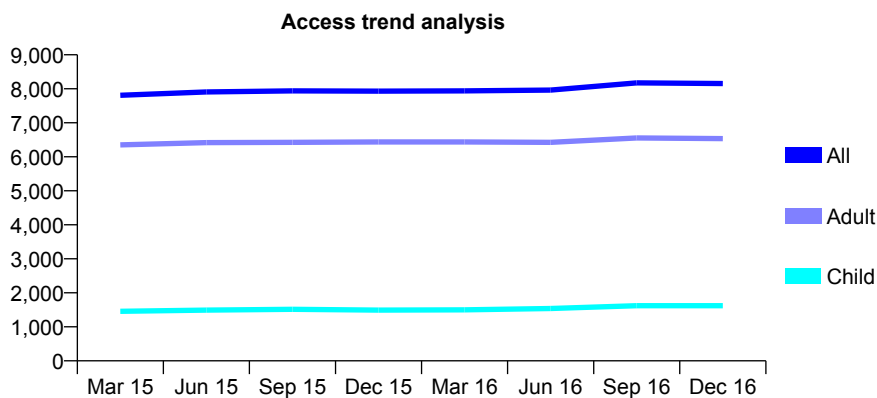
7A4 - Vital Signs At a Glance Contract Report for 172731/0001 - December 2016

Name or company name	Six Gables Dental Practice Ltd
Contract type name	GDS Contract
Purpose of contract	General
Contract start date	01/09/2010
Contract end date	

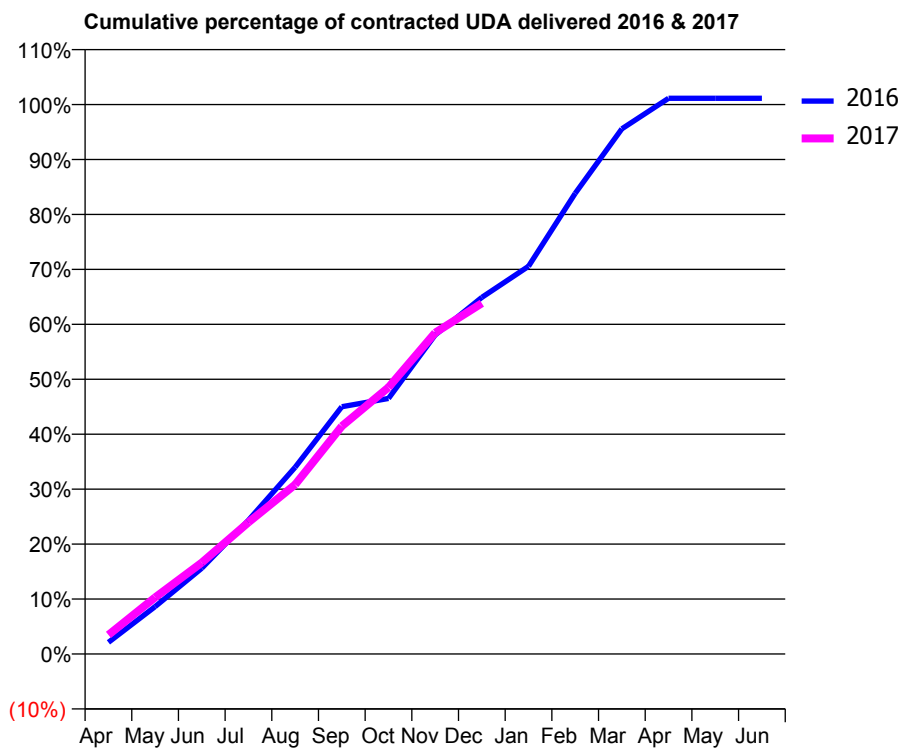
16/17 Contracted general activity (UDA)	24,835
Carry forward general activity (UDA)	-259
16/17 Contracted orthodontic activity (UOA)	0
Carry forward orthodontic activity (UOA)	0
Baseline contract value	£559,496.36

ACCESS*

Patients seen in 24 months	Total	Change since previous quarter
Quarter ending December 2015	7,931	
Quarter ending March 2016	7,938	→
Quarter ending June 2016	7,964	→
Quarter ending September 2016	8,175	↑
Quarter ending December 2016	8,155	→
Variance since December 2015	2.8%	↑



ACTIVITY



Month	Adjusted Scheduled Activity (UDA)	
	2016	2017
April	481	863
May	1,962	2,558
June	3,546	4,131
July	5,530	5,953
August	7,720	7,656
September	10,225	10,298
October	10,564	12,048
November	13,189	14,519
December	14,741	15,855
January	16,024	
February	19,040	
March	21,710	
April	22,973	
May	22,974	
June	22,974	

QUALITY

	Quantity	Base Number	Contract	LHB	Wales
% of FP17s for the same patient ID Re-attending within 3 months - Children	90	1,636	5.5%	9.1%	11.4%
% of FP17s for the same patient ID Re-attending within 3 months - Adults	812	6,591	12.3%	16.4%	16.6%
% of FP17s for the same patient ID Re-attending between 3 & 9 months - Children	817	1,636	49.9%	55.2%	58.0%
% of FP17s for the same patient ID Re-attending between 3 & 9 months - Adults	3,538	6,591	53.7%	52.7%	53.9%
% of FP17s for Band 1 Urgent Courses	175	7,637	2.3%	9.3%	9.0%
% of FP17s Relating to Free Repair or Replacements	32	7,637	0.4%	0.7%	0.7%
% of FP17s Relating to Continuations	48	7,637	0.6%	1.1%	0.9%
% of Patients satisfied with the dentistry they have received	35	37	94.6%	94.5%	94.2%
% of Patients satisfied with the time they had to wait for an appointment	32	37	86.5%	89.4%	88.6%

* This is based on patients treated on this contract for their most recent course of treatment. Figures in italics indicate the base number of FP17s or Patient Questionnaire responses are less than 100. N/A is shown where the base number of responses is less than 10 during the period. % is calculated as Quantity/Base number*100

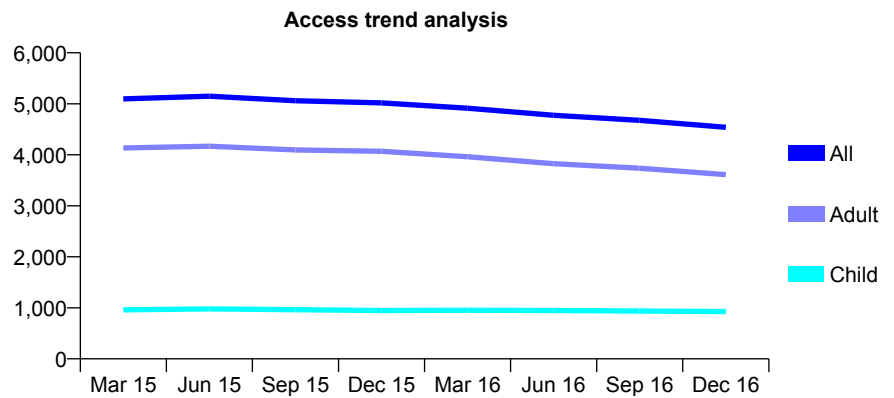
7A4 - Vital Signs At a Glance Contract Report for 174688/0001 - December 2016

Name or company name	Kevin Gracias & Amir Koochek
Contract type name	GDS Contract
Purpose of contract	General
Contract start date	01/04/2013
Contract end date	

16/17 Contracted general activity (UDA)	16,189
Carry forward general activity (UDA)	0
16/17 Contracted orthodontic activity (UOA)	0
Carry forward orthodontic activity (UOA)	0
Baseline contract value	£392,179.88

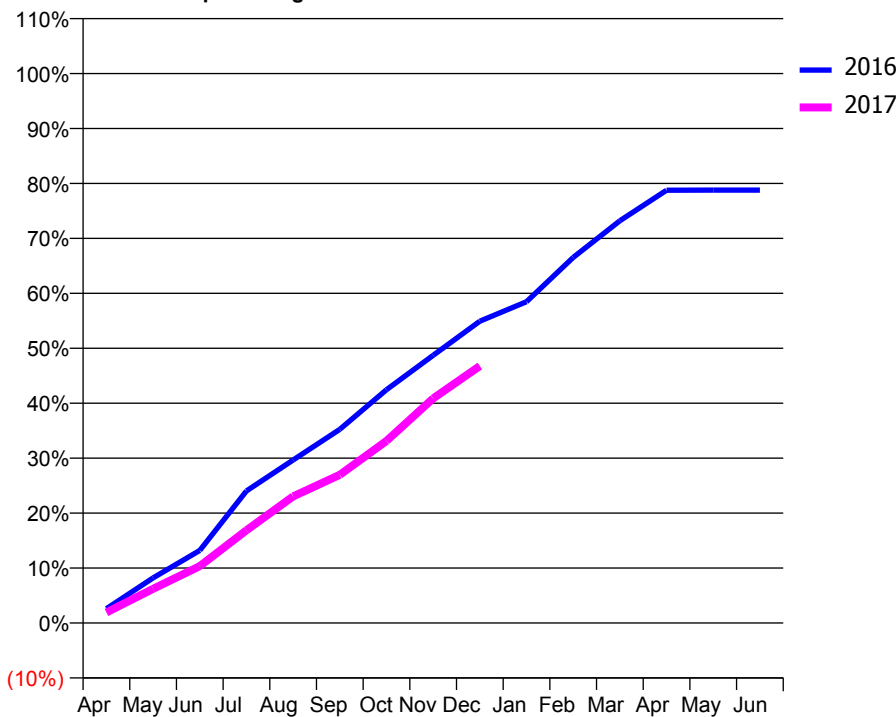
ACCESS*

Patients seen in 24 months	Total	Change since previous quarter
Quarter ending December 2015	5,018	
Quarter ending March 2016	4,915	↓
Quarter ending June 2016	4,774	↓
Quarter ending September 2016	4,675	↓
Quarter ending December 2016	4,540	↓
Variance since December 2015	(9.5%)	↓



ACTIVITY

Cumulative percentage of contracted UDA delivered 2016 & 2017



Month	Adjusted Scheduled Activity (UDA)	
	2016	2017
April	463	311
May	1,462	1,008
June	2,353	1,674
July	4,278	2,730
August	5,278	3,731
September	6,271	4,367
October	7,556	5,366
November	8,667	6,619
December	9,774	7,571
January	10,403	
February	11,840	
March	13,026	
April	14,015	
May	14,017	
June	14,017	

QUALITY

	Quantity	Base Number	Contract	LHB	Wales
% of FP17s for the same patient ID Re-attending within 3 months - Children	34	783	4.3%	9.1%	11.4%
% of FP17s for the same patient ID Re-attending within 3 months - Adults	334	3,051	10.9%	16.4%	16.6%
% of FP17s for the same patient ID Re-attending between 3 & 9 months - Children	408	783	52.1%	55.2%	58.0%
% of FP17s for the same patient ID Re-attending between 3 & 9 months - Adults	1,763	3,051	57.8%	52.7%	53.9%
% of FP17s for Band 1 Urgent Courses	175	3,502	5.0%	9.3%	9.0%
% of FP17s Relating to Free Repair or Replacements	33	3,502	0.9%	0.7%	0.7%
% of FP17s Relating to Continuations	22	3,502	0.6%	1.1%	0.9%
% of Patients satisfied with the dentistry they have received	5	7	N/A	94.5%	94.2%
% of Patients satisfied with the time they had to wait for an appointment	4	7	N/A	89.4%	88.6%

* This is based on patients treated on this contract for their most recent course of treatment. Figures in italics indicate the base number of FP17s or Patient Questionnaire responses are less than 100. N/A is shown where the base number of responses is less than 10 during the period. % is calculated as Quantity/Base number*100

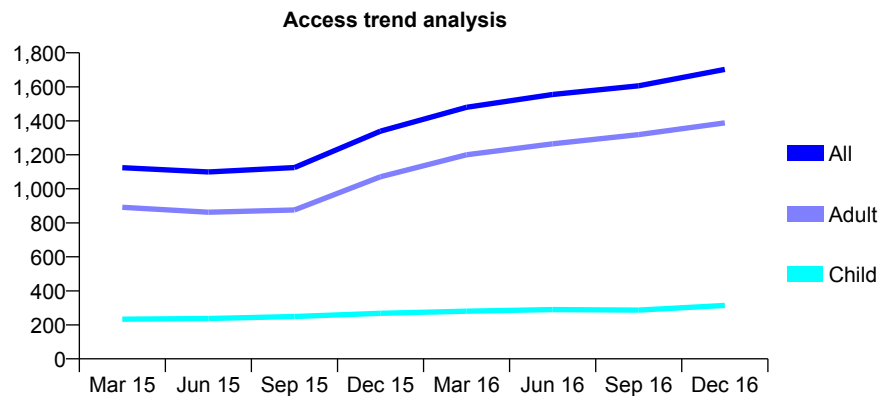
7A4 - Vital Signs At a Glance Contract Report for 182850/0001 - December 2016

Name or company name	M A Hill & S T Hill Ltd
Contract type name	GDS Contract
Purpose of contract	General
Contract start date	01/05/2011
Contract end date	

16/17 Contracted general activity (UDA)	6,721
Carry forward general activity (UDA)	-215
16/17 Contracted orthodontic activity (UOA)	0
Carry forward orthodontic activity (UOA)	0
Baseline contract value	£117,686.15

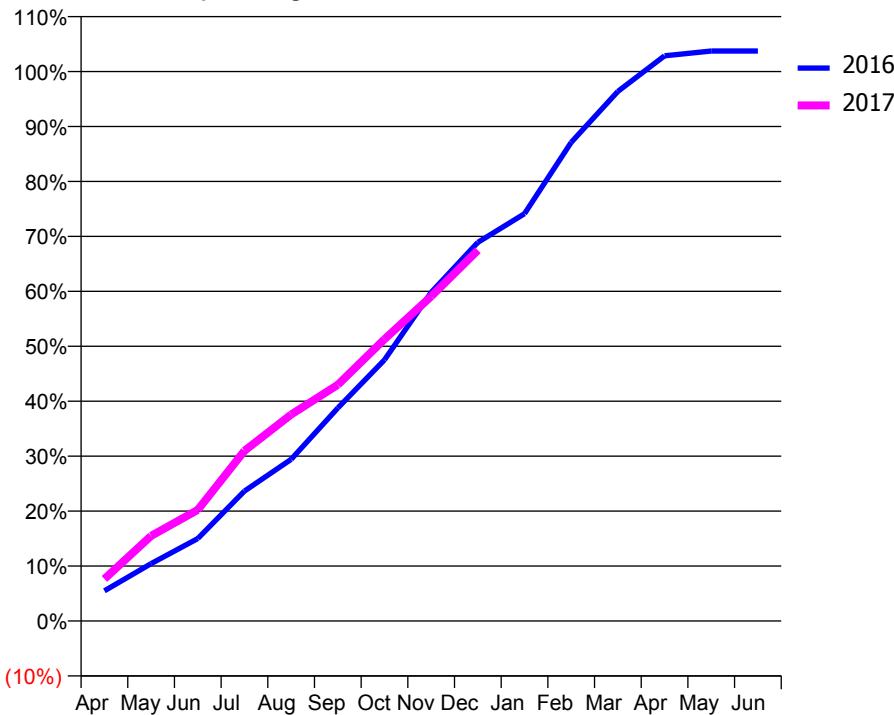
ACCESS*

Patients seen in 24 months	Total	Change since previous quarter
Quarter ending December 2015	1,339	
Quarter ending March 2016	1,480	↑
Quarter ending June 2016	1,555	↑
Quarter ending September 2016	1,606	↑
Quarter ending December 2016	1,702	↑
Variance since December 2015	27.1%	↑



ACTIVITY

Cumulative percentage of contracted UDA delivered 2016 & 2017



Month	Adjusted Scheduled Activity (UDA)	
	2016	2017
April	316	514
May	601	1,042
June	864	1,360
July	1,361	2,081
August	1,693	2,526
September	2,231	2,890
October	2,734	3,447
November	3,442	3,971
December	3,964	4,535
January	4,264	
February	5,012	
March	5,545	
April	5,919	
May	5,968	
June	5,969	

QUALITY

	Quantity	Base Number	Contract	LHB	Wales
% of FP17s for the same patient ID Re-attending within 3 months - Children	39	413	9.4%	9.1%	11.4%
% of FP17s for the same patient ID Re-attending within 3 months - Adults	319	1,617	19.7%	16.4%	16.6%
% of FP17s for the same patient ID Re-attending between 3 & 9 months - Children	250	413	60.5%	55.2%	58.0%
% of FP17s for the same patient ID Re-attending between 3 & 9 months - Adults	848	1,617	52.4%	52.7%	53.9%
% of FP17s for Band 1 Urgent Courses	196	1,871	10.5%	9.3%	9.0%
% of FP17s Relating to Free Repair or Replacements	24	1,871	1.3%	0.7%	0.7%
% of FP17s Relating to Continuations	16	1,871	0.9%	1.1%	0.9%
% of Patients satisfied with the dentistry they have received	7	8	N/A	94.5%	94.2%
% of Patients satisfied with the time they had to wait for an appointment	7	8	N/A	89.4%	88.6%

* This is based on patients treated on this contract for their most recent course of treatment. Figures in italics indicate the base number of FP17s or Patient Questionnaire responses are less than 100. N/A is shown where the base number of responses is less than 10 during the period. % is calculated as Quantity/Base number*100

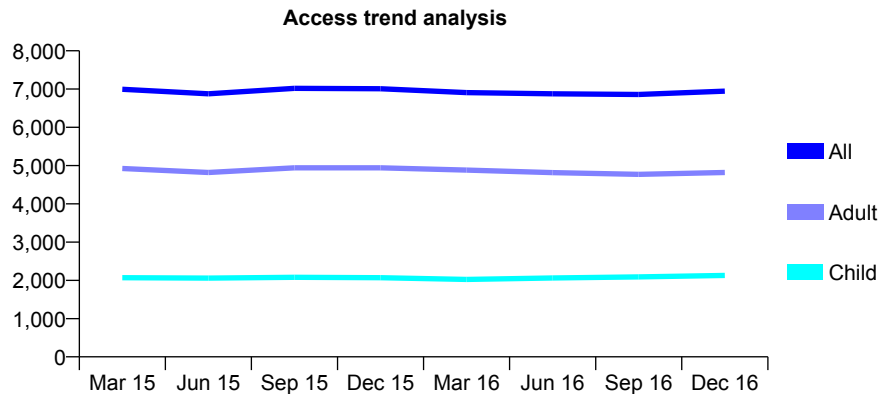
7A4 - Vital Signs At a Glance Contract Report for 190195/0016 - December 2016

Name or company name	Xeon Smiles UK Ltd
Contract type name	GDS Contract
Purpose of contract	General
Contract start date	01/04/2012
Contract end date	

16/17 Contracted general activity (UDA)	21,605
Carry forward general activity (UDA)	140
16/17 Contracted orthodontic activity (UOA)	0
Carry forward orthodontic activity (UOA)	0
Baseline contract value	£524,657.50

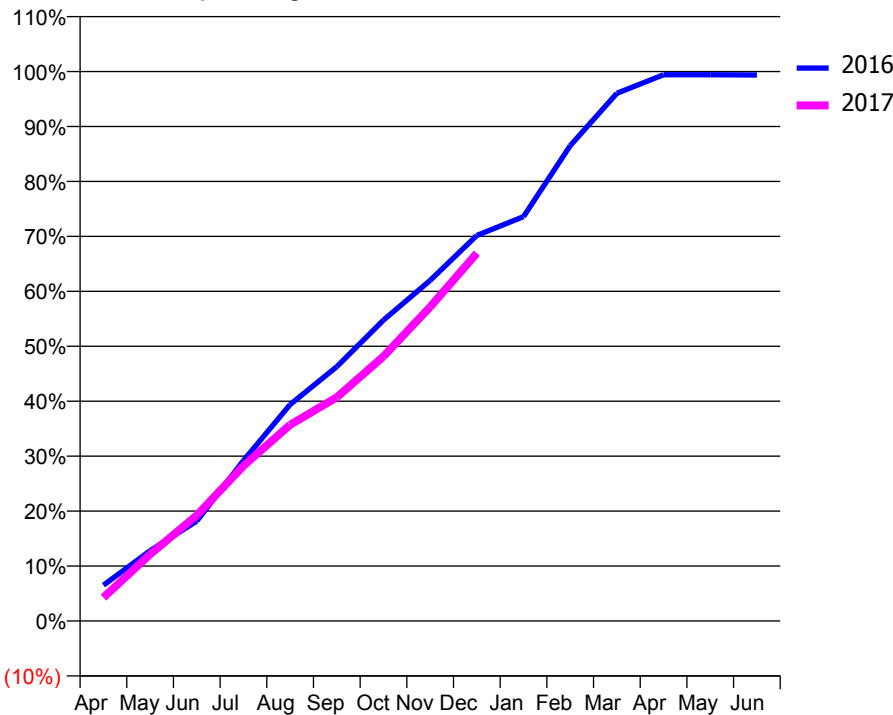
ACCESS*

Patients seen in 24 months	Total	Change since previous quarter
Quarter ending December 2015	7,009	
Quarter ending March 2016	6,907	↓
Quarter ending June 2016	6,877	→
Quarter ending September 2016	6,858	→
Quarter ending December 2016	6,947	→
Variance since December 2015	(0.9%)	→



ACTIVITY

Cumulative percentage of contracted UDA delivered 2016 & 2017



Month	Adjusted Scheduled Activity (UDA)	
	2016	2017
April	1,409	919
May	2,765	2,626
June	3,927	4,153
July	6,307	6,098
August	8,509	7,714
September	9,999	8,797
October	11,831	10,404
November	13,394	12,350
December	15,159	14,463
January	15,900	
February	18,686	
March	20,747	
April	21,477	
May	21,478	
June	21,465	

QUALITY

	Quantity	Base Number	Contract	LHB	Wales
% of FP17s for the same patient ID Re-attending within 3 months - Children	111	2,218	5.0%	9.1%	11.4%
% of FP17s for the same patient ID Re-attending within 3 months - Adults	412	4,479	9.2%	16.4%	16.6%
% of FP17s for the same patient ID Re-attending between 3 & 9 months - Children	1,241	2,218	56.0%	55.2%	58.0%
% of FP17s for the same patient ID Re-attending between 3 & 9 months - Adults	2,271	4,479	50.7%	52.7%	53.9%
% of FP17s for Band 1 Urgent Courses	228	6,368	3.6%	9.3%	9.0%
% of FP17s Relating to Free Repair or Replacements	18	6,368	0.3%	0.7%	0.7%
% of FP17s Relating to Continuations	0	6,368	0.0%	1.1%	0.9%
% of Patients satisfied with the dentistry they have received	17	18	94.4%	94.5%	94.2%
% of Patients satisfied with the time they had to wait for an appointment	15	18	83.3%	89.4%	88.6%

* This is based on patients treated on this contract for their most recent course of treatment. Figures in italics indicate the base number of FP17s or Patient Questionnaire responses are less than 100. N/A is shown where the base number of responses is less than 10 during the period. % is calculated as Quantity/Base number*100

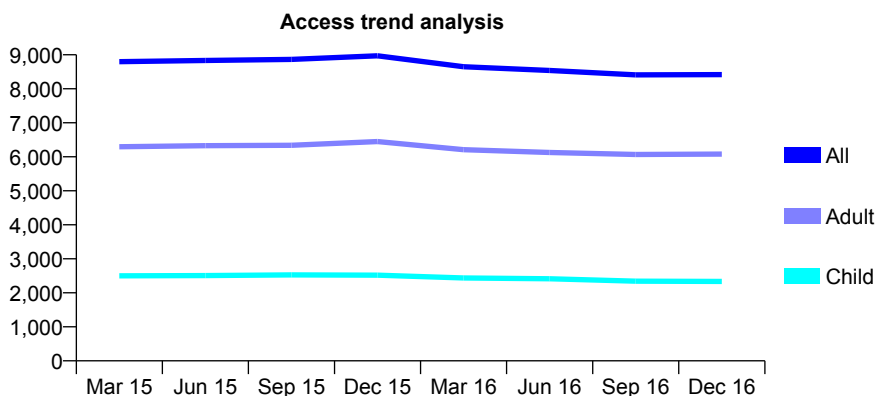
7A4 - Vital Signs At a Glance Contract Report for 190195/0017 - December 2016

Name or company name	Xeon Smiles UK Ltd
Contract type name	GDS Contract
Purpose of contract	General and Orthodontic
Contract start date	01/04/2012
Contract end date	

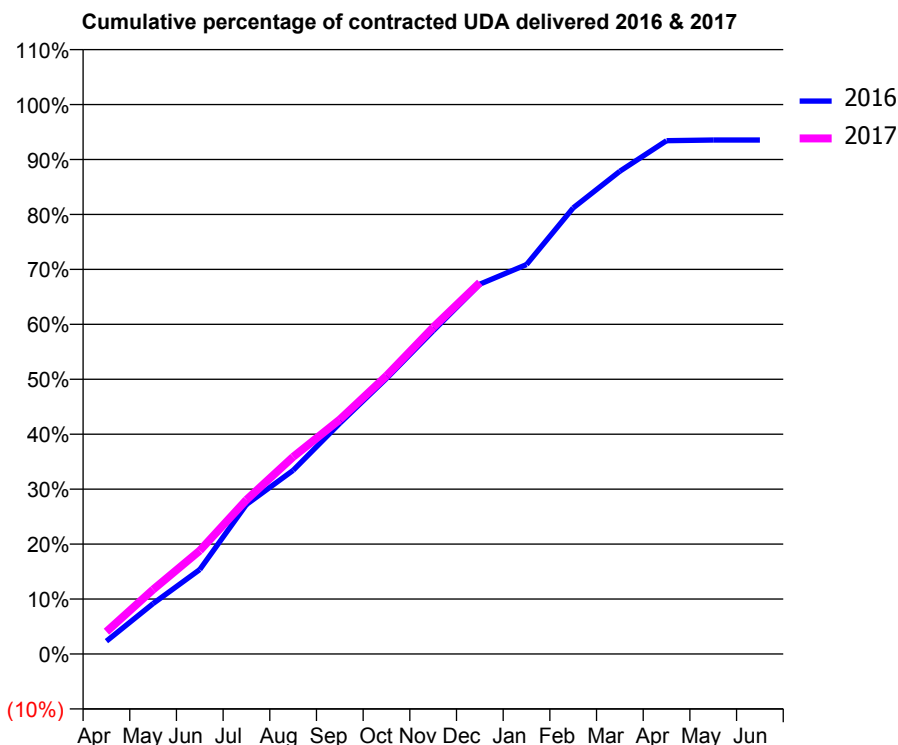
16/17 Contracted general activity (UDA)	31,000
Carry forward general activity (UDA)	0
16/17 Contracted orthodontic activity (UOA)	851
Carry forward orthodontic activity (UOA)	0
Baseline contract value	£796,488.53

ACCESS*

Patients seen in 24 months	Total	Change since previous quarter
Quarter ending December 2015	8,969	
Quarter ending March 2016	8,650	↓
Quarter ending June 2016	8,541	↓
Quarter ending September 2016	8,411	↓
Quarter ending December 2016	8,416	→
Variance since December 2015	(6.2%)	↓



ACTIVITY



Month	Adjusted Scheduled Activity (UDA)	
	2016	2017
April	728	1,260
May	2,847	3,641
June	4,765	5,838
July	8,435	8,704
August	10,361	11,123
September	13,018	13,230
October	15,542	15,693
November	18,231	18,430
December	20,862	20,954
January	21,969	
February	25,167	
March	27,236	
April	28,960	
May	28,994	
June	28,998	

QUALITY

	Quantity	Base Number	Contract	LHB	Wales
% of FP17s for the same patient ID Re-attending within 3 months - Children	170	2,477	6.9%	9.1%	11.4%
% of FP17s for the same patient ID Re-attending within 3 months - Adults	842	6,097	13.8%	16.4%	16.6%
% of FP17s for the same patient ID Re-attending between 3 & 9 months - Children	1,463	2,477	59.1%	55.2%	58.0%
% of FP17s for the same patient ID Re-attending between 3 & 9 months - Adults	3,549	6,097	58.2%	52.7%	53.9%
% of FP17s for Band 1 Urgent Courses	287	7,904	3.6%	9.3%	9.0%
% of FP17s Relating to Free Repair or Replacements	35	7,904	0.4%	0.7%	0.7%
% of FP17s Relating to Continuations	43	7,904	0.5%	1.1%	0.9%
% of Patients satisfied with the dentistry they have received	32	34	94.1%	94.5%	94.2%
% of Patients satisfied with the time they had to wait for an appointment	27	34	79.4%	89.4%	88.6%

* This is based on patients treated on this contract for their most recent course of treatment. Figures in italics indicate the base number of FP17s or Patient Questionnaire responses are less than 100. N/A is shown where the base number of responses is less than 10 during the period. % is calculated as Quantity/Base number*100

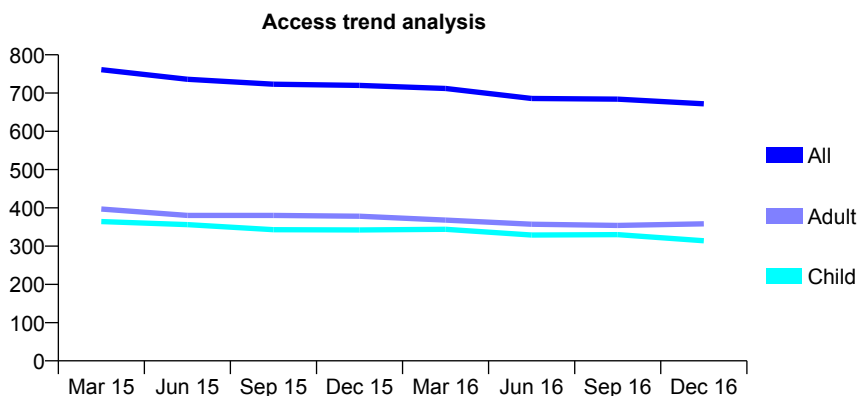
7A4 - Vital Signs At a Glance Contract Report for 190225/0001 - December 2016

Name or company name	Bay House Dental Practice Ltd
Contract type name	GDS Contract
Purpose of contract	General and Orthodontic
Contract start date	01/04/2011
Contract end date	

16/17 Contracted general activity (UDA)	2,544
Carry forward general activity (UDA)	-54
16/17 Contracted orthodontic activity (UOA)	450
Carry forward orthodontic activity (UOA)	0
Baseline contract value	£102,347.60

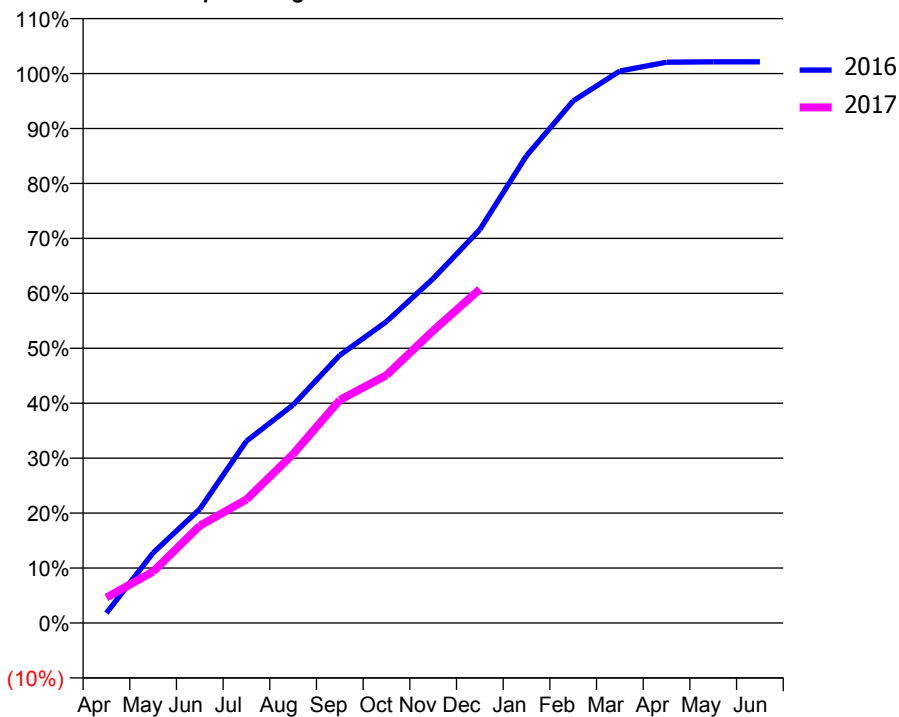
ACCESS*

Patients seen in 24 months	Total	Change since previous quarter
Quarter ending December 2015	720	
Quarter ending March 2016	712	↓
Quarter ending June 2016	686	↓
Quarter ending September 2016	684	→
Quarter ending December 2016	672	↓
Variance since December 2015	(6.7%)	↓



ACTIVITY

Cumulative percentage of contracted UDA delivered 2016 & 2017



Month	Adjusted Scheduled Activity (UDA)	
	2016	2017
April	46	118
May	325	238
June	528	450
July	843	572
August	1,009	783
September	1,240	1,033
October	1,396	1,148
November	1,594	1,354
December	1,821	1,546
January	2,164	
February	2,417	
March	2,556	
April	2,596	
May	2,598	
June	2,598	

QUALITY

	Quantity	Base Number	Contract	LHB	Wales
% of FP17s for the same patient ID Re-attending within 3 months - Children	38	344	11.0%	9.1%	11.4%
% of FP17s for the same patient ID Re-attending within 3 months - Adults	72	400	18.0%	16.4%	16.6%
% of FP17s for the same patient ID Re-attending between 3 & 9 months - Children	216	344	62.8%	55.2%	58.0%
% of FP17s for the same patient ID Re-attending between 3 & 9 months - Adults	251	400	62.7%	52.7%	53.9%
% of FP17s for Band 1 Urgent Courses	69	697	9.9%	9.3%	9.0%
% of FP17s Relating to Free Repair or Replacements	1	697	0.1%	0.7%	0.7%
% of FP17s Relating to Continuations	12	697	1.7%	1.1%	0.9%
% of Patients satisfied with the dentistry they have received	1	1	N/A	94.5%	94.2%
% of Patients satisfied with the time they had to wait for an appointment	0	1	N/A	89.4%	88.6%

* This is based on patients treated on this contract for their most recent course of treatment. Figures in italics indicate the base number of FP17s or Patient Questionnaire responses are less than 100. N/A is shown where the base number of responses is less than 10 during the period. % is calculated as Quantity/Base number*100

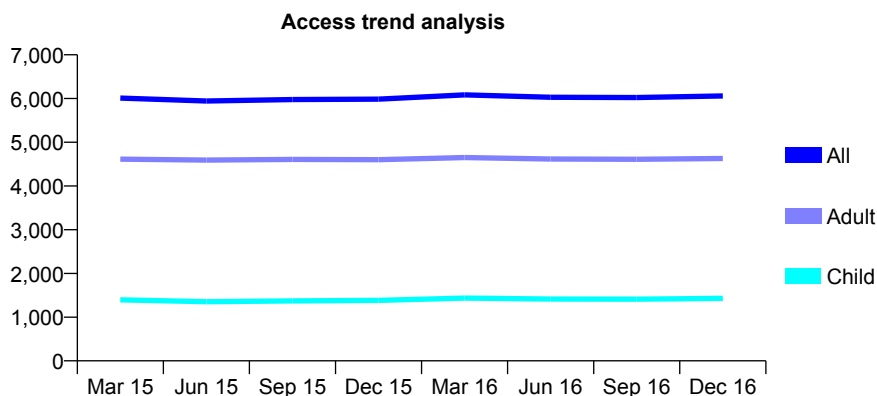
7A4 - Vital Signs At a Glance Contract Report for 191841/0001 - December 2016

Name or company name	RWH Limited
Contract type name	GDS Contract
Purpose of contract	General
Contract start date	01/04/2011
Contract end date	

16/17 Contracted general activity (UDA)	20,936
Carry forward general activity (UDA)	-292
16/17 Contracted orthodontic activity (UOA)	0
Carry forward orthodontic activity (UOA)	0
Baseline contract value	£507,138.33

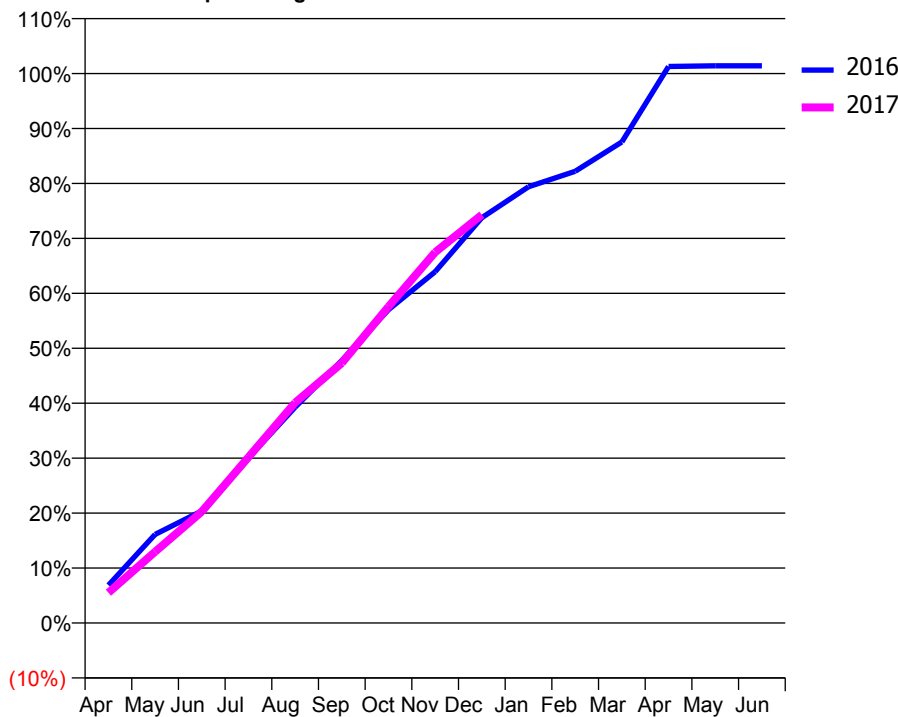
ACCESS*

Patients seen in 24 months	Total	Change since previous quarter
Quarter ending December 2015	5,986	
Quarter ending March 2016	6,083	→
Quarter ending June 2016	6,030	→
Quarter ending September 2016	6,021	→
Quarter ending December 2016	6,058	→
Variance since December 2015	1.2%	→



ACTIVITY

Cumulative percentage of contracted UDA delivered 2016 & 2017



Month	Adjusted Scheduled Activity (UDA)	
	2016	2017
April	1,439	1,157
May	3,377	2,718
June	4,270	4,246
July	6,293	6,319
August	8,224	8,394
September	10,002	9,902
October	11,939	12,052
November	13,386	14,128
December	15,444	15,553
January	16,621	
February	17,208	
March	18,328	
April	21,204	
May	21,230	
June	21,228	

QUALITY

	Quantity	Base Number	Contract	LHB	Wales
% of FP17s for the same patient ID Re-attending within 3 months - Children	167	1,952	8.6%	9.1%	11.4%
% of FP17s for the same patient ID Re-attending within 3 months - Adults	1,565	7,371	21.2%	16.4%	16.6%
% of FP17s for the same patient ID Re-attending between 3 & 9 months - Children	1,189	1,952	60.9%	55.2%	58.0%
% of FP17s for the same patient ID Re-attending between 3 & 9 months - Adults	4,301	7,371	58.4%	52.7%	53.9%
% of FP17s for Band 1 Urgent Courses	620	7,904	7.8%	9.3%	9.0%
% of FP17s Relating to Free Repair or Replacements	104	7,904	1.3%	0.7%	0.7%
% of FP17s Relating to Continuations	242	7,904	3.1%	1.1%	0.9%
% of Patients satisfied with the dentistry they have received	28	28	100.0%	94.5%	94.2%
% of Patients satisfied with the time they had to wait for an appointment	28	28	100.0%	89.4%	88.6%

* This is based on patients treated on this contract for their most recent course of treatment. Figures in italics indicate the base number of FP17s or Patient Questionnaire responses are less than 100. N/A is shown where the base number of responses is less than 10 during the period. % is calculated as Quantity/Base number*100

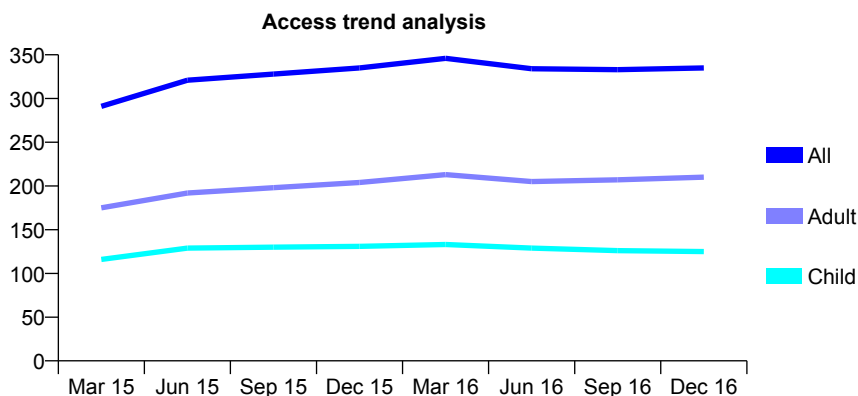
7A4 - Vital Signs At a Glance Contract Report for 195359/0001 - December 2016

Name or company name	Rebecca Close & David Edward Webster
Contract type name	GDS Contract
Purpose of contract	General
Contract start date	01/08/2013
Contract end date	

16/17 Contracted general activity (UDA)	630
Carry forward general activity (UDA)	-32
16/17 Contracted orthodontic activity (UOA)	0
Carry forward orthodontic activity (UOA)	0
Baseline contract value	£16,108.87

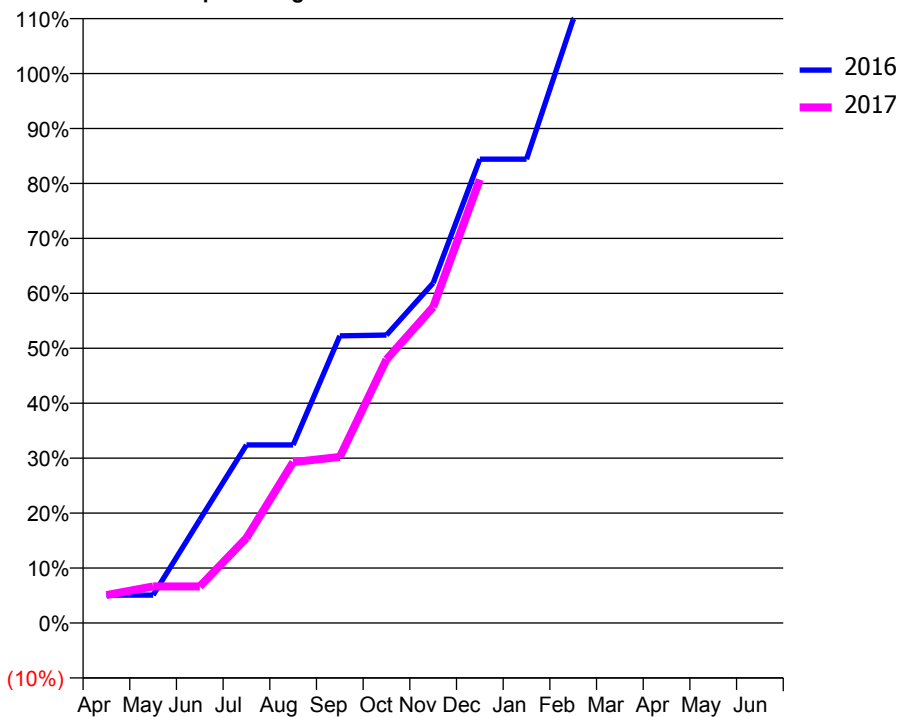
ACCESS*

Patients seen in 24 months	Total	Change since previous quarter
Quarter ending December 2015	335	
Quarter ending March 2016	346	↑
Quarter ending June 2016	334	↓
Quarter ending September 2016	333	→
Quarter ending December 2016	335	→
Variance since December 2015	0.0%	→



ACTIVITY

Cumulative percentage of contracted UDA delivered 2016 & 2017



Month	Adjusted Scheduled Activity (UDA)	
	2016	2017
April	32	32
May	32	42
June	118	42
July	204	97
August	204	184
September	329	190
October	330	302
November	390	362
December	532	508
January	532	
February	692	
March	743	
April	799	
May	824	
June	824	

QUALITY

	Quantity	Base Number	Contract	LHB	Wales
% of FP17s for the same patient ID Re-attending within 3 months - Children	13	148	8.8%	9.1%	11.4%
% of FP17s for the same patient ID Re-attending within 3 months - Adults	12	170	7.1%	16.4%	16.6%
% of FP17s for the same patient ID Re-attending between 3 & 9 months - Children	81	148	54.7%	55.2%	58.0%
% of FP17s for the same patient ID Re-attending between 3 & 9 months - Adults	95	170	55.9%	52.7%	53.9%
% of FP17s for Band 1 Urgent Courses	14	266	5.3%	9.3%	9.0%
% of FP17s Relating to Free Repair or Replacements	0	266	0.0%	0.7%	0.7%
% of FP17s Relating to Continuations	0	266	0.0%	1.1%	0.9%
% of Patients satisfied with the dentistry they have received	1	1	N/A	94.5%	94.2%
% of Patients satisfied with the time they had to wait for an appointment	1	1	N/A	89.4%	88.6%

* This is based on patients treated on this contract for their most recent course of treatment. Figures in italics indicate the base number of FP17s or Patient Questionnaire responses are less than 100. N/A is shown where the base number of responses is less than 10 during the period. % is calculated as Quantity/Base number*100

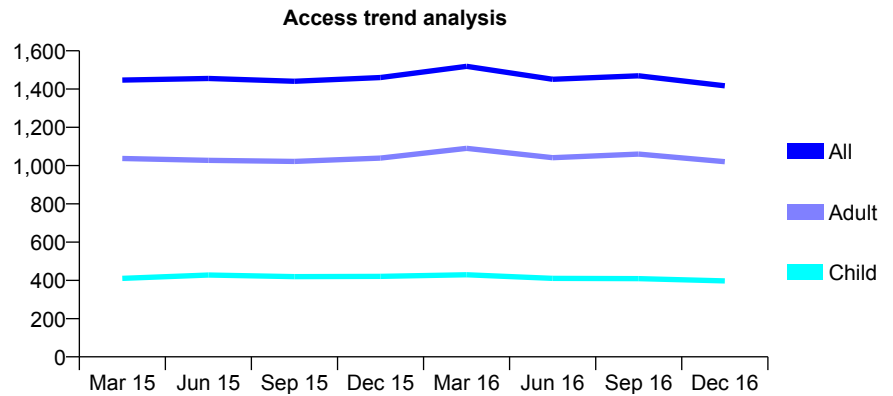
7A4 - Vital Signs At a Glance Contract Report for 222798/0001 - December 2016

Name or company name	MR RJ CAPRON
Contract type name	GDS Contract
Purpose of contract	General
Contract start date	01/04/2006
Contract end date	

16/17 Contracted general activity (UDA)	4,839
Carry forward general activity (UDA)	-170
16/17 Contracted orthodontic activity (UOA)	0
Carry forward orthodontic activity (UOA)	0
Baseline contract value	£135,803.05

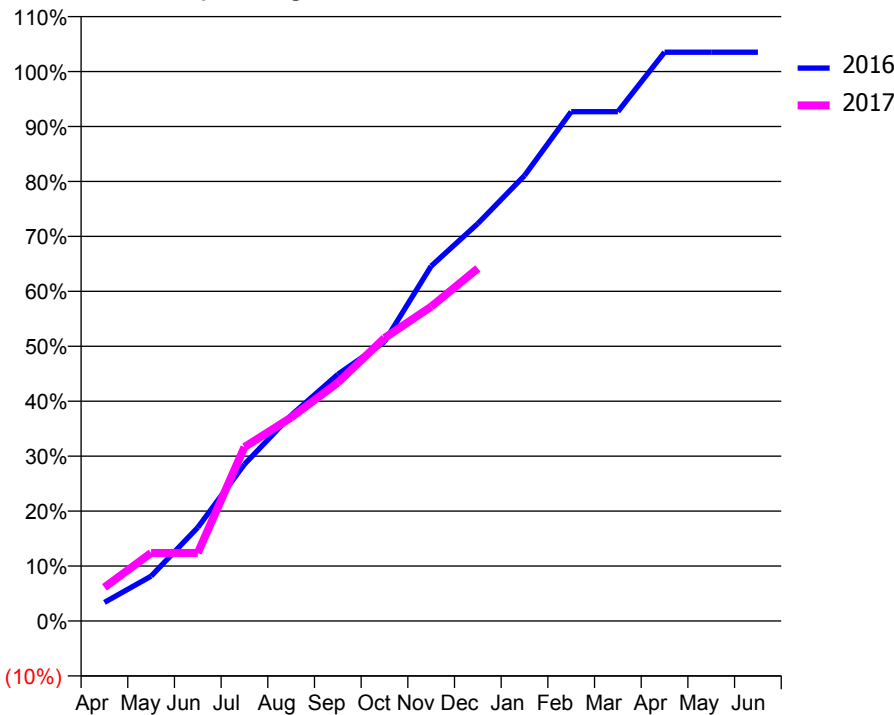
ACCESS*

Patients seen in 24 months	Total	Change since previous quarter
Quarter ending December 2015	1,460	
Quarter ending March 2016	1,519	↑
Quarter ending June 2016	1,451	↓
Quarter ending September 2016	1,469	→
Quarter ending December 2016	1,417	↓
Variance since December 2015	(2.9%)	↓



ACTIVITY

Cumulative percentage of contracted UDA delivered 2016 & 2017



Month	Adjusted Scheduled Activity (UDA)	
	2016	2017
April	164	296
May	395	599
June	824	599
July	1,380	1,532
August	1,811	1,792
September	2,172	2,099
October	2,460	2,493
November	3,126	2,768
December	3,500	3,105
January	3,923	
February	4,485	
March	4,485	
April	5,009	
May	5,009	
June	5,009	

QUALITY

	Quantity	Base Number	Contract	LHB	Wales
% of FP17s for the same patient ID Re-attending within 3 months - Children	28	356	7.9%	9.1%	11.4%
% of FP17s for the same patient ID Re-attending within 3 months - Adults	238	1,001	23.8%	16.4%	16.6%
% of FP17s for the same patient ID Re-attending between 3 & 9 months - Children	114	356	32.0%	55.2%	58.0%
% of FP17s for the same patient ID Re-attending between 3 & 9 months - Adults	403	1,001	40.3%	52.7%	53.9%
% of FP17s for Band 1 Urgent Courses	240	1,148	20.9%	9.3%	9.0%
% of FP17s Relating to Free Repair or Replacements	0	1,148	0.0%	0.7%	0.7%
% of FP17s Relating to Continuations	8	1,148	0.7%	1.1%	0.9%
% of Patients satisfied with the dentistry they have received	5	6	N/A	94.5%	94.2%
% of Patients satisfied with the time they had to wait for an appointment	5	6	N/A	89.4%	88.6%

* This is based on patients treated on this contract for their most recent course of treatment. Figures in italics indicate the base number of FP17s or Patient Questionnaire responses are less than 100. N/A is shown where the base number of responses is less than 10 during the period. % is calculated as Quantity/Base number*100

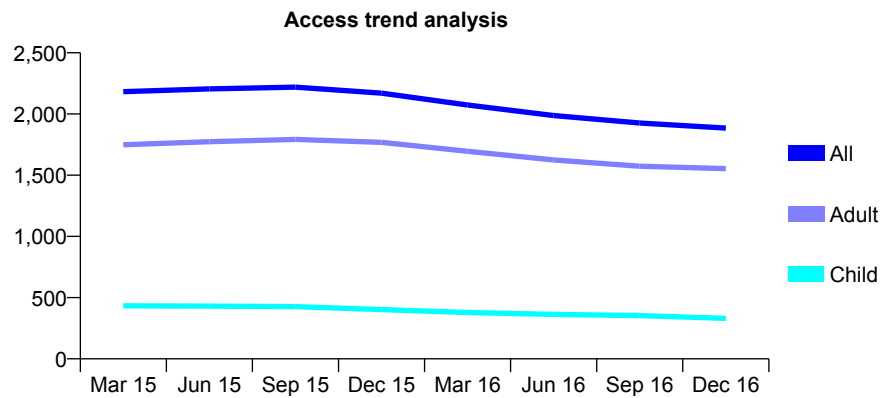
7A4 - Vital Signs At a Glance Contract Report for 239887/0001 - December 2016

Name or company name	MISS S YEGANEH
Contract type name	GDS Contract
Purpose of contract	General
Contract start date	01/04/2006
Contract end date	

16/17 Contracted general activity (UDA)	7,705
Carry forward general activity (UDA)	-101
16/17 Contracted orthodontic activity (UOA)	0
Carry forward orthodontic activity (UOA)	0
Baseline contract value	£153,669.76

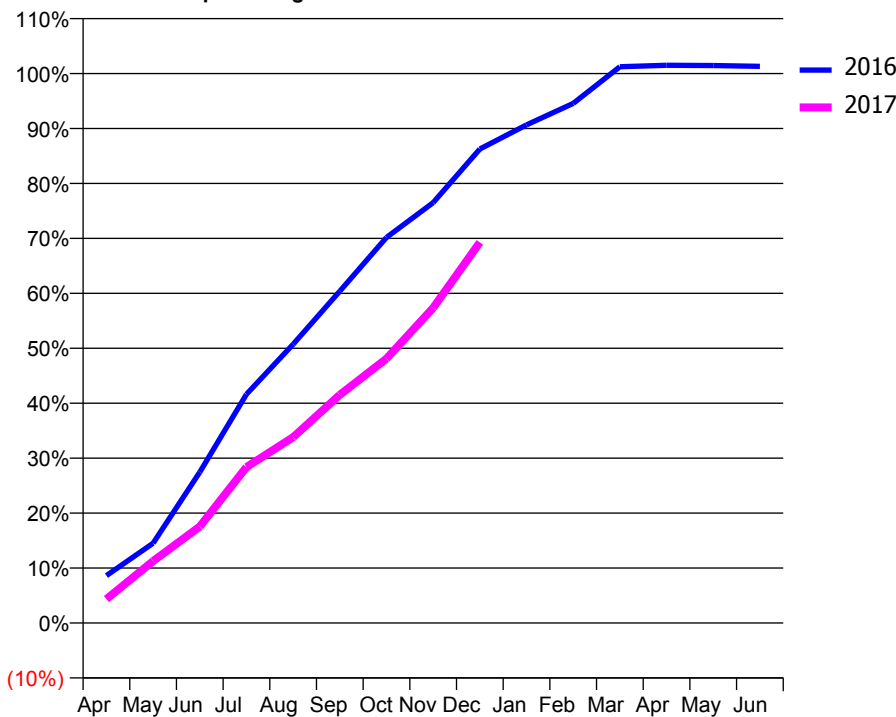
ACCESS*

Patients seen in 24 months	Total	Change since previous quarter
Quarter ending December 2015	2,171	
Quarter ending March 2016	2,074	↓
Quarter ending June 2016	1,988	↓
Quarter ending September 2016	1,926	↓
Quarter ending December 2016	1,885	↓
Variance since December 2015	(13.2%)	↓



ACTIVITY

Cumulative percentage of contracted UDA delivered 2016 & 2017



Month	Adjusted Scheduled Activity (UDA)	
	2016	2017
April	666	336
May	1,119	869
June	2,116	1,353
July	3,208	2,187
August	3,910	2,606
September	4,653	3,200
October	5,407	3,706
November	5,894	4,420
December	6,646	5,338
January	6,984	
February	7,286	
March	7,799	
April	7,820	
May	7,817	
June	7,806	

QUALITY

	Quantity	Base Number	Contract	LHB	Wales
% of FP17s for the same patient ID Re-attending within 3 months - Children	22	420	5.2%	9.1%	11.4%
% of FP17s for the same patient ID Re-attending within 3 months - Adults	155	1,693	9.2%	16.4%	16.6%
% of FP17s for the same patient ID Re-attending between 3 & 9 months - Children	250	420	59.5%	55.2%	58.0%
% of FP17s for the same patient ID Re-attending between 3 & 9 months - Adults	962	1,693	56.8%	52.7%	53.9%
% of FP17s for Band 1 Urgent Courses	79	2,103	3.8%	9.3%	9.0%
% of FP17s Relating to Free Repair or Replacements	7	2,103	0.3%	0.7%	0.7%
% of FP17s Relating to Continuations	4	2,103	0.2%	1.1%	0.9%
% of Patients satisfied with the dentistry they have received	6	7	N/A	94.5%	94.2%
% of Patients satisfied with the time they had to wait for an appointment	6	7	N/A	89.4%	88.6%

* This is based on patients treated on this contract for their most recent course of treatment. Figures in italics indicate the base number of FP17s or Patient Questionnaire responses are less than 100. N/A is shown where the base number of responses is less than 10 during the period. % is calculated as Quantity/Base number*100

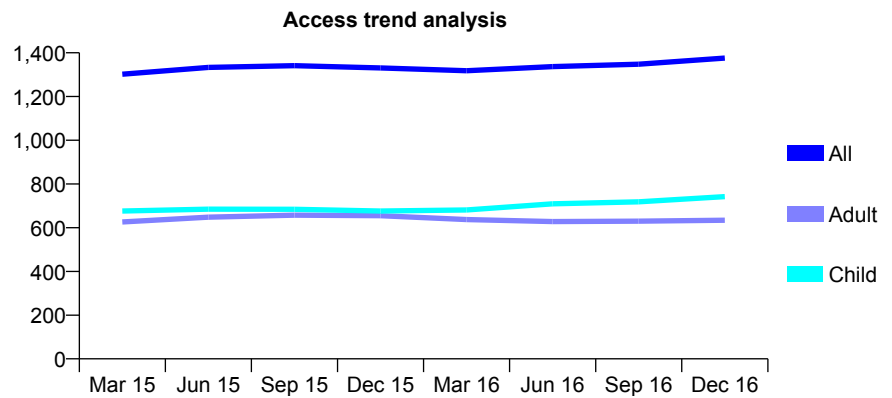
7A4 - Vital Signs At a Glance Contract Report for 250090/0001 - December 2016

Name or company name	MR M THOMAS
Contract type name	GDS Contract
Purpose of contract	General
Contract start date	01/04/2006
Contract end date	

16/17 Contracted general activity (UDA)	4,509
Carry forward general activity (UDA)	0
16/17 Contracted orthodontic activity (UOA)	0
Carry forward orthodontic activity (UOA)	0
Baseline contract value	£110,363.69

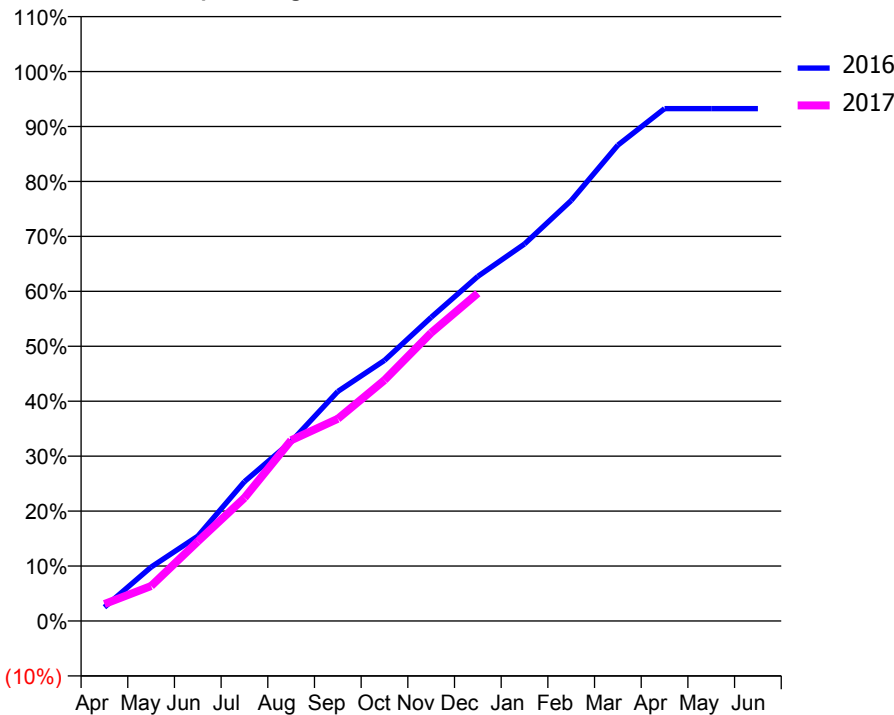
ACCESS*

Patients seen in 24 months	Total	Change since previous quarter
Quarter ending December 2015	1,331	
Quarter ending March 2016	1,318	→
Quarter ending June 2016	1,337	→
Quarter ending September 2016	1,348	→
Quarter ending December 2016	1,376	↑
Variance since December 2015	3.4%	↑



ACTIVITY

Cumulative percentage of contracted UDA delivered 2016 & 2017



Month	Adjusted Scheduled Activity (UDA)	
	2016	2017
April	122	140
May	473	288
June	744	653
July	1,223	1,011
August	1,574	1,483
September	2,013	1,660
October	2,287	1,977
November	2,664	2,365
December	3,023	2,690
January	3,307	
February	3,689	
March	4,174	
April	4,495	
May	4,495	
June	4,495	

QUALITY

	Quantity	Base Number	Contract	LHB	Wales
% of FP17s for the same patient ID Re-attending within 3 months - Children	119	1,039	11.5%	9.1%	11.4%
% of FP17s for the same patient ID Re-attending within 3 months - Adults	145	640	22.7%	16.4%	16.6%
% of FP17s for the same patient ID Re-attending between 3 & 9 months - Children	715	1,039	68.8%	55.2%	58.0%
% of FP17s for the same patient ID Re-attending between 3 & 9 months - Adults	333	640	52.0%	52.7%	53.9%
% of FP17s for Band 1 Urgent Courses	199	1,543	12.9%	9.3%	9.0%
% of FP17s Relating to Free Repair or Replacements	3	1,543	0.2%	0.7%	0.7%
% of FP17s Relating to Continuations	2	1,543	0.1%	1.1%	0.9%
% of Patients satisfied with the dentistry they have received	4	4	N/A	94.5%	94.2%
% of Patients satisfied with the time they had to wait for an appointment	4	4	N/A	89.4%	88.6%

* This is based on patients treated on this contract for their most recent course of treatment. Figures in italics indicate the base number of FP17s or Patient Questionnaire responses are less than 100. N/A is shown where the base number of responses is less than 10 during the period. % is calculated as Quantity/Base number*100

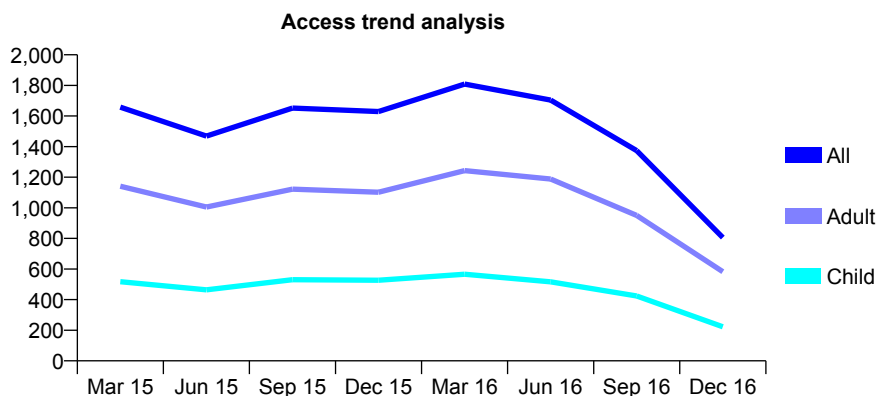
7A4 - Vital Signs At a Glance Contract Report for 261475/0001 - December 2016

Name or company name	MISS KE PALMER
Contract type name	GDS Contract
Purpose of contract	General
Contract start date	01/04/2006
Contract end date	31/08/2016

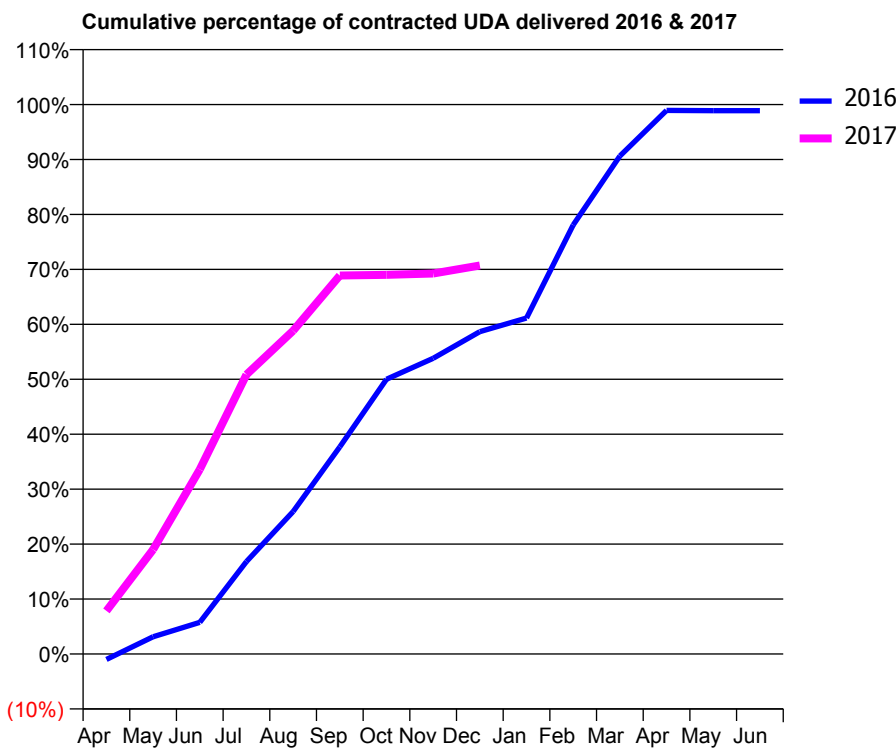
16/17 Contracted general activity (UDA)	2,121
Carry forward general activity (UDA)	57
16/17 Contracted orthodontic activity (UOA)	0
Carry forward orthodontic activity (UOA)	0
Baseline contract value	£54,955.63

ACCESS*

Patients seen in 24 months	Total	Change since previous quarter
Quarter ending December 2015	1,629	
Quarter ending March 2016	1,809	↑
Quarter ending June 2016	1,704	↓
Quarter ending September 2016	1,374	↓
Quarter ending December 2016	806	↓
Variance since December 2015	(50.5%)	↓



ACTIVITY



Month	Adjusted Scheduled Activity (UDA)	
	2016	2017
April	-51	166
May	160	403
June	294	713
July	857	1,079
August	1,320	1,248
September	1,919	1,461
October	2,546	1,464
November	2,740	1,469
December	2,987	1,500
January	3,113	
February	3,974	
March	4,614	
April	5,036	
May	5,034	
June	5,034	

QUALITY

	Quantity	Base Number	Contract	LHB	Wales
% of FP17s for the same patient ID Re-attending within 3 months - Children	8	316	2.5%	9.1%	11.4%
% of FP17s for the same patient ID Re-attending within 3 months - Adults	73	719	10.2%	16.4%	16.6%
% of FP17s for the same patient ID Re-attending between 3 & 9 months - Children	200	316	63.3%	55.2%	58.0%
% of FP17s for the same patient ID Re-attending between 3 & 9 months - Adults	389	719	54.1%	52.7%	53.9%
% of FP17s for Band 1 Urgent Courses	74	848	8.7%	9.3%	9.0%
% of FP17s Relating to Free Repair or Replacements	15	848	1.8%	0.7%	0.7%
% of FP17s Relating to Continuations	0	848	0.0%	1.1%	0.9%
% of Patients satisfied with the dentistry they have received	8	9	N/A	94.5%	94.2%
% of Patients satisfied with the time they had to wait for an appointment	8	9	N/A	89.4%	88.6%

* This is based on patients treated on this contract for their most recent course of treatment. Figures in italics indicate the base number of FP17s or Patient Questionnaire responses are less than 100. N/A is shown where the base number of responses is less than 10 during the period. % is calculated as Quantity/Base number*100

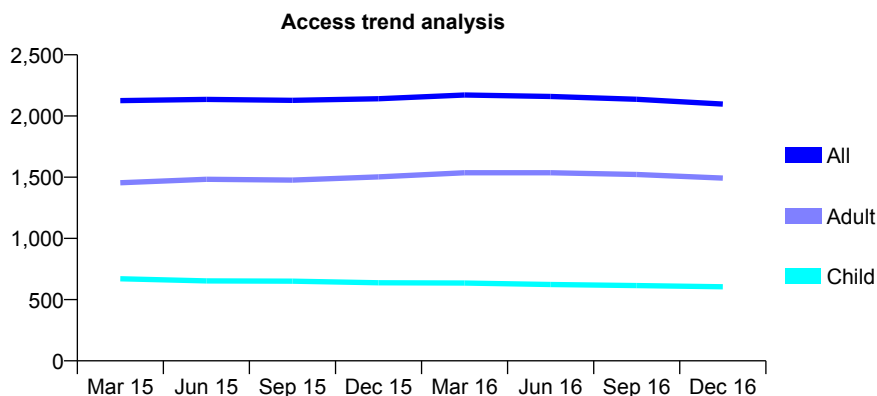
7A4 - Vital Signs At a Glance Contract Report for 264547/0001 - December 2016

Name or company name	MISS A WICKRAMASINGHE
Contract type name	GDS Contract
Purpose of contract	General
Contract start date	01/09/2010
Contract end date	

16/17 Contracted general activity (UDA)	8,116
Carry forward general activity (UDA)	28
16/17 Contracted orthodontic activity (UOA)	0
Carry forward orthodontic activity (UOA)	0
Baseline contract value	£186,459.69

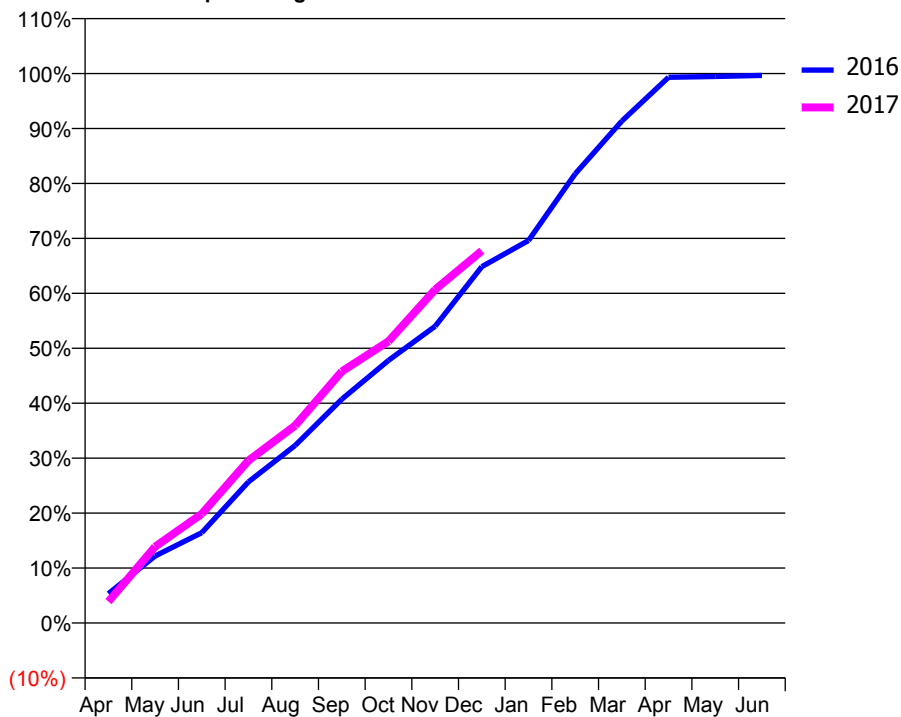
ACCESS*

Patients seen in 24 months	Total	Change since previous quarter
Quarter ending December 2015	2,141	
Quarter ending March 2016	2,172	→
Quarter ending June 2016	2,160	→
Quarter ending September 2016	2,137	↓
Quarter ending December 2016	2,098	↓
Variance since December 2015	(2.0%)	↓



ACTIVITY

Cumulative percentage of contracted UDA delivered 2016 & 2017



Month	Adjusted Scheduled Activity (UDA)	
	2016	2017
April	434	315
May	990	1,127
June	1,335	1,611
July	2,085	2,401
August	2,622	2,916
September	3,305	3,716
October	3,879	4,161
November	4,384	4,925
December	5,263	5,499
January	5,650	
February	6,634	
March	7,414	
April	8,061	
May	8,073	
June	8,088	

QUALITY

	Quantity	Base Number	Contract	LHB	Wales
% of FP17s for the same patient ID Re-attending within 3 months - Children	50	726	6.9%	9.1%	11.4%
% of FP17s for the same patient ID Re-attending within 3 months - Adults	320	1,894	16.9%	16.4%	16.6%
% of FP17s for the same patient ID Re-attending between 3 & 9 months - Children	479	726	66.0%	55.2%	58.0%
% of FP17s for the same patient ID Re-attending between 3 & 9 months - Adults	1,237	1,894	65.3%	52.7%	53.9%
% of FP17s for Band 1 Urgent Courses	198	2,438	8.1%	9.3%	9.0%
% of FP17s Relating to Free Repair or Replacements	21	2,438	0.9%	0.7%	0.7%
% of FP17s Relating to Continuations	44	2,438	1.8%	1.1%	0.9%
% of Patients satisfied with the dentistry they have received	9	9	N/A	94.5%	94.2%
% of Patients satisfied with the time they had to wait for an appointment	9	9	N/A	89.4%	88.6%

* This is based on patients treated on this contract for their most recent course of treatment. Figures in italics indicate the base number of FP17s or Patient Questionnaire responses are less than 100. N/A is shown where the base number of responses is less than 10 during the period. % is calculated as Quantity/Base number*100

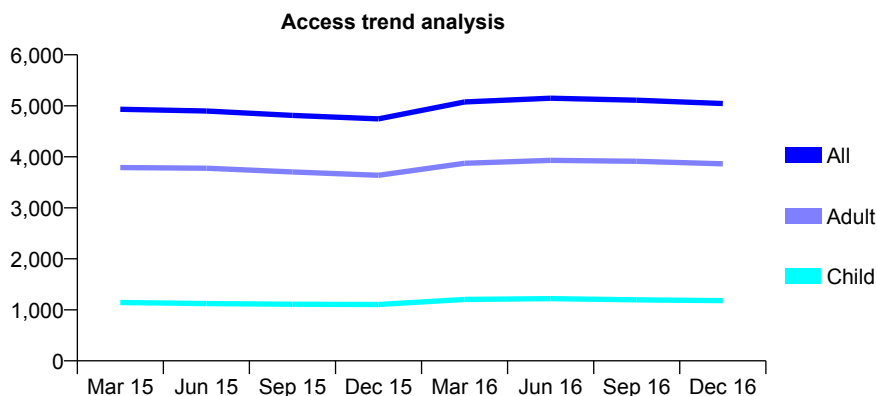
7A4 - Vital Signs At a Glance Contract Report for 359203/0001 - December 2016

Name or company name	MR DJ ROGERS
Contract type name	GDS Contract
Purpose of contract	General
Contract start date	01/11/2012
Contract end date	

16/17 Contracted general activity (UDA)	15,009
Carry forward general activity (UDA)	0
16/17 Contracted orthodontic activity (UOA)	0
Carry forward orthodontic activity (UOA)	0
Baseline contract value	£360,896.78

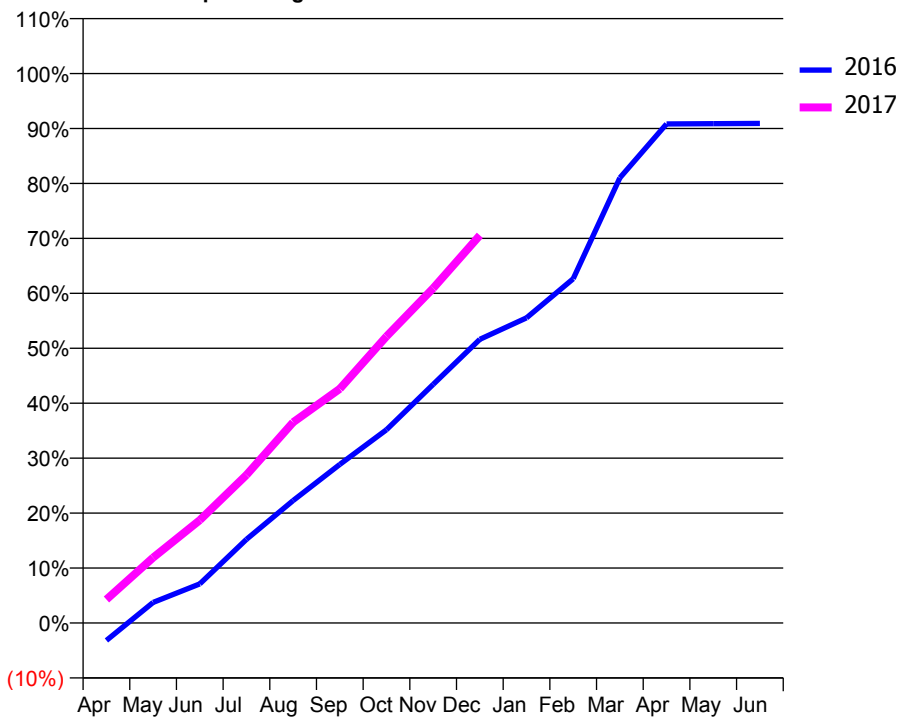
ACCESS*

Patients seen in 24 months	Total	Change since previous quarter
Quarter ending December 2015	4,743	
Quarter ending March 2016	5,077	↑
Quarter ending June 2016	5,150	→
Quarter ending September 2016	5,110	→
Quarter ending December 2016	5,044	↓
Variance since December 2015	6.3%	↑



ACTIVITY

Cumulative percentage of contracted UDA delivered 2016 & 2017



Adjusted Scheduled Activity (UDA)

Month	2016	2017
April	-480	643
May	564	1,788
June	1,067	2,810
July	2,284	4,045
August	3,344	5,483
September	4,332	6,397
October	5,279	7,829
November	6,517	9,145
December	7,751	10,591
January	8,334	
February	9,402	
March	12,159	
April	13,631	
May	13,637	
June	13,645	

QUALITY

	Quantity	Base Number	Contract	LHB	Wales
% of FP17s for the same patient ID Re-attending within 3 months - Children	91	1,378	6.6%	9.1%	11.4%
% of FP17s for the same patient ID Re-attending within 3 months - Adults	701	4,367	16.1%	16.4%	16.6%
% of FP17s for the same patient ID Re-attending between 3 & 9 months - Children	893	1,378	64.8%	55.2%	58.0%
% of FP17s for the same patient ID Re-attending between 3 & 9 months - Adults	2,453	4,367	56.2%	52.7%	53.9%
% of FP17s for Band 1 Urgent Courses	288	5,154	5.6%	9.3%	9.0%
% of FP17s Relating to Free Repair or Replacements	75	5,154	1.5%	0.7%	0.7%
% of FP17s Relating to Continuations	74	5,154	1.4%	1.1%	0.9%
% of Patients satisfied with the dentistry they have received	29	31	93.5%	94.5%	94.2%
% of Patients satisfied with the time they had to wait for an appointment	27	31	87.1%	89.4%	88.6%

* This is based on patients treated on this contract for their most recent course of treatment. Figures in italics indicate the base number of FP17s or Patient Questionnaire responses are less than 100. N/A is shown where the base number of responses is less than 10 during the period. % is calculated as Quantity/Base number*100

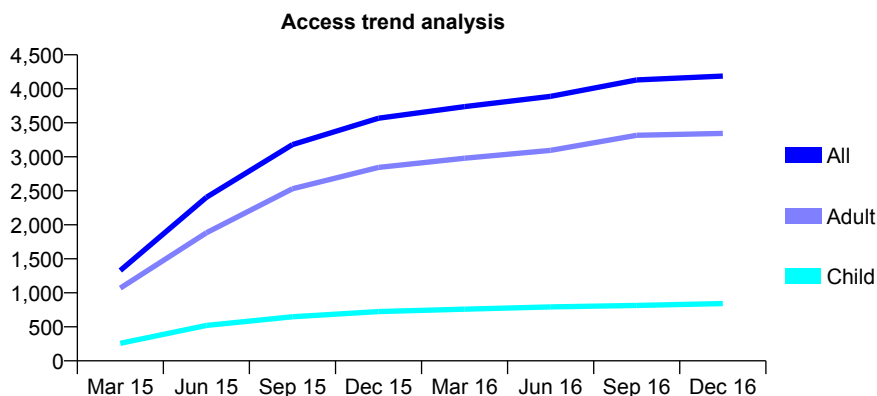
7A4 - Vital Signs At a Glance Contract Report for 567507/0004 - December 2016

Name or company name	MRS P SATCHELL
Contract type name	GDS Contract
Purpose of contract	General
Contract start date	01/12/2014
Contract end date	

16/17 Contracted general activity (UDA)	10,052
Carry forward general activity (UDA)	-503
16/17 Contracted orthodontic activity (UOA)	0
Carry forward orthodontic activity (UOA)	0
Baseline contract value	£200,618.04

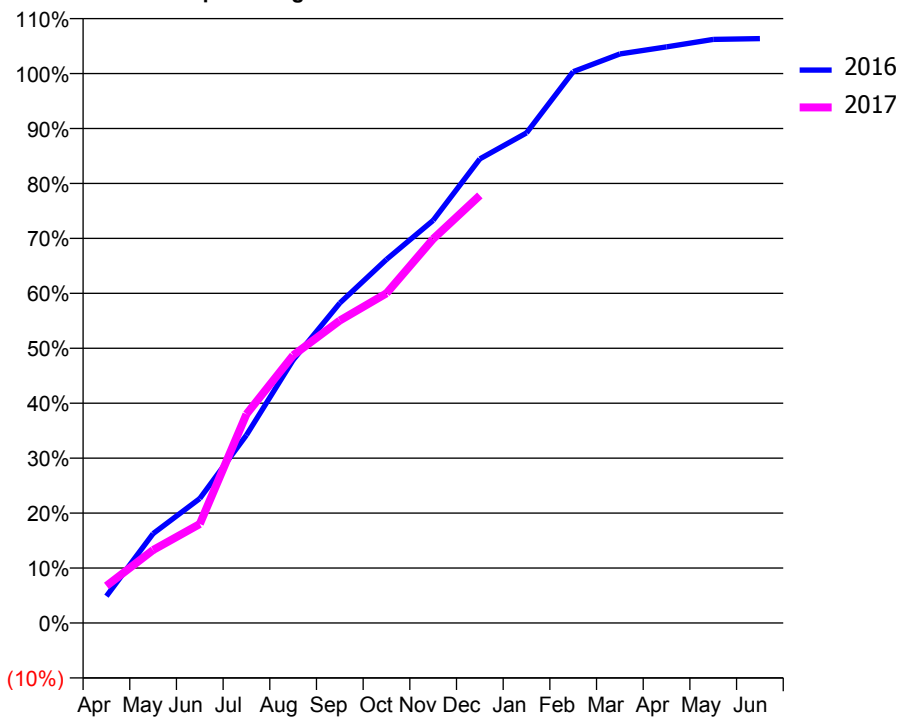
ACCESS*

Patients seen in 24 months	Total	Change since previous quarter
Quarter ending December 2015	3,568	
Quarter ending March 2016	3,739	↑
Quarter ending June 2016	3,889	↑
Quarter ending September 2016	4,131	↑
Quarter ending December 2016	4,187	→
Variance since December 2015	17.3%	↑



ACTIVITY

Cumulative percentage of contracted UDA delivered 2016 & 2017



Month	Adjusted Scheduled Activity (UDA)	
	2016	2017
April	492	679
May	1,636	1,335
June	2,278	1,812
July	3,439	3,821
August	4,812	4,897
September	5,852	5,534
October	6,650	6,031
November	7,365	7,027
December	8,489	7,821
January	8,965	
February	10,084	
March	10,410	
April	10,539	
May	10,675	
June	10,691	

QUALITY

	Quantity	Base Number	Contract	LHB	Wales
% of FP17s for the same patient ID Re-attending within 3 months - Children	20	823	2.4%	9.1%	11.4%
% of FP17s for the same patient ID Re-attending within 3 months - Adults	135	2,912	4.6%	16.4%	16.6%
% of FP17s for the same patient ID Re-attending between 3 & 9 months - Children	518	823	62.9%	55.2%	58.0%
% of FP17s for the same patient ID Re-attending between 3 & 9 months - Adults	1,610	2,912	55.3%	52.7%	53.9%
% of FP17s for Band 1 Urgent Courses	130	3,568	3.6%	9.3%	9.0%
% of FP17s Relating to Free Repair or Replacements	0	3,568	0.0%	0.7%	0.7%
% of FP17s Relating to Continuations	0	3,568	0.0%	1.1%	0.9%
% of Patients satisfied with the dentistry they have received	13	15	86.7%	94.5%	94.2%
% of Patients satisfied with the time they had to wait for an appointment	13	15	86.7%	89.4%	88.6%

* This is based on patients treated on this contract for their most recent course of treatment. Figures in italics indicate the base number of FP17s or Patient Questionnaire responses are less than 100. N/A is shown where the base number of responses is less than 10 during the period. % is calculated as Quantity/Base number*100

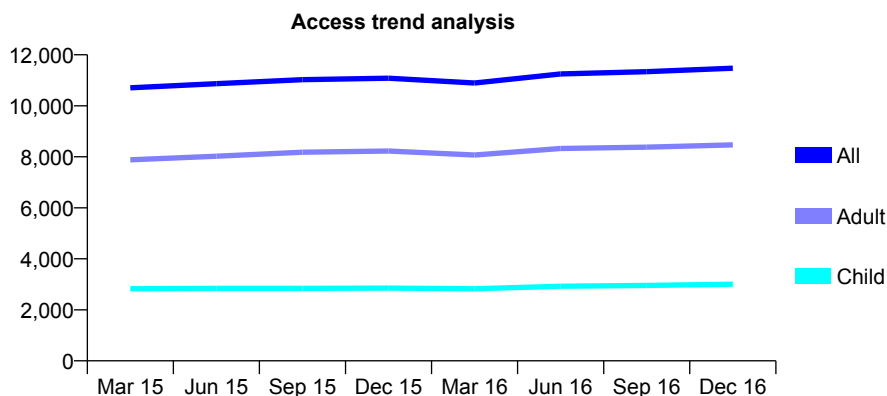
7A4 - Vital Signs At a Glance Contract Report for 578851/0001 - December 2016

Name or company name	MR DR COX
Contract type name	GDS Contract
Purpose of contract	General
Contract start date	01/04/2006
Contract end date	

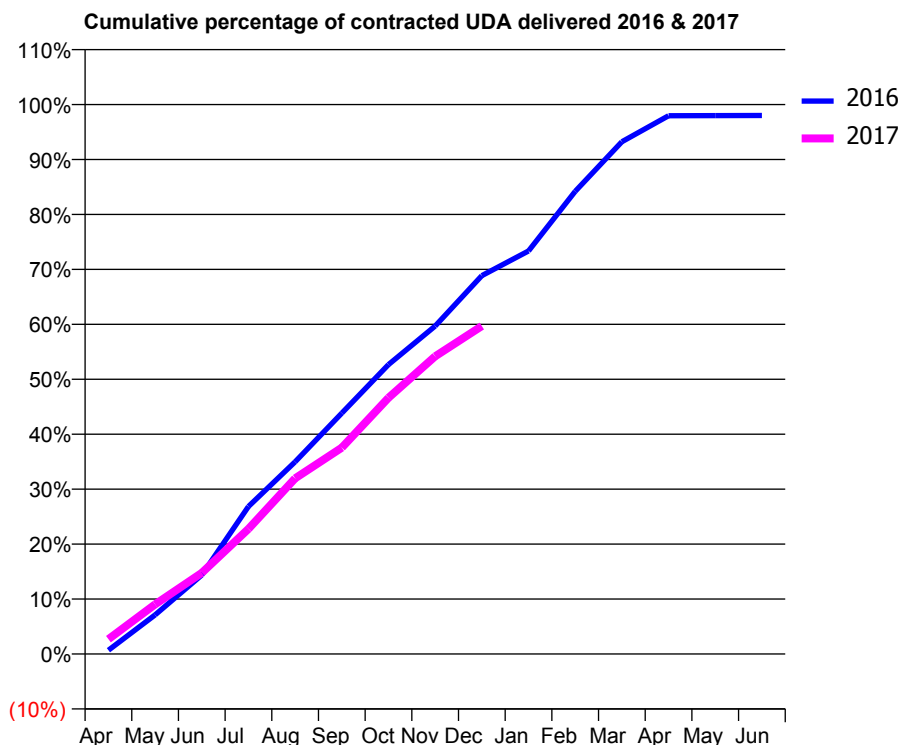
16/17 Contracted general activity (UDA)	31,971
Carry forward general activity (UDA)	542
16/17 Contracted orthodontic activity (UOA)	0
Carry forward orthodontic activity (UOA)	0
Baseline contract value	£778,562.17

ACCESS*

Patients seen in 24 months	Total	Change since previous quarter
Quarter ending December 2015	11,081	
Quarter ending March 2016	10,896	↓
Quarter ending June 2016	11,252	↑
Quarter ending September 2016	11,338	→
Quarter ending December 2016	11,474	→
Variance since December 2015	3.5%	↑



ACTIVITY



Month	Adjusted Scheduled Activity (UDA)	
	2016	2017
April	188	868
May	1,925	2,887
June	3,883	4,718
July	7,256	7,281
August	9,456	10,220
September	11,846	12,008
October	14,236	14,908
November	16,132	17,318
December	18,607	19,082
January	19,823	
February	22,752	
March	25,195	
April	26,474	
May	26,479	
June	26,482	

QUALITY

	Quantity	Base Number	Contract	LHB	Wales
% of FP17s for the same patient ID Re-attending within 3 months - Children	205	3,224	6.4%	9.1%	11.4%
% of FP17s for the same patient ID Re-attending within 3 months - Adults	1,343	8,845	15.2%	16.4%	16.6%
% of FP17s for the same patient ID Re-attending between 3 & 9 months - Children	1,682	3,224	52.2%	55.2%	58.0%
% of FP17s for the same patient ID Re-attending between 3 & 9 months - Adults	4,630	8,845	52.3%	52.7%	53.9%
% of FP17s for Band 1 Urgent Courses	1,087	11,394	9.5%	9.3%	9.0%
% of FP17s Relating to Free Repair or Replacements	116	11,394	1.0%	0.7%	0.7%
% of FP17s Relating to Continuations	60	11,394	0.5%	1.1%	0.9%
% of Patients satisfied with the dentistry they have received	30	31	96.8%	94.5%	94.2%
% of Patients satisfied with the time they had to wait for an appointment	30	31	96.8%	89.4%	88.6%

* This is based on patients treated on this contract for their most recent course of treatment. Figures in italics indicate the base number of FP17s or Patient Questionnaire responses are less than 100. N/A is shown where the base number of responses is less than 10 during the period. % is calculated as Quantity/Base number*100

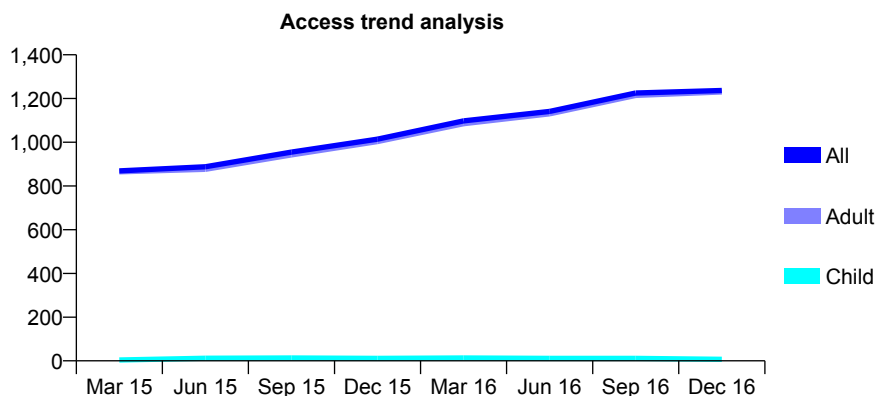
7A4 - Vital Signs At a Glance Contract Report for 578851/0004 - December 2016

Name or company name	MR DR COX
Contract type name	PDS Contract
Purpose of contract	General
Contract start date	01/01/2011
Contract end date	31/03/2017

16/17 Contracted general activity (UDA)	1,875
Carry forward general activity (UDA)	0
16/17 Contracted orthodontic activity (UOA)	0
Carry forward orthodontic activity (UOA)	0
Baseline contract value	£45,533.73

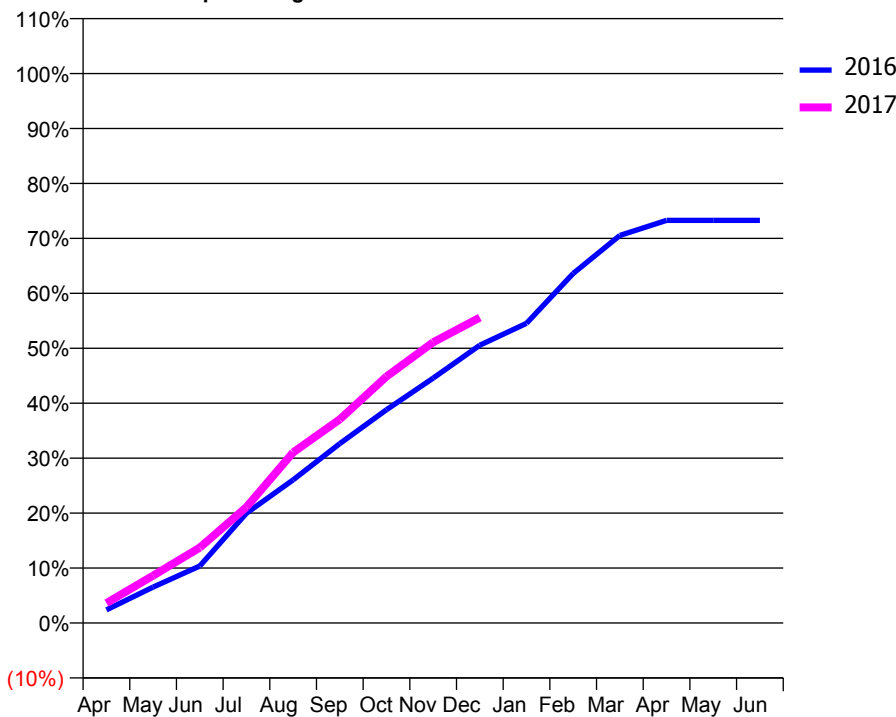
ACCESS*

Patients seen in 24 months	Total	Change since previous quarter
Quarter ending December 2015	1,014	
Quarter ending March 2016	1,098	↑
Quarter ending June 2016	1,141	↑
Quarter ending September 2016	1,225	↑
Quarter ending December 2016	1,237	→
Variance since December 2015	22.0%	↑



ACTIVITY

Cumulative percentage of contracted UDA delivered 2016 & 2017



Month	Adjusted Scheduled Activity (UDA)	
	2016	2017
April	45	68
May	122	162
June	194	257
July	375	396
August	488	582
September	612	695
October	728	841
November	836	958
December	948	1,042
January	1,023	
February	1,193	
March	1,323	
April	1,374	
May	1,374	
June	1,374	

QUALITY

	Quantity	Base Number	Contract	LHB	Wales
% of FP17s for the same patient ID Re-attending within 3 months - Children	0	8	0.0%	9.1%	11.4%
% of FP17s for the same patient ID Re-attending within 3 months - Adults	31	896	3.5%	16.4%	16.6%
% of FP17s for the same patient ID Re-attending between 3 & 9 months - Children	0	8	0.0%	55.2%	58.0%
% of FP17s for the same patient ID Re-attending between 3 & 9 months - Adults	16	896	1.8%	52.7%	53.9%
% of FP17s for Band 1 Urgent Courses	850	861	98.7%	9.3%	9.0%
% of FP17s Relating to Free Repair or Replacements	0	861	0.0%	0.7%	0.7%
% of FP17s Relating to Continuations	0	861	0.0%	1.1%	0.9%
% of Patients satisfied with the dentistry they have received	3	3	N/A	94.5%	94.2%
% of Patients satisfied with the time they had to wait for an appointment	3	3	N/A	89.4%	88.6%

* This is based on patients treated on this contract for their most recent course of treatment. Figures in italics indicate the base number of FP17s or Patient Questionnaire responses are less than 100. N/A is shown where the base number of responses is less than 10 during the period. % is calculated as Quantity/Base number*100

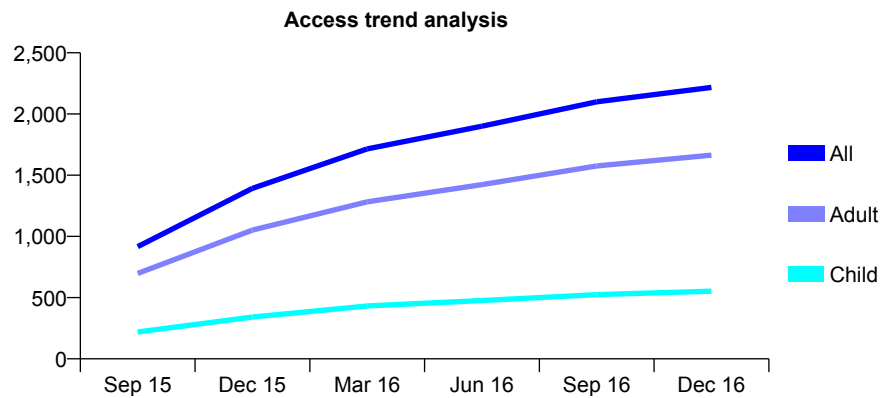
7A4 - Vital Signs At a Glance Contract Report for 620564/0002 - December 2016

Name or company name	MR IC HOOPER
Contract type name	GDS Contract
Purpose of contract	General
Contract start date	20/04/2015
Contract end date	

16/17 Contracted general activity (UDA)	6,638
Carry forward general activity (UDA)	0
16/17 Contracted orthodontic activity (UOA)	0
Carry forward orthodontic activity (UOA)	0
Baseline contract value	£162,488.66

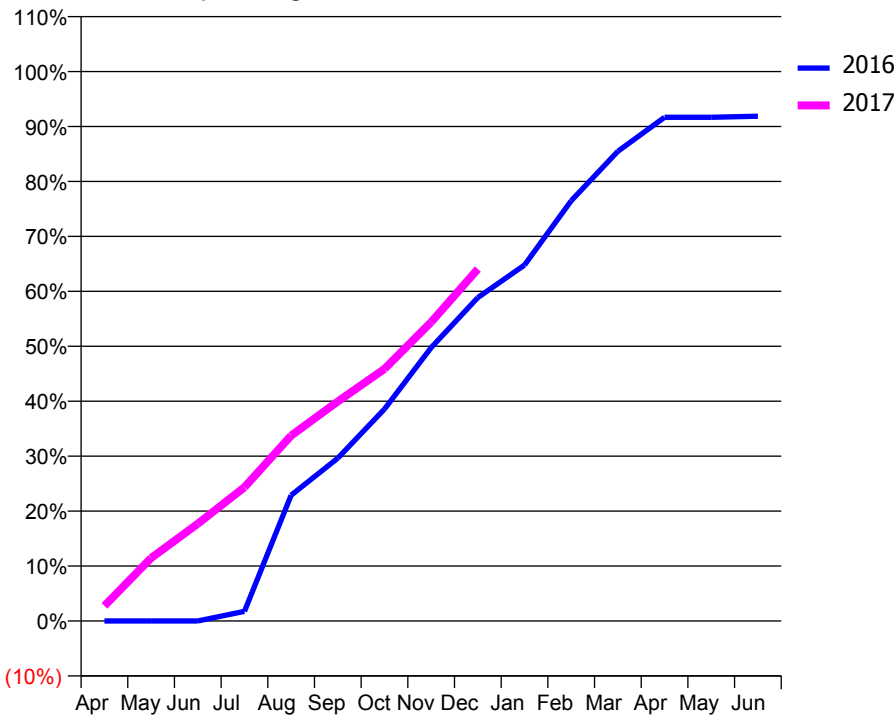
ACCESS*

Patients seen in 24 months	Total	Change since previous quarter
Quarter ending December 2015	1,393	
Quarter ending March 2016	1,715	↑
Quarter ending June 2016	1,900	↑
Quarter ending September 2016	2,100	↑
Quarter ending December 2016	2,217	↑
Variance since December 2015	59.2%	↑



ACTIVITY

Cumulative percentage of contracted UDA delivered 2016 & 2017



Month	Adjusted Scheduled Activity (UDA)	
	2016	2017
April	0	183
May	0	760
June	0	1,175
July	110	1,617
August	1,440	2,240
September	1,864	2,652
October	2,426	3,045
November	3,128	3,611
December	3,701	4,252
January	4,073	
February	4,808	
March	5,375	
April	5,764	
May	5,764	
June	5,776	

QUALITY

	Quantity	Base Number	Contract	LHB	Wales
% of FP17s for the same patient ID Re-attending within 3 months - Children	40	581	6.9%	9.1%	11.4%
% of FP17s for the same patient ID Re-attending within 3 months - Adults	324	1,790	18.1%	16.4%	16.6%
% of FP17s for the same patient ID Re-attending between 3 & 9 months - Children	288	581	49.6%	55.2%	58.0%
% of FP17s for the same patient ID Re-attending between 3 & 9 months - Adults	822	1,790	45.9%	52.7%	53.9%
% of FP17s for Band 1 Urgent Courses	283	2,194	12.9%	9.3%	9.0%
% of FP17s Relating to Free Repair or Replacements	11	2,194	0.5%	0.7%	0.7%
% of FP17s Relating to Continuations	29	2,194	1.3%	1.1%	0.9%
% of Patients satisfied with the dentistry they have received	7	7	N/A	94.5%	94.2%
% of Patients satisfied with the time they had to wait for an appointment	7	7	N/A	89.4%	88.6%

* This is based on patients treated on this contract for their most recent course of treatment. Figures in italics indicate the base number of FP17s or Patient Questionnaire responses are less than 100. N/A is shown where the base number of responses is less than 10 during the period. % is calculated as Quantity/Base number*100

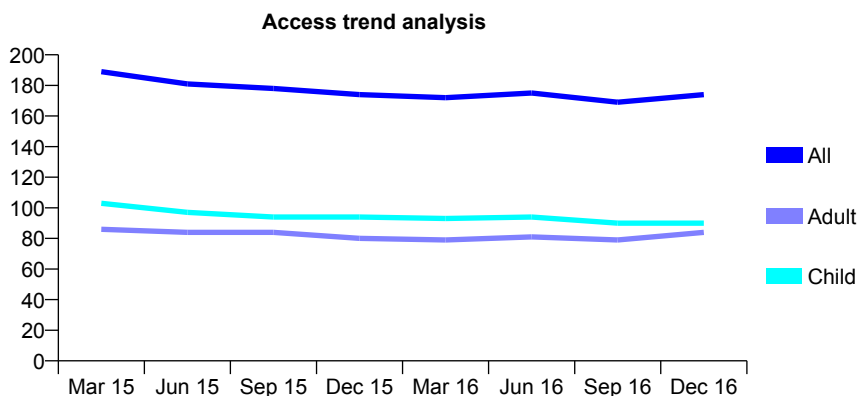
7A4 - Vital Signs At a Glance Contract Report for 631590/0001 - December 2016

Name or company name	MISS JM HENDLY
Contract type name	GDS Contract
Purpose of contract	General
Contract start date	01/04/2006
Contract end date	

16/17 Contracted general activity (UDA)	270
Carry forward general activity (UDA)	-9
16/17 Contracted orthodontic activity (UOA)	0
Carry forward orthodontic activity (UOA)	0
Baseline contract value	£8,124.78

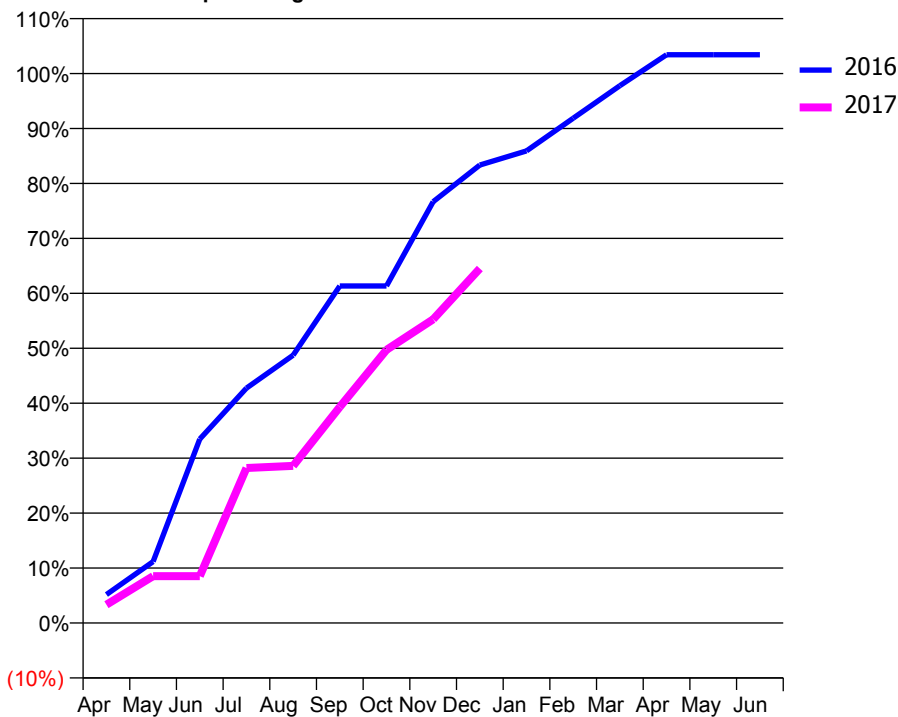
ACCESS*

Patients seen in 24 months	Total	Change since previous quarter
Quarter ending December 2015	174	
Quarter ending March 2016	172	↓
Quarter ending June 2016	175	→
Quarter ending September 2016	169	↓
Quarter ending December 2016	174	↑
Variance since December 2015	0.0%	→



ACTIVITY

Cumulative percentage of contracted UDA delivered 2016 & 2017



Month	Adjusted Scheduled Activity (UDA)	
	2016	2017
April	14	9
May	30	23
June	90	23
July	115	76
August	132	77
September	166	106
October	166	134
November	207	149
December	225	174
January	232	
February	248	
March	264	
April	279	
May	279	
June	279	

QUALITY

	Quantity	Base Number	Contract	LHB	Wales
% of FP17s for the same patient ID Re-attending within 3 months - Children	0	56	0.0%	9.1%	11.4%
% of FP17s for the same patient ID Re-attending within 3 months - Adults	2	53	3.8%	16.4%	16.6%
% of FP17s for the same patient ID Re-attending between 3 & 9 months - Children	12	56	21.4%	55.2%	58.0%
% of FP17s for the same patient ID Re-attending between 3 & 9 months - Adults	16	53	30.2%	52.7%	53.9%
% of FP17s for Band 1 Urgent Courses	1	100	1.0%	9.3%	9.0%
% of FP17s Relating to Free Repair or Replacements	0	100	0.0%	0.7%	0.7%
% of FP17s Relating to Continuations	0	100	0.0%	1.1%	0.9%
% of Patients satisfied with the dentistry they have received	1	1	N/A	94.5%	94.2%
% of Patients satisfied with the time they had to wait for an appointment	1	1	N/A	89.4%	88.6%

* This is based on patients treated on this contract for their most recent course of treatment. Figures in italics indicate the base number of FP17s or Patient Questionnaire responses are less than 100. N/A is shown where the base number of responses is less than 10 during the period. % is calculated as Quantity/Base number*100

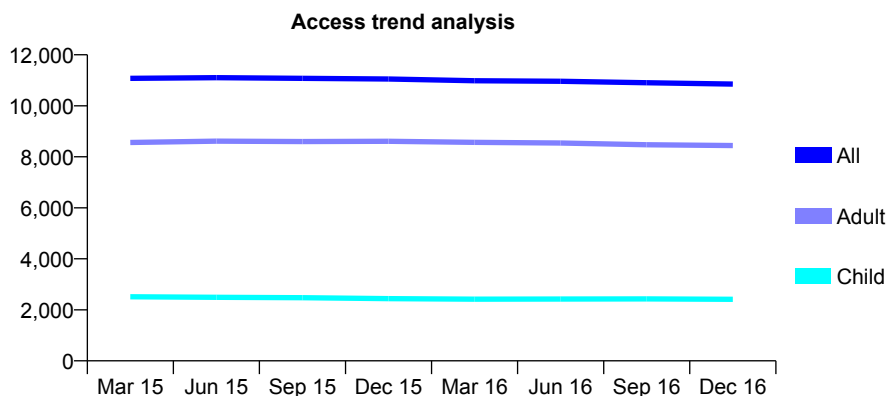
7A4 - Vital Signs At a Glance Contract Report for 642258/0001 - December 2016

Name or company name	MR PT DALY
Contract type name	GDS Contract
Purpose of contract	General
Contract start date	01/04/2006
Contract end date	31/12/2016

16/17 Contracted general activity (UDA)	25,972
Carry forward general activity (UDA)	-926
16/17 Contracted orthodontic activity (UOA)	0
Carry forward orthodontic activity (UOA)	0
Baseline contract value	£665,963.10

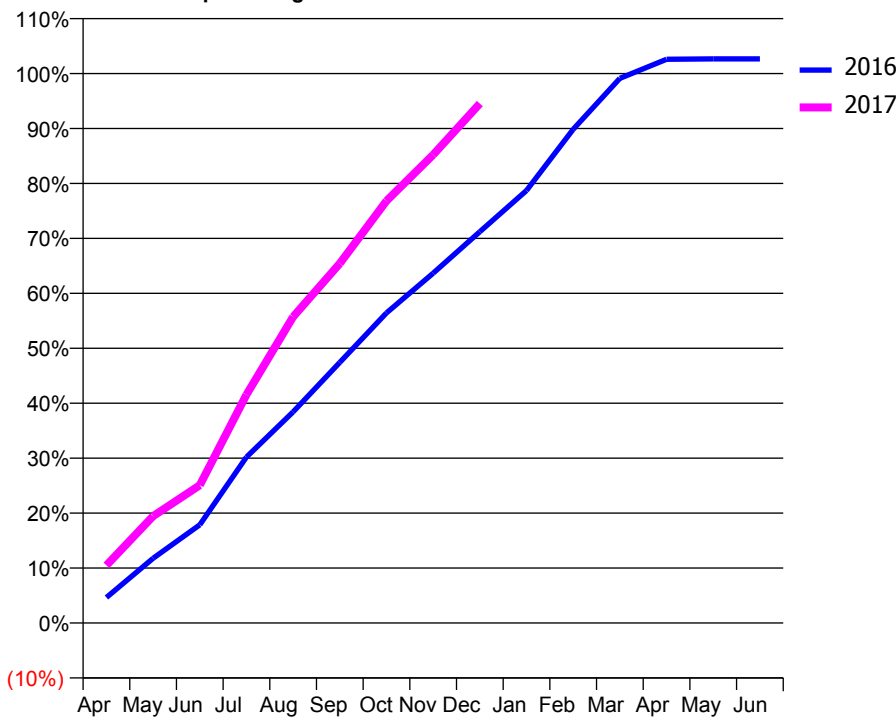
ACCESS*

Patients seen in 24 months	Total	Change since previous quarter
Quarter ending December 2015	11,049	
Quarter ending March 2016	10,985	→
Quarter ending June 2016	10,960	→
Quarter ending September 2016	10,903	→
Quarter ending December 2016	10,853	→
Variance since December 2015	(1.8%)	↓



ACTIVITY

Cumulative percentage of contracted UDA delivered 2016 & 2017



Month	Adjusted Scheduled Activity (UDA)	
	2016	2017
April	1,606	2,728
May	4,078	5,052
June	6,193	6,517
July	10,459	10,795
August	13,306	14,472
September	16,422	16,994
October	19,539	19,950
November	22,047	22,134
December	24,656	24,549
January	27,258	
February	31,115	
March	34,327	
April	35,527	
May	35,555	
June	35,555	

QUALITY

	Quantity	Base Number	Contract	LHB	Wales
% of FP17s for the same patient ID Re-attending within 3 months - Children	240	2,768	8.7%	9.1%	11.4%
% of FP17s for the same patient ID Re-attending within 3 months - Adults	1,816	9,641	18.8%	16.4%	16.6%
% of FP17s for the same patient ID Re-attending between 3 & 9 months - Children	1,651	2,768	59.6%	55.2%	58.0%
% of FP17s for the same patient ID Re-attending between 3 & 9 months - Adults	5,208	9,641	54.0%	52.7%	53.9%
% of FP17s for Band 1 Urgent Courses	1,000	11,769	8.5%	9.3%	9.0%
% of FP17s Relating to Free Repair or Replacements	141	11,769	1.2%	0.7%	0.7%
% of FP17s Relating to Continuations	135	11,769	1.1%	1.1%	0.9%
% of Patients satisfied with the dentistry they have received	53	56	94.6%	94.5%	94.2%
% of Patients satisfied with the time they had to wait for an appointment	55	56	98.2%	89.4%	88.6%

* This is based on patients treated on this contract for their most recent course of treatment. Figures in italics indicate the base number of FP17s or Patient Questionnaire responses are less than 100. N/A is shown where the base number of responses is less than 10 during the period. % is calculated as Quantity/Base number*100

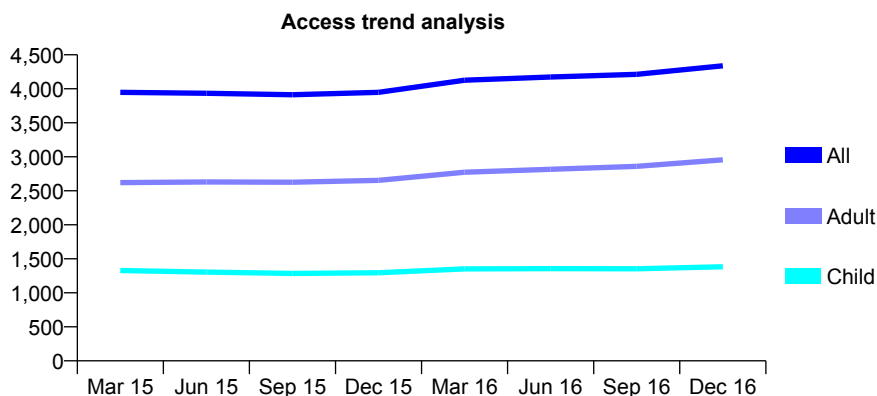
7A4 - Vital Signs At a Glance Contract Report for 673366/0001 - December 2016

Name or company name	MR MA CLARK
Contract type name	GDS Contract
Purpose of contract	General
Contract start date	01/04/2006
Contract end date	

16/17 Contracted general activity (UDA)	13,290
Carry forward general activity (UDA)	-267
16/17 Contracted orthodontic activity (UOA)	0
Carry forward orthodontic activity (UOA)	0
Baseline contract value	£328,838.80

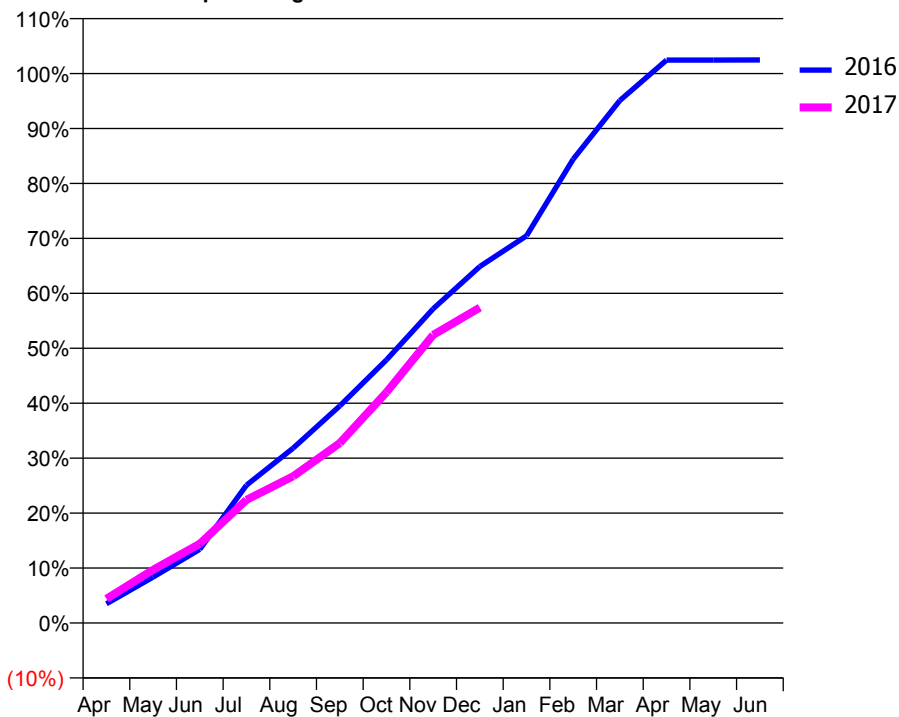
ACCESS*

Patients seen in 24 months	Total	Change since previous quarter
Quarter ending December 2015	3,949	
Quarter ending March 2016	4,126	↑
Quarter ending June 2016	4,173	→
Quarter ending September 2016	4,212	→
Quarter ending December 2016	4,338	↑
Variance since December 2015	9.9%	↑



ACTIVITY

Cumulative percentage of contracted UDA delivered 2016 & 2017



Month	Adjusted Scheduled Activity (UDA)	
	2016	2017
April	380	584
May	903	1,290
June	1,450	1,919
July	2,712	2,978
August	3,441	3,550
September	4,275	4,354
October	5,181	5,582
November	6,185	6,968
December	7,017	7,629
January	7,622	
February	9,132	
March	10,285	
April	11,082	
May	11,082	
June	11,084	

QUALITY

	Quantity	Base Number	Contract	LHB	Wales
% of FP17s for the same patient ID Re-attending within 3 months - Children	108	1,545	7.0%	9.1%	11.4%
% of FP17s for the same patient ID Re-attending within 3 months - Adults	338	3,069	11.0%	16.4%	16.6%
% of FP17s for the same patient ID Re-attending between 3 & 9 months - Children	932	1,545	60.3%	55.2%	58.0%
% of FP17s for the same patient ID Re-attending between 3 & 9 months - Adults	1,862	3,069	60.7%	52.7%	53.9%
% of FP17s for Band 1 Urgent Courses	186	4,196	4.4%	9.3%	9.0%
% of FP17s Relating to Free Repair or Replacements	16	4,196	0.4%	0.7%	0.7%
% of FP17s Relating to Continuations	8	4,196	0.2%	1.1%	0.9%
% of Patients satisfied with the dentistry they have received	18	19	94.7%	94.5%	94.2%
% of Patients satisfied with the time they had to wait for an appointment	18	19	94.7%	89.4%	88.6%

* This is based on patients treated on this contract for their most recent course of treatment. Figures in italics indicate the base number of FP17s or Patient Questionnaire responses are less than 100. N/A is shown where the base number of responses is less than 10 during the period. % is calculated as Quantity/Base number*100

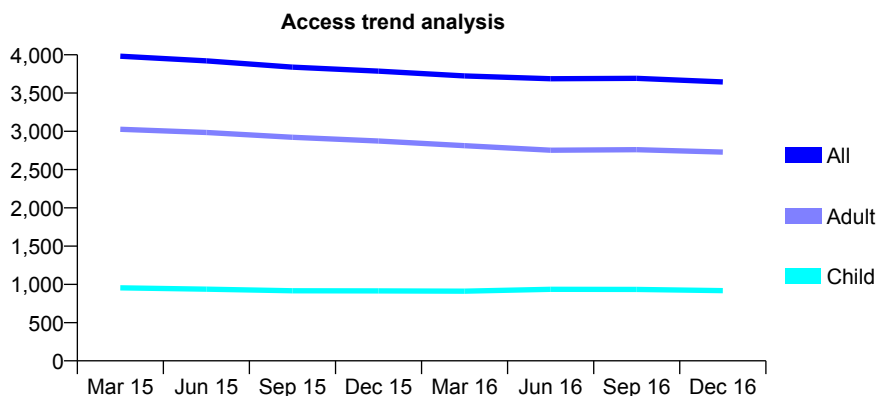
7A4 - Vital Signs At a Glance Contract Report for 675296/0001 - December 2016

Name or company name	MR A AKBAS
Contract type name	GDS Contract
Purpose of contract	General
Contract start date	01/04/2006
Contract end date	

16/17 Contracted general activity (UDA)	15,000
Carry forward general activity (UDA)	0
16/17 Contracted orthodontic activity (UOA)	0
Carry forward orthodontic activity (UOA)	0
Baseline contract value	£376,830.16

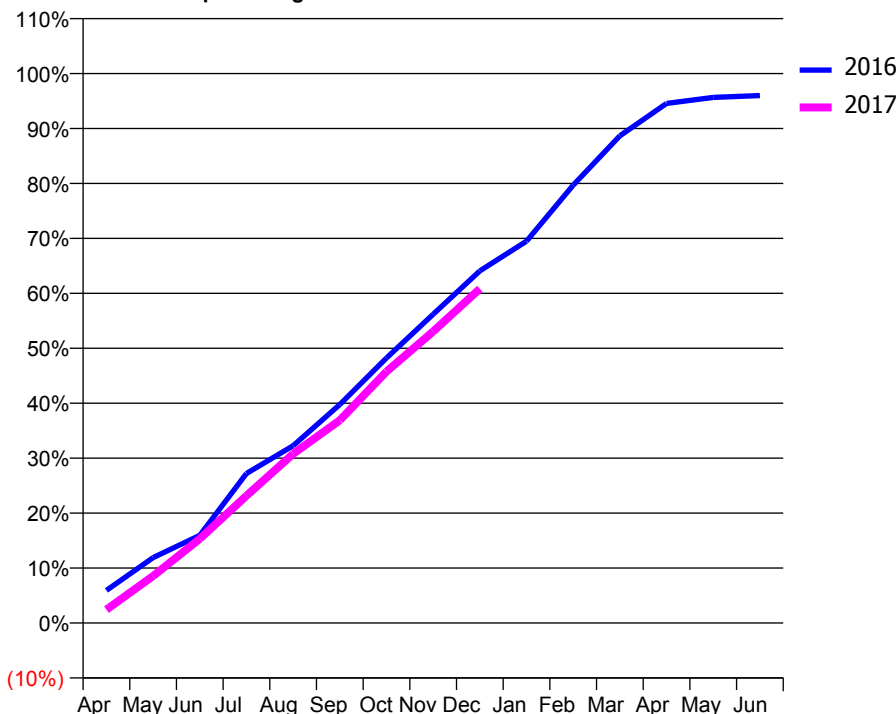
ACCESS*

Patients seen in 24 months	Total	Change since previous quarter
Quarter ending December 2015	3,787	
Quarter ending March 2016	3,724	↓
Quarter ending June 2016	3,688	→
Quarter ending September 2016	3,693	→
Quarter ending December 2016	3,645	↓
Variance since December 2015	(3.7%)	↓



ACTIVITY

Cumulative percentage of contracted UDA delivered 2016 & 2017



Month	Adjusted Scheduled Activity (UDA)	
	2016	2017
April	888	365
May	1,785	1,282
June	2,393	2,297
July	4,082	3,474
August	4,839	4,616
September	5,963	5,536
October	7,236	6,864
November	8,429	7,958
December	9,611	9,125
January	10,423	
February	11,954	
March	13,297	
April	14,183	
May	14,347	
June	14,398	

QUALITY

	Quantity	Base Number	Contract	LHB	Wales
% of FP17s for the same patient ID Re-attending within 3 months - Children	83	863	9.6%	9.1%	11.4%
% of FP17s for the same patient ID Re-attending within 3 months - Adults	496	2,694	18.4%	16.4%	16.6%
% of FP17s for the same patient ID Re-attending between 3 & 9 months - Children	398	863	46.1%	55.2%	58.0%
% of FP17s for the same patient ID Re-attending between 3 & 9 months - Adults	1,327	2,694	49.3%	52.7%	53.9%
% of FP17s for Band 1 Urgent Courses	271	3,288	8.2%	9.3%	9.0%
% of FP17s Relating to Free Repair or Replacements	69	3,288	2.1%	0.7%	0.7%
% of FP17s Relating to Continuations	33	3,288	1.0%	1.1%	0.9%
% of Patients satisfied with the dentistry they have received	16	16	100.0%	94.5%	94.2%
% of Patients satisfied with the time they had to wait for an appointment	12	16	75.0%	89.4%	88.6%

* This is based on patients treated on this contract for their most recent course of treatment. Figures in italics indicate the base number of FP17s or Patient Questionnaire responses are less than 100. N/A is shown where the base number of responses is less than 10 during the period. % is calculated as Quantity/Base number*100

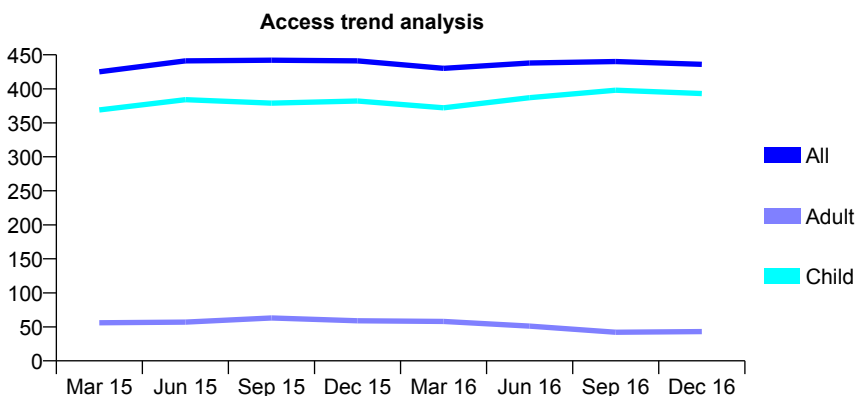
7A4 - Vital Signs At a Glance Contract Report for 687286/0001 - December 2016

Name or company name	MR TC MILLS
Contract type name	GDS Contract
Purpose of contract	General
Contract start date	01/04/2006
Contract end date	

16/17 Contracted general activity (UDA)	885
Carry forward general activity (UDA)	15
16/17 Contracted orthodontic activity (UOA)	0
Carry forward orthodontic activity (UOA)	0
Baseline contract value	£28,977.54

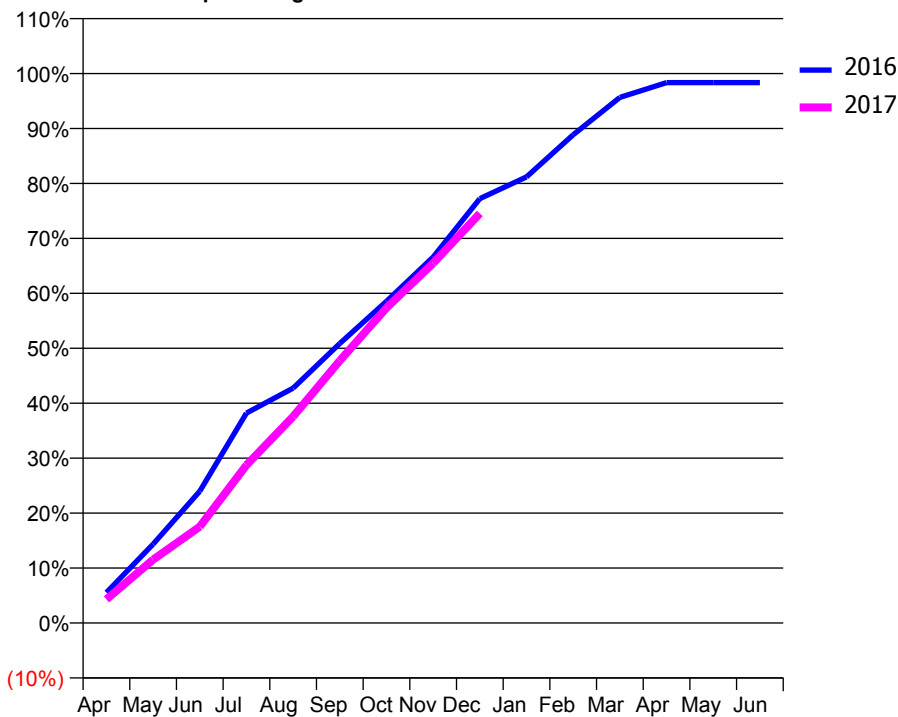
ACCESS*

Patients seen in 24 months	Total	Change since previous quarter
Quarter ending December 2015	441	
Quarter ending March 2016	430	↓
Quarter ending June 2016	438	→
Quarter ending September 2016	440	→
Quarter ending December 2016	436	→
Variance since December 2015	(1.1%)	↓



ACTIVITY

Cumulative percentage of contracted UDA delivered 2016 & 2017



Month	Adjusted Scheduled Activity (UDA)	
	2016	2017
April	49	38
May	127	102
June	212	155
July	338	254
August	378	333
September	450	423
October	518	508
November	589	580
December	683	660
January	718	
February	786	
March	846	
April	870	
May	870	
June	870	

QUALITY

	Quantity	Base Number	Contract	LHB	Wales
% of FP17s for the same patient ID Re-attending within 3 months - Children	25	498	5.0%	9.1%	11.4%
% of FP17s for the same patient ID Re-attending within 3 months - Adults	1	20	5.0%	16.4%	16.6%
% of FP17s for the same patient ID Re-attending between 3 & 9 months - Children	345	498	69.3%	55.2%	58.0%
% of FP17s for the same patient ID Re-attending between 3 & 9 months - Adults	18	20	90.0%	52.7%	53.9%
% of FP17s for Band 1 Urgent Courses	3	498	0.6%	9.3%	9.0%
% of FP17s Relating to Free Repair or Replacements	0	498	0.0%	0.7%	0.7%
% of FP17s Relating to Continuations	0	498	0.0%	1.1%	0.9%
% of Patients satisfied with the dentistry they have received	6	6	N/A	94.5%	94.2%
% of Patients satisfied with the time they had to wait for an appointment	3	6	N/A	89.4%	88.6%

* This is based on patients treated on this contract for their most recent course of treatment. Figures in italics indicate the base number of FP17s or Patient Questionnaire responses are less than 100. N/A is shown where the base number of responses is less than 10 during the period. % is calculated as Quantity/Base number*100

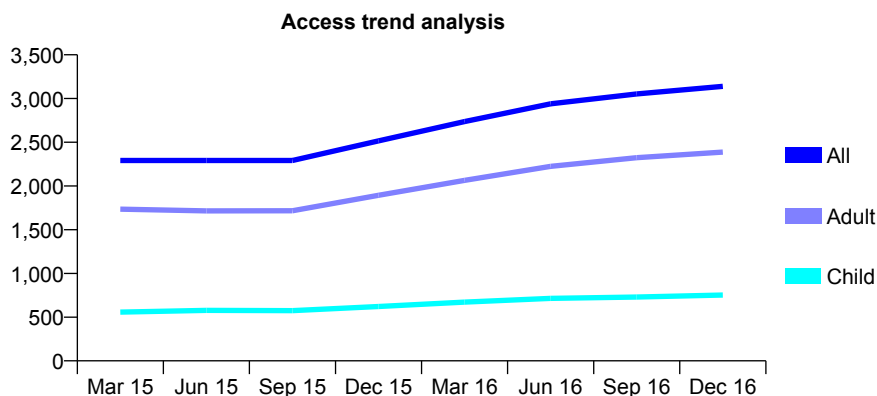
7A4 - Vital Signs At a Glance Contract Report for 709093/0001 - December 2016

Name or company name	MR M KERAI
Contract type name	GDS Contract
Purpose of contract	General
Contract start date	01/04/2010
Contract end date	

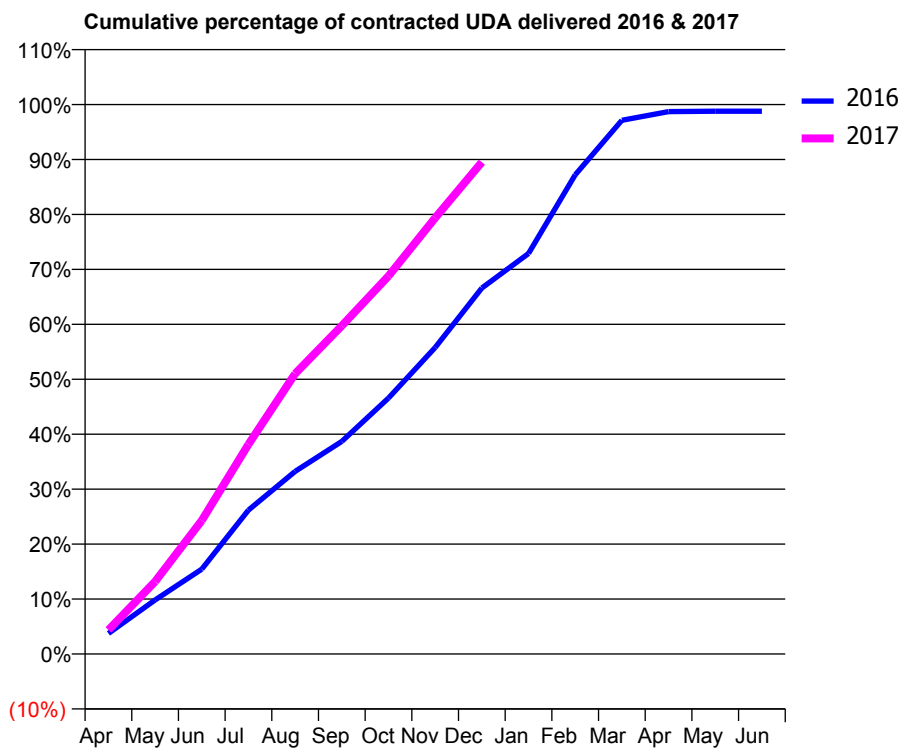
16/17 Contracted general activity (UDA)	7,716
Carry forward general activity (UDA)	94
16/17 Contracted orthodontic activity (UOA)	0
Carry forward orthodontic activity (UOA)	0
Baseline contract value	£167,803.30

ACCESS*

Patients seen in 24 months	Total	Change since previous quarter
Quarter ending December 2015	2,515	
Quarter ending March 2016	2,736	↑
Quarter ending June 2016	2,940	↑
Quarter ending September 2016	3,053	↑
Quarter ending December 2016	3,140	↑
Variance since December 2015	24.9%	↑



ACTIVITY



Month	Adjusted Scheduled Activity (UDA)	
	2016	2017
April	289	338
May	758	1,018
June	1,192	1,875
July	2,022	2,944
August	2,563	3,936
September	2,986	4,608
October	3,594	5,307
November	4,304	6,124
December	5,140	6,906
January	5,623	
February	6,728	
March	7,495	
April	7,617	
May	7,622	
June	7,622	

QUALITY

	Quantity	Base Number	Contract	LHB	Wales
% of FP17s for the same patient ID Re-attending within 3 months - Children	43	731	5.9%	9.1%	11.4%
% of FP17s for the same patient ID Re-attending within 3 months - Adults	332	2,504	13.3%	16.4%	16.6%
% of FP17s for the same patient ID Re-attending between 3 & 9 months - Children	309	731	42.3%	55.2%	58.0%
% of FP17s for the same patient ID Re-attending between 3 & 9 months - Adults	1,133	2,504	45.2%	52.7%	53.9%
% of FP17s for Band 1 Urgent Courses	249	3,175	7.8%	9.3%	9.0%
% of FP17s Relating to Free Repair or Replacements	14	3,175	0.4%	0.7%	0.7%
% of FP17s Relating to Continuations	9	3,175	0.3%	1.1%	0.9%
% of Patients satisfied with the dentistry they have received	5	5	N/A	94.5%	94.2%
% of Patients satisfied with the time they had to wait for an appointment	5	5	N/A	89.4%	88.6%

* This is based on patients treated on this contract for their most recent course of treatment. Figures in italics indicate the base number of FP17s or Patient Questionnaire responses are less than 100. N/A is shown where the base number of responses is less than 10 during the period. % is calculated as Quantity/Base number*100

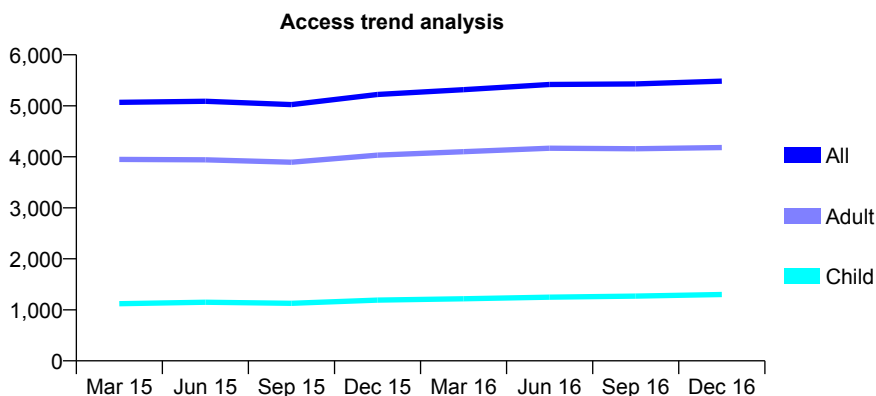
7A4 - Vital Signs At a Glance Contract Report for 773816/0002 - December 2016

Name or company name	MISS AM ROCKEY
Contract type name	GDS Contract
Purpose of contract	General
Contract start date	28/11/2011
Contract end date	

16/17 Contracted general activity (UDA)	15,074
Carry forward general activity (UDA)	0
16/17 Contracted orthodontic activity (UOA)	0
Carry forward orthodontic activity (UOA)	0
Baseline contract value	£364,318.18

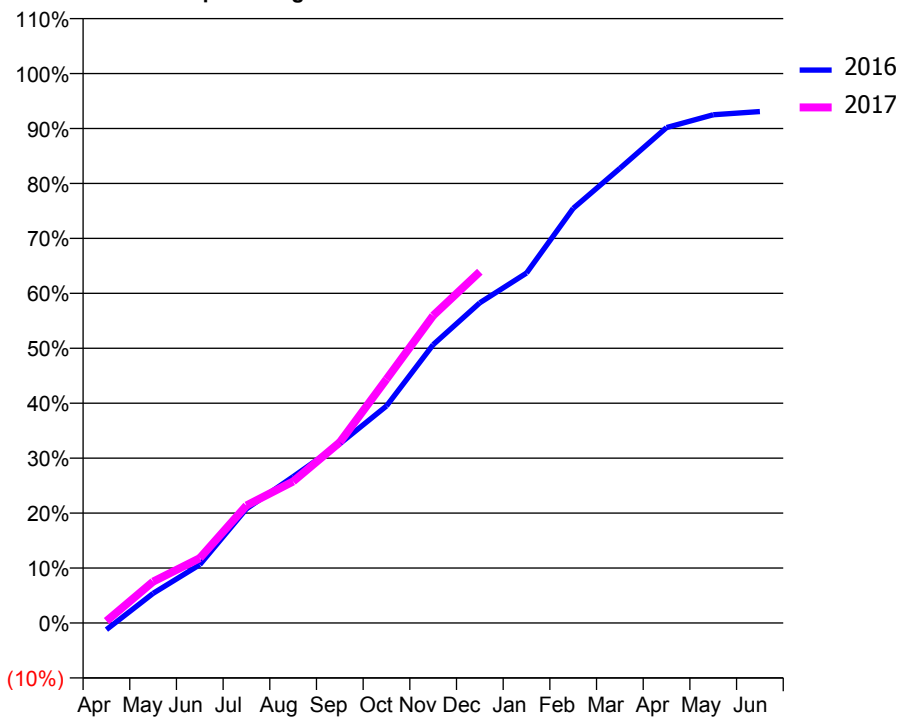
ACCESS*

Patients seen in 24 months	Total	Change since previous quarter
Quarter ending December 2015	5,222	
Quarter ending March 2016	5,316	→
Quarter ending June 2016	5,417	→
Quarter ending September 2016	5,428	→
Quarter ending December 2016	5,483	→
Variance since December 2015	5.0%	↑



ACTIVITY

Cumulative percentage of contracted UDA delivered 2016 & 2017



Month	Adjusted Scheduled Activity (UDA)	
	2016	2017
April	-186	52
May	815	1,137
June	1,600	1,779
July	3,134	3,225
August	4,016	3,884
September	4,919	4,957
October	5,953	6,689
November	7,636	8,435
December	8,786	9,636
January	9,600	
February	11,374	
March	12,472	
April	13,591	
May	13,944	
June	14,032	

QUALITY

	Quantity	Base Number	Contract	LHB	Wales
% of FP17s for the same patient ID Re-attending within 3 months - Children	69	1,066	6.5%	9.1%	11.4%
% of FP17s for the same patient ID Re-attending within 3 months - Adults	652	3,605	18.1%	16.4%	16.6%
% of FP17s for the same patient ID Re-attending between 3 & 9 months - Children	363	1,066	34.1%	55.2%	58.0%
% of FP17s for the same patient ID Re-attending between 3 & 9 months - Adults	1,227	3,605	34.0%	52.7%	53.9%
% of FP17s for Band 1 Urgent Courses	570	4,008	14.2%	9.3%	9.0%
% of FP17s Relating to Free Repair or Replacements	43	4,008	1.1%	0.7%	0.7%
% of FP17s Relating to Continuations	59	4,008	1.5%	1.1%	0.9%
% of Patients satisfied with the dentistry they have received	19	20	95.0%	94.5%	94.2%
% of Patients satisfied with the time they had to wait for an appointment	19	20	95.0%	89.4%	88.6%

* This is based on patients treated on this contract for their most recent course of treatment. Figures in italics indicate the base number of FP17s or Patient Questionnaire responses are less than 100. N/A is shown where the base number of responses is less than 10 during the period. % is calculated as Quantity/Base number*100

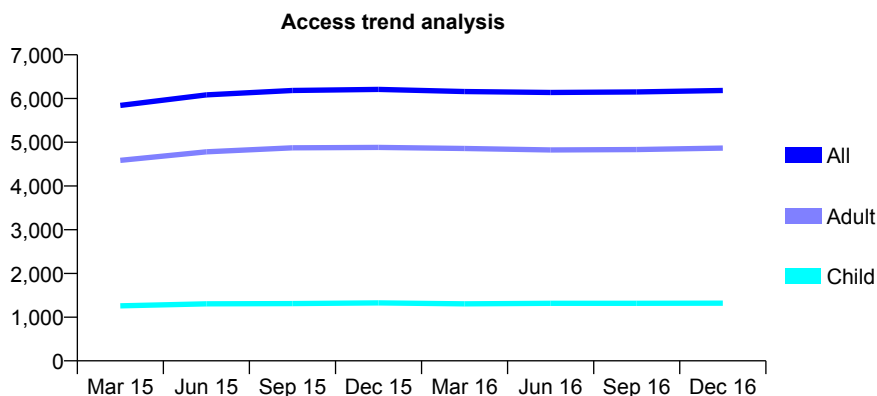
7A4 - Vital Signs At a Glance Contract Report for 781266/0001 - December 2016

Name or company name	MR AR JAMES
Contract type name	GDS Contract
Purpose of contract	General
Contract start date	01/09/2013
Contract end date	

16/17 Contracted general activity (UDA)	21,563
Carry forward general activity (UDA)	-869
16/17 Contracted orthodontic activity (UOA)	0
Carry forward orthodontic activity (UOA)	0
Baseline contract value	£591,924.57

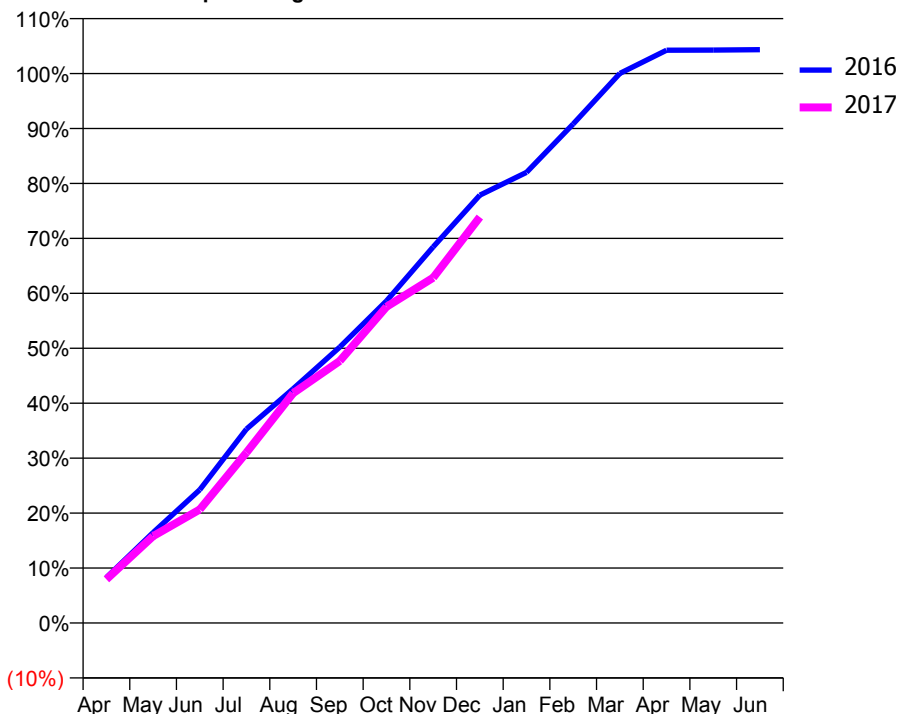
ACCESS*

Patients seen in 24 months	Total	Change since previous quarter
Quarter ending December 2015	6,207	
Quarter ending March 2016	6,160	→
Quarter ending June 2016	6,138	→
Quarter ending September 2016	6,150	→
Quarter ending December 2016	6,184	→
Variance since December 2015	(0.4%)	→



ACTIVITY

Cumulative percentage of contracted UDA delivered 2016 & 2017



Adjusted Scheduled Activity (UDA)

Month	2016	2017
April	1,660	1,714
May	3,296	3,409
June	4,853	4,456
July	7,061	6,692
August	8,526	9,020
September	10,046	10,286
October	11,725	12,411
November	13,690	13,552
December	15,577	15,933
January	16,404	
February	18,164	
March	20,006	
April	20,849	
May	20,857	
June	20,872	

QUALITY

	Quantity	Base Number	Contract	LHB	Wales
% of FP17s for the same patient ID Re-attending within 3 months - Children	68	1,375	4.9%	9.1%	11.4%
% of FP17s for the same patient ID Re-attending within 3 months - Adults	732	5,479	13.4%	16.4%	16.6%
% of FP17s for the same patient ID Re-attending between 3 & 9 months - Children	666	1,375	48.4%	55.2%	58.0%
% of FP17s for the same patient ID Re-attending between 3 & 9 months - Adults	2,911	5,479	53.1%	52.7%	53.9%
% of FP17s for Band 1 Urgent Courses	403	6,453	6.2%	9.3%	9.0%
% of FP17s Relating to Free Repair or Replacements	39	6,453	0.6%	0.7%	0.7%
% of FP17s Relating to Continuations	110	6,453	1.7%	1.1%	0.9%
% of Patients satisfied with the dentistry they have received	26	26	100.0%	94.5%	94.2%
% of Patients satisfied with the time they had to wait for an appointment	26	26	100.0%	89.4%	88.6%

* This is based on patients treated on this contract for their most recent course of treatment. Figures in italics indicate the base number of FP17s or Patient Questionnaire responses are less than 100. N/A is shown where the base number of responses is less than 10 during the period. % is calculated as Quantity/Base number*100

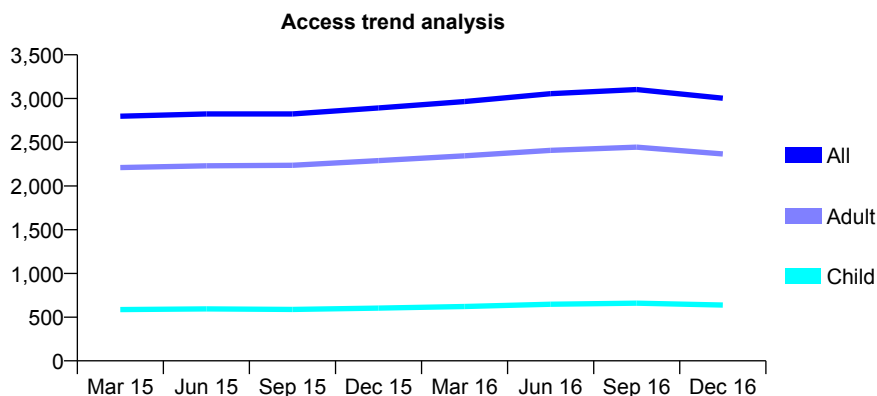
7A4 - Vital Signs At a Glance Contract Report for 808423/0001 - December 2016

Name or company name	MR HW EVANS
Contract type name	GDS Contract
Purpose of contract	General
Contract start date	01/04/2006
Contract end date	

16/17 Contracted general activity (UDA)	10,044
Carry forward general activity (UDA)	-274
16/17 Contracted orthodontic activity (UOA)	0
Carry forward orthodontic activity (UOA)	0
Baseline contract value	£281,828.26

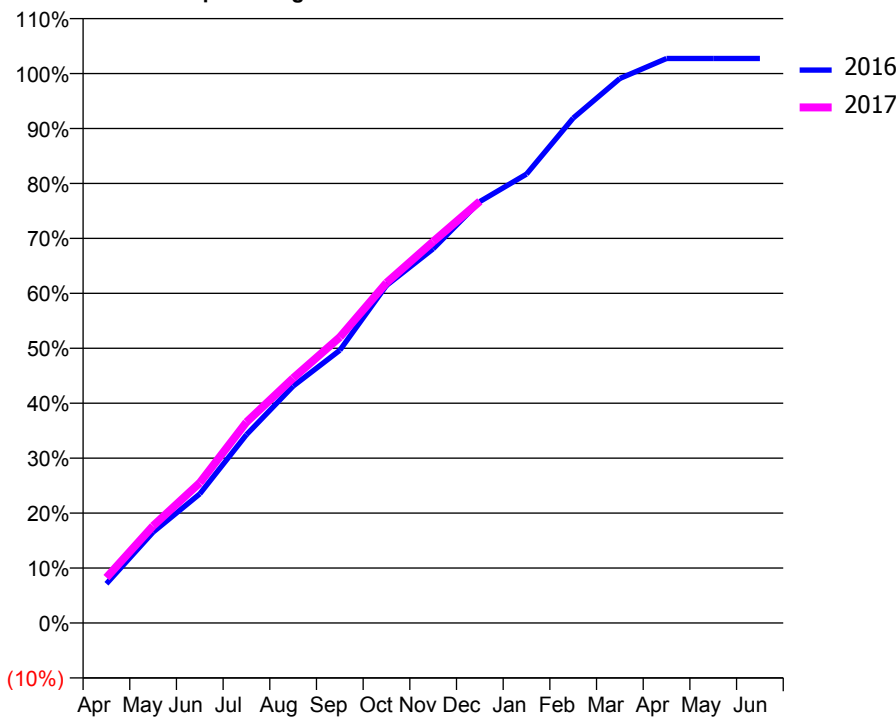
ACCESS*

Patients seen in 24 months	Total	Change since previous quarter
Quarter ending December 2015	2,893	
Quarter ending March 2016	2,966	↑
Quarter ending June 2016	3,055	↑
Quarter ending September 2016	3,103	→
Quarter ending December 2016	3,004	↓
Variance since December 2015	3.8%	↑



ACTIVITY

Cumulative percentage of contracted UDA delivered 2016 & 2017



Month	Adjusted Scheduled Activity (UDA)	
	2016	2017
April	717	829
May	1,661	1,776
June	2,362	2,563
July	3,443	3,673
August	4,330	4,477
September	4,985	5,224
October	6,171	6,220
November	6,842	6,973
December	7,704	7,709
January	8,206	
February	9,230	
March	9,954	
April	10,318	
May	10,318	
June	10,318	

QUALITY

	Quantity	Base Number	Contract	LHB	Wales
% of FP17s for the same patient ID Re-attending within 3 months - Children	44	704	6.3%	9.1%	11.4%
% of FP17s for the same patient ID Re-attending within 3 months - Adults	558	3,270	17.1%	16.4%	16.6%
% of FP17s for the same patient ID Re-attending between 3 & 9 months - Children	336	704	47.7%	55.2%	58.0%
% of FP17s for the same patient ID Re-attending between 3 & 9 months - Adults	1,979	3,270	60.5%	52.7%	53.9%
% of FP17s for Band 1 Urgent Courses	367	3,814	9.6%	9.3%	9.0%
% of FP17s Relating to Free Repair or Replacements	29	3,814	0.8%	0.7%	0.7%
% of FP17s Relating to Continuations	45	3,814	1.2%	1.1%	0.9%
% of Patients satisfied with the dentistry they have received	8	8	N/A	94.5%	94.2%
% of Patients satisfied with the time they had to wait for an appointment	7	8	N/A	89.4%	88.6%

* This is based on patients treated on this contract for their most recent course of treatment. Figures in italics indicate the base number of FP17s or Patient Questionnaire responses are less than 100. N/A is shown where the base number of responses is less than 10 during the period. % is calculated as Quantity/Base number*100

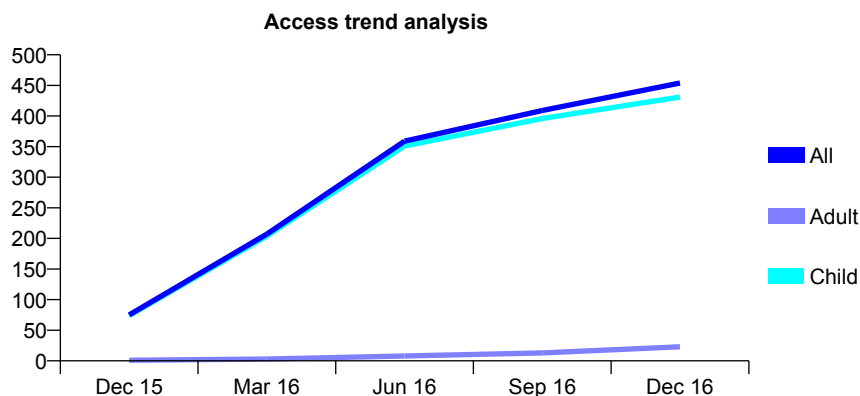
7A4 - Vital Signs At a Glance Contract Report for 820741/0002 - December 2016

Name or company name	MRS N TAAFFE
Contract type name	GDS Contract
Purpose of contract	General
Contract start date	22/11/2015
Contract end date	

16/17 Contracted general activity (UDA)	1,040
Carry forward general activity (UDA)	1
16/17 Contracted orthodontic activity (UOA)	0
Carry forward orthodontic activity (UOA)	0
Baseline contract value	£26,249.18

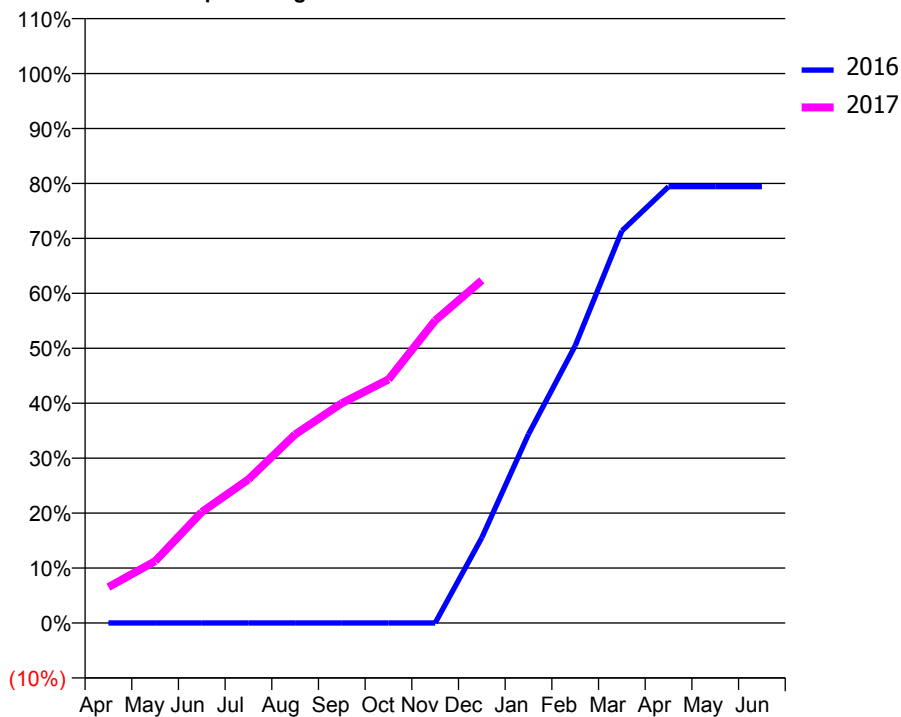
ACCESS*

Patients seen in 24 months	Total	Change since previous quarter
Quarter ending December 2015	75	
Quarter ending March 2016	207	↑
Quarter ending June 2016	359	↑
Quarter ending September 2016	409	↑
Quarter ending December 2016	454	↑
Variance since December 2015	505.3%	↑



ACTIVITY

Cumulative percentage of contracted UDA delivered 2016 & 2017



Month	Adjusted Scheduled Activity (UDA)	
	2016	2017
April	0	68
May	0	117
June	0	210
July	0	272
August	0	357
September	0	416
October	0	461
November	0	572
December	58	648
January	128	
February	188	
March	266	
April	296	
May	296	
June	296	

QUALITY

	Quantity	Base Number	Contract	LHB	Wales
% of FP17s for the same patient ID Re-attending within 3 months - Children	19	538	3.5%	9.1%	11.4%
% of FP17s for the same patient ID Re-attending within 3 months - Adults	0	8	0.0%	16.4%	16.6%
% of FP17s for the same patient ID Re-attending between 3 & 9 months - Children	226	538	42.0%	55.2%	58.0%
% of FP17s for the same patient ID Re-attending between 3 & 9 months - Adults	1	8	12.5%	52.7%	53.9%
% of FP17s for Band 1 Urgent Courses	2	522	0.4%	9.3%	9.0%
% of FP17s Relating to Free Repair or Replacements	0	522	0.0%	0.7%	0.7%
% of FP17s Relating to Continuations	0	522	0.0%	1.1%	0.9%
% of Patients satisfied with the dentistry they have received	0	0	N/A	94.5%	94.2%
% of Patients satisfied with the time they had to wait for an appointment	0	0	N/A	89.4%	88.6%

* This is based on patients treated on this contract for their most recent course of treatment. Figures in italics indicate the base number of FP17s or Patient Questionnaire responses are less than 100. N/A is shown where the base number of responses is less than 10 during the period. % is calculated as Quantity/Base number*100

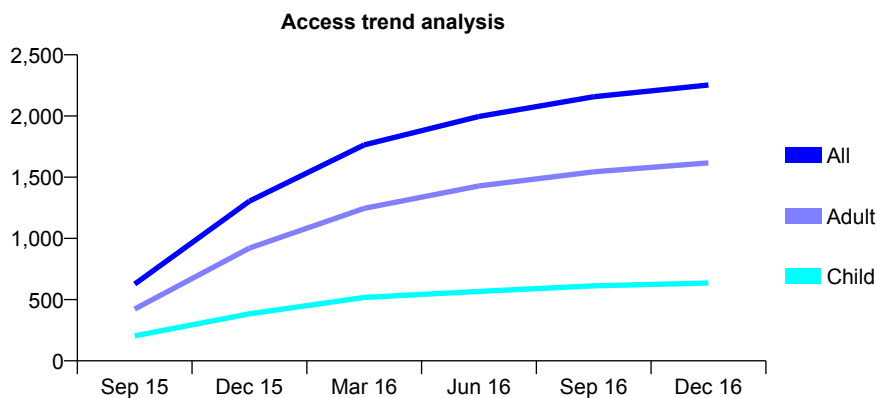
7A4 - Vital Signs At a Glance Contract Report for 838977/0004 - December 2016

Name or company name	MR HJ SAMUEL
Contract type name	GDS Contract
Purpose of contract	General
Contract start date	08/06/2015
Contract end date	

16/17 Contracted general activity (UDA)	8,000
Carry forward general activity (UDA)	-226
16/17 Contracted orthodontic activity (UOA)	0
Carry forward orthodontic activity (UOA)	0
Baseline contract value	£252,393.86

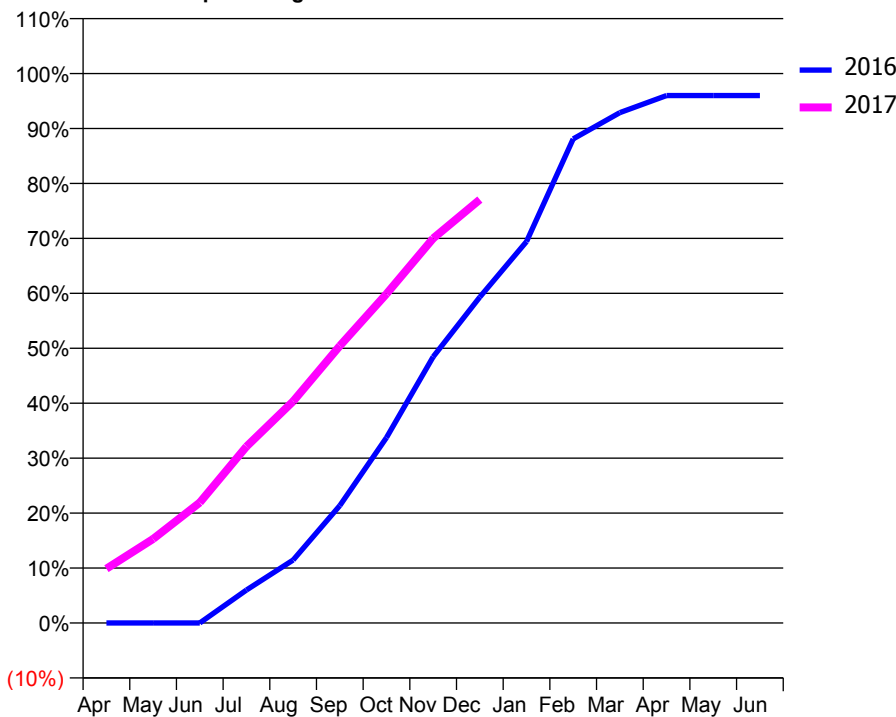
ACCESS*

Patients seen in 24 months	Total	Change since previous quarter
Quarter ending December 2015	1,305	
Quarter ending March 2016	1,764	↑
Quarter ending June 2016	1,996	↑
Quarter ending September 2016	2,157	↑
Quarter ending December 2016	2,253	↑
Variance since December 2015	72.6%	↑



ACTIVITY

Cumulative percentage of contracted UDA delivered 2016 & 2017



Month	Adjusted Scheduled Activity (UDA)	
	2016	2017
April	0	790
May	0	1,224
June	0	1,753
July	391	2,569
August	747	3,228
September	1,392	4,036
October	2,197	4,792
November	3,154	5,599
December	3,863	6,166
January	4,519	
February	5,736	
March	6,048	
April	6,250	
May	6,250	
June	6,250	

QUALITY

	Quantity	Base Number	Contract	LHB	Wales
% of FP17s for the same patient ID Re-attending within 3 months - Children	61	692	8.8%	9.1%	11.4%
% of FP17s for the same patient ID Re-attending within 3 months - Adults	343	1,880	18.2%	16.4%	16.6%
% of FP17s for the same patient ID Re-attending between 3 & 9 months - Children	345	692	49.9%	55.2%	58.0%
% of FP17s for the same patient ID Re-attending between 3 & 9 months - Adults	897	1,880	47.7%	52.7%	53.9%
% of FP17s for Band 1 Urgent Courses	263	2,478	10.6%	9.3%	9.0%
% of FP17s Relating to Free Repair or Replacements	10	2,478	0.4%	0.7%	0.7%
% of FP17s Relating to Continuations	36	2,478	1.5%	1.1%	0.9%
% of Patients satisfied with the dentistry they have received	3	4	N/A	94.5%	94.2%
% of Patients satisfied with the time they had to wait for an appointment	2	4	N/A	89.4%	88.6%

* This is based on patients treated on this contract for their most recent course of treatment. Figures in italics indicate the base number of FP17s or Patient Questionnaire responses are less than 100. N/A is shown where the base number of responses is less than 10 during the period. % is calculated as Quantity/Base number*100

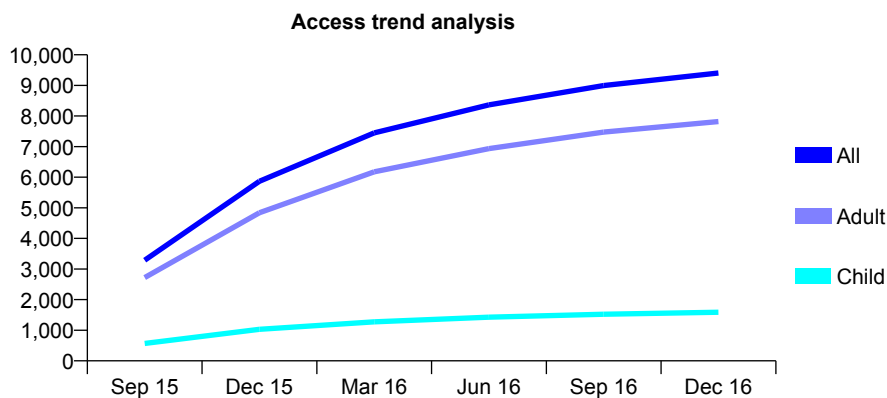
7A4 - Vital Signs At a Glance Contract Report for 838977/0005 - December 2016

Name or company name	MR HJ SAMUEL
Contract type name	GDS Contract
Purpose of contract	General
Contract start date	08/06/2015
Contract end date	

16/17 Contracted general activity (UDA)	28,960
Carry forward general activity (UDA)	-879
16/17 Contracted orthodontic activity (UOA)	0
Carry forward orthodontic activity (UOA)	0
Baseline contract value	£700,327.00

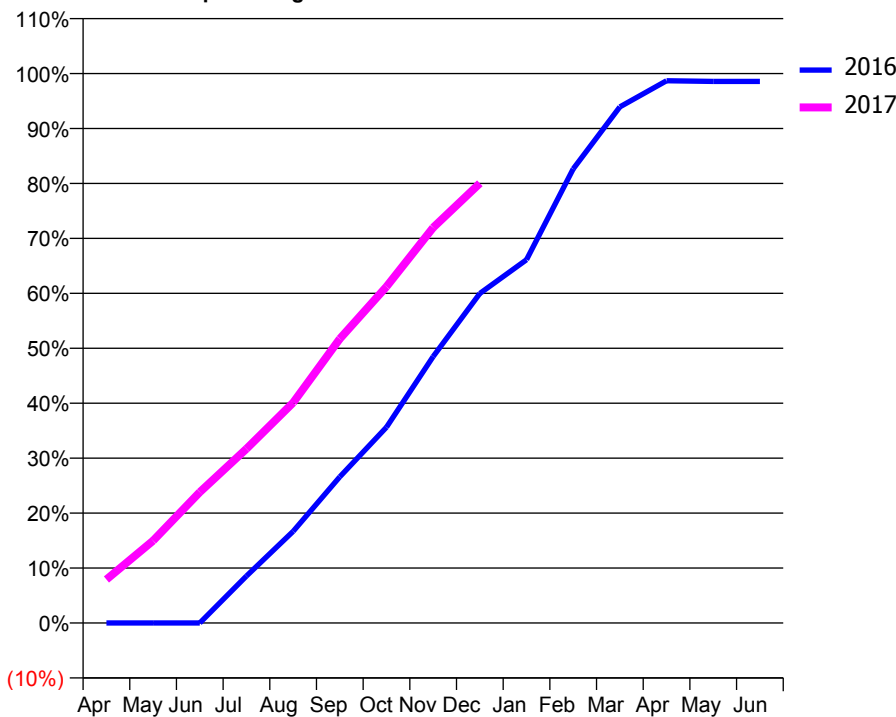
ACCESS*

Patients seen in 24 months	Total	Change since previous quarter
Quarter ending December 2015	5,868	
Quarter ending March 2016	7,450	↑
Quarter ending June 2016	8,365	↑
Quarter ending September 2016	8,996	↑
Quarter ending December 2016	9,406	↑
Variance since December 2015	60.3%	↑



ACTIVITY

Cumulative percentage of contracted UDA delivered 2016 & 2017



Adjusted Scheduled Activity (UDA)

Month	2016	2017
April	0	2,294
May	0	4,343
June	0	6,894
July	2,076	9,185
August	4,044	11,612
September	6,449	14,982
October	8,636	17,727
November	11,757	20,844
December	14,540	23,171
January	16,027	
February	20,031	
March	22,768	
April	23,919	
May	23,892	
June	23,893	

QUALITY

	Quantity	Base Number	Contract	LHB	Wales
% of FP17s for the same patient ID Re-attending within 3 months - Children	82	1,702	4.8%	9.1%	11.4%
% of FP17s for the same patient ID Re-attending within 3 months - Adults	1,261	8,821	14.3%	16.4%	16.6%
% of FP17s for the same patient ID Re-attending between 3 & 9 months - Children	862	1,702	50.6%	55.2%	58.0%
% of FP17s for the same patient ID Re-attending between 3 & 9 months - Adults	4,587	8,821	52.0%	52.7%	53.9%
% of FP17s for Band 1 Urgent Courses	989	10,034	9.9%	9.3%	9.0%
% of FP17s Relating to Free Repair or Replacements	37	10,034	0.4%	0.7%	0.7%
% of FP17s Relating to Continuations	142	10,034	1.4%	1.1%	0.9%
% of Patients satisfied with the dentistry they have received	37	37	100.0%	94.5%	94.2%
% of Patients satisfied with the time they had to wait for an appointment	32	37	86.5%	89.4%	88.6%

* This is based on patients treated on this contract for their most recent course of treatment. Figures in italics indicate the base number of FP17s or Patient Questionnaire responses are less than 100. N/A is shown where the base number of responses is less than 10 during the period. % is calculated as Quantity/Base number*100

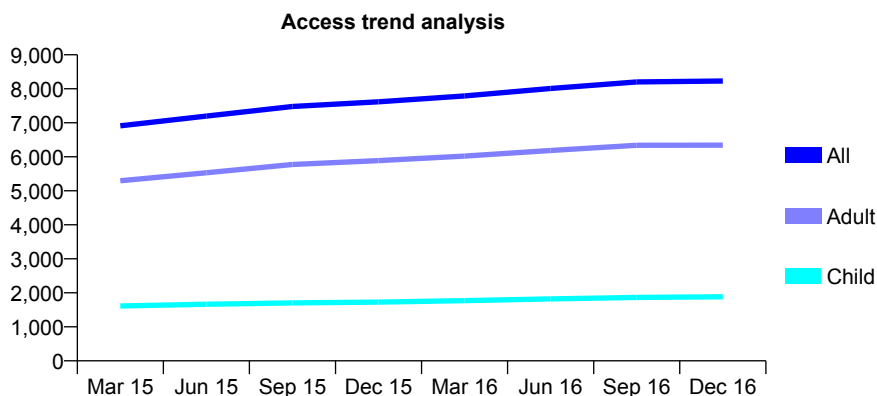
7A4 - Vital Signs At a Glance Contract Report for 840580/0001 - December 2016

Name or company name	MR OB JOYNSON
Contract type name	GDS Contract
Purpose of contract	General and Orthodontic
Contract start date	01/04/2006
Contract end date	

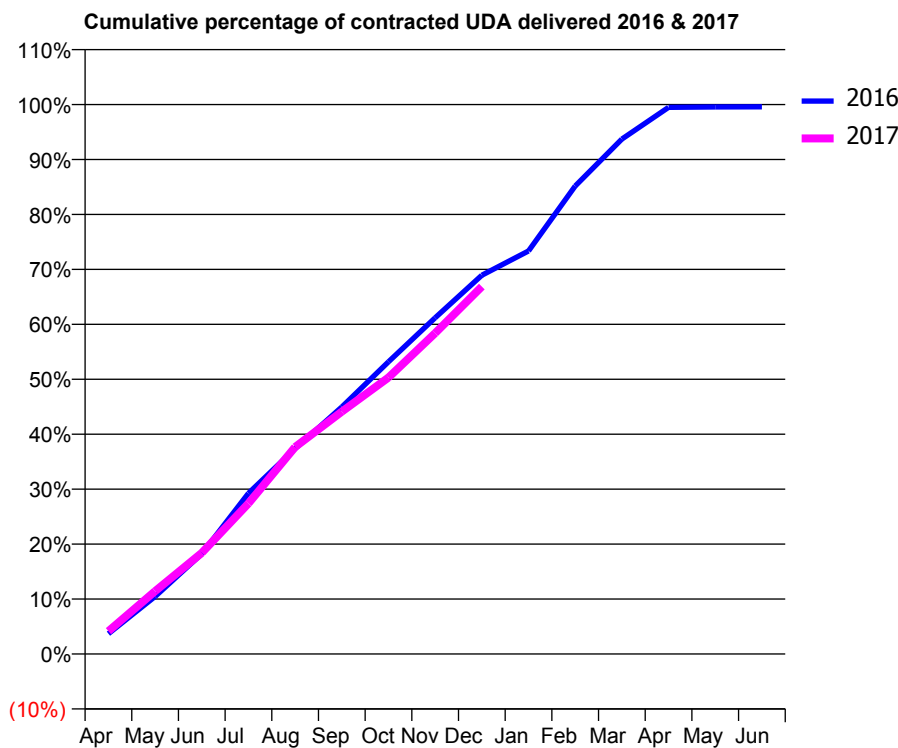
16/17 Contracted general activity (UDA)	28,724
Carry forward general activity (UDA)	113
16/17 Contracted orthodontic activity (UOA)	315
Carry forward orthodontic activity (UOA)	0
Baseline contract value	£648,265.03

ACCESS*

Patients seen in 24 months	Total	Change since previous quarter
Quarter ending December 2015	7,619	
Quarter ending March 2016	7,790	↑
Quarter ending June 2016	8,008	↑
Quarter ending September 2016	8,202	↑
Quarter ending December 2016	8,228	→
Variance since December 2015	8.0%	↑



ACTIVITY



Month	Adjusted Scheduled Activity (UDA)	
	2016	2017
April	968	1,197
May	2,742	3,289
June	4,782	5,285
July	7,666	7,874
August	9,796	10,823
September	11,781	12,671
October	13,936	14,451
November	16,034	16,778
December	18,062	19,206
January	19,219	
February	22,315	
March	24,554	
April	26,067	
May	26,088	
June	26,092	

QUALITY

	Quantity	Base Number	Contract	LHB	Wales
% of FP17s for the same patient ID Re-attending within 3 months - Children	245	2,062	11.9%	9.1%	11.4%
% of FP17s for the same patient ID Re-attending within 3 months - Adults	1,157	6,567	17.6%	16.4%	16.6%
% of FP17s for the same patient ID Re-attending between 3 & 9 months - Children	1,050	2,062	50.9%	55.2%	58.0%
% of FP17s for the same patient ID Re-attending between 3 & 9 months - Adults	3,214	6,567	48.9%	52.7%	53.9%
% of FP17s for Band 1 Urgent Courses	1,044	7,976	13.1%	9.3%	9.0%
% of FP17s Relating to Free Repair or Replacements	64	7,976	0.8%	0.7%	0.7%
% of FP17s Relating to Continuations	69	7,976	0.9%	1.1%	0.9%
% of Patients satisfied with the dentistry they have received	51	54	94.4%	94.5%	94.2%
% of Patients satisfied with the time they had to wait for an appointment	46	54	85.2%	89.4%	88.6%

* This is based on patients treated on this contract for their most recent course of treatment. Figures in italics indicate the base number of FP17s or Patient Questionnaire responses are less than 100. N/A is shown where the base number of responses is less than 10 during the period. % is calculated as Quantity/Base number*100

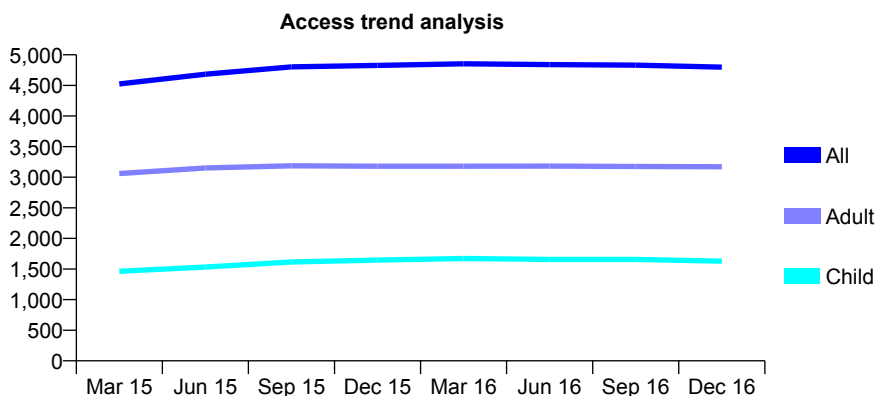
7A4 - Vital Signs At a Glance Contract Report for 844020/0001 - December 2016

Name or company name	MR X IOANNIDES
Contract type name	GDS Contract
Purpose of contract	General
Contract start date	01/10/2010
Contract end date	

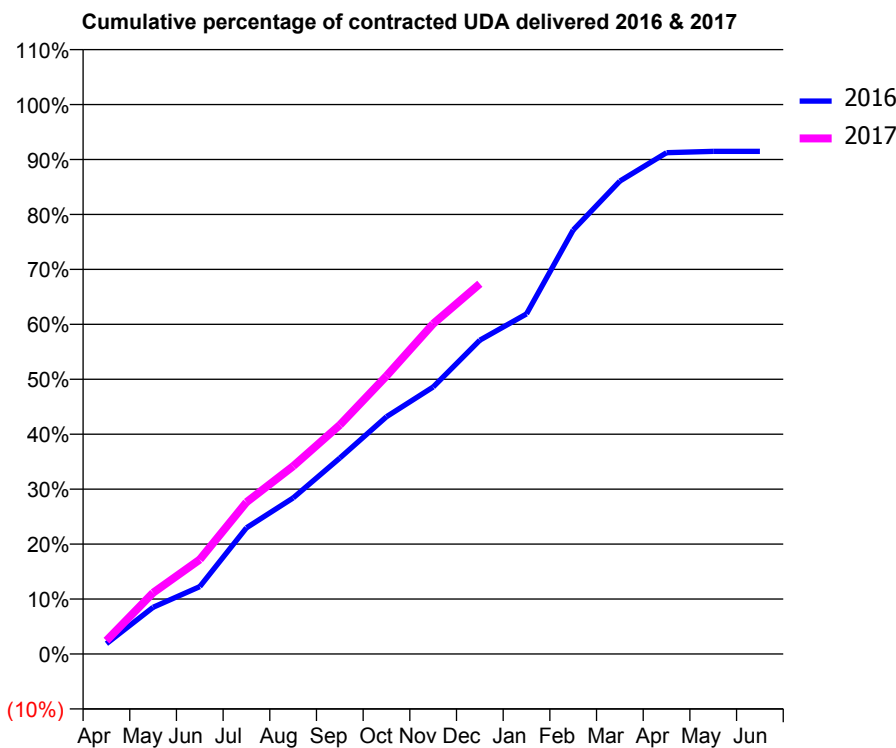
16/17 Contracted general activity (UDA)	20,175
Carry forward general activity (UDA)	0
16/17 Contracted orthodontic activity (UOA)	0
Carry forward orthodontic activity (UOA)	0
Baseline contract value	£479,791.38

ACCESS*

Patients seen in 24 months	Total	Change since previous quarter
Quarter ending December 2015	4,826	
Quarter ending March 2016	4,852	→
Quarter ending June 2016	4,840	→
Quarter ending September 2016	4,831	→
Quarter ending December 2016	4,799	→
Variance since December 2015	(0.6%)	→



ACTIVITY



Month	Adjusted Scheduled Activity (UDA)	
	2016	2017
April	379	491
May	1,715	2,252
June	2,474	3,469
July	4,632	5,572
August	5,732	6,897
September	7,196	8,408
October	8,713	10,211
November	9,805	12,124
December	11,520	13,592
January	12,487	
February	15,567	
March	17,365	
April	18,406	
May	18,454	
June	18,455	

QUALITY

	Quantity	Base Number	Contract	LHB	Wales
% of FP17s for the same patient ID Re-attending within 3 months - Children	132	1,639	8.1%	9.1%	11.4%
% of FP17s for the same patient ID Re-attending within 3 months - Adults	605	3,513	17.2%	16.4%	16.6%
% of FP17s for the same patient ID Re-attending between 3 & 9 months - Children	866	1,639	52.8%	55.2%	58.0%
% of FP17s for the same patient ID Re-attending between 3 & 9 months - Adults	1,831	3,513	52.1%	52.7%	53.9%
% of FP17s for Band 1 Urgent Courses	339	4,850	7.0%	9.3%	9.0%
% of FP17s Relating to Free Repair or Replacements	49	4,850	1.0%	0.7%	0.7%
% of FP17s Relating to Continuations	104	4,850	2.1%	1.1%	0.9%
% of Patients satisfied with the dentistry they have received	18	18	100.0%	94.5%	94.2%
% of Patients satisfied with the time they had to wait for an appointment	16	18	88.9%	89.4%	88.6%

* This is based on patients treated on this contract for their most recent course of treatment. Figures in italics indicate the base number of FP17s or Patient Questionnaire responses are less than 100. N/A is shown where the base number of responses is less than 10 during the period. % is calculated as Quantity/Base number*100

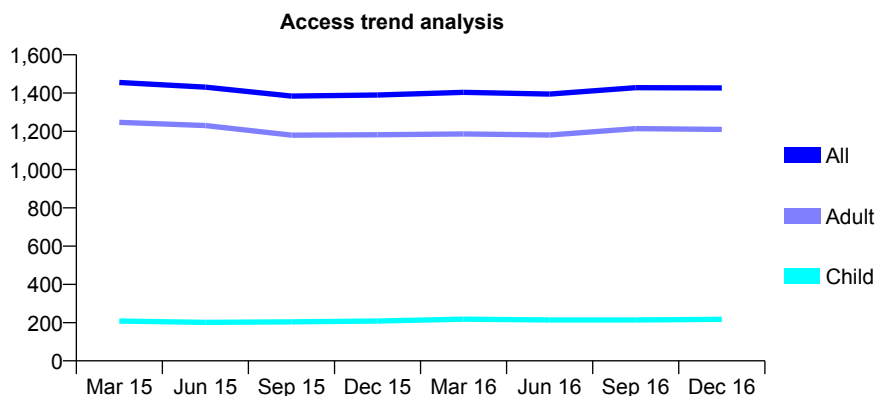
7A4 - Vital Signs At a Glance Contract Report for 918458/0001 - December 2016

Name or company name	MRS EA DAVIES
Contract type name	GDS Contract
Purpose of contract	General
Contract start date	01/04/2006
Contract end date	

16/17 Contracted general activity (UDA)	4,243
Carry forward general activity (UDA)	-37
16/17 Contracted orthodontic activity (UOA)	0
Carry forward orthodontic activity (UOA)	0
Baseline contract value	£135,635.18

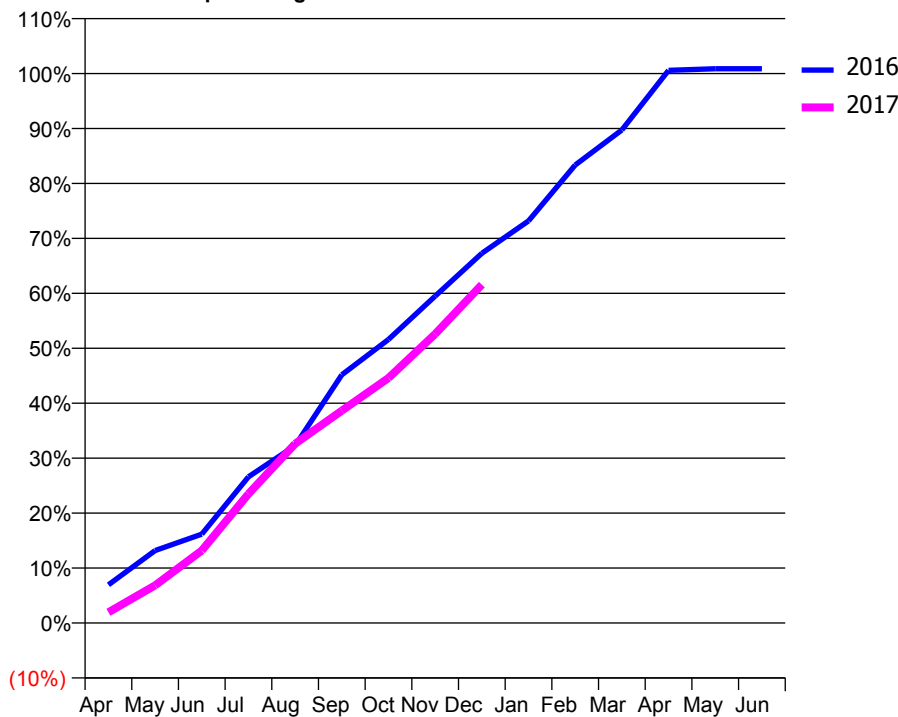
ACCESS*

Patients seen in 24 months	Total	Change since previous quarter
Quarter ending December 2015	1,390	
Quarter ending March 2016	1,404	→
Quarter ending June 2016	1,395	→
Quarter ending September 2016	1,428	↑
Quarter ending December 2016	1,427	→
Variance since December 2015	2.7%	↑



ACTIVITY

Cumulative percentage of contracted UDA delivered 2016 & 2017



Month	Adjusted Scheduled Activity (UDA)	
	2016	2017
April	295	83
May	559	291
June	686	560
July	1,129	997
August	1,370	1,384
September	1,916	1,640
October	2,190	1,892
November	2,524	2,231
December	2,855	2,613
January	3,104	
February	3,537	
March	3,808	
April	4,267	
May	4,280	
June	4,280	

QUALITY

	Quantity	Base Number	Contract	LHB	Wales
% of FP17s for the same patient ID Re-attending within 3 months - Children	13	184	7.1%	9.1%	11.4%
% of FP17s for the same patient ID Re-attending within 3 months - Adults	166	1,012	16.4%	16.4%	16.6%
% of FP17s for the same patient ID Re-attending between 3 & 9 months - Children	34	184	18.5%	55.2%	58.0%
% of FP17s for the same patient ID Re-attending between 3 & 9 months - Adults	264	1,012	26.1%	52.7%	53.9%
% of FP17s for Band 1 Urgent Courses	50	1,016	4.9%	9.3%	9.0%
% of FP17s Relating to Free Repair or Replacements	21	1,016	2.1%	0.7%	0.7%
% of FP17s Relating to Continuations	33	1,016	3.2%	1.1%	0.9%
% of Patients satisfied with the dentistry they have received	11	12	91.7%	94.5%	94.2%
% of Patients satisfied with the time they had to wait for an appointment	12	12	100.0%	89.4%	88.6%

* This is based on patients treated on this contract for their most recent course of treatment. Figures in italics indicate the base number of FP17s or Patient Questionnaire responses are less than 100. N/A is shown where the base number of responses is less than 10 during the period. % is calculated as Quantity/Base number*100

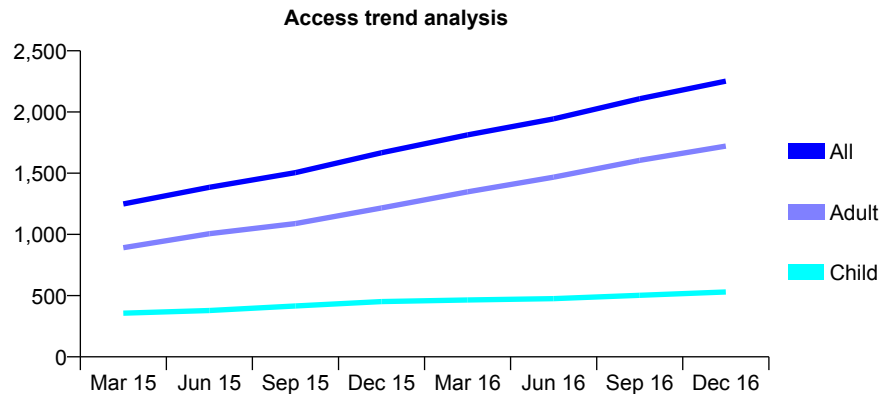
7A4 - Vital Signs At a Glance Contract Report for 919438/0001 - December 2016

Name or company name	MR PC STOCKFORD
Contract type name	GDS Contract
Purpose of contract	General
Contract start date	01/04/2006
Contract end date	

16/17 Contracted general activity (UDA)	8,593
Carry forward general activity (UDA)	0
16/17 Contracted orthodontic activity (UOA)	0
Carry forward orthodontic activity (UOA)	0
Baseline contract value	£217,052.92

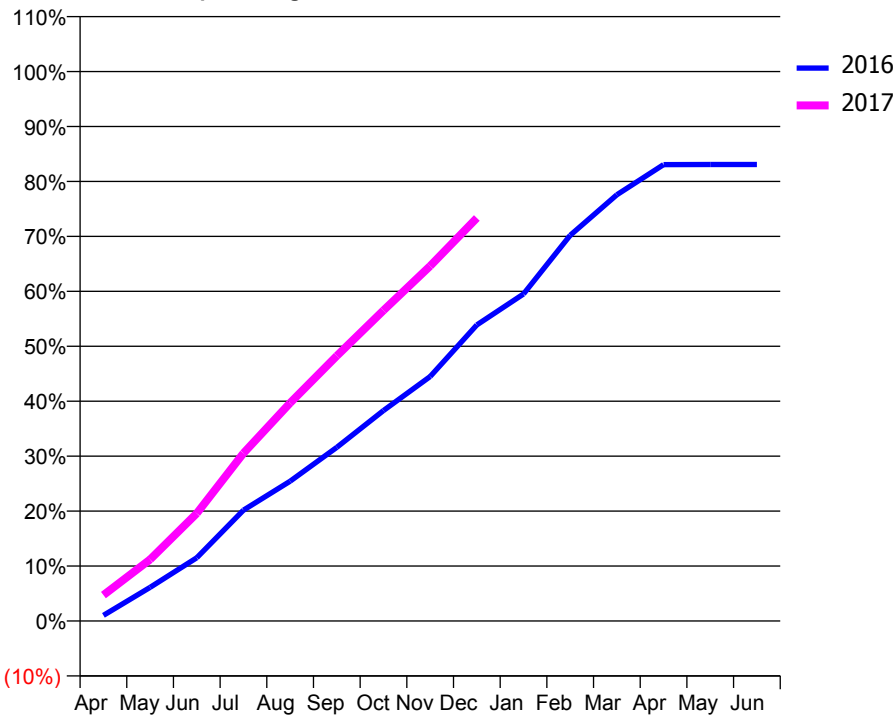
ACCESS*

Patients seen in 24 months	Total	Change since previous quarter
Quarter ending December 2015	1,667	
Quarter ending March 2016	1,813	↑
Quarter ending June 2016	1,944	↑
Quarter ending September 2016	2,108	↑
Quarter ending December 2016	2,252	↑
Variance since December 2015	35.1%	↑



ACTIVITY

Cumulative percentage of contracted UDA delivered 2016 & 2017



Month	Adjusted Scheduled Activity (UDA)	
	2016	2017
April	89	406
May	527	963
June	989	1,685
July	1,734	2,624
August	2,187	3,411
September	2,716	4,147
October	3,291	4,858
November	3,824	5,551
December	4,631	6,302
January	5,115	
February	6,031	
March	6,666	
April	7,137	
May	7,140	
June	7,140	

QUALITY

	Quantity	Base Number	Contract	LHB	Wales
% of FP17s for the same patient ID Re-attending within 3 months - Children	50	645	7.8%	9.1%	11.4%
% of FP17s for the same patient ID Re-attending within 3 months - Adults	456	2,210	20.6%	16.4%	16.6%
% of FP17s for the same patient ID Re-attending between 3 & 9 months - Children	395	645	61.2%	55.2%	58.0%
% of FP17s for the same patient ID Re-attending between 3 & 9 months - Adults	1,105	2,210	50.0%	52.7%	53.9%
% of FP17s for Band 1 Urgent Courses	167	2,695	6.2%	9.3%	9.0%
% of FP17s Relating to Free Repair or Replacements	12	2,695	0.4%	0.7%	0.7%
% of FP17s Relating to Continuations	48	2,695	1.8%	1.1%	0.9%
% of Patients satisfied with the dentistry they have received	7	9	N/A	94.5%	94.2%
% of Patients satisfied with the time they had to wait for an appointment	7	9	N/A	89.4%	88.6%

* This is based on patients treated on this contract for their most recent course of treatment. Figures in italics indicate the base number of FP17s or Patient Questionnaire responses are less than 100. N/A is shown where the base number of responses is less than 10 during the period. % is calculated as Quantity/Base number*100

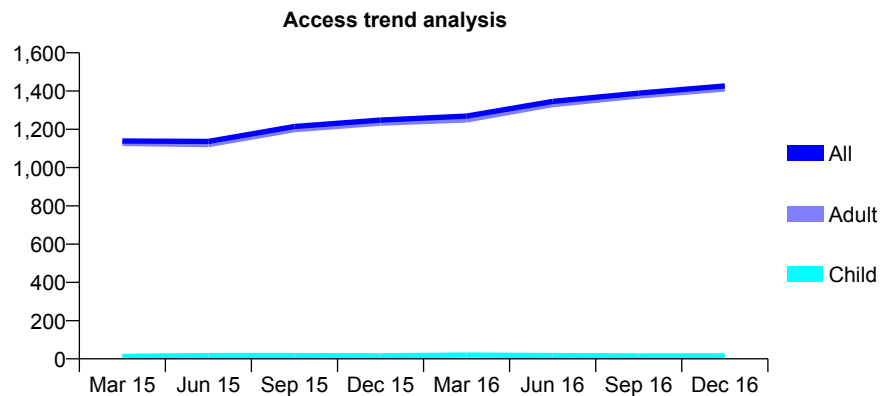
7A4 - Vital Signs At a Glance Contract Report for 919438/0005 - December 2016

Name or company name	MR PC STOCKFORD
Contract type name	PDS Contract
Purpose of contract	General
Contract start date	01/01/2011
Contract end date	31/03/2017

16/17 Contracted general activity (UDA)	2,188
Carry forward general activity (UDA)	0
16/17 Contracted orthodontic activity (UOA)	0
Carry forward orthodontic activity (UOA)	0
Baseline contract value	£58,123.94

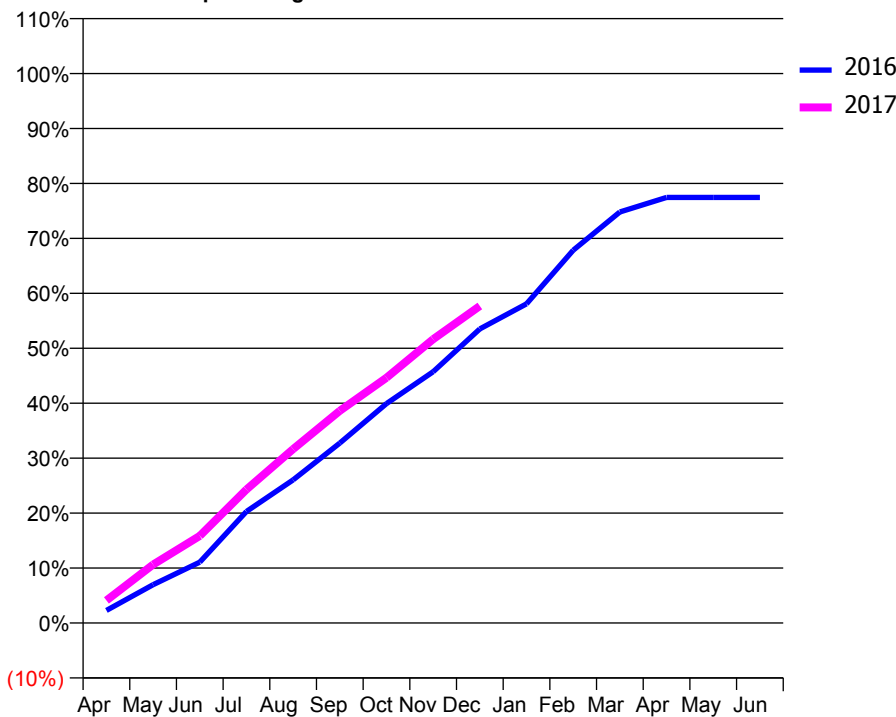
ACCESS*

Patients seen in 24 months	Total	Change since previous quarter
Quarter ending December 2015	1,248	
Quarter ending March 2016	1,269	→
Quarter ending June 2016	1,346	↑
Quarter ending September 2016	1,389	↑
Quarter ending December 2016	1,427	↑
Variance since December 2015	14.3%	↑



ACTIVITY

Cumulative percentage of contracted UDA delivered 2016 & 2017



Month	Adjusted Scheduled Activity (UDA)	
	2016	2017
April	50	90
May	152	233
June	242	347
July	444	532
August	570	692
September	716	845
October	874	977
November	1,001	1,130
December	1,171	1,262
January	1,271	
February	1,484	
March	1,637	
April	1,694	
May	1,694	
June	1,694	

QUALITY

	Quantity	Base Number	Contract	LHB	Wales
% of FP17s for the same patient ID Re-attending within 3 months - Children	0	15	0.0%	9.1%	11.4%
% of FP17s for the same patient ID Re-attending within 3 months - Adults	43	1,085	4.0%	16.4%	16.6%
% of FP17s for the same patient ID Re-attending between 3 & 9 months - Children	0	15	0.0%	55.2%	58.0%
% of FP17s for the same patient ID Re-attending between 3 & 9 months - Adults	21	1,085	1.9%	52.7%	53.9%
% of FP17s for Band 1 Urgent Courses	1,052	1,052	100.0%	9.3%	9.0%
% of FP17s Relating to Free Repair or Replacements	0	1,052	0.0%	0.7%	0.7%
% of FP17s Relating to Continuations	0	1,052	0.0%	1.1%	0.9%
% of Patients satisfied with the dentistry they have received	1	2	N/A	94.5%	94.2%
% of Patients satisfied with the time they had to wait for an appointment	2	2	N/A	89.4%	88.6%

* This is based on patients treated on this contract for their most recent course of treatment. Figures in italics indicate the base number of FP17s or Patient Questionnaire responses are less than 100. N/A is shown where the base number of responses is less than 10 during the period. % is calculated as Quantity/Base number*100

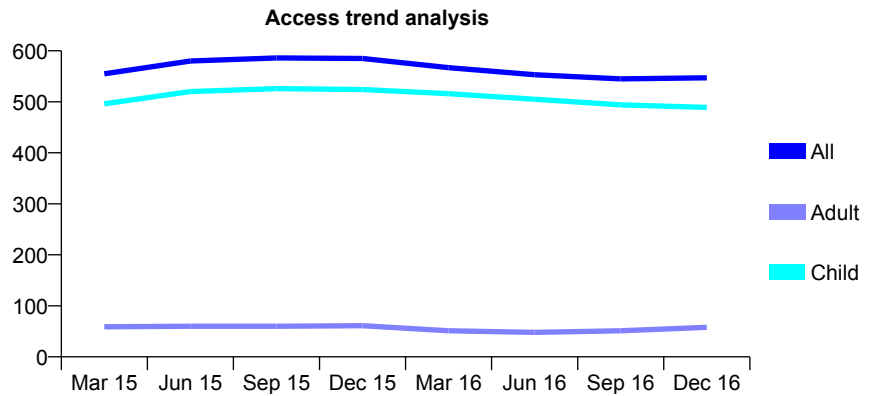
7A4 - Vital Signs At a Glance Contract Report for 927171/0001 - December 2016

Name or company name	MISS MS GIBSON
Contract type name	GDS Contract
Purpose of contract	General
Contract start date	01/04/2006
Contract end date	31/03/2017

16/17 Contracted general activity (UDA)	1,234
Carry forward general activity (UDA)	-30
16/17 Contracted orthodontic activity (UOA)	0
Carry forward orthodontic activity (UOA)	0
Baseline contract value	£33,496.83

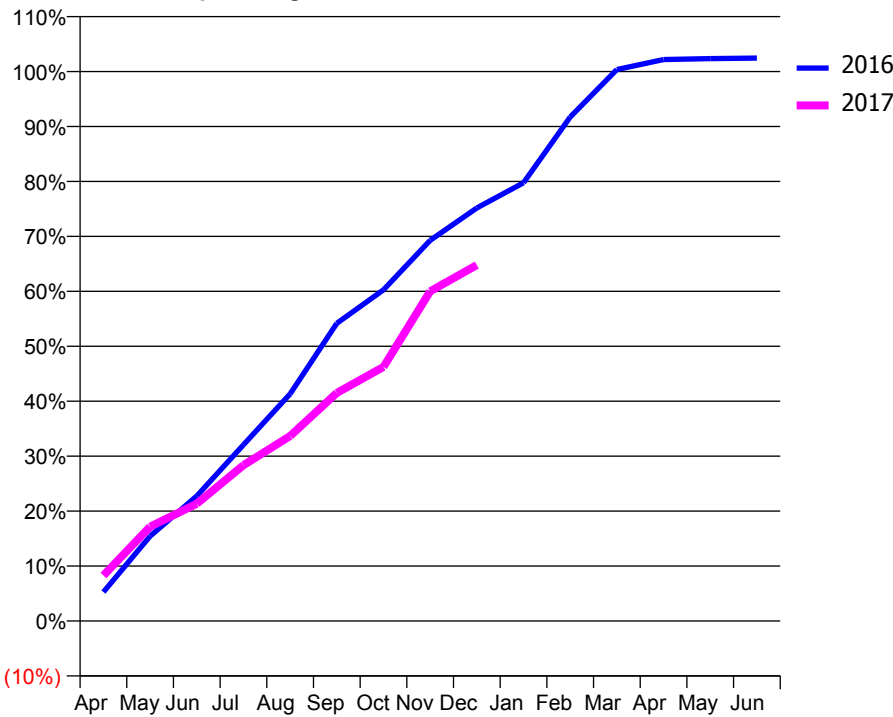
ACCESS*

Patients seen in 24 months	Total	Change since previous quarter
Quarter ending December 2015	585	
Quarter ending March 2016	567	↓
Quarter ending June 2016	553	↓
Quarter ending September 2016	545	↓
Quarter ending December 2016	547	→
Variance since December 2015	(6.5%)	↓



ACTIVITY

Cumulative percentage of contracted UDA delivered 2016 & 2017



Month	Adjusted Scheduled Activity (UDA)	
	2016	2017
April	65	102
May	191	212
June	281	263
July	396	350
August	510	416
September	668	512
October	744	571
November	855	740
December	928	799
January	984	
February	1,132	
March	1,238	
April	1,261	
May	1,263	
June	1,264	

QUALITY

	Quantity	Base Number	Contract	LHB	Wales
% of FP17s for the same patient ID Re-attending within 3 months - Children	39	574	6.8%	9.1%	11.4%
% of FP17s for the same patient ID Re-attending within 3 months - Adults	0	20	0.0%	16.4%	16.6%
% of FP17s for the same patient ID Re-attending between 3 & 9 months - Children	408	574	71.1%	55.2%	58.0%
% of FP17s for the same patient ID Re-attending between 3 & 9 months - Adults	16	20	80.0%	52.7%	53.9%
% of FP17s for Band 1 Urgent Courses	22	577	3.8%	9.3%	9.0%
% of FP17s Relating to Free Repair or Replacements	0	577	0.0%	0.7%	0.7%
% of FP17s Relating to Continuations	0	577	0.0%	1.1%	0.9%
% of Patients satisfied with the dentistry they have received	6	6	N/A	94.5%	94.2%
% of Patients satisfied with the time they had to wait for an appointment	5	6	N/A	89.4%	88.6%

* This is based on patients treated on this contract for their most recent course of treatment. Figures in italics indicate the base number of FP17s or Patient Questionnaire responses are less than 100. N/A is shown where the base number of responses is less than 10 during the period. % is calculated as Quantity/Base number*100

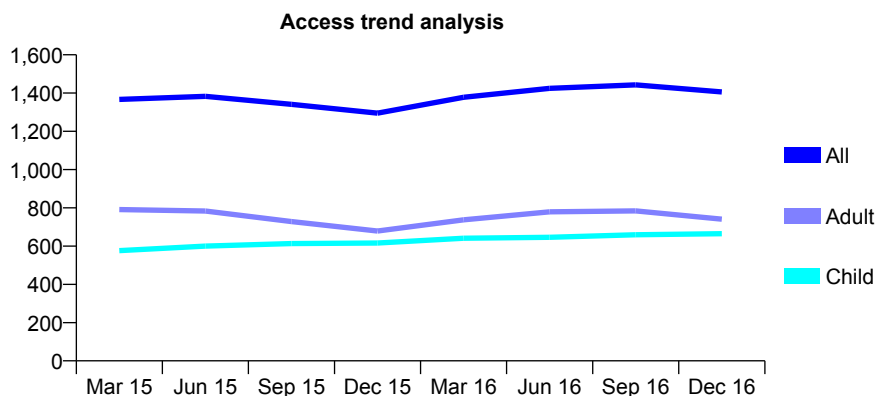
7A4 - Vital Signs At a Glance Contract Report for 965588/0001 - December 2016

Name or company name	MS V KOLAH I
Contract type name	GDS Contract
Purpose of contract	General
Contract start date	26/07/2007
Contract end date	

16/17 Contracted general activity (UDA)	2,091
Carry forward general activity (UDA)	103
16/17 Contracted orthodontic activity (UOA)	0
Carry forward orthodontic activity (UOA)	0
Baseline contract value	£51,254.78

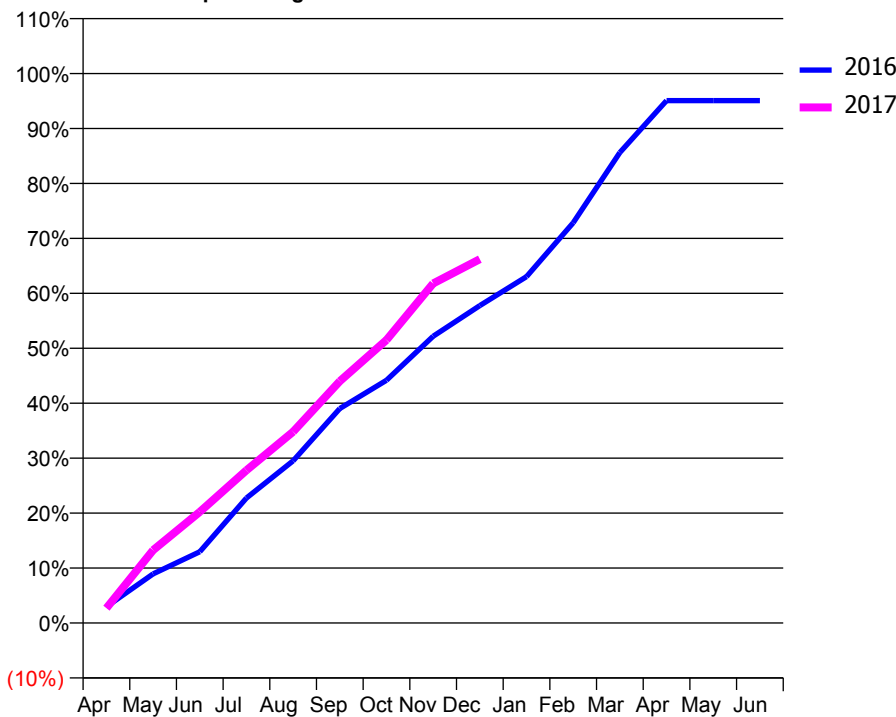
ACCESS*

Patients seen in 24 months	Total	Change since previous quarter
Quarter ending December 2015	1,295	
Quarter ending March 2016	1,378	↑
Quarter ending June 2016	1,425	↑
Quarter ending September 2016	1,443	→
Quarter ending December 2016	1,406	↓
Variance since December 2015	8.6%	↑



ACTIVITY

Cumulative percentage of contracted UDA delivered 2016 & 2017



Month	Adjusted Scheduled Activity (UDA)	
	2016	2017
April	62	57
May	187	277
June	271	423
July	476	581
August	617	728
September	816	920
October	924	1,077
November	1,091	1,292
December	1,208	1,385
January	1,318	
February	1,523	
March	1,790	
April	1,988	
May	1,988	
June	1,988	

QUALITY

	Quantity	Base Number	Contract	LHB	Wales
% of FP17s for the same patient ID Re-attending within 3 months - Children	37	736	5.0%	9.1%	11.4%
% of FP17s for the same patient ID Re-attending within 3 months - Adults	30	450	6.7%	16.4%	16.6%
% of FP17s for the same patient ID Re-attending between 3 & 9 months - Children	421	736	57.2%	55.2%	58.0%
% of FP17s for the same patient ID Re-attending between 3 & 9 months - Adults	152	450	33.8%	52.7%	53.9%
% of FP17s for Band 1 Urgent Courses	43	1,056	4.1%	9.3%	9.0%
% of FP17s Relating to Free Repair or Replacements	1	1,056	0.1%	0.7%	0.7%
% of FP17s Relating to Continuations	6	1,056	0.6%	1.1%	0.9%
% of Patients satisfied with the dentistry they have received	5	5	N/A	94.5%	94.2%
% of Patients satisfied with the time they had to wait for an appointment	5	5	N/A	89.4%	88.6%

* This is based on patients treated on this contract for their most recent course of treatment. Figures in italics indicate the base number of FP17s or Patient Questionnaire responses are less than 100. N/A is shown where the base number of responses is less than 10 during the period. % is calculated as Quantity/Base number*100

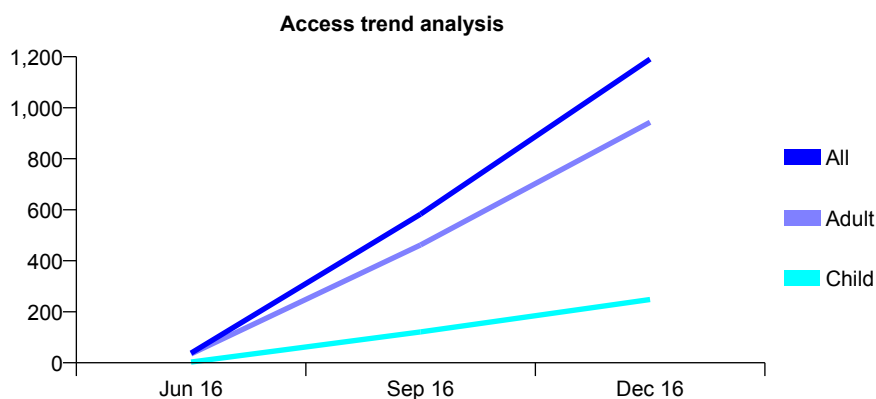
7A5 - Vital Signs At a Glance Contract Report for 100142/0000 - December 2016

Name or company name	MR SJ BOWSHER
Contract type name	GDS Contract
Purpose of contract	General
Contract start date	30/05/2016
Contract end date	

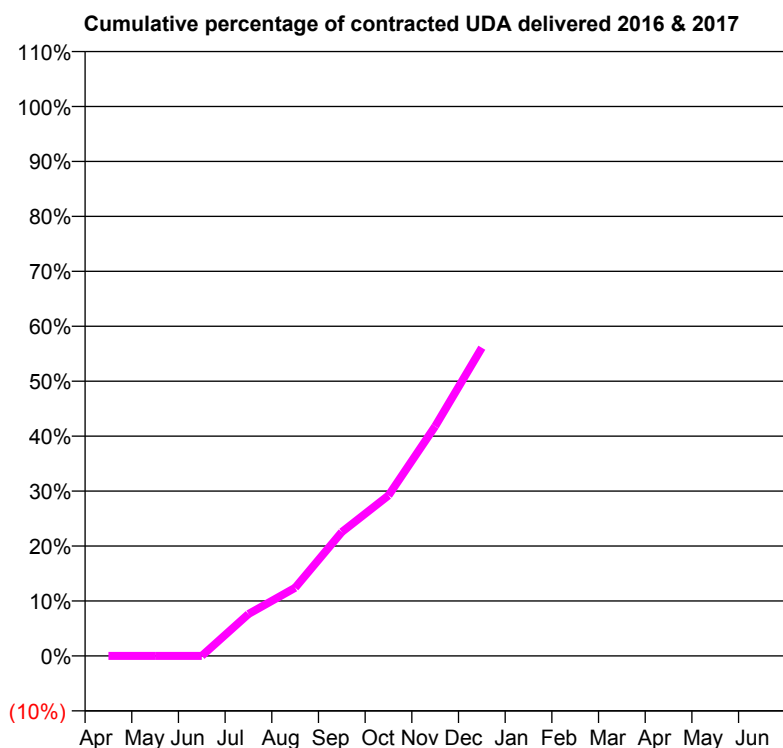
16/17 Contracted general activity (UDA)	6,039
Carry forward general activity (UDA)	0
16/17 Contracted orthodontic activity (UOA)	0
Carry forward orthodontic activity (UOA)	0
Baseline contract value	£143,944.00

ACCESS*

Patients seen in 24 months	Total	Change since previous quarter
Quarter ending December 2015	0	
Quarter ending March 2016	0	
Quarter ending June 2016	38	↑
Quarter ending September 2016	583	↑
Quarter ending December 2016	1,191	↑
Variance since December 2015	N/A	



ACTIVITY



Month	Adjusted Scheduled Activity (UDA)	
	2016	2017
April	0	0
May	0	0
June	0	0
July	0	461
August	0	749
September	0	1,362
October	0	1,763
November	0	2,525
December	0	3,387
January	0	
February	0	
March	0	
April	0	
May	0	
June	0	

QUALITY

	Quantity	Base Number	Contract	LHB	Wales
% of FP17s for the same patient ID Re-attending within 3 months - Children	1	260	0.4%	7.0%	11.4%
% of FP17s for the same patient ID Re-attending within 3 months - Adults	45	1,103	4.1%	13.9%	16.6%
% of FP17s for the same patient ID Re-attending between 3 & 9 months - Children	8	260	3.1%	53.7%	58.0%
% of FP17s for the same patient ID Re-attending between 3 & 9 months - Adults	56	1,103	5.1%	51.2%	53.9%
% of FP17s for Band 1 Urgent Courses	139	1,363	10.2%	8.9%	9.0%
% of FP17s Relating to Free Repair or Replacements	0	1,363	0.0%	0.6%	0.7%
% of FP17s Relating to Continuations	0	1,363	0.0%	0.7%	0.9%
% of Patients satisfied with the dentistry they have received	0	0	N/A	94.6%	94.2%
% of Patients satisfied with the time they had to wait for an appointment	0	0	N/A	91.9%	88.6%

* This is based on patients treated on this contract for their most recent course of treatment. Figures in italics indicate the base number of FP17s or Patient Questionnaire responses are less than 100. N/A is shown where the base number of responses is less than 10 during the period. % is calculated as Quantity/Base number*100

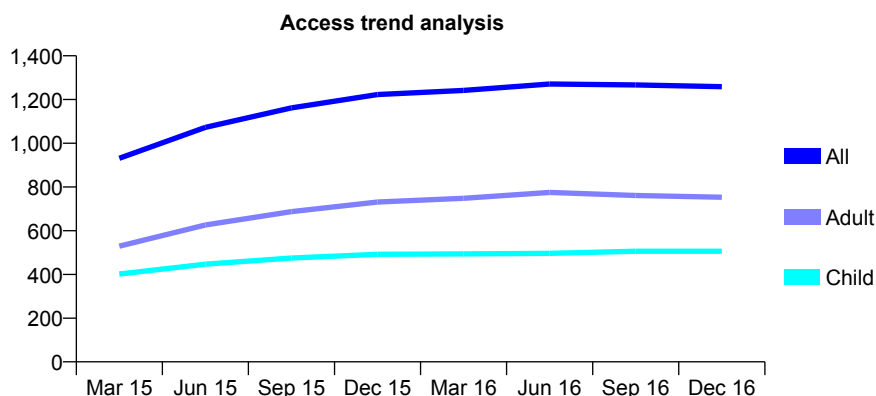
7A5 - Vital Signs At a Glance Contract Report for 102660/0001 - December 2016

Name or company name	Brilliant Dental Care
Contract type name	GDS Contract
Purpose of contract	General and Orthodontic
Contract start date	01/06/2014
Contract end date	

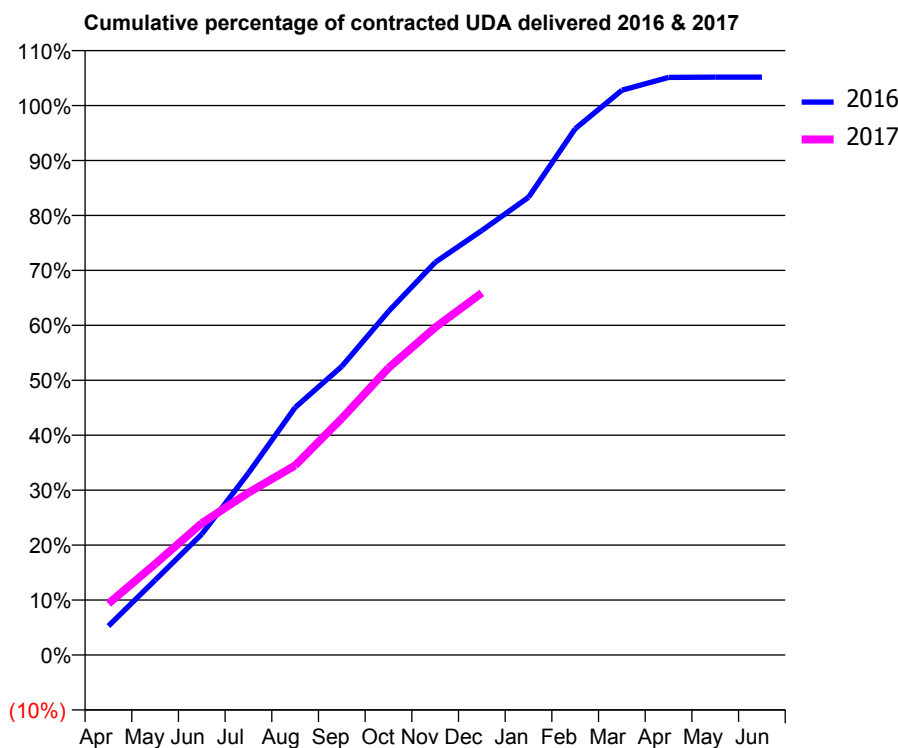
16/17 Contracted general activity (UDA)	3,500
Carry forward general activity (UDA)	-171
16/17 Contracted orthodontic activity (UOA)	57
Carry forward orthodontic activity (UOA)	-3
Baseline contract value	£87,122.17

ACCESS*

Patients seen in 24 months	Total	Change since previous quarter
Quarter ending December 2015	1,223	
Quarter ending March 2016	1,242	→
Quarter ending June 2016	1,271	↑
Quarter ending September 2016	1,267	→
Quarter ending December 2016	1,259	→
Variance since December 2015	2.9%	↑



ACTIVITY



Month	Adjusted Scheduled Activity (UDA)	
	2016	2017
April	185	328
May	477	580
June	770	840
July	1,159	1,034
August	1,577	1,207
September	1,838	1,507
October	2,189	1,829
November	2,501	2,086
December	2,704	2,306
January	2,916	
February	3,352	
March	3,598	
April	3,679	
May	3,681	
June	3,681	

QUALITY

	Quantity	Base Number	Contract	LHB	Wales
% of FP17s for the same patient ID Re-attending within 3 months - Children	29	518	5.6%	7.0%	11.4%
% of FP17s for the same patient ID Re-attending within 3 months - Adults	75	653	11.5%	13.9%	16.6%
% of FP17s for the same patient ID Re-attending between 3 & 9 months - Children	290	518	56.0%	53.7%	58.0%
% of FP17s for the same patient ID Re-attending between 3 & 9 months - Adults	361	653	55.3%	51.2%	53.9%
% of FP17s for Band 1 Urgent Courses	76	1,119	6.8%	8.9%	9.0%
% of FP17s Relating to Free Repair or Replacements	7	1,119	0.6%	0.6%	0.7%
% of FP17s Relating to Continuations	10	1,119	0.9%	0.7%	0.9%
% of Patients satisfied with the dentistry they have received	5	5	N/A	94.6%	94.2%
% of Patients satisfied with the time they had to wait for an appointment	5	5	N/A	91.9%	88.6%

* This is based on patients treated on this contract for their most recent course of treatment. Figures in italics indicate the base number of FP17s or Patient Questionnaire responses are less than 100. N/A is shown where the base number of responses is less than 10 during the period. % is calculated as Quantity/Base number*100

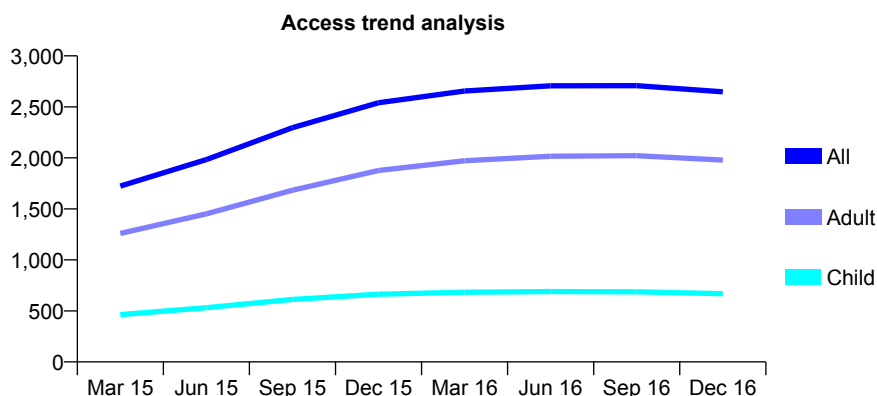
7A5 - Vital Signs At a Glance Contract Report for 105333/0001 - December 2016

Name or company name	Beddau Dental Practice
Contract type name	GDS Contract
Purpose of contract	General
Contract start date	01/06/2014
Contract end date	

16/17 Contracted general activity (UDA)	8,500
Carry forward general activity (UDA)	191
16/17 Contracted orthodontic activity (UOA)	0
Carry forward orthodontic activity (UOA)	0
Baseline contract value	£202,347.90

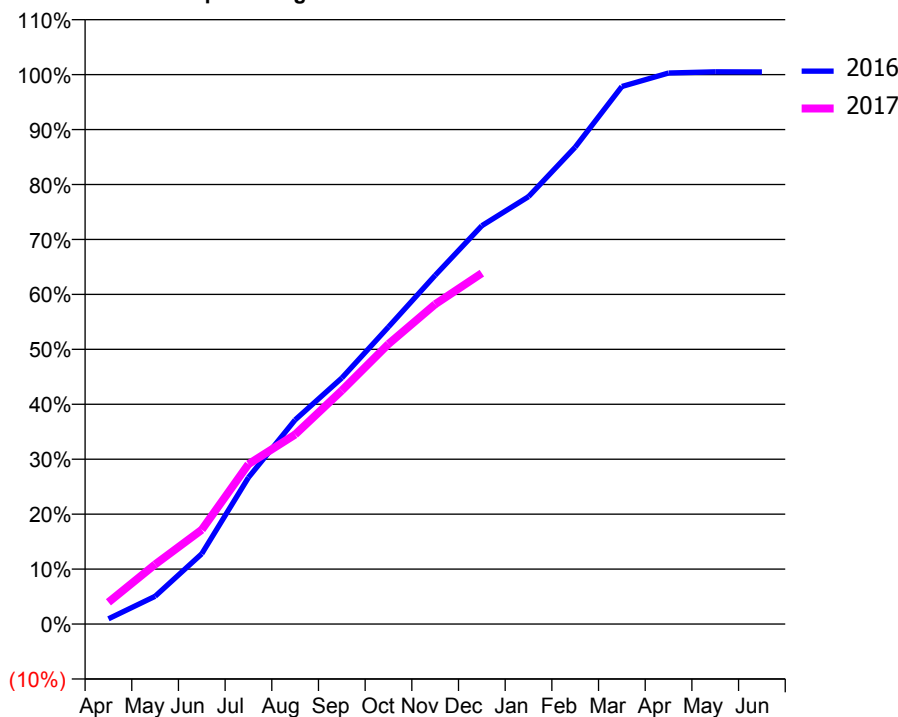
ACCESS*

Patients seen in 24 months	Total	Change since previous quarter
Quarter ending December 2015	2,540	
Quarter ending March 2016	2,655	↑
Quarter ending June 2016	2,706	→
Quarter ending September 2016	2,708	→
Quarter ending December 2016	2,648	↓
Variance since December 2015	4.3%	↑



ACTIVITY

Cumulative percentage of contracted UDA delivered 2016 & 2017



Month	Adjusted Scheduled Activity (UDA)	
	2016	2017
April	81	338
May	429	923
June	1,089	1,458
July	2,268	2,473
August	3,160	2,933
September	3,807	3,612
October	4,597	4,332
November	5,396	4,948
December	6,162	5,428
January	6,611	
February	7,378	
March	8,315	
April	8,524	
May	8,542	
June	8,541	

QUALITY

	Quantity	Base Number	Contract	LHB	Wales
% of FP17s for the same patient ID Re-attending within 3 months - Children	22	643	3.4%	7.0%	11.4%
% of FP17s for the same patient ID Re-attending within 3 months - Adults	200	1,894	10.6%	13.9%	16.6%
% of FP17s for the same patient ID Re-attending between 3 & 9 months - Children	341	643	53.0%	53.7%	58.0%
% of FP17s for the same patient ID Re-attending between 3 & 9 months - Adults	1,036	1,894	54.7%	51.2%	53.9%
% of FP17s for Band 1 Urgent Courses	97	2,420	4.0%	8.9%	9.0%
% of FP17s Relating to Free Repair or Replacements	15	2,420	0.6%	0.6%	0.7%
% of FP17s Relating to Continuations	17	2,420	0.7%	0.7%	0.9%
% of Patients satisfied with the dentistry they have received	15	16	93.8%	94.6%	94.2%
% of Patients satisfied with the time they had to wait for an appointment	16	16	100.0%	91.9%	88.6%

* This is based on patients treated on this contract for their most recent course of treatment. Figures in italics indicate the base number of FP17s or Patient Questionnaire responses are less than 100. N/A is shown where the base number of responses is less than 10 during the period. % is calculated as Quantity/Base number*100

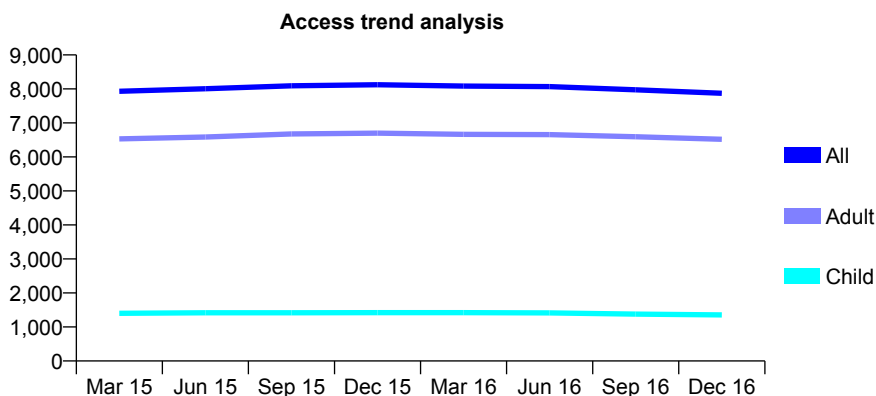
7A5 - Vital Signs At a Glance Contract Report for 106887/0001 - December 2016

Name or company name	Morgan Street Dental Practice
Contract type name	GDS Contract
Purpose of contract	General
Contract start date	01/04/2010
Contract end date	

16/17 Contracted general activity (UDA)	25,816
Carry forward general activity (UDA)	17
16/17 Contracted orthodontic activity (UOA)	0
Carry forward orthodontic activity (UOA)	0
Baseline contract value	£614,561.16

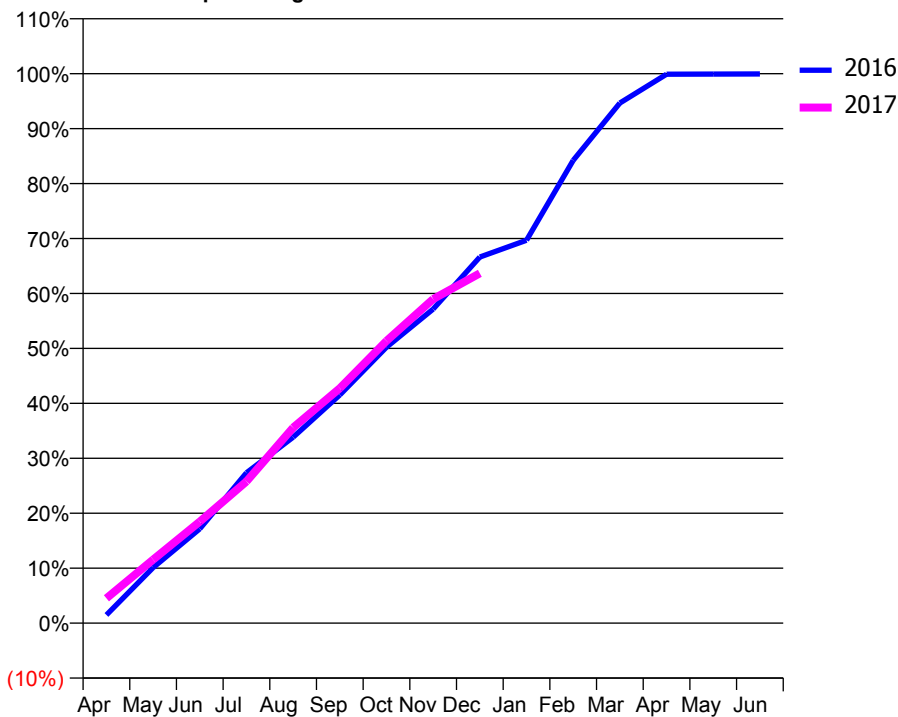
ACCESS*

Patients seen in 24 months	Total	Change since previous quarter
Quarter ending December 2015	8,122	
Quarter ending March 2016	8,083	→
Quarter ending June 2016	8,067	→
Quarter ending September 2016	7,973	↓
Quarter ending December 2016	7,874	↓
Variance since December 2015	(3.1%)	↓



ACTIVITY

Cumulative percentage of contracted UDA delivered 2016 & 2017



Month	Adjusted Scheduled Activity (UDA)	
	2016	2017
April	383	1,170
May	2,608	2,988
June	4,430	4,772
July	7,063	6,655
August	8,733	9,189
September	10,720	11,034
October	12,962	13,259
November	14,760	15,227
December	17,201	16,436
January	17,992	
February	21,740	
March	24,437	
April	25,789	
May	25,797	
June	25,799	

QUALITY

	Quantity	Base Number	Contract	LHB	Wales
% of FP17s for the same patient ID Re-attending within 3 months - Children	166	1,556	10.7%	7.0%	11.4%
% of FP17s for the same patient ID Re-attending within 3 months - Adults	1,363	7,764	17.6%	13.9%	16.6%
% of FP17s for the same patient ID Re-attending between 3 & 9 months - Children	973	1,556	62.5%	53.7%	58.0%
% of FP17s for the same patient ID Re-attending between 3 & 9 months - Adults	4,694	7,764	60.5%	51.2%	53.9%
% of FP17s for Band 1 Urgent Courses	766	8,712	8.8%	8.9%	9.0%
% of FP17s Relating to Free Repair or Replacements	38	8,712	0.4%	0.6%	0.7%
% of FP17s Relating to Continuations	31	8,712	0.4%	0.7%	0.9%
% of Patients satisfied with the dentistry they have received	55	58	94.8%	94.6%	94.2%
% of Patients satisfied with the time they had to wait for an appointment	51	58	87.9%	91.9%	88.6%

* This is based on patients treated on this contract for their most recent course of treatment. Figures in italics indicate the base number of FP17s or Patient Questionnaire responses are less than 100. N/A is shown where the base number of responses is less than 10 during the period. % is calculated as Quantity/Base number*100

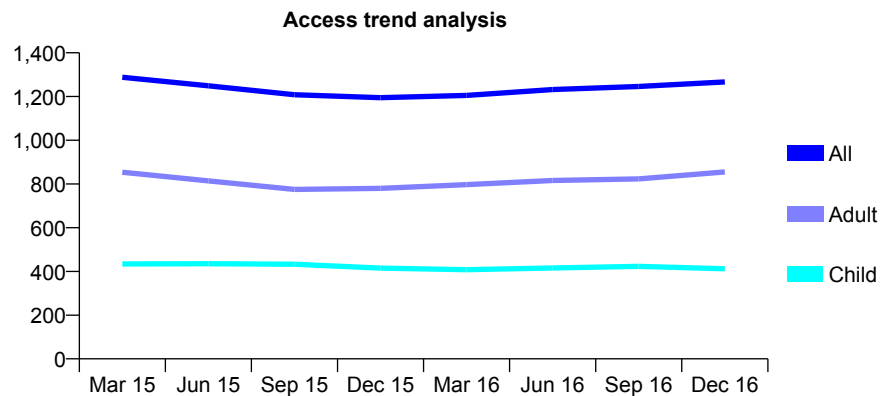
7A5 - Vital Signs At a Glance Contract Report for 108146/0001 - December 2016

Name or company name	Colden Larch Ltd
Contract type name	GDS Contract
Purpose of contract	General
Contract start date	01/10/2009
Contract end date	

16/17 Contracted general activity (UDA)	3,710
Carry forward general activity (UDA)	6
16/17 Contracted orthodontic activity (UOA)	0
Carry forward orthodontic activity (UOA)	0
Baseline contract value	£52,786.82

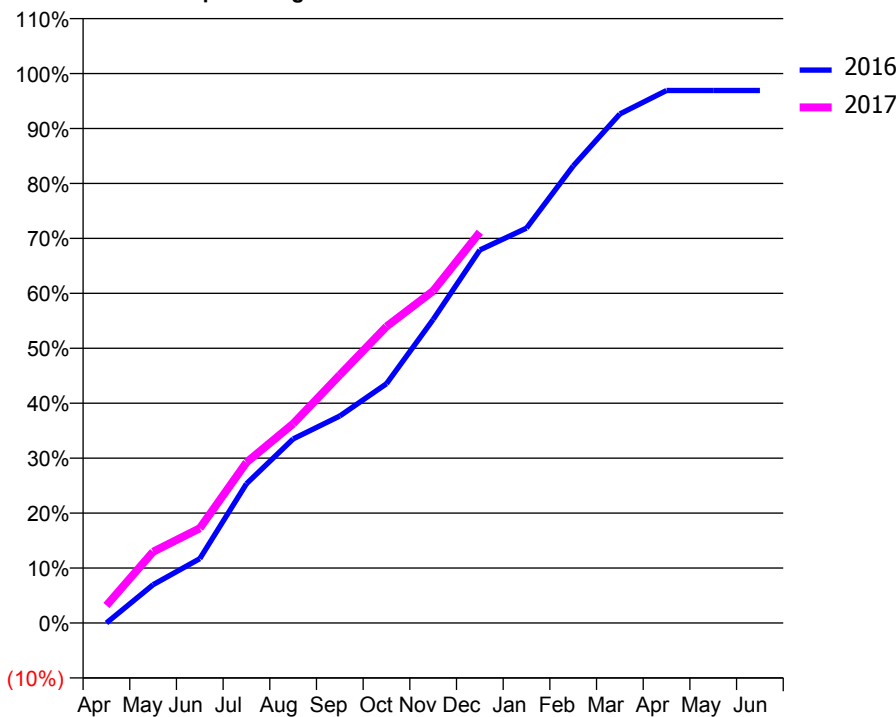
ACCESS*

Patients seen in 24 months	Total	Change since previous quarter
Quarter ending December 2015	1,195	
Quarter ending March 2016	1,205	→
Quarter ending June 2016	1,232	↑
Quarter ending September 2016	1,246	→
Quarter ending December 2016	1,267	→
Variance since December 2015	6.0%	↑



ACTIVITY

Cumulative percentage of contracted UDA delivered 2016 & 2017



Month	Adjusted Scheduled Activity (UDA)	
	2016	2017
April	0	118
May	259	481
June	434	640
July	940	1,085
August	1,243	1,345
September	1,398	1,675
October	1,615	2,002
November	2,049	2,243
December	2,519	2,638
January	2,666	
February	3,086	
March	3,437	
April	3,596	
May	3,596	
June	3,596	

QUALITY

	Quantity	Base Number	Contract	LHB	Wales
% of FP17s for the same patient ID Re-attending within 3 months - Children	41	439	9.3%	7.0%	11.4%
% of FP17s for the same patient ID Re-attending within 3 months - Adults	91	630	14.4%	13.9%	16.6%
% of FP17s for the same patient ID Re-attending between 3 & 9 months - Children	164	439	37.4%	53.7%	58.0%
% of FP17s for the same patient ID Re-attending between 3 & 9 months - Adults	184	630	29.2%	51.2%	53.9%
% of FP17s for Band 1 Urgent Courses	95	997	9.5%	8.9%	9.0%
% of FP17s Relating to Free Repair or Replacements	2	997	0.2%	0.6%	0.7%
% of FP17s Relating to Continuations	5	997	0.5%	0.7%	0.9%
% of Patients satisfied with the dentistry they have received	3	3	N/A	94.6%	94.2%
% of Patients satisfied with the time they had to wait for an appointment	3	3	N/A	91.9%	88.6%

* This is based on patients treated on this contract for their most recent course of treatment. Figures in italics indicate the base number of FP17s or Patient Questionnaire responses are less than 100. N/A is shown where the base number of responses is less than 10 during the period. % is calculated as Quantity/Base number*100

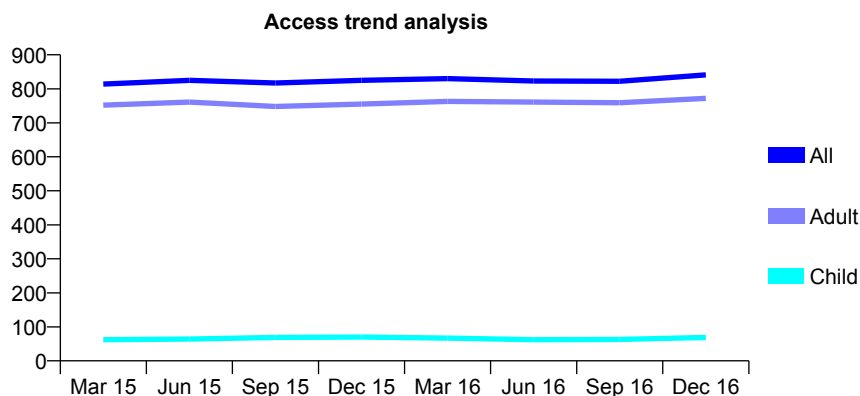
7A5 - Vital Signs At a Glance Contract Report for 108200/0004 - December 2016

Name or company name	Cardiff & Vale University Health Board
Contract type name	PDS Contract
Purpose of contract	General
Contract start date	01/04/2006
Contract end date	31/03/2018

16/17 Contracted general activity (UDA)	2,209
Carry forward general activity (UDA)	135
16/17 Contracted orthodontic activity (UOA)	0
Carry forward orthodontic activity (UOA)	0
Baseline contract value	£60,232.05

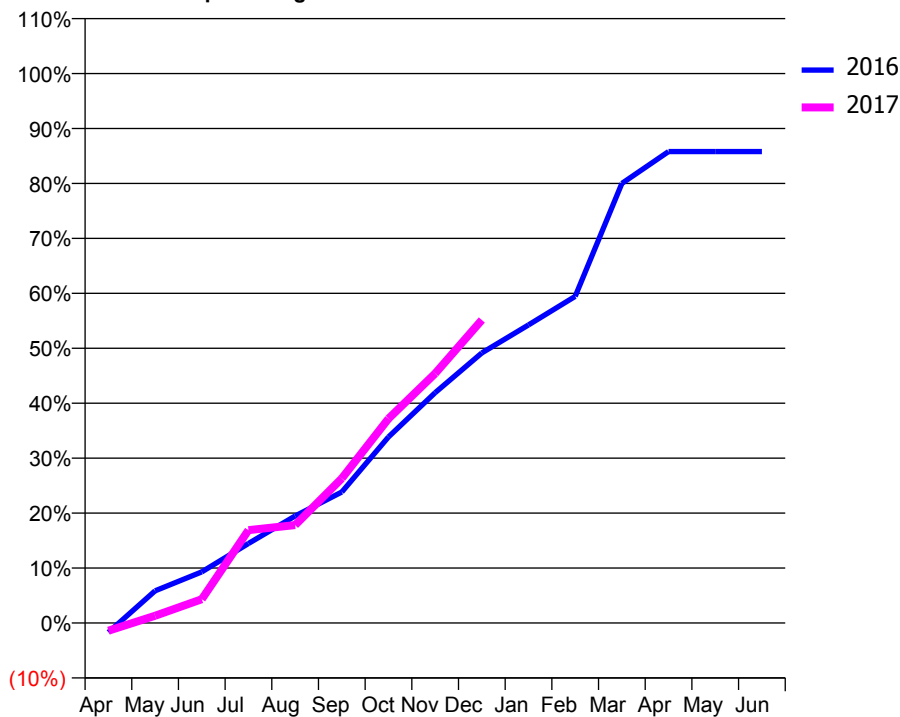
ACCESS*

Patients seen in 24 months	Total	Change since previous quarter
Quarter ending December 2015	825	
Quarter ending March 2016	830	→
Quarter ending June 2016	823	→
Quarter ending September 2016	822	→
Quarter ending December 2016	841	↑
Variance since December 2015	1.9%	→



ACTIVITY

Cumulative percentage of contracted UDA delivered 2016 & 2017



Adjusted Scheduled Activity (UDA)

Month	2016	2017
April	-38	-32
May	130	29
June	205	96
July	320	373
August	430	394
September	527	582
October	748	821
November	926	1,003
December	1,086	1,218
January	1,199	
February	1,313	
March	1,767	
April	1,895	
May	1,895	
June	1,895	

QUALITY

	Quantity	Base Number	Contract	LHB	Wales
% of FP17s for the same patient ID Re-attending within 3 months - Children	3	74	4.1%	7.0%	11.4%
% of FP17s for the same patient ID Re-attending within 3 months - Adults	120	750	16.0%	13.9%	16.6%
% of FP17s for the same patient ID Re-attending between 3 & 9 months - Children	44	74	59.5%	53.7%	58.0%
% of FP17s for the same patient ID Re-attending between 3 & 9 months - Adults	318	750	42.4%	51.2%	53.9%
% of FP17s for Band 1 Urgent Courses	131	746	17.6%	8.9%	9.0%
% of FP17s Relating to Free Repair or Replacements	2	746	0.3%	0.6%	0.7%
% of FP17s Relating to Continuations	7	746	0.9%	0.7%	0.9%
% of Patients satisfied with the dentistry they have received	7	7	N/A	94.6%	94.2%
% of Patients satisfied with the time they had to wait for an appointment	7	7	N/A	91.9%	88.6%

* This is based on patients treated on this contract for their most recent course of treatment. Figures in italics indicate the base number of FP17s or Patient Questionnaire responses are less than 100. N/A is shown where the base number of responses is less than 10 during the period. % is calculated as Quantity/Base number*100

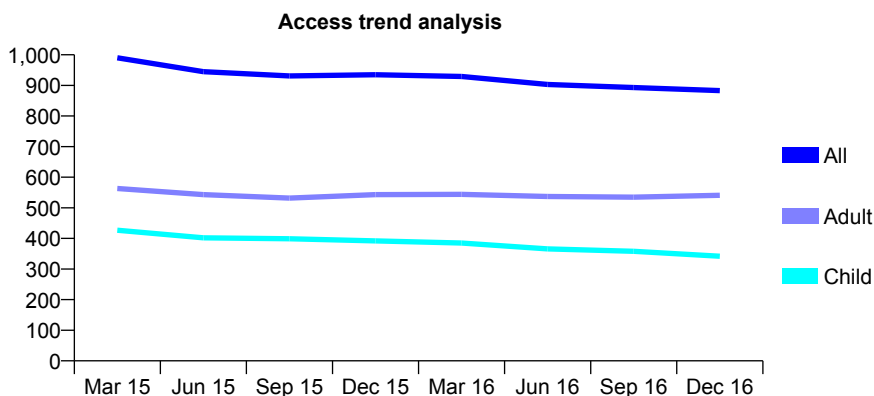
7A5 - Vital Signs At a Glance Contract Report for 108200/0006 - December 2016

Name or company name	Cardiff & Vale University Health Board
Contract type name	PDS Contract
Purpose of contract	General
Contract start date	01/04/2006
Contract end date	31/03/2018

16/17 Contracted general activity (UDA)	2,208
Carry forward general activity (UDA)	0
16/17 Contracted orthodontic activity (UOA)	0
Carry forward orthodontic activity (UOA)	0
Baseline contract value	£60,232.04

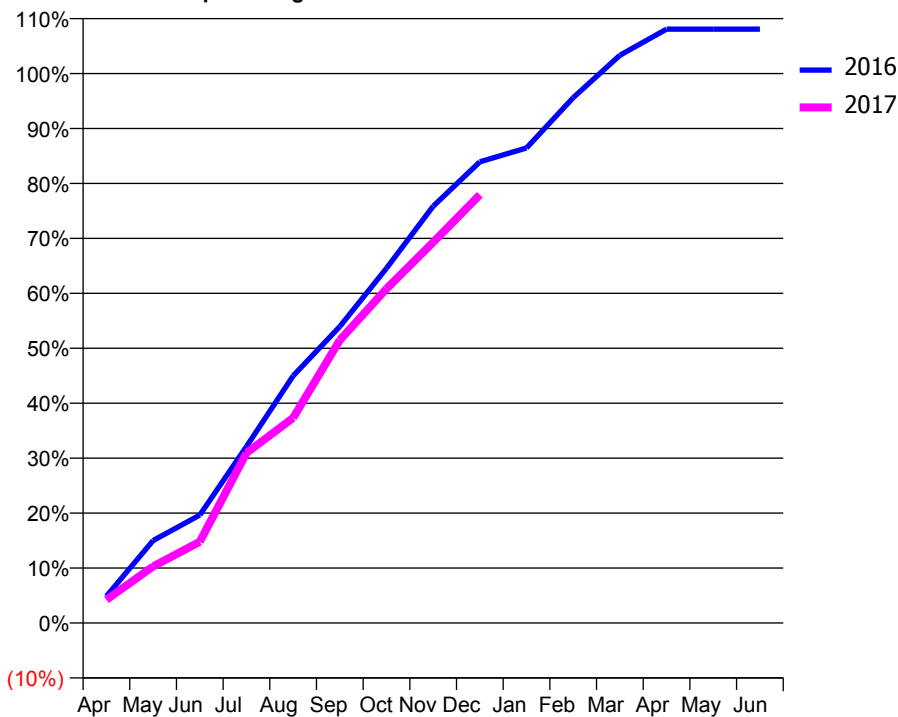
ACCESS*

Patients seen in 24 months	Total	Change since previous quarter
Quarter ending December 2015	935	
Quarter ending March 2016	929	→
Quarter ending June 2016	903	↓
Quarter ending September 2016	893	↓
Quarter ending December 2016	883	↓
Variance since December 2015	(5.6%)	↓



ACTIVITY

Cumulative percentage of contracted UDA delivered 2016 & 2017



Adjusted Scheduled Activity (UDA)

Month	2016	2017
April	108	94
May	332	228
June	434	326
July	709	684
August	993	824
September	1,191	1,137
October	1,425	1,343
November	1,675	1,530
December	1,853	1,721
January	1,909	
February	2,111	
March	2,281	
April	2,386	
May	2,386	
June	2,386	

QUALITY

	Quantity	Base Number	Contract	LHB	Wales
% of FP17s for the same patient ID Re-attending within 3 months - Children	15	327	4.6%	7.0%	11.4%
% of FP17s for the same patient ID Re-attending within 3 months - Adults	59	568	10.4%	13.9%	16.6%
% of FP17s for the same patient ID Re-attending between 3 & 9 months - Children	177	327	54.1%	53.7%	58.0%
% of FP17s for the same patient ID Re-attending between 3 & 9 months - Adults	306	568	53.9%	51.2%	53.9%
% of FP17s for Band 1 Urgent Courses	55	833	6.6%	8.9%	9.0%
% of FP17s Relating to Free Repair or Replacements	2	833	0.2%	0.6%	0.7%
% of FP17s Relating to Continuations	3	833	0.4%	0.7%	0.9%
% of Patients satisfied with the dentistry they have received	11	11	100.0%	94.6%	94.2%
% of Patients satisfied with the time they had to wait for an appointment	11	11	100.0%	91.9%	88.6%

* This is based on patients treated on this contract for their most recent course of treatment. Figures in italics indicate the base number of FP17s or Patient Questionnaire responses are less than 100. N/A is shown where the base number of responses is less than 10 during the period. % is calculated as Quantity/Base number*100

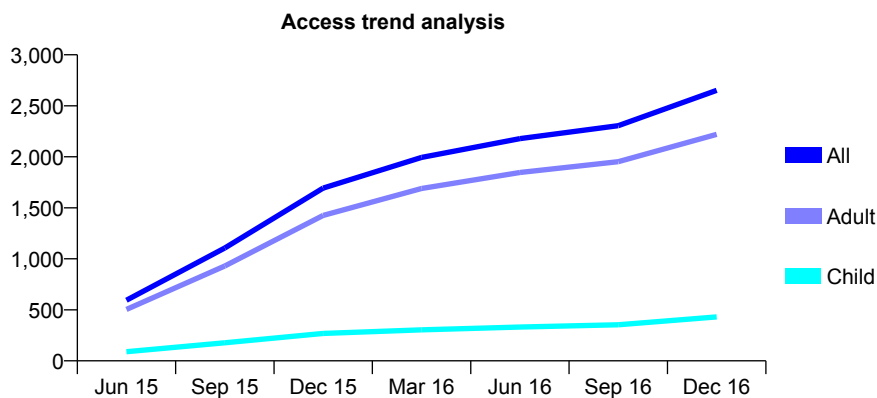
7A5 - Vital Signs At a Glance Contract Report for 116300/0008 - December 2016

Name or company name	Whitecross Dental Care Ltd
Contract type name	GDS Contract
Purpose of contract	General
Contract start date	01/04/2015
Contract end date	

16/17 Contracted general activity (UDA)	12,228
Carry forward general activity (UDA)	0
16/17 Contracted orthodontic activity (UOA)	0
Carry forward orthodontic activity (UOA)	0
Baseline contract value	£330,412.31

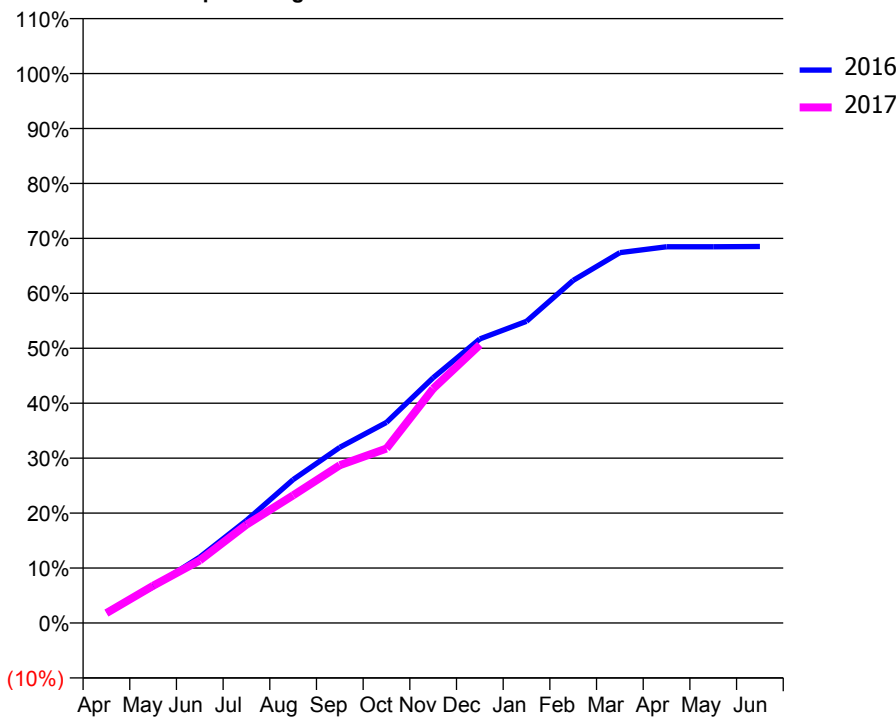
ACCESS*

Patients seen in 24 months	Total	Change since previous quarter
Quarter ending December 2015	1,693	
Quarter ending March 2016	1,994	↑
Quarter ending June 2016	2,178	↑
Quarter ending September 2016	2,305	↑
Quarter ending December 2016	2,651	↑
Variance since December 2015	56.6%	↑



ACTIVITY

Cumulative percentage of contracted UDA delivered 2016 & 2017



Adjusted Scheduled Activity (UDA)

Month	2016	2017
April	243	220
May	805	830
June	1,468	1,392
July	2,282	2,188
August	3,191	2,842
September	3,910	3,511
October	4,464	3,883
November	5,459	5,216
December	6,321	6,191
January	6,714	
February	7,626	
March	8,241	
April	8,372	
May	8,372	
June	8,377	

QUALITY

	Quantity	Base Number	Contract	LHB	Wales
% of FP17s for the same patient ID Re-attending within 3 months - Children	30	503	6.0%	7.0%	11.4%
% of FP17s for the same patient ID Re-attending within 3 months - Adults	323	2,606	12.4%	13.9%	16.6%
% of FP17s for the same patient ID Re-attending between 3 & 9 months - Children	239	503	47.5%	53.7%	58.0%
% of FP17s for the same patient ID Re-attending between 3 & 9 months - Adults	1,288	2,606	49.4%	51.2%	53.9%
% of FP17s for Band 1 Urgent Courses	248	2,986	8.3%	8.9%	9.0%
% of FP17s Relating to Free Repair or Replacements	7	2,986	0.2%	0.6%	0.7%
% of FP17s Relating to Continuations	17	2,986	0.6%	0.7%	0.9%
% of Patients satisfied with the dentistry they have received	15	18	83.3%	94.6%	94.2%
% of Patients satisfied with the time they had to wait for an appointment	13	18	72.2%	91.9%	88.6%

* This is based on patients treated on this contract for their most recent course of treatment. Figures in italics indicate the base number of FP17s or Patient Questionnaire responses are less than 100. N/A is shown where the base number of responses is less than 10 during the period. % is calculated as Quantity/Base number*100

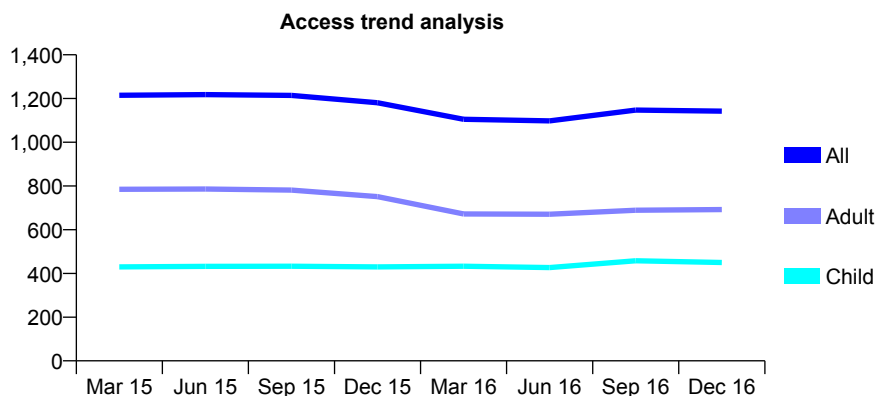
7A5 - Vital Signs At a Glance Contract Report for 119121/0001 - December 2016

Name or company name	Jamie Pugh Dental Healthcare Ltd
Contract type name	GDS Contract
Purpose of contract	General
Contract start date	20/04/2009
Contract end date	

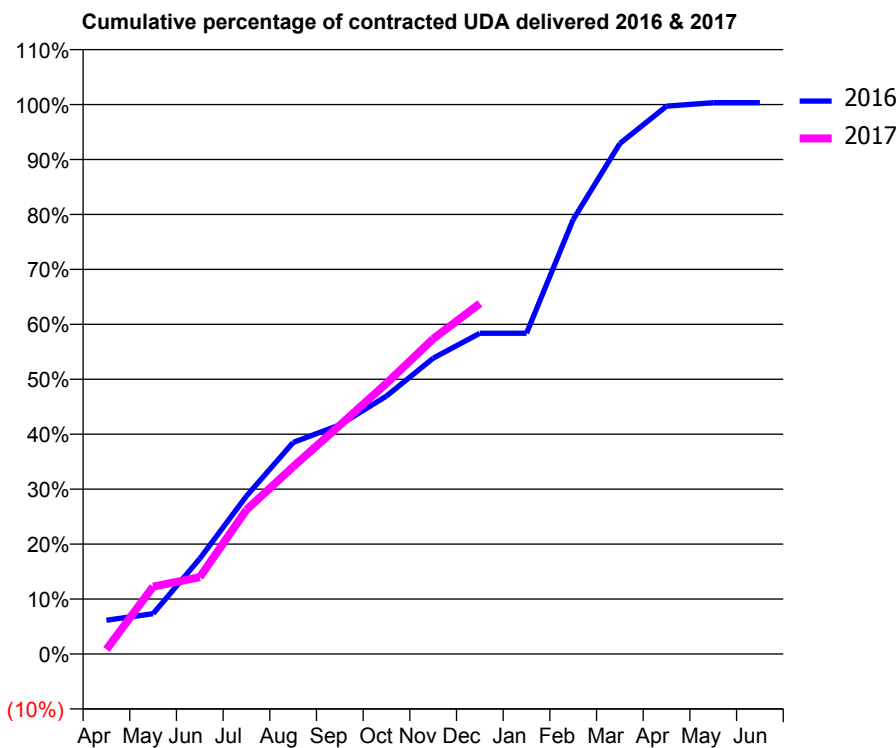
16/17 Contracted general activity (UDA)	3,573
Carry forward general activity (UDA)	-12
16/17 Contracted orthodontic activity (UOA)	0
Carry forward orthodontic activity (UOA)	0
Baseline contract value	£115,231.64

ACCESS*

Patients seen in 24 months	Total	Change since previous quarter
Quarter ending December 2015	1,181	
Quarter ending March 2016	1,105	↓
Quarter ending June 2016	1,098	→
Quarter ending September 2016	1,147	↑
Quarter ending December 2016	1,142	→
Variance since December 2015	(3.3%)	↓



ACTIVITY



Month	Adjusted Scheduled Activity (UDA)	
	2016	2017
April	220	30
May	263	438
June	620	500
July	1,027	937
August	1,376	1,218
September	1,490	1,487
October	1,677	1,760
November	1,924	2,050
December	2,086	2,279
January	2,086	
February	2,826	
March	3,320	
April	3,563	
May	3,585	
June	3,585	

QUALITY

	Quantity	Base Number	Contract	LHB	Wales
% of FP17s for the same patient ID Re-attending within 3 months - Children	42	461	9.1%	7.0%	11.4%
% of FP17s for the same patient ID Re-attending within 3 months - Adults	95	691	13.7%	13.9%	16.6%
% of FP17s for the same patient ID Re-attending between 3 & 9 months - Children	262	461	56.8%	53.7%	58.0%
% of FP17s for the same patient ID Re-attending between 3 & 9 months - Adults	392	691	56.7%	51.2%	53.9%
% of FP17s for Band 1 Urgent Courses	90	1,067	8.4%	8.9%	9.0%
% of FP17s Relating to Free Repair or Replacements	8	1,067	0.7%	0.6%	0.7%
% of FP17s Relating to Continuations	4	1,067	0.4%	0.7%	0.9%
% of Patients satisfied with the dentistry they have received	7	7	N/A	94.6%	94.2%
% of Patients satisfied with the time they had to wait for an appointment	6	7	N/A	91.9%	88.6%

* This is based on patients treated on this contract for their most recent course of treatment. Figures in italics indicate the base number of FP17s or Patient Questionnaire responses are less than 100. N/A is shown where the base number of responses is less than 10 during the period. % is calculated as Quantity/Base number*100

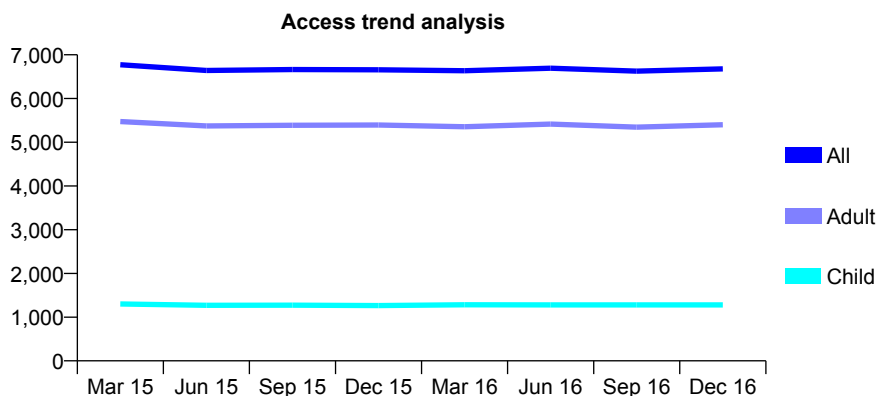
7A5 - Vital Signs At a Glance Contract Report for 121878/0001 - December 2016

Name or company name	Courtland Dental Centre Ltd
Contract type name	GDS Contract
Purpose of contract	General
Contract start date	01/04/2012
Contract end date	

16/17 Contracted general activity (UDA)	22,192
Carry forward general activity (UDA)	1,123
16/17 Contracted orthodontic activity (UOA)	0
Carry forward orthodontic activity (UOA)	0
Baseline contract value	£647,772.89

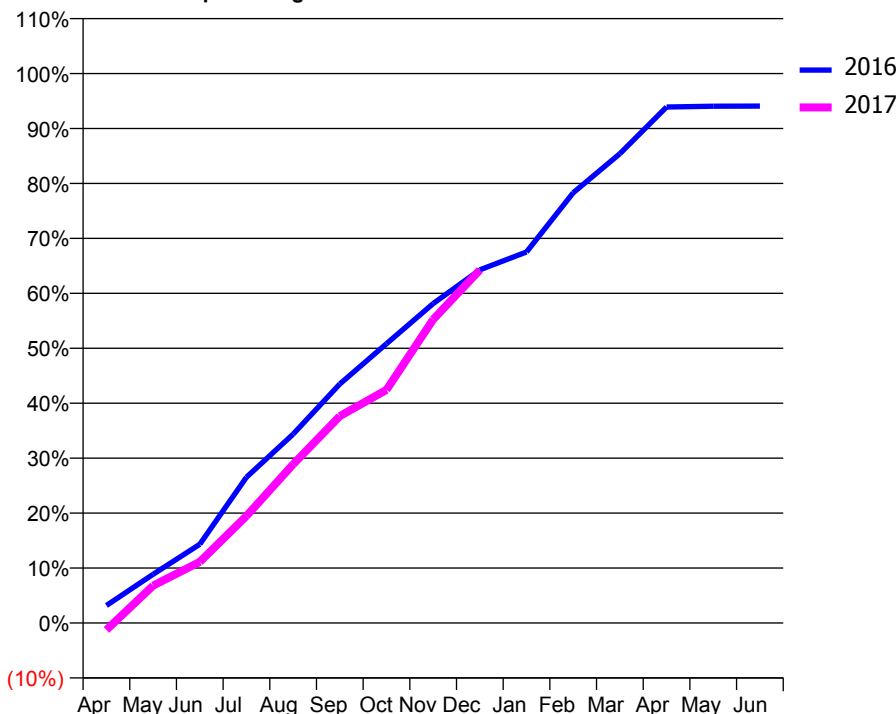
ACCESS*

Patients seen in 24 months	Total	Change since previous quarter
Quarter ending December 2015	6,657	
Quarter ending March 2016	6,636	→
Quarter ending June 2016	6,693	→
Quarter ending September 2016	6,626	↓
Quarter ending December 2016	6,679	→
Variance since December 2015	0.3%	→



ACTIVITY

Cumulative percentage of contracted UDA delivered 2016 & 2017



Month	Adjusted Scheduled Activity (UDA)	
	2016	2017
April	740	-282
May	2,055	1,510
June	3,324	2,467
July	6,152	4,321
August	7,973	6,410
September	10,089	8,357
October	11,786	9,414
November	13,485	12,262
December	14,903	14,260
January	15,661	
February	18,158	
March	19,805	
April	21,775	
May	21,809	
June	21,819	

QUALITY

	Quantity	Base Number	Contract	LHB	Wales
% of FP17s for the same patient ID Re-attending within 3 months - Children	111	1,375	8.1%	7.0%	11.4%
% of FP17s for the same patient ID Re-attending within 3 months - Adults	1,025	6,401	16.0%	13.9%	16.6%
% of FP17s for the same patient ID Re-attending between 3 & 9 months - Children	633	1,375	46.0%	53.7%	58.0%
% of FP17s for the same patient ID Re-attending between 3 & 9 months - Adults	3,242	6,401	50.6%	51.2%	53.9%
% of FP17s for Band 1 Urgent Courses	664	6,960	9.5%	8.9%	9.0%
% of FP17s Relating to Free Repair or Replacements	36	6,960	0.5%	0.6%	0.7%
% of FP17s Relating to Continuations	66	6,960	0.9%	0.7%	0.9%
% of Patients satisfied with the dentistry they have received	36	36	100.0%	94.6%	94.2%
% of Patients satisfied with the time they had to wait for an appointment	34	36	94.4%	91.9%	88.6%

* This is based on patients treated on this contract for their most recent course of treatment. Figures in italics indicate the base number of FP17s or Patient Questionnaire responses are less than 100. N/A is shown where the base number of responses is less than 10 during the period. % is calculated as Quantity/Base number*100

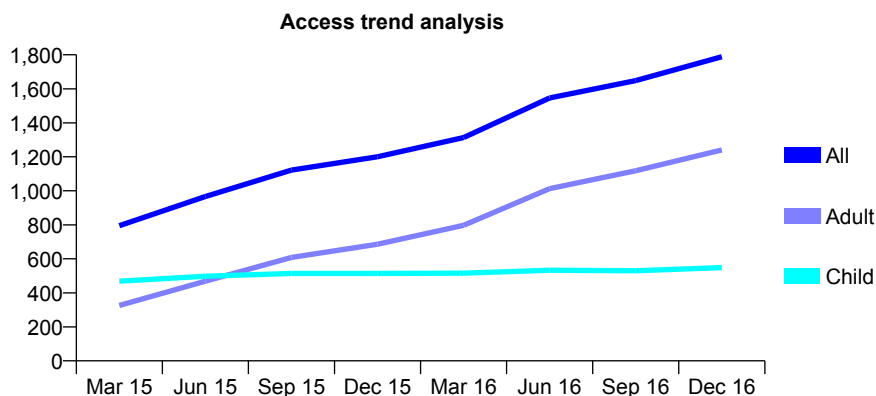
7A5 - Vital Signs At a Glance Contract Report for 132349/0001 - December 2016

Name or company name	Cenniniago Ltd
Contract type name	GDS Contract
Purpose of contract	General
Contract start date	01/08/2013
Contract end date	

16/17 Contracted general activity (UDA)	5,550
Carry forward general activity (UDA)	0
16/17 Contracted orthodontic activity (UOA)	0
Carry forward orthodontic activity (UOA)	0
Baseline contract value	£131,181.97

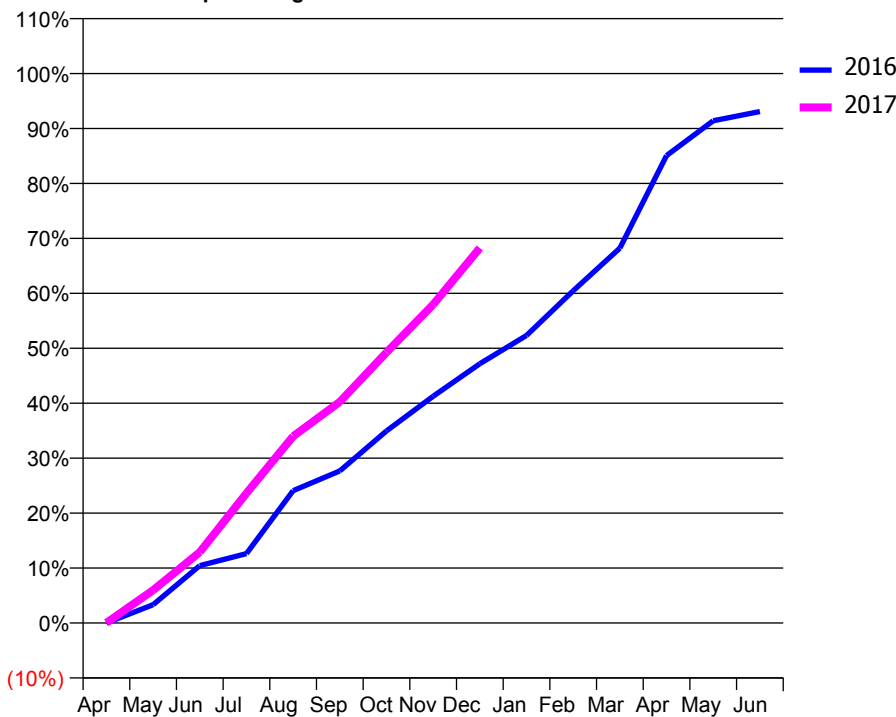
ACCESS*

Patients seen in 24 months	Total	Change since previous quarter
Quarter ending December 2015	1,200	
Quarter ending March 2016	1,313	↑
Quarter ending June 2016	1,546	↑
Quarter ending September 2016	1,648	↑
Quarter ending December 2016	1,789	↑
Variance since December 2015	49.1%	↑



ACTIVITY

Cumulative percentage of contracted UDA delivered 2016 & 2017



Month	Adjusted Scheduled Activity (UDA)	
	2016	2017
April	0	2
May	135	332
June	423	716
July	511	1,311
August	975	1,886
September	1,121	2,234
October	1,416	2,733
November	1,671	3,217
December	1,911	3,788
January	2,119	
February	2,449	
March	2,763	
April	3,445	
May	3,702	
June	3,770	

QUALITY

	Quantity	Base Number	Contract	LHB	Wales
% of FP17s for the same patient ID Re-attending within 3 months - Children	19	505	3.8%	7.0%	11.4%
% of FP17s for the same patient ID Re-attending within 3 months - Adults	135	1,135	11.9%	13.9%	16.6%
% of FP17s for the same patient ID Re-attending between 3 & 9 months - Children	119	505	23.6%	53.7%	58.0%
% of FP17s for the same patient ID Re-attending between 3 & 9 months - Adults	239	1,135	21.1%	51.2%	53.9%
% of FP17s for Band 1 Urgent Courses	55	1,318	4.2%	8.9%	9.0%
% of FP17s Relating to Free Repair or Replacements	6	1,318	0.5%	0.6%	0.7%
% of FP17s Relating to Continuations	5	1,318	0.4%	0.7%	0.9%
% of Patients satisfied with the dentistry they have received	6	6	N/A	94.6%	94.2%
% of Patients satisfied with the time they had to wait for an appointment	6	6	N/A	91.9%	88.6%

* This is based on patients treated on this contract for their most recent course of treatment. Figures in italics indicate the base number of FP17s or Patient Questionnaire responses are less than 100. N/A is shown where the base number of responses is less than 10 during the period. % is calculated as Quantity/Base number*100

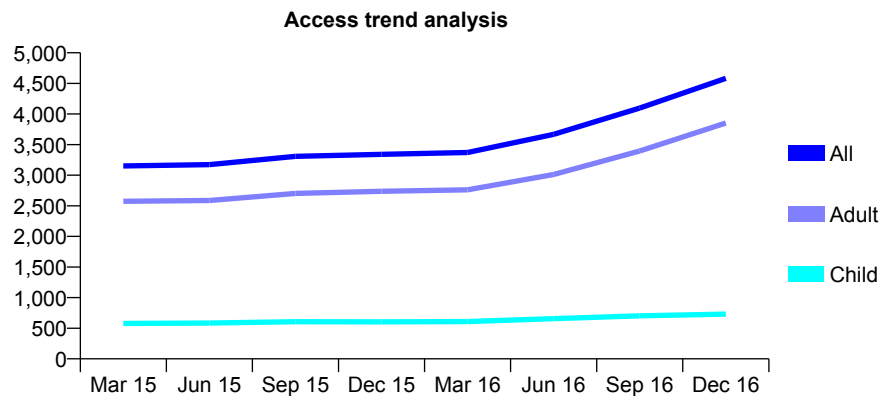
7A5 - Vital Signs At a Glance Contract Report for 134112/0001 - December 2016

Name or company name	R D Davies Ltd
Contract type name	GDS Contract
Purpose of contract	General
Contract start date	01/04/2009
Contract end date	

16/17 Contracted general activity (UDA)	20,257
Carry forward general activity (UDA)	0
16/17 Contracted orthodontic activity (UOA)	0
Carry forward orthodontic activity (UOA)	0
Baseline contract value	£506,690.59

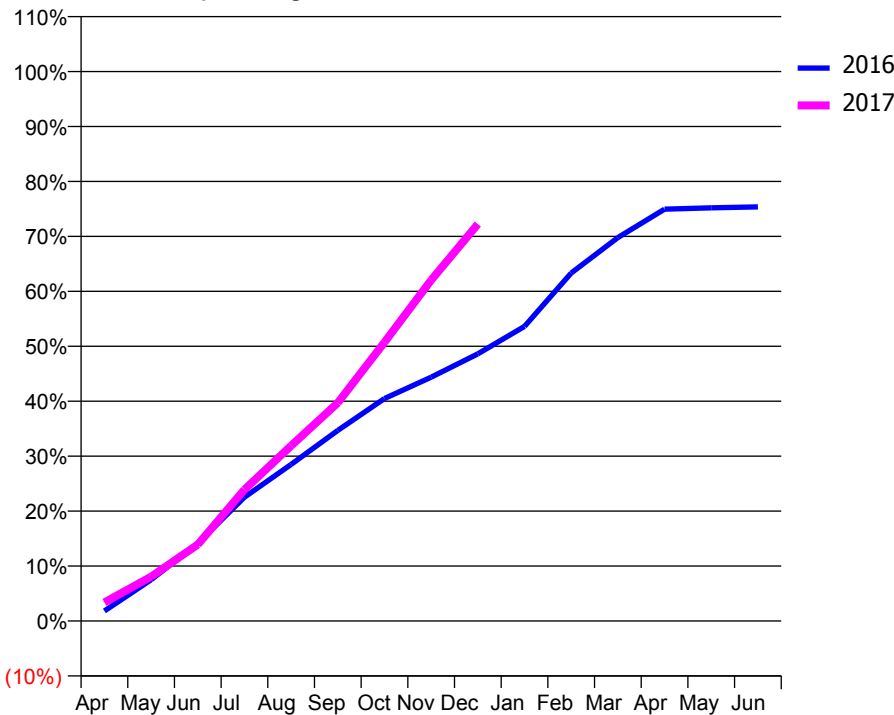
ACCESS*

Patients seen in 24 months	Total	Change since previous quarter
Quarter ending December 2015	3,342	
Quarter ending March 2016	3,372	→
Quarter ending June 2016	3,667	↑
Quarter ending September 2016	4,097	↑
Quarter ending December 2016	4,583	↑
Variance since December 2015	37.1%	↑



ACTIVITY

Cumulative percentage of contracted UDA delivered 2016 & 2017



Month	Adjusted Scheduled Activity (UDA)	
	2016	2017
April	319	687
May	1,303	1,635
June	2,450	2,820
July	3,907	4,846
August	4,941	6,462
September	6,015	8,045
October	7,021	10,275
November	7,695	12,567
December	8,432	14,631
January	9,299	
February	10,983	
March	12,102	
April	12,997	
May	13,041	
June	13,069	

QUALITY

	Quantity	Base Number	Contract	LHB	Wales
% of FP17s for the same patient ID Re-attending within 3 months - Children	77	867	8.9%	7.0%	11.4%
% of FP17s for the same patient ID Re-attending within 3 months - Adults	803	4,714	17.0%	13.9%	16.6%
% of FP17s for the same patient ID Re-attending between 3 & 9 months - Children	423	867	48.8%	53.7%	58.0%
% of FP17s for the same patient ID Re-attending between 3 & 9 months - Adults	1,794	4,714	38.1%	51.2%	53.9%
% of FP17s for Band 1 Urgent Courses	432	5,208	8.3%	8.9%	9.0%
% of FP17s Relating to Free Repair or Replacements	22	5,208	0.4%	0.6%	0.7%
% of FP17s Relating to Continuations	62	5,208	1.2%	0.7%	0.9%
% of Patients satisfied with the dentistry they have received	18	19	94.7%	94.6%	94.2%
% of Patients satisfied with the time they had to wait for an appointment	19	19	100.0%	91.9%	88.6%

* This is based on patients treated on this contract for their most recent course of treatment. Figures in italics indicate the base number of FP17s or Patient Questionnaire responses are less than 100. N/A is shown where the base number of responses is less than 10 during the period. % is calculated as Quantity/Base number*100

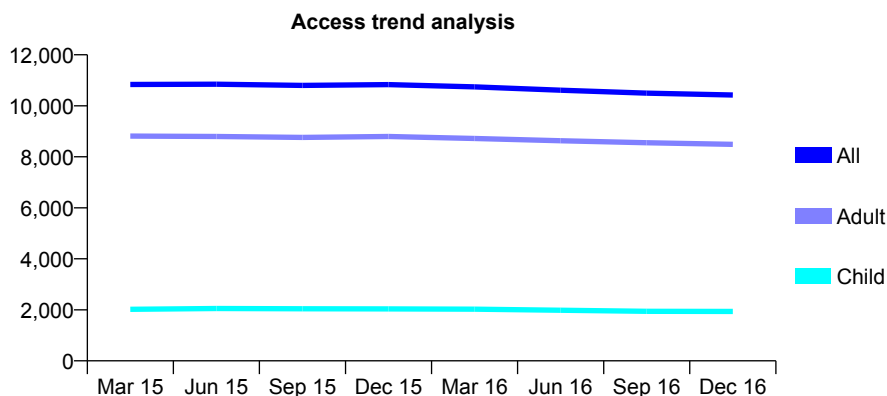
7A5 - Vital Signs At a Glance Contract Report for 142638/0003 - December 2016

Name or company name	The Goodwin Partnership Limited
Contract type name	GDS Contract
Purpose of contract	General
Contract start date	01/04/2009
Contract end date	

16/17 Contracted general activity (UDA)	31,894
Carry forward general activity (UDA)	0
16/17 Contracted orthodontic activity (UOA)	0
Carry forward orthodontic activity (UOA)	0
Baseline contract value	£762,368.39

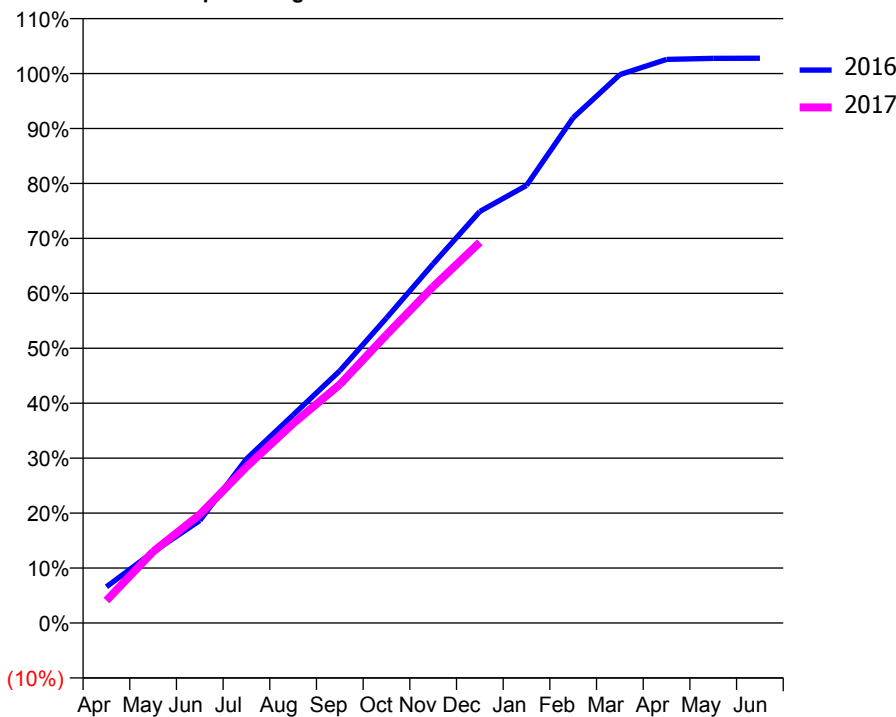
ACCESS*

Patients seen in 24 months	Total	Change since previous quarter
Quarter ending December 2015	10,833	
Quarter ending March 2016	10,741	→
Quarter ending June 2016	10,614	↓
Quarter ending September 2016	10,497	↓
Quarter ending December 2016	10,422	→
Variance since December 2015	(3.8%)	↓



ACTIVITY

Cumulative percentage of contracted UDA delivered 2016 & 2017



Adjusted Scheduled Activity (UDA)

Month	2016	2017
April	2,099	1,301
May	4,120	4,146
June	5,951	6,299
July	9,527	9,066
August	12,074	11,572
September	14,643	13,845
October	17,708	16,732
November	20,845	19,526
December	23,890	22,092
January	25,399	
February	29,332	
March	31,833	
April	32,715	
May	32,775	
June	32,781	

QUALITY

	Quantity	Base Number	Contract	LHB	Wales
% of FP17s for the same patient ID Re-attending within 3 months - Children	146	1,907	7.7%	7.0%	11.4%
% of FP17s for the same patient ID Re-attending within 3 months - Adults	1,527	9,483	16.1%	13.9%	16.6%
% of FP17s for the same patient ID Re-attending between 3 & 9 months - Children	1,024	1,907	53.7%	53.7%	58.0%
% of FP17s for the same patient ID Re-attending between 3 & 9 months - Adults	5,249	9,483	55.4%	51.2%	53.9%
% of FP17s for Band 1 Urgent Courses	884	10,896	8.1%	8.9%	9.0%
% of FP17s Relating to Free Repair or Replacements	85	10,896	0.8%	0.6%	0.7%
% of FP17s Relating to Continuations	94	10,896	0.9%	0.7%	0.9%
% of Patients satisfied with the dentistry they have received	74	78	94.9%	94.6%	94.2%
% of Patients satisfied with the time they had to wait for an appointment	71	78	91.0%	91.9%	88.6%

* This is based on patients treated on this contract for their most recent course of treatment. Figures in italics indicate the base number of FP17s or Patient Questionnaire responses are less than 100. N/A is shown where the base number of responses is less than 10 during the period. % is calculated as Quantity/Base number*100

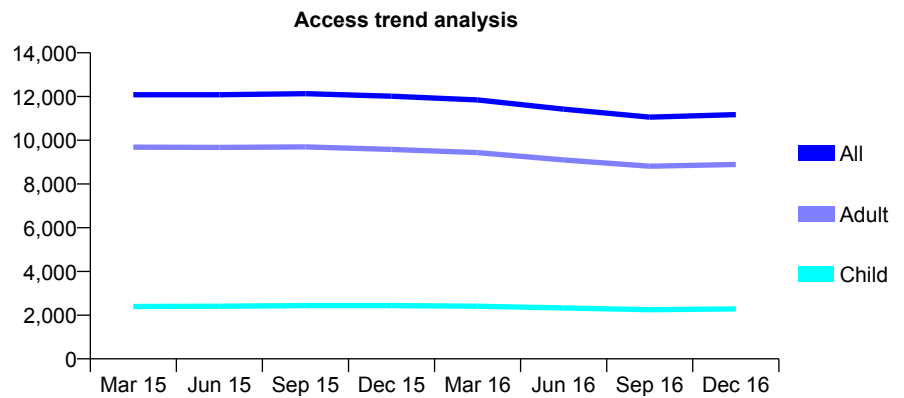
7A5 - Vital Signs At a Glance Contract Report for 158194/0018 - December 2016

Name or company name	Denticare Ltd
Contract type name	GDS Contract
Purpose of contract	General
Contract start date	01/12/2007
Contract end date	

16/17 Contracted general activity (UDA)	41,900
Carry forward general activity (UDA)	0
16/17 Contracted orthodontic activity (UOA)	0
Carry forward orthodontic activity (UOA)	0
Baseline contract value	£1,000,739.36

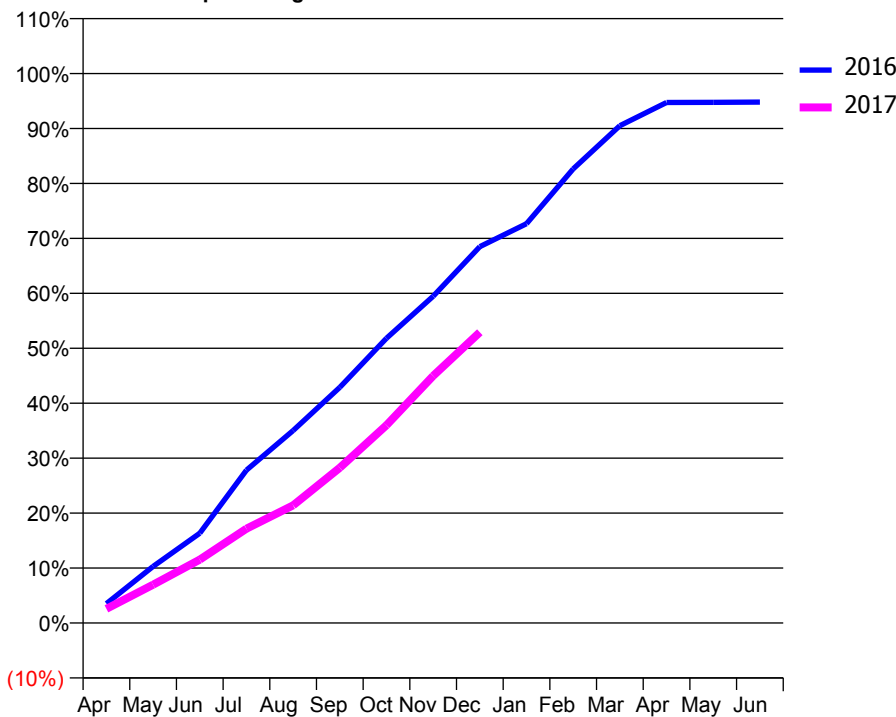
ACCESS*

Patients seen in 24 months	Total	Change since previous quarter
Quarter ending December 2015	12,017	
Quarter ending March 2016	11,845	↓
Quarter ending June 2016	11,423	↓
Quarter ending September 2016	11,056	↓
Quarter ending December 2016	11,174	→
Variance since December 2015	(7.0%)	↓



ACTIVITY

Cumulative percentage of contracted UDA delivered 2016 & 2017



Month	Adjusted Scheduled Activity (UDA)	
	2016	2017
April	1,479	1,082
May	4,312	2,928
June	6,850	4,835
July	11,655	7,193
August	14,678	8,973
September	17,975	11,843
October	21,713	15,080
November	24,919	18,846
December	28,700	22,171
January	30,446	
February	34,625	
March	37,925	
April	39,693	
May	39,698	
June	39,719	

QUALITY

	Quantity	Base Number	Contract	LHB	Wales
% of FP17s for the same patient ID Re-attending within 3 months - Children	129	2,218	5.8%	7.0%	11.4%
% of FP17s for the same patient ID Re-attending within 3 months - Adults	900	8,849	10.2%	13.9%	16.6%
% of FP17s for the same patient ID Re-attending between 3 & 9 months - Children	1,313	2,218	59.2%	53.7%	58.0%
% of FP17s for the same patient ID Re-attending between 3 & 9 months - Adults	5,305	8,849	60.0%	51.2%	53.9%
% of FP17s for Band 1 Urgent Courses	609	10,453	5.8%	8.9%	9.0%
% of FP17s Relating to Free Repair or Replacements	68	10,453	0.7%	0.6%	0.7%
% of FP17s Relating to Continuations	130	10,453	1.2%	0.7%	0.9%
% of Patients satisfied with the dentistry they have received	58	66	87.9%	94.6%	94.2%
% of Patients satisfied with the time they had to wait for an appointment	59	66	89.4%	91.9%	88.6%

* This is based on patients treated on this contract for their most recent course of treatment. Figures in italics indicate the base number of FP17s or Patient Questionnaire responses are less than 100. N/A is shown where the base number of responses is less than 10 during the period. % is calculated as Quantity/Base number*100

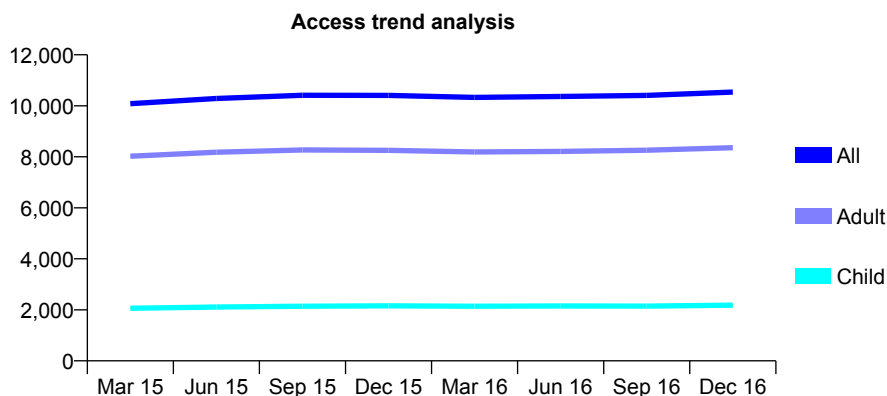
7A5 - Vital Signs At a Glance Contract Report for 178551/0001 - December 2016

Name or company name	Bryant Dental Practice Limited
Contract type name	GDS Contract
Purpose of contract	General
Contract start date	01/04/2008
Contract end date	

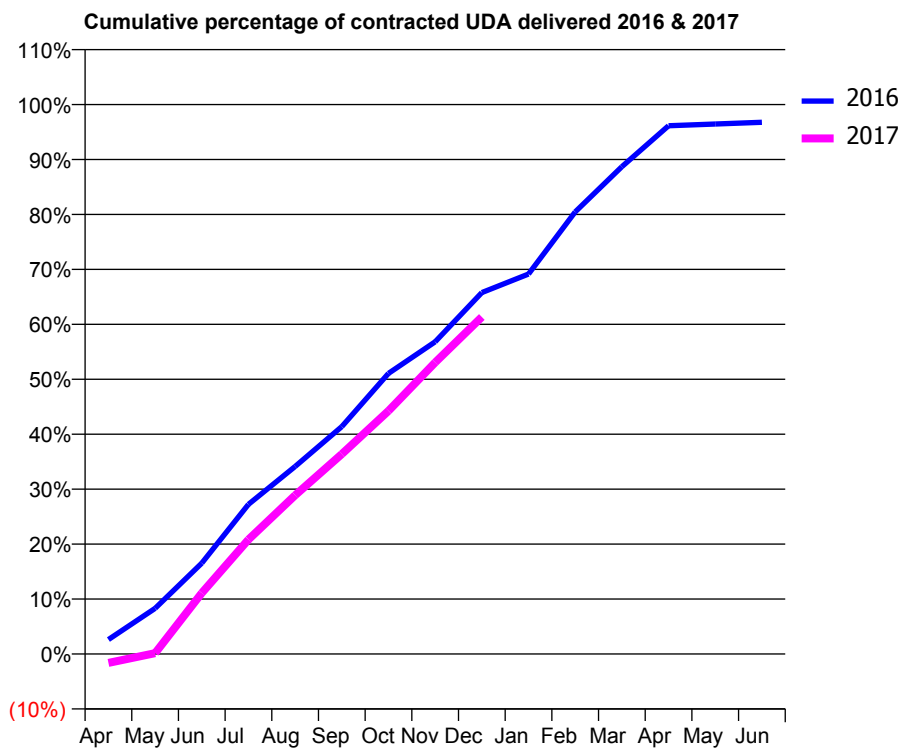
16/17 Contracted general activity (UDA)	40,559
Carry forward general activity (UDA)	1,313
16/17 Contracted orthodontic activity (UOA)	0
Carry forward orthodontic activity (UOA)	0
Baseline contract value	£922,775.13

ACCESS*

Patients seen in 24 months	Total	Change since previous quarter
Quarter ending December 2015	10,410	
Quarter ending March 2016	10,331	→
Quarter ending June 2016	10,365	→
Quarter ending September 2016	10,407	→
Quarter ending December 2016	10,540	→
Variance since December 2015	1.2%	→



ACTIVITY



Month	Adjusted Scheduled Activity (UDA)	
	2016	2017
April	1,067	-660
May	3,372	61
June	6,709	4,508
July	11,044	8,450
August	13,839	11,718
September	16,787	14,760
October	20,710	17,952
November	23,044	21,523
December	26,680	24,882
January	28,049	
February	32,631	
March	35,970	
April	38,991	
May	39,120	
June	39,246	

QUALITY

	Quantity	Base Number	Contract	LHB	Wales
% of FP17s for the same patient ID Re-attending within 3 months - Children	182	2,154	8.4%	7.0%	11.4%
% of FP17s for the same patient ID Re-attending within 3 months - Adults	1,460	8,446	17.3%	13.9%	16.6%
% of FP17s for the same patient ID Re-attending between 3 & 9 months - Children	1,010	2,154	46.9%	53.7%	58.0%
% of FP17s for the same patient ID Re-attending between 3 & 9 months - Adults	3,854	8,446	45.6%	51.2%	53.9%
% of FP17s for Band 1 Urgent Courses	1,028	9,675	10.6%	8.9%	9.0%
% of FP17s Relating to Free Repair or Replacements	70	9,675	0.7%	0.6%	0.7%
% of FP17s Relating to Continuations	62	9,675	0.6%	0.7%	0.9%
% of Patients satisfied with the dentistry they have received	61	63	96.8%	94.6%	94.2%
% of Patients satisfied with the time they had to wait for an appointment	59	63	93.7%	91.9%	88.6%

* This is based on patients treated on this contract for their most recent course of treatment. Figures in italics indicate the base number of FP17s or Patient Questionnaire responses are less than 100. N/A is shown where the base number of responses is less than 10 during the period. % is calculated as Quantity/Base number*100

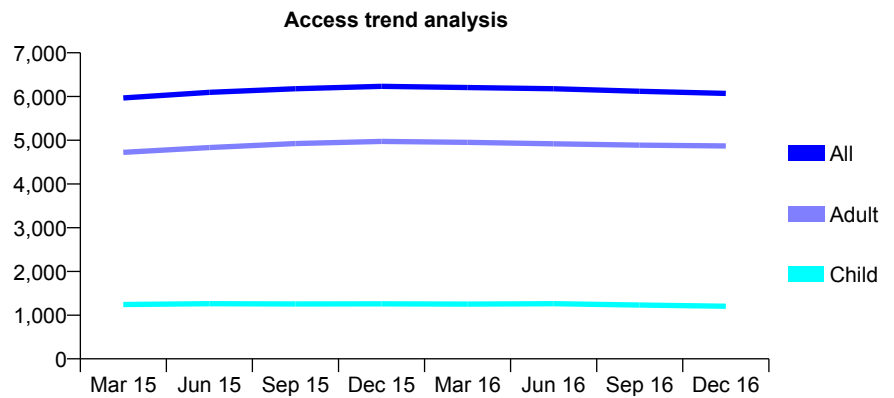
7A5 - Vital Signs At a Glance Contract Report for 178756/0001 - December 2016

Name or company name	N Khan Awal and Associates Ltd
Contract type name	GDS Contract
Purpose of contract	General
Contract start date	01/01/2010
Contract end date	

16/17 Contracted general activity (UDA)	20,969
Carry forward general activity (UDA)	88
16/17 Contracted orthodontic activity (UOA)	0
Carry forward orthodontic activity (UOA)	0
Baseline contract value	£446,102.60

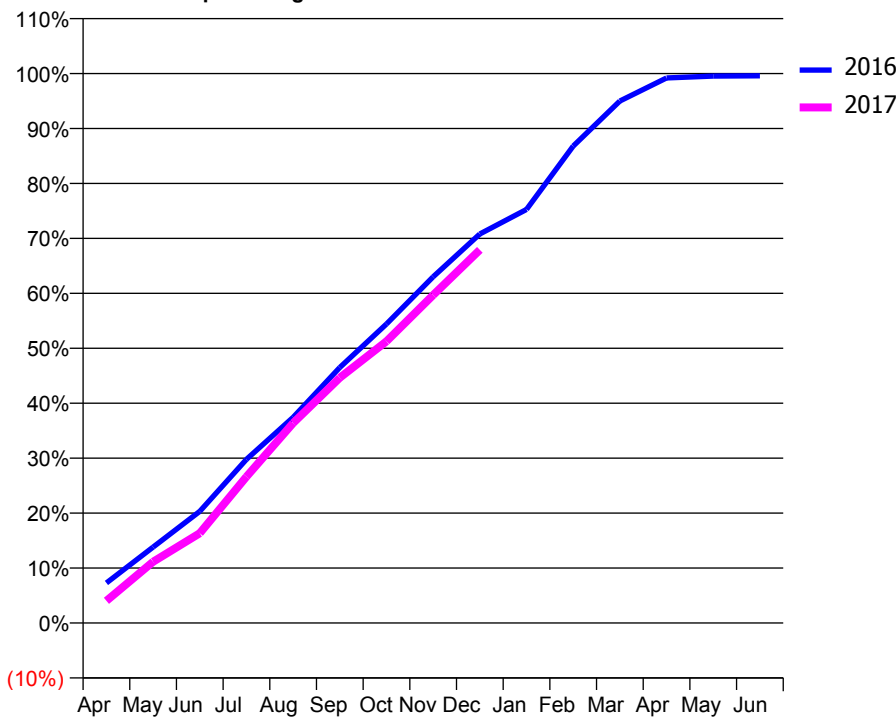
ACCESS*

Patients seen in 24 months	Total	Change since previous quarter
Quarter ending December 2015	6,232	
Quarter ending March 2016	6,205	→
Quarter ending June 2016	6,178	→
Quarter ending September 2016	6,120	→
Quarter ending December 2016	6,072	→
Variance since December 2015	(2.6%)	↓



ACTIVITY

Cumulative percentage of contracted UDA delivered 2016 & 2017



Month	Adjusted Scheduled Activity (UDA)	
	2016	2017
April	1,529	848
May	2,896	2,341
June	4,262	3,426
July	6,249	5,586
August	7,849	7,631
September	9,754	9,361
October	11,411	10,752
November	13,214	12,514
December	14,848	14,242
January	15,784	
February	18,201	
March	19,920	
April	20,800	
May	20,870	
June	20,881	

QUALITY

	Quantity	Base Number	Contract	LHB	Wales
% of FP17s for the same patient ID Re-attending within 3 months - Children	69	1,285	5.4%	7.0%	11.4%
% of FP17s for the same patient ID Re-attending within 3 months - Adults	615	5,320	11.6%	13.9%	16.6%
% of FP17s for the same patient ID Re-attending between 3 & 9 months - Children	746	1,285	58.1%	53.7%	58.0%
% of FP17s for the same patient ID Re-attending between 3 & 9 months - Adults	3,229	5,320	60.7%	51.2%	53.9%
% of FP17s for Band 1 Urgent Courses	418	6,204	6.7%	8.9%	9.0%
% of FP17s Relating to Free Repair or Replacements	35	6,204	0.6%	0.6%	0.7%
% of FP17s Relating to Continuations	51	6,204	0.8%	0.7%	0.9%
% of Patients satisfied with the dentistry they have received	42	46	91.3%	94.6%	94.2%
% of Patients satisfied with the time they had to wait for an appointment	39	46	84.8%	91.9%	88.6%

* This is based on patients treated on this contract for their most recent course of treatment. Figures in italics indicate the base number of FP17s or Patient Questionnaire responses are less than 100. N/A is shown where the base number of responses is less than 10 during the period. % is calculated as Quantity/Base number*100

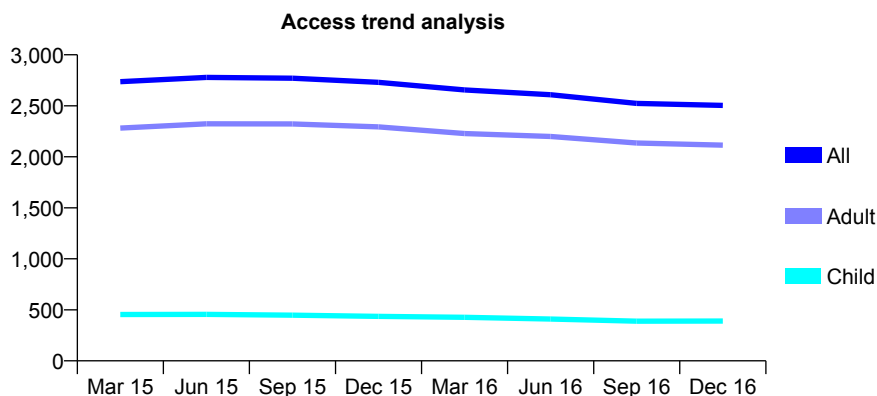
7A5 - Vital Signs At a Glance Contract Report for 180416/0001 - December 2016

Name or company name	Croft Practice Limited
Contract type name	GDS Contract
Purpose of contract	General
Contract start date	01/04/2009
Contract end date	

16/17 Contracted general activity (UDA)	8,558
Carry forward general activity (UDA)	300
16/17 Contracted orthodontic activity (UOA)	0
Carry forward orthodontic activity (UOA)	0
Baseline contract value	£203,495.33

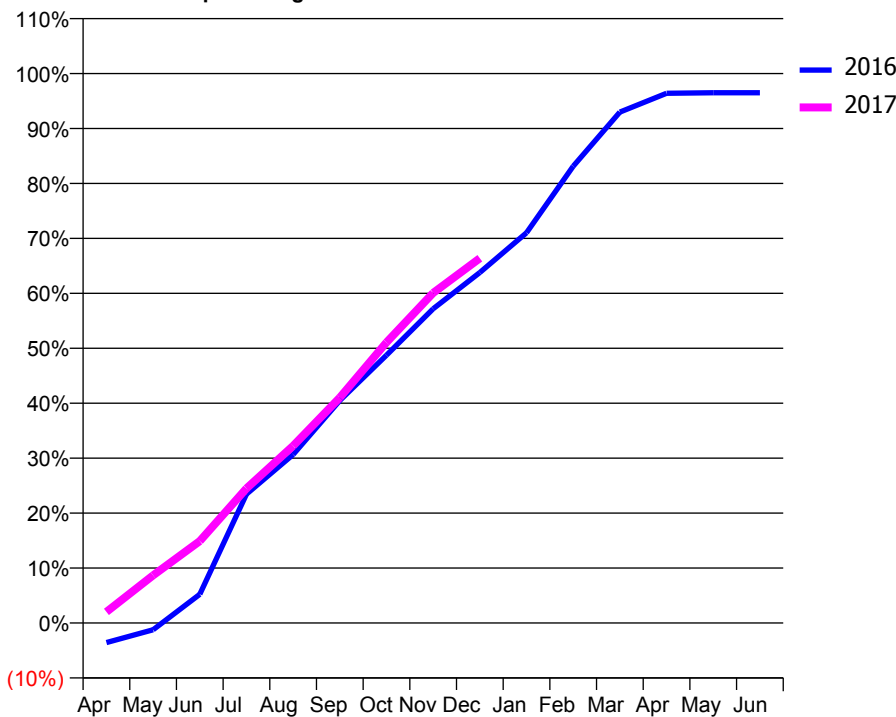
ACCESS*

Patients seen in 24 months	Total	Change since previous quarter
Quarter ending December 2015	2,730	
Quarter ending March 2016	2,655	↓
Quarter ending June 2016	2,609	↓
Quarter ending September 2016	2,524	↓
Quarter ending December 2016	2,504	→
Variance since December 2015	(8.3%)	↓



ACTIVITY

Cumulative percentage of contracted UDA delivered 2016 & 2017



Adjusted Scheduled Activity (UDA)

Month	2016	2017
April	-307	173
May	-107	743
June	448	1,277
July	2,007	2,096
August	2,625	2,759
September	3,465	3,511
October	4,170	4,370
November	4,894	5,141
December	5,459	5,682
January	6,078	
February	7,114	
March	7,956	
April	8,251	
May	8,258	
June	8,258	

QUALITY

	Quantity	Base Number	Contract	LHB	Wales
% of FP17s for the same patient ID Re-attending within 3 months - Children	15	359	4.2%	7.0%	11.4%
% of FP17s for the same patient ID Re-attending within 3 months - Adults	175	1,861	9.4%	13.9%	16.6%
% of FP17s for the same patient ID Re-attending between 3 & 9 months - Children	196	359	54.6%	53.7%	58.0%
% of FP17s for the same patient ID Re-attending between 3 & 9 months - Adults	964	1,861	51.8%	51.2%	53.9%
% of FP17s for Band 1 Urgent Courses	44	2,094	2.1%	8.9%	9.0%
% of FP17s Relating to Free Repair or Replacements	5	2,094	0.2%	0.6%	0.7%
% of FP17s Relating to Continuations	31	2,094	1.5%	0.7%	0.9%
% of Patients satisfied with the dentistry they have received	23	26	88.5%	94.6%	94.2%
% of Patients satisfied with the time they had to wait for an appointment	22	26	84.6%	91.9%	88.6%

* This is based on patients treated on this contract for their most recent course of treatment. Figures in italics indicate the base number of FP17s or Patient Questionnaire responses are less than 100. N/A is shown where the base number of responses is less than 10 during the period. % is calculated as Quantity/Base number*100

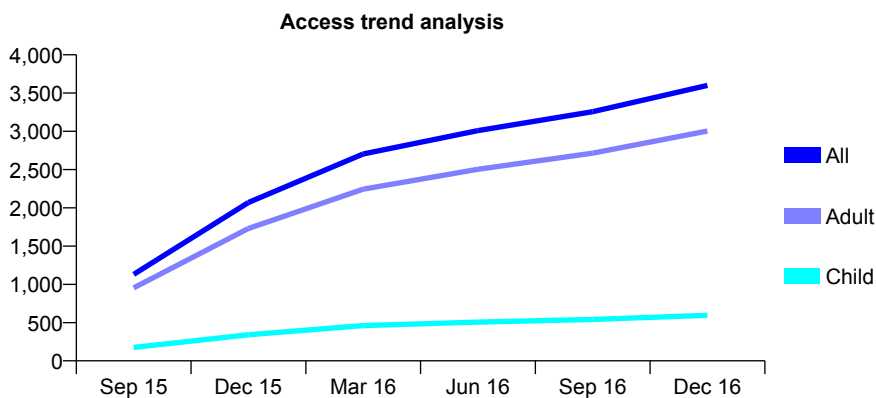
7A5 - Vital Signs At a Glance Contract Report for 181927/0001 - December 2016

Name or company name	Jamshad & Daraie
Contract type name	GDS Contract
Purpose of contract	General
Contract start date	01/07/2015
Contract end date	

16/17 Contracted general activity (UDA)	12,245
Carry forward general activity (UDA)	0
16/17 Contracted orthodontic activity (UOA)	0
Carry forward orthodontic activity (UOA)	0
Baseline contract value	£308,313.59

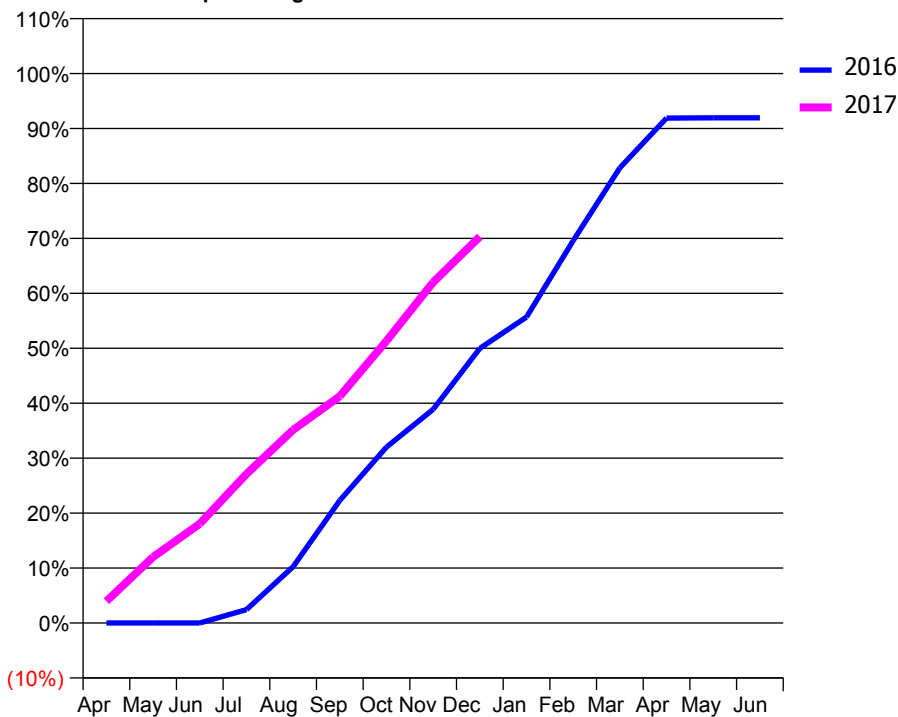
ACCESS*

Patients seen in 24 months	Total	Change since previous quarter
Quarter ending December 2015	2,070	
Quarter ending March 2016	2,705	↑
Quarter ending June 2016	3,009	↑
Quarter ending September 2016	3,256	↑
Quarter ending December 2016	3,600	↑
Variance since December 2015	73.9%	↑



ACTIVITY

Cumulative percentage of contracted UDA delivered 2016 & 2017



Adjusted Scheduled Activity (UDA)

Month	2016	2017
April	0	485
May	0	1,471
June	0	2,214
July	224	3,321
August	941	4,303
September	2,050	5,053
October	2,941	6,286
November	3,572	7,594
December	4,589	8,610
January	5,115	
February	6,390	
March	7,607	
April	8,439	
May	8,443	
June	8,443	

QUALITY

	Quantity	Base Number	Contract	LHB	Wales
% of FP17s for the same patient ID Re-attending within 3 months - Children	14	571	2.5%	7.0%	11.4%
% of FP17s for the same patient ID Re-attending within 3 months - Adults	174	2,911	6.0%	13.9%	16.6%
% of FP17s for the same patient ID Re-attending between 3 & 9 months - Children	265	571	46.4%	53.7%	58.0%
% of FP17s for the same patient ID Re-attending between 3 & 9 months - Adults	1,561	2,911	53.6%	51.2%	53.9%
% of FP17s for Band 1 Urgent Courses	76	3,247	2.3%	8.9%	9.0%
% of FP17s Relating to Free Repair or Replacements	4	3,247	0.1%	0.6%	0.7%
% of FP17s Relating to Continuations	24	3,247	0.7%	0.7%	0.9%
% of Patients satisfied with the dentistry they have received	36	38	94.7%	94.6%	94.2%
% of Patients satisfied with the time they had to wait for an appointment	36	38	94.7%	91.9%	88.6%

* This is based on patients treated on this contract for their most recent course of treatment. Figures in italics indicate the base number of FP17s or Patient Questionnaire responses are less than 100. N/A is shown where the base number of responses is less than 10 during the period. % is calculated as Quantity/Base number*100

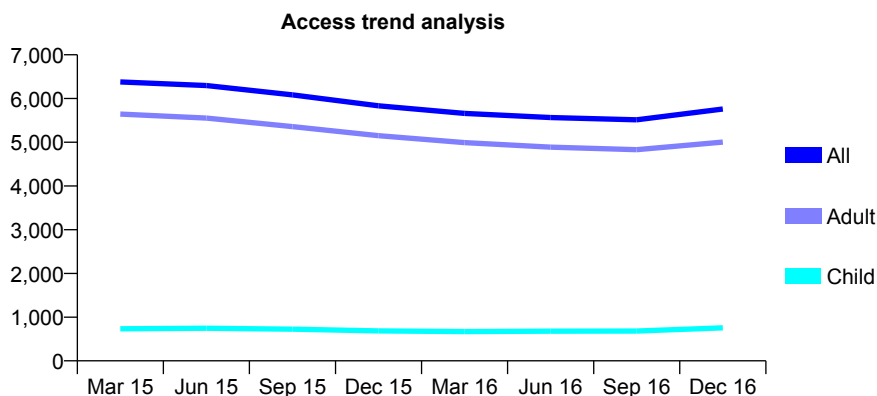
7A5 - Vital Signs At a Glance Contract Report for 197955/0001 - December 2016

Name or company name	United Dental Ltd
Contract type name	GDS Contract
Purpose of contract	General
Contract start date	01/01/2012
Contract end date	

16/17 Contracted general activity (UDA)	21,500
Carry forward general activity (UDA)	0
16/17 Contracted orthodontic activity (UOA)	0
Carry forward orthodontic activity (UOA)	0
Baseline contract value	£508,218.37

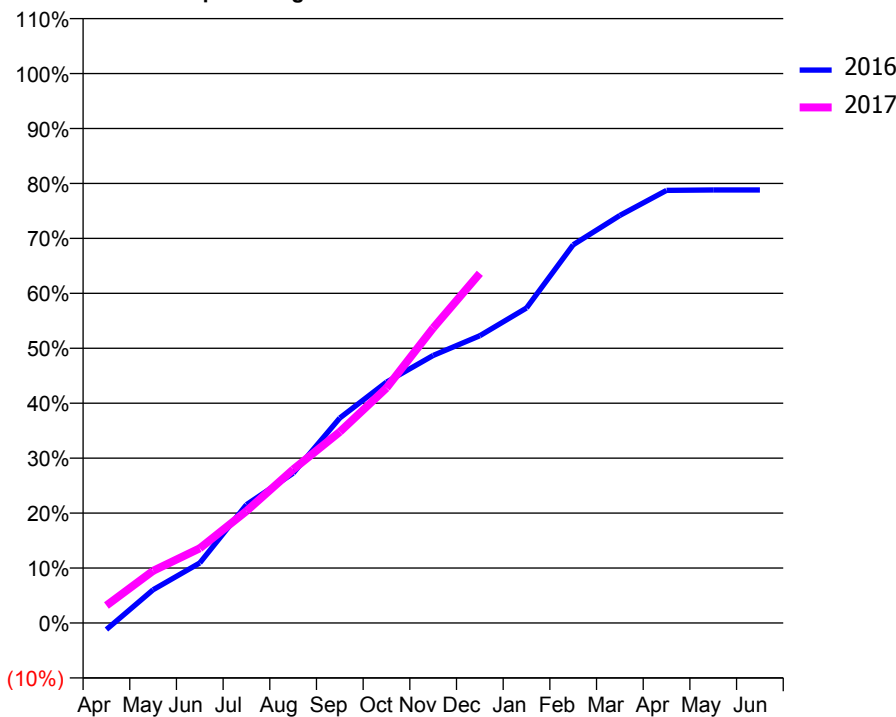
ACCESS*

Patients seen in 24 months	Total	Change since previous quarter
Quarter ending December 2015	5,834	
Quarter ending March 2016	5,659	↓
Quarter ending June 2016	5,565	↓
Quarter ending September 2016	5,513	→
Quarter ending December 2016	5,759	↑
Variance since December 2015	(1.3%)	↓



ACTIVITY

Cumulative percentage of contracted UDA delivered 2016 & 2017



Month	Adjusted Scheduled Activity (UDA)	
	2016	2017
April	-269	684
May	1,345	2,044
June	2,433	2,924
July	4,790	4,381
August	6,068	6,008
September	8,304	7,480
October	9,751	9,195
November	10,832	11,544
December	11,631	13,681
January	12,757	
February	15,314	
March	16,501	
April	17,519	
May	17,533	
June	17,534	

QUALITY

	Quantity	Base Number	Contract	LHB	Wales
% of FP17s for the same patient ID Re-attending within 3 months - Children	77	786	9.8%	7.0%	11.4%
% of FP17s for the same patient ID Re-attending within 3 months - Adults	980	5,822	16.8%	13.9%	16.6%
% of FP17s for the same patient ID Re-attending between 3 & 9 months - Children	302	786	38.4%	53.7%	58.0%
% of FP17s for the same patient ID Re-attending between 3 & 9 months - Adults	2,645	5,822	45.4%	51.2%	53.9%
% of FP17s for Band 1 Urgent Courses	578	6,079	9.5%	8.9%	9.0%
% of FP17s Relating to Free Repair or Replacements	75	6,079	1.2%	0.6%	0.7%
% of FP17s Relating to Continuations	78	6,079	1.3%	0.7%	0.9%
% of Patients satisfied with the dentistry they have received	26	28	92.9%	94.6%	94.2%
% of Patients satisfied with the time they had to wait for an appointment	26	28	92.9%	91.9%	88.6%

* This is based on patients treated on this contract for their most recent course of treatment. Figures in italics indicate the base number of FP17s or Patient Questionnaire responses are less than 100. N/A is shown where the base number of responses is less than 10 during the period. % is calculated as Quantity/Base number*100

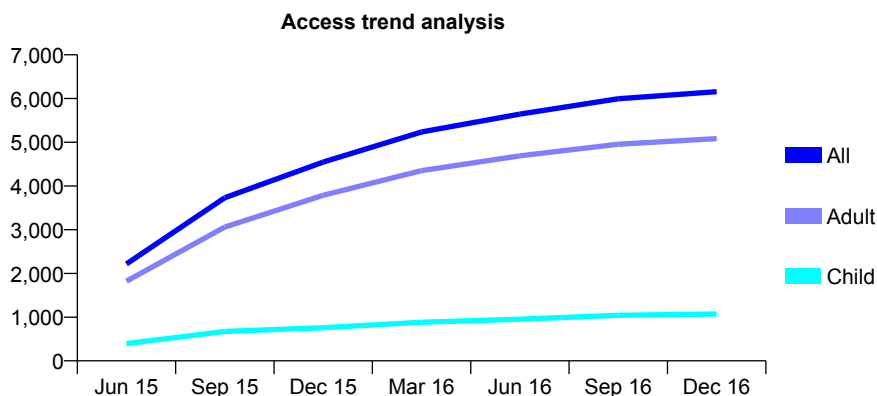
7A5 - Vital Signs At a Glance Contract Report for 197955/0002 - December 2016

Name or company name	United Dental Ltd
Contract type name	GDS Contract
Purpose of contract	General
Contract start date	01/04/2015
Contract end date	

16/17 Contracted general activity (UDA)	21,500
Carry forward general activity (UDA)	0
16/17 Contracted orthodontic activity (UOA)	0
Carry forward orthodontic activity (UOA)	0
Baseline contract value	£508,218.36

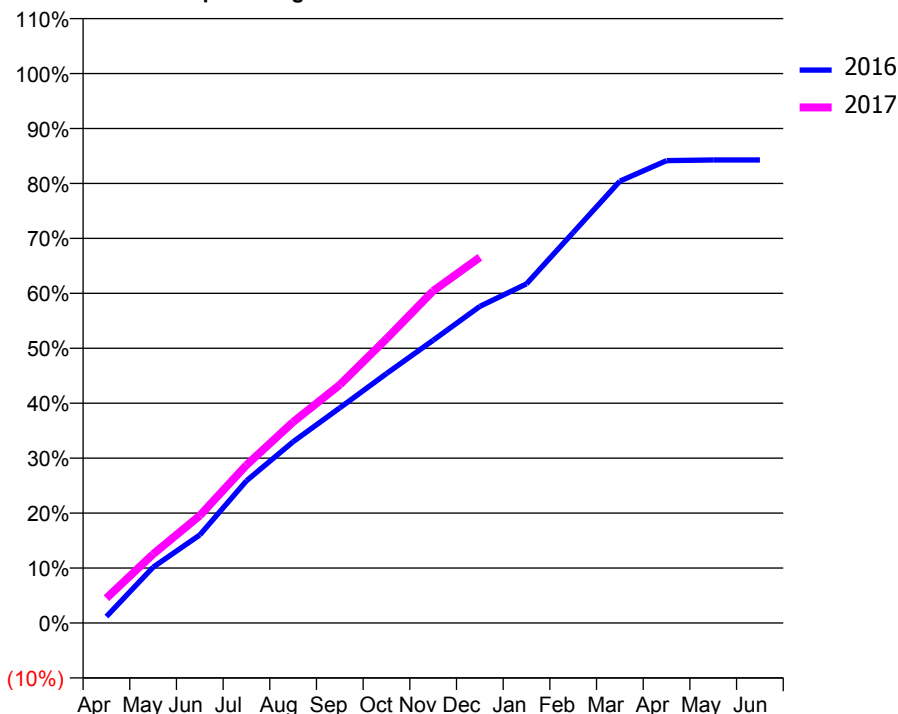
ACCESS*

Patients seen in 24 months	Total	Change since previous quarter
Quarter ending December 2015	4,545	
Quarter ending March 2016	5,234	↑
Quarter ending June 2016	5,643	↑
Quarter ending September 2016	5,996	↑
Quarter ending December 2016	6,157	↑
Variance since December 2015	35.5%	↑



ACTIVITY

Cumulative percentage of contracted UDA delivered 2016 & 2017



Month	Adjusted Scheduled Activity (UDA)	
	2016	2017
April	251	972
May	2,182	2,693
June	3,448	4,202
July	5,564	6,180
August	7,095	7,867
September	8,419	9,321
October	9,761	11,122
November	11,064	12,995
December	12,390	14,310
January	13,269	
February	15,279	
March	17,289	
April	18,089	
May	18,119	
June	18,120	

QUALITY

	Quantity	Base Number	Contract	LHB	Wales
% of FP17s for the same patient ID Re-attending within 3 months - Children	47	1,206	3.9%	7.0%	11.4%
% of FP17s for the same patient ID Re-attending within 3 months - Adults	710	5,749	12.3%	13.9%	16.6%
% of FP17s for the same patient ID Re-attending between 3 & 9 months - Children	727	1,206	60.3%	53.7%	58.0%
% of FP17s for the same patient ID Re-attending between 3 & 9 months - Adults	3,210	5,749	55.8%	51.2%	53.9%
% of FP17s for Band 1 Urgent Courses	344	6,592	5.2%	8.9%	9.0%
% of FP17s Relating to Free Repair or Replacements	92	6,592	1.4%	0.6%	0.7%
% of FP17s Relating to Continuations	31	6,592	0.5%	0.7%	0.9%
% of Patients satisfied with the dentistry they have received	43	47	91.5%	94.6%	94.2%
% of Patients satisfied with the time they had to wait for an appointment	46	47	97.9%	91.9%	88.6%

* This is based on patients treated on this contract for their most recent course of treatment. Figures in italics indicate the base number of FP17s or Patient Questionnaire responses are less than 100. N/A is shown where the base number of responses is less than 10 during the period. % is calculated as Quantity/Base number*100

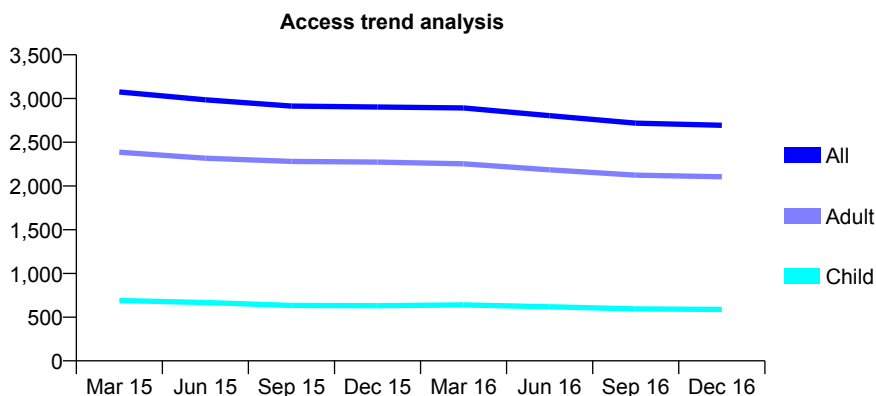
7A5 - Vital Signs At a Glance Contract Report for 199915/0001 - December 2016

Name or company name	IDH 441 to 444 Ltd
Contract type name	GDS Contract
Purpose of contract	General
Contract start date	04/04/2008
Contract end date	

16/17 Contracted general activity (UDA)	8,473
Carry forward general activity (UDA)	0
16/17 Contracted orthodontic activity (UOA)	0
Carry forward orthodontic activity (UOA)	0
Baseline contract value	£221,808.89

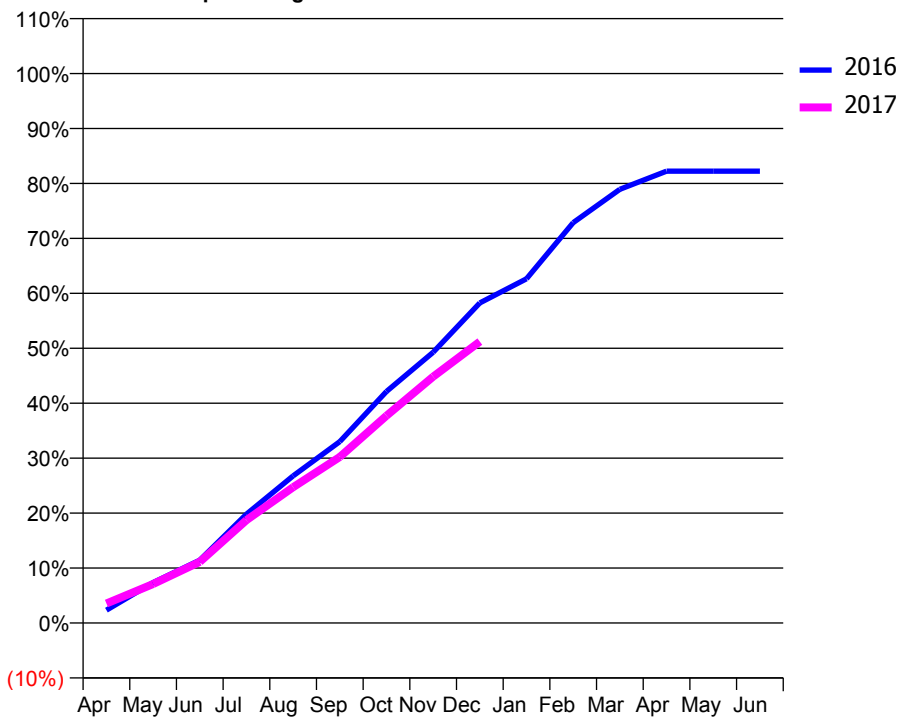
ACCESS*

Patients seen in 24 months	Total	Change since previous quarter
Quarter ending December 2015	2,903	
Quarter ending March 2016	2,893	→
Quarter ending June 2016	2,804	↓
Quarter ending September 2016	2,718	↓
Quarter ending December 2016	2,694	→
Variance since December 2015	(7.2%)	↓



ACTIVITY

Cumulative percentage of contracted UDA delivered 2016 & 2017



Month	Adjusted Scheduled Activity (UDA)	
	2016	2017
April	199	302
May	625	600
June	969	944
July	1,678	1,587
August	2,268	2,094
September	2,797	2,560
October	3,570	3,197
November	4,175	3,799
December	4,935	4,339
January	5,307	
February	6,173	
March	6,688	
April	6,968	
May	6,968	
June	6,968	

QUALITY

	Quantity	Base Number	Contract	LHB	Wales
% of FP17s for the same patient ID Re-attending within 3 months - Children	13	498	2.6%	7.0%	11.4%
% of FP17s for the same patient ID Re-attending within 3 months - Adults	74	1,643	4.5%	13.9%	16.6%
% of FP17s for the same patient ID Re-attending between 3 & 9 months - Children	223	498	44.8%	53.7%	58.0%
% of FP17s for the same patient ID Re-attending between 3 & 9 months - Adults	860	1,643	52.3%	51.2%	53.9%
% of FP17s for Band 1 Urgent Courses	56	2,019	2.8%	8.9%	9.0%
% of FP17s Relating to Free Repair or Replacements	6	2,019	0.3%	0.6%	0.7%
% of FP17s Relating to Continuations	6	2,019	0.3%	0.7%	0.9%
% of Patients satisfied with the dentistry they have received	16	16	100.0%	94.6%	94.2%
% of Patients satisfied with the time they had to wait for an appointment	15	16	93.8%	91.9%	88.6%

* This is based on patients treated on this contract for their most recent course of treatment. Figures in italics indicate the base number of FP17s or Patient Questionnaire responses are less than 100. N/A is shown where the base number of responses is less than 10 during the period. % is calculated as Quantity/Base number*100

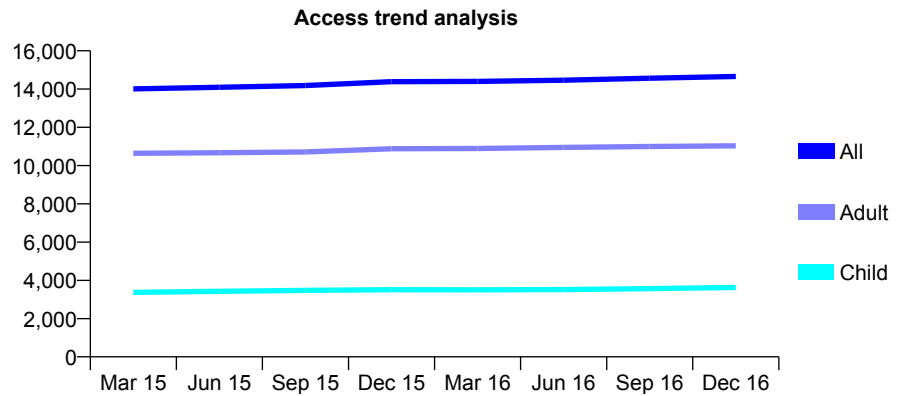
7A5 - Vital Signs At a Glance Contract Report for 199915/0002 - December 2016

Name or company name	IDH 441 to 444 Ltd
Contract type name	GDS Contract
Purpose of contract	General
Contract start date	04/04/2008
Contract end date	

16/17 Contracted general activity (UDA)	34,517
Carry forward general activity (UDA)	0
16/17 Contracted orthodontic activity (UOA)	0
Carry forward orthodontic activity (UOA)	0
Baseline contract value	£800,607.93

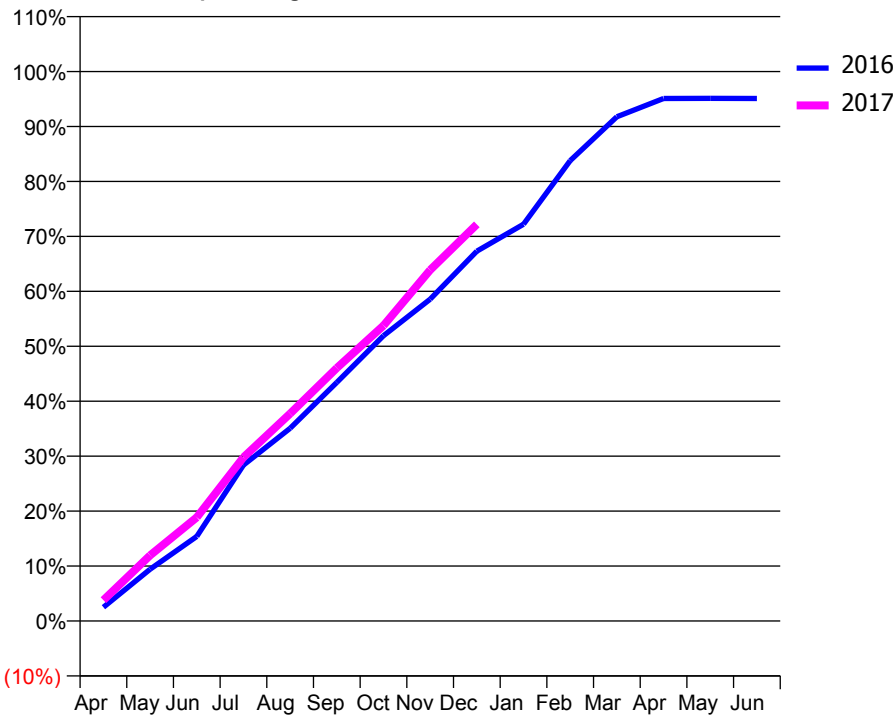
ACCESS*

Patients seen in 24 months	Total	Change since previous quarter
Quarter ending December 2015	14,384	
Quarter ending March 2016	14,399	→
Quarter ending June 2016	14,466	→
Quarter ending September 2016	14,564	→
Quarter ending December 2016	14,661	→
Variance since December 2015	1.9%	→



ACTIVITY

Cumulative percentage of contracted UDA delivered 2016 & 2017



Month	Adjusted Scheduled Activity (UDA)	
	2016	2017
April	865	1,308
May	3,258	4,129
June	5,318	6,514
July	9,797	10,282
August	12,107	13,031
September	14,990	15,891
October	17,919	18,561
November	20,219	22,048
December	23,230	24,918
January	24,925	
February	28,921	
March	31,672	
April	32,825	
May	32,827	
June	32,823	

QUALITY

	Quantity	Base Number	Contract	LHB	Wales
% of FP17s for the same patient ID Re-attending within 3 months - Children	97	3,336	2.9%	7.0%	11.4%
% of FP17s for the same patient ID Re-attending within 3 months - Adults	661	9,262	7.1%	13.9%	16.6%
% of FP17s for the same patient ID Re-attending between 3 & 9 months - Children	1,617	3,336	48.5%	53.7%	58.0%
% of FP17s for the same patient ID Re-attending between 3 & 9 months - Adults	4,330	9,262	46.8%	51.2%	53.9%
% of FP17s for Band 1 Urgent Courses	484	11,967	4.0%	8.9%	9.0%
% of FP17s Relating to Free Repair or Replacements	64	11,967	0.5%	0.6%	0.7%
% of FP17s Relating to Continuations	62	11,967	0.5%	0.7%	0.9%
% of Patients satisfied with the dentistry they have received	53	54	98.1%	94.6%	94.2%
% of Patients satisfied with the time they had to wait for an appointment	48	54	88.9%	91.9%	88.6%

* This is based on patients treated on this contract for their most recent course of treatment. Figures in italics indicate the base number of FP17s or Patient Questionnaire responses are less than 100. N/A is shown where the base number of responses is less than 10 during the period. % is calculated as Quantity/Base number*100

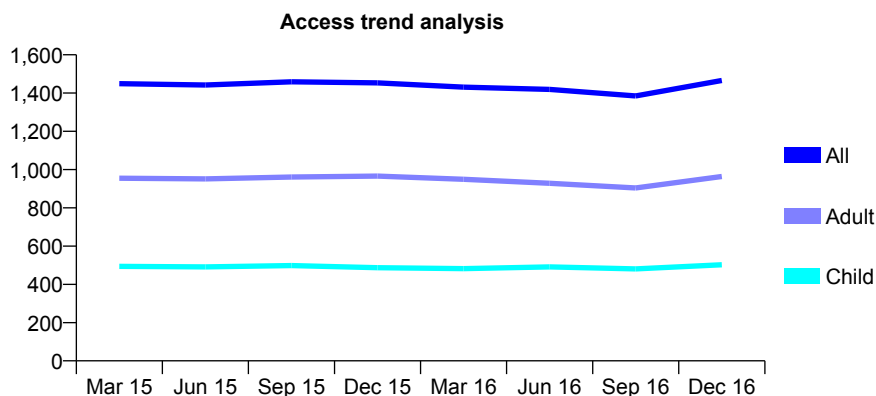
7A5 - Vital Signs At a Glance Contract Report for 228826/0002 - December 2016

Name or company name	MRS JA DAVIES
Contract type name	GDS Contract
Purpose of contract	General
Contract start date	01/04/2012
Contract end date	

16/17 Contracted general activity (UDA)	4,886
Carry forward general activity (UDA)	0
16/17 Contracted orthodontic activity (UOA)	0
Carry forward orthodontic activity (UOA)	0
Baseline contract value	£129,264.67

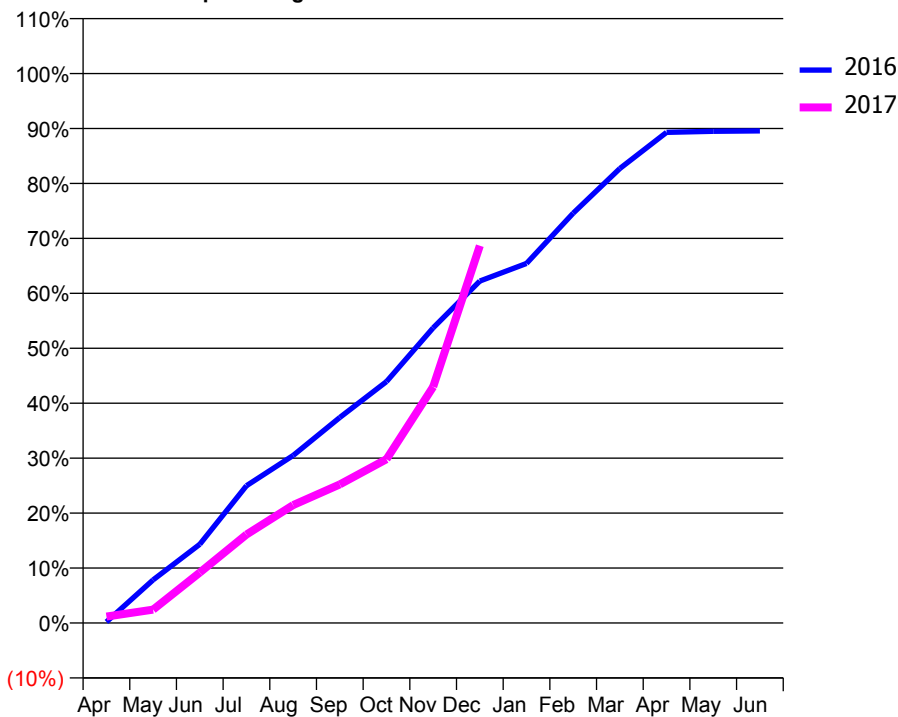
ACCESS*

Patients seen in 24 months	Total	Change since previous quarter
Quarter ending December 2015	1,453	
Quarter ending March 2016	1,431	↓
Quarter ending June 2016	1,419	→
Quarter ending September 2016	1,385	↓
Quarter ending December 2016	1,466	↑
Variance since December 2015	0.9%	→



ACTIVITY

Cumulative percentage of contracted UDA delivered 2016 & 2017



Month	Adjusted Scheduled Activity (UDA)	
	2016	2017
April	10	58
May	383	119
June	700	448
July	1,221	787
August	1,490	1,049
September	1,828	1,232
October	2,146	1,457
November	2,624	2,100
December	3,041	3,355
January	3,197	
February	3,645	
March	4,041	
April	4,362	
May	4,372	
June	4,375	

QUALITY

	Quantity	Base Number	Contract	LHB	Wales
% of FP17s for the same patient ID Re-attending within 3 months - Children	24	406	5.9%	7.0%	11.4%
% of FP17s for the same patient ID Re-attending within 3 months - Adults	87	766	11.4%	13.9%	16.6%
% of FP17s for the same patient ID Re-attending between 3 & 9 months - Children	117	406	28.8%	53.7%	58.0%
% of FP17s for the same patient ID Re-attending between 3 & 9 months - Adults	251	766	32.8%	51.2%	53.9%
% of FP17s for Band 1 Urgent Courses	124	1,028	12.1%	8.9%	9.0%
% of FP17s Relating to Free Repair or Replacements	0	1,028	0.0%	0.6%	0.7%
% of FP17s Relating to Continuations	6	1,028	0.6%	0.7%	0.9%
% of Patients satisfied with the dentistry they have received	5	5	N/A	94.6%	94.2%
% of Patients satisfied with the time they had to wait for an appointment	5	5	N/A	91.9%	88.6%

* This is based on patients treated on this contract for their most recent course of treatment. Figures in italics indicate the base number of FP17s or Patient Questionnaire responses are less than 100. N/A is shown where the base number of responses is less than 10 during the period. % is calculated as Quantity/Base number*100

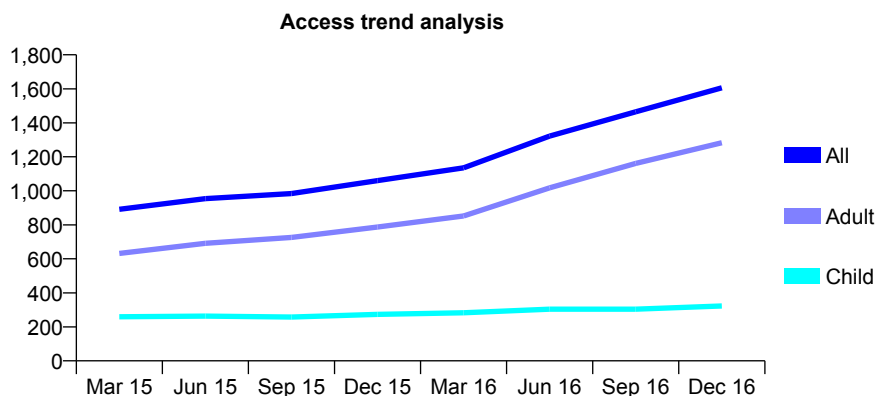
7A5 - Vital Signs At a Glance Contract Report for 239186/0001 - December 2016

Name or company name	MR NA WILSON
Contract type name	GDS Contract
Purpose of contract	General
Contract start date	01/04/2006
Contract end date	

16/17 Contracted general activity (UDA)	6,200
Carry forward general activity (UDA)	0
16/17 Contracted orthodontic activity (UOA)	0
Carry forward orthodontic activity (UOA)	0
Baseline contract value	£109,291.70

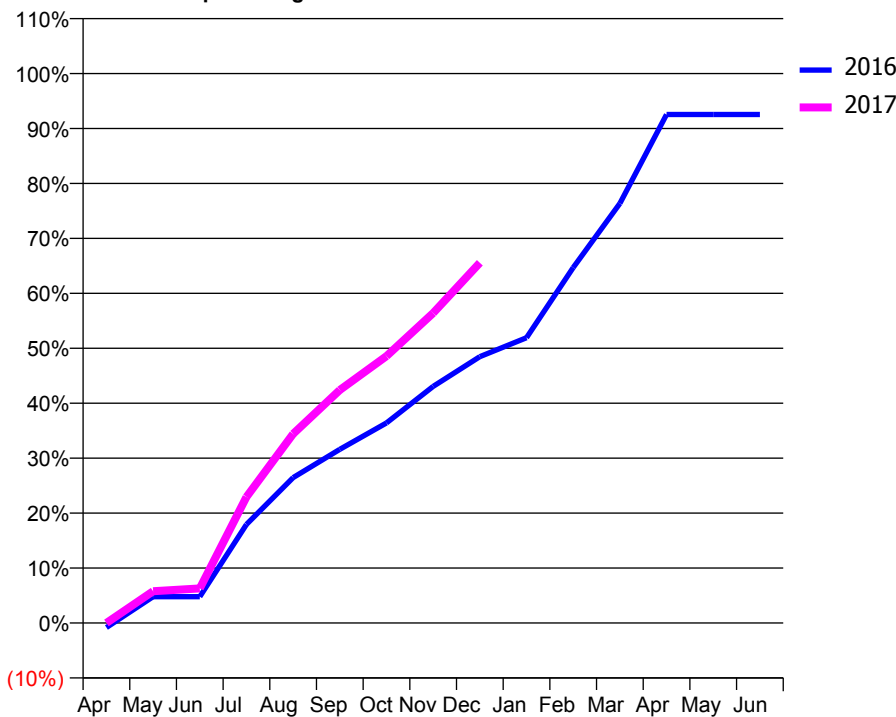
ACCESS*

Patients seen in 24 months	Total	Change since previous quarter
Quarter ending December 2015	1,060	
Quarter ending March 2016	1,135	↑
Quarter ending June 2016	1,322	↑
Quarter ending September 2016	1,465	↑
Quarter ending December 2016	1,606	↑
Variance since December 2015	51.5%	↑



ACTIVITY

Cumulative percentage of contracted UDA delivered 2016 & 2017



Month	Adjusted Scheduled Activity (UDA)	
	2016	2017
April	-32	0
May	183	359
June	183	391
July	685	1,422
August	1,011	2,134
September	1,207	2,629
October	1,391	3,011
November	1,645	3,498
December	1,852	4,065
January	1,983	
February	2,471	
March	2,916	
April	3,535	
May	3,535	
June	3,535	

QUALITY

	Quantity	Base Number	Contract	LHB	Wales
% of FP17s for the same patient ID Re-attending within 3 months - Children	38	379	10.0%	7.0%	11.4%
% of FP17s for the same patient ID Re-attending within 3 months - Adults	344	1,469	23.4%	13.9%	16.6%
% of FP17s for the same patient ID Re-attending between 3 & 9 months - Children	201	379	53.0%	53.7%	58.0%
% of FP17s for the same patient ID Re-attending between 3 & 9 months - Adults	453	1,469	30.8%	51.2%	53.9%
% of FP17s for Band 1 Urgent Courses	299	1,669	17.9%	8.9%	9.0%
% of FP17s Relating to Free Repair or Replacements	5	1,669	0.3%	0.6%	0.7%
% of FP17s Relating to Continuations	1	1,669	0.1%	0.7%	0.9%
% of Patients satisfied with the dentistry they have received	8	8	N/A	94.6%	94.2%
% of Patients satisfied with the time they had to wait for an appointment	8	8	N/A	91.9%	88.6%

* This is based on patients treated on this contract for their most recent course of treatment. Figures in italics indicate the base number of FP17s or Patient Questionnaire responses are less than 100. N/A is shown where the base number of responses is less than 10 during the period. % is calculated as Quantity/Base number*100

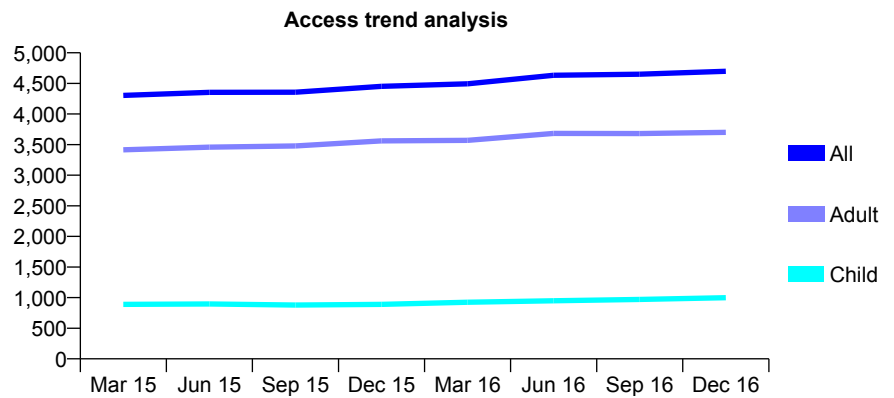
7A5 - Vital Signs At a Glance Contract Report for 245682/0001 - December 2016

Name or company name	MR M NEWLAND
Contract type name	GDS Contract
Purpose of contract	General
Contract start date	01/11/2008
Contract end date	

16/17 Contracted general activity (UDA)	12,425
Carry forward general activity (UDA)	-33
16/17 Contracted orthodontic activity (UOA)	0
Carry forward orthodontic activity (UOA)	0
Baseline contract value	£296,582.55

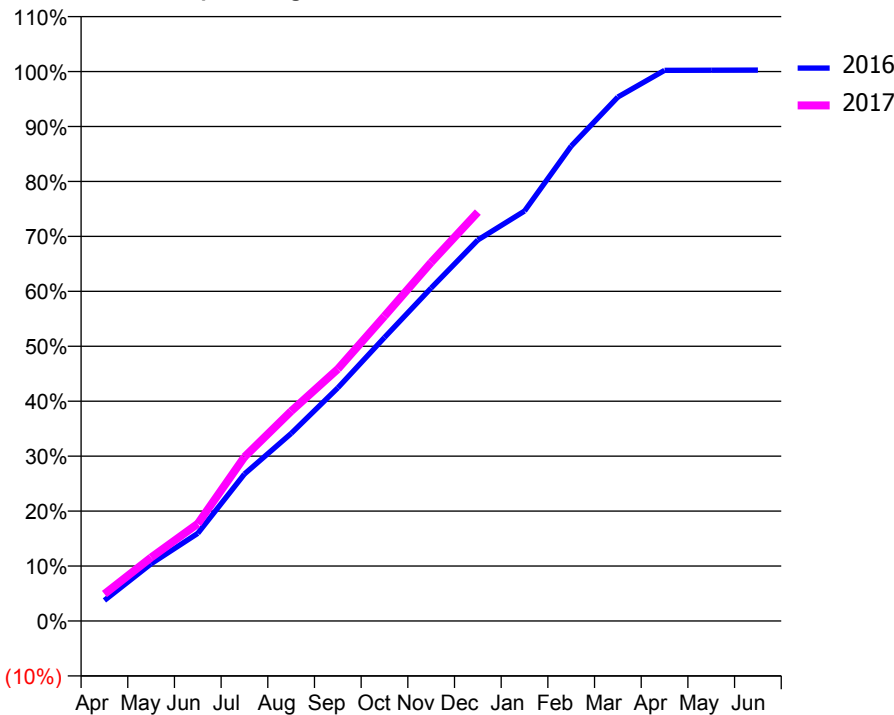
ACCESS*

Patients seen in 24 months	Total	Change since previous quarter
Quarter ending December 2015	4,451	
Quarter ending March 2016	4,493	→
Quarter ending June 2016	4,633	↑
Quarter ending September 2016	4,651	→
Quarter ending December 2016	4,699	→
Variance since December 2015	5.6%	↑



ACTIVITY

Cumulative percentage of contracted UDA delivered 2016 & 2017



Month	Adjusted Scheduled Activity (UDA)	
	2016	2017
April	465	609
May	1,295	1,435
June	1,982	2,201
July	3,325	3,710
August	4,240	4,745
September	5,273	5,696
October	6,412	6,893
November	7,530	8,108
December	8,616	9,247
January	9,270	
February	10,738	
March	11,848	
April	12,452	
May	12,453	
June	12,458	

QUALITY

	Quantity	Base Number	Contract	LHB	Wales
% of FP17s for the same patient ID Re-attending within 3 months - Children	54	1,132	4.8%	7.0%	11.4%
% of FP17s for the same patient ID Re-attending within 3 months - Adults	406	4,055	10.0%	13.9%	16.6%
% of FP17s for the same patient ID Re-attending between 3 & 9 months - Children	575	1,132	50.8%	53.7%	58.0%
% of FP17s for the same patient ID Re-attending between 3 & 9 months - Adults	1,842	4,055	45.4%	51.2%	53.9%
% of FP17s for Band 1 Urgent Courses	316	4,894	6.5%	8.9%	9.0%
% of FP17s Relating to Free Repair or Replacements	27	4,894	0.6%	0.6%	0.7%
% of FP17s Relating to Continuations	25	4,894	0.5%	0.7%	0.9%
% of Patients satisfied with the dentistry they have received	16	16	100.0%	94.6%	94.2%
% of Patients satisfied with the time they had to wait for an appointment	16	16	100.0%	91.9%	88.6%

* This is based on patients treated on this contract for their most recent course of treatment. Figures in italics indicate the base number of FP17s or Patient Questionnaire responses are less than 100. N/A is shown where the base number of responses is less than 10 during the period. % is calculated as Quantity/Base number*100

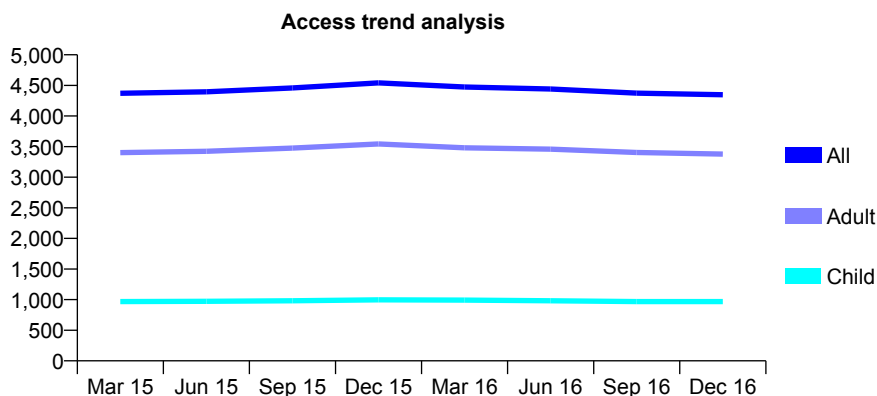
7A5 - Vital Signs At a Glance Contract Report for 324035/0001 - December 2016

Name or company name	MR PS JOHN
Contract type name	GDS Contract
Purpose of contract	General and Orthodontic
Contract start date	01/04/2006
Contract end date	

16/17 Contracted general activity (UDA)	15,844
Carry forward general activity (UDA)	-184
16/17 Contracted orthodontic activity (UOA)	447
Carry forward orthodontic activity (UOA)	0
Baseline contract value	£377,321.60

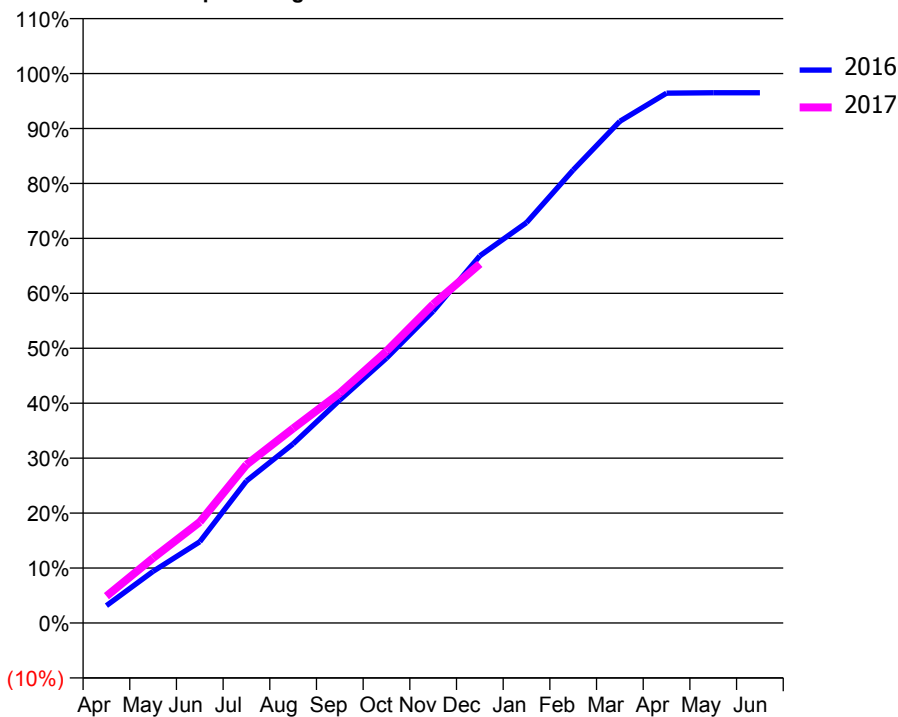
ACCESS*

Patients seen in 24 months	Total	Change since previous quarter
Quarter ending December 2015	4,541	
Quarter ending March 2016	4,473	↓
Quarter ending June 2016	4,441	→
Quarter ending September 2016	4,374	↓
Quarter ending December 2016	4,348	→
Variance since December 2015	(4.3%)	↓



ACTIVITY

Cumulative percentage of contracted UDA delivered 2016 & 2017



Month	Adjusted Scheduled Activity (UDA)	
	2016	2017
April	503	775
May	1,490	1,875
June	2,345	2,911
July	4,097	4,568
August	5,165	5,612
September	6,430	6,632
October	7,640	7,837
November	8,992	9,192
December	10,586	10,353
January	11,544	
February	13,064	
March	14,467	
April	15,278	
May	15,290	
June	15,290	

QUALITY

	Quantity	Base Number	Contract	LHB	Wales
% of FP17s for the same patient ID Re-attending within 3 months - Children	151	1,261	12.0%	7.0%	11.4%
% of FP17s for the same patient ID Re-attending within 3 months - Adults	601	4,710	12.8%	13.9%	16.6%
% of FP17s for the same patient ID Re-attending between 3 & 9 months - Children	859	1,261	68.1%	53.7%	58.0%
% of FP17s for the same patient ID Re-attending between 3 & 9 months - Adults	3,514	4,710	74.6%	51.2%	53.9%
% of FP17s for Band 1 Urgent Courses	300	5,574	5.4%	8.9%	9.0%
% of FP17s Relating to Free Repair or Replacements	0	5,574	0.0%	0.6%	0.7%
% of FP17s Relating to Continuations	20	5,574	0.4%	0.7%	0.9%
% of Patients satisfied with the dentistry they have received	33	35	94.3%	94.6%	94.2%
% of Patients satisfied with the time they had to wait for an appointment	32	35	91.4%	91.9%	88.6%

* This is based on patients treated on this contract for their most recent course of treatment. Figures in italics indicate the base number of FP17s or Patient Questionnaire responses are less than 100. N/A is shown where the base number of responses is less than 10 during the period. % is calculated as Quantity/Base number*100

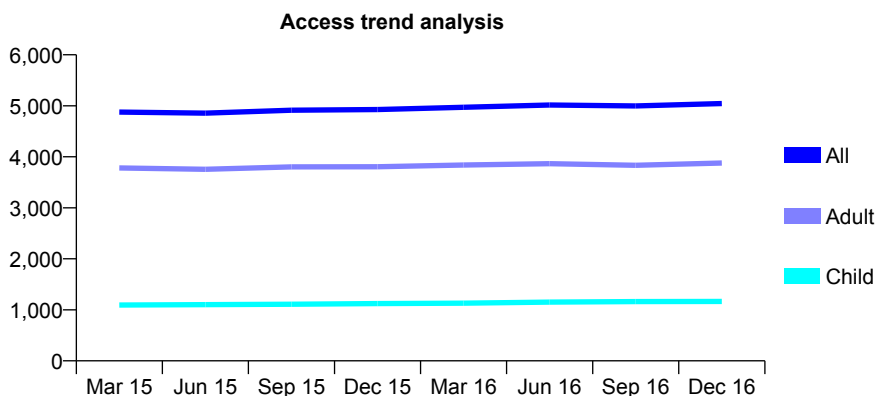
7A5 - Vital Signs At a Glance Contract Report for 324590/0001 - December 2016

Name or company name	MRS JM GRIFFITHS
Contract type name	GDS Contract
Purpose of contract	General
Contract start date	01/04/2006
Contract end date	

16/17 Contracted general activity (UDA)	14,876
Carry forward general activity (UDA)	264
16/17 Contracted orthodontic activity (UOA)	0
Carry forward orthodontic activity (UOA)	0
Baseline contract value	£366,695.42

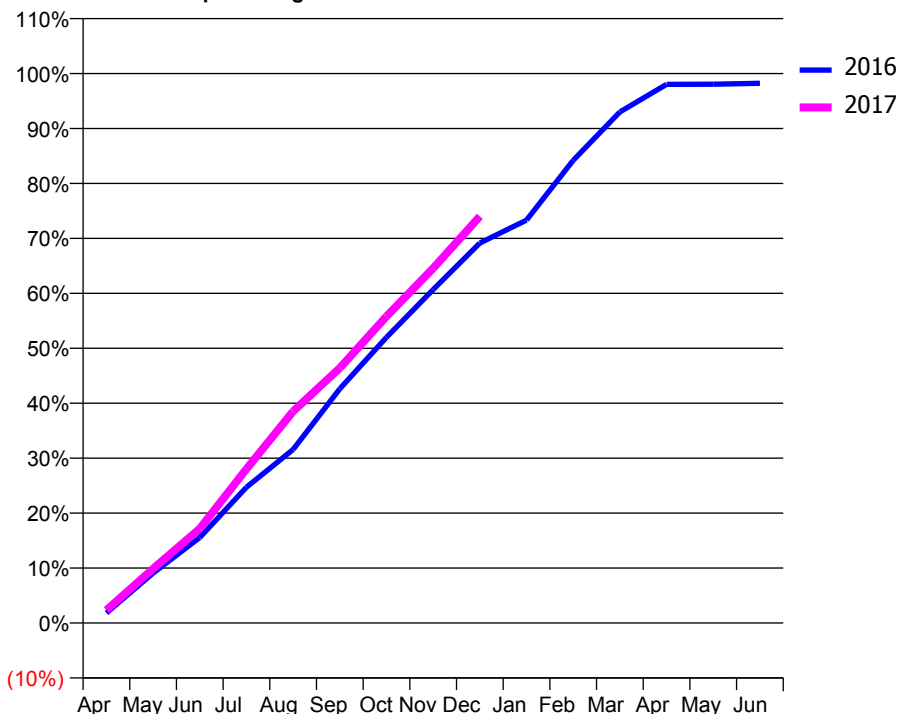
ACCESS*

Patients seen in 24 months	Total	Change since previous quarter
Quarter ending December 2015	4,928	
Quarter ending March 2016	4,971	→
Quarter ending June 2016	5,016	→
Quarter ending September 2016	4,997	→
Quarter ending December 2016	5,044	→
Variance since December 2015	2.4%	↑



ACTIVITY

Cumulative percentage of contracted UDA delivered 2016 & 2017



Adjusted Scheduled Activity (UDA)

Month	2016	2017
April	274	349
May	1,354	1,473
June	2,314	2,555
July	3,677	4,171
August	4,697	5,731
September	6,341	6,904
October	7,735	8,300
November	9,026	9,603
December	10,285	11,007
January	10,906	
February	12,526	
March	13,834	
April	14,583	
May	14,586	
June	14,612	

QUALITY

	Quantity	Base Number	Contract	LHB	Wales
% of FP17s for the same patient ID Re-attending within 3 months - Children	94	1,222	7.7%	7.0%	11.4%
% of FP17s for the same patient ID Re-attending within 3 months - Adults	659	4,234	15.6%	13.9%	16.6%
% of FP17s for the same patient ID Re-attending between 3 & 9 months - Children	683	1,222	55.9%	53.7%	58.0%
% of FP17s for the same patient ID Re-attending between 3 & 9 months - Adults	2,311	4,234	54.6%	51.2%	53.9%
% of FP17s for Band 1 Urgent Courses	537	5,145	10.4%	8.9%	9.0%
% of FP17s Relating to Free Repair or Replacements	25	5,145	0.5%	0.6%	0.7%
% of FP17s Relating to Continuations	62	5,145	1.2%	0.7%	0.9%
% of Patients satisfied with the dentistry they have received	47	49	95.9%	94.6%	94.2%
% of Patients satisfied with the time they had to wait for an appointment	47	49	95.9%	91.9%	88.6%

* This is based on patients treated on this contract for their most recent course of treatment. Figures in italics indicate the base number of FP17s or Patient Questionnaire responses are less than 100. N/A is shown where the base number of responses is less than 10 during the period. % is calculated as Quantity/Base number*100

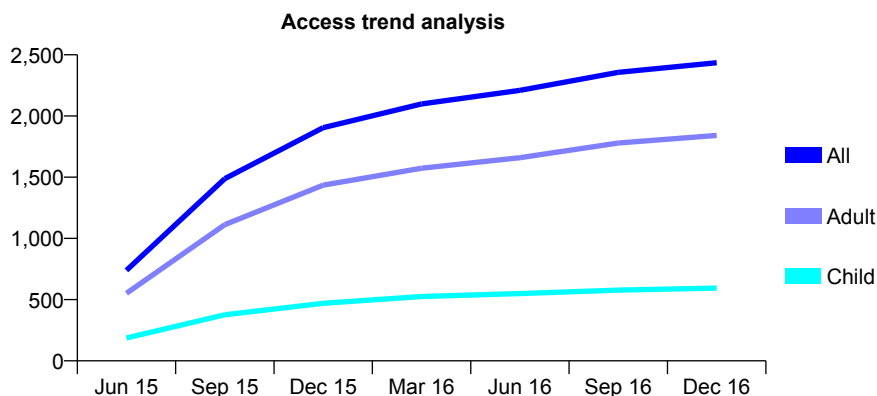
7A5 - Vital Signs At a Glance Contract Report for 377023/0001 - December 2016

Name or company name	MISS CL DAVIES
Contract type name	GDS Contract
Purpose of contract	General
Contract start date	01/04/2015
Contract end date	

16/17 Contracted general activity (UDA)	9,166
Carry forward general activity (UDA)	-203
16/17 Contracted orthodontic activity (UOA)	0
Carry forward orthodontic activity (UOA)	0
Baseline contract value	£177,066.46

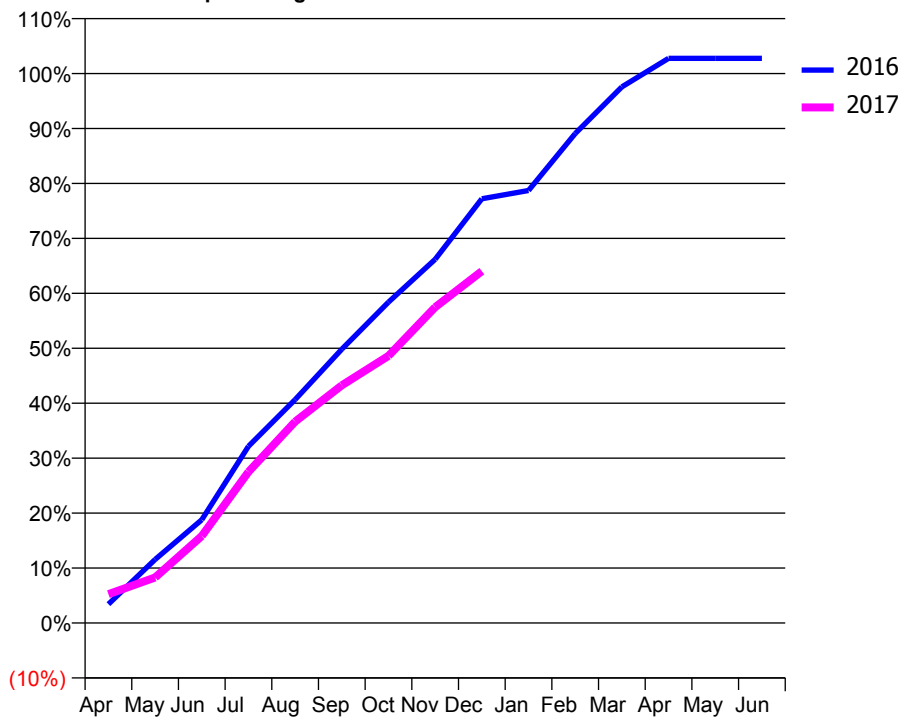
ACCESS*

Patients seen in 24 months	Total	Change since previous quarter
Quarter ending December 2015	1,905	
Quarter ending March 2016	2,099	↑
Quarter ending June 2016	2,210	↑
Quarter ending September 2016	2,357	↑
Quarter ending December 2016	2,435	↑
Variance since December 2015	27.8%	↑



ACTIVITY

Cumulative percentage of contracted UDA delivered 2016 & 2017



Month	Adjusted Scheduled Activity (UDA)	
	2016	2017
April	252	481
May	849	759
June	1,381	1,450
July	2,363	2,522
August	2,988	3,359
September	3,661	3,964
October	4,289	4,457
November	4,862	5,269
December	5,671	5,868
January	5,781	
February	6,543	
March	7,167	
April	7,549	
May	7,549	
June	7,549	

QUALITY

	Quantity	Base Number	Contract	LHB	Wales
% of FP17s for the same patient ID Re-attending within 3 months - Children	37	645	5.7%	7.0%	11.4%
% of FP17s for the same patient ID Re-attending within 3 months - Adults	259	2,132	12.1%	13.9%	16.6%
% of FP17s for the same patient ID Re-attending between 3 & 9 months - Children	365	645	56.6%	53.7%	58.0%
% of FP17s for the same patient ID Re-attending between 3 & 9 months - Adults	1,225	2,132	57.5%	51.2%	53.9%
% of FP17s for Band 1 Urgent Courses	195	2,610	7.5%	8.9%	9.0%
% of FP17s Relating to Free Repair or Replacements	5	2,610	0.2%	0.6%	0.7%
% of FP17s Relating to Continuations	23	2,610	0.9%	0.7%	0.9%
% of Patients satisfied with the dentistry they have received	21	23	91.3%	94.6%	94.2%
% of Patients satisfied with the time they had to wait for an appointment	20	23	87.0%	91.9%	88.6%

* This is based on patients treated on this contract for their most recent course of treatment. Figures in italics indicate the base number of FP17s or Patient Questionnaire responses are less than 100. N/A is shown where the base number of responses is less than 10 during the period. % is calculated as Quantity/Base number*100

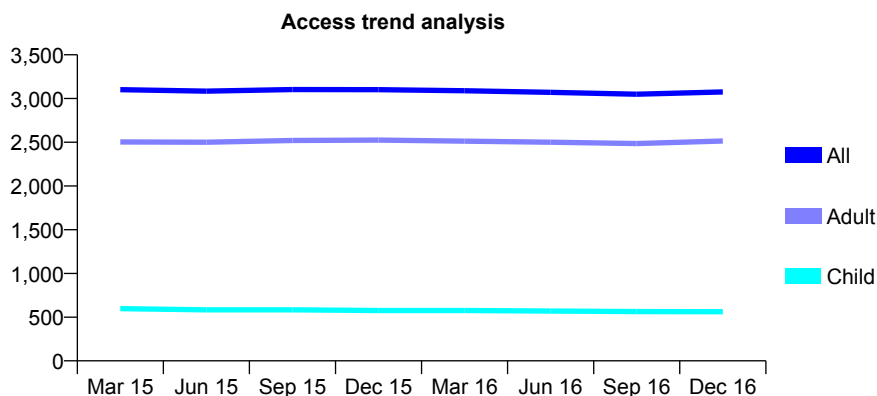
7A5 - Vital Signs At a Glance Contract Report for 573531/0001 - December 2016

Name or company name	MR PB JAMES
Contract type name	GDS Contract
Purpose of contract	General
Contract start date	01/04/2006
Contract end date	

16/17 Contracted general activity (UDA)	8,000
Carry forward general activity (UDA)	-101
16/17 Contracted orthodontic activity (UOA)	0
Carry forward orthodontic activity (UOA)	0
Baseline contract value	£190,565.63

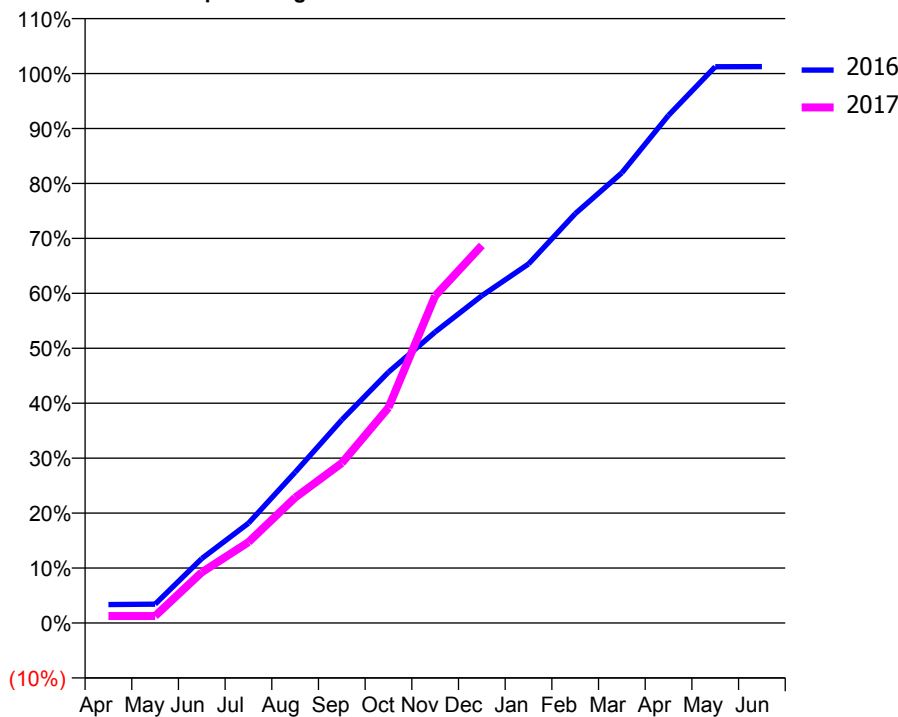
ACCESS*

Patients seen in 24 months	Total	Change since previous quarter
Quarter ending December 2015	3,101	
Quarter ending March 2016	3,089	→
Quarter ending June 2016	3,070	→
Quarter ending September 2016	3,049	→
Quarter ending December 2016	3,076	→
Variance since December 2015	(0.8%)	→



ACTIVITY

Cumulative percentage of contracted UDA delivered 2016 & 2017



Month	Adjusted Scheduled Activity (UDA)	
	2016	2017
April	268	101
May	274	101
June	939	738
July	1,453	1,177
August	2,196	1,826
September	2,958	2,329
October	3,652	3,136
November	4,237	4,763
December	4,766	5,497
January	5,228	
February	5,959	
March	6,554	
April	7,392	
May	8,099	
June	8,101	

QUALITY

	Quantity	Base Number	Contract	LHB	Wales
% of FP17s for the same patient ID Re-attending within 3 months - Children	35	738	4.7%	7.0%	11.4%
% of FP17s for the same patient ID Re-attending within 3 months - Adults	291	2,424	12.0%	13.9%	16.6%
% of FP17s for the same patient ID Re-attending between 3 & 9 months - Children	477	738	64.6%	53.7%	58.0%
% of FP17s for the same patient ID Re-attending between 3 & 9 months - Adults	615	2,424	25.4%	51.2%	53.9%
% of FP17s for Band 1 Urgent Courses	101	2,424	4.2%	8.9%	9.0%
% of FP17s Relating to Free Repair or Replacements	9	2,424	0.4%	0.6%	0.7%
% of FP17s Relating to Continuations	21	2,424	0.9%	0.7%	0.9%
% of Patients satisfied with the dentistry they have received	28	28	100.0%	94.6%	94.2%
% of Patients satisfied with the time they had to wait for an appointment	27	28	96.4%	91.9%	88.6%

* This is based on patients treated on this contract for their most recent course of treatment. Figures in italics indicate the base number of FP17s or Patient Questionnaire responses are less than 100. N/A is shown where the base number of responses is less than 10 during the period. % is calculated as Quantity/Base number*100

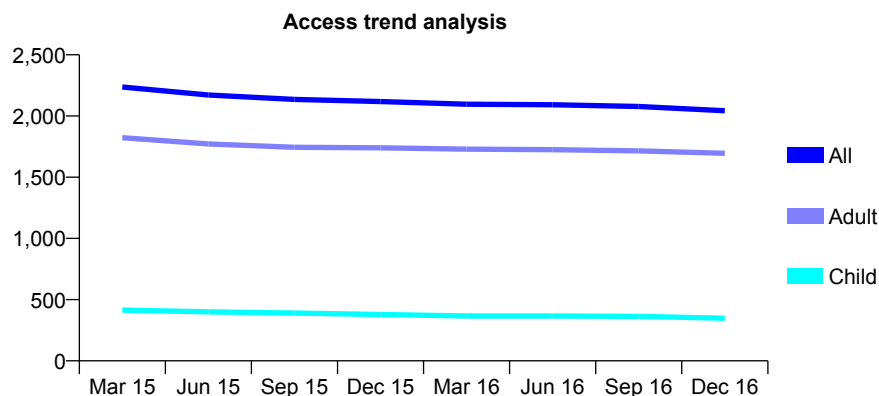
7A5 - Vital Signs At a Glance Contract Report for 625485/0004 - December 2016

Name or company name	MISS D ADAMS
Contract type name	GDS Contract
Purpose of contract	General
Contract start date	14/06/2010
Contract end date	

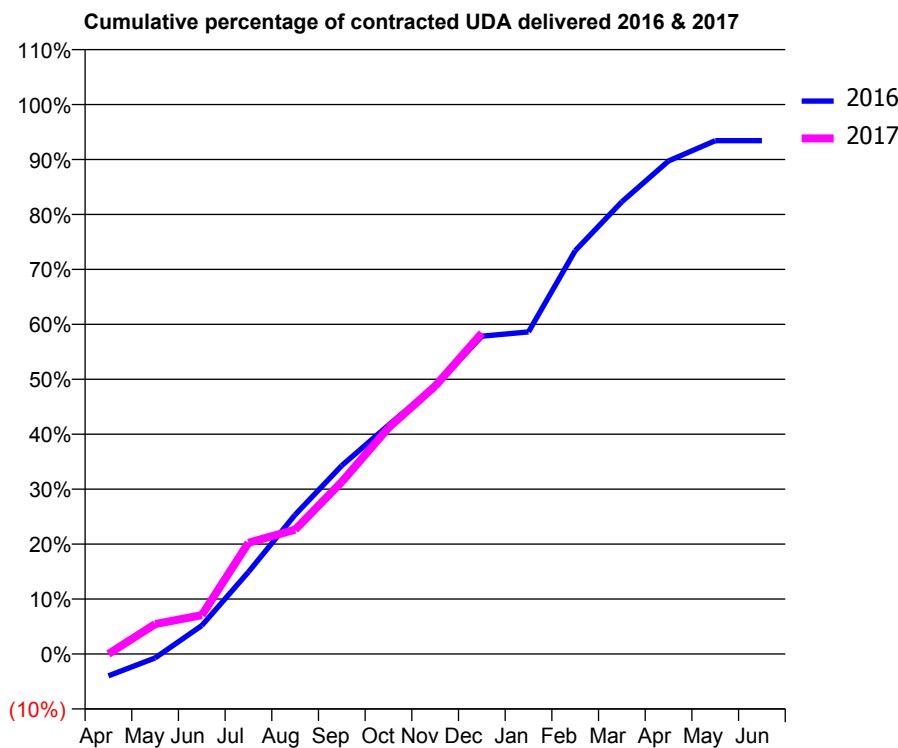
16/17 Contracted general activity (UDA)	5,350
Carry forward general activity (UDA)	0
16/17 Contracted orthodontic activity (UOA)	0
Carry forward orthodontic activity (UOA)	0
Baseline contract value	£130,845.21

ACCESS*

Patients seen in 24 months	Total	Change since previous quarter
Quarter ending December 2015	2,118	
Quarter ending March 2016	2,096	↓
Quarter ending June 2016	2,092	→
Quarter ending September 2016	2,078	→
Quarter ending December 2016	2,043	↓
Variance since December 2015	(3.5%)	↓



ACTIVITY



Month	Adjusted Scheduled Activity (UDA)	
	2016	2017
April	-213	0
May	-40	292
June	277	378
July	799	1,084
August	1,356	1,210
September	1,835	1,676
October	2,228	2,203
November	2,610	2,609
December	3,095	3,124
January	3,137	
February	3,927	
March	4,403	
April	4,800	
May	4,997	
June	4,998	

QUALITY

	Quantity	Base Number	Contract	LHB	Wales
% of FP17s for the same patient ID Re-attending within 3 months - Children	45	451	10.0%	7.0%	11.4%
% of FP17s for the same patient ID Re-attending within 3 months - Adults	130	1,465	8.9%	13.9%	16.6%
% of FP17s for the same patient ID Re-attending between 3 & 9 months - Children	307	451	68.1%	53.7%	58.0%
% of FP17s for the same patient ID Re-attending between 3 & 9 months - Adults	578	1,465	39.5%	51.2%	53.9%
% of FP17s for Band 1 Urgent Courses	65	1,655	3.9%	8.9%	9.0%
% of FP17s Relating to Free Repair or Replacements	4	1,655	0.2%	0.6%	0.7%
% of FP17s Relating to Continuations	5	1,655	0.3%	0.7%	0.9%
% of Patients satisfied with the dentistry they have received	16	18	88.9%	94.6%	94.2%
% of Patients satisfied with the time they had to wait for an appointment	18	18	100.0%	91.9%	88.6%

* This is based on patients treated on this contract for their most recent course of treatment. Figures in italics indicate the base number of FP17s or Patient Questionnaire responses are less than 100. N/A is shown where the base number of responses is less than 10 during the period. % is calculated as Quantity/Base number*100

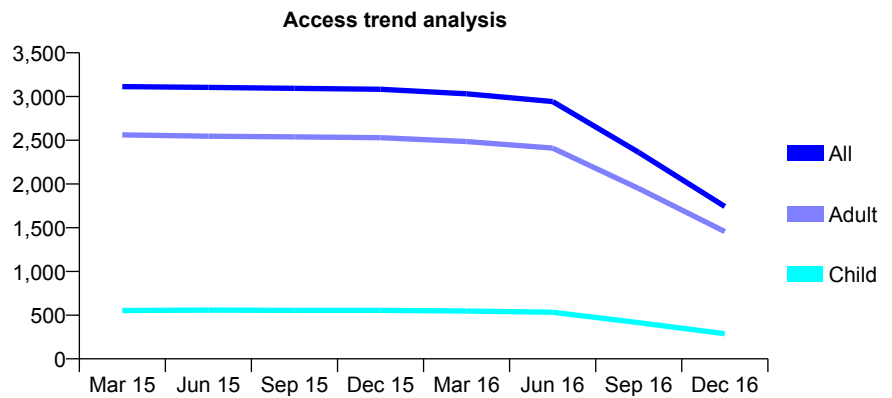
7A5 - Vital Signs At a Glance Contract Report for 659045/0001 - December 2016

Name or company name	MR SJ BOWSHER
Contract type name	GDS Contract
Purpose of contract	General
Contract start date	01/04/2006
Contract end date	26/05/2016

16/17 Contracted general activity (UDA)	1,161
Carry forward general activity (UDA)	0
16/17 Contracted orthodontic activity (UOA)	0
Carry forward orthodontic activity (UOA)	0
Baseline contract value	£26,297.36

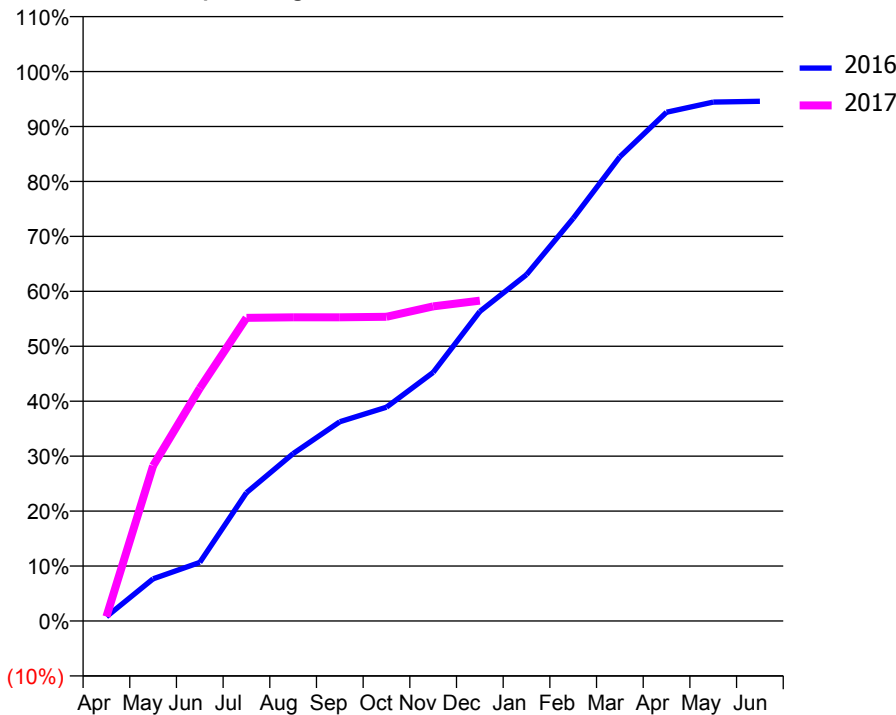
ACCESS*

Patients seen in 24 months	Total	Change since previous quarter
Quarter ending December 2015	3,083	
Quarter ending March 2016	3,031	↓
Quarter ending June 2016	2,943	↓
Quarter ending September 2016	2,362	↓
Quarter ending December 2016	1,742	↓
Variance since December 2015	(43.5%)	↓



ACTIVITY

Cumulative percentage of contracted UDA delivered 2016 & 2017



Month	Adjusted Scheduled Activity (UDA)	
	2016	2017
April	56	9
May	553	328
June	769	492
July	1,681	641
August	2,194	642
September	2,610	642
October	2,802	643
November	3,258	665
December	4,056	677
January	4,538	
February	5,275	
March	6,084	
April	6,667	
May	6,799	
June	6,810	

QUALITY

	Quantity	Base Number	Contract	LHB	Wales
% of FP17s for the same patient ID Re-attending within 3 months - Children	7	128	5.5%	7.0%	11.4%
% of FP17s for the same patient ID Re-attending within 3 months - Adults	41	493	8.3%	13.9%	16.6%
% of FP17s for the same patient ID Re-attending between 3 & 9 months - Children	41	128	32.0%	53.7%	58.0%
% of FP17s for the same patient ID Re-attending between 3 & 9 months - Adults	146	493	29.6%	51.2%	53.9%
% of FP17s for Band 1 Urgent Courses	48	354	13.6%	8.9%	9.0%
% of FP17s Relating to Free Repair or Replacements	0	354	0.0%	0.6%	0.7%
% of FP17s Relating to Continuations	0	354	0.0%	0.7%	0.9%
% of Patients satisfied with the dentistry they have received	9	9	N/A	94.6%	94.2%
% of Patients satisfied with the time they had to wait for an appointment	9	9	N/A	91.9%	88.6%

* This is based on patients treated on this contract for their most recent course of treatment. Figures in italics indicate the base number of FP17s or Patient Questionnaire responses are less than 100. N/A is shown where the base number of responses is less than 10 during the period. % is calculated as Quantity/Base number*100

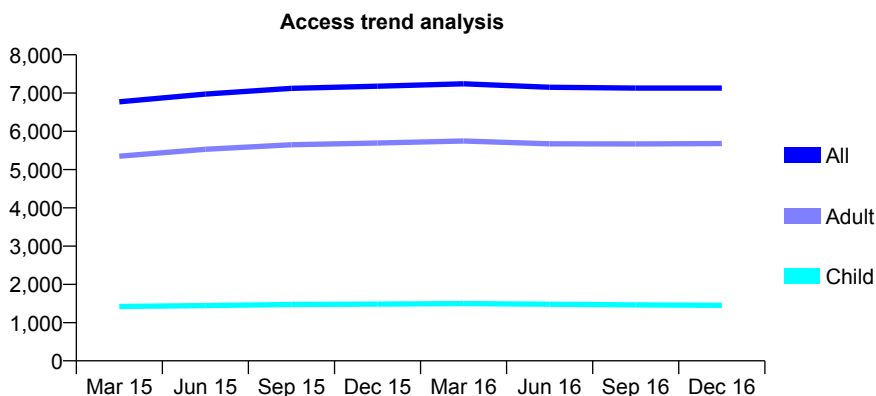
7A5 - Vital Signs At a Glance Contract Report for 688312/0001 - December 2016

Name or company name	MR G BLINMAN
Contract type name	GDS Contract
Purpose of contract	General
Contract start date	01/10/2013
Contract end date	

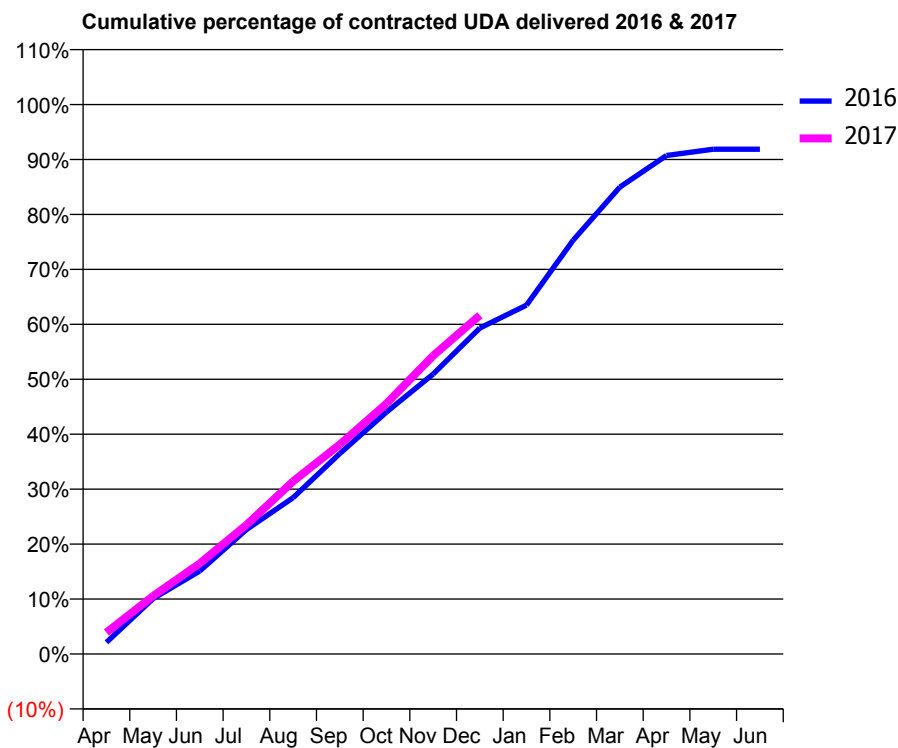
16/17 Contracted general activity (UDA)	24,138
Carry forward general activity (UDA)	0
16/17 Contracted orthodontic activity (UOA)	0
Carry forward orthodontic activity (UOA)	0
Baseline contract value	£585,479.57

ACCESS*

Patients seen in 24 months	Total	Change since previous quarter
Quarter ending December 2015	7,178	
Quarter ending March 2016	7,242	→
Quarter ending June 2016	7,150	↓
Quarter ending September 2016	7,131	→
Quarter ending December 2016	7,132	→
Variance since December 2015	(0.6%)	→



ACTIVITY



Month	Adjusted Scheduled Activity (UDA)	
	2016	2017
April	511	946
May	2,433	2,550
June	3,649	3,979
July	5,468	5,673
August	6,866	7,586
September	8,807	9,204
October	10,630	11,003
November	12,301	13,107
December	14,320	14,882
January	15,324	
February	18,179	
March	20,508	
April	21,896	
May	22,172	
June	22,174	

QUALITY

	Quantity	Base Number	Contract	LHB	Wales
% of FP17s for the same patient ID Re-attending within 3 months - Children	117	1,621	7.2%	7.0%	11.4%
% of FP17s for the same patient ID Re-attending within 3 months - Adults	814	6,509	12.5%	13.9%	16.6%
% of FP17s for the same patient ID Re-attending between 3 & 9 months - Children	935	1,621	57.7%	53.7%	58.0%
% of FP17s for the same patient ID Re-attending between 3 & 9 months - Adults	3,827	6,509	58.8%	51.2%	53.9%
% of FP17s for Band 1 Urgent Courses	506	7,361	6.9%	8.9%	9.0%
% of FP17s Relating to Free Repair or Replacements	75	7,361	1.0%	0.6%	0.7%
% of FP17s Relating to Continuations	37	7,361	0.5%	0.7%	0.9%
% of Patients satisfied with the dentistry they have received	41	45	91.1%	94.6%	94.2%
% of Patients satisfied with the time they had to wait for an appointment	42	45	93.3%	91.9%	88.6%

* This is based on patients treated on this contract for their most recent course of treatment. Figures in italics indicate the base number of FP17s or Patient Questionnaire responses are less than 100. N/A is shown where the base number of responses is less than 10 during the period. % is calculated as Quantity/Base number*100

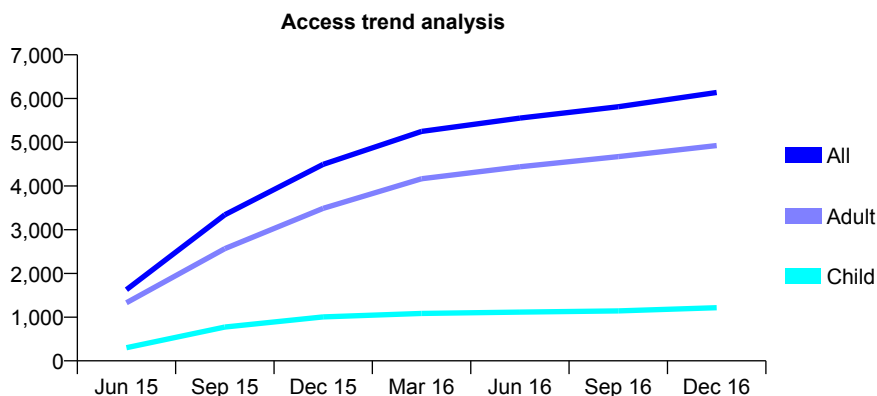
7A5 - Vital Signs At a Glance Contract Report for 741841/0003 - December 2016

Name or company name	MRS S CHAUDHRY
Contract type name	GDS Contract
Purpose of contract	General
Contract start date	01/04/2015
Contract end date	

16/17 Contracted general activity (UDA)	20,646
Carry forward general activity (UDA)	0
16/17 Contracted orthodontic activity (UOA)	0
Carry forward orthodontic activity (UOA)	0
Baseline contract value	£475,121.77

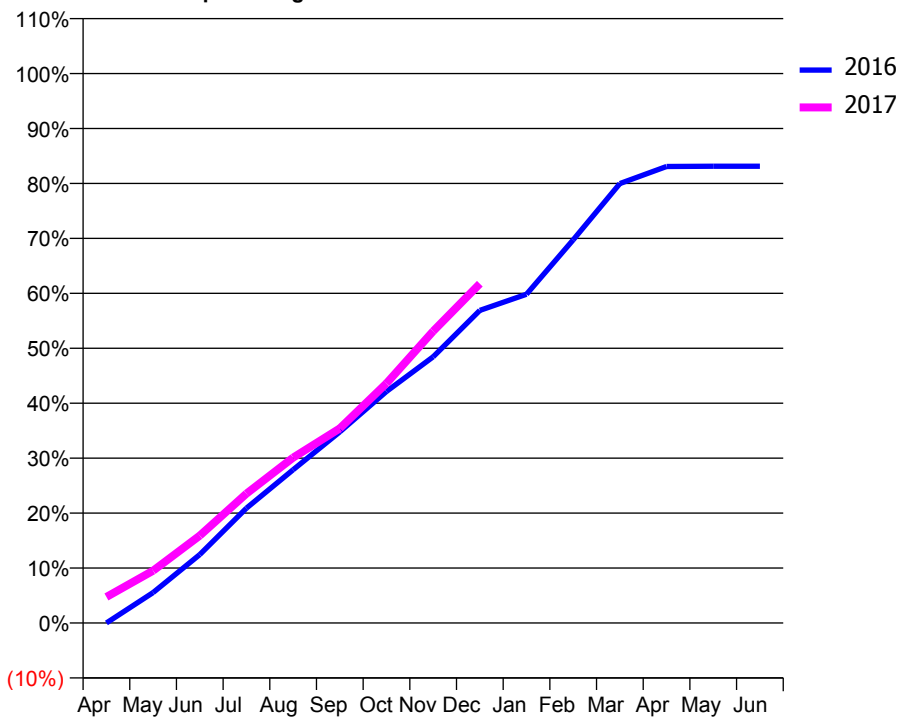
ACCESS*

Patients seen in 24 months	Total	Change since previous quarter
Quarter ending December 2015	4,493	
Quarter ending March 2016	5,247	↑
Quarter ending June 2016	5,553	↑
Quarter ending September 2016	5,813	↑
Quarter ending December 2016	6,137	↑
Variance since December 2015	36.6%	↑



ACTIVITY

Cumulative percentage of contracted UDA delivered 2016 & 2017



Month	Adjusted Scheduled Activity (UDA)	
	2016	2017
April	0	981
May	1,102	1,965
June	2,482	3,284
July	4,162	4,861
August	5,556	6,217
September	6,930	7,311
October	8,394	9,005
November	9,650	10,967
December	11,333	12,750
January	11,915	
February	13,890	
March	15,930	
April	16,547	
May	16,555	
June	16,557	

QUALITY

	Quantity	Base Number	Contract	LHB	Wales
% of FP17s for the same patient ID Re-attending within 3 months - Children	71	1,427	5.0%	7.0%	11.4%
% of FP17s for the same patient ID Re-attending within 3 months - Adults	499	5,278	9.5%	13.9%	16.6%
% of FP17s for the same patient ID Re-attending between 3 & 9 months - Children	833	1,427	58.4%	53.7%	58.0%
% of FP17s for the same patient ID Re-attending between 3 & 9 months - Adults	2,650	5,278	50.2%	51.2%	53.9%
% of FP17s for Band 1 Urgent Courses	295	6,381	4.6%	8.9%	9.0%
% of FP17s Relating to Free Repair or Replacements	13	6,381	0.2%	0.6%	0.7%
% of FP17s Relating to Continuations	30	6,381	0.5%	0.7%	0.9%
% of Patients satisfied with the dentistry they have received	31	31	100.0%	94.6%	94.2%
% of Patients satisfied with the time they had to wait for an appointment	31	31	100.0%	91.9%	88.6%

* This is based on patients treated on this contract for their most recent course of treatment. Figures in italics indicate the base number of FP17s or Patient Questionnaire responses are less than 100. N/A is shown where the base number of responses is less than 10 during the period. % is calculated as Quantity/Base number*100

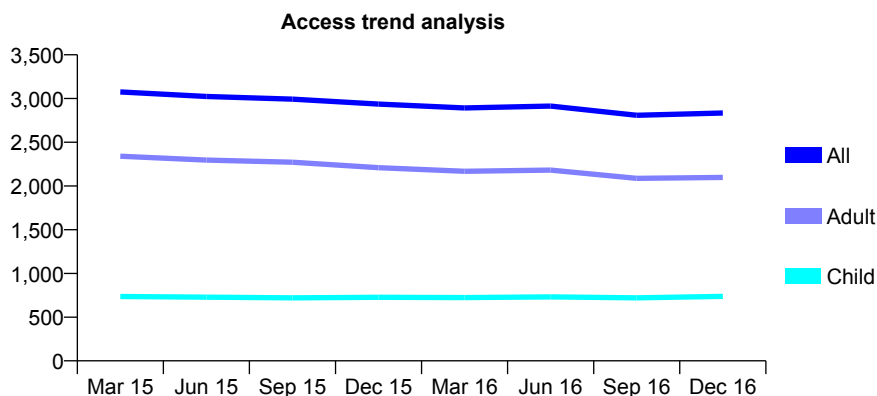
7A5 - Vital Signs At a Glance Contract Report for 767158/0001 - December 2016

Name or company name	MR H WILDING
Contract type name	GDS Contract
Purpose of contract	General
Contract start date	01/04/2006
Contract end date	

16/17 Contracted general activity (UDA)	5,600
Carry forward general activity (UDA)	203
16/17 Contracted orthodontic activity (UOA)	0
Carry forward orthodontic activity (UOA)	0
Baseline contract value	£133,863.46

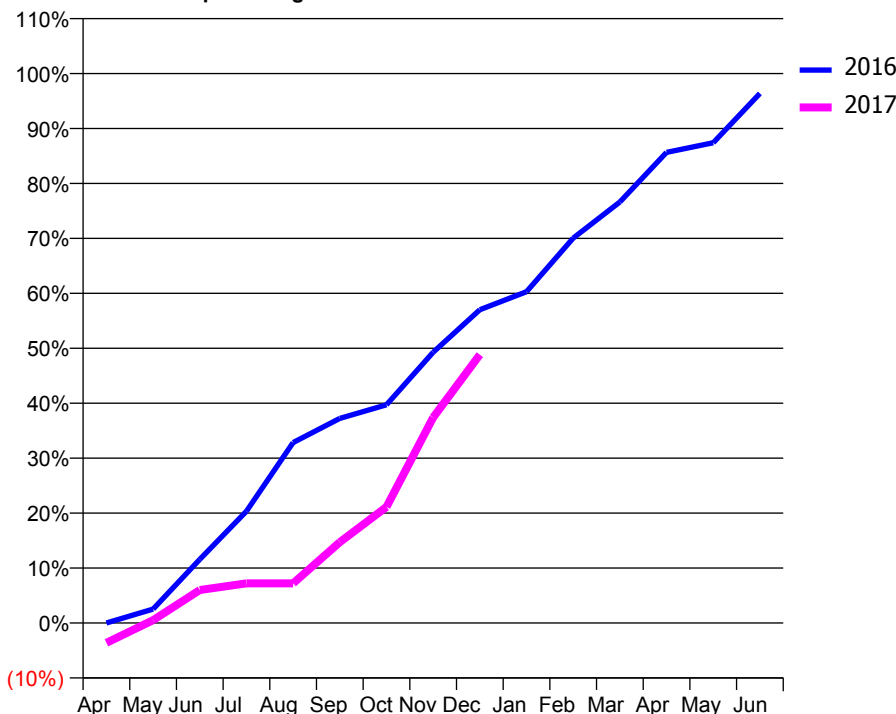
ACCESS*

Patients seen in 24 months	Total	Change since previous quarter
Quarter ending December 2015	2,936	
Quarter ending March 2016	2,892	↓
Quarter ending June 2016	2,913	→
Quarter ending September 2016	2,808	↓
Quarter ending December 2016	2,834	→
Variance since December 2015	(3.5%)	↓



ACTIVITY

Cumulative percentage of contracted UDA delivered 2016 & 2017



Month	Adjusted Scheduled Activity (UDA)	
	2016	2017
April	0	-203
May	142	29
June	648	336
July	1,139	404
August	1,839	404
September	2,085	824
October	2,224	1,183
November	2,760	2,094
December	3,193	2,735
January	3,377	
February	3,922	
March	4,291	
April	4,797	
May	4,894	
June	5,397	

QUALITY

	Quantity	Base Number	Contract	LHB	Wales
% of FP17s for the same patient ID Re-attending within 3 months - Children	48	679	7.1%	7.0%	11.4%
% of FP17s for the same patient ID Re-attending within 3 months - Adults	145	1,703	8.5%	13.9%	16.6%
% of FP17s for the same patient ID Re-attending between 3 & 9 months - Children	329	679	48.5%	53.7%	58.0%
% of FP17s for the same patient ID Re-attending between 3 & 9 months - Adults	644	1,703	37.8%	51.2%	53.9%
% of FP17s for Band 1 Urgent Courses	131	1,800	7.3%	8.9%	9.0%
% of FP17s Relating to Free Repair or Replacements	9	1,800	0.5%	0.6%	0.7%
% of FP17s Relating to Continuations	8	1,800	0.4%	0.7%	0.9%
% of Patients satisfied with the dentistry they have received	19	20	95.0%	94.6%	94.2%
% of Patients satisfied with the time they had to wait for an appointment	16	20	80.0%	91.9%	88.6%

* This is based on patients treated on this contract for their most recent course of treatment. Figures in italics indicate the base number of FP17s or Patient Questionnaire responses are less than 100. N/A is shown where the base number of responses is less than 10 during the period. % is calculated as Quantity/Base number*100

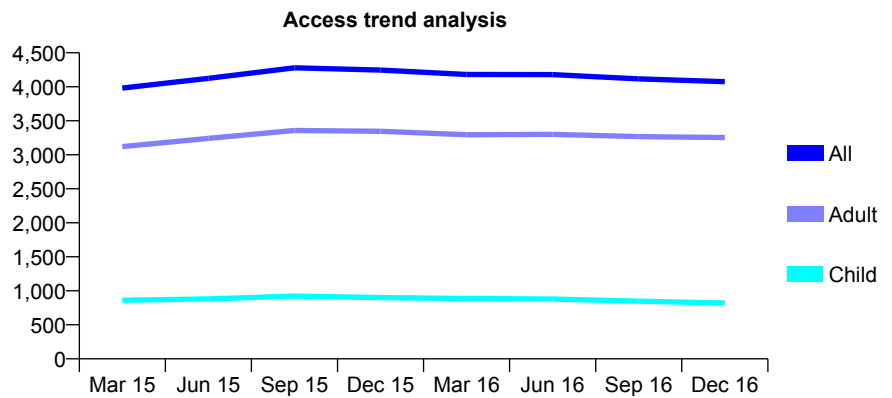
7A5 - Vital Signs At a Glance Contract Report for 830763/0005 - December 2016

Name or company name	MR L ROBERTS
Contract type name	GDS Contract
Purpose of contract	General
Contract start date	01/10/2013
Contract end date	

16/17 Contracted general activity (UDA)	13,800
Carry forward general activity (UDA)	0
16/17 Contracted orthodontic activity (UOA)	0
Carry forward orthodontic activity (UOA)	0
Baseline contract value	£329,192.78

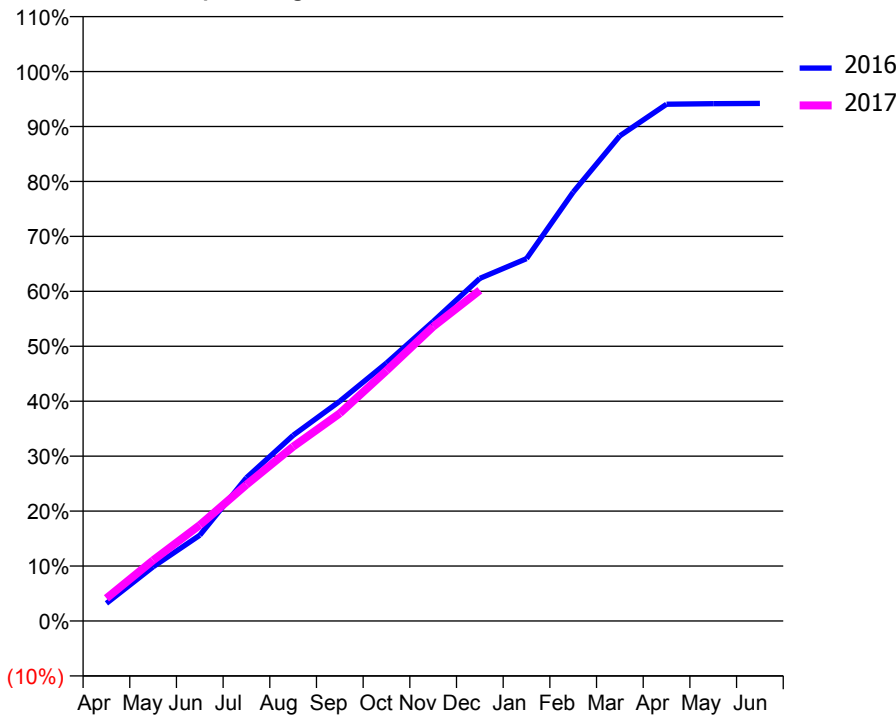
ACCESS*

Patients seen in 24 months	Total	Change since previous quarter
Quarter ending December 2015	4,246	
Quarter ending March 2016	4,182	↓
Quarter ending June 2016	4,179	→
Quarter ending September 2016	4,117	↓
Quarter ending December 2016	4,075	↓
Variance since December 2015	(4.0%)	↓



ACTIVITY

Cumulative percentage of contracted UDA delivered 2016 & 2017



Month	Adjusted Scheduled Activity (UDA)	
	2016	2017
April	443	572
May	1,362	1,525
June	2,155	2,408
July	3,598	3,425
August	4,663	4,379
September	5,519	5,217
October	6,478	6,286
November	7,523	7,394
December	8,603	8,307
January	9,099	
February	10,772	
March	12,184	
April	12,979	
May	12,991	
June	12,997	

QUALITY

	Quantity	Base Number	Contract	LHB	Wales
% of FP17s for the same patient ID Re-attending within 3 months - Children	67	886	7.6%	7.0%	11.4%
% of FP17s for the same patient ID Re-attending within 3 months - Adults	510	3,689	13.8%	13.9%	16.6%
% of FP17s for the same patient ID Re-attending between 3 & 9 months - Children	497	886	56.1%	53.7%	58.0%
% of FP17s for the same patient ID Re-attending between 3 & 9 months - Adults	2,133	3,689	57.8%	51.2%	53.9%
% of FP17s for Band 1 Urgent Courses	154	4,232	3.6%	8.9%	9.0%
% of FP17s Relating to Free Repair or Replacements	66	4,232	1.6%	0.6%	0.7%
% of FP17s Relating to Continuations	44	4,232	1.0%	0.7%	0.9%
% of Patients satisfied with the dentistry they have received	20	22	90.9%	94.6%	94.2%
% of Patients satisfied with the time they had to wait for an appointment	20	22	90.9%	91.9%	88.6%

* This is based on patients treated on this contract for their most recent course of treatment. Figures in italics indicate the base number of FP17s or Patient Questionnaire responses are less than 100. N/A is shown where the base number of responses is less than 10 during the period. % is calculated as Quantity/Base number*100

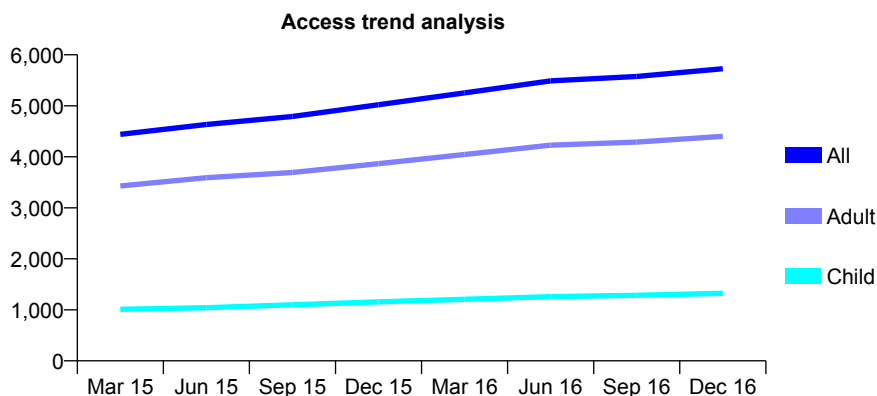
7A5 - Vital Signs At a Glance Contract Report for 885630/0001 - December 2016

Name or company name	MRS P SOOD
Contract type name	GDS Contract
Purpose of contract	General
Contract start date	15/09/2013
Contract end date	

16/17 Contracted general activity (UDA)	19,889
Carry forward general activity (UDA)	-799
16/17 Contracted orthodontic activity (UOA)	0
Carry forward orthodontic activity (UOA)	0
Baseline contract value	£488,614.27

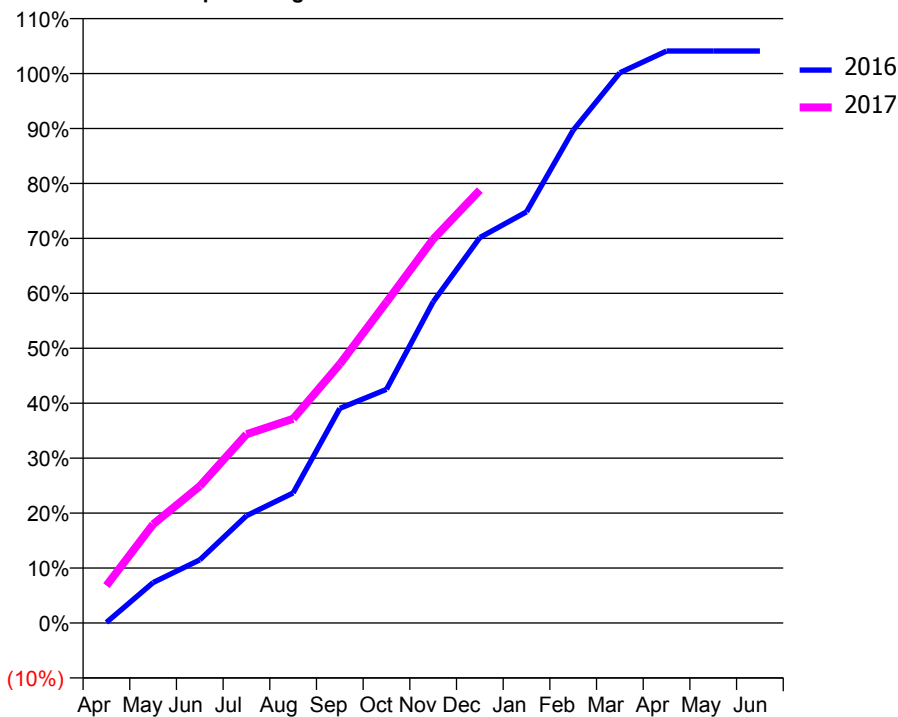
ACCESS*

Patients seen in 24 months	Total	Change since previous quarter
Quarter ending December 2015	5,022	
Quarter ending March 2016	5,253	↑
Quarter ending June 2016	5,490	↑
Quarter ending September 2016	5,575	→
Quarter ending December 2016	5,726	↑
Variance since December 2015	14.0%	↑



ACTIVITY

Cumulative percentage of contracted UDA delivered 2016 & 2017



Month	Adjusted Scheduled Activity (UDA)	
	2016	2017
April	21	1,355
May	1,435	3,576
June	2,239	4,956
July	3,798	6,831
August	4,608	7,392
September	7,601	9,369
October	8,275	11,615
November	11,378	13,894
December	13,651	15,669
January	14,567	
February	17,456	
March	19,490	
April	20,261	
May	20,263	
June	20,263	

QUALITY

	Quantity	Base Number	Contract	LHB	Wales
% of FP17s for the same patient ID Re-attending within 3 months - Children	79	1,414	5.6%	7.0%	11.4%
% of FP17s for the same patient ID Re-attending within 3 months - Adults	450	4,512	10.0%	13.9%	16.6%
% of FP17s for the same patient ID Re-attending between 3 & 9 months - Children	824	1,414	58.3%	53.7%	58.0%
% of FP17s for the same patient ID Re-attending between 3 & 9 months - Adults	2,384	4,512	52.8%	51.2%	53.9%
% of FP17s for Band 1 Urgent Courses	248	5,814	4.3%	8.9%	9.0%
% of FP17s Relating to Free Repair or Replacements	43	5,814	0.7%	0.6%	0.7%
% of FP17s Relating to Continuations	25	5,814	0.4%	0.7%	0.9%
% of Patients satisfied with the dentistry they have received	26	27	96.3%	94.6%	94.2%
% of Patients satisfied with the time they had to wait for an appointment	24	27	88.9%	91.9%	88.6%

* This is based on patients treated on this contract for their most recent course of treatment. Figures in italics indicate the base number of FP17s or Patient Questionnaire responses are less than 100. N/A is shown where the base number of responses is less than 10 during the period. % is calculated as Quantity/Base number*100

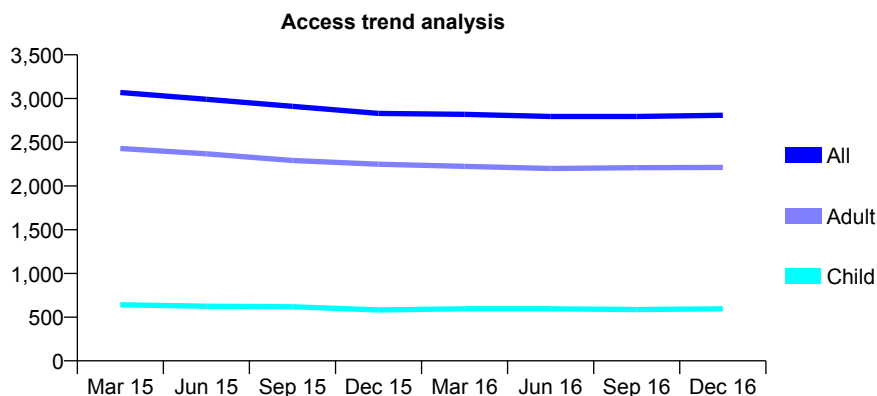
7A5 - Vital Signs At a Glance Contract Report for 925845/0001 - December 2016

Name or company name	MR TM DIN
Contract type name	GDS Contract
Purpose of contract	General
Contract start date	01/04/2006
Contract end date	

16/17 Contracted general activity (UDA)	7,558
Carry forward general activity (UDA)	-265
16/17 Contracted orthodontic activity (UOA)	0
Carry forward orthodontic activity (UOA)	0
Baseline contract value	£180,088.53

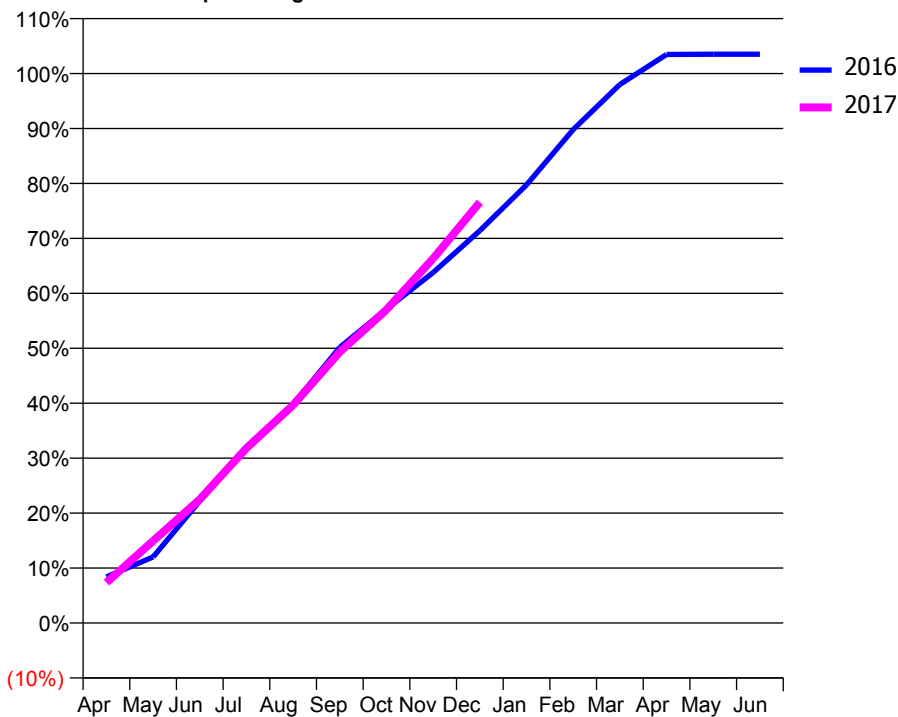
ACCESS*

Patients seen in 24 months	Total	Change since previous quarter
Quarter ending December 2015	2,830	
Quarter ending March 2016	2,819	→
Quarter ending June 2016	2,795	→
Quarter ending September 2016	2,795	→
Quarter ending December 2016	2,808	→
Variance since December 2015	(0.8%)	→



ACTIVITY

Cumulative percentage of contracted UDA delivered 2016 & 2017



Month	Adjusted Scheduled Activity (UDA)	
	2016	2017
April	634	556
May	909	1,130
June	1,679	1,701
July	2,419	2,405
August	3,008	2,997
September	3,793	3,727
October	4,319	4,309
November	4,821	5,013
December	5,397	5,787
January	6,025	
February	6,786	
March	7,407	
April	7,820	
May	7,823	
June	7,823	

QUALITY

	Quantity	Base Number	Contract	LHB	Wales
% of FP17s for the same patient ID Re-attending within 3 months - Children	13	669	1.9%	7.0%	11.4%
% of FP17s for the same patient ID Re-attending within 3 months - Adults	211	2,377	8.9%	13.9%	16.6%
% of FP17s for the same patient ID Re-attending between 3 & 9 months - Children	450	669	67.3%	53.7%	58.0%
% of FP17s for the same patient ID Re-attending between 3 & 9 months - Adults	1,232	2,377	51.8%	51.2%	53.9%
% of FP17s for Band 1 Urgent Courses	122	2,803	4.4%	8.9%	9.0%
% of FP17s Relating to Free Repair or Replacements	16	2,803	0.6%	0.6%	0.7%
% of FP17s Relating to Continuations	21	2,803	0.7%	0.7%	0.9%
% of Patients satisfied with the dentistry they have received	33	35	94.3%	94.6%	94.2%
% of Patients satisfied with the time they had to wait for an appointment	29	35	82.9%	91.9%	88.6%

* This is based on patients treated on this contract for their most recent course of treatment. Figures in italics indicate the base number of FP17s or Patient Questionnaire responses are less than 100. N/A is shown where the base number of responses is less than 10 during the period. % is calculated as Quantity/Base number*100

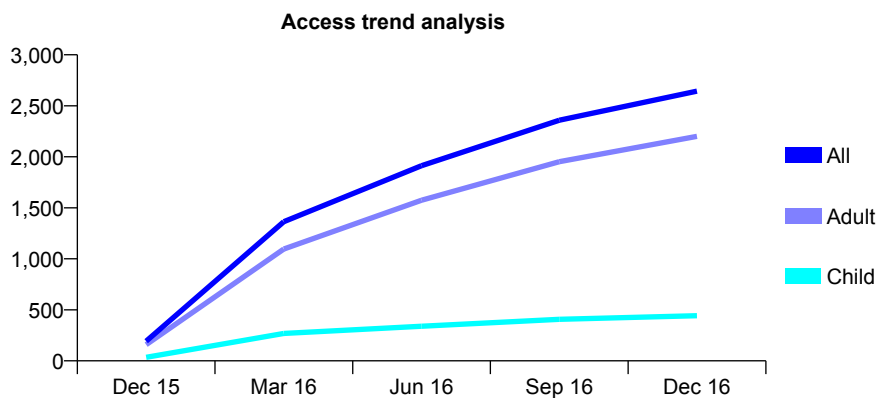
7A5 - Vital Signs At a Glance Contract Report for 976245/0001 - December 2016

Name or company name	MR PJ JONES
Contract type name	GDS Contract
Purpose of contract	General
Contract start date	16/11/2015
Contract end date	

16/17 Contracted general activity (UDA)	9,665
Carry forward general activity (UDA)	-21
16/17 Contracted orthodontic activity (UOA)	0
Carry forward orthodontic activity (UOA)	0
Baseline contract value	£246,469.36

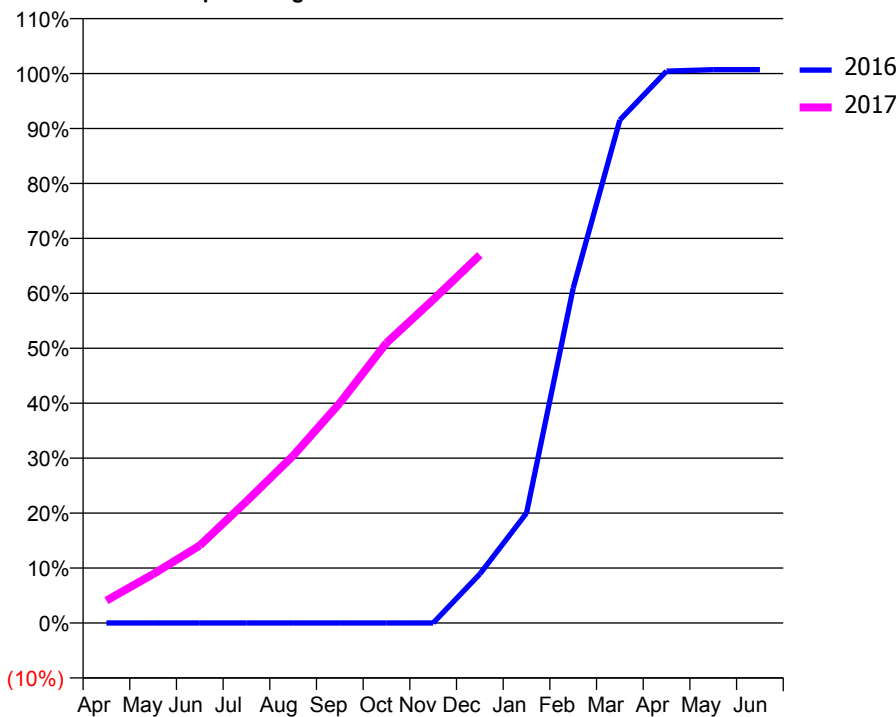
ACCESS*

Patients seen in 24 months	Total	Change since previous quarter
Quarter ending December 2015	193	
Quarter ending March 2016	1,364	↑
Quarter ending June 2016	1,913	↑
Quarter ending September 2016	2,359	↑
Quarter ending December 2016	2,644	↑
Variance since December 2015	1269.9%	↑



ACTIVITY

Cumulative percentage of contracted UDA delivered 2016 & 2017



Month	Adjusted Scheduled Activity (UDA)	
	2016	2017
April	0	396
May	0	860
June	0	1,365
July	0	2,141
August	0	2,942
September	0	3,868
October	0	4,928
November	0	5,686
December	267	6,471
January	601	
February	1,828	
March	2,747	
April	3,013	
May	3,021	
June	3,021	

QUALITY

	Quantity	Base Number	Contract	LHB	Wales
% of FP17s for the same patient ID Re-attending within 3 months - Children	28	511	5.5%	7.0%	11.4%
% of FP17s for the same patient ID Re-attending within 3 months - Adults	189	2,592	7.3%	13.9%	16.6%
% of FP17s for the same patient ID Re-attending between 3 & 9 months - Children	215	511	42.1%	53.7%	58.0%
% of FP17s for the same patient ID Re-attending between 3 & 9 months - Adults	1,084	2,592	41.8%	51.2%	53.9%
% of FP17s for Band 1 Urgent Courses	167	2,927	5.7%	8.9%	9.0%
% of FP17s Relating to Free Repair or Replacements	17	2,927	0.6%	0.6%	0.7%
% of FP17s Relating to Continuations	2	2,927	0.1%	0.7%	0.9%
% of Patients satisfied with the dentistry they have received	23	24	95.8%	94.6%	94.2%
% of Patients satisfied with the time they had to wait for an appointment	24	24	100.0%	91.9%	88.6%

* This is based on patients treated on this contract for their most recent course of treatment. Figures in italics indicate the base number of FP17s or Patient Questionnaire responses are less than 100. N/A is shown where the base number of responses is less than 10 during the period. % is calculated as Quantity/Base number*100

7A6 - Vital Signs At a Glance Contract Report for 100241/0000 - December 2016


Name or company name	Blackwood Dental Centre.
Contract type name	PDS Contract
Purpose of contract	General
Contract start date	01/12/2016
Contract end date	31/03/2017

16/17 Contracted general activity (UDA)	650
Carry forward general activity (UDA)	0
16/17 Contracted orthodontic activity (UOA)	0
Carry forward orthodontic activity (UOA)	0
Baseline contract value	£15,164.50

ACCESS*

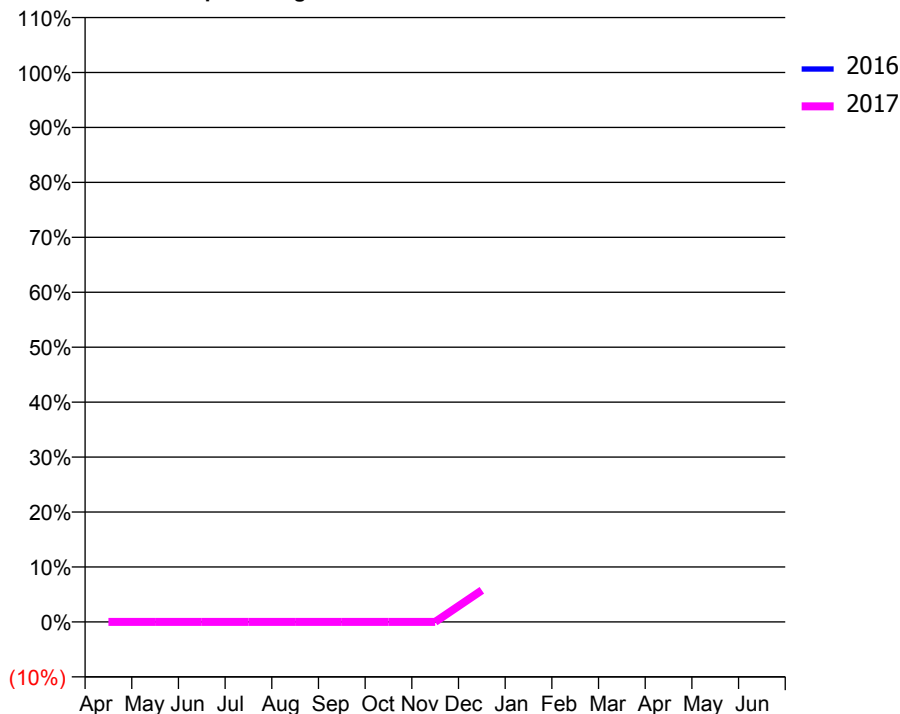
Patients seen in 24 months	Total	Change since previous quarter
Quarter ending December 2015	0	
Quarter ending March 2016	0	
Quarter ending June 2016	0	
Quarter ending September 2016	0	
Quarter ending December 2016	35	↑
Variance since December 2015	N/A	

Access trend analysis



ACTIVITY

Cumulative percentage of contracted UDA delivered 2016 & 2017



Adjusted Scheduled Activity (UDA)

Month	2016	2017
April	0	0
May	0	0
June	0	0
July	0	0
August	0	0
September	0	0
October	0	0
November	0	0
December	0	37
January	0	0
February	0	0
March	0	0
April	0	0
May	0	0
June	0	0

QUALITY

	Quantity	Base Number	Contract	LHB	Wales
% of FP17s for the same patient ID Re-attending within 3 months - Children	0	7	0.0%	9.0%	11.4%
% of FP17s for the same patient ID Re-attending within 3 months - Adults	0	17	0.0%	15.8%	16.6%
% of FP17s for the same patient ID Re-attending between 3 & 9 months - Children	0	7	0.0%	57.2%	58.0%
% of FP17s for the same patient ID Re-attending between 3 & 9 months - Adults	0	17	0.0%	53.7%	53.9%
% of FP17s for Band 1 Urgent Courses	2	24	8.3%	9.6%	9.0%
% of FP17s Relating to Free Repair or Replacements	0	24	0.0%	0.8%	0.7%
% of FP17s Relating to Continuations	0	24	0.0%	0.9%	0.9%
% of Patients satisfied with the dentistry they have received	0	0	N/A	93.0%	94.2%
% of Patients satisfied with the time they had to wait for an appointment	0	0	N/A	85.1%	88.6%

* This is based on patients treated on this contract for their most recent course of treatment. Figures in italics indicate the base number of FP17s or Patient Questionnaire responses are less than 100. N/A is shown where the base number of responses is less than 10 during the period. % is calculated as Quantity/Base number*100

7A6 - Vital Signs At a Glance Contract Report for 100242/0000 - December 2016


Name or company name	Mr C Hall
Contract type name	PDS Contract
Purpose of contract	General
Contract start date	01/12/2016
Contract end date	31/03/2017

16/17 Contracted general activity (UDA)	984
Carry forward general activity (UDA)	0
16/17 Contracted orthodontic activity (UOA)	0
Carry forward orthodontic activity (UOA)	0
Baseline contract value	£22,956.72

ACCESS*

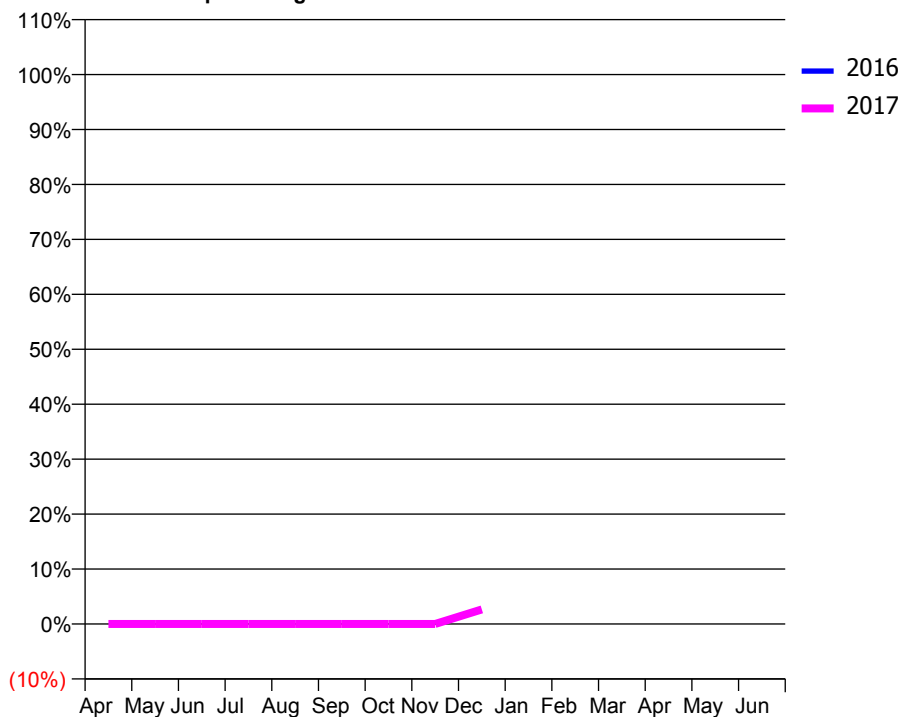
Patients seen in 24 months	Total	Change since previous quarter
Quarter ending December 2015	0	
Quarter ending March 2016	0	
Quarter ending June 2016	0	
Quarter ending September 2016	0	
Quarter ending December 2016	51	↑
Variance since December 2015	N/A	

Access trend analysis



ACTIVITY

Cumulative percentage of contracted UDA delivered 2016 & 2017



Month	Adjusted Scheduled Activity (UDA)	
	2016	2017
April	0	0
May	0	0
June	0	0
July	0	0
August	0	0
September	0	0
October	0	0
November	0	0
December	0	26
January	0	0
February	0	0
March	0	0
April	0	0
May	0	0
June	0	0

QUALITY

	Quantity	Base Number	Contract	LHB	Wales
% of FP17s for the same patient ID Re-attending within 3 months - Children	0	14	0.0%	9.0%	11.4%
% of FP17s for the same patient ID Re-attending within 3 months - Adults	0	6	0.0%	15.8%	16.6%
% of FP17s for the same patient ID Re-attending between 3 & 9 months - Children	0	14	0.0%	57.2%	58.0%
% of FP17s for the same patient ID Re-attending between 3 & 9 months - Adults	0	6	0.0%	53.7%	53.9%
% of FP17s for Band 1 Urgent Courses	1	20	5.0%	9.6%	9.0%
% of FP17s Relating to Free Repair or Replacements	0	20	0.0%	0.8%	0.7%
% of FP17s Relating to Continuations	0	20	0.0%	0.9%	0.9%
% of Patients satisfied with the dentistry they have received	0	0	N/A	93.0%	94.2%
% of Patients satisfied with the time they had to wait for an appointment	0	0	N/A	85.1%	88.6%

* This is based on patients treated on this contract for their most recent course of treatment. Figures in italics indicate the base number of FP17s or Patient Questionnaire responses are less than 100. N/A is shown where the base number of responses is less than 10 during the period. % is calculated as Quantity/Base number*100

7A6 - Vital Signs At a Glance Contract Report for 100243/0000 - December 2016


Name or company name	L Smart
Contract type name	PDS Contract
Purpose of contract	General
Contract start date	01/12/2016
Contract end date	31/03/2017

16/17 Contracted general activity (UDA)	392
Carry forward general activity (UDA)	0
16/17 Contracted orthodontic activity (UOA)	0
Carry forward orthodontic activity (UOA)	0
Baseline contract value	£9,145.36

ACCESS*

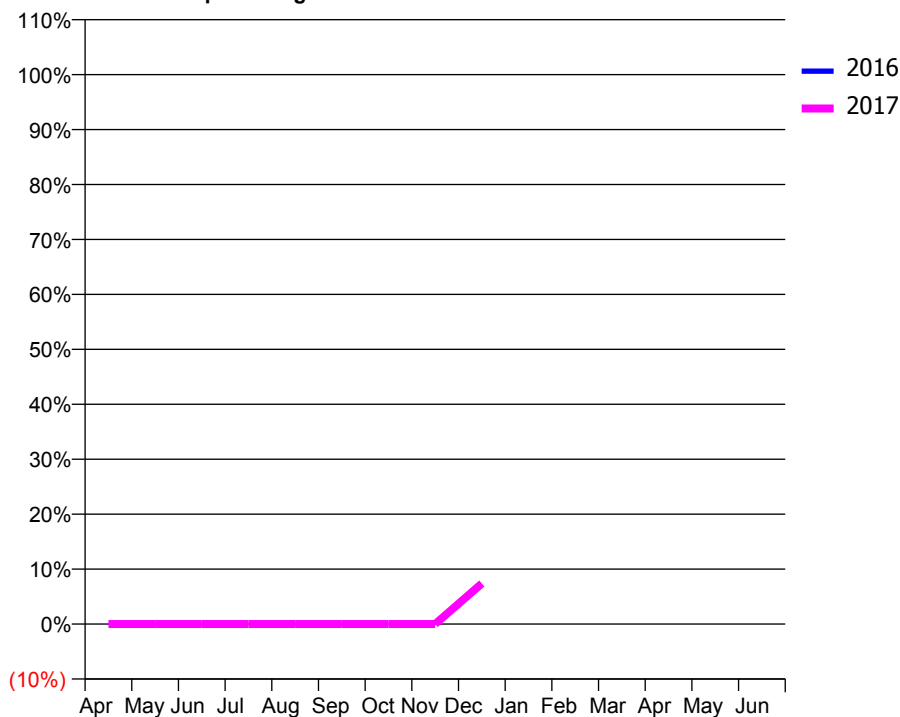
Patients seen in 24 months	Total	Change since previous quarter
Quarter ending December 2015	0	
Quarter ending March 2016	0	
Quarter ending June 2016	0	
Quarter ending September 2016	0	
Quarter ending December 2016	42	↑
Variance since December 2015	N/A	

Access trend analysis



ACTIVITY

Cumulative percentage of contracted UDA delivered 2016 & 2017



Month	Adjusted Scheduled Activity (UDA)	
	2016	2017
April	0	0
May	0	0
June	0	0
July	0	0
August	0	0
September	0	0
October	0	0
November	0	0
December	0	29
January	0	0
February	0	0
March	0	0
April	0	0
May	0	0
June	0	0

QUALITY

	Quantity	Base Number	Contract	LHB	Wales
% of FP17s for the same patient ID Re-attending within 3 months - Children	0	12	0.0%	9.0%	11.4%
% of FP17s for the same patient ID Re-attending within 3 months - Adults	0	5	0.0%	15.8%	16.6%
% of FP17s for the same patient ID Re-attending between 3 & 9 months - Children	0	12	0.0%	57.2%	58.0%
% of FP17s for the same patient ID Re-attending between 3 & 9 months - Adults	0	5	0.0%	53.7%	53.9%
% of FP17s for Band 1 Urgent Courses	0	17	0.0%	9.6%	9.0%
% of FP17s Relating to Free Repair or Replacements	0	17	0.0%	0.8%	0.7%
% of FP17s Relating to Continuations	0	17	0.0%	0.9%	0.9%
% of Patients satisfied with the dentistry they have received	0	0	N/A	93.0%	94.2%
% of Patients satisfied with the time they had to wait for an appointment	0	0	N/A	85.1%	88.6%

* This is based on patients treated on this contract for their most recent course of treatment. Figures in italics indicate the base number of FP17s or Patient Questionnaire responses are less than 100. N/A is shown where the base number of responses is less than 10 during the period. % is calculated as Quantity/Base number*100

7A6 - Vital Signs At a Glance Contract Report for 100244/0000 - December 2016


Name or company name	MR ME RICE-JONES
Contract type name	PDS Contract
Purpose of contract	General
Contract start date	01/12/2016
Contract end date	31/03/2017

16/17 Contracted general activity (UDA)	500
Carry forward general activity (UDA)	0
16/17 Contracted orthodontic activity (UOA)	0
Carry forward orthodontic activity (UOA)	0
Baseline contract value	£11,665.00

ACCESS*

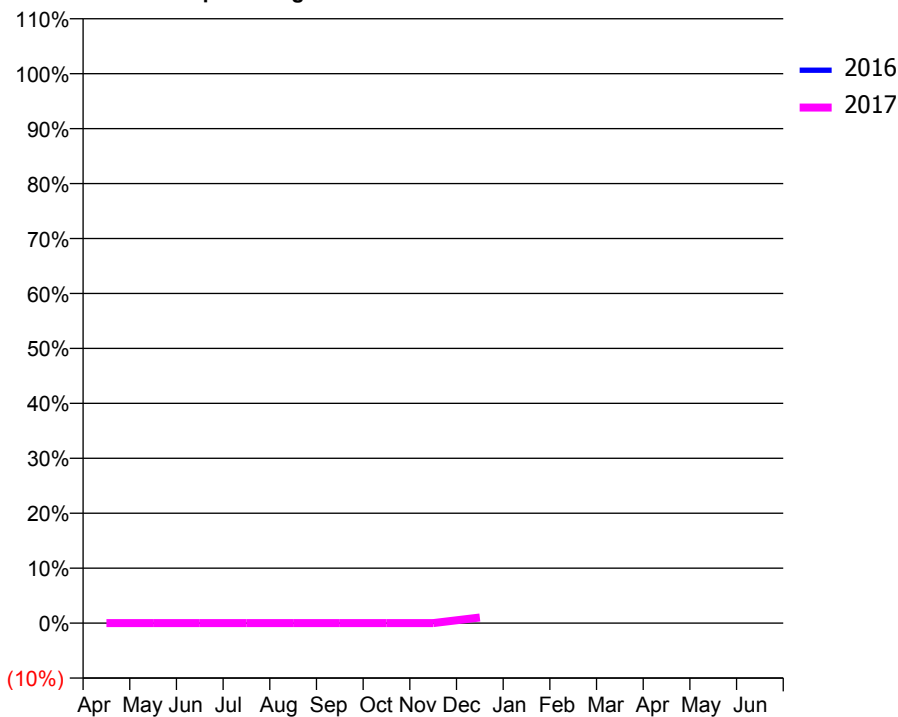
Patients seen in 24 months	Total	Change since previous quarter
Quarter ending December 2015	0	
Quarter ending March 2016	0	
Quarter ending June 2016	0	
Quarter ending September 2016	0	
Quarter ending December 2016	5	↑
Variance since December 2015	N/A	

Access trend analysis



ACTIVITY

Cumulative percentage of contracted UDA delivered 2016 & 2017



Month	Adjusted Scheduled Activity (UDA)	
	2016	2017
April	0	0
May	0	0
June	0	0
July	0	0
August	0	0
September	0	0
October	0	0
November	0	0
December	0	5
January	0	
February	0	
March	0	
April	0	
May	0	
June	0	

QUALITY

	Quantity	Base Number	Contract	LHB	Wales
% of FP17s for the same patient ID Re-attending within 3 months - Children	0	3	0.0%	9.0%	11.4%
% of FP17s for the same patient ID Re-attending within 3 months - Adults	0	2	0.0%	15.8%	16.6%
% of FP17s for the same patient ID Re-attending between 3 & 9 months - Children	0	3	0.0%	57.2%	58.0%
% of FP17s for the same patient ID Re-attending between 3 & 9 months - Adults	0	2	0.0%	53.7%	53.9%
% of FP17s for Band 1 Urgent Courses	1	5	20.0%	9.6%	9.0%
% of FP17s Relating to Free Repair or Replacements	0	5	0.0%	0.8%	0.7%
% of FP17s Relating to Continuations	0	5	0.0%	0.9%	0.9%
% of Patients satisfied with the dentistry they have received	0	0	N/A	93.0%	94.2%
% of Patients satisfied with the time they had to wait for an appointment	0	0	N/A	85.1%	88.6%

* This is based on patients treated on this contract for their most recent course of treatment. Figures in italics indicate the base number of FP17s or Patient Questionnaire responses are less than 100. N/A is shown where the base number of responses is less than 10 during the period. % is calculated as Quantity/Base number*100

7A6 - Vital Signs At a Glance Contract Report for 100246/0000 - December 2016


Name or company name	Grove Surgery Ltd
Contract type name	PDS Contract
Purpose of contract	General
Contract start date	01/12/2016
Contract end date	31/03/2017

16/17 Contracted general activity (UDA)	800
Carry forward general activity (UDA)	0
16/17 Contracted orthodontic activity (UOA)	0
Carry forward orthodontic activity (UOA)	0
Baseline contract value	£18,664.00

ACCESS*

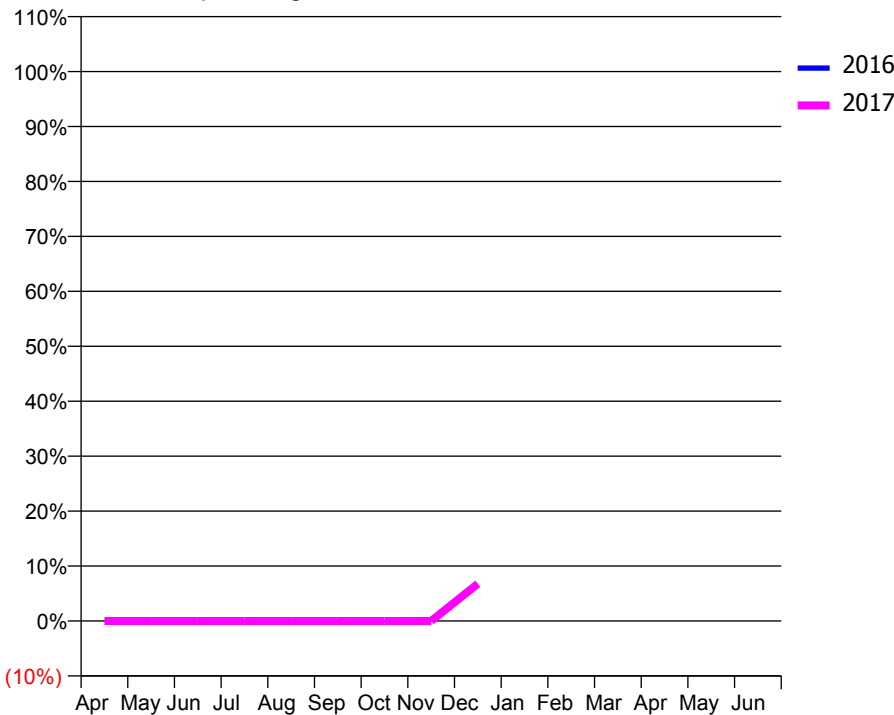
Patients seen in 24 months	Total	Change since previous quarter
Quarter ending December 2015	0	
Quarter ending March 2016	0	
Quarter ending June 2016	0	
Quarter ending September 2016	0	
Quarter ending December 2016	69	↑
Variance since December 2015	N/A	

Access trend analysis



ACTIVITY

Cumulative percentage of contracted UDA delivered 2016 & 2017



Month	Adjusted Scheduled Activity (UDA)	
	2016	2017
April	0	0
May	0	0
June	0	0
July	0	0
August	0	0
September	0	0
October	0	0
November	0	0
December	0	54
January	0	
February	0	
March	0	
April	0	
May	0	
June	0	

QUALITY

	Quantity	Base Number	Contract	LHB	Wales
% of FP17s for the same patient ID Re-attending within 3 months - Children	0	17	0.0%	9.0%	11.4%
% of FP17s for the same patient ID Re-attending within 3 months - Adults	0	21	0.0%	15.8%	16.6%
% of FP17s for the same patient ID Re-attending between 3 & 9 months - Children	0	17	0.0%	57.2%	58.0%
% of FP17s for the same patient ID Re-attending between 3 & 9 months - Adults	0	21	0.0%	53.7%	53.9%
% of FP17s for Band 1 Urgent Courses	11	38	28.9%	9.6%	9.0%
% of FP17s Relating to Free Repair or Replacements	0	38	0.0%	0.8%	0.7%
% of FP17s Relating to Continuations	0	38	0.0%	0.9%	0.9%
% of Patients satisfied with the dentistry they have received	0	0	N/A	93.0%	94.2%
% of Patients satisfied with the time they had to wait for an appointment	0	0	N/A	85.1%	88.6%

* This is based on patients treated on this contract for their most recent course of treatment. Figures in italics indicate the base number of FP17s or Patient Questionnaire responses are less than 100. N/A is shown where the base number of responses is less than 10 during the period. % is calculated as Quantity/Base number*100

7A6 - Vital Signs At a Glance Contract Report for 100247/0000 - December 2016


Name or company name	Thomas and Stroud Dental Surgery
Contract type name	PDS Contract
Purpose of contract	General
Contract start date	01/12/2016
Contract end date	31/03/2017

16/17 Contracted general activity (UDA)	300
Carry forward general activity (UDA)	0
16/17 Contracted orthodontic activity (UOA)	0
Carry forward orthodontic activity (UOA)	0
Baseline contract value	£6,999.00

ACCESS*

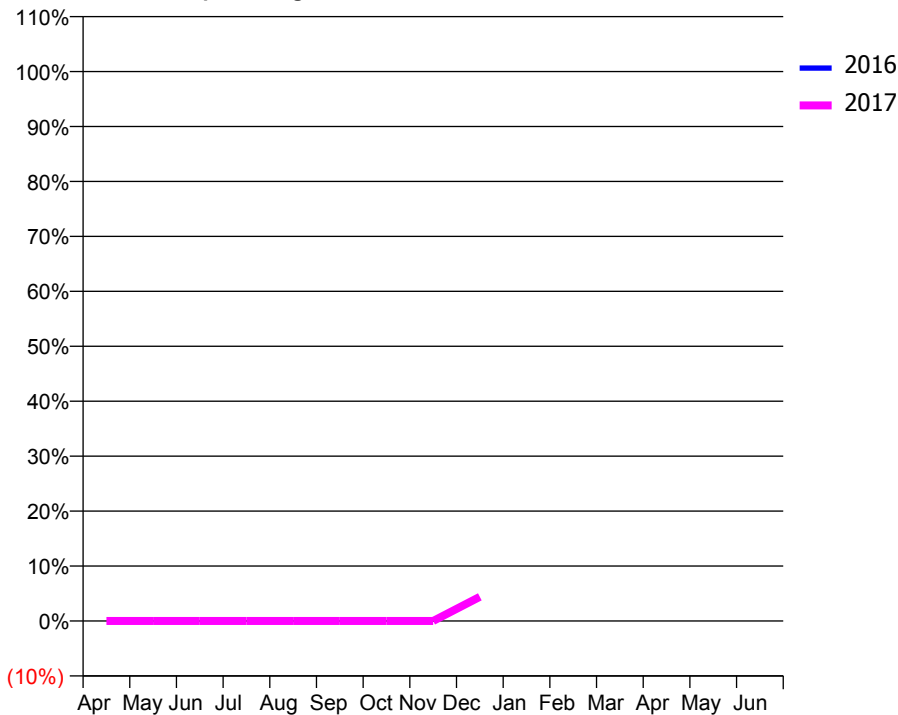
Patients seen in 24 months	Total	Change since previous quarter
Quarter ending December 2015	0	
Quarter ending March 2016	0	
Quarter ending June 2016	0	
Quarter ending September 2016	0	
Quarter ending December 2016	19	↑
Variance since December 2015	N/A	

Access trend analysis



ACTIVITY

Cumulative percentage of contracted UDA delivered 2016 & 2017



Month	Adjusted Scheduled Activity (UDA)	
	2016	2017
April	0	0
May	0	0
June	0	0
July	0	0
August	0	0
September	0	0
October	0	0
November	0	0
December	0	13
January	0	
February	0	
March	0	
April	0	
May	0	
June	0	

QUALITY

	Quantity	Base Number	Contract	LHB	Wales
% of FP17s for the same patient ID Re-attending within 3 months - Children	0	4	0.0%	9.0%	11.4%
% of FP17s for the same patient ID Re-attending within 3 months - Adults	0	7	0.0%	15.8%	16.6%
% of FP17s for the same patient ID Re-attending between 3 & 9 months - Children	0	4	0.0%	57.2%	58.0%
% of FP17s for the same patient ID Re-attending between 3 & 9 months - Adults	0	7	0.0%	53.7%	53.9%
% of FP17s for Band 1 Urgent Courses	1	11	9.1%	9.6%	9.0%
% of FP17s Relating to Free Repair or Replacements	0	11	0.0%	0.8%	0.7%
% of FP17s Relating to Continuations	0	11	0.0%	0.9%	0.9%
% of Patients satisfied with the dentistry they have received	0	0	N/A	93.0%	94.2%
% of Patients satisfied with the time they had to wait for an appointment	0	0	N/A	85.1%	88.6%

* This is based on patients treated on this contract for their most recent course of treatment. Figures in italics indicate the base number of FP17s or Patient Questionnaire responses are less than 100. N/A is shown where the base number of responses is less than 10 during the period. % is calculated as Quantity/Base number*100

7A6 - Vital Signs At a Glance Contract Report for 100252/0000 - December 2016


Name or company name	MR PL DAVIES
Contract type name	PDS Contract
Purpose of contract	General
Contract start date	01/12/2016
Contract end date	31/03/2017

16/17 Contracted general activity (UDA)	450
Carry forward general activity (UDA)	0
16/17 Contracted orthodontic activity (UOA)	0
Carry forward orthodontic activity (UOA)	0
Baseline contract value	£10,498.50

ACCESS*

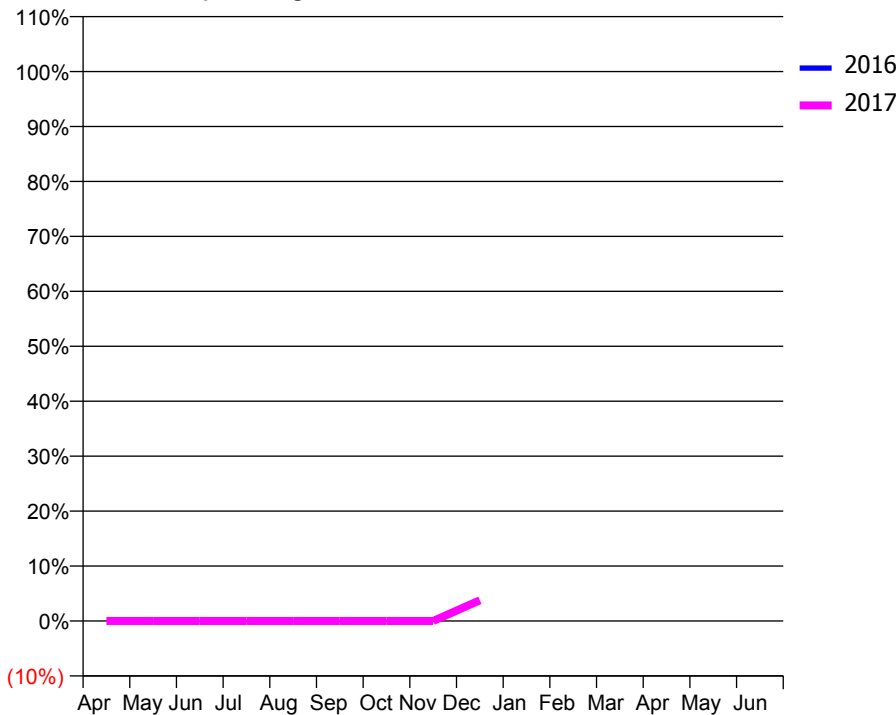
Patients seen in 24 months	Total	Change since previous quarter
Quarter ending December 2015	0	
Quarter ending March 2016	0	
Quarter ending June 2016	0	
Quarter ending September 2016	0	
Quarter ending December 2016	15	↑
Variance since December 2015	N/A	

Access trend analysis



ACTIVITY

Cumulative percentage of contracted UDA delivered 2016 & 2017



Month	Adjusted Scheduled Activity (UDA)	
	2016	2017
April	0	0
May	0	0
June	0	0
July	0	0
August	0	0
September	0	0
October	0	0
November	0	0
December	0	17
January	0	0
February	0	0
March	0	0
April	0	0
May	0	0
June	0	0

QUALITY

	Quantity	Base Number	Contract	LHB	Wales
% of FP17s for the same patient ID Re-attending within 3 months - Children	0	14	0.0%	9.0%	11.4%
% of FP17s for the same patient ID Re-attending within 3 months - Adults	0	1	0.0%	15.8%	16.6%
% of FP17s for the same patient ID Re-attending between 3 & 9 months - Children	0	14	0.0%	57.2%	58.0%
% of FP17s for the same patient ID Re-attending between 3 & 9 months - Adults	0	1	0.0%	53.7%	53.9%
% of FP17s for Band 1 Urgent Courses	0	15	0.0%	9.6%	9.0%
% of FP17s Relating to Free Repair or Replacements	0	15	0.0%	0.8%	0.7%
% of FP17s Relating to Continuations	0	15	0.0%	0.9%	0.9%
% of Patients satisfied with the dentistry they have received	0	0	N/A	93.0%	94.2%
% of Patients satisfied with the time they had to wait for an appointment	0	0	N/A	85.1%	88.6%

* This is based on patients treated on this contract for their most recent course of treatment. Figures in italics indicate the base number of FP17s or Patient Questionnaire responses are less than 100. N/A is shown where the base number of responses is less than 10 during the period. % is calculated as Quantity/Base number*100

7A6 - Vital Signs At a Glance Contract Report for 100253/0000 - December 2016


Name or company name	Cwmbran Dental Spa
Contract type name	PDS Contract
Purpose of contract	General
Contract start date	01/12/2016
Contract end date	31/03/2017

16/17 Contracted general activity (UDA)	750
Carry forward general activity (UDA)	0
16/17 Contracted orthodontic activity (UOA)	0
Carry forward orthodontic activity (UOA)	0
Baseline contract value	£17,497.50

ACCESS*

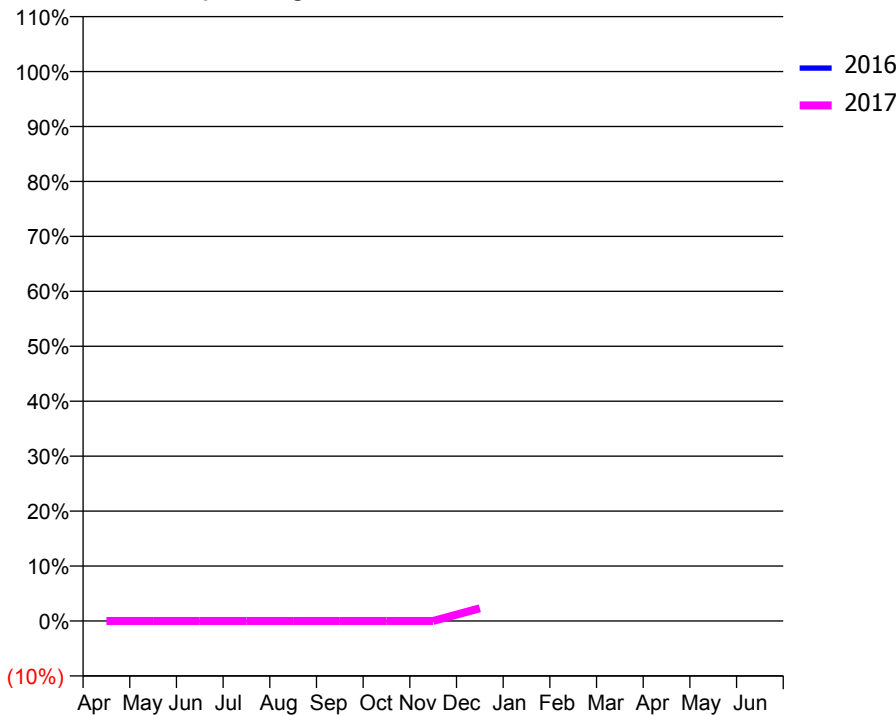
Patients seen in 24 months	Total	Change since previous quarter
Quarter ending December 2015	0	
Quarter ending March 2016	0	
Quarter ending June 2016	0	
Quarter ending September 2016	0	
Quarter ending December 2016	25	↑
Variance since December 2015	N/A	

Access trend analysis



ACTIVITY

Cumulative percentage of contracted UDA delivered 2016 & 2017



Month	Adjusted Scheduled Activity (UDA)	
	2016	2017
April	0	0
May	0	0
June	0	0
July	0	0
August	0	0
September	0	0
October	0	0
November	0	0
December	0	17
January	0	
February	0	
March	0	
April	0	
May	0	
June	0	

QUALITY

	Quantity	Base Number	Contract	LHB	Wales
% of FP17s for the same patient ID Re-attending within 3 months - Children	0	4	0.0%	9.0%	11.4%
% of FP17s for the same patient ID Re-attending within 3 months - Adults	0	5	0.0%	15.8%	16.6%
% of FP17s for the same patient ID Re-attending between 3 & 9 months - Children	0	4	0.0%	57.2%	58.0%
% of FP17s for the same patient ID Re-attending between 3 & 9 months - Adults	0	5	0.0%	53.7%	53.9%
% of FP17s for Band 1 Urgent Courses	2	9	22.2%	9.6%	9.0%
% of FP17s Relating to Free Repair or Replacements	0	9	0.0%	0.8%	0.7%
% of FP17s Relating to Continuations	0	9	0.0%	0.9%	0.9%
% of Patients satisfied with the dentistry they have received	0	0	N/A	93.0%	94.2%
% of Patients satisfied with the time they had to wait for an appointment	0	0	N/A	85.1%	88.6%

* This is based on patients treated on this contract for their most recent course of treatment. Figures in italics indicate the base number of FP17s or Patient Questionnaire responses are less than 100. N/A is shown where the base number of responses is less than 10 during the period. % is calculated as Quantity/Base number*100

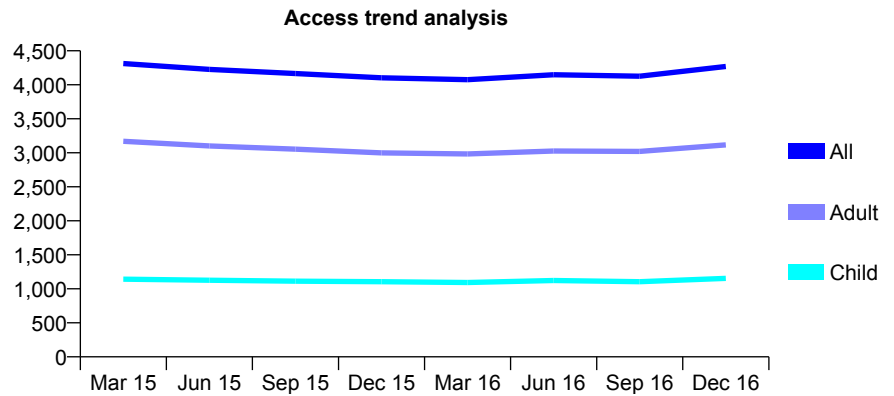
7A6 - Vital Signs At a Glance Contract Report for 101281/0135 - December 2016

Name or company name	OASIS DENTAL CARE LTD
Contract type name	GDS Contract
Purpose of contract	General
Contract start date	01/04/2006
Contract end date	

16/17 Contracted general activity (UDA)	16,432
Carry forward general activity (UDA)	-732
16/17 Contracted orthodontic activity (UOA)	0
Carry forward orthodontic activity (UOA)	0
Baseline contract value	£401,845.44

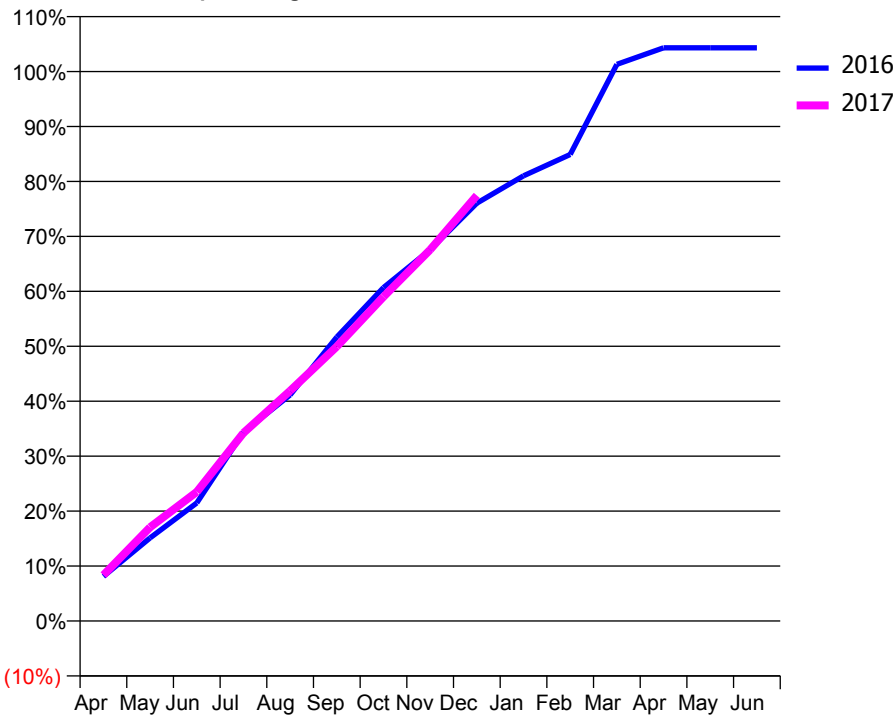
ACCESS*

Patients seen in 24 months	Total	Change since previous quarter
Quarter ending December 2015	4,103	
Quarter ending March 2016	4,076	→
Quarter ending June 2016	4,148	→
Quarter ending September 2016	4,126	→
Quarter ending December 2016	4,269	↑
Variance since December 2015	4.0%	↑



ACTIVITY

Cumulative percentage of contracted UDA delivered 2016 & 2017



Month	Adjusted Scheduled Activity (UDA)	
	2016	2017
April	1,334	1,374
May	2,486	2,806
June	3,533	3,861
July	5,645	5,624
August	6,761	6,883
September	8,492	8,209
October	9,969	9,697
November	11,104	11,104
December	12,494	12,726
January	13,314	
February	13,951	
March	16,647	
April	17,139	
May	17,139	
June	17,139	

QUALITY

	Quantity	Base Number	Contract	LHB	Wales
% of FP17s for the same patient ID Re-attending within 3 months - Children	149	1,452	10.3%	9.0%	11.4%
% of FP17s for the same patient ID Re-attending within 3 months - Adults	736	3,982	18.5%	15.8%	16.6%
% of FP17s for the same patient ID Re-attending between 3 & 9 months - Children	925	1,452	63.7%	57.2%	58.0%
% of FP17s for the same patient ID Re-attending between 3 & 9 months - Adults	2,412	3,982	60.6%	53.7%	53.9%
% of FP17s for Band 1 Urgent Courses	495	5,214	9.5%	9.6%	9.0%
% of FP17s Relating to Free Repair or Replacements	48	5,214	0.9%	0.8%	0.7%
% of FP17s Relating to Continuations	113	5,214	2.2%	0.9%	0.9%
% of Patients satisfied with the dentistry they have received	20	21	95.2%	93.0%	94.2%
% of Patients satisfied with the time they had to wait for an appointment	19	21	90.5%	85.1%	88.6%

* This is based on patients treated on this contract for their most recent course of treatment. Figures in italics indicate the base number of FP17s or Patient Questionnaire responses are less than 100. N/A is shown where the base number of responses is less than 10 during the period. % is calculated as Quantity/Base number*100

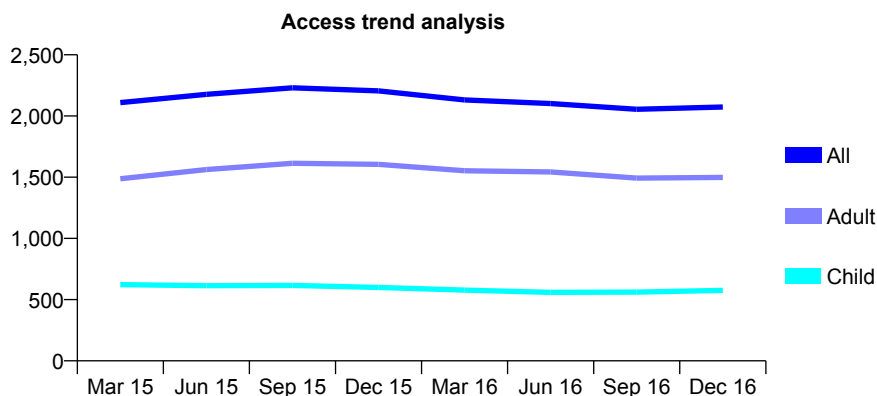
7A6 - Vital Signs At a Glance Contract Report for 101281/0136 - December 2016

Name or company name	OASIS DENTAL CARE LTD
Contract type name	GDS Contract
Purpose of contract	General
Contract start date	01/04/2006
Contract end date	

16/17 Contracted general activity (UDA)	6,487
Carry forward general activity (UDA)	31
16/17 Contracted orthodontic activity (UOA)	0
Carry forward orthodontic activity (UOA)	0
Baseline contract value	£161,226.65

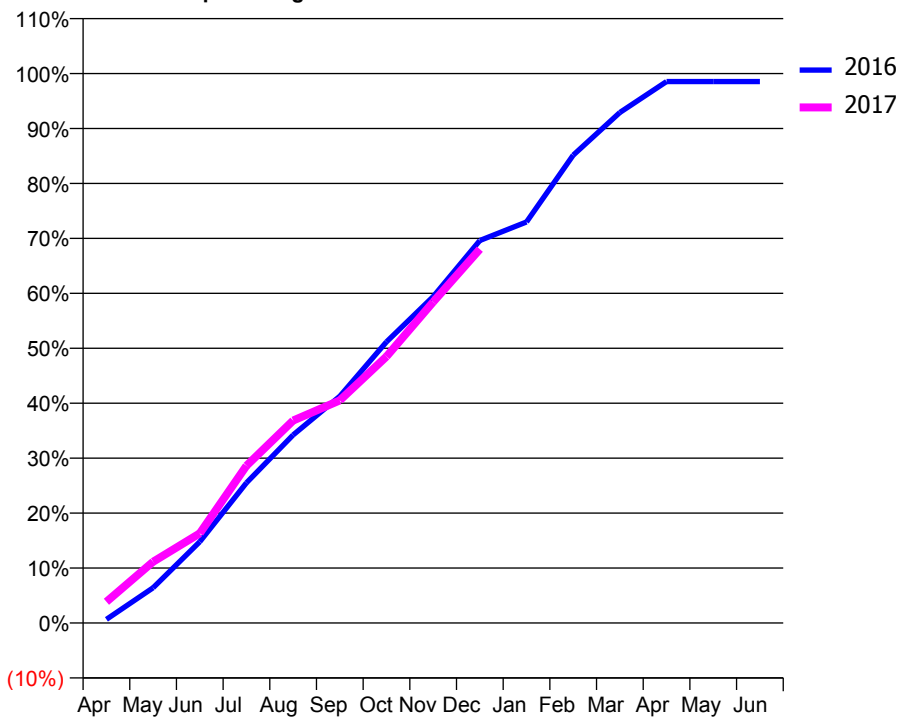
ACCESS*

Patients seen in 24 months	Total	Change since previous quarter
Quarter ending December 2015	2,205	
Quarter ending March 2016	2,131	↓
Quarter ending June 2016	2,102	↓
Quarter ending September 2016	2,055	↓
Quarter ending December 2016	2,074	→
Variance since December 2015	(5.9%)	↓



ACTIVITY

Cumulative percentage of contracted UDA delivered 2016 & 2017



Month	Adjusted Scheduled Activity (UDA)	
	2016	2017
April	43	252
May	416	724
June	959	1,059
July	1,655	1,857
August	2,221	2,390
September	2,676	2,629
October	3,319	3,147
November	3,852	3,789
December	4,516	4,413
January	4,735	
February	5,524	
March	6,027	
April	6,392	
May	6,392	
June	6,392	

QUALITY

	Quantity	Base Number	Contract	LHB	Wales
% of FP17s for the same patient ID Re-attending within 3 months - Children	53	716	7.4%	9.0%	11.4%
% of FP17s for the same patient ID Re-attending within 3 months - Adults	353	1,795	19.7%	15.8%	16.6%
% of FP17s for the same patient ID Re-attending between 3 & 9 months - Children	472	716	65.9%	57.2%	58.0%
% of FP17s for the same patient ID Re-attending between 3 & 9 months - Adults	1,057	1,795	58.9%	53.7%	53.9%
% of FP17s for Band 1 Urgent Courses	233	2,354	9.9%	9.6%	9.0%
% of FP17s Relating to Free Repair or Replacements	31	2,354	1.3%	0.8%	0.7%
% of FP17s Relating to Continuations	32	2,354	1.4%	0.9%	0.9%
% of Patients satisfied with the dentistry they have received	8	8	N/A	93.0%	94.2%
% of Patients satisfied with the time they had to wait for an appointment	7	8	N/A	85.1%	88.6%

* This is based on patients treated on this contract for their most recent course of treatment. Figures in italics indicate the base number of FP17s or Patient Questionnaire responses are less than 100. N/A is shown where the base number of responses is less than 10 during the period. % is calculated as Quantity/Base number*100

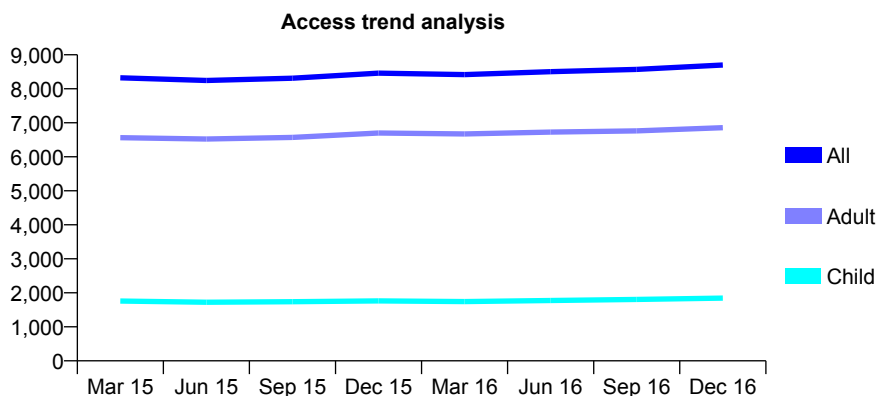
7A6 - Vital Signs At a Glance Contract Report for 101281/0160 - December 2016

Name or company name	OASIS DENTAL CARE LTD
Contract type name	GDS Contract
Purpose of contract	General
Contract start date	01/09/2006
Contract end date	

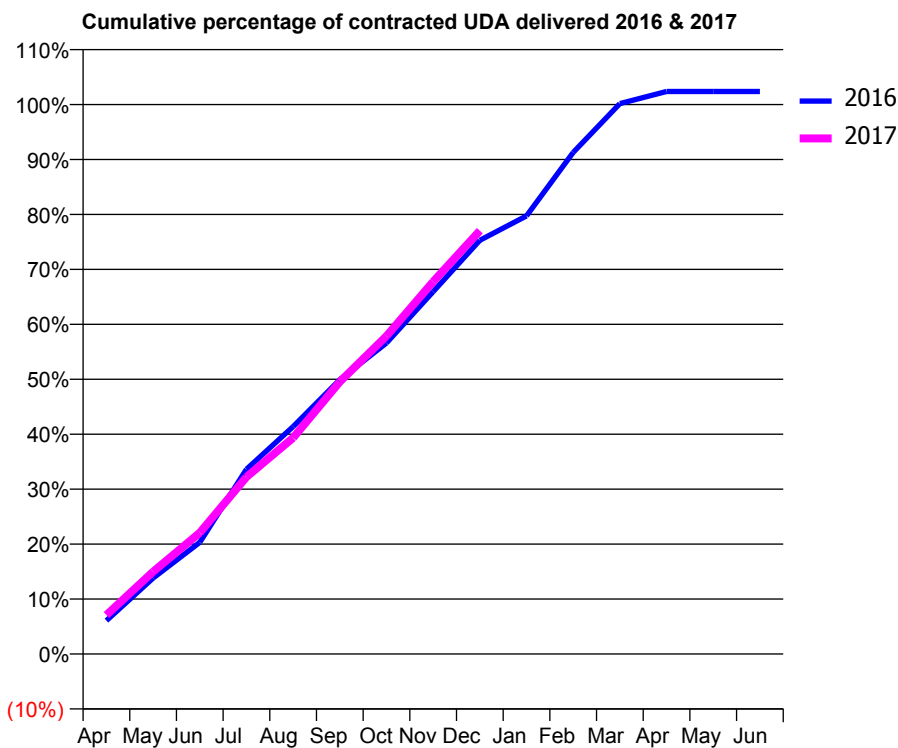
16/17 Contracted general activity (UDA)	25,813
Carry forward general activity (UDA)	-614
16/17 Contracted orthodontic activity (UOA)	0
Carry forward orthodontic activity (UOA)	0
Baseline contract value	£583,671.40

ACCESS*

Patients seen in 24 months	Total	Change since previous quarter
Quarter ending December 2015	8,460	
Quarter ending March 2016	8,416	→
Quarter ending June 2016	8,504	→
Quarter ending September 2016	8,571	→
Quarter ending December 2016	8,701	→
Variance since December 2015	2.8%	↑



ACTIVITY



Month	Adjusted Scheduled Activity (UDA)	
	2016	2017
April	1,571	1,834
May	3,569	3,867
June	5,246	5,696
July	8,679	8,315
August	10,686	10,156
September	12,885	12,789
October	14,612	14,937
November	17,021	17,494
December	19,433	19,882
January	20,583	
February	23,565	
March	25,855	
April	26,426	
May	26,423	
June	26,423	

QUALITY

	Quantity	Base Number	Contract	LHB	Wales
% of FP17s for the same patient ID Re-attending within 3 months - Children	171	2,151	7.9%	9.0%	11.4%
% of FP17s for the same patient ID Re-attending within 3 months - Adults	1,412	8,120	17.4%	15.8%	16.6%
% of FP17s for the same patient ID Re-attending between 3 & 9 months - Children	1,322	2,151	61.5%	57.2%	58.0%
% of FP17s for the same patient ID Re-attending between 3 & 9 months - Adults	4,722	8,120	58.2%	53.7%	53.9%
% of FP17s for Band 1 Urgent Courses	677	10,011	6.8%	9.6%	9.0%
% of FP17s Relating to Free Repair or Replacements	119	10,011	1.2%	0.8%	0.7%
% of FP17s Relating to Continuations	260	10,011	2.6%	0.9%	0.9%
% of Patients satisfied with the dentistry they have received	20	23	87.0%	93.0%	94.2%
% of Patients satisfied with the time they had to wait for an appointment	16	23	69.6%	85.1%	88.6%

* This is based on patients treated on this contract for their most recent course of treatment. Figures in italics indicate the base number of FP17s or Patient Questionnaire responses are less than 100. N/A is shown where the base number of responses is less than 10 during the period. % is calculated as Quantity/Base number*100

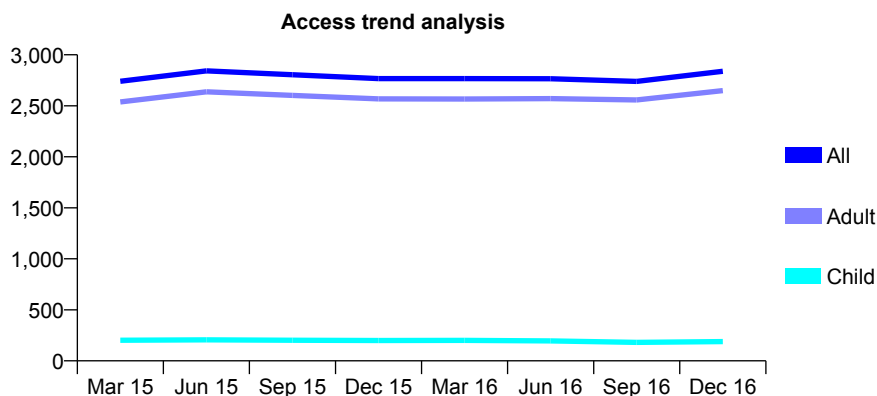
7A6 - Vital Signs At a Glance Contract Report for 107123/0006 - December 2016

Name or company name	Aneurin Bevan Health Board (Out of Hours)
Contract type name	GDS Contract
Purpose of contract	General
Contract start date	01/04/2013
Contract end date	

16/17 Contracted general activity (UDA)	3,777
Carry forward general activity (UDA)	0
16/17 Contracted orthodontic activity (UOA)	0
Carry forward orthodontic activity (UOA)	0
Baseline contract value	£367,152.21

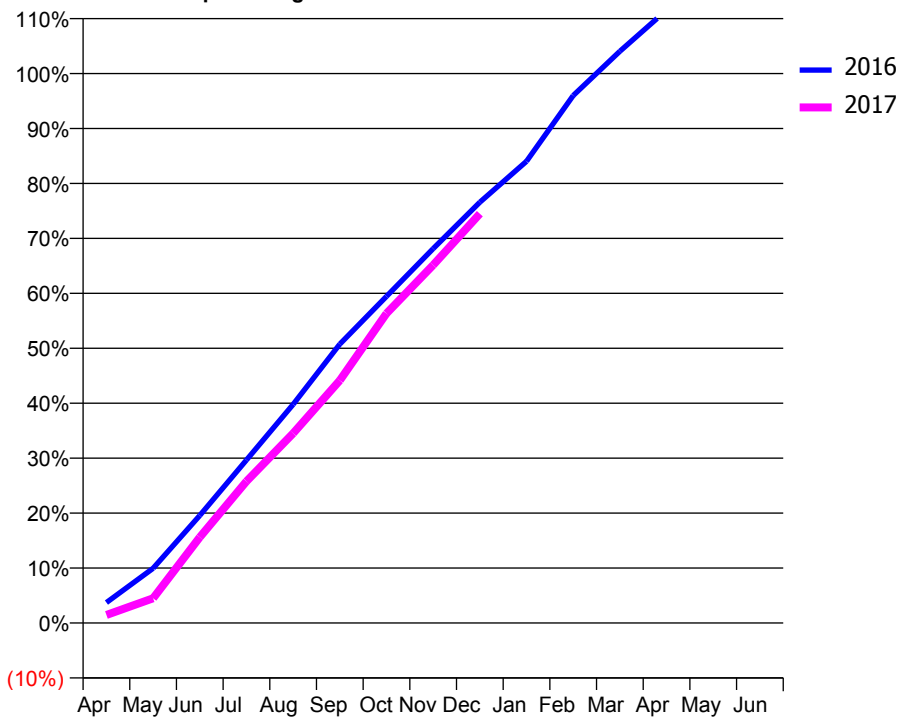
ACCESS*

Patients seen in 24 months	Total	Change since previous quarter
Quarter ending December 2015	2,767	
Quarter ending March 2016	2,767	→
Quarter ending June 2016	2,766	→
Quarter ending September 2016	2,739	→
Quarter ending December 2016	2,838	↑
Variance since December 2015	2.6%	↑



ACTIVITY

Cumulative percentage of contracted UDA delivered 2016 & 2017



Adjusted Scheduled Activity (UDA)

Month	2016	2017
April	141	55
May	376	170
June	740	590
July	1,121	974
August	1,503	1,304
September	1,917	1,667
October	2,245	2,128
November	2,573	2,460
December	2,892	2,813
January	3,173	
February	3,626	
March	3,930	
April	4,212	
May	4,216	
June	4,217	

QUALITY

	Quantity	Base Number	Contract	LHB	Wales
% of FP17s for the same patient ID Re-attending within 3 months - Children	3	264	1.1%	9.0%	11.4%
% of FP17s for the same patient ID Re-attending within 3 months - Adults	76	2,378	3.2%	15.8%	16.6%
% of FP17s for the same patient ID Re-attending between 3 & 9 months - Children	2	264	0.8%	57.2%	58.0%
% of FP17s for the same patient ID Re-attending between 3 & 9 months - Adults	44	2,378	1.9%	53.7%	53.9%
% of FP17s for Band 1 Urgent Courses	2,341	2,347	99.7%	9.6%	9.0%
% of FP17s Relating to Free Repair or Replacements	0	2,347	0.0%	0.8%	0.7%
% of FP17s Relating to Continuations	0	2,347	0.0%	0.9%	0.9%
% of Patients satisfied with the dentistry they have received	5	6	N/A	93.0%	94.2%
% of Patients satisfied with the time they had to wait for an appointment	5	6	N/A	85.1%	88.6%

* This is based on patients treated on this contract for their most recent course of treatment. Figures in italics indicate the base number of FP17s or Patient Questionnaire responses are less than 100. N/A is shown where the base number of responses is less than 10 during the period. % is calculated as Quantity/Base number*100

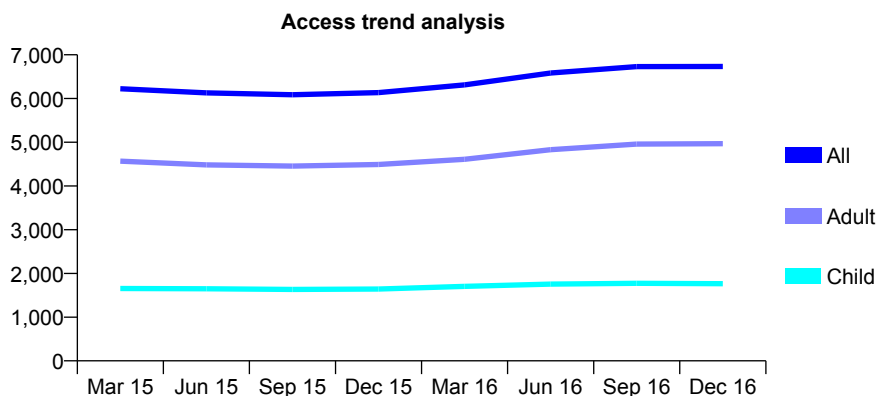
7A6 - Vital Signs At a Glance Contract Report for 110779/0001 - December 2016

Name or company name	Crown Cottage Dental Care
Contract type name	GDS Contract
Purpose of contract	General
Contract start date	01/11/2012
Contract end date	

16/17 Contracted general activity (UDA)	19,208
Carry forward general activity (UDA)	-960
16/17 Contracted orthodontic activity (UOA)	0
Carry forward orthodontic activity (UOA)	0
Baseline contract value	£657,798.50

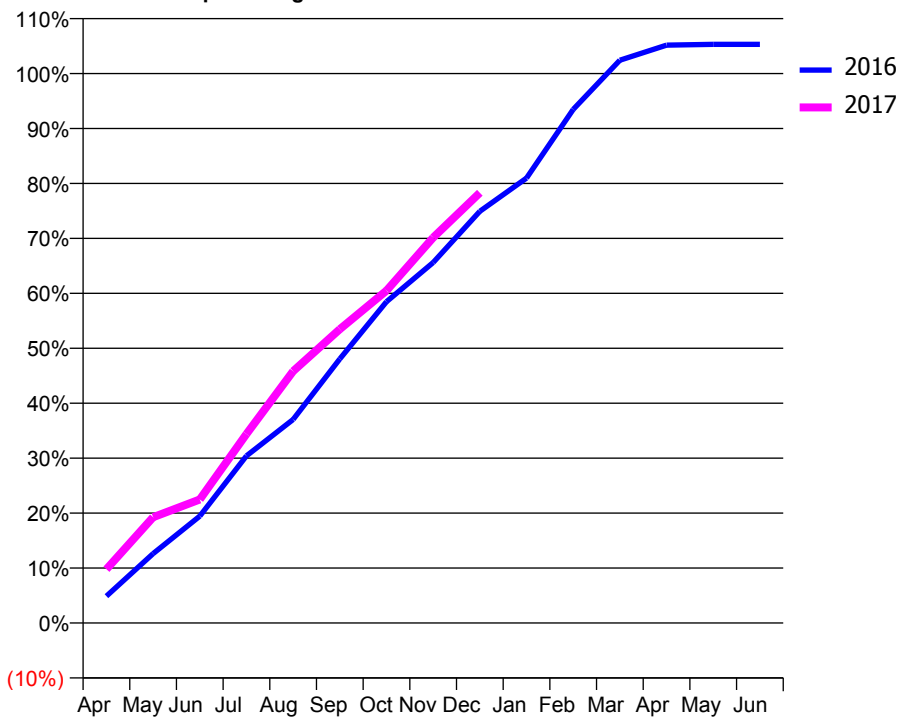
ACCESS*

Patients seen in 24 months	Total	Change since previous quarter
Quarter ending December 2015	6,134	
Quarter ending March 2016	6,311	↑
Quarter ending June 2016	6,585	↑
Quarter ending September 2016	6,730	↑
Quarter ending December 2016	6,733	→
Variance since December 2015	9.8%	↑



ACTIVITY

Cumulative percentage of contracted UDA delivered 2016 & 2017



Month	Adjusted Scheduled Activity (UDA)	
	2016	2017
April	938	1,879
May	2,425	3,697
June	3,735	4,317
July	5,841	6,609
August	7,114	8,801
September	9,233	10,273
October	11,230	11,618
November	12,603	13,472
December	14,391	15,042
January	15,551	
February	17,953	
March	19,670	
April	20,201	
May	20,228	
June	20,228	

QUALITY

	Quantity	Base Number	Contract	LHB	Wales
% of FP17s for the same patient ID Re-attending within 3 months - Children	115	1,828	6.3%	9.0%	11.4%
% of FP17s for the same patient ID Re-attending within 3 months - Adults	462	5,011	9.2%	15.8%	16.6%
% of FP17s for the same patient ID Re-attending between 3 & 9 months - Children	894	1,828	48.9%	57.2%	58.0%
% of FP17s for the same patient ID Re-attending between 3 & 9 months - Adults	2,656	5,011	53.0%	53.7%	53.9%
% of FP17s for Band 1 Urgent Courses	368	6,522	5.6%	9.6%	9.0%
% of FP17s Relating to Free Repair or Replacements	39	6,522	0.6%	0.8%	0.7%
% of FP17s Relating to Continuations	20	6,522	0.3%	0.9%	0.9%
% of Patients satisfied with the dentistry they have received	9	11	81.8%	93.0%	94.2%
% of Patients satisfied with the time they had to wait for an appointment	8	11	72.7%	85.1%	88.6%

* This is based on patients treated on this contract for their most recent course of treatment. Figures in italics indicate the base number of FP17s or Patient Questionnaire responses are less than 100. N/A is shown where the base number of responses is less than 10 during the period. % is calculated as Quantity/Base number*100

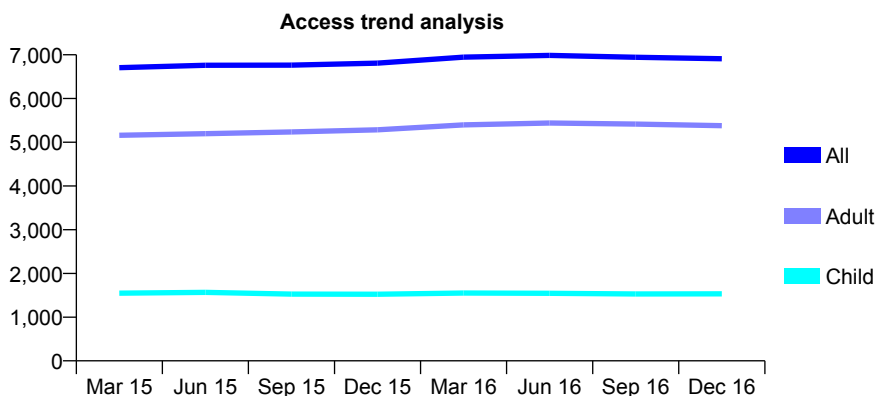
7A6 - Vital Signs At a Glance Contract Report for 115770/0001 - December 2016

Name or company name	Thomas and Stroud Dental Surgery
Contract type name	GDS Contract
Purpose of contract	General
Contract start date	01/12/2009
Contract end date	

16/17 Contracted general activity (UDA)	17,576
Carry forward general activity (UDA)	-132
16/17 Contracted orthodontic activity (UOA)	0
Carry forward orthodontic activity (UOA)	0
Baseline contract value	£573,313.51

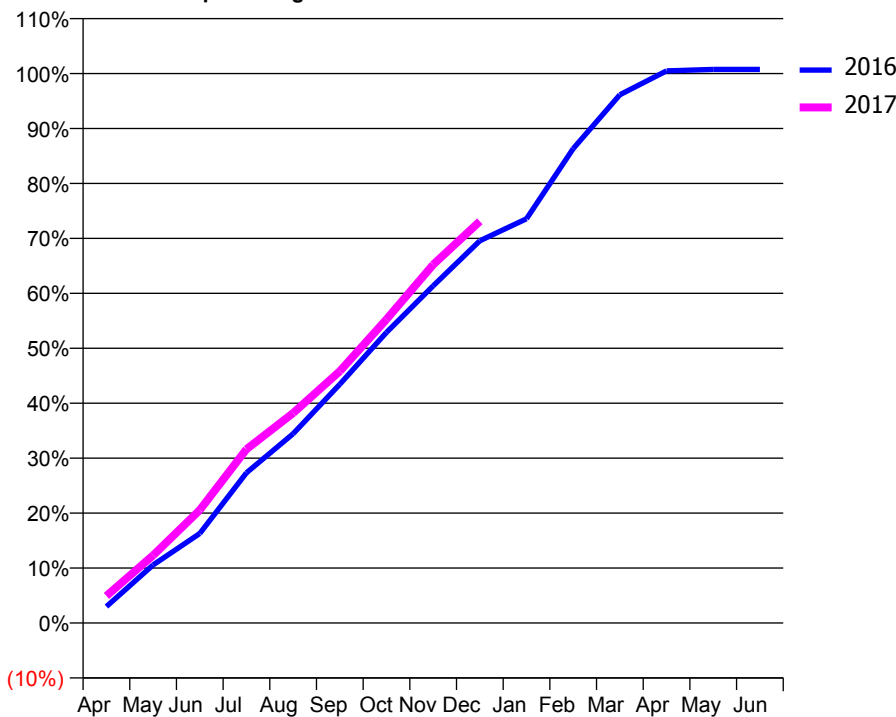
ACCESS*

Patients seen in 24 months	Total	Change since previous quarter
Quarter ending December 2015	6,808	
Quarter ending March 2016	6,947	↑
Quarter ending June 2016	6,985	→
Quarter ending September 2016	6,943	→
Quarter ending December 2016	6,910	→
Variance since December 2015	1.5%	→



ACTIVITY

Cumulative percentage of contracted UDA delivered 2016 & 2017



Adjusted Scheduled Activity (UDA)

Month	2016	2017
April	529	868
May	1,855	2,164
June	2,865	3,617
July	4,805	5,560
August	6,054	6,717
September	7,637	8,053
October	9,295	9,714
November	10,783	11,462
December	12,224	12,851
January	12,929	
February	15,172	
March	16,897	
April	17,660	
May	17,707	
June	17,706	

QUALITY

	Quantity	Base Number	Contract	LHB	Wales
% of FP17s for the same patient ID Re-attending within 3 months - Children	88	1,641	5.4%	9.0%	11.4%
% of FP17s for the same patient ID Re-attending within 3 months - Adults	633	5,521	11.5%	15.8%	16.6%
% of FP17s for the same patient ID Re-attending between 3 & 9 months - Children	988	1,641	60.2%	57.2%	58.0%
% of FP17s for the same patient ID Re-attending between 3 & 9 months - Adults	2,880	5,521	52.2%	53.7%	53.9%
% of FP17s for Band 1 Urgent Courses	369	6,744	5.5%	9.6%	9.0%
% of FP17s Relating to Free Repair or Replacements	46	6,744	0.7%	0.8%	0.7%
% of FP17s Relating to Continuations	43	6,744	0.6%	0.9%	0.9%
% of Patients satisfied with the dentistry they have received	19	20	95.0%	93.0%	94.2%
% of Patients satisfied with the time they had to wait for an appointment	17	20	85.0%	85.1%	88.6%

* This is based on patients treated on this contract for their most recent course of treatment. Figures in italics indicate the base number of FP17s or Patient Questionnaire responses are less than 100. N/A is shown where the base number of responses is less than 10 during the period. % is calculated as Quantity/Base number*100

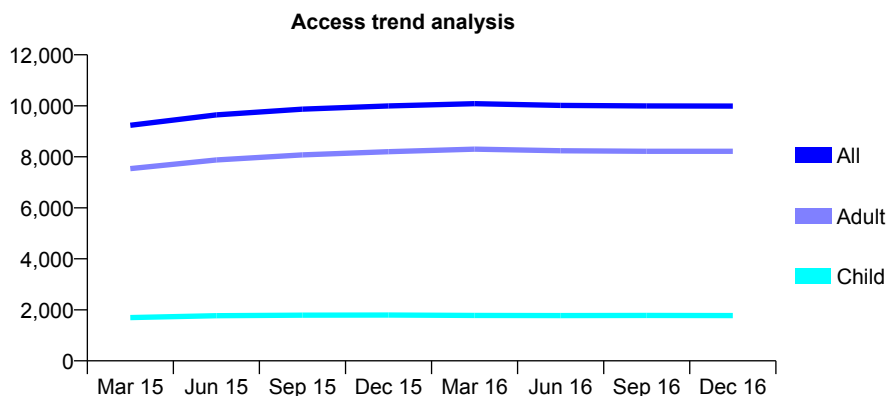
7A6 - Vital Signs At a Glance Contract Report for 120693/0001 - December 2016

Name or company name	Bethcar Dental Practice
Contract type name	GDS Contract
Purpose of contract	General
Contract start date	01/04/2014
Contract end date	

16/17 Contracted general activity (UDA)	35,300
Carry forward general activity (UDA)	-568
16/17 Contracted orthodontic activity (UOA)	0
Carry forward orthodontic activity (UOA)	0
Baseline contract value	£771,330.41

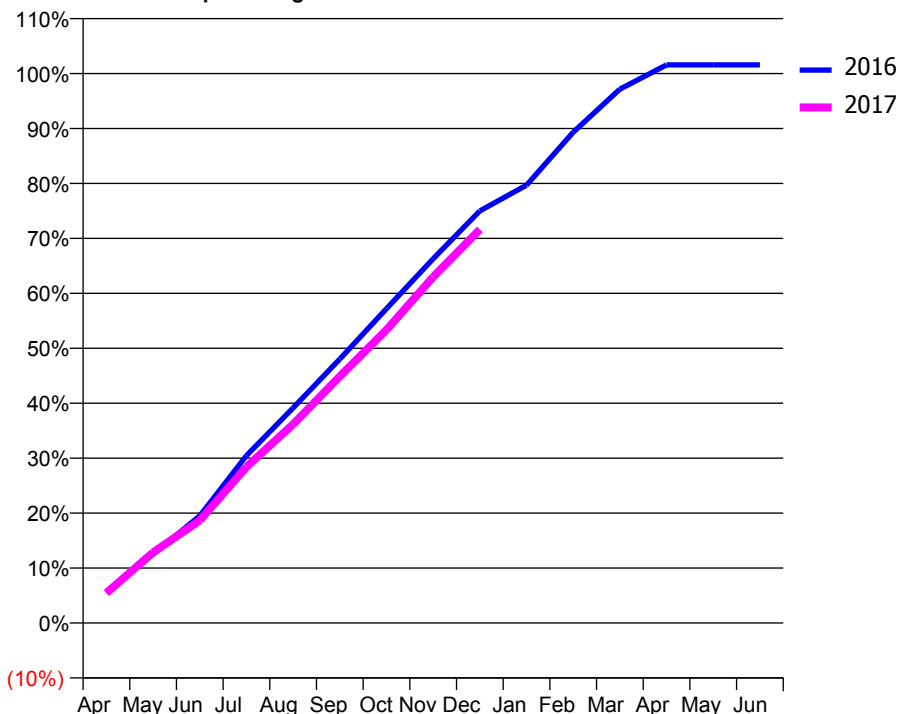
ACCESS*

Patients seen in 24 months	Total	Change since previous quarter
Quarter ending December 2015	9,996	
Quarter ending March 2016	10,085	→
Quarter ending June 2016	10,016	→
Quarter ending September 2016	9,995	→
Quarter ending December 2016	9,992	→
Variance since December 2015	(0.0%)	→



ACTIVITY

Cumulative percentage of contracted UDA delivered 2016 & 2017



Month	Adjusted Scheduled Activity (UDA)	
	2016	2017
April	1,952	1,933
May	4,434	4,534
June	6,880	6,594
July	10,758	10,028
August	13,822	12,769
September	16,953	15,845
October	20,191	18,829
November	23,401	22,231
December	26,473	25,281
January	28,129	
February	31,531	
March	34,298	
April	35,858	
May	35,857	
June	35,857	

QUALITY

	Quantity	Base Number	Contract	LHB	Wales
% of FP17s for the same patient ID Re-attending within 3 months - Children	171	2,131	8.0%	9.0%	11.4%
% of FP17s for the same patient ID Re-attending within 3 months - Adults	1,748	10,397	16.8%	15.8%	16.6%
% of FP17s for the same patient ID Re-attending between 3 & 9 months - Children	1,312	2,131	61.6%	57.2%	58.0%
% of FP17s for the same patient ID Re-attending between 3 & 9 months - Adults	6,160	10,397	59.2%	53.7%	53.9%
% of FP17s for Band 1 Urgent Courses	762	11,915	6.4%	9.6%	9.0%
% of FP17s Relating to Free Repair or Replacements	206	11,915	1.7%	0.8%	0.7%
% of FP17s Relating to Continuations	172	11,915	1.4%	0.9%	0.9%
% of Patients satisfied with the dentistry they have received	42	44	95.5%	93.0%	94.2%
% of Patients satisfied with the time they had to wait for an appointment	37	44	84.1%	85.1%	88.6%

* This is based on patients treated on this contract for their most recent course of treatment. Figures in italics indicate the base number of FP17s or Patient Questionnaire responses are less than 100. N/A is shown where the base number of responses is less than 10 during the period. % is calculated as Quantity/Base number*100

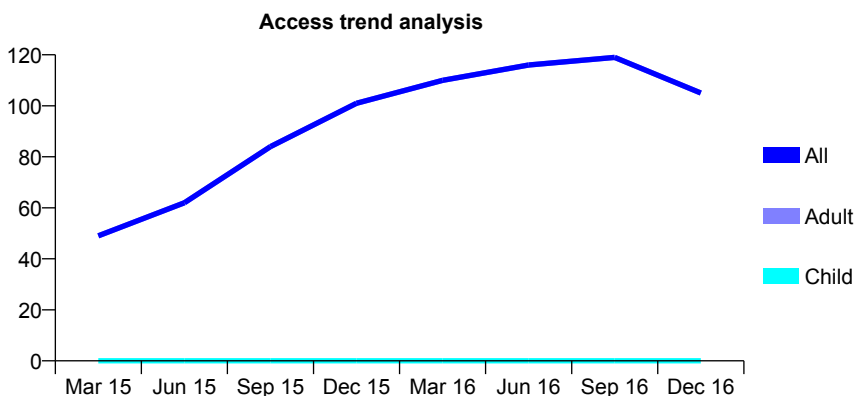
7A6 - Vital Signs At a Glance Contract Report for 120693/0002 - December 2016

Name or company name	Bethcar Dental Practice
Contract type name	PDS Contract
Purpose of contract	General
Contract start date	01/04/2014
Contract end date	31/03/2017

16/17 Contracted general activity (UDA)	400
Carry forward general activity (UDA)	0
16/17 Contracted orthodontic activity (UOA)	0
Carry forward orthodontic activity (UOA)	0
Baseline contract value	£17,880.40

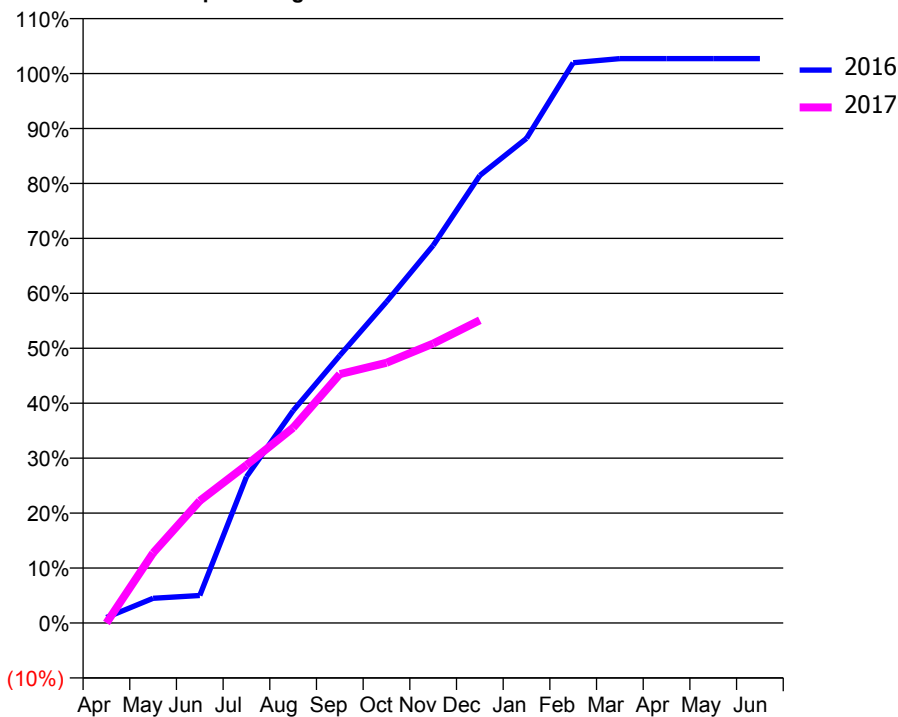
ACCESS*

Patients seen in 24 months	Total	Change since previous quarter
Quarter ending December 2015	101	
Quarter ending March 2016	110	↑
Quarter ending June 2016	116	↑
Quarter ending September 2016	119	↑
Quarter ending December 2016	105	↓
Variance since December 2015	4.0%	↑



ACTIVITY

Cumulative percentage of contracted UDA delivered 2016 & 2017



Month	Adjusted Scheduled Activity (UDA)	
	2016	2017
April	4	0
May	18	51
June	20	89
July	106	115
August	155	142
September	195	181
October	234	189
November	275	203
December	326	220
January	353	
February	408	
March	411	
April	411	
May	411	
June	411	

QUALITY

	Quantity	Base Number	Contract	LHB	Wales
% of FP17s for the same patient ID Re-attending within 3 months - Children	0	0	N/A	9.0%	11.4%
% of FP17s for the same patient ID Re-attending within 3 months - Adults	3	49	6.1%	15.8%	16.6%
% of FP17s for the same patient ID Re-attending between 3 & 9 months - Children	0	0	N/A	57.2%	58.0%
% of FP17s for the same patient ID Re-attending between 3 & 9 months - Adults	3	49	6.1%	53.7%	53.9%
% of FP17s for Band 1 Urgent Courses	2	49	4.1%	9.6%	9.0%
% of FP17s Relating to Free Repair or Replacements	0	49	0.0%	0.8%	0.7%
% of FP17s Relating to Continuations	0	49	0.0%	0.9%	0.9%
% of Patients satisfied with the dentistry they have received	1	1	N/A	93.0%	94.2%
% of Patients satisfied with the time they had to wait for an appointment	1	1	N/A	85.1%	88.6%

* This is based on patients treated on this contract for their most recent course of treatment. Figures in italics indicate the base number of FP17s or Patient Questionnaire responses are less than 100. N/A is shown where the base number of responses is less than 10 during the period. % is calculated as Quantity/Base number*100

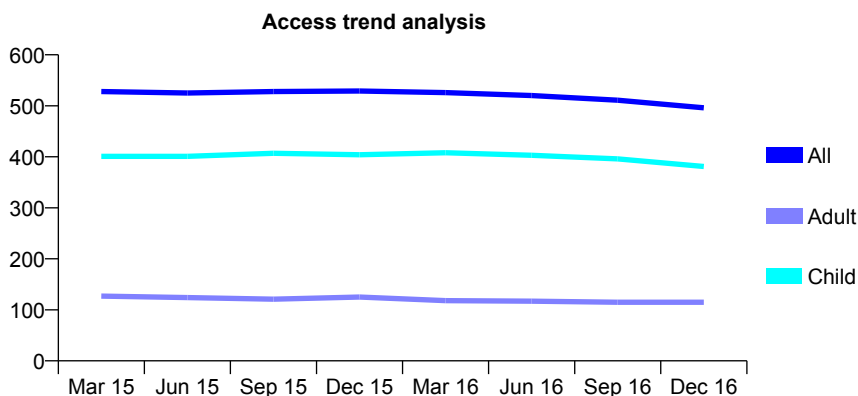
7A6 - Vital Signs At a Glance Contract Report for 126160/0001 - December 2016

Name or company name	Justin M Roberts Ltd
Contract type name	GDS Contract
Purpose of contract	General
Contract start date	01/04/2012
Contract end date	

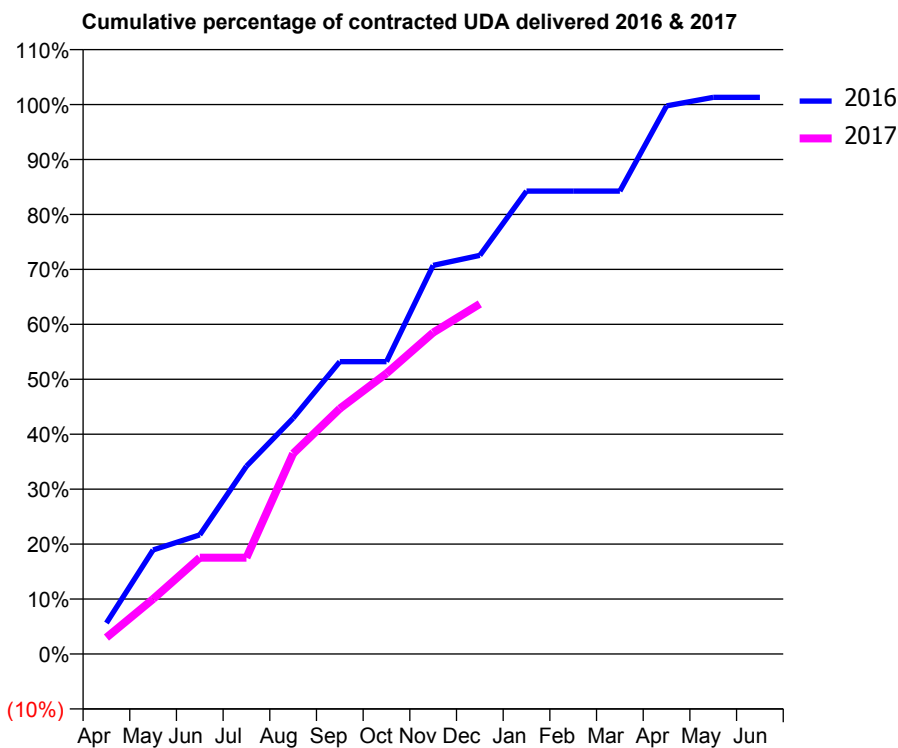
16/17 Contracted general activity (UDA)	770
Carry forward general activity (UDA)	-23
16/17 Contracted orthodontic activity (UOA)	0
Carry forward orthodontic activity (UOA)	0
Baseline contract value	£22,602.61

ACCESS*

Patients seen in 24 months	Total	Change since previous quarter
Quarter ending December 2015	529	
Quarter ending March 2016	526	→
Quarter ending June 2016	520	↓
Quarter ending September 2016	511	↓
Quarter ending December 2016	496	↓
Variance since December 2015	(6.2%)	↓



ACTIVITY



Month	Adjusted Scheduled Activity (UDA)	
	2016	2017
April	43	23
May	146	77
June	167	135
July	263	135
August	330	281
September	410	344
October	410	393
November	545	450
December	559	491
January	649	
February	649	
March	649	
April	768	
May	780	
June	780	

QUALITY

	Quantity	Base Number	Contract	LHB	Wales
% of FP17s for the same patient ID Re-attending within 3 months - Children	22	371	5.9%	9.0%	11.4%
% of FP17s for the same patient ID Re-attending within 3 months - Adults	5	55	9.1%	15.8%	16.6%
% of FP17s for the same patient ID Re-attending between 3 & 9 months - Children	154	371	41.5%	57.2%	58.0%
% of FP17s for the same patient ID Re-attending between 3 & 9 months - Adults	17	55	30.9%	53.7%	53.9%
% of FP17s for Band 1 Urgent Courses	3	326	0.9%	9.6%	9.0%
% of FP17s Relating to Free Repair or Replacements	0	326	0.0%	0.8%	0.7%
% of FP17s Relating to Continuations	1	326	0.3%	0.9%	0.9%
% of Patients satisfied with the dentistry they have received	0	0	N/A	93.0%	94.2%
% of Patients satisfied with the time they had to wait for an appointment	0	0	N/A	85.1%	88.6%

* This is based on patients treated on this contract for their most recent course of treatment. Figures in italics indicate the base number of FP17s or Patient Questionnaire responses are less than 100. N/A is shown where the base number of responses is less than 10 during the period. % is calculated as Quantity/Base number*100

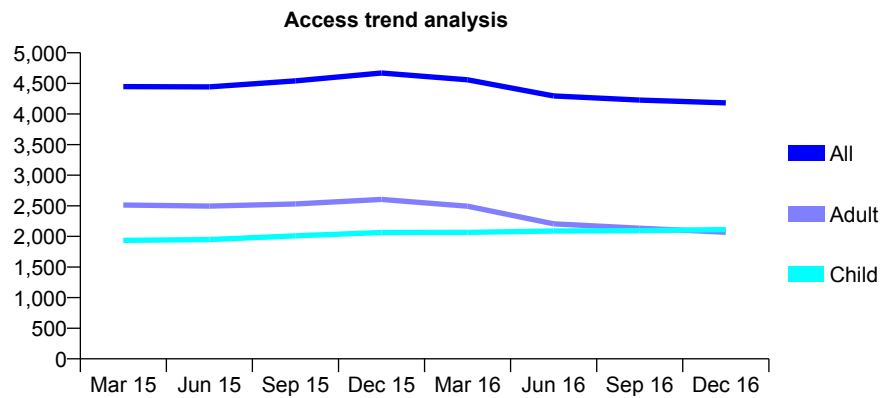
7A6 - Vital Signs At a Glance Contract Report for 126314/0001 - December 2016

Name or company name	Sunnycourt Ltd
Contract type name	GDS Contract
Purpose of contract	General
Contract start date	01/01/2011
Contract end date	

16/17 Contracted general activity (UDA)	13,222
Carry forward general activity (UDA)	-413
16/17 Contracted orthodontic activity (UOA)	0
Carry forward orthodontic activity (UOA)	0
Baseline contract value	£311,189.64

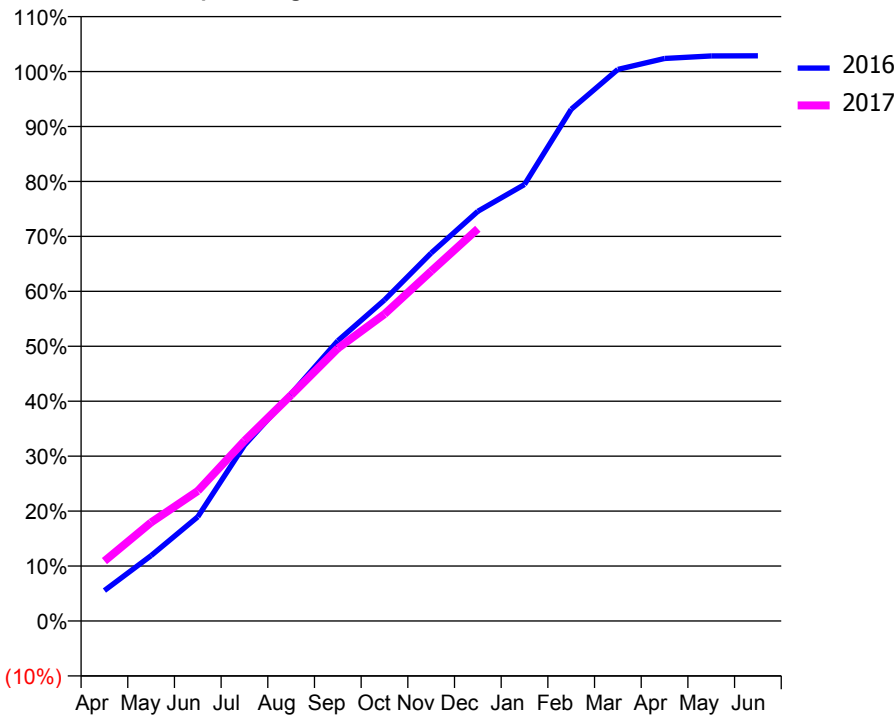
ACCESS*

Patients seen in 24 months	Total	Change since previous quarter
Quarter ending December 2015	4,669	
Quarter ending March 2016	4,559	↓
Quarter ending June 2016	4,295	↓
Quarter ending September 2016	4,227	↓
Quarter ending December 2016	4,182	↓
Variance since December 2015	(10.4%)	↓



ACTIVITY

Cumulative percentage of contracted UDA delivered 2016 & 2017



Month	Adjusted Scheduled Activity (UDA)	
	2016	2017
April	733	1,443
May	1,574	2,372
June	2,506	3,130
July	4,229	4,337
August	5,467	5,436
September	6,743	6,561
October	7,725	7,384
November	8,853	8,419
December	9,859	9,438
January	10,502	
February	12,311	
March	13,271	
April	13,536	
May	13,596	
June	13,599	

QUALITY

	Quantity	Base Number	Contract	LHB	Wales
% of FP17s for the same patient ID Re-attending within 3 months - Children	145	2,155	6.7%	9.0%	11.4%
% of FP17s for the same patient ID Re-attending within 3 months - Adults	208	1,668	12.5%	15.8%	16.6%
% of FP17s for the same patient ID Re-attending between 3 & 9 months - Children	1,142	2,155	53.0%	57.2%	58.0%
% of FP17s for the same patient ID Re-attending between 3 & 9 months - Adults	867	1,668	52.0%	53.7%	53.9%
% of FP17s for Band 1 Urgent Courses	208	3,700	5.6%	9.6%	9.0%
% of FP17s Relating to Free Repair or Replacements	1	3,700	0.0%	0.8%	0.7%
% of FP17s Relating to Continuations	14	3,700	0.4%	0.9%	0.9%
% of Patients satisfied with the dentistry they have received	8	8	N/A	93.0%	94.2%
% of Patients satisfied with the time they had to wait for an appointment	8	8	N/A	85.1%	88.6%

* This is based on patients treated on this contract for their most recent course of treatment. Figures in italics indicate the base number of FP17s or Patient Questionnaire responses are less than 100. N/A is shown where the base number of responses is less than 10 during the period. % is calculated as Quantity/Base number*100

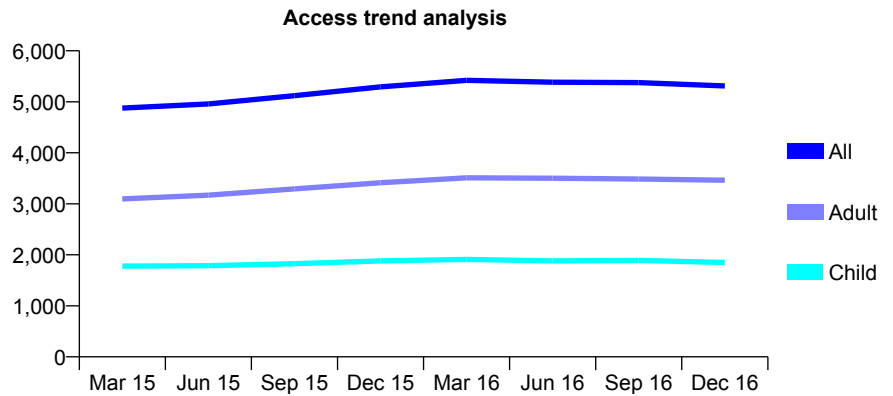
7A6 - Vital Signs At a Glance Contract Report for 128112/0001 - December 2016

Name or company name	Malpas Dental Practice Limited
Contract type name	GDS Contract
Purpose of contract	General
Contract start date	01/08/2010
Contract end date	

16/17 Contracted general activity (UDA)	16,705
Carry forward general activity (UDA)	-69
16/17 Contracted orthodontic activity (UOA)	0
Carry forward orthodontic activity (UOA)	0
Baseline contract value	£524,539.64

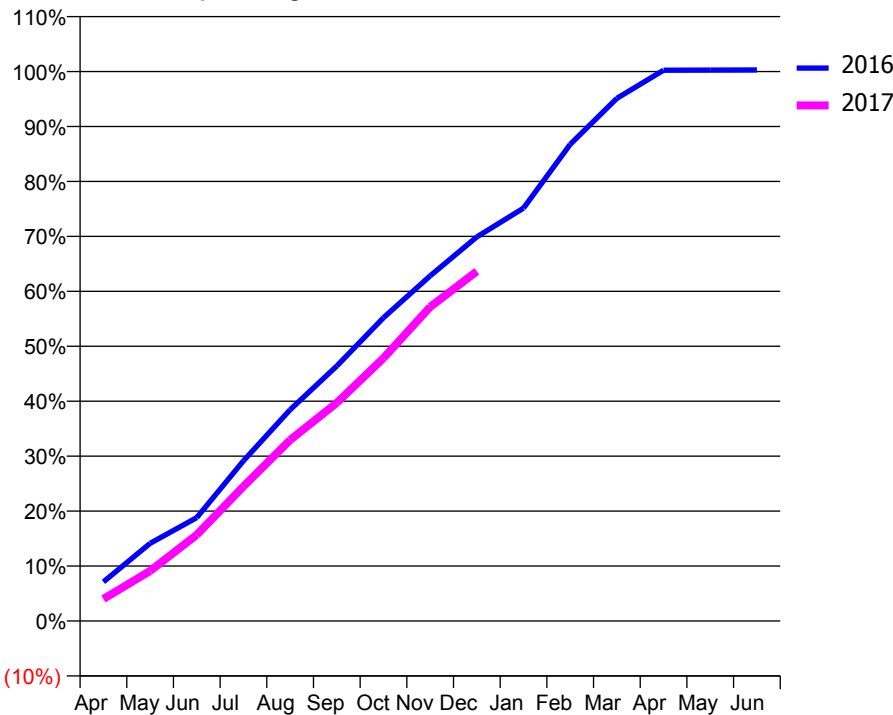
ACCESS*

Patients seen in 24 months	Total	Change since previous quarter
Quarter ending December 2015	5,294	
Quarter ending March 2016	5,421	↑
Quarter ending June 2016	5,385	→
Quarter ending September 2016	5,376	→
Quarter ending December 2016	5,312	↓
Variance since December 2015	0.3%	→



ACTIVITY

Cumulative percentage of contracted UDA delivered 2016 & 2017



Month	Adjusted Scheduled Activity (UDA)	
	2016	2017
April	1,188	670
May	2,360	1,520
June	3,143	2,622
July	4,871	4,093
August	6,424	5,503
September	7,755	6,636
October	9,220	7,992
November	10,493	9,549
December	11,676	10,632
January	12,551	
February	14,489	
March	15,889	
April	16,744	
May	16,750	
June	16,754	

QUALITY

	Quantity	Base Number	Contract	LHB	Wales
% of FP17s for the same patient ID Re-attending within 3 months - Children	149	2,171	6.9%	9.0%	11.4%
% of FP17s for the same patient ID Re-attending within 3 months - Adults	643	4,311	14.9%	15.8%	16.6%
% of FP17s for the same patient ID Re-attending between 3 & 9 months - Children	1,542	2,171	71.0%	57.2%	58.0%
% of FP17s for the same patient ID Re-attending between 3 & 9 months - Adults	3,065	4,311	71.1%	53.7%	53.9%
% of FP17s for Band 1 Urgent Courses	347	6,008	5.8%	9.6%	9.0%
% of FP17s Relating to Free Repair or Replacements	34	6,008	0.6%	0.8%	0.7%
% of FP17s Relating to Continuations	28	6,008	0.5%	0.9%	0.9%
% of Patients satisfied with the dentistry they have received	12	12	100.0%	93.0%	94.2%
% of Patients satisfied with the time they had to wait for an appointment	12	12	100.0%	85.1%	88.6%

* This is based on patients treated on this contract for their most recent course of treatment. Figures in italics indicate the base number of FP17s or Patient Questionnaire responses are less than 100. N/A is shown where the base number of responses is less than 10 during the period. % is calculated as Quantity/Base number*100

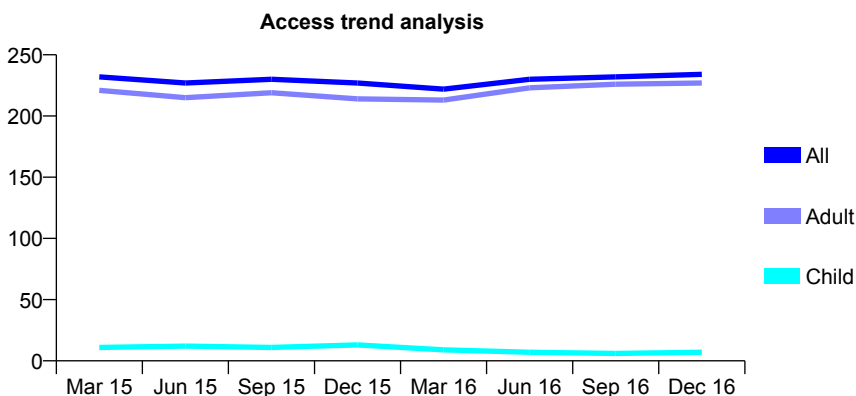
7A6 - Vital Signs At a Glance Contract Report for 128112/0002 - December 2016

Name or company name	Malpas Dental Practice Limited
Contract type name	PDS Contract
Purpose of contract	General
Contract start date	19/11/2012
Contract end date	31/03/2017

16/17 Contracted general activity (UDA)	250
Carry forward general activity (UDA)	0
16/17 Contracted orthodontic activity (UOA)	0
Carry forward orthodontic activity (UOA)	0
Baseline contract value	£12,139.01

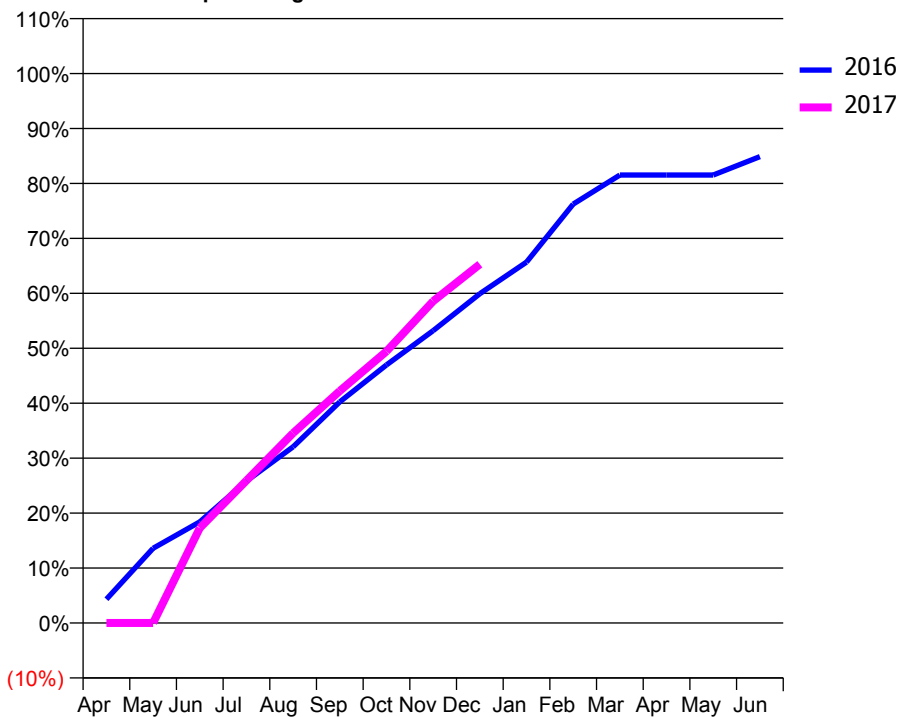
ACCESS*

Patients seen in 24 months	Total	Change since previous quarter
Quarter ending December 2015	227	
Quarter ending March 2016	222	↓
Quarter ending June 2016	230	↑
Quarter ending September 2016	232	→
Quarter ending December 2016	234	→
Variance since December 2015	3.1%	↑



ACTIVITY

Cumulative percentage of contracted UDA delivered 2016 & 2017



Month	Adjusted Scheduled Activity (UDA)	
	2016	2017
April	11	0
May	34	0
June	46	43
July	65	65
August	80	86
September	101	106
October	117	124
November	133	146
December	150	163
January	164	
February	191	
March	204	
April	204	
May	204	
June	212	

QUALITY

	Quantity	Base Number	Contract	LHB	Wales
% of FP17s for the same patient ID Re-attending within 3 months - Children	0	4	0.0%	9.0%	11.4%
% of FP17s for the same patient ID Re-attending within 3 months - Adults	1	139	0.7%	15.8%	16.6%
% of FP17s for the same patient ID Re-attending between 3 & 9 months - Children	0	4	0.0%	57.2%	58.0%
% of FP17s for the same patient ID Re-attending between 3 & 9 months - Adults	0	139	0.0%	53.7%	53.9%
% of FP17s for Band 1 Urgent Courses	136	136	100.0%	9.6%	9.0%
% of FP17s Relating to Free Repair or Replacements	0	136	0.0%	0.8%	0.7%
% of FP17s Relating to Continuations	0	136	0.0%	0.9%	0.9%
% of Patients satisfied with the dentistry they have received	0	0	N/A	93.0%	94.2%
% of Patients satisfied with the time they had to wait for an appointment	0	0	N/A	85.1%	88.6%

* This is based on patients treated on this contract for their most recent course of treatment. Figures in italics indicate the base number of FP17s or Patient Questionnaire responses are less than 100. N/A is shown where the base number of responses is less than 10 during the period. % is calculated as Quantity/Base number*100

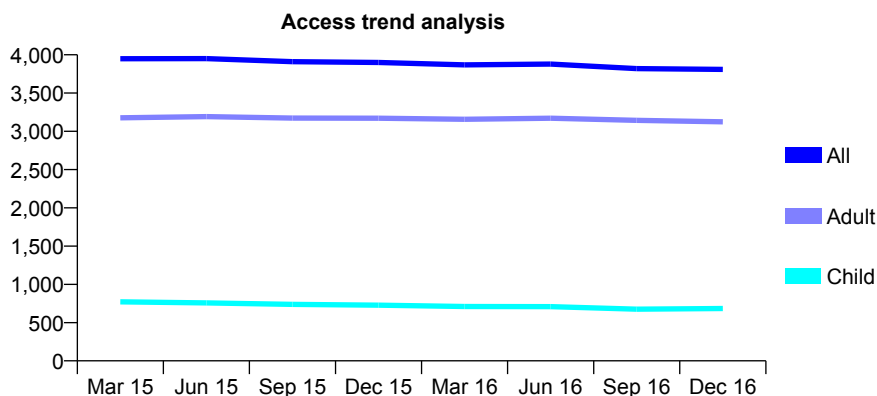
7A6 - Vital Signs At a Glance Contract Report for 128600/0001 - December 2016

Name or company name	Llanyrafon Dental Practice Ltd
Contract type name	GDS Contract
Purpose of contract	General
Contract start date	01/04/2012
Contract end date	

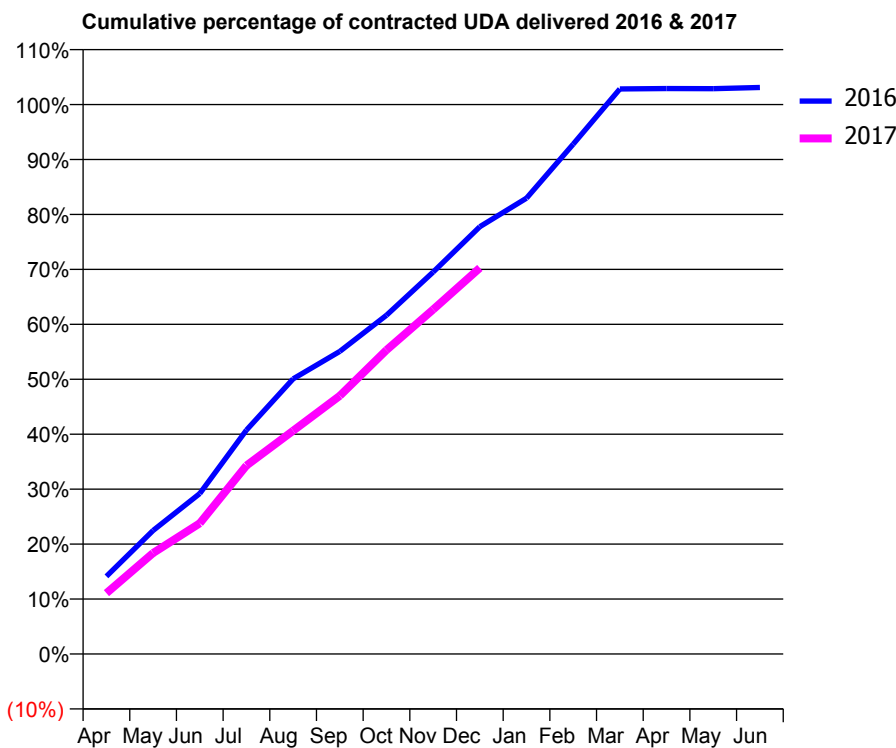
16/17 Contracted general activity (UDA)	10,780
Carry forward general activity (UDA)	-371
16/17 Contracted orthodontic activity (UOA)	0
Carry forward orthodontic activity (UOA)	0
Baseline contract value	£264,930.84

ACCESS*

Patients seen in 24 months	Total	Change since previous quarter
Quarter ending December 2015	3,900	
Quarter ending March 2016	3,868	→
Quarter ending June 2016	3,879	→
Quarter ending September 2016	3,820	↓
Quarter ending December 2016	3,809	→
Variance since December 2015	(2.3%)	↓



ACTIVITY



Month	Adjusted Scheduled Activity (UDA)	
	2016	2017
April	1,524	1,193
May	2,423	1,982
June	3,149	2,565
July	4,393	3,697
August	5,398	4,380
September	5,938	5,066
October	6,645	5,962
November	7,495	6,758
December	8,382	7,575
January	8,943	
February	10,003	
March	11,086	
April	11,093	
May	11,091	
June	11,114	

QUALITY

	Quantity	Base Number	Contract	LHB	Wales
% of FP17s for the same patient ID Re-attending within 3 months - Children	13	692	1.9%	9.0%	11.4%
% of FP17s for the same patient ID Re-attending within 3 months - Adults	159	2,995	5.3%	15.8%	16.6%
% of FP17s for the same patient ID Re-attending between 3 & 9 months - Children	411	692	59.4%	57.2%	58.0%
% of FP17s for the same patient ID Re-attending between 3 & 9 months - Adults	1,859	2,995	62.1%	53.7%	53.9%
% of FP17s for Band 1 Urgent Courses	29	3,651	0.8%	9.6%	9.0%
% of FP17s Relating to Free Repair or Replacements	4	3,651	0.1%	0.8%	0.7%
% of FP17s Relating to Continuations	2	3,651	0.1%	0.9%	0.9%
% of Patients satisfied with the dentistry they have received	16	18	88.9%	93.0%	94.2%
% of Patients satisfied with the time they had to wait for an appointment	16	18	88.9%	85.1%	88.6%

* This is based on patients treated on this contract for their most recent course of treatment. Figures in italics indicate the base number of FP17s or Patient Questionnaire responses are less than 100. N/A is shown where the base number of responses is less than 10 during the period. % is calculated as Quantity/Base number*100

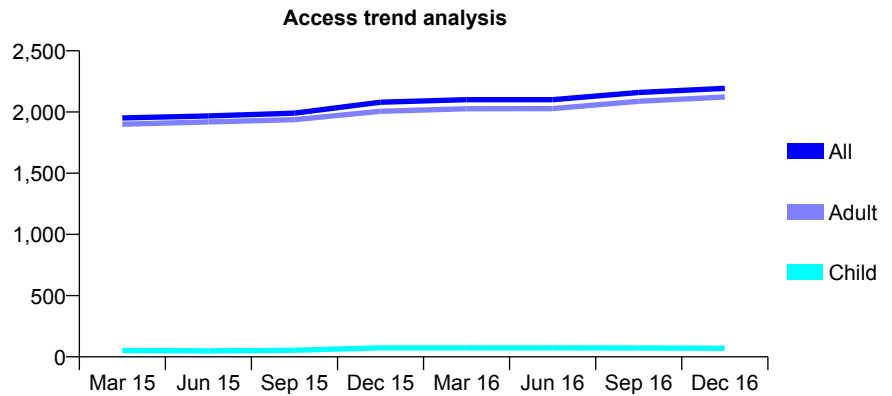
7A6 - Vital Signs At a Glance Contract Report for 128945/0001 - December 2016

Name or company name	Devon Place Limited
Contract type name	PDS Contract
Purpose of contract	General
Contract start date	01/04/2012
Contract end date	31/03/2017

16/17 Contracted general activity (UDA)	3,095
Carry forward general activity (UDA)	0
16/17 Contracted orthodontic activity (UOA)	0
Carry forward orthodontic activity (UOA)	0
Baseline contract value	£79,957.14

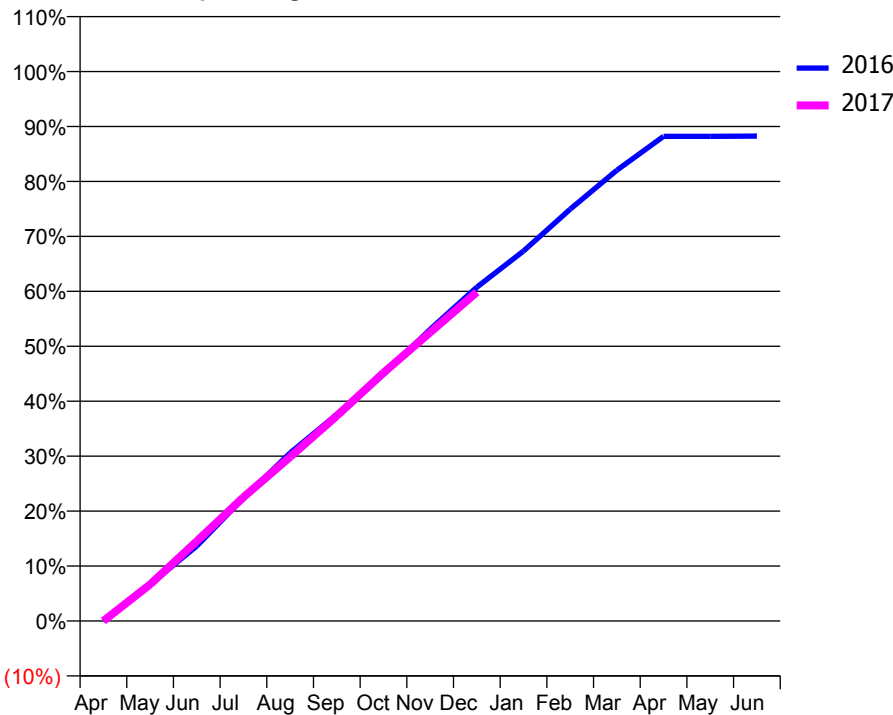
ACCESS*

Patients seen in 24 months	Total	Change since previous quarter
Quarter ending December 2015	2,080	
Quarter ending March 2016	2,101	→
Quarter ending June 2016	2,101	→
Quarter ending September 2016	2,160	↑
Quarter ending December 2016	2,193	→
Variance since December 2015	5.4%	↑



ACTIVITY

Cumulative percentage of contracted UDA delivered 2016 & 2017



Month	Adjusted Scheduled Activity (UDA)	
	2016	2017
April	0	0
May	206	206
June	422	450
July	692	697
August	947	924
September	1,164	1,156
October	1,389	1,398
November	1,643	1,626
December	1,880	1,853
January	2,084	
February	2,320	
March	2,539	
April	2,730	
May	2,730	
June	2,731	

QUALITY

	Quantity	Base Number	Contract	LHB	Wales
% of FP17s for the same patient ID Re-attending within 3 months - Children	0	63	0.0%	9.0%	11.4%
% of FP17s for the same patient ID Re-attending within 3 months - Adults	100	1,633	6.1%	15.8%	16.6%
% of FP17s for the same patient ID Re-attending between 3 & 9 months - Children	2	63	3.2%	57.2%	58.0%
% of FP17s for the same patient ID Re-attending between 3 & 9 months - Adults	43	1,633	2.6%	53.7%	53.9%
% of FP17s for Band 1 Urgent Courses	1,518	1,535	98.9%	9.6%	9.0%
% of FP17s Relating to Free Repair or Replacements	0	1,535	0.0%	0.8%	0.7%
% of FP17s Relating to Continuations	0	1,535	0.0%	0.9%	0.9%
% of Patients satisfied with the dentistry they have received	1	1	N/A	93.0%	94.2%
% of Patients satisfied with the time they had to wait for an appointment	1	1	N/A	85.1%	88.6%

* This is based on patients treated on this contract for their most recent course of treatment. Figures in italics indicate the base number of FP17s or Patient Questionnaire responses are less than 100. N/A is shown where the base number of responses is less than 10 during the period. % is calculated as Quantity/Base number*100

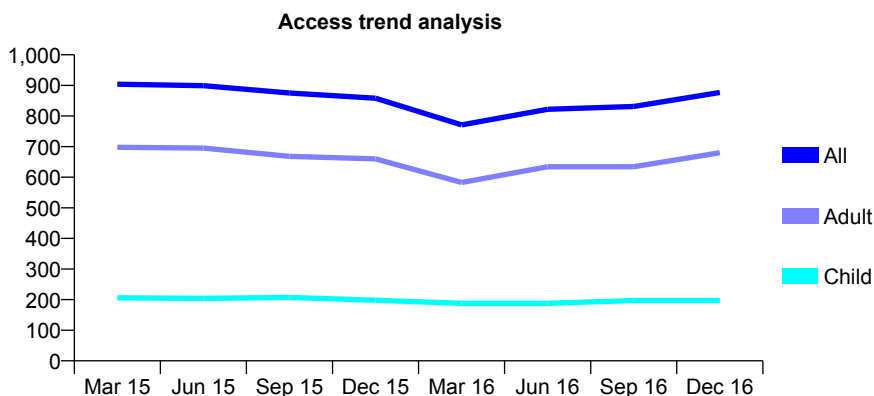
7A6 - Vital Signs At a Glance Contract Report for 128945/0002 - December 2016

Name or company name	Devon Place Limited
Contract type name	GDS Contract
Purpose of contract	General
Contract start date	01/04/2012
Contract end date	

16/17 Contracted general activity (UDA)	3,767
Carry forward general activity (UDA)	188
16/17 Contracted orthodontic activity (UOA)	0
Carry forward orthodontic activity (UOA)	0
Baseline contract value	£92,679.97

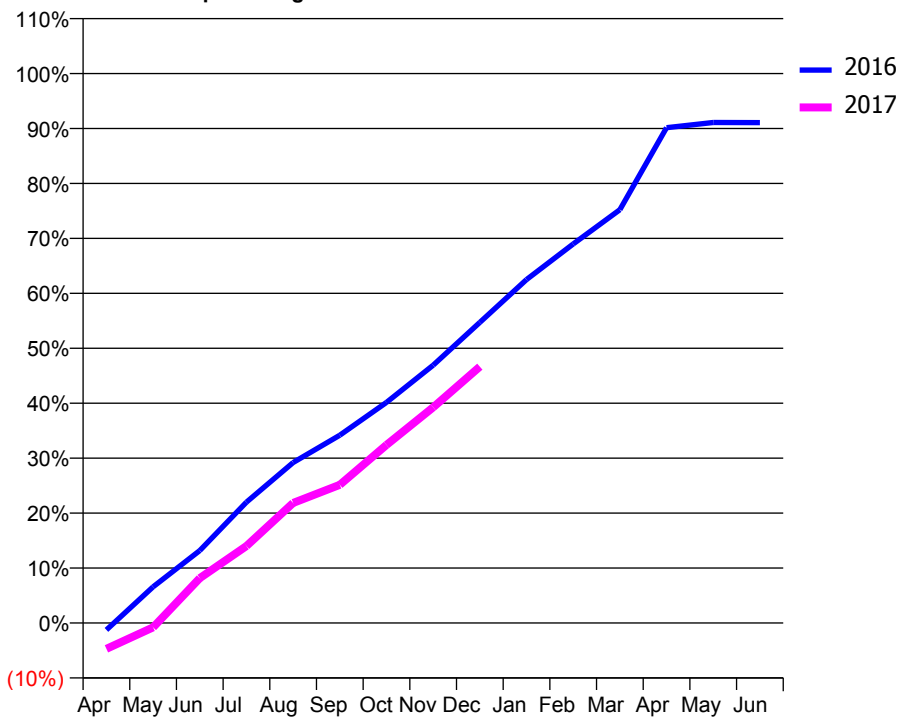
ACCESS*

Patients seen in 24 months	Total	Change since previous quarter
Quarter ending December 2015	858	
Quarter ending March 2016	771	↓
Quarter ending June 2016	822	↑
Quarter ending September 2016	831	→
Quarter ending December 2016	877	↑
Variance since December 2015	2.2%	↑



ACTIVITY

Cumulative percentage of contracted UDA delivered 2016 & 2017



Month	Adjusted Scheduled Activity (UDA)	
	2016	2017
April	-48	-178
May	249	-31
June	497	308
July	828	528
August	1,100	823
September	1,288	947
October	1,512	1,221
November	1,768	1,478
December	2,061	1,758
January	2,354	
February	2,598	
March	2,833	
April	3,395	
May	3,431	
June	3,430	

QUALITY

	Quantity	Base Number	Contract	LHB	Wales
% of FP17s for the same patient ID Re-attending within 3 months - Children	17	271	6.3%	9.0%	11.4%
% of FP17s for the same patient ID Re-attending within 3 months - Adults	88	818	10.8%	15.8%	16.6%
% of FP17s for the same patient ID Re-attending between 3 & 9 months - Children	180	271	66.4%	57.2%	58.0%
% of FP17s for the same patient ID Re-attending between 3 & 9 months - Adults	449	818	54.9%	53.7%	53.9%
% of FP17s for Band 1 Urgent Courses	64	895	7.2%	9.6%	9.0%
% of FP17s Relating to Free Repair or Replacements	2	895	0.2%	0.8%	0.7%
% of FP17s Relating to Continuations	0	895	0.0%	0.9%	0.9%
% of Patients satisfied with the dentistry they have received	6	6	N/A	93.0%	94.2%
% of Patients satisfied with the time they had to wait for an appointment	5	6	N/A	85.1%	88.6%

* This is based on patients treated on this contract for their most recent course of treatment. Figures in italics indicate the base number of FP17s or Patient Questionnaire responses are less than 100. N/A is shown where the base number of responses is less than 10 during the period. % is calculated as Quantity/Base number*100

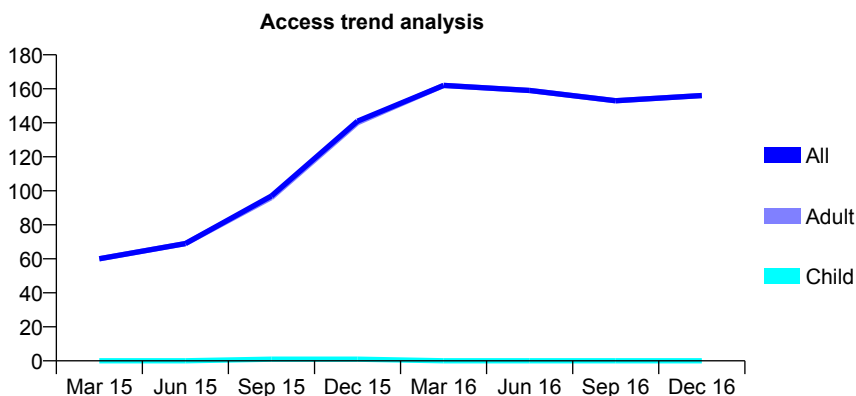
7A6 - Vital Signs At a Glance Contract Report for 128945/0004 - December 2016

Name or company name	Devon Place Limited
Contract type name	PDS Contract
Purpose of contract	General
Contract start date	01/04/2014
Contract end date	31/03/2017

16/17 Contracted general activity (UDA)	550
Carry forward general activity (UDA)	0
16/17 Contracted orthodontic activity (UOA)	0
Carry forward orthodontic activity (UOA)	0
Baseline contract value	£24,585.55

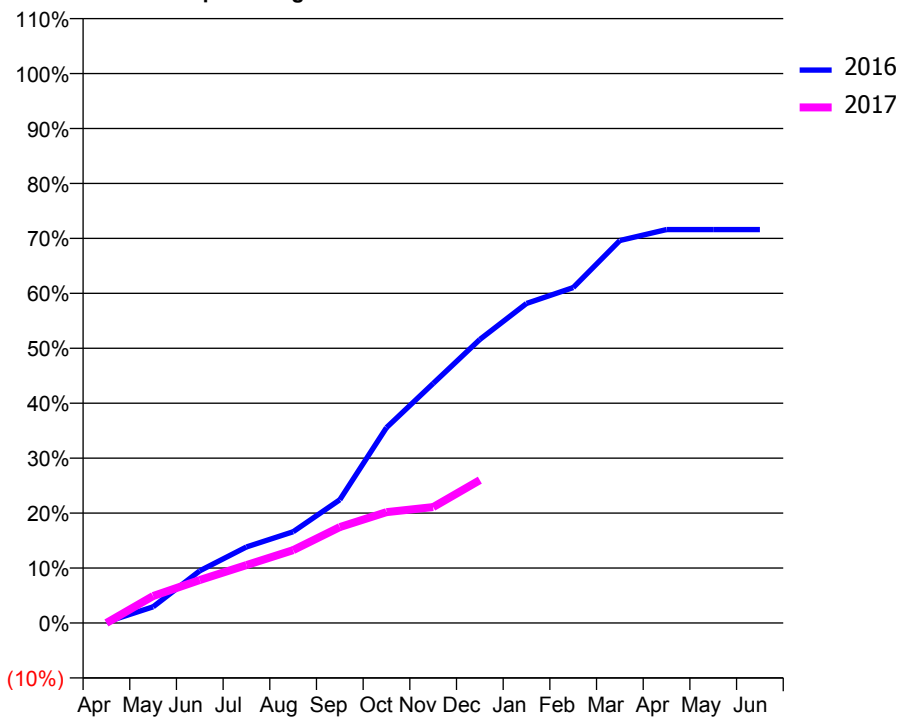
ACCESS*

Patients seen in 24 months	Total	Change since previous quarter
Quarter ending December 2015	141	
Quarter ending March 2016	162	↑
Quarter ending June 2016	159	↓
Quarter ending September 2016	153	↓
Quarter ending December 2016	156	→
Variance since December 2015	10.6%	↑



ACTIVITY

Cumulative percentage of contracted UDA delivered 2016 & 2017



Month	Adjusted Scheduled Activity (UDA)	
	2016	2017
April	1	0
May	16	27
June	52	43
July	76	58
August	91	73
September	123	96
October	196	111
November	240	116
December	284	143
January	320	
February	336	
March	383	
April	394	
May	394	
June	394	

QUALITY

	Quantity	Base Number	Contract	LHB	Wales
% of FP17s for the same patient ID Re-attending within 3 months - Children	0	0	N/A	9.0%	11.4%
% of FP17s for the same patient ID Re-attending within 3 months - Adults	5	48	10.4%	15.8%	16.6%
% of FP17s for the same patient ID Re-attending between 3 & 9 months - Children	0	0	N/A	57.2%	58.0%
% of FP17s for the same patient ID Re-attending between 3 & 9 months - Adults	4	48	8.3%	53.7%	53.9%
% of FP17s for Band 1 Urgent Courses	0	42	0.0%	9.6%	9.0%
% of FP17s Relating to Free Repair or Replacements	0	42	0.0%	0.8%	0.7%
% of FP17s Relating to Continuations	1	42	2.4%	0.9%	0.9%
% of Patients satisfied with the dentistry they have received	0	0	N/A	93.0%	94.2%
% of Patients satisfied with the time they had to wait for an appointment	0	0	N/A	85.1%	88.6%

* This is based on patients treated on this contract for their most recent course of treatment. Figures in italics indicate the base number of FP17s or Patient Questionnaire responses are less than 100. N/A is shown where the base number of responses is less than 10 during the period. % is calculated as Quantity/Base number*100

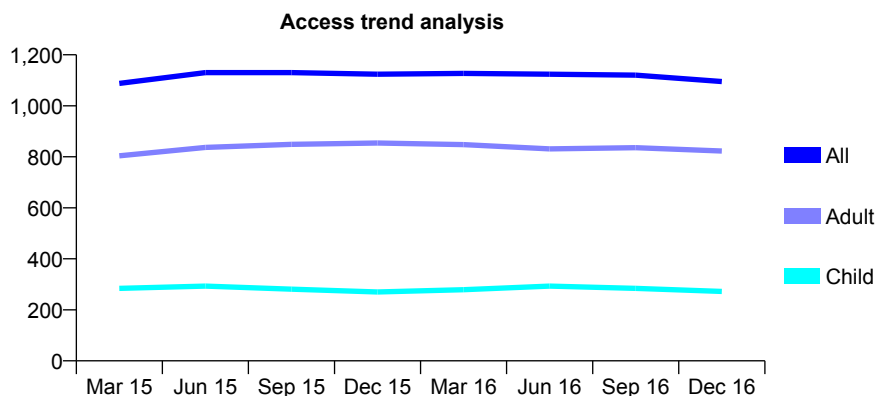
7A6 - Vital Signs At a Glance Contract Report for 130389/0001 - December 2016

Name or company name	Aneurin Bevan Health Board
Contract type name	GDS Contract
Purpose of contract	General
Contract start date	18/07/2006
Contract end date	

16/17 Contracted general activity (UDA)	4,000
Carry forward general activity (UDA)	0
16/17 Contracted orthodontic activity (UOA)	0
Carry forward orthodontic activity (UOA)	0
Baseline contract value	£109,445.60

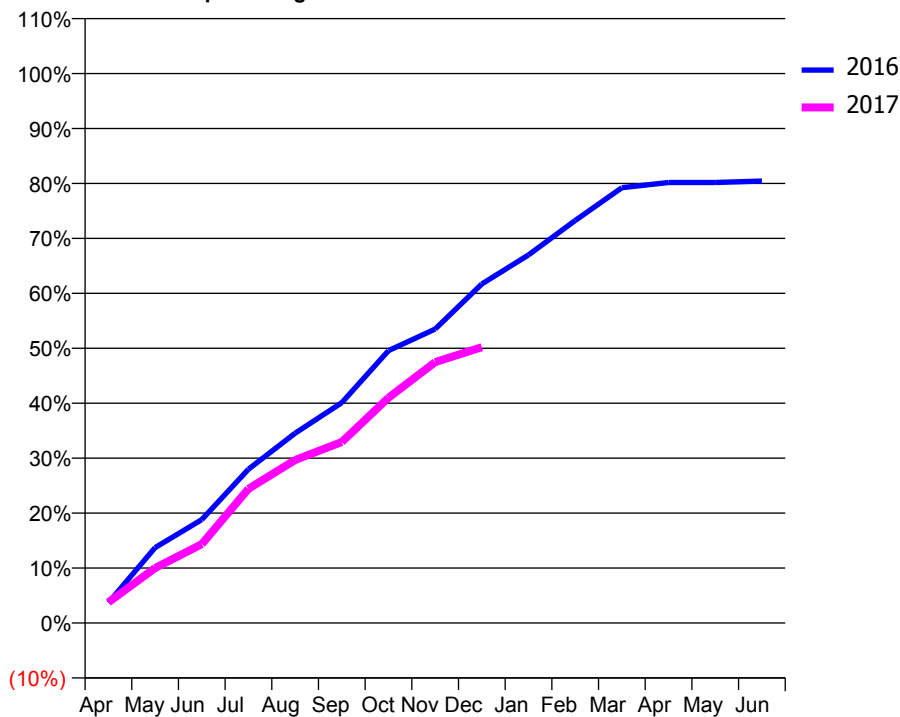
ACCESS*

Patients seen in 24 months	Total	Change since previous quarter
Quarter ending December 2015	1,124	
Quarter ending March 2016	1,127	→
Quarter ending June 2016	1,124	→
Quarter ending September 2016	1,120	→
Quarter ending December 2016	1,095	↓
Variance since December 2015	(2.6%)	↓



ACTIVITY

Cumulative percentage of contracted UDA delivered 2016 & 2017



Month	Adjusted Scheduled Activity (UDA)	
	2016	2017
April	148	151
May	549	401
June	753	574
July	1,120	977
August	1,382	1,186
September	1,604	1,318
October	1,983	1,640
November	2,140	1,899
December	2,468	2,008
January	2,680	
February	2,930	
March	3,169	
April	3,206	
May	3,206	
June	3,217	

QUALITY

	Quantity	Base Number	Contract	LHB	Wales
% of FP17s for the same patient ID Re-attending within 3 months - Children	22	208	10.6%	9.0%	11.4%
% of FP17s for the same patient ID Re-attending within 3 months - Adults	116	675	17.2%	15.8%	16.6%
% of FP17s for the same patient ID Re-attending between 3 & 9 months - Children	85	208	40.9%	57.2%	58.0%
% of FP17s for the same patient ID Re-attending between 3 & 9 months - Adults	237	675	35.1%	53.7%	53.9%
% of FP17s for Band 1 Urgent Courses	114	857	13.3%	9.6%	9.0%
% of FP17s Relating to Free Repair or Replacements	20	857	2.3%	0.8%	0.7%
% of FP17s Relating to Continuations	7	857	0.8%	0.9%	0.9%
% of Patients satisfied with the dentistry they have received	6	6	N/A	93.0%	94.2%
% of Patients satisfied with the time they had to wait for an appointment	6	6	N/A	85.1%	88.6%

* This is based on patients treated on this contract for their most recent course of treatment. Figures in italics indicate the base number of FP17s or Patient Questionnaire responses are less than 100. N/A is shown where the base number of responses is less than 10 during the period. % is calculated as Quantity/Base number*100

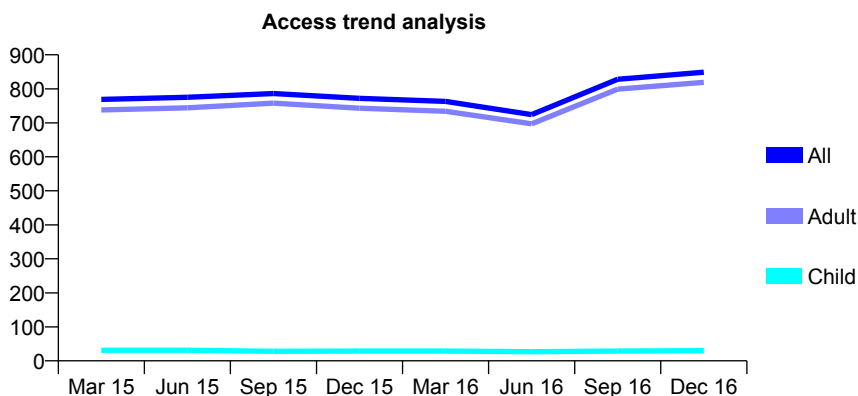
7A6 - Vital Signs At a Glance Contract Report for 130389/0002 - December 2016

Name or company name	Aneurin Bevan Health Board
Contract type name	GDS Contract
Purpose of contract	General
Contract start date	01/06/2007
Contract end date	

16/17 Contracted general activity (UDA)	4,000
Carry forward general activity (UDA)	0
16/17 Contracted orthodontic activity (UOA)	0
Carry forward orthodontic activity (UOA)	0
Baseline contract value	£143,161.69

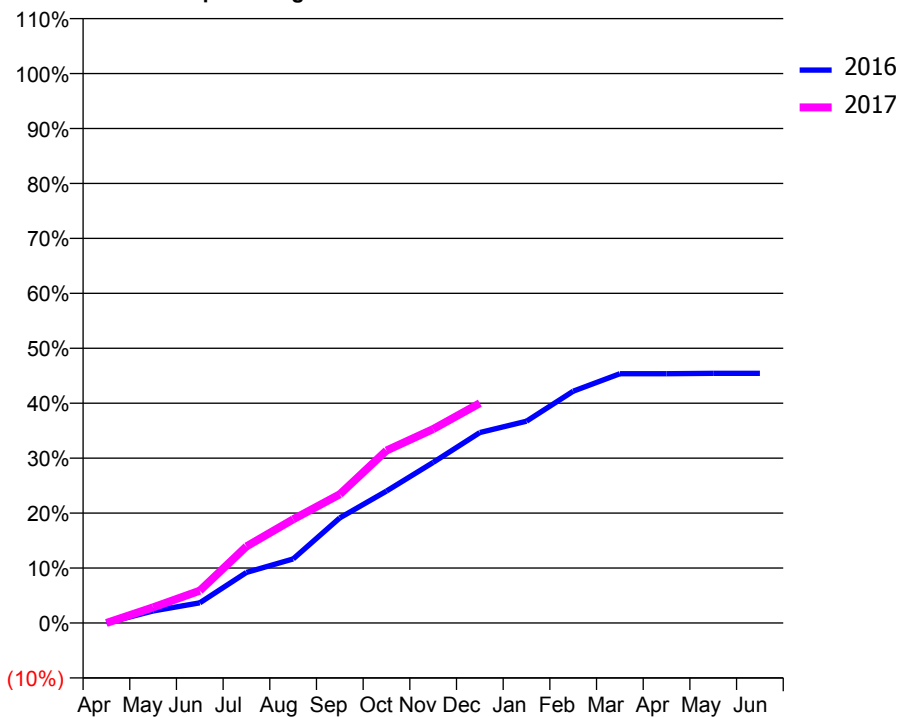
ACCESS*

Patients seen in 24 months	Total	Change since previous quarter
Quarter ending December 2015	772	
Quarter ending March 2016	763	↓
Quarter ending June 2016	724	↓
Quarter ending September 2016	828	↑
Quarter ending December 2016	849	↑
Variance since December 2015	10.0%	↑



ACTIVITY

Cumulative percentage of contracted UDA delivered 2016 & 2017



Month	Adjusted Scheduled Activity (UDA)	
	2016	2017
April	0	0
May	88	114
June	147	235
July	369	557
August	466	755
September	765	938
October	960	1,255
November	1,169	1,412
December	1,386	1,600
January	1,469	
February	1,687	
March	1,815	
April	1,815	
May	1,818	
June	1,818	

QUALITY

	Quantity	Base Number	Contract	LHB	Wales
% of FP17s for the same patient ID Re-attending within 3 months - Children	2	29	6.9%	9.0%	11.4%
% of FP17s for the same patient ID Re-attending within 3 months - Adults	31	535	5.8%	15.8%	16.6%
% of FP17s for the same patient ID Re-attending between 3 & 9 months - Children	0	29	0.0%	57.2%	58.0%
% of FP17s for the same patient ID Re-attending between 3 & 9 months - Adults	86	535	16.1%	53.7%	53.9%
% of FP17s for Band 1 Urgent Courses	42	541	7.8%	9.6%	9.0%
% of FP17s Relating to Free Repair or Replacements	1	541	0.2%	0.8%	0.7%
% of FP17s Relating to Continuations	0	541	0.0%	0.9%	0.9%
% of Patients satisfied with the dentistry they have received	0	0	N/A	93.0%	94.2%
% of Patients satisfied with the time they had to wait for an appointment	0	0	N/A	85.1%	88.6%

* This is based on patients treated on this contract for their most recent course of treatment. Figures in italics indicate the base number of FP17s or Patient Questionnaire responses are less than 100. N/A is shown where the base number of responses is less than 10 during the period. % is calculated as Quantity/Base number*100

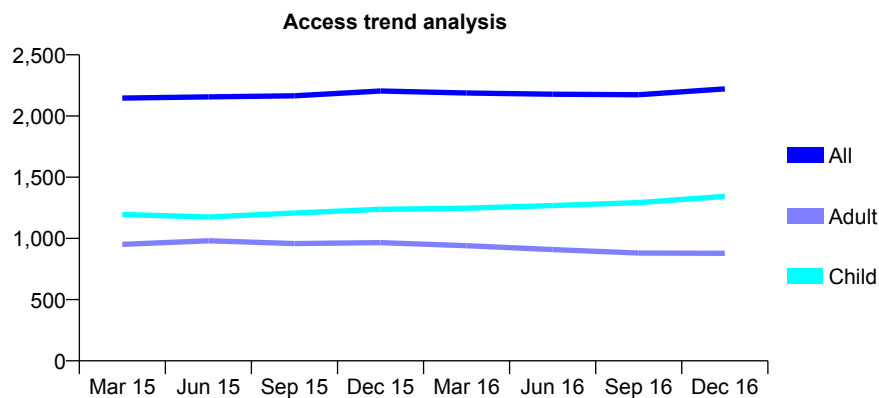
7A6 - Vital Signs At a Glance Contract Report for 133248/0001 - December 2016

Name or company name	Hilltop View Ltd
Contract type name	GDS Contract
Purpose of contract	General
Contract start date	01/04/2011
Contract end date	

16/17 Contracted general activity (UDA)	6,500
Carry forward general activity (UDA)	313
16/17 Contracted orthodontic activity (UOA)	0
Carry forward orthodontic activity (UOA)	0
Baseline contract value	£165,404.65

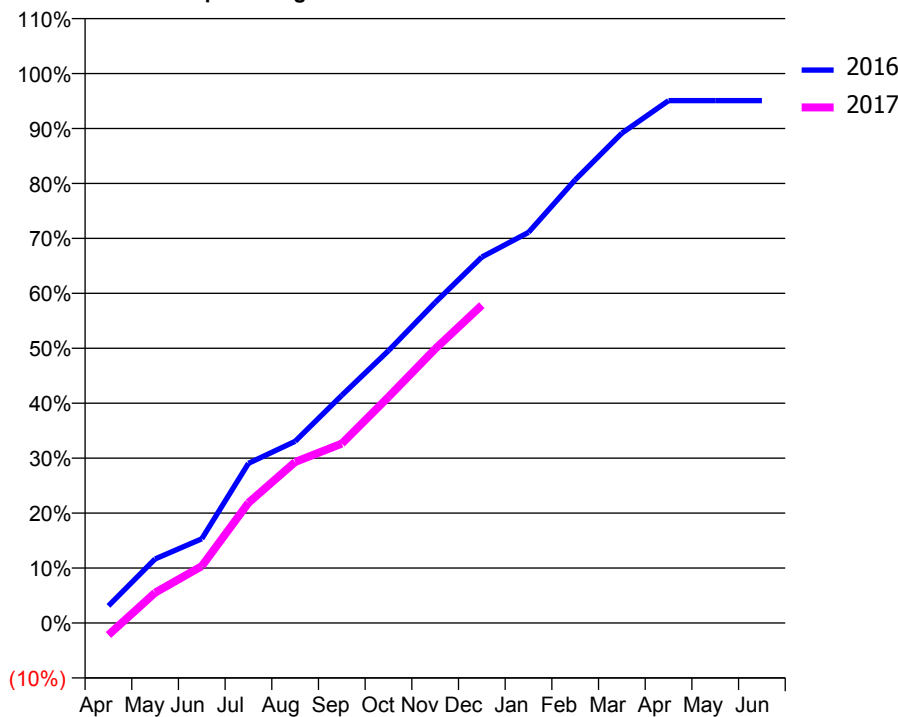
ACCESS*

Patients seen in 24 months	Total	Change since previous quarter
Quarter ending December 2015	2,204	
Quarter ending March 2016	2,188	→
Quarter ending June 2016	2,178	→
Quarter ending September 2016	2,174	→
Quarter ending December 2016	2,222	↑
Variance since December 2015	0.8%	→



ACTIVITY

Cumulative percentage of contracted UDA delivered 2016 & 2017



Month	Adjusted Scheduled Activity (UDA)	
	2016	2017
April	203	-142
May	758	358
June	997	673
July	1,890	1,421
August	2,149	1,905
September	2,694	2,123
October	3,221	2,675
November	3,791	3,242
December	4,329	3,760
January	4,621	
February	5,242	
March	5,794	
April	6,179	
May	6,179	
June	6,179	

QUALITY

	Quantity	Base Number	Contract	LHB	Wales
% of FP17s for the same patient ID Re-attending within 3 months - Children	56	1,209	4.6%	9.0%	11.4%
% of FP17s for the same patient ID Re-attending within 3 months - Adults	124	761	16.3%	15.8%	16.6%
% of FP17s for the same patient ID Re-attending between 3 & 9 months - Children	542	1,209	44.8%	57.2%	58.0%
% of FP17s for the same patient ID Re-attending between 3 & 9 months - Adults	370	761	48.6%	53.7%	53.9%
% of FP17s for Band 1 Urgent Courses	149	1,817	8.2%	9.6%	9.0%
% of FP17s Relating to Free Repair or Replacements	0	1,817	0.0%	0.8%	0.7%
% of FP17s Relating to Continuations	18	1,817	1.0%	0.9%	0.9%
% of Patients satisfied with the dentistry they have received	5	6	N/A	93.0%	94.2%
% of Patients satisfied with the time they had to wait for an appointment	5	6	N/A	85.1%	88.6%

* This is based on patients treated on this contract for their most recent course of treatment. Figures in italics indicate the base number of FP17s or Patient Questionnaire responses are less than 100. N/A is shown where the base number of responses is less than 10 during the period. % is calculated as Quantity/Base number*100

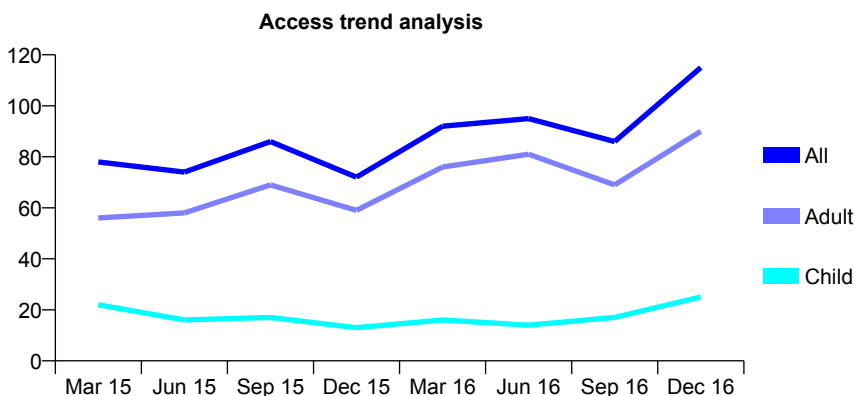
7A6 - Vital Signs At a Glance Contract Report for 133523/0002 - December 2016

Name or company name	Gateway OHS Limited
Contract type name	PDS Contract
Purpose of contract	General
Contract start date	01/07/2010
Contract end date	31/03/2017

16/17 Contracted general activity (UDA)	702
Carry forward general activity (UDA)	0
16/17 Contracted orthodontic activity (UOA)	0
Carry forward orthodontic activity (UOA)	0
Baseline contract value	£83,625.92

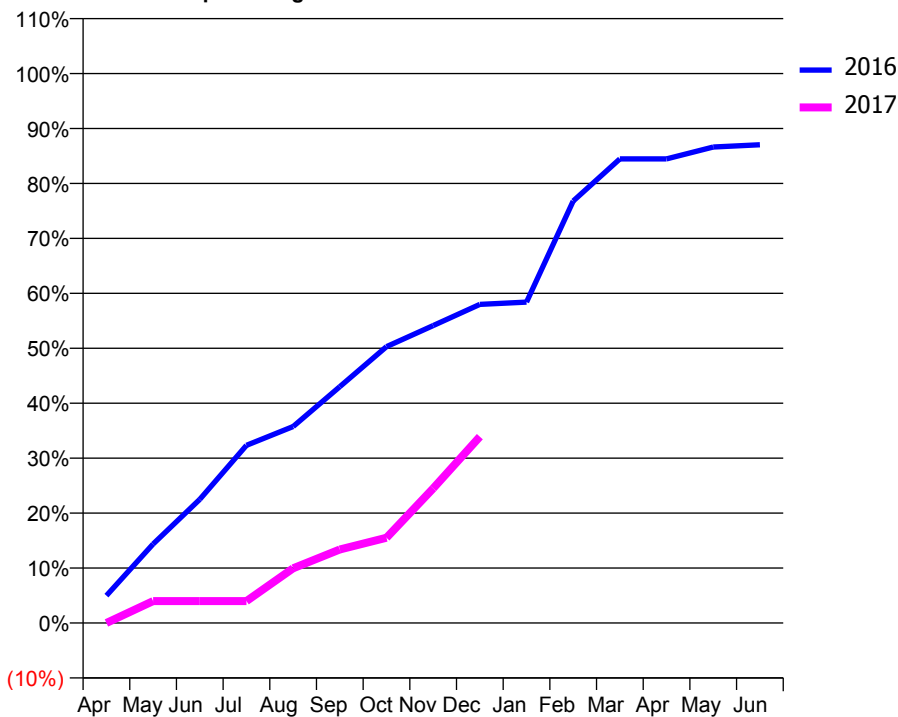
ACCESS*

Patients seen in 24 months	Total	Change since previous quarter
Quarter ending December 2015	72	
Quarter ending March 2016	92	↑
Quarter ending June 2016	95	↑
Quarter ending September 2016	86	↓
Quarter ending December 2016	115	↑
Variance since December 2015	59.7%	↑



ACTIVITY

Cumulative percentage of contracted UDA delivered 2016 & 2017



Month	Adjusted Scheduled Activity (UDA)	
	2016	2017
April	35	0
May	101	28
June	158	28
July	227	28
August	251	70
September	302	94
October	353	109
November	380	172
December	407	238
January	410	
February	539	
March	593	
April	593	
May	608	
June	611	

QUALITY

	Quantity	Base Number	Contract	LHB	Wales
% of FP17s for the same patient ID Re-attending within 3 months - Children	0	28	0.0%	9.0%	11.4%
% of FP17s for the same patient ID Re-attending within 3 months - Adults	1	72	1.4%	15.8%	16.6%
% of FP17s for the same patient ID Re-attending between 3 & 9 months - Children	0	28	0.0%	57.2%	58.0%
% of FP17s for the same patient ID Re-attending between 3 & 9 months - Adults	0	72	0.0%	53.7%	53.9%
% of FP17s for Band 1 Urgent Courses	0	90	0.0%	9.6%	9.0%
% of FP17s Relating to Free Repair or Replacements	1	90	1.1%	0.8%	0.7%
% of FP17s Relating to Continuations	0	90	0.0%	0.9%	0.9%
% of Patients satisfied with the dentistry they have received	0	0	N/A	93.0%	94.2%
% of Patients satisfied with the time they had to wait for an appointment	0	0	N/A	85.1%	88.6%

* This is based on patients treated on this contract for their most recent course of treatment. Figures in italics indicate the base number of FP17s or Patient Questionnaire responses are less than 100. N/A is shown where the base number of responses is less than 10 during the period. % is calculated as Quantity/Base number*100

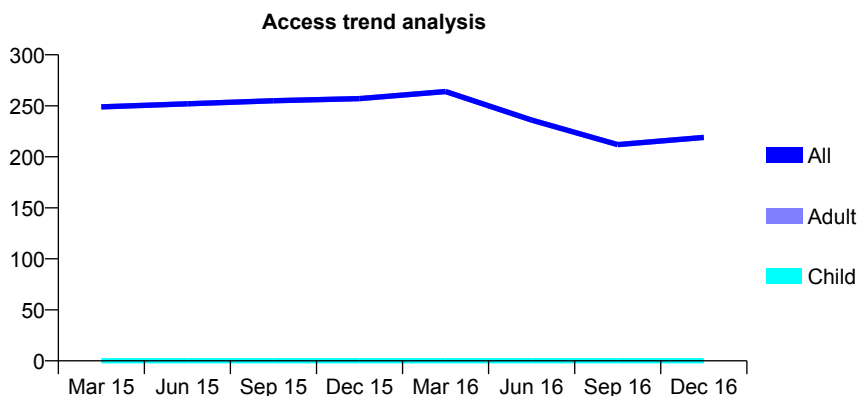
7A6 - Vital Signs At a Glance Contract Report for 133523/0005 - December 2016

Name or company name	Gateway OHS Limited
Contract type name	PDS Contract
Purpose of contract	General
Contract start date	01/07/2010
Contract end date	31/03/2017

16/17 Contracted general activity (UDA)	600
Carry forward general activity (UDA)	0
16/17 Contracted orthodontic activity (UOA)	0
Carry forward orthodontic activity (UOA)	0
Baseline contract value	£21,000.87

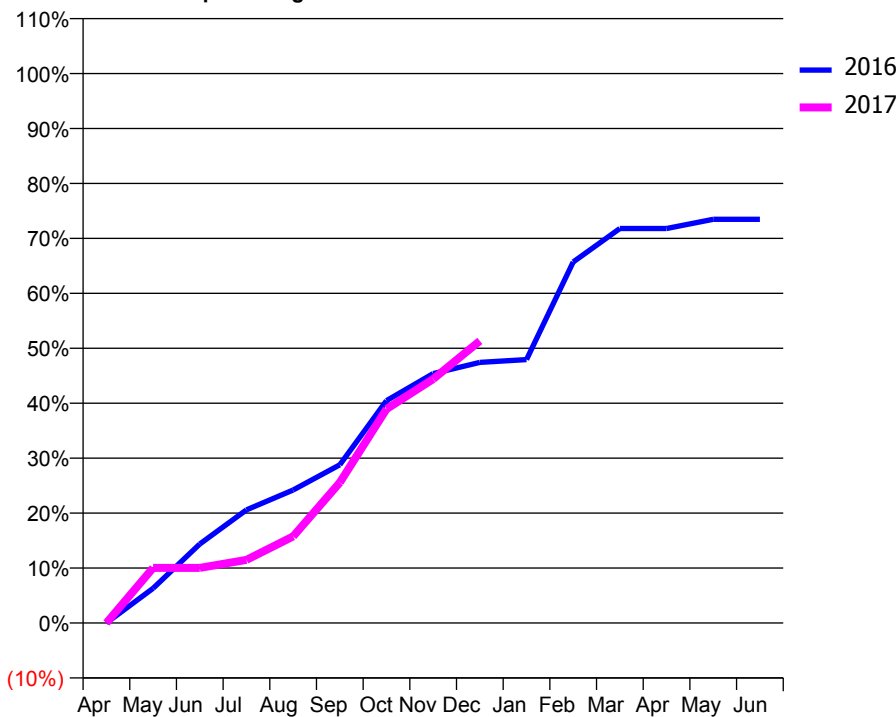
ACCESS*

Patients seen in 24 months	Total	Change since previous quarter
Quarter ending December 2015	257	
Quarter ending March 2016	264	↑
Quarter ending June 2016	236	↓
Quarter ending September 2016	212	↓
Quarter ending December 2016	219	↑
Variance since December 2015	(14.8%)	↓



ACTIVITY

Cumulative percentage of contracted UDA delivered 2016 & 2017



Adjusted Scheduled Activity (UDA)

Month	2016	2017
April	0	0
May	38	60
June	86	60
July	124	69
August	145	95
September	173	153
October	243	234
November	272	266
December	285	308
January	288	
February	394	
March	431	
April	431	
May	441	
June	441	

QUALITY

	Quantity	Base Number	Contract	LHB	Wales
% of FP17s for the same patient ID Re-attending within 3 months - Children	0	0	N/A	9.0%	11.4%
% of FP17s for the same patient ID Re-attending within 3 months - Adults	8	107	7.5%	15.8%	16.6%
% of FP17s for the same patient ID Re-attending between 3 & 9 months - Children	0	0	N/A	57.2%	58.0%
% of FP17s for the same patient ID Re-attending between 3 & 9 months - Adults	11	107	10.3%	53.7%	53.9%
% of FP17s for Band 1 Urgent Courses	50	101	49.5%	9.6%	9.0%
% of FP17s Relating to Free Repair or Replacements	0	101	0.0%	0.8%	0.7%
% of FP17s Relating to Continuations	1	101	1.0%	0.9%	0.9%
% of Patients satisfied with the dentistry they have received	0	0	N/A	93.0%	94.2%
% of Patients satisfied with the time they had to wait for an appointment	0	0	N/A	85.1%	88.6%

* This is based on patients treated on this contract for their most recent course of treatment. Figures in italics indicate the base number of FP17s or Patient Questionnaire responses are less than 100. N/A is shown where the base number of responses is less than 10 during the period. % is calculated as Quantity/Base number*100

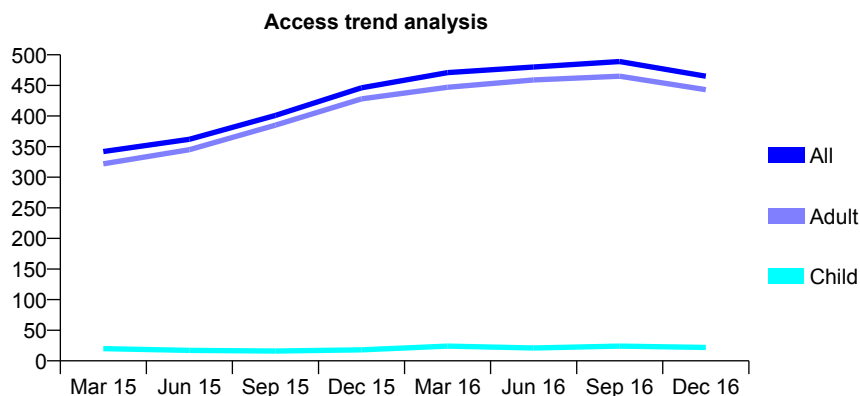
7A6 - Vital Signs At a Glance Contract Report for 133523/0007 - December 2016

Name or company name	Gateway OHS Limited
Contract type name	PDS Contract
Purpose of contract	General
Contract start date	01/04/2011
Contract end date	31/03/2017

16/17 Contracted general activity (UDA)	562
Carry forward general activity (UDA)	0
16/17 Contracted orthodontic activity (UOA)	0
Carry forward orthodontic activity (UOA)	0
Baseline contract value	£20,859.15

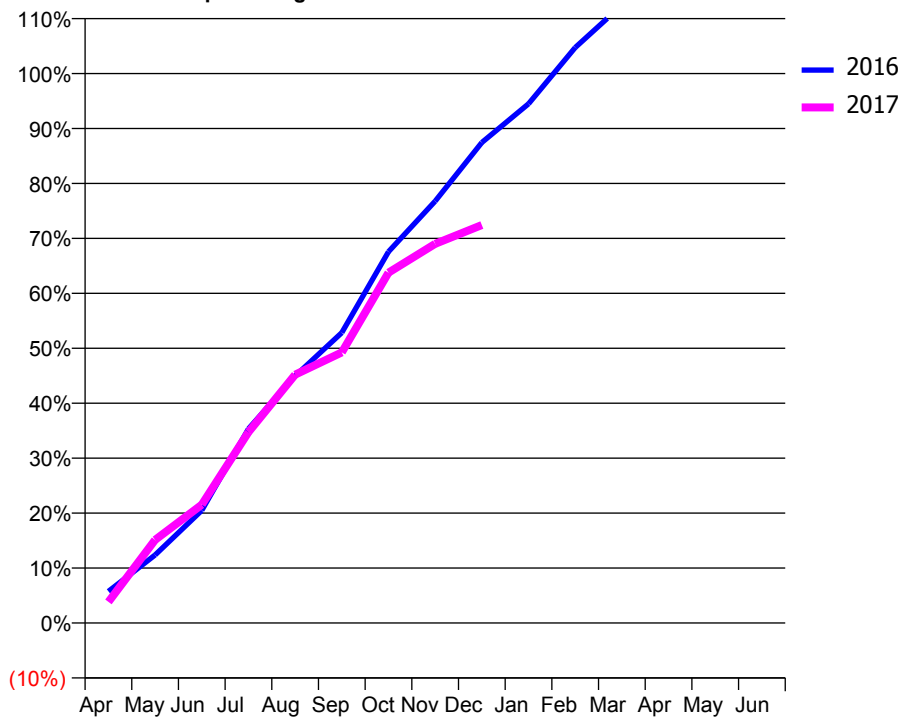
ACCESS*

Patients seen in 24 months	Total	Change since previous quarter
Quarter ending December 2015	446	
Quarter ending March 2016	471	↑
Quarter ending June 2016	480	→
Quarter ending September 2016	489	→
Quarter ending December 2016	465	↓
Variance since December 2015	4.3%	↑



ACTIVITY

Cumulative percentage of contracted UDA delivered 2016 & 2017



Month	Adjusted Scheduled Activity (UDA)	
	2016	2017
April	32	22
May	70	85
June	115	121
July	199	195
August	253	254
September	297	277
October	380	358
November	431	388
December	491	407
January	531	
February	589	
March	632	
April	665	
May	665	
June	665	

QUALITY

	Quantity	Base Number	Contract	LHB	Wales
% of FP17s for the same patient ID Re-attending within 3 months - Children	0	16	0.0%	9.0%	11.4%
% of FP17s for the same patient ID Re-attending within 3 months - Adults	17	350	4.9%	15.8%	16.6%
% of FP17s for the same patient ID Re-attending between 3 & 9 months - Children	0	16	0.0%	57.2%	58.0%
% of FP17s for the same patient ID Re-attending between 3 & 9 months - Adults	5	350	1.4%	53.7%	53.9%
% of FP17s for Band 1 Urgent Courses	335	338	99.1%	9.6%	9.0%
% of FP17s Relating to Free Repair or Replacements	0	338	0.0%	0.8%	0.7%
% of FP17s Relating to Continuations	0	338	0.0%	0.9%	0.9%
% of Patients satisfied with the dentistry they have received	1	2	N/A	93.0%	94.2%
% of Patients satisfied with the time they had to wait for an appointment	1	2	N/A	85.1%	88.6%

* This is based on patients treated on this contract for their most recent course of treatment. Figures in italics indicate the base number of FP17s or Patient Questionnaire responses are less than 100. N/A is shown where the base number of responses is less than 10 during the period. % is calculated as Quantity/Base number*100

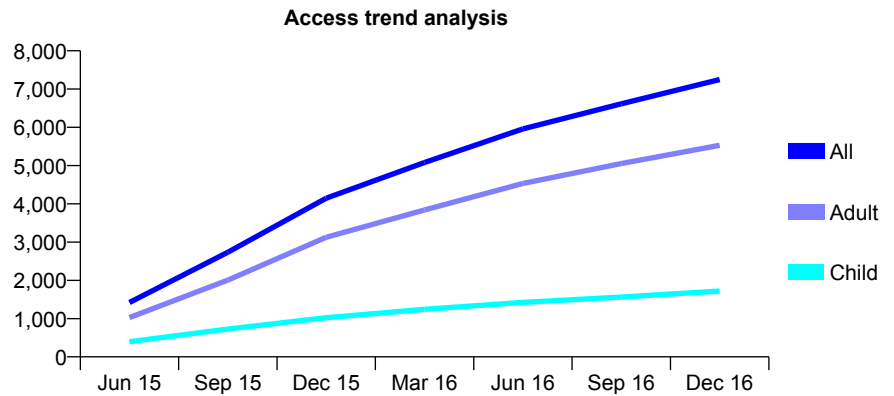
7A6 - Vital Signs At a Glance Contract Report for 133523/0008 - December 2016

Name or company name	Gateway OHS Limited
Contract type name	GDS Contract
Purpose of contract	General
Contract start date	01/04/2015
Contract end date	

16/17 Contracted general activity (UDA)	22,472
Carry forward general activity (UDA)	0
16/17 Contracted orthodontic activity (UOA)	0
Carry forward orthodontic activity (UOA)	0
Baseline contract value	£569,634.36

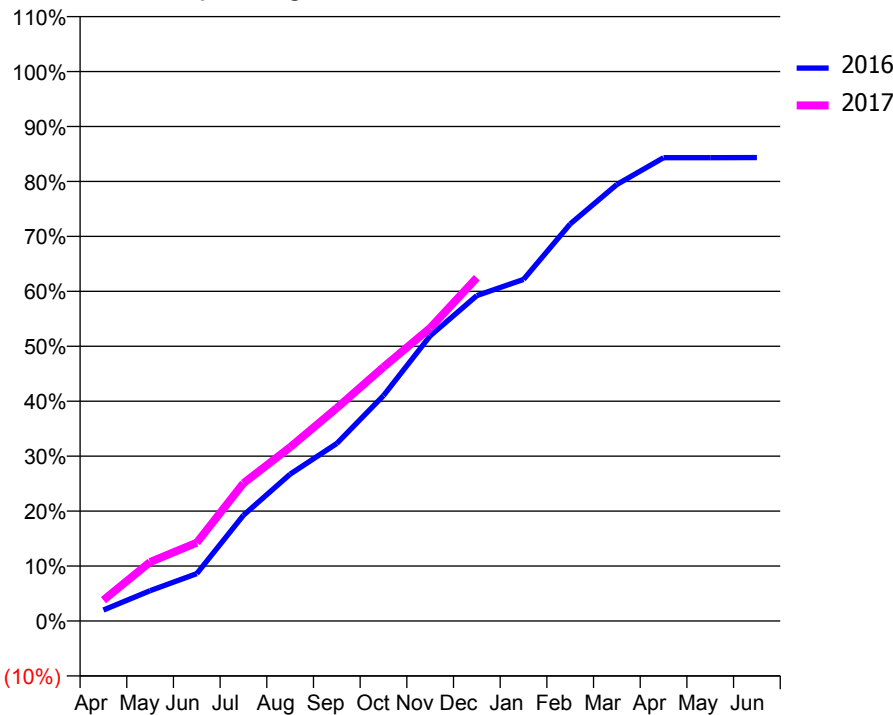
ACCESS*

Patients seen in 24 months	Total	Change since previous quarter
Quarter ending December 2015	4,148	
Quarter ending March 2016	5,082	↑
Quarter ending June 2016	5,959	↑
Quarter ending September 2016	6,615	↑
Quarter ending December 2016	7,249	↑
Variance since December 2015	74.8%	↑



ACTIVITY

Cumulative percentage of contracted UDA delivered 2016 & 2017



Month	Adjusted Scheduled Activity (UDA)	
	2016	2017
April	362	852
May	993	2,414
June	1,552	3,203
July	3,460	5,638
August	4,804	7,108
September	5,810	8,711
October	7,374	10,388
November	9,331	11,983
December	10,647	14,037
January	11,173	
February	12,988	
March	14,280	
April	15,155	
May	15,156	
June	15,161	

QUALITY

	Quantity	Base Number	Contract	LHB	Wales
% of FP17s for the same patient ID Re-attending within 3 months - Children	114	1,452	7.9%	9.0%	11.4%
% of FP17s for the same patient ID Re-attending within 3 months - Adults	1,012	5,426	18.7%	15.8%	16.6%
% of FP17s for the same patient ID Re-attending between 3 & 9 months - Children	378	1,452	26.0%	57.2%	58.0%
% of FP17s for the same patient ID Re-attending between 3 & 9 months - Adults	1,814	5,426	33.4%	53.7%	53.9%
% of FP17s for Band 1 Urgent Courses	865	6,427	13.5%	9.6%	9.0%
% of FP17s Relating to Free Repair or Replacements	115	6,427	1.8%	0.8%	0.7%
% of FP17s Relating to Continuations	23	6,427	0.4%	0.9%	0.9%
% of Patients satisfied with the dentistry they have received	25	27	92.6%	93.0%	94.2%
% of Patients satisfied with the time they had to wait for an appointment	18	27	66.7%	85.1%	88.6%

* This is based on patients treated on this contract for their most recent course of treatment. Figures in italics indicate the base number of FP17s or Patient Questionnaire responses are less than 100. N/A is shown where the base number of responses is less than 10 during the period. % is calculated as Quantity/Base number*100

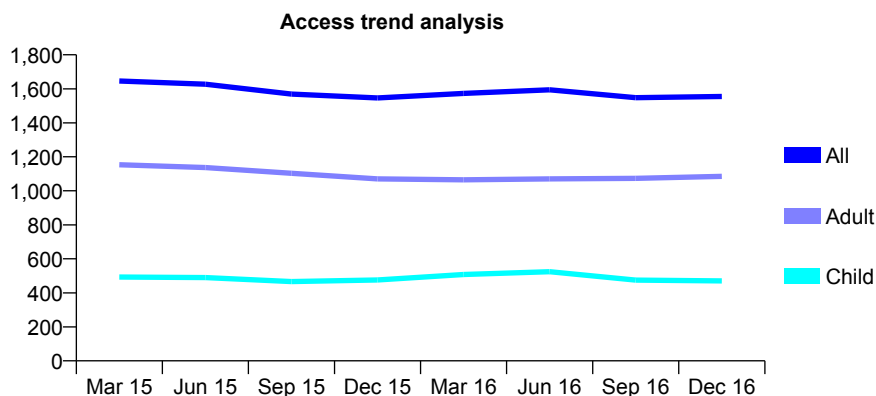
7A6 - Vital Signs At a Glance Contract Report for 140309/0001 - December 2016

Name or company name	A & M Jones Healthcare Ltd
Contract type name	GDS Contract
Purpose of contract	General
Contract start date	01/03/2012
Contract end date	

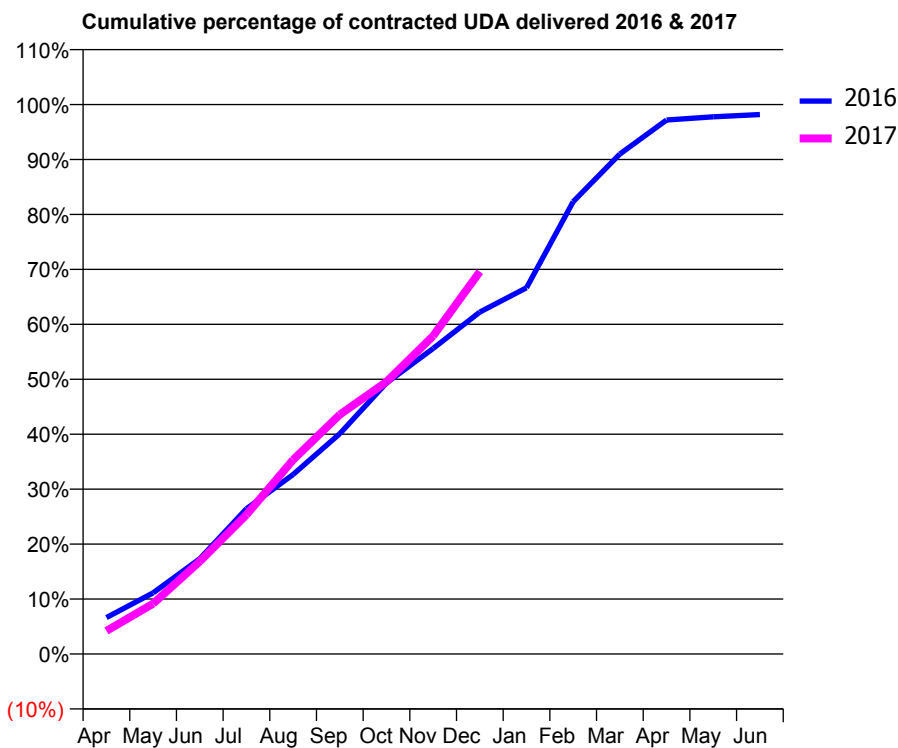
16/17 Contracted general activity (UDA)	5,754
Carry forward general activity (UDA)	81
16/17 Contracted orthodontic activity (UOA)	0
Carry forward orthodontic activity (UOA)	0
Baseline contract value	£192,744.07

ACCESS*

Patients seen in 24 months	Total	Change since previous quarter
Quarter ending December 2015	1,546	
Quarter ending March 2016	1,573	→
Quarter ending June 2016	1,594	→
Quarter ending September 2016	1,548	↓
Quarter ending December 2016	1,555	→
Variance since December 2015	0.6%	→



ACTIVITY



Month	Adjusted Scheduled Activity (UDA)	
	2016	2017
April	382	242
May	640	527
June	997	970
July	1,521	1,458
August	1,880	2,034
September	2,307	2,506
October	2,837	2,851
November	3,200	3,331
December	3,581	4,004
January	3,835	
February	4,737	
March	5,235	
April	5,592	
May	5,625	
June	5,648	

QUALITY

	Quantity	Base Number	Contract	LHB	Wales
% of FP17s for the same patient ID Re-attending within 3 months - Children	32	650	4.9%	9.0%	11.4%
% of FP17s for the same patient ID Re-attending within 3 months - Adults	125	1,190	10.5%	15.8%	16.6%
% of FP17s for the same patient ID Re-attending between 3 & 9 months - Children	302	650	46.5%	57.2%	58.0%
% of FP17s for the same patient ID Re-attending between 3 & 9 months - Adults	436	1,190	36.6%	53.7%	53.9%
% of FP17s for Band 1 Urgent Courses	191	1,667	11.5%	9.6%	9.0%
% of FP17s Relating to Free Repair or Replacements	9	1,667	0.5%	0.8%	0.7%
% of FP17s Relating to Continuations	6	1,667	0.4%	0.9%	0.9%
% of Patients satisfied with the dentistry they have received	2	2	N/A	93.0%	94.2%
% of Patients satisfied with the time they had to wait for an appointment	2	2	N/A	85.1%	88.6%

* This is based on patients treated on this contract for their most recent course of treatment. Figures in italics indicate the base number of FP17s or Patient Questionnaire responses are less than 100. N/A is shown where the base number of responses is less than 10 during the period. % is calculated as Quantity/Base number*100

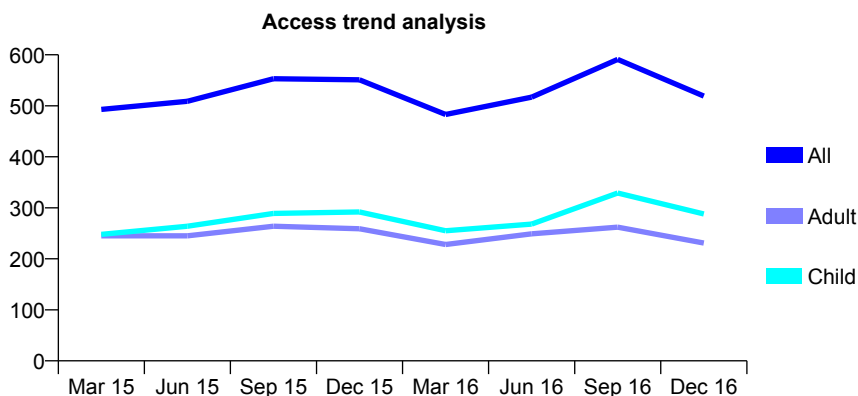
7A6 - Vital Signs At a Glance Contract Report for 140309/0002 - December 2016

Name or company name	A & M Jones Healthcare Ltd
Contract type name	GDS Contract
Purpose of contract	General
Contract start date	01/03/2012
Contract end date	

16/17 Contracted general activity (UDA)	1,314
Carry forward general activity (UDA)	-62
16/17 Contracted orthodontic activity (UOA)	0
Carry forward orthodontic activity (UOA)	0
Baseline contract value	£28,800.48

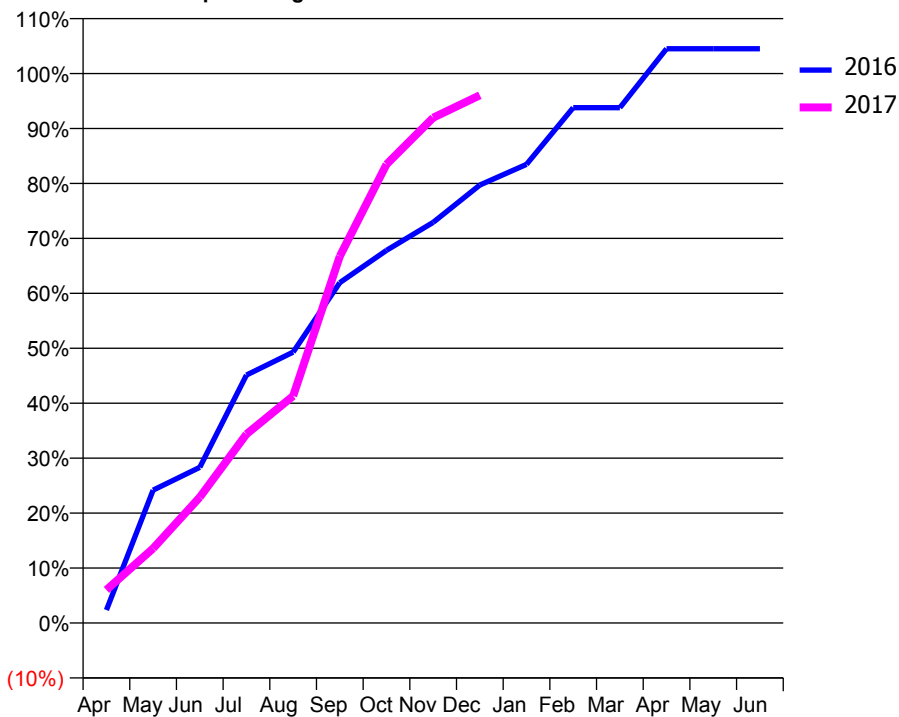
ACCESS*

Patients seen in 24 months	Total	Change since previous quarter
Quarter ending December 2015	551	
Quarter ending March 2016	483	↓
Quarter ending June 2016	517	↑
Quarter ending September 2016	591	↑
Quarter ending December 2016	519	↓
Variance since December 2015	(5.8%)	↓



ACTIVITY

Cumulative percentage of contracted UDA delivered 2016 & 2017



Month	Adjusted Scheduled Activity (UDA)	
	2016	2017
April	31	79
May	318	178
June	372	301
July	593	452
August	648	543
September	814	877
October	891	1,097
November	958	1,208
December	1,047	1,262
January	1,097	
February	1,232	
March	1,232	
April	1,373	
May	1,373	
June	1,373	

QUALITY

	Quantity	Base Number	Contract	LHB	Wales
% of FP17s for the same patient ID Re-attending within 3 months - Children	32	402	8.0%	9.0%	11.4%
% of FP17s for the same patient ID Re-attending within 3 months - Adults	51	328	15.5%	15.8%	16.6%
% of FP17s for the same patient ID Re-attending between 3 & 9 months - Children	209	402	52.0%	57.2%	58.0%
% of FP17s for the same patient ID Re-attending between 3 & 9 months - Adults	132	328	40.2%	53.7%	53.9%
% of FP17s for Band 1 Urgent Courses	74	639	11.6%	9.6%	9.0%
% of FP17s Relating to Free Repair or Replacements	1	639	0.2%	0.8%	0.7%
% of FP17s Relating to Continuations	5	639	0.8%	0.9%	0.9%
% of Patients satisfied with the dentistry they have received	0	0	N/A	93.0%	94.2%
% of Patients satisfied with the time they had to wait for an appointment	0	0	N/A	85.1%	88.6%

* This is based on patients treated on this contract for their most recent course of treatment. Figures in italics indicate the base number of FP17s or Patient Questionnaire responses are less than 100. N/A is shown where the base number of responses is less than 10 during the period. % is calculated as Quantity/Base number*100

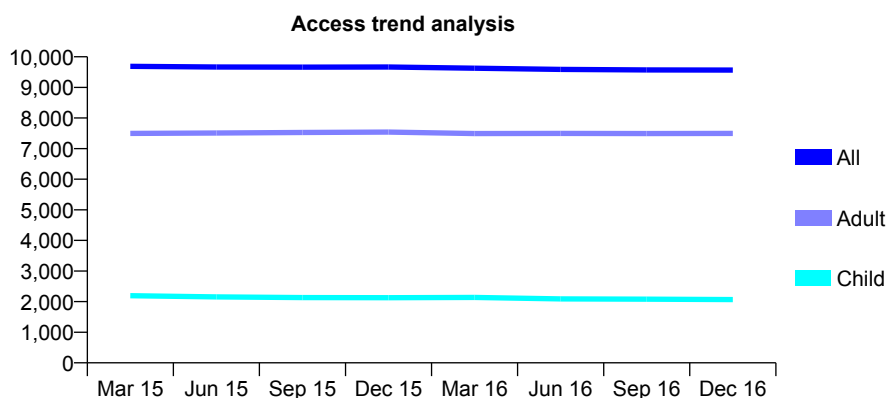
7A6 - Vital Signs At a Glance Contract Report for 142638/0001 - December 2016

Name or company name	The Goodwin Partnership Limited
Contract type name	GDS Contract
Purpose of contract	General
Contract start date	01/04/2009
Contract end date	

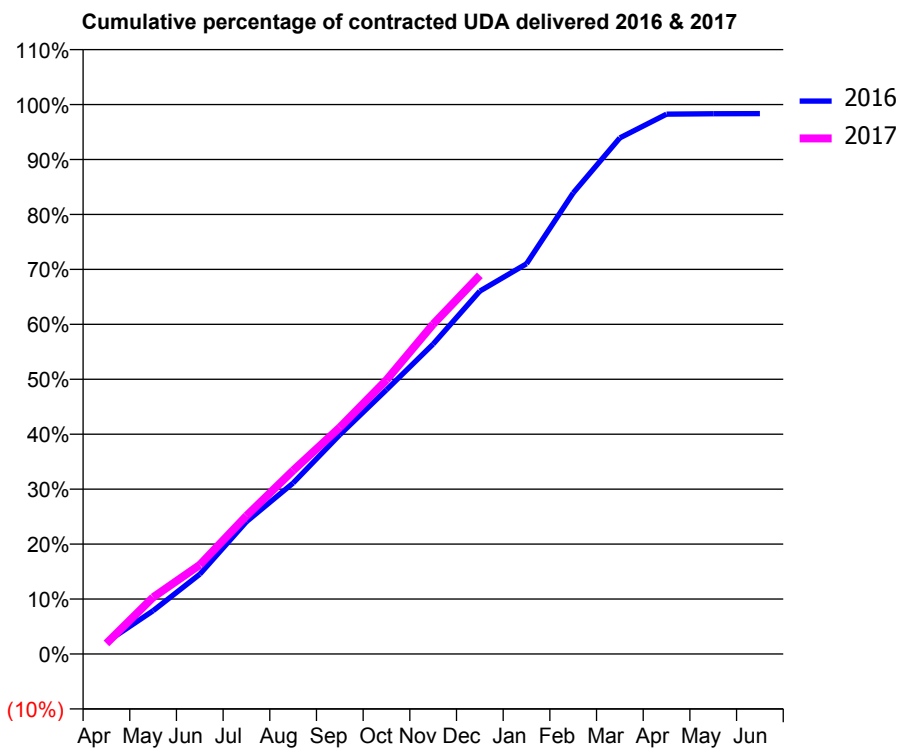
16/17 Contracted general activity (UDA)	26,856
Carry forward general activity (UDA)	423
16/17 Contracted orthodontic activity (UOA)	0
Carry forward orthodontic activity (UOA)	0
Baseline contract value	£663,309.28

ACCESS*

Patients seen in 24 months	Total	Change since previous quarter
Quarter ending December 2015	9,667	
Quarter ending March 2016	9,629	→
Quarter ending June 2016	9,587	→
Quarter ending September 2016	9,572	→
Quarter ending December 2016	9,565	→
Variance since December 2015	(1.1%)	↓



ACTIVITY



Month	Adjusted Scheduled Activity (UDA)	
	2016	2017
April	583	518
May	2,114	2,771
June	3,903	4,354
July	6,468	6,758
August	8,355	8,969
September	10,717	11,074
October	12,913	13,399
November	15,149	16,122
December	17,736	18,505
January	19,071	
February	22,532	
March	25,225	
April	26,387	
May	26,406	
June	26,409	

QUALITY

	Quantity	Base Number	Contract	LHB	Wales
% of FP17s for the same patient ID Re-attending within 3 months - Children	202	2,164	9.3%	9.0%	11.4%
% of FP17s for the same patient ID Re-attending within 3 months - Adults	1,326	8,715	15.2%	15.8%	16.6%
% of FP17s for the same patient ID Re-attending between 3 & 9 months - Children	1,186	2,164	54.8%	57.2%	58.0%
% of FP17s for the same patient ID Re-attending between 3 & 9 months - Adults	5,018	8,715	57.6%	53.7%	53.9%
% of FP17s for Band 1 Urgent Courses	703	10,243	6.9%	9.6%	9.0%
% of FP17s Relating to Free Repair or Replacements	106	10,243	1.0%	0.8%	0.7%
% of FP17s Relating to Continuations	80	10,243	0.8%	0.9%	0.9%
% of Patients satisfied with the dentistry they have received	26	27	96.3%	93.0%	94.2%
% of Patients satisfied with the time they had to wait for an appointment	26	27	96.3%	85.1%	88.6%

* This is based on patients treated on this contract for their most recent course of treatment. Figures in italics indicate the base number of FP17s or Patient Questionnaire responses are less than 100. N/A is shown where the base number of responses is less than 10 during the period. % is calculated as Quantity/Base number*100

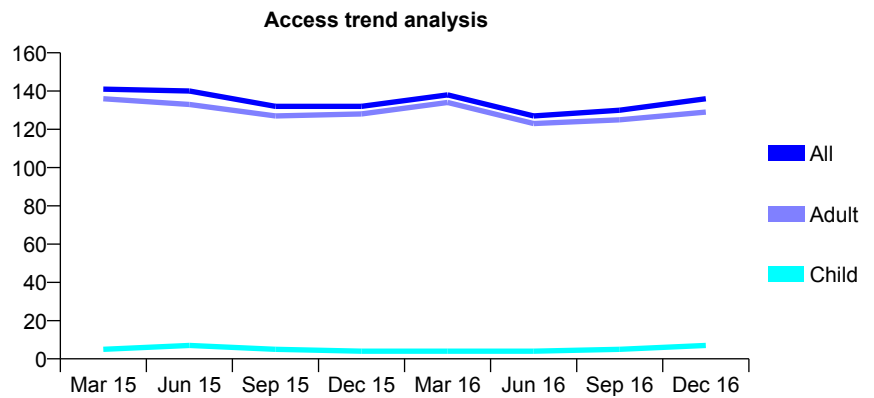
7A6 - Vital Signs At a Glance Contract Report for 142638/0002 - December 2016

Name or company name	The Goodwin Partnership Limited
Contract type name	GDS Contract
Purpose of contract	General
Contract start date	01/04/2009
Contract end date	

16/17 Contracted general activity (UDA)	180
Carry forward general activity (UDA)	0
16/17 Contracted orthodontic activity (UOA)	0
Carry forward orthodontic activity (UOA)	0
Baseline contract value	£10,404.36

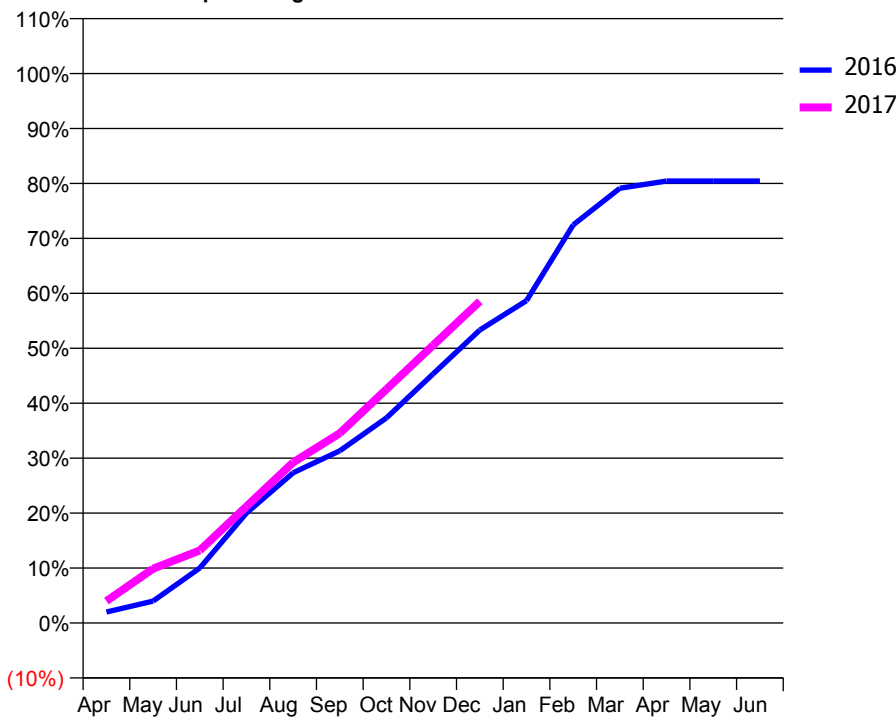
ACCESS*

Patients seen in 24 months	Total	Change since previous quarter
Quarter ending December 2015	132	
Quarter ending March 2016	138	↑
Quarter ending June 2016	127	↓
Quarter ending September 2016	130	↑
Quarter ending December 2016	136	↑
Variance since December 2015	3.0%	↑



ACTIVITY

Cumulative percentage of contracted UDA delivered 2016 & 2017



Month	Adjusted Scheduled Activity (UDA)	
	2016	2017
April	4	7
May	7	18
June	18	24
July	36	38
August	49	53
September	56	62
October	67	77
November	82	91
December	96	105
January	106	
February	130	
March	142	
April	145	
May	145	
June	145	

QUALITY

	Quantity	Base Number	Contract	LHB	Wales
% of FP17s for the same patient ID Re-attending within 3 months - Children	1	6	16.7%	9.0%	11.4%
% of FP17s for the same patient ID Re-attending within 3 months - Adults	1	85	1.2%	15.8%	16.6%
% of FP17s for the same patient ID Re-attending between 3 & 9 months - Children	0	6	0.0%	57.2%	58.0%
% of FP17s for the same patient ID Re-attending between 3 & 9 months - Adults	1	85	1.2%	53.7%	53.9%
% of FP17s for Band 1 Urgent Courses	87	88	98.9%	9.6%	9.0%
% of FP17s Relating to Free Repair or Replacements	0	88	0.0%	0.8%	0.7%
% of FP17s Relating to Continuations	0	88	0.0%	0.9%	0.9%
% of Patients satisfied with the dentistry they have received	0	0	N/A	93.0%	94.2%
% of Patients satisfied with the time they had to wait for an appointment	0	0	N/A	85.1%	88.6%

* This is based on patients treated on this contract for their most recent course of treatment. Figures in italics indicate the base number of FP17s or Patient Questionnaire responses are less than 100. N/A is shown where the base number of responses is less than 10 during the period. % is calculated as Quantity/Base number*100

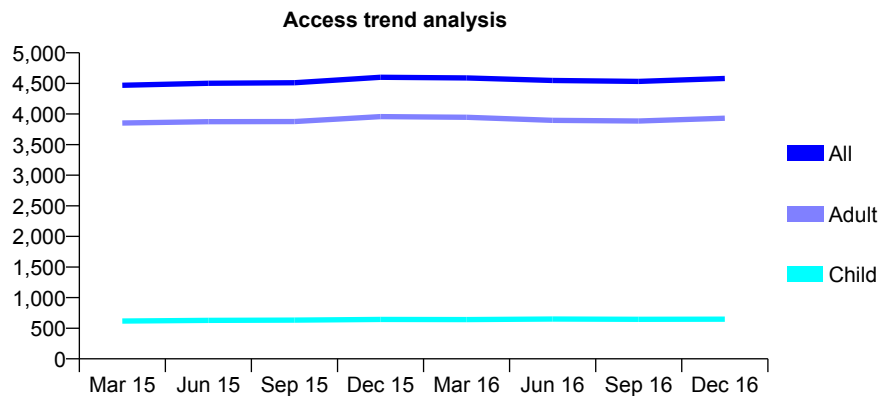
7A6 - Vital Signs At a Glance Contract Report for 144096/0001 - December 2016

Name or company name	Dalegrade Limited
Contract type name	GDS Contract
Purpose of contract	General
Contract start date	01/04/2010
Contract end date	

16/17 Contracted general activity (UDA)	13,320
Carry forward general activity (UDA)	-666
16/17 Contracted orthodontic activity (UOA)	0
Carry forward orthodontic activity (UOA)	0
Baseline contract value	£390,666.97

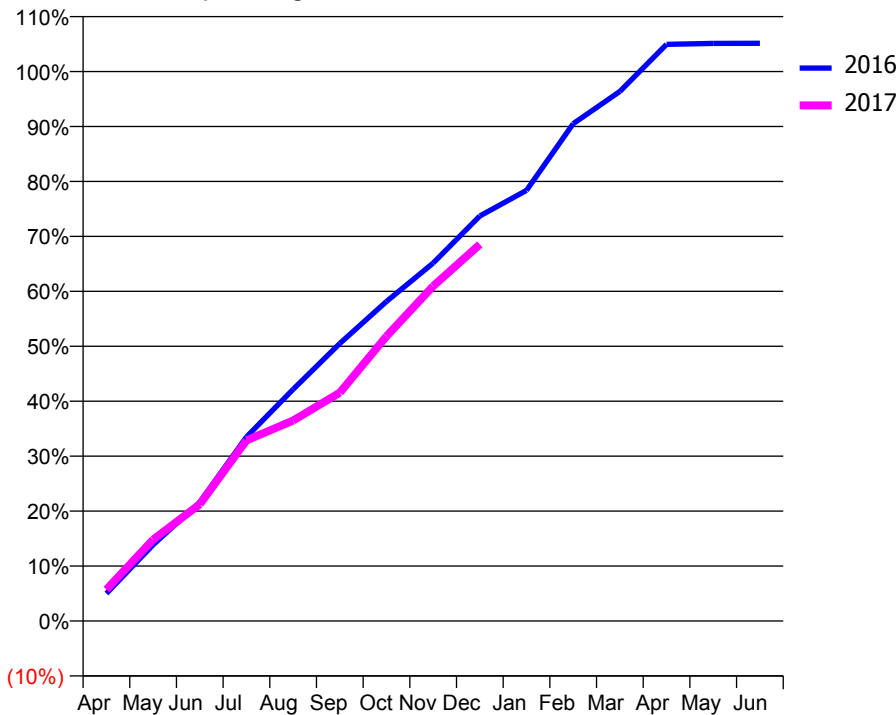
ACCESS*

Patients seen in 24 months	Total	Change since previous quarter
Quarter ending December 2015	4,601	
Quarter ending March 2016	4,589	→
Quarter ending June 2016	4,547	→
Quarter ending September 2016	4,532	→
Quarter ending December 2016	4,580	→
Variance since December 2015	(0.5%)	→



ACTIVITY

Cumulative percentage of contracted UDA delivered 2016 & 2017



Month	Adjusted Scheduled Activity (UDA)	
	2016	2017
April	666	766
May	1,848	1,973
June	2,882	2,831
July	4,462	4,379
August	5,616	4,861
September	6,727	5,536
October	7,746	6,904
November	8,679	8,118
December	9,819	9,131
January	10,437	
February	12,057	
March	12,838	
April	13,979	
May	14,002	
June	14,005	

QUALITY

	Quantity	Base Number	Contract	LHB	Wales
% of FP17s for the same patient ID Re-attending within 3 months - Children	61	728	8.4%	9.0%	11.4%
% of FP17s for the same patient ID Re-attending within 3 months - Adults	681	4,369	15.6%	15.8%	16.6%
% of FP17s for the same patient ID Re-attending between 3 & 9 months - Children	403	728	55.4%	57.2%	58.0%
% of FP17s for the same patient ID Re-attending between 3 & 9 months - Adults	2,405	4,369	55.0%	53.7%	53.9%
% of FP17s for Band 1 Urgent Courses	496	4,432	11.2%	9.6%	9.0%
% of FP17s Relating to Free Repair or Replacements	31	4,432	0.7%	0.8%	0.7%
% of FP17s Relating to Continuations	49	4,432	1.1%	0.9%	0.9%
% of Patients satisfied with the dentistry they have received	26	27	96.3%	93.0%	94.2%
% of Patients satisfied with the time they had to wait for an appointment	26	27	96.3%	85.1%	88.6%

* This is based on patients treated on this contract for their most recent course of treatment. Figures in italics indicate the base number of FP17s or Patient Questionnaire responses are less than 100. N/A is shown where the base number of responses is less than 10 during the period. % is calculated as Quantity/Base number*100

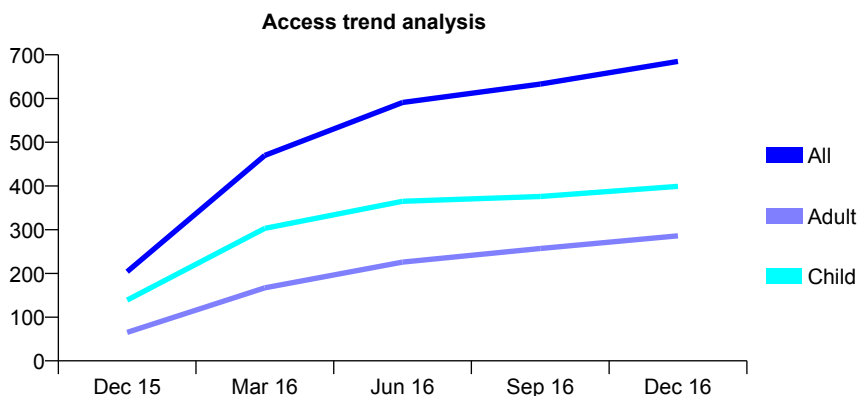
7A6 - Vital Signs At a Glance Contract Report for 144363/0001 - December 2016

Name or company name	Harj Consultancy Ltd
Contract type name	GDS Contract
Purpose of contract	General
Contract start date	01/10/2015
Contract end date	

16/17 Contracted general activity (UDA)	1,617
Carry forward general activity (UDA)	-81
16/17 Contracted orthodontic activity (UOA)	0
Carry forward orthodontic activity (UOA)	0
Baseline contract value	£36,239.57

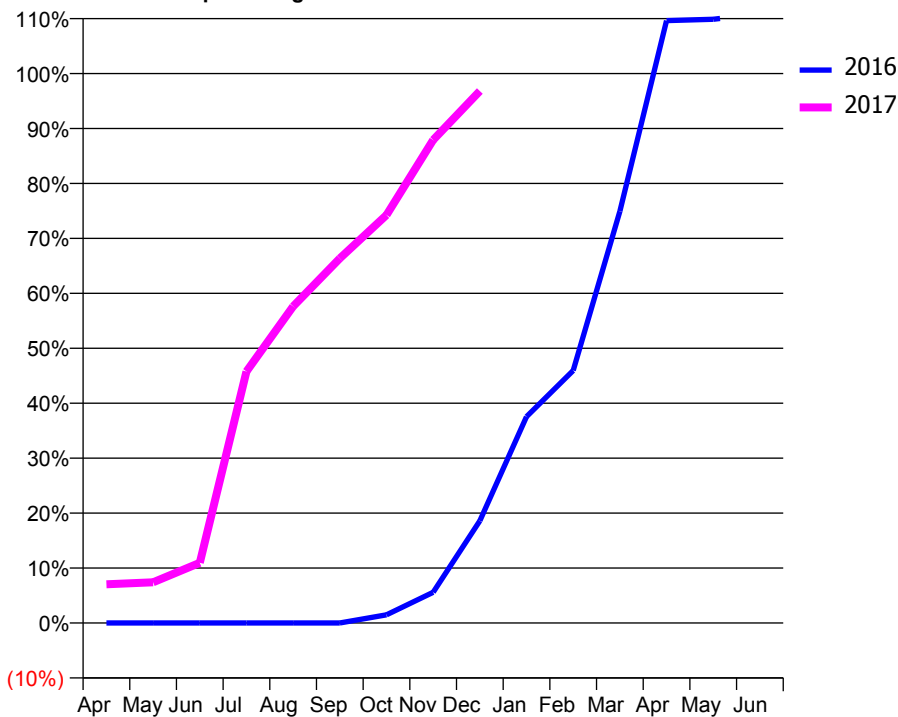
ACCESS*

Patients seen in 24 months	Total	Change since previous quarter
Quarter ending December 2015	204	
Quarter ending March 2016	470	↑
Quarter ending June 2016	591	↑
Quarter ending September 2016	633	↑
Quarter ending December 2016	685	↑
Variance since December 2015	235.8%	↑



ACTIVITY

Cumulative percentage of contracted UDA delivered 2016 & 2017



Month	Adjusted Scheduled Activity (UDA)	
	2016	2017
April	0	114
May	0	120
June	0	177
July	0	740
August	0	932
September	0	1,073
October	12	1,200
November	45	1,422
December	150	1,565
January	304	
February	372	
March	606	
April	887	
May	889	
June	897	

QUALITY

	Quantity	Base Number	Contract	LHB	Wales
% of FP17s for the same patient ID Re-attending within 3 months - Children	25	528	4.7%	9.0%	11.4%
% of FP17s for the same patient ID Re-attending within 3 months - Adults	39	370	10.5%	15.8%	16.6%
% of FP17s for the same patient ID Re-attending between 3 & 9 months - Children	272	528	51.5%	57.2%	58.0%
% of FP17s for the same patient ID Re-attending between 3 & 9 months - Adults	146	370	39.5%	53.7%	53.9%
% of FP17s for Band 1 Urgent Courses	27	719	3.8%	9.6%	9.0%
% of FP17s Relating to Free Repair or Replacements	0	719	0.0%	0.8%	0.7%
% of FP17s Relating to Continuations	0	719	0.0%	0.9%	0.9%
% of Patients satisfied with the dentistry they have received	1	1	N/A	93.0%	94.2%
% of Patients satisfied with the time they had to wait for an appointment	1	1	N/A	85.1%	88.6%

* This is based on patients treated on this contract for their most recent course of treatment. Figures in italics indicate the base number of FP17s or Patient Questionnaire responses are less than 100. N/A is shown where the base number of responses is less than 10 during the period. % is calculated as Quantity/Base number*100

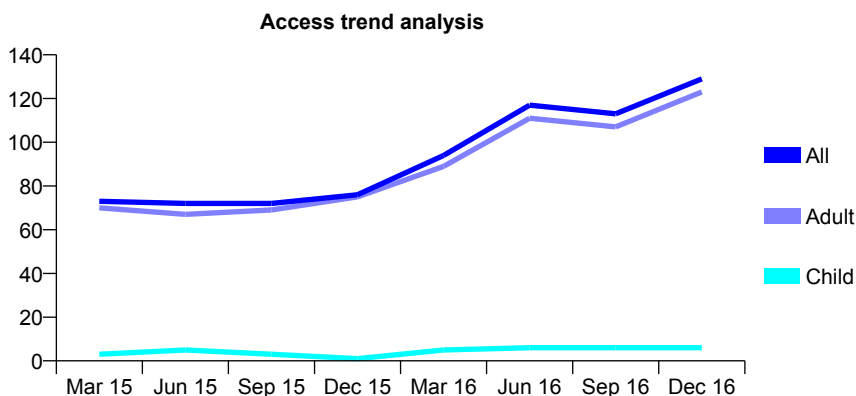
7A6 - Vital Signs At a Glance Contract Report for 146048/0001 - December 2016

Name or company name	Kensington Court Anaesthetic Clinic
Contract type name	PDS Contract
Purpose of contract	General
Contract start date	01/04/2006
Contract end date	31/03/2017

16/17 Contracted general activity (UDA)	530
Carry forward general activity (UDA)	27
16/17 Contracted orthodontic activity (UOA)	0
Carry forward orthodontic activity (UOA)	0
Baseline contract value	£40,724.94

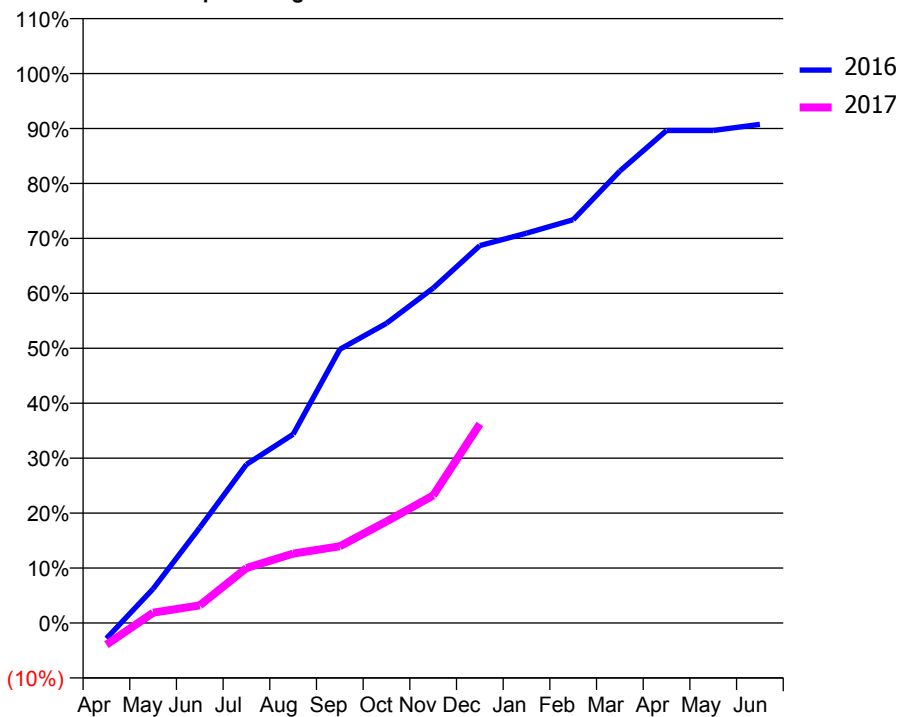
ACCESS*

Patients seen in 24 months	Total	Change since previous quarter
Quarter ending December 2015	76	
Quarter ending March 2016	94	↑
Quarter ending June 2016	117	↑
Quarter ending September 2016	113	↓
Quarter ending December 2016	129	↑
Variance since December 2015	69.7%	↑



ACTIVITY

Cumulative percentage of contracted UDA delivered 2016 & 2017



Month	Adjusted Scheduled Activity (UDA)	
	2016	2017
April	-15	-21
May	33	10
June	92	17
July	153	53
August	182	67
September	264	74
October	289	98
November	323	123
December	364	192
January	376	
February	389	
March	436	
April	475	
May	475	
June	481	

QUALITY

	Quantity	Base Number	Contract	LHB	Wales
% of FP17s for the same patient ID Re-attending within 3 months - Children	0	12	0.0%	9.0%	11.4%
% of FP17s for the same patient ID Re-attending within 3 months - Adults	2	84	2.4%	15.8%	16.6%
% of FP17s for the same patient ID Re-attending between 3 & 9 months - Children	0	12	0.0%	57.2%	58.0%
% of FP17s for the same patient ID Re-attending between 3 & 9 months - Adults	5	84	6.0%	53.7%	53.9%
% of FP17s for Band 1 Urgent Courses	0	83	0.0%	9.6%	9.0%
% of FP17s Relating to Free Repair or Replacements	0	83	0.0%	0.8%	0.7%
% of FP17s Relating to Continuations	0	83	0.0%	0.9%	0.9%
% of Patients satisfied with the dentistry they have received	0	1	N/A	93.0%	94.2%
% of Patients satisfied with the time they had to wait for an appointment	0	1	N/A	85.1%	88.6%

* This is based on patients treated on this contract for their most recent course of treatment. Figures in italics indicate the base number of FP17s or Patient Questionnaire responses are less than 100. N/A is shown where the base number of responses is less than 10 during the period. % is calculated as Quantity/Base number*100

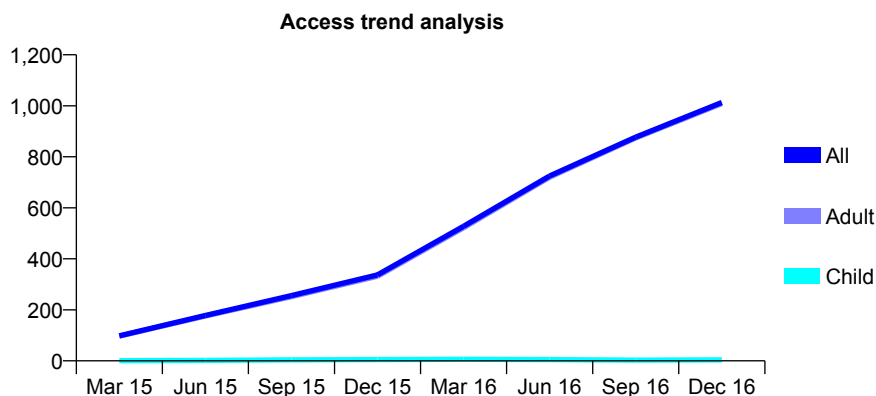
7A6 - Vital Signs At a Glance Contract Report for 146048/0004 - December 2016

Name or company name	Kensington Court Anaesthetic Clinic
Contract type name	PDS Contract
Purpose of contract	General
Contract start date	01/04/2014
Contract end date	31/03/2017

16/17 Contracted general activity (UDA)	2,452
Carry forward general activity (UDA)	135
16/17 Contracted orthodontic activity (UOA)	0
Carry forward orthodontic activity (UOA)	0
Baseline contract value	£180,027.61

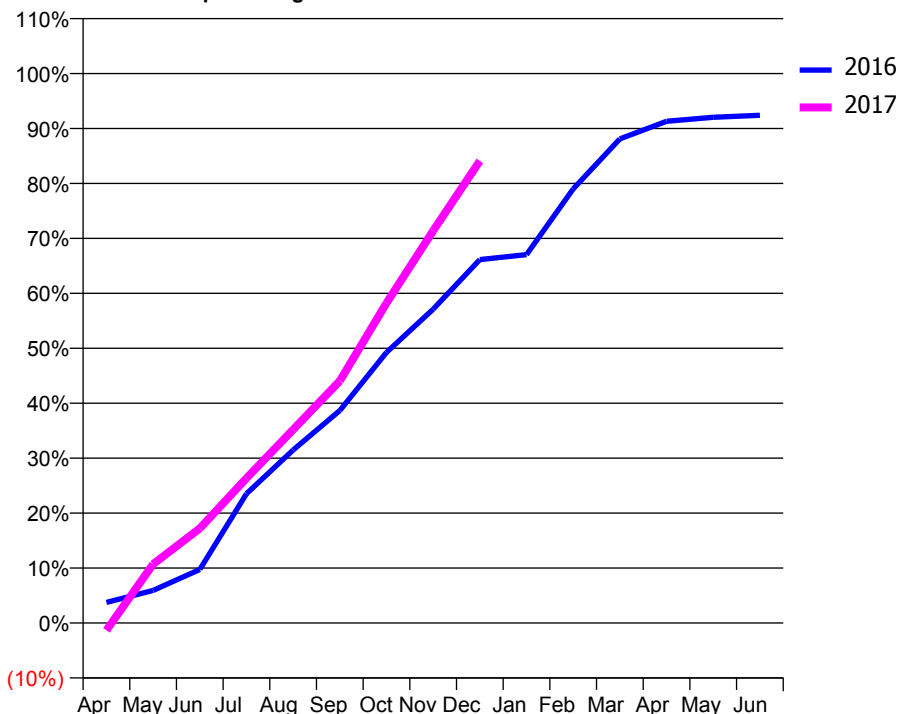
ACCESS*

Patients seen in 24 months	Total	Change since previous quarter
Quarter ending December 2015	337	
Quarter ending March 2016	528	↑
Quarter ending June 2016	725	↑
Quarter ending September 2016	877	↑
Quarter ending December 2016	1,013	↑
Variance since December 2015	200.6%	↑



ACTIVITY

Cumulative percentage of contracted UDA delivered 2016 & 2017



Month	Adjusted Scheduled Activity (UDA)	
	2016	2017
April	101	-33
May	160	263
June	263	422
July	635	646
August	850	863
September	1,044	1,080
October	1,330	1,428
November	1,542	1,750
December	1,786	2,062
January	1,810	
February	2,133	
March	2,379	
April	2,465	
May	2,485	
June	2,495	

QUALITY

	Quantity	Base Number	Contract	LHB	Wales
% of FP17s for the same patient ID Re-attending within 3 months - Children	0	6	0.0%	9.0%	11.4%
% of FP17s for the same patient ID Re-attending within 3 months - Adults	1	865	0.1%	15.8%	16.6%
% of FP17s for the same patient ID Re-attending between 3 & 9 months - Children	0	6	0.0%	57.2%	58.0%
% of FP17s for the same patient ID Re-attending between 3 & 9 months - Adults	4	865	0.5%	53.7%	53.9%
% of FP17s for Band 1 Urgent Courses	0	807	0.0%	9.6%	9.0%
% of FP17s Relating to Free Repair or Replacements	0	807	0.0%	0.8%	0.7%
% of FP17s Relating to Continuations	0	807	0.0%	0.9%	0.9%
% of Patients satisfied with the dentistry they have received	7	7	N/A	93.0%	94.2%
% of Patients satisfied with the time they had to wait for an appointment	4	7	N/A	85.1%	88.6%

* This is based on patients treated on this contract for their most recent course of treatment. Figures in italics indicate the base number of FP17s or Patient Questionnaire responses are less than 100. N/A is shown where the base number of responses is less than 10 during the period. % is calculated as Quantity/Base number*100

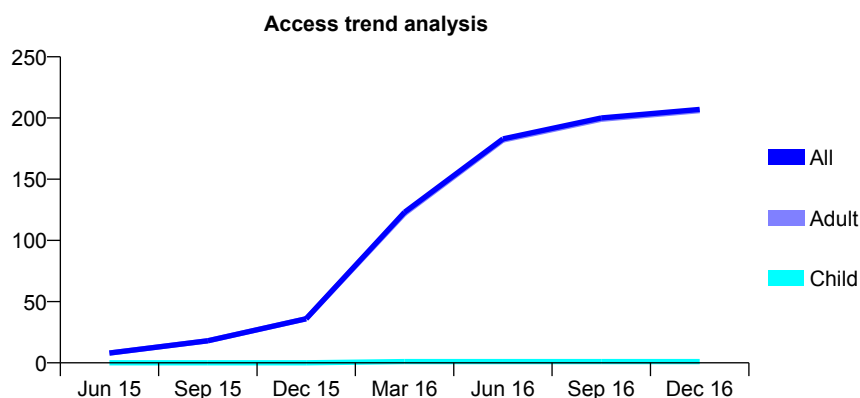
7A6 - Vital Signs At a Glance Contract Report for 146048/0008 - December 2016

Name or company name	Kensington Court Anaesthetic Clinic
Contract type name	PDS Contract
Purpose of contract	General
Contract start date	01/04/2015
Contract end date	31/03/2017

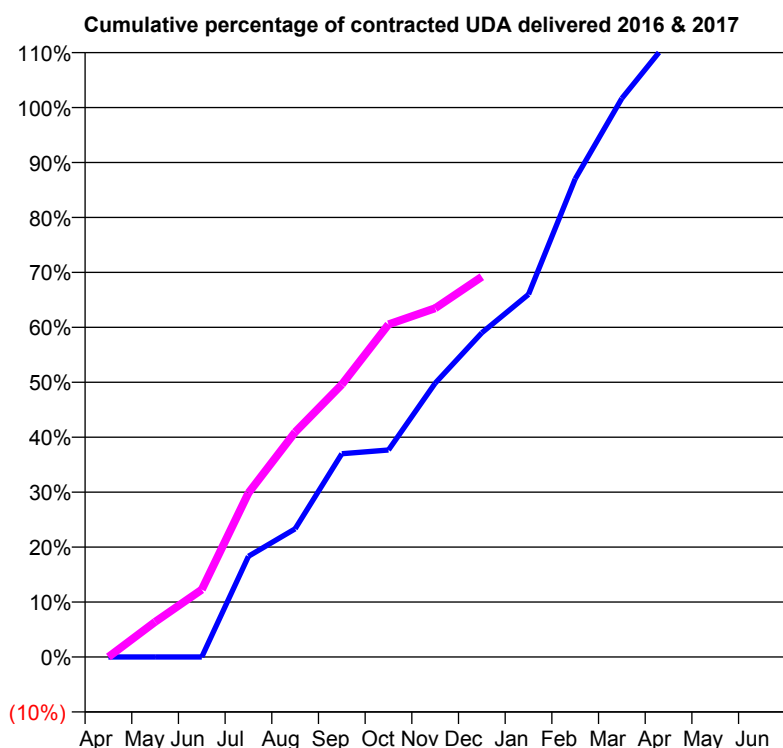
16/17 Contracted general activity (UDA)	750
Carry forward general activity (UDA)	0
16/17 Contracted orthodontic activity (UOA)	0
Carry forward orthodontic activity (UOA)	0
Baseline contract value	£76,840.34

ACCESS*

Patients seen in 24 months	Total	Change since previous quarter
Quarter ending December 2015	36	
Quarter ending March 2016	123	↑
Quarter ending June 2016	183	↑
Quarter ending September 2016	200	↑
Quarter ending December 2016	207	↑
Variance since December 2015	475.0%	↑



ACTIVITY



Month	Adjusted Scheduled Activity (UDA)	
	2016	2017
April	0	0
May	0	48
June	0	92
July	110	224
August	140	307
September	222	372
October	226	454
November	299	476
December	354	519
January	396	
February	522	
March	610	
April	673	
May	673	
June	696	

QUALITY

	Quantity	Base Number	Contract	LHB	Wales
% of FP17s for the same patient ID Re-attending within 3 months - Children	0	1	0.0%	9.0%	11.4%
% of FP17s for the same patient ID Re-attending within 3 months - Adults	13	243	5.3%	15.8%	16.6%
% of FP17s for the same patient ID Re-attending between 3 & 9 months - Children	0	1	0.0%	57.2%	58.0%
% of FP17s for the same patient ID Re-attending between 3 & 9 months - Adults	9	243	3.7%	53.7%	53.9%
% of FP17s for Band 1 Urgent Courses	0	201	0.0%	9.6%	9.0%
% of FP17s Relating to Free Repair or Replacements	0	201	0.0%	0.8%	0.7%
% of FP17s Relating to Continuations	0	201	0.0%	0.9%	0.9%
% of Patients satisfied with the dentistry they have received	1	1	N/A	93.0%	94.2%
% of Patients satisfied with the time they had to wait for an appointment	1	1	N/A	85.1%	88.6%

* This is based on patients treated on this contract for their most recent course of treatment. Figures in italics indicate the base number of FP17s or Patient Questionnaire responses are less than 100. N/A is shown where the base number of responses is less than 10 during the period. % is calculated as Quantity/Base number*100

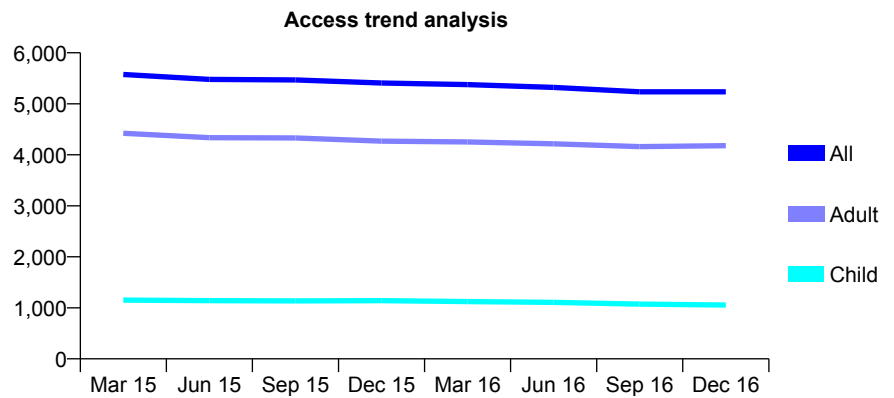
7A6 - Vital Signs At a Glance Contract Report for 148881/0001 - December 2016

Name or company name	N Malik & K Partridge
Contract type name	GDS Contract
Purpose of contract	General
Contract start date	01/11/2011
Contract end date	

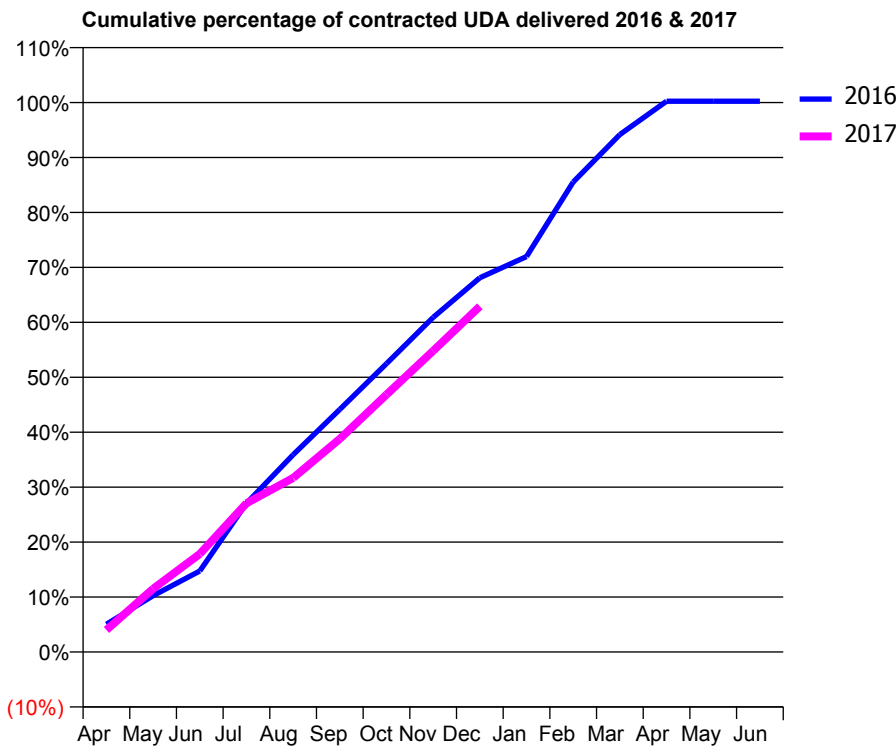
16/17 Contracted general activity (UDA)	18,124
Carry forward general activity (UDA)	-43
16/17 Contracted orthodontic activity (UOA)	0
Carry forward orthodontic activity (UOA)	0
Baseline contract value	£440,103.41

ACCESS*

Patients seen in 24 months	Total	Change since previous quarter
Quarter ending December 2015	5,409	
Quarter ending March 2016	5,376	→
Quarter ending June 2016	5,322	↓
Quarter ending September 2016	5,235	↓
Quarter ending December 2016	5,234	→
Variance since December 2015	(3.2%)	↓



ACTIVITY



Month	Adjusted Scheduled Activity (UDA)	
	2016	2017
April	916	729
May	1,857	2,088
June	2,672	3,233
July	4,908	4,908
August	6,508	5,741
September	8,002	7,029
October	9,511	8,489
November	11,038	9,933
December	12,343	11,400
January	13,042	
February	15,500	
March	17,069	
April	18,167	
May	18,167	
June	18,166	

QUALITY

	Quantity	Base Number	Contract	LHB	Wales
% of FP17s for the same patient ID Re-attending within 3 months - Children	111	1,184	9.4%	9.0%	11.4%
% of FP17s for the same patient ID Re-attending within 3 months - Adults	682	4,661	14.6%	15.8%	16.6%
% of FP17s for the same patient ID Re-attending between 3 & 9 months - Children	707	1,184	59.7%	57.2%	58.0%
% of FP17s for the same patient ID Re-attending between 3 & 9 months - Adults	2,748	4,661	59.0%	53.7%	53.9%
% of FP17s for Band 1 Urgent Courses	517	5,385	9.6%	9.6%	9.0%
% of FP17s Relating to Free Repair or Replacements	75	5,385	1.4%	0.8%	0.7%
% of FP17s Relating to Continuations	45	5,385	0.8%	0.9%	0.9%
% of Patients satisfied with the dentistry they have received	10	11	90.9%	93.0%	94.2%
% of Patients satisfied with the time they had to wait for an appointment	9	11	81.8%	85.1%	88.6%

* This is based on patients treated on this contract for their most recent course of treatment. Figures in italics indicate the base number of FP17s or Patient Questionnaire responses are less than 100. N/A is shown where the base number of responses is less than 10 during the period. % is calculated as Quantity/Base number*100

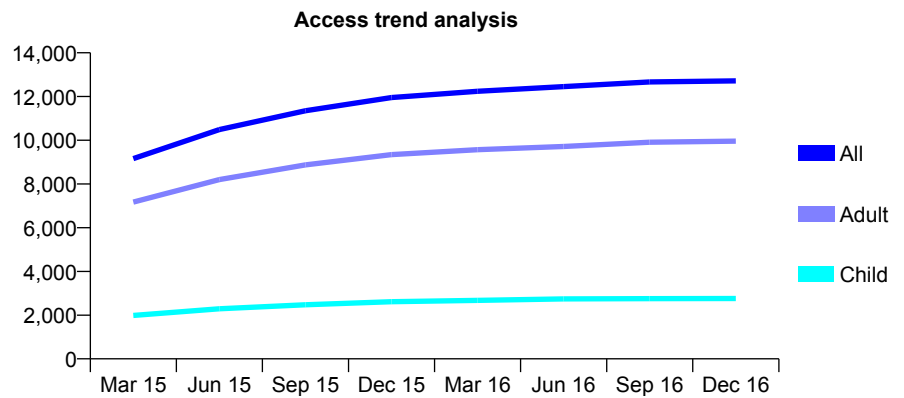
7A6 - Vital Signs At a Glance Contract Report for 154245/0003 - December 2016

Name or company name	Restore Dental Group
Contract type name	GDS Contract
Purpose of contract	General
Contract start date	01/04/2013
Contract end date	

16/17 Contracted general activity (UDA)	41,188
Carry forward general activity (UDA)	2,059
16/17 Contracted orthodontic activity (UOA)	0
Carry forward orthodontic activity (UOA)	0
Baseline contract value	£1,023,170.23

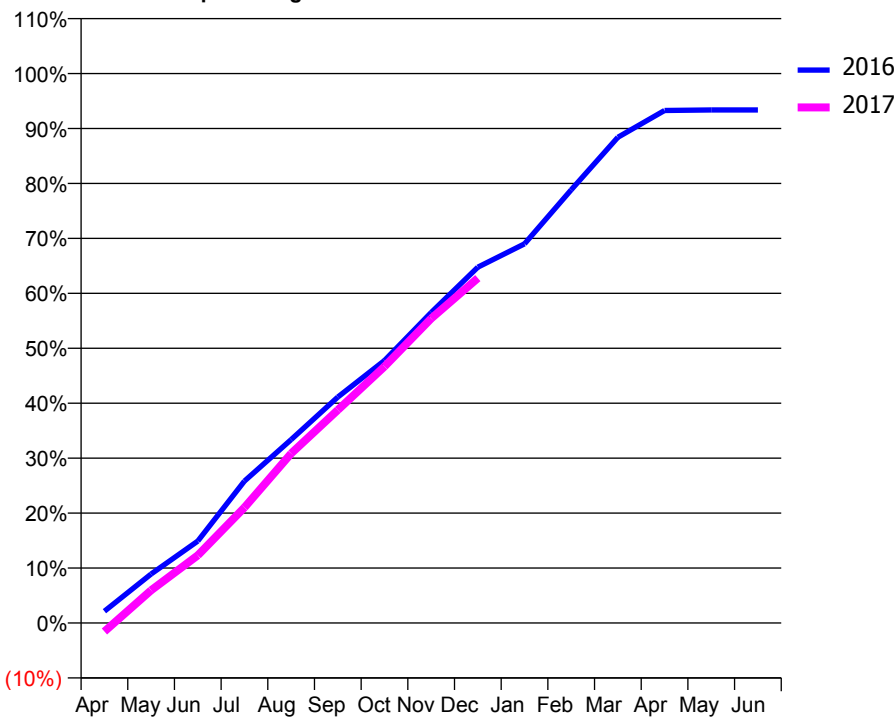
ACCESS*

Patients seen in 24 months	Total	Change since previous quarter
Quarter ending December 2015	11,956	
Quarter ending March 2016	12,243	↑
Quarter ending June 2016	12,456	→
Quarter ending September 2016	12,669	→
Quarter ending December 2016	12,716	→
Variance since December 2015	6.4%	↑



ACTIVITY

Cumulative percentage of contracted UDA delivered 2016 & 2017



Month	Adjusted Scheduled Activity (UDA)	
	2016	2017
April	887	-641
May	3,673	2,458
June	6,144	5,072
July	10,642	8,661
August	13,748	12,713
September	16,936	15,969
October	19,678	19,221
November	23,269	22,827
December	26,668	25,856
January	28,424	
February	32,469	
March	36,405	
April	38,412	
May	38,454	
June	38,455	

QUALITY

	Quantity	Base Number	Contract	LHB	Wales
% of FP17s for the same patient ID Re-attending within 3 months - Children	251	2,981	8.4%	9.0%	11.4%
% of FP17s for the same patient ID Re-attending within 3 months - Adults	1,728	11,216	15.4%	15.8%	16.6%
% of FP17s for the same patient ID Re-attending between 3 & 9 months - Children	1,627	2,981	54.6%	57.2%	58.0%
% of FP17s for the same patient ID Re-attending between 3 & 9 months - Adults	6,413	11,216	57.2%	53.7%	53.9%
% of FP17s for Band 1 Urgent Courses	1,059	13,370	7.9%	9.6%	9.0%
% of FP17s Relating to Free Repair or Replacements	163	13,370	1.2%	0.8%	0.7%
% of FP17s Relating to Continuations	276	13,370	2.1%	0.9%	0.9%
% of Patients satisfied with the dentistry they have received	35	38	92.1%	93.0%	94.2%
% of Patients satisfied with the time they had to wait for an appointment	32	38	84.2%	85.1%	88.6%

* This is based on patients treated on this contract for their most recent course of treatment. Figures in italics indicate the base number of FP17s or Patient Questionnaire responses are less than 100. N/A is shown where the base number of responses is less than 10 during the period. % is calculated as Quantity/Base number*100

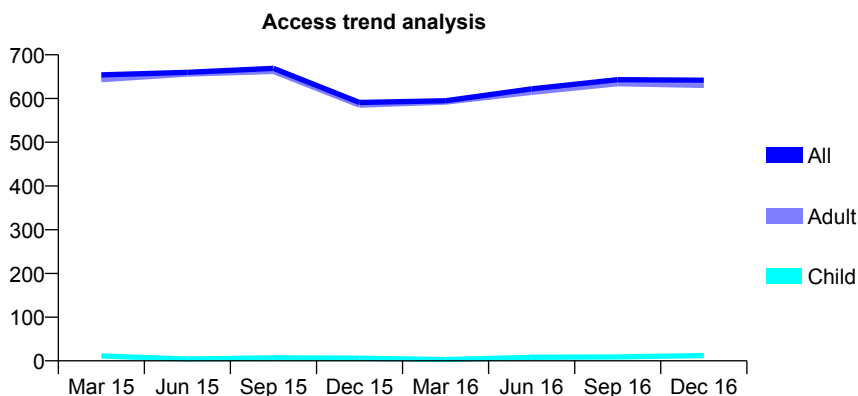
7A6 - Vital Signs At a Glance Contract Report for 154245/0004 - December 2016

Name or company name	Restore Dental Group
Contract type name	GDS Contract
Purpose of contract	General
Contract start date	01/04/2013
Contract end date	

16/17 Contracted general activity (UDA)	912
Carry forward general activity (UDA)	0
16/17 Contracted orthodontic activity (UOA)	0
Carry forward orthodontic activity (UOA)	0
Baseline contract value	£52,647.45

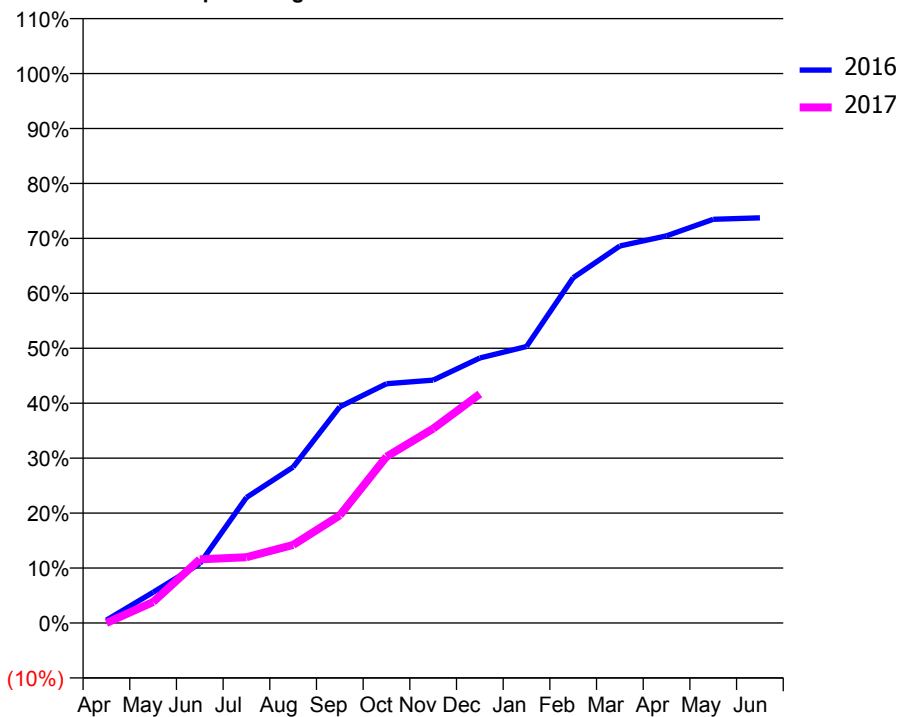
ACCESS*

Patients seen in 24 months	Total	Change since previous quarter
Quarter ending December 2015	591	
Quarter ending March 2016	595	→
Quarter ending June 2016	622	↑
Quarter ending September 2016	643	↑
Quarter ending December 2016	642	→
Variance since December 2015	8.6%	↑



ACTIVITY

Cumulative percentage of contracted UDA delivered 2016 & 2017



Month	Adjusted Scheduled Activity (UDA)	
	2016	2017
April	5	0
May	51	35
June	99	106
July	208	109
August	259	130
September	359	179
October	397	276
November	403	323
December	440	380
January	459	
February	573	
March	626	
April	643	
May	670	
June	672	

QUALITY

	Quantity	Base Number	Contract	LHB	Wales
% of FP17s for the same patient ID Re-attending within 3 months - Children	0	14	0.0%	9.0%	11.4%
% of FP17s for the same patient ID Re-attending within 3 months - Adults	21	358	5.9%	15.8%	16.6%
% of FP17s for the same patient ID Re-attending between 3 & 9 months - Children	0	14	0.0%	57.2%	58.0%
% of FP17s for the same patient ID Re-attending between 3 & 9 months - Adults	7	358	2.0%	53.7%	53.9%
% of FP17s for Band 1 Urgent Courses	316	317	99.7%	9.6%	9.0%
% of FP17s Relating to Free Repair or Replacements	0	317	0.0%	0.8%	0.7%
% of FP17s Relating to Continuations	0	317	0.0%	0.9%	0.9%
% of Patients satisfied with the dentistry they have received	0	0	N/A	93.0%	94.2%
% of Patients satisfied with the time they had to wait for an appointment	0	0	N/A	85.1%	88.6%

* This is based on patients treated on this contract for their most recent course of treatment. Figures in italics indicate the base number of FP17s or Patient Questionnaire responses are less than 100. N/A is shown where the base number of responses is less than 10 during the period. % is calculated as Quantity/Base number*100

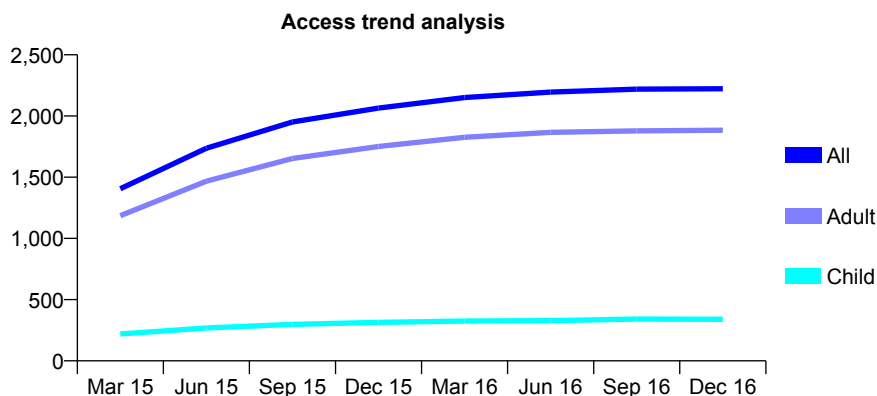
7A6 - Vital Signs At a Glance Contract Report for 156566/0001 - December 2016

Name or company name	Blackwood Dental Centre.
Contract type name	GDS Contract
Purpose of contract	General
Contract start date	04/09/2014
Contract end date	

16/17 Contracted general activity (UDA)	7,346
Carry forward general activity (UDA)	15
16/17 Contracted orthodontic activity (UOA)	0
Carry forward orthodontic activity (UOA)	0
Baseline contract value	£171,850.97

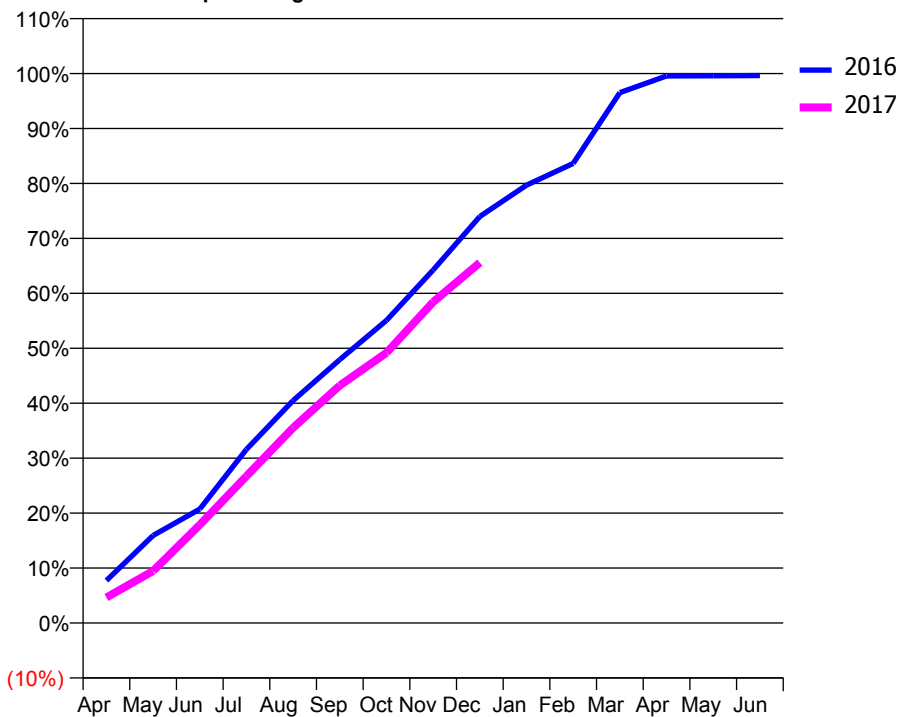
ACCESS*

Patients seen in 24 months	Total	Change since previous quarter
Quarter ending December 2015	2,065	
Quarter ending March 2016	2,151	↑
Quarter ending June 2016	2,195	↑
Quarter ending September 2016	2,220	→
Quarter ending December 2016	2,223	→
Variance since December 2015	7.7%	↑



ACTIVITY

Cumulative percentage of contracted UDA delivered 2016 & 2017



Month	Adjusted Scheduled Activity (UDA)	
	2016	2017
April	567	341
May	1,171	697
June	1,523	1,313
July	2,322	1,964
August	2,974	2,611
September	3,522	3,176
October	4,045	3,612
November	4,719	4,291
December	5,435	4,817
January	5,853	
February	6,144	
March	7,091	
April	7,314	
May	7,315	
June	7,318	

QUALITY

	Quantity	Base Number	Contract	LHB	Wales
% of FP17s for the same patient ID Re-attending within 3 months - Children	22	381	5.8%	9.0%	11.4%
% of FP17s for the same patient ID Re-attending within 3 months - Adults	254	2,078	12.2%	15.8%	16.6%
% of FP17s for the same patient ID Re-attending between 3 & 9 months - Children	227	381	59.6%	57.2%	58.0%
% of FP17s for the same patient ID Re-attending between 3 & 9 months - Adults	1,273	2,078	61.3%	53.7%	53.9%
% of FP17s for Band 1 Urgent Courses	130	2,365	5.5%	9.6%	9.0%
% of FP17s Relating to Free Repair or Replacements	10	2,365	0.4%	0.8%	0.7%
% of FP17s Relating to Continuations	9	2,365	0.4%	0.9%	0.9%
% of Patients satisfied with the dentistry they have received	6	6	N/A	93.0%	94.2%
% of Patients satisfied with the time they had to wait for an appointment	6	6	N/A	85.1%	88.6%

* This is based on patients treated on this contract for their most recent course of treatment. Figures in italics indicate the base number of FP17s or Patient Questionnaire responses are less than 100. N/A is shown where the base number of responses is less than 10 during the period. % is calculated as Quantity/Base number*100

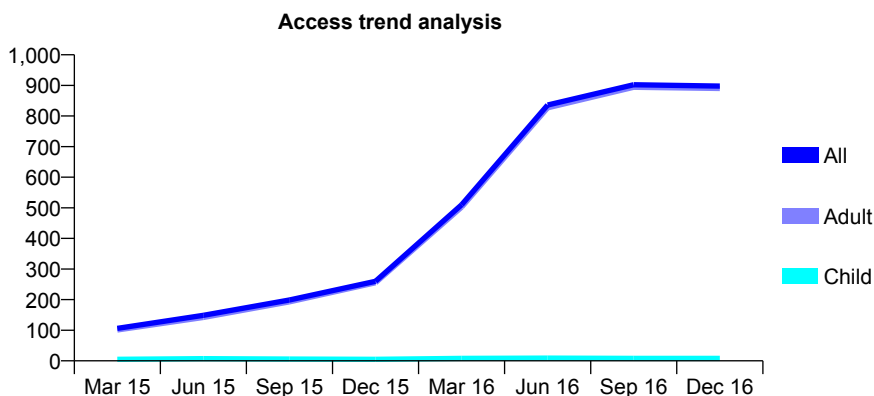
7A6 - Vital Signs At a Glance Contract Report for 156566/0002 - December 2016

Name or company name	Blackwood Dental Centre.
Contract type name	PDS Contract
Purpose of contract	General
Contract start date	04/09/2014
Contract end date	31/03/2017

16/17 Contracted general activity (UDA)	2,661
Carry forward general activity (UDA)	0
16/17 Contracted orthodontic activity (UOA)	0
Carry forward orthodontic activity (UOA)	0
Baseline contract value	£195,395.11

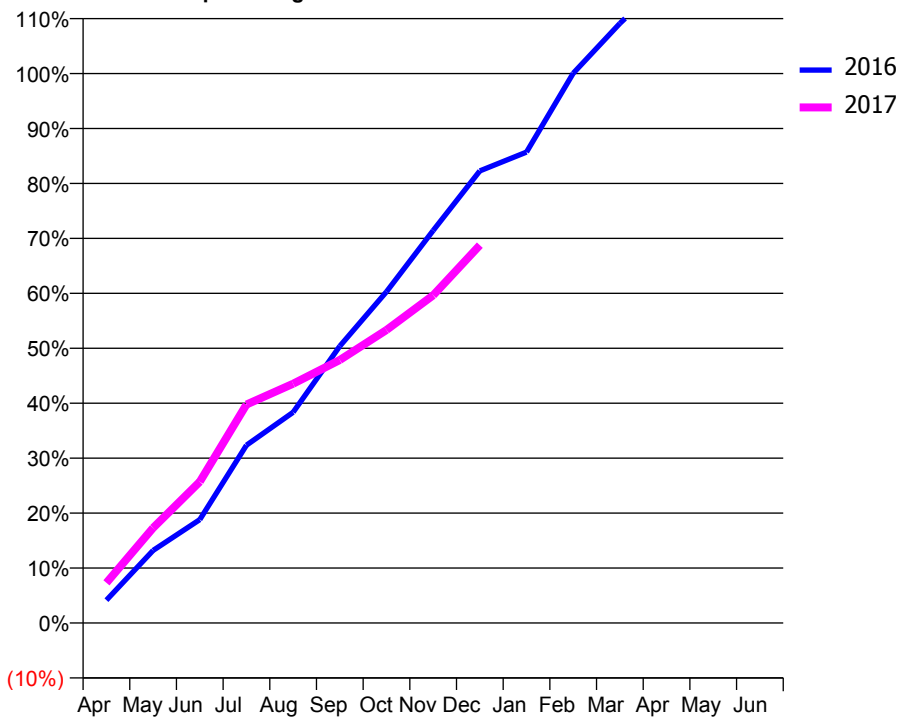
ACCESS*

Patients seen in 24 months	Total	Change since previous quarter
Quarter ending December 2015	260	
Quarter ending March 2016	510	↑
Quarter ending June 2016	836	↑
Quarter ending September 2016	902	↑
Quarter ending December 2016	898	→
Variance since December 2015	245.4%	↑



ACTIVITY

Cumulative percentage of contracted UDA delivered 2016 & 2017



Month	Adjusted Scheduled Activity (UDA)	
	2016	2017
April	137	195
May	436	461
June	621	684
July	1,068	1,058
August	1,266	1,159
September	1,663	1,274
October	1,990	1,419
November	2,357	1,587
December	2,715	1,830
January	2,828	
February	3,301	
March	3,601	
April	3,867	
May	3,868	
June	3,868	

QUALITY

	Quantity	Base Number	Contract	LHB	Wales
% of FP17s for the same patient ID Re-attending within 3 months - Children	0	10	0.0%	9.0%	11.4%
% of FP17s for the same patient ID Re-attending within 3 months - Adults	12	831	1.4%	15.8%	16.6%
% of FP17s for the same patient ID Re-attending between 3 & 9 months - Children	0	10	0.0%	57.2%	58.0%
% of FP17s for the same patient ID Re-attending between 3 & 9 months - Adults	9	831	1.1%	53.7%	53.9%
% of FP17s for Band 1 Urgent Courses	0	734	0.0%	9.6%	9.0%
% of FP17s Relating to Free Repair or Replacements	0	734	0.0%	0.8%	0.7%
% of FP17s Relating to Continuations	0	734	0.0%	0.9%	0.9%
% of Patients satisfied with the dentistry they have received	5	5	N/A	93.0%	94.2%
% of Patients satisfied with the time they had to wait for an appointment	4	5	N/A	85.1%	88.6%

* This is based on patients treated on this contract for their most recent course of treatment. Figures in italics indicate the base number of FP17s or Patient Questionnaire responses are less than 100. N/A is shown where the base number of responses is less than 10 during the period. % is calculated as Quantity/Base number*100

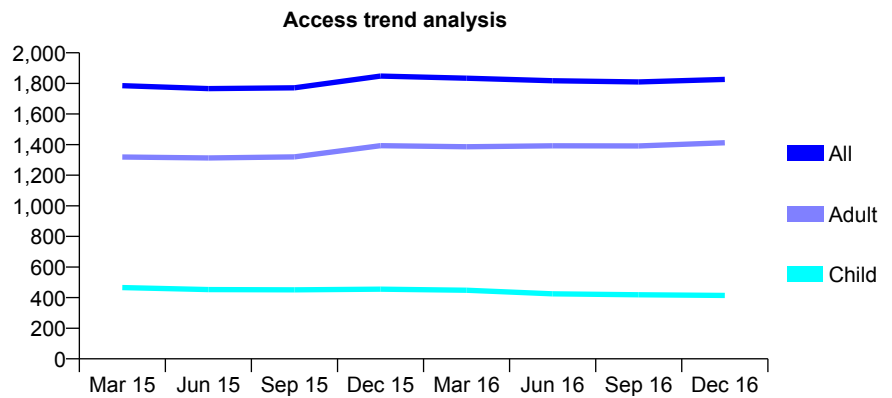
7A6 - Vital Signs At a Glance Contract Report for 157392/0002 - December 2016

Name or company name	Plant & Thomas
Contract type name	GDS Contract
Purpose of contract	General
Contract start date	01/05/2010
Contract end date	

16/17 Contracted general activity (UDA)	5,111
Carry forward general activity (UDA)	-256
16/17 Contracted orthodontic activity (UOA)	0
Carry forward orthodontic activity (UOA)	0
Baseline contract value	£134,897.26

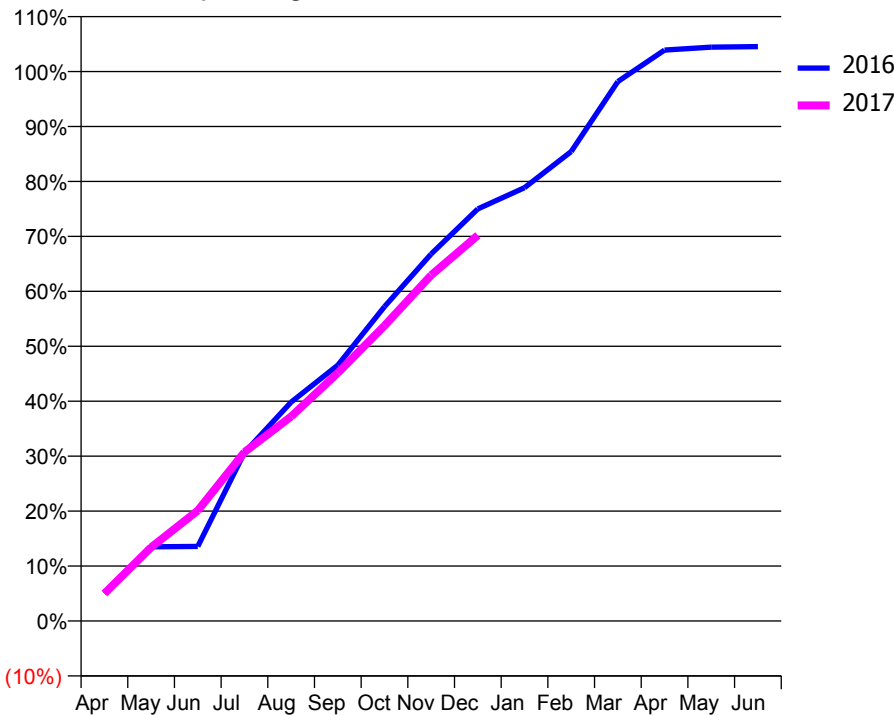
ACCESS*

Patients seen in 24 months	Total	Change since previous quarter
Quarter ending December 2015	1,848	
Quarter ending March 2016	1,834	→
Quarter ending June 2016	1,817	→
Quarter ending September 2016	1,810	→
Quarter ending December 2016	1,826	→
Variance since December 2015	(1.2%)	↓



ACTIVITY

Cumulative percentage of contracted UDA delivered 2016 & 2017



Month	Adjusted Scheduled Activity (UDA)	
	2016	2017
April	256	256
May	690	686
June	694	1,027
July	1,567	1,571
August	2,035	1,902
September	2,380	2,307
October	2,924	2,747
November	3,414	3,217
December	3,833	3,588
January	4,030	
February	4,366	
March	5,017	
April	5,310	
May	5,337	
June	5,342	

QUALITY

	Quantity	Base Number	Contract	LHB	Wales
% of FP17s for the same patient ID Re-attending within 3 months - Children	33	465	7.1%	9.0%	11.4%
% of FP17s for the same patient ID Re-attending within 3 months - Adults	221	1,642	13.5%	15.8%	16.6%
% of FP17s for the same patient ID Re-attending between 3 & 9 months - Children	285	465	61.3%	57.2%	58.0%
% of FP17s for the same patient ID Re-attending between 3 & 9 months - Adults	1,007	1,642	61.3%	53.7%	53.9%
% of FP17s for Band 1 Urgent Courses	214	1,923	11.1%	9.6%	9.0%
% of FP17s Relating to Free Repair or Replacements	20	1,923	1.0%	0.8%	0.7%
% of FP17s Relating to Continuations	13	1,923	0.7%	0.9%	0.9%
% of Patients satisfied with the dentistry they have received	9	10	90.0%	93.0%	94.2%
% of Patients satisfied with the time they had to wait for an appointment	9	10	90.0%	85.1%	88.6%

* This is based on patients treated on this contract for their most recent course of treatment. Figures in italics indicate the base number of FP17s or Patient Questionnaire responses are less than 100. N/A is shown where the base number of responses is less than 10 during the period. % is calculated as Quantity/Base number*100

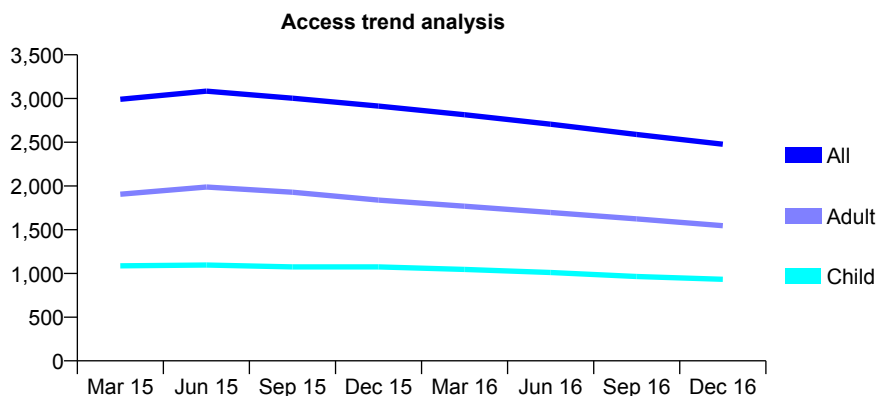
7A6 - Vital Signs At a Glance Contract Report for 157406/0001 - December 2016

Name or company name	TFL Care Limited
Contract type name	GDS Contract
Purpose of contract	General
Contract start date	01/06/2013
Contract end date	

16/17 Contracted general activity (UDA)	6,999
Carry forward general activity (UDA)	-110
16/17 Contracted orthodontic activity (UOA)	0
Carry forward orthodontic activity (UOA)	0
Baseline contract value	£163,206.72

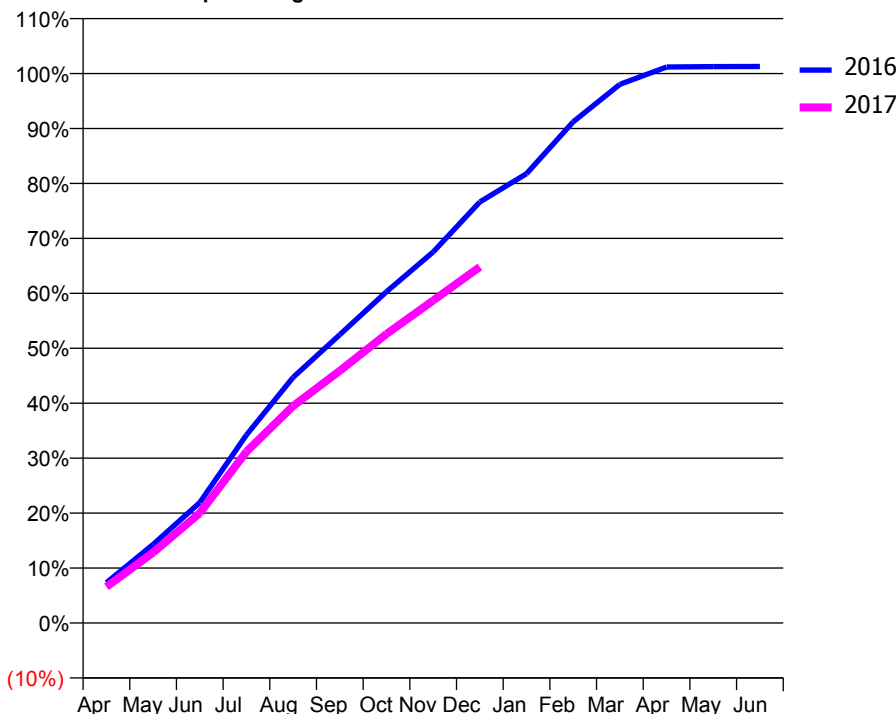
ACCESS*

Patients seen in 24 months	Total	Change since previous quarter
Quarter ending December 2015	2,913	
Quarter ending March 2016	2,814	↓
Quarter ending June 2016	2,706	↓
Quarter ending September 2016	2,589	↓
Quarter ending December 2016	2,478	↓
Variance since December 2015	(14.9%)	↓



ACTIVITY

Cumulative percentage of contracted UDA delivered 2016 & 2017



Month	Adjusted Scheduled Activity (UDA)	
	2016	2017
April	567	461
May	1,106	897
June	1,694	1,400
July	2,644	2,183
August	3,454	2,764
September	4,055	3,213
October	4,659	3,682
November	5,218	4,107
December	5,920	4,535
January	6,319	
February	7,047	
March	7,574	
April	7,819	
May	7,825	
June	7,827	

QUALITY

	Quantity	Base Number	Contract	LHB	Wales
% of FP17s for the same patient ID Re-attending within 3 months - Children	86	1,174	7.3%	9.0%	11.4%
% of FP17s for the same patient ID Re-attending within 3 months - Adults	266	1,636	16.3%	15.8%	16.6%
% of FP17s for the same patient ID Re-attending between 3 & 9 months - Children	851	1,174	72.5%	57.2%	58.0%
% of FP17s for the same patient ID Re-attending between 3 & 9 months - Adults	975	1,636	59.6%	53.7%	53.9%
% of FP17s for Band 1 Urgent Courses	267	2,657	10.0%	9.6%	9.0%
% of FP17s Relating to Free Repair or Replacements	27	2,657	1.0%	0.8%	0.7%
% of FP17s Relating to Continuations	0	2,657	0.0%	0.9%	0.9%
% of Patients satisfied with the dentistry they have received	10	10	100.0%	93.0%	94.2%
% of Patients satisfied with the time they had to wait for an appointment	9	10	90.0%	85.1%	88.6%

* This is based on patients treated on this contract for their most recent course of treatment. Figures in italics indicate the base number of FP17s or Patient Questionnaire responses are less than 100. N/A is shown where the base number of responses is less than 10 during the period. % is calculated as Quantity/Base number*100

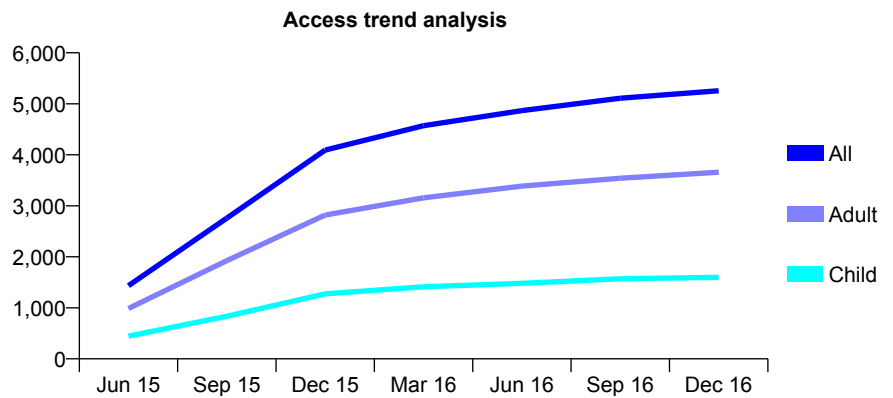
7A6 - Vital Signs At a Glance Contract Report for 159905/0001 - December 2016

Name or company name	Grove Surgery Ltd
Contract type name	GDS Contract
Purpose of contract	General
Contract start date	01/04/2015
Contract end date	

16/17 Contracted general activity (UDA)	15,226
Carry forward general activity (UDA)	-288
16/17 Contracted orthodontic activity (UOA)	0
Carry forward orthodontic activity (UOA)	0
Baseline contract value	£384,227.93

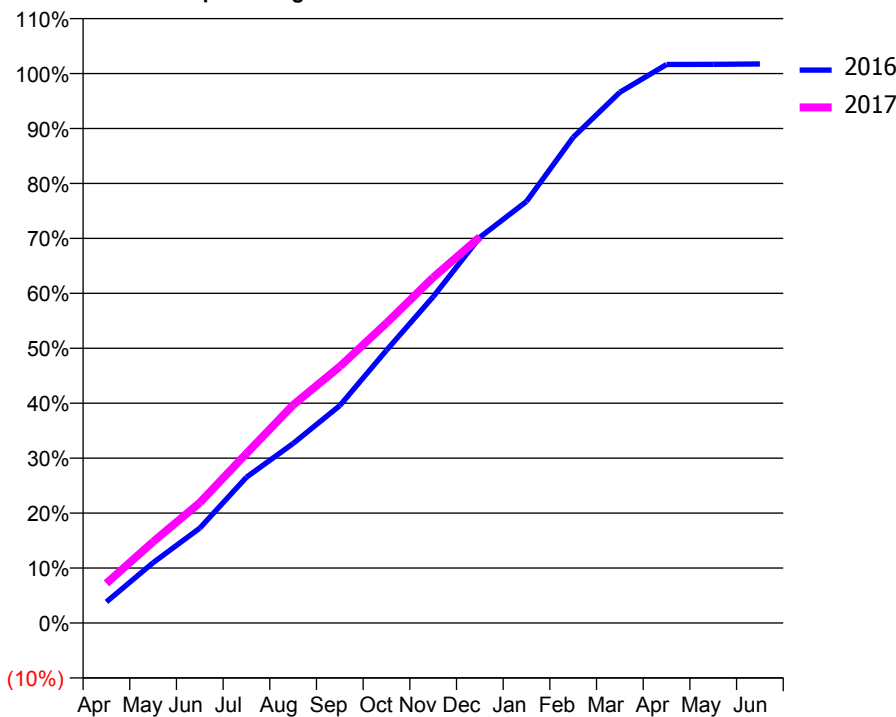
ACCESS*

Patients seen in 24 months	Total	Change since previous quarter
Quarter ending December 2015	4,094	
Quarter ending March 2016	4,572	↑
Quarter ending June 2016	4,867	↑
Quarter ending September 2016	5,109	↑
Quarter ending December 2016	5,257	↑
Variance since December 2015	28.4%	↑



ACTIVITY

Cumulative percentage of contracted UDA delivered 2016 & 2017



Month	Adjusted Scheduled Activity (UDA)	
	2016	2017
April	587	1,100
May	1,676	2,251
June	2,633	3,334
July	4,044	4,699
August	4,982	6,041
September	6,030	7,109
October	7,567	8,313
November	9,049	9,575
December	10,700	10,693
January	11,697	
February	13,473	
March	14,726	
April	15,495	
May	15,499	
June	15,511	

QUALITY

	Quantity	Base Number	Contract	LHB	Wales
% of FP17s for the same patient ID Re-attending within 3 months - Children	100	1,725	5.8%	9.0%	11.4%
% of FP17s for the same patient ID Re-attending within 3 months - Adults	413	3,956	10.4%	15.8%	16.6%
% of FP17s for the same patient ID Re-attending between 3 & 9 months - Children	1,083	1,725	62.8%	57.2%	58.0%
% of FP17s for the same patient ID Re-attending between 3 & 9 months - Adults	2,521	3,956	63.7%	53.7%	53.9%
% of FP17s for Band 1 Urgent Courses	382	5,321	7.2%	9.6%	9.0%
% of FP17s Relating to Free Repair or Replacements	31	5,321	0.6%	0.8%	0.7%
% of FP17s Relating to Continuations	25	5,321	0.5%	0.9%	0.9%
% of Patients satisfied with the dentistry they have received	13	14	92.9%	93.0%	94.2%
% of Patients satisfied with the time they had to wait for an appointment	13	14	92.9%	85.1%	88.6%

* This is based on patients treated on this contract for their most recent course of treatment. Figures in italics indicate the base number of FP17s or Patient Questionnaire responses are less than 100. N/A is shown where the base number of responses is less than 10 during the period. % is calculated as Quantity/Base number*100

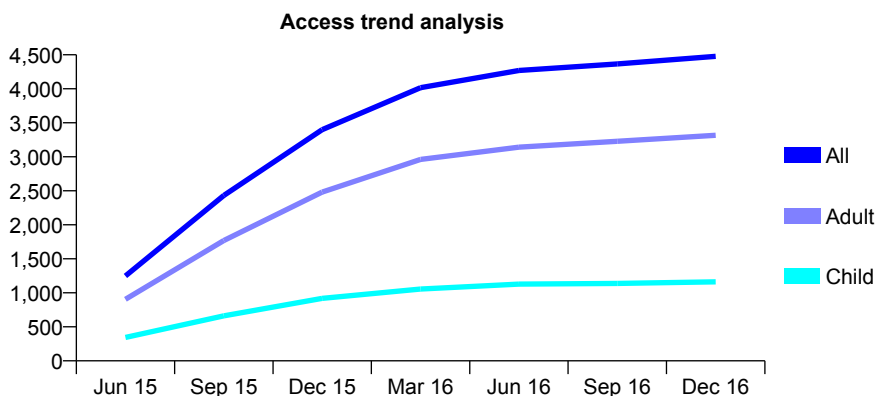
7A6 - Vital Signs At a Glance Contract Report for 159905/0002 - December 2016

Name or company name	Grove Surgery Ltd
Contract type name	GDS Contract
Purpose of contract	General
Contract start date	01/04/2015
Contract end date	

16/17 Contracted general activity (UDA)	14,764
Carry forward general activity (UDA)	114
16/17 Contracted orthodontic activity (UOA)	0
Carry forward orthodontic activity (UOA)	0
Baseline contract value	£397,267.95

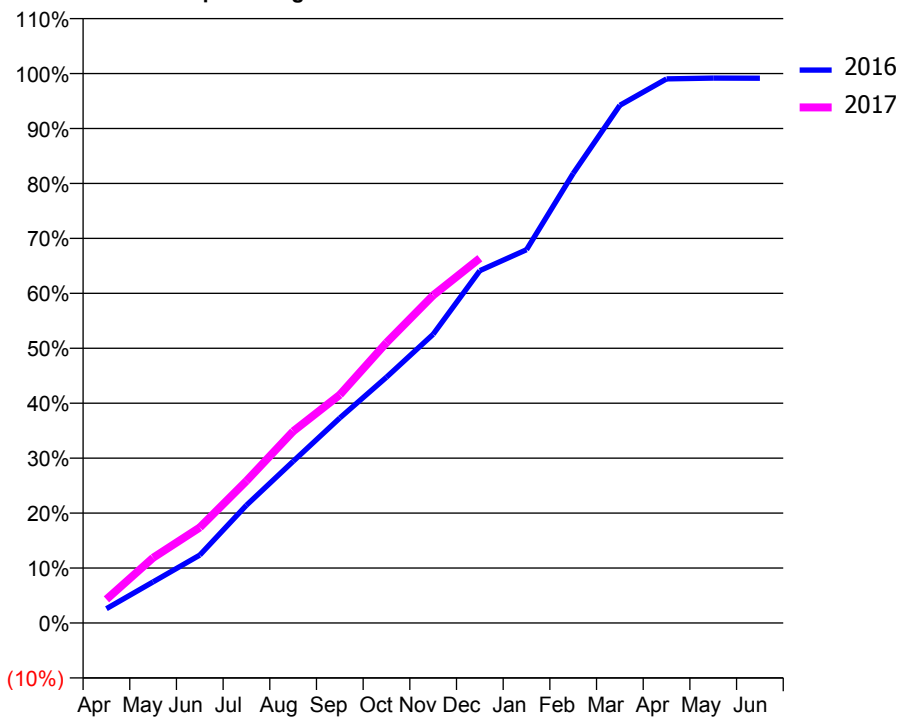
ACCESS*

Patients seen in 24 months	Total	Change since previous quarter
Quarter ending December 2015	3,399	
Quarter ending March 2016	4,017	↑
Quarter ending June 2016	4,270	↑
Quarter ending September 2016	4,366	↑
Quarter ending December 2016	4,478	↑
Variance since December 2015	31.7%	↑



ACTIVITY

Cumulative percentage of contracted UDA delivered 2016 & 2017



Adjusted Scheduled Activity (UDA)

Month	2016	2017
April	402	635
May	1,148	1,753
June	1,895	2,567
July	3,291	3,816
August	4,514	5,151
September	5,725	6,132
October	6,865	7,533
November	8,062	8,804
December	9,837	9,800
January	10,423	
February	12,551	
March	14,456	
April	15,194	
May	15,213	
June	15,209	

QUALITY

	Quantity	Base Number	Contract	LHB	Wales
% of FP17s for the same patient ID Re-attending within 3 months - Children	78	1,250	6.2%	9.0%	11.4%
% of FP17s for the same patient ID Re-attending within 3 months - Adults	605	3,962	15.3%	15.8%	16.6%
% of FP17s for the same patient ID Re-attending between 3 & 9 months - Children	771	1,250	61.7%	57.2%	58.0%
% of FP17s for the same patient ID Re-attending between 3 & 9 months - Adults	2,377	3,962	60.0%	53.7%	53.9%
% of FP17s for Band 1 Urgent Courses	334	4,839	6.9%	9.6%	9.0%
% of FP17s Relating to Free Repair or Replacements	31	4,839	0.6%	0.8%	0.7%
% of FP17s Relating to Continuations	28	4,839	0.6%	0.9%	0.9%
% of Patients satisfied with the dentistry they have received	16	16	100.0%	93.0%	94.2%
% of Patients satisfied with the time they had to wait for an appointment	16	16	100.0%	85.1%	88.6%

* This is based on patients treated on this contract for their most recent course of treatment. Figures in italics indicate the base number of FP17s or Patient Questionnaire responses are less than 100. N/A is shown where the base number of responses is less than 10 during the period. % is calculated as Quantity/Base number*100

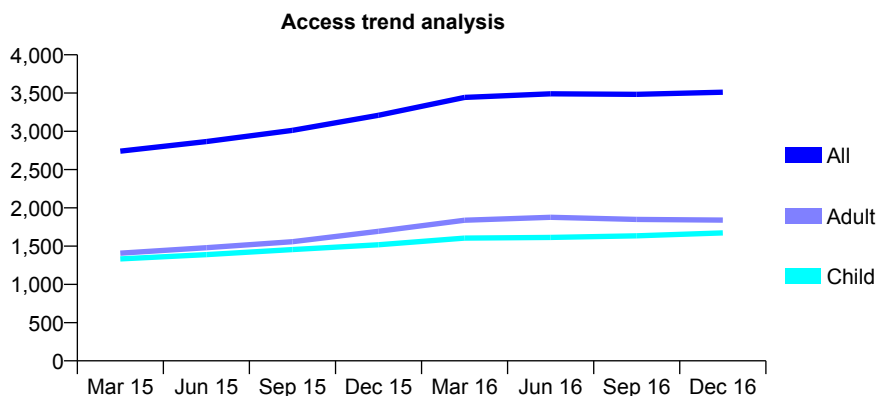
7A6 - Vital Signs At a Glance Contract Report for 160563/0001 - December 2016

Name or company name	L Smart
Contract type name	GDS Contract
Purpose of contract	General
Contract start date	01/01/2011
Contract end date	

16/17 Contracted general activity (UDA)	15,205
Carry forward general activity (UDA)	167
16/17 Contracted orthodontic activity (UOA)	0
Carry forward orthodontic activity (UOA)	0
Baseline contract value	£301,945.52

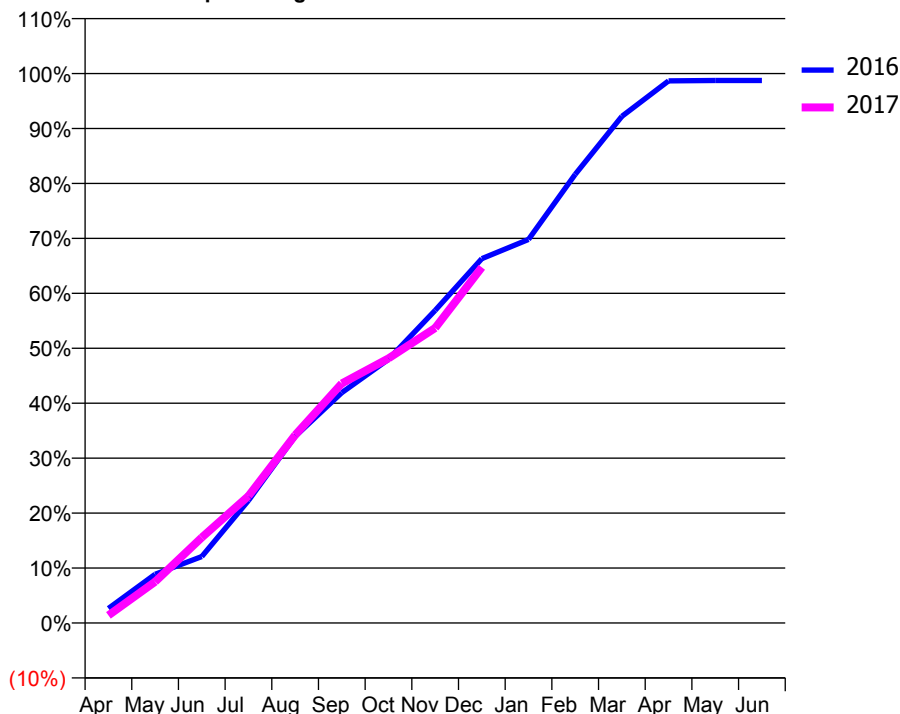
ACCESS*

Patients seen in 24 months	Total	Change since previous quarter
Quarter ending December 2015	3,210	
Quarter ending March 2016	3,443	↑
Quarter ending June 2016	3,490	→
Quarter ending September 2016	3,483	→
Quarter ending December 2016	3,511	→
Variance since December 2015	9.4%	↑



ACTIVITY

Cumulative percentage of contracted UDA delivered 2016 & 2017



Adjusted Scheduled Activity (UDA)

Month	2016	2017
April	376	211
May	1,253	1,142
June	1,707	2,367
July	3,144	3,514
August	4,791	5,201
September	5,915	6,629
October	6,772	7,321
November	8,031	8,165
December	9,357	9,842
January	9,851	
February	11,524	
March	13,013	
April	13,925	
May	13,935	
June	13,935	

QUALITY

	Quantity	Base Number	Contract	LHB	Wales
% of FP17s for the same patient ID Re-attending within 3 months - Children	149	1,719	8.7%	9.0%	11.4%
% of FP17s for the same patient ID Re-attending within 3 months - Adults	316	1,744	18.1%	15.8%	16.6%
% of FP17s for the same patient ID Re-attending between 3 & 9 months - Children	983	1,719	57.2%	57.2%	58.0%
% of FP17s for the same patient ID Re-attending between 3 & 9 months - Adults	961	1,744	55.1%	53.7%	53.9%
% of FP17s for Band 1 Urgent Courses	25	3,231	0.8%	9.6%	9.0%
% of FP17s Relating to Free Repair or Replacements	7	3,231	0.2%	0.8%	0.7%
% of FP17s Relating to Continuations	2	3,231	0.1%	0.9%	0.9%
% of Patients satisfied with the dentistry they have received	6	6	N/A	93.0%	94.2%
% of Patients satisfied with the time they had to wait for an appointment	5	6	N/A	85.1%	88.6%

* This is based on patients treated on this contract for their most recent course of treatment. Figures in italics indicate the base number of FP17s or Patient Questionnaire responses are less than 100. N/A is shown where the base number of responses is less than 10 during the period. % is calculated as Quantity/Base number*100

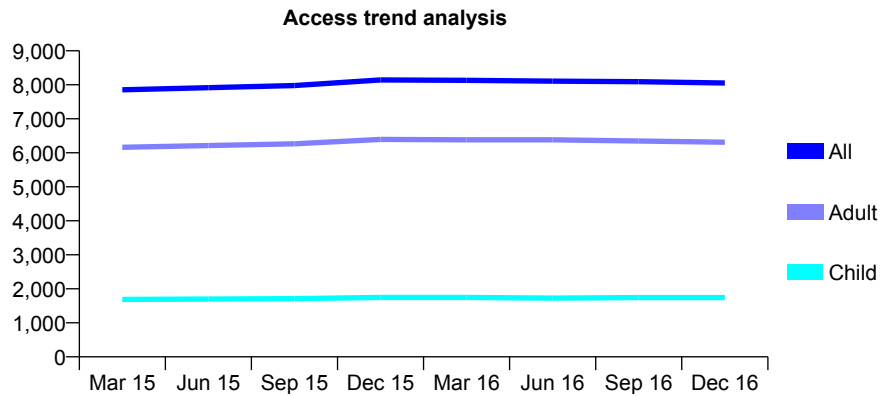
7A6 - Vital Signs At a Glance Contract Report for 161551/0001 - December 2016

Name or company name	Masonoak Ltd & Sunnyleigh Ltd
Contract type name	GDS Contract
Purpose of contract	General
Contract start date	01/12/2012
Contract end date	

16/17 Contracted general activity (UDA)	22,053
Carry forward general activity (UDA)	1,157
16/17 Contracted orthodontic activity (UOA)	0
Carry forward orthodontic activity (UOA)	0
Baseline contract value	£497,726.87

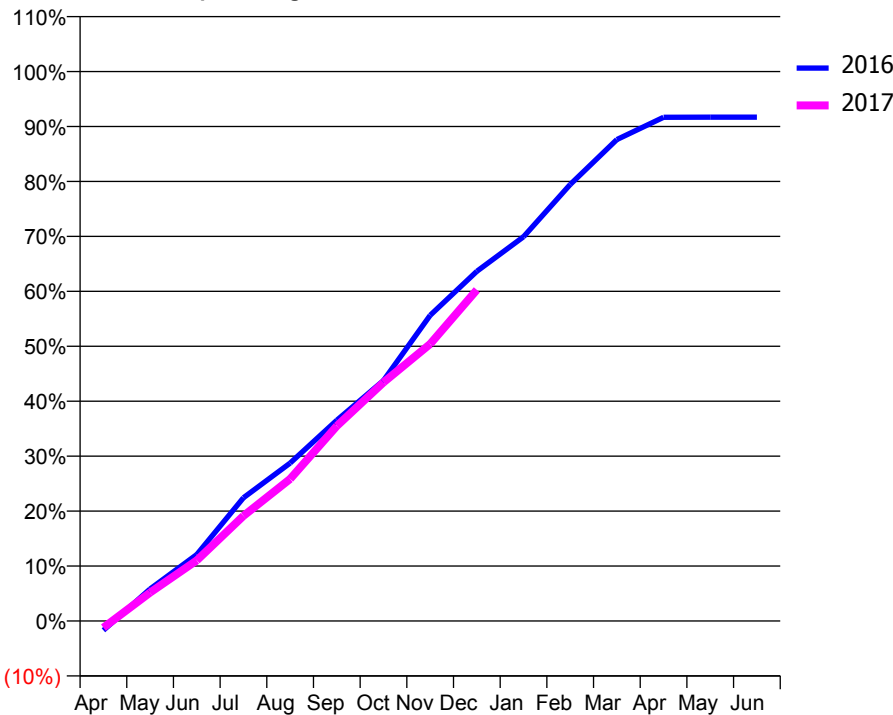
ACCESS*

Patients seen in 24 months	Total	Change since previous quarter
Quarter ending December 2015	8,142	
Quarter ending March 2016	8,131	→
Quarter ending June 2016	8,108	→
Quarter ending September 2016	8,091	→
Quarter ending December 2016	8,053	→
Variance since December 2015	(1.1%)	↓



ACTIVITY

Cumulative percentage of contracted UDA delivered 2016 & 2017



Month	Adjusted Scheduled Activity (UDA)	
	2016	2017
April	-397	-270
May	1,348	1,141
June	2,798	2,434
July	5,192	4,222
August	6,651	5,703
September	8,456	7,825
October	10,129	9,576
November	12,879	11,118
December	14,727	13,292
January	16,186	
February	18,388	
March	20,280	
April	21,218	
May	21,220	
June	21,220	

QUALITY

	Quantity	Base Number	Contract	LHB	Wales
% of FP17s for the same patient ID Re-attending within 3 months - Children	113	1,736	6.5%	9.0%	11.4%
% of FP17s for the same patient ID Re-attending within 3 months - Adults	1,037	6,193	16.7%	15.8%	16.6%
% of FP17s for the same patient ID Re-attending between 3 & 9 months - Children	905	1,736	52.1%	57.2%	58.0%
% of FP17s for the same patient ID Re-attending between 3 & 9 months - Adults	3,065	6,193	49.5%	53.7%	53.9%
% of FP17s for Band 1 Urgent Courses	791	7,416	10.7%	9.6%	9.0%
% of FP17s Relating to Free Repair or Replacements	37	7,416	0.5%	0.8%	0.7%
% of FP17s Relating to Continuations	127	7,416	1.7%	0.9%	0.9%
% of Patients satisfied with the dentistry they have received	21	22	95.5%	93.0%	94.2%
% of Patients satisfied with the time they had to wait for an appointment	21	22	95.5%	85.1%	88.6%

* This is based on patients treated on this contract for their most recent course of treatment. Figures in italics indicate the base number of FP17s or Patient Questionnaire responses are less than 100. N/A is shown where the base number of responses is less than 10 during the period. % is calculated as Quantity/Base number*100

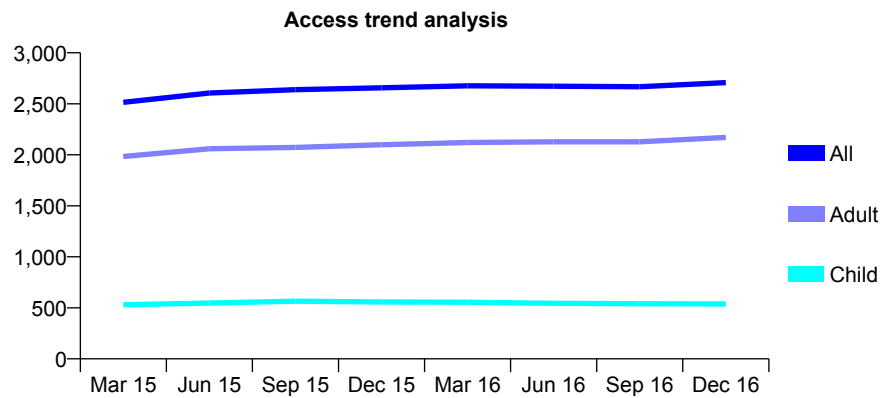
7A6 - Vital Signs At a Glance Contract Report for 162442/0001 - December 2016

Name or company name	M J Dental Services Ltd
Contract type name	GDS Contract
Purpose of contract	General
Contract start date	01/07/2013
Contract end date	

16/17 Contracted general activity (UDA)	10,047
Carry forward general activity (UDA)	0
16/17 Contracted orthodontic activity (UOA)	0
Carry forward orthodontic activity (UOA)	0
Baseline contract value	£249,911.05

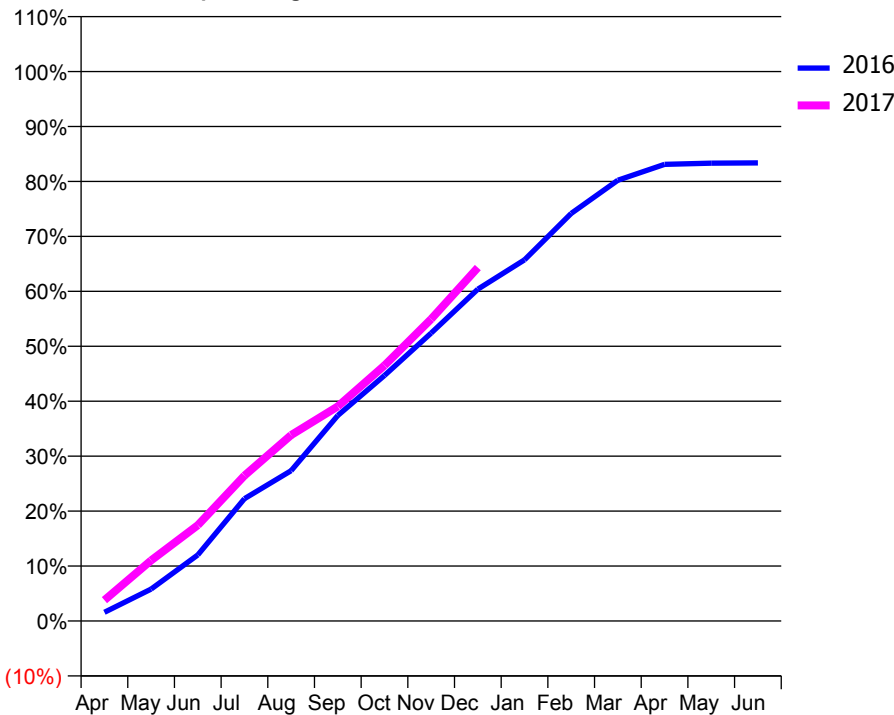
ACCESS*

Patients seen in 24 months	Total	Change since previous quarter
Quarter ending December 2015	2,657	
Quarter ending March 2016	2,676	→
Quarter ending June 2016	2,673	→
Quarter ending September 2016	2,667	→
Quarter ending December 2016	2,708	→
Variance since December 2015	1.9%	→



ACTIVITY

Cumulative percentage of contracted UDA delivered 2016 & 2017



Month	Adjusted Scheduled Activity (UDA)	
	2016	2017
April	169	382
May	614	1,108
June	1,272	1,751
July	2,354	2,659
August	2,894	3,400
September	3,957	3,924
October	4,727	4,673
November	5,543	5,521
December	6,386	6,461
January	6,952	
February	7,843	
March	8,482	
April	8,789	
May	8,812	
June	8,816	

QUALITY

	Quantity	Base Number	Contract	LHB	Wales
% of FP17s for the same patient ID Re-attending within 3 months - Children	71	563	12.6%	9.0%	11.4%
% of FP17s for the same patient ID Re-attending within 3 months - Adults	459	2,489	18.4%	15.8%	16.6%
% of FP17s for the same patient ID Re-attending between 3 & 9 months - Children	264	563	46.9%	57.2%	58.0%
% of FP17s for the same patient ID Re-attending between 3 & 9 months - Adults	1,245	2,489	50.0%	53.7%	53.9%
% of FP17s for Band 1 Urgent Courses	260	2,914	8.9%	9.6%	9.0%
% of FP17s Relating to Free Repair or Replacements	74	2,914	2.5%	0.8%	0.7%
% of FP17s Relating to Continuations	21	2,914	0.7%	0.9%	0.9%
% of Patients satisfied with the dentistry they have received	11	11	100.0%	93.0%	94.2%
% of Patients satisfied with the time they had to wait for an appointment	9	11	81.8%	85.1%	88.6%

* This is based on patients treated on this contract for their most recent course of treatment. Figures in italics indicate the base number of FP17s or Patient Questionnaire responses are less than 100. N/A is shown where the base number of responses is less than 10 during the period. % is calculated as Quantity/Base number*100

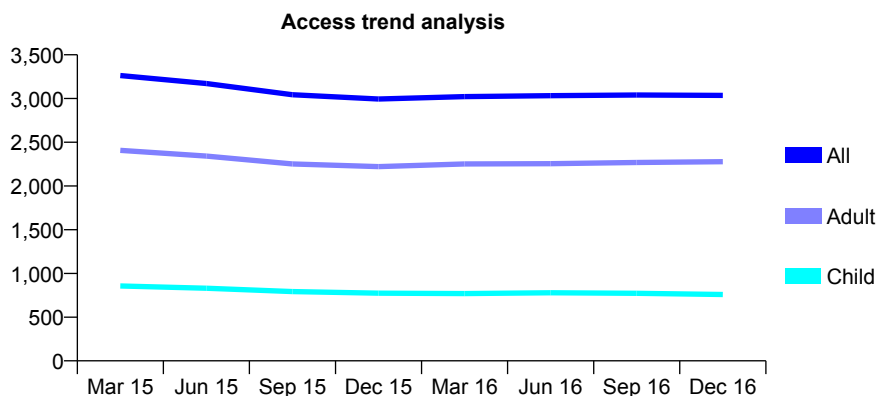
7A6 - Vital Signs At a Glance Contract Report for 170135/0001 - December 2016

Name or company name	Abertridwr Dental Surgery
Contract type name	GDS Contract
Purpose of contract	General
Contract start date	01/12/2011
Contract end date	

16/17 Contracted general activity (UDA)	11,984
Carry forward general activity (UDA)	441
16/17 Contracted orthodontic activity (UOA)	0
Carry forward orthodontic activity (UOA)	0
Baseline contract value	£302,183.78

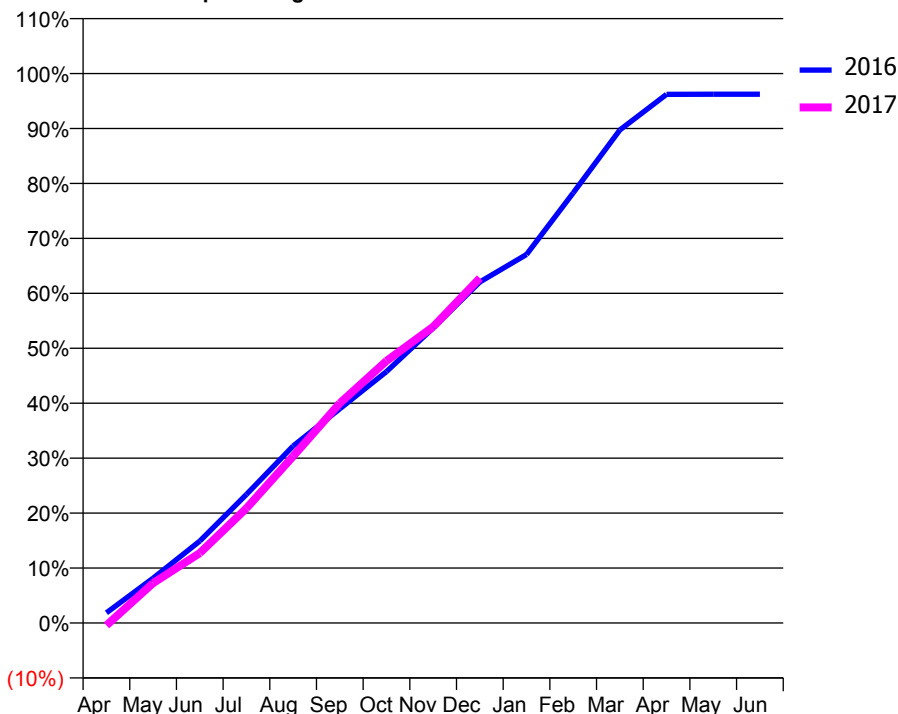
ACCESS*

Patients seen in 24 months	Total	Change since previous quarter
Quarter ending December 2015	2,995	
Quarter ending March 2016	3,022	→
Quarter ending June 2016	3,033	→
Quarter ending September 2016	3,040	→
Quarter ending December 2016	3,036	→
Variance since December 2015	1.4%	→



ACTIVITY

Cumulative percentage of contracted UDA delivered 2016 & 2017



Month	Adjusted Scheduled Activity (UDA)	
	2016	2017
April	222	-53
May	979	870
June	1,787	1,525
July	2,804	2,503
August	3,860	3,637
September	4,672	4,795
October	5,483	5,717
November	6,434	6,460
December	7,439	7,521
January	8,037	
February	9,380	
March	10,754	
April	11,530	
May	11,533	
June	11,533	

QUALITY

	Quantity	Base Number	Contract	LHB	Wales
% of FP17s for the same patient ID Re-attending within 3 months - Children	53	808	6.6%	9.0%	11.4%
% of FP17s for the same patient ID Re-attending within 3 months - Adults	320	2,445	13.1%	15.8%	16.6%
% of FP17s for the same patient ID Re-attending between 3 & 9 months - Children	431	808	53.3%	57.2%	58.0%
% of FP17s for the same patient ID Re-attending between 3 & 9 months - Adults	1,272	2,445	52.0%	53.7%	53.9%
% of FP17s for Band 1 Urgent Courses	257	3,018	8.5%	9.6%	9.0%
% of FP17s Relating to Free Repair or Replacements	13	3,018	0.4%	0.8%	0.7%
% of FP17s Relating to Continuations	22	3,018	0.7%	0.9%	0.9%
% of Patients satisfied with the dentistry they have received	8	9	N/A	93.0%	94.2%
% of Patients satisfied with the time they had to wait for an appointment	7	9	N/A	85.1%	88.6%

* This is based on patients treated on this contract for their most recent course of treatment. Figures in italics indicate the base number of FP17s or Patient Questionnaire responses are less than 100. N/A is shown where the base number of responses is less than 10 during the period. % is calculated as Quantity/Base number*100

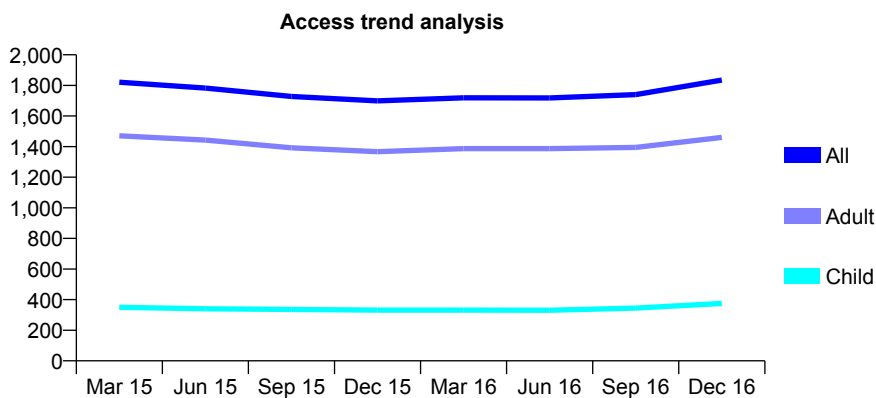
7A6 - Vital Signs At a Glance Contract Report for 175242/0001 - December 2016

Name or company name	Gupta & Gupta Limited
Contract type name	GDS Contract
Purpose of contract	General
Contract start date	01/06/2013
Contract end date	

16/17 Contracted general activity (UDA)	5,278
Carry forward general activity (UDA)	-112
16/17 Contracted orthodontic activity (UOA)	0
Carry forward orthodontic activity (UOA)	0
Baseline contract value	£130,677.46

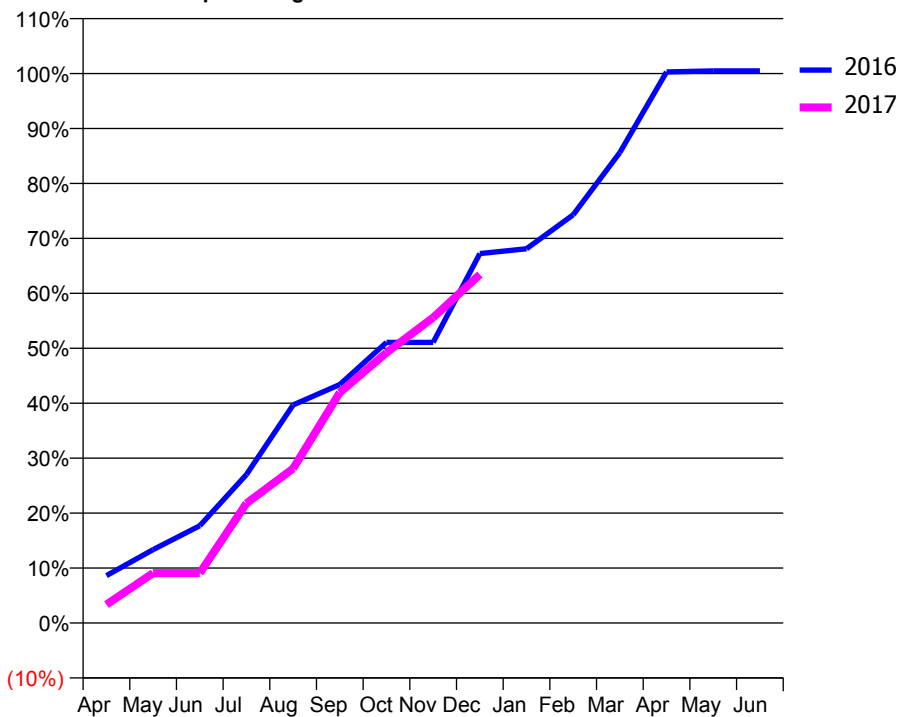
ACCESS*

Patients seen in 24 months	Total	Change since previous quarter
Quarter ending December 2015	1,699	
Quarter ending March 2016	1,719	→
Quarter ending June 2016	1,718	→
Quarter ending September 2016	1,740	→
Quarter ending December 2016	1,835	↑
Variance since December 2015	8.0%	↑



ACTIVITY

Cumulative percentage of contracted UDA delivered 2016 & 2017



Adjusted Scheduled Activity (UDA)

Month	2016	2017
April	455	178
May	705	480
June	934	480
July	1,427	1,150
August	2,095	1,484
September	2,290	2,213
October	2,695	2,597
November	2,695	2,934
December	3,548	3,347
January	3,594	
February	3,922	
March	4,520	
April	5,293	
May	5,303	
June	5,303	

QUALITY

	Quantity	Base Number	Contract	LHB	Wales
% of FP17s for the same patient ID Re-attending within 3 months - Children	17	386	4.4%	9.0%	11.4%
% of FP17s for the same patient ID Re-attending within 3 months - Adults	173	1,311	13.2%	15.8%	16.6%
% of FP17s for the same patient ID Re-attending between 3 & 9 months - Children	204	386	52.8%	57.2%	58.0%
% of FP17s for the same patient ID Re-attending between 3 & 9 months - Adults	434	1,311	33.1%	53.7%	53.9%
% of FP17s for Band 1 Urgent Courses	55	1,423	3.9%	9.6%	9.0%
% of FP17s Relating to Free Repair or Replacements	14	1,423	1.0%	0.8%	0.7%
% of FP17s Relating to Continuations	13	1,423	0.9%	0.9%	0.9%
% of Patients satisfied with the dentistry they have received	4	5	N/A	93.0%	94.2%
% of Patients satisfied with the time they had to wait for an appointment	4	5	N/A	85.1%	88.6%

* This is based on patients treated on this contract for their most recent course of treatment. Figures in italics indicate the base number of FP17s or Patient Questionnaire responses are less than 100. N/A is shown where the base number of responses is less than 10 during the period. % is calculated as Quantity/Base number*100

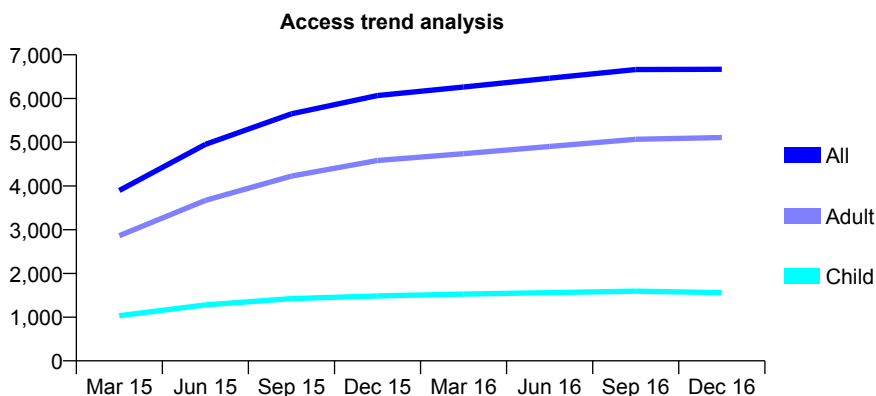
7A6 - Vital Signs At a Glance Contract Report for 176222/0001 - December 2016

Name or company name	Mr C Hall
Contract type name	GDS Contract
Purpose of contract	General
Contract start date	01/10/2014
Contract end date	

16/17 Contracted general activity (UDA)	19,650
Carry forward general activity (UDA)	36
16/17 Contracted orthodontic activity (UOA)	0
Carry forward orthodontic activity (UOA)	0
Baseline contract value	£507,954.53

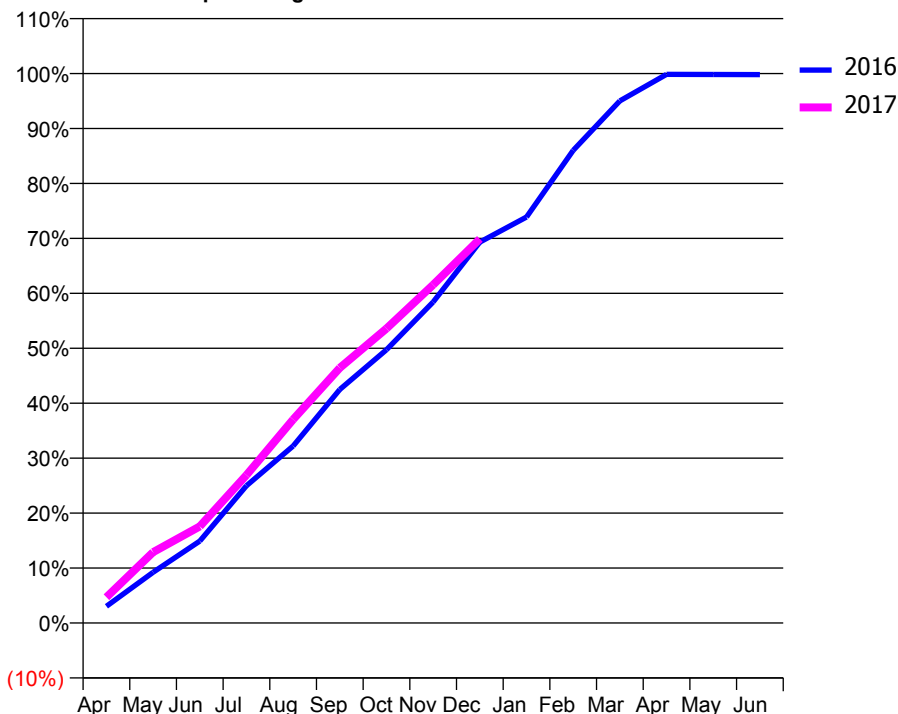
ACCESS*

Patients seen in 24 months	Total	Change since previous quarter
Quarter ending December 2015	6,068	
Quarter ending March 2016	6,263	↑
Quarter ending June 2016	6,465	↑
Quarter ending September 2016	6,664	↑
Quarter ending December 2016	6,668	→
Variance since December 2015	9.9%	↑



ACTIVITY

Cumulative percentage of contracted UDA delivered 2016 & 2017



Month	Adjusted Scheduled Activity (UDA)	
	2016	2017
April	598	925
May	1,817	2,535
June	2,932	3,456
July	4,910	5,291
August	6,328	7,280
September	8,354	9,123
October	9,772	10,530
November	11,478	12,096
December	13,622	13,737
January	14,519	
February	16,902	
March	18,671	
April	19,618	
May	19,617	
June	19,611	

QUALITY

	Quantity	Base Number	Contract	LHB	Wales
% of FP17s for the same patient ID Re-attending within 3 months - Children	63	1,757	3.6%	9.0%	11.4%
% of FP17s for the same patient ID Re-attending within 3 months - Adults	423	5,227	8.1%	15.8%	16.6%
% of FP17s for the same patient ID Re-attending between 3 & 9 months - Children	1,148	1,757	65.3%	57.2%	58.0%
% of FP17s for the same patient ID Re-attending between 3 & 9 months - Adults	3,072	5,227	58.8%	53.7%	53.9%
% of FP17s for Band 1 Urgent Courses	444	6,559	6.8%	9.6%	9.0%
% of FP17s Relating to Free Repair or Replacements	31	6,559	0.5%	0.8%	0.7%
% of FP17s Relating to Continuations	11	6,559	0.2%	0.9%	0.9%
% of Patients satisfied with the dentistry they have received	20	21	95.2%	93.0%	94.2%
% of Patients satisfied with the time they had to wait for an appointment	19	21	90.5%	85.1%	88.6%

* This is based on patients treated on this contract for their most recent course of treatment. Figures in italics indicate the base number of FP17s or Patient Questionnaire responses are less than 100. N/A is shown where the base number of responses is less than 10 during the period. % is calculated as Quantity/Base number*100

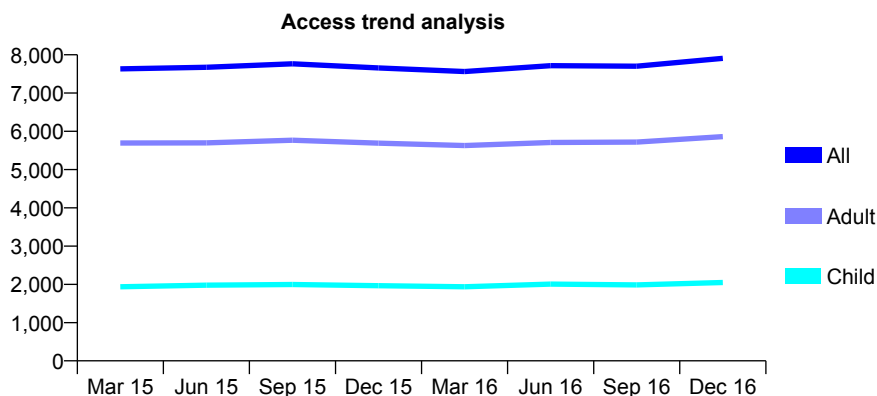
7A6 - Vital Signs At a Glance Contract Report for 177822/0001 - December 2016

Name or company name	Beaufort Park Dental Care Ltd
Contract type name	GDS Contract
Purpose of contract	General
Contract start date	01/12/2010
Contract end date	

16/17 Contracted general activity (UDA)	24,320
Carry forward general activity (UDA)	0
16/17 Contracted orthodontic activity (UOA)	0
Carry forward orthodontic activity (UOA)	0
Baseline contract value	£582,042.79

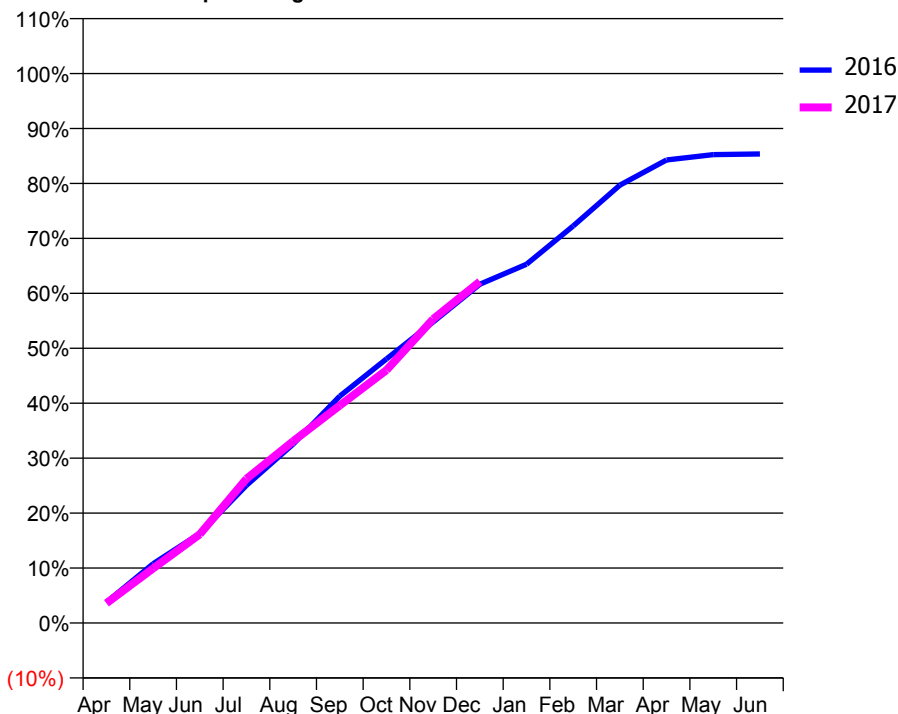
ACCESS*

Patients seen in 24 months	Total	Change since previous quarter
Quarter ending December 2015	7,656	
Quarter ending March 2016	7,562	↓
Quarter ending June 2016	7,715	↑
Quarter ending September 2016	7,703	→
Quarter ending December 2016	7,908	↑
Variance since December 2015	3.3%	↑



ACTIVITY

Cumulative percentage of contracted UDA delivered 2016 & 2017



Adjusted Scheduled Activity (UDA)

Month	2016	2017
April	925	878
May	2,622	2,417
June	3,965	3,927
July	6,092	6,383
August	7,918	8,049
September	10,039	9,629
October	11,690	11,190
November	13,326	13,452
December	14,992	15,112
January	15,881	
February	17,572	
March	19,376	
April	20,492	
May	20,730	
June	20,762	

QUALITY

	Quantity	Base Number	Contract	LHB	Wales
% of FP17s for the same patient ID Re-attending within 3 months - Children	123	2,185	5.6%	9.0%	11.4%
% of FP17s for the same patient ID Re-attending within 3 months - Adults	671	6,004	11.2%	15.8%	16.6%
% of FP17s for the same patient ID Re-attending between 3 & 9 months - Children	1,208	2,185	55.3%	57.2%	58.0%
% of FP17s for the same patient ID Re-attending between 3 & 9 months - Adults	3,109	6,004	51.8%	53.7%	53.9%
% of FP17s for Band 1 Urgent Courses	364	7,435	4.9%	9.6%	9.0%
% of FP17s Relating to Free Repair or Replacements	35	7,435	0.5%	0.8%	0.7%
% of FP17s Relating to Continuations	83	7,435	1.1%	0.9%	0.9%
% of Patients satisfied with the dentistry they have received	18	20	90.0%	93.0%	94.2%
% of Patients satisfied with the time they had to wait for an appointment	18	20	90.0%	85.1%	88.6%

* This is based on patients treated on this contract for their most recent course of treatment. Figures in italics indicate the base number of FP17s or Patient Questionnaire responses are less than 100. N/A is shown where the base number of responses is less than 10 during the period. % is calculated as Quantity/Base number*100

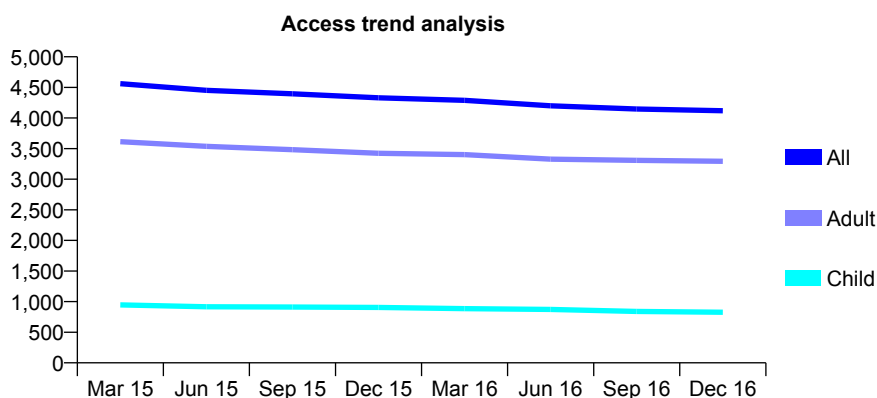
7A6 - Vital Signs At a Glance Contract Report for 180025/0001 - December 2016

Name or company name	Dr James Thomas & Dr Iman Mehdi
Contract type name	GDS Contract
Purpose of contract	General
Contract start date	01/02/2009
Contract end date	

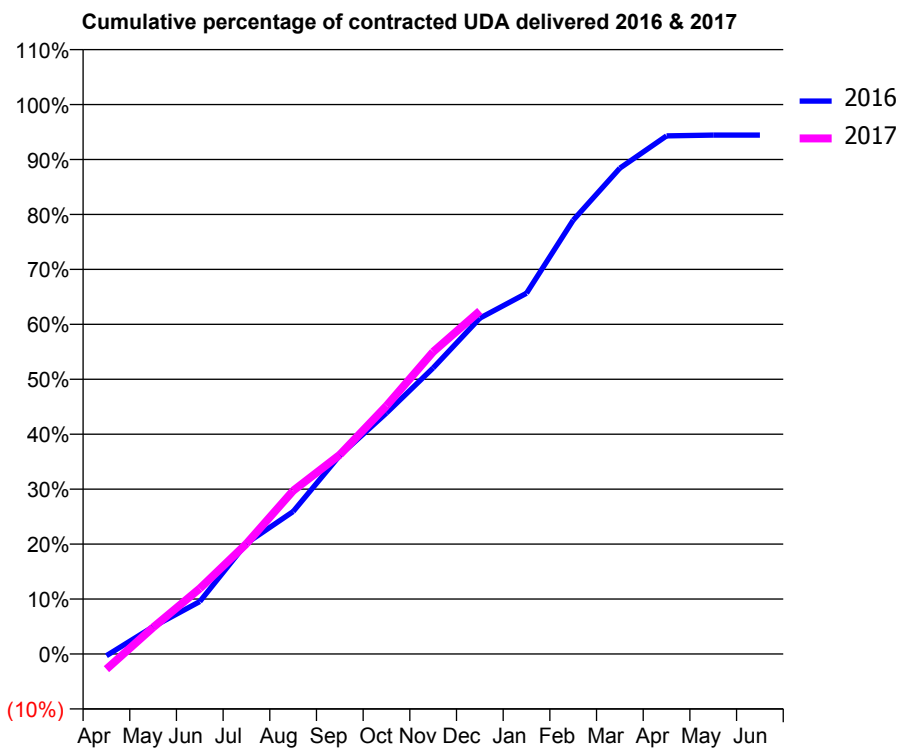
16/17 Contracted general activity (UDA)	14,481
Carry forward general activity (UDA)	785
16/17 Contracted orthodontic activity (UOA)	0
Carry forward orthodontic activity (UOA)	0
Baseline contract value	£350,550.83

ACCESS*

Patients seen in 24 months	Total	Change since previous quarter
Quarter ending December 2015	4,329	
Quarter ending March 2016	4,288	→
Quarter ending June 2016	4,199	↓
Quarter ending September 2016	4,147	↓
Quarter ending December 2016	4,118	→
Variance since December 2015	(4.9%)	↓



ACTIVITY



Month	Adjusted Scheduled Activity (UDA)	
	2016	2017
April	-46	-403
May	718	702
June	1,381	1,726
July	2,918	2,907
August	3,756	4,302
September	5,234	5,251
October	6,352	6,543
November	7,540	7,965
December	8,852	9,041
January	9,509	
February	11,431	
March	12,803	
April	13,655	
May	13,674	
June	13,675	

QUALITY

	Quantity	Base Number	Contract	LHB	Wales
% of FP17s for the same patient ID Re-attending within 3 months - Children	97	845	11.5%	9.0%	11.4%
% of FP17s for the same patient ID Re-attending within 3 months - Adults	812	3,538	23.0%	15.8%	16.6%
% of FP17s for the same patient ID Re-attending between 3 & 9 months - Children	420	845	49.7%	57.2%	58.0%
% of FP17s for the same patient ID Re-attending between 3 & 9 months - Adults	1,604	3,538	45.3%	53.7%	53.9%
% of FP17s for Band 1 Urgent Courses	758	4,083	18.6%	9.6%	9.0%
% of FP17s Relating to Free Repair or Replacements	60	4,083	1.5%	0.8%	0.7%
% of FP17s Relating to Continuations	95	4,083	2.3%	0.9%	0.9%
% of Patients satisfied with the dentistry they have received	18	18	100.0%	93.0%	94.2%
% of Patients satisfied with the time they had to wait for an appointment	17	18	94.4%	85.1%	88.6%

* This is based on patients treated on this contract for their most recent course of treatment. Figures in italics indicate the base number of FP17s or Patient Questionnaire responses are less than 100. N/A is shown where the base number of responses is less than 10 during the period. % is calculated as Quantity/Base number*100

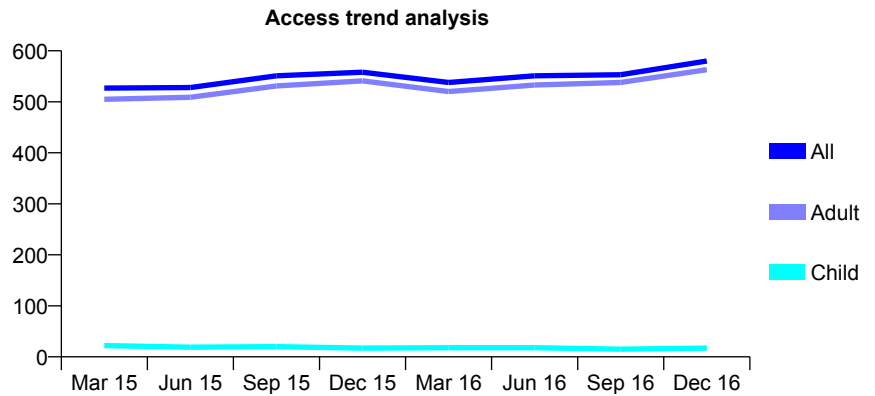
7A6 - Vital Signs At a Glance Contract Report for 180025/0002 - December 2016

Name or company name	Dr James Thomas & Dr Iman Mehdi
Contract type name	GDS Contract
Purpose of contract	General
Contract start date	01/02/2009
Contract end date	

16/17 Contracted general activity (UDA)	907
Carry forward general activity (UDA)	0
16/17 Contracted orthodontic activity (UOA)	0
Carry forward orthodontic activity (UOA)	0
Baseline contract value	£31,814.21

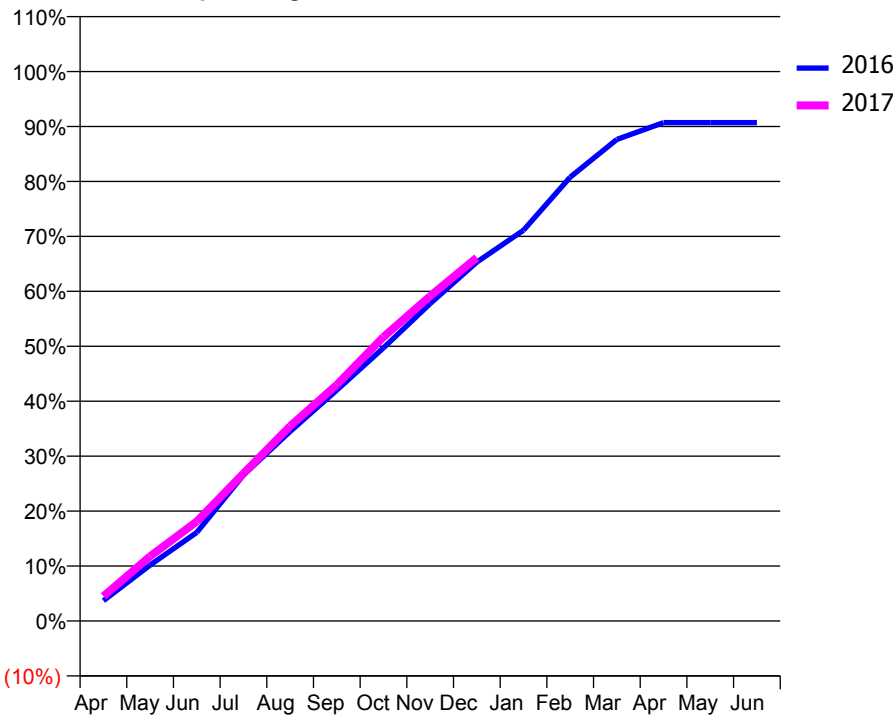
ACCESS*

Patients seen in 24 months	Total	Change since previous quarter
Quarter ending December 2015	558	
Quarter ending March 2016	538	↓
Quarter ending June 2016	551	↑
Quarter ending September 2016	553	→
Quarter ending December 2016	580	↑
Variance since December 2015	3.9%	↑



ACTIVITY

Cumulative percentage of contracted UDA delivered 2016 & 2017



Month	Adjusted Scheduled Activity (UDA)	
	2016	2017
April	34	41
May	92	107
June	146	164
July	241	244
August	313	322
September	381	390
October	451	469
November	524	536
December	592	600
January	645	
February	733	
March	795	
April	823	
May	823	
June	823	

QUALITY

	Quantity	Base Number	Contract	LHB	Wales
% of FP17s for the same patient ID Re-attending within 3 months - Children	1	17	5.9%	9.0%	11.4%
% of FP17s for the same patient ID Re-attending within 3 months - Adults	22	506	4.3%	15.8%	16.6%
% of FP17s for the same patient ID Re-attending between 3 & 9 months - Children	0	17	0.0%	57.2%	58.0%
% of FP17s for the same patient ID Re-attending between 3 & 9 months - Adults	11	506	2.2%	53.7%	53.9%
% of FP17s for Band 1 Urgent Courses	499	500	99.8%	9.6%	9.0%
% of FP17s Relating to Free Repair or Replacements	0	500	0.0%	0.8%	0.7%
% of FP17s Relating to Continuations	0	500	0.0%	0.9%	0.9%
% of Patients satisfied with the dentistry they have received	1	1	N/A	93.0%	94.2%
% of Patients satisfied with the time they had to wait for an appointment	1	1	N/A	85.1%	88.6%

* This is based on patients treated on this contract for their most recent course of treatment. Figures in italics indicate the base number of FP17s or Patient Questionnaire responses are less than 100. N/A is shown where the base number of responses is less than 10 during the period. % is calculated as Quantity/Base number*100

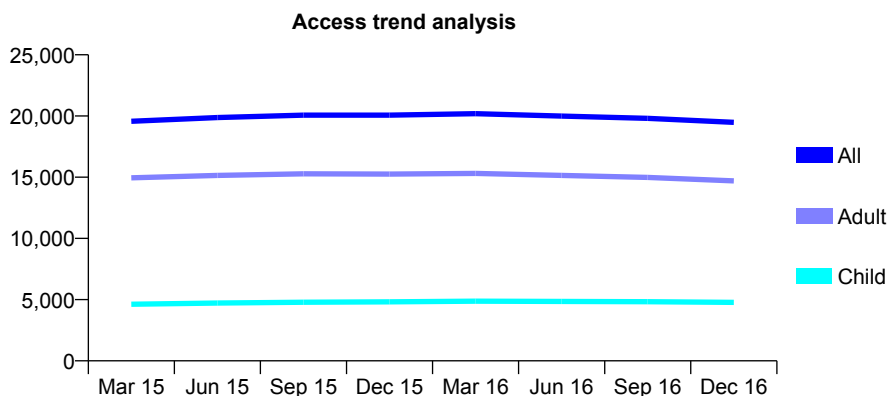
7A6 - Vital Signs At a Glance Contract Report for 181641/0001 - December 2016

Name or company name	Noblecourt Ltd & Northberry Ltd
Contract type name	GDS Contract
Purpose of contract	General
Contract start date	13/09/2011
Contract end date	

16/17 Contracted general activity (UDA)	52,702
Carry forward general activity (UDA)	-149
16/17 Contracted orthodontic activity (UOA)	0
Carry forward orthodontic activity (UOA)	0
Baseline contract value	£1,661,927.74

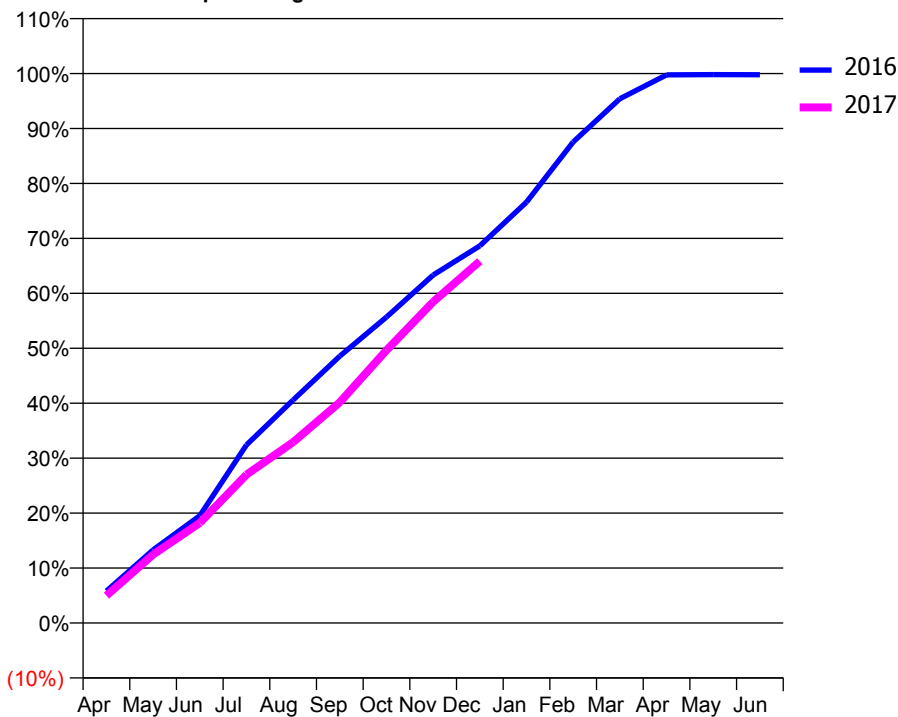
ACCESS*

Patients seen in 24 months	Total	Change since previous quarter
Quarter ending December 2015	20,072	
Quarter ending March 2016	20,187	→
Quarter ending June 2016	19,999	→
Quarter ending September 2016	19,814	→
Quarter ending December 2016	19,479	↓
Variance since December 2015	(3.0%)	↓



ACTIVITY

Cumulative percentage of contracted UDA delivered 2016 & 2017



Month	Adjusted Scheduled Activity (UDA)	
	2016	2017
April	3,066	2,624
May	7,020	6,565
June	10,287	9,599
July	17,081	14,228
August	21,385	17,345
September	25,602	21,172
October	29,343	26,163
November	33,370	30,801
December	36,178	34,699
January	40,365	
February	46,133	
March	50,274	
April	52,568	
May	52,594	
June	52,587	

QUALITY

	Quantity	Base Number	Contract	LHB	Wales
% of FP17s for the same patient ID Re-attending within 3 months - Children	326	4,783	6.8%	9.0%	11.4%
% of FP17s for the same patient ID Re-attending within 3 months - Adults	2,339	15,082	15.5%	15.8%	16.6%
% of FP17s for the same patient ID Re-attending between 3 & 9 months - Children	2,510	4,783	52.5%	57.2%	58.0%
% of FP17s for the same patient ID Re-attending between 3 & 9 months - Adults	7,717	15,082	51.2%	53.7%	53.9%
% of FP17s for Band 1 Urgent Courses	1,714	18,622	9.2%	9.6%	9.0%
% of FP17s Relating to Free Repair or Replacements	108	18,622	0.6%	0.8%	0.7%
% of FP17s Relating to Continuations	94	18,622	0.5%	0.9%	0.9%
% of Patients satisfied with the dentistry they have received	34	40	85.0%	93.0%	94.2%
% of Patients satisfied with the time they had to wait for an appointment	28	40	70.0%	85.1%	88.6%

* This is based on patients treated on this contract for their most recent course of treatment. Figures in italics indicate the base number of FP17s or Patient Questionnaire responses are less than 100. N/A is shown where the base number of responses is less than 10 during the period. % is calculated as Quantity/Base number*100

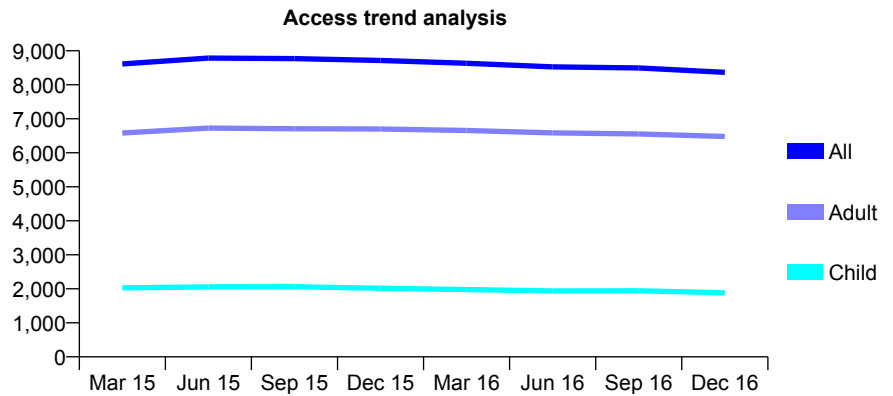
7A6 - Vital Signs At a Glance Contract Report for 183350/0001 - December 2016

Name or company name	Crosskeys Dental Practice Limited
Contract type name	GDS Contract
Purpose of contract	General
Contract start date	01/06/2013
Contract end date	

16/17 Contracted general activity (UDA)	28,668
Carry forward general activity (UDA)	1,078
16/17 Contracted orthodontic activity (UOA)	0
Carry forward orthodontic activity (UOA)	0
Baseline contract value	£704,378.75

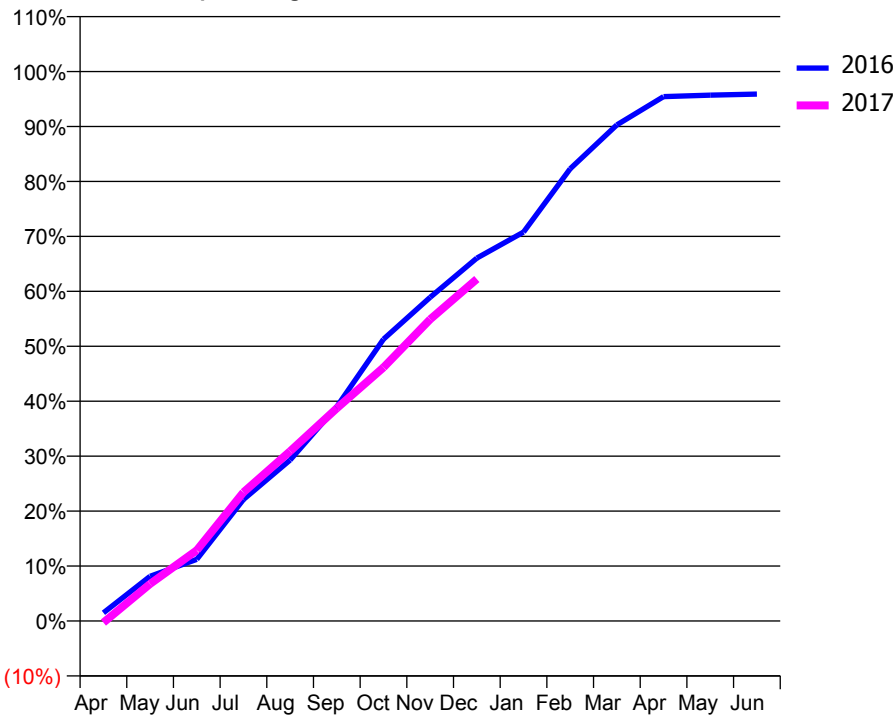
ACCESS*

Patients seen in 24 months	Total	Change since previous quarter
Quarter ending December 2015	8,716	
Quarter ending March 2016	8,634	→
Quarter ending June 2016	8,528	↓
Quarter ending September 2016	8,496	→
Quarter ending December 2016	8,365	↓
Variance since December 2015	(4.0%)	↓



ACTIVITY

Cumulative percentage of contracted UDA delivered 2016 & 2017



Month	Adjusted Scheduled Activity (UDA)	
	2016	2017
April	426	-88
May	2,335	1,941
June	3,221	3,694
July	6,339	6,716
August	8,403	8,856
September	11,186	11,098
October	14,706	13,229
November	16,891	15,736
December	18,933	17,843
January	20,290	
February	23,597	
March	25,884	
April	27,357	
May	27,434	
June	27,489	

QUALITY

	Quantity	Base Number	Contract	LHB	Wales
% of FP17s for the same patient ID Re-attending within 3 months - Children	186	2,367	7.9%	9.0%	11.4%
% of FP17s for the same patient ID Re-attending within 3 months - Adults	983	7,655	12.8%	15.8%	16.6%
% of FP17s for the same patient ID Re-attending between 3 & 9 months - Children	1,591	2,367	67.2%	57.2%	58.0%
% of FP17s for the same patient ID Re-attending between 3 & 9 months - Adults	4,915	7,655	64.2%	53.7%	53.9%
% of FP17s for Band 1 Urgent Courses	900	9,282	9.7%	9.6%	9.0%
% of FP17s Relating to Free Repair or Replacements	64	9,282	0.7%	0.8%	0.7%
% of FP17s Relating to Continuations	40	9,282	0.4%	0.9%	0.9%
% of Patients satisfied with the dentistry they have received	17	20	85.0%	93.0%	94.2%
% of Patients satisfied with the time they had to wait for an appointment	19	20	95.0%	85.1%	88.6%

* This is based on patients treated on this contract for their most recent course of treatment. Figures in italics indicate the base number of FP17s or Patient Questionnaire responses are less than 100. N/A is shown where the base number of responses is less than 10 during the period. % is calculated as Quantity/Base number*100

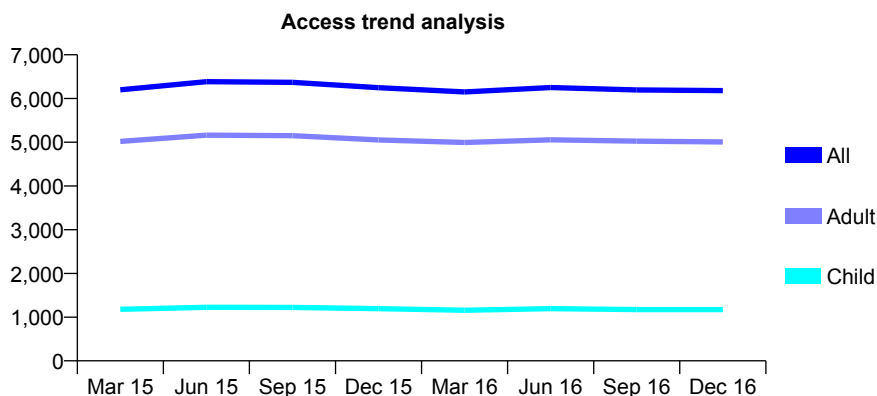
7A6 - Vital Signs At a Glance Contract Report for 187933/0001 - December 2016

Name or company name	NDP Services Ltd
Contract type name	GDS Contract
Purpose of contract	General
Contract start date	01/10/2010
Contract end date	

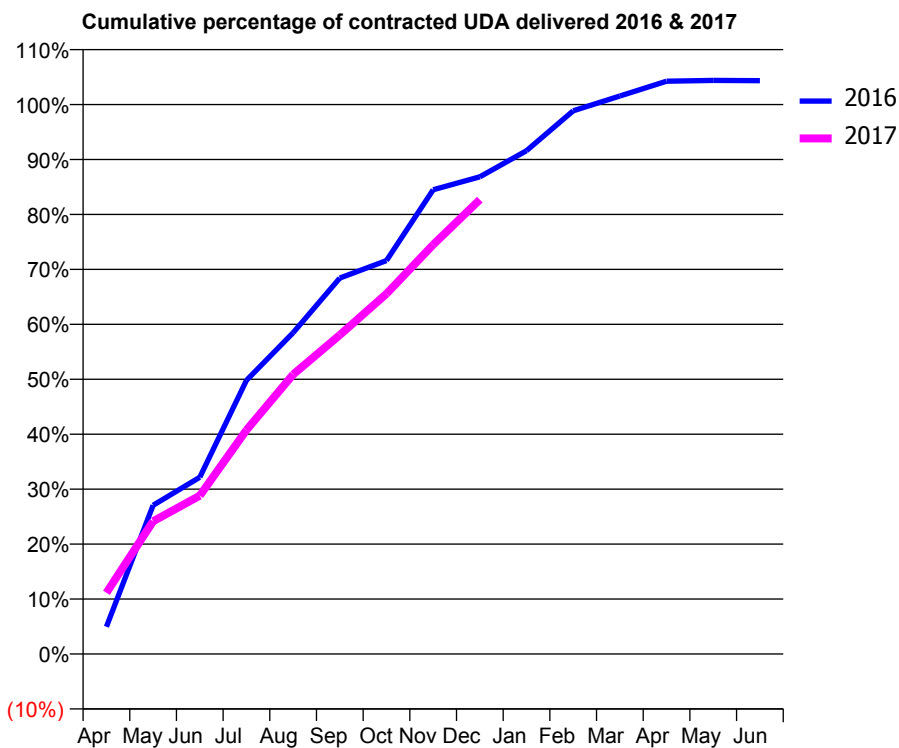
16/17 Contracted general activity (UDA)	21,304
Carry forward general activity (UDA)	-1,065
16/17 Contracted orthodontic activity (UOA)	0
Carry forward orthodontic activity (UOA)	0
Baseline contract value	£554,685.63

ACCESS*

Patients seen in 24 months	Total	Change since previous quarter
Quarter ending December 2015	6,248	
Quarter ending March 2016	6,152	↓
Quarter ending June 2016	6,252	→
Quarter ending September 2016	6,196	→
Quarter ending December 2016	6,182	→
Variance since December 2015	(1.1%)	↓



ACTIVITY



Month	Adjusted Scheduled Activity (UDA)	
	2016	2017
April	1,056	2,375
May	5,768	5,145
June	6,851	6,141
July	10,612	8,680
August	12,459	10,837
September	14,574	12,367
October	15,256	13,964
November	18,000	15,871
December	18,502	17,617
January	19,511	
February	21,057	
March	21,631	
April	22,206	
May	22,237	
June	22,228	

QUALITY

	Quantity	Base Number	Contract	LHB	Wales
% of FP17s for the same patient ID Re-attending within 3 months - Children	134	1,492	9.0%	9.0%	11.4%
% of FP17s for the same patient ID Re-attending within 3 months - Adults	1,506	6,770	22.2%	15.8%	16.6%
% of FP17s for the same patient ID Re-attending between 3 & 9 months - Children	809	1,492	54.2%	57.2%	58.0%
% of FP17s for the same patient ID Re-attending between 3 & 9 months - Adults	3,415	6,770	50.4%	53.7%	53.9%
% of FP17s for Band 1 Urgent Courses	861	7,981	10.8%	9.6%	9.0%
% of FP17s Relating to Free Repair or Replacements	115	7,981	1.4%	0.8%	0.7%
% of FP17s Relating to Continuations	54	7,981	0.7%	0.9%	0.9%
% of Patients satisfied with the dentistry they have received	24	25	96.0%	93.0%	94.2%
% of Patients satisfied with the time they had to wait for an appointment	22	25	88.0%	85.1%	88.6%

* This is based on patients treated on this contract for their most recent course of treatment. Figures in italics indicate the base number of FP17s or Patient Questionnaire responses are less than 100. N/A is shown where the base number of responses is less than 10 during the period. % is calculated as Quantity/Base number*100

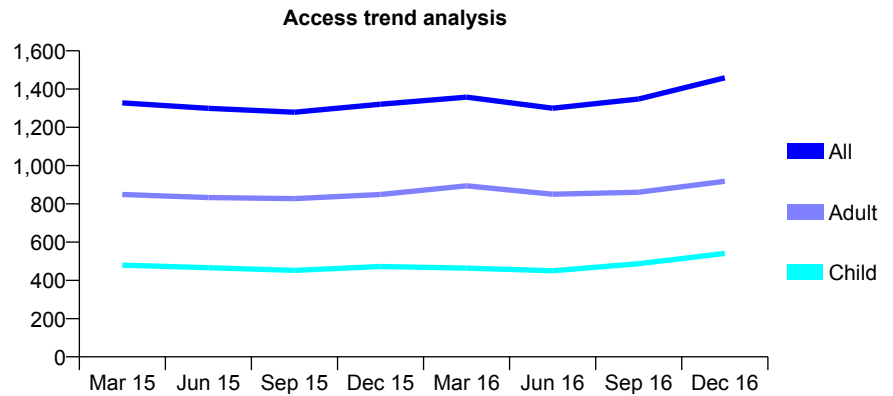
7A6 - Vital Signs At a Glance Contract Report for 188069/0001 - December 2016

Name or company name	Rowancrown Ltd
Contract type name	GDS Contract
Purpose of contract	General
Contract start date	01/03/2012
Contract end date	

16/17 Contracted general activity (UDA)	4,467
Carry forward general activity (UDA)	-96
16/17 Contracted orthodontic activity (UOA)	0
Carry forward orthodontic activity (UOA)	0
Baseline contract value	£120,973.02

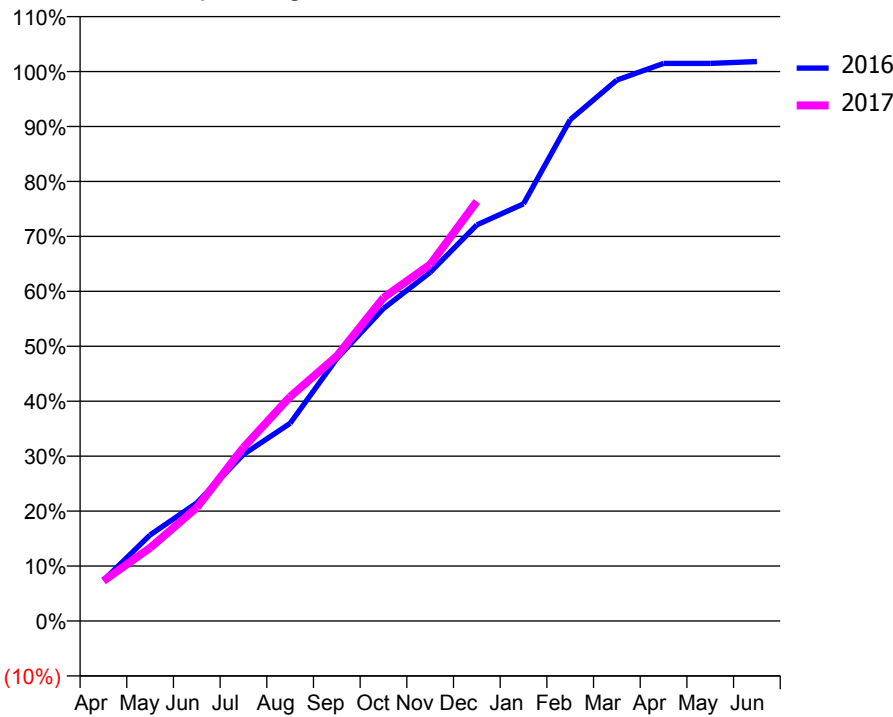
ACCESS*

Patients seen in 24 months	Total	Change since previous quarter
Quarter ending December 2015	1,321	
Quarter ending March 2016	1,358	↑
Quarter ending June 2016	1,300	↓
Quarter ending September 2016	1,348	↑
Quarter ending December 2016	1,459	↑
Variance since December 2015	10.4%	↑



ACTIVITY

Cumulative percentage of contracted UDA delivered 2016 & 2017



Month	Adjusted Scheduled Activity (UDA)	
	2016	2017
April	330	326
May	699	595
June	960	922
July	1,355	1,411
August	1,607	1,824
September	2,133	2,154
October	2,540	2,628
November	2,834	2,898
December	3,220	3,411
January	3,391	
February	4,075	
March	4,397	
April	4,533	
May	4,533	
June	4,548	

QUALITY

	Quantity	Base Number	Contract	LHB	Wales
% of FP17s for the same patient ID Re-attending within 3 months - Children	29	650	4.5%	9.0%	11.4%
% of FP17s for the same patient ID Re-attending within 3 months - Adults	116	1,045	11.1%	15.8%	16.6%
% of FP17s for the same patient ID Re-attending between 3 & 9 months - Children	275	650	42.3%	57.2%	58.0%
% of FP17s for the same patient ID Re-attending between 3 & 9 months - Adults	368	1,045	35.2%	53.7%	53.9%
% of FP17s for Band 1 Urgent Courses	243	1,600	15.2%	9.6%	9.0%
% of FP17s Relating to Free Repair or Replacements	4	1,600	0.3%	0.8%	0.7%
% of FP17s Relating to Continuations	3	1,600	0.2%	0.9%	0.9%
% of Patients satisfied with the dentistry they have received	2	2	N/A	93.0%	94.2%
% of Patients satisfied with the time they had to wait for an appointment	2	2	N/A	85.1%	88.6%

* This is based on patients treated on this contract for their most recent course of treatment. Figures in italics indicate the base number of FP17s or Patient Questionnaire responses are less than 100. N/A is shown where the base number of responses is less than 10 during the period. % is calculated as Quantity/Base number*100

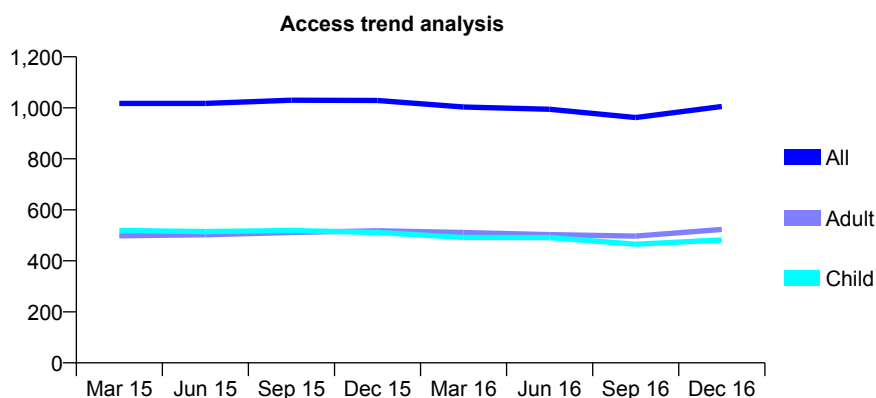
7A6 - Vital Signs At a Glance Contract Report for 190195/0009 - December 2016

Name or company name	Xeon Smiles UK Ltd
Contract type name	GDS Contract
Purpose of contract	General
Contract start date	01/04/2012
Contract end date	

16/17 Contracted general activity (UDA)	2,325
Carry forward general activity (UDA)	-24
16/17 Contracted orthodontic activity (UOA)	0
Carry forward orthodontic activity (UOA)	0
Baseline contract value	£56,413.99

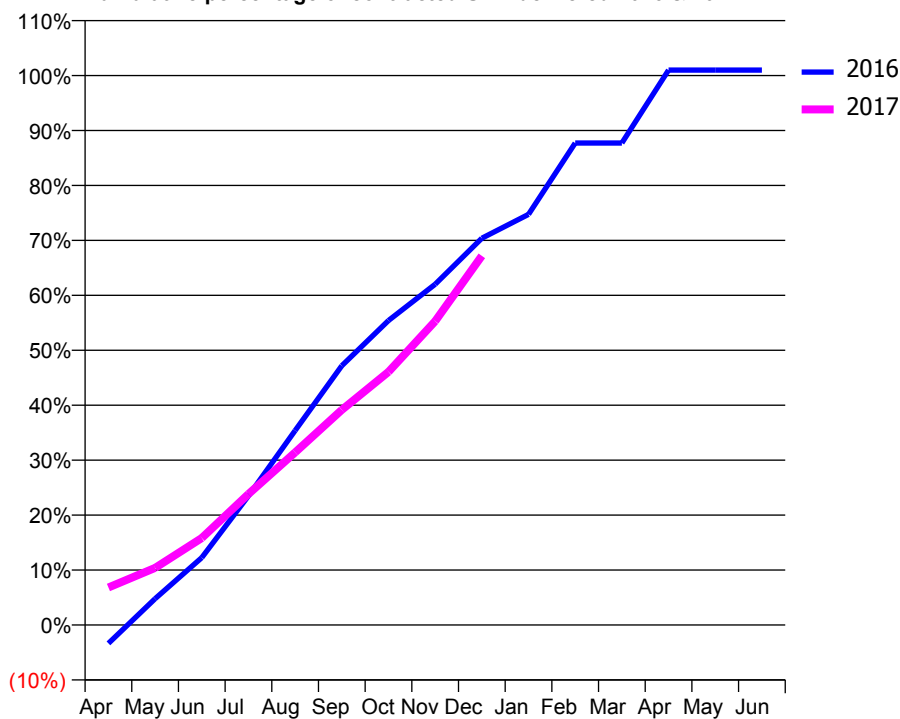
ACCESS*

Patients seen in 24 months	Total	Change since previous quarter
Quarter ending December 2015	1,029	
Quarter ending March 2016	1,003	↓
Quarter ending June 2016	994	→
Quarter ending September 2016	962	↓
Quarter ending December 2016	1,005	↑
Variance since December 2015	(2.3%)	↓



ACTIVITY

Cumulative percentage of contracted UDA delivered 2016 & 2017



Month	Adjusted Scheduled Activity (UDA)	
	2016	2017
April	-78	159
May	112	242
June	285	368
July	547	554
August	823	730
September	1,097	910
October	1,288	1,071
November	1,442	1,286
December	1,636	1,562
January	1,737	
February	2,040	
March	2,040	
April	2,348	
May	2,348	
June	2,348	

QUALITY

	Quantity	Base Number	Contract	LHB	Wales
% of FP17s for the same patient ID Re-attending within 3 months - Children	63	619	10.2%	9.0%	11.4%
% of FP17s for the same patient ID Re-attending within 3 months - Adults	65	598	10.9%	15.8%	16.6%
% of FP17s for the same patient ID Re-attending between 3 & 9 months - Children	392	619	63.3%	57.2%	58.0%
% of FP17s for the same patient ID Re-attending between 3 & 9 months - Adults	380	598	63.5%	53.7%	53.9%
% of FP17s for Band 1 Urgent Courses	69	1,028	6.7%	9.6%	9.0%
% of FP17s Relating to Free Repair or Replacements	5	1,028	0.5%	0.8%	0.7%
% of FP17s Relating to Continuations	0	1,028	0.0%	0.9%	0.9%
% of Patients satisfied with the dentistry they have received	4	4	N/A	93.0%	94.2%
% of Patients satisfied with the time they had to wait for an appointment	4	4	N/A	85.1%	88.6%

* This is based on patients treated on this contract for their most recent course of treatment. Figures in italics indicate the base number of FP17s or Patient Questionnaire responses are less than 100. N/A is shown where the base number of responses is less than 10 during the period. % is calculated as Quantity/Base number*100

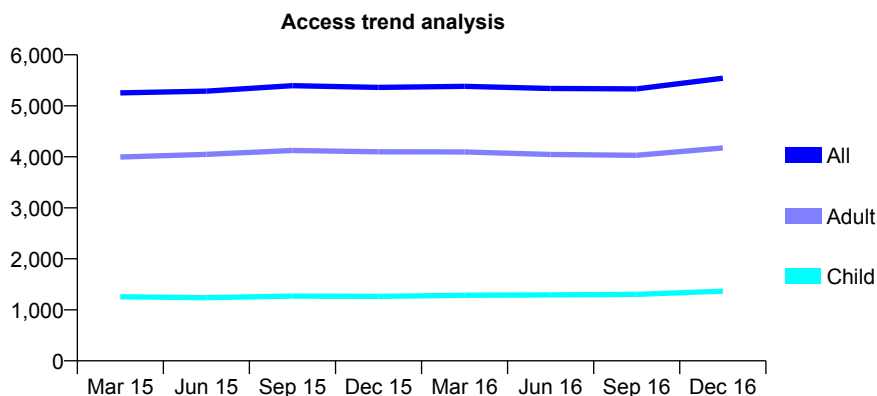
7A6 - Vital Signs At a Glance Contract Report for 190195/0012 - December 2016

Name or company name	Xeon Smiles UK Ltd
Contract type name	GDS Contract
Purpose of contract	General
Contract start date	01/04/2012
Contract end date	

16/17 Contracted general activity (UDA)	18,856
Carry forward general activity (UDA)	-179
16/17 Contracted orthodontic activity (UOA)	0
Carry forward orthodontic activity (UOA)	0
Baseline contract value	£450,778.16

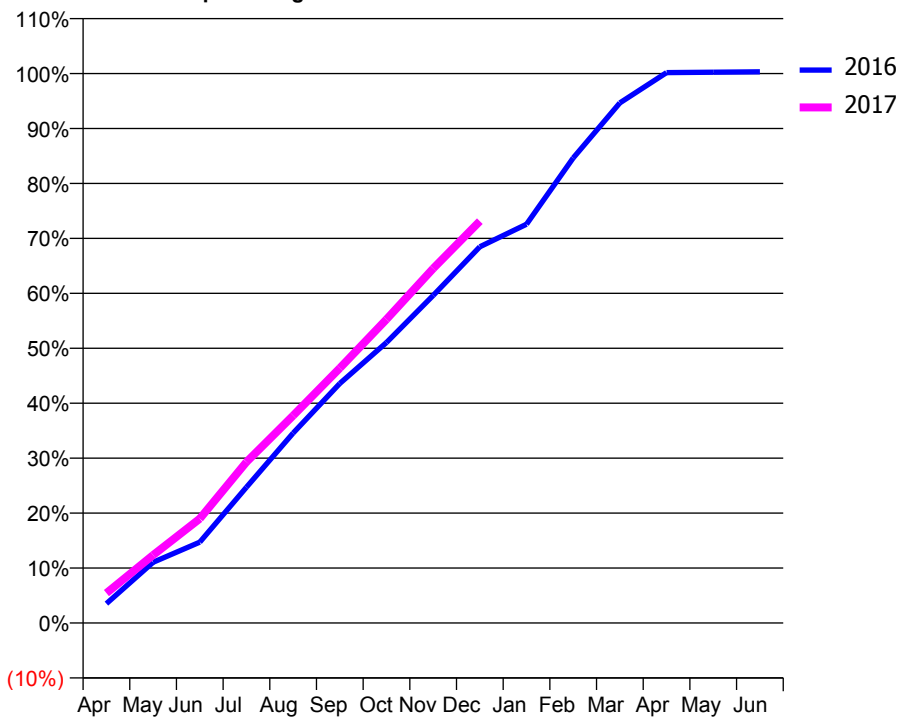
ACCESS*

Patients seen in 24 months	Total	Change since previous quarter
Quarter ending December 2015	5,362	
Quarter ending March 2016	5,382	→
Quarter ending June 2016	5,339	→
Quarter ending September 2016	5,333	→
Quarter ending December 2016	5,541	↑
Variance since December 2015	3.3%	↑



ACTIVITY

Cumulative percentage of contracted UDA delivered 2016 & 2017



Month	Adjusted Scheduled Activity (UDA)	
	2016	2017
April	666	1,029
May	2,084	2,333
June	2,773	3,583
July	4,659	5,527
August	6,518	7,118
September	8,220	8,745
October	9,625	10,423
November	11,240	12,166
December	12,912	13,790
January	13,683	
February	15,958	
March	17,849	
April	18,887	
May	18,902	
June	18,912	

QUALITY

	Quantity	Base Number	Contract	LHB	Wales
% of FP17s for the same patient ID Re-attending within 3 months - Children	167	1,539	10.9%	9.0%	11.4%
% of FP17s for the same patient ID Re-attending within 3 months - Adults	633	4,519	14.0%	15.8%	16.6%
% of FP17s for the same patient ID Re-attending between 3 & 9 months - Children	915	1,539	59.5%	57.2%	58.0%
% of FP17s for the same patient ID Re-attending between 3 & 9 months - Adults	2,785	4,519	61.6%	53.7%	53.9%
% of FP17s for Band 1 Urgent Courses	372	5,640	6.6%	9.6%	9.0%
% of FP17s Relating to Free Repair or Replacements	92	5,640	1.6%	0.8%	0.7%
% of FP17s Relating to Continuations	22	5,640	0.4%	0.9%	0.9%
% of Patients satisfied with the dentistry they have received	12	13	92.3%	93.0%	94.2%
% of Patients satisfied with the time they had to wait for an appointment	11	13	84.6%	85.1%	88.6%

* This is based on patients treated on this contract for their most recent course of treatment. Figures in italics indicate the base number of FP17s or Patient Questionnaire responses are less than 100. N/A is shown where the base number of responses is less than 10 during the period. % is calculated as Quantity/Base number*100

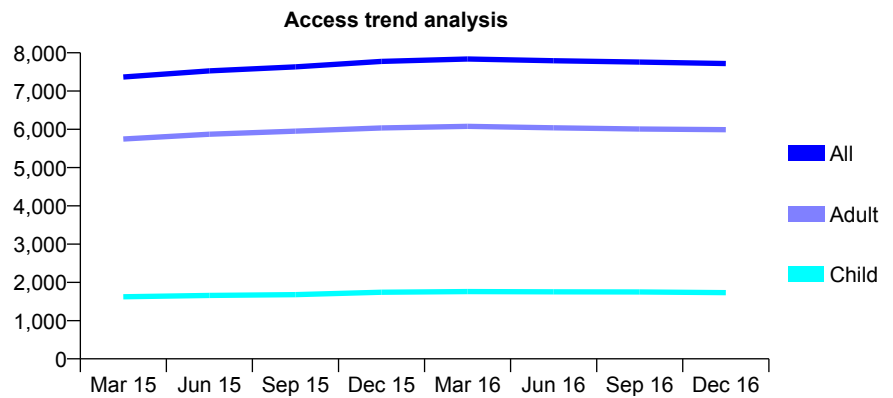
7A6 - Vital Signs At a Glance Contract Report for 190195/0014 - December 2016

Name or company name	Xeon Smiles UK Ltd
Contract type name	GDS Contract
Purpose of contract	General
Contract start date	01/04/2012
Contract end date	

16/17 Contracted general activity (UDA)	24,172
Carry forward general activity (UDA)	-984
16/17 Contracted orthodontic activity (UOA)	0
Carry forward orthodontic activity (UOA)	0
Baseline contract value	£637,336.57

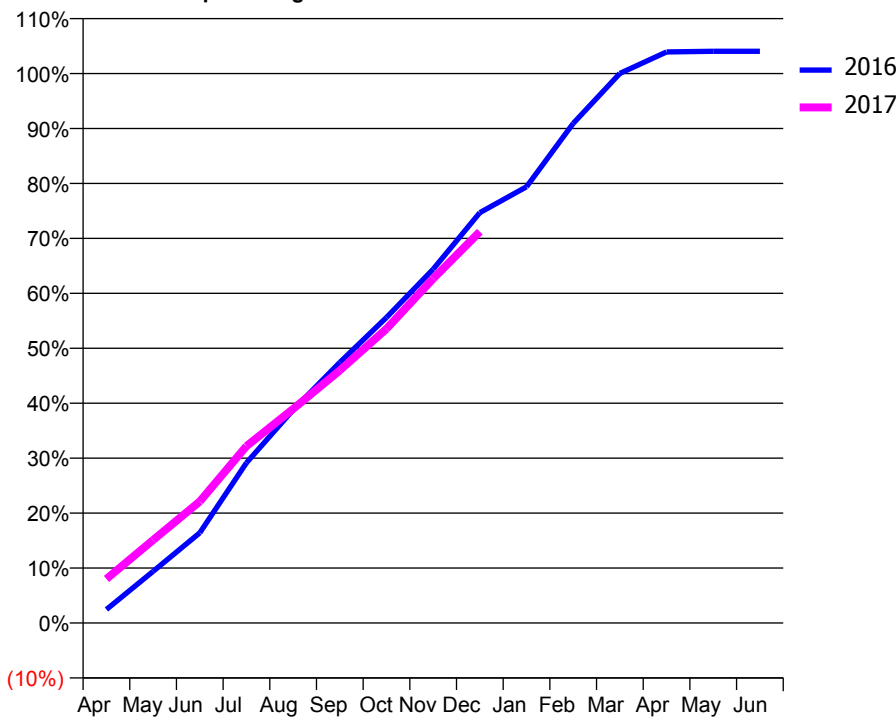
ACCESS*

Patients seen in 24 months	Total	Change since previous quarter
Quarter ending December 2015	7,776	
Quarter ending March 2016	7,839	→
Quarter ending June 2016	7,792	→
Quarter ending September 2016	7,756	→
Quarter ending December 2016	7,719	→
Variance since December 2015	(0.7%)	→



ACTIVITY

Cumulative percentage of contracted UDA delivered 2016 & 2017



Month	Adjusted Scheduled Activity (UDA)	
	2016	2017
April	596	1,937
May	2,274	3,650
June	3,970	5,348
July	7,047	7,783
August	9,377	9,417
September	11,466	11,113
October	13,440	12,945
November	15,565	15,150
December	18,053	17,213
January	19,190	
February	21,975	
March	24,175	
April	25,120	
May	25,147	
June	25,147	

QUALITY

	Quantity	Base Number	Contract	LHB	Wales
% of FP17s for the same patient ID Re-attending within 3 months - Children	98	1,766	5.5%	9.0%	11.4%
% of FP17s for the same patient ID Re-attending within 3 months - Adults	704	5,912	11.9%	15.8%	16.6%
% of FP17s for the same patient ID Re-attending between 3 & 9 months - Children	1,108	1,766	62.7%	57.2%	58.0%
% of FP17s for the same patient ID Re-attending between 3 & 9 months - Adults	3,617	5,912	61.2%	53.7%	53.9%
% of FP17s for Band 1 Urgent Courses	387	7,327	5.3%	9.6%	9.0%
% of FP17s Relating to Free Repair or Replacements	74	7,327	1.0%	0.8%	0.7%
% of FP17s Relating to Continuations	17	7,327	0.2%	0.9%	0.9%
% of Patients satisfied with the dentistry they have received	18	19	94.7%	93.0%	94.2%
% of Patients satisfied with the time they had to wait for an appointment	17	19	89.5%	85.1%	88.6%

* This is based on patients treated on this contract for their most recent course of treatment. Figures in italics indicate the base number of FP17s or Patient Questionnaire responses are less than 100. N/A is shown where the base number of responses is less than 10 during the period. % is calculated as Quantity/Base number*100

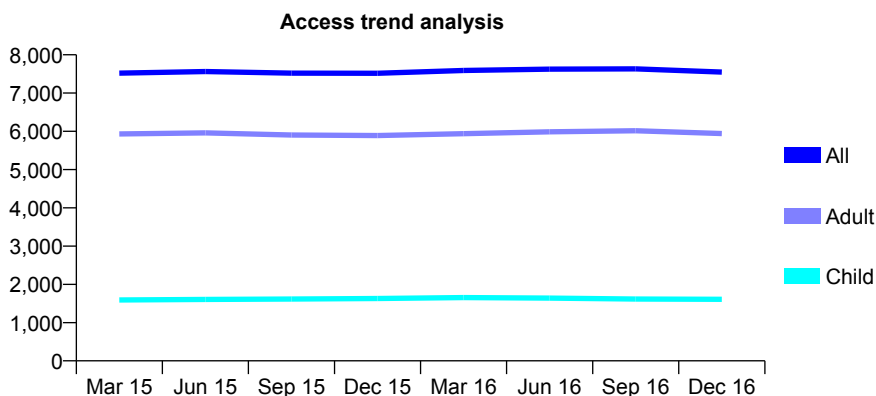
7A6 - Vital Signs At a Glance Contract Report for 190195/0015 - December 2016

Name or company name	Xeon Smiles UK Ltd
Contract type name	GDS Contract
Purpose of contract	General
Contract start date	01/04/2012
Contract end date	

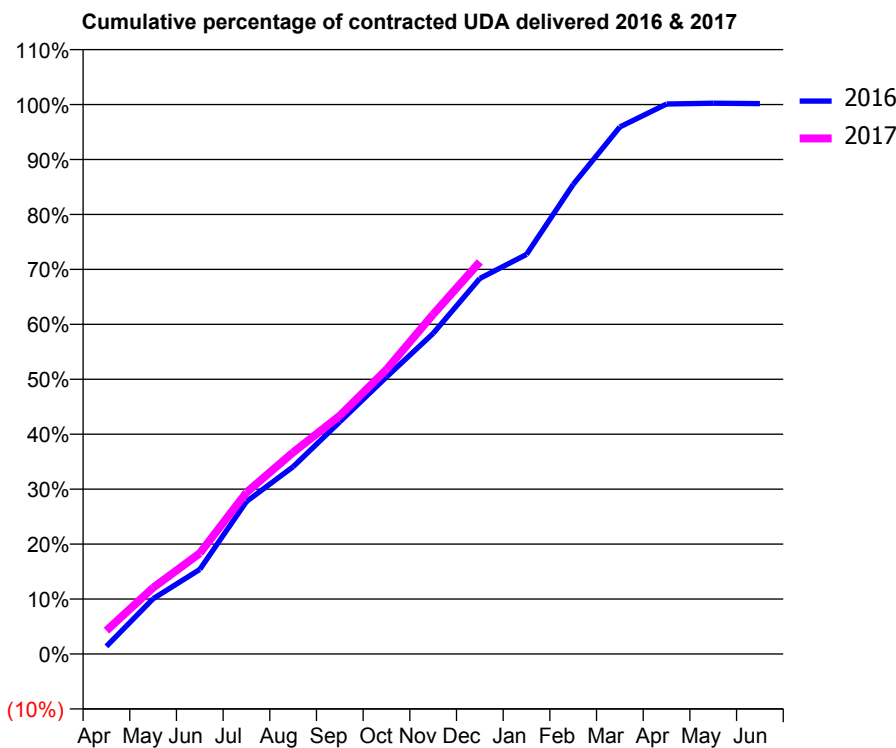
16/17 Contracted general activity (UDA)	24,572
Carry forward general activity (UDA)	-48
16/17 Contracted orthodontic activity (UOA)	0
Carry forward orthodontic activity (UOA)	0
Baseline contract value	£659,297.32

ACCESS*

Patients seen in 24 months	Total	Change since previous quarter
Quarter ending December 2015	7,518	
Quarter ending March 2016	7,592	→
Quarter ending June 2016	7,626	→
Quarter ending September 2016	7,633	→
Quarter ending December 2016	7,548	↓
Variance since December 2015	0.4%	→



ACTIVITY



Month	Adjusted Scheduled Activity (UDA)	
	2016	2017
April	344	1,049
May	2,472	2,969
June	3,782	4,507
July	6,816	7,222
August	8,373	9,020
September	10,382	10,657
October	12,388	12,719
November	14,339	15,191
December	16,792	17,531
January	17,870	
February	20,998	
March	23,567	
April	24,592	
May	24,627	
June	24,614	

QUALITY

	Quantity	Base Number	Contract	LHB	Wales
% of FP17s for the same patient ID Re-attending within 3 months - Children	135	1,794	7.5%	9.0%	11.4%
% of FP17s for the same patient ID Re-attending within 3 months - Adults	958	6,200	15.5%	15.8%	16.6%
% of FP17s for the same patient ID Re-attending between 3 & 9 months - Children	1,102	1,794	61.4%	57.2%	58.0%
% of FP17s for the same patient ID Re-attending between 3 & 9 months - Adults	3,417	6,200	55.1%	53.7%	53.9%
% of FP17s for Band 1 Urgent Courses	690	7,582	9.1%	9.6%	9.0%
% of FP17s Relating to Free Repair or Replacements	123	7,582	1.6%	0.8%	0.7%
% of FP17s Relating to Continuations	34	7,582	0.4%	0.9%	0.9%
% of Patients satisfied with the dentistry they have received	11	13	84.6%	93.0%	94.2%
% of Patients satisfied with the time they had to wait for an appointment	11	13	84.6%	85.1%	88.6%

* This is based on patients treated on this contract for their most recent course of treatment. Figures in italics indicate the base number of FP17s or Patient Questionnaire responses are less than 100. N/A is shown where the base number of responses is less than 10 during the period. % is calculated as Quantity/Base number*100

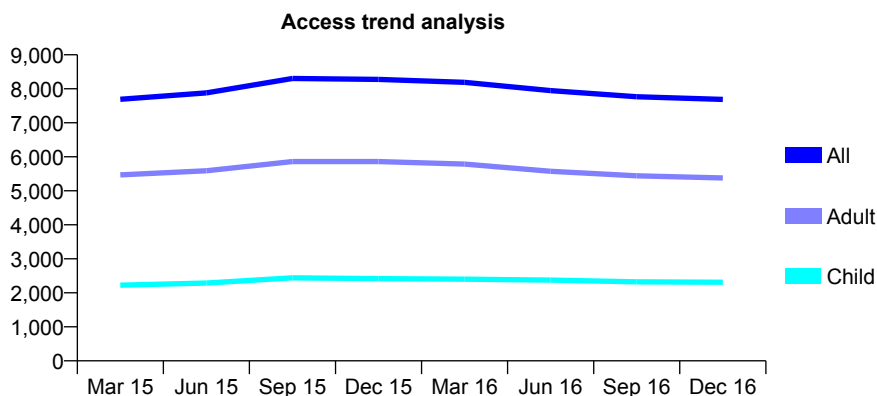
7A6 - Vital Signs At a Glance Contract Report for 190195/0020 - December 2016

Name or company name	Xeon Smiles UK Ltd
Contract type name	GDS Contract
Purpose of contract	General
Contract start date	18/07/2012
Contract end date	31/03/2018

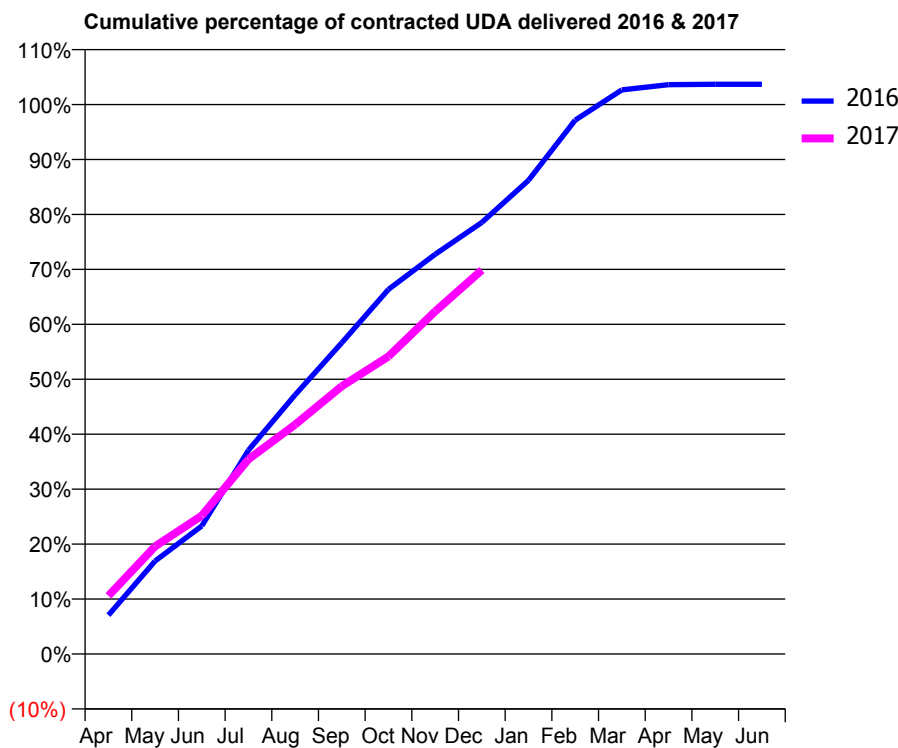
16/17 Contracted general activity (UDA)	20,705
Carry forward general activity (UDA)	-892
16/17 Contracted orthodontic activity (UOA)	0
Carry forward orthodontic activity (UOA)	0
Baseline contract value	£533,291.57

ACCESS*

Patients seen in 24 months	Total	Change since previous quarter
Quarter ending December 2015	8,278	
Quarter ending March 2016	8,190	↓
Quarter ending June 2016	7,949	↓
Quarter ending September 2016	7,765	↓
Quarter ending December 2016	7,690	→
Variance since December 2015	(7.1%)	↓



ACTIVITY



Month	Adjusted Scheduled Activity (UDA)	
	2016	2017
April	1,467	2,194
May	3,505	4,056
June	4,826	5,213
July	7,679	7,338
August	9,765	8,647
September	11,727	10,092
October	13,737	11,210
November	15,059	12,910
December	16,262	14,468
January	17,848	
February	20,116	
March	21,257	
April	21,451	
May	21,466	
June	21,467	

QUALITY

	Quantity	Base Number	Contract	LHB	Wales
% of FP17s for the same patient ID Re-attending within 3 months - Children	118	2,294	5.1%	9.0%	11.4%
% of FP17s for the same patient ID Re-attending within 3 months - Adults	517	4,897	10.6%	15.8%	16.6%
% of FP17s for the same patient ID Re-attending between 3 & 9 months - Children	1,302	2,294	56.8%	57.2%	58.0%
% of FP17s for the same patient ID Re-attending between 3 & 9 months - Adults	2,693	4,897	55.0%	53.7%	53.9%
% of FP17s for Band 1 Urgent Courses	414	7,095	5.8%	9.6%	9.0%
% of FP17s Relating to Free Repair or Replacements	18	7,095	0.3%	0.8%	0.7%
% of FP17s Relating to Continuations	4	7,095	0.1%	0.9%	0.9%
% of Patients satisfied with the dentistry they have received	33	35	94.3%	93.0%	94.2%
% of Patients satisfied with the time they had to wait for an appointment	29	35	82.9%	85.1%	88.6%

* This is based on patients treated on this contract for their most recent course of treatment. Figures in italics indicate the base number of FP17s or Patient Questionnaire responses are less than 100. N/A is shown where the base number of responses is less than 10 during the period. % is calculated as Quantity/Base number*100

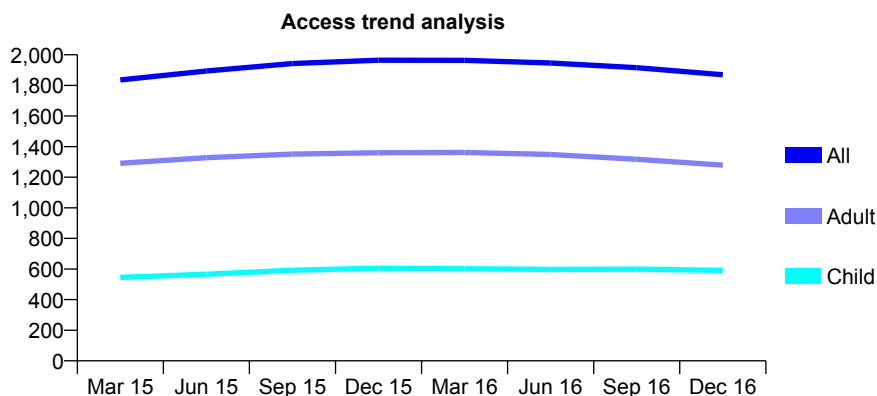
7A6 - Vital Signs At a Glance Contract Report for 190535/0001 - December 2016

Name or company name	Cwmbran Dental Spa
Contract type name	GDS Contract
Purpose of contract	General
Contract start date	01/04/2012
Contract end date	

16/17 Contracted general activity (UDA)	5,832
Carry forward general activity (UDA)	131
16/17 Contracted orthodontic activity (UOA)	0
Carry forward orthodontic activity (UOA)	0
Baseline contract value	£143,118.59

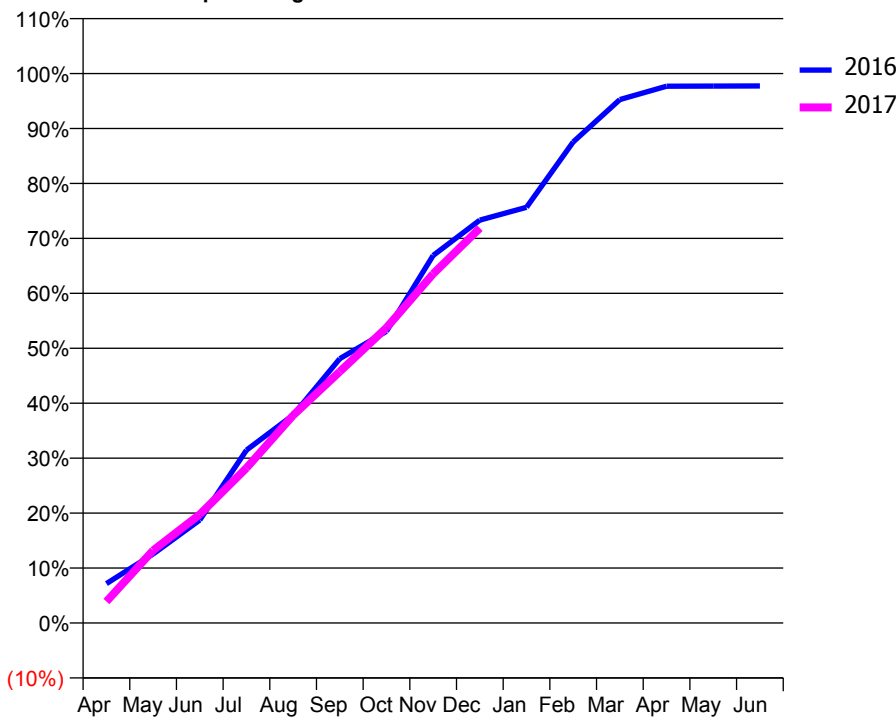
ACCESS*

Patients seen in 24 months	Total	Change since previous quarter
Quarter ending December 2015	1,965	
Quarter ending March 2016	1,964	→
Quarter ending June 2016	1,946	→
Quarter ending September 2016	1,916	↓
Quarter ending December 2016	1,870	↓
Variance since December 2015	(4.8%)	↓



ACTIVITY

Cumulative percentage of contracted UDA delivered 2016 & 2017



Month	Adjusted Scheduled Activity (UDA)	
	2016	2017
April	418	229
May	732	770
June	1,093	1,152
July	1,834	1,645
August	2,207	2,205
September	2,805	2,668
October	3,096	3,134
November	3,902	3,705
December	4,277	4,191
January	4,412	
February	5,105	
March	5,556	
April	5,697	
May	5,699	
June	5,700	

QUALITY

	Quantity	Base Number	Contract	LHB	Wales
% of FP17s for the same patient ID Re-attending within 3 months - Children	52	711	7.3%	9.0%	11.4%
% of FP17s for the same patient ID Re-attending within 3 months - Adults	241	1,562	15.4%	15.8%	16.6%
% of FP17s for the same patient ID Re-attending between 3 & 9 months - Children	420	711	59.1%	57.2%	58.0%
% of FP17s for the same patient ID Re-attending between 3 & 9 months - Adults	894	1,562	57.2%	53.7%	53.9%
% of FP17s for Band 1 Urgent Courses	179	2,176	8.2%	9.6%	9.0%
% of FP17s Relating to Free Repair or Replacements	31	2,176	1.4%	0.8%	0.7%
% of FP17s Relating to Continuations	11	2,176	0.5%	0.9%	0.9%
% of Patients satisfied with the dentistry they have received	3	5	N/A	93.0%	94.2%
% of Patients satisfied with the time they had to wait for an appointment	5	5	N/A	85.1%	88.6%

* This is based on patients treated on this contract for their most recent course of treatment. Figures in italics indicate the base number of FP17s or Patient Questionnaire responses are less than 100. N/A is shown where the base number of responses is less than 10 during the period. % is calculated as Quantity/Base number*100

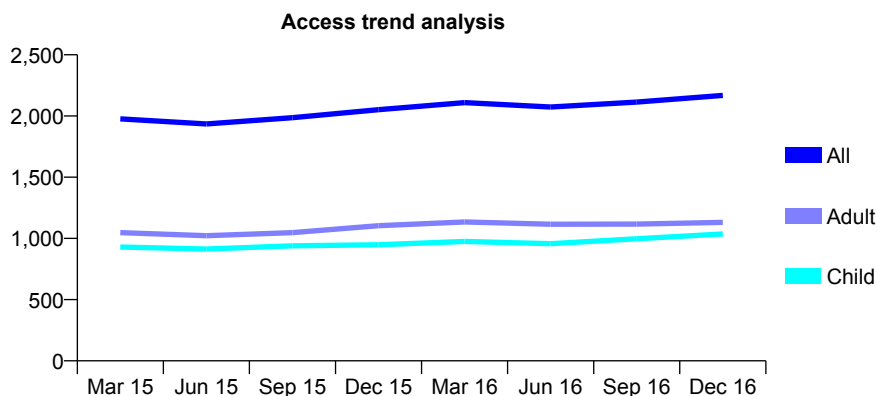
7A6 - Vital Signs At a Glance Contract Report for 194034/0001 - December 2016

Name or company name	Melin Ltd
Contract type name	GDS Contract
Purpose of contract	General and Orthodontic
Contract start date	01/03/2011
Contract end date	

16/17 Contracted general activity (UDA)	8,071
Carry forward general activity (UDA)	143
16/17 Contracted orthodontic activity (UOA)	1,581
Carry forward orthodontic activity (UOA)	-79
Baseline contract value	£262,127.31

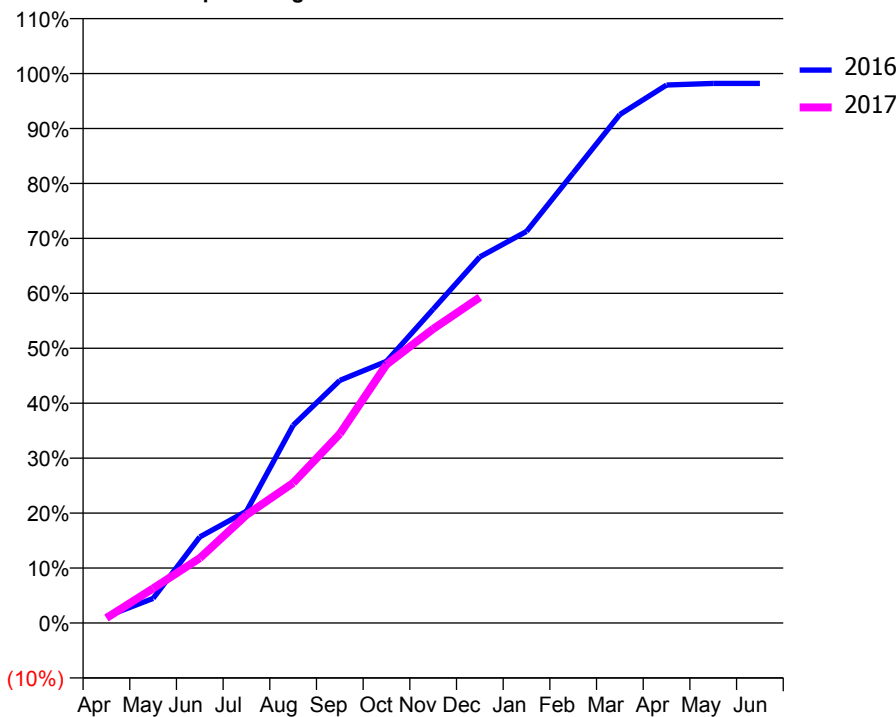
ACCESS*

Patients seen in 24 months	Total	Change since previous quarter
Quarter ending December 2015	2,052	
Quarter ending March 2016	2,110	↑
Quarter ending June 2016	2,073	↓
Quarter ending September 2016	2,114	→
Quarter ending December 2016	2,168	↑
Variance since December 2015	5.7%	↑



ACTIVITY

Cumulative percentage of contracted UDA delivered 2016 & 2017



Month	Adjusted Scheduled Activity (UDA)	
	2016	2017
April	96	74
May	361	508
June	1,264	954
July	1,643	1,588
August	2,903	2,058
September	3,564	2,778
October	3,843	3,797
November	4,609	4,321
December	5,377	4,784
January	5,751	
February	6,610	
March	7,469	
April	7,902	
May	7,925	
June	7,925	

QUALITY

	Quantity	Base Number	Contract	LHB	Wales
% of FP17s for the same patient ID Re-attending within 3 months - Children	251	1,670	15.0%	9.0%	11.4%
% of FP17s for the same patient ID Re-attending within 3 months - Adults	273	1,461	18.7%	15.8%	16.6%
% of FP17s for the same patient ID Re-attending between 3 & 9 months - Children	984	1,670	58.9%	57.2%	58.0%
% of FP17s for the same patient ID Re-attending between 3 & 9 months - Adults	936	1,461	64.1%	53.7%	53.9%
% of FP17s for Band 1 Urgent Courses	150	2,645	5.7%	9.6%	9.0%
% of FP17s Relating to Free Repair or Replacements	7	2,645	0.3%	0.8%	0.7%
% of FP17s Relating to Continuations	5	2,645	0.2%	0.9%	0.9%
% of Patients satisfied with the dentistry they have received	6	7	N/A	93.0%	94.2%
% of Patients satisfied with the time they had to wait for an appointment	6	7	N/A	85.1%	88.6%

* This is based on patients treated on this contract for their most recent course of treatment. Figures in italics indicate the base number of FP17s or Patient Questionnaire responses are less than 100. N/A is shown where the base number of responses is less than 10 during the period. % is calculated as Quantity/Base number*100

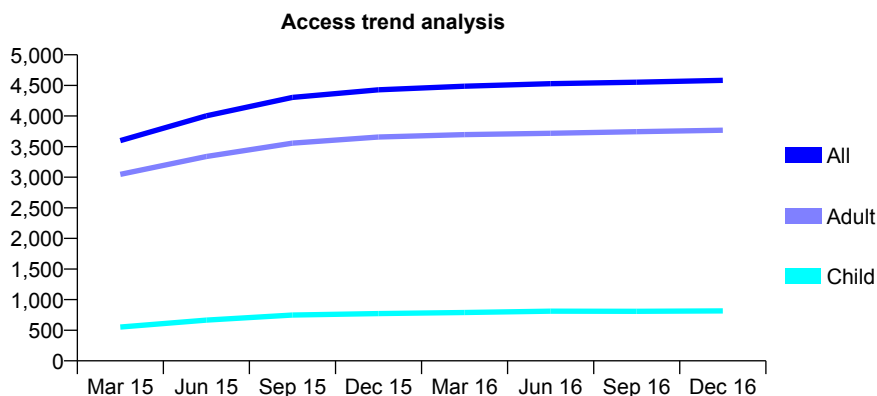
7A6 - Vital Signs At a Glance Contract Report for 197599/0001 - December 2016

Name or company name	Ali Jahanfar & Regina Appah
Contract type name	GDS Contract
Purpose of contract	General
Contract start date	01/12/2009
Contract end date	

16/17 Contracted general activity (UDA)	13,299
Carry forward general activity (UDA)	-161
16/17 Contracted orthodontic activity (UOA)	0
Carry forward orthodontic activity (UOA)	0
Baseline contract value	£302,279.16

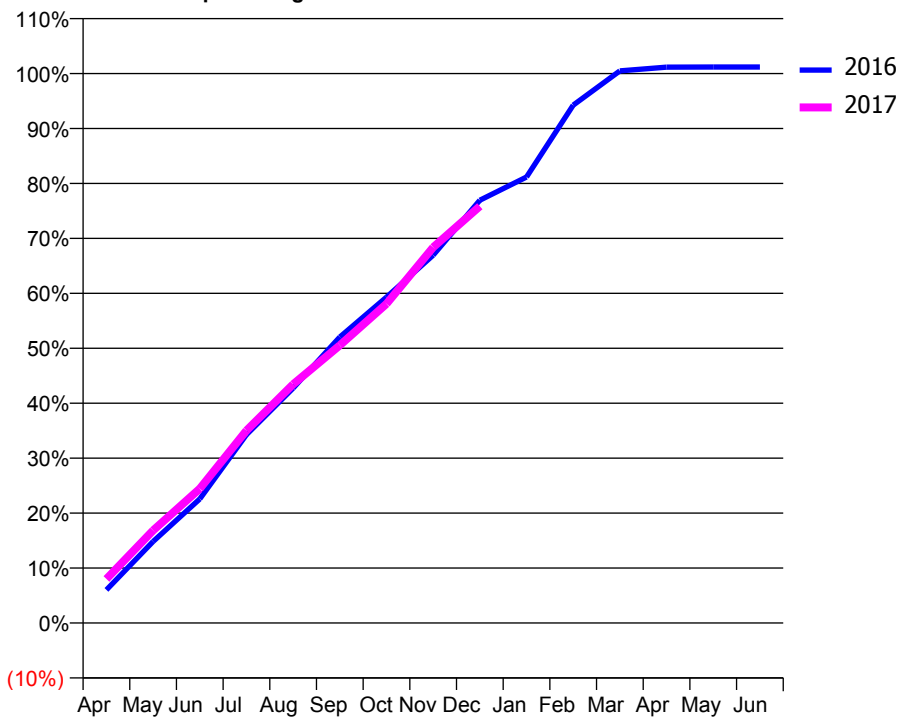
ACCESS*

Patients seen in 24 months	Total	Change since previous quarter
Quarter ending December 2015	4,429	
Quarter ending March 2016	4,486	→
Quarter ending June 2016	4,529	→
Quarter ending September 2016	4,553	→
Quarter ending December 2016	4,583	→
Variance since December 2015	3.5%	↑



ACTIVITY

Cumulative percentage of contracted UDA delivered 2016 & 2017



Adjusted Scheduled Activity (UDA)

Month	2016	2017
April	803	1,067
May	1,973	2,242
June	3,003	3,253
July	4,558	4,657
August	5,684	5,778
September	6,921	6,722
October	7,884	7,724
November	8,901	9,092
December	10,232	10,087
January	10,795	
February	12,533	
March	13,362	
April	13,454	
May	13,457	
June	13,457	

QUALITY

	Quantity	Base Number	Contract	LHB	Wales
% of FP17s for the same patient ID Re-attending within 3 months - Children	63	822	7.7%	9.0%	11.4%
% of FP17s for the same patient ID Re-attending within 3 months - Adults	471	4,019	11.7%	15.8%	16.6%
% of FP17s for the same patient ID Re-attending between 3 & 9 months - Children	410	822	49.9%	57.2%	58.0%
% of FP17s for the same patient ID Re-attending between 3 & 9 months - Adults	2,173	4,019	54.1%	53.7%	53.9%
% of FP17s for Band 1 Urgent Courses	372	4,789	7.8%	9.6%	9.0%
% of FP17s Relating to Free Repair or Replacements	77	4,789	1.6%	0.8%	0.7%
% of FP17s Relating to Continuations	40	4,789	0.8%	0.9%	0.9%
% of Patients satisfied with the dentistry they have received	15	16	93.8%	93.0%	94.2%
% of Patients satisfied with the time they had to wait for an appointment	15	16	93.8%	85.1%	88.6%

* This is based on patients treated on this contract for their most recent course of treatment. Figures in italics indicate the base number of FP17s or Patient Questionnaire responses are less than 100. N/A is shown where the base number of responses is less than 10 during the period. % is calculated as Quantity/Base number*100

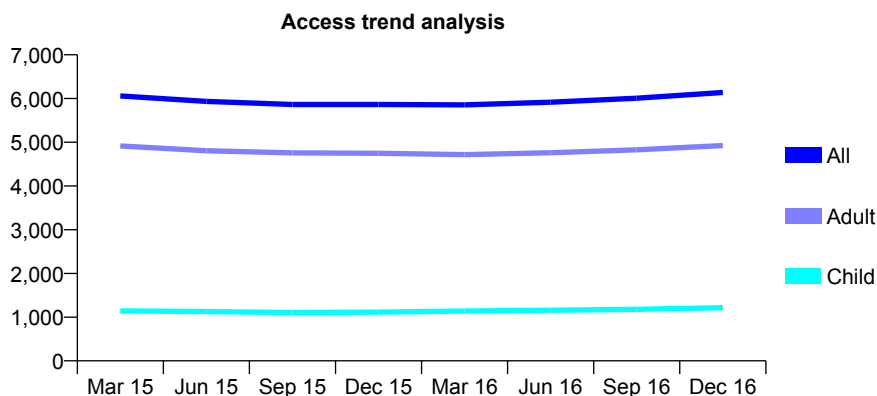
7A6 - Vital Signs At a Glance Contract Report for 199273/0001 - December 2016

Name or company name	Risca Dental Practice Limited
Contract type name	GDS Contract
Purpose of contract	General
Contract start date	01/09/2012
Contract end date	

16/17 Contracted general activity (UDA)	18,412
Carry forward general activity (UDA)	-561
16/17 Contracted orthodontic activity (UOA)	0
Carry forward orthodontic activity (UOA)	0
Baseline contract value	£462,947.26

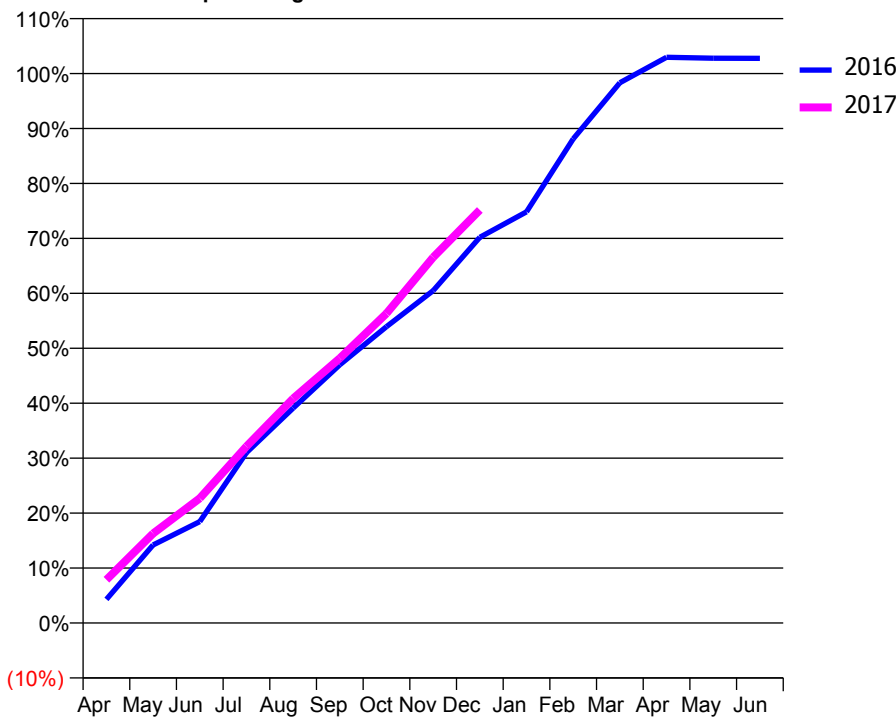
ACCESS*

Patients seen in 24 months	Total	Change since previous quarter
Quarter ending December 2015	5,865	
Quarter ending March 2016	5,856	→
Quarter ending June 2016	5,916	→
Quarter ending September 2016	6,007	→
Quarter ending December 2016	6,138	↑
Variance since December 2015	4.7%	↑



ACTIVITY

Cumulative percentage of contracted UDA delivered 2016 & 2017



Month	Adjusted Scheduled Activity (UDA)	
	2016	2017
April	792	1,449
May	2,616	3,002
June	3,397	4,178
July	5,707	5,918
August	7,201	7,522
September	8,652	8,870
October	9,932	10,374
November	11,135	12,251
December	12,925	13,841
January	13,777	
February	16,220	
March	18,101	
April	18,953	
May	18,923	
June	18,920	

QUALITY

	Quantity	Base Number	Contract	LHB	Wales
% of FP17s for the same patient ID Re-attending within 3 months - Children	72	1,389	5.2%	9.0%	11.4%
% of FP17s for the same patient ID Re-attending within 3 months - Adults	907	5,219	17.4%	15.8%	16.6%
% of FP17s for the same patient ID Re-attending between 3 & 9 months - Children	776	1,389	55.9%	57.2%	58.0%
% of FP17s for the same patient ID Re-attending between 3 & 9 months - Adults	2,527	5,219	48.4%	53.7%	53.9%
% of FP17s for Band 1 Urgent Courses	808	6,212	13.0%	9.6%	9.0%
% of FP17s Relating to Free Repair or Replacements	34	6,212	0.5%	0.8%	0.7%
% of FP17s Relating to Continuations	63	6,212	1.0%	0.9%	0.9%
% of Patients satisfied with the dentistry they have received	16	18	88.9%	93.0%	94.2%
% of Patients satisfied with the time they had to wait for an appointment	14	18	77.8%	85.1%	88.6%

* This is based on patients treated on this contract for their most recent course of treatment. Figures in italics indicate the base number of FP17s or Patient Questionnaire responses are less than 100. N/A is shown where the base number of responses is less than 10 during the period. % is calculated as Quantity/Base number*100

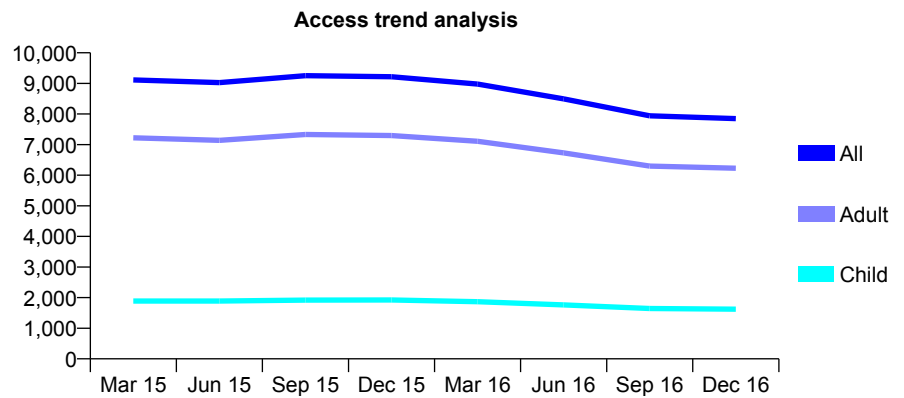
7A6 - Vital Signs At a Glance Contract Report for 199915/0004 - December 2016

Name or company name	IDH 441 to 444 Ltd
Contract type name	GDS Contract
Purpose of contract	General
Contract start date	01/04/2010
Contract end date	

16/17 Contracted general activity (UDA)	26,938
Carry forward general activity (UDA)	0
16/17 Contracted orthodontic activity (UOA)	0
Carry forward orthodontic activity (UOA)	0
Baseline contract value	£643,771.07

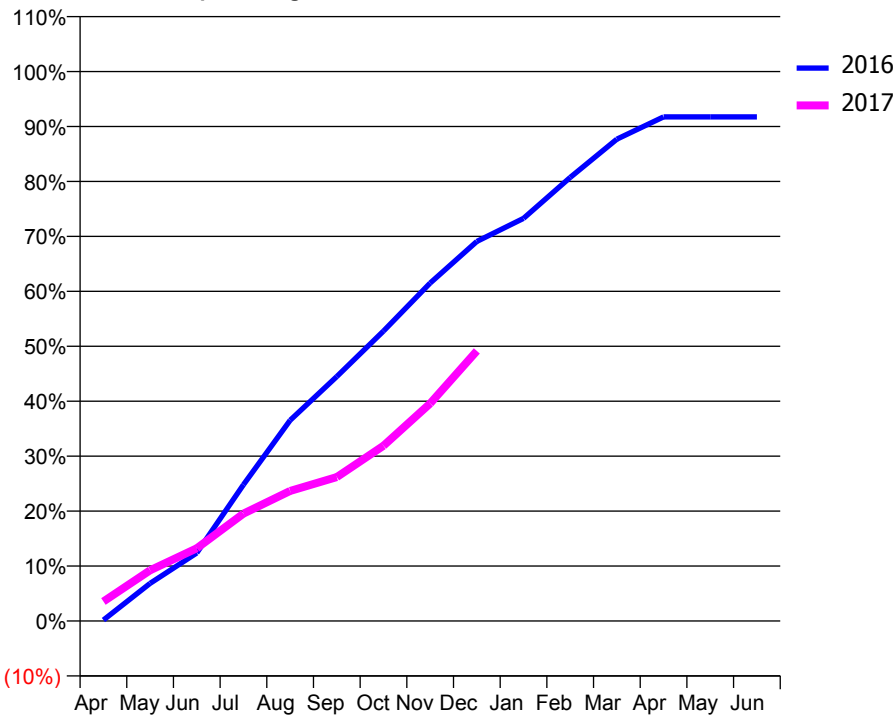
ACCESS*

Patients seen in 24 months	Total	Change since previous quarter
Quarter ending December 2015	9,218	
Quarter ending March 2016	8,980	↓
Quarter ending June 2016	8,495	↓
Quarter ending September 2016	7,942	↓
Quarter ending December 2016	7,851	↓
Variance since December 2015	(14.8%)	↓



ACTIVITY

Cumulative percentage of contracted UDA delivered 2016 & 2017



Month	Adjusted Scheduled Activity (UDA)	
	2016	2017
April	51	956
May	1,846	2,489
June	3,337	3,566
July	6,686	5,264
August	9,839	6,377
September	11,983	7,058
October	14,218	8,591
November	16,567	10,665
December	18,607	13,241
January	19,739	
February	21,744	
March	23,623	
April	24,714	
May	24,714	
June	24,710	

QUALITY

	Quantity	Base Number	Contract	LHB	Wales
% of FP17s for the same patient ID Re-attending within 3 months - Children	36	1,248	2.9%	9.0%	11.4%
% of FP17s for the same patient ID Re-attending within 3 months - Adults	364	4,722	7.7%	15.8%	16.6%
% of FP17s for the same patient ID Re-attending between 3 & 9 months - Children	458	1,248	36.7%	57.2%	58.0%
% of FP17s for the same patient ID Re-attending between 3 & 9 months - Adults	1,889	4,722	40.0%	53.7%	53.9%
% of FP17s for Band 1 Urgent Courses	208	5,569	3.7%	9.6%	9.0%
% of FP17s Relating to Free Repair or Replacements	16	5,569	0.3%	0.8%	0.7%
% of FP17s Relating to Continuations	41	5,569	0.7%	0.9%	0.9%
% of Patients satisfied with the dentistry they have received	33	37	89.2%	93.0%	94.2%
% of Patients satisfied with the time they had to wait for an appointment	16	37	43.2%	85.1%	88.6%

* This is based on patients treated on this contract for their most recent course of treatment. Figures in italics indicate the base number of FP17s or Patient Questionnaire responses are less than 100. N/A is shown where the base number of responses is less than 10 during the period. % is calculated as Quantity/Base number*100

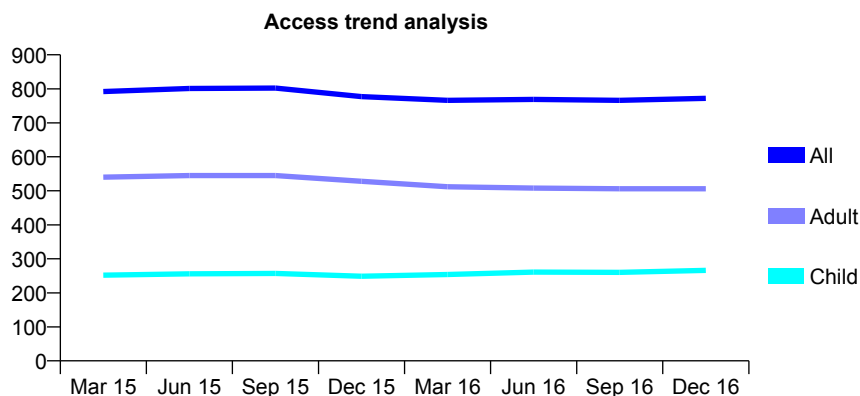
7A6 - Vital Signs At a Glance Contract Report for 215473/0001 - December 2016

Name or company name	MR JW REES
Contract type name	GDS Contract
Purpose of contract	General
Contract start date	01/04/2006
Contract end date	

16/17 Contracted general activity (UDA)	1,769
Carry forward general activity (UDA)	36
16/17 Contracted orthodontic activity (UOA)	0
Carry forward orthodontic activity (UOA)	0
Baseline contract value	£43,446.82

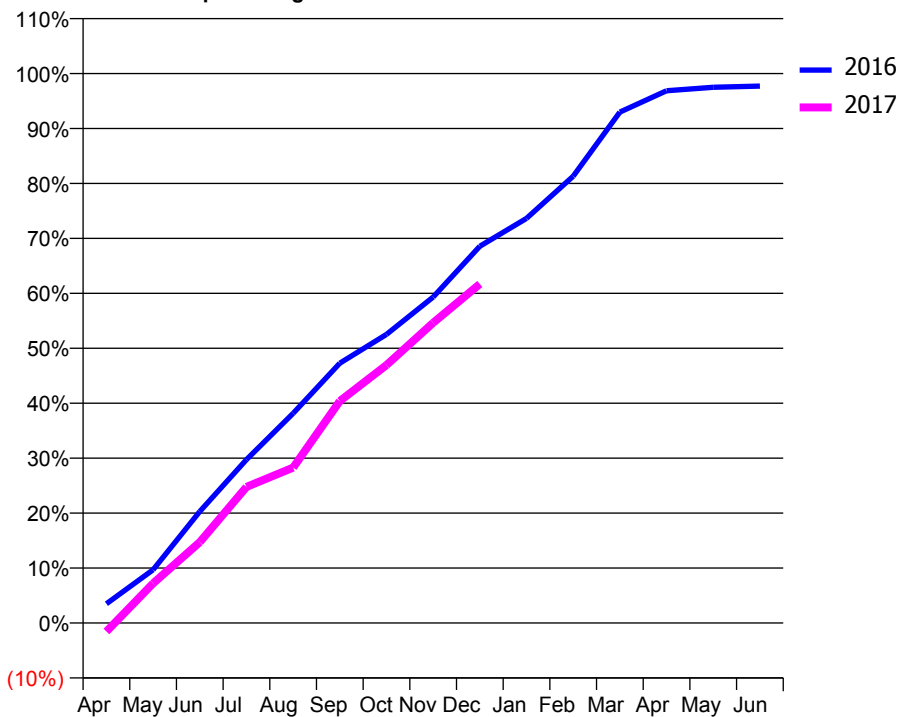
ACCESS*

Patients seen in 24 months	Total	Change since previous quarter
Quarter ending December 2015	777	
Quarter ending March 2016	766	↓
Quarter ending June 2016	769	→
Quarter ending September 2016	766	→
Quarter ending December 2016	772	→
Variance since December 2015	(0.6%)	→



ACTIVITY

Cumulative percentage of contracted UDA delivered 2016 & 2017



Month	Adjusted Scheduled Activity (UDA)	
	2016	2017
April	62	-28
May	171	128
June	359	260
July	526	438
August	675	500
September	837	714
October	929	831
November	1,049	967
December	1,213	1,092
January	1,303	
February	1,438	
March	1,645	
April	1,713	
May	1,725	
June	1,729	

QUALITY

	Quantity	Base Number	Contract	LHB	Wales
% of FP17s for the same patient ID Re-attending within 3 months - Children	4	255	1.6%	9.0%	11.4%
% of FP17s for the same patient ID Re-attending within 3 months - Adults	31	351	8.8%	15.8%	16.6%
% of FP17s for the same patient ID Re-attending between 3 & 9 months - Children	151	255	59.2%	57.2%	58.0%
% of FP17s for the same patient ID Re-attending between 3 & 9 months - Adults	172	351	49.0%	53.7%	53.9%
% of FP17s for Band 1 Urgent Courses	13	566	2.3%	9.6%	9.0%
% of FP17s Relating to Free Repair or Replacements	0	566	0.0%	0.8%	0.7%
% of FP17s Relating to Continuations	0	566	0.0%	0.9%	0.9%
% of Patients satisfied with the dentistry they have received	0	0	N/A	93.0%	94.2%
% of Patients satisfied with the time they had to wait for an appointment	0	0	N/A	85.1%	88.6%

* This is based on patients treated on this contract for their most recent course of treatment. Figures in italics indicate the base number of FP17s or Patient Questionnaire responses are less than 100. N/A is shown where the base number of responses is less than 10 during the period. % is calculated as Quantity/Base number*100

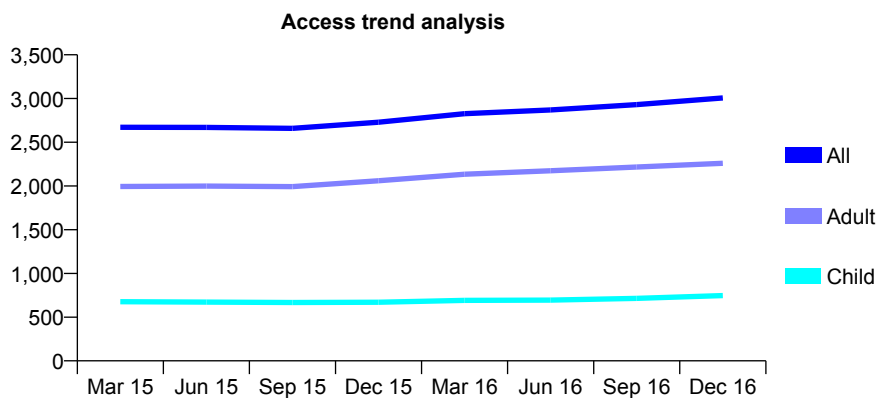
7A6 - Vital Signs At a Glance Contract Report for 220566/0001 - December 2016

Name or company name	MR EH CRONIN
Contract type name	GDS Contract
Purpose of contract	General
Contract start date	01/10/2007
Contract end date	

16/17 Contracted general activity (UDA)	8,799
Carry forward general activity (UDA)	0
16/17 Contracted orthodontic activity (UOA)	0
Carry forward orthodontic activity (UOA)	0
Baseline contract value	£205,872.20

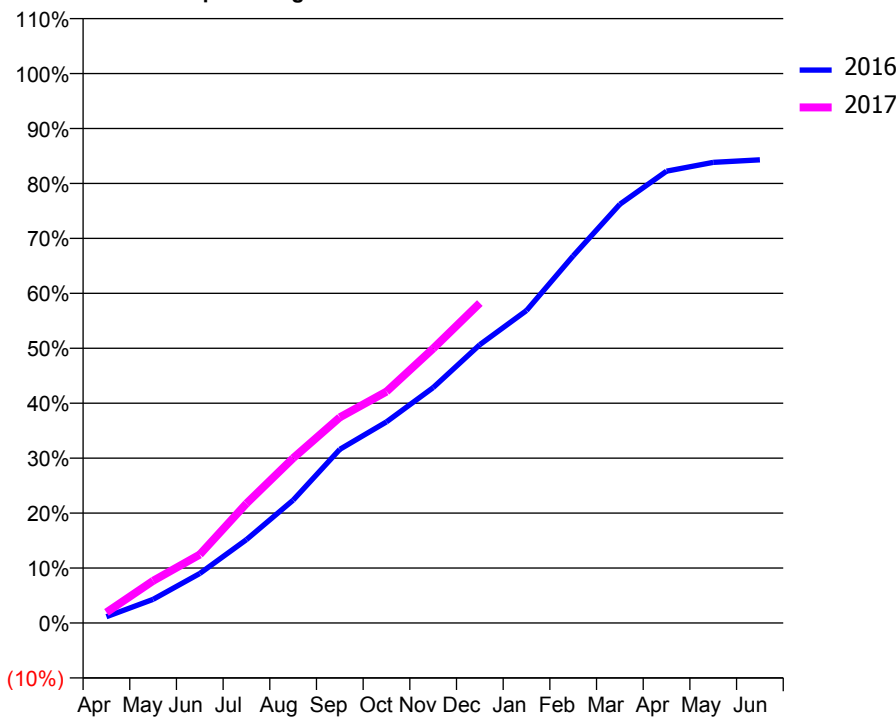
ACCESS*

Patients seen in 24 months	Total	Change since previous quarter
Quarter ending December 2015	2,729	
Quarter ending March 2016	2,826	↑
Quarter ending June 2016	2,869	→
Quarter ending September 2016	2,931	↑
Quarter ending December 2016	3,006	↑
Variance since December 2015	10.2%	↑



ACTIVITY

Cumulative percentage of contracted UDA delivered 2016 & 2017



Month	Adjusted Scheduled Activity (UDA)	
	2016	2017
April	106	170
May	395	676
June	826	1,095
July	1,391	1,914
August	2,049	2,639
September	2,898	3,294
October	3,355	3,705
November	3,926	4,394
December	4,642	5,124
January	5,213	
February	6,124	
March	6,985	
April	7,537	
May	7,685	
June	7,726	

QUALITY

	Quantity	Base Number	Contract	LHB	Wales
% of FP17s for the same patient ID Re-attending within 3 months - Children	53	755	7.0%	9.0%	11.4%
% of FP17s for the same patient ID Re-attending within 3 months - Adults	392	2,153	18.2%	15.8%	16.6%
% of FP17s for the same patient ID Re-attending between 3 & 9 months - Children	362	755	47.9%	57.2%	58.0%
% of FP17s for the same patient ID Re-attending between 3 & 9 months - Adults	760	2,153	35.3%	53.7%	53.9%
% of FP17s for Band 1 Urgent Courses	320	2,647	12.1%	9.6%	9.0%
% of FP17s Relating to Free Repair or Replacements	2	2,647	0.1%	0.8%	0.7%
% of FP17s Relating to Continuations	27	2,647	1.0%	0.9%	0.9%
% of Patients satisfied with the dentistry they have received	15	15	100.0%	93.0%	94.2%
% of Patients satisfied with the time they had to wait for an appointment	14	15	93.3%	85.1%	88.6%

* This is based on patients treated on this contract for their most recent course of treatment. Figures in italics indicate the base number of FP17s or Patient Questionnaire responses are less than 100. N/A is shown where the base number of responses is less than 10 during the period. % is calculated as Quantity/Base number*100

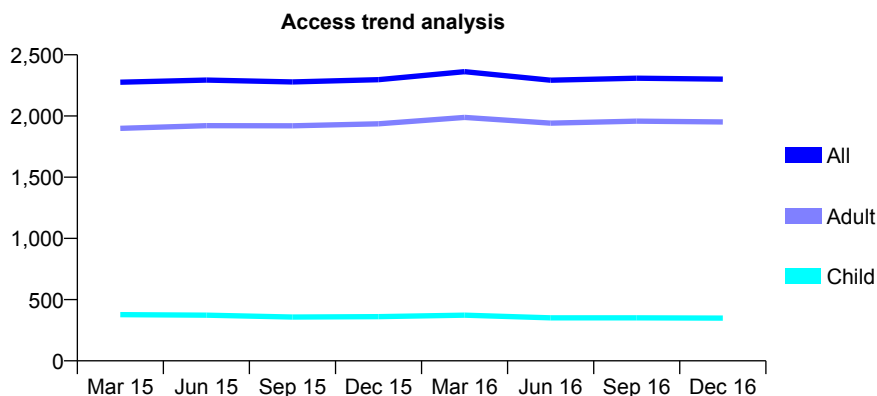
7A6 - Vital Signs At a Glance Contract Report for 234567/0001 - December 2016

Name or company name	MR PA HAWKINS
Contract type name	GDS Contract
Purpose of contract	General
Contract start date	01/04/2006
Contract end date	

16/17 Contracted general activity (UDA)	5,678
Carry forward general activity (UDA)	-237
16/17 Contracted orthodontic activity (UOA)	0
Carry forward orthodontic activity (UOA)	0
Baseline contract value	£139,849.23

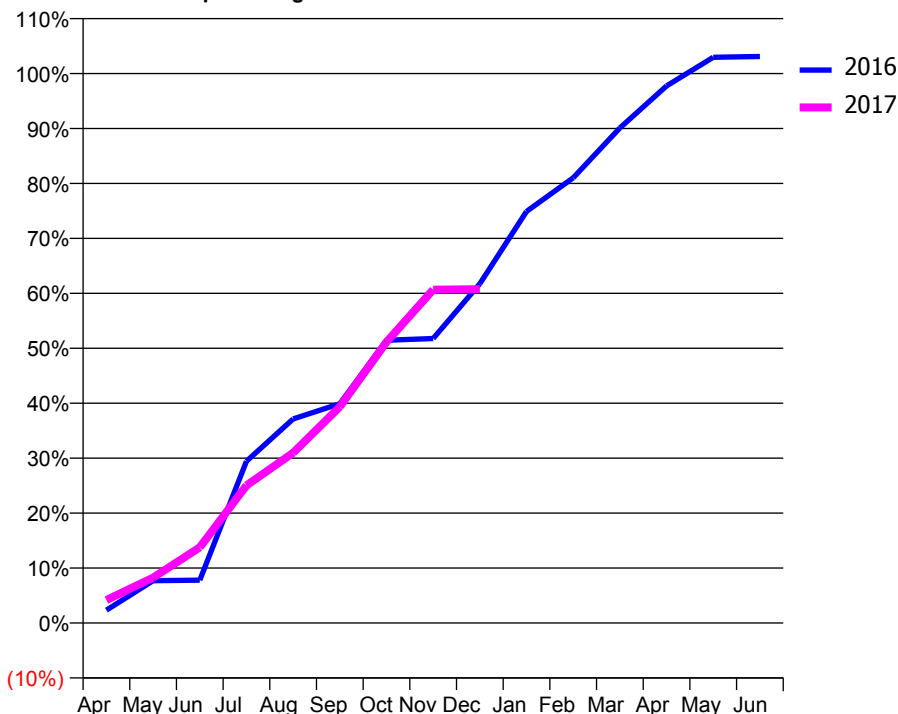
ACCESS*

Patients seen in 24 months	Total	Change since previous quarter
Quarter ending December 2015	2,297	
Quarter ending March 2016	2,362	↑
Quarter ending June 2016	2,293	↓
Quarter ending September 2016	2,309	→
Quarter ending December 2016	2,301	→
Variance since December 2015	0.2%	→



ACTIVITY

Cumulative percentage of contracted UDA delivered 2016 & 2017



Month	Adjusted Scheduled Activity (UDA)	
	2016	2017
April	133	237
May	438	470
June	443	782
July	1,672	1,422
August	2,109	1,759
September	2,266	2,234
October	2,922	2,904
November	2,940	3,444
December	3,507	3,449
January	4,253	
February	4,601	
March	5,116	
April	5,549	
May	5,845	
June	5,854	

QUALITY

	Quantity	Base Number	Contract	LHB	Wales
% of FP17s for the same patient ID Re-attending within 3 months - Children	26	329	7.9%	9.0%	11.4%
% of FP17s for the same patient ID Re-attending within 3 months - Adults	285	1,781	16.0%	15.8%	16.6%
% of FP17s for the same patient ID Re-attending between 3 & 9 months - Children	165	329	50.2%	57.2%	58.0%
% of FP17s for the same patient ID Re-attending between 3 & 9 months - Adults	744	1,781	41.8%	53.7%	53.9%
% of FP17s for Band 1 Urgent Courses	267	1,759	15.2%	9.6%	9.0%
% of FP17s Relating to Free Repair or Replacements	12	1,759	0.7%	0.8%	0.7%
% of FP17s Relating to Continuations	12	1,759	0.7%	0.9%	0.9%
% of Patients satisfied with the dentistry they have received	5	5	N/A	93.0%	94.2%
% of Patients satisfied with the time they had to wait for an appointment	5	5	N/A	85.1%	88.6%

* This is based on patients treated on this contract for their most recent course of treatment. Figures in italics indicate the base number of FP17s or Patient Questionnaire responses are less than 100. N/A is shown where the base number of responses is less than 10 during the period. % is calculated as Quantity/Base number*100

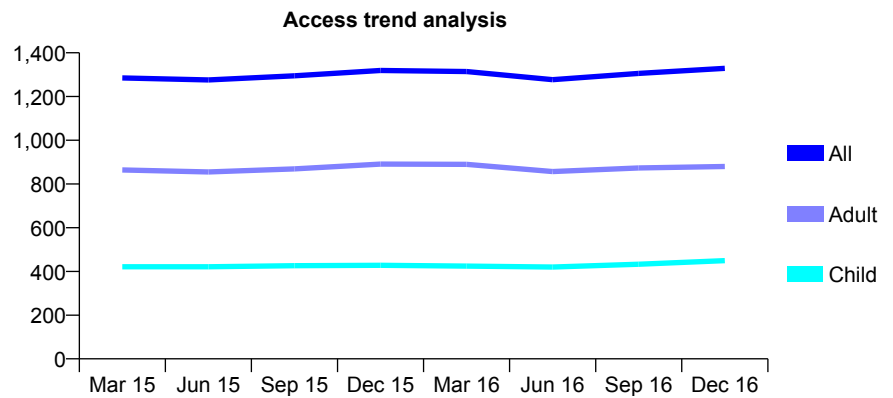
7A6 - Vital Signs At a Glance Contract Report for 245941/0001 - December 2016

Name or company name	MR KR HASTINGS
Contract type name	GDS Contract
Purpose of contract	General
Contract start date	01/04/2006
Contract end date	

16/17 Contracted general activity (UDA)	3,433
Carry forward general activity (UDA)	35
16/17 Contracted orthodontic activity (UOA)	0
Carry forward orthodontic activity (UOA)	0
Baseline contract value	£93,695.81

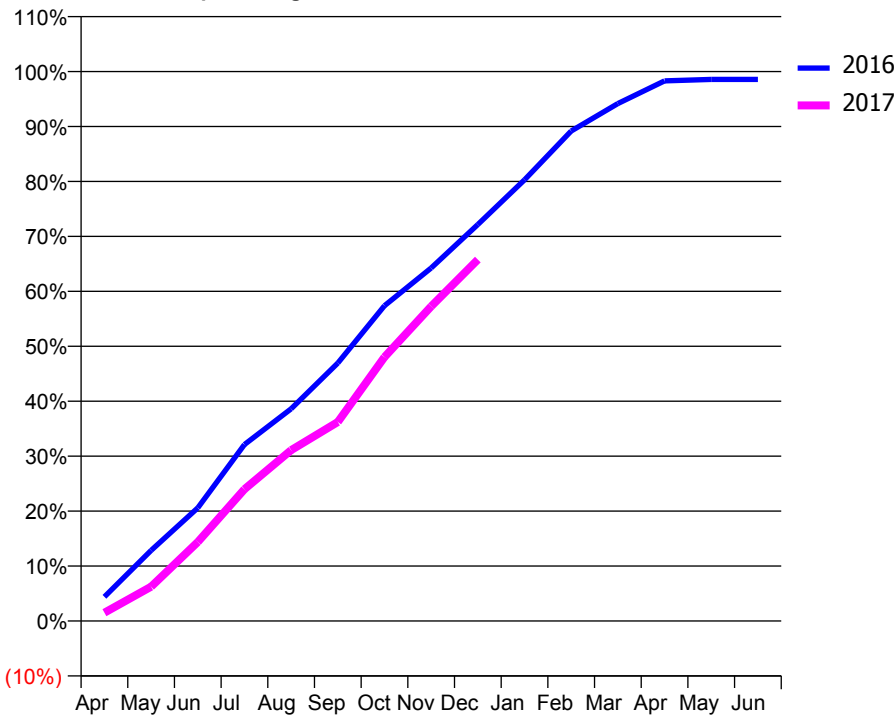
ACCESS*

Patients seen in 24 months	Total	Change since previous quarter
Quarter ending December 2015	1,319	
Quarter ending March 2016	1,314	→
Quarter ending June 2016	1,277	↓
Quarter ending September 2016	1,306	↑
Quarter ending December 2016	1,329	→
Variance since December 2015	0.8%	→



ACTIVITY

Cumulative percentage of contracted UDA delivered 2016 & 2017



Month	Adjusted Scheduled Activity (UDA)	
	2016	2017
April	151	52
May	441	215
June	707	494
July	1,102	824
August	1,326	1,068
September	1,611	1,243
October	1,970	1,649
November	2,206	1,966
December	2,477	2,258
January	2,756	
February	3,061	
March	3,233	
April	3,374	
May	3,383	
June	3,383	

QUALITY

	Quantity	Base Number	Contract	LHB	Wales
% of FP17s for the same patient ID Re-attending within 3 months - Children	34	378	9.0%	9.0%	11.4%
% of FP17s for the same patient ID Re-attending within 3 months - Adults	144	627	23.0%	15.8%	16.6%
% of FP17s for the same patient ID Re-attending between 3 & 9 months - Children	82	378	21.7%	57.2%	58.0%
% of FP17s for the same patient ID Re-attending between 3 & 9 months - Adults	131	627	20.9%	53.7%	53.9%
% of FP17s for Band 1 Urgent Courses	166	942	17.6%	9.6%	9.0%
% of FP17s Relating to Free Repair or Replacements	1	942	0.1%	0.8%	0.7%
% of FP17s Relating to Continuations	7	942	0.7%	0.9%	0.9%
% of Patients satisfied with the dentistry they have received	2	2	N/A	93.0%	94.2%
% of Patients satisfied with the time they had to wait for an appointment	2	2	N/A	85.1%	88.6%

* This is based on patients treated on this contract for their most recent course of treatment. Figures in italics indicate the base number of FP17s or Patient Questionnaire responses are less than 100. N/A is shown where the base number of responses is less than 10 during the period. % is calculated as Quantity/Base number*100

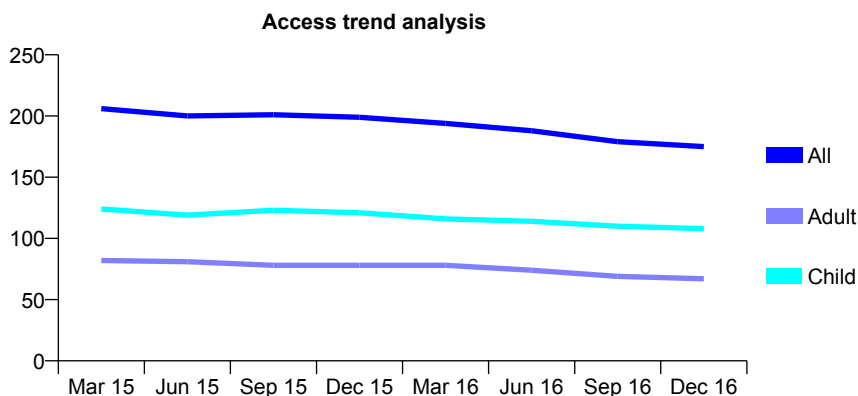
7A6 - Vital Signs At a Glance Contract Report for 254088/0001 - December 2016

Name or company name	MR SG LODGE
Contract type name	GDS Contract
Purpose of contract	General
Contract start date	01/04/2006
Contract end date	

16/17 Contracted general activity (UDA)	216
Carry forward general activity (UDA)	11
16/17 Contracted orthodontic activity (UOA)	0
Carry forward orthodontic activity (UOA)	0
Baseline contract value	£4,909.09

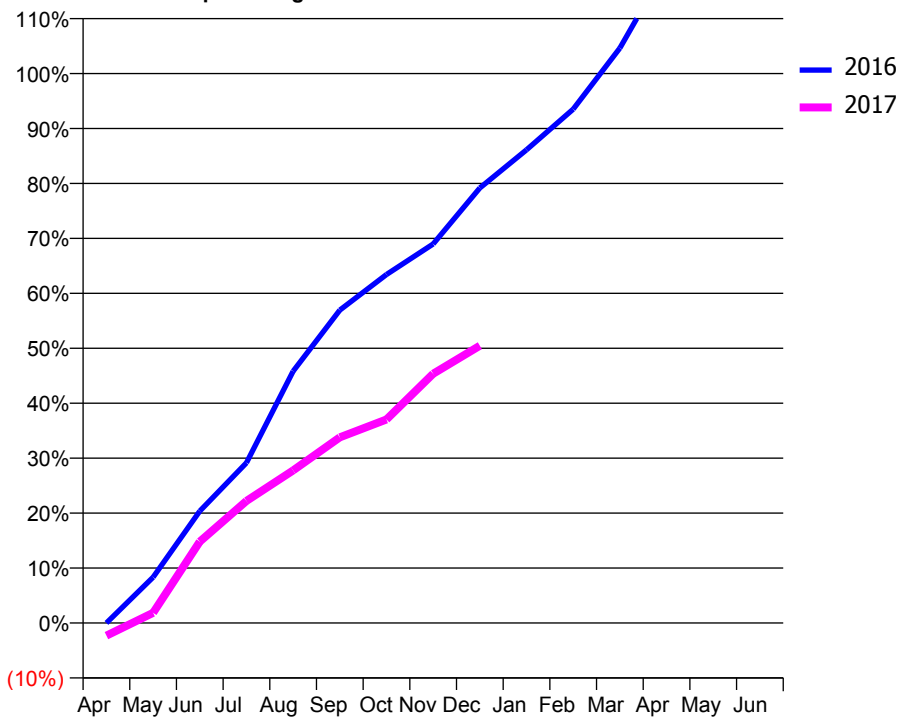
ACCESS*

Patients seen in 24 months	Total	Change since previous quarter
Quarter ending December 2015	199	
Quarter ending March 2016	194	↓
Quarter ending June 2016	188	↓
Quarter ending September 2016	179	↓
Quarter ending December 2016	175	↓
Variance since December 2015	(12.1%)	↓



ACTIVITY

Cumulative percentage of contracted UDA delivered 2016 & 2017



Month	Adjusted Scheduled Activity (UDA)	
	2016	2017
April	0	-5
May	18	4
June	44	32
July	63	48
August	99	60
September	123	73
October	137	80
November	149	98
December	171	109
January	186	
February	202	
March	226	
April	258	
May	258	
June	258	

QUALITY

	Quantity	Base Number	Contract	LHB	Wales
% of FP17s for the same patient ID Re-attending within 3 months - Children	4	100	4.0%	9.0%	11.4%
% of FP17s for the same patient ID Re-attending within 3 months - Adults	0	40	0.0%	15.8%	16.6%
% of FP17s for the same patient ID Re-attending between 3 & 9 months - Children	53	100	53.0%	57.2%	58.0%
% of FP17s for the same patient ID Re-attending between 3 & 9 months - Adults	21	40	52.5%	53.7%	53.9%
% of FP17s for Band 1 Urgent Courses	0	107	0.0%	9.6%	9.0%
% of FP17s Relating to Free Repair or Replacements	0	107	0.0%	0.8%	0.7%
% of FP17s Relating to Continuations	0	107	0.0%	0.9%	0.9%
% of Patients satisfied with the dentistry they have received	1	1	N/A	93.0%	94.2%
% of Patients satisfied with the time they had to wait for an appointment	1	1	N/A	85.1%	88.6%

* This is based on patients treated on this contract for their most recent course of treatment. Figures in italics indicate the base number of FP17s or Patient Questionnaire responses are less than 100. N/A is shown where the base number of responses is less than 10 during the period. % is calculated as Quantity/Base number*100

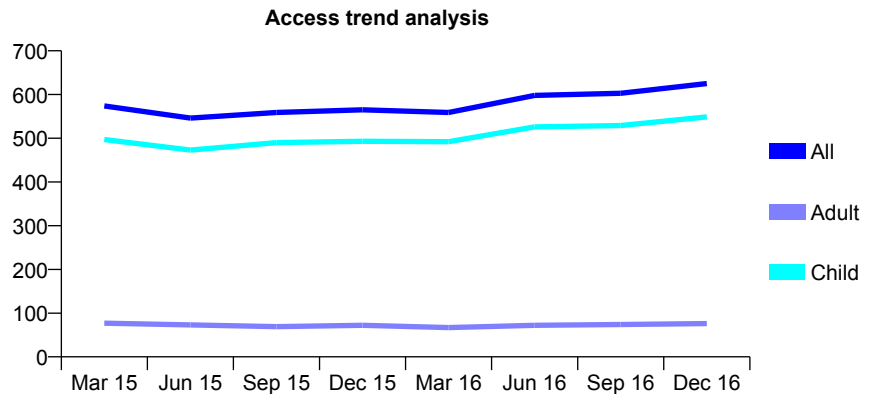
7A6 - Vital Signs At a Glance Contract Report for 264555/0001 - December 2016

Name or company name	MR BA BRUNSWICK
Contract type name	GDS Contract
Purpose of contract	General
Contract start date	01/09/2008
Contract end date	

16/17 Contracted general activity (UDA)	1,041
Carry forward general activity (UDA)	-12
16/17 Contracted orthodontic activity (UOA)	0
Carry forward orthodontic activity (UOA)	0
Baseline contract value	£26,435.74

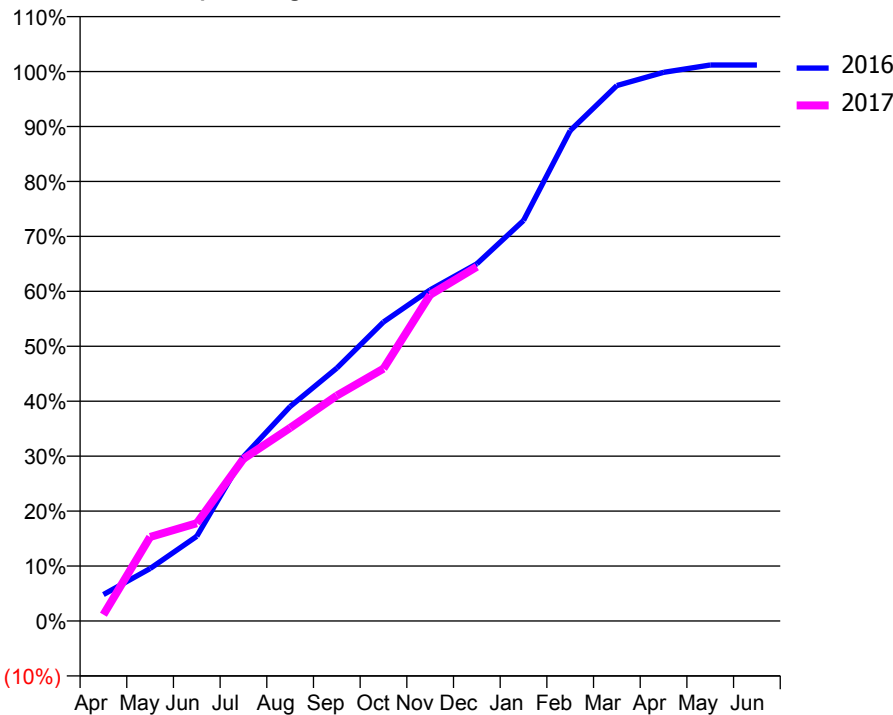
ACCESS*

Patients seen in 24 months	Total	Change since previous quarter
Quarter ending December 2015	565	
Quarter ending March 2016	559	↓
Quarter ending June 2016	598	↑
Quarter ending September 2016	603	→
Quarter ending December 2016	625	↑
Variance since December 2015	10.6%	↑



ACTIVITY

Cumulative percentage of contracted UDA delivered 2016 & 2017



Month	Adjusted Scheduled Activity (UDA)	
	2016	2017
April	50	12
May	99	159
June	161	185
July	311	307
August	406	366
September	479	427
October	566	478
November	627	618
December	677	671
January	759	
February	929	
March	1,014	
April	1,039	
May	1,053	
June	1,053	

QUALITY

	Quantity	Base Number	Contract	LHB	Wales
% of FP17s for the same patient ID Re-attending within 3 months - Children	15	532	2.8%	9.0%	11.4%
% of FP17s for the same patient ID Re-attending within 3 months - Adults	0	27	0.0%	15.8%	16.6%
% of FP17s for the same patient ID Re-attending between 3 & 9 months - Children	316	532	59.4%	57.2%	58.0%
% of FP17s for the same patient ID Re-attending between 3 & 9 months - Adults	19	27	70.4%	53.7%	53.9%
% of FP17s for Band 1 Urgent Courses	16	529	3.0%	9.6%	9.0%
% of FP17s Relating to Free Repair or Replacements	0	529	0.0%	0.8%	0.7%
% of FP17s Relating to Continuations	1	529	0.2%	0.9%	0.9%
% of Patients satisfied with the dentistry they have received	1	1	N/A	93.0%	94.2%
% of Patients satisfied with the time they had to wait for an appointment	1	1	N/A	85.1%	88.6%

* This is based on patients treated on this contract for their most recent course of treatment. Figures in italics indicate the base number of FP17s or Patient Questionnaire responses are less than 100. N/A is shown where the base number of responses is less than 10 during the period. % is calculated as Quantity/Base number*100

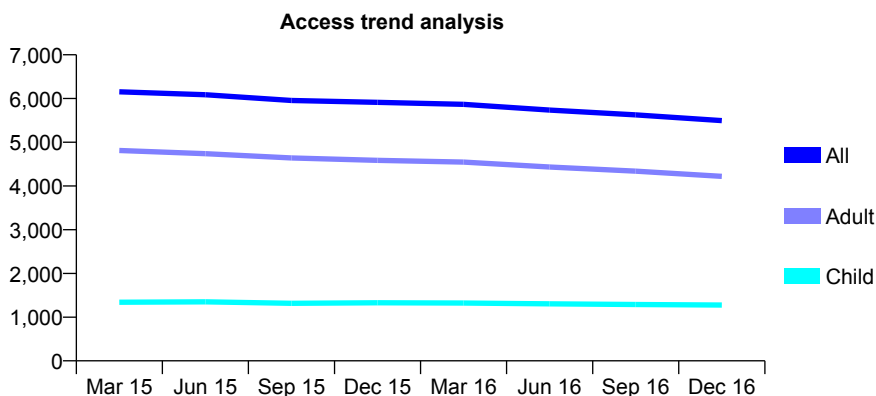
7A6 - Vital Signs At a Glance Contract Report for 269727/0002 - December 2016

Name or company name	Newport Dental Care Partnership
Contract type name	GDS Contract
Purpose of contract	General
Contract start date	01/08/2011
Contract end date	

16/17 Contracted general activity (UDA)	15,746
Carry forward general activity (UDA)	-44
16/17 Contracted orthodontic activity (UOA)	0
Carry forward orthodontic activity (UOA)	0
Baseline contract value	£385,990.66

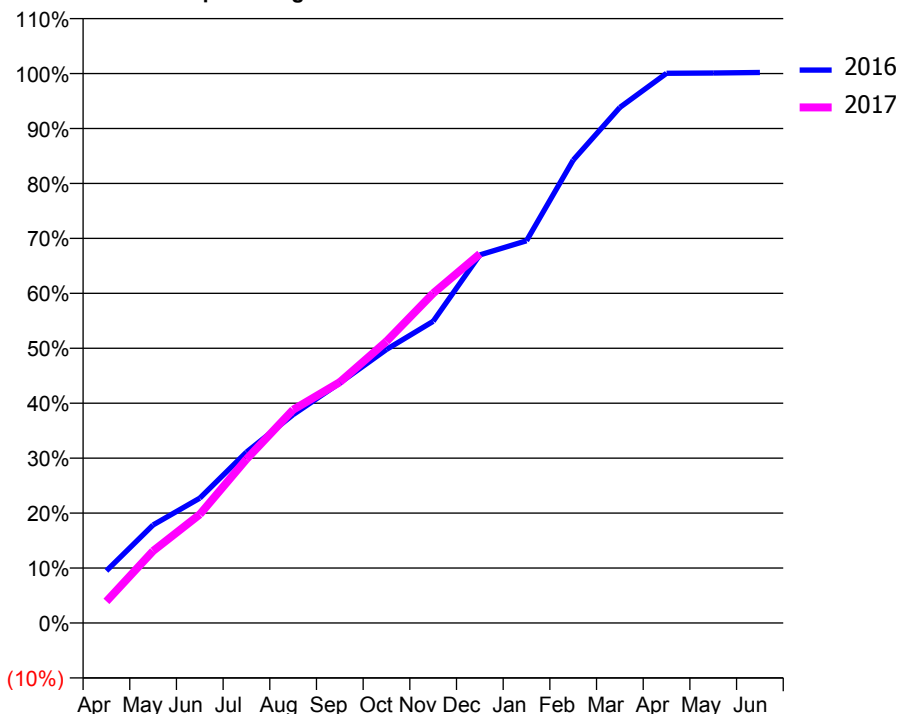
ACCESS*

Patients seen in 24 months	Total	Change since previous quarter
Quarter ending December 2015	5,913	
Quarter ending March 2016	5,866	→
Quarter ending June 2016	5,736	↓
Quarter ending September 2016	5,626	↓
Quarter ending December 2016	5,494	↓
Variance since December 2015	(7.1%)	↓



ACTIVITY

Cumulative percentage of contracted UDA delivered 2016 & 2017



Adjusted Scheduled Activity (UDA)

Month	2016	2017
April	1,494	620
May	2,811	2,065
June	3,580	3,112
July	4,896	4,695
August	5,970	6,111
September	6,881	6,901
October	7,840	8,071
November	8,646	9,447
December	10,546	10,577
January	10,954	
February	13,263	
March	14,775	
April	15,751	
May	15,761	
June	15,777	

QUALITY

	Quantity	Base Number	Contract	LHB	Wales
% of FP17s for the same patient ID Re-attending within 3 months - Children	89	1,184	7.5%	9.0%	11.4%
% of FP17s for the same patient ID Re-attending within 3 months - Adults	515	3,816	13.5%	15.8%	16.6%
% of FP17s for the same patient ID Re-attending between 3 & 9 months - Children	504	1,184	42.6%	57.2%	58.0%
% of FP17s for the same patient ID Re-attending between 3 & 9 months - Adults	1,641	3,816	43.0%	53.7%	53.9%
% of FP17s for Band 1 Urgent Courses	448	4,619	9.7%	9.6%	9.0%
% of FP17s Relating to Free Repair or Replacements	44	4,619	1.0%	0.8%	0.7%
% of FP17s Relating to Continuations	65	4,619	1.4%	0.9%	0.9%
% of Patients satisfied with the dentistry they have received	16	16	100.0%	93.0%	94.2%
% of Patients satisfied with the time they had to wait for an appointment	13	16	81.3%	85.1%	88.6%

* This is based on patients treated on this contract for their most recent course of treatment. Figures in italics indicate the base number of FP17s or Patient Questionnaire responses are less than 100. N/A is shown where the base number of responses is less than 10 during the period. % is calculated as Quantity/Base number*100

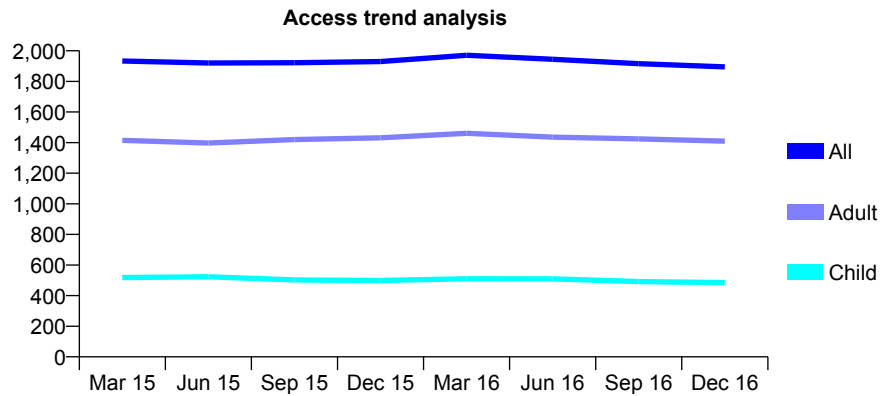
7A6 - Vital Signs At a Glance Contract Report for 297437/0001 - December 2016

Name or company name	MR TD WYSOME
Contract type name	GDS Contract
Purpose of contract	General
Contract start date	01/04/2012
Contract end date	

16/17 Contracted general activity (UDA)	7,081
Carry forward general activity (UDA)	0
16/17 Contracted orthodontic activity (UOA)	0
Carry forward orthodontic activity (UOA)	0
Baseline contract value	£251,322.77

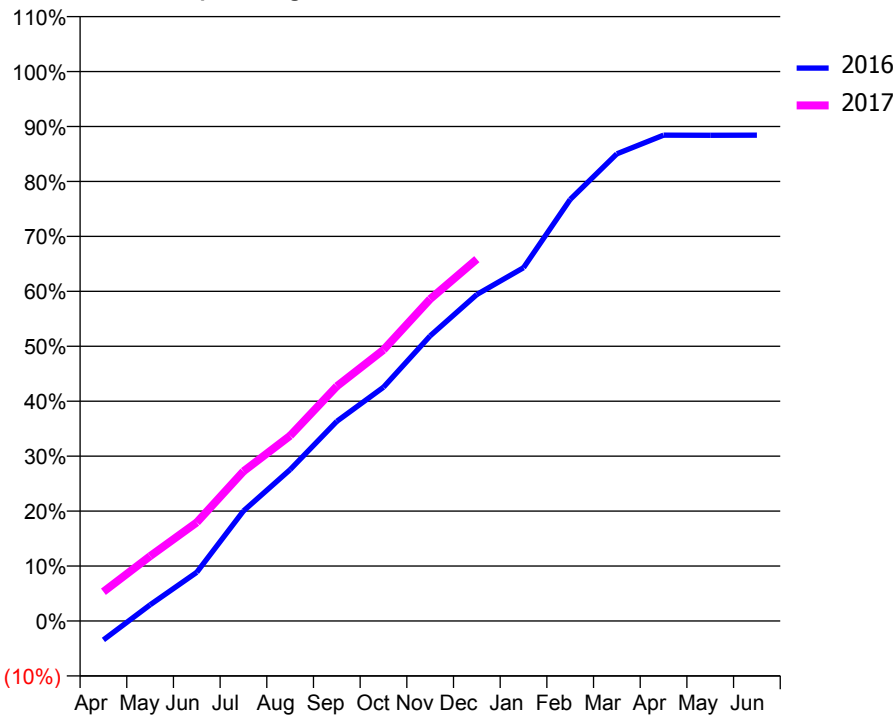
ACCESS*

Patients seen in 24 months	Total	Change since previous quarter
Quarter ending December 2015	1,930	
Quarter ending March 2016	1,971	↑
Quarter ending June 2016	1,945	↓
Quarter ending September 2016	1,916	↓
Quarter ending December 2016	1,895	↓
Variance since December 2015	(1.8%)	↓



ACTIVITY

Cumulative percentage of contracted UDA delivered 2016 & 2017



Month	Adjusted Scheduled Activity (UDA)	
	2016	2017
April	-245	376
May	210	836
June	628	1,270
July	1,418	1,929
August	1,952	2,387
September	2,573	3,025
October	3,013	3,494
November	3,674	4,149
December	4,207	4,663
January	4,553	
February	5,432	
March	6,020	
April	6,260	
May	6,259	
June	6,261	

QUALITY

	Quantity	Base Number	Contract	LHB	Wales
% of FP17s for the same patient ID Re-attending within 3 months - Children	27	432	6.3%	9.0%	11.4%
% of FP17s for the same patient ID Re-attending within 3 months - Adults	185	1,211	15.3%	15.8%	16.6%
% of FP17s for the same patient ID Re-attending between 3 & 9 months - Children	195	432	45.1%	57.2%	58.0%
% of FP17s for the same patient ID Re-attending between 3 & 9 months - Adults	542	1,211	44.8%	53.7%	53.9%
% of FP17s for Band 1 Urgent Courses	122	1,562	7.8%	9.6%	9.0%
% of FP17s Relating to Free Repair or Replacements	4	1,562	0.3%	0.8%	0.7%
% of FP17s Relating to Continuations	9	1,562	0.6%	0.9%	0.9%
% of Patients satisfied with the dentistry they have received	9	9	N/A	93.0%	94.2%
% of Patients satisfied with the time they had to wait for an appointment	8	9	N/A	85.1%	88.6%

* This is based on patients treated on this contract for their most recent course of treatment. Figures in italics indicate the base number of FP17s or Patient Questionnaire responses are less than 100. N/A is shown where the base number of responses is less than 10 during the period. % is calculated as Quantity/Base number*100

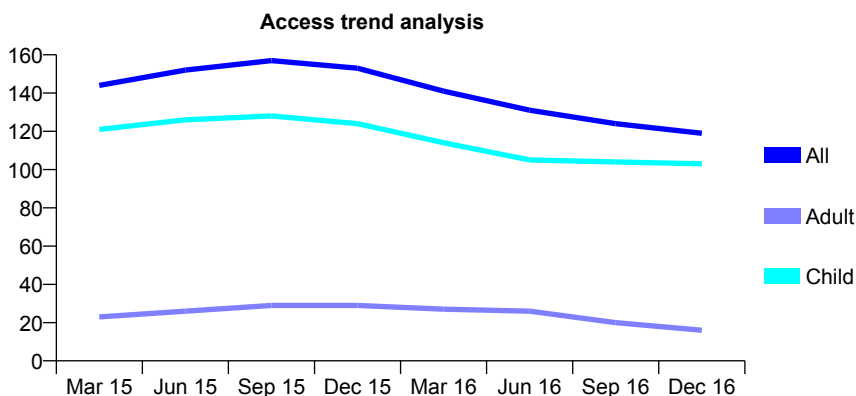
7A6 - Vital Signs At a Glance Contract Report for 302627/0002 - December 2016

Name or company name	MR RD ISAAC
Contract type name	GDS Contract
Purpose of contract	General
Contract start date	08/09/2013
Contract end date	

16/17 Contracted general activity (UDA)	350
Carry forward general activity (UDA)	0
16/17 Contracted orthodontic activity (UOA)	0
Carry forward orthodontic activity (UOA)	0
Baseline contract value	£7,499.63

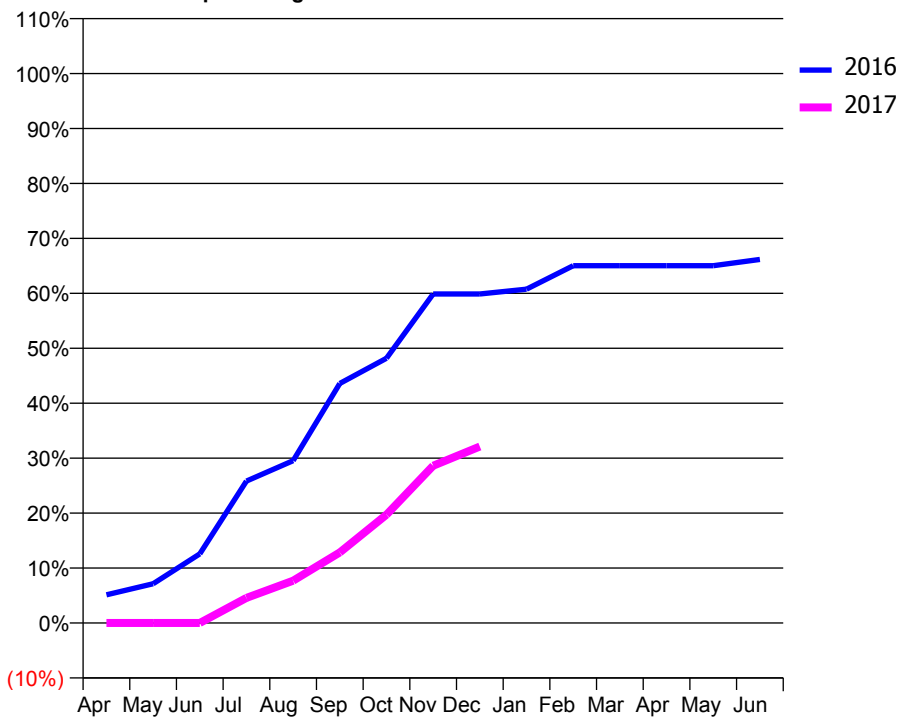
ACCESS*

Patients seen in 24 months	Total	Change since previous quarter
Quarter ending December 2015	153	
Quarter ending March 2016	141	↓
Quarter ending June 2016	131	↓
Quarter ending September 2016	124	↓
Quarter ending December 2016	119	↓
Variance since December 2015	(22.2%)	↓



ACTIVITY

Cumulative percentage of contracted UDA delivered 2016 & 2017



Adjusted Scheduled Activity (UDA)

Month	2016	2017
April	18	0
May	25	0
June	44	0
July	90	16
August	103	27
September	153	45
October	169	69
November	210	100
December	210	112
January	213	
February	228	
March	228	
April	228	
May	228	
June	232	

QUALITY

	Quantity	Base Number	Contract	LHB	Wales
% of FP17s for the same patient ID Re-attending within 3 months - Children	2	114	1.8%	9.0%	11.4%
% of FP17s for the same patient ID Re-attending within 3 months - Adults	0	4	0.0%	15.8%	16.6%
% of FP17s for the same patient ID Re-attending between 3 & 9 months - Children	62	114	54.4%	57.2%	58.0%
% of FP17s for the same patient ID Re-attending between 3 & 9 months - Adults	4	4	100.0%	53.7%	53.9%
% of FP17s for Band 1 Urgent Courses	2	98	2.0%	9.6%	9.0%
% of FP17s Relating to Free Repair or Replacements	0	98	0.0%	0.8%	0.7%
% of FP17s Relating to Continuations	0	98	0.0%	0.9%	0.9%
% of Patients satisfied with the dentistry they have received	0	0	N/A	93.0%	94.2%
% of Patients satisfied with the time they had to wait for an appointment	0	0	N/A	85.1%	88.6%

* This is based on patients treated on this contract for their most recent course of treatment. Figures in italics indicate the base number of FP17s or Patient Questionnaire responses are less than 100. N/A is shown where the base number of responses is less than 10 during the period. % is calculated as Quantity/Base number*100

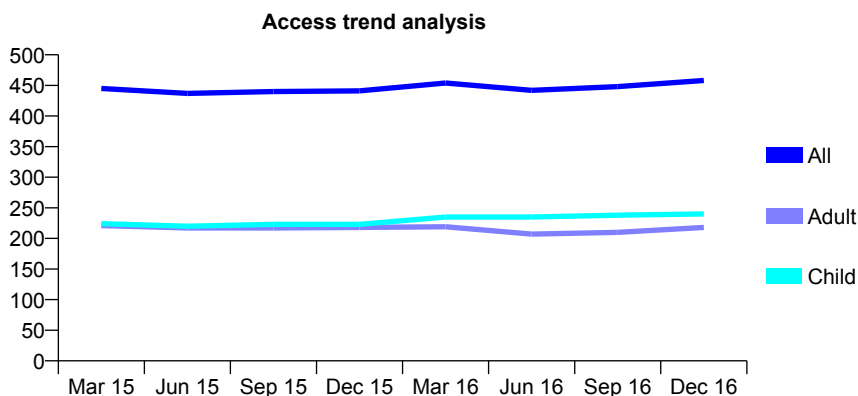
7A6 - Vital Signs At a Glance Contract Report for 307173/0001 - December 2016

Name or company name	MR S BAKER
Contract type name	GDS Contract
Purpose of contract	General
Contract start date	01/04/2006
Contract end date	

16/17 Contracted general activity (UDA)	1,715
Carry forward general activity (UDA)	11
16/17 Contracted orthodontic activity (UOA)	0
Carry forward orthodontic activity (UOA)	0
Baseline contract value	£72,720.19

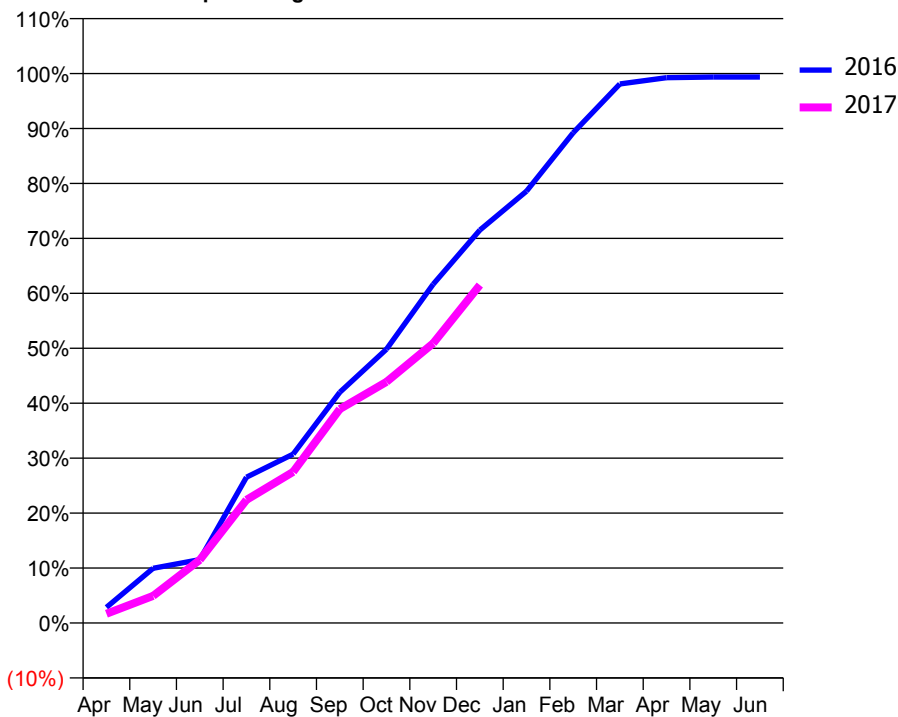
ACCESS*

Patients seen in 24 months	Total	Change since previous quarter
Quarter ending December 2015	441	
Quarter ending March 2016	454	↑
Quarter ending June 2016	442	↓
Quarter ending September 2016	448	→
Quarter ending December 2016	458	↑
Variance since December 2015	3.9%	↑



ACTIVITY

Cumulative percentage of contracted UDA delivered 2016 & 2017



Month	Adjusted Scheduled Activity (UDA)	
	2016	2017
April	49	29
May	171	85
June	198	197
July	455	384
August	527	472
September	720	668
October	855	753
November	1,057	873
December	1,226	1,055
January	1,348	
February	1,530	
March	1,683	
April	1,702	
May	1,704	
June	1,704	

QUALITY

	Quantity	Base Number	Contract	LHB	Wales
% of FP17s for the same patient ID Re-attending within 3 months - Children	15	254	5.9%	9.0%	11.4%
% of FP17s for the same patient ID Re-attending within 3 months - Adults	22	211	10.4%	15.8%	16.6%
% of FP17s for the same patient ID Re-attending between 3 & 9 months - Children	177	254	69.7%	57.2%	58.0%
% of FP17s for the same patient ID Re-attending between 3 & 9 months - Adults	135	211	64.0%	53.7%	53.9%
% of FP17s for Band 1 Urgent Courses	30	446	6.7%	9.6%	9.0%
% of FP17s Relating to Free Repair or Replacements	0	446	0.0%	0.8%	0.7%
% of FP17s Relating to Continuations	1	446	0.2%	0.9%	0.9%
% of Patients satisfied with the dentistry they have received	3	4	N/A	93.0%	94.2%
% of Patients satisfied with the time they had to wait for an appointment	3	4	N/A	85.1%	88.6%

* This is based on patients treated on this contract for their most recent course of treatment. Figures in italics indicate the base number of FP17s or Patient Questionnaire responses are less than 100. N/A is shown where the base number of responses is less than 10 during the period. % is calculated as Quantity/Base number*100

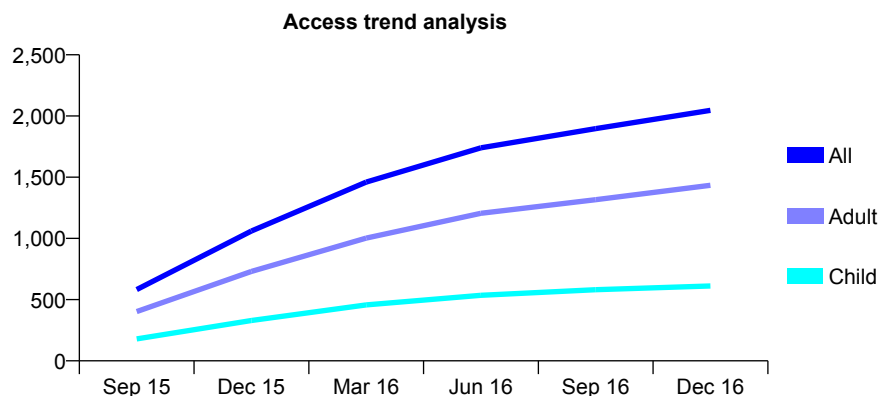
7A6 - Vital Signs At a Glance Contract Report for 309966/0002 - December 2016

Name or company name	MR SJ PARRY
Contract type name	GDS Contract
Purpose of contract	General
Contract start date	06/07/2015
Contract end date	

16/17 Contracted general activity (UDA)	8,381
Carry forward general activity (UDA)	0
16/17 Contracted orthodontic activity (UOA)	0
Carry forward orthodontic activity (UOA)	0
Baseline contract value	£307,668.17

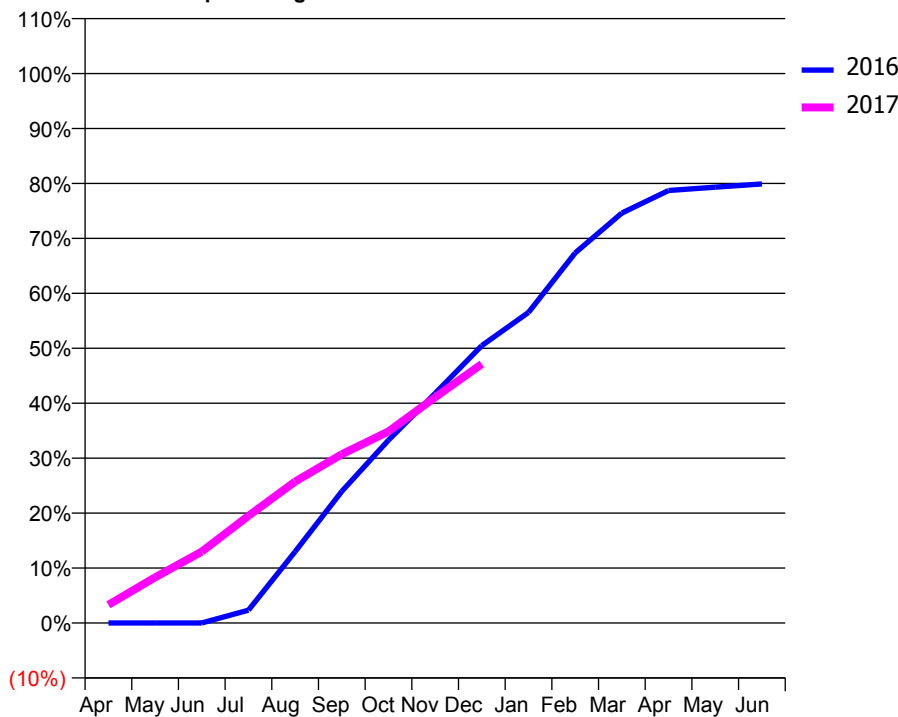
ACCESS*

Patients seen in 24 months	Total	Change since previous quarter
Quarter ending December 2015	1,060	
Quarter ending March 2016	1,460	↑
Quarter ending June 2016	1,740	↑
Quarter ending September 2016	1,897	↑
Quarter ending December 2016	2,046	↑
Variance since December 2015	93.0%	↑



ACTIVITY

Cumulative percentage of contracted UDA delivered 2016 & 2017



Adjusted Scheduled Activity (UDA)

Month	2016	2017
April	0	278
May	0	696
June	0	1,090
July	153	1,633
August	844	2,156
September	1,557	2,574
October	2,163	2,922
November	2,716	3,442
December	3,280	3,951
January	3,673	
February	4,377	
March	4,848	
April	5,115	
May	5,154	
June	5,192	

QUALITY

	Quantity	Base Number	Contract	LHB	Wales
% of FP17s for the same patient ID Re-attending within 3 months - Children	26	458	5.7%	9.0%	11.4%
% of FP17s for the same patient ID Re-attending within 3 months - Adults	121	1,025	11.8%	15.8%	16.6%
% of FP17s for the same patient ID Re-attending between 3 & 9 months - Children	120	458	26.2%	57.2%	58.0%
% of FP17s for the same patient ID Re-attending between 3 & 9 months - Adults	291	1,025	28.4%	53.7%	53.9%
% of FP17s for Band 1 Urgent Courses	74	1,362	5.4%	9.6%	9.0%
% of FP17s Relating to Free Repair or Replacements	10	1,362	0.7%	0.8%	0.7%
% of FP17s Relating to Continuations	3	1,362	0.2%	0.9%	0.9%
% of Patients satisfied with the dentistry they have received	8	8	N/A	93.0%	94.2%
% of Patients satisfied with the time they had to wait for an appointment	6	8	N/A	85.1%	88.6%

* This is based on patients treated on this contract for their most recent course of treatment. Figures in italics indicate the base number of FP17s or Patient Questionnaire responses are less than 100. N/A is shown where the base number of responses is less than 10 during the period. % is calculated as Quantity/Base number*100

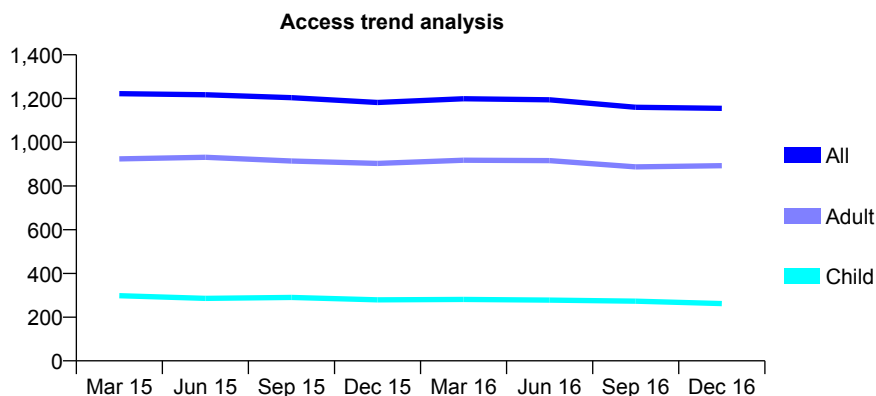
7A6 - Vital Signs At a Glance Contract Report for 326429/0003 - December 2016

Name or company name	MR AJ MATTHEWS
Contract type name	GDS Contract
Purpose of contract	General
Contract start date	01/04/2006
Contract end date	

16/17 Contracted general activity (UDA)	4,372
Carry forward general activity (UDA)	175
16/17 Contracted orthodontic activity (UOA)	0
Carry forward orthodontic activity (UOA)	0
Baseline contract value	£106,718.90

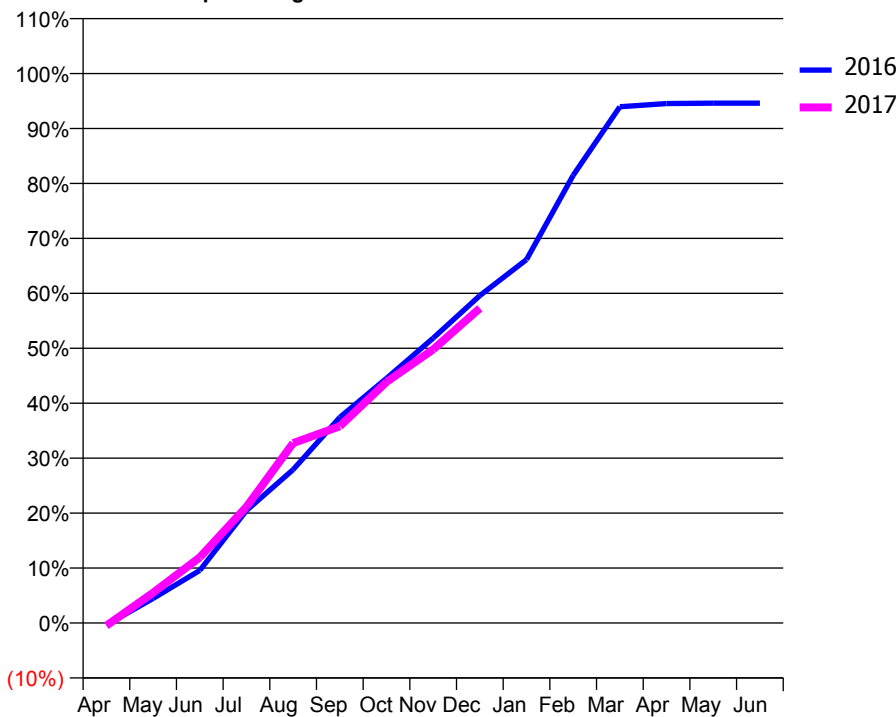
ACCESS*

Patients seen in 24 months	Total	Change since previous quarter
Quarter ending December 2015	1,182	
Quarter ending March 2016	1,199	→
Quarter ending June 2016	1,194	→
Quarter ending September 2016	1,160	↓
Quarter ending December 2016	1,155	→
Variance since December 2015	(2.3%)	↓



ACTIVITY

Cumulative percentage of contracted UDA delivered 2016 & 2017



Month	Adjusted Scheduled Activity (UDA)	
	2016	2017
April	-16	-22
May	196	241
June	418	523
July	895	925
August	1,221	1,431
September	1,636	1,565
October	1,946	1,918
November	2,266	2,177
December	2,605	2,504
January	2,892	
February	3,562	
March	4,108	
April	4,133	
May	4,136	
June	4,136	

QUALITY

	Quantity	Base Number	Contract	LHB	Wales
% of FP17s for the same patient ID Re-attending within 3 months - Children	15	254	5.9%	9.0%	11.4%
% of FP17s for the same patient ID Re-attending within 3 months - Adults	183	996	18.4%	15.8%	16.6%
% of FP17s for the same patient ID Re-attending between 3 & 9 months - Children	156	254	61.4%	57.2%	58.0%
% of FP17s for the same patient ID Re-attending between 3 & 9 months - Adults	532	996	53.4%	53.7%	53.9%
% of FP17s for Band 1 Urgent Courses	217	1,246	17.4%	9.6%	9.0%
% of FP17s Relating to Free Repair or Replacements	11	1,246	0.9%	0.8%	0.7%
% of FP17s Relating to Continuations	20	1,246	1.6%	0.9%	0.9%
% of Patients satisfied with the dentistry they have received	6	6	N/A	93.0%	94.2%
% of Patients satisfied with the time they had to wait for an appointment	6	6	N/A	85.1%	88.6%

* This is based on patients treated on this contract for their most recent course of treatment. Figures in italics indicate the base number of FP17s or Patient Questionnaire responses are less than 100. N/A is shown where the base number of responses is less than 10 during the period. % is calculated as Quantity/Base number*100

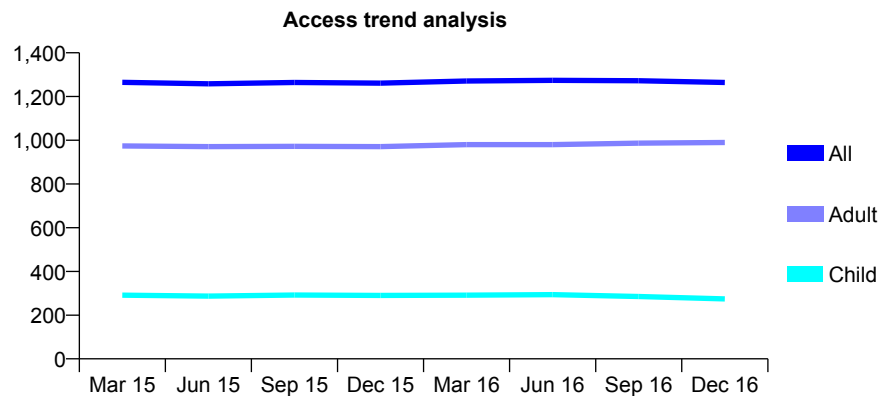
7A6 - Vital Signs At a Glance Contract Report for 327190/0001 - December 2016

Name or company name	MR AV JONES
Contract type name	GDS Contract
Purpose of contract	General
Contract start date	01/04/2006
Contract end date	

16/17 Contracted general activity (UDA)	5,103
Carry forward general activity (UDA)	176
16/17 Contracted orthodontic activity (UOA)	0
Carry forward orthodontic activity (UOA)	0
Baseline contract value	£124,804.05

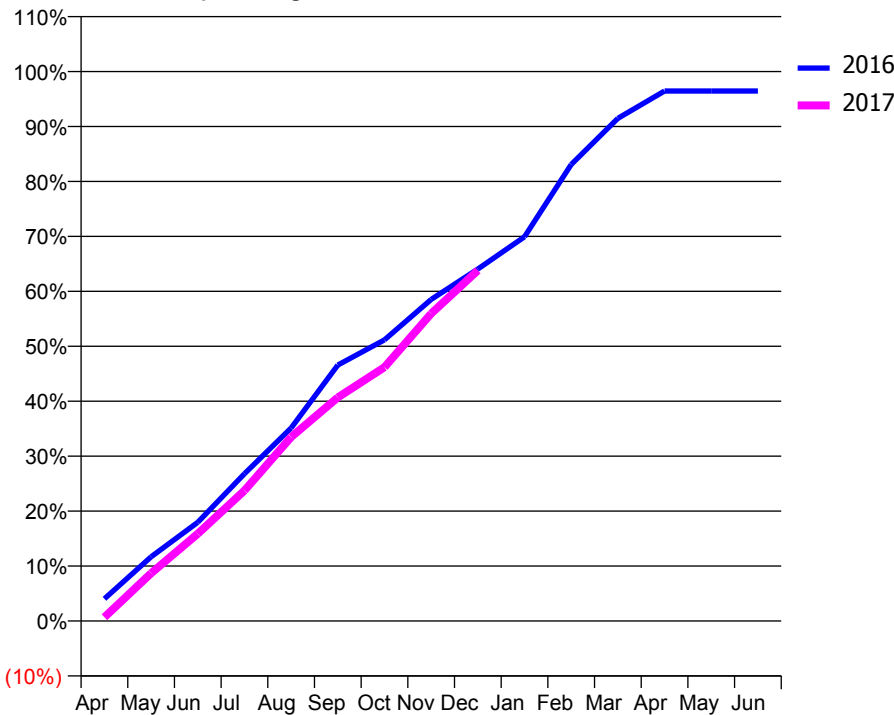
ACCESS*

Patients seen in 24 months	Total	Change since previous quarter
Quarter ending December 2015	1,261	
Quarter ending March 2016	1,271	→
Quarter ending June 2016	1,274	→
Quarter ending September 2016	1,272	→
Quarter ending December 2016	1,264	→
Variance since December 2015	0.2%	→



ACTIVITY

Cumulative percentage of contracted UDA delivered 2016 & 2017



Month	Adjusted Scheduled Activity (UDA)	
	2016	2017
April	207	35
May	597	443
June	917	810
July	1,367	1,212
August	1,792	1,709
September	2,376	2,076
October	2,611	2,357
November	2,987	2,855
December	3,269	3,256
January	3,569	
February	4,239	
March	4,667	
April	4,922	
May	4,922	
June	4,922	

QUALITY

	Quantity	Base Number	Contract	LHB	Wales
% of FP17s for the same patient ID Re-attending within 3 months - Children	44	357	12.3%	9.0%	11.4%
% of FP17s for the same patient ID Re-attending within 3 months - Adults	176	1,201	14.7%	15.8%	16.6%
% of FP17s for the same patient ID Re-attending between 3 & 9 months - Children	227	357	63.6%	57.2%	58.0%
% of FP17s for the same patient ID Re-attending between 3 & 9 months - Adults	735	1,201	61.2%	53.7%	53.9%
% of FP17s for Band 1 Urgent Courses	154	1,444	10.7%	9.6%	9.0%
% of FP17s Relating to Free Repair or Replacements	0	1,444	0.0%	0.8%	0.7%
% of FP17s Relating to Continuations	18	1,444	1.2%	0.9%	0.9%
% of Patients satisfied with the dentistry they have received	10	11	90.9%	93.0%	94.2%
% of Patients satisfied with the time they had to wait for an appointment	11	11	100.0%	85.1%	88.6%

* This is based on patients treated on this contract for their most recent course of treatment. Figures in italics indicate the base number of FP17s or Patient Questionnaire responses are less than 100. N/A is shown where the base number of responses is less than 10 during the period. % is calculated as Quantity/Base number*100

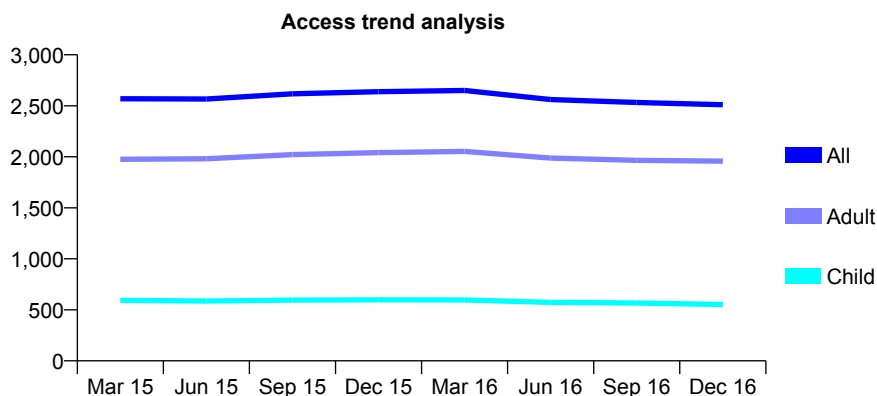
7A6 - Vital Signs At a Glance Contract Report for 332151/0001 - December 2016

Name or company name	MISS LA GRIFFITHS
Contract type name	GDS Contract
Purpose of contract	General
Contract start date	01/04/2006
Contract end date	

16/17 Contracted general activity (UDA)	5,896
Carry forward general activity (UDA)	-129
16/17 Contracted orthodontic activity (UOA)	0
Carry forward orthodontic activity (UOA)	0
Baseline contract value	£143,745.70

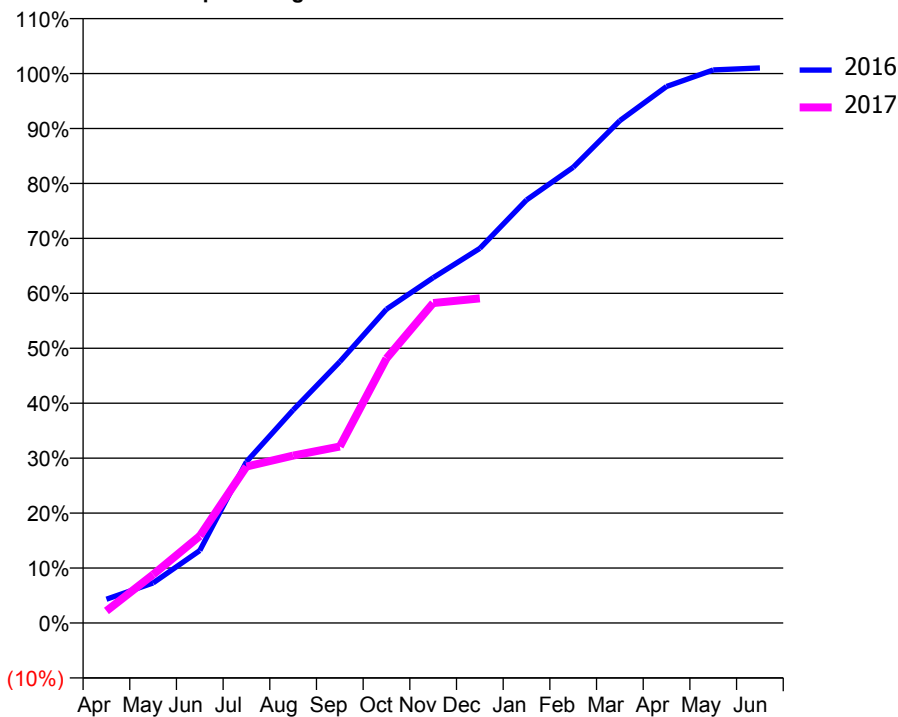
ACCESS*

Patients seen in 24 months	Total	Change since previous quarter
Quarter ending December 2015	2,639	
Quarter ending March 2016	2,650	→
Quarter ending June 2016	2,561	↓
Quarter ending September 2016	2,533	↓
Quarter ending December 2016	2,510	→
Variance since December 2015	(4.9%)	↓



ACTIVITY

Cumulative percentage of contracted UDA delivered 2016 & 2017



Month	Adjusted Scheduled Activity (UDA)	
	2016	2017
April	255	129
May	430	521
June	777	933
July	1,731	1,679
August	2,285	1,797
September	2,804	1,893
October	3,368	2,840
November	3,705	3,434
December	4,020	3,483
January	4,540	
February	4,889	
March	5,390	
April	5,757	
May	5,935	
June	5,956	

QUALITY

	Quantity	Base Number	Contract	LHB	Wales
% of FP17s for the same patient ID Re-attending within 3 months - Children	37	547	6.8%	9.0%	11.4%
% of FP17s for the same patient ID Re-attending within 3 months - Adults	187	1,732	10.8%	15.8%	16.6%
% of FP17s for the same patient ID Re-attending between 3 & 9 months - Children	316	547	57.8%	57.2%	58.0%
% of FP17s for the same patient ID Re-attending between 3 & 9 months - Adults	825	1,732	47.6%	53.7%	53.9%
% of FP17s for Band 1 Urgent Courses	140	1,958	7.2%	9.6%	9.0%
% of FP17s Relating to Free Repair or Replacements	22	1,958	1.1%	0.8%	0.7%
% of FP17s Relating to Continuations	9	1,958	0.5%	0.9%	0.9%
% of Patients satisfied with the dentistry they have received	10	10	100.0%	93.0%	94.2%
% of Patients satisfied with the time they had to wait for an appointment	9	10	90.0%	85.1%	88.6%

* This is based on patients treated on this contract for their most recent course of treatment. Figures in italics indicate the base number of FP17s or Patient Questionnaire responses are less than 100. N/A is shown where the base number of responses is less than 10 during the period. % is calculated as Quantity/Base number*100

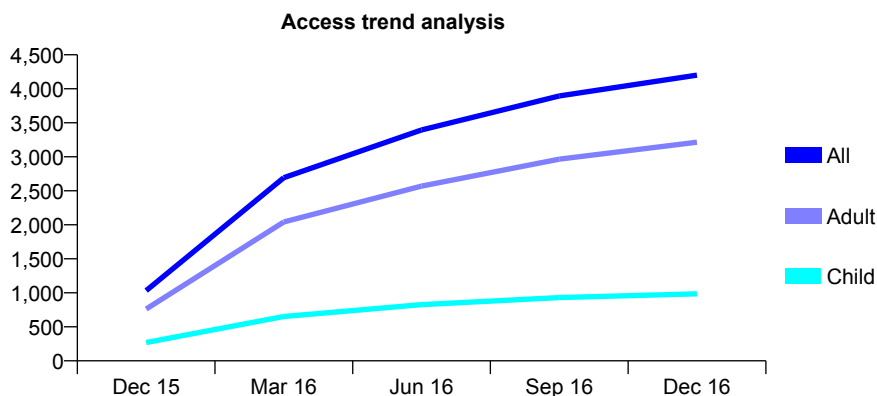
7A6 - Vital Signs At a Glance Contract Report for 349593/0001 - December 2016

Name or company name	MR DJ SRIVASTAVA
Contract type name	GDS Contract
Purpose of contract	General
Contract start date	01/10/2015
Contract end date	

16/17 Contracted general activity (UDA)	14,233
Carry forward general activity (UDA)	259
16/17 Contracted orthodontic activity (UOA)	0
Carry forward orthodontic activity (UOA)	0
Baseline contract value	£355,139.00

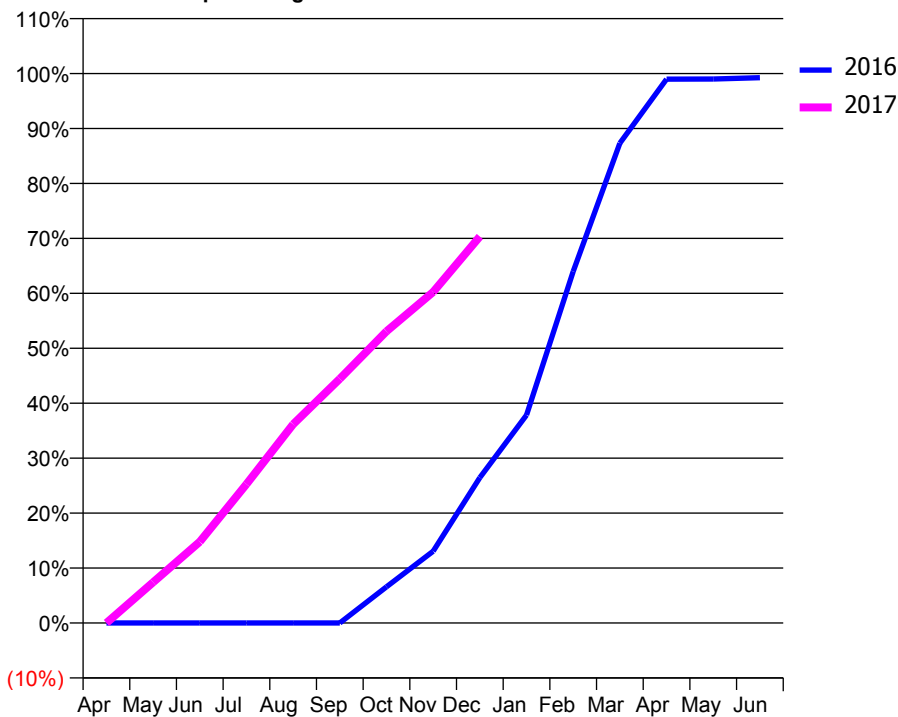
ACCESS*

Patients seen in 24 months	Total	Change since previous quarter
Quarter ending December 2015	1,032	
Quarter ending March 2016	2,693	↑
Quarter ending June 2016	3,395	↑
Quarter ending September 2016	3,896	↑
Quarter ending December 2016	4,200	↑
Variance since December 2015	307.0%	↑



ACTIVITY

Cumulative percentage of contracted UDA delivered 2016 & 2017



Month	Adjusted Scheduled Activity (UDA)	
	2016	2017
April	0	0
May	0	1,055
June	0	2,105
July	0	3,597
August	0	5,149
September	0	6,325
October	448	7,555
November	888	8,574
December	1,800	10,010
January	2,574	
February	4,349	
March	5,938	
April	6,729	
May	6,730	
June	6,747	

QUALITY

	Quantity	Base Number	Contract	LHB	Wales
% of FP17s for the same patient ID Re-attending within 3 months - Children	87	1,144	7.6%	9.0%	11.4%
% of FP17s for the same patient ID Re-attending within 3 months - Adults	466	3,637	12.8%	15.8%	16.6%
% of FP17s for the same patient ID Re-attending between 3 & 9 months - Children	485	1,144	42.4%	57.2%	58.0%
% of FP17s for the same patient ID Re-attending between 3 & 9 months - Adults	1,457	3,637	40.1%	53.7%	53.9%
% of FP17s for Band 1 Urgent Courses	306	4,418	6.9%	9.6%	9.0%
% of FP17s Relating to Free Repair or Replacements	44	4,418	1.0%	0.8%	0.7%
% of FP17s Relating to Continuations	31	4,418	0.7%	0.9%	0.9%
% of Patients satisfied with the dentistry they have received	5	7	N/A	93.0%	94.2%
% of Patients satisfied with the time they had to wait for an appointment	6	7	N/A	85.1%	88.6%

* This is based on patients treated on this contract for their most recent course of treatment. Figures in italics indicate the base number of FP17s or Patient Questionnaire responses are less than 100. N/A is shown where the base number of responses is less than 10 during the period. % is calculated as Quantity/Base number*100

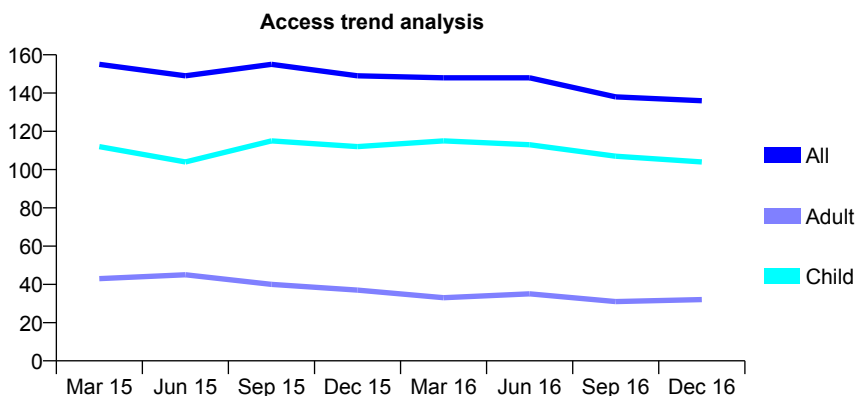
7A6 - Vital Signs At a Glance Contract Report for 566705/0001 - December 2016

Name or company name	MR MR BREEZE
Contract type name	GDS Contract
Purpose of contract	General
Contract start date	01/04/2006
Contract end date	

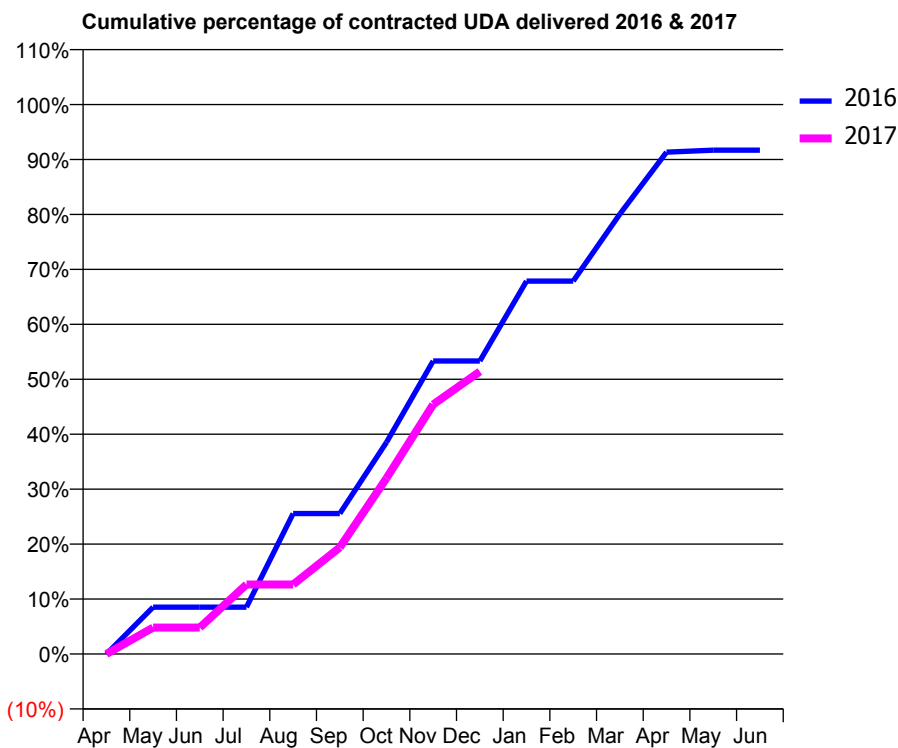
16/17 Contracted general activity (UDA)	270
Carry forward general activity (UDA)	0
16/17 Contracted orthodontic activity (UOA)	0
Carry forward orthodontic activity (UOA)	0
Baseline contract value	£5,623.84

ACCESS*

Patients seen in 24 months	Total	Change since previous quarter
Quarter ending December 2015	149	
Quarter ending March 2016	148	→
Quarter ending June 2016	148	→
Quarter ending September 2016	138	↓
Quarter ending December 2016	136	↓
Variance since December 2015	(8.7%)	↓



ACTIVITY



Month	Adjusted Scheduled Activity (UDA)	
	2016	2017
April	0	0
May	23	13
June	23	13
July	23	34
August	69	34
September	69	52
October	104	86
November	144	123
December	144	139
January	183	
February	183	
March	216	
April	247	
May	248	
June	248	

QUALITY

	Quantity	Base Number	Contract	LHB	Wales
% of FP17s for the same patient ID Re-attending within 3 months - Children	4	118	3.4%	9.0%	11.4%
% of FP17s for the same patient ID Re-attending within 3 months - Adults	1	14	7.1%	15.8%	16.6%
% of FP17s for the same patient ID Re-attending between 3 & 9 months - Children	76	118	64.4%	57.2%	58.0%
% of FP17s for the same patient ID Re-attending between 3 & 9 months - Adults	5	14	35.7%	53.7%	53.9%
% of FP17s for Band 1 Urgent Courses	4	105	3.8%	9.6%	9.0%
% of FP17s Relating to Free Repair or Replacements	0	105	0.0%	0.8%	0.7%
% of FP17s Relating to Continuations	0	105	0.0%	0.9%	0.9%
% of Patients satisfied with the dentistry they have received	0	0	N/A	93.0%	94.2%
% of Patients satisfied with the time they had to wait for an appointment	0	0	N/A	85.1%	88.6%

* This is based on patients treated on this contract for their most recent course of treatment. Figures in italics indicate the base number of FP17s or Patient Questionnaire responses are less than 100. N/A is shown where the base number of responses is less than 10 during the period. % is calculated as Quantity/Base number*100

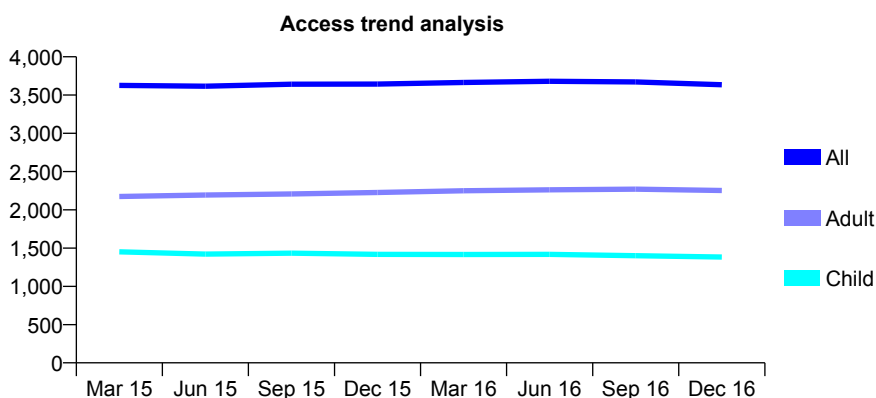
7A6 - Vital Signs At a Glance Contract Report for 577650/0001 - December 2016

Name or company name	MISS SD WILKINS
Contract type name	GDS Contract
Purpose of contract	General
Contract start date	01/04/2006
Contract end date	

16/17 Contracted general activity (UDA)	13,571
Carry forward general activity (UDA)	54
16/17 Contracted orthodontic activity (UOA)	0
Carry forward orthodontic activity (UOA)	0
Baseline contract value	£317,827.49

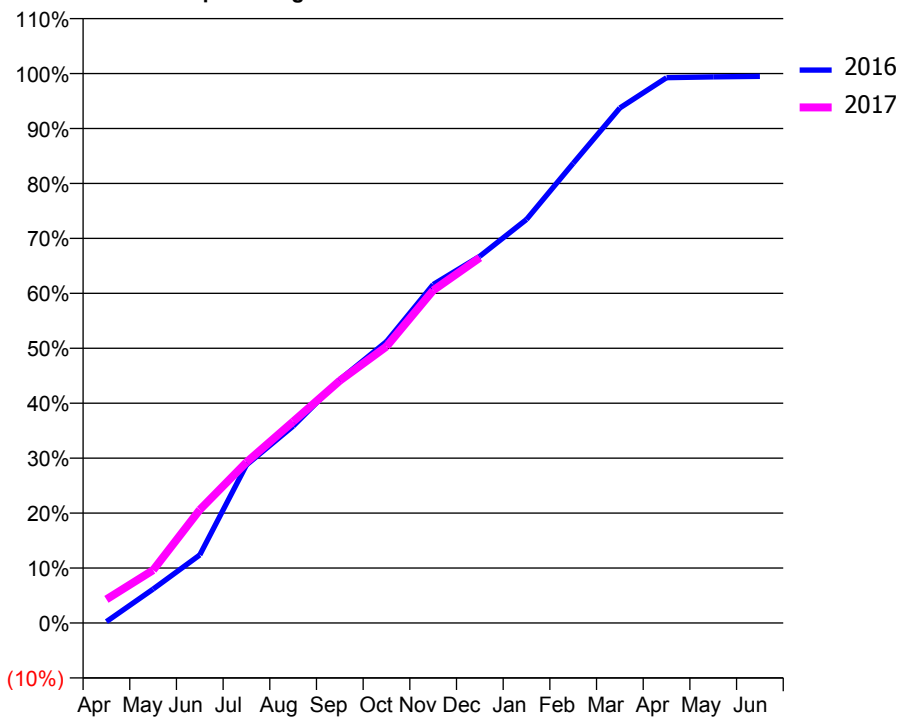
ACCESS*

Patients seen in 24 months	Total	Change since previous quarter
Quarter ending December 2015	3,643	
Quarter ending March 2016	3,665	→
Quarter ending June 2016	3,680	→
Quarter ending September 2016	3,671	→
Quarter ending December 2016	3,635	→
Variance since December 2015	(0.2%)	→



ACTIVITY

Cumulative percentage of contracted UDA delivered 2016 & 2017



Adjusted Scheduled Activity (UDA)

Month	2016	2017
April	34	584
May	838	1,305
June	1,683	2,798
July	3,906	3,972
August	4,862	4,973
September	6,012	5,986
October	6,951	6,830
November	8,361	8,214
December	9,059	9,021
January	9,966	
February	11,353	
March	12,720	
April	13,469	
May	13,487	
June	13,499	

QUALITY

	Quantity	Base Number	Contract	LHB	Wales
% of FP17s for the same patient ID Re-attending within 3 months - Children	125	1,848	6.8%	9.0%	11.4%
% of FP17s for the same patient ID Re-attending within 3 months - Adults	452	2,886	15.7%	15.8%	16.6%
% of FP17s for the same patient ID Re-attending between 3 & 9 months - Children	1,250	1,848	67.6%	57.2%	58.0%
% of FP17s for the same patient ID Re-attending between 3 & 9 months - Adults	1,812	2,886	62.8%	53.7%	53.9%
% of FP17s for Band 1 Urgent Courses	230	4,407	5.2%	9.6%	9.0%
% of FP17s Relating to Free Repair or Replacements	44	4,407	1.0%	0.8%	0.7%
% of FP17s Relating to Continuations	50	4,407	1.1%	0.9%	0.9%
% of Patients satisfied with the dentistry they have received	8	9	N/A	93.0%	94.2%
% of Patients satisfied with the time they had to wait for an appointment	9	9	N/A	85.1%	88.6%

* This is based on patients treated on this contract for their most recent course of treatment. Figures in italics indicate the base number of FP17s or Patient Questionnaire responses are less than 100. N/A is shown where the base number of responses is less than 10 during the period. % is calculated as Quantity/Base number*100

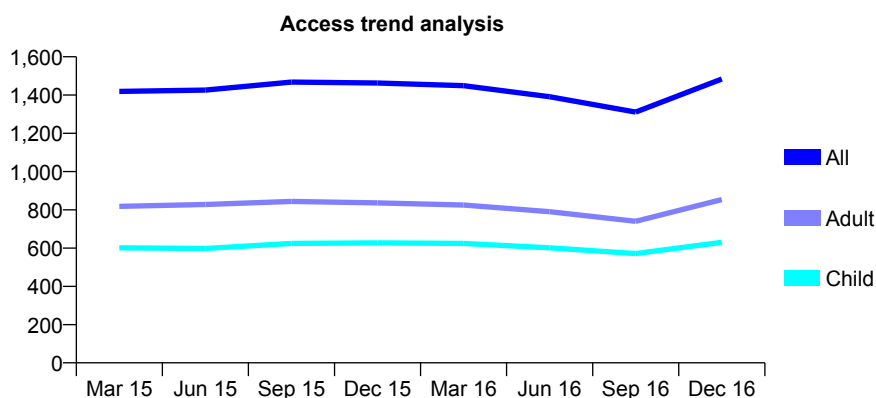
7A6 - Vital Signs At a Glance Contract Report for 629251/0002 - December 2016

Name or company name	MR PL DAVIES
Contract type name	GDS Contract
Purpose of contract	General
Contract start date	01/04/2006
Contract end date	

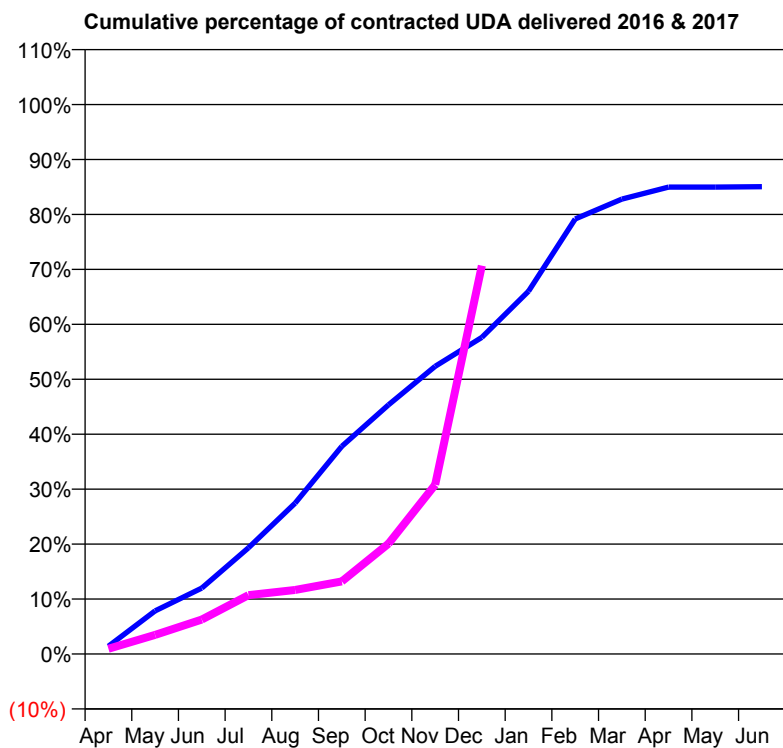
16/17 Contracted general activity (UDA)	4,094
Carry forward general activity (UDA)	0
16/17 Contracted orthodontic activity (UOA)	0
Carry forward orthodontic activity (UOA)	0
Baseline contract value	£108,129.18

ACCESS*

Patients seen in 24 months	Total	Change since previous quarter
Quarter ending December 2015	1,463	
Quarter ending March 2016	1,449	→
Quarter ending June 2016	1,391	↓
Quarter ending September 2016	1,311	↓
Quarter ending December 2016	1,484	↑
Variance since December 2015	1.4%	→



ACTIVITY



Month	Adjusted Scheduled Activity (UDA)	
	2016	2017
April	58	39
May	321	142
June	491	257
July	791	438
August	1,124	478
September	1,547	541
October	1,856	823
November	2,143	1,262
December	2,359	2,893
January	2,703	
February	3,241	
March	3,389	
April	3,479	
May	3,479	
June	3,482	

QUALITY

	Quantity	Base Number	Contract	LHB	Wales
% of FP17s for the same patient ID Re-attending within 3 months - Children	19	485	3.9%	9.0%	11.4%
% of FP17s for the same patient ID Re-attending within 3 months - Adults	69	660	10.5%	15.8%	16.6%
% of FP17s for the same patient ID Re-attending between 3 & 9 months - Children	82	485	16.9%	57.2%	58.0%
% of FP17s for the same patient ID Re-attending between 3 & 9 months - Adults	198	660	30.0%	53.7%	53.9%
% of FP17s for Band 1 Urgent Courses	92	971	9.5%	9.6%	9.0%
% of FP17s Relating to Free Repair or Replacements	0	971	0.0%	0.8%	0.7%
% of FP17s Relating to Continuations	3	971	0.3%	0.9%	0.9%
% of Patients satisfied with the dentistry they have received	1	1	N/A	93.0%	94.2%
% of Patients satisfied with the time they had to wait for an appointment	1	1	N/A	85.1%	88.6%

* This is based on patients treated on this contract for their most recent course of treatment. Figures in italics indicate the base number of FP17s or Patient Questionnaire responses are less than 100. N/A is shown where the base number of responses is less than 10 during the period. % is calculated as Quantity/Base number*100

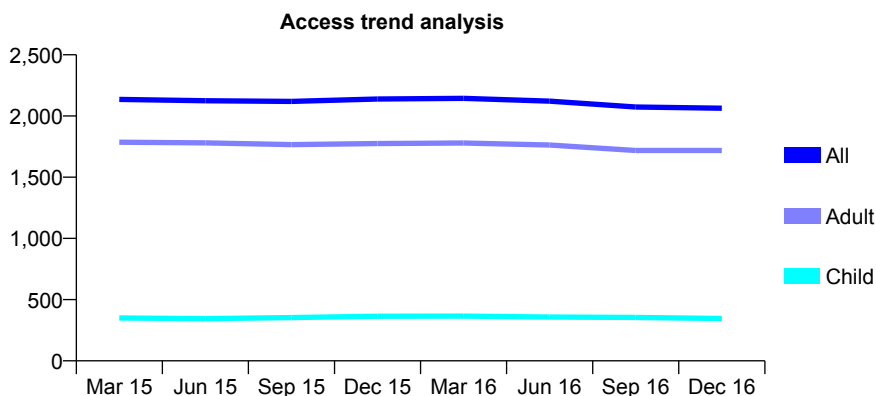
7A6 - Vital Signs At a Glance Contract Report for 641642/0001 - December 2016

Name or company name	MR DS YOUNG
Contract type name	GDS Contract
Purpose of contract	General
Contract start date	01/04/2006
Contract end date	

16/17 Contracted general activity (UDA)	5,885
Carry forward general activity (UDA)	-294
16/17 Contracted orthodontic activity (UOA)	0
Carry forward orthodontic activity (UOA)	0
Baseline contract value	£174,480.25

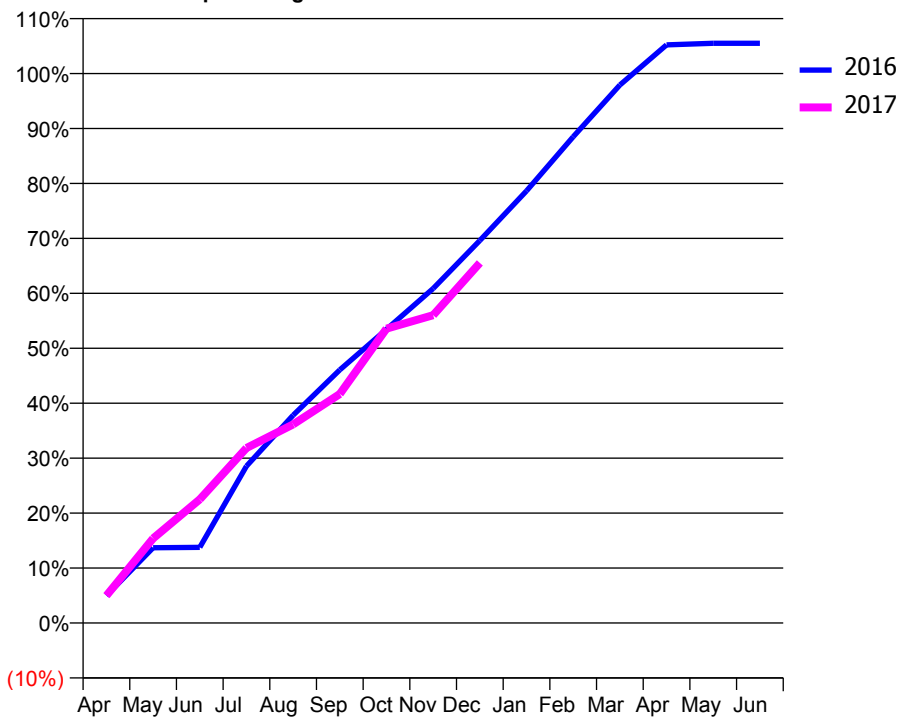
ACCESS*

Patients seen in 24 months	Total	Change since previous quarter
Quarter ending December 2015	2,139	
Quarter ending March 2016	2,144	→
Quarter ending June 2016	2,121	↓
Quarter ending September 2016	2,073	↓
Quarter ending December 2016	2,064	→
Variance since December 2015	(3.5%)	↓



ACTIVITY

Cumulative percentage of contracted UDA delivered 2016 & 2017



Adjusted Scheduled Activity (UDA)

Month	2016	2017
April	294	294
May	807	906
June	811	1,325
July	1,680	1,875
August	2,225	2,127
September	2,711	2,453
October	3,145	3,152
November	3,582	3,297
December	4,096	3,857
January	4,628	
February	5,208	
March	5,762	
April	6,192	
May	6,208	
June	6,208	

QUALITY

	Quantity	Base Number	Contract	LHB	Wales
% of FP17s for the same patient ID Re-attending within 3 months - Children	6	284	2.1%	9.0%	11.4%
% of FP17s for the same patient ID Re-attending within 3 months - Adults	81	1,429	5.7%	15.8%	16.6%
% of FP17s for the same patient ID Re-attending between 3 & 9 months - Children	99	284	34.9%	57.2%	58.0%
% of FP17s for the same patient ID Re-attending between 3 & 9 months - Adults	562	1,429	39.3%	53.7%	53.9%
% of FP17s for Band 1 Urgent Courses	114	1,516	7.5%	9.6%	9.0%
% of FP17s Relating to Free Repair or Replacements	4	1,516	0.3%	0.8%	0.7%
% of FP17s Relating to Continuations	8	1,516	0.5%	0.9%	0.9%
% of Patients satisfied with the dentistry they have received	6	7	N/A	93.0%	94.2%
% of Patients satisfied with the time they had to wait for an appointment	7	7	N/A	85.1%	88.6%

* This is based on patients treated on this contract for their most recent course of treatment. Figures in italics indicate the base number of FP17s or Patient Questionnaire responses are less than 100. N/A is shown where the base number of responses is less than 10 during the period. % is calculated as Quantity/Base number*100

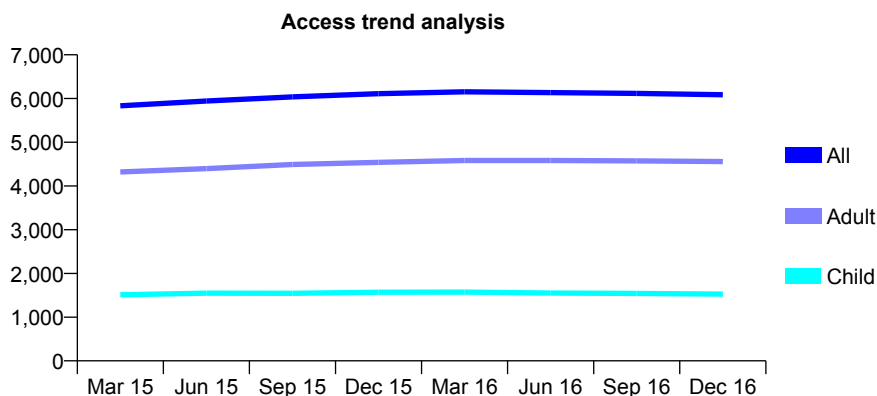
7A6 - Vital Signs At a Glance Contract Report for 643246/0001 - December 2016

Name or company name	MR RD WILLNER
Contract type name	GDS Contract
Purpose of contract	General
Contract start date	01/04/2006
Contract end date	

16/17 Contracted general activity (UDA)	20,810
Carry forward general activity (UDA)	-141
16/17 Contracted orthodontic activity (UOA)	0
Carry forward orthodontic activity (UOA)	0
Baseline contract value	£533,394.76

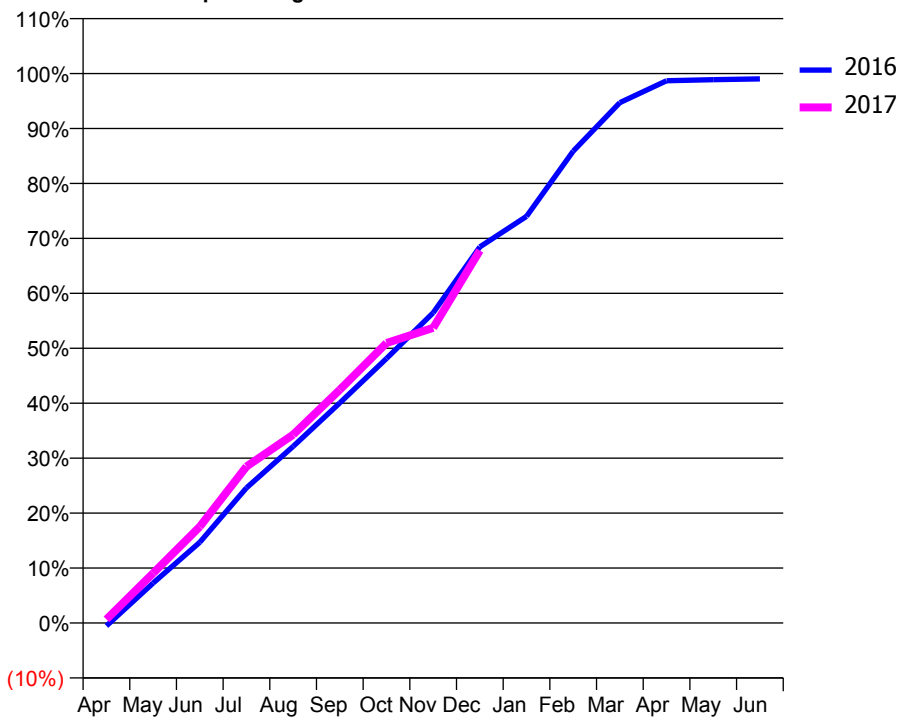
ACCESS*

Patients seen in 24 months	Total	Change since previous quarter
Quarter ending December 2015	6,110	
Quarter ending March 2016	6,155	→
Quarter ending June 2016	6,134	→
Quarter ending September 2016	6,116	→
Quarter ending December 2016	6,086	→
Variance since December 2015	(0.4%)	→



ACTIVITY

Cumulative percentage of contracted UDA delivered 2016 & 2017



Month	Adjusted Scheduled Activity (UDA)	
	2016	2017
April	-112	141
May	1,511	1,888
June	3,056	3,647
July	5,119	5,928
August	6,690	7,133
September	8,335	8,836
October	10,019	10,601
November	11,750	11,176
December	14,246	14,109
January	15,398	
February	17,871	
March	19,707	
April	20,538	
May	20,577	
June	20,607	

QUALITY

	Quantity	Base Number	Contract	LHB	Wales
% of FP17s for the same patient ID Re-attending within 3 months - Children	108	1,746	6.2%	9.0%	11.4%
% of FP17s for the same patient ID Re-attending within 3 months - Adults	679	5,210	13.0%	15.8%	16.6%
% of FP17s for the same patient ID Re-attending between 3 & 9 months - Children	1,172	1,746	67.1%	57.2%	58.0%
% of FP17s for the same patient ID Re-attending between 3 & 9 months - Adults	3,325	5,210	63.8%	53.7%	53.9%
% of FP17s for Band 1 Urgent Courses	453	6,587	6.9%	9.6%	9.0%
% of FP17s Relating to Free Repair or Replacements	26	6,587	0.4%	0.8%	0.7%
% of FP17s Relating to Continuations	128	6,587	1.9%	0.9%	0.9%
% of Patients satisfied with the dentistry they have received	21	22	95.5%	93.0%	94.2%
% of Patients satisfied with the time they had to wait for an appointment	20	22	90.9%	85.1%	88.6%

* This is based on patients treated on this contract for their most recent course of treatment. Figures in italics indicate the base number of FP17s or Patient Questionnaire responses are less than 100. N/A is shown where the base number of responses is less than 10 during the period. % is calculated as Quantity/Base number*100

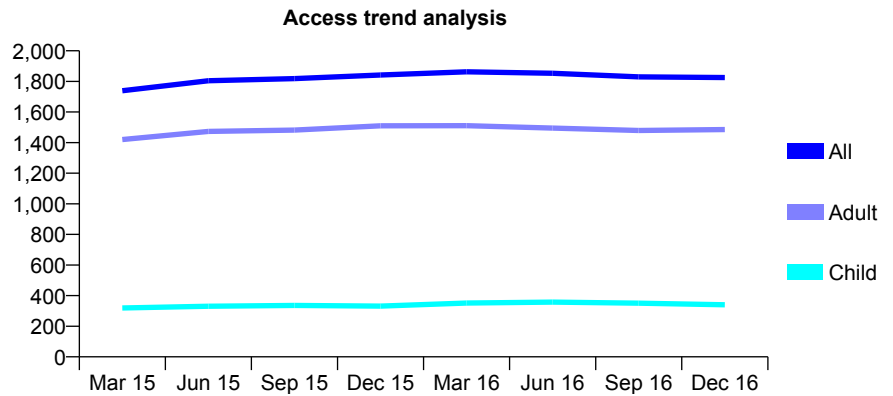
7A6 - Vital Signs At a Glance Contract Report for 674605/0001 - December 2016

Name or company name	MRS LM PLANT
Contract type name	GDS Contract
Purpose of contract	General
Contract start date	01/04/2006
Contract end date	

16/17 Contracted general activity (UDA)	4,829
Carry forward general activity (UDA)	-172
16/17 Contracted orthodontic activity (UOA)	0
Carry forward orthodontic activity (UOA)	0
Baseline contract value	£109,441.83

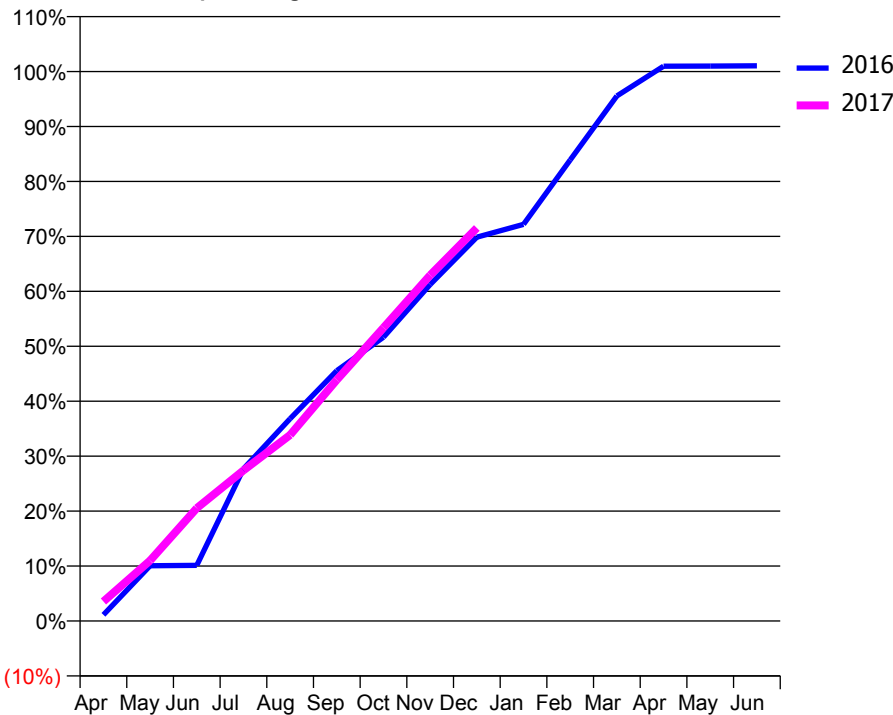
ACCESS*

Patients seen in 24 months	Total	Change since previous quarter
Quarter ending December 2015	1,842	
Quarter ending March 2016	1,863	→
Quarter ending June 2016	1,853	→
Quarter ending September 2016	1,830	↓
Quarter ending December 2016	1,825	→
Variance since December 2015	(0.9%)	→



ACTIVITY

Cumulative percentage of contracted UDA delivered 2016 & 2017



Month	Adjusted Scheduled Activity (UDA)	
	2016	2017
April	55	172
May	486	531
June	490	992
July	1,338	1,323
August	1,779	1,635
September	2,200	2,119
October	2,494	2,578
November	2,957	3,039
December	3,373	3,454
January	3,486	
February	4,052	
March	4,614	
April	4,875	
May	4,877	
June	4,879	

QUALITY

	Quantity	Base Number	Contract	LHB	Wales
% of FP17s for the same patient ID Re-attending within 3 months - Children	20	357	5.6%	9.0%	11.4%
% of FP17s for the same patient ID Re-attending within 3 months - Adults	176	1,578	11.2%	15.8%	16.6%
% of FP17s for the same patient ID Re-attending between 3 & 9 months - Children	221	357	61.9%	57.2%	58.0%
% of FP17s for the same patient ID Re-attending between 3 & 9 months - Adults	864	1,578	54.8%	53.7%	53.9%
% of FP17s for Band 1 Urgent Courses	157	1,778	8.8%	9.6%	9.0%
% of FP17s Relating to Free Repair or Replacements	12	1,778	0.7%	0.8%	0.7%
% of FP17s Relating to Continuations	2	1,778	0.1%	0.9%	0.9%
% of Patients satisfied with the dentistry they have received	8	9	N/A	93.0%	94.2%
% of Patients satisfied with the time they had to wait for an appointment	5	9	N/A	85.1%	88.6%

* This is based on patients treated on this contract for their most recent course of treatment. Figures in italics indicate the base number of FP17s or Patient Questionnaire responses are less than 100. N/A is shown where the base number of responses is less than 10 during the period. % is calculated as Quantity/Base number*100

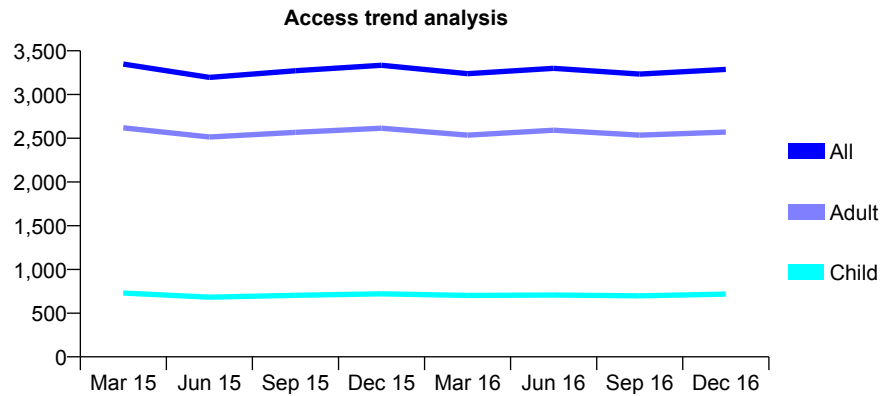
7A6 - Vital Signs At a Glance Contract Report for 680400/0001 - December 2016

Name or company name	MR MA GLADSON
Contract type name	GDS Contract
Purpose of contract	General
Contract start date	01/04/2006
Contract end date	

16/17 Contracted general activity (UDA)	7,920
Carry forward general activity (UDA)	237
16/17 Contracted orthodontic activity (UOA)	0
Carry forward orthodontic activity (UOA)	0
Baseline contract value	£240,059.74

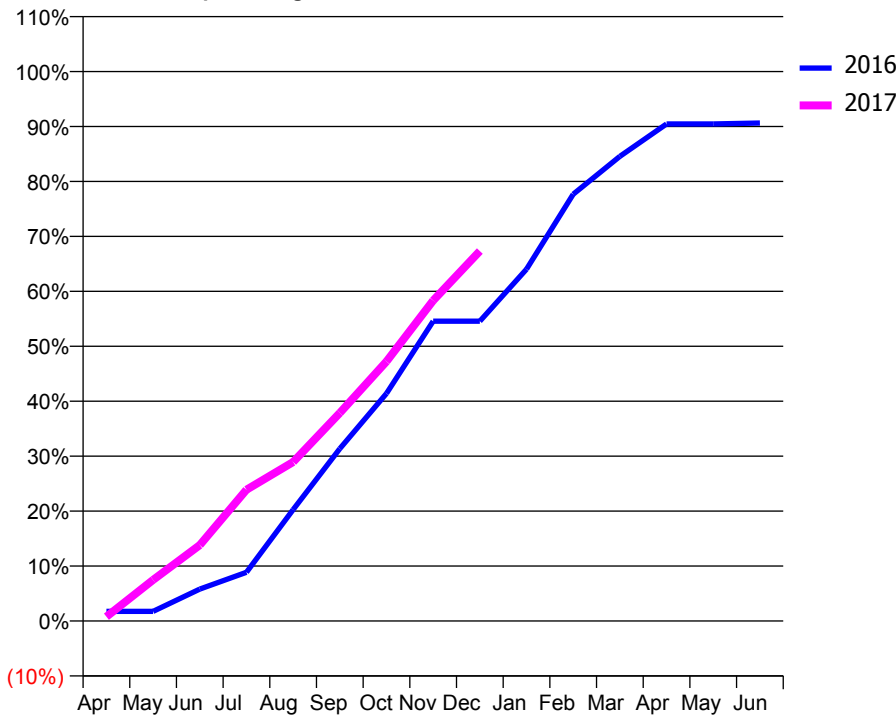
ACCESS*

Patients seen in 24 months	Total	Change since previous quarter
Quarter ending December 2015	3,335	
Quarter ending March 2016	3,239	↓
Quarter ending June 2016	3,299	→
Quarter ending September 2016	3,234	↓
Quarter ending December 2016	3,287	→
Variance since December 2015	(1.4%)	↓



ACTIVITY

Cumulative percentage of contracted UDA delivered 2016 & 2017



Month	Adjusted Scheduled Activity (UDA)	
	2016	2017
April	140	63
May	140	594
June	460	1,095
July	703	1,892
August	1,606	2,291
September	2,483	2,999
October	3,280	3,741
November	4,321	4,620
December	4,321	5,333
January	5,071	
February	6,151	
March	6,697	
April	7,163	
May	7,164	
June	7,177	

QUALITY

	Quantity	Base Number	Contract	LHB	Wales
% of FP17s for the same patient ID Re-attending within 3 months - Children	38	564	6.7%	9.0%	11.4%
% of FP17s for the same patient ID Re-attending within 3 months - Adults	416	2,219	18.7%	15.8%	16.6%
% of FP17s for the same patient ID Re-attending between 3 & 9 months - Children	128	564	22.7%	57.2%	58.0%
% of FP17s for the same patient ID Re-attending between 3 & 9 months - Adults	538	2,219	24.2%	53.7%	53.9%
% of FP17s for Band 1 Urgent Courses	535	2,593	20.6%	9.6%	9.0%
% of FP17s Relating to Free Repair or Replacements	26	2,593	1.0%	0.8%	0.7%
% of FP17s Relating to Continuations	56	2,593	2.2%	0.9%	0.9%
% of Patients satisfied with the dentistry they have received	13	14	92.9%	93.0%	94.2%
% of Patients satisfied with the time they had to wait for an appointment	13	14	92.9%	85.1%	88.6%

* This is based on patients treated on this contract for their most recent course of treatment. Figures in italics indicate the base number of FP17s or Patient Questionnaire responses are less than 100. N/A is shown where the base number of responses is less than 10 during the period. % is calculated as Quantity/Base number*100

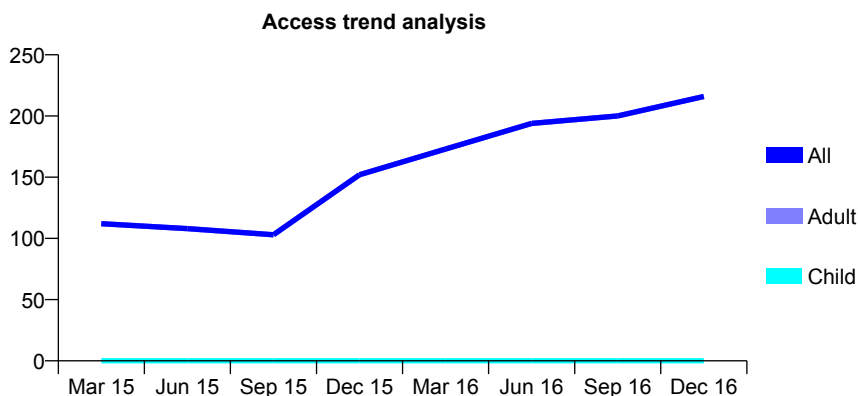
7A6 - Vital Signs At a Glance Contract Report for 680400/0002 - December 2016

Name or company name	MR MA GLADSON
Contract type name	PDS Contract
Purpose of contract	General
Contract start date	01/06/2007
Contract end date	31/03/2020

16/17 Contracted general activity (UDA)	480
Carry forward general activity (UDA)	0
16/17 Contracted orthodontic activity (UOA)	0
Carry forward orthodontic activity (UOA)	0
Baseline contract value	£14,018.46

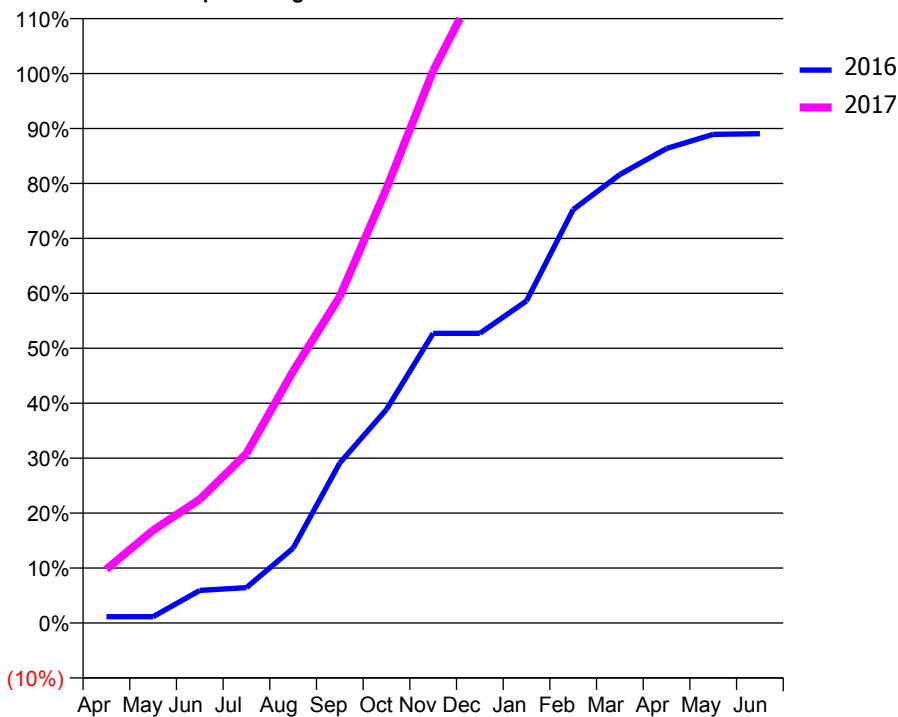
ACCESS*

Patients seen in 24 months	Total	Change since previous quarter
Quarter ending December 2015	152	
Quarter ending March 2016	173	↑
Quarter ending June 2016	194	↑
Quarter ending September 2016	200	↑
Quarter ending December 2016	216	↑
Variance since December 2015	42.1%	↑



ACTIVITY

Cumulative percentage of contracted UDA delivered 2016 & 2017



Month	Adjusted Scheduled Activity (UDA)	
	2016	2017
April	9	47
May	9	81
June	46	108
July	50	148
August	106	220
September	227	285
October	303	379
November	411	482
December	411	562
January	457	
February	587	
March	637	
April	674	
May	694	
June	695	

QUALITY

	Quantity	Base Number	Contract	LHB	Wales
% of FP17s for the same patient ID Re-attending within 3 months - Children	0	0	N/A	9.0%	11.4%
% of FP17s for the same patient ID Re-attending within 3 months - Adults	17	127	13.4%	15.8%	16.6%
% of FP17s for the same patient ID Re-attending between 3 & 9 months - Children	0	0	N/A	57.2%	58.0%
% of FP17s for the same patient ID Re-attending between 3 & 9 months - Adults	17	127	13.4%	53.7%	53.9%
% of FP17s for Band 1 Urgent Courses	3	98	3.1%	9.6%	9.0%
% of FP17s Relating to Free Repair or Replacements	0	98	0.0%	0.8%	0.7%
% of FP17s Relating to Continuations	2	98	2.0%	0.9%	0.9%
% of Patients satisfied with the dentistry they have received	0	1	N/A	93.0%	94.2%
% of Patients satisfied with the time they had to wait for an appointment	1	1	N/A	85.1%	88.6%

* This is based on patients treated on this contract for their most recent course of treatment. Figures in italics indicate the base number of FP17s or Patient Questionnaire responses are less than 100. N/A is shown where the base number of responses is less than 10 during the period. % is calculated as Quantity/Base number*100

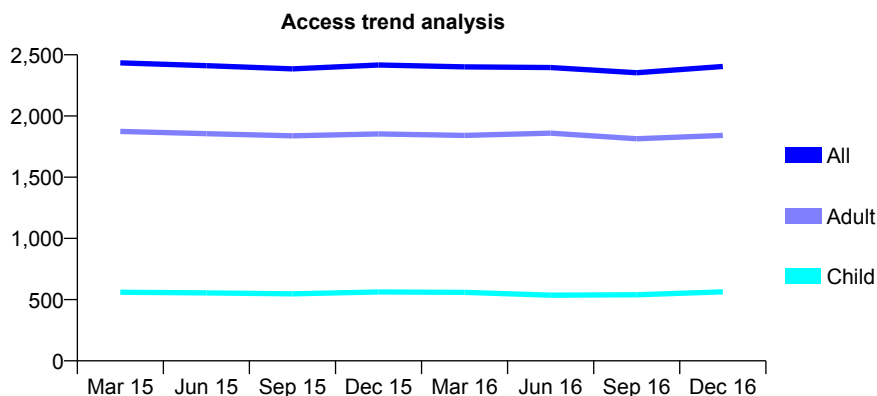
7A6 - Vital Signs At a Glance Contract Report for 729604/0001 - December 2016

Name or company name	MR RE COLLINS
Contract type name	GDS Contract
Purpose of contract	General
Contract start date	01/04/2006
Contract end date	

16/17 Contracted general activity (UDA)	6,819
Carry forward general activity (UDA)	286
16/17 Contracted orthodontic activity (UOA)	0
Carry forward orthodontic activity (UOA)	0
Baseline contract value	£167,690.42

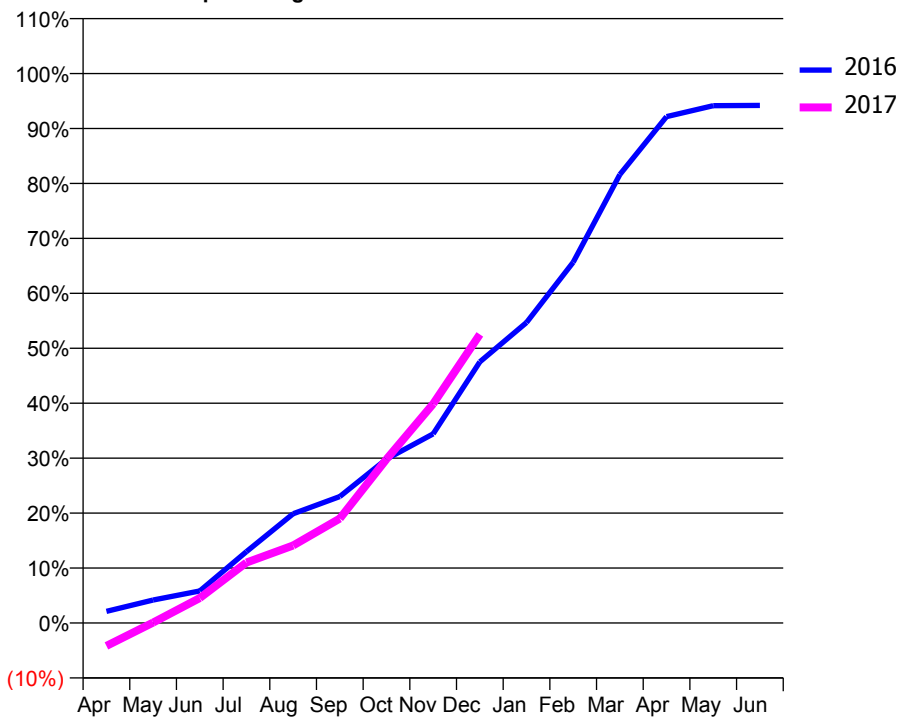
ACCESS*

Patients seen in 24 months	Total	Change since previous quarter
Quarter ending December 2015	2,417	
Quarter ending March 2016	2,401	→
Quarter ending June 2016	2,396	→
Quarter ending September 2016	2,354	↓
Quarter ending December 2016	2,405	↑
Variance since December 2015	(0.5%)	→



ACTIVITY

Cumulative percentage of contracted UDA delivered 2016 & 2017



Month	Adjusted Scheduled Activity (UDA)	
	2016	2017
April	144	-286
May	286	5
June	397	310
July	885	750
August	1,355	963
September	1,569	1,296
October	2,035	2,033
November	2,348	2,720
December	3,241	3,581
January	3,729	
February	4,478	
March	5,567	
April	6,284	
May	6,420	
June	6,423	

QUALITY

	Quantity	Base Number	Contract	LHB	Wales
% of FP17s for the same patient ID Re-attending within 3 months - Children	8	392	2.0%	9.0%	11.4%
% of FP17s for the same patient ID Re-attending within 3 months - Adults	51	1,265	4.0%	15.8%	16.6%
% of FP17s for the same patient ID Re-attending between 3 & 9 months - Children	95	392	24.2%	57.2%	58.0%
% of FP17s for the same patient ID Re-attending between 3 & 9 months - Adults	455	1,265	36.0%	53.7%	53.9%
% of FP17s for Band 1 Urgent Courses	0	1,377	0.0%	9.6%	9.0%
% of FP17s Relating to Free Repair or Replacements	3	1,377	0.2%	0.8%	0.7%
% of FP17s Relating to Continuations	3	1,377	0.2%	0.9%	0.9%
% of Patients satisfied with the dentistry they have received	3	3	N/A	93.0%	94.2%
% of Patients satisfied with the time they had to wait for an appointment	2	3	N/A	85.1%	88.6%

* This is based on patients treated on this contract for their most recent course of treatment. Figures in italics indicate the base number of FP17s or Patient Questionnaire responses are less than 100. N/A is shown where the base number of responses is less than 10 during the period. % is calculated as Quantity/Base number*100

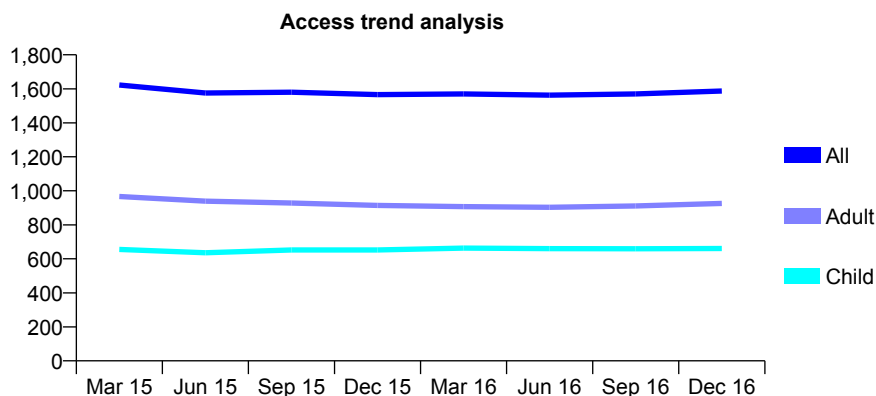
7A6 - Vital Signs At a Glance Contract Report for 738239/0001 - December 2016

Name or company name	MR DC PHILLIPS
Contract type name	GDS Contract
Purpose of contract	General
Contract start date	01/04/2006
Contract end date	

16/17 Contracted general activity (UDA)	6,374
Carry forward general activity (UDA)	0
16/17 Contracted orthodontic activity (UOA)	0
Carry forward orthodontic activity (UOA)	0
Baseline contract value	£185,020.54

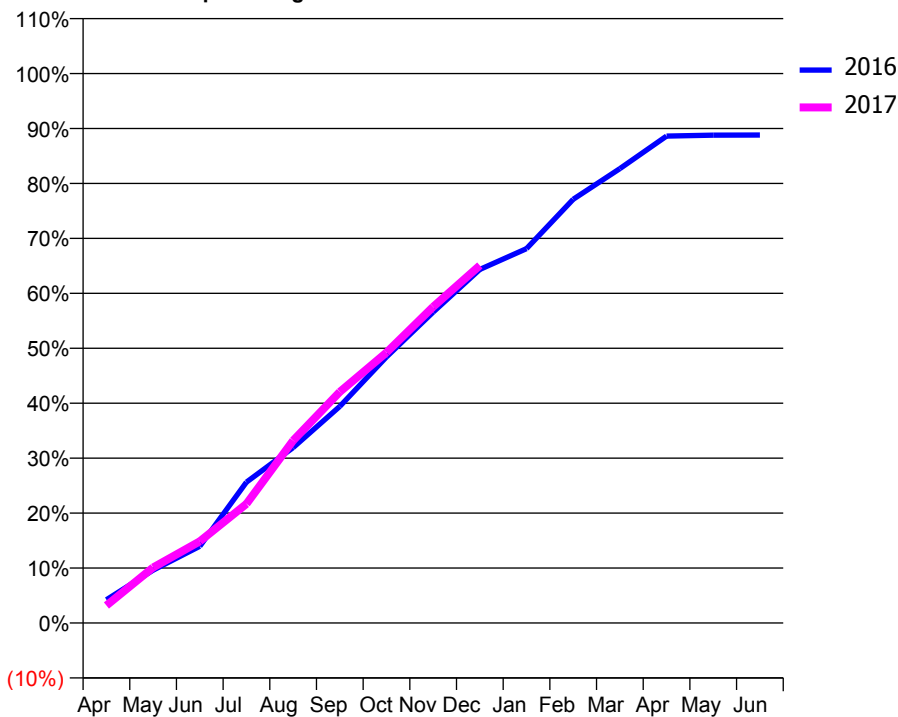
ACCESS*

Patients seen in 24 months	Total	Change since previous quarter
Quarter ending December 2015	1,566	
Quarter ending March 2016	1,570	→
Quarter ending June 2016	1,563	→
Quarter ending September 2016	1,570	→
Quarter ending December 2016	1,587	→
Variance since December 2015	1.3%	→



ACTIVITY

Cumulative percentage of contracted UDA delivered 2016 & 2017



Month	Adjusted Scheduled Activity (UDA)	
	2016	2017
April	270	203
May	613	645
June	891	947
July	1,634	1,382
August	2,035	2,116
September	2,513	2,681
October	3,087	3,138
November	3,606	3,668
December	4,102	4,148
January	4,343	
February	4,915	
March	5,270	
April	5,648	
May	5,659	
June	5,660	

QUALITY

	Quantity	Base Number	Contract	LHB	Wales
% of FP17s for the same patient ID Re-attending within 3 months - Children	61	643	9.5%	9.0%	11.4%
% of FP17s for the same patient ID Re-attending within 3 months - Adults	152	879	17.3%	15.8%	16.6%
% of FP17s for the same patient ID Re-attending between 3 & 9 months - Children	305	643	47.4%	57.2%	58.0%
% of FP17s for the same patient ID Re-attending between 3 & 9 months - Adults	383	879	43.6%	53.7%	53.9%
% of FP17s for Band 1 Urgent Courses	6	1,374	0.4%	9.6%	9.0%
% of FP17s Relating to Free Repair or Replacements	0	1,374	0.0%	0.8%	0.7%
% of FP17s Relating to Continuations	0	1,374	0.0%	0.9%	0.9%
% of Patients satisfied with the dentistry they have received	8	9	N/A	93.0%	94.2%
% of Patients satisfied with the time they had to wait for an appointment	9	9	N/A	85.1%	88.6%

* This is based on patients treated on this contract for their most recent course of treatment. Figures in italics indicate the base number of FP17s or Patient Questionnaire responses are less than 100. N/A is shown where the base number of responses is less than 10 during the period. % is calculated as Quantity/Base number*100

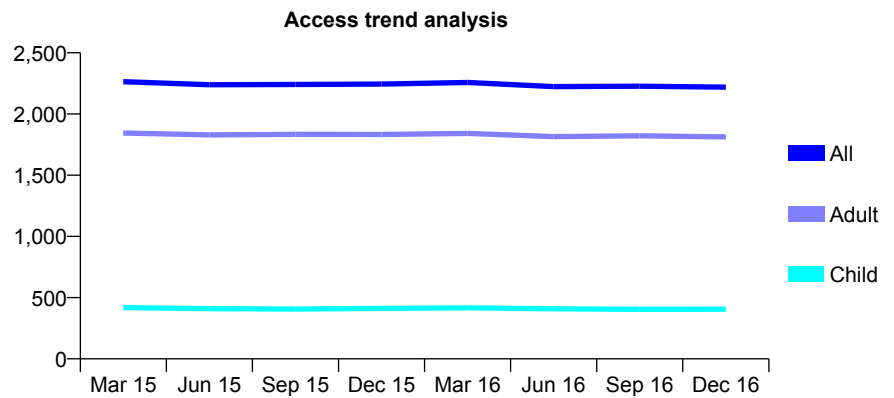
7A6 - Vital Signs At a Glance Contract Report for 742481/0001 - December 2016

Name or company name	MISS J WOODWARD
Contract type name	GDS Contract
Purpose of contract	General
Contract start date	01/04/2006
Contract end date	

16/17 Contracted general activity (UDA)	6,911
Carry forward general activity (UDA)	327
16/17 Contracted orthodontic activity (UOA)	0
Carry forward orthodontic activity (UOA)	0
Baseline contract value	£143,837.62

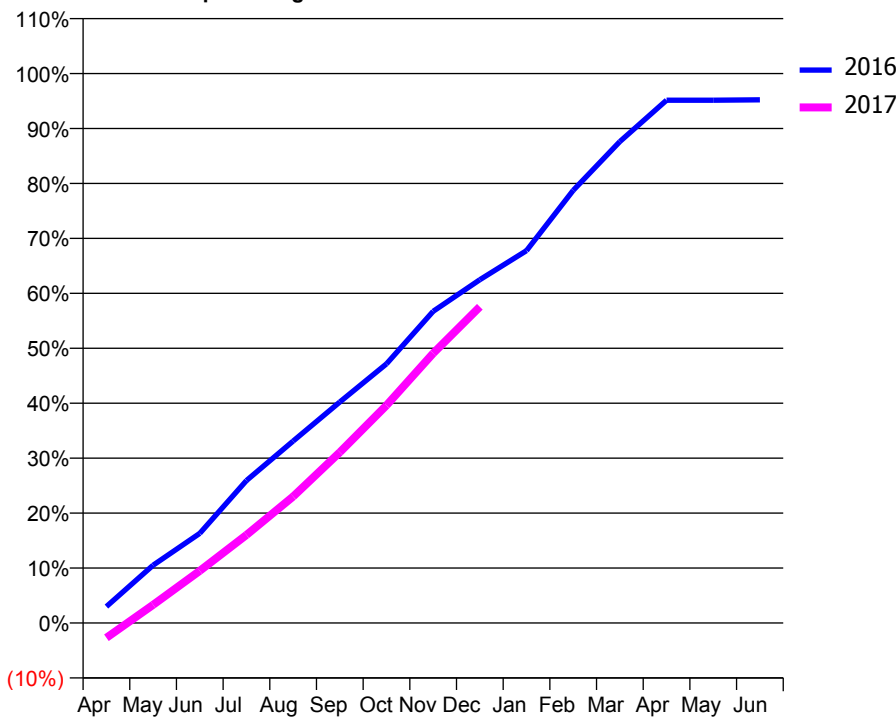
ACCESS*

Patients seen in 24 months	Total	Change since previous quarter
Quarter ending December 2015	2,245	
Quarter ending March 2016	2,258	→
Quarter ending June 2016	2,224	↓
Quarter ending September 2016	2,227	→
Quarter ending December 2016	2,219	→
Variance since December 2015	(1.2%)	↓



ACTIVITY

Cumulative percentage of contracted UDA delivered 2016 & 2017



Month	Adjusted Scheduled Activity (UDA)	
	2016	2017
April	207	-186
May	726	229
June	1,128	657
July	1,792	1,108
August	2,288	1,591
September	2,781	2,148
October	3,259	2,738
November	3,920	3,392
December	4,318	3,976
January	4,683	
February	5,441	
March	6,056	
April	6,576	
May	6,576	
June	6,581	

QUALITY

	Quantity	Base Number	Contract	LHB	Wales
% of FP17s for the same patient ID Re-attending within 3 months - Children	31	440	7.0%	9.0%	11.4%
% of FP17s for the same patient ID Re-attending within 3 months - Adults	248	1,688	14.7%	15.8%	16.6%
% of FP17s for the same patient ID Re-attending between 3 & 9 months - Children	266	440	60.5%	57.2%	58.0%
% of FP17s for the same patient ID Re-attending between 3 & 9 months - Adults	590	1,688	35.0%	53.7%	53.9%
% of FP17s for Band 1 Urgent Courses	157	1,936	8.1%	9.6%	9.0%
% of FP17s Relating to Free Repair or Replacements	19	1,936	1.0%	0.8%	0.7%
% of FP17s Relating to Continuations	44	1,936	2.3%	0.9%	0.9%
% of Patients satisfied with the dentistry they have received	9	9	N/A	93.0%	94.2%
% of Patients satisfied with the time they had to wait for an appointment	7	9	N/A	85.1%	88.6%

* This is based on patients treated on this contract for their most recent course of treatment. Figures in italics indicate the base number of FP17s or Patient Questionnaire responses are less than 100. N/A is shown where the base number of responses is less than 10 during the period. % is calculated as Quantity/Base number*100

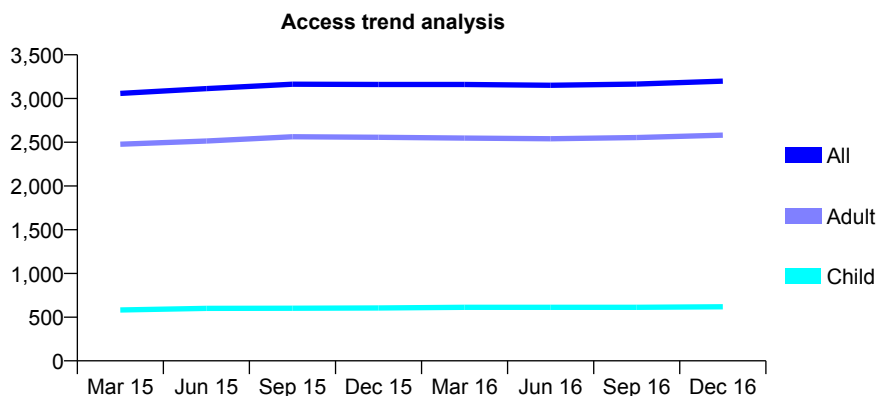
7A6 - Vital Signs At a Glance Contract Report for 767077/0001 - December 2016

Name or company name	MISS N MAHMOOD
Contract type name	GDS Contract
Purpose of contract	General
Contract start date	01/04/2006
Contract end date	

16/17 Contracted general activity (UDA)	10,435
Carry forward general activity (UDA)	-180
16/17 Contracted orthodontic activity (UOA)	0
Carry forward orthodontic activity (UOA)	0
Baseline contract value	£244,073.80

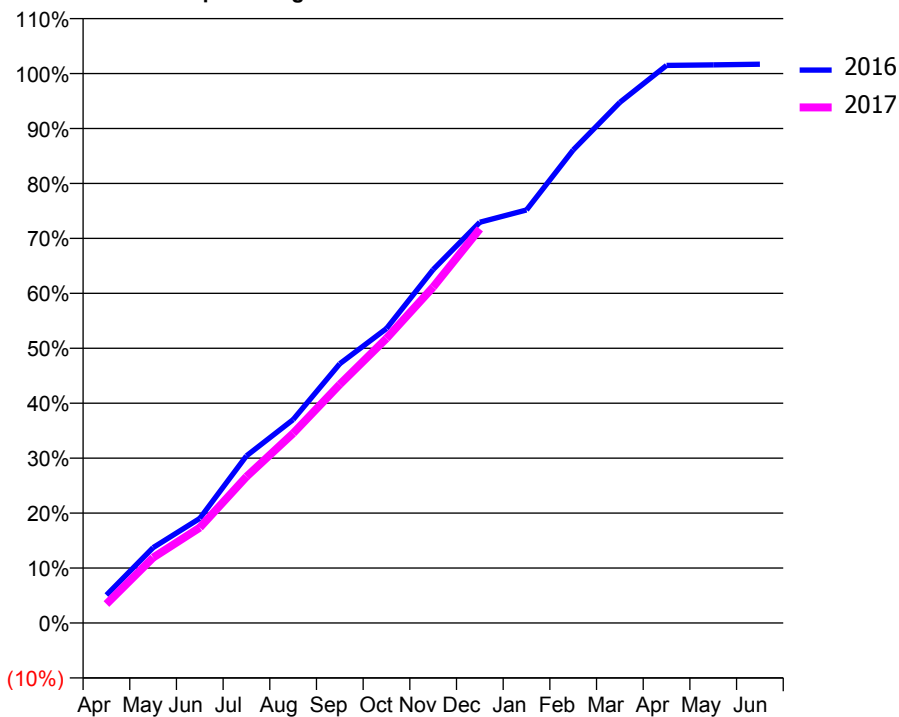
ACCESS*

Patients seen in 24 months	Total	Change since previous quarter
Quarter ending December 2015	3,161	
Quarter ending March 2016	3,161	→
Quarter ending June 2016	3,152	→
Quarter ending September 2016	3,165	→
Quarter ending December 2016	3,199	→
Variance since December 2015	1.2%	→



ACTIVITY

Cumulative percentage of contracted UDA delivered 2016 & 2017



Month	Adjusted Scheduled Activity (UDA)	
	2016	2017
April	531	360
May	1,433	1,242
June	1,987	1,811
July	3,174	2,780
August	3,862	3,603
September	4,923	4,531
October	5,593	5,404
November	6,713	6,380
December	7,610	7,484
January	7,843	
February	8,982	
March	9,887	
April	10,588	
May	10,598	
June	10,611	

QUALITY

	Quantity	Base Number	Contract	LHB	Wales
% of FP17s for the same patient ID Re-attending within 3 months - Children	30	745	4.0%	9.0%	11.4%
% of FP17s for the same patient ID Re-attending within 3 months - Adults	260	3,203	8.1%	15.8%	16.6%
% of FP17s for the same patient ID Re-attending between 3 & 9 months - Children	519	745	69.7%	57.2%	58.0%
% of FP17s for the same patient ID Re-attending between 3 & 9 months - Adults	2,183	3,203	68.2%	53.7%	53.9%
% of FP17s for Band 1 Urgent Courses	197	3,634	5.4%	9.6%	9.0%
% of FP17s Relating to Free Repair or Replacements	21	3,634	0.6%	0.8%	0.7%
% of FP17s Relating to Continuations	23	3,634	0.6%	0.9%	0.9%
% of Patients satisfied with the dentistry they have received	19	19	100.0%	93.0%	94.2%
% of Patients satisfied with the time they had to wait for an appointment	14	19	73.7%	85.1%	88.6%

* This is based on patients treated on this contract for their most recent course of treatment. Figures in italics indicate the base number of FP17s or Patient Questionnaire responses are less than 100. N/A is shown where the base number of responses is less than 10 during the period. % is calculated as Quantity/Base number*100

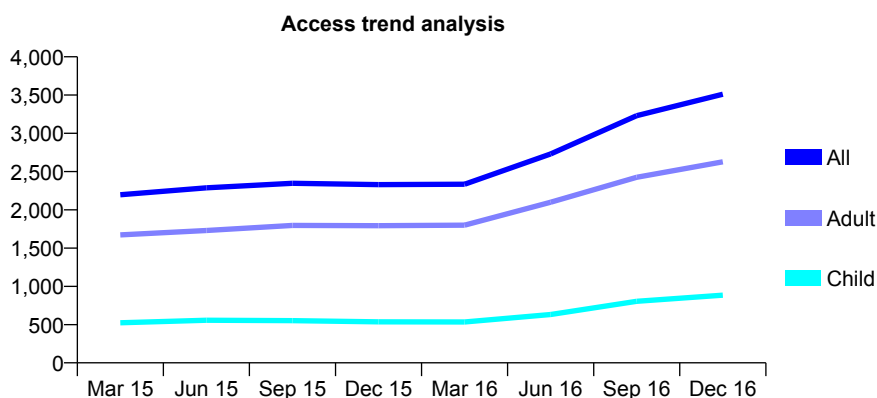
7A6 - Vital Signs At a Glance Contract Report for 782572/0001 - December 2016

Name or company name	MR JD COOK
Contract type name	GDS Contract
Purpose of contract	General
Contract start date	01/08/2010
Contract end date	

16/17 Contracted general activity (UDA)	13,868
Carry forward general activity (UDA)	-527
16/17 Contracted orthodontic activity (UOA)	0
Carry forward orthodontic activity (UOA)	0
Baseline contract value	£294,817.37

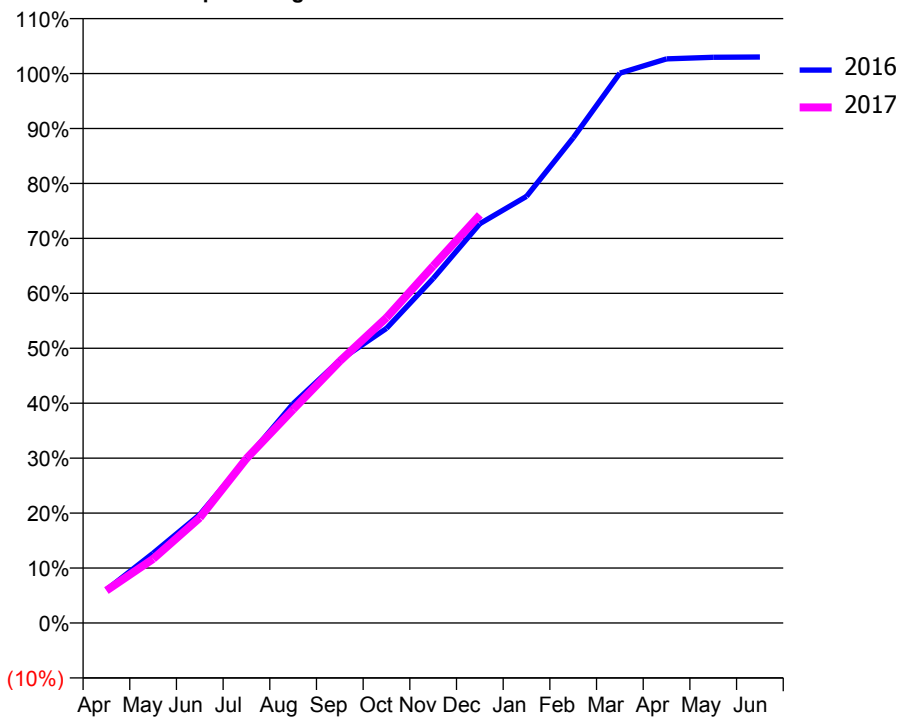
ACCESS*

Patients seen in 24 months	Total	Change since previous quarter
Quarter ending December 2015	2,329	
Quarter ending March 2016	2,334	→
Quarter ending June 2016	2,731	↑
Quarter ending September 2016	3,230	↑
Quarter ending December 2016	3,511	↑
Variance since December 2015	50.8%	↑



ACTIVITY

Cumulative percentage of contracted UDA delivered 2016 & 2017



Adjusted Scheduled Activity (UDA)

Month	2016	2017
April	538	820
May	1,126	1,616
June	1,751	2,656
July	2,651	4,152
August	3,538	5,389
September	4,243	6,607
October	4,754	7,705
November	5,559	9,012
December	6,445	10,301
January	6,886	
February	7,831	
March	8,874	
April	9,103	
May	9,130	
June	9,133	

QUALITY

	Quantity	Base Number	Contract	LHB	Wales
% of FP17s for the same patient ID Re-attending within 3 months - Children	107	1,203	8.9%	9.0%	11.4%
% of FP17s for the same patient ID Re-attending within 3 months - Adults	513	3,371	15.2%	15.8%	16.6%
% of FP17s for the same patient ID Re-attending between 3 & 9 months - Children	554	1,203	46.1%	57.2%	58.0%
% of FP17s for the same patient ID Re-attending between 3 & 9 months - Adults	1,470	3,371	43.6%	53.7%	53.9%
% of FP17s for Band 1 Urgent Courses	538	4,456	12.1%	9.6%	9.0%
% of FP17s Relating to Free Repair or Replacements	28	4,456	0.6%	0.8%	0.7%
% of FP17s Relating to Continuations	46	4,456	1.0%	0.9%	0.9%
% of Patients satisfied with the dentistry they have received	12	12	100.0%	93.0%	94.2%
% of Patients satisfied with the time they had to wait for an appointment	12	12	100.0%	85.1%	88.6%

* This is based on patients treated on this contract for their most recent course of treatment. Figures in italics indicate the base number of FP17s or Patient Questionnaire responses are less than 100. N/A is shown where the base number of responses is less than 10 during the period. % is calculated as Quantity/Base number*100

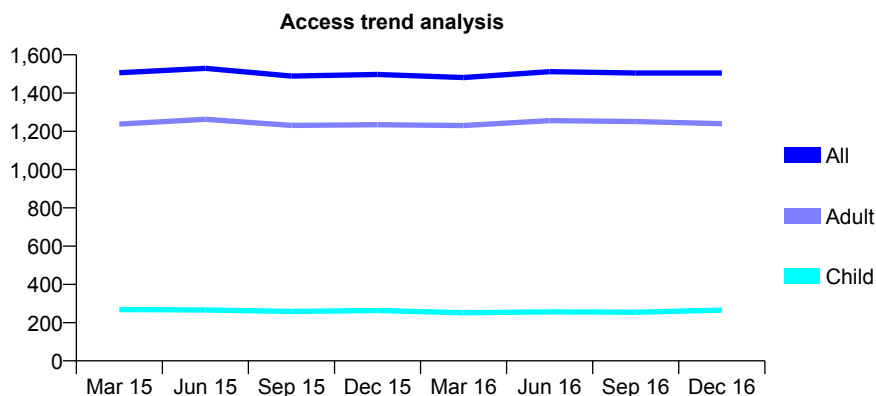
7A6 - Vital Signs At a Glance Contract Report for 801933/0002 - December 2016

Name or company name	MR LH RICH
Contract type name	GDS Contract
Purpose of contract	General
Contract start date	06/05/2013
Contract end date	

16/17 Contracted general activity (UDA)	4,550
Carry forward general activity (UDA)	121
16/17 Contracted orthodontic activity (UOA)	0
Carry forward orthodontic activity (UOA)	0
Baseline contract value	£98,541.18

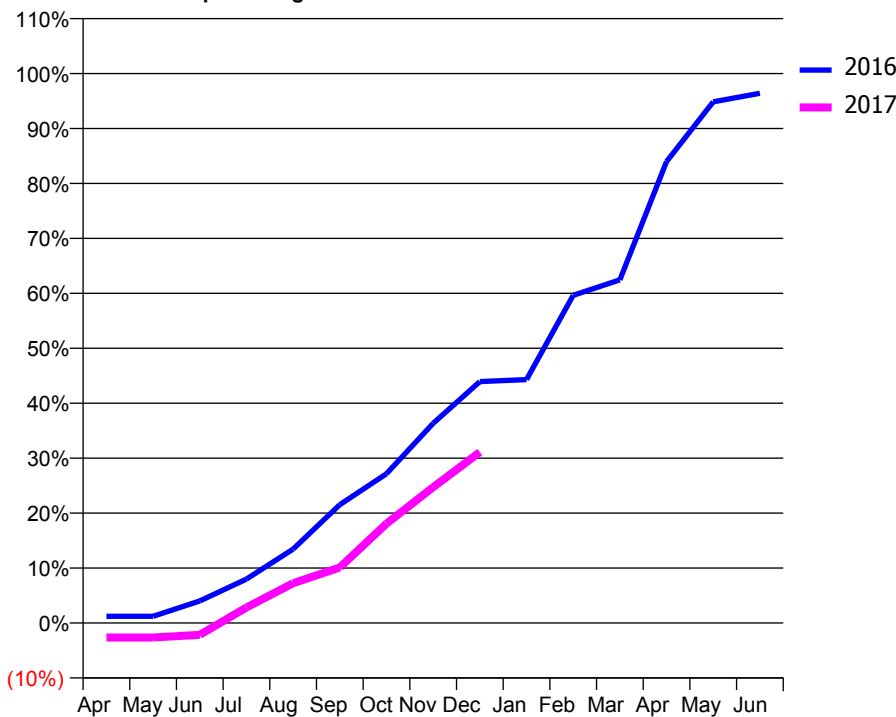
ACCESS*

Patients seen in 24 months	Total	Change since previous quarter
Quarter ending December 2015	1,497	
Quarter ending March 2016	1,481	↓
Quarter ending June 2016	1,512	↑
Quarter ending September 2016	1,505	→
Quarter ending December 2016	1,505	→
Variance since December 2015	0.5%	→



ACTIVITY

Cumulative percentage of contracted UDA delivered 2016 & 2017



Month	Adjusted Scheduled Activity (UDA)	
	2016	2017
April	56	-121
May	56	-121
June	182	-99
July	364	128
August	612	329
September	979	460
October	1,236	824
November	1,653	1,125
December	2,000	1,415
January	2,016	
February	2,713	
March	2,842	
April	3,821	
May	4,316	
June	4,386	

QUALITY

	Quantity	Base Number	Contract	LHB	Wales
% of FP17s for the same patient ID Re-attending within 3 months - Children	9	217	4.1%	9.0%	11.4%
% of FP17s for the same patient ID Re-attending within 3 months - Adults	116	1,094	10.6%	15.8%	16.6%
% of FP17s for the same patient ID Re-attending between 3 & 9 months - Children	59	217	27.2%	57.2%	58.0%
% of FP17s for the same patient ID Re-attending between 3 & 9 months - Adults	458	1,094	41.9%	53.7%	53.9%
% of FP17s for Band 1 Urgent Courses	2	769	0.3%	9.6%	9.0%
% of FP17s Relating to Free Repair or Replacements	17	769	2.2%	0.8%	0.7%
% of FP17s Relating to Continuations	0	769	0.0%	0.9%	0.9%
% of Patients satisfied with the dentistry they have received	3	4	N/A	93.0%	94.2%
% of Patients satisfied with the time they had to wait for an appointment	1	4	N/A	85.1%	88.6%

* This is based on patients treated on this contract for their most recent course of treatment. Figures in italics indicate the base number of FP17s or Patient Questionnaire responses are less than 100. N/A is shown where the base number of responses is less than 10 during the period. % is calculated as Quantity/Base number*100

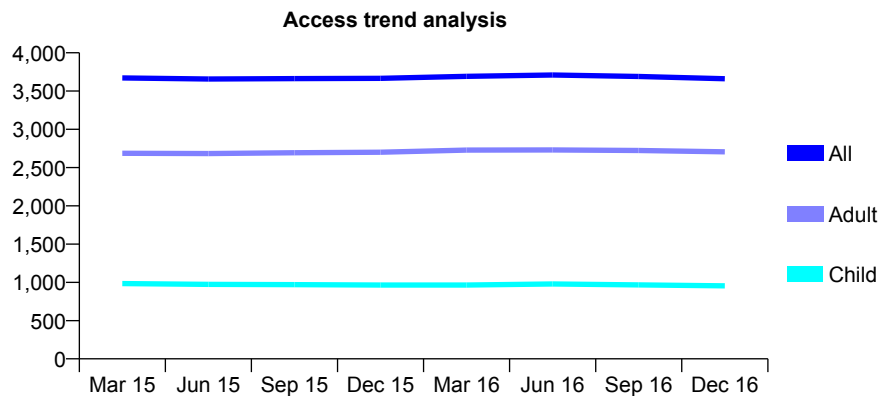
7A6 - Vital Signs At a Glance Contract Report for 919896/0001 - December 2016

Name or company name	MR DW EDWARDS
Contract type name	GDS Contract
Purpose of contract	General
Contract start date	01/04/2006
Contract end date	

16/17 Contracted general activity (UDA)	11,339
Carry forward general activity (UDA)	0
16/17 Contracted orthodontic activity (UOA)	0
Carry forward orthodontic activity (UOA)	0
Baseline contract value	£257,540.44

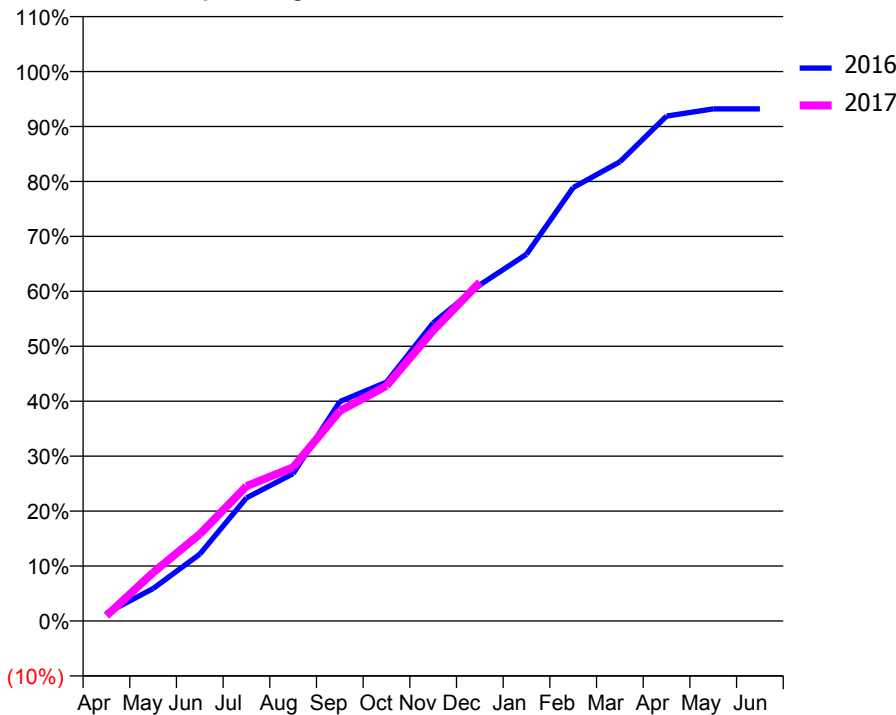
ACCESS*

Patients seen in 24 months	Total	Change since previous quarter
Quarter ending December 2015	3,666	
Quarter ending March 2016	3,693	→
Quarter ending June 2016	3,709	→
Quarter ending September 2016	3,691	→
Quarter ending December 2016	3,661	→
Variance since December 2015	(0.1%)	→



ACTIVITY

Cumulative percentage of contracted UDA delivered 2016 & 2017



Month	2016	2017
April	167	110
May	690	1,001
June	1,422	1,794
July	2,621	2,782
August	3,135	3,172
September	4,668	4,336
October	5,082	4,854
November	6,340	5,995
December	7,149	6,990
January	7,802	
February	9,220	
March	9,770	
April	10,741	
May	10,893	
June	10,893	

QUALITY

	Quantity	Base Number	Contract	LHB	Wales
% of FP17s for the same patient ID Re-attending within 3 months - Children	74	1,186	6.2%	9.0%	11.4%
% of FP17s for the same patient ID Re-attending within 3 months - Adults	420	3,169	13.3%	15.8%	16.6%
% of FP17s for the same patient ID Re-attending between 3 & 9 months - Children	762	1,186	64.2%	57.2%	58.0%
% of FP17s for the same patient ID Re-attending between 3 & 9 months - Adults	1,721	3,169	54.3%	53.7%	53.9%
% of FP17s for Band 1 Urgent Courses	276	3,827	7.2%	9.6%	9.0%
% of FP17s Relating to Free Repair or Replacements	27	3,827	0.7%	0.8%	0.7%
% of FP17s Relating to Continuations	32	3,827	0.8%	0.9%	0.9%
% of Patients satisfied with the dentistry they have received	12	12	100.0%	93.0%	94.2%
% of Patients satisfied with the time they had to wait for an appointment	10	12	83.3%	85.1%	88.6%

* This is based on patients treated on this contract for their most recent course of treatment. Figures in italics indicate the base number of FP17s or Patient Questionnaire responses are less than 100. N/A is shown where the base number of responses is less than 10 during the period. % is calculated as Quantity/Base number*100

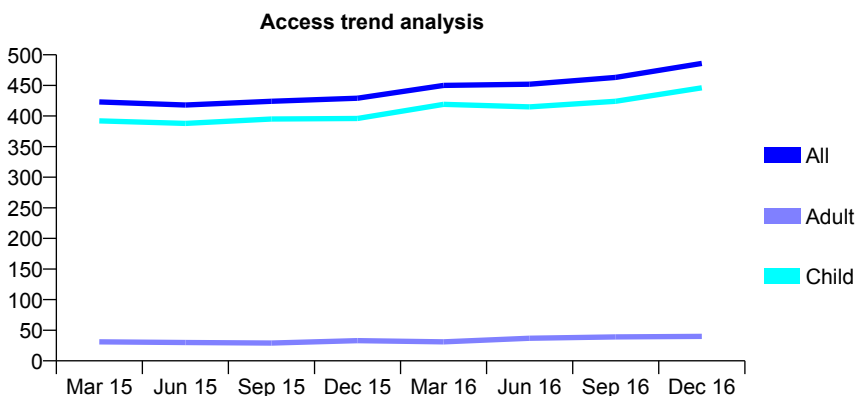
7A6 - Vital Signs At a Glance Contract Report for 929018/0001 - December 2016

Name or company name	MR ME RICE-JONES
Contract type name	GDS Contract
Purpose of contract	General
Contract start date	01/04/2006
Contract end date	

16/17 Contracted general activity (UDA)	569
Carry forward general activity (UDA)	-28
16/17 Contracted orthodontic activity (UOA)	0
Carry forward orthodontic activity (UOA)	0
Baseline contract value	£18,663.14

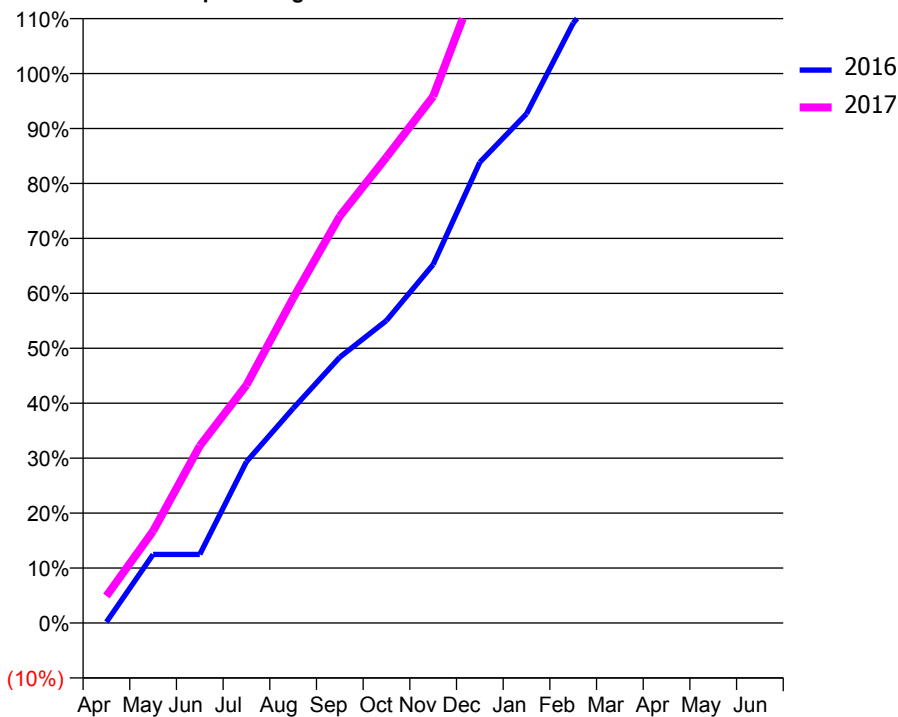
ACCESS*

Patients seen in 24 months	Total	Change since previous quarter
Quarter ending December 2015	429	
Quarter ending March 2016	450	↑
Quarter ending June 2016	452	→
Quarter ending September 2016	463	↑
Quarter ending December 2016	486	↑
Variance since December 2015	13.3%	↑



ACTIVITY

Cumulative percentage of contracted UDA delivered 2016 & 2017



Month	Adjusted Scheduled Activity (UDA)	
	2016	2017
April	1	28
May	71	95
June	71	183
July	167	246
August	222	336
September	275	421
October	313	482
November	371	545
December	477	672
January	527	
February	621	
March	679	
April	723	
May	726	
June	727	

QUALITY

	Quantity	Base Number	Contract	LHB	Wales
% of FP17s for the same patient ID Re-attending within 3 months - Children	28	560	5.0%	9.0%	11.4%
% of FP17s for the same patient ID Re-attending within 3 months - Adults	0	6	0.0%	15.8%	16.6%
% of FP17s for the same patient ID Re-attending between 3 & 9 months - Children	358	560	63.9%	57.2%	58.0%
% of FP17s for the same patient ID Re-attending between 3 & 9 months - Adults	2	6	33.3%	53.7%	53.9%
% of FP17s for Band 1 Urgent Courses	7	523	1.3%	9.6%	9.0%
% of FP17s Relating to Free Repair or Replacements	0	523	0.0%	0.8%	0.7%
% of FP17s Relating to Continuations	0	523	0.0%	0.9%	0.9%
% of Patients satisfied with the dentistry they have received	0	0	N/A	93.0%	94.2%
% of Patients satisfied with the time they had to wait for an appointment	0	0	N/A	85.1%	88.6%

* This is based on patients treated on this contract for their most recent course of treatment. Figures in italics indicate the base number of FP17s or Patient Questionnaire responses are less than 100. N/A is shown where the base number of responses is less than 10 during the period. % is calculated as Quantity/Base number*100

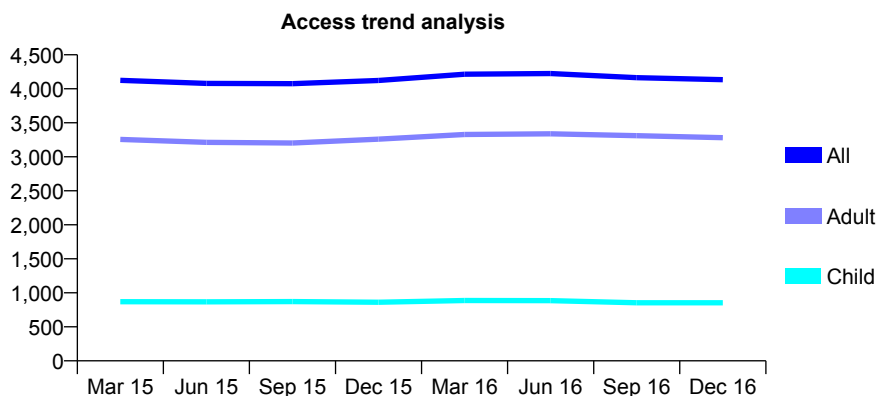
7A6 - Vital Signs At a Glance Contract Report for 952346/0001 - December 2016

Name or company name	MISS MH STANTON
Contract type name	GDS Contract
Purpose of contract	General
Contract start date	01/04/2006
Contract end date	

16/17 Contracted general activity (UDA)	14,876
Carry forward general activity (UDA)	-296
16/17 Contracted orthodontic activity (UOA)	0
Carry forward orthodontic activity (UOA)	0
Baseline contract value	£437,136.37

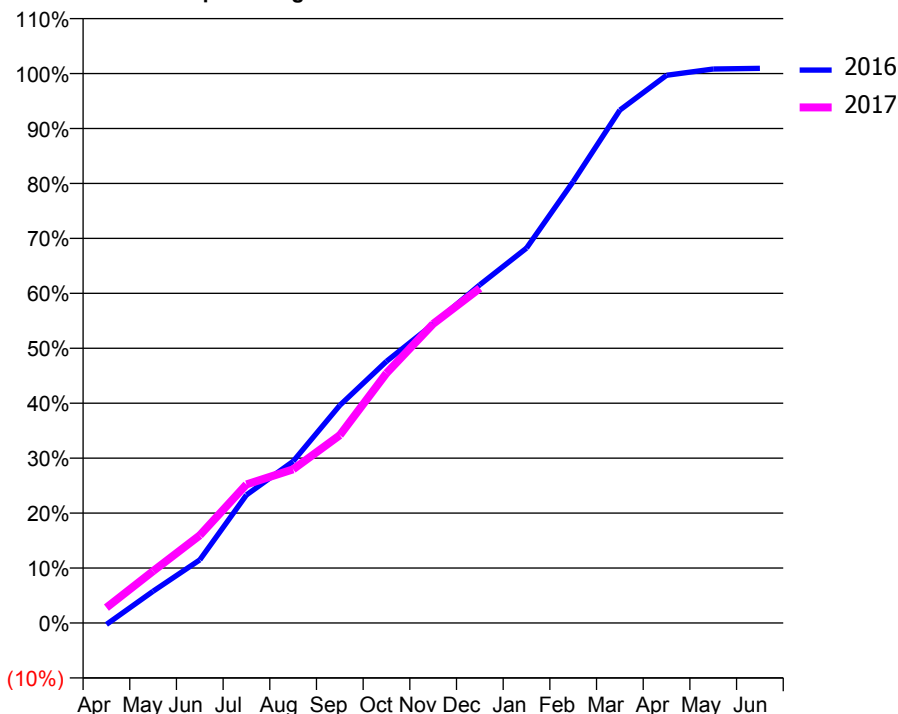
ACCESS*

Patients seen in 24 months	Total	Change since previous quarter
Quarter ending December 2015	4,122	
Quarter ending March 2016	4,215	↑
Quarter ending June 2016	4,224	→
Quarter ending September 2016	4,164	↓
Quarter ending December 2016	4,135	→
Variance since December 2015	0.3%	→



ACTIVITY

Cumulative percentage of contracted UDA delivered 2016 & 2017



Month	Adjusted Scheduled Activity (UDA)	
	2016	2017
April	-42	418
May	860	1,404
June	1,709	2,374
July	3,468	3,753
August	4,378	4,160
September	5,893	5,086
October	7,086	6,763
November	8,091	8,100
December	9,156	9,062
January	10,150	
February	11,952	
March	13,885	
April	14,827	
May	14,998	
June	15,014	

QUALITY

	Quantity	Base Number	Contract	LHB	Wales
% of FP17s for the same patient ID Re-attending within 3 months - Children	81	869	9.3%	9.0%	11.4%
% of FP17s for the same patient ID Re-attending within 3 months - Adults	689	3,671	18.8%	15.8%	16.6%
% of FP17s for the same patient ID Re-attending between 3 & 9 months - Children	551	869	63.4%	57.2%	58.0%
% of FP17s for the same patient ID Re-attending between 3 & 9 months - Adults	2,091	3,671	57.0%	53.7%	53.9%
% of FP17s for Band 1 Urgent Courses	390	4,162	9.4%	9.6%	9.0%
% of FP17s Relating to Free Repair or Replacements	63	4,162	1.5%	0.8%	0.7%
% of FP17s Relating to Continuations	43	4,162	1.0%	0.9%	0.9%
% of Patients satisfied with the dentistry they have received	47	52	90.4%	93.0%	94.2%
% of Patients satisfied with the time they had to wait for an appointment	47	52	90.4%	85.1%	88.6%

* This is based on patients treated on this contract for their most recent course of treatment. Figures in italics indicate the base number of FP17s or Patient Questionnaire responses are less than 100. N/A is shown where the base number of responses is less than 10 during the period. % is calculated as Quantity/Base number*100

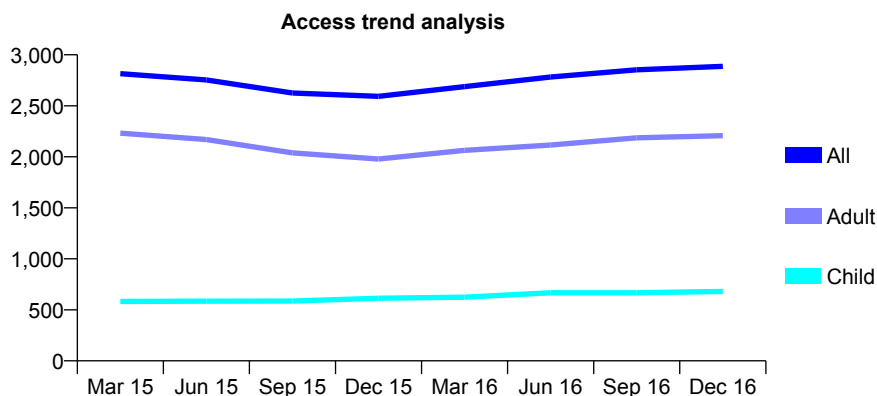
7A6 - Vital Signs At a Glance Contract Report for 965332/0001 - December 2016

Name or company name	MISS L CASTALDI
Contract type name	GDS Contract
Purpose of contract	General
Contract start date	01/04/2011
Contract end date	

16/17 Contracted general activity (UDA)	10,011
Carry forward general activity (UDA)	575
16/17 Contracted orthodontic activity (UOA)	0
Carry forward orthodontic activity (UOA)	0
Baseline contract value	£240,134.76

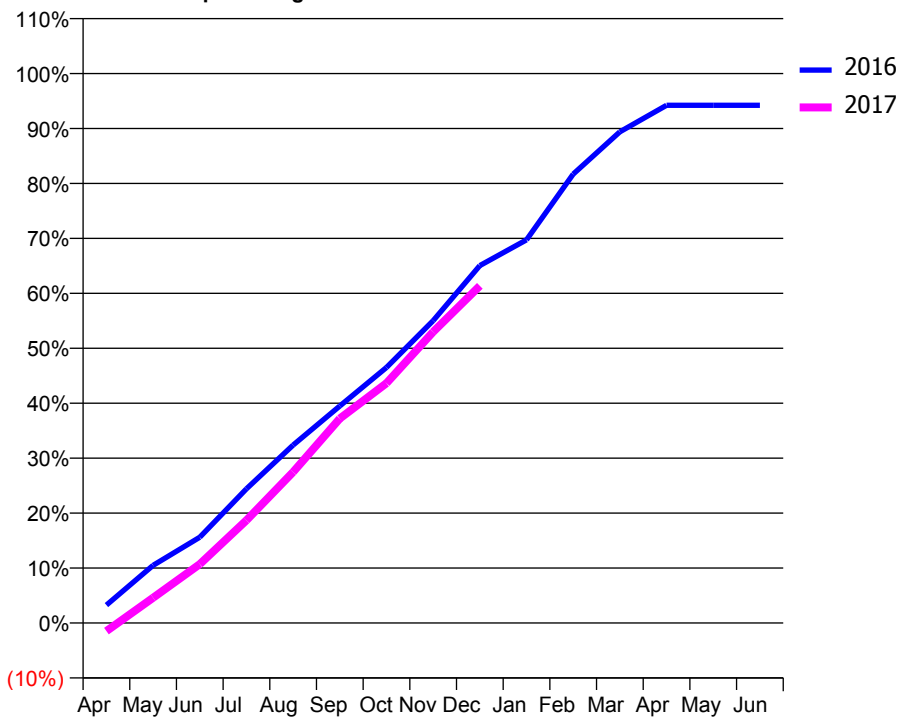
ACCESS*

Patients seen in 24 months	Total	Change since previous quarter
Quarter ending December 2015	2,593	
Quarter ending March 2016	2,688	↑
Quarter ending June 2016	2,783	↑
Quarter ending September 2016	2,853	↑
Quarter ending December 2016	2,887	→
Variance since December 2015	11.3%	↑



ACTIVITY

Cumulative percentage of contracted UDA delivered 2016 & 2017



Adjusted Scheduled Activity (UDA)

Month	2016	2017
April	326	-148
May	1,051	460
June	1,562	1,073
July	2,444	1,873
August	3,241	2,752
September	3,955	3,726
October	4,655	4,369
November	5,509	5,303
December	6,512	6,142
January	6,982	
February	8,178	
March	8,949	
April	9,432	
May	9,431	
June	9,431	

QUALITY

	Quantity	Base Number	Contract	LHB	Wales
% of FP17s for the same patient ID Re-attending within 3 months - Children	99	936	10.6%	9.0%	11.4%
% of FP17s for the same patient ID Re-attending within 3 months - Adults	412	2,839	14.5%	15.8%	16.6%
% of FP17s for the same patient ID Re-attending between 3 & 9 months - Children	639	936	68.3%	57.2%	58.0%
% of FP17s for the same patient ID Re-attending between 3 & 9 months - Adults	1,810	2,839	63.8%	53.7%	53.9%
% of FP17s for Band 1 Urgent Courses	499	3,517	14.2%	9.6%	9.0%
% of FP17s Relating to Free Repair or Replacements	31	3,517	0.9%	0.8%	0.7%
% of FP17s Relating to Continuations	22	3,517	0.6%	0.9%	0.9%
% of Patients satisfied with the dentistry they have received	7	7	N/A	93.0%	94.2%
% of Patients satisfied with the time they had to wait for an appointment	7	7	N/A	85.1%	88.6%

* This is based on patients treated on this contract for their most recent course of treatment. Figures in italics indicate the base number of FP17s or Patient Questionnaire responses are less than 100. N/A is shown where the base number of responses is less than 10 during the period. % is calculated as Quantity/Base number*100

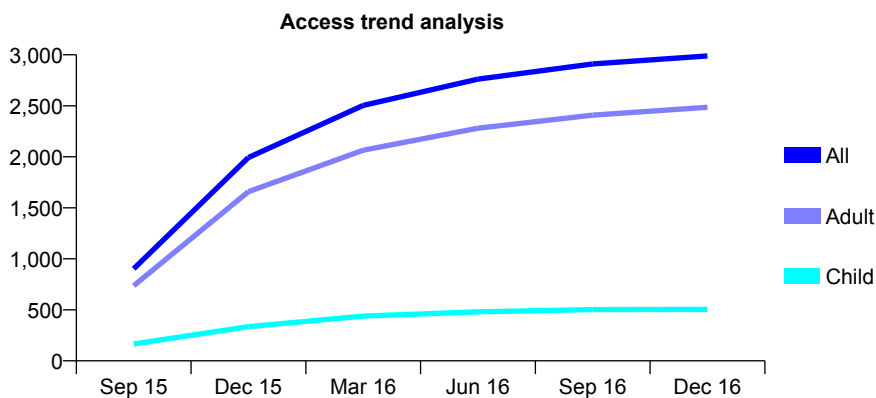
7A6 - Vital Signs At a Glance Contract Report for 972665/0001 - December 2016

Name or company name	MR AW BALE
Contract type name	GDS Contract
Purpose of contract	General
Contract start date	01/07/2015
Contract end date	

16/17 Contracted general activity (UDA)	10,765
Carry forward general activity (UDA)	-272
16/17 Contracted orthodontic activity (UOA)	0
Carry forward orthodontic activity (UOA)	0
Baseline contract value	£248,892.41

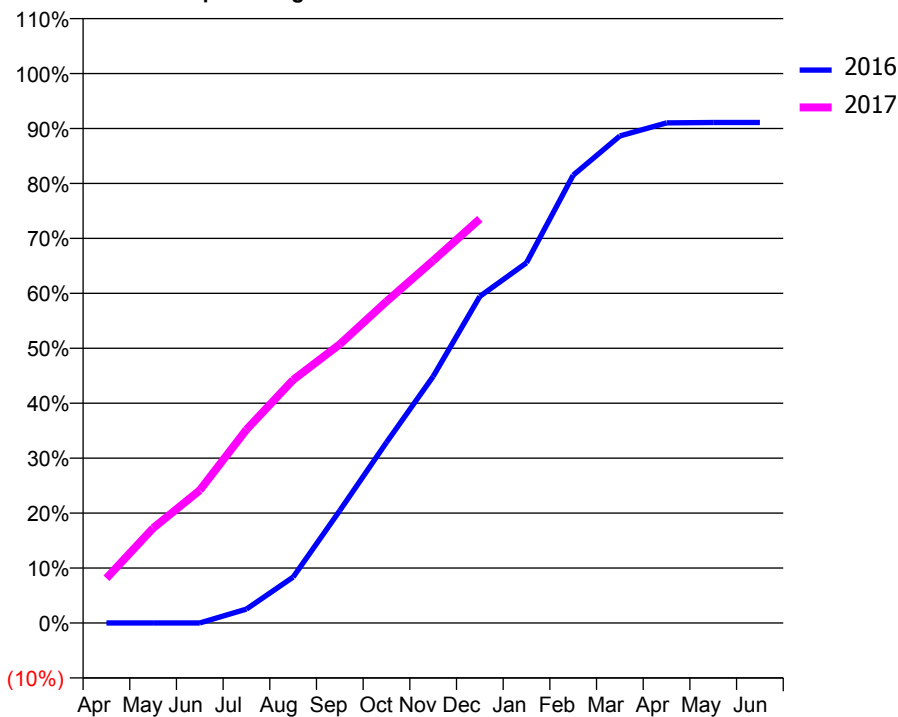
ACCESS*

Patients seen in 24 months	Total	Change since previous quarter
Quarter ending December 2015	1,993	
Quarter ending March 2016	2,504	↑
Quarter ending June 2016	2,761	↑
Quarter ending September 2016	2,911	↑
Quarter ending December 2016	2,989	↑
Variance since December 2015	50.0%	↑



ACTIVITY

Cumulative percentage of contracted UDA delivered 2016 & 2017



Month	Adjusted Scheduled Activity (UDA)	
	2016	2017
April	0	877
May	0	1,860
June	0	2,601
July	197	3,788
August	650	4,763
September	1,590	5,461
October	2,553	6,299
November	3,486	7,099
December	4,616	7,916
January	5,091	
February	6,330	
March	6,884	
April	7,069	
May	7,073	
June	7,073	

QUALITY

	Quantity	Base Number	Contract	LHB	Wales
% of FP17s for the same patient ID Re-attending within 3 months - Children	46	627	7.3%	9.0%	11.4%
% of FP17s for the same patient ID Re-attending within 3 months - Adults	276	3,184	8.7%	15.8%	16.6%
% of FP17s for the same patient ID Re-attending between 3 & 9 months - Children	421	627	67.1%	57.2%	58.0%
% of FP17s for the same patient ID Re-attending between 3 & 9 months - Adults	2,183	3,184	68.6%	53.7%	53.9%
% of FP17s for Band 1 Urgent Courses	218	3,703	5.9%	9.6%	9.0%
% of FP17s Relating to Free Repair or Replacements	38	3,703	1.0%	0.8%	0.7%
% of FP17s Relating to Continuations	27	3,703	0.7%	0.9%	0.9%
% of Patients satisfied with the dentistry they have received	7	7	N/A	93.0%	94.2%
% of Patients satisfied with the time they had to wait for an appointment	7	7	N/A	85.1%	88.6%

* This is based on patients treated on this contract for their most recent course of treatment. Figures in italics indicate the base number of FP17s or Patient Questionnaire responses are less than 100. N/A is shown where the base number of responses is less than 10 during the period. % is calculated as Quantity/Base number*100

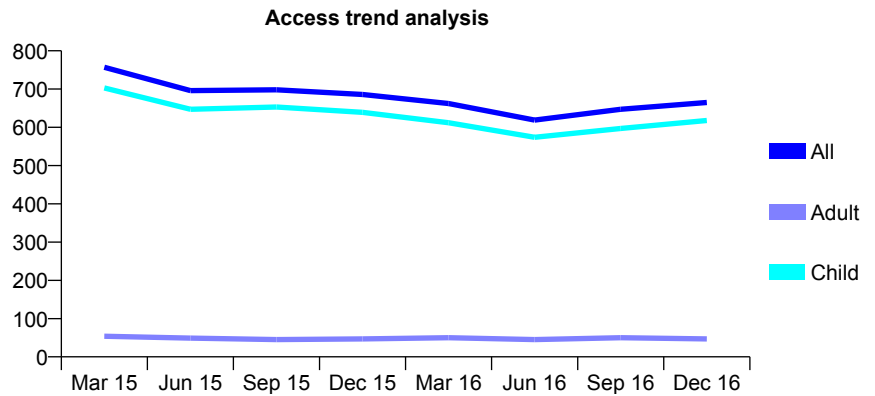
7A6 - Vital Signs At a Glance Contract Report for 980625/0001 - December 2016

Name or company name	MR PJ EVANS
Contract type name	GDS Contract
Purpose of contract	General
Contract start date	01/04/2006
Contract end date	

16/17 Contracted general activity (UDA)	1,756
Carry forward general activity (UDA)	-49
16/17 Contracted orthodontic activity (UOA)	0
Carry forward orthodontic activity (UOA)	0
Baseline contract value	£47,050.73

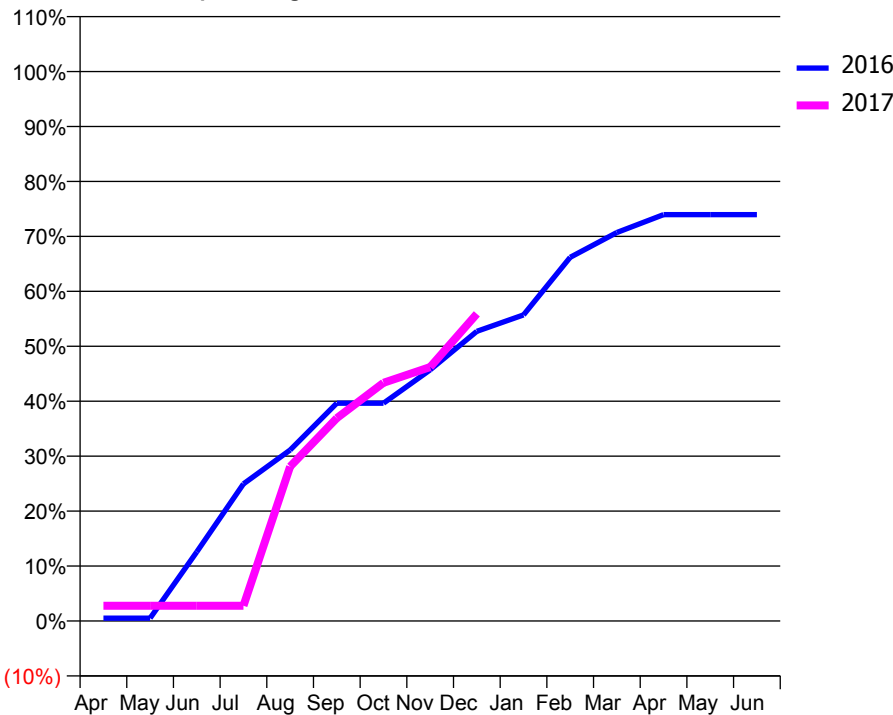
ACCESS*

Patients seen in 24 months	Total	Change since previous quarter
Quarter ending December 2015	686	
Quarter ending March 2016	662	↓
Quarter ending June 2016	619	↓
Quarter ending September 2016	647	↑
Quarter ending December 2016	665	↑
Variance since December 2015	(3.1%)	↓



ACTIVITY

Cumulative percentage of contracted UDA delivered 2016 & 2017



Month	Adjusted Scheduled Activity (UDA)	
	2016	2017
April	9	49
May	9	49
June	221	49
July	438	49
August	546	494
September	696	648
October	696	761
November	802	811
December	926	982
January	978	
February	1,162	
March	1,242	
April	1,299	
May	1,299	
June	1,299	

QUALITY

	Quantity	Base Number	Contract	LHB	Wales
% of FP17s for the same patient ID Re-attending within 3 months - Children	32	691	4.6%	9.0%	11.4%
% of FP17s for the same patient ID Re-attending within 3 months - Adults	0	2	0.0%	15.8%	16.6%
% of FP17s for the same patient ID Re-attending between 3 & 9 months - Children	438	691	63.4%	57.2%	58.0%
% of FP17s for the same patient ID Re-attending between 3 & 9 months - Adults	0	2	0.0%	53.7%	53.9%
% of FP17s for Band 1 Urgent Courses	8	652	1.2%	9.6%	9.0%
% of FP17s Relating to Free Repair or Replacements	0	652	0.0%	0.8%	0.7%
% of FP17s Relating to Continuations	8	652	1.2%	0.9%	0.9%
% of Patients satisfied with the dentistry they have received	0	0	N/A	93.0%	94.2%
% of Patients satisfied with the time they had to wait for an appointment	0	0	N/A	85.1%	88.6%

* This is based on patients treated on this contract for their most recent course of treatment. Figures in italics indicate the base number of FP17s or Patient Questionnaire responses are less than 100. N/A is shown where the base number of responses is less than 10 during the period. % is calculated as Quantity/Base number*100

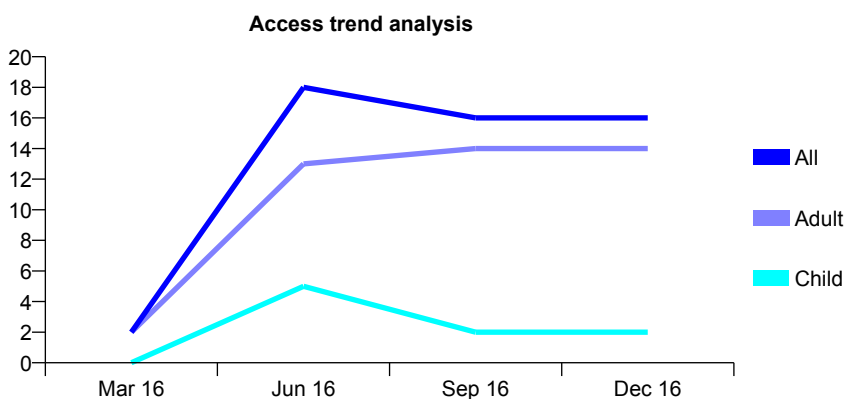
7A7 - Vital Signs At a Glance Contract Report for 100015/0000 - December 2016

Name or company name	AGS & P Powell-Main
Contract type name	PDS Contract
Purpose of contract	General
Contract start date	12/01/2016
Contract end date	30/05/2016

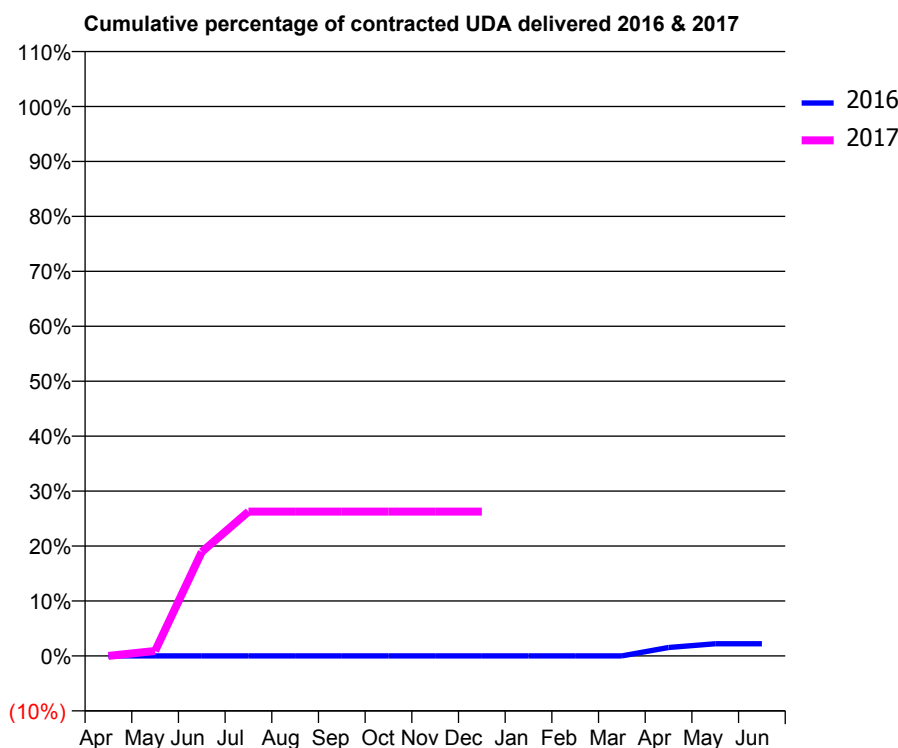
16/17 Contracted general activity (UDA)	262
Carry forward general activity (UDA)	0
16/17 Contracted orthodontic activity (UOA)	0
Carry forward orthodontic activity (UOA)	0
Baseline contract value	£6,678.73

ACCESS*

Patients seen in 24 months	Total	Change since previous quarter
Quarter ending December 2015	0	
Quarter ending March 2016	2	
Quarter ending June 2016	18	↑
Quarter ending September 2016	16	↓
Quarter ending December 2016	16	→
Variance since December 2015	N/A	



ACTIVITY



Month	Adjusted Scheduled Activity (UDA)	
	2016	2017
April	0	0
May	0	2
June	0	50
July	0	69
August	0	69
September	0	69
October	0	69
November	0	69
December	0	69
January	0	
February	0	
March	0	
April	5	
May	8	
June	8	

QUALITY

	Quantity	Base Number	Contract	LHB	Wales
% of FP17s for the same patient ID Re-attending within 3 months - Children	0	5	0.0%	8.4%	11.4%
% of FP17s for the same patient ID Re-attending within 3 months - Adults	1	29	3.4%	14.2%	16.6%
% of FP17s for the same patient ID Re-attending between 3 & 9 months - Children	0	5	0.0%	54.2%	58.0%
% of FP17s for the same patient ID Re-attending between 3 & 9 months - Adults	0	29	0.0%	52.1%	53.9%
% of FP17s for Band 1 Urgent Courses	19	29	65.5%	9.5%	9.0%
% of FP17s Relating to Free Repair or Replacements	0	29	0.0%	0.6%	0.7%
% of FP17s Relating to Continuations	0	29	0.0%	1.2%	0.9%
% of Patients satisfied with the dentistry they have received	0	0	N/A	94.6%	94.2%
% of Patients satisfied with the time they had to wait for an appointment	0	0	N/A	87.5%	88.6%

* This is based on patients treated on this contract for their most recent course of treatment. Figures in italics indicate the base number of FP17s or Patient Questionnaire responses are less than 100. N/A is shown where the base number of responses is less than 10 during the period. % is calculated as Quantity/Base number*100

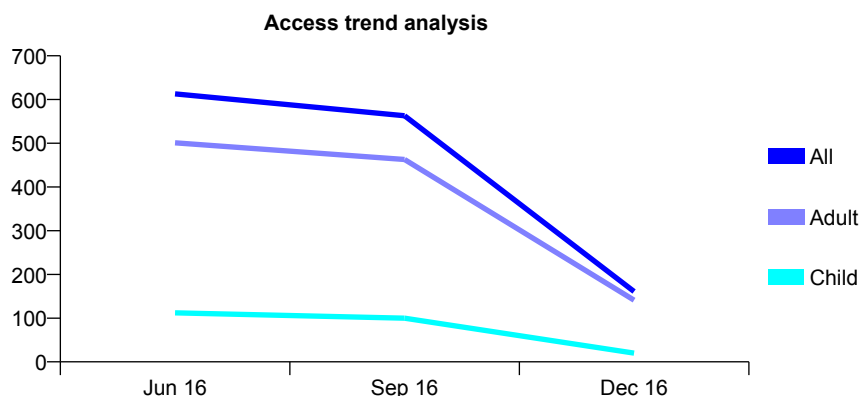
7A7 - Vital Signs At a Glance Contract Report for 100038/0000 - December 2016

Name or company name	River Wye Dental Practice Partnership
Contract type name	PDS Contract
Purpose of contract	General
Contract start date	12/02/2016
Contract end date	30/05/2016

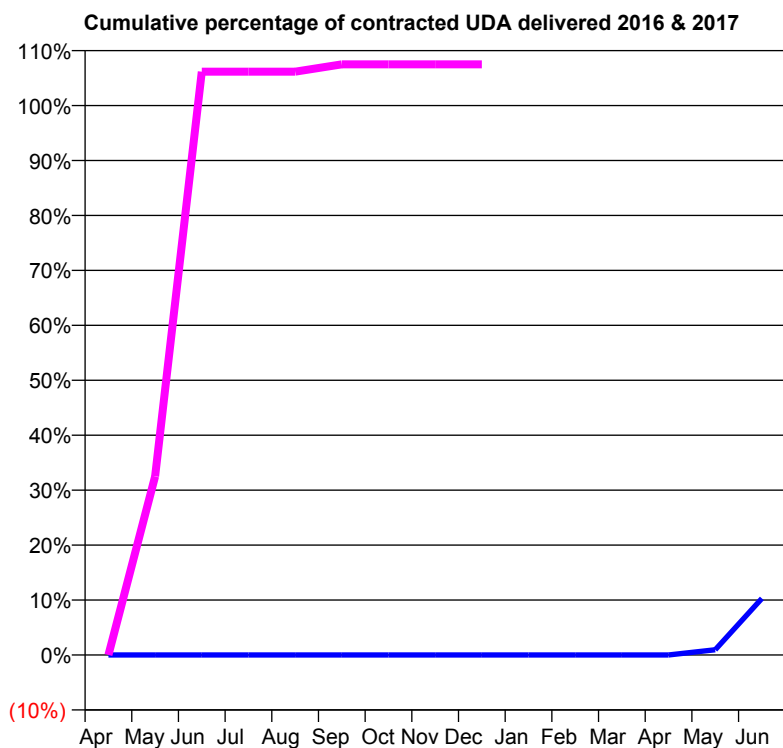
16/17 Contracted general activity (UDA)	984
Carry forward general activity (UDA)	0
16/17 Contracted orthodontic activity (UOA)	0
Carry forward orthodontic activity (UOA)	0
Baseline contract value	£24,518.76

ACCESS*

Patients seen in 24 months	Total	Change since previous quarter
Quarter ending December 2015	0	
Quarter ending March 2016	0	
Quarter ending June 2016	613	↑
Quarter ending September 2016	563	↓
Quarter ending December 2016	161	↓
Variance since December 2015	N/A	



ACTIVITY



Month	Adjusted Scheduled Activity (UDA)	
	2016	2017
April	0	0
May	0	320
June	0	1,045
July	0	1,045
August	0	1,045
September	0	1,058
October	0	1,058
November	0	1,058
December	0	1,058
January	0	
February	0	
March	0	
April	0	
May	8	
June	83	

QUALITY

	Quantity	Base Number	Contract	LHB	Wales
% of FP17s for the same patient ID Re-attending within 3 months - Children	4	126	3.2%	8.4%	11.4%
% of FP17s for the same patient ID Re-attending within 3 months - Adults	9	590	1.5%	14.2%	16.6%
% of FP17s for the same patient ID Re-attending between 3 & 9 months - Children	0	126	0.0%	54.2%	58.0%
% of FP17s for the same patient ID Re-attending between 3 & 9 months - Adults	0	590	0.0%	52.1%	53.9%
% of FP17s for Band 1 Urgent Courses	58	677	8.6%	9.5%	9.0%
% of FP17s Relating to Free Repair or Replacements	1	677	0.1%	0.6%	0.7%
% of FP17s Relating to Continuations	5	677	0.7%	1.2%	0.9%
% of Patients satisfied with the dentistry they have received	0	0	N/A	94.6%	94.2%
% of Patients satisfied with the time they had to wait for an appointment	0	0	N/A	87.5%	88.6%

* This is based on patients treated on this contract for their most recent course of treatment. Figures in italics indicate the base number of FP17s or Patient Questionnaire responses are less than 100. N/A is shown where the base number of responses is less than 10 during the period. % is calculated as Quantity/Base number*100

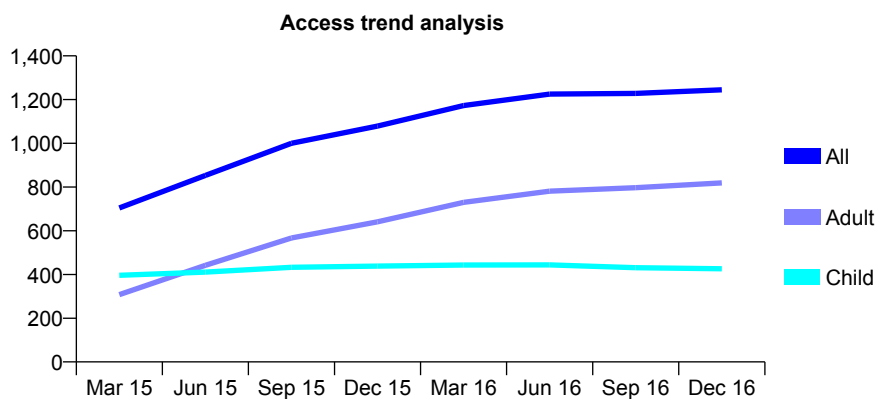
7A7 - Vital Signs At a Glance Contract Report for 108820/0001 - December 2016

Name or company name	The Severnside Limited Partnership
Contract type name	GDS Contract
Purpose of contract	General
Contract start date	27/10/2013
Contract end date	

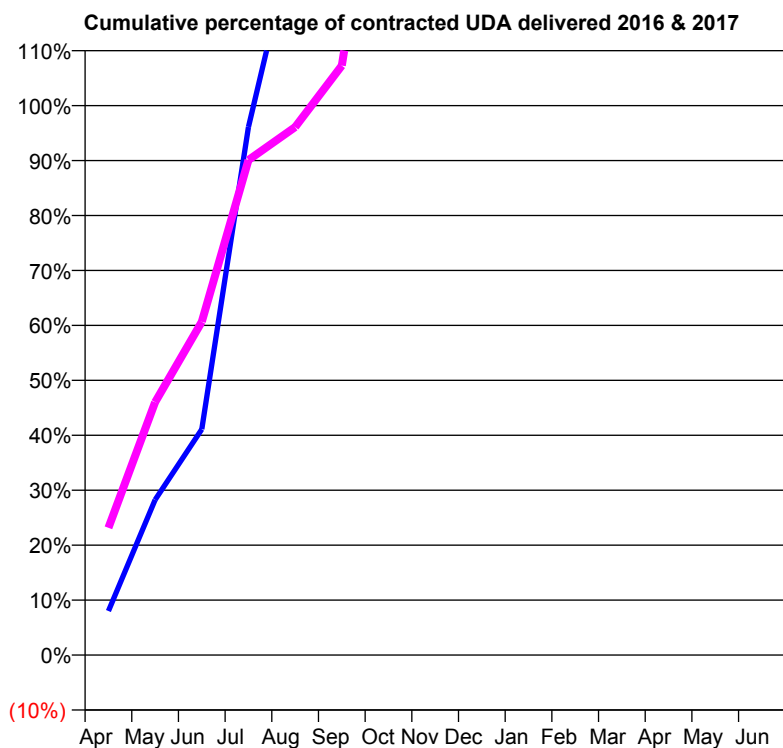
16/17 Contracted general activity (UDA)	1,268
Carry forward general activity (UDA)	-63
16/17 Contracted orthodontic activity (UOA)	0
Carry forward orthodontic activity (UOA)	0
Baseline contract value	£35,833.57

ACCESS*

Patients seen in 24 months	Total	Change since previous quarter
Quarter ending December 2015	1,079	
Quarter ending March 2016	1,173	↑
Quarter ending June 2016	1,225	↑
Quarter ending September 2016	1,228	→
Quarter ending December 2016	1,245	→
Variance since December 2015	15.4%	↑



ACTIVITY



Month	Adjusted Scheduled Activity (UDA)	
	2016	2017
April	102	294
May	358	584
June	521	769
July	1,219	1,142
August	1,670	1,218
September	1,843	1,360
October	2,036	2,018
November	2,311	2,334
December	2,616	2,491
January	2,848	
February	3,318	
March	3,714	
April	3,881	
May	3,894	
June	3,894	

QUALITY

	Quantity	Base Number	Contract	LHB	Wales
% of FP17s for the same patient ID Re-attending within 3 months - Children	18	463	3.9%	8.4%	11.4%
% of FP17s for the same patient ID Re-attending within 3 months - Adults	127	810	15.7%	14.2%	16.6%
% of FP17s for the same patient ID Re-attending between 3 & 9 months - Children	278	463	60.0%	54.2%	58.0%
% of FP17s for the same patient ID Re-attending between 3 & 9 months - Adults	426	810	52.6%	52.1%	53.9%
% of FP17s for Band 1 Urgent Courses	144	1,179	12.2%	9.5%	9.0%
% of FP17s Relating to Free Repair or Replacements	0	1,179	0.0%	0.6%	0.7%
% of FP17s Relating to Continuations	23	1,179	2.0%	1.2%	0.9%
% of Patients satisfied with the dentistry they have received	11	11	100.0%	94.6%	94.2%
% of Patients satisfied with the time they had to wait for an appointment	11	11	100.0%	87.5%	88.6%

* This is based on patients treated on this contract for their most recent course of treatment. Figures in italics indicate the base number of FP17s or Patient Questionnaire responses are less than 100. N/A is shown where the base number of responses is less than 10 during the period. % is calculated as Quantity/Base number*100

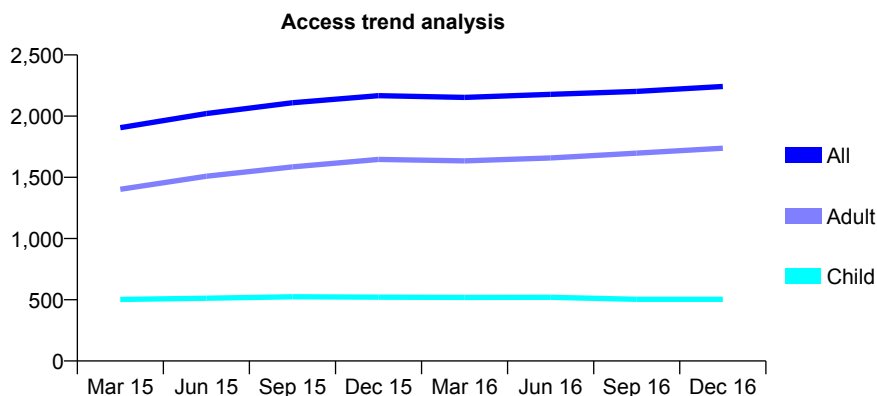
7A7 - Vital Signs At a Glance Contract Report for 11155/0001 - December 2016

Name or company name	Professor St John Crean, ME Northmore ar
Contract type name	GDS Contract
Purpose of contract	General
Contract start date	20/09/2013
Contract end date	

16/17 Contracted general activity (UDA)	6,730
Carry forward general activity (UDA)	26
16/17 Contracted orthodontic activity (UOA)	0
Carry forward orthodontic activity (UOA)	0
Baseline contract value	£149,235.08

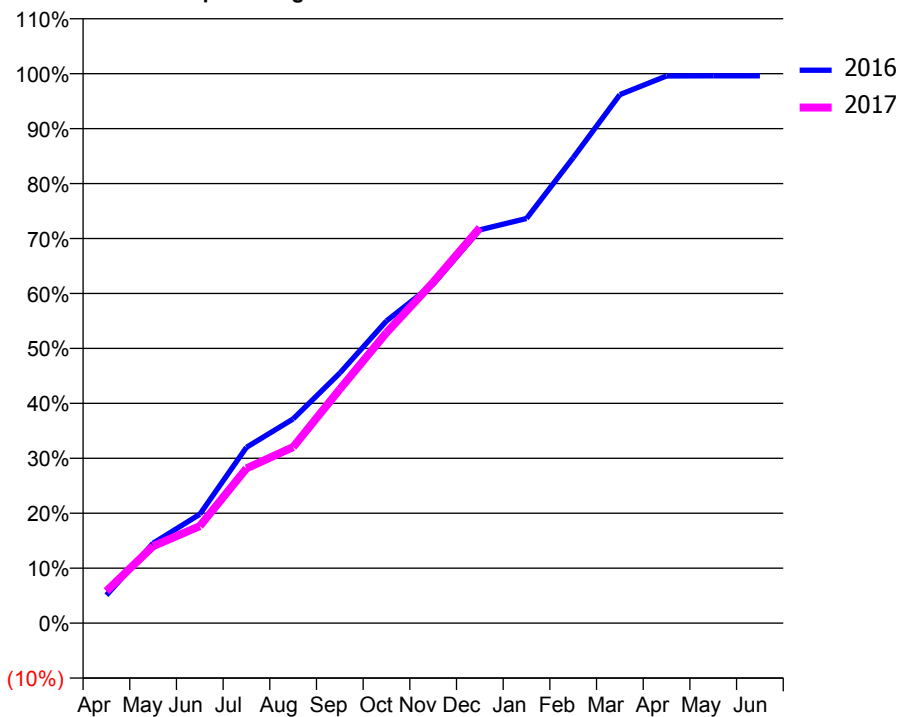
ACCESS*

Patients seen in 24 months	Total	Change since previous quarter
Quarter ending December 2015	2,167	
Quarter ending March 2016	2,153	→
Quarter ending June 2016	2,178	→
Quarter ending September 2016	2,202	→
Quarter ending December 2016	2,242	→
Variance since December 2015	3.5%	↑



ACTIVITY

Cumulative percentage of contracted UDA delivered 2016 & 2017



Month	Adjusted Scheduled Activity (UDA)	
	2016	2017
April	342	392
May	979	942
June	1,333	1,188
July	2,154	1,895
August	2,502	2,157
September	3,063	2,866
October	3,701	3,558
November	4,152	4,176
December	4,817	4,842
January	4,955	
February	5,701	
March	6,473	
April	6,701	
May	6,703	
June	6,703	

QUALITY

	Quantity	Base Number	Contract	LHB	Wales
% of FP17s for the same patient ID Re-attending within 3 months - Children	30	567	5.3%	8.4%	11.4%
% of FP17s for the same patient ID Re-attending within 3 months - Adults	345	1,909	18.1%	14.2%	16.6%
% of FP17s for the same patient ID Re-attending between 3 & 9 months - Children	343	567	60.5%	54.2%	58.0%
% of FP17s for the same patient ID Re-attending between 3 & 9 months - Adults	937	1,909	49.1%	52.1%	53.9%
% of FP17s for Band 1 Urgent Courses	232	2,351	9.9%	9.5%	9.0%
% of FP17s Relating to Free Repair or Replacements	0	2,351	0.0%	0.6%	0.7%
% of FP17s Relating to Continuations	30	2,351	1.3%	1.2%	0.9%
% of Patients satisfied with the dentistry they have received	43	46	93.5%	94.6%	94.2%
% of Patients satisfied with the time they had to wait for an appointment	41	46	89.1%	87.5%	88.6%

* This is based on patients treated on this contract for their most recent course of treatment. Figures in italics indicate the base number of FP17s or Patient Questionnaire responses are less than 100. N/A is shown where the base number of responses is less than 10 during the period. % is calculated as Quantity/Base number*100

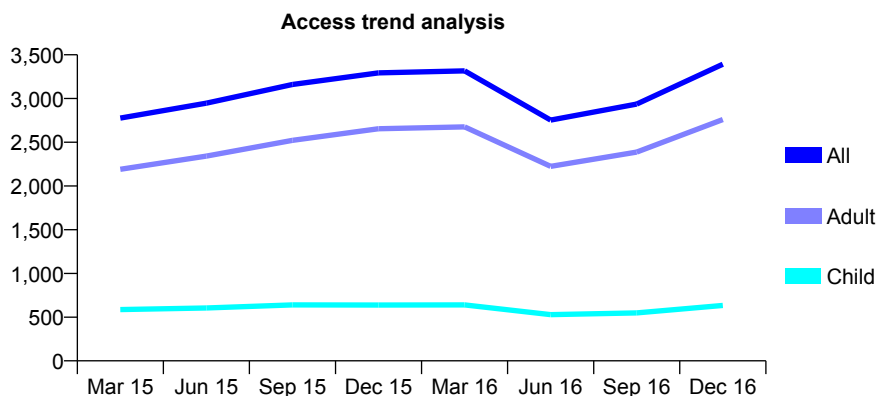
7A7 - Vital Signs At a Glance Contract Report for 116068/0001 - December 2016

Name or company name	River Wye Dental Practice Partnership
Contract type name	GDS Contract
Purpose of contract	General
Contract start date	01/02/2014
Contract end date	

16/17 Contracted general activity (UDA)	8,785
Carry forward general activity (UDA)	-439
16/17 Contracted orthodontic activity (UOA)	0
Carry forward orthodontic activity (UOA)	0
Baseline contract value	£218,933.11

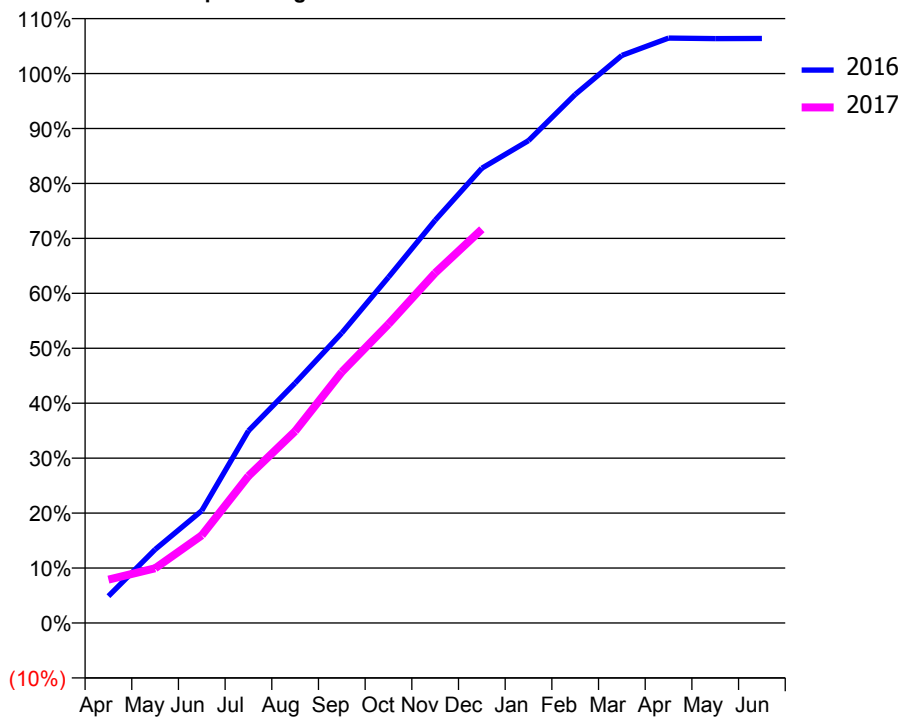
ACCESS*

Patients seen in 24 months	Total	Change since previous quarter
Quarter ending December 2015	3,293	
Quarter ending March 2016	3,316	→
Quarter ending June 2016	2,753	↓
Quarter ending September 2016	2,936	↑
Quarter ending December 2016	3,392	↑
Variance since December 2015	3.0%	↑



ACTIVITY

Cumulative percentage of contracted UDA delivered 2016 & 2017



Month	Adjusted Scheduled Activity (UDA)	
	2016	2017
April	431	694
May	1,175	875
June	1,796	1,402
July	3,073	2,351
August	3,836	3,066
September	4,638	4,014
October	5,529	4,779
November	6,439	5,598
December	7,270	6,294
January	7,712	
February	8,449	
March	9,073	
April	9,351	
May	9,344	
June	9,345	

QUALITY

	Quantity	Base Number	Contract	LHB	Wales
% of FP17s for the same patient ID Re-attending within 3 months - Children	33	655	5.0%	8.4%	11.4%
% of FP17s for the same patient ID Re-attending within 3 months - Adults	346	2,900	11.9%	14.2%	16.6%
% of FP17s for the same patient ID Re-attending between 3 & 9 months - Children	324	655	49.5%	54.2%	58.0%
% of FP17s for the same patient ID Re-attending between 3 & 9 months - Adults	1,345	2,900	46.4%	52.1%	53.9%
% of FP17s for Band 1 Urgent Courses	366	3,411	10.7%	9.5%	9.0%
% of FP17s Relating to Free Repair or Replacements	6	3,411	0.2%	0.6%	0.7%
% of FP17s Relating to Continuations	41	3,411	1.2%	1.2%	0.9%
% of Patients satisfied with the dentistry they have received	47	52	90.4%	94.6%	94.2%
% of Patients satisfied with the time they had to wait for an appointment	45	52	86.5%	87.5%	88.6%

* This is based on patients treated on this contract for their most recent course of treatment. Figures in italics indicate the base number of FP17s or Patient Questionnaire responses are less than 100. N/A is shown where the base number of responses is less than 10 during the period. % is calculated as Quantity/Base number*100

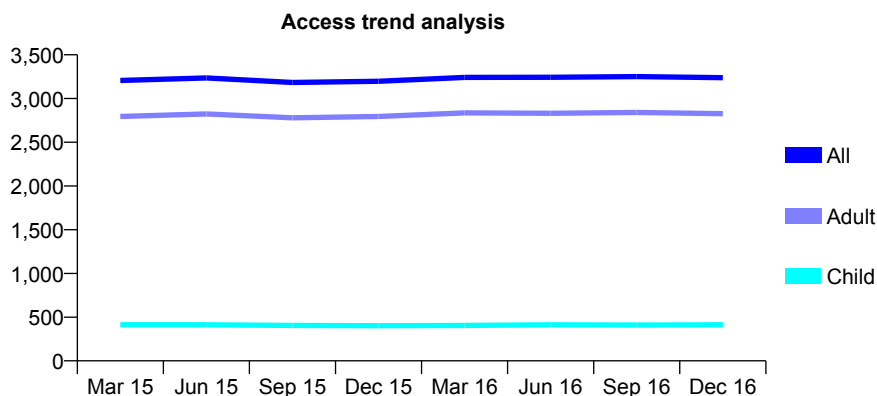
7A7 - Vital Signs At a Glance Contract Report for 126896/0001 - December 2016

Name or company name	H Sobhani & P Dusza/Llanidloes Dental Pr
Contract type name	GDS Contract
Purpose of contract	General
Contract start date	01/01/2009
Contract end date	

16/17 Contracted general activity (UDA)	15,000
Carry forward general activity (UDA)	528
16/17 Contracted orthodontic activity (UOA)	0
Carry forward orthodontic activity (UOA)	0
Baseline contract value	£426,685.33

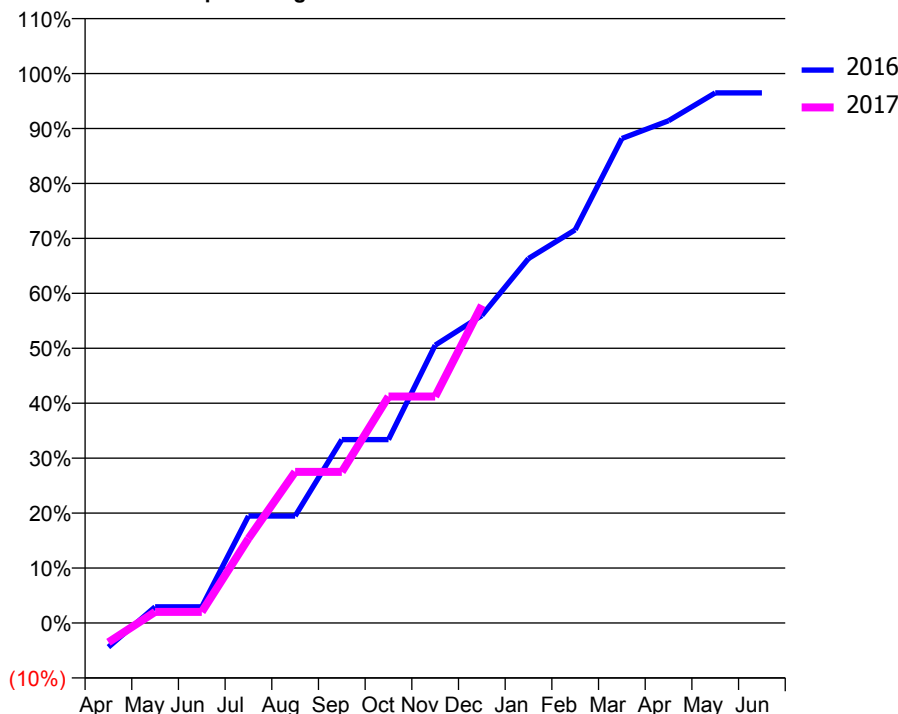
ACCESS*

Patients seen in 24 months	Total	Change since previous quarter
Quarter ending December 2015	3,197	
Quarter ending March 2016	3,241	→
Quarter ending June 2016	3,243	→
Quarter ending September 2016	3,251	→
Quarter ending December 2016	3,238	→
Variance since December 2015	1.3%	→



ACTIVITY

Cumulative percentage of contracted UDA delivered 2016 & 2017



Month	Adjusted Scheduled Activity (UDA)	
	2016	2017
April	-660	-528
May	441	304
June	441	304
July	2,920	2,305
August	2,920	4,126
September	5,006	4,126
October	5,006	6,181
November	7,584	6,181
December	8,397	8,676
January	9,950	
February	10,733	
March	13,227	
April	13,708	
May	14,472	
June	14,472	

QUALITY

	Quantity	Base Number	Contract	LHB	Wales
% of FP17s for the same patient ID Re-attending within 3 months - Children	18	398	4.5%	8.4%	11.4%
% of FP17s for the same patient ID Re-attending within 3 months - Adults	334	3,017	11.1%	14.2%	16.6%
% of FP17s for the same patient ID Re-attending between 3 & 9 months - Children	273	398	68.6%	54.2%	58.0%
% of FP17s for the same patient ID Re-attending between 3 & 9 months - Adults	1,947	3,017	64.5%	52.1%	53.9%
% of FP17s for Band 1 Urgent Courses	222	3,084	7.2%	9.5%	9.0%
% of FP17s Relating to Free Repair or Replacements	19	3,084	0.6%	0.6%	0.7%
% of FP17s Relating to Continuations	14	3,084	0.5%	1.2%	0.9%
% of Patients satisfied with the dentistry they have received	23	27	85.2%	94.6%	94.2%
% of Patients satisfied with the time they had to wait for an appointment	24	27	88.9%	87.5%	88.6%

* This is based on patients treated on this contract for their most recent course of treatment. Figures in italics indicate the base number of FP17s or Patient Questionnaire responses are less than 100. N/A is shown where the base number of responses is less than 10 during the period. % is calculated as Quantity/Base number*100

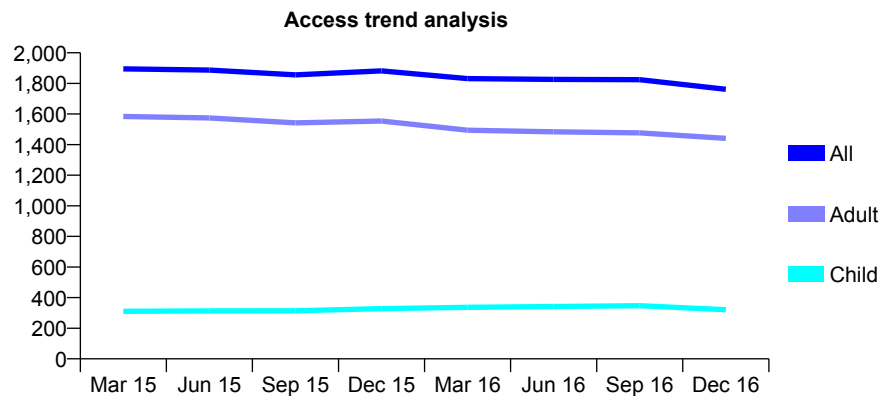
7A7 - Vital Signs At a Glance Contract Report for 128287/0001 - December 2016

Name or company name	AGS & P Powell-Main
Contract type name	GDS Contract
Purpose of contract	General
Contract start date	01/11/2006
Contract end date	

16/17 Contracted general activity (UDA)	6,672
Carry forward general activity (UDA)	108
16/17 Contracted orthodontic activity (UOA)	0
Carry forward orthodontic activity (UOA)	0
Baseline contract value	£169,844.76

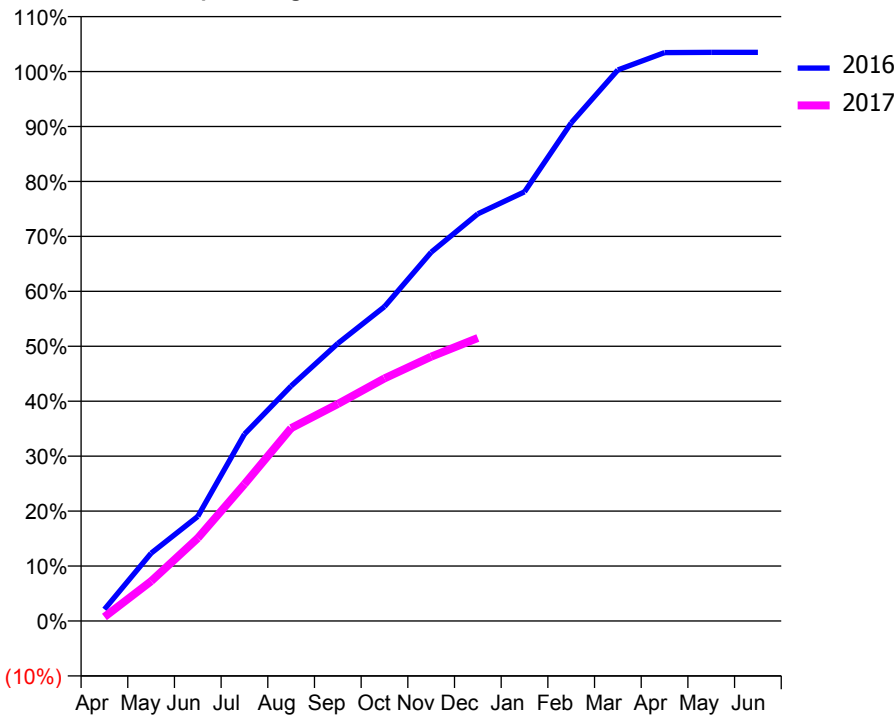
ACCESS*

Patients seen in 24 months	Total	Change since previous quarter
Quarter ending December 2015	1,882	
Quarter ending March 2016	1,831	↓
Quarter ending June 2016	1,826	→
Quarter ending September 2016	1,824	→
Quarter ending December 2016	1,762	↓
Variance since December 2015	(6.4%)	↓



ACTIVITY

Cumulative percentage of contracted UDA delivered 2016 & 2017



Month	Adjusted Scheduled Activity (UDA)	
	2016	2017
April	142	49
May	823	484
June	1,271	1,006
July	2,269	1,662
August	2,853	2,342
September	3,370	2,636
October	3,817	2,945
November	4,478	3,210
December	4,943	3,437
January	5,211	
February	6,048	
March	6,692	
April	6,901	
May	6,905	
June	6,905	

QUALITY

	Quantity	Base Number	Contract	LHB	Wales
% of FP17s for the same patient ID Re-attending within 3 months - Children	34	361	9.4%	8.4%	11.4%
% of FP17s for the same patient ID Re-attending within 3 months - Adults	210	1,443	14.6%	14.2%	16.6%
% of FP17s for the same patient ID Re-attending between 3 & 9 months - Children	213	361	59.0%	54.2%	58.0%
% of FP17s for the same patient ID Re-attending between 3 & 9 months - Adults	867	1,443	60.1%	52.1%	53.9%
% of FP17s for Band 1 Urgent Courses	206	1,693	12.2%	9.5%	9.0%
% of FP17s Relating to Free Repair or Replacements	7	1,693	0.4%	0.6%	0.7%
% of FP17s Relating to Continuations	18	1,693	1.1%	1.2%	0.9%
% of Patients satisfied with the dentistry they have received	43	47	91.5%	94.6%	94.2%
% of Patients satisfied with the time they had to wait for an appointment	43	47	91.5%	87.5%	88.6%

* This is based on patients treated on this contract for their most recent course of treatment. Figures in italics indicate the base number of FP17s or Patient Questionnaire responses are less than 100. N/A is shown where the base number of responses is less than 10 during the period. % is calculated as Quantity/Base number*100

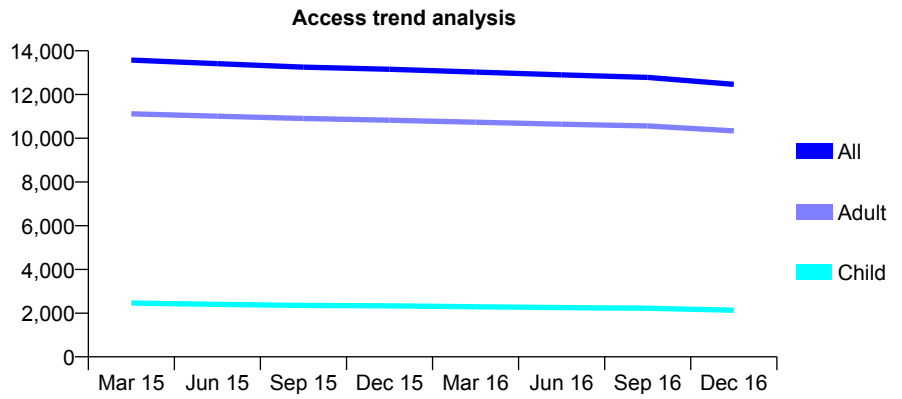
7A7 - Vital Signs At a Glance Contract Report for 131431/0001 - December 2016

Name or company name	Severn Street Dental Practice
Contract type name	GDS Contract
Purpose of contract	General
Contract start date	01/04/2006
Contract end date	

16/17 Contracted general activity (UDA)	34,507
Carry forward general activity (UDA)	0
16/17 Contracted orthodontic activity (UOA)	0
Carry forward orthodontic activity (UOA)	0
Baseline contract value	£875,347.29

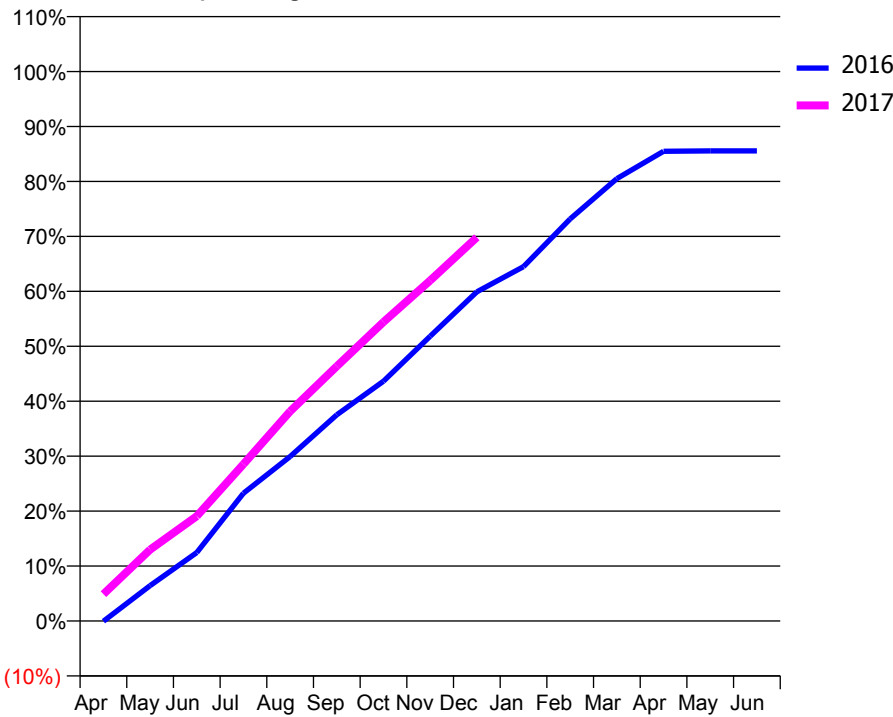
ACCESS*

Patients seen in 24 months	Total	Change since previous quarter
Quarter ending December 2015	13,158	
Quarter ending March 2016	13,026	↓
Quarter ending June 2016	12,901	→
Quarter ending September 2016	12,781	→
Quarter ending December 2016	12,468	↓
Variance since December 2015	(5.2%)	↓



ACTIVITY

Cumulative percentage of contracted UDA delivered 2016 & 2017



Month	Adjusted Scheduled Activity (UDA)	
	2016	2017
April	-23	1,688
May	2,603	4,485
June	5,032	6,589
July	9,397	9,848
August	12,098	13,164
September	15,164	15,998
October	17,640	18,781
November	20,936	21,379
December	24,207	24,099
January	26,057	
February	29,564	
March	32,525	
April	34,539	
May	34,570	
June	34,570	

QUALITY

	Quantity	Base Number	Contract	LHB	Wales
% of FP17s for the same patient ID Re-attending within 3 months - Children	235	2,586	9.1%	8.4%	11.4%
% of FP17s for the same patient ID Re-attending within 3 months - Adults	2,040	11,719	17.4%	14.2%	16.6%
% of FP17s for the same patient ID Re-attending between 3 & 9 months - Children	1,393	2,586	53.9%	54.2%	58.0%
% of FP17s for the same patient ID Re-attending between 3 & 9 months - Adults	5,510	11,719	47.0%	52.1%	53.9%
% of FP17s for Band 1 Urgent Courses	1,796	13,210	13.6%	9.5%	9.0%
% of FP17s Relating to Free Repair or Replacements	129	13,210	1.0%	0.6%	0.7%
% of FP17s Relating to Continuations	166	13,210	1.3%	1.2%	0.9%
% of Patients satisfied with the dentistry they have received	300	313	95.8%	94.6%	94.2%
% of Patients satisfied with the time they had to wait for an appointment	276	313	88.2%	87.5%	88.6%

* This is based on patients treated on this contract for their most recent course of treatment. Figures in italics indicate the base number of FP17s or Patient Questionnaire responses are less than 100. N/A is shown where the base number of responses is less than 10 during the period. % is calculated as Quantity/Base number*100

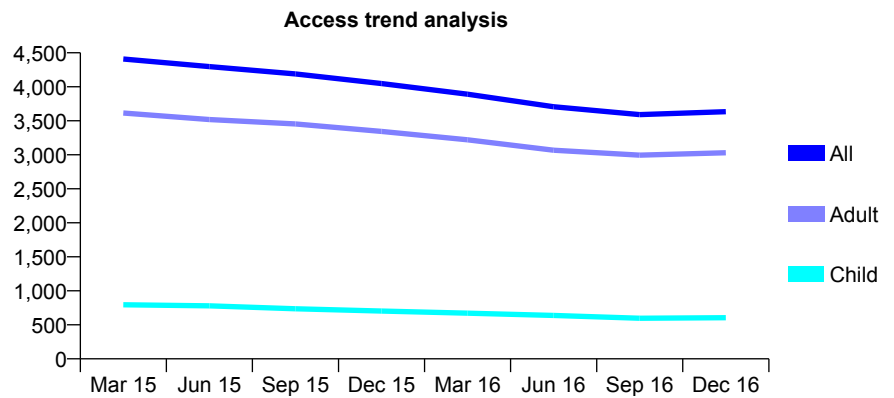
7A7 - Vital Signs At a Glance Contract Report for 140961/0001 - December 2016

Name or company name	Integrated Dental Holdings
Contract type name	GDS Contract
Purpose of contract	General
Contract start date	01/09/2008
Contract end date	

16/17 Contracted general activity (UDA)	12,000
Carry forward general activity (UDA)	0
16/17 Contracted orthodontic activity (UOA)	0
Carry forward orthodontic activity (UOA)	0
Baseline contract value	£300,586.71

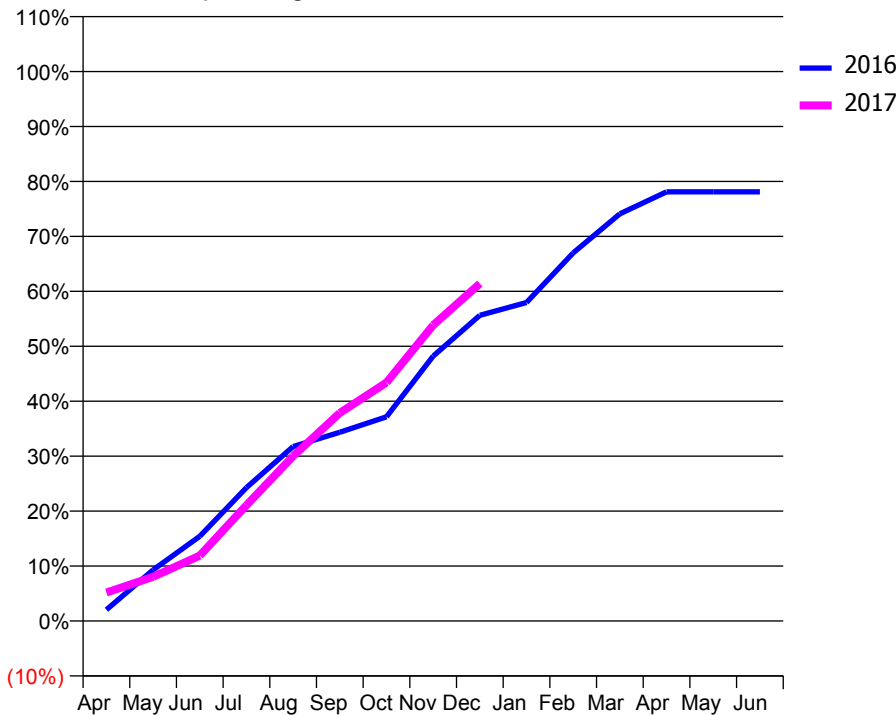
ACCESS*

Patients seen in 24 months	Total	Change since previous quarter
Quarter ending December 2015	4,048	
Quarter ending March 2016	3,892	↓
Quarter ending June 2016	3,706	↓
Quarter ending September 2016	3,592	↓
Quarter ending December 2016	3,635	→
Variance since December 2015	(10.2%)	↓



ACTIVITY

Cumulative percentage of contracted UDA delivered 2016 & 2017



Month	Adjusted Scheduled Activity (UDA)	
	2016	2017
April	284	622
May	1,288	965
June	2,135	1,429
July	3,363	2,528
August	4,398	3,601
September	4,758	4,544
October	5,147	5,209
November	6,677	6,459
December	7,703	7,369
January	8,027	
February	9,278	
March	10,264	
April	10,819	
May	10,819	
June	10,818	

QUALITY

	Quantity	Base Number	Contract	LHB	Wales
% of FP17s for the same patient ID Re-attending within 3 months - Children	28	520	5.4%	8.4%	11.4%
% of FP17s for the same patient ID Re-attending within 3 months - Adults	440	2,814	15.6%	14.2%	16.6%
% of FP17s for the same patient ID Re-attending between 3 & 9 months - Children	201	520	38.7%	54.2%	58.0%
% of FP17s for the same patient ID Re-attending between 3 & 9 months - Adults	1,366	2,814	48.5%	52.1%	53.9%
% of FP17s for Band 1 Urgent Courses	161	3,123	5.2%	9.5%	9.0%
% of FP17s Relating to Free Repair or Replacements	38	3,123	1.2%	0.6%	0.7%
% of FP17s Relating to Continuations	92	3,123	2.9%	1.2%	0.9%
% of Patients satisfied with the dentistry they have received	40	47	85.1%	94.6%	94.2%
% of Patients satisfied with the time they had to wait for an appointment	27	47	57.4%	87.5%	88.6%

* This is based on patients treated on this contract for their most recent course of treatment. Figures in italics indicate the base number of FP17s or Patient Questionnaire responses are less than 100. N/A is shown where the base number of responses is less than 10 during the period. % is calculated as Quantity/Base number*100

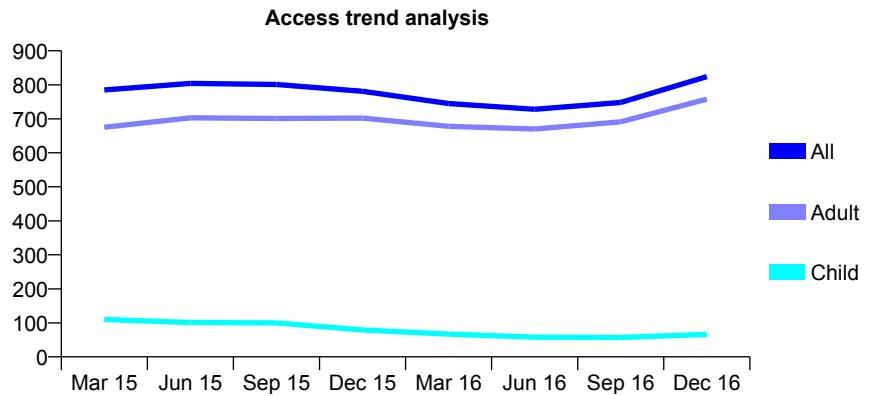
7A7 - Vital Signs At a Glance Contract Report for 154431/0001 - December 2016

Name or company name	Powys Local Health Board
Contract type name	PDS Contract
Purpose of contract	General
Contract start date	01/09/2010
Contract end date	31/08/2020

16/17 Contracted general activity (UDA)	1,600
Carry forward general activity (UDA)	0
16/17 Contracted orthodontic activity (UOA)	0
Carry forward orthodontic activity (UOA)	0
Baseline contract value	£0.00

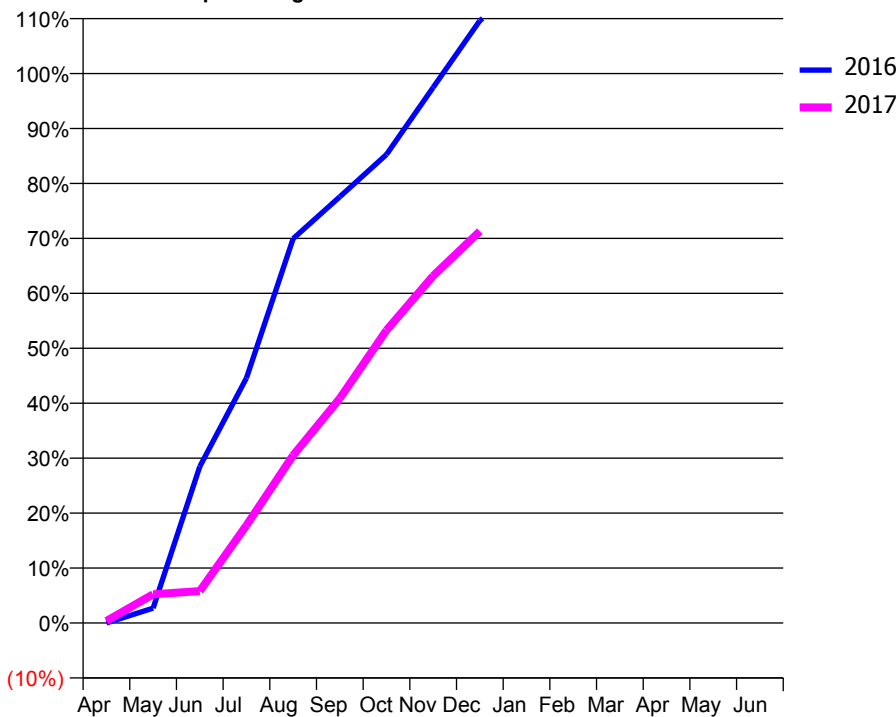
ACCESS*

Patients seen in 24 months	Total	Change since previous quarter
Quarter ending December 2015	781	
Quarter ending March 2016	745	↓
Quarter ending June 2016	728	↓
Quarter ending September 2016	748	↑
Quarter ending December 2016	824	↑
Variance since December 2015	5.5%	↑



ACTIVITY

Cumulative percentage of contracted UDA delivered 2016 & 2017



Month	Adjusted Scheduled Activity (UDA)	
	2016	2017
April	0	6
May	27	84
June	285	93
July	446	285
August	700	488
September	776	654
October	853	853
November	975	1,011
December	1,096	1,140
January	1,158	
February	1,408	
March	1,503	
April	1,563	
May	1,590	
June	1,591	

QUALITY

	Quantity	Base Number	Contract	LHB	Wales
% of FP17s for the same patient ID Re-attending within 3 months - Children	1	31	3.2%	8.4%	11.4%
% of FP17s for the same patient ID Re-attending within 3 months - Adults	19	480	4.0%	14.2%	16.6%
% of FP17s for the same patient ID Re-attending between 3 & 9 months - Children	1	31	3.2%	54.2%	58.0%
% of FP17s for the same patient ID Re-attending between 3 & 9 months - Adults	78	480	16.3%	52.1%	53.9%
% of FP17s for Band 1 Urgent Courses	192	451	42.6%	9.5%	9.0%
% of FP17s Relating to Free Repair or Replacements	0	451	0.0%	0.6%	0.7%
% of FP17s Relating to Continuations	0	451	0.0%	1.2%	0.9%
% of Patients satisfied with the dentistry they have received	9	9	N/A	94.6%	94.2%
% of Patients satisfied with the time they had to wait for an appointment	8	9	N/A	87.5%	88.6%

* This is based on patients treated on this contract for their most recent course of treatment. Figures in italics indicate the base number of FP17s or Patient Questionnaire responses are less than 100. N/A is shown where the base number of responses is less than 10 during the period. % is calculated as Quantity/Base number*100

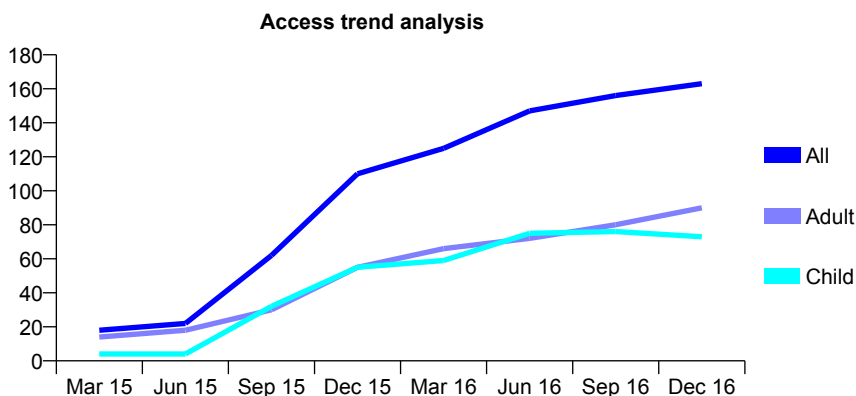
7A7 - Vital Signs At a Glance Contract Report for 154431/0002 - December 2016

Name or company name	Powys Local Health Board
Contract type name	PDS Contract
Purpose of contract	General
Contract start date	01/08/2011
Contract end date	31/07/2021

16/17 Contracted general activity (UDA)	350
Carry forward general activity (UDA)	0
16/17 Contracted orthodontic activity (UOA)	0
Carry forward orthodontic activity (UOA)	0
Baseline contract value	£0.00

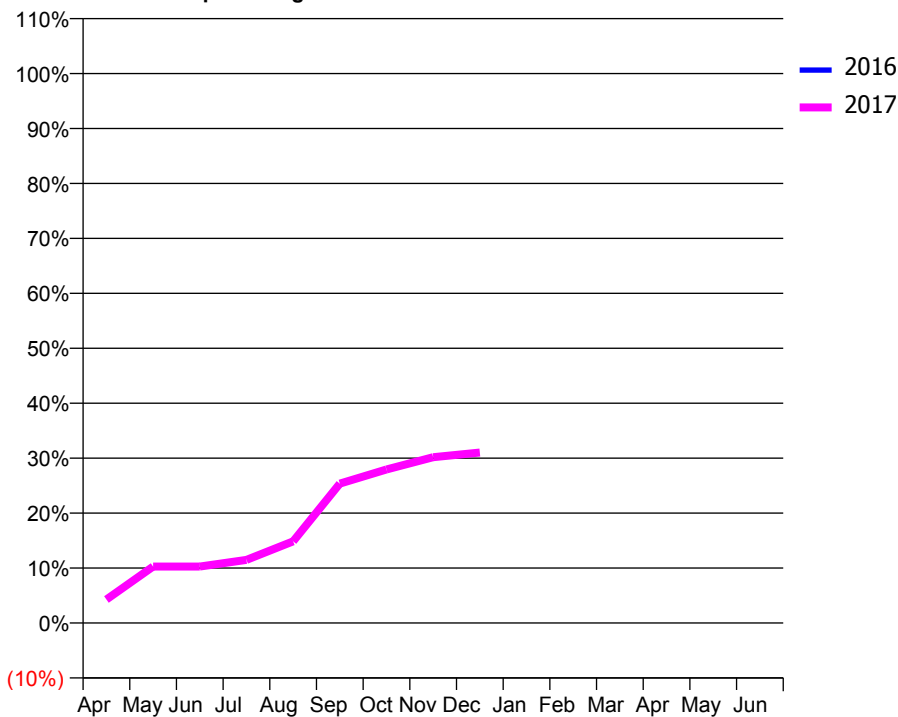
ACCESS*

Patients seen in 24 months	Total	Change since previous quarter
Quarter ending December 2015	110	
Quarter ending March 2016	125	↑
Quarter ending June 2016	147	↑
Quarter ending September 2016	156	↑
Quarter ending December 2016	163	↑
Variance since December 2015	48.2%	↑



ACTIVITY

Cumulative percentage of contracted UDA delivered 2016 & 2017



Adjusted Scheduled Activity (UDA)

Month	2016	2017
April	0	15
May	0	36
June	0	36
July	40	40
August	62	52
September	101	89
October	148	98
November	203	106
December	242	109
January	281	
February	293	
March	309	
April	330	
May	331	
June	331	

QUALITY

	Quantity	Base Number	Contract	LHB	Wales
% of FP17s for the same patient ID Re-attending within 3 months - Children	0	20	0.0%	8.4%	11.4%
% of FP17s for the same patient ID Re-attending within 3 months - Adults	0	51	0.0%	14.2%	16.6%
% of FP17s for the same patient ID Re-attending between 3 & 9 months - Children	0	20	0.0%	54.2%	58.0%
% of FP17s for the same patient ID Re-attending between 3 & 9 months - Adults	0	51	0.0%	52.1%	53.9%
% of FP17s for Band 1 Urgent Courses	33	55	60.0%	9.5%	9.0%
% of FP17s Relating to Free Repair or Replacements	0	55	0.0%	0.6%	0.7%
% of FP17s Relating to Continuations	0	55	0.0%	1.2%	0.9%
% of Patients satisfied with the dentistry they have received	2	4	N/A	94.6%	94.2%
% of Patients satisfied with the time they had to wait for an appointment	3	4	N/A	87.5%	88.6%

* This is based on patients treated on this contract for their most recent course of treatment. Figures in italics indicate the base number of FP17s or Patient Questionnaire responses are less than 100. N/A is shown where the base number of responses is less than 10 during the period. % is calculated as Quantity/Base number*100

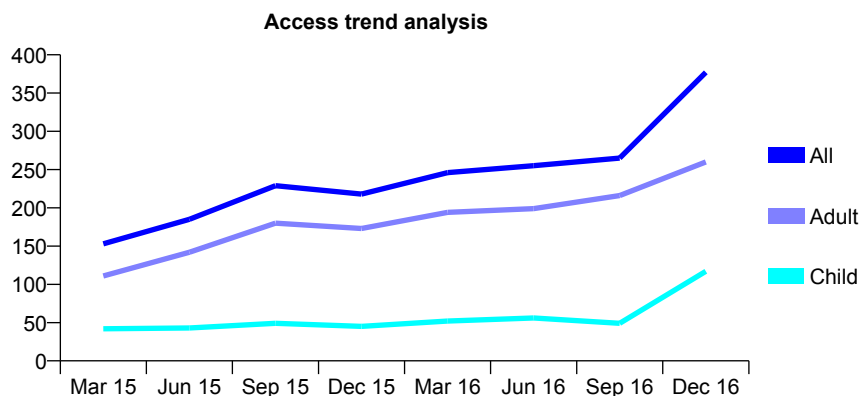
7A7 - Vital Signs At a Glance Contract Report for 154431/0003 - December 2016

Name or company name	Powys Local Health Board
Contract type name	PDS Contract
Purpose of contract	General
Contract start date	01/08/2011
Contract end date	31/07/2021

16/17 Contracted general activity (UDA)	700
Carry forward general activity (UDA)	0
16/17 Contracted orthodontic activity (UOA)	0
Carry forward orthodontic activity (UOA)	0
Baseline contract value	£0.00

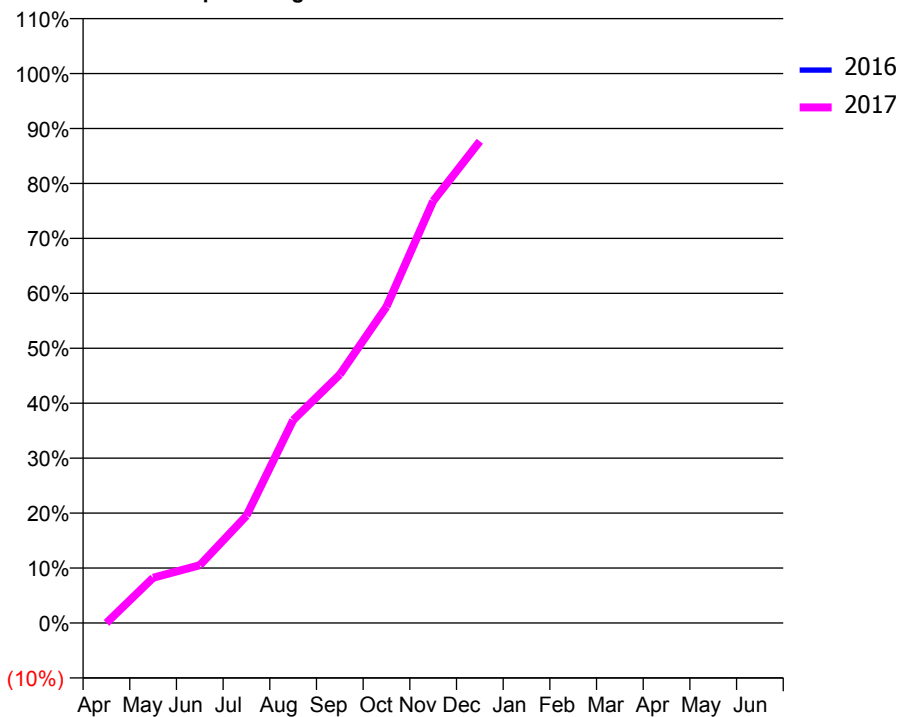
ACCESS*

Patients seen in 24 months	Total	Change since previous quarter
Quarter ending December 2015	218	
Quarter ending March 2016	246	↑
Quarter ending June 2016	255	↑
Quarter ending September 2016	265	↑
Quarter ending December 2016	377	↑
Variance since December 2015	72.9%	↑



ACTIVITY

Cumulative percentage of contracted UDA delivered 2016 & 2017



Adjusted Scheduled Activity (UDA)

Month	2016	2017
April	0	0
May	91	58
June	138	74
July	190	137
August	339	258
September	365	317
October	365	403
November	365	538
December	368	614
January	420	
February	441	
March	469	
April	485	
May	504	
June	504	

QUALITY

	Quantity	Base Number	Contract	LHB	Wales
% of FP17s for the same patient ID Re-attending within 3 months - Children	1	80	1.3%	8.4%	11.4%
% of FP17s for the same patient ID Re-attending within 3 months - Adults	12	172	7.0%	14.2%	16.6%
% of FP17s for the same patient ID Re-attending between 3 & 9 months - Children	5	80	6.3%	54.2%	58.0%
% of FP17s for the same patient ID Re-attending between 3 & 9 months - Adults	20	172	11.6%	52.1%	53.9%
% of FP17s for Band 1 Urgent Courses	53	233	22.7%	9.5%	9.0%
% of FP17s Relating to Free Repair or Replacements	0	233	0.0%	0.6%	0.7%
% of FP17s Relating to Continuations	0	233	0.0%	1.2%	0.9%
% of Patients satisfied with the dentistry they have received	2	2	N/A	94.6%	94.2%
% of Patients satisfied with the time they had to wait for an appointment	1	2	N/A	87.5%	88.6%

* This is based on patients treated on this contract for their most recent course of treatment. Figures in italics indicate the base number of FP17s or Patient Questionnaire responses are less than 100. N/A is shown where the base number of responses is less than 10 during the period. % is calculated as Quantity/Base number*100

7A7 - Vital Signs At a Glance Contract Report for 154431/0004 - December 2016

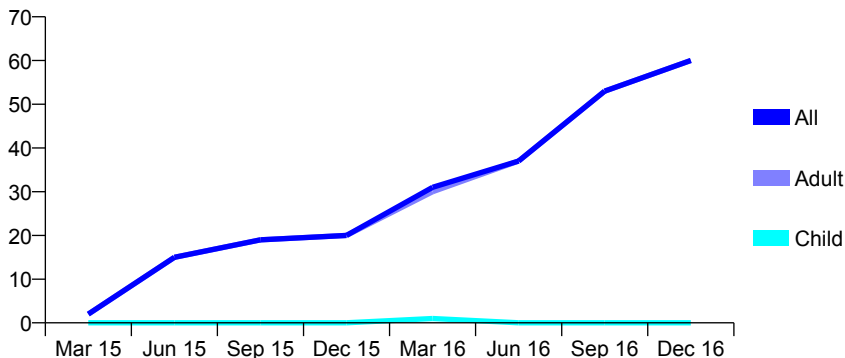
Name or company name	Powys Local Health Board
Contract type name	GDS Contract
Purpose of contract	General
Contract start date	24/10/2011
Contract end date	

16/17 Contracted general activity (UDA)	100
Carry forward general activity (UDA)	0
16/17 Contracted orthodontic activity (UOA)	0
Carry forward orthodontic activity (UOA)	0
Baseline contract value	£0.00

ACCESS*

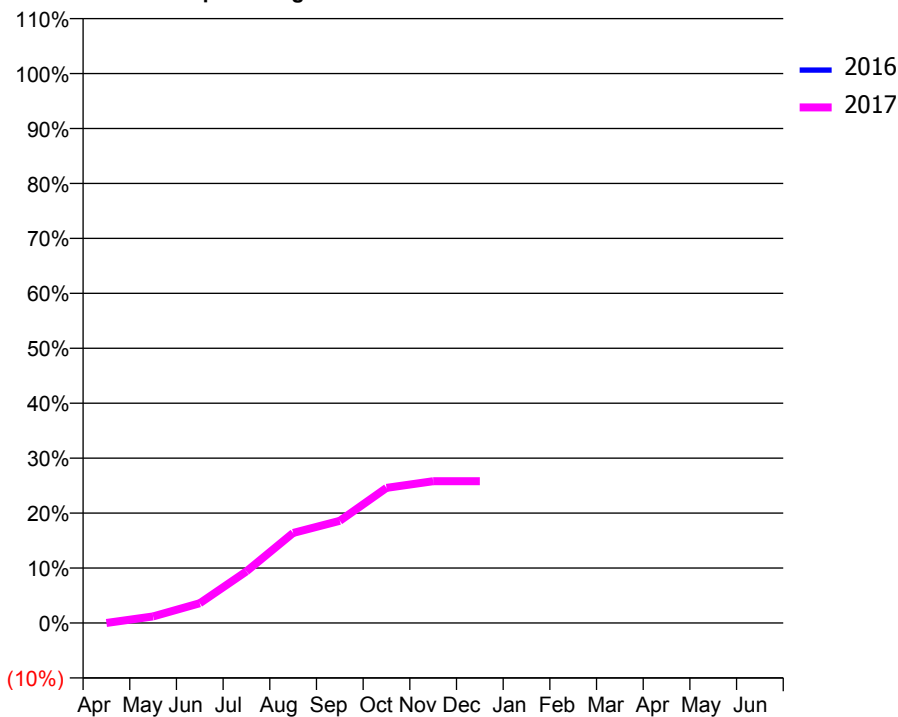
Patients seen in 24 months	Total	Change since previous quarter
Quarter ending December 2015	20	
Quarter ending March 2016	31	↑
Quarter ending June 2016	37	↑
Quarter ending September 2016	53	↑
Quarter ending December 2016	60	↑
Variance since December 2015	200.0%	↑

Access trend analysis



ACTIVITY

Cumulative percentage of contracted UDA delivered 2016 & 2017



Adjusted Scheduled Activity (UDA)

Month	2016	2017
April	0	0
May	10	1
June	14	4
July	27	9
August	29	16
September	30	19
October	30	25
November	30	26
December	38	26
January	51	
February	68	
March	70	
April	73	
May	74	
June	76	

QUALITY

	Quantity	Base Number	Contract	LHB	Wales
% of FP17s for the same patient ID Re-attending within 3 months - Children	0	0	N/A	8.4%	11.4%
% of FP17s for the same patient ID Re-attending within 3 months - Adults	1	48	2.1%	14.2%	16.6%
% of FP17s for the same patient ID Re-attending between 3 & 9 months - Children	0	0	N/A	54.2%	58.0%
% of FP17s for the same patient ID Re-attending between 3 & 9 months - Adults	1	48	2.1%	52.1%	53.9%
% of FP17s for Band 1 Urgent Courses	19	34	55.9%	9.5%	9.0%
% of FP17s Relating to Free Repair or Replacements	0	34	0.0%	0.6%	0.7%
% of FP17s Relating to Continuations	0	34	0.0%	1.2%	0.9%
% of Patients satisfied with the dentistry they have received	2	2	N/A	94.6%	94.2%
% of Patients satisfied with the time they had to wait for an appointment	1	2	N/A	87.5%	88.6%

* This is based on patients treated on this contract for their most recent course of treatment. Figures in italics indicate the base number of FP17s or Patient Questionnaire responses are less than 100. N/A is shown where the base number of responses is less than 10 during the period. % is calculated as Quantity/Base number*100

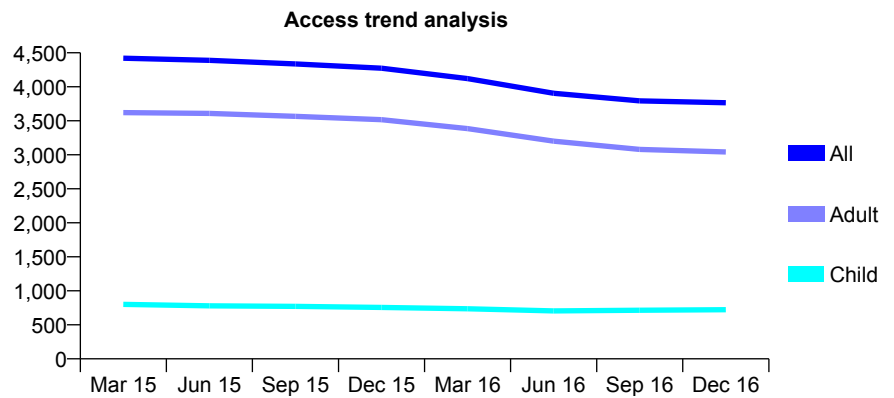
7A7 - Vital Signs At a Glance Contract Report for 158194/0003 - December 2016

Name or company name	Denticare Ltd
Contract type name	GDS Contract
Purpose of contract	General
Contract start date	01/04/2006
Contract end date	

16/17 Contracted general activity (UDA)	13,705
Carry forward general activity (UDA)	0
16/17 Contracted orthodontic activity (UOA)	0
Carry forward orthodontic activity (UOA)	0
Baseline contract value	£343,253.35

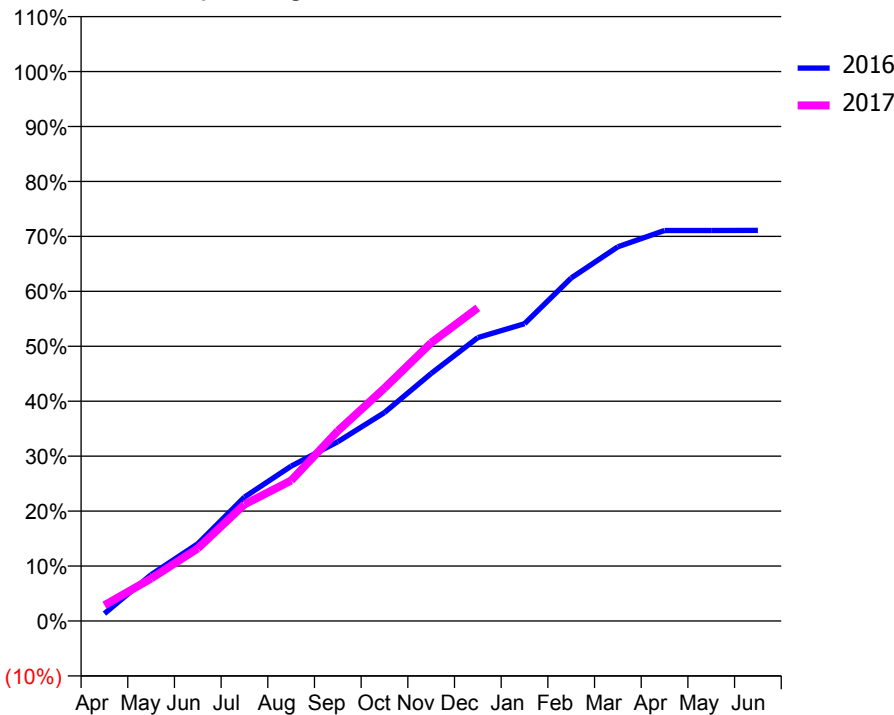
ACCESS*

Patients seen in 24 months	Total	Change since previous quarter
Quarter ending December 2015	4,273	
Quarter ending March 2016	4,121	↓
Quarter ending June 2016	3,905	↓
Quarter ending September 2016	3,794	↓
Quarter ending December 2016	3,766	→
Variance since December 2015	(11.9%)	↓



ACTIVITY

Cumulative percentage of contracted UDA delivered 2016 & 2017



QUALITY

	Quantity	Base Number	Contract	LHB	Wales
% of FP17s for the same patient ID Re-attending within 3 months - Children	59	831	7.1%	8.4%	11.4%
% of FP17s for the same patient ID Re-attending within 3 months - Adults	329	3,240	10.2%	14.2%	16.6%
% of FP17s for the same patient ID Re-attending between 3 & 9 months - Children	437	831	52.6%	54.2%	58.0%
% of FP17s for the same patient ID Re-attending between 3 & 9 months - Adults	1,251	3,240	38.6%	52.1%	53.9%
% of FP17s for Band 1 Urgent Courses	244	3,904	6.3%	9.5%	9.0%
% of FP17s Relating to Free Repair or Replacements	25	3,904	0.6%	0.6%	0.7%
% of FP17s Relating to Continuations	55	3,904	1.4%	1.2%	0.9%
% of Patients satisfied with the dentistry they have received	48	52	92.3%	94.6%	94.2%
% of Patients satisfied with the time they had to wait for an appointment	42	52	80.8%	87.5%	88.6%

* This is based on patients treated on this contract for their most recent course of treatment. Figures in italics indicate the base number of FP17s or Patient Questionnaire responses are less than 100. N/A is shown where the base number of responses is less than 10 during the period. % is calculated as Quantity/Base number*100

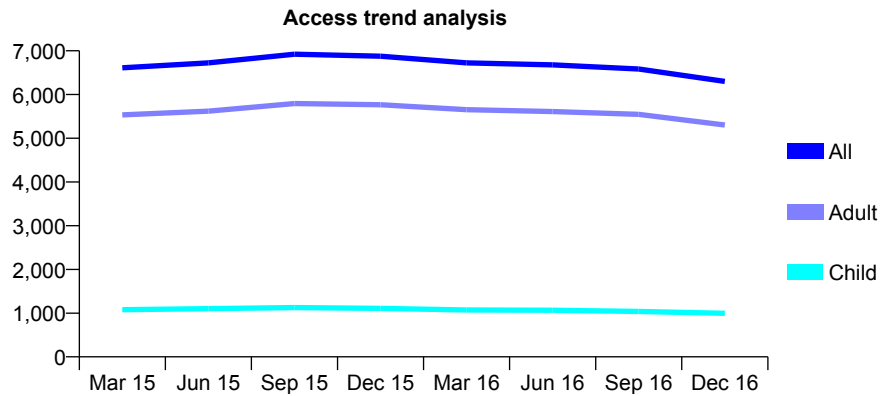
7A7 - Vital Signs At a Glance Contract Report for 158194/0004 - December 2016

Name or company name	Denticare Ltd
Contract type name	GDS Contract
Purpose of contract	General
Contract start date	01/04/2006
Contract end date	

16/17 Contracted general activity (UDA)	17,500
Carry forward general activity (UDA)	0
16/17 Contracted orthodontic activity (UOA)	0
Carry forward orthodontic activity (UOA)	0
Baseline contract value	£438,307.10

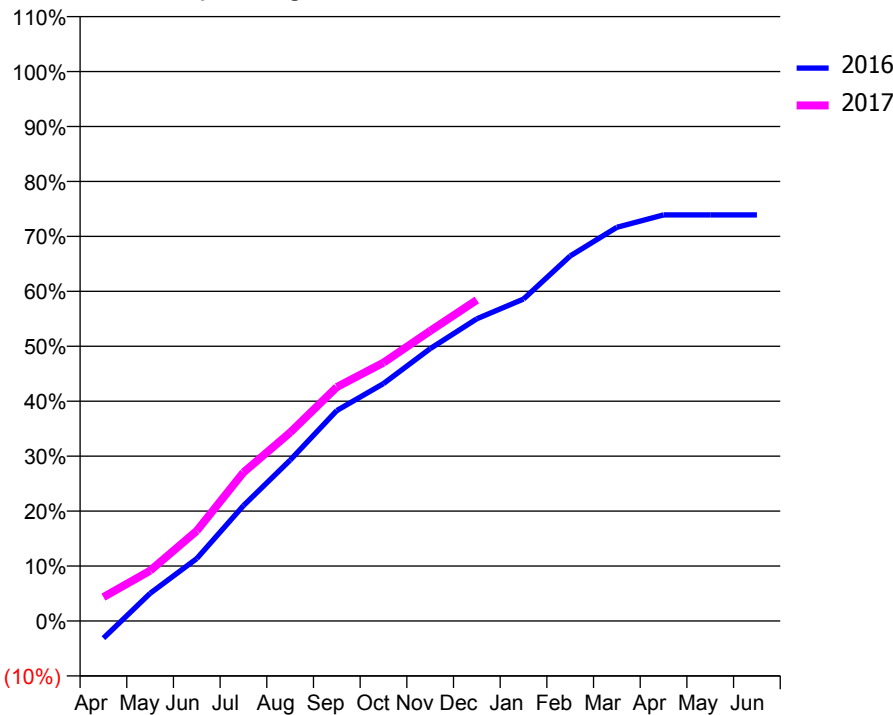
ACCESS*

Patients seen in 24 months	Total	Change since previous quarter
Quarter ending December 2015	6,877	
Quarter ending March 2016	6,723	↓
Quarter ending June 2016	6,677	→
Quarter ending September 2016	6,585	↓
Quarter ending December 2016	6,300	↓
Variance since December 2015	(8.4%)	↓



ACTIVITY

Cumulative percentage of contracted UDA delivered 2016 & 2017



Month	Adjusted Scheduled Activity (UDA)	
	2016	2017
April	-681	761
May	1,090	1,605
June	2,464	2,874
July	4,554	4,732
August	6,349	6,003
September	8,307	7,450
October	9,372	8,227
November	10,749	9,237
December	11,925	10,224
January	12,707	
February	14,406	
March	15,535	
April	16,023	
May	16,023	
June	16,027	

QUALITY

	Quantity	Base Number	Contract	LHB	Wales
% of FP17s for the same patient ID Re-attending within 3 months - Children	36	754	4.8%	8.4%	11.4%
% of FP17s for the same patient ID Re-attending within 3 months - Adults	446	4,288	10.4%	14.2%	16.6%
% of FP17s for the same patient ID Re-attending between 3 & 9 months - Children	206	754	27.3%	54.2%	58.0%
% of FP17s for the same patient ID Re-attending between 3 & 9 months - Adults	1,665	4,288	38.8%	52.1%	53.9%
% of FP17s for Band 1 Urgent Courses	177	4,808	3.7%	9.5%	9.0%
% of FP17s Relating to Free Repair or Replacements	8	4,808	0.2%	0.6%	0.7%
% of FP17s Relating to Continuations	86	4,808	1.8%	1.2%	0.9%
% of Patients satisfied with the dentistry they have received	83	89	93.3%	94.6%	94.2%
% of Patients satisfied with the time they had to wait for an appointment	67	89	75.3%	87.5%	88.6%

* This is based on patients treated on this contract for their most recent course of treatment. Figures in italics indicate the base number of FP17s or Patient Questionnaire responses are less than 100. N/A is shown where the base number of responses is less than 10 during the period. % is calculated as Quantity/Base number*100

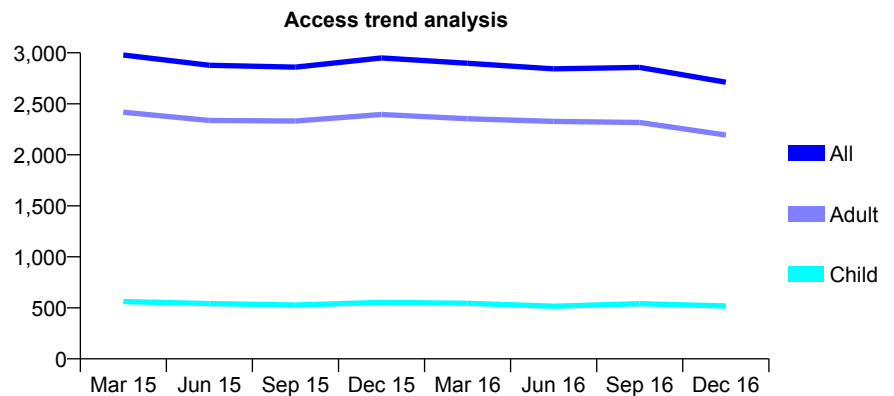
7A7 - Vital Signs At a Glance Contract Report for 158194/0010 - December 2016

Name or company name	Denticare Ltd
Contract type name	GDS Contract
Purpose of contract	General
Contract start date	01/04/2006
Contract end date	

16/17 Contracted general activity (UDA)	9,500
Carry forward general activity (UDA)	0
16/17 Contracted orthodontic activity (UOA)	0
Carry forward orthodontic activity (UOA)	0
Baseline contract value	£237,935.56

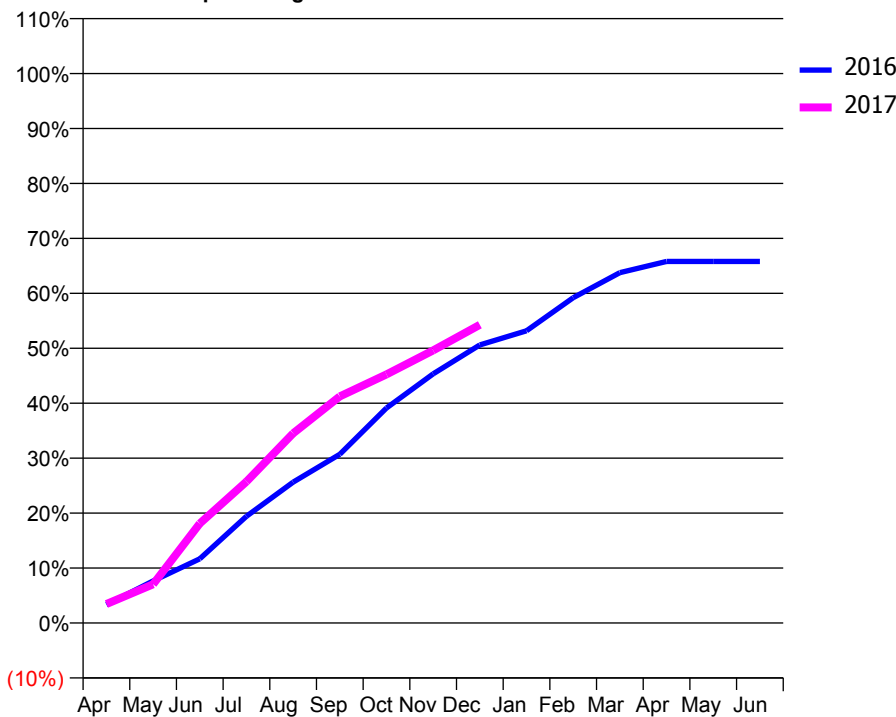
ACCESS*

Patients seen in 24 months	Total	Change since previous quarter
Quarter ending December 2015	2,950	
Quarter ending March 2016	2,897	↓
Quarter ending June 2016	2,843	↓
Quarter ending September 2016	2,857	→
Quarter ending December 2016	2,712	↓
Variance since December 2015	(8.1%)	↓



ACTIVITY

Cumulative percentage of contracted UDA delivered 2016 & 2017



Month	Adjusted Scheduled Activity (UDA)	
	2016	2017
April	317	329
May	728	671
June	1,111	1,722
July	1,846	2,445
August	2,436	3,279
September	2,917	3,918
October	3,718	4,298
November	4,307	4,713
December	4,807	5,155
January	5,052	
February	5,624	
March	6,057	
April	6,251	
May	6,251	
June	6,251	

QUALITY

	Quantity	Base Number	Contract	LHB	Wales
% of FP17s for the same patient ID Re-attending within 3 months - Children	21	487	4.3%	8.4%	11.4%
% of FP17s for the same patient ID Re-attending within 3 months - Adults	290	2,121	13.7%	14.2%	16.6%
% of FP17s for the same patient ID Re-attending between 3 & 9 months - Children	220	487	45.2%	54.2%	58.0%
% of FP17s for the same patient ID Re-attending between 3 & 9 months - Adults	741	2,121	34.9%	52.1%	53.9%
% of FP17s for Band 1 Urgent Courses	317	2,522	12.6%	9.5%	9.0%
% of FP17s Relating to Free Repair or Replacements	22	2,522	0.9%	0.6%	0.7%
% of FP17s Relating to Continuations	36	2,522	1.4%	1.2%	0.9%
% of Patients satisfied with the dentistry they have received	24	24	100.0%	94.6%	94.2%
% of Patients satisfied with the time they had to wait for an appointment	21	24	87.5%	87.5%	88.6%

* This is based on patients treated on this contract for their most recent course of treatment. Figures in italics indicate the base number of FP17s or Patient Questionnaire responses are less than 100. N/A is shown where the base number of responses is less than 10 during the period. % is calculated as Quantity/Base number*100

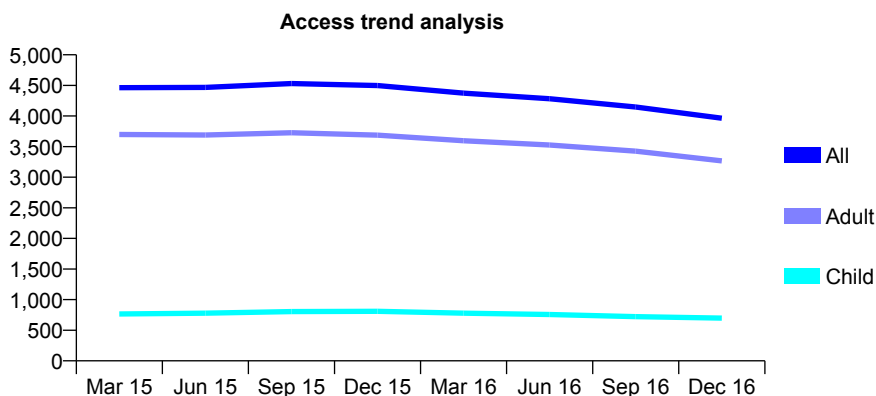
7A7 - Vital Signs At a Glance Contract Report for 158194/0022 - December 2016

Name or company name	Denticare Ltd
Contract type name	GDS Contract
Purpose of contract	General
Contract start date	15/12/2008
Contract end date	

16/17 Contracted general activity (UDA)	11,000
Carry forward general activity (UDA)	0
16/17 Contracted orthodontic activity (UOA)	0
Carry forward orthodontic activity (UOA)	0
Baseline contract value	£275,504.33

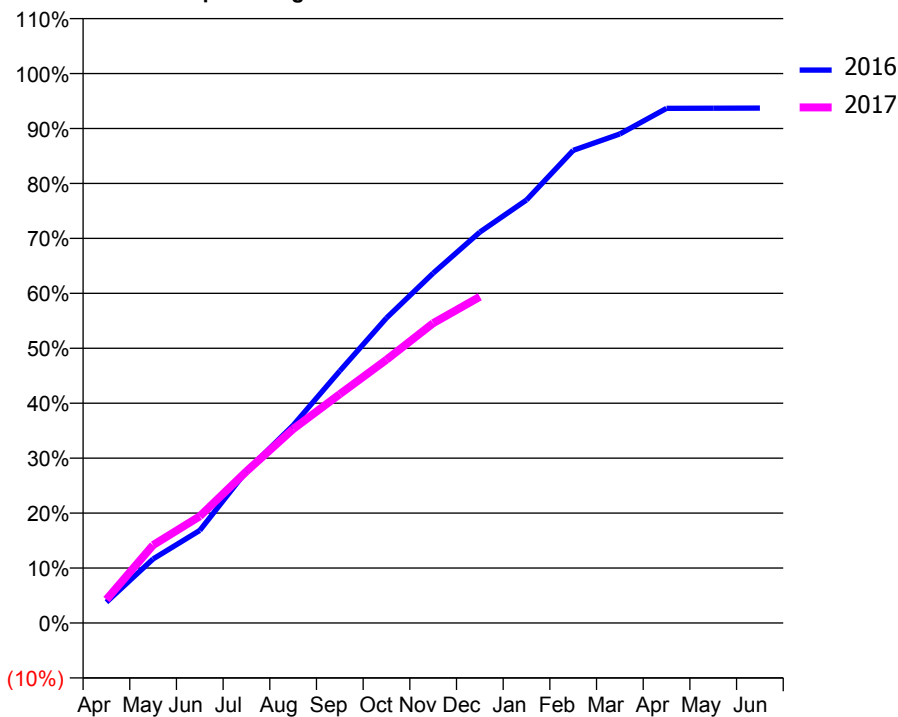
ACCESS*

Patients seen in 24 months	Total	Change since previous quarter
Quarter ending December 2015	4,498	
Quarter ending March 2016	4,374	↓
Quarter ending June 2016	4,283	↓
Quarter ending September 2016	4,148	↓
Quarter ending December 2016	3,964	↓
Variance since December 2015	(11.9%)	↓



ACTIVITY

Cumulative percentage of contracted UDA delivered 2016 & 2017



Month	Adjusted Scheduled Activity (UDA)	
	2016	2017
April	455	472
May	1,400	1,560
June	2,022	2,136
July	3,320	3,037
August	4,316	3,882
September	5,505	4,582
October	6,661	5,270
November	7,639	6,003
December	8,536	6,530
January	9,237	
February	10,322	
March	10,681	
April	11,240	
May	11,243	
June	11,245	

QUALITY

	Quantity	Base Number	Contract	LHB	Wales
% of FP17s for the same patient ID Re-attending within 3 months - Children	32	554	5.8%	8.4%	11.4%
% of FP17s for the same patient ID Re-attending within 3 months - Adults	377	2,550	14.8%	14.2%	16.6%
% of FP17s for the same patient ID Re-attending between 3 & 9 months - Children	310	554	56.0%	54.2%	58.0%
% of FP17s for the same patient ID Re-attending between 3 & 9 months - Adults	1,226	2,550	48.1%	52.1%	53.9%
% of FP17s for Band 1 Urgent Courses	258	2,841	9.1%	9.5%	9.0%
% of FP17s Relating to Free Repair or Replacements	11	2,841	0.4%	0.6%	0.7%
% of FP17s Relating to Continuations	64	2,841	2.3%	1.2%	0.9%
% of Patients satisfied with the dentistry they have received	47	48	97.9%	94.6%	94.2%
% of Patients satisfied with the time they had to wait for an appointment	40	48	83.3%	87.5%	88.6%

* This is based on patients treated on this contract for their most recent course of treatment. Figures in italics indicate the base number of FP17s or Patient Questionnaire responses are less than 100. N/A is shown where the base number of responses is less than 10 during the period. % is calculated as Quantity/Base number*100

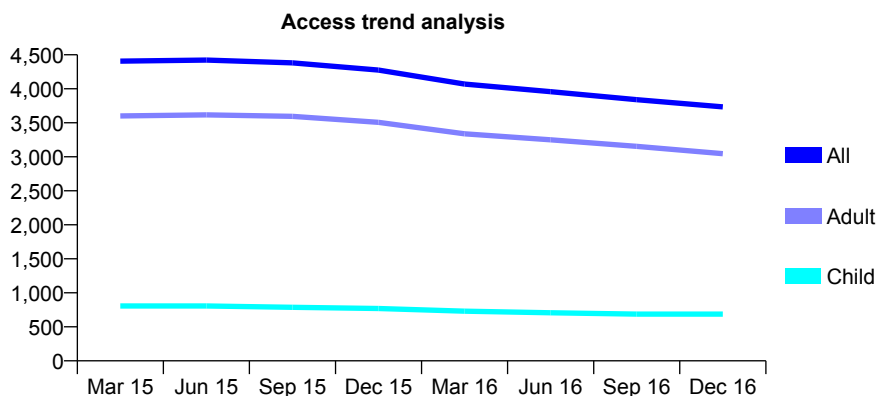
7A7 - Vital Signs At a Glance Contract Report for 158194/0024 - December 2016

Name or company name	Denticare Ltd
Contract type name	GDS Contract
Purpose of contract	General
Contract start date	01/07/2009
Contract end date	

16/17 Contracted general activity (UDA)	12,000
Carry forward general activity (UDA)	0
16/17 Contracted orthodontic activity (UOA)	0
Carry forward orthodontic activity (UOA)	0
Baseline contract value	£300,542.37

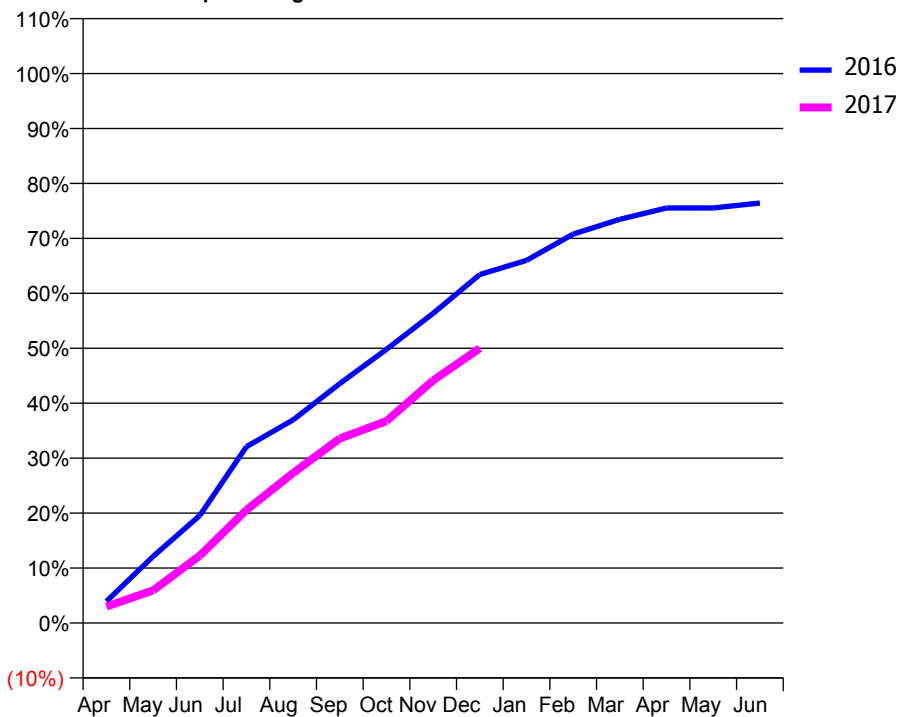
ACCESS*

Patients seen in 24 months	Total	Change since previous quarter
Quarter ending December 2015	4,276	
Quarter ending March 2016	4,070	↓
Quarter ending June 2016	3,957	↓
Quarter ending September 2016	3,840	↓
Quarter ending December 2016	3,734	↓
Variance since December 2015	(12.7%)	↓



ACTIVITY

Cumulative percentage of contracted UDA delivered 2016 & 2017



Adjusted Scheduled Activity (UDA)

Month	2016	2017
April	551	361
May	1,698	711
June	2,738	1,471
July	4,494	2,467
August	5,177	3,277
September	6,101	4,029
October	6,972	4,409
November	7,890	5,298
December	8,878	6,001
January	9,239	
February	9,910	
March	10,286	
April	10,573	
May	10,574	
June	10,700	

QUALITY

	Quantity	Base Number	Contract	LHB	Wales
% of FP17s for the same patient ID Re-attending within 3 months - Children	41	659	6.2%	8.4%	11.4%
% of FP17s for the same patient ID Re-attending within 3 months - Adults	391	3,055	12.8%	14.2%	16.6%
% of FP17s for the same patient ID Re-attending between 3 & 9 months - Children	284	659	43.1%	54.2%	58.0%
% of FP17s for the same patient ID Re-attending between 3 & 9 months - Adults	1,568	3,055	51.3%	52.1%	53.9%
% of FP17s for Band 1 Urgent Courses	342	3,480	9.8%	9.5%	9.0%
% of FP17s Relating to Free Repair or Replacements	18	3,480	0.5%	0.6%	0.7%
% of FP17s Relating to Continuations	36	3,480	1.0%	1.2%	0.9%
% of Patients satisfied with the dentistry they have received	38	39	97.4%	94.6%	94.2%
% of Patients satisfied with the time they had to wait for an appointment	29	39	74.4%	87.5%	88.6%

* This is based on patients treated on this contract for their most recent course of treatment. Figures in italics indicate the base number of FP17s or Patient Questionnaire responses are less than 100. N/A is shown where the base number of responses is less than 10 during the period. % is calculated as Quantity/Base number*100

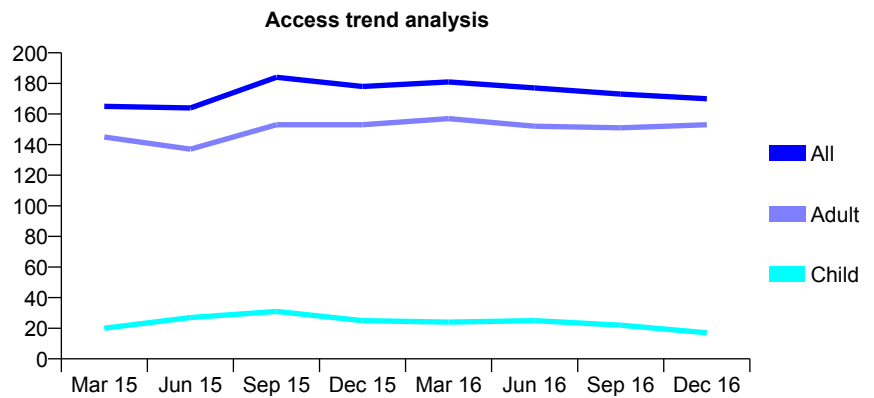
7A7 - Vital Signs At a Glance Contract Report for 158194/0026 - December 2016

Name or company name	Denticare Ltd
Contract type name	PDS Contract
Purpose of contract	General
Contract start date	01/11/2010
Contract end date	31/10/2020

16/17 Contracted general activity (UDA)	638
Carry forward general activity (UDA)	0
16/17 Contracted orthodontic activity (UOA)	0
Carry forward orthodontic activity (UOA)	0
Baseline contract value	£68,044.05

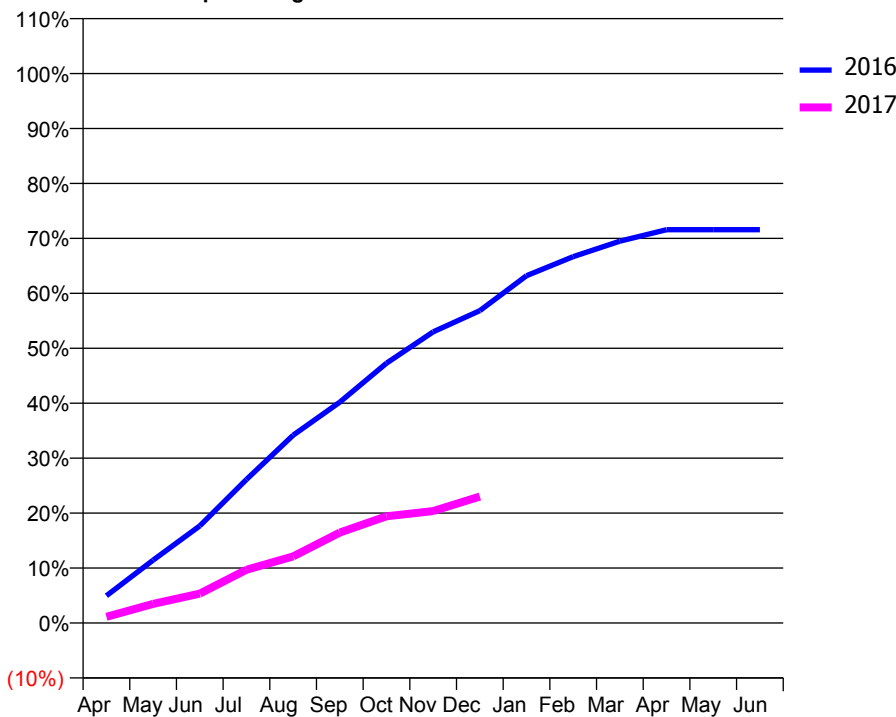
ACCESS*

Patients seen in 24 months	Total	Change since previous quarter
Quarter ending December 2015	178	
Quarter ending March 2016	181	→
Quarter ending June 2016	177	↓
Quarter ending September 2016	173	↓
Quarter ending December 2016	170	↓
Variance since December 2015	(4.5%)	↓



ACTIVITY

Cumulative percentage of contracted UDA delivered 2016 & 2017



Month	Adjusted Scheduled Activity (UDA)	
	2016	2017
April	32	7
May	73	22
June	113	34
July	167	62
August	218	77
September	256	105
October	302	124
November	338	130
December	363	147
January	403	
February	425	
March	443	
April	457	
May	457	
June	457	

QUALITY

	Quantity	Base Number	Contract	LHB	Wales
% of FP17s for the same patient ID Re-attending within 3 months - Children	0	16	0.0%	8.4%	11.4%
% of FP17s for the same patient ID Re-attending within 3 months - Adults	1	137	0.7%	14.2%	16.6%
% of FP17s for the same patient ID Re-attending between 3 & 9 months - Children	0	16	0.0%	54.2%	58.0%
% of FP17s for the same patient ID Re-attending between 3 & 9 months - Adults	0	137	0.0%	52.1%	53.9%
% of FP17s for Band 1 Urgent Courses	119	121	98.3%	9.5%	9.0%
% of FP17s Relating to Free Repair or Replacements	0	121	0.0%	0.6%	0.7%
% of FP17s Relating to Continuations	0	121	0.0%	1.2%	0.9%
% of Patients satisfied with the dentistry they have received	3	4	N/A	94.6%	94.2%
% of Patients satisfied with the time they had to wait for an appointment	3	4	N/A	87.5%	88.6%

* This is based on patients treated on this contract for their most recent course of treatment. Figures in italics indicate the base number of FP17s or Patient Questionnaire responses are less than 100. N/A is shown where the base number of responses is less than 10 during the period. % is calculated as Quantity/Base number*100

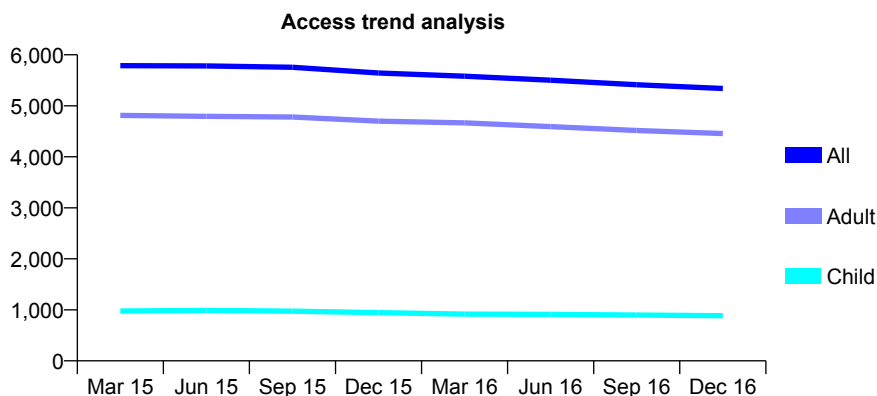
7A7 - Vital Signs At a Glance Contract Report for 193267/0001 - December 2016

Name or company name	Dr DG Evans and Dr JC Evans
Contract type name	GDS Contract
Purpose of contract	General
Contract start date	01/04/2006
Contract end date	

16/17 Contracted general activity (UDA)	15,417
Carry forward general activity (UDA)	-496
16/17 Contracted orthodontic activity (UOA)	0
Carry forward orthodontic activity (UOA)	0
Baseline contract value	£390,454.17

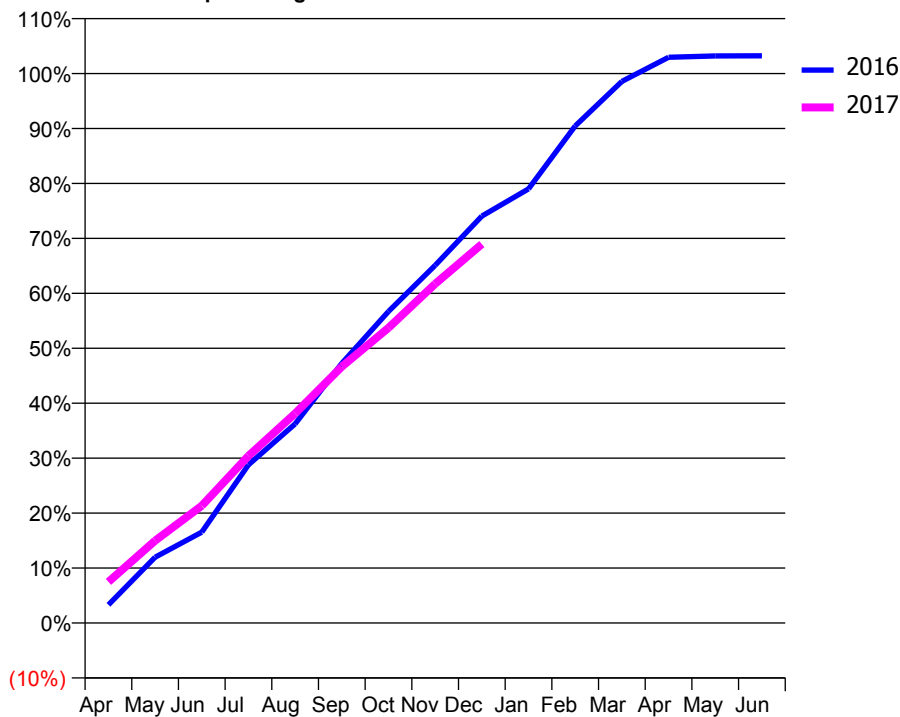
ACCESS*

Patients seen in 24 months	Total	Change since previous quarter
Quarter ending December 2015	5,644	
Quarter ending March 2016	5,581	↓
Quarter ending June 2016	5,503	↓
Quarter ending September 2016	5,413	↓
Quarter ending December 2016	5,341	↓
Variance since December 2015	(5.4%)	↓



ACTIVITY

Cumulative percentage of contracted UDA delivered 2016 & 2017



Month	Adjusted Scheduled Activity (UDA)	
	2016	2017
April	510	1,153
May	1,845	2,310
June	2,551	3,291
July	4,440	4,689
August	5,589	5,878
September	7,287	7,194
October	8,742	8,281
November	10,037	9,516
December	11,416	10,632
January	12,178	
February	13,947	
March	15,196	
April	15,873	
May	15,911	
June	15,914	

QUALITY

	Quantity	Base Number	Contract	LHB	Wales
% of FP17s for the same patient ID Re-attending within 3 months - Children	59	932	6.3%	8.4%	11.4%
% of FP17s for the same patient ID Re-attending within 3 months - Adults	761	4,964	15.3%	14.2%	16.6%
% of FP17s for the same patient ID Re-attending between 3 & 9 months - Children	614	932	65.9%	54.2%	58.0%
% of FP17s for the same patient ID Re-attending between 3 & 9 months - Adults	2,988	4,964	60.2%	52.1%	53.9%
% of FP17s for Band 1 Urgent Courses	483	5,512	8.8%	9.5%	9.0%
% of FP17s Relating to Free Repair or Replacements	53	5,512	1.0%	0.6%	0.7%
% of FP17s Relating to Continuations	73	5,512	1.3%	1.2%	0.9%
% of Patients satisfied with the dentistry they have received	126	130	96.9%	94.6%	94.2%
% of Patients satisfied with the time they had to wait for an appointment	127	130	97.7%	87.5%	88.6%

* This is based on patients treated on this contract for their most recent course of treatment. Figures in italics indicate the base number of FP17s or Patient Questionnaire responses are less than 100. N/A is shown where the base number of responses is less than 10 during the period. % is calculated as Quantity/Base number*100

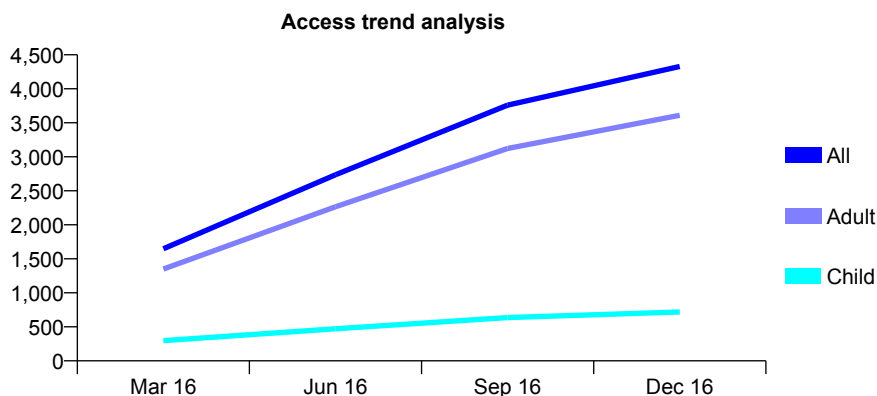
7A7 - Vital Signs At a Glance Contract Report for 208248/0002 - December 2016

Name or company name	The Martin Partnership
Contract type name	GDS Contract
Purpose of contract	General
Contract start date	21/12/2015
Contract end date	

16/17 Contracted general activity (UDA)	16,364
Carry forward general activity (UDA)	-139
16/17 Contracted orthodontic activity (UOA)	0
Carry forward orthodontic activity (UOA)	0
Baseline contract value	£401,146.32

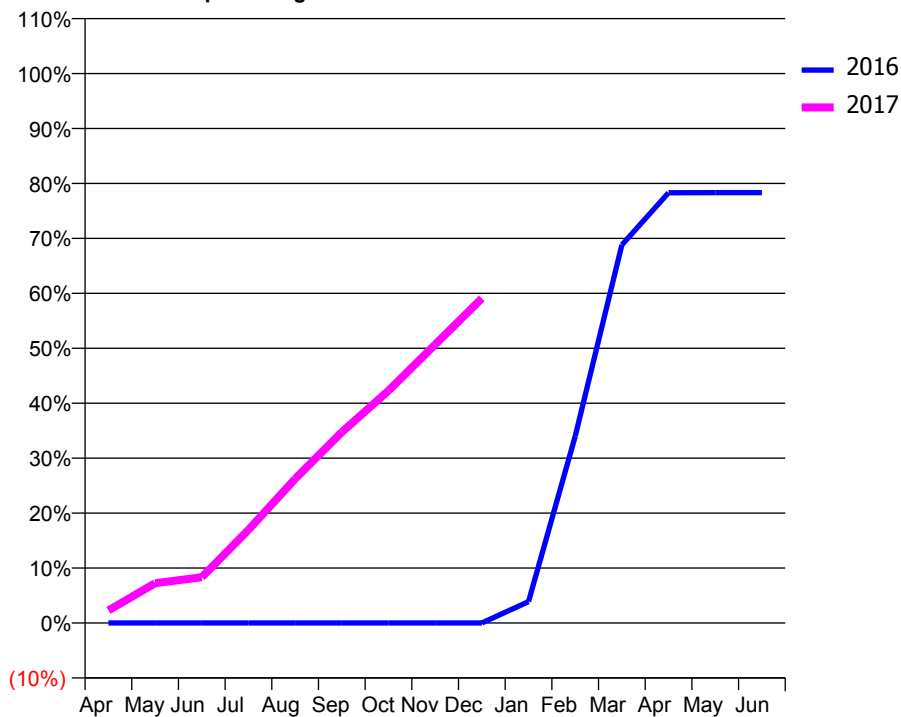
ACCESS*

Patients seen in 24 months	Total	Change since previous quarter
Quarter ending December 2015	0	
Quarter ending March 2016	1,648	
Quarter ending June 2016	2,737	↑
Quarter ending September 2016	3,759	↑
Quarter ending December 2016	4,329	↑
Variance since December 2015	N/A	



ACTIVITY

Cumulative percentage of contracted UDA delivered 2016 & 2017



Adjusted Scheduled Activity (UDA)

Month	2016	2017
April	0	375
May	0	1,185
June	0	1,366
July	0	2,773
August	0	4,297
September	0	5,683
October	0	6,920
November	0	8,292
December	0	9,667
January	180	
February	1,571	
March	3,179	
April	3,617	
May	3,618	
June	3,618	

QUALITY

	Quantity	Base Number	Contract	LHB	Wales
% of FP17s for the same patient ID Re-attending within 3 months - Children	22	817	2.7%	8.4%	11.4%
% of FP17s for the same patient ID Re-attending within 3 months - Adults	319	4,359	7.3%	14.2%	16.6%
% of FP17s for the same patient ID Re-attending between 3 & 9 months - Children	262	817	32.1%	54.2%	58.0%
% of FP17s for the same patient ID Re-attending between 3 & 9 months - Adults	1,465	4,359	33.6%	52.1%	53.9%
% of FP17s for Band 1 Urgent Courses	280	5,017	5.6%	9.5%	9.0%
% of FP17s Relating to Free Repair or Replacements	14	5,017	0.3%	0.6%	0.7%
% of FP17s Relating to Continuations	19	5,017	0.4%	1.2%	0.9%
% of Patients satisfied with the dentistry they have received	69	73	94.5%	94.6%	94.2%
% of Patients satisfied with the time they had to wait for an appointment	68	73	93.2%	87.5%	88.6%

* This is based on patients treated on this contract for their most recent course of treatment. Figures in italics indicate the base number of FP17s or Patient Questionnaire responses are less than 100. N/A is shown where the base number of responses is less than 10 during the period. % is calculated as Quantity/Base number*100

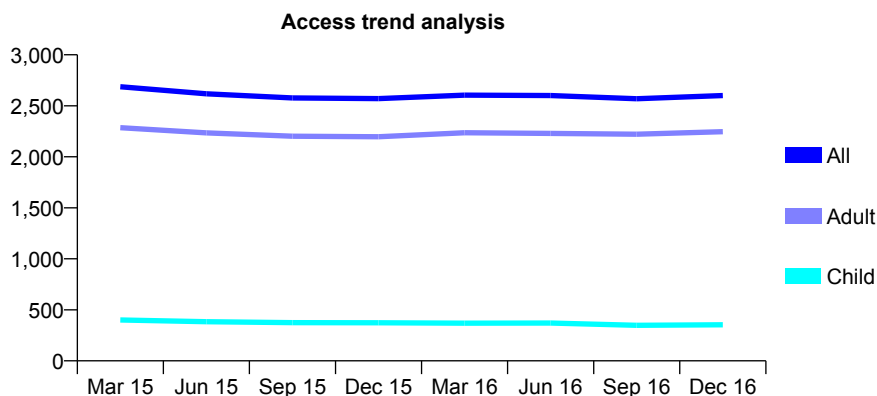
7A7 - Vital Signs At a Glance Contract Report for 218812/0001 - December 2016

Name or company name	MR JD ROBERTS-JAMES
Contract type name	GDS Contract
Purpose of contract	General
Contract start date	01/04/2006
Contract end date	

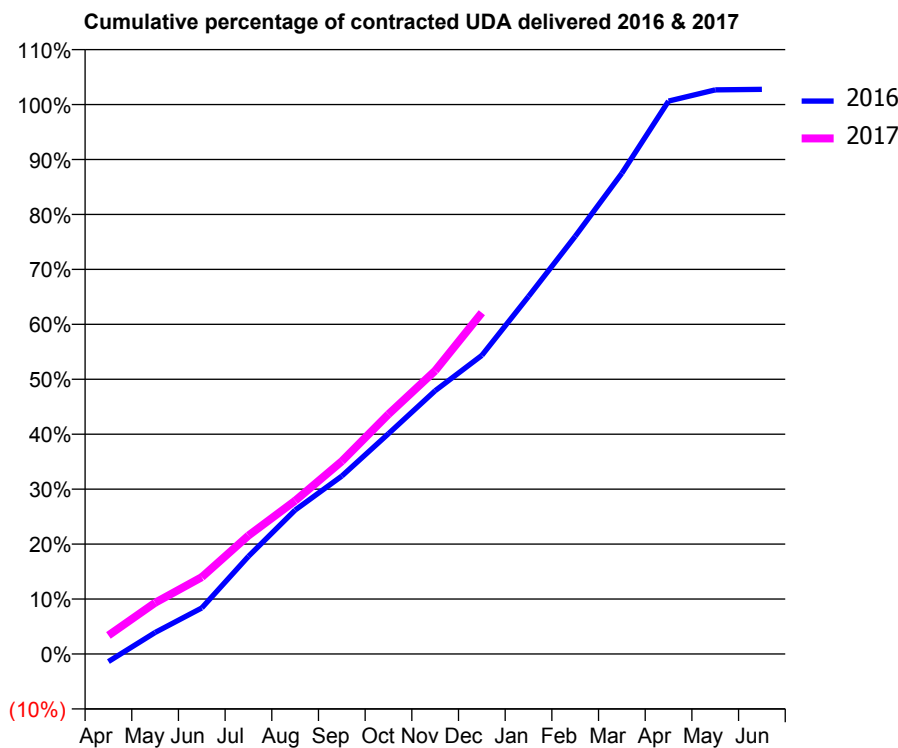
16/17 Contracted general activity (UDA)	7,456
Carry forward general activity (UDA)	-205
16/17 Contracted orthodontic activity (UOA)	0
Carry forward orthodontic activity (UOA)	0
Baseline contract value	£187,725.56

ACCESS*

Patients seen in 24 months	Total	Change since previous quarter
Quarter ending December 2015	2,570	
Quarter ending March 2016	2,605	→
Quarter ending June 2016	2,601	→
Quarter ending September 2016	2,569	↓
Quarter ending December 2016	2,601	→
Variance since December 2015	1.2%	→



ACTIVITY



Month	Adjusted Scheduled Activity (UDA)	
	2016	2017
April	-104	252
May	292	695
June	625	1,042
July	1,325	1,607
August	1,953	2,080
September	2,415	2,615
October	2,991	3,255
November	3,573	3,844
December	4,051	4,631
January	4,852	
February	5,667	
March	6,524	
April	7,502	
May	7,655	
June	7,662	

QUALITY

	Quantity	Base Number	Contract	LHB	Wales
% of FP17s for the same patient ID Re-attending within 3 months - Children	21	413	5.1%	8.4%	11.4%
% of FP17s for the same patient ID Re-attending within 3 months - Adults	275	2,273	12.1%	14.2%	16.6%
% of FP17s for the same patient ID Re-attending between 3 & 9 months - Children	252	413	61.0%	54.2%	58.0%
% of FP17s for the same patient ID Re-attending between 3 & 9 months - Adults	1,262	2,273	55.5%	52.1%	53.9%
% of FP17s for Band 1 Urgent Courses	113	2,243	5.0%	9.5%	9.0%
% of FP17s Relating to Free Repair or Replacements	8	2,243	0.4%	0.6%	0.7%
% of FP17s Relating to Continuations	31	2,243	1.4%	1.2%	0.9%
% of Patients satisfied with the dentistry they have received	76	78	97.4%	94.6%	94.2%
% of Patients satisfied with the time they had to wait for an appointment	61	78	78.2%	87.5%	88.6%

* This is based on patients treated on this contract for their most recent course of treatment. Figures in italics indicate the base number of FP17s or Patient Questionnaire responses are less than 100. N/A is shown where the base number of responses is less than 10 during the period. % is calculated as Quantity/Base number*100

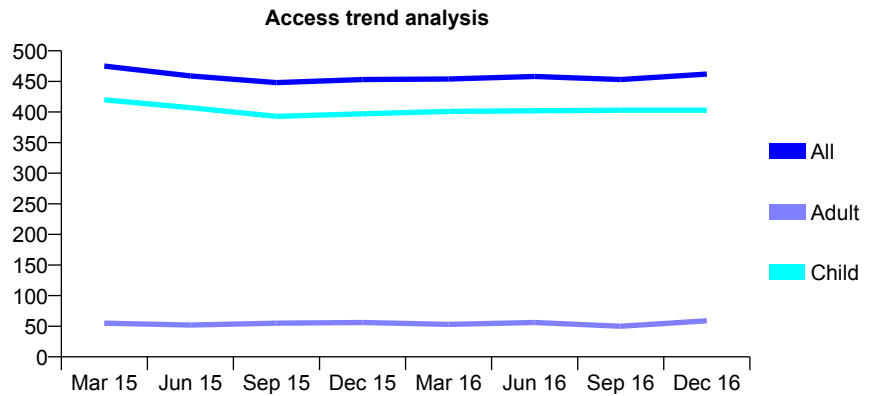
7A7 - Vital Signs At a Glance Contract Report for 565350/0001 - December 2016

Name or company name	MR CA HIMSWORTH
Contract type name	GDS Contract
Purpose of contract	General
Contract start date	01/04/2006
Contract end date	

16/17 Contracted general activity (UDA)	1,250
Carry forward general activity (UDA)	0
16/17 Contracted orthodontic activity (UOA)	0
Carry forward orthodontic activity (UOA)	0
Baseline contract value	£36,031.36

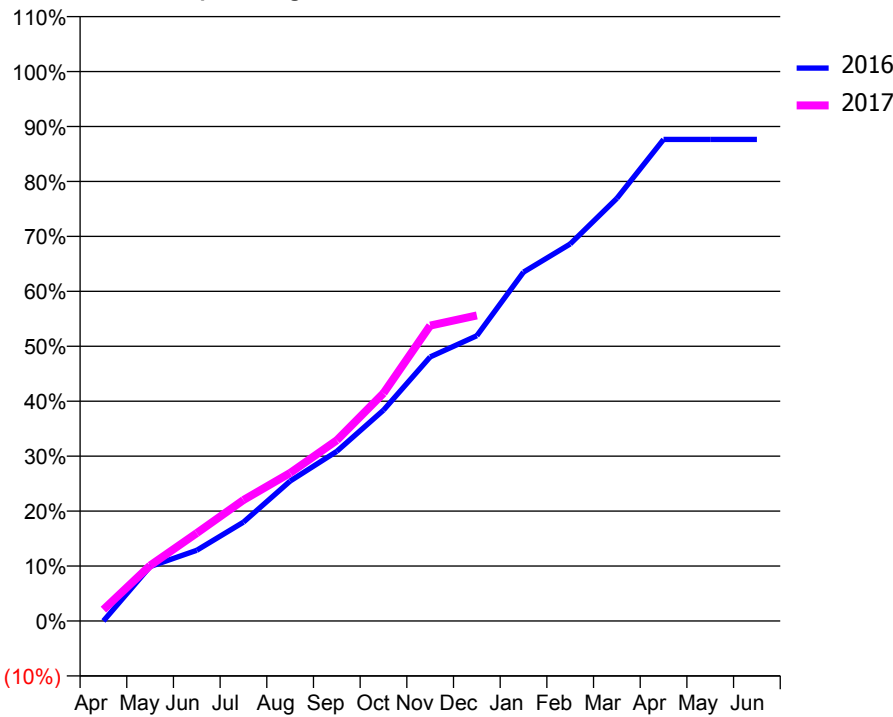
ACCESS*

Patients seen in 24 months	Total	Change since previous quarter
Quarter ending December 2015	453	
Quarter ending March 2016	454	→
Quarter ending June 2016	458	→
Quarter ending September 2016	453	↓
Quarter ending December 2016	462	→
Variance since December 2015	2.0%	→



ACTIVITY

Cumulative percentage of contracted UDA delivered 2016 & 2017



Month	Adjusted Scheduled Activity (UDA)	
	2016	2017
April	0	26
May	124	126
June	161	200
July	225	275
August	318	337
September	386	411
October	480	518
November	601	672
December	649	695
January	794	
February	858	
March	961	
April	1,095	
May	1,095	
June	1,095	

QUALITY

	Quantity	Base Number	Contract	LHB	Wales
% of FP17s for the same patient ID Re-attending within 3 months - Children	82	519	15.8%	8.4%	11.4%
% of FP17s for the same patient ID Re-attending within 3 months - Adults	0	0	N/A	14.2%	16.6%
% of FP17s for the same patient ID Re-attending between 3 & 9 months - Children	274	519	52.8%	54.2%	58.0%
% of FP17s for the same patient ID Re-attending between 3 & 9 months - Adults	0	0	N/A	52.1%	53.9%
% of FP17s for Band 1 Urgent Courses	25	424	5.9%	9.5%	9.0%
% of FP17s Relating to Free Repair or Replacements	0	424	0.0%	0.6%	0.7%
% of FP17s Relating to Continuations	0	424	0.0%	1.2%	0.9%
% of Patients satisfied with the dentistry they have received	12	12	100.0%	94.6%	94.2%
% of Patients satisfied with the time they had to wait for an appointment	11	12	91.7%	87.5%	88.6%

* This is based on patients treated on this contract for their most recent course of treatment. Figures in italics indicate the base number of FP17s or Patient Questionnaire responses are less than 100. N/A is shown where the base number of responses is less than 10 during the period. % is calculated as Quantity/Base number*100

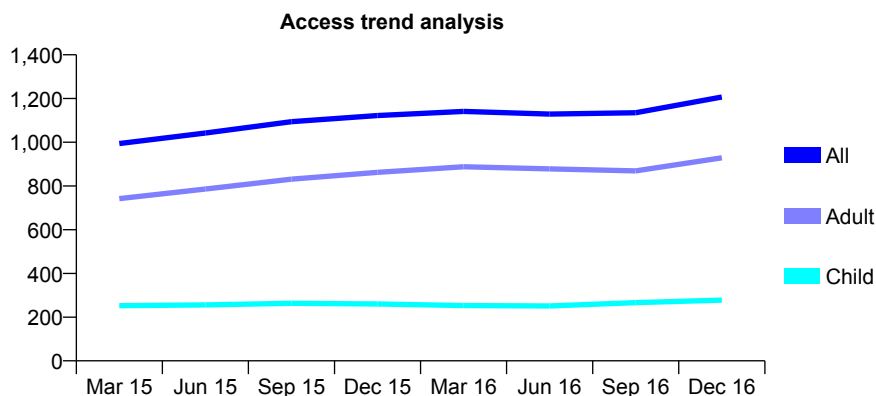
7A7 - Vital Signs At a Glance Contract Report for 659193/0002 - December 2016

Name or company name	Drs Hunt and Ichim
Contract type name	GDS Contract
Purpose of contract	General
Contract start date	03/05/2014
Contract end date	

16/17 Contracted general activity (UDA)	3,370
Carry forward general activity (UDA)	-23
16/17 Contracted orthodontic activity (UOA)	0
Carry forward orthodontic activity (UOA)	0
Baseline contract value	£77,655.76

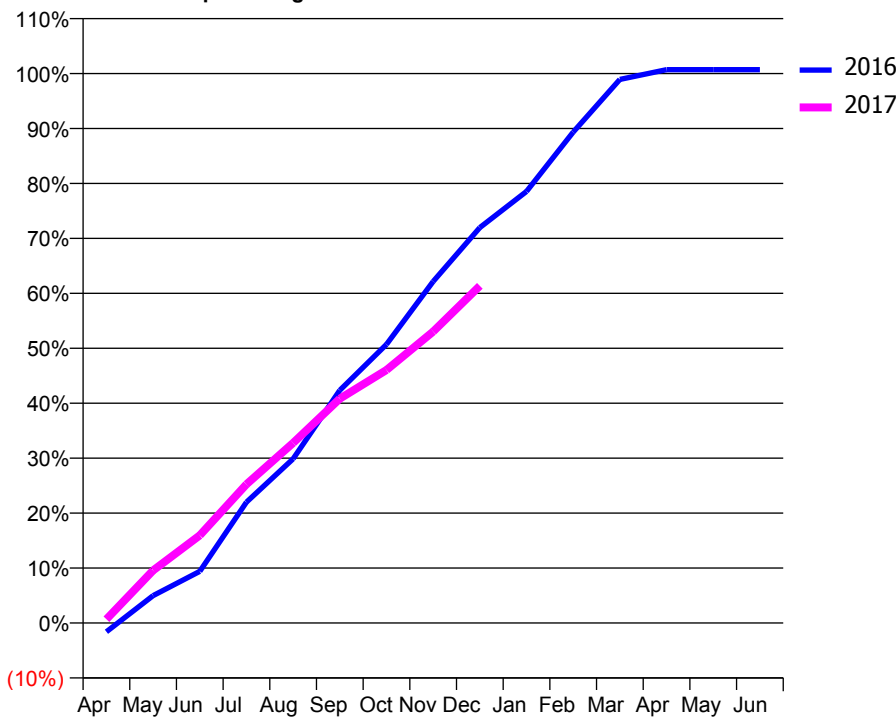
ACCESS*

Patients seen in 24 months	Total	Change since previous quarter
Quarter ending December 2015	1,122	
Quarter ending March 2016	1,141	→
Quarter ending June 2016	1,129	↓
Quarter ending September 2016	1,135	→
Quarter ending December 2016	1,207	↑
Variance since December 2015	7.6%	↑



ACTIVITY

Cumulative percentage of contracted UDA delivered 2016 & 2017



Month	Adjusted Scheduled Activity (UDA)	
	2016	2017
April	-54	23
May	168	323
June	317	538
July	742	851
August	1,007	1,104
September	1,427	1,376
October	1,709	1,551
November	2,094	1,787
December	2,425	2,068
January	2,646	
February	3,011	
March	3,334	
April	3,393	
May	3,393	
June	3,393	

QUALITY

	Quantity	Base Number	Contract	LHB	Wales
% of FP17s for the same patient ID Re-attending within 3 months - Children	12	296	4.1%	8.4%	11.4%
% of FP17s for the same patient ID Re-attending within 3 months - Adults	68	859	7.9%	14.2%	16.6%
% of FP17s for the same patient ID Re-attending between 3 & 9 months - Children	155	296	52.4%	54.2%	58.0%
% of FP17s for the same patient ID Re-attending between 3 & 9 months - Adults	465	859	54.1%	52.1%	53.9%
% of FP17s for Band 1 Urgent Courses	23	1,128	2.0%	9.5%	9.0%
% of FP17s Relating to Free Repair or Replacements	0	1,128	0.0%	0.6%	0.7%
% of FP17s Relating to Continuations	4	1,128	0.4%	1.2%	0.9%
% of Patients satisfied with the dentistry they have received	7	7	N/A	94.6%	94.2%
% of Patients satisfied with the time they had to wait for an appointment	7	7	N/A	87.5%	88.6%

* This is based on patients treated on this contract for their most recent course of treatment. Figures in italics indicate the base number of FP17s or Patient Questionnaire responses are less than 100. N/A is shown where the base number of responses is less than 10 during the period. % is calculated as Quantity/Base number*100

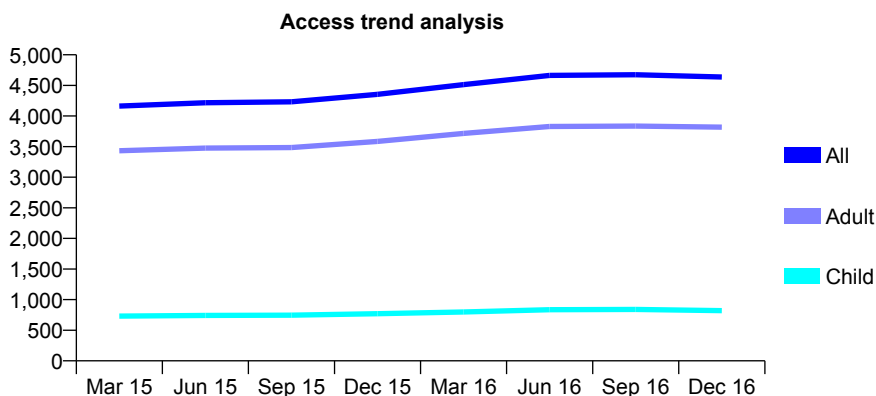
7A7 - Vital Signs At a Glance Contract Report for 689823/0001 - December 2016

Name or company name	MR J CHARRO
Contract type name	GDS Contract
Purpose of contract	General
Contract start date	01/04/2006
Contract end date	

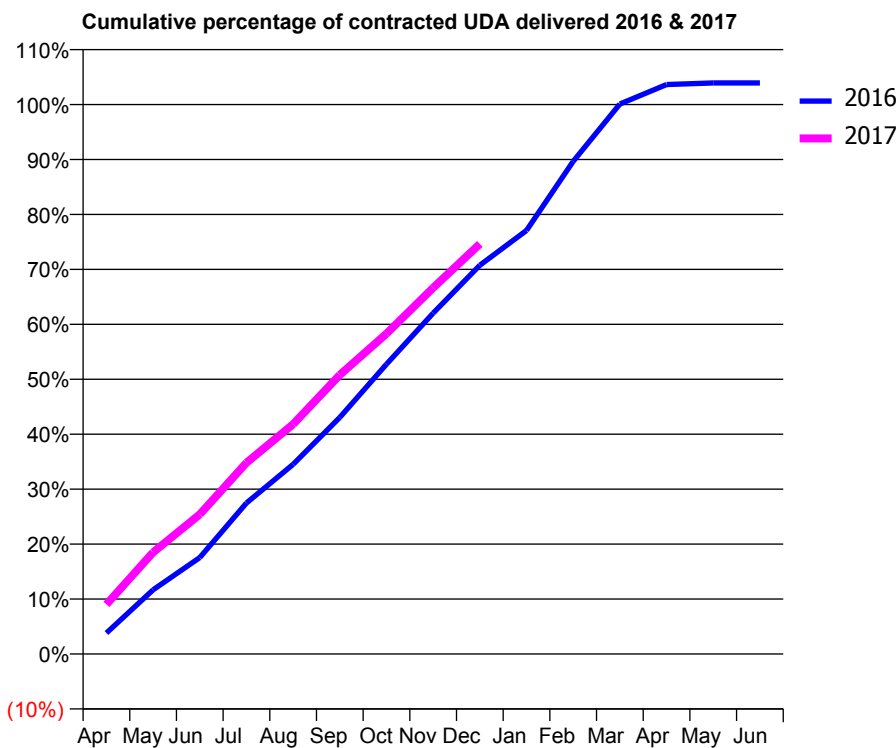
16/17 Contracted general activity (UDA)	14,000
Carry forward general activity (UDA)	-549
16/17 Contracted orthodontic activity (UOA)	0
Carry forward orthodontic activity (UOA)	0
Baseline contract value	£403,533.24

ACCESS*

Patients seen in 24 months	Total	Change since previous quarter
Quarter ending December 2015	4,355	
Quarter ending March 2016	4,514	↑
Quarter ending June 2016	4,663	↑
Quarter ending September 2016	4,675	→
Quarter ending December 2016	4,637	→
Variance since December 2015	6.5%	↑



ACTIVITY



Month	Adjusted Scheduled Activity (UDA)	
	2016	2017
April	537	1,266
May	1,637	2,591
June	2,459	3,559
July	3,849	4,873
August	4,832	5,856
September	6,029	7,112
October	7,385	8,162
November	8,685	9,331
December	9,904	10,450
January	10,793	
February	12,550	
March	14,013	
April	14,508	
May	14,548	
June	14,549	

QUALITY

	Quantity	Base Number	Contract	LHB	Wales
% of FP17s for the same patient ID Re-attending within 3 months - Children	58	964	6.0%	8.4%	11.4%
% of FP17s for the same patient ID Re-attending within 3 months - Adults	824	5,110	16.1%	14.2%	16.6%
% of FP17s for the same patient ID Re-attending between 3 & 9 months - Children	652	964	67.6%	54.2%	58.0%
% of FP17s for the same patient ID Re-attending between 3 & 9 months - Adults	3,468	5,110	67.9%	52.1%	53.9%
% of FP17s for Band 1 Urgent Courses	586	5,744	10.2%	9.5%	9.0%
% of FP17s Relating to Free Repair or Replacements	23	5,744	0.4%	0.6%	0.7%
% of FP17s Relating to Continuations	57	5,744	1.0%	1.2%	0.9%
% of Patients satisfied with the dentistry they have received	107	113	94.7%	94.6%	94.2%
% of Patients satisfied with the time they had to wait for an appointment	111	113	98.2%	87.5%	88.6%

* This is based on patients treated on this contract for their most recent course of treatment. Figures in italics indicate the base number of FP17s or Patient Questionnaire responses are less than 100. N/A is shown where the base number of responses is less than 10 during the period. % is calculated as Quantity/Base number*100

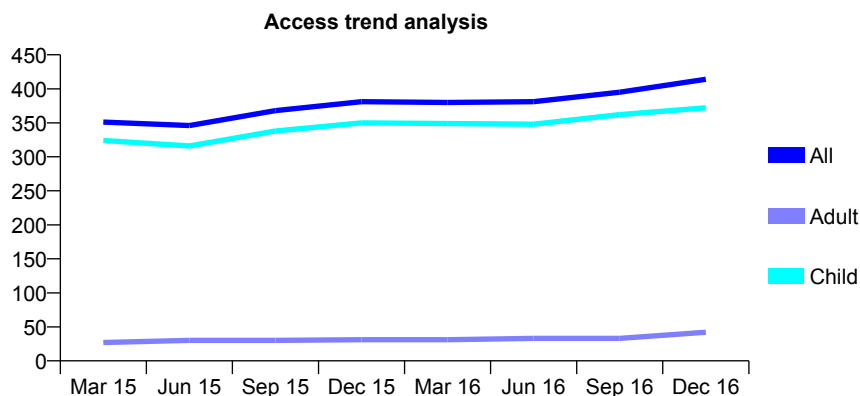
7A7 - Vital Signs At a Glance Contract Report for 762938/0001 - December 2016

Name or company name	MISS G DAVIES
Contract type name	PDS Contract
Purpose of contract	General
Contract start date	01/04/2012
Contract end date	31/03/2018

16/17 Contracted general activity (UDA)	700
Carry forward general activity (UDA)	0
16/17 Contracted orthodontic activity (UOA)	0
Carry forward orthodontic activity (UOA)	0
Baseline contract value	£26,177.25

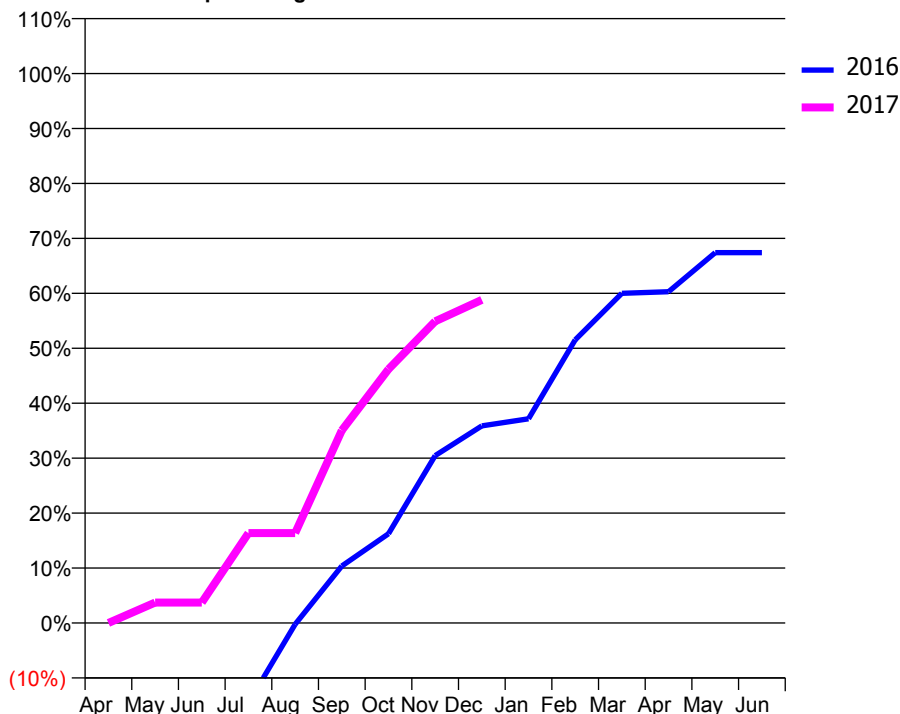
ACCESS*

Patients seen in 24 months	Total	Change since previous quarter
Quarter ending December 2015	381	
Quarter ending March 2016	380	→
Quarter ending June 2016	381	→
Quarter ending September 2016	395	↑
Quarter ending December 2016	414	↑
Variance since December 2015	8.7%	↑



ACTIVITY

Cumulative percentage of contracted UDA delivered 2016 & 2017



Month	Adjusted Scheduled Activity (UDA)	
	2016	2017
April	-105	0
May	-102	26
June	-102	26
July	-102	115
August	-2	115
September	73	245
October	114	323
November	213	384
December	251	412
January	260	
February	361	
March	420	
April	422	
May	472	
June	472	

QUALITY

	Quantity	Base Number	Contract	LHB	Wales
% of FP17s for the same patient ID Re-attending within 3 months - Children	55	341	16.1%	8.4%	11.4%
% of FP17s for the same patient ID Re-attending within 3 months - Adults	1	12	8.3%	14.2%	16.6%
% of FP17s for the same patient ID Re-attending between 3 & 9 months - Children	132	341	38.7%	54.2%	58.0%
% of FP17s for the same patient ID Re-attending between 3 & 9 months - Adults	4	12	33.3%	52.1%	53.9%
% of FP17s for Band 1 Urgent Courses	18	296	6.1%	9.5%	9.0%
% of FP17s Relating to Free Repair or Replacements	0	296	0.0%	0.6%	0.7%
% of FP17s Relating to Continuations	0	296	0.0%	1.2%	0.9%
% of Patients satisfied with the dentistry they have received	7	8	N/A	94.6%	94.2%
% of Patients satisfied with the time they had to wait for an appointment	6	8	N/A	87.5%	88.6%

* This is based on patients treated on this contract for their most recent course of treatment. Figures in italics indicate the base number of FP17s or Patient Questionnaire responses are less than 100. N/A is shown where the base number of responses is less than 10 during the period. % is calculated as Quantity/Base number*100

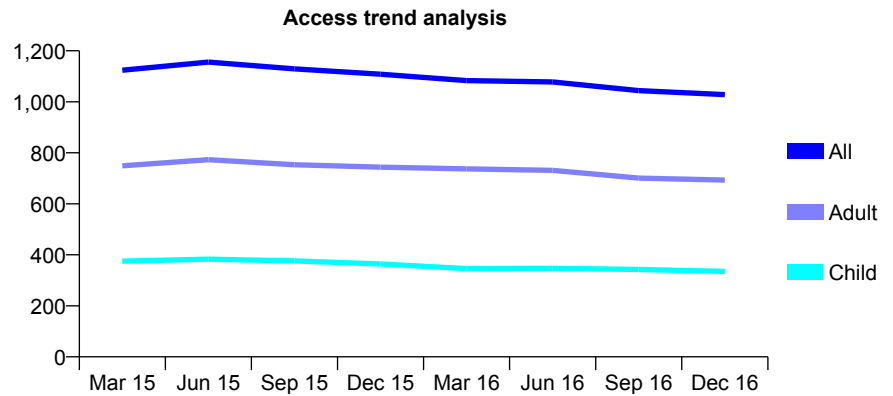
7A7 - Vital Signs At a Glance Contract Report for 809748/0001 - December 2016

Name or company name	MR MS QUAYLE
Contract type name	GDS Contract
Purpose of contract	General
Contract start date	24/06/2013
Contract end date	

16/17 Contracted general activity (UDA)	2,995
Carry forward general activity (UDA)	0
16/17 Contracted orthodontic activity (UOA)	0
Carry forward orthodontic activity (UOA)	0
Baseline contract value	£71,153.78

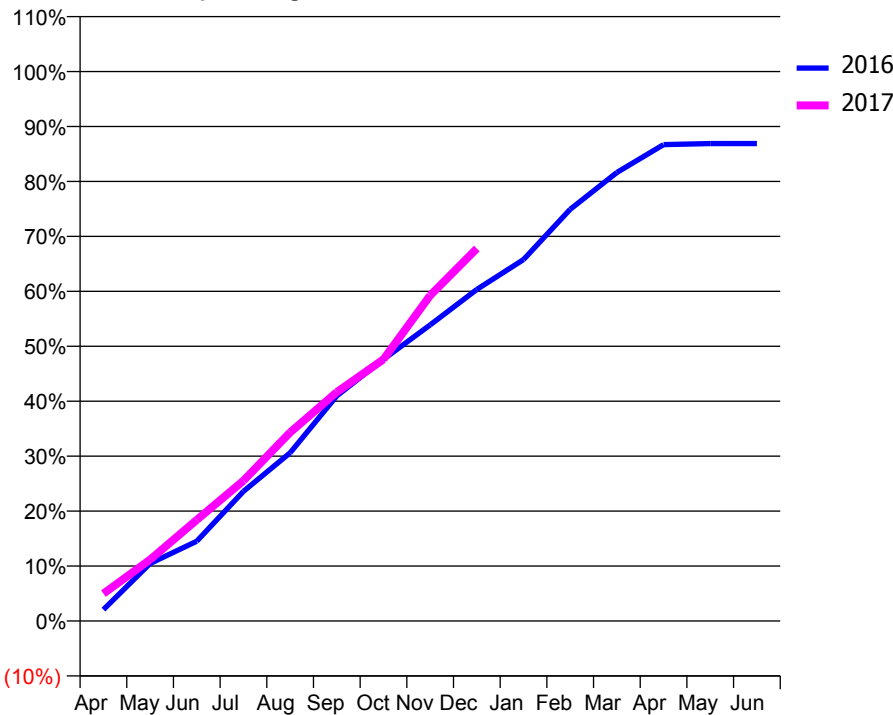
ACCESS*

Patients seen in 24 months	Total	Change since previous quarter
Quarter ending December 2015	1,108	
Quarter ending March 2016	1,083	↓
Quarter ending June 2016	1,078	→
Quarter ending September 2016	1,044	↓
Quarter ending December 2016	1,028	↓
Variance since December 2015	(7.2%)	↓



ACTIVITY

Cumulative percentage of contracted UDA delivered 2016 & 2017



Month	Adjusted Scheduled Activity (UDA)	
	2016	2017
April	62	150
May	314	335
June	435	551
July	707	765
August	917	1,028
September	1,227	1,248
October	1,426	1,426
November	1,614	1,774
December	1,807	2,030
January	1,970	
February	2,244	
March	2,445	
April	2,596	
May	2,602	
June	2,602	

QUALITY

	Quantity	Base Number	Contract	LHB	Wales
% of FP17s for the same patient ID Re-attending within 3 months - Children	28	375	7.5%	8.4%	11.4%
% of FP17s for the same patient ID Re-attending within 3 months - Adults	186	822	22.6%	14.2%	16.6%
% of FP17s for the same patient ID Re-attending between 3 & 9 months - Children	240	375	64.0%	54.2%	58.0%
% of FP17s for the same patient ID Re-attending between 3 & 9 months - Adults	414	822	50.4%	52.1%	53.9%
% of FP17s for Band 1 Urgent Courses	74	1,117	6.6%	9.5%	9.0%
% of FP17s Relating to Free Repair or Replacements	22	1,117	2.0%	0.6%	0.7%
% of FP17s Relating to Continuations	4	1,117	0.4%	1.2%	0.9%
% of Patients satisfied with the dentistry they have received	30	32	93.8%	94.6%	94.2%
% of Patients satisfied with the time they had to wait for an appointment	30	32	93.8%	87.5%	88.6%

* This is based on patients treated on this contract for their most recent course of treatment. Figures in italics indicate the base number of FP17s or Patient Questionnaire responses are less than 100. N/A is shown where the base number of responses is less than 10 during the period. % is calculated as Quantity/Base number*100

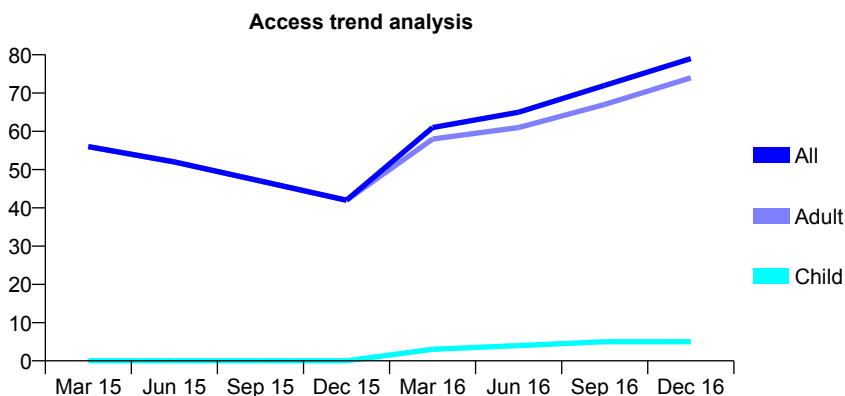
7A7 - Vital Signs At a Glance Contract Report for 830887/0002 - December 2016

Name or company name	MR WJ TOLLEY
Contract type name	PDS Contract
Purpose of contract	General
Contract start date	02/01/2011
Contract end date	01/01/2021

16/17 Contracted general activity (UDA)	100
Carry forward general activity (UDA)	0
16/17 Contracted orthodontic activity (UOA)	0
Carry forward orthodontic activity (UOA)	0
Baseline contract value	£0.00

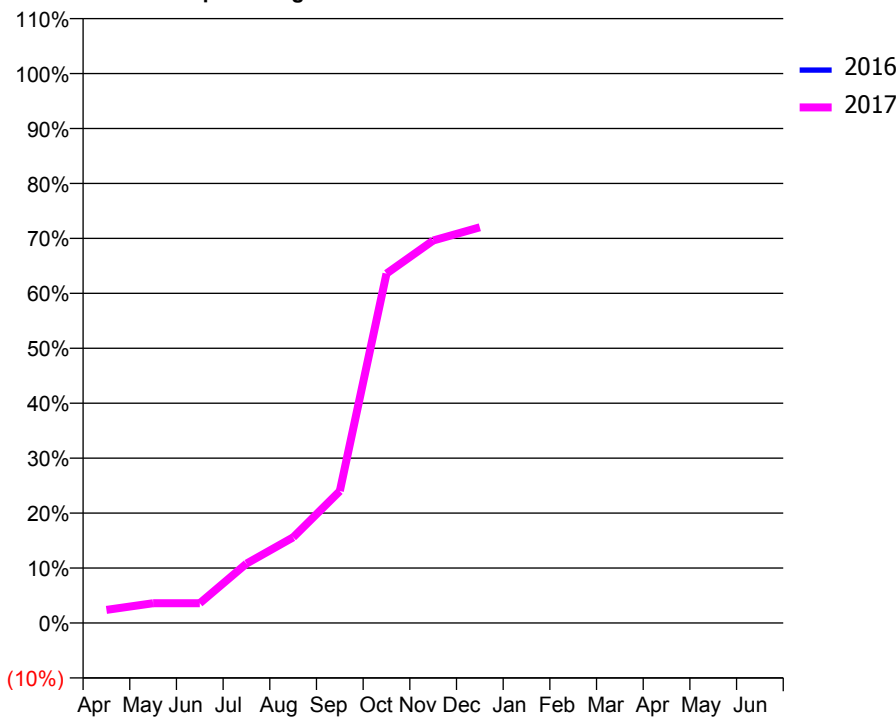
ACCESS*

Patients seen in 24 months	Total	Change since previous quarter
Quarter ending December 2015	42	
Quarter ending March 2016	61	↑
Quarter ending June 2016	65	↑
Quarter ending September 2016	72	↑
Quarter ending December 2016	79	↑
Variance since December 2015	88.1%	↑



ACTIVITY

Cumulative percentage of contracted UDA delivered 2016 & 2017



Adjusted Scheduled Activity (UDA)

Month	2016	2017
April	0	2
May	0	4
June	8	4
July	13	11
August	13	16
September	21	24
October	21	64
November	35	70
December	37	72
January	65	
February	71	
March	85	
April	97	
May	97	
June	97	

QUALITY

	Quantity	Base Number	Contract	LHB	Wales
% of FP17s for the same patient ID Re-attending within 3 months - Children	0	4	0.0%	8.4%	11.4%
% of FP17s for the same patient ID Re-attending within 3 months - Adults	0	46	0.0%	14.2%	16.6%
% of FP17s for the same patient ID Re-attending between 3 & 9 months - Children	0	4	0.0%	54.2%	58.0%
% of FP17s for the same patient ID Re-attending between 3 & 9 months - Adults	1	46	2.2%	52.1%	53.9%
% of FP17s for Band 1 Urgent Courses	35	39	89.7%	9.5%	9.0%
% of FP17s Relating to Free Repair or Replacements	0	39	0.0%	0.6%	0.7%
% of FP17s Relating to Continuations	0	39	0.0%	1.2%	0.9%
% of Patients satisfied with the dentistry they have received	2	2	N/A	94.6%	94.2%
% of Patients satisfied with the time they had to wait for an appointment	2	2	N/A	87.5%	88.6%

* This is based on patients treated on this contract for their most recent course of treatment. Figures in italics indicate the base number of FP17s or Patient Questionnaire responses are less than 100. N/A is shown where the base number of responses is less than 10 during the period. % is calculated as Quantity/Base number*100

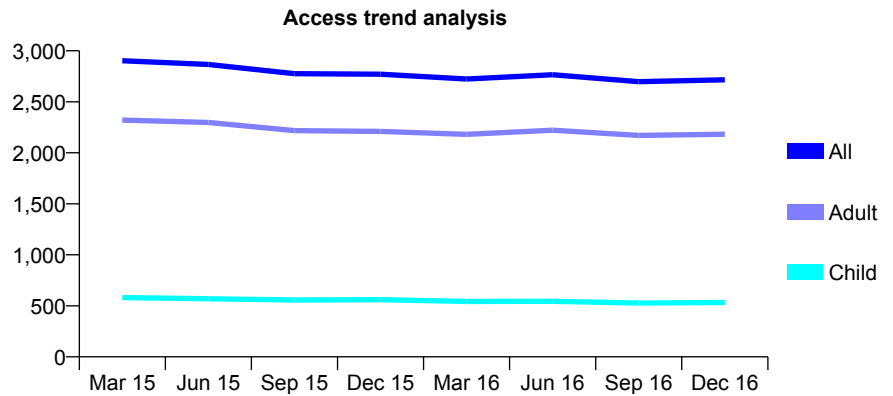
7A7 - Vital Signs At a Glance Contract Report for 849324/0001 - December 2016

Name or company name	MISS S FAWAZ
Contract type name	GDS Contract
Purpose of contract	General
Contract start date	01/04/2006
Contract end date	

16/17 Contracted general activity (UDA)	8,000
Carry forward general activity (UDA)	0
16/17 Contracted orthodontic activity (UOA)	0
Carry forward orthodontic activity (UOA)	0
Baseline contract value	£197,983.58

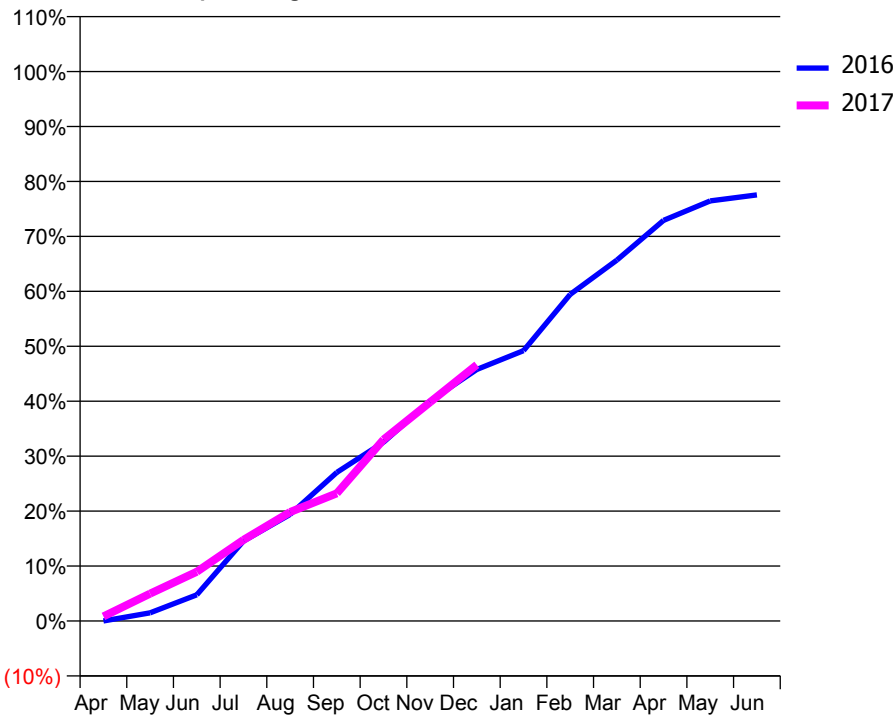
ACCESS*

Patients seen in 24 months	Total	Change since previous quarter
Quarter ending December 2015	2,770	
Quarter ending March 2016	2,724	↓
Quarter ending June 2016	2,766	→
Quarter ending September 2016	2,698	↓
Quarter ending December 2016	2,716	→
Variance since December 2015	(1.9%)	↓



ACTIVITY

Cumulative percentage of contracted UDA delivered 2016 & 2017



Month	Adjusted Scheduled Activity (UDA)	
	2016	2017
April	0	67
May	119	398
June	382	717
July	1,165	1,182
August	1,552	1,587
September	2,164	1,858
October	2,603	2,641
November	3,205	3,186
December	3,663	3,730
January	3,935	
February	4,756	
March	5,254	
April	5,833	
May	6,117	
June	6,203	

QUALITY

	Quantity	Base Number	Contract	LHB	Wales
% of FP17s for the same patient ID Re-attending within 3 months - Children	10	408	2.5%	8.4%	11.4%
% of FP17s for the same patient ID Re-attending within 3 months - Adults	208	1,926	10.8%	14.2%	16.6%
% of FP17s for the same patient ID Re-attending between 3 & 9 months - Children	183	408	44.9%	54.2%	58.0%
% of FP17s for the same patient ID Re-attending between 3 & 9 months - Adults	900	1,926	46.7%	52.1%	53.9%
% of FP17s for Band 1 Urgent Courses	197	2,007	9.8%	9.5%	9.0%
% of FP17s Relating to Free Repair or Replacements	7	2,007	0.3%	0.6%	0.7%
% of FP17s Relating to Continuations	36	2,007	1.8%	1.2%	0.9%
% of Patients satisfied with the dentistry they have received	56	59	94.9%	94.6%	94.2%
% of Patients satisfied with the time they had to wait for an appointment	57	59	96.6%	87.5%	88.6%

* This is based on patients treated on this contract for their most recent course of treatment. Figures in italics indicate the base number of FP17s or Patient Questionnaire responses are less than 100. N/A is shown where the base number of responses is less than 10 during the period. % is calculated as Quantity/Base number*100

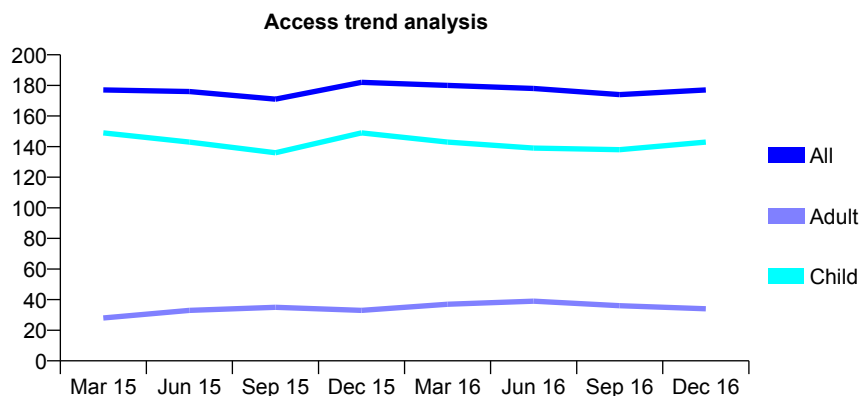
7A7 - Vital Signs At a Glance Contract Report for 915645/0001 - December 2016

Name or company name	MISS SE GRIFFITHS
Contract type name	GDS Contract
Purpose of contract	General
Contract start date	01/04/2006
Contract end date	

16/17 Contracted general activity (UDA)	400
Carry forward general activity (UDA)	0
16/17 Contracted orthodontic activity (UOA)	0
Carry forward orthodontic activity (UOA)	0
Baseline contract value	£9,700.95

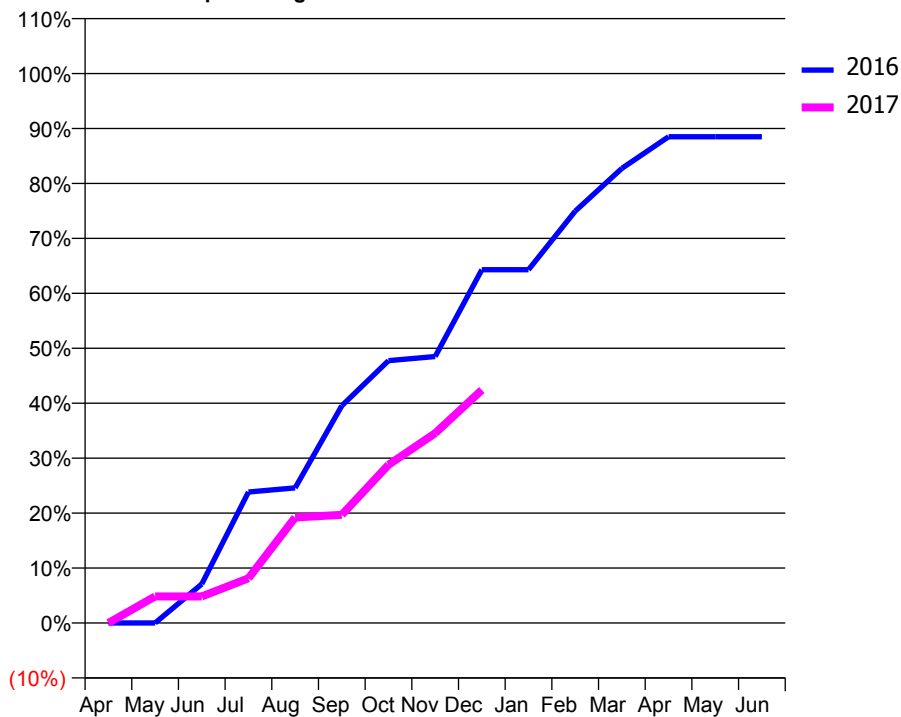
ACCESS*

Patients seen in 24 months	Total	Change since previous quarter
Quarter ending December 2015	182	
Quarter ending March 2016	180	↓
Quarter ending June 2016	178	↓
Quarter ending September 2016	174	↓
Quarter ending December 2016	177	→
Variance since December 2015	(2.7%)	↓



ACTIVITY

Cumulative percentage of contracted UDA delivered 2016 & 2017



Month	Adjusted Scheduled Activity (UDA)	
	2016	2017
April	0	0
May	0	19
June	28	19
July	95	33
August	98	77
September	158	79
October	191	115
November	194	138
December	257	170
January	257	
February	300	
March	331	
April	354	
May	354	
June	354	

QUALITY

	Quantity	Base Number	Contract	LHB	Wales
% of FP17s for the same patient ID Re-attending within 3 months - Children	7	149	4.7%	8.4%	11.4%
% of FP17s for the same patient ID Re-attending within 3 months - Adults	1	15	6.7%	14.2%	16.6%
% of FP17s for the same patient ID Re-attending between 3 & 9 months - Children	83	149	55.7%	54.2%	58.0%
% of FP17s for the same patient ID Re-attending between 3 & 9 months - Adults	9	15	60.0%	52.1%	53.9%
% of FP17s for Band 1 Urgent Courses	14	139	10.1%	9.5%	9.0%
% of FP17s Relating to Free Repair or Replacements	0	139	0.0%	0.6%	0.7%
% of FP17s Relating to Continuations	0	139	0.0%	1.2%	0.9%
% of Patients satisfied with the dentistry they have received	1	1	N/A	94.6%	94.2%
% of Patients satisfied with the time they had to wait for an appointment	1	1	N/A	87.5%	88.6%

* This is based on patients treated on this contract for their most recent course of treatment. Figures in italics indicate the base number of FP17s or Patient Questionnaire responses are less than 100. N/A is shown where the base number of responses is less than 10 during the period. % is calculated as Quantity/Base number*100

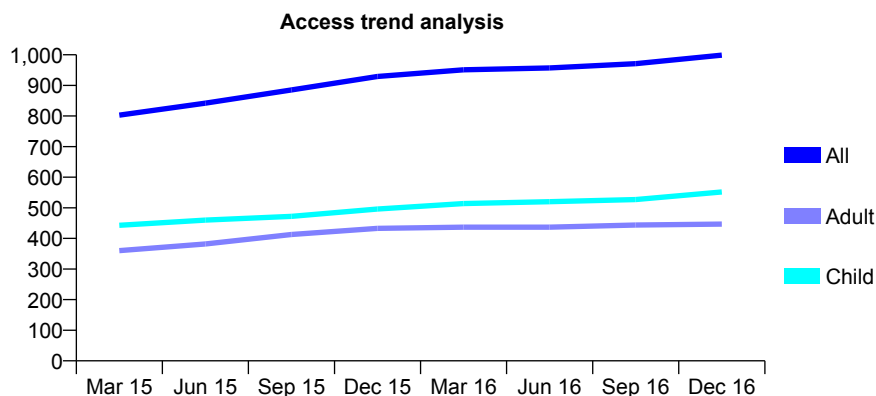
7A7 - Vital Signs At a Glance Contract Report for 964948/0001 - December 2016

Name or company name	MR WJ JENKINS
Contract type name	GDS Contract
Purpose of contract	General
Contract start date	25/10/2013
Contract end date	

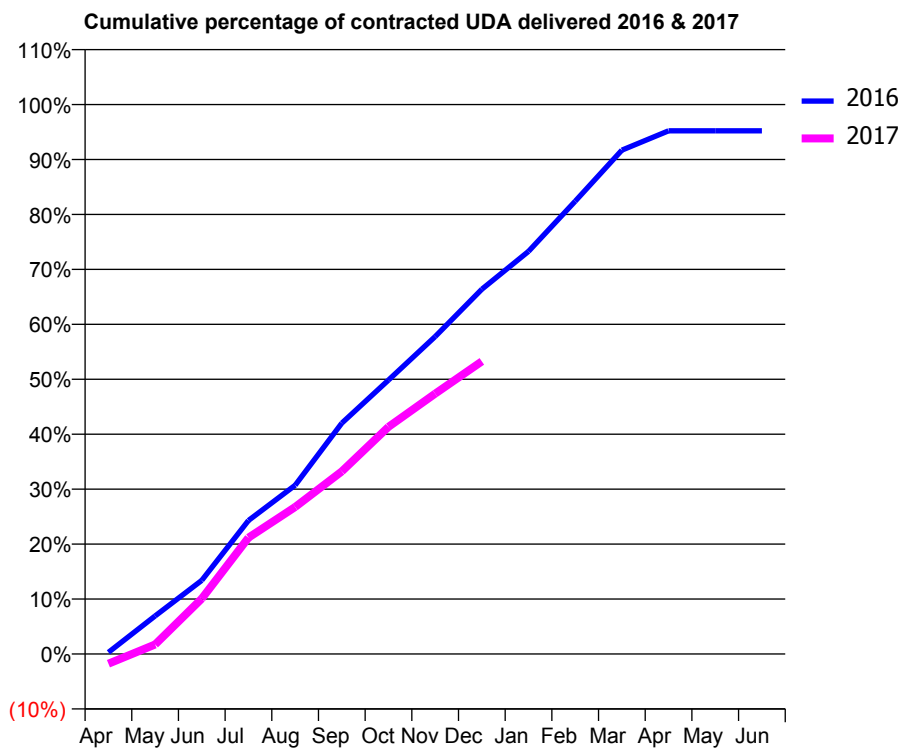
16/17 Contracted general activity (UDA)	2,700
Carry forward general activity (UDA)	129
16/17 Contracted orthodontic activity (UOA)	0
Carry forward orthodontic activity (UOA)	0
Baseline contract value	£78,213.39

ACCESS*

Patients seen in 24 months	Total	Change since previous quarter
Quarter ending December 2015	929	
Quarter ending March 2016	951	↑
Quarter ending June 2016	957	→
Quarter ending September 2016	971	→
Quarter ending December 2016	999	↑
Variance since December 2015	7.5%	↑



ACTIVITY



Month	Adjusted Scheduled Activity (UDA)	
	2016	2017
April	8	-48
May	187	47
June	362	272
July	656	572
August	829	722
September	1,135	897
October	1,346	1,116
November	1,560	1,279
December	1,793	1,438
January	1,978	
February	2,225	
March	2,476	
April	2,570	
May	2,570	
June	2,570	

QUALITY

	Quantity	Base Number	Contract	LHB	Wales
% of FP17s for the same patient ID Re-attending within 3 months - Children	42	660	6.4%	8.4%	11.4%
% of FP17s for the same patient ID Re-attending within 3 months - Adults	63	445	14.2%	14.2%	16.6%
% of FP17s for the same patient ID Re-attending between 3 & 9 months - Children	434	660	65.8%	54.2%	58.0%
% of FP17s for the same patient ID Re-attending between 3 & 9 months - Adults	287	445	64.5%	52.1%	53.9%
% of FP17s for Band 1 Urgent Courses	64	1,047	6.1%	9.5%	9.0%
% of FP17s Relating to Free Repair or Replacements	4	1,047	0.4%	0.6%	0.7%
% of FP17s Relating to Continuations	8	1,047	0.8%	1.2%	0.9%
% of Patients satisfied with the dentistry they have received	9	9	N/A	94.6%	94.2%
% of Patients satisfied with the time they had to wait for an appointment	9	9	N/A	87.5%	88.6%

* This is based on patients treated on this contract for their most recent course of treatment. Figures in italics indicate the base number of FP17s or Patient Questionnaire responses are less than 100. N/A is shown where the base number of responses is less than 10 during the period. % is calculated as Quantity/Base number*100

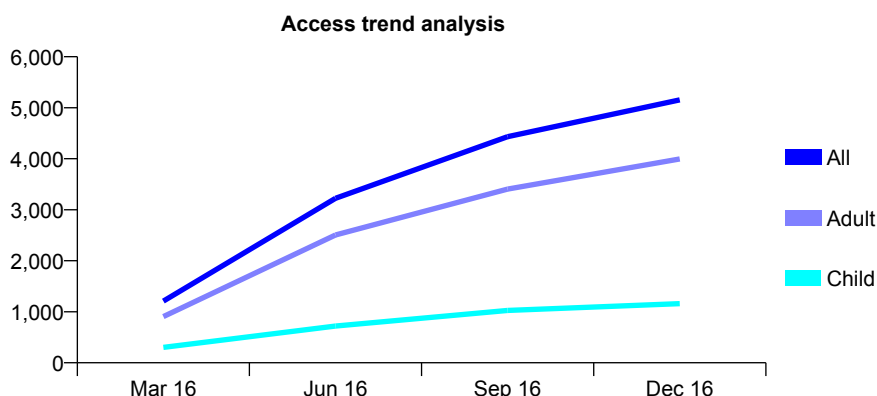
Q44 - Vital Signs At a Glance Contract Report for 100008/0000 - December 2016

Name or company name	Raby Road Dental Centre
Contract type name	GDS Contract
Purpose of contract	General
Contract start date	01/02/2016
Contract end date	

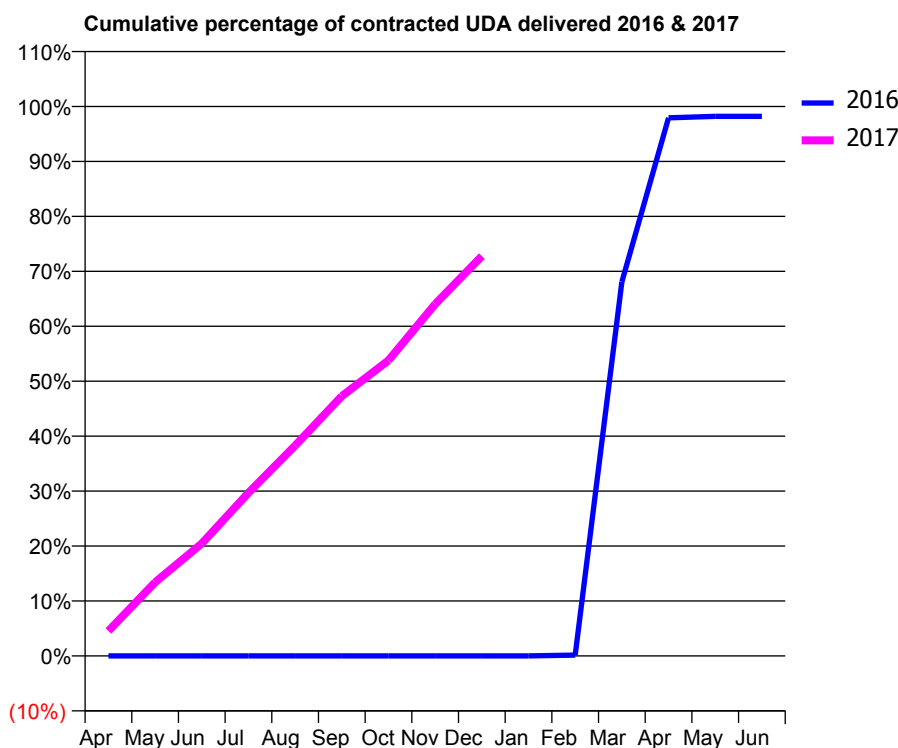
16/17 Contracted general activity (UDA)	19,145
Carry forward general activity (UDA)	0
16/17 Contracted orthodontic activity (UOA)	0
Carry forward orthodontic activity (UOA)	0
Baseline contract value	£541,260.48

ACCESS*

Patients seen in 24 months	Total	Change since previous quarter
Quarter ending December 2015	0	
Quarter ending March 2016	1,208	
Quarter ending June 2016	3,225	↑
Quarter ending September 2016	4,432	↑
Quarter ending December 2016	5,154	↑
Variance since December 2015	N/A	



ACTIVITY



Month	Adjusted Scheduled Activity (UDA)	
	2016	2017
April	0	873
May	0	2,568
June	0	3,919
July	0	5,682
August	0	7,329
September	0	9,055
October	0	10,296
November	0	12,256
December	0	13,930
January	0	
February	5	
March	2,173	
April	3,125	
May	3,134	
June	3,134	

QUALITY

	Quantity	Base Number	Contract	AT	Region	England
% of FP17s for the same patient ID Re-attending within 3 months - Children	165	1,604	10.3%	12.4%	13.4%	12.4%
% of FP17s for the same patient ID Re-attending within 3 months - Adults	818	5,759	14.2%	18.0%	17.3%	16.6%
% of FP17s for the same patient ID Re-attending between 3 & 9 months - Children	426	1,604	26.6%	57.2%	58.9%	57.5%
% of FP17s for the same patient ID Re-attending between 3 & 9 months - Adults	1,487	5,759	25.8%	50.9%	52.5%	50.4%
% of FP17s for Band 1 Urgent Courses	730	6,947	10.5%	9.9%	9.3%	9.1%
% of FP17s Relating to Free Repair or Replacements	67	6,947	1.0%	1.0%	1.0%	0.8%
% of FP17s Relating to Continuations	38	6,947	0.5%	1.6%	1.5%	1.3%
% of Patients satisfied with the dentistry they have received	0	0	N/A	94.7%	93.1%	92.7%
% of Patients satisfied with the time they had to wait for an appointment	0	0	N/A	93.3%	89.8%	88.8%

* This is based on patients treated on this contract for their most recent course of treatment. Figures in italics indicate the base number of FP17s or Patient Questionnaire responses are less than 100. N/A is shown where the base number of responses is less than 10 during the period. % is calculated as Quantity/Base number*100

Q44 - Vital Signs At a Glance Contract Report for 100122/0000 - December 2016


Name or company name	The Old Surgery Dental Practice Ltd
Contract type name	PDS Contract
Purpose of contract	General
Contract start date	01/12/2016
Contract end date	30/11/2019

16/17 Contracted general activity (UDA)	367
Carry forward general activity (UDA)	0
16/17 Contracted orthodontic activity (UOA)	0
Carry forward orthodontic activity (UOA)	0
Baseline contract value	£57,650.33

ACCESS*

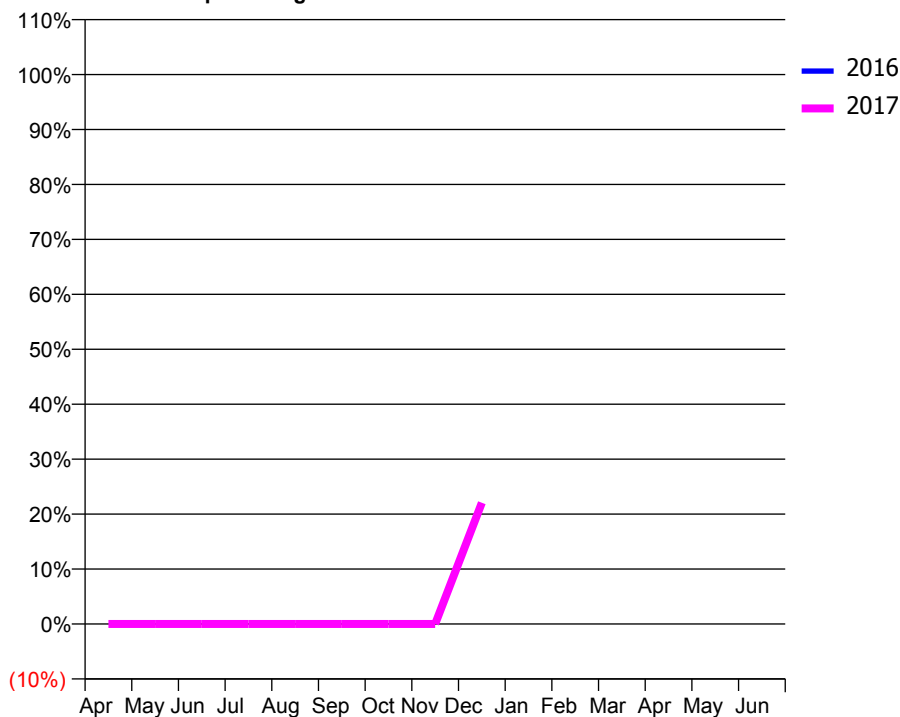
Patients seen in 24 months	Total	Change since previous quarter
Quarter ending December 2015	0	
Quarter ending March 2016	0	
Quarter ending June 2016	0	
Quarter ending September 2016	0	
Quarter ending December 2016	43	↑
Variance since December 2015	N/A	

Access trend analysis



ACTIVITY

Cumulative percentage of contracted UDA delivered 2016 & 2017



Month	Adjusted Scheduled Activity (UDA)	
	2016	2017
April	0	0
May	0	0
June	0	0
July	0	0
August	0	0
September	0	0
October	0	0
November	0	0
December	0	81
January	0	
February	0	
March	0	
April	0	
May	0	
June	0	

QUALITY

	Quantity	Base Number	Contract	AT	Region	England
% of FP17s for the same patient ID Re-attending within 3 months - Children	0	0	N/A	12.4%	13.4%	12.4%
% of FP17s for the same patient ID Re-attending within 3 months - Adults	0	29	0.0%	18.0%	17.3%	16.6%
% of FP17s for the same patient ID Re-attending between 3 & 9 months - Children	0	0	N/A	57.2%	58.9%	57.5%
% of FP17s for the same patient ID Re-attending between 3 & 9 months - Adults	0	29	0.0%	50.9%	52.5%	50.4%
% of FP17s for Band 1 Urgent Courses	0	29	0.0%	9.9%	9.3%	9.1%
% of FP17s Relating to Free Repair or Replacements	0	29	0.0%	1.0%	1.0%	0.8%
% of FP17s Relating to Continuations	0	29	0.0%	1.6%	1.5%	1.3%
% of Patients satisfied with the dentistry they have received	0	0	N/A	94.7%	93.1%	92.7%
% of Patients satisfied with the time they had to wait for an appointment	0	0	N/A	93.3%	89.8%	88.8%

* This is based on patients treated on this contract for their most recent course of treatment. Figures in italics indicate the base number of FP17s or Patient Questionnaire responses are less than 100. N/A is shown where the base number of responses is less than 10 during the period. % is calculated as Quantity/Base number*100

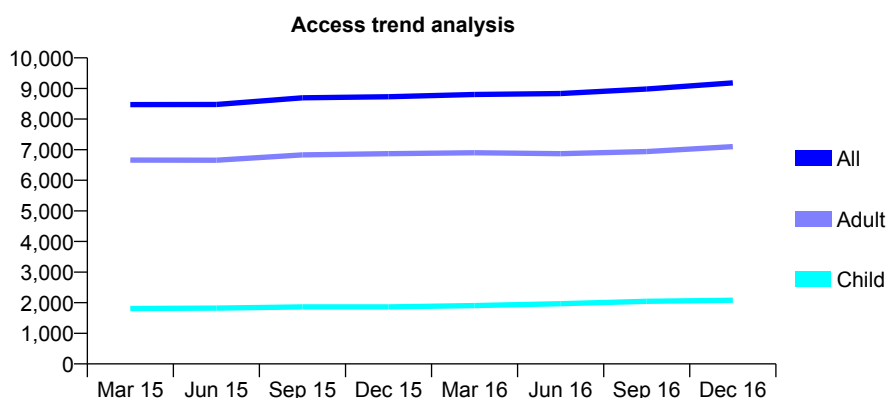
Q44 - Vital Signs At a Glance Contract Report for 101281/0067 - December 2016

Name or company name	OASIS DENTAL CARE LTD
Contract type name	GDS Contract
Purpose of contract	General
Contract start date	01/04/2006
Contract end date	

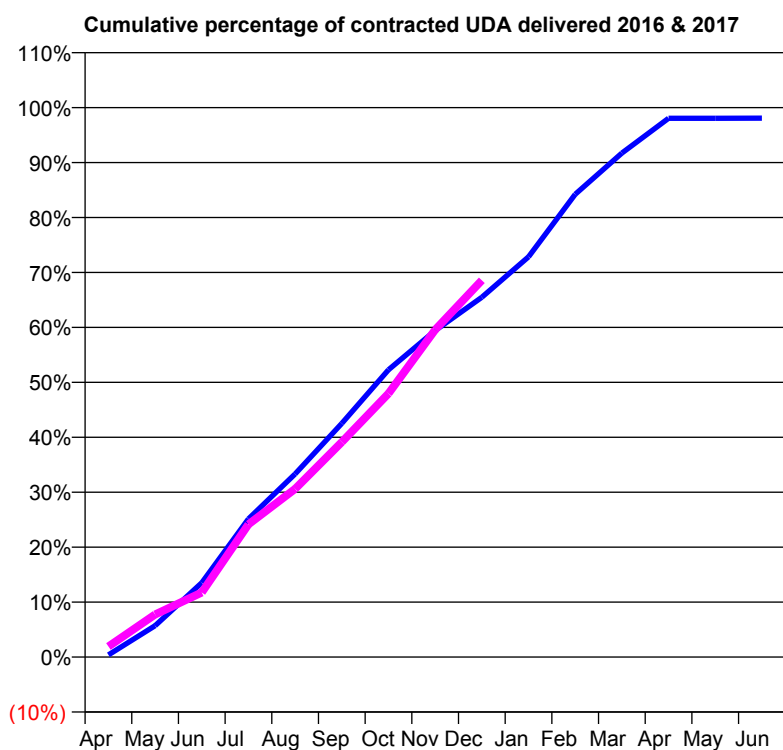
16/17 Contracted general activity (UDA)	30,922
Carry forward general activity (UDA)	595
16/17 Contracted orthodontic activity (UOA)	0
Carry forward orthodontic activity (UOA)	0
Baseline contract value	£663,270.95

ACCESS*

Patients seen in 24 months	Total	Change since previous quarter
Quarter ending December 2015	8,732	
Quarter ending March 2016	8,804	→
Quarter ending June 2016	8,836	→
Quarter ending September 2016	8,984	→
Quarter ending December 2016	9,182	↑
Variance since December 2015	5.2%	↑



ACTIVITY



Month	Adjusted Scheduled Activity (UDA)	
	2016	2017
April	124	596
May	1,770	2,397
June	4,180	3,634
July	7,780	7,468
August	10,310	9,470
September	13,152	12,102
October	16,169	14,835
November	18,374	18,419
December	20,247	21,200
January	22,525	
February	26,043	
March	28,357	
April	30,322	
May	30,321	
June	30,327	

QUALITY

	Quantity	Base Number	Contract	AT	Region	England
% of FP17s for the same patient ID Re-attending within 3 months - Children	518	3,082	16.8%	12.4%	13.4%	12.4%
% of FP17s for the same patient ID Re-attending within 3 months - Adults	1,651	9,183	18.0%	18.0%	17.3%	16.6%
% of FP17s for the same patient ID Re-attending between 3 & 9 months - Children	1,954	3,082	63.4%	57.2%	58.9%	57.5%
% of FP17s for the same patient ID Re-attending between 3 & 9 months - Adults	5,516	9,183	60.1%	50.9%	52.5%	50.4%
% of FP17s for Band 1 Urgent Courses	1,320	11,354	11.6%	9.9%	9.3%	9.1%
% of FP17s Relating to Free Repair or Replacements	140	11,354	1.2%	1.0%	1.0%	0.8%
% of FP17s Relating to Continuations	89	11,354	0.8%	1.6%	1.5%	1.3%
% of Patients satisfied with the dentistry they have received	17	19	89.5%	94.7%	93.1%	92.7%
% of Patients satisfied with the time they had to wait for an appointment	17	19	89.5%	93.3%	89.8%	88.8%

* This is based on patients treated on this contract for their most recent course of treatment. Figures in italics indicate the base number of FP17s or Patient Questionnaire responses are less than 100. N/A is shown where the base number of responses is less than 10 during the period. % is calculated as Quantity/Base number*100

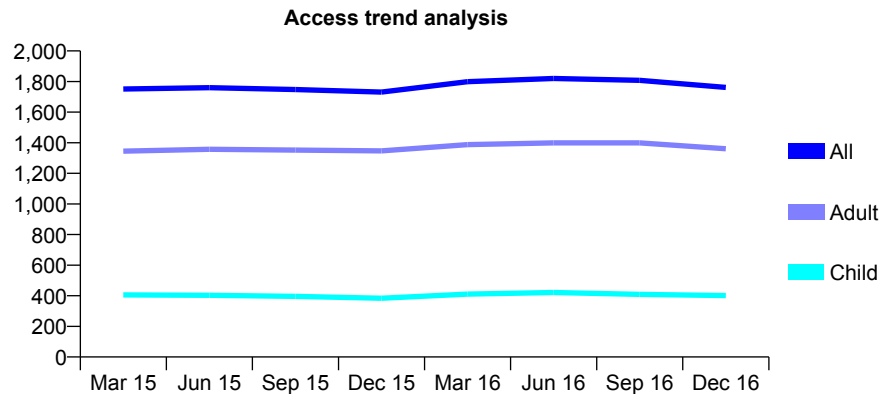
Q44 - Vital Signs At a Glance Contract Report for 101281/0083 - December 2016

Name or company name	OASIS DENTAL CARE LTD
Contract type name	PDS Contract
Purpose of contract	General
Contract start date	01/04/2006
Contract end date	31/03/2017

16/17 Contracted general activity (UDA)	5,676
Carry forward general activity (UDA)	0
16/17 Contracted orthodontic activity (UOA)	0
Carry forward orthodontic activity (UOA)	0
Baseline contract value	£133,948.45

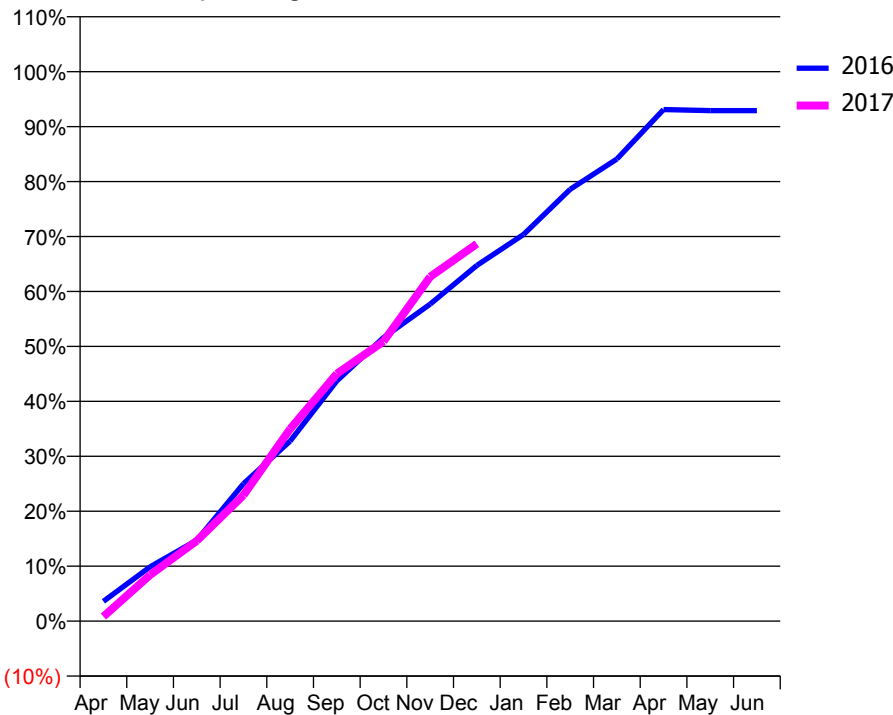
ACCESS*

Patients seen in 24 months	Total	Change since previous quarter
Quarter ending December 2015	1,731	
Quarter ending March 2016	1,799	↑
Quarter ending June 2016	1,820	→
Quarter ending September 2016	1,808	→
Quarter ending December 2016	1,762	↓
Variance since December 2015	1.8%	→



ACTIVITY

Cumulative percentage of contracted UDA delivered 2016 & 2017



Month	Adjusted Scheduled Activity (UDA)	
	2016	2017
April	205	47
May	561	478
June	837	829
July	1,419	1,301
August	1,861	1,985
September	2,482	2,556
October	2,928	2,889
November	3,274	3,558
December	3,675	3,897
January	3,994	
February	4,460	
March	4,774	
April	5,284	
May	5,273	
June	5,273	

QUALITY

	Quantity	Base Number	Contract	AT	Region	England
% of FP17s for the same patient ID Re-attending within 3 months - Children	33	478	6.9%	12.4%	13.4%	12.4%
% of FP17s for the same patient ID Re-attending within 3 months - Adults	256	1,513	16.9%	18.0%	17.3%	16.6%
% of FP17s for the same patient ID Re-attending between 3 & 9 months - Children	255	478	53.3%	57.2%	58.9%	57.5%
% of FP17s for the same patient ID Re-attending between 3 & 9 months - Adults	783	1,513	51.8%	50.9%	52.5%	50.4%
% of FP17s for Band 1 Urgent Courses	180	1,691	10.6%	9.9%	9.3%	9.1%
% of FP17s Relating to Free Repair or Replacements	12	1,691	0.7%	1.0%	1.0%	0.8%
% of FP17s Relating to Continuations	56	1,691	3.3%	1.6%	1.5%	1.3%
% of Patients satisfied with the dentistry they have received	1	1	N/A	94.7%	93.1%	92.7%
% of Patients satisfied with the time they had to wait for an appointment	1	1	N/A	93.3%	89.8%	88.8%

* This is based on patients treated on this contract for their most recent course of treatment. Figures in italics indicate the base number of FP17s or Patient Questionnaire responses are less than 100. N/A is shown where the base number of responses is less than 10 during the period. % is calculated as Quantity/Base number*100

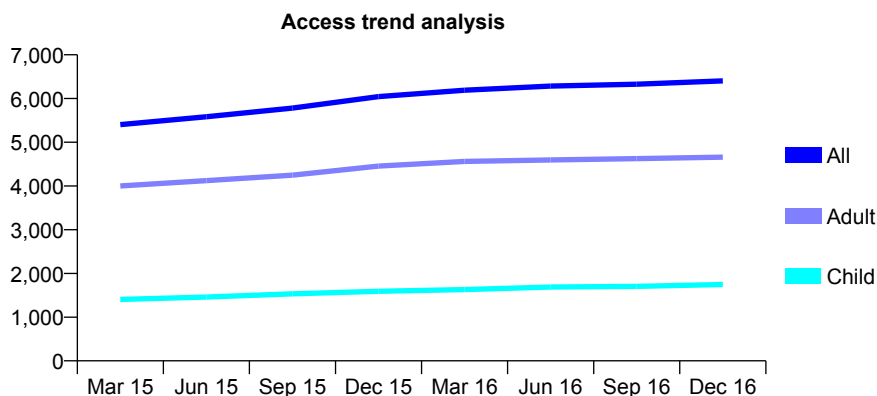
Q44 - Vital Signs At a Glance Contract Report for 101338/0024 - December 2016

Name or company name	Whitecross Dental Care Limited
Contract type name	GDS Contract
Purpose of contract	General
Contract start date	01/04/2006
Contract end date	

16/17 Contracted general activity (UDA)	15,042
Carry forward general activity (UDA)	0
16/17 Contracted orthodontic activity (UOA)	0
Carry forward orthodontic activity (UOA)	0
Baseline contract value	£451,661.67

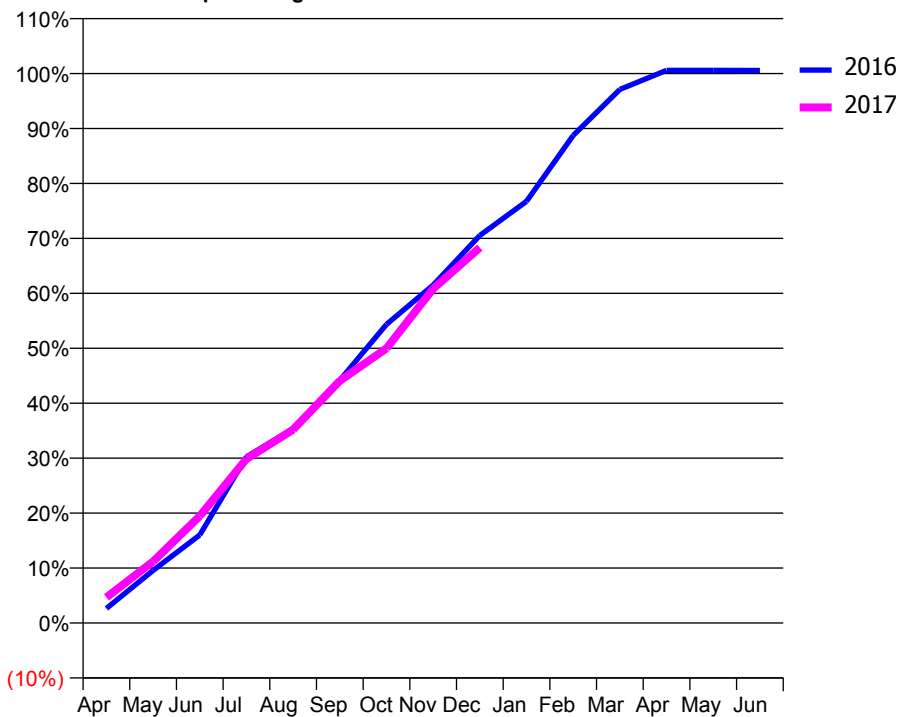
ACCESS*

Patients seen in 24 months	Total	Change since previous quarter
Quarter ending December 2015	6,044	
Quarter ending March 2016	6,190	↑
Quarter ending June 2016	6,284	→
Quarter ending September 2016	6,328	→
Quarter ending December 2016	6,404	→
Variance since December 2015	6.0%	↑



ACTIVITY

Cumulative percentage of contracted UDA delivered 2016 & 2017



Month	Adjusted Scheduled Activity (UDA)	
	2016	2017
April	401	701
May	1,439	1,684
June	2,410	2,929
July	4,550	4,490
August	5,318	5,293
September	6,646	6,630
October	8,176	7,519
November	9,252	9,150
December	10,609	10,278
January	11,544	
February	13,346	
March	14,605	
April	15,127	
May	15,127	
June	15,126	

QUALITY

	Quantity	Base Number	Contract	AT	Region	England
% of FP17s for the same patient ID Re-attending within 3 months - Children	77	1,574	4.9%	12.4%	13.4%	12.4%
% of FP17s for the same patient ID Re-attending within 3 months - Adults	427	3,616	11.8%	18.0%	17.3%	16.6%
% of FP17s for the same patient ID Re-attending between 3 & 9 months - Children	697	1,574	44.3%	57.2%	58.9%	57.5%
% of FP17s for the same patient ID Re-attending between 3 & 9 months - Adults	1,392	3,616	38.5%	50.9%	52.5%	50.4%
% of FP17s for Band 1 Urgent Courses	351	4,910	7.1%	9.9%	9.3%	9.1%
% of FP17s Relating to Free Repair or Replacements	24	4,910	0.5%	1.0%	1.0%	0.8%
% of FP17s Relating to Continuations	70	4,910	1.4%	1.6%	1.5%	1.3%
% of Patients satisfied with the dentistry they have received	12	14	85.7%	94.7%	93.1%	92.7%
% of Patients satisfied with the time they had to wait for an appointment	11	14	78.6%	93.3%	89.8%	88.8%

* This is based on patients treated on this contract for their most recent course of treatment. Figures in italics indicate the base number of FP17s or Patient Questionnaire responses are less than 100. N/A is shown where the base number of responses is less than 10 during the period. % is calculated as Quantity/Base number*100

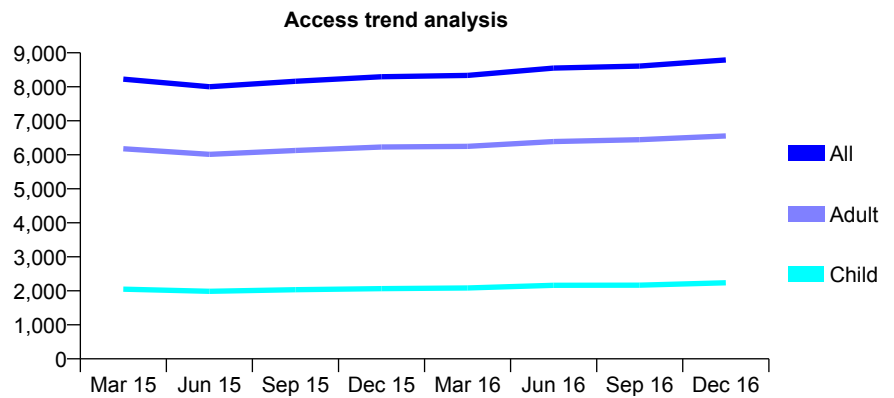
Q44 - Vital Signs At a Glance Contract Report for 101370/0022 - December 2016

Name or company name	Petrie Tucker & Partners Ltd
Contract type name	GDS Contract
Purpose of contract	General
Contract start date	01/04/2006
Contract end date	

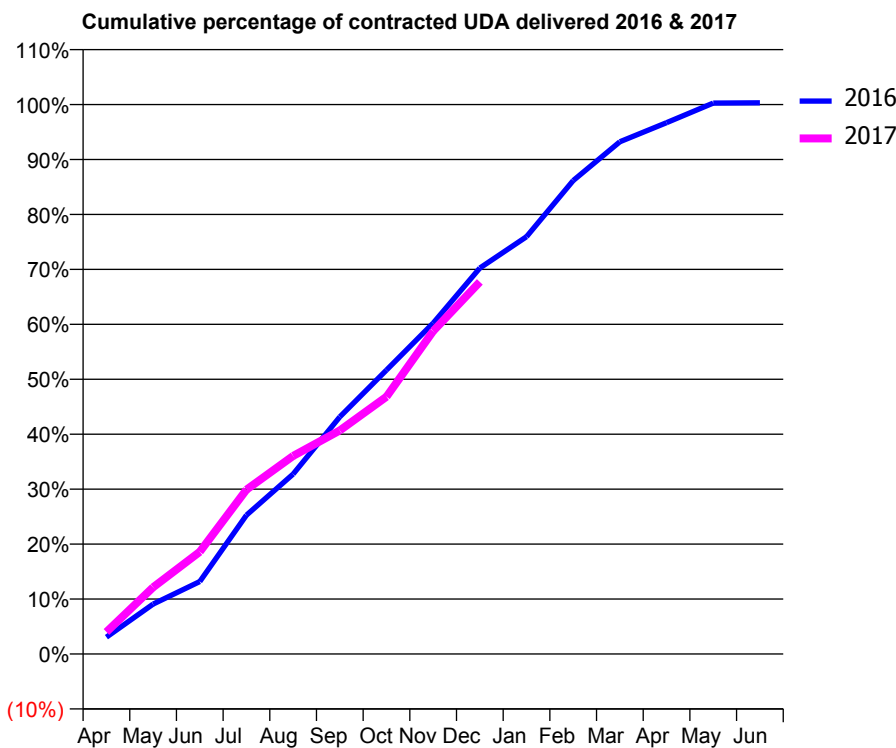
16/17 Contracted general activity (UDA)	24,920
Carry forward general activity (UDA)	0
16/17 Contracted orthodontic activity (UOA)	0
Carry forward orthodontic activity (UOA)	0
Baseline contract value	£716,161.78

ACCESS*

Patients seen in 24 months	Total	Change since previous quarter
Quarter ending December 2015	8,296	
Quarter ending March 2016	8,336	→
Quarter ending June 2016	8,552	↑
Quarter ending September 2016	8,611	→
Quarter ending December 2016	8,792	↑
Variance since December 2015	6.0%	↑



ACTIVITY



Month	Adjusted Scheduled Activity (UDA)	
	2016	2017
April	768	1,003
May	2,266	3,028
June	3,286	4,636
July	6,295	7,450
August	8,163	8,985
September	10,753	10,137
October	12,877	11,667
November	15,006	14,643
December	17,502	16,876
January	18,927	
February	21,472	
March	23,230	
April	24,095	
May	24,984	
June	24,994	

QUALITY

	Quantity	Base Number	Contract	AT	Region	England
% of FP17s for the same patient ID Re-attending within 3 months - Children	141	2,276	6.2%	12.4%	13.4%	12.4%
% of FP17s for the same patient ID Re-attending within 3 months - Adults	721	6,263	11.5%	18.0%	17.3%	16.6%
% of FP17s for the same patient ID Re-attending between 3 & 9 months - Children	1,143	2,276	50.2%	57.2%	58.9%	57.5%
% of FP17s for the same patient ID Re-attending between 3 & 9 months - Adults	3,088	6,263	49.3%	50.9%	52.5%	50.4%
% of FP17s for Band 1 Urgent Courses	448	7,803	5.7%	9.9%	9.3%	9.1%
% of FP17s Relating to Free Repair or Replacements	78	7,803	1.0%	1.0%	1.0%	0.8%
% of FP17s Relating to Continuations	167	7,803	2.1%	1.6%	1.5%	1.3%
% of Patients satisfied with the dentistry they have received	6	7	N/A	94.7%	93.1%	92.7%
% of Patients satisfied with the time they had to wait for an appointment	5	7	N/A	93.3%	89.8%	88.8%

* This is based on patients treated on this contract for their most recent course of treatment. Figures in italics indicate the base number of FP17s or Patient Questionnaire responses are less than 100. N/A is shown where the base number of responses is less than 10 during the period. % is calculated as Quantity/Base number*100

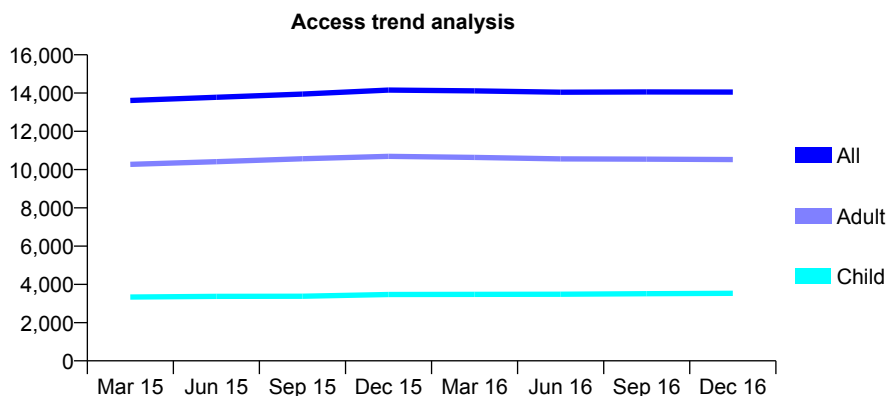
Q44 - Vital Signs At a Glance Contract Report for 101370/0086 - December 2016

Name or company name	Petrie Tucker & Partners Ltd
Contract type name	GDS Contract
Purpose of contract	General
Contract start date	01/04/2007
Contract end date	

16/17 Contracted general activity (UDA)	41,938
Carry forward general activity (UDA)	0
16/17 Contracted orthodontic activity (UOA)	0
Carry forward orthodontic activity (UOA)	0
Baseline contract value	£1,137,209.90

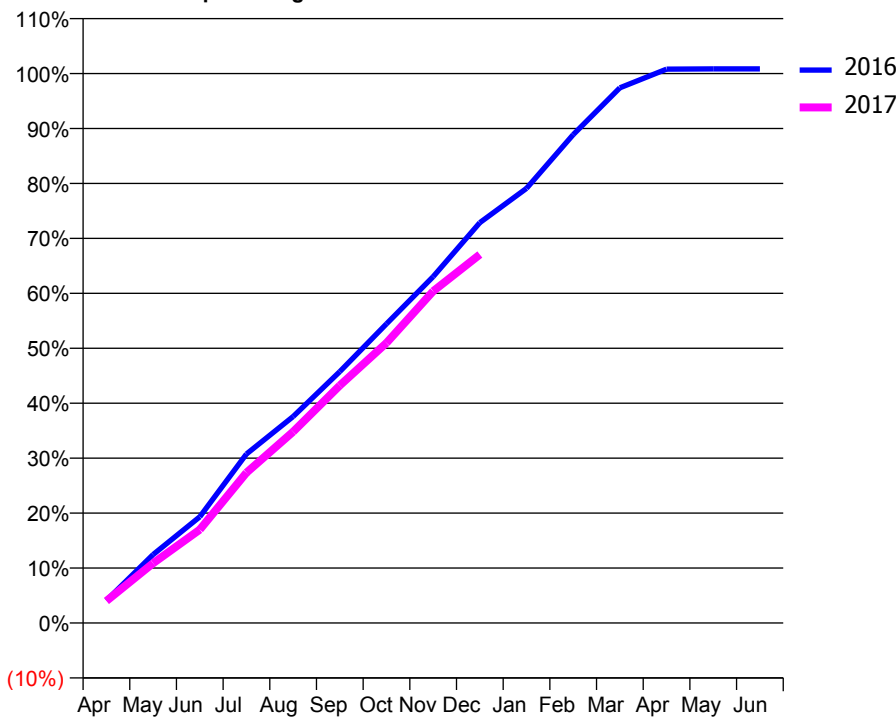
ACCESS*

Patients seen in 24 months	Total	Change since previous quarter
Quarter ending December 2015	14,155	
Quarter ending March 2016	14,115	→
Quarter ending June 2016	14,045	→
Quarter ending September 2016	14,056	→
Quarter ending December 2016	14,054	→
Variance since December 2015	(0.7%)	→



ACTIVITY

Cumulative percentage of contracted UDA delivered 2016 & 2017



Month	Adjusted Scheduled Activity (UDA)	
	2016	2017
April	1,724	1,686
May	5,222	4,567
June	8,111	7,128
July	12,899	11,472
August	15,754	14,594
September	19,185	18,130
October	22,831	21,376
November	26,436	25,330
December	30,555	28,124
January	33,171	
February	37,277	
March	40,849	
April	42,274	
May	42,288	
June	42,286	

QUALITY

	Quantity	Base Number	Contract	AT	Region	England
% of FP17s for the same patient ID Re-attending within 3 months - Children	287	3,623	7.9%	12.4%	13.4%	12.4%
% of FP17s for the same patient ID Re-attending within 3 months - Adults	1,793	10,774	16.6%	18.0%	17.3%	16.6%
% of FP17s for the same patient ID Re-attending between 3 & 9 months - Children	2,151	3,623	59.4%	57.2%	58.9%	57.5%
% of FP17s for the same patient ID Re-attending between 3 & 9 months - Adults	5,903	10,774	54.8%	50.9%	52.5%	50.4%
% of FP17s for Band 1 Urgent Courses	1,495	13,780	10.8%	9.9%	9.3%	9.1%
% of FP17s Relating to Free Repair or Replacements	49	13,780	0.4%	1.0%	1.0%	0.8%
% of FP17s Relating to Continuations	320	13,780	2.3%	1.6%	1.5%	1.3%
% of Patients satisfied with the dentistry they have received	25	26	96.2%	94.7%	93.1%	92.7%
% of Patients satisfied with the time they had to wait for an appointment	21	26	80.8%	93.3%	89.8%	88.8%

* This is based on patients treated on this contract for their most recent course of treatment. Figures in italics indicate the base number of FP17s or Patient Questionnaire responses are less than 100. N/A is shown where the base number of responses is less than 10 during the period. % is calculated as Quantity/Base number*100

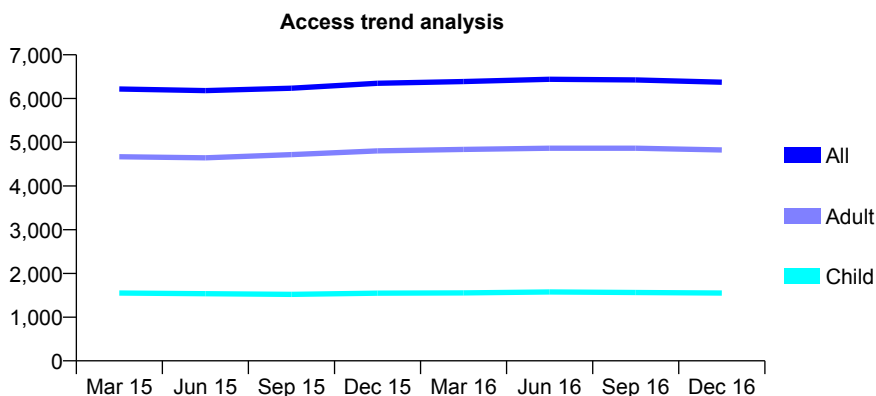
Q44 - Vital Signs At a Glance Contract Report for 101370/0088 - December 2016

Name or company name	Petrie Tucker & Partners Ltd
Contract type name	GDS Contract
Purpose of contract	General
Contract start date	01/04/2007
Contract end date	

16/17 Contracted general activity (UDA)	20,438
Carry forward general activity (UDA)	604
16/17 Contracted orthodontic activity (UOA)	0
Carry forward orthodontic activity (UOA)	0
Baseline contract value	£626,780.54

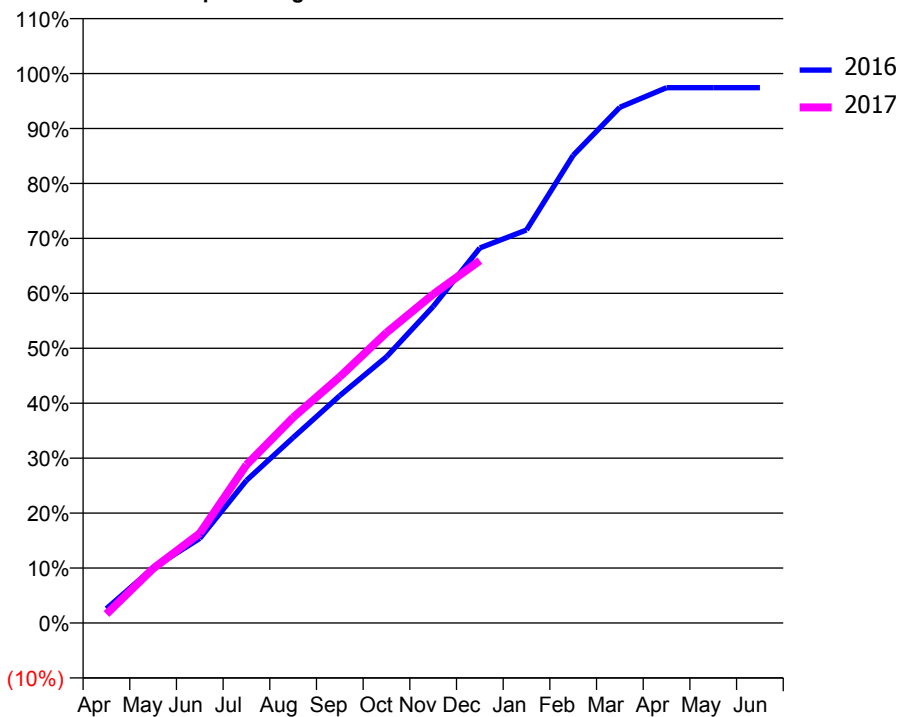
ACCESS*

Patients seen in 24 months	Total	Change since previous quarter
Quarter ending December 2015	6,349	
Quarter ending March 2016	6,389	→
Quarter ending June 2016	6,440	→
Quarter ending September 2016	6,426	→
Quarter ending December 2016	6,374	→
Variance since December 2015	0.4%	→



ACTIVITY

Cumulative percentage of contracted UDA delivered 2016 & 2017



Month	Adjusted Scheduled Activity (UDA)	
	2016	2017
April	532	336
May	2,049	2,028
June	3,146	3,334
July	5,305	5,885
August	6,895	7,645
September	8,460	9,156
October	9,901	10,801
November	11,771	12,227
December	13,950	13,479
January	14,620	
February	17,395	
March	19,180	
April	19,909	
May	19,910	
June	19,910	

QUALITY

	Quantity	Base Number	Contract	AT	Region	England
% of FP17s for the same patient ID Re-attending within 3 months - Children	94	1,248	7.5%	12.4%	13.4%	12.4%
% of FP17s for the same patient ID Re-attending within 3 months - Adults	550	3,704	14.8%	18.0%	17.3%	16.6%
% of FP17s for the same patient ID Re-attending between 3 & 9 months - Children	577	1,248	46.2%	57.2%	58.9%	57.5%
% of FP17s for the same patient ID Re-attending between 3 & 9 months - Adults	1,527	3,704	41.2%	50.9%	52.5%	50.4%
% of FP17s for Band 1 Urgent Courses	400	4,702	8.5%	9.9%	9.3%	9.1%
% of FP17s Relating to Free Repair or Replacements	23	4,702	0.5%	1.0%	1.0%	0.8%
% of FP17s Relating to Continuations	79	4,702	1.7%	1.6%	1.5%	1.3%
% of Patients satisfied with the dentistry they have received	15	16	93.8%	94.7%	93.1%	92.7%
% of Patients satisfied with the time they had to wait for an appointment	14	16	87.5%	93.3%	89.8%	88.8%

* This is based on patients treated on this contract for their most recent course of treatment. Figures in italics indicate the base number of FP17s or Patient Questionnaire responses are less than 100. N/A is shown where the base number of responses is less than 10 during the period. % is calculated as Quantity/Base number*100

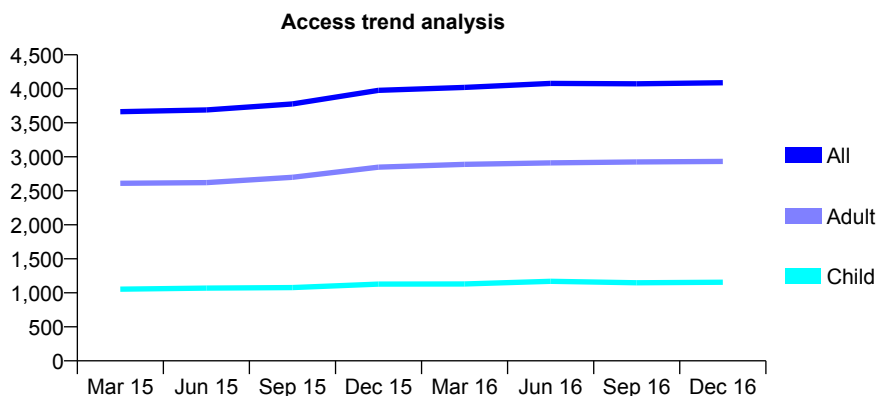
Q44 - Vital Signs At a Glance Contract Report for 101370/0089 - December 2016

Name or company name	Petrie Tucker & Partners Ltd
Contract type name	GDS Contract
Purpose of contract	General
Contract start date	01/04/2007
Contract end date	

16/17 Contracted general activity (UDA)	14,509
Carry forward general activity (UDA)	0
16/17 Contracted orthodontic activity (UOA)	0
Carry forward orthodontic activity (UOA)	0
Baseline contract value	£444,752.48

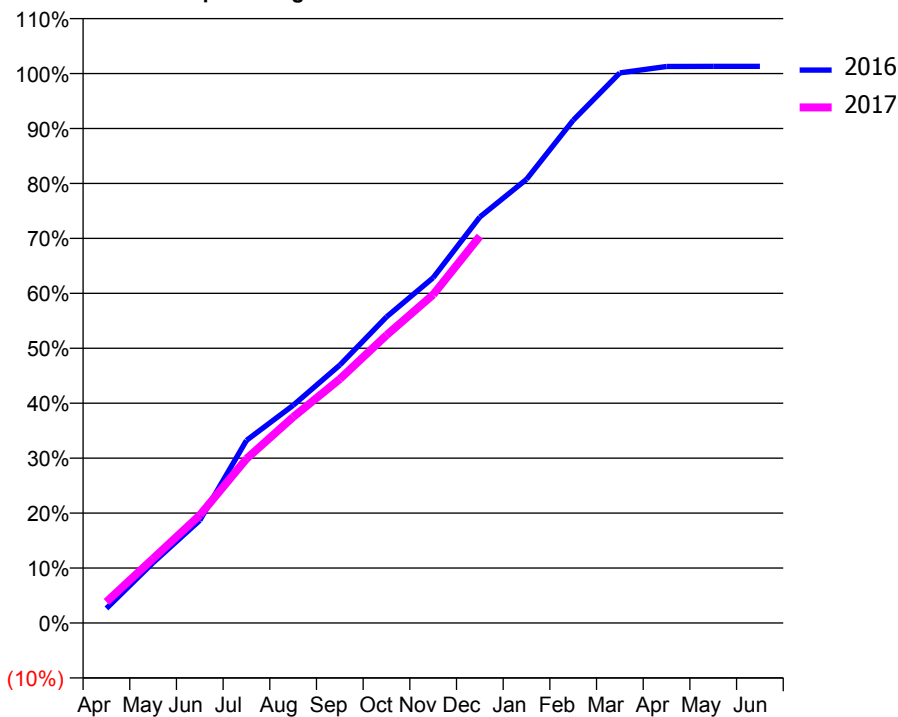
ACCESS*

Patients seen in 24 months	Total	Change since previous quarter
Quarter ending December 2015	3,977	
Quarter ending March 2016	4,020	→
Quarter ending June 2016	4,080	→
Quarter ending September 2016	4,073	→
Quarter ending December 2016	4,089	→
Variance since December 2015	2.8%	↑



ACTIVITY

Cumulative percentage of contracted UDA delivered 2016 & 2017



Month	Adjusted Scheduled Activity (UDA)	
	2016	2017
April	385	557
May	1,594	1,704
June	2,708	2,846
July	4,823	4,336
August	5,748	5,439
September	6,810	6,441
October	8,081	7,599
November	9,117	8,670
December	10,721	10,212
January	11,715	
February	13,275	
March	14,526	
April	14,694	
May	14,697	
June	14,697	

QUALITY

	Quantity	Base Number	Contract	AT	Region	England
% of FP17s for the same patient ID Re-attending within 3 months - Children	69	1,117	6.2%	12.4%	13.4%	12.4%
% of FP17s for the same patient ID Re-attending within 3 months - Adults	419	2,793	15.0%	18.0%	17.3%	16.6%
% of FP17s for the same patient ID Re-attending between 3 & 9 months - Children	521	1,117	46.6%	57.2%	58.9%	57.5%
% of FP17s for the same patient ID Re-attending between 3 & 9 months - Adults	1,325	2,793	47.4%	50.9%	52.5%	50.4%
% of FP17s for Band 1 Urgent Courses	272	3,825	7.1%	9.9%	9.3%	9.1%
% of FP17s Relating to Free Repair or Replacements	23	3,825	0.6%	1.0%	1.0%	0.8%
% of FP17s Relating to Continuations	70	3,825	1.8%	1.6%	1.5%	1.3%
% of Patients satisfied with the dentistry they have received	9	9	N/A	94.7%	93.1%	92.7%
% of Patients satisfied with the time they had to wait for an appointment	8	9	N/A	93.3%	89.8%	88.8%

* This is based on patients treated on this contract for their most recent course of treatment. Figures in italics indicate the base number of FP17s or Patient Questionnaire responses are less than 100. N/A is shown where the base number of responses is less than 10 during the period. % is calculated as Quantity/Base number*100

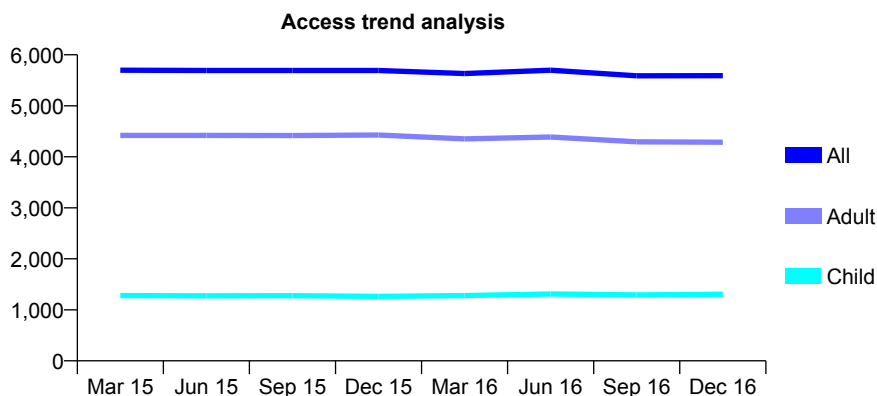
Q44 - Vital Signs At a Glance Contract Report for 101370/0134 - December 2016

Name or company name	Petrie Tucker & Partners Ltd
Contract type name	GDS Contract
Purpose of contract	General
Contract start date	01/04/2012
Contract end date	

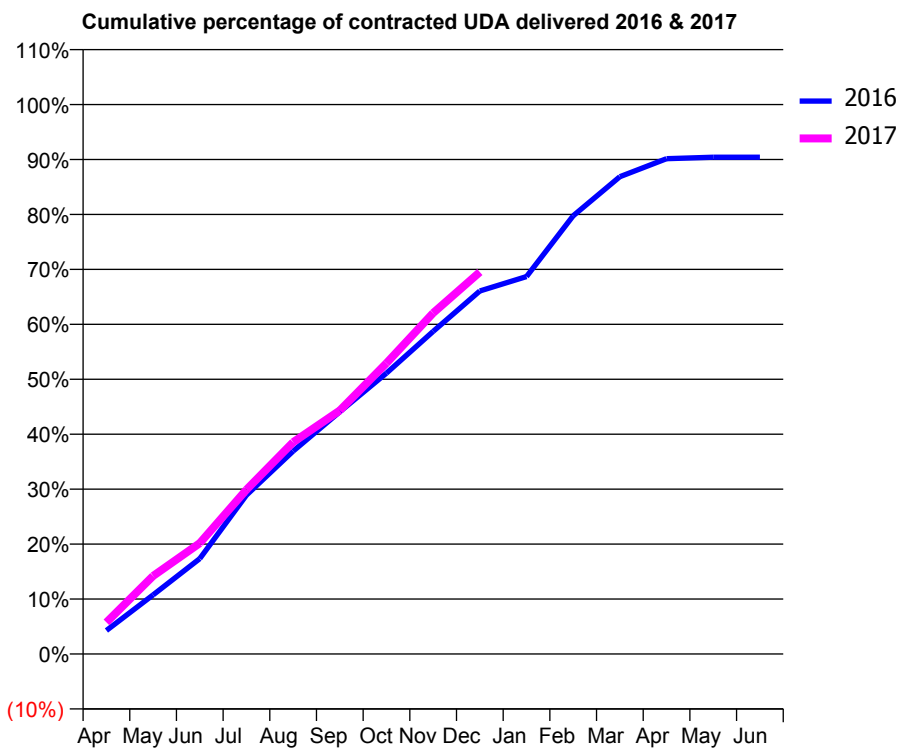
16/17 Contracted general activity (UDA)	19,300
Carry forward general activity (UDA)	0
16/17 Contracted orthodontic activity (UOA)	0
Carry forward orthodontic activity (UOA)	0
Baseline contract value	£591,822.69

ACCESS*

Patients seen in 24 months	Total	Change since previous quarter
Quarter ending December 2015	5,692	
Quarter ending March 2016	5,632	↓
Quarter ending June 2016	5,698	→
Quarter ending September 2016	5,588	↓
Quarter ending December 2016	5,590	→
Variance since December 2015	(1.8%)	↓



ACTIVITY



Month	Adjusted Scheduled Activity (UDA)	
	2016	2017
April	826	1,110
May	2,075	2,741
June	3,352	3,895
July	5,582	5,771
August	7,127	7,439
September	8,508	8,555
October	9,867	10,219
November	11,330	11,979
December	12,751	13,414
January	13,259	
February	15,392	
March	16,763	
April	17,398	
May	17,447	
June	17,450	

QUALITY

	Quantity	Base Number	Contract	AT	Region	England
% of FP17s for the same patient ID Re-attending within 3 months - Children	112	1,437	7.8%	12.4%	13.4%	12.4%
% of FP17s for the same patient ID Re-attending within 3 months - Adults	699	4,224	16.5%	18.0%	17.3%	16.6%
% of FP17s for the same patient ID Re-attending between 3 & 9 months - Children	790	1,437	55.0%	57.2%	58.9%	57.5%
% of FP17s for the same patient ID Re-attending between 3 & 9 months - Adults	1,886	4,224	44.6%	50.9%	52.5%	50.4%
% of FP17s for Band 1 Urgent Courses	432	5,376	8.0%	9.9%	9.3%	9.1%
% of FP17s Relating to Free Repair or Replacements	46	5,376	0.9%	1.0%	1.0%	0.8%
% of FP17s Relating to Continuations	144	5,376	2.7%	1.6%	1.5%	1.3%
% of Patients satisfied with the dentistry they have received	13	14	92.9%	94.7%	93.1%	92.7%
% of Patients satisfied with the time they had to wait for an appointment	13	14	92.9%	93.3%	89.8%	88.8%

* This is based on patients treated on this contract for their most recent course of treatment. Figures in italics indicate the base number of FP17s or Patient Questionnaire responses are less than 100. N/A is shown where the base number of responses is less than 10 during the period. % is calculated as Quantity/Base number*100

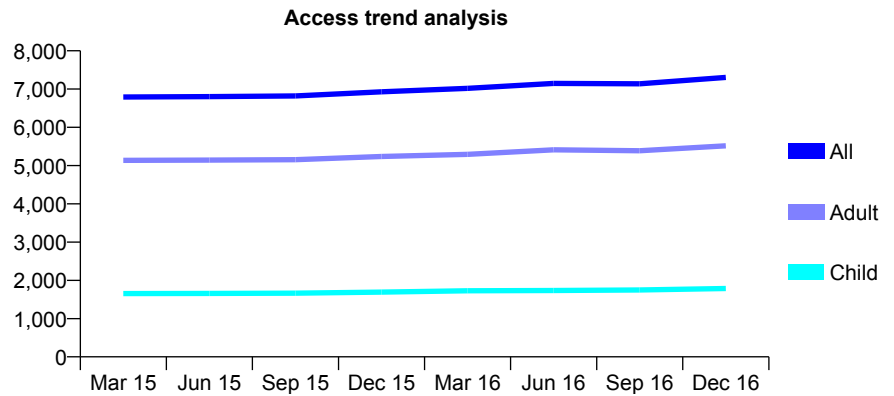
Q44 - Vital Signs At a Glance Contract Report for 101435/0087 - December 2016

Name or company name	IDH Limited
Contract type name	GDS Contract
Purpose of contract	General
Contract start date	25/02/2008
Contract end date	

16/17 Contracted general activity (UDA)	21,177
Carry forward general activity (UDA)	0
16/17 Contracted orthodontic activity (UOA)	0
Carry forward orthodontic activity (UOA)	0
Baseline contract value	£558,782.18

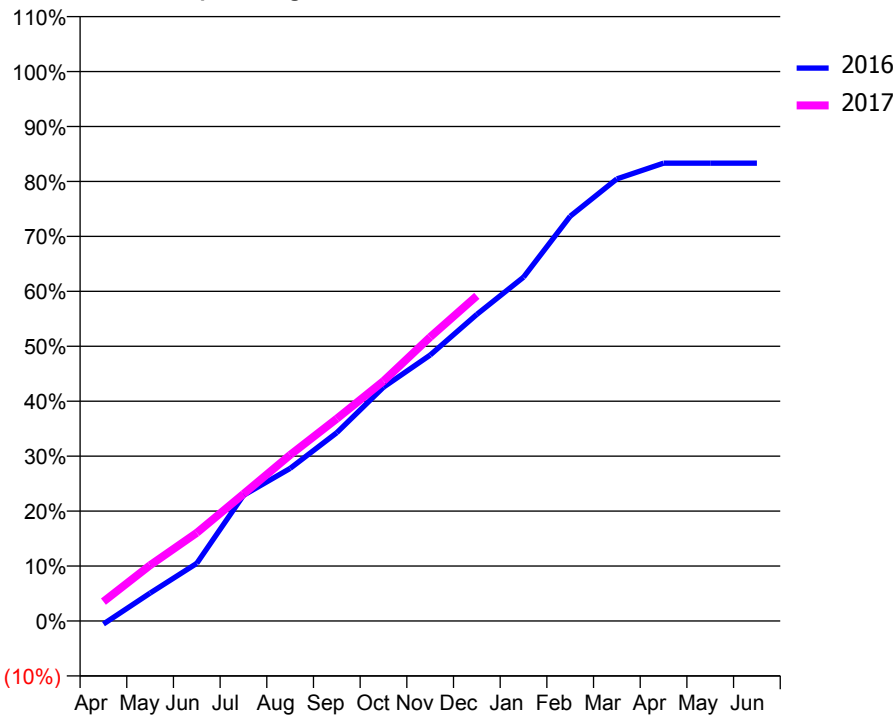
ACCESS*

Patients seen in 24 months	Total	Change since previous quarter
Quarter ending December 2015	6,929	
Quarter ending March 2016	7,018	→
Quarter ending June 2016	7,146	→
Quarter ending September 2016	7,136	→
Quarter ending December 2016	7,304	↑
Variance since December 2015	5.4%	↑



ACTIVITY

Cumulative percentage of contracted UDA delivered 2016 & 2017



Month	Adjusted Scheduled Activity (UDA)	
	2016	2017
April	-120	749
May	1,077	2,148
June	2,224	3,397
July	4,842	4,895
August	5,880	6,399
September	7,261	7,800
October	9,009	9,247
November	10,251	10,946
December	11,818	12,531
January	13,252	
February	15,598	
March	17,040	
April	17,645	
May	17,644	
June	17,646	

QUALITY

	Quantity	Base Number	Contract	AT	Region	England
% of FP17s for the same patient ID Re-attending within 3 months - Children	85	1,632	5.2%	12.4%	13.4%	12.4%
% of FP17s for the same patient ID Re-attending within 3 months - Adults	394	4,333	9.1%	18.0%	17.3%	16.6%
% of FP17s for the same patient ID Re-attending between 3 & 9 months - Children	746	1,632	45.7%	57.2%	58.9%	57.5%
% of FP17s for the same patient ID Re-attending between 3 & 9 months - Adults	1,876	4,333	43.3%	50.9%	52.5%	50.4%
% of FP17s for Band 1 Urgent Courses	338	5,668	6.0%	9.9%	9.3%	9.1%
% of FP17s Relating to Free Repair or Replacements	32	5,668	0.6%	1.0%	1.0%	0.8%
% of FP17s Relating to Continuations	93	5,668	1.6%	1.6%	1.5%	1.3%
% of Patients satisfied with the dentistry they have received	14	15	93.3%	94.7%	93.1%	92.7%
% of Patients satisfied with the time they had to wait for an appointment	15	15	100.0%	93.3%	89.8%	88.8%

* This is based on patients treated on this contract for their most recent course of treatment. Figures in italics indicate the base number of FP17s or Patient Questionnaire responses are less than 100. N/A is shown where the base number of responses is less than 10 during the period. % is calculated as Quantity/Base number*100

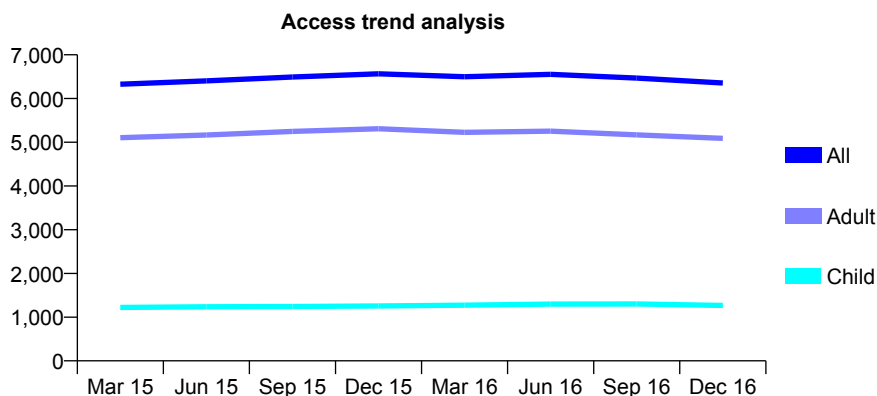
Q44 - Vital Signs At a Glance Contract Report for 101435/0093 - December 2016

Name or company name	IDH Limited
Contract type name	GDS Contract
Purpose of contract	General
Contract start date	01/04/2008
Contract end date	

16/17 Contracted general activity (UDA)	17,614
Carry forward general activity (UDA)	0
16/17 Contracted orthodontic activity (UOA)	0
Carry forward orthodontic activity (UOA)	0
Baseline contract value	£425,214.88

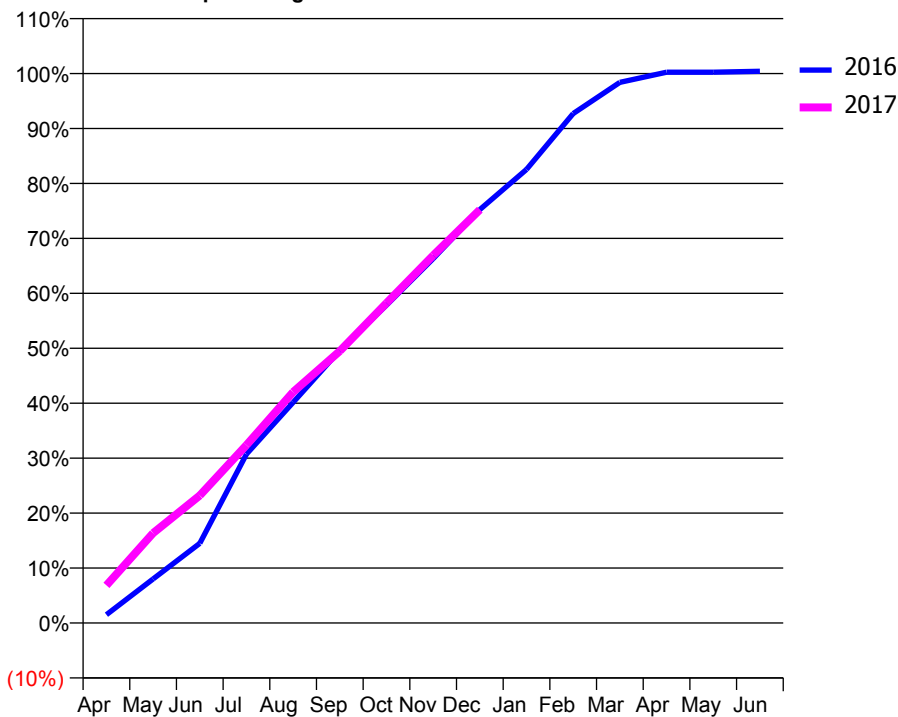
ACCESS*

Patients seen in 24 months	Total	Change since previous quarter
Quarter ending December 2015	6,564	
Quarter ending March 2016	6,498	↓
Quarter ending June 2016	6,552	→
Quarter ending September 2016	6,468	↓
Quarter ending December 2016	6,356	↓
Variance since December 2015	(3.2%)	↓



ACTIVITY

Cumulative percentage of contracted UDA delivered 2016 & 2017



Month	Adjusted Scheduled Activity (UDA)	
	2016	2017
April	266	1,206
May	1,414	2,883
June	2,555	4,090
July	5,414	5,706
August	7,071	7,406
September	8,739	8,719
October	10,190	10,255
November	11,681	11,783
December	13,254	13,248
January	14,541	
February	16,331	
March	17,329	
April	17,655	
May	17,655	
June	17,687	

QUALITY

	Quantity	Base Number	Contract	AT	Region	England
% of FP17s for the same patient ID Re-attending within 3 months - Children	104	1,283	8.1%	12.4%	13.4%	12.4%
% of FP17s for the same patient ID Re-attending within 3 months - Adults	655	4,478	14.6%	18.0%	17.3%	16.6%
% of FP17s for the same patient ID Re-attending between 3 & 9 months - Children	667	1,283	52.0%	57.2%	58.9%	57.5%
% of FP17s for the same patient ID Re-attending between 3 & 9 months - Adults	1,897	4,478	42.4%	50.9%	52.5%	50.4%
% of FP17s for Band 1 Urgent Courses	357	5,574	6.4%	9.9%	9.3%	9.1%
% of FP17s Relating to Free Repair or Replacements	39	5,574	0.7%	1.0%	1.0%	0.8%
% of FP17s Relating to Continuations	177	5,574	3.2%	1.6%	1.5%	1.3%
% of Patients satisfied with the dentistry they have received	5	6	N/A	94.7%	93.1%	92.7%
% of Patients satisfied with the time they had to wait for an appointment	5	6	N/A	93.3%	89.8%	88.8%

* This is based on patients treated on this contract for their most recent course of treatment. Figures in italics indicate the base number of FP17s or Patient Questionnaire responses are less than 100. N/A is shown where the base number of responses is less than 10 during the period. % is calculated as Quantity/Base number*100

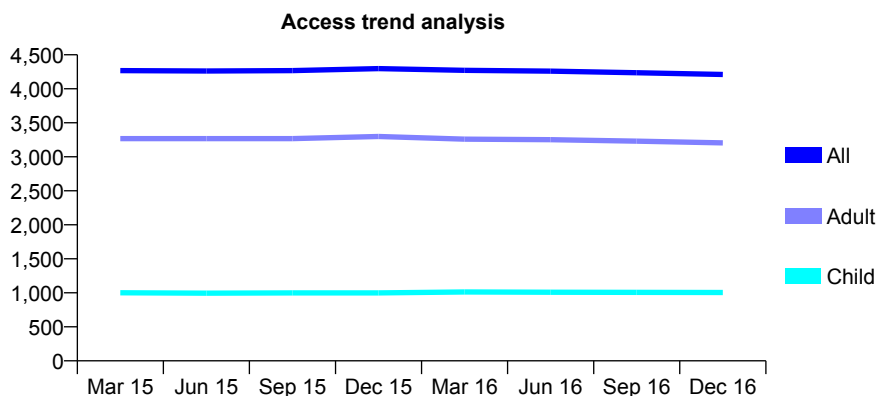
Q44 - Vital Signs At a Glance Contract Report for 102059/0001 - December 2016

Name or company name	Chester Road Dental Practice
Contract type name	GDS Contract
Purpose of contract	General
Contract start date	01/01/2011
Contract end date	

16/17 Contracted general activity (UDA)	8,313
Carry forward general activity (UDA)	290
16/17 Contracted orthodontic activity (UOA)	0
Carry forward orthodontic activity (UOA)	0
Baseline contract value	£223,028.78

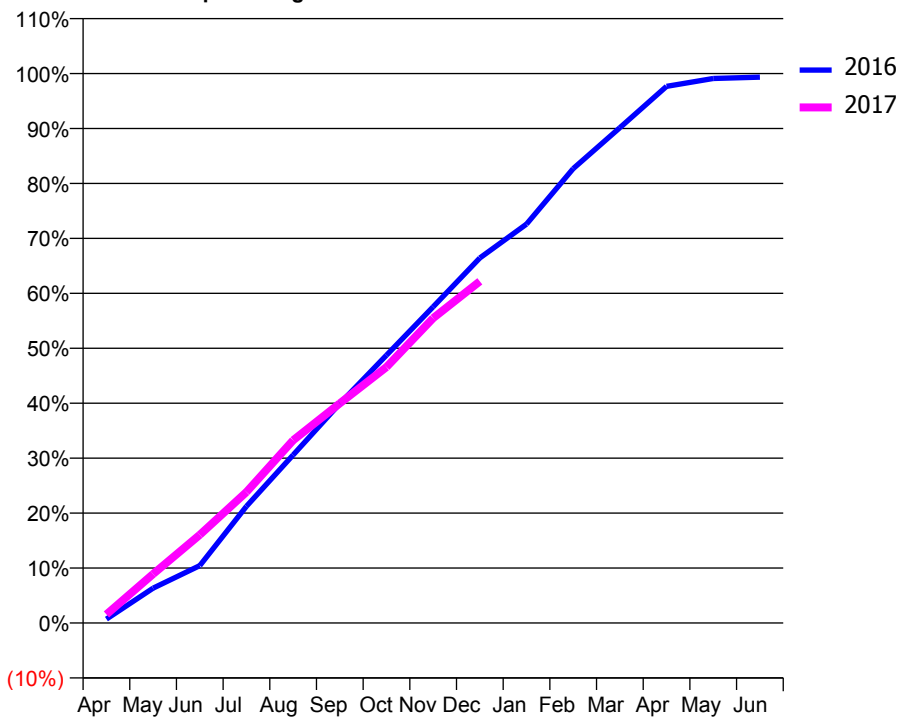
ACCESS*

Patients seen in 24 months	Total	Change since previous quarter
Quarter ending December 2015	4,298	
Quarter ending March 2016	4,271	→
Quarter ending June 2016	4,260	→
Quarter ending September 2016	4,237	→
Quarter ending December 2016	4,210	→
Variance since December 2015	(2.0%)	↓



ACTIVITY

Cumulative percentage of contracted UDA delivered 2016 & 2017



Month	Adjusted Scheduled Activity (UDA)	
	2016	2017
April	60	130
May	527	741
June	869	1,334
July	1,766	1,982
August	2,543	2,765
September	3,319	3,323
October	4,052	3,873
November	4,784	4,613
December	5,523	5,170
January	6,034	
February	6,874	
March	7,493	
April	8,118	
May	8,237	
June	8,257	

QUALITY

	Quantity	Base Number	Contract	AT	Region	England
% of FP17s for the same patient ID Re-attending within 3 months - Children	85	1,074	7.9%	12.4%	13.4%	12.4%
% of FP17s for the same patient ID Re-attending within 3 months - Adults	503	3,248	15.5%	18.0%	17.3%	16.6%
% of FP17s for the same patient ID Re-attending between 3 & 9 months - Children	593	1,074	55.2%	57.2%	58.9%	57.5%
% of FP17s for the same patient ID Re-attending between 3 & 9 months - Adults	1,544	3,248	47.5%	50.9%	52.5%	50.4%
% of FP17s for Band 1 Urgent Courses	230	3,201	7.2%	9.9%	9.3%	9.1%
% of FP17s Relating to Free Repair or Replacements	56	3,201	1.7%	1.0%	1.0%	0.8%
% of FP17s Relating to Continuations	26	3,201	0.8%	1.6%	1.5%	1.3%
% of Patients satisfied with the dentistry they have received	8	9	N/A	94.7%	93.1%	92.7%
% of Patients satisfied with the time they had to wait for an appointment	8	9	N/A	93.3%	89.8%	88.8%

* This is based on patients treated on this contract for their most recent course of treatment. Figures in italics indicate the base number of FP17s or Patient Questionnaire responses are less than 100. N/A is shown where the base number of responses is less than 10 during the period. % is calculated as Quantity/Base number*100

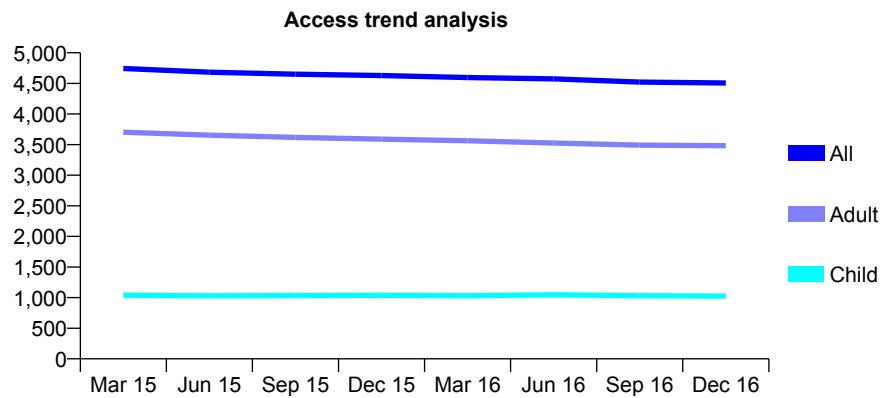
Q44 - Vital Signs At a Glance Contract Report for 102172/0001 - December 2016

Name or company name	Crystal Dental Clinic Ltd
Contract type name	GDS Contract
Purpose of contract	General
Contract start date	01/05/2011
Contract end date	

16/17 Contracted general activity (UDA)	13,705
Carry forward general activity (UDA)	195
16/17 Contracted orthodontic activity (UOA)	0
Carry forward orthodontic activity (UOA)	0
Baseline contract value	£365,714.89

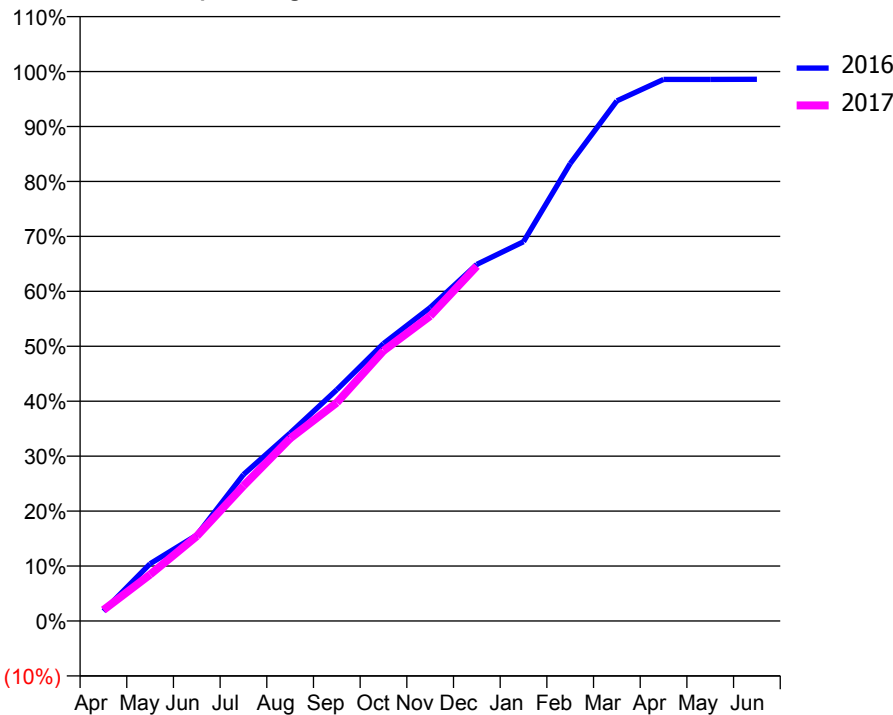
ACCESS*

Patients seen in 24 months	Total	Change since previous quarter
Quarter ending December 2015	4,628	
Quarter ending March 2016	4,596	→
Quarter ending June 2016	4,574	→
Quarter ending September 2016	4,522	↓
Quarter ending December 2016	4,507	→
Variance since December 2015	(2.6%)	↓



ACTIVITY

Cumulative percentage of contracted UDA delivered 2016 & 2017



Month	Adjusted Scheduled Activity (UDA)	
	2016	2017
April	247	274
May	1,428	1,160
June	2,144	2,116
July	3,653	3,369
August	4,687	4,556
September	5,768	5,445
October	6,919	6,739
November	7,818	7,609
December	8,895	8,851
January	9,461	
February	11,409	
March	12,971	
April	13,507	
May	13,509	
June	13,510	

QUALITY

	Quantity	Base Number	Contract	AT	Region	England
% of FP17s for the same patient ID Re-attending within 3 months - Children	83	1,077	7.7%	12.4%	13.4%	12.4%
% of FP17s for the same patient ID Re-attending within 3 months - Adults	668	3,956	16.9%	18.0%	17.3%	16.6%
% of FP17s for the same patient ID Re-attending between 3 & 9 months - Children	513	1,077	47.6%	57.2%	58.9%	57.5%
% of FP17s for the same patient ID Re-attending between 3 & 9 months - Adults	2,077	3,956	52.5%	50.9%	52.5%	50.4%
% of FP17s for Band 1 Urgent Courses	350	4,787	7.3%	9.9%	9.3%	9.1%
% of FP17s Relating to Free Repair or Replacements	61	4,787	1.3%	1.0%	1.0%	0.8%
% of FP17s Relating to Continuations	51	4,787	1.1%	1.6%	1.5%	1.3%
% of Patients satisfied with the dentistry they have received	16	17	94.1%	94.7%	93.1%	92.7%
% of Patients satisfied with the time they had to wait for an appointment	15	17	88.2%	93.3%	89.8%	88.8%

* This is based on patients treated on this contract for their most recent course of treatment. Figures in italics indicate the base number of FP17s or Patient Questionnaire responses are less than 100. N/A is shown where the base number of responses is less than 10 during the period. % is calculated as Quantity/Base number*100

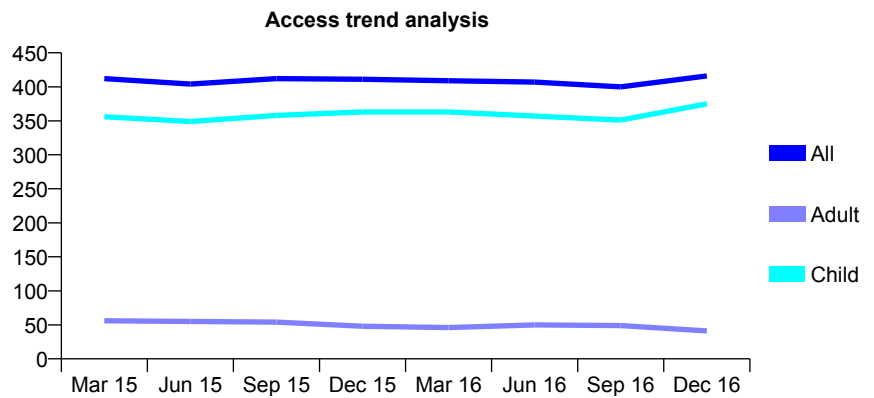
Q44 - Vital Signs At a Glance Contract Report for 103292/0001 - December 2016

Name or company name	Baran & Hull Ltd
Contract type name	GDS Contract
Purpose of contract	General
Contract start date	01/04/2011
Contract end date	

16/17 Contracted general activity (UDA)	1,000
Carry forward general activity (UDA)	0
16/17 Contracted orthodontic activity (UOA)	0
Carry forward orthodontic activity (UOA)	0
Baseline contract value	£25,162.26

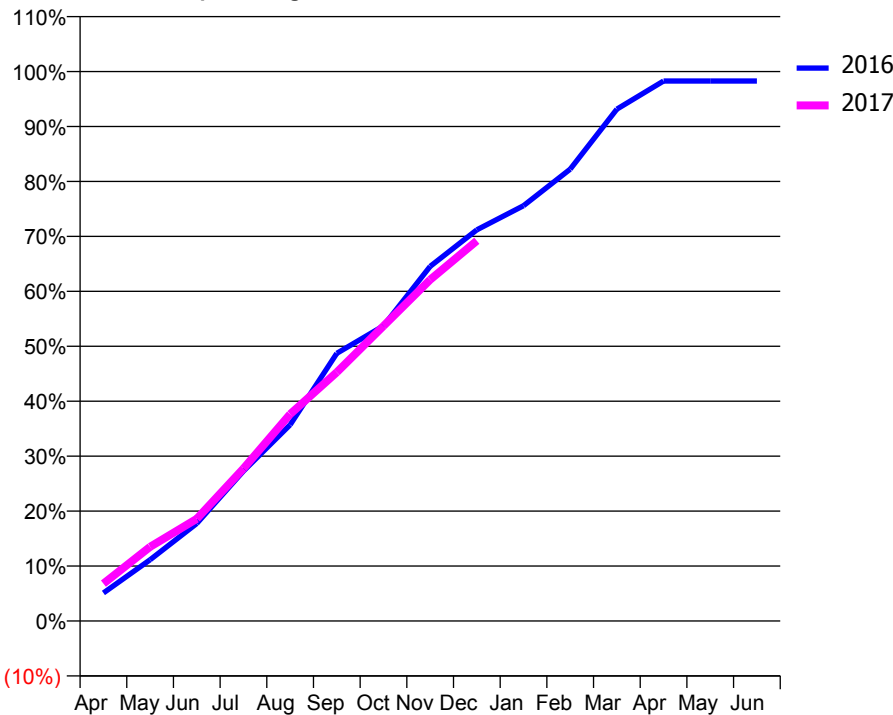
ACCESS*

Patients seen in 24 months	Total	Change since previous quarter
Quarter ending December 2015	411	
Quarter ending March 2016	409	→
Quarter ending June 2016	407	→
Quarter ending September 2016	400	↓
Quarter ending December 2016	416	↑
Variance since December 2015	1.2%	→



ACTIVITY

Cumulative percentage of contracted UDA delivered 2016 & 2017



Month	Adjusted Scheduled Activity (UDA)	
	2016	2017
April	51	68
May	111	135
June	177	186
July	273	278
August	357	377
September	487	453
October	537	537
November	645	621
December	712	692
January	756	
February	822	
March	932	
April	983	
May	983	
June	983	

QUALITY

	Quantity	Base Number	Contract	AT	Region	England
% of FP17s for the same patient ID Re-attending within 3 months - Children	107	635	16.9%	12.4%	13.4%	12.4%
% of FP17s for the same patient ID Re-attending within 3 months - Adults	0	0	N/A	18.0%	17.3%	16.6%
% of FP17s for the same patient ID Re-attending between 3 & 9 months - Children	413	635	65.0%	57.2%	58.9%	57.5%
% of FP17s for the same patient ID Re-attending between 3 & 9 months - Adults	0	0	N/A	50.9%	52.5%	50.4%
% of FP17s for Band 1 Urgent Courses	10	603	1.7%	9.9%	9.3%	9.1%
% of FP17s Relating to Free Repair or Replacements	0	603	0.0%	1.0%	1.0%	0.8%
% of FP17s Relating to Continuations	0	603	0.0%	1.6%	1.5%	1.3%
% of Patients satisfied with the dentistry they have received	1	1	N/A	94.7%	93.1%	92.7%
% of Patients satisfied with the time they had to wait for an appointment	1	1	N/A	93.3%	89.8%	88.8%

* This is based on patients treated on this contract for their most recent course of treatment. Figures in italics indicate the base number of FP17s or Patient Questionnaire responses are less than 100. N/A is shown where the base number of responses is less than 10 during the period. % is calculated as Quantity/Base number*100

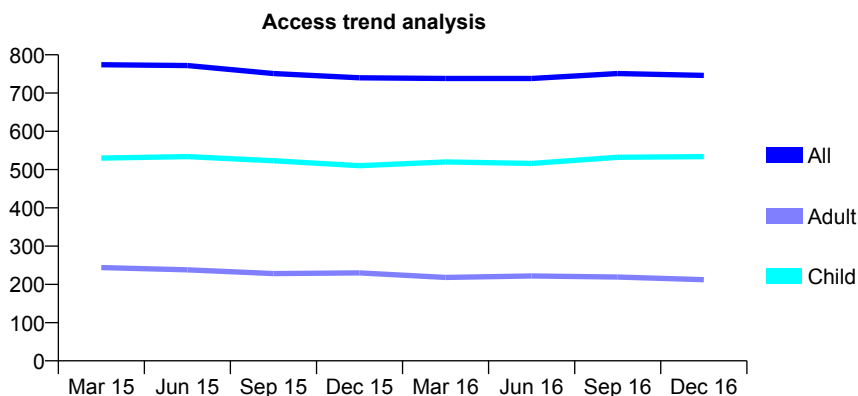
Q44 - Vital Signs At a Glance Contract Report for 103306/0001 - December 2016

Name or company name	PD Dental Care Ltd
Contract type name	GDS Contract
Purpose of contract	General
Contract start date	01/05/2011
Contract end date	

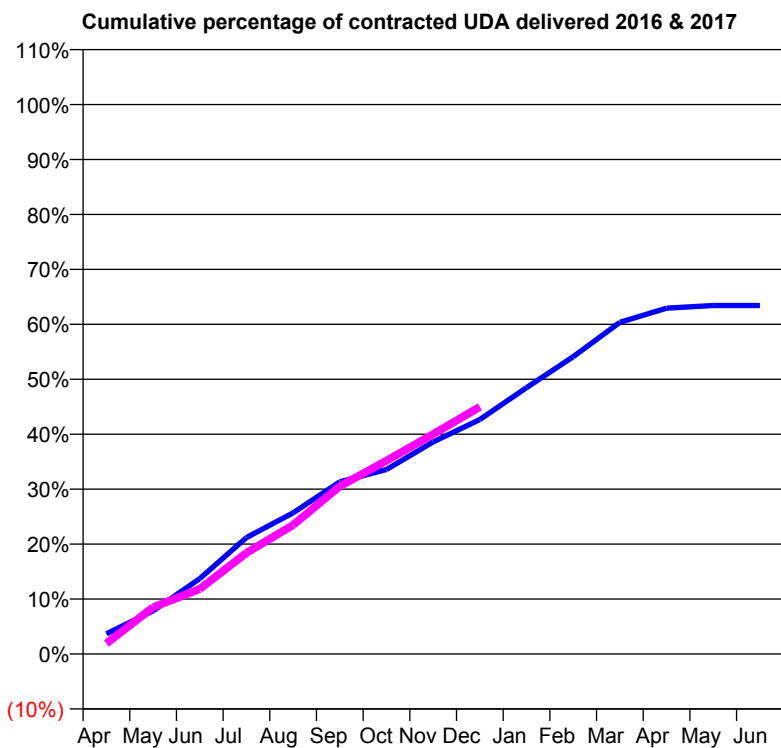
16/17 Contracted general activity (UDA)	2,648
Carry forward general activity (UDA)	0
16/17 Contracted orthodontic activity (UOA)	0
Carry forward orthodontic activity (UOA)	0
Baseline contract value	£66,767.13

ACCESS*

Patients seen in 24 months	Total	Change since previous quarter
Quarter ending December 2015	740	
Quarter ending March 2016	738	→
Quarter ending June 2016	738	→
Quarter ending September 2016	751	→
Quarter ending December 2016	746	→
Variance since December 2015	0.8%	→



ACTIVITY



Month	Adjusted Scheduled Activity (UDA)	
	2016	2017
April	97	51
May	208	225
June	363	313
July	561	488
August	680	622
September	830	809
October	889	931
November	1,022	1,059
December	1,130	1,191
January	1,284	
February	1,432	
March	1,598	
April	1,667	
May	1,680	
June	1,680	

QUALITY

	Quantity	Base Number	Contract	AT	Region	England
% of FP17s for the same patient ID Re-attending within 3 months - Children	84	718	11.7%	12.4%	13.4%	12.4%
% of FP17s for the same patient ID Re-attending within 3 months - Adults	6	150	4.0%	18.0%	17.3%	16.6%
% of FP17s for the same patient ID Re-attending between 3 & 9 months - Children	493	718	68.7%	57.2%	58.9%	57.5%
% of FP17s for the same patient ID Re-attending between 3 & 9 months - Adults	112	150	74.7%	50.9%	52.5%	50.4%
% of FP17s for Band 1 Urgent Courses	35	817	4.3%	9.9%	9.3%	9.1%
% of FP17s Relating to Free Repair or Replacements	0	817	0.0%	1.0%	1.0%	0.8%
% of FP17s Relating to Continuations	0	817	0.0%	1.6%	1.5%	1.3%
% of Patients satisfied with the dentistry they have received	0	0	N/A	94.7%	93.1%	92.7%
% of Patients satisfied with the time they had to wait for an appointment	0	0	N/A	93.3%	89.8%	88.8%

* This is based on patients treated on this contract for their most recent course of treatment. Figures in italics indicate the base number of FP17s or Patient Questionnaire responses are less than 100. N/A is shown where the base number of responses is less than 10 during the period. % is calculated as Quantity/Base number*100

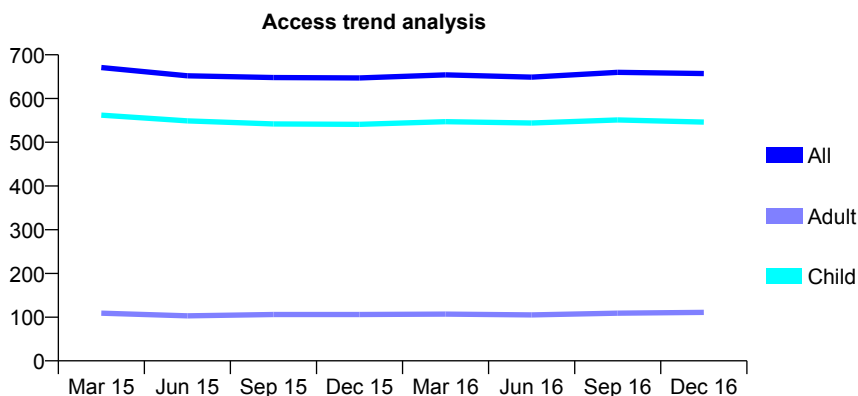
Q44 - Vital Signs At a Glance Contract Report for 104892/0001 - December 2016

Name or company name	The King Street Dental Practice Ltd
Contract type name	GDS Contract
Purpose of contract	General
Contract start date	01/04/2007
Contract end date	

16/17 Contracted general activity (UDA)	1,644
Carry forward general activity (UDA)	0
16/17 Contracted orthodontic activity (UOA)	0
Carry forward orthodontic activity (UOA)	0
Baseline contract value	£34,906.75

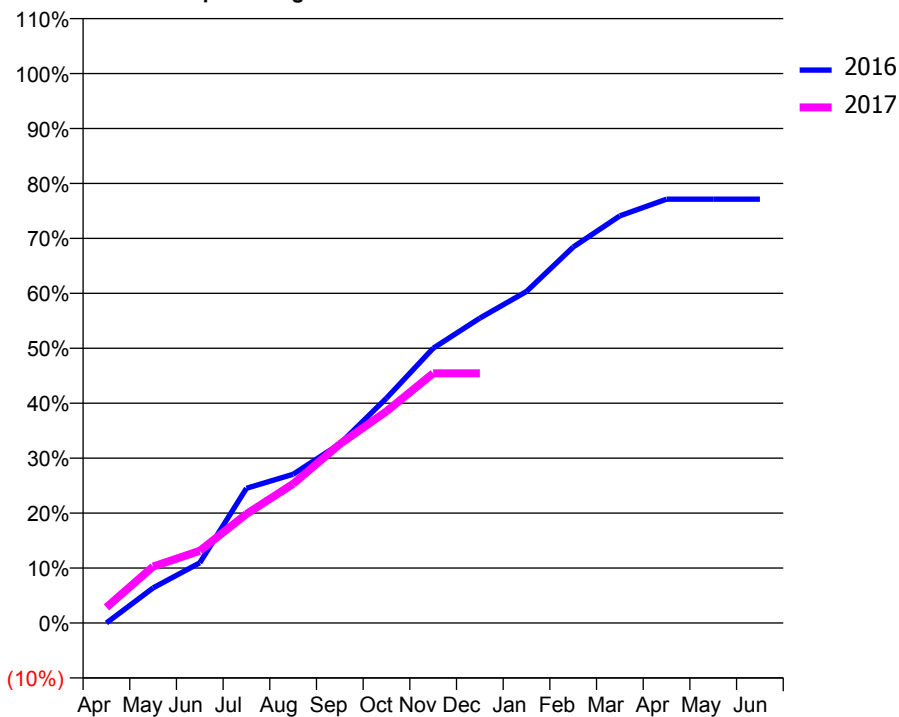
ACCESS*

Patients seen in 24 months	Total	Change since previous quarter
Quarter ending December 2015	647	
Quarter ending March 2016	654	→
Quarter ending June 2016	649	→
Quarter ending September 2016	660	→
Quarter ending December 2016	657	→
Variance since December 2015	1.5%	→



ACTIVITY

Cumulative percentage of contracted UDA delivered 2016 & 2017



Month	Adjusted Scheduled Activity (UDA)	
	2016	2017
April	0	47
May	105	169
June	180	216
July	403	326
August	445	416
September	536	535
October	673	633
November	822	747
December	912	747
January	992	
February	1,125	
March	1,218	
April	1,268	
May	1,268	
June	1,268	

QUALITY

	Quantity	Base Number	Contract	AT	Region	England
% of FP17s for the same patient ID Re-attending within 3 months - Children	58	627	9.3%	12.4%	13.4%	12.4%
% of FP17s for the same patient ID Re-attending within 3 months - Adults	4	43	9.3%	18.0%	17.3%	16.6%
% of FP17s for the same patient ID Re-attending between 3 & 9 months - Children	386	627	61.6%	57.2%	58.9%	57.5%
% of FP17s for the same patient ID Re-attending between 3 & 9 months - Adults	22	43	51.2%	50.9%	52.5%	50.4%
% of FP17s for Band 1 Urgent Courses	1	619	0.2%	9.9%	9.3%	9.1%
% of FP17s Relating to Free Repair or Replacements	0	619	0.0%	1.0%	1.0%	0.8%
% of FP17s Relating to Continuations	0	619	0.0%	1.6%	1.5%	1.3%
% of Patients satisfied with the dentistry they have received	0	0	N/A	94.7%	93.1%	92.7%
% of Patients satisfied with the time they had to wait for an appointment	0	0	N/A	93.3%	89.8%	88.8%

* This is based on patients treated on this contract for their most recent course of treatment. Figures in italics indicate the base number of FP17s or Patient Questionnaire responses are less than 100. N/A is shown where the base number of responses is less than 10 during the period. % is calculated as Quantity/Base number*100

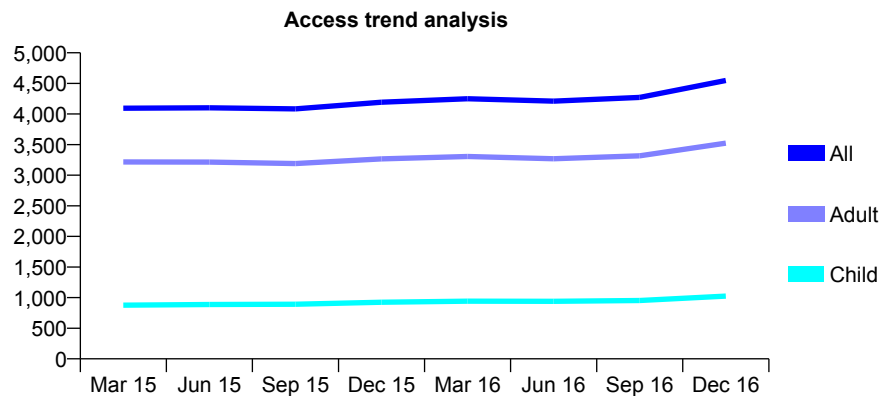
Q44 - Vital Signs At a Glance Contract Report for 105120/0001 - December 2016

Name or company name	Handforth Dental Practice LLP
Contract type name	GDS Contract
Purpose of contract	General
Contract start date	01/06/2007
Contract end date	

16/17 Contracted general activity (UDA)	16,767
Carry forward general activity (UDA)	0
16/17 Contracted orthodontic activity (UOA)	0
Carry forward orthodontic activity (UOA)	0
Baseline contract value	£412,632.33

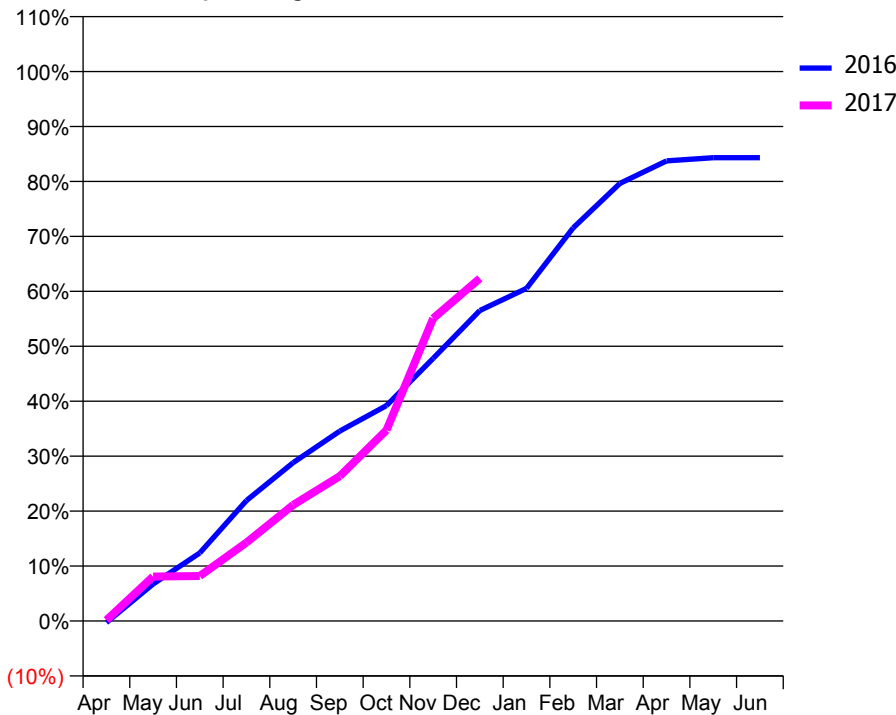
ACCESS*

Patients seen in 24 months	Total	Change since previous quarter
Quarter ending December 2015	4,192	
Quarter ending March 2016	4,250	→
Quarter ending June 2016	4,210	→
Quarter ending September 2016	4,272	→
Quarter ending December 2016	4,548	↑
Variance since December 2015	8.5%	↑



ACTIVITY

Cumulative percentage of contracted UDA delivered 2016 & 2017



Month	Adjusted Scheduled Activity (UDA)	
	2016	2017
April	-51	25
May	1,130	1,356
June	2,076	1,375
July	3,677	2,396
August	4,832	3,541
September	5,796	4,419
October	6,572	5,824
November	8,015	9,233
December	9,475	10,456
January	10,148	
February	11,996	
March	13,351	
April	14,041	
May	14,138	
June	14,138	

QUALITY

	Quantity	Base Number	Contract	AT	Region	England
% of FP17s for the same patient ID Re-attending within 3 months - Children	103	1,181	8.7%	12.4%	13.4%	12.4%
% of FP17s for the same patient ID Re-attending within 3 months - Adults	632	4,088	15.5%	18.0%	17.3%	16.6%
% of FP17s for the same patient ID Re-attending between 3 & 9 months - Children	667	1,181	56.5%	57.2%	58.9%	57.5%
% of FP17s for the same patient ID Re-attending between 3 & 9 months - Adults	2,270	4,088	55.5%	50.9%	52.5%	50.4%
% of FP17s for Band 1 Urgent Courses	300	4,924	6.1%	9.9%	9.3%	9.1%
% of FP17s Relating to Free Repair or Replacements	81	4,924	1.6%	1.0%	1.0%	0.8%
% of FP17s Relating to Continuations	134	4,924	2.7%	1.6%	1.5%	1.3%
% of Patients satisfied with the dentistry they have received	9	9	N/A	94.7%	93.1%	92.7%
% of Patients satisfied with the time they had to wait for an appointment	9	9	N/A	93.3%	89.8%	88.8%

* This is based on patients treated on this contract for their most recent course of treatment. Figures in italics indicate the base number of FP17s or Patient Questionnaire responses are less than 100. N/A is shown where the base number of responses is less than 10 during the period. % is calculated as Quantity/Base number*100

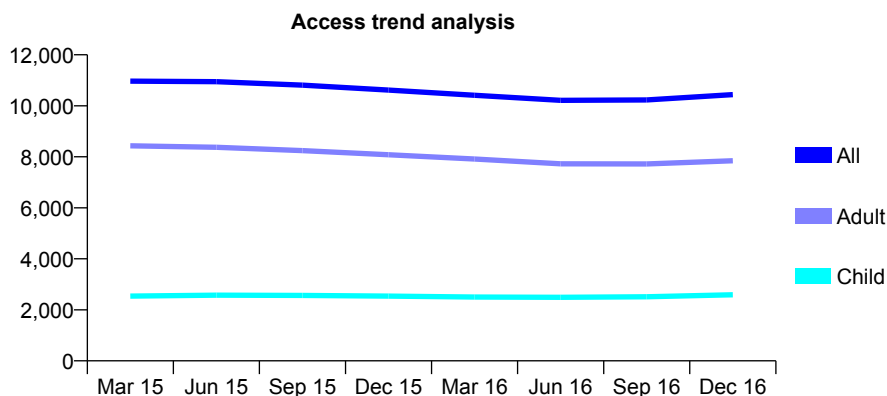
Q44 - Vital Signs At a Glance Contract Report for 105902/0001 - December 2016

Name or company name	MAC Dental Centre Ltd
Contract type name	GDS Contract
Purpose of contract	General
Contract start date	01/05/2011
Contract end date	

16/17 Contracted general activity (UDA)	34,000
Carry forward general activity (UDA)	0
16/17 Contracted orthodontic activity (UOA)	0
Carry forward orthodontic activity (UOA)	0
Baseline contract value	£779,059.43

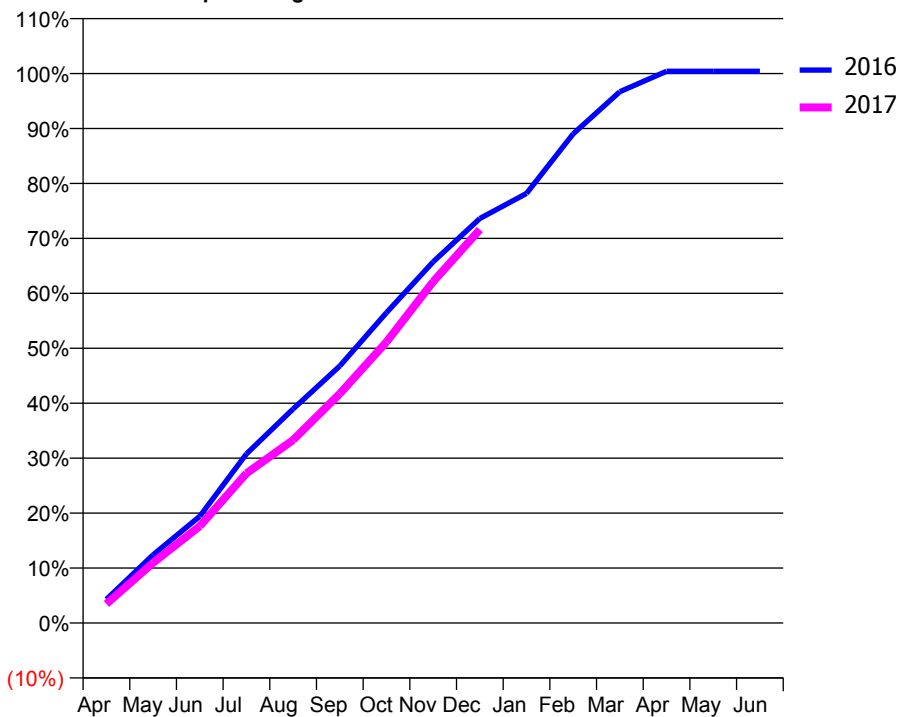
ACCESS*

Patients seen in 24 months	Total	Change since previous quarter
Quarter ending December 2015	10,619	
Quarter ending March 2016	10,415	↓
Quarter ending June 2016	10,215	↓
Quarter ending September 2016	10,228	→
Quarter ending December 2016	10,438	↑
Variance since December 2015	(1.7%)	↓



ACTIVITY

Cumulative percentage of contracted UDA delivered 2016 & 2017



Month	Adjusted Scheduled Activity (UDA)	
	2016	2017
April	1,462	1,182
May	4,217	3,723
June	6,601	5,991
July	10,467	9,258
August	13,243	11,325
September	15,906	14,190
October	19,205	17,387
November	22,348	21,115
December	25,031	24,346
January	26,582	
February	30,271	
March	32,877	
April	34,137	
May	34,140	
June	34,135	

QUALITY

	Quantity	Base Number	Contract	AT	Region	England
% of FP17s for the same patient ID Re-attending within 3 months - Children	198	2,930	6.8%	12.4%	13.4%	12.4%
% of FP17s for the same patient ID Re-attending within 3 months - Adults	1,146	8,332	13.8%	18.0%	17.3%	16.6%
% of FP17s for the same patient ID Re-attending between 3 & 9 months - Children	1,819	2,930	62.1%	57.2%	58.9%	57.5%
% of FP17s for the same patient ID Re-attending between 3 & 9 months - Adults	4,400	8,332	52.8%	50.9%	52.5%	50.4%
% of FP17s for Band 1 Urgent Courses	706	10,423	6.8%	9.9%	9.3%	9.1%
% of FP17s Relating to Free Repair or Replacements	171	10,423	1.6%	1.0%	1.0%	0.8%
% of FP17s Relating to Continuations	77	10,423	0.7%	1.6%	1.5%	1.3%
% of Patients satisfied with the dentistry they have received	15	17	88.2%	94.7%	93.1%	92.7%
% of Patients satisfied with the time they had to wait for an appointment	14	17	82.4%	93.3%	89.8%	88.8%

* This is based on patients treated on this contract for their most recent course of treatment. Figures in italics indicate the base number of FP17s or Patient Questionnaire responses are less than 100. N/A is shown where the base number of responses is less than 10 during the period. % is calculated as Quantity/Base number*100

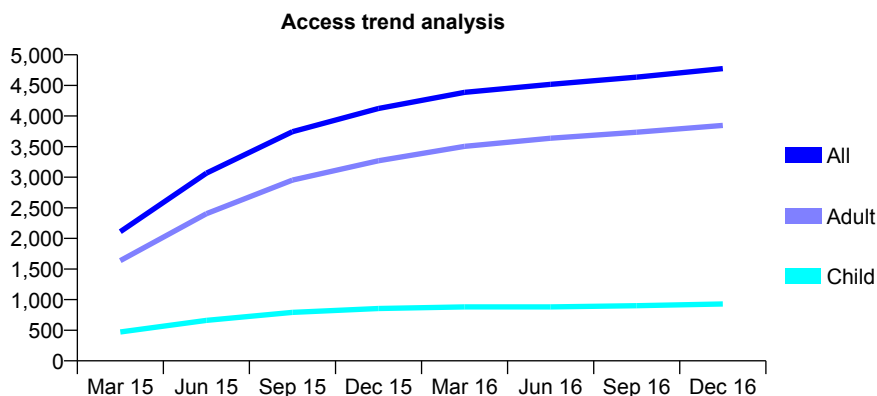
Q44 - Vital Signs At a Glance Contract Report for 106690/0001 - December 2016

Name or company name	Mary Samuel, Sankey Street Dental Practic
Contract type name	GDS Contract
Purpose of contract	General
Contract start date	01/04/2014
Contract end date	

16/17 Contracted general activity (UDA)	14,090
Carry forward general activity (UDA)	0
16/17 Contracted orthodontic activity (UOA)	0
Carry forward orthodontic activity (UOA)	0
Baseline contract value	£311,366.79

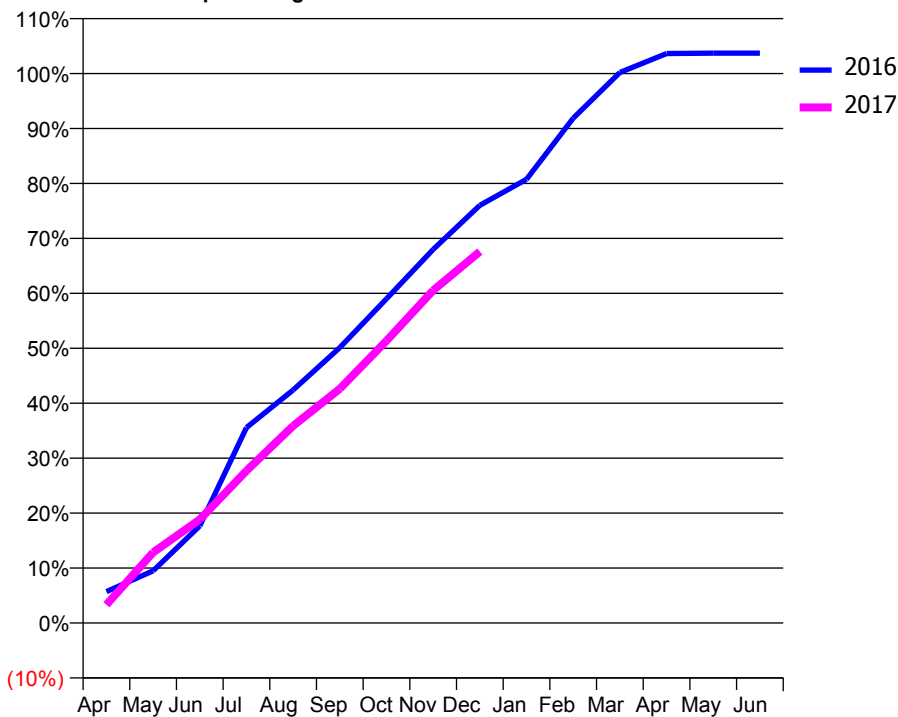
ACCESS*

Patients seen in 24 months	Total	Change since previous quarter
Quarter ending December 2015	4,124	
Quarter ending March 2016	4,386	↑
Quarter ending June 2016	4,518	↑
Quarter ending September 2016	4,636	↑
Quarter ending December 2016	4,775	↑
Variance since December 2015	15.8%	↑



ACTIVITY

Cumulative percentage of contracted UDA delivered 2016 & 2017



Month	Adjusted Scheduled Activity (UDA)	
	2016	2017
April	805	469
May	1,339	1,810
June	2,491	2,654
July	5,009	3,903
August	5,976	5,054
September	7,064	6,007
October	8,315	7,237
November	9,580	8,531
December	10,711	9,525
January	11,379	
February	12,943	
March	14,115	
April	14,602	
May	14,612	
June	14,613	

QUALITY

	Quantity	Base Number	Contract	AT	Region	England
% of FP17s for the same patient ID Re-attending within 3 months - Children	80	1,000	8.0%	12.4%	13.4%	12.4%
% of FP17s for the same patient ID Re-attending within 3 months - Adults	626	3,964	15.8%	18.0%	17.3%	16.6%
% of FP17s for the same patient ID Re-attending between 3 & 9 months - Children	481	1,000	48.1%	57.2%	58.9%	57.5%
% of FP17s for the same patient ID Re-attending between 3 & 9 months - Adults	1,910	3,964	48.2%	50.9%	52.5%	50.4%
% of FP17s for Band 1 Urgent Courses	645	4,641	13.9%	9.9%	9.3%	9.1%
% of FP17s Relating to Free Repair or Replacements	80	4,641	1.7%	1.0%	1.0%	0.8%
% of FP17s Relating to Continuations	51	4,641	1.1%	1.6%	1.5%	1.3%
% of Patients satisfied with the dentistry they have received	9	9	N/A	94.7%	93.1%	92.7%
% of Patients satisfied with the time they had to wait for an appointment	7	9	N/A	93.3%	89.8%	88.8%

* This is based on patients treated on this contract for their most recent course of treatment. Figures in italics indicate the base number of FP17s or Patient Questionnaire responses are less than 100. N/A is shown where the base number of responses is less than 10 during the period. % is calculated as Quantity/Base number*100

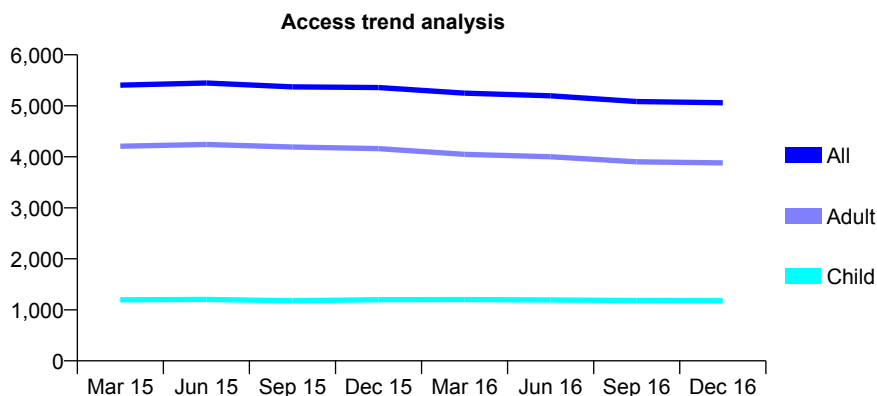
Q44 - Vital Signs At a Glance Contract Report for 106976/0001 - December 2016

Name or company name	Greasby Dental Centre
Contract type name	GDS Contract
Purpose of contract	General
Contract start date	01/08/2009
Contract end date	

16/17 Contracted general activity (UDA)	14,380
Carry forward general activity (UDA)	0
16/17 Contracted orthodontic activity (UOA)	0
Carry forward orthodontic activity (UOA)	0
Baseline contract value	£389,325.52

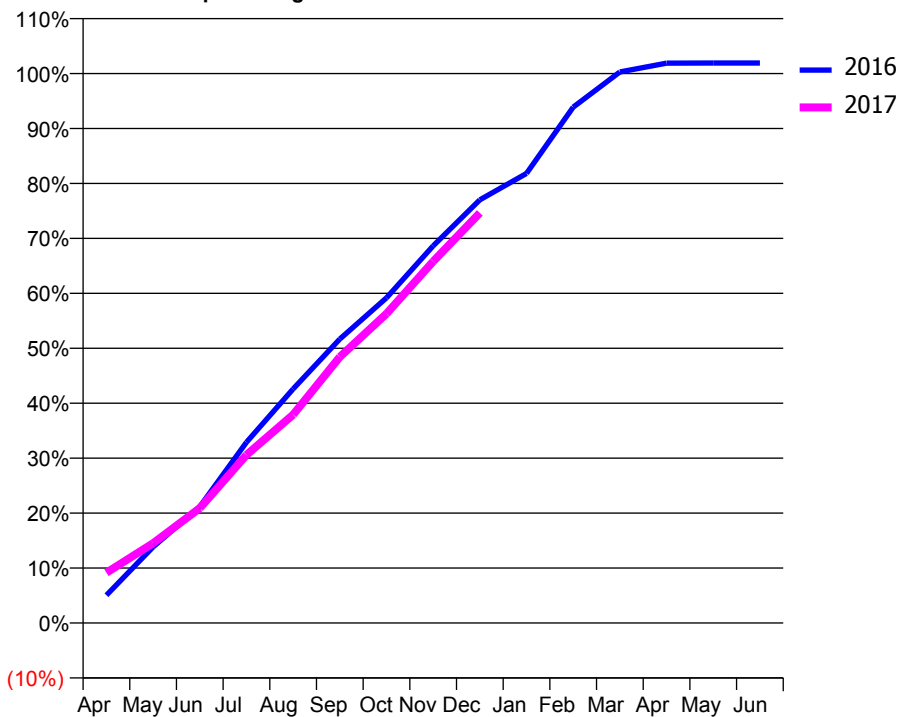
ACCESS*

Patients seen in 24 months	Total	Change since previous quarter
Quarter ending December 2015	5,358	
Quarter ending March 2016	5,249	↓
Quarter ending June 2016	5,195	↓
Quarter ending September 2016	5,084	↓
Quarter ending December 2016	5,060	→
Variance since December 2015	(5.6%)	↓



ACTIVITY

Cumulative percentage of contracted UDA delivered 2016 & 2017



Month	Adjusted Scheduled Activity (UDA)	
	2016	2017
April	727	1,316
May	1,990	2,090
June	3,045	3,005
July	4,729	4,398
August	6,126	5,453
September	7,430	6,965
October	8,510	8,095
November	9,871	9,462
December	11,076	10,731
January	11,764	
February	13,499	
March	14,422	
April	14,652	
May	14,654	
June	14,656	

QUALITY

	Quantity	Base Number	Contract	AT	Region	England
% of FP17s for the same patient ID Re-attending within 3 months - Children	82	1,268	6.5%	12.4%	13.4%	12.4%
% of FP17s for the same patient ID Re-attending within 3 months - Adults	836	4,341	19.3%	18.0%	17.3%	16.6%
% of FP17s for the same patient ID Re-attending between 3 & 9 months - Children	730	1,268	57.6%	57.2%	58.9%	57.5%
% of FP17s for the same patient ID Re-attending between 3 & 9 months - Adults	2,064	4,341	47.5%	50.9%	52.5%	50.4%
% of FP17s for Band 1 Urgent Courses	555	5,475	10.1%	9.9%	9.3%	9.1%
% of FP17s Relating to Free Repair or Replacements	76	5,475	1.4%	1.0%	1.0%	0.8%
% of FP17s Relating to Continuations	79	5,475	1.4%	1.6%	1.5%	1.3%
% of Patients satisfied with the dentistry they have received	5	7	N/A	94.7%	93.1%	92.7%
% of Patients satisfied with the time they had to wait for an appointment	6	7	N/A	93.3%	89.8%	88.8%

* This is based on patients treated on this contract for their most recent course of treatment. Figures in italics indicate the base number of FP17s or Patient Questionnaire responses are less than 100. N/A is shown where the base number of responses is less than 10 during the period. % is calculated as Quantity/Base number*100

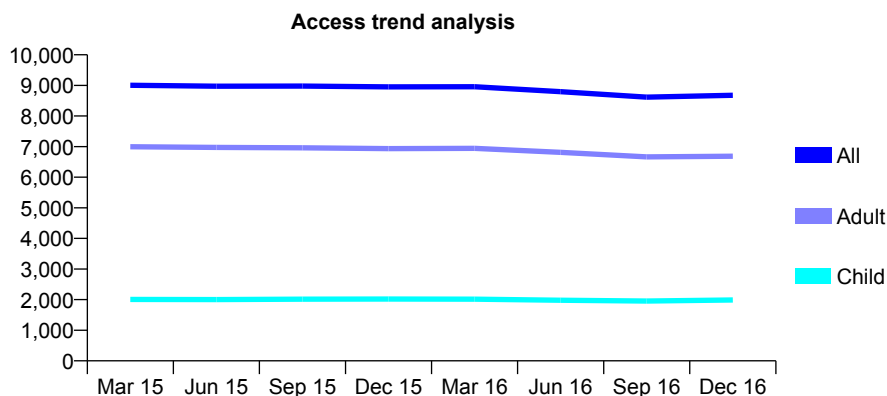
Q44 - Vital Signs At a Glance Contract Report for 107271/0001 - December 2016

Name or company name	Pooltown Dental
Contract type name	GDS Contract
Purpose of contract	General
Contract start date	01/04/2009
Contract end date	

16/17 Contracted general activity (UDA)	23,695
Carry forward general activity (UDA)	57
16/17 Contracted orthodontic activity (UOA)	0
Carry forward orthodontic activity (UOA)	0
Baseline contract value	£698,396.39

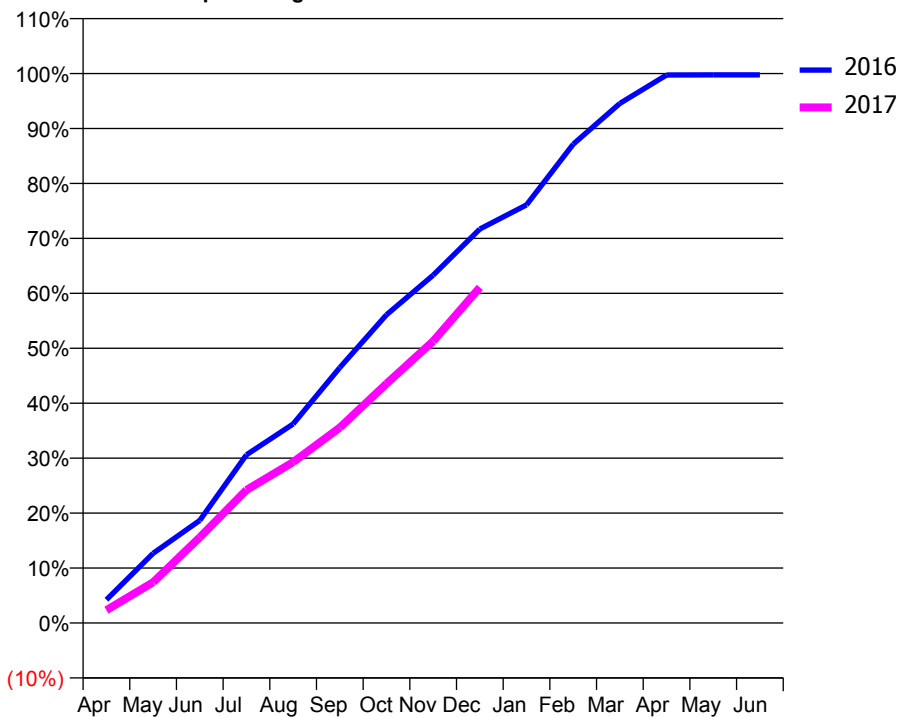
ACCESS*

Patients seen in 24 months	Total	Change since previous quarter
Quarter ending December 2015	8,953	
Quarter ending March 2016	8,956	→
Quarter ending June 2016	8,796	↓
Quarter ending September 2016	8,617	↓
Quarter ending December 2016	8,677	→
Variance since December 2015	(3.1%)	↓



ACTIVITY

Cumulative percentage of contracted UDA delivered 2016 & 2017



Month	Adjusted Scheduled Activity (UDA)	
	2016	2017
April	1,002	553
May	3,002	1,755
June	4,422	3,695
July	7,253	5,737
August	8,582	6,935
September	11,012	8,429
October	13,291	10,318
November	15,001	12,153
December	16,991	14,470
January	18,030	
February	20,644	
March	22,407	
April	23,629	
May	23,637	
June	23,638	

QUALITY

	Quantity	Base Number	Contract	AT	Region	England
% of FP17s for the same patient ID Re-attending within 3 months - Children	175	1,899	9.2%	12.4%	13.4%	12.4%
% of FP17s for the same patient ID Re-attending within 3 months - Adults	1,391	6,030	23.1%	18.0%	17.3%	16.6%
% of FP17s for the same patient ID Re-attending between 3 & 9 months - Children	773	1,899	40.7%	57.2%	58.9%	57.5%
% of FP17s for the same patient ID Re-attending between 3 & 9 months - Adults	1,596	6,030	26.5%	50.9%	52.5%	50.4%
% of FP17s for Band 1 Urgent Courses	1,395	7,359	19.0%	9.9%	9.3%	9.1%
% of FP17s Relating to Free Repair or Replacements	45	7,359	0.6%	1.0%	1.0%	0.8%
% of FP17s Relating to Continuations	171	7,359	2.3%	1.6%	1.5%	1.3%
% of Patients satisfied with the dentistry they have received	10	11	90.9%	94.7%	93.1%	92.7%
% of Patients satisfied with the time they had to wait for an appointment	11	11	100.0%	93.3%	89.8%	88.8%

* This is based on patients treated on this contract for their most recent course of treatment. Figures in italics indicate the base number of FP17s or Patient Questionnaire responses are less than 100. N/A is shown where the base number of responses is less than 10 during the period. % is calculated as Quantity/Base number*100

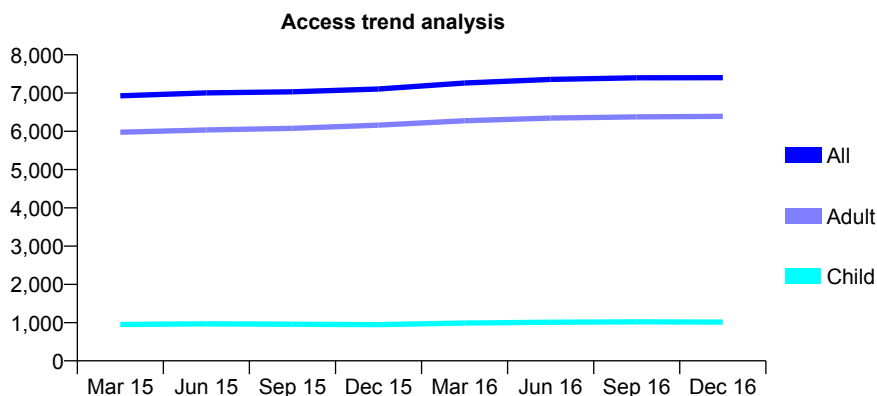
Q44 - Vital Signs At a Glance Contract Report for 107468/0001 - December 2016

Name or company name	Foregate Street Dental Clinic
Contract type name	GDS Contract
Purpose of contract	General
Contract start date	01/04/2009
Contract end date	

16/17 Contracted general activity (UDA)	24,100
Carry forward general activity (UDA)	411
16/17 Contracted orthodontic activity (UOA)	0
Carry forward orthodontic activity (UOA)	0
Baseline contract value	£572,502.60

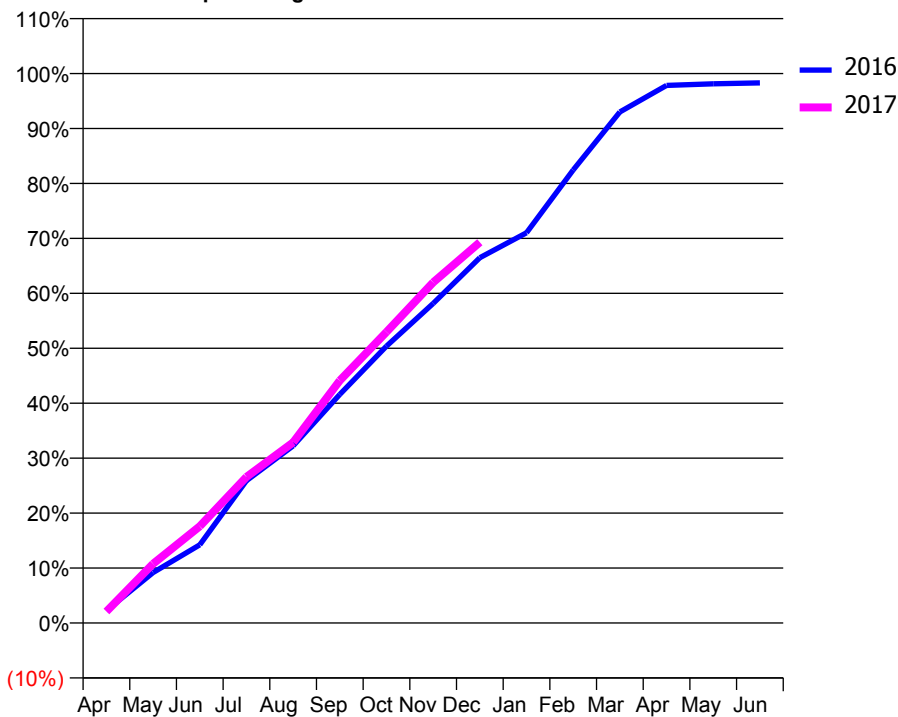
ACCESS*

Patients seen in 24 months	Total	Change since previous quarter
Quarter ending December 2015	7,106	
Quarter ending March 2016	7,263	↑
Quarter ending June 2016	7,356	→
Quarter ending September 2016	7,398	→
Quarter ending December 2016	7,403	→
Variance since December 2015	4.2%	↑



ACTIVITY

Cumulative percentage of contracted UDA delivered 2016 & 2017



Month	Adjusted Scheduled Activity (UDA)	
	2016	2017
April	547	508
May	2,215	2,598
June	3,428	4,244
July	6,241	6,405
August	7,767	7,920
September	10,028	10,637
October	12,143	12,766
November	14,013	14,942
December	16,023	16,701
January	17,118	
February	19,872	
March	22,417	
April	23,580	
May	23,646	
June	23,689	

QUALITY

	Quantity	Base Number	Contract	AT	Region	England
% of FP17s for the same patient ID Re-attending within 3 months - Children	138	1,211	11.4%	12.4%	13.4%	12.4%
% of FP17s for the same patient ID Re-attending within 3 months - Adults	1,542	7,948	19.4%	18.0%	17.3%	16.6%
% of FP17s for the same patient ID Re-attending between 3 & 9 months - Children	710	1,211	58.6%	57.2%	58.9%	57.5%
% of FP17s for the same patient ID Re-attending between 3 & 9 months - Adults	4,507	7,948	56.7%	50.9%	52.5%	50.4%
% of FP17s for Band 1 Urgent Courses	928	8,626	10.8%	9.9%	9.3%	9.1%
% of FP17s Relating to Free Repair or Replacements	148	8,626	1.7%	1.0%	1.0%	0.8%
% of FP17s Relating to Continuations	82	8,626	1.0%	1.6%	1.5%	1.3%
% of Patients satisfied with the dentistry they have received	19	20	95.0%	94.7%	93.1%	92.7%
% of Patients satisfied with the time they had to wait for an appointment	18	20	90.0%	93.3%	89.8%	88.8%

* This is based on patients treated on this contract for their most recent course of treatment. Figures in italics indicate the base number of FP17s or Patient Questionnaire responses are less than 100. N/A is shown where the base number of responses is less than 10 during the period. % is calculated as Quantity/Base number*100

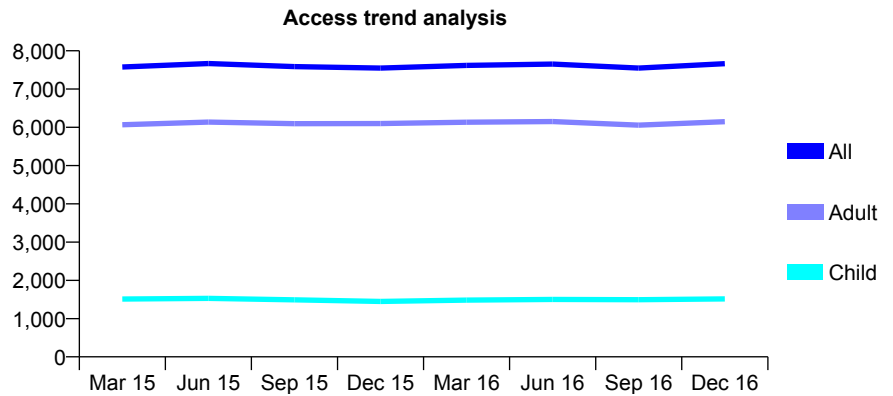
Q44 - Vital Signs At a Glance Contract Report for 107689/0001 - December 2016

Name or company name	Glencairn Dental Practice
Contract type name	GDS Contract
Purpose of contract	General
Contract start date	01/08/2006
Contract end date	

16/17 Contracted general activity (UDA)	21,897
Carry forward general activity (UDA)	0
16/17 Contracted orthodontic activity (UOA)	0
Carry forward orthodontic activity (UOA)	0
Baseline contract value	£598,192.13

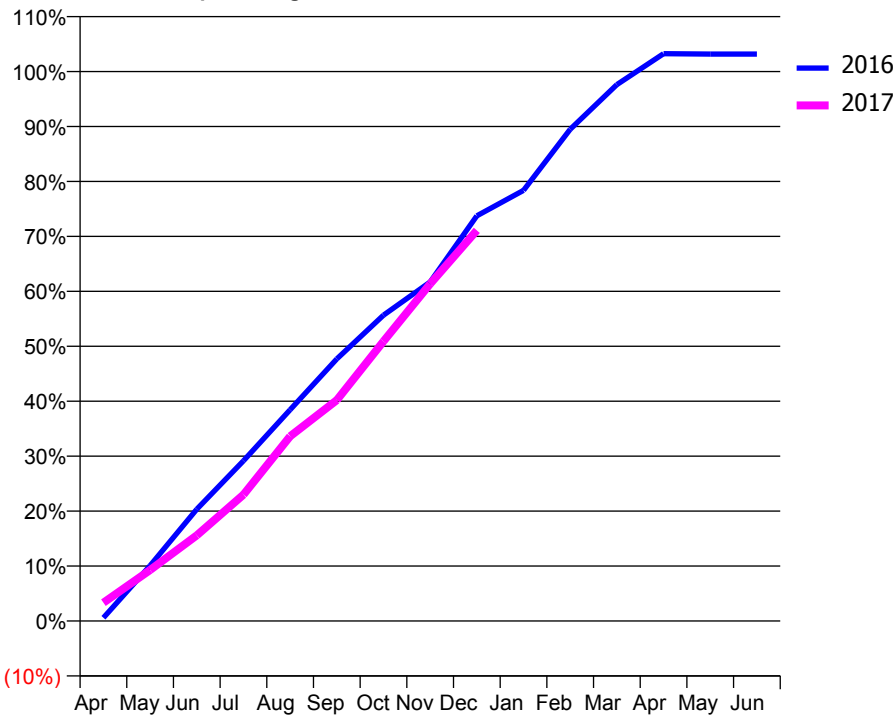
ACCESS*

Patients seen in 24 months	Total	Change since previous quarter
Quarter ending December 2015	7,547	
Quarter ending March 2016	7,618	→
Quarter ending June 2016	7,653	→
Quarter ending September 2016	7,547	↓
Quarter ending December 2016	7,664	→
Variance since December 2015	1.6%	→



ACTIVITY

Cumulative percentage of contracted UDA delivered 2016 & 2017



Month	Adjusted Scheduled Activity (UDA)	
	2016	2017
April	131	732
May	2,208	2,032
June	4,458	3,416
July	6,383	5,035
August	8,417	7,363
September	10,442	8,800
October	12,186	11,146
November	13,511	13,437
December	16,144	15,565
January	17,160	
February	19,593	
March	21,376	
April	22,605	
May	22,594	
June	22,594	

QUALITY

	Quantity	Base Number	Contract	AT	Region	England
% of FP17s for the same patient ID Re-attending within 3 months - Children	200	2,019	9.9%	12.4%	13.4%	12.4%
% of FP17s for the same patient ID Re-attending within 3 months - Adults	1,412	7,413	19.0%	18.0%	17.3%	16.6%
% of FP17s for the same patient ID Re-attending between 3 & 9 months - Children	1,208	2,019	59.8%	57.2%	58.9%	57.5%
% of FP17s for the same patient ID Re-attending between 3 & 9 months - Adults	3,863	7,413	52.1%	50.9%	52.5%	50.4%
% of FP17s for Band 1 Urgent Courses	752	8,100	9.3%	9.9%	9.3%	9.1%
% of FP17s Relating to Free Repair or Replacements	212	8,100	2.6%	1.0%	1.0%	0.8%
% of FP17s Relating to Continuations	280	8,100	3.5%	1.6%	1.5%	1.3%
% of Patients satisfied with the dentistry they have received	18	18	100.0%	94.7%	93.1%	92.7%
% of Patients satisfied with the time they had to wait for an appointment	18	18	100.0%	93.3%	89.8%	88.8%

* This is based on patients treated on this contract for their most recent course of treatment. Figures in italics indicate the base number of FP17s or Patient Questionnaire responses are less than 100. N/A is shown where the base number of responses is less than 10 during the period. % is calculated as Quantity/Base number*100

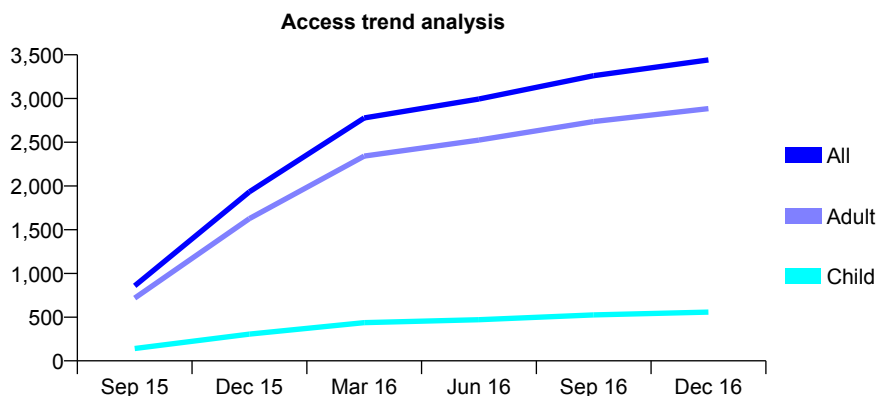
Q44 - Vital Signs At a Glance Contract Report for 108170/0001 - December 2016

Name or company name	Kingsway Dental Practice
Contract type name	GDS Contract
Purpose of contract	General
Contract start date	01/07/2015
Contract end date	

16/17 Contracted general activity (UDA)	12,770
Carry forward general activity (UDA)	0
16/17 Contracted orthodontic activity (UOA)	0
Carry forward orthodontic activity (UOA)	0
Baseline contract value	£301,099.39

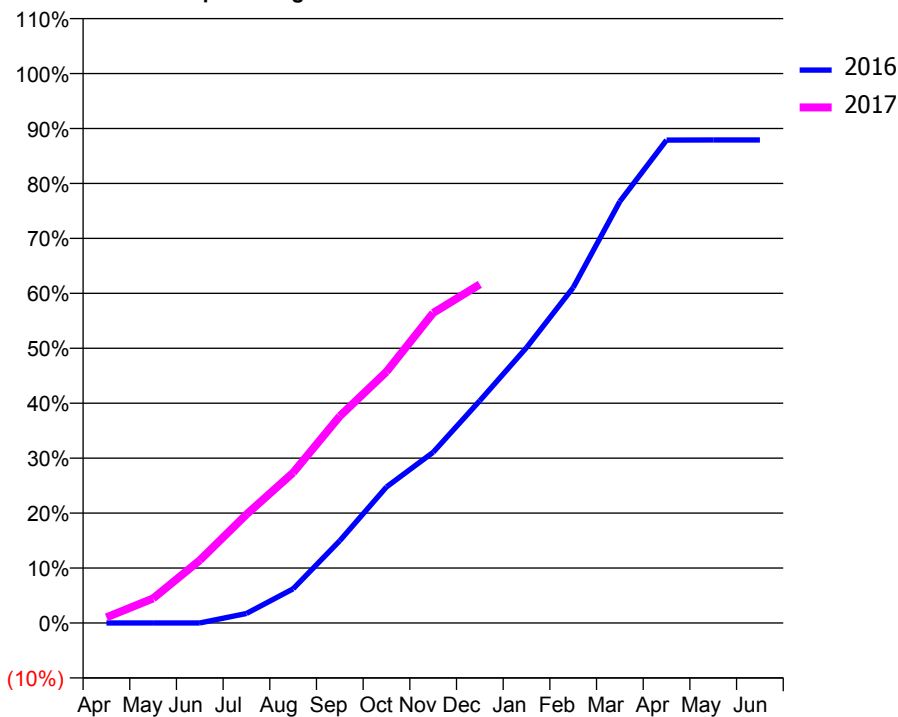
ACCESS*

Patients seen in 24 months	Total	Change since previous quarter
Quarter ending December 2015	1,933	
Quarter ending March 2016	2,778	↑
Quarter ending June 2016	2,995	↑
Quarter ending September 2016	3,261	↑
Quarter ending December 2016	3,442	↑
Variance since December 2015	78.1%	↑



ACTIVITY

Cumulative percentage of contracted UDA delivered 2016 & 2017



Month	Adjusted Scheduled Activity (UDA)	
	2016	2017
April	0	131
May	0	571
June	0	1,457
July	190	2,523
August	684	3,494
September	1,644	4,809
October	2,716	5,840
November	3,409	7,205
December	4,438	7,870
January	5,500	
February	6,697	
March	8,417	
April	9,642	
May	9,643	
June	9,643	

QUALITY

	Quantity	Base Number	Contract	AT	Region	England
% of FP17s for the same patient ID Re-attending within 3 months - Children	39	647	6.0%	12.4%	13.4%	12.4%
% of FP17s for the same patient ID Re-attending within 3 months - Adults	803	3,678	21.8%	18.0%	17.3%	16.6%
% of FP17s for the same patient ID Re-attending between 3 & 9 months - Children	383	647	59.2%	57.2%	58.9%	57.5%
% of FP17s for the same patient ID Re-attending between 3 & 9 months - Adults	1,978	3,678	53.8%	50.9%	52.5%	50.4%
% of FP17s for Band 1 Urgent Courses	325	3,935	8.3%	9.9%	9.3%	9.1%
% of FP17s Relating to Free Repair or Replacements	55	3,935	1.4%	1.0%	1.0%	0.8%
% of FP17s Relating to Continuations	164	3,935	4.2%	1.6%	1.5%	1.3%
% of Patients satisfied with the dentistry they have received	25	25	100.0%	94.7%	93.1%	92.7%
% of Patients satisfied with the time they had to wait for an appointment	24	25	96.0%	93.3%	89.8%	88.8%

* This is based on patients treated on this contract for their most recent course of treatment. Figures in italics indicate the base number of FP17s or Patient Questionnaire responses are less than 100. N/A is shown where the base number of responses is less than 10 during the period. % is calculated as Quantity/Base number*100

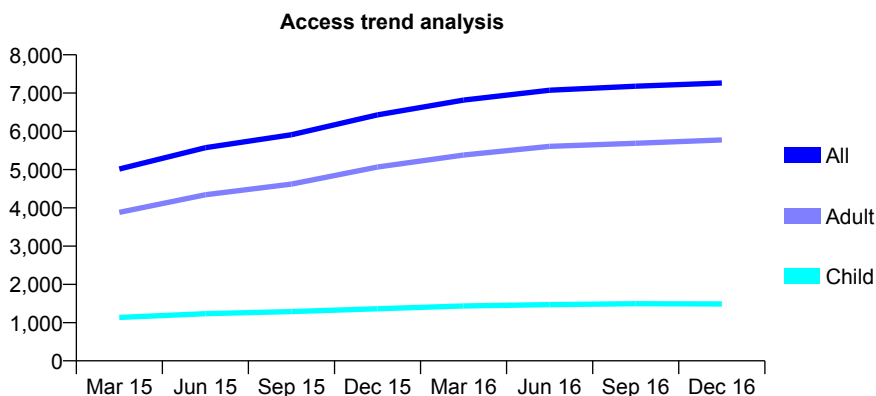
Q44 - Vital Signs At a Glance Contract Report for 108960/0001 - December 2016

Name or company name	Harbour Dental Practice
Contract type name	GDS Contract
Purpose of contract	General
Contract start date	01/01/2014
Contract end date	

16/17 Contracted general activity (UDA)	20,753
Carry forward general activity (UDA)	3
16/17 Contracted orthodontic activity (UOA)	0
Carry forward orthodontic activity (UOA)	0
Baseline contract value	£606,328.34

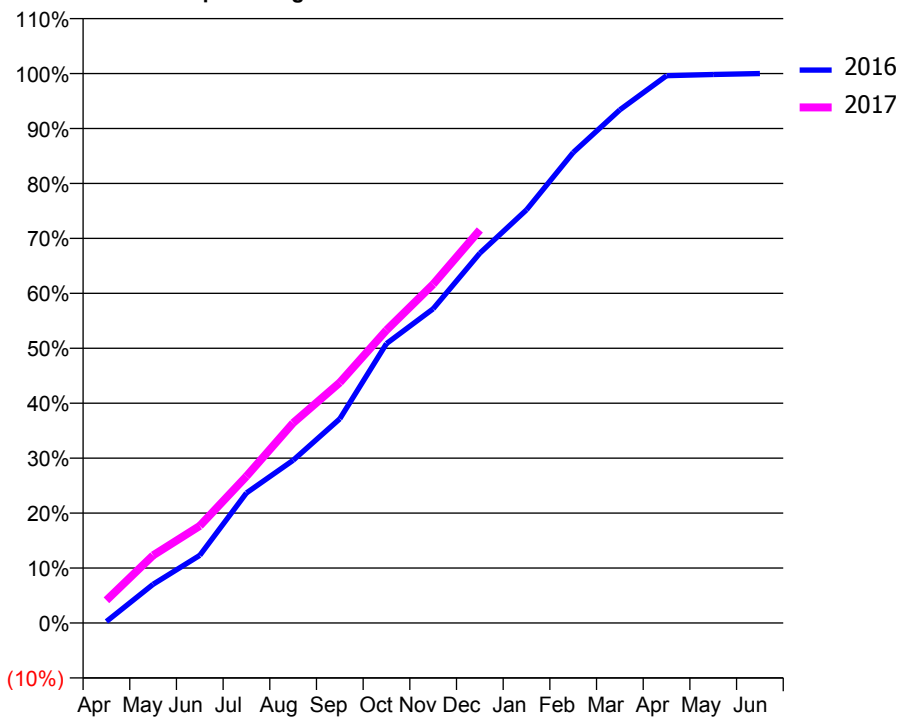
ACCESS*

Patients seen in 24 months	Total	Change since previous quarter
Quarter ending December 2015	6,429	
Quarter ending March 2016	6,815	↑
Quarter ending June 2016	7,076	↑
Quarter ending September 2016	7,180	→
Quarter ending December 2016	7,262	→
Variance since December 2015	13.0%	↑



ACTIVITY

Cumulative percentage of contracted UDA delivered 2016 & 2017



Month	Adjusted Scheduled Activity (UDA)	
	2016	2017
April	56	860
May	1,462	2,557
June	2,557	3,669
July	4,911	5,544
August	6,146	7,559
September	7,714	9,081
October	10,551	11,064
November	11,868	12,794
December	13,966	14,844
January	15,603	
February	17,768	
March	19,383	
April	20,673	
May	20,714	
June	20,750	

QUALITY

	Quantity	Base Number	Contract	AT	Region	England
% of FP17s for the same patient ID Re-attending within 3 months - Children	190	1,777	10.7%	12.4%	13.4%	12.4%
% of FP17s for the same patient ID Re-attending within 3 months - Adults	1,263	6,512	19.4%	18.0%	17.3%	16.6%
% of FP17s for the same patient ID Re-attending between 3 & 9 months - Children	1,007	1,777	56.7%	57.2%	58.9%	57.5%
% of FP17s for the same patient ID Re-attending between 3 & 9 months - Adults	3,178	6,512	48.8%	50.9%	52.5%	50.4%
% of FP17s for Band 1 Urgent Courses	1,003	7,245	13.8%	9.9%	9.3%	9.1%
% of FP17s Relating to Free Repair or Replacements	71	7,245	1.0%	1.0%	1.0%	0.8%
% of FP17s Relating to Continuations	126	7,245	1.7%	1.6%	1.5%	1.3%
% of Patients satisfied with the dentistry they have received	20	20	100.0%	94.7%	93.1%	92.7%
% of Patients satisfied with the time they had to wait for an appointment	19	20	95.0%	93.3%	89.8%	88.8%

* This is based on patients treated on this contract for their most recent course of treatment. Figures in italics indicate the base number of FP17s or Patient Questionnaire responses are less than 100. N/A is shown where the base number of responses is less than 10 during the period. % is calculated as Quantity/Base number*100

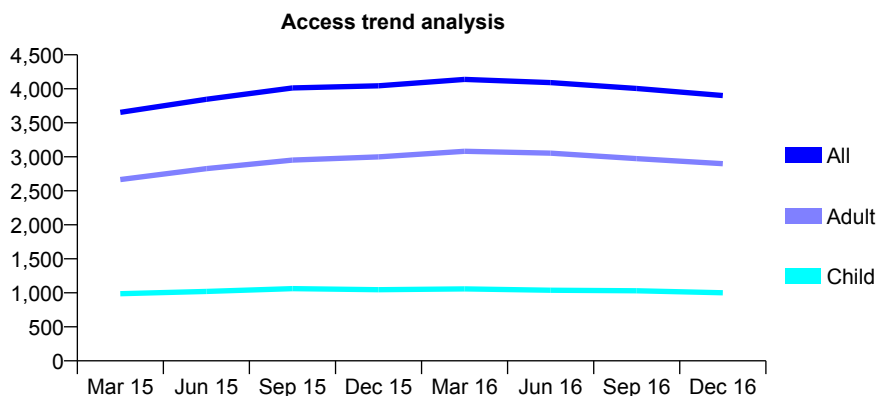
Q44 - Vital Signs At a Glance Contract Report for 109363/0001 - December 2016

Name or company name	Dane Bank House Dental Practice
Contract type name	GDS Contract
Purpose of contract	General
Contract start date	01/04/2014
Contract end date	

16/17 Contracted general activity (UDA)	13,460
Carry forward general activity (UDA)	0
16/17 Contracted orthodontic activity (UOA)	0
Carry forward orthodontic activity (UOA)	0
Baseline contract value	£316,867.63

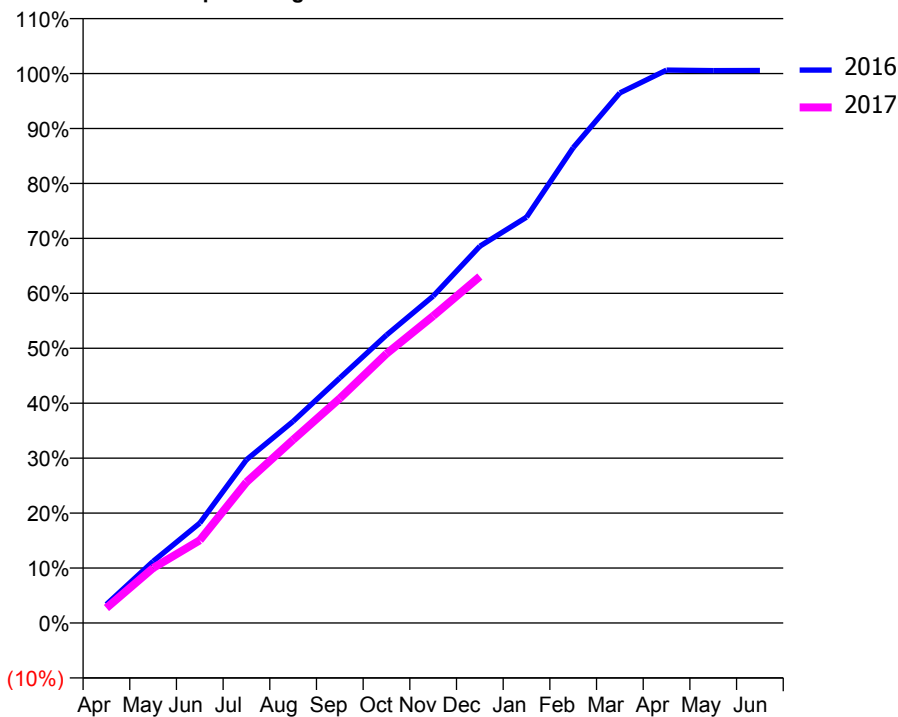
ACCESS*

Patients seen in 24 months	Total	Change since previous quarter
Quarter ending December 2015	4,045	
Quarter ending March 2016	4,139	↑
Quarter ending June 2016	4,092	↓
Quarter ending September 2016	4,005	↓
Quarter ending December 2016	3,900	↓
Variance since December 2015	(3.6%)	↓



ACTIVITY

Cumulative percentage of contracted UDA delivered 2016 & 2017



Month	Adjusted Scheduled Activity (UDA)	
	2016	2017
April	455	369
May	1,511	1,349
June	2,447	2,028
July	4,000	3,452
August	4,939	4,490
September	6,003	5,501
October	7,054	6,596
November	8,007	7,521
December	9,229	8,487
January	9,941	
February	11,643	
March	12,986	
April	13,542	
May	13,532	
June	13,535	

QUALITY

	Quantity	Base Number	Contract	AT	Region	England
% of FP17s for the same patient ID Re-attending within 3 months - Children	67	1,218	5.5%	12.4%	13.4%	12.4%
% of FP17s for the same patient ID Re-attending within 3 months - Adults	315	3,118	10.1%	18.0%	17.3%	16.6%
% of FP17s for the same patient ID Re-attending between 3 & 9 months - Children	931	1,218	76.4%	57.2%	58.9%	57.5%
% of FP17s for the same patient ID Re-attending between 3 & 9 months - Adults	2,263	3,118	72.6%	50.9%	52.5%	50.4%
% of FP17s for Band 1 Urgent Courses	131	4,092	3.2%	9.9%	9.3%	9.1%
% of FP17s Relating to Free Repair or Replacements	90	4,092	2.2%	1.0%	1.0%	0.8%
% of FP17s Relating to Continuations	27	4,092	0.7%	1.6%	1.5%	1.3%
% of Patients satisfied with the dentistry they have received	9	9	N/A	94.7%	93.1%	92.7%
% of Patients satisfied with the time they had to wait for an appointment	9	9	N/A	93.3%	89.8%	88.8%

* This is based on patients treated on this contract for their most recent course of treatment. Figures in italics indicate the base number of FP17s or Patient Questionnaire responses are less than 100. N/A is shown where the base number of responses is less than 10 during the period. % is calculated as Quantity/Base number*100

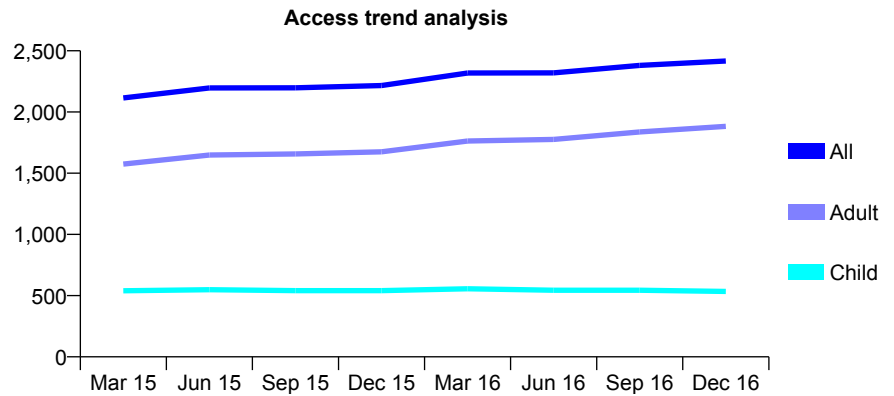
Q44 - Vital Signs At a Glance Contract Report for 109479/0001 - December 2016

Name or company name	Dental Care Neston
Contract type name	GDS Contract
Purpose of contract	General
Contract start date	16/05/2013
Contract end date	

16/17 Contracted general activity (UDA)	7,195
Carry forward general activity (UDA)	242
16/17 Contracted orthodontic activity (UOA)	0
Carry forward orthodontic activity (UOA)	0
Baseline contract value	£203,300.54

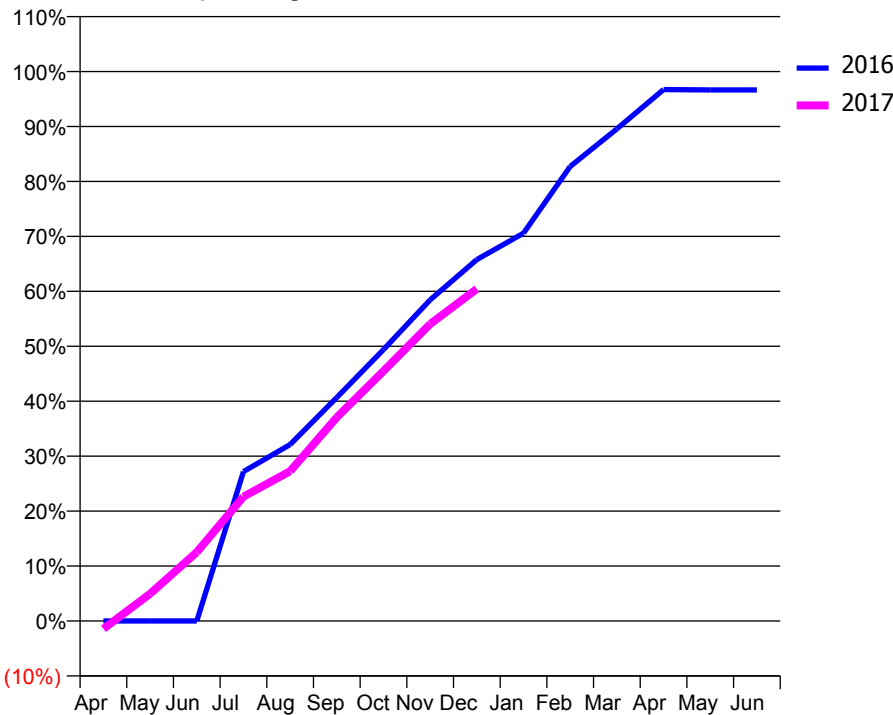
ACCESS*

Patients seen in 24 months	Total	Change since previous quarter
Quarter ending December 2015	2,216	
Quarter ending March 2016	2,319	↑
Quarter ending June 2016	2,320	→
Quarter ending September 2016	2,381	↑
Quarter ending December 2016	2,417	→
Variance since December 2015	9.1%	↑



ACTIVITY

Cumulative percentage of contracted UDA delivered 2016 & 2017



Month	Adjusted Scheduled Activity (UDA)	
	2016	2017
April	0	-104
May	0	357
June	0	902
July	1,956	1,629
August	2,310	1,961
September	2,927	2,667
October	3,554	3,272
November	4,205	3,889
December	4,733	4,348
January	5,077	
February	5,952	
March	6,444	
April	6,958	
May	6,953	
June	6,953	

QUALITY

	Quantity	Base Number	Contract	AT	Region	England
% of FP17s for the same patient ID Re-attending within 3 months - Children	52	689	7.5%	12.4%	13.4%	12.4%
% of FP17s for the same patient ID Re-attending within 3 months - Adults	347	2,459	14.1%	18.0%	17.3%	16.6%
% of FP17s for the same patient ID Re-attending between 3 & 9 months - Children	506	689	73.4%	57.2%	58.9%	57.5%
% of FP17s for the same patient ID Re-attending between 3 & 9 months - Adults	1,628	2,459	66.2%	50.9%	52.5%	50.4%
% of FP17s for Band 1 Urgent Courses	172	2,331	7.4%	9.9%	9.3%	9.1%
% of FP17s Relating to Free Repair or Replacements	6	2,331	0.3%	1.0%	1.0%	0.8%
% of FP17s Relating to Continuations	13	2,331	0.6%	1.6%	1.5%	1.3%
% of Patients satisfied with the dentistry they have received	7	8	N/A	94.7%	93.1%	92.7%
% of Patients satisfied with the time they had to wait for an appointment	7	8	N/A	93.3%	89.8%	88.8%

* This is based on patients treated on this contract for their most recent course of treatment. Figures in italics indicate the base number of FP17s or Patient Questionnaire responses are less than 100. N/A is shown where the base number of responses is less than 10 during the period. % is calculated as Quantity/Base number*100

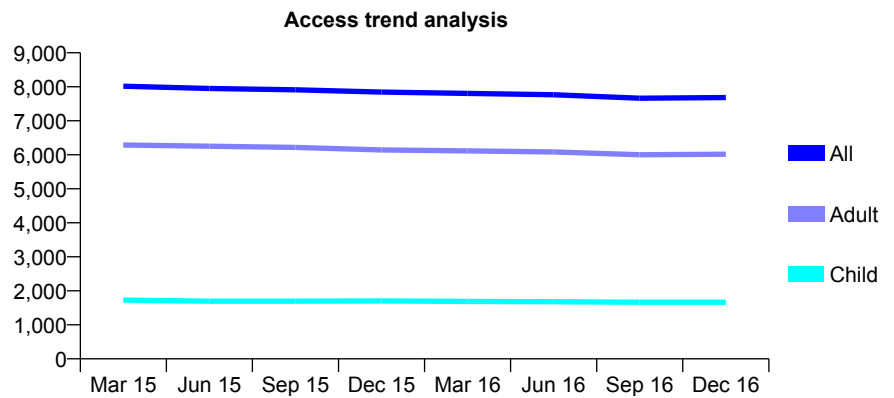
Q44 - Vital Signs At a Glance Contract Report for 109886/0001 - December 2016

Name or company name	Eastham Dental Practice
Contract type name	GDS Contract
Purpose of contract	General
Contract start date	01/04/2006
Contract end date	

16/17 Contracted general activity (UDA)	22,917
Carry forward general activity (UDA)	47
16/17 Contracted orthodontic activity (UOA)	0
Carry forward orthodontic activity (UOA)	0
Baseline contract value	£666,932.86

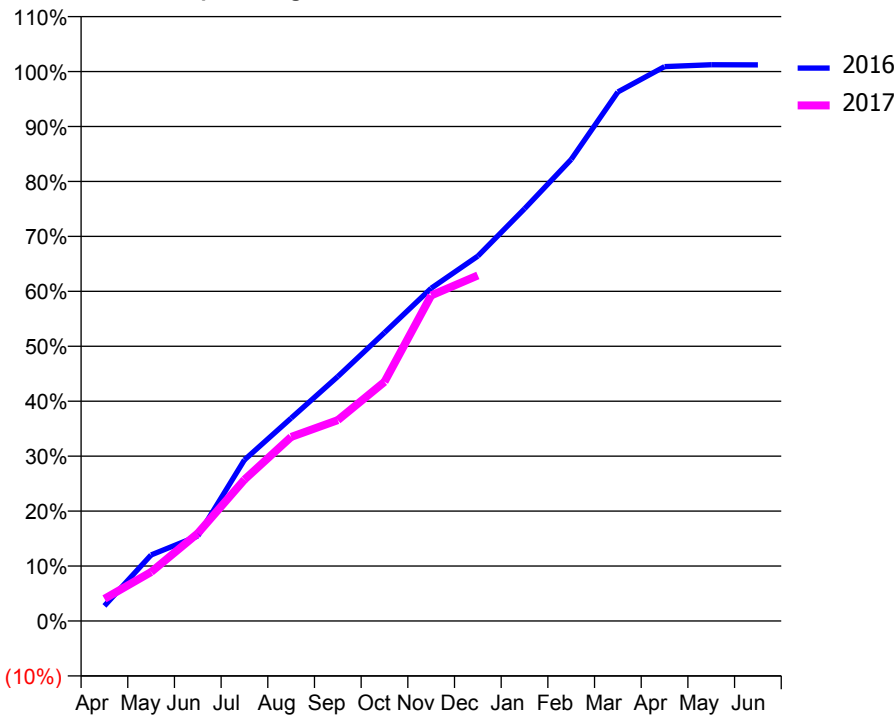
ACCESS*

Patients seen in 24 months	Total	Change since previous quarter
Quarter ending December 2015	7,846	
Quarter ending March 2016	7,804	→
Quarter ending June 2016	7,766	→
Quarter ending September 2016	7,663	↓
Quarter ending December 2016	7,683	→
Variance since December 2015	(2.1%)	↓



ACTIVITY

Cumulative percentage of contracted UDA delivered 2016 & 2017



Month	Adjusted Scheduled Activity (UDA)	
	2016	2017
April	633	928
May	2,758	2,043
June	3,546	3,655
July	6,722	5,899
August	8,460	7,678
September	10,198	8,377
October	12,027	9,976
November	13,879	13,580
December	15,220	14,412
January	17,191	
February	19,251	
March	22,062	
April	23,121	
May	23,196	
June	23,193	

QUALITY

	Quantity	Base Number	Contract	AT	Region	England
% of FP17s for the same patient ID Re-attending within 3 months - Children	112	1,695	6.6%	12.4%	13.4%	12.4%
% of FP17s for the same patient ID Re-attending within 3 months - Adults	880	6,148	14.3%	18.0%	17.3%	16.6%
% of FP17s for the same patient ID Re-attending between 3 & 9 months - Children	1,035	1,695	61.1%	57.2%	58.9%	57.5%
% of FP17s for the same patient ID Re-attending between 3 & 9 months - Adults	3,759	6,148	61.1%	50.9%	52.5%	50.4%
% of FP17s for Band 1 Urgent Courses	774	6,890	11.2%	9.9%	9.3%	9.1%
% of FP17s Relating to Free Repair or Replacements	54	6,890	0.8%	1.0%	1.0%	0.8%
% of FP17s Relating to Continuations	108	6,890	1.6%	1.6%	1.5%	1.3%
% of Patients satisfied with the dentistry they have received	12	13	92.3%	94.7%	93.1%	92.7%
% of Patients satisfied with the time they had to wait for an appointment	12	13	92.3%	93.3%	89.8%	88.8%

* This is based on patients treated on this contract for their most recent course of treatment. Figures in italics indicate the base number of FP17s or Patient Questionnaire responses are less than 100. N/A is shown where the base number of responses is less than 10 during the period. % is calculated as Quantity/Base number*100

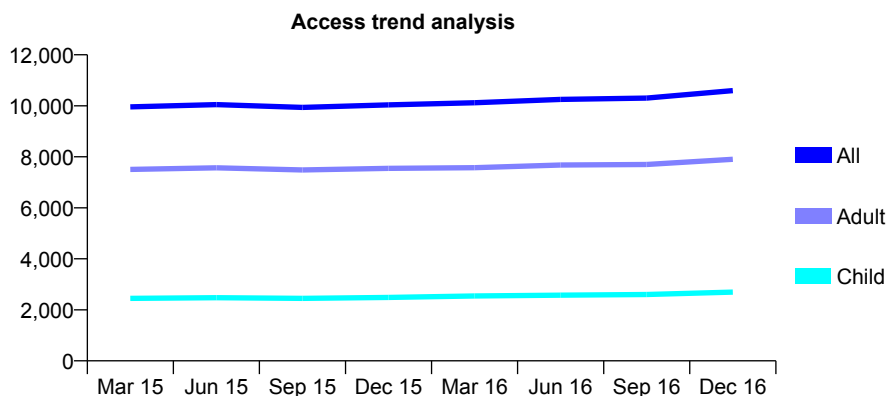
Q44 - Vital Signs At a Glance Contract Report for 111236/0001 - December 2016

Name or company name	Padgate (No 1) Limited
Contract type name	GDS Contract
Purpose of contract	General
Contract start date	01/11/2007
Contract end date	

16/17 Contracted general activity (UDA)	28,655
Carry forward general activity (UDA)	0
16/17 Contracted orthodontic activity (UOA)	0
Carry forward orthodontic activity (UOA)	0
Baseline contract value	£800,929.43

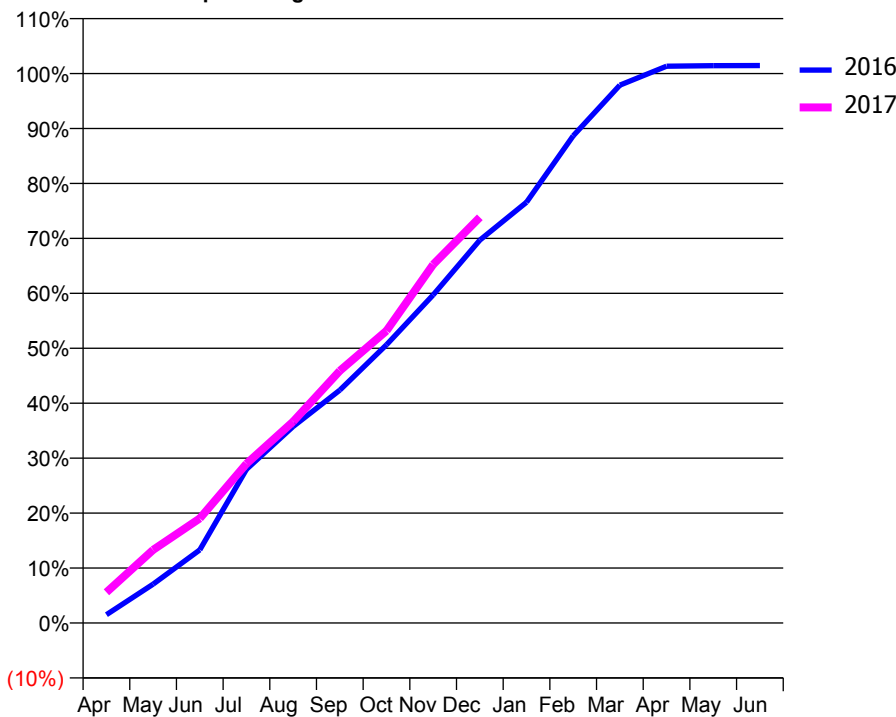
ACCESS*

Patients seen in 24 months	Total	Change since previous quarter
Quarter ending December 2015	10,036	
Quarter ending March 2016	10,118	→
Quarter ending June 2016	10,249	→
Quarter ending September 2016	10,302	→
Quarter ending December 2016	10,597	↑
Variance since December 2015	5.6%	↑



ACTIVITY

Cumulative percentage of contracted UDA delivered 2016 & 2017



Month	Adjusted Scheduled Activity (UDA)	
	2016	2017
April	432	1,602
May	2,025	3,816
June	3,816	5,455
July	8,011	8,305
August	10,249	10,505
September	12,144	13,151
October	14,507	15,237
November	17,112	18,694
December	19,965	21,157
January	21,945	
February	25,407	
March	28,045	
April	29,033	
May	29,062	
June	29,067	

QUALITY

	Quantity	Base Number	Contract	AT	Region	England
% of FP17s for the same patient ID Re-attending within 3 months - Children	155	2,550	6.1%	12.4%	13.4%	12.4%
% of FP17s for the same patient ID Re-attending within 3 months - Adults	934	7,188	13.0%	18.0%	17.3%	16.6%
% of FP17s for the same patient ID Re-attending between 3 & 9 months - Children	1,263	2,550	49.5%	57.2%	58.9%	57.5%
% of FP17s for the same patient ID Re-attending between 3 & 9 months - Adults	3,377	7,188	47.0%	50.9%	52.5%	50.4%
% of FP17s for Band 1 Urgent Courses	550	9,303	5.9%	9.9%	9.3%	9.1%
% of FP17s Relating to Free Repair or Replacements	124	9,303	1.3%	1.0%	1.0%	0.8%
% of FP17s Relating to Continuations	189	9,303	2.0%	1.6%	1.5%	1.3%
% of Patients satisfied with the dentistry they have received	12	12	100.0%	94.7%	93.1%	92.7%
% of Patients satisfied with the time they had to wait for an appointment	9	12	75.0%	93.3%	89.8%	88.8%

* This is based on patients treated on this contract for their most recent course of treatment. Figures in italics indicate the base number of FP17s or Patient Questionnaire responses are less than 100. N/A is shown where the base number of responses is less than 10 during the period. % is calculated as Quantity/Base number*100

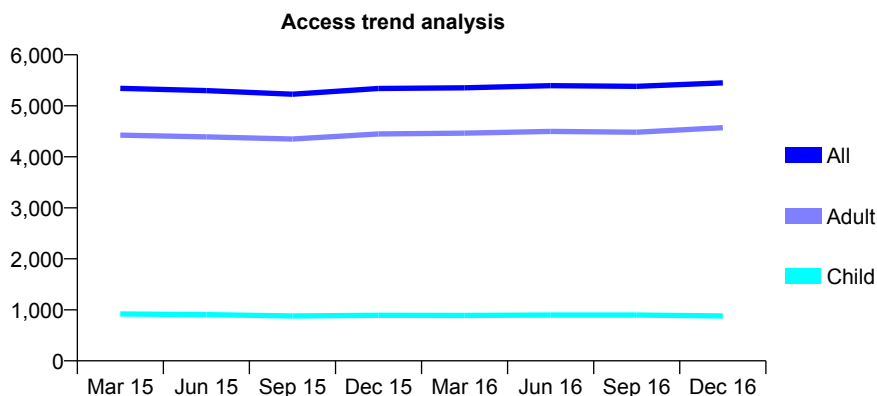
Q44 - Vital Signs At a Glance Contract Report for 114162/0001 - December 2016

Name or company name	Bankhouse Dental Practice
Contract type name	GDS Contract
Purpose of contract	General
Contract start date	01/04/2009
Contract end date	

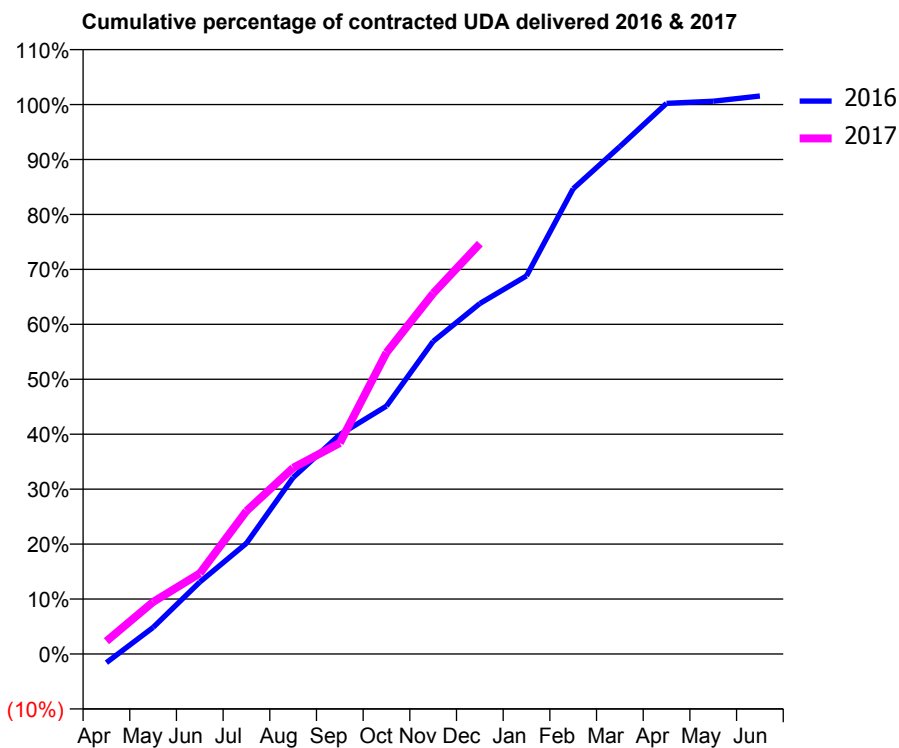
16/17 Contracted general activity (UDA)	13,669
Carry forward general activity (UDA)	0
16/17 Contracted orthodontic activity (UOA)	0
Carry forward orthodontic activity (UOA)	0
Baseline contract value	£321,476.09

ACCESS*

Patients seen in 24 months	Total	Change since previous quarter
Quarter ending December 2015	5,340	
Quarter ending March 2016	5,354	→
Quarter ending June 2016	5,394	→
Quarter ending September 2016	5,382	→
Quarter ending December 2016	5,450	→
Variance since December 2015	2.1%	↑



ACTIVITY



Month	Adjusted Scheduled Activity (UDA)	
	2016	2017
April	-218	320
May	662	1,294
June	1,790	2,004
July	2,756	3,556
August	4,389	4,634
September	5,459	5,251
October	6,167	7,499
November	7,777	8,972
December	8,719	10,208
January	9,406	
February	11,575	
March	12,623	
April	13,696	
May	13,751	
June	13,881	

QUALITY

	Quantity	Base Number	Contract	AT	Region	England
% of FP17s for the same patient ID Re-attending within 3 months - Children	62	892	7.0%	12.4%	13.4%	12.4%
% of FP17s for the same patient ID Re-attending within 3 months - Adults	594	4,204	14.1%	18.0%	17.3%	16.6%
% of FP17s for the same patient ID Re-attending between 3 & 9 months - Children	433	892	48.5%	57.2%	58.9%	57.5%
% of FP17s for the same patient ID Re-attending between 3 & 9 months - Adults	1,876	4,204	44.6%	50.9%	52.5%	50.4%
% of FP17s for Band 1 Urgent Courses	375	3,944	9.5%	9.9%	9.3%	9.1%
% of FP17s Relating to Free Repair or Replacements	13	3,944	0.3%	1.0%	1.0%	0.8%
% of FP17s Relating to Continuations	92	3,944	2.3%	1.6%	1.5%	1.3%
% of Patients satisfied with the dentistry they have received	14	15	93.3%	94.7%	93.1%	92.7%
% of Patients satisfied with the time they had to wait for an appointment	14	15	93.3%	93.3%	89.8%	88.8%

* This is based on patients treated on this contract for their most recent course of treatment. Figures in italics indicate the base number of FP17s or Patient Questionnaire responses are less than 100. N/A is shown where the base number of responses is less than 10 during the period. % is calculated as Quantity/Base number*100

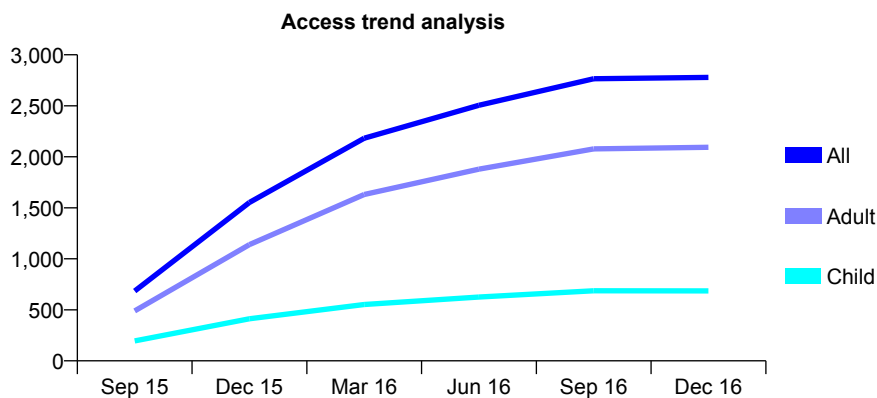
Q44 - Vital Signs At a Glance Contract Report for 115819/0001 - December 2016

Name or company name	Cotswold Dental Practice
Contract type name	GDS Contract
Purpose of contract	General
Contract start date	01/07/2015
Contract end date	

16/17 Contracted general activity (UDA)	9,974
Carry forward general activity (UDA)	113
16/17 Contracted orthodontic activity (UOA)	0
Carry forward orthodontic activity (UOA)	0
Baseline contract value	£300,206.15

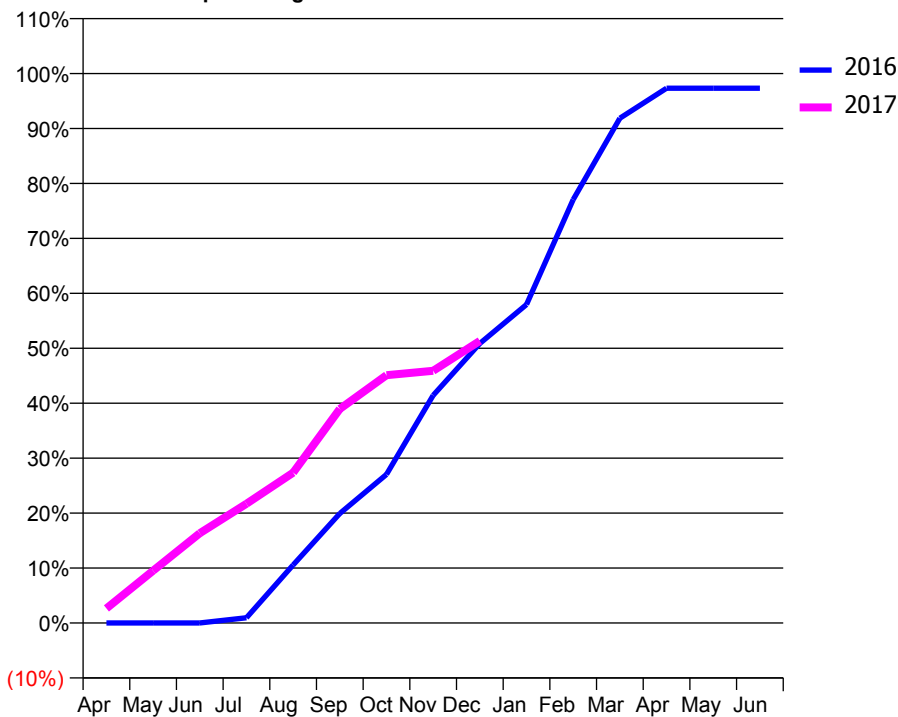
ACCESS*

Patients seen in 24 months	Total	Change since previous quarter
Quarter ending December 2015	1,552	
Quarter ending March 2016	2,183	↑
Quarter ending June 2016	2,505	↑
Quarter ending September 2016	2,765	↑
Quarter ending December 2016	2,778	→
Variance since December 2015	79.0%	↑



ACTIVITY

Cumulative percentage of contracted UDA delivered 2016 & 2017



Month	Adjusted Scheduled Activity (UDA)	
	2016	2017
April	0	266
May	0	951
June	0	1,630
July	74	2,166
August	821	2,728
September	1,550	3,885
October	2,102	4,498
November	3,221	4,579
December	3,954	5,120
January	4,506	
February	5,990	
March	7,141	
April	7,566	
May	7,566	
June	7,566	

QUALITY

	Quantity	Base Number	Contract	AT	Region	England
% of FP17s for the same patient ID Re-attending within 3 months - Children	48	597	8.0%	12.4%	13.4%	12.4%
% of FP17s for the same patient ID Re-attending within 3 months - Adults	246	1,719	14.3%	18.0%	17.3%	16.6%
% of FP17s for the same patient ID Re-attending between 3 & 9 months - Children	275	597	46.1%	57.2%	58.9%	57.5%
% of FP17s for the same patient ID Re-attending between 3 & 9 months - Adults	633	1,719	36.8%	50.9%	52.5%	50.4%
% of FP17s for Band 1 Urgent Courses	129	2,155	6.0%	9.9%	9.3%	9.1%
% of FP17s Relating to Free Repair or Replacements	43	2,155	2.0%	1.0%	1.0%	0.8%
% of FP17s Relating to Continuations	44	2,155	2.0%	1.6%	1.5%	1.3%
% of Patients satisfied with the dentistry they have received	2	2	N/A	94.7%	93.1%	92.7%
% of Patients satisfied with the time they had to wait for an appointment	2	2	N/A	93.3%	89.8%	88.8%

* This is based on patients treated on this contract for their most recent course of treatment. Figures in italics indicate the base number of FP17s or Patient Questionnaire responses are less than 100. N/A is shown where the base number of responses is less than 10 during the period. % is calculated as Quantity/Base number*100

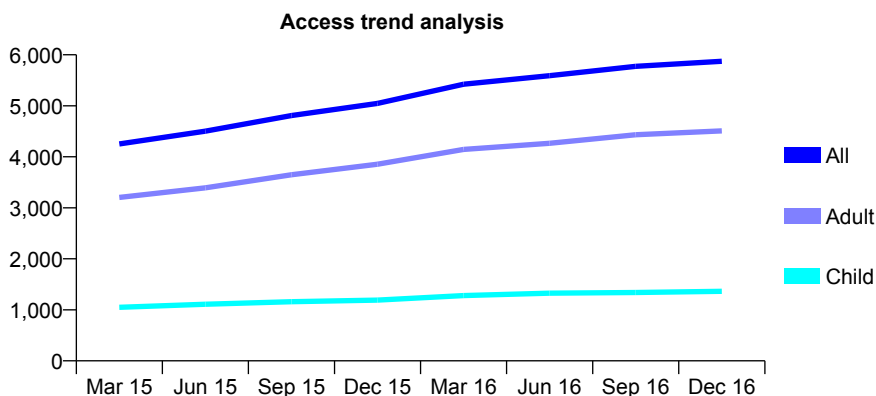
Q44 - Vital Signs At a Glance Contract Report for 116203/0001 - December 2016

Name or company name	Paddock Dental Practice
Contract type name	GDS Contract
Purpose of contract	General
Contract start date	01/04/2014
Contract end date	

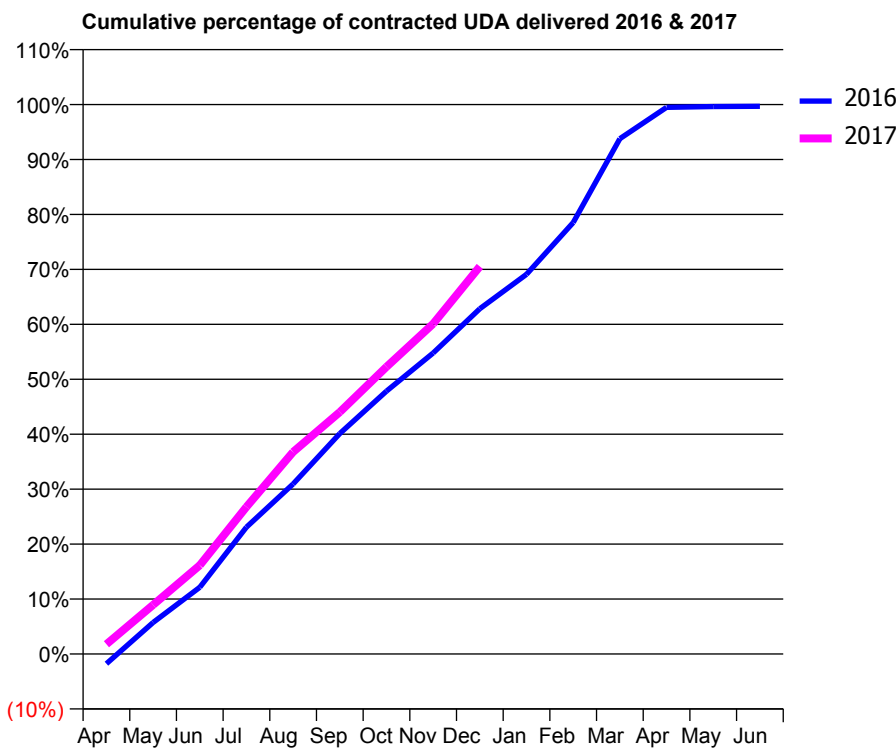
16/17 Contracted general activity (UDA)	16,250
Carry forward general activity (UDA)	479
16/17 Contracted orthodontic activity (UOA)	0
Carry forward orthodontic activity (UOA)	0
Baseline contract value	£445,379.93

ACCESS*

Patients seen in 24 months	Total	Change since previous quarter
Quarter ending December 2015	5,048	
Quarter ending March 2016	5,424	↑
Quarter ending June 2016	5,592	↑
Quarter ending September 2016	5,773	↑
Quarter ending December 2016	5,872	→
Variance since December 2015	16.3%	↑



ACTIVITY



Month	Adjusted Scheduled Activity (UDA)	
	2016	2017
April	-291	289
May	931	1,454
June	1,972	2,623
July	3,753	4,350
August	5,030	5,975
September	6,521	7,154
October	7,776	8,491
November	8,903	9,766
December	10,212	11,462
January	11,228	
February	12,759	
March	15,239	
April	16,166	
May	16,188	
June	16,197	

QUALITY

	Quantity	Base Number	Contract	AT	Region	England
% of FP17s for the same patient ID Re-attending within 3 months - Children	119	1,585	7.5%	12.4%	13.4%	12.4%
% of FP17s for the same patient ID Re-attending within 3 months - Adults	852	5,055	16.9%	18.0%	17.3%	16.6%
% of FP17s for the same patient ID Re-attending between 3 & 9 months - Children	1,029	1,585	64.9%	57.2%	58.9%	57.5%
% of FP17s for the same patient ID Re-attending between 3 & 9 months - Adults	2,488	5,055	49.2%	50.9%	52.5%	50.4%
% of FP17s for Band 1 Urgent Courses	923	6,216	14.8%	9.9%	9.3%	9.1%
% of FP17s Relating to Free Repair or Replacements	88	6,216	1.4%	1.0%	1.0%	0.8%
% of FP17s Relating to Continuations	97	6,216	1.6%	1.6%	1.5%	1.3%
% of Patients satisfied with the dentistry they have received	14	14	100.0%	94.7%	93.1%	92.7%
% of Patients satisfied with the time they had to wait for an appointment	13	14	92.9%	93.3%	89.8%	88.8%

* This is based on patients treated on this contract for their most recent course of treatment. Figures in italics indicate the base number of FP17s or Patient Questionnaire responses are less than 100. N/A is shown where the base number of responses is less than 10 during the period. % is calculated as Quantity/Base number*100

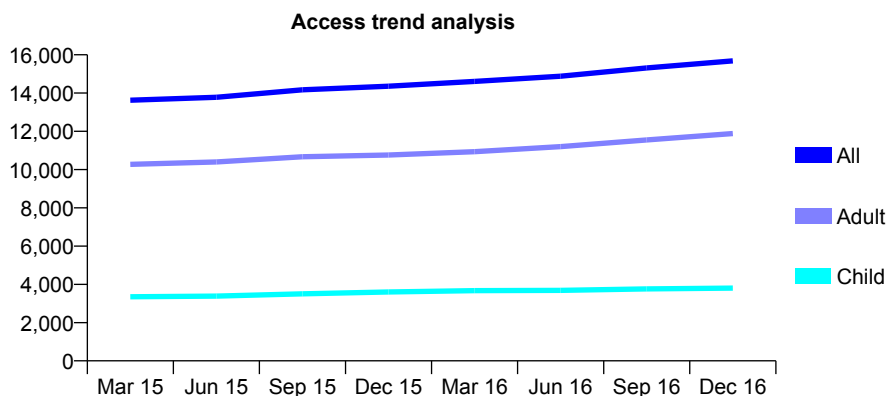
Q44 - Vital Signs At a Glance Contract Report for 116777/0001 - December 2016

Name or company name	Alchemy Dental Practice
Contract type name	GDS Contract
Purpose of contract	General
Contract start date	01/07/2008
Contract end date	

16/17 Contracted general activity (UDA)	36,546
Carry forward general activity (UDA)	210
16/17 Contracted orthodontic activity (UOA)	0
Carry forward orthodontic activity (UOA)	0
Baseline contract value	£918,697.09

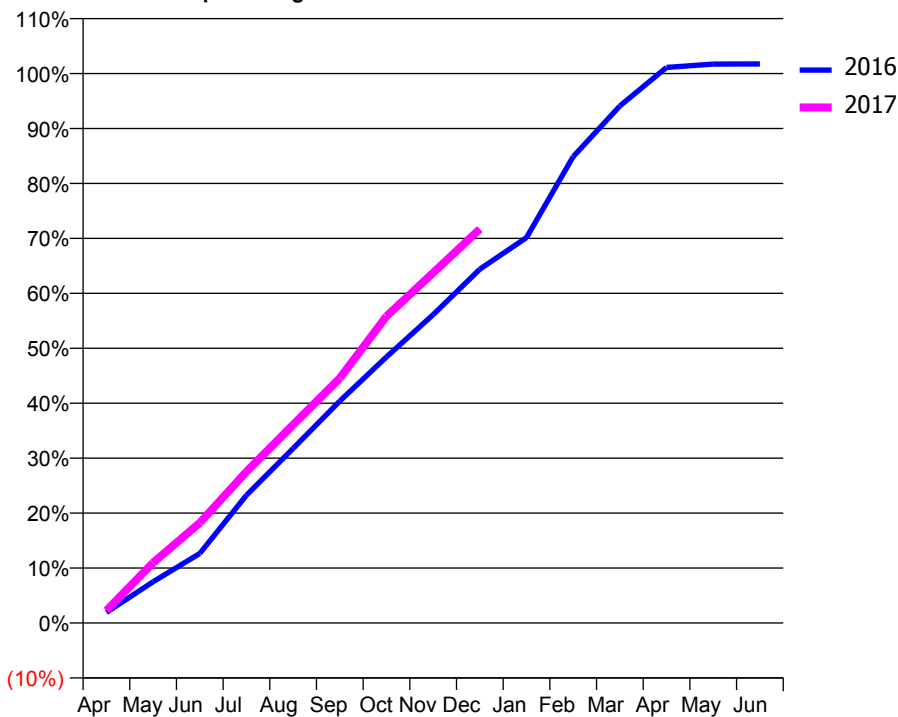
ACCESS*

Patients seen in 24 months	Total	Change since previous quarter
Quarter ending December 2015	14,357	
Quarter ending March 2016	14,606	→
Quarter ending June 2016	14,884	→
Quarter ending September 2016	15,313	↑
Quarter ending December 2016	15,681	↑
Variance since December 2015	9.2%	↑



ACTIVITY

Cumulative percentage of contracted UDA delivered 2016 & 2017



Month	Adjusted Scheduled Activity (UDA)	
	2016	2017
April	705	832
May	2,749	4,013
June	4,621	6,669
July	8,497	10,074
August	11,611	13,193
September	14,759	16,290
October	17,694	20,404
November	20,513	23,295
December	23,529	26,206
January	25,636	
February	31,015	
March	34,390	
April	36,950	
May	37,176	
June	37,179	

QUALITY

	Quantity	Base Number	Contract	AT	Region	England
% of FP17s for the same patient ID Re-attending within 3 months - Children	282	3,588	7.9%	12.4%	13.4%	12.4%
% of FP17s for the same patient ID Re-attending within 3 months - Adults	1,933	10,608	18.2%	18.0%	17.3%	16.6%
% of FP17s for the same patient ID Re-attending between 3 & 9 months - Children	1,869	3,588	52.1%	57.2%	58.9%	57.5%
% of FP17s for the same patient ID Re-attending between 3 & 9 months - Adults	3,948	10,608	37.2%	50.9%	52.5%	50.4%
% of FP17s for Band 1 Urgent Courses	2,273	12,092	18.8%	9.9%	9.3%	9.1%
% of FP17s Relating to Free Repair or Replacements	81	12,092	0.7%	1.0%	1.0%	0.8%
% of FP17s Relating to Continuations	150	12,092	1.2%	1.6%	1.5%	1.3%
% of Patients satisfied with the dentistry they have received	53	56	94.6%	94.7%	93.1%	92.7%
% of Patients satisfied with the time they had to wait for an appointment	54	56	96.4%	93.3%	89.8%	88.8%

* This is based on patients treated on this contract for their most recent course of treatment. Figures in italics indicate the base number of FP17s or Patient Questionnaire responses are less than 100. N/A is shown where the base number of responses is less than 10 during the period. % is calculated as Quantity/Base number*100

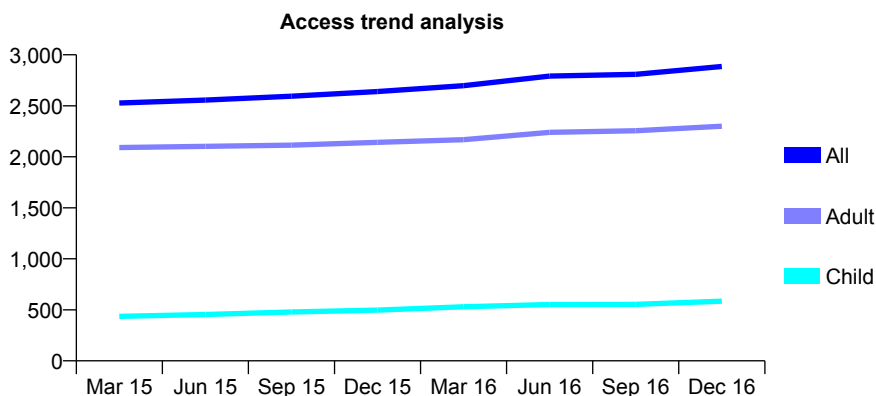
Q44 - Vital Signs At a Glance Contract Report for 120650/0001 - December 2016

Name or company name	Silk Dental Care Ltd
Contract type name	GDS Contract
Purpose of contract	General
Contract start date	01/04/2011
Contract end date	

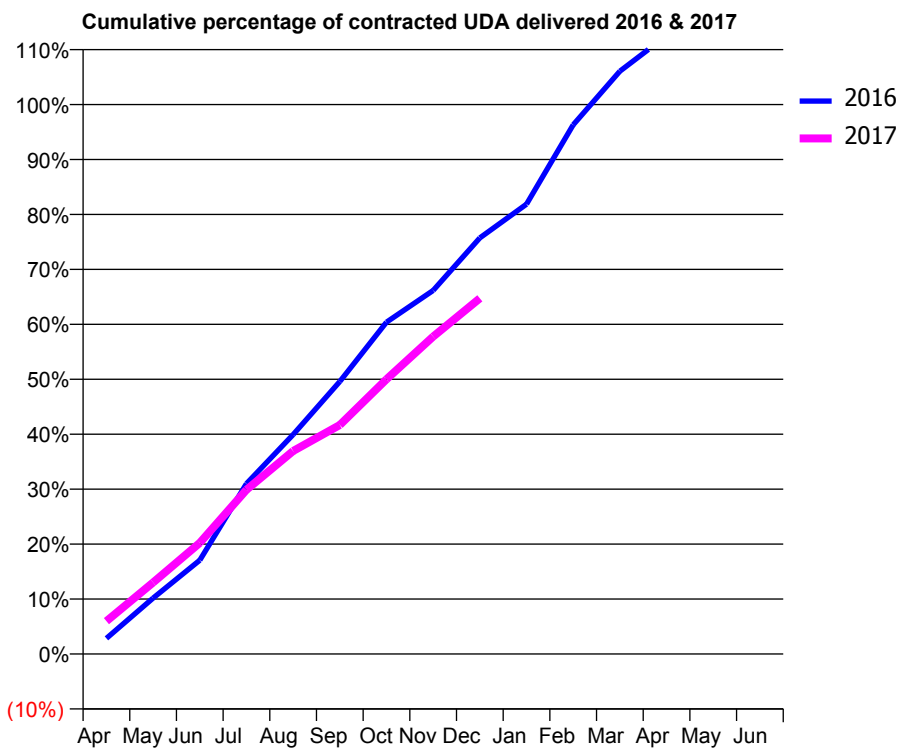
16/17 Contracted general activity (UDA)	10,173
Carry forward general activity (UDA)	0
16/17 Contracted orthodontic activity (UOA)	0
Carry forward orthodontic activity (UOA)	0
Baseline contract value	£213,558.87

ACCESS*

Patients seen in 24 months	Total	Change since previous quarter
Quarter ending December 2015	2,640	
Quarter ending March 2016	2,698	↑
Quarter ending June 2016	2,792	↑
Quarter ending September 2016	2,808	→
Quarter ending December 2016	2,885	↑
Variance since December 2015	9.3%	↑



ACTIVITY



Month	Adjusted Scheduled Activity (UDA)	
	2016	2017
April	234	607
May	832	1,325
June	1,396	2,057
July	2,533	3,040
August	3,263	3,759
September	4,053	4,239
October	4,936	5,087
November	5,408	5,876
December	6,188	6,585
January	6,691	
February	7,872	
March	8,669	
April	9,195	
May	9,199	
June	9,201	

QUALITY

	Quantity	Base Number	Contract	AT	Region	England
% of FP17s for the same patient ID Re-attending within 3 months - Children	37	684	5.4%	12.4%	13.4%	12.4%
% of FP17s for the same patient ID Re-attending within 3 months - Adults	313	2,445	12.8%	18.0%	17.3%	16.6%
% of FP17s for the same patient ID Re-attending between 3 & 9 months - Children	432	684	63.2%	57.2%	58.9%	57.5%
% of FP17s for the same patient ID Re-attending between 3 & 9 months - Adults	1,280	2,445	52.4%	50.9%	52.5%	50.4%
% of FP17s for Band 1 Urgent Courses	198	2,942	6.7%	9.9%	9.3%	9.1%
% of FP17s Relating to Free Repair or Replacements	22	2,942	0.7%	1.0%	1.0%	0.8%
% of FP17s Relating to Continuations	54	2,942	1.8%	1.6%	1.5%	1.3%
% of Patients satisfied with the dentistry they have received	9	9	N/A	94.7%	93.1%	92.7%
% of Patients satisfied with the time they had to wait for an appointment	9	9	N/A	93.3%	89.8%	88.8%

* This is based on patients treated on this contract for their most recent course of treatment. Figures in italics indicate the base number of FP17s or Patient Questionnaire responses are less than 100. N/A is shown where the base number of responses is less than 10 during the period. % is calculated as Quantity/Base number*100

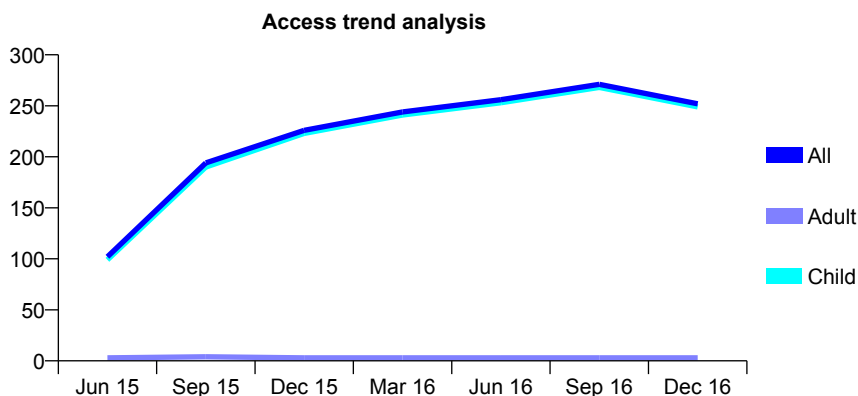
Q44 - Vital Signs At a Glance Contract Report for 127213/0001 - December 2016

Name or company name	Wirral Community NHS Trust
Contract type name	PDS Contract
Purpose of contract	General
Contract start date	01/04/2015
Contract end date	31/03/2018

16/17 Contracted general activity (UDA)	4,000
Carry forward general activity (UDA)	0
16/17 Contracted orthodontic activity (UOA)	0
Carry forward orthodontic activity (UOA)	0
Baseline contract value	£792,923.68

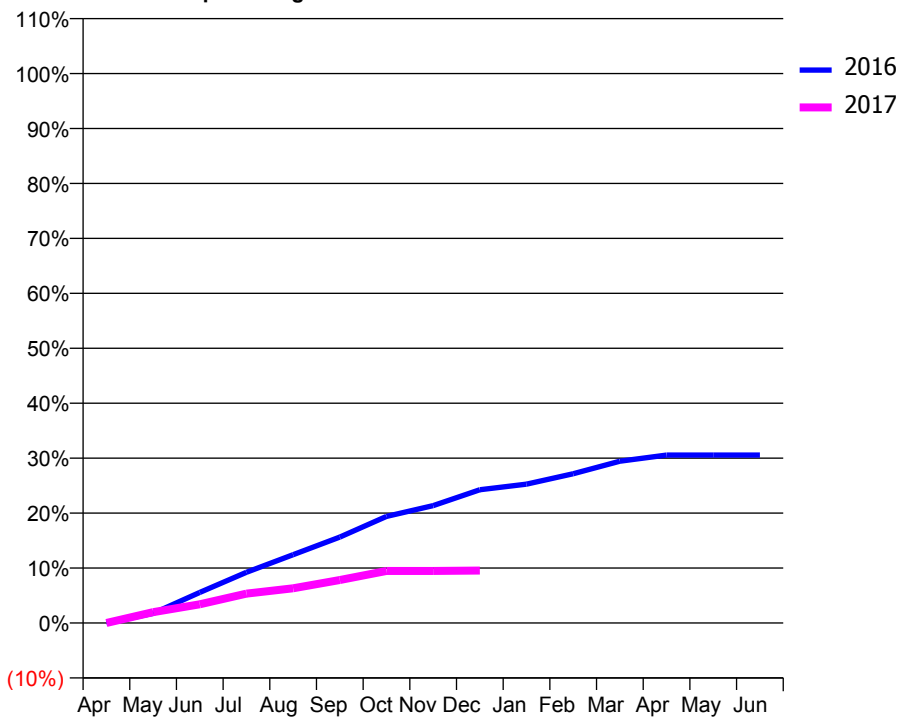
ACCESS*

Patients seen in 24 months	Total	Change since previous quarter
Quarter ending December 2015	226	
Quarter ending March 2016	244	↑
Quarter ending June 2016	256	↑
Quarter ending September 2016	271	↑
Quarter ending December 2016	252	↓
Variance since December 2015	11.5%	↑



ACTIVITY

Cumulative percentage of contracted UDA delivered 2016 & 2017



Month	Adjusted Scheduled Activity (UDA)	
	2016	2017
April	0	0
May	70	79
June	223	136
July	369	214
August	497	253
September	625	313
October	776	379
November	855	379
December	971	382
January	1,011	
February	1,087	
March	1,178	
April	1,223	
May	1,223	
June	1,223	

QUALITY

	Quantity	Base Number	Contract	AT	Region	England
% of FP17s for the same patient ID Re-attending within 3 months - Children	0	142	0.0%	12.4%	13.4%	12.4%
% of FP17s for the same patient ID Re-attending within 3 months - Adults	0	1	0.0%	18.0%	17.3%	16.6%
% of FP17s for the same patient ID Re-attending between 3 & 9 months - Children	0	142	0.0%	57.2%	58.9%	57.5%
% of FP17s for the same patient ID Re-attending between 3 & 9 months - Adults	0	1	0.0%	50.9%	52.5%	50.4%
% of FP17s for Band 1 Urgent Courses	0	128	0.0%	9.9%	9.3%	9.1%
% of FP17s Relating to Free Repair or Replacements	0	128	0.0%	1.0%	1.0%	0.8%
% of FP17s Relating to Continuations	0	128	0.0%	1.6%	1.5%	1.3%
% of Patients satisfied with the dentistry they have received	0	0	N/A	94.7%	93.1%	92.7%
% of Patients satisfied with the time they had to wait for an appointment	0	0	N/A	93.3%	89.8%	88.8%

* This is based on patients treated on this contract for their most recent course of treatment. Figures in italics indicate the base number of FP17s or Patient Questionnaire responses are less than 100. N/A is shown where the base number of responses is less than 10 during the period. % is calculated as Quantity/Base number*100

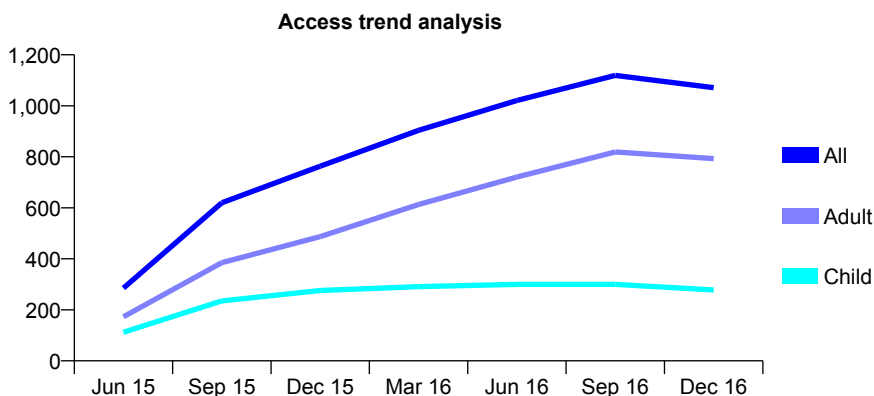
Q44 - Vital Signs At a Glance Contract Report for 127213/0007 - December 2016

Name or company name	Wirral Community NHS Trust
Contract type name	PDS Contract
Purpose of contract	General
Contract start date	01/04/2015
Contract end date	31/03/2018

16/17 Contracted general activity (UDA)	6,500
Carry forward general activity (UDA)	0
16/17 Contracted orthodontic activity (UOA)	0
Carry forward orthodontic activity (UOA)	0
Baseline contract value	£1,272,555.77

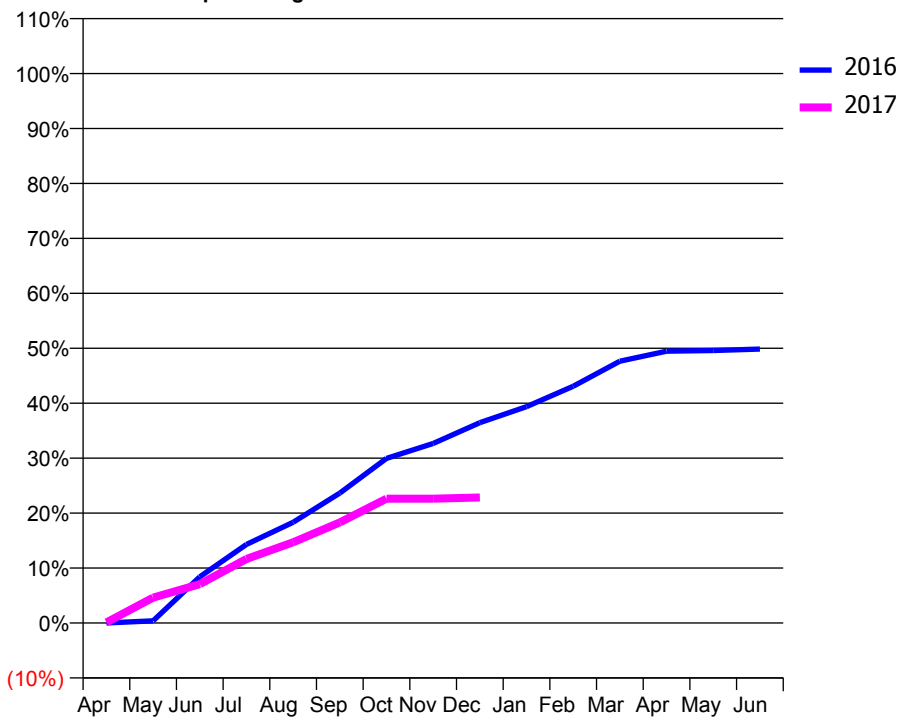
ACCESS*

Patients seen in 24 months	Total	Change since previous quarter
Quarter ending December 2015	763	
Quarter ending March 2016	904	↑
Quarter ending June 2016	1,021	↑
Quarter ending September 2016	1,119	↑
Quarter ending December 2016	1,071	↓
Variance since December 2015	40.4%	↑



ACTIVITY

Cumulative percentage of contracted UDA delivered 2016 & 2017



Month	Adjusted Scheduled Activity (UDA)	
	2016	2017
April	0	7
May	27	300
June	546	459
July	930	758
August	1,192	956
September	1,537	1,190
October	1,948	1,471
November	2,124	1,471
December	2,370	1,485
January	2,559	
February	2,800	
March	3,097	
April	3,216	
May	3,223	
June	3,240	

QUALITY

	Quantity	Base Number	Contract	AT	Region	England
% of FP17s for the same patient ID Re-attending within 3 months - Children	12	189	6.3%	12.4%	13.4%	12.4%
% of FP17s for the same patient ID Re-attending within 3 months - Adults	25	506	4.9%	18.0%	17.3%	16.6%
% of FP17s for the same patient ID Re-attending between 3 & 9 months - Children	27	189	14.3%	57.2%	58.9%	57.5%
% of FP17s for the same patient ID Re-attending between 3 & 9 months - Adults	115	506	22.7%	50.9%	52.5%	50.4%
% of FP17s for Band 1 Urgent Courses	65	622	10.5%	9.9%	9.3%	9.1%
% of FP17s Relating to Free Repair or Replacements	0	622	0.0%	1.0%	1.0%	0.8%
% of FP17s Relating to Continuations	0	622	0.0%	1.6%	1.5%	1.3%
% of Patients satisfied with the dentistry they have received	2	2	N/A	94.7%	93.1%	92.7%
% of Patients satisfied with the time they had to wait for an appointment	1	2	N/A	93.3%	89.8%	88.8%

* This is based on patients treated on this contract for their most recent course of treatment. Figures in italics indicate the base number of FP17s or Patient Questionnaire responses are less than 100. N/A is shown where the base number of responses is less than 10 during the period. % is calculated as Quantity/Base number*100

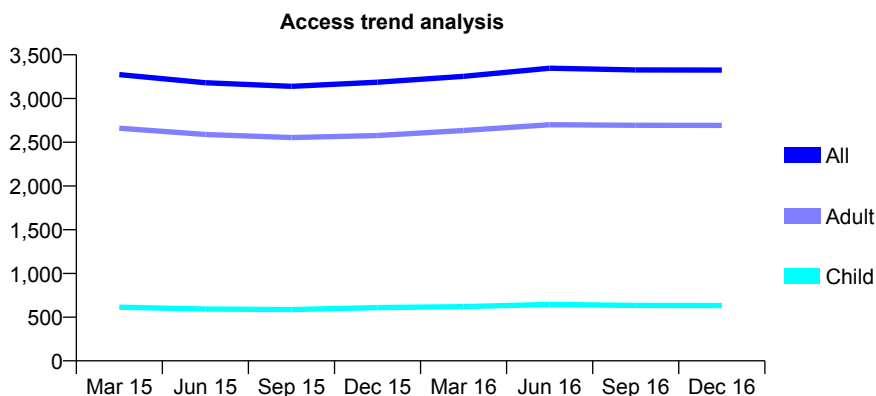
Q44 - Vital Signs At a Glance Contract Report for 128104/0001 - December 2016

Name or company name	FELDENT LIMITED
Contract type name	GDS Contract
Purpose of contract	General
Contract start date	01/10/2011
Contract end date	

16/17 Contracted general activity (UDA)	11,129
Carry forward general activity (UDA)	140
16/17 Contracted orthodontic activity (UOA)	0
Carry forward orthodontic activity (UOA)	0
Baseline contract value	£267,091.41

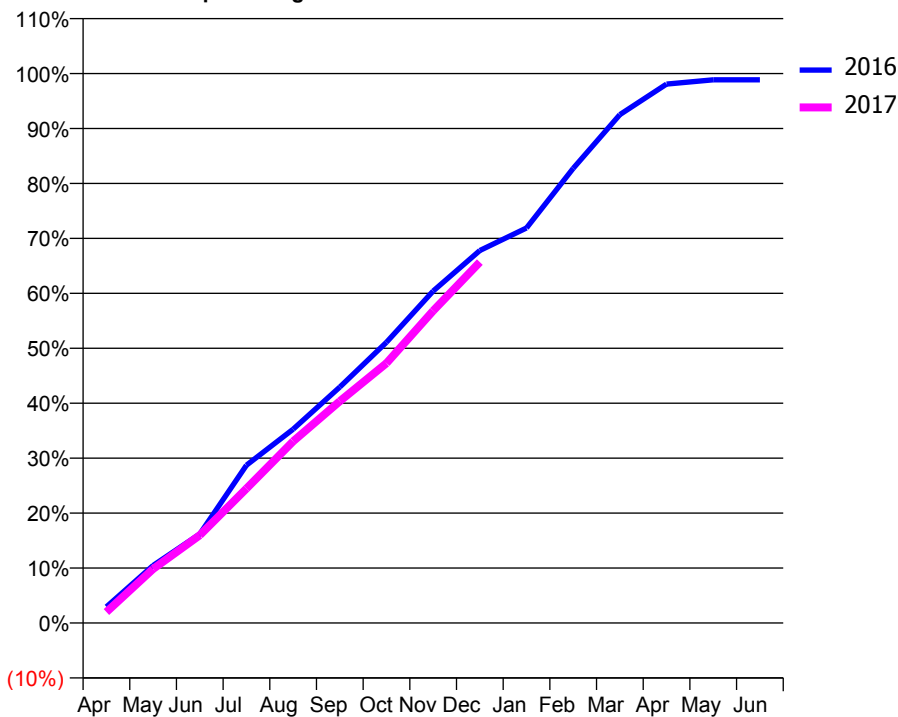
ACCESS*

Patients seen in 24 months	Total	Change since previous quarter
Quarter ending December 2015	3,186	
Quarter ending March 2016	3,254	↑
Quarter ending June 2016	3,346	↑
Quarter ending September 2016	3,327	→
Quarter ending December 2016	3,325	→
Variance since December 2015	4.4%	↑



ACTIVITY

Cumulative percentage of contracted UDA delivered 2016 & 2017



Month	Adjusted Scheduled Activity (UDA)	
	2016	2017
April	328	224
May	1,166	1,096
June	1,803	1,779
July	3,196	2,724
August	3,925	3,680
September	4,779	4,491
October	5,687	5,261
November	6,722	6,323
December	7,543	7,310
January	8,000	
February	9,207	
March	10,297	
April	10,914	
May	11,001	
June	11,001	

QUALITY

	Quantity	Base Number	Contract	AT	Region	England
% of FP17s for the same patient ID Re-attending within 3 months - Children	58	745	7.8%	12.4%	13.4%	12.4%
% of FP17s for the same patient ID Re-attending within 3 months - Adults	587	3,132	18.7%	18.0%	17.3%	16.6%
% of FP17s for the same patient ID Re-attending between 3 & 9 months - Children	432	745	58.0%	57.2%	58.9%	57.5%
% of FP17s for the same patient ID Re-attending between 3 & 9 months - Adults	1,790	3,132	57.2%	50.9%	52.5%	50.4%
% of FP17s for Band 1 Urgent Courses	325	3,158	10.3%	9.9%	9.3%	9.1%
% of FP17s Relating to Free Repair or Replacements	18	3,158	0.6%	1.0%	1.0%	0.8%
% of FP17s Relating to Continuations	94	3,158	3.0%	1.6%	1.5%	1.3%
% of Patients satisfied with the dentistry they have received	11	12	91.7%	94.7%	93.1%	92.7%
% of Patients satisfied with the time they had to wait for an appointment	11	12	91.7%	93.3%	89.8%	88.8%

* This is based on patients treated on this contract for their most recent course of treatment. Figures in italics indicate the base number of FP17s or Patient Questionnaire responses are less than 100. N/A is shown where the base number of responses is less than 10 during the period. % is calculated as Quantity/Base number*100

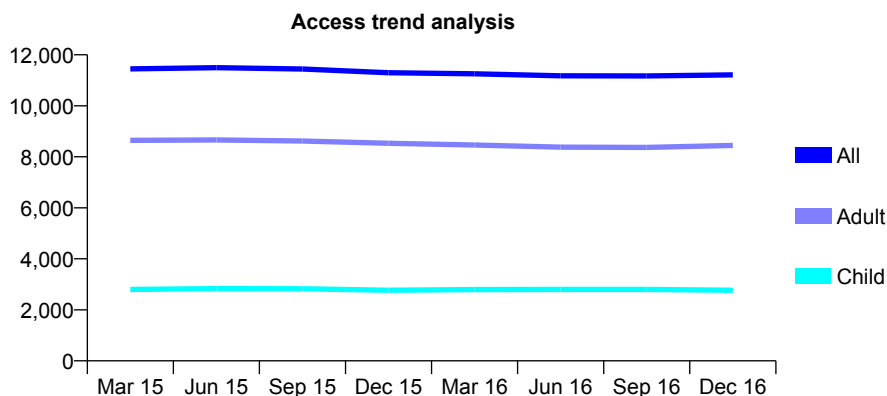
Q44 - Vital Signs At a Glance Contract Report for 133930/0001 - December 2016

Name or company name	Gidman & Waywell
Contract type name	GDS Contract
Purpose of contract	General
Contract start date	01/04/2009
Contract end date	

16/17 Contracted general activity (UDA)	34,947
Carry forward general activity (UDA)	877
16/17 Contracted orthodontic activity (UOA)	0
Carry forward orthodontic activity (UOA)	0
Baseline contract value	£1,013,222.83

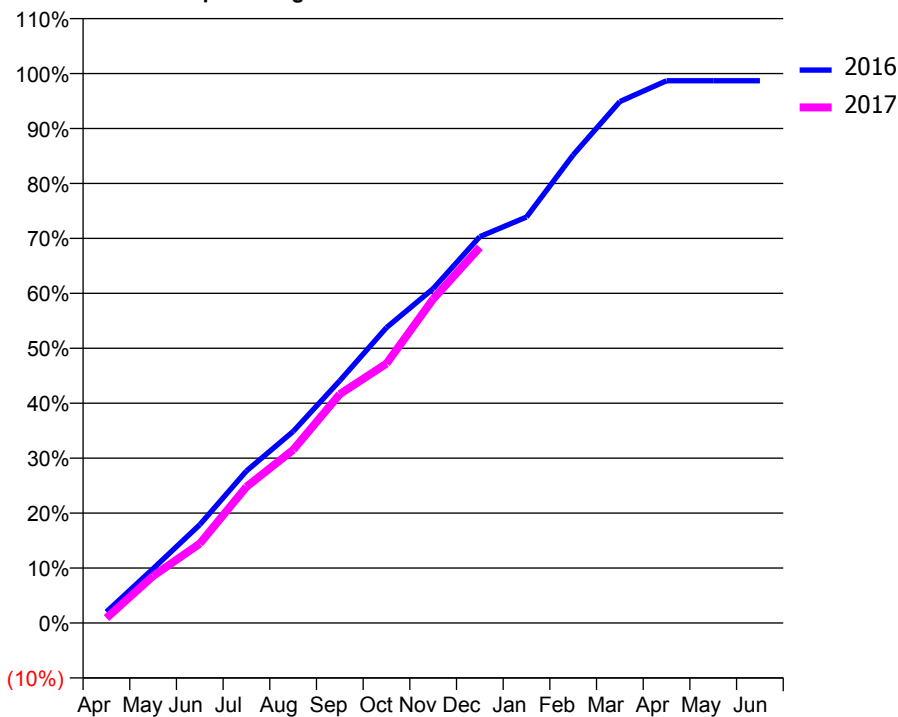
ACCESS*

Patients seen in 24 months	Total	Change since previous quarter
Quarter ending December 2015	11,299	
Quarter ending March 2016	11,255	→
Quarter ending June 2016	11,179	→
Quarter ending September 2016	11,169	→
Quarter ending December 2016	11,215	→
Variance since December 2015	(0.7%)	→



ACTIVITY

Cumulative percentage of contracted UDA delivered 2016 & 2017



QUALITY

	Quantity	Base Number	Contract	AT	Region	England
% of FP17s for the same patient ID Re-attending within 3 months - Children	346	2,749	12.6%	12.4%	13.4%	12.4%
% of FP17s for the same patient ID Re-attending within 3 months - Adults	2,106	8,452	24.9%	18.0%	17.3%	16.6%
% of FP17s for the same patient ID Re-attending between 3 & 9 months - Children	1,305	2,749	47.5%	57.2%	58.9%	57.5%
% of FP17s for the same patient ID Re-attending between 3 & 9 months - Adults	3,354	8,452	39.7%	50.9%	52.5%	50.4%
% of FP17s for Band 1 Urgent Courses	1,490	10,632	14.0%	9.9%	9.3%	9.1%
% of FP17s Relating to Free Repair or Replacements	190	10,632	1.8%	1.0%	1.0%	0.8%
% of FP17s Relating to Continuations	360	10,632	3.4%	1.6%	1.5%	1.3%
% of Patients satisfied with the dentistry they have received	8	8	N/A	94.7%	93.1%	92.7%
% of Patients satisfied with the time they had to wait for an appointment	8	8	N/A	93.3%	89.8%	88.8%

* This is based on patients treated on this contract for their most recent course of treatment. Figures in italics indicate the base number of FP17s or Patient Questionnaire responses are less than 100. N/A is shown where the base number of responses is less than 10 during the period. % is calculated as Quantity/Base number*100

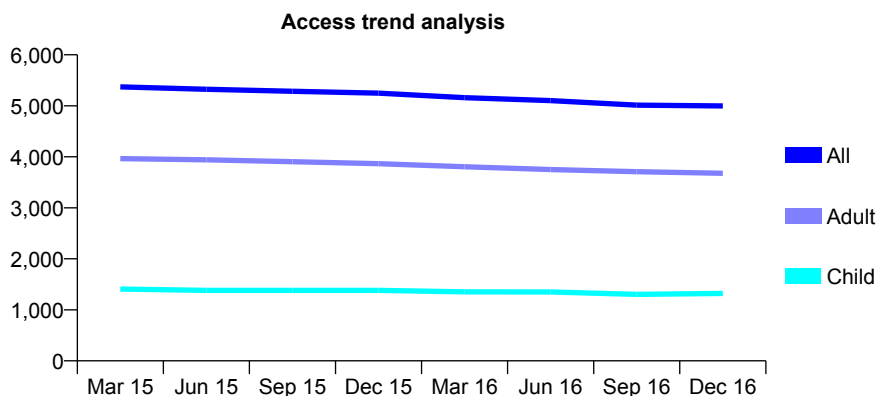
Q44 - Vital Signs At a Glance Contract Report for 134848/0001 - December 2016

Name or company name	Balls Road Dental Practice
Contract type name	GDS Contract
Purpose of contract	General
Contract start date	01/04/2006
Contract end date	

16/17 Contracted general activity (UDA)	14,640
Carry forward general activity (UDA)	222
16/17 Contracted orthodontic activity (UOA)	0
Carry forward orthodontic activity (UOA)	0
Baseline contract value	£422,878.68

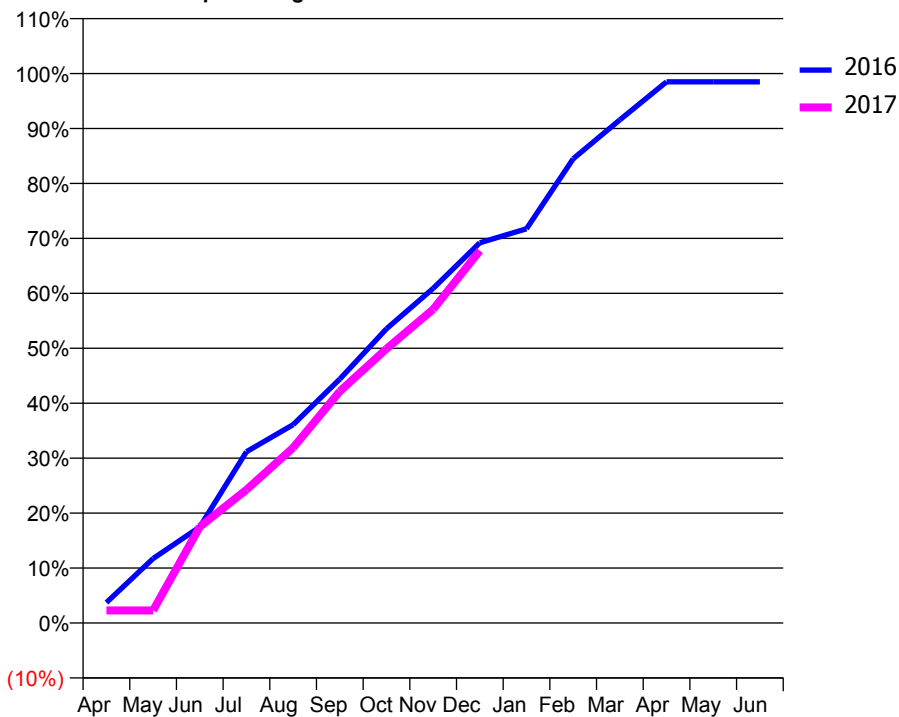
ACCESS*

Patients seen in 24 months	Total	Change since previous quarter
Quarter ending December 2015	5,248	
Quarter ending March 2016	5,160	↓
Quarter ending June 2016	5,101	↓
Quarter ending September 2016	5,012	↓
Quarter ending December 2016	4,998	→
Variance since December 2015	(4.8%)	↓



ACTIVITY

Cumulative percentage of contracted UDA delivered 2016 & 2017



Month	Adjusted Scheduled Activity (UDA)	
	2016	2017
April	546	335
May	1,719	335
June	2,558	2,562
July	4,562	3,549
August	5,283	4,669
September	6,500	6,173
October	7,840	7,305
November	8,915	8,357
December	10,130	9,920
January	10,504	
February	12,370	
March	13,406	
April	14,418	
May	14,418	
June	14,418	

QUALITY

	Quantity	Base Number	Contract	AT	Region	England
% of FP17s for the same patient ID Re-attending within 3 months - Children	169	1,766	9.6%	12.4%	13.4%	12.4%
% of FP17s for the same patient ID Re-attending within 3 months - Adults	649	4,187	15.5%	18.0%	17.3%	16.6%
% of FP17s for the same patient ID Re-attending between 3 & 9 months - Children	1,100	1,766	62.3%	57.2%	58.9%	57.5%
% of FP17s for the same patient ID Re-attending between 3 & 9 months - Adults	2,391	4,187	57.1%	50.9%	52.5%	50.4%
% of FP17s for Band 1 Urgent Courses	385	5,090	7.6%	9.9%	9.3%	9.1%
% of FP17s Relating to Free Repair or Replacements	13	5,090	0.3%	1.0%	1.0%	0.8%
% of FP17s Relating to Continuations	60	5,090	1.2%	1.6%	1.5%	1.3%
% of Patients satisfied with the dentistry they have received	5	5	N/A	94.7%	93.1%	92.7%
% of Patients satisfied with the time they had to wait for an appointment	5	5	N/A	93.3%	89.8%	88.8%

* This is based on patients treated on this contract for their most recent course of treatment. Figures in italics indicate the base number of FP17s or Patient Questionnaire responses are less than 100. N/A is shown where the base number of responses is less than 10 during the period. % is calculated as Quantity/Base number*100

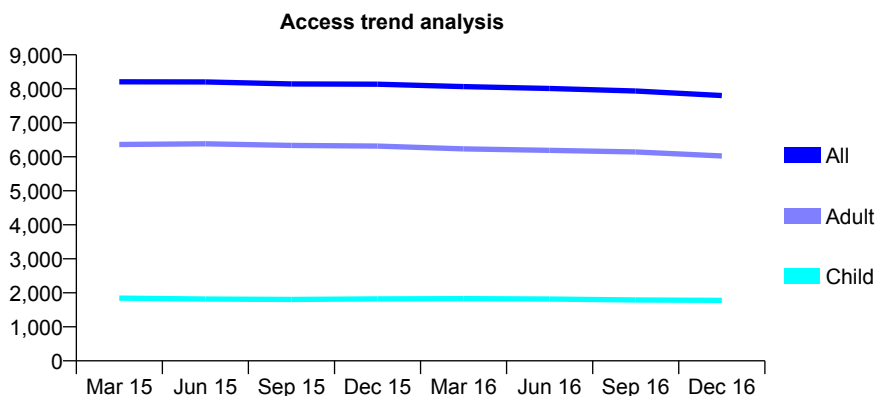
Q44 - Vital Signs At a Glance Contract Report for 135550/0001 - December 2016

Name or company name	Upton Dental Practice Limited
Contract type name	GDS Contract
Purpose of contract	General
Contract start date	01/04/2011
Contract end date	

16/17 Contracted general activity (UDA)	23,980
Carry forward general activity (UDA)	0
16/17 Contracted orthodontic activity (UOA)	0
Carry forward orthodontic activity (UOA)	0
Baseline contract value	£691,965.27

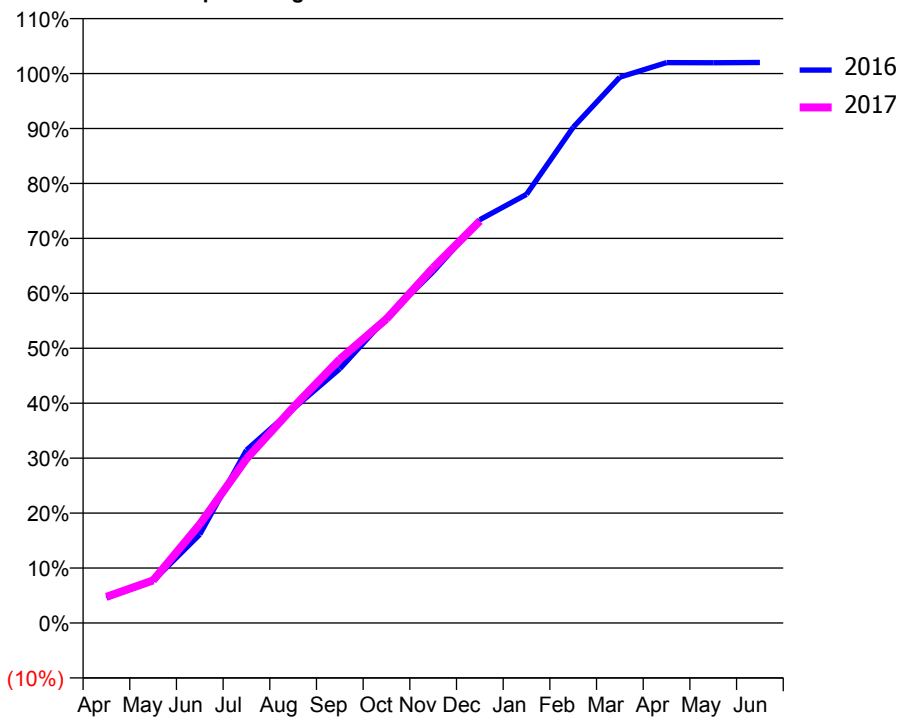
ACCESS*

Patients seen in 24 months	Total	Change since previous quarter
Quarter ending December 2015	8,137	
Quarter ending March 2016	8,065	→
Quarter ending June 2016	8,008	→
Quarter ending September 2016	7,937	→
Quarter ending December 2016	7,803	↓
Variance since December 2015	(4.1%)	↓



ACTIVITY

Cumulative percentage of contracted UDA delivered 2016 & 2017



Month	Adjusted Scheduled Activity (UDA)	
	2016	2017
April	1,094	1,145
May	1,844	1,859
June	3,865	4,311
July	7,543	7,164
August	9,349	9,409
September	11,096	11,515
October	13,316	13,268
November	15,331	15,502
December	17,601	17,540
January	18,706	
February	21,634	
March	23,818	
April	24,454	
May	24,452	
June	24,461	

QUALITY

	Quantity	Base Number	Contract	AT	Region	England
% of FP17s for the same patient ID Re-attending within 3 months - Children	162	1,650	9.8%	12.4%	13.4%	12.4%
% of FP17s for the same patient ID Re-attending within 3 months - Adults	1,297	5,893	22.0%	18.0%	17.3%	16.6%
% of FP17s for the same patient ID Re-attending between 3 & 9 months - Children	620	1,650	37.6%	57.2%	58.9%	57.5%
% of FP17s for the same patient ID Re-attending between 3 & 9 months - Adults	2,459	5,893	41.7%	50.9%	52.5%	50.4%
% of FP17s for Band 1 Urgent Courses	678	7,274	9.3%	9.9%	9.3%	9.1%
% of FP17s Relating to Free Repair or Replacements	97	7,274	1.3%	1.0%	1.0%	0.8%
% of FP17s Relating to Continuations	111	7,274	1.5%	1.6%	1.5%	1.3%
% of Patients satisfied with the dentistry they have received	20	21	95.2%	94.7%	93.1%	92.7%
% of Patients satisfied with the time they had to wait for an appointment	20	21	95.2%	93.3%	89.8%	88.8%

* This is based on patients treated on this contract for their most recent course of treatment. Figures in italics indicate the base number of FP17s or Patient Questionnaire responses are less than 100. N/A is shown where the base number of responses is less than 10 during the period. % is calculated as Quantity/Base number*100

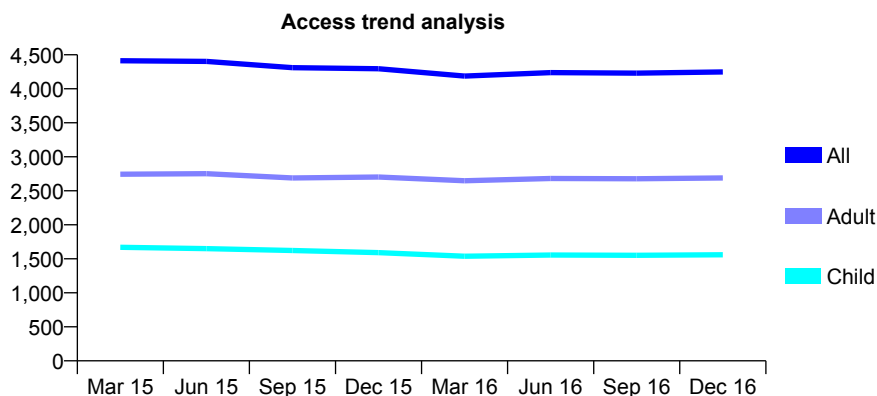
Q44 - Vital Signs At a Glance Contract Report for 136646/0001 - December 2016

Name or company name	Victoria Street Dental Practice Ltd
Contract type name	GDS Contract
Purpose of contract	General
Contract start date	01/05/2011
Contract end date	

16/17 Contracted general activity (UDA)	12,551
Carry forward general activity (UDA)	227
16/17 Contracted orthodontic activity (UOA)	0
Carry forward orthodontic activity (UOA)	0
Baseline contract value	£397,587.02

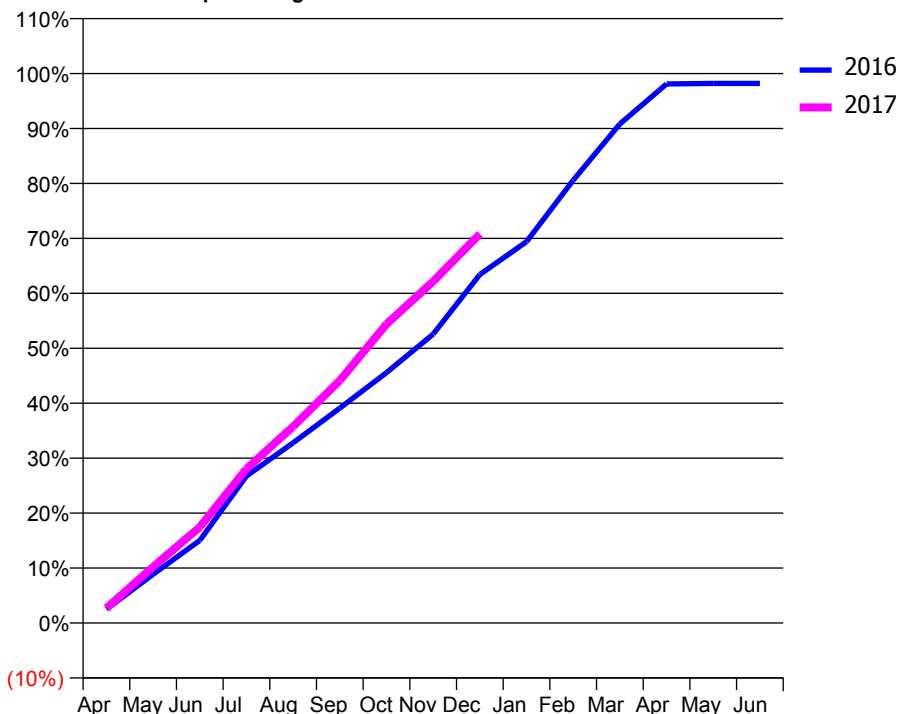
ACCESS*

Patients seen in 24 months	Total	Change since previous quarter
Quarter ending December 2015	4,295	
Quarter ending March 2016	4,188	↓
Quarter ending June 2016	4,238	→
Quarter ending September 2016	4,230	→
Quarter ending December 2016	4,248	→
Variance since December 2015	(1.1%)	↓



ACTIVITY

Cumulative percentage of contracted UDA delivered 2016 & 2017



Month	Adjusted Scheduled Activity (UDA)	
	2016	2017
April	315	338
May	1,113	1,285
June	1,886	2,192
July	3,357	3,524
August	4,116	4,489
September	4,909	5,539
October	5,718	6,827
November	6,598	7,802
December	7,960	8,885
January	8,711	
February	10,112	
March	11,398	
April	12,314	
May	12,325	
June	12,324	

QUALITY

	Quantity	Base Number	Contract	AT	Region	England
% of FP17s for the same patient ID Re-attending within 3 months - Children	165	1,666	9.9%	12.4%	13.4%	12.4%
% of FP17s for the same patient ID Re-attending within 3 months - Adults	481	2,543	18.9%	18.0%	17.3%	16.6%
% of FP17s for the same patient ID Re-attending between 3 & 9 months - Children	940	1,666	56.4%	57.2%	58.9%	57.5%
% of FP17s for the same patient ID Re-attending between 3 & 9 months - Adults	1,150	2,543	45.2%	50.9%	52.5%	50.4%
% of FP17s for Band 1 Urgent Courses	373	3,877	9.6%	9.9%	9.3%	9.1%
% of FP17s Relating to Free Repair or Replacements	19	3,877	0.5%	1.0%	1.0%	0.8%
% of FP17s Relating to Continuations	13	3,877	0.3%	1.6%	1.5%	1.3%
% of Patients satisfied with the dentistry they have received	9	9	N/A	94.7%	93.1%	92.7%
% of Patients satisfied with the time they had to wait for an appointment	9	9	N/A	93.3%	89.8%	88.8%

* This is based on patients treated on this contract for their most recent course of treatment. Figures in italics indicate the base number of FP17s or Patient Questionnaire responses are less than 100. N/A is shown where the base number of responses is less than 10 during the period. % is calculated as Quantity/Base number*100

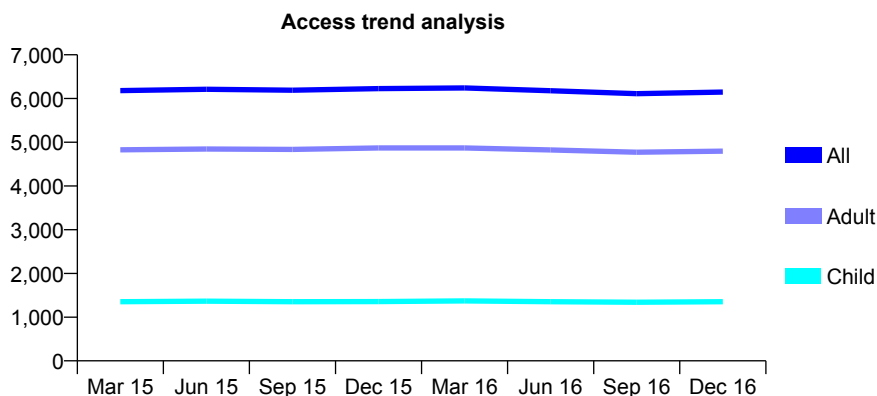
Q44 - Vital Signs At a Glance Contract Report for 137030/0001 - December 2016

Name or company name	C & V Gillespie
Contract type name	GDS Contract
Purpose of contract	General
Contract start date	01/01/2011
Contract end date	

16/17 Contracted general activity (UDA)	18,300
Carry forward general activity (UDA)	130
16/17 Contracted orthodontic activity (UOA)	0
Carry forward orthodontic activity (UOA)	0
Baseline contract value	£431,543.99

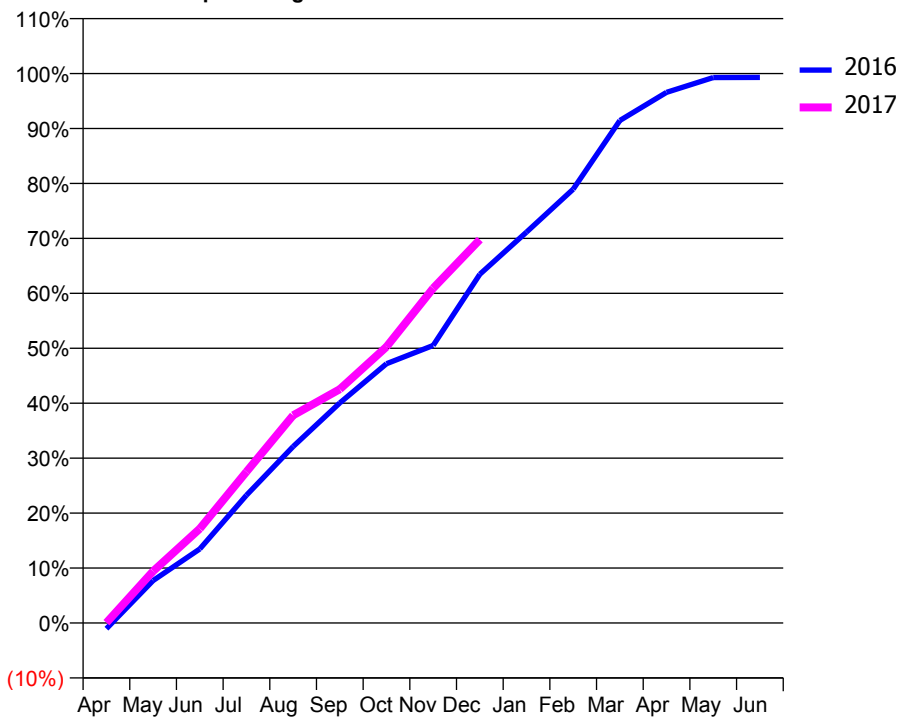
ACCESS*

Patients seen in 24 months	Total	Change since previous quarter
Quarter ending December 2015	6,226	
Quarter ending March 2016	6,241	→
Quarter ending June 2016	6,177	↓
Quarter ending September 2016	6,112	↓
Quarter ending December 2016	6,149	→
Variance since December 2015	(1.2%)	↓



ACTIVITY

Cumulative percentage of contracted UDA delivered 2016 & 2017



Month	Adjusted Scheduled Activity (UDA)	
	2016	2017
April	-193	9
May	1,413	1,724
June	2,465	3,141
July	4,255	5,039
August	5,876	6,915
September	7,332	7,788
October	8,635	9,197
November	9,242	11,147
December	11,618	12,769
January	13,017	
February	14,449	
March	16,736	
April	17,672	
May	18,168	
June	18,171	

QUALITY

	Quantity	Base Number	Contract	AT	Region	England
% of FP17s for the same patient ID Re-attending within 3 months - Children	105	1,607	6.5%	12.4%	13.4%	12.4%
% of FP17s for the same patient ID Re-attending within 3 months - Adults	1,051	5,973	17.6%	18.0%	17.3%	16.6%
% of FP17s for the same patient ID Re-attending between 3 & 9 months - Children	1,129	1,607	70.3%	57.2%	58.9%	57.5%
% of FP17s for the same patient ID Re-attending between 3 & 9 months - Adults	3,629	5,973	60.8%	50.9%	52.5%	50.4%
% of FP17s for Band 1 Urgent Courses	500	6,931	7.2%	9.9%	9.3%	9.1%
% of FP17s Relating to Free Repair or Replacements	83	6,931	1.2%	1.0%	1.0%	0.8%
% of FP17s Relating to Continuations	133	6,931	1.9%	1.6%	1.5%	1.3%
% of Patients satisfied with the dentistry they have received	17	19	89.5%	94.7%	93.1%	92.7%
% of Patients satisfied with the time they had to wait for an appointment	18	19	94.7%	93.3%	89.8%	88.8%

* This is based on patients treated on this contract for their most recent course of treatment. Figures in italics indicate the base number of FP17s or Patient Questionnaire responses are less than 100. N/A is shown where the base number of responses is less than 10 during the period. % is calculated as Quantity/Base number*100

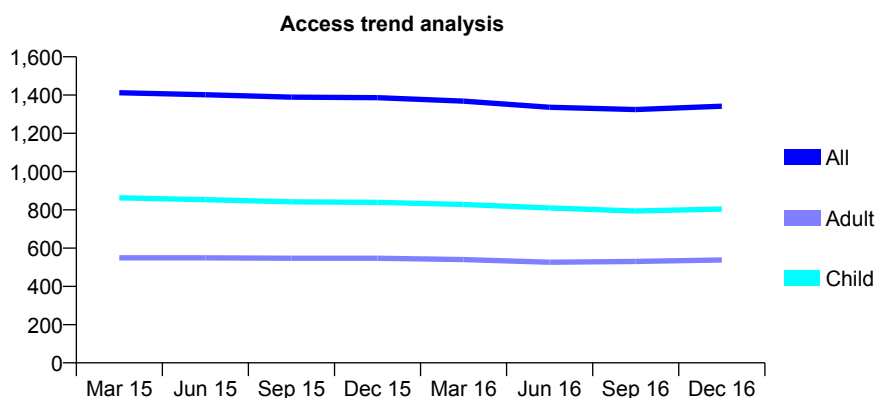
Q44 - Vital Signs At a Glance Contract Report for 137111/0001 - December 2016

Name or company name	Gaskell Avenue Dental Practice Ltd
Contract type name	GDS Contract
Purpose of contract	General
Contract start date	01/09/2011
Contract end date	

16/17 Contracted general activity (UDA)	7,000
Carry forward general activity (UDA)	0
16/17 Contracted orthodontic activity (UOA)	0
Carry forward orthodontic activity (UOA)	0
Baseline contract value	£173,362.92

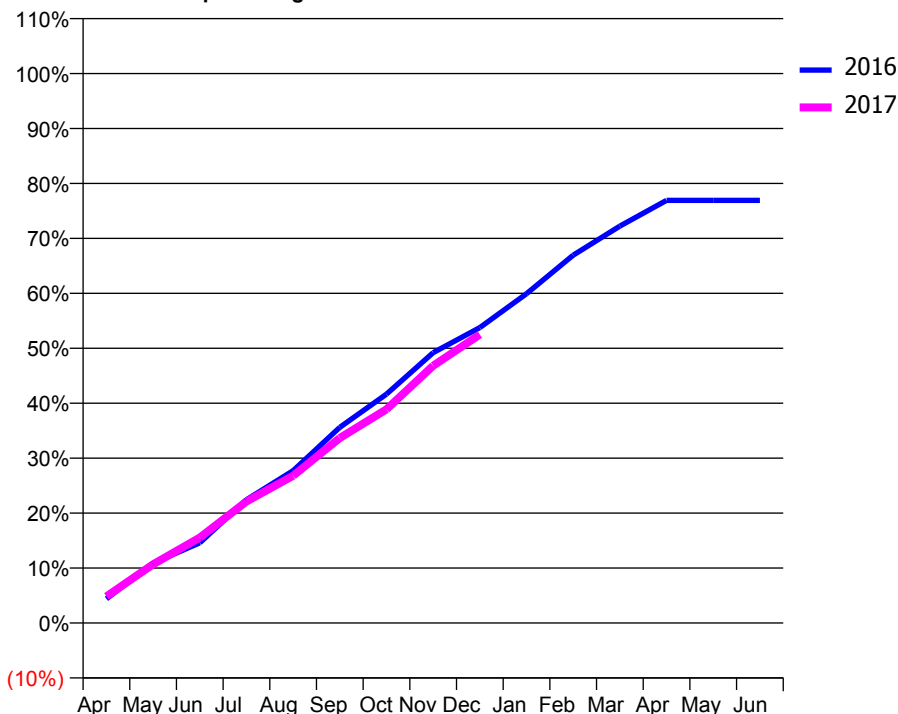
ACCESS*

Patients seen in 24 months	Total	Change since previous quarter
Quarter ending December 2015	1,386	
Quarter ending March 2016	1,368	↓
Quarter ending June 2016	1,336	↓
Quarter ending September 2016	1,324	→
Quarter ending December 2016	1,342	→
Variance since December 2015	(3.2%)	↓



ACTIVITY

Cumulative percentage of contracted UDA delivered 2016 & 2017



Month	Adjusted Scheduled Activity (UDA)	
	2016	2017
April	309	338
May	762	748
June	1,023	1,089
July	1,570	1,548
August	1,941	1,876
September	2,493	2,356
October	2,916	2,722
November	3,444	3,278
December	3,763	3,674
January	4,195	
February	4,686	
March	5,055	
April	5,383	
May	5,383	
June	5,383	

QUALITY

	Quantity	Base Number	Contract	AT	Region	England
% of FP17s for the same patient ID Re-attending within 3 months - Children	176	1,185	14.9%	12.4%	13.4%	12.4%
% of FP17s for the same patient ID Re-attending within 3 months - Adults	144	563	25.6%	18.0%	17.3%	16.6%
% of FP17s for the same patient ID Re-attending between 3 & 9 months - Children	757	1,185	63.9%	57.2%	58.9%	57.5%
% of FP17s for the same patient ID Re-attending between 3 & 9 months - Adults	290	563	51.5%	50.9%	52.5%	50.4%
% of FP17s for Band 1 Urgent Courses	107	1,615	6.6%	9.9%	9.3%	9.1%
% of FP17s Relating to Free Repair or Replacements	0	1,615	0.0%	1.0%	1.0%	0.8%
% of FP17s Relating to Continuations	1	1,615	0.1%	1.6%	1.5%	1.3%
% of Patients satisfied with the dentistry they have received	5	6	N/A	94.7%	93.1%	92.7%
% of Patients satisfied with the time they had to wait for an appointment	5	6	N/A	93.3%	89.8%	88.8%

* This is based on patients treated on this contract for their most recent course of treatment. Figures in italics indicate the base number of FP17s or Patient Questionnaire responses are less than 100. N/A is shown where the base number of responses is less than 10 during the period. % is calculated as Quantity/Base number*100

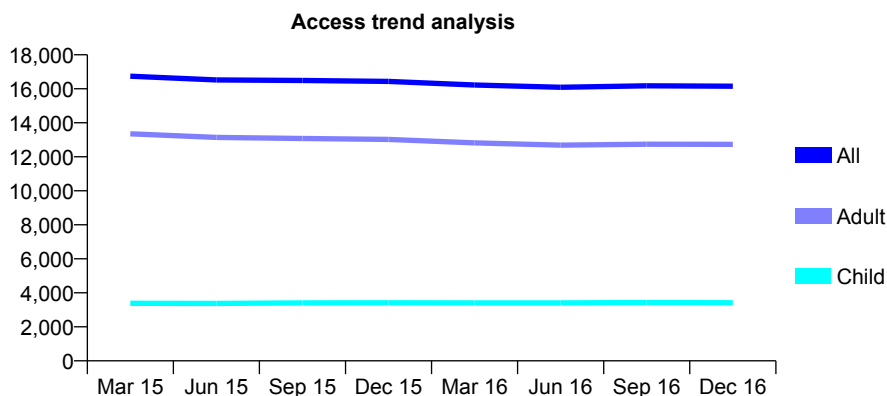
Q44 - Vital Signs At a Glance Contract Report for 138126/0001 - December 2016

Name or company name	Congleton Dental Centre
Contract type name	GDS Contract
Purpose of contract	General
Contract start date	01/04/2010
Contract end date	

16/17 Contracted general activity (UDA)	47,500
Carry forward general activity (UDA)	0
16/17 Contracted orthodontic activity (UOA)	0
Carry forward orthodontic activity (UOA)	0
Baseline contract value	£1,366,042.12

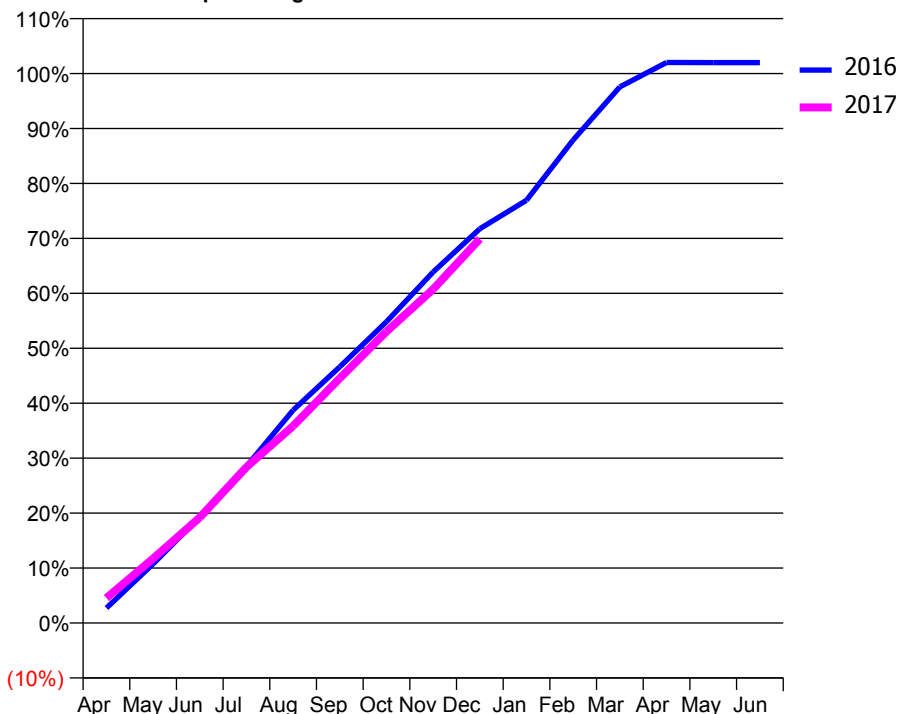
ACCESS*

Patients seen in 24 months	Total	Change since previous quarter
Quarter ending December 2015	16,439	
Quarter ending March 2016	16,222	↓
Quarter ending June 2016	16,089	→
Quarter ending September 2016	16,175	→
Quarter ending December 2016	16,153	→
Variance since December 2015	(1.7%)	↓



ACTIVITY

Cumulative percentage of contracted UDA delivered 2016 & 2017



Month	Adjusted Scheduled Activity (UDA)	
	2016	2017
April	1,299	2,165
May	5,108	5,570
June	9,166	9,126
July	13,551	13,479
August	18,403	17,028
September	22,150	21,159
October	26,049	25,187
November	30,340	28,855
December	34,081	33,206
January	36,544	
February	41,751	
March	46,339	
April	48,450	
May	48,446	
June	48,443	

QUALITY

	Quantity	Base Number	Contract	AT	Region	England
% of FP17s for the same patient ID Re-attending within 3 months - Children	341	4,383	7.8%	12.4%	13.4%	12.4%
% of FP17s for the same patient ID Re-attending within 3 months - Adults	2,416	16,006	15.1%	18.0%	17.3%	16.6%
% of FP17s for the same patient ID Re-attending between 3 & 9 months - Children	2,955	4,383	67.4%	57.2%	58.9%	57.5%
% of FP17s for the same patient ID Re-attending between 3 & 9 months - Adults	10,166	16,006	63.5%	50.9%	52.5%	50.4%
% of FP17s for Band 1 Urgent Courses	1,254	19,247	6.5%	9.9%	9.3%	9.1%
% of FP17s Relating to Free Repair or Replacements	120	19,247	0.6%	1.0%	1.0%	0.8%
% of FP17s Relating to Continuations	248	19,247	1.3%	1.6%	1.5%	1.3%
% of Patients satisfied with the dentistry they have received	38	38	100.0%	94.7%	93.1%	92.7%
% of Patients satisfied with the time they had to wait for an appointment	38	38	100.0%	93.3%	89.8%	88.8%

* This is based on patients treated on this contract for their most recent course of treatment. Figures in italics indicate the base number of FP17s or Patient Questionnaire responses are less than 100. N/A is shown where the base number of responses is less than 10 during the period. % is calculated as Quantity/Base number*100

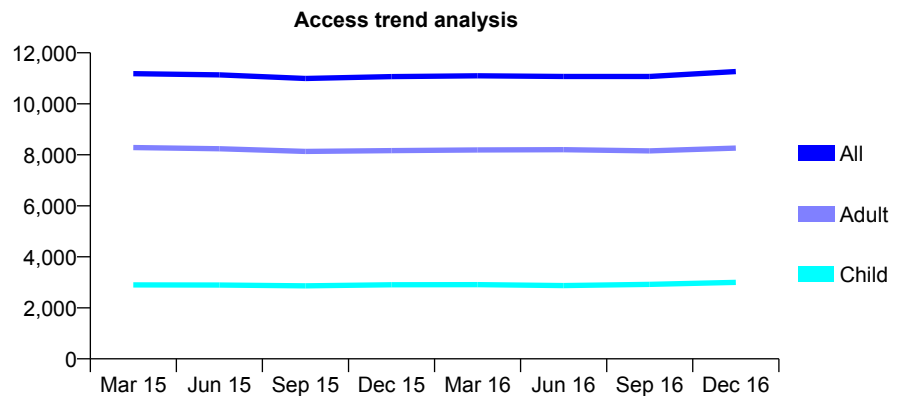
Q44 - Vital Signs At a Glance Contract Report for 138665/0001 - December 2016

Name or company name	Johnson & Whitehouse
Contract type name	GDS Contract
Purpose of contract	General
Contract start date	01/04/2009
Contract end date	

16/17 Contracted general activity (UDA)	32,052
Carry forward general activity (UDA)	0
16/17 Contracted orthodontic activity (UOA)	0
Carry forward orthodontic activity (UOA)	0
Baseline contract value	£952,645.27

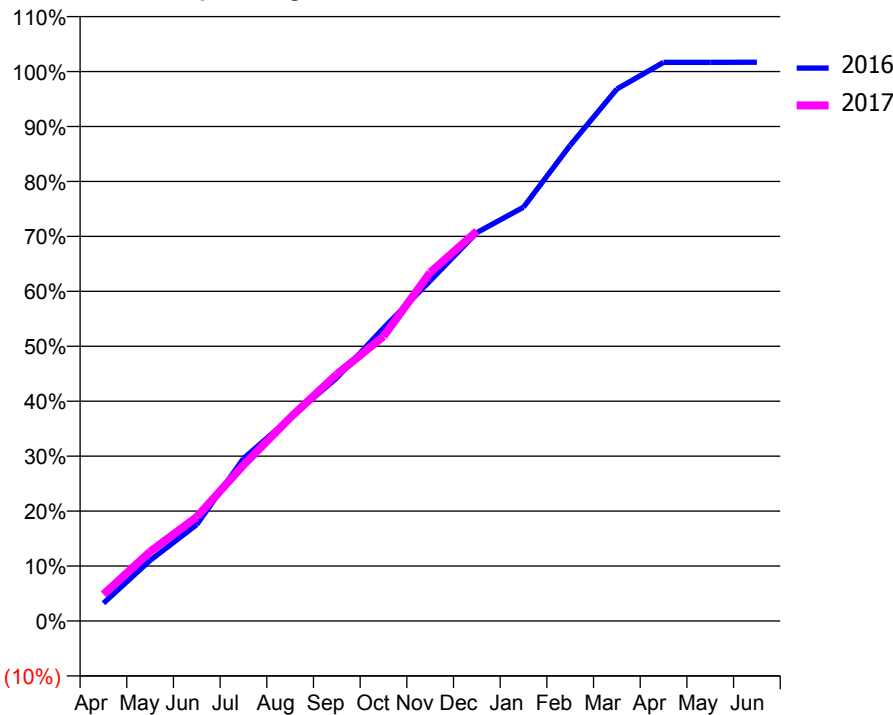
ACCESS*

Patients seen in 24 months	Total	Change since previous quarter
Quarter ending December 2015	11,068	
Quarter ending March 2016	11,100	→
Quarter ending June 2016	11,071	→
Quarter ending September 2016	11,073	→
Quarter ending December 2016	11,264	→
Variance since December 2015	1.8%	→



ACTIVITY

Cumulative percentage of contracted UDA delivered 2016 & 2017



Month	2016	2017
April	1,038	1,548
May	3,536	4,052
June	5,627	6,074
July	9,478	9,095
August	11,853	11,855
September	14,182	14,393
October	17,083	16,602
November	19,846	20,325
December	22,651	22,740
January	24,138	
February	27,752	
March	31,031	
April	32,586	
May	32,586	
June	32,592	

QUALITY

	Quantity	Base Number	Contract	AT	Region	England
% of FP17s for the same patient ID Re-attending within 3 months - Children	454	3,444	13.2%	12.4%	13.4%	12.4%
% of FP17s for the same patient ID Re-attending within 3 months - Adults	1,839	8,131	22.6%	18.0%	17.3%	16.6%
% of FP17s for the same patient ID Re-attending between 3 & 9 months - Children	1,565	3,444	45.4%	57.2%	58.9%	57.5%
% of FP17s for the same patient ID Re-attending between 3 & 9 months - Adults	2,832	8,131	34.8%	50.9%	52.5%	50.4%
% of FP17s for Band 1 Urgent Courses	1,181	10,615	11.1%	9.9%	9.3%	9.1%
% of FP17s Relating to Free Repair or Replacements	206	10,615	1.9%	1.0%	1.0%	0.8%
% of FP17s Relating to Continuations	203	10,615	1.9%	1.6%	1.5%	1.3%
% of Patients satisfied with the dentistry they have received	20	20	100.0%	94.7%	93.1%	92.7%
% of Patients satisfied with the time they had to wait for an appointment	20	20	100.0%	93.3%	89.8%	88.8%

* This is based on patients treated on this contract for their most recent course of treatment. Figures in italics indicate the base number of FP17s or Patient Questionnaire responses are less than 100. N/A is shown where the base number of responses is less than 10 during the period. % is calculated as Quantity/Base number*100

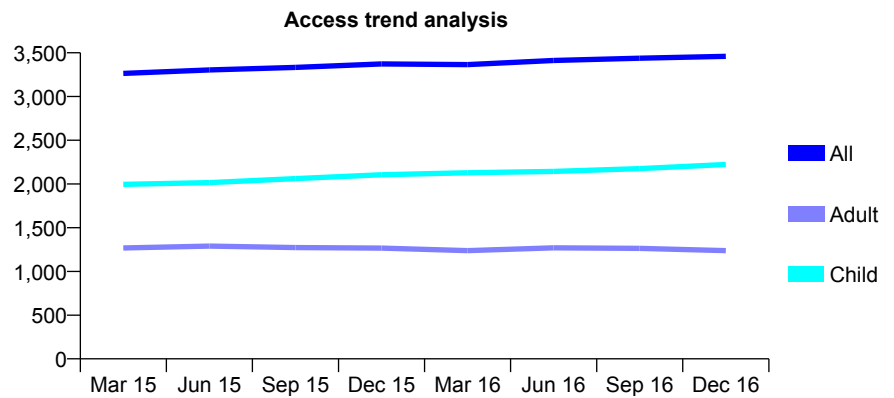
Q44 - Vital Signs At a Glance Contract Report for 138681/0001 - December 2016

Name or company name	The Old Surgery Dental Practice Ltd
Contract type name	GDS Contract
Purpose of contract	General
Contract start date	01/04/2011
Contract end date	

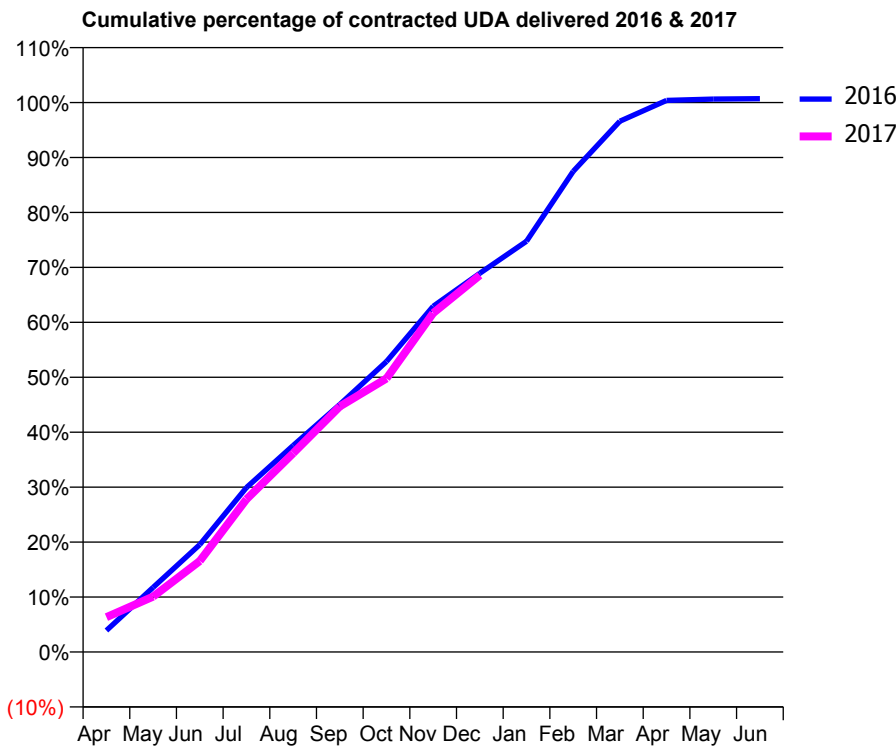
16/17 Contracted general activity (UDA)	8,539
Carry forward general activity (UDA)	0
16/17 Contracted orthodontic activity (UOA)	0
Carry forward orthodontic activity (UOA)	0
Baseline contract value	£443,740.73

ACCESS*

Patients seen in 24 months	Total	Change since previous quarter
Quarter ending December 2015	3,372	
Quarter ending March 2016	3,365	→
Quarter ending June 2016	3,412	→
Quarter ending September 2016	3,438	→
Quarter ending December 2016	3,460	→
Variance since December 2015	2.6%	↑



ACTIVITY



Month	Adjusted Scheduled Activity (UDA)	
	2016	2017
April	335	543
May	1,003	861
June	1,669	1,415
July	2,556	2,374
August	3,209	3,088
September	3,846	3,816
October	4,514	4,251
November	5,371	5,267
December	5,885	5,855
January	6,384	
February	7,470	
March	8,248	
April	8,572	
May	8,592	
June	8,598	

QUALITY

	Quantity	Base Number	Contract	AT	Region	England
% of FP17s for the same patient ID Re-attending within 3 months - Children	161	2,304	7.0%	12.4%	13.4%	12.4%
% of FP17s for the same patient ID Re-attending within 3 months - Adults	175	1,001	17.5%	18.0%	17.3%	16.6%
% of FP17s for the same patient ID Re-attending between 3 & 9 months - Children	1,134	2,304	49.2%	57.2%	58.9%	57.5%
% of FP17s for the same patient ID Re-attending between 3 & 9 months - Adults	436	1,001	43.6%	50.9%	52.5%	50.4%
% of FP17s for Band 1 Urgent Courses	265	3,147	8.4%	9.9%	9.3%	9.1%
% of FP17s Relating to Free Repair or Replacements	1	3,147	0.0%	1.0%	1.0%	0.8%
% of FP17s Relating to Continuations	0	3,147	0.0%	1.6%	1.5%	1.3%
% of Patients satisfied with the dentistry they have received	2	2	N/A	94.7%	93.1%	92.7%
% of Patients satisfied with the time they had to wait for an appointment	2	2	N/A	93.3%	89.8%	88.8%

* This is based on patients treated on this contract for their most recent course of treatment. Figures in italics indicate the base number of FP17s or Patient Questionnaire responses are less than 100. N/A is shown where the base number of responses is less than 10 during the period. % is calculated as Quantity/Base number*100

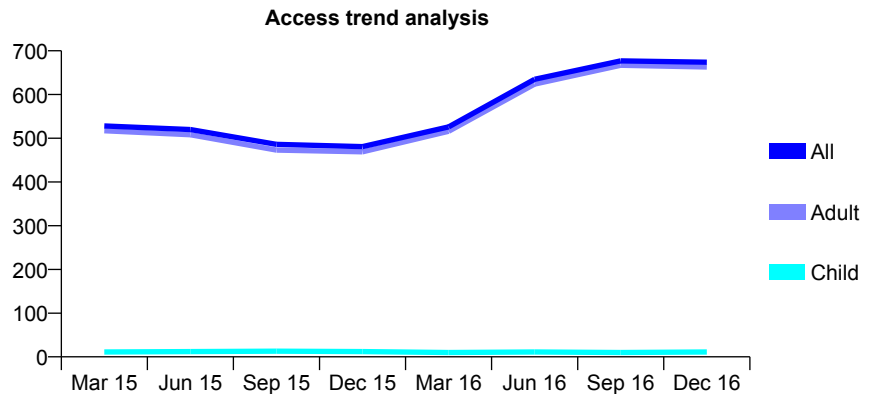
Q44 - Vital Signs At a Glance Contract Report for 138681/0002 - December 2016

Name or company name	The Old Surgery Dental Practice Ltd
Contract type name	PDS Contract
Purpose of contract	General
Contract start date	01/04/2011
Contract end date	30/11/2016

16/17 Contracted general activity (UDA)	1,440
Carry forward general activity (UDA)	0
16/17 Contracted orthodontic activity (UOA)	0
Carry forward orthodontic activity (UOA)	0
Baseline contract value	£107,372.34

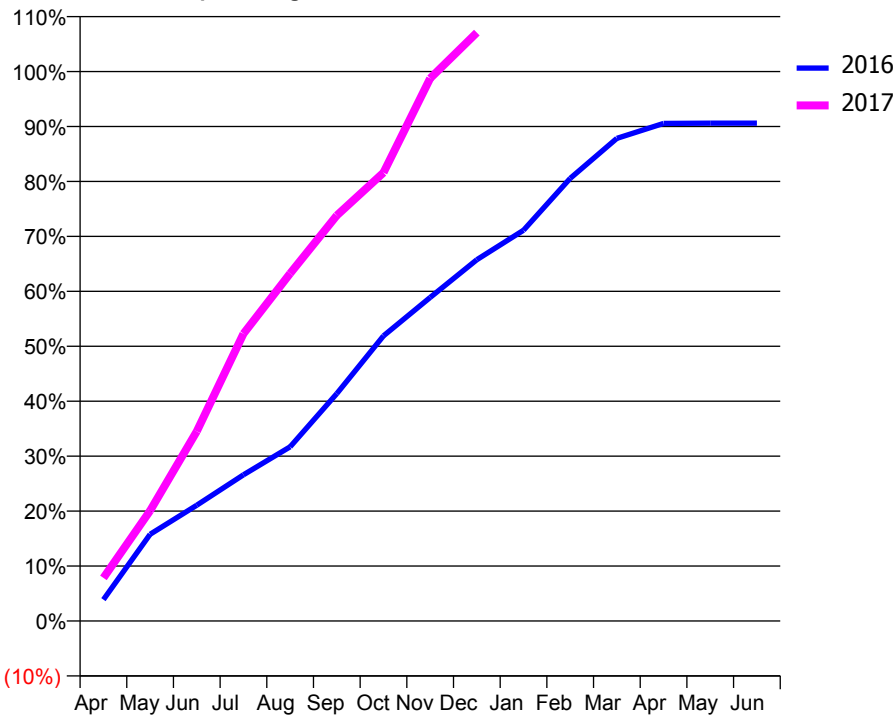
ACCESS*

Patients seen in 24 months	Total	Change since previous quarter
Quarter ending December 2015	481	
Quarter ending March 2016	526	↑
Quarter ending June 2016	635	↑
Quarter ending September 2016	677	↑
Quarter ending December 2016	674	→
Variance since December 2015	40.1%	↑



ACTIVITY

Cumulative percentage of contracted UDA delivered 2016 & 2017



Month	Adjusted Scheduled Activity (UDA)	
	2016	2017
April	84	113
May	341	289
June	455	497
July	575	753
August	685	911
September	894	1,063
October	1,121	1,175
November	1,272	1,422
December	1,420	1,542
January	1,536	
February	1,740	
March	1,897	
April	1,956	
May	1,957	
June	1,957	

QUALITY

	Quantity	Base Number	Contract	AT	Region	England
% of FP17s for the same patient ID Re-attending within 3 months - Children	0	15	0.0%	12.4%	13.4%	12.4%
% of FP17s for the same patient ID Re-attending within 3 months - Adults	3	576	0.5%	18.0%	17.3%	16.6%
% of FP17s for the same patient ID Re-attending between 3 & 9 months - Children	0	15	0.0%	57.2%	58.9%	57.5%
% of FP17s for the same patient ID Re-attending between 3 & 9 months - Adults	5	576	0.9%	50.9%	52.5%	50.4%
% of FP17s for Band 1 Urgent Courses	0	568	0.0%	9.9%	9.3%	9.1%
% of FP17s Relating to Free Repair or Replacements	0	568	0.0%	1.0%	1.0%	0.8%
% of FP17s Relating to Continuations	0	568	0.0%	1.6%	1.5%	1.3%
% of Patients satisfied with the dentistry they have received	1	1	N/A	94.7%	93.1%	92.7%
% of Patients satisfied with the time they had to wait for an appointment	1	1	N/A	93.3%	89.8%	88.8%

* This is based on patients treated on this contract for their most recent course of treatment. Figures in italics indicate the base number of FP17s or Patient Questionnaire responses are less than 100. N/A is shown where the base number of responses is less than 10 during the period. % is calculated as Quantity/Base number*100

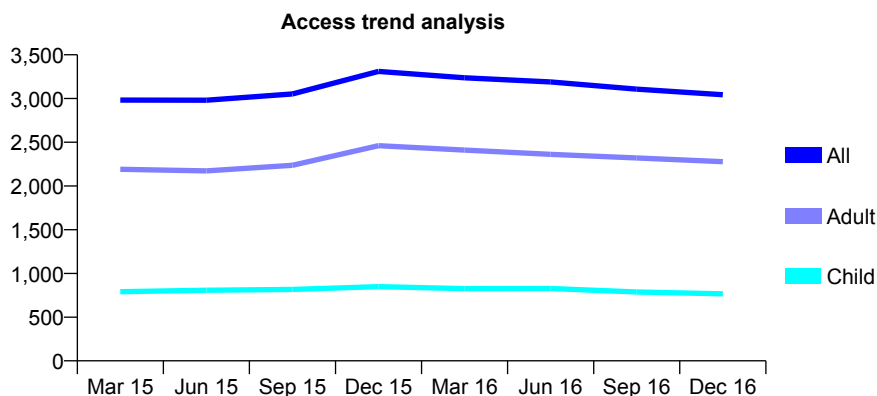
Q44 - Vital Signs At a Glance Contract Report for 138711/0001 - December 2016

Name or company name	Warren Drive Dental Practice
Contract type name	GDS Contract
Purpose of contract	General
Contract start date	01/04/2006
Contract end date	

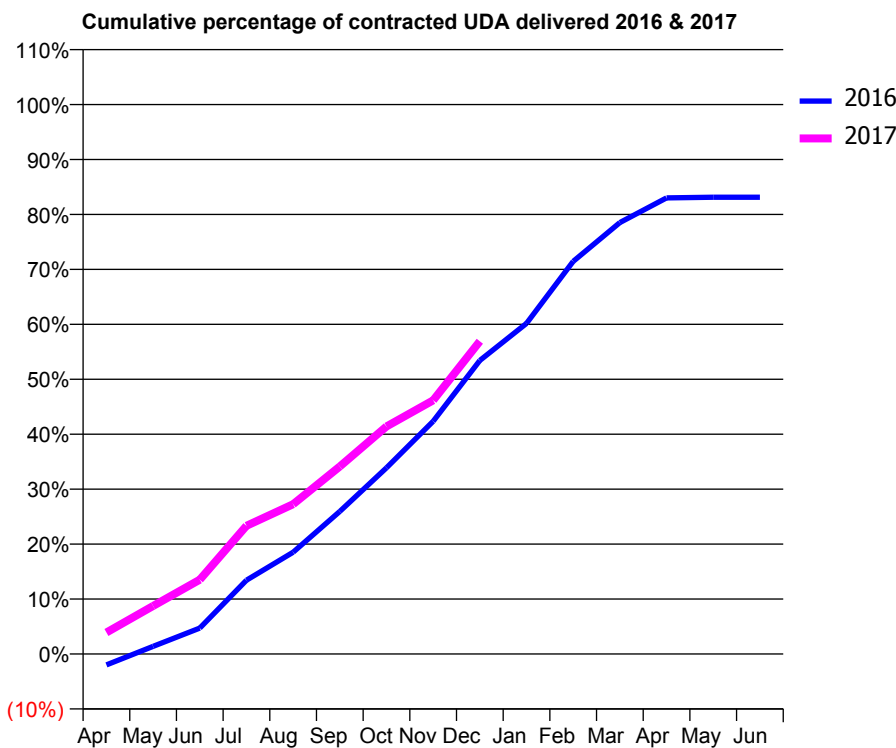
16/17 Contracted general activity (UDA)	8,407
Carry forward general activity (UDA)	0
16/17 Contracted orthodontic activity (UOA)	0
Carry forward orthodontic activity (UOA)	0
Baseline contract value	£257,693.42

ACCESS*

Patients seen in 24 months	Total	Change since previous quarter
Quarter ending December 2015	3,310	
Quarter ending March 2016	3,237	↓
Quarter ending June 2016	3,189	↓
Quarter ending September 2016	3,108	↓
Quarter ending December 2016	3,044	↓
Variance since December 2015	(8.0%)	↓



ACTIVITY



Month	Adjusted Scheduled Activity (UDA)	
	2016	2017
April	-169	329
May	118	735
June	398	1,138
July	1,128	1,961
August	1,557	2,293
September	2,181	2,870
October	2,850	3,481
November	3,561	3,881
December	4,491	4,784
January	5,058	
February	6,006	
March	6,600	
April	6,979	
May	6,989	
June	6,989	

QUALITY

	Quantity	Base Number	Contract	AT	Region	England
% of FP17s for the same patient ID Re-attending within 3 months - Children	50	728	6.9%	12.4%	13.4%	12.4%
% of FP17s for the same patient ID Re-attending within 3 months - Adults	527	2,252	23.4%	18.0%	17.3%	16.6%
% of FP17s for the same patient ID Re-attending between 3 & 9 months - Children	372	728	51.1%	57.2%	58.9%	57.5%
% of FP17s for the same patient ID Re-attending between 3 & 9 months - Adults	1,000	2,252	44.4%	50.9%	52.5%	50.4%
% of FP17s for Band 1 Urgent Courses	456	2,215	20.6%	9.9%	9.3%	9.1%
% of FP17s Relating to Free Repair or Replacements	23	2,215	1.0%	1.0%	1.0%	0.8%
% of FP17s Relating to Continuations	28	2,215	1.3%	1.6%	1.5%	1.3%
% of Patients satisfied with the dentistry they have received	4	4	N/A	94.7%	93.1%	92.7%
% of Patients satisfied with the time they had to wait for an appointment	4	4	N/A	93.3%	89.8%	88.8%

* This is based on patients treated on this contract for their most recent course of treatment. Figures in italics indicate the base number of FP17s or Patient Questionnaire responses are less than 100. N/A is shown where the base number of responses is less than 10 during the period. % is calculated as Quantity/Base number*100

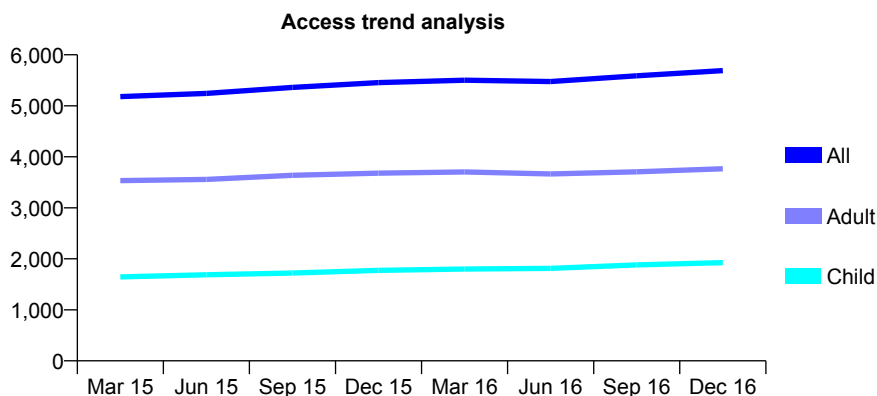
Q44 - Vital Signs At a Glance Contract Report for 139467/0001 - December 2016

Name or company name	Sandon Dental Practice
Contract type name	GDS Contract
Purpose of contract	General
Contract start date	01/01/2011
Contract end date	

16/17 Contracted general activity (UDA)	11,145
Carry forward general activity (UDA)	138
16/17 Contracted orthodontic activity (UOA)	0
Carry forward orthodontic activity (UOA)	0
Baseline contract value	£264,789.27

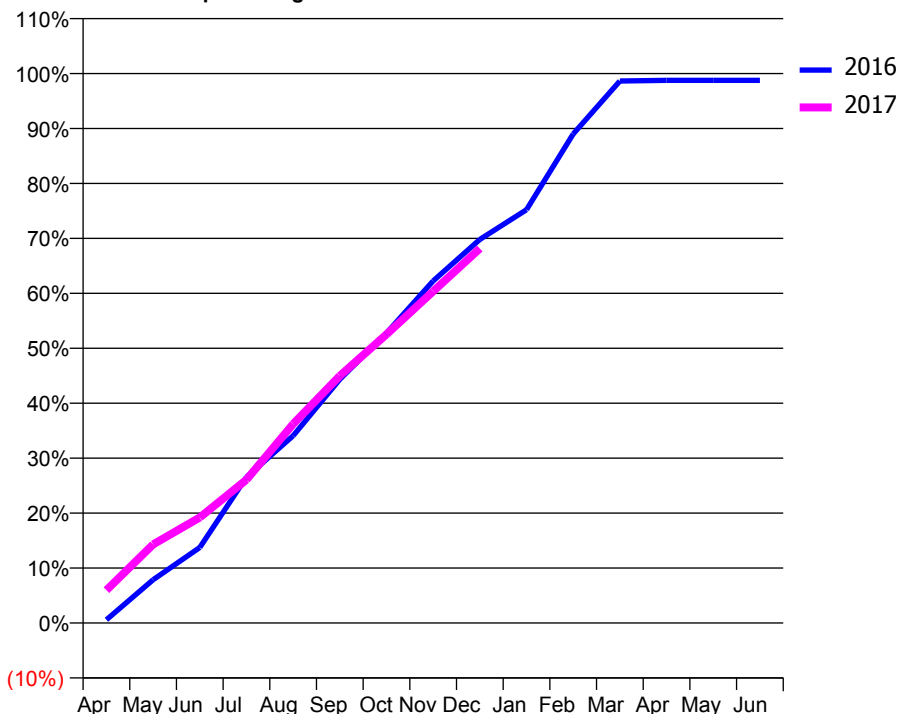
ACCESS*

Patients seen in 24 months	Total	Change since previous quarter
Quarter ending December 2015	5,455	
Quarter ending March 2016	5,502	→
Quarter ending June 2016	5,475	→
Quarter ending September 2016	5,587	↑
Quarter ending December 2016	5,691	→
Variance since December 2015	4.3%	↑



ACTIVITY

Cumulative percentage of contracted UDA delivered 2016 & 2017



Month	Adjusted Scheduled Activity (UDA)	
	2016	2017
April	68	666
May	877	1,595
June	1,533	2,139
July	2,961	2,905
August	3,797	4,036
September	4,941	5,013
October	5,882	5,854
November	6,938	6,728
December	7,780	7,597
January	8,382	
February	9,920	
March	10,992	
April	11,006	
May	11,007	
June	11,007	

QUALITY

	Quantity	Base Number	Contract	AT	Region	England
% of FP17s for the same patient ID Re-attending within 3 months - Children	182	2,136	8.5%	12.4%	13.4%	12.4%
% of FP17s for the same patient ID Re-attending within 3 months - Adults	504	3,296	15.3%	18.0%	17.3%	16.6%
% of FP17s for the same patient ID Re-attending between 3 & 9 months - Children	1,276	2,136	59.7%	57.2%	58.9%	57.5%
% of FP17s for the same patient ID Re-attending between 3 & 9 months - Adults	1,441	3,296	43.7%	50.9%	52.5%	50.4%
% of FP17s for Band 1 Urgent Courses	413	4,476	9.2%	9.9%	9.3%	9.1%
% of FP17s Relating to Free Repair or Replacements	14	4,476	0.3%	1.0%	1.0%	0.8%
% of FP17s Relating to Continuations	59	4,476	1.3%	1.6%	1.5%	1.3%
% of Patients satisfied with the dentistry they have received	5	7	N/A	94.7%	93.1%	92.7%
% of Patients satisfied with the time they had to wait for an appointment	7	7	N/A	93.3%	89.8%	88.8%

* This is based on patients treated on this contract for their most recent course of treatment. Figures in italics indicate the base number of FP17s or Patient Questionnaire responses are less than 100. N/A is shown where the base number of responses is less than 10 during the period. % is calculated as Quantity/Base number*100

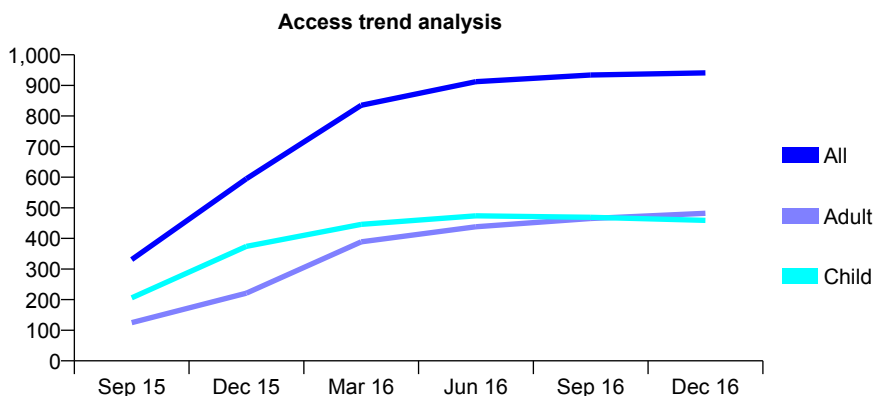
Q44 - Vital Signs At a Glance Contract Report for 140678/0001 - December 2016

Name or company name	Allen House Dental Practice
Contract type name	GDS Contract
Purpose of contract	General
Contract start date	01/07/2015
Contract end date	

16/17 Contracted general activity (UDA)	2,821
Carry forward general activity (UDA)	0
16/17 Contracted orthodontic activity (UOA)	0
Carry forward orthodontic activity (UOA)	0
Baseline contract value	£84,898.44

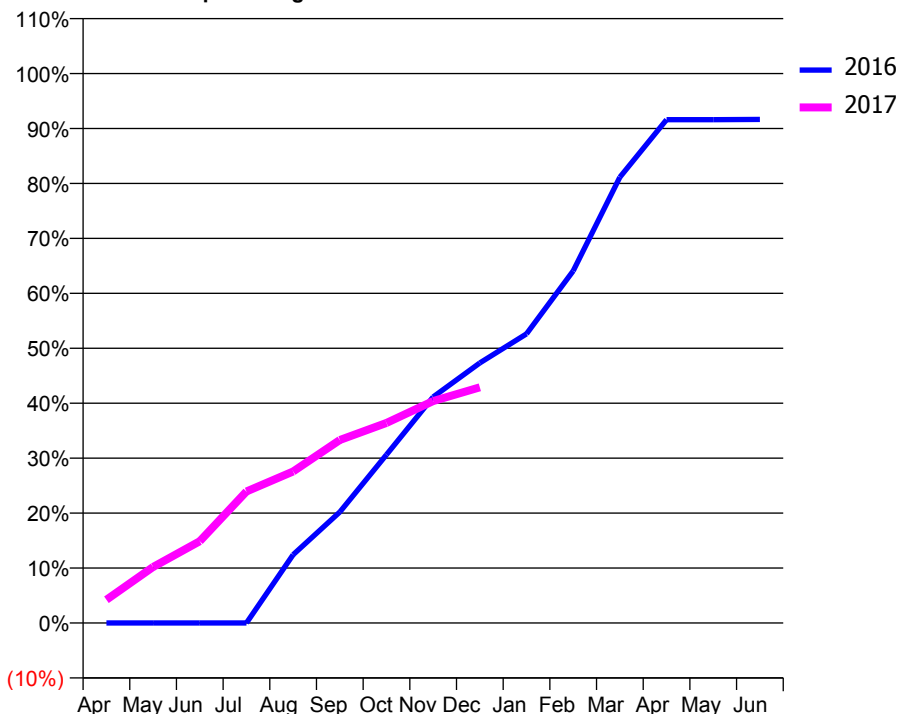
ACCESS*

Patients seen in 24 months	Total	Change since previous quarter
Quarter ending December 2015	595	
Quarter ending March 2016	835	↑
Quarter ending June 2016	912	↑
Quarter ending September 2016	934	↑
Quarter ending December 2016	941	→
Variance since December 2015	58.2%	↑



ACTIVITY

Cumulative percentage of contracted UDA delivered 2016 & 2017



Month	Adjusted Scheduled Activity (UDA)	
	2016	2017
April	0	120
May	0	288
June	0	420
July	0	676
August	276	778
September	449	940
October	680	1,027
November	914	1,139
December	1,051	1,210
January	1,169	
February	1,423	
March	1,802	
April	2,035	
May	2,035	
June	2,036	

QUALITY

	Quantity	Base Number	Contract	AT	Region	England
% of FP17s for the same patient ID Re-attending within 3 months - Children	39	465	8.4%	12.4%	13.4%	12.4%
% of FP17s for the same patient ID Re-attending within 3 months - Adults	47	329	14.3%	18.0%	17.3%	16.6%
% of FP17s for the same patient ID Re-attending between 3 & 9 months - Children	285	465	61.3%	57.2%	58.9%	57.5%
% of FP17s for the same patient ID Re-attending between 3 & 9 months - Adults	140	329	42.6%	50.9%	52.5%	50.4%
% of FP17s for Band 1 Urgent Courses	66	682	9.7%	9.9%	9.3%	9.1%
% of FP17s Relating to Free Repair or Replacements	0	682	0.0%	1.0%	1.0%	0.8%
% of FP17s Relating to Continuations	0	682	0.0%	1.6%	1.5%	1.3%
% of Patients satisfied with the dentistry they have received	1	1	N/A	94.7%	93.1%	92.7%
% of Patients satisfied with the time they had to wait for an appointment	1	1	N/A	93.3%	89.8%	88.8%

* This is based on patients treated on this contract for their most recent course of treatment. Figures in italics indicate the base number of FP17s or Patient Questionnaire responses are less than 100. N/A is shown where the base number of responses is less than 10 during the period. % is calculated as Quantity/Base number*100

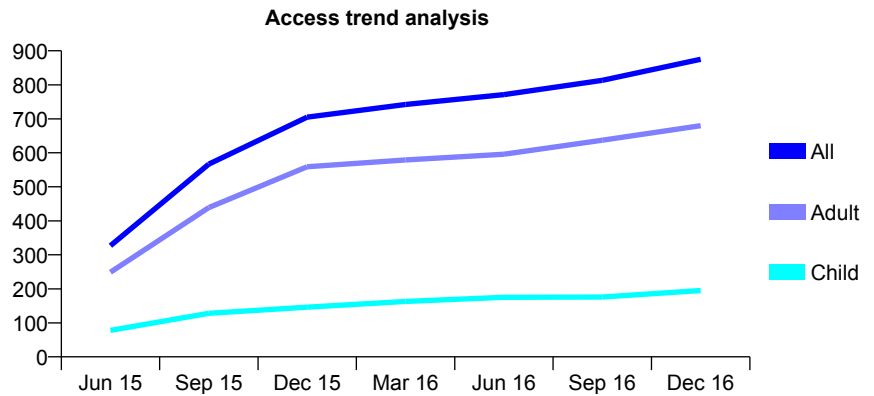
Q44 - Vital Signs At a Glance Contract Report for 141305/0016 - December 2016

Name or company name	East Cheshire NHS Trust
Contract type name	PDS Contract
Purpose of contract	General
Contract start date	01/04/2015
Contract end date	31/03/2018

16/17 Contracted general activity (UDA)	4,150
Carry forward general activity (UDA)	0
16/17 Contracted orthodontic activity (UOA)	0
Carry forward orthodontic activity (UOA)	0
Baseline contract value	£780,372.63

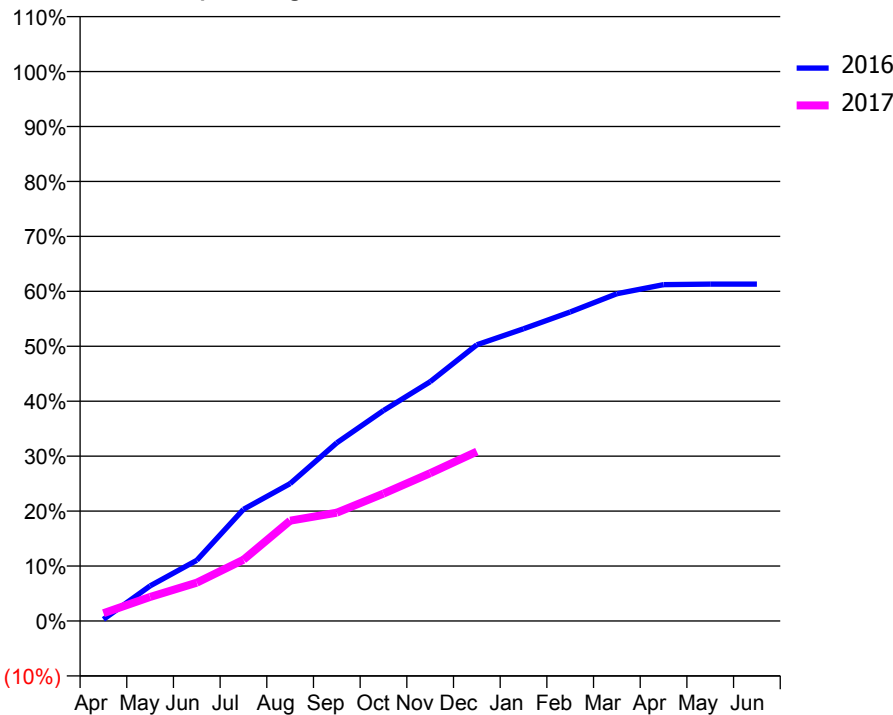
ACCESS*

Patients seen in 24 months	Total	Change since previous quarter
Quarter ending December 2015	705	
Quarter ending March 2016	742	↑
Quarter ending June 2016	771	↑
Quarter ending September 2016	813	↑
Quarter ending December 2016	875	↑
Variance since December 2015	24.1%	↑



ACTIVITY

Cumulative percentage of contracted UDA delivered 2016 & 2017



Month	Adjusted Scheduled Activity (UDA)	
	2016	2017
April	13	59
May	265	182
June	459	290
July	843	463
August	1,038	758
September	1,346	818
October	1,590	962
November	1,808	1,117
December	2,086	1,279
January	2,207	
February	2,334	
March	2,472	
April	2,540	
May	2,544	
June	2,544	

QUALITY

	Quantity	Base Number	Contract	AT	Region	England
% of FP17s for the same patient ID Re-attending within 3 months - Children	6	149	4.0%	12.4%	13.4%	12.4%
% of FP17s for the same patient ID Re-attending within 3 months - Adults	50	473	10.6%	18.0%	17.3%	16.6%
% of FP17s for the same patient ID Re-attending between 3 & 9 months - Children	20	149	13.4%	57.2%	58.9%	57.5%
% of FP17s for the same patient ID Re-attending between 3 & 9 months - Adults	117	473	24.7%	50.9%	52.5%	50.4%
% of FP17s for Band 1 Urgent Courses	47	583	8.1%	9.9%	9.3%	9.1%
% of FP17s Relating to Free Repair or Replacements	1	583	0.2%	1.0%	1.0%	0.8%
% of FP17s Relating to Continuations	1	583	0.2%	1.6%	1.5%	1.3%
% of Patients satisfied with the dentistry they have received	1	2	N/A	94.7%	93.1%	92.7%
% of Patients satisfied with the time they had to wait for an appointment	2	2	N/A	93.3%	89.8%	88.8%

* This is based on patients treated on this contract for their most recent course of treatment. Figures in italics indicate the base number of FP17s or Patient Questionnaire responses are less than 100. N/A is shown where the base number of responses is less than 10 during the period. % is calculated as Quantity/Base number*100

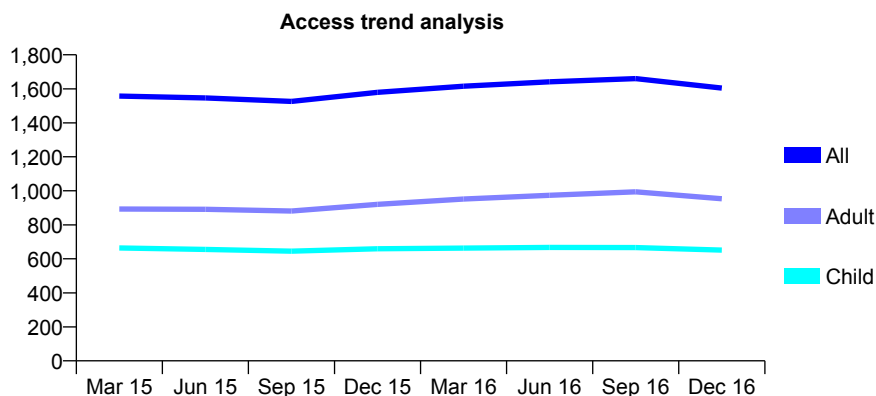
Q44 - Vital Signs At a Glance Contract Report for 141380/0001 - December 2016

Name or company name	Jackson & Lax
Contract type name	GDS Contract
Purpose of contract	General
Contract start date	01/04/2009
Contract end date	

16/17 Contracted general activity (UDA)	5,000
Carry forward general activity (UDA)	0
16/17 Contracted orthodontic activity (UOA)	0
Carry forward orthodontic activity (UOA)	0
Baseline contract value	£129,700.01

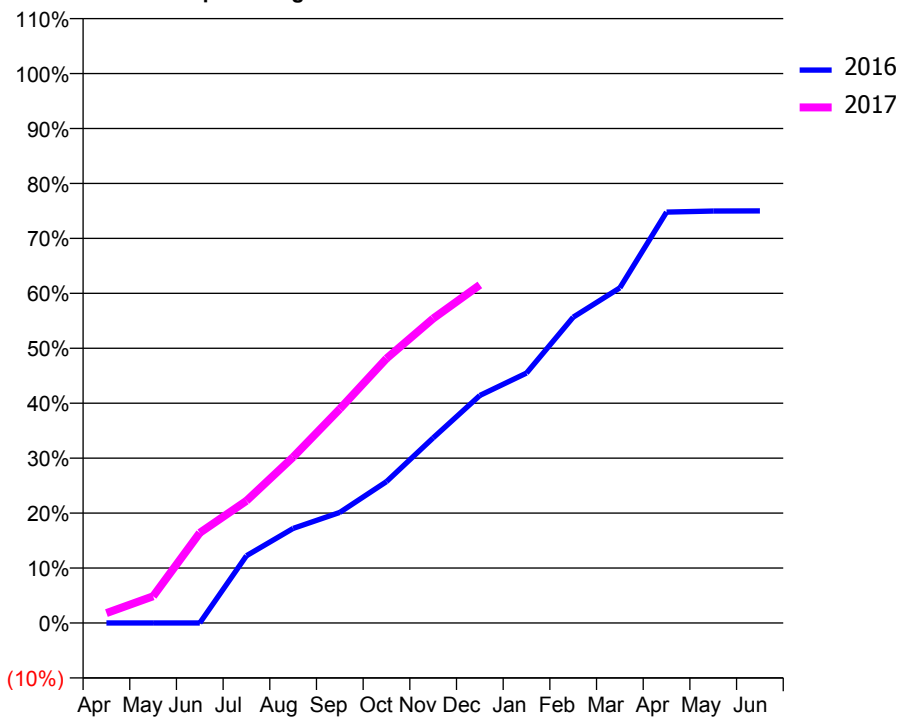
ACCESS*

Patients seen in 24 months	Total	Change since previous quarter
Quarter ending December 2015	1,579	
Quarter ending March 2016	1,615	↑
Quarter ending June 2016	1,641	→
Quarter ending September 2016	1,660	→
Quarter ending December 2016	1,604	↓
Variance since December 2015	1.6%	→



ACTIVITY

Cumulative percentage of contracted UDA delivered 2016 & 2017



Month	Adjusted Scheduled Activity (UDA)	
	2016	2017
April	1	90
May	1	244
June	1	821
July	731	1,113
August	1,028	1,510
September	1,201	1,948
October	1,537	2,407
November	2,012	2,770
December	2,472	3,077
January	2,716	
February	3,323	
March	3,641	
April	4,464	
May	4,476	
June	4,477	

QUALITY

	Quantity	Base Number	Contract	AT	Region	England
% of FP17s for the same patient ID Re-attending within 3 months - Children	66	780	8.5%	12.4%	13.4%	12.4%
% of FP17s for the same patient ID Re-attending within 3 months - Adults	165	986	16.7%	18.0%	17.3%	16.6%
% of FP17s for the same patient ID Re-attending between 3 & 9 months - Children	519	780	66.5%	57.2%	58.9%	57.5%
% of FP17s for the same patient ID Re-attending between 3 & 9 months - Adults	567	986	57.5%	50.9%	52.5%	50.4%
% of FP17s for Band 1 Urgent Courses	108	1,507	7.2%	9.9%	9.3%	9.1%
% of FP17s Relating to Free Repair or Replacements	3	1,507	0.2%	1.0%	1.0%	0.8%
% of FP17s Relating to Continuations	31	1,507	2.1%	1.6%	1.5%	1.3%
% of Patients satisfied with the dentistry they have received	3	3	N/A	94.7%	93.1%	92.7%
% of Patients satisfied with the time they had to wait for an appointment	2	3	N/A	93.3%	89.8%	88.8%

* This is based on patients treated on this contract for their most recent course of treatment. Figures in italics indicate the base number of FP17s or Patient Questionnaire responses are less than 100. N/A is shown where the base number of responses is less than 10 during the period. % is calculated as Quantity/Base number*100

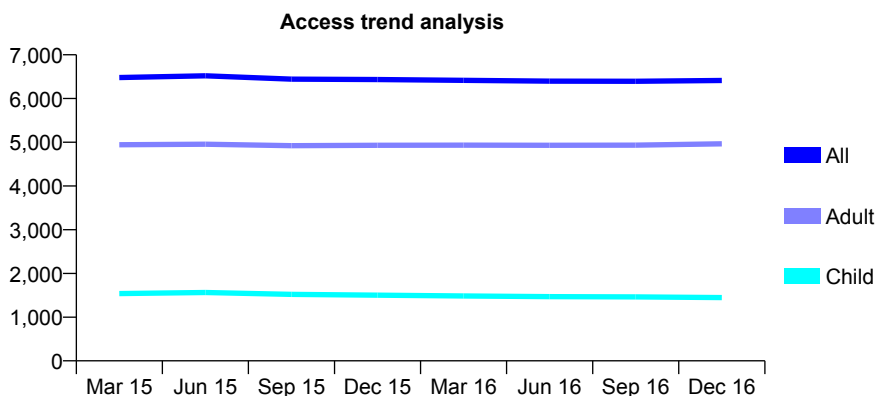
Q44 - Vital Signs At a Glance Contract Report for 142239/0001 - December 2016

Name or company name	Banks House Dental Practice
Contract type name	GDS Contract
Purpose of contract	General
Contract start date	01/04/2006
Contract end date	

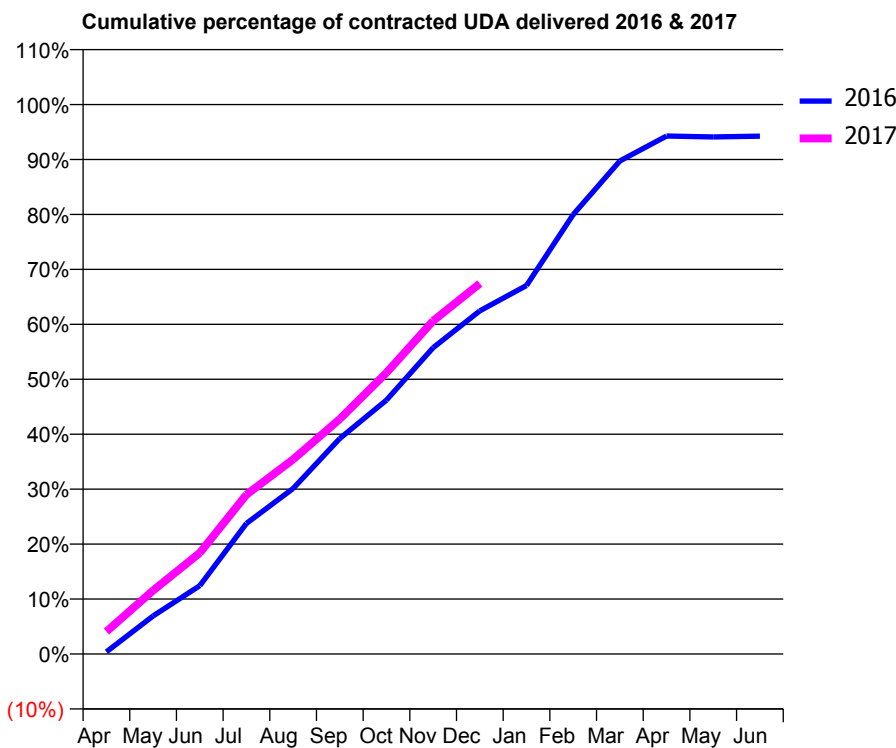
16/17 Contracted general activity (UDA)	18,342
Carry forward general activity (UDA)	0
16/17 Contracted orthodontic activity (UOA)	0
Carry forward orthodontic activity (UOA)	0
Baseline contract value	£529,789.08

ACCESS*

Patients seen in 24 months	Total	Change since previous quarter
Quarter ending December 2015	6,435	
Quarter ending March 2016	6,416	→
Quarter ending June 2016	6,399	→
Quarter ending September 2016	6,396	→
Quarter ending December 2016	6,413	→
Variance since December 2015	(0.3%)	→



ACTIVITY



Month	Adjusted Scheduled Activity (UDA)	
	2016	2017
April	73	751
May	1,273	2,120
June	2,280	3,378
July	4,362	5,322
August	5,525	6,495
September	7,193	7,846
October	8,476	9,389
November	10,225	11,121
December	11,455	12,367
January	12,299	
February	14,669	
March	16,456	
April	17,289	
May	17,259	
June	17,286	

QUALITY

	Quantity	Base Number	Contract	AT	Region	England
% of FP17s for the same patient ID Re-attending within 3 months - Children	253	1,841	13.7%	12.4%	13.4%	12.4%
% of FP17s for the same patient ID Re-attending within 3 months - Adults	599	4,260	14.1%	18.0%	17.3%	16.6%
% of FP17s for the same patient ID Re-attending between 3 & 9 months - Children	1,021	1,841	55.5%	57.2%	58.9%	57.5%
% of FP17s for the same patient ID Re-attending between 3 & 9 months - Adults	1,340	4,260	31.5%	50.9%	52.5%	50.4%
% of FP17s for Band 1 Urgent Courses	325	5,768	5.6%	9.9%	9.3%	9.1%
% of FP17s Relating to Free Repair or Replacements	134	5,768	2.3%	1.0%	1.0%	0.8%
% of FP17s Relating to Continuations	43	5,768	0.7%	1.6%	1.5%	1.3%
% of Patients satisfied with the dentistry they have received	19	19	100.0%	94.7%	93.1%	92.7%
% of Patients satisfied with the time they had to wait for an appointment	19	19	100.0%	93.3%	89.8%	88.8%

* This is based on patients treated on this contract for their most recent course of treatment. Figures in italics indicate the base number of FP17s or Patient Questionnaire responses are less than 100. N/A is shown where the base number of responses is less than 10 during the period. % is calculated as Quantity/Base number*100

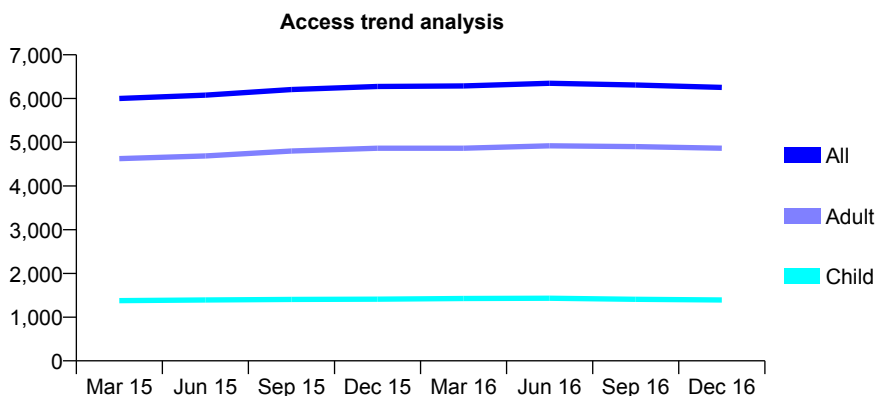
Q44 - Vital Signs At a Glance Contract Report for 143243/0001 - December 2016

Name or company name	IDH Ltd
Contract type name	GDS Contract
Purpose of contract	General
Contract start date	01/07/2008
Contract end date	

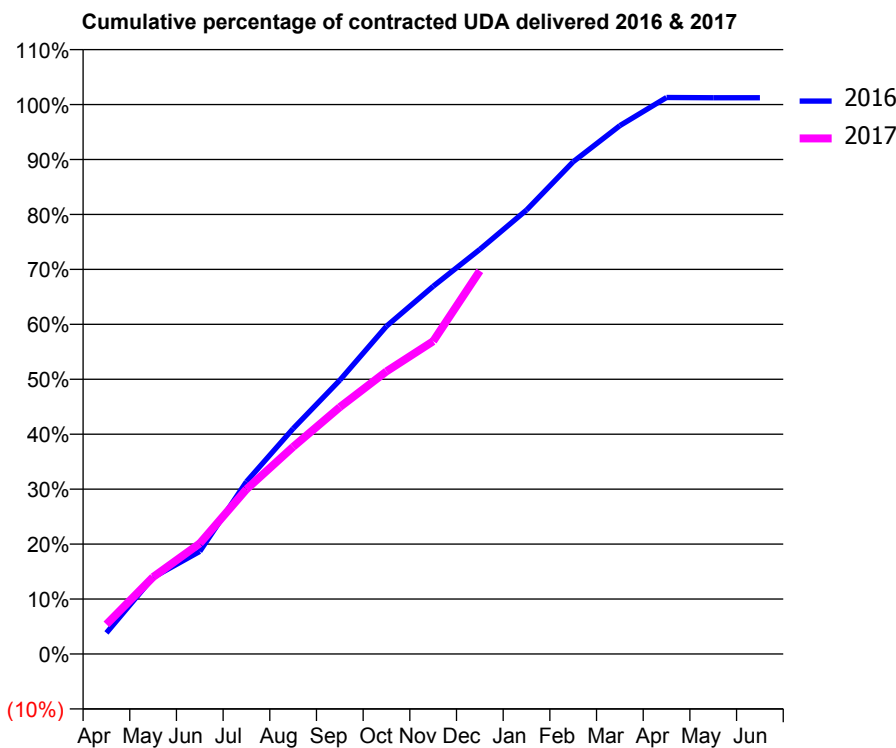
16/17 Contracted general activity (UDA)	16,035
Carry forward general activity (UDA)	0
16/17 Contracted orthodontic activity (UOA)	0
Carry forward orthodontic activity (UOA)	0
Baseline contract value	£454,906.31

ACCESS*

Patients seen in 24 months	Total	Change since previous quarter
Quarter ending December 2015	6,276	
Quarter ending March 2016	6,289	→
Quarter ending June 2016	6,348	→
Quarter ending September 2016	6,309	→
Quarter ending December 2016	6,253	→
Variance since December 2015	(0.4%)	→



ACTIVITY



Month	Adjusted Scheduled Activity (UDA)	
	2016	2017
April	615	867
May	2,236	2,248
June	2,993	3,228
July	5,030	4,809
August	6,577	6,045
September	7,990	7,204
October	9,566	8,246
November	10,729	9,126
December	11,808	11,183
January	12,954	
February	14,366	
March	15,419	
April	16,242	
May	16,231	
June	16,231	

QUALITY

	Quantity	Base Number	Contract	AT	Region	England
% of FP17s for the same patient ID Re-attending within 3 months - Children	87	1,341	6.5%	12.4%	13.4%	12.4%
% of FP17s for the same patient ID Re-attending within 3 months - Adults	608	4,223	14.4%	18.0%	17.3%	16.6%
% of FP17s for the same patient ID Re-attending between 3 & 9 months - Children	617	1,341	46.0%	57.2%	58.9%	57.5%
% of FP17s for the same patient ID Re-attending between 3 & 9 months - Adults	1,858	4,223	44.0%	50.9%	52.5%	50.4%
% of FP17s for Band 1 Urgent Courses	348	5,207	6.7%	9.9%	9.3%	9.1%
% of FP17s Relating to Free Repair or Replacements	38	5,207	0.7%	1.0%	1.0%	0.8%
% of FP17s Relating to Continuations	162	5,207	3.1%	1.6%	1.5%	1.3%
% of Patients satisfied with the dentistry they have received	15	15	100.0%	94.7%	93.1%	92.7%
% of Patients satisfied with the time they had to wait for an appointment	14	15	93.3%	93.3%	89.8%	88.8%

* This is based on patients treated on this contract for their most recent course of treatment. Figures in italics indicate the base number of FP17s or Patient Questionnaire responses are less than 100. N/A is shown where the base number of responses is less than 10 during the period. % is calculated as Quantity/Base number*100

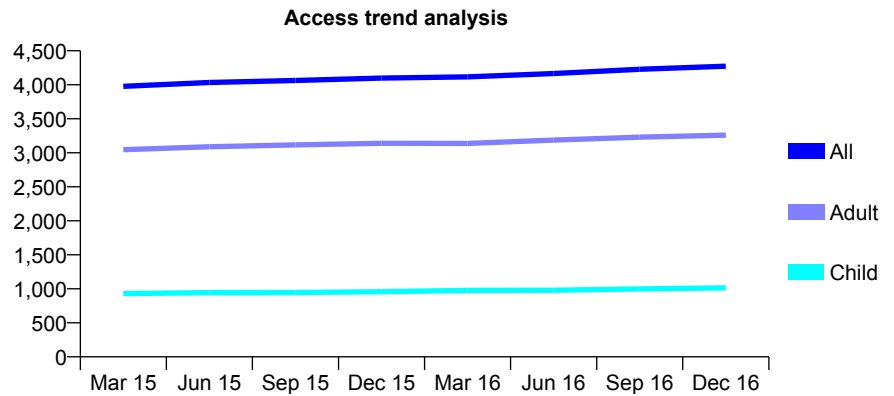
Q44 - Vital Signs At a Glance Contract Report for 143243/0002 - December 2016

Name or company name	IDH Ltd
Contract type name	GDS Contract
Purpose of contract	General
Contract start date	01/07/2008
Contract end date	

16/17 Contracted general activity (UDA)	12,500
Carry forward general activity (UDA)	0
16/17 Contracted orthodontic activity (UOA)	0
Carry forward orthodontic activity (UOA)	0
Baseline contract value	£311,436.75

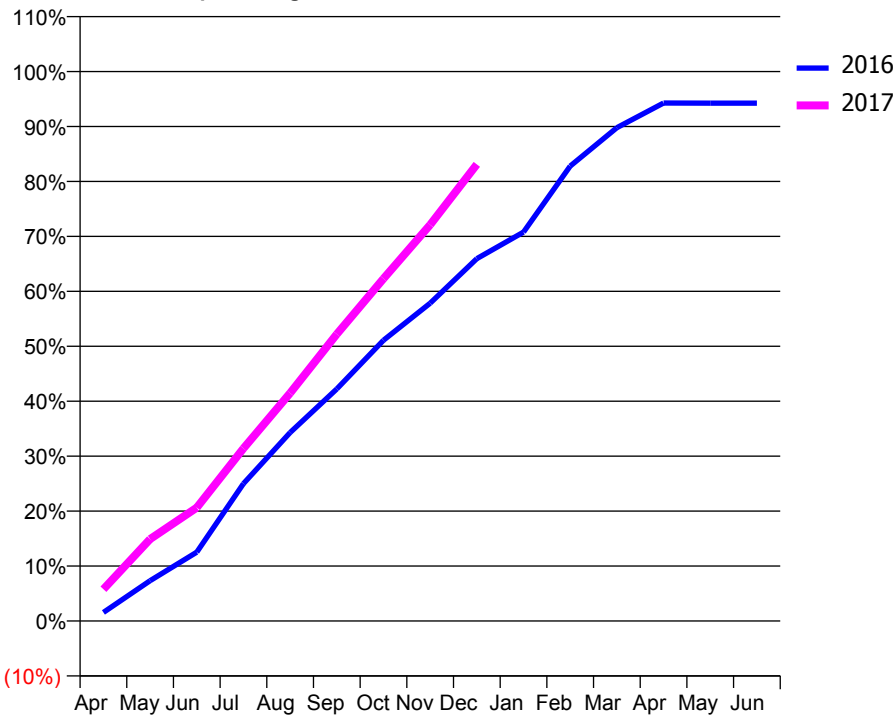
ACCESS*

Patients seen in 24 months	Total	Change since previous quarter
Quarter ending December 2015	4,099	
Quarter ending March 2016	4,117	→
Quarter ending June 2016	4,166	→
Quarter ending September 2016	4,229	→
Quarter ending December 2016	4,274	→
Variance since December 2015	4.3%	↑



ACTIVITY

Cumulative percentage of contracted UDA delivered 2016 & 2017



Month	Adjusted Scheduled Activity (UDA)	
	2016	2017
April	197	722
May	916	1,864
June	1,567	2,580
July	3,126	3,928
August	4,287	5,187
September	5,279	6,525
October	6,388	7,788
November	7,231	9,015
December	8,242	10,389
January	8,846	
February	10,347	
March	11,221	
April	11,784	
May	11,781	
June	11,781	

QUALITY

	Quantity	Base Number	Contract	AT	Region	England
% of FP17s for the same patient ID Re-attending within 3 months - Children	116	1,216	9.5%	12.4%	13.4%	12.4%
% of FP17s for the same patient ID Re-attending within 3 months - Adults	520	3,532	14.7%	18.0%	17.3%	16.6%
% of FP17s for the same patient ID Re-attending between 3 & 9 months - Children	743	1,216	61.1%	57.2%	58.9%	57.5%
% of FP17s for the same patient ID Re-attending between 3 & 9 months - Adults	2,024	3,532	57.3%	50.9%	52.5%	50.4%
% of FP17s for Band 1 Urgent Courses	523	4,451	11.8%	9.9%	9.3%	9.1%
% of FP17s Relating to Free Repair or Replacements	52	4,451	1.2%	1.0%	1.0%	0.8%
% of FP17s Relating to Continuations	68	4,451	1.5%	1.6%	1.5%	1.3%
% of Patients satisfied with the dentistry they have received	7	7	N/A	94.7%	93.1%	92.7%
% of Patients satisfied with the time they had to wait for an appointment	6	7	N/A	93.3%	89.8%	88.8%

* This is based on patients treated on this contract for their most recent course of treatment. Figures in italics indicate the base number of FP17s or Patient Questionnaire responses are less than 100. N/A is shown where the base number of responses is less than 10 during the period. % is calculated as Quantity/Base number*100

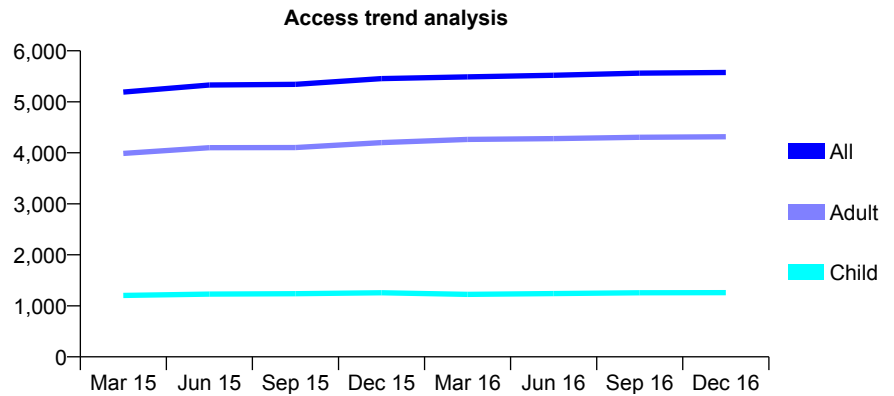
Q44 - Vital Signs At a Glance Contract Report for 143243/0003 - December 2016

Name or company name	IDH Ltd
Contract type name	GDS Contract
Purpose of contract	General
Contract start date	01/07/2008
Contract end date	

16/17 Contracted general activity (UDA)	15,700
Carry forward general activity (UDA)	275
16/17 Contracted orthodontic activity (UOA)	0
Carry forward orthodontic activity (UOA)	0
Baseline contract value	£438,391.36

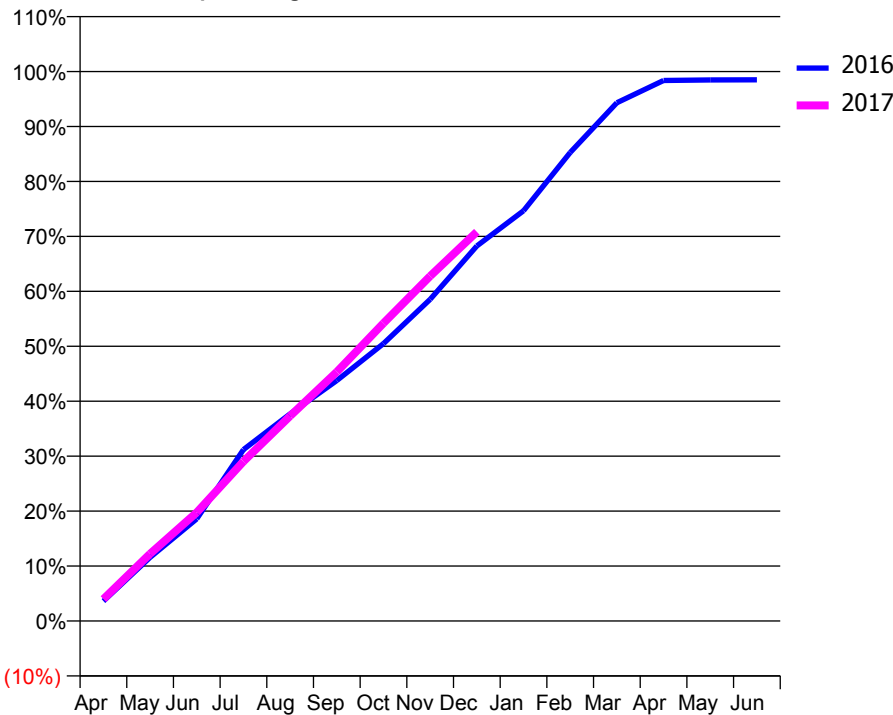
ACCESS*

Patients seen in 24 months	Total	Change since previous quarter
Quarter ending December 2015	5,454	
Quarter ending March 2016	5,489	→
Quarter ending June 2016	5,520	→
Quarter ending September 2016	5,562	→
Quarter ending December 2016	5,574	→
Variance since December 2015	2.2%	↑



ACTIVITY

Cumulative percentage of contracted UDA delivered 2016 & 2017



Month	Adjusted Scheduled Activity (UDA)	
	2016	2017
April	568	627
May	1,821	1,922
June	2,922	3,105
July	4,898	4,559
August	5,917	5,857
September	6,870	7,119
October	7,926	8,511
November	9,193	9,856
December	10,715	11,121
January	11,722	
February	13,388	
March	14,808	
April	15,445	
May	15,458	
June	15,462	

QUALITY

	Quantity	Base Number	Contract	AT	Region	England
% of FP17s for the same patient ID Re-attending within 3 months - Children	107	1,600	6.7%	12.4%	13.4%	12.4%
% of FP17s for the same patient ID Re-attending within 3 months - Adults	763	4,335	17.6%	18.0%	17.3%	16.6%
% of FP17s for the same patient ID Re-attending between 3 & 9 months - Children	983	1,600	61.4%	57.2%	58.9%	57.5%
% of FP17s for the same patient ID Re-attending between 3 & 9 months - Adults	2,013	4,335	46.4%	50.9%	52.5%	50.4%
% of FP17s for Band 1 Urgent Courses	534	5,640	9.5%	9.9%	9.3%	9.1%
% of FP17s Relating to Free Repair or Replacements	68	5,640	1.2%	1.0%	1.0%	0.8%
% of FP17s Relating to Continuations	205	5,640	3.6%	1.6%	1.5%	1.3%
% of Patients satisfied with the dentistry they have received	18	18	100.0%	94.7%	93.1%	92.7%
% of Patients satisfied with the time they had to wait for an appointment	18	18	100.0%	93.3%	89.8%	88.8%

* This is based on patients treated on this contract for their most recent course of treatment. Figures in italics indicate the base number of FP17s or Patient Questionnaire responses are less than 100. N/A is shown where the base number of responses is less than 10 during the period. % is calculated as Quantity/Base number*100

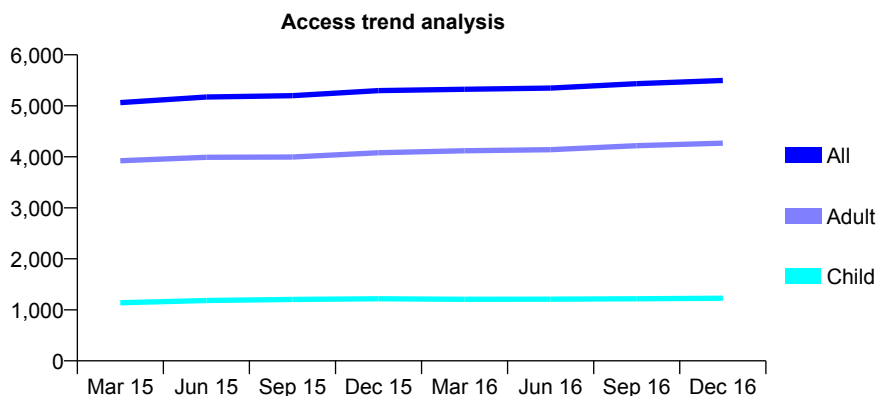
Q44 - Vital Signs At a Glance Contract Report for 143243/0004 - December 2016

Name or company name	IDH Ltd
Contract type name	GDS Contract
Purpose of contract	General
Contract start date	01/07/2008
Contract end date	

16/17 Contracted general activity (UDA)	17,095
Carry forward general activity (UDA)	24
16/17 Contracted orthodontic activity (UOA)	0
Carry forward orthodontic activity (UOA)	0
Baseline contract value	£363,675.71

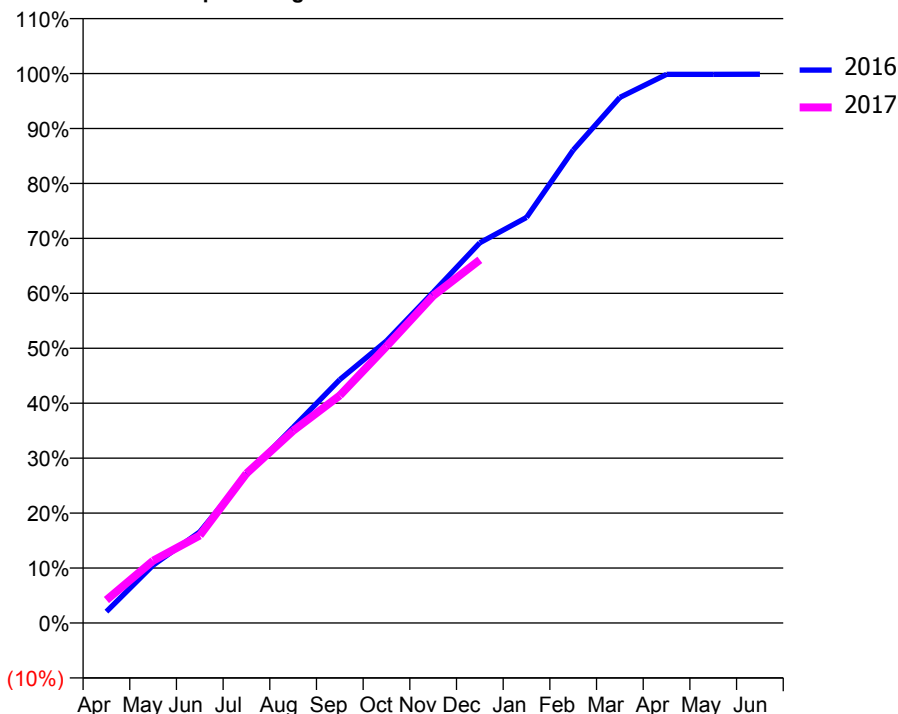
ACCESS*

Patients seen in 24 months	Total	Change since previous quarter
Quarter ending December 2015	5,298	
Quarter ending March 2016	5,325	→
Quarter ending June 2016	5,349	→
Quarter ending September 2016	5,434	→
Quarter ending December 2016	5,496	→
Variance since December 2015	3.7%	↑



ACTIVITY

Cumulative percentage of contracted UDA delivered 2016 & 2017



Month	Adjusted Scheduled Activity (UDA)	
	2016	2017
April	355	717
May	1,797	1,940
June	2,835	2,725
July	4,612	4,652
August	6,087	5,981
September	7,572	7,081
October	8,777	8,606
November	10,291	10,177
December	11,829	11,297
January	12,616	
February	14,712	
March	16,351	
April	17,070	
May	17,070	
June	17,071	

QUALITY

	Quantity	Base Number	Contract	AT	Region	England
% of FP17s for the same patient ID Re-attending within 3 months - Children	74	1,297	5.7%	12.4%	13.4%	12.4%
% of FP17s for the same patient ID Re-attending within 3 months - Adults	500	4,220	11.8%	18.0%	17.3%	16.6%
% of FP17s for the same patient ID Re-attending between 3 & 9 months - Children	717	1,297	55.3%	57.2%	58.9%	57.5%
% of FP17s for the same patient ID Re-attending between 3 & 9 months - Adults	2,302	4,220	54.5%	50.9%	52.5%	50.4%
% of FP17s for Band 1 Urgent Courses	419	5,238	8.0%	9.9%	9.3%	9.1%
% of FP17s Relating to Free Repair or Replacements	42	5,238	0.8%	1.0%	1.0%	0.8%
% of FP17s Relating to Continuations	82	5,238	1.6%	1.6%	1.5%	1.3%
% of Patients satisfied with the dentistry they have received	13	17	76.5%	94.7%	93.1%	92.7%
% of Patients satisfied with the time they had to wait for an appointment	16	17	94.1%	93.3%	89.8%	88.8%

* This is based on patients treated on this contract for their most recent course of treatment. Figures in italics indicate the base number of FP17s or Patient Questionnaire responses are less than 100. N/A is shown where the base number of responses is less than 10 during the period. % is calculated as Quantity/Base number*100

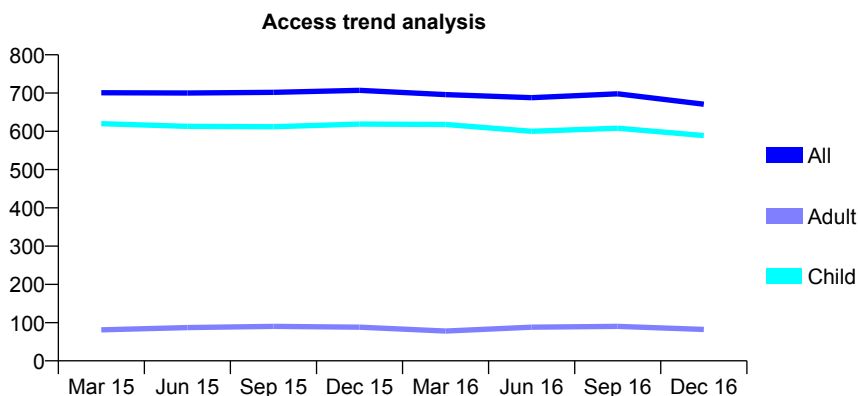
Q44 - Vital Signs At a Glance Contract Report for 144606/0001 - December 2016

Name or company name	Rock House Dental Practice
Contract type name	GDS Contract
Purpose of contract	General
Contract start date	01/11/2011
Contract end date	

16/17 Contracted general activity (UDA)	1,498
Carry forward general activity (UDA)	0
16/17 Contracted orthodontic activity (UOA)	0
Carry forward orthodontic activity (UOA)	0
Baseline contract value	£38,051.62

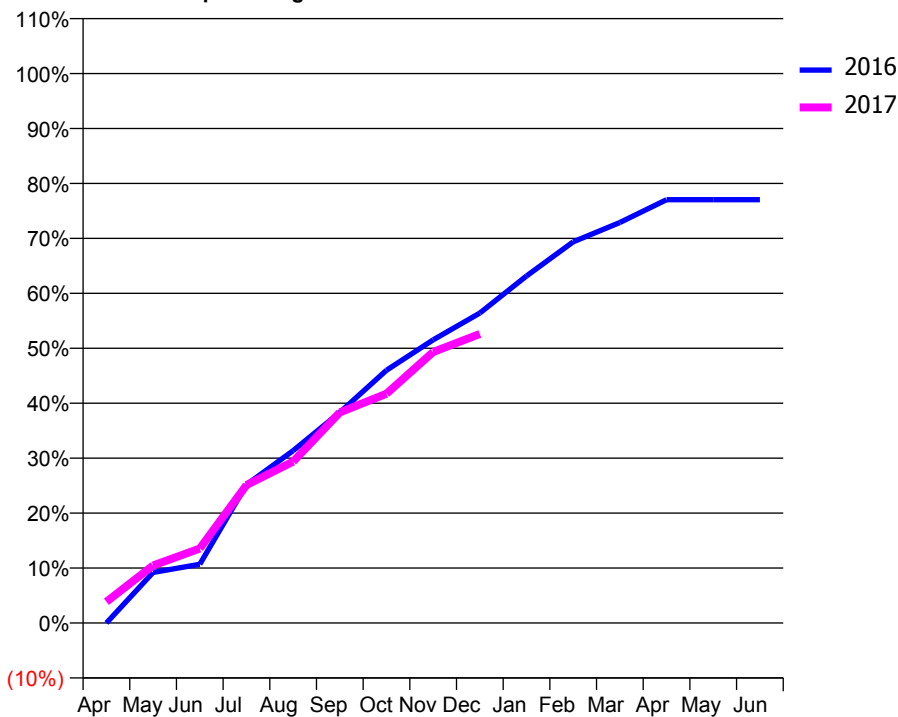
ACCESS*

Patients seen in 24 months	Total	Change since previous quarter
Quarter ending December 2015	707	
Quarter ending March 2016	696	↓
Quarter ending June 2016	688	↓
Quarter ending September 2016	698	→
Quarter ending December 2016	671	↓
Variance since December 2015	(5.1%)	↓



ACTIVITY

Cumulative percentage of contracted UDA delivered 2016 & 2017



Month	Adjusted Scheduled Activity (UDA)	
	2016	2017
April	0	58
May	138	157
June	160	203
July	377	376
August	470	440
September	574	574
October	689	625
November	772	739
December	845	788
January	946	
February	1,039	
March	1,092	
April	1,154	
May	1,154	
June	1,154	

QUALITY

	Quantity	Base Number	Contract	AT	Region	England
% of FP17s for the same patient ID Re-attending within 3 months - Children	46	648	7.1%	12.4%	13.4%	12.4%
% of FP17s for the same patient ID Re-attending within 3 months - Adults	0	1	0.0%	18.0%	17.3%	16.6%
% of FP17s for the same patient ID Re-attending between 3 & 9 months - Children	380	648	58.6%	57.2%	58.9%	57.5%
% of FP17s for the same patient ID Re-attending between 3 & 9 months - Adults	0	1	0.0%	50.9%	52.5%	50.4%
% of FP17s for Band 1 Urgent Courses	0	601	0.0%	9.9%	9.3%	9.1%
% of FP17s Relating to Free Repair or Replacements	0	601	0.0%	1.0%	1.0%	0.8%
% of FP17s Relating to Continuations	18	601	3.0%	1.6%	1.5%	1.3%
% of Patients satisfied with the dentistry they have received	0	0	N/A	94.7%	93.1%	92.7%
% of Patients satisfied with the time they had to wait for an appointment	0	0	N/A	93.3%	89.8%	88.8%

* This is based on patients treated on this contract for their most recent course of treatment. Figures in italics indicate the base number of FP17s or Patient Questionnaire responses are less than 100. N/A is shown where the base number of responses is less than 10 during the period. % is calculated as Quantity/Base number*100

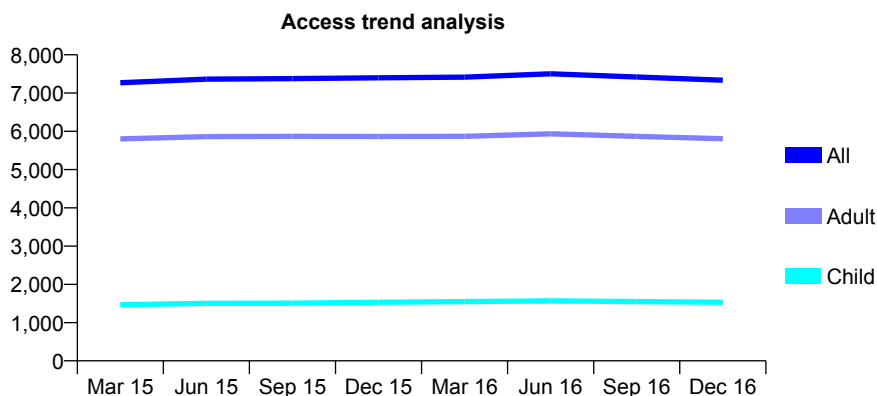
Q44 - Vital Signs At a Glance Contract Report for 144673/0001 - December 2016

Name or company name	WK Dent Limited
Contract type name	GDS Contract
Purpose of contract	General
Contract start date	01/04/2010
Contract end date	

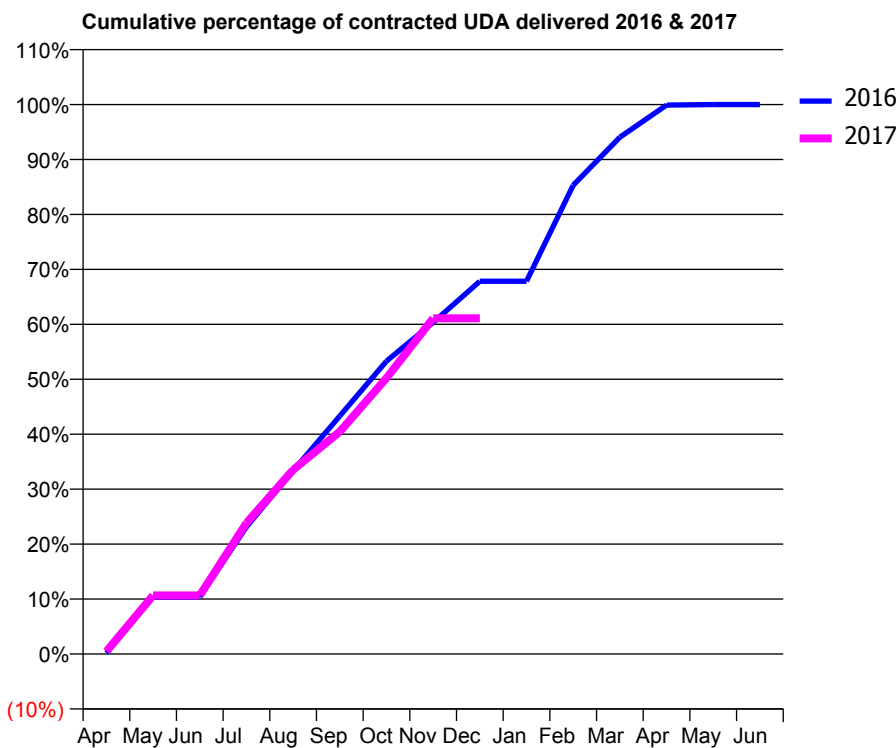
16/17 Contracted general activity (UDA)	24,500
Carry forward general activity (UDA)	0
16/17 Contracted orthodontic activity (UOA)	0
Carry forward orthodontic activity (UOA)	0
Baseline contract value	£532,877.57

ACCESS*

Patients seen in 24 months	Total	Change since previous quarter
Quarter ending December 2015	7,397	
Quarter ending March 2016	7,417	→
Quarter ending June 2016	7,503	→
Quarter ending September 2016	7,420	↓
Quarter ending December 2016	7,337	↓
Variance since December 2015	(0.8%)	→



ACTIVITY



Month	Adjusted Scheduled Activity (UDA)	
	2016	2017
April	46	122
May	2,550	2,615
June	2,550	2,615
July	5,670	5,841
August	8,171	8,214
September	10,617	9,914
October	13,057	12,307
November	14,783	14,970
December	16,618	14,970
January	16,618	
February	20,898	
March	23,039	
April	24,475	
May	24,500	
June	24,500	

QUALITY

	Quantity	Base Number	Contract	AT	Region	England
% of FP17s for the same patient ID Re-attending within 3 months - Children	134	1,964	6.8%	12.4%	13.4%	12.4%
% of FP17s for the same patient ID Re-attending within 3 months - Adults	1,165	7,357	15.8%	18.0%	17.3%	16.6%
% of FP17s for the same patient ID Re-attending between 3 & 9 months - Children	1,439	1,964	73.3%	57.2%	58.9%	57.5%
% of FP17s for the same patient ID Re-attending between 3 & 9 months - Adults	5,171	7,357	70.3%	50.9%	52.5%	50.4%
% of FP17s for Band 1 Urgent Courses	381	8,459	4.5%	9.9%	9.3%	9.1%
% of FP17s Relating to Free Repair or Replacements	99	8,459	1.2%	1.0%	1.0%	0.8%
% of FP17s Relating to Continuations	54	8,459	0.6%	1.6%	1.5%	1.3%
% of Patients satisfied with the dentistry they have received	11	13	84.6%	94.7%	93.1%	92.7%
% of Patients satisfied with the time they had to wait for an appointment	11	13	84.6%	93.3%	89.8%	88.8%

* This is based on patients treated on this contract for their most recent course of treatment. Figures in italics indicate the base number of FP17s or Patient Questionnaire responses are less than 100. N/A is shown where the base number of responses is less than 10 during the period. % is calculated as Quantity/Base number*100

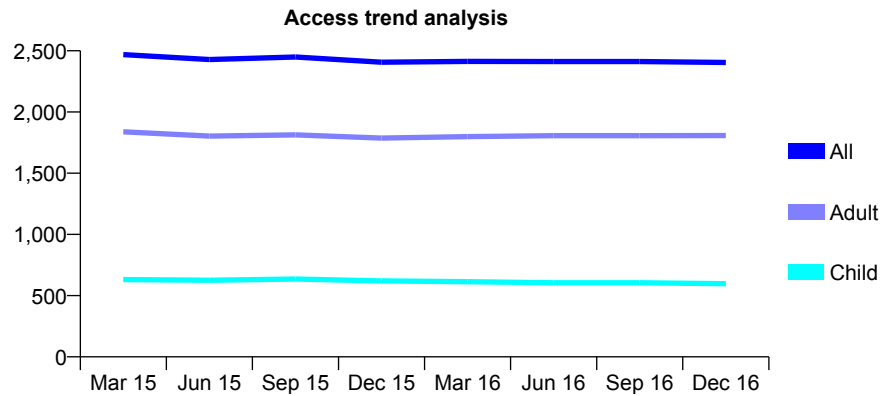
Q44 - Vital Signs At a Glance Contract Report for 145378/0001 - December 2016

Name or company name	Medinox Ltd
Contract type name	GDS Contract
Purpose of contract	General
Contract start date	01/01/2007
Contract end date	

16/17 Contracted general activity (UDA)	8,631
Carry forward general activity (UDA)	0
16/17 Contracted orthodontic activity (UOA)	0
Carry forward orthodontic activity (UOA)	0
Baseline contract value	£205,233.01

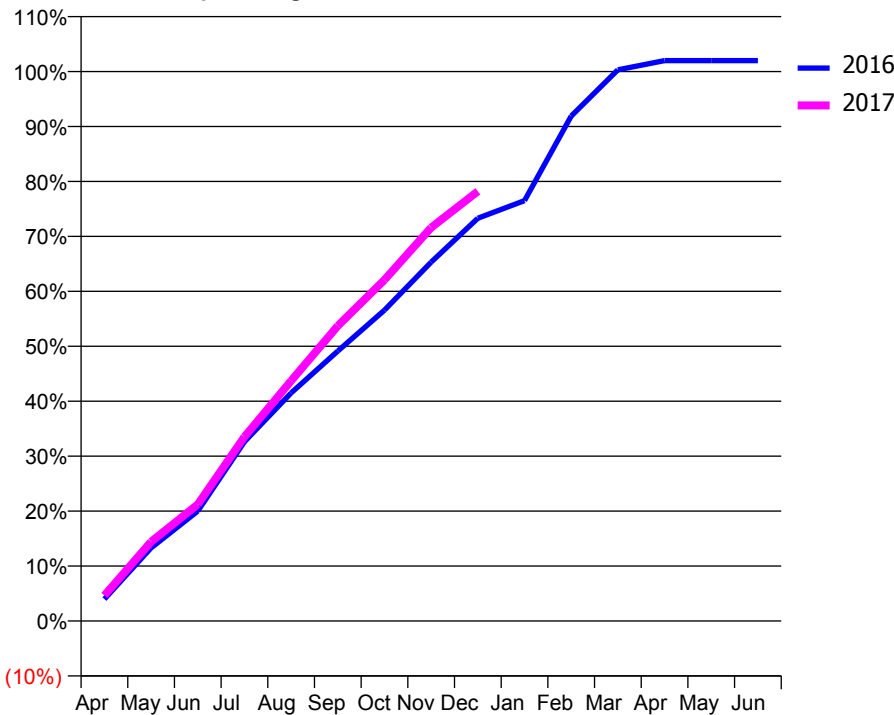
ACCESS*

Patients seen in 24 months	Total	Change since previous quarter
Quarter ending December 2015	2,407	
Quarter ending March 2016	2,413	→
Quarter ending June 2016	2,412	→
Quarter ending September 2016	2,412	→
Quarter ending December 2016	2,405	→
Variance since December 2015	(0.1%)	→



ACTIVITY

Cumulative percentage of contracted UDA delivered 2016 & 2017



Month	Adjusted Scheduled Activity (UDA)	
	2016	2017
April	345	401
May	1,148	1,244
June	1,726	1,832
July	2,816	2,894
August	3,583	3,772
September	4,240	4,636
October	4,884	5,359
November	5,637	6,179
December	6,326	6,750
January	6,603	
February	7,932	
March	8,658	
April	8,803	
May	8,803	
June	8,803	

QUALITY

	Quantity	Base Number	Contract	AT	Region	England
% of FP17s for the same patient ID Re-attending within 3 months - Children	48	723	6.6%	12.4%	13.4%	12.4%
% of FP17s for the same patient ID Re-attending within 3 months - Adults	403	2,173	18.5%	18.0%	17.3%	16.6%
% of FP17s for the same patient ID Re-attending between 3 & 9 months - Children	491	723	67.9%	57.2%	58.9%	57.5%
% of FP17s for the same patient ID Re-attending between 3 & 9 months - Adults	1,147	2,173	52.8%	50.9%	52.5%	50.4%
% of FP17s for Band 1 Urgent Courses	120	2,826	4.2%	9.9%	9.3%	9.1%
% of FP17s Relating to Free Repair or Replacements	26	2,826	0.9%	1.0%	1.0%	0.8%
% of FP17s Relating to Continuations	93	2,826	3.3%	1.6%	1.5%	1.3%
% of Patients satisfied with the dentistry they have received	10	10	100.0%	94.7%	93.1%	92.7%
% of Patients satisfied with the time they had to wait for an appointment	10	10	100.0%	93.3%	89.8%	88.8%

* This is based on patients treated on this contract for their most recent course of treatment. Figures in italics indicate the base number of FP17s or Patient Questionnaire responses are less than 100. N/A is shown where the base number of responses is less than 10 during the period. % is calculated as Quantity/Base number*100

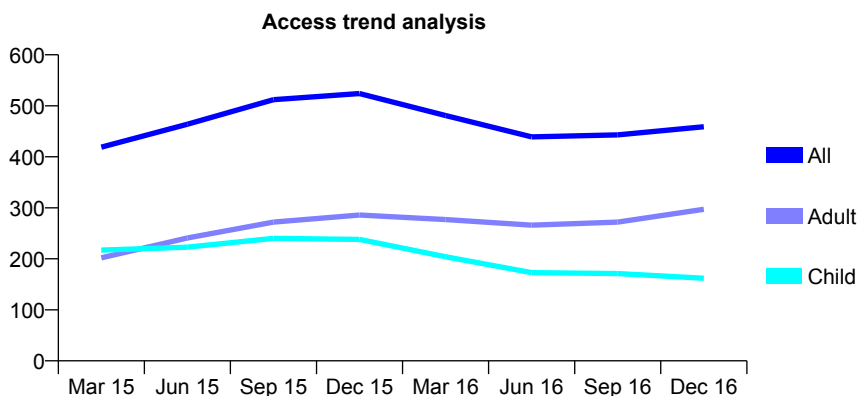
Q44 - Vital Signs At a Glance Contract Report for 146951/0001 - December 2016

Name or company name	Chester Smiles
Contract type name	GDS Contract
Purpose of contract	General
Contract start date	01/04/2014
Contract end date	

16/17 Contracted general activity (UDA)	1,400
Carry forward general activity (UDA)	32
16/17 Contracted orthodontic activity (UOA)	0
Carry forward orthodontic activity (UOA)	0
Baseline contract value	£29,579.29

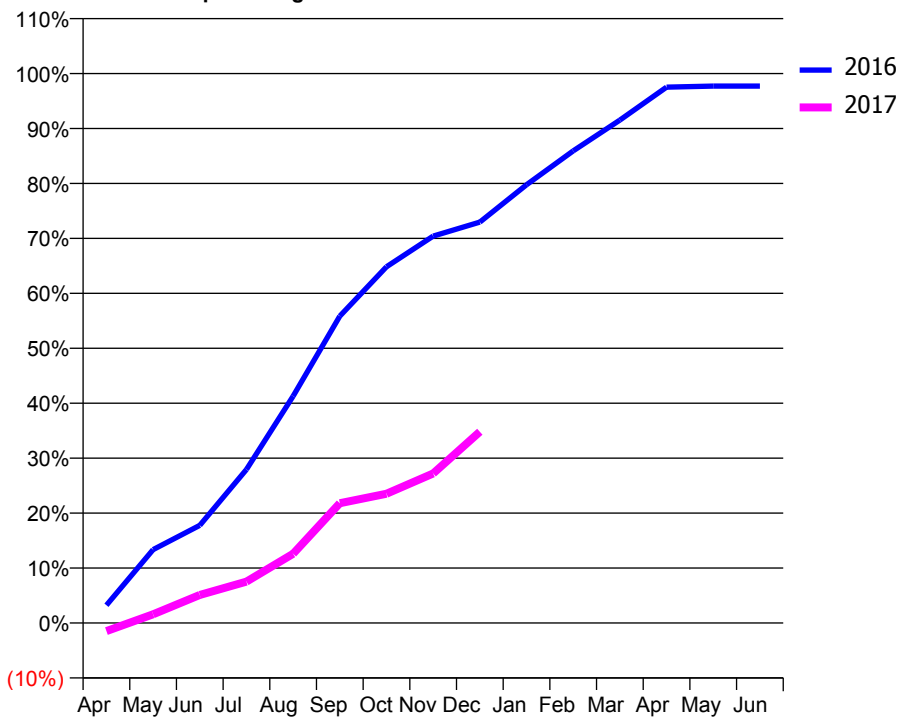
ACCESS*

Patients seen in 24 months	Total	Change since previous quarter
Quarter ending December 2015	524	
Quarter ending March 2016	481	↓
Quarter ending June 2016	439	↓
Quarter ending September 2016	443	→
Quarter ending December 2016	459	↑
Variance since December 2015	(12.4%)	↓



ACTIVITY

Cumulative percentage of contracted UDA delivered 2016 & 2017



Month	Adjusted Scheduled Activity (UDA)	
	2016	2017
April	45	-21
May	187	22
June	249	71
July	391	106
August	578	177
September	782	305
October	908	329
November	986	381
December	1,021	487
January	1,117	
February	1,203	
March	1,281	
April	1,365	
May	1,368	
June	1,368	

QUALITY

	Quantity	Base Number	Contract	AT	Region	England
% of FP17s for the same patient ID Re-attending within 3 months - Children	10	162	6.2%	12.4%	13.4%	12.4%
% of FP17s for the same patient ID Re-attending within 3 months - Adults	17	229	7.4%	18.0%	17.3%	16.6%
% of FP17s for the same patient ID Re-attending between 3 & 9 months - Children	85	162	52.5%	57.2%	58.9%	57.5%
% of FP17s for the same patient ID Re-attending between 3 & 9 months - Adults	71	229	31.0%	50.9%	52.5%	50.4%
% of FP17s for Band 1 Urgent Courses	31	330	9.4%	9.9%	9.3%	9.1%
% of FP17s Relating to Free Repair or Replacements	0	330	0.0%	1.0%	1.0%	0.8%
% of FP17s Relating to Continuations	6	330	1.8%	1.6%	1.5%	1.3%
% of Patients satisfied with the dentistry they have received	0	0	N/A	94.7%	93.1%	92.7%
% of Patients satisfied with the time they had to wait for an appointment	0	0	N/A	93.3%	89.8%	88.8%

* This is based on patients treated on this contract for their most recent course of treatment. Figures in italics indicate the base number of FP17s or Patient Questionnaire responses are less than 100. N/A is shown where the base number of responses is less than 10 during the period. % is calculated as Quantity/Base number*100

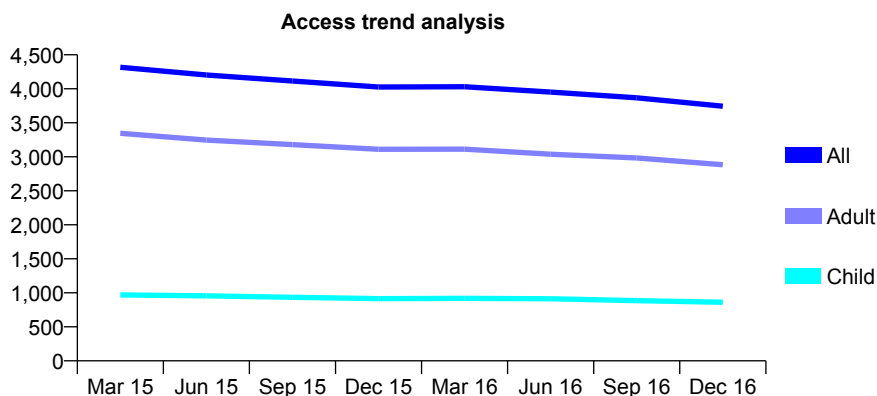
Q44 - Vital Signs At a Glance Contract Report for 146986/0001 - December 2016

Name or company name	Middlewich Street Dental Practice Ltd
Contract type name	GDS Contract
Purpose of contract	General
Contract start date	01/06/2011
Contract end date	

16/17 Contracted general activity (UDA)	12,106
Carry forward general activity (UDA)	0
16/17 Contracted orthodontic activity (UOA)	0
Carry forward orthodontic activity (UOA)	0
Baseline contract value	£342,791.31

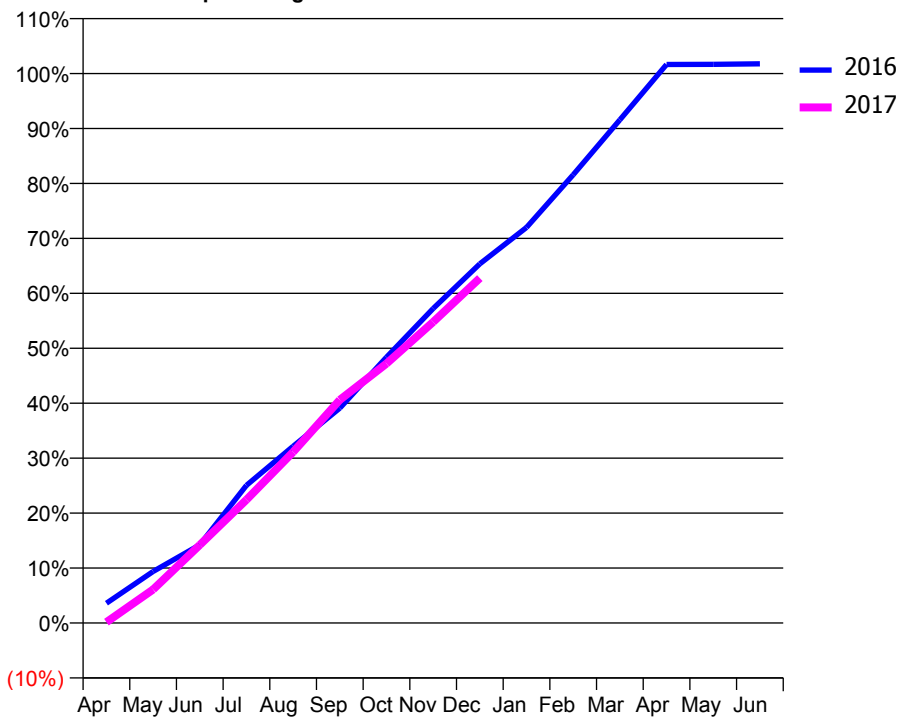
ACCESS*

Patients seen in 24 months	Total	Change since previous quarter
Quarter ending December 2015	4,026	
Quarter ending March 2016	4,030	→
Quarter ending June 2016	3,951	↓
Quarter ending September 2016	3,868	↓
Quarter ending December 2016	3,745	↓
Variance since December 2015	(7.0%)	↓



ACTIVITY

Cumulative percentage of contracted UDA delivered 2016 & 2017



Month	Adjusted Scheduled Activity (UDA)	
	2016	2017
April	436	19
May	1,135	738
June	1,724	1,721
July	3,033	2,717
August	3,893	3,767
September	4,734	4,917
October	5,858	5,716
November	6,930	6,632
December	7,912	7,599
January	8,714	
February	9,876	
March	11,086	
April	12,303	
May	12,306	
June	12,319	

QUALITY

	Quantity	Base Number	Contract	AT	Region	England
% of FP17s for the same patient ID Re-attending within 3 months - Children	72	950	7.6%	12.4%	13.4%	12.4%
% of FP17s for the same patient ID Re-attending within 3 months - Adults	415	3,191	13.0%	18.0%	17.3%	16.6%
% of FP17s for the same patient ID Re-attending between 3 & 9 months - Children	575	950	60.5%	57.2%	58.9%	57.5%
% of FP17s for the same patient ID Re-attending between 3 & 9 months - Adults	1,893	3,191	59.3%	50.9%	52.5%	50.4%
% of FP17s for Band 1 Urgent Courses	218	3,706	5.9%	9.9%	9.3%	9.1%
% of FP17s Relating to Free Repair or Replacements	22	3,706	0.6%	1.0%	1.0%	0.8%
% of FP17s Relating to Continuations	53	3,706	1.4%	1.6%	1.5%	1.3%
% of Patients satisfied with the dentistry they have received	7	7	N/A	94.7%	93.1%	92.7%
% of Patients satisfied with the time they had to wait for an appointment	7	7	N/A	93.3%	89.8%	88.8%

* This is based on patients treated on this contract for their most recent course of treatment. Figures in italics indicate the base number of FP17s or Patient Questionnaire responses are less than 100. N/A is shown where the base number of responses is less than 10 during the period. % is calculated as Quantity/Base number*100

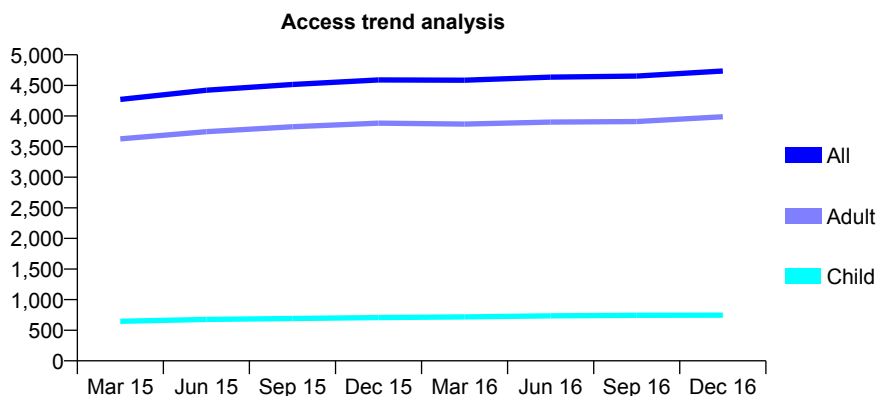
Q44 - Vital Signs At a Glance Contract Report for 147079/0001 - December 2016

Name or company name	McTooth Limited
Contract type name	GDS Contract
Purpose of contract	General
Contract start date	01/08/2010
Contract end date	

16/17 Contracted general activity (UDA)	13,128
Carry forward general activity (UDA)	0
16/17 Contracted orthodontic activity (UOA)	0
Carry forward orthodontic activity (UOA)	0
Baseline contract value	£328,130.51

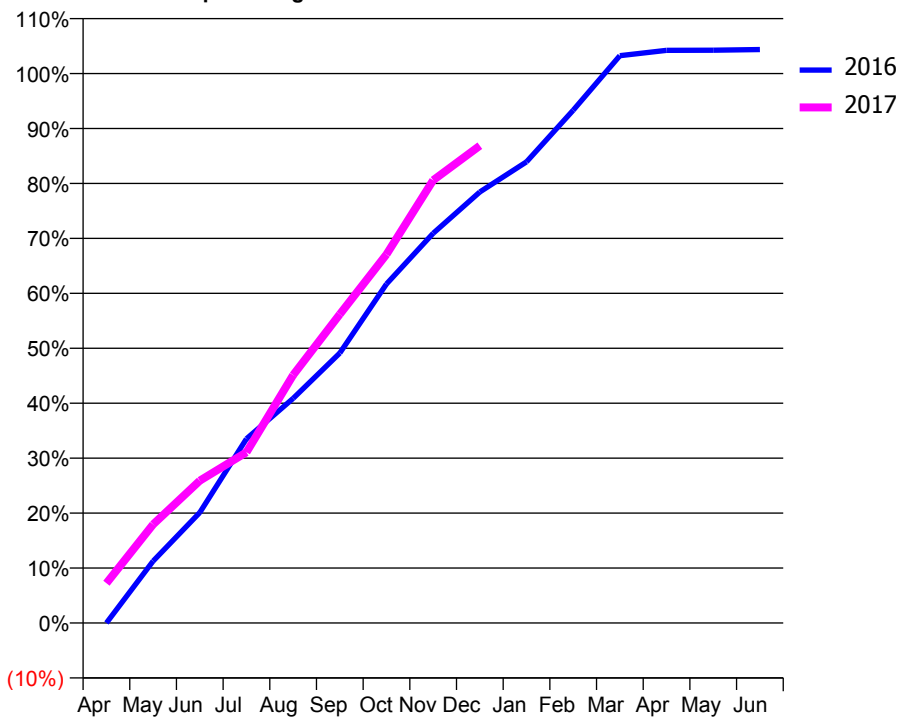
ACCESS*

Patients seen in 24 months	Total	Change since previous quarter
Quarter ending December 2015	4,589	
Quarter ending March 2016	4,586	→
Quarter ending June 2016	4,636	→
Quarter ending September 2016	4,653	→
Quarter ending December 2016	4,736	→
Variance since December 2015	3.2%	↑



ACTIVITY

Cumulative percentage of contracted UDA delivered 2016 & 2017



Month	Adjusted Scheduled Activity (UDA)	
	2016	2017
April	0	952
May	1,481	2,357
June	2,640	3,402
July	4,401	4,079
August	5,368	5,924
September	6,450	7,376
October	8,099	8,806
November	9,310	10,579
December	10,297	11,402
January	11,018	
February	12,252	
March	13,553	
April	13,680	
May	13,684	
June	13,701	

QUALITY

	Quantity	Base Number	Contract	AT	Region	England
% of FP17s for the same patient ID Re-attending within 3 months - Children	71	785	9.0%	12.4%	13.4%	12.4%
% of FP17s for the same patient ID Re-attending within 3 months - Adults	670	4,229	15.8%	18.0%	17.3%	16.6%
% of FP17s for the same patient ID Re-attending between 3 & 9 months - Children	398	785	50.7%	57.2%	58.9%	57.5%
% of FP17s for the same patient ID Re-attending between 3 & 9 months - Adults	2,358	4,229	55.8%	50.9%	52.5%	50.4%
% of FP17s for Band 1 Urgent Courses	467	4,916	9.5%	9.9%	9.3%	9.1%
% of FP17s Relating to Free Repair or Replacements	14	4,916	0.3%	1.0%	1.0%	0.8%
% of FP17s Relating to Continuations	190	4,916	3.9%	1.6%	1.5%	1.3%
% of Patients satisfied with the dentistry they have received	16	16	100.0%	94.7%	93.1%	92.7%
% of Patients satisfied with the time they had to wait for an appointment	15	16	93.8%	93.3%	89.8%	88.8%

* This is based on patients treated on this contract for their most recent course of treatment. Figures in italics indicate the base number of FP17s or Patient Questionnaire responses are less than 100. N/A is shown where the base number of responses is less than 10 during the period. % is calculated as Quantity/Base number*100

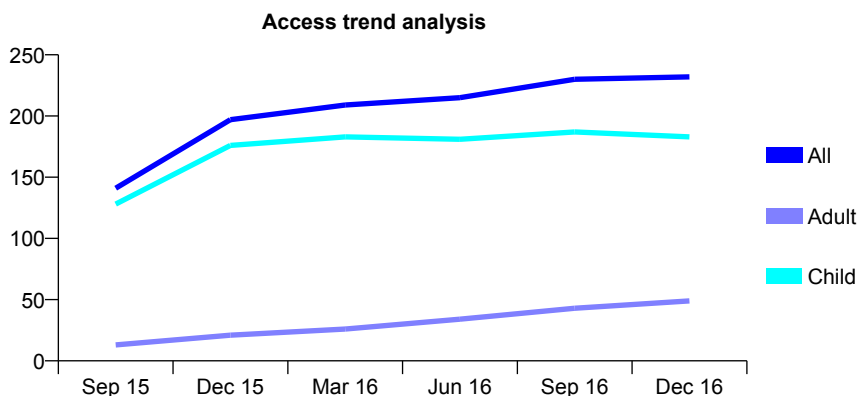
Q44 - Vital Signs At a Glance Contract Report for 148059/0001 - December 2016

Name or company name	Globe Dental Practice
Contract type name	GDS Contract
Purpose of contract	General
Contract start date	01/06/2015
Contract end date	

16/17 Contracted general activity (UDA)	1,299
Carry forward general activity (UDA)	0
16/17 Contracted orthodontic activity (UOA)	0
Carry forward orthodontic activity (UOA)	0
Baseline contract value	£30,397.24

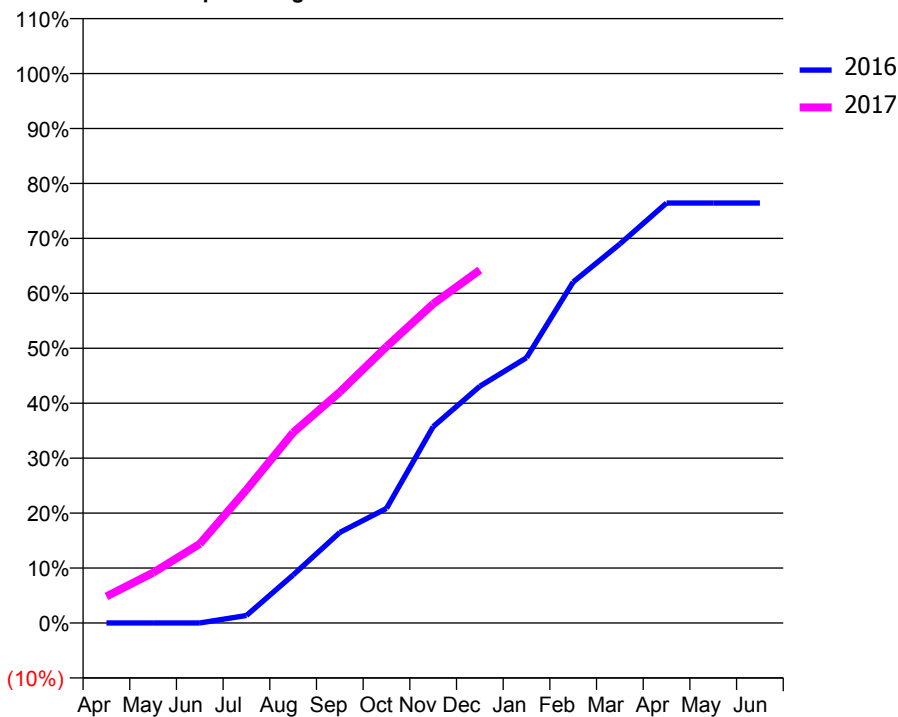
ACCESS*

Patients seen in 24 months	Total	Change since previous quarter
Quarter ending December 2015	197	
Quarter ending March 2016	209	↑
Quarter ending June 2016	215	↑
Quarter ending September 2016	230	↑
Quarter ending December 2016	232	→
Variance since December 2015	17.8%	↑



ACTIVITY

Cumulative percentage of contracted UDA delivered 2016 & 2017



Month	Adjusted Scheduled Activity (UDA)	
	2016	2017
April	0	63
May	0	119
June	0	187
July	15	315
August	96	450
September	181	546
October	229	653
November	393	755
December	474	835
January	531	
February	682	
March	758	
April	840	
May	840	
June	840	

QUALITY

	Quantity	Base Number	Contract	AT	Region	England
% of FP17s for the same patient ID Re-attending within 3 months - Children	91	342	26.6%	12.4%	13.4%	12.4%
% of FP17s for the same patient ID Re-attending within 3 months - Adults	4	24	16.7%	18.0%	17.3%	16.6%
% of FP17s for the same patient ID Re-attending between 3 & 9 months - Children	174	342	50.9%	57.2%	58.9%	57.5%
% of FP17s for the same patient ID Re-attending between 3 & 9 months - Adults	13	24	54.2%	50.9%	52.5%	50.4%
% of FP17s for Band 1 Urgent Courses	3	334	0.9%	9.9%	9.3%	9.1%
% of FP17s Relating to Free Repair or Replacements	0	334	0.0%	1.0%	1.0%	0.8%
% of FP17s Relating to Continuations	0	334	0.0%	1.6%	1.5%	1.3%
% of Patients satisfied with the dentistry they have received	0	0	N/A	94.7%	93.1%	92.7%
% of Patients satisfied with the time they had to wait for an appointment	0	0	N/A	93.3%	89.8%	88.8%

* This is based on patients treated on this contract for their most recent course of treatment. Figures in italics indicate the base number of FP17s or Patient Questionnaire responses are less than 100. N/A is shown where the base number of responses is less than 10 during the period. % is calculated as Quantity/Base number*100

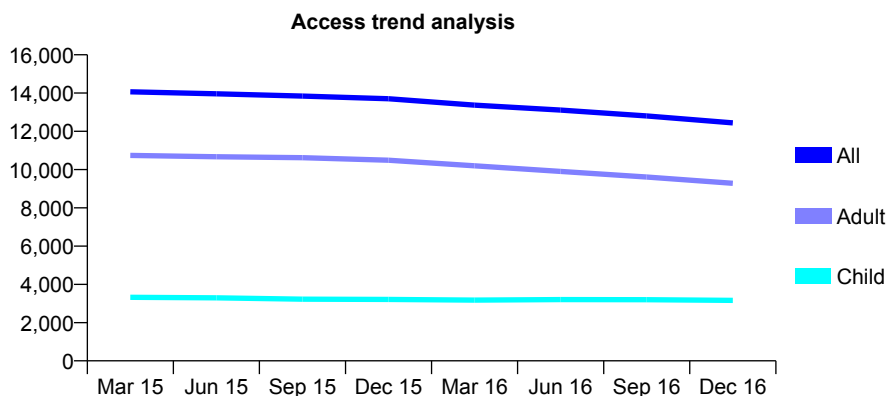
Q44 - Vital Signs At a Glance Contract Report for 150428/0001 - December 2016

Name or company name	The Parks Dental Partnership
Contract type name	GDS Contract
Purpose of contract	General
Contract start date	01/04/2011
Contract end date	

16/17 Contracted general activity (UDA)	39,868
Carry forward general activity (UDA)	0
16/17 Contracted orthodontic activity (UOA)	0
Carry forward orthodontic activity (UOA)	0
Baseline contract value	£1,192,465.98

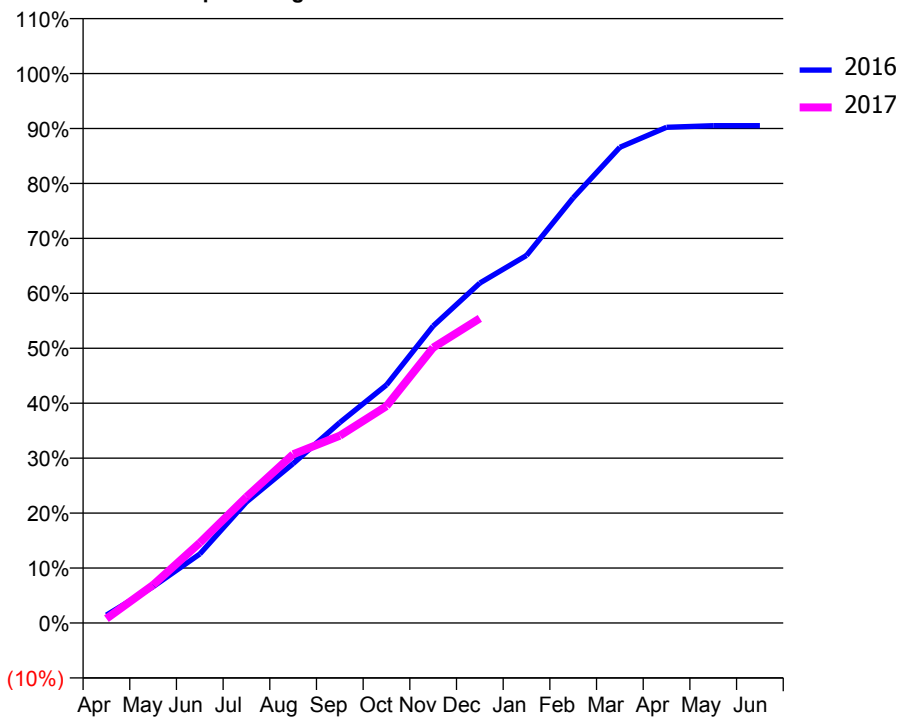
ACCESS*

Patients seen in 24 months	Total	Change since previous quarter
Quarter ending December 2015	13,703	
Quarter ending March 2016	13,367	↓
Quarter ending June 2016	13,108	↓
Quarter ending September 2016	12,805	↓
Quarter ending December 2016	12,444	↓
Variance since December 2015	(9.2%)	↓



ACTIVITY

Cumulative percentage of contracted UDA delivered 2016 & 2017



Month	Adjusted Scheduled Activity (UDA)	
	2016	2017
April	578	319
May	2,633	2,765
June	5,005	5,818
July	8,779	9,150
August	11,562	12,244
September	14,543	13,583
October	17,271	15,731
November	21,546	19,987
December	24,665	22,101
January	26,664	
February	30,851	
March	34,513	
April	35,969	
May	36,078	
June	36,078	

QUALITY

	Quantity	Base Number	Contract	AT	Region	England
% of FP17s for the same patient ID Re-attending within 3 months - Children	243	2,661	9.1%	12.4%	13.4%	12.4%
% of FP17s for the same patient ID Re-attending within 3 months - Adults	1,594	7,877	20.2%	18.0%	17.3%	16.6%
% of FP17s for the same patient ID Re-attending between 3 & 9 months - Children	943	2,661	35.4%	57.2%	58.9%	57.5%
% of FP17s for the same patient ID Re-attending between 3 & 9 months - Adults	2,883	7,877	36.6%	50.9%	52.5%	50.4%
% of FP17s for Band 1 Urgent Courses	1,090	8,792	12.4%	9.9%	9.3%	9.1%
% of FP17s Relating to Free Repair or Replacements	117	8,792	1.3%	1.0%	1.0%	0.8%
% of FP17s Relating to Continuations	172	8,792	2.0%	1.6%	1.5%	1.3%
% of Patients satisfied with the dentistry they have received	19	20	95.0%	94.7%	93.1%	92.7%
% of Patients satisfied with the time they had to wait for an appointment	19	20	95.0%	93.3%	89.8%	88.8%

* This is based on patients treated on this contract for their most recent course of treatment. Figures in italics indicate the base number of FP17s or Patient Questionnaire responses are less than 100. N/A is shown where the base number of responses is less than 10 during the period. % is calculated as Quantity/Base number*100

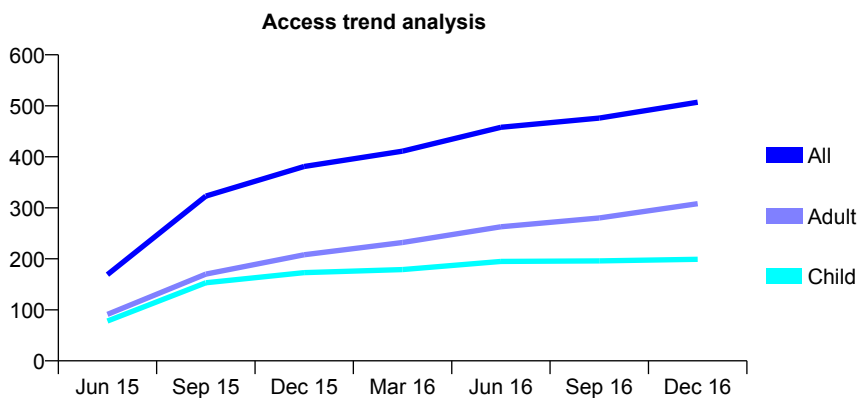
Q44 - Vital Signs At a Glance Contract Report for 150533/0001 - December 2016

Name or company name	Smiles by Design Limited
Contract type name	GDS Contract
Purpose of contract	General
Contract start date	01/04/2015
Contract end date	

16/17 Contracted general activity (UDA)	2,524
Carry forward general activity (UDA)	0
16/17 Contracted orthodontic activity (UOA)	0
Carry forward orthodontic activity (UOA)	0
Baseline contract value	£53,379.95

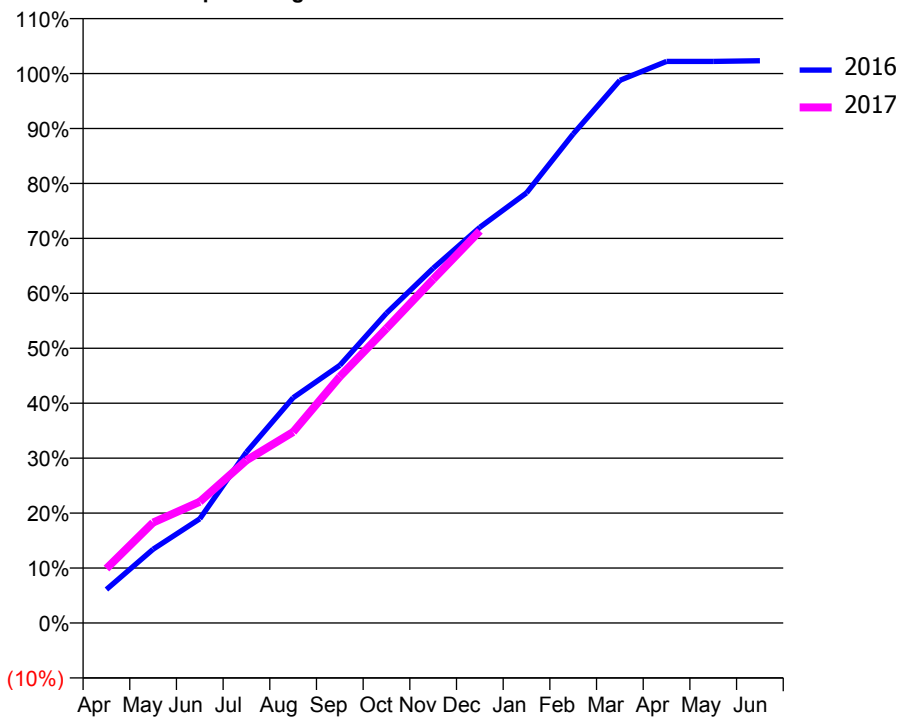
ACCESS*

Patients seen in 24 months	Total	Change since previous quarter
Quarter ending December 2015	381	
Quarter ending March 2016	411	↑
Quarter ending June 2016	458	↑
Quarter ending September 2016	476	↑
Quarter ending December 2016	507	↑
Variance since December 2015	33.1%	↑



ACTIVITY

Cumulative percentage of contracted UDA delivered 2016 & 2017



Adjusted Scheduled Activity (UDA)

Month	2016	2017
April	154	250
May	339	461
June	479	557
July	785	748
August	1,035	878
September	1,183	1,132
October	1,423	1,353
November	1,630	1,579
December	1,818	1,801
January	1,975	
February	2,246	
March	2,493	
April	2,579	
May	2,579	
June	2,583	

QUALITY

	Quantity	Base Number	Contract	AT	Region	England
% of FP17s for the same patient ID Re-attending within 3 months - Children	16	246	6.5%	12.4%	13.4%	12.4%
% of FP17s for the same patient ID Re-attending within 3 months - Adults	113	382	29.6%	18.0%	17.3%	16.6%
% of FP17s for the same patient ID Re-attending between 3 & 9 months - Children	143	246	58.1%	57.2%	58.9%	57.5%
% of FP17s for the same patient ID Re-attending between 3 & 9 months - Adults	174	382	45.5%	50.9%	52.5%	50.4%
% of FP17s for Band 1 Urgent Courses	39	601	6.5%	9.9%	9.3%	9.1%
% of FP17s Relating to Free Repair or Replacements	1	601	0.2%	1.0%	1.0%	0.8%
% of FP17s Relating to Continuations	3	601	0.5%	1.6%	1.5%	1.3%
% of Patients satisfied with the dentistry they have received	2	2	N/A	94.7%	93.1%	92.7%
% of Patients satisfied with the time they had to wait for an appointment	2	2	N/A	93.3%	89.8%	88.8%

* This is based on patients treated on this contract for their most recent course of treatment. Figures in italics indicate the base number of FP17s or Patient Questionnaire responses are less than 100. N/A is shown where the base number of responses is less than 10 during the period. % is calculated as Quantity/Base number*100

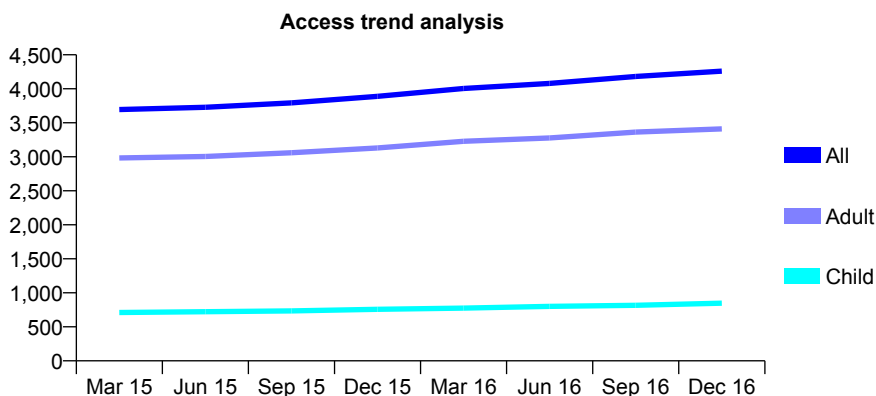
Q44 - Vital Signs At a Glance Contract Report for 150541/0001 - December 2016

Name or company name	Glenside Dental Practice
Contract type name	GDS Contract
Purpose of contract	General
Contract start date	01/04/2009
Contract end date	

16/17 Contracted general activity (UDA)	8,800
Carry forward general activity (UDA)	0
16/17 Contracted orthodontic activity (UOA)	0
Carry forward orthodontic activity (UOA)	0
Baseline contract value	£251,250.51

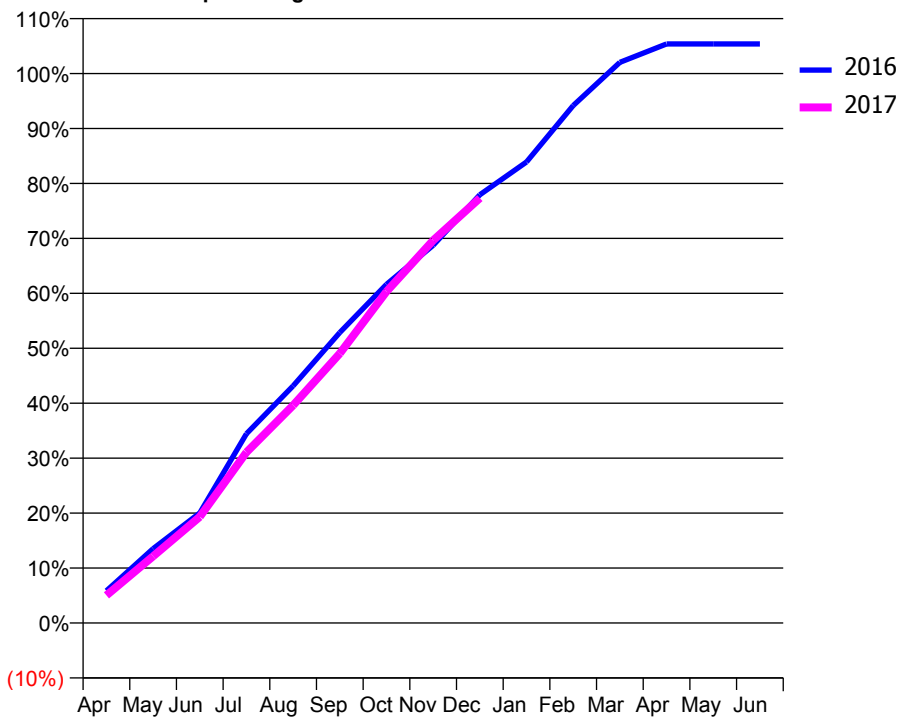
ACCESS*

Patients seen in 24 months	Total	Change since previous quarter
Quarter ending December 2015	3,889	
Quarter ending March 2016	4,004	↑
Quarter ending June 2016	4,079	→
Quarter ending September 2016	4,181	↑
Quarter ending December 2016	4,259	→
Variance since December 2015	9.5%	↑



ACTIVITY

Cumulative percentage of contracted UDA delivered 2016 & 2017



Month	Adjusted Scheduled Activity (UDA)	
	2016	2017
April	517	443
May	1,190	1,069
June	1,764	1,700
July	3,031	2,734
August	3,797	3,485
September	4,652	4,317
October	5,422	5,308
November	6,048	6,129
December	6,858	6,804
January	7,383	
February	8,287	
March	8,978	
April	9,273	
May	9,273	
June	9,273	

QUALITY

	Quantity	Base Number	Contract	AT	Region	England
% of FP17s for the same patient ID Re-attending within 3 months - Children	73	981	7.4%	12.4%	13.4%	12.4%
% of FP17s for the same patient ID Re-attending within 3 months - Adults	579	3,867	15.0%	18.0%	17.3%	16.6%
% of FP17s for the same patient ID Re-attending between 3 & 9 months - Children	575	981	58.6%	57.2%	58.9%	57.5%
% of FP17s for the same patient ID Re-attending between 3 & 9 months - Adults	2,103	3,867	54.4%	50.9%	52.5%	50.4%
% of FP17s for Band 1 Urgent Courses	591	3,779	15.6%	9.9%	9.3%	9.1%
% of FP17s Relating to Free Repair or Replacements	44	3,779	1.2%	1.0%	1.0%	0.8%
% of FP17s Relating to Continuations	3	3,779	0.1%	1.6%	1.5%	1.3%
% of Patients satisfied with the dentistry they have received	16	17	94.1%	94.7%	93.1%	92.7%
% of Patients satisfied with the time they had to wait for an appointment	17	17	100.0%	93.3%	89.8%	88.8%

* This is based on patients treated on this contract for their most recent course of treatment. Figures in italics indicate the base number of FP17s or Patient Questionnaire responses are less than 100. N/A is shown where the base number of responses is less than 10 during the period. % is calculated as Quantity/Base number*100

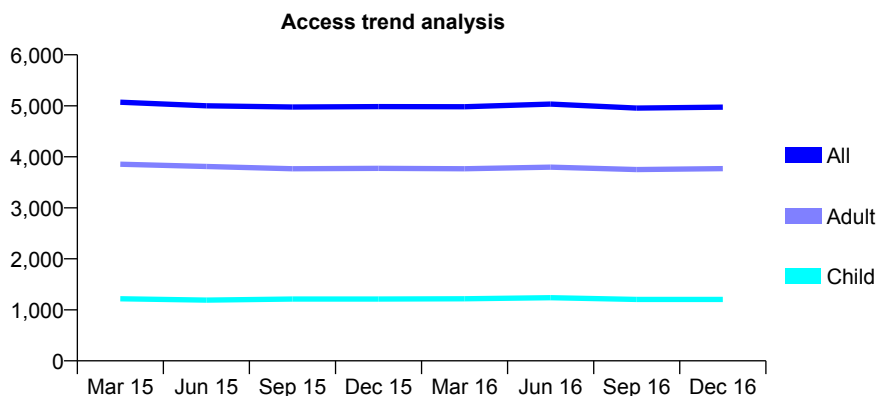
Q44 - Vital Signs At a Glance Contract Report for 151300/0001 - December 2016

Name or company name	Saltney Dental Practice
Contract type name	GDS Contract
Purpose of contract	General
Contract start date	01/04/2009
Contract end date	

16/17 Contracted general activity (UDA)	14,000
Carry forward general activity (UDA)	45
16/17 Contracted orthodontic activity (UOA)	0
Carry forward orthodontic activity (UOA)	0
Baseline contract value	£320,543.90

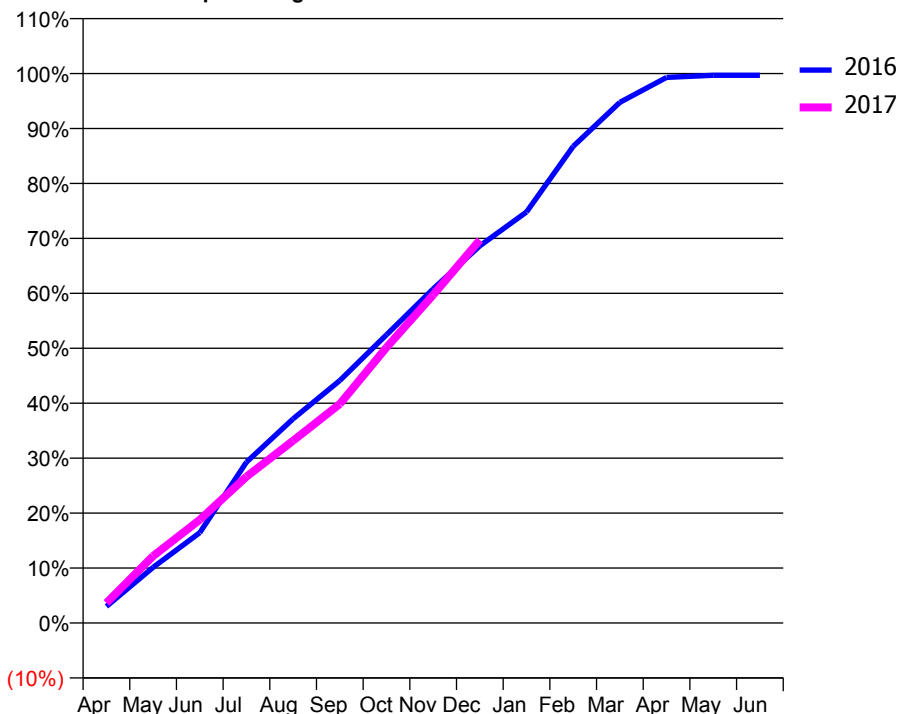
ACCESS*

Patients seen in 24 months	Total	Change since previous quarter
Quarter ending December 2015	4,985	
Quarter ending March 2016	4,981	→
Quarter ending June 2016	5,034	→
Quarter ending September 2016	4,955	↓
Quarter ending December 2016	4,973	→
Variance since December 2015	(0.2%)	→



ACTIVITY

Cumulative percentage of contracted UDA delivered 2016 & 2017



Month	Adjusted Scheduled Activity (UDA)	
	2016	2017
April	422	511
May	1,417	1,706
June	2,301	2,631
July	4,098	3,730
August	5,204	4,646
September	6,177	5,581
October	7,342	7,021
November	8,511	8,359
December	9,609	9,760
January	10,471	
February	12,145	
March	13,265	
April	13,902	
May	13,955	
June	13,955	

QUALITY

	Quantity	Base Number	Contract	AT	Region	England
% of FP17s for the same patient ID Re-attending within 3 months - Children	99	1,196	8.3%	12.4%	13.4%	12.4%
% of FP17s for the same patient ID Re-attending within 3 months - Adults	510	3,591	14.2%	18.0%	17.3%	16.6%
% of FP17s for the same patient ID Re-attending between 3 & 9 months - Children	568	1,196	47.5%	57.2%	58.9%	57.5%
% of FP17s for the same patient ID Re-attending between 3 & 9 months - Adults	1,615	3,591	45.0%	50.9%	52.5%	50.4%
% of FP17s for Band 1 Urgent Courses	559	4,482	12.5%	9.9%	9.3%	9.1%
% of FP17s Relating to Free Repair or Replacements	26	4,482	0.6%	1.0%	1.0%	0.8%
% of FP17s Relating to Continuations	17	4,482	0.4%	1.6%	1.5%	1.3%
% of Patients satisfied with the dentistry they have received	17	18	94.4%	94.7%	93.1%	92.7%
% of Patients satisfied with the time they had to wait for an appointment	18	18	100.0%	93.3%	89.8%	88.8%

* This is based on patients treated on this contract for their most recent course of treatment. Figures in italics indicate the base number of FP17s or Patient Questionnaire responses are less than 100. N/A is shown where the base number of responses is less than 10 during the period. % is calculated as Quantity/Base number*100

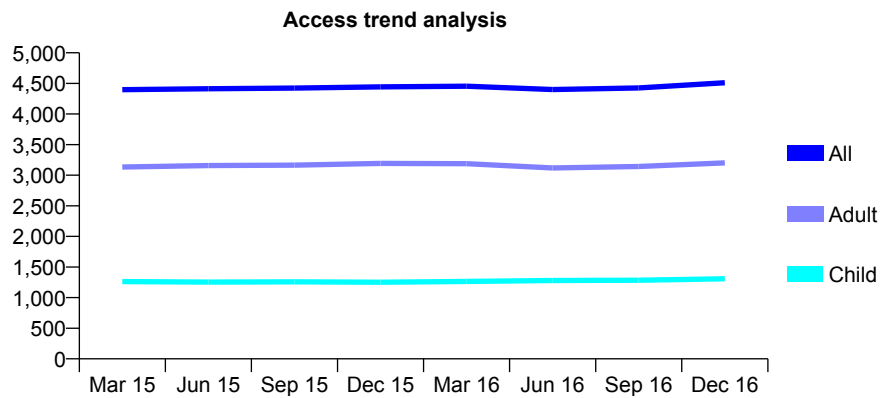
Q44 - Vital Signs At a Glance Contract Report for 151718/0001 - December 2016

Name or company name	Xeon Smiles UK Ltd
Contract type name	PDS Contract
Purpose of contract	General
Contract start date	01/04/2009
Contract end date	31/03/2017

16/17 Contracted general activity (UDA)	12,000
Carry forward general activity (UDA)	0
16/17 Contracted orthodontic activity (UOA)	0
Carry forward orthodontic activity (UOA)	0
Baseline contract value	£282,951.57

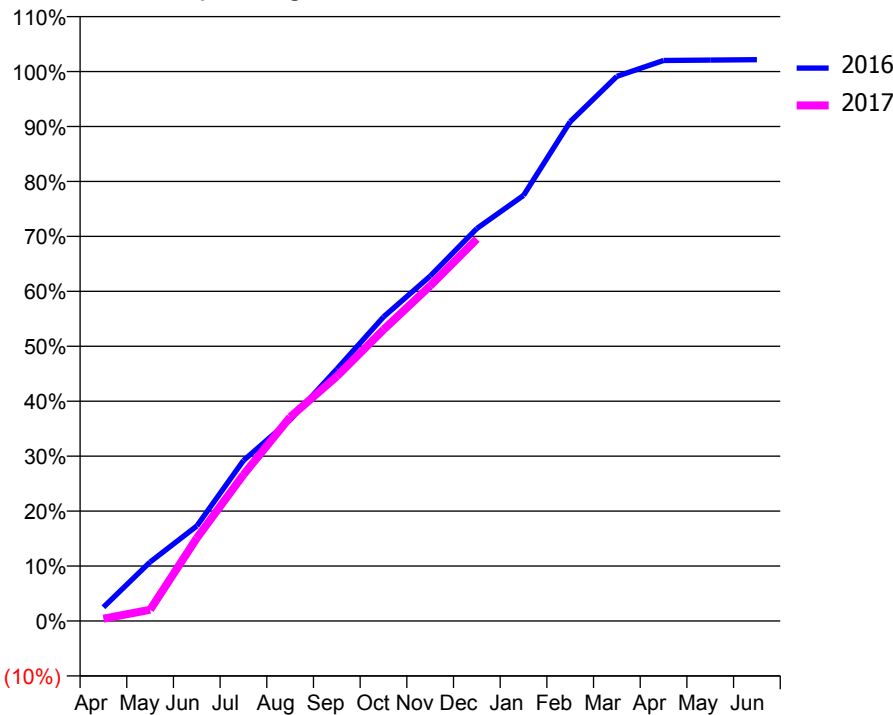
ACCESS*

Patients seen in 24 months	Total	Change since previous quarter
Quarter ending December 2015	4,444	
Quarter ending March 2016	4,454	→
Quarter ending June 2016	4,399	↓
Quarter ending September 2016	4,427	→
Quarter ending December 2016	4,511	→
Variance since December 2015	1.5%	→



ACTIVITY

Cumulative percentage of contracted UDA delivered 2016 & 2017



Month	Adjusted Scheduled Activity (UDA)	
	2016	2017
April	301	50
May	1,289	247
June	2,074	1,811
July	3,504	3,195
August	4,391	4,453
September	5,502	5,341
October	6,642	6,362
November	7,531	7,321
December	8,573	8,340
January	9,295	
February	10,904	
March	11,893	
April	12,241	
May	12,249	
June	12,258	

QUALITY

	Quantity	Base Number	Contract	AT	Region	England
% of FP17s for the same patient ID Re-attending within 3 months - Children	120	1,575	7.6%	12.4%	13.4%	12.4%
% of FP17s for the same patient ID Re-attending within 3 months - Adults	494	3,310	14.9%	18.0%	17.3%	16.6%
% of FP17s for the same patient ID Re-attending between 3 & 9 months - Children	1,047	1,575	66.5%	57.2%	58.9%	57.5%
% of FP17s for the same patient ID Re-attending between 3 & 9 months - Adults	1,758	3,310	53.1%	50.9%	52.5%	50.4%
% of FP17s for Band 1 Urgent Courses	316	4,657	6.8%	9.9%	9.3%	9.1%
% of FP17s Relating to Free Repair or Replacements	38	4,657	0.8%	1.0%	1.0%	0.8%
% of FP17s Relating to Continuations	74	4,657	1.6%	1.6%	1.5%	1.3%
% of Patients satisfied with the dentistry they have received	15	15	100.0%	94.7%	93.1%	92.7%
% of Patients satisfied with the time they had to wait for an appointment	14	15	93.3%	93.3%	89.8%	88.8%

* This is based on patients treated on this contract for their most recent course of treatment. Figures in italics indicate the base number of FP17s or Patient Questionnaire responses are less than 100. N/A is shown where the base number of responses is less than 10 during the period. % is calculated as Quantity/Base number*100

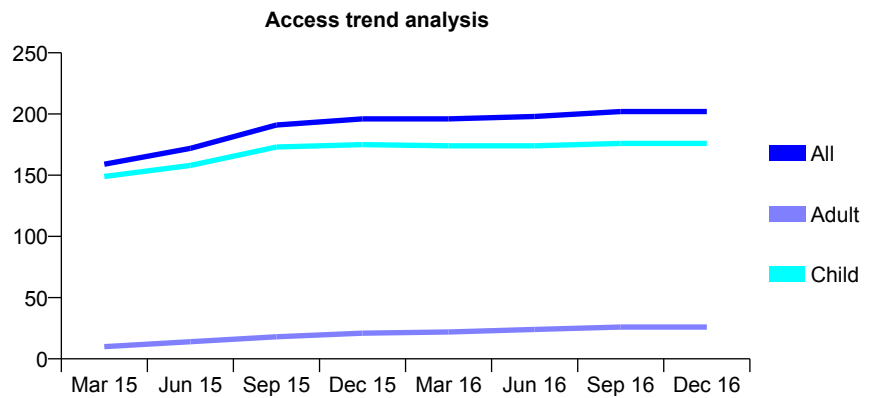
Q44 - Vital Signs At a Glance Contract Report for 151955/0001 - December 2016

Name or company name	Redcliffe Dental Practice
Contract type name	GDS Contract
Purpose of contract	General
Contract start date	01/08/2014
Contract end date	

16/17 Contracted general activity (UDA)	784
Carry forward general activity (UDA)	0
16/17 Contracted orthodontic activity (UOA)	0
Carry forward orthodontic activity (UOA)	0
Baseline contract value	£20,966.76

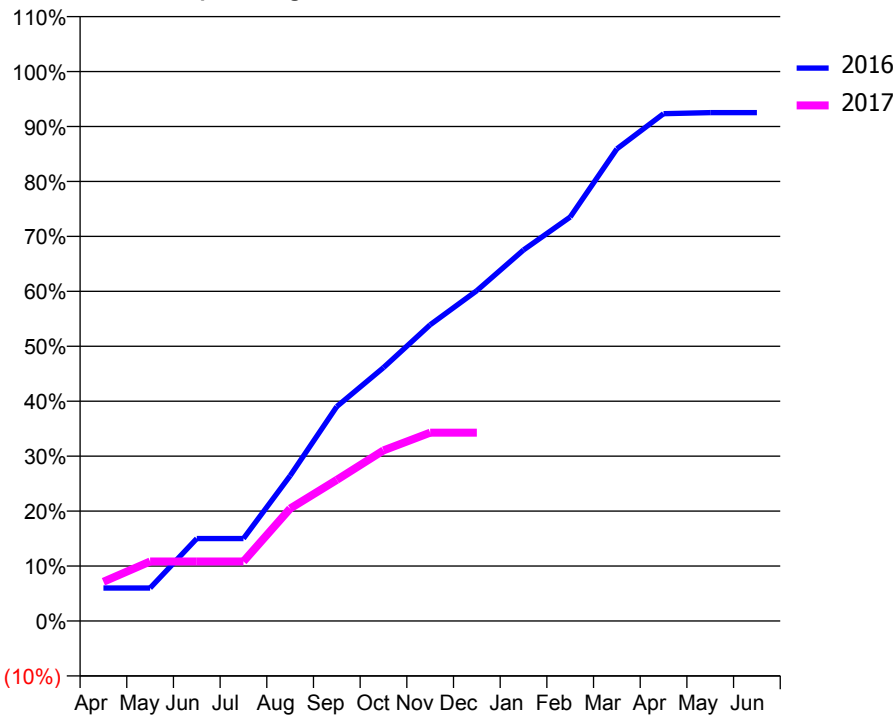
ACCESS*

Patients seen in 24 months	Total	Change since previous quarter
Quarter ending December 2015	196	
Quarter ending March 2016	196	→
Quarter ending June 2016	198	→
Quarter ending September 2016	202	↑
Quarter ending December 2016	202	→
Variance since December 2015	3.1%	↑



ACTIVITY

Cumulative percentage of contracted UDA delivered 2016 & 2017



Month	Adjusted Scheduled Activity (UDA)	
	2016	2017
April	30	56
May	30	85
June	75	85
July	75	85
August	132	160
September	195	201
October	231	243
November	270	269
December	301	269
January	338	
February	368	
March	430	
April	462	
May	463	
June	463	

QUALITY

	Quantity	Base Number	Contract	AT	Region	England
% of FP17s for the same patient ID Re-attending within 3 months - Children	14	195	7.2%	12.4%	13.4%	12.4%
% of FP17s for the same patient ID Re-attending within 3 months - Adults	0	3	0.0%	18.0%	17.3%	16.6%
% of FP17s for the same patient ID Re-attending between 3 & 9 months - Children	141	195	72.3%	57.2%	58.9%	57.5%
% of FP17s for the same patient ID Re-attending between 3 & 9 months - Adults	2	3	66.7%	50.9%	52.5%	50.4%
% of FP17s for Band 1 Urgent Courses	4	182	2.2%	9.9%	9.3%	9.1%
% of FP17s Relating to Free Repair or Replacements	0	182	0.0%	1.0%	1.0%	0.8%
% of FP17s Relating to Continuations	0	182	0.0%	1.6%	1.5%	1.3%
% of Patients satisfied with the dentistry they have received	2	2	N/A	94.7%	93.1%	92.7%
% of Patients satisfied with the time they had to wait for an appointment	2	2	N/A	93.3%	89.8%	88.8%

* This is based on patients treated on this contract for their most recent course of treatment. Figures in italics indicate the base number of FP17s or Patient Questionnaire responses are less than 100. N/A is shown where the base number of responses is less than 10 during the period. % is calculated as Quantity/Base number*100

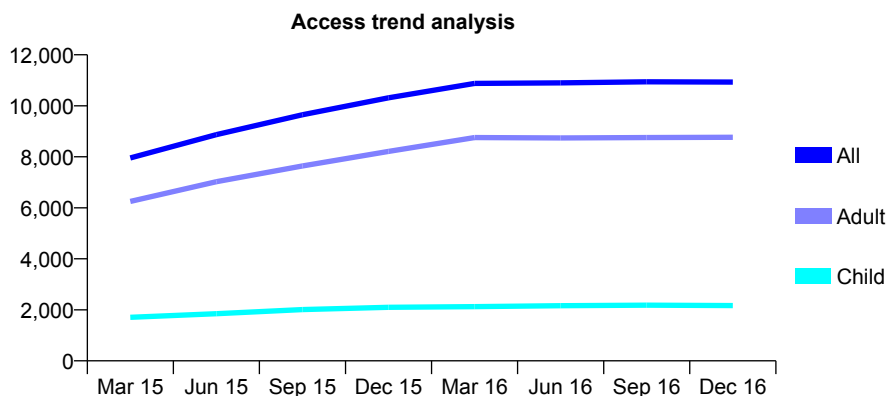
Q44 - Vital Signs At a Glance Contract Report for 152528/0001 - December 2016

Name or company name	Northgate Dental Health
Contract type name	GDS Contract
Purpose of contract	General
Contract start date	01/04/2014
Contract end date	

16/17 Contracted general activity (UDA)	30,330
Carry forward general activity (UDA)	0
16/17 Contracted orthodontic activity (UOA)	0
Carry forward orthodontic activity (UOA)	0
Baseline contract value	£715,252.23

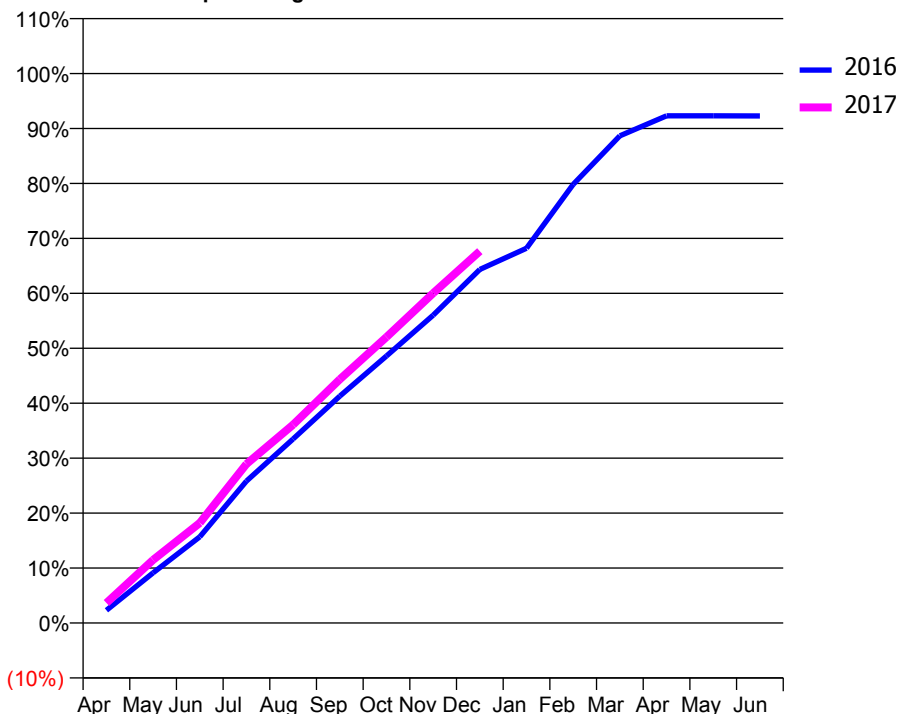
ACCESS*

Patients seen in 24 months	Total	Change since previous quarter
Quarter ending December 2015	10,313	
Quarter ending March 2016	10,881	↑
Quarter ending June 2016	10,901	→
Quarter ending September 2016	10,939	→
Quarter ending December 2016	10,933	→
Variance since December 2015	6.0%	↑



ACTIVITY

Cumulative percentage of contracted UDA delivered 2016 & 2017



Month	Adjusted Scheduled Activity (UDA)	
	2016	2017
April	700	1,107
May	2,772	3,486
June	4,757	5,524
July	7,834	8,777
August	10,164	10,949
September	12,526	13,448
October	14,735	15,782
November	16,988	18,204
December	19,517	20,526
January	20,687	
February	24,213	
March	26,890	
April	27,994	
May	27,991	
June	27,988	

QUALITY

	Quantity	Base Number	Contract	AT	Region	England
% of FP17s for the same patient ID Re-attending within 3 months - Children	177	2,272	7.8%	12.4%	13.4%	12.4%
% of FP17s for the same patient ID Re-attending within 3 months - Adults	1,498	8,422	17.8%	18.0%	17.3%	16.6%
% of FP17s for the same patient ID Re-attending between 3 & 9 months - Children	1,262	2,272	55.5%	57.2%	58.9%	57.5%
% of FP17s for the same patient ID Re-attending between 3 & 9 months - Adults	3,671	8,422	43.6%	50.9%	52.5%	50.4%
% of FP17s for Band 1 Urgent Courses	1,346	10,235	13.2%	9.9%	9.3%	9.1%
% of FP17s Relating to Free Repair or Replacements	95	10,235	0.9%	1.0%	1.0%	0.8%
% of FP17s Relating to Continuations	211	10,235	2.1%	1.6%	1.5%	1.3%
% of Patients satisfied with the dentistry they have received	20	20	100.0%	94.7%	93.1%	92.7%
% of Patients satisfied with the time they had to wait for an appointment	19	20	95.0%	93.3%	89.8%	88.8%

* This is based on patients treated on this contract for their most recent course of treatment. Figures in italics indicate the base number of FP17s or Patient Questionnaire responses are less than 100. N/A is shown where the base number of responses is less than 10 during the period. % is calculated as Quantity/Base number*100

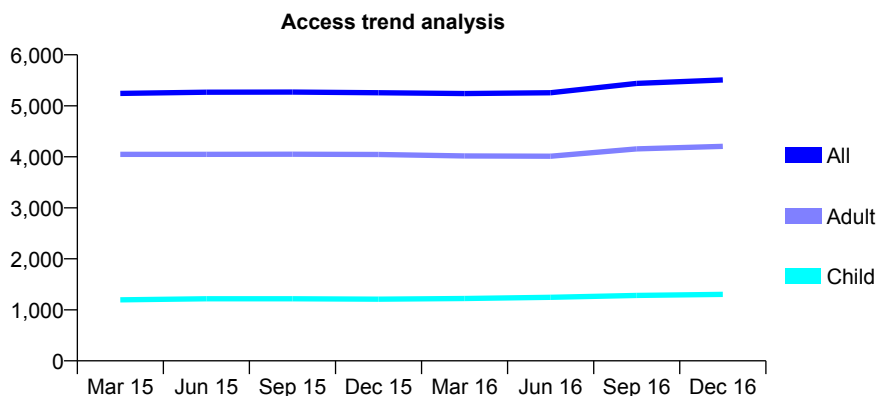
Q44 - Vital Signs At a Glance Contract Report for 152730/0001 - December 2016

Name or company name	PJS CARE LTD
Contract type name	GDS Contract
Purpose of contract	General
Contract start date	01/04/2011
Contract end date	

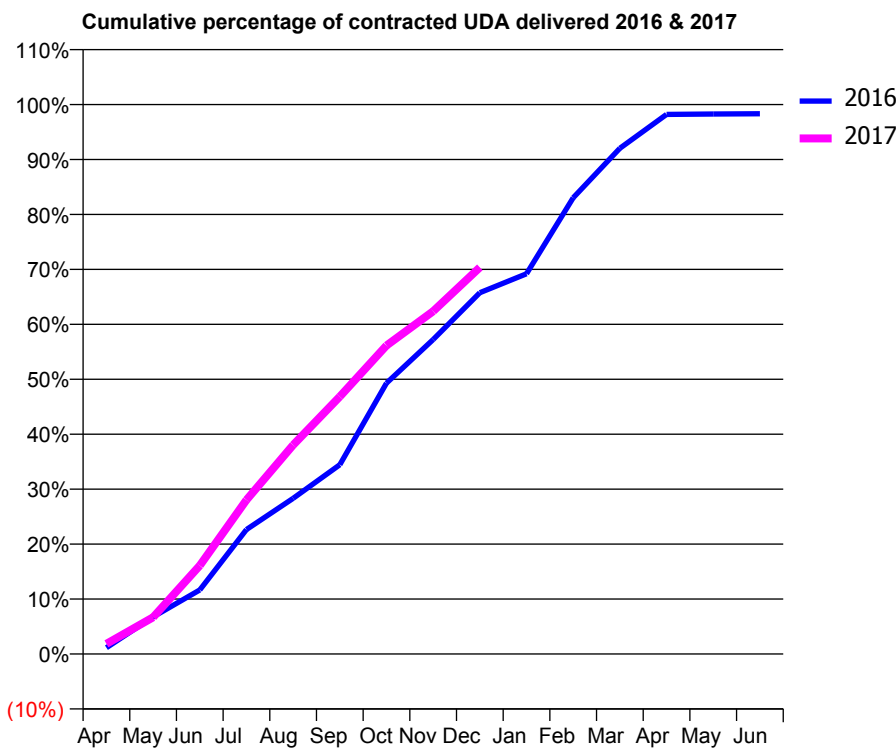
16/17 Contracted general activity (UDA)	15,554
Carry forward general activity (UDA)	261
16/17 Contracted orthodontic activity (UOA)	0
Carry forward orthodontic activity (UOA)	0
Baseline contract value	£426,185.74

ACCESS*

Patients seen in 24 months	Total	Change since previous quarter
Quarter ending December 2015	5,256	
Quarter ending March 2016	5,240	→
Quarter ending June 2016	5,256	→
Quarter ending September 2016	5,439	↑
Quarter ending December 2016	5,507	→
Variance since December 2015	4.8%	↑



ACTIVITY



Month	Adjusted Scheduled Activity (UDA)	
	2016	2017
April	178	289
May	1,052	1,041
June	1,815	2,505
July	3,522	4,361
August	4,408	5,918
September	5,357	7,288
October	7,667	8,730
November	8,900	9,701
December	10,227	10,946
January	10,762	
February	12,914	
March	14,315	
April	15,272	
May	15,285	
June	15,293	

QUALITY

	Quantity	Base Number	Contract	AT	Region	England
% of FP17s for the same patient ID Re-attending within 3 months - Children	185	1,735	10.7%	12.4%	13.4%	12.4%
% of FP17s for the same patient ID Re-attending within 3 months - Adults	800	4,428	18.1%	18.0%	17.3%	16.6%
% of FP17s for the same patient ID Re-attending between 3 & 9 months - Children	994	1,735	57.3%	57.2%	58.9%	57.5%
% of FP17s for the same patient ID Re-attending between 3 & 9 months - Adults	2,071	4,428	46.8%	50.9%	52.5%	50.4%
% of FP17s for Band 1 Urgent Courses	509	5,320	9.6%	9.9%	9.3%	9.1%
% of FP17s Relating to Free Repair or Replacements	60	5,320	1.1%	1.0%	1.0%	0.8%
% of FP17s Relating to Continuations	86	5,320	1.6%	1.6%	1.5%	1.3%
% of Patients satisfied with the dentistry they have received	8	8	N/A	94.7%	93.1%	92.7%
% of Patients satisfied with the time they had to wait for an appointment	8	8	N/A	93.3%	89.8%	88.8%

* This is based on patients treated on this contract for their most recent course of treatment. Figures in italics indicate the base number of FP17s or Patient Questionnaire responses are less than 100. N/A is shown where the base number of responses is less than 10 during the period. % is calculated as Quantity/Base number*100

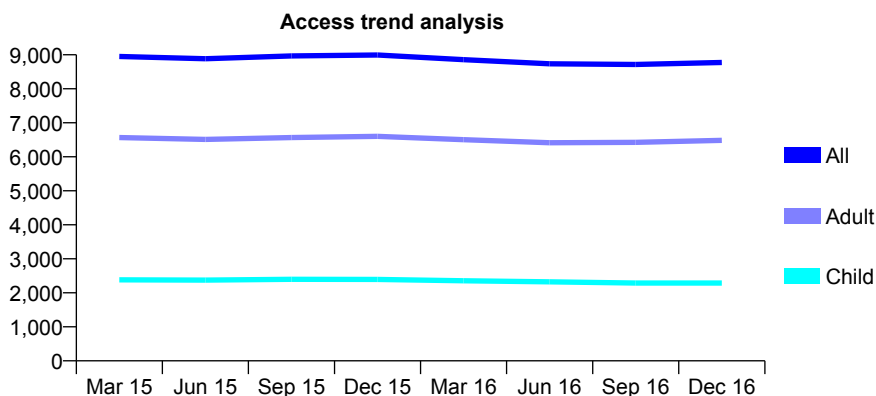
Q44 - Vital Signs At a Glance Contract Report for 152730/0002 - December 2016

Name or company name	PJS CARE LTD
Contract type name	GDS Contract
Purpose of contract	General
Contract start date	01/04/2011
Contract end date	

16/17 Contracted general activity (UDA)	26,924
Carry forward general activity (UDA)	632
16/17 Contracted orthodontic activity (UOA)	0
Carry forward orthodontic activity (UOA)	0
Baseline contract value	£825,310.90

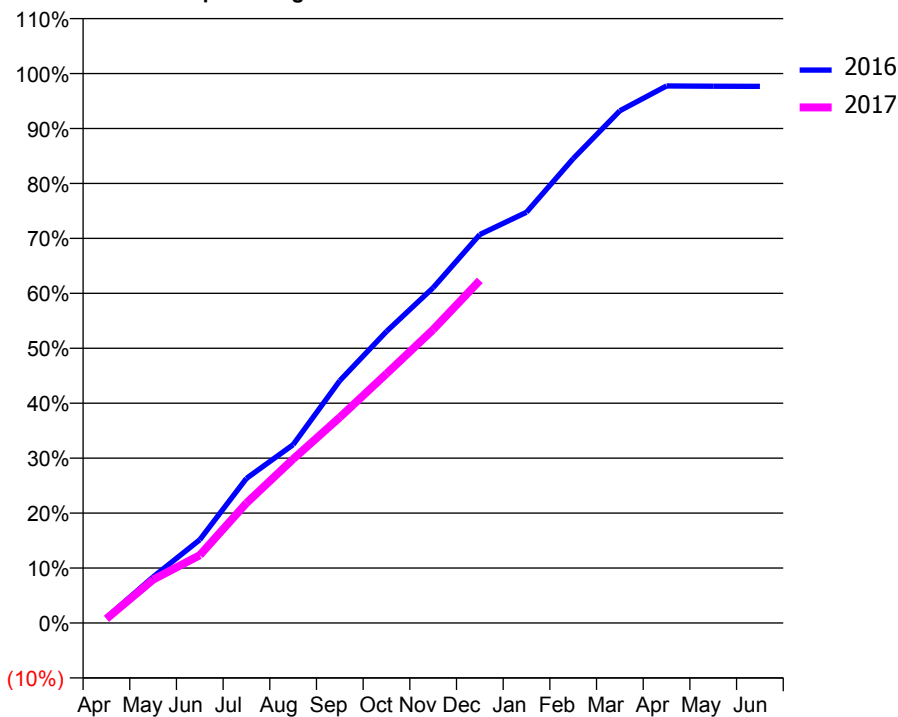
ACCESS*

Patients seen in 24 months	Total	Change since previous quarter
Quarter ending December 2015	8,995	
Quarter ending March 2016	8,858	↓
Quarter ending June 2016	8,736	↓
Quarter ending September 2016	8,714	→
Quarter ending December 2016	8,773	→
Variance since December 2015	(2.5%)	↓



ACTIVITY

Cumulative percentage of contracted UDA delivered 2016 & 2017



Month	Adjusted Scheduled Activity (UDA)	
	2016	2017
April	266	205
May	2,256	2,124
June	4,083	3,322
July	7,085	5,874
August	8,738	8,035
September	11,872	10,081
October	14,284	12,217
November	16,432	14,379
December	19,037	16,786
January	20,128	
February	22,756	
March	25,100	
April	26,315	
May	26,300	
June	26,292	

QUALITY

	Quantity	Base Number	Contract	AT	Region	England
% of FP17s for the same patient ID Re-attending within 3 months - Children	226	2,287	9.9%	12.4%	13.4%	12.4%
% of FP17s for the same patient ID Re-attending within 3 months - Adults	1,191	6,181	19.3%	18.0%	17.3%	16.6%
% of FP17s for the same patient ID Re-attending between 3 & 9 months - Children	1,025	2,287	44.8%	57.2%	58.9%	57.5%
% of FP17s for the same patient ID Re-attending between 3 & 9 months - Adults	2,552	6,181	41.3%	50.9%	52.5%	50.4%
% of FP17s for Band 1 Urgent Courses	1,036	7,573	13.7%	9.9%	9.3%	9.1%
% of FP17s Relating to Free Repair or Replacements	100	7,573	1.3%	1.0%	1.0%	0.8%
% of FP17s Relating to Continuations	48	7,573	0.6%	1.6%	1.5%	1.3%
% of Patients satisfied with the dentistry they have received	17	17	100.0%	94.7%	93.1%	92.7%
% of Patients satisfied with the time they had to wait for an appointment	14	17	82.4%	93.3%	89.8%	88.8%

* This is based on patients treated on this contract for their most recent course of treatment. Figures in italics indicate the base number of FP17s or Patient Questionnaire responses are less than 100. N/A is shown where the base number of responses is less than 10 during the period. % is calculated as Quantity/Base number*100

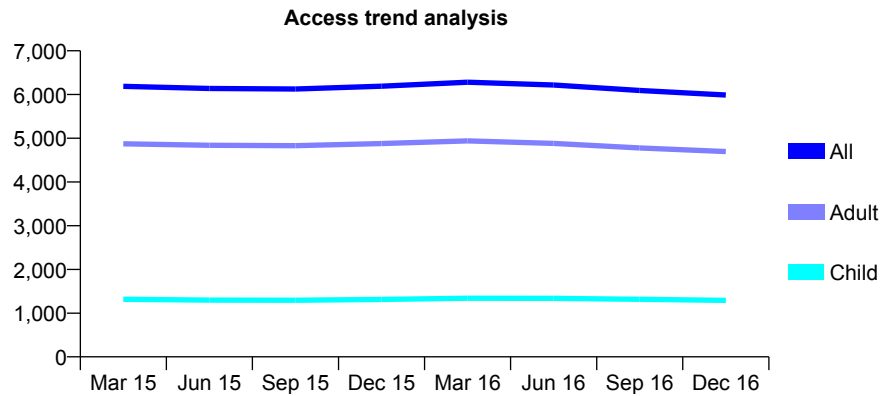
Q44 - Vital Signs At a Glance Contract Report for 156558/0001 - December 2016

Name or company name	Wentworth Practice Ltd
Contract type name	GDS Contract
Purpose of contract	General
Contract start date	12/07/2008
Contract end date	

16/17 Contracted general activity (UDA)	17,605
Carry forward general activity (UDA)	0
16/17 Contracted orthodontic activity (UOA)	0
Carry forward orthodontic activity (UOA)	0
Baseline contract value	£457,299.84

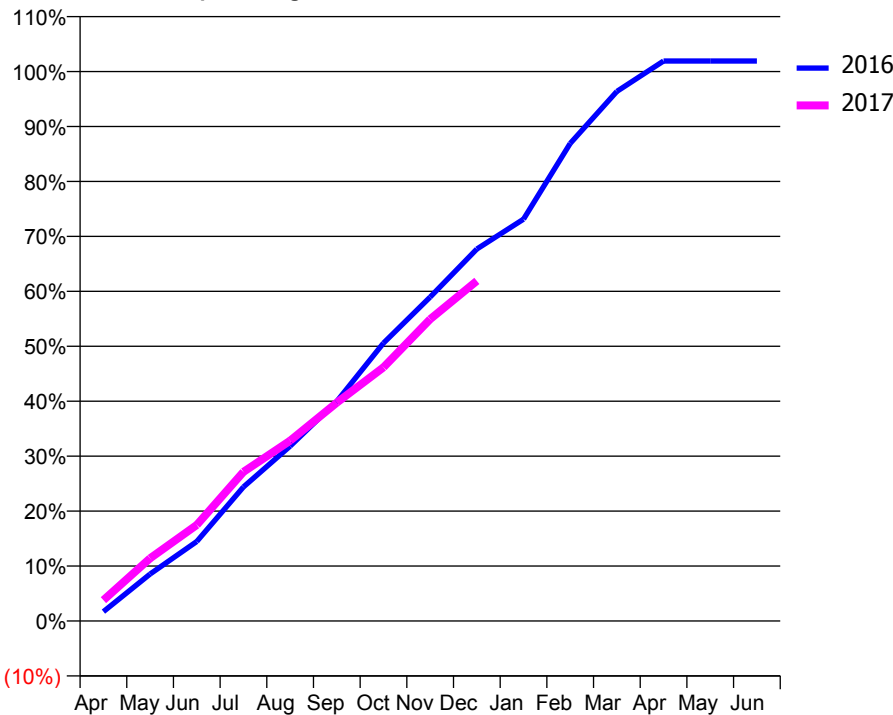
ACCESS*

Patients seen in 24 months	Total	Change since previous quarter
Quarter ending December 2015	6,191	
Quarter ending March 2016	6,281	→
Quarter ending June 2016	6,219	→
Quarter ending September 2016	6,094	↓
Quarter ending December 2016	5,990	↓
Variance since December 2015	(3.2%)	↓



ACTIVITY

Cumulative percentage of contracted UDA delivered 2016 & 2017



Month	Adjusted Scheduled Activity (UDA)	
	2016	2017
April	300	668
May	1,505	2,012
June	2,547	3,080
July	4,297	4,778
August	5,602	5,777
September	7,039	6,997
October	8,905	8,129
November	10,377	9,670
December	11,919	10,896
January	12,875	
February	15,303	
March	16,968	
April	17,943	
May	17,943	
June	17,942	

QUALITY

	Quantity	Base Number	Contract	AT	Region	England
% of FP17s for the same patient ID Re-attending within 3 months - Children	103	1,289	8.0%	12.4%	13.4%	12.4%
% of FP17s for the same patient ID Re-attending within 3 months - Adults	1,016	5,043	20.1%	18.0%	17.3%	16.6%
% of FP17s for the same patient ID Re-attending between 3 & 9 months - Children	717	1,289	55.6%	57.2%	58.9%	57.5%
% of FP17s for the same patient ID Re-attending between 3 & 9 months - Adults	2,790	5,043	55.3%	50.9%	52.5%	50.4%
% of FP17s for Band 1 Urgent Courses	711	5,852	12.1%	9.9%	9.3%	9.1%
% of FP17s Relating to Free Repair or Replacements	80	5,852	1.4%	1.0%	1.0%	0.8%
% of FP17s Relating to Continuations	135	5,852	2.3%	1.6%	1.5%	1.3%
% of Patients satisfied with the dentistry they have received	25	25	100.0%	94.7%	93.1%	92.7%
% of Patients satisfied with the time they had to wait for an appointment	23	25	92.0%	93.3%	89.8%	88.8%

* This is based on patients treated on this contract for their most recent course of treatment. Figures in italics indicate the base number of FP17s or Patient Questionnaire responses are less than 100. N/A is shown where the base number of responses is less than 10 during the period. % is calculated as Quantity/Base number*100

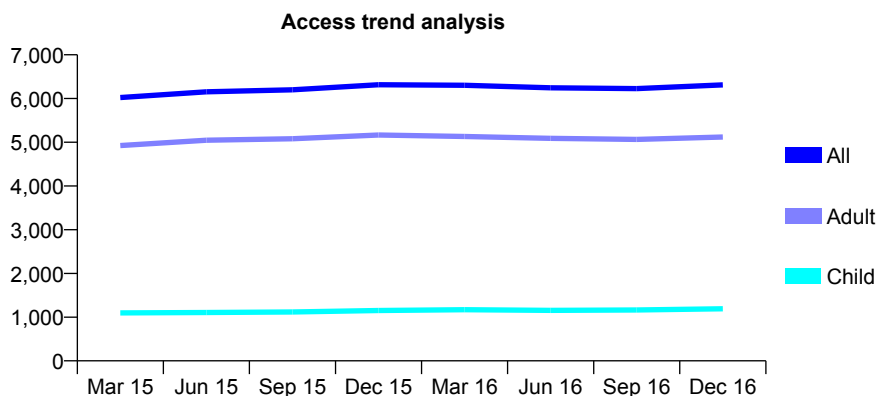
Q44 - Vital Signs At a Glance Contract Report for 156647/0001 - December 2016

Name or company name	Hosside Dental Partnership
Contract type name	GDS Contract
Purpose of contract	General
Contract start date	26/04/2013
Contract end date	

16/17 Contracted general activity (UDA)	19,498
Carry forward general activity (UDA)	775
16/17 Contracted orthodontic activity (UOA)	0
Carry forward orthodontic activity (UOA)	0
Baseline contract value	£533,251.50

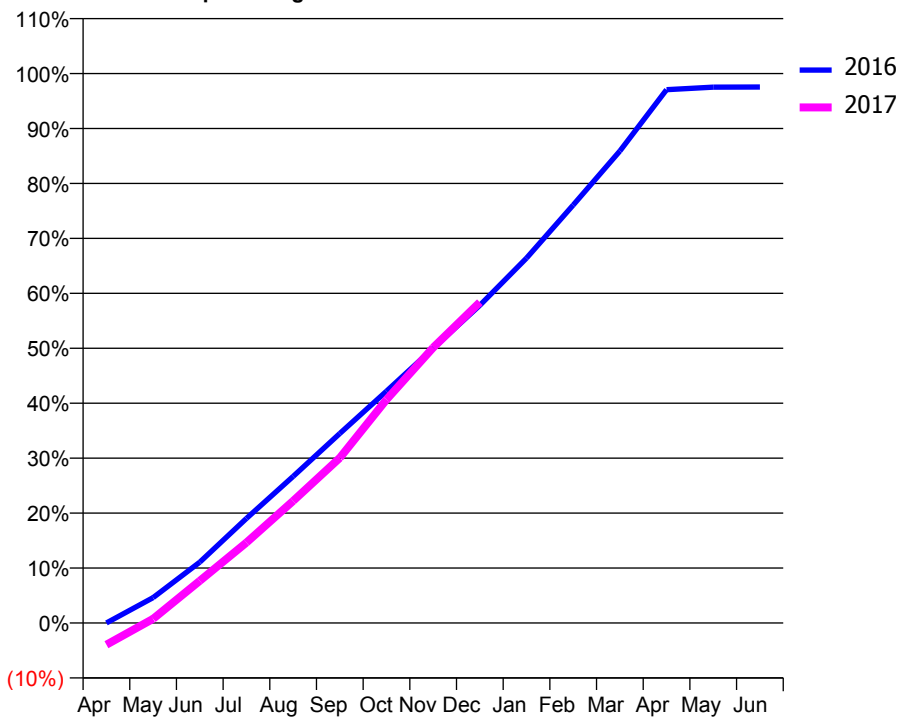
ACCESS*

Patients seen in 24 months	Total	Change since previous quarter
Quarter ending December 2015	6,316	
Quarter ending March 2016	6,303	→
Quarter ending June 2016	6,244	→
Quarter ending September 2016	6,227	→
Quarter ending December 2016	6,311	→
Variance since December 2015	(0.1%)	→



ACTIVITY

Cumulative percentage of contracted UDA delivered 2016 & 2017



Month	Adjusted Scheduled Activity (UDA)	
	2016	2017
April	0	-775
May	900	149
June	2,162	1,496
July	3,714	2,857
August	5,204	4,333
September	6,724	5,859
October	8,227	7,928
November	9,749	9,775
December	11,274	11,380
January	12,947	
February	14,831	
March	16,746	
April	18,925	
May	19,016	
June	19,020	

QUALITY

	Quantity	Base Number	Contract	AT	Region	England
% of FP17s for the same patient ID Re-attending within 3 months - Children	84	1,444	5.8%	12.4%	13.4%	12.4%
% of FP17s for the same patient ID Re-attending within 3 months - Adults	814	5,952	13.7%	18.0%	17.3%	16.6%
% of FP17s for the same patient ID Re-attending between 3 & 9 months - Children	914	1,444	63.3%	57.2%	58.9%	57.5%
% of FP17s for the same patient ID Re-attending between 3 & 9 months - Adults	3,706	5,952	62.3%	50.9%	52.5%	50.4%
% of FP17s for Band 1 Urgent Courses	459	5,580	8.2%	9.9%	9.3%	9.1%
% of FP17s Relating to Free Repair or Replacements	70	5,580	1.3%	1.0%	1.0%	0.8%
% of FP17s Relating to Continuations	103	5,580	1.8%	1.6%	1.5%	1.3%
% of Patients satisfied with the dentistry they have received	32	34	94.1%	94.7%	93.1%	92.7%
% of Patients satisfied with the time they had to wait for an appointment	32	34	94.1%	93.3%	89.8%	88.8%

* This is based on patients treated on this contract for their most recent course of treatment. Figures in italics indicate the base number of FP17s or Patient Questionnaire responses are less than 100. N/A is shown where the base number of responses is less than 10 during the period. % is calculated as Quantity/Base number*100

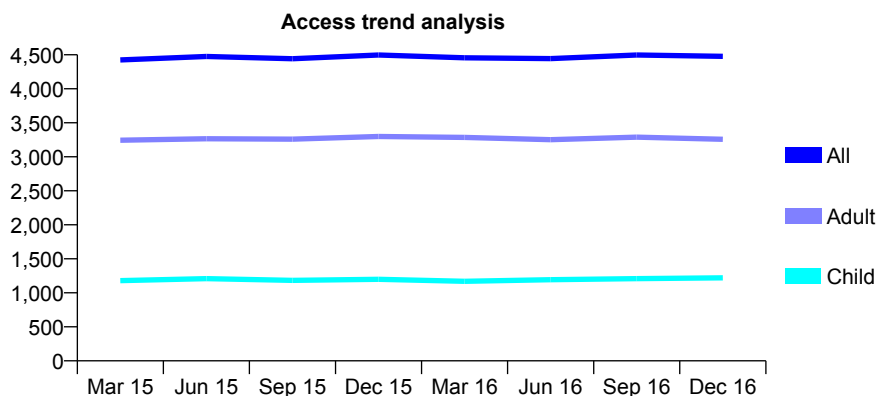
Q44 - Vital Signs At a Glance Contract Report for 157384/0001 - December 2016

Name or company name	Fearnhead Dental Surgery
Contract type name	GDS Contract
Purpose of contract	General
Contract start date	01/11/2011
Contract end date	

16/17 Contracted general activity (UDA)	12,385
Carry forward general activity (UDA)	0
16/17 Contracted orthodontic activity (UOA)	0
Carry forward orthodontic activity (UOA)	0
Baseline contract value	£372,485.69

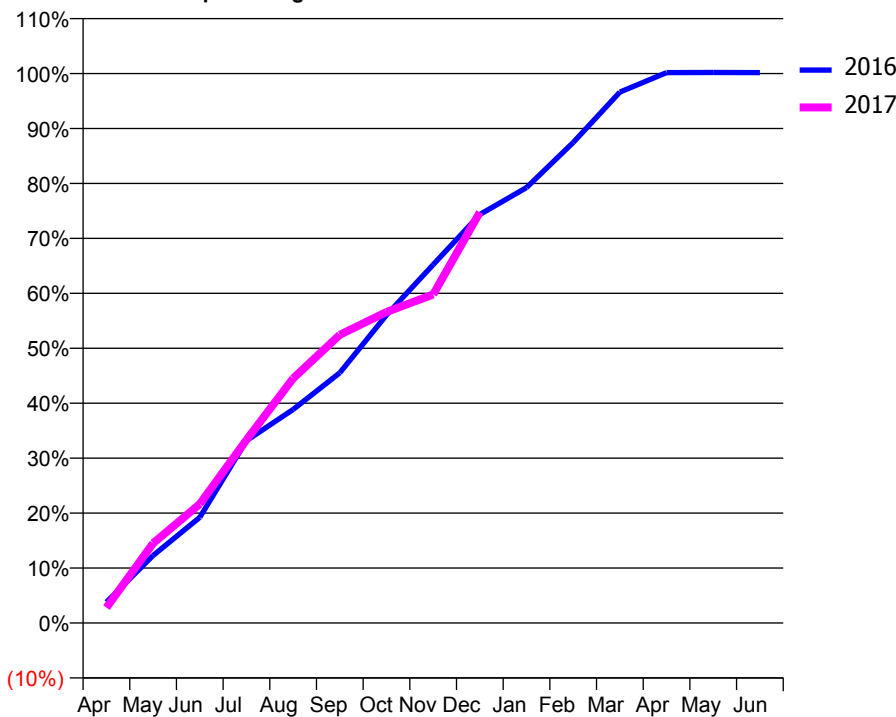
ACCESS*

Patients seen in 24 months	Total	Change since previous quarter
Quarter ending December 2015	4,498	
Quarter ending March 2016	4,455	→
Quarter ending June 2016	4,445	→
Quarter ending September 2016	4,498	→
Quarter ending December 2016	4,478	→
Variance since December 2015	(0.4%)	→



ACTIVITY

Cumulative percentage of contracted UDA delivered 2016 & 2017



Month	Adjusted Scheduled Activity (UDA)	
	2016	2017
April	471	348
May	1,522	1,799
June	2,382	2,681
July	4,110	4,129
August	4,812	5,513
September	5,639	6,495
October	6,941	7,012
November	8,078	7,405
December	9,206	9,259
January	9,814	
February	10,831	
March	11,966	
April	12,406	
May	12,407	
June	12,405	

QUALITY

	Quantity	Base Number	Contract	AT	Region	England
% of FP17s for the same patient ID Re-attending within 3 months - Children	79	1,151	6.9%	12.4%	13.4%	12.4%
% of FP17s for the same patient ID Re-attending within 3 months - Adults	422	2,962	14.2%	18.0%	17.3%	16.6%
% of FP17s for the same patient ID Re-attending between 3 & 9 months - Children	502	1,151	43.6%	57.2%	58.9%	57.5%
% of FP17s for the same patient ID Re-attending between 3 & 9 months - Adults	1,391	2,962	47.0%	50.9%	52.5%	50.4%
% of FP17s for Band 1 Urgent Courses	261	3,971	6.6%	9.9%	9.3%	9.1%
% of FP17s Relating to Free Repair or Replacements	34	3,971	0.9%	1.0%	1.0%	0.8%
% of FP17s Relating to Continuations	84	3,971	2.1%	1.6%	1.5%	1.3%
% of Patients satisfied with the dentistry they have received	1	1	N/A	94.7%	93.1%	92.7%
% of Patients satisfied with the time they had to wait for an appointment	1	1	N/A	93.3%	89.8%	88.8%

* This is based on patients treated on this contract for their most recent course of treatment. Figures in italics indicate the base number of FP17s or Patient Questionnaire responses are less than 100. N/A is shown where the base number of responses is less than 10 during the period. % is calculated as Quantity/Base number*100

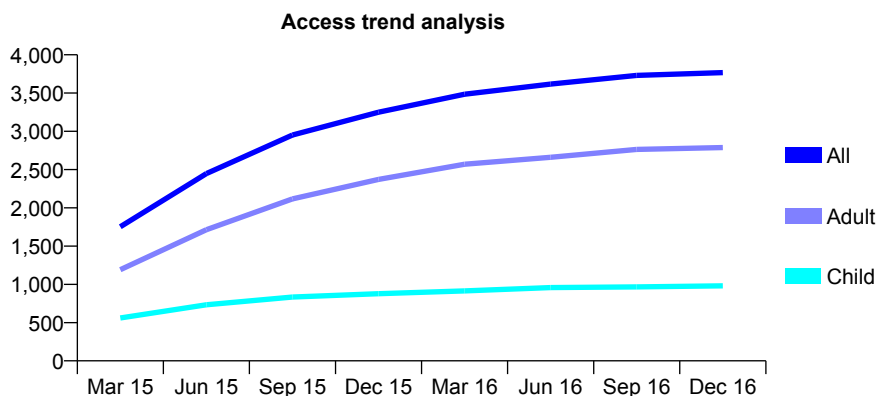
Q44 - Vital Signs At a Glance Contract Report for 158712/0001 - December 2016

Name or company name	Bollington Dental Practice Limited
Contract type name	GDS Contract
Purpose of contract	General
Contract start date	01/10/2014
Contract end date	

16/17 Contracted general activity (UDA)	8,980
Carry forward general activity (UDA)	0
16/17 Contracted orthodontic activity (UOA)	0
Carry forward orthodontic activity (UOA)	0
Baseline contract value	£278,142.23

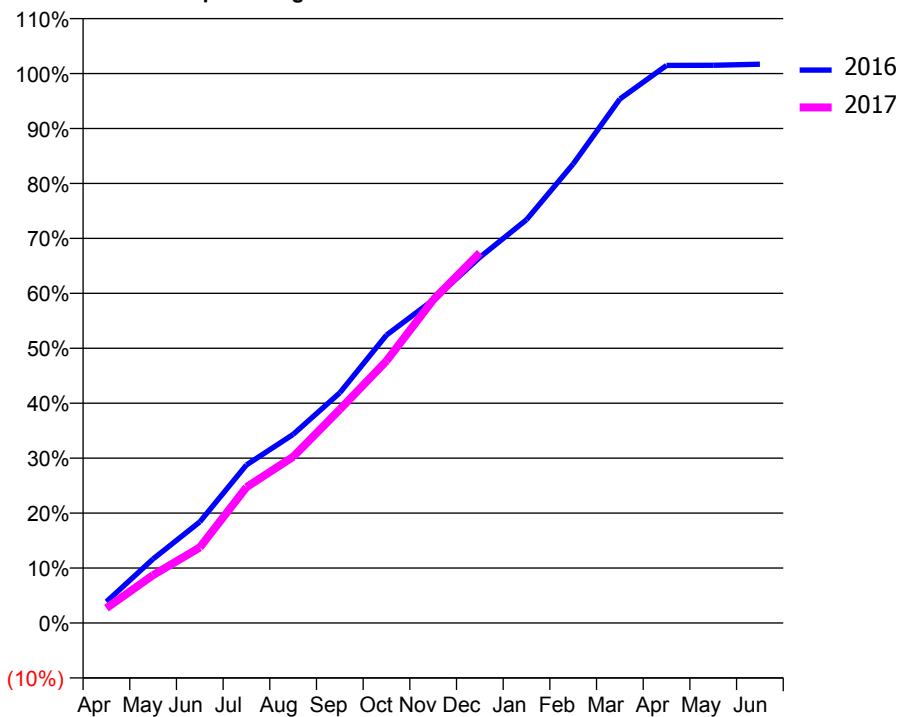
ACCESS*

Patients seen in 24 months	Total	Change since previous quarter
Quarter ending December 2015	3,249	
Quarter ending March 2016	3,485	↑
Quarter ending June 2016	3,617	↑
Quarter ending September 2016	3,731	↑
Quarter ending December 2016	3,768	→
Variance since December 2015	16.0%	↑



ACTIVITY

Cumulative percentage of contracted UDA delivered 2016 & 2017



Month	Adjusted Scheduled Activity (UDA)	
	2016	2017
April	348	244
May	1,047	784
June	1,653	1,235
July	2,584	2,220
August	3,083	2,716
September	3,763	3,490
October	4,707	4,283
November	5,278	5,280
December	5,977	6,051
January	6,591	
February	7,501	
March	8,562	
April	9,112	
May	9,114	
June	9,133	

QUALITY

	Quantity	Base Number	Contract	AT	Region	England
% of FP17s for the same patient ID Re-attending within 3 months - Children	74	1,000	7.4%	12.4%	13.4%	12.4%
% of FP17s for the same patient ID Re-attending within 3 months - Adults	435	2,372	18.3%	18.0%	17.3%	16.6%
% of FP17s for the same patient ID Re-attending between 3 & 9 months - Children	488	1,000	48.8%	57.2%	58.9%	57.5%
% of FP17s for the same patient ID Re-attending between 3 & 9 months - Adults	500	2,372	21.1%	50.9%	52.5%	50.4%
% of FP17s for Band 1 Urgent Courses	375	3,139	11.9%	9.9%	9.3%	9.1%
% of FP17s Relating to Free Repair or Replacements	14	3,139	0.4%	1.0%	1.0%	0.8%
% of FP17s Relating to Continuations	45	3,139	1.4%	1.6%	1.5%	1.3%
% of Patients satisfied with the dentistry they have received	7	7	N/A	94.7%	93.1%	92.7%
% of Patients satisfied with the time they had to wait for an appointment	6	7	N/A	93.3%	89.8%	88.8%

* This is based on patients treated on this contract for their most recent course of treatment. Figures in italics indicate the base number of FP17s or Patient Questionnaire responses are less than 100. N/A is shown where the base number of responses is less than 10 during the period. % is calculated as Quantity/Base number*100

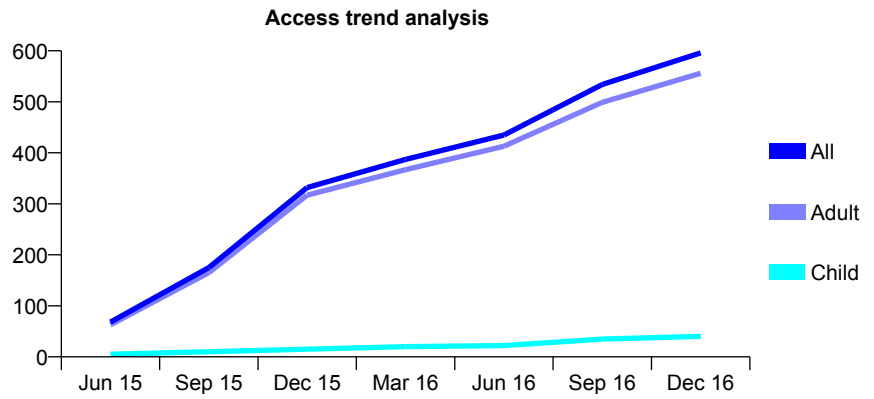
Q44 - Vital Signs At a Glance Contract Report for 160059/0014 - December 2016

Name or company name	REVIVE DENTAL CARE LIMITED
Contract type name	PDS Contract
Purpose of contract	General
Contract start date	01/04/2015
Contract end date	31/03/2018

16/17 Contracted general activity (UDA)	15,000
Carry forward general activity (UDA)	0
16/17 Contracted orthodontic activity (UOA)	0
Carry forward orthodontic activity (UOA)	0
Baseline contract value	£397,545.60

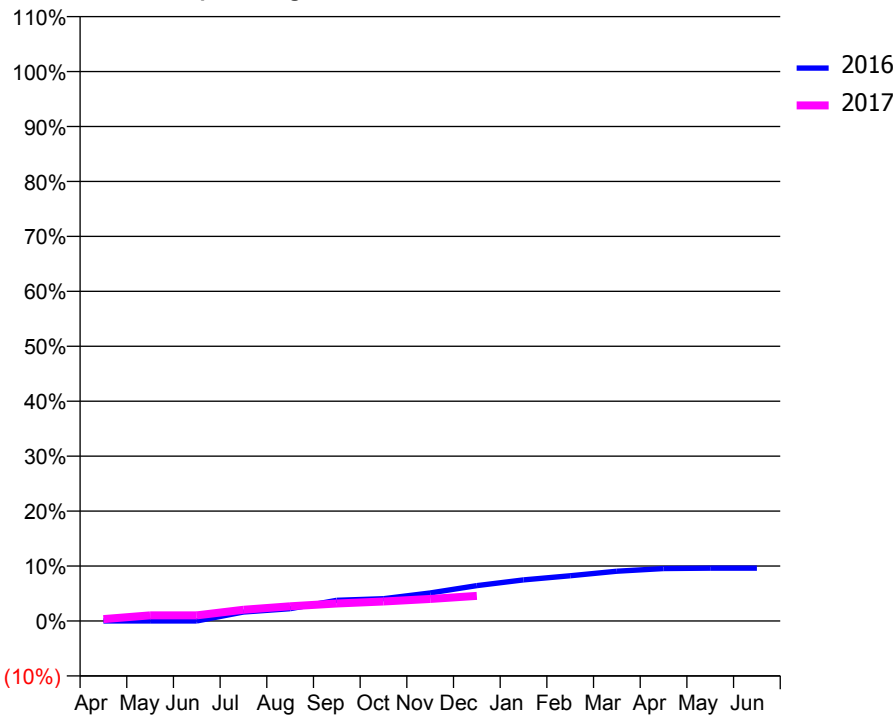
ACCESS*

Patients seen in 24 months	Total	Change since previous quarter
Quarter ending December 2015	332	
Quarter ending March 2016	387	↑
Quarter ending June 2016	435	↑
Quarter ending September 2016	534	↑
Quarter ending December 2016	596	↑
Variance since December 2015	79.5%	↑



ACTIVITY

Cumulative percentage of contracted UDA delivered 2016 & 2017



Month	Adjusted Scheduled Activity (UDA)	
	2016	2017
April	0	52
May	0	154
June	0	154
July	246	308
August	337	403
September	567	478
October	609	534
November	767	604
December	968	685
January	1,124	
February	1,235	
March	1,358	
April	1,434	
May	1,442	
June	1,442	

QUALITY

	Quantity	Base Number	Contract	AT	Region	England
% of FP17s for the same patient ID Re-attending within 3 months - Children	1	87	1.1%	12.4%	13.4%	12.4%
% of FP17s for the same patient ID Re-attending within 3 months - Adults	10	554	1.8%	18.0%	17.3%	16.6%
% of FP17s for the same patient ID Re-attending between 3 & 9 months - Children	1	87	1.1%	57.2%	58.9%	57.5%
% of FP17s for the same patient ID Re-attending between 3 & 9 months - Adults	2	554	0.4%	50.9%	52.5%	50.4%
% of FP17s for Band 1 Urgent Courses	570	571	99.8%	9.9%	9.3%	9.1%
% of FP17s Relating to Free Repair or Replacements	0	571	0.0%	1.0%	1.0%	0.8%
% of FP17s Relating to Continuations	0	571	0.0%	1.6%	1.5%	1.3%
% of Patients satisfied with the dentistry they have received	0	0	N/A	94.7%	93.1%	92.7%
% of Patients satisfied with the time they had to wait for an appointment	0	0	N/A	93.3%	89.8%	88.8%

* This is based on patients treated on this contract for their most recent course of treatment. Figures in italics indicate the base number of FP17s or Patient Questionnaire responses are less than 100. N/A is shown where the base number of responses is less than 10 during the period. % is calculated as Quantity/Base number*100

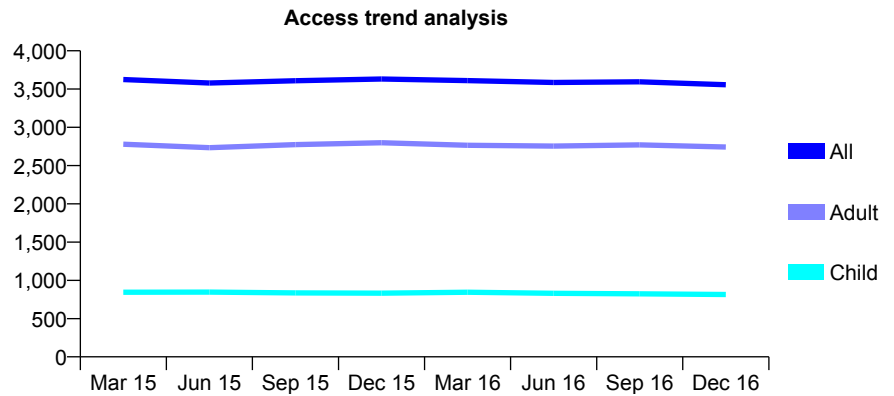
Q44 - Vital Signs At a Glance Contract Report for 160075/0001 - December 2016

Name or company name	Arrowe Park Dental Practice
Contract type name	GDS Contract
Purpose of contract	General
Contract start date	01/11/2012
Contract end date	

16/17 Contracted general activity (UDA)	13,875
Carry forward general activity (UDA)	147
16/17 Contracted orthodontic activity (UOA)	0
Carry forward orthodontic activity (UOA)	0
Baseline contract value	£400,776.13

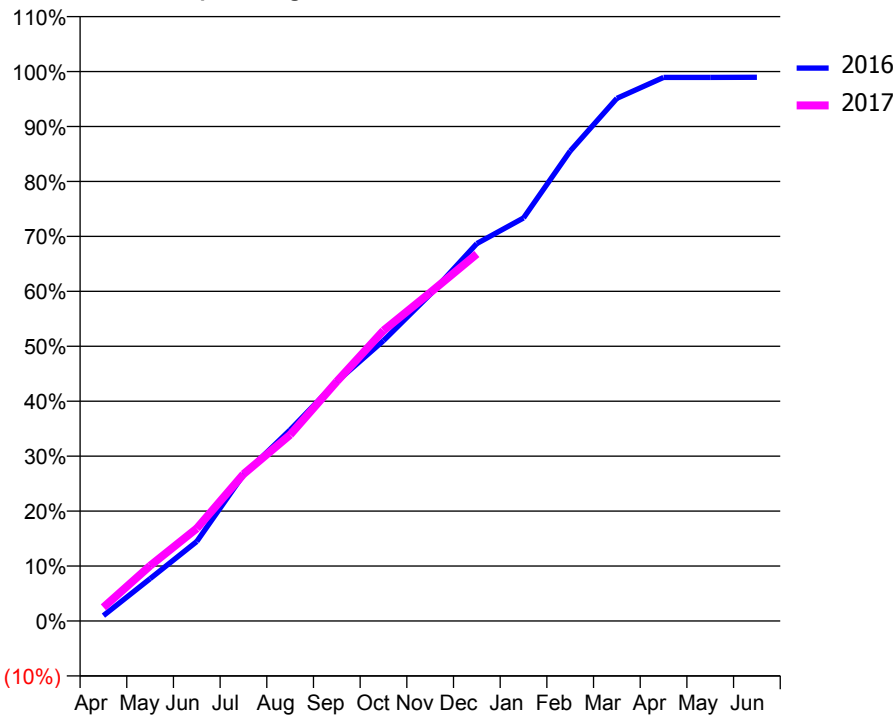
ACCESS*

Patients seen in 24 months	Total	Change since previous quarter
Quarter ending December 2015	3,631	
Quarter ending March 2016	3,610	→
Quarter ending June 2016	3,586	→
Quarter ending September 2016	3,594	→
Quarter ending December 2016	3,557	↓
Variance since December 2015	(2.0%)	↓



ACTIVITY

Cumulative percentage of contracted UDA delivered 2016 & 2017



Month	Adjusted Scheduled Activity (UDA)	
	2016	2017
April	138	344
May	1,068	1,394
June	2,010	2,338
July	3,690	3,707
August	4,825	4,704
September	6,045	6,049
October	7,079	7,336
November	8,248	8,291
December	9,531	9,266
January	10,175	
February	11,866	
March	13,198	
April	13,727	
May	13,727	
June	13,728	

QUALITY

	Quantity	Base Number	Contract	AT	Region	England
% of FP17s for the same patient ID Re-attending within 3 months - Children	71	797	8.9%	12.4%	13.4%	12.4%
% of FP17s for the same patient ID Re-attending within 3 months - Adults	733	3,184	23.0%	18.0%	17.3%	16.6%
% of FP17s for the same patient ID Re-attending between 3 & 9 months - Children	415	797	52.1%	57.2%	58.9%	57.5%
% of FP17s for the same patient ID Re-attending between 3 & 9 months - Adults	1,685	3,184	52.9%	50.9%	52.5%	50.4%
% of FP17s for Band 1 Urgent Courses	202	3,752	5.4%	9.9%	9.3%	9.1%
% of FP17s Relating to Free Repair or Replacements	117	3,752	3.1%	1.0%	1.0%	0.8%
% of FP17s Relating to Continuations	101	3,752	2.7%	1.6%	1.5%	1.3%
% of Patients satisfied with the dentistry they have received	9	10	90.0%	94.7%	93.1%	92.7%
% of Patients satisfied with the time they had to wait for an appointment	10	10	100.0%	93.3%	89.8%	88.8%

* This is based on patients treated on this contract for their most recent course of treatment. Figures in italics indicate the base number of FP17s or Patient Questionnaire responses are less than 100. N/A is shown where the base number of responses is less than 10 during the period. % is calculated as Quantity/Base number*100

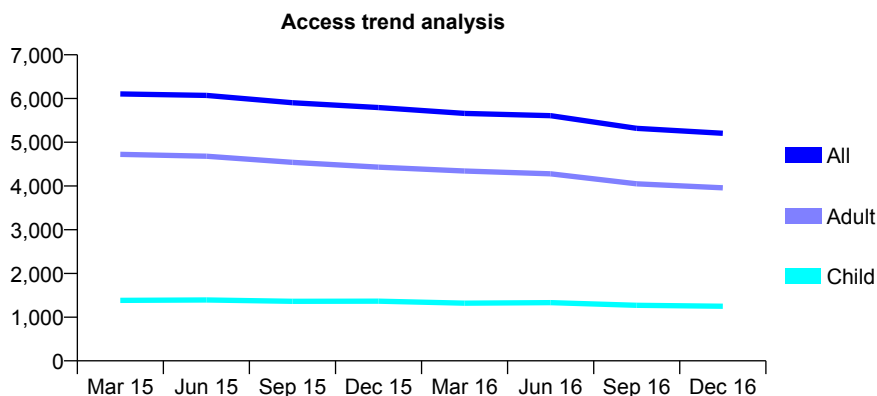
Q44 - Vital Signs At a Glance Contract Report for 160849/0001 - December 2016

Name or company name	Abbotts and Ward
Contract type name	GDS Contract
Purpose of contract	General
Contract start date	01/05/2013
Contract end date	

16/17 Contracted general activity (UDA)	17,000
Carry forward general activity (UDA)	0
16/17 Contracted orthodontic activity (UOA)	0
Carry forward orthodontic activity (UOA)	0
Baseline contract value	£405,654.99

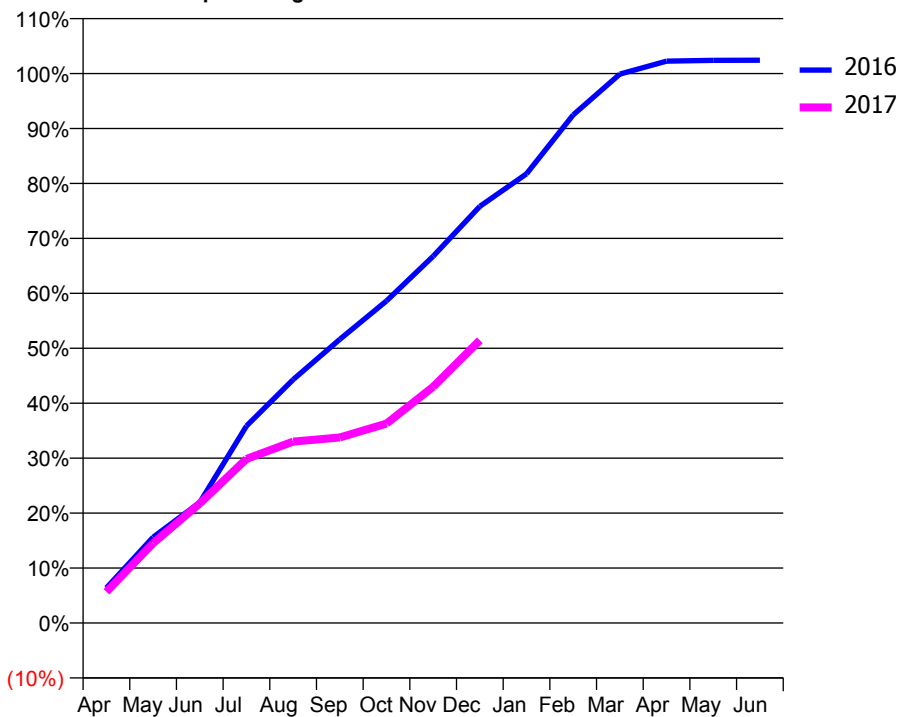
ACCESS*

Patients seen in 24 months	Total	Change since previous quarter
Quarter ending December 2015	5,793	
Quarter ending March 2016	5,660	↓
Quarter ending June 2016	5,608	→
Quarter ending September 2016	5,319	↓
Quarter ending December 2016	5,204	↓
Variance since December 2015	(10.2%)	↓



ACTIVITY

Cumulative percentage of contracted UDA delivered 2016 & 2017



Month	Adjusted Scheduled Activity (UDA)	
	2016	2017
April	1,085	967
May	2,653	2,471
June	3,733	3,700
July	6,095	5,075
August	7,530	5,612
September	8,776	5,741
October	9,965	6,169
November	11,348	7,309
December	12,890	8,746
January	13,896	
February	15,720	
March	16,983	
April	17,381	
May	17,407	
June	17,413	

QUALITY

	Quantity	Base Number	Contract	AT	Region	England
% of FP17s for the same patient ID Re-attending within 3 months - Children	66	1,031	6.4%	12.4%	13.4%	12.4%
% of FP17s for the same patient ID Re-attending within 3 months - Adults	558	3,691	15.1%	18.0%	17.3%	16.6%
% of FP17s for the same patient ID Re-attending between 3 & 9 months - Children	618	1,031	59.9%	57.2%	58.9%	57.5%
% of FP17s for the same patient ID Re-attending between 3 & 9 months - Adults	2,116	3,691	57.3%	50.9%	52.5%	50.4%
% of FP17s for Band 1 Urgent Courses	489	4,464	11.0%	9.9%	9.3%	9.1%
% of FP17s Relating to Free Repair or Replacements	57	4,464	1.3%	1.0%	1.0%	0.8%
% of FP17s Relating to Continuations	44	4,464	1.0%	1.6%	1.5%	1.3%
% of Patients satisfied with the dentistry they have received	6	6	N/A	94.7%	93.1%	92.7%
% of Patients satisfied with the time they had to wait for an appointment	6	6	N/A	93.3%	89.8%	88.8%

* This is based on patients treated on this contract for their most recent course of treatment. Figures in italics indicate the base number of FP17s or Patient Questionnaire responses are less than 100. N/A is shown where the base number of responses is less than 10 during the period. % is calculated as Quantity/Base number*100

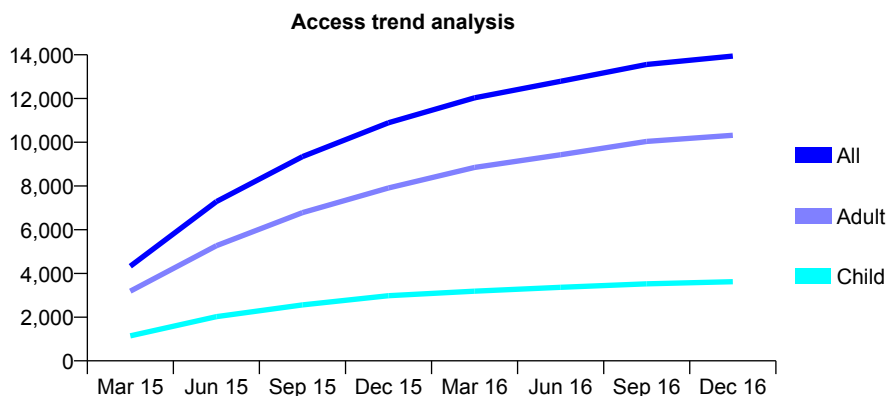
Q44 - Vital Signs At a Glance Contract Report for 161152/0001 - December 2016

Name or company name	Martins Lane Dental Practice
Contract type name	GDS Contract
Purpose of contract	General
Contract start date	01/01/2015
Contract end date	

16/17 Contracted general activity (UDA)	40,962
Carry forward general activity (UDA)	34
16/17 Contracted orthodontic activity (UOA)	0
Carry forward orthodontic activity (UOA)	0
Baseline contract value	£1,255,603.20

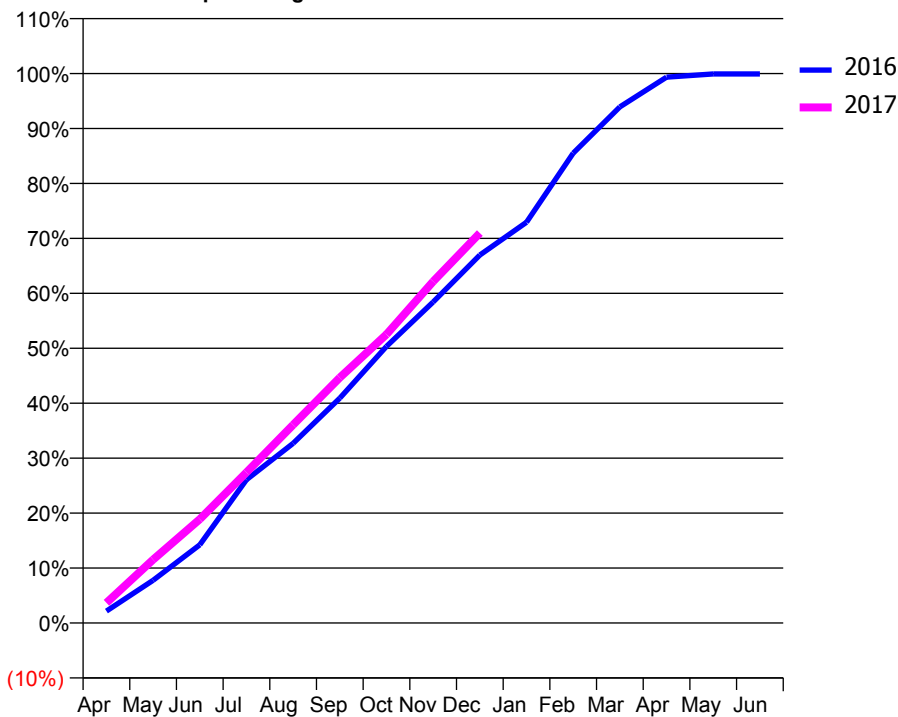
ACCESS*

Patients seen in 24 months	Total	Change since previous quarter
Quarter ending December 2015	10,891	
Quarter ending March 2016	12,034	↑
Quarter ending June 2016	12,790	↑
Quarter ending September 2016	13,559	↑
Quarter ending December 2016	13,941	↑
Variance since December 2015	28.0%	↑



ACTIVITY

Cumulative percentage of contracted UDA delivered 2016 & 2017



Month	Adjusted Scheduled Activity (UDA)	
	2016	2017
April	886	1,503
May	3,185	4,729
June	5,833	7,737
July	10,680	11,225
August	13,399	14,779
September	16,768	18,290
October	20,619	21,514
November	23,936	25,458
December	27,428	29,070
January	29,871	
February	35,025	
March	38,476	
April	40,687	
May	40,928	
June	40,928	

QUALITY

	Quantity	Base Number	Contract	AT	Region	England
% of FP17s for the same patient ID Re-attending within 3 months - Children	370	3,449	10.7%	12.4%	13.4%	12.4%
% of FP17s for the same patient ID Re-attending within 3 months - Adults	2,146	9,817	21.9%	18.0%	17.3%	16.6%
% of FP17s for the same patient ID Re-attending between 3 & 9 months - Children	1,532	3,449	44.4%	57.2%	58.9%	57.5%
% of FP17s for the same patient ID Re-attending between 3 & 9 months - Adults	3,720	9,817	37.9%	50.9%	52.5%	50.4%
% of FP17s for Band 1 Urgent Courses	823	11,638	7.1%	9.9%	9.3%	9.1%
% of FP17s Relating to Free Repair or Replacements	116	11,638	1.0%	1.0%	1.0%	0.8%
% of FP17s Relating to Continuations	461	11,638	4.0%	1.6%	1.5%	1.3%
% of Patients satisfied with the dentistry they have received	27	28	96.4%	94.7%	93.1%	92.7%
% of Patients satisfied with the time they had to wait for an appointment	27	28	96.4%	93.3%	89.8%	88.8%

* This is based on patients treated on this contract for their most recent course of treatment. Figures in italics indicate the base number of FP17s or Patient Questionnaire responses are less than 100. N/A is shown where the base number of responses is less than 10 during the period. % is calculated as Quantity/Base number*100

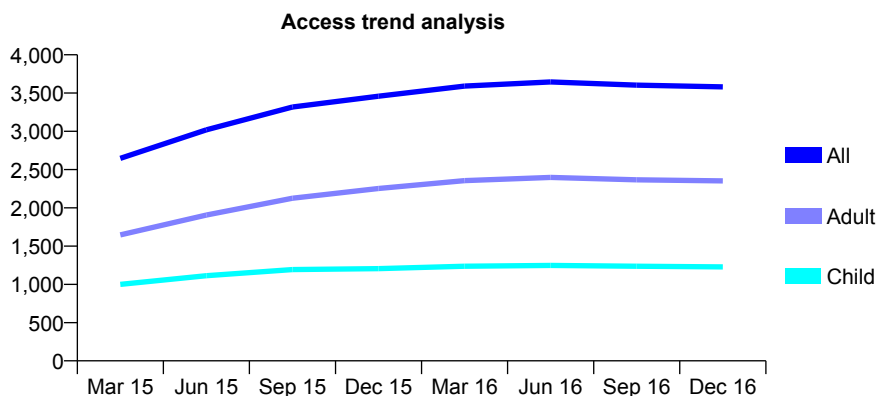
Q44 - Vital Signs At a Glance Contract Report for 161195/0001 - December 2016

Name or company name	Toft Road Dental Surgery
Contract type name	GDS Contract
Purpose of contract	General
Contract start date	01/06/2014
Contract end date	

16/17 Contracted general activity (UDA)	7,912
Carry forward general activity (UDA)	0
16/17 Contracted orthodontic activity (UOA)	0
Carry forward orthodontic activity (UOA)	0
Baseline contract value	£188,788.83

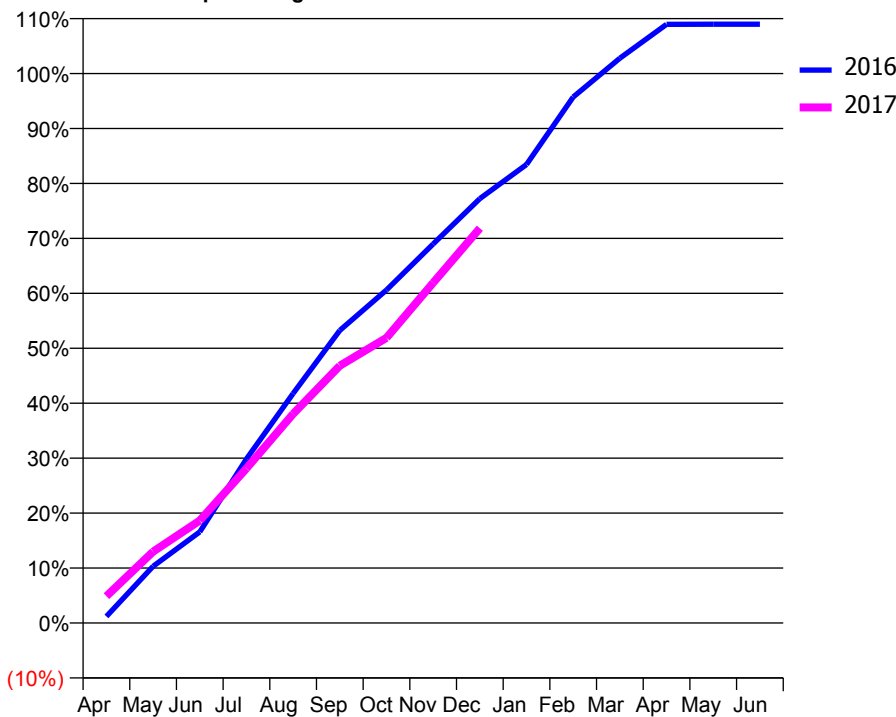
ACCESS*

Patients seen in 24 months	Total	Change since previous quarter
Quarter ending December 2015	3,459	
Quarter ending March 2016	3,591	↑
Quarter ending June 2016	3,645	→
Quarter ending September 2016	3,603	↓
Quarter ending December 2016	3,580	→
Variance since December 2015	3.5%	↑



ACTIVITY

Cumulative percentage of contracted UDA delivered 2016 & 2017



Month	Adjusted Scheduled Activity (UDA)	
	2016	2017
April	95	387
May	818	1,029
June	1,313	1,476
July	2,362	2,226
August	3,306	3,011
September	4,213	3,705
October	4,795	4,106
November	5,457	4,900
December	6,110	5,684
January	6,603	
February	7,574	
March	8,132	
April	8,620	
May	8,622	
June	8,623	

QUALITY

	Quantity	Base Number	Contract	AT	Region	England
% of FP17s for the same patient ID Re-attending within 3 months - Children	88	1,458	6.0%	12.4%	13.4%	12.4%
% of FP17s for the same patient ID Re-attending within 3 months - Adults	307	2,483	12.4%	18.0%	17.3%	16.6%
% of FP17s for the same patient ID Re-attending between 3 & 9 months - Children	936	1,458	64.2%	57.2%	58.9%	57.5%
% of FP17s for the same patient ID Re-attending between 3 & 9 months - Adults	1,546	2,483	62.3%	50.9%	52.5%	50.4%
% of FP17s for Band 1 Urgent Courses	254	3,665	6.9%	9.9%	9.3%	9.1%
% of FP17s Relating to Free Repair or Replacements	7	3,665	0.2%	1.0%	1.0%	0.8%
% of FP17s Relating to Continuations	5	3,665	0.1%	1.6%	1.5%	1.3%
% of Patients satisfied with the dentistry they have received	9	9	N/A	94.7%	93.1%	92.7%
% of Patients satisfied with the time they had to wait for an appointment	8	9	N/A	93.3%	89.8%	88.8%

* This is based on patients treated on this contract for their most recent course of treatment. Figures in italics indicate the base number of FP17s or Patient Questionnaire responses are less than 100. N/A is shown where the base number of responses is less than 10 during the period. % is calculated as Quantity/Base number*100

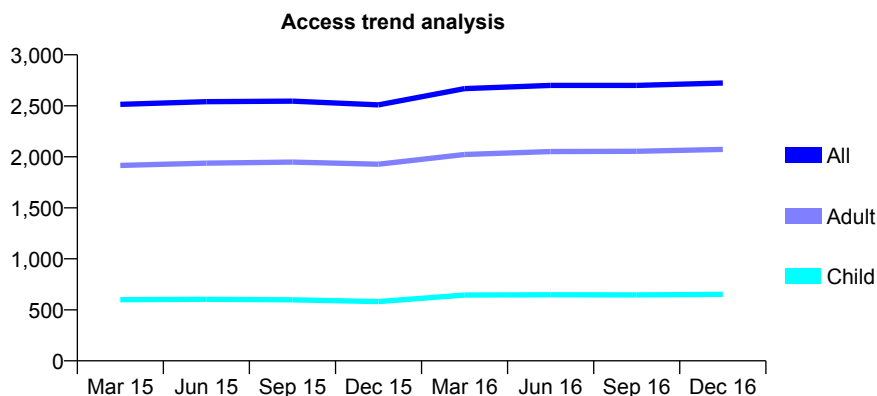
Q44 - Vital Signs At a Glance Contract Report for 161535/0001 - December 2016

Name or company name	Orchard Dental Practice
Contract type name	GDS Contract
Purpose of contract	General
Contract start date	01/05/2013
Contract end date	

16/17 Contracted general activity (UDA)	7,200
Carry forward general activity (UDA)	19
16/17 Contracted orthodontic activity (UOA)	0
Carry forward orthodontic activity (UOA)	0
Baseline contract value	£207,952.33

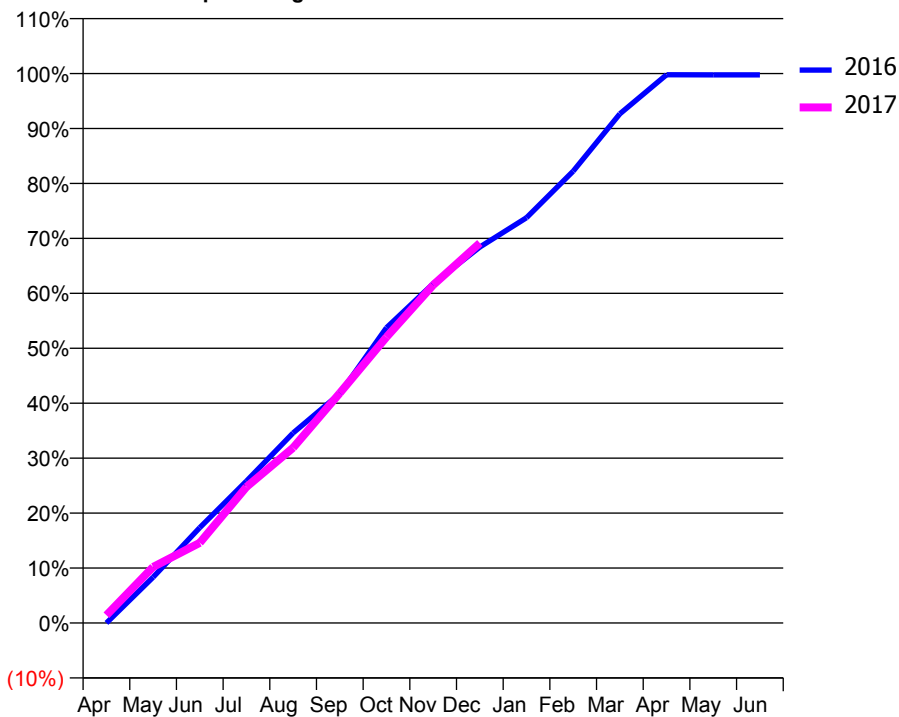
ACCESS*

Patients seen in 24 months	Total	Change since previous quarter
Quarter ending December 2015	2,509	
Quarter ending March 2016	2,668	↑
Quarter ending June 2016	2,700	→
Quarter ending September 2016	2,700	→
Quarter ending December 2016	2,723	→
Variance since December 2015	8.5%	↑



ACTIVITY

Cumulative percentage of contracted UDA delivered 2016 & 2017



Month	Adjusted Scheduled Activity (UDA)	
	2016	2017
April	0	103
May	600	734
June	1,250	1,051
July	1,860	1,783
August	2,491	2,297
September	3,007	3,013
October	3,869	3,746
November	4,445	4,428
December	4,926	4,979
January	5,311	
February	5,921	
March	6,672	
April	7,183	
May	7,181	
June	7,181	

QUALITY

	Quantity	Base Number	Contract	AT	Region	England
% of FP17s for the same patient ID Re-attending within 3 months - Children	58	752	7.7%	12.4%	13.4%	12.4%
% of FP17s for the same patient ID Re-attending within 3 months - Adults	295	2,179	13.5%	18.0%	17.3%	16.6%
% of FP17s for the same patient ID Re-attending between 3 & 9 months - Children	499	752	66.4%	57.2%	58.9%	57.5%
% of FP17s for the same patient ID Re-attending between 3 & 9 months - Adults	1,218	2,179	55.9%	50.9%	52.5%	50.4%
% of FP17s for Band 1 Urgent Courses	162	2,187	7.4%	9.9%	9.3%	9.1%
% of FP17s Relating to Free Repair or Replacements	16	2,187	0.7%	1.0%	1.0%	0.8%
% of FP17s Relating to Continuations	0	2,187	0.0%	1.6%	1.5%	1.3%
% of Patients satisfied with the dentistry they have received	10	11	90.9%	94.7%	93.1%	92.7%
% of Patients satisfied with the time they had to wait for an appointment	10	11	90.9%	93.3%	89.8%	88.8%

* This is based on patients treated on this contract for their most recent course of treatment. Figures in italics indicate the base number of FP17s or Patient Questionnaire responses are less than 100. N/A is shown where the base number of responses is less than 10 during the period. % is calculated as Quantity/Base number*100

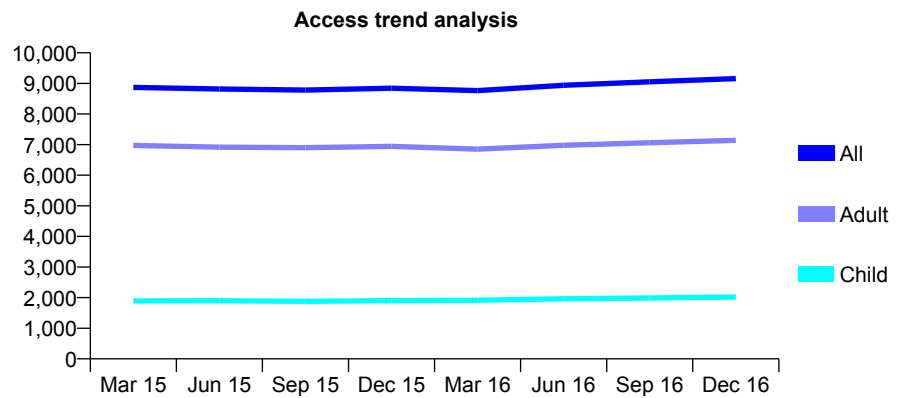
Q44 - Vital Signs At a Glance Contract Report for 162396/0001 - December 2016

Name or company name	PHOENIX DENTAL PRACTICE LIMITED
Contract type name	GDS Contract
Purpose of contract	General
Contract start date	01/10/2011
Contract end date	

16/17 Contracted general activity (UDA)	25,819
Carry forward general activity (UDA)	257
16/17 Contracted orthodontic activity (UOA)	0
Carry forward orthodontic activity (UOA)	0
Baseline contract value	£682,667.82

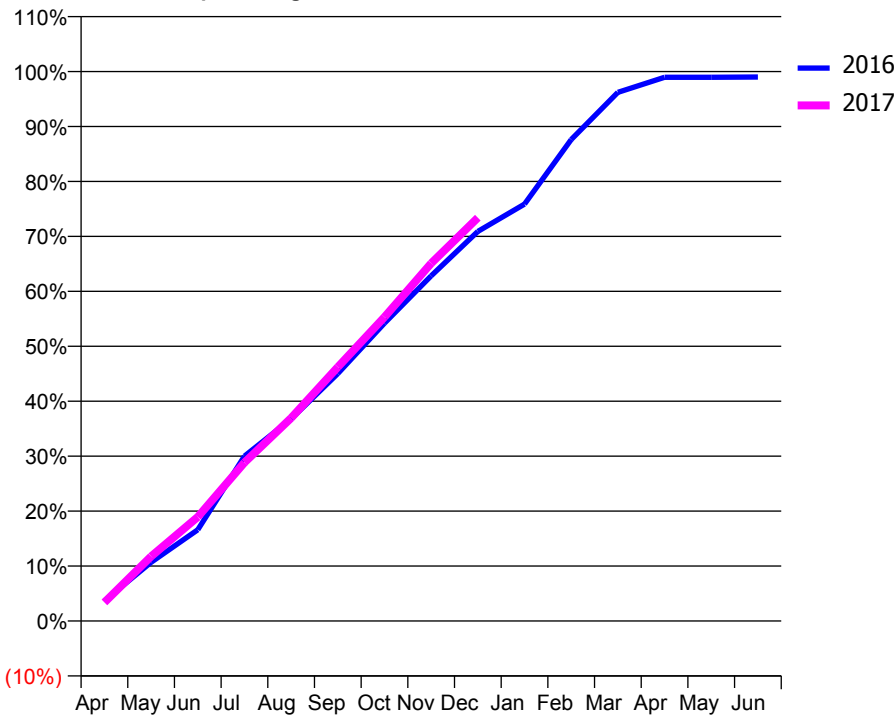
ACCESS*

Patients seen in 24 months	Total	Change since previous quarter
Quarter ending December 2015	8,844	
Quarter ending March 2016	8,766	→
Quarter ending June 2016	8,941	→
Quarter ending September 2016	9,051	→
Quarter ending December 2016	9,159	→
Variance since December 2015	3.6%	↑



ACTIVITY

Cumulative percentage of contracted UDA delivered 2016 & 2017



Month	Adjusted Scheduled Activity (UDA)	
	2016	2017
April	948	874
May	2,759	3,036
June	4,289	4,891
July	7,745	7,450
August	9,493	9,537
September	11,623	11,934
October	13,995	14,284
November	16,216	16,805
December	18,308	18,953
January	19,589	
February	22,621	
March	24,842	
April	25,547	
May	25,547	
June	25,562	

QUALITY

	Quantity	Base Number	Contract	AT	Region	England
% of FP17s for the same patient ID Re-attending within 3 months - Children	128	2,197	5.8%	12.4%	13.4%	12.4%
% of FP17s for the same patient ID Re-attending within 3 months - Adults	1,168	7,936	14.7%	18.0%	17.3%	16.6%
% of FP17s for the same patient ID Re-attending between 3 & 9 months - Children	1,292	2,197	58.8%	57.2%	58.9%	57.5%
% of FP17s for the same patient ID Re-attending between 3 & 9 months - Adults	4,609	7,936	58.1%	50.9%	52.5%	50.4%
% of FP17s for Band 1 Urgent Courses	765	9,736	7.9%	9.9%	9.3%	9.1%
% of FP17s Relating to Free Repair or Replacements	90	9,736	0.9%	1.0%	1.0%	0.8%
% of FP17s Relating to Continuations	195	9,736	2.0%	1.6%	1.5%	1.3%
% of Patients satisfied with the dentistry they have received	21	22	95.5%	94.7%	93.1%	92.7%
% of Patients satisfied with the time they had to wait for an appointment	21	22	95.5%	93.3%	89.8%	88.8%

* This is based on patients treated on this contract for their most recent course of treatment. Figures in italics indicate the base number of FP17s or Patient Questionnaire responses are less than 100. N/A is shown where the base number of responses is less than 10 during the period. % is calculated as Quantity/Base number*100

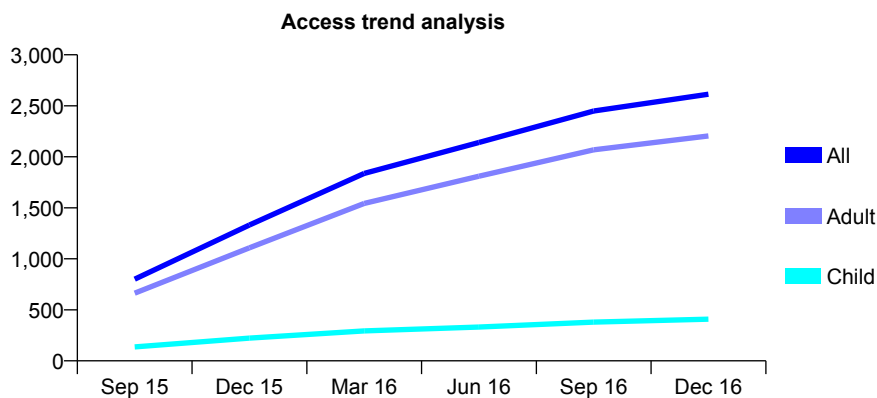
Q44 - Vital Signs At a Glance Contract Report for 165956/0001 - December 2016

Name or company name	Park House Dental Practice
Contract type name	GDS Contract
Purpose of contract	General
Contract start date	06/07/2015
Contract end date	

16/17 Contracted general activity (UDA)	12,118
Carry forward general activity (UDA)	0
16/17 Contracted orthodontic activity (UOA)	0
Carry forward orthodontic activity (UOA)	0
Baseline contract value	£314,023.68

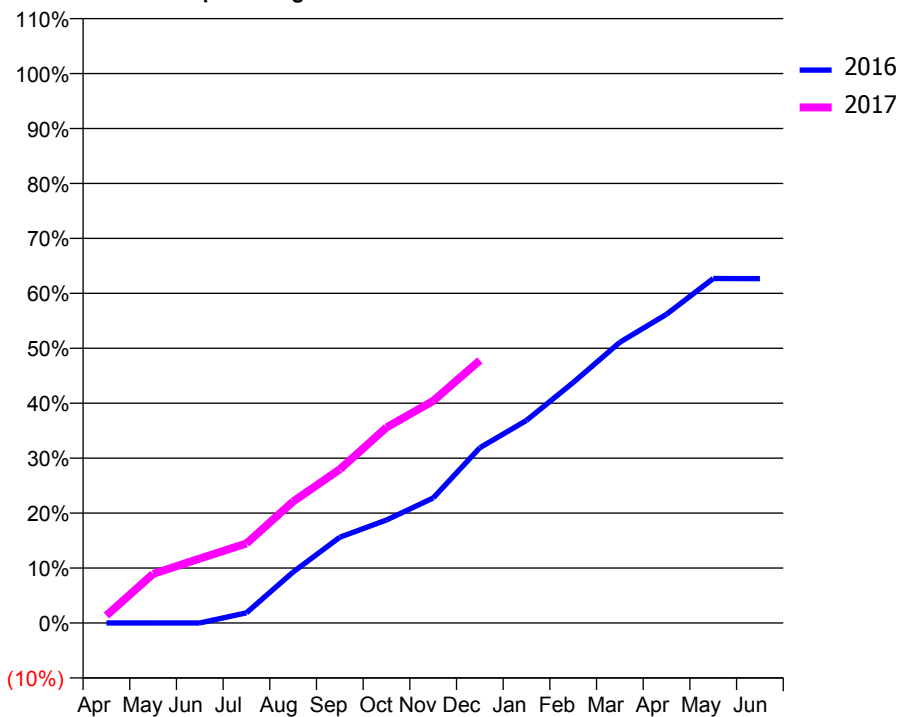
ACCESS*

Patients seen in 24 months	Total	Change since previous quarter
Quarter ending December 2015	1,331	
Quarter ending March 2016	1,837	↑
Quarter ending June 2016	2,141	↑
Quarter ending September 2016	2,449	↑
Quarter ending December 2016	2,614	↑
Variance since December 2015	96.4%	↑



ACTIVITY

Cumulative percentage of contracted UDA delivered 2016 & 2017



Month	Adjusted Scheduled Activity (UDA)	
	2016	2017
April	0	166
May	0	1,084
June	0	1,422
July	183	1,755
August	912	2,681
September	1,532	3,388
October	1,842	4,312
November	2,235	4,897
December	3,133	5,791
January	3,621	
February	4,297	
March	5,018	
April	5,516	
May	6,155	
June	6,152	

QUALITY

	Quantity	Base Number	Contract	AT	Region	England
% of FP17s for the same patient ID Re-attending within 3 months - Children	34	485	7.0%	12.4%	13.4%	12.4%
% of FP17s for the same patient ID Re-attending within 3 months - Adults	511	2,723	18.8%	18.0%	17.3%	16.6%
% of FP17s for the same patient ID Re-attending between 3 & 9 months - Children	199	485	41.0%	57.2%	58.9%	57.5%
% of FP17s for the same patient ID Re-attending between 3 & 9 months - Adults	1,021	2,723	37.5%	50.9%	52.5%	50.4%
% of FP17s for Band 1 Urgent Courses	459	2,729	16.8%	9.9%	9.3%	9.1%
% of FP17s Relating to Free Repair or Replacements	53	2,729	1.9%	1.0%	1.0%	0.8%
% of FP17s Relating to Continuations	24	2,729	0.9%	1.6%	1.5%	1.3%
% of Patients satisfied with the dentistry they have received	0	1	N/A	94.7%	93.1%	92.7%
% of Patients satisfied with the time they had to wait for an appointment	0	1	N/A	93.3%	89.8%	88.8%

* This is based on patients treated on this contract for their most recent course of treatment. Figures in italics indicate the base number of FP17s or Patient Questionnaire responses are less than 100. N/A is shown where the base number of responses is less than 10 during the period. % is calculated as Quantity/Base number*100

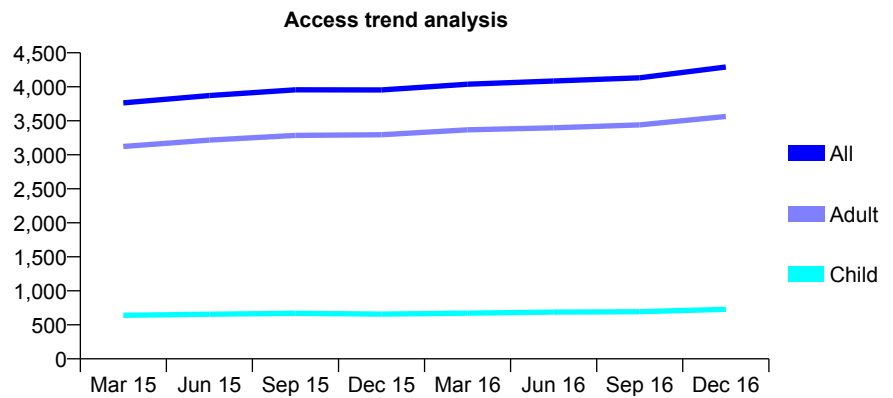
Q44 - Vital Signs At a Glance Contract Report for 166693/0001 - December 2016

Name or company name	Roe Street Dental Practice
Contract type name	GDS Contract
Purpose of contract	General
Contract start date	01/10/2013
Contract end date	

16/17 Contracted general activity (UDA)	14,952
Carry forward general activity (UDA)	506
16/17 Contracted orthodontic activity (UOA)	0
Carry forward orthodontic activity (UOA)	0
Baseline contract value	£399,018.11

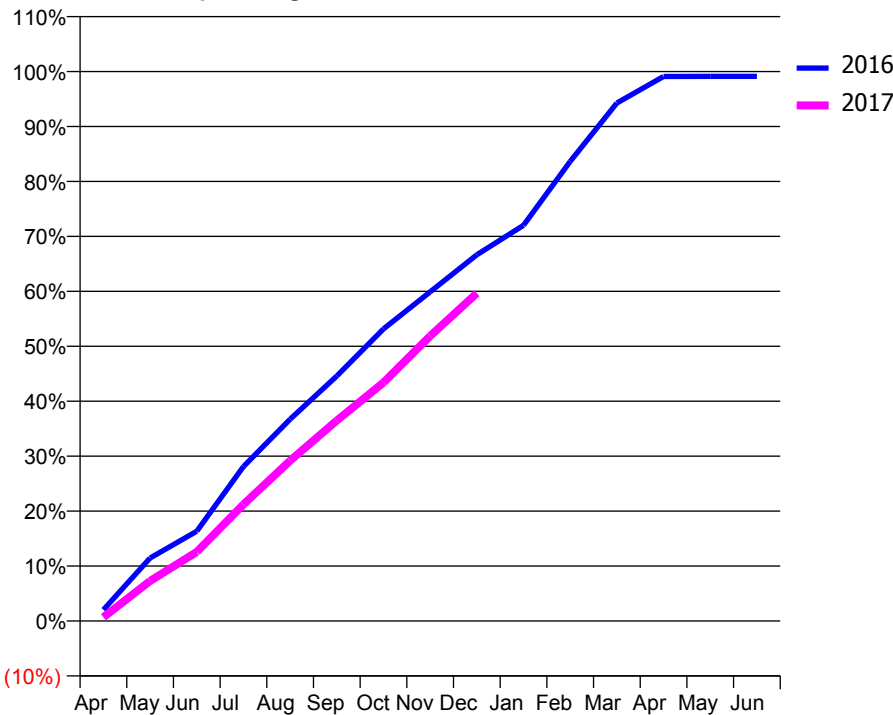
ACCESS*

Patients seen in 24 months	Total	Change since previous quarter
Quarter ending December 2015	3,954	
Quarter ending March 2016	4,039	↑
Quarter ending June 2016	4,086	→
Quarter ending September 2016	4,133	→
Quarter ending December 2016	4,292	↑
Variance since December 2015	8.5%	↑



ACTIVITY

Cumulative percentage of contracted UDA delivered 2016 & 2017



Month	Adjusted Scheduled Activity (UDA)	
	2016	2017
April	305	103
May	1,714	1,090
June	2,444	1,880
July	4,204	3,172
August	5,490	4,365
September	6,668	5,456
October	7,947	6,489
November	8,958	7,754
December	9,964	8,919
January	10,766	
February	12,504	
March	14,095	
April	14,815	
May	14,819	
June	14,821	

QUALITY

	Quantity	Base Number	Contract	AT	Region	England
% of FP17s for the same patient ID Re-attending within 3 months - Children	175	1,057	16.6%	12.4%	13.4%	12.4%
% of FP17s for the same patient ID Re-attending within 3 months - Adults	1,093	5,195	21.0%	18.0%	17.3%	16.6%
% of FP17s for the same patient ID Re-attending between 3 & 9 months - Children	686	1,057	64.9%	57.2%	58.9%	57.5%
% of FP17s for the same patient ID Re-attending between 3 & 9 months - Adults	3,265	5,195	62.8%	50.9%	52.5%	50.4%
% of FP17s for Band 1 Urgent Courses	773	5,906	13.1%	9.9%	9.3%	9.1%
% of FP17s Relating to Free Repair or Replacements	89	5,906	1.5%	1.0%	1.0%	0.8%
% of FP17s Relating to Continuations	56	5,906	0.9%	1.6%	1.5%	1.3%
% of Patients satisfied with the dentistry they have received	12	15	80.0%	94.7%	93.1%	92.7%
% of Patients satisfied with the time they had to wait for an appointment	14	15	93.3%	93.3%	89.8%	88.8%

* This is based on patients treated on this contract for their most recent course of treatment. Figures in italics indicate the base number of FP17s or Patient Questionnaire responses are less than 100. N/A is shown where the base number of responses is less than 10 during the period. % is calculated as Quantity/Base number*100

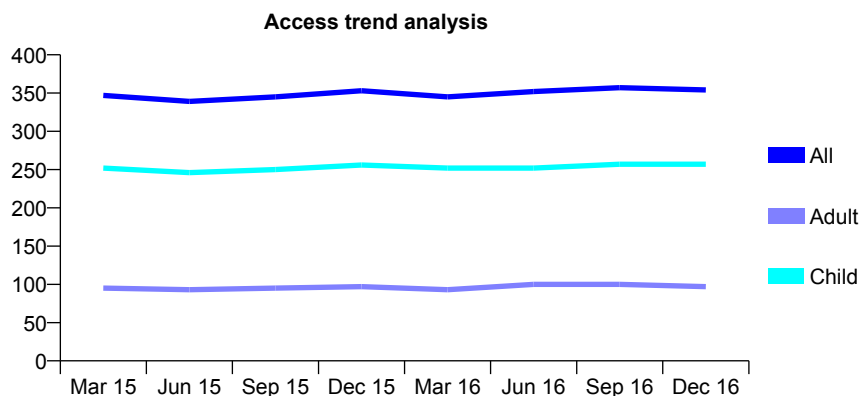
Q44 - Vital Signs At a Glance Contract Report for 168440/0001 - December 2016

Name or company name	John Sullivan Dental Practice Ltd
Contract type name	GDS Contract
Purpose of contract	General
Contract start date	01/05/2010
Contract end date	

16/17 Contracted general activity (UDA)	1,000
Carry forward general activity (UDA)	0
16/17 Contracted orthodontic activity (UOA)	0
Carry forward orthodontic activity (UOA)	0
Baseline contract value	£20,825.45

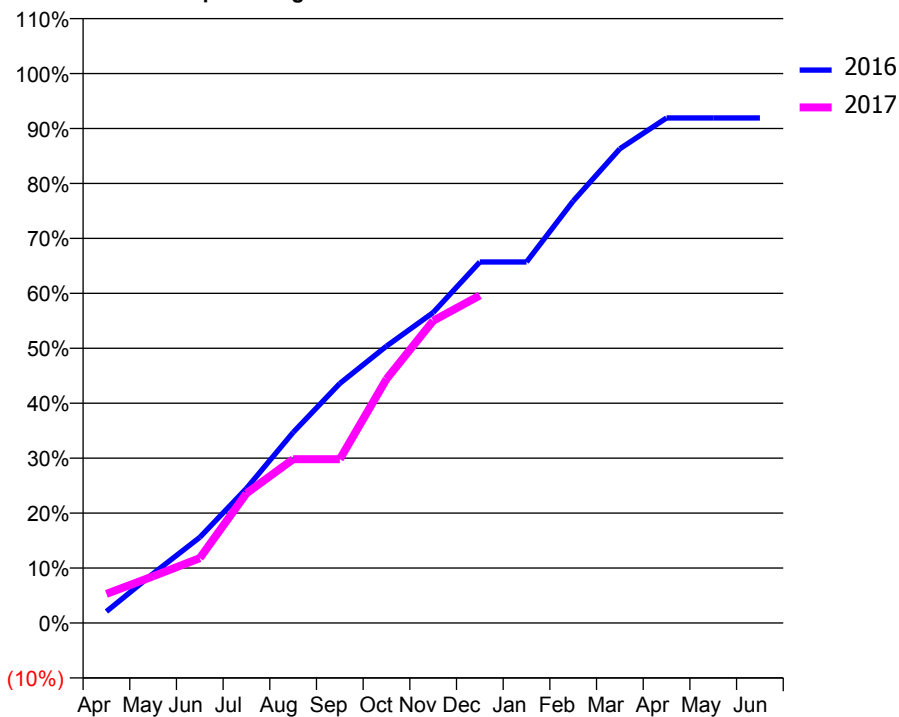
ACCESS*

Patients seen in 24 months	Total	Change since previous quarter
Quarter ending December 2015	353	
Quarter ending March 2016	345	↓
Quarter ending June 2016	352	↑
Quarter ending September 2016	357	→
Quarter ending December 2016	354	→
Variance since December 2015	0.3%	→



ACTIVITY

Cumulative percentage of contracted UDA delivered 2016 & 2017



Month	Adjusted Scheduled Activity (UDA)	
	2016	2017
April	21	53
May	90	85
June	156	118
July	245	236
August	347	298
September	436	298
October	504	444
November	565	550
December	657	596
January	657	
February	768	
March	863	
April	919	
May	919	
June	919	

QUALITY

	Quantity	Base Number	Contract	AT	Region	England
% of FP17s for the same patient ID Re-attending within 3 months - Children	9	239	3.8%	12.4%	13.4%	12.4%
% of FP17s for the same patient ID Re-attending within 3 months - Adults	2	54	3.7%	18.0%	17.3%	16.6%
% of FP17s for the same patient ID Re-attending between 3 & 9 months - Children	132	239	55.2%	57.2%	58.9%	57.5%
% of FP17s for the same patient ID Re-attending between 3 & 9 months - Adults	25	54	46.3%	50.9%	52.5%	50.4%
% of FP17s for Band 1 Urgent Courses	0	263	0.0%	9.9%	9.3%	9.1%
% of FP17s Relating to Free Repair or Replacements	0	263	0.0%	1.0%	1.0%	0.8%
% of FP17s Relating to Continuations	0	263	0.0%	1.6%	1.5%	1.3%
% of Patients satisfied with the dentistry they have received	0	0	N/A	94.7%	93.1%	92.7%
% of Patients satisfied with the time they had to wait for an appointment	0	0	N/A	93.3%	89.8%	88.8%

* This is based on patients treated on this contract for their most recent course of treatment. Figures in italics indicate the base number of FP17s or Patient Questionnaire responses are less than 100. N/A is shown where the base number of responses is less than 10 during the period. % is calculated as Quantity/Base number*100

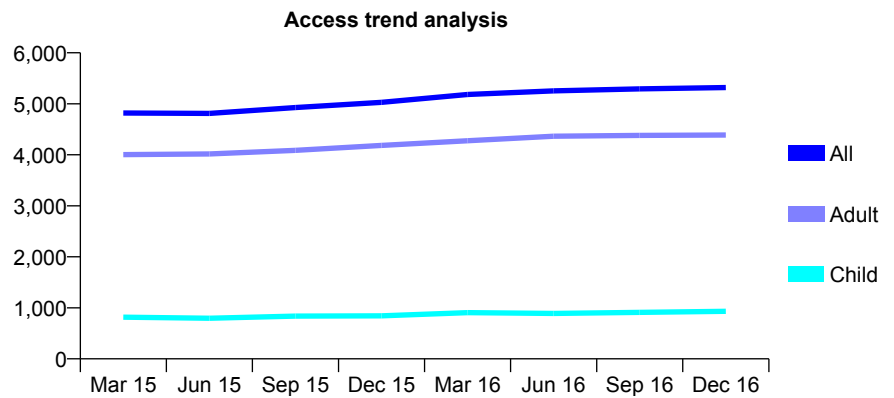
Q44 - Vital Signs At a Glance Contract Report for 169633/0001 - December 2016

Name or company name	Chester Dental Clinic
Contract type name	GDS Contract
Purpose of contract	General
Contract start date	01/04/2011
Contract end date	

16/17 Contracted general activity (UDA)	19,750
Carry forward general activity (UDA)	0
16/17 Contracted orthodontic activity (UOA)	0
Carry forward orthodontic activity (UOA)	0
Baseline contract value	£501,386.62

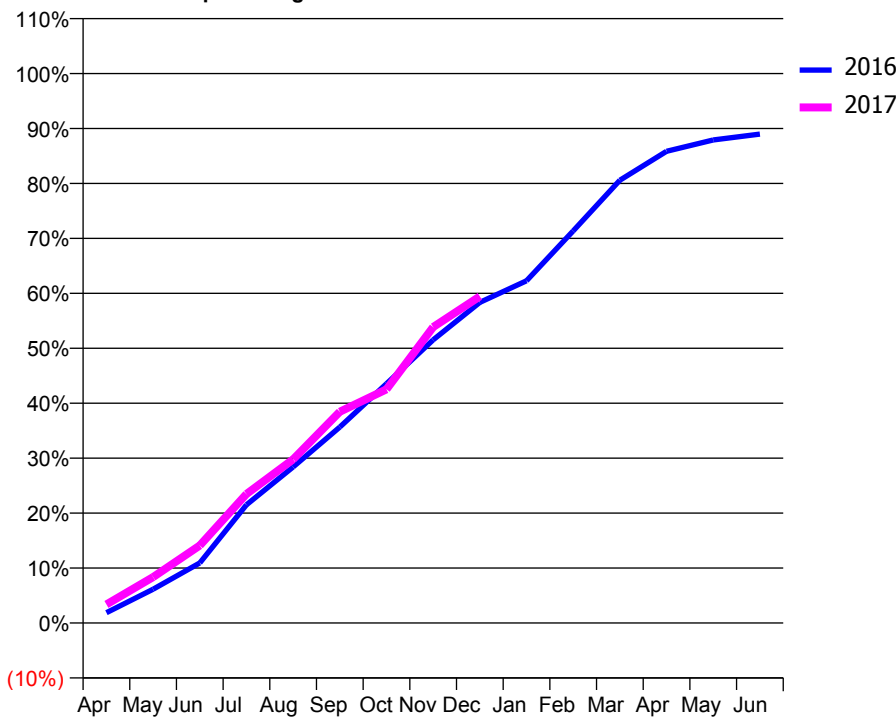
ACCESS*

Patients seen in 24 months	Total	Change since previous quarter
Quarter ending December 2015	5,028	
Quarter ending March 2016	5,184	↑
Quarter ending June 2016	5,253	→
Quarter ending September 2016	5,292	→
Quarter ending December 2016	5,319	→
Variance since December 2015	5.8%	↑



ACTIVITY

Cumulative percentage of contracted UDA delivered 2016 & 2017



Month	Adjusted Scheduled Activity (UDA)	
	2016	2017
April	374	668
May	1,215	1,650
June	2,159	2,785
July	4,249	4,639
August	5,612	5,882
September	7,042	7,593
October	8,599	8,398
November	10,178	10,635
December	11,522	11,742
January	12,299	
February	14,093	
March	15,915	
April	16,956	
May	17,362	
June	17,572	

QUALITY

	Quantity	Base Number	Contract	AT	Region	England
% of FP17s for the same patient ID Re-attending within 3 months - Children	166	1,089	15.2%	12.4%	13.4%	12.4%
% of FP17s for the same patient ID Re-attending within 3 months - Adults	1,180	4,596	25.7%	18.0%	17.3%	16.6%
% of FP17s for the same patient ID Re-attending between 3 & 9 months - Children	448	1,089	41.1%	57.2%	58.9%	57.5%
% of FP17s for the same patient ID Re-attending between 3 & 9 months - Adults	1,693	4,596	36.8%	50.9%	52.5%	50.4%
% of FP17s for Band 1 Urgent Courses	775	5,084	15.2%	9.9%	9.3%	9.1%
% of FP17s Relating to Free Repair or Replacements	50	5,084	1.0%	1.0%	1.0%	0.8%
% of FP17s Relating to Continuations	170	5,084	3.3%	1.6%	1.5%	1.3%
% of Patients satisfied with the dentistry they have received	15	16	93.8%	94.7%	93.1%	92.7%
% of Patients satisfied with the time they had to wait for an appointment	14	16	87.5%	93.3%	89.8%	88.8%

* This is based on patients treated on this contract for their most recent course of treatment. Figures in italics indicate the base number of FP17s or Patient Questionnaire responses are less than 100. N/A is shown where the base number of responses is less than 10 during the period. % is calculated as Quantity/Base number*100

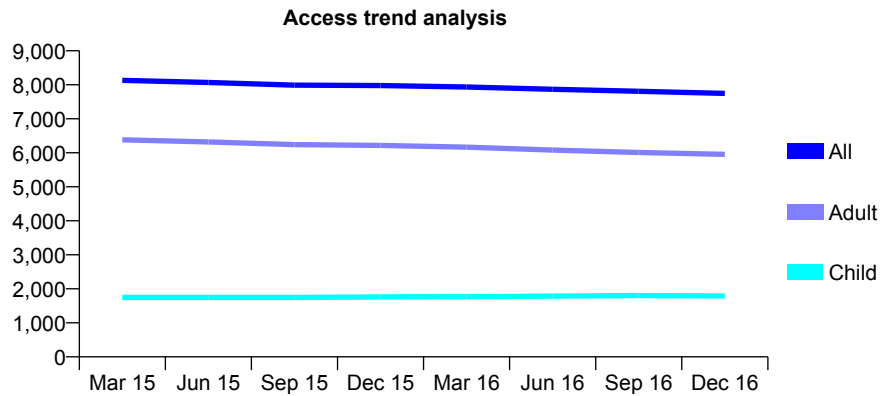
Q44 - Vital Signs At a Glance Contract Report for 171336/0001 - December 2016

Name or company name	Westborne Dental Practice
Contract type name	GDS Contract
Purpose of contract	General
Contract start date	01/04/2006
Contract end date	

16/17 Contracted general activity (UDA)	25,485
Carry forward general activity (UDA)	0
16/17 Contracted orthodontic activity (UOA)	0
Carry forward orthodontic activity (UOA)	0
Baseline contract value	£781,186.83

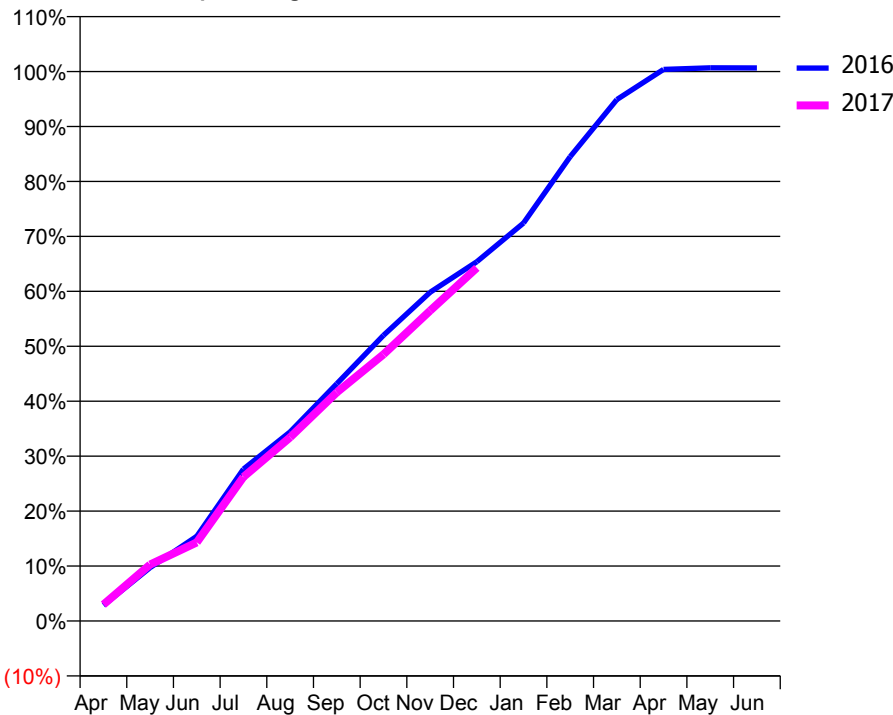
ACCESS*

Patients seen in 24 months	Total	Change since previous quarter
Quarter ending December 2015	7,979	
Quarter ending March 2016	7,935	→
Quarter ending June 2016	7,868	→
Quarter ending September 2016	7,811	→
Quarter ending December 2016	7,746	→
Variance since December 2015	(2.9%)	↓



ACTIVITY

Cumulative percentage of contracted UDA delivered 2016 & 2017



Month	Adjusted Scheduled Activity (UDA)	
	2016	2017
April	727	766
May	2,475	2,619
June	3,930	3,644
July	7,049	6,680
August	8,772	8,520
September	11,007	10,605
October	13,251	12,366
November	15,247	14,395
December	16,665	16,381
January	18,458	
February	21,538	
March	24,186	
April	25,585	
May	25,657	
June	25,650	

QUALITY

	Quantity	Base Number	Contract	AT	Region	England
% of FP17s for the same patient ID Re-attending within 3 months - Children	200	2,247	8.9%	12.4%	13.4%	12.4%
% of FP17s for the same patient ID Re-attending within 3 months - Adults	1,689	7,003	24.1%	18.0%	17.3%	16.6%
% of FP17s for the same patient ID Re-attending between 3 & 9 months - Children	1,441	2,247	64.1%	57.2%	58.9%	57.5%
% of FP17s for the same patient ID Re-attending between 3 & 9 months - Adults	3,661	7,003	52.3%	50.9%	52.5%	50.4%
% of FP17s for Band 1 Urgent Courses	1,337	7,952	16.8%	9.9%	9.3%	9.1%
% of FP17s Relating to Free Repair or Replacements	76	7,952	1.0%	1.0%	1.0%	0.8%
% of FP17s Relating to Continuations	80	7,952	1.0%	1.6%	1.5%	1.3%
% of Patients satisfied with the dentistry they have received	14	15	93.3%	94.7%	93.1%	92.7%
% of Patients satisfied with the time they had to wait for an appointment	15	15	100.0%	93.3%	89.8%	88.8%

* This is based on patients treated on this contract for their most recent course of treatment. Figures in italics indicate the base number of FP17s or Patient Questionnaire responses are less than 100. N/A is shown where the base number of responses is less than 10 during the period. % is calculated as Quantity/Base number*100

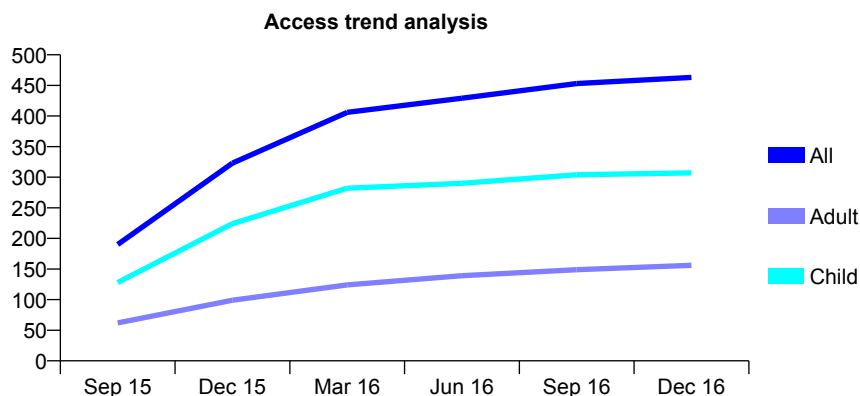
Q44 - Vital Signs At a Glance Contract Report for 173053/0001 - December 2016

Name or company name	Chester Road Dental Care Ltd
Contract type name	GDS Contract
Purpose of contract	General
Contract start date	01/07/2015
Contract end date	

16/17 Contracted general activity (UDA)	1,149
Carry forward general activity (UDA)	0
16/17 Contracted orthodontic activity (UOA)	0
Carry forward orthodontic activity (UOA)	0
Baseline contract value	£24,019.05

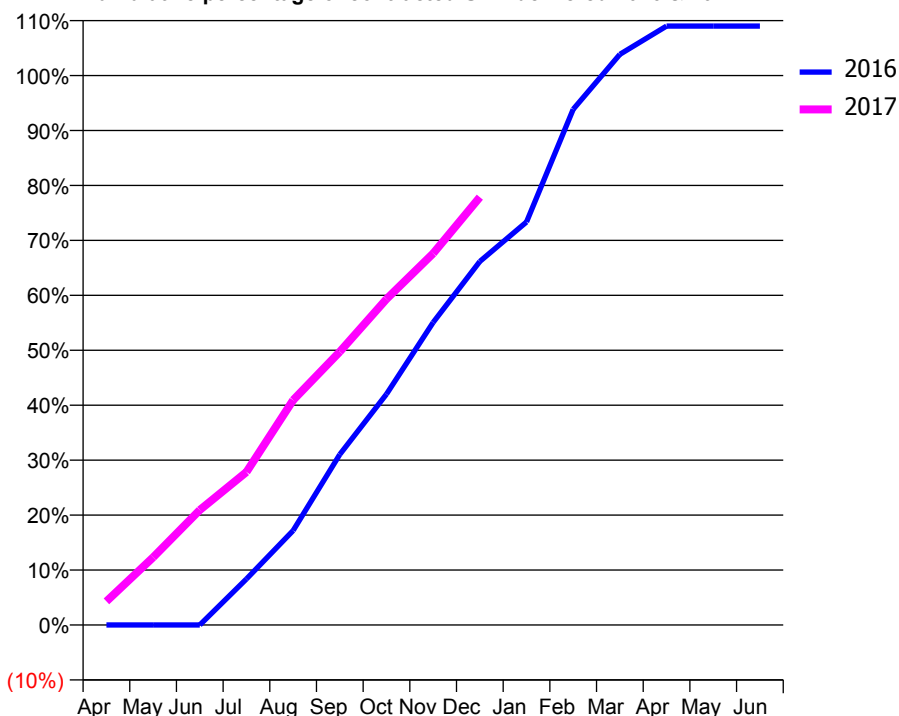
ACCESS*

Patients seen in 24 months	Total	Change since previous quarter
Quarter ending December 2015	323	
Quarter ending March 2016	406	↑
Quarter ending June 2016	429	↑
Quarter ending September 2016	453	↑
Quarter ending December 2016	463	↑
Variance since December 2015	43.3%	↑



ACTIVITY

Cumulative percentage of contracted UDA delivered 2016 & 2017



Month	Adjusted Scheduled Activity (UDA)	
	2016	2017
April	0	49
May	0	141
June	0	241
July	74	320
August	152	470
September	275	571
October	372	682
November	488	777
December	586	895
January	650	
February	832	
March	920	
April	966	
May	966	
June	966	

QUALITY

	Quantity	Base Number	Contract	AT	Region	England
% of FP17s for the same patient ID Re-attending within 3 months - Children	58	440	13.2%	12.4%	13.4%	12.4%
% of FP17s for the same patient ID Re-attending within 3 months - Adults	30	171	17.5%	18.0%	17.3%	16.6%
% of FP17s for the same patient ID Re-attending between 3 & 9 months - Children	295	440	67.0%	57.2%	58.9%	57.5%
% of FP17s for the same patient ID Re-attending between 3 & 9 months - Adults	112	171	65.5%	50.9%	52.5%	50.4%
% of FP17s for Band 1 Urgent Courses	28	578	4.8%	9.9%	9.3%	9.1%
% of FP17s Relating to Free Repair or Replacements	3	578	0.5%	1.0%	1.0%	0.8%
% of FP17s Relating to Continuations	2	578	0.3%	1.6%	1.5%	1.3%
% of Patients satisfied with the dentistry they have received	1	1	N/A	94.7%	93.1%	92.7%
% of Patients satisfied with the time they had to wait for an appointment	1	1	N/A	93.3%	89.8%	88.8%

* This is based on patients treated on this contract for their most recent course of treatment. Figures in italics indicate the base number of FP17s or Patient Questionnaire responses are less than 100. N/A is shown where the base number of responses is less than 10 during the period. % is calculated as Quantity/Base number*100

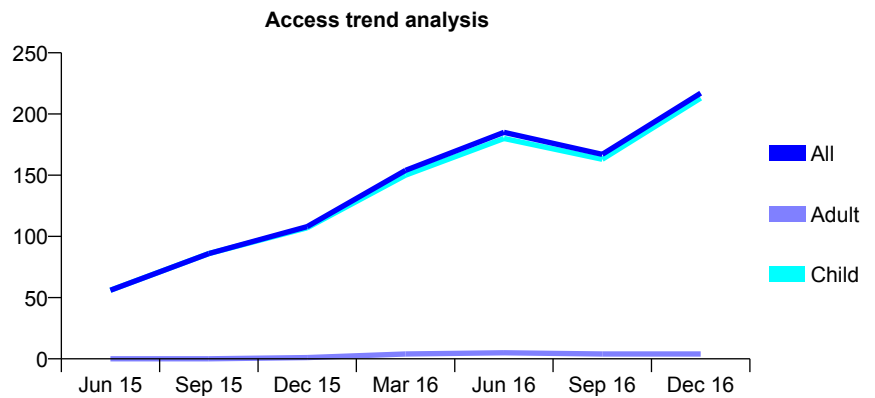
Q44 - Vital Signs At a Glance Contract Report for 174343/0002 - December 2016

Name or company name	Bridgewater Community Healthcare NHS F
Contract type name	PDS Contract
Purpose of contract	General
Contract start date	01/04/2015
Contract end date	31/03/2018

16/17 Contracted general activity (UDA)	3,000
Carry forward general activity (UDA)	0
16/17 Contracted orthodontic activity (UOA)	0
Carry forward orthodontic activity (UOA)	0
Baseline contract value	£594,947.89

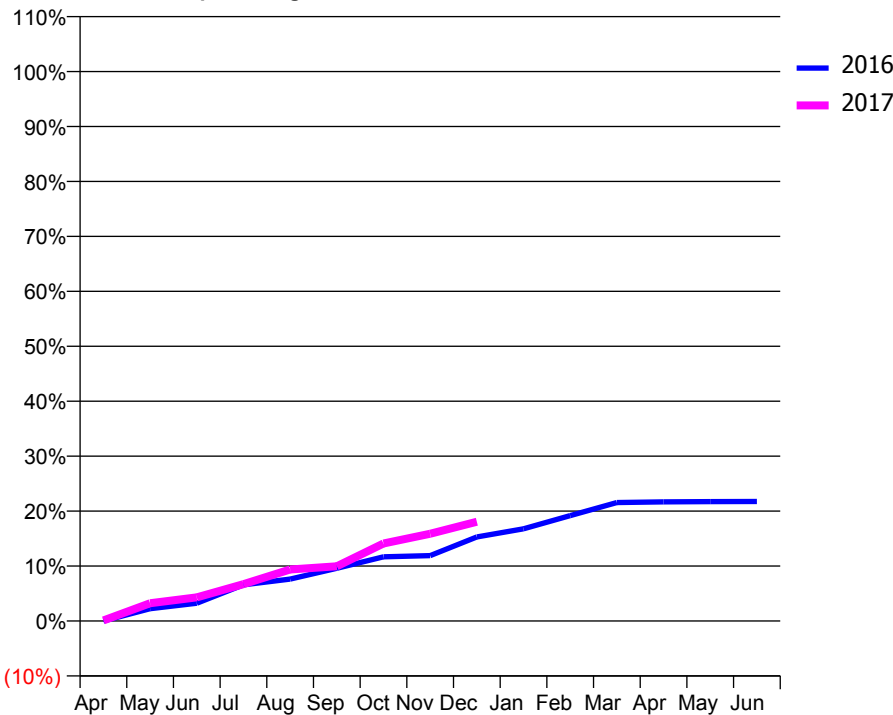
ACCESS*

Patients seen in 24 months	Total	Change since previous quarter
Quarter ending December 2015	108	
Quarter ending March 2016	154	↑
Quarter ending June 2016	185	↑
Quarter ending September 2016	167	↓
Quarter ending December 2016	217	↑
Variance since December 2015	100.9%	↑



ACTIVITY

Cumulative percentage of contracted UDA delivered 2016 & 2017



Month	Adjusted Scheduled Activity (UDA)	
	2016	2017
April	0	3
May	67	97
June	97	129
July	198	201
August	229	281
September	288	299
October	350	423
November	357	476
December	459	542
January	504	
February	576	
March	647	
April	651	
May	652	
June	653	

QUALITY

	Quantity	Base Number	Contract	AT	Region	England
% of FP17s for the same patient ID Re-attending within 3 months - Children	2	197	1.0%	12.4%	13.4%	12.4%
% of FP17s for the same patient ID Re-attending within 3 months - Adults	0	1	0.0%	18.0%	17.3%	16.6%
% of FP17s for the same patient ID Re-attending between 3 & 9 months - Children	1	197	0.5%	57.2%	58.9%	57.5%
% of FP17s for the same patient ID Re-attending between 3 & 9 months - Adults	0	1	0.0%	50.9%	52.5%	50.4%
% of FP17s for Band 1 Urgent Courses	1	194	0.5%	9.9%	9.3%	9.1%
% of FP17s Relating to Free Repair or Replacements	0	194	0.0%	1.0%	1.0%	0.8%
% of FP17s Relating to Continuations	0	194	0.0%	1.6%	1.5%	1.3%
% of Patients satisfied with the dentistry they have received	1	1	N/A	94.7%	93.1%	92.7%
% of Patients satisfied with the time they had to wait for an appointment	1	1	N/A	93.3%	89.8%	88.8%

* This is based on patients treated on this contract for their most recent course of treatment. Figures in italics indicate the base number of FP17s or Patient Questionnaire responses are less than 100. N/A is shown where the base number of responses is less than 10 during the period. % is calculated as Quantity/Base number*100

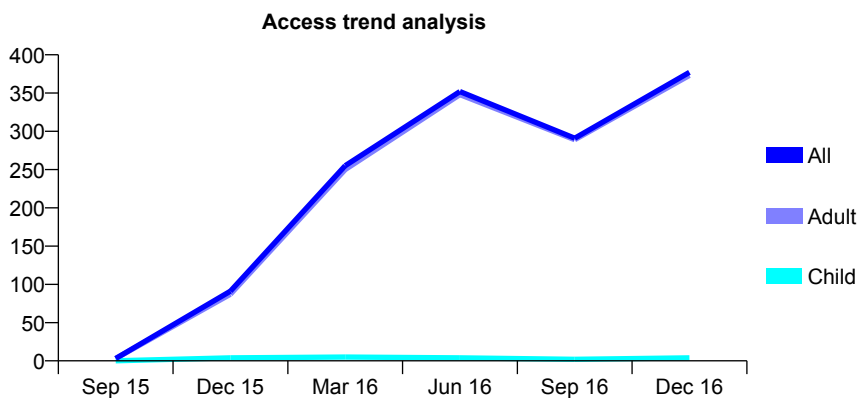
Q44 - Vital Signs At a Glance Contract Report for 174343/0012 - December 2016

Name or company name	Bridgewater Community Healthcare NHS F
Contract type name	PDS Contract
Purpose of contract	General
Contract start date	01/07/2015
Contract end date	30/06/2018

16/17 Contracted general activity (UDA)	6,600
Carry forward general activity (UDA)	0
16/17 Contracted orthodontic activity (UOA)	0
Carry forward orthodontic activity (UOA)	0
Baseline contract value	£357,172.83

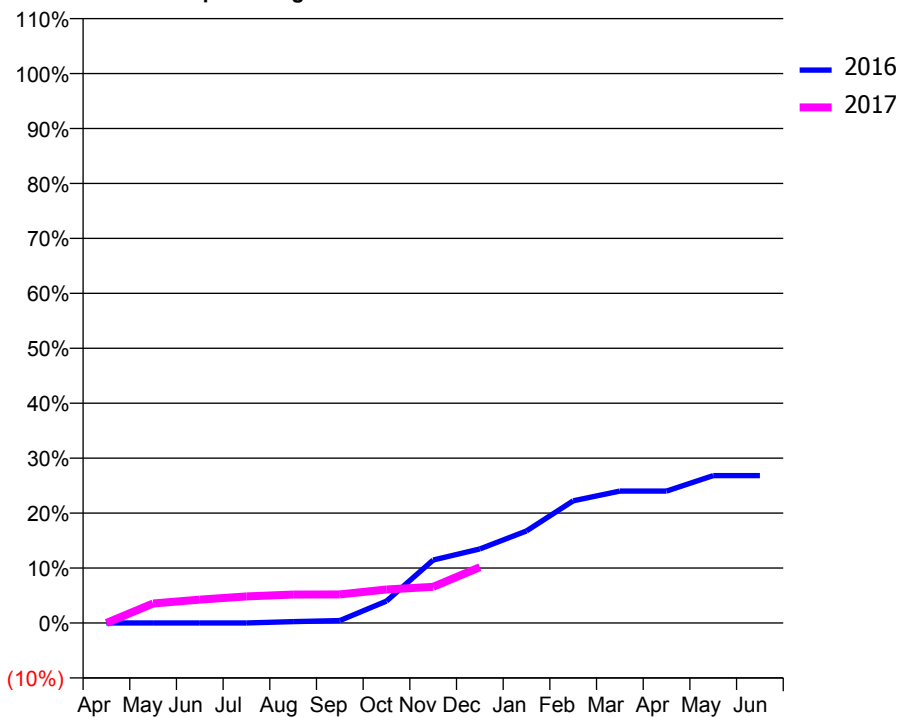
ACCESS*

Patients seen in 24 months	Total	Change since previous quarter
Quarter ending December 2015	91	
Quarter ending March 2016	255	↑
Quarter ending June 2016	352	↑
Quarter ending September 2016	291	↓
Quarter ending December 2016	377	↑
Variance since December 2015	314.3%	↑



ACTIVITY

Cumulative percentage of contracted UDA delivered 2016 & 2017



Month	Adjusted Scheduled Activity (UDA)	
	2016	2017
April	0	0
May	0	234
June	0	281
July	0	319
August	17	341
September	30	344
October	264	402
November	757	435
December	890	670
January	1,106	
February	1,468	
March	1,584	
April	1,584	
May	1,770	
June	1,771	

QUALITY

	Quantity	Base Number	Contract	AT	Region	England
% of FP17s for the same patient ID Re-attending within 3 months - Children	0	5	0.0%	12.4%	13.4%	12.4%
% of FP17s for the same patient ID Re-attending within 3 months - Adults	7	347	2.0%	18.0%	17.3%	16.6%
% of FP17s for the same patient ID Re-attending between 3 & 9 months - Children	0	5	0.0%	57.2%	58.9%	57.5%
% of FP17s for the same patient ID Re-attending between 3 & 9 months - Adults	1	347	0.3%	50.9%	52.5%	50.4%
% of FP17s for Band 1 Urgent Courses	1	276	0.4%	9.9%	9.3%	9.1%
% of FP17s Relating to Free Repair or Replacements	0	276	0.0%	1.0%	1.0%	0.8%
% of FP17s Relating to Continuations	5	276	1.8%	1.6%	1.5%	1.3%
% of Patients satisfied with the dentistry they have received	0	0	N/A	94.7%	93.1%	92.7%
% of Patients satisfied with the time they had to wait for an appointment	0	0	N/A	93.3%	89.8%	88.8%

* This is based on patients treated on this contract for their most recent course of treatment. Figures in italics indicate the base number of FP17s or Patient Questionnaire responses are less than 100. N/A is shown where the base number of responses is less than 10 during the period. % is calculated as Quantity/Base number*100

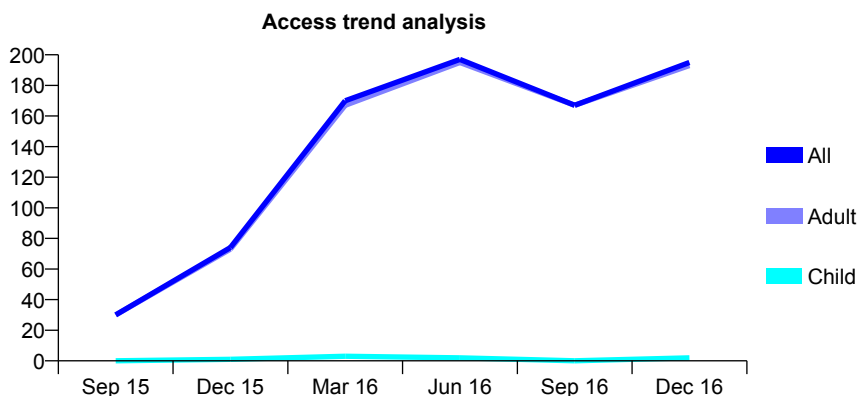
Q44 - Vital Signs At a Glance Contract Report for 174343/0013 - December 2016

Name or company name	Bridgewater Community Healthcare NHS F
Contract type name	PDS Contract
Purpose of contract	General
Contract start date	01/07/2015
Contract end date	30/06/2018

16/17 Contracted general activity (UDA)	2,850
Carry forward general activity (UDA)	0
16/17 Contracted orthodontic activity (UOA)	0
Carry forward orthodontic activity (UOA)	0
Baseline contract value	£153,074.07

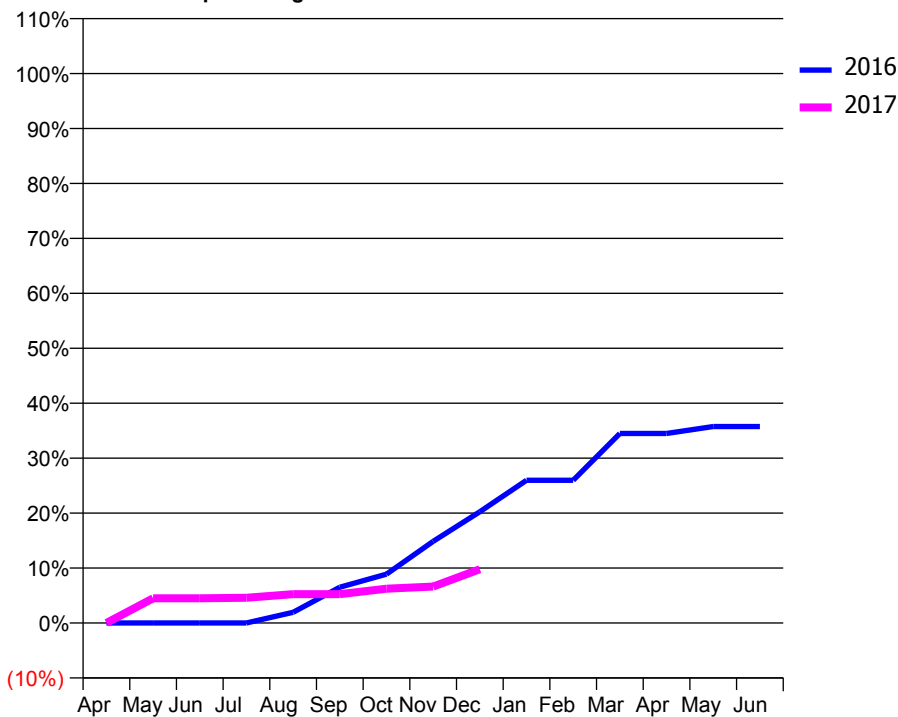
ACCESS*

Patients seen in 24 months	Total	Change since previous quarter
Quarter ending December 2015	74	
Quarter ending March 2016	170	↑
Quarter ending June 2016	197	↑
Quarter ending September 2016	167	↓
Quarter ending December 2016	195	↑
Variance since December 2015	163.5%	↑



ACTIVITY

Cumulative percentage of contracted UDA delivered 2016 & 2017



Month	Adjusted Scheduled Activity (UDA)	
	2016	2017
April	0	0
May	0	128
June	0	128
July	0	131
August	56	150
September	186	150
October	253	178
November	423	189
December	577	279
January	740	
February	740	
March	983	
April	983	
May	1,019	
June	1,019	

QUALITY

	Quantity	Base Number	Contract	AT	Region	England
% of FP17s for the same patient ID Re-attending within 3 months - Children	0	3	0.0%	12.4%	13.4%	12.4%
% of FP17s for the same patient ID Re-attending within 3 months - Adults	0	123	0.0%	18.0%	17.3%	16.6%
% of FP17s for the same patient ID Re-attending between 3 & 9 months - Children	0	3	0.0%	57.2%	58.9%	57.5%
% of FP17s for the same patient ID Re-attending between 3 & 9 months - Adults	2	123	1.6%	50.9%	52.5%	50.4%
% of FP17s for Band 1 Urgent Courses	0	109	0.0%	9.9%	9.3%	9.1%
% of FP17s Relating to Free Repair or Replacements	0	109	0.0%	1.0%	1.0%	0.8%
% of FP17s Relating to Continuations	0	109	0.0%	1.6%	1.5%	1.3%
% of Patients satisfied with the dentistry they have received	0	0	N/A	94.7%	93.1%	92.7%
% of Patients satisfied with the time they had to wait for an appointment	0	0	N/A	93.3%	89.8%	88.8%

* This is based on patients treated on this contract for their most recent course of treatment. Figures in italics indicate the base number of FP17s or Patient Questionnaire responses are less than 100. N/A is shown where the base number of responses is less than 10 during the period. % is calculated as Quantity/Base number*100

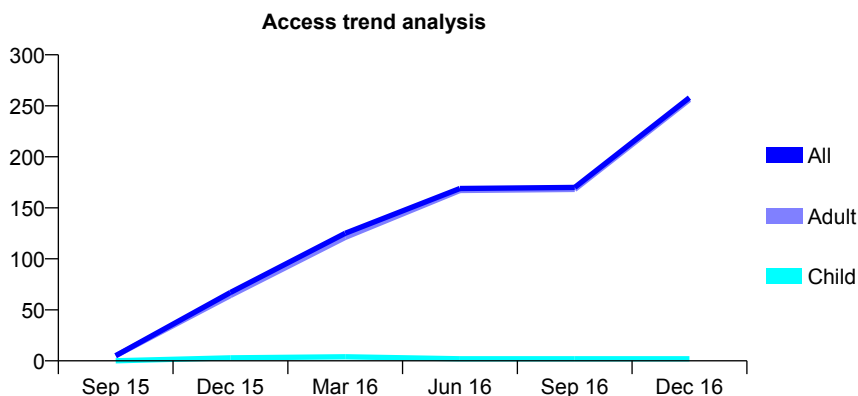
Q44 - Vital Signs At a Glance Contract Report for 174343/0014 - December 2016

Name or company name	Bridgewater Community Healthcare NHS F
Contract type name	PDS Contract
Purpose of contract	General
Contract start date	01/07/2015
Contract end date	30/06/2018

16/17 Contracted general activity (UDA)	3,450
Carry forward general activity (UDA)	0
16/17 Contracted orthodontic activity (UOA)	0
Carry forward orthodontic activity (UOA)	0
Baseline contract value	£188,791.35

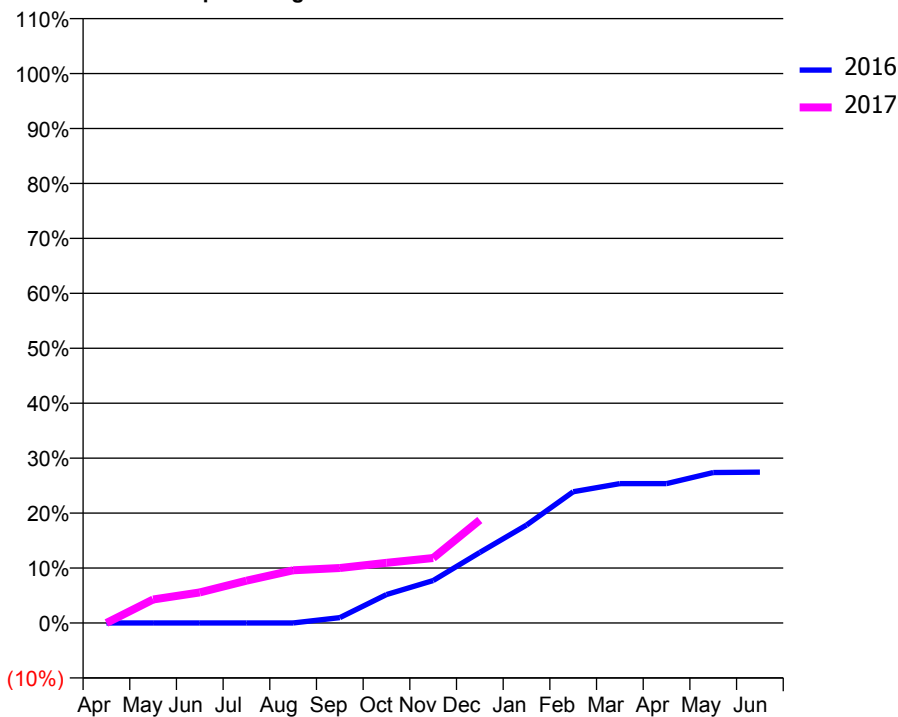
ACCESS*

Patients seen in 24 months	Total	Change since previous quarter
Quarter ending December 2015	67	
Quarter ending March 2016	125	↑
Quarter ending June 2016	169	↑
Quarter ending September 2016	170	→
Quarter ending December 2016	258	↑
Variance since December 2015	285.1%	↑



ACTIVITY

Cumulative percentage of contracted UDA delivered 2016 & 2017



Adjusted Scheduled Activity (UDA)

Month	2016	2017
April	0	0
May	0	148
June	0	192
July	0	266
August	0	331
September	34	345
October	179	378
November	267	408
December	443	647
January	615	
February	824	
March	875	
April	875	
May	945	
June	947	

QUALITY

	Quantity	Base Number	Contract	AT	Region	England
% of FP17s for the same patient ID Re-attending within 3 months - Children	0	0	N/A	12.4%	13.4%	12.4%
% of FP17s for the same patient ID Re-attending within 3 months - Adults	1	307	0.3%	18.0%	17.3%	16.6%
% of FP17s for the same patient ID Re-attending between 3 & 9 months - Children	0	0	N/A	57.2%	58.9%	57.5%
% of FP17s for the same patient ID Re-attending between 3 & 9 months - Adults	0	307	0.0%	50.9%	52.5%	50.4%
% of FP17s for Band 1 Urgent Courses	0	275	0.0%	9.9%	9.3%	9.1%
% of FP17s Relating to Free Repair or Replacements	0	275	0.0%	1.0%	1.0%	0.8%
% of FP17s Relating to Continuations	0	275	0.0%	1.6%	1.5%	1.3%
% of Patients satisfied with the dentistry they have received	0	0	N/A	94.7%	93.1%	92.7%
% of Patients satisfied with the time they had to wait for an appointment	0	0	N/A	93.3%	89.8%	88.8%

* This is based on patients treated on this contract for their most recent course of treatment. Figures in italics indicate the base number of FP17s or Patient Questionnaire responses are less than 100. N/A is shown where the base number of responses is less than 10 during the period. % is calculated as Quantity/Base number*100

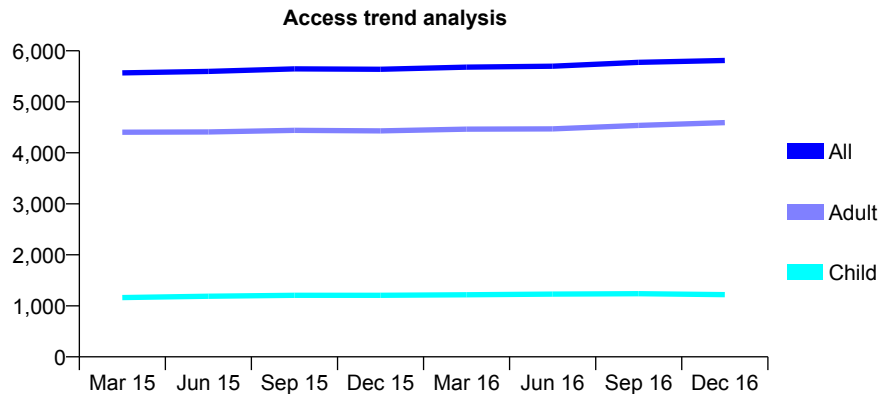
Q44 - Vital Signs At a Glance Contract Report for 175889/0001 - December 2016

Name or company name	Holmlands Dental Practice
Contract type name	GDS Contract
Purpose of contract	General
Contract start date	01/04/2006
Contract end date	

16/17 Contracted general activity (UDA)	19,000
Carry forward general activity (UDA)	0
16/17 Contracted orthodontic activity (UOA)	0
Carry forward orthodontic activity (UOA)	0
Baseline contract value	£557,546.00

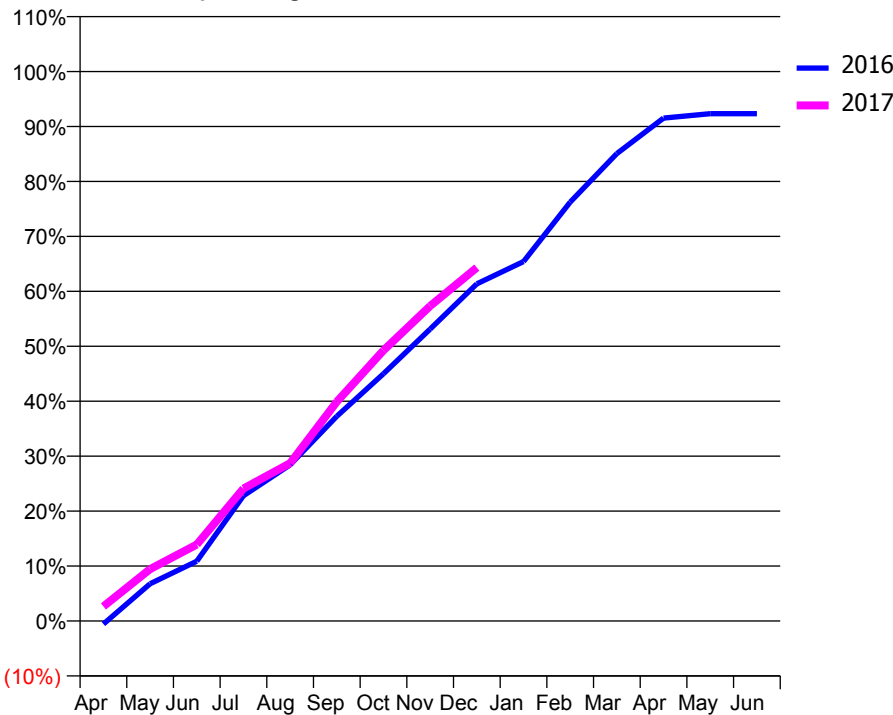
ACCESS*

Patients seen in 24 months	Total	Change since previous quarter
Quarter ending December 2015	5,638	
Quarter ending March 2016	5,681	→
Quarter ending June 2016	5,698	→
Quarter ending September 2016	5,775	→
Quarter ending December 2016	5,810	→
Variance since December 2015	3.1%	↑



ACTIVITY

Cumulative percentage of contracted UDA delivered 2016 & 2017



Month	Adjusted Scheduled Activity (UDA)	
	2016	2017
April	-114	505
May	1,336	1,797
June	2,146	2,645
July	4,498	4,580
August	5,606	5,455
September	7,352	7,583
October	8,876	9,358
November	10,480	10,894
December	12,103	12,222
January	12,903	
February	15,039	
March	16,781	
April	18,054	
May	18,213	
June	18,213	

QUALITY

	Quantity	Base Number	Contract	AT	Region	England
% of FP17s for the same patient ID Re-attending within 3 months - Children	122	1,334	9.1%	12.4%	13.4%	12.4%
% of FP17s for the same patient ID Re-attending within 3 months - Adults	818	4,488	18.2%	18.0%	17.3%	16.6%
% of FP17s for the same patient ID Re-attending between 3 & 9 months - Children	730	1,334	54.7%	57.2%	58.9%	57.5%
% of FP17s for the same patient ID Re-attending between 3 & 9 months - Adults	1,941	4,488	43.2%	50.9%	52.5%	50.4%
% of FP17s for Band 1 Urgent Courses	876	5,384	16.3%	9.9%	9.3%	9.1%
% of FP17s Relating to Free Repair or Replacements	38	5,384	0.7%	1.0%	1.0%	0.8%
% of FP17s Relating to Continuations	139	5,384	2.6%	1.6%	1.5%	1.3%
% of Patients satisfied with the dentistry they have received	17	17	100.0%	94.7%	93.1%	92.7%
% of Patients satisfied with the time they had to wait for an appointment	17	17	100.0%	93.3%	89.8%	88.8%

* This is based on patients treated on this contract for their most recent course of treatment. Figures in italics indicate the base number of FP17s or Patient Questionnaire responses are less than 100. N/A is shown where the base number of responses is less than 10 during the period. % is calculated as Quantity/Base number*100

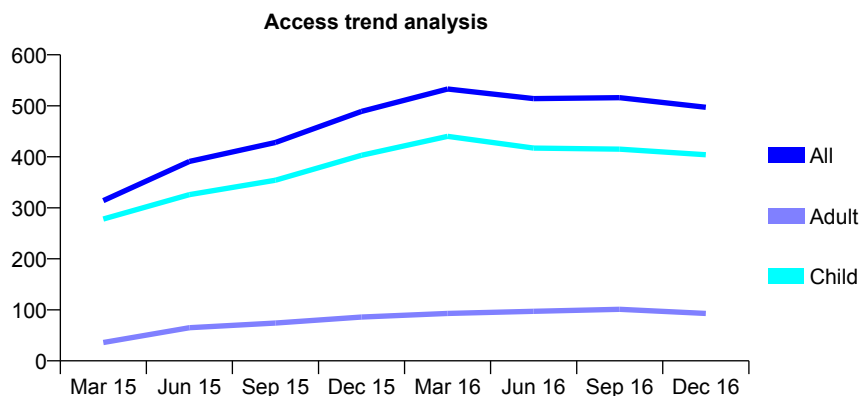
Q44 - Vital Signs At a Glance Contract Report for 176699/0001 - December 2016

Name or company name	Brunner Court Dental Practice
Contract type name	GDS Contract
Purpose of contract	General
Contract start date	01/11/2014
Contract end date	

16/17 Contracted general activity (UDA)	1,606
Carry forward general activity (UDA)	0
16/17 Contracted orthodontic activity (UOA)	0
Carry forward orthodontic activity (UOA)	0
Baseline contract value	£39,210.35

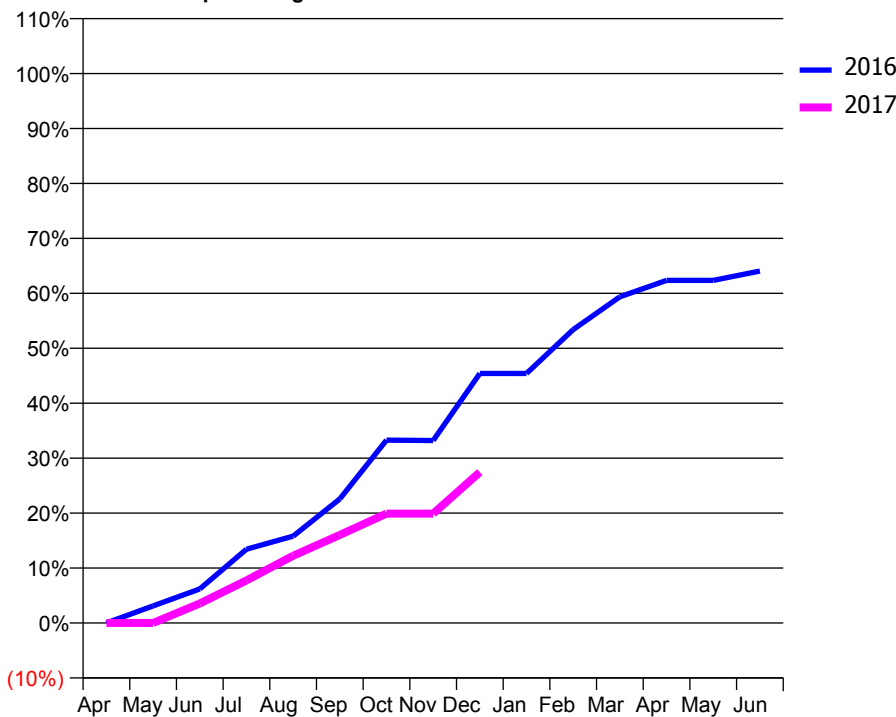
ACCESS*

Patients seen in 24 months	Total	Change since previous quarter
Quarter ending December 2015	489	
Quarter ending March 2016	533	↑
Quarter ending June 2016	514	↓
Quarter ending September 2016	516	→
Quarter ending December 2016	497	↓
Variance since December 2015	1.6%	→



ACTIVITY

Cumulative percentage of contracted UDA delivered 2016 & 2017



Month	Adjusted Scheduled Activity (UDA)	
	2016	2017
April	0	0
May	50	0
June	100	57
July	216	125
August	254	197
September	363	258
October	534	320
November	533	320
December	729	441
January	729	
February	857	
March	953	
April	1,001	
May	1,001	
June	1,029	

QUALITY

	Quantity	Base Number	Contract	AT	Region	England
% of FP17s for the same patient ID Re-attending within 3 months - Children	18	386	4.7%	12.4%	13.4%	12.4%
% of FP17s for the same patient ID Re-attending within 3 months - Adults	5	40	12.5%	18.0%	17.3%	16.6%
% of FP17s for the same patient ID Re-attending between 3 & 9 months - Children	243	386	63.0%	57.2%	58.9%	57.5%
% of FP17s for the same patient ID Re-attending between 3 & 9 months - Adults	26	40	65.0%	50.9%	52.5%	50.4%
% of FP17s for Band 1 Urgent Courses	4	346	1.2%	9.9%	9.3%	9.1%
% of FP17s Relating to Free Repair or Replacements	0	346	0.0%	1.0%	1.0%	0.8%
% of FP17s Relating to Continuations	0	346	0.0%	1.6%	1.5%	1.3%
% of Patients satisfied with the dentistry they have received	0	0	N/A	94.7%	93.1%	92.7%
% of Patients satisfied with the time they had to wait for an appointment	0	0	N/A	93.3%	89.8%	88.8%

* This is based on patients treated on this contract for their most recent course of treatment. Figures in italics indicate the base number of FP17s or Patient Questionnaire responses are less than 100. N/A is shown where the base number of responses is less than 10 during the period. % is calculated as Quantity/Base number*100

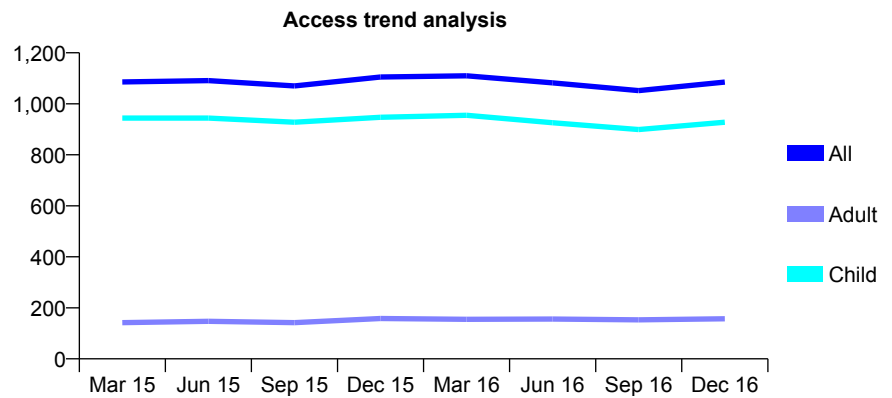
Q44 - Vital Signs At a Glance Contract Report for 177482/0001 - December 2016

Name or company name	Moody Terrace Dental Practice Ltd
Contract type name	GDS Contract
Purpose of contract	General
Contract start date	01/01/2008
Contract end date	

16/17 Contracted general activity (UDA)	4,000
Carry forward general activity (UDA)	0
16/17 Contracted orthodontic activity (UOA)	0
Carry forward orthodontic activity (UOA)	0
Baseline contract value	£83,503.30

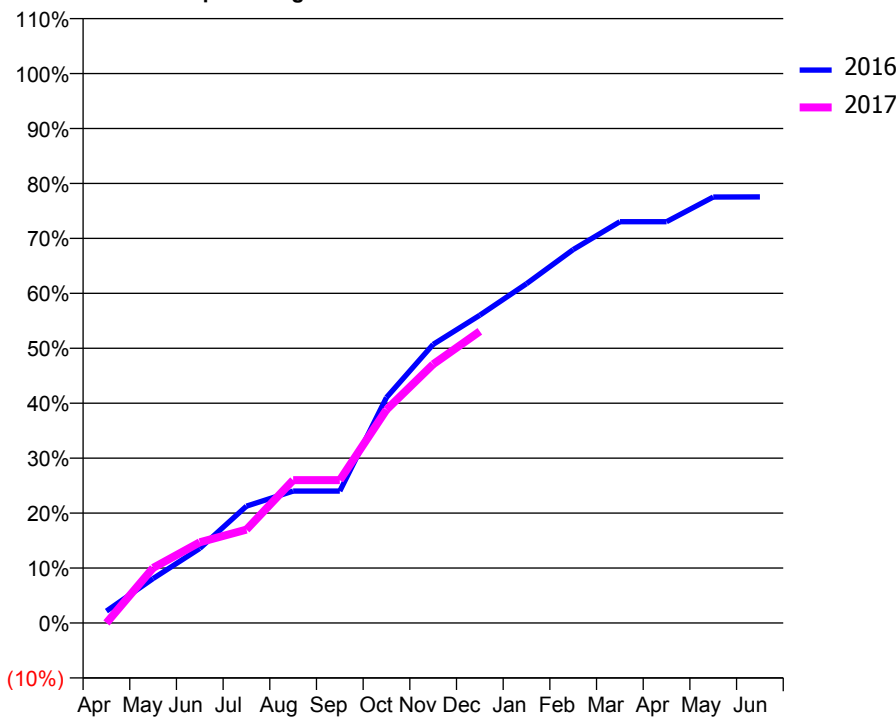
ACCESS*

Patients seen in 24 months	Total	Change since previous quarter
Quarter ending December 2015	1,105	
Quarter ending March 2016	1,110	→
Quarter ending June 2016	1,082	↓
Quarter ending September 2016	1,052	↓
Quarter ending December 2016	1,085	↑
Variance since December 2015	(1.8%)	↓



ACTIVITY

Cumulative percentage of contracted UDA delivered 2016 & 2017



Month	Adjusted Scheduled Activity (UDA)	
	2016	2017
April	87	0
May	324	402
June	543	587
July	850	680
August	960	1,040
September	960	1,040
October	1,642	1,552
November	2,028	1,884
December	2,241	2,124
January	2,470	
February	2,718	
March	2,921	
April	2,921	
May	3,100	
June	3,101	

QUALITY

	Quantity	Base Number	Contract	AT	Region	England
% of FP17s for the same patient ID Re-attending within 3 months - Children	131	1,238	10.6%	12.4%	13.4%	12.4%
% of FP17s for the same patient ID Re-attending within 3 months - Adults	5	71	7.0%	18.0%	17.3%	16.6%
% of FP17s for the same patient ID Re-attending between 3 & 9 months - Children	774	1,238	62.5%	57.2%	58.9%	57.5%
% of FP17s for the same patient ID Re-attending between 3 & 9 months - Adults	52	71	73.2%	50.9%	52.5%	50.4%
% of FP17s for Band 1 Urgent Courses	44	1,207	3.6%	9.9%	9.3%	9.1%
% of FP17s Relating to Free Repair or Replacements	0	1,207	0.0%	1.0%	1.0%	0.8%
% of FP17s Relating to Continuations	8	1,207	0.7%	1.6%	1.5%	1.3%
% of Patients satisfied with the dentistry they have received	2	2	N/A	94.7%	93.1%	92.7%
% of Patients satisfied with the time they had to wait for an appointment	2	2	N/A	93.3%	89.8%	88.8%

* This is based on patients treated on this contract for their most recent course of treatment. Figures in italics indicate the base number of FP17s or Patient Questionnaire responses are less than 100. N/A is shown where the base number of responses is less than 10 during the period. % is calculated as Quantity/Base number*100

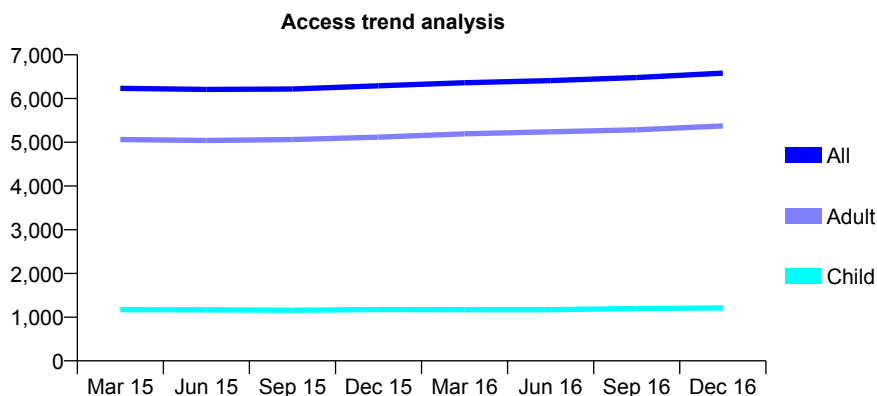
Q44 - Vital Signs At a Glance Contract Report for 181331/0001 - December 2016

Name or company name	Prenton Dental Practice
Contract type name	GDS Contract
Purpose of contract	General
Contract start date	01/04/2006
Contract end date	

16/17 Contracted general activity (UDA)	21,341
Carry forward general activity (UDA)	252
16/17 Contracted orthodontic activity (UOA)	0
Carry forward orthodontic activity (UOA)	0
Baseline contract value	£637,097.48

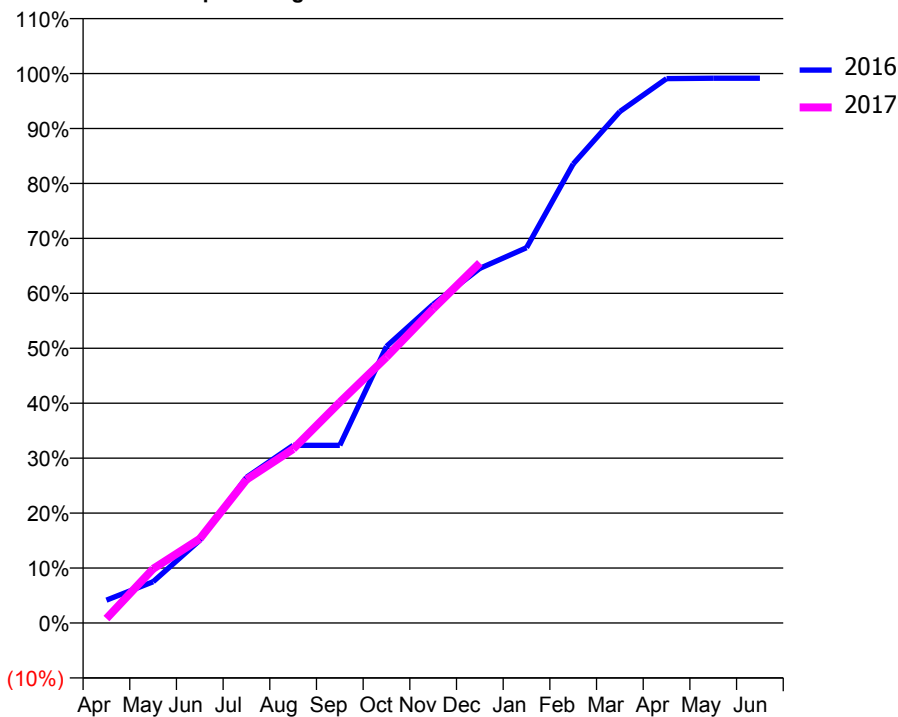
ACCESS*

Patients seen in 24 months	Total	Change since previous quarter
Quarter ending December 2015	6,290	
Quarter ending March 2016	6,362	→
Quarter ending June 2016	6,409	→
Quarter ending September 2016	6,481	→
Quarter ending December 2016	6,581	→
Variance since December 2015	4.6%	↑



ACTIVITY

Cumulative percentage of contracted UDA delivered 2016 & 2017



Adjusted Scheduled Activity (UDA)

Month	2016	2017
April	891	175
May	1,605	2,106
June	3,214	3,270
July	5,657	5,568
August	6,899	6,756
September	6,899	8,571
October	10,741	10,328
November	12,377	12,202
December	13,773	13,987
January	14,575	
February	17,827	
March	19,863	
April	21,143	
May	21,159	
June	21,159	

QUALITY

	Quantity	Base Number	Contract	AT	Region	England
% of FP17s for the same patient ID Re-attending within 3 months - Children	196	1,428	13.7%	12.4%	13.4%	12.4%
% of FP17s for the same patient ID Re-attending within 3 months - Adults	1,698	6,392	26.6%	18.0%	17.3%	16.6%
% of FP17s for the same patient ID Re-attending between 3 & 9 months - Children	770	1,428	53.9%	57.2%	58.9%	57.5%
% of FP17s for the same patient ID Re-attending between 3 & 9 months - Adults	2,705	6,392	42.3%	50.9%	52.5%	50.4%
% of FP17s for Band 1 Urgent Courses	1,045	6,663	15.7%	9.9%	9.3%	9.1%
% of FP17s Relating to Free Repair or Replacements	75	6,663	1.1%	1.0%	1.0%	0.8%
% of FP17s Relating to Continuations	75	6,663	1.1%	1.6%	1.5%	1.3%
% of Patients satisfied with the dentistry they have received	20	20	100.0%	94.7%	93.1%	92.7%
% of Patients satisfied with the time they had to wait for an appointment	20	20	100.0%	93.3%	89.8%	88.8%

* This is based on patients treated on this contract for their most recent course of treatment. Figures in italics indicate the base number of FP17s or Patient Questionnaire responses are less than 100. N/A is shown where the base number of responses is less than 10 during the period. % is calculated as Quantity/Base number*100

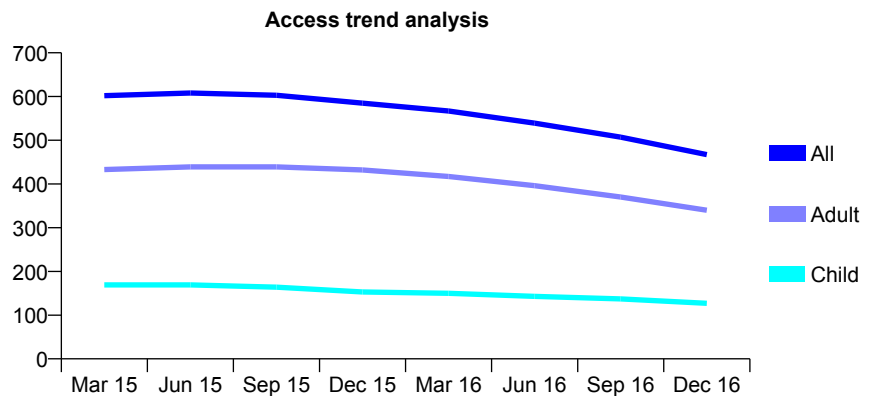
Q44 - Vital Signs At a Glance Contract Report for 185248/0001 - December 2016

Name or company name	Cheshire Centre of Dental Excellence
Contract type name	GDS Contract
Purpose of contract	General
Contract start date	01/06/2010
Contract end date	

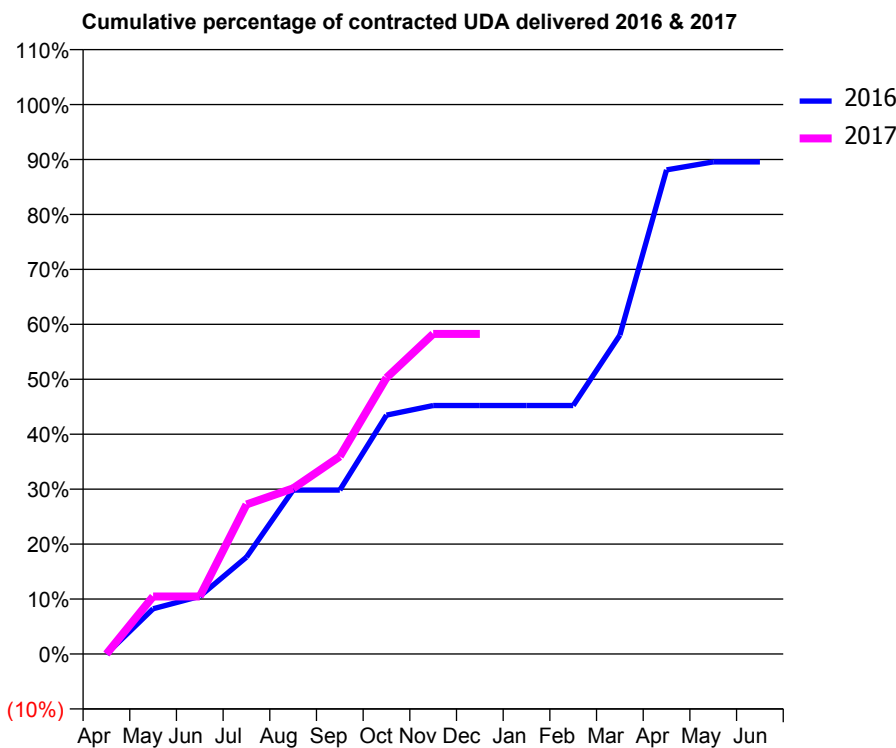
16/17 Contracted general activity (UDA)	1,380
Carry forward general activity (UDA)	0
16/17 Contracted orthodontic activity (UOA)	0
Carry forward orthodontic activity (UOA)	0
Baseline contract value	£36,602.14

ACCESS*

Patients seen in 24 months	Total	Change since previous quarter
Quarter ending December 2015	585	
Quarter ending March 2016	567	↓
Quarter ending June 2016	539	↓
Quarter ending September 2016	507	↓
Quarter ending December 2016	467	↓
Variance since December 2015	(20.2%)	↓



ACTIVITY



Month	Adjusted Scheduled Activity (UDA)	
	2016	2017
April	0	0
May	114	144
June	145	144
July	243	376
August	412	416
September	412	496
October	600	694
November	624	804
December	624	804
January	624	
February	624	
March	801	
April	1,216	
May	1,236	
June	1,236	

QUALITY

	Quantity	Base Number	Contract	AT	Region	England
% of FP17s for the same patient ID Re-attending within 3 months - Children	10	137	7.3%	12.4%	13.4%	12.4%
% of FP17s for the same patient ID Re-attending within 3 months - Adults	59	362	16.3%	18.0%	17.3%	16.6%
% of FP17s for the same patient ID Re-attending between 3 & 9 months - Children	89	137	65.0%	57.2%	58.9%	57.5%
% of FP17s for the same patient ID Re-attending between 3 & 9 months - Adults	177	362	48.9%	50.9%	52.5%	50.4%
% of FP17s for Band 1 Urgent Courses	15	316	4.7%	9.9%	9.3%	9.1%
% of FP17s Relating to Free Repair or Replacements	5	316	1.6%	1.0%	1.0%	0.8%
% of FP17s Relating to Continuations	21	316	6.6%	1.6%	1.5%	1.3%
% of Patients satisfied with the dentistry they have received	0	0	N/A	94.7%	93.1%	92.7%
% of Patients satisfied with the time they had to wait for an appointment	0	0	N/A	93.3%	89.8%	88.8%

* This is based on patients treated on this contract for their most recent course of treatment. Figures in italics indicate the base number of FP17s or Patient Questionnaire responses are less than 100. N/A is shown where the base number of responses is less than 10 during the period. % is calculated as Quantity/Base number*100

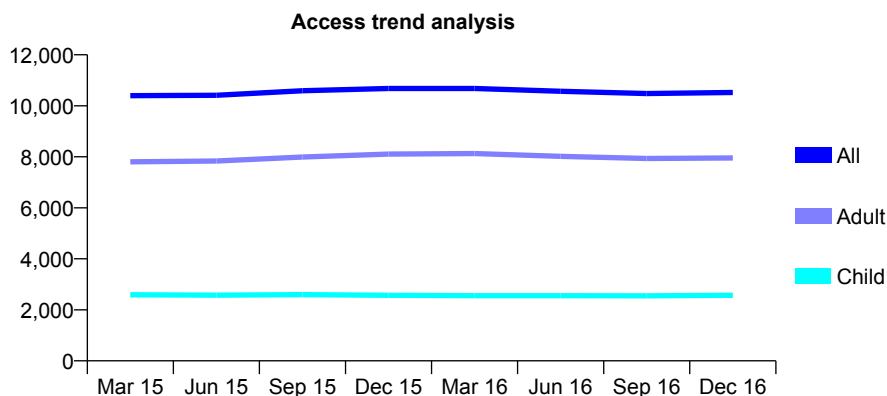
Q44 - Vital Signs At a Glance Contract Report for 185620/0001 - December 2016

Name or company name	Xeon Smiles UK Ltd
Contract type name	PDS Contract
Purpose of contract	General
Contract start date	01/04/2009
Contract end date	31/03/2017

16/17 Contracted general activity (UDA)	32,798
Carry forward general activity (UDA)	659
16/17 Contracted orthodontic activity (UOA)	0
Carry forward orthodontic activity (UOA)	0
Baseline contract value	£828,471.84

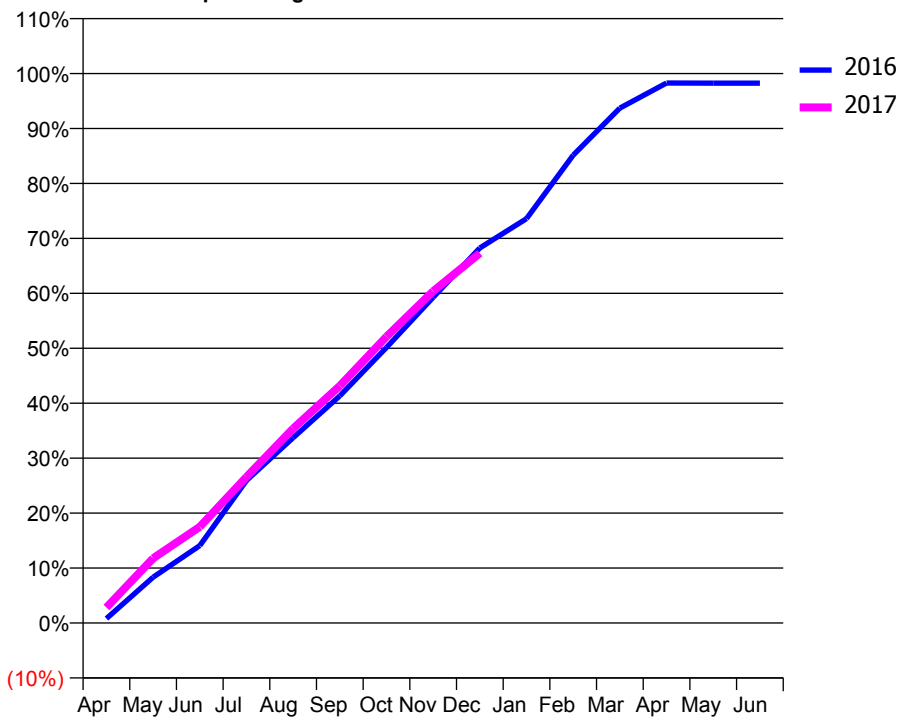
ACCESS*

Patients seen in 24 months	Total	Change since previous quarter
Quarter ending December 2015	10,679	
Quarter ending March 2016	10,678	→
Quarter ending June 2016	10,572	→
Quarter ending September 2016	10,483	→
Quarter ending December 2016	10,525	→
Variance since December 2015	(1.4%)	↓



ACTIVITY

Cumulative percentage of contracted UDA delivered 2016 & 2017



Month	Adjusted Scheduled Activity (UDA)	
	2016	2017
April	267	924
May	2,732	3,864
June	4,622	5,746
July	8,506	8,720
August	11,063	11,610
September	13,558	14,159
October	16,445	17,092
November	19,437	19,806
December	22,387	22,073
January	24,137	
February	27,923	
March	30,730	
April	32,231	
May	32,226	
June	32,226	

QUALITY

	Quantity	Base Number	Contract	AT	Region	England
% of FP17s for the same patient ID Re-attending within 3 months - Children	309	3,342	9.2%	12.4%	13.4%	12.4%
% of FP17s for the same patient ID Re-attending within 3 months - Adults	1,355	8,747	15.5%	18.0%	17.3%	16.6%
% of FP17s for the same patient ID Re-attending between 3 & 9 months - Children	2,158	3,342	64.6%	57.2%	58.9%	57.5%
% of FP17s for the same patient ID Re-attending between 3 & 9 months - Adults	4,855	8,747	55.5%	50.9%	52.5%	50.4%
% of FP17s for Band 1 Urgent Courses	682	11,422	6.0%	9.9%	9.3%	9.1%
% of FP17s Relating to Free Repair or Replacements	121	11,422	1.1%	1.0%	1.0%	0.8%
% of FP17s Relating to Continuations	94	11,422	0.8%	1.6%	1.5%	1.3%
% of Patients satisfied with the dentistry they have received	29	31	93.5%	94.7%	93.1%	92.7%
% of Patients satisfied with the time they had to wait for an appointment	27	31	87.1%	93.3%	89.8%	88.8%

* This is based on patients treated on this contract for their most recent course of treatment. Figures in italics indicate the base number of FP17s or Patient Questionnaire responses are less than 100. N/A is shown where the base number of responses is less than 10 during the period. % is calculated as Quantity/Base number*100

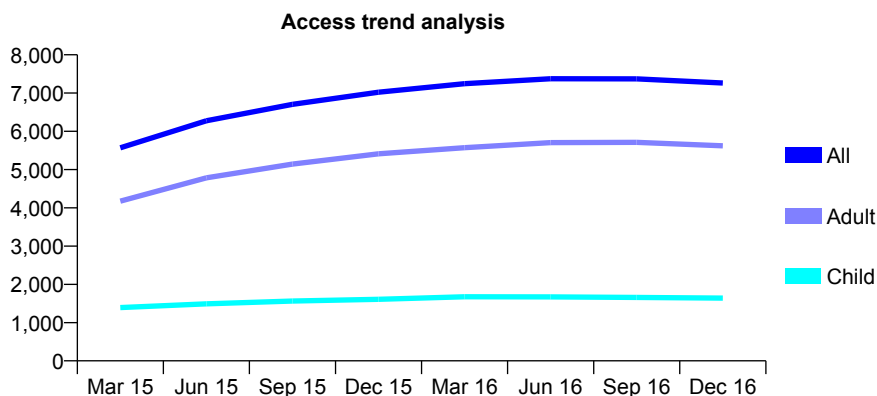
Q44 - Vital Signs At a Glance Contract Report for 192546/0001 - December 2016

Name or company name	Birchwood Dental Practice
Contract type name	GDS Contract
Purpose of contract	General
Contract start date	01/07/2014
Contract end date	

16/17 Contracted general activity (UDA)	19,914
Carry forward general activity (UDA)	-85
16/17 Contracted orthodontic activity (UOA)	0
Carry forward orthodontic activity (UOA)	0
Baseline contract value	£596,648.17

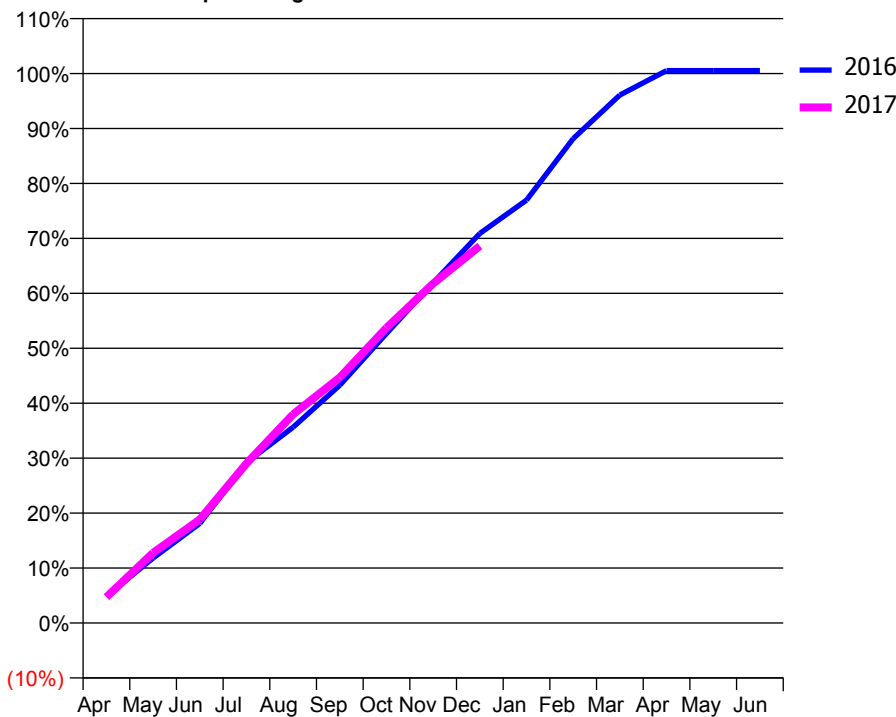
ACCESS*

Patients seen in 24 months	Total	Change since previous quarter
Quarter ending December 2015	7,022	
Quarter ending March 2016	7,245	↑
Quarter ending June 2016	7,374	→
Quarter ending September 2016	7,370	→
Quarter ending December 2016	7,262	↓
Variance since December 2015	3.4%	↑



ACTIVITY

Cumulative percentage of contracted UDA delivered 2016 & 2017



Month	Adjusted Scheduled Activity (UDA)	
	2016	2017
April	970	941
May	2,355	2,545
June	3,608	3,754
July	5,815	5,781
August	7,096	7,565
September	8,620	8,901
October	10,496	10,695
November	12,332	12,299
December	14,118	13,662
January	15,328	
February	17,554	
March	19,137	
April	20,018	
May	20,020	
June	20,020	

QUALITY

	Quantity	Base Number	Contract	AT	Region	England
% of FP17s for the same patient ID Re-attending within 3 months - Children	103	1,802	5.7%	12.4%	13.4%	12.4%
% of FP17s for the same patient ID Re-attending within 3 months - Adults	718	5,426	13.2%	18.0%	17.3%	16.6%
% of FP17s for the same patient ID Re-attending between 3 & 9 months - Children	1,145	1,802	63.5%	57.2%	58.9%	57.5%
% of FP17s for the same patient ID Re-attending between 3 & 9 months - Adults	2,671	5,426	49.2%	50.9%	52.5%	50.4%
% of FP17s for Band 1 Urgent Courses	451	6,768	6.7%	9.9%	9.3%	9.1%
% of FP17s Relating to Free Repair or Replacements	100	6,768	1.5%	1.0%	1.0%	0.8%
% of FP17s Relating to Continuations	90	6,768	1.3%	1.6%	1.5%	1.3%
% of Patients satisfied with the dentistry they have received	13	14	92.9%	94.7%	93.1%	92.7%
% of Patients satisfied with the time they had to wait for an appointment	12	14	85.7%	93.3%	89.8%	88.8%

* This is based on patients treated on this contract for their most recent course of treatment. Figures in italics indicate the base number of FP17s or Patient Questionnaire responses are less than 100. N/A is shown where the base number of responses is less than 10 during the period. % is calculated as Quantity/Base number*100

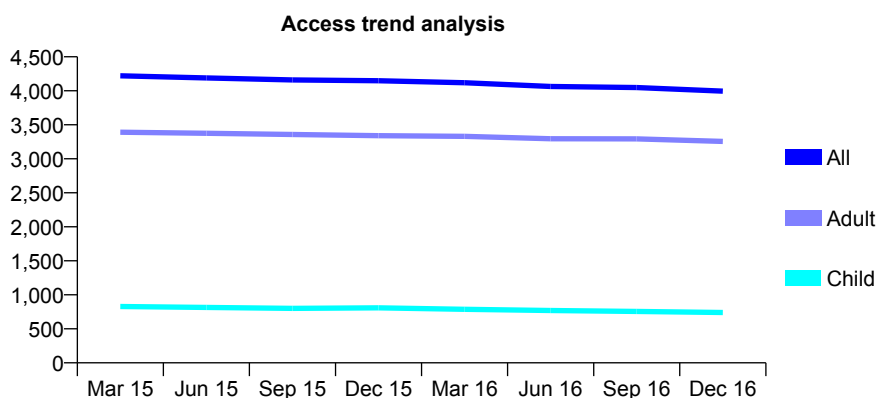
Q44 - Vital Signs At a Glance Contract Report for 193321/0001 - December 2016

Name or company name	PRESTBURY DENTAL PRACTICE LIMITE
Contract type name	GDS Contract
Purpose of contract	General
Contract start date	01/10/2011
Contract end date	

16/17 Contracted general activity (UDA)	13,500
Carry forward general activity (UDA)	0
16/17 Contracted orthodontic activity (UOA)	0
Carry forward orthodontic activity (UOA)	0
Baseline contract value	£372,212.00

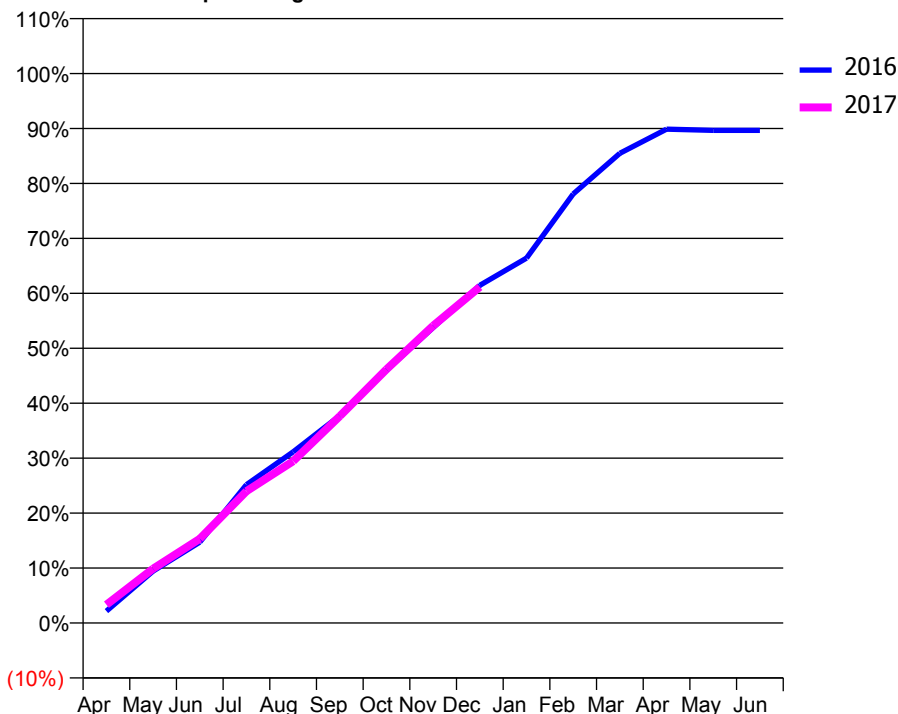
ACCESS*

Patients seen in 24 months	Total	Change since previous quarter
Quarter ending December 2015	4,149	
Quarter ending March 2016	4,118	→
Quarter ending June 2016	4,064	↓
Quarter ending September 2016	4,048	→
Quarter ending December 2016	3,996	↓
Variance since December 2015	(3.7%)	↓



ACTIVITY

Cumulative percentage of contracted UDA delivered 2016 & 2017



Month	Adjusted Scheduled Activity (UDA)	
	2016	2017
April	327	452
May	1,427	1,334
June	2,221	2,070
July	3,802	3,237
August	4,702	3,976
September	5,700	5,082
October	6,950	6,231
November	8,120	7,305
December	9,280	8,257
January	10,030	
February	11,791	
March	12,908	
April	13,571	
May	13,541	
June	13,541	

QUALITY

	Quantity	Base Number	Contract	AT	Region	England
% of FP17s for the same patient ID Re-attending within 3 months - Children	44	878	5.0%	12.4%	13.4%	12.4%
% of FP17s for the same patient ID Re-attending within 3 months - Adults	702	4,075	17.2%	18.0%	17.3%	16.6%
% of FP17s for the same patient ID Re-attending between 3 & 9 months - Children	603	878	68.7%	57.2%	58.9%	57.5%
% of FP17s for the same patient ID Re-attending between 3 & 9 months - Adults	2,651	4,075	65.1%	50.9%	52.5%	50.4%
% of FP17s for Band 1 Urgent Courses	592	4,619	12.8%	9.9%	9.3%	9.1%
% of FP17s Relating to Free Repair or Replacements	52	4,619	1.1%	1.0%	1.0%	0.8%
% of FP17s Relating to Continuations	48	4,619	1.0%	1.6%	1.5%	1.3%
% of Patients satisfied with the dentistry they have received	6	8	N/A	94.7%	93.1%	92.7%
% of Patients satisfied with the time they had to wait for an appointment	7	8	N/A	93.3%	89.8%	88.8%

* This is based on patients treated on this contract for their most recent course of treatment. Figures in italics indicate the base number of FP17s or Patient Questionnaire responses are less than 100. N/A is shown where the base number of responses is less than 10 during the period. % is calculated as Quantity/Base number*100

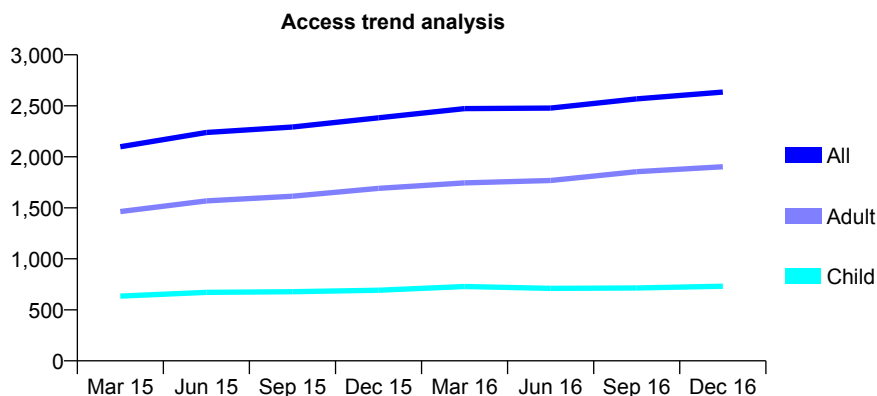
Q44 - Vital Signs At a Glance Contract Report for 194298/0001 - December 2016

Name or company name	Woodchurch Dental Practice
Contract type name	GDS Contract
Purpose of contract	General
Contract start date	08/10/2012
Contract end date	

16/17 Contracted general activity (UDA)	6,570
Carry forward general activity (UDA)	151
16/17 Contracted orthodontic activity (UOA)	0
Carry forward orthodontic activity (UOA)	0
Baseline contract value	£204,005.63

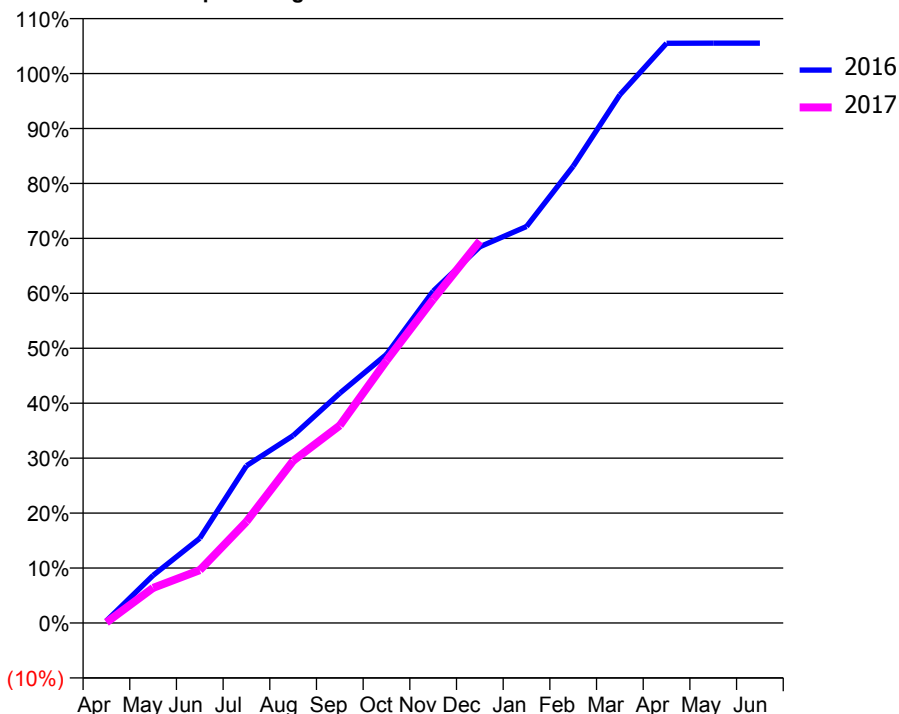
ACCESS*

Patients seen in 24 months	Total	Change since previous quarter
Quarter ending December 2015	2,383	
Quarter ending March 2016	2,473	↑
Quarter ending June 2016	2,478	→
Quarter ending September 2016	2,568	↑
Quarter ending December 2016	2,634	↑
Variance since December 2015	10.5%	↑



ACTIVITY

Cumulative percentage of contracted UDA delivered 2016 & 2017



Month	Adjusted Scheduled Activity (UDA)	
	2016	2017
April	26	7
May	569	419
June	1,013	632
July	1,881	1,213
August	2,242	1,939
September	2,747	2,363
October	3,211	3,137
November	3,967	3,871
December	4,499	4,567
January	4,740	
February	5,462	
March	6,315	
April	6,931	
May	6,933	
June	6,933	

QUALITY

	Quantity	Base Number	Contract	AT	Region	England
% of FP17s for the same patient ID Re-attending within 3 months - Children	146	893	16.3%	12.4%	13.4%	12.4%
% of FP17s for the same patient ID Re-attending within 3 months - Adults	465	1,999	23.3%	18.0%	17.3%	16.6%
% of FP17s for the same patient ID Re-attending between 3 & 9 months - Children	466	893	52.2%	57.2%	58.9%	57.5%
% of FP17s for the same patient ID Re-attending between 3 & 9 months - Adults	687	1,999	34.4%	50.9%	52.5%	50.4%
% of FP17s for Band 1 Urgent Courses	664	2,132	31.1%	9.9%	9.3%	9.1%
% of FP17s Relating to Free Repair or Replacements	34	2,132	1.6%	1.0%	1.0%	0.8%
% of FP17s Relating to Continuations	0	2,132	0.0%	1.6%	1.5%	1.3%
% of Patients satisfied with the dentistry they have received	3	3	N/A	94.7%	93.1%	92.7%
% of Patients satisfied with the time they had to wait for an appointment	3	3	N/A	93.3%	89.8%	88.8%

* This is based on patients treated on this contract for their most recent course of treatment. Figures in italics indicate the base number of FP17s or Patient Questionnaire responses are less than 100. N/A is shown where the base number of responses is less than 10 during the period. % is calculated as Quantity/Base number*100

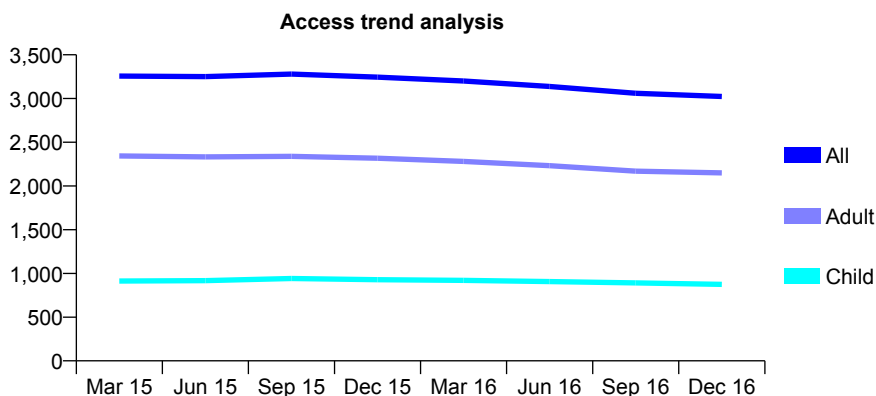
Q44 - Vital Signs At a Glance Contract Report for 198021/0001 - December 2016

Name or company name	Taylor-Jones & Jones
Contract type name	GDS Contract
Purpose of contract	General
Contract start date	01/04/2009
Contract end date	

16/17 Contracted general activity (UDA)	8,000
Carry forward general activity (UDA)	154
16/17 Contracted orthodontic activity (UOA)	0
Carry forward orthodontic activity (UOA)	0
Baseline contract value	£206,965.51

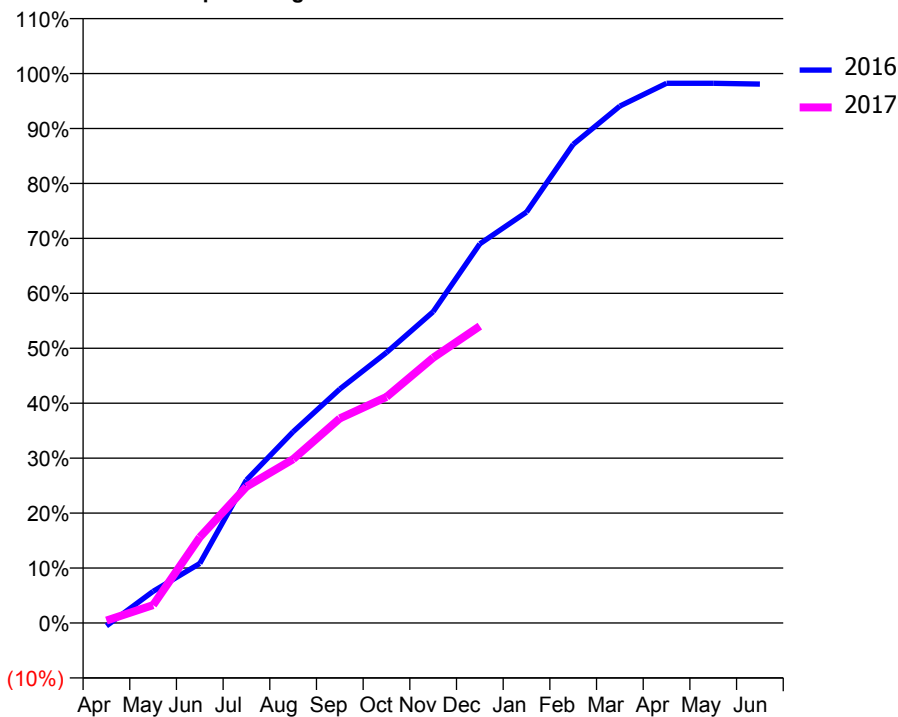
ACCESS*

Patients seen in 24 months	Total	Change since previous quarter
Quarter ending December 2015	3,245	
Quarter ending March 2016	3,200	↓
Quarter ending June 2016	3,138	↓
Quarter ending September 2016	3,060	↓
Quarter ending December 2016	3,024	↓
Variance since December 2015	(6.8%)	↓



ACTIVITY

Cumulative percentage of contracted UDA delivered 2016 & 2017



Month	Adjusted Scheduled Activity (UDA)	
	2016	2017
April	-44	35
May	460	262
June	866	1,249
July	2,083	1,986
August	2,785	2,386
September	3,407	2,980
October	3,938	3,292
November	4,532	3,863
December	5,521	4,323
January	5,983	
February	6,968	
March	7,525	
April	7,857	
May	7,857	
June	7,846	

QUALITY

	Quantity	Base Number	Contract	AT	Region	England
% of FP17s for the same patient ID Re-attending within 3 months - Children	40	771	5.2%	12.4%	13.4%	12.4%
% of FP17s for the same patient ID Re-attending within 3 months - Adults	246	1,856	13.3%	18.0%	17.3%	16.6%
% of FP17s for the same patient ID Re-attending between 3 & 9 months - Children	408	771	52.9%	57.2%	58.9%	57.5%
% of FP17s for the same patient ID Re-attending between 3 & 9 months - Adults	917	1,856	49.4%	50.9%	52.5%	50.4%
% of FP17s for Band 1 Urgent Courses	181	2,422	7.5%	9.9%	9.3%	9.1%
% of FP17s Relating to Free Repair or Replacements	19	2,422	0.8%	1.0%	1.0%	0.8%
% of FP17s Relating to Continuations	6	2,422	0.2%	1.6%	1.5%	1.3%
% of Patients satisfied with the dentistry they have received	37	41	90.2%	94.7%	93.1%	92.7%
% of Patients satisfied with the time they had to wait for an appointment	40	41	97.6%	93.3%	89.8%	88.8%

* This is based on patients treated on this contract for their most recent course of treatment. Figures in italics indicate the base number of FP17s or Patient Questionnaire responses are less than 100. N/A is shown where the base number of responses is less than 10 during the period. % is calculated as Quantity/Base number*100

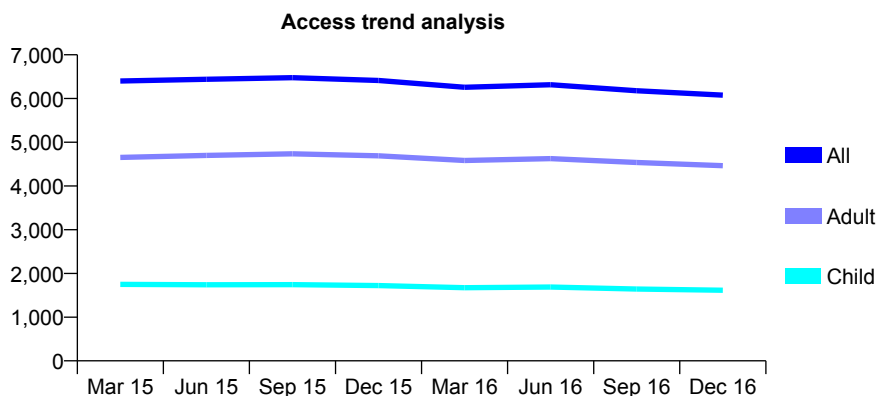
Q44 - Vital Signs At a Glance Contract Report for 210153/0001 - December 2016

Name or company name	Latchford Dental Practice Ltd
Contract type name	GDS Contract
Purpose of contract	General
Contract start date	01/04/2006
Contract end date	

16/17 Contracted general activity (UDA)	15,892
Carry forward general activity (UDA)	0
16/17 Contracted orthodontic activity (UOA)	0
Carry forward orthodontic activity (UOA)	0
Baseline contract value	£500,131.97

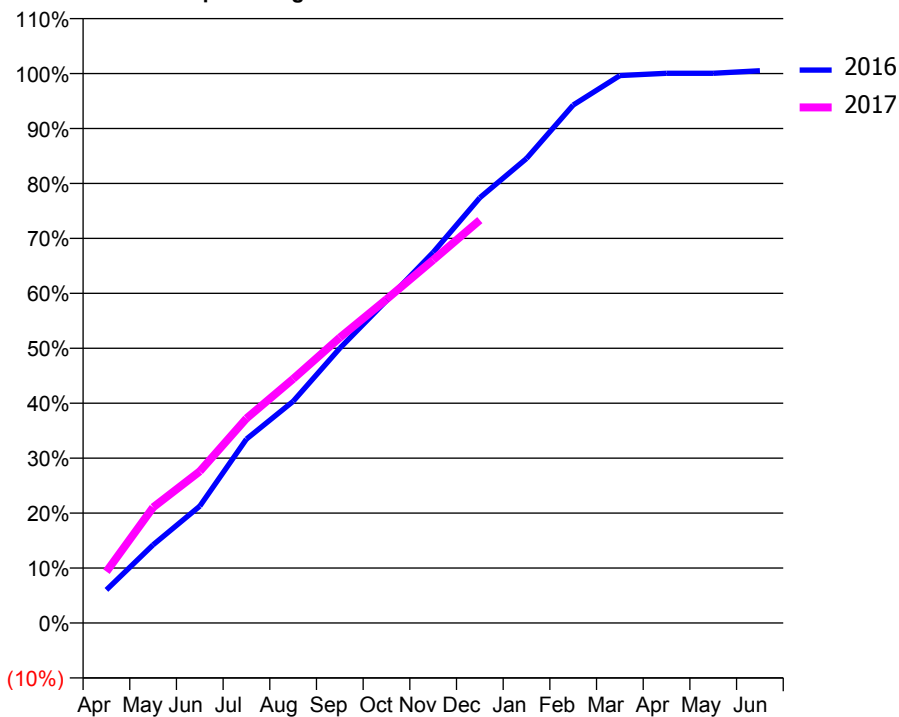
ACCESS*

Patients seen in 24 months	Total	Change since previous quarter
Quarter ending December 2015	6,412	
Quarter ending March 2016	6,257	↓
Quarter ending June 2016	6,314	→
Quarter ending September 2016	6,177	↓
Quarter ending December 2016	6,077	↓
Variance since December 2015	(5.2%)	↓



ACTIVITY

Cumulative percentage of contracted UDA delivered 2016 & 2017



Month	Adjusted Scheduled Activity (UDA)	
	2016	2017
April	957	1,487
May	2,262	3,346
June	3,381	4,388
July	5,319	5,917
August	6,411	7,060
September	7,946	8,256
October	9,321	9,360
November	10,720	10,498
December	12,302	11,653
January	13,434	
February	14,980	
March	15,831	
April	15,899	
May	15,899	
June	15,973	

QUALITY

	Quantity	Base Number	Contract	AT	Region	England
% of FP17s for the same patient ID Re-attending within 3 months - Children	119	1,558	7.6%	12.4%	13.4%	12.4%
% of FP17s for the same patient ID Re-attending within 3 months - Adults	786	4,272	18.4%	18.0%	17.3%	16.6%
% of FP17s for the same patient ID Re-attending between 3 & 9 months - Children	804	1,558	51.6%	57.2%	58.9%	57.5%
% of FP17s for the same patient ID Re-attending between 3 & 9 months - Adults	1,737	4,272	40.7%	50.9%	52.5%	50.4%
% of FP17s for Band 1 Urgent Courses	534	5,753	9.3%	9.9%	9.3%	9.1%
% of FP17s Relating to Free Repair or Replacements	79	5,753	1.4%	1.0%	1.0%	0.8%
% of FP17s Relating to Continuations	157	5,753	2.7%	1.6%	1.5%	1.3%
% of Patients satisfied with the dentistry they have received	8	9	N/A	94.7%	93.1%	92.7%
% of Patients satisfied with the time they had to wait for an appointment	9	9	N/A	93.3%	89.8%	88.8%

* This is based on patients treated on this contract for their most recent course of treatment. Figures in italics indicate the base number of FP17s or Patient Questionnaire responses are less than 100. N/A is shown where the base number of responses is less than 10 during the period. % is calculated as Quantity/Base number*100

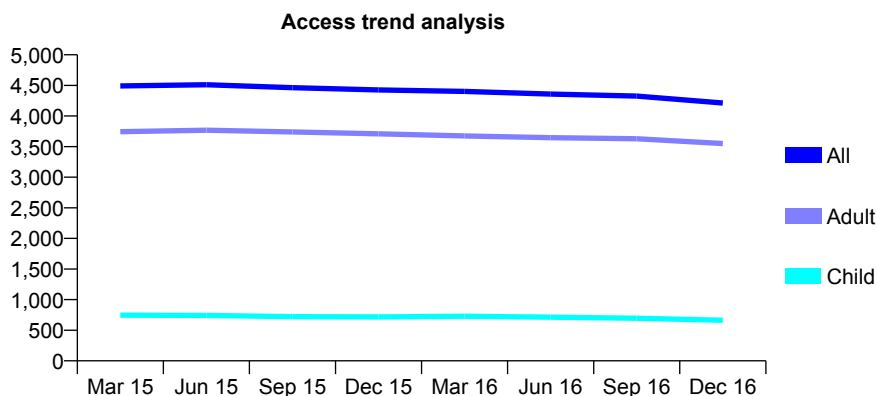
Q44 - Vital Signs At a Glance Contract Report for 214906/0001 - December 2016

Name or company name	MR CA STANYER
Contract type name	GDS Contract
Purpose of contract	General
Contract start date	01/04/2006
Contract end date	

16/17 Contracted general activity (UDA)	11,620
Carry forward general activity (UDA)	0
16/17 Contracted orthodontic activity (UOA)	0
Carry forward orthodontic activity (UOA)	0
Baseline contract value	£239,982.11

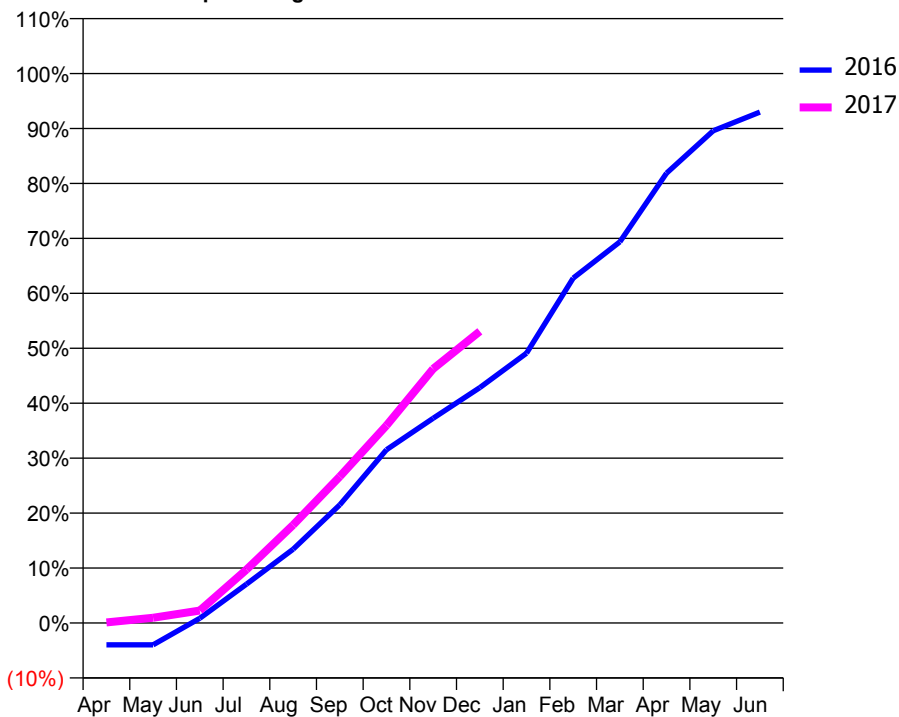
ACCESS*

Patients seen in 24 months	Total	Change since previous quarter
Quarter ending December 2015	4,427	
Quarter ending March 2016	4,402	→
Quarter ending June 2016	4,359	→
Quarter ending September 2016	4,325	→
Quarter ending December 2016	4,213	↓
Variance since December 2015	(4.8%)	↓



ACTIVITY

Cumulative percentage of contracted UDA delivered 2016 & 2017



Month	Adjusted Scheduled Activity (UDA)	
	2016	2017
April	-463	13
May	-463	111
June	100	265
July	822	1,129
August	1,560	2,073
September	2,498	3,096
October	3,665	4,177
November	4,331	5,375
December	4,977	6,169
January	5,705	
February	7,292	
March	8,059	
April	9,513	
May	10,410	
June	10,803	

QUALITY

	Quantity	Base Number	Contract	AT	Region	England
% of FP17s for the same patient ID Re-attending within 3 months - Children	53	748	7.1%	12.4%	13.4%	12.4%
% of FP17s for the same patient ID Re-attending within 3 months - Adults	722	4,324	16.7%	18.0%	17.3%	16.6%
% of FP17s for the same patient ID Re-attending between 3 & 9 months - Children	397	748	53.1%	57.2%	58.9%	57.5%
% of FP17s for the same patient ID Re-attending between 3 & 9 months - Adults	2,533	4,324	58.6%	50.9%	52.5%	50.4%
% of FP17s for Band 1 Urgent Courses	550	3,600	15.3%	9.9%	9.3%	9.1%
% of FP17s Relating to Free Repair or Replacements	0	3,600	0.0%	1.0%	1.0%	0.8%
% of FP17s Relating to Continuations	54	3,600	1.5%	1.6%	1.5%	1.3%
% of Patients satisfied with the dentistry they have received	6	6	N/A	94.7%	93.1%	92.7%
% of Patients satisfied with the time they had to wait for an appointment	6	6	N/A	93.3%	89.8%	88.8%

* This is based on patients treated on this contract for their most recent course of treatment. Figures in italics indicate the base number of FP17s or Patient Questionnaire responses are less than 100. N/A is shown where the base number of responses is less than 10 during the period. % is calculated as Quantity/Base number*100

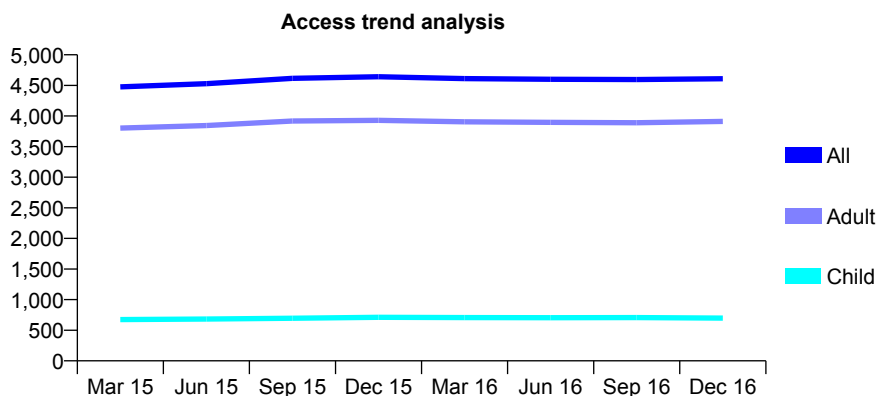
Q44 - Vital Signs At a Glance Contract Report for 221953/0001 - December 2016

Name or company name	MR RM HEATHCOTE
Contract type name	GDS Contract
Purpose of contract	General
Contract start date	01/04/2006
Contract end date	

16/17 Contracted general activity (UDA)	12,472
Carry forward general activity (UDA)	0
16/17 Contracted orthodontic activity (UOA)	0
Carry forward orthodontic activity (UOA)	0
Baseline contract value	£323,360.29

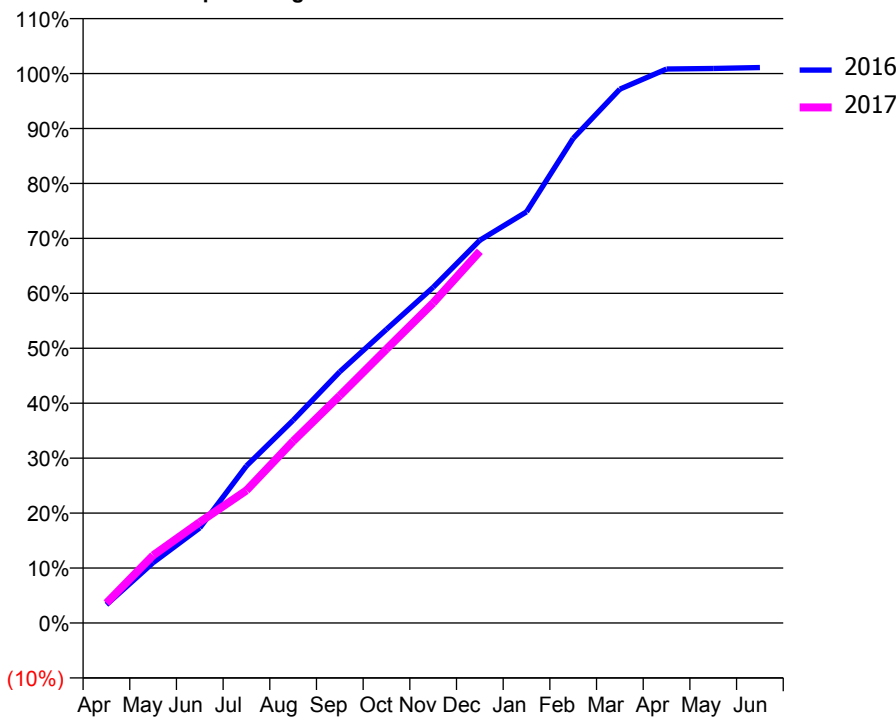
ACCESS*

Patients seen in 24 months	Total	Change since previous quarter
Quarter ending December 2015	4,641	
Quarter ending March 2016	4,612	→
Quarter ending June 2016	4,601	→
Quarter ending September 2016	4,596	→
Quarter ending December 2016	4,610	→
Variance since December 2015	(0.7%)	→



ACTIVITY

Cumulative percentage of contracted UDA delivered 2016 & 2017



Month	Adjusted Scheduled Activity (UDA)	
	2016	2017
April	416	452
May	1,370	1,535
June	2,158	2,290
July	3,566	3,011
August	4,602	4,126
September	5,702	5,162
October	6,667	6,218
November	7,619	7,265
December	8,688	8,437
January	9,333	
February	11,001	
March	12,116	
April	12,573	
May	12,586	
June	12,608	

QUALITY

	Quantity	Base Number	Contract	AT	Region	England
% of FP17s for the same patient ID Re-attending within 3 months - Children	62	834	7.4%	12.4%	13.4%	12.4%
% of FP17s for the same patient ID Re-attending within 3 months - Adults	585	4,023	14.5%	18.0%	17.3%	16.6%
% of FP17s for the same patient ID Re-attending between 3 & 9 months - Children	547	834	65.6%	57.2%	58.9%	57.5%
% of FP17s for the same patient ID Re-attending between 3 & 9 months - Adults	2,038	4,023	50.7%	50.9%	52.5%	50.4%
% of FP17s for Band 1 Urgent Courses	322	4,633	7.0%	9.9%	9.3%	9.1%
% of FP17s Relating to Free Repair or Replacements	25	4,633	0.5%	1.0%	1.0%	0.8%
% of FP17s Relating to Continuations	24	4,633	0.5%	1.6%	1.5%	1.3%
% of Patients satisfied with the dentistry they have received	6	6	N/A	94.7%	93.1%	92.7%
% of Patients satisfied with the time they had to wait for an appointment	6	6	N/A	93.3%	89.8%	88.8%

* This is based on patients treated on this contract for their most recent course of treatment. Figures in italics indicate the base number of FP17s or Patient Questionnaire responses are less than 100. N/A is shown where the base number of responses is less than 10 during the period. % is calculated as Quantity/Base number*100

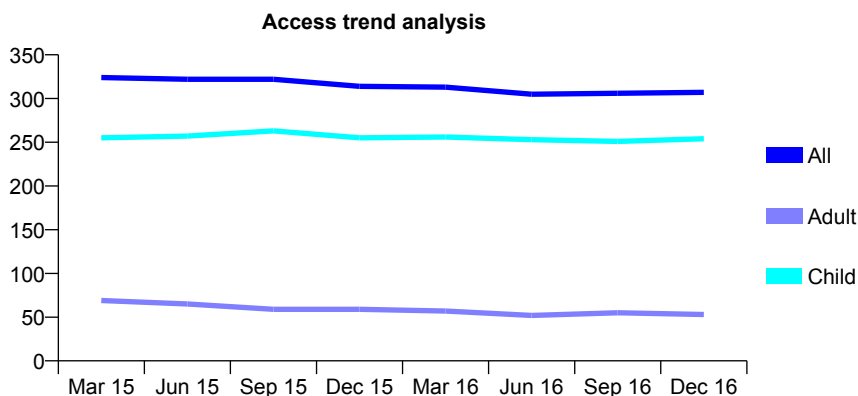
Q44 - Vital Signs At a Glance Contract Report for 222887/0001 - December 2016

Name or company name	MR SR SMITH
Contract type name	GDS Contract
Purpose of contract	General
Contract start date	01/04/2006
Contract end date	

16/17 Contracted general activity (UDA)	750
Carry forward general activity (UDA)	0
16/17 Contracted orthodontic activity (UOA)	0
Carry forward orthodontic activity (UOA)	0
Baseline contract value	£15,912.05

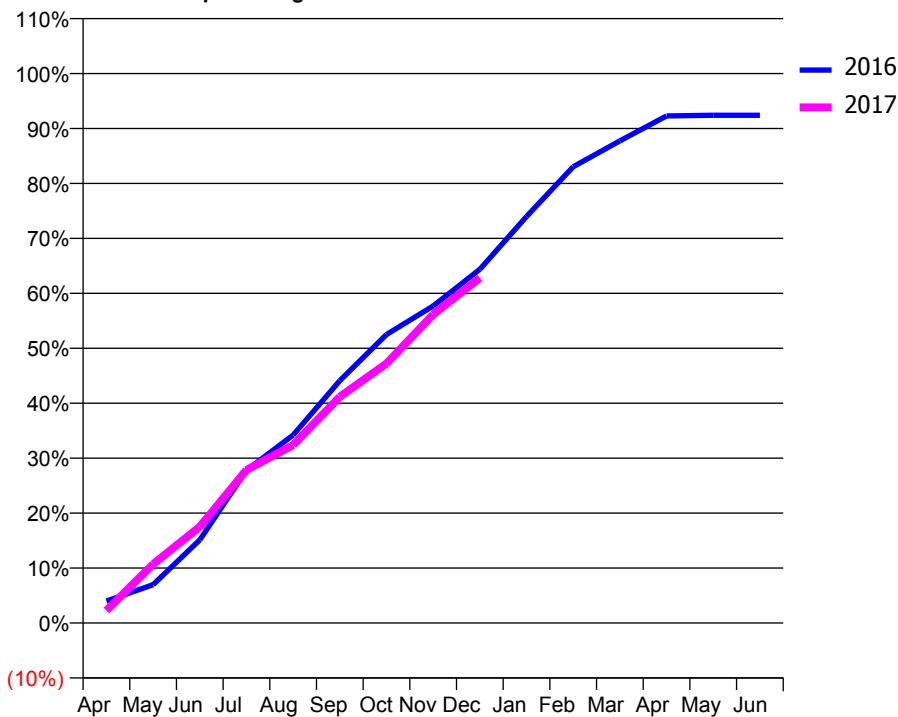
ACCESS*

Patients seen in 24 months	Total	Change since previous quarter
Quarter ending December 2015	314	
Quarter ending March 2016	313	→
Quarter ending June 2016	305	↓
Quarter ending September 2016	306	→
Quarter ending December 2016	307	→
Variance since December 2015	(2.2%)	↓



ACTIVITY

Cumulative percentage of contracted UDA delivered 2016 & 2017



Adjusted Scheduled Activity (UDA)

Month	2016	2017
April	30	17
May	52	80
June	113	131
July	208	209
August	257	243
September	331	309
October	394	354
November	433	421
December	483	471
January	555	
February	623	
March	658	
April	692	
May	693	
June	693	

QUALITY

	Quantity	Base Number	Contract	AT	Region	England
% of FP17s for the same patient ID Re-attending within 3 months - Children	39	413	9.4%	12.4%	13.4%	12.4%
% of FP17s for the same patient ID Re-attending within 3 months - Adults	1	18	5.6%	18.0%	17.3%	16.6%
% of FP17s for the same patient ID Re-attending between 3 & 9 months - Children	314	413	76.0%	57.2%	58.9%	57.5%
% of FP17s for the same patient ID Re-attending between 3 & 9 months - Adults	16	18	88.9%	50.9%	52.5%	50.4%
% of FP17s for Band 1 Urgent Courses	5	400	1.3%	9.9%	9.3%	9.1%
% of FP17s Relating to Free Repair or Replacements	0	400	0.0%	1.0%	1.0%	0.8%
% of FP17s Relating to Continuations	0	400	0.0%	1.6%	1.5%	1.3%
% of Patients satisfied with the dentistry they have received	0	0	N/A	94.7%	93.1%	92.7%
% of Patients satisfied with the time they had to wait for an appointment	0	0	N/A	93.3%	89.8%	88.8%

* This is based on patients treated on this contract for their most recent course of treatment. Figures in italics indicate the base number of FP17s or Patient Questionnaire responses are less than 100. N/A is shown where the base number of responses is less than 10 during the period. % is calculated as Quantity/Base number*100

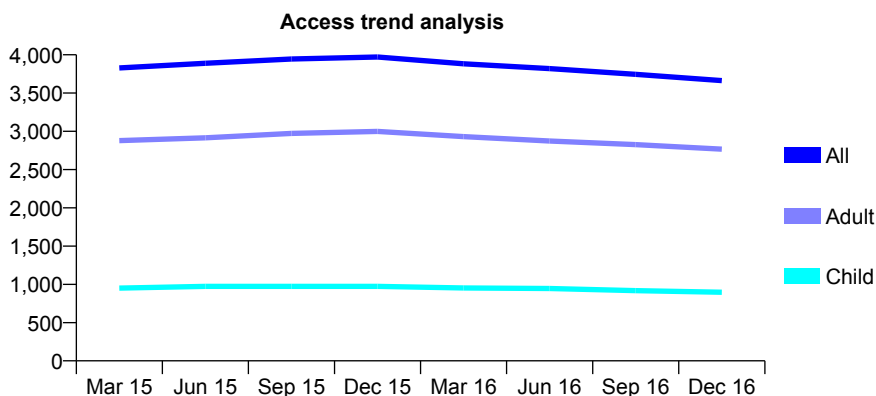
Q44 - Vital Signs At a Glance Contract Report for 233463/0001 - December 2016

Name or company name	MISS AM CONNOLLY
Contract type name	GDS Contract
Purpose of contract	General
Contract start date	01/04/2006
Contract end date	

16/17 Contracted general activity (UDA)	8,656
Carry forward general activity (UDA)	0
16/17 Contracted orthodontic activity (UOA)	0
Carry forward orthodontic activity (UOA)	0
Baseline contract value	£233,204.10

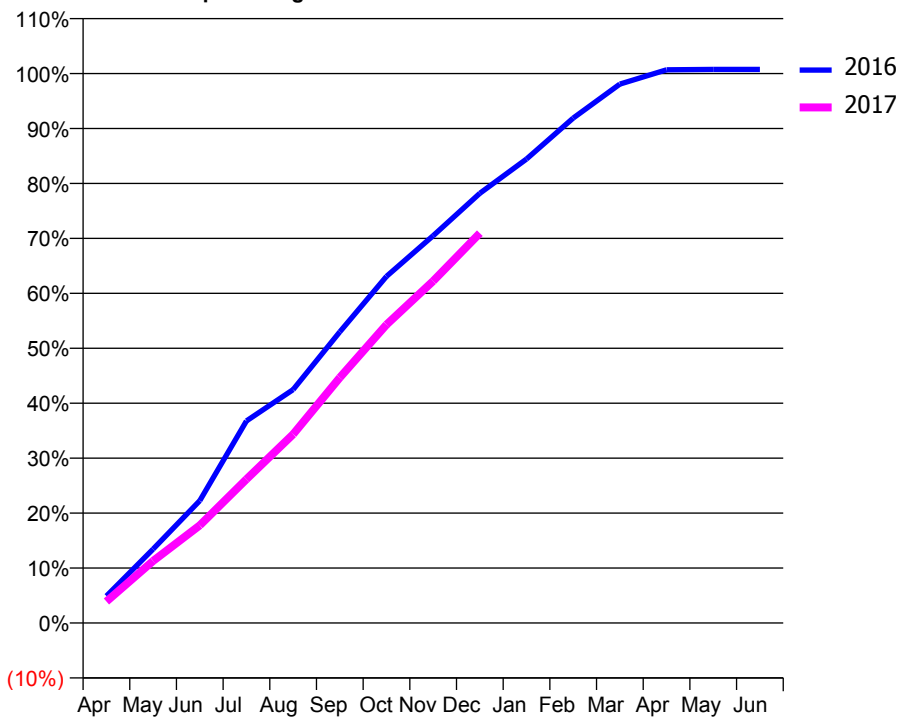
ACCESS*

Patients seen in 24 months	Total	Change since previous quarter
Quarter ending December 2015	3,971	
Quarter ending March 2016	3,882	↓
Quarter ending June 2016	3,819	↓
Quarter ending September 2016	3,744	↓
Quarter ending December 2016	3,663	↓
Variance since December 2015	(7.8%)	↓



ACTIVITY

Cumulative percentage of contracted UDA delivered 2016 & 2017



Month	Adjusted Scheduled Activity (UDA)	
	2016	2017
April	426	338
May	1,166	979
June	1,927	1,539
July	3,183	2,266
August	3,677	2,974
September	4,586	3,866
October	5,460	4,700
November	6,100	5,386
December	6,770	6,141
January	7,308	
February	7,953	
March	8,490	
April	8,714	
May	8,720	
June	8,720	

QUALITY

	Quantity	Base Number	Contract	AT	Region	England
% of FP17s for the same patient ID Re-attending within 3 months - Children	107	989	10.8%	12.4%	13.4%	12.4%
% of FP17s for the same patient ID Re-attending within 3 months - Adults	658	2,649	24.8%	18.0%	17.3%	16.6%
% of FP17s for the same patient ID Re-attending between 3 & 9 months - Children	459	989	46.4%	57.2%	58.9%	57.5%
% of FP17s for the same patient ID Re-attending between 3 & 9 months - Adults	708	2,649	26.7%	50.9%	52.5%	50.4%
% of FP17s for Band 1 Urgent Courses	361	3,017	12.0%	9.9%	9.3%	9.1%
% of FP17s Relating to Free Repair or Replacements	26	3,017	0.9%	1.0%	1.0%	0.8%
% of FP17s Relating to Continuations	63	3,017	2.1%	1.6%	1.5%	1.3%
% of Patients satisfied with the dentistry they have received	12	12	100.0%	94.7%	93.1%	92.7%
% of Patients satisfied with the time they had to wait for an appointment	12	12	100.0%	93.3%	89.8%	88.8%

* This is based on patients treated on this contract for their most recent course of treatment. Figures in italics indicate the base number of FP17s or Patient Questionnaire responses are less than 100. N/A is shown where the base number of responses is less than 10 during the period. % is calculated as Quantity/Base number*100

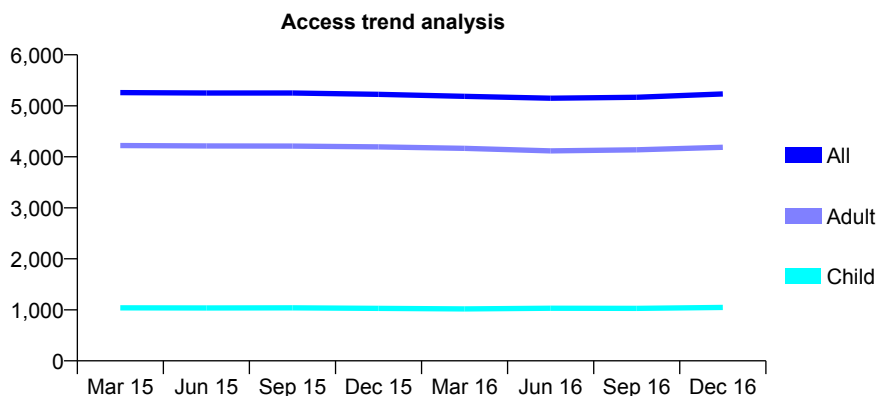
Q44 - Vital Signs At a Glance Contract Report for 234311/0001 - December 2016

Name or company name	MR A PATEL
Contract type name	GDS Contract
Purpose of contract	General
Contract start date	01/04/2006
Contract end date	

16/17 Contracted general activity (UDA)	16,223
Carry forward general activity (UDA)	0
16/17 Contracted orthodontic activity (UOA)	0
Carry forward orthodontic activity (UOA)	0
Baseline contract value	£458,464.06

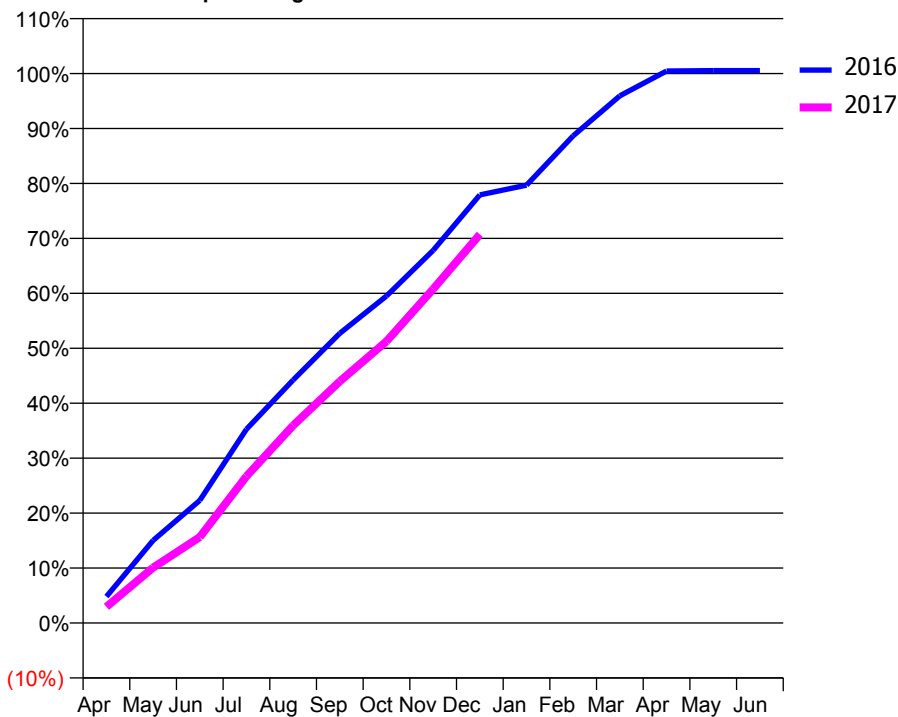
ACCESS*

Patients seen in 24 months	Total	Change since previous quarter
Quarter ending December 2015	5,224	
Quarter ending March 2016	5,185	→
Quarter ending June 2016	5,149	→
Quarter ending September 2016	5,168	→
Quarter ending December 2016	5,233	→
Variance since December 2015	0.2%	→



ACTIVITY

Cumulative percentage of contracted UDA delivered 2016 & 2017



Month	Adjusted Scheduled Activity (UDA)	
	2016	2017
April	780	478
May	2,438	1,637
June	3,618	2,537
July	5,722	4,332
August	7,174	5,831
September	8,554	7,134
October	9,654	8,318
November	11,001	9,862
December	12,637	11,474
January	12,926	
February	14,381	
March	15,565	
April	16,295	
May	16,307	
June	16,307	

QUALITY

	Quantity	Base Number	Contract	AT	Region	England
% of FP17s for the same patient ID Re-attending within 3 months - Children	64	1,252	5.1%	12.4%	13.4%	12.4%
% of FP17s for the same patient ID Re-attending within 3 months - Adults	727	4,841	15.0%	18.0%	17.3%	16.6%
% of FP17s for the same patient ID Re-attending between 3 & 9 months - Children	735	1,252	58.7%	57.2%	58.9%	57.5%
% of FP17s for the same patient ID Re-attending between 3 & 9 months - Adults	2,606	4,841	53.8%	50.9%	52.5%	50.4%
% of FP17s for Band 1 Urgent Courses	401	5,759	7.0%	9.9%	9.3%	9.1%
% of FP17s Relating to Free Repair or Replacements	204	5,759	3.5%	1.0%	1.0%	0.8%
% of FP17s Relating to Continuations	60	5,759	1.0%	1.6%	1.5%	1.3%
% of Patients satisfied with the dentistry they have received	15	17	88.2%	94.7%	93.1%	92.7%
% of Patients satisfied with the time they had to wait for an appointment	17	17	100.0%	93.3%	89.8%	88.8%

* This is based on patients treated on this contract for their most recent course of treatment. Figures in italics indicate the base number of FP17s or Patient Questionnaire responses are less than 100. N/A is shown where the base number of responses is less than 10 during the period. % is calculated as Quantity/Base number*100

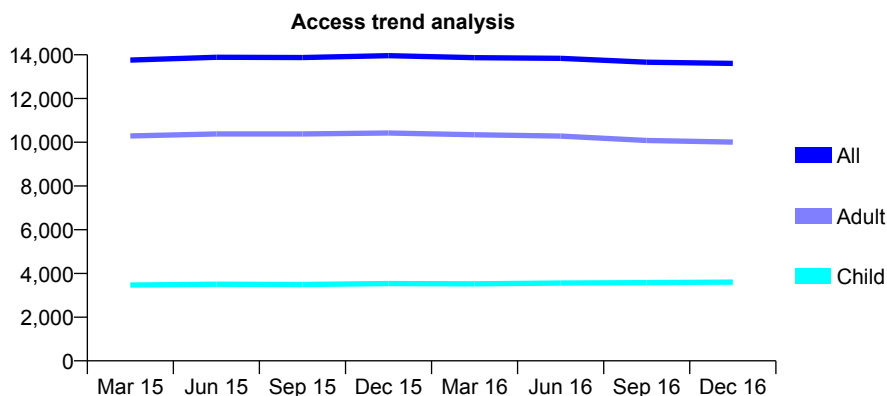
Q44 - Vital Signs At a Glance Contract Report for 234664/0001 - December 2016

Name or company name	MR CJ ILLINGWORTH
Contract type name	GDS Contract
Purpose of contract	General
Contract start date	01/04/2006
Contract end date	

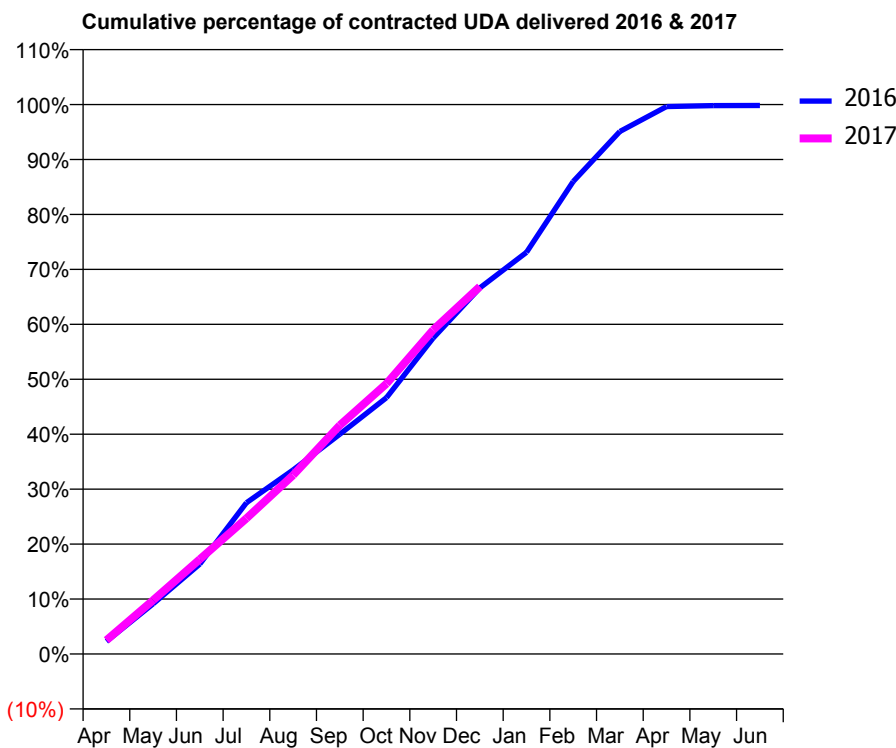
16/17 Contracted general activity (UDA)	38,500
Carry forward general activity (UDA)	269
16/17 Contracted orthodontic activity (UOA)	0
Carry forward orthodontic activity (UOA)	0
Baseline contract value	£908,441.89

ACCESS*

Patients seen in 24 months	Total	Change since previous quarter
Quarter ending December 2015	13,960	
Quarter ending March 2016	13,866	→
Quarter ending June 2016	13,838	→
Quarter ending September 2016	13,661	↓
Quarter ending December 2016	13,607	→
Variance since December 2015	(2.5%)	↓



ACTIVITY



Month	Adjusted Scheduled Activity (UDA)	
	2016	2017
April	884	967
May	3,514	3,767
June	6,301	6,634
July	10,604	9,504
August	12,899	12,535
September	15,406	16,025
October	17,965	18,939
November	22,140	22,707
December	25,648	25,748
January	28,148	
February	33,106	
March	36,608	
April	38,354	
May	38,425	
June	38,433	

QUALITY

	Quantity	Base Number	Contract	AT	Region	England
% of FP17s for the same patient ID Re-attending within 3 months - Children	566	4,877	11.6%	12.4%	13.4%	12.4%
% of FP17s for the same patient ID Re-attending within 3 months - Adults	1,853	10,782	17.2%	18.0%	17.3%	16.6%
% of FP17s for the same patient ID Re-attending between 3 & 9 months - Children	3,108	4,877	63.7%	57.2%	58.9%	57.5%
% of FP17s for the same patient ID Re-attending between 3 & 9 months - Adults	5,664	10,782	52.5%	50.9%	52.5%	50.4%
% of FP17s for Band 1 Urgent Courses	1,510	14,196	10.6%	9.9%	9.3%	9.1%
% of FP17s Relating to Free Repair or Replacements	107	14,196	0.8%	1.0%	1.0%	0.8%
% of FP17s Relating to Continuations	58	14,196	0.4%	1.6%	1.5%	1.3%
% of Patients satisfied with the dentistry they have received	127	140	90.7%	94.7%	93.1%	92.7%
% of Patients satisfied with the time they had to wait for an appointment	130	140	92.9%	93.3%	89.8%	88.8%

* This is based on patients treated on this contract for their most recent course of treatment. Figures in italics indicate the base number of FP17s or Patient Questionnaire responses are less than 100. N/A is shown where the base number of responses is less than 10 during the period. % is calculated as Quantity/Base number*100

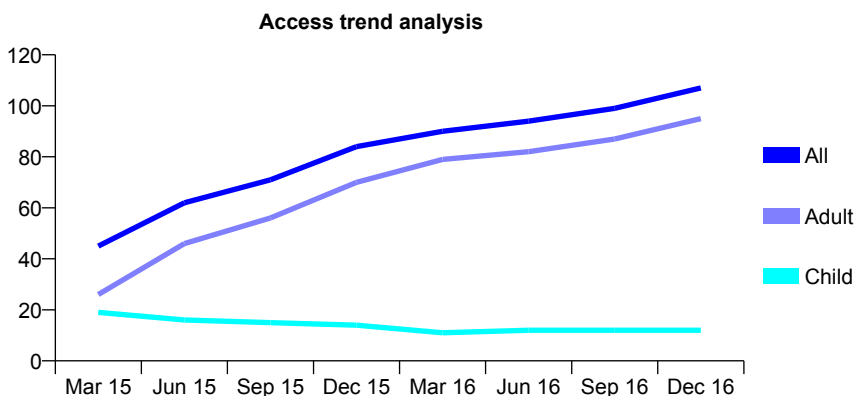
Q44 - Vital Signs At a Glance Contract Report for 240788/0003 - December 2016

Name or company name	MR TA PARR
Contract type name	GDS Contract
Purpose of contract	General
Contract start date	01/04/2006
Contract end date	

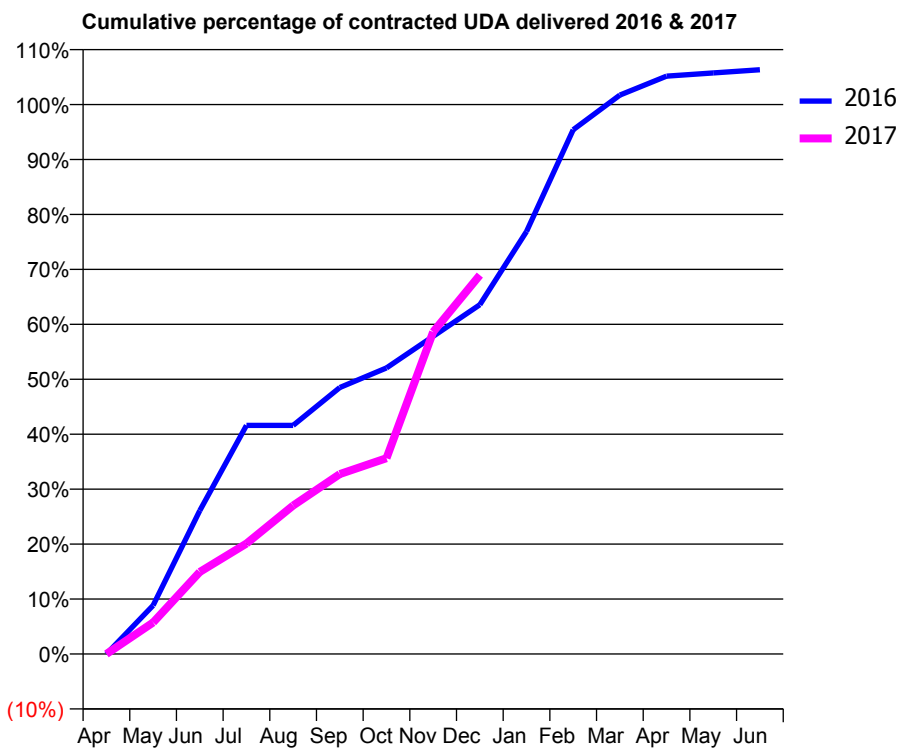
16/17 Contracted general activity (UDA)	174
Carry forward general activity (UDA)	0
16/17 Contracted orthodontic activity (UOA)	0
Carry forward orthodontic activity (UOA)	0
Baseline contract value	£4,076.91

ACCESS*

Patients seen in 24 months	Total	Change since previous quarter
Quarter ending December 2015	84	
Quarter ending March 2016	90	↑
Quarter ending June 2016	94	↑
Quarter ending September 2016	99	↑
Quarter ending December 2016	107	↑
Variance since December 2015	27.4%	↑



ACTIVITY



Month	Adjusted Scheduled Activity (UDA)	
	2016	2017
April	0	0
May	15	10
June	45	26
July	72	35
August	72	47
September	84	57
October	91	62
November	101	102
December	111	120
January	134	
February	166	
March	177	
April	183	
May	184	
June	185	

QUALITY

	Quantity	Base Number	Contract	AT	Region	England
% of FP17s for the same patient ID Re-attending within 3 months - Children	0	11	0.0%	12.4%	13.4%	12.4%
% of FP17s for the same patient ID Re-attending within 3 months - Adults	0	48	0.0%	18.0%	17.3%	16.6%
% of FP17s for the same patient ID Re-attending between 3 & 9 months - Children	7	11	63.6%	57.2%	58.9%	57.5%
% of FP17s for the same patient ID Re-attending between 3 & 9 months - Adults	7	48	14.6%	50.9%	52.5%	50.4%
% of FP17s for Band 1 Urgent Courses	0	51	0.0%	9.9%	9.3%	9.1%
% of FP17s Relating to Free Repair or Replacements	0	51	0.0%	1.0%	1.0%	0.8%
% of FP17s Relating to Continuations	0	51	0.0%	1.6%	1.5%	1.3%
% of Patients satisfied with the dentistry they have received	1	1	N/A	94.7%	93.1%	92.7%
% of Patients satisfied with the time they had to wait for an appointment	1	1	N/A	93.3%	89.8%	88.8%

* This is based on patients treated on this contract for their most recent course of treatment. Figures in italics indicate the base number of FP17s or Patient Questionnaire responses are less than 100. N/A is shown where the base number of responses is less than 10 during the period. % is calculated as Quantity/Base number*100

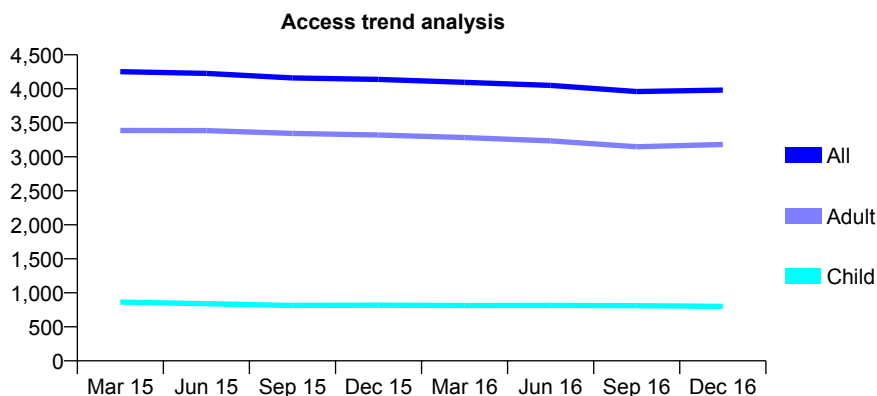
Q44 - Vital Signs At a Glance Contract Report for 243876/0001 - December 2016

Name or company name	MR CG BLACK
Contract type name	GDS Contract
Purpose of contract	General
Contract start date	01/04/2006
Contract end date	

16/17 Contracted general activity (UDA)	12,522
Carry forward general activity (UDA)	357
16/17 Contracted orthodontic activity (UOA)	0
Carry forward orthodontic activity (UOA)	0
Baseline contract value	£361,686.08

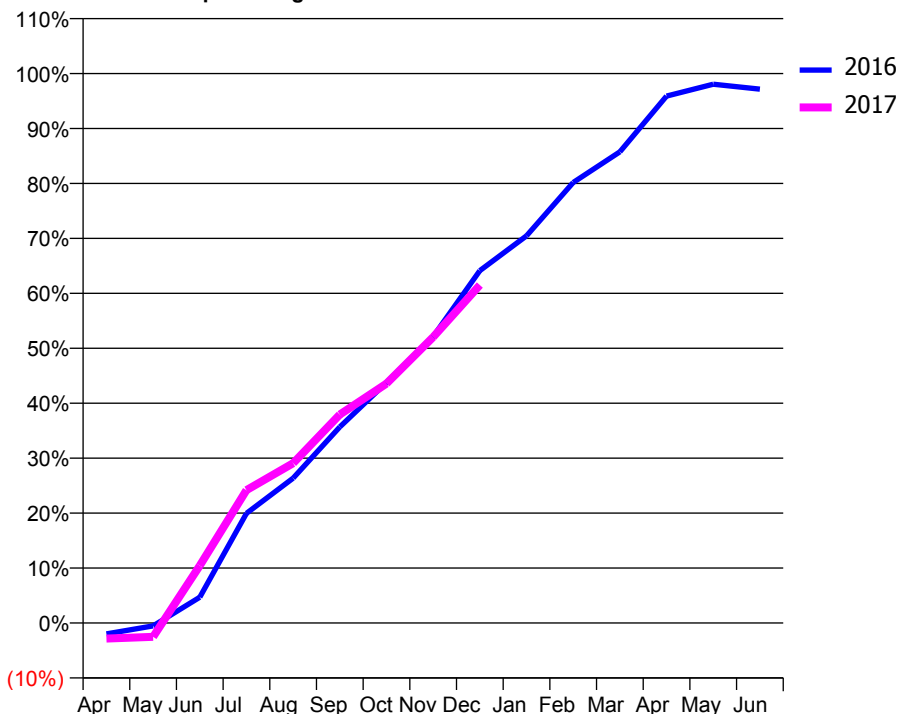
ACCESS*

Patients seen in 24 months	Total	Change since previous quarter
Quarter ending December 2015	4,139	
Quarter ending March 2016	4,096	↓
Quarter ending June 2016	4,050	↓
Quarter ending September 2016	3,960	↓
Quarter ending December 2016	3,981	→
Variance since December 2015	(3.8%)	↓



ACTIVITY

Cumulative percentage of contracted UDA delivered 2016 & 2017



Month	Adjusted Scheduled Activity (UDA)	
	2016	2017
April	-252	-357
May	-67	-317
June	588	1,309
July	2,501	3,028
August	3,301	3,641
September	4,469	4,752
October	5,480	5,457
November	6,529	6,517
December	8,029	7,700
January	8,822	
February	10,039	
March	10,739	
April	12,009	
May	12,278	
June	12,165	

QUALITY

	Quantity	Base Number	Contract	AT	Region	England
% of FP17s for the same patient ID Re-attending within 3 months - Children	103	955	10.8%	12.4%	13.4%	12.4%
% of FP17s for the same patient ID Re-attending within 3 months - Adults	543	3,357	16.2%	18.0%	17.3%	16.6%
% of FP17s for the same patient ID Re-attending between 3 & 9 months - Children	609	955	63.8%	57.2%	58.9%	57.5%
% of FP17s for the same patient ID Re-attending between 3 & 9 months - Adults	1,851	3,357	55.1%	50.9%	52.5%	50.4%
% of FP17s for Band 1 Urgent Courses	271	3,858	7.0%	9.9%	9.3%	9.1%
% of FP17s Relating to Free Repair or Replacements	19	3,858	0.5%	1.0%	1.0%	0.8%
% of FP17s Relating to Continuations	19	3,858	0.5%	1.6%	1.5%	1.3%
% of Patients satisfied with the dentistry they have received	4	4	N/A	94.7%	93.1%	92.7%
% of Patients satisfied with the time they had to wait for an appointment	4	4	N/A	93.3%	89.8%	88.8%

* This is based on patients treated on this contract for their most recent course of treatment. Figures in italics indicate the base number of FP17s or Patient Questionnaire responses are less than 100. N/A is shown where the base number of responses is less than 10 during the period. % is calculated as Quantity/Base number*100

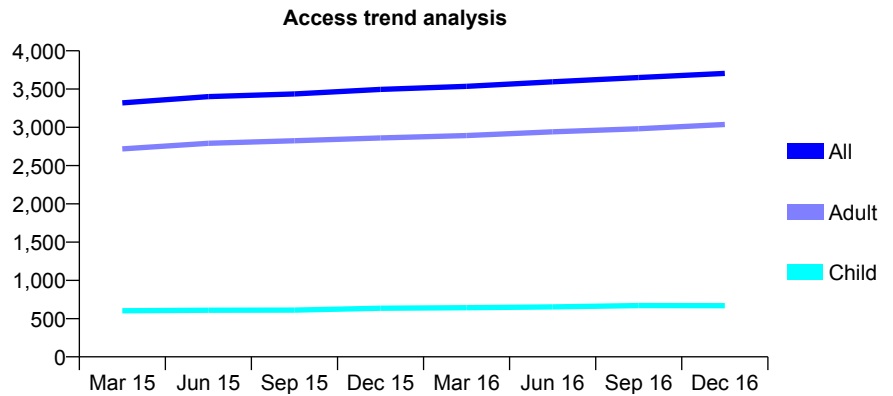
Q44 - Vital Signs At a Glance Contract Report for 245089/0001 - December 2016

Name or company name	MR TJ GREENE
Contract type name	GDS Contract
Purpose of contract	General
Contract start date	01/04/2006
Contract end date	

16/17 Contracted general activity (UDA)	9,712
Carry forward general activity (UDA)	371
16/17 Contracted orthodontic activity (UOA)	0
Carry forward orthodontic activity (UOA)	0
Baseline contract value	£217,690.56

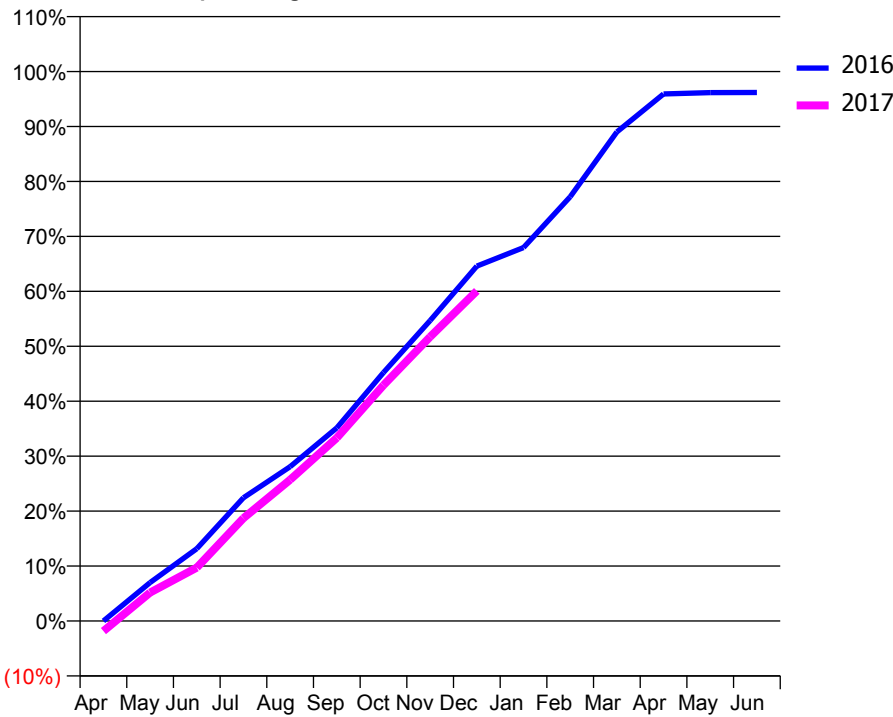
ACCESS*

Patients seen in 24 months	Total	Change since previous quarter
Quarter ending December 2015	3,496	
Quarter ending March 2016	3,535	→
Quarter ending June 2016	3,594	→
Quarter ending September 2016	3,651	→
Quarter ending December 2016	3,705	→
Variance since December 2015	6.0%	↑



ACTIVITY

Cumulative percentage of contracted UDA delivered 2016 & 2017



Month	Adjusted Scheduled Activity (UDA)	
	2016	2017
April	0	-180
May	679	503
June	1,279	945
July	2,178	1,818
August	2,728	2,497
September	3,415	3,238
October	4,391	4,169
November	5,311	5,023
December	6,273	5,834
January	6,601	
February	7,499	
March	8,644	
April	9,315	
May	9,338	
June	9,341	

QUALITY

	Quantity	Base Number	Contract	AT	Region	England
% of FP17s for the same patient ID Re-attending within 3 months - Children	45	880	5.1%	12.4%	13.4%	12.4%
% of FP17s for the same patient ID Re-attending within 3 months - Adults	425	3,838	11.1%	18.0%	17.3%	16.6%
% of FP17s for the same patient ID Re-attending between 3 & 9 months - Children	641	880	72.8%	57.2%	58.9%	57.5%
% of FP17s for the same patient ID Re-attending between 3 & 9 months - Adults	2,669	3,838	69.5%	50.9%	52.5%	50.4%
% of FP17s for Band 1 Urgent Courses	84	3,948	2.1%	9.9%	9.3%	9.1%
% of FP17s Relating to Free Repair or Replacements	17	3,948	0.4%	1.0%	1.0%	0.8%
% of FP17s Relating to Continuations	24	3,948	0.6%	1.6%	1.5%	1.3%
% of Patients satisfied with the dentistry they have received	12	12	100.0%	94.7%	93.1%	92.7%
% of Patients satisfied with the time they had to wait for an appointment	12	12	100.0%	93.3%	89.8%	88.8%

* This is based on patients treated on this contract for their most recent course of treatment. Figures in italics indicate the base number of FP17s or Patient Questionnaire responses are less than 100. N/A is shown where the base number of responses is less than 10 during the period. % is calculated as Quantity/Base number*100

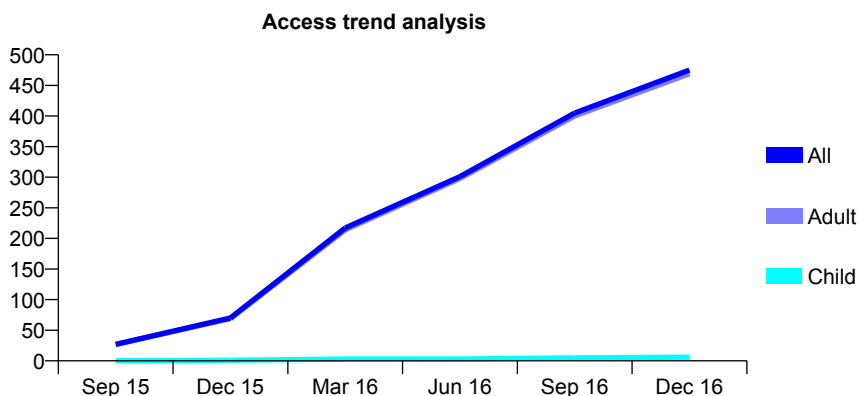
Q44 - Vital Signs At a Glance Contract Report for 258024/0003 - December 2016

Name or company name	MR HD AHOVI
Contract type name	PDS Contract
Purpose of contract	General
Contract start date	01/07/2015
Contract end date	30/11/2016

16/17 Contracted general activity (UDA)	1,900
Carry forward general activity (UDA)	0
16/17 Contracted orthodontic activity (UOA)	0
Carry forward orthodontic activity (UOA)	0
Baseline contract value	£102,049.38

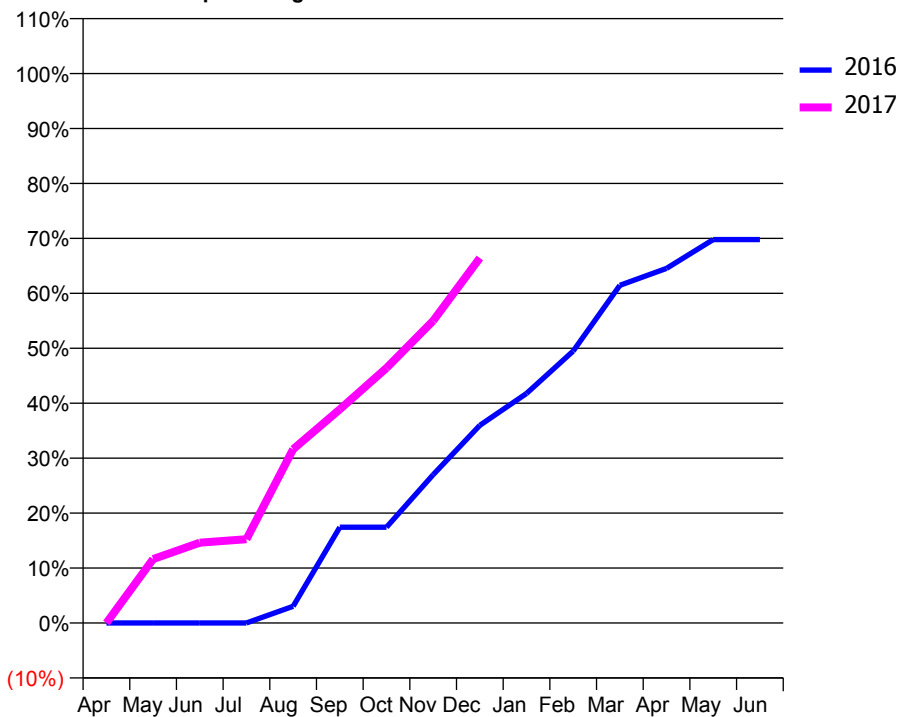
ACCESS*

Patients seen in 24 months	Total	Change since previous quarter
Quarter ending December 2015	70	
Quarter ending March 2016	217	↑
Quarter ending June 2016	301	↑
Quarter ending September 2016	405	↑
Quarter ending December 2016	475	↑
Variance since December 2015	578.6%	↑



ACTIVITY

Cumulative percentage of contracted UDA delivered 2016 & 2017



Month	Adjusted Scheduled Activity (UDA)	
	2016	2017
April	0	0
May	0	221
June	0	278
July	0	290
August	65	601
September	373	739
October	373	882
November	577	1,045
December	769	1,262
January	893	
February	1,058	
March	1,314	
April	1,380	
May	1,492	
June	1,492	

QUALITY

	Quantity	Base Number	Contract	AT	Region	England
% of FP17s for the same patient ID Re-attending within 3 months - Children	0	6	0.0%	12.4%	13.4%	12.4%
% of FP17s for the same patient ID Re-attending within 3 months - Adults	11	487	2.3%	18.0%	17.3%	16.6%
% of FP17s for the same patient ID Re-attending between 3 & 9 months - Children	0	6	0.0%	57.2%	58.9%	57.5%
% of FP17s for the same patient ID Re-attending between 3 & 9 months - Adults	6	487	1.2%	50.9%	52.5%	50.4%
% of FP17s for Band 1 Urgent Courses	0	432	0.0%	9.9%	9.3%	9.1%
% of FP17s Relating to Free Repair or Replacements	0	432	0.0%	1.0%	1.0%	0.8%
% of FP17s Relating to Continuations	0	432	0.0%	1.6%	1.5%	1.3%
% of Patients satisfied with the dentistry they have received	3	3	N/A	94.7%	93.1%	92.7%
% of Patients satisfied with the time they had to wait for an appointment	3	3	N/A	93.3%	89.8%	88.8%

* This is based on patients treated on this contract for their most recent course of treatment. Figures in italics indicate the base number of FP17s or Patient Questionnaire responses are less than 100. N/A is shown where the base number of responses is less than 10 during the period. % is calculated as Quantity/Base number*100

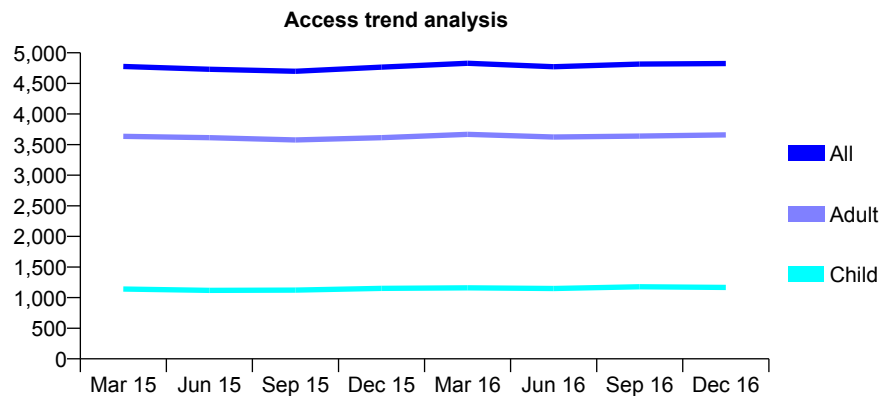
Q44 - Vital Signs At a Glance Contract Report for 299901/0001 - December 2016

Name or company name	MR J SREERAM
Contract type name	GDS Contract
Purpose of contract	General
Contract start date	01/06/2012
Contract end date	

16/17 Contracted general activity (UDA)	17,225
Carry forward general activity (UDA)	295
16/17 Contracted orthodontic activity (UOA)	0
Carry forward orthodontic activity (UOA)	0
Baseline contract value	£437,736.21

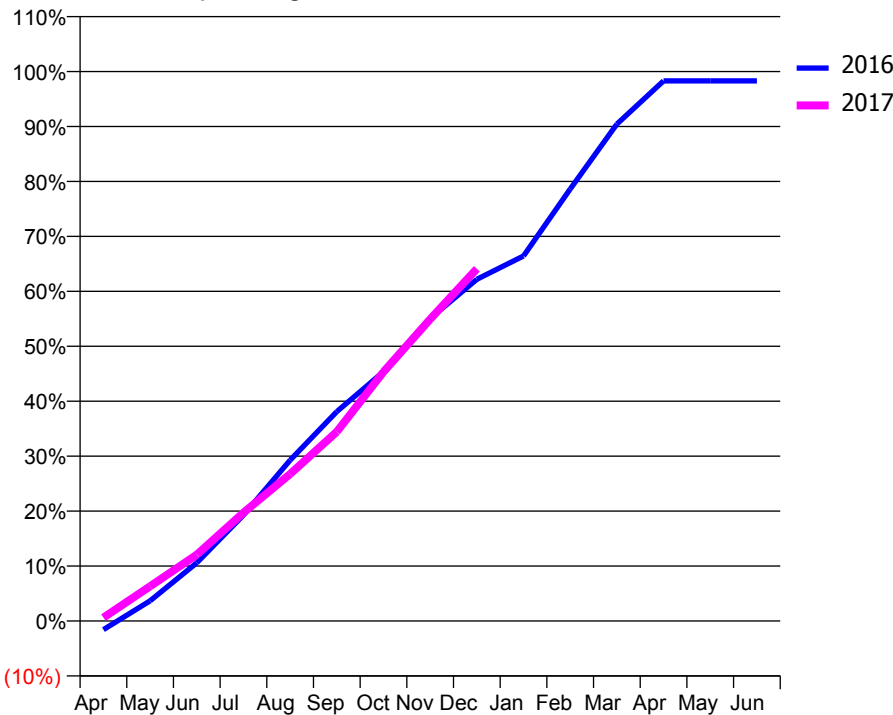
ACCESS*

Patients seen in 24 months	Total	Change since previous quarter
Quarter ending December 2015	4,766	
Quarter ending March 2016	4,829	→
Quarter ending June 2016	4,773	↓
Quarter ending September 2016	4,816	→
Quarter ending December 2016	4,825	→
Variance since December 2015	1.2%	→



ACTIVITY

Cumulative percentage of contracted UDA delivered 2016 & 2017



Month	Adjusted Scheduled Activity (UDA)	
	2016	2017
April	-272	107
May	635	1,087
June	1,823	2,080
July	3,323	3,397
August	5,044	4,610
September	6,565	5,933
October	7,816	7,809
November	9,483	9,462
December	10,712	11,043
January	11,444	
February	13,541	
March	15,579	
April	16,932	
May	16,931	
June	16,930	

QUALITY

	Quantity	Base Number	Contract	AT	Region	England
% of FP17s for the same patient ID Re-attending within 3 months - Children	240	1,505	15.9%	12.4%	13.4%	12.4%
% of FP17s for the same patient ID Re-attending within 3 months - Adults	590	4,149	14.2%	18.0%	17.3%	16.6%
% of FP17s for the same patient ID Re-attending between 3 & 9 months - Children	938	1,505	62.3%	57.2%	58.9%	57.5%
% of FP17s for the same patient ID Re-attending between 3 & 9 months - Adults	2,549	4,149	61.4%	50.9%	52.5%	50.4%
% of FP17s for Band 1 Urgent Courses	278	5,251	5.3%	9.9%	9.3%	9.1%
% of FP17s Relating to Free Repair or Replacements	72	5,251	1.4%	1.0%	1.0%	0.8%
% of FP17s Relating to Continuations	27	5,251	0.5%	1.6%	1.5%	1.3%
% of Patients satisfied with the dentistry they have received	11	13	84.6%	94.7%	93.1%	92.7%
% of Patients satisfied with the time they had to wait for an appointment	11	13	84.6%	93.3%	89.8%	88.8%

* This is based on patients treated on this contract for their most recent course of treatment. Figures in italics indicate the base number of FP17s or Patient Questionnaire responses are less than 100. N/A is shown where the base number of responses is less than 10 during the period. % is calculated as Quantity/Base number*100

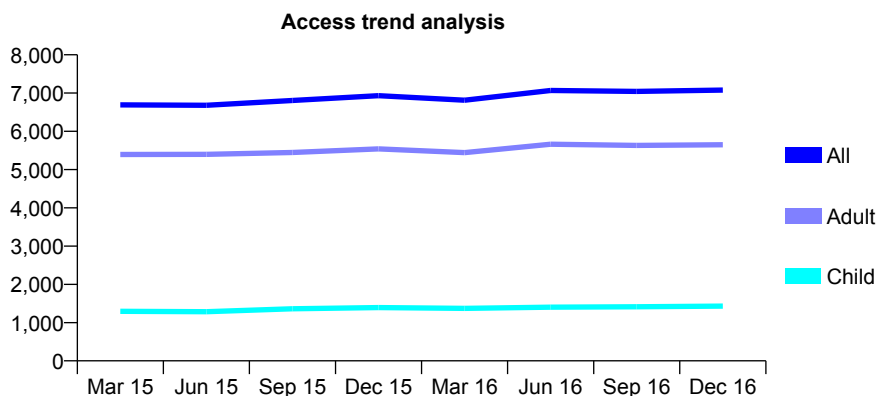
Q44 - Vital Signs At a Glance Contract Report for 308641/0001 - December 2016

Name or company name	MR SJ WRIGHT
Contract type name	Pilot Contract
Purpose of contract	General
Contract start date	01/04/2006
Contract end date	

16/17 Contracted general activity (UDA)	27,138
Carry forward general activity (UDA)	0
16/17 Contracted orthodontic activity (UOA)	0
Carry forward orthodontic activity (UOA)	0
Baseline contract value	£782,535.07

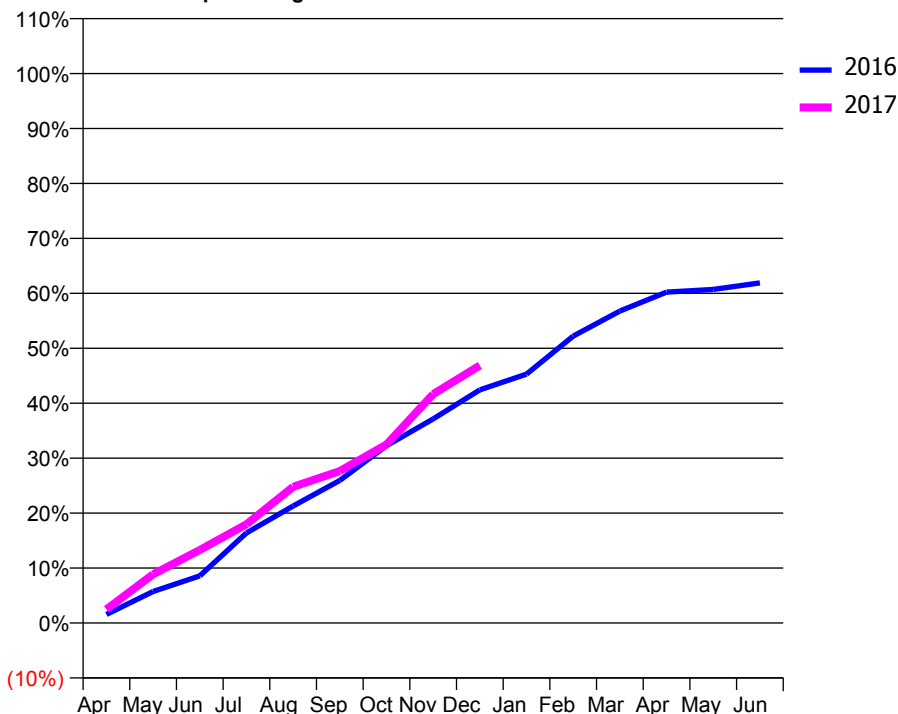
ACCESS*

Patients seen in 24 months	Total	Change since previous quarter
Quarter ending December 2015	6,931	
Quarter ending March 2016	6,814	↓
Quarter ending June 2016	7,067	↑
Quarter ending September 2016	7,044	→
Quarter ending December 2016	7,078	→
Variance since December 2015	2.1%	↑



ACTIVITY

Cumulative percentage of contracted UDA delivered 2016 & 2017



Month	Adjusted Scheduled Activity (UDA)	
	2016	2017
April	427	676
May	1,559	2,406
June	2,325	3,608
July	4,450	4,879
August	5,779	6,727
September	7,045	7,504
October	8,752	8,815
November	10,082	11,305
December	11,515	12,717
January	12,292	
February	14,170	
March	15,409	
April	16,342	
May	16,474	
June	16,798	

QUALITY

	Quantity	Base Number	Contract	AT	Region	England
% of FP17s for the same patient ID Re-attending within 3 months - Children	52	1,216	4.3%	12.4%	13.4%	12.4%
% of FP17s for the same patient ID Re-attending within 3 months - Adults	780	5,351	14.6%	18.0%	17.3%	16.6%
% of FP17s for the same patient ID Re-attending between 3 & 9 months - Children	411	1,216	33.8%	57.2%	58.9%	57.5%
% of FP17s for the same patient ID Re-attending between 3 & 9 months - Adults	1,939	5,351	36.2%	50.9%	52.5%	50.4%
% of FP17s for Band 1 Urgent Courses	626	5,605	11.2%	9.9%	9.3%	9.1%
% of FP17s Relating to Free Repair or Replacements	61	5,605	1.1%	1.0%	1.0%	0.8%
% of FP17s Relating to Continuations	88	5,605	1.6%	1.6%	1.5%	1.3%
% of Patients satisfied with the dentistry they have received	11	13	84.6%	94.7%	93.1%	92.7%
% of Patients satisfied with the time they had to wait for an appointment	9	13	69.2%	93.3%	89.8%	88.8%

* This is based on patients treated on this contract for their most recent course of treatment. Figures in italics indicate the base number of FP17s or Patient Questionnaire responses are less than 100. N/A is shown where the base number of responses is less than 10 during the period. % is calculated as Quantity/Base number*100

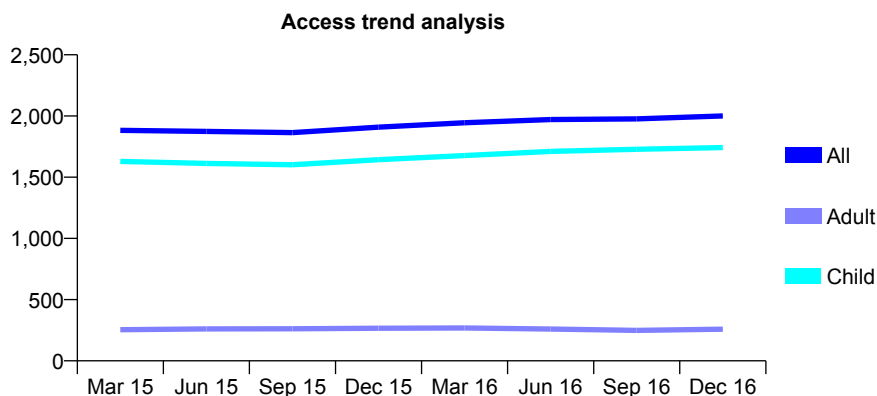
Q44 - Vital Signs At a Glance Contract Report for 318957/0001 - December 2016

Name or company name	MR SD MULCAHY
Contract type name	GDS Contract
Purpose of contract	General
Contract start date	01/04/2006
Contract end date	

16/17 Contracted general activity (UDA)	4,000
Carry forward general activity (UDA)	0
16/17 Contracted orthodontic activity (UOA)	0
Carry forward orthodontic activity (UOA)	0
Baseline contract value	£103,949.12

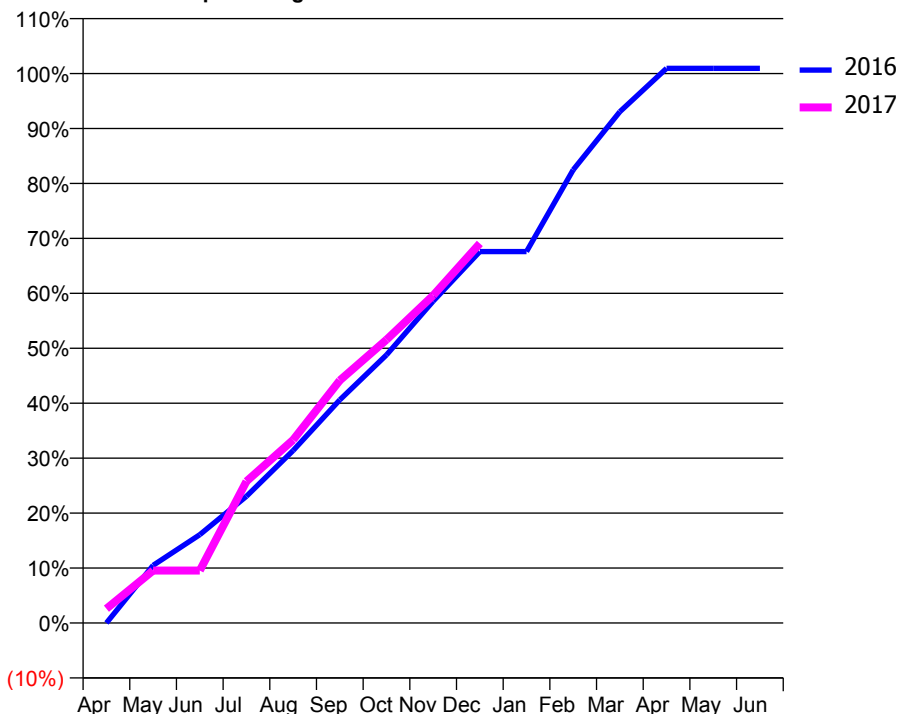
ACCESS*

Patients seen in 24 months	Total	Change since previous quarter
Quarter ending December 2015	1,909	
Quarter ending March 2016	1,945	→
Quarter ending June 2016	1,971	→
Quarter ending September 2016	1,977	→
Quarter ending December 2016	2,001	→
Variance since December 2015	4.8%	↑



ACTIVITY

Cumulative percentage of contracted UDA delivered 2016 & 2017



Month	Adjusted Scheduled Activity (UDA)	
	2016	2017
April	0	104
May	420	382
June	643	382
July	922	1,032
August	1,255	1,334
September	1,624	1,766
October	1,951	2,062
November	2,342	2,385
December	2,704	2,763
January	2,704	
February	3,299	
March	3,722	
April	4,037	
May	4,037	
June	4,037	

QUALITY

	Quantity	Base Number	Contract	AT	Region	England
% of FP17s for the same patient ID Re-attending within 3 months - Children	196	2,168	9.0%	12.4%	13.4%	12.4%
% of FP17s for the same patient ID Re-attending within 3 months - Adults	6	87	6.9%	18.0%	17.3%	16.6%
% of FP17s for the same patient ID Re-attending between 3 & 9 months - Children	1,230	2,168	56.7%	57.2%	58.9%	57.5%
% of FP17s for the same patient ID Re-attending between 3 & 9 months - Adults	54	87	62.1%	50.9%	52.5%	50.4%
% of FP17s for Band 1 Urgent Courses	91	2,030	4.5%	9.9%	9.3%	9.1%
% of FP17s Relating to Free Repair or Replacements	0	2,030	0.0%	1.0%	1.0%	0.8%
% of FP17s Relating to Continuations	23	2,030	1.1%	1.6%	1.5%	1.3%
% of Patients satisfied with the dentistry they have received	1	1	N/A	94.7%	93.1%	92.7%
% of Patients satisfied with the time they had to wait for an appointment	1	1	N/A	93.3%	89.8%	88.8%

* This is based on patients treated on this contract for their most recent course of treatment. Figures in italics indicate the base number of FP17s or Patient Questionnaire responses are less than 100. N/A is shown where the base number of responses is less than 10 during the period. % is calculated as Quantity/Base number*100

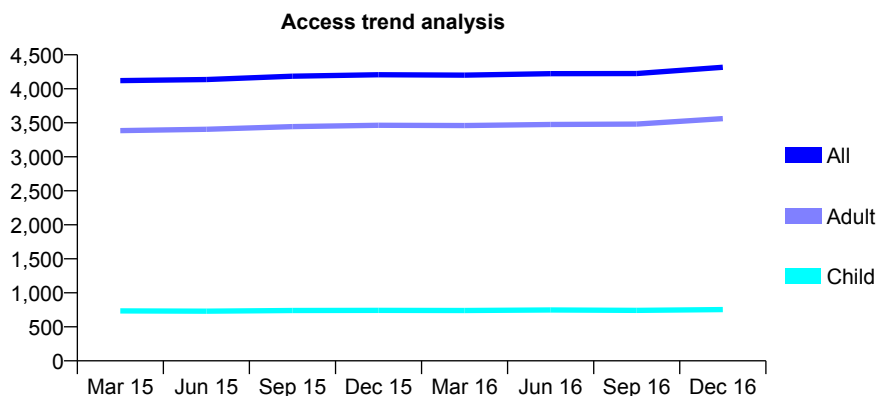
Q44 - Vital Signs At a Glance Contract Report for 321486/0001 - December 2016

Name or company name	MR AD MORTON
Contract type name	GDS Contract
Purpose of contract	General
Contract start date	01/04/2006
Contract end date	

16/17 Contracted general activity (UDA)	12,706
Carry forward general activity (UDA)	0
16/17 Contracted orthodontic activity (UOA)	0
Carry forward orthodontic activity (UOA)	0
Baseline contract value	£344,848.86

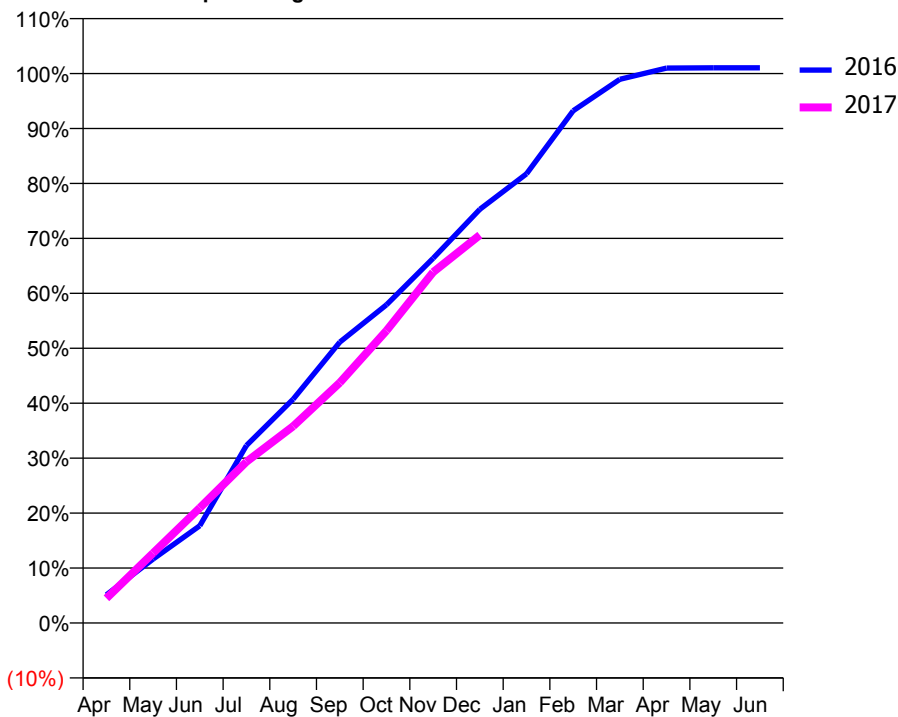
ACCESS*

Patients seen in 24 months	Total	Change since previous quarter
Quarter ending December 2015	4,206	
Quarter ending March 2016	4,201	→
Quarter ending June 2016	4,223	→
Quarter ending September 2016	4,224	→
Quarter ending December 2016	4,316	↑
Variance since December 2015	2.6%	↑



ACTIVITY

Cumulative percentage of contracted UDA delivered 2016 & 2017



Adjusted Scheduled Activity (UDA)

Month	2016	2017
April	653	572
May	1,478	1,616
June	2,251	2,663
July	4,107	3,729
August	5,175	4,549
September	6,497	5,559
October	7,359	6,759
November	8,435	8,114
December	9,565	8,971
January	10,387	
February	11,844	
March	12,573	
April	12,832	
May	12,837	
June	12,836	

QUALITY

	Quantity	Base Number	Contract	AT	Region	England
% of FP17s for the same patient ID Re-attending within 3 months - Children	44	861	5.1%	12.4%	13.4%	12.4%
% of FP17s for the same patient ID Re-attending within 3 months - Adults	413	3,664	11.3%	18.0%	17.3%	16.6%
% of FP17s for the same patient ID Re-attending between 3 & 9 months - Children	550	861	63.9%	57.2%	58.9%	57.5%
% of FP17s for the same patient ID Re-attending between 3 & 9 months - Adults	1,932	3,664	52.7%	50.9%	52.5%	50.4%
% of FP17s for Band 1 Urgent Courses	277	4,389	6.3%	9.9%	9.3%	9.1%
% of FP17s Relating to Free Repair or Replacements	108	4,389	2.5%	1.0%	1.0%	0.8%
% of FP17s Relating to Continuations	34	4,389	0.8%	1.6%	1.5%	1.3%
% of Patients satisfied with the dentistry they have received	13	14	92.9%	94.7%	93.1%	92.7%
% of Patients satisfied with the time they had to wait for an appointment	13	14	92.9%	93.3%	89.8%	88.8%

* This is based on patients treated on this contract for their most recent course of treatment. Figures in italics indicate the base number of FP17s or Patient Questionnaire responses are less than 100. N/A is shown where the base number of responses is less than 10 during the period. % is calculated as Quantity/Base number*100

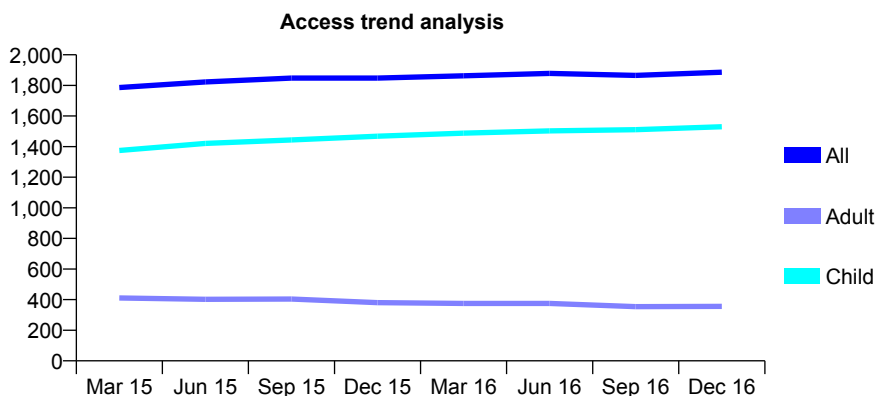
Q44 - Vital Signs At a Glance Contract Report for 327123/0002 - December 2016

Name or company name	MRS JM COOPER
Contract type name	GDS Contract
Purpose of contract	General
Contract start date	01/04/2007
Contract end date	

16/17 Contracted general activity (UDA)	4,180
Carry forward general activity (UDA)	23
16/17 Contracted orthodontic activity (UOA)	0
Carry forward orthodontic activity (UOA)	0
Baseline contract value	£92,737.18

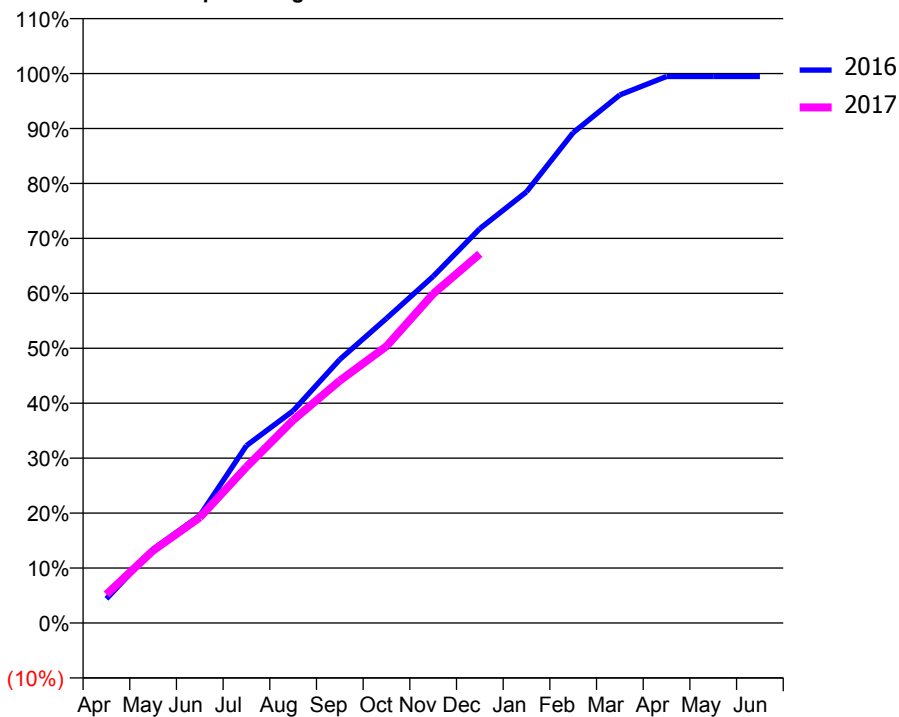
ACCESS*

Patients seen in 24 months	Total	Change since previous quarter
Quarter ending December 2015	1,848	
Quarter ending March 2016	1,863	→
Quarter ending June 2016	1,878	→
Quarter ending September 2016	1,865	→
Quarter ending December 2016	1,886	→
Variance since December 2015	2.1%	↑



ACTIVITY

Cumulative percentage of contracted UDA delivered 2016 & 2017



Month	Adjusted Scheduled Activity (UDA)	
	2016	2017
April	184	218
May	562	551
June	817	803
July	1,350	1,187
August	1,615	1,544
September	2,005	1,844
October	2,318	2,105
November	2,637	2,504
December	3,000	2,808
January	3,280	
February	3,731	
March	4,017	
April	4,157	
May	4,157	
June	4,157	

QUALITY

	Quantity	Base Number	Contract	AT	Region	England
% of FP17s for the same patient ID Re-attending within 3 months - Children	231	2,133	10.8%	12.4%	13.4%	12.4%
% of FP17s for the same patient ID Re-attending within 3 months - Adults	24	222	10.8%	18.0%	17.3%	16.6%
% of FP17s for the same patient ID Re-attending between 3 & 9 months - Children	1,505	2,133	70.6%	57.2%	58.9%	57.5%
% of FP17s for the same patient ID Re-attending between 3 & 9 months - Adults	137	222	61.7%	50.9%	52.5%	50.4%
% of FP17s for Band 1 Urgent Courses	62	2,256	2.7%	9.9%	9.3%	9.1%
% of FP17s Relating to Free Repair or Replacements	0	2,256	0.0%	1.0%	1.0%	0.8%
% of FP17s Relating to Continuations	0	2,256	0.0%	1.6%	1.5%	1.3%
% of Patients satisfied with the dentistry they have received	1	1	N/A	94.7%	93.1%	92.7%
% of Patients satisfied with the time they had to wait for an appointment	1	1	N/A	93.3%	89.8%	88.8%

* This is based on patients treated on this contract for their most recent course of treatment. Figures in italics indicate the base number of FP17s or Patient Questionnaire responses are less than 100. N/A is shown where the base number of responses is less than 10 during the period. % is calculated as Quantity/Base number*100

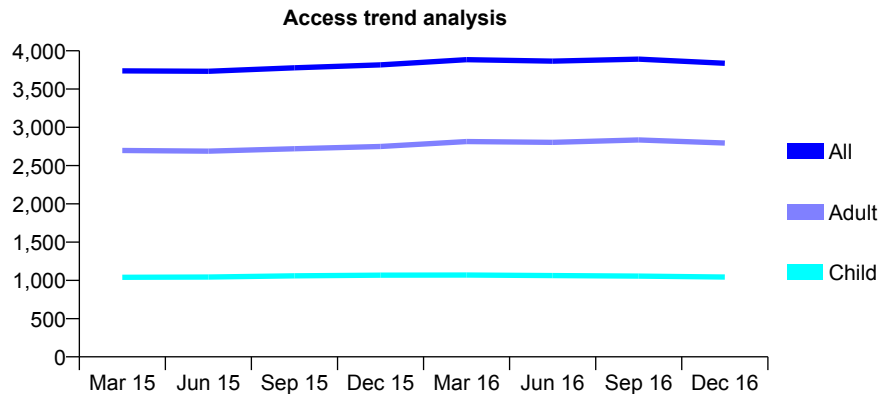
Q44 - Vital Signs At a Glance Contract Report for 329150/0002 - December 2016

Name or company name	MR DJ GIDMAN
Contract type name	GDS Contract
Purpose of contract	General
Contract start date	01/04/2006
Contract end date	

16/17 Contracted general activity (UDA)	9,301
Carry forward general activity (UDA)	22
16/17 Contracted orthodontic activity (UOA)	0
Carry forward orthodontic activity (UOA)	0
Baseline contract value	£278,662.49

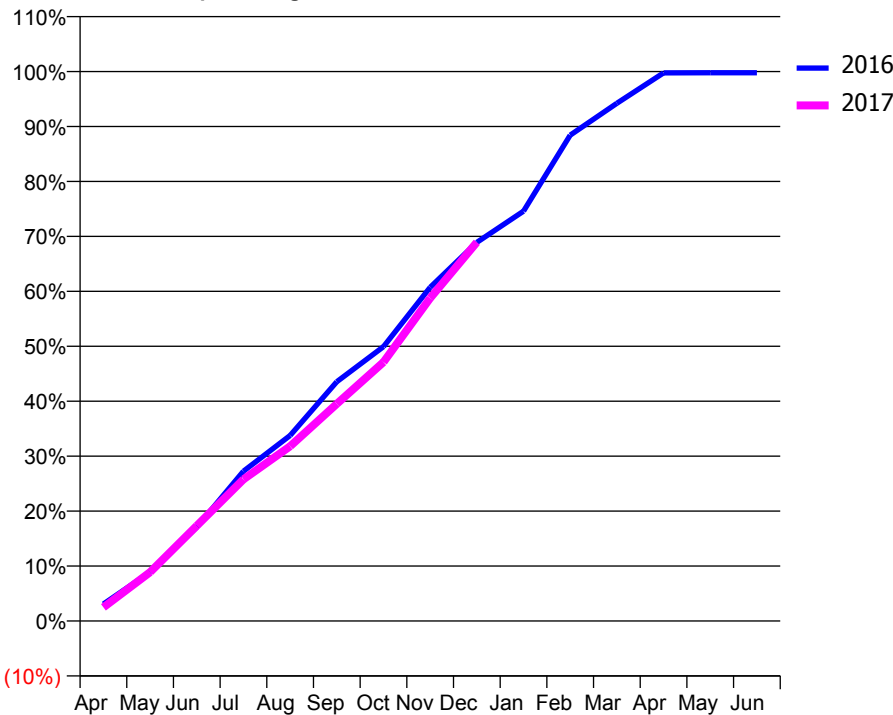
ACCESS*

Patients seen in 24 months	Total	Change since previous quarter
Quarter ending December 2015	3,816	
Quarter ending March 2016	3,884	→
Quarter ending June 2016	3,865	→
Quarter ending September 2016	3,891	→
Quarter ending December 2016	3,837	↓
Variance since December 2015	0.6%	→



ACTIVITY

Cumulative percentage of contracted UDA delivered 2016 & 2017



Month	Adjusted Scheduled Activity (UDA)	
	2016	2017
April	289	232
May	829	828
June	1,589	1,613
July	2,537	2,398
August	3,140	2,957
September	4,050	3,675
October	4,643	4,383
November	5,648	5,466
December	6,409	6,412
January	6,938	
February	8,223	
March	8,763	
April	9,278	
May	9,280	
June	9,280	

QUALITY

	Quantity	Base Number	Contract	AT	Region	England
% of FP17s for the same patient ID Re-attending within 3 months - Children	91	1,055	8.6%	12.4%	13.4%	12.4%
% of FP17s for the same patient ID Re-attending within 3 months - Adults	344	2,619	13.1%	18.0%	17.3%	16.6%
% of FP17s for the same patient ID Re-attending between 3 & 9 months - Children	517	1,055	49.0%	57.2%	58.9%	57.5%
% of FP17s for the same patient ID Re-attending between 3 & 9 months - Adults	1,268	2,619	48.4%	50.9%	52.5%	50.4%
% of FP17s for Band 1 Urgent Courses	194	3,427	5.7%	9.9%	9.3%	9.1%
% of FP17s Relating to Free Repair or Replacements	31	3,427	0.9%	1.0%	1.0%	0.8%
% of FP17s Relating to Continuations	69	3,427	2.0%	1.6%	1.5%	1.3%
% of Patients satisfied with the dentistry they have received	6	6	N/A	94.7%	93.1%	92.7%
% of Patients satisfied with the time they had to wait for an appointment	6	6	N/A	93.3%	89.8%	88.8%

* This is based on patients treated on this contract for their most recent course of treatment. Figures in italics indicate the base number of FP17s or Patient Questionnaire responses are less than 100. N/A is shown where the base number of responses is less than 10 during the period. % is calculated as Quantity/Base number*100

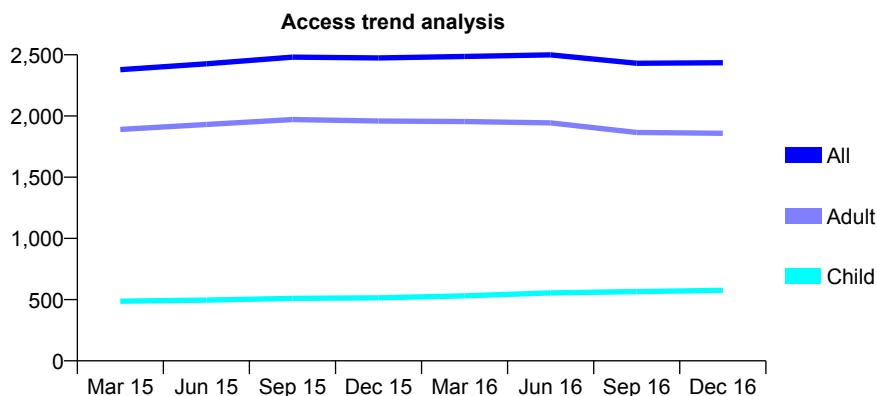
Q44 - Vital Signs At a Glance Contract Report for 340375/0001 - December 2016

Name or company name	MRS C SHARP
Contract type name	GDS Contract
Purpose of contract	General
Contract start date	20/10/2010
Contract end date	

16/17 Contracted general activity (UDA)	7,085
Carry forward general activity (UDA)	0
16/17 Contracted orthodontic activity (UOA)	0
Carry forward orthodontic activity (UOA)	0
Baseline contract value	£191,734.60

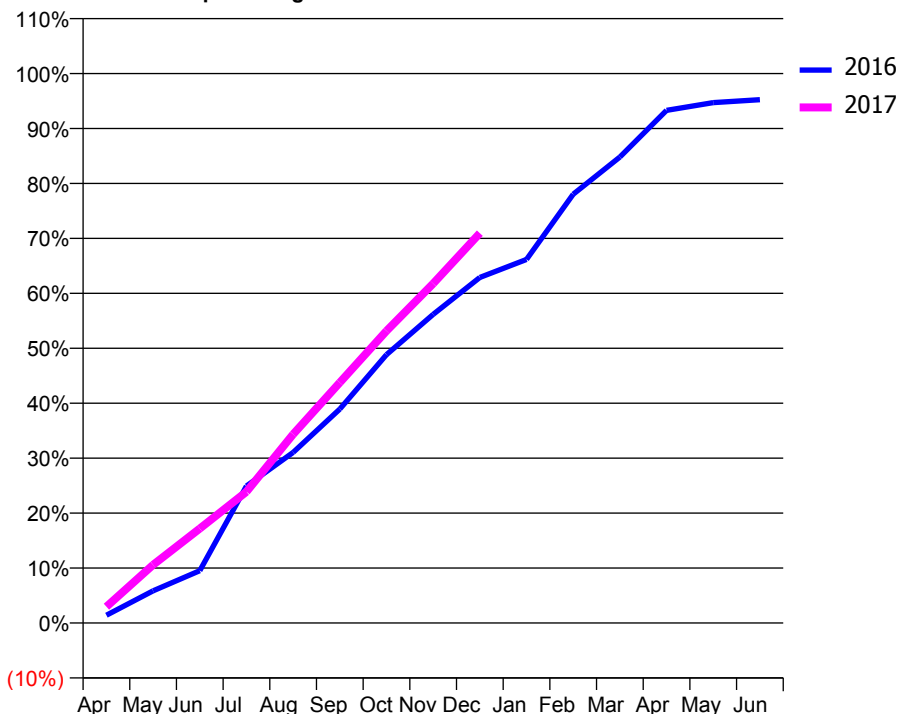
ACCESS*

Patients seen in 24 months	Total	Change since previous quarter
Quarter ending December 2015	2,474	
Quarter ending March 2016	2,486	→
Quarter ending June 2016	2,499	→
Quarter ending September 2016	2,431	↓
Quarter ending December 2016	2,435	→
Variance since December 2015	(1.6%)	↓



ACTIVITY

Cumulative percentage of contracted UDA delivered 2016 & 2017



Month	Adjusted Scheduled Activity (UDA)	
	2016	2017
April	101	211
May	414	750
June	674	1,218
July	1,766	1,692
August	2,201	2,433
September	2,759	3,101
October	3,460	3,766
November	3,979	4,376
December	4,455	5,026
January	4,688	
February	5,529	
March	6,007	
April	6,609	
May	6,710	
June	6,747	

QUALITY

	Quantity	Base Number	Contract	AT	Region	England
% of FP17s for the same patient ID Re-attending within 3 months - Children	49	631	7.8%	12.4%	13.4%	12.4%
% of FP17s for the same patient ID Re-attending within 3 months - Adults	304	1,807	16.8%	18.0%	17.3%	16.6%
% of FP17s for the same patient ID Re-attending between 3 & 9 months - Children	293	631	46.4%	57.2%	58.9%	57.5%
% of FP17s for the same patient ID Re-attending between 3 & 9 months - Adults	655	1,807	36.2%	50.9%	52.5%	50.4%
% of FP17s for Band 1 Urgent Courses	238	2,201	10.8%	9.9%	9.3%	9.1%
% of FP17s Relating to Free Repair or Replacements	22	2,201	1.0%	1.0%	1.0%	0.8%
% of FP17s Relating to Continuations	52	2,201	2.4%	1.6%	1.5%	1.3%
% of Patients satisfied with the dentistry they have received	2	2	N/A	94.7%	93.1%	92.7%
% of Patients satisfied with the time they had to wait for an appointment	2	2	N/A	93.3%	89.8%	88.8%

* This is based on patients treated on this contract for their most recent course of treatment. Figures in italics indicate the base number of FP17s or Patient Questionnaire responses are less than 100. N/A is shown where the base number of responses is less than 10 during the period. % is calculated as Quantity/Base number*100

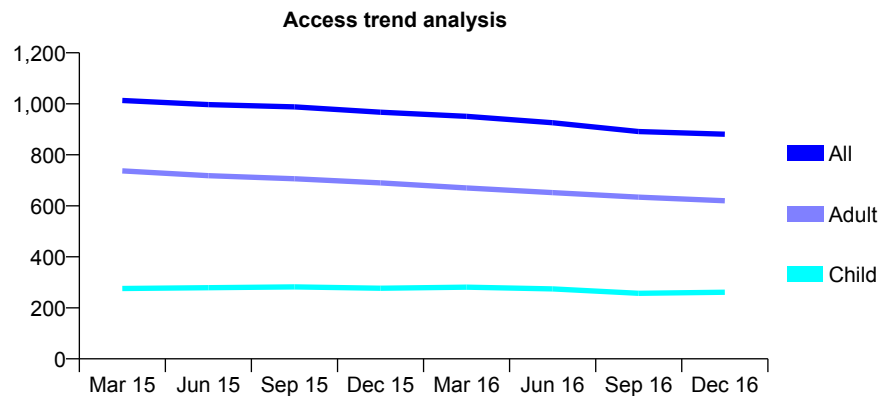
Q44 - Vital Signs At a Glance Contract Report for 340642/0001 - December 2016

Name or company name	MR M BADELI
Contract type name	PDS Contract
Purpose of contract	General
Contract start date	01/04/2006
Contract end date	31/03/2017

16/17 Contracted general activity (UDA)	4,500
Carry forward general activity (UDA)	0
16/17 Contracted orthodontic activity (UOA)	0
Carry forward orthodontic activity (UOA)	0
Baseline contract value	£106,883.57

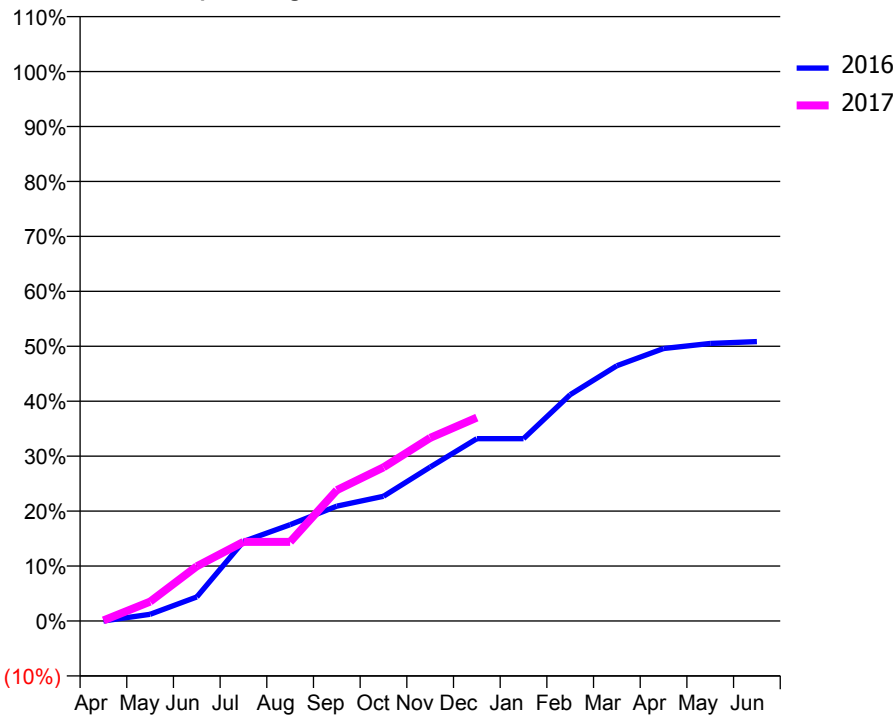
ACCESS*

Patients seen in 24 months	Total	Change since previous quarter
Quarter ending December 2015	967	
Quarter ending March 2016	951	↓
Quarter ending June 2016	926	↓
Quarter ending September 2016	891	↓
Quarter ending December 2016	881	↓
Variance since December 2015	(8.9%)	↓



ACTIVITY

Cumulative percentage of contracted UDA delivered 2016 & 2017



Month	Adjusted Scheduled Activity (UDA)	
	2016	2017
April	0	5
May	74	159
June	267	448
July	882	648
August	1,069	648
September	1,275	1,072
October	1,385	1,259
November	1,709	1,499
December	2,024	1,666
January	2,024	
February	2,513	
March	2,834	
April	3,025	
May	3,081	
June	3,102	

QUALITY

	Quantity	Base Number	Contract	AT	Region	England
% of FP17s for the same patient ID Re-attending within 3 months - Children	12	212	5.7%	12.4%	13.4%	12.4%
% of FP17s for the same patient ID Re-attending within 3 months - Adults	87	513	17.0%	18.0%	17.3%	16.6%
% of FP17s for the same patient ID Re-attending between 3 & 9 months - Children	105	212	49.5%	57.2%	58.9%	57.5%
% of FP17s for the same patient ID Re-attending between 3 & 9 months - Adults	196	513	38.2%	50.9%	52.5%	50.4%
% of FP17s for Band 1 Urgent Courses	90	650	13.8%	9.9%	9.3%	9.1%
% of FP17s Relating to Free Repair or Replacements	3	650	0.5%	1.0%	1.0%	0.8%
% of FP17s Relating to Continuations	1	650	0.2%	1.6%	1.5%	1.3%
% of Patients satisfied with the dentistry they have received	3	3	N/A	94.7%	93.1%	92.7%
% of Patients satisfied with the time they had to wait for an appointment	3	3	N/A	93.3%	89.8%	88.8%

* This is based on patients treated on this contract for their most recent course of treatment. Figures in italics indicate the base number of FP17s or Patient Questionnaire responses are less than 100. N/A is shown where the base number of responses is less than 10 during the period. % is calculated as Quantity/Base number*100

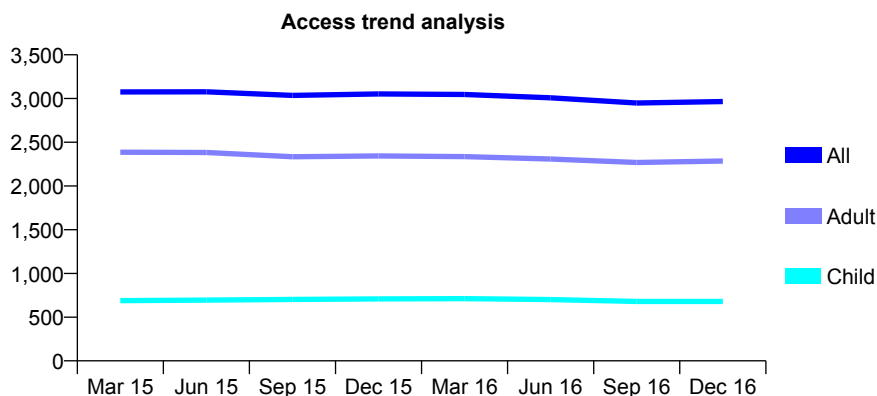
Q44 - Vital Signs At a Glance Contract Report for 398756/0001 - December 2016

Name or company name	MR JE FOLEY
Contract type name	GDS Contract
Purpose of contract	General
Contract start date	01/04/2011
Contract end date	

16/17 Contracted general activity (UDA)	9,318
Carry forward general activity (UDA)	0
16/17 Contracted orthodontic activity (UOA)	0
Carry forward orthodontic activity (UOA)	0
Baseline contract value	£229,896.95

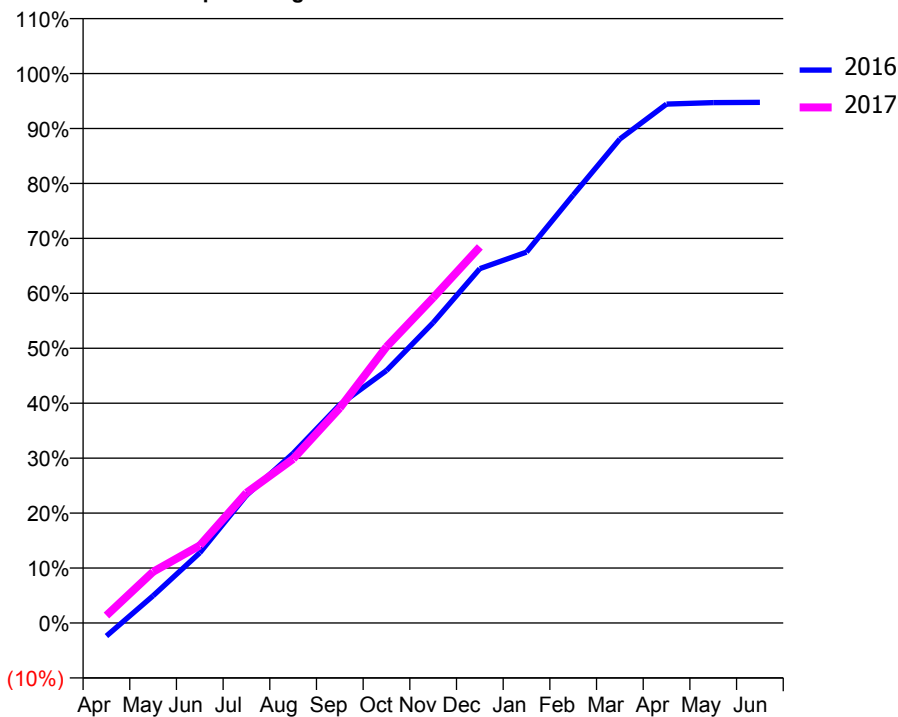
ACCESS*

Patients seen in 24 months	Total	Change since previous quarter
Quarter ending December 2015	3,053	
Quarter ending March 2016	3,046	→
Quarter ending June 2016	3,008	↓
Quarter ending September 2016	2,948	↓
Quarter ending December 2016	2,966	→
Variance since December 2015	(2.8%)	↓



ACTIVITY

Cumulative percentage of contracted UDA delivered 2016 & 2017



Month	Adjusted Scheduled Activity (UDA)	
	2016	2017
April	-222	127
May	462	869
June	1,190	1,314
July	2,164	2,207
August	2,877	2,783
September	3,703	3,645
October	4,282	4,683
November	5,094	5,517
December	6,010	6,377
January	6,289	
February	7,258	
March	8,206	
April	8,800	
May	8,825	
June	8,828	

QUALITY

	Quantity	Base Number	Contract	AT	Region	England
% of FP17s for the same patient ID Re-attending within 3 months - Children	106	824	12.9%	12.4%	13.4%	12.4%
% of FP17s for the same patient ID Re-attending within 3 months - Adults	443	2,784	15.9%	18.0%	17.3%	16.6%
% of FP17s for the same patient ID Re-attending between 3 & 9 months - Children	516	824	62.6%	57.2%	58.9%	57.5%
% of FP17s for the same patient ID Re-attending between 3 & 9 months - Adults	1,791	2,784	64.3%	50.9%	52.5%	50.4%
% of FP17s for Band 1 Urgent Courses	141	3,297	4.3%	9.9%	9.3%	9.1%
% of FP17s Relating to Free Repair or Replacements	35	3,297	1.1%	1.0%	1.0%	0.8%
% of FP17s Relating to Continuations	54	3,297	1.6%	1.6%	1.5%	1.3%
% of Patients satisfied with the dentistry they have received	11	11	100.0%	94.7%	93.1%	92.7%
% of Patients satisfied with the time they had to wait for an appointment	10	11	90.9%	93.3%	89.8%	88.8%

* This is based on patients treated on this contract for their most recent course of treatment. Figures in italics indicate the base number of FP17s or Patient Questionnaire responses are less than 100. N/A is shown where the base number of responses is less than 10 during the period. % is calculated as Quantity/Base number*100

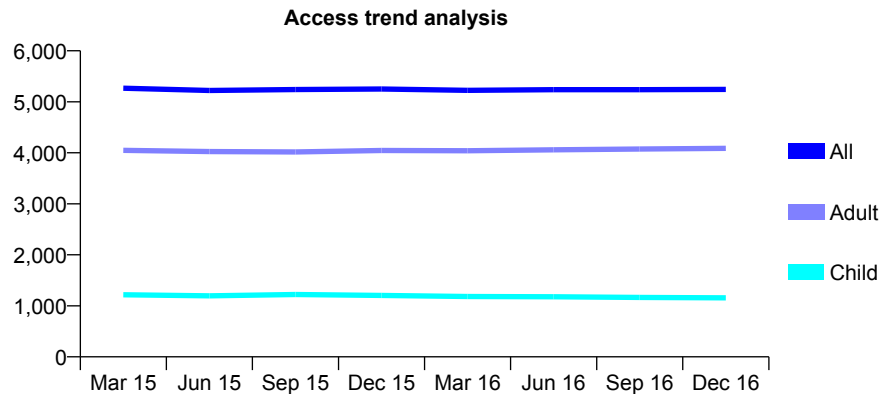
Q44 - Vital Signs At a Glance Contract Report for 566632/0001 - December 2016

Name or company name	Guilden Sutton Dental Practice
Contract type name	GDS Contract
Purpose of contract	General
Contract start date	01/04/2006
Contract end date	

16/17 Contracted general activity (UDA)	15,500
Carry forward general activity (UDA)	0
16/17 Contracted orthodontic activity (UOA)	0
Carry forward orthodontic activity (UOA)	0
Baseline contract value	£386,429.23

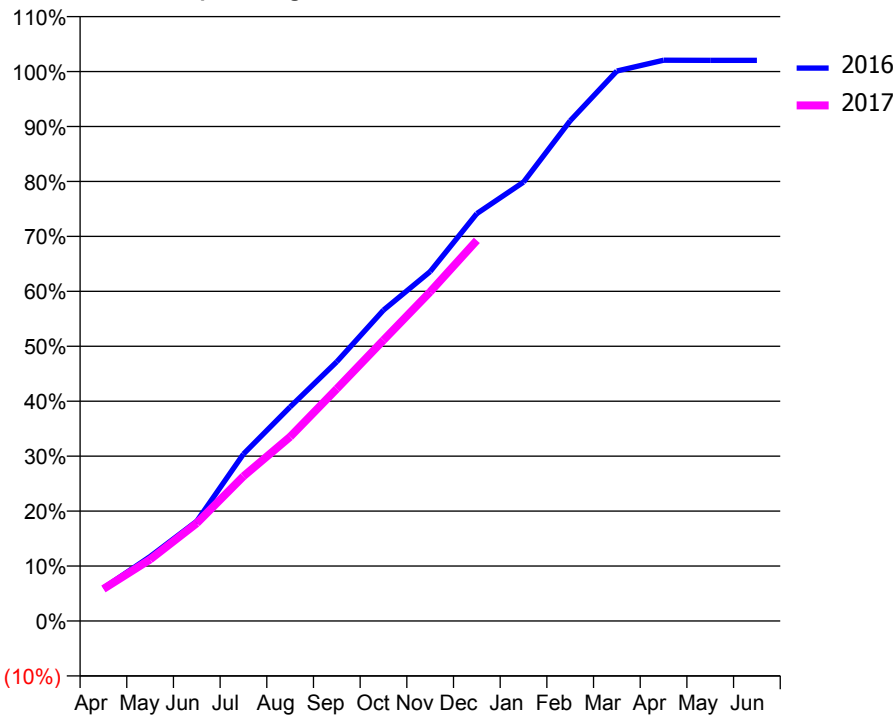
ACCESS*

Patients seen in 24 months	Total	Change since previous quarter
Quarter ending December 2015	5,250	
Quarter ending March 2016	5,224	→
Quarter ending June 2016	5,238	→
Quarter ending September 2016	5,239	→
Quarter ending December 2016	5,244	→
Variance since December 2015	(0.1%)	→



ACTIVITY

Cumulative percentage of contracted UDA delivered 2016 & 2017



Month	Adjusted Scheduled Activity (UDA)	
	2016	2017
April	926	904
May	1,819	1,735
June	2,814	2,761
July	4,710	4,082
August	6,040	5,196
September	7,316	6,551
October	8,771	7,922
November	9,856	9,284
December	11,494	10,736
January	12,382	
February	14,112	
March	15,515	
April	15,819	
May	15,816	
June	15,816	

QUALITY

	Quantity	Base Number	Contract	AT	Region	England
% of FP17s for the same patient ID Re-attending within 3 months - Children	124	1,350	9.2%	12.4%	13.4%	12.4%
% of FP17s for the same patient ID Re-attending within 3 months - Adults	934	4,646	20.1%	18.0%	17.3%	16.6%
% of FP17s for the same patient ID Re-attending between 3 & 9 months - Children	820	1,350	60.7%	57.2%	58.9%	57.5%
% of FP17s for the same patient ID Re-attending between 3 & 9 months - Adults	2,422	4,646	52.1%	50.9%	52.5%	50.4%
% of FP17s for Band 1 Urgent Courses	675	5,837	11.6%	9.9%	9.3%	9.1%
% of FP17s Relating to Free Repair or Replacements	101	5,837	1.7%	1.0%	1.0%	0.8%
% of FP17s Relating to Continuations	70	5,837	1.2%	1.6%	1.5%	1.3%
% of Patients satisfied with the dentistry they have received	9	9	N/A	94.7%	93.1%	92.7%
% of Patients satisfied with the time they had to wait for an appointment	8	9	N/A	93.3%	89.8%	88.8%

* This is based on patients treated on this contract for their most recent course of treatment. Figures in italics indicate the base number of FP17s or Patient Questionnaire responses are less than 100. N/A is shown where the base number of responses is less than 10 during the period. % is calculated as Quantity/Base number*100

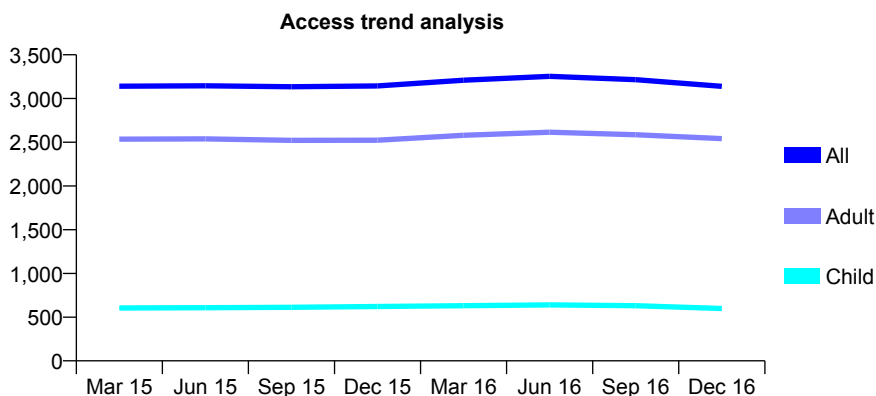
Q44 - Vital Signs At a Glance Contract Report for 569208/0001 - December 2016

Name or company name	Heathfield Dental Practice
Contract type name	GDS Contract
Purpose of contract	General
Contract start date	01/04/2006
Contract end date	

16/17 Contracted general activity (UDA)	8,738
Carry forward general activity (UDA)	17
16/17 Contracted orthodontic activity (UOA)	0
Carry forward orthodontic activity (UOA)	0
Baseline contract value	£236,953.09

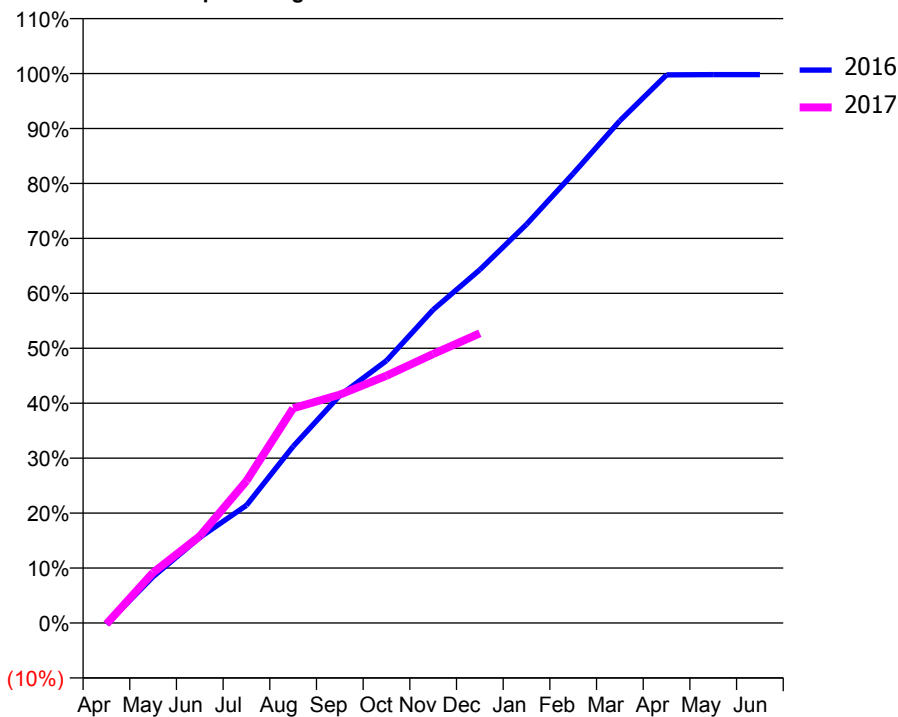
ACCESS*

Patients seen in 24 months	Total	Change since previous quarter
Quarter ending December 2015	3,144	
Quarter ending March 2016	3,210	↑
Quarter ending June 2016	3,254	→
Quarter ending September 2016	3,216	↓
Quarter ending December 2016	3,139	↓
Variance since December 2015	(0.2%)	→



ACTIVITY

Cumulative percentage of contracted UDA delivered 2016 & 2017



Month	Adjusted Scheduled Activity (UDA)	
	2016	2017
April	-22	-17
May	736	802
June	1,361	1,382
July	1,870	2,259
August	2,808	3,415
September	3,618	3,632
October	4,171	3,933
November	4,983	4,279
December	5,619	4,606
January	6,338	
February	7,147	
March	7,986	
April	8,717	
May	8,721	
June	8,721	

QUALITY

	Quantity	Base Number	Contract	AT	Region	England
% of FP17s for the same patient ID Re-attending within 3 months - Children	26	586	4.4%	12.4%	13.4%	12.4%
% of FP17s for the same patient ID Re-attending within 3 months - Adults	455	2,498	18.2%	18.0%	17.3%	16.6%
% of FP17s for the same patient ID Re-attending between 3 & 9 months - Children	407	586	69.5%	57.2%	58.9%	57.5%
% of FP17s for the same patient ID Re-attending between 3 & 9 months - Adults	1,442	2,498	57.7%	50.9%	52.5%	50.4%
% of FP17s for Band 1 Urgent Courses	261	2,683	9.7%	9.9%	9.3%	9.1%
% of FP17s Relating to Free Repair or Replacements	43	2,683	1.6%	1.0%	1.0%	0.8%
% of FP17s Relating to Continuations	26	2,683	1.0%	1.6%	1.5%	1.3%
% of Patients satisfied with the dentistry they have received	4	6	N/A	94.7%	93.1%	92.7%
% of Patients satisfied with the time they had to wait for an appointment	6	6	N/A	93.3%	89.8%	88.8%

* This is based on patients treated on this contract for their most recent course of treatment. Figures in italics indicate the base number of FP17s or Patient Questionnaire responses are less than 100. N/A is shown where the base number of responses is less than 10 during the period. % is calculated as Quantity/Base number*100

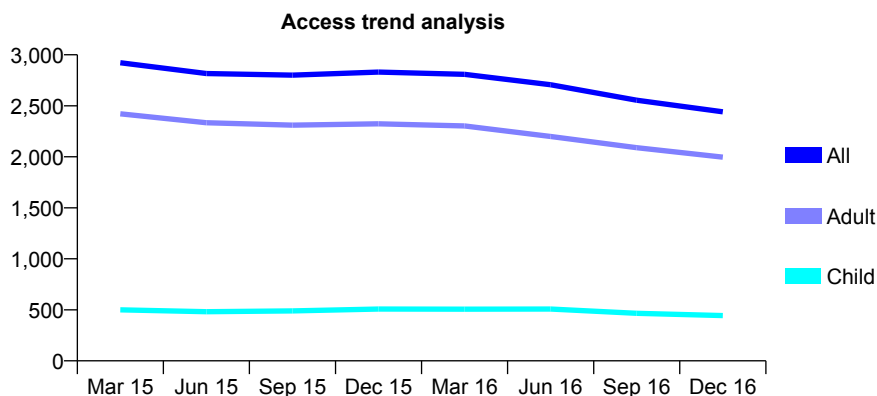
Q44 - Vital Signs At a Glance Contract Report for 614378/0001 - December 2016

Name or company name	MR S JASIM MOHAMAD
Contract type name	GDS Contract
Purpose of contract	General
Contract start date	01/09/2009
Contract end date	

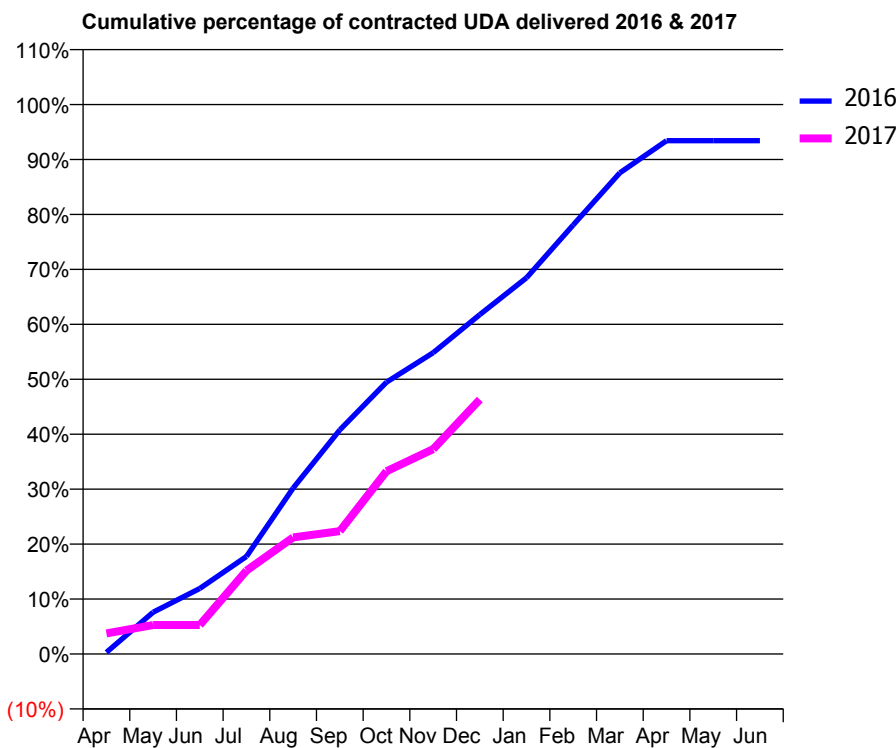
16/17 Contracted general activity (UDA)	13,658
Carry forward general activity (UDA)	0
16/17 Contracted orthodontic activity (UOA)	0
Carry forward orthodontic activity (UOA)	0
Baseline contract value	£355,597.75

ACCESS*

Patients seen in 24 months	Total	Change since previous quarter
Quarter ending December 2015	2,831	
Quarter ending March 2016	2,809	→
Quarter ending June 2016	2,707	↓
Quarter ending September 2016	2,555	↓
Quarter ending December 2016	2,441	↓
Variance since December 2015	(13.8%)	↓



ACTIVITY



Month	Adjusted Scheduled Activity (UDA)	
	2016	2017
April	40	514
May	1,038	722
June	1,629	722
July	2,425	2,073
August	4,126	2,898
September	5,568	3,053
October	6,755	4,543
November	7,488	5,094
December	8,435	6,324
January	9,351	
February	10,665	
March	11,961	
April	12,757	
May	12,758	
June	12,758	

QUALITY

	Quantity	Base Number	Contract	AT	Region	England
% of FP17s for the same patient ID Re-attending within 3 months - Children	44	504	8.7%	12.4%	13.4%	12.4%
% of FP17s for the same patient ID Re-attending within 3 months - Adults	261	1,888	13.8%	18.0%	17.3%	16.6%
% of FP17s for the same patient ID Re-attending between 3 & 9 months - Children	298	504	59.1%	57.2%	58.9%	57.5%
% of FP17s for the same patient ID Re-attending between 3 & 9 months - Adults	1,157	1,888	61.3%	50.9%	52.5%	50.4%
% of FP17s for Band 1 Urgent Courses	181	2,139	8.5%	9.9%	9.3%	9.1%
% of FP17s Relating to Free Repair or Replacements	36	2,139	1.7%	1.0%	1.0%	0.8%
% of FP17s Relating to Continuations	30	2,139	1.4%	1.6%	1.5%	1.3%
% of Patients satisfied with the dentistry they have received	2	4	N/A	94.7%	93.1%	92.7%
% of Patients satisfied with the time they had to wait for an appointment	3	4	N/A	93.3%	89.8%	88.8%

* This is based on patients treated on this contract for their most recent course of treatment. Figures in italics indicate the base number of FP17s or Patient Questionnaire responses are less than 100. N/A is shown where the base number of responses is less than 10 during the period. % is calculated as Quantity/Base number*100

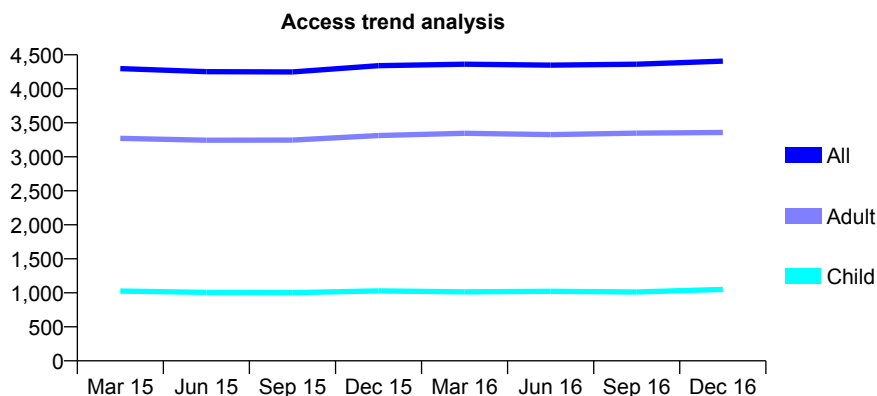
Q44 - Vital Signs At a Glance Contract Report for 638560/0001 - December 2016

Name or company name	MISS J FINN
Contract type name	GDS Contract
Purpose of contract	General
Contract start date	01/04/2006
Contract end date	

16/17 Contracted general activity (UDA)	14,350
Carry forward general activity (UDA)	0
16/17 Contracted orthodontic activity (UOA)	0
Carry forward orthodontic activity (UOA)	0
Baseline contract value	£400,871.98

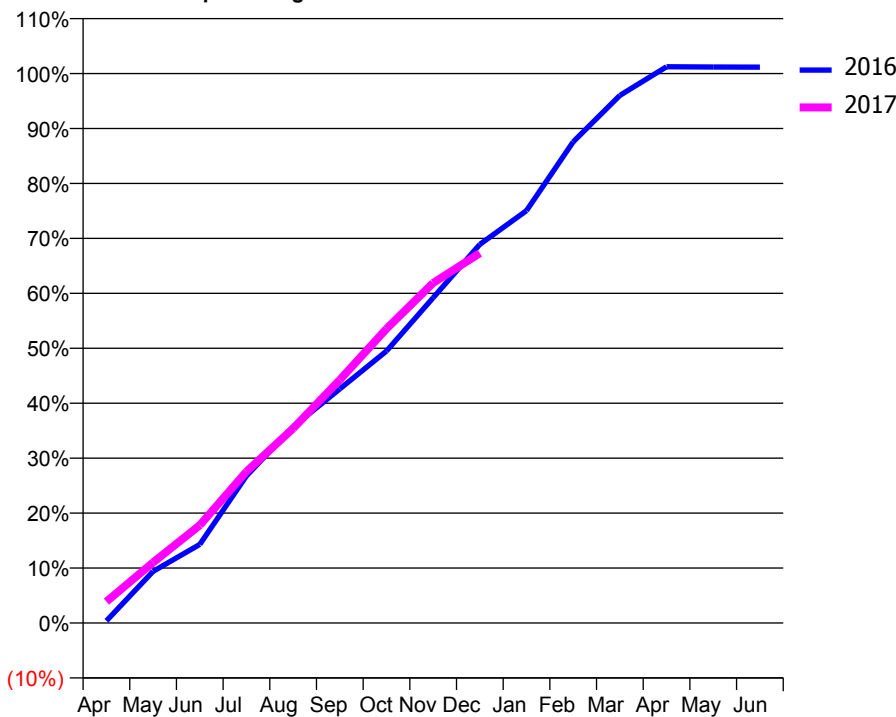
ACCESS*

Patients seen in 24 months	Total	Change since previous quarter
Quarter ending December 2015	4,340	
Quarter ending March 2016	4,361	→
Quarter ending June 2016	4,348	→
Quarter ending September 2016	4,362	→
Quarter ending December 2016	4,407	→
Variance since December 2015	1.5%	→



ACTIVITY

Cumulative percentage of contracted UDA delivered 2016 & 2017



Month	Adjusted Scheduled Activity (UDA)	
	2016	2017
April	59	559
May	1,349	1,584
June	2,053	2,556
July	3,842	3,954
August	5,123	5,084
September	6,114	6,350
October	7,101	7,683
November	8,496	8,880
December	9,887	9,659
January	10,768	
February	12,566	
March	13,777	
April	14,525	
May	14,519	
June	14,515	

QUALITY

	Quantity	Base Number	Contract	AT	Region	England
% of FP17s for the same patient ID Re-attending within 3 months - Children	162	1,263	12.8%	12.4%	13.4%	12.4%
% of FP17s for the same patient ID Re-attending within 3 months - Adults	771	3,748	20.6%	18.0%	17.3%	16.6%
% of FP17s for the same patient ID Re-attending between 3 & 9 months - Children	753	1,263	59.6%	57.2%	58.9%	57.5%
% of FP17s for the same patient ID Re-attending between 3 & 9 months - Adults	1,893	3,748	50.5%	50.9%	52.5%	50.4%
% of FP17s for Band 1 Urgent Courses	508	4,677	10.9%	9.9%	9.3%	9.1%
% of FP17s Relating to Free Repair or Replacements	85	4,677	1.8%	1.0%	1.0%	0.8%
% of FP17s Relating to Continuations	55	4,677	1.2%	1.6%	1.5%	1.3%
% of Patients satisfied with the dentistry they have received	16	16	100.0%	94.7%	93.1%	92.7%
% of Patients satisfied with the time they had to wait for an appointment	16	16	100.0%	93.3%	89.8%	88.8%

* This is based on patients treated on this contract for their most recent course of treatment. Figures in italics indicate the base number of FP17s or Patient Questionnaire responses are less than 100. N/A is shown where the base number of responses is less than 10 during the period. % is calculated as Quantity/Base number*100

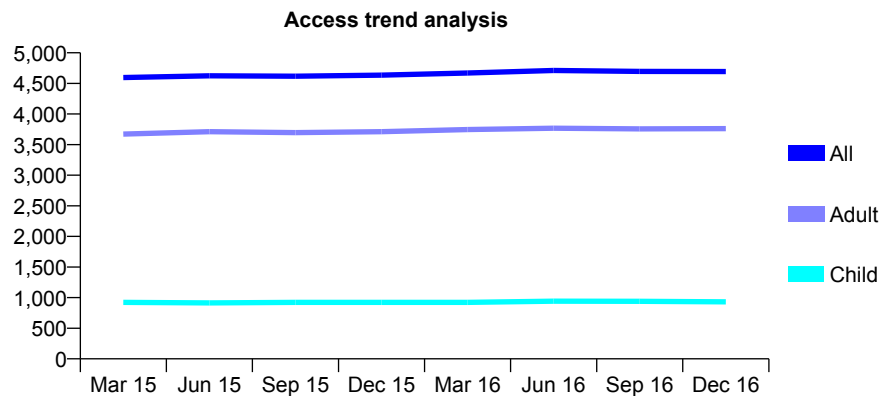
Q44 - Vital Signs At a Glance Contract Report for 649139/0001 - December 2016

Name or company name	MR BS PHIPPS
Contract type name	GDS Contract
Purpose of contract	General
Contract start date	01/04/2006
Contract end date	

16/17 Contracted general activity (UDA)	12,870
Carry forward general activity (UDA)	0
16/17 Contracted orthodontic activity (UOA)	0
Carry forward orthodontic activity (UOA)	0
Baseline contract value	£385,602.25

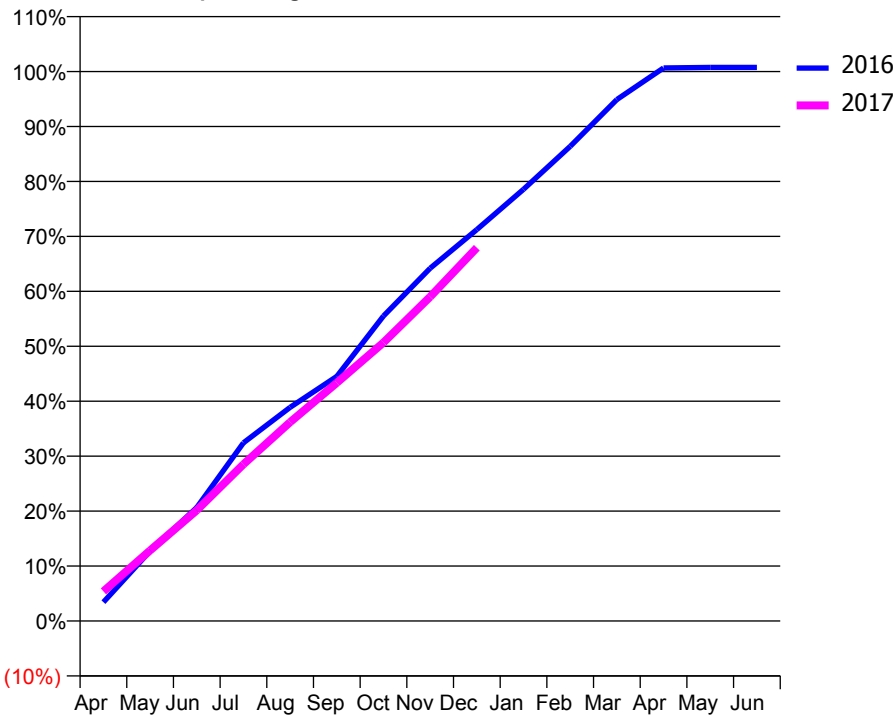
ACCESS*

Patients seen in 24 months	Total	Change since previous quarter
Quarter ending December 2015	4,634	
Quarter ending March 2016	4,670	→
Quarter ending June 2016	4,711	→
Quarter ending September 2016	4,696	→
Quarter ending December 2016	4,693	→
Variance since December 2015	1.3%	→



ACTIVITY

Cumulative percentage of contracted UDA delivered 2016 & 2017



Month	Adjusted Scheduled Activity (UDA)	
	2016	2017
April	441	694
May	1,639	1,654
June	2,658	2,593
July	4,176	3,671
August	5,006	4,659
September	5,730	5,578
October	7,143	6,524
November	8,263	7,594
December	9,168	8,743
January	10,112	
February	11,115	
March	12,213	
April	12,954	
May	12,966	
June	12,966	

QUALITY

	Quantity	Base Number	Contract	AT	Region	England
% of FP17s for the same patient ID Re-attending within 3 months - Children	70	991	7.1%	12.4%	13.4%	12.4%
% of FP17s for the same patient ID Re-attending within 3 months - Adults	726	3,957	18.3%	18.0%	17.3%	16.6%
% of FP17s for the same patient ID Re-attending between 3 & 9 months - Children	461	991	46.5%	57.2%	58.9%	57.5%
% of FP17s for the same patient ID Re-attending between 3 & 9 months - Adults	1,738	3,957	43.9%	50.9%	52.5%	50.4%
% of FP17s for Band 1 Urgent Courses	430	4,548	9.5%	9.9%	9.3%	9.1%
% of FP17s Relating to Free Repair or Replacements	20	4,548	0.4%	1.0%	1.0%	0.8%
% of FP17s Relating to Continuations	126	4,548	2.8%	1.6%	1.5%	1.3%
% of Patients satisfied with the dentistry they have received	6	7	N/A	94.7%	93.1%	92.7%
% of Patients satisfied with the time they had to wait for an appointment	5	7	N/A	93.3%	89.8%	88.8%

* This is based on patients treated on this contract for their most recent course of treatment. Figures in italics indicate the base number of FP17s or Patient Questionnaire responses are less than 100. N/A is shown where the base number of responses is less than 10 during the period. % is calculated as Quantity/Base number*100

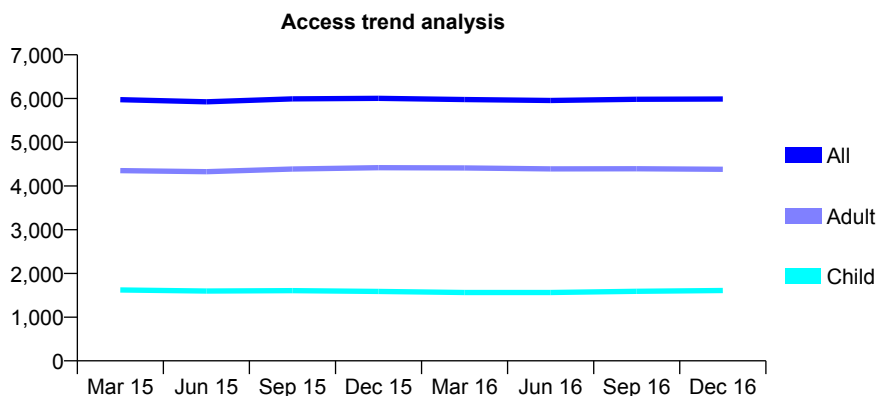
Q44 - Vital Signs At a Glance Contract Report for 649899/0001 - December 2016

Name or company name	MR SW HUGHES
Contract type name	GDS Contract
Purpose of contract	General
Contract start date	01/04/2006
Contract end date	

16/17 Contracted general activity (UDA)	18,100
Carry forward general activity (UDA)	0
16/17 Contracted orthodontic activity (UOA)	0
Carry forward orthodontic activity (UOA)	0
Baseline contract value	£521,836.94

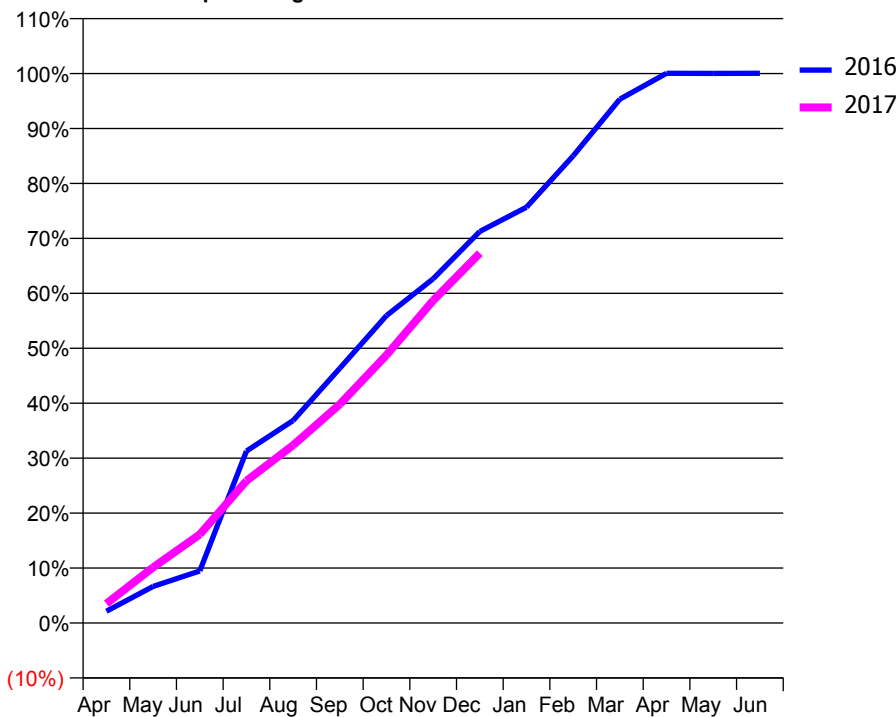
ACCESS*

Patients seen in 24 months	Total	Change since previous quarter
Quarter ending December 2015	6,004	
Quarter ending March 2016	5,977	→
Quarter ending June 2016	5,954	→
Quarter ending September 2016	5,984	→
Quarter ending December 2016	5,988	→
Variance since December 2015	(0.3%)	→



ACTIVITY

Cumulative percentage of contracted UDA delivered 2016 & 2017



Month	Adjusted Scheduled Activity (UDA)	
	2016	2017
April	387	641
May	1,205	1,833
June	1,716	2,918
July	5,665	4,684
August	6,670	5,858
September	8,392	7,205
October	10,128	8,827
November	11,338	10,622
December	12,896	12,183
January	13,697	
February	15,388	
March	17,255	
April	18,107	
May	18,105	
June	18,106	

QUALITY

	Quantity	Base Number	Contract	AT	Region	England
% of FP17s for the same patient ID Re-attending within 3 months - Children	143	1,897	7.5%	12.4%	13.4%	12.4%
% of FP17s for the same patient ID Re-attending within 3 months - Adults	454	4,300	10.6%	18.0%	17.3%	16.6%
% of FP17s for the same patient ID Re-attending between 3 & 9 months - Children	1,064	1,897	56.1%	57.2%	58.9%	57.5%
% of FP17s for the same patient ID Re-attending between 3 & 9 months - Adults	2,355	4,300	54.8%	50.9%	52.5%	50.4%
% of FP17s for Band 1 Urgent Courses	144	5,870	2.5%	9.9%	9.3%	9.1%
% of FP17s Relating to Free Repair or Replacements	38	5,870	0.6%	1.0%	1.0%	0.8%
% of FP17s Relating to Continuations	31	5,870	0.5%	1.6%	1.5%	1.3%
% of Patients satisfied with the dentistry they have received	17	17	100.0%	94.7%	93.1%	92.7%
% of Patients satisfied with the time they had to wait for an appointment	16	17	94.1%	93.3%	89.8%	88.8%

* This is based on patients treated on this contract for their most recent course of treatment. Figures in italics indicate the base number of FP17s or Patient Questionnaire responses are less than 100. N/A is shown where the base number of responses is less than 10 during the period. % is calculated as Quantity/Base number*100

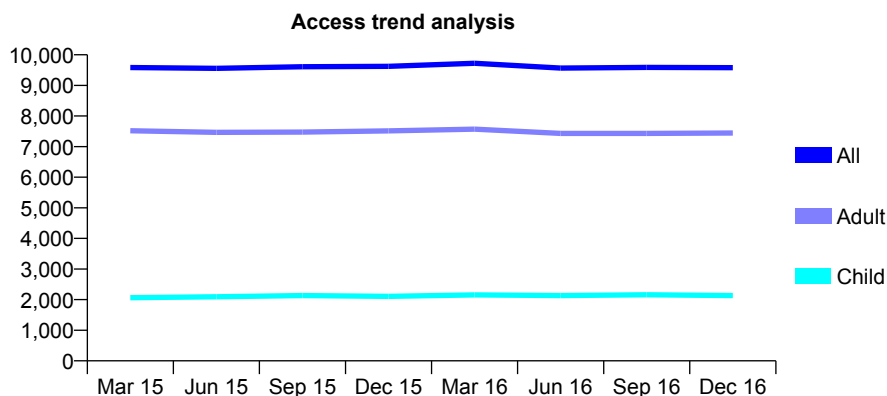
Q44 - Vital Signs At a Glance Contract Report for 654248/0001 - December 2016

Name or company name	MR S HUSSAIN
Contract type name	GDS Contract
Purpose of contract	General
Contract start date	01/04/2006
Contract end date	

16/17 Contracted general activity (UDA)	35,894
Carry forward general activity (UDA)	0
16/17 Contracted orthodontic activity (UOA)	0
Carry forward orthodontic activity (UOA)	0
Baseline contract value	£1,029,440.80

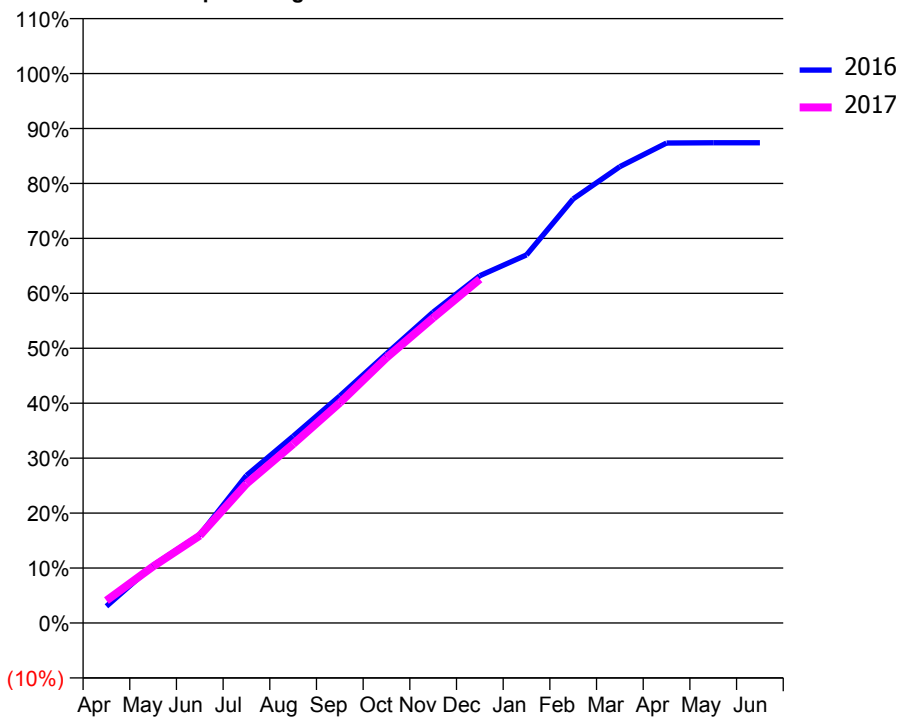
ACCESS*

Patients seen in 24 months	Total	Change since previous quarter
Quarter ending December 2015	9,621	
Quarter ending March 2016	9,723	→
Quarter ending June 2016	9,565	↓
Quarter ending September 2016	9,590	→
Quarter ending December 2016	9,580	→
Variance since December 2015	(0.4%)	→



ACTIVITY

Cumulative percentage of contracted UDA delivered 2016 & 2017



Month	Adjusted Scheduled Activity (UDA)	
	2016	2017
April	1,093	1,470
May	3,765	3,695
June	5,774	5,705
July	9,639	9,098
August	12,201	11,688
September	14,832	14,386
October	17,588	17,329
November	20,311	19,934
December	22,688	22,457
January	24,043	
February	27,702	
March	29,815	
April	31,349	
May	31,370	
June	31,371	

QUALITY

	Quantity	Base Number	Contract	AT	Region	England
% of FP17s for the same patient ID Re-attending within 3 months - Children	198	2,016	9.8%	12.4%	13.4%	12.4%
% of FP17s for the same patient ID Re-attending within 3 months - Adults	1,478	6,721	22.0%	18.0%	17.3%	16.6%
% of FP17s for the same patient ID Re-attending between 3 & 9 months - Children	910	2,016	45.1%	57.2%	58.9%	57.5%
% of FP17s for the same patient ID Re-attending between 3 & 9 months - Adults	2,444	6,721	36.4%	50.9%	52.5%	50.4%
% of FP17s for Band 1 Urgent Courses	1,374	8,169	16.8%	9.9%	9.3%	9.1%
% of FP17s Relating to Free Repair or Replacements	67	8,169	0.8%	1.0%	1.0%	0.8%
% of FP17s Relating to Continuations	223	8,169	2.7%	1.6%	1.5%	1.3%
% of Patients satisfied with the dentistry they have received	18	20	90.0%	94.7%	93.1%	92.7%
% of Patients satisfied with the time they had to wait for an appointment	18	20	90.0%	93.3%	89.8%	88.8%

* This is based on patients treated on this contract for their most recent course of treatment. Figures in italics indicate the base number of FP17s or Patient Questionnaire responses are less than 100. N/A is shown where the base number of responses is less than 10 during the period. % is calculated as Quantity/Base number*100

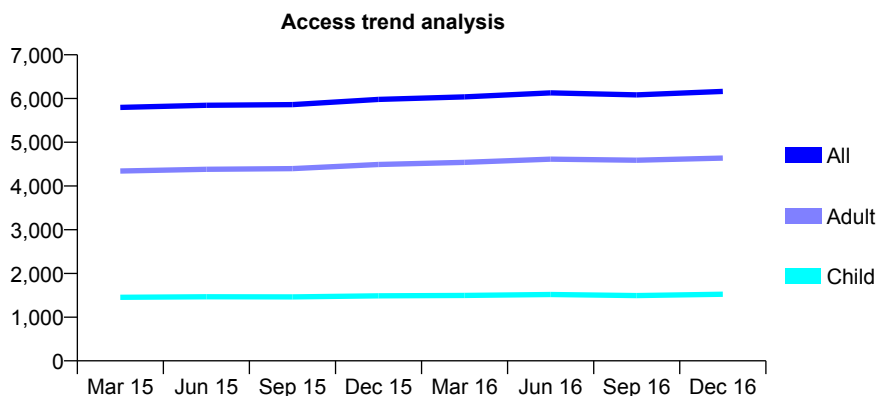
Q44 - Vital Signs At a Glance Contract Report for 661899/0001 - December 2016

Name or company name	MRS A SIMPKINS
Contract type name	GDS Contract
Purpose of contract	General
Contract start date	01/04/2006
Contract end date	

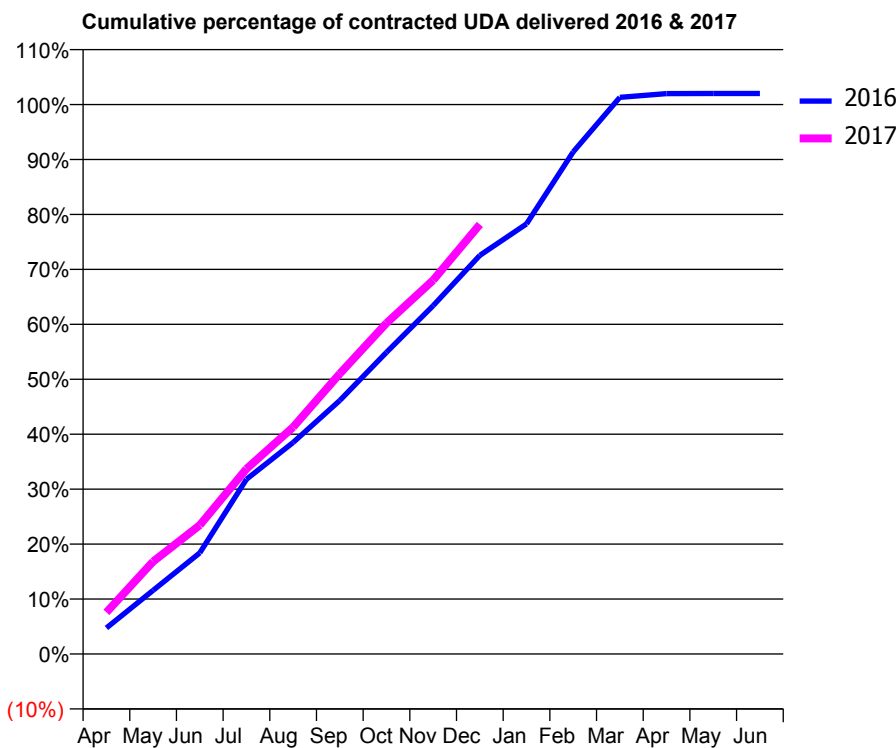
16/17 Contracted general activity (UDA)	15,000
Carry forward general activity (UDA)	0
16/17 Contracted orthodontic activity (UOA)	0
Carry forward orthodontic activity (UOA)	0
Baseline contract value	£377,155.61

ACCESS*

Patients seen in 24 months	Total	Change since previous quarter
Quarter ending December 2015	5,979	
Quarter ending March 2016	6,038	→
Quarter ending June 2016	6,130	→
Quarter ending September 2016	6,083	→
Quarter ending December 2016	6,162	→
Variance since December 2015	3.1%	↑



ACTIVITY



Month	Adjusted Scheduled Activity (UDA)	
	2016	2017
April	711	1,136
May	1,739	2,525
June	2,761	3,519
July	4,772	5,054
August	5,774	6,193
September	6,920	7,654
October	8,234	9,031
November	9,511	10,203
December	10,880	11,727
January	11,741	
February	13,708	
March	15,195	
April	15,298	
May	15,300	
June	15,300	

QUALITY

	Quantity	Base Number	Contract	AT	Region	England
% of FP17s for the same patient ID Re-attending within 3 months - Children	35	1,326	2.6%	12.4%	13.4%	12.4%
% of FP17s for the same patient ID Re-attending within 3 months - Adults	580	4,428	13.1%	18.0%	17.3%	16.6%
% of FP17s for the same patient ID Re-attending between 3 & 9 months - Children	579	1,326	43.7%	57.2%	58.9%	57.5%
% of FP17s for the same patient ID Re-attending between 3 & 9 months - Adults	2,150	4,428	48.6%	50.9%	52.5%	50.4%
% of FP17s for Band 1 Urgent Courses	177	5,686	3.1%	9.9%	9.3%	9.1%
% of FP17s Relating to Free Repair or Replacements	60	5,686	1.1%	1.0%	1.0%	0.8%
% of FP17s Relating to Continuations	153	5,686	2.7%	1.6%	1.5%	1.3%
% of Patients satisfied with the dentistry they have received	16	17	94.1%	94.7%	93.1%	92.7%
% of Patients satisfied with the time they had to wait for an appointment	16	17	94.1%	93.3%	89.8%	88.8%

* This is based on patients treated on this contract for their most recent course of treatment. Figures in italics indicate the base number of FP17s or Patient Questionnaire responses are less than 100. N/A is shown where the base number of responses is less than 10 during the period. % is calculated as Quantity/Base number*100

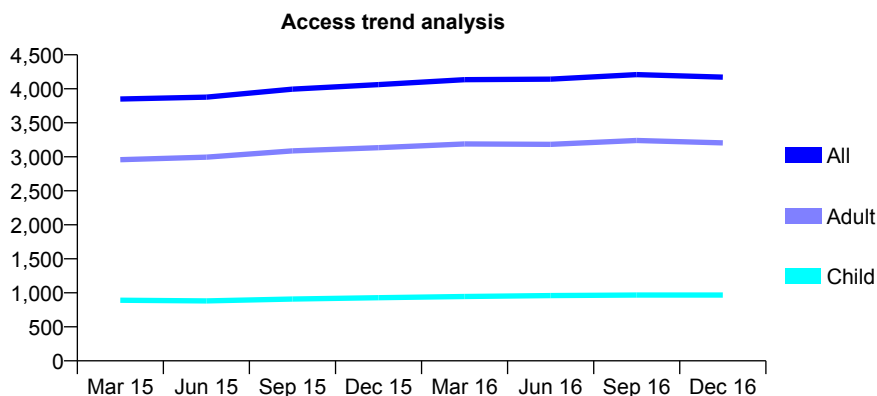
Q44 - Vital Signs At a Glance Contract Report for 674281/0001 - December 2016

Name or company name	MR P MOTTRAM
Contract type name	GDS Contract
Purpose of contract	General
Contract start date	22/05/2006
Contract end date	

16/17 Contracted general activity (UDA)	7,500
Carry forward general activity (UDA)	0
16/17 Contracted orthodontic activity (UOA)	0
Carry forward orthodontic activity (UOA)	0
Baseline contract value	£196,501.06

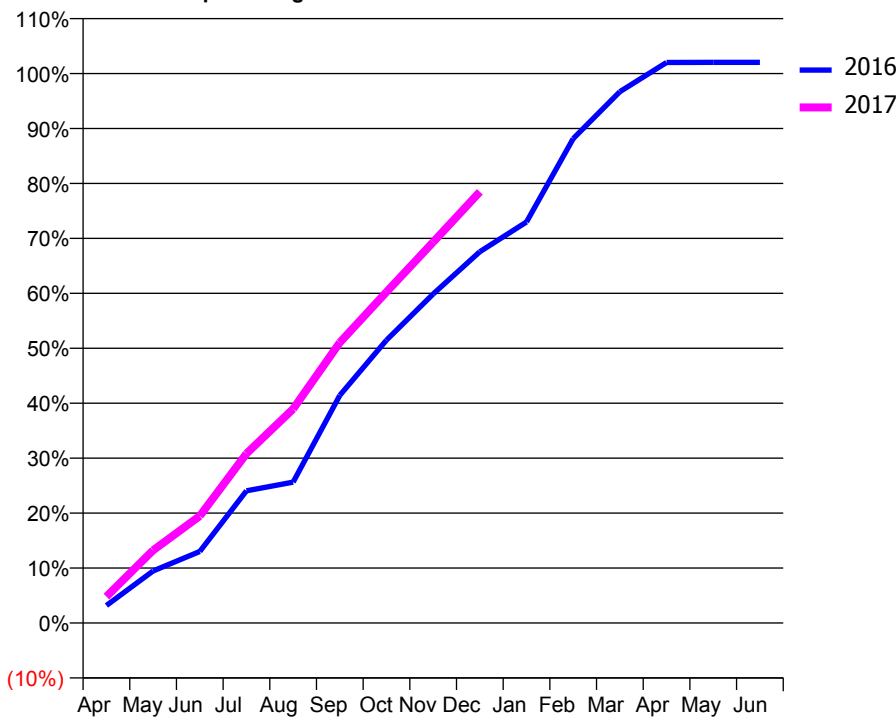
ACCESS*

Patients seen in 24 months	Total	Change since previous quarter
Quarter ending December 2015	4,062	
Quarter ending March 2016	4,135	→
Quarter ending June 2016	4,143	→
Quarter ending September 2016	4,209	→
Quarter ending December 2016	4,172	→
Variance since December 2015	2.7%	↑



ACTIVITY

Cumulative percentage of contracted UDA delivered 2016 & 2017



Month	Adjusted Scheduled Activity (UDA)	
	2016	2017
April	239	362
May	712	993
June	977	1,461
July	1,805	2,312
August	1,924	2,923
September	3,108	3,828
October	3,862	4,519
November	4,492	5,199
December	5,067	5,884
January	5,474	
February	6,611	
March	7,252	
April	7,651	
May	7,653	
June	7,653	

QUALITY

	Quantity	Base Number	Contract	AT	Region	England
% of FP17s for the same patient ID Re-attending within 3 months - Children	121	1,209	10.0%	12.4%	13.4%	12.4%
% of FP17s for the same patient ID Re-attending within 3 months - Adults	511	3,399	15.0%	18.0%	17.3%	16.6%
% of FP17s for the same patient ID Re-attending between 3 & 9 months - Children	754	1,209	62.4%	57.2%	58.9%	57.5%
% of FP17s for the same patient ID Re-attending between 3 & 9 months - Adults	1,920	3,399	56.5%	50.9%	52.5%	50.4%
% of FP17s for Band 1 Urgent Courses	402	3,712	10.8%	9.9%	9.3%	9.1%
% of FP17s Relating to Free Repair or Replacements	17	3,712	0.5%	1.0%	1.0%	0.8%
% of FP17s Relating to Continuations	20	3,712	0.5%	1.6%	1.5%	1.3%
% of Patients satisfied with the dentistry they have received	9	9	N/A	94.7%	93.1%	92.7%
% of Patients satisfied with the time they had to wait for an appointment	9	9	N/A	93.3%	89.8%	88.8%

* This is based on patients treated on this contract for their most recent course of treatment. Figures in italics indicate the base number of FP17s or Patient Questionnaire responses are less than 100. N/A is shown where the base number of responses is less than 10 during the period. % is calculated as Quantity/Base number*100

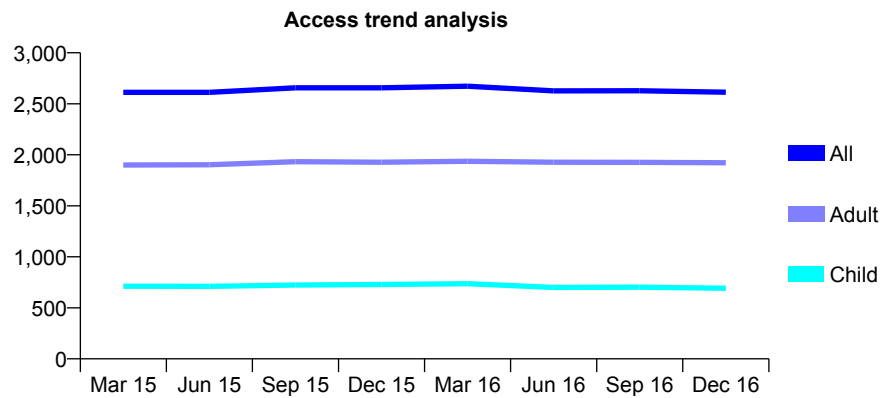
Q44 - Vital Signs At a Glance Contract Report for 674346/0001 - December 2016

Name or company name	MISS SE HAWORTH
Contract type name	PDS Contract
Purpose of contract	General
Contract start date	01/04/2006
Contract end date	31/03/2021

16/17 Contracted general activity (UDA)	8,909
Carry forward general activity (UDA)	247
16/17 Contracted orthodontic activity (UOA)	0
Carry forward orthodontic activity (UOA)	0
Baseline contract value	£252,093.36

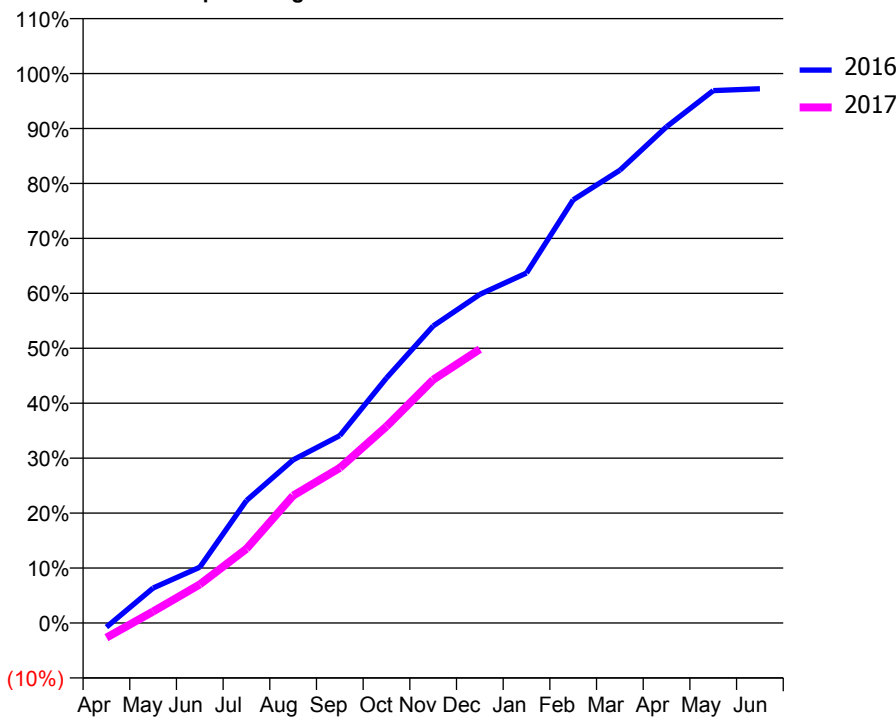
ACCESS*

Patients seen in 24 months	Total	Change since previous quarter
Quarter ending December 2015	2,657	
Quarter ending March 2016	2,672	→
Quarter ending June 2016	2,627	↓
Quarter ending September 2016	2,628	→
Quarter ending December 2016	2,614	→
Variance since December 2015	(1.6%)	↓



ACTIVITY

Cumulative percentage of contracted UDA delivered 2016 & 2017



Month	Adjusted Scheduled Activity (UDA)	
	2016	2017
April	-67	-239
May	568	188
June	904	626
July	1,986	1,202
August	2,644	2,066
September	3,039	2,515
October	3,972	3,188
November	4,816	3,944
December	5,327	4,440
January	5,673	
February	6,860	
March	7,342	
April	8,045	
May	8,632	
June	8,662	

QUALITY

	Quantity	Base Number	Contract	AT	Region	England
% of FP17s for the same patient ID Re-attending within 3 months - Children	102	833	12.2%	12.4%	13.4%	12.4%
% of FP17s for the same patient ID Re-attending within 3 months - Adults	259	1,659	15.6%	18.0%	17.3%	16.6%
% of FP17s for the same patient ID Re-attending between 3 & 9 months - Children	510	833	61.2%	57.2%	58.9%	57.5%
% of FP17s for the same patient ID Re-attending between 3 & 9 months - Adults	598	1,659	36.0%	50.9%	52.5%	50.4%
% of FP17s for Band 1 Urgent Courses	177	2,075	8.5%	9.9%	9.3%	9.1%
% of FP17s Relating to Free Repair or Replacements	25	2,075	1.2%	1.0%	1.0%	0.8%
% of FP17s Relating to Continuations	8	2,075	0.4%	1.6%	1.5%	1.3%
% of Patients satisfied with the dentistry they have received	3	3	N/A	94.7%	93.1%	92.7%
% of Patients satisfied with the time they had to wait for an appointment	2	3	N/A	93.3%	89.8%	88.8%

* This is based on patients treated on this contract for their most recent course of treatment. Figures in italics indicate the base number of FP17s or Patient Questionnaire responses are less than 100. N/A is shown where the base number of responses is less than 10 during the period. % is calculated as Quantity/Base number*100

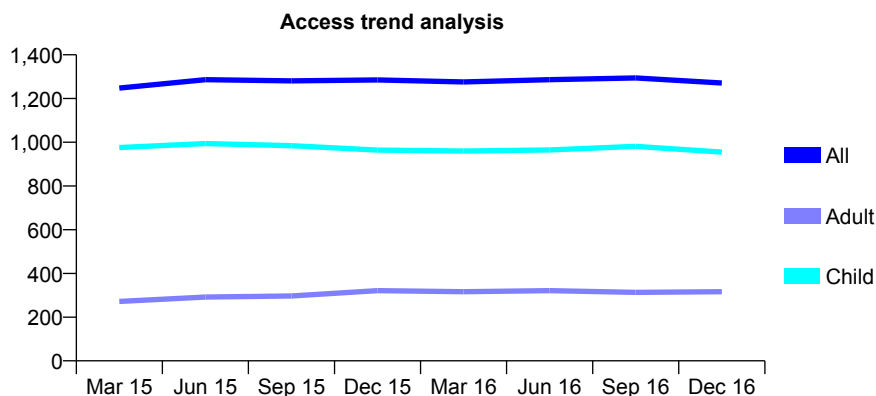
Q44 - Vital Signs At a Glance Contract Report for 676357/0001 - December 2016

Name or company name	MR JD FLEMING
Contract type name	GDS Contract
Purpose of contract	General
Contract start date	01/07/2013
Contract end date	

16/17 Contracted general activity (UDA)	3,077
Carry forward general activity (UDA)	0
16/17 Contracted orthodontic activity (UOA)	0
Carry forward orthodontic activity (UOA)	0
Baseline contract value	£111,069.10

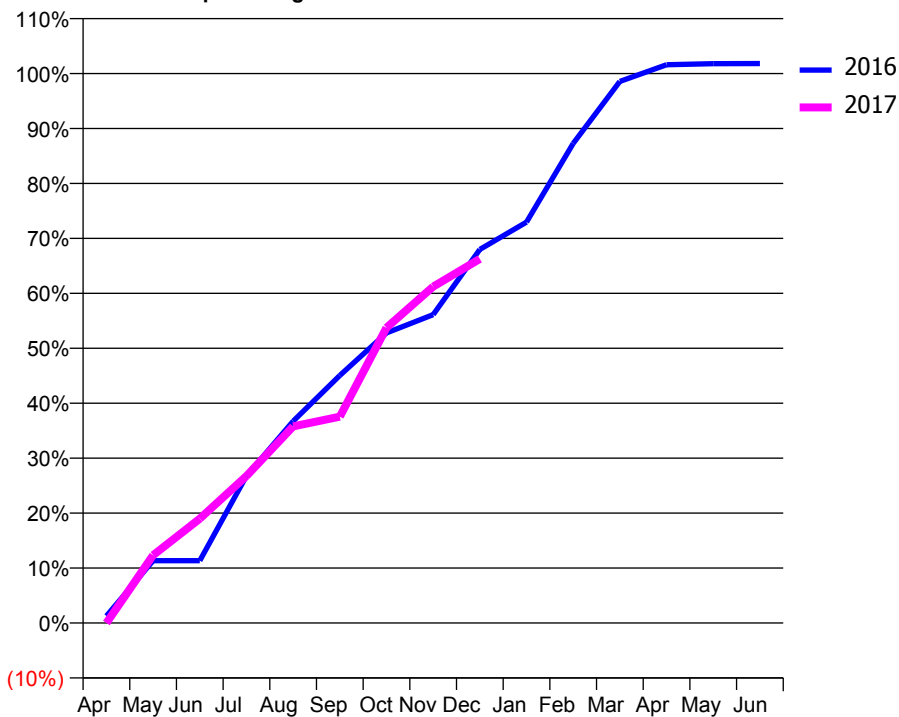
ACCESS*

Patients seen in 24 months	Total	Change since previous quarter
Quarter ending December 2015	1,285	
Quarter ending March 2016	1,276	→
Quarter ending June 2016	1,286	→
Quarter ending September 2016	1,294	→
Quarter ending December 2016	1,271	↓
Variance since December 2015	(1.1%)	↓



ACTIVITY

Cumulative percentage of contracted UDA delivered 2016 & 2017



Month	Adjusted Scheduled Activity (UDA)	
	2016	2017
April	39	0
May	349	380
June	349	584
July	824	824
August	1,130	1,101
September	1,386	1,156
October	1,625	1,654
November	1,727	1,884
December	2,092	2,039
January	2,245	
February	2,685	
March	3,033	
April	3,126	
May	3,132	
June	3,133	

QUALITY

	Quantity	Base Number	Contract	AT	Region	England
% of FP17s for the same patient ID Re-attending within 3 months - Children	183	1,335	13.7%	12.4%	13.4%	12.4%
% of FP17s for the same patient ID Re-attending within 3 months - Adults	15	193	7.8%	18.0%	17.3%	16.6%
% of FP17s for the same patient ID Re-attending between 3 & 9 months - Children	887	1,335	66.4%	57.2%	58.9%	57.5%
% of FP17s for the same patient ID Re-attending between 3 & 9 months - Adults	110	193	57.0%	50.9%	52.5%	50.4%
% of FP17s for Band 1 Urgent Courses	63	1,458	4.3%	9.9%	9.3%	9.1%
% of FP17s Relating to Free Repair or Replacements	1	1,458	0.1%	1.0%	1.0%	0.8%
% of FP17s Relating to Continuations	2	1,458	0.1%	1.6%	1.5%	1.3%
% of Patients satisfied with the dentistry they have received	3	3	N/A	94.7%	93.1%	92.7%
% of Patients satisfied with the time they had to wait for an appointment	3	3	N/A	93.3%	89.8%	88.8%

* This is based on patients treated on this contract for their most recent course of treatment. Figures in italics indicate the base number of FP17s or Patient Questionnaire responses are less than 100. N/A is shown where the base number of responses is less than 10 during the period. % is calculated as Quantity/Base number*100

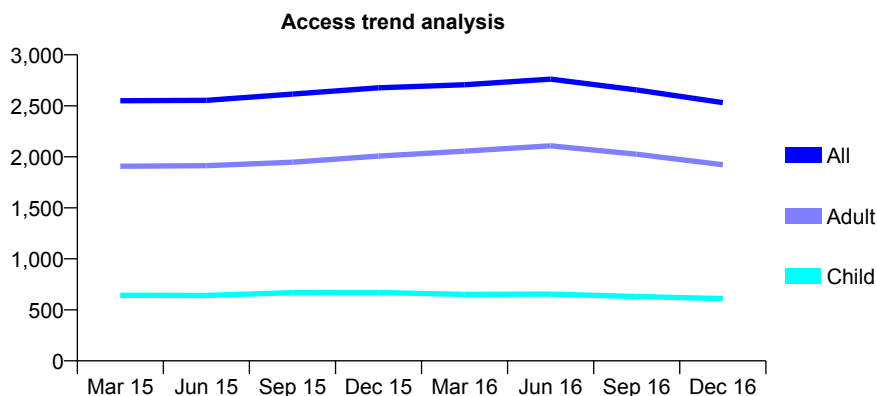
Q44 - Vital Signs At a Glance Contract Report for 682365/0009 - December 2016

Name or company name	MR QM JAFFRI
Contract type name	PDS Plus Contract
Purpose of contract	General
Contract start date	29/11/2010
Contract end date	28/11/2018

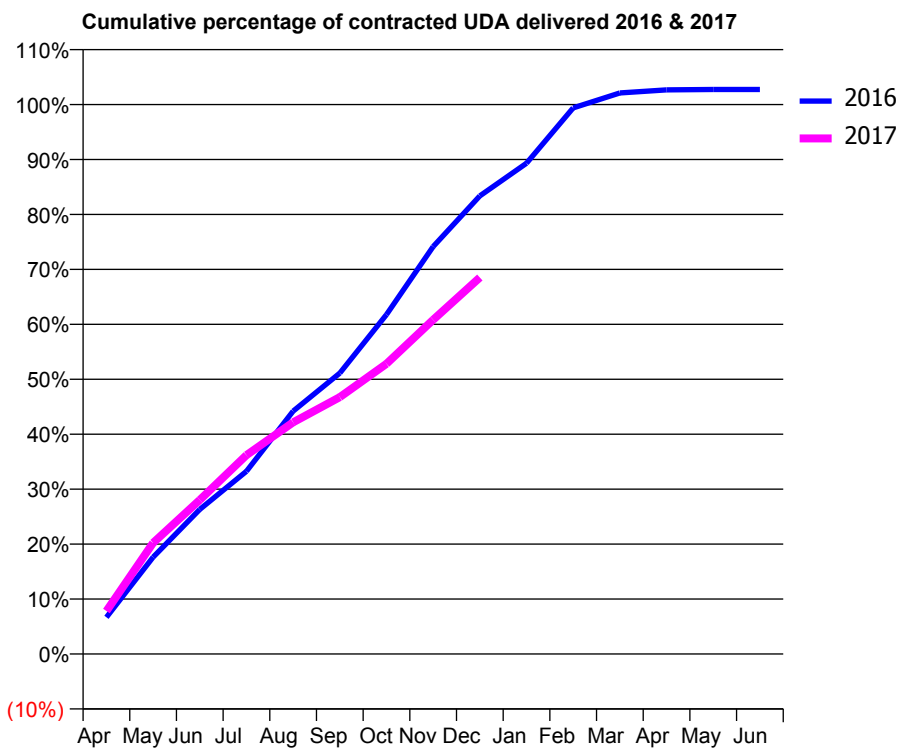
16/17 Contracted general activity (UDA)	8,000
Carry forward general activity (UDA)	74
16/17 Contracted orthodontic activity (UOA)	0
Carry forward orthodontic activity (UOA)	0
Baseline contract value	£225,408.00

ACCESS*

Patients seen in 24 months	Total	Change since previous quarter
Quarter ending December 2015	2,677	
Quarter ending March 2016	2,707	→
Quarter ending June 2016	2,762	↑
Quarter ending September 2016	2,656	↓
Quarter ending December 2016	2,532	↓
Variance since December 2015	(5.4%)	↓



ACTIVITY



Month	Adjusted Scheduled Activity (UDA)	
	2016	2017
April	534	627
May	1,411	1,618
June	2,105	2,243
July	2,660	2,896
August	3,537	3,372
September	4,090	3,741
October	4,942	4,226
November	5,933	4,866
December	6,670	5,481
January	7,144	
February	7,951	
March	8,168	
April	8,213	
May	8,218	
June	8,218	

QUALITY

	Quantity	Base Number	Contract	AT	Region	England
% of FP17s for the same patient ID Re-attending within 3 months - Children	48	557	8.6%	12.4%	13.4%	12.4%
% of FP17s for the same patient ID Re-attending within 3 months - Adults	267	1,632	16.4%	18.0%	17.3%	16.6%
% of FP17s for the same patient ID Re-attending between 3 & 9 months - Children	287	557	51.5%	57.2%	58.9%	57.5%
% of FP17s for the same patient ID Re-attending between 3 & 9 months - Adults	810	1,632	49.6%	50.9%	52.5%	50.4%
% of FP17s for Band 1 Urgent Courses	288	2,162	13.3%	9.9%	9.3%	9.1%
% of FP17s Relating to Free Repair or Replacements	32	2,162	1.5%	1.0%	1.0%	0.8%
% of FP17s Relating to Continuations	14	2,162	0.6%	1.6%	1.5%	1.3%
% of Patients satisfied with the dentistry they have received	7	7	N/A	94.7%	93.1%	92.7%
% of Patients satisfied with the time they had to wait for an appointment	7	7	N/A	93.3%	89.8%	88.8%

* This is based on patients treated on this contract for their most recent course of treatment. Figures in italics indicate the base number of FP17s or Patient Questionnaire responses are less than 100. N/A is shown where the base number of responses is less than 10 during the period. % is calculated as Quantity/Base number*100

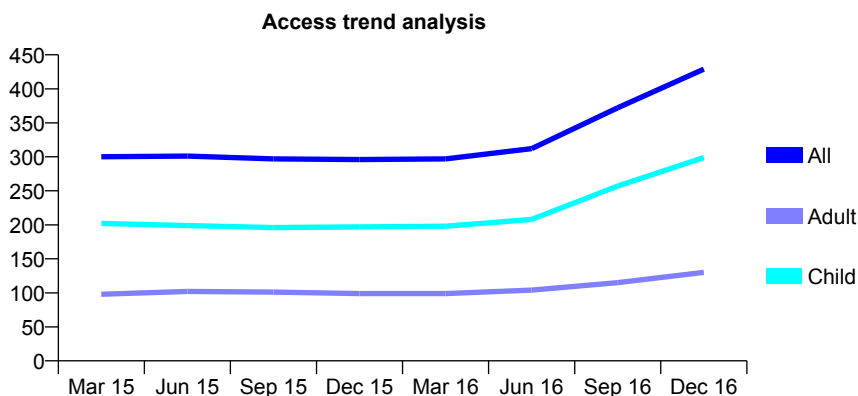
Q44 - Vital Signs At a Glance Contract Report for 723525/0001 - December 2016

Name or company name	Wish Dental Practice
Contract type name	GDS Contract
Purpose of contract	General
Contract start date	01/04/2006
Contract end date	

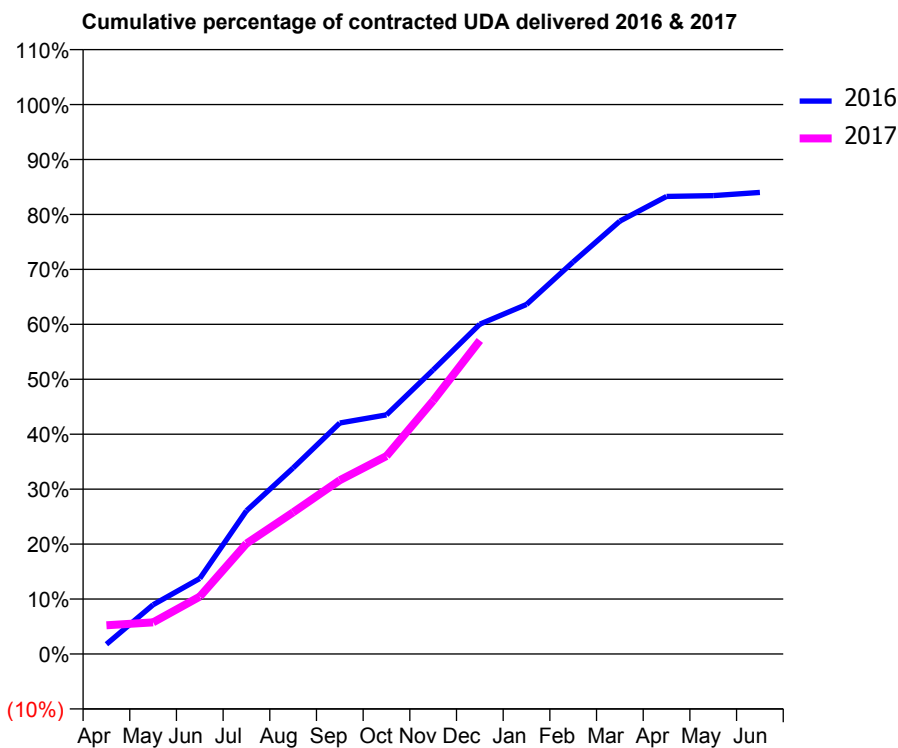
16/17 Contracted general activity (UDA)	1,098
Carry forward general activity (UDA)	0
16/17 Contracted orthodontic activity (UOA)	0
Carry forward orthodontic activity (UOA)	0
Baseline contract value	£24,114.51

ACCESS*

Patients seen in 24 months	Total	Change since previous quarter
Quarter ending December 2015	296	
Quarter ending March 2016	297	→
Quarter ending June 2016	312	↑
Quarter ending September 2016	372	↑
Quarter ending December 2016	429	↑
Variance since December 2015	44.9%	↑



ACTIVITY



Month	Adjusted Scheduled Activity (UDA)	
	2016	2017
April	12	57
May	60	63
June	93	115
July	176	221
August	228	283
September	283	347
October	293	396
November	348	506
December	405	627
January	429	
February	481	
March	531	
April	561	
May	562	
June	566	

QUALITY

	Quantity	Base Number	Contract	AT	Region	England
% of FP17s for the same patient ID Re-attending within 3 months - Children	22	348	6.3%	12.4%	13.4%	12.4%
% of FP17s for the same patient ID Re-attending within 3 months - Adults	14	109	12.8%	18.0%	17.3%	16.6%
% of FP17s for the same patient ID Re-attending between 3 & 9 months - Children	160	348	46.0%	57.2%	58.9%	57.5%
% of FP17s for the same patient ID Re-attending between 3 & 9 months - Adults	44	109	40.4%	50.9%	52.5%	50.4%
% of FP17s for Band 1 Urgent Courses	18	433	4.2%	9.9%	9.3%	9.1%
% of FP17s Relating to Free Repair or Replacements	0	433	0.0%	1.0%	1.0%	0.8%
% of FP17s Relating to Continuations	0	433	0.0%	1.6%	1.5%	1.3%
% of Patients satisfied with the dentistry they have received	0	0	N/A	94.7%	93.1%	92.7%
% of Patients satisfied with the time they had to wait for an appointment	0	0	N/A	93.3%	89.8%	88.8%

* This is based on patients treated on this contract for their most recent course of treatment. Figures in italics indicate the base number of FP17s or Patient Questionnaire responses are less than 100. N/A is shown where the base number of responses is less than 10 during the period. % is calculated as Quantity/Base number*100

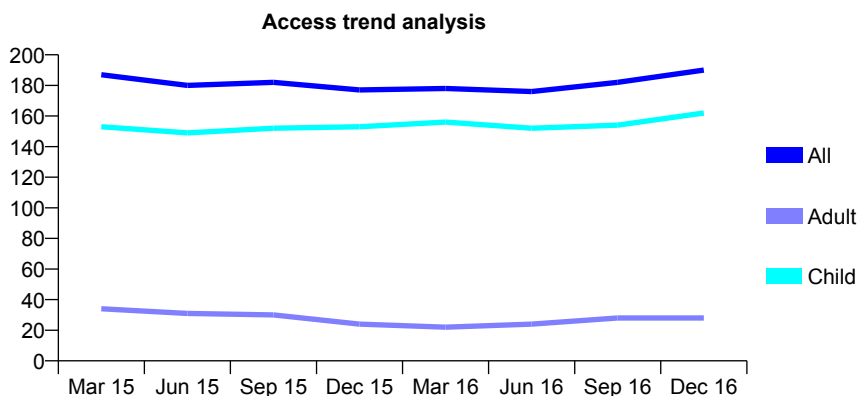
Q44 - Vital Signs At a Glance Contract Report for 723843/0002 - December 2016

Name or company name	MR JR BURGESS
Contract type name	GDS Contract
Purpose of contract	General
Contract start date	01/04/2006
Contract end date	

16/17 Contracted general activity (UDA)	308
Carry forward general activity (UDA)	0
16/17 Contracted orthodontic activity (UOA)	0
Carry forward orthodontic activity (UOA)	0
Baseline contract value	£8,644.17

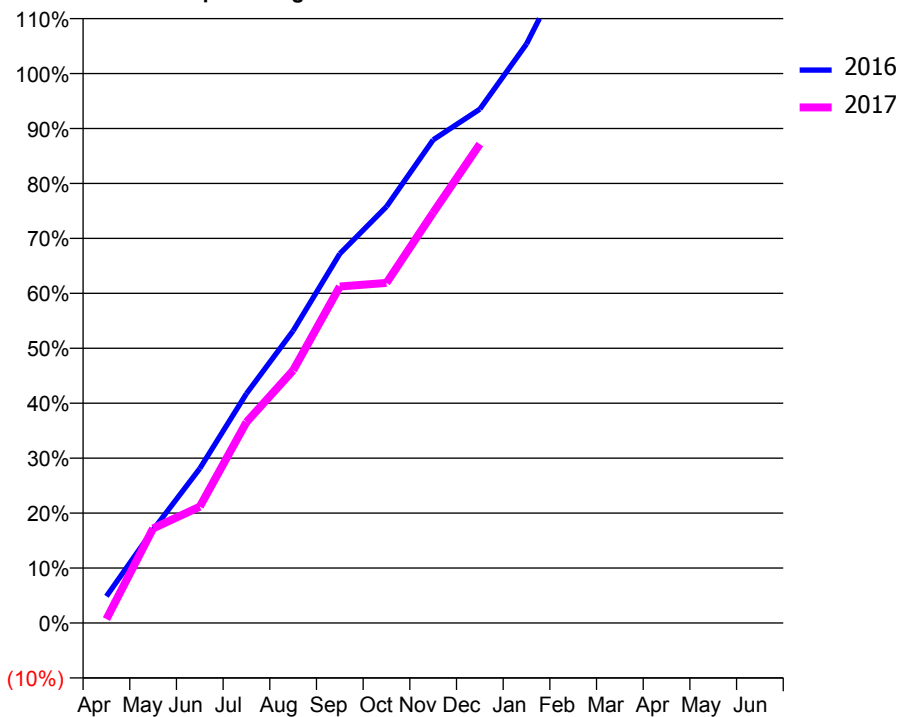
ACCESS*

Patients seen in 24 months	Total	Change since previous quarter
Quarter ending December 2015	177	
Quarter ending March 2016	178	→
Quarter ending June 2016	176	↓
Quarter ending September 2016	182	↑
Quarter ending December 2016	190	↑
Variance since December 2015	7.3%	↑



ACTIVITY

Cumulative percentage of contracted UDA delivered 2016 & 2017



Month	Adjusted Scheduled Activity (UDA)	
	2016	2017
April	15	2
May	52	53
June	87	65
July	129	113
August	164	142
September	207	189
October	233	191
November	271	230
December	288	268
January	325	
February	376	
March	376	
April	412	
May	412	
June	412	

QUALITY

	Quantity	Base Number	Contract	AT	Region	England
% of FP17s for the same patient ID Re-attending within 3 months - Children	39	225	17.3%	12.4%	13.4%	12.4%
% of FP17s for the same patient ID Re-attending within 3 months - Adults	0	10	0.0%	18.0%	17.3%	16.6%
% of FP17s for the same patient ID Re-attending between 3 & 9 months - Children	129	225	57.3%	57.2%	58.9%	57.5%
% of FP17s for the same patient ID Re-attending between 3 & 9 months - Adults	8	10	80.0%	50.9%	52.5%	50.4%
% of FP17s for Band 1 Urgent Courses	12	210	5.7%	9.9%	9.3%	9.1%
% of FP17s Relating to Free Repair or Replacements	0	210	0.0%	1.0%	1.0%	0.8%
% of FP17s Relating to Continuations	0	210	0.0%	1.6%	1.5%	1.3%
% of Patients satisfied with the dentistry they have received	0	0	N/A	94.7%	93.1%	92.7%
% of Patients satisfied with the time they had to wait for an appointment	0	0	N/A	93.3%	89.8%	88.8%

* This is based on patients treated on this contract for their most recent course of treatment. Figures in italics indicate the base number of FP17s or Patient Questionnaire responses are less than 100. N/A is shown where the base number of responses is less than 10 during the period. % is calculated as Quantity/Base number*100

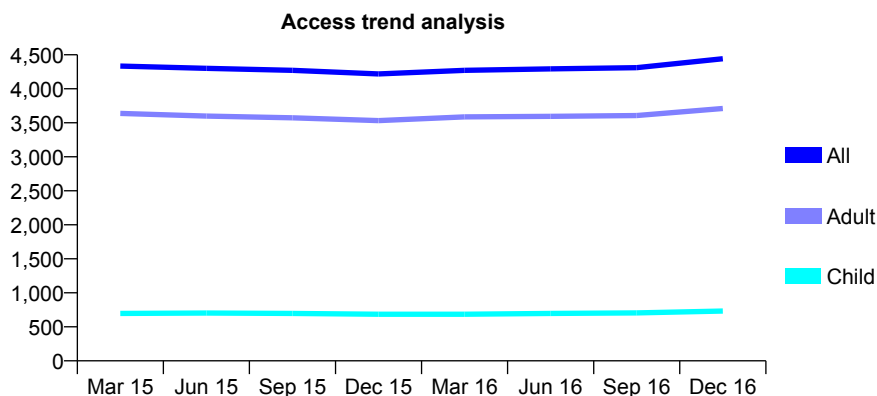
Q44 - Vital Signs At a Glance Contract Report for 725382/0001 - December 2016

Name or company name	MR DG SPARKE
Contract type name	GDS Contract
Purpose of contract	General
Contract start date	01/04/2006
Contract end date	

16/17 Contracted general activity (UDA)	12,165
Carry forward general activity (UDA)	0
16/17 Contracted orthodontic activity (UOA)	0
Carry forward orthodontic activity (UOA)	0
Baseline contract value	£363,992.46

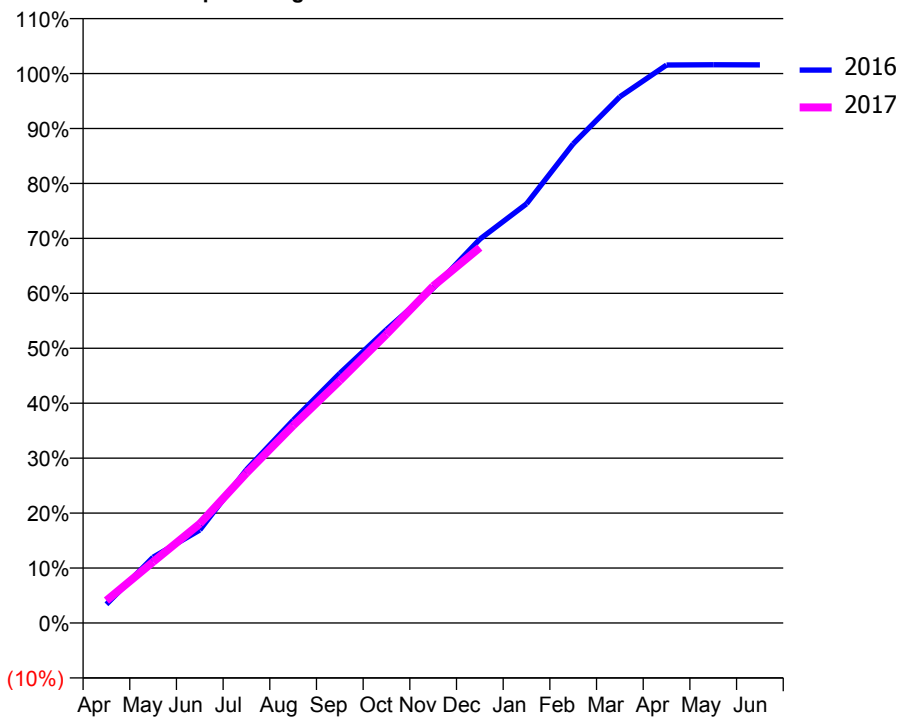
ACCESS*

Patients seen in 24 months	Total	Change since previous quarter
Quarter ending December 2015	4,219	
Quarter ending March 2016	4,272	→
Quarter ending June 2016	4,293	→
Quarter ending September 2016	4,311	→
Quarter ending December 2016	4,443	↑
Variance since December 2015	5.3%	↑



ACTIVITY

Cumulative percentage of contracted UDA delivered 2016 & 2017



Month	Adjusted Scheduled Activity (UDA)	
	2016	2017
April	416	498
May	1,457	1,353
June	2,058	2,198
July	3,398	3,320
August	4,487	4,370
September	5,528	5,366
October	6,495	6,394
November	7,412	7,459
December	8,498	8,312
January	9,280	
February	10,608	
March	11,651	
April	12,353	
May	12,358	
June	12,355	

QUALITY

	Quantity	Base Number	Contract	AT	Region	England
% of FP17s for the same patient ID Re-attending within 3 months - Children	78	964	8.1%	12.4%	13.4%	12.4%
% of FP17s for the same patient ID Re-attending within 3 months - Adults	710	4,538	15.6%	18.0%	17.3%	16.6%
% of FP17s for the same patient ID Re-attending between 3 & 9 months - Children	677	964	70.2%	57.2%	58.9%	57.5%
% of FP17s for the same patient ID Re-attending between 3 & 9 months - Adults	2,418	4,538	53.3%	50.9%	52.5%	50.4%
% of FP17s for Band 1 Urgent Courses	111	5,160	2.2%	9.9%	9.3%	9.1%
% of FP17s Relating to Free Repair or Replacements	108	5,160	2.1%	1.0%	1.0%	0.8%
% of FP17s Relating to Continuations	191	5,160	3.7%	1.6%	1.5%	1.3%
% of Patients satisfied with the dentistry they have received	10	10	100.0%	94.7%	93.1%	92.7%
% of Patients satisfied with the time they had to wait for an appointment	10	10	100.0%	93.3%	89.8%	88.8%

* This is based on patients treated on this contract for their most recent course of treatment. Figures in italics indicate the base number of FP17s or Patient Questionnaire responses are less than 100. N/A is shown where the base number of responses is less than 10 during the period. % is calculated as Quantity/Base number*100

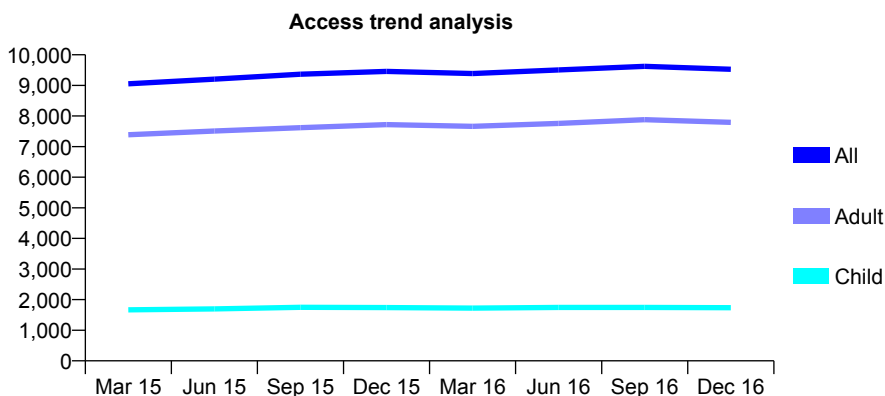
Q44 - Vital Signs At a Glance Contract Report for 725382/0002 - December 2016

Name or company name	MR DG SPARKE
Contract type name	GDS Contract
Purpose of contract	General
Contract start date	01/04/2006
Contract end date	

16/17 Contracted general activity (UDA)	26,156
Carry forward general activity (UDA)	0
16/17 Contracted orthodontic activity (UOA)	0
Carry forward orthodontic activity (UOA)	0
Baseline contract value	£768,656.43

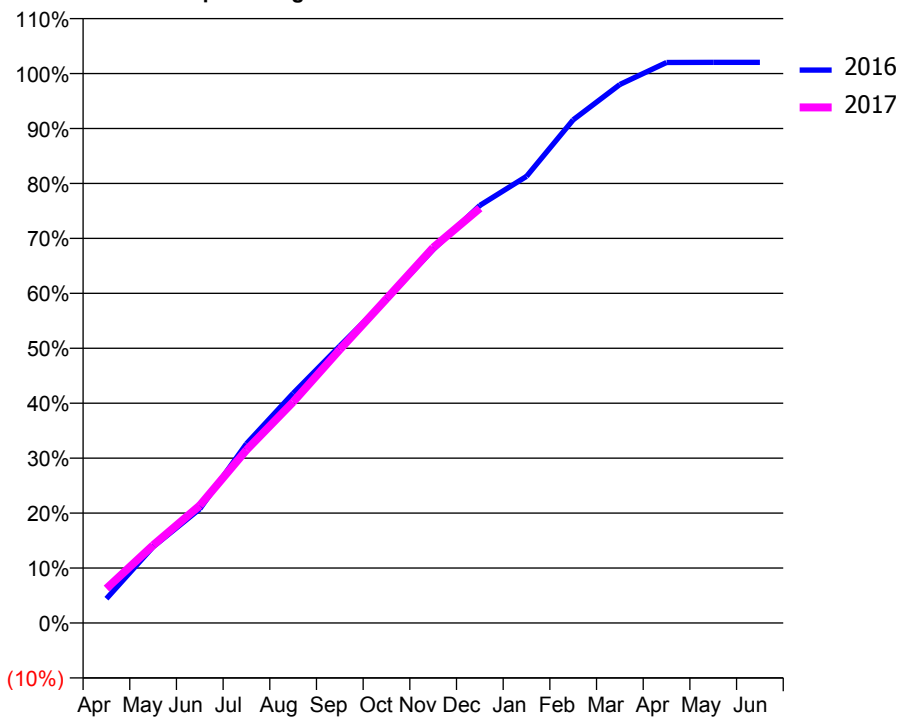
ACCESS*

Patients seen in 24 months	Total	Change since previous quarter
Quarter ending December 2015	9,459	
Quarter ending March 2016	9,387	→
Quarter ending June 2016	9,507	→
Quarter ending September 2016	9,622	→
Quarter ending December 2016	9,529	→
Variance since December 2015	0.7%	→



ACTIVITY

Cumulative percentage of contracted UDA delivered 2016 & 2017



Month	Adjusted Scheduled Activity (UDA)	
	2016	2017
April	1,157	1,643
May	3,625	3,704
June	5,433	5,598
July	8,534	8,234
August	10,932	10,522
September	13,187	13,017
October	15,411	15,433
November	17,776	17,869
December	19,876	19,743
January	21,260	
February	23,954	
March	25,631	
April	26,682	
May	26,686	
June	26,690	

QUALITY

	Quantity	Base Number	Contract	AT	Region	England
% of FP17s for the same patient ID Re-attending within 3 months - Children	151	2,115	7.1%	12.4%	13.4%	12.4%
% of FP17s for the same patient ID Re-attending within 3 months - Adults	1,605	9,840	16.3%	18.0%	17.3%	16.6%
% of FP17s for the same patient ID Re-attending between 3 & 9 months - Children	1,427	2,115	67.5%	57.2%	58.9%	57.5%
% of FP17s for the same patient ID Re-attending between 3 & 9 months - Adults	5,573	9,840	56.6%	50.9%	52.5%	50.4%
% of FP17s for Band 1 Urgent Courses	564	11,001	5.1%	9.9%	9.3%	9.1%
% of FP17s Relating to Free Repair or Replacements	206	11,001	1.9%	1.0%	1.0%	0.8%
% of FP17s Relating to Continuations	381	11,001	3.5%	1.6%	1.5%	1.3%
% of Patients satisfied with the dentistry they have received	21	23	91.3%	94.7%	93.1%	92.7%
% of Patients satisfied with the time they had to wait for an appointment	21	23	91.3%	93.3%	89.8%	88.8%

* This is based on patients treated on this contract for their most recent course of treatment. Figures in italics indicate the base number of FP17s or Patient Questionnaire responses are less than 100. N/A is shown where the base number of responses is less than 10 during the period. % is calculated as Quantity/Base number*100

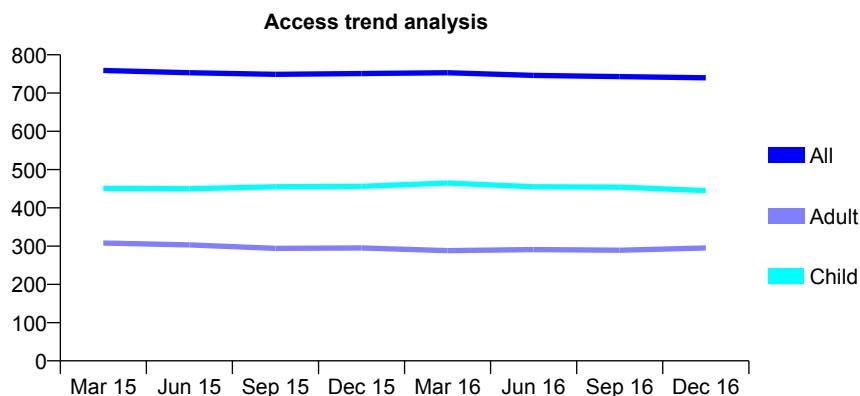
Q44 - Vital Signs At a Glance Contract Report for 725889/0001 - December 2016

Name or company name	MR GD ROWE
Contract type name	PDS Contract
Purpose of contract	General
Contract start date	01/04/2006
Contract end date	

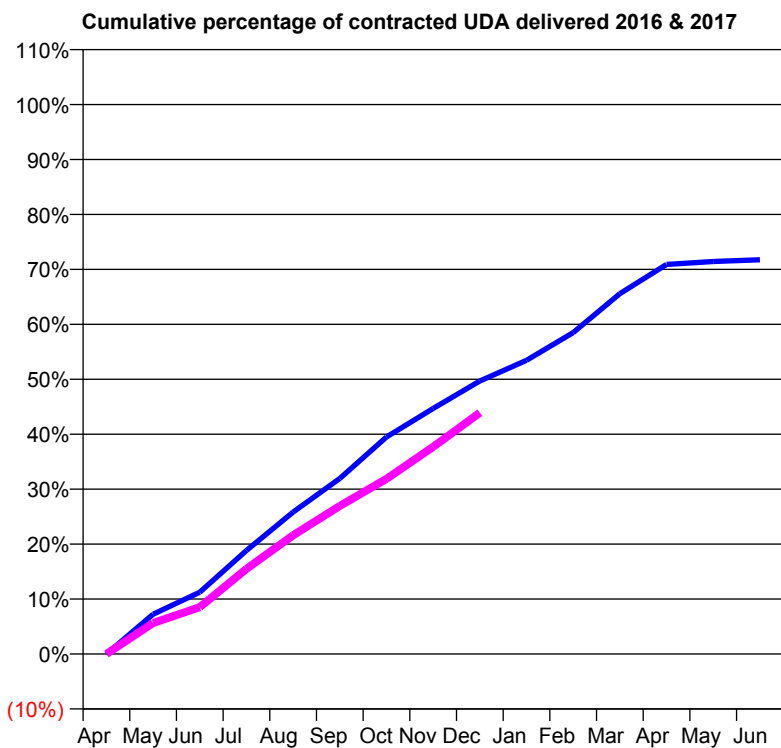
16/17 Contracted general activity (UDA)	2,220
Carry forward general activity (UDA)	0
16/17 Contracted orthodontic activity (UOA)	0
Carry forward orthodontic activity (UOA)	0
Baseline contract value	£47,098.48

ACCESS*

Patients seen in 24 months	Total	Change since previous quarter
Quarter ending December 2015	751	
Quarter ending March 2016	753	→
Quarter ending June 2016	746	→
Quarter ending September 2016	743	→
Quarter ending December 2016	740	→
Variance since December 2015	(1.5%)	↓



ACTIVITY



Month	Adjusted Scheduled Activity (UDA)	
	2016	2017
April	0	0
May	161	125
June	250	190
July	418	344
August	574	480
September	709	598
October	877	708
November	992	837
December	1,103	975
January	1,187	
February	1,299	
March	1,456	
April	1,574	
May	1,586	
June	1,593	

QUALITY

	Quantity	Base Number	Contract	AT	Region	England
% of FP17s for the same patient ID Re-attending within 3 months - Children	57	473	12.1%	12.4%	13.4%	12.4%
% of FP17s for the same patient ID Re-attending within 3 months - Adults	31	219	14.2%	18.0%	17.3%	16.6%
% of FP17s for the same patient ID Re-attending between 3 & 9 months - Children	228	473	48.2%	57.2%	58.9%	57.5%
% of FP17s for the same patient ID Re-attending between 3 & 9 months - Adults	109	219	49.8%	50.9%	52.5%	50.4%
% of FP17s for Band 1 Urgent Courses	44	597	7.4%	9.9%	9.3%	9.1%
% of FP17s Relating to Free Repair or Replacements	0	597	0.0%	1.0%	1.0%	0.8%
% of FP17s Relating to Continuations	0	597	0.0%	1.6%	1.5%	1.3%
% of Patients satisfied with the dentistry they have received	1	1	N/A	94.7%	93.1%	92.7%
% of Patients satisfied with the time they had to wait for an appointment	1	1	N/A	93.3%	89.8%	88.8%

* This is based on patients treated on this contract for their most recent course of treatment. Figures in italics indicate the base number of FP17s or Patient Questionnaire responses are less than 100. N/A is shown where the base number of responses is less than 10 during the period. % is calculated as Quantity/Base number*100

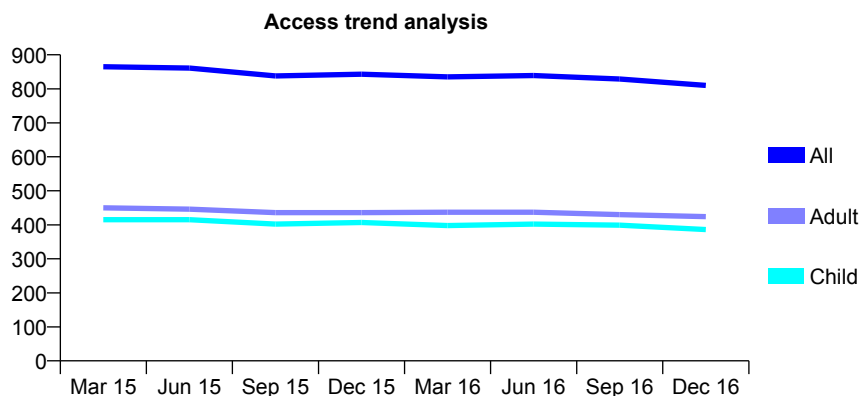
Q44 - Vital Signs At a Glance Contract Report for 732486/0001 - December 2016

Name or company name	MR D BARCLAY
Contract type name	GDS Contract
Purpose of contract	General
Contract start date	01/04/2006
Contract end date	

16/17 Contracted general activity (UDA)	2,188
Carry forward general activity (UDA)	0
16/17 Contracted orthodontic activity (UOA)	0
Carry forward orthodontic activity (UOA)	0
Baseline contract value	£53,591.52

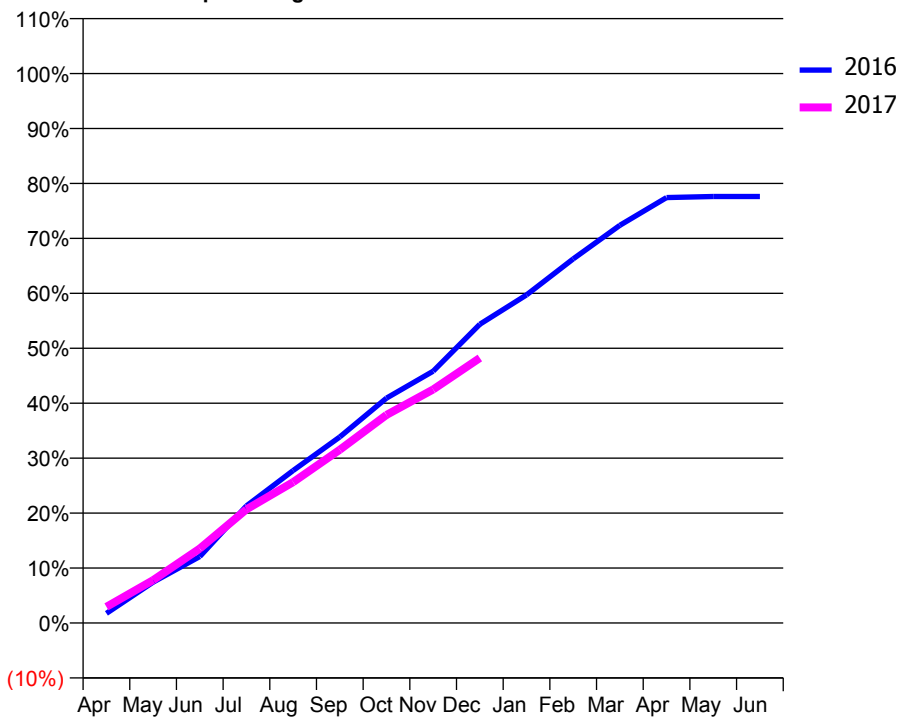
ACCESS*

Patients seen in 24 months	Total	Change since previous quarter
Quarter ending December 2015	843	
Quarter ending March 2016	835	→
Quarter ending June 2016	839	→
Quarter ending September 2016	829	↓
Quarter ending December 2016	810	↓
Variance since December 2015	(3.9%)	↓



ACTIVITY

Cumulative percentage of contracted UDA delivered 2016 & 2017



Month	Adjusted Scheduled Activity (UDA)	
	2016	2017
April	39	65
May	163	171
June	265	296
July	466	452
August	607	561
September	741	690
October	895	828
November	1,003	930
December	1,189	1,055
January	1,306	
February	1,450	
March	1,584	
April	1,694	
May	1,698	
June	1,698	

QUALITY

	Quantity	Base Number	Contract	AT	Region	England
% of FP17s for the same patient ID Re-attending within 3 months - Children	33	464	7.1%	12.4%	13.4%	12.4%
% of FP17s for the same patient ID Re-attending within 3 months - Adults	27	340	7.9%	18.0%	17.3%	16.6%
% of FP17s for the same patient ID Re-attending between 3 & 9 months - Children	333	464	71.8%	57.2%	58.9%	57.5%
% of FP17s for the same patient ID Re-attending between 3 & 9 months - Adults	156	340	45.9%	50.9%	52.5%	50.4%
% of FP17s for Band 1 Urgent Courses	31	735	4.2%	9.9%	9.3%	9.1%
% of FP17s Relating to Free Repair or Replacements	0	735	0.0%	1.0%	1.0%	0.8%
% of FP17s Relating to Continuations	0	735	0.0%	1.6%	1.5%	1.3%
% of Patients satisfied with the dentistry they have received	3	3	N/A	94.7%	93.1%	92.7%
% of Patients satisfied with the time they had to wait for an appointment	3	3	N/A	93.3%	89.8%	88.8%

* This is based on patients treated on this contract for their most recent course of treatment. Figures in italics indicate the base number of FP17s or Patient Questionnaire responses are less than 100. N/A is shown where the base number of responses is less than 10 during the period. % is calculated as Quantity/Base number*100

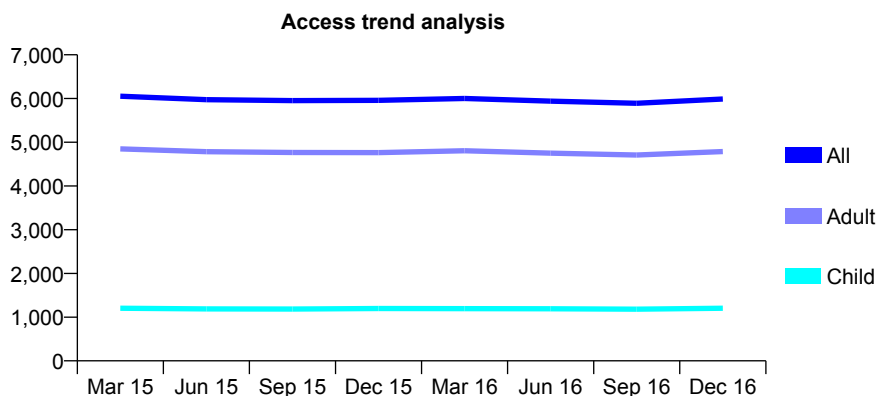
Q44 - Vital Signs At a Glance Contract Report for 733032/0001 - December 2016

Name or company name	MR DP REEVES
Contract type name	GDS Contract
Purpose of contract	General
Contract start date	01/04/2006
Contract end date	

16/17 Contracted general activity (UDA)	16,536
Carry forward general activity (UDA)	28
16/17 Contracted orthodontic activity (UOA)	0
Carry forward orthodontic activity (UOA)	0
Baseline contract value	£508,306.01

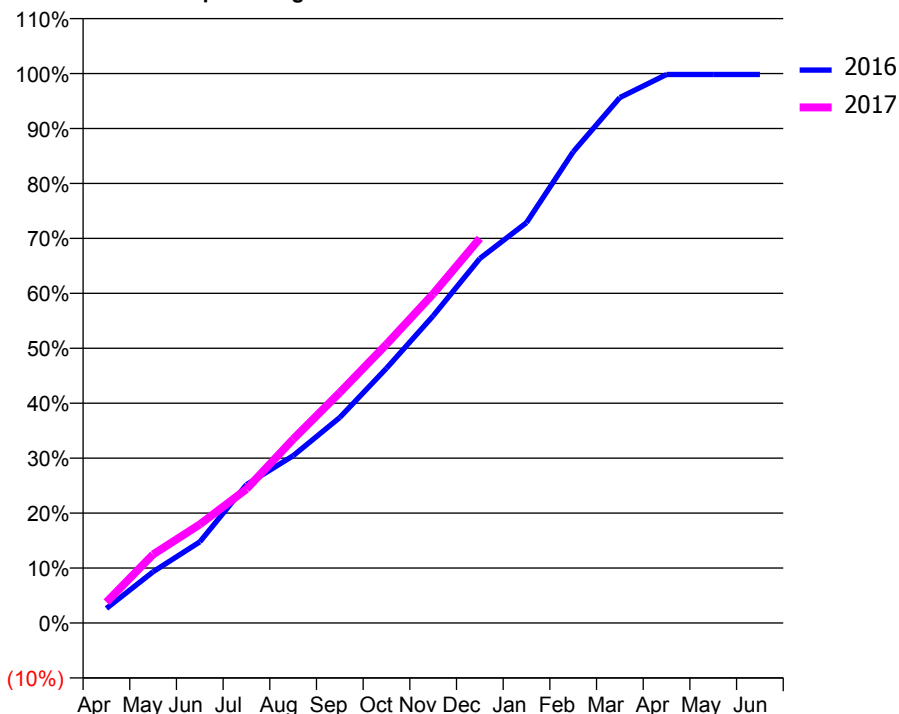
ACCESS*

Patients seen in 24 months	Total	Change since previous quarter
Quarter ending December 2015	5,959	
Quarter ending March 2016	6,000	→
Quarter ending June 2016	5,941	→
Quarter ending September 2016	5,890	→
Quarter ending December 2016	5,989	→
Variance since December 2015	0.5%	→



ACTIVITY

Cumulative percentage of contracted UDA delivered 2016 & 2017



Month	Adjusted Scheduled Activity (UDA)	
	2016	2017
April	440	630
May	1,542	2,064
June	2,441	2,967
July	4,165	4,029
August	5,033	5,533
September	6,186	6,938
October	7,668	8,389
November	9,243	9,905
December	10,969	11,573
January	12,047	
February	14,180	
March	15,813	
April	16,508	
May	16,508	
June	16,508	

QUALITY

	Quantity	Base Number	Contract	AT	Region	England
% of FP17s for the same patient ID Re-attending within 3 months - Children	89	1,427	6.2%	12.4%	13.4%	12.4%
% of FP17s for the same patient ID Re-attending within 3 months - Adults	597	5,033	11.9%	18.0%	17.3%	16.6%
% of FP17s for the same patient ID Re-attending between 3 & 9 months - Children	882	1,427	61.8%	57.2%	58.9%	57.5%
% of FP17s for the same patient ID Re-attending between 3 & 9 months - Adults	3,065	5,033	60.9%	50.9%	52.5%	50.4%
% of FP17s for Band 1 Urgent Courses	82	6,113	1.3%	9.9%	9.3%	9.1%
% of FP17s Relating to Free Repair or Replacements	80	6,113	1.3%	1.0%	1.0%	0.8%
% of FP17s Relating to Continuations	65	6,113	1.1%	1.6%	1.5%	1.3%
% of Patients satisfied with the dentistry they have received	19	19	100.0%	94.7%	93.1%	92.7%
% of Patients satisfied with the time they had to wait for an appointment	18	19	94.7%	93.3%	89.8%	88.8%

* This is based on patients treated on this contract for their most recent course of treatment. Figures in italics indicate the base number of FP17s or Patient Questionnaire responses are less than 100. N/A is shown where the base number of responses is less than 10 during the period. % is calculated as Quantity/Base number*100

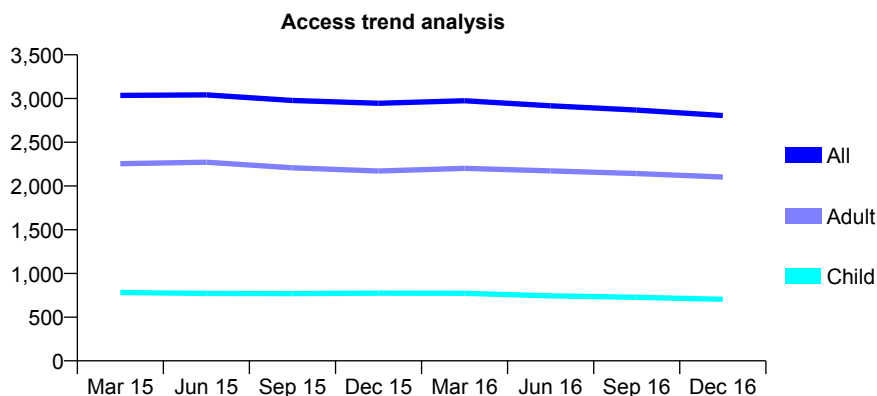
Q44 - Vital Signs At a Glance Contract Report for 739634/0001 - December 2016

Name or company name	MISS KB RAW
Contract type name	GDS Contract
Purpose of contract	General
Contract start date	01/04/2006
Contract end date	

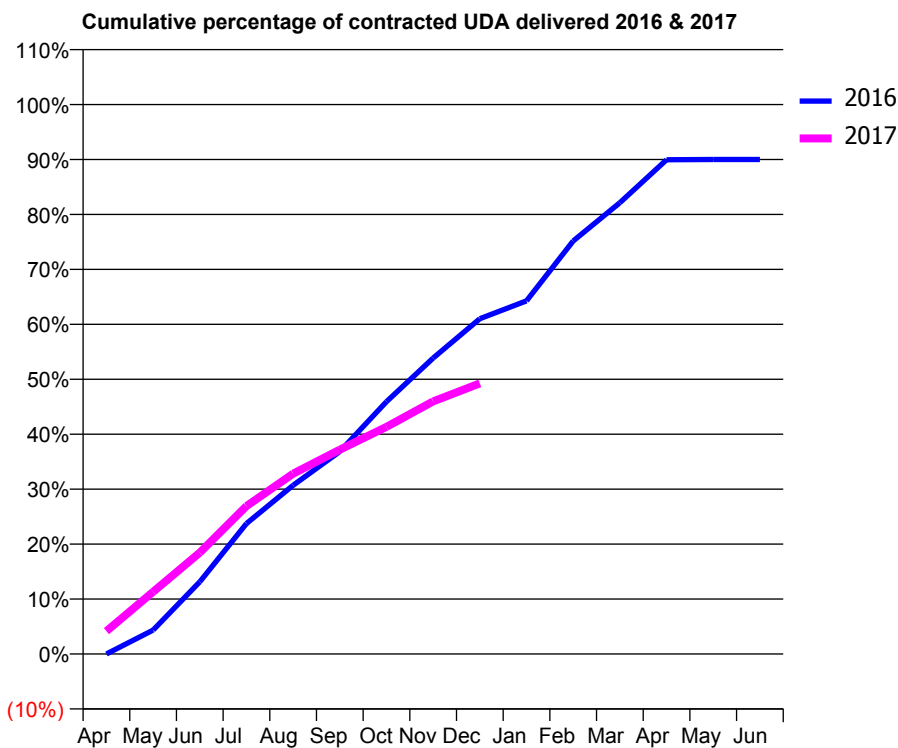
16/17 Contracted general activity (UDA)	10,500
Carry forward general activity (UDA)	0
16/17 Contracted orthodontic activity (UOA)	0
Carry forward orthodontic activity (UOA)	0
Baseline contract value	£247,584.30

ACCESS*

Patients seen in 24 months	Total	Change since previous quarter
Quarter ending December 2015	2,945	
Quarter ending March 2016	2,974	→
Quarter ending June 2016	2,916	↓
Quarter ending September 2016	2,868	↓
Quarter ending December 2016	2,806	↓
Variance since December 2015	(4.7%)	↓



ACTIVITY



Month	Adjusted Scheduled Activity (UDA)	
	2016	2017
April	0	436
May	458	1,188
June	1,380	1,937
July	2,493	2,827
August	3,225	3,445
September	3,870	3,905
October	4,823	4,340
November	5,655	4,826
December	6,408	5,171
January	6,747	
February	7,892	
March	8,623	
April	9,445	
May	9,448	
June	9,449	

QUALITY

	Quantity	Base Number	Contract	AT	Region	England
% of FP17s for the same patient ID Re-attending within 3 months - Children	71	754	9.4%	12.4%	13.4%	12.4%
% of FP17s for the same patient ID Re-attending within 3 months - Adults	363	1,969	18.4%	18.0%	17.3%	16.6%
% of FP17s for the same patient ID Re-attending between 3 & 9 months - Children	478	754	63.4%	57.2%	58.9%	57.5%
% of FP17s for the same patient ID Re-attending between 3 & 9 months - Adults	999	1,969	50.7%	50.9%	52.5%	50.4%
% of FP17s for Band 1 Urgent Courses	227	2,391	9.5%	9.9%	9.3%	9.1%
% of FP17s Relating to Free Repair or Replacements	58	2,391	2.4%	1.0%	1.0%	0.8%
% of FP17s Relating to Continuations	11	2,391	0.5%	1.6%	1.5%	1.3%
% of Patients satisfied with the dentistry they have received	3	3	N/A	94.7%	93.1%	92.7%
% of Patients satisfied with the time they had to wait for an appointment	2	3	N/A	93.3%	89.8%	88.8%

* This is based on patients treated on this contract for their most recent course of treatment. Figures in italics indicate the base number of FP17s or Patient Questionnaire responses are less than 100. N/A is shown where the base number of responses is less than 10 during the period. % is calculated as Quantity/Base number*100

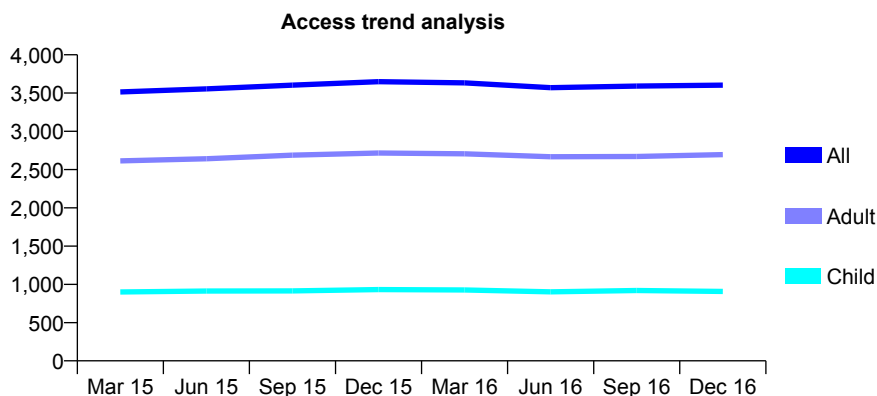
Q44 - Vital Signs At a Glance Contract Report for 742953/0001 - December 2016

Name or company name	MRS CE ROBERTS
Contract type name	GDS Contract
Purpose of contract	General
Contract start date	01/04/2006
Contract end date	

16/17 Contracted general activity (UDA)	12,000
Carry forward general activity (UDA)	411
16/17 Contracted orthodontic activity (UOA)	0
Carry forward orthodontic activity (UOA)	0
Baseline contract value	£283,705.21

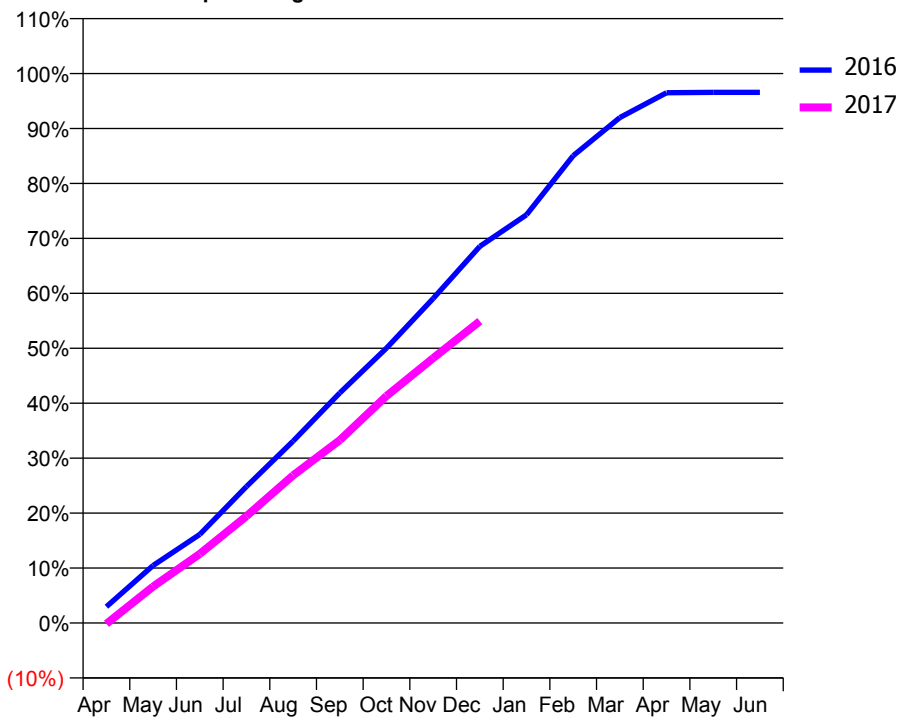
ACCESS*

Patients seen in 24 months	Total	Change since previous quarter
Quarter ending December 2015	3,649	
Quarter ending March 2016	3,633	→
Quarter ending June 2016	3,570	↓
Quarter ending September 2016	3,591	→
Quarter ending December 2016	3,604	→
Variance since December 2015	(1.2%)	↓



ACTIVITY

Cumulative percentage of contracted UDA delivered 2016 & 2017



Month	Adjusted Scheduled Activity (UDA)	
	2016	2017
April	356	-19
May	1,255	797
June	1,934	1,510
July	2,980	2,335
August	3,973	3,224
September	5,025	3,995
October	6,004	4,957
November	7,086	5,784
December	8,226	6,590
January	8,915	
February	10,206	
March	11,039	
April	11,581	
May	11,589	
June	11,589	

QUALITY

	Quantity	Base Number	Contract	AT	Region	England
% of FP17s for the same patient ID Re-attending within 3 months - Children	110	1,166	9.4%	12.4%	13.4%	12.4%
% of FP17s for the same patient ID Re-attending within 3 months - Adults	571	3,224	17.7%	18.0%	17.3%	16.6%
% of FP17s for the same patient ID Re-attending between 3 & 9 months - Children	816	1,166	70.0%	57.2%	58.9%	57.5%
% of FP17s for the same patient ID Re-attending between 3 & 9 months - Adults	2,030	3,224	63.0%	50.9%	52.5%	50.4%
% of FP17s for Band 1 Urgent Courses	295	4,129	7.1%	9.9%	9.3%	9.1%
% of FP17s Relating to Free Repair or Replacements	78	4,129	1.9%	1.0%	1.0%	0.8%
% of FP17s Relating to Continuations	14	4,129	0.3%	1.6%	1.5%	1.3%
% of Patients satisfied with the dentistry they have received	6	7	N/A	94.7%	93.1%	92.7%
% of Patients satisfied with the time they had to wait for an appointment	6	7	N/A	93.3%	89.8%	88.8%

* This is based on patients treated on this contract for their most recent course of treatment. Figures in italics indicate the base number of FP17s or Patient Questionnaire responses are less than 100. N/A is shown where the base number of responses is less than 10 during the period. % is calculated as Quantity/Base number*100

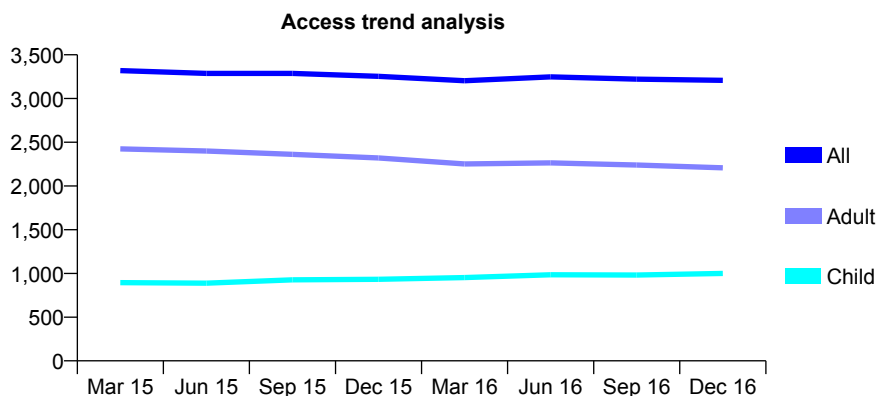
Q44 - Vital Signs At a Glance Contract Report for 745235/0001 - December 2016

Name or company name	MR ML GIBSON
Contract type name	GDS Contract
Purpose of contract	General
Contract start date	01/04/2006
Contract end date	

16/17 Contracted general activity (UDA)	9,352
Carry forward general activity (UDA)	133
16/17 Contracted orthodontic activity (UOA)	0
Carry forward orthodontic activity (UOA)	0
Baseline contract value	£286,671.19

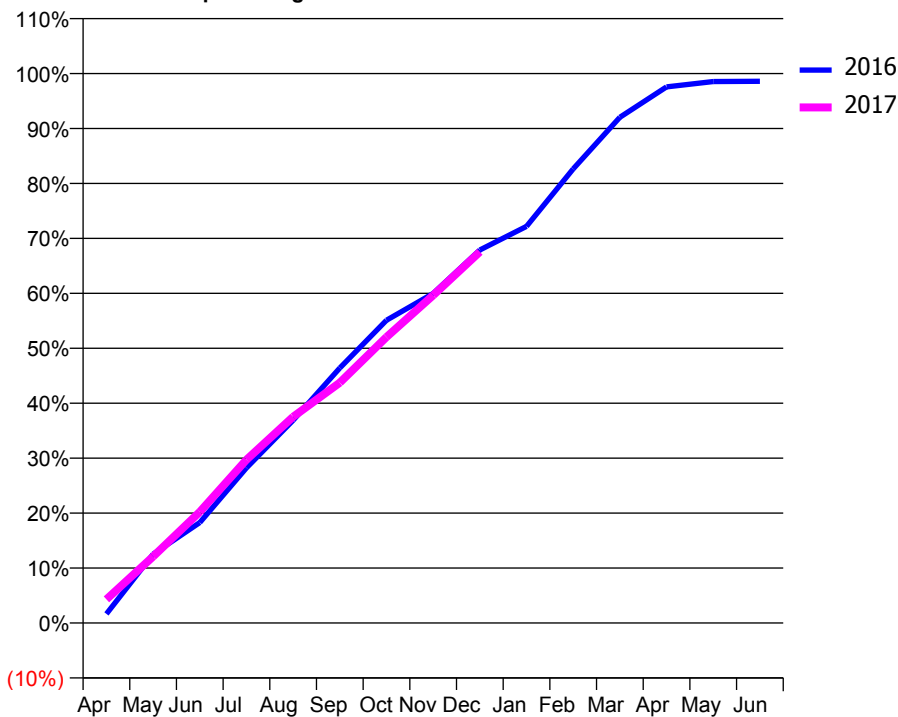
ACCESS*

Patients seen in 24 months	Total	Change since previous quarter
Quarter ending December 2015	3,253	
Quarter ending March 2016	3,203	↓
Quarter ending June 2016	3,248	→
Quarter ending September 2016	3,221	→
Quarter ending December 2016	3,208	→
Variance since December 2015	(1.4%)	↓



ACTIVITY

Cumulative percentage of contracted UDA delivered 2016 & 2017



Month	Adjusted Scheduled Activity (UDA)	
	2016	2017
April	156	403
May	1,172	1,130
June	1,711	1,892
July	2,640	2,778
August	3,451	3,509
September	4,341	4,090
October	5,153	4,867
November	5,608	5,577
December	6,350	6,316
January	6,749	
February	7,729	
March	8,606	
April	9,124	
May	9,216	
June	9,219	

QUALITY

	Quantity	Base Number	Contract	AT	Region	England
% of FP17s for the same patient ID Re-attending within 3 months - Children	87	1,026	8.5%	12.4%	13.4%	12.4%
% of FP17s for the same patient ID Re-attending within 3 months - Adults	455	2,233	20.4%	18.0%	17.3%	16.6%
% of FP17s for the same patient ID Re-attending between 3 & 9 months - Children	552	1,026	53.8%	57.2%	58.9%	57.5%
% of FP17s for the same patient ID Re-attending between 3 & 9 months - Adults	861	2,233	38.6%	50.9%	52.5%	50.4%
% of FP17s for Band 1 Urgent Courses	522	3,015	17.3%	9.9%	9.3%	9.1%
% of FP17s Relating to Free Repair or Replacements	13	3,015	0.4%	1.0%	1.0%	0.8%
% of FP17s Relating to Continuations	34	3,015	1.1%	1.6%	1.5%	1.3%
% of Patients satisfied with the dentistry they have received	8	9	N/A	94.7%	93.1%	92.7%
% of Patients satisfied with the time they had to wait for an appointment	6	9	N/A	93.3%	89.8%	88.8%

* This is based on patients treated on this contract for their most recent course of treatment. Figures in italics indicate the base number of FP17s or Patient Questionnaire responses are less than 100. N/A is shown where the base number of responses is less than 10 during the period. % is calculated as Quantity/Base number*100

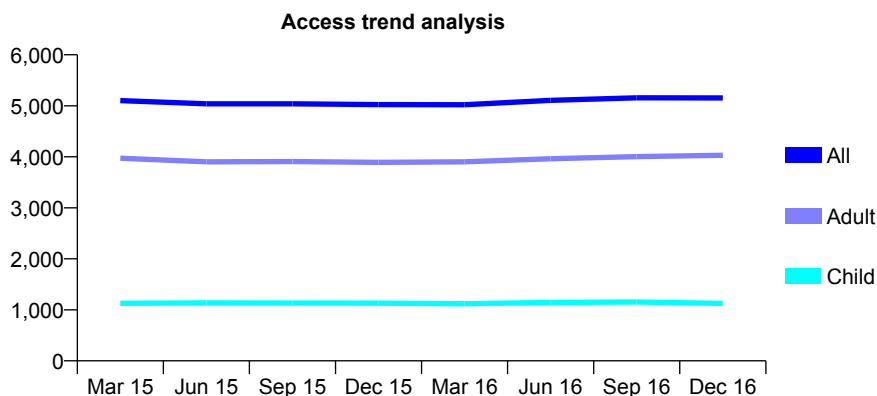
Q44 - Vital Signs At a Glance Contract Report for 746266/0001 - December 2016

Name or company name	MR JK EVANS
Contract type name	GDS Contract
Purpose of contract	General
Contract start date	01/04/2006
Contract end date	

16/17 Contracted general activity (UDA)	15,264
Carry forward general activity (UDA)	0
16/17 Contracted orthodontic activity (UOA)	0
Carry forward orthodontic activity (UOA)	0
Baseline contract value	£465,802.44

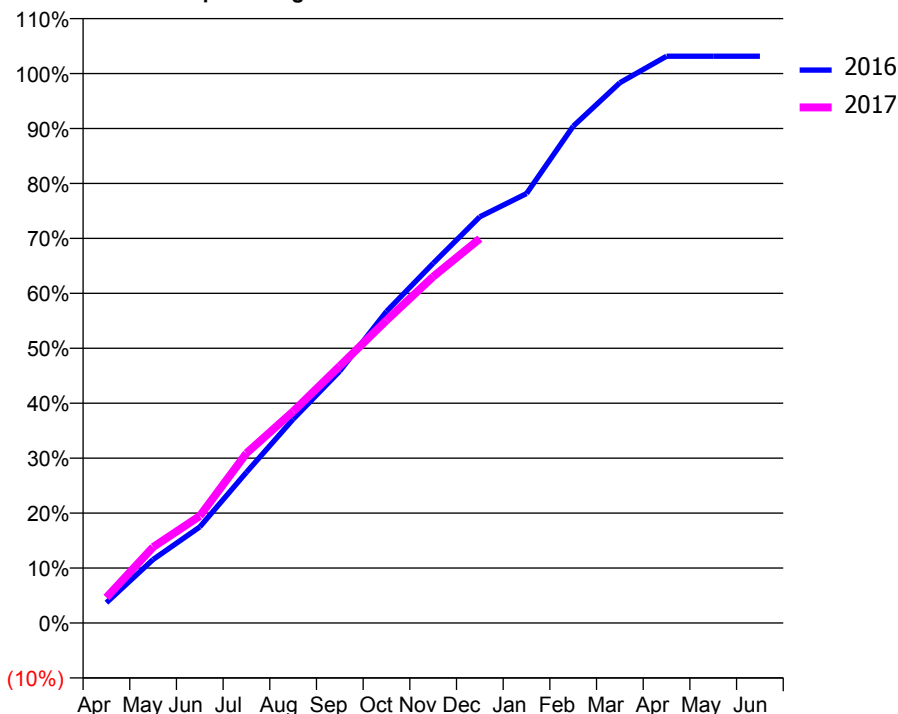
ACCESS*

Patients seen in 24 months	Total	Change since previous quarter
Quarter ending December 2015	5,023	
Quarter ending March 2016	5,022	→
Quarter ending June 2016	5,106	→
Quarter ending September 2016	5,157	→
Quarter ending December 2016	5,155	→
Variance since December 2015	2.6%	↑



ACTIVITY

Cumulative percentage of contracted UDA delivered 2016 & 2017



Month	Adjusted Scheduled Activity (UDA)	
	2016	2017
April	564	709
May	1,765	2,111
June	2,670	2,972
July	4,188	4,719
August	5,662	5,878
September	7,001	7,140
October	8,656	8,407
November	9,992	9,621
December	11,286	10,676
January	11,931	
February	13,800	
March	15,007	
April	15,744	
May	15,745	
June	15,745	

QUALITY

	Quantity	Base Number	Contract	AT	Region	England
% of FP17s for the same patient ID Re-attending within 3 months - Children	110	1,203	9.1%	12.4%	13.4%	12.4%
% of FP17s for the same patient ID Re-attending within 3 months - Adults	804	4,504	17.9%	18.0%	17.3%	16.6%
% of FP17s for the same patient ID Re-attending between 3 & 9 months - Children	680	1,203	56.5%	57.2%	58.9%	57.5%
% of FP17s for the same patient ID Re-attending between 3 & 9 months - Adults	2,412	4,504	53.6%	50.9%	52.5%	50.4%
% of FP17s for Band 1 Urgent Courses	594	5,355	11.1%	9.9%	9.3%	9.1%
% of FP17s Relating to Free Repair or Replacements	41	5,355	0.8%	1.0%	1.0%	0.8%
% of FP17s Relating to Continuations	121	5,355	2.3%	1.6%	1.5%	1.3%
% of Patients satisfied with the dentistry they have received	11	11	100.0%	94.7%	93.1%	92.7%
% of Patients satisfied with the time they had to wait for an appointment	10	11	90.9%	93.3%	89.8%	88.8%

* This is based on patients treated on this contract for their most recent course of treatment. Figures in italics indicate the base number of FP17s or Patient Questionnaire responses are less than 100. N/A is shown where the base number of responses is less than 10 during the period. % is calculated as Quantity/Base number*100

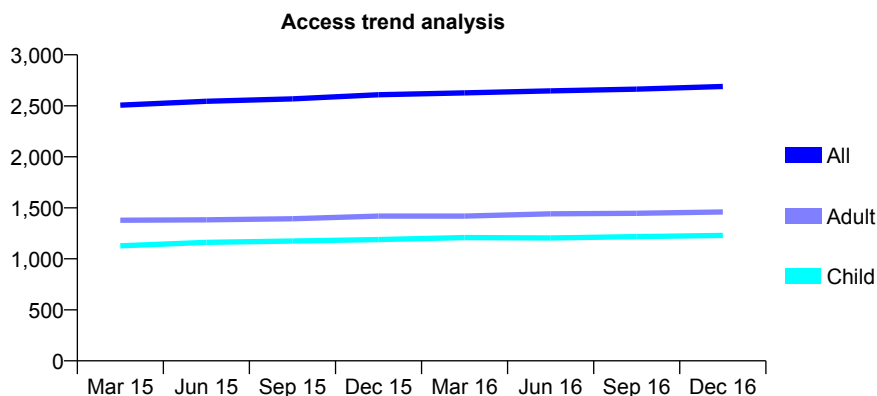
Q44 - Vital Signs At a Glance Contract Report for 746495/0001 - December 2016

Name or company name	MR RS HANDLEY
Contract type name	GDS Contract
Purpose of contract	General
Contract start date	01/04/2006
Contract end date	

16/17 Contracted general activity (UDA)	6,824
Carry forward general activity (UDA)	164
16/17 Contracted orthodontic activity (UOA)	0
Carry forward orthodontic activity (UOA)	0
Baseline contract value	£179,417.04

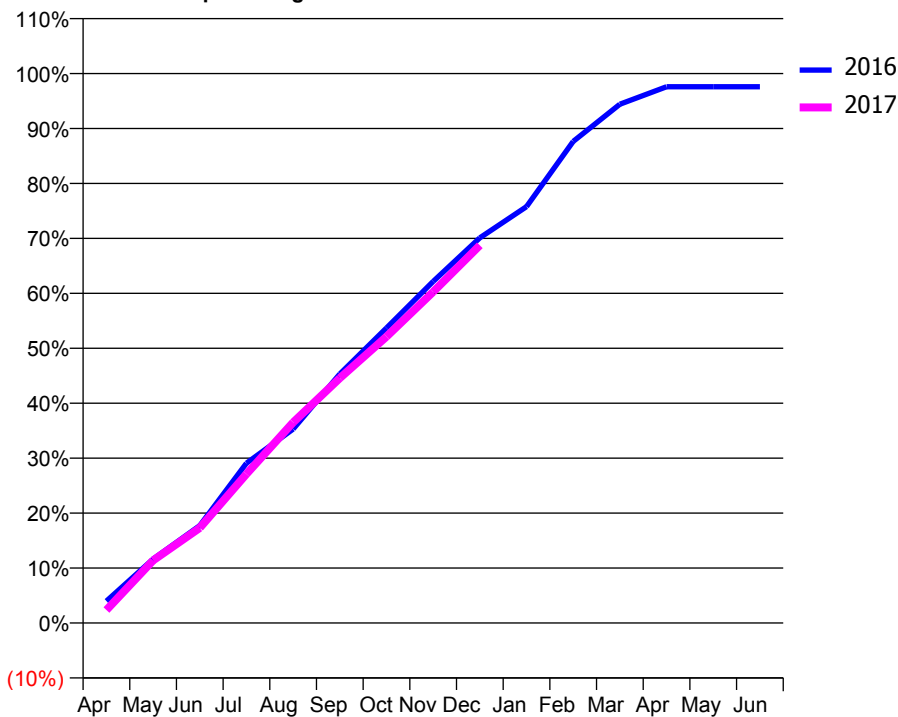
ACCESS*

Patients seen in 24 months	Total	Change since previous quarter
Quarter ending December 2015	2,608	
Quarter ending March 2016	2,627	→
Quarter ending June 2016	2,646	→
Quarter ending September 2016	2,664	→
Quarter ending December 2016	2,689	→
Variance since December 2015	3.1%	↑



ACTIVITY

Cumulative percentage of contracted UDA delivered 2016 & 2017



Adjusted Scheduled Activity (UDA)

Month	2016	2017
April	272	161
May	795	778
June	1,210	1,181
July	1,985	1,850
August	2,408	2,491
September	3,093	3,042
October	3,664	3,556
November	4,242	4,113
December	4,783	4,691
January	5,172	
February	5,981	
March	6,443	
April	6,659	
May	6,660	
June	6,660	

QUALITY

	Quantity	Base Number	Contract	AT	Region	England
% of FP17s for the same patient ID Re-attending within 3 months - Children	137	1,631	8.4%	12.4%	13.4%	12.4%
% of FP17s for the same patient ID Re-attending within 3 months - Adults	242	1,747	13.9%	18.0%	17.3%	16.6%
% of FP17s for the same patient ID Re-attending between 3 & 9 months - Children	1,148	1,631	70.4%	57.2%	58.9%	57.5%
% of FP17s for the same patient ID Re-attending between 3 & 9 months - Adults	1,196	1,747	68.5%	50.9%	52.5%	50.4%
% of FP17s for Band 1 Urgent Courses	209	3,221	6.5%	9.9%	9.3%	9.1%
% of FP17s Relating to Free Repair or Replacements	27	3,221	0.8%	1.0%	1.0%	0.8%
% of FP17s Relating to Continuations	14	3,221	0.4%	1.6%	1.5%	1.3%
% of Patients satisfied with the dentistry they have received	11	11	100.0%	94.7%	93.1%	92.7%
% of Patients satisfied with the time they had to wait for an appointment	11	11	100.0%	93.3%	89.8%	88.8%

* This is based on patients treated on this contract for their most recent course of treatment. Figures in italics indicate the base number of FP17s or Patient Questionnaire responses are less than 100. N/A is shown where the base number of responses is less than 10 during the period. % is calculated as Quantity/Base number*100

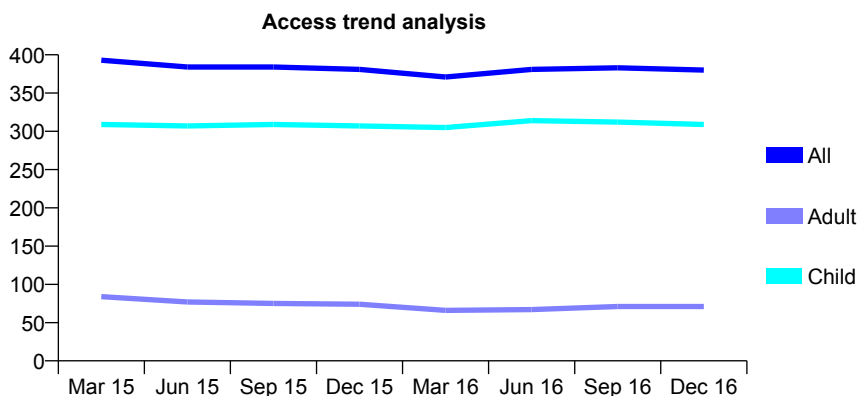
Q44 - Vital Signs At a Glance Contract Report for 751561/0001 - December 2016

Name or company name	MR AA SHAH
Contract type name	GDS Contract
Purpose of contract	General
Contract start date	01/07/2006
Contract end date	

16/17 Contracted general activity (UDA)	800
Carry forward general activity (UDA)	0
16/17 Contracted orthodontic activity (UOA)	0
Carry forward orthodontic activity (UOA)	0
Baseline contract value	£17,957.77

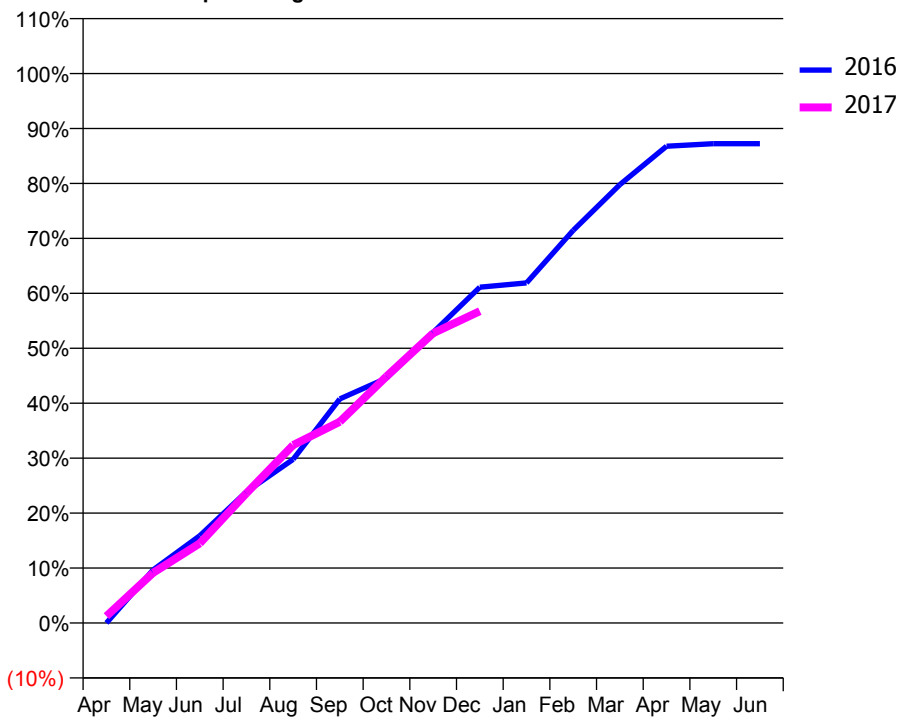
ACCESS*

Patients seen in 24 months	Total	Change since previous quarter
Quarter ending December 2015	381	
Quarter ending March 2016	371	↓
Quarter ending June 2016	381	↑
Quarter ending September 2016	383	→
Quarter ending December 2016	380	→
Variance since December 2015	(0.3%)	→



ACTIVITY

Cumulative percentage of contracted UDA delivered 2016 & 2017



Month	Adjusted Scheduled Activity (UDA)	
	2016	2017
April	0	10
May	87	73
June	143	116
July	215	189
August	268	259
September	367	293
October	401	359
November	476	422
December	550	454
January	557	
February	643	
March	718	
April	781	
May	785	
June	785	

QUALITY

	Quantity	Base Number	Contract	AT	Region	England
% of FP17s for the same patient ID Re-attending within 3 months - Children	18	365	4.9%	12.4%	13.4%	12.4%
% of FP17s for the same patient ID Re-attending within 3 months - Adults	1	24	4.2%	18.0%	17.3%	16.6%
% of FP17s for the same patient ID Re-attending between 3 & 9 months - Children	247	365	67.7%	57.2%	58.9%	57.5%
% of FP17s for the same patient ID Re-attending between 3 & 9 months - Adults	18	24	75.0%	50.9%	52.5%	50.4%
% of FP17s for Band 1 Urgent Courses	0	338	0.0%	9.9%	9.3%	9.1%
% of FP17s Relating to Free Repair or Replacements	0	338	0.0%	1.0%	1.0%	0.8%
% of FP17s Relating to Continuations	0	338	0.0%	1.6%	1.5%	1.3%
% of Patients satisfied with the dentistry they have received	2	2	N/A	94.7%	93.1%	92.7%
% of Patients satisfied with the time they had to wait for an appointment	2	2	N/A	93.3%	89.8%	88.8%

* This is based on patients treated on this contract for their most recent course of treatment. Figures in italics indicate the base number of FP17s or Patient Questionnaire responses are less than 100. N/A is shown where the base number of responses is less than 10 during the period. % is calculated as Quantity/Base number*100

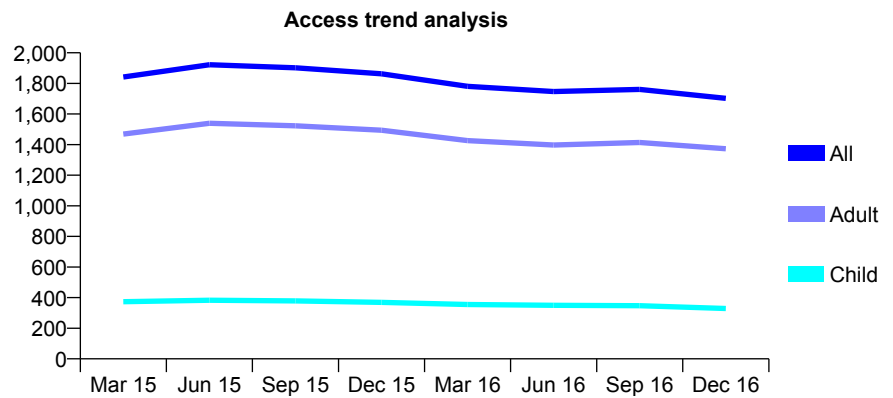
Q44 - Vital Signs At a Glance Contract Report for 762261/0001 - December 2016

Name or company name	MR A ASHTAB
Contract type name	GDS Contract
Purpose of contract	General
Contract start date	01/04/2006
Contract end date	

16/17 Contracted general activity (UDA)	5,520
Carry forward general activity (UDA)	0
16/17 Contracted orthodontic activity (UOA)	0
Carry forward orthodontic activity (UOA)	0
Baseline contract value	£136,061.40

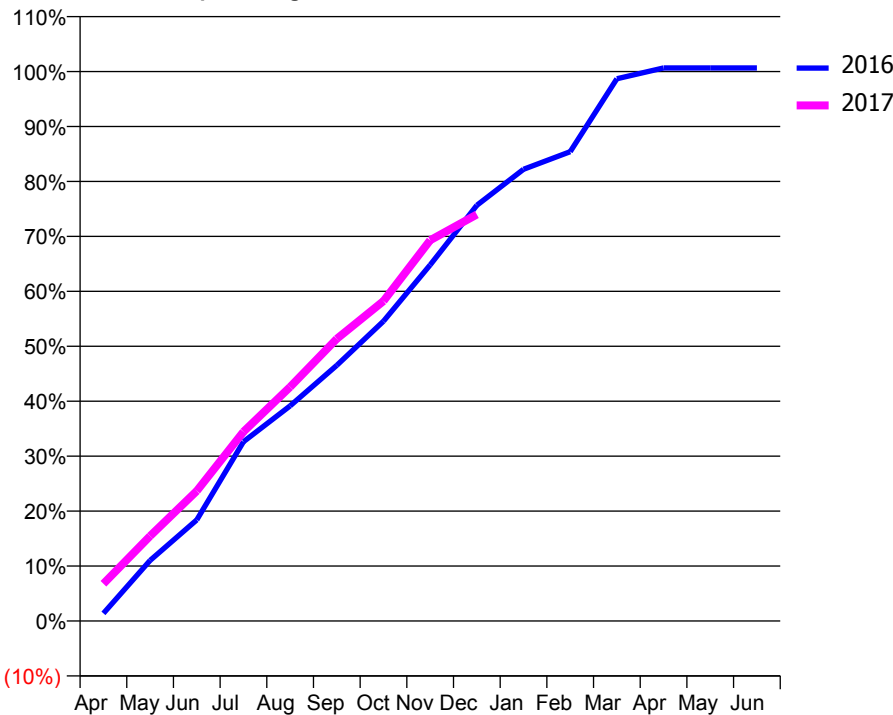
ACCESS*

Patients seen in 24 months	Total	Change since previous quarter
Quarter ending December 2015	1,863	
Quarter ending March 2016	1,781	↓
Quarter ending June 2016	1,747	↓
Quarter ending September 2016	1,761	→
Quarter ending December 2016	1,702	↓
Variance since December 2015	(8.6%)	↓



ACTIVITY

Cumulative percentage of contracted UDA delivered 2016 & 2017



Month	Adjusted Scheduled Activity (UDA)	
	2016	2017
April	77	375
May	609	855
June	1,016	1,307
July	1,802	1,901
August	2,162	2,352
September	2,569	2,835
October	3,012	3,214
November	3,577	3,825
December	4,176	4,083
January	4,538	
February	4,715	
March	5,447	
April	5,556	
May	5,556	
June	5,556	

QUALITY

	Quantity	Base Number	Contract	AT	Region	England
% of FP17s for the same patient ID Re-attending within 3 months - Children	22	363	6.1%	12.4%	13.4%	12.4%
% of FP17s for the same patient ID Re-attending within 3 months - Adults	335	1,495	22.4%	18.0%	17.3%	16.6%
% of FP17s for the same patient ID Re-attending between 3 & 9 months - Children	215	363	59.2%	57.2%	58.9%	57.5%
% of FP17s for the same patient ID Re-attending between 3 & 9 months - Adults	673	1,495	45.0%	50.9%	52.5%	50.4%
% of FP17s for Band 1 Urgent Courses	156	1,802	8.7%	9.9%	9.3%	9.1%
% of FP17s Relating to Free Repair or Replacements	9	1,802	0.5%	1.0%	1.0%	0.8%
% of FP17s Relating to Continuations	8	1,802	0.4%	1.6%	1.5%	1.3%
% of Patients satisfied with the dentistry they have received	0	0	N/A	94.7%	93.1%	92.7%
% of Patients satisfied with the time they had to wait for an appointment	0	0	N/A	93.3%	89.8%	88.8%

* This is based on patients treated on this contract for their most recent course of treatment. Figures in italics indicate the base number of FP17s or Patient Questionnaire responses are less than 100. N/A is shown where the base number of responses is less than 10 during the period. % is calculated as Quantity/Base number*100

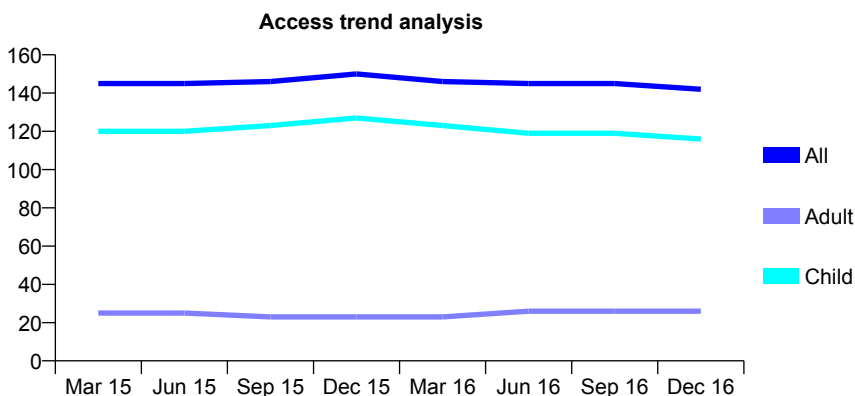
Q44 - Vital Signs At a Glance Contract Report for 766259/0001 - December 2016

Name or company name	MRS A STRETTON
Contract type name	GDS Contract
Purpose of contract	General
Contract start date	19/11/2010
Contract end date	

16/17 Contracted general activity (UDA)	781
Carry forward general activity (UDA)	0
16/17 Contracted orthodontic activity (UOA)	0
Carry forward orthodontic activity (UOA)	0
Baseline contract value	£18,191.45

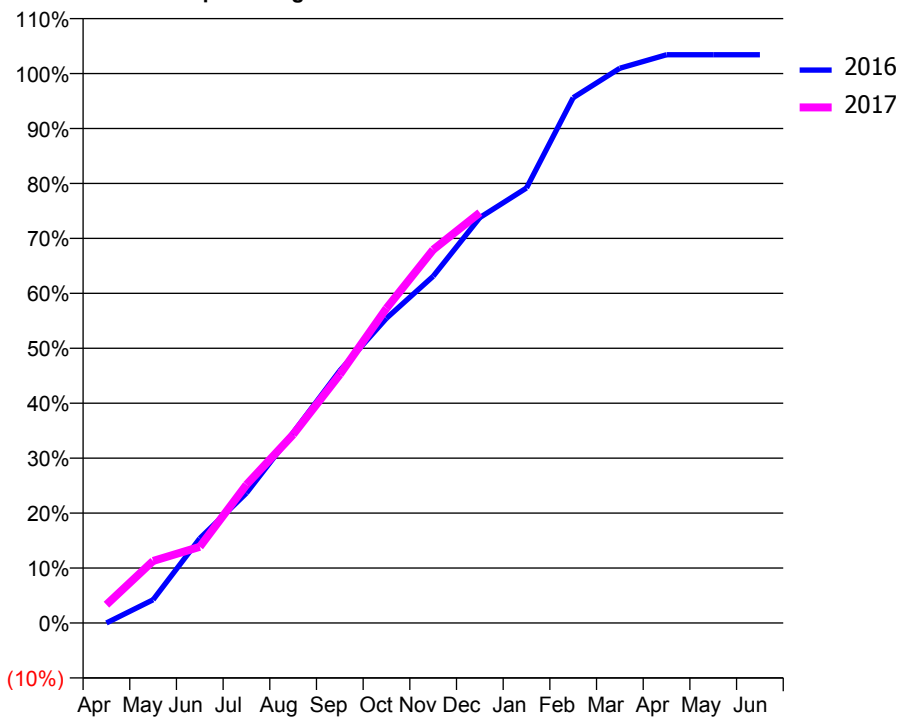
ACCESS*

Patients seen in 24 months	Total	Change since previous quarter
Quarter ending December 2015	150	
Quarter ending March 2016	146	↓
Quarter ending June 2016	145	→
Quarter ending September 2016	145	→
Quarter ending December 2016	142	↓
Variance since December 2015	(5.3%)	↓



ACTIVITY

Cumulative percentage of contracted UDA delivered 2016 & 2017



Month	Adjusted Scheduled Activity (UDA)	
	2016	2017
April	0	26
May	33	88
June	120	108
July	185	197
August	271	268
September	359	353
October	433	447
November	493	531
December	576	583
January	618	
February	747	
March	789	
April	808	
May	808	
June	808	

QUALITY

	Quantity	Base Number	Contract	AT	Region	England
% of FP17s for the same patient ID Re-attending within 3 months - Children	40	211	19.0%	12.4%	13.4%	12.4%
% of FP17s for the same patient ID Re-attending within 3 months - Adults	6	30	20.0%	18.0%	17.3%	16.6%
% of FP17s for the same patient ID Re-attending between 3 & 9 months - Children	149	211	70.6%	57.2%	58.9%	57.5%
% of FP17s for the same patient ID Re-attending between 3 & 9 months - Adults	23	30	76.7%	50.9%	52.5%	50.4%
% of FP17s for Band 1 Urgent Courses	11	226	4.9%	9.9%	9.3%	9.1%
% of FP17s Relating to Free Repair or Replacements	0	226	0.0%	1.0%	1.0%	0.8%
% of FP17s Relating to Continuations	3	226	1.3%	1.6%	1.5%	1.3%
% of Patients satisfied with the dentistry they have received	0	0	N/A	94.7%	93.1%	92.7%
% of Patients satisfied with the time they had to wait for an appointment	0	0	N/A	93.3%	89.8%	88.8%

* This is based on patients treated on this contract for their most recent course of treatment. Figures in italics indicate the base number of FP17s or Patient Questionnaire responses are less than 100. N/A is shown where the base number of responses is less than 10 during the period. % is calculated as Quantity/Base number*100

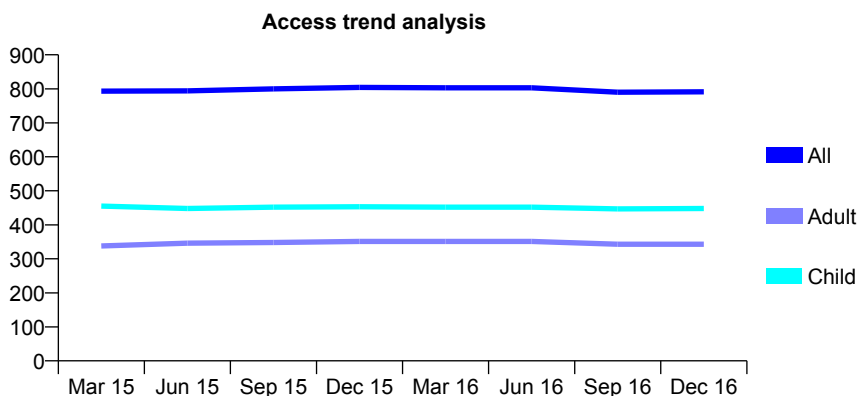
Q44 - Vital Signs At a Glance Contract Report for 803758/0001 - December 2016

Name or company name	White Friars House Dental Practice
Contract type name	GDS Contract
Purpose of contract	General
Contract start date	01/04/2006
Contract end date	

16/17 Contracted general activity (UDA)	3,000
Carry forward general activity (UDA)	0
16/17 Contracted orthodontic activity (UOA)	0
Carry forward orthodontic activity (UOA)	0
Baseline contract value	£59,523.22

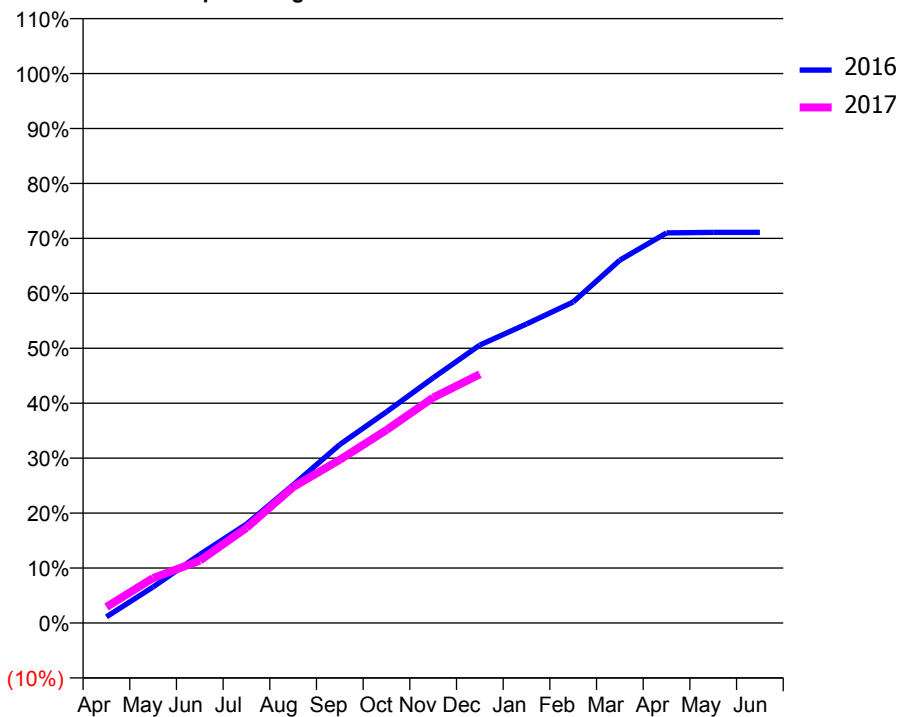
ACCESS*

Patients seen in 24 months	Total	Change since previous quarter
Quarter ending December 2015	804	
Quarter ending March 2016	803	→
Quarter ending June 2016	803	→
Quarter ending September 2016	790	↓
Quarter ending December 2016	791	→
Variance since December 2015	(1.6%)	↓



ACTIVITY

Cumulative percentage of contracted UDA delivered 2016 & 2017



Month	Adjusted Scheduled Activity (UDA)	
	2016	2017
April	34	88
May	197	246
June	374	341
July	540	520
August	754	742
September	974	892
October	1,153	1,054
November	1,339	1,231
December	1,518	1,358
January	1,633	
February	1,753	
March	1,981	
April	2,130	
May	2,133	
June	2,133	

QUALITY

	Quantity	Base Number	Contract	AT	Region	England
% of FP17s for the same patient ID Re-attending within 3 months - Children	41	514	8.0%	12.4%	13.4%	12.4%
% of FP17s for the same patient ID Re-attending within 3 months - Adults	68	329	20.7%	18.0%	17.3%	16.6%
% of FP17s for the same patient ID Re-attending between 3 & 9 months - Children	284	514	55.3%	57.2%	58.9%	57.5%
% of FP17s for the same patient ID Re-attending between 3 & 9 months - Adults	145	329	44.1%	50.9%	52.5%	50.4%
% of FP17s for Band 1 Urgent Courses	55	754	7.3%	9.9%	9.3%	9.1%
% of FP17s Relating to Free Repair or Replacements	0	754	0.0%	1.0%	1.0%	0.8%
% of FP17s Relating to Continuations	0	754	0.0%	1.6%	1.5%	1.3%
% of Patients satisfied with the dentistry they have received	1	2	N/A	94.7%	93.1%	92.7%
% of Patients satisfied with the time they had to wait for an appointment	1	2	N/A	93.3%	89.8%	88.8%

* This is based on patients treated on this contract for their most recent course of treatment. Figures in italics indicate the base number of FP17s or Patient Questionnaire responses are less than 100. N/A is shown where the base number of responses is less than 10 during the period. % is calculated as Quantity/Base number*100

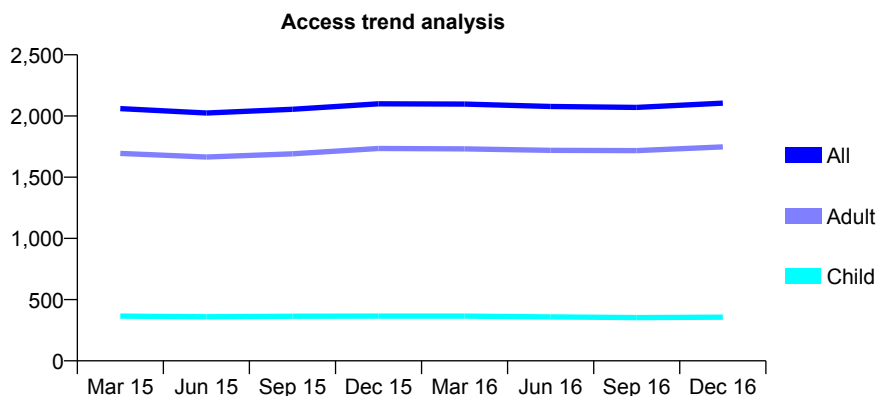
Q44 - Vital Signs At a Glance Contract Report for 804770/0001 - December 2016

Name or company name	MR GR HALL
Contract type name	GDS Contract
Purpose of contract	General
Contract start date	01/04/2006
Contract end date	

16/17 Contracted general activity (UDA)	7,381
Carry forward general activity (UDA)	0
16/17 Contracted orthodontic activity (UOA)	0
Carry forward orthodontic activity (UOA)	0
Baseline contract value	£180,839.05

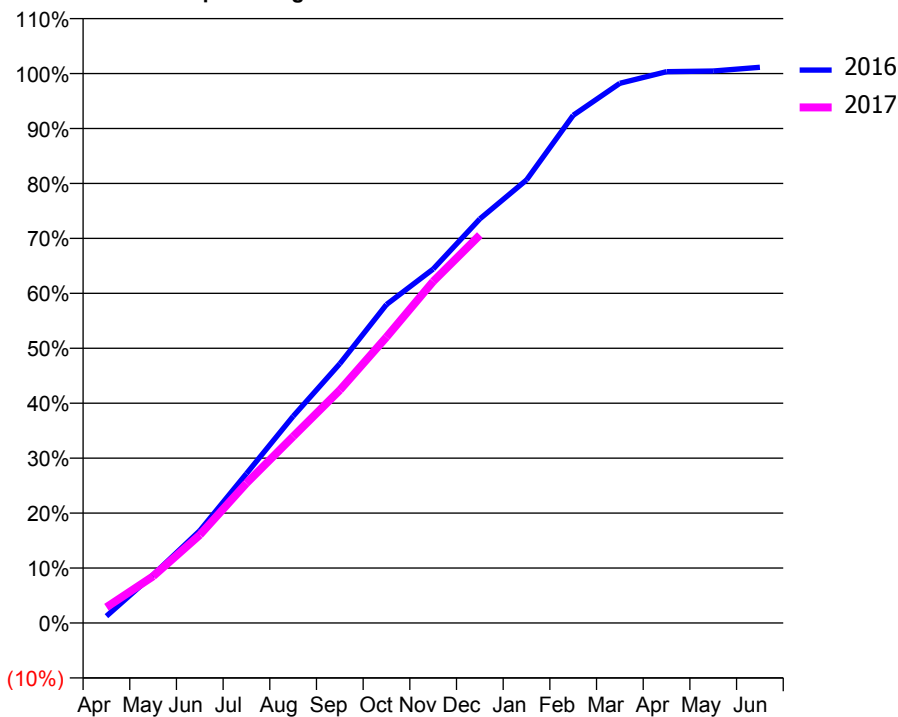
ACCESS*

Patients seen in 24 months	Total	Change since previous quarter
Quarter ending December 2015	2,100	
Quarter ending March 2016	2,097	→
Quarter ending June 2016	2,078	→
Quarter ending September 2016	2,070	→
Quarter ending December 2016	2,105	→
Variance since December 2015	0.2%	→



ACTIVITY

Cumulative percentage of contracted UDA delivered 2016 & 2017



Month	Adjusted Scheduled Activity (UDA)	
	2016	2017
April	92	212
May	648	629
June	1,240	1,184
July	2,006	1,878
August	2,778	2,505
September	3,484	3,128
October	4,278	3,842
November	4,754	4,588
December	5,427	5,211
January	5,952	
February	6,819	
March	7,250	
April	7,405	
May	7,414	
June	7,465	

QUALITY

	Quantity	Base Number	Contract	AT	Region	England
% of FP17s for the same patient ID Re-attending within 3 months - Children	24	410	5.9%	12.4%	13.4%	12.4%
% of FP17s for the same patient ID Re-attending within 3 months - Adults	363	2,240	16.2%	18.0%	17.3%	16.6%
% of FP17s for the same patient ID Re-attending between 3 & 9 months - Children	257	410	62.7%	57.2%	58.9%	57.5%
% of FP17s for the same patient ID Re-attending between 3 & 9 months - Adults	1,304	2,240	58.2%	50.9%	52.5%	50.4%
% of FP17s for Band 1 Urgent Courses	23	2,557	0.9%	9.9%	9.3%	9.1%
% of FP17s Relating to Free Repair or Replacements	11	2,557	0.4%	1.0%	1.0%	0.8%
% of FP17s Relating to Continuations	49	2,557	1.9%	1.6%	1.5%	1.3%
% of Patients satisfied with the dentistry they have received	14	14	100.0%	94.7%	93.1%	92.7%
% of Patients satisfied with the time they had to wait for an appointment	14	14	100.0%	93.3%	89.8%	88.8%

* This is based on patients treated on this contract for their most recent course of treatment. Figures in italics indicate the base number of FP17s or Patient Questionnaire responses are less than 100. N/A is shown where the base number of responses is less than 10 during the period. % is calculated as Quantity/Base number*100

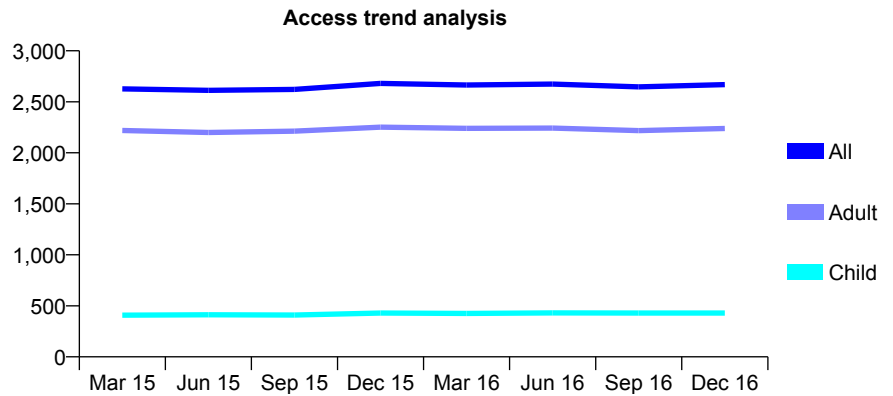
Q44 - Vital Signs At a Glance Contract Report for 810908/0001 - December 2016

Name or company name	MR TW WOODS
Contract type name	GDS Contract
Purpose of contract	General
Contract start date	01/04/2006
Contract end date	

16/17 Contracted general activity (UDA)	7,519
Carry forward general activity (UDA)	0
16/17 Contracted orthodontic activity (UOA)	0
Carry forward orthodontic activity (UOA)	0
Baseline contract value	£185,657.50

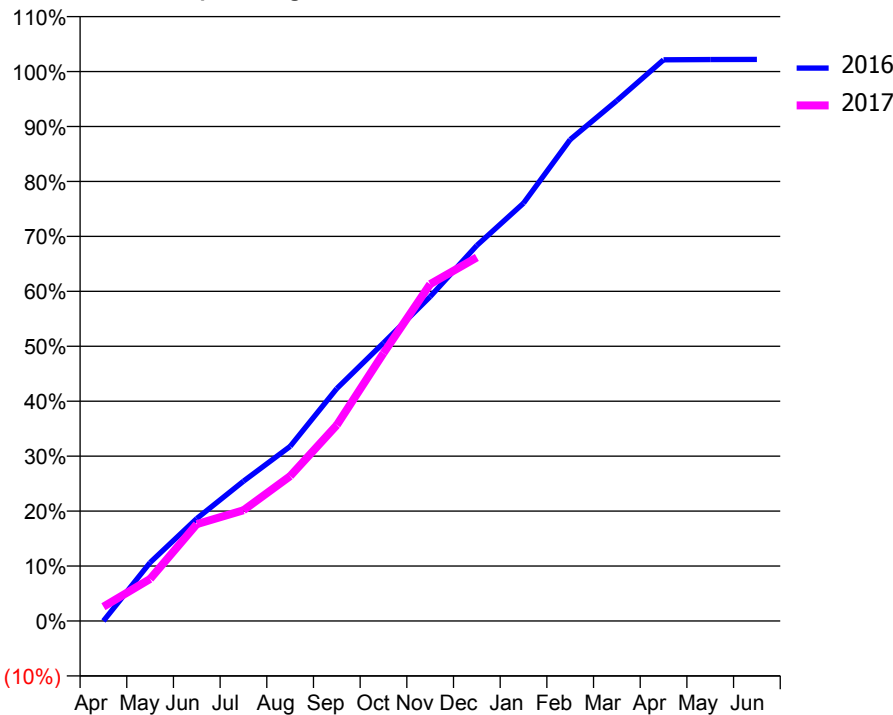
ACCESS*

Patients seen in 24 months	Total	Change since previous quarter
Quarter ending December 2015	2,680	
Quarter ending March 2016	2,665	→
Quarter ending June 2016	2,674	→
Quarter ending September 2016	2,646	↓
Quarter ending December 2016	2,668	→
Variance since December 2015	(0.4%)	→



ACTIVITY

Cumulative percentage of contracted UDA delivered 2016 & 2017



Month	Adjusted Scheduled Activity (UDA)	
	2016	2017
April	0	196
May	799	575
June	1,401	1,325
July	1,914	1,515
August	2,389	1,982
September	3,181	2,681
October	3,806	3,665
November	4,438	4,610
December	5,139	4,976
January	5,718	
February	6,589	
March	7,121	
April	7,678	
May	7,683	
June	7,684	

QUALITY

	Quantity	Base Number	Contract	AT	Region	England
% of FP17s for the same patient ID Re-attending within 3 months - Children	17	326	5.2%	12.4%	13.4%	12.4%
% of FP17s for the same patient ID Re-attending within 3 months - Adults	194	1,696	11.4%	18.0%	17.3%	16.6%
% of FP17s for the same patient ID Re-attending between 3 & 9 months - Children	82	326	25.2%	57.2%	58.9%	57.5%
% of FP17s for the same patient ID Re-attending between 3 & 9 months - Adults	572	1,696	33.7%	50.9%	52.5%	50.4%
% of FP17s for Band 1 Urgent Courses	73	1,817	4.0%	9.9%	9.3%	9.1%
% of FP17s Relating to Free Repair or Replacements	8	1,817	0.4%	1.0%	1.0%	0.8%
% of FP17s Relating to Continuations	33	1,817	1.8%	1.6%	1.5%	1.3%
% of Patients satisfied with the dentistry they have received	13	14	92.9%	94.7%	93.1%	92.7%
% of Patients satisfied with the time they had to wait for an appointment	12	14	85.7%	93.3%	89.8%	88.8%

* This is based on patients treated on this contract for their most recent course of treatment. Figures in italics indicate the base number of FP17s or Patient Questionnaire responses are less than 100. N/A is shown where the base number of responses is less than 10 during the period. % is calculated as Quantity/Base number*100

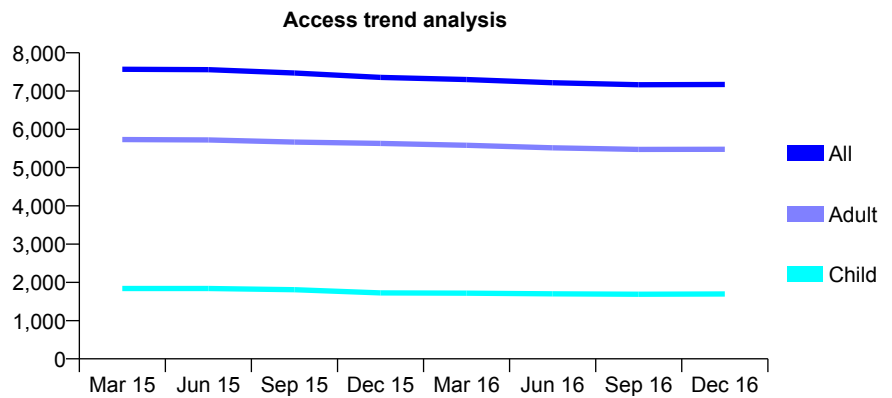
Q44 - Vital Signs At a Glance Contract Report for 811289/0001 - December 2016

Name or company name	MR WD SCOTT
Contract type name	GDS Contract
Purpose of contract	General
Contract start date	01/04/2006
Contract end date	

16/17 Contracted general activity (UDA)	21,992
Carry forward general activity (UDA)	59
16/17 Contracted orthodontic activity (UOA)	0
Carry forward orthodontic activity (UOA)	0
Baseline contract value	£659,795.89

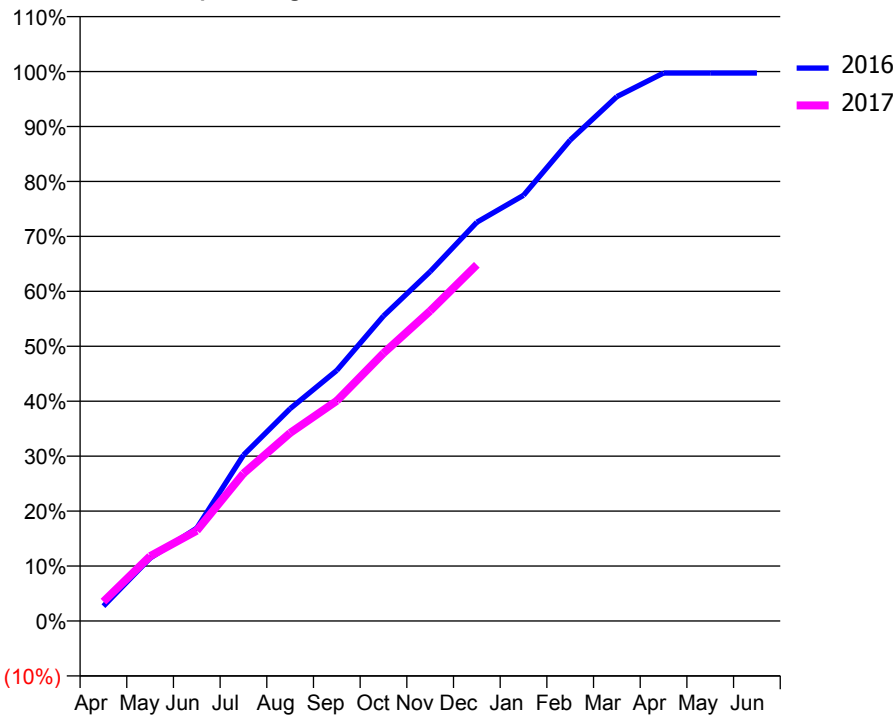
ACCESS*

Patients seen in 24 months	Total	Change since previous quarter
Quarter ending December 2015	7,356	
Quarter ending March 2016	7,302	→
Quarter ending June 2016	7,218	↓
Quarter ending September 2016	7,164	→
Quarter ending December 2016	7,173	→
Variance since December 2015	(2.5%)	↓



ACTIVITY

Cumulative percentage of contracted UDA delivered 2016 & 2017



Month	Adjusted Scheduled Activity (UDA)	
	2016	2017
April	597	774
May	2,515	2,594
June	3,716	3,617
July	6,639	5,905
August	8,497	7,526
September	10,030	8,815
October	12,207	10,717
November	13,988	12,409
December	15,962	14,259
January	17,035	
February	19,247	
March	20,986	
April	21,931	
May	21,932	
June	21,933	

QUALITY

	Quantity	Base Number	Contract	AT	Region	England
% of FP17s for the same patient ID Re-attending within 3 months - Children	190	2,107	9.0%	12.4%	13.4%	12.4%
% of FP17s for the same patient ID Re-attending within 3 months - Adults	1,059	6,032	17.6%	18.0%	17.3%	16.6%
% of FP17s for the same patient ID Re-attending between 3 & 9 months - Children	1,395	2,107	66.2%	57.2%	58.9%	57.5%
% of FP17s for the same patient ID Re-attending between 3 & 9 months - Adults	3,366	6,032	55.8%	50.9%	52.5%	50.4%
% of FP17s for Band 1 Urgent Courses	949	7,653	12.4%	9.9%	9.3%	9.1%
% of FP17s Relating to Free Repair or Replacements	82	7,653	1.1%	1.0%	1.0%	0.8%
% of FP17s Relating to Continuations	97	7,653	1.3%	1.6%	1.5%	1.3%
% of Patients satisfied with the dentistry they have received	24	25	96.0%	94.7%	93.1%	92.7%
% of Patients satisfied with the time they had to wait for an appointment	24	25	96.0%	93.3%	89.8%	88.8%

* This is based on patients treated on this contract for their most recent course of treatment. Figures in italics indicate the base number of FP17s or Patient Questionnaire responses are less than 100. N/A is shown where the base number of responses is less than 10 during the period. % is calculated as Quantity/Base number*100

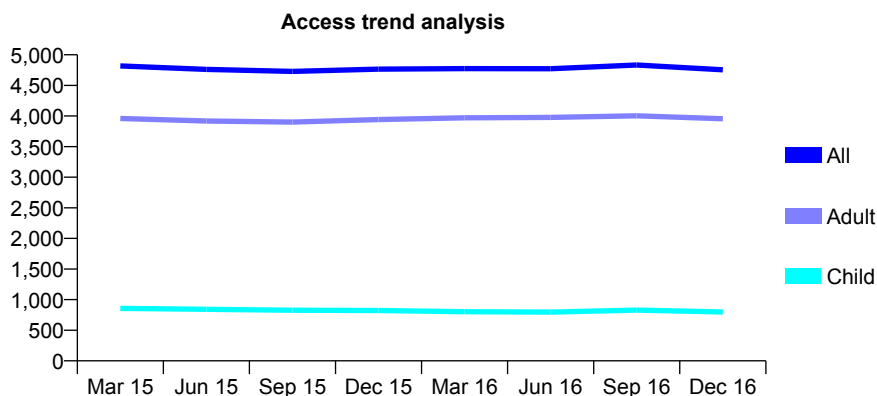
Q44 - Vital Signs At a Glance Contract Report for 812366/0001 - December 2016

Name or company name	MR NJ FORD
Contract type name	GDS Contract
Purpose of contract	General
Contract start date	01/04/2006
Contract end date	

16/17 Contracted general activity (UDA)	11,996
Carry forward general activity (UDA)	0
16/17 Contracted orthodontic activity (UOA)	0
Carry forward orthodontic activity (UOA)	0
Baseline contract value	£265,741.08

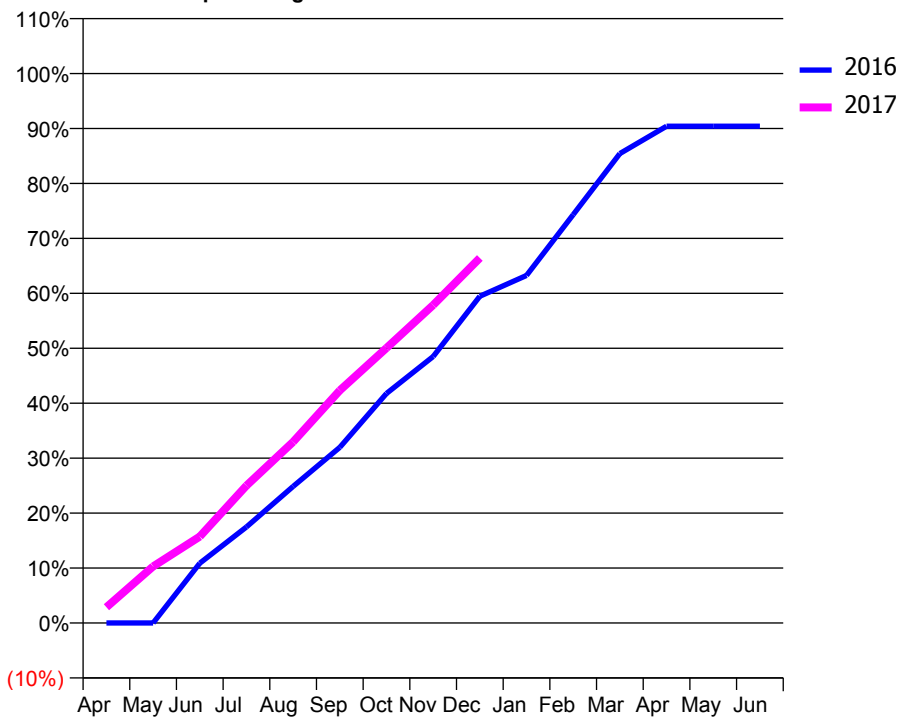
ACCESS*

Patients seen in 24 months	Total	Change since previous quarter
Quarter ending December 2015	4,766	
Quarter ending March 2016	4,774	→
Quarter ending June 2016	4,773	→
Quarter ending September 2016	4,833	→
Quarter ending December 2016	4,754	↓
Variance since December 2015	(0.3%)	→



ACTIVITY

Cumulative percentage of contracted UDA delivered 2016 & 2017



Month	Adjusted Scheduled Activity (UDA)	
	2016	2017
April	0	346
May	0	1,236
June	1,304	1,888
July	2,098	3,001
August	2,981	3,954
September	3,836	5,077
October	5,012	6,004
November	5,817	6,942
December	7,134	7,968
January	7,587	
February	8,916	
March	10,247	
April	10,845	
May	10,845	
June	10,845	

QUALITY

	Quantity	Base Number	Contract	AT	Region	England
% of FP17s for the same patient ID Re-attending within 3 months - Children	40	826	4.8%	12.4%	13.4%	12.4%
% of FP17s for the same patient ID Re-attending within 3 months - Adults	560	4,437	12.6%	18.0%	17.3%	16.6%
% of FP17s for the same patient ID Re-attending between 3 & 9 months - Children	425	826	51.5%	57.2%	58.9%	57.5%
% of FP17s for the same patient ID Re-attending between 3 & 9 months - Adults	2,526	4,437	56.9%	50.9%	52.5%	50.4%
% of FP17s for Band 1 Urgent Courses	615	4,940	12.4%	9.9%	9.3%	9.1%
% of FP17s Relating to Free Repair or Replacements	8	4,940	0.2%	1.0%	1.0%	0.8%
% of FP17s Relating to Continuations	62	4,940	1.3%	1.6%	1.5%	1.3%
% of Patients satisfied with the dentistry they have received	15	15	100.0%	94.7%	93.1%	92.7%
% of Patients satisfied with the time they had to wait for an appointment	15	15	100.0%	93.3%	89.8%	88.8%

* This is based on patients treated on this contract for their most recent course of treatment. Figures in italics indicate the base number of FP17s or Patient Questionnaire responses are less than 100. N/A is shown where the base number of responses is less than 10 during the period. % is calculated as Quantity/Base number*100

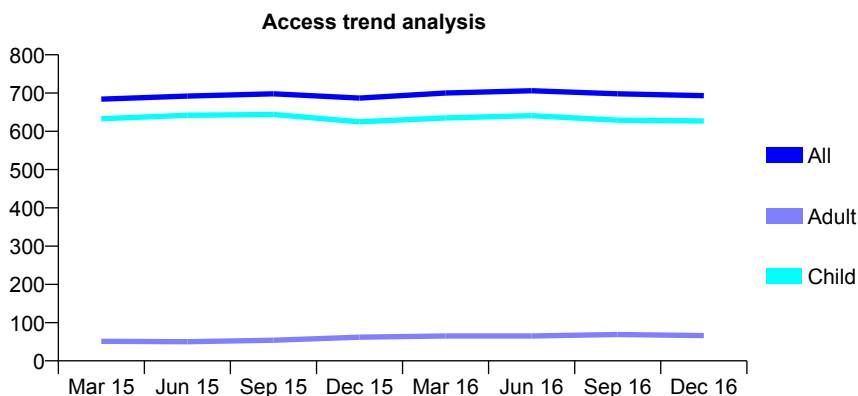
Q44 - Vital Signs At a Glance Contract Report for 812528/0001 - December 2016

Name or company name	MR PM DIGBY
Contract type name	GDS Contract
Purpose of contract	General
Contract start date	01/04/2006
Contract end date	

16/17 Contracted general activity (UDA)	1,600
Carry forward general activity (UDA)	0
16/17 Contracted orthodontic activity (UOA)	0
Carry forward orthodontic activity (UOA)	0
Baseline contract value	£36,340.46

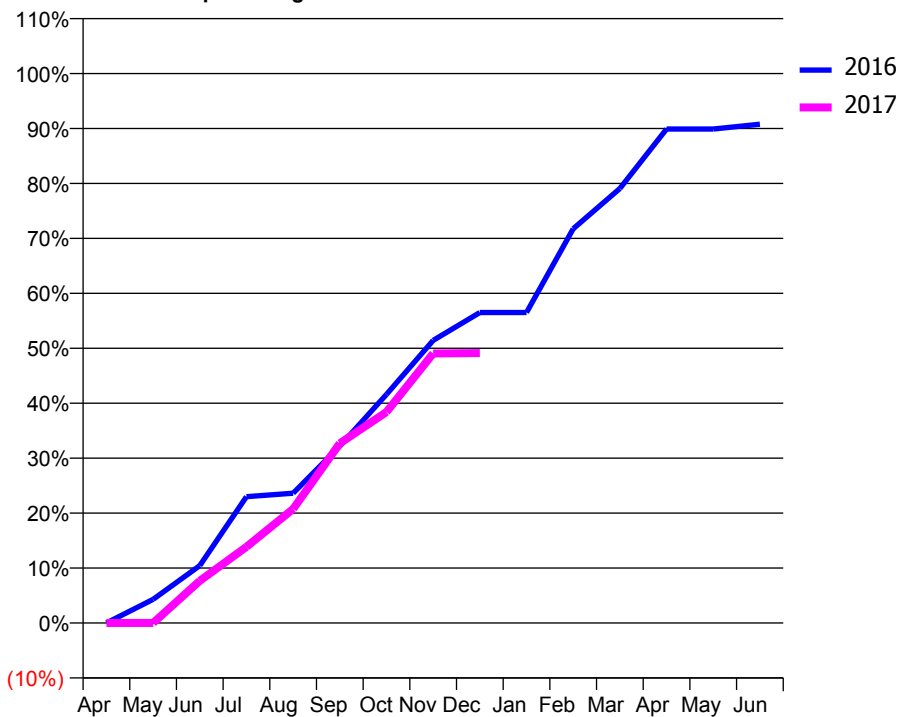
ACCESS*

Patients seen in 24 months	Total	Change since previous quarter
Quarter ending December 2015	687	
Quarter ending March 2016	700	→
Quarter ending June 2016	706	→
Quarter ending September 2016	698	↓
Quarter ending December 2016	693	→
Variance since December 2015	0.9%	→



ACTIVITY

Cumulative percentage of contracted UDA delivered 2016 & 2017



Month	Adjusted Scheduled Activity (UDA)	
	2016	2017
April	0	0
May	69	0
June	167	123
July	368	222
August	378	332
September	515	523
October	666	615
November	823	785
December	904	786
January	904	
February	1,148	
March	1,265	
April	1,438	
May	1,438	
June	1,452	

QUALITY

	Quantity	Base Number	Contract	AT	Region	England
% of FP17s for the same patient ID Re-attending within 3 months - Children	38	752	5.1%	12.4%	13.4%	12.4%
% of FP17s for the same patient ID Re-attending within 3 months - Adults	0	0	N/A	18.0%	17.3%	16.6%
% of FP17s for the same patient ID Re-attending between 3 & 9 months - Children	540	752	71.8%	57.2%	58.9%	57.5%
% of FP17s for the same patient ID Re-attending between 3 & 9 months - Adults	0	0	N/A	50.9%	52.5%	50.4%
% of FP17s for Band 1 Urgent Courses	19	602	3.2%	9.9%	9.3%	9.1%
% of FP17s Relating to Free Repair or Replacements	0	602	0.0%	1.0%	1.0%	0.8%
% of FP17s Relating to Continuations	0	602	0.0%	1.6%	1.5%	1.3%
% of Patients satisfied with the dentistry they have received	2	2	N/A	94.7%	93.1%	92.7%
% of Patients satisfied with the time they had to wait for an appointment	2	2	N/A	93.3%	89.8%	88.8%

* This is based on patients treated on this contract for their most recent course of treatment. Figures in italics indicate the base number of FP17s or Patient Questionnaire responses are less than 100. N/A is shown where the base number of responses is less than 10 during the period. % is calculated as Quantity/Base number*100

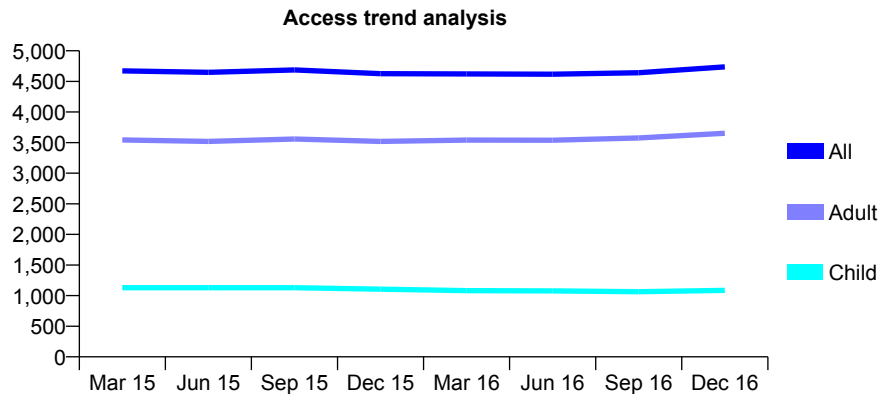
Q44 - Vital Signs At a Glance Contract Report for 813397/0001 - December 2016

Name or company name	MR MP MEREDITH
Contract type name	GDS Contract
Purpose of contract	General
Contract start date	01/04/2006
Contract end date	

16/17 Contracted general activity (UDA)	13,200
Carry forward general activity (UDA)	0
16/17 Contracted orthodontic activity (UOA)	0
Carry forward orthodontic activity (UOA)	0
Baseline contract value	£348,825.35

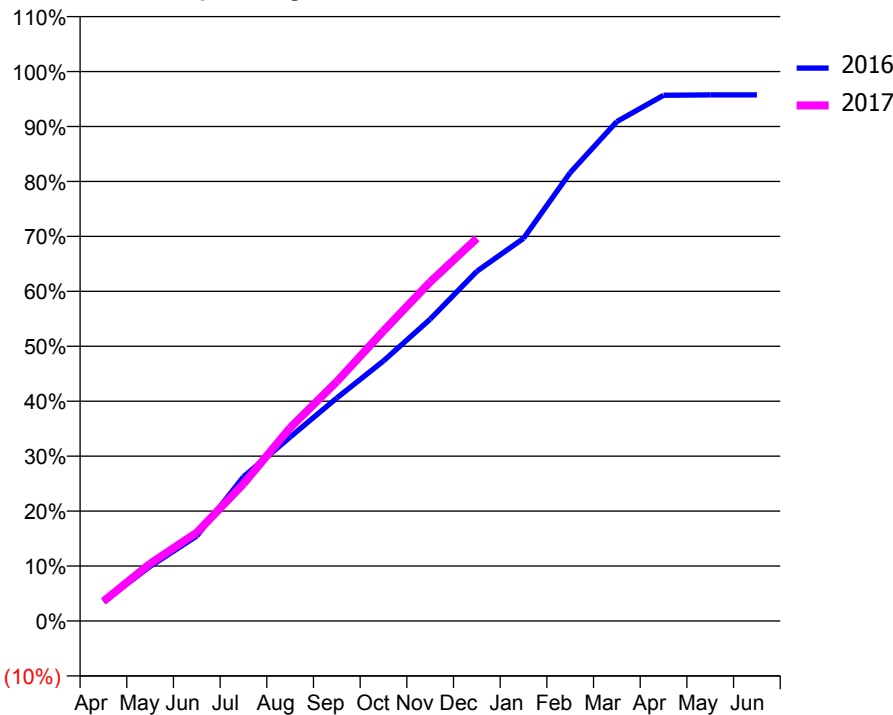
ACCESS*

Patients seen in 24 months	Total	Change since previous quarter
Quarter ending December 2015	4,626	
Quarter ending March 2016	4,623	→
Quarter ending June 2016	4,617	→
Quarter ending September 2016	4,641	→
Quarter ending December 2016	4,738	↑
Variance since December 2015	2.4%	↑



ACTIVITY

Cumulative percentage of contracted UDA delivered 2016 & 2017



Month	Adjusted Scheduled Activity (UDA)	
	2016	2017
April	466	472
May	1,311	1,380
June	2,041	2,126
July	3,465	3,293
August	4,419	4,642
September	5,357	5,751
October	6,247	6,970
November	7,251	8,145
December	8,401	9,192
January	9,192	
February	10,772	
March	11,996	
April	12,629	
May	12,638	
June	12,639	

QUALITY

	Quantity	Base Number	Contract	AT	Region	England
% of FP17s for the same patient ID Re-attending within 3 months - Children	137	1,284	10.7%	12.4%	13.4%	12.4%
% of FP17s for the same patient ID Re-attending within 3 months - Adults	807	4,129	19.5%	18.0%	17.3%	16.6%
% of FP17s for the same patient ID Re-attending between 3 & 9 months - Children	738	1,284	57.5%	57.2%	58.9%	57.5%
% of FP17s for the same patient ID Re-attending between 3 & 9 months - Adults	1,955	4,129	47.3%	50.9%	52.5%	50.4%
% of FP17s for Band 1 Urgent Courses	381	5,066	7.5%	9.9%	9.3%	9.1%
% of FP17s Relating to Free Repair or Replacements	70	5,066	1.4%	1.0%	1.0%	0.8%
% of FP17s Relating to Continuations	81	5,066	1.6%	1.6%	1.5%	1.3%
% of Patients satisfied with the dentistry they have received	6	6	N/A	94.7%	93.1%	92.7%
% of Patients satisfied with the time they had to wait for an appointment	6	6	N/A	93.3%	89.8%	88.8%

* This is based on patients treated on this contract for their most recent course of treatment. Figures in italics indicate the base number of FP17s or Patient Questionnaire responses are less than 100. N/A is shown where the base number of responses is less than 10 during the period. % is calculated as Quantity/Base number*100

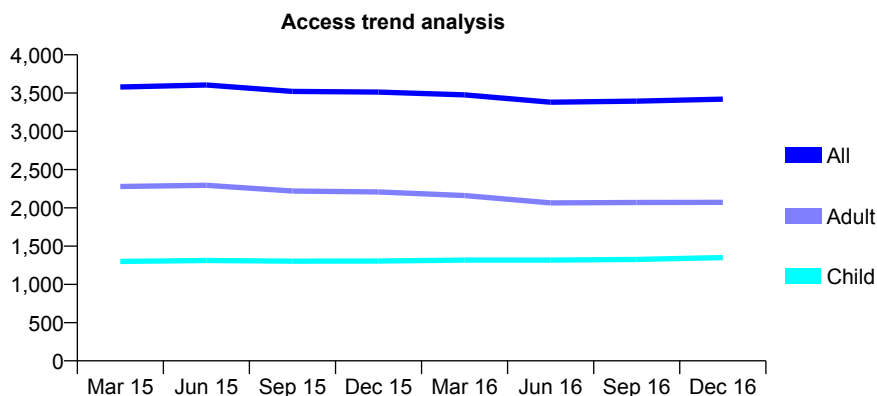
Q44 - Vital Signs At a Glance Contract Report for 813540/0001 - December 2016

Name or company name	MR PD SHERRARD
Contract type name	GDS Contract
Purpose of contract	General
Contract start date	01/04/2006
Contract end date	

16/17 Contracted general activity (UDA)	9,000
Carry forward general activity (UDA)	0
16/17 Contracted orthodontic activity (UOA)	0
Carry forward orthodontic activity (UOA)	0
Baseline contract value	£259,955.37

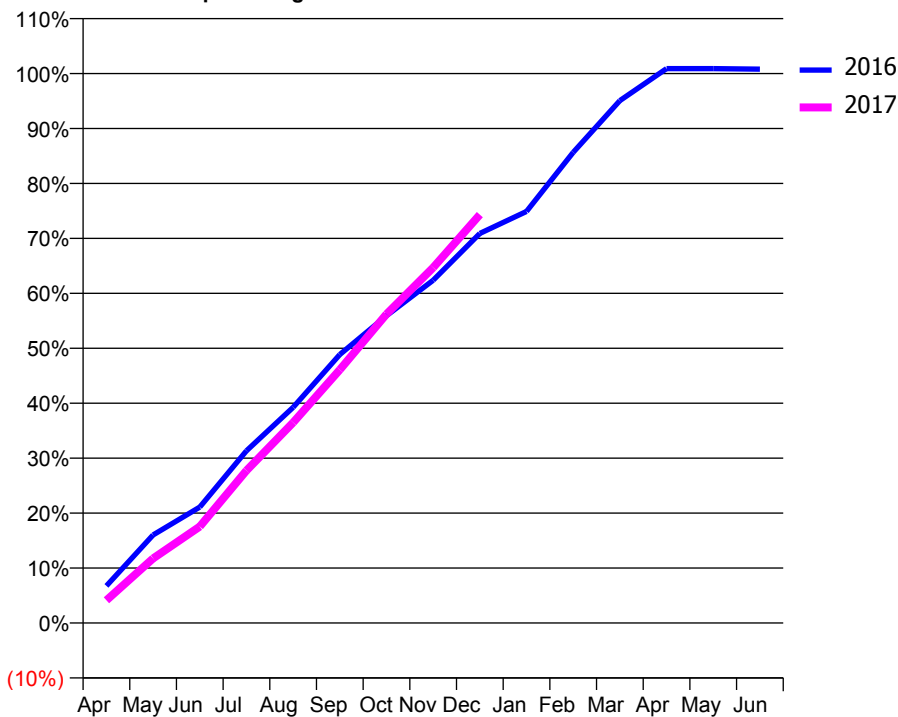
ACCESS*

Patients seen in 24 months	Total	Change since previous quarter
Quarter ending December 2015	3,512	
Quarter ending March 2016	3,476	↓
Quarter ending June 2016	3,381	↓
Quarter ending September 2016	3,395	→
Quarter ending December 2016	3,421	→
Variance since December 2015	(2.6%)	↓



ACTIVITY

Cumulative percentage of contracted UDA delivered 2016 & 2017



Month	Adjusted Scheduled Activity (UDA)	
	2016	2017
April	609	371
May	1,442	1,059
June	1,898	1,579
July	2,821	2,497
August	3,533	3,285
September	4,398	4,149
October	5,034	5,060
November	5,615	5,822
December	6,380	6,690
January	6,740	
February	7,709	
March	8,557	
April	9,080	
May	9,080	
June	9,071	

QUALITY

	Quantity	Base Number	Contract	AT	Region	England
% of FP17s for the same patient ID Re-attending within 3 months - Children	119	1,327	9.0%	12.4%	13.4%	12.4%
% of FP17s for the same patient ID Re-attending within 3 months - Adults	278	1,648	16.9%	18.0%	17.3%	16.6%
% of FP17s for the same patient ID Re-attending between 3 & 9 months - Children	600	1,327	45.2%	57.2%	58.9%	57.5%
% of FP17s for the same patient ID Re-attending between 3 & 9 months - Adults	497	1,648	30.2%	50.9%	52.5%	50.4%
% of FP17s for Band 1 Urgent Courses	438	2,822	15.5%	9.9%	9.3%	9.1%
% of FP17s Relating to Free Repair or Replacements	2	2,822	0.1%	1.0%	1.0%	0.8%
% of FP17s Relating to Continuations	3	2,822	0.1%	1.6%	1.5%	1.3%
% of Patients satisfied with the dentistry they have received	6	6	N/A	94.7%	93.1%	92.7%
% of Patients satisfied with the time they had to wait for an appointment	6	6	N/A	93.3%	89.8%	88.8%

* This is based on patients treated on this contract for their most recent course of treatment. Figures in italics indicate the base number of FP17s or Patient Questionnaire responses are less than 100. N/A is shown where the base number of responses is less than 10 during the period. % is calculated as Quantity/Base number*100

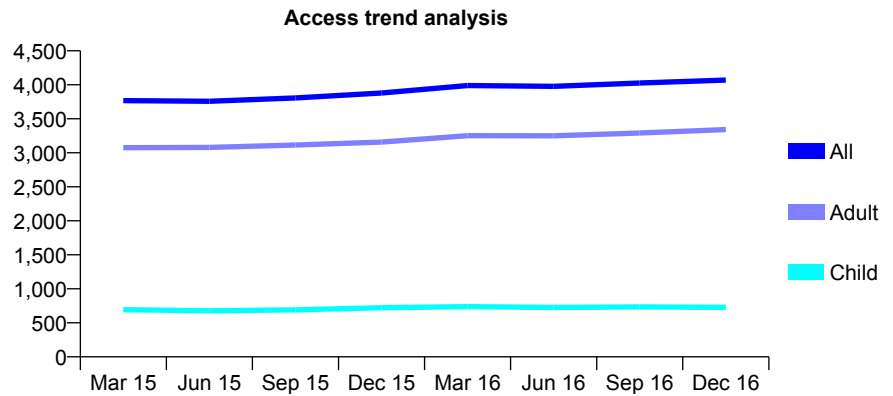
Q44 - Vital Signs At a Glance Contract Report for 815489/0001 - December 2016

Name or company name	MR JS HIBBERT
Contract type name	GDS Contract
Purpose of contract	General
Contract start date	01/04/2006
Contract end date	

16/17 Contracted general activity (UDA)	11,380
Carry forward general activity (UDA)	0
16/17 Contracted orthodontic activity (UOA)	0
Carry forward orthodontic activity (UOA)	0
Baseline contract value	£323,197.92

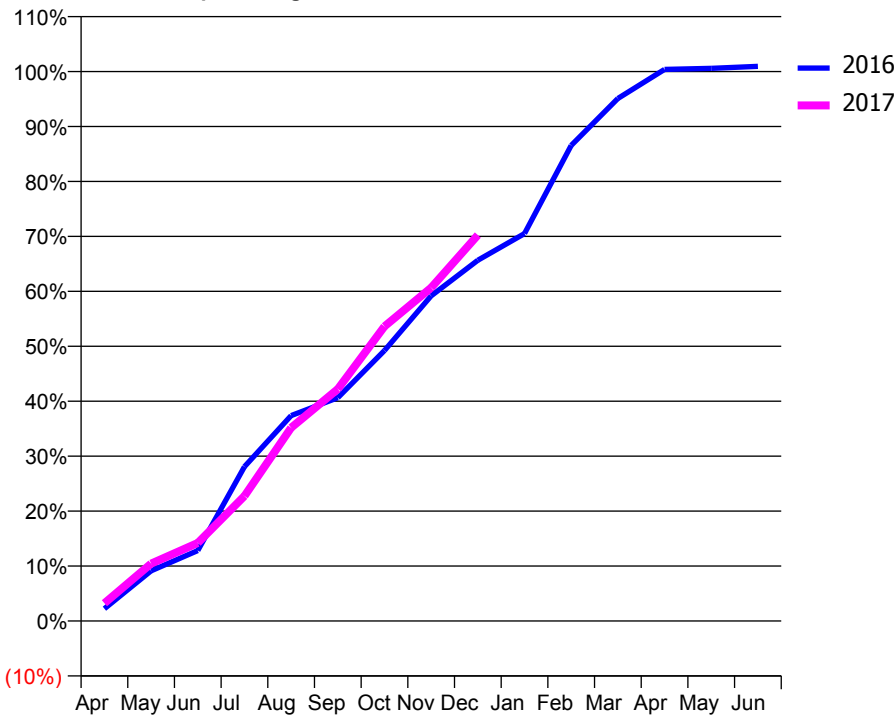
ACCESS*

Patients seen in 24 months	Total	Change since previous quarter
Quarter ending December 2015	3,880	
Quarter ending March 2016	3,990	↑
Quarter ending June 2016	3,977	→
Quarter ending September 2016	4,027	→
Quarter ending December 2016	4,070	→
Variance since December 2015	4.9%	↑



ACTIVITY

Cumulative percentage of contracted UDA delivered 2016 & 2017



Month	Adjusted Scheduled Activity (UDA)	
	2016	2017
April	256	368
May	1,040	1,188
June	1,460	1,617
July	3,196	2,588
August	4,255	4,002
September	4,624	4,804
October	5,601	6,101
November	6,733	6,902
December	7,472	7,993
January	8,023	
February	9,849	
March	10,822	
April	11,425	
May	11,447	
June	11,487	

QUALITY

	Quantity	Base Number	Contract	AT	Region	England
% of FP17s for the same patient ID Re-attending within 3 months - Children	72	861	8.4%	12.4%	13.4%	12.4%
% of FP17s for the same patient ID Re-attending within 3 months - Adults	384	3,129	12.3%	18.0%	17.3%	16.6%
% of FP17s for the same patient ID Re-attending between 3 & 9 months - Children	551	861	64.0%	57.2%	58.9%	57.5%
% of FP17s for the same patient ID Re-attending between 3 & 9 months - Adults	1,230	3,129	39.3%	50.9%	52.5%	50.4%
% of FP17s for Band 1 Urgent Courses	374	3,717	10.1%	9.9%	9.3%	9.1%
% of FP17s Relating to Free Repair or Replacements	17	3,717	0.5%	1.0%	1.0%	0.8%
% of FP17s Relating to Continuations	38	3,717	1.0%	1.6%	1.5%	1.3%
% of Patients satisfied with the dentistry they have received	13	13	100.0%	94.7%	93.1%	92.7%
% of Patients satisfied with the time they had to wait for an appointment	13	13	100.0%	93.3%	89.8%	88.8%

* This is based on patients treated on this contract for their most recent course of treatment. Figures in italics indicate the base number of FP17s or Patient Questionnaire responses are less than 100. N/A is shown where the base number of responses is less than 10 during the period. % is calculated as Quantity/Base number*100

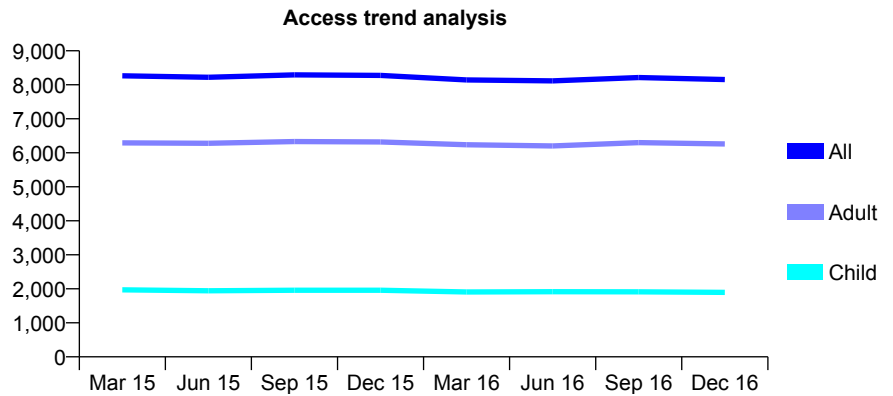
Q44 - Vital Signs At a Glance Contract Report for 826588/0001 - December 2016

Name or company name	MR MA SIMPSON
Contract type name	GDS Contract
Purpose of contract	General
Contract start date	01/04/2006
Contract end date	

16/17 Contracted general activity (UDA)	22,295
Carry forward general activity (UDA)	0
16/17 Contracted orthodontic activity (UOA)	0
Carry forward orthodontic activity (UOA)	0
Baseline contract value	£556,053.07

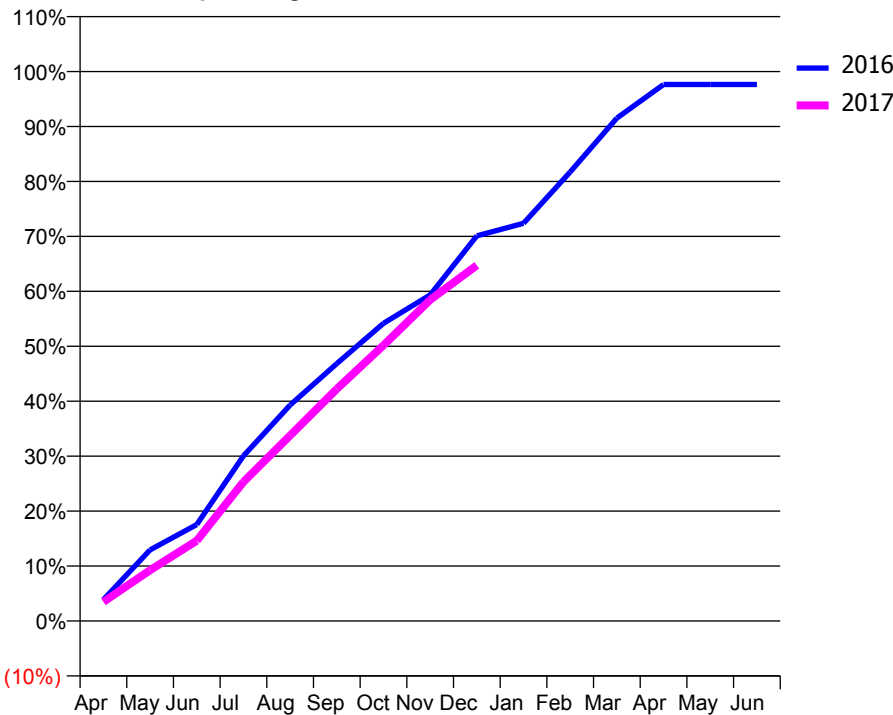
ACCESS*

Patients seen in 24 months	Total	Change since previous quarter
Quarter ending December 2015	8,277	
Quarter ending March 2016	8,144	↓
Quarter ending June 2016	8,115	→
Quarter ending September 2016	8,212	→
Quarter ending December 2016	8,156	→
Variance since December 2015	(1.5%)	↓



ACTIVITY

Cumulative percentage of contracted UDA delivered 2016 & 2017



Month	Adjusted Scheduled Activity (UDA)	
	2016	2017
April	868	777
May	2,884	2,064
June	3,917	3,259
July	6,700	5,648
August	8,759	7,526
September	10,446	9,416
October	12,081	11,188
November	13,232	13,028
December	15,627	14,433
January	16,137	
February	18,222	
March	20,406	
April	21,767	
May	21,767	
June	21,767	

QUALITY

	Quantity	Base Number	Contract	AT	Region	England
% of FP17s for the same patient ID Re-attending within 3 months - Children	170	2,237	7.6%	12.4%	13.4%	12.4%
% of FP17s for the same patient ID Re-attending within 3 months - Adults	1,245	6,978	17.8%	18.0%	17.3%	16.6%
% of FP17s for the same patient ID Re-attending between 3 & 9 months - Children	1,301	2,237	58.2%	57.2%	58.9%	57.5%
% of FP17s for the same patient ID Re-attending between 3 & 9 months - Adults	3,286	6,978	47.1%	50.9%	52.5%	50.4%
% of FP17s for Band 1 Urgent Courses	1,363	8,537	16.0%	9.9%	9.3%	9.1%
% of FP17s Relating to Free Repair or Replacements	55	8,537	0.6%	1.0%	1.0%	0.8%
% of FP17s Relating to Continuations	100	8,537	1.2%	1.6%	1.5%	1.3%
% of Patients satisfied with the dentistry they have received	10	10	100.0%	94.7%	93.1%	92.7%
% of Patients satisfied with the time they had to wait for an appointment	7	10	70.0%	93.3%	89.8%	88.8%

* This is based on patients treated on this contract for their most recent course of treatment. Figures in italics indicate the base number of FP17s or Patient Questionnaire responses are less than 100. N/A is shown where the base number of responses is less than 10 during the period. % is calculated as Quantity/Base number*100

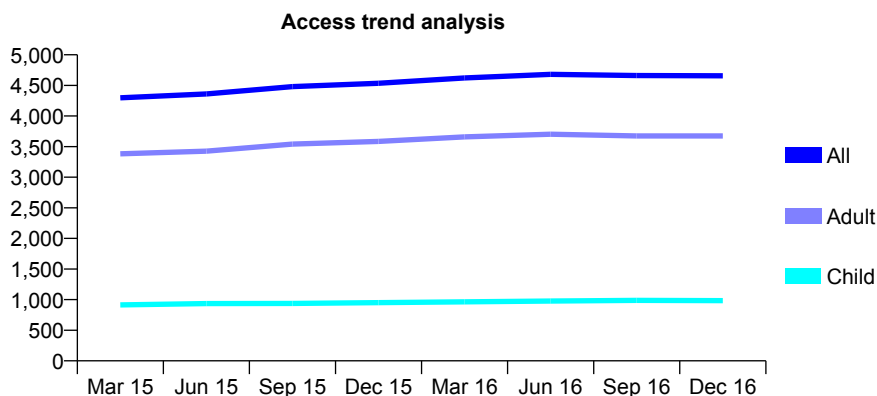
Q44 - Vital Signs At a Glance Contract Report for 826588/0002 - December 2016

Name or company name	MR MA SIMPSON
Contract type name	GDS Contract
Purpose of contract	General
Contract start date	01/07/2007
Contract end date	

16/17 Contracted general activity (UDA)	15,392
Carry forward general activity (UDA)	0
16/17 Contracted orthodontic activity (UOA)	0
Carry forward orthodontic activity (UOA)	0
Baseline contract value	£359,215.20

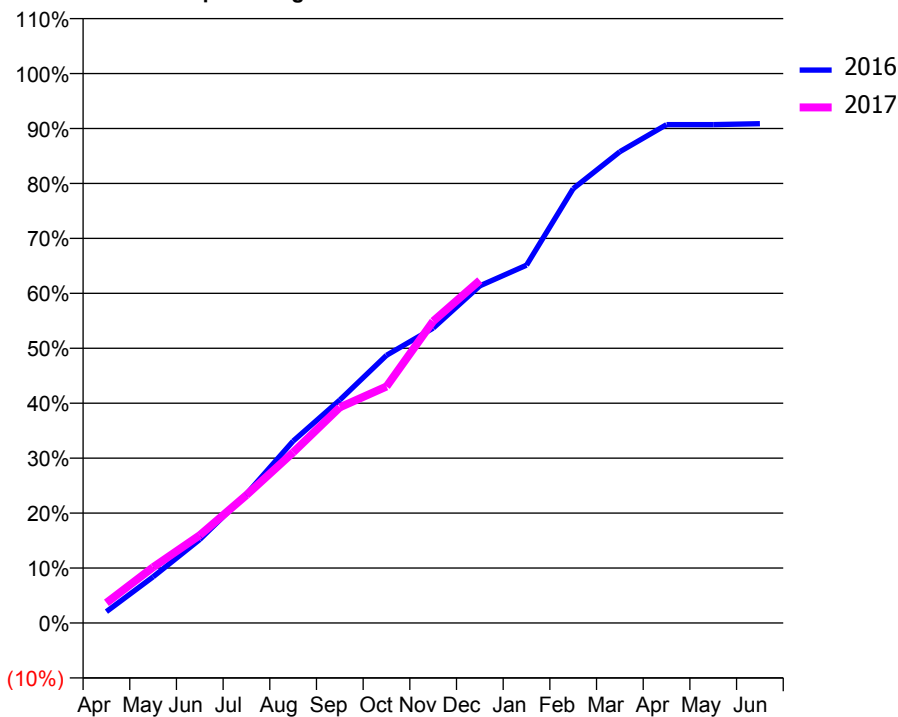
ACCESS*

Patients seen in 24 months	Total	Change since previous quarter
Quarter ending December 2015	4,535	
Quarter ending March 2016	4,621	→
Quarter ending June 2016	4,680	→
Quarter ending September 2016	4,662	→
Quarter ending December 2016	4,657	→
Variance since December 2015	2.7%	↑



ACTIVITY

Cumulative percentage of contracted UDA delivered 2016 & 2017



Month	Adjusted Scheduled Activity (UDA)	
	2016	2017
April	321	567
May	1,295	1,564
June	2,339	2,459
July	3,612	3,584
August	5,097	4,780
September	6,245	6,042
October	7,498	6,624
November	8,260	8,456
December	9,444	9,599
January	10,022	
February	12,166	
March	13,202	
April	13,959	
May	13,959	
June	13,985	

QUALITY

	Quantity	Base Number	Contract	AT	Region	England
% of FP17s for the same patient ID Re-attending within 3 months - Children	104	1,188	8.8%	12.4%	13.4%	12.4%
% of FP17s for the same patient ID Re-attending within 3 months - Adults	665	4,148	16.0%	18.0%	17.3%	16.6%
% of FP17s for the same patient ID Re-attending between 3 & 9 months - Children	767	1,188	64.6%	57.2%	58.9%	57.5%
% of FP17s for the same patient ID Re-attending between 3 & 9 months - Adults	2,450	4,148	59.1%	50.9%	52.5%	50.4%
% of FP17s for Band 1 Urgent Courses	550	4,953	11.1%	9.9%	9.3%	9.1%
% of FP17s Relating to Free Repair or Replacements	38	4,953	0.8%	1.0%	1.0%	0.8%
% of FP17s Relating to Continuations	77	4,953	1.6%	1.6%	1.5%	1.3%
% of Patients satisfied with the dentistry they have received	10	10	100.0%	94.7%	93.1%	92.7%
% of Patients satisfied with the time they had to wait for an appointment	10	10	100.0%	93.3%	89.8%	88.8%

* This is based on patients treated on this contract for their most recent course of treatment. Figures in italics indicate the base number of FP17s or Patient Questionnaire responses are less than 100. N/A is shown where the base number of responses is less than 10 during the period. % is calculated as Quantity/Base number*100

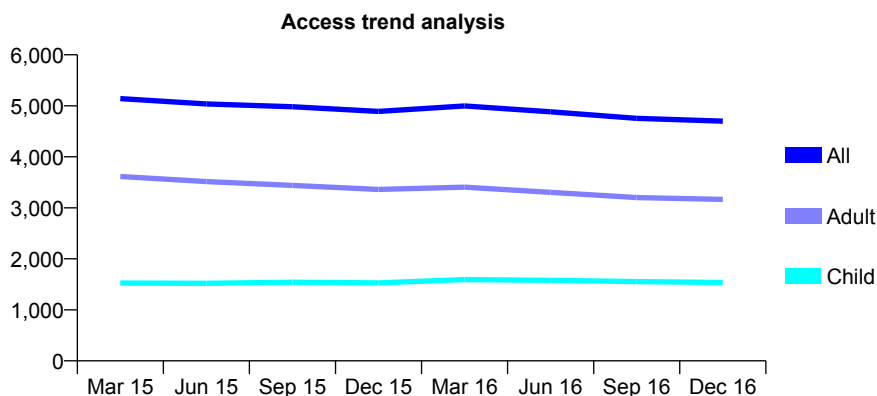
Q44 - Vital Signs At a Glance Contract Report for 840777/0001 - December 2016

Name or company name	MRS NA COPPOCK
Contract type name	GDS Contract
Purpose of contract	General
Contract start date	01/04/2006
Contract end date	

16/17 Contracted general activity (UDA)	14,752
Carry forward general activity (UDA)	0
16/17 Contracted orthodontic activity (UOA)	0
Carry forward orthodontic activity (UOA)	0
Baseline contract value	£350,163.51

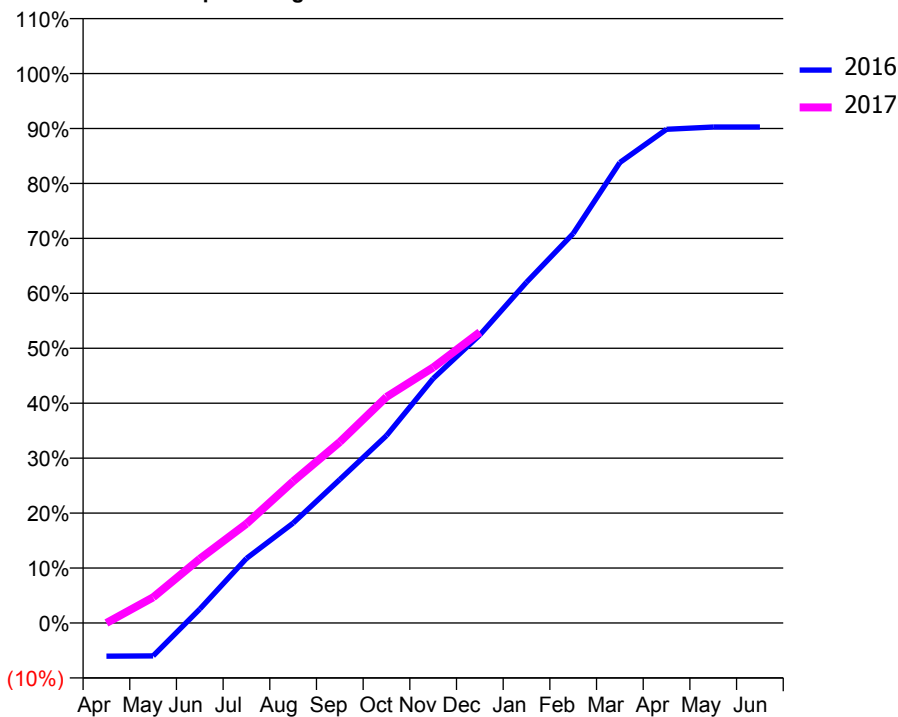
ACCESS*

Patients seen in 24 months	Total	Change since previous quarter
Quarter ending December 2015	4,889	
Quarter ending March 2016	4,998	↑
Quarter ending June 2016	4,882	↓
Quarter ending September 2016	4,755	↓
Quarter ending December 2016	4,699	↓
Variance since December 2015	(3.9%)	↓



ACTIVITY

Cumulative percentage of contracted UDA delivered 2016 & 2017



Month	Adjusted Scheduled Activity (UDA)	
	2016	2017
April	-893	0
May	-887	688
June	374	1,724
July	1,734	2,666
August	2,683	3,805
September	3,853	4,861
October	5,032	6,069
November	6,563	6,862
December	7,735	7,811
January	9,150	
February	10,456	
March	12,364	
April	13,256	
May	13,314	
June	13,314	

QUALITY

	Quantity	Base Number	Contract	AT	Region	England
% of FP17s for the same patient ID Re-attending within 3 months - Children	130	1,576	8.2%	12.4%	13.4%	12.4%
% of FP17s for the same patient ID Re-attending within 3 months - Adults	613	3,214	19.1%	18.0%	17.3%	16.6%
% of FP17s for the same patient ID Re-attending between 3 & 9 months - Children	979	1,576	62.1%	57.2%	58.9%	57.5%
% of FP17s for the same patient ID Re-attending between 3 & 9 months - Adults	1,855	3,214	57.7%	50.9%	52.5%	50.4%
% of FP17s for Band 1 Urgent Courses	359	4,329	8.3%	9.9%	9.3%	9.1%
% of FP17s Relating to Free Repair or Replacements	71	4,329	1.6%	1.0%	1.0%	0.8%
% of FP17s Relating to Continuations	139	4,329	3.2%	1.6%	1.5%	1.3%
% of Patients satisfied with the dentistry they have received	5	6	N/A	94.7%	93.1%	92.7%
% of Patients satisfied with the time they had to wait for an appointment	5	6	N/A	93.3%	89.8%	88.8%

* This is based on patients treated on this contract for their most recent course of treatment. Figures in italics indicate the base number of FP17s or Patient Questionnaire responses are less than 100. N/A is shown where the base number of responses is less than 10 during the period. % is calculated as Quantity/Base number*100

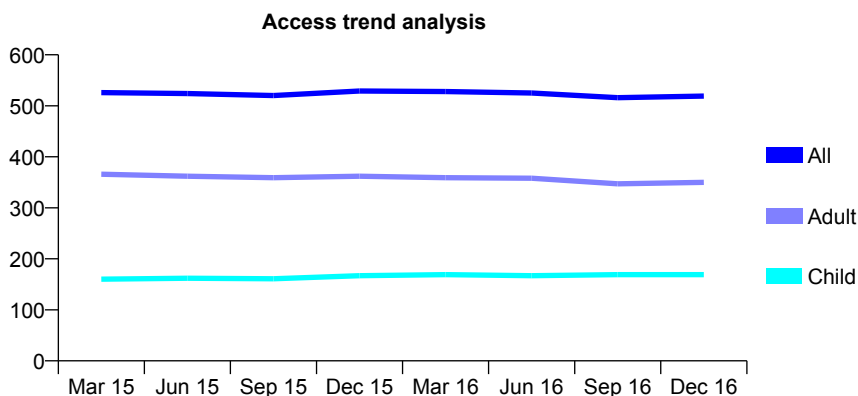
Q44 - Vital Signs At a Glance Contract Report for 843970/0001 - December 2016

Name or company name	MR DM FAGAN-DOUGLAS
Contract type name	GDS Contract
Purpose of contract	General
Contract start date	01/06/2008
Contract end date	

16/17 Contracted general activity (UDA)	2,352
Carry forward general activity (UDA)	0
16/17 Contracted orthodontic activity (UOA)	0
Carry forward orthodontic activity (UOA)	0
Baseline contract value	£58,882.23

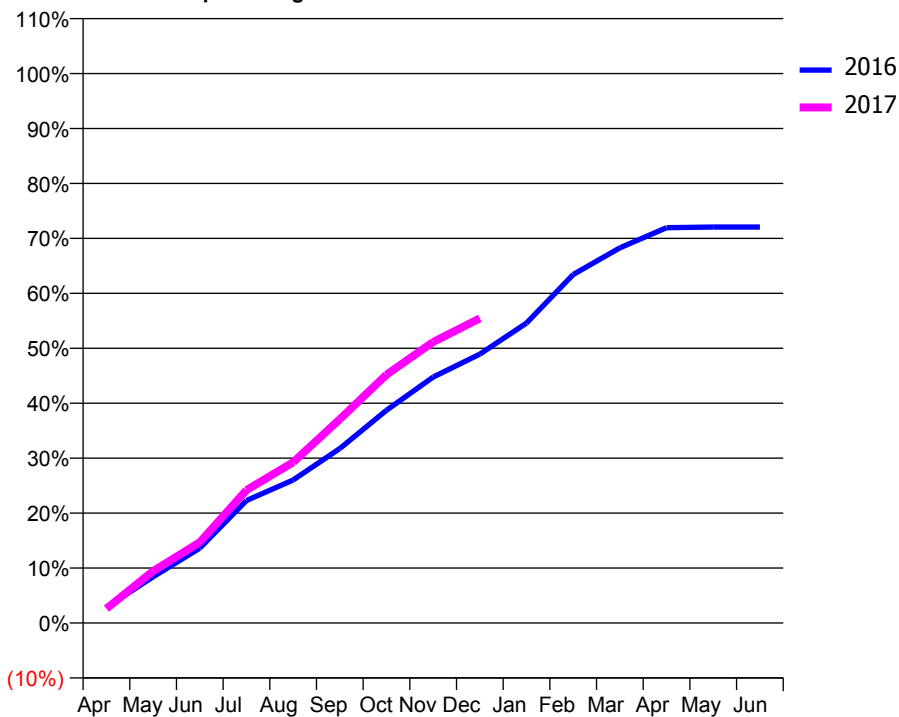
ACCESS*

Patients seen in 24 months	Total	Change since previous quarter
Quarter ending December 2015	529	
Quarter ending March 2016	528	→
Quarter ending June 2016	525	→
Quarter ending September 2016	516	↓
Quarter ending December 2016	519	→
Variance since December 2015	(1.9%)	↓



ACTIVITY

Cumulative percentage of contracted UDA delivered 2016 & 2017



Month	Adjusted Scheduled Activity (UDA)	
	2016	2017
April	67	61
May	198	222
June	320	346
July	524	569
August	612	688
September	747	872
October	911	1,063
November	1,053	1,203
December	1,151	1,304
January	1,284	
February	1,492	
March	1,606	
April	1,692	
May	1,695	
June	1,695	

QUALITY

	Quantity	Base Number	Contract	AT	Region	England
% of FP17s for the same patient ID Re-attending within 3 months - Children	18	188	9.6%	12.4%	13.4%	12.4%
% of FP17s for the same patient ID Re-attending within 3 months - Adults	116	451	25.7%	18.0%	17.3%	16.6%
% of FP17s for the same patient ID Re-attending between 3 & 9 months - Children	106	188	56.4%	57.2%	58.9%	57.5%
% of FP17s for the same patient ID Re-attending between 3 & 9 months - Adults	262	451	58.1%	50.9%	52.5%	50.4%
% of FP17s for Band 1 Urgent Courses	19	598	3.2%	9.9%	9.3%	9.1%
% of FP17s Relating to Free Repair or Replacements	12	598	2.0%	1.0%	1.0%	0.8%
% of FP17s Relating to Continuations	25	598	4.2%	1.6%	1.5%	1.3%
% of Patients satisfied with the dentistry they have received	0	0	N/A	94.7%	93.1%	92.7%
% of Patients satisfied with the time they had to wait for an appointment	0	0	N/A	93.3%	89.8%	88.8%

* This is based on patients treated on this contract for their most recent course of treatment. Figures in italics indicate the base number of FP17s or Patient Questionnaire responses are less than 100. N/A is shown where the base number of responses is less than 10 during the period. % is calculated as Quantity/Base number*100

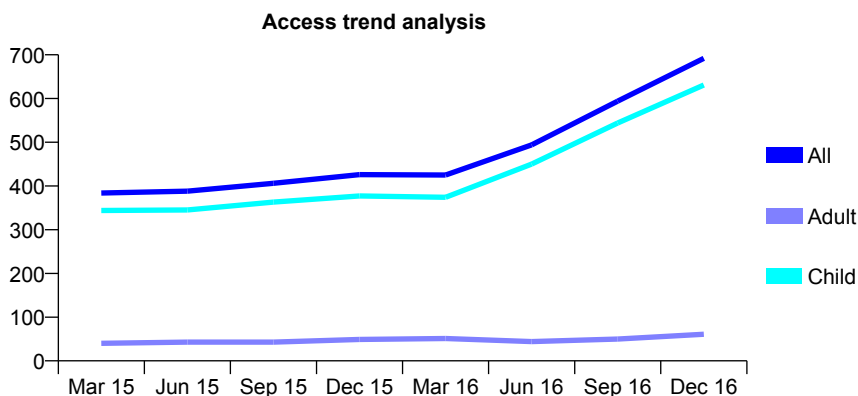
Q44 - Vital Signs At a Glance Contract Report for 859893/0001 - December 2016

Name or company name	MR CP CALDWELL
Contract type name	PDS Contract
Purpose of contract	General
Contract start date	01/04/2008
Contract end date	31/03/2018

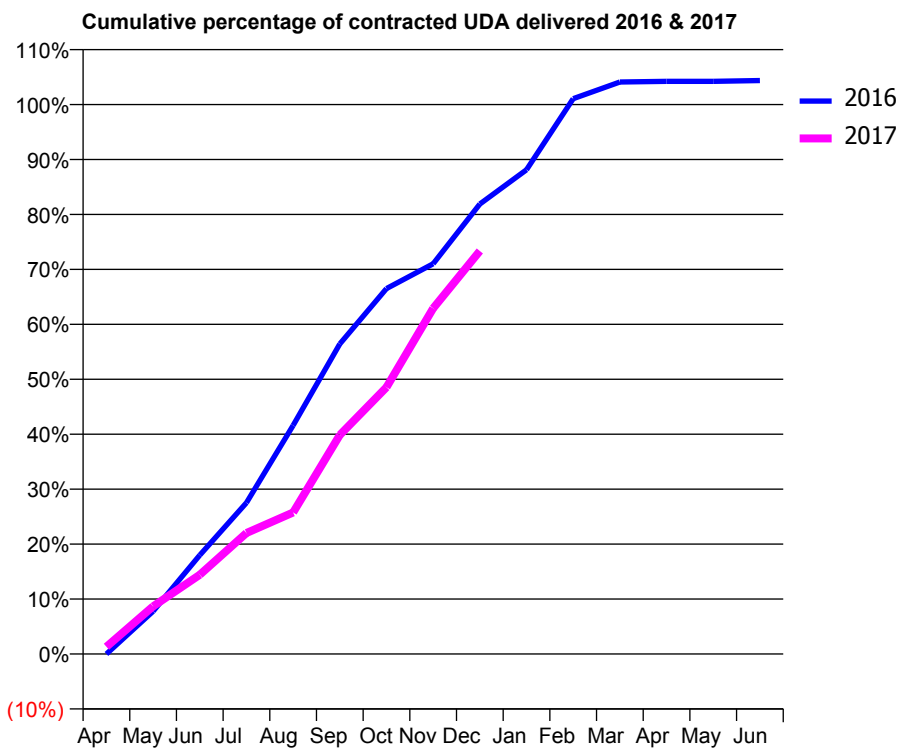
16/17 Contracted general activity (UDA)	1,480
Carry forward general activity (UDA)	0
16/17 Contracted orthodontic activity (UOA)	0
Carry forward orthodontic activity (UOA)	0
Baseline contract value	£34,543.18

ACCESS*

Patients seen in 24 months	Total	Change since previous quarter
Quarter ending December 2015	426	
Quarter ending March 2016	425	→
Quarter ending June 2016	494	↑
Quarter ending September 2016	594	↑
Quarter ending December 2016	692	↑
Variance since December 2015	62.4%	↑



ACTIVITY



Month	Adjusted Scheduled Activity (UDA)	
	2016	2017
April	0	19
May	58	128
June	133	214
July	204	326
August	308	381
September	418	590
October	492	718
November	526	931
December	606	1,086
January	652	
February	748	
March	770	
April	771	
May	771	
June	772	

QUALITY

	Quantity	Base Number	Contract	AT	Region	England
% of FP17s for the same patient ID Re-attending within 3 months - Children	53	739	7.2%	12.4%	13.4%	12.4%
% of FP17s for the same patient ID Re-attending within 3 months - Adults	3	32	9.4%	18.0%	17.3%	16.6%
% of FP17s for the same patient ID Re-attending between 3 & 9 months - Children	274	739	37.1%	57.2%	58.9%	57.5%
% of FP17s for the same patient ID Re-attending between 3 & 9 months - Adults	11	32	34.4%	50.9%	52.5%	50.4%
% of FP17s for Band 1 Urgent Courses	47	767	6.1%	9.9%	9.3%	9.1%
% of FP17s Relating to Free Repair or Replacements	0	767	0.0%	1.0%	1.0%	0.8%
% of FP17s Relating to Continuations	1	767	0.1%	1.6%	1.5%	1.3%
% of Patients satisfied with the dentistry they have received	0	0	N/A	94.7%	93.1%	92.7%
% of Patients satisfied with the time they had to wait for an appointment	0	0	N/A	93.3%	89.8%	88.8%

* This is based on patients treated on this contract for their most recent course of treatment. Figures in italics indicate the base number of FP17s or Patient Questionnaire responses are less than 100. N/A is shown where the base number of responses is less than 10 during the period. % is calculated as Quantity/Base number*100

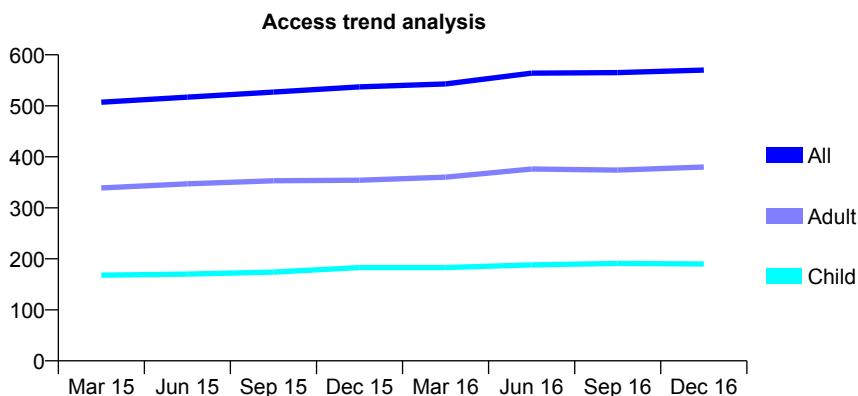
Q44 - Vital Signs At a Glance Contract Report for 861928/0001 - December 2016

Name or company name	MR PA FARRELL
Contract type name	GDS Contract
Purpose of contract	General
Contract start date	01/10/2006
Contract end date	

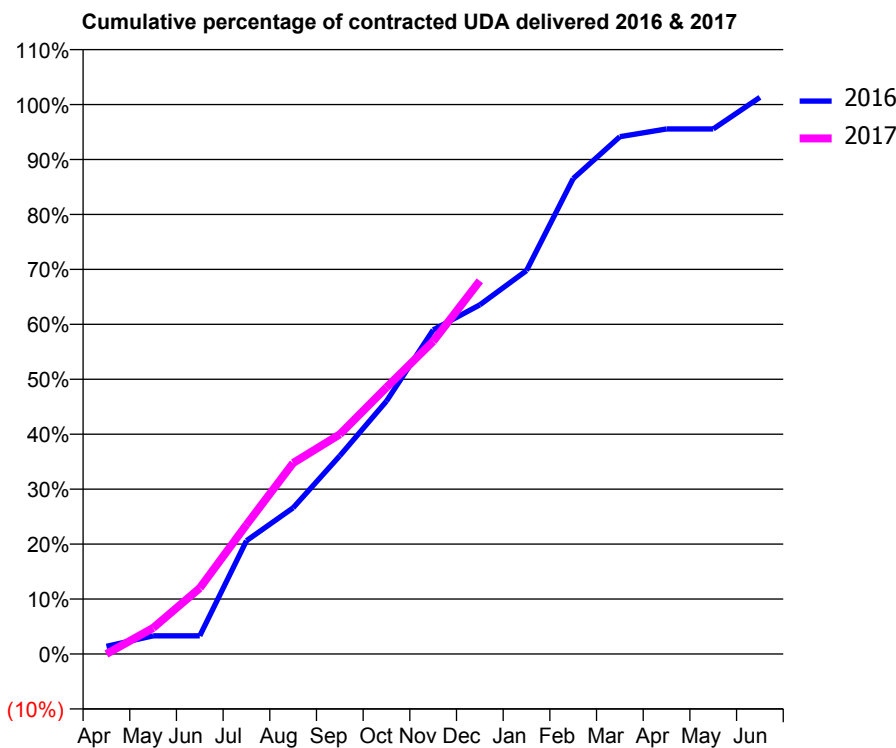
16/17 Contracted general activity (UDA)	1,081
Carry forward general activity (UDA)	0
16/17 Contracted orthodontic activity (UOA)	0
Carry forward orthodontic activity (UOA)	0
Baseline contract value	£29,254.06

ACCESS*

Patients seen in 24 months	Total	Change since previous quarter
Quarter ending December 2015	537	
Quarter ending March 2016	543	→
Quarter ending June 2016	564	↑
Quarter ending September 2016	565	→
Quarter ending December 2016	570	→
Variance since December 2015	6.1%	↑



ACTIVITY



Month	Adjusted Scheduled Activity (UDA)	
	2016	2017
April	15	0
May	36	51
June	36	130
July	223	254
August	288	376
September	390	432
October	498	524
November	638	615
December	687	734
January	754	
February	935	
March	1,018	
April	1,033	
May	1,033	
June	1,095	

QUALITY

	Quantity	Base Number	Contract	AT	Region	England
% of FP17s for the same patient ID Re-attending within 3 months - Children	7	203	3.4%	12.4%	13.4%	12.4%
% of FP17s for the same patient ID Re-attending within 3 months - Adults	33	358	9.2%	18.0%	17.3%	16.6%
% of FP17s for the same patient ID Re-attending between 3 & 9 months - Children	114	203	56.2%	57.2%	58.9%	57.5%
% of FP17s for the same patient ID Re-attending between 3 & 9 months - Adults	206	358	57.5%	50.9%	52.5%	50.4%
% of FP17s for Band 1 Urgent Courses	25	512	4.9%	9.9%	9.3%	9.1%
% of FP17s Relating to Free Repair or Replacements	0	512	0.0%	1.0%	1.0%	0.8%
% of FP17s Relating to Continuations	0	512	0.0%	1.6%	1.5%	1.3%
% of Patients satisfied with the dentistry they have received	3	3	N/A	94.7%	93.1%	92.7%
% of Patients satisfied with the time they had to wait for an appointment	3	3	N/A	93.3%	89.8%	88.8%

* This is based on patients treated on this contract for their most recent course of treatment. Figures in italics indicate the base number of FP17s or Patient Questionnaire responses are less than 100. N/A is shown where the base number of responses is less than 10 during the period. % is calculated as Quantity/Base number*100

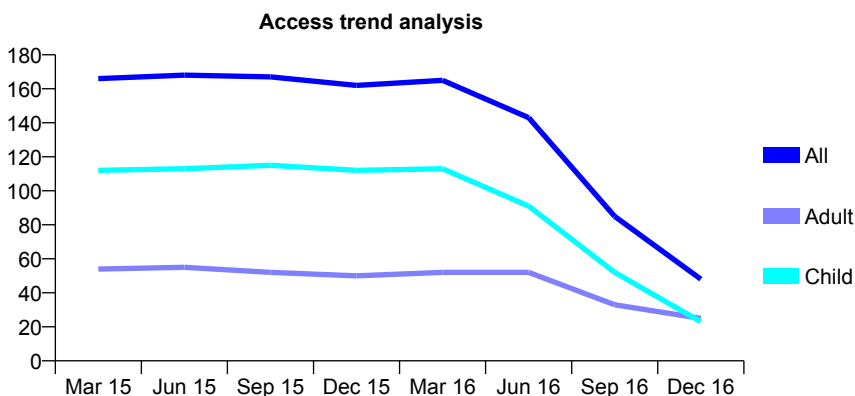
Q44 - Vital Signs At a Glance Contract Report for 869961/0001 - December 2016

Name or company name	MISS JM WRIGHT
Contract type name	GDS Contract
Purpose of contract	General
Contract start date	01/04/2006
Contract end date	31/05/2016

16/17 Contracted general activity (UDA)	85
Carry forward general activity (UDA)	0
16/17 Contracted orthodontic activity (UOA)	0
Carry forward orthodontic activity (UOA)	0
Baseline contract value	£1,861.58

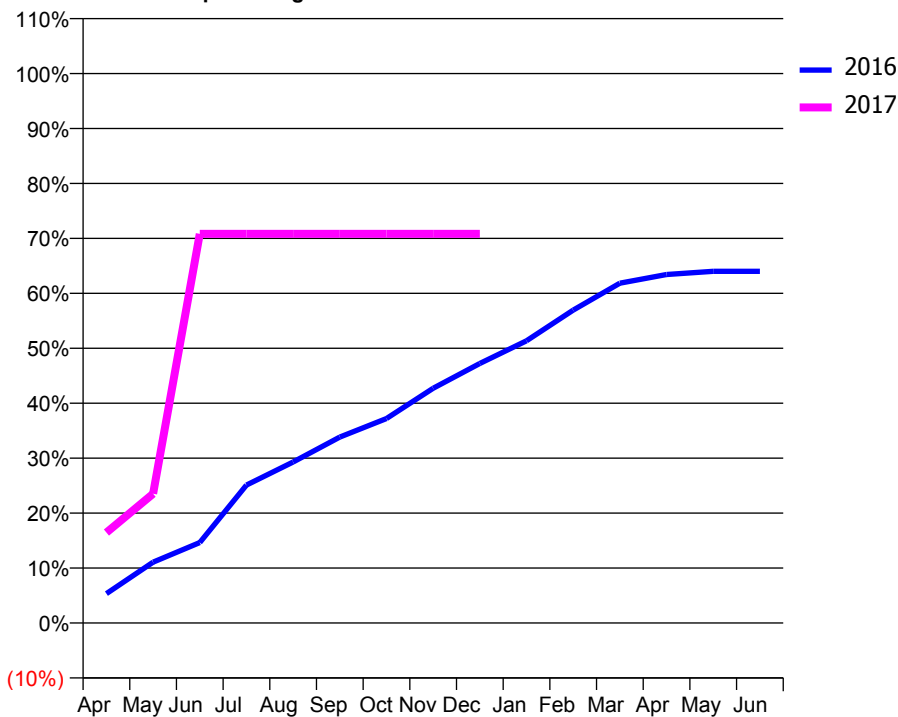
ACCESS*

Patients seen in 24 months	Total	Change since previous quarter
Quarter ending December 2015	162	
Quarter ending March 2016	165	→
Quarter ending June 2016	143	↓
Quarter ending September 2016	85	↓
Quarter ending December 2016	48	↓
Variance since December 2015	(70.4%)	↓



ACTIVITY

Cumulative percentage of contracted UDA delivered 2016 & 2017



Adjusted Scheduled Activity (UDA)

Month	2016	2017
April	27	14
May	56	20
June	75	60
July	128	60
August	149	60
September	172	60
October	189	60
November	217	60
December	240	60
January	261	
February	290	
March	315	
April	323	
May	326	
June	326	

QUALITY

	Quantity	Base Number	Contract	AT	Region	England
% of FP17s for the same patient ID Re-attending within 3 months - Children	1	32	3.1%	12.4%	13.4%	12.4%
% of FP17s for the same patient ID Re-attending within 3 months - Adults	0	15	0.0%	18.0%	17.3%	16.6%
% of FP17s for the same patient ID Re-attending between 3 & 9 months - Children	26	32	81.3%	57.2%	58.9%	57.5%
% of FP17s for the same patient ID Re-attending between 3 & 9 months - Adults	7	15	46.7%	50.9%	52.5%	50.4%
% of FP17s for Band 1 Urgent Courses	1	39	2.6%	9.9%	9.3%	9.1%
% of FP17s Relating to Free Repair or Replacements	0	39	0.0%	1.0%	1.0%	0.8%
% of FP17s Relating to Continuations	0	39	0.0%	1.6%	1.5%	1.3%
% of Patients satisfied with the dentistry they have received	0	0	N/A	94.7%	93.1%	92.7%
% of Patients satisfied with the time they had to wait for an appointment	0	0	N/A	93.3%	89.8%	88.8%

* This is based on patients treated on this contract for their most recent course of treatment. Figures in italics indicate the base number of FP17s or Patient Questionnaire responses are less than 100. N/A is shown where the base number of responses is less than 10 during the period. % is calculated as Quantity/Base number*100

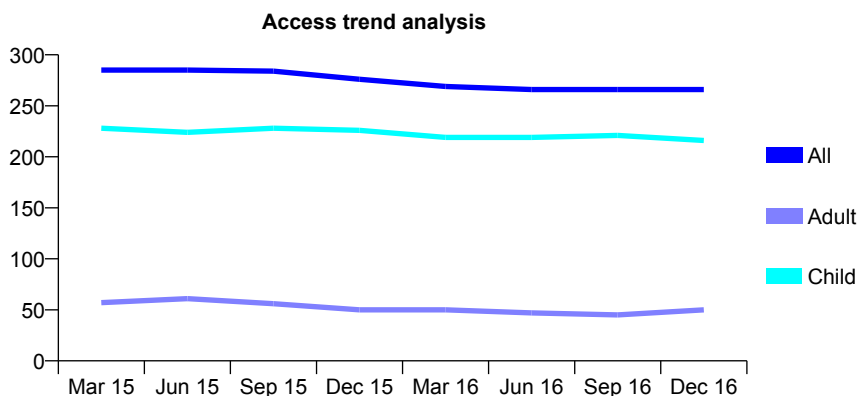
Q44 - Vital Signs At a Glance Contract Report for 906875/0001 - December 2016

Name or company name	MR NP SMITH
Contract type name	GDS Contract
Purpose of contract	General
Contract start date	01/04/2006
Contract end date	

16/17 Contracted general activity (UDA)	1,200
Carry forward general activity (UDA)	0
16/17 Contracted orthodontic activity (UOA)	0
Carry forward orthodontic activity (UOA)	0
Baseline contract value	£25,459.28

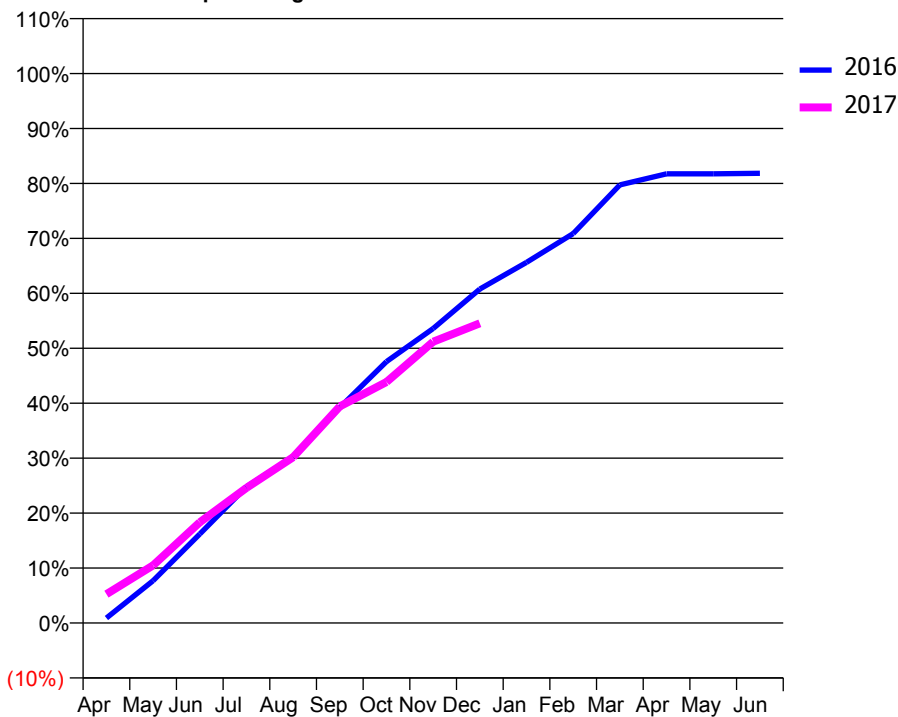
ACCESS*

Patients seen in 24 months	Total	Change since previous quarter
Quarter ending December 2015	276	
Quarter ending March 2016	269	↓
Quarter ending June 2016	266	↓
Quarter ending September 2016	266	→
Quarter ending December 2016	266	→
Variance since December 2015	(3.6%)	↓



ACTIVITY

Cumulative percentage of contracted UDA delivered 2016 & 2017



Month	Adjusted Scheduled Activity (UDA)	
	2016	2017
April	11	63
May	92	126
June	194	220
July	297	295
August	363	362
September	471	473
October	571	526
November	643	614
December	729	654
January	788	
February	851	
March	957	
April	981	
May	981	
June	982	

QUALITY

	Quantity	Base Number	Contract	AT	Region	England
% of FP17s for the same patient ID Re-attending within 3 months - Children	9	286	3.1%	12.4%	13.4%	12.4%
% of FP17s for the same patient ID Re-attending within 3 months - Adults	1	16	6.3%	18.0%	17.3%	16.6%
% of FP17s for the same patient ID Re-attending between 3 & 9 months - Children	205	286	71.7%	57.2%	58.9%	57.5%
% of FP17s for the same patient ID Re-attending between 3 & 9 months - Adults	12	16	75.0%	50.9%	52.5%	50.4%
% of FP17s for Band 1 Urgent Courses	2	290	0.7%	9.9%	9.3%	9.1%
% of FP17s Relating to Free Repair or Replacements	0	290	0.0%	1.0%	1.0%	0.8%
% of FP17s Relating to Continuations	3	290	1.0%	1.6%	1.5%	1.3%
% of Patients satisfied with the dentistry they have received	0	0	N/A	94.7%	93.1%	92.7%
% of Patients satisfied with the time they had to wait for an appointment	0	0	N/A	93.3%	89.8%	88.8%

* This is based on patients treated on this contract for their most recent course of treatment. Figures in italics indicate the base number of FP17s or Patient Questionnaire responses are less than 100. N/A is shown where the base number of responses is less than 10 during the period. % is calculated as Quantity/Base number*100

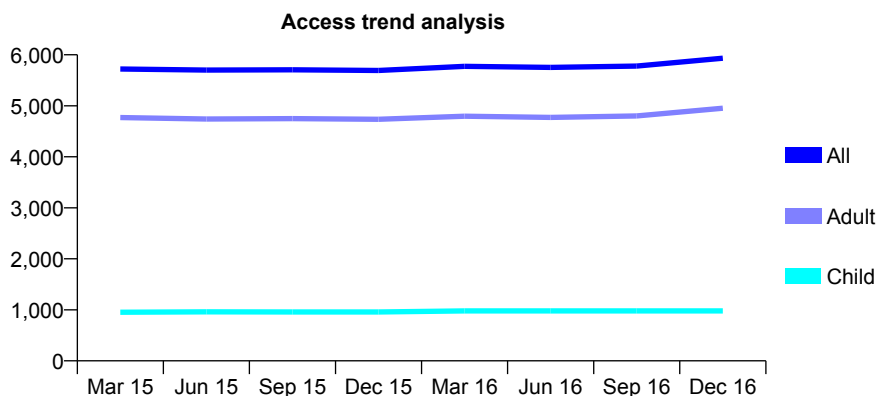
Q44 - Vital Signs At a Glance Contract Report for 912956/0001 - December 2016

Name or company name	MR MJ SOLAN
Contract type name	GDS Contract
Purpose of contract	General
Contract start date	01/04/2006
Contract end date	

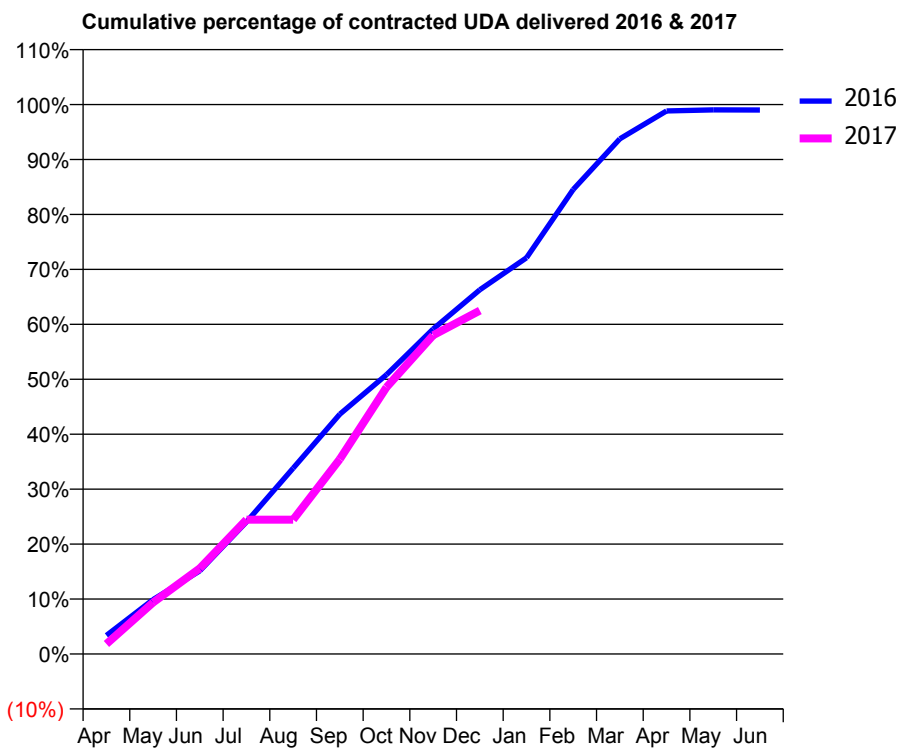
16/17 Contracted general activity (UDA)	18,568
Carry forward general activity (UDA)	186
16/17 Contracted orthodontic activity (UOA)	0
Carry forward orthodontic activity (UOA)	0
Baseline contract value	£502,724.77

ACCESS*

Patients seen in 24 months	Total	Change since previous quarter
Quarter ending December 2015	5,694	
Quarter ending March 2016	5,774	→
Quarter ending June 2016	5,752	→
Quarter ending September 2016	5,780	→
Quarter ending December 2016	5,933	↑
Variance since December 2015	4.2%	↑



ACTIVITY



Month	Adjusted Scheduled Activity (UDA)	
	2016	2017
April	631	339
May	1,842	1,740
June	2,808	2,896
July	4,462	4,539
August	6,278	4,539
September	8,105	6,585
October	9,437	9,015
November	10,984	10,772
December	12,308	11,605
January	13,391	
February	15,697	
March	17,409	
April	18,351	
May	18,385	
June	18,382	

QUALITY

	Quantity	Base Number	Contract	AT	Region	England
% of FP17s for the same patient ID Re-attending within 3 months - Children	58	989	5.9%	12.4%	13.4%	12.4%
% of FP17s for the same patient ID Re-attending within 3 months - Adults	552	4,979	11.1%	18.0%	17.3%	16.6%
% of FP17s for the same patient ID Re-attending between 3 & 9 months - Children	570	989	57.6%	57.2%	58.9%	57.5%
% of FP17s for the same patient ID Re-attending between 3 & 9 months - Adults	2,892	4,979	58.1%	50.9%	52.5%	50.4%
% of FP17s for Band 1 Urgent Courses	108	5,595	1.9%	9.9%	9.3%	9.1%
% of FP17s Relating to Free Repair or Replacements	84	5,595	1.5%	1.0%	1.0%	0.8%
% of FP17s Relating to Continuations	77	5,595	1.4%	1.6%	1.5%	1.3%
% of Patients satisfied with the dentistry they have received	20	20	100.0%	94.7%	93.1%	92.7%
% of Patients satisfied with the time they had to wait for an appointment	18	20	90.0%	93.3%	89.8%	88.8%

* This is based on patients treated on this contract for their most recent course of treatment. Figures in italics indicate the base number of FP17s or Patient Questionnaire responses are less than 100. N/A is shown where the base number of responses is less than 10 during the period. % is calculated as Quantity/Base number*100

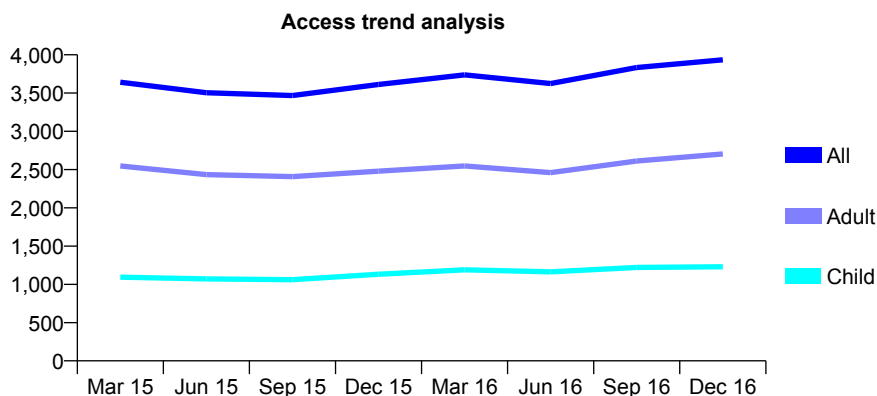
Q44 - Vital Signs At a Glance Contract Report for 914215/0001 - December 2016

Name or company name	MISS AM O'HARE
Contract type name	GDS Contract
Purpose of contract	General
Contract start date	01/04/2006
Contract end date	

16/17 Contracted general activity (UDA)	9,700
Carry forward general activity (UDA)	0
16/17 Contracted orthodontic activity (UOA)	0
Carry forward orthodontic activity (UOA)	0
Baseline contract value	£297,792.13

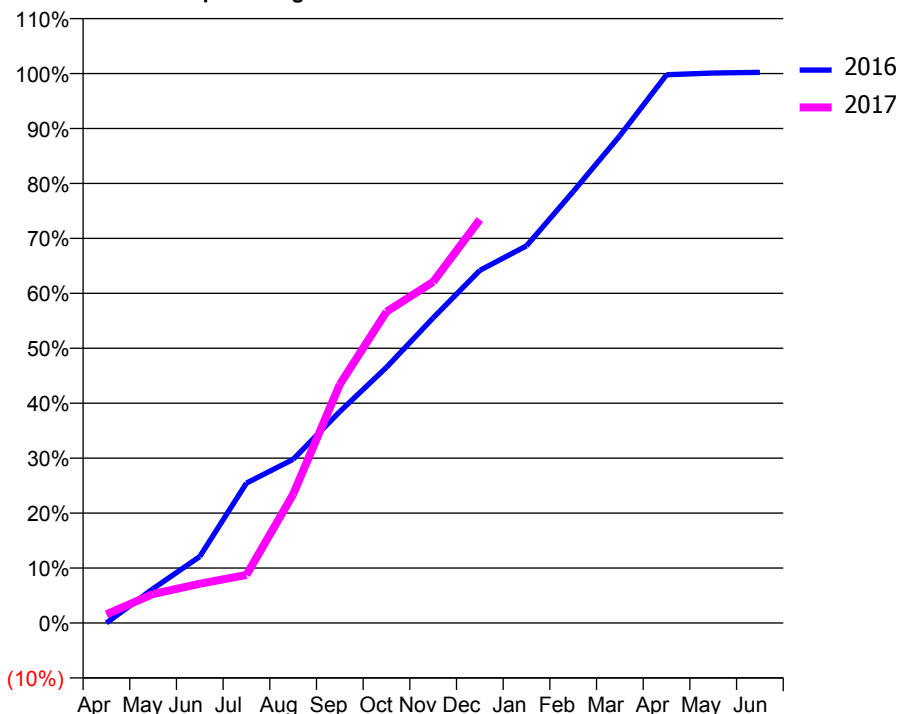
ACCESS*

Patients seen in 24 months	Total	Change since previous quarter
Quarter ending December 2015	3,612	
Quarter ending March 2016	3,737	↑
Quarter ending June 2016	3,625	↓
Quarter ending September 2016	3,833	↑
Quarter ending December 2016	3,934	↑
Variance since December 2015	8.9%	↑



ACTIVITY

Cumulative percentage of contracted UDA delivered 2016 & 2017



Month	Adjusted Scheduled Activity (UDA)	
	2016	2017
April	0	154
May	607	512
June	1,173	693
July	2,471	849
August	2,889	2,273
September	3,731	4,213
October	4,514	5,496
November	5,388	6,024
December	6,225	7,121
January	6,657	
February	7,615	
March	8,602	
April	9,678	
May	9,709	
June	9,721	

QUALITY

	Quantity	Base Number	Contract	AT	Region	England
% of FP17s for the same patient ID Re-attending within 3 months - Children	64	1,058	6.0%	12.4%	13.4%	12.4%
% of FP17s for the same patient ID Re-attending within 3 months - Adults	204	2,089	9.8%	18.0%	17.3%	16.6%
% of FP17s for the same patient ID Re-attending between 3 & 9 months - Children	433	1,058	40.9%	57.2%	58.9%	57.5%
% of FP17s for the same patient ID Re-attending between 3 & 9 months - Adults	624	2,089	29.9%	50.9%	52.5%	50.4%
% of FP17s for Band 1 Urgent Courses	232	2,837	8.2%	9.9%	9.3%	9.1%
% of FP17s Relating to Free Repair or Replacements	17	2,837	0.6%	1.0%	1.0%	0.8%
% of FP17s Relating to Continuations	19	2,837	0.7%	1.6%	1.5%	1.3%
% of Patients satisfied with the dentistry they have received	7	7	N/A	94.7%	93.1%	92.7%
% of Patients satisfied with the time they had to wait for an appointment	6	7	N/A	93.3%	89.8%	88.8%

* This is based on patients treated on this contract for their most recent course of treatment. Figures in italics indicate the base number of FP17s or Patient Questionnaire responses are less than 100. N/A is shown where the base number of responses is less than 10 during the period. % is calculated as Quantity/Base number*100

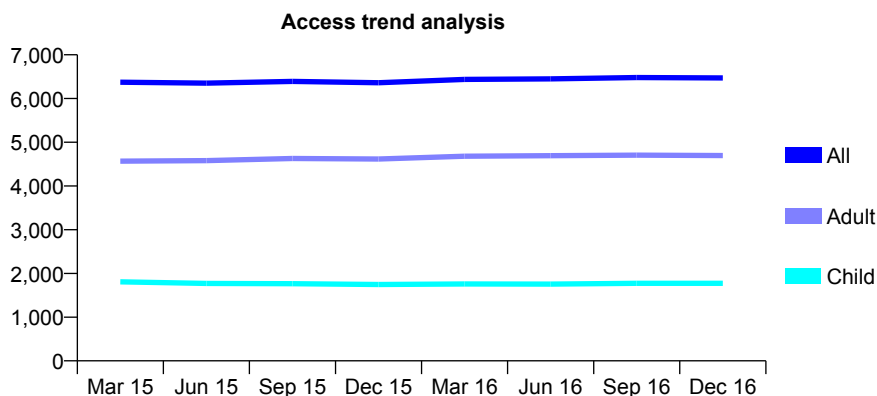
Q44 - Vital Signs At a Glance Contract Report for 914479/0001 - December 2016

Name or company name	MR JP MIMNAGH
Contract type name	GDS Contract
Purpose of contract	General
Contract start date	01/04/2006
Contract end date	

16/17 Contracted general activity (UDA)	16,750
Carry forward general activity (UDA)	0
16/17 Contracted orthodontic activity (UOA)	0
Carry forward orthodontic activity (UOA)	0
Baseline contract value	£496,924.84

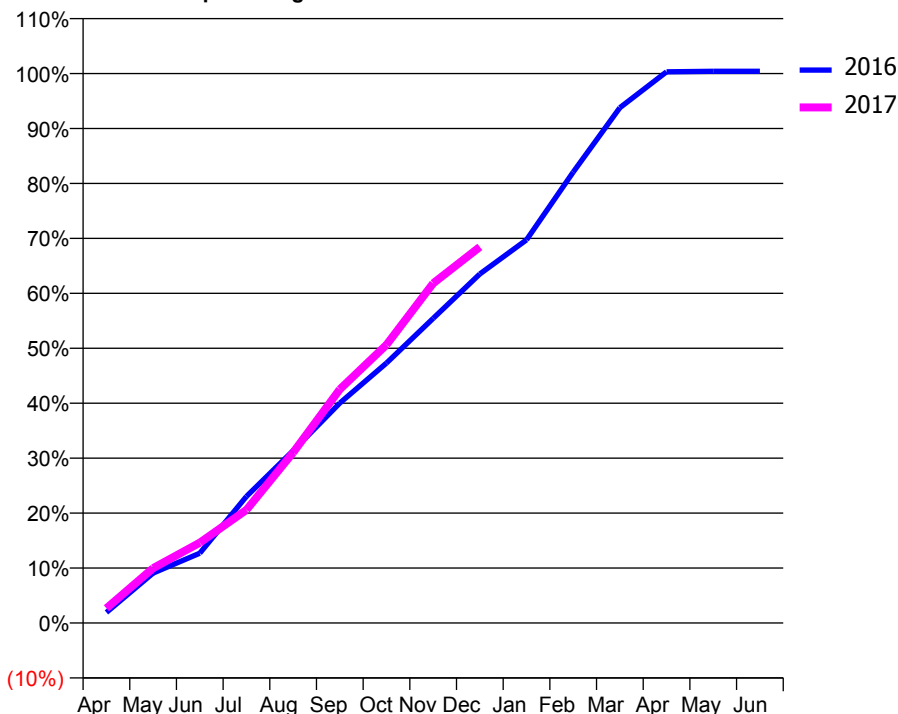
ACCESS*

Patients seen in 24 months	Total	Change since previous quarter
Quarter ending December 2015	6,362	
Quarter ending March 2016	6,438	→
Quarter ending June 2016	6,449	→
Quarter ending September 2016	6,479	→
Quarter ending December 2016	6,472	→
Variance since December 2015	1.7%	→



ACTIVITY

Cumulative percentage of contracted UDA delivered 2016 & 2017



Month	Adjusted Scheduled Activity (UDA)	
	2016	2017
April	322	450
May	1,524	1,673
June	2,126	2,450
July	3,861	3,450
August	5,254	5,198
September	6,703	7,121
October	7,924	8,483
November	9,288	10,356
December	10,639	11,465
January	11,679	
February	13,744	
March	15,707	
April	16,800	
May	16,818	
June	16,818	

QUALITY

	Quantity	Base Number	Contract	AT	Region	England
% of FP17s for the same patient ID Re-attending within 3 months - Children	170	1,668	10.2%	12.4%	13.4%	12.4%
% of FP17s for the same patient ID Re-attending within 3 months - Adults	743	4,323	17.2%	18.0%	17.3%	16.6%
% of FP17s for the same patient ID Re-attending between 3 & 9 months - Children	784	1,668	47.0%	57.2%	58.9%	57.5%
% of FP17s for the same patient ID Re-attending between 3 & 9 months - Adults	1,850	4,323	42.8%	50.9%	52.5%	50.4%
% of FP17s for Band 1 Urgent Courses	604	5,062	11.9%	9.9%	9.3%	9.1%
% of FP17s Relating to Free Repair or Replacements	59	5,062	1.2%	1.0%	1.0%	0.8%
% of FP17s Relating to Continuations	136	5,062	2.7%	1.6%	1.5%	1.3%
% of Patients satisfied with the dentistry they have received	19	19	100.0%	94.7%	93.1%	92.7%
% of Patients satisfied with the time they had to wait for an appointment	19	19	100.0%	93.3%	89.8%	88.8%

* This is based on patients treated on this contract for their most recent course of treatment. Figures in italics indicate the base number of FP17s or Patient Questionnaire responses are less than 100. N/A is shown where the base number of responses is less than 10 during the period. % is calculated as Quantity/Base number*100

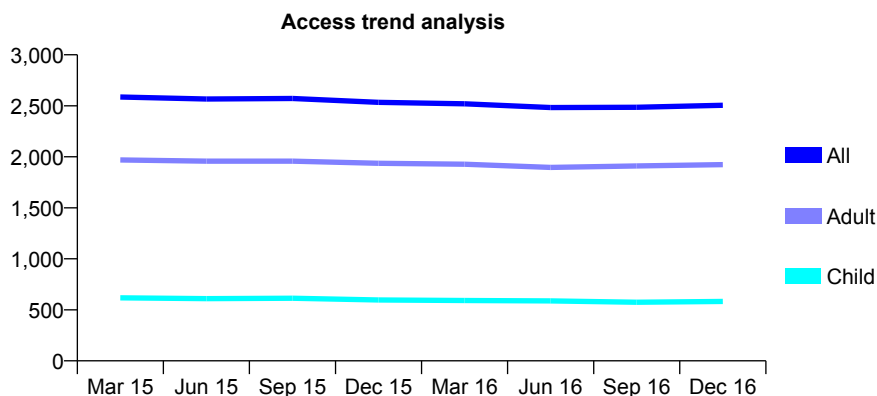
Q44 - Vital Signs At a Glance Contract Report for 927511/0001 - December 2016

Name or company name	MISS AS DEVINE
Contract type name	GDS Contract
Purpose of contract	General
Contract start date	01/04/2006
Contract end date	

16/17 Contracted general activity (UDA)	7,500
Carry forward general activity (UDA)	121
16/17 Contracted orthodontic activity (UOA)	0
Carry forward orthodontic activity (UOA)	0
Baseline contract value	£201,896.32

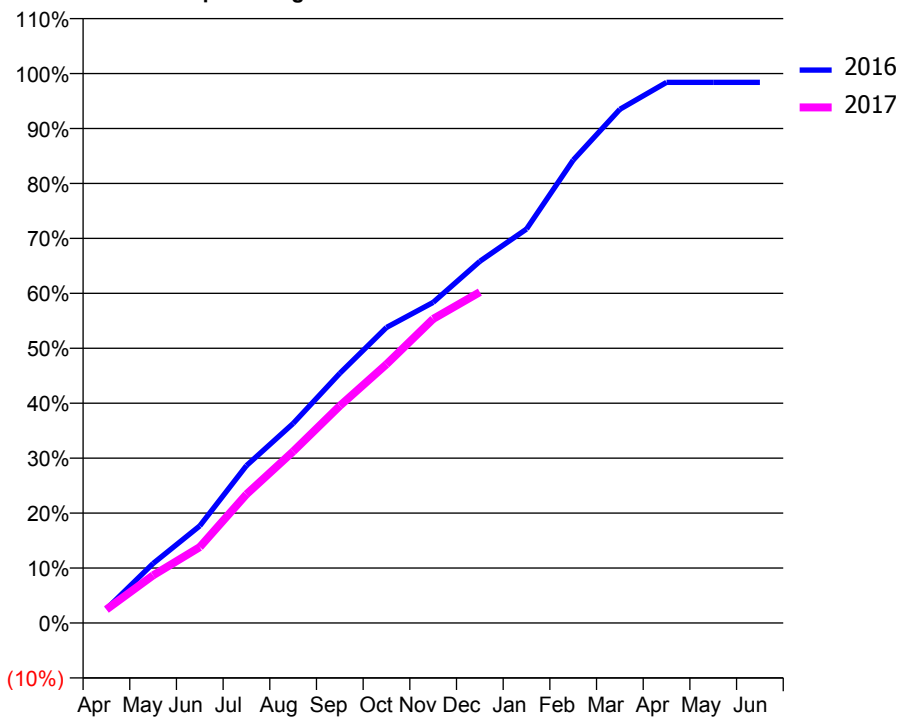
ACCESS*

Patients seen in 24 months	Total	Change since previous quarter
Quarter ending December 2015	2,534	
Quarter ending March 2016	2,519	→
Quarter ending June 2016	2,483	↓
Quarter ending September 2016	2,485	→
Quarter ending December 2016	2,505	→
Variance since December 2015	(1.1%)	↓



ACTIVITY

Cumulative percentage of contracted UDA delivered 2016 & 2017



Month	Adjusted Scheduled Activity (UDA)	
	2016	2017
April	193	185
May	812	650
June	1,326	1,036
July	2,148	1,758
August	2,723	2,341
September	3,408	2,963
October	4,033	3,532
November	4,377	4,151
December	4,938	4,516
January	5,378	
February	6,317	
March	7,012	
April	7,379	
May	7,379	
June	7,379	

QUALITY

	Quantity	Base Number	Contract	AT	Region	England
% of FP17s for the same patient ID Re-attending within 3 months - Children	69	659	10.5%	12.4%	13.4%	12.4%
% of FP17s for the same patient ID Re-attending within 3 months - Adults	543	2,416	22.5%	18.0%	17.3%	16.6%
% of FP17s for the same patient ID Re-attending between 3 & 9 months - Children	388	659	58.9%	57.2%	58.9%	57.5%
% of FP17s for the same patient ID Re-attending between 3 & 9 months - Adults	1,275	2,416	52.8%	50.9%	52.5%	50.4%
% of FP17s for Band 1 Urgent Courses	94	2,892	3.3%	9.9%	9.3%	9.1%
% of FP17s Relating to Free Repair or Replacements	38	2,892	1.3%	1.0%	1.0%	0.8%
% of FP17s Relating to Continuations	19	2,892	0.7%	1.6%	1.5%	1.3%
% of Patients satisfied with the dentistry they have received	9	9	N/A	94.7%	93.1%	92.7%
% of Patients satisfied with the time they had to wait for an appointment	8	9	N/A	93.3%	89.8%	88.8%

* This is based on patients treated on this contract for their most recent course of treatment. Figures in italics indicate the base number of FP17s or Patient Questionnaire responses are less than 100. N/A is shown where the base number of responses is less than 10 during the period. % is calculated as Quantity/Base number*100

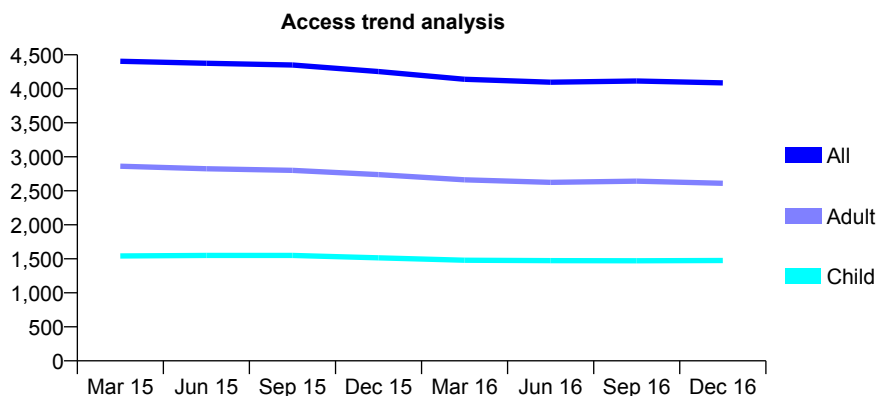
Q44 - Vital Signs At a Glance Contract Report for 931160/0001 - December 2016

Name or company name	MISS EJ MARSDEN
Contract type name	GDS Contract
Purpose of contract	General
Contract start date	01/04/2006
Contract end date	

16/17 Contracted general activity (UDA)	8,915
Carry forward general activity (UDA)	0
16/17 Contracted orthodontic activity (UOA)	0
Carry forward orthodontic activity (UOA)	0
Baseline contract value	£216,186.51

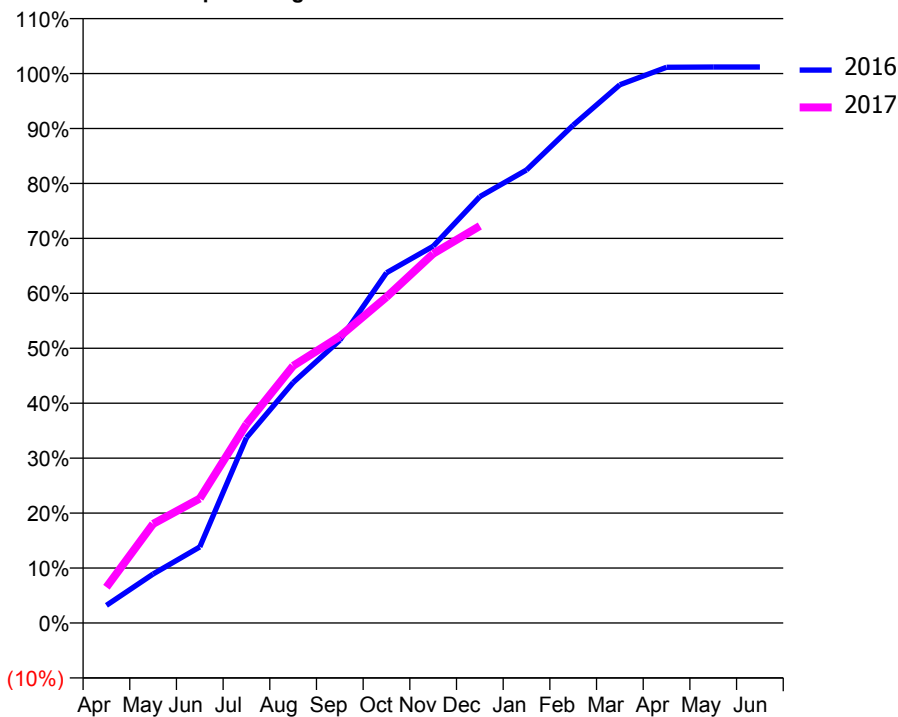
ACCESS*

Patients seen in 24 months	Total	Change since previous quarter
Quarter ending December 2015	4,253	
Quarter ending March 2016	4,141	↓
Quarter ending June 2016	4,098	↓
Quarter ending September 2016	4,115	→
Quarter ending December 2016	4,087	→
Variance since December 2015	(3.9%)	↓



ACTIVITY

Cumulative percentage of contracted UDA delivered 2016 & 2017



Month	Adjusted Scheduled Activity (UDA)	
	2016	2017
April	287	580
May	796	1,609
June	1,233	2,019
July	3,005	3,226
August	3,902	4,172
September	4,588	4,650
October	5,682	5,289
November	6,113	5,991
December	6,917	6,441
January	7,351	
February	8,076	
March	8,733	
April	9,017	
May	9,020	
June	9,020	

QUALITY

	Quantity	Base Number	Contract	AT	Region	England
% of FP17s for the same patient ID Re-attending within 3 months - Children	137	1,685	8.1%	12.4%	13.4%	12.4%
% of FP17s for the same patient ID Re-attending within 3 months - Adults	288	2,263	12.7%	18.0%	17.3%	16.6%
% of FP17s for the same patient ID Re-attending between 3 & 9 months - Children	897	1,685	53.2%	57.2%	58.9%	57.5%
% of FP17s for the same patient ID Re-attending between 3 & 9 months - Adults	1,099	2,263	48.6%	50.9%	52.5%	50.4%
% of FP17s for Band 1 Urgent Courses	234	3,798	6.2%	9.9%	9.3%	9.1%
% of FP17s Relating to Free Repair or Replacements	7	3,798	0.2%	1.0%	1.0%	0.8%
% of FP17s Relating to Continuations	99	3,798	2.6%	1.6%	1.5%	1.3%
% of Patients satisfied with the dentistry they have received	2	2	N/A	94.7%	93.1%	92.7%
% of Patients satisfied with the time they had to wait for an appointment	1	2	N/A	93.3%	89.8%	88.8%

* This is based on patients treated on this contract for their most recent course of treatment. Figures in italics indicate the base number of FP17s or Patient Questionnaire responses are less than 100. N/A is shown where the base number of responses is less than 10 during the period. % is calculated as Quantity/Base number*100

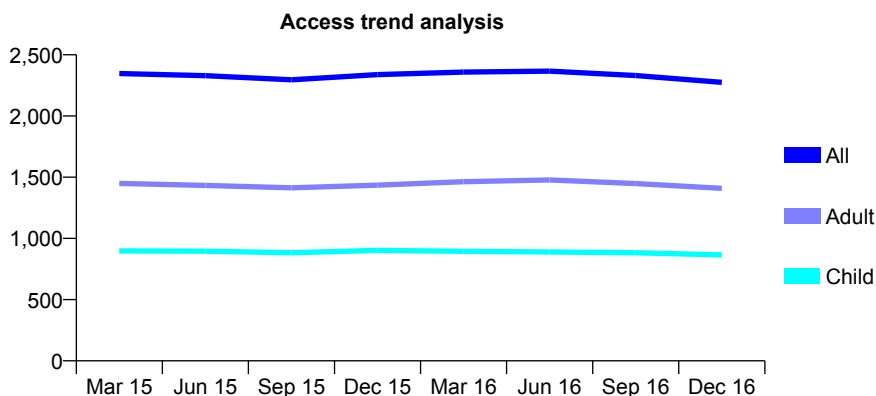
Q44 - Vital Signs At a Glance Contract Report for 933708/0001 - December 2016

Name or company name	MR JW BAX
Contract type name	GDS Contract
Purpose of contract	General
Contract start date	01/04/2006
Contract end date	

16/17 Contracted general activity (UDA)	7,340
Carry forward general activity (UDA)	0
16/17 Contracted orthodontic activity (UOA)	0
Carry forward orthodontic activity (UOA)	0
Baseline contract value	£173,067.46

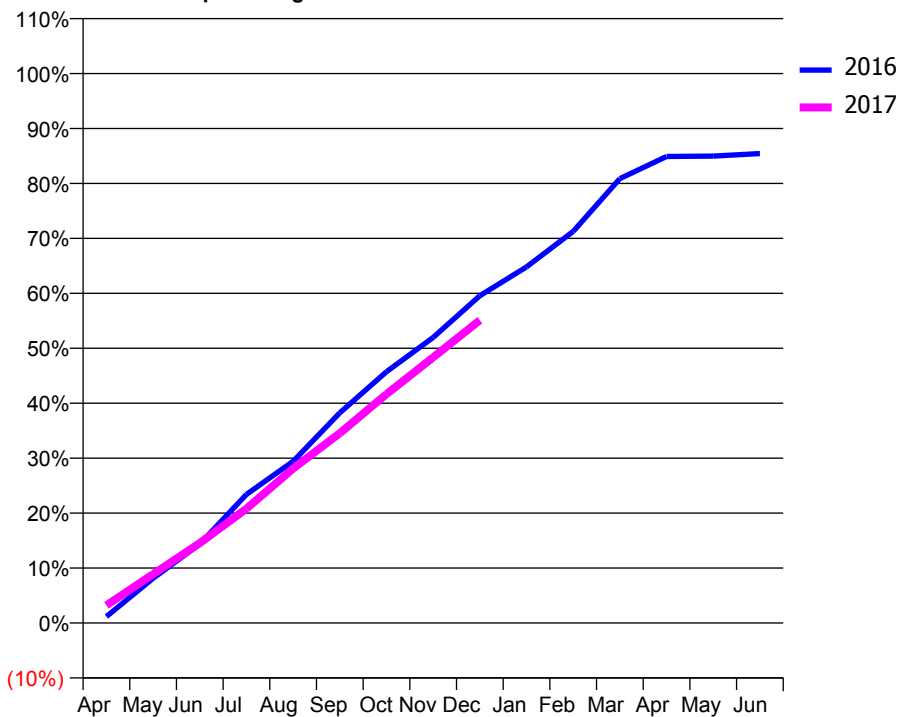
ACCESS*

Patients seen in 24 months	Total	Change since previous quarter
Quarter ending December 2015	2,338	
Quarter ending March 2016	2,359	→
Quarter ending June 2016	2,367	→
Quarter ending September 2016	2,331	↓
Quarter ending December 2016	2,275	↓
Variance since December 2015	(2.7%)	↓



ACTIVITY

Cumulative percentage of contracted UDA delivered 2016 & 2017



Month	Adjusted Scheduled Activity (UDA)	
	2016	2017
April	86	235
May	598	653
June	1,055	1,067
July	1,719	1,528
August	2,160	2,064
September	2,808	2,536
October	3,357	3,057
November	3,814	3,549
December	4,371	4,044
January	4,756	
February	5,230	
March	5,936	
April	6,232	
May	6,236	
June	6,270	

QUALITY

	Quantity	Base Number	Contract	AT	Region	England
% of FP17s for the same patient ID Re-attending within 3 months - Children	116	1,165	10.0%	12.4%	13.4%	12.4%
% of FP17s for the same patient ID Re-attending within 3 months - Adults	214	1,521	14.1%	18.0%	17.3%	16.6%
% of FP17s for the same patient ID Re-attending between 3 & 9 months - Children	801	1,165	68.8%	57.2%	58.9%	57.5%
% of FP17s for the same patient ID Re-attending between 3 & 9 months - Adults	1,028	1,521	67.6%	50.9%	52.5%	50.4%
% of FP17s for Band 1 Urgent Courses	208	2,478	8.4%	9.9%	9.3%	9.1%
% of FP17s Relating to Free Repair or Replacements	11	2,478	0.4%	1.0%	1.0%	0.8%
% of FP17s Relating to Continuations	6	2,478	0.2%	1.6%	1.5%	1.3%
% of Patients satisfied with the dentistry they have received	3	3	N/A	94.7%	93.1%	92.7%
% of Patients satisfied with the time they had to wait for an appointment	3	3	N/A	93.3%	89.8%	88.8%

* This is based on patients treated on this contract for their most recent course of treatment. Figures in italics indicate the base number of FP17s or Patient Questionnaire responses are less than 100. N/A is shown where the base number of responses is less than 10 during the period. % is calculated as Quantity/Base number*100

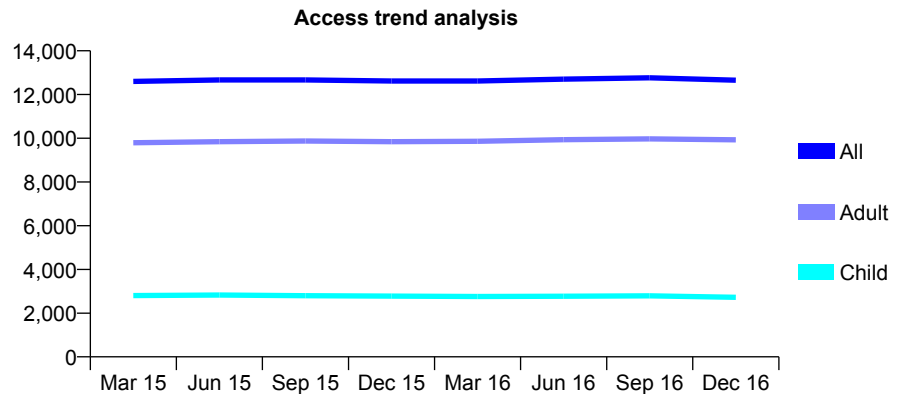
Q44 - Vital Signs At a Glance Contract Report for 935360/0001 - December 2016

Name or company name	Sutton Dental Practice
Contract type name	GDS Contract
Purpose of contract	General
Contract start date	01/04/2006
Contract end date	

16/17 Contracted general activity (UDA)	40,588
Carry forward general activity (UDA)	0
16/17 Contracted orthodontic activity (UOA)	0
Carry forward orthodontic activity (UOA)	0
Baseline contract value	£1,193,558.52

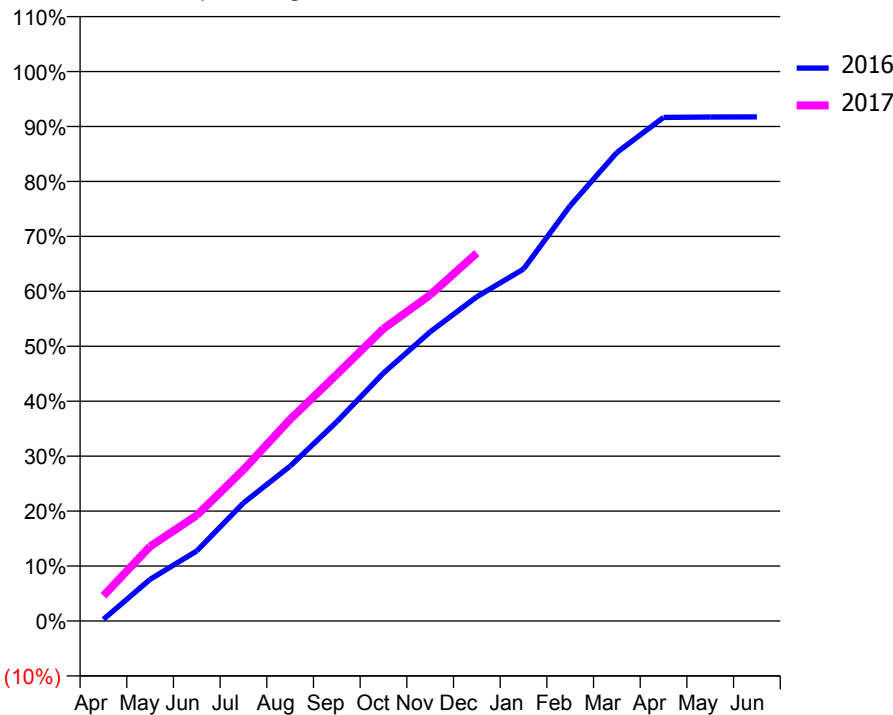
ACCESS*

Patients seen in 24 months	Total	Change since previous quarter
Quarter ending December 2015	12,621	
Quarter ending March 2016	12,620	→
Quarter ending June 2016	12,704	→
Quarter ending September 2016	12,764	→
Quarter ending December 2016	12,655	→
Variance since December 2015	0.3%	→



ACTIVITY

Cumulative percentage of contracted UDA delivered 2016 & 2017



Month	Adjusted Scheduled Activity (UDA)	
	2016	2017
April	126	1,863
May	3,082	5,514
June	5,175	7,803
July	8,725	11,170
August	11,438	14,900
September	14,724	18,213
October	18,320	21,598
November	21,362	24,082
December	23,953	27,177
January	26,001	
February	30,679	
March	34,607	
April	37,192	
May	37,228	
June	37,240	

QUALITY

	Quantity	Base Number	Contract	AT	Region	England
% of FP17s for the same patient ID Re-attending within 3 months - Children	244	3,340	7.3%	12.4%	13.4%	12.4%
% of FP17s for the same patient ID Re-attending within 3 months - Adults	1,908	12,295	15.5%	18.0%	17.3%	16.6%
% of FP17s for the same patient ID Re-attending between 3 & 9 months - Children	2,234	3,340	66.9%	57.2%	58.9%	57.5%
% of FP17s for the same patient ID Re-attending between 3 & 9 months - Adults	7,995	12,295	65.0%	50.9%	52.5%	50.4%
% of FP17s for Band 1 Urgent Courses	1,629	14,426	11.3%	9.9%	9.3%	9.1%
% of FP17s Relating to Free Repair or Replacements	92	14,426	0.6%	1.0%	1.0%	0.8%
% of FP17s Relating to Continuations	245	14,426	1.7%	1.6%	1.5%	1.3%
% of Patients satisfied with the dentistry they have received	19	19	100.0%	94.7%	93.1%	92.7%
% of Patients satisfied with the time they had to wait for an appointment	19	19	100.0%	93.3%	89.8%	88.8%

* This is based on patients treated on this contract for their most recent course of treatment. Figures in italics indicate the base number of FP17s or Patient Questionnaire responses are less than 100. N/A is shown where the base number of responses is less than 10 during the period. % is calculated as Quantity/Base number*100

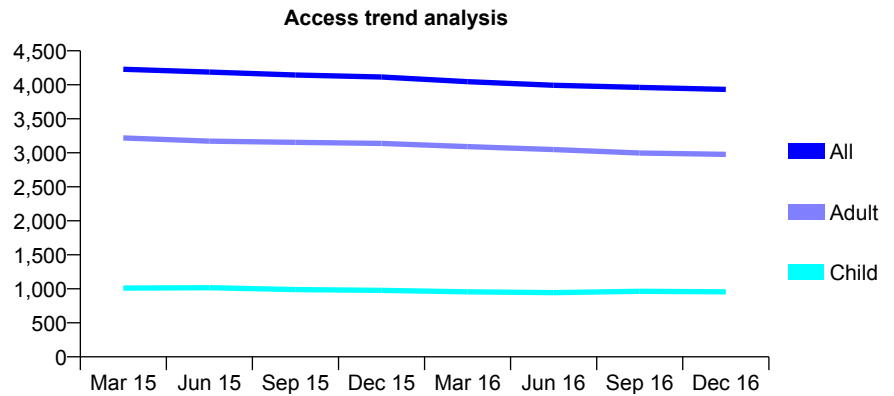
Q44 - Vital Signs At a Glance Contract Report for 938289/0001 - December 2016

Name or company name	MR KC HO
Contract type name	GDS Contract
Purpose of contract	General
Contract start date	01/04/2006
Contract end date	

16/17 Contracted general activity (UDA)	12,193
Carry forward general activity (UDA)	322
16/17 Contracted orthodontic activity (UOA)	0
Carry forward orthodontic activity (UOA)	0
Baseline contract value	£352,185.10

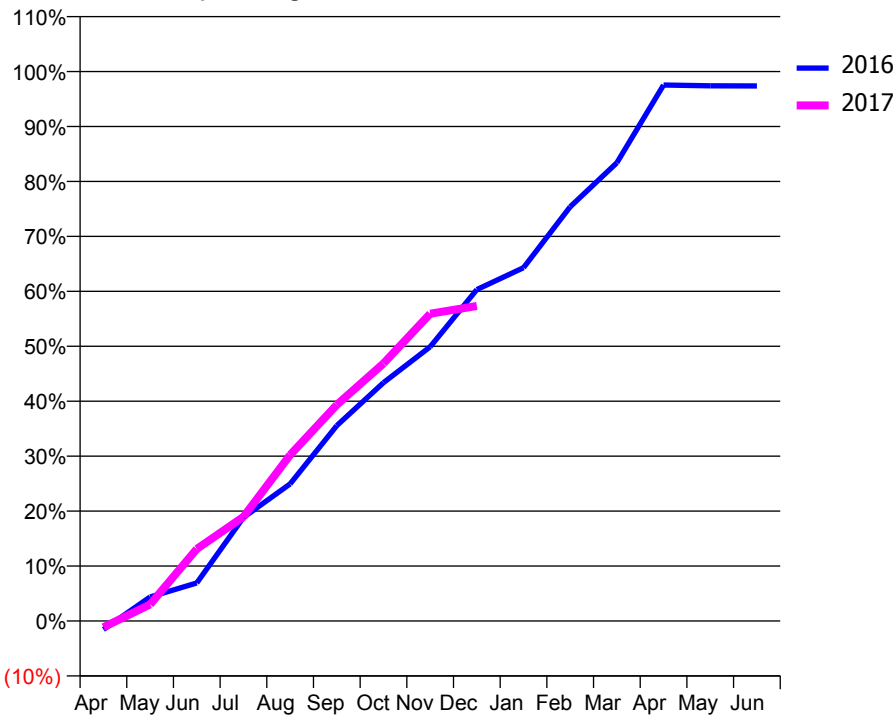
ACCESS*

Patients seen in 24 months	Total	Change since previous quarter
Quarter ending December 2015	4,115	
Quarter ending March 2016	4,046	↓
Quarter ending June 2016	3,994	↓
Quarter ending September 2016	3,961	→
Quarter ending December 2016	3,933	→
Variance since December 2015	(4.4%)	↓



ACTIVITY

Cumulative percentage of contracted UDA delivered 2016 & 2017



Month	Adjusted Scheduled Activity (UDA)	
	2016	2017
April	-190	-142
May	533	370
June	846	1,598
July	2,299	2,311
August	3,043	3,686
September	4,336	4,798
October	5,289	5,716
November	6,086	6,819
December	7,356	6,992
January	7,838	
February	9,191	
March	10,167	
April	11,892	
May	11,876	
June	11,871	

QUALITY

	Quantity	Base Number	Contract	AT	Region	England
% of FP17s for the same patient ID Re-attending within 3 months - Children	118	1,177	10.0%	12.4%	13.4%	12.4%
% of FP17s for the same patient ID Re-attending within 3 months - Adults	333	2,999	11.1%	18.0%	17.3%	16.6%
% of FP17s for the same patient ID Re-attending between 3 & 9 months - Children	726	1,177	61.7%	57.2%	58.9%	57.5%
% of FP17s for the same patient ID Re-attending between 3 & 9 months - Adults	1,747	2,999	58.3%	50.9%	52.5%	50.4%
% of FP17s for Band 1 Urgent Courses	219	3,639	6.0%	9.9%	9.3%	9.1%
% of FP17s Relating to Free Repair or Replacements	63	3,639	1.7%	1.0%	1.0%	0.8%
% of FP17s Relating to Continuations	27	3,639	0.7%	1.6%	1.5%	1.3%
% of Patients satisfied with the dentistry they have received	24	24	100.0%	94.7%	93.1%	92.7%
% of Patients satisfied with the time they had to wait for an appointment	24	24	100.0%	93.3%	89.8%	88.8%

* This is based on patients treated on this contract for their most recent course of treatment. Figures in italics indicate the base number of FP17s or Patient Questionnaire responses are less than 100. N/A is shown where the base number of responses is less than 10 during the period. % is calculated as Quantity/Base number*100

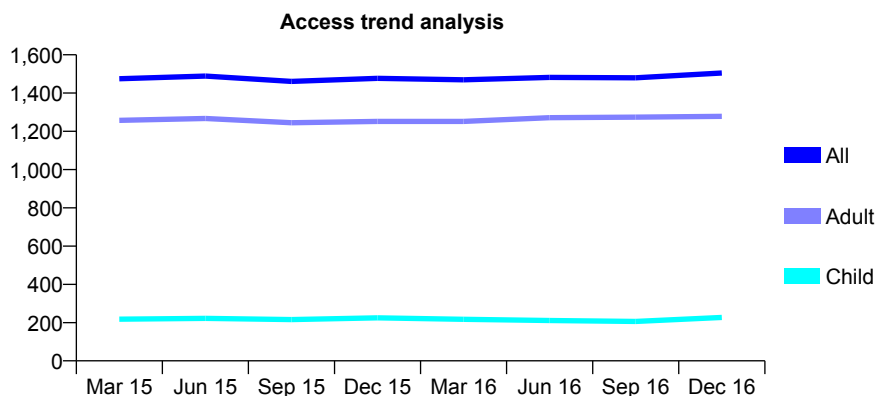
Q44 - Vital Signs At a Glance Contract Report for 960071/0001 - December 2016

Name or company name	MR F LADJEVARDI
Contract type name	GDS Contract
Purpose of contract	General
Contract start date	10/10/2006
Contract end date	

16/17 Contracted general activity (UDA)	7,618
Carry forward general activity (UDA)	0
16/17 Contracted orthodontic activity (UOA)	0
Carry forward orthodontic activity (UOA)	0
Baseline contract value	£201,054.24

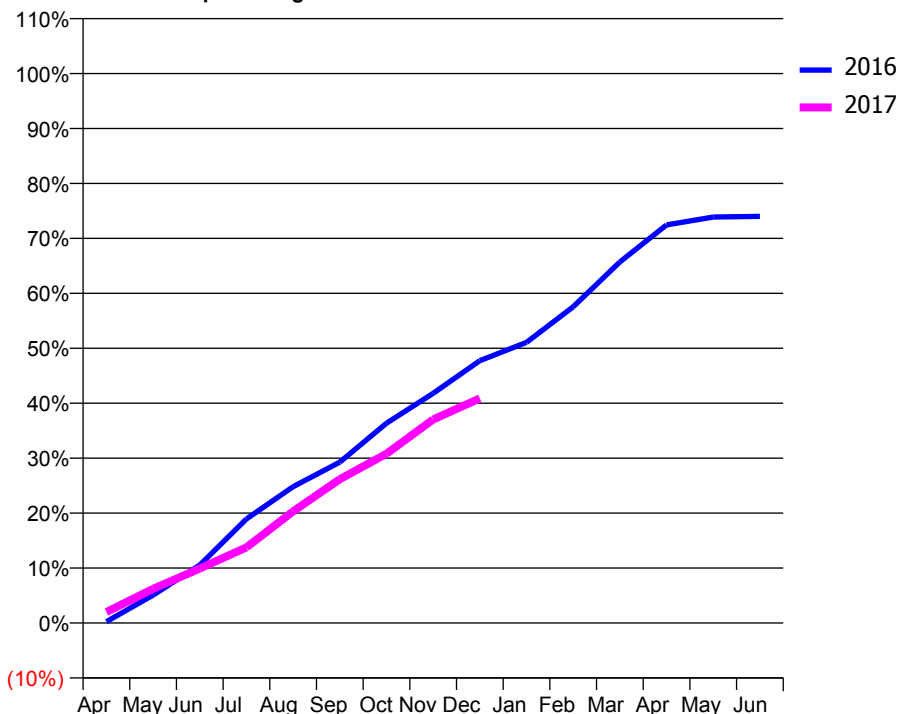
ACCESS*

Patients seen in 24 months	Total	Change since previous quarter
Quarter ending December 2015	1,477	
Quarter ending March 2016	1,469	→
Quarter ending June 2016	1,482	→
Quarter ending September 2016	1,480	→
Quarter ending December 2016	1,505	→
Variance since December 2015	1.9%	→



ACTIVITY

Cumulative percentage of contracted UDA delivered 2016 & 2017



Month	Adjusted Scheduled Activity (UDA)	
	2016	2017
April	19	153
May	387	475
June	804	755
July	1,444	1,049
August	1,891	1,548
September	2,231	1,993
October	2,771	2,348
November	3,184	2,822
December	3,636	3,114
January	3,891	
February	4,384	
March	5,006	
April	5,518	
May	5,628	
June	5,638	

QUALITY

	Quantity	Base Number	Contract	AT	Region	England
% of FP17s for the same patient ID Re-attending within 3 months - Children	29	295	9.8%	12.4%	13.4%	12.4%
% of FP17s for the same patient ID Re-attending within 3 months - Adults	173	1,534	11.3%	18.0%	17.3%	16.6%
% of FP17s for the same patient ID Re-attending between 3 & 9 months - Children	193	295	65.4%	57.2%	58.9%	57.5%
% of FP17s for the same patient ID Re-attending between 3 & 9 months - Adults	1,009	1,534	65.8%	50.9%	52.5%	50.4%
% of FP17s for Band 1 Urgent Courses	140	1,620	8.6%	9.9%	9.3%	9.1%
% of FP17s Relating to Free Repair or Replacements	6	1,620	0.4%	1.0%	1.0%	0.8%
% of FP17s Relating to Continuations	6	1,620	0.4%	1.6%	1.5%	1.3%
% of Patients satisfied with the dentistry they have received	7	7	N/A	94.7%	93.1%	92.7%
% of Patients satisfied with the time they had to wait for an appointment	7	7	N/A	93.3%	89.8%	88.8%

* This is based on patients treated on this contract for their most recent course of treatment. Figures in italics indicate the base number of FP17s or Patient Questionnaire responses are less than 100. N/A is shown where the base number of responses is less than 10 during the period. % is calculated as Quantity/Base number*100

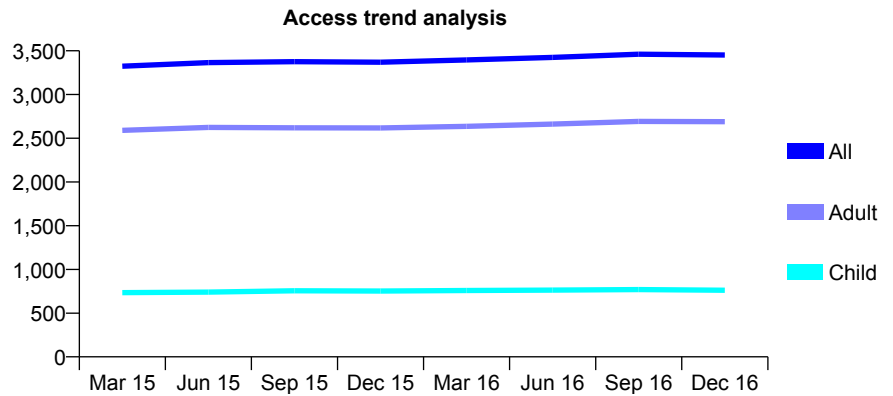
Q44 - Vital Signs At a Glance Contract Report for 968404/0001 - December 2016

Name or company name	MR WK ASKAR
Contract type name	GDS Contract
Purpose of contract	General
Contract start date	22/09/2007
Contract end date	

16/17 Contracted general activity (UDA)	8,417
Carry forward general activity (UDA)	0
16/17 Contracted orthodontic activity (UOA)	0
Carry forward orthodontic activity (UOA)	0
Baseline contract value	£227,781.24

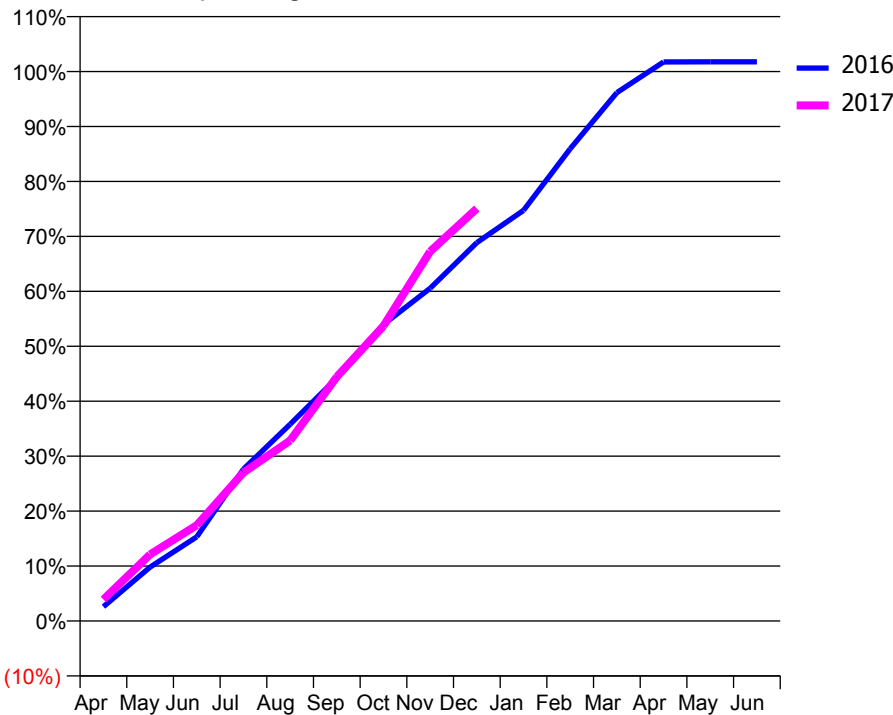
ACCESS*

Patients seen in 24 months	Total	Change since previous quarter
Quarter ending December 2015	3,369	
Quarter ending March 2016	3,395	→
Quarter ending June 2016	3,425	→
Quarter ending September 2016	3,461	→
Quarter ending December 2016	3,452	→
Variance since December 2015	2.5%	↑



ACTIVITY

Cumulative percentage of contracted UDA delivered 2016 & 2017



Month	Adjusted Scheduled Activity (UDA)	
	2016	2017
April	219	330
May	825	1,020
June	1,290	1,468
July	2,327	2,274
August	3,014	2,765
September	3,722	3,742
October	4,541	4,519
November	5,098	5,661
December	5,796	6,319
January	6,290	
February	7,234	
March	8,094	
April	8,564	
May	8,566	
June	8,566	

QUALITY

	Quantity	Base Number	Contract	AT	Region	England
% of FP17s for the same patient ID Re-attending within 3 months - Children	77	787	9.8%	12.4%	13.4%	12.4%
% of FP17s for the same patient ID Re-attending within 3 months - Adults	509	2,767	18.4%	18.0%	17.3%	16.6%
% of FP17s for the same patient ID Re-attending between 3 & 9 months - Children	391	787	49.7%	57.2%	58.9%	57.5%
% of FP17s for the same patient ID Re-attending between 3 & 9 months - Adults	1,347	2,767	48.7%	50.9%	52.5%	50.4%
% of FP17s for Band 1 Urgent Courses	358	2,793	12.8%	9.9%	9.3%	9.1%
% of FP17s Relating to Free Repair or Replacements	61	2,793	2.2%	1.0%	1.0%	0.8%
% of FP17s Relating to Continuations	35	2,793	1.3%	1.6%	1.5%	1.3%
% of Patients satisfied with the dentistry they have received	8	9	N/A	94.7%	93.1%	92.7%
% of Patients satisfied with the time they had to wait for an appointment	9	9	N/A	93.3%	89.8%	88.8%

* This is based on patients treated on this contract for their most recent course of treatment. Figures in italics indicate the base number of FP17s or Patient Questionnaire responses are less than 100. N/A is shown where the base number of responses is less than 10 during the period. % is calculated as Quantity/Base number*100

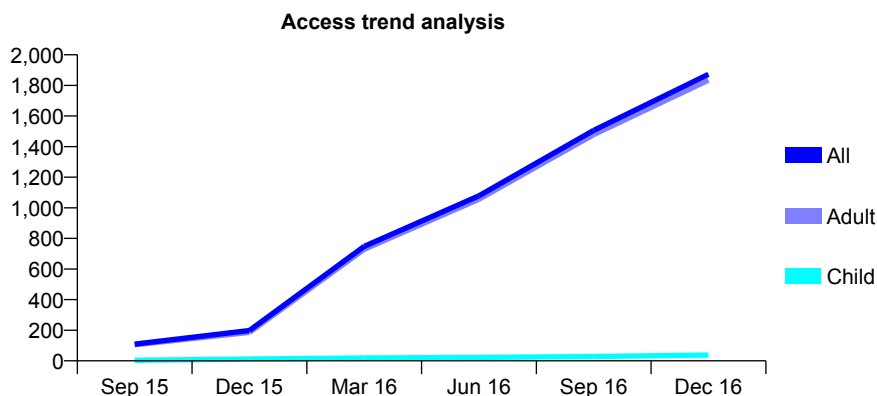
Q44 - Vital Signs At a Glance Contract Report for 968404/0003 - December 2016

Name or company name	MR WK ASKAR
Contract type name	PDS Contract
Purpose of contract	General
Contract start date	01/07/2015
Contract end date	30/06/2018

16/17 Contracted general activity (UDA)	7,500
Carry forward general activity (UDA)	0
16/17 Contracted orthodontic activity (UOA)	0
Carry forward orthodontic activity (UOA)	0
Baseline contract value	£392,890.11

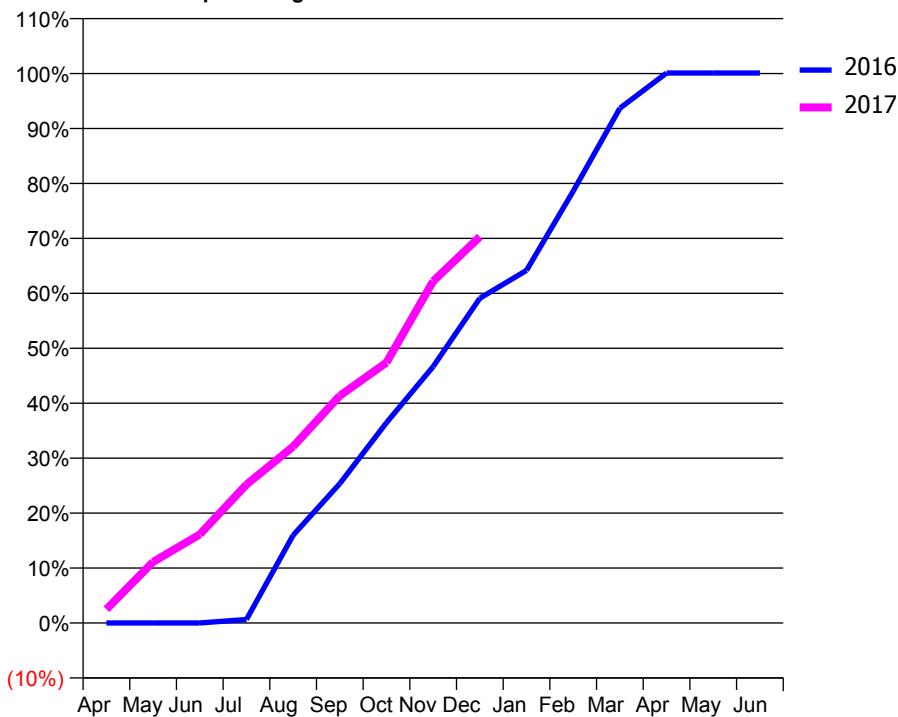
ACCESS*

Patients seen in 24 months	Total	Change since previous quarter
Quarter ending December 2015	198	
Quarter ending March 2016	748	↑
Quarter ending June 2016	1,078	↑
Quarter ending September 2016	1,506	↑
Quarter ending December 2016	1,872	↑
Variance since December 2015	845.5%	↑



ACTIVITY

Cumulative percentage of contracted UDA delivered 2016 & 2017



Month	Adjusted Scheduled Activity (UDA)	
	2016	2017
April	0	189
May	0	834
June	0	1,209
July	36	1,890
August	898	2,409
September	1,427	3,102
October	2,051	3,555
November	2,625	4,665
December	3,324	5,271
January	3,610	
February	4,420	
March	5,269	
April	5,629	
May	5,629	
June	5,629	

QUALITY

	Quantity	Base Number	Contract	AT	Region	England
% of FP17s for the same patient ID Re-attending within 3 months - Children	0	38	0.0%	12.4%	13.4%	12.4%
% of FP17s for the same patient ID Re-attending within 3 months - Adults	43	1,837	2.3%	18.0%	17.3%	16.6%
% of FP17s for the same patient ID Re-attending between 3 & 9 months - Children	0	38	0.0%	57.2%	58.9%	57.5%
% of FP17s for the same patient ID Re-attending between 3 & 9 months - Adults	10	1,837	0.5%	50.9%	52.5%	50.4%
% of FP17s for Band 1 Urgent Courses	0	1,755	0.0%	9.9%	9.3%	9.1%
% of FP17s Relating to Free Repair or Replacements	0	1,755	0.0%	1.0%	1.0%	0.8%
% of FP17s Relating to Continuations	0	1,755	0.0%	1.6%	1.5%	1.3%
% of Patients satisfied with the dentistry they have received	5	5	N/A	94.7%	93.1%	92.7%
% of Patients satisfied with the time they had to wait for an appointment	4	5	N/A	93.3%	89.8%	88.8%

* This is based on patients treated on this contract for their most recent course of treatment. Figures in italics indicate the base number of FP17s or Patient Questionnaire responses are less than 100. N/A is shown where the base number of responses is less than 10 during the period. % is calculated as Quantity/Base number*100

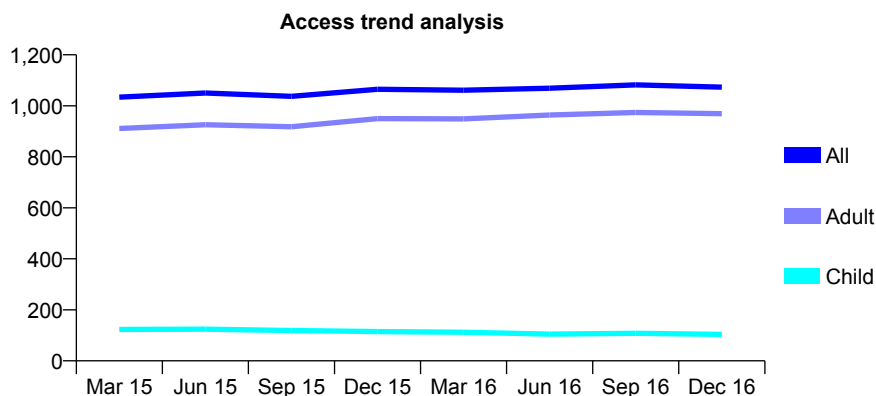
Q44 - Vital Signs At a Glance Contract Report for 986801/0005 - December 2016

Name or company name	MR MN DEVLIN
Contract type name	GDS Contract
Purpose of contract	General
Contract start date	01/10/2007
Contract end date	

16/17 Contracted general activity (UDA)	3,791
Carry forward general activity (UDA)	0
16/17 Contracted orthodontic activity (UOA)	0
Carry forward orthodontic activity (UOA)	0
Baseline contract value	£70,773.26

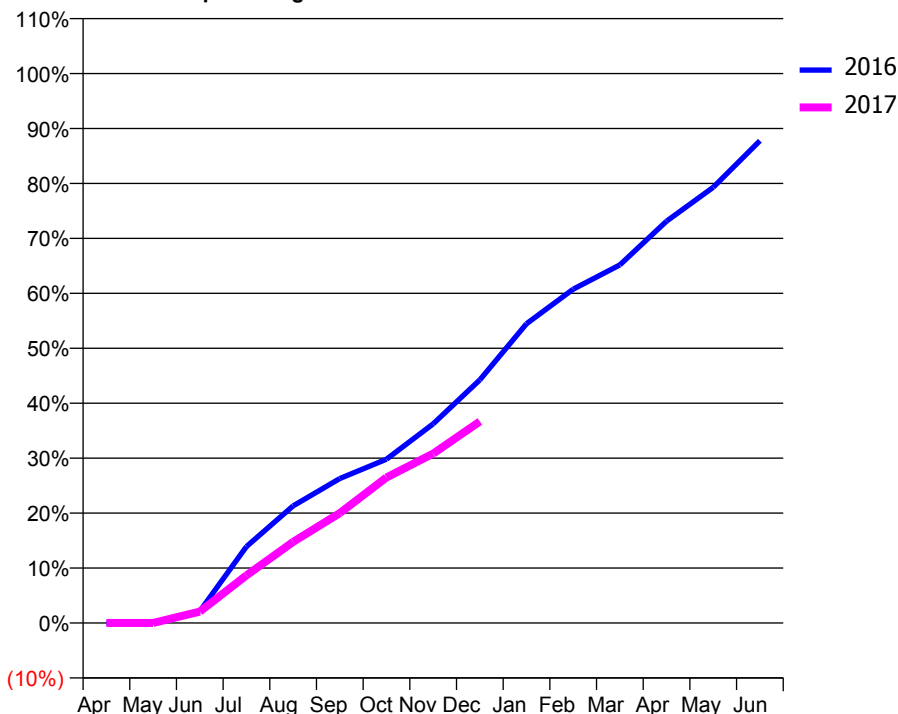
ACCESS*

Patients seen in 24 months	Total	Change since previous quarter
Quarter ending December 2015	1,065	
Quarter ending March 2016	1,061	→
Quarter ending June 2016	1,069	→
Quarter ending September 2016	1,082	→
Quarter ending December 2016	1,073	→
Variance since December 2015	0.8%	→



ACTIVITY

Cumulative percentage of contracted UDA delivered 2016 & 2017



Month	Adjusted Scheduled Activity (UDA)	
	2016	2017
April	0	0
May	2	0
June	82	79
July	527	329
August	808	560
September	997	758
October	1,130	1,004
November	1,374	1,169
December	1,678	1,390
January	2,065	
February	2,303	
March	2,471	
April	2,772	
May	3,006	
June	3,327	

QUALITY

	Quantity	Base Number	Contract	AT	Region	England
% of FP17s for the same patient ID Re-attending within 3 months - Children	2	77	2.6%	12.4%	13.4%	12.4%
% of FP17s for the same patient ID Re-attending within 3 months - Adults	99	848	11.7%	18.0%	17.3%	16.6%
% of FP17s for the same patient ID Re-attending between 3 & 9 months - Children	43	77	55.8%	57.2%	58.9%	57.5%
% of FP17s for the same patient ID Re-attending between 3 & 9 months - Adults	446	848	52.6%	50.9%	52.5%	50.4%
% of FP17s for Band 1 Urgent Courses	45	692	6.5%	9.9%	9.3%	9.1%
% of FP17s Relating to Free Repair or Replacements	2	692	0.3%	1.0%	1.0%	0.8%
% of FP17s Relating to Continuations	1	692	0.1%	1.6%	1.5%	1.3%
% of Patients satisfied with the dentistry they have received	2	2	N/A	94.7%	93.1%	92.7%
% of Patients satisfied with the time they had to wait for an appointment	2	2	N/A	93.3%	89.8%	88.8%

* This is based on patients treated on this contract for their most recent course of treatment. Figures in italics indicate the base number of FP17s or Patient Questionnaire responses are less than 100. N/A is shown where the base number of responses is less than 10 during the period. % is calculated as Quantity/Base number*100

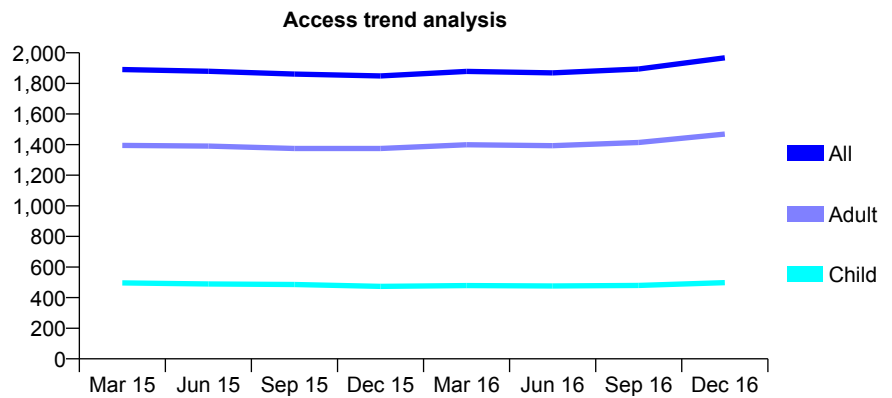
Q44 - Vital Signs At a Glance Contract Report for 990175/0001 - December 2016

Name or company name	MR D O'CONNOR
Contract type name	GDS Contract
Purpose of contract	General
Contract start date	01/04/2006
Contract end date	

16/17 Contracted general activity (UDA)	6,000
Carry forward general activity (UDA)	0
16/17 Contracted orthodontic activity (UOA)	0
Carry forward orthodontic activity (UOA)	0
Baseline contract value	£159,445.57

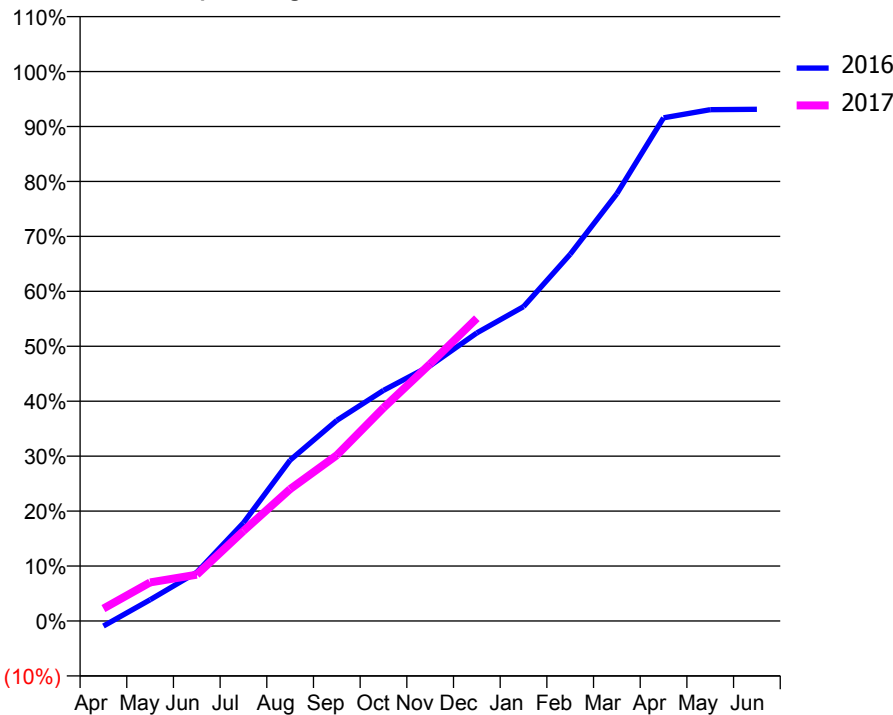
ACCESS*

Patients seen in 24 months	Total	Change since previous quarter
Quarter ending December 2015	1,849	
Quarter ending March 2016	1,878	→
Quarter ending June 2016	1,869	→
Quarter ending September 2016	1,894	→
Quarter ending December 2016	1,967	↑
Variance since December 2015	6.4%	↑



ACTIVITY

Cumulative percentage of contracted UDA delivered 2016 & 2017



Month	Adjusted Scheduled Activity (UDA)	
	2016	2017
April	-56	136
May	232	421
June	532	506
July	1,072	984
August	1,757	1,440
September	2,191	1,810
October	2,518	2,327
November	2,788	2,808
December	3,146	3,306
January	3,432	
February	4,004	
March	4,665	
April	5,494	
May	5,583	
June	5,587	

QUALITY

	Quantity	Base Number	Contract	AT	Region	England
% of FP17s for the same patient ID Re-attending within 3 months - Children	53	542	9.8%	12.4%	13.4%	12.4%
% of FP17s for the same patient ID Re-attending within 3 months - Adults	235	1,511	15.6%	18.0%	17.3%	16.6%
% of FP17s for the same patient ID Re-attending between 3 & 9 months - Children	270	542	49.8%	57.2%	58.9%	57.5%
% of FP17s for the same patient ID Re-attending between 3 & 9 months - Adults	767	1,511	50.8%	50.9%	52.5%	50.4%
% of FP17s for Band 1 Urgent Courses	122	1,426	8.6%	9.9%	9.3%	9.1%
% of FP17s Relating to Free Repair or Replacements	3	1,426	0.2%	1.0%	1.0%	0.8%
% of FP17s Relating to Continuations	17	1,426	1.2%	1.6%	1.5%	1.3%
% of Patients satisfied with the dentistry they have received	14	16	87.5%	94.7%	93.1%	92.7%
% of Patients satisfied with the time they had to wait for an appointment	15	16	93.8%	93.3%	89.8%	88.8%

* This is based on patients treated on this contract for their most recent course of treatment. Figures in italics indicate the base number of FP17s or Patient Questionnaire responses are less than 100. N/A is shown where the base number of responses is less than 10 during the period. % is calculated as Quantity/Base number*100

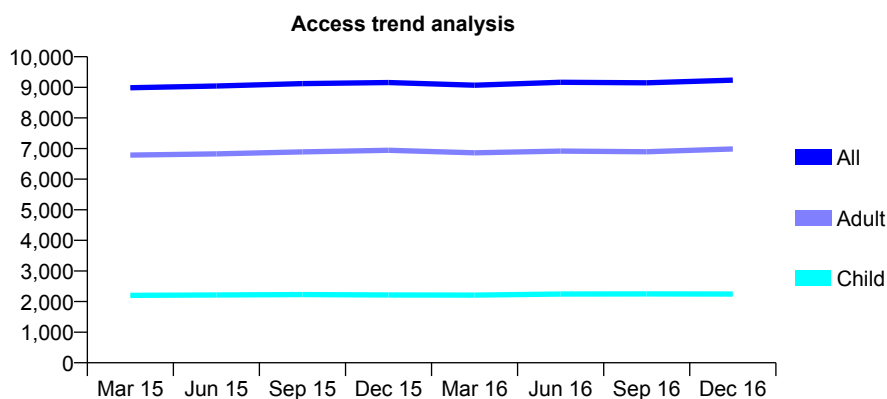
Q45 - Vital Signs At a Glance Contract Report for 101281/0004 - December 2016

Name or company name	OASIS DENTAL CARE LTD
Contract type name	GDS Contract
Purpose of contract	General
Contract start date	01/04/2006
Contract end date	

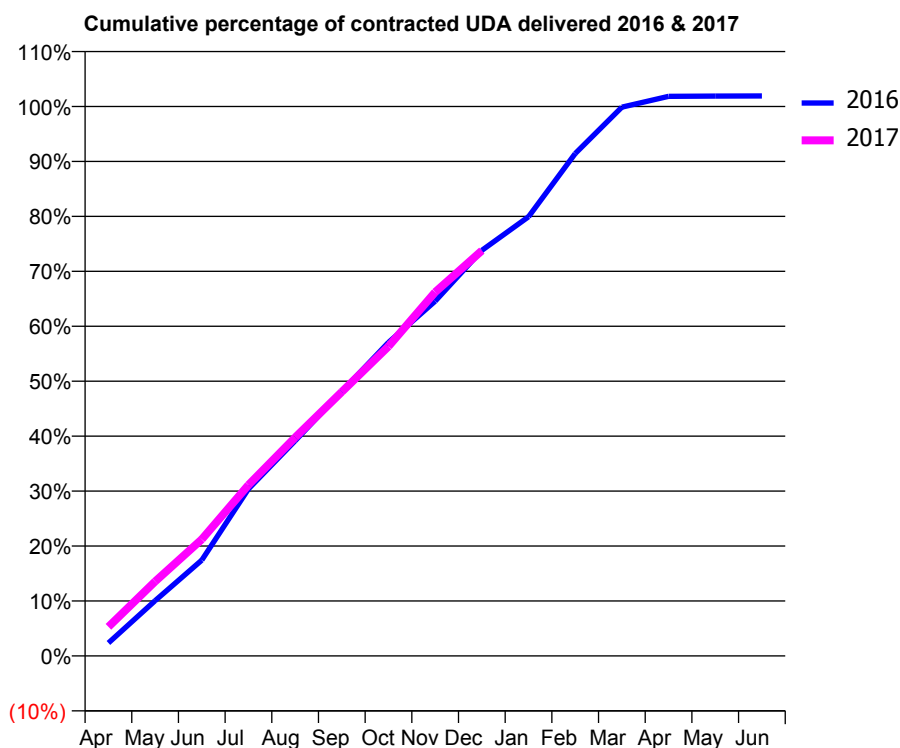
16/17 Contracted general activity (UDA)	27,500
Carry forward general activity (UDA)	0
16/17 Contracted orthodontic activity (UOA)	0
Carry forward orthodontic activity (UOA)	0
Baseline contract value	£752,137.81

ACCESS*

Patients seen in 24 months	Total	Change since previous quarter
Quarter ending December 2015	9,159	
Quarter ending March 2016	9,071	→
Quarter ending June 2016	9,164	→
Quarter ending September 2016	9,147	→
Quarter ending December 2016	9,235	→
Variance since December 2015	0.8%	→



ACTIVITY



Month	Adjusted Scheduled Activity (UDA)	
	2016	2017
April	650	1,458
May	2,768	3,726
June	4,794	5,839
July	8,359	8,557
August	10,768	10,935
September	13,234	13,219
October	15,695	15,490
November	17,757	18,212
December	20,299	20,286
January	21,979	
February	25,140	
March	27,466	
April	28,003	
May	28,020	
June	28,023	

QUALITY

	Quantity	Base Number	Contract	AT	Region	England
% of FP17s for the same patient ID Re-attending within 3 months - Children	190	2,476	7.7%	13.1%	13.4%	12.4%
% of FP17s for the same patient ID Re-attending within 3 months - Adults	1,283	7,963	16.1%	16.3%	17.3%	16.6%
% of FP17s for the same patient ID Re-attending between 3 & 9 months - Children	1,443	2,476	58.3%	54.5%	58.9%	57.5%
% of FP17s for the same patient ID Re-attending between 3 & 9 months - Adults	4,549	7,963	57.1%	50.6%	52.5%	50.4%
% of FP17s for Band 1 Urgent Courses	606	10,187	5.9%	8.8%	9.3%	9.1%
% of FP17s Relating to Free Repair or Replacements	313	10,187	3.1%	1.3%	1.0%	0.8%
% of FP17s Relating to Continuations	142	10,187	1.4%	1.7%	1.5%	1.3%
% of Patients satisfied with the dentistry they have received	20	23	87.0%	91.3%	93.1%	92.7%
% of Patients satisfied with the time they had to wait for an appointment	20	23	87.0%	89.2%	89.8%	88.8%

* This is based on patients treated on this contract for their most recent course of treatment. Figures in italics indicate the base number of FP17s or Patient Questionnaire responses are less than 100. N/A is shown where the base number of responses is less than 10 during the period. % is calculated as Quantity/Base number*100

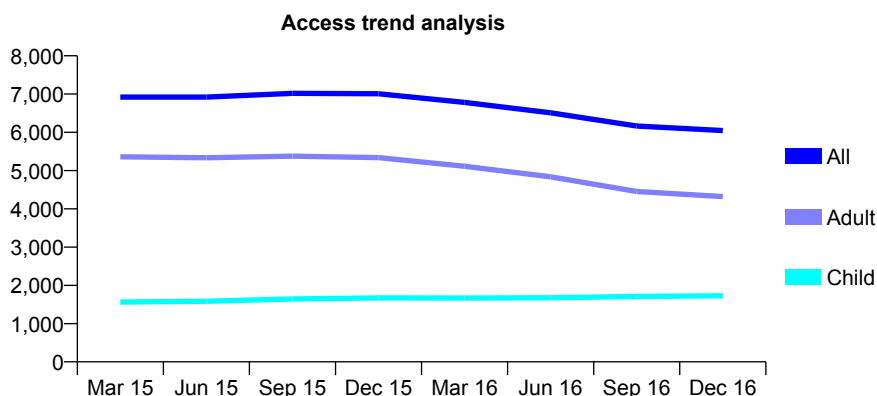
Q45 - Vital Signs At a Glance Contract Report for 101281/0005 - December 2016

Name or company name	OASIS DENTAL CARE LTD
Contract type name	GDS Contract
Purpose of contract	General
Contract start date	01/04/2006
Contract end date	

16/17 Contracted general activity (UDA)	21,308
Carry forward general activity (UDA)	0
16/17 Contracted orthodontic activity (UOA)	0
Carry forward orthodontic activity (UOA)	0
Baseline contract value	£554,691.97

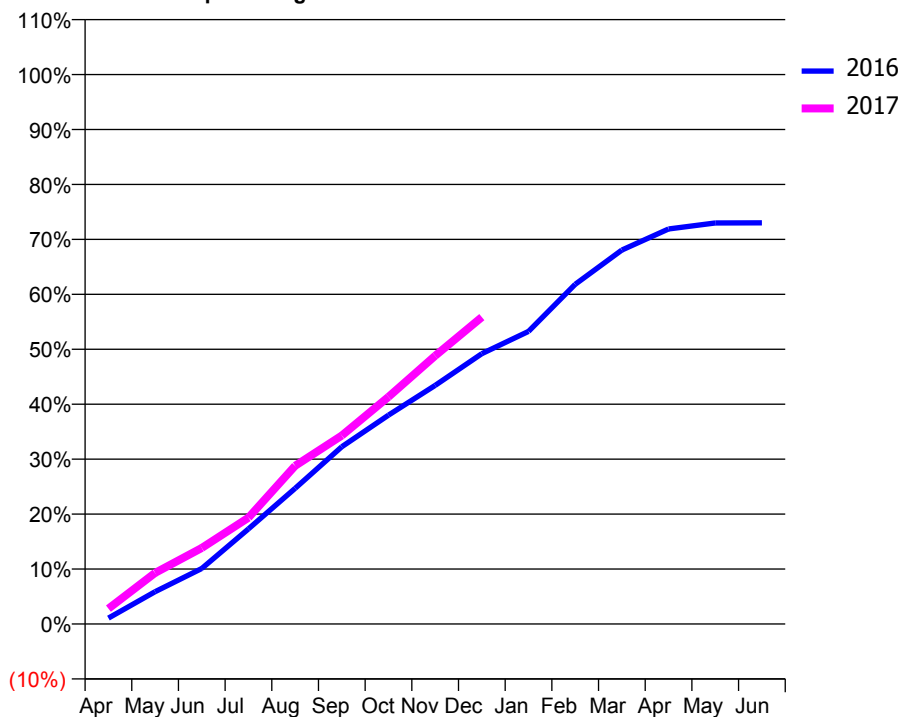
ACCESS*

Patients seen in 24 months	Total	Change since previous quarter
Quarter ending December 2015	7,009	
Quarter ending March 2016	6,781	↓
Quarter ending June 2016	6,511	↓
Quarter ending September 2016	6,163	↓
Quarter ending December 2016	6,046	↓
Variance since December 2015	(13.7%)	↓



ACTIVITY

Cumulative percentage of contracted UDA delivered 2016 & 2017



Adjusted Scheduled Activity (UDA)

Month	2016	2017
April	230	598
May	1,256	1,984
June	2,154	2,949
July	3,688	4,124
August	5,264	6,134
September	6,875	7,307
October	8,102	8,807
November	9,251	10,401
December	10,484	11,902
January	11,348	
February	13,174	
March	14,502	
April	15,318	
May	15,553	
June	15,557	

QUALITY

	Quantity	Base Number	Contract	AT	Region	England
% of FP17s for the same patient ID Re-attending within 3 months - Children	195	2,355	8.3%	13.1%	13.4%	12.4%
% of FP17s for the same patient ID Re-attending within 3 months - Adults	612	4,837	12.7%	16.3%	17.3%	16.6%
% of FP17s for the same patient ID Re-attending between 3 & 9 months - Children	1,602	2,355	68.0%	54.5%	58.9%	57.5%
% of FP17s for the same patient ID Re-attending between 3 & 9 months - Adults	2,764	4,837	57.1%	50.6%	52.5%	50.4%
% of FP17s for Band 1 Urgent Courses	298	6,608	4.5%	8.8%	9.3%	9.1%
% of FP17s Relating to Free Repair or Replacements	80	6,608	1.2%	1.3%	1.0%	0.8%
% of FP17s Relating to Continuations	68	6,608	1.0%	1.7%	1.5%	1.3%
% of Patients satisfied with the dentistry they have received	8	8	N/A	91.3%	93.1%	92.7%
% of Patients satisfied with the time they had to wait for an appointment	8	8	N/A	89.2%	89.8%	88.8%

* This is based on patients treated on this contract for their most recent course of treatment. Figures in italics indicate the base number of FP17s or Patient Questionnaire responses are less than 100. N/A is shown where the base number of responses is less than 10 during the period. % is calculated as Quantity/Base number*100

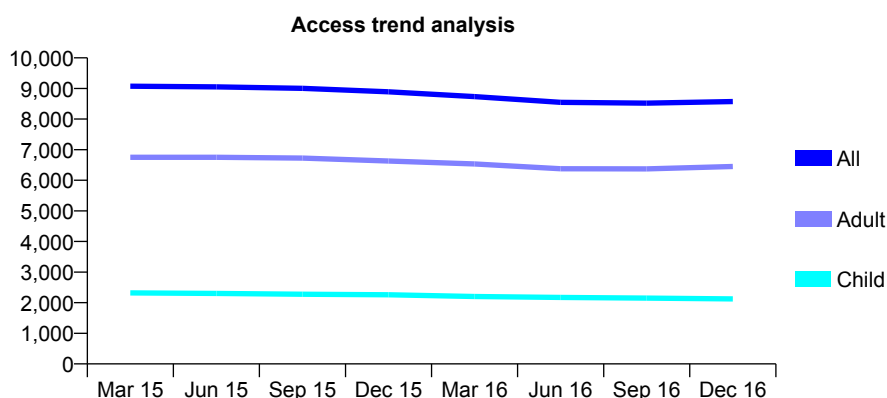
Q45 - Vital Signs At a Glance Contract Report for 101281/0006 - December 2016

Name or company name	OASIS DENTAL CARE LTD
Contract type name	GDS Contract
Purpose of contract	General
Contract start date	01/04/2006
Contract end date	

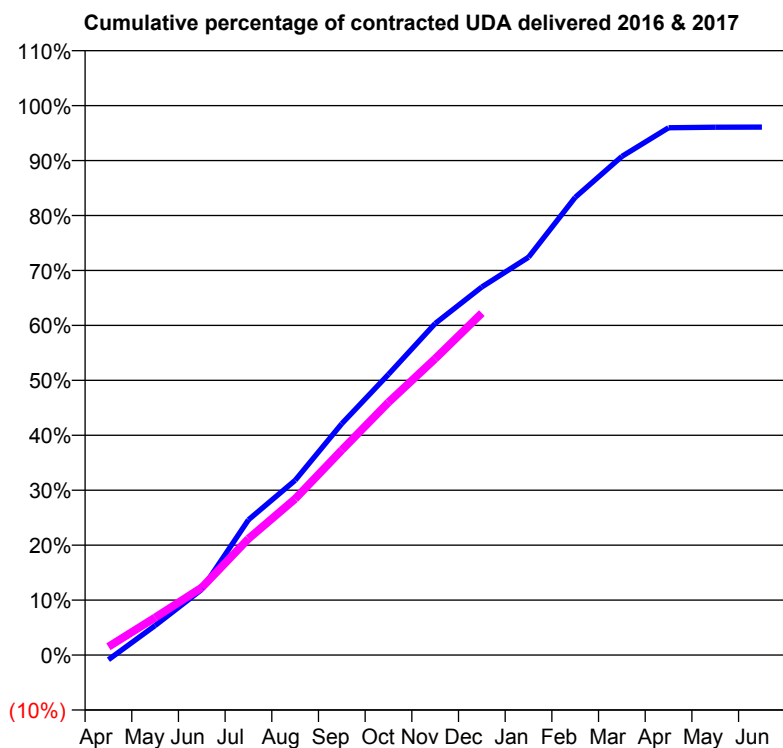
16/17 Contracted general activity (UDA)	25,123
Carry forward general activity (UDA)	493
16/17 Contracted orthodontic activity (UOA)	0
Carry forward orthodontic activity (UOA)	0
Baseline contract value	£689,090.08

ACCESS*

Patients seen in 24 months	Total	Change since previous quarter
Quarter ending December 2015	8,892	
Quarter ending March 2016	8,736	↓
Quarter ending June 2016	8,549	↓
Quarter ending September 2016	8,522	→
Quarter ending December 2016	8,572	→
Variance since December 2015	(3.6%)	↓



ACTIVITY



Month	Adjusted Scheduled Activity (UDA)	
	2016	2017
April	-216	382
May	1,353	1,714
June	3,004	3,085
July	6,188	5,322
August	7,988	7,145
September	10,578	9,375
October	12,837	11,558
November	15,157	13,552
December	16,829	15,637
January	18,192	
February	20,924	
March	22,801	
April	24,107	
May	24,131	
June	24,137	

QUALITY

	Quantity	Base Number	Contract	AT	Region	England
% of FP17s for the same patient ID Re-attending within 3 months - Children	138	1,984	7.0%	13.1%	13.4%	12.4%
% of FP17s for the same patient ID Re-attending within 3 months - Adults	839	6,143	13.7%	16.3%	17.3%	16.6%
% of FP17s for the same patient ID Re-attending between 3 & 9 months - Children	972	1,984	49.0%	54.5%	58.9%	57.5%
% of FP17s for the same patient ID Re-attending between 3 & 9 months - Adults	3,119	6,143	50.8%	50.6%	52.5%	50.4%
% of FP17s for Band 1 Urgent Courses	675	7,538	9.0%	8.8%	9.3%	9.1%
% of FP17s Relating to Free Repair or Replacements	103	7,538	1.4%	1.3%	1.0%	0.8%
% of FP17s Relating to Continuations	162	7,538	2.1%	1.7%	1.5%	1.3%
% of Patients satisfied with the dentistry they have received	17	17	100.0%	91.3%	93.1%	92.7%
% of Patients satisfied with the time they had to wait for an appointment	16	17	94.1%	89.2%	89.8%	88.8%

* This is based on patients treated on this contract for their most recent course of treatment. Figures in italics indicate the base number of FP17s or Patient Questionnaire responses are less than 100. N/A is shown where the base number of responses is less than 10 during the period. % is calculated as Quantity/Base number*100

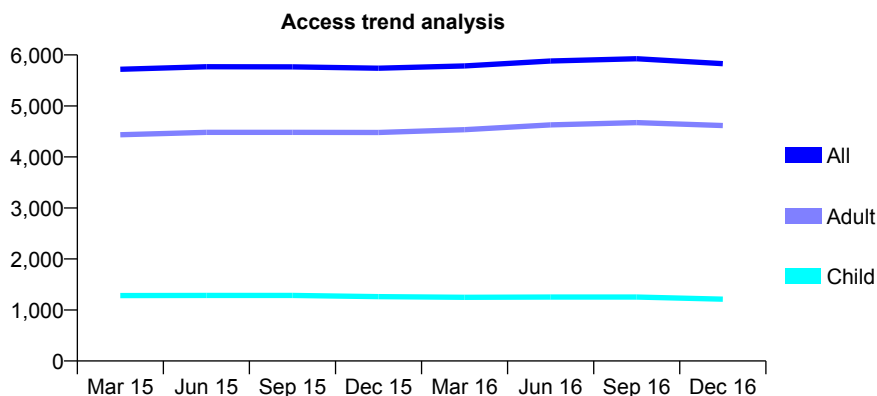
Q45 - Vital Signs At a Glance Contract Report for 101281/0007 - December 2016

Name or company name	OASIS DENTAL CARE LTD
Contract type name	GDS Contract
Purpose of contract	General
Contract start date	01/04/2006
Contract end date	

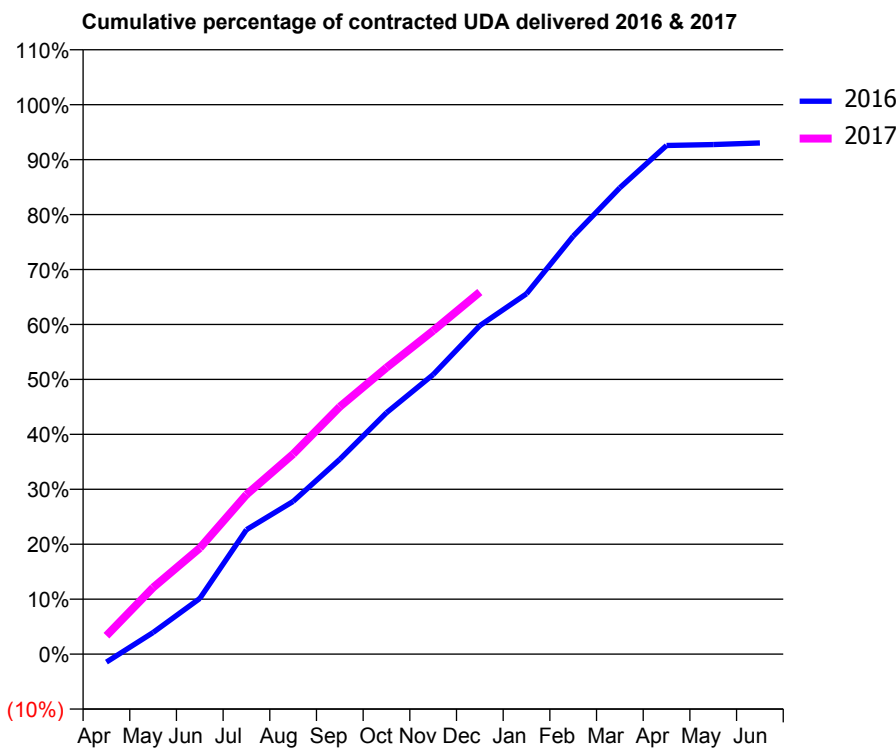
16/17 Contracted general activity (UDA)	18,847
Carry forward general activity (UDA)	0
16/17 Contracted orthodontic activity (UOA)	0
Carry forward orthodontic activity (UOA)	0
Baseline contract value	£497,076.33

ACCESS*

Patients seen in 24 months	Total	Change since previous quarter
Quarter ending December 2015	5,741	
Quarter ending March 2016	5,784	→
Quarter ending June 2016	5,881	→
Quarter ending September 2016	5,926	→
Quarter ending December 2016	5,829	↓
Variance since December 2015	1.5%	→



ACTIVITY



Month	Adjusted Scheduled Activity (UDA)	
	2016	2017
April	-276	634
May	742	2,283
June	1,910	3,639
July	4,268	5,470
August	5,239	6,863
September	6,685	8,487
October	8,280	9,824
November	9,589	11,092
December	11,266	12,422
January	12,362	
February	14,334	
March	15,998	
April	17,445	
May	17,476	
June	17,534	

QUALITY

	Quantity	Base Number	Contract	AT	Region	England
% of FP17s for the same patient ID Re-attending within 3 months - Children	128	1,083	11.8%	13.1%	13.4%	12.4%
% of FP17s for the same patient ID Re-attending within 3 months - Adults	1,306	4,778	27.3%	16.3%	17.3%	16.6%
% of FP17s for the same patient ID Re-attending between 3 & 9 months - Children	424	1,083	39.2%	54.5%	58.9%	57.5%
% of FP17s for the same patient ID Re-attending between 3 & 9 months - Adults	1,520	4,778	31.8%	50.6%	52.5%	50.4%
% of FP17s for Band 1 Urgent Courses	1,498	5,369	27.9%	8.8%	9.3%	9.1%
% of FP17s Relating to Free Repair or Replacements	102	5,369	1.9%	1.3%	1.0%	0.8%
% of FP17s Relating to Continuations	229	5,369	4.3%	1.7%	1.5%	1.3%
% of Patients satisfied with the dentistry they have received	5	5	N/A	91.3%	93.1%	92.7%
% of Patients satisfied with the time they had to wait for an appointment	5	5	N/A	89.2%	89.8%	88.8%

* This is based on patients treated on this contract for their most recent course of treatment. Figures in italics indicate the base number of FP17s or Patient Questionnaire responses are less than 100. N/A is shown where the base number of responses is less than 10 during the period. % is calculated as Quantity/Base number*100

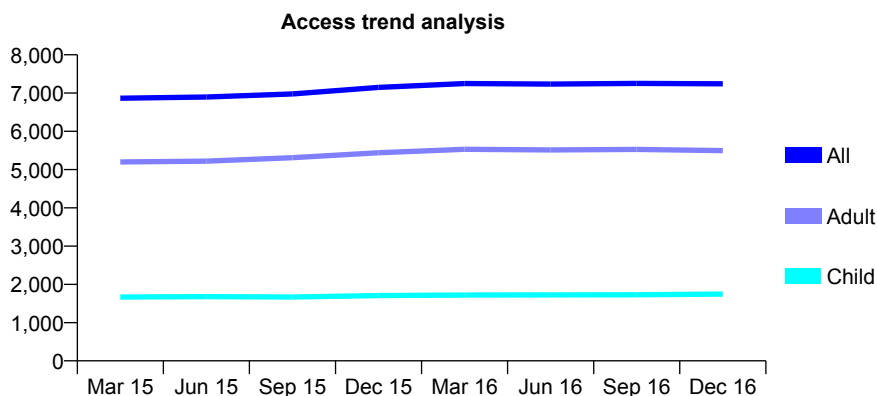
Q45 - Vital Signs At a Glance Contract Report for 101281/0017 - December 2016

Name or company name	OASIS DENTAL CARE LTD
Contract type name	GDS Contract
Purpose of contract	General
Contract start date	01/04/2006
Contract end date	

16/17 Contracted general activity (UDA)	22,400
Carry forward general activity (UDA)	0
16/17 Contracted orthodontic activity (UOA)	0
Carry forward orthodontic activity (UOA)	0
Baseline contract value	£614,313.20

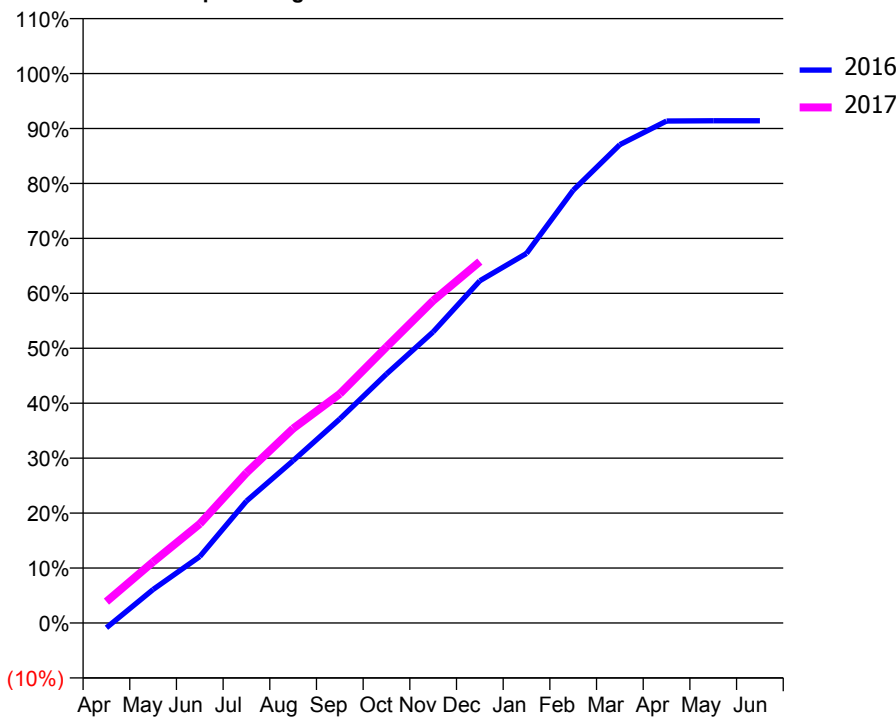
ACCESS*

Patients seen in 24 months	Total	Change since previous quarter
Quarter ending December 2015	7,146	
Quarter ending March 2016	7,249	→
Quarter ending June 2016	7,236	→
Quarter ending September 2016	7,253	→
Quarter ending December 2016	7,241	→
Variance since December 2015	1.3%	→



ACTIVITY

Cumulative percentage of contracted UDA delivered 2016 & 2017



Month	Adjusted Scheduled Activity (UDA)	
	2016	2017
April	-200	875
May	1,370	2,494
June	2,708	4,044
July	4,972	6,122
August	6,616	7,930
September	8,322	9,342
October	10,152	11,257
November	11,870	13,141
December	13,950	14,735
January	15,065	
February	17,642	
March	19,499	
April	20,462	
May	20,474	
June	20,475	

QUALITY

	Quantity	Base Number	Contract	AT	Region	England
% of FP17s for the same patient ID Re-attending within 3 months - Children	150	1,908	7.9%	13.1%	13.4%	12.4%
% of FP17s for the same patient ID Re-attending within 3 months - Adults	766	5,586	13.7%	16.3%	17.3%	16.6%
% of FP17s for the same patient ID Re-attending between 3 & 9 months - Children	1,143	1,908	59.9%	54.5%	58.9%	57.5%
% of FP17s for the same patient ID Re-attending between 3 & 9 months - Adults	3,323	5,586	59.5%	50.6%	52.5%	50.4%
% of FP17s for Band 1 Urgent Courses	436	7,024	6.2%	8.8%	9.3%	9.1%
% of FP17s Relating to Free Repair or Replacements	167	7,024	2.4%	1.3%	1.0%	0.8%
% of FP17s Relating to Continuations	61	7,024	0.9%	1.7%	1.5%	1.3%
% of Patients satisfied with the dentistry they have received	22	22	100.0%	91.3%	93.1%	92.7%
% of Patients satisfied with the time they had to wait for an appointment	19	22	86.4%	89.2%	89.8%	88.8%

* This is based on patients treated on this contract for their most recent course of treatment. Figures in italics indicate the base number of FP17s or Patient Questionnaire responses are less than 100. N/A is shown where the base number of responses is less than 10 during the period. % is calculated as Quantity/Base number*100

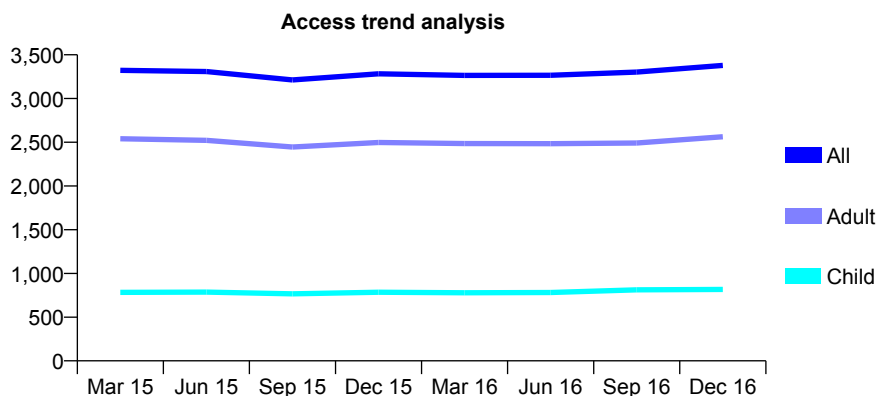
Q45 - Vital Signs At a Glance Contract Report for 101281/0018 - December 2016

Name or company name	OASIS DENTAL CARE LTD
Contract type name	GDS Contract
Purpose of contract	General
Contract start date	01/04/2006
Contract end date	

16/17 Contracted general activity (UDA)	12,000
Carry forward general activity (UDA)	0
16/17 Contracted orthodontic activity (UOA)	0
Carry forward orthodontic activity (UOA)	0
Baseline contract value	£318,905.02

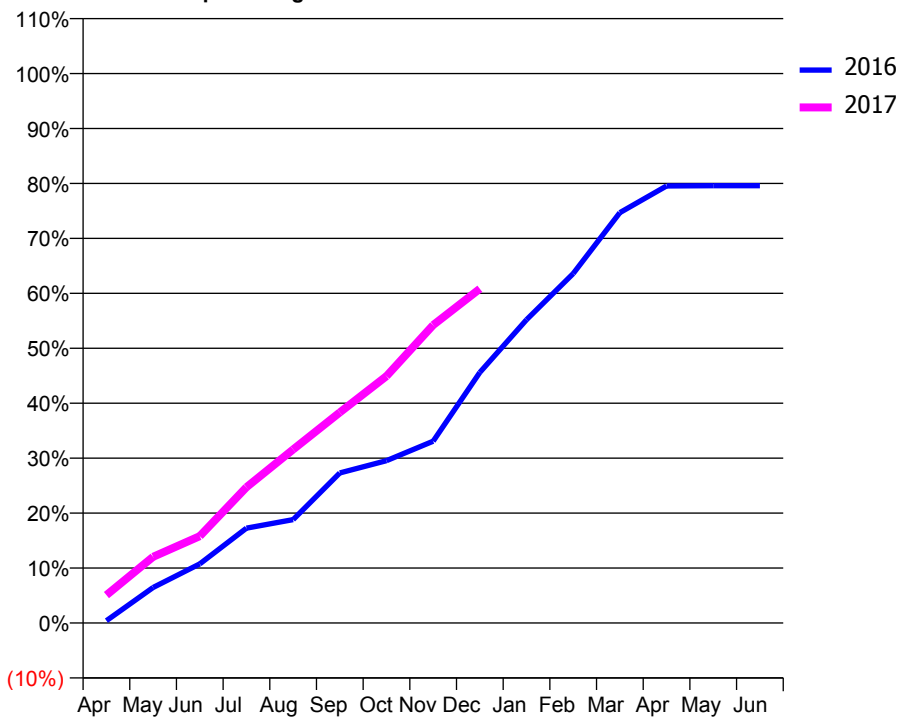
ACCESS*

Patients seen in 24 months	Total	Change since previous quarter
Quarter ending December 2015	3,282	
Quarter ending March 2016	3,264	→
Quarter ending June 2016	3,266	→
Quarter ending September 2016	3,303	→
Quarter ending December 2016	3,379	↑
Variance since December 2015	3.0%	↑



ACTIVITY

Cumulative percentage of contracted UDA delivered 2016 & 2017



Month	Adjusted Scheduled Activity (UDA)	
	2016	2017
April	59	609
May	907	1,445
June	1,506	1,898
July	2,418	2,967
August	2,636	3,789
September	3,824	4,601
October	4,136	5,393
November	4,634	6,507
December	6,386	7,298
January	7,726	
February	8,904	
March	10,456	
April	11,136	
May	11,141	
June	11,141	

QUALITY

	Quantity	Base Number	Contract	AT	Region	England
% of FP17s for the same patient ID Re-attending within 3 months - Children	64	836	7.7%	13.1%	13.4%	12.4%
% of FP17s for the same patient ID Re-attending within 3 months - Adults	610	2,691	22.7%	16.3%	17.3%	16.6%
% of FP17s for the same patient ID Re-attending between 3 & 9 months - Children	411	836	49.2%	54.5%	58.9%	57.5%
% of FP17s for the same patient ID Re-attending between 3 & 9 months - Adults	1,007	2,691	37.4%	50.6%	52.5%	50.4%
% of FP17s for Band 1 Urgent Courses	544	3,243	16.8%	8.8%	9.3%	9.1%
% of FP17s Relating to Free Repair or Replacements	62	3,243	1.9%	1.3%	1.0%	0.8%
% of FP17s Relating to Continuations	108	3,243	3.3%	1.7%	1.5%	1.3%
% of Patients satisfied with the dentistry they have received	4	4	N/A	91.3%	93.1%	92.7%
% of Patients satisfied with the time they had to wait for an appointment	4	4	N/A	89.2%	89.8%	88.8%

* This is based on patients treated on this contract for their most recent course of treatment. Figures in italics indicate the base number of FP17s or Patient Questionnaire responses are less than 100. N/A is shown where the base number of responses is less than 10 during the period. % is calculated as Quantity/Base number*100

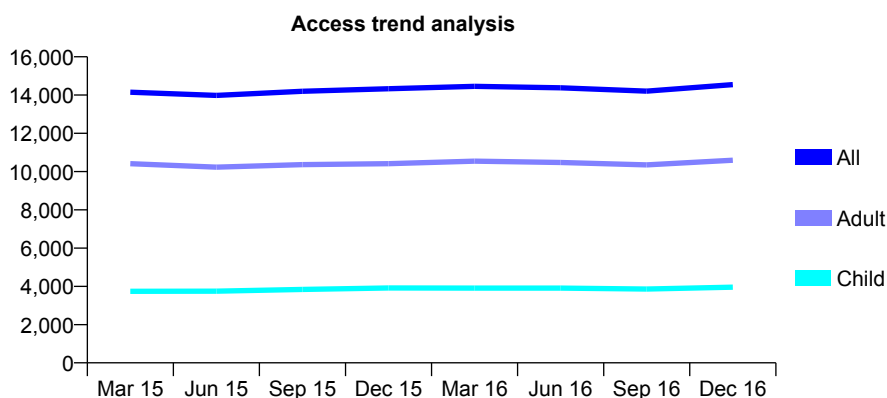
Q45 - Vital Signs At a Glance Contract Report for 101281/0052 - December 2016

Name or company name	OASIS DENTAL CARE LTD
Contract type name	GDS Contract
Purpose of contract	General
Contract start date	01/04/2006
Contract end date	

16/17 Contracted general activity (UDA)	40,053
Carry forward general activity (UDA)	0
16/17 Contracted orthodontic activity (UOA)	0
Carry forward orthodontic activity (UOA)	0
Baseline contract value	£1,132,127.28

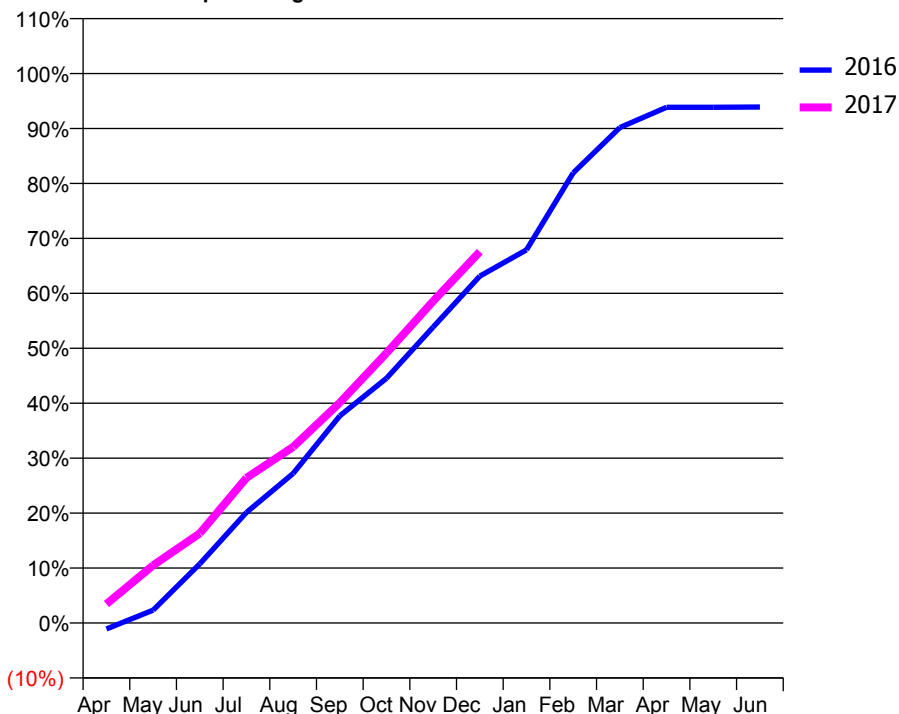
ACCESS*

Patients seen in 24 months	Total	Change since previous quarter
Quarter ending December 2015	14,332	
Quarter ending March 2016	14,455	→
Quarter ending June 2016	14,382	→
Quarter ending September 2016	14,204	↓
Quarter ending December 2016	14,545	↑
Variance since December 2015	1.5%	→



ACTIVITY

Cumulative percentage of contracted UDA delivered 2016 & 2017



Month	Adjusted Scheduled Activity (UDA)	
	2016	2017
April	-439	1,388
May	937	4,200
June	4,313	6,541
July	8,065	10,584
August	10,903	12,835
September	15,096	16,062
October	17,838	19,682
November	21,568	23,457
December	25,289	27,065
January	27,200	
February	32,807	
March	36,116	
April	37,591	
May	37,590	
June	37,607	

QUALITY

	Quantity	Base Number	Contract	AT	Region	England
% of FP17s for the same patient ID Re-attending within 3 months - Children	337	3,815	8.8%	13.1%	13.4%	12.4%
% of FP17s for the same patient ID Re-attending within 3 months - Adults	1,494	9,375	15.9%	16.3%	17.3%	16.6%
% of FP17s for the same patient ID Re-attending between 3 & 9 months - Children	1,848	3,815	48.4%	54.5%	58.9%	57.5%
% of FP17s for the same patient ID Re-attending between 3 & 9 months - Adults	4,610	9,375	49.2%	50.6%	52.5%	50.4%
% of FP17s for Band 1 Urgent Courses	944	12,510	7.5%	8.8%	9.3%	9.1%
% of FP17s Relating to Free Repair or Replacements	130	12,510	1.0%	1.3%	1.0%	0.8%
% of FP17s Relating to Continuations	254	12,510	2.0%	1.7%	1.5%	1.3%
% of Patients satisfied with the dentistry they have received	19	20	95.0%	91.3%	93.1%	92.7%
% of Patients satisfied with the time they had to wait for an appointment	15	20	75.0%	89.2%	89.8%	88.8%

* This is based on patients treated on this contract for their most recent course of treatment. Figures in italics indicate the base number of FP17s or Patient Questionnaire responses are less than 100. N/A is shown where the base number of responses is less than 10 during the period. % is calculated as Quantity/Base number*100

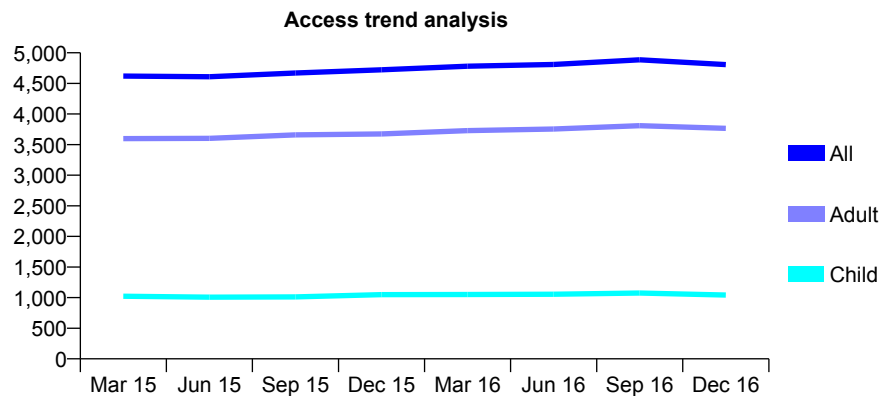
Q45 - Vital Signs At a Glance Contract Report for 101338/0057 - December 2016

Name or company name	Whitecross Dental Care Limited
Contract type name	GDS Contract
Purpose of contract	General
Contract start date	01/01/2008
Contract end date	

16/17 Contracted general activity (UDA)	17,500
Carry forward general activity (UDA)	0
16/17 Contracted orthodontic activity (UOA)	0
Carry forward orthodontic activity (UOA)	0
Baseline contract value	£555,692.71

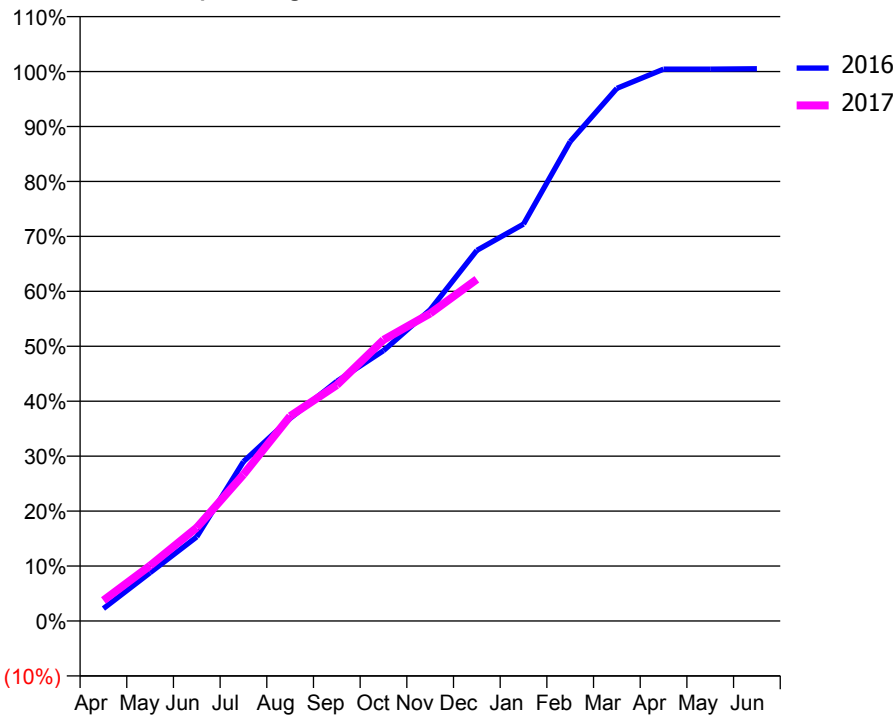
ACCESS*

Patients seen in 24 months	Total	Change since previous quarter
Quarter ending December 2015	4,722	
Quarter ending March 2016	4,780	→
Quarter ending June 2016	4,810	→
Quarter ending September 2016	4,886	→
Quarter ending December 2016	4,807	↓
Variance since December 2015	1.8%	→



ACTIVITY

Cumulative percentage of contracted UDA delivered 2016 & 2017



Month	Adjusted Scheduled Activity (UDA)	
	2016	2017
April	396	654
May	1,541	1,763
June	2,682	2,974
July	5,076	4,665
August	6,451	6,526
September	7,633	7,514
October	8,609	8,954
November	9,915	9,795
December	11,804	10,881
January	12,642	
February	15,268	
March	16,965	
April	17,577	
May	17,577	
June	17,589	

QUALITY

	Quantity	Base Number	Contract	AT	Region	England
% of FP17s for the same patient ID Re-attending within 3 months - Children	95	1,086	8.7%	13.1%	13.4%	12.4%
% of FP17s for the same patient ID Re-attending within 3 months - Adults	616	3,569	17.3%	16.3%	17.3%	16.6%
% of FP17s for the same patient ID Re-attending between 3 & 9 months - Children	588	1,086	54.1%	54.5%	58.9%	57.5%
% of FP17s for the same patient ID Re-attending between 3 & 9 months - Adults	1,823	3,569	51.1%	50.6%	52.5%	50.4%
% of FP17s for Band 1 Urgent Courses	457	4,379	10.4%	8.8%	9.3%	9.1%
% of FP17s Relating to Free Repair or Replacements	94	4,379	2.1%	1.3%	1.0%	0.8%
% of FP17s Relating to Continuations	137	4,379	3.1%	1.7%	1.5%	1.3%
% of Patients satisfied with the dentistry they have received	3	6	N/A	91.3%	93.1%	92.7%
% of Patients satisfied with the time they had to wait for an appointment	4	6	N/A	89.2%	89.8%	88.8%

* This is based on patients treated on this contract for their most recent course of treatment. Figures in italics indicate the base number of FP17s or Patient Questionnaire responses are less than 100. N/A is shown where the base number of responses is less than 10 during the period. % is calculated as Quantity/Base number*100

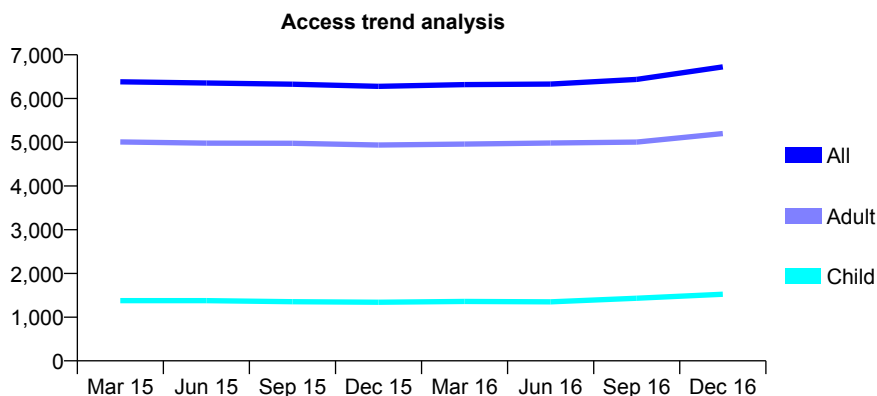
Q45 - Vital Signs At a Glance Contract Report for 101338/0058 - December 2016

Name or company name	Whitecross Dental Care Limited
Contract type name	GDS Contract
Purpose of contract	General
Contract start date	01/01/2008
Contract end date	

16/17 Contracted general activity (UDA)	18,724
Carry forward general activity (UDA)	0
16/17 Contracted orthodontic activity (UOA)	0
Carry forward orthodontic activity (UOA)	0
Baseline contract value	£489,977.42

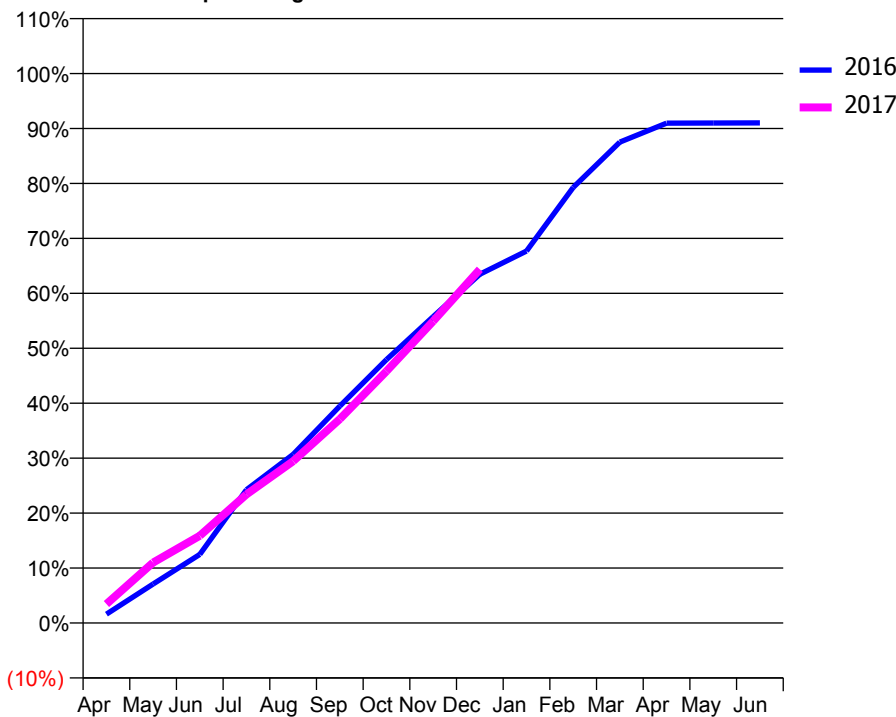
ACCESS*

Patients seen in 24 months	Total	Change since previous quarter
Quarter ending December 2015	6,278	
Quarter ending March 2016	6,317	→
Quarter ending June 2016	6,330	→
Quarter ending September 2016	6,436	→
Quarter ending December 2016	6,723	↑
Variance since December 2015	7.1%	↑



ACTIVITY

Cumulative percentage of contracted UDA delivered 2016 & 2017



Month	Adjusted Scheduled Activity (UDA)	
	2016	2017
April	302	649
May	1,331	2,059
June	2,336	2,975
July	4,542	4,384
August	5,747	5,515
September	7,389	6,949
October	8,976	8,583
November	10,437	10,283
December	11,885	12,052
January	12,675	
February	14,844	
March	16,389	
April	17,031	
May	17,036	
June	17,039	

QUALITY

	Quantity	Base Number	Contract	AT	Region	England
% of FP17s for the same patient ID Re-attending within 3 months - Children	90	1,592	5.7%	13.1%	13.4%	12.4%
% of FP17s for the same patient ID Re-attending within 3 months - Adults	520	4,967	10.5%	16.3%	17.3%	16.6%
% of FP17s for the same patient ID Re-attending between 3 & 9 months - Children	793	1,592	49.8%	54.5%	58.9%	57.5%
% of FP17s for the same patient ID Re-attending between 3 & 9 months - Adults	2,482	4,967	50.0%	50.6%	52.5%	50.4%
% of FP17s for Band 1 Urgent Courses	515	6,216	8.3%	8.8%	9.3%	9.1%
% of FP17s Relating to Free Repair or Replacements	29	6,216	0.5%	1.3%	1.0%	0.8%
% of FP17s Relating to Continuations	95	6,216	1.5%	1.7%	1.5%	1.3%
% of Patients satisfied with the dentistry they have received	14	14	100.0%	91.3%	93.1%	92.7%
% of Patients satisfied with the time they had to wait for an appointment	12	14	85.7%	89.2%	89.8%	88.8%

* This is based on patients treated on this contract for their most recent course of treatment. Figures in italics indicate the base number of FP17s or Patient Questionnaire responses are less than 100. N/A is shown where the base number of responses is less than 10 during the period. % is calculated as Quantity/Base number*100

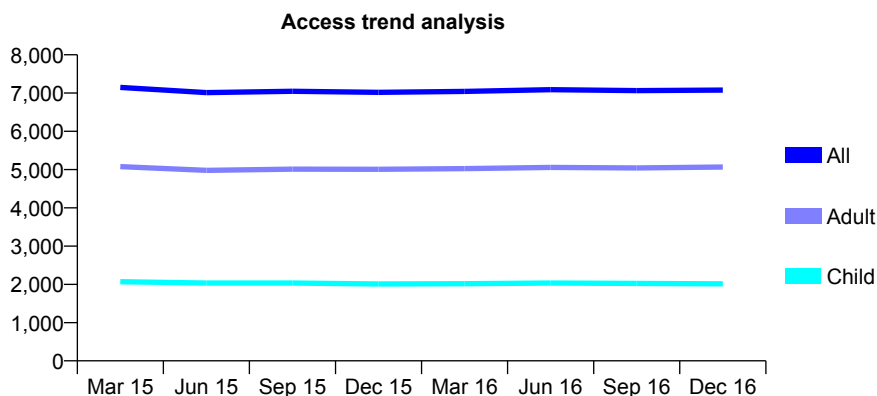
Q45 - Vital Signs At a Glance Contract Report for 101338/0082 - December 2016

Name or company name	Whitecross Dental Care Limited
Contract type name	GDS Contract
Purpose of contract	General and Orthodontic
Contract start date	01/04/2009
Contract end date	

16/17 Contracted general activity (UDA)	18,500
Carry forward general activity (UDA)	332
16/17 Contracted orthodontic activity (UOA)	1,249
Carry forward orthodontic activity (UOA)	0
Baseline contract value	£595,395.99

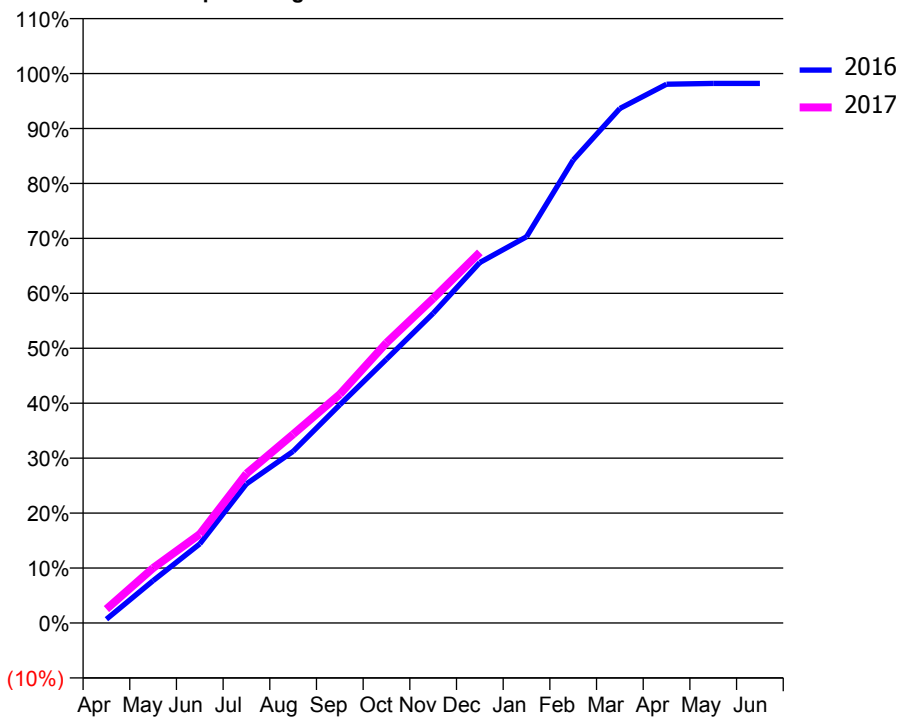
ACCESS*

Patients seen in 24 months	Total	Change since previous quarter
Quarter ending December 2015	7,017	
Quarter ending March 2016	7,043	→
Quarter ending June 2016	7,090	→
Quarter ending September 2016	7,065	→
Quarter ending December 2016	7,079	→
Variance since December 2015	0.9%	→



ACTIVITY

Cumulative percentage of contracted UDA delivered 2016 & 2017



Month	Adjusted Scheduled Activity (UDA)	
	2016	2017
April	127	468
May	1,427	1,850
June	2,666	2,991
July	4,684	5,029
August	5,782	6,355
September	7,348	7,699
October	8,884	9,436
November	10,428	10,923
December	12,139	12,478
January	13,001	
February	15,586	
March	17,324	
April	18,139	
May	18,168	
June	18,168	

QUALITY

	Quantity	Base Number	Contract	AT	Region	England
% of FP17s for the same patient ID Re-attending within 3 months - Children	165	2,147	7.7%	13.1%	13.4%	12.4%
% of FP17s for the same patient ID Re-attending within 3 months - Adults	532	4,534	11.7%	16.3%	17.3%	16.6%
% of FP17s for the same patient ID Re-attending between 3 & 9 months - Children	1,108	2,147	51.6%	54.5%	58.9%	57.5%
% of FP17s for the same patient ID Re-attending between 3 & 9 months - Adults	2,056	4,534	45.3%	50.6%	52.5%	50.4%
% of FP17s for Band 1 Urgent Courses	556	6,247	8.9%	8.8%	9.3%	9.1%
% of FP17s Relating to Free Repair or Replacements	38	6,247	0.6%	1.3%	1.0%	0.8%
% of FP17s Relating to Continuations	82	6,247	1.3%	1.7%	1.5%	1.3%
% of Patients satisfied with the dentistry they have received	6	9	N/A	91.3%	93.1%	92.7%
% of Patients satisfied with the time they had to wait for an appointment	7	9	N/A	89.2%	89.8%	88.8%

* This is based on patients treated on this contract for their most recent course of treatment. Figures in italics indicate the base number of FP17s or Patient Questionnaire responses are less than 100. N/A is shown where the base number of responses is less than 10 during the period. % is calculated as Quantity/Base number*100

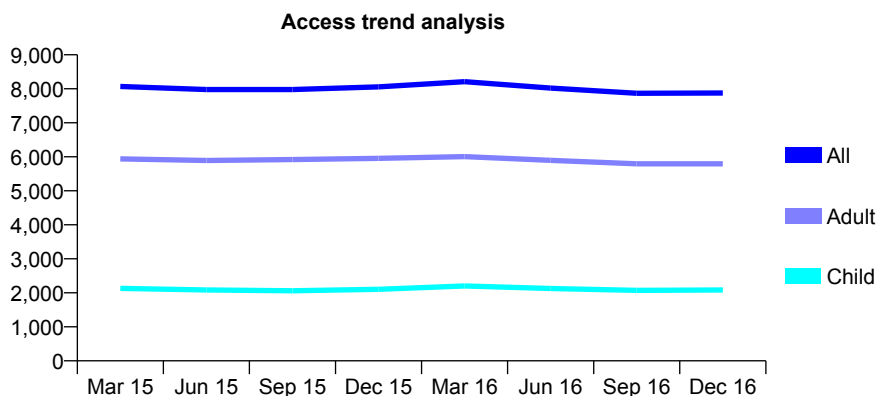
Q45 - Vital Signs At a Glance Contract Report for 101338/0083 - December 2016

Name or company name	Whitecross Dental Care Limited
Contract type name	GDS Contract
Purpose of contract	General and Orthodontic
Contract start date	01/04/2009
Contract end date	

16/17 Contracted general activity (UDA)	25,906
Carry forward general activity (UDA)	145
16/17 Contracted orthodontic activity (UOA)	500
Carry forward orthodontic activity (UOA)	0
Baseline contract value	£752,763.85

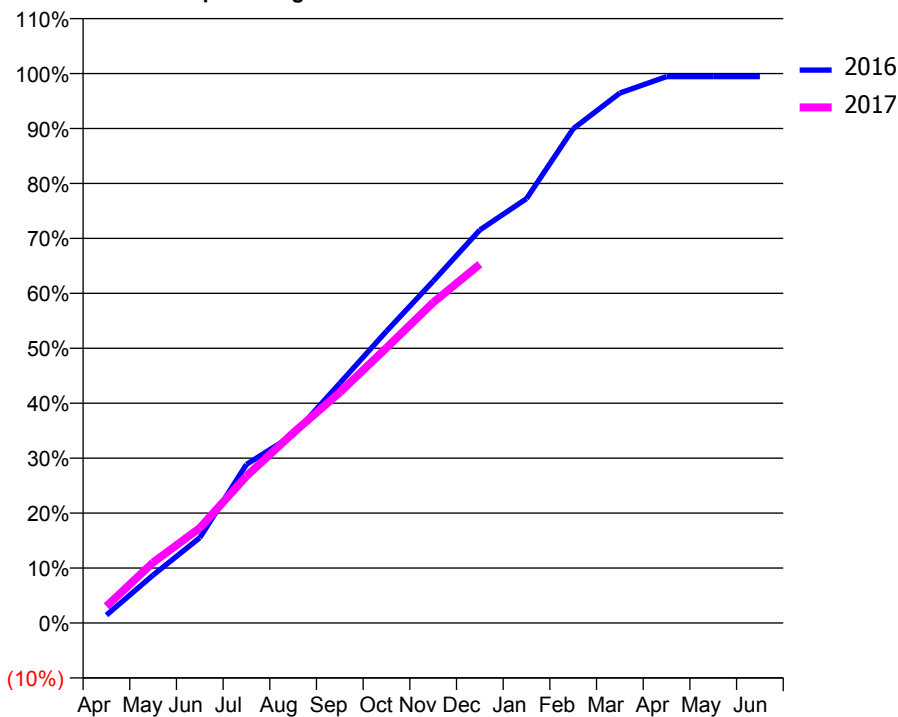
ACCESS*

Patients seen in 24 months	Total	Change since previous quarter
Quarter ending December 2015	8,055	
Quarter ending March 2016	8,209	→
Quarter ending June 2016	8,023	↓
Quarter ending September 2016	7,869	↓
Quarter ending December 2016	7,877	→
Variance since December 2015	(2.2%)	↓



ACTIVITY

Cumulative percentage of contracted UDA delivered 2016 & 2017



Month	Adjusted Scheduled Activity (UDA)	
	2016	2017
April	376	786
May	2,262	2,855
June	4,019	4,478
July	7,480	6,927
August	8,870	8,959
September	11,308	10,874
October	13,759	12,971
November	16,113	15,113
December	18,528	16,913
January	20,004	
February	23,302	
March	24,986	
April	25,760	
May	25,761	
June	25,761	

QUALITY

	Quantity	Base Number	Contract	AT	Region	England
% of FP17s for the same patient ID Re-attending within 3 months - Children	146	2,355	6.2%	13.1%	13.4%	12.4%
% of FP17s for the same patient ID Re-attending within 3 months - Adults	677	6,243	10.8%	16.3%	17.3%	16.6%
% of FP17s for the same patient ID Re-attending between 3 & 9 months - Children	1,327	2,355	56.3%	54.5%	58.9%	57.5%
% of FP17s for the same patient ID Re-attending between 3 & 9 months - Adults	3,749	6,243	60.1%	50.6%	52.5%	50.4%
% of FP17s for Band 1 Urgent Courses	643	8,178	7.9%	8.8%	9.3%	9.1%
% of FP17s Relating to Free Repair or Replacements	41	8,178	0.5%	1.3%	1.0%	0.8%
% of FP17s Relating to Continuations	96	8,178	1.2%	1.7%	1.5%	1.3%
% of Patients satisfied with the dentistry they have received	16	18	88.9%	91.3%	93.1%	92.7%
% of Patients satisfied with the time they had to wait for an appointment	16	18	88.9%	89.2%	89.8%	88.8%

* This is based on patients treated on this contract for their most recent course of treatment. Figures in italics indicate the base number of FP17s or Patient Questionnaire responses are less than 100. N/A is shown where the base number of responses is less than 10 during the period. % is calculated as Quantity/Base number*100

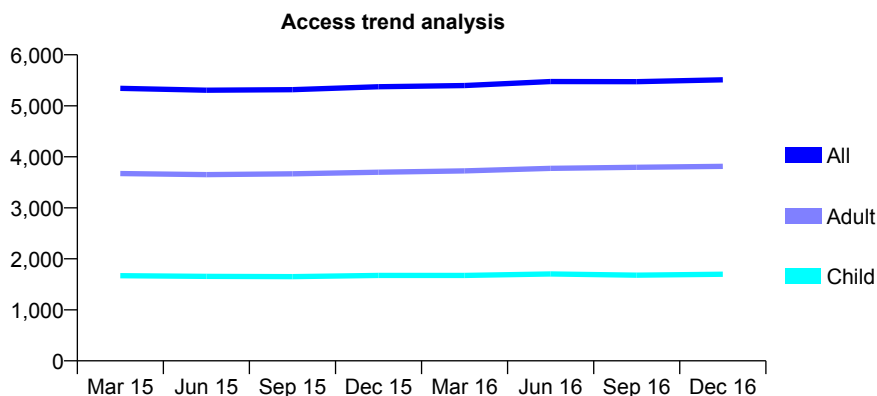
Q45 - Vital Signs At a Glance Contract Report for 101338/0085 - December 2016

Name or company name	Whitecross Dental Care Limited
Contract type name	GDS Contract
Purpose of contract	General
Contract start date	01/04/2009
Contract end date	

16/17 Contracted general activity (UDA)	19,500
Carry forward general activity (UDA)	0
16/17 Contracted orthodontic activity (UOA)	0
Carry forward orthodontic activity (UOA)	0
Baseline contract value	£542,218.83

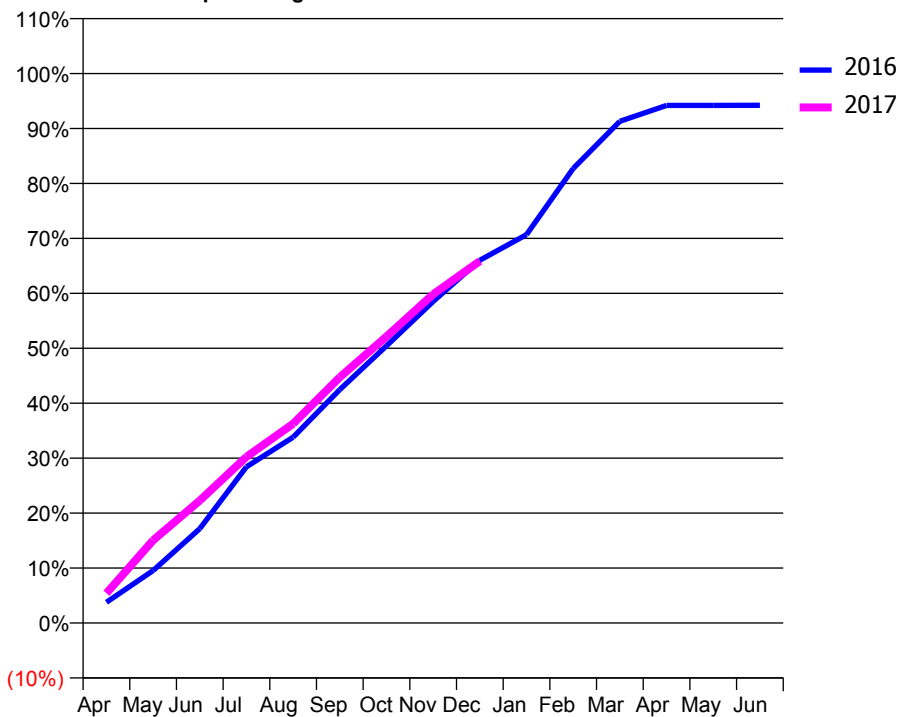
ACCESS*

Patients seen in 24 months	Total	Change since previous quarter
Quarter ending December 2015	5,374	
Quarter ending March 2016	5,398	→
Quarter ending June 2016	5,476	→
Quarter ending September 2016	5,474	→
Quarter ending December 2016	5,510	→
Variance since December 2015	2.5%	↑



ACTIVITY

Cumulative percentage of contracted UDA delivered 2016 & 2017



Month	Adjusted Scheduled Activity (UDA)	
	2016	2017
April	737	1,057
May	1,862	2,936
June	3,349	4,344
July	5,542	5,901
August	6,596	7,073
September	8,282	8,723
October	9,836	10,166
November	11,411	11,668
December	12,876	12,845
January	13,782	
February	16,129	
March	17,805	
April	18,368	
May	18,368	
June	18,371	

QUALITY

	Quantity	Base Number	Contract	AT	Region	England
% of FP17s for the same patient ID Re-attending within 3 months - Children	174	1,889	9.2%	13.1%	13.4%	12.4%
% of FP17s for the same patient ID Re-attending within 3 months - Adults	539	3,702	14.6%	16.3%	17.3%	16.6%
% of FP17s for the same patient ID Re-attending between 3 & 9 months - Children	1,106	1,889	58.5%	54.5%	58.9%	57.5%
% of FP17s for the same patient ID Re-attending between 3 & 9 months - Adults	1,844	3,702	49.8%	50.6%	52.5%	50.4%
% of FP17s for Band 1 Urgent Courses	394	5,341	7.4%	8.8%	9.3%	9.1%
% of FP17s Relating to Free Repair or Replacements	22	5,341	0.4%	1.3%	1.0%	0.8%
% of FP17s Relating to Continuations	127	5,341	2.4%	1.7%	1.5%	1.3%
% of Patients satisfied with the dentistry they have received	6	6	N/A	91.3%	93.1%	92.7%
% of Patients satisfied with the time they had to wait for an appointment	6	6	N/A	89.2%	89.8%	88.8%

* This is based on patients treated on this contract for their most recent course of treatment. Figures in italics indicate the base number of FP17s or Patient Questionnaire responses are less than 100. N/A is shown where the base number of responses is less than 10 during the period. % is calculated as Quantity/Base number*100

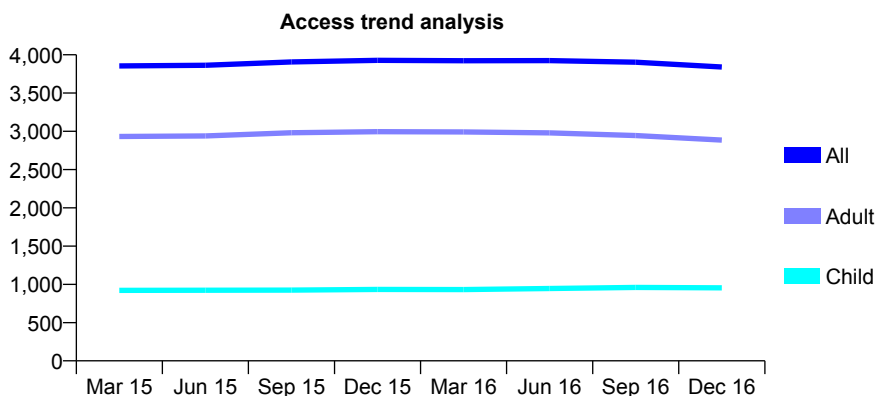
Q45 - Vital Signs At a Glance Contract Report for 101435/0059 - December 2016

Name or company name	IDH Limited
Contract type name	GDS Contract
Purpose of contract	General
Contract start date	01/04/2007
Contract end date	

16/17 Contracted general activity (UDA)	14,807
Carry forward general activity (UDA)	110
16/17 Contracted orthodontic activity (UOA)	0
Carry forward orthodontic activity (UOA)	0
Baseline contract value	£313,208.30

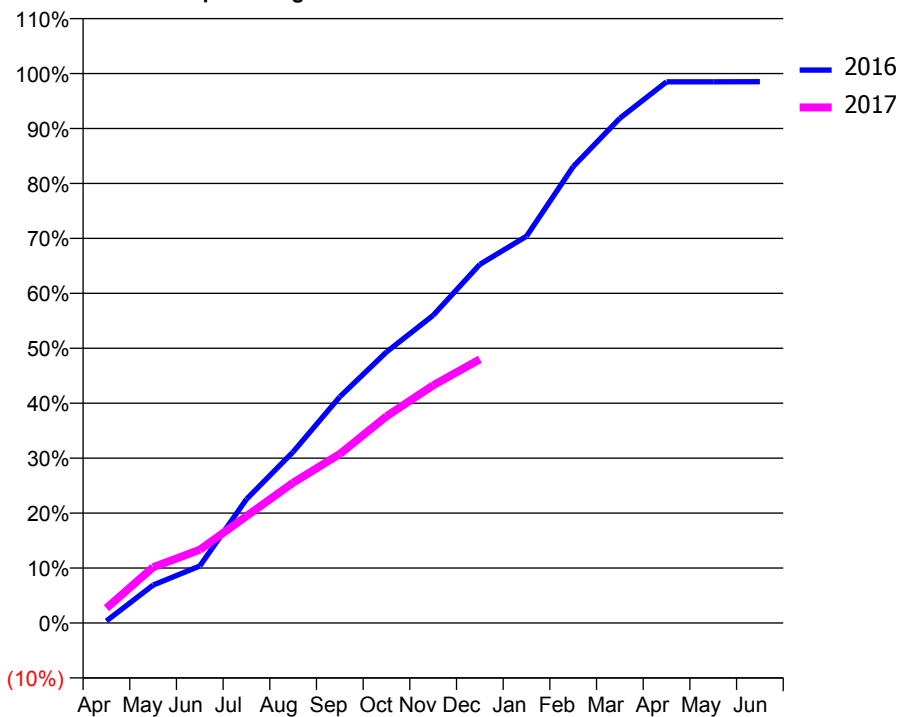
ACCESS*

Patients seen in 24 months	Total	Change since previous quarter
Quarter ending December 2015	3,928	
Quarter ending March 2016	3,923	→
Quarter ending June 2016	3,924	→
Quarter ending September 2016	3,903	→
Quarter ending December 2016	3,840	↓
Variance since December 2015	(2.2%)	↓



ACTIVITY

Cumulative percentage of contracted UDA delivered 2016 & 2017



Month	Adjusted Scheduled Activity (UDA)	
	2016	2017
April	56	401
May	1,024	1,503
June	1,535	1,976
July	3,337	2,880
August	4,612	3,780
September	6,094	4,553
October	7,303	5,572
November	8,290	6,406
December	9,662	7,106
January	10,423	
February	12,299	
March	13,602	
April	14,584	
May	14,584	
June	14,587	

QUALITY

	Quantity	Base Number	Contract	AT	Region	England
% of FP17s for the same patient ID Re-attending within 3 months - Children	45	852	5.3%	13.1%	13.4%	12.4%
% of FP17s for the same patient ID Re-attending within 3 months - Adults	380	2,757	13.8%	16.3%	17.3%	16.6%
% of FP17s for the same patient ID Re-attending between 3 & 9 months - Children	446	852	52.3%	54.5%	58.9%	57.5%
% of FP17s for the same patient ID Re-attending between 3 & 9 months - Adults	1,558	2,757	56.5%	50.6%	52.5%	50.4%
% of FP17s for Band 1 Urgent Courses	331	3,249	10.2%	8.8%	9.3%	9.1%
% of FP17s Relating to Free Repair or Replacements	22	3,249	0.7%	1.3%	1.0%	0.8%
% of FP17s Relating to Continuations	33	3,249	1.0%	1.7%	1.5%	1.3%
% of Patients satisfied with the dentistry they have received	22	23	95.7%	91.3%	93.1%	92.7%
% of Patients satisfied with the time they had to wait for an appointment	18	23	78.3%	89.2%	89.8%	88.8%

* This is based on patients treated on this contract for their most recent course of treatment. Figures in italics indicate the base number of FP17s or Patient Questionnaire responses are less than 100. N/A is shown where the base number of responses is less than 10 during the period. % is calculated as Quantity/Base number*100

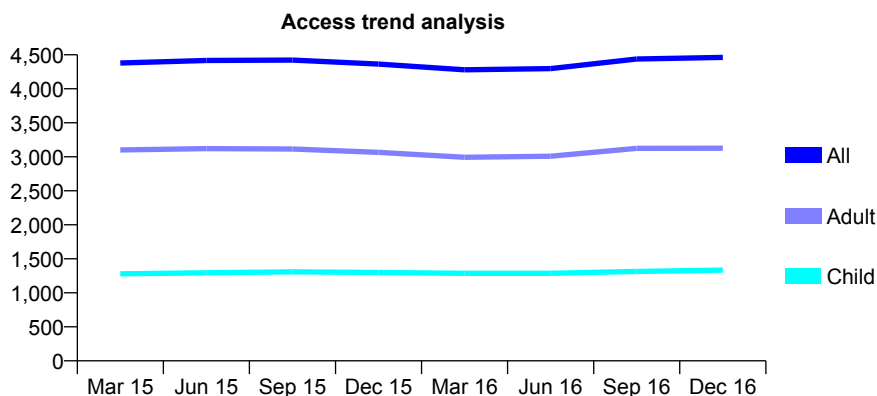
Q45 - Vital Signs At a Glance Contract Report for 101435/0060 - December 2016

Name or company name	IDH Limited
Contract type name	GDS Contract
Purpose of contract	General
Contract start date	11/06/2007
Contract end date	

16/17 Contracted general activity (UDA)	15,717
Carry forward general activity (UDA)	0
16/17 Contracted orthodontic activity (UOA)	0
Carry forward orthodontic activity (UOA)	0
Baseline contract value	£343,430.23

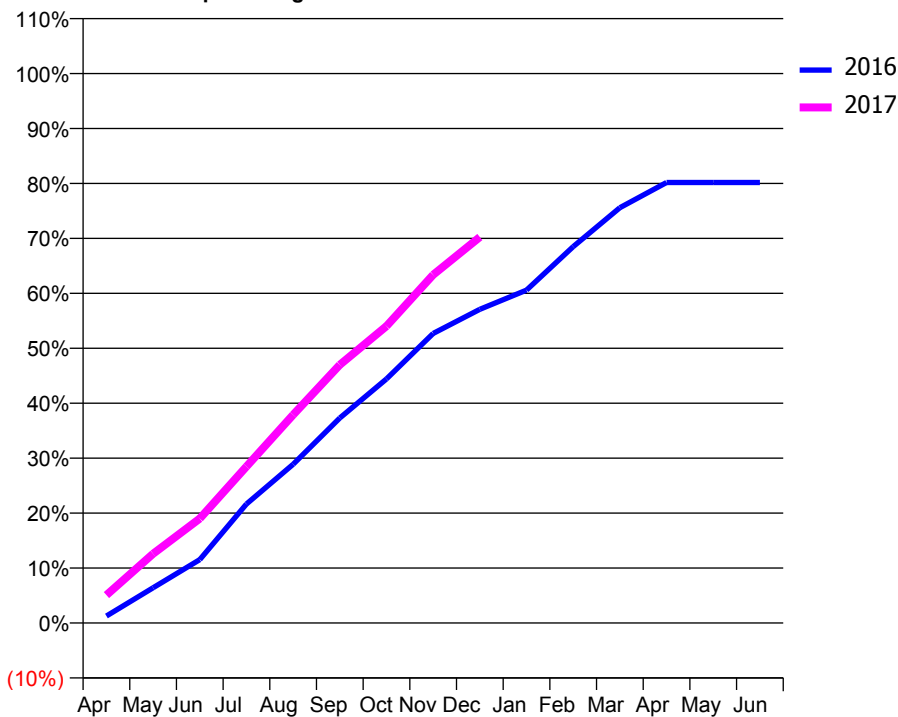
ACCESS*

Patients seen in 24 months	Total	Change since previous quarter
Quarter ending December 2015	4,364	
Quarter ending March 2016	4,280	↓
Quarter ending June 2016	4,297	→
Quarter ending September 2016	4,439	↑
Quarter ending December 2016	4,461	→
Variance since December 2015	2.2%	↑



ACTIVITY

Cumulative percentage of contracted UDA delivered 2016 & 2017



Month	Adjusted Scheduled Activity (UDA)	
	2016	2017
April	199	799
May	1,011	1,983
June	1,815	2,989
July	3,404	4,477
August	4,540	5,956
September	5,862	7,386
October	6,982	8,490
November	8,282	9,960
December	8,973	11,039
January	9,523	
February	10,764	
March	11,878	
April	12,599	
May	12,599	
June	12,599	

QUALITY

	Quantity	Base Number	Contract	AT	Region	England
% of FP17s for the same patient ID Re-attending within 3 months - Children	107	1,374	7.8%	13.1%	13.4%	12.4%
% of FP17s for the same patient ID Re-attending within 3 months - Adults	517	2,926	17.7%	16.3%	17.3%	16.6%
% of FP17s for the same patient ID Re-attending between 3 & 9 months - Children	728	1,374	53.0%	54.5%	58.9%	57.5%
% of FP17s for the same patient ID Re-attending between 3 & 9 months - Adults	1,205	2,926	41.2%	50.6%	52.5%	50.4%
% of FP17s for Band 1 Urgent Courses	406	4,037	10.1%	8.8%	9.3%	9.1%
% of FP17s Relating to Free Repair or Replacements	28	4,037	0.7%	1.3%	1.0%	0.8%
% of FP17s Relating to Continuations	131	4,037	3.2%	1.7%	1.5%	1.3%
% of Patients satisfied with the dentistry they have received	14	16	87.5%	91.3%	93.1%	92.7%
% of Patients satisfied with the time they had to wait for an appointment	16	16	100.0%	89.2%	89.8%	88.8%

* This is based on patients treated on this contract for their most recent course of treatment. Figures in italics indicate the base number of FP17s or Patient Questionnaire responses are less than 100. N/A is shown where the base number of responses is less than 10 during the period. % is calculated as Quantity/Base number*100

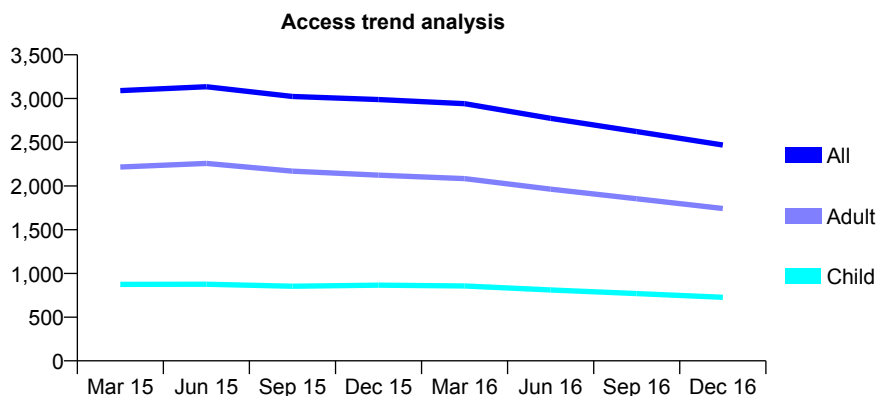
Q45 - Vital Signs At a Glance Contract Report for 101435/0061 - December 2016

Name or company name	IDH Limited
Contract type name	GDS Contract
Purpose of contract	General
Contract start date	18/06/2007
Contract end date	

16/17 Contracted general activity (UDA)	9,500
Carry forward general activity (UDA)	0
16/17 Contracted orthodontic activity (UOA)	0
Carry forward orthodontic activity (UOA)	0
Baseline contract value	£200,950.82

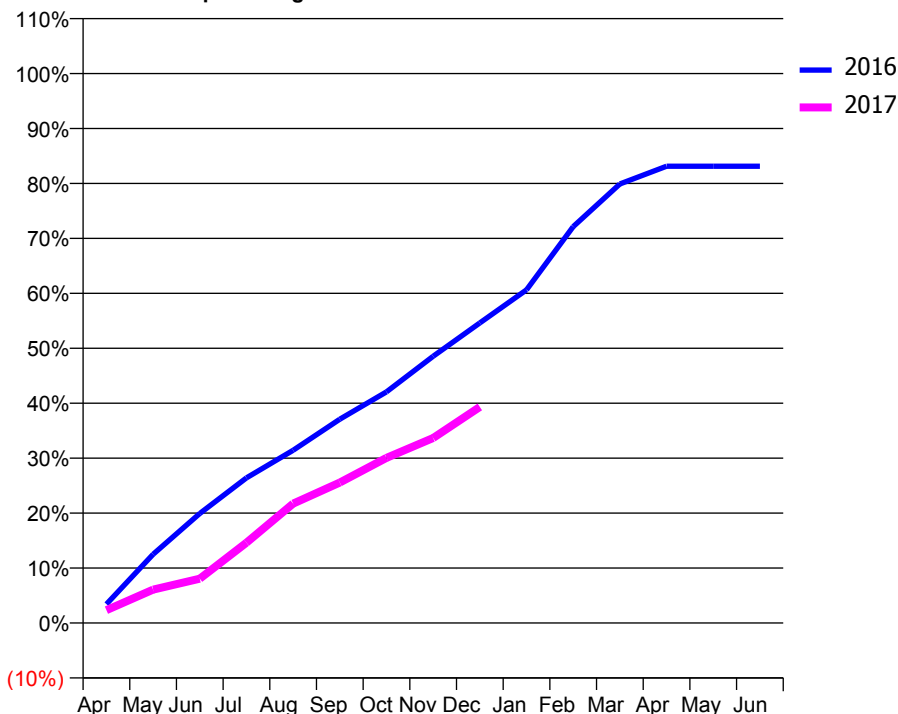
ACCESS*

Patients seen in 24 months	Total	Change since previous quarter
Quarter ending December 2015	2,989	
Quarter ending March 2016	2,941	↓
Quarter ending June 2016	2,773	↓
Quarter ending September 2016	2,623	↓
Quarter ending December 2016	2,469	↓
Variance since December 2015	(17.4%)	↓



ACTIVITY

Cumulative percentage of contracted UDA delivered 2016 & 2017



Month	Adjusted Scheduled Activity (UDA)	
	2016	2017
April	326	223
May	1,189	578
June	1,894	767
July	2,509	1,389
August	2,986	2,064
September	3,523	2,430
October	3,996	2,854
November	4,613	3,199
December	5,187	3,735
January	5,760	
February	6,853	
March	7,590	
April	7,896	
May	7,896	
June	7,896	

QUALITY

	Quantity	Base Number	Contract	AT	Region	England
% of FP17s for the same patient ID Re-attending within 3 months - Children	36	480	7.5%	13.1%	13.4%	12.4%
% of FP17s for the same patient ID Re-attending within 3 months - Adults	199	1,144	17.4%	16.3%	17.3%	16.6%
% of FP17s for the same patient ID Re-attending between 3 & 9 months - Children	197	480	41.0%	54.5%	58.9%	57.5%
% of FP17s for the same patient ID Re-attending between 3 & 9 months - Adults	467	1,144	40.8%	50.6%	52.5%	50.4%
% of FP17s for Band 1 Urgent Courses	160	1,503	10.6%	8.8%	9.3%	9.1%
% of FP17s Relating to Free Repair or Replacements	15	1,503	1.0%	1.3%	1.0%	0.8%
% of FP17s Relating to Continuations	28	1,503	1.9%	1.7%	1.5%	1.3%
% of Patients satisfied with the dentistry they have received	3	3	N/A	91.3%	93.1%	92.7%
% of Patients satisfied with the time they had to wait for an appointment	3	3	N/A	89.2%	89.8%	88.8%

* This is based on patients treated on this contract for their most recent course of treatment. Figures in italics indicate the base number of FP17s or Patient Questionnaire responses are less than 100. N/A is shown where the base number of responses is less than 10 during the period. % is calculated as Quantity/Base number*100

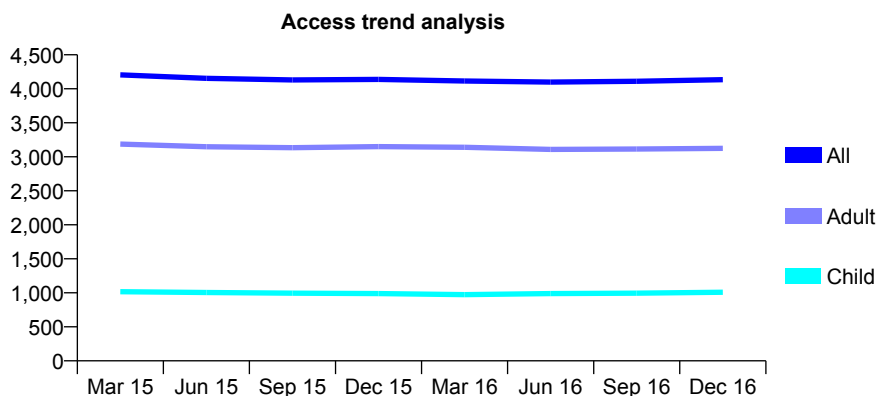
Q45 - Vital Signs At a Glance Contract Report for 101435/0078 - December 2016

Name or company name	IDH Limited
Contract type name	GDS Contract
Purpose of contract	General
Contract start date	01/01/2008
Contract end date	

16/17 Contracted general activity (UDA)	12,900
Carry forward general activity (UDA)	0
16/17 Contracted orthodontic activity (UOA)	0
Carry forward orthodontic activity (UOA)	0
Baseline contract value	£343,645.66

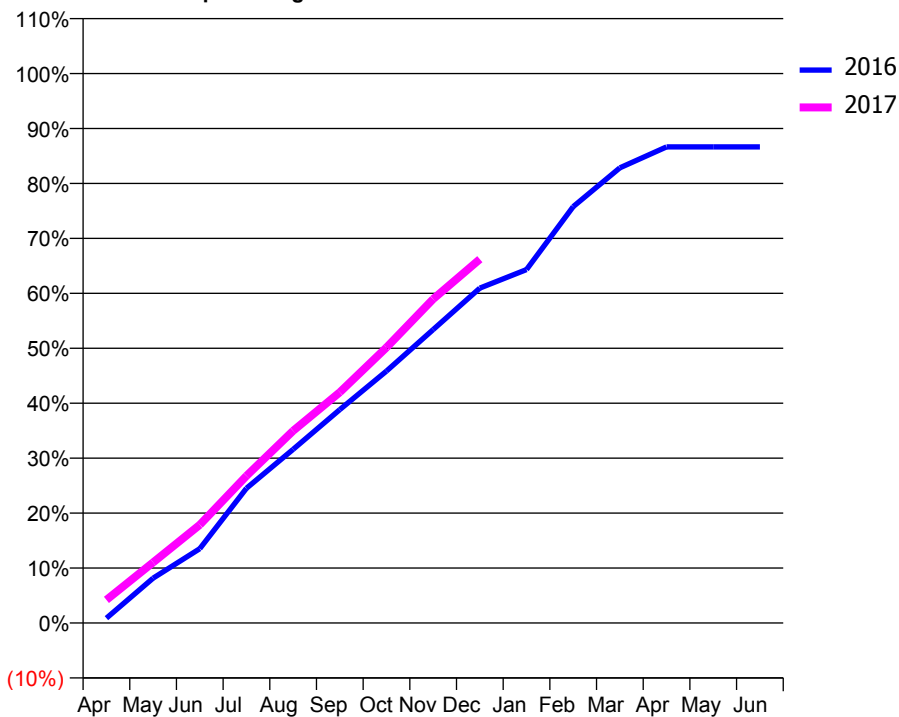
ACCESS*

Patients seen in 24 months	Total	Change since previous quarter
Quarter ending December 2015	4,139	
Quarter ending March 2016	4,114	→
Quarter ending June 2016	4,099	→
Quarter ending September 2016	4,111	→
Quarter ending December 2016	4,134	→
Variance since December 2015	(0.1%)	→



ACTIVITY

Cumulative percentage of contracted UDA delivered 2016 & 2017



Month	Adjusted Scheduled Activity (UDA)	
	2016	2017
April	127	544
May	1,186	1,421
June	1,961	2,305
July	3,556	3,453
August	4,582	4,511
September	5,630	5,417
October	6,648	6,469
November	7,745	7,604
December	8,838	8,540
January	9,327	
February	10,987	
March	12,010	
April	12,563	
May	12,563	
June	12,563	

QUALITY

	Quantity	Base Number	Contract	AT	Region	England
% of FP17s for the same patient ID Re-attending within 3 months - Children	81	1,115	7.3%	13.1%	13.4%	12.4%
% of FP17s for the same patient ID Re-attending within 3 months - Adults	412	3,054	13.5%	16.3%	17.3%	16.6%
% of FP17s for the same patient ID Re-attending between 3 & 9 months - Children	642	1,115	57.6%	54.5%	58.9%	57.5%
% of FP17s for the same patient ID Re-attending between 3 & 9 months - Adults	1,697	3,054	55.6%	50.6%	52.5%	50.4%
% of FP17s for Band 1 Urgent Courses	265	3,933	6.7%	8.8%	9.3%	9.1%
% of FP17s Relating to Free Repair or Replacements	29	3,933	0.7%	1.3%	1.0%	0.8%
% of FP17s Relating to Continuations	73	3,933	1.9%	1.7%	1.5%	1.3%
% of Patients satisfied with the dentistry they have received	4	5	N/A	91.3%	93.1%	92.7%
% of Patients satisfied with the time they had to wait for an appointment	5	5	N/A	89.2%	89.8%	88.8%

* This is based on patients treated on this contract for their most recent course of treatment. Figures in italics indicate the base number of FP17s or Patient Questionnaire responses are less than 100. N/A is shown where the base number of responses is less than 10 during the period. % is calculated as Quantity/Base number*100

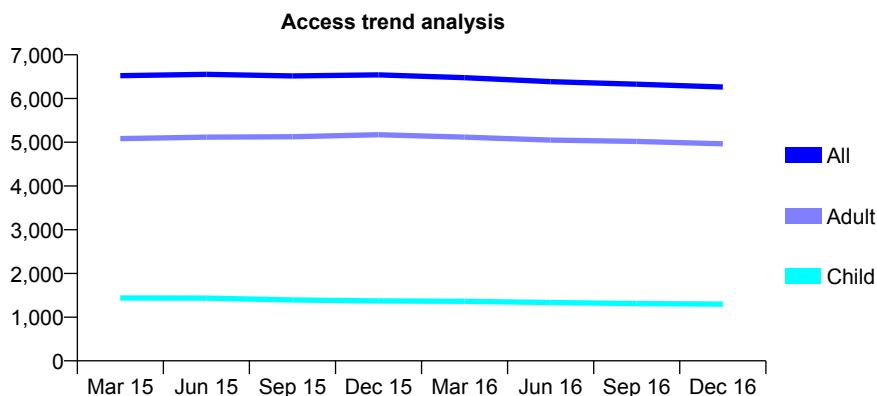
Q45 - Vital Signs At a Glance Contract Report for 101435/0115 - December 2016

Name or company name	IDH Limited
Contract type name	GDS Contract
Purpose of contract	General
Contract start date	01/09/2008
Contract end date	

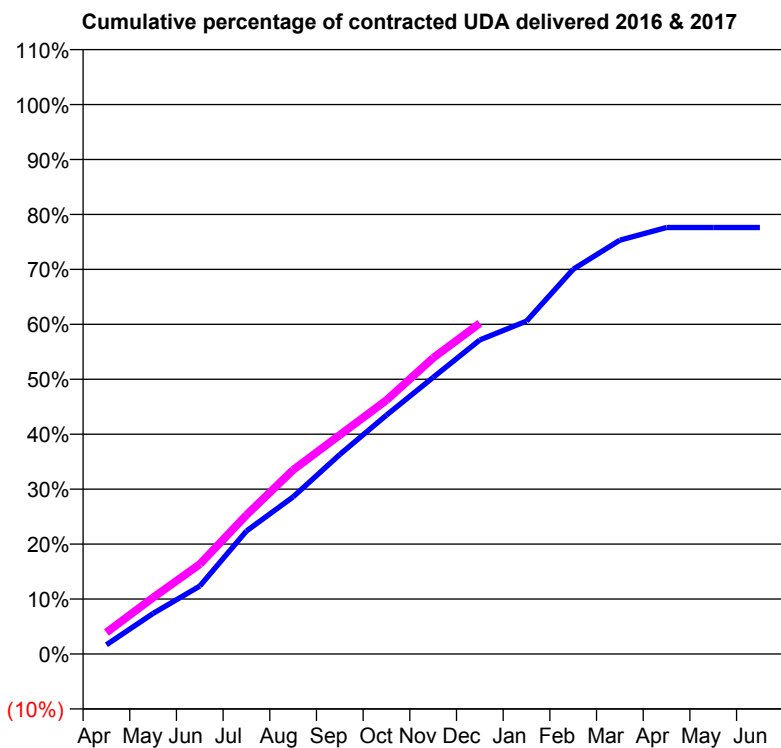
16/17 Contracted general activity (UDA)	20,000
Carry forward general activity (UDA)	0
16/17 Contracted orthodontic activity (UOA)	0
Carry forward orthodontic activity (UOA)	0
Baseline contract value	£499,838.46

ACCESS*

Patients seen in 24 months	Total	Change since previous quarter
Quarter ending December 2015	6,541	
Quarter ending March 2016	6,477	→
Quarter ending June 2016	6,385	↓
Quarter ending September 2016	6,327	→
Quarter ending December 2016	6,262	↓
Variance since December 2015	(4.3%)	↓



ACTIVITY



Month	Adjusted Scheduled Activity (UDA)	
	2016	2017
April	404	782
May	1,783	2,056
June	2,981	3,268
July	5,396	5,058
August	6,891	6,699
September	8,748	7,972
October	10,472	9,239
November	12,129	10,777
December	13,770	12,040
January	14,596	
February	16,869	
March	18,143	
April	18,701	
May	18,698	
June	18,698	

QUALITY

	Quantity	Base Number	Contract	AT	Region	England
% of FP17s for the same patient ID Re-attending within 3 months - Children	84	1,356	6.2%	13.1%	13.4%	12.4%
% of FP17s for the same patient ID Re-attending within 3 months - Adults	697	4,781	14.6%	16.3%	17.3%	16.6%
% of FP17s for the same patient ID Re-attending between 3 & 9 months - Children	832	1,356	61.4%	54.5%	58.9%	57.5%
% of FP17s for the same patient ID Re-attending between 3 & 9 months - Adults	2,506	4,781	52.4%	50.6%	52.5%	50.4%
% of FP17s for Band 1 Urgent Courses	680	5,831	11.7%	8.8%	9.3%	9.1%
% of FP17s Relating to Free Repair or Replacements	38	5,831	0.7%	1.3%	1.0%	0.8%
% of FP17s Relating to Continuations	92	5,831	1.6%	1.7%	1.5%	1.3%
% of Patients satisfied with the dentistry they have received	18	19	94.7%	91.3%	93.1%	92.7%
% of Patients satisfied with the time they had to wait for an appointment	19	19	100.0%	89.2%	89.8%	88.8%

* This is based on patients treated on this contract for their most recent course of treatment. Figures in italics indicate the base number of FP17s or Patient Questionnaire responses are less than 100. N/A is shown where the base number of responses is less than 10 during the period. % is calculated as Quantity/Base number*100

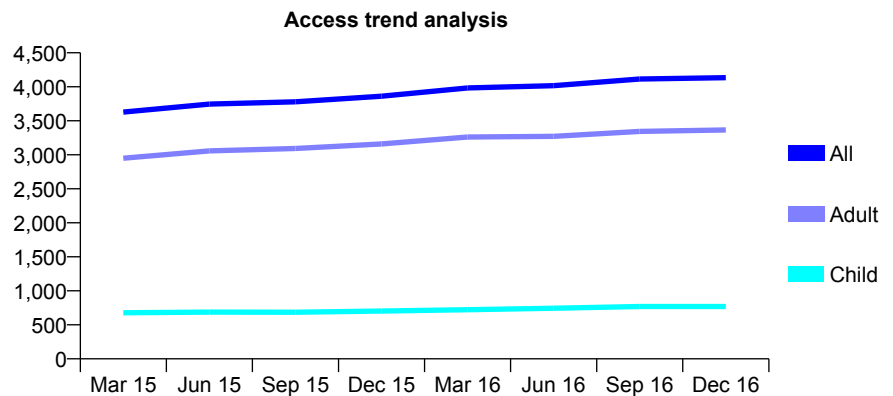
Q45 - Vital Signs At a Glance Contract Report for 103888/0001 - December 2016

Name or company name	The Fairfield Dental Practice Partnership
Contract type name	GDS Contract
Purpose of contract	General
Contract start date	23/11/2011
Contract end date	

16/17 Contracted general activity (UDA)	12,432
Carry forward general activity (UDA)	0
16/17 Contracted orthodontic activity (UOA)	0
Carry forward orthodontic activity (UOA)	0
Baseline contract value	£321,352.77

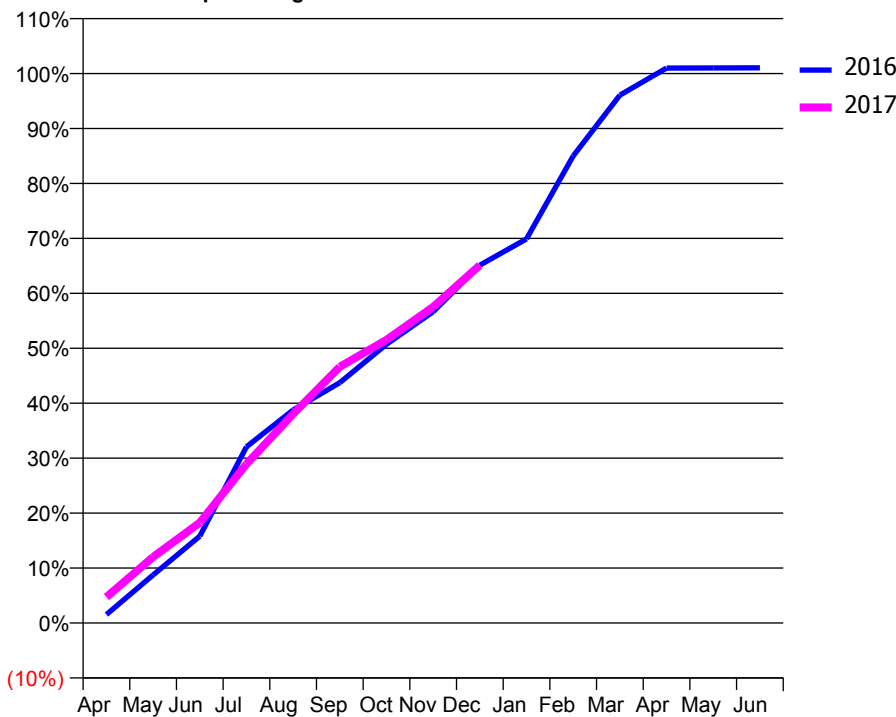
ACCESS*

Patients seen in 24 months	Total	Change since previous quarter
Quarter ending December 2015	3,862	
Quarter ending March 2016	3,984	↑
Quarter ending June 2016	4,016	→
Quarter ending September 2016	4,114	↑
Quarter ending December 2016	4,134	→
Variance since December 2015	7.0%	↑



ACTIVITY

Cumulative percentage of contracted UDA delivered 2016 & 2017



Month	Adjusted Scheduled Activity (UDA)	
	2016	2017
April	190	586
May	1,087	1,495
June	1,966	2,270
July	3,987	3,597
August	4,820	4,730
September	5,439	5,797
October	6,306	6,408
November	7,042	7,152
December	8,097	8,095
January	8,689	
February	10,565	
March	11,943	
April	12,556	
May	12,557	
June	12,560	

QUALITY

	Quantity	Base Number	Contract	AT	Region	England
% of FP17s for the same patient ID Re-attending within 3 months - Children	59	822	7.2%	13.1%	13.4%	12.4%
% of FP17s for the same patient ID Re-attending within 3 months - Adults	408	3,341	12.2%	16.3%	17.3%	16.6%
% of FP17s for the same patient ID Re-attending between 3 & 9 months - Children	434	822	52.8%	54.5%	58.9%	57.5%
% of FP17s for the same patient ID Re-attending between 3 & 9 months - Adults	1,763	3,341	52.8%	50.6%	52.5%	50.4%
% of FP17s for Band 1 Urgent Courses	128	3,865	3.3%	8.8%	9.3%	9.1%
% of FP17s Relating to Free Repair or Replacements	45	3,865	1.2%	1.3%	1.0%	0.8%
% of FP17s Relating to Continuations	104	3,865	2.7%	1.7%	1.5%	1.3%
% of Patients satisfied with the dentistry they have received	13	13	100.0%	91.3%	93.1%	92.7%
% of Patients satisfied with the time they had to wait for an appointment	12	13	92.3%	89.2%	89.8%	88.8%

* This is based on patients treated on this contract for their most recent course of treatment. Figures in italics indicate the base number of FP17s or Patient Questionnaire responses are less than 100. N/A is shown where the base number of responses is less than 10 during the period. % is calculated as Quantity/Base number*100

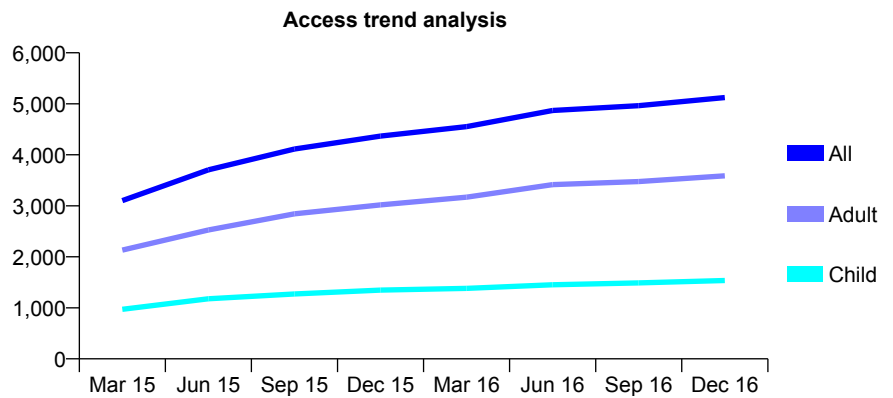
Q45 - Vital Signs At a Glance Contract Report for 114197/0001 - December 2016

Name or company name	Elliott & McCarthy Dental Surgery
Contract type name	GDS Contract
Purpose of contract	General
Contract start date	01/07/2014
Contract end date	

16/17 Contracted general activity (UDA)	15,793
Carry forward general activity (UDA)	75
16/17 Contracted orthodontic activity (UOA)	0
Carry forward orthodontic activity (UOA)	0
Baseline contract value	£575,233.44

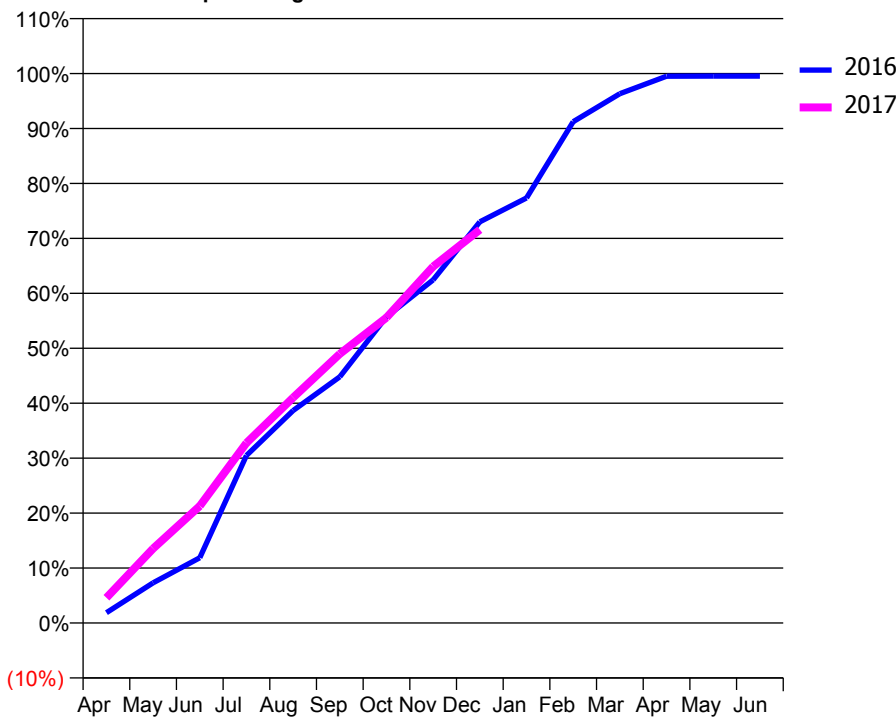
ACCESS*

Patients seen in 24 months	Total	Change since previous quarter
Quarter ending December 2015	4,367	
Quarter ending March 2016	4,554	↑
Quarter ending June 2016	4,869	↑
Quarter ending September 2016	4,964	→
Quarter ending December 2016	5,124	↑
Variance since December 2015	17.3%	↑



ACTIVITY

Cumulative percentage of contracted UDA delivered 2016 & 2017



Month	Adjusted Scheduled Activity (UDA)	
	2016	2017
April	297	726
May	1,156	2,139
June	1,874	3,361
July	4,815	5,177
August	6,107	6,478
September	7,078	7,734
October	8,800	8,780
November	9,864	10,247
December	11,529	11,304
January	12,215	
February	14,407	
March	15,214	
April	15,715	
May	15,718	
June	15,718	

QUALITY

	Quantity	Base Number	Contract	AT	Region	England
% of FP17s for the same patient ID Re-attending within 3 months - Children	180	1,682	10.7%	13.1%	13.4%	12.4%
% of FP17s for the same patient ID Re-attending within 3 months - Adults	541	3,587	15.1%	16.3%	17.3%	16.6%
% of FP17s for the same patient ID Re-attending between 3 & 9 months - Children	826	1,682	49.1%	54.5%	58.9%	57.5%
% of FP17s for the same patient ID Re-attending between 3 & 9 months - Adults	1,741	3,587	48.5%	50.6%	52.5%	50.4%
% of FP17s for Band 1 Urgent Courses	397	4,809	8.3%	8.8%	9.3%	9.1%
% of FP17s Relating to Free Repair or Replacements	23	4,809	0.5%	1.3%	1.0%	0.8%
% of FP17s Relating to Continuations	98	4,809	2.0%	1.7%	1.5%	1.3%
% of Patients satisfied with the dentistry they have received	22	23	95.7%	91.3%	93.1%	92.7%
% of Patients satisfied with the time they had to wait for an appointment	19	23	82.6%	89.2%	89.8%	88.8%

* This is based on patients treated on this contract for their most recent course of treatment. Figures in italics indicate the base number of FP17s or Patient Questionnaire responses are less than 100. N/A is shown where the base number of responses is less than 10 during the period. % is calculated as Quantity/Base number*100

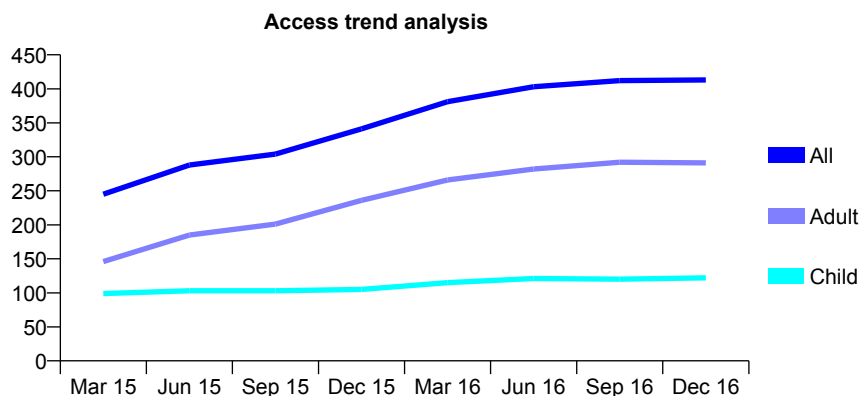
Q45 - Vital Signs At a Glance Contract Report for 114405/0001 - December 2016

Name or company name	Kingsgate Dental Surgery
Contract type name	GDS Contract
Purpose of contract	General
Contract start date	01/07/2014
Contract end date	

16/17 Contracted general activity (UDA)	1,221
Carry forward general activity (UDA)	0
16/17 Contracted orthodontic activity (UOA)	0
Carry forward orthodontic activity (UOA)	0
Baseline contract value	£36,783.72

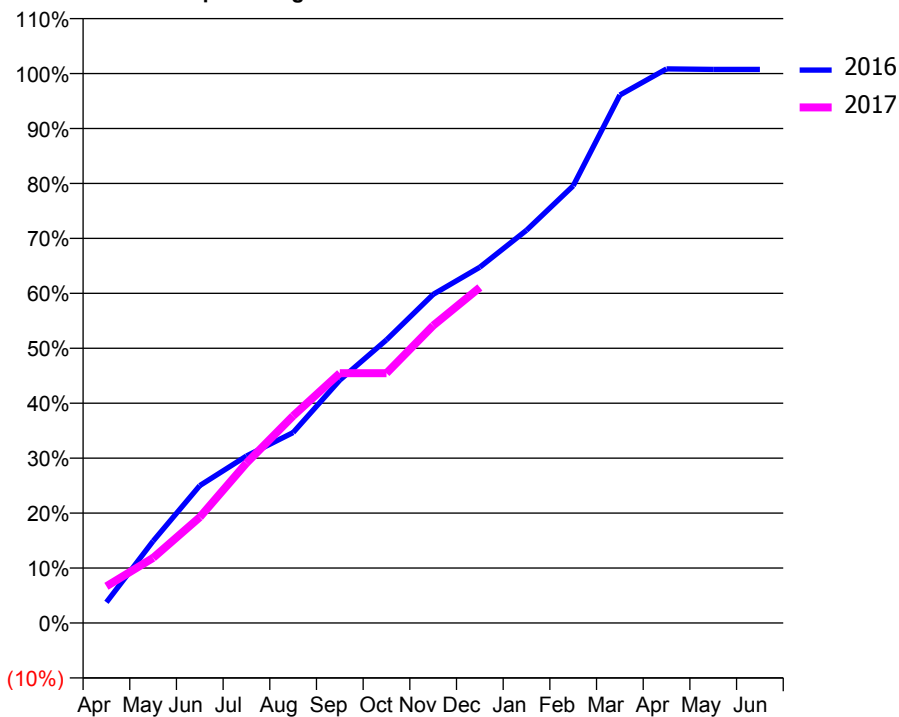
ACCESS*

Patients seen in 24 months	Total	Change since previous quarter
Quarter ending December 2015	341	
Quarter ending March 2016	381	↑
Quarter ending June 2016	403	↑
Quarter ending September 2016	412	↑
Quarter ending December 2016	413	→
Variance since December 2015	21.1%	↑



ACTIVITY

Cumulative percentage of contracted UDA delivered 2016 & 2017



Month	Adjusted Scheduled Activity (UDA)	
	2016	2017
April	46	82
May	182	145
June	305	235
July	371	355
August	423	460
September	540	555
October	629	555
November	730	661
December	791	746
January	873	
February	971	
March	1,173	
April	1,231	
May	1,230	
June	1,230	

QUALITY

	Quantity	Base Number	Contract	AT	Region	England
% of FP17s for the same patient ID Re-attending within 3 months - Children	18	152	11.8%	13.1%	13.4%	12.4%
% of FP17s for the same patient ID Re-attending within 3 months - Adults	52	231	22.5%	16.3%	17.3%	16.6%
% of FP17s for the same patient ID Re-attending between 3 & 9 months - Children	95	152	62.5%	54.5%	58.9%	57.5%
% of FP17s for the same patient ID Re-attending between 3 & 9 months - Adults	100	231	43.3%	50.6%	52.5%	50.4%
% of FP17s for Band 1 Urgent Courses	53	349	15.2%	8.8%	9.3%	9.1%
% of FP17s Relating to Free Repair or Replacements	4	349	1.1%	1.3%	1.0%	0.8%
% of FP17s Relating to Continuations	4	349	1.1%	1.7%	1.5%	1.3%
% of Patients satisfied with the dentistry they have received	2	2	N/A	91.3%	93.1%	92.7%
% of Patients satisfied with the time they had to wait for an appointment	2	2	N/A	89.2%	89.8%	88.8%

* This is based on patients treated on this contract for their most recent course of treatment. Figures in italics indicate the base number of FP17s or Patient Questionnaire responses are less than 100. N/A is shown where the base number of responses is less than 10 during the period. % is calculated as Quantity/Base number*100

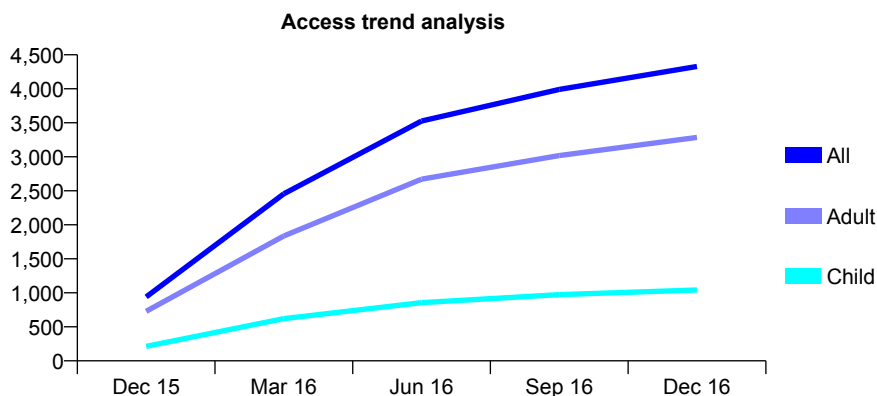
Q45 - Vital Signs At a Glance Contract Report for 115134/0001 - December 2016

Name or company name	Grace Dental Care Partnership
Contract type name	GDS Contract
Purpose of contract	General
Contract start date	01/11/2015
Contract end date	

16/17 Contracted general activity (UDA)	13,542
Carry forward general activity (UDA)	0
16/17 Contracted orthodontic activity (UOA)	0
Carry forward orthodontic activity (UOA)	0
Baseline contract value	£347,643.45

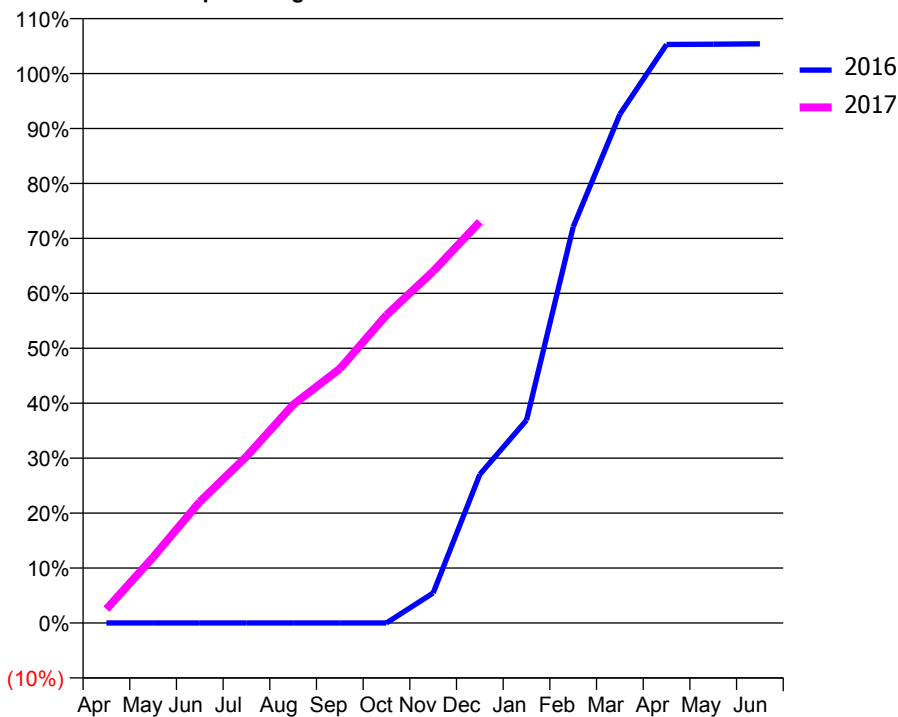
ACCESS*

Patients seen in 24 months	Total	Change since previous quarter
Quarter ending December 2015	941	
Quarter ending March 2016	2,456	↑
Quarter ending June 2016	3,526	↑
Quarter ending September 2016	3,991	↑
Quarter ending December 2016	4,328	↑
Variance since December 2015	359.9%	↑



ACTIVITY

Cumulative percentage of contracted UDA delivered 2016 & 2017



Adjusted Scheduled Activity (UDA)

Month	2016	2017
April	0	343
May	0	1,621
June	0	2,988
July	0	4,102
August	0	5,380
September	0	6,265
October	0	7,590
November	308	8,667
December	1,521	9,887
January	2,077	
February	4,053	
March	5,207	
April	5,921	
May	5,924	
June	5,928	

QUALITY

	Quantity	Base Number	Contract	AT	Region	England
% of FP17s for the same patient ID Re-attending within 3 months - Children	60	1,185	5.1%	13.1%	13.4%	12.4%
% of FP17s for the same patient ID Re-attending within 3 months - Adults	545	3,944	13.8%	16.3%	17.3%	16.6%
% of FP17s for the same patient ID Re-attending between 3 & 9 months - Children	441	1,185	37.2%	54.5%	58.9%	57.5%
% of FP17s for the same patient ID Re-attending between 3 & 9 months - Adults	1,485	3,944	37.7%	50.6%	52.5%	50.4%
% of FP17s for Band 1 Urgent Courses	294	4,789	6.1%	8.8%	9.3%	9.1%
% of FP17s Relating to Free Repair or Replacements	78	4,789	1.6%	1.3%	1.0%	0.8%
% of FP17s Relating to Continuations	38	4,789	0.8%	1.7%	1.5%	1.3%
% of Patients satisfied with the dentistry they have received	6	7	N/A	91.3%	93.1%	92.7%
% of Patients satisfied with the time they had to wait for an appointment	6	7	N/A	89.2%	89.8%	88.8%

* This is based on patients treated on this contract for their most recent course of treatment. Figures in italics indicate the base number of FP17s or Patient Questionnaire responses are less than 100. N/A is shown where the base number of responses is less than 10 during the period. % is calculated as Quantity/Base number*100

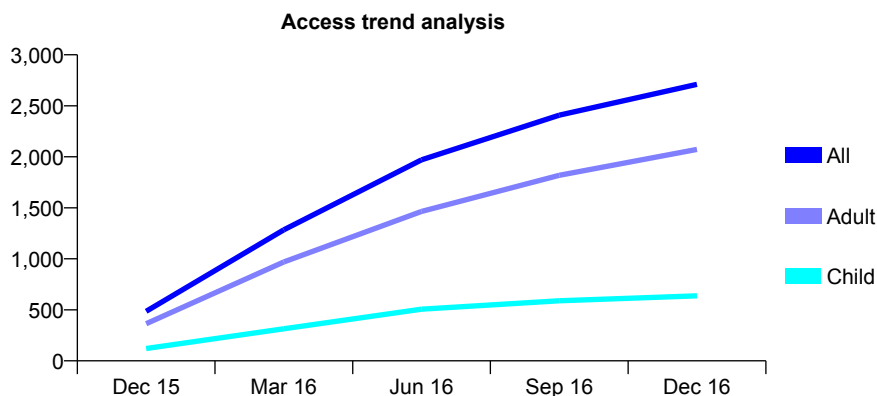
Q45 - Vital Signs At a Glance Contract Report for 115134/0002 - December 2016

Name or company name	Grace Dental Care Partnership
Contract type name	GDS Contract
Purpose of contract	General
Contract start date	01/11/2015
Contract end date	

16/17 Contracted general activity (UDA)	13,675
Carry forward general activity (UDA)	0
16/17 Contracted orthodontic activity (UOA)	0
Carry forward orthodontic activity (UOA)	0
Baseline contract value	£509,200.42

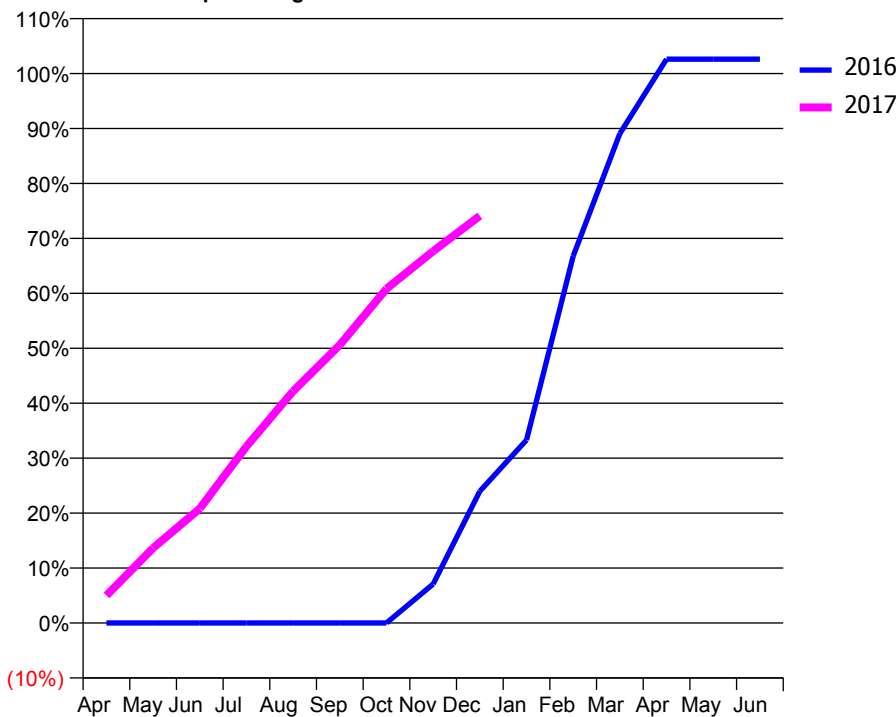
ACCESS*

Patients seen in 24 months	Total	Change since previous quarter
Quarter ending December 2015	485	
Quarter ending March 2016	1,284	↑
Quarter ending June 2016	1,971	↑
Quarter ending September 2016	2,408	↑
Quarter ending December 2016	2,710	↑
Variance since December 2015	458.8%	↑



ACTIVITY

Cumulative percentage of contracted UDA delivered 2016 & 2017



Month	Adjusted Scheduled Activity (UDA)	
	2016	2017
April	0	684
May	0	1,865
June	0	2,848
July	0	4,395
August	0	5,768
September	0	6,920
October	0	8,318
November	403	9,255
December	1,362	10,133
January	1,891	
February	3,792	
March	5,058	
April	5,827	
May	5,827	
June	5,827	

QUALITY

	Quantity	Base Number	Contract	AT	Region	England
% of FP17s for the same patient ID Re-attending within 3 months - Children	56	714	7.8%	13.1%	13.4%	12.4%
% of FP17s for the same patient ID Re-attending within 3 months - Adults	618	2,584	23.9%	16.3%	17.3%	16.6%
% of FP17s for the same patient ID Re-attending between 3 & 9 months - Children	207	714	29.0%	54.5%	58.9%	57.5%
% of FP17s for the same patient ID Re-attending between 3 & 9 months - Adults	638	2,584	24.7%	50.6%	52.5%	50.4%
% of FP17s for Band 1 Urgent Courses	554	3,120	17.8%	8.8%	9.3%	9.1%
% of FP17s Relating to Free Repair or Replacements	30	3,120	1.0%	1.3%	1.0%	0.8%
% of FP17s Relating to Continuations	121	3,120	3.9%	1.7%	1.5%	1.3%
% of Patients satisfied with the dentistry they have received	5	6	N/A	91.3%	93.1%	92.7%
% of Patients satisfied with the time they had to wait for an appointment	6	6	N/A	89.2%	89.8%	88.8%

* This is based on patients treated on this contract for their most recent course of treatment. Figures in italics indicate the base number of FP17s or Patient Questionnaire responses are less than 100. N/A is shown where the base number of responses is less than 10 during the period. % is calculated as Quantity/Base number*100

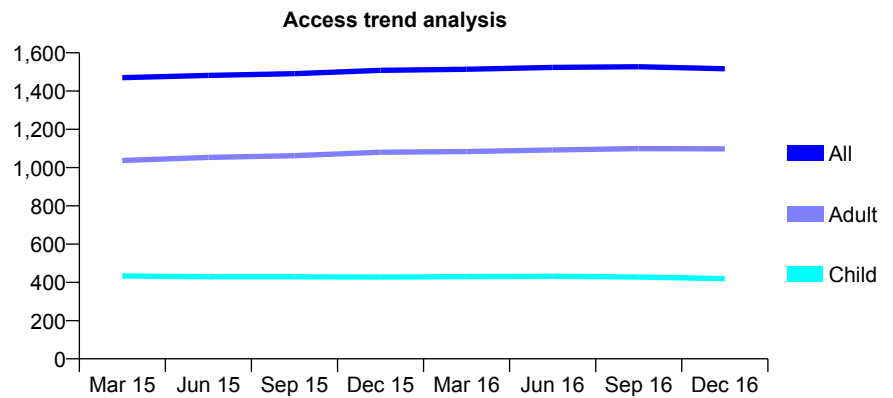
Q45 - Vital Signs At a Glance Contract Report for 116491/0001 - December 2016

Name or company name	Toothwise Ltd.
Contract type name	GDS Contract
Purpose of contract	General
Contract start date	01/04/2009
Contract end date	

16/17 Contracted general activity (UDA)	4,589
Carry forward general activity (UDA)	0
16/17 Contracted orthodontic activity (UOA)	0
Carry forward orthodontic activity (UOA)	0
Baseline contract value	£155,946.40

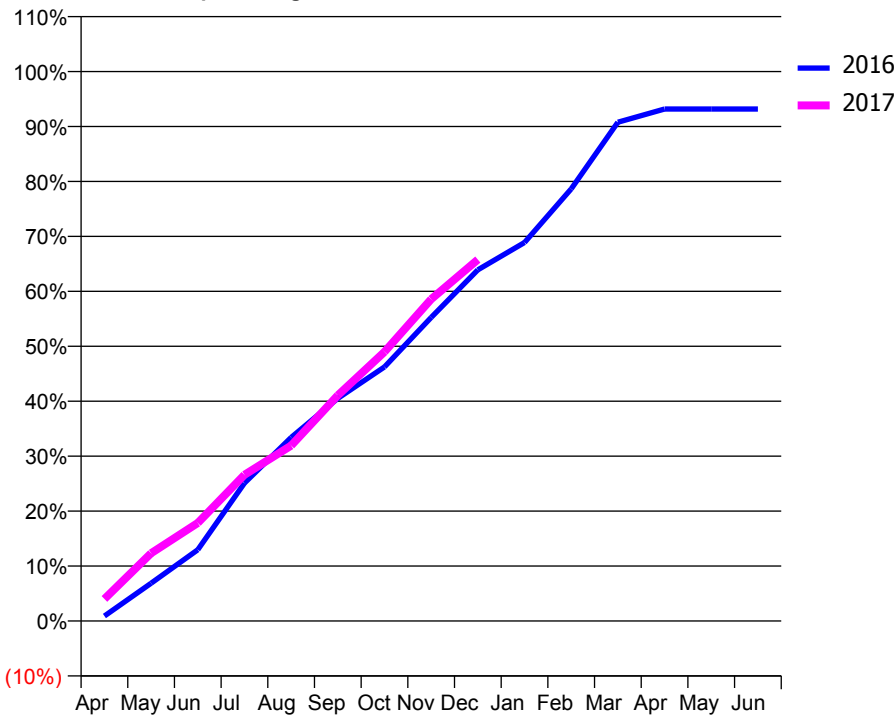
ACCESS*

Patients seen in 24 months	Total	Change since previous quarter
Quarter ending December 2015	1,508	
Quarter ending March 2016	1,514	→
Quarter ending June 2016	1,524	→
Quarter ending September 2016	1,527	→
Quarter ending December 2016	1,517	→
Variance since December 2015	0.6%	→



ACTIVITY

Cumulative percentage of contracted UDA delivered 2016 & 2017



Month	Adjusted Scheduled Activity (UDA)	
	2016	2017
April	42	184
May	316	566
June	595	819
July	1,152	1,221
August	1,533	1,465
September	1,859	1,884
October	2,122	2,247
November	2,535	2,688
December	2,933	3,019
January	3,161	
February	3,609	
March	4,165	
April	4,275	
May	4,276	
June	4,276	

QUALITY

	Quantity	Base Number	Contract	AT	Region	England
% of FP17s for the same patient ID Re-attending within 3 months - Children	33	574	5.7%	13.1%	13.4%	12.4%
% of FP17s for the same patient ID Re-attending within 3 months - Adults	122	1,265	9.6%	16.3%	17.3%	16.6%
% of FP17s for the same patient ID Re-attending between 3 & 9 months - Children	441	574	76.8%	54.5%	58.9%	57.5%
% of FP17s for the same patient ID Re-attending between 3 & 9 months - Adults	817	1,265	64.6%	50.6%	52.5%	50.4%
% of FP17s for Band 1 Urgent Courses	3	1,779	0.2%	8.8%	9.3%	9.1%
% of FP17s Relating to Free Repair or Replacements	1	1,779	0.1%	1.3%	1.0%	0.8%
% of FP17s Relating to Continuations	6	1,779	0.3%	1.7%	1.5%	1.3%
% of Patients satisfied with the dentistry they have received	7	9	N/A	91.3%	93.1%	92.7%
% of Patients satisfied with the time they had to wait for an appointment	8	9	N/A	89.2%	89.8%	88.8%

* This is based on patients treated on this contract for their most recent course of treatment. Figures in italics indicate the base number of FP17s or Patient Questionnaire responses are less than 100. N/A is shown where the base number of responses is less than 10 during the period. % is calculated as Quantity/Base number*100

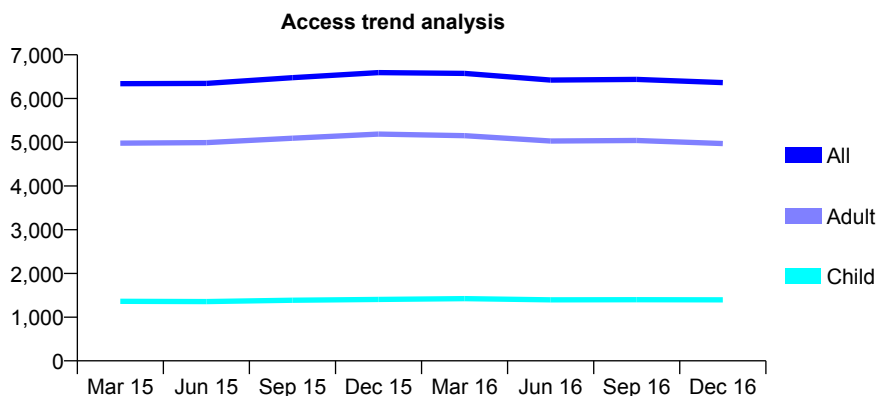
Q45 - Vital Signs At a Glance Contract Report for 118060/0002 - December 2016

Name or company name	Genix Healthcare Ltd
Contract type name	GDS Contract
Purpose of contract	General
Contract start date	07/09/2006
Contract end date	

16/17 Contracted general activity (UDA)	20,500
Carry forward general activity (UDA)	395
16/17 Contracted orthodontic activity (UOA)	0
Carry forward orthodontic activity (UOA)	0
Baseline contract value	£523,398.59

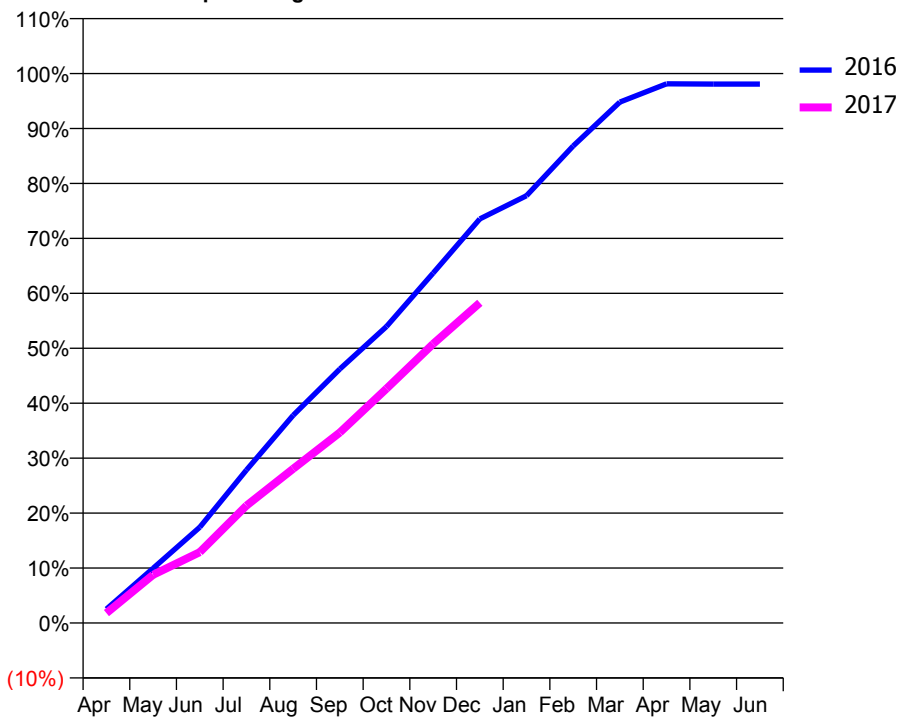
ACCESS*

Patients seen in 24 months	Total	Change since previous quarter
Quarter ending December 2015	6,593	
Quarter ending March 2016	6,575	→
Quarter ending June 2016	6,422	↓
Quarter ending September 2016	6,437	→
Quarter ending December 2016	6,364	↓
Variance since December 2015	(3.5%)	↓



ACTIVITY

Cumulative percentage of contracted UDA delivered 2016 & 2017



Month	Adjusted Scheduled Activity (UDA)	
	2016	2017
April	518	369
May	2,043	1,798
June	3,576	2,642
July	5,707	4,378
August	7,750	5,754
September	9,474	7,109
October	11,060	8,744
November	13,055	10,414
December	15,074	11,949
January	15,943	
February	17,797	
March	19,436	
April	20,117	
May	20,105	
June	20,105	

QUALITY

	Quantity	Base Number	Contract	AT	Region	England
% of FP17s for the same patient ID Re-attending within 3 months - Children	119	1,650	7.2%	13.1%	13.4%	12.4%
% of FP17s for the same patient ID Re-attending within 3 months - Adults	567	5,278	10.7%	16.3%	17.3%	16.6%
% of FP17s for the same patient ID Re-attending between 3 & 9 months - Children	1,109	1,650	67.2%	54.5%	58.9%	57.5%
% of FP17s for the same patient ID Re-attending between 3 & 9 months - Adults	3,532	5,278	66.9%	50.6%	52.5%	50.4%
% of FP17s for Band 1 Urgent Courses	339	6,559	5.2%	8.8%	9.3%	9.1%
% of FP17s Relating to Free Repair or Replacements	88	6,559	1.3%	1.3%	1.0%	0.8%
% of FP17s Relating to Continuations	50	6,559	0.8%	1.7%	1.5%	1.3%
% of Patients satisfied with the dentistry they have received	12	13	92.3%	91.3%	93.1%	92.7%
% of Patients satisfied with the time they had to wait for an appointment	10	13	76.9%	89.2%	89.8%	88.8%

* This is based on patients treated on this contract for their most recent course of treatment. Figures in italics indicate the base number of FP17s or Patient Questionnaire responses are less than 100. N/A is shown where the base number of responses is less than 10 during the period. % is calculated as Quantity/Base number*100

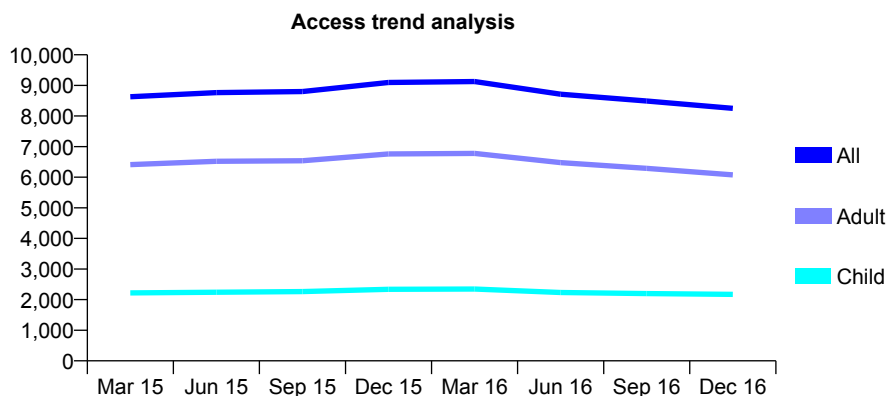
Q45 - Vital Signs At a Glance Contract Report for 118060/0003 - December 2016

Name or company name	Genix Healthcare Ltd
Contract type name	GDS Contract
Purpose of contract	General
Contract start date	04/10/2006
Contract end date	

16/17 Contracted general activity (UDA)	33,015
Carry forward general activity (UDA)	0
16/17 Contracted orthodontic activity (UOA)	0
Carry forward orthodontic activity (UOA)	0
Baseline contract value	£735,126.96

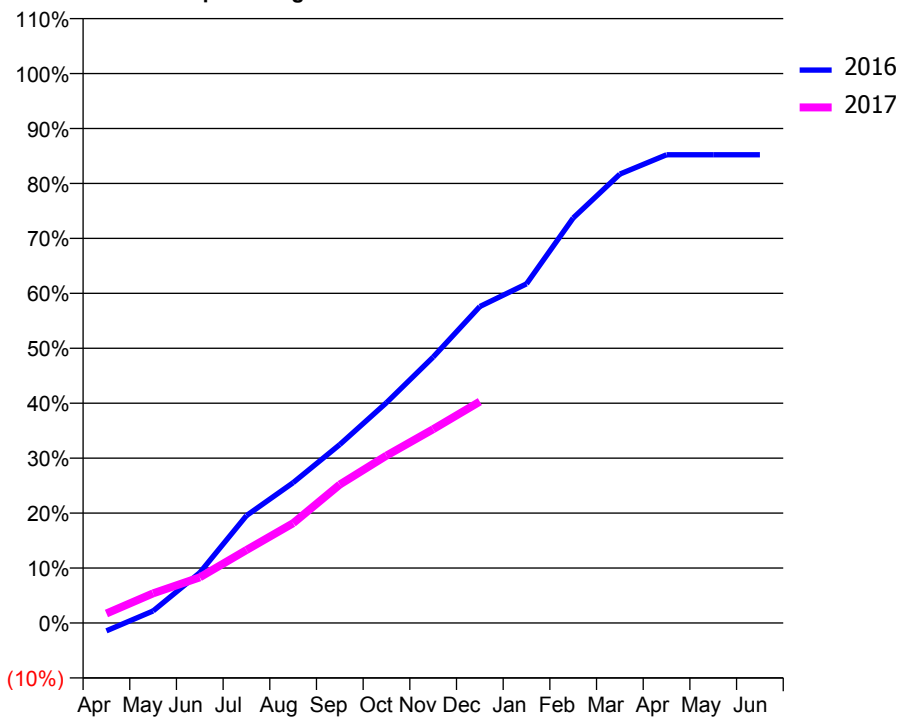
ACCESS*

Patients seen in 24 months	Total	Change since previous quarter
Quarter ending December 2015	9,097	
Quarter ending March 2016	9,125	→
Quarter ending June 2016	8,712	↓
Quarter ending September 2016	8,490	↓
Quarter ending December 2016	8,252	↓
Variance since December 2015	(9.3%)	↓



ACTIVITY

Cumulative percentage of contracted UDA delivered 2016 & 2017



Adjusted Scheduled Activity (UDA)

Month	2016	2017
April	-474	575
May	727	1,782
June	3,023	2,743
July	6,450	4,387
August	8,435	5,994
September	10,722	8,317
October	13,240	10,062
November	15,979	11,646
December	19,015	13,302
January	20,375	
February	24,336	
March	26,970	
April	28,135	
May	28,135	
June	28,134	

QUALITY

	Quantity	Base Number	Contract	AT	Region	England
% of FP17s for the same patient ID Re-attending within 3 months - Children	127	1,874	6.8%	13.1%	13.4%	12.4%
% of FP17s for the same patient ID Re-attending within 3 months - Adults	628	4,578	13.7%	16.3%	17.3%	16.6%
% of FP17s for the same patient ID Re-attending between 3 & 9 months - Children	998	1,874	53.3%	54.5%	58.9%	57.5%
% of FP17s for the same patient ID Re-attending between 3 & 9 months - Adults	2,414	4,578	52.7%	50.6%	52.5%	50.4%
% of FP17s for Band 1 Urgent Courses	640	5,950	10.8%	8.8%	9.3%	9.1%
% of FP17s Relating to Free Repair or Replacements	32	5,950	0.5%	1.3%	1.0%	0.8%
% of FP17s Relating to Continuations	9	5,950	0.2%	1.7%	1.5%	1.3%
% of Patients satisfied with the dentistry they have received	9	10	90.0%	91.3%	93.1%	92.7%
% of Patients satisfied with the time they had to wait for an appointment	8	10	80.0%	89.2%	89.8%	88.8%

* This is based on patients treated on this contract for their most recent course of treatment. Figures in italics indicate the base number of FP17s or Patient Questionnaire responses are less than 100. N/A is shown where the base number of responses is less than 10 during the period. % is calculated as Quantity/Base number*100

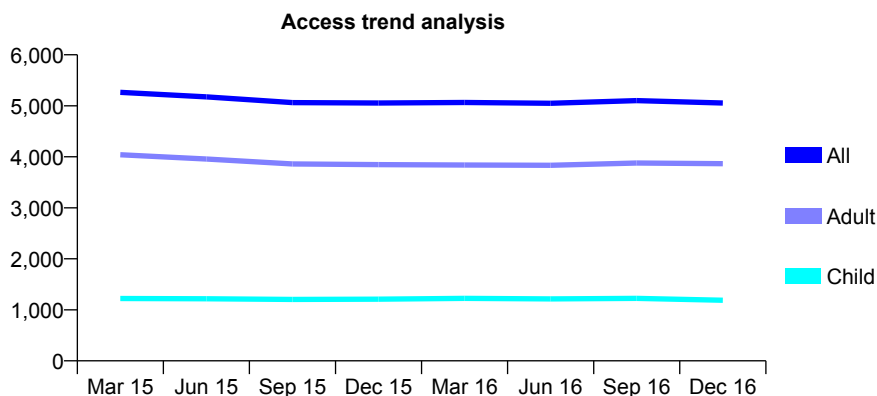
Q45 - Vital Signs At a Glance Contract Report for 118060/0008 - December 2016

Name or company name	Genix Healthcare Ltd
Contract type name	GDS Contract
Purpose of contract	General
Contract start date	01/12/2006
Contract end date	

16/17 Contracted general activity (UDA)	16,597
Carry forward general activity (UDA)	0
16/17 Contracted orthodontic activity (UOA)	0
Carry forward orthodontic activity (UOA)	0
Baseline contract value	£414,703.80

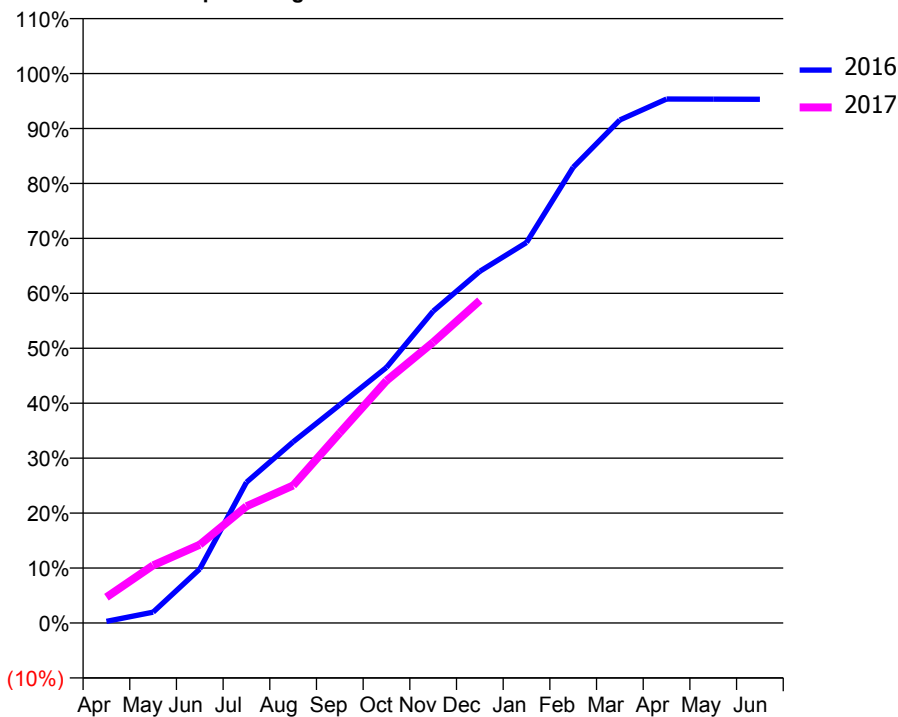
ACCESS*

Patients seen in 24 months	Total	Change since previous quarter
Quarter ending December 2015	5,054	
Quarter ending March 2016	5,065	→
Quarter ending June 2016	5,049	→
Quarter ending September 2016	5,103	→
Quarter ending December 2016	5,054	→
Variance since December 2015	0.0%	→



ACTIVITY

Cumulative percentage of contracted UDA delivered 2016 & 2017



Month	Adjusted Scheduled Activity (UDA)	
	2016	2017
April	50	780
May	326	1,741
June	1,633	2,366
July	4,253	3,524
August	5,471	4,154
September	6,592	5,745
October	7,720	7,319
November	9,418	8,478
December	10,623	9,741
January	11,493	
February	13,763	
March	15,193	
April	15,826	
May	15,821	
June	15,820	

QUALITY

	Quantity	Base Number	Contract	AT	Region	England
% of FP17s for the same patient ID Re-attending within 3 months - Children	86	1,154	7.5%	13.1%	13.4%	12.4%
% of FP17s for the same patient ID Re-attending within 3 months - Adults	356	3,304	10.8%	16.3%	17.3%	16.6%
% of FP17s for the same patient ID Re-attending between 3 & 9 months - Children	623	1,154	54.0%	54.5%	58.9%	57.5%
% of FP17s for the same patient ID Re-attending between 3 & 9 months - Adults	1,750	3,304	53.0%	50.6%	52.5%	50.4%
% of FP17s for Band 1 Urgent Courses	257	4,202	6.1%	8.8%	9.3%	9.1%
% of FP17s Relating to Free Repair or Replacements	17	4,202	0.4%	1.3%	1.0%	0.8%
% of FP17s Relating to Continuations	9	4,202	0.2%	1.7%	1.5%	1.3%
% of Patients satisfied with the dentistry they have received	5	6	N/A	91.3%	93.1%	92.7%
% of Patients satisfied with the time they had to wait for an appointment	4	6	N/A	89.2%	89.8%	88.8%

* This is based on patients treated on this contract for their most recent course of treatment. Figures in italics indicate the base number of FP17s or Patient Questionnaire responses are less than 100. N/A is shown where the base number of responses is less than 10 during the period. % is calculated as Quantity/Base number*100

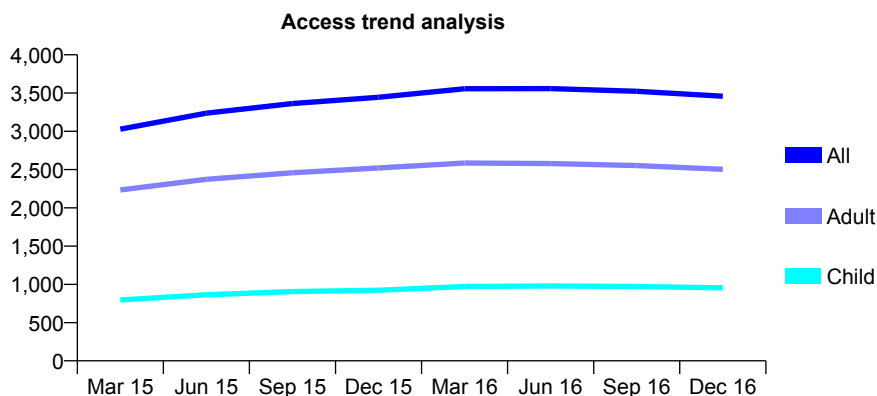
Q45 - Vital Signs At a Glance Contract Report for 118060/0019 - December 2016

Name or company name	Genix Healthcare Ltd
Contract type name	PDS Plus Contract
Purpose of contract	General
Contract start date	01/04/2010
Contract end date	31/03/2017

16/17 Contracted general activity (UDA)	12,000
Carry forward general activity (UDA)	0
16/17 Contracted orthodontic activity (UOA)	0
Carry forward orthodontic activity (UOA)	0
Baseline contract value	£164,375.45

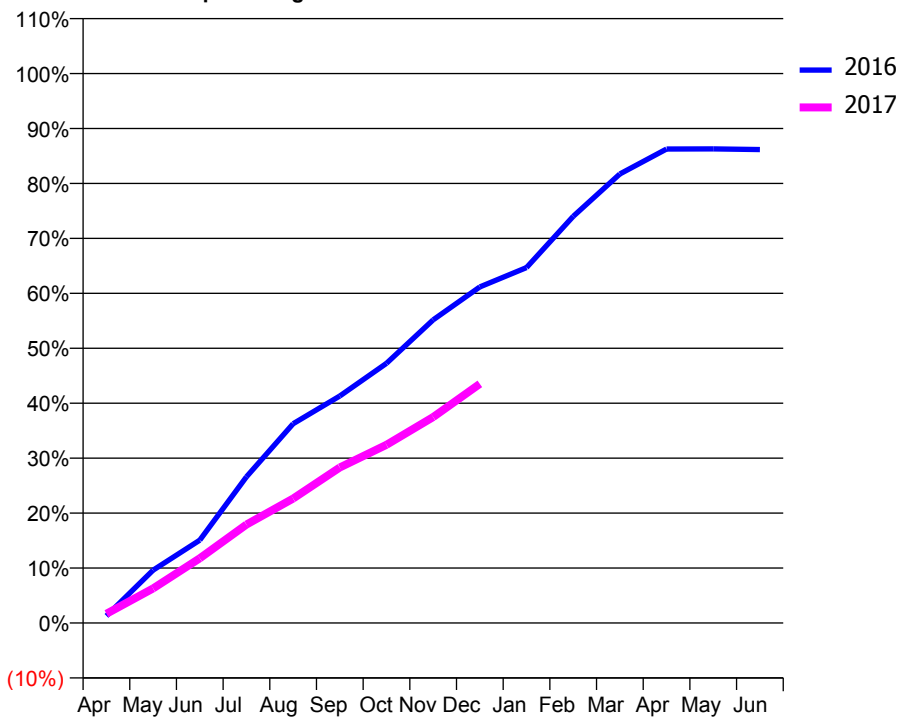
ACCESS*

Patients seen in 24 months	Total	Change since previous quarter
Quarter ending December 2015	3,445	
Quarter ending March 2016	3,557	↑
Quarter ending June 2016	3,558	→
Quarter ending September 2016	3,523	→
Quarter ending December 2016	3,459	↓
Variance since December 2015	0.4%	→



ACTIVITY

Cumulative percentage of contracted UDA delivered 2016 & 2017



Month	Adjusted Scheduled Activity (UDA)	
	2016	2017
April	154	201
May	1,155	756
June	1,810	1,415
July	3,193	2,150
August	4,351	2,719
September	4,957	3,398
October	5,672	3,891
November	6,621	4,498
December	7,340	5,222
January	7,761	
February	8,881	
March	9,805	
April	10,351	
May	10,352	
June	10,339	

QUALITY

	Quantity	Base Number	Contract	AT	Region	England
% of FP17s for the same patient ID Re-attending within 3 months - Children	30	880	3.4%	13.1%	13.4%	12.4%
% of FP17s for the same patient ID Re-attending within 3 months - Adults	146	2,056	7.1%	16.3%	17.3%	16.6%
% of FP17s for the same patient ID Re-attending between 3 & 9 months - Children	549	880	62.4%	54.5%	58.9%	57.5%
% of FP17s for the same patient ID Re-attending between 3 & 9 months - Adults	1,216	2,056	59.1%	50.6%	52.5%	50.4%
% of FP17s for Band 1 Urgent Courses	65	2,718	2.4%	8.8%	9.3%	9.1%
% of FP17s Relating to Free Repair or Replacements	29	2,718	1.1%	1.3%	1.0%	0.8%
% of FP17s Relating to Continuations	12	2,718	0.4%	1.7%	1.5%	1.3%
% of Patients satisfied with the dentistry they have received	8	8	N/A	91.3%	93.1%	92.7%
% of Patients satisfied with the time they had to wait for an appointment	8	8	N/A	89.2%	89.8%	88.8%

* This is based on patients treated on this contract for their most recent course of treatment. Figures in italics indicate the base number of FP17s or Patient Questionnaire responses are less than 100. N/A is shown where the base number of responses is less than 10 during the period. % is calculated as Quantity/Base number*100

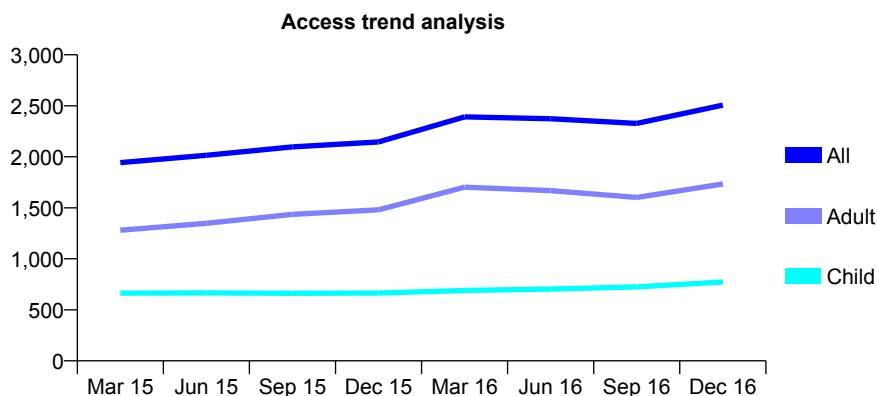
Q45 - Vital Signs At a Glance Contract Report for 122904/0001 - December 2016

Name or company name	Harrowgate Hill Dental Practice
Contract type name	GDS Contract
Purpose of contract	General
Contract start date	01/04/2014
Contract end date	

16/17 Contracted general activity (UDA)	7,366
Carry forward general activity (UDA)	72
16/17 Contracted orthodontic activity (UOA)	0
Carry forward orthodontic activity (UOA)	0
Baseline contract value	£221,674.88

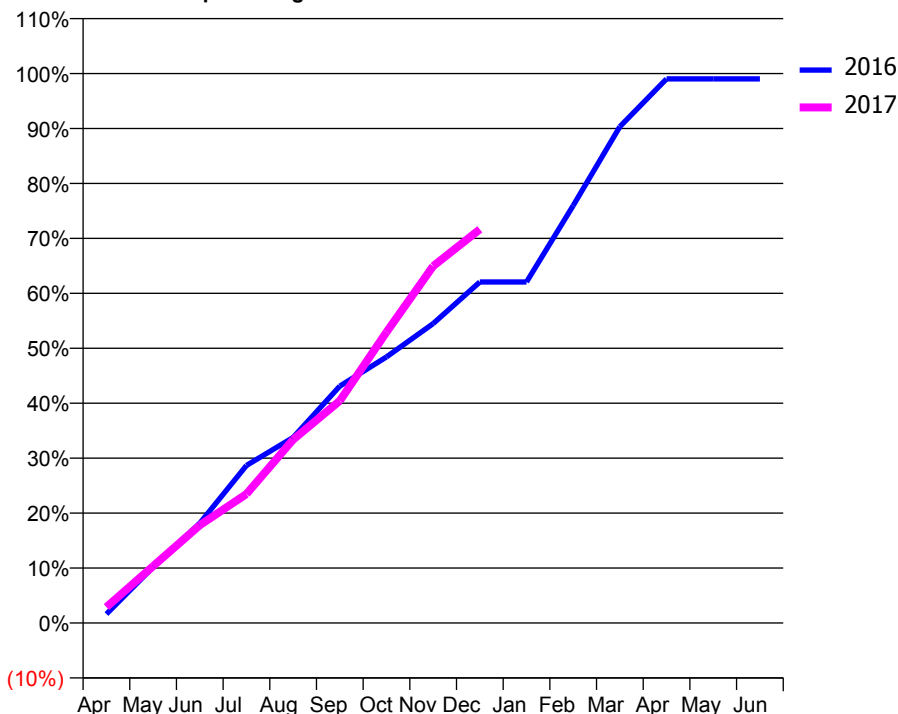
ACCESS*

Patients seen in 24 months	Total	Change since previous quarter
Quarter ending December 2015	2,146	
Quarter ending March 2016	2,392	↑
Quarter ending June 2016	2,373	→
Quarter ending September 2016	2,327	↓
Quarter ending December 2016	2,507	↑
Variance since December 2015	16.8%	↑



ACTIVITY

Cumulative percentage of contracted UDA delivered 2016 & 2017



Month	Adjusted Scheduled Activity (UDA)	
	2016	2017
April	121	214
May	751	763
June	1,338	1,312
July	2,113	1,729
August	2,488	2,458
September	3,175	2,979
October	3,566	3,899
November	4,014	4,785
December	4,571	5,277
January	4,571	
February	5,597	
March	6,654	
April	7,294	
May	7,294	
June	7,294	

QUALITY

	Quantity	Base Number	Contract	AT	Region	England
% of FP17s for the same patient ID Re-attending within 3 months - Children	138	1,244	11.1%	13.1%	13.4%	12.4%
% of FP17s for the same patient ID Re-attending within 3 months - Adults	307	1,761	17.4%	16.3%	17.3%	16.6%
% of FP17s for the same patient ID Re-attending between 3 & 9 months - Children	751	1,244	60.4%	54.5%	58.9%	57.5%
% of FP17s for the same patient ID Re-attending between 3 & 9 months - Adults	919	1,761	52.2%	50.6%	52.5%	50.4%
% of FP17s for Band 1 Urgent Courses	116	2,788	4.2%	8.8%	9.3%	9.1%
% of FP17s Relating to Free Repair or Replacements	9	2,788	0.3%	1.3%	1.0%	0.8%
% of FP17s Relating to Continuations	140	2,788	5.0%	1.7%	1.5%	1.3%
% of Patients satisfied with the dentistry they have received	2	2	N/A	91.3%	93.1%	92.7%
% of Patients satisfied with the time they had to wait for an appointment	1	2	N/A	89.2%	89.8%	88.8%

* This is based on patients treated on this contract for their most recent course of treatment. Figures in italics indicate the base number of FP17s or Patient Questionnaire responses are less than 100. N/A is shown where the base number of responses is less than 10 during the period. % is calculated as Quantity/Base number*100

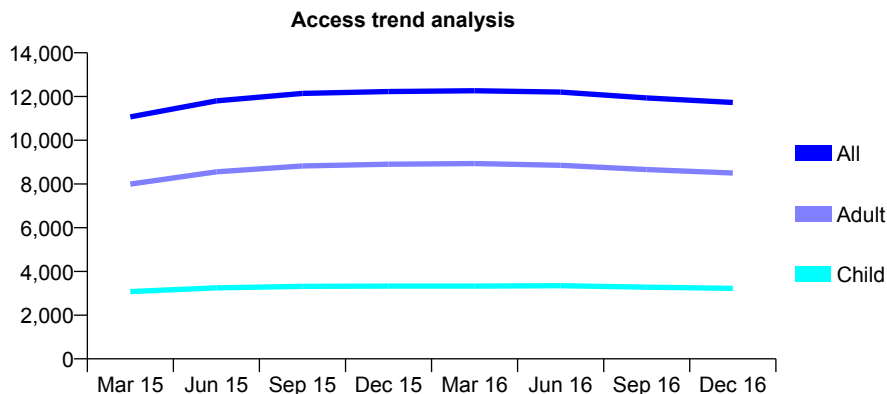
Q45 - Vital Signs At a Glance Contract Report for 124613/0001 - December 2016

Name or company name	Peterlee Dental Practice Partnership
Contract type name	GDS Contract
Purpose of contract	General
Contract start date	01/08/2013
Contract end date	

16/17 Contracted general activity (UDA)	34,722
Carry forward general activity (UDA)	0
16/17 Contracted orthodontic activity (UOA)	0
Carry forward orthodontic activity (UOA)	0
Baseline contract value	£1,091,796.88

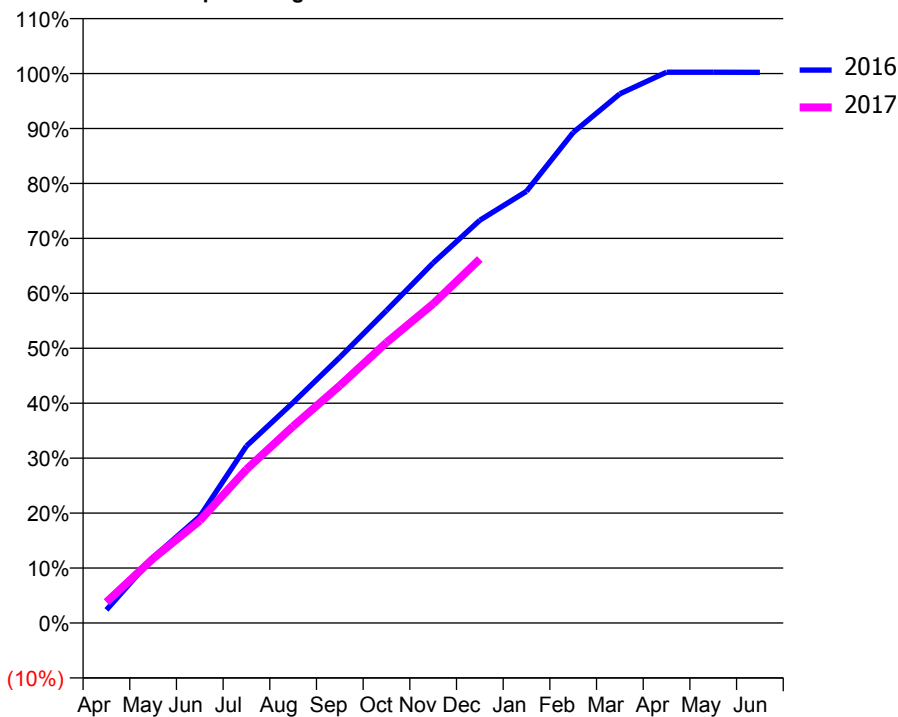
ACCESS*

Patients seen in 24 months	Total	Change since previous quarter
Quarter ending December 2015	12,228	
Quarter ending March 2016	12,262	→
Quarter ending June 2016	12,203	→
Quarter ending September 2016	11,933	↓
Quarter ending December 2016	11,727	↓
Variance since December 2015	(4.1%)	↓



ACTIVITY

Cumulative percentage of contracted UDA delivered 2016 & 2017



Month	Adjusted Scheduled Activity (UDA)	
	2016	2017
April	828	1,317
May	4,153	4,076
June	6,734	6,471
July	11,186	9,711
August	13,931	12,429
September	16,787	15,001
October	19,746	17,721
November	22,752	20,170
December	25,447	22,999
January	27,281	
February	30,997	
March	33,435	
April	34,802	
May	34,800	
June	34,797	

QUALITY

	Quantity	Base Number	Contract	AT	Region	England
% of FP17s for the same patient ID Re-attending within 3 months - Children	252	3,446	7.3%	13.1%	13.4%	12.4%
% of FP17s for the same patient ID Re-attending within 3 months - Adults	856	7,717	11.1%	16.3%	17.3%	16.6%
% of FP17s for the same patient ID Re-attending between 3 & 9 months - Children	1,928	3,446	55.9%	54.5%	58.9%	57.5%
% of FP17s for the same patient ID Re-attending between 3 & 9 months - Adults	3,880	7,717	50.3%	50.6%	52.5%	50.4%
% of FP17s for Band 1 Urgent Courses	523	10,541	5.0%	8.8%	9.3%	9.1%
% of FP17s Relating to Free Repair or Replacements	37	10,541	0.4%	1.3%	1.0%	0.8%
% of FP17s Relating to Continuations	142	10,541	1.3%	1.7%	1.5%	1.3%
% of Patients satisfied with the dentistry they have received	34	39	87.2%	91.3%	93.1%	92.7%
% of Patients satisfied with the time they had to wait for an appointment	30	39	76.9%	89.2%	89.8%	88.8%

* This is based on patients treated on this contract for their most recent course of treatment. Figures in italics indicate the base number of FP17s or Patient Questionnaire responses are less than 100. N/A is shown where the base number of responses is less than 10 during the period. % is calculated as Quantity/Base number*100

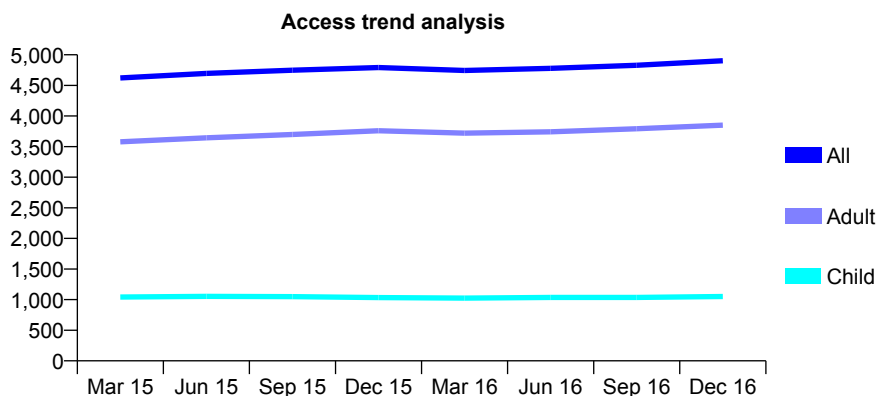
Q45 - Vital Signs At a Glance Contract Report for 125733/0001 - December 2016

Name or company name	Wray & McKenna Ltd
Contract type name	GDS Contract
Purpose of contract	General
Contract start date	01/12/2011
Contract end date	

16/17 Contracted general activity (UDA)	12,845
Carry forward general activity (UDA)	0
16/17 Contracted orthodontic activity (UOA)	0
Carry forward orthodontic activity (UOA)	0
Baseline contract value	£322,916.12

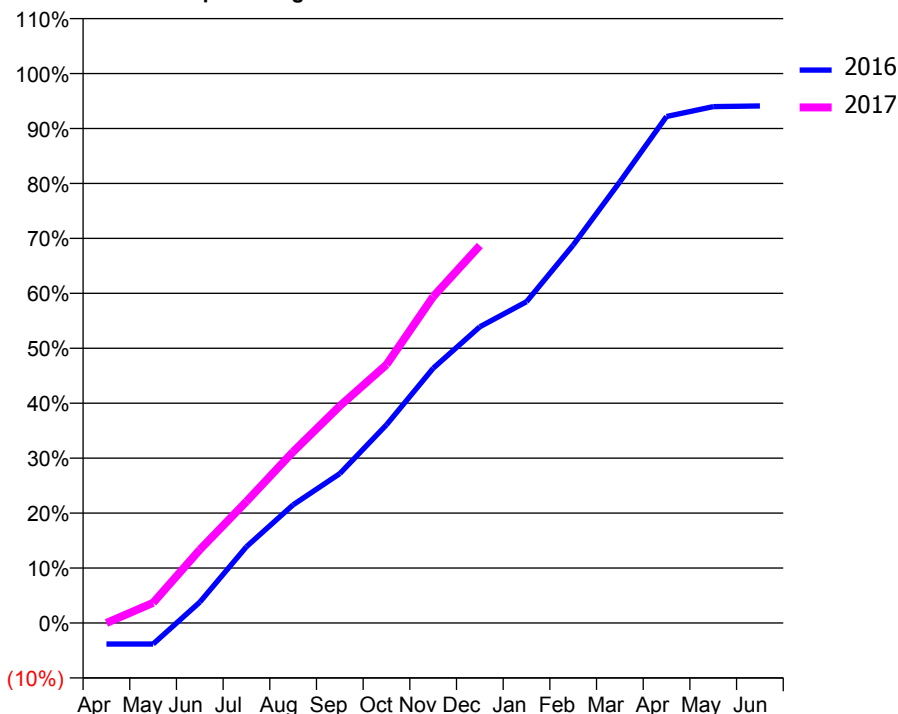
ACCESS*

Patients seen in 24 months	Total	Change since previous quarter
Quarter ending December 2015	4,792	
Quarter ending March 2016	4,744	↓
Quarter ending June 2016	4,778	→
Quarter ending September 2016	4,828	→
Quarter ending December 2016	4,902	→
Variance since December 2015	2.3%	↑



ACTIVITY

Cumulative percentage of contracted UDA delivered 2016 & 2017



Month	Adjusted Scheduled Activity (UDA)	
	2016	2017
April	-494	0
May	-494	473
June	487	1,712
July	1,784	2,841
August	2,762	4,003
September	3,492	5,073
October	4,632	6,040
November	5,955	7,631
December	6,925	8,823
January	7,510	
February	8,834	
March	10,313	
April	11,842	
May	12,071	
June	12,086	

QUALITY

	Quantity	Base Number	Contract	AT	Region	England
% of FP17s for the same patient ID Re-attending within 3 months - Children	77	1,116	6.9%	13.1%	13.4%	12.4%
% of FP17s for the same patient ID Re-attending within 3 months - Adults	501	3,221	15.6%	16.3%	17.3%	16.6%
% of FP17s for the same patient ID Re-attending between 3 & 9 months - Children	467	1,116	41.8%	54.5%	58.9%	57.5%
% of FP17s for the same patient ID Re-attending between 3 & 9 months - Adults	807	3,221	25.1%	50.6%	52.5%	50.4%
% of FP17s for Band 1 Urgent Courses	458	3,847	11.9%	8.8%	9.3%	9.1%
% of FP17s Relating to Free Repair or Replacements	45	3,847	1.2%	1.3%	1.0%	0.8%
% of FP17s Relating to Continuations	120	3,847	3.1%	1.7%	1.5%	1.3%
% of Patients satisfied with the dentistry they have received	12	13	92.3%	91.3%	93.1%	92.7%
% of Patients satisfied with the time they had to wait for an appointment	13	13	100.0%	89.2%	89.8%	88.8%

* This is based on patients treated on this contract for their most recent course of treatment. Figures in italics indicate the base number of FP17s or Patient Questionnaire responses are less than 100. N/A is shown where the base number of responses is less than 10 during the period. % is calculated as Quantity/Base number*100

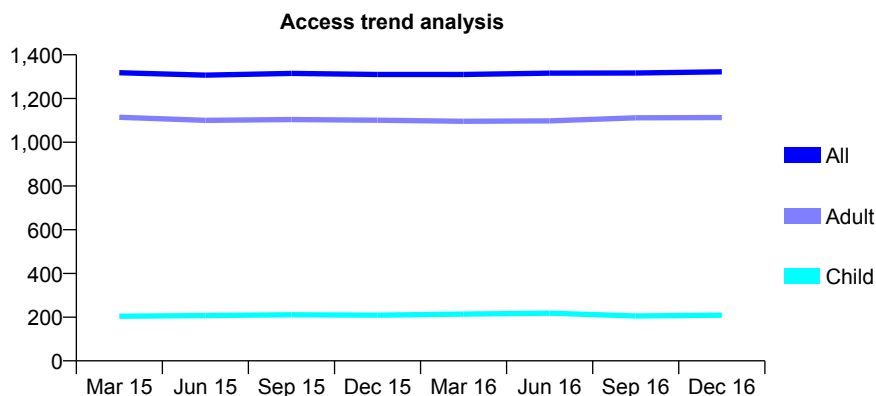
Q45 - Vital Signs At a Glance Contract Report for 127361/0001 - December 2016

Name or company name	LIL Dental Ltd.
Contract type name	GDS Contract
Purpose of contract	General
Contract start date	01/04/2009
Contract end date	

16/17 Contracted general activity (UDA)	6,100
Carry forward general activity (UDA)	0
16/17 Contracted orthodontic activity (UOA)	0
Carry forward orthodontic activity (UOA)	0
Baseline contract value	£175,576.63

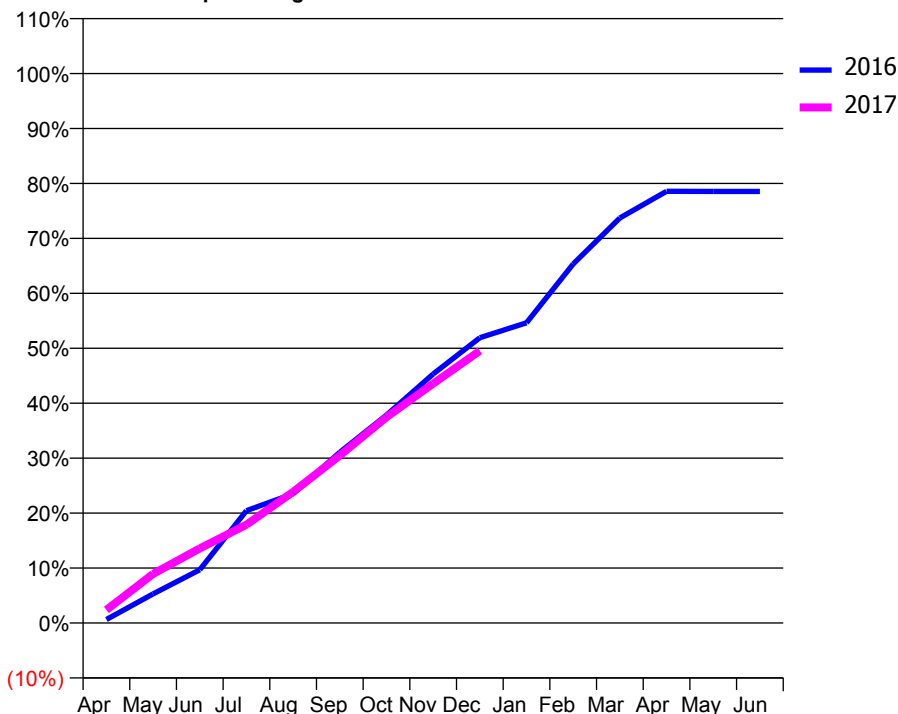
ACCESS*

Patients seen in 24 months	Total	Change since previous quarter
Quarter ending December 2015	1,310	
Quarter ending March 2016	1,310	→
Quarter ending June 2016	1,316	→
Quarter ending September 2016	1,317	→
Quarter ending December 2016	1,322	→
Variance since December 2015	0.9%	→



ACTIVITY

Cumulative percentage of contracted UDA delivered 2016 & 2017



Month	Adjusted Scheduled Activity (UDA)	
	2016	2017
April	40	145
May	323	546
June	592	829
July	1,247	1,092
August	1,435	1,456
September	1,896	1,860
October	2,309	2,284
November	2,764	2,658
December	3,167	3,023
January	3,333	
February	3,986	
March	4,496	
April	4,792	
May	4,791	
June	4,791	

QUALITY

	Quantity	Base Number	Contract	AT	Region	England
% of FP17s for the same patient ID Re-attending within 3 months - Children	21	241	8.7%	13.1%	13.4%	12.4%
% of FP17s for the same patient ID Re-attending within 3 months - Adults	224	1,373	16.3%	16.3%	17.3%	16.6%
% of FP17s for the same patient ID Re-attending between 3 & 9 months - Children	168	241	69.7%	54.5%	58.9%	57.5%
% of FP17s for the same patient ID Re-attending between 3 & 9 months - Adults	802	1,373	58.4%	50.6%	52.5%	50.4%
% of FP17s for Band 1 Urgent Courses	127	1,502	8.5%	8.8%	9.3%	9.1%
% of FP17s Relating to Free Repair or Replacements	38	1,502	2.5%	1.3%	1.0%	0.8%
% of FP17s Relating to Continuations	27	1,502	1.8%	1.7%	1.5%	1.3%
% of Patients satisfied with the dentistry they have received	3	3	N/A	91.3%	93.1%	92.7%
% of Patients satisfied with the time they had to wait for an appointment	3	3	N/A	89.2%	89.8%	88.8%

* This is based on patients treated on this contract for their most recent course of treatment. Figures in italics indicate the base number of FP17s or Patient Questionnaire responses are less than 100. N/A is shown where the base number of responses is less than 10 during the period. % is calculated as Quantity/Base number*100

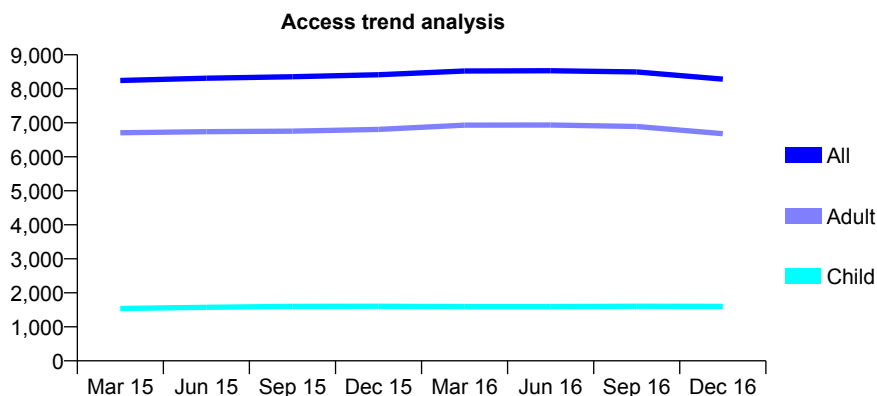
Q45 - Vital Signs At a Glance Contract Report for 127868/0001 - December 2016

Name or company name	Lambert Coutts & Associates Dental Practic
Contract type name	GDS Contract
Purpose of contract	General and Orthodontic
Contract start date	09/10/2011
Contract end date	

16/17 Contracted general activity (UDA)	25,731
Carry forward general activity (UDA)	879
16/17 Contracted orthodontic activity (UOA)	651
Carry forward orthodontic activity (UOA)	0
Baseline contract value	£761,113.63

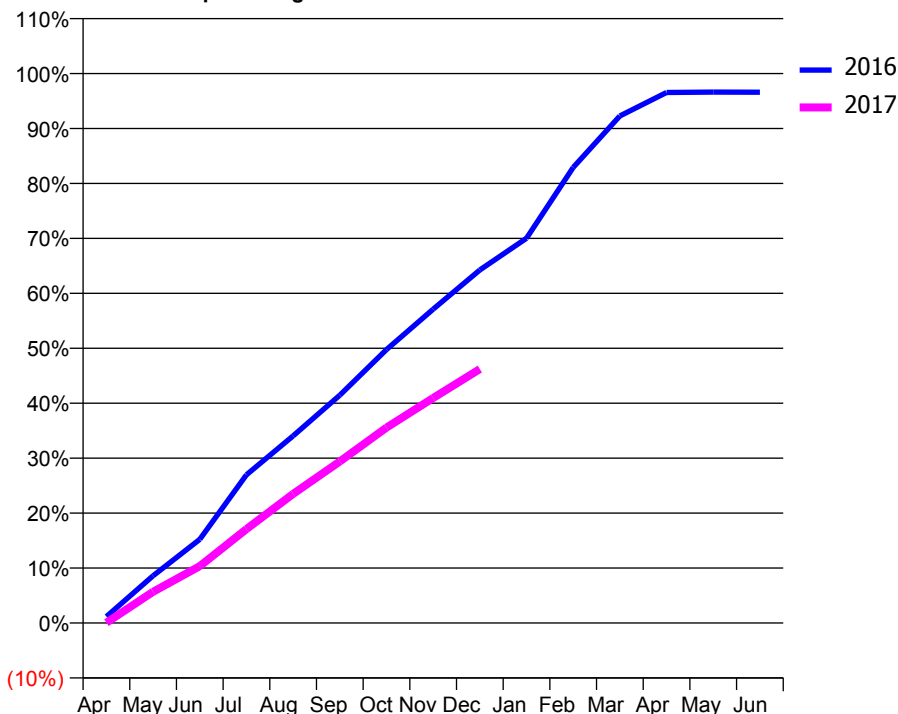
ACCESS*

Patients seen in 24 months	Total	Change since previous quarter
Quarter ending December 2015	8,413	
Quarter ending March 2016	8,524	→
Quarter ending June 2016	8,532	→
Quarter ending September 2016	8,498	→
Quarter ending December 2016	8,283	↓
Variance since December 2015	(1.5%)	↓



ACTIVITY

Cumulative percentage of contracted UDA delivered 2016 & 2017



Month	Adjusted Scheduled Activity (UDA)	
	2016	2017
April	300	17
May	2,216	1,467
June	3,916	2,666
July	6,942	4,398
August	8,767	6,046
September	10,667	7,566
October	12,805	9,151
November	14,697	10,536
December	16,532	11,892
January	18,015	
February	21,334	
March	23,744	
April	24,842	
May	24,861	
June	24,852	

QUALITY

	Quantity	Base Number	Contract	AT	Region	England
% of FP17s for the same patient ID Re-attending within 3 months - Children	85	1,471	5.8%	13.1%	13.4%	12.4%
% of FP17s for the same patient ID Re-attending within 3 months - Adults	696	5,602	12.4%	16.3%	17.3%	16.6%
% of FP17s for the same patient ID Re-attending between 3 & 9 months - Children	636	1,471	43.2%	54.5%	58.9%	57.5%
% of FP17s for the same patient ID Re-attending between 3 & 9 months - Adults	2,756	5,602	49.2%	50.6%	52.5%	50.4%
% of FP17s for Band 1 Urgent Courses	385	6,518	5.9%	8.8%	9.3%	9.1%
% of FP17s Relating to Free Repair or Replacements	98	6,518	1.5%	1.3%	1.0%	0.8%
% of FP17s Relating to Continuations	130	6,518	2.0%	1.7%	1.5%	1.3%
% of Patients satisfied with the dentistry they have received	24	30	80.0%	91.3%	93.1%	92.7%
% of Patients satisfied with the time they had to wait for an appointment	26	30	86.7%	89.2%	89.8%	88.8%

* This is based on patients treated on this contract for their most recent course of treatment. Figures in italics indicate the base number of FP17s or Patient Questionnaire responses are less than 100. N/A is shown where the base number of responses is less than 10 during the period. % is calculated as Quantity/Base number*100

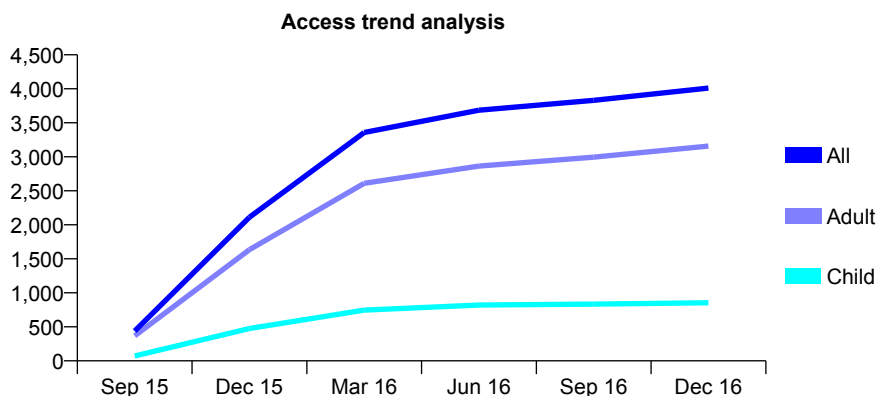
Q45 - Vital Signs At a Glance Contract Report for 131075/0001 - December 2016

Name or company name	Marlon Dental Practice
Contract type name	GDS Contract
Purpose of contract	General
Contract start date	01/09/2015
Contract end date	

16/17 Contracted general activity (UDA)	12,894
Carry forward general activity (UDA)	-193
16/17 Contracted orthodontic activity (UOA)	0
Carry forward orthodontic activity (UOA)	0
Baseline contract value	£304,010.12

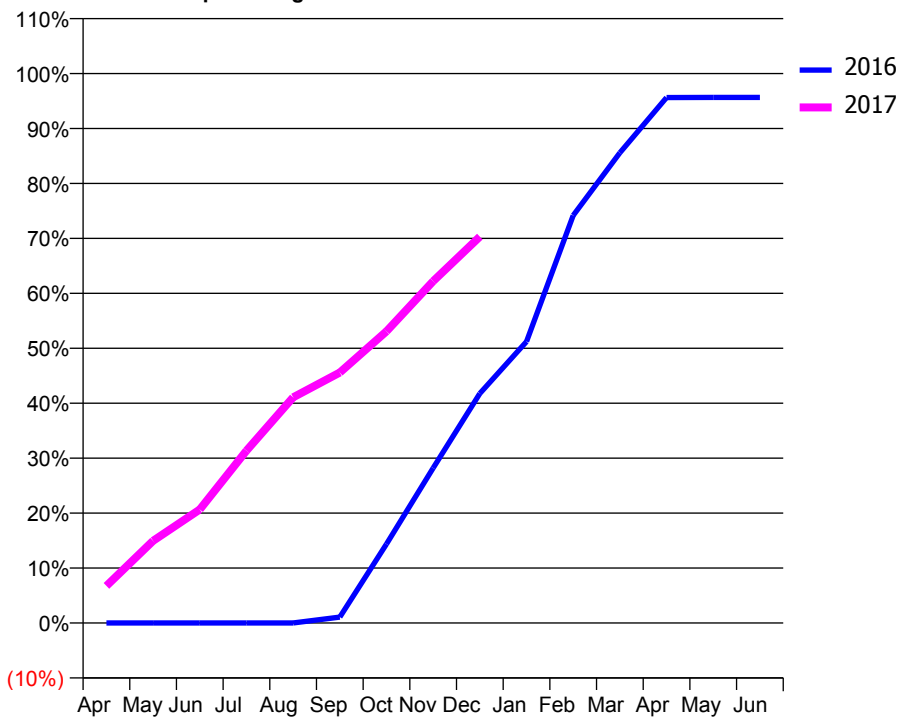
ACCESS*

Patients seen in 24 months	Total	Change since previous quarter
Quarter ending December 2015	2,111	
Quarter ending March 2016	3,357	↑
Quarter ending June 2016	3,685	↑
Quarter ending September 2016	3,831	↑
Quarter ending December 2016	4,011	↑
Variance since December 2015	90.0%	↑



ACTIVITY

Cumulative percentage of contracted UDA delivered 2016 & 2017



Month	Adjusted Scheduled Activity (UDA)	
	2016	2017
April	0	873
May	0	1,930
June	0	2,663
July	0	4,045
August	0	5,296
September	82	5,877
October	1,078	6,845
November	2,116	8,021
December	3,134	9,066
January	3,843	
February	5,566	
March	6,422	
April	7,176	
May	7,178	
June	7,178	

QUALITY

	Quantity	Base Number	Contract	AT	Region	England
% of FP17s for the same patient ID Re-attending within 3 months - Children	85	1,201	7.1%	13.1%	13.4%	12.4%
% of FP17s for the same patient ID Re-attending within 3 months - Adults	604	4,514	13.4%	16.3%	17.3%	16.6%
% of FP17s for the same patient ID Re-attending between 3 & 9 months - Children	819	1,201	68.2%	54.5%	58.9%	57.5%
% of FP17s for the same patient ID Re-attending between 3 & 9 months - Adults	3,093	4,514	68.5%	50.6%	52.5%	50.4%
% of FP17s for Band 1 Urgent Courses	222	4,581	4.8%	8.8%	9.3%	9.1%
% of FP17s Relating to Free Repair or Replacements	53	4,581	1.2%	1.3%	1.0%	0.8%
% of FP17s Relating to Continuations	114	4,581	2.5%	1.7%	1.5%	1.3%
% of Patients satisfied with the dentistry they have received	18	19	94.7%	91.3%	93.1%	92.7%
% of Patients satisfied with the time they had to wait for an appointment	18	19	94.7%	89.2%	89.8%	88.8%

* This is based on patients treated on this contract for their most recent course of treatment. Figures in italics indicate the base number of FP17s or Patient Questionnaire responses are less than 100. N/A is shown where the base number of responses is less than 10 during the period. % is calculated as Quantity/Base number*100

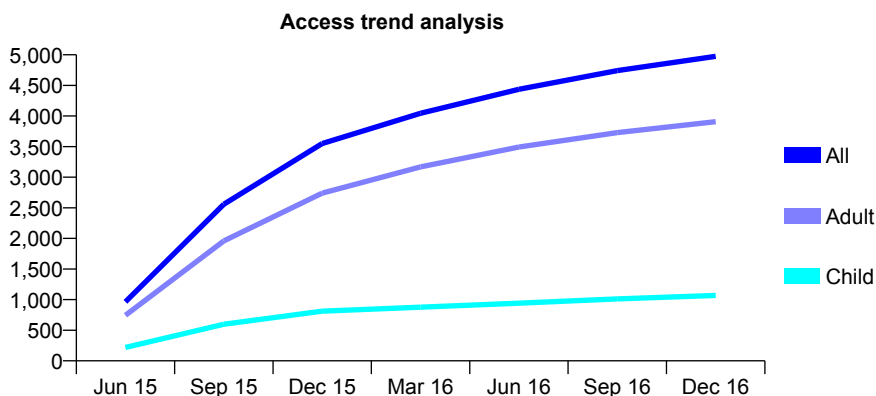
Q45 - Vital Signs At a Glance Contract Report for 131091/0003 - December 2016

Name or company name	Roseberry Dental Practice
Contract type name	GDS Contract
Purpose of contract	General and Orthodontic
Contract start date	03/05/2015
Contract end date	

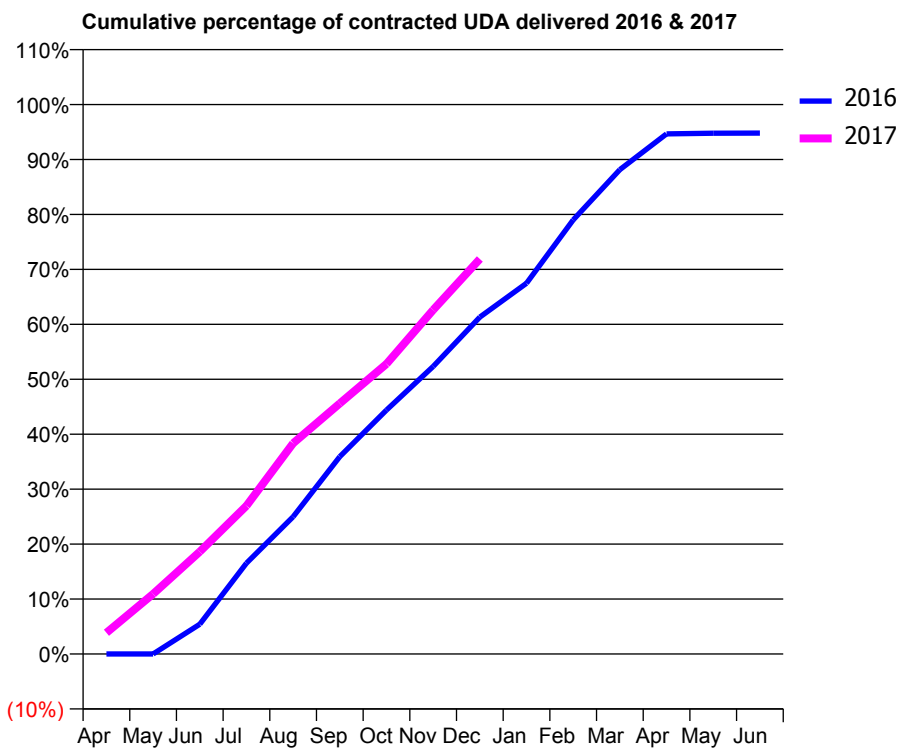
16/17 Contracted general activity (UDA)	14,584
Carry forward general activity (UDA)	0
16/17 Contracted orthodontic activity (UOA)	612
Carry forward orthodontic activity (UOA)	0
Baseline contract value	£491,144.03

ACCESS*

Patients seen in 24 months	Total	Change since previous quarter
Quarter ending December 2015	3,551	
Quarter ending March 2016	4,044	↑
Quarter ending June 2016	4,437	↑
Quarter ending September 2016	4,741	↑
Quarter ending December 2016	4,976	↑
Variance since December 2015	40.1%	↑



ACTIVITY



Month	Adjusted Scheduled Activity (UDA)	
	2016	2017
April	0	563
May	0	1,595
June	721	2,715
July	2,202	3,934
August	3,325	5,593
September	4,781	6,651
October	5,908	7,698
November	6,965	9,134
December	8,160	10,484
January	8,979	
February	10,516	
March	11,733	
April	12,596	
May	12,613	
June	12,617	

QUALITY

	Quantity	Base Number	Contract	AT	Region	England
% of FP17s for the same patient ID Re-attending within 3 months - Children	106	1,213	8.7%	13.1%	13.4%	12.4%
% of FP17s for the same patient ID Re-attending within 3 months - Adults	621	4,456	13.9%	16.3%	17.3%	16.6%
% of FP17s for the same patient ID Re-attending between 3 & 9 months - Children	614	1,213	50.6%	54.5%	58.9%	57.5%
% of FP17s for the same patient ID Re-attending between 3 & 9 months - Adults	2,424	4,456	54.4%	50.6%	52.5%	50.4%
% of FP17s for Band 1 Urgent Courses	163	5,233	3.1%	8.8%	9.3%	9.1%
% of FP17s Relating to Free Repair or Replacements	43	5,233	0.8%	1.3%	1.0%	0.8%
% of FP17s Relating to Continuations	229	5,233	4.4%	1.7%	1.5%	1.3%
% of Patients satisfied with the dentistry they have received	17	17	100.0%	91.3%	93.1%	92.7%
% of Patients satisfied with the time they had to wait for an appointment	17	17	100.0%	89.2%	89.8%	88.8%

* This is based on patients treated on this contract for their most recent course of treatment. Figures in italics indicate the base number of FP17s or Patient Questionnaire responses are less than 100. N/A is shown where the base number of responses is less than 10 during the period. % is calculated as Quantity/Base number*100

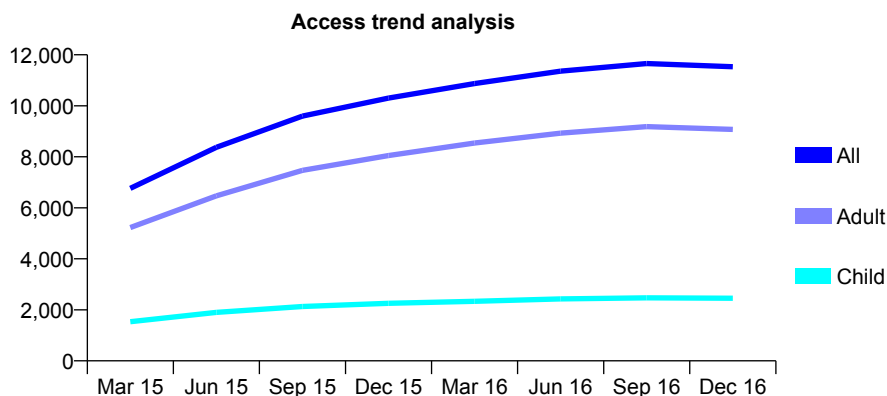
Q45 - Vital Signs At a Glance Contract Report for 144002/0001 - December 2016

Name or company name	Normanby Dental
Contract type name	GDS Contract
Purpose of contract	General
Contract start date	04/10/2014
Contract end date	

16/17 Contracted general activity (UDA)	38,100
Carry forward general activity (UDA)	334
16/17 Contracted orthodontic activity (UOA)	0
Carry forward orthodontic activity (UOA)	0
Baseline contract value	£1,114,353.02

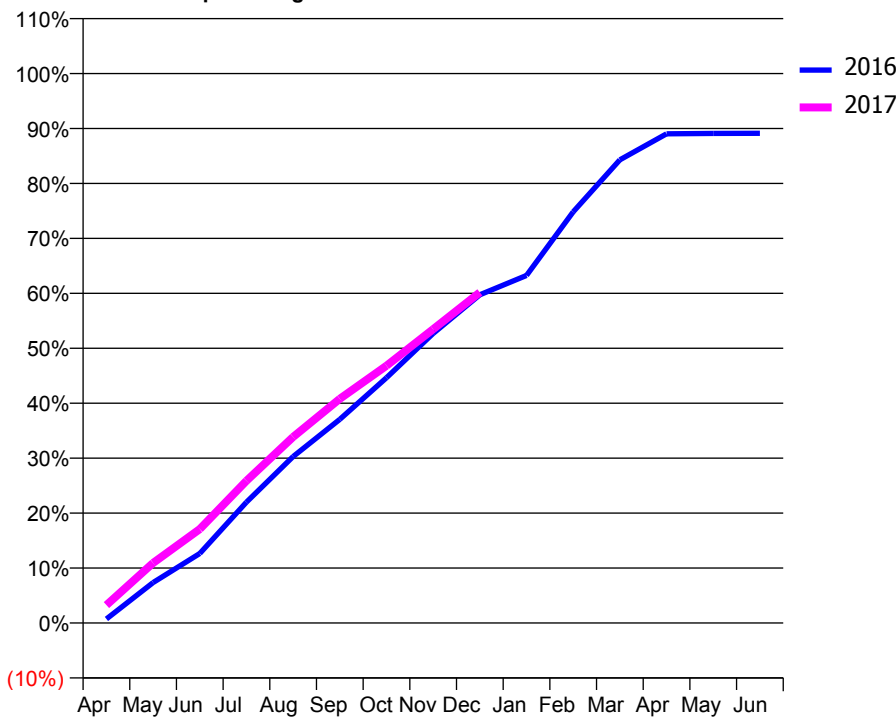
ACCESS*

Patients seen in 24 months	Total	Change since previous quarter
Quarter ending December 2015	10,304	
Quarter ending March 2016	10,873	↑
Quarter ending June 2016	11,359	↑
Quarter ending September 2016	11,658	↑
Quarter ending December 2016	11,531	↓
Variance since December 2015	11.9%	↑



ACTIVITY

Cumulative percentage of contracted UDA delivered 2016 & 2017



Month	Adjusted Scheduled Activity (UDA)	
	2016	2017
April	284	1,240
May	2,811	4,169
June	4,824	6,512
July	8,377	9,860
August	11,544	12,898
September	14,124	15,547
October	17,003	17,840
November	20,077	20,369
December	22,761	22,929
January	24,096	
February	28,513	
March	32,112	
April	33,922	
May	33,949	
June	33,956	

QUALITY

	Quantity	Base Number	Contract	AT	Region	England
% of FP17s for the same patient ID Re-attending within 3 months - Children	239	2,667	9.0%	13.1%	13.4%	12.4%
% of FP17s for the same patient ID Re-attending within 3 months - Adults	1,735	9,536	18.2%	16.3%	17.3%	16.6%
% of FP17s for the same patient ID Re-attending between 3 & 9 months - Children	1,336	2,667	50.1%	54.5%	58.9%	57.5%
% of FP17s for the same patient ID Re-attending between 3 & 9 months - Adults	4,745	9,536	49.8%	50.6%	52.5%	50.4%
% of FP17s for Band 1 Urgent Courses	946	11,343	8.3%	8.8%	9.3%	9.1%
% of FP17s Relating to Free Repair or Replacements	207	11,343	1.8%	1.3%	1.0%	0.8%
% of FP17s Relating to Continuations	135	11,343	1.2%	1.7%	1.5%	1.3%
% of Patients satisfied with the dentistry they have received	23	24	95.8%	91.3%	93.1%	92.7%
% of Patients satisfied with the time they had to wait for an appointment	22	24	91.7%	89.2%	89.8%	88.8%

* This is based on patients treated on this contract for their most recent course of treatment. Figures in italics indicate the base number of FP17s or Patient Questionnaire responses are less than 100. N/A is shown where the base number of responses is less than 10 during the period. % is calculated as Quantity/Base number*100

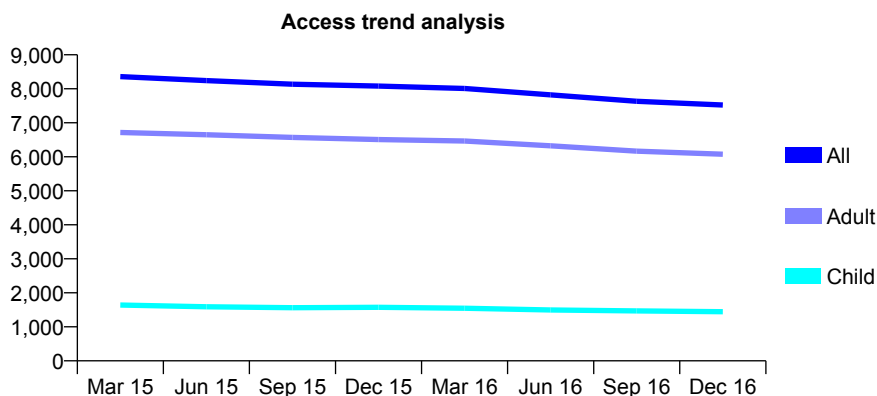
Q45 - Vital Signs At a Glance Contract Report for 148725/0001 - December 2016

Name or company name	The Castle Dental Practice Ltd.
Contract type name	GDS Contract
Purpose of contract	General
Contract start date	01/04/2009
Contract end date	

16/17 Contracted general activity (UDA)	24,521
Carry forward general activity (UDA)	0
16/17 Contracted orthodontic activity (UOA)	0
Carry forward orthodontic activity (UOA)	0
Baseline contract value	£710,337.04

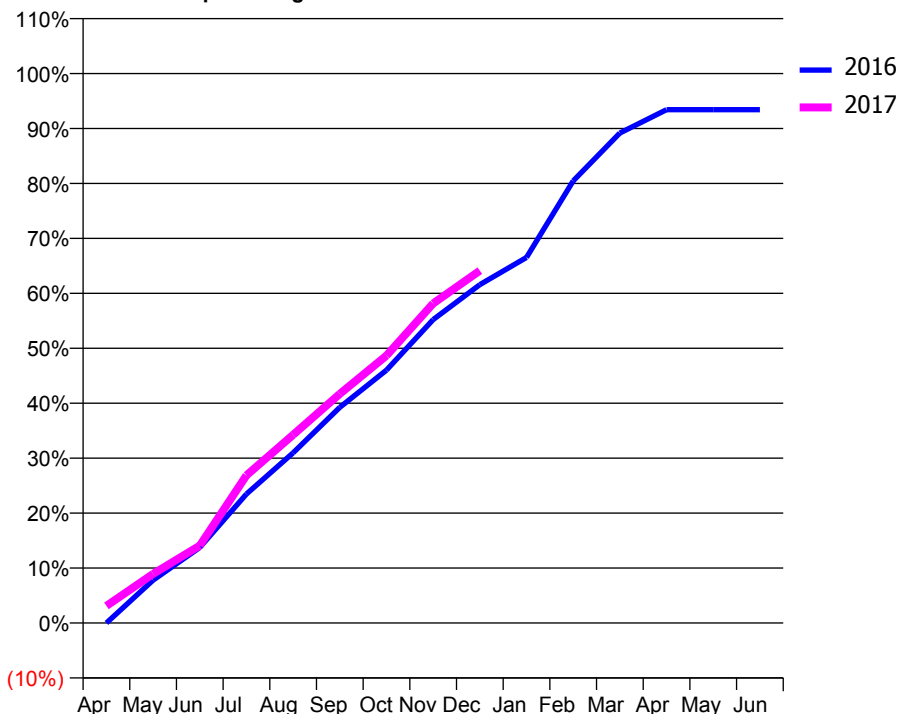
ACCESS*

Patients seen in 24 months	Total	Change since previous quarter
Quarter ending December 2015	8,079	
Quarter ending March 2016	8,009	→
Quarter ending June 2016	7,820	↓
Quarter ending September 2016	7,634	↓
Quarter ending December 2016	7,522	↓
Variance since December 2015	(6.9%)	↓



ACTIVITY

Cumulative percentage of contracted UDA delivered 2016 & 2017



Month	Adjusted Scheduled Activity (UDA)	
	2016	2017
April	0	764
May	1,913	2,193
June	3,371	3,453
July	5,758	6,590
August	7,593	8,400
September	9,624	10,223
October	11,284	11,934
November	13,542	14,259
December	15,098	15,723
January	16,311	
February	19,727	
March	21,865	
April	22,905	
May	22,904	
June	22,904	

QUALITY

	Quantity	Base Number	Contract	AT	Region	England
% of FP17s for the same patient ID Re-attending within 3 months - Children	194	1,701	11.4%	13.1%	13.4%	12.4%
% of FP17s for the same patient ID Re-attending within 3 months - Adults	933	6,373	14.6%	16.3%	17.3%	16.6%
% of FP17s for the same patient ID Re-attending between 3 & 9 months - Children	1,053	1,701	61.9%	54.5%	58.9%	57.5%
% of FP17s for the same patient ID Re-attending between 3 & 9 months - Adults	3,675	6,373	57.7%	50.6%	52.5%	50.4%
% of FP17s for Band 1 Urgent Courses	356	7,610	4.7%	8.8%	9.3%	9.1%
% of FP17s Relating to Free Repair or Replacements	141	7,610	1.9%	1.3%	1.0%	0.8%
% of FP17s Relating to Continuations	225	7,610	3.0%	1.7%	1.5%	1.3%
% of Patients satisfied with the dentistry they have received	20	22	90.9%	91.3%	93.1%	92.7%
% of Patients satisfied with the time they had to wait for an appointment	20	22	90.9%	89.2%	89.8%	88.8%

* This is based on patients treated on this contract for their most recent course of treatment. Figures in italics indicate the base number of FP17s or Patient Questionnaire responses are less than 100. N/A is shown where the base number of responses is less than 10 during the period. % is calculated as Quantity/Base number*100

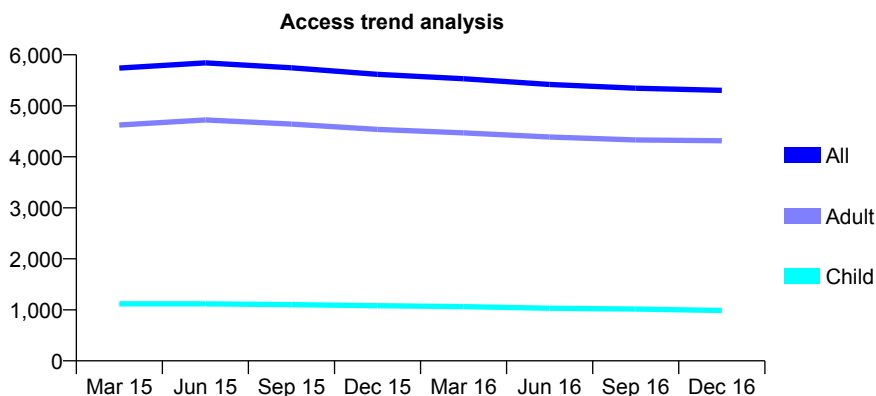
Q45 - Vital Signs At a Glance Contract Report for 155586/0001 - December 2016

Name or company name	Duke Street Dental Practice
Contract type name	GDS Contract
Purpose of contract	General
Contract start date	01/07/2013
Contract end date	

16/17 Contracted general activity (UDA)	18,637
Carry forward general activity (UDA)	0
16/17 Contracted orthodontic activity (UOA)	0
Carry forward orthodontic activity (UOA)	0
Baseline contract value	£507,441.88

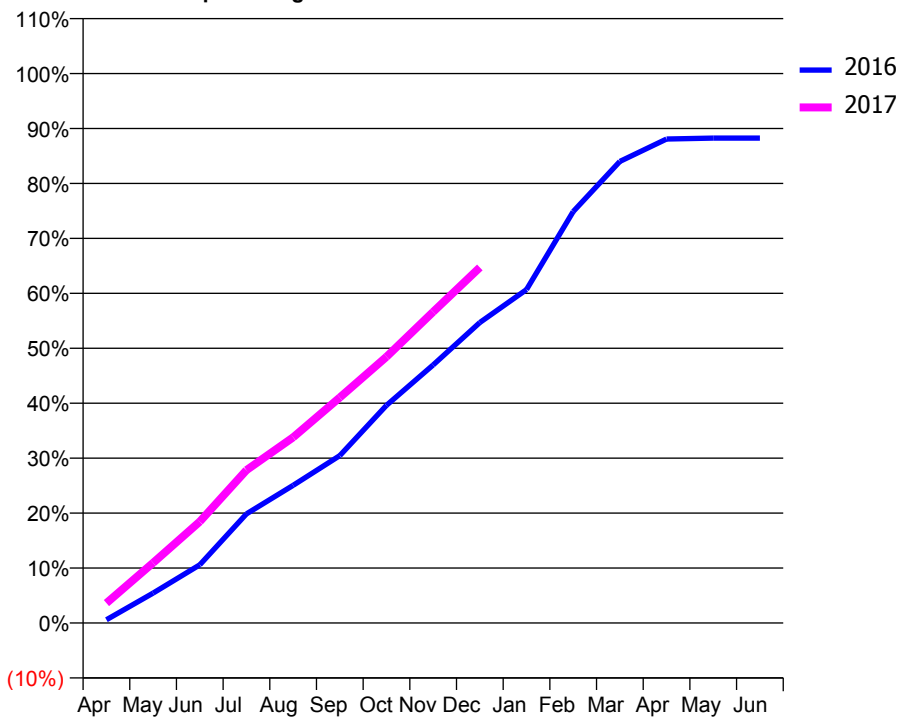
ACCESS*

Patients seen in 24 months	Total	Change since previous quarter
Quarter ending December 2015	5,617	
Quarter ending March 2016	5,532	↓
Quarter ending June 2016	5,419	↓
Quarter ending September 2016	5,346	↓
Quarter ending December 2016	5,304	→
Variance since December 2015	(5.6%)	↓



ACTIVITY

Cumulative percentage of contracted UDA delivered 2016 & 2017



Month	Adjusted Scheduled Activity (UDA)	
	2016	2017
April	110	675
May	1,017	2,042
June	1,972	3,441
July	3,700	5,185
August	4,669	6,300
September	5,680	7,649
October	7,385	9,030
November	8,753	10,556
December	10,190	12,058
January	11,309	
February	13,957	
March	15,657	
April	16,416	
May	16,448	
June	16,447	

QUALITY

	Quantity	Base Number	Contract	AT	Region	England
% of FP17s for the same patient ID Re-attending within 3 months - Children	59	1,082	5.5%	13.1%	13.4%	12.4%
% of FP17s for the same patient ID Re-attending within 3 months - Adults	1,007	5,411	18.6%	16.3%	17.3%	16.6%
% of FP17s for the same patient ID Re-attending between 3 & 9 months - Children	720	1,082	66.5%	54.5%	58.9%	57.5%
% of FP17s for the same patient ID Re-attending between 3 & 9 months - Adults	3,440	5,411	63.6%	50.6%	52.5%	50.4%
% of FP17s for Band 1 Urgent Courses	632	6,075	10.4%	8.8%	9.3%	9.1%
% of FP17s Relating to Free Repair or Replacements	91	6,075	1.5%	1.3%	1.0%	0.8%
% of FP17s Relating to Continuations	156	6,075	2.6%	1.7%	1.5%	1.3%
% of Patients satisfied with the dentistry they have received	19	20	95.0%	91.3%	93.1%	92.7%
% of Patients satisfied with the time they had to wait for an appointment	19	20	95.0%	89.2%	89.8%	88.8%

* This is based on patients treated on this contract for their most recent course of treatment. Figures in italics indicate the base number of FP17s or Patient Questionnaire responses are less than 100. N/A is shown where the base number of responses is less than 10 during the period. % is calculated as Quantity/Base number*100

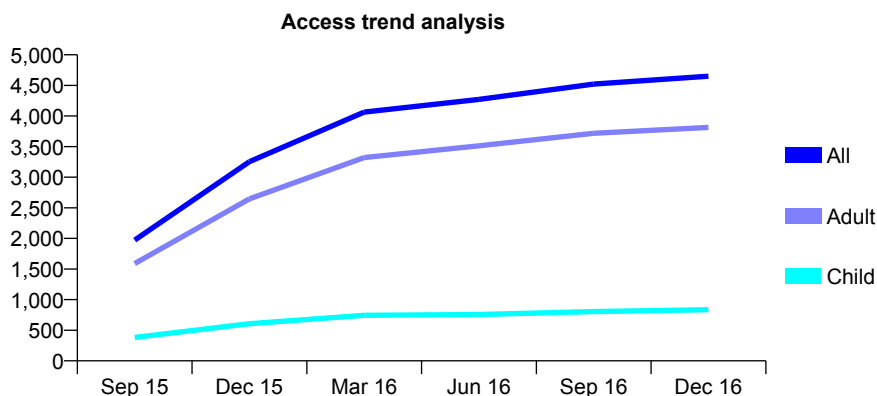
Q45 - Vital Signs At a Glance Contract Report for 157775/0001 - December 2016

Name or company name	MR S LEIGH
Contract type name	GDS Contract
Purpose of contract	General
Contract start date	22/05/2015
Contract end date	

16/17 Contracted general activity (UDA)	17,605
Carry forward general activity (UDA)	0
16/17 Contracted orthodontic activity (UOA)	0
Carry forward orthodontic activity (UOA)	0
Baseline contract value	£372,393.59

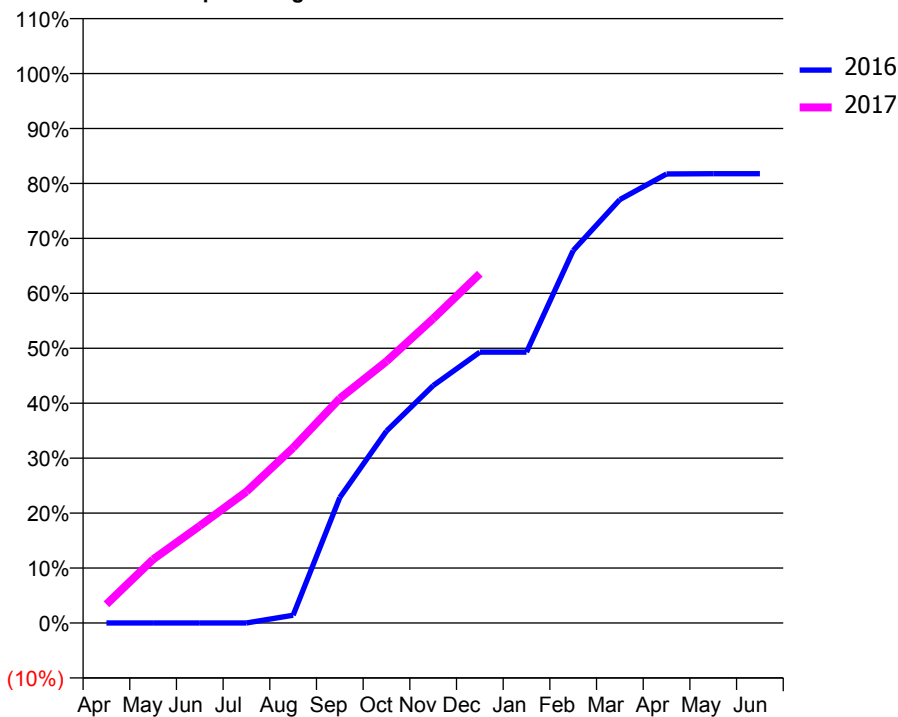
ACCESS*

Patients seen in 24 months	Total	Change since previous quarter
Quarter ending December 2015	3,253	
Quarter ending March 2016	4,064	↑
Quarter ending June 2016	4,271	↑
Quarter ending September 2016	4,522	↑
Quarter ending December 2016	4,650	↑
Variance since December 2015	42.9%	↑



ACTIVITY

Cumulative percentage of contracted UDA delivered 2016 & 2017



Month	Adjusted Scheduled Activity (UDA)	
	2016	2017
April	0	599
May	0	2,042
June	0	3,110
July	0	4,210
August	201	5,614
September	3,232	7,195
October	4,941	8,385
November	6,112	9,752
December	6,972	11,193
January	6,972	
February	9,588	
March	10,898	
April	11,557	
May	11,563	
June	11,563	

QUALITY

	Quantity	Base Number	Contract	AT	Region	England
% of FP17s for the same patient ID Re-attending within 3 months - Children	45	1,065	4.2%	13.1%	13.4%	12.4%
% of FP17s for the same patient ID Re-attending within 3 months - Adults	555	4,962	11.2%	16.3%	17.3%	16.6%
% of FP17s for the same patient ID Re-attending between 3 & 9 months - Children	782	1,065	73.4%	54.5%	58.9%	57.5%
% of FP17s for the same patient ID Re-attending between 3 & 9 months - Adults	3,478	4,962	70.1%	50.6%	52.5%	50.4%
% of FP17s for Band 1 Urgent Courses	270	5,707	4.7%	8.8%	9.3%	9.1%
% of FP17s Relating to Free Repair or Replacements	48	5,707	0.8%	1.3%	1.0%	0.8%
% of FP17s Relating to Continuations	73	5,707	1.3%	1.7%	1.5%	1.3%
% of Patients satisfied with the dentistry they have received	17	18	94.4%	91.3%	93.1%	92.7%
% of Patients satisfied with the time they had to wait for an appointment	17	18	94.4%	89.2%	89.8%	88.8%

* This is based on patients treated on this contract for their most recent course of treatment. Figures in italics indicate the base number of FP17s or Patient Questionnaire responses are less than 100. N/A is shown where the base number of responses is less than 10 during the period. % is calculated as Quantity/Base number*100

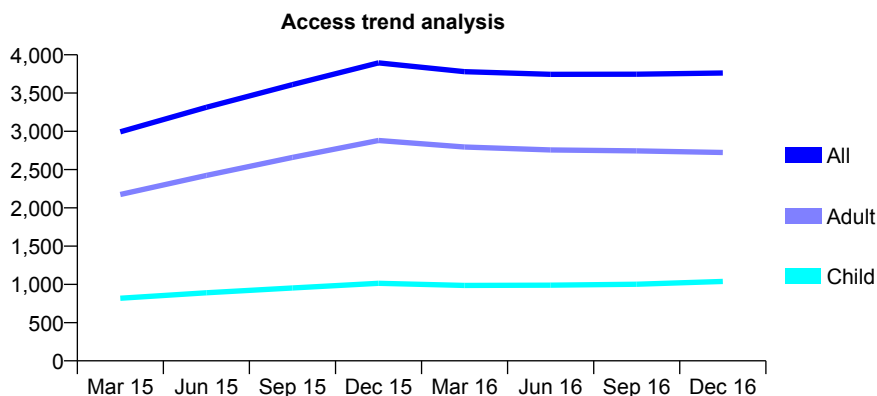
Q45 - Vital Signs At a Glance Contract Report for 158836/0001 - December 2016

Name or company name	The Grainger Stockton, Birtley and Stanley
Contract type name	GDS Contract
Purpose of contract	General
Contract start date	01/02/2014
Contract end date	

16/17 Contracted general activity (UDA)	12,000
Carry forward general activity (UDA)	24
16/17 Contracted orthodontic activity (UOA)	0
Carry forward orthodontic activity (UOA)	0
Baseline contract value	£283,137.46

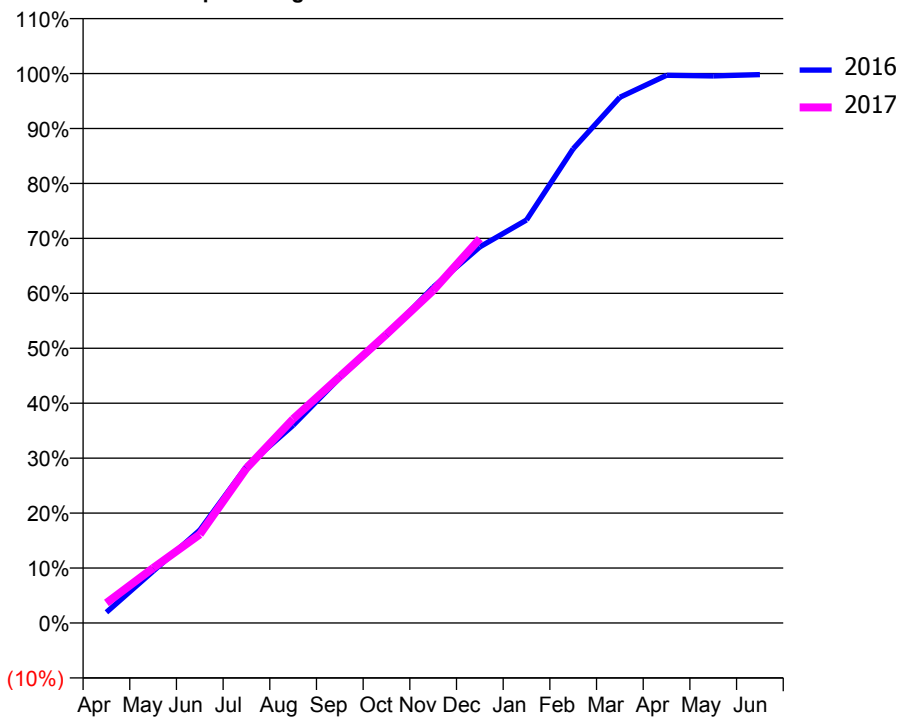
ACCESS*

Patients seen in 24 months	Total	Change since previous quarter
Quarter ending December 2015	3,895	
Quarter ending March 2016	3,780	↓
Quarter ending June 2016	3,745	→
Quarter ending September 2016	3,746	→
Quarter ending December 2016	3,762	→
Variance since December 2015	(3.4%)	↓



ACTIVITY

Cumulative percentage of contracted UDA delivered 2016 & 2017



Month	Adjusted Scheduled Activity (UDA)	
	2016	2017
April	233	438
May	1,130	1,202
June	2,029	1,936
July	3,421	3,380
August	4,318	4,457
September	5,357	5,382
October	6,283	6,306
November	7,334	7,261
December	8,212	8,394
January	8,801	
February	10,355	
March	11,481	
April	11,960	
May	11,948	
June	11,976	

QUALITY

	Quantity	Base Number	Contract	AT	Region	England
% of FP17s for the same patient ID Re-attending within 3 months - Children	69	913	7.6%	13.1%	13.4%	12.4%
% of FP17s for the same patient ID Re-attending within 3 months - Adults	309	2,200	14.0%	16.3%	17.3%	16.6%
% of FP17s for the same patient ID Re-attending between 3 & 9 months - Children	330	913	36.1%	54.5%	58.9%	57.5%
% of FP17s for the same patient ID Re-attending between 3 & 9 months - Adults	774	2,200	35.2%	50.6%	52.5%	50.4%
% of FP17s for Band 1 Urgent Courses	283	2,965	9.5%	8.8%	9.3%	9.1%
% of FP17s Relating to Free Repair or Replacements	16	2,965	0.5%	1.3%	1.0%	0.8%
% of FP17s Relating to Continuations	37	2,965	1.2%	1.7%	1.5%	1.3%
% of Patients satisfied with the dentistry they have received	10	10	100.0%	91.3%	93.1%	92.7%
% of Patients satisfied with the time they had to wait for an appointment	8	10	80.0%	89.2%	89.8%	88.8%

* This is based on patients treated on this contract for their most recent course of treatment. Figures in italics indicate the base number of FP17s or Patient Questionnaire responses are less than 100. N/A is shown where the base number of responses is less than 10 during the period. % is calculated as Quantity/Base number*100

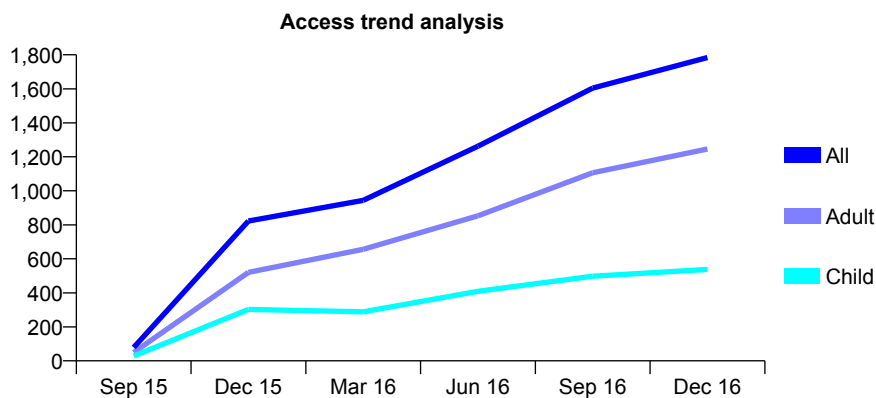
Q45 - Vital Signs At a Glance Contract Report for 160474/0001 - December 2016

Name or company name	Ormesby Dental Practice Partnership
Contract type name	GDS Contract
Purpose of contract	General
Contract start date	01/09/2015
Contract end date	

16/17 Contracted general activity (UDA)	6,367
Carry forward general activity (UDA)	173
16/17 Contracted orthodontic activity (UOA)	0
Carry forward orthodontic activity (UOA)	0
Baseline contract value	£150,490.41

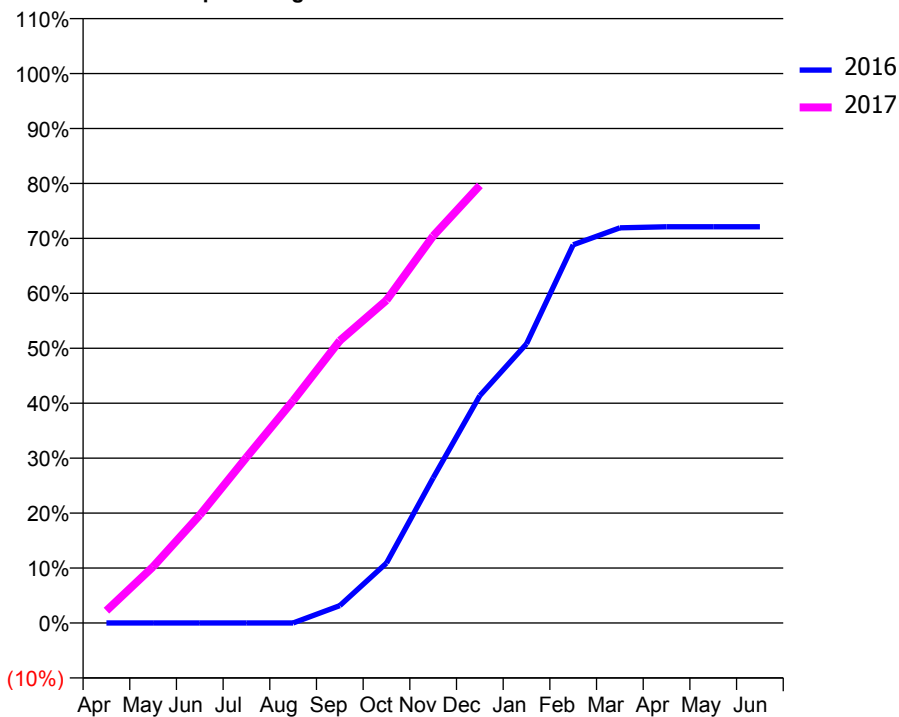
ACCESS*

Patients seen in 24 months	Total	Change since previous quarter
Quarter ending December 2015	822	
Quarter ending March 2016	944	↑
Quarter ending June 2016	1,262	↑
Quarter ending September 2016	1,604	↑
Quarter ending December 2016	1,784	↑
Variance since December 2015	117.0%	↑



ACTIVITY

Cumulative percentage of contracted UDA delivered 2016 & 2017



Month	Adjusted Scheduled Activity (UDA)	
	2016	2017
April	0	143
May	0	653
June	0	1,251
July	0	1,920
August	0	2,576
September	117	3,272
October	404	3,739
November	979	4,485
December	1,533	5,070
January	1,882	
February	2,550	
March	2,665	
April	2,672	
May	2,672	
June	2,672	

QUALITY

	Quantity	Base Number	Contract	AT	Region	England
% of FP17s for the same patient ID Re-attending within 3 months - Children	54	799	6.8%	13.1%	13.4%	12.4%
% of FP17s for the same patient ID Re-attending within 3 months - Adults	180	1,602	11.2%	16.3%	17.3%	16.6%
% of FP17s for the same patient ID Re-attending between 3 & 9 months - Children	386	799	48.3%	54.5%	58.9%	57.5%
% of FP17s for the same patient ID Re-attending between 3 & 9 months - Adults	652	1,602	40.7%	50.6%	52.5%	50.4%
% of FP17s for Band 1 Urgent Courses	271	2,396	11.3%	8.8%	9.3%	9.1%
% of FP17s Relating to Free Repair or Replacements	14	2,396	0.6%	1.3%	1.0%	0.8%
% of FP17s Relating to Continuations	29	2,396	1.2%	1.7%	1.5%	1.3%
% of Patients satisfied with the dentistry they have received	4	5	N/A	91.3%	93.1%	92.7%
% of Patients satisfied with the time they had to wait for an appointment	5	5	N/A	89.2%	89.8%	88.8%

* This is based on patients treated on this contract for their most recent course of treatment. Figures in italics indicate the base number of FP17s or Patient Questionnaire responses are less than 100. N/A is shown where the base number of responses is less than 10 during the period. % is calculated as Quantity/Base number*100

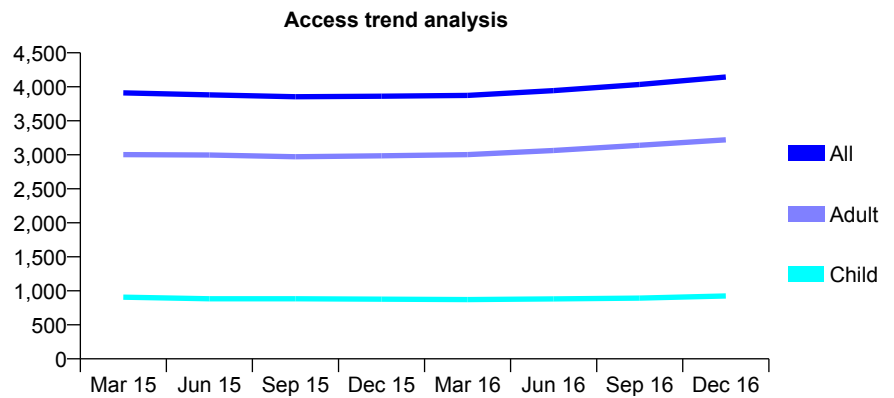
Q45 - Vital Signs At a Glance Contract Report for 166685/0001 - December 2016

Name or company name	Castle Dene Dental Surgery
Contract type name	GDS Contract
Purpose of contract	General
Contract start date	01/04/2009
Contract end date	

16/17 Contracted general activity (UDA)	14,400
Carry forward general activity (UDA)	0
16/17 Contracted orthodontic activity (UOA)	0
Carry forward orthodontic activity (UOA)	0
Baseline contract value	£397,800.87

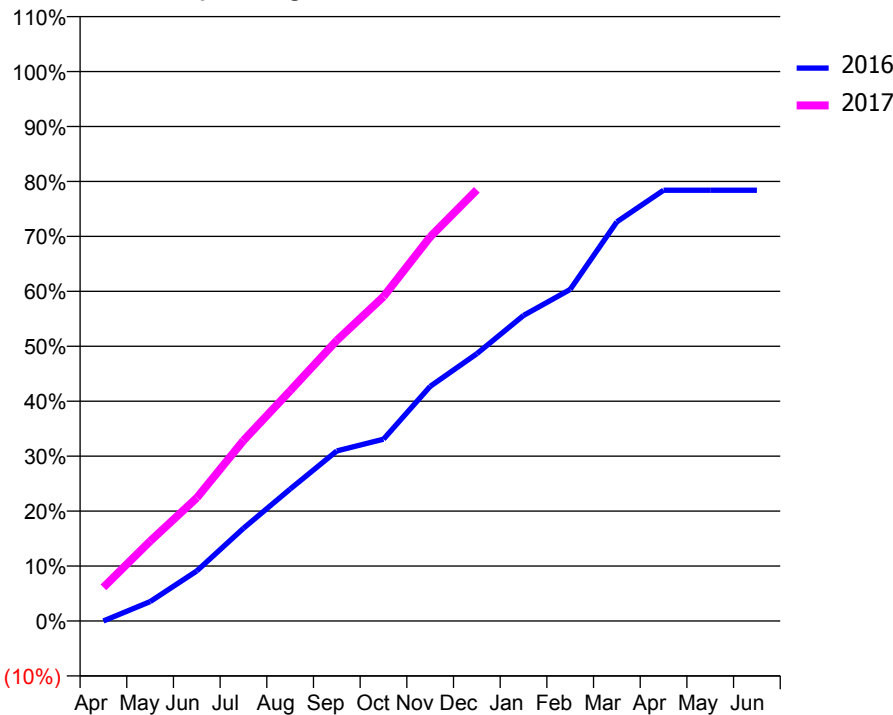
ACCESS*

Patients seen in 24 months	Total	Change since previous quarter
Quarter ending December 2015	3,862	
Quarter ending March 2016	3,874	→
Quarter ending June 2016	3,945	→
Quarter ending September 2016	4,035	↑
Quarter ending December 2016	4,145	↑
Variance since December 2015	7.3%	↑



ACTIVITY

Cumulative percentage of contracted UDA delivered 2016 & 2017



Month	Adjusted Scheduled Activity (UDA)	
	2016	2017
April	0	882
May	509	2,093
June	1,314	3,227
July	2,429	4,731
August	3,459	6,035
September	4,456	7,354
October	4,763	8,501
November	6,148	10,064
December	7,004	11,300
January	8,008	
February	8,690	
March	10,462	
April	11,288	
May	11,290	
June	11,290	

QUALITY

	Quantity	Base Number	Contract	AT	Region	England
% of FP17s for the same patient ID Re-attending within 3 months - Children	83	971	8.5%	13.1%	13.4%	12.4%
% of FP17s for the same patient ID Re-attending within 3 months - Adults	681	3,489	19.5%	16.3%	17.3%	16.6%
% of FP17s for the same patient ID Re-attending between 3 & 9 months - Children	404	971	41.6%	54.5%	58.9%	57.5%
% of FP17s for the same patient ID Re-attending between 3 & 9 months - Adults	1,461	3,489	41.9%	50.6%	52.5%	50.4%
% of FP17s for Band 1 Urgent Courses	513	4,157	12.3%	8.8%	9.3%	9.1%
% of FP17s Relating to Free Repair or Replacements	43	4,157	1.0%	1.3%	1.0%	0.8%
% of FP17s Relating to Continuations	64	4,157	1.5%	1.7%	1.5%	1.3%
% of Patients satisfied with the dentistry they have received	4	4	N/A	91.3%	93.1%	92.7%
% of Patients satisfied with the time they had to wait for an appointment	3	4	N/A	89.2%	89.8%	88.8%

* This is based on patients treated on this contract for their most recent course of treatment. Figures in italics indicate the base number of FP17s or Patient Questionnaire responses are less than 100. N/A is shown where the base number of responses is less than 10 during the period. % is calculated as Quantity/Base number*100

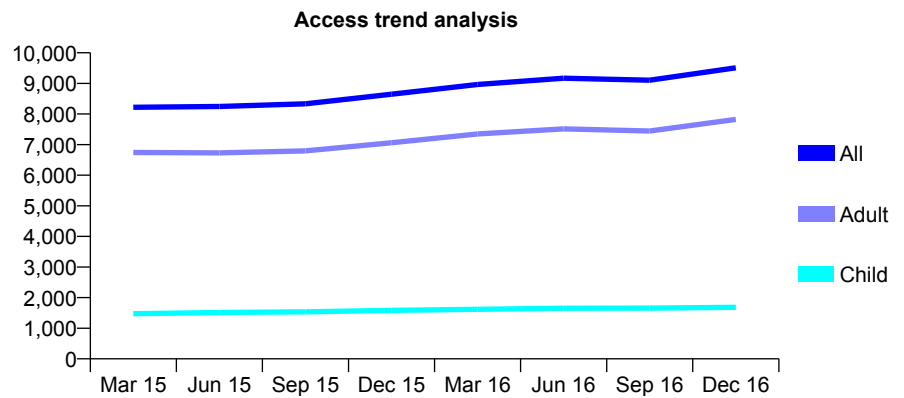
Q45 - Vital Signs At a Glance Contract Report for 170526/0001 - December 2016

Name or company name	Framwellgate Dental Surgery Limited
Contract type name	GDS Contract
Purpose of contract	General
Contract start date	01/04/2012
Contract end date	

16/17 Contracted general activity (UDA)	21,656
Carry forward general activity (UDA)	420
16/17 Contracted orthodontic activity (UOA)	0
Carry forward orthodontic activity (UOA)	0
Baseline contract value	£532,683.45

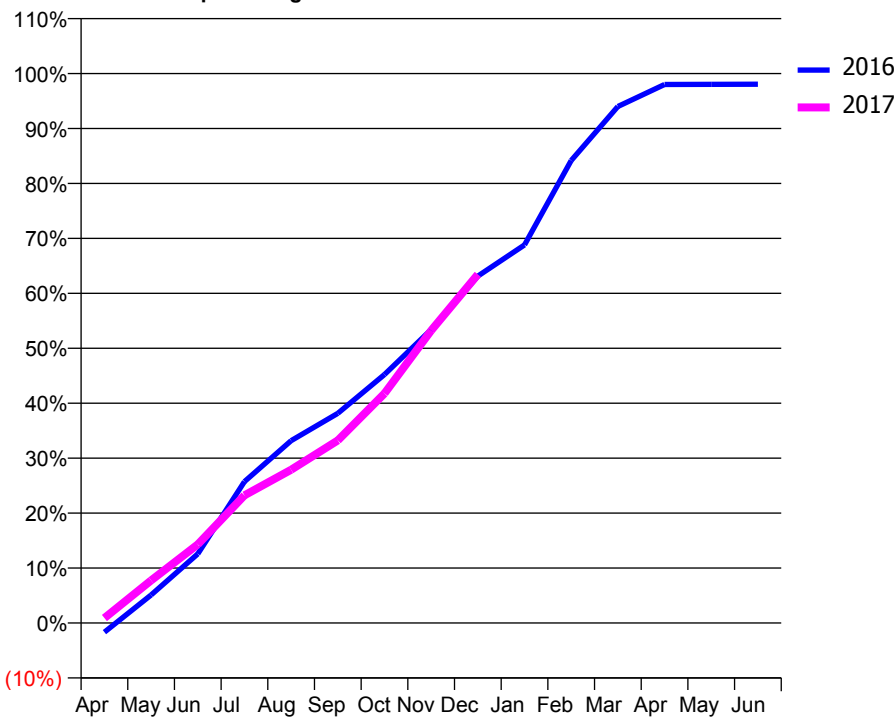
ACCESS*

Patients seen in 24 months	Total	Change since previous quarter
Quarter ending December 2015	8,646	
Quarter ending March 2016	8,964	↑
Quarter ending June 2016	9,169	↑
Quarter ending September 2016	9,104	→
Quarter ending December 2016	9,508	↑
Variance since December 2015	10.0%	↑



ACTIVITY

Cumulative percentage of contracted UDA delivered 2016 & 2017



Month	Adjusted Scheduled Activity (UDA)	
	2016	2017
April	-365	196
May	1,105	1,678
June	2,726	3,096
July	5,574	5,034
August	7,187	6,043
September	8,262	7,198
October	9,792	9,045
November	11,566	11,527
December	13,671	13,741
January	14,903	
February	18,229	
March	20,357	
April	21,223	
May	21,229	
June	21,236	

QUALITY

	Quantity	Base Number	Contract	AT	Region	England
% of FP17s for the same patient ID Re-attending within 3 months - Children	122	1,623	7.5%	13.1%	13.4%	12.4%
% of FP17s for the same patient ID Re-attending within 3 months - Adults	782	6,015	13.0%	16.3%	17.3%	16.6%
% of FP17s for the same patient ID Re-attending between 3 & 9 months - Children	766	1,623	47.2%	54.5%	58.9%	57.5%
% of FP17s for the same patient ID Re-attending between 3 & 9 months - Adults	2,001	6,015	33.3%	50.6%	52.5%	50.4%
% of FP17s for Band 1 Urgent Courses	771	6,476	11.9%	8.8%	9.3%	9.1%
% of FP17s Relating to Free Repair or Replacements	35	6,476	0.5%	1.3%	1.0%	0.8%
% of FP17s Relating to Continuations	53	6,476	0.8%	1.7%	1.5%	1.3%
% of Patients satisfied with the dentistry they have received	25	28	89.3%	91.3%	93.1%	92.7%
% of Patients satisfied with the time they had to wait for an appointment	25	28	89.3%	89.2%	89.8%	88.8%

* This is based on patients treated on this contract for their most recent course of treatment. Figures in italics indicate the base number of FP17s or Patient Questionnaire responses are less than 100. N/A is shown where the base number of responses is less than 10 during the period. % is calculated as Quantity/Base number*100

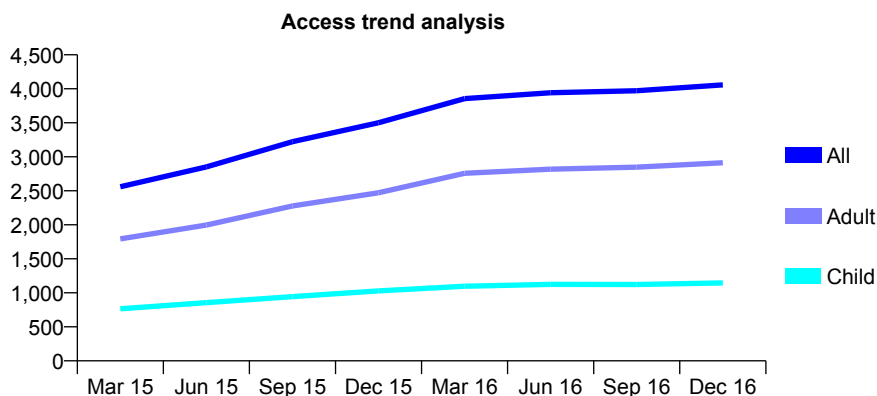
Q45 - Vital Signs At a Glance Contract Report for 171565/0001 - December 2016

Name or company name	Hardwick Dental Practice
Contract type name	GDS Contract
Purpose of contract	General and Orthodontic
Contract start date	01/05/2014
Contract end date	

16/17 Contracted general activity (UDA)	13,766
Carry forward general activity (UDA)	82
16/17 Contracted orthodontic activity (UOA)	0
Carry forward orthodontic activity (UOA)	0
Baseline contract value	£353,417.04

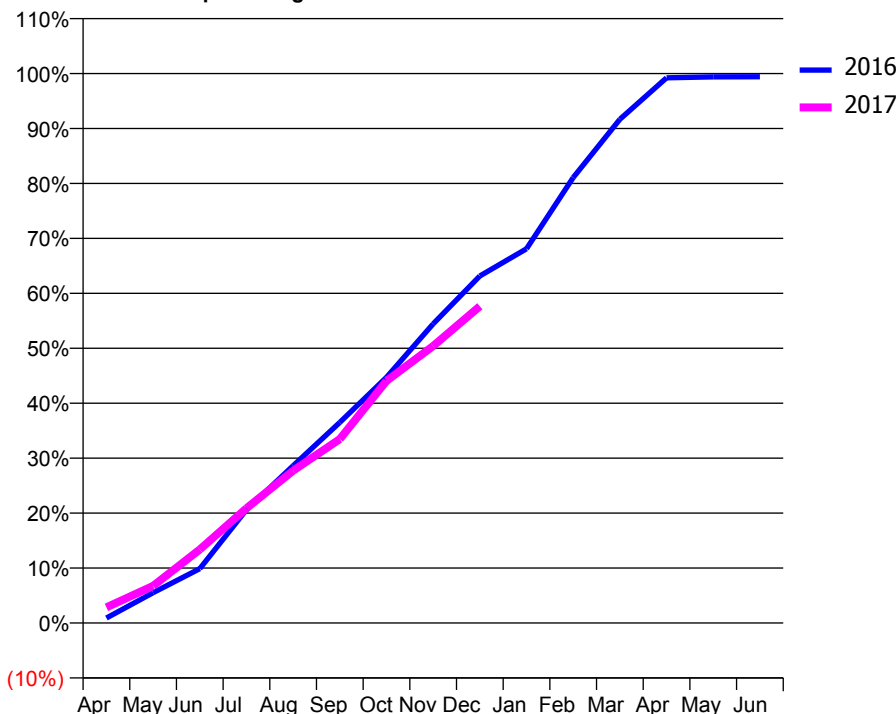
ACCESS*

Patients seen in 24 months	Total	Change since previous quarter
Quarter ending December 2015	3,501	
Quarter ending March 2016	3,856	↑
Quarter ending June 2016	3,943	↑
Quarter ending September 2016	3,971	→
Quarter ending December 2016	4,058	↑
Variance since December 2015	15.9%	↑



ACTIVITY

Cumulative percentage of contracted UDA delivered 2016 & 2017



Month	Adjusted Scheduled Activity (UDA)	
	2016	2017
April	126	392
May	759	932
June	1,360	1,842
July	2,838	2,874
August	3,942	3,817
September	5,024	4,608
October	6,156	6,065
November	7,496	6,939
December	8,695	7,936
January	9,374	
February	11,159	
March	12,619	
April	13,657	
May	13,683	
June	13,684	

QUALITY

	Quantity	Base Number	Contract	AT	Region	England
% of FP17s for the same patient ID Re-attending within 3 months - Children	77	971	7.9%	13.1%	13.4%	12.4%
% of FP17s for the same patient ID Re-attending within 3 months - Adults	430	2,477	17.4%	16.3%	17.3%	16.6%
% of FP17s for the same patient ID Re-attending between 3 & 9 months - Children	395	971	40.7%	54.5%	58.9%	57.5%
% of FP17s for the same patient ID Re-attending between 3 & 9 months - Adults	900	2,477	36.3%	50.6%	52.5%	50.4%
% of FP17s for Band 1 Urgent Courses	514	3,176	16.2%	8.8%	9.3%	9.1%
% of FP17s Relating to Free Repair or Replacements	41	3,176	1.3%	1.3%	1.0%	0.8%
% of FP17s Relating to Continuations	34	3,176	1.1%	1.7%	1.5%	1.3%
% of Patients satisfied with the dentistry they have received	10	12	83.3%	91.3%	93.1%	92.7%
% of Patients satisfied with the time they had to wait for an appointment	11	12	91.7%	89.2%	89.8%	88.8%

* This is based on patients treated on this contract for their most recent course of treatment. Figures in italics indicate the base number of FP17s or Patient Questionnaire responses are less than 100. N/A is shown where the base number of responses is less than 10 during the period. % is calculated as Quantity/Base number*100

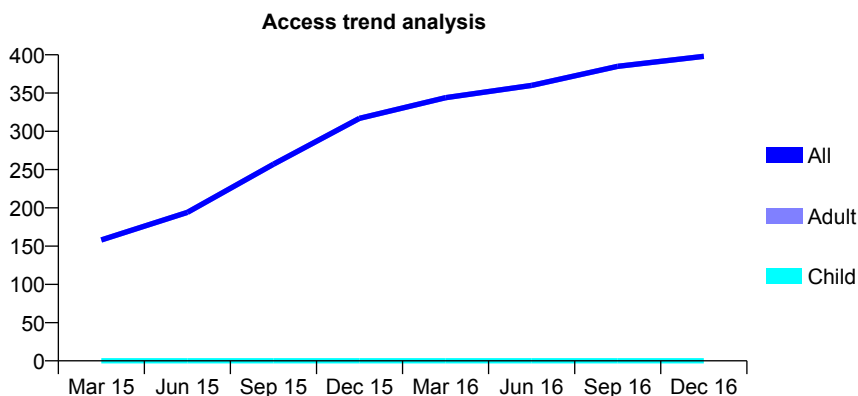
Q45 - Vital Signs At a Glance Contract Report for 171565/0002 - December 2016

Name or company name	Hardwick Dental Practice
Contract type name	PDS Contract
Purpose of contract	General
Contract start date	01/05/2014
Contract end date	31/03/2017

16/17 Contracted general activity (UDA)	1,464
Carry forward general activity (UDA)	0
16/17 Contracted orthodontic activity (UOA)	0
Carry forward orthodontic activity (UOA)	0
Baseline contract value	£45,640.29

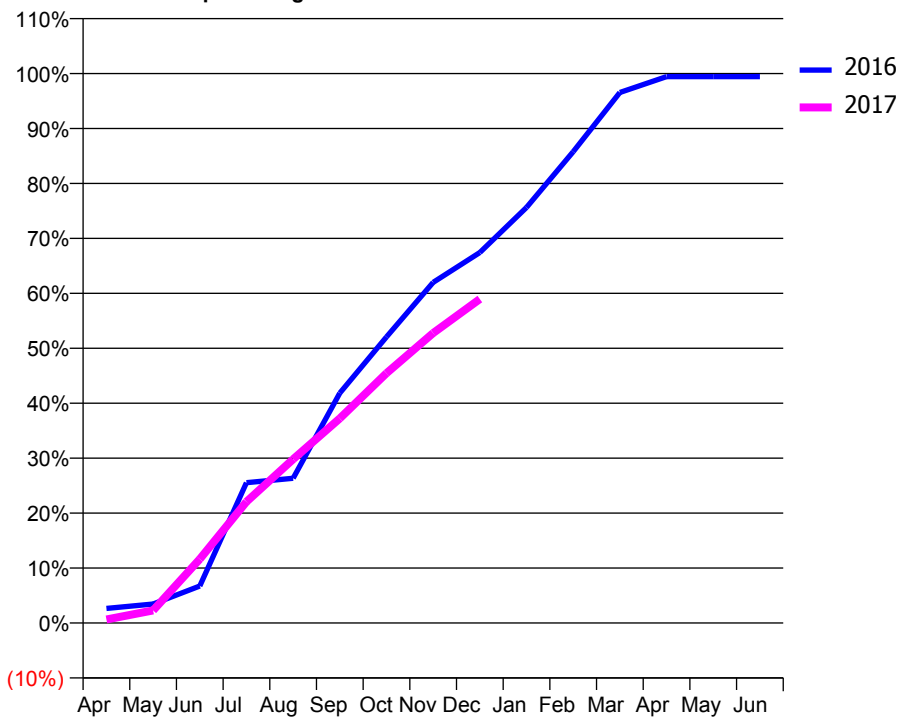
ACCESS*

Patients seen in 24 months	Total	Change since previous quarter
Quarter ending December 2015	317	
Quarter ending March 2016	344	↑
Quarter ending June 2016	360	↑
Quarter ending September 2016	385	↑
Quarter ending December 2016	398	↑
Variance since December 2015	25.6%	↑



ACTIVITY

Cumulative percentage of contracted UDA delivered 2016 & 2017



Month	Adjusted Scheduled Activity (UDA)	
	2016	2017
April	39	9
May	51	33
June	99	170
July	374	323
August	386	437
September	613	545
October	762	666
November	908	773
December	987	863
January	1,107	
February	1,256	
March	1,414	
April	1,456	
May	1,456	
June	1,456	

QUALITY

	Quantity	Base Number	Contract	AT	Region	England
% of FP17s for the same patient ID Re-attending within 3 months - Children	0	0	N/A	13.1%	13.4%	12.4%
% of FP17s for the same patient ID Re-attending within 3 months - Adults	50	266	18.8%	16.3%	17.3%	16.6%
% of FP17s for the same patient ID Re-attending between 3 & 9 months - Children	0	0	N/A	54.5%	58.9%	57.5%
% of FP17s for the same patient ID Re-attending between 3 & 9 months - Adults	41	266	15.4%	50.6%	52.5%	50.4%
% of FP17s for Band 1 Urgent Courses	35	259	13.5%	8.8%	9.3%	9.1%
% of FP17s Relating to Free Repair or Replacements	1	259	0.4%	1.3%	1.0%	0.8%
% of FP17s Relating to Continuations	0	259	0.0%	1.7%	1.5%	1.3%
% of Patients satisfied with the dentistry they have received	0	0	N/A	91.3%	93.1%	92.7%
% of Patients satisfied with the time they had to wait for an appointment	0	0	N/A	89.2%	89.8%	88.8%

* This is based on patients treated on this contract for their most recent course of treatment. Figures in italics indicate the base number of FP17s or Patient Questionnaire responses are less than 100. N/A is shown where the base number of responses is less than 10 during the period. % is calculated as Quantity/Base number*100

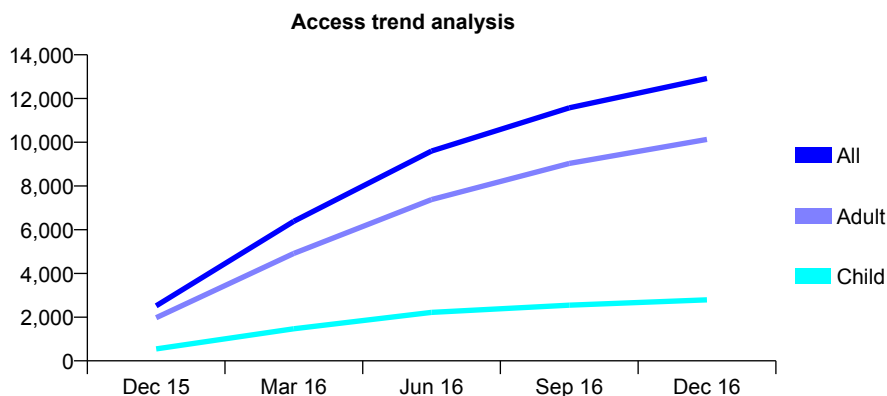
Q45 - Vital Signs At a Glance Contract Report for 172596/0001 - December 2016

Name or company name	Front Street Dental Practice Partnership
Contract type name	GDS Contract
Purpose of contract	General
Contract start date	01/11/2015
Contract end date	

16/17 Contracted general activity (UDA)	50,056
Carry forward general activity (UDA)	1,541
16/17 Contracted orthodontic activity (UOA)	0
Carry forward orthodontic activity (UOA)	0
Baseline contract value	£1,541,953.55

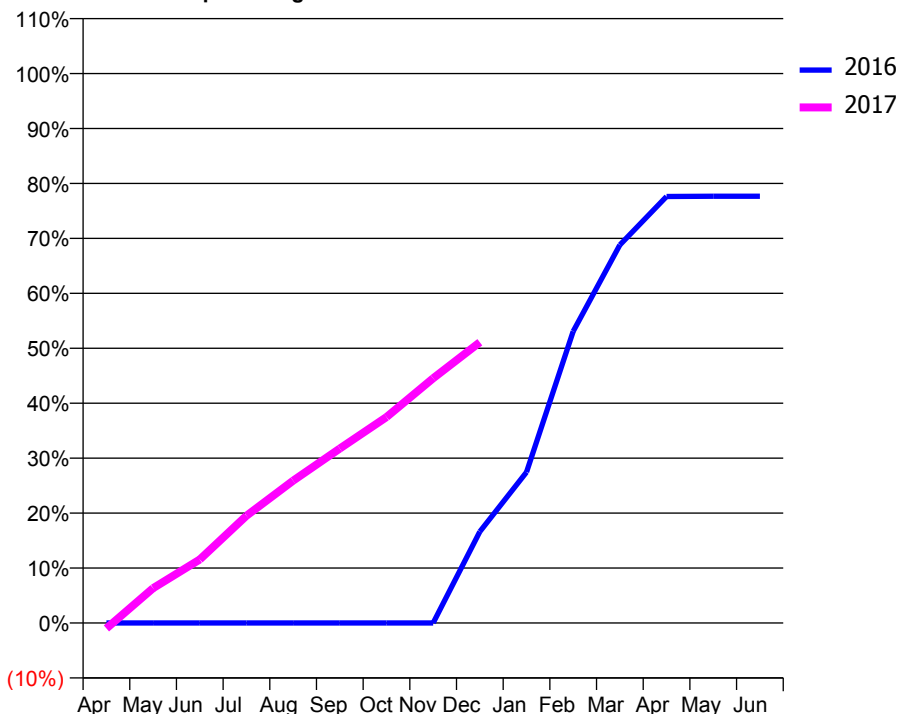
ACCESS*

Patients seen in 24 months	Total	Change since previous quarter
Quarter ending December 2015	2,519	
Quarter ending March 2016	6,385	↑
Quarter ending June 2016	9,598	↑
Quarter ending September 2016	11,576	↑
Quarter ending December 2016	12,920	↑
Variance since December 2015	412.9%	↑



ACTIVITY

Cumulative percentage of contracted UDA delivered 2016 & 2017



Month	Adjusted Scheduled Activity (UDA)	
	2016	2017
April	0	-503
May	0	3,176
June	0	5,782
July	0	9,776
August	0	12,969
September	0	15,893
October	0	18,755
November	0	22,296
December	3,460	25,580
January	5,710	
February	11,034	
March	14,304	
April	16,137	
May	16,145	
June	16,147	

QUALITY

	Quantity	Base Number	Contract	AT	Region	England
% of FP17s for the same patient ID Re-attending within 3 months - Children	222	2,887	7.7%	13.1%	13.4%	12.4%
% of FP17s for the same patient ID Re-attending within 3 months - Adults	1,910	11,339	16.8%	16.3%	17.3%	16.6%
% of FP17s for the same patient ID Re-attending between 3 & 9 months - Children	870	2,887	30.1%	54.5%	58.9%	57.5%
% of FP17s for the same patient ID Re-attending between 3 & 9 months - Adults	3,355	11,339	29.6%	50.6%	52.5%	50.4%
% of FP17s for Band 1 Urgent Courses	1,918	12,308	15.6%	8.8%	9.3%	9.1%
% of FP17s Relating to Free Repair or Replacements	251	12,308	2.0%	1.3%	1.0%	0.8%
% of FP17s Relating to Continuations	185	12,308	1.5%	1.7%	1.5%	1.3%
% of Patients satisfied with the dentistry they have received	33	37	89.2%	91.3%	93.1%	92.7%
% of Patients satisfied with the time they had to wait for an appointment	29	37	78.4%	89.2%	89.8%	88.8%

* This is based on patients treated on this contract for their most recent course of treatment. Figures in italics indicate the base number of FP17s or Patient Questionnaire responses are less than 100. N/A is shown where the base number of responses is less than 10 during the period. % is calculated as Quantity/Base number*100

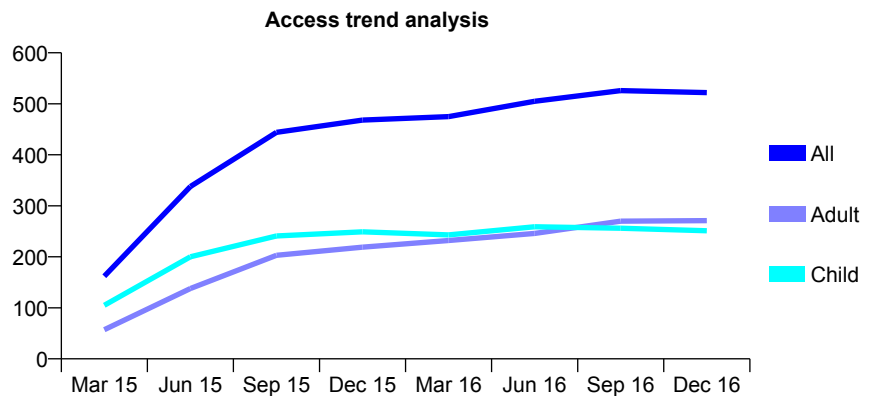
Q45 - Vital Signs At a Glance Contract Report for 174858/0001 - December 2016

Name or company name	Yarm Road Dental Practice
Contract type name	GDS Contract
Purpose of contract	General
Contract start date	01/01/2015
Contract end date	

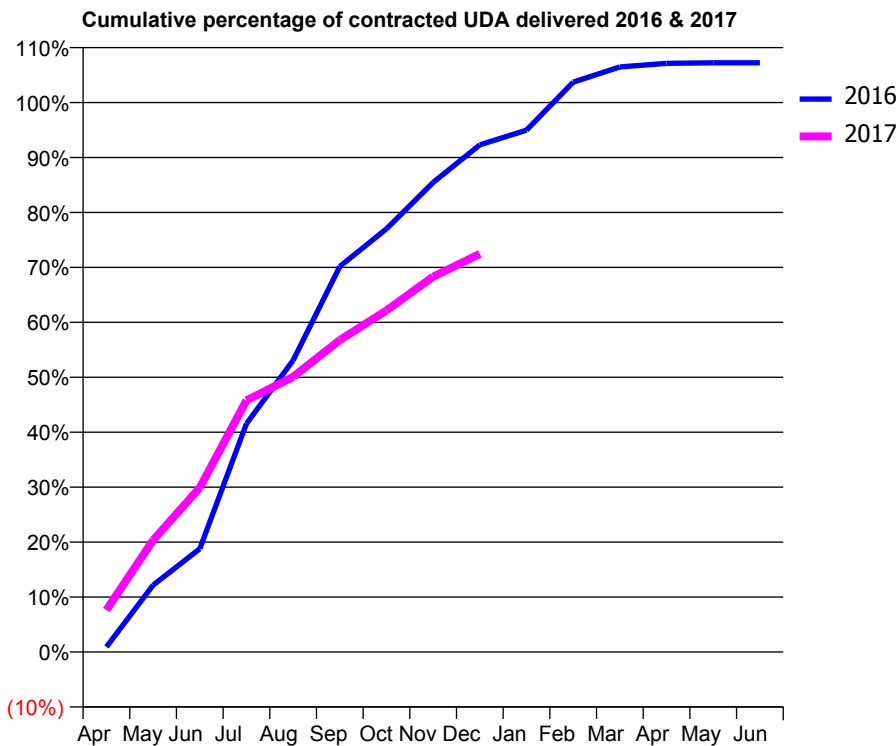
16/17 Contracted general activity (UDA)	1,300
Carry forward general activity (UDA)	0
16/17 Contracted orthodontic activity (UOA)	0
Carry forward orthodontic activity (UOA)	0
Baseline contract value	£23,302.51

ACCESS*

Patients seen in 24 months	Total	Change since previous quarter
Quarter ending December 2015	468	
Quarter ending March 2016	475	→
Quarter ending June 2016	505	↑
Quarter ending September 2016	526	↑
Quarter ending December 2016	522	→
Variance since December 2015	11.5%	↑



ACTIVITY



Adjusted Scheduled Activity (UDA)		
Month	2016	2017
April	12	99
May	158	264
June	244	389
July	540	595
August	690	651
September	912	738
October	1,001	808
November	1,111	888
December	1,200	942
January	1,235	
February	1,348	
March	1,384	
April	1,393	
May	1,394	
June	1,394	

QUALITY

	Quantity	Base Number	Contract	AT	Region	England
% of FP17s for the same patient ID Re-attending within 3 months - Children	23	331	6.9%	13.1%	13.4%	12.4%
% of FP17s for the same patient ID Re-attending within 3 months - Adults	19	207	9.2%	16.3%	17.3%	16.6%
% of FP17s for the same patient ID Re-attending between 3 & 9 months - Children	205	331	61.9%	54.5%	58.9%	57.5%
% of FP17s for the same patient ID Re-attending between 3 & 9 months - Adults	111	207	53.6%	50.6%	52.5%	50.4%
% of FP17s for Band 1 Urgent Courses	34	521	6.5%	8.8%	9.3%	9.1%
% of FP17s Relating to Free Repair or Replacements	0	521	0.0%	1.3%	1.0%	0.8%
% of FP17s Relating to Continuations	0	521	0.0%	1.7%	1.5%	1.3%
% of Patients satisfied with the dentistry they have received	1	1	N/A	91.3%	93.1%	92.7%
% of Patients satisfied with the time they had to wait for an appointment	1	1	N/A	89.2%	89.8%	88.8%

* This is based on patients treated on this contract for their most recent course of treatment. Figures in italics indicate the base number of FP17s or Patient Questionnaire responses are less than 100. N/A is shown where the base number of responses is less than 10 during the period. % is calculated as Quantity/Base number*100

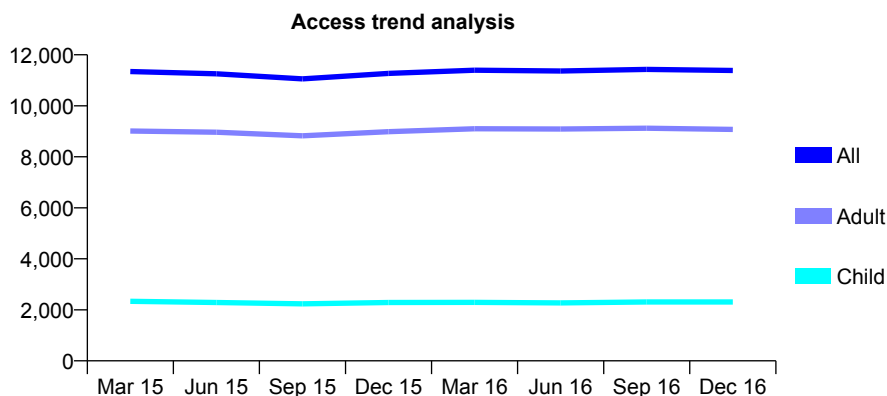
Q45 - Vital Signs At a Glance Contract Report for 176486/0001 - December 2016

Name or company name	Ridgway Dental Ltd.
Contract type name	GDS Contract
Purpose of contract	General
Contract start date	01/04/2009
Contract end date	

16/17 Contracted general activity (UDA)	35,659
Carry forward general activity (UDA)	0
16/17 Contracted orthodontic activity (UOA)	0
Carry forward orthodontic activity (UOA)	0
Baseline contract value	£907,437.06

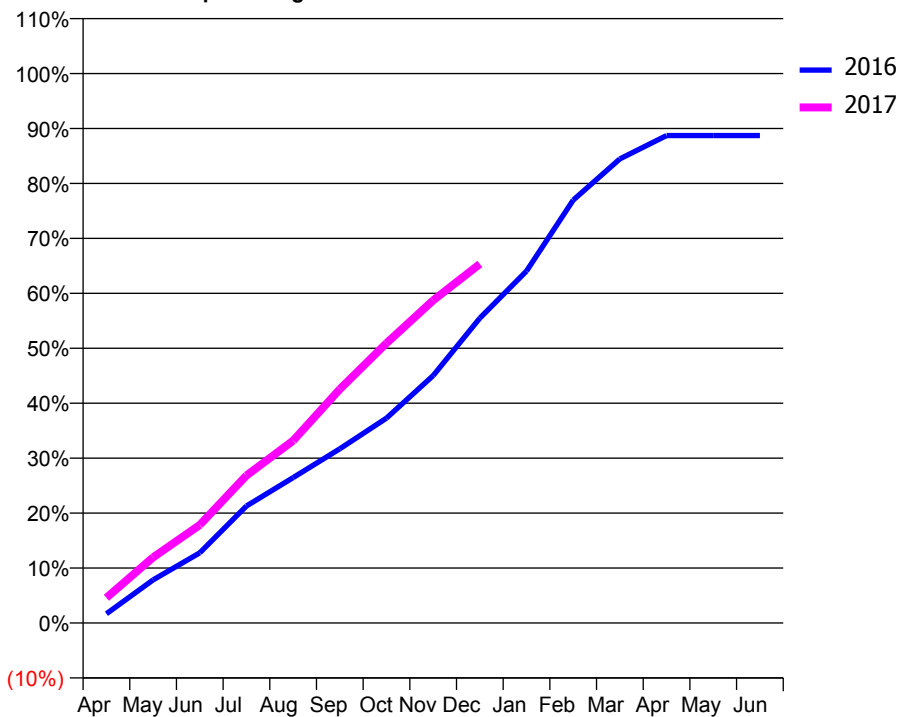
ACCESS*

Patients seen in 24 months	Total	Change since previous quarter
Quarter ending December 2015	11,269	
Quarter ending March 2016	11,395	→
Quarter ending June 2016	11,365	→
Quarter ending September 2016	11,429	→
Quarter ending December 2016	11,384	→
Variance since December 2015	1.0%	→



ACTIVITY

Cumulative percentage of contracted UDA delivered 2016 & 2017



Month	Adjusted Scheduled Activity (UDA)	
	2016	2017
April	602	1,639
May	2,797	4,260
June	4,553	6,366
July	7,596	9,571
August	9,437	11,834
September	11,309	15,174
October	13,299	18,163
November	16,056	20,936
December	19,782	23,302
January	22,842	
February	27,442	
March	30,122	
April	31,630	
May	31,636	
June	31,636	

QUALITY

	Quantity	Base Number	Contract	AT	Region	England
% of FP17s for the same patient ID Re-attending within 3 months - Children	127	2,485	5.1%	13.1%	13.4%	12.4%
% of FP17s for the same patient ID Re-attending within 3 months - Adults	1,281	9,317	13.7%	16.3%	17.3%	16.6%
% of FP17s for the same patient ID Re-attending between 3 & 9 months - Children	1,397	2,485	56.2%	54.5%	58.9%	57.5%
% of FP17s for the same patient ID Re-attending between 3 & 9 months - Adults	5,135	9,317	55.1%	50.6%	52.5%	50.4%
% of FP17s for Band 1 Urgent Courses	816	11,180	7.3%	8.8%	9.3%	9.1%
% of FP17s Relating to Free Repair or Replacements	91	11,180	0.8%	1.3%	1.0%	0.8%
% of FP17s Relating to Continuations	212	11,180	1.9%	1.7%	1.5%	1.3%
% of Patients satisfied with the dentistry they have received	33	37	89.2%	91.3%	93.1%	92.7%
% of Patients satisfied with the time they had to wait for an appointment	35	37	94.6%	89.2%	89.8%	88.8%

* This is based on patients treated on this contract for their most recent course of treatment. Figures in italics indicate the base number of FP17s or Patient Questionnaire responses are less than 100. N/A is shown where the base number of responses is less than 10 during the period. % is calculated as Quantity/Base number*100

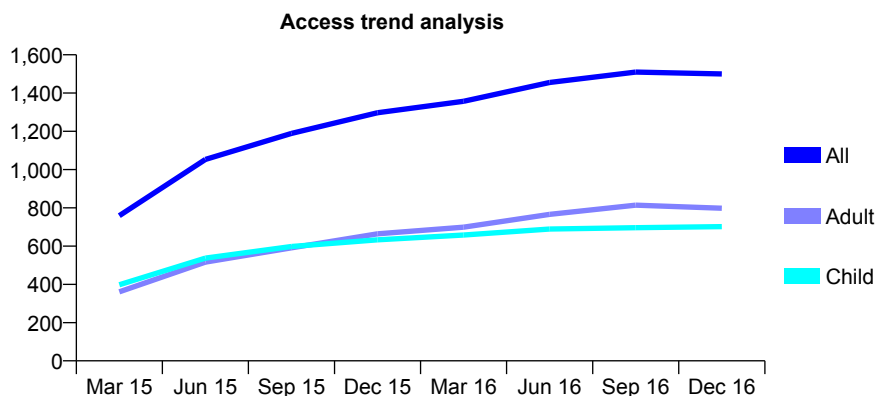
Q45 - Vital Signs At a Glance Contract Report for 176737/0001 - December 2016

Name or company name	Springs Dental Practice
Contract type name	GDS Contract
Purpose of contract	General
Contract start date	17/10/2013
Contract end date	

16/17 Contracted general activity (UDA)	5,000
Carry forward general activity (UDA)	0
16/17 Contracted orthodontic activity (UOA)	0
Carry forward orthodontic activity (UOA)	0
Baseline contract value	£105,763.59

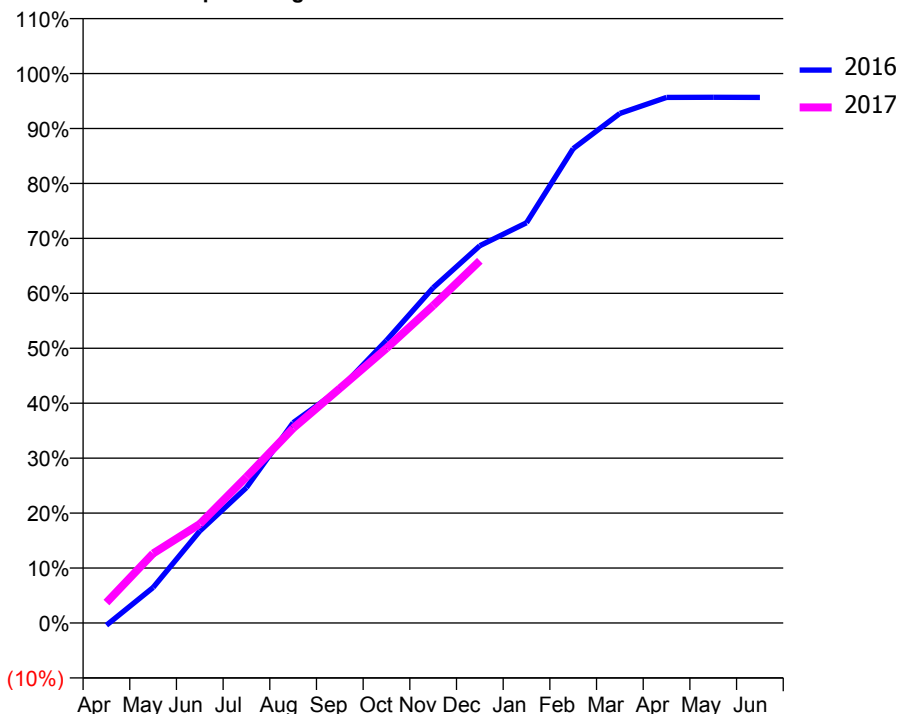
ACCESS*

Patients seen in 24 months	Total	Change since previous quarter
Quarter ending December 2015	1,297	
Quarter ending March 2016	1,357	↑
Quarter ending June 2016	1,455	↑
Quarter ending September 2016	1,510	↑
Quarter ending December 2016	1,500	→
Variance since December 2015	15.7%	↑



ACTIVITY

Cumulative percentage of contracted UDA delivered 2016 & 2017



Month	Adjusted Scheduled Activity (UDA)	
	2016	2017
April	-21	186
May	323	633
June	837	901
July	1,233	1,329
August	1,823	1,772
September	2,129	2,134
October	2,571	2,500
November	3,051	2,888
December	3,433	3,296
January	3,642	
February	4,316	
March	4,636	
April	4,783	
May	4,784	
June	4,783	

QUALITY

	Quantity	Base Number	Contract	AT	Region	England
% of FP17s for the same patient ID Re-attending within 3 months - Children	104	809	12.9%	13.1%	13.4%	12.4%
% of FP17s for the same patient ID Re-attending within 3 months - Adults	156	679	23.0%	16.3%	17.3%	16.6%
% of FP17s for the same patient ID Re-attending between 3 & 9 months - Children	433	809	53.5%	54.5%	58.9%	57.5%
% of FP17s for the same patient ID Re-attending between 3 & 9 months - Adults	269	679	39.6%	50.6%	52.5%	50.4%
% of FP17s for Band 1 Urgent Courses	124	1,407	8.8%	8.8%	9.3%	9.1%
% of FP17s Relating to Free Repair or Replacements	5	1,407	0.4%	1.3%	1.0%	0.8%
% of FP17s Relating to Continuations	2	1,407	0.1%	1.7%	1.5%	1.3%
% of Patients satisfied with the dentistry they have received	2	3	N/A	91.3%	93.1%	92.7%
% of Patients satisfied with the time they had to wait for an appointment	3	3	N/A	89.2%	89.8%	88.8%

* This is based on patients treated on this contract for their most recent course of treatment. Figures in italics indicate the base number of FP17s or Patient Questionnaire responses are less than 100. N/A is shown where the base number of responses is less than 10 during the period. % is calculated as Quantity/Base number*100

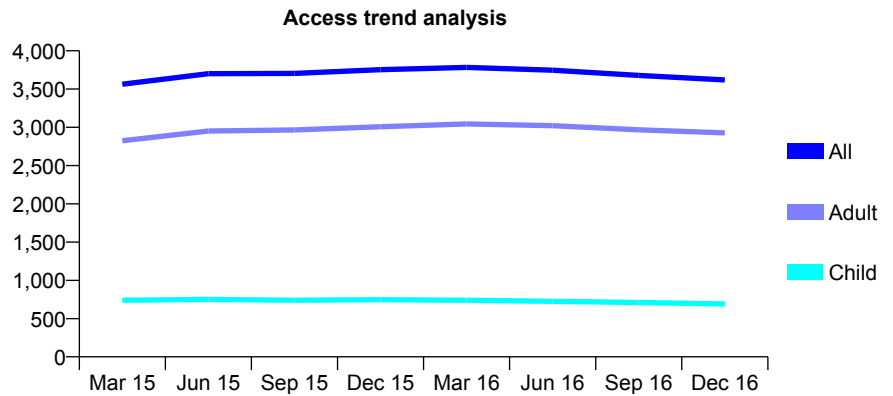
Q45 - Vital Signs At a Glance Contract Report for 177229/0001 - December 2016

Name or company name	Bishop Auckland Partnership
Contract type name	GDS Contract
Purpose of contract	General
Contract start date	01/07/2013
Contract end date	

16/17 Contracted general activity (UDA)	13,273
Carry forward general activity (UDA)	0
16/17 Contracted orthodontic activity (UOA)	0
Carry forward orthodontic activity (UOA)	0
Baseline contract value	£302,003.38

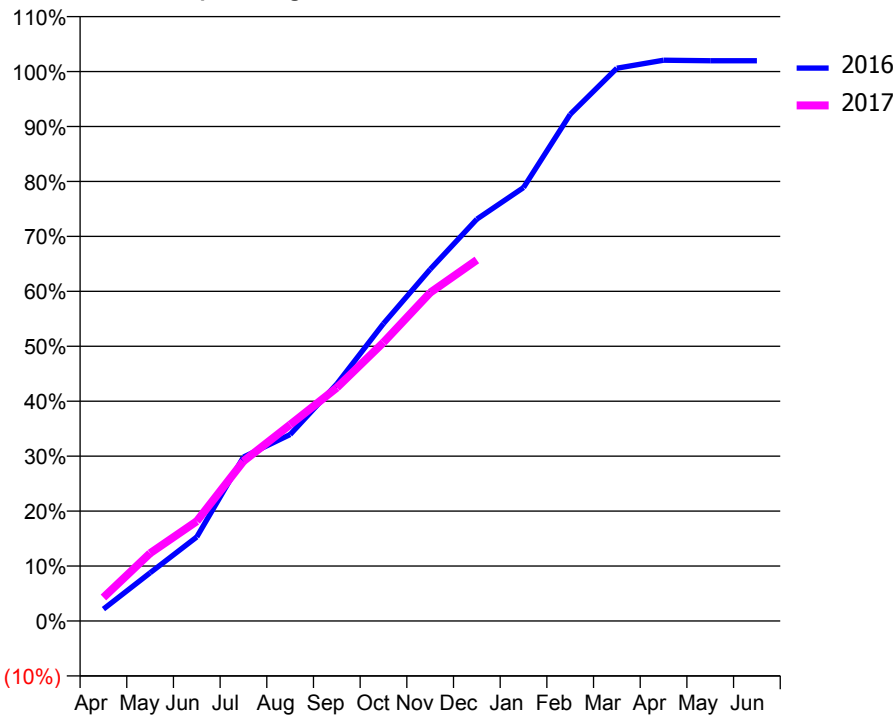
ACCESS*

Patients seen in 24 months	Total	Change since previous quarter
Quarter ending December 2015	3,753	
Quarter ending March 2016	3,783	→
Quarter ending June 2016	3,747	→
Quarter ending September 2016	3,679	↓
Quarter ending December 2016	3,619	↓
Variance since December 2015	(3.6%)	↓



ACTIVITY

Cumulative percentage of contracted UDA delivered 2016 & 2017



Month	Adjusted Scheduled Activity (UDA)	
	2016	2017
April	288	569
May	1,166	1,638
June	2,031	2,411
July	3,959	3,859
August	4,503	4,744
September	5,726	5,636
October	7,184	6,729
November	8,496	7,932
December	9,706	8,719
January	10,470	
February	12,237	
March	13,354	
April	13,545	
May	13,533	
June	13,534	

QUALITY

	Quantity	Base Number	Contract	AT	Region	England
% of FP17s for the same patient ID Re-attending within 3 months - Children	77	792	9.7%	13.1%	13.4%	12.4%
% of FP17s for the same patient ID Re-attending within 3 months - Adults	595	3,270	18.2%	16.3%	17.3%	16.6%
% of FP17s for the same patient ID Re-attending between 3 & 9 months - Children	496	792	62.6%	54.5%	58.9%	57.5%
% of FP17s for the same patient ID Re-attending between 3 & 9 months - Adults	1,913	3,270	58.5%	50.6%	52.5%	50.4%
% of FP17s for Band 1 Urgent Courses	428	3,959	10.8%	8.8%	9.3%	9.1%
% of FP17s Relating to Free Repair or Replacements	72	3,959	1.8%	1.3%	1.0%	0.8%
% of FP17s Relating to Continuations	41	3,959	1.0%	1.7%	1.5%	1.3%
% of Patients satisfied with the dentistry they have received	10	12	83.3%	91.3%	93.1%	92.7%
% of Patients satisfied with the time they had to wait for an appointment	11	12	91.7%	89.2%	89.8%	88.8%

* This is based on patients treated on this contract for their most recent course of treatment. Figures in italics indicate the base number of FP17s or Patient Questionnaire responses are less than 100. N/A is shown where the base number of responses is less than 10 during the period. % is calculated as Quantity/Base number*100

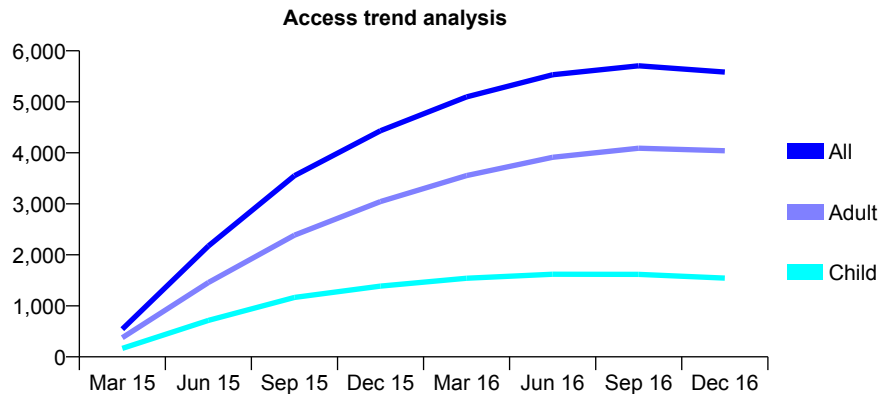
Q45 - Vital Signs At a Glance Contract Report for 177334/0001 - December 2016

Name or company name	Ingleby Meadow Dental Practice Partnershi
Contract type name	GDS Contract
Purpose of contract	General
Contract start date	04/03/2015
Contract end date	

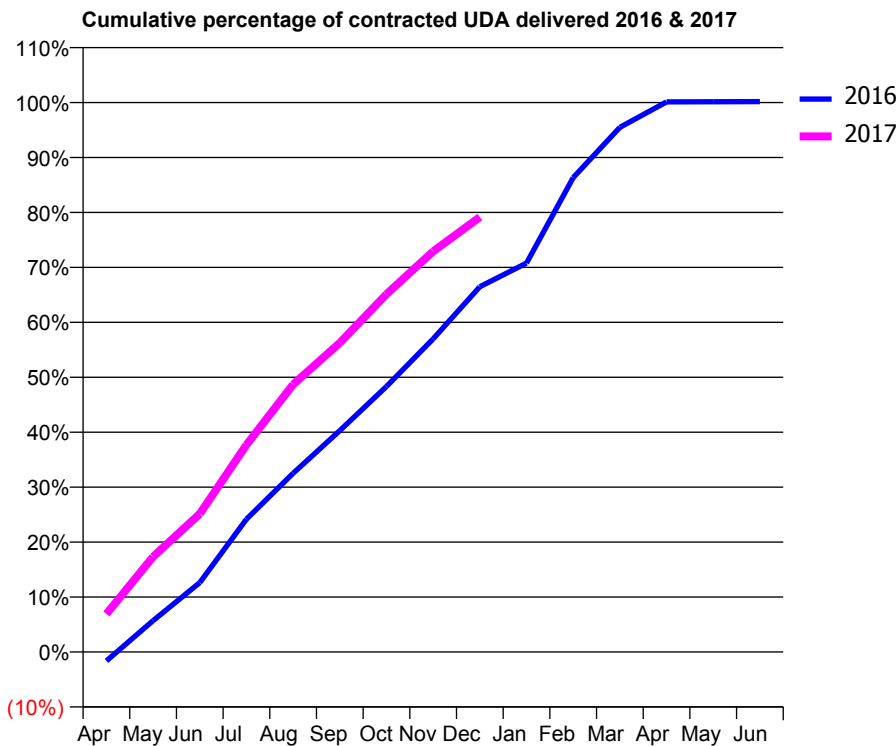
16/17 Contracted general activity (UDA)	14,808
Carry forward general activity (UDA)	0
16/17 Contracted orthodontic activity (UOA)	0
Carry forward orthodontic activity (UOA)	0
Baseline contract value	£382,510.49

ACCESS*

Patients seen in 24 months	Total	Change since previous quarter
Quarter ending December 2015	4,432	
Quarter ending March 2016	5,096	↑
Quarter ending June 2016	5,531	↑
Quarter ending September 2016	5,705	↑
Quarter ending December 2016	5,584	↓
Variance since December 2015	26.0%	↑



ACTIVITY



Month	Adjusted Scheduled Activity (UDA)	
	2016	2017
April	-244	1,028
May	845	2,566
June	1,871	3,724
July	3,580	5,582
August	4,817	7,209
September	5,967	8,331
October	7,155	9,645
November	8,438	10,796
December	9,844	11,720
January	10,480	
February	12,783	
March	14,139	
April	14,826	
May	14,829	
June	14,832	

QUALITY

	Quantity	Base Number	Contract	AT	Region	England
% of FP17s for the same patient ID Re-attending within 3 months - Children	127	1,630	7.8%	13.1%	13.4%	12.4%
% of FP17s for the same patient ID Re-attending within 3 months - Adults	757	4,274	17.7%	16.3%	17.3%	16.6%
% of FP17s for the same patient ID Re-attending between 3 & 9 months - Children	900	1,630	55.2%	54.5%	58.9%	57.5%
% of FP17s for the same patient ID Re-attending between 3 & 9 months - Adults	2,107	4,274	49.3%	50.6%	52.5%	50.4%
% of FP17s for Band 1 Urgent Courses	495	5,580	8.9%	8.8%	9.3%	9.1%
% of FP17s Relating to Free Repair or Replacements	104	5,580	1.9%	1.3%	1.0%	0.8%
% of FP17s Relating to Continuations	224	5,580	4.0%	1.7%	1.5%	1.3%
% of Patients satisfied with the dentistry they have received	18	20	90.0%	91.3%	93.1%	92.7%
% of Patients satisfied with the time they had to wait for an appointment	16	20	80.0%	89.2%	89.8%	88.8%

* This is based on patients treated on this contract for their most recent course of treatment. Figures in italics indicate the base number of FP17s or Patient Questionnaire responses are less than 100. N/A is shown where the base number of responses is less than 10 during the period. % is calculated as Quantity/Base number*100

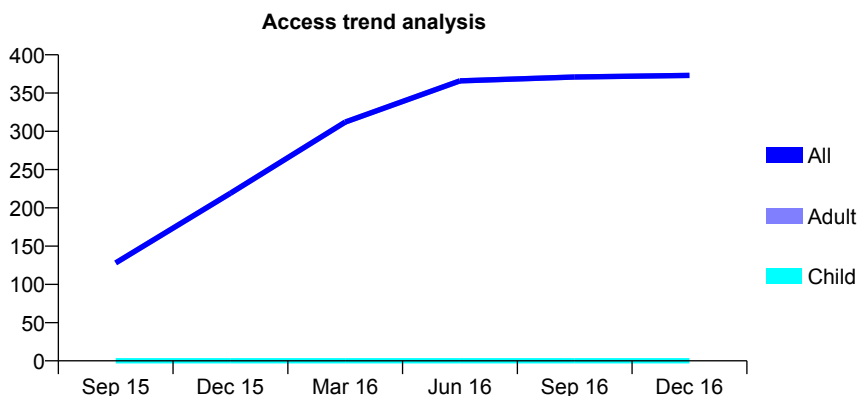
Q45 - Vital Signs At a Glance Contract Report for 179302/0001 - December 2016

Name or company name	Mr MA Hyder - Prison Dental Services
Contract type name	PDS Plus Contract
Purpose of contract	General
Contract start date	01/04/2015
Contract end date	31/03/2020

16/17 Contracted general activity (UDA)	14,728
Carry forward general activity (UDA)	0
16/17 Contracted orthodontic activity (UOA)	0
Carry forward orthodontic activity (UOA)	0
Baseline contract value	£466,003.80

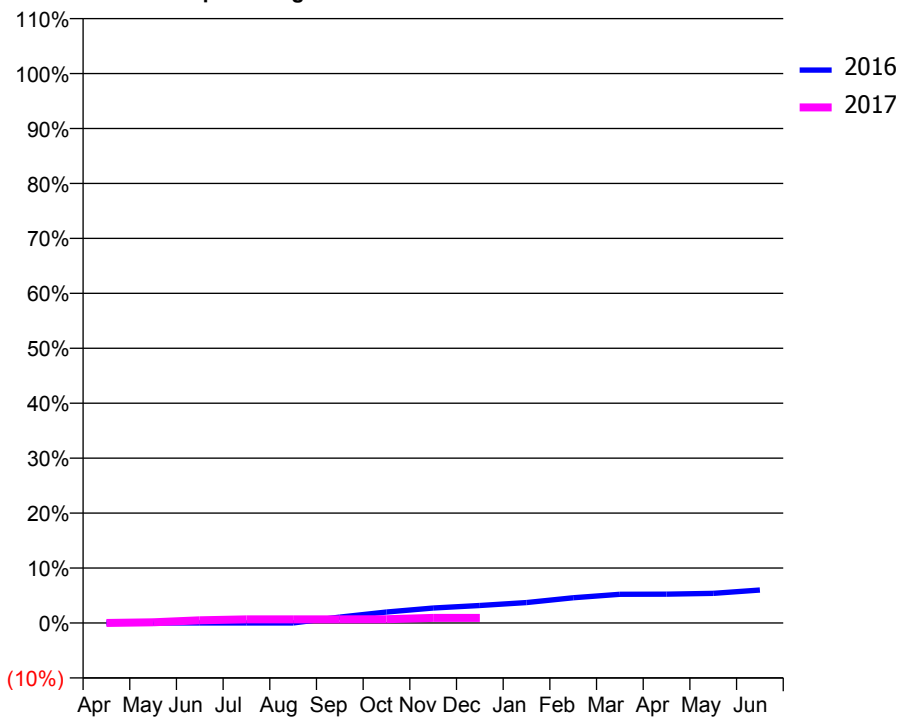
ACCESS*

Patients seen in 24 months	Total	Change since previous quarter
Quarter ending December 2015	219	
Quarter ending March 2016	312	↑
Quarter ending June 2016	366	↑
Quarter ending September 2016	371	→
Quarter ending December 2016	373	→
Variance since December 2015	70.3%	↑



ACTIVITY

Cumulative percentage of contracted UDA delivered 2016 & 2017



Month	Adjusted Scheduled Activity (UDA)	
	2016	2017
April	0	0
May	0	20
June	0	74
July	0	97
August	0	97
September	191	97
October	351	100
November	478	139
December	560	139
January	655	
February	806	
March	917	
April	923	
May	948	
June	1,053	

QUALITY

	Quantity	Base Number	Contract	AT	Region	England
% of FP17s for the same patient ID Re-attending within 3 months - Children	0	0	N/A	13.1%	13.4%	12.4%
% of FP17s for the same patient ID Re-attending within 3 months - Adults	25	125	20.0%	16.3%	17.3%	16.6%
% of FP17s for the same patient ID Re-attending between 3 & 9 months - Children	0	0	N/A	54.5%	58.9%	57.5%
% of FP17s for the same patient ID Re-attending between 3 & 9 months - Adults	7	125	5.6%	50.6%	52.5%	50.4%
% of FP17s for Band 1 Urgent Courses	46	67	68.7%	8.8%	9.3%	9.1%
% of FP17s Relating to Free Repair or Replacements	0	67	0.0%	1.3%	1.0%	0.8%
% of FP17s Relating to Continuations	0	67	0.0%	1.7%	1.5%	1.3%
% of Patients satisfied with the dentistry they have received	0	0	N/A	91.3%	93.1%	92.7%
% of Patients satisfied with the time they had to wait for an appointment	0	0	N/A	89.2%	89.8%	88.8%

* This is based on patients treated on this contract for their most recent course of treatment. Figures in italics indicate the base number of FP17s or Patient Questionnaire responses are less than 100. N/A is shown where the base number of responses is less than 10 during the period. % is calculated as Quantity/Base number*100

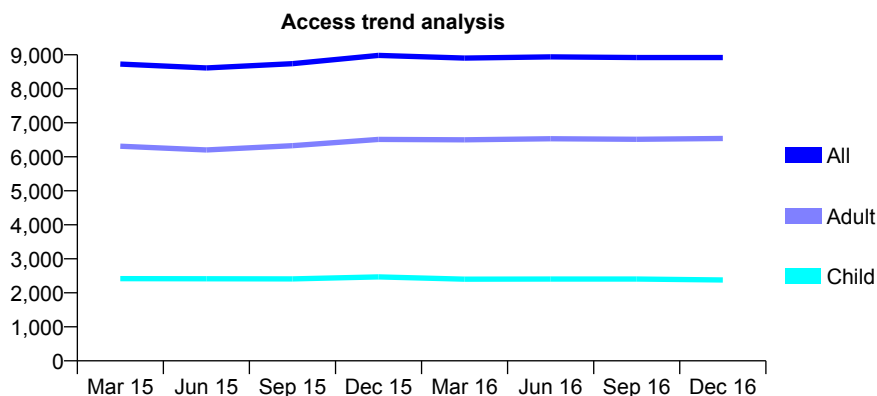
Q45 - Vital Signs At a Glance Contract Report for 179523/0002 - December 2016

Name or company name	Jeyarajan Dental Care Ltd.
Contract type name	GDS Contract
Purpose of contract	General
Contract start date	01/04/2009
Contract end date	

16/17 Contracted general activity (UDA)	24,500
Carry forward general activity (UDA)	0
16/17 Contracted orthodontic activity (UOA)	0
Carry forward orthodontic activity (UOA)	0
Baseline contract value	£702,349.53

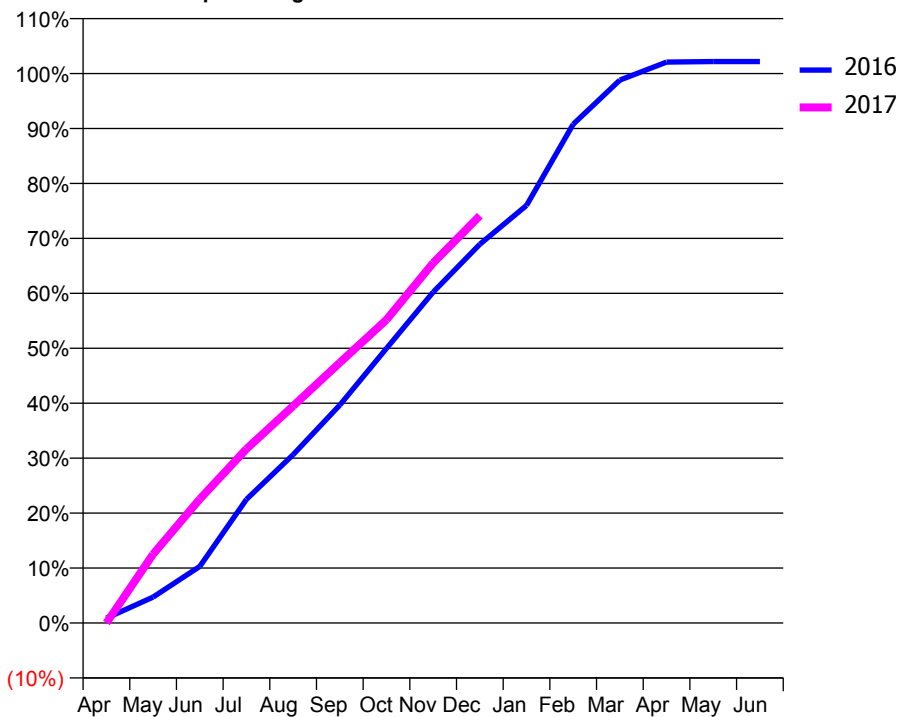
ACCESS*

Patients seen in 24 months	Total	Change since previous quarter
Quarter ending December 2015	8,982	
Quarter ending March 2016	8,902	→
Quarter ending June 2016	8,938	→
Quarter ending September 2016	8,920	→
Quarter ending December 2016	8,920	→
Variance since December 2015	(0.7%)	→



ACTIVITY

Cumulative percentage of contracted UDA delivered 2016 & 2017



Month	Adjusted Scheduled Activity (UDA)	
	2016	2017
April	217	0
May	1,156	3,069
June	2,526	5,523
July	5,516	7,762
August	7,506	9,676
September	9,717	11,607
October	12,246	13,520
November	14,754	16,057
December	16,891	18,159
January	18,616	
February	22,241	
March	24,206	
April	25,009	
May	25,031	
June	25,031	

QUALITY

	Quantity	Base Number	Contract	AT	Region	England
% of FP17s for the same patient ID Re-attending within 3 months - Children	186	2,007	9.3%	13.1%	13.4%	12.4%
% of FP17s for the same patient ID Re-attending within 3 months - Adults	887	5,369	16.5%	16.3%	17.3%	16.6%
% of FP17s for the same patient ID Re-attending between 3 & 9 months - Children	737	2,007	36.7%	54.5%	58.9%	57.5%
% of FP17s for the same patient ID Re-attending between 3 & 9 months - Adults	2,096	5,369	39.0%	50.6%	52.5%	50.4%
% of FP17s for Band 1 Urgent Courses	824	7,055	11.7%	8.8%	9.3%	9.1%
% of FP17s Relating to Free Repair or Replacements	204	7,055	2.9%	1.3%	1.0%	0.8%
% of FP17s Relating to Continuations	42	7,055	0.6%	1.7%	1.5%	1.3%
% of Patients satisfied with the dentistry they have received	6	7	N/A	91.3%	93.1%	92.7%
% of Patients satisfied with the time they had to wait for an appointment	5	7	N/A	89.2%	89.8%	88.8%

* This is based on patients treated on this contract for their most recent course of treatment. Figures in italics indicate the base number of FP17s or Patient Questionnaire responses are less than 100. N/A is shown where the base number of responses is less than 10 during the period. % is calculated as Quantity/Base number*100

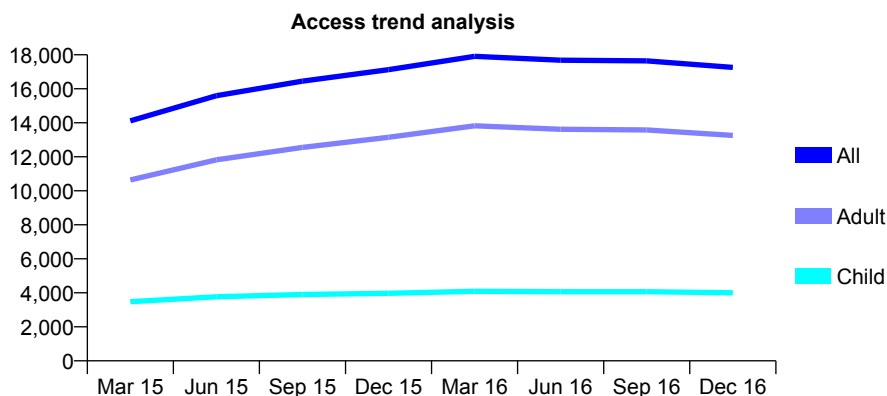
Q45 - Vital Signs At a Glance Contract Report for 186007/0001 - December 2016

Name or company name	Hartlepool Dental Practice Partnership
Contract type name	GDS Contract
Purpose of contract	General
Contract start date	01/04/2014
Contract end date	

16/17 Contracted general activity (UDA)	60,590
Carry forward general activity (UDA)	0
16/17 Contracted orthodontic activity (UOA)	0
Carry forward orthodontic activity (UOA)	0
Baseline contract value	£1,388,990.87

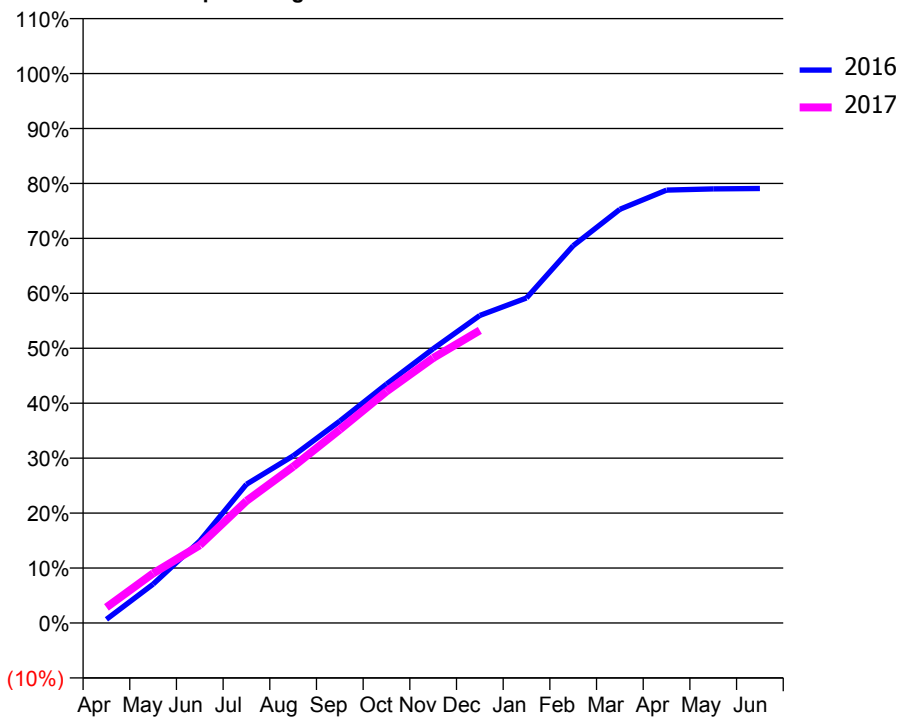
ACCESS*

Patients seen in 24 months	Total	Change since previous quarter
Quarter ending December 2015	17,127	
Quarter ending March 2016	17,912	↑
Quarter ending June 2016	17,685	↓
Quarter ending September 2016	17,647	→
Quarter ending December 2016	17,260	↓
Variance since December 2015	0.8%	→



ACTIVITY

Cumulative percentage of contracted UDA delivered 2016 & 2017



Month	Adjusted Scheduled Activity (UDA)	
	2016	2017
April	453	1,721
May	4,819	5,471
June	10,176	8,579
July	17,190	13,460
August	20,719	17,243
September	25,024	21,333
October	29,600	25,528
November	33,980	29,218
December	38,108	32,265
January	40,274	
February	46,748	
March	51,265	
April	53,651	
May	53,786	
June	53,834	

QUALITY

	Quantity	Base Number	Contract	AT	Region	England
% of FP17s for the same patient ID Re-attending within 3 months - Children	121	3,420	3.5%	13.1%	13.4%	12.4%
% of FP17s for the same patient ID Re-attending within 3 months - Adults	981	10,325	9.5%	16.3%	17.3%	16.6%
% of FP17s for the same patient ID Re-attending between 3 & 9 months - Children	1,358	3,420	39.7%	54.5%	58.9%	57.5%
% of FP17s for the same patient ID Re-attending between 3 & 9 months - Adults	4,753	10,325	46.0%	50.6%	52.5%	50.4%
% of FP17s for Band 1 Urgent Courses	363	12,881	2.8%	8.8%	9.3%	9.1%
% of FP17s Relating to Free Repair or Replacements	74	12,881	0.6%	1.3%	1.0%	0.8%
% of FP17s Relating to Continuations	188	12,881	1.5%	1.7%	1.5%	1.3%
% of Patients satisfied with the dentistry they have received	28	35	80.0%	91.3%	93.1%	92.7%
% of Patients satisfied with the time they had to wait for an appointment	28	35	80.0%	89.2%	89.8%	88.8%

* This is based on patients treated on this contract for their most recent course of treatment. Figures in italics indicate the base number of FP17s or Patient Questionnaire responses are less than 100. N/A is shown where the base number of responses is less than 10 during the period. % is calculated as Quantity/Base number*100

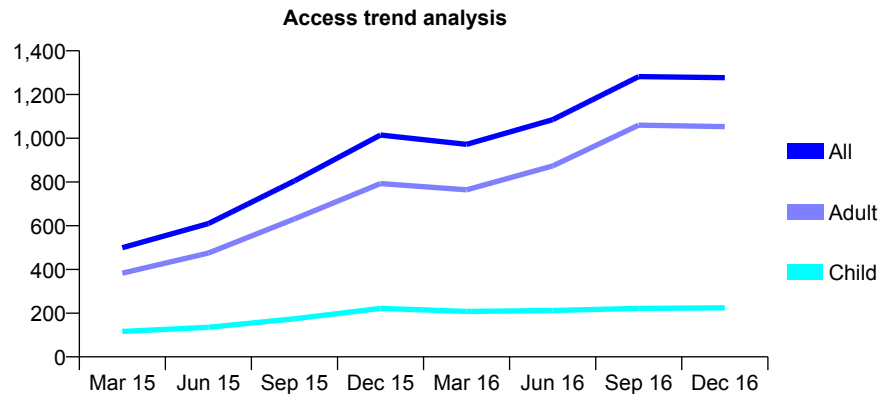
Q45 - Vital Signs At a Glance Contract Report for 192589/0001 - December 2016

Name or company name	Novident Dental Practice
Contract type name	GDS Contract
Purpose of contract	General
Contract start date	01/11/2014
Contract end date	

16/17 Contracted general activity (UDA)	3,500
Carry forward general activity (UDA)	29
16/17 Contracted orthodontic activity (UOA)	0
Carry forward orthodontic activity (UOA)	0
Baseline contract value	£75,148.30

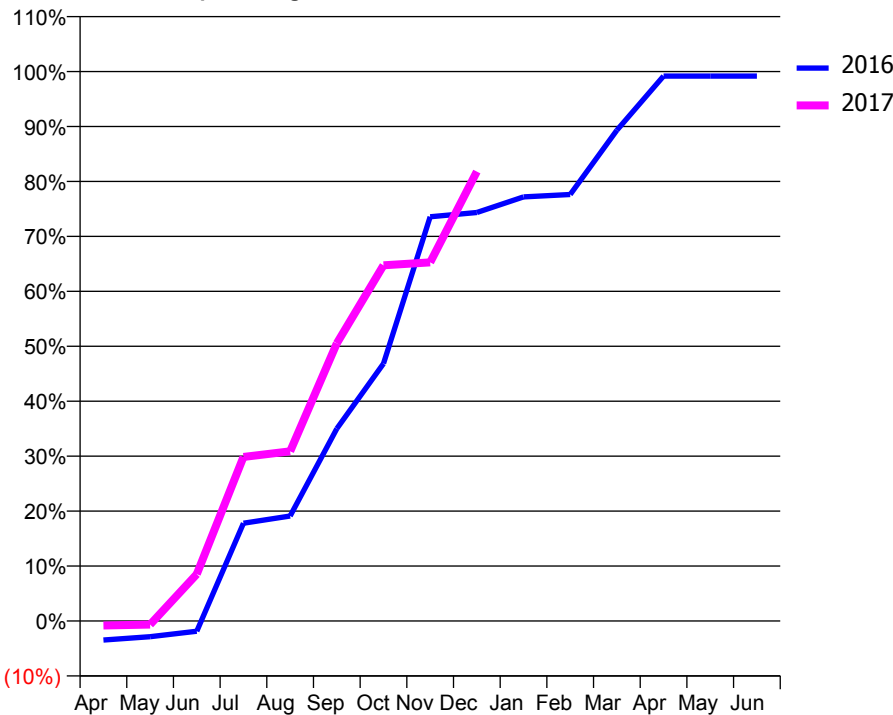
ACCESS*

Patients seen in 24 months	Total	Change since previous quarter
Quarter ending December 2015	1,015	
Quarter ending March 2016	972	↓
Quarter ending June 2016	1,085	↑
Quarter ending September 2016	1,282	↑
Quarter ending December 2016	1,277	→
Variance since December 2015	25.8%	↑



ACTIVITY

Cumulative percentage of contracted UDA delivered 2016 & 2017



Month	Adjusted Scheduled Activity (UDA)	
	2016	2017
April	-122	-29
May	-101	-23
June	-66	299
July	623	1,045
August	669	1,081
September	1,226	1,769
October	1,640	2,266
November	2,575	2,285
December	2,602	2,862
January	2,702	
February	2,717	
March	3,126	
April	3,471	
May	3,471	
June	3,471	

QUALITY

	Quantity	Base Number	Contract	AT	Region	England
% of FP17s for the same patient ID Re-attending within 3 months - Children	4	197	2.0%	13.1%	13.4%	12.4%
% of FP17s for the same patient ID Re-attending within 3 months - Adults	26	868	3.0%	16.3%	17.3%	16.6%
% of FP17s for the same patient ID Re-attending between 3 & 9 months - Children	24	197	12.2%	54.5%	58.9%	57.5%
% of FP17s for the same patient ID Re-attending between 3 & 9 months - Adults	96	868	11.1%	50.6%	52.5%	50.4%
% of FP17s for Band 1 Urgent Courses	12	961	1.2%	8.8%	9.3%	9.1%
% of FP17s Relating to Free Repair or Replacements	8	961	0.8%	1.3%	1.0%	0.8%
% of FP17s Relating to Continuations	5	961	0.5%	1.7%	1.5%	1.3%
% of Patients satisfied with the dentistry they have received	2	3	N/A	91.3%	93.1%	92.7%
% of Patients satisfied with the time they had to wait for an appointment	3	3	N/A	89.2%	89.8%	88.8%

* This is based on patients treated on this contract for their most recent course of treatment. Figures in italics indicate the base number of FP17s or Patient Questionnaire responses are less than 100. N/A is shown where the base number of responses is less than 10 during the period. % is calculated as Quantity/Base number*100

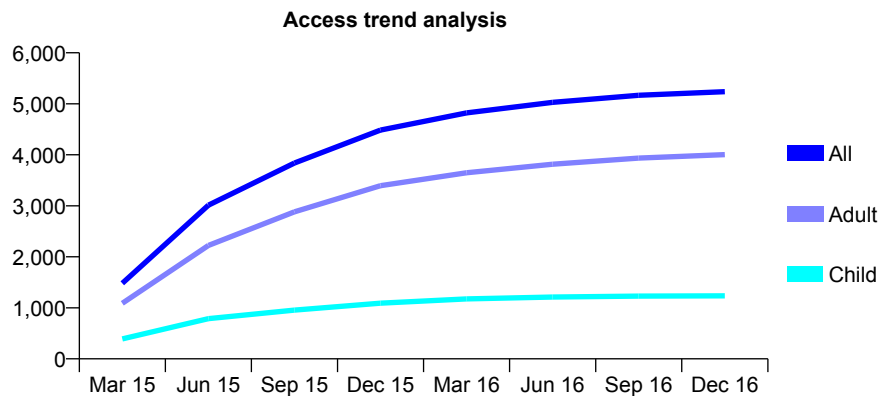
Q45 - Vital Signs At a Glance Contract Report for 193771/0001 - December 2016

Name or company name	Thornaby Dental Centre
Contract type name	GDS Contract
Purpose of contract	General
Contract start date	01/01/2015
Contract end date	

16/17 Contracted general activity (UDA)	20,325
Carry forward general activity (UDA)	0
16/17 Contracted orthodontic activity (UOA)	0
Carry forward orthodontic activity (UOA)	0
Baseline contract value	£438,598.07

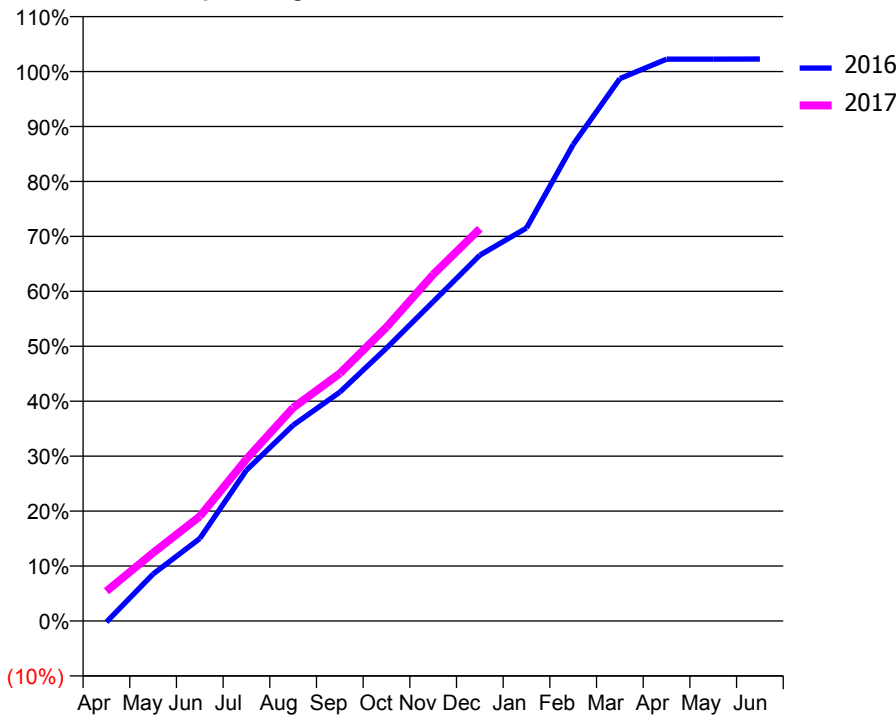
ACCESS*

Patients seen in 24 months	Total	Change since previous quarter
Quarter ending December 2015	4,486	
Quarter ending March 2016	4,823	↑
Quarter ending June 2016	5,029	↑
Quarter ending September 2016	5,167	↑
Quarter ending December 2016	5,239	→
Variance since December 2015	16.8%	↑



ACTIVITY

Cumulative percentage of contracted UDA delivered 2016 & 2017



Month	Adjusted Scheduled Activity (UDA)	
	2016	2017
April	-43	1,103
May	1,737	2,521
June	3,052	3,869
July	5,583	5,988
August	7,245	7,890
September	8,467	9,159
October	10,094	10,869
November	11,811	12,817
December	13,529	14,506
January	14,536	
February	17,628	
March	20,060	
April	20,783	
May	20,783	
June	20,785	

QUALITY

	Quantity	Base Number	Contract	AT	Region	England
% of FP17s for the same patient ID Re-attending within 3 months - Children	87	1,516	5.7%	13.1%	13.4%	12.4%
% of FP17s for the same patient ID Re-attending within 3 months - Adults	847	5,178	16.4%	16.3%	17.3%	16.6%
% of FP17s for the same patient ID Re-attending between 3 & 9 months - Children	1,016	1,516	67.0%	54.5%	58.9%	57.5%
% of FP17s for the same patient ID Re-attending between 3 & 9 months - Adults	3,308	5,178	63.9%	50.6%	52.5%	50.4%
% of FP17s for Band 1 Urgent Courses	77	6,405	1.2%	8.8%	9.3%	9.1%
% of FP17s Relating to Free Repair or Replacements	104	6,405	1.6%	1.3%	1.0%	0.8%
% of FP17s Relating to Continuations	342	6,405	5.3%	1.7%	1.5%	1.3%
% of Patients satisfied with the dentistry they have received	16	19	84.2%	91.3%	93.1%	92.7%
% of Patients satisfied with the time they had to wait for an appointment	15	19	78.9%	89.2%	89.8%	88.8%

* This is based on patients treated on this contract for their most recent course of treatment. Figures in italics indicate the base number of FP17s or Patient Questionnaire responses are less than 100. N/A is shown where the base number of responses is less than 10 during the period. % is calculated as Quantity/Base number*100

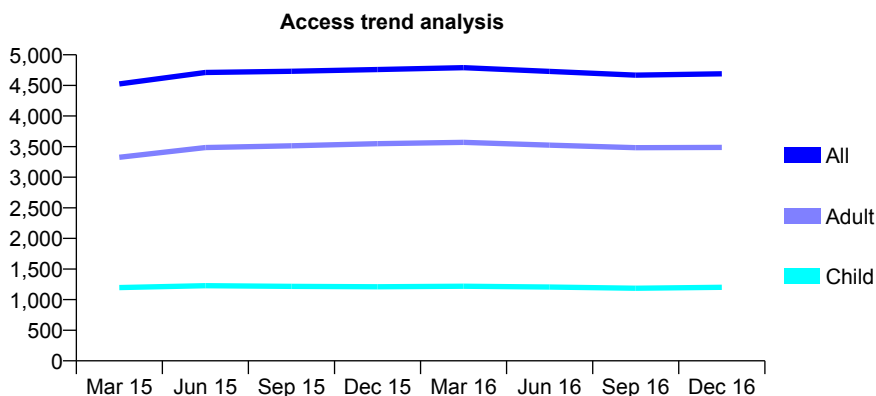
Q45 - Vital Signs At a Glance Contract Report for 194344/0001 - December 2016

Name or company name	N & N Dental Group
Contract type name	GDS Contract
Purpose of contract	General
Contract start date	02/04/2013
Contract end date	

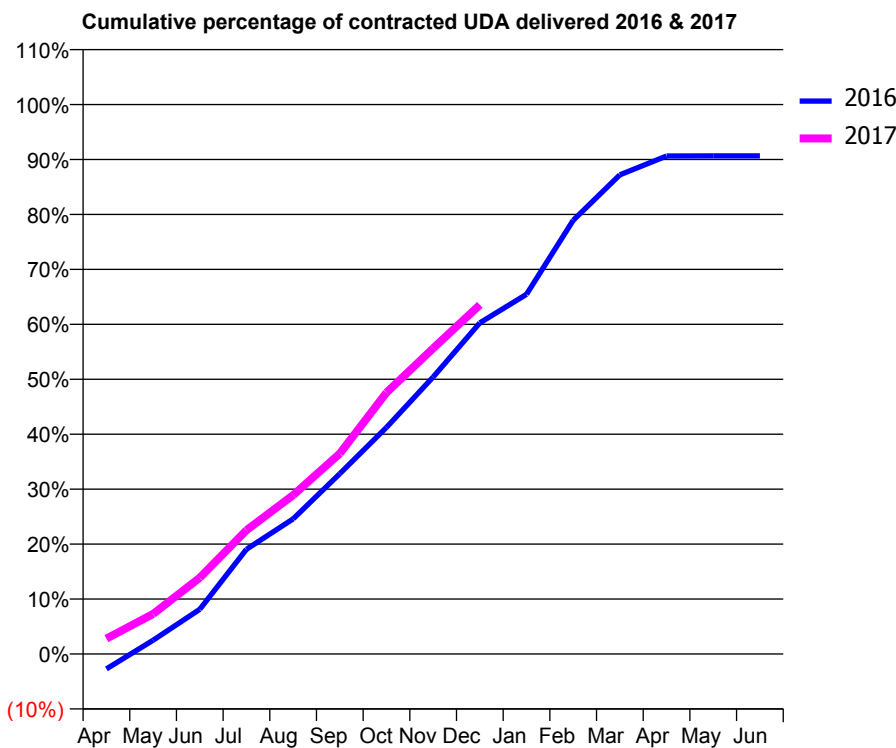
16/17 Contracted general activity (UDA)	13,000
Carry forward general activity (UDA)	0
16/17 Contracted orthodontic activity (UOA)	0
Carry forward orthodontic activity (UOA)	0
Baseline contract value	£404,693.68

ACCESS*

Patients seen in 24 months	Total	Change since previous quarter
Quarter ending December 2015	4,759	
Quarter ending March 2016	4,789	→
Quarter ending June 2016	4,728	↓
Quarter ending September 2016	4,668	↓
Quarter ending December 2016	4,689	→
Variance since December 2015	(1.5%)	↓



ACTIVITY



Month	Adjusted Scheduled Activity (UDA)	
	2016	2017
April	-356	366
May	326	948
June	1,059	1,806
July	2,479	2,928
August	3,198	3,759
September	4,266	4,744
October	5,361	6,186
November	6,555	7,231
December	7,835	8,260
January	8,510	
February	10,261	
March	11,338	
April	11,781	
May	11,784	
June	11,784	

QUALITY

	Quantity	Base Number	Contract	AT	Region	England
% of FP17s for the same patient ID Re-attending within 3 months - Children	52	1,164	4.5%	13.1%	13.4%	12.4%
% of FP17s for the same patient ID Re-attending within 3 months - Adults	261	2,797	9.3%	16.3%	17.3%	16.6%
% of FP17s for the same patient ID Re-attending between 3 & 9 months - Children	604	1,164	51.9%	54.5%	58.9%	57.5%
% of FP17s for the same patient ID Re-attending between 3 & 9 months - Adults	1,310	2,797	46.8%	50.6%	52.5%	50.4%
% of FP17s for Band 1 Urgent Courses	259	3,706	7.0%	8.8%	9.3%	9.1%
% of FP17s Relating to Free Repair or Replacements	37	3,706	1.0%	1.3%	1.0%	0.8%
% of FP17s Relating to Continuations	43	3,706	1.2%	1.7%	1.5%	1.3%
% of Patients satisfied with the dentistry they have received	4	4	N/A	91.3%	93.1%	92.7%
% of Patients satisfied with the time they had to wait for an appointment	3	4	N/A	89.2%	89.8%	88.8%

* This is based on patients treated on this contract for their most recent course of treatment. Figures in italics indicate the base number of FP17s or Patient Questionnaire responses are less than 100. N/A is shown where the base number of responses is less than 10 during the period. % is calculated as Quantity/Base number*100

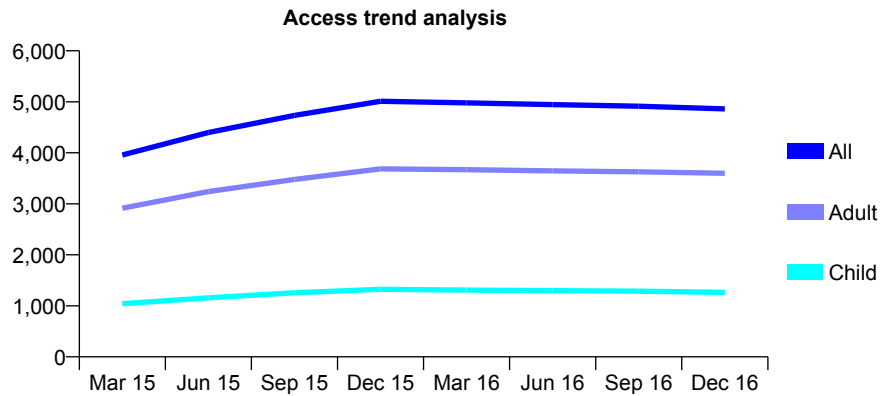
Q45 - Vital Signs At a Glance Contract Report for 195278/0001 - December 2016

Name or company name	The Grainger Stockton, Birtley and Stanley
Contract type name	GDS Contract
Purpose of contract	General
Contract start date	01/02/2014
Contract end date	

16/17 Contracted general activity (UDA)	13,053
Carry forward general activity (UDA)	0
16/17 Contracted orthodontic activity (UOA)	0
Carry forward orthodontic activity (UOA)	0
Baseline contract value	£390,955.33

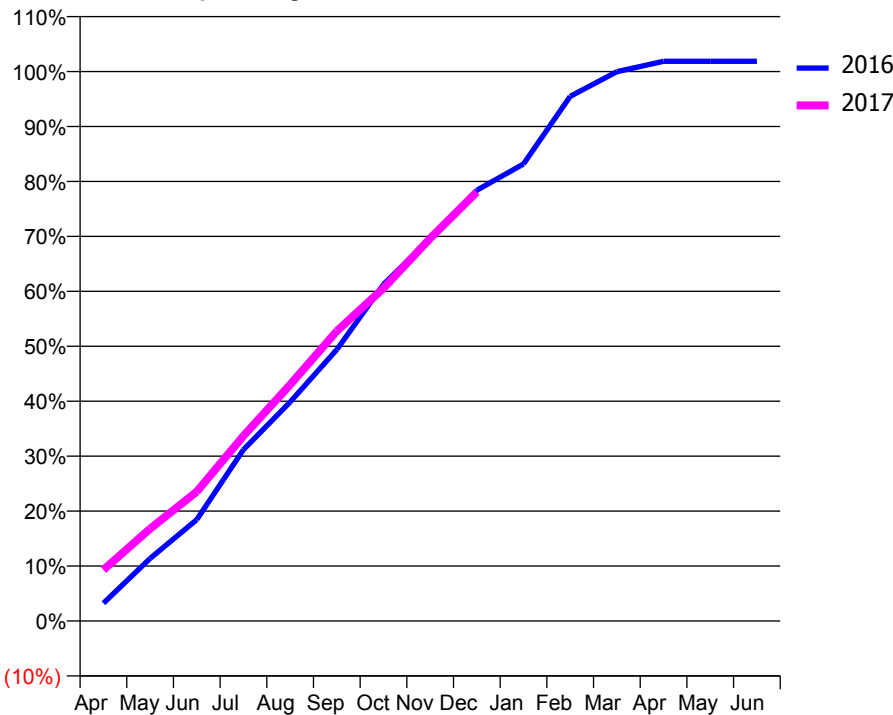
ACCESS*

Patients seen in 24 months	Total	Change since previous quarter
Quarter ending December 2015	5,010	
Quarter ending March 2016	4,978	→
Quarter ending June 2016	4,944	→
Quarter ending September 2016	4,915	→
Quarter ending December 2016	4,862	↓
Variance since December 2015	(3.0%)	↓



ACTIVITY

Cumulative percentage of contracted UDA delivered 2016 & 2017



Month	Adjusted Scheduled Activity (UDA)	
	2016	2017
April	423	1,214
May	1,487	2,195
June	2,408	3,073
July	4,073	4,398
August	5,204	5,615
September	6,449	6,888
October	7,997	7,906
November	9,086	9,091
December	10,232	10,192
January	10,858	
February	12,463	
March	13,050	
April	13,297	
May	13,297	
June	13,297	

QUALITY

	Quantity	Base Number	Contract	AT	Region	England
% of FP17s for the same patient ID Re-attending within 3 months - Children	24	1,245	1.9%	13.1%	13.4%	12.4%
% of FP17s for the same patient ID Re-attending within 3 months - Adults	224	3,425	6.5%	16.3%	17.3%	16.6%
% of FP17s for the same patient ID Re-attending between 3 & 9 months - Children	772	1,245	62.0%	54.5%	58.9%	57.5%
% of FP17s for the same patient ID Re-attending between 3 & 9 months - Adults	2,075	3,425	60.6%	50.6%	52.5%	50.4%
% of FP17s for Band 1 Urgent Courses	53	4,483	1.2%	8.8%	9.3%	9.1%
% of FP17s Relating to Free Repair or Replacements	7	4,483	0.2%	1.3%	1.0%	0.8%
% of FP17s Relating to Continuations	34	4,483	0.8%	1.7%	1.5%	1.3%
% of Patients satisfied with the dentistry they have received	13	16	81.3%	91.3%	93.1%	92.7%
% of Patients satisfied with the time they had to wait for an appointment	16	16	100.0%	89.2%	89.8%	88.8%

* This is based on patients treated on this contract for their most recent course of treatment. Figures in italics indicate the base number of FP17s or Patient Questionnaire responses are less than 100. N/A is shown where the base number of responses is less than 10 during the period. % is calculated as Quantity/Base number*100

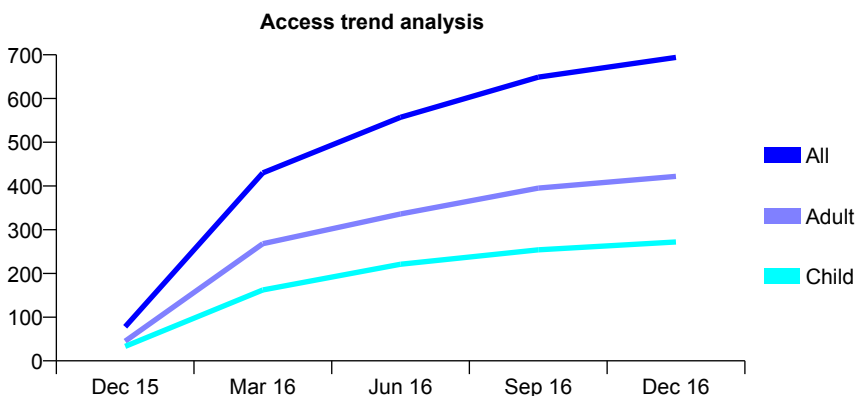
Q45 - Vital Signs At a Glance Contract Report for 198005/0001 - December 2016

Name or company name	Stoney Field Dental Practice
Contract type name	GDS Contract
Purpose of contract	General
Contract start date	01/11/2015
Contract end date	

16/17 Contracted general activity (UDA)	2,853
Carry forward general activity (UDA)	11
16/17 Contracted orthodontic activity (UOA)	0
Carry forward orthodontic activity (UOA)	0
Baseline contract value	£80,703.68

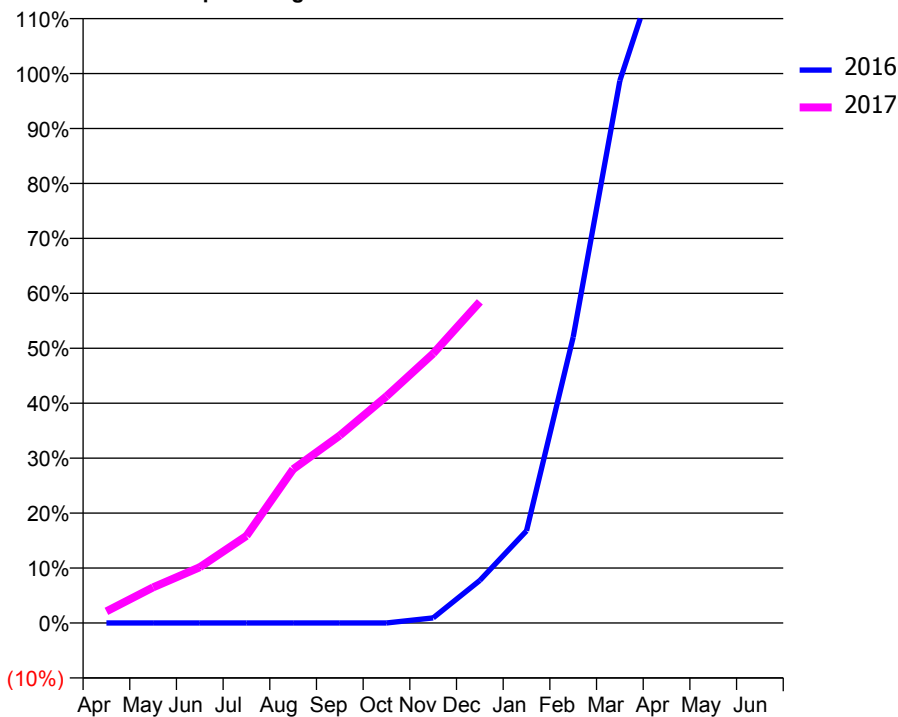
ACCESS*

Patients seen in 24 months	Total	Change since previous quarter
Quarter ending December 2015	78	
Quarter ending March 2016	430	↑
Quarter ending June 2016	557	↑
Quarter ending September 2016	649	↑
Quarter ending December 2016	694	↑
Variance since December 2015	789.7%	↑



ACTIVITY

Cumulative percentage of contracted UDA delivered 2016 & 2017



Adjusted Scheduled Activity (UDA)

Month	2016	2017
April	0	61
May	0	185
June	0	290
July	0	452
August	0	798
September	0	974
October	0	1,178
November	11	1,399
December	92	1,667
January	199	
February	617	
March	1,170	
April	1,475	
May	1,478	
June	1,492	

QUALITY

	Quantity	Base Number	Contract	AT	Region	England
% of FP17s for the same patient ID Re-attending within 3 months - Children	12	287	4.2%	13.1%	13.4%	12.4%
% of FP17s for the same patient ID Re-attending within 3 months - Adults	34	433	7.9%	16.3%	17.3%	16.6%
% of FP17s for the same patient ID Re-attending between 3 & 9 months - Children	103	287	35.9%	54.5%	58.9%	57.5%
% of FP17s for the same patient ID Re-attending between 3 & 9 months - Adults	192	433	44.3%	50.6%	52.5%	50.4%
% of FP17s for Band 1 Urgent Courses	25	647	3.9%	8.8%	9.3%	9.1%
% of FP17s Relating to Free Repair or Replacements	6	647	0.9%	1.3%	1.0%	0.8%
% of FP17s Relating to Continuations	9	647	1.4%	1.7%	1.5%	1.3%
% of Patients satisfied with the dentistry they have received	2	2	N/A	91.3%	93.1%	92.7%
% of Patients satisfied with the time they had to wait for an appointment	1	2	N/A	89.2%	89.8%	88.8%

* This is based on patients treated on this contract for their most recent course of treatment. Figures in italics indicate the base number of FP17s or Patient Questionnaire responses are less than 100. N/A is shown where the base number of responses is less than 10 during the period. % is calculated as Quantity/Base number*100

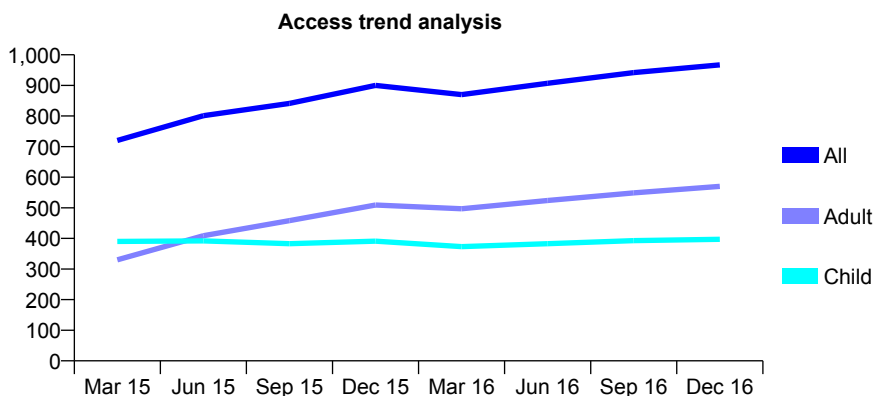
Q45 - Vital Signs At a Glance Contract Report for 199788/0001 - December 2016

Name or company name	Alan Lam Family Dental Practice Ltd.
Contract type name	GDS Contract
Purpose of contract	General
Contract start date	01/04/2009
Contract end date	

16/17 Contracted general activity (UDA)	2,228
Carry forward general activity (UDA)	0
16/17 Contracted orthodontic activity (UOA)	0
Carry forward orthodontic activity (UOA)	0
Baseline contract value	£47,137.65

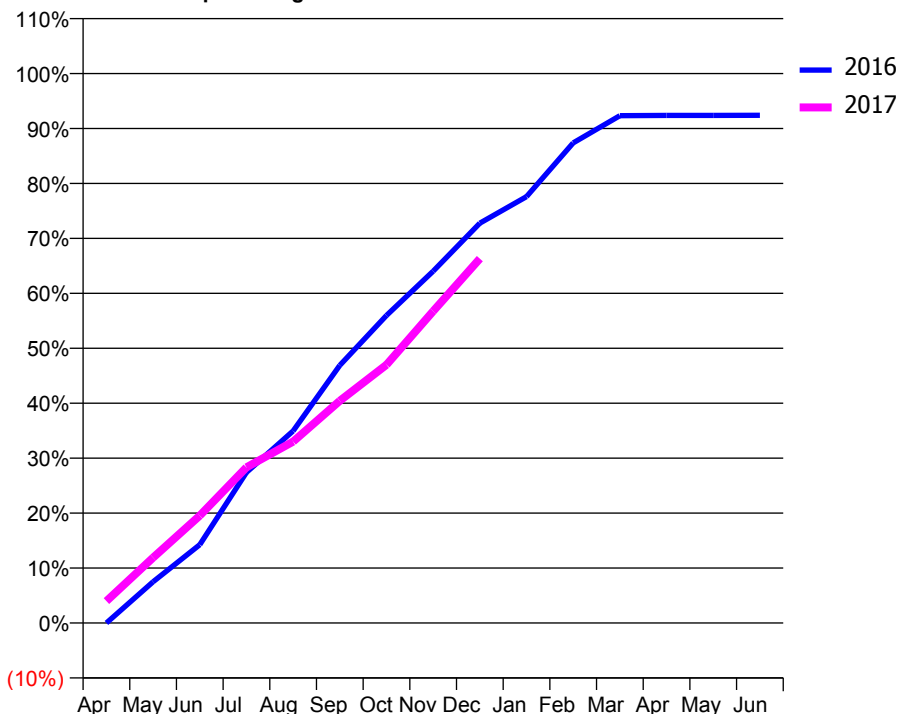
ACCESS*

Patients seen in 24 months	Total	Change since previous quarter
Quarter ending December 2015	900	
Quarter ending March 2016	870	↓
Quarter ending June 2016	907	↑
Quarter ending September 2016	942	↑
Quarter ending December 2016	967	↑
Variance since December 2015	7.4%	↑



ACTIVITY

Cumulative percentage of contracted UDA delivered 2016 & 2017



Adjusted Scheduled Activity (UDA)

Month	2016	2017
April	0	89
May	168	265
June	318	436
July	611	631
August	779	736
September	1,045	901
October	1,247	1,047
November	1,427	1,264
December	1,621	1,477
January	1,729	
February	1,947	
March	2,057	
April	2,058	
May	2,058	
June	2,059	

QUALITY

	Quantity	Base Number	Contract	AT	Region	England
% of FP17s for the same patient ID Re-attending within 3 months - Children	15	388	3.9%	13.1%	13.4%	12.4%
% of FP17s for the same patient ID Re-attending within 3 months - Adults	32	423	7.6%	16.3%	17.3%	16.6%
% of FP17s for the same patient ID Re-attending between 3 & 9 months - Children	173	388	44.6%	54.5%	58.9%	57.5%
% of FP17s for the same patient ID Re-attending between 3 & 9 months - Adults	177	423	41.8%	50.6%	52.5%	50.4%
% of FP17s for Band 1 Urgent Courses	36	805	4.5%	8.8%	9.3%	9.1%
% of FP17s Relating to Free Repair or Replacements	6	805	0.7%	1.3%	1.0%	0.8%
% of FP17s Relating to Continuations	4	805	0.5%	1.7%	1.5%	1.3%
% of Patients satisfied with the dentistry they have received	0	0	N/A	91.3%	93.1%	92.7%
% of Patients satisfied with the time they had to wait for an appointment	0	0	N/A	89.2%	89.8%	88.8%

* This is based on patients treated on this contract for their most recent course of treatment. Figures in italics indicate the base number of FP17s or Patient Questionnaire responses are less than 100. N/A is shown where the base number of responses is less than 10 during the period. % is calculated as Quantity/Base number*100

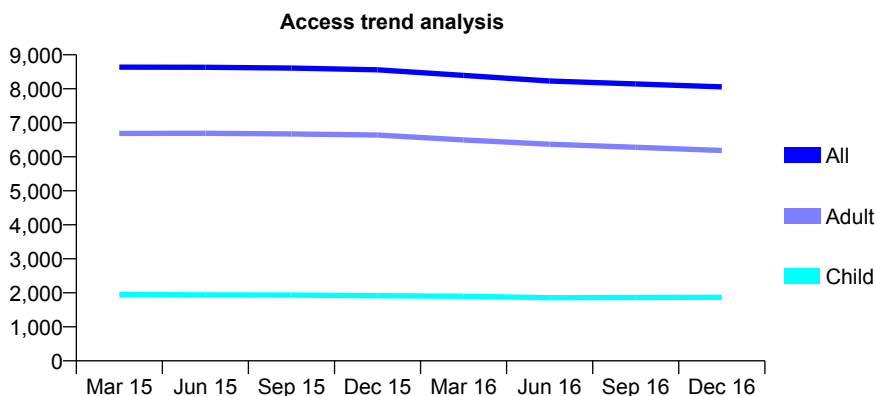
Q45 - Vital Signs At a Glance Contract Report for 203505/0003 - December 2016

Name or company name	MISS J MATHIESON
Contract type name	GDS Contract
Purpose of contract	General
Contract start date	19/12/2011
Contract end date	

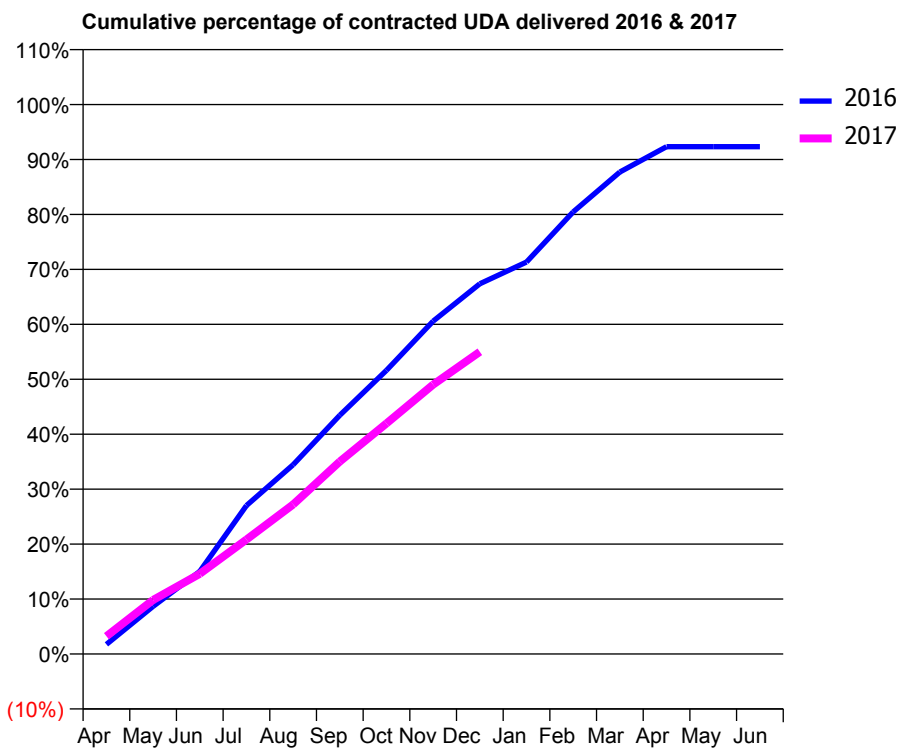
16/17 Contracted general activity (UDA)	34,821
Carry forward general activity (UDA)	0
16/17 Contracted orthodontic activity (UOA)	0
Carry forward orthodontic activity (UOA)	0
Baseline contract value	£860,032.19

ACCESS*

Patients seen in 24 months	Total	Change since previous quarter
Quarter ending December 2015	8,557	
Quarter ending March 2016	8,394	↓
Quarter ending June 2016	8,229	↓
Quarter ending September 2016	8,145	↓
Quarter ending December 2016	8,055	↓
Variance since December 2015	(5.9%)	↓



ACTIVITY



Month	Adjusted Scheduled Activity (UDA)	
	2016	2017
April	574	1,126
May	2,844	3,425
June	4,935	5,086
July	8,870	7,257
August	11,307	9,477
September	14,261	12,194
October	16,947	14,618
November	19,883	17,070
December	22,111	19,155
January	23,409	
February	26,406	
March	28,786	
April	30,303	
May	30,303	
June	30,303	

QUALITY

	Quantity	Base Number	Contract	AT	Region	England
% of FP17s for the same patient ID Re-attending within 3 months - Children	121	1,659	7.3%	13.1%	13.4%	12.4%
% of FP17s for the same patient ID Re-attending within 3 months - Adults	921	5,300	17.4%	16.3%	17.3%	16.6%
% of FP17s for the same patient ID Re-attending between 3 & 9 months - Children	754	1,659	45.4%	54.5%	58.9%	57.5%
% of FP17s for the same patient ID Re-attending between 3 & 9 months - Adults	2,297	5,300	43.3%	50.6%	52.5%	50.4%
% of FP17s for Band 1 Urgent Courses	736	6,494	11.3%	8.8%	9.3%	9.1%
% of FP17s Relating to Free Repair or Replacements	95	6,494	1.5%	1.3%	1.0%	0.8%
% of FP17s Relating to Continuations	149	6,494	2.3%	1.7%	1.5%	1.3%
% of Patients satisfied with the dentistry they have received	23	24	95.8%	91.3%	93.1%	92.7%
% of Patients satisfied with the time they had to wait for an appointment	23	24	95.8%	89.2%	89.8%	88.8%

* This is based on patients treated on this contract for their most recent course of treatment. Figures in italics indicate the base number of FP17s or Patient Questionnaire responses are less than 100. N/A is shown where the base number of responses is less than 10 during the period. % is calculated as Quantity/Base number*100

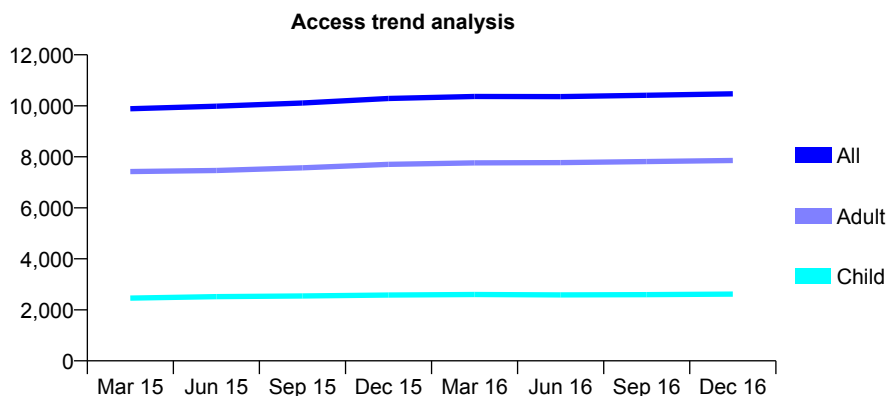
Q45 - Vital Signs At a Glance Contract Report for 209384/0001 - December 2016

Name or company name	MISS L POWELL
Contract type name	GDS Contract
Purpose of contract	General
Contract start date	01/04/2006
Contract end date	

16/17 Contracted general activity (UDA)	30,026
Carry forward general activity (UDA)	661
16/17 Contracted orthodontic activity (UOA)	0
Carry forward orthodontic activity (UOA)	0
Baseline contract value	£686,773.44

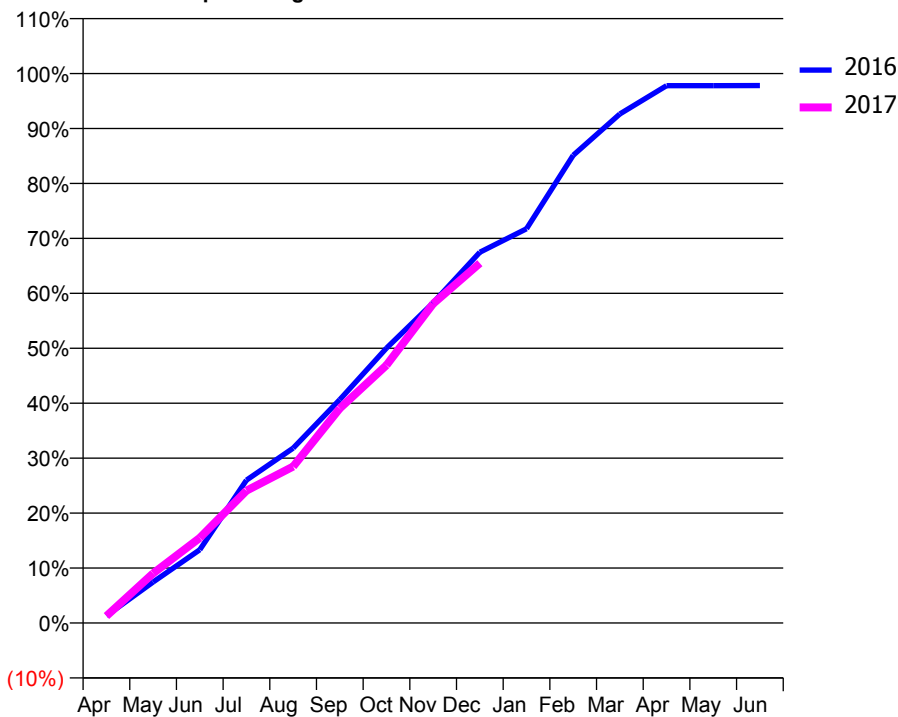
ACCESS*

Patients seen in 24 months	Total	Change since previous quarter
Quarter ending December 2015	10,289	
Quarter ending March 2016	10,366	→
Quarter ending June 2016	10,362	→
Quarter ending September 2016	10,412	→
Quarter ending December 2016	10,473	→
Variance since December 2015	1.8%	→



ACTIVITY

Cumulative percentage of contracted UDA delivered 2016 & 2017



Month	Adjusted Scheduled Activity (UDA)	
	2016	2017
April	400	383
May	2,241	2,712
June	4,004	4,653
July	7,810	7,233
August	9,558	8,553
September	12,209	11,726
October	15,024	14,091
November	17,495	17,447
December	20,263	19,664
January	21,544	
February	25,557	
March	27,815	
April	29,357	
May	29,363	
June	29,365	

QUALITY

	Quantity	Base Number	Contract	AT	Region	England
% of FP17s for the same patient ID Re-attending within 3 months - Children	363	3,118	11.6%	13.1%	13.4%	12.4%
% of FP17s for the same patient ID Re-attending within 3 months - Adults	1,587	8,568	18.5%	16.3%	17.3%	16.6%
% of FP17s for the same patient ID Re-attending between 3 & 9 months - Children	1,705	3,118	54.7%	54.5%	58.9%	57.5%
% of FP17s for the same patient ID Re-attending between 3 & 9 months - Adults	4,241	8,568	49.5%	50.6%	52.5%	50.4%
% of FP17s for Band 1 Urgent Courses	1,330	10,428	12.8%	8.8%	9.3%	9.1%
% of FP17s Relating to Free Repair or Replacements	149	10,428	1.4%	1.3%	1.0%	0.8%
% of FP17s Relating to Continuations	66	10,428	0.6%	1.7%	1.5%	1.3%
% of Patients satisfied with the dentistry they have received	16	17	94.1%	91.3%	93.1%	92.7%
% of Patients satisfied with the time they had to wait for an appointment	15	17	88.2%	89.2%	89.8%	88.8%

* This is based on patients treated on this contract for their most recent course of treatment. Figures in italics indicate the base number of FP17s or Patient Questionnaire responses are less than 100. N/A is shown where the base number of responses is less than 10 during the period. % is calculated as Quantity/Base number*100

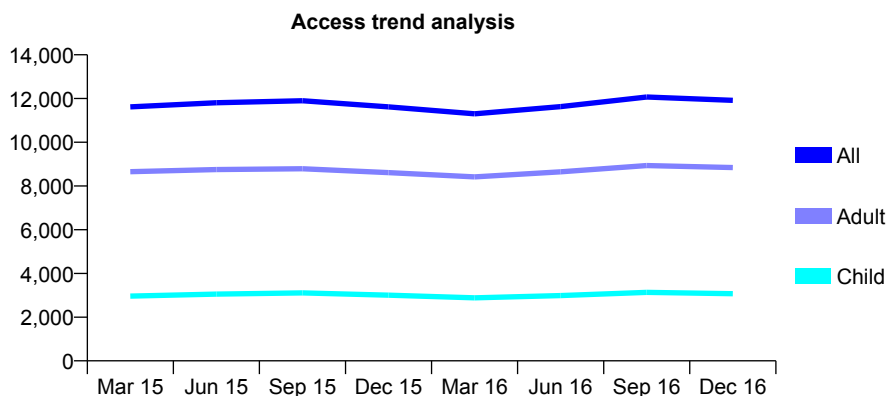
Q45 - Vital Signs At a Glance Contract Report for 210129/0001 - December 2016

Name or company name	Mr B Johnson and Ms F Beaty
Contract type name	GDS Contract
Purpose of contract	General and Orthodontic
Contract start date	01/04/2006
Contract end date	

16/17 Contracted general activity (UDA)	32,845
Carry forward general activity (UDA)	0
16/17 Contracted orthodontic activity (UOA)	316
Carry forward orthodontic activity (UOA)	0
Baseline contract value	£1,049,519.92

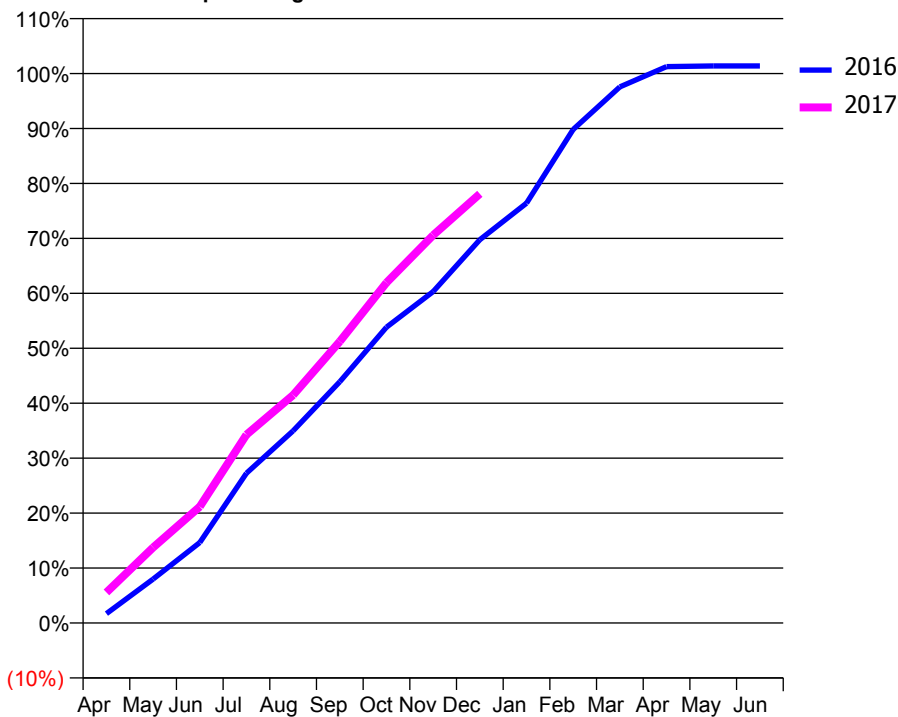
ACCESS*

Patients seen in 24 months	Total	Change since previous quarter
Quarter ending December 2015	11,617	
Quarter ending March 2016	11,298	↓
Quarter ending June 2016	11,630	↑
Quarter ending September 2016	12,068	↑
Quarter ending December 2016	11,914	↓
Variance since December 2015	2.6%	↑



ACTIVITY

Cumulative percentage of contracted UDA delivered 2016 & 2017



Month	Adjusted Scheduled Activity (UDA)	
	2016	2017
April	561	1,830
May	2,627	4,518
June	4,808	6,954
July	8,958	11,257
August	11,492	13,622
September	14,425	16,830
October	17,685	20,345
November	19,812	23,184
December	22,909	25,650
January	25,091	
February	29,504	
March	32,045	
April	33,254	
May	33,299	
June	33,299	

QUALITY

	Quantity	Base Number	Contract	AT	Region	England
% of FP17s for the same patient ID Re-attending within 3 months - Children	149	2,831	5.3%	13.1%	13.4%	12.4%
% of FP17s for the same patient ID Re-attending within 3 months - Adults	1,044	7,778	13.4%	16.3%	17.3%	16.6%
% of FP17s for the same patient ID Re-attending between 3 & 9 months - Children	1,112	2,831	39.3%	54.5%	58.9%	57.5%
% of FP17s for the same patient ID Re-attending between 3 & 9 months - Adults	2,866	7,778	36.8%	50.6%	52.5%	50.4%
% of FP17s for Band 1 Urgent Courses	734	9,342	7.9%	8.8%	9.3%	9.1%
% of FP17s Relating to Free Repair or Replacements	118	9,342	1.3%	1.3%	1.0%	0.8%
% of FP17s Relating to Continuations	194	9,342	2.1%	1.7%	1.5%	1.3%
% of Patients satisfied with the dentistry they have received	18	19	94.7%	91.3%	93.1%	92.7%
% of Patients satisfied with the time they had to wait for an appointment	19	19	100.0%	89.2%	89.8%	88.8%

* This is based on patients treated on this contract for their most recent course of treatment. Figures in italics indicate the base number of FP17s or Patient Questionnaire responses are less than 100. N/A is shown where the base number of responses is less than 10 during the period. % is calculated as Quantity/Base number*100

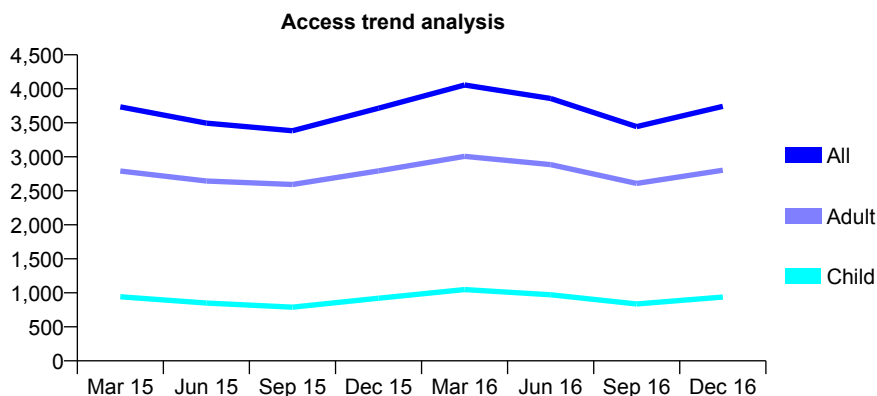
Q45 - Vital Signs At a Glance Contract Report for 210129/0003 - December 2016

Name or company name	Mr B Johnson, Ms F Beaty and Mr A Quinn
Contract type name	GDS Contract
Purpose of contract	General
Contract start date	02/04/2013
Contract end date	

16/17 Contracted general activity (UDA)	9,717
Carry forward general activity (UDA)	0
16/17 Contracted orthodontic activity (UOA)	0
Carry forward orthodontic activity (UOA)	0
Baseline contract value	£269,200.13

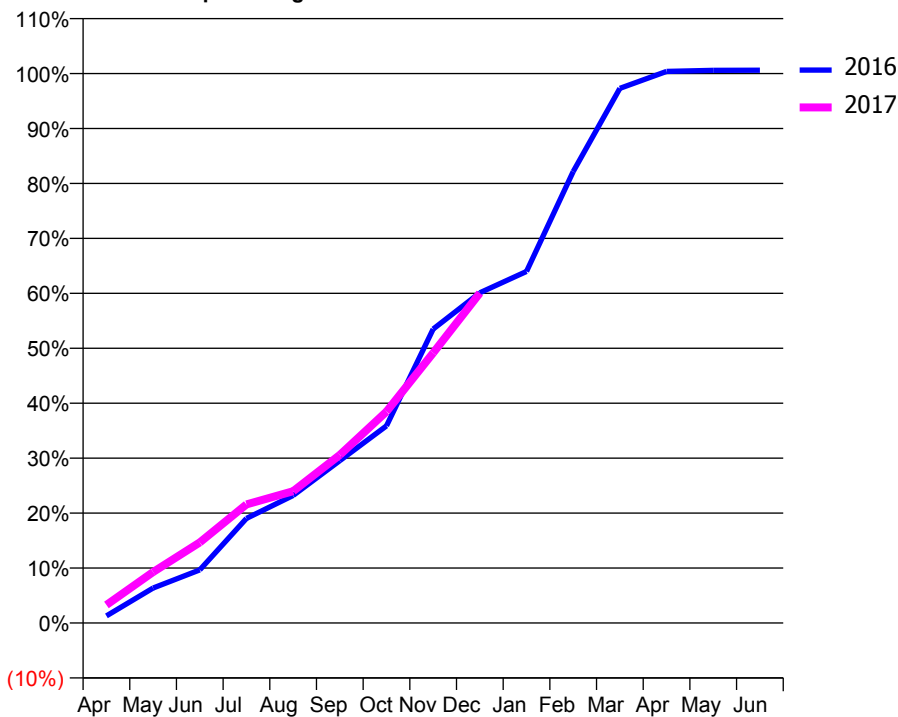
ACCESS*

Patients seen in 24 months	Total	Change since previous quarter
Quarter ending December 2015	3,715	
Quarter ending March 2016	4,055	↑
Quarter ending June 2016	3,857	↓
Quarter ending September 2016	3,445	↓
Quarter ending December 2016	3,742	↑
Variance since December 2015	0.7%	→



ACTIVITY

Cumulative percentage of contracted UDA delivered 2016 & 2017



Month	Adjusted Scheduled Activity (UDA)	
	2016	2017
April	125	320
May	620	903
June	939	1,425
July	1,850	2,097
August	2,255	2,330
September	2,870	2,971
October	3,487	3,738
November	5,198	4,776
December	5,840	5,836
January	6,217	
February	7,983	
March	9,455	
April	9,754	
May	9,772	
June	9,775	

QUALITY

	Quantity	Base Number	Contract	AT	Region	England
% of FP17s for the same patient ID Re-attending within 3 months - Children	33	887	3.7%	13.1%	13.4%	12.4%
% of FP17s for the same patient ID Re-attending within 3 months - Adults	180	2,185	8.2%	16.3%	17.3%	16.6%
% of FP17s for the same patient ID Re-attending between 3 & 9 months - Children	361	887	40.7%	54.5%	58.9%	57.5%
% of FP17s for the same patient ID Re-attending between 3 & 9 months - Adults	632	2,185	28.9%	50.6%	52.5%	50.4%
% of FP17s for Band 1 Urgent Courses	288	2,883	10.0%	8.8%	9.3%	9.1%
% of FP17s Relating to Free Repair or Replacements	8	2,883	0.3%	1.3%	1.0%	0.8%
% of FP17s Relating to Continuations	29	2,883	1.0%	1.7%	1.5%	1.3%
% of Patients satisfied with the dentistry they have received	3	5	N/A	91.3%	93.1%	92.7%
% of Patients satisfied with the time they had to wait for an appointment	4	5	N/A	89.2%	89.8%	88.8%

* This is based on patients treated on this contract for their most recent course of treatment. Figures in italics indicate the base number of FP17s or Patient Questionnaire responses are less than 100. N/A is shown where the base number of responses is less than 10 during the period. % is calculated as Quantity/Base number*100

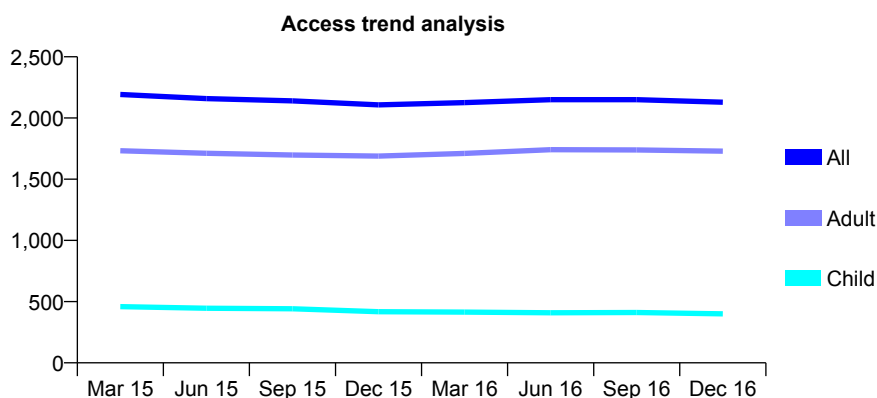
Q45 - Vital Signs At a Glance Contract Report for 214116/0001 - December 2016

Name or company name	Mr Saad Al Haboubi
Contract type name	GDS Contract
Purpose of contract	General
Contract start date	01/04/2006
Contract end date	

16/17 Contracted general activity (UDA)	6,330
Carry forward general activity (UDA)	0
16/17 Contracted orthodontic activity (UOA)	0
Carry forward orthodontic activity (UOA)	0
Baseline contract value	£154,462.59

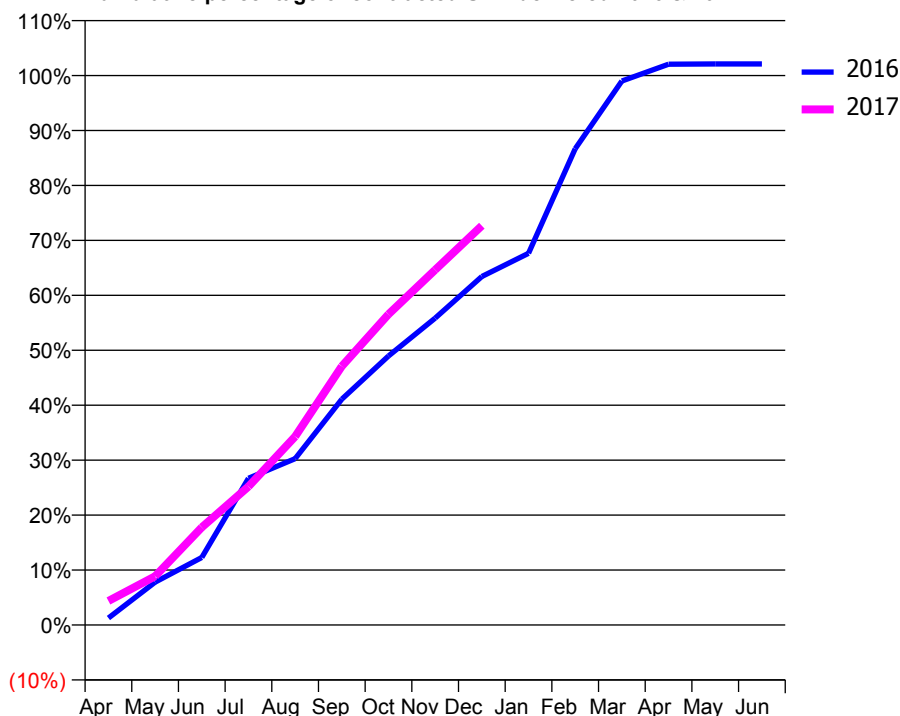
ACCESS*

Patients seen in 24 months	Total	Change since previous quarter
Quarter ending December 2015	2,107	
Quarter ending March 2016	2,126	→
Quarter ending June 2016	2,150	→
Quarter ending September 2016	2,150	→
Quarter ending December 2016	2,129	→
Variance since December 2015	1.0%	→



ACTIVITY

Cumulative percentage of contracted UDA delivered 2016 & 2017



Month	Adjusted Scheduled Activity (UDA)	
	2016	2017
April	81	277
May	494	562
June	778	1,125
July	1,691	1,595
August	1,916	2,172
September	2,602	2,981
October	3,099	3,581
November	3,536	4,091
December	4,015	4,599
January	4,282	
February	5,486	
March	6,267	
April	6,460	
May	6,463	
June	6,464	

QUALITY

	Quantity	Base Number	Contract	AT	Region	England
% of FP17s for the same patient ID Re-attending within 3 months - Children	40	483	8.3%	13.1%	13.4%	12.4%
% of FP17s for the same patient ID Re-attending within 3 months - Adults	195	1,912	10.2%	16.3%	17.3%	16.6%
% of FP17s for the same patient ID Re-attending between 3 & 9 months - Children	313	483	64.8%	54.5%	58.9%	57.5%
% of FP17s for the same patient ID Re-attending between 3 & 9 months - Adults	1,293	1,912	67.6%	50.6%	52.5%	50.4%
% of FP17s for Band 1 Urgent Courses	94	2,251	4.2%	8.8%	9.3%	9.1%
% of FP17s Relating to Free Repair or Replacements	12	2,251	0.5%	1.3%	1.0%	0.8%
% of FP17s Relating to Continuations	55	2,251	2.4%	1.7%	1.5%	1.3%
% of Patients satisfied with the dentistry they have received	2	2	N/A	91.3%	93.1%	92.7%
% of Patients satisfied with the time they had to wait for an appointment	2	2	N/A	89.2%	89.8%	88.8%

* This is based on patients treated on this contract for their most recent course of treatment. Figures in italics indicate the base number of FP17s or Patient Questionnaire responses are less than 100. N/A is shown where the base number of responses is less than 10 during the period. % is calculated as Quantity/Base number*100

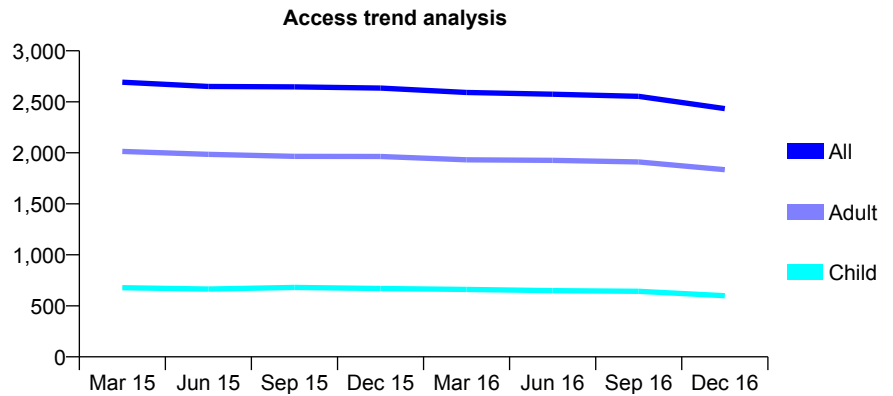
Q45 - Vital Signs At a Glance Contract Report for 214434/0001 - December 2016

Name or company name	Ladhar, Ladhar and Goulding
Contract type name	GDS Contract
Purpose of contract	General
Contract start date	01/04/2006
Contract end date	

16/17 Contracted general activity (UDA)	9,054
Carry forward general activity (UDA)	0
16/17 Contracted orthodontic activity (UOA)	0
Carry forward orthodontic activity (UOA)	0
Baseline contract value	£196,880.75

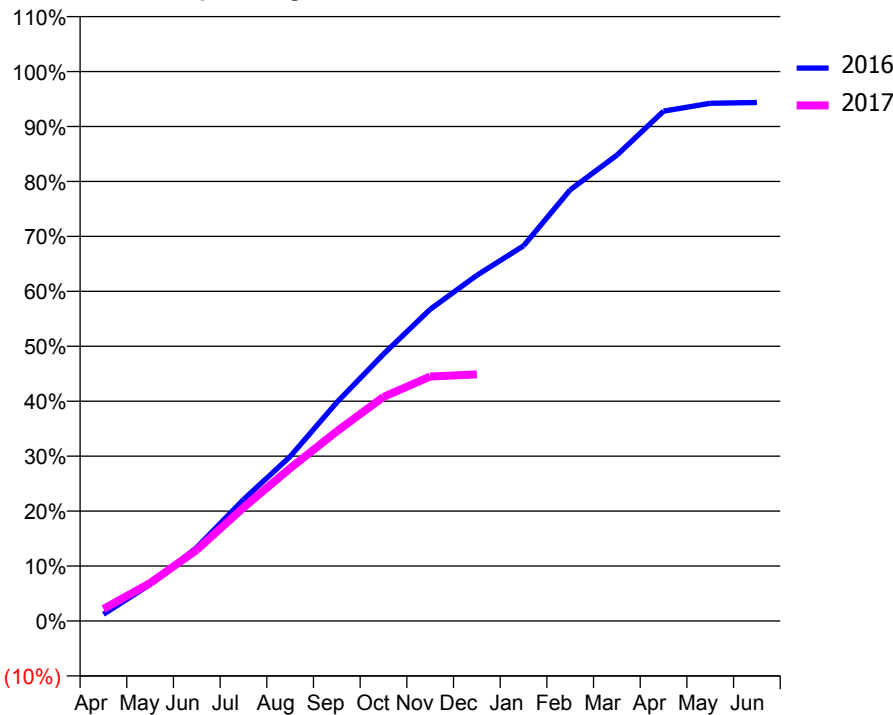
ACCESS*

Patients seen in 24 months	Total	Change since previous quarter
Quarter ending December 2015	2,634	
Quarter ending March 2016	2,592	↓
Quarter ending June 2016	2,575	→
Quarter ending September 2016	2,553	→
Quarter ending December 2016	2,433	↓
Variance since December 2015	(7.6%)	↓



ACTIVITY

Cumulative percentage of contracted UDA delivered 2016 & 2017



Month	Adjusted Scheduled Activity (UDA)	
	2016	2017
April	110	198
May	603	624
June	1,213	1,172
July	2,001	1,869
August	2,709	2,516
September	3,602	3,126
October	4,398	3,693
November	5,137	4,028
December	5,695	4,065
January	6,183	
February	7,104	
March	7,675	
April	8,400	
May	8,531	
June	8,543	

QUALITY

	Quantity	Base Number	Contract	AT	Region	England
% of FP17s for the same patient ID Re-attending within 3 months - Children	45	568	7.9%	13.1%	13.4%	12.4%
% of FP17s for the same patient ID Re-attending within 3 months - Adults	267	1,454	18.4%	16.3%	17.3%	16.6%
% of FP17s for the same patient ID Re-attending between 3 & 9 months - Children	304	568	53.5%	54.5%	58.9%	57.5%
% of FP17s for the same patient ID Re-attending between 3 & 9 months - Adults	535	1,454	36.8%	50.6%	52.5%	50.4%
% of FP17s for Band 1 Urgent Courses	143	1,799	7.9%	8.8%	9.3%	9.1%
% of FP17s Relating to Free Repair or Replacements	66	1,799	3.7%	1.3%	1.0%	0.8%
% of FP17s Relating to Continuations	83	1,799	4.6%	1.7%	1.5%	1.3%
% of Patients satisfied with the dentistry they have received	9	10	90.0%	91.3%	93.1%	92.7%
% of Patients satisfied with the time they had to wait for an appointment	9	10	90.0%	89.2%	89.8%	88.8%

* This is based on patients treated on this contract for their most recent course of treatment. Figures in italics indicate the base number of FP17s or Patient Questionnaire responses are less than 100. N/A is shown where the base number of responses is less than 10 during the period. % is calculated as Quantity/Base number*100

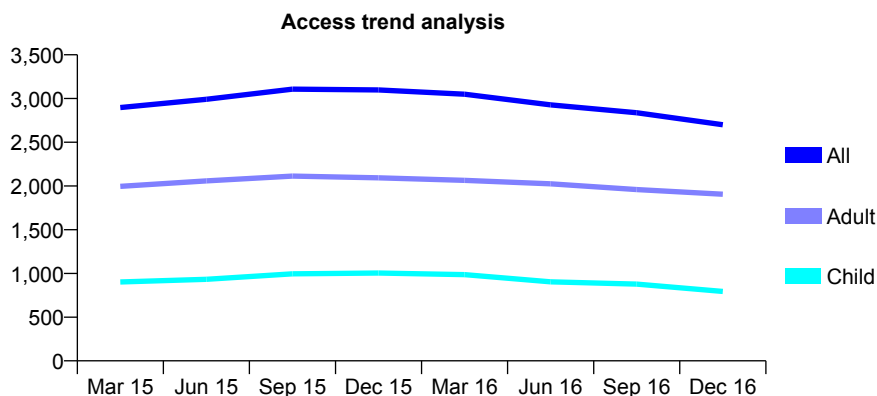
Q45 - Vital Signs At a Glance Contract Report for 224340/0001 - December 2016

Name or company name	MR T PUTTICK
Contract type name	PDS Contract
Purpose of contract	General and Orthodontic
Contract start date	01/04/2006
Contract end date	

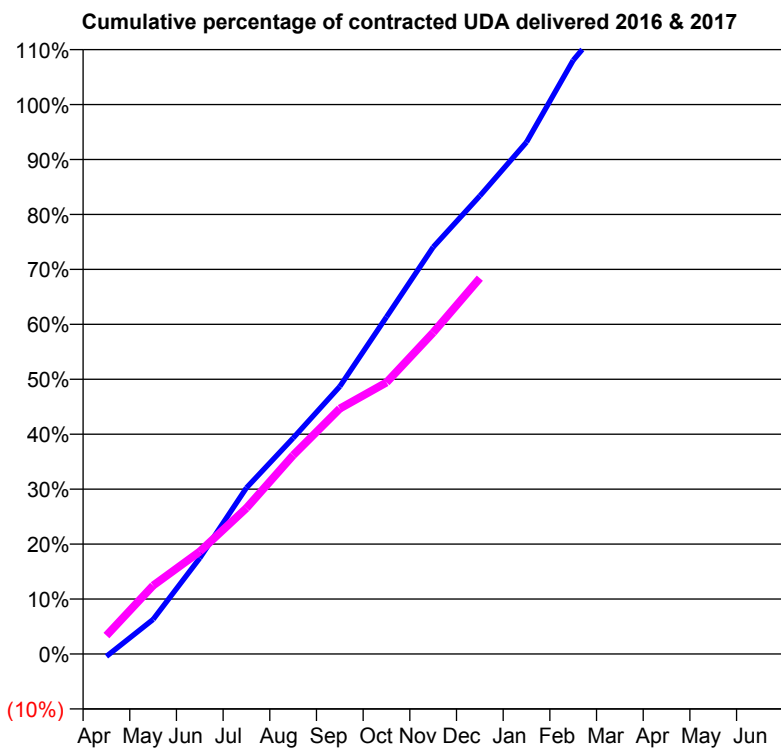
16/17 Contracted general activity (UDA)	7,015
Carry forward general activity (UDA)	0
16/17 Contracted orthodontic activity (UOA)	420
Carry forward orthodontic activity (UOA)	0
Baseline contract value	£238,675.41

ACCESS*

Patients seen in 24 months	Total	Change since previous quarter
Quarter ending December 2015	3,098	
Quarter ending March 2016	3,050	↓
Quarter ending June 2016	2,928	↓
Quarter ending September 2016	2,837	↓
Quarter ending December 2016	2,700	↓
Variance since December 2015	(12.8%)	↓



ACTIVITY



Month	Adjusted Scheduled Activity (UDA)	
	2016	2017
April	-32	237
May	442	875
June	1,224	1,308
July	2,121	1,863
August	2,757	2,538
September	3,416	3,133
October	4,302	3,467
November	5,195	4,104
December	5,848	4,798
January	6,534	
February	7,579	
March	8,281	
April	8,831	
May	8,826	
June	8,823	

QUALITY

	Quantity	Base Number	Contract	AT	Region	England
% of FP17s for the same patient ID Re-attending within 3 months - Children	91	1,103	8.3%	13.1%	13.4%	12.4%
% of FP17s for the same patient ID Re-attending within 3 months - Adults	126	1,716	7.3%	16.3%	17.3%	16.6%
% of FP17s for the same patient ID Re-attending between 3 & 9 months - Children	472	1,103	42.8%	54.5%	58.9%	57.5%
% of FP17s for the same patient ID Re-attending between 3 & 9 months - Adults	986	1,716	57.5%	50.6%	52.5%	50.4%
% of FP17s for Band 1 Urgent Courses	48	2,528	1.9%	8.8%	9.3%	9.1%
% of FP17s Relating to Free Repair or Replacements	23	2,528	0.9%	1.3%	1.0%	0.8%
% of FP17s Relating to Continuations	18	2,528	0.7%	1.7%	1.5%	1.3%
% of Patients satisfied with the dentistry they have received	7	8	N/A	91.3%	93.1%	92.7%
% of Patients satisfied with the time they had to wait for an appointment	6	8	N/A	89.2%	89.8%	88.8%

* This is based on patients treated on this contract for their most recent course of treatment. Figures in italics indicate the base number of FP17s or Patient Questionnaire responses are less than 100. N/A is shown where the base number of responses is less than 10 during the period. % is calculated as Quantity/Base number*100

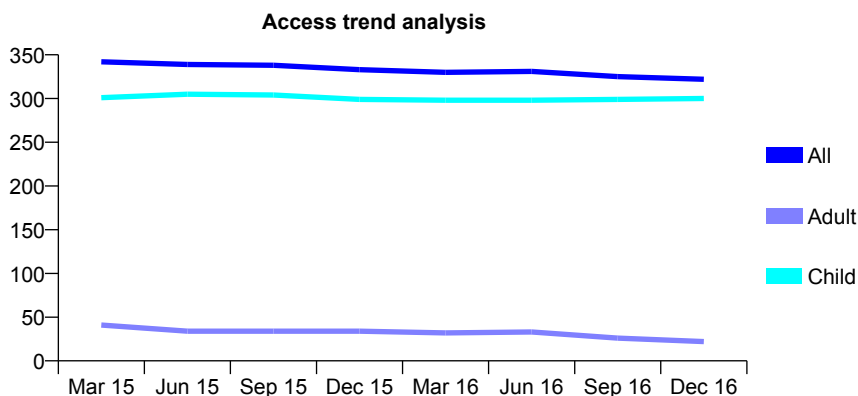
Q45 - Vital Signs At a Glance Contract Report for 235482/0001 - December 2016

Name or company name	MR C WENHAM
Contract type name	GDS Contract
Purpose of contract	General and Orthodontic
Contract start date	01/04/2006
Contract end date	

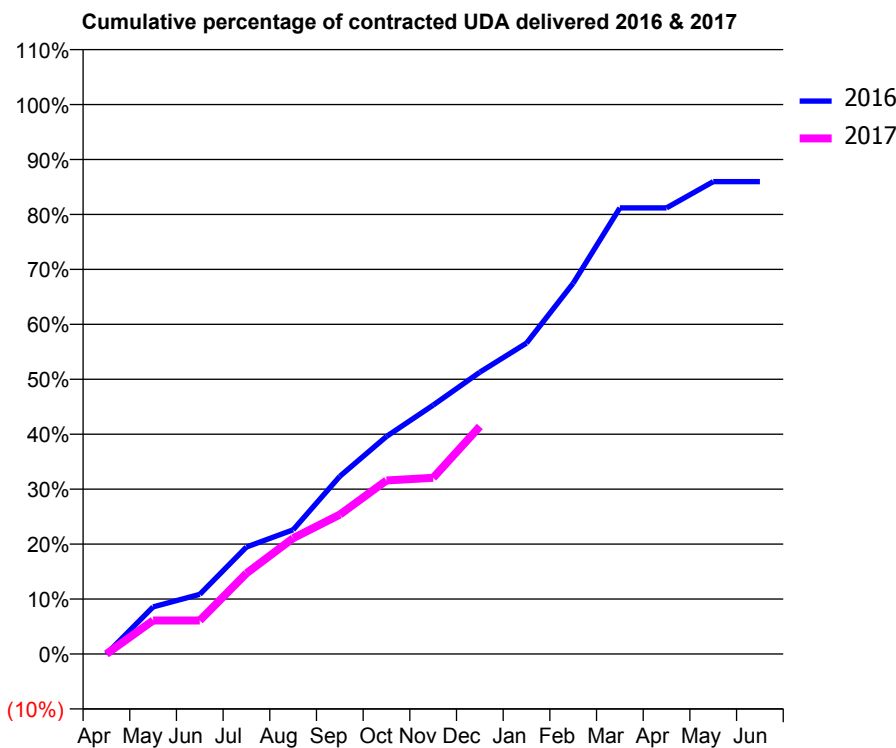
16/17 Contracted general activity (UDA)	1,050
Carry forward general activity (UDA)	0
16/17 Contracted orthodontic activity (UOA)	0
Carry forward orthodontic activity (UOA)	0
Baseline contract value	£17,712.26

ACCESS*

Patients seen in 24 months	Total	Change since previous quarter
Quarter ending December 2015	333	
Quarter ending March 2016	330	→
Quarter ending June 2016	331	→
Quarter ending September 2016	325	↓
Quarter ending December 2016	322	→
Variance since December 2015	(3.3%)	↓



ACTIVITY



Month	Adjusted Scheduled Activity (UDA)	
	2016	2017
April	0	0
May	90	64
June	114	64
July	204	154
August	237	221
September	340	266
October	416	332
November	476	337
December	539	435
January	594	
February	708	
March	852	
April	852	
May	903	
June	903	

QUALITY

	Quantity	Base Number	Contract	AT	Region	England
% of FP17s for the same patient ID Re-attending within 3 months - Children	18	272	6.6%	13.1%	13.4%	12.4%
% of FP17s for the same patient ID Re-attending within 3 months - Adults	2	5	40.0%	16.3%	17.3%	16.6%
% of FP17s for the same patient ID Re-attending between 3 & 9 months - Children	152	272	55.9%	54.5%	58.9%	57.5%
% of FP17s for the same patient ID Re-attending between 3 & 9 months - Adults	1	5	20.0%	50.6%	52.5%	50.4%
% of FP17s for Band 1 Urgent Courses	4	248	1.6%	8.8%	9.3%	9.1%
% of FP17s Relating to Free Repair or Replacements	0	248	0.0%	1.3%	1.0%	0.8%
% of FP17s Relating to Continuations	0	248	0.0%	1.7%	1.5%	1.3%
% of Patients satisfied with the dentistry they have received	0	0	N/A	91.3%	93.1%	92.7%
% of Patients satisfied with the time they had to wait for an appointment	0	0	N/A	89.2%	89.8%	88.8%

* This is based on patients treated on this contract for their most recent course of treatment. Figures in italics indicate the base number of FP17s or Patient Questionnaire responses are less than 100. N/A is shown where the base number of responses is less than 10 during the period. % is calculated as Quantity/Base number*100

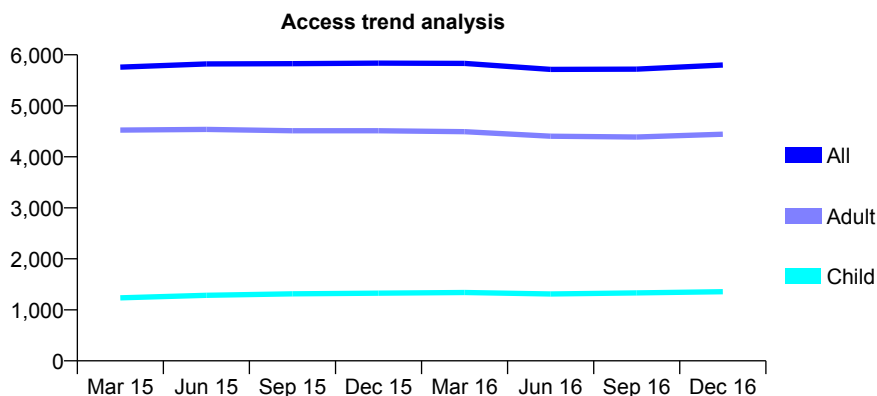
Q45 - Vital Signs At a Glance Contract Report for 278734/0001 - December 2016

Name or company name	MR NK DIDDEE
Contract type name	PDS Plus Contract
Purpose of contract	General
Contract start date	01/02/2010
Contract end date	31/01/2020

16/17 Contracted general activity (UDA)	16,000
Carry forward general activity (UDA)	0
16/17 Contracted orthodontic activity (UOA)	0
Carry forward orthodontic activity (UOA)	0
Baseline contract value	£444,010.58

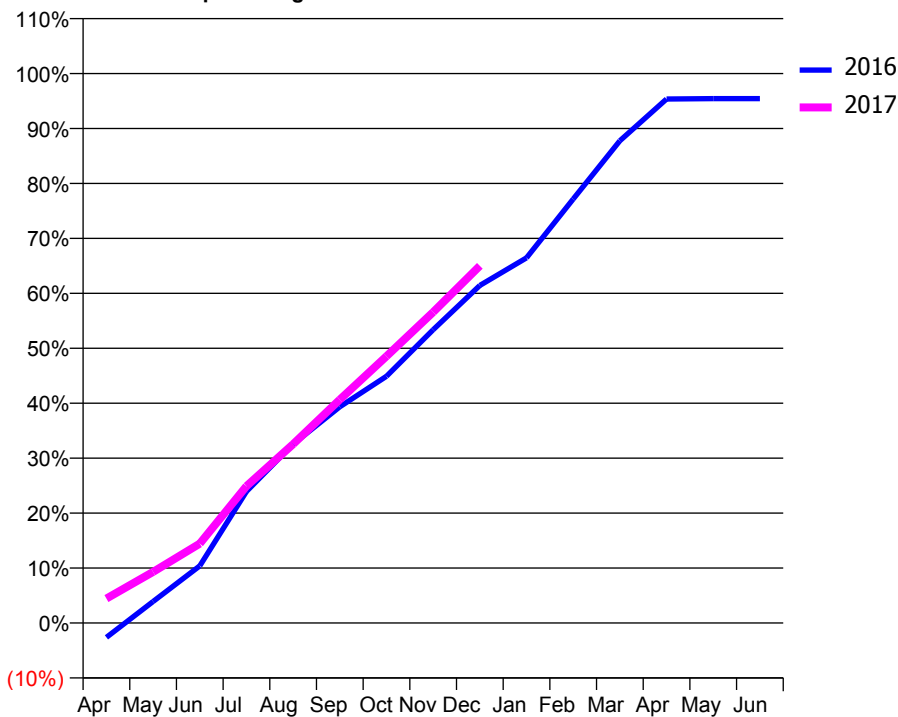
ACCESS*

Patients seen in 24 months	Total	Change since previous quarter
Quarter ending December 2015	5,837	
Quarter ending March 2016	5,831	→
Quarter ending June 2016	5,713	↓
Quarter ending September 2016	5,720	→
Quarter ending December 2016	5,800	→
Variance since December 2015	(0.6%)	→



ACTIVITY

Cumulative percentage of contracted UDA delivered 2016 & 2017



Month	Adjusted Scheduled Activity (UDA)	
	2016	2017
April	-422	711
May	628	1,489
June	1,665	2,314
July	3,832	3,985
August	5,209	5,207
September	6,297	6,505
October	7,186	7,769
November	8,541	9,053
December	9,828	10,401
January	10,632	
February	12,345	
March	14,041	
April	15,257	
May	15,269	
June	15,268	

QUALITY

	Quantity	Base Number	Contract	AT	Region	England
% of FP17s for the same patient ID Re-attending within 3 months - Children	107	1,474	7.3%	13.1%	13.4%	12.4%
% of FP17s for the same patient ID Re-attending within 3 months - Adults	590	4,358	13.5%	16.3%	17.3%	16.6%
% of FP17s for the same patient ID Re-attending between 3 & 9 months - Children	834	1,474	56.6%	54.5%	58.9%	57.5%
% of FP17s for the same patient ID Re-attending between 3 & 9 months - Adults	2,239	4,358	51.4%	50.6%	52.5%	50.4%
% of FP17s for Band 1 Urgent Courses	376	4,863	7.7%	8.8%	9.3%	9.1%
% of FP17s Relating to Free Repair or Replacements	30	4,863	0.6%	1.3%	1.0%	0.8%
% of FP17s Relating to Continuations	50	4,863	1.0%	1.7%	1.5%	1.3%
% of Patients satisfied with the dentistry they have received	26	26	100.0%	91.3%	93.1%	92.7%
% of Patients satisfied with the time they had to wait for an appointment	25	26	96.2%	89.2%	89.8%	88.8%

* This is based on patients treated on this contract for their most recent course of treatment. Figures in italics indicate the base number of FP17s or Patient Questionnaire responses are less than 100. N/A is shown where the base number of responses is less than 10 during the period. % is calculated as Quantity/Base number*100

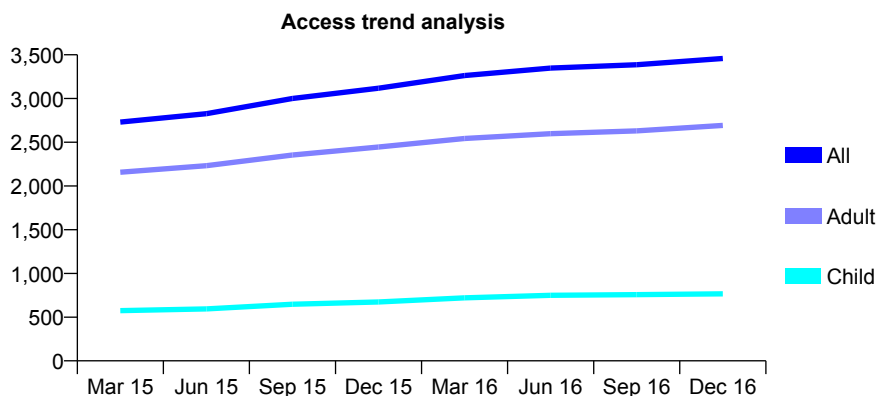
Q45 - Vital Signs At a Glance Contract Report for 278734/0002 - December 2016

Name or company name	MR NK DIDDEE
Contract type name	GDS Contract
Purpose of contract	General
Contract start date	01/04/2013
Contract end date	

16/17 Contracted general activity (UDA)	12,341
Carry forward general activity (UDA)	0
16/17 Contracted orthodontic activity (UOA)	0
Carry forward orthodontic activity (UOA)	0
Baseline contract value	£315,712.20

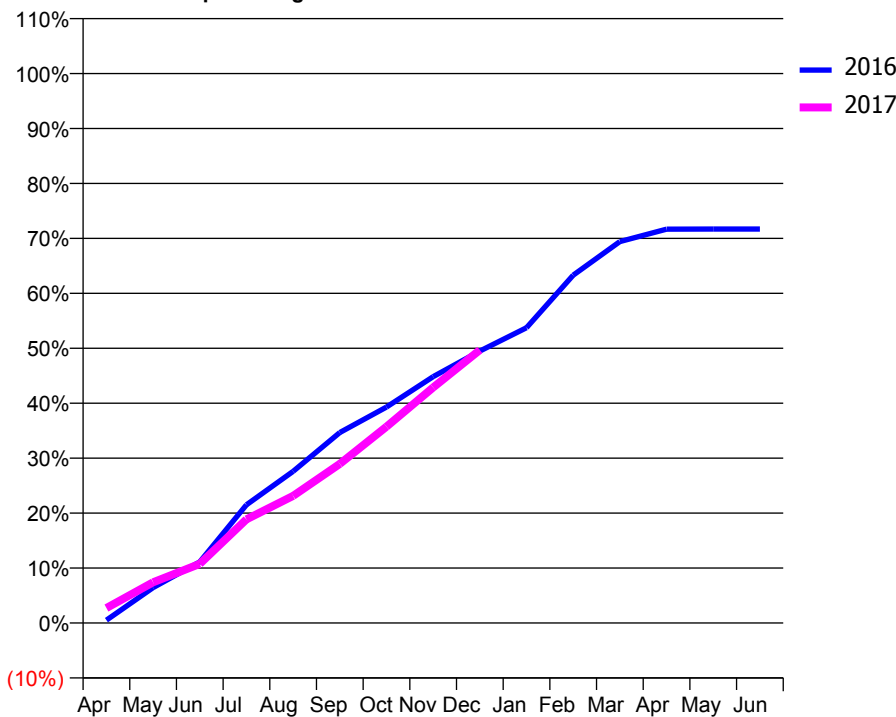
ACCESS*

Patients seen in 24 months	Total	Change since previous quarter
Quarter ending December 2015	3,118	
Quarter ending March 2016	3,263	↑
Quarter ending June 2016	3,348	↑
Quarter ending September 2016	3,387	→
Quarter ending December 2016	3,458	↑
Variance since December 2015	10.9%	↑



ACTIVITY

Cumulative percentage of contracted UDA delivered 2016 & 2017



Month	Adjusted Scheduled Activity (UDA)	
	2016	2017
April	65	336
May	794	915
June	1,373	1,328
July	2,655	2,329
August	3,408	2,854
September	4,277	3,575
October	4,851	4,410
November	5,534	5,291
December	6,108	6,133
January	6,631	
February	7,813	
March	8,566	
April	8,846	
May	8,847	
June	8,847	

QUALITY

	Quantity	Base Number	Contract	AT	Region	England
% of FP17s for the same patient ID Re-attending within 3 months - Children	69	777	8.9%	13.1%	13.4%	12.4%
% of FP17s for the same patient ID Re-attending within 3 months - Adults	315	2,367	13.3%	16.3%	17.3%	16.6%
% of FP17s for the same patient ID Re-attending between 3 & 9 months - Children	381	777	49.0%	54.5%	58.9%	57.5%
% of FP17s for the same patient ID Re-attending between 3 & 9 months - Adults	1,004	2,367	42.4%	50.6%	52.5%	50.4%
% of FP17s for Band 1 Urgent Courses	158	2,673	5.9%	8.8%	9.3%	9.1%
% of FP17s Relating to Free Repair or Replacements	23	2,673	0.9%	1.3%	1.0%	0.8%
% of FP17s Relating to Continuations	40	2,673	1.5%	1.7%	1.5%	1.3%
% of Patients satisfied with the dentistry they have received	9	9	N/A	91.3%	93.1%	92.7%
% of Patients satisfied with the time they had to wait for an appointment	9	9	N/A	89.2%	89.8%	88.8%

* This is based on patients treated on this contract for their most recent course of treatment. Figures in italics indicate the base number of FP17s or Patient Questionnaire responses are less than 100. N/A is shown where the base number of responses is less than 10 during the period. % is calculated as Quantity/Base number*100

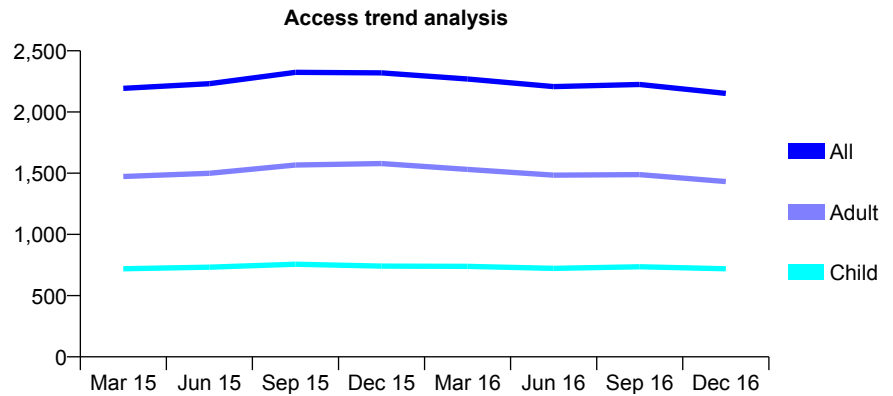
Q45 - Vital Signs At a Glance Contract Report for 279145/0001 - December 2016

Name or company name	MR AK ZARKADIS
Contract type name	GDS Contract
Purpose of contract	General
Contract start date	20/09/2010
Contract end date	

16/17 Contracted general activity (UDA)	5,795
Carry forward general activity (UDA)	0
16/17 Contracted orthodontic activity (UOA)	0
Carry forward orthodontic activity (UOA)	0
Baseline contract value	£131,575.42

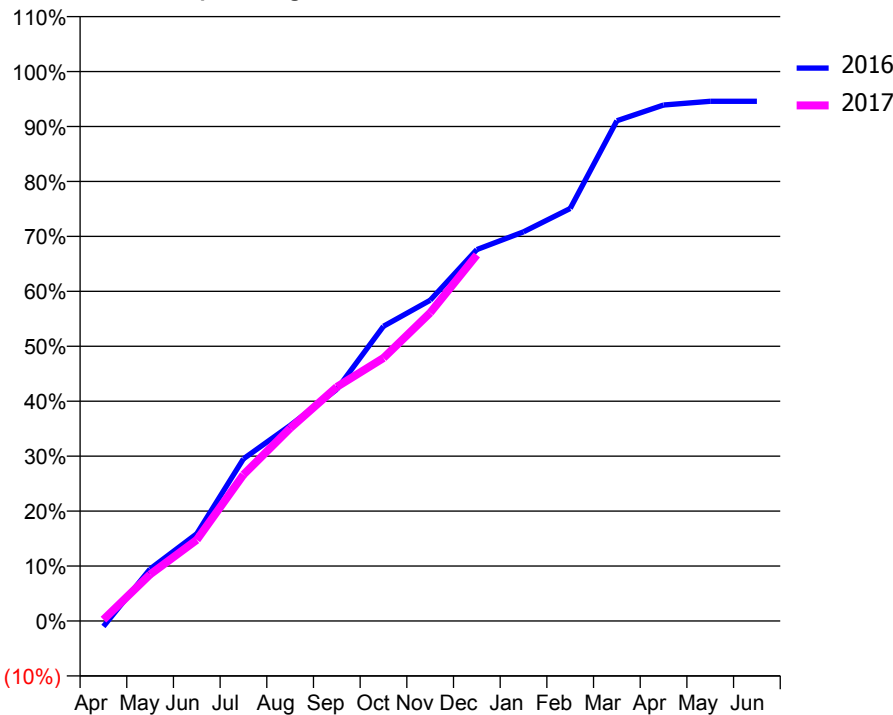
ACCESS*

Patients seen in 24 months	Total	Change since previous quarter
Quarter ending December 2015	2,320	
Quarter ending March 2016	2,270	↓
Quarter ending June 2016	2,207	↓
Quarter ending September 2016	2,225	→
Quarter ending December 2016	2,152	↓
Variance since December 2015	(7.2%)	↓



ACTIVITY

Cumulative percentage of contracted UDA delivered 2016 & 2017



Month	Adjusted Scheduled Activity (UDA)	
	2016	2017
April	-58	15
May	549	492
June	921	856
July	1,710	1,544
August	2,062	2,033
September	2,444	2,468
October	3,108	2,774
November	3,383	3,251
December	3,918	3,860
January	4,104	
February	4,350	
March	5,275	
April	5,441	
May	5,481	
June	5,481	

QUALITY

	Quantity	Base Number	Contract	AT	Region	England
% of FP17s for the same patient ID Re-attending within 3 months - Children	53	739	7.2%	13.1%	13.4%	12.4%
% of FP17s for the same patient ID Re-attending within 3 months - Adults	146	1,236	11.8%	16.3%	17.3%	16.6%
% of FP17s for the same patient ID Re-attending between 3 & 9 months - Children	392	739	53.0%	54.5%	58.9%	57.5%
% of FP17s for the same patient ID Re-attending between 3 & 9 months - Adults	646	1,236	52.3%	50.6%	52.5%	50.4%
% of FP17s for Band 1 Urgent Courses	62	1,880	3.3%	8.8%	9.3%	9.1%
% of FP17s Relating to Free Repair or Replacements	7	1,880	0.4%	1.3%	1.0%	0.8%
% of FP17s Relating to Continuations	34	1,880	1.8%	1.7%	1.5%	1.3%
% of Patients satisfied with the dentistry they have received	4	4	N/A	91.3%	93.1%	92.7%
% of Patients satisfied with the time they had to wait for an appointment	4	4	N/A	89.2%	89.8%	88.8%

* This is based on patients treated on this contract for their most recent course of treatment. Figures in italics indicate the base number of FP17s or Patient Questionnaire responses are less than 100. N/A is shown where the base number of responses is less than 10 during the period. % is calculated as Quantity/Base number*100

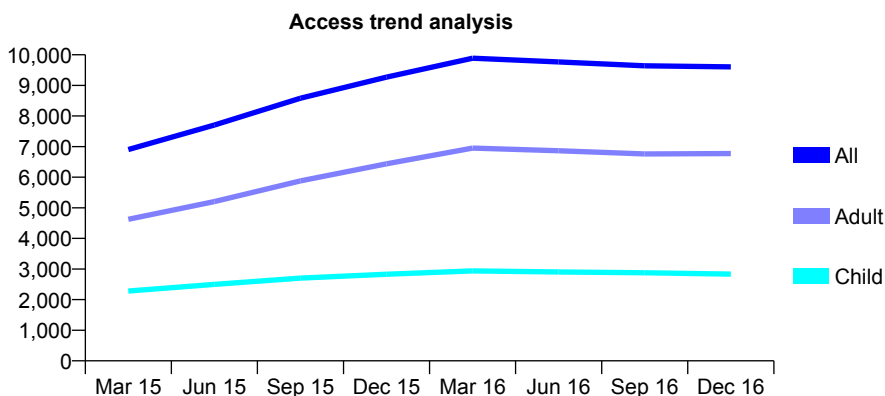
Q45 - Vital Signs At a Glance Contract Report for 298735/0001 - December 2016

Name or company name	MR A HUSSAIN
Contract type name	Pilot Contract
Purpose of contract	General
Contract start date	31/03/2014
Contract end date	

16/17 Contracted general activity (UDA)	43,820
Carry forward general activity (UDA)	0
16/17 Contracted orthodontic activity (UOA)	0
Carry forward orthodontic activity (UOA)	0
Baseline contract value	£1,252,369.74

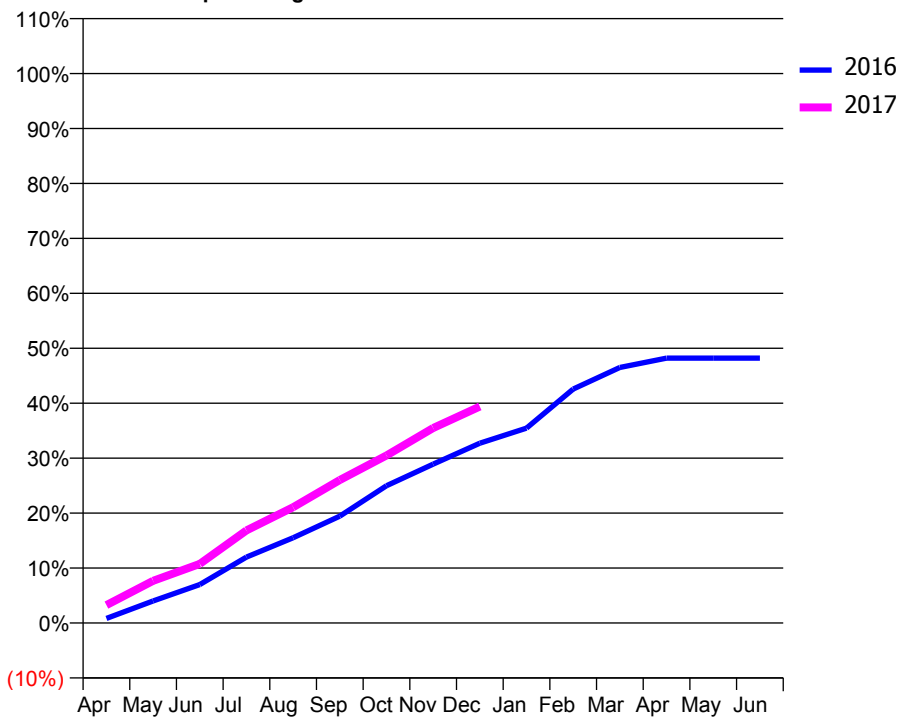
ACCESS*

Patients seen in 24 months	Total	Change since previous quarter
Quarter ending December 2015	9,269	
Quarter ending March 2016	9,890	↑
Quarter ending June 2016	9,769	↓
Quarter ending September 2016	9,639	↓
Quarter ending December 2016	9,607	→
Variance since December 2015	3.6%	↑



ACTIVITY

Cumulative percentage of contracted UDA delivered 2016 & 2017



Month	Adjusted Scheduled Activity (UDA)	
	2016	2017
April	370	1,427
May	1,757	3,365
June	3,065	4,712
July	5,257	7,383
August	6,799	9,240
September	8,521	11,402
October	10,953	13,365
November	12,675	15,554
December	14,340	17,263
January	15,546	
February	18,662	
March	20,375	
April	21,125	
May	21,126	
June	21,128	

QUALITY

	Quantity	Base Number	Contract	AT	Region	England
% of FP17s for the same patient ID Re-attending within 3 months - Children	247	2,644	9.3%	13.1%	13.4%	12.4%
% of FP17s for the same patient ID Re-attending within 3 months - Adults	1,107	5,618	19.7%	16.3%	17.3%	16.6%
% of FP17s for the same patient ID Re-attending between 3 & 9 months - Children	1,230	2,644	46.5%	54.5%	58.9%	57.5%
% of FP17s for the same patient ID Re-attending between 3 & 9 months - Adults	1,769	5,618	31.5%	50.6%	52.5%	50.4%
% of FP17s for Band 1 Urgent Courses	649	7,888	8.2%	8.8%	9.3%	9.1%
% of FP17s Relating to Free Repair or Replacements	100	7,888	1.3%	1.3%	1.0%	0.8%
% of FP17s Relating to Continuations	149	7,888	1.9%	1.7%	1.5%	1.3%
% of Patients satisfied with the dentistry they have received	13	15	86.7%	91.3%	93.1%	92.7%
% of Patients satisfied with the time they had to wait for an appointment	11	15	73.3%	89.2%	89.8%	88.8%

* This is based on patients treated on this contract for their most recent course of treatment. Figures in italics indicate the base number of FP17s or Patient Questionnaire responses are less than 100. N/A is shown where the base number of responses is less than 10 during the period. % is calculated as Quantity/Base number*100

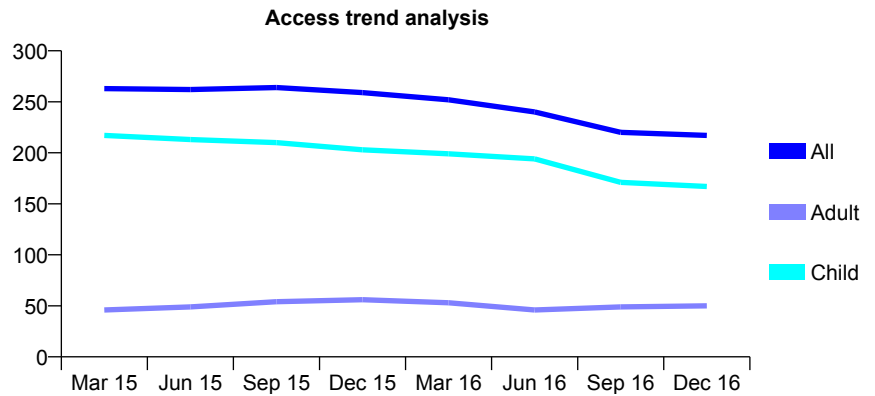
Q45 - Vital Signs At a Glance Contract Report for 307483/0001 - December 2016

Name or company name	MR MB SPICER
Contract type name	GDS Contract
Purpose of contract	General
Contract start date	01/04/2006
Contract end date	

16/17 Contracted general activity (UDA)	404
Carry forward general activity (UDA)	0
16/17 Contracted orthodontic activity (UOA)	0
Carry forward orthodontic activity (UOA)	0
Baseline contract value	£7,501.99

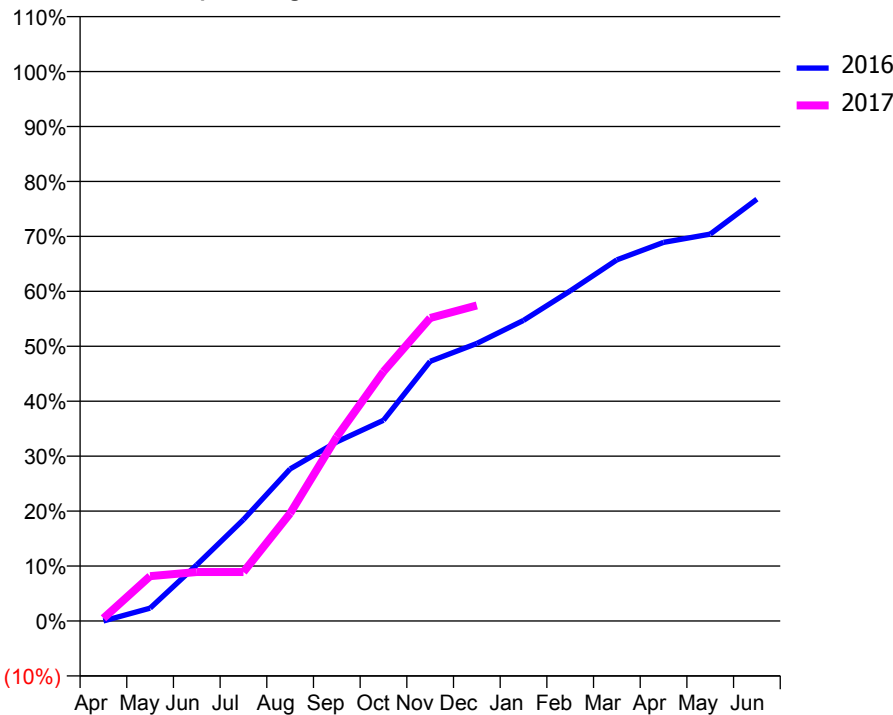
ACCESS*

Patients seen in 24 months	Total	Change since previous quarter
Quarter ending December 2015	259	
Quarter ending March 2016	252	↓
Quarter ending June 2016	240	↓
Quarter ending September 2016	220	↓
Quarter ending December 2016	217	↓
Variance since December 2015	(16.2%)	↓



ACTIVITY

Cumulative percentage of contracted UDA delivered 2016 & 2017



Month	Adjusted Scheduled Activity (UDA)	
	2016	2017
April	0	2
May	14	33
June	61	36
July	111	36
August	166	79
September	196	135
October	219	183
November	284	223
December	303	232
January	328	
February	360	
March	394	
April	413	
May	422	
June	461	

QUALITY

	Quantity	Base Number	Contract	AT	Region	England
% of FP17s for the same patient ID Re-attending within 3 months - Children	9	202	4.5%	13.1%	13.4%	12.4%
% of FP17s for the same patient ID Re-attending within 3 months - Adults	2	22	9.1%	16.3%	17.3%	16.6%
% of FP17s for the same patient ID Re-attending between 3 & 9 months - Children	135	202	66.8%	54.5%	58.9%	57.5%
% of FP17s for the same patient ID Re-attending between 3 & 9 months - Adults	10	22	45.5%	50.6%	52.5%	50.4%
% of FP17s for Band 1 Urgent Courses	5	171	2.9%	8.8%	9.3%	9.1%
% of FP17s Relating to Free Repair or Replacements	1	171	0.6%	1.3%	1.0%	0.8%
% of FP17s Relating to Continuations	0	171	0.0%	1.7%	1.5%	1.3%
% of Patients satisfied with the dentistry they have received	0	0	N/A	91.3%	93.1%	92.7%
% of Patients satisfied with the time they had to wait for an appointment	0	0	N/A	89.2%	89.8%	88.8%

* This is based on patients treated on this contract for their most recent course of treatment. Figures in italics indicate the base number of FP17s or Patient Questionnaire responses are less than 100. N/A is shown where the base number of responses is less than 10 during the period. % is calculated as Quantity/Base number*100

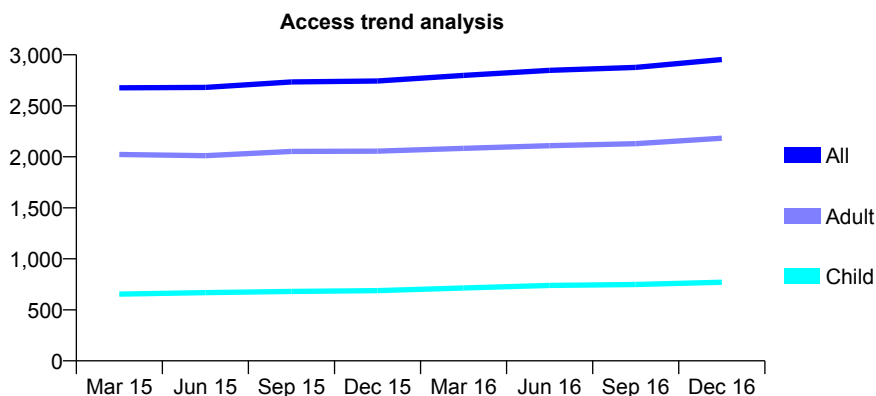
Q45 - Vital Signs At a Glance Contract Report for 325147/0001 - December 2016

Name or company name	MR SG HEMSLEY
Contract type name	Pilot Contract
Purpose of contract	General
Contract start date	01/04/2006
Contract end date	

16/17 Contracted general activity (UDA)	12,000
Carry forward general activity (UDA)	0
16/17 Contracted orthodontic activity (UOA)	0
Carry forward orthodontic activity (UOA)	0
Baseline contract value	£352,305.37

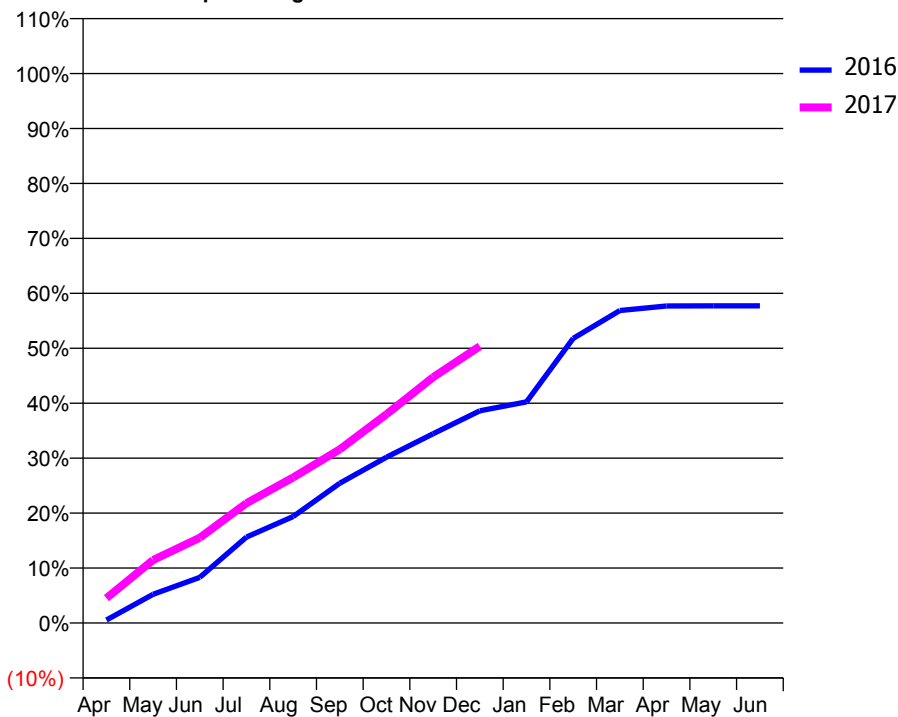
ACCESS*

Patients seen in 24 months	Total	Change since previous quarter
Quarter ending December 2015	2,743	
Quarter ending March 2016	2,798	↑
Quarter ending June 2016	2,848	→
Quarter ending September 2016	2,877	→
Quarter ending December 2016	2,953	↑
Variance since December 2015	7.7%	↑



ACTIVITY

Cumulative percentage of contracted UDA delivered 2016 & 2017



Month	Adjusted Scheduled Activity (UDA)	
	2016	2017
April	64	544
May	627	1,377
June	997	1,863
July	1,878	2,616
August	2,326	3,177
September	3,052	3,792
October	3,622	4,560
November	4,132	5,368
December	4,635	6,044
January	4,828	
February	6,215	
March	6,825	
April	6,925	
May	6,928	
June	6,928	

QUALITY

	Quantity	Base Number	Contract	AT	Region	England
% of FP17s for the same patient ID Re-attending within 3 months - Children	28	626	4.5%	13.1%	13.4%	12.4%
% of FP17s for the same patient ID Re-attending within 3 months - Adults	216	1,693	12.8%	16.3%	17.3%	16.6%
% of FP17s for the same patient ID Re-attending between 3 & 9 months - Children	255	626	40.7%	54.5%	58.9%	57.5%
% of FP17s for the same patient ID Re-attending between 3 & 9 months - Adults	609	1,693	36.0%	50.6%	52.5%	50.4%
% of FP17s for Band 1 Urgent Courses	38	2,242	1.7%	8.8%	9.3%	9.1%
% of FP17s Relating to Free Repair or Replacements	28	2,242	1.2%	1.3%	1.0%	0.8%
% of FP17s Relating to Continuations	65	2,242	2.9%	1.7%	1.5%	1.3%
% of Patients satisfied with the dentistry they have received	5	5	N/A	91.3%	93.1%	92.7%
% of Patients satisfied with the time they had to wait for an appointment	5	5	N/A	89.2%	89.8%	88.8%

* This is based on patients treated on this contract for their most recent course of treatment. Figures in italics indicate the base number of FP17s or Patient Questionnaire responses are less than 100. N/A is shown where the base number of responses is less than 10 during the period. % is calculated as Quantity/Base number*100

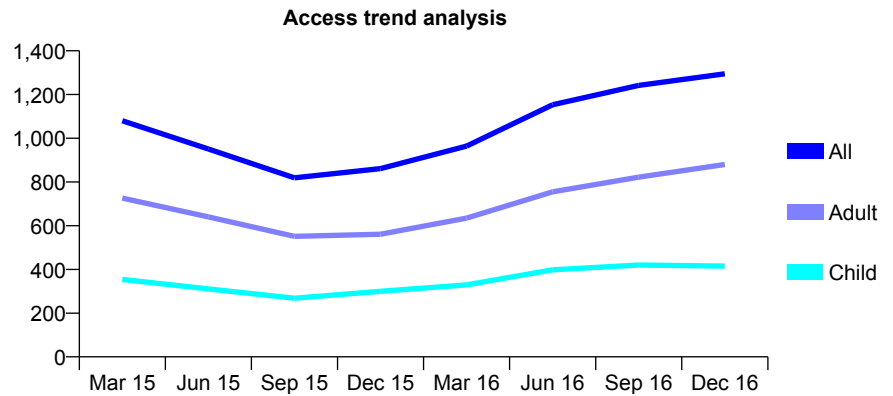
Q45 - Vital Signs At a Glance Contract Report for 326445/0001 - December 2016

Name or company name	MRS M PUTTICK
Contract type name	GDS Contract
Purpose of contract	General
Contract start date	01/04/2006
Contract end date	

16/17 Contracted general activity (UDA)	4,030
Carry forward general activity (UDA)	0
16/17 Contracted orthodontic activity (UOA)	0
Carry forward orthodontic activity (UOA)	0
Baseline contract value	£121,636.78

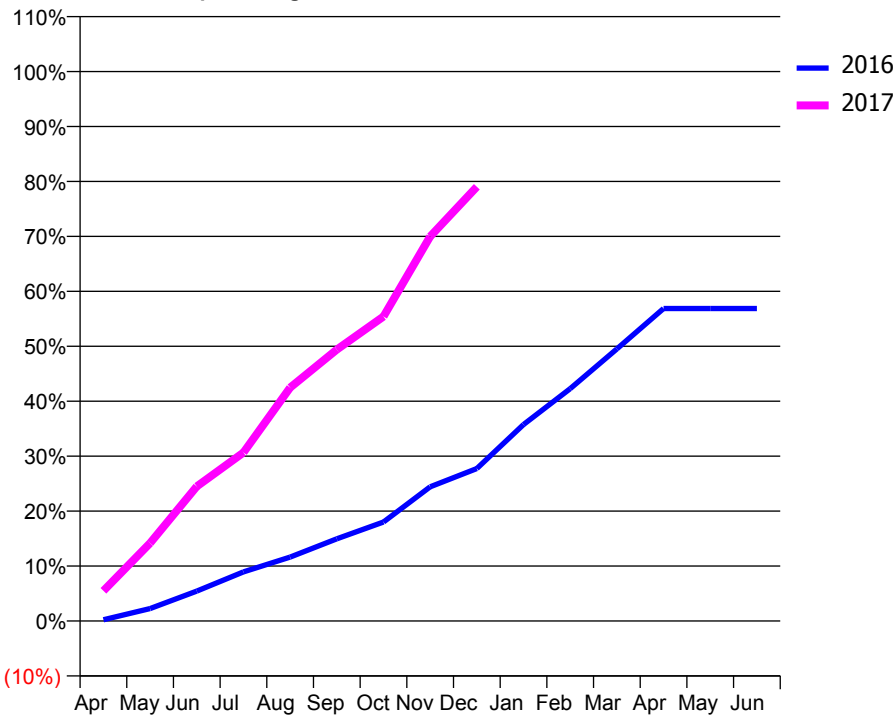
ACCESS*

Patients seen in 24 months	Total	Change since previous quarter
Quarter ending December 2015	861	
Quarter ending March 2016	964	↑
Quarter ending June 2016	1,153	↑
Quarter ending September 2016	1,242	↑
Quarter ending December 2016	1,295	↑
Variance since December 2015	50.4%	↑



ACTIVITY

Cumulative percentage of contracted UDA delivered 2016 & 2017



Month	Adjusted Scheduled Activity (UDA)	
	2016	2017
April	9	222
May	91	571
June	220	987
July	360	1,235
August	469	1,712
September	603	1,990
October	727	2,233
November	984	2,820
December	1,118	3,184
January	1,441	
February	1,704	
March	1,996	
April	2,292	
May	2,292	
June	2,292	

QUALITY

	Quantity	Base Number	Contract	AT	Region	England
% of FP17s for the same patient ID Re-attending within 3 months - Children	32	538	5.9%	13.1%	13.4%	12.4%
% of FP17s for the same patient ID Re-attending within 3 months - Adults	69	874	7.9%	16.3%	17.3%	16.6%
% of FP17s for the same patient ID Re-attending between 3 & 9 months - Children	183	538	34.0%	54.5%	58.9%	57.5%
% of FP17s for the same patient ID Re-attending between 3 & 9 months - Adults	268	874	30.7%	50.6%	52.5%	50.4%
% of FP17s for Band 1 Urgent Courses	27	1,296	2.1%	8.8%	9.3%	9.1%
% of FP17s Relating to Free Repair or Replacements	15	1,296	1.2%	1.3%	1.0%	0.8%
% of FP17s Relating to Continuations	14	1,296	1.1%	1.7%	1.5%	1.3%
% of Patients satisfied with the dentistry they have received	3	3	N/A	91.3%	93.1%	92.7%
% of Patients satisfied with the time they had to wait for an appointment	3	3	N/A	89.2%	89.8%	88.8%

* This is based on patients treated on this contract for their most recent course of treatment. Figures in italics indicate the base number of FP17s or Patient Questionnaire responses are less than 100. N/A is shown where the base number of responses is less than 10 during the period. % is calculated as Quantity/Base number*100

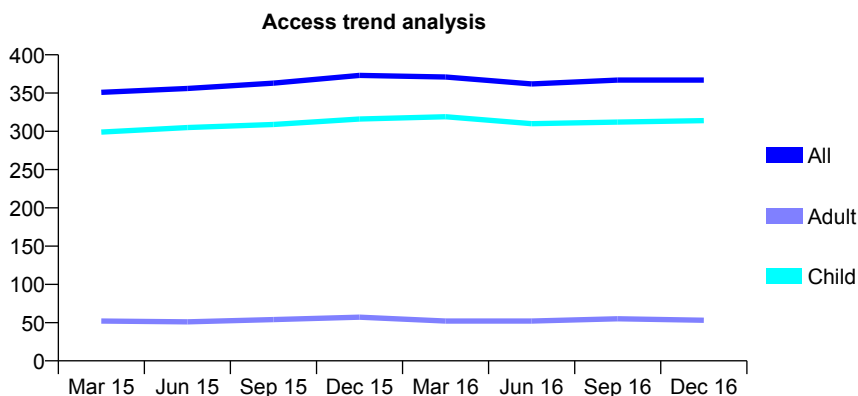
Q45 - Vital Signs At a Glance Contract Report for 326755/0001 - December 2016

Name or company name	MR FN PLAHE
Contract type name	GDS Contract
Purpose of contract	General
Contract start date	01/04/2006
Contract end date	

16/17 Contracted general activity (UDA)	2,098
Carry forward general activity (UDA)	0
16/17 Contracted orthodontic activity (UOA)	0
Carry forward orthodontic activity (UOA)	0
Baseline contract value	£59,234.73

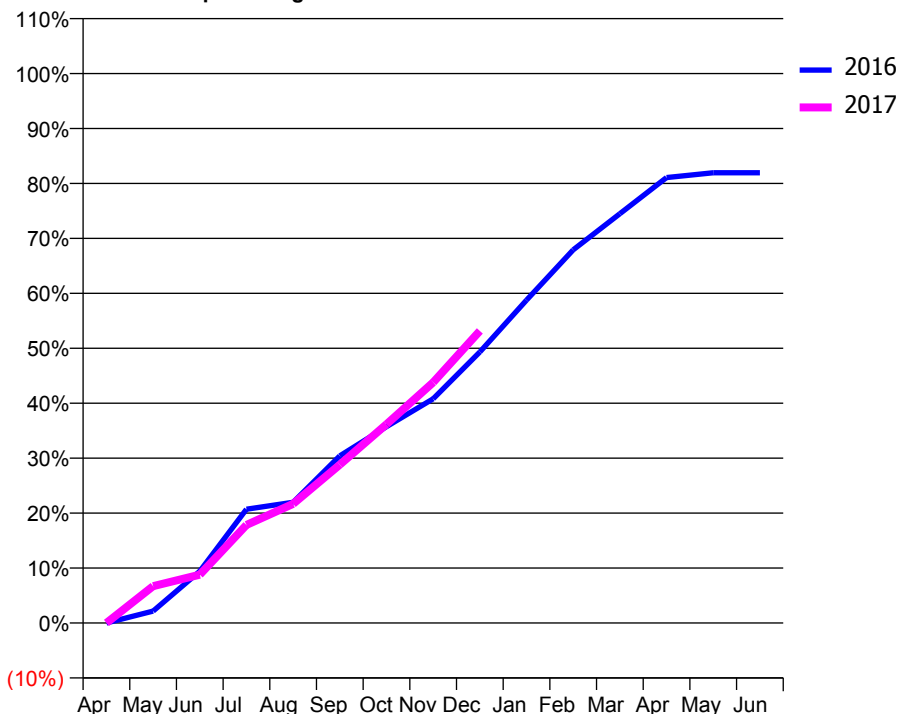
ACCESS*

Patients seen in 24 months	Total	Change since previous quarter
Quarter ending December 2015	373	
Quarter ending March 2016	371	→
Quarter ending June 2016	362	↓
Quarter ending September 2016	367	→
Quarter ending December 2016	367	→
Variance since December 2015	(1.6%)	↓



ACTIVITY

Cumulative percentage of contracted UDA delivered 2016 & 2017



Month	Adjusted Scheduled Activity (UDA)	
	2016	2017
April	0	0
May	46	141
June	198	185
July	435	374
August	461	455
September	638	605
October	750	759
November	856	919
December	1,035	1,115
January	1,233	
February	1,425	
March	1,563	
April	1,701	
May	1,719	
June	1,719	

QUALITY

	Quantity	Base Number	Contract	AT	Region	England
% of FP17s for the same patient ID Re-attending within 3 months - Children	204	603	33.8%	13.1%	13.4%	12.4%
% of FP17s for the same patient ID Re-attending within 3 months - Adults	0	4	0.0%	16.3%	17.3%	16.6%
% of FP17s for the same patient ID Re-attending between 3 & 9 months - Children	312	603	51.7%	54.5%	58.9%	57.5%
% of FP17s for the same patient ID Re-attending between 3 & 9 months - Adults	3	4	75.0%	50.6%	52.5%	50.4%
% of FP17s for Band 1 Urgent Courses	111	541	20.5%	8.8%	9.3%	9.1%
% of FP17s Relating to Free Repair or Replacements	0	541	0.0%	1.3%	1.0%	0.8%
% of FP17s Relating to Continuations	0	541	0.0%	1.7%	1.5%	1.3%
% of Patients satisfied with the dentistry they have received	2	2	N/A	91.3%	93.1%	92.7%
% of Patients satisfied with the time they had to wait for an appointment	2	2	N/A	89.2%	89.8%	88.8%

* This is based on patients treated on this contract for their most recent course of treatment. Figures in italics indicate the base number of FP17s or Patient Questionnaire responses are less than 100. N/A is shown where the base number of responses is less than 10 during the period. % is calculated as Quantity/Base number*100

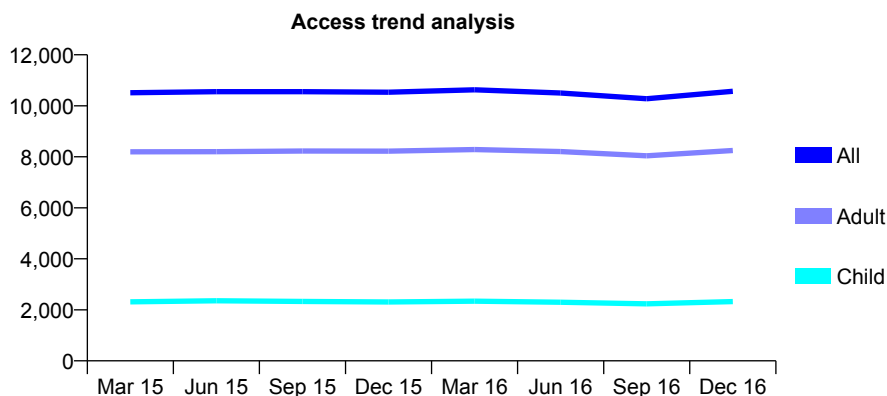
Q45 - Vital Signs At a Glance Contract Report for 328146/0001 - December 2016

Name or company name	MR ND SMITH
Contract type name	GDS Contract
Purpose of contract	General and Orthodontic
Contract start date	01/04/2006
Contract end date	

16/17 Contracted general activity (UDA)	33,783
Carry forward general activity (UDA)	-294
16/17 Contracted orthodontic activity (UOA)	630
Carry forward orthodontic activity (UOA)	0
Baseline contract value	£843,634.73

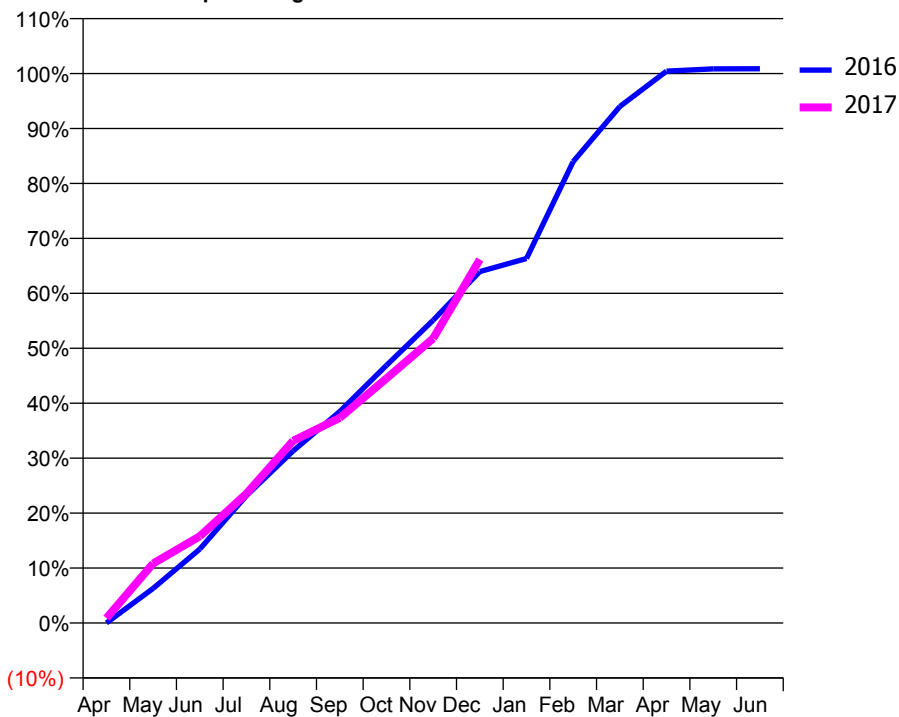
ACCESS*

Patients seen in 24 months	Total	Change since previous quarter
Quarter ending December 2015	10,533	
Quarter ending March 2016	10,626	→
Quarter ending June 2016	10,504	↓
Quarter ending September 2016	10,276	↓
Quarter ending December 2016	10,569	↑
Variance since December 2015	0.3%	→



ACTIVITY

Cumulative percentage of contracted UDA delivered 2016 & 2017



Month	Adjusted Scheduled Activity (UDA)	
	2016	2017
April	0	301
May	2,126	3,664
June	4,546	5,330
July	7,833	7,960
August	10,577	11,204
September	13,004	12,615
October	15,839	15,043
November	18,615	17,500
December	21,606	22,356
January	22,411	
February	28,368	
March	31,758	
April	33,924	
May	34,067	
June	34,077	

QUALITY

	Quantity	Base Number	Contract	AT	Region	England
% of FP17s for the same patient ID Re-attending within 3 months - Children	173	2,162	8.0%	13.1%	13.4%	12.4%
% of FP17s for the same patient ID Re-attending within 3 months - Adults	1,155	7,466	15.5%	16.3%	17.3%	16.6%
% of FP17s for the same patient ID Re-attending between 3 & 9 months - Children	1,107	2,162	51.2%	54.5%	58.9%	57.5%
% of FP17s for the same patient ID Re-attending between 3 & 9 months - Adults	3,741	7,466	50.1%	50.6%	52.5%	50.4%
% of FP17s for Band 1 Urgent Courses	434	8,820	4.9%	8.8%	9.3%	9.1%
% of FP17s Relating to Free Repair or Replacements	59	8,820	0.7%	1.3%	1.0%	0.8%
% of FP17s Relating to Continuations	223	8,820	2.5%	1.7%	1.5%	1.3%
% of Patients satisfied with the dentistry they have received	17	19	89.5%	91.3%	93.1%	92.7%
% of Patients satisfied with the time they had to wait for an appointment	17	19	89.5%	89.2%	89.8%	88.8%

* This is based on patients treated on this contract for their most recent course of treatment. Figures in italics indicate the base number of FP17s or Patient Questionnaire responses are less than 100. N/A is shown where the base number of responses is less than 10 during the period. % is calculated as Quantity/Base number*100

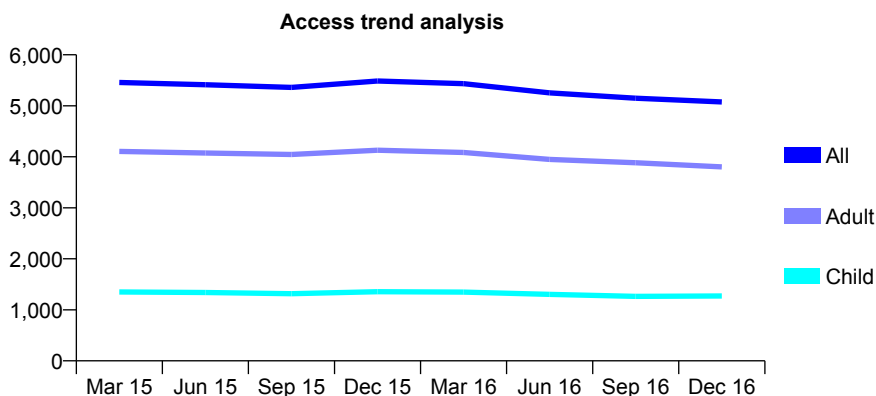
Q45 - Vital Signs At a Glance Contract Report for 329711/0002 - December 2016

Name or company name	MR S NEPALI
Contract type name	GDS Contract
Purpose of contract	General
Contract start date	01/04/2006
Contract end date	

16/17 Contracted general activity (UDA)	19,500
Carry forward general activity (UDA)	0
16/17 Contracted orthodontic activity (UOA)	0
Carry forward orthodontic activity (UOA)	0
Baseline contract value	£516,419.91

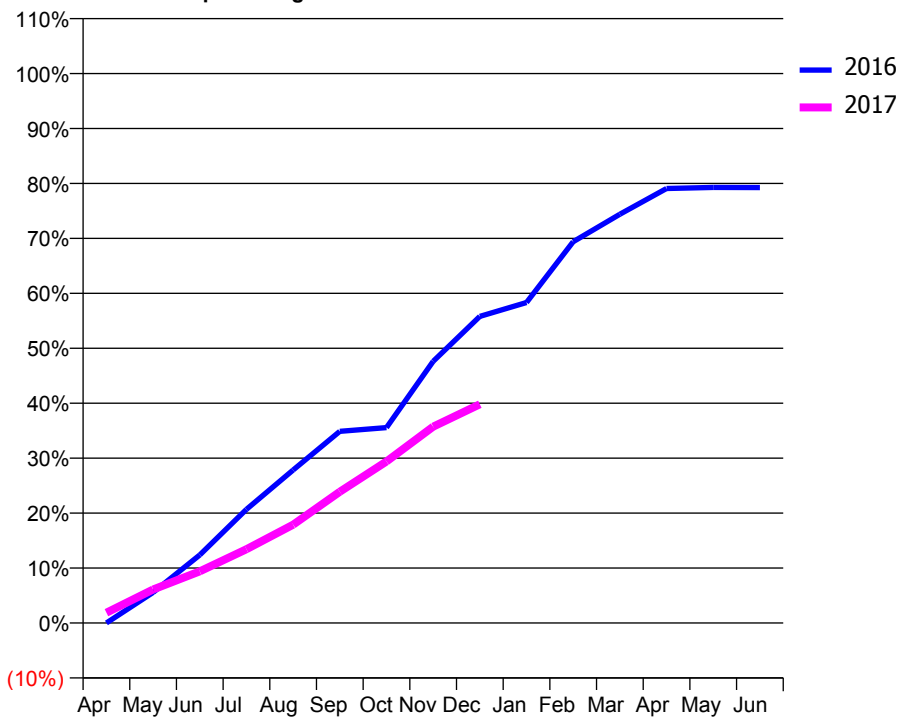
ACCESS*

Patients seen in 24 months	Total	Change since previous quarter
Quarter ending December 2015	5,486	
Quarter ending March 2016	5,433	→
Quarter ending June 2016	5,253	↓
Quarter ending September 2016	5,148	↓
Quarter ending December 2016	5,076	↓
Variance since December 2015	(7.5%)	↓



ACTIVITY

Cumulative percentage of contracted UDA delivered 2016 & 2017



Month	Adjusted Scheduled Activity (UDA)	
	2016	2017
April	0	366
May	1,086	1,190
June	2,414	1,832
July	4,033	2,620
August	5,431	3,488
September	6,803	4,661
October	6,936	5,731
November	9,288	6,966
December	10,882	7,762
January	11,375	
February	13,533	
March	14,507	
April	15,420	
May	15,457	
June	15,454	

QUALITY

	Quantity	Base Number	Contract	AT	Region	England
% of FP17s for the same patient ID Re-attending within 3 months - Children	53	932	5.7%	13.1%	13.4%	12.4%
% of FP17s for the same patient ID Re-attending within 3 months - Adults	317	2,758	11.5%	16.3%	17.3%	16.6%
% of FP17s for the same patient ID Re-attending between 3 & 9 months - Children	315	932	33.8%	54.5%	58.9%	57.5%
% of FP17s for the same patient ID Re-attending between 3 & 9 months - Adults	1,137	2,758	41.2%	50.6%	52.5%	50.4%
% of FP17s for Band 1 Urgent Courses	198	3,293	6.0%	8.8%	9.3%	9.1%
% of FP17s Relating to Free Repair or Replacements	58	3,293	1.8%	1.3%	1.0%	0.8%
% of FP17s Relating to Continuations	22	3,293	0.7%	1.7%	1.5%	1.3%
% of Patients satisfied with the dentistry they have received	17	20	85.0%	91.3%	93.1%	92.7%
% of Patients satisfied with the time they had to wait for an appointment	18	20	90.0%	89.2%	89.8%	88.8%

* This is based on patients treated on this contract for their most recent course of treatment. Figures in italics indicate the base number of FP17s or Patient Questionnaire responses are less than 100. N/A is shown where the base number of responses is less than 10 during the period. % is calculated as Quantity/Base number*100

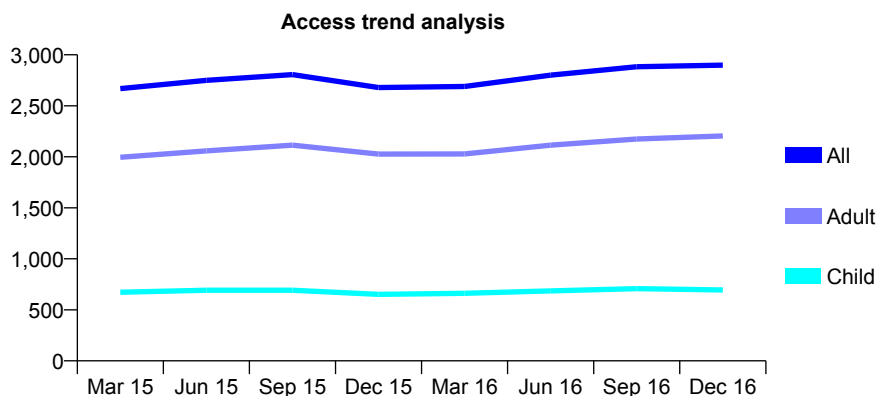
Q45 - Vital Signs At a Glance Contract Report for 331260/0001 - December 2016

Name or company name	MRS CR WILLIS
Contract type name	GDS Contract
Purpose of contract	General
Contract start date	01/04/2006
Contract end date	

16/17 Contracted general activity (UDA)	7,365
Carry forward general activity (UDA)	96
16/17 Contracted orthodontic activity (UOA)	0
Carry forward orthodontic activity (UOA)	0
Baseline contract value	£189,814.11

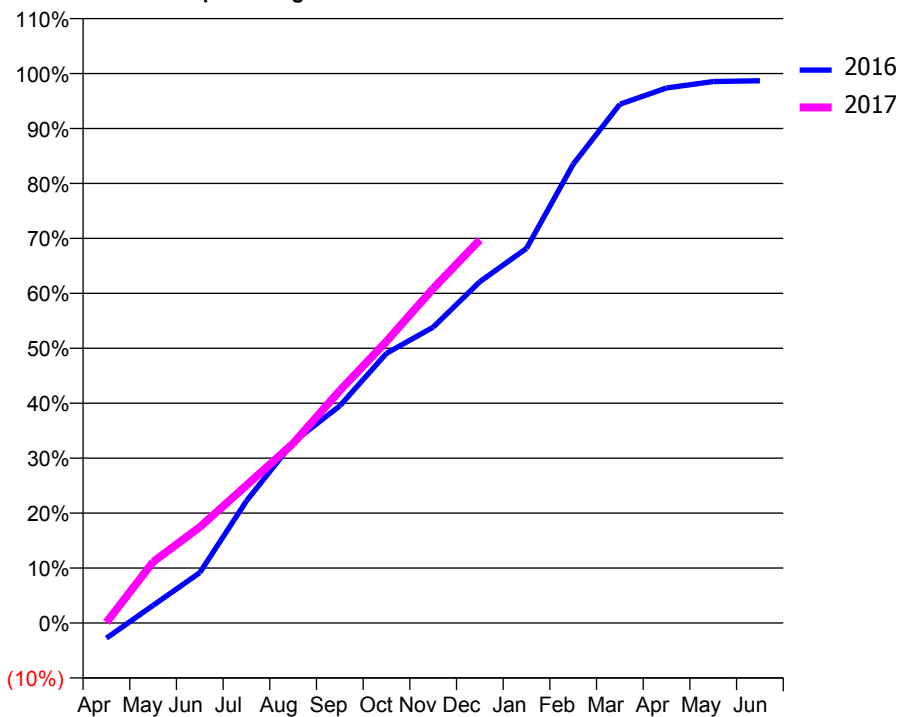
ACCESS*

Patients seen in 24 months	Total	Change since previous quarter
Quarter ending December 2015	2,679	
Quarter ending March 2016	2,690	→
Quarter ending June 2016	2,800	↑
Quarter ending September 2016	2,883	↑
Quarter ending December 2016	2,899	→
Variance since December 2015	8.2%	↑



ACTIVITY

Cumulative percentage of contracted UDA delivered 2016 & 2017



Month	Adjusted Scheduled Activity (UDA)	
	2016	2017
April	-205	8
May	237	820
June	675	1,286
July	1,636	1,845
August	2,424	2,406
September	2,910	3,115
October	3,615	3,776
November	3,966	4,483
December	4,575	5,136
January	5,022	
February	6,148	
March	6,954	
April	7,171	
May	7,257	
June	7,269	

QUALITY

	Quantity	Base Number	Contract	AT	Region	England
% of FP17s for the same patient ID Re-attending within 3 months - Children	30	651	4.6%	13.1%	13.4%	12.4%
% of FP17s for the same patient ID Re-attending within 3 months - Adults	284	2,200	12.9%	16.3%	17.3%	16.6%
% of FP17s for the same patient ID Re-attending between 3 & 9 months - Children	186	651	28.6%	54.5%	58.9%	57.5%
% of FP17s for the same patient ID Re-attending between 3 & 9 months - Adults	657	2,200	29.9%	50.6%	52.5%	50.4%
% of FP17s for Band 1 Urgent Courses	165	2,307	7.2%	8.8%	9.3%	9.1%
% of FP17s Relating to Free Repair or Replacements	31	2,307	1.3%	1.3%	1.0%	0.8%
% of FP17s Relating to Continuations	30	2,307	1.3%	1.7%	1.5%	1.3%
% of Patients satisfied with the dentistry they have received	8	9	N/A	91.3%	93.1%	92.7%
% of Patients satisfied with the time they had to wait for an appointment	9	9	N/A	89.2%	89.8%	88.8%

* This is based on patients treated on this contract for their most recent course of treatment. Figures in italics indicate the base number of FP17s or Patient Questionnaire responses are less than 100. N/A is shown where the base number of responses is less than 10 during the period. % is calculated as Quantity/Base number*100

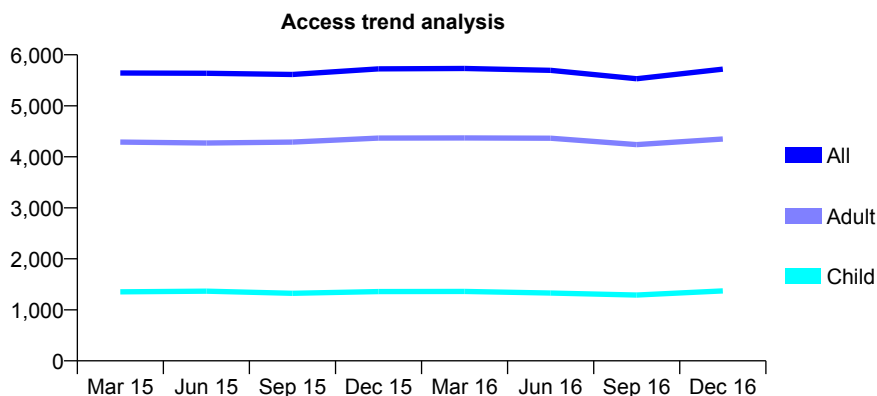
Q45 - Vital Signs At a Glance Contract Report for 334073/0001 - December 2016

Name or company name	MR AM SPIVEY
Contract type name	GDS Contract
Purpose of contract	General
Contract start date	01/04/2006
Contract end date	

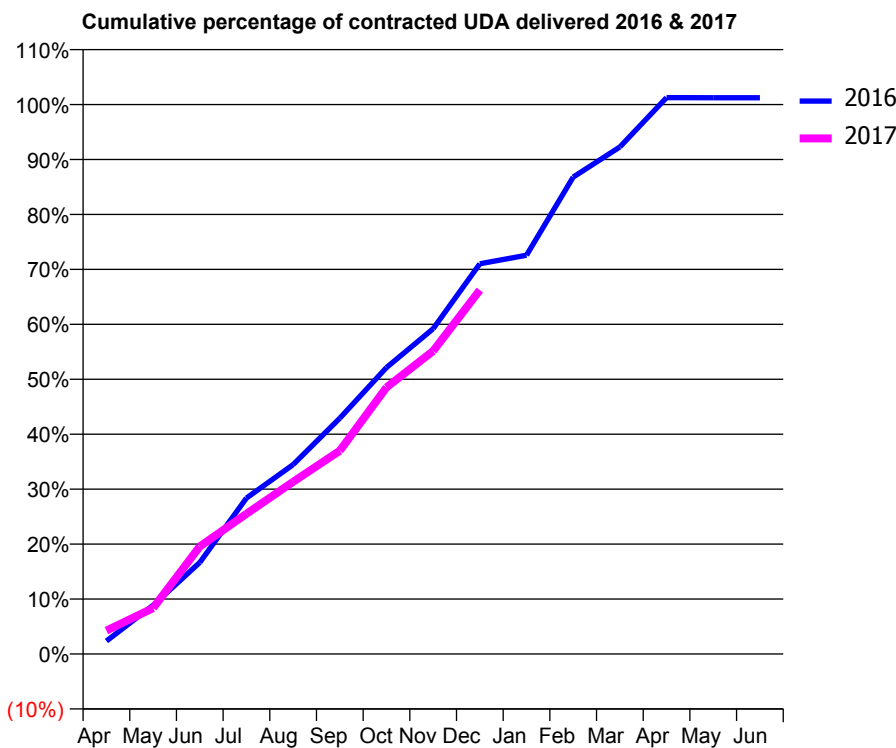
16/17 Contracted general activity (UDA)	19,763
Carry forward general activity (UDA)	-245
16/17 Contracted orthodontic activity (UOA)	0
Carry forward orthodontic activity (UOA)	0
Baseline contract value	£469,243.10

ACCESS*

Patients seen in 24 months	Total	Change since previous quarter
Quarter ending December 2015	5,725	
Quarter ending March 2016	5,733	→
Quarter ending June 2016	5,695	→
Quarter ending September 2016	5,530	↓
Quarter ending December 2016	5,719	↑
Variance since December 2015	(0.1%)	→



ACTIVITY



Month	Adjusted Scheduled Activity (UDA)	
	2016	2017
April	467	842
May	1,752	1,651
June	3,293	3,870
July	5,607	5,045
August	6,811	6,193
September	8,480	7,309
October	10,303	9,592
November	11,702	10,900
December	14,036	13,089
January	14,343	
February	17,151	
March	18,239	
April	20,009	
May	20,006	
June	20,008	

QUALITY

	Quantity	Base Number	Contract	AT	Region	England
% of FP17s for the same patient ID Re-attending within 3 months - Children	164	1,597	10.3%	13.1%	13.4%	12.4%
% of FP17s for the same patient ID Re-attending within 3 months - Adults	798	5,042	15.8%	16.3%	17.3%	16.6%
% of FP17s for the same patient ID Re-attending between 3 & 9 months - Children	864	1,597	54.1%	54.5%	58.9%	57.5%
% of FP17s for the same patient ID Re-attending between 3 & 9 months - Adults	2,954	5,042	58.6%	50.6%	52.5%	50.4%
% of FP17s for Band 1 Urgent Courses	375	5,828	6.4%	8.8%	9.3%	9.1%
% of FP17s Relating to Free Repair or Replacements	62	5,828	1.1%	1.3%	1.0%	0.8%
% of FP17s Relating to Continuations	35	5,828	0.6%	1.7%	1.5%	1.3%
% of Patients satisfied with the dentistry they have received	25	26	96.2%	91.3%	93.1%	92.7%
% of Patients satisfied with the time they had to wait for an appointment	25	26	96.2%	89.2%	89.8%	88.8%

* This is based on patients treated on this contract for their most recent course of treatment. Figures in italics indicate the base number of FP17s or Patient Questionnaire responses are less than 100. N/A is shown where the base number of responses is less than 10 during the period. % is calculated as Quantity/Base number*100

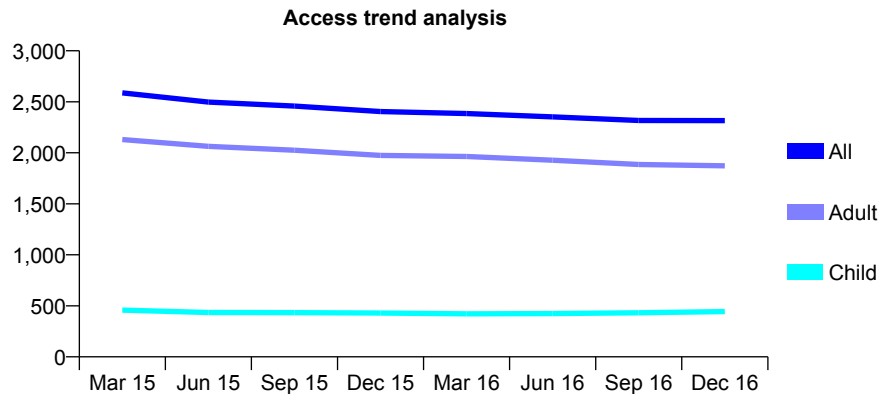
Q45 - Vital Signs At a Glance Contract Report for 367761/0001 - December 2016

Name or company name	MISS EM ALLEN
Contract type name	GDS Contract
Purpose of contract	General
Contract start date	13/03/2011
Contract end date	

16/17 Contracted general activity (UDA)	7,482
Carry forward general activity (UDA)	3
16/17 Contracted orthodontic activity (UOA)	0
Carry forward orthodontic activity (UOA)	0
Baseline contract value	£190,467.11

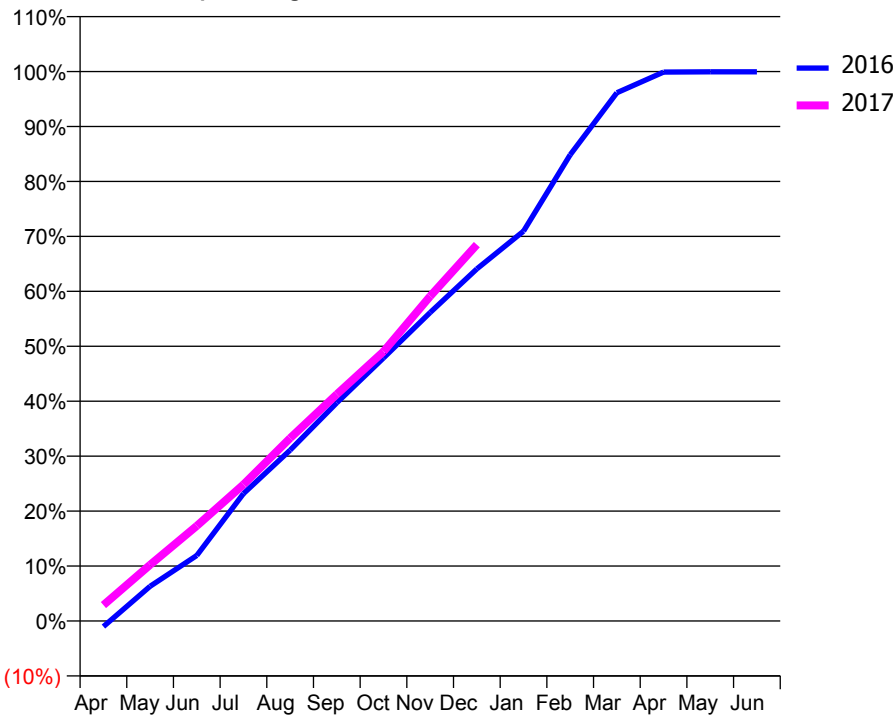
ACCESS*

Patients seen in 24 months	Total	Change since previous quarter
Quarter ending December 2015	2,405	
Quarter ending March 2016	2,385	→
Quarter ending June 2016	2,352	↓
Quarter ending September 2016	2,317	↓
Quarter ending December 2016	2,316	→
Variance since December 2015	(3.7%)	↓



ACTIVITY

Cumulative percentage of contracted UDA delivered 2016 & 2017



Month	Adjusted Scheduled Activity (UDA)	
	2016	2017
April	-78	217
May	473	765
June	893	1,295
July	1,734	1,859
August	2,326	2,491
September	2,972	3,087
October	3,581	3,669
November	4,201	4,422
December	4,794	5,125
January	5,308	
February	6,349	
March	7,193	
April	7,475	
May	7,479	
June	7,479	

QUALITY

	Quantity	Base Number	Contract	AT	Region	England
% of FP17s for the same patient ID Re-attending within 3 months - Children	48	430	11.2%	13.1%	13.4%	12.4%
% of FP17s for the same patient ID Re-attending within 3 months - Adults	430	1,930	22.3%	16.3%	17.3%	16.6%
% of FP17s for the same patient ID Re-attending between 3 & 9 months - Children	177	430	41.2%	54.5%	58.9%	57.5%
% of FP17s for the same patient ID Re-attending between 3 & 9 months - Adults	827	1,930	42.8%	50.6%	52.5%	50.4%
% of FP17s for Band 1 Urgent Courses	219	2,255	9.7%	8.8%	9.3%	9.1%
% of FP17s Relating to Free Repair or Replacements	10	2,255	0.4%	1.3%	1.0%	0.8%
% of FP17s Relating to Continuations	88	2,255	3.9%	1.7%	1.5%	1.3%
% of Patients satisfied with the dentistry they have received	6	8	N/A	91.3%	93.1%	92.7%
% of Patients satisfied with the time they had to wait for an appointment	8	8	N/A	89.2%	89.8%	88.8%

* This is based on patients treated on this contract for their most recent course of treatment. Figures in italics indicate the base number of FP17s or Patient Questionnaire responses are less than 100. N/A is shown where the base number of responses is less than 10 during the period. % is calculated as Quantity/Base number*100

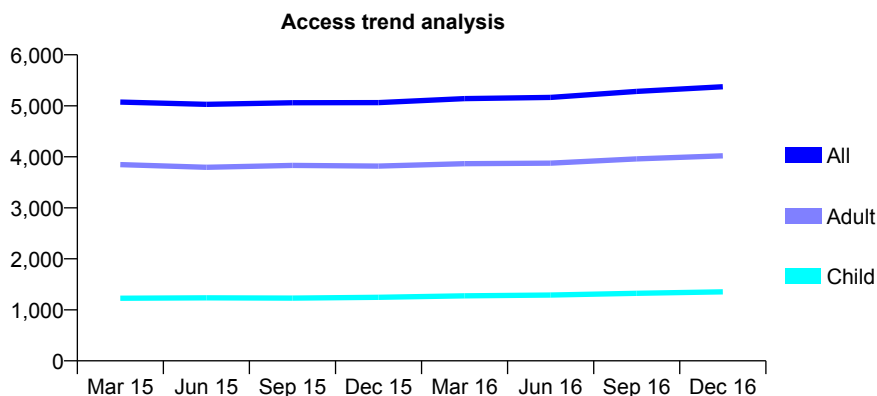
Q45 - Vital Signs At a Glance Contract Report for 399671/0001 - December 2016

Name or company name	MR N SUGGETT
Contract type name	GDS Contract
Purpose of contract	General
Contract start date	20/12/2010
Contract end date	

16/17 Contracted general activity (UDA)	18,907
Carry forward general activity (UDA)	0
16/17 Contracted orthodontic activity (UOA)	0
Carry forward orthodontic activity (UOA)	0
Baseline contract value	£418,392.91

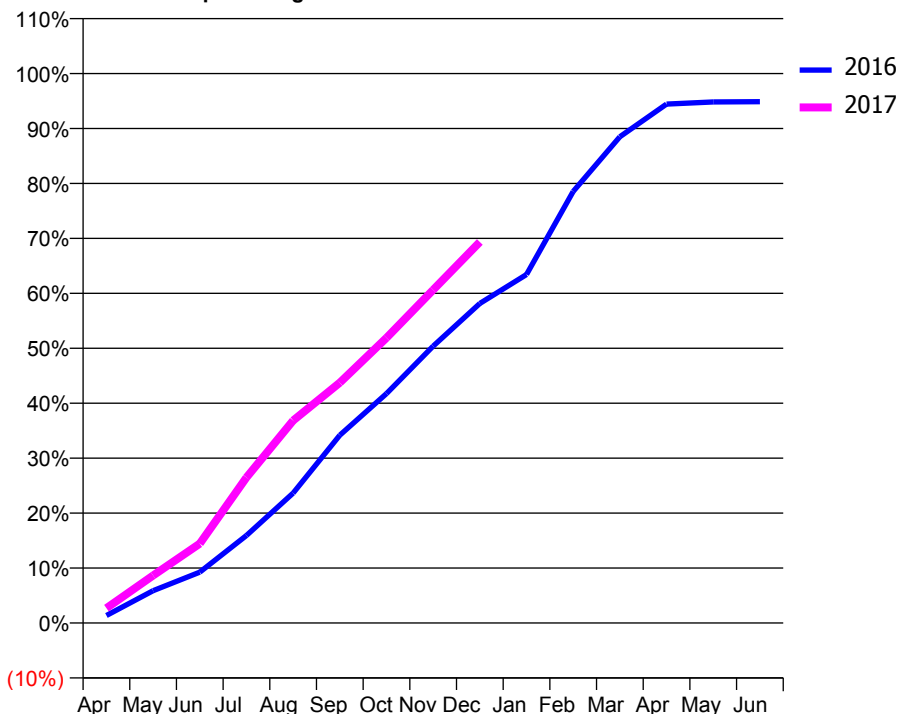
ACCESS*

Patients seen in 24 months	Total	Change since previous quarter
Quarter ending December 2015	5,064	
Quarter ending March 2016	5,140	→
Quarter ending June 2016	5,166	→
Quarter ending September 2016	5,283	↑
Quarter ending December 2016	5,373	→
Variance since December 2015	6.1%	↑



ACTIVITY

Cumulative percentage of contracted UDA delivered 2016 & 2017



Month	Adjusted Scheduled Activity (UDA)	
	2016	2017
April	257	511
May	1,114	1,634
June	1,748	2,731
July	3,014	5,009
August	4,473	6,967
September	6,462	8,272
October	7,893	9,811
November	9,527	11,462
December	10,996	13,111
January	11,990	
February	14,851	
March	16,729	
April	17,854	
May	17,930	
June	17,936	

QUALITY

	Quantity	Base Number	Contract	AT	Region	England
% of FP17s for the same patient ID Re-attending within 3 months - Children	118	1,489	7.9%	13.1%	13.4%	12.4%
% of FP17s for the same patient ID Re-attending within 3 months - Adults	454	3,999	11.4%	16.3%	17.3%	16.6%
% of FP17s for the same patient ID Re-attending between 3 & 9 months - Children	888	1,489	59.6%	54.5%	58.9%	57.5%
% of FP17s for the same patient ID Re-attending between 3 & 9 months - Adults	2,136	3,999	53.4%	50.6%	52.5%	50.4%
% of FP17s for Band 1 Urgent Courses	327	5,098	6.4%	8.8%	9.3%	9.1%
% of FP17s Relating to Free Repair or Replacements	54	5,098	1.1%	1.3%	1.0%	0.8%
% of FP17s Relating to Continuations	58	5,098	1.1%	1.7%	1.5%	1.3%
% of Patients satisfied with the dentistry they have received	6	7	N/A	91.3%	93.1%	92.7%
% of Patients satisfied with the time they had to wait for an appointment	6	7	N/A	89.2%	89.8%	88.8%

* This is based on patients treated on this contract for their most recent course of treatment. Figures in italics indicate the base number of FP17s or Patient Questionnaire responses are less than 100. N/A is shown where the base number of responses is less than 10 during the period. % is calculated as Quantity/Base number*100

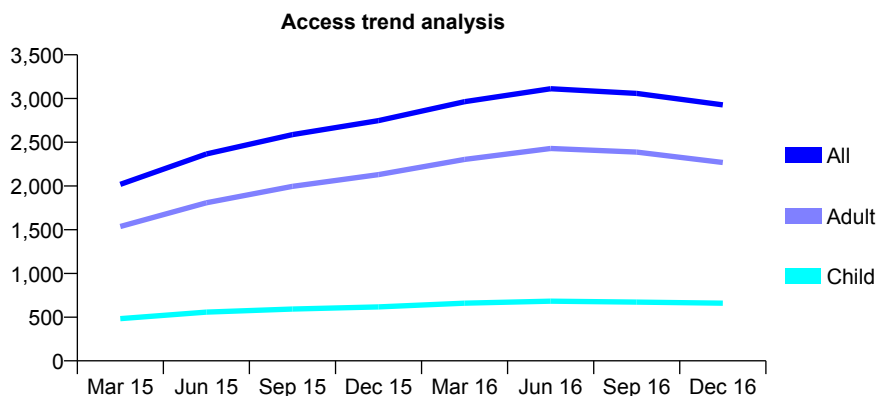
Q45 - Vital Signs At a Glance Contract Report for 462373/0001 - December 2016

Name or company name	MR A AL-MORHIBY
Contract type name	GDS Contract
Purpose of contract	General
Contract start date	01/07/2014
Contract end date	

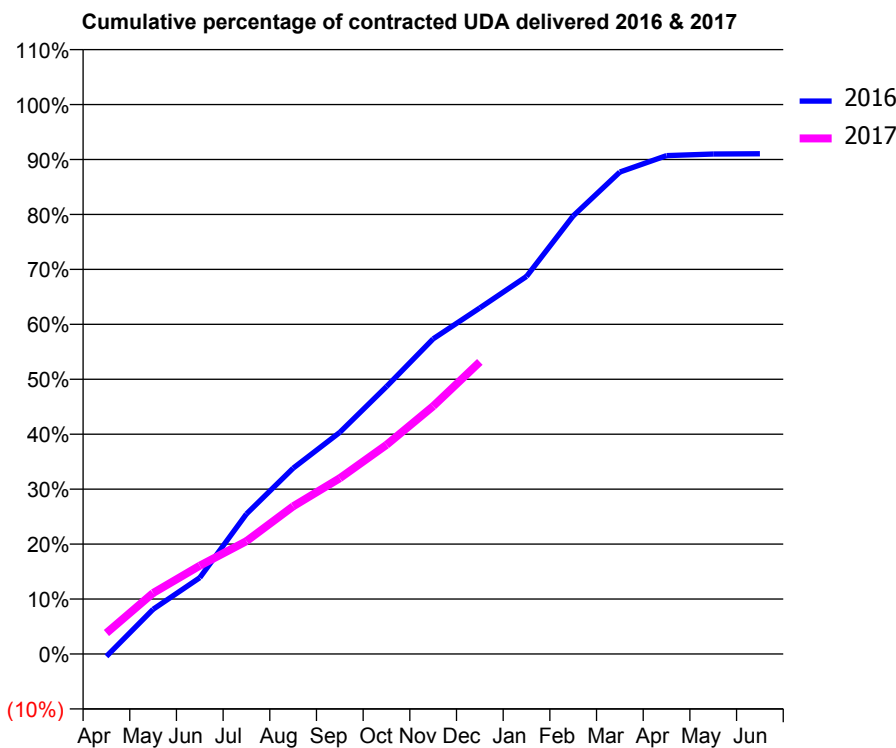
16/17 Contracted general activity (UDA)	14,089
Carry forward general activity (UDA)	0
16/17 Contracted orthodontic activity (UOA)	0
Carry forward orthodontic activity (UOA)	0
Baseline contract value	£367,422.46

ACCESS*

Patients seen in 24 months	Total	Change since previous quarter
Quarter ending December 2015	2,747	
Quarter ending March 2016	2,964	↑
Quarter ending June 2016	3,112	↑
Quarter ending September 2016	3,059	↓
Quarter ending December 2016	2,927	↓
Variance since December 2015	6.6%	↑



ACTIVITY



Month	Adjusted Scheduled Activity (UDA)	
	2016	2017
April	-64	538
May	1,148	1,563
June	1,956	2,263
July	3,593	2,894
August	4,763	3,788
September	5,686	4,508
October	6,858	5,361
November	8,082	6,353
December	8,872	7,488
January	9,681	
February	11,234	
March	12,357	
April	12,780	
May	12,819	
June	12,828	

QUALITY

	Quantity	Base Number	Contract	AT	Region	England
% of FP17s for the same patient ID Re-attending within 3 months - Children	43	543	7.9%	13.1%	13.4%	12.4%
% of FP17s for the same patient ID Re-attending within 3 months - Adults	380	1,847	20.6%	16.3%	17.3%	16.6%
% of FP17s for the same patient ID Re-attending between 3 & 9 months - Children	207	543	38.1%	54.5%	58.9%	57.5%
% of FP17s for the same patient ID Re-attending between 3 & 9 months - Adults	672	1,847	36.4%	50.6%	52.5%	50.4%
% of FP17s for Band 1 Urgent Courses	438	2,266	19.3%	8.8%	9.3%	9.1%
% of FP17s Relating to Free Repair or Replacements	27	2,266	1.2%	1.3%	1.0%	0.8%
% of FP17s Relating to Continuations	41	2,266	1.8%	1.7%	1.5%	1.3%
% of Patients satisfied with the dentistry they have received	9	11	81.8%	91.3%	93.1%	92.7%
% of Patients satisfied with the time they had to wait for an appointment	10	11	90.9%	89.2%	89.8%	88.8%

* This is based on patients treated on this contract for their most recent course of treatment. Figures in italics indicate the base number of FP17s or Patient Questionnaire responses are less than 100. N/A is shown where the base number of responses is less than 10 during the period. % is calculated as Quantity/Base number*100

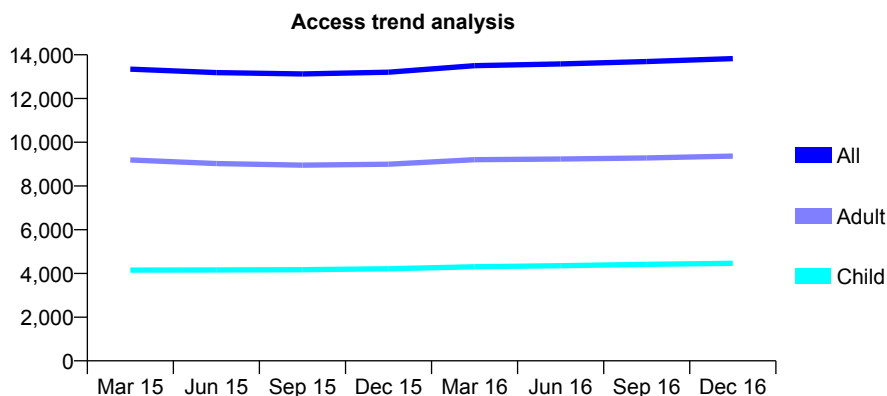
Q45 - Vital Signs At a Glance Contract Report for 569992/0001 - December 2016

Name or company name	Roseworth Dental Centre
Contract type name	GDS Contract
Purpose of contract	General
Contract start date	01/04/2006
Contract end date	

16/17 Contracted general activity (UDA)	42,999
Carry forward general activity (UDA)	0
16/17 Contracted orthodontic activity (UOA)	0
Carry forward orthodontic activity (UOA)	0
Baseline contract value	£1,030,772.18

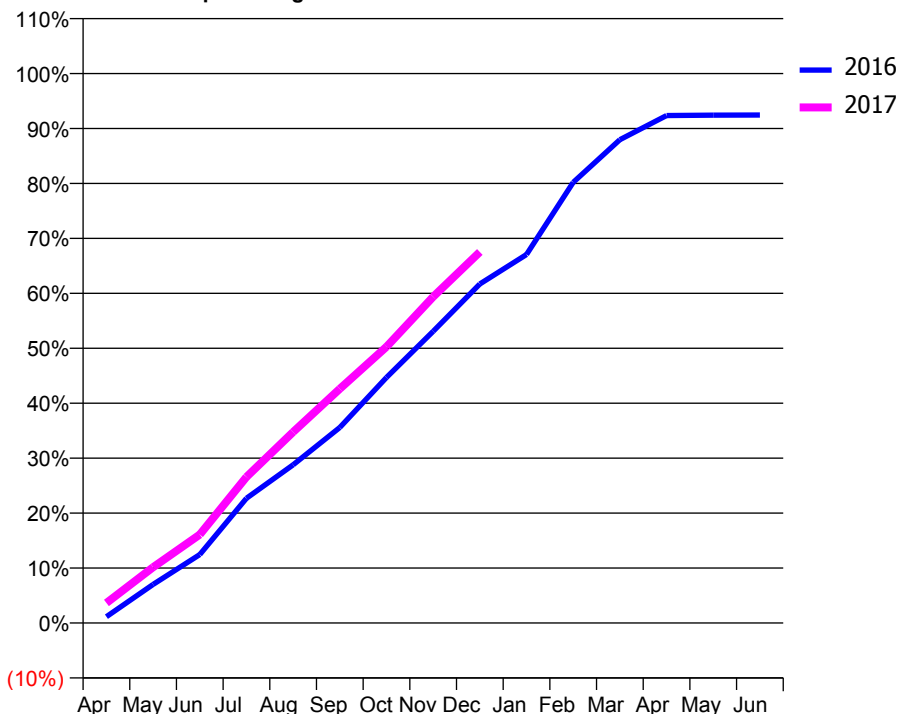
ACCESS*

Patients seen in 24 months	Total	Change since previous quarter
Quarter ending December 2015	13,206	
Quarter ending March 2016	13,504	↑
Quarter ending June 2016	13,584	→
Quarter ending September 2016	13,693	→
Quarter ending December 2016	13,826	→
Variance since December 2015	4.7%	↑



ACTIVITY

Cumulative percentage of contracted UDA delivered 2016 & 2017



Month	Adjusted Scheduled Activity (UDA)	
	2016	2017
April	496	1,567
May	3,020	4,363
June	5,357	6,920
July	9,758	11,435
August	12,372	14,947
September	15,298	18,332
October	19,208	21,620
November	22,814	25,528
December	26,519	29,033
January	28,826	
February	34,469	
March	37,797	
April	39,689	
May	39,722	
June	39,736	

QUALITY

	Quantity	Base Number	Contract	AT	Region	England
% of FP17s for the same patient ID Re-attending within 3 months - Children	519	5,730	9.1%	13.1%	13.4%	12.4%
% of FP17s for the same patient ID Re-attending within 3 months - Adults	1,673	10,032	16.7%	16.3%	17.3%	16.6%
% of FP17s for the same patient ID Re-attending between 3 & 9 months - Children	3,454	5,730	60.3%	54.5%	58.9%	57.5%
% of FP17s for the same patient ID Re-attending between 3 & 9 months - Adults	4,851	10,032	48.4%	50.6%	52.5%	50.4%
% of FP17s for Band 1 Urgent Courses	2,014	14,816	13.6%	8.8%	9.3%	9.1%
% of FP17s Relating to Free Repair or Replacements	536	14,816	3.6%	1.3%	1.0%	0.8%
% of FP17s Relating to Continuations	234	14,816	1.6%	1.7%	1.5%	1.3%
% of Patients satisfied with the dentistry they have received	22	25	88.0%	91.3%	93.1%	92.7%
% of Patients satisfied with the time they had to wait for an appointment	25	25	100.0%	89.2%	89.8%	88.8%

* This is based on patients treated on this contract for their most recent course of treatment. Figures in italics indicate the base number of FP17s or Patient Questionnaire responses are less than 100. N/A is shown where the base number of responses is less than 10 during the period. % is calculated as Quantity/Base number*100

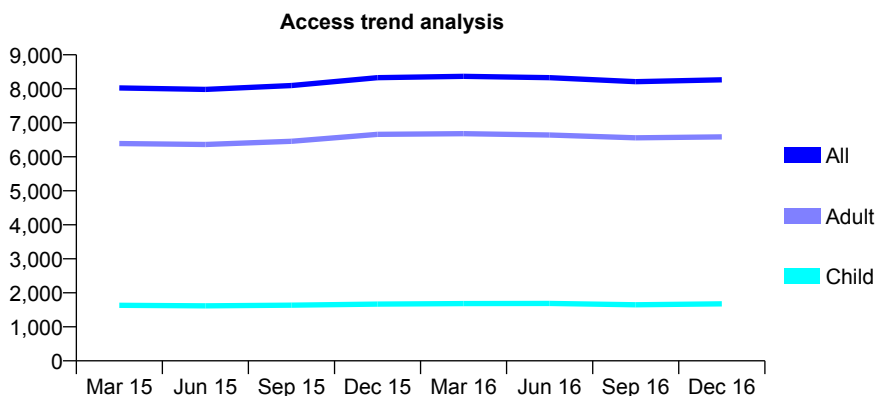
Q45 - Vital Signs At a Glance Contract Report for 572926/0001 - December 2016

Name or company name	Avante Dental Care Partnership
Contract type name	GDS Contract
Purpose of contract	General and Orthodontic
Contract start date	01/04/2006
Contract end date	

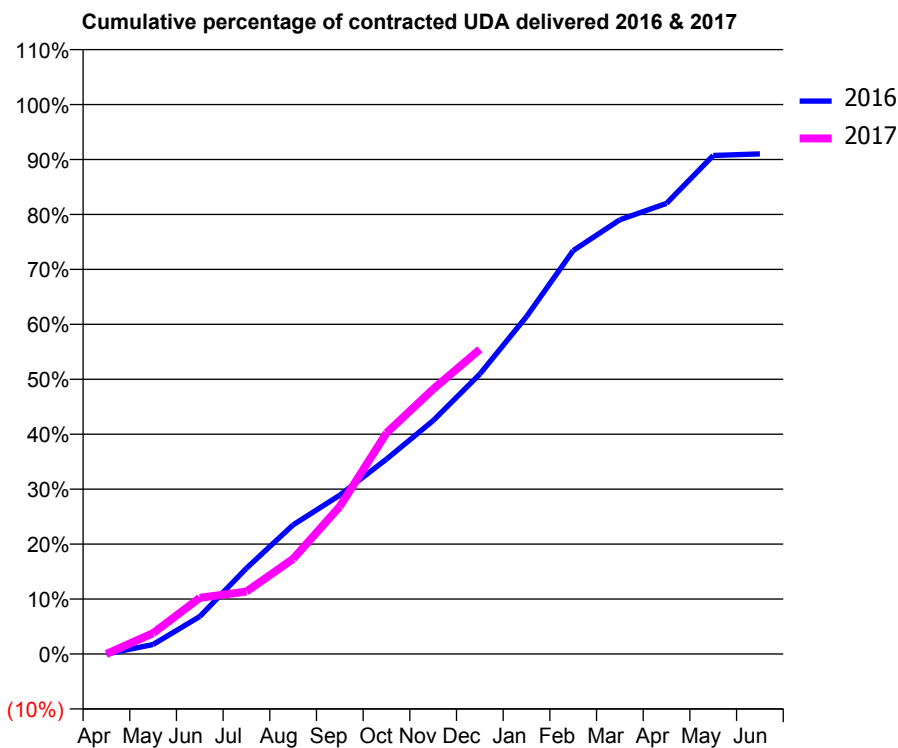
16/17 Contracted general activity (UDA)	27,440
Carry forward general activity (UDA)	0
16/17 Contracted orthodontic activity (UOA)	274
Carry forward orthodontic activity (UOA)	0
Baseline contract value	£666,506.05

ACCESS*

Patients seen in 24 months	Total	Change since previous quarter
Quarter ending December 2015	8,327	
Quarter ending March 2016	8,368	→
Quarter ending June 2016	8,328	→
Quarter ending September 2016	8,209	↓
Quarter ending December 2016	8,266	→
Variance since December 2015	(0.7%)	→



ACTIVITY



Month	Adjusted Scheduled Activity (UDA)	
	2016	2017
April	0	0
May	479	1,043
June	1,874	2,804
July	4,284	3,121
August	6,448	4,748
September	7,932	7,369
October	9,733	11,038
November	11,655	13,227
December	13,978	15,210
January	16,848	
February	20,146	
March	21,686	
April	22,503	
May	24,893	
June	24,971	

QUALITY

	Quantity	Base Number	Contract	AT	Region	England
% of FP17s for the same patient ID Re-attending within 3 months - Children	163	2,062	7.9%	13.1%	13.4%	12.4%
% of FP17s for the same patient ID Re-attending within 3 months - Adults	1,077	8,033	13.4%	16.3%	17.3%	16.6%
% of FP17s for the same patient ID Re-attending between 3 & 9 months - Children	1,273	2,062	61.7%	54.5%	58.9%	57.5%
% of FP17s for the same patient ID Re-attending between 3 & 9 months - Adults	5,099	8,033	63.5%	50.6%	52.5%	50.4%
% of FP17s for Band 1 Urgent Courses	501	8,487	5.9%	8.8%	9.3%	9.1%
% of FP17s Relating to Free Repair or Replacements	102	8,487	1.2%	1.3%	1.0%	0.8%
% of FP17s Relating to Continuations	70	8,487	0.8%	1.7%	1.5%	1.3%
% of Patients satisfied with the dentistry they have received	17	21	81.0%	91.3%	93.1%	92.7%
% of Patients satisfied with the time they had to wait for an appointment	18	21	85.7%	89.2%	89.8%	88.8%

* This is based on patients treated on this contract for their most recent course of treatment. Figures in italics indicate the base number of FP17s or Patient Questionnaire responses are less than 100. N/A is shown where the base number of responses is less than 10 during the period. % is calculated as Quantity/Base number*100

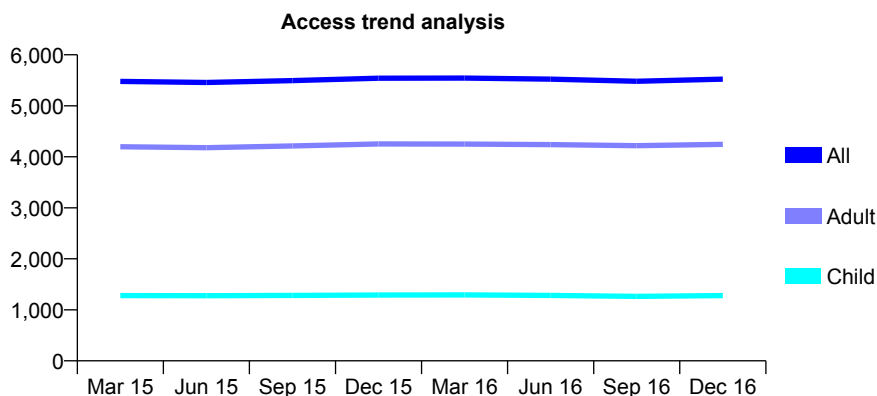
Q45 - Vital Signs At a Glance Contract Report for 576549/0001 - December 2016

Name or company name	Ashby and Atkinson
Contract type name	GDS Contract
Purpose of contract	General
Contract start date	01/04/2006
Contract end date	

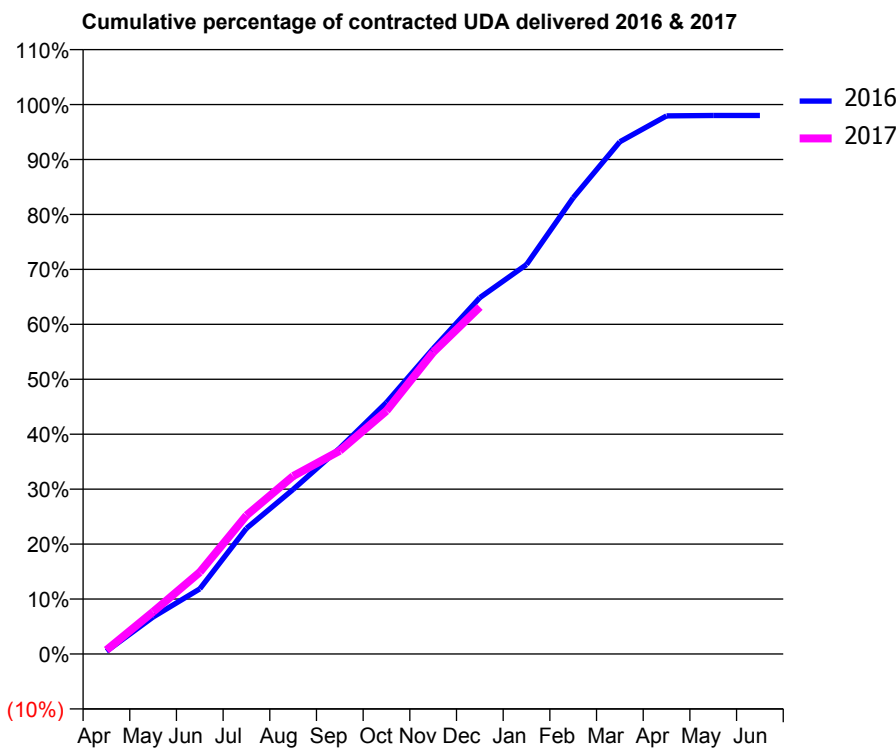
16/17 Contracted general activity (UDA)	13,993
Carry forward general activity (UDA)	280
16/17 Contracted orthodontic activity (UOA)	0
Carry forward orthodontic activity (UOA)	0
Baseline contract value	£385,256.93

ACCESS*

Patients seen in 24 months	Total	Change since previous quarter
Quarter ending December 2015	5,542	
Quarter ending March 2016	5,544	→
Quarter ending June 2016	5,522	→
Quarter ending September 2016	5,481	→
Quarter ending December 2016	5,524	→
Variance since December 2015	(0.3%)	→



ACTIVITY



Month	Adjusted Scheduled Activity (UDA)	
	2016	2017
April	69	101
May	944	1,076
June	1,660	2,082
July	3,199	3,529
August	4,191	4,533
September	5,245	5,177
October	6,404	6,190
November	7,777	7,684
December	9,075	8,838
January	9,916	
February	11,618	
March	13,044	
April	13,703	
May	13,713	
June	13,713	

QUALITY

	Quantity	Base Number	Contract	AT	Region	England
% of FP17s for the same patient ID Re-attending within 3 months - Children	99	1,466	6.8%	13.1%	13.4%	12.4%
% of FP17s for the same patient ID Re-attending within 3 months - Adults	553	3,935	14.1%	16.3%	17.3%	16.6%
% of FP17s for the same patient ID Re-attending between 3 & 9 months - Children	983	1,466	67.1%	54.5%	58.9%	57.5%
% of FP17s for the same patient ID Re-attending between 3 & 9 months - Adults	1,809	3,935	46.0%	50.6%	52.5%	50.4%
% of FP17s for Band 1 Urgent Courses	338	4,649	7.3%	8.8%	9.3%	9.1%
% of FP17s Relating to Free Repair or Replacements	69	4,649	1.5%	1.3%	1.0%	0.8%
% of FP17s Relating to Continuations	86	4,649	1.8%	1.7%	1.5%	1.3%
% of Patients satisfied with the dentistry they have received	6	7	N/A	91.3%	93.1%	92.7%
% of Patients satisfied with the time they had to wait for an appointment	6	7	N/A	89.2%	89.8%	88.8%

* This is based on patients treated on this contract for their most recent course of treatment. Figures in italics indicate the base number of FP17s or Patient Questionnaire responses are less than 100. N/A is shown where the base number of responses is less than 10 during the period. % is calculated as Quantity/Base number*100

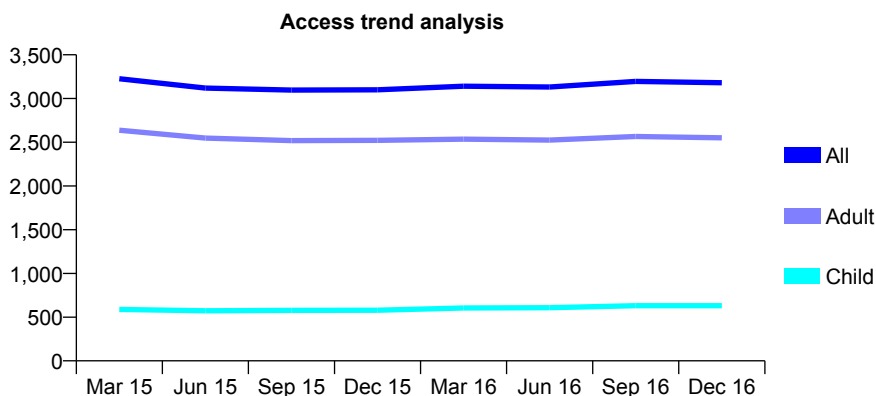
Q45 - Vital Signs At a Glance Contract Report for 603252/0001 - December 2016

Name or company name	MRS S BEDI
Contract type name	GDS Contract
Purpose of contract	General
Contract start date	01/01/2011
Contract end date	

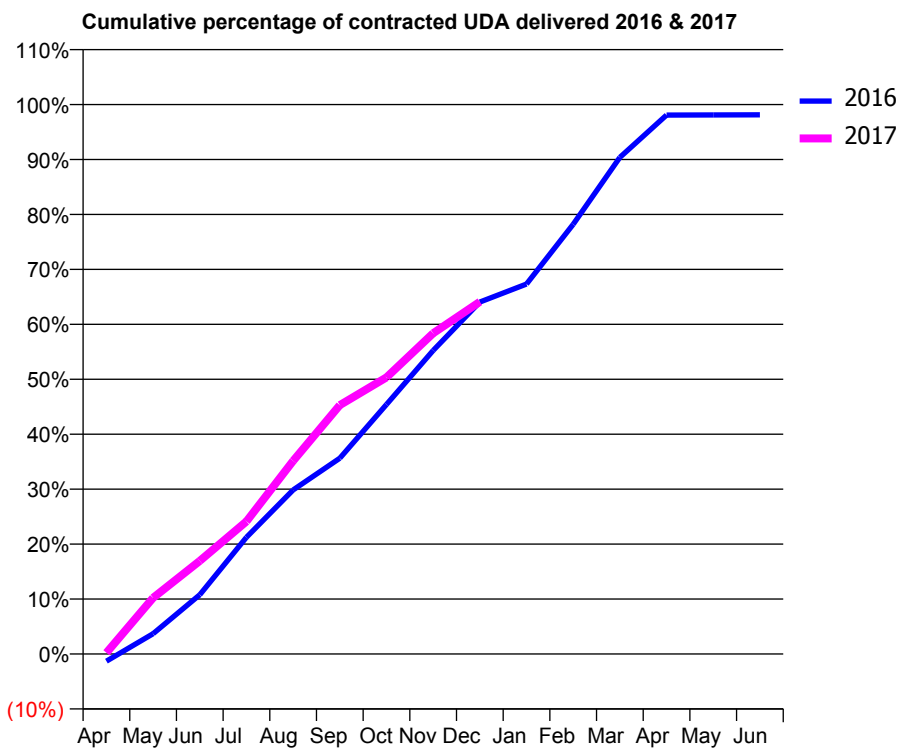
16/17 Contracted general activity (UDA)	9,825
Carry forward general activity (UDA)	185
16/17 Contracted orthodontic activity (UOA)	0
Carry forward orthodontic activity (UOA)	0
Baseline contract value	£263,159.78

ACCESS*

Patients seen in 24 months	Total	Change since previous quarter
Quarter ending December 2015	3,100	
Quarter ending March 2016	3,141	→
Quarter ending June 2016	3,132	→
Quarter ending September 2016	3,196	↑
Quarter ending December 2016	3,181	→
Variance since December 2015	2.6%	↑



ACTIVITY



Month	Adjusted Scheduled Activity (UDA)	
	2016	2017
April	-131	22
May	364	1,004
June	1,059	1,664
July	2,088	2,371
August	2,935	3,454
September	3,501	4,451
October	4,462	4,946
November	5,427	5,736
December	6,293	6,298
January	6,616	
February	7,684	
March	8,880	
April	9,635	
May	9,639	
June	9,640	

QUALITY

	Quantity	Base Number	Contract	AT	Region	England
% of FP17s for the same patient ID Re-attending within 3 months - Children	62	826	7.5%	13.1%	13.4%	12.4%
% of FP17s for the same patient ID Re-attending within 3 months - Adults	393	3,215	12.2%	16.3%	17.3%	16.6%
% of FP17s for the same patient ID Re-attending between 3 & 9 months - Children	542	826	65.6%	54.5%	58.9%	57.5%
% of FP17s for the same patient ID Re-attending between 3 & 9 months - Adults	2,240	3,215	69.7%	50.6%	52.5%	50.4%
% of FP17s for Band 1 Urgent Courses	214	3,622	5.9%	8.8%	9.3%	9.1%
% of FP17s Relating to Free Repair or Replacements	92	3,622	2.5%	1.3%	1.0%	0.8%
% of FP17s Relating to Continuations	36	3,622	1.0%	1.7%	1.5%	1.3%
% of Patients satisfied with the dentistry they have received	43	47	91.5%	91.3%	93.1%	92.7%
% of Patients satisfied with the time they had to wait for an appointment	41	47	87.2%	89.2%	89.8%	88.8%

* This is based on patients treated on this contract for their most recent course of treatment. Figures in italics indicate the base number of FP17s or Patient Questionnaire responses are less than 100. N/A is shown where the base number of responses is less than 10 during the period. % is calculated as Quantity/Base number*100

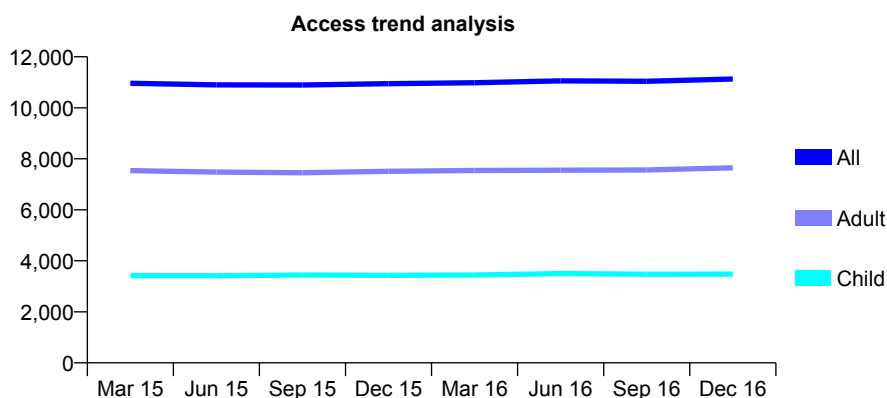
Q45 - Vital Signs At a Glance Contract Report for 629758/0001 - December 2016

Name or company name	MISS HJ ALMOND
Contract type name	GDS Contract
Purpose of contract	General
Contract start date	01/04/2006
Contract end date	

16/17 Contracted general activity (UDA)	35,800
Carry forward general activity (UDA)	0
16/17 Contracted orthodontic activity (UOA)	0
Carry forward orthodontic activity (UOA)	0
Baseline contract value	£948,963.12

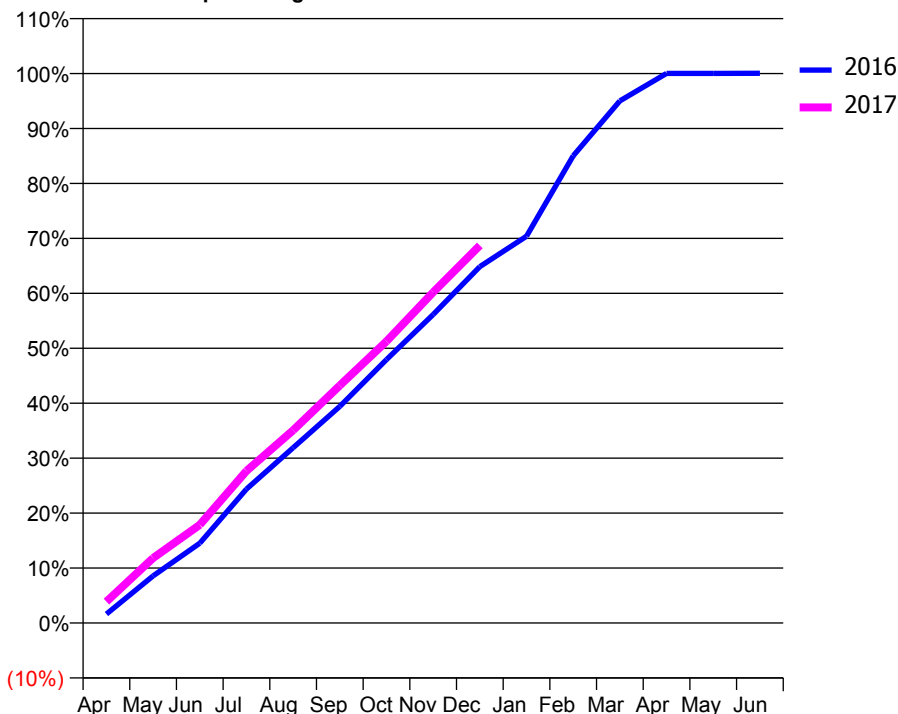
ACCESS*

Patients seen in 24 months	Total	Change since previous quarter
Quarter ending December 2015	10,945	
Quarter ending March 2016	10,983	→
Quarter ending June 2016	11,056	→
Quarter ending September 2016	11,041	→
Quarter ending December 2016	11,127	→
Variance since December 2015	1.7%	→



ACTIVITY

Cumulative percentage of contracted UDA delivered 2016 & 2017



Month	Adjusted Scheduled Activity (UDA)	
	2016	2017
April	584	1,396
May	3,072	4,238
June	5,196	6,400
July	8,724	9,908
August	11,423	12,557
September	14,112	15,476
October	17,165	18,352
November	20,098	21,552
December	23,214	24,597
January	25,199	
February	30,433	
March	34,020	
April	35,803	
May	35,809	
June	35,816	

QUALITY

	Quantity	Base Number	Contract	AT	Region	England
% of FP17s for the same patient ID Re-attending within 3 months - Children	369	3,727	9.9%	13.1%	13.4%	12.4%
% of FP17s for the same patient ID Re-attending within 3 months - Adults	1,233	7,944	15.5%	16.3%	17.3%	16.6%
% of FP17s for the same patient ID Re-attending between 3 & 9 months - Children	2,050	3,727	55.0%	54.5%	58.9%	57.5%
% of FP17s for the same patient ID Re-attending between 3 & 9 months - Adults	4,253	7,944	53.5%	50.6%	52.5%	50.4%
% of FP17s for Band 1 Urgent Courses	424	10,332	4.1%	8.8%	9.3%	9.1%
% of FP17s Relating to Free Repair or Replacements	228	10,332	2.2%	1.3%	1.0%	0.8%
% of FP17s Relating to Continuations	343	10,332	3.3%	1.7%	1.5%	1.3%
% of Patients satisfied with the dentistry they have received	19	21	90.5%	91.3%	93.1%	92.7%
% of Patients satisfied with the time they had to wait for an appointment	19	21	90.5%	89.2%	89.8%	88.8%

* This is based on patients treated on this contract for their most recent course of treatment. Figures in italics indicate the base number of FP17s or Patient Questionnaire responses are less than 100. N/A is shown where the base number of responses is less than 10 during the period. % is calculated as Quantity/Base number*100

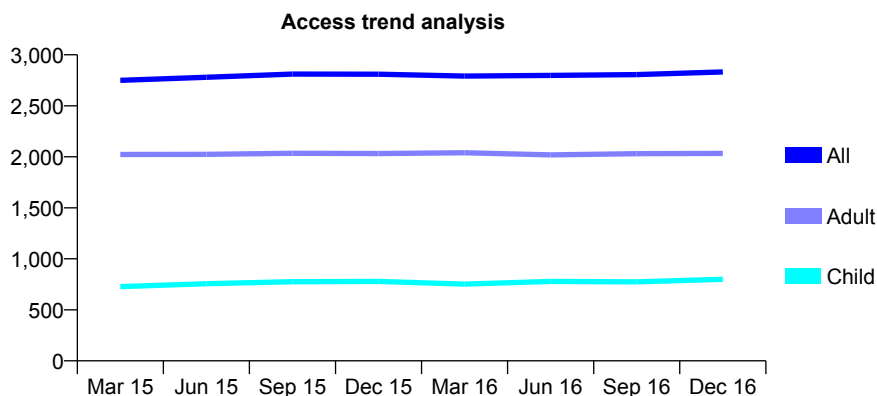
Q45 - Vital Signs At a Glance Contract Report for 630500/0001 - December 2016

Name or company name	MR NP PLAHE
Contract type name	GDS Contract
Purpose of contract	General
Contract start date	01/04/2006
Contract end date	

16/17 Contracted general activity (UDA)	7,723
Carry forward general activity (UDA)	0
16/17 Contracted orthodontic activity (UOA)	0
Carry forward orthodontic activity (UOA)	0
Baseline contract value	£180,490.09

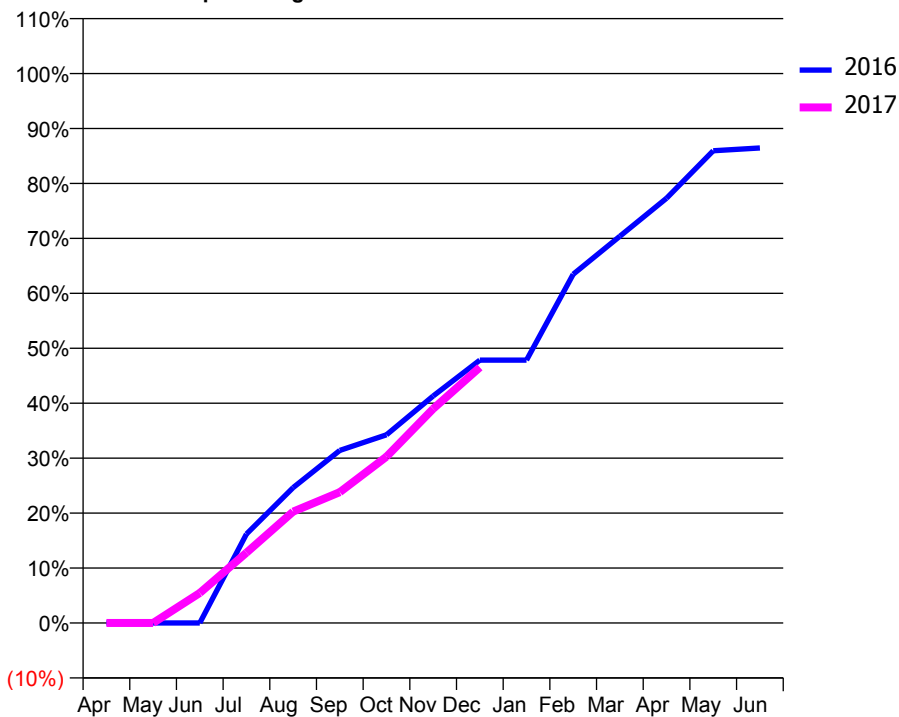
ACCESS*

Patients seen in 24 months	Total	Change since previous quarter
Quarter ending December 2015	2,810	
Quarter ending March 2016	2,792	→
Quarter ending June 2016	2,798	→
Quarter ending September 2016	2,806	→
Quarter ending December 2016	2,832	→
Variance since December 2015	0.8%	→



ACTIVITY

Cumulative percentage of contracted UDA delivered 2016 & 2017



Month	Adjusted Scheduled Activity (UDA)	
	2016	2017
April	0	0
May	1	0
June	1	422
July	1,251	988
August	1,903	1,567
September	2,425	1,839
October	2,646	2,338
November	3,192	3,012
December	3,695	3,594
January	3,695	
February	4,902	
March	5,436	
April	5,971	
May	6,637	
June	6,676	

QUALITY

	Quantity	Base Number	Contract	AT	Region	England
% of FP17s for the same patient ID Re-attending within 3 months - Children	40	672	6.0%	13.1%	13.4%	12.4%
% of FP17s for the same patient ID Re-attending within 3 months - Adults	173	1,557	11.1%	16.3%	17.3%	16.6%
% of FP17s for the same patient ID Re-attending between 3 & 9 months - Children	260	672	38.7%	54.5%	58.9%	57.5%
% of FP17s for the same patient ID Re-attending between 3 & 9 months - Adults	602	1,557	38.7%	50.6%	52.5%	50.4%
% of FP17s for Band 1 Urgent Courses	101	1,634	6.2%	8.8%	9.3%	9.1%
% of FP17s Relating to Free Repair or Replacements	29	1,634	1.8%	1.3%	1.0%	0.8%
% of FP17s Relating to Continuations	37	1,634	2.3%	1.7%	1.5%	1.3%
% of Patients satisfied with the dentistry they have received	8	8	N/A	91.3%	93.1%	92.7%
% of Patients satisfied with the time they had to wait for an appointment	7	8	N/A	89.2%	89.8%	88.8%

* This is based on patients treated on this contract for their most recent course of treatment. Figures in italics indicate the base number of FP17s or Patient Questionnaire responses are less than 100. N/A is shown where the base number of responses is less than 10 during the period. % is calculated as Quantity/Base number*100

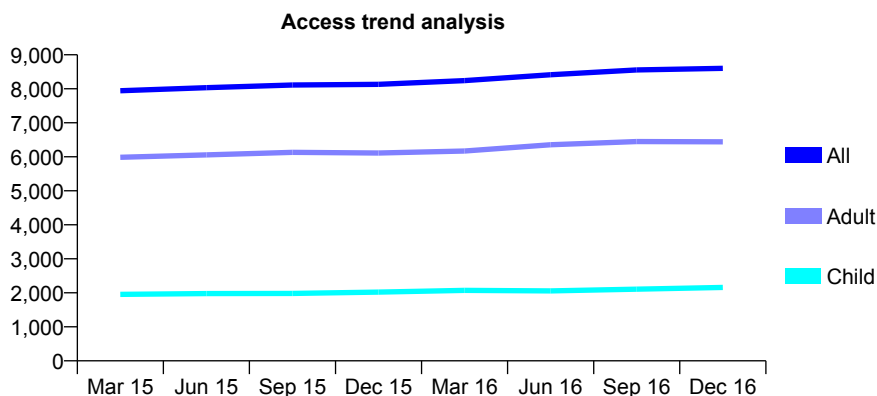
Q45 - Vital Signs At a Glance Contract Report for 636827/0002 - December 2016

Name or company name	MR OS DHANOYA
Contract type name	Pilot Contract
Purpose of contract	General
Contract start date	01/04/2006
Contract end date	

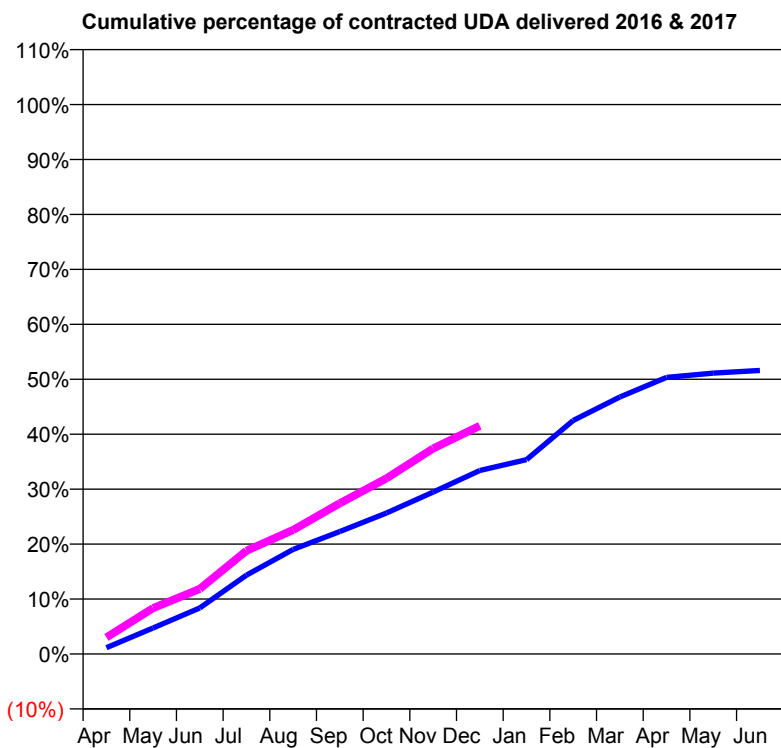
16/17 Contracted general activity (UDA)	30,842
Carry forward general activity (UDA)	0
16/17 Contracted orthodontic activity (UOA)	0
Carry forward orthodontic activity (UOA)	0
Baseline contract value	£863,497.67

ACCESS*

Patients seen in 24 months	Total	Change since previous quarter
Quarter ending December 2015	8,132	
Quarter ending March 2016	8,240	→
Quarter ending June 2016	8,412	↑
Quarter ending September 2016	8,556	→
Quarter ending December 2016	8,600	→
Variance since December 2015	5.8%	↑



ACTIVITY



Month	Adjusted Scheduled Activity (UDA)	
	2016	2017
April	358	931
May	1,465	2,576
June	2,584	3,653
July	4,425	5,800
August	5,872	6,965
September	6,873	8,459
October	7,914	9,860
November	9,089	11,536
December	10,303	12,813
January	10,906	
February	13,106	
March	14,425	
April	15,530	
May	15,765	
June	15,917	

QUALITY

	Quantity	Base Number	Contract	AT	Region	England
% of FP17s for the same patient ID Re-attending within 3 months - Children	203	2,238	9.1%	13.1%	13.4%	12.4%
% of FP17s for the same patient ID Re-attending within 3 months - Adults	988	6,069	16.3%	16.3%	17.3%	16.6%
% of FP17s for the same patient ID Re-attending between 3 & 9 months - Children	933	2,238	41.7%	54.5%	58.9%	57.5%
% of FP17s for the same patient ID Re-attending between 3 & 9 months - Adults	2,301	6,069	37.9%	50.6%	52.5%	50.4%
% of FP17s for Band 1 Urgent Courses	544	6,101	8.9%	8.8%	9.3%	9.1%
% of FP17s Relating to Free Repair or Replacements	71	6,101	1.2%	1.3%	1.0%	0.8%
% of FP17s Relating to Continuations	2	6,101	0.0%	1.7%	1.5%	1.3%
% of Patients satisfied with the dentistry they have received	10	11	90.9%	91.3%	93.1%	92.7%
% of Patients satisfied with the time they had to wait for an appointment	9	11	81.8%	89.2%	89.8%	88.8%

* This is based on patients treated on this contract for their most recent course of treatment. Figures in italics indicate the base number of FP17s or Patient Questionnaire responses are less than 100. N/A is shown where the base number of responses is less than 10 during the period. % is calculated as Quantity/Base number*100

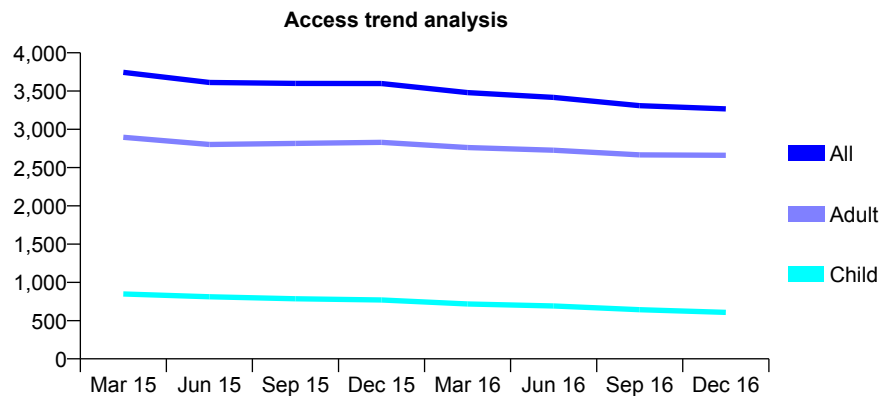
Q45 - Vital Signs At a Glance Contract Report for 642304/0001 - December 2016

Name or company name	MISS K HORNE
Contract type name	GDS Contract
Purpose of contract	General
Contract start date	01/04/2006
Contract end date	

16/17 Contracted general activity (UDA)	12,954
Carry forward general activity (UDA)	0
16/17 Contracted orthodontic activity (UOA)	0
Carry forward orthodontic activity (UOA)	0
Baseline contract value	£295,589.37

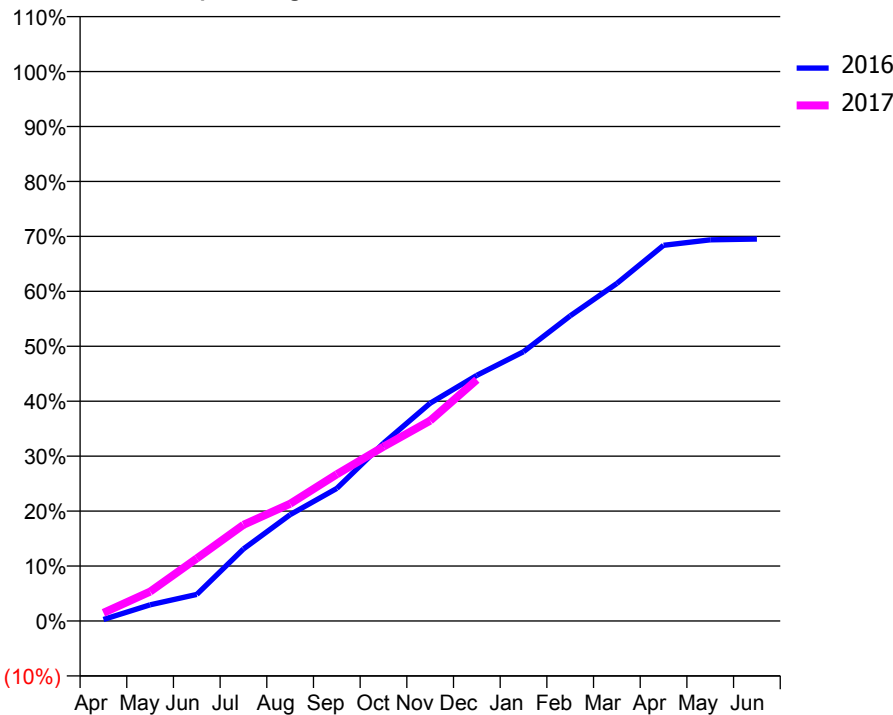
ACCESS*

Patients seen in 24 months	Total	Change since previous quarter
Quarter ending December 2015	3,599	
Quarter ending March 2016	3,480	↓
Quarter ending June 2016	3,417	↓
Quarter ending September 2016	3,309	↓
Quarter ending December 2016	3,267	↓
Variance since December 2015	(9.2%)	↓



ACTIVITY

Cumulative percentage of contracted UDA delivered 2016 & 2017



Month	Adjusted Scheduled Activity (UDA)	
	2016	2017
April	35	195
May	382	694
June	628	1,476
July	1,701	2,268
August	2,508	2,764
September	3,127	3,460
October	4,192	4,111
November	5,135	4,725
December	5,791	5,688
January	6,350	
February	7,194	
March	7,958	
April	8,858	
May	8,987	
June	9,006	

QUALITY

	Quantity	Base Number	Contract	AT	Region	England
% of FP17s for the same patient ID Re-attending within 3 months - Children	46	493	9.3%	13.1%	13.4%	12.4%
% of FP17s for the same patient ID Re-attending within 3 months - Adults	309	1,975	15.6%	16.3%	17.3%	16.6%
% of FP17s for the same patient ID Re-attending between 3 & 9 months - Children	148	493	30.0%	54.5%	58.9%	57.5%
% of FP17s for the same patient ID Re-attending between 3 & 9 months - Adults	519	1,975	26.3%	50.6%	52.5%	50.4%
% of FP17s for Band 1 Urgent Courses	462	2,085	22.2%	8.8%	9.3%	9.1%
% of FP17s Relating to Free Repair or Replacements	48	2,085	2.3%	1.3%	1.0%	0.8%
% of FP17s Relating to Continuations	57	2,085	2.7%	1.7%	1.5%	1.3%
% of Patients satisfied with the dentistry they have received	24	29	82.8%	91.3%	93.1%	92.7%
% of Patients satisfied with the time they had to wait for an appointment	25	29	86.2%	89.2%	89.8%	88.8%

* This is based on patients treated on this contract for their most recent course of treatment. Figures in italics indicate the base number of FP17s or Patient Questionnaire responses are less than 100. N/A is shown where the base number of responses is less than 10 during the period. % is calculated as Quantity/Base number*100

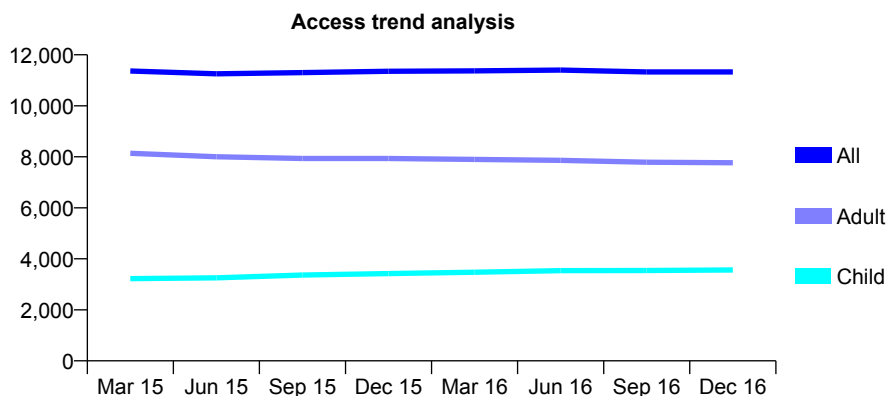
Q45 - Vital Signs At a Glance Contract Report for 650676/0001 - December 2016

Name or company name	MR PA AVERLEY
Contract type name	GDS Contract
Purpose of contract	General and Orthodontic
Contract start date	01/04/2006
Contract end date	

16/17 Contracted general activity (UDA)	44,674
Carry forward general activity (UDA)	1,397
16/17 Contracted orthodontic activity (UOA)	578
Carry forward orthodontic activity (UOA)	0
Baseline contract value	£1,444,609.67

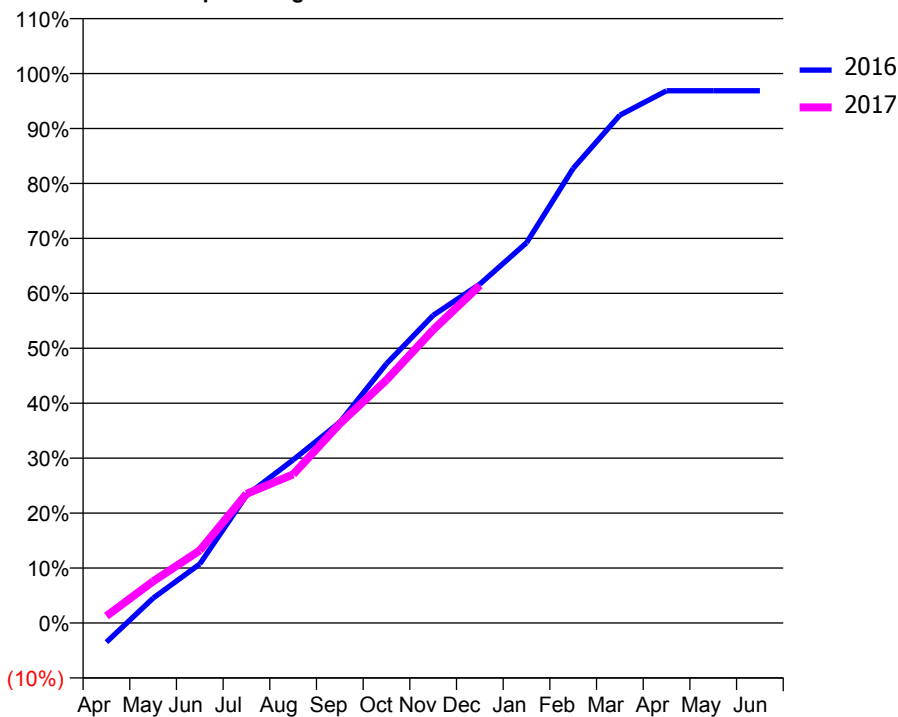
ACCESS*

Patients seen in 24 months	Total	Change since previous quarter
Quarter ending December 2015	11,356	
Quarter ending March 2016	11,372	→
Quarter ending June 2016	11,400	→
Quarter ending September 2016	11,329	→
Quarter ending December 2016	11,326	→
Variance since December 2015	(0.3%)	→



ACTIVITY

Cumulative percentage of contracted UDA delivered 2016 & 2017



Month	Adjusted Scheduled Activity (UDA)	
	2016	2017
April	-1,571	569
May	2,024	3,388
June	4,798	5,904
July	10,378	10,498
August	13,264	12,077
September	16,321	16,201
October	21,082	19,759
November	25,019	23,835
December	27,553	27,448
January	30,918	
February	36,965	
March	41,292	
April	43,270	
May	43,274	
June	43,277	

QUALITY

	Quantity	Base Number	Contract	AT	Region	England
% of FP17s for the same patient ID Re-attending within 3 months - Children	443	4,333	10.2%	13.1%	13.4%	12.4%
% of FP17s for the same patient ID Re-attending within 3 months - Adults	1,472	9,301	15.8%	16.3%	17.3%	16.6%
% of FP17s for the same patient ID Re-attending between 3 & 9 months - Children	2,739	4,333	63.2%	54.5%	58.9%	57.5%
% of FP17s for the same patient ID Re-attending between 3 & 9 months - Adults	6,017	9,301	64.7%	50.6%	52.5%	50.4%
% of FP17s for Band 1 Urgent Courses	801	12,842	6.2%	8.8%	9.3%	9.1%
% of FP17s Relating to Free Repair or Replacements	133	12,842	1.0%	1.3%	1.0%	0.8%
% of FP17s Relating to Continuations	254	12,842	2.0%	1.7%	1.5%	1.3%
% of Patients satisfied with the dentistry they have received	24	25	96.0%	91.3%	93.1%	92.7%
% of Patients satisfied with the time they had to wait for an appointment	23	25	92.0%	89.2%	89.8%	88.8%

* This is based on patients treated on this contract for their most recent course of treatment. Figures in italics indicate the base number of FP17s or Patient Questionnaire responses are less than 100. N/A is shown where the base number of responses is less than 10 during the period. % is calculated as Quantity/Base number*100

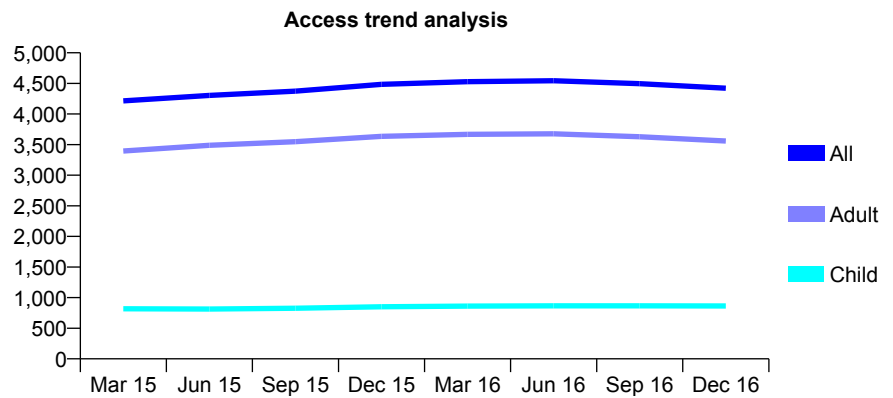
Q45 - Vital Signs At a Glance Contract Report for 652660/0001 - December 2016

Name or company name	MR LG ROBSON
Contract type name	GDS Contract
Purpose of contract	General
Contract start date	01/04/2006
Contract end date	

16/17 Contracted general activity (UDA)	15,361
Carry forward general activity (UDA)	0
16/17 Contracted orthodontic activity (UOA)	0
Carry forward orthodontic activity (UOA)	0
Baseline contract value	£396,239.56

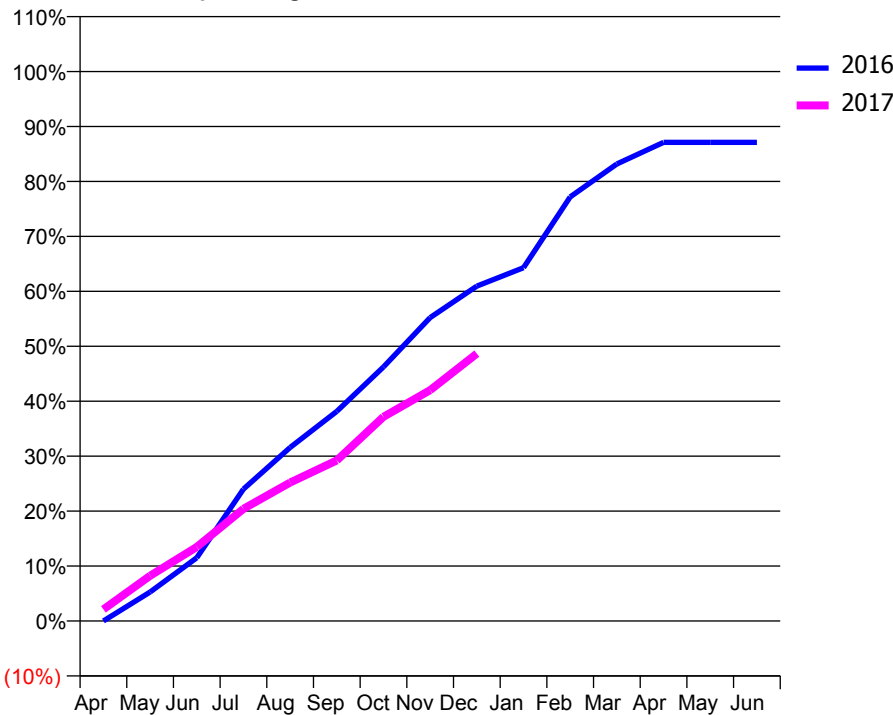
ACCESS*

Patients seen in 24 months	Total	Change since previous quarter
Quarter ending December 2015	4,484	
Quarter ending March 2016	4,528	→
Quarter ending June 2016	4,543	→
Quarter ending September 2016	4,495	↓
Quarter ending December 2016	4,422	↓
Variance since December 2015	(1.4%)	↓



ACTIVITY

Cumulative percentage of contracted UDA delivered 2016 & 2017



Month	Adjusted Scheduled Activity (UDA)	
	2016	2017
April	0	325
May	810	1,265
June	1,770	2,072
July	3,687	3,137
August	4,852	3,871
September	5,861	4,492
October	7,103	5,709
November	8,483	6,455
December	9,363	7,475
January	9,876	
February	11,854	
March	12,776	
April	13,381	
May	13,379	
June	13,379	

QUALITY

	Quantity	Base Number	Contract	AT	Region	England
% of FP17s for the same patient ID Re-attending within 3 months - Children	52	836	6.2%	13.1%	13.4%	12.4%
% of FP17s for the same patient ID Re-attending within 3 months - Adults	496	3,026	16.4%	16.3%	17.3%	16.6%
% of FP17s for the same patient ID Re-attending between 3 & 9 months - Children	476	836	56.9%	54.5%	58.9%	57.5%
% of FP17s for the same patient ID Re-attending between 3 & 9 months - Adults	1,650	3,026	54.5%	50.6%	52.5%	50.4%
% of FP17s for Band 1 Urgent Courses	468	3,546	13.2%	8.8%	9.3%	9.1%
% of FP17s Relating to Free Repair or Replacements	130	3,546	3.7%	1.3%	1.0%	0.8%
% of FP17s Relating to Continuations	21	3,546	0.6%	1.7%	1.5%	1.3%
% of Patients satisfied with the dentistry they have received	7	8	N/A	91.3%	93.1%	92.7%
% of Patients satisfied with the time they had to wait for an appointment	6	8	N/A	89.2%	89.8%	88.8%

* This is based on patients treated on this contract for their most recent course of treatment. Figures in italics indicate the base number of FP17s or Patient Questionnaire responses are less than 100. N/A is shown where the base number of responses is less than 10 during the period. % is calculated as Quantity/Base number*100

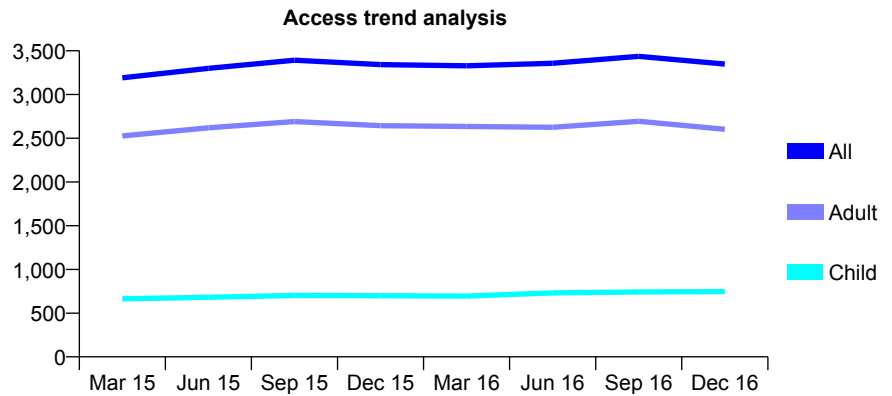
Q45 - Vital Signs At a Glance Contract Report for 658340/0001 - December 2016

Name or company name	MR MF BARNETT
Contract type name	GDS Contract
Purpose of contract	General and Orthodontic
Contract start date	01/04/2006
Contract end date	

16/17 Contracted general activity (UDA)	10,890
Carry forward general activity (UDA)	45
16/17 Contracted orthodontic activity (UOA)	6
Carry forward orthodontic activity (UOA)	0
Baseline contract value	£322,798.97

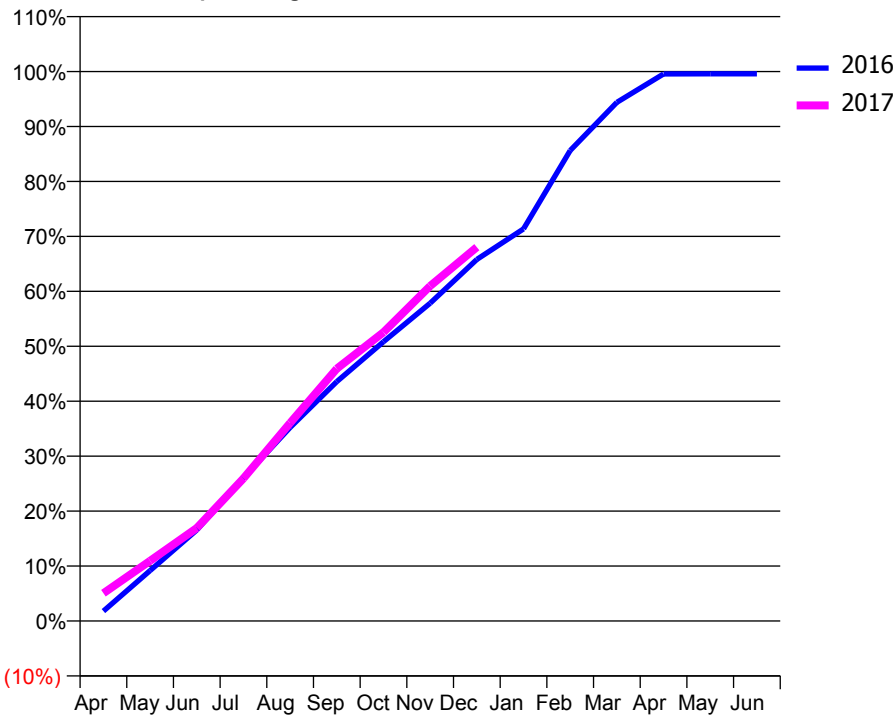
ACCESS*

Patients seen in 24 months	Total	Change since previous quarter
Quarter ending December 2015	3,342	
Quarter ending March 2016	3,329	→
Quarter ending June 2016	3,358	→
Quarter ending September 2016	3,436	↑
Quarter ending December 2016	3,348	↓
Variance since December 2015	0.2%	→



ACTIVITY

Cumulative percentage of contracted UDA delivered 2016 & 2017



Month	Adjusted Scheduled Activity (UDA)	
	2016	2017
April	197	551
May	1,000	1,194
June	1,803	1,843
July	2,836	2,825
August	3,835	3,925
September	4,744	5,002
October	5,535	5,722
November	6,300	6,639
December	7,165	7,408
January	7,770	
February	9,325	
March	10,278	
April	10,841	
May	10,845	
June	10,845	

QUALITY

	Quantity	Base Number	Contract	AT	Region	England
% of FP17s for the same patient ID Re-attending within 3 months - Children	27	1,056	2.6%	13.1%	13.4%	12.4%
% of FP17s for the same patient ID Re-attending within 3 months - Adults	281	3,111	9.0%	16.3%	17.3%	16.6%
% of FP17s for the same patient ID Re-attending between 3 & 9 months - Children	528	1,056	50.0%	54.5%	58.9%	57.5%
% of FP17s for the same patient ID Re-attending between 3 & 9 months - Adults	1,480	3,111	47.6%	50.6%	52.5%	50.4%
% of FP17s for Band 1 Urgent Courses	136	3,520	3.9%	8.8%	9.3%	9.1%
% of FP17s Relating to Free Repair or Replacements	23	3,520	0.7%	1.3%	1.0%	0.8%
% of FP17s Relating to Continuations	88	3,520	2.5%	1.7%	1.5%	1.3%
% of Patients satisfied with the dentistry they have received	12	12	100.0%	91.3%	93.1%	92.7%
% of Patients satisfied with the time they had to wait for an appointment	12	12	100.0%	89.2%	89.8%	88.8%

* This is based on patients treated on this contract for their most recent course of treatment. Figures in italics indicate the base number of FP17s or Patient Questionnaire responses are less than 100. N/A is shown where the base number of responses is less than 10 during the period. % is calculated as Quantity/Base number*100

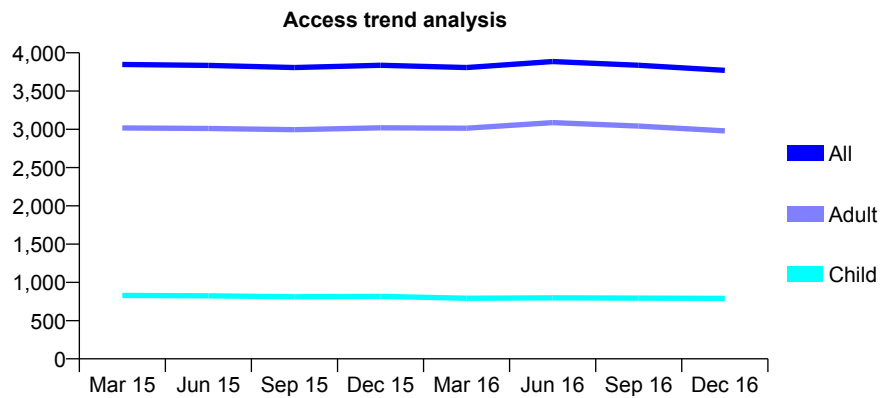
Q45 - Vital Signs At a Glance Contract Report for 661457/0001 - December 2016

Name or company name	MR DM MALPASS
Contract type name	GDS Contract
Purpose of contract	General
Contract start date	01/04/2006
Contract end date	

16/17 Contracted general activity (UDA)	10,000
Carry forward general activity (UDA)	187
16/17 Contracted orthodontic activity (UOA)	0
Carry forward orthodontic activity (UOA)	0
Baseline contract value	£296,572.60

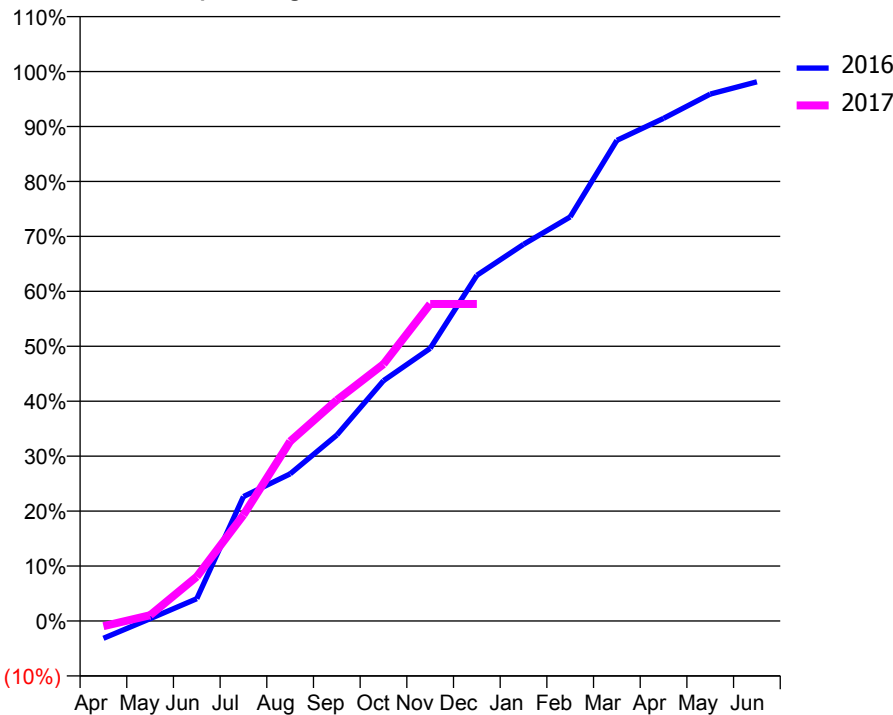
ACCESS*

Patients seen in 24 months	Total	Change since previous quarter
Quarter ending December 2015	3,837	
Quarter ending March 2016	3,807	→
Quarter ending June 2016	3,886	↑
Quarter ending September 2016	3,837	↓
Quarter ending December 2016	3,770	↓
Variance since December 2015	(1.7%)	↓



ACTIVITY

Cumulative percentage of contracted UDA delivered 2016 & 2017



Month	Adjusted Scheduled Activity (UDA)	
	2016	2017
April	-318	-95
May	42	106
June	406	808
July	2,265	1,930
August	2,677	3,271
September	3,385	4,020
October	4,373	4,676
November	4,960	5,769
December	6,291	5,769
January	6,855	
February	7,354	
March	8,748	
April	9,148	
May	9,589	
June	9,813	

QUALITY

	Quantity	Base Number	Contract	AT	Region	England
% of FP17s for the same patient ID Re-attending within 3 months - Children	39	754	5.2%	13.1%	13.4%	12.4%
% of FP17s for the same patient ID Re-attending within 3 months - Adults	522	3,305	15.8%	16.3%	17.3%	16.6%
% of FP17s for the same patient ID Re-attending between 3 & 9 months - Children	410	754	54.4%	54.5%	58.9%	57.5%
% of FP17s for the same patient ID Re-attending between 3 & 9 months - Adults	1,821	3,305	55.1%	50.6%	52.5%	50.4%
% of FP17s for Band 1 Urgent Courses	313	3,058	10.2%	8.8%	9.3%	9.1%
% of FP17s Relating to Free Repair or Replacements	41	3,058	1.3%	1.3%	1.0%	0.8%
% of FP17s Relating to Continuations	29	3,058	0.9%	1.7%	1.5%	1.3%
% of Patients satisfied with the dentistry they have received	13	13	100.0%	91.3%	93.1%	92.7%
% of Patients satisfied with the time they had to wait for an appointment	12	13	92.3%	89.2%	89.8%	88.8%

* This is based on patients treated on this contract for their most recent course of treatment. Figures in italics indicate the base number of FP17s or Patient Questionnaire responses are less than 100. N/A is shown where the base number of responses is less than 10 during the period. % is calculated as Quantity/Base number*100

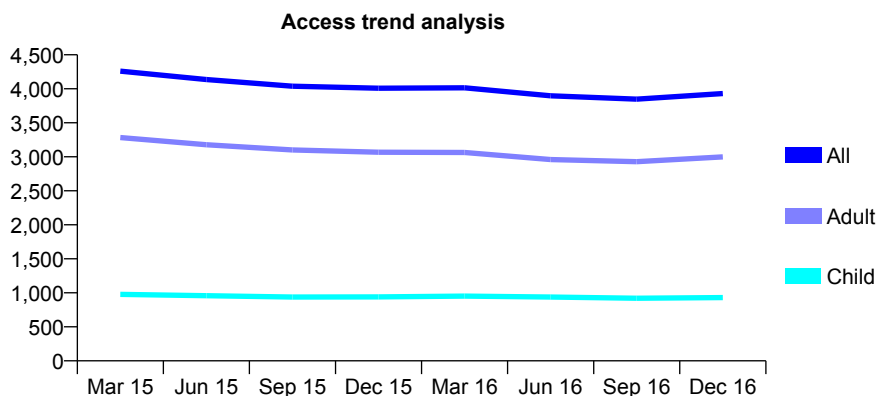
Q45 - Vital Signs At a Glance Contract Report for 661465/0001 - December 2016

Name or company name	MR MA PEARSON
Contract type name	GDS Contract
Purpose of contract	General and Orthodontic
Contract start date	01/04/2006
Contract end date	

16/17 Contracted general activity (UDA)	15,393
Carry forward general activity (UDA)	133
16/17 Contracted orthodontic activity (UOA)	21
Carry forward orthodontic activity (UOA)	0
Baseline contract value	£459,758.06

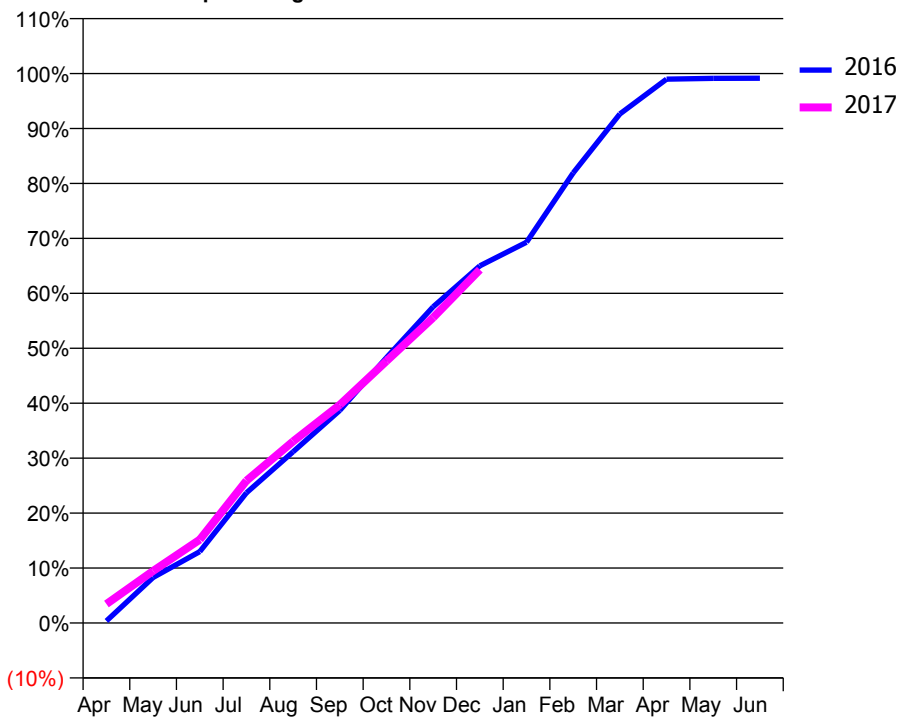
ACCESS*

Patients seen in 24 months	Total	Change since previous quarter
Quarter ending December 2015	4,008	
Quarter ending March 2016	4,014	→
Quarter ending June 2016	3,898	↓
Quarter ending September 2016	3,849	↓
Quarter ending December 2016	3,930	↑
Variance since December 2015	(1.9%)	↓



ACTIVITY

Cumulative percentage of contracted UDA delivered 2016 & 2017



Month	Adjusted Scheduled Activity (UDA)	
	2016	2017
April	57	533
May	1,275	1,459
June	2,000	2,335
July	3,646	3,989
August	4,797	5,089
September	5,958	6,111
October	7,437	7,337
November	8,857	8,557
December	10,004	9,898
January	10,665	
February	12,610	
March	14,258	
April	15,233	
May	15,256	
June	15,260	

QUALITY

	Quantity	Base Number	Contract	AT	Region	England
% of FP17s for the same patient ID Re-attending within 3 months - Children	57	1,409	4.0%	13.1%	13.4%	12.4%
% of FP17s for the same patient ID Re-attending within 3 months - Adults	359	3,721	9.6%	16.3%	17.3%	16.6%
% of FP17s for the same patient ID Re-attending between 3 & 9 months - Children	843	1,409	59.8%	54.5%	58.9%	57.5%
% of FP17s for the same patient ID Re-attending between 3 & 9 months - Adults	2,072	3,721	55.7%	50.6%	52.5%	50.4%
% of FP17s for Band 1 Urgent Courses	168	4,773	3.5%	8.8%	9.3%	9.1%
% of FP17s Relating to Free Repair or Replacements	53	4,773	1.1%	1.3%	1.0%	0.8%
% of FP17s Relating to Continuations	140	4,773	2.9%	1.7%	1.5%	1.3%
% of Patients satisfied with the dentistry they have received	8	8	N/A	91.3%	93.1%	92.7%
% of Patients satisfied with the time they had to wait for an appointment	7	8	N/A	89.2%	89.8%	88.8%

* This is based on patients treated on this contract for their most recent course of treatment. Figures in italics indicate the base number of FP17s or Patient Questionnaire responses are less than 100. N/A is shown where the base number of responses is less than 10 during the period. % is calculated as Quantity/Base number*100

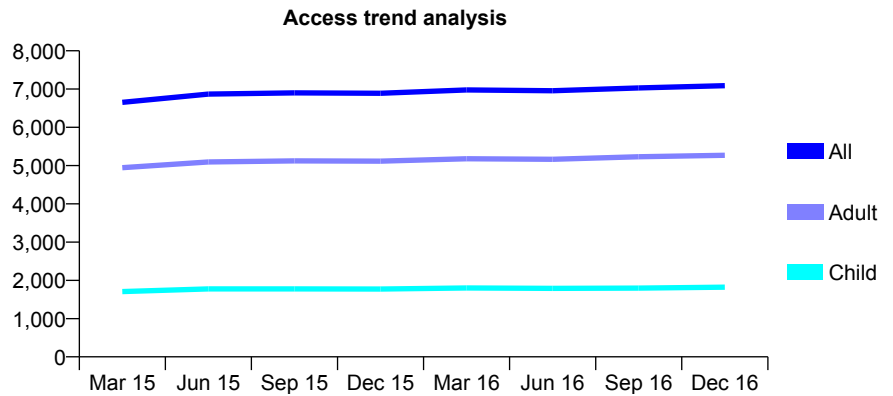
Q45 - Vital Signs At a Glance Contract Report for 675865/0002 - December 2016

Name or company name	MRS M BENNISON
Contract type name	GDS Contract
Purpose of contract	General
Contract start date	01/04/2009
Contract end date	

16/17 Contracted general activity (UDA)	18,165
Carry forward general activity (UDA)	263
16/17 Contracted orthodontic activity (UOA)	0
Carry forward orthodontic activity (UOA)	0
Baseline contract value	£451,798.58

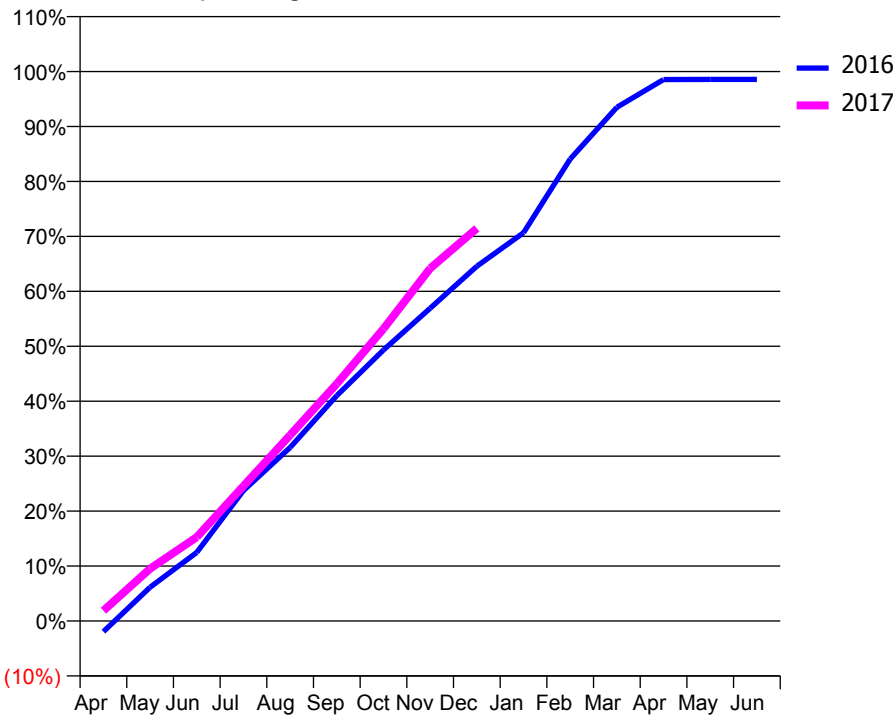
ACCESS*

Patients seen in 24 months	Total	Change since previous quarter
Quarter ending December 2015	6,889	
Quarter ending March 2016	6,976	→
Quarter ending June 2016	6,957	→
Quarter ending September 2016	7,028	→
Quarter ending December 2016	7,089	→
Variance since December 2015	2.9%	↑



ACTIVITY

Cumulative percentage of contracted UDA delivered 2016 & 2017



Month	Adjusted Scheduled Activity (UDA)	
	2016	2017
April	-357	344
May	1,115	1,732
June	2,267	2,776
July	4,314	4,462
August	5,738	6,146
September	7,452	7,844
October	8,961	9,660
November	10,339	11,658
December	11,729	12,979
January	12,835	
February	15,272	
March	16,981	
April	17,899	
May	17,902	
June	17,902	

QUALITY

	Quantity	Base Number	Contract	AT	Region	England
% of FP17s for the same patient ID Re-attending within 3 months - Children	197	2,117	9.3%	13.1%	13.4%	12.4%
% of FP17s for the same patient ID Re-attending within 3 months - Adults	1,071	6,013	17.8%	16.3%	17.3%	16.6%
% of FP17s for the same patient ID Re-attending between 3 & 9 months - Children	1,309	2,117	61.8%	54.5%	58.9%	57.5%
% of FP17s for the same patient ID Re-attending between 3 & 9 months - Adults	3,391	6,013	56.4%	50.6%	52.5%	50.4%
% of FP17s for Band 1 Urgent Courses	577	6,648	8.7%	8.8%	9.3%	9.1%
% of FP17s Relating to Free Repair or Replacements	82	6,648	1.2%	1.3%	1.0%	0.8%
% of FP17s Relating to Continuations	100	6,648	1.5%	1.7%	1.5%	1.3%
% of Patients satisfied with the dentistry they have received	33	34	97.1%	91.3%	93.1%	92.7%
% of Patients satisfied with the time they had to wait for an appointment	33	34	97.1%	89.2%	89.8%	88.8%

* This is based on patients treated on this contract for their most recent course of treatment. Figures in italics indicate the base number of FP17s or Patient Questionnaire responses are less than 100. N/A is shown where the base number of responses is less than 10 during the period. % is calculated as Quantity/Base number*100

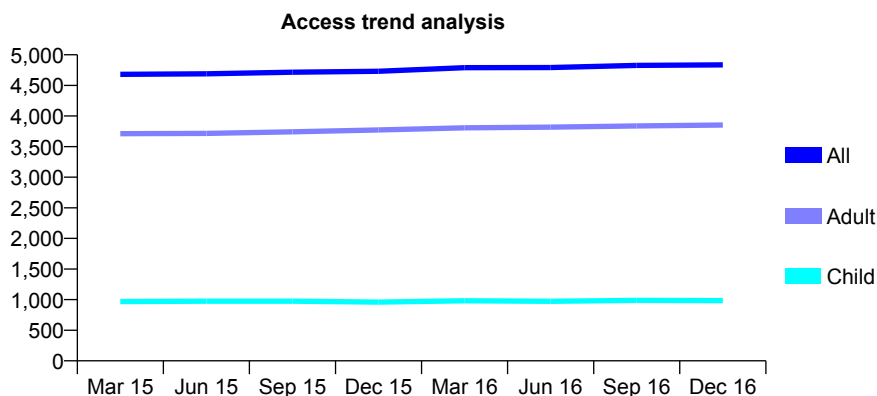
Q45 - Vital Signs At a Glance Contract Report for 676179/0001 - December 2016

Name or company name	MR BA KRAGNES
Contract type name	GDS Contract
Purpose of contract	General and Orthodontic
Contract start date	01/04/2006
Contract end date	

16/17 Contracted general activity (UDA)	13,000
Carry forward general activity (UDA)	0
16/17 Contracted orthodontic activity (UOA)	231
Carry forward orthodontic activity (UOA)	0
Baseline contract value	£317,385.27

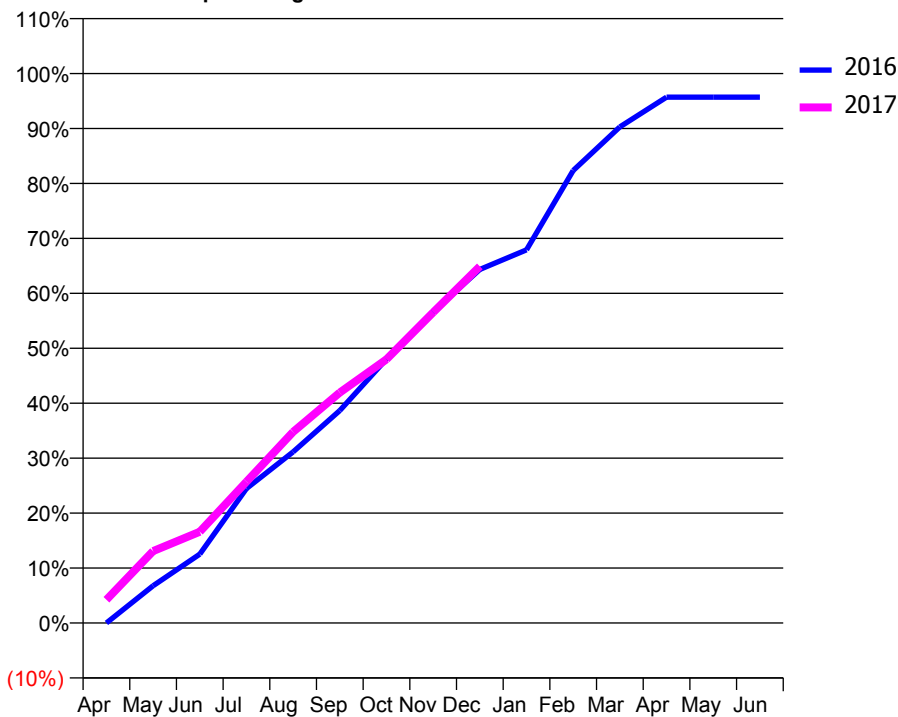
ACCESS*

Patients seen in 24 months	Total	Change since previous quarter
Quarter ending December 2015	4,731	
Quarter ending March 2016	4,790	→
Quarter ending June 2016	4,791	→
Quarter ending September 2016	4,827	→
Quarter ending December 2016	4,836	→
Variance since December 2015	2.2%	↑



ACTIVITY

Cumulative percentage of contracted UDA delivered 2016 & 2017



Adjusted Scheduled Activity (UDA)

Month	2016	2017
April	0	552
May	881	1,701
June	1,630	2,159
July	3,182	3,343
August	4,048	4,521
September	5,027	5,453
October	6,245	6,238
November	7,362	7,350
December	8,365	8,437
January	8,827	
February	10,706	
March	11,736	
April	12,441	
May	12,441	
June	12,441	

QUALITY

	Quantity	Base Number	Contract	AT	Region	England
% of FP17s for the same patient ID Re-attending within 3 months - Children	78	964	8.1%	13.1%	13.4%	12.4%
% of FP17s for the same patient ID Re-attending within 3 months - Adults	461	3,614	12.8%	16.3%	17.3%	16.6%
% of FP17s for the same patient ID Re-attending between 3 & 9 months - Children	422	964	43.8%	54.5%	58.9%	57.5%
% of FP17s for the same patient ID Re-attending between 3 & 9 months - Adults	1,752	3,614	48.5%	50.6%	52.5%	50.4%
% of FP17s for Band 1 Urgent Courses	188	4,234	4.4%	8.8%	9.3%	9.1%
% of FP17s Relating to Free Repair or Replacements	17	4,234	0.4%	1.3%	1.0%	0.8%
% of FP17s Relating to Continuations	103	4,234	2.4%	1.7%	1.5%	1.3%
% of Patients satisfied with the dentistry they have received	18	19	94.7%	91.3%	93.1%	92.7%
% of Patients satisfied with the time they had to wait for an appointment	16	19	84.2%	89.2%	89.8%	88.8%

* This is based on patients treated on this contract for their most recent course of treatment. Figures in italics indicate the base number of FP17s or Patient Questionnaire responses are less than 100. N/A is shown where the base number of responses is less than 10 during the period. % is calculated as Quantity/Base number*100

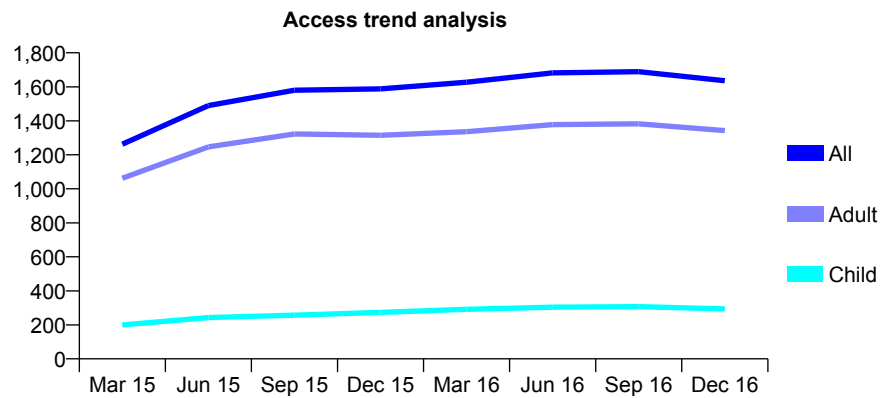
Q45 - Vital Signs At a Glance Contract Report for 686743/0002 - December 2016

Name or company name	MR HS BASRA
Contract type name	GDS Contract
Purpose of contract	General
Contract start date	22/09/2013
Contract end date	

16/17 Contracted general activity (UDA)	5,199
Carry forward general activity (UDA)	0
16/17 Contracted orthodontic activity (UOA)	0
Carry forward orthodontic activity (UOA)	0
Baseline contract value	£168,639.95

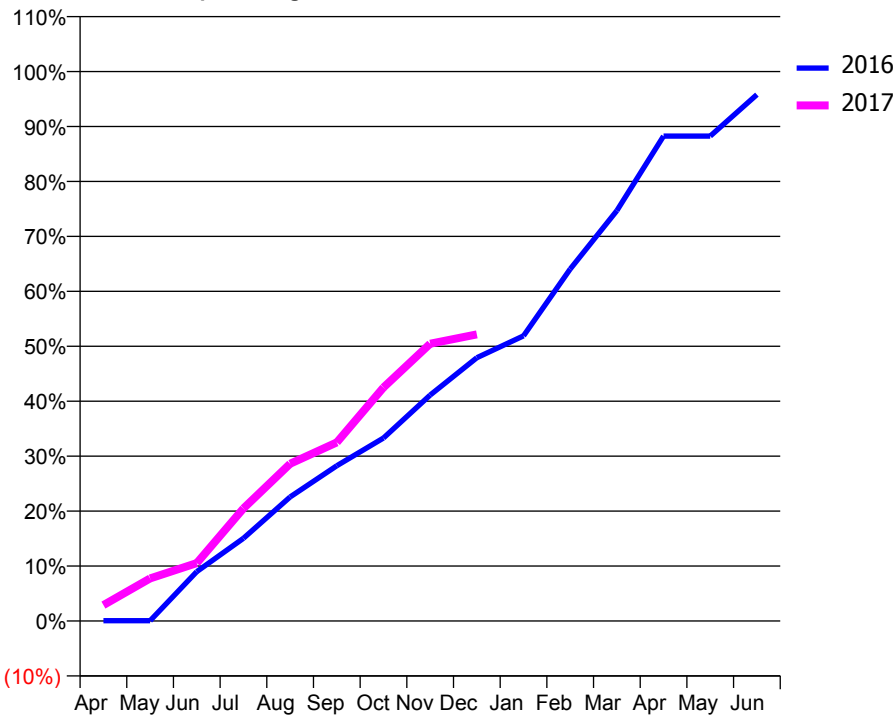
ACCESS*

Patients seen in 24 months	Total	Change since previous quarter
Quarter ending December 2015	1,588	
Quarter ending March 2016	1,627	↑
Quarter ending June 2016	1,682	↑
Quarter ending September 2016	1,689	→
Quarter ending December 2016	1,636	↓
Variance since December 2015	3.0%	↑



ACTIVITY

Cumulative percentage of contracted UDA delivered 2016 & 2017



Month	Adjusted Scheduled Activity (UDA)	
	2016	2017
April	3	150
May	3	403
June	468	549
July	783	1,065
August	1,174	1,488
September	1,470	1,690
October	1,732	2,210
November	2,138	2,623
December	2,491	2,711
January	2,698	
February	3,330	
March	3,883	
April	4,587	
May	4,587	
June	4,980	

QUALITY

	Quantity	Base Number	Contract	AT	Region	England
% of FP17s for the same patient ID Re-attending within 3 months - Children	19	258	7.4%	13.1%	13.4%	12.4%
% of FP17s for the same patient ID Re-attending within 3 months - Adults	114	1,172	9.7%	16.3%	17.3%	16.6%
% of FP17s for the same patient ID Re-attending between 3 & 9 months - Children	136	258	52.7%	54.5%	58.9%	57.5%
% of FP17s for the same patient ID Re-attending between 3 & 9 months - Adults	570	1,172	48.6%	50.6%	52.5%	50.4%
% of FP17s for Band 1 Urgent Courses	62	1,233	5.0%	8.8%	9.3%	9.1%
% of FP17s Relating to Free Repair or Replacements	26	1,233	2.1%	1.3%	1.0%	0.8%
% of FP17s Relating to Continuations	10	1,233	0.8%	1.7%	1.5%	1.3%
% of Patients satisfied with the dentistry they have received	5	5	N/A	91.3%	93.1%	92.7%
% of Patients satisfied with the time they had to wait for an appointment	4	5	N/A	89.2%	89.8%	88.8%

* This is based on patients treated on this contract for their most recent course of treatment. Figures in italics indicate the base number of FP17s or Patient Questionnaire responses are less than 100. N/A is shown where the base number of responses is less than 10 during the period. % is calculated as Quantity/Base number*100

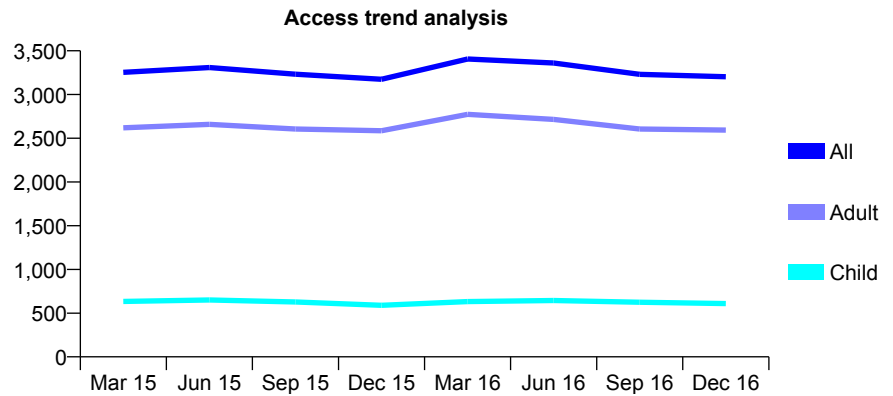
Q45 - Vital Signs At a Glance Contract Report for 692093/0002 - December 2016

Name or company name	MR N AGGARWAL
Contract type name	GDS Contract
Purpose of contract	General
Contract start date	01/12/2012
Contract end date	

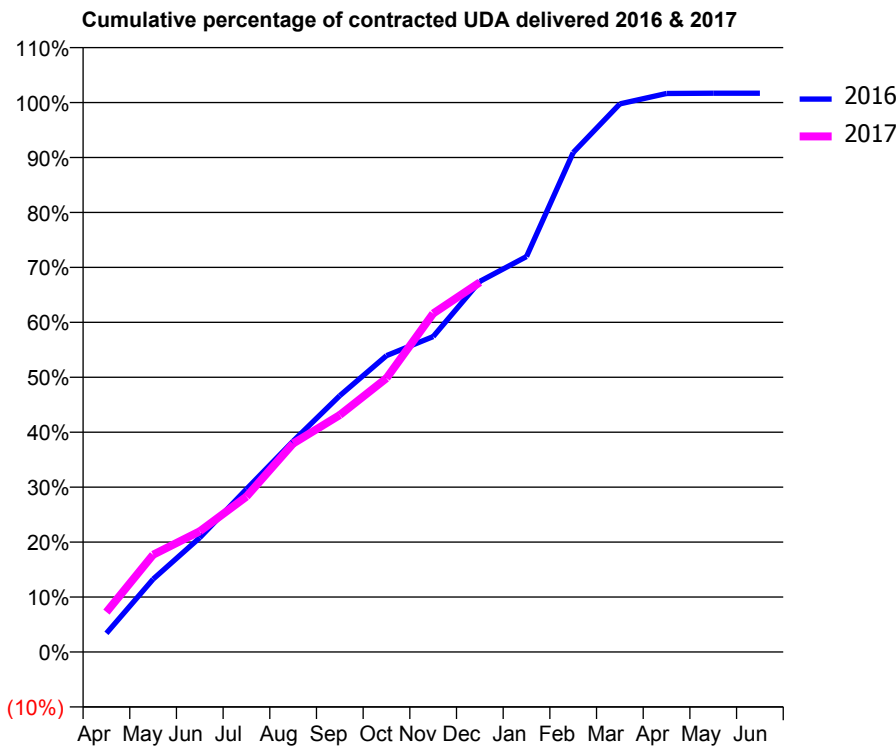
16/17 Contracted general activity (UDA)	11,162
Carry forward general activity (UDA)	0
16/17 Contracted orthodontic activity (UOA)	0
Carry forward orthodontic activity (UOA)	0
Baseline contract value	£343,668.24

ACCESS*

Patients seen in 24 months	Total	Change since previous quarter
Quarter ending December 2015	3,175	
Quarter ending March 2016	3,406	↑
Quarter ending June 2016	3,360	↓
Quarter ending September 2016	3,231	↓
Quarter ending December 2016	3,204	→
Variance since December 2015	0.9%	→



ACTIVITY



Month	Adjusted Scheduled Activity (UDA)	
	2016	2017
April	379	812
May	1,479	1,975
June	2,323	2,451
July	3,308	3,156
August	4,284	4,235
September	5,209	4,815
October	6,019	5,562
November	6,407	6,877
December	7,529	7,510
January	8,033	
February	10,145	
March	11,134	
April	11,345	
May	11,351	
June	11,351	

QUALITY

	Quantity	Base Number	Contract	AT	Region	England
% of FP17s for the same patient ID Re-attending within 3 months - Children	15	600	2.5%	13.1%	13.4%	12.4%
% of FP17s for the same patient ID Re-attending within 3 months - Adults	150	2,088	7.2%	16.3%	17.3%	16.6%
% of FP17s for the same patient ID Re-attending between 3 & 9 months - Children	220	600	36.7%	54.5%	58.9%	57.5%
% of FP17s for the same patient ID Re-attending between 3 & 9 months - Adults	784	2,088	37.5%	50.6%	52.5%	50.4%
% of FP17s for Band 1 Urgent Courses	37	2,596	1.4%	8.8%	9.3%	9.1%
% of FP17s Relating to Free Repair or Replacements	40	2,596	1.5%	1.3%	1.0%	0.8%
% of FP17s Relating to Continuations	26	2,596	1.0%	1.7%	1.5%	1.3%
% of Patients satisfied with the dentistry they have received	4	4	N/A	91.3%	93.1%	92.7%
% of Patients satisfied with the time they had to wait for an appointment	3	4	N/A	89.2%	89.8%	88.8%

* This is based on patients treated on this contract for their most recent course of treatment. Figures in italics indicate the base number of FP17s or Patient Questionnaire responses are less than 100. N/A is shown where the base number of responses is less than 10 during the period. % is calculated as Quantity/Base number*100

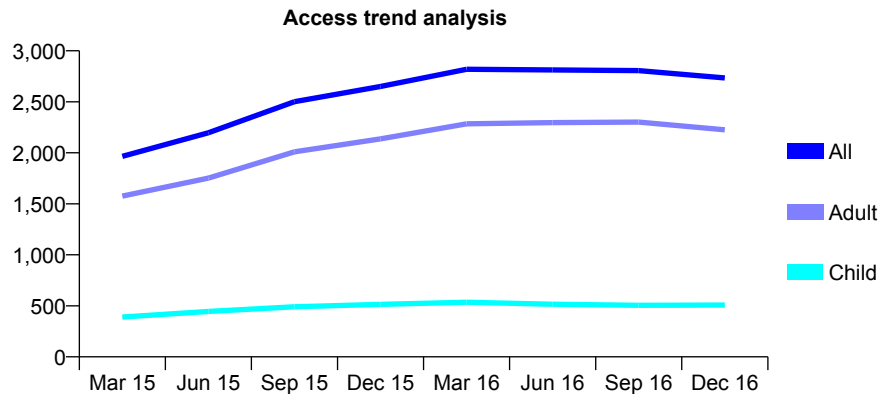
Q45 - Vital Signs At a Glance Contract Report for 712698/0001 - December 2016

Name or company name	MISS KL WILLOUGHBY
Contract type name	GDS Contract
Purpose of contract	General
Contract start date	01/04/2014
Contract end date	

16/17 Contracted general activity (UDA)	8,461
Carry forward general activity (UDA)	117
16/17 Contracted orthodontic activity (UOA)	0
Carry forward orthodontic activity (UOA)	0
Baseline contract value	£194,132.01

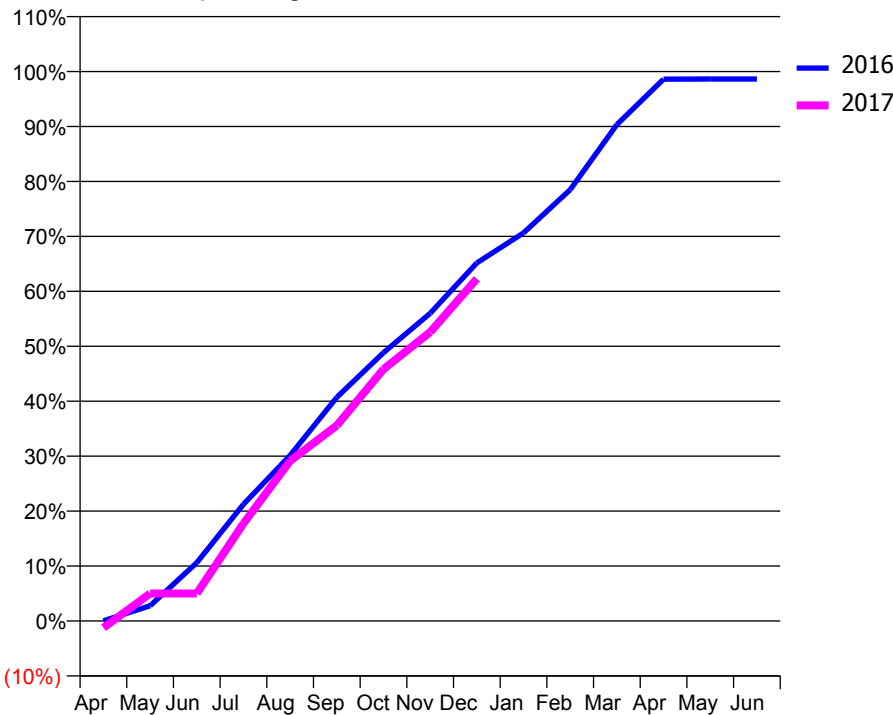
ACCESS*

Patients seen in 24 months	Total	Change since previous quarter
Quarter ending December 2015	2,650	
Quarter ending March 2016	2,819	↑
Quarter ending June 2016	2,812	→
Quarter ending September 2016	2,806	→
Quarter ending December 2016	2,734	↓
Variance since December 2015	3.2%	↑



ACTIVITY

Cumulative percentage of contracted UDA delivered 2016 & 2017



Month	Adjusted Scheduled Activity (UDA)	
	2016	2017
April	3	-106
May	236	424
June	898	424
July	1,798	1,503
August	2,552	2,464
September	3,444	3,011
October	4,132	3,878
November	4,738	4,448
December	5,513	5,270
January	5,977	
February	6,641	
March	7,643	
April	8,343	
May	8,344	
June	8,344	

QUALITY

	Quantity	Base Number	Contract	AT	Region	England
% of FP17s for the same patient ID Re-attending within 3 months - Children	87	623	14.0%	13.1%	13.4%	12.4%
% of FP17s for the same patient ID Re-attending within 3 months - Adults	352	2,301	15.3%	16.3%	17.3%	16.6%
% of FP17s for the same patient ID Re-attending between 3 & 9 months - Children	347	623	55.7%	54.5%	58.9%	57.5%
% of FP17s for the same patient ID Re-attending between 3 & 9 months - Adults	1,213	2,301	52.7%	50.6%	52.5%	50.4%
% of FP17s for Band 1 Urgent Courses	179	2,599	6.9%	8.8%	9.3%	9.1%
% of FP17s Relating to Free Repair or Replacements	38	2,599	1.5%	1.3%	1.0%	0.8%
% of FP17s Relating to Continuations	59	2,599	2.3%	1.7%	1.5%	1.3%
% of Patients satisfied with the dentistry they have received	11	11	100.0%	91.3%	93.1%	92.7%
% of Patients satisfied with the time they had to wait for an appointment	10	11	90.9%	89.2%	89.8%	88.8%

* This is based on patients treated on this contract for their most recent course of treatment. Figures in italics indicate the base number of FP17s or Patient Questionnaire responses are less than 100. N/A is shown where the base number of responses is less than 10 during the period. % is calculated as Quantity/Base number*100

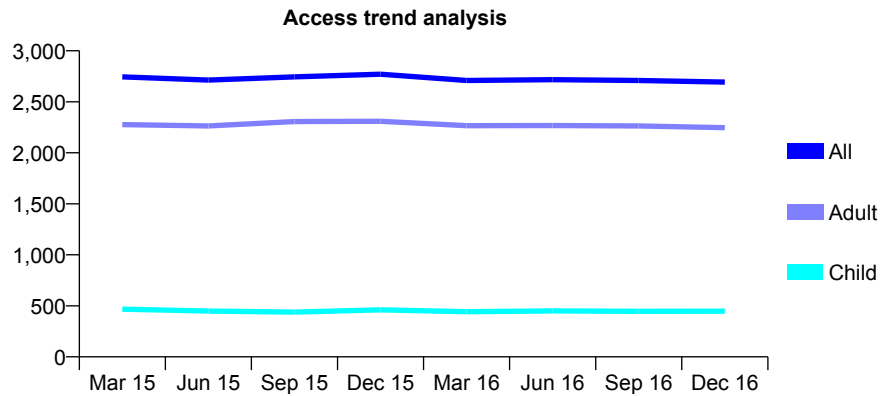
Q45 - Vital Signs At a Glance Contract Report for 728306/0002 - December 2016

Name or company name	MR MW ALEXANDER
Contract type name	GDS Contract
Purpose of contract	General
Contract start date	30/04/2012
Contract end date	

16/17 Contracted general activity (UDA)	10,576
Carry forward general activity (UDA)	0
16/17 Contracted orthodontic activity (UOA)	0
Carry forward orthodontic activity (UOA)	0
Baseline contract value	£223,711.14

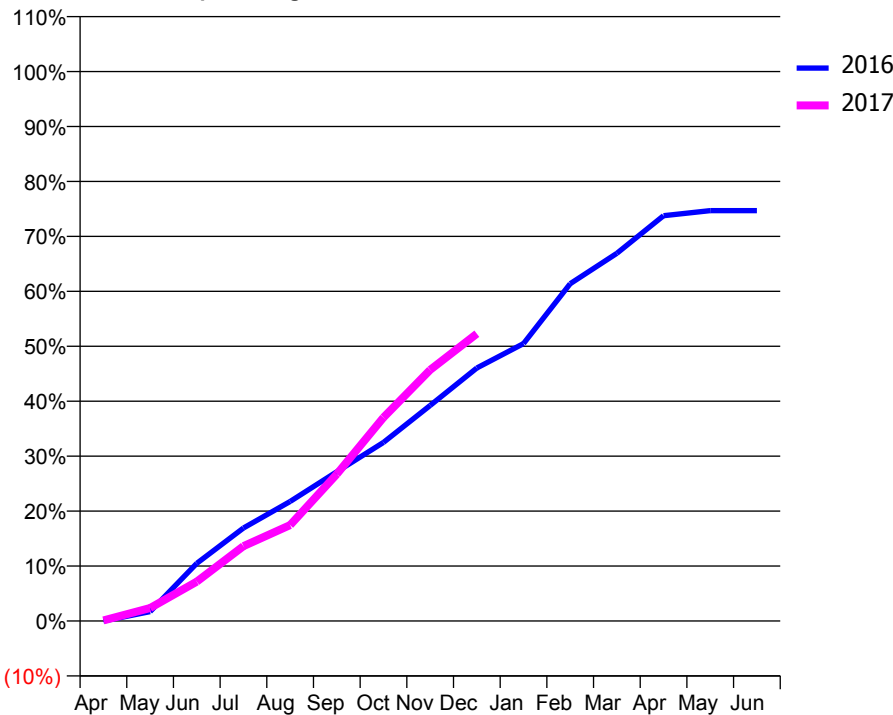
ACCESS*

Patients seen in 24 months	Total	Change since previous quarter
Quarter ending December 2015	2,770	
Quarter ending March 2016	2,709	↓
Quarter ending June 2016	2,717	→
Quarter ending September 2016	2,709	→
Quarter ending December 2016	2,694	→
Variance since December 2015	(2.7%)	↓



ACTIVITY

Cumulative percentage of contracted UDA delivered 2016 & 2017



Month	Adjusted Scheduled Activity (UDA)	
	2016	2017
April	0	11
May	180	250
June	1,110	758
July	1,790	1,441
August	2,302	1,845
September	2,874	2,827
October	3,437	3,919
November	4,148	4,834
December	4,870	5,530
January	5,340	
February	6,491	
March	7,077	
April	7,802	
May	7,898	
June	7,899	

QUALITY

	Quantity	Base Number	Contract	AT	Region	England
% of FP17s for the same patient ID Re-attending within 3 months - Children	18	383	4.7%	13.1%	13.4%	12.4%
% of FP17s for the same patient ID Re-attending within 3 months - Adults	244	1,836	13.3%	16.3%	17.3%	16.6%
% of FP17s for the same patient ID Re-attending between 3 & 9 months - Children	129	383	33.7%	54.5%	58.9%	57.5%
% of FP17s for the same patient ID Re-attending between 3 & 9 months - Adults	672	1,836	36.6%	50.6%	52.5%	50.4%
% of FP17s for Band 1 Urgent Courses	137	1,964	7.0%	8.8%	9.3%	9.1%
% of FP17s Relating to Free Repair or Replacements	33	1,964	1.7%	1.3%	1.0%	0.8%
% of FP17s Relating to Continuations	24	1,964	1.2%	1.7%	1.5%	1.3%
% of Patients satisfied with the dentistry they have received	13	14	92.9%	91.3%	93.1%	92.7%
% of Patients satisfied with the time they had to wait for an appointment	14	14	100.0%	89.2%	89.8%	88.8%

* This is based on patients treated on this contract for their most recent course of treatment. Figures in italics indicate the base number of FP17s or Patient Questionnaire responses are less than 100. N/A is shown where the base number of responses is less than 10 during the period. % is calculated as Quantity/Base number*100

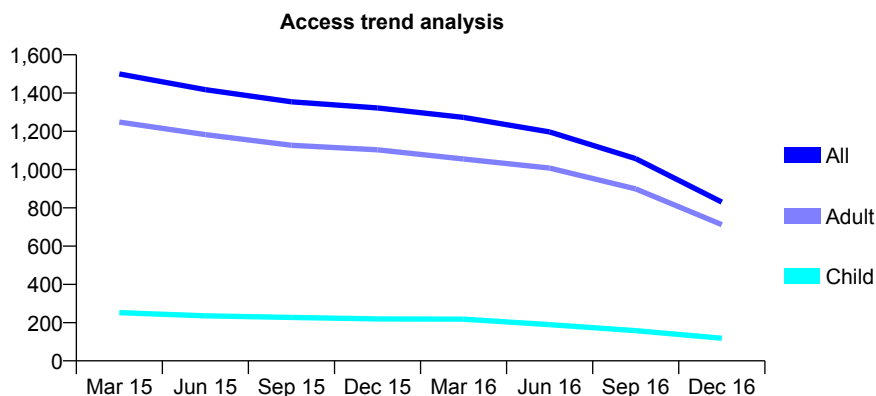
Q45 - Vital Signs At a Glance Contract Report for 728640/0001 - December 2016

Name or company name	MR R TURBITT
Contract type name	GDS Contract
Purpose of contract	General
Contract start date	01/04/2006
Contract end date	

16/17 Contracted general activity (UDA)	5,300
Carry forward general activity (UDA)	0
16/17 Contracted orthodontic activity (UOA)	0
Carry forward orthodontic activity (UOA)	0
Baseline contract value	£167,910.03

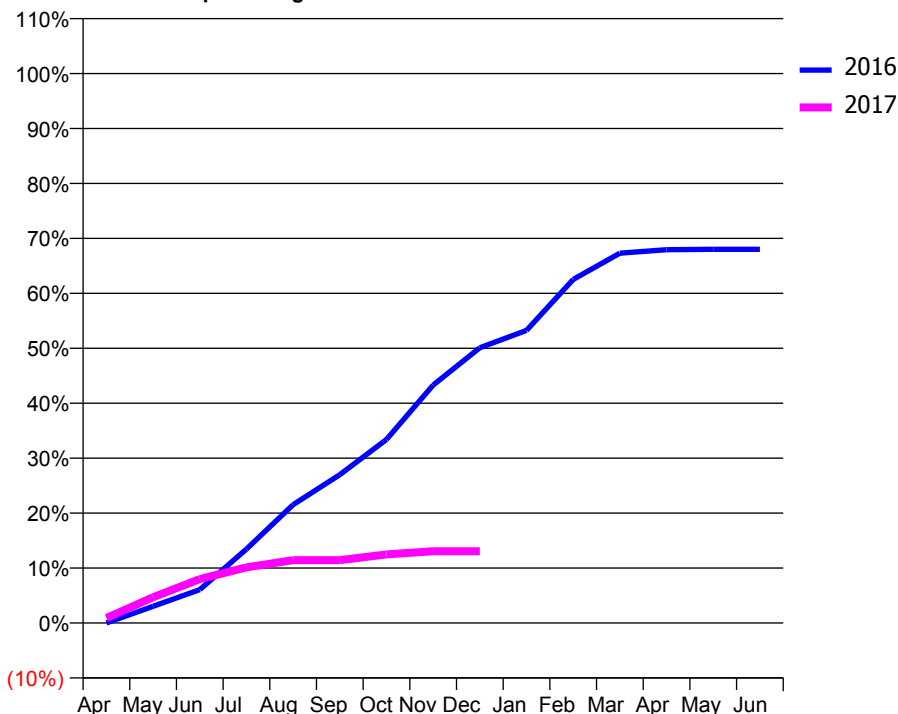
ACCESS*

Patients seen in 24 months	Total	Change since previous quarter
Quarter ending December 2015	1,322	
Quarter ending March 2016	1,273	↓
Quarter ending June 2016	1,197	↓
Quarter ending September 2016	1,057	↓
Quarter ending December 2016	830	↓
Variance since December 2015	(37.2%)	↓



ACTIVITY

Cumulative percentage of contracted UDA delivered 2016 & 2017



Month	Adjusted Scheduled Activity (UDA)	
	2016	2017
April	0	48
May	161	249
June	322	423
July	713	536
August	1,141	606
September	1,430	606
October	1,771	662
November	2,295	693
December	2,656	693
January	2,822	
February	3,314	
March	3,567	
April	3,601	
May	3,604	
June	3,604	

QUALITY

	Quantity	Base Number	Contract	AT	Region	England
% of FP17s for the same patient ID Re-attending within 3 months - Children	1	54	1.9%	13.1%	13.4%	12.4%
% of FP17s for the same patient ID Re-attending within 3 months - Adults	62	411	15.1%	16.3%	17.3%	16.6%
% of FP17s for the same patient ID Re-attending between 3 & 9 months - Children	41	54	75.9%	54.5%	58.9%	57.5%
% of FP17s for the same patient ID Re-attending between 3 & 9 months - Adults	273	411	66.4%	50.6%	52.5%	50.4%
% of FP17s for Band 1 Urgent Courses	41	447	9.2%	8.8%	9.3%	9.1%
% of FP17s Relating to Free Repair or Replacements	5	447	1.1%	1.3%	1.0%	0.8%
% of FP17s Relating to Continuations	12	447	2.7%	1.7%	1.5%	1.3%
% of Patients satisfied with the dentistry they have received	3	3	N/A	91.3%	93.1%	92.7%
% of Patients satisfied with the time they had to wait for an appointment	3	3	N/A	89.2%	89.8%	88.8%

* This is based on patients treated on this contract for their most recent course of treatment. Figures in italics indicate the base number of FP17s or Patient Questionnaire responses are less than 100. N/A is shown where the base number of responses is less than 10 during the period. % is calculated as Quantity/Base number*100

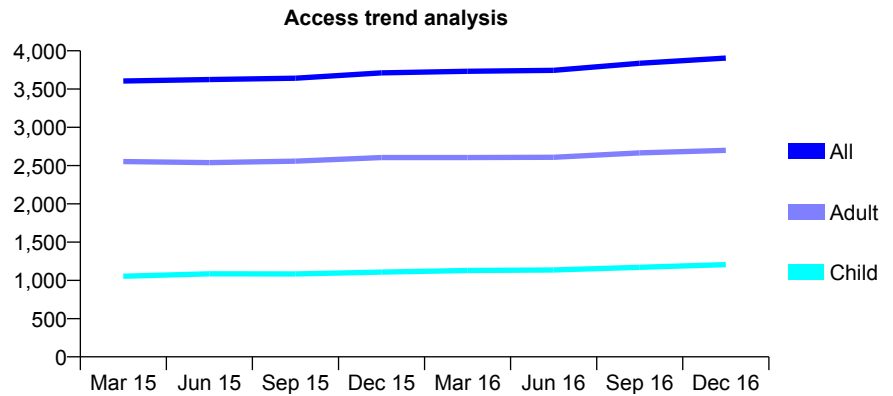
Q45 - Vital Signs At a Glance Contract Report for 732621/0001 - December 2016

Name or company name	Ladhar, Ladhar and Dinsdale
Contract type name	GDS Contract
Purpose of contract	General
Contract start date	01/04/2006
Contract end date	

16/17 Contracted general activity (UDA)	12,147
Carry forward general activity (UDA)	-222
16/17 Contracted orthodontic activity (UOA)	0
Carry forward orthodontic activity (UOA)	0
Baseline contract value	£279,018.62

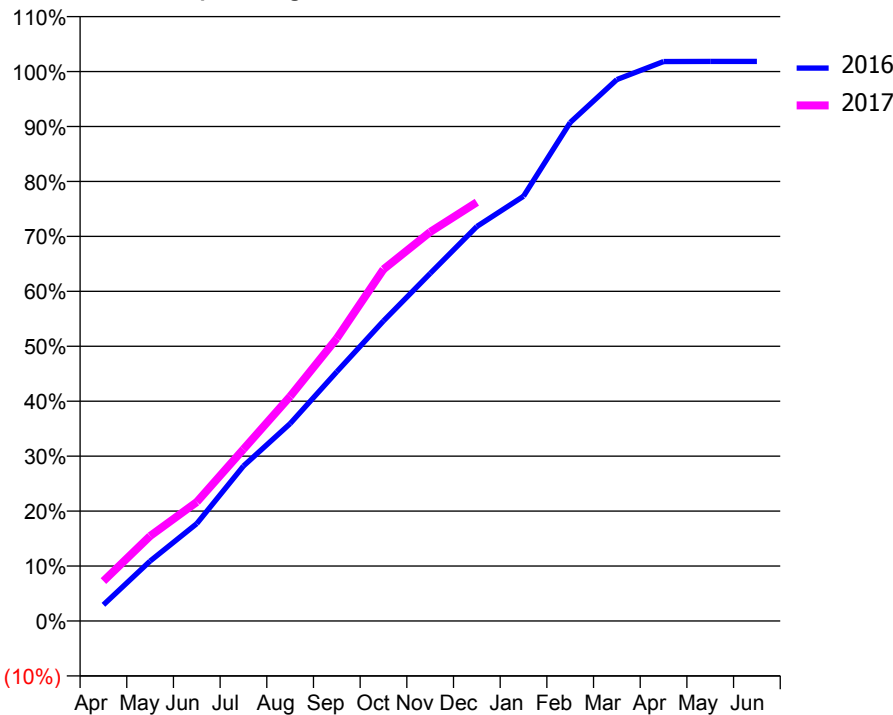
ACCESS*

Patients seen in 24 months	Total	Change since previous quarter
Quarter ending December 2015	3,711	
Quarter ending March 2016	3,733	→
Quarter ending June 2016	3,745	→
Quarter ending September 2016	3,837	↑
Quarter ending December 2016	3,905	→
Variance since December 2015	5.2%	↑



ACTIVITY

Cumulative percentage of contracted UDA delivered 2016 & 2017



Month	Adjusted Scheduled Activity (UDA)	
	2016	2017
April	358	883
May	1,325	1,879
June	2,152	2,631
July	3,428	3,797
August	4,363	4,966
September	5,512	6,248
October	6,633	7,774
November	7,684	8,601
December	8,720	9,258
January	9,391	
February	11,021	
March	11,971	
April	12,368	
May	12,369	
June	12,369	

QUALITY

	Quantity	Base Number	Contract	AT	Region	England
% of FP17s for the same patient ID Re-attending within 3 months - Children	165	1,362	12.1%	13.1%	13.4%	12.4%
% of FP17s for the same patient ID Re-attending within 3 months - Adults	441	2,564	17.2%	16.3%	17.3%	16.6%
% of FP17s for the same patient ID Re-attending between 3 & 9 months - Children	643	1,362	47.2%	54.5%	58.9%	57.5%
% of FP17s for the same patient ID Re-attending between 3 & 9 months - Adults	1,115	2,564	43.5%	50.6%	52.5%	50.4%
% of FP17s for Band 1 Urgent Courses	238	3,754	6.3%	8.8%	9.3%	9.1%
% of FP17s Relating to Free Repair or Replacements	21	3,754	0.6%	1.3%	1.0%	0.8%
% of FP17s Relating to Continuations	86	3,754	2.3%	1.7%	1.5%	1.3%
% of Patients satisfied with the dentistry they have received	5	6	N/A	91.3%	93.1%	92.7%
% of Patients satisfied with the time they had to wait for an appointment	6	6	N/A	89.2%	89.8%	88.8%

* This is based on patients treated on this contract for their most recent course of treatment. Figures in italics indicate the base number of FP17s or Patient Questionnaire responses are less than 100. N/A is shown where the base number of responses is less than 10 during the period. % is calculated as Quantity/Base number*100

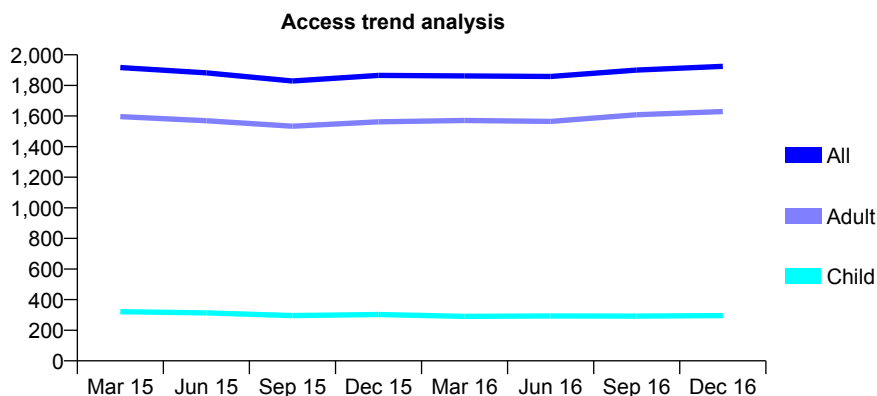
Q45 - Vital Signs At a Glance Contract Report for 739170/0001 - December 2016

Name or company name	MR RS ELSTON
Contract type name	Pilot Contract
Purpose of contract	General and Orthodontic
Contract start date	01/04/2006
Contract end date	

16/17 Contracted general activity (UDA)	10,897
Carry forward general activity (UDA)	22
16/17 Contracted orthodontic activity (UOA)	103
Carry forward orthodontic activity (UOA)	0
Baseline contract value	£256,101.07

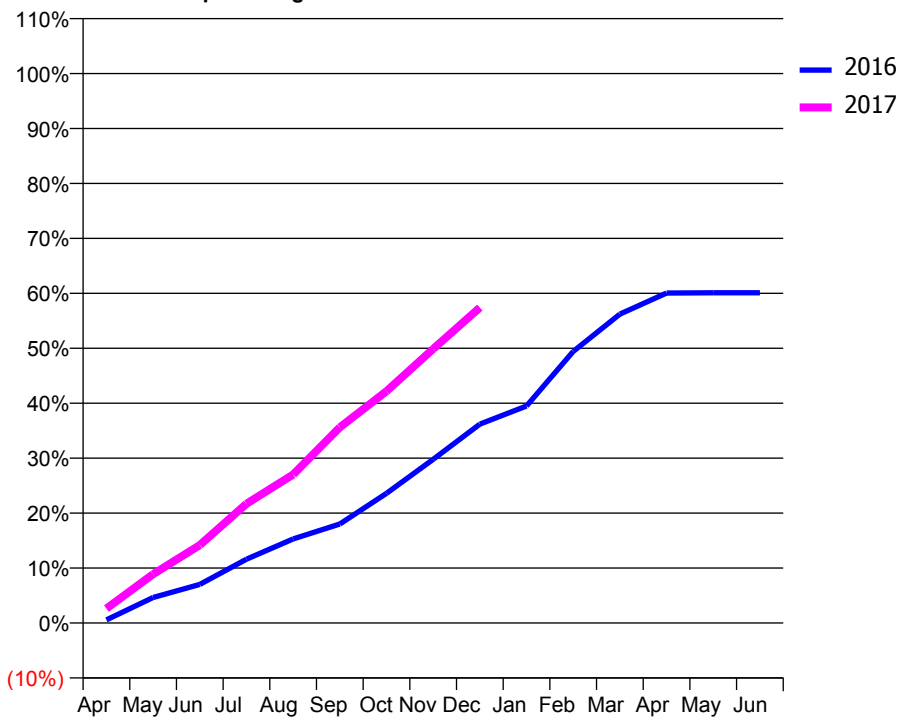
ACCESS*

Patients seen in 24 months	Total	Change since previous quarter
Quarter ending December 2015	1,865	
Quarter ending March 2016	1,862	→
Quarter ending June 2016	1,858	→
Quarter ending September 2016	1,900	↑
Quarter ending December 2016	1,925	→
Variance since December 2015	3.2%	↑



ACTIVITY

Cumulative percentage of contracted UDA delivered 2016 & 2017



Month	Adjusted Scheduled Activity (UDA)	
	2016	2017
April	60	286
May	486	969
June	735	1,545
July	1,215	2,366
August	1,601	2,944
September	1,884	3,881
October	2,469	4,596
November	3,116	5,434
December	3,787	6,255
January	4,133	
February	5,170	
March	5,881	
April	6,282	
May	6,288	
June	6,288	

QUALITY

	Quantity	Base Number	Contract	AT	Region	England
% of FP17s for the same patient ID Re-attending within 3 months - Children	81	533	15.2%	13.1%	13.4%	12.4%
% of FP17s for the same patient ID Re-attending within 3 months - Adults	399	2,029	19.7%	16.3%	17.3%	16.6%
% of FP17s for the same patient ID Re-attending between 3 & 9 months - Children	306	533	57.4%	54.5%	58.9%	57.5%
% of FP17s for the same patient ID Re-attending between 3 & 9 months - Adults	1,063	2,029	52.4%	50.6%	52.5%	50.4%
% of FP17s for Band 1 Urgent Courses	51	2,342	2.2%	8.8%	9.3%	9.1%
% of FP17s Relating to Free Repair or Replacements	28	2,342	1.2%	1.3%	1.0%	0.8%
% of FP17s Relating to Continuations	170	2,342	7.3%	1.7%	1.5%	1.3%
% of Patients satisfied with the dentistry they have received	7	7	N/A	91.3%	93.1%	92.7%
% of Patients satisfied with the time they had to wait for an appointment	7	7	N/A	89.2%	89.8%	88.8%

* This is based on patients treated on this contract for their most recent course of treatment. Figures in italics indicate the base number of FP17s or Patient Questionnaire responses are less than 100. N/A is shown where the base number of responses is less than 10 during the period. % is calculated as Quantity/Base number*100

Q45 - Vital Signs At a Glance Contract Report for 741566/0001 - December 2016

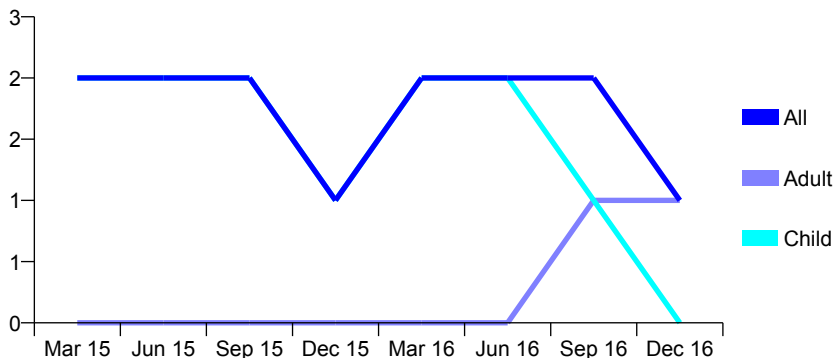
Name or company name	MISS SM GRANT
Contract type name	GDS Contract
Purpose of contract	General
Contract start date	01/04/2006
Contract end date	

16/17 Contracted general activity (UDA)	4
Carry forward general activity (UDA)	0
16/17 Contracted orthodontic activity (UOA)	0
Carry forward orthodontic activity (UOA)	0
Baseline contract value	£53.06

ACCESS*

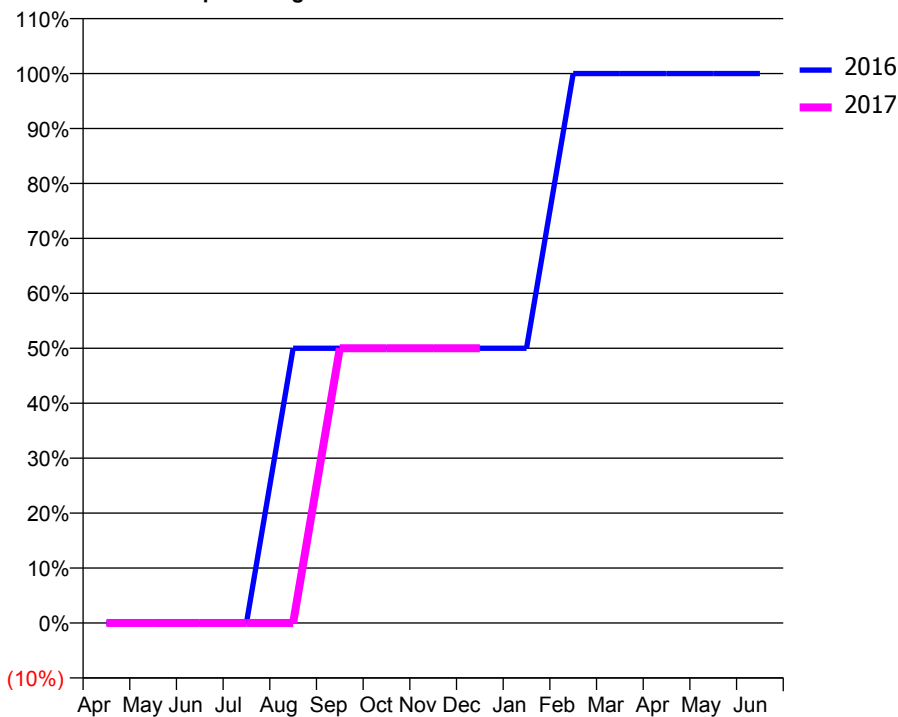
Patients seen in 24 months	Total	Change since previous quarter
Quarter ending December 2015	1	
Quarter ending March 2016	2	↑
Quarter ending June 2016	2	→
Quarter ending September 2016	2	→
Quarter ending December 2016	1	↓
Variance since December 2015	0.0%	→

Access trend analysis



ACTIVITY

Cumulative percentage of contracted UDA delivered 2016 & 2017



Month	Adjusted Scheduled Activity (UDA)	
	2016	2017
April	0	0
May	0	0
June	0	0
July	0	0
August	2	0
September	2	2
October	2	2
November	2	2
December	2	2
January	2	
February	4	
March	4	
April	4	
May	4	
June	4	

QUALITY

	Quantity	Base Number	Contract	AT	Region	England
% of FP17s for the same patient ID Re-attending within 3 months - Children	0	2	0.0%	13.1%	13.4%	12.4%
% of FP17s for the same patient ID Re-attending within 3 months - Adults	0	0	N/A	16.3%	17.3%	16.6%
% of FP17s for the same patient ID Re-attending between 3 & 9 months - Children	2	2	100.0%	54.5%	58.9%	57.5%
% of FP17s for the same patient ID Re-attending between 3 & 9 months - Adults	0	0	N/A	50.6%	52.5%	50.4%
% of FP17s for Band 1 Urgent Courses	0	2	0.0%	8.8%	9.3%	9.1%
% of FP17s Relating to Free Repair or Replacements	0	2	0.0%	1.3%	1.0%	0.8%
% of FP17s Relating to Continuations	0	2	0.0%	1.7%	1.5%	1.3%
% of Patients satisfied with the dentistry they have received	0	0	N/A	91.3%	93.1%	92.7%
% of Patients satisfied with the time they had to wait for an appointment	0	0	N/A	89.2%	89.8%	88.8%

* This is based on patients treated on this contract for their most recent course of treatment. Figures in italics indicate the base number of FP17s or Patient Questionnaire responses are less than 100. N/A is shown where the base number of responses is less than 10 during the period. % is calculated as Quantity/Base number*100

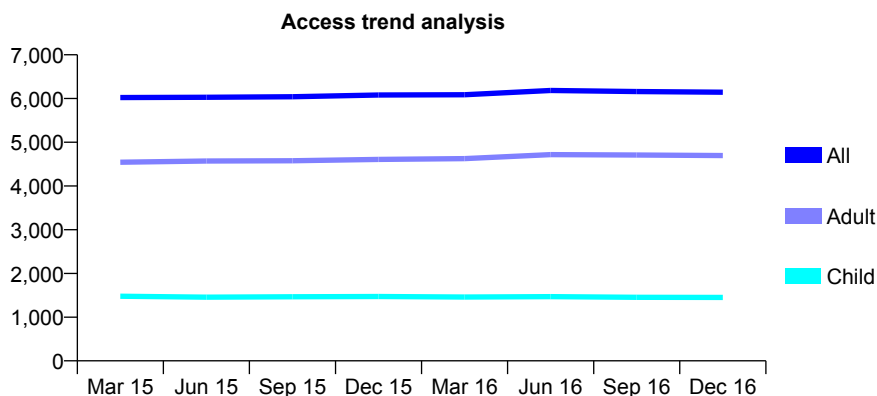
Q45 - Vital Signs At a Glance Contract Report for 742376/0001 - December 2016

Name or company name	MR SA HETHERINGTON
Contract type name	GDS Contract
Purpose of contract	General
Contract start date	01/04/2006
Contract end date	

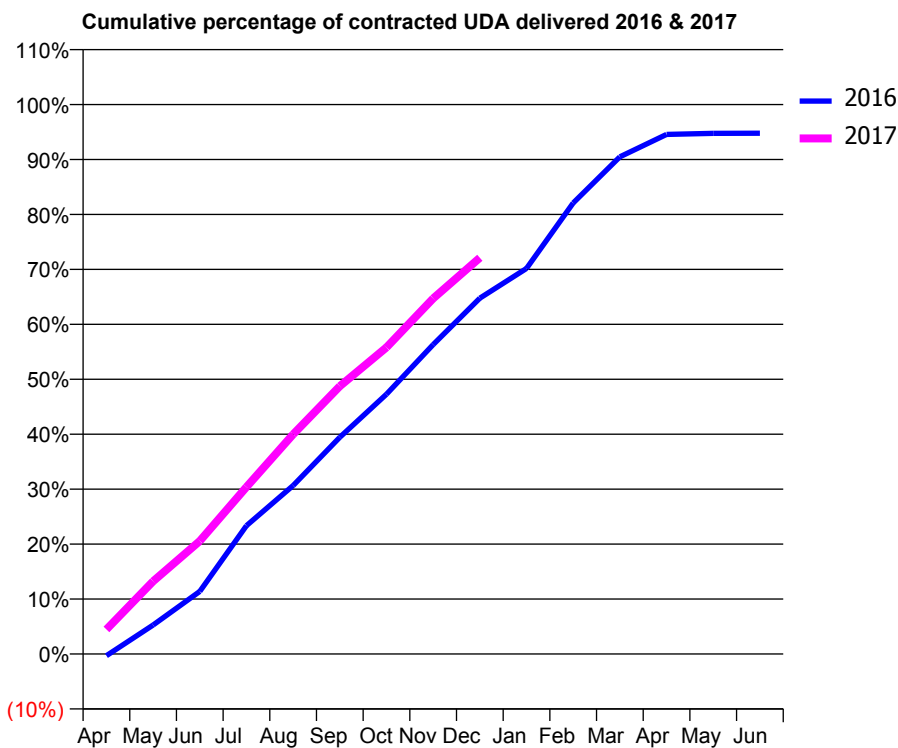
16/17 Contracted general activity (UDA)	16,232
Carry forward general activity (UDA)	0
16/17 Contracted orthodontic activity (UOA)	0
Carry forward orthodontic activity (UOA)	0
Baseline contract value	£388,300.21

ACCESS*

Patients seen in 24 months	Total	Change since previous quarter
Quarter ending December 2015	6,079	
Quarter ending March 2016	6,085	→
Quarter ending June 2016	6,185	→
Quarter ending September 2016	6,161	→
Quarter ending December 2016	6,145	→
Variance since December 2015	1.1%	→



ACTIVITY



Month	Adjusted Scheduled Activity (UDA)	
	2016	2017
April	-52	725
May	858	2,149
June	1,851	3,338
July	3,792	4,935
August	4,979	6,489
September	6,403	7,913
October	7,676	9,060
November	9,139	10,502
December	10,511	11,704
January	11,391	
February	13,325	
March	14,686	
April	15,350	
May	15,379	
June	15,385	

QUALITY

	Quantity	Base Number	Contract	AT	Region	England
% of FP17s for the same patient ID Re-attending within 3 months - Children	87	1,161	7.5%	13.1%	13.4%	12.4%
% of FP17s for the same patient ID Re-attending within 3 months - Adults	840	4,124	20.4%	16.3%	17.3%	16.6%
% of FP17s for the same patient ID Re-attending between 3 & 9 months - Children	341	1,161	29.4%	54.5%	58.9%	57.5%
% of FP17s for the same patient ID Re-attending between 3 & 9 months - Adults	1,240	4,124	30.1%	50.6%	52.5%	50.4%
% of FP17s for Band 1 Urgent Courses	685	4,978	13.8%	8.8%	9.3%	9.1%
% of FP17s Relating to Free Repair or Replacements	71	4,978	1.4%	1.3%	1.0%	0.8%
% of FP17s Relating to Continuations	174	4,978	3.5%	1.7%	1.5%	1.3%
% of Patients satisfied with the dentistry they have received	13	13	100.0%	91.3%	93.1%	92.7%
% of Patients satisfied with the time they had to wait for an appointment	13	13	100.0%	89.2%	89.8%	88.8%

* This is based on patients treated on this contract for their most recent course of treatment. Figures in italics indicate the base number of FP17s or Patient Questionnaire responses are less than 100. N/A is shown where the base number of responses is less than 10 during the period. % is calculated as Quantity/Base number*100

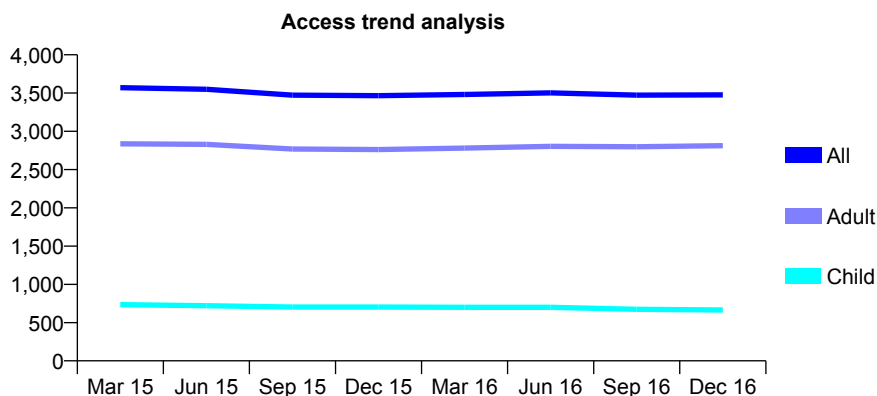
Q45 - Vital Signs At a Glance Contract Report for 742562/0001 - December 2016

Name or company name	MR NL CREES
Contract type name	GDS Contract
Purpose of contract	General
Contract start date	01/04/2006
Contract end date	

16/17 Contracted general activity (UDA)	10,425
Carry forward general activity (UDA)	131
16/17 Contracted orthodontic activity (UOA)	0
Carry forward orthodontic activity (UOA)	0
Baseline contract value	£253,767.46

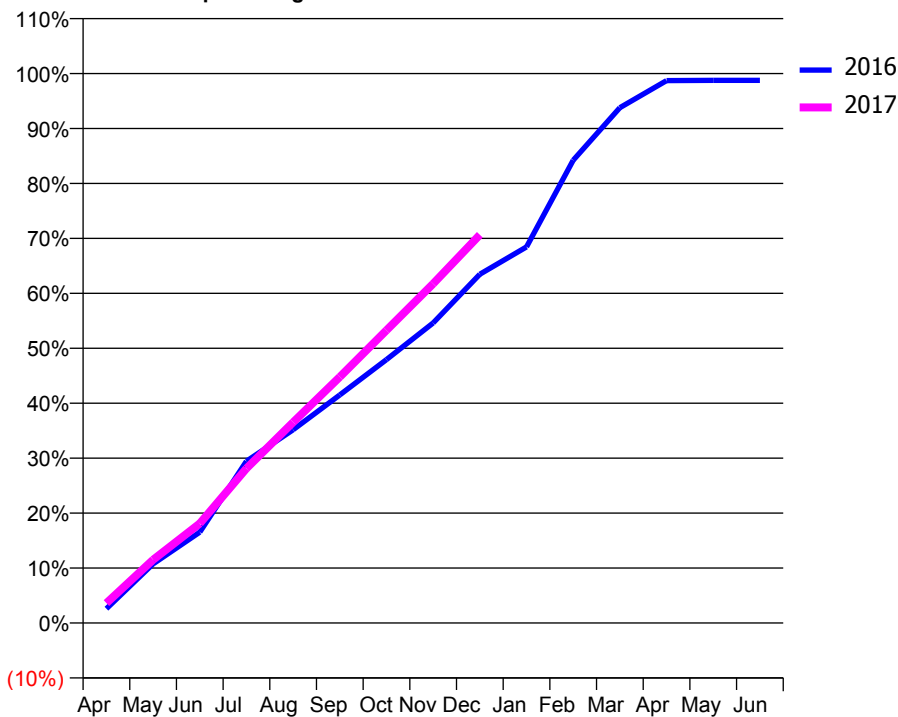
ACCESS*

Patients seen in 24 months	Total	Change since previous quarter
Quarter ending December 2015	3,466	
Quarter ending March 2016	3,481	→
Quarter ending June 2016	3,503	→
Quarter ending September 2016	3,472	→
Quarter ending December 2016	3,477	→
Variance since December 2015	0.3%	→



ACTIVITY

Cumulative percentage of contracted UDA delivered 2016 & 2017



Month	Adjusted Scheduled Activity (UDA)	
	2016	2017
April	272	378
May	1,121	1,200
June	1,725	1,888
July	3,070	2,932
August	3,667	3,809
September	4,328	4,669
October	4,997	5,554
November	5,693	6,437
December	6,617	7,367
January	7,135	
February	8,779	
March	9,776	
April	10,291	
May	10,294	
June	10,294	

QUALITY

	Quantity	Base Number	Contract	AT	Region	England
% of FP17s for the same patient ID Re-attending within 3 months - Children	78	792	9.8%	13.1%	13.4%	12.4%
% of FP17s for the same patient ID Re-attending within 3 months - Adults	334	2,998	11.1%	16.3%	17.3%	16.6%
% of FP17s for the same patient ID Re-attending between 3 & 9 months - Children	487	792	61.5%	54.5%	58.9%	57.5%
% of FP17s for the same patient ID Re-attending between 3 & 9 months - Adults	1,565	2,998	52.2%	50.6%	52.5%	50.4%
% of FP17s for Band 1 Urgent Courses	271	3,584	7.6%	8.8%	9.3%	9.1%
% of FP17s Relating to Free Repair or Replacements	46	3,584	1.3%	1.3%	1.0%	0.8%
% of FP17s Relating to Continuations	107	3,584	3.0%	1.7%	1.5%	1.3%
% of Patients satisfied with the dentistry they have received	8	8	N/A	91.3%	93.1%	92.7%
% of Patients satisfied with the time they had to wait for an appointment	8	8	N/A	89.2%	89.8%	88.8%

* This is based on patients treated on this contract for their most recent course of treatment. Figures in italics indicate the base number of FP17s or Patient Questionnaire responses are less than 100. N/A is shown where the base number of responses is less than 10 during the period. % is calculated as Quantity/Base number*100

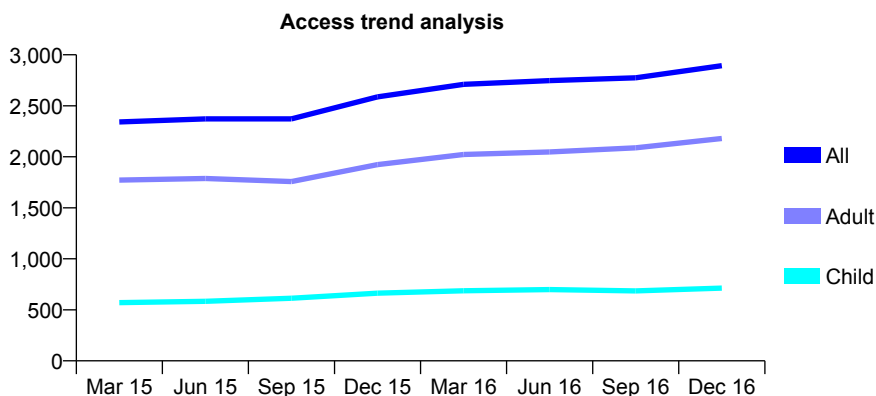
Q45 - Vital Signs At a Glance Contract Report for 761338/0001 - December 2016

Name or company name	MRS N HILL
Contract type name	GDS Contract
Purpose of contract	General
Contract start date	01/04/2006
Contract end date	

16/17 Contracted general activity (UDA)	8,475
Carry forward general activity (UDA)	55
16/17 Contracted orthodontic activity (UOA)	0
Carry forward orthodontic activity (UOA)	0
Baseline contract value	£248,462.90

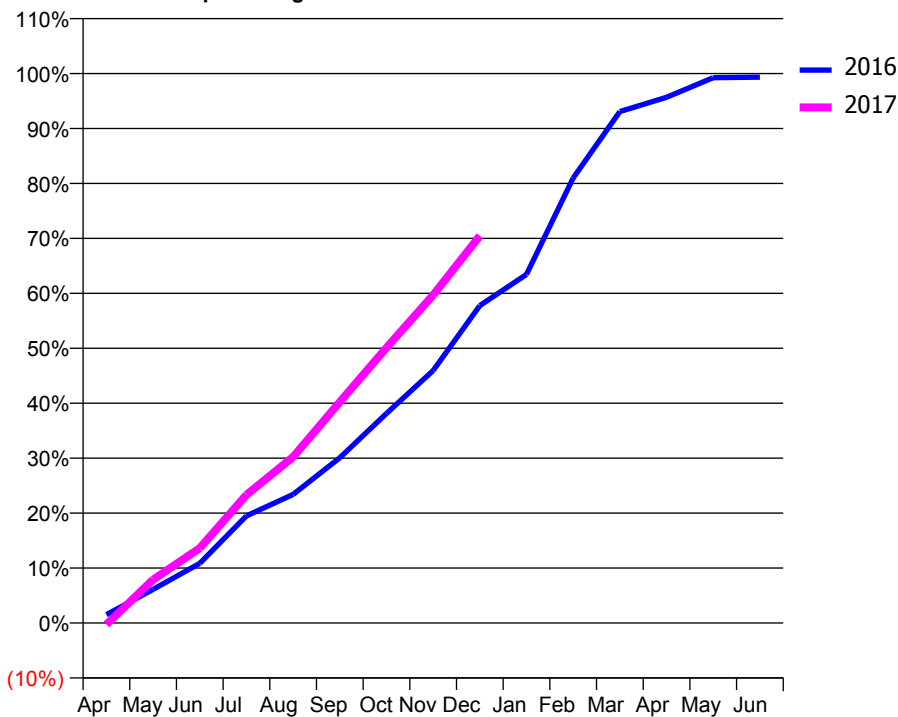
ACCESS*

Patients seen in 24 months	Total	Change since previous quarter
Quarter ending December 2015	2,587	
Quarter ending March 2016	2,710	↑
Quarter ending June 2016	2,747	→
Quarter ending September 2016	2,774	→
Quarter ending December 2016	2,893	↑
Variance since December 2015	11.8%	↑



ACTIVITY

Cumulative percentage of contracted UDA delivered 2016 & 2017



Month	Adjusted Scheduled Activity (UDA)	
	2016	2017
April	128	-24
May	519	669
June	921	1,156
July	1,652	1,977
August	1,984	2,561
September	2,550	3,410
October	3,233	4,247
November	3,893	5,058
December	4,896	5,971
January	5,377	
February	6,865	
March	7,889	
April	8,107	
May	8,410	
June	8,420	

QUALITY

	Quantity	Base Number	Contract	AT	Region	England
% of FP17s for the same patient ID Re-attending within 3 months - Children	11	614	1.8%	13.1%	13.4%	12.4%
% of FP17s for the same patient ID Re-attending within 3 months - Adults	271	2,225	12.2%	16.3%	17.3%	16.6%
% of FP17s for the same patient ID Re-attending between 3 & 9 months - Children	205	614	33.4%	54.5%	58.9%	57.5%
% of FP17s for the same patient ID Re-attending between 3 & 9 months - Adults	776	2,225	34.9%	50.6%	52.5%	50.4%
% of FP17s for Band 1 Urgent Courses	186	2,642	7.0%	8.8%	9.3%	9.1%
% of FP17s Relating to Free Repair or Replacements	38	2,642	1.4%	1.3%	1.0%	0.8%
% of FP17s Relating to Continuations	37	2,642	1.4%	1.7%	1.5%	1.3%
% of Patients satisfied with the dentistry they have received	13	13	100.0%	91.3%	93.1%	92.7%
% of Patients satisfied with the time they had to wait for an appointment	13	13	100.0%	89.2%	89.8%	88.8%

* This is based on patients treated on this contract for their most recent course of treatment. Figures in italics indicate the base number of FP17s or Patient Questionnaire responses are less than 100. N/A is shown where the base number of responses is less than 10 during the period. % is calculated as Quantity/Base number*100

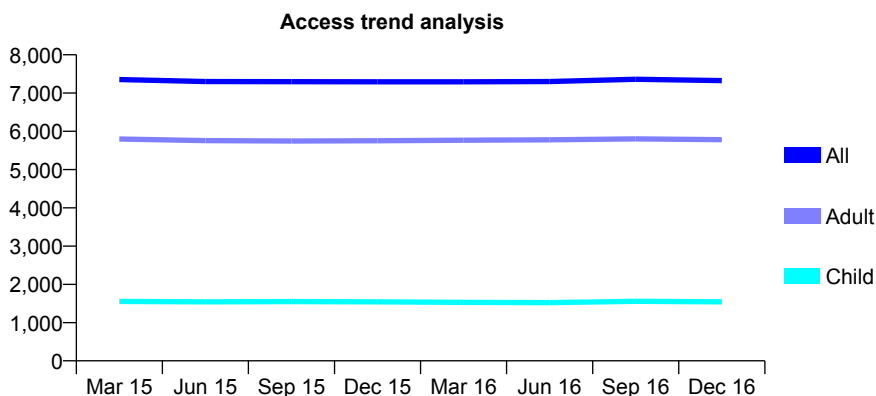
Q45 - Vital Signs At a Glance Contract Report for 761486/0001 - December 2016

Name or company name	MISS NL PROCTOR
Contract type name	GDS Contract
Purpose of contract	General
Contract start date	01/04/2006
Contract end date	

16/17 Contracted general activity (UDA)	19,711
Carry forward general activity (UDA)	761
16/17 Contracted orthodontic activity (UOA)	0
Carry forward orthodontic activity (UOA)	0
Baseline contract value	£523,436.23

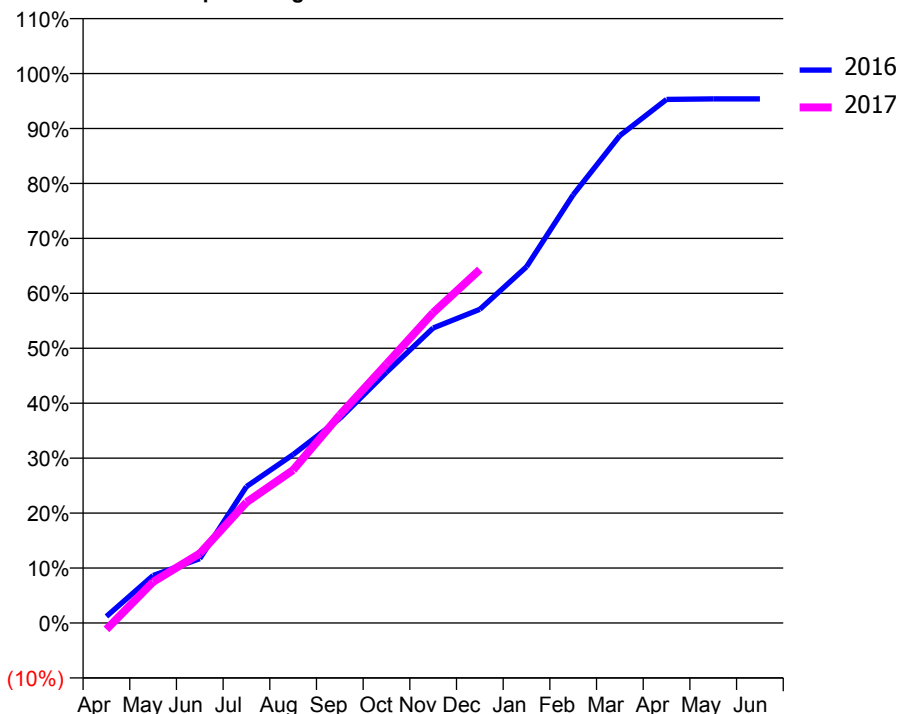
ACCESS*

Patients seen in 24 months	Total	Change since previous quarter
Quarter ending December 2015	7,294	
Quarter ending March 2016	7,294	→
Quarter ending June 2016	7,300	→
Quarter ending September 2016	7,359	→
Quarter ending December 2016	7,325	→
Variance since December 2015	0.4%	→



ACTIVITY

Cumulative percentage of contracted UDA delivered 2016 & 2017



Month	Adjusted Scheduled Activity (UDA)	
	2016	2017
April	238	-230
May	1,704	1,478
June	2,306	2,492
July	4,896	4,330
August	6,045	5,487
September	7,334	7,464
October	8,997	9,294
November	10,583	11,134
December	11,251	12,679
January	12,779	
February	15,362	
March	17,483	
April	18,781	
May	18,800	
June	18,800	

QUALITY

	Quantity	Base Number	Contract	AT	Region	England
% of FP17s for the same patient ID Re-attending within 3 months - Children	114	1,812	6.3%	13.1%	13.4%	12.4%
% of FP17s for the same patient ID Re-attending within 3 months - Adults	959	6,176	15.5%	16.3%	17.3%	16.6%
% of FP17s for the same patient ID Re-attending between 3 & 9 months - Children	1,068	1,812	58.9%	54.5%	58.9%	57.5%
% of FP17s for the same patient ID Re-attending between 3 & 9 months - Adults	3,334	6,176	54.0%	50.6%	52.5%	50.4%
% of FP17s for Band 1 Urgent Courses	946	7,418	12.8%	8.8%	9.3%	9.1%
% of FP17s Relating to Free Repair or Replacements	111	7,418	1.5%	1.3%	1.0%	0.8%
% of FP17s Relating to Continuations	62	7,418	0.8%	1.7%	1.5%	1.3%
% of Patients satisfied with the dentistry they have received	21	25	84.0%	91.3%	93.1%	92.7%
% of Patients satisfied with the time they had to wait for an appointment	23	25	92.0%	89.2%	89.8%	88.8%

* This is based on patients treated on this contract for their most recent course of treatment. Figures in italics indicate the base number of FP17s or Patient Questionnaire responses are less than 100. N/A is shown where the base number of responses is less than 10 during the period. % is calculated as Quantity/Base number*100

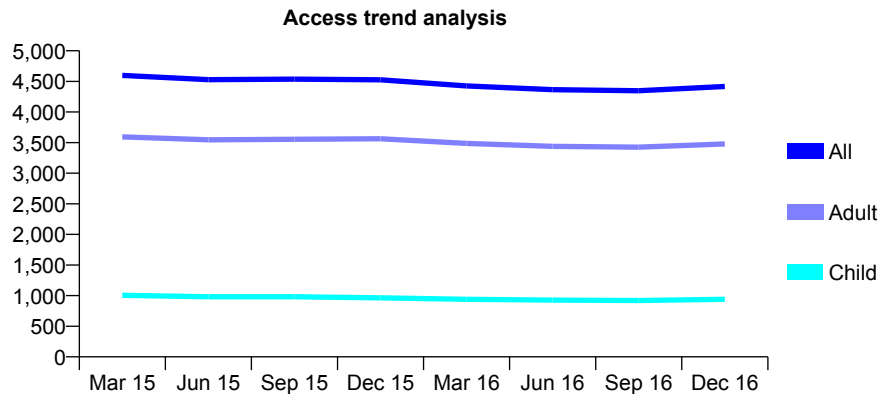
Q45 - Vital Signs At a Glance Contract Report for 767514/0002 - December 2016

Name or company name	MISS KE BOOTH
Contract type name	GDS Contract
Purpose of contract	General and Orthodontic
Contract start date	01/12/2011
Contract end date	

16/17 Contracted general activity (UDA)	12,032
Carry forward general activity (UDA)	0
16/17 Contracted orthodontic activity (UOA)	0
Carry forward orthodontic activity (UOA)	0
Baseline contract value	£454,749.06

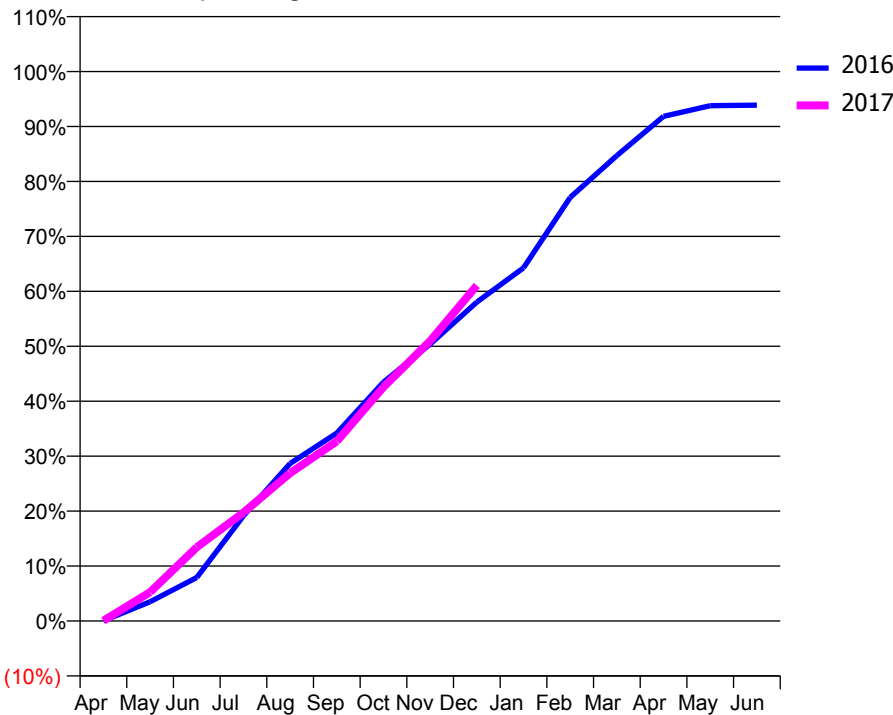
ACCESS*

Patients seen in 24 months	Total	Change since previous quarter
Quarter ending December 2015	4,526	
Quarter ending March 2016	4,426	↓
Quarter ending June 2016	4,366	↓
Quarter ending September 2016	4,347	→
Quarter ending December 2016	4,417	→
Variance since December 2015	(2.4%)	↓



ACTIVITY

Cumulative percentage of contracted UDA delivered 2016 & 2017



Month	Adjusted Scheduled Activity (UDA)	
	2016	2017
April	3	7
May	422	633
June	952	1,615
July	2,303	2,375
August	3,449	3,241
September	4,116	3,933
October	5,231	5,124
November	6,062	6,132
December	6,982	7,348
January	7,732	
February	9,275	
March	10,191	
April	11,050	
May	11,284	
June	11,295	

QUALITY

	Quantity	Base Number	Contract	AT	Region	England
% of FP17s for the same patient ID Re-attending within 3 months - Children	64	920	7.0%	13.1%	13.4%	12.4%
% of FP17s for the same patient ID Re-attending within 3 months - Adults	668	3,790	17.6%	16.3%	17.3%	16.6%
% of FP17s for the same patient ID Re-attending between 3 & 9 months - Children	514	920	55.9%	54.5%	58.9%	57.5%
% of FP17s for the same patient ID Re-attending between 3 & 9 months - Adults	2,069	3,790	54.6%	50.6%	52.5%	50.4%
% of FP17s for Band 1 Urgent Courses	170	4,138	4.1%	8.8%	9.3%	9.1%
% of FP17s Relating to Free Repair or Replacements	25	4,138	0.6%	1.3%	1.0%	0.8%
% of FP17s Relating to Continuations	59	4,138	1.4%	1.7%	1.5%	1.3%
% of Patients satisfied with the dentistry they have received	27	29	93.1%	91.3%	93.1%	92.7%
% of Patients satisfied with the time they had to wait for an appointment	23	29	79.3%	89.2%	89.8%	88.8%

* This is based on patients treated on this contract for their most recent course of treatment. Figures in italics indicate the base number of FP17s or Patient Questionnaire responses are less than 100. N/A is shown where the base number of responses is less than 10 during the period. % is calculated as Quantity/Base number*100

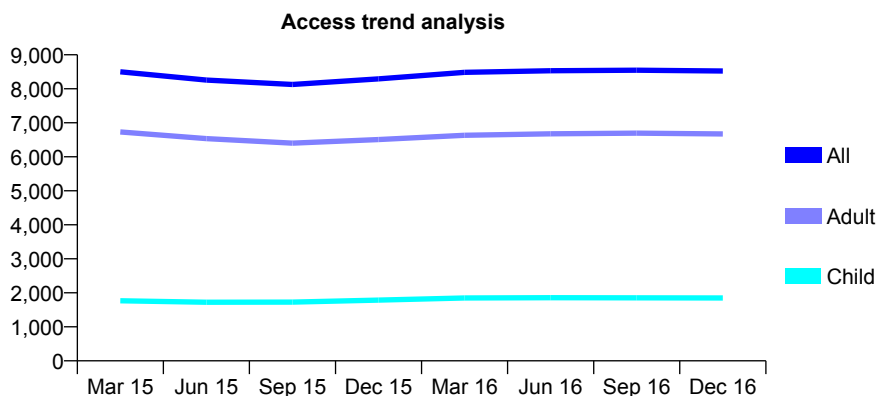
Q45 - Vital Signs At a Glance Contract Report for 772321/0001 - December 2016

Name or company name	MR PC WOODHOUSE
Contract type name	GDS Contract
Purpose of contract	General and Orthodontic
Contract start date	01/06/2011
Contract end date	

16/17 Contracted general activity (UDA)	28,441
Carry forward general activity (UDA)	427
16/17 Contracted orthodontic activity (UOA)	0
Carry forward orthodontic activity (UOA)	0
Baseline contract value	£762,820.67

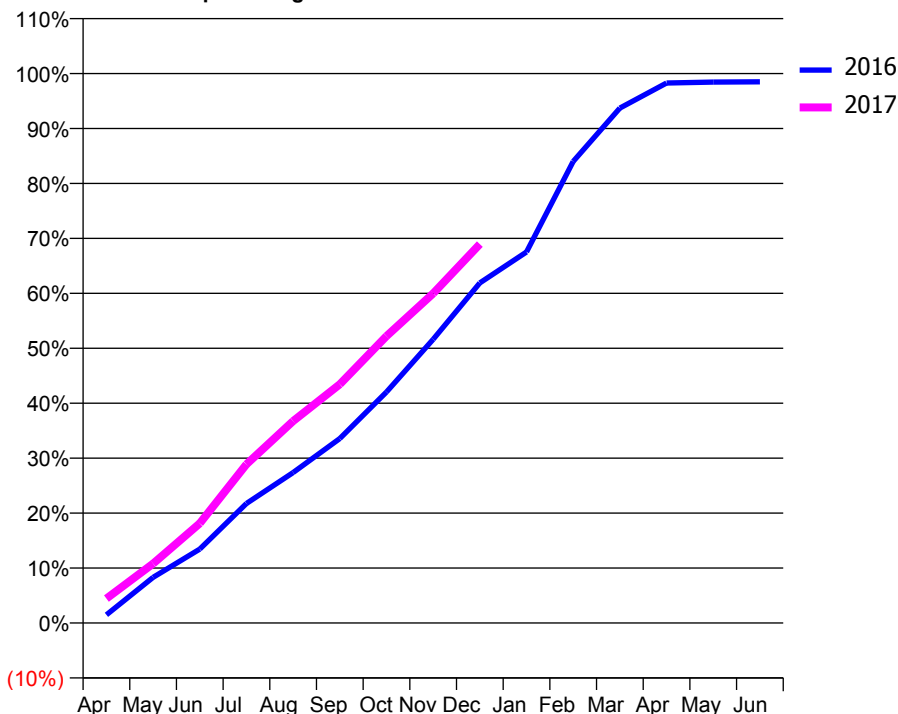
ACCESS*

Patients seen in 24 months	Total	Change since previous quarter
Quarter ending December 2015	8,291	
Quarter ending March 2016	8,484	↑
Quarter ending June 2016	8,533	→
Quarter ending September 2016	8,548	→
Quarter ending December 2016	8,524	→
Variance since December 2015	2.8%	↑



ACTIVITY

Cumulative percentage of contracted UDA delivered 2016 & 2017



Month	Adjusted Scheduled Activity (UDA)	
	2016	2017
April	427	1,269
May	2,364	3,072
June	3,827	5,156
July	6,189	8,216
August	7,792	10,455
September	9,552	12,356
October	11,958	14,850
November	14,684	17,056
December	17,604	19,614
January	19,204	
February	23,892	
March	26,650	
April	27,949	
May	28,000	
June	28,014	

QUALITY

	Quantity	Base Number	Contract	AT	Region	England
% of FP17s for the same patient ID Re-attending within 3 months - Children	189	2,113	8.9%	13.1%	13.4%	12.4%
% of FP17s for the same patient ID Re-attending within 3 months - Adults	1,118	7,074	15.8%	16.3%	17.3%	16.6%
% of FP17s for the same patient ID Re-attending between 3 & 9 months - Children	1,295	2,113	61.3%	54.5%	58.9%	57.5%
% of FP17s for the same patient ID Re-attending between 3 & 9 months - Adults	3,889	7,074	55.0%	50.6%	52.5%	50.4%
% of FP17s for Band 1 Urgent Courses	353	8,671	4.1%	8.8%	9.3%	9.1%
% of FP17s Relating to Free Repair or Replacements	103	8,671	1.2%	1.3%	1.0%	0.8%
% of FP17s Relating to Continuations	279	8,671	3.2%	1.7%	1.5%	1.3%
% of Patients satisfied with the dentistry they have received	17	17	100.0%	91.3%	93.1%	92.7%
% of Patients satisfied with the time they had to wait for an appointment	16	17	94.1%	89.2%	89.8%	88.8%

* This is based on patients treated on this contract for their most recent course of treatment. Figures in italics indicate the base number of FP17s or Patient Questionnaire responses are less than 100. N/A is shown where the base number of responses is less than 10 during the period. % is calculated as Quantity/Base number*100

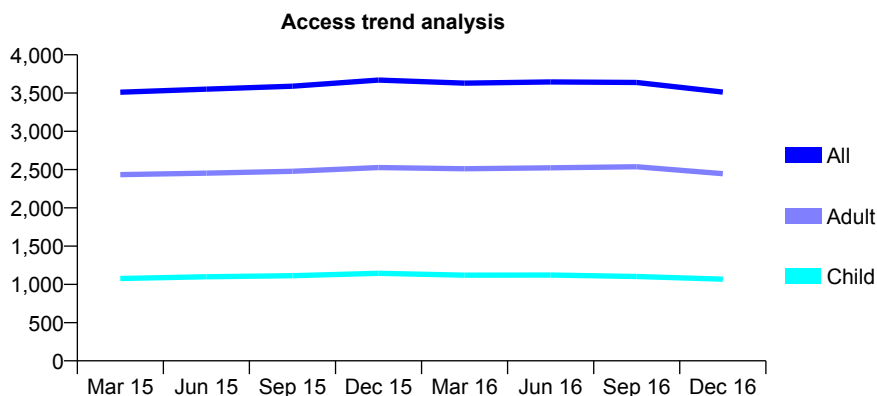
Q45 - Vital Signs At a Glance Contract Report for 773115/0002 - December 2016

Name or company name	MR P THAPAR
Contract type name	GDS Contract
Purpose of contract	General
Contract start date	01/04/2006
Contract end date	

16/17 Contracted general activity (UDA)	11,473
Carry forward general activity (UDA)	0
16/17 Contracted orthodontic activity (UOA)	0
Carry forward orthodontic activity (UOA)	0
Baseline contract value	£258,605.65

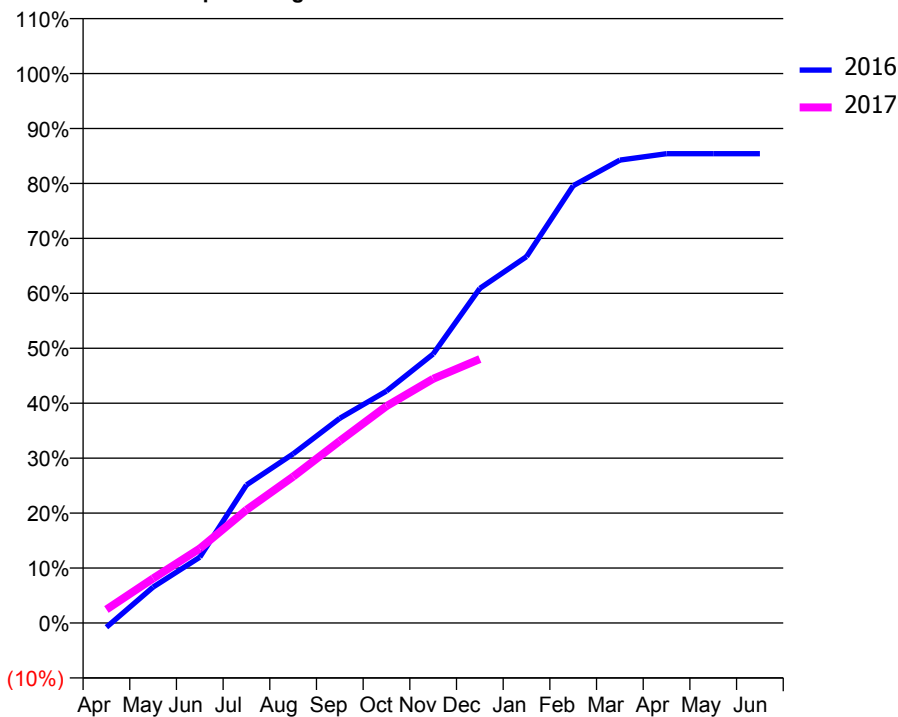
ACCESS*

Patients seen in 24 months	Total	Change since previous quarter
Quarter ending December 2015	3,670	
Quarter ending March 2016	3,629	↓
Quarter ending June 2016	3,645	→
Quarter ending September 2016	3,639	→
Quarter ending December 2016	3,513	↓
Variance since December 2015	(4.3%)	↓



ACTIVITY

Cumulative percentage of contracted UDA delivered 2016 & 2017



Month	Adjusted Scheduled Activity (UDA)	
	2016	2017
April	-90	284
May	752	930
June	1,375	1,556
July	2,883	2,364
August	3,533	3,056
September	4,276	3,803
October	4,842	4,529
November	5,618	5,099
December	6,986	5,512
January	7,650	
February	9,130	
March	9,665	
April	9,798	
May	9,798	
June	9,799	

QUALITY

	Quantity	Base Number	Contract	AT	Region	England
% of FP17s for the same patient ID Re-attending within 3 months - Children	64	865	7.4%	13.1%	13.4%	12.4%
% of FP17s for the same patient ID Re-attending within 3 months - Adults	219	1,598	13.7%	16.3%	17.3%	16.6%
% of FP17s for the same patient ID Re-attending between 3 & 9 months - Children	398	865	46.0%	54.5%	58.9%	57.5%
% of FP17s for the same patient ID Re-attending between 3 & 9 months - Adults	547	1,598	34.2%	50.6%	52.5%	50.4%
% of FP17s for Band 1 Urgent Courses	160	2,375	6.7%	8.8%	9.3%	9.1%
% of FP17s Relating to Free Repair or Replacements	14	2,375	0.6%	1.3%	1.0%	0.8%
% of FP17s Relating to Continuations	40	2,375	1.7%	1.7%	1.5%	1.3%
% of Patients satisfied with the dentistry they have received	0	0	N/A	91.3%	93.1%	92.7%
% of Patients satisfied with the time they had to wait for an appointment	0	0	N/A	89.2%	89.8%	88.8%

* This is based on patients treated on this contract for their most recent course of treatment. Figures in italics indicate the base number of FP17s or Patient Questionnaire responses are less than 100. N/A is shown where the base number of responses is less than 10 during the period. % is calculated as Quantity/Base number*100

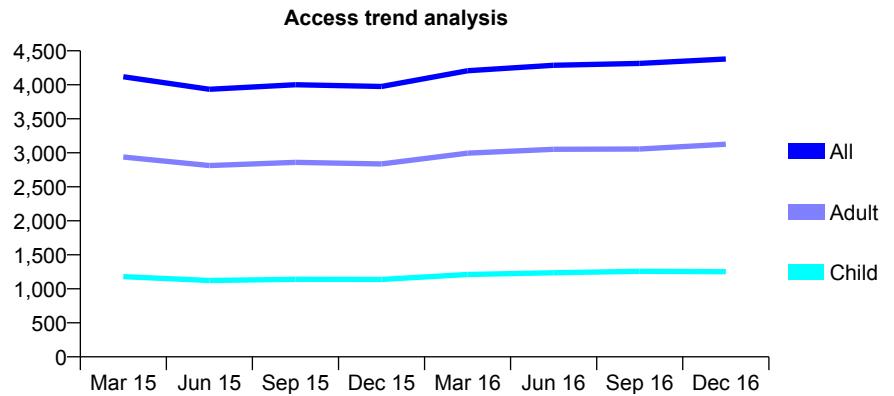
Q45 - Vital Signs At a Glance Contract Report for 801712/0004 - December 2016

Name or company name	MR SA JEYARAJAN
Contract type name	GDS Contract
Purpose of contract	General
Contract start date	14/05/2011
Contract end date	

16/17 Contracted general activity (UDA)	11,567
Carry forward general activity (UDA)	0
16/17 Contracted orthodontic activity (UOA)	0
Carry forward orthodontic activity (UOA)	0
Baseline contract value	£310,116.61

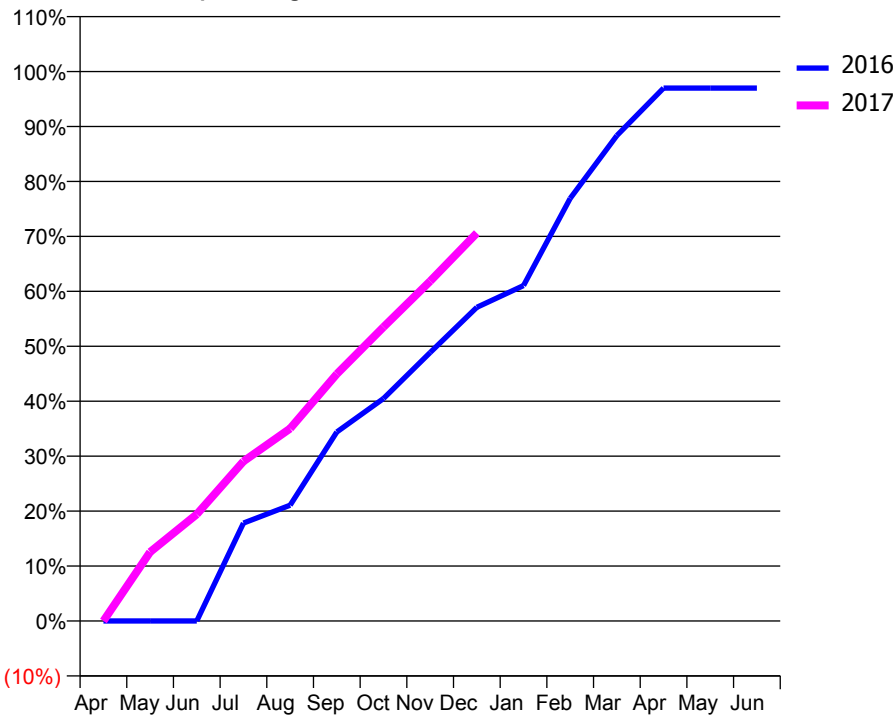
ACCESS*

Patients seen in 24 months	Total	Change since previous quarter
Quarter ending December 2015	3,976	
Quarter ending March 2016	4,206	↑
Quarter ending June 2016	4,288	→
Quarter ending September 2016	4,314	→
Quarter ending December 2016	4,379	→
Variance since December 2015	10.1%	↑



ACTIVITY

Cumulative percentage of contracted UDA delivered 2016 & 2017



Month	Adjusted Scheduled Activity (UDA)	
	2016	2017
April	0	0
May	0	1,453
June	0	2,247
July	2,062	3,361
August	2,438	4,052
September	3,980	5,199
October	4,682	6,187
November	5,651	7,152
December	6,603	8,166
January	7,060	
February	8,898	
March	10,219	
April	11,219	
May	11,219	
June	11,219	

QUALITY

	Quantity	Base Number	Contract	AT	Region	England
% of FP17s for the same patient ID Re-attending within 3 months - Children	99	1,256	7.9%	13.1%	13.4%	12.4%
% of FP17s for the same patient ID Re-attending within 3 months - Adults	422	2,891	14.6%	16.3%	17.3%	16.6%
% of FP17s for the same patient ID Re-attending between 3 & 9 months - Children	616	1,256	49.0%	54.5%	58.9%	57.5%
% of FP17s for the same patient ID Re-attending between 3 & 9 months - Adults	1,049	2,891	36.3%	50.6%	52.5%	50.4%
% of FP17s for Band 1 Urgent Courses	493	3,728	13.2%	8.8%	9.3%	9.1%
% of FP17s Relating to Free Repair or Replacements	16	3,728	0.4%	1.3%	1.0%	0.8%
% of FP17s Relating to Continuations	23	3,728	0.6%	1.7%	1.5%	1.3%
% of Patients satisfied with the dentistry they have received	5	5	N/A	91.3%	93.1%	92.7%
% of Patients satisfied with the time they had to wait for an appointment	4	5	N/A	89.2%	89.8%	88.8%

* This is based on patients treated on this contract for their most recent course of treatment. Figures in italics indicate the base number of FP17s or Patient Questionnaire responses are less than 100. N/A is shown where the base number of responses is less than 10 during the period. % is calculated as Quantity/Base number*100

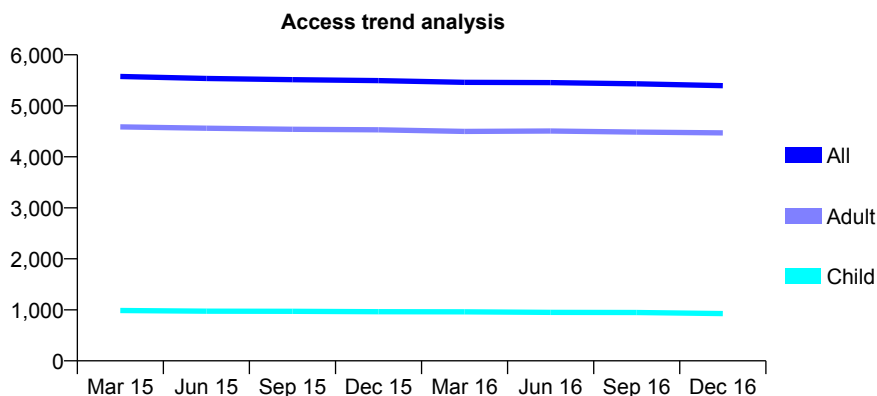
Q45 - Vital Signs At a Glance Contract Report for 804932/0001 - December 2016

Name or company name	MR A ABRAHAM
Contract type name	GDS Contract
Purpose of contract	General
Contract start date	01/04/2006
Contract end date	

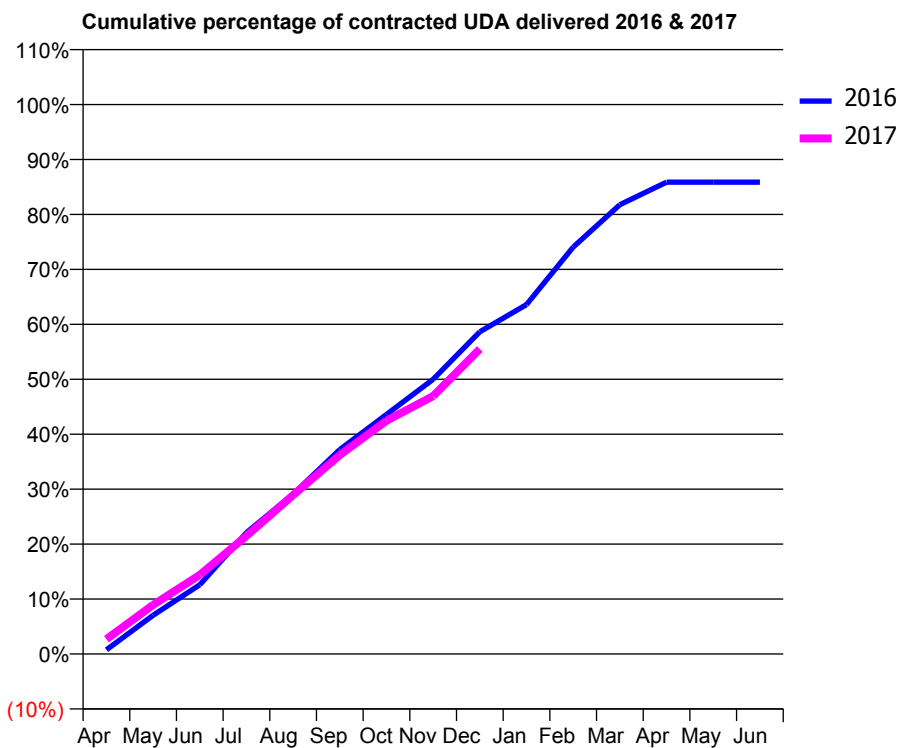
16/17 Contracted general activity (UDA)	17,669
Carry forward general activity (UDA)	0
16/17 Contracted orthodontic activity (UOA)	0
Carry forward orthodontic activity (UOA)	0
Baseline contract value	£373,812.28

ACCESS*

Patients seen in 24 months	Total	Change since previous quarter
Quarter ending December 2015	5,493	
Quarter ending March 2016	5,460	→
Quarter ending June 2016	5,455	→
Quarter ending September 2016	5,431	→
Quarter ending December 2016	5,394	→
Variance since December 2015	(1.8%)	↓



ACTIVITY



Month	Adjusted Scheduled Activity (UDA)	
	2016	2017
April	135	476
May	1,244	1,580
June	2,227	2,546
July	3,905	3,798
August	5,143	5,110
September	6,576	6,401
October	7,701	7,501
November	8,836	8,293
December	10,363	9,810
January	11,235	
February	13,082	
March	14,447	
April	15,170	
May	15,173	
June	15,173	

QUALITY

	Quantity	Base Number	Contract	AT	Region	England
% of FP17s for the same patient ID Re-attending within 3 months - Children	44	652	6.7%	13.1%	13.4%	12.4%
% of FP17s for the same patient ID Re-attending within 3 months - Adults	460	3,335	13.8%	16.3%	17.3%	16.6%
% of FP17s for the same patient ID Re-attending between 3 & 9 months - Children	144	652	22.1%	54.5%	58.9%	57.5%
% of FP17s for the same patient ID Re-attending between 3 & 9 months - Adults	798	3,335	23.9%	50.6%	52.5%	50.4%
% of FP17s for Band 1 Urgent Courses	280	3,771	7.4%	8.8%	9.3%	9.1%
% of FP17s Relating to Free Repair or Replacements	76	3,771	2.0%	1.3%	1.0%	0.8%
% of FP17s Relating to Continuations	138	3,771	3.7%	1.7%	1.5%	1.3%
% of Patients satisfied with the dentistry they have received	27	33	81.8%	91.3%	93.1%	92.7%
% of Patients satisfied with the time they had to wait for an appointment	30	33	90.9%	89.2%	89.8%	88.8%

* This is based on patients treated on this contract for their most recent course of treatment. Figures in italics indicate the base number of FP17s or Patient Questionnaire responses are less than 100. N/A is shown where the base number of responses is less than 10 during the period. % is calculated as Quantity/Base number*100

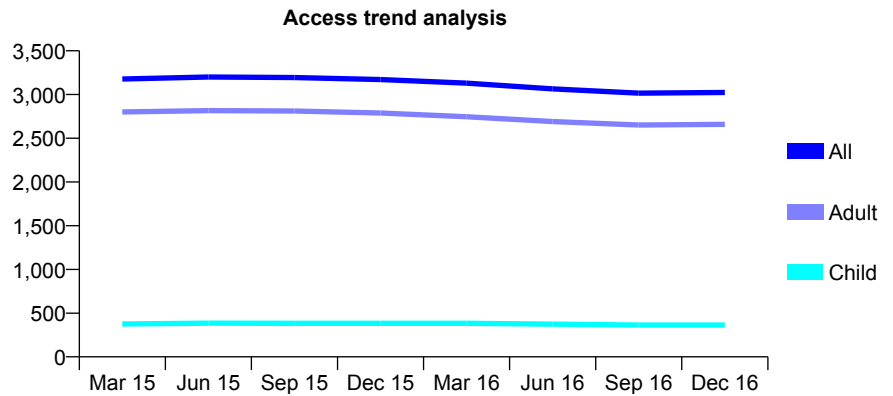
Q45 - Vital Signs At a Glance Contract Report for 811513/0001 - December 2016

Name or company name	MR PL NEWTON
Contract type name	GDS Contract
Purpose of contract	General
Contract start date	01/04/2006
Contract end date	

16/17 Contracted general activity (UDA)	15,980
Carry forward general activity (UDA)	0
16/17 Contracted orthodontic activity (UOA)	0
Carry forward orthodontic activity (UOA)	0
Baseline contract value	£340,074.63

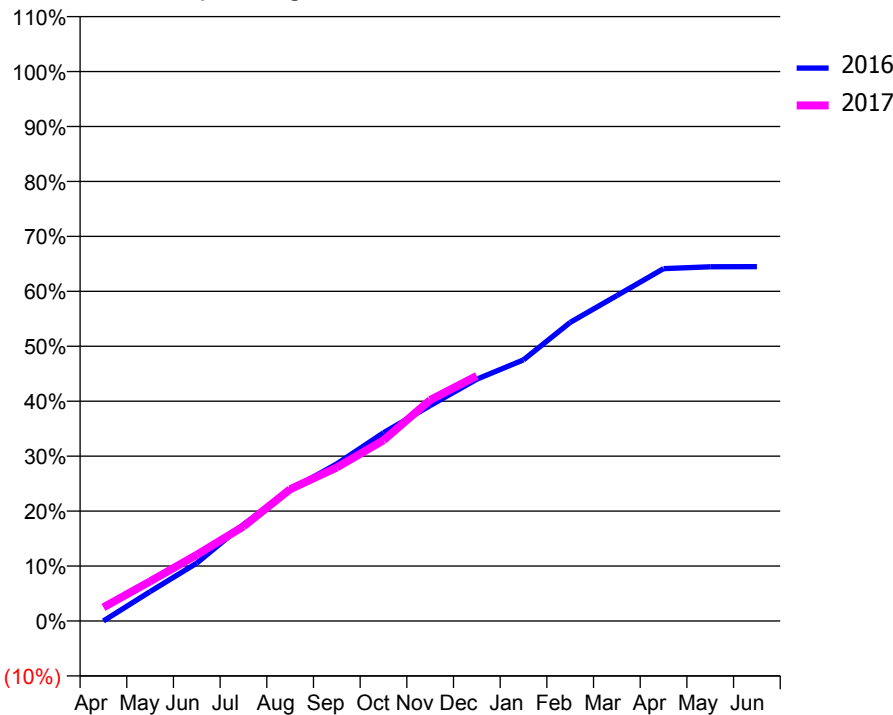
ACCESS*

Patients seen in 24 months	Total	Change since previous quarter
Quarter ending December 2015	3,172	
Quarter ending March 2016	3,130	↓
Quarter ending June 2016	3,065	↓
Quarter ending September 2016	3,016	↓
Quarter ending December 2016	3,023	→
Variance since December 2015	(4.7%)	↓



ACTIVITY

Cumulative percentage of contracted UDA delivered 2016 & 2017



Month	Adjusted Scheduled Activity (UDA)	
	2016	2017
April	0	399
May	855	1,153
June	1,684	1,925
July	2,807	2,753
August	3,813	3,834
September	4,570	4,467
October	5,475	5,258
November	6,264	6,428
December	7,031	7,131
January	7,594	
February	8,685	
March	9,463	
April	10,247	
May	10,302	
June	10,305	

QUALITY

	Quantity	Base Number	Contract	AT	Region	England
% of FP17s for the same patient ID Re-attending within 3 months - Children	25	411	6.1%	13.1%	13.4%	12.4%
% of FP17s for the same patient ID Re-attending within 3 months - Adults	379	3,200	11.8%	16.3%	17.3%	16.6%
% of FP17s for the same patient ID Re-attending between 3 & 9 months - Children	266	411	64.7%	54.5%	58.9%	57.5%
% of FP17s for the same patient ID Re-attending between 3 & 9 months - Adults	2,232	3,200	69.8%	50.6%	52.5%	50.4%
% of FP17s for Band 1 Urgent Courses	101	3,253	3.1%	8.8%	9.3%	9.1%
% of FP17s Relating to Free Repair or Replacements	21	3,253	0.6%	1.3%	1.0%	0.8%
% of FP17s Relating to Continuations	69	3,253	2.1%	1.7%	1.5%	1.3%
% of Patients satisfied with the dentistry they have received	14	14	100.0%	91.3%	93.1%	92.7%
% of Patients satisfied with the time they had to wait for an appointment	14	14	100.0%	89.2%	89.8%	88.8%

* This is based on patients treated on this contract for their most recent course of treatment. Figures in italics indicate the base number of FP17s or Patient Questionnaire responses are less than 100. N/A is shown where the base number of responses is less than 10 during the period. % is calculated as Quantity/Base number*100

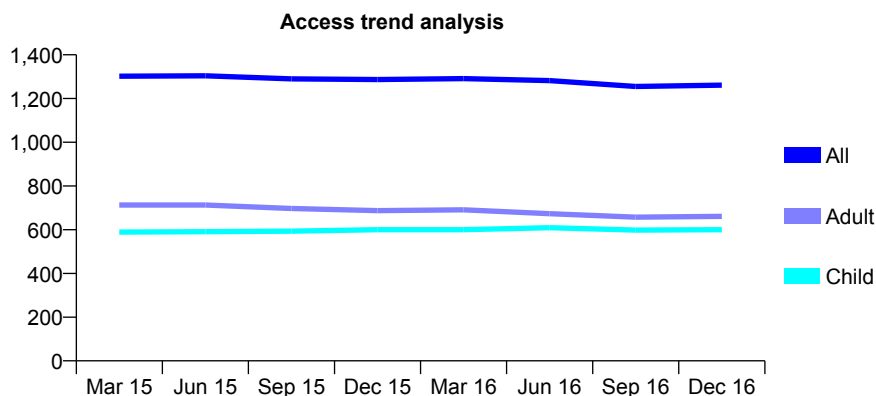
Q45 - Vital Signs At a Glance Contract Report for 814342/0002 - December 2016

Name or company name	MR JP LYNE
Contract type name	GDS Contract
Purpose of contract	General
Contract start date	01/04/2006
Contract end date	

16/17 Contracted general activity (UDA)	5,800
Carry forward general activity (UDA)	0
16/17 Contracted orthodontic activity (UOA)	0
Carry forward orthodontic activity (UOA)	0
Baseline contract value	£136,360.05

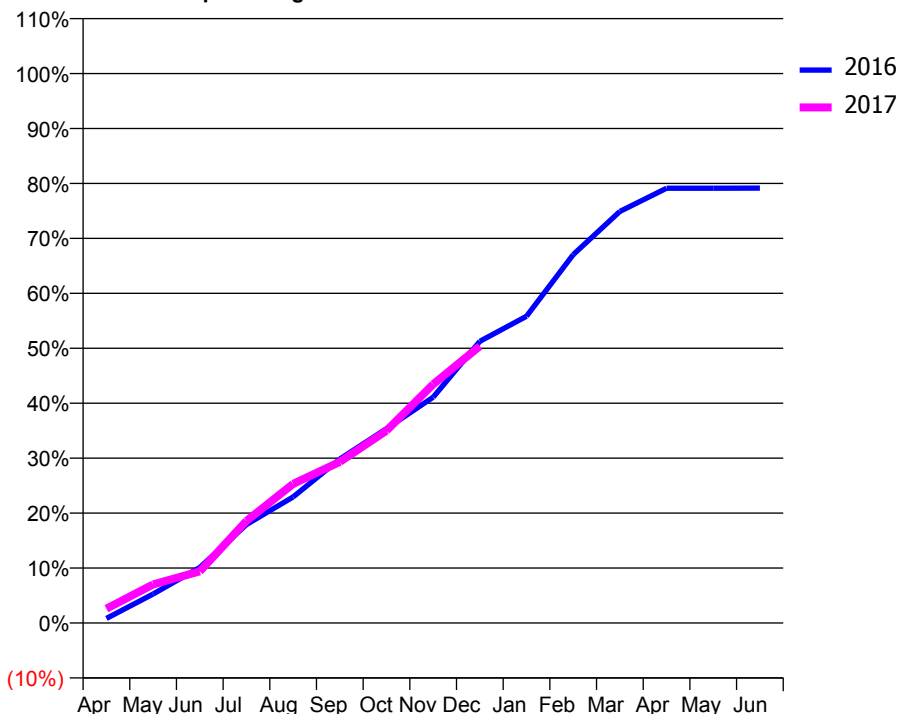
ACCESS*

Patients seen in 24 months	Total	Change since previous quarter
Quarter ending December 2015	1,287	
Quarter ending March 2016	1,291	→
Quarter ending June 2016	1,282	→
Quarter ending September 2016	1,255	↓
Quarter ending December 2016	1,261	→
Variance since December 2015	(2.0%)	↓



ACTIVITY

Cumulative percentage of contracted UDA delivered 2016 & 2017



Month	Adjusted Scheduled Activity (UDA)	
	2016	2017
April	49	151
May	307	408
June	586	545
July	1,039	1,078
August	1,330	1,469
September	1,730	1,701
October	2,052	2,031
November	2,384	2,521
December	2,973	2,922
January	3,239	
February	3,888	
March	4,344	
April	4,590	
May	4,590	
June	4,591	

QUALITY

	Quantity	Base Number	Contract	AT	Region	England
% of FP17s for the same patient ID Re-attending within 3 months - Children	36	787	4.6%	13.1%	13.4%	12.4%
% of FP17s for the same patient ID Re-attending within 3 months - Adults	129	706	18.3%	16.3%	17.3%	16.6%
% of FP17s for the same patient ID Re-attending between 3 & 9 months - Children	583	787	74.1%	54.5%	58.9%	57.5%
% of FP17s for the same patient ID Re-attending between 3 & 9 months - Adults	453	706	64.2%	50.6%	52.5%	50.4%
% of FP17s for Band 1 Urgent Courses	61	1,398	4.4%	8.8%	9.3%	9.1%
% of FP17s Relating to Free Repair or Replacements	0	1,398	0.0%	1.3%	1.0%	0.8%
% of FP17s Relating to Continuations	26	1,398	1.9%	1.7%	1.5%	1.3%
% of Patients satisfied with the dentistry they have received	2	2	N/A	91.3%	93.1%	92.7%
% of Patients satisfied with the time they had to wait for an appointment	2	2	N/A	89.2%	89.8%	88.8%

* This is based on patients treated on this contract for their most recent course of treatment. Figures in italics indicate the base number of FP17s or Patient Questionnaire responses are less than 100. N/A is shown where the base number of responses is less than 10 during the period. % is calculated as Quantity/Base number*100

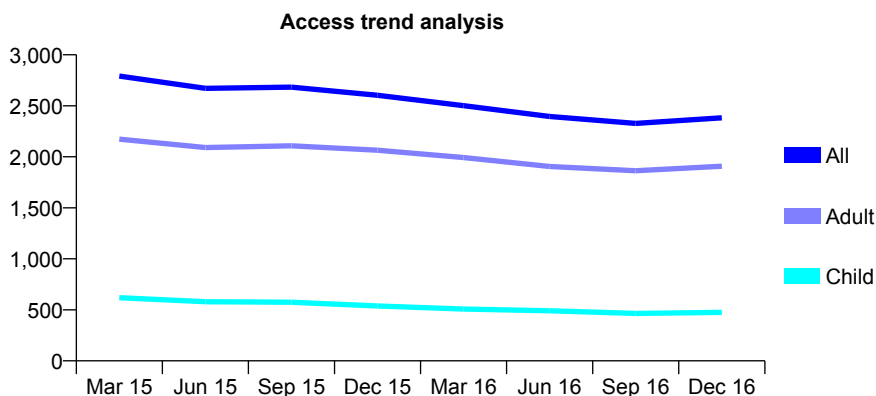
Q45 - Vital Signs At a Glance Contract Report for 820857/0002 - December 2016

Name or company name	MRS JH ELSTON
Contract type name	GDS Contract
Purpose of contract	General
Contract start date	01/04/2006
Contract end date	

16/17 Contracted general activity (UDA)	12,629
Carry forward general activity (UDA)	0
16/17 Contracted orthodontic activity (UOA)	0
Carry forward orthodontic activity (UOA)	0
Baseline contract value	£348,053.90

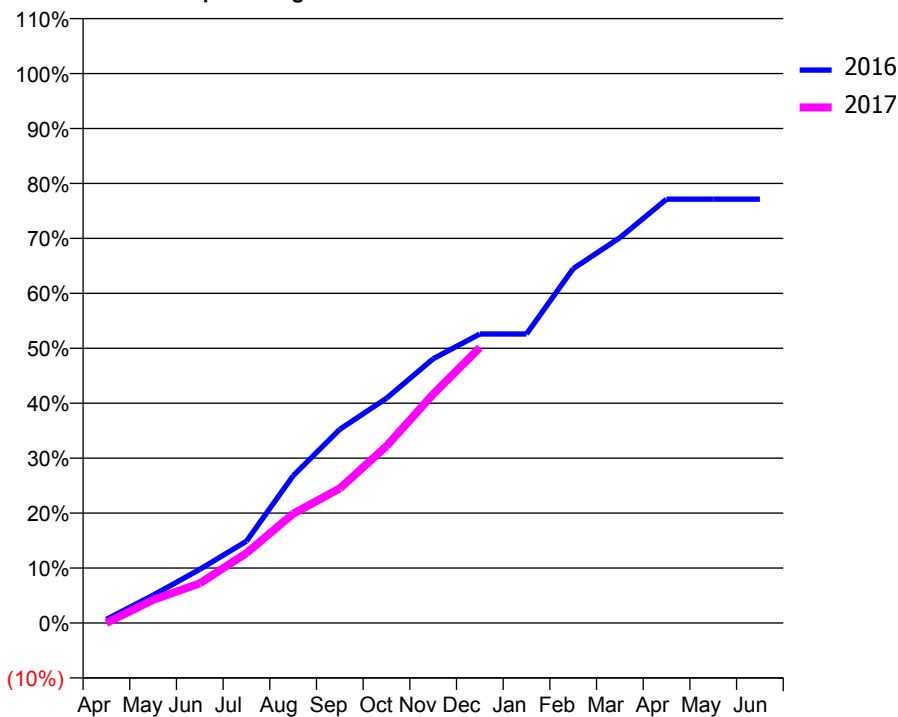
ACCESS*

Patients seen in 24 months	Total	Change since previous quarter
Quarter ending December 2015	2,603	
Quarter ending March 2016	2,501	↓
Quarter ending June 2016	2,396	↓
Quarter ending September 2016	2,328	↓
Quarter ending December 2016	2,383	↑
Variance since December 2015	(8.5%)	↓



ACTIVITY

Cumulative percentage of contracted UDA delivered 2016 & 2017



Month	Adjusted Scheduled Activity (UDA)	
	2016	2017
April	86	0
May	638	532
June	1,234	912
July	1,881	1,608
August	3,384	2,511
September	4,451	3,095
October	5,167	4,066
November	6,074	5,260
December	6,642	6,329
January	6,642	
February	8,143	
March	8,854	
April	9,741	
May	9,741	
June	9,742	

QUALITY

	Quantity	Base Number	Contract	AT	Region	England
% of FP17s for the same patient ID Re-attending within 3 months - Children	62	506	12.3%	13.1%	13.4%	12.4%
% of FP17s for the same patient ID Re-attending within 3 months - Adults	626	2,356	26.6%	16.3%	17.3%	16.6%
% of FP17s for the same patient ID Re-attending between 3 & 9 months - Children	206	506	40.7%	54.5%	58.9%	57.5%
% of FP17s for the same patient ID Re-attending between 3 & 9 months - Adults	1,116	2,356	47.4%	50.6%	52.5%	50.4%
% of FP17s for Band 1 Urgent Courses	437	2,547	17.2%	8.8%	9.3%	9.1%
% of FP17s Relating to Free Repair or Replacements	92	2,547	3.6%	1.3%	1.0%	0.8%
% of FP17s Relating to Continuations	87	2,547	3.4%	1.7%	1.5%	1.3%
% of Patients satisfied with the dentistry they have received	8	8	N/A	91.3%	93.1%	92.7%
% of Patients satisfied with the time they had to wait for an appointment	8	8	N/A	89.2%	89.8%	88.8%

* This is based on patients treated on this contract for their most recent course of treatment. Figures in italics indicate the base number of FP17s or Patient Questionnaire responses are less than 100. N/A is shown where the base number of responses is less than 10 during the period. % is calculated as Quantity/Base number*100

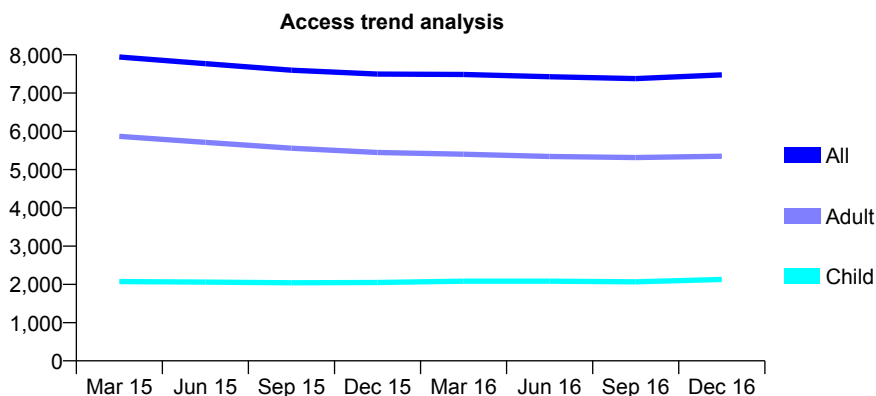
Q45 - Vital Signs At a Glance Contract Report for 832472/0001 - December 2016

Name or company name	MR AR FLETCHER
Contract type name	GDS Contract
Purpose of contract	General and Orthodontic
Contract start date	01/04/2006
Contract end date	

16/17 Contracted general activity (UDA)	25,408
Carry forward general activity (UDA)	0
16/17 Contracted orthodontic activity (UOA)	407
Carry forward orthodontic activity (UOA)	0
Baseline contract value	£634,511.14

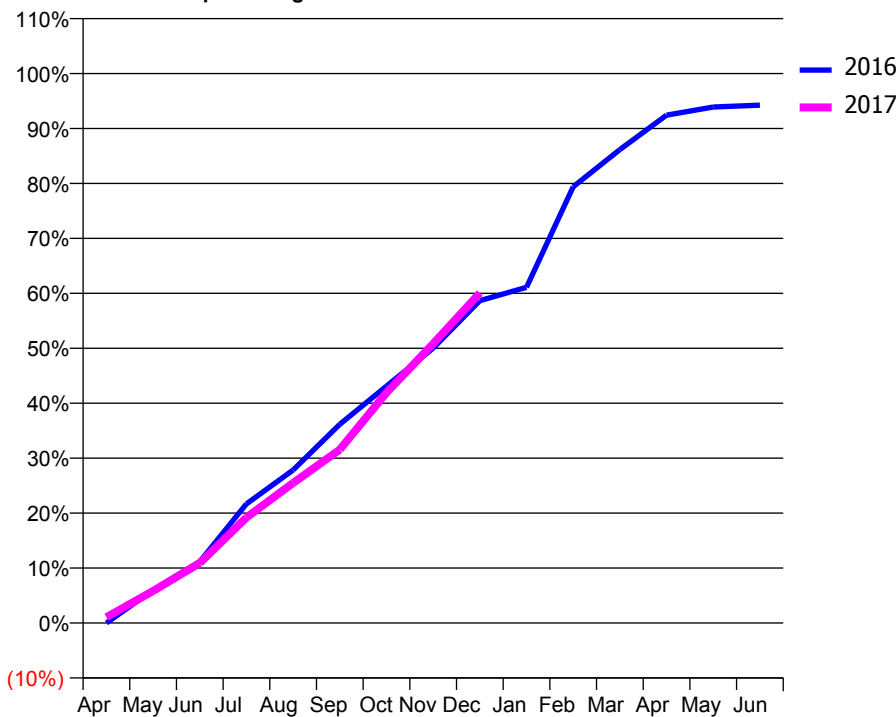
ACCESS*

Patients seen in 24 months	Total	Change since previous quarter
Quarter ending December 2015	7,496	
Quarter ending March 2016	7,486	→
Quarter ending June 2016	7,425	→
Quarter ending September 2016	7,379	→
Quarter ending December 2016	7,475	→
Variance since December 2015	(0.3%)	→



ACTIVITY

Cumulative percentage of contracted UDA delivered 2016 & 2017



Month	Adjusted Scheduled Activity (UDA)	
	2016	2017
April	0	270
May	1,525	1,482
June	2,841	2,773
July	5,509	4,880
August	7,078	6,480
September	9,188	8,020
October	10,953	10,651
November	12,710	12,912
December	14,906	15,257
January	15,523	
February	20,172	
March	21,889	
April	23,485	
May	23,856	
June	23,942	

QUALITY

	Quantity	Base Number	Contract	AT	Region	England
% of FP17s for the same patient ID Re-attending within 3 months - Children	237	2,310	10.3%	13.1%	13.4%	12.4%
% of FP17s for the same patient ID Re-attending within 3 months - Adults	804	5,112	15.7%	16.3%	17.3%	16.6%
% of FP17s for the same patient ID Re-attending between 3 & 9 months - Children	1,150	2,310	49.8%	54.5%	58.9%	57.5%
% of FP17s for the same patient ID Re-attending between 3 & 9 months - Adults	2,516	5,112	49.2%	50.6%	52.5%	50.4%
% of FP17s for Band 1 Urgent Courses	592	6,283	9.4%	8.8%	9.3%	9.1%
% of FP17s Relating to Free Repair or Replacements	67	6,283	1.1%	1.3%	1.0%	0.8%
% of FP17s Relating to Continuations	99	6,283	1.6%	1.7%	1.5%	1.3%
% of Patients satisfied with the dentistry they have received	18	21	85.7%	91.3%	93.1%	92.7%
% of Patients satisfied with the time they had to wait for an appointment	16	21	76.2%	89.2%	89.8%	88.8%

* This is based on patients treated on this contract for their most recent course of treatment. Figures in italics indicate the base number of FP17s or Patient Questionnaire responses are less than 100. N/A is shown where the base number of responses is less than 10 during the period. % is calculated as Quantity/Base number*100

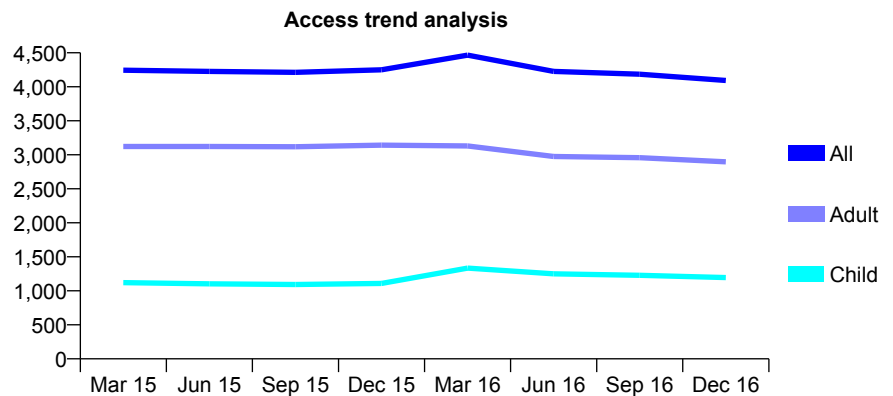
Q45 - Vital Signs At a Glance Contract Report for 833037/0004 - December 2016

Name or company name	MR MA HYDER
Contract type name	GDS Contract
Purpose of contract	General
Contract start date	01/04/2006
Contract end date	

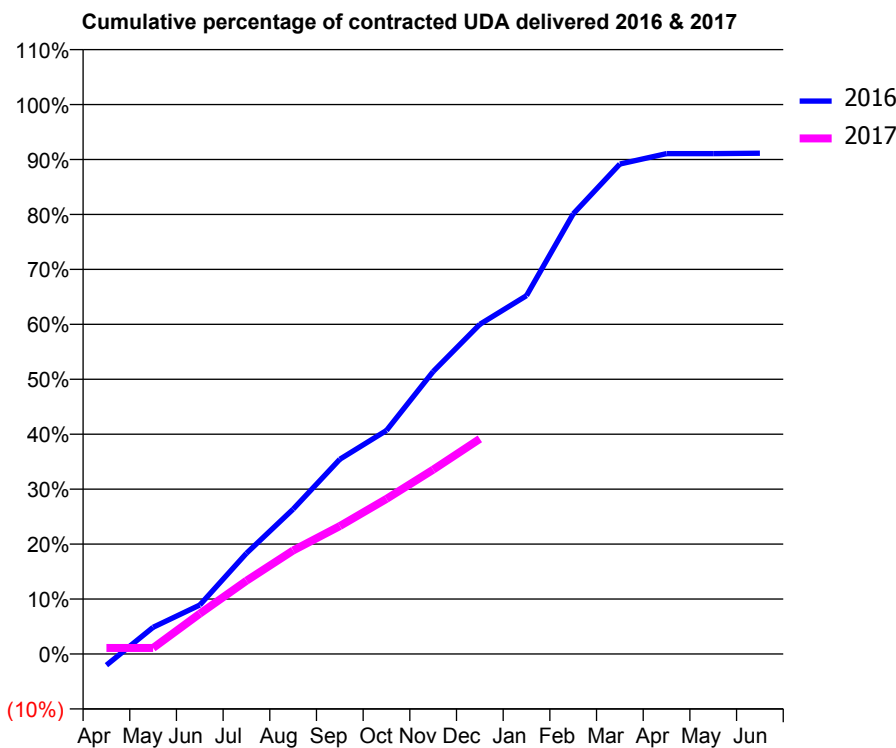
16/17 Contracted general activity (UDA)	11,922
Carry forward general activity (UDA)	0
16/17 Contracted orthodontic activity (UOA)	0
Carry forward orthodontic activity (UOA)	0
Baseline contract value	£382,863.09

ACCESS*

Patients seen in 24 months	Total	Change since previous quarter
Quarter ending December 2015	4,250	
Quarter ending March 2016	4,465	↑
Quarter ending June 2016	4,226	↓
Quarter ending September 2016	4,185	→
Quarter ending December 2016	4,093	↓
Variance since December 2015	(3.7%)	↓



ACTIVITY



Month	Adjusted Scheduled Activity (UDA)	
	2016	2017
April	-244	130
May	579	130
June	1,062	874
July	2,186	1,590
August	3,143	2,246
September	4,225	2,777
October	4,849	3,366
November	6,129	3,999
December	7,153	4,669
January	7,775	
February	9,548	
March	10,632	
April	10,856	
May	10,856	
June	10,864	

QUALITY

	Quantity	Base Number	Contract	AT	Region	England
% of FP17s for the same patient ID Re-attending within 3 months - Children	30	545	5.5%	13.1%	13.4%	12.4%
% of FP17s for the same patient ID Re-attending within 3 months - Adults	251	1,483	16.9%	16.3%	17.3%	16.6%
% of FP17s for the same patient ID Re-attending between 3 & 9 months - Children	143	545	26.2%	54.5%	58.9%	57.5%
% of FP17s for the same patient ID Re-attending between 3 & 9 months - Adults	363	1,483	24.5%	50.6%	52.5%	50.4%
% of FP17s for Band 1 Urgent Courses	429	1,867	23.0%	8.8%	9.3%	9.1%
% of FP17s Relating to Free Repair or Replacements	29	1,867	1.6%	1.3%	1.0%	0.8%
% of FP17s Relating to Continuations	14	1,867	0.7%	1.7%	1.5%	1.3%
% of Patients satisfied with the dentistry they have received	6	6	N/A	91.3%	93.1%	92.7%
% of Patients satisfied with the time they had to wait for an appointment	6	6	N/A	89.2%	89.8%	88.8%

* This is based on patients treated on this contract for their most recent course of treatment. Figures in italics indicate the base number of FP17s or Patient Questionnaire responses are less than 100. N/A is shown where the base number of responses is less than 10 during the period. % is calculated as Quantity/Base number*100

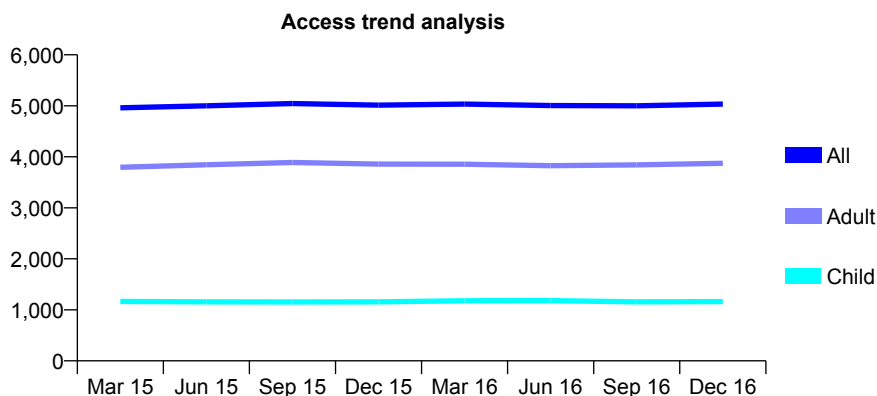
Q45 - Vital Signs At a Glance Contract Report for 833037/0007 - December 2016

Name or company name	MR MA HYDER
Contract type name	GDS Contract
Purpose of contract	General
Contract start date	01/08/2006
Contract end date	

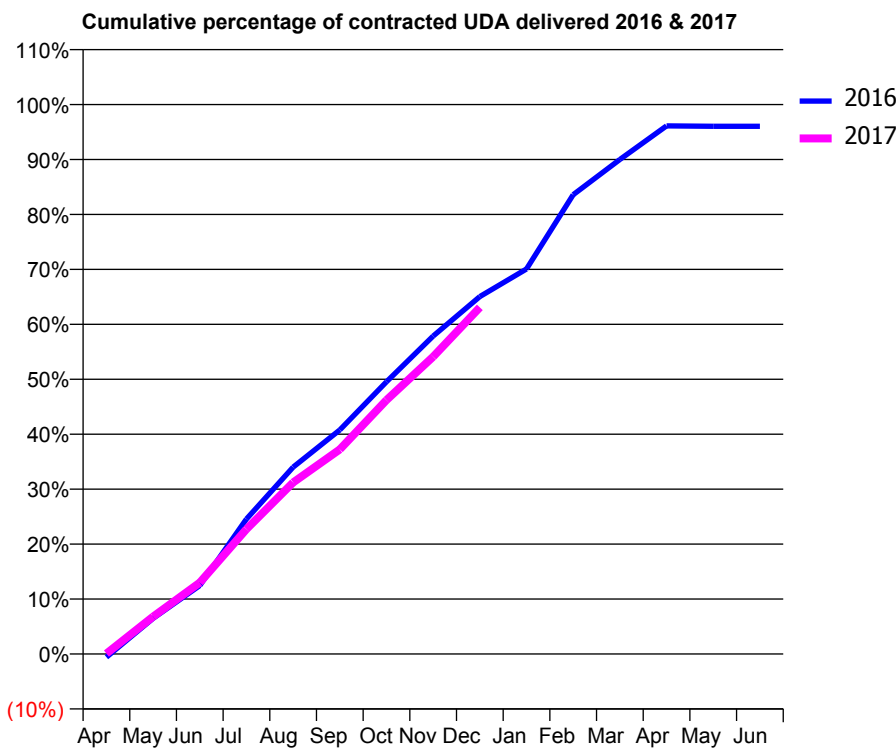
16/17 Contracted general activity (UDA)	12,000
Carry forward general activity (UDA)	475
16/17 Contracted orthodontic activity (UOA)	0
Carry forward orthodontic activity (UOA)	0
Baseline contract value	£342,692.51

ACCESS*

Patients seen in 24 months	Total	Change since previous quarter
Quarter ending December 2015	5,014	
Quarter ending March 2016	5,033	→
Quarter ending June 2016	5,005	→
Quarter ending September 2016	4,999	→
Quarter ending December 2016	5,035	→
Variance since December 2015	0.4%	→



ACTIVITY



Month	Adjusted Scheduled Activity (UDA)	
	2016	2017
April	-70	11
May	778	818
June	1,496	1,558
July	2,948	2,728
August	4,081	3,746
September	4,893	4,469
October	5,944	5,547
November	6,944	6,491
December	7,805	7,570
January	8,409	
February	10,031	
March	10,800	
April	11,532	
May	11,524	
June	11,525	

QUALITY

	Quantity	Base Number	Contract	AT	Region	England
% of FP17s for the same patient ID Re-attending within 3 months - Children	79	1,205	6.6%	13.1%	13.4%	12.4%
% of FP17s for the same patient ID Re-attending within 3 months - Adults	575	3,958	14.5%	16.3%	17.3%	16.6%
% of FP17s for the same patient ID Re-attending between 3 & 9 months - Children	613	1,205	50.9%	54.5%	58.9%	57.5%
% of FP17s for the same patient ID Re-attending between 3 & 9 months - Adults	1,921	3,958	48.5%	50.6%	52.5%	50.4%
% of FP17s for Band 1 Urgent Courses	741	4,772	15.5%	8.8%	9.3%	9.1%
% of FP17s Relating to Free Repair or Replacements	37	4,772	0.8%	1.3%	1.0%	0.8%
% of FP17s Relating to Continuations	23	4,772	0.5%	1.7%	1.5%	1.3%
% of Patients satisfied with the dentistry they have received	18	19	94.7%	91.3%	93.1%	92.7%
% of Patients satisfied with the time they had to wait for an appointment	13	19	68.4%	89.2%	89.8%	88.8%

* This is based on patients treated on this contract for their most recent course of treatment. Figures in italics indicate the base number of FP17s or Patient Questionnaire responses are less than 100. N/A is shown where the base number of responses is less than 10 during the period. % is calculated as Quantity/Base number*100

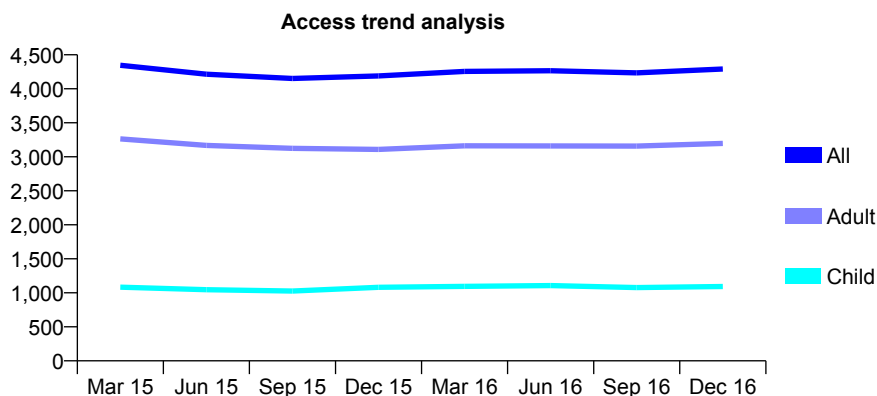
Q45 - Vital Signs At a Glance Contract Report for 833037/0008 - December 2016

Name or company name	MR MA HYDER
Contract type name	GDS Contract
Purpose of contract	General
Contract start date	01/09/2008
Contract end date	

16/17 Contracted general activity (UDA)	10,861
Carry forward general activity (UDA)	316
16/17 Contracted orthodontic activity (UOA)	0
Carry forward orthodontic activity (UOA)	0
Baseline contract value	£229,739.67

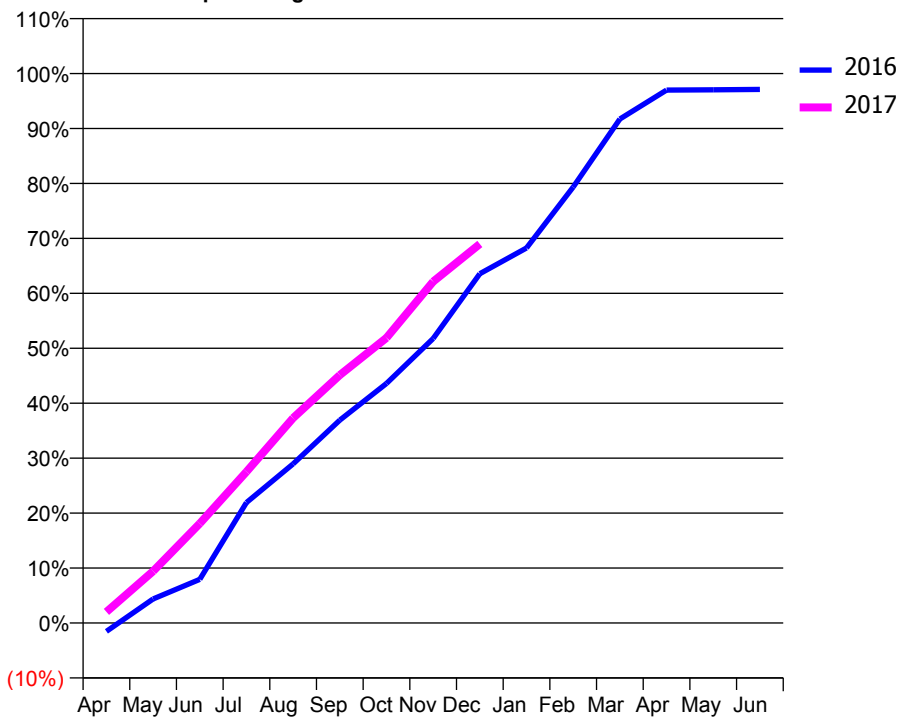
ACCESS*

Patients seen in 24 months	Total	Change since previous quarter
Quarter ending December 2015	4,190	
Quarter ending March 2016	4,256	→
Quarter ending June 2016	4,266	→
Quarter ending September 2016	4,235	→
Quarter ending December 2016	4,291	→
Variance since December 2015	2.4%	↑



ACTIVITY

Cumulative percentage of contracted UDA delivered 2016 & 2017



Month	Adjusted Scheduled Activity (UDA)	
	2016	2017
April	-168	221
May	475	1,023
June	863	1,967
July	2,383	2,991
August	3,144	4,053
September	4,010	4,902
October	4,736	5,637
November	5,622	6,748
December	6,904	7,493
January	7,413	
February	8,617	
March	9,962	
April	10,534	
May	10,539	
June	10,545	

QUALITY

	Quantity	Base Number	Contract	AT	Region	England
% of FP17s for the same patient ID Re-attending within 3 months - Children	100	1,121	8.9%	13.1%	13.4%	12.4%
% of FP17s for the same patient ID Re-attending within 3 months - Adults	563	3,273	17.2%	16.3%	17.3%	16.6%
% of FP17s for the same patient ID Re-attending between 3 & 9 months - Children	557	1,121	49.7%	54.5%	58.9%	57.5%
% of FP17s for the same patient ID Re-attending between 3 & 9 months - Adults	1,492	3,273	45.6%	50.6%	52.5%	50.4%
% of FP17s for Band 1 Urgent Courses	645	4,099	15.7%	8.8%	9.3%	9.1%
% of FP17s Relating to Free Repair or Replacements	141	4,099	3.4%	1.3%	1.0%	0.8%
% of FP17s Relating to Continuations	48	4,099	1.2%	1.7%	1.5%	1.3%
% of Patients satisfied with the dentistry they have received	12	12	100.0%	91.3%	93.1%	92.7%
% of Patients satisfied with the time they had to wait for an appointment	10	12	83.3%	89.2%	89.8%	88.8%

* This is based on patients treated on this contract for their most recent course of treatment. Figures in italics indicate the base number of FP17s or Patient Questionnaire responses are less than 100. N/A is shown where the base number of responses is less than 10 during the period. % is calculated as Quantity/Base number*100

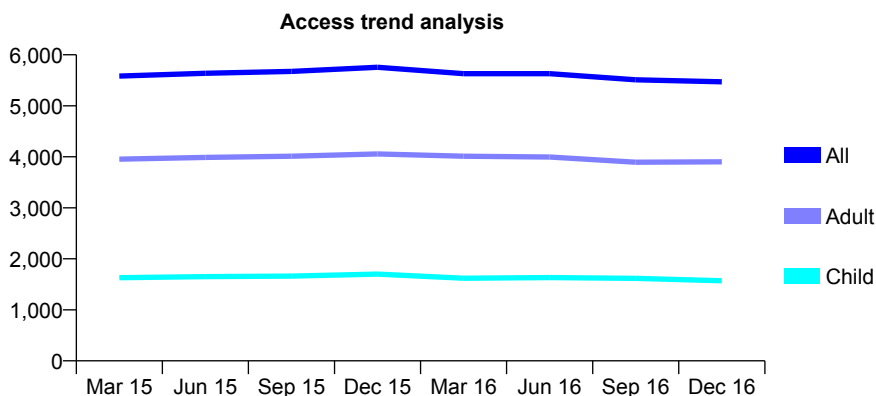
Q45 - Vital Signs At a Glance Contract Report for 833037/0009 - December 2016

Name or company name	MR MA HYDER
Contract type name	GDS Contract
Purpose of contract	General
Contract start date	01/06/2009
Contract end date	

16/17 Contracted general activity (UDA)	15,400
Carry forward general activity (UDA)	0
16/17 Contracted orthodontic activity (UOA)	0
Carry forward orthodontic activity (UOA)	0
Baseline contract value	£330,327.04

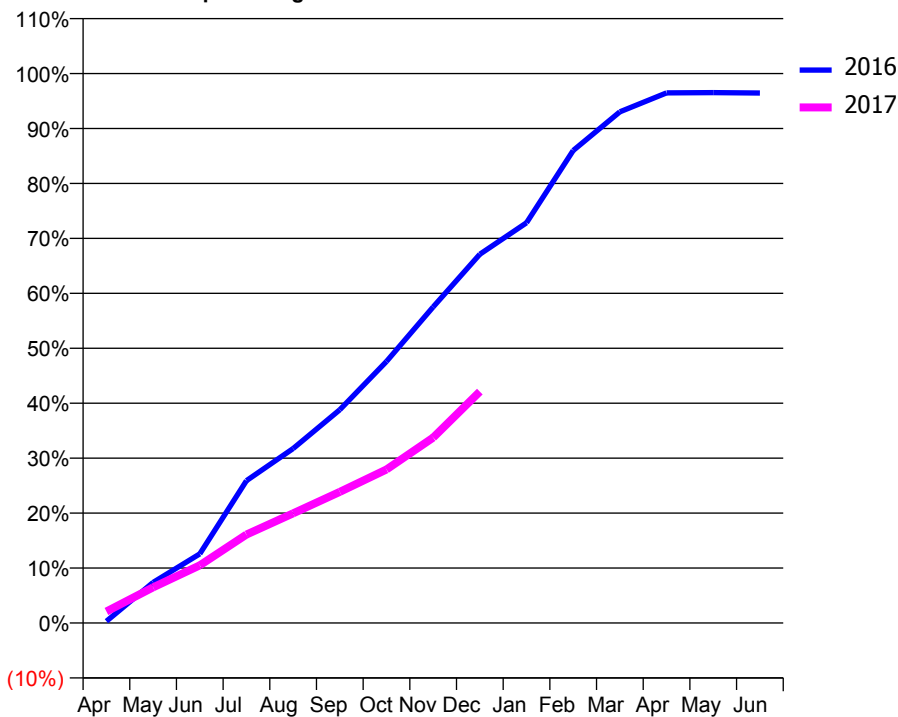
ACCESS*

Patients seen in 24 months	Total	Change since previous quarter
Quarter ending December 2015	5,755	
Quarter ending March 2016	5,631	↓
Quarter ending June 2016	5,630	→
Quarter ending September 2016	5,511	↓
Quarter ending December 2016	5,471	→
Variance since December 2015	(4.9%)	↓



ACTIVITY

Cumulative percentage of contracted UDA delivered 2016 & 2017



Month	Adjusted Scheduled Activity (UDA)	
	2016	2017
April	52	324
May	1,137	998
June	1,936	1,617
July	3,991	2,480
August	4,892	3,074
September	5,977	3,674
October	7,332	4,303
November	8,860	5,198
December	10,334	6,486
January	11,216	
February	13,242	
March	14,327	
April	14,857	
May	14,866	
June	14,852	

QUALITY

	Quantity	Base Number	Contract	AT	Region	England
% of FP17s for the same patient ID Re-attending within 3 months - Children	87	988	8.8%	13.1%	13.4%	12.4%
% of FP17s for the same patient ID Re-attending within 3 months - Adults	414	2,251	18.4%	16.3%	17.3%	16.6%
% of FP17s for the same patient ID Re-attending between 3 & 9 months - Children	279	988	28.2%	54.5%	58.9%	57.5%
% of FP17s for the same patient ID Re-attending between 3 & 9 months - Adults	522	2,251	23.2%	50.6%	52.5%	50.4%
% of FP17s for Band 1 Urgent Courses	469	2,966	15.8%	8.8%	9.3%	9.1%
% of FP17s Relating to Free Repair or Replacements	18	2,966	0.6%	1.3%	1.0%	0.8%
% of FP17s Relating to Continuations	0	2,966	0.0%	1.7%	1.5%	1.3%
% of Patients satisfied with the dentistry they have received	6	8	N/A	91.3%	93.1%	92.7%
% of Patients satisfied with the time they had to wait for an appointment	6	8	N/A	89.2%	89.8%	88.8%

* This is based on patients treated on this contract for their most recent course of treatment. Figures in italics indicate the base number of FP17s or Patient Questionnaire responses are less than 100. N/A is shown where the base number of responses is less than 10 during the period. % is calculated as Quantity/Base number*100

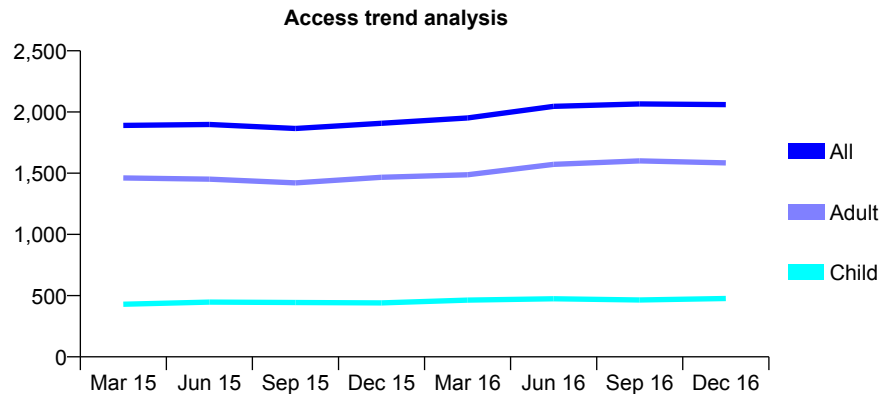
Q45 - Vital Signs At a Glance Contract Report for 833037/0010 - December 2016

Name or company name	MR MA HYDER
Contract type name	GDS Contract
Purpose of contract	General
Contract start date	01/08/2010
Contract end date	

16/17 Contracted general activity (UDA)	5,025
Carry forward general activity (UDA)	15
16/17 Contracted orthodontic activity (UOA)	0
Carry forward orthodontic activity (UOA)	0
Baseline contract value	£173,724.51

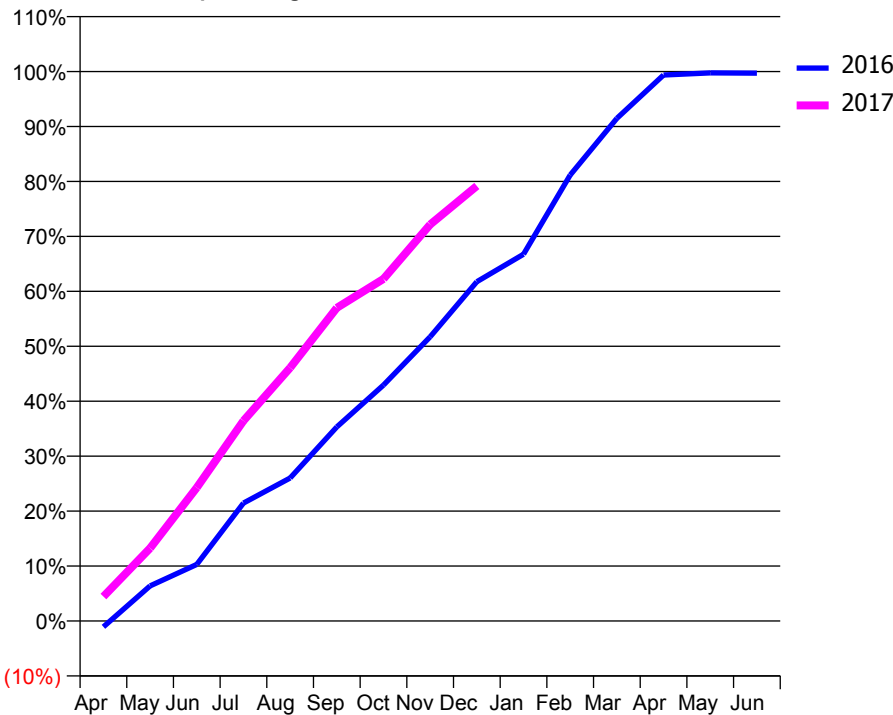
ACCESS*

Patients seen in 24 months	Total	Change since previous quarter
Quarter ending December 2015	1,908	
Quarter ending March 2016	1,951	↑
Quarter ending June 2016	2,046	↑
Quarter ending September 2016	2,066	→
Quarter ending December 2016	2,061	→
Variance since December 2015	8.0%	↑



ACTIVITY

Cumulative percentage of contracted UDA delivered 2016 & 2017



Month	Adjusted Scheduled Activity (UDA)	
	2016	2017
April	-54	224
May	321	667
June	517	1,220
July	1,079	1,830
August	1,308	2,316
September	1,775	2,863
October	2,157	3,128
November	2,599	3,626
December	3,103	3,979
January	3,354	
February	4,078	
March	4,596	
April	4,993	
May	5,012	
June	5,010	

QUALITY

	Quantity	Base Number	Contract	AT	Region	England
% of FP17s for the same patient ID Re-attending within 3 months - Children	60	481	12.5%	13.1%	13.4%	12.4%
% of FP17s for the same patient ID Re-attending within 3 months - Adults	271	1,595	17.0%	16.3%	17.3%	16.6%
% of FP17s for the same patient ID Re-attending between 3 & 9 months - Children	224	481	46.6%	54.5%	58.9%	57.5%
% of FP17s for the same patient ID Re-attending between 3 & 9 months - Adults	701	1,595	43.9%	50.6%	52.5%	50.4%
% of FP17s for Band 1 Urgent Courses	254	1,836	13.8%	8.8%	9.3%	9.1%
% of FP17s Relating to Free Repair or Replacements	26	1,836	1.4%	1.3%	1.0%	0.8%
% of FP17s Relating to Continuations	14	1,836	0.8%	1.7%	1.5%	1.3%
% of Patients satisfied with the dentistry they have received	1	1	N/A	91.3%	93.1%	92.7%
% of Patients satisfied with the time they had to wait for an appointment	1	1	N/A	89.2%	89.8%	88.8%

* This is based on patients treated on this contract for their most recent course of treatment. Figures in italics indicate the base number of FP17s or Patient Questionnaire responses are less than 100. N/A is shown where the base number of responses is less than 10 during the period. % is calculated as Quantity/Base number*100

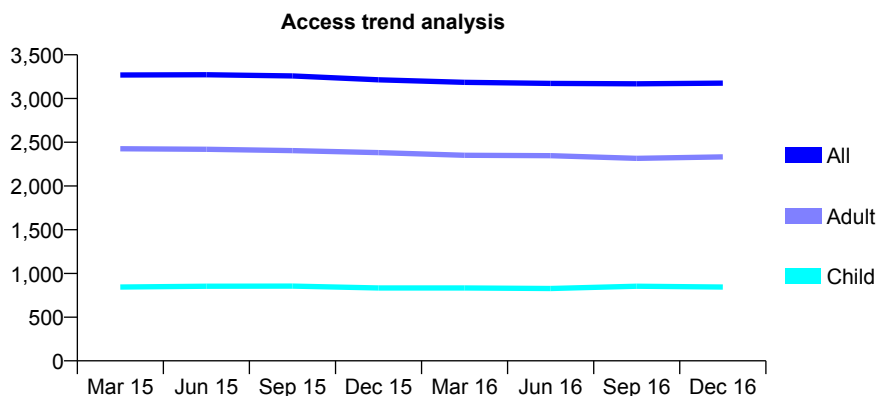
Q45 - Vital Signs At a Glance Contract Report for 833037/0011 - December 2016

Name or company name	MR MA HYDER
Contract type name	GDS Contract
Purpose of contract	General
Contract start date	01/08/2010
Contract end date	

16/17 Contracted general activity (UDA)	8,710
Carry forward general activity (UDA)	0
16/17 Contracted orthodontic activity (UOA)	0
Carry forward orthodontic activity (UOA)	0
Baseline contract value	£363,809.94

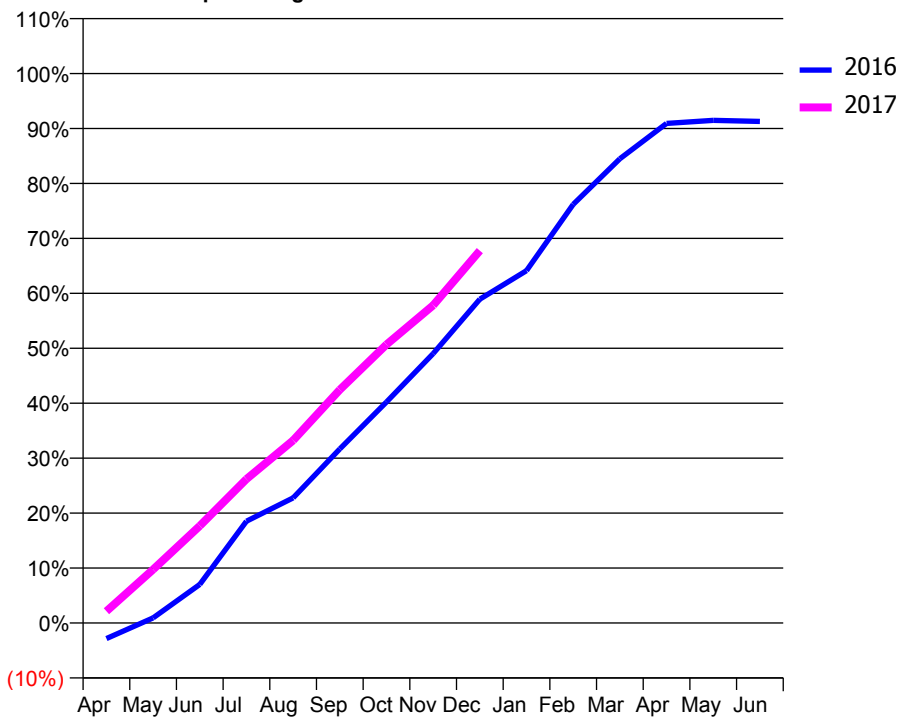
ACCESS*

Patients seen in 24 months	Total	Change since previous quarter
Quarter ending December 2015	3,214	
Quarter ending March 2016	3,185	→
Quarter ending June 2016	3,173	→
Quarter ending September 2016	3,169	→
Quarter ending December 2016	3,176	→
Variance since December 2015	(1.2%)	↓



ACTIVITY

Cumulative percentage of contracted UDA delivered 2016 & 2017



Month	Adjusted Scheduled Activity (UDA)	
	2016	2017
April	-249	187
May	81	849
June	612	1,540
July	1,613	2,282
August	1,983	2,895
September	2,759	3,698
October	3,502	4,414
November	4,271	5,035
December	5,133	5,903
January	5,585	
February	6,635	
March	7,359	
April	7,919	
May	7,967	
June	7,951	

QUALITY

	Quantity	Base Number	Contract	AT	Region	England
% of FP17s for the same patient ID Re-attending within 3 months - Children	146	951	15.4%	13.1%	13.4%	12.4%
% of FP17s for the same patient ID Re-attending within 3 months - Adults	572	2,476	23.1%	16.3%	17.3%	16.6%
% of FP17s for the same patient ID Re-attending between 3 & 9 months - Children	439	951	46.2%	54.5%	58.9%	57.5%
% of FP17s for the same patient ID Re-attending between 3 & 9 months - Adults	1,010	2,476	40.8%	50.6%	52.5%	50.4%
% of FP17s for Band 1 Urgent Courses	533	2,751	19.4%	8.8%	9.3%	9.1%
% of FP17s Relating to Free Repair or Replacements	67	2,751	2.4%	1.3%	1.0%	0.8%
% of FP17s Relating to Continuations	45	2,751	1.6%	1.7%	1.5%	1.3%
% of Patients satisfied with the dentistry they have received	10	11	90.9%	91.3%	93.1%	92.7%
% of Patients satisfied with the time they had to wait for an appointment	8	11	72.7%	89.2%	89.8%	88.8%

* This is based on patients treated on this contract for their most recent course of treatment. Figures in italics indicate the base number of FP17s or Patient Questionnaire responses are less than 100. N/A is shown where the base number of responses is less than 10 during the period. % is calculated as Quantity/Base number*100

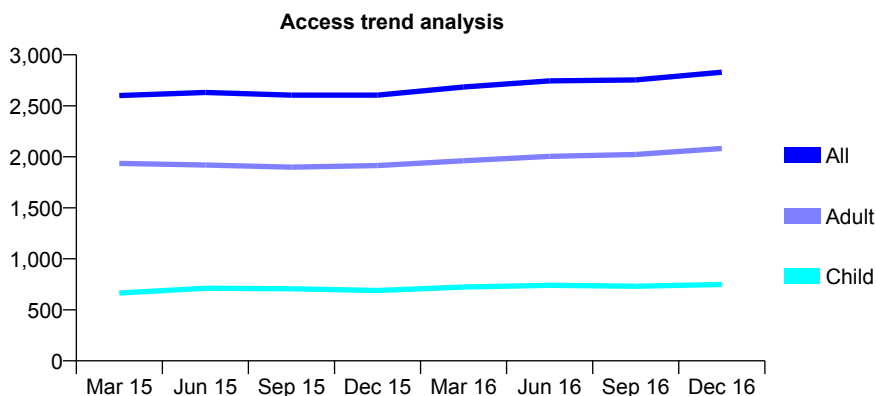
Q45 - Vital Signs At a Glance Contract Report for 833037/0012 - December 2016

Name or company name	MR MA HYDER
Contract type name	GDS Contract
Purpose of contract	General
Contract start date	01/08/2010
Contract end date	

16/17 Contracted general activity (UDA)	7,758
Carry forward general activity (UDA)	0
16/17 Contracted orthodontic activity (UOA)	0
Carry forward orthodontic activity (UOA)	0
Baseline contract value	£274,277.93

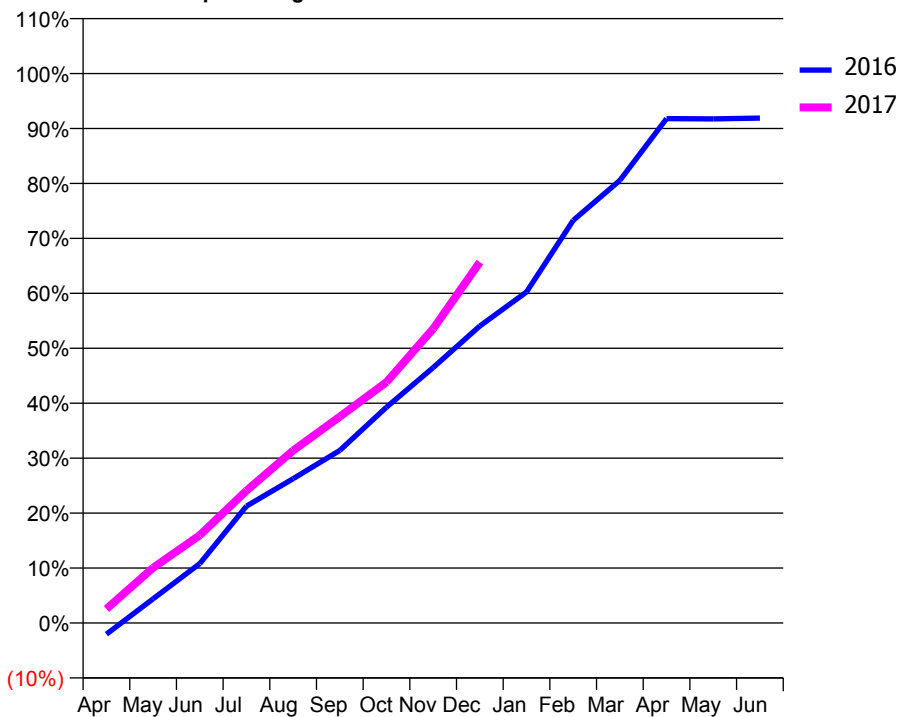
ACCESS*

Patients seen in 24 months	Total	Change since previous quarter
Quarter ending December 2015	2,605	
Quarter ending March 2016	2,684	↑
Quarter ending June 2016	2,744	↑
Quarter ending September 2016	2,754	→
Quarter ending December 2016	2,830	↑
Variance since December 2015	8.6%	↑



ACTIVITY

Cumulative percentage of contracted UDA delivered 2016 & 2017



Month	Adjusted Scheduled Activity (UDA)	
	2016	2017
April	-159	199
May	342	781
June	839	1,239
July	1,650	1,868
August	2,037	2,436
September	2,437	2,913
October	3,048	3,401
November	3,606	4,154
December	4,194	5,096
January	4,673	
February	5,684	
March	6,249	
April	7,120	
May	7,116	
June	7,129	

QUALITY

	Quantity	Base Number	Contract	AT	Region	England
% of FP17s for the same patient ID Re-attending within 3 months - Children	58	695	8.3%	13.1%	13.4%	12.4%
% of FP17s for the same patient ID Re-attending within 3 months - Adults	316	1,853	17.1%	16.3%	17.3%	16.6%
% of FP17s for the same patient ID Re-attending between 3 & 9 months - Children	292	695	42.0%	54.5%	58.9%	57.5%
% of FP17s for the same patient ID Re-attending between 3 & 9 months - Adults	570	1,853	30.8%	50.6%	52.5%	50.4%
% of FP17s for Band 1 Urgent Courses	399	2,247	17.8%	8.8%	9.3%	9.1%
% of FP17s Relating to Free Repair or Replacements	19	2,247	0.8%	1.3%	1.0%	0.8%
% of FP17s Relating to Continuations	12	2,247	0.5%	1.7%	1.5%	1.3%
% of Patients satisfied with the dentistry they have received	9	9	N/A	91.3%	93.1%	92.7%
% of Patients satisfied with the time they had to wait for an appointment	9	9	N/A	89.2%	89.8%	88.8%

* This is based on patients treated on this contract for their most recent course of treatment. Figures in italics indicate the base number of FP17s or Patient Questionnaire responses are less than 100. N/A is shown where the base number of responses is less than 10 during the period. % is calculated as Quantity/Base number*100

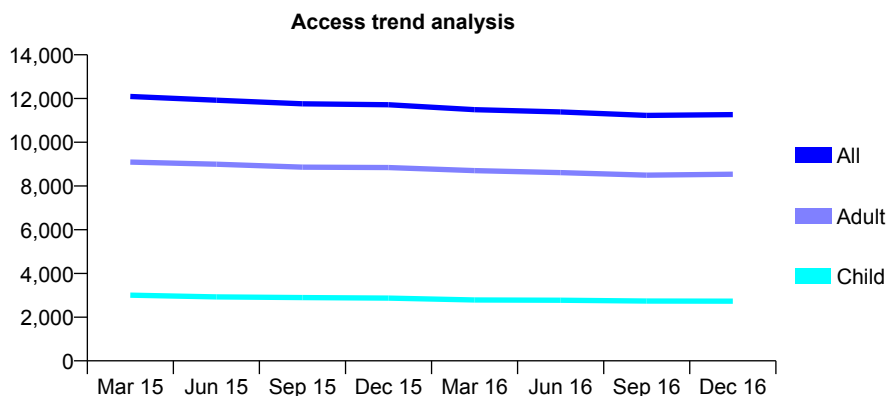
Q45 - Vital Signs At a Glance Contract Report for 833037/0013 - December 2016

Name or company name	MR MA HYDER
Contract type name	GDS Contract
Purpose of contract	General
Contract start date	01/08/2010
Contract end date	

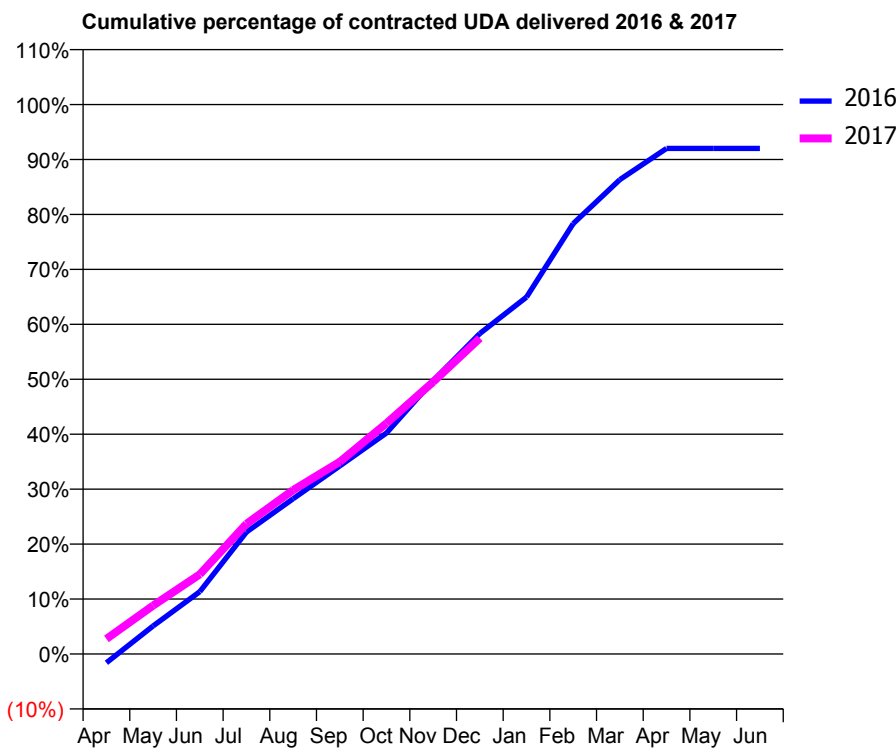
16/17 Contracted general activity (UDA)	33,814
Carry forward general activity (UDA)	0
16/17 Contracted orthodontic activity (UOA)	0
Carry forward orthodontic activity (UOA)	0
Baseline contract value	£1,133,341.47

ACCESS*

Patients seen in 24 months	Total	Change since previous quarter
Quarter ending December 2015	11,716	
Quarter ending March 2016	11,488	↓
Quarter ending June 2016	11,384	→
Quarter ending September 2016	11,228	↓
Quarter ending December 2016	11,267	→
Variance since December 2015	(3.8%)	↓



ACTIVITY



Month	Adjusted Scheduled Activity (UDA)	
	2016	2017
April	-549	933
May	1,727	2,982
June	3,834	4,901
July	7,505	8,010
August	9,553	10,089
September	11,571	11,827
October	13,598	14,201
November	16,818	16,747
December	19,720	19,434
January	21,966	
February	26,480	
March	29,189	
April	31,108	
May	31,113	
June	31,113	

QUALITY

	Quantity	Base Number	Contract	AT	Region	England
% of FP17s for the same patient ID Re-attending within 3 months - Children	268	2,679	10.0%	13.1%	13.4%	12.4%
% of FP17s for the same patient ID Re-attending within 3 months - Adults	1,622	7,943	20.4%	16.3%	17.3%	16.6%
% of FP17s for the same patient ID Re-attending between 3 & 9 months - Children	1,198	2,679	44.7%	54.5%	58.9%	57.5%
% of FP17s for the same patient ID Re-attending between 3 & 9 months - Adults	2,812	7,943	35.4%	50.6%	52.5%	50.4%
% of FP17s for Band 1 Urgent Courses	1,747	8,902	19.6%	8.8%	9.3%	9.1%
% of FP17s Relating to Free Repair or Replacements	114	8,902	1.3%	1.3%	1.0%	0.8%
% of FP17s Relating to Continuations	78	8,902	0.9%	1.7%	1.5%	1.3%
% of Patients satisfied with the dentistry they have received	21	23	91.3%	91.3%	93.1%	92.7%
% of Patients satisfied with the time they had to wait for an appointment	19	23	82.6%	89.2%	89.8%	88.8%

* This is based on patients treated on this contract for their most recent course of treatment. Figures in italics indicate the base number of FP17s or Patient Questionnaire responses are less than 100. N/A is shown where the base number of responses is less than 10 during the period. % is calculated as Quantity/Base number*100

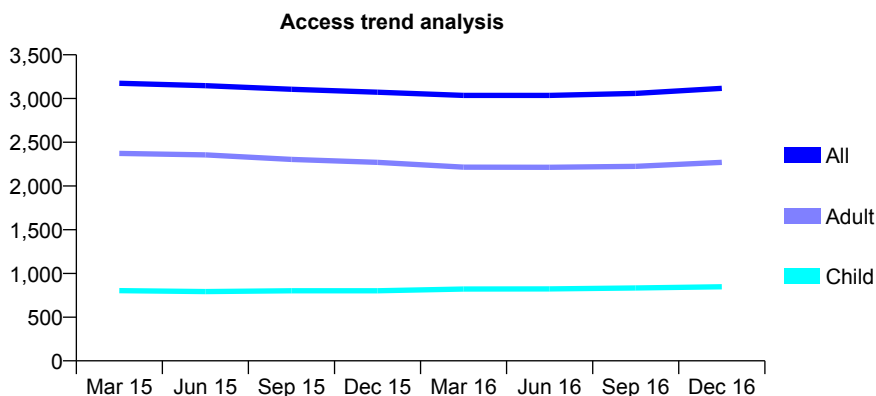
Q45 - Vital Signs At a Glance Contract Report for 833037/0014 - December 2016

Name or company name	MR MA HYDER
Contract type name	PDS Plus Contract
Purpose of contract	General
Contract start date	01/09/2010
Contract end date	31/08/2017

16/17 Contracted general activity (UDA)	7,089
Carry forward general activity (UDA)	0
16/17 Contracted orthodontic activity (UOA)	0
Carry forward orthodontic activity (UOA)	0
Baseline contract value	£117,358.70

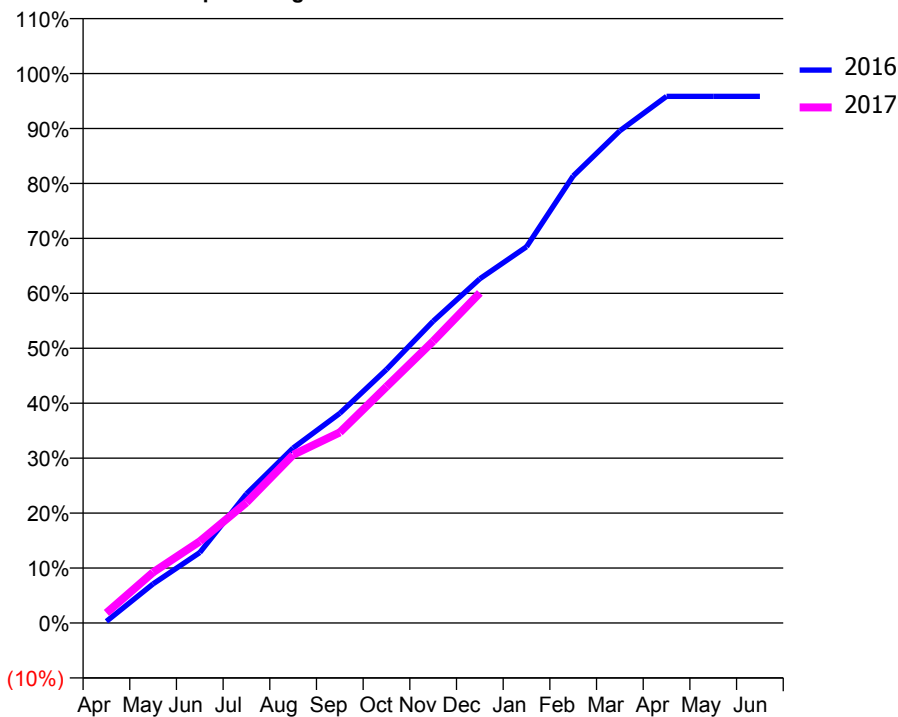
ACCESS*

Patients seen in 24 months	Total	Change since previous quarter
Quarter ending December 2015	3,072	
Quarter ending March 2016	3,036	↓
Quarter ending June 2016	3,036	→
Quarter ending September 2016	3,059	→
Quarter ending December 2016	3,117	→
Variance since December 2015	1.5%	→



ACTIVITY

Cumulative percentage of contracted UDA delivered 2016 & 2017



Month	Adjusted Scheduled Activity (UDA)	
	2016	2017
April	21	129
May	505	655
June	909	1,054
July	1,666	1,555
August	2,259	2,170
September	2,706	2,459
October	3,272	3,050
November	3,894	3,635
December	4,441	4,259
January	4,854	
February	5,768	
March	6,350	
April	6,794	
May	6,793	
June	6,794	

QUALITY

	Quantity	Base Number	Contract	AT	Region	England
% of FP17s for the same patient ID Re-attending within 3 months - Children	31	661	4.7%	13.1%	13.4%	12.4%
% of FP17s for the same patient ID Re-attending within 3 months - Adults	285	1,976	14.4%	16.3%	17.3%	16.6%
% of FP17s for the same patient ID Re-attending between 3 & 9 months - Children	286	661	43.3%	54.5%	58.9%	57.5%
% of FP17s for the same patient ID Re-attending between 3 & 9 months - Adults	692	1,976	35.0%	50.6%	52.5%	50.4%
% of FP17s for Band 1 Urgent Courses	417	2,437	17.1%	8.8%	9.3%	9.1%
% of FP17s Relating to Free Repair or Replacements	36	2,437	1.5%	1.3%	1.0%	0.8%
% of FP17s Relating to Continuations	19	2,437	0.8%	1.7%	1.5%	1.3%
% of Patients satisfied with the dentistry they have received	9	9	N/A	91.3%	93.1%	92.7%
% of Patients satisfied with the time they had to wait for an appointment	9	9	N/A	89.2%	89.8%	88.8%

* This is based on patients treated on this contract for their most recent course of treatment. Figures in italics indicate the base number of FP17s or Patient Questionnaire responses are less than 100. N/A is shown where the base number of responses is less than 10 during the period. % is calculated as Quantity/Base number*100

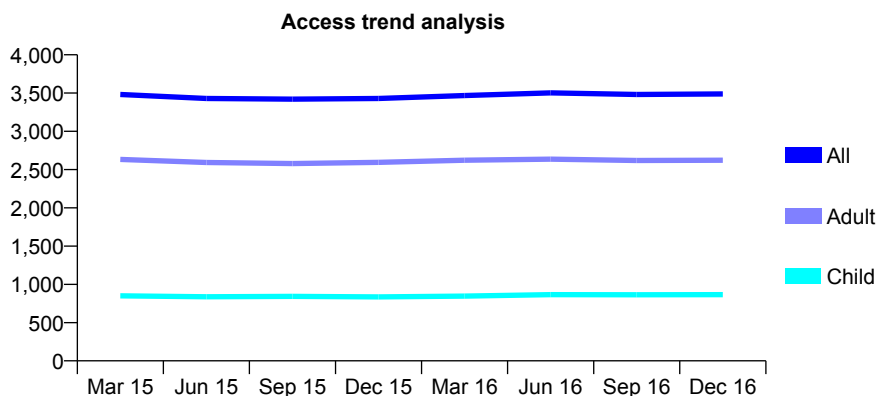
Q45 - Vital Signs At a Glance Contract Report for 833037/0015 - December 2016

Name or company name	MR MA HYDER
Contract type name	PDS Plus Contract
Purpose of contract	General
Contract start date	01/09/2010
Contract end date	31/08/2017

16/17 Contracted general activity (UDA)	9,027
Carry forward general activity (UDA)	0
16/17 Contracted orthodontic activity (UOA)	0
Carry forward orthodontic activity (UOA)	0
Baseline contract value	£149,414.83

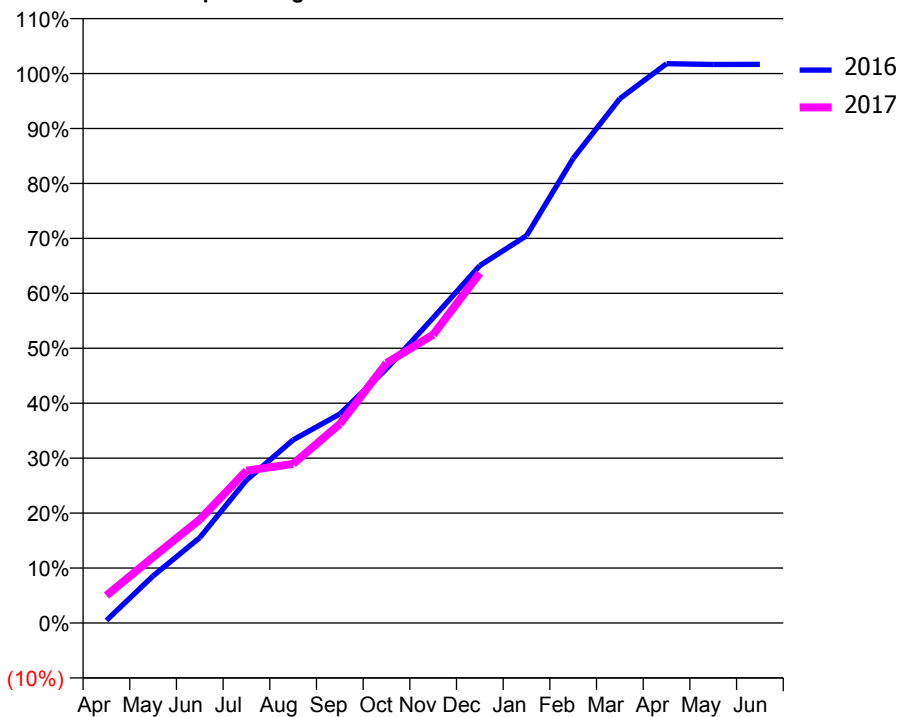
ACCESS*

Patients seen in 24 months	Total	Change since previous quarter
Quarter ending December 2015	3,430	
Quarter ending March 2016	3,468	→
Quarter ending June 2016	3,502	→
Quarter ending September 2016	3,482	→
Quarter ending December 2016	3,489	→
Variance since December 2015	1.7%	→



ACTIVITY

Cumulative percentage of contracted UDA delivered 2016 & 2017



Month	Adjusted Scheduled Activity (UDA)	
	2016	2017
April	43	452
May	775	1,082
June	1,403	1,701
July	2,347	2,504
August	3,009	2,615
September	3,434	3,270
October	4,176	4,270
November	5,013	4,738
December	5,871	5,748
January	6,362	
February	7,632	
March	8,615	
April	9,188	
May	9,175	
June	9,177	

QUALITY

	Quantity	Base Number	Contract	AT	Region	England
% of FP17s for the same patient ID Re-attending within 3 months - Children	41	746	5.5%	13.1%	13.4%	12.4%
% of FP17s for the same patient ID Re-attending within 3 months - Adults	300	2,371	12.7%	16.3%	17.3%	16.6%
% of FP17s for the same patient ID Re-attending between 3 & 9 months - Children	321	746	43.0%	54.5%	58.9%	57.5%
% of FP17s for the same patient ID Re-attending between 3 & 9 months - Adults	1,089	2,371	45.9%	50.6%	52.5%	50.4%
% of FP17s for Band 1 Urgent Courses	337	2,967	11.4%	8.8%	9.3%	9.1%
% of FP17s Relating to Free Repair or Replacements	20	2,967	0.7%	1.3%	1.0%	0.8%
% of FP17s Relating to Continuations	11	2,967	0.4%	1.7%	1.5%	1.3%
% of Patients satisfied with the dentistry they have received	13	13	100.0%	91.3%	93.1%	92.7%
% of Patients satisfied with the time they had to wait for an appointment	11	13	84.6%	89.2%	89.8%	88.8%

* This is based on patients treated on this contract for their most recent course of treatment. Figures in italics indicate the base number of FP17s or Patient Questionnaire responses are less than 100. N/A is shown where the base number of responses is less than 10 during the period. % is calculated as Quantity/Base number*100

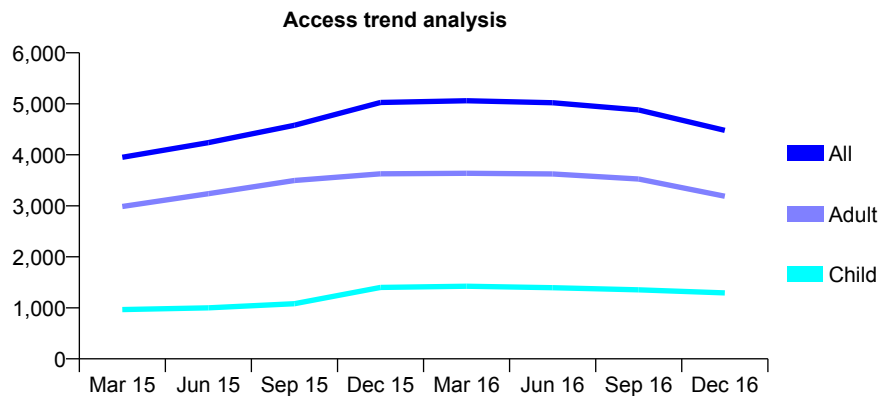
Q45 - Vital Signs At a Glance Contract Report for 833037/0016 - December 2016

Name or company name	MR MA HYDER
Contract type name	GDS Contract
Purpose of contract	General
Contract start date	12/10/2013
Contract end date	

16/17 Contracted general activity (UDA)	16,000
Carry forward general activity (UDA)	0
16/17 Contracted orthodontic activity (UOA)	0
Carry forward orthodontic activity (UOA)	0
Baseline contract value	£378,159.36

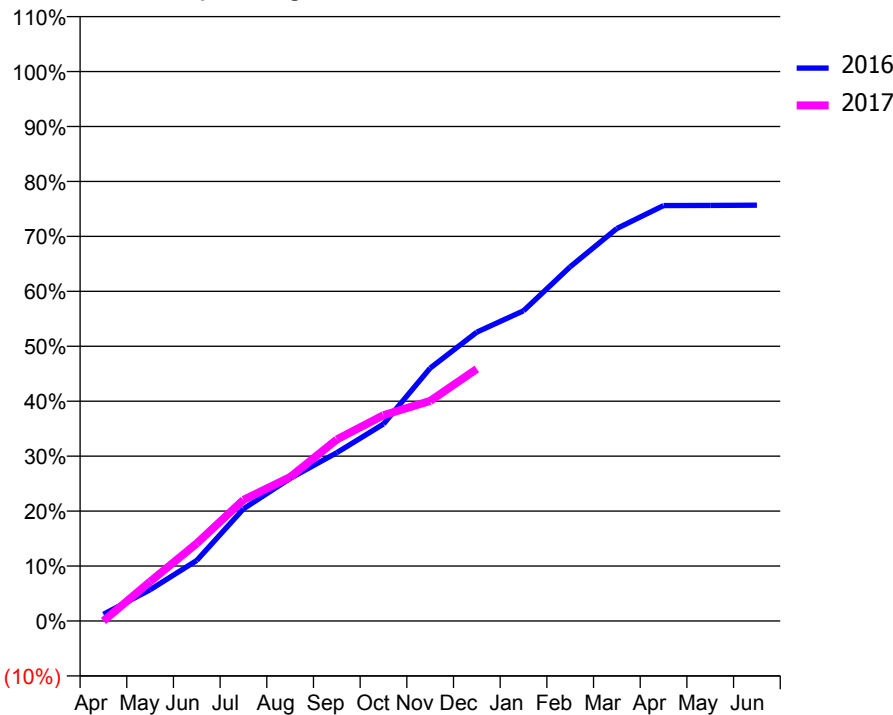
ACCESS*

Patients seen in 24 months	Total	Change since previous quarter
Quarter ending December 2015	5,026	
Quarter ending March 2016	5,061	→
Quarter ending June 2016	5,020	→
Quarter ending September 2016	4,880	↓
Quarter ending December 2016	4,481	↓
Variance since December 2015	(10.8%)	↓



ACTIVITY

Cumulative percentage of contracted UDA delivered 2016 & 2017



Month	Adjusted Scheduled Activity (UDA)	
	2016	2017
April	230	3
May	1,079	1,149
June	2,086	2,262
July	3,866	3,526
August	4,909	4,192
September	5,798	5,288
October	6,783	5,994
November	8,708	6,407
December	9,947	7,339
January	10,682	
February	12,199	
March	13,515	
April	14,308	
May	14,310	
June	14,321	

QUALITY

	Quantity	Base Number	Contract	AT	Region	England
% of FP17s for the same patient ID Re-attending within 3 months - Children	73	841	8.7%	13.1%	13.4%	12.4%
% of FP17s for the same patient ID Re-attending within 3 months - Adults	379	2,178	17.4%	16.3%	17.3%	16.6%
% of FP17s for the same patient ID Re-attending between 3 & 9 months - Children	477	841	56.7%	54.5%	58.9%	57.5%
% of FP17s for the same patient ID Re-attending between 3 & 9 months - Adults	837	2,178	38.4%	50.6%	52.5%	50.4%
% of FP17s for Band 1 Urgent Courses	387	2,748	14.1%	8.8%	9.3%	9.1%
% of FP17s Relating to Free Repair or Replacements	41	2,748	1.5%	1.3%	1.0%	0.8%
% of FP17s Relating to Continuations	16	2,748	0.6%	1.7%	1.5%	1.3%
% of Patients satisfied with the dentistry they have received	10	10	100.0%	91.3%	93.1%	92.7%
% of Patients satisfied with the time they had to wait for an appointment	10	10	100.0%	89.2%	89.8%	88.8%

* This is based on patients treated on this contract for their most recent course of treatment. Figures in italics indicate the base number of FP17s or Patient Questionnaire responses are less than 100. N/A is shown where the base number of responses is less than 10 during the period. % is calculated as Quantity/Base number*100

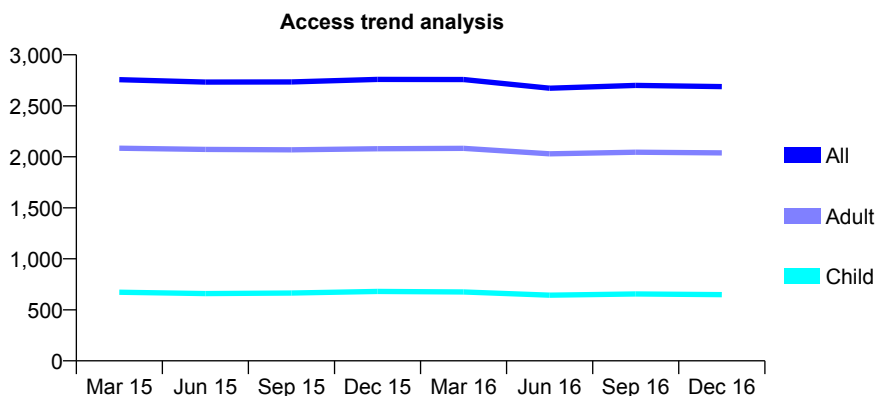
Q45 - Vital Signs At a Glance Contract Report for 835951/0001 - December 2016

Name or company name	MR S KUVELKER
Contract type name	GDS Contract
Purpose of contract	General
Contract start date	01/04/2006
Contract end date	

16/17 Contracted general activity (UDA)	13,150
Carry forward general activity (UDA)	0
16/17 Contracted orthodontic activity (UOA)	0
Carry forward orthodontic activity (UOA)	0
Baseline contract value	£408,681.10

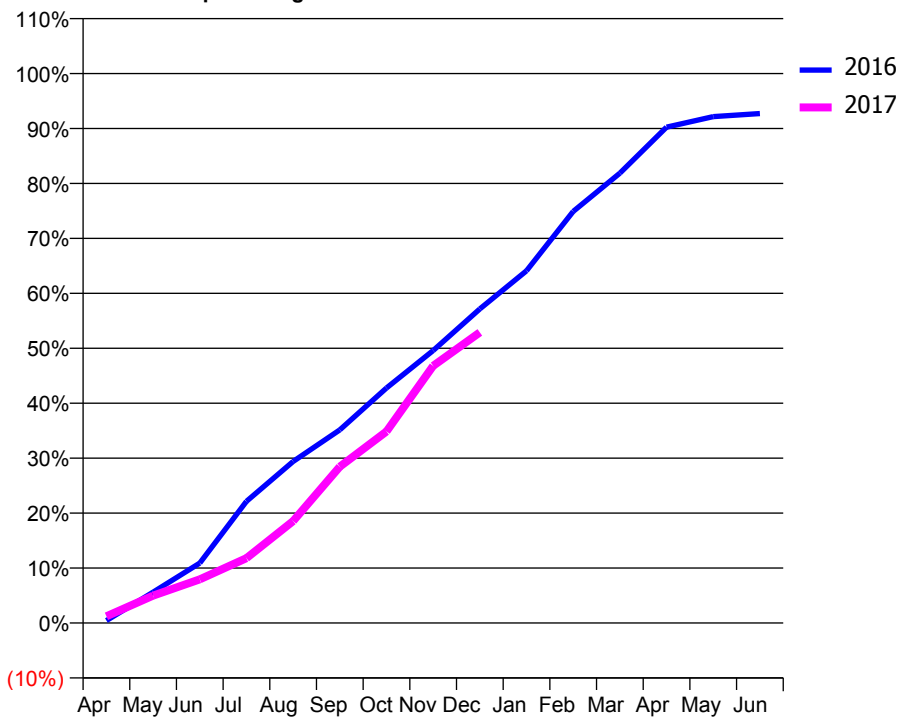
ACCESS*

Patients seen in 24 months	Total	Change since previous quarter
Quarter ending December 2015	2,759	
Quarter ending March 2016	2,758	→
Quarter ending June 2016	2,673	↓
Quarter ending September 2016	2,700	→
Quarter ending December 2016	2,688	→
Variance since December 2015	(2.6%)	↓



ACTIVITY

Cumulative percentage of contracted UDA delivered 2016 & 2017



Month	Adjusted Scheduled Activity (UDA)	
	2016	2017
April	59	162
May	740	656
June	1,434	1,045
July	2,911	1,551
August	3,867	2,439
September	4,622	3,743
October	5,624	4,586
November	6,522	6,155
December	7,515	6,955
January	8,429	
February	9,849	
March	10,766	
April	11,866	
May	12,117	
June	12,190	

QUALITY

	Quantity	Base Number	Contract	AT	Region	England
% of FP17s for the same patient ID Re-attending within 3 months - Children	38	679	5.6%	13.1%	13.4%	12.4%
% of FP17s for the same patient ID Re-attending within 3 months - Adults	245	1,856	13.2%	16.3%	17.3%	16.6%
% of FP17s for the same patient ID Re-attending between 3 & 9 months - Children	418	679	61.6%	54.5%	58.9%	57.5%
% of FP17s for the same patient ID Re-attending between 3 & 9 months - Adults	992	1,856	53.4%	50.6%	52.5%	50.4%
% of FP17s for Band 1 Urgent Courses	56	2,184	2.6%	8.8%	9.3%	9.1%
% of FP17s Relating to Free Repair or Replacements	50	2,184	2.3%	1.3%	1.0%	0.8%
% of FP17s Relating to Continuations	28	2,184	1.3%	1.7%	1.5%	1.3%
% of Patients satisfied with the dentistry they have received	11	11	100.0%	91.3%	93.1%	92.7%
% of Patients satisfied with the time they had to wait for an appointment	11	11	100.0%	89.2%	89.8%	88.8%

* This is based on patients treated on this contract for their most recent course of treatment. Figures in italics indicate the base number of FP17s or Patient Questionnaire responses are less than 100. N/A is shown where the base number of responses is less than 10 during the period. % is calculated as Quantity/Base number*100

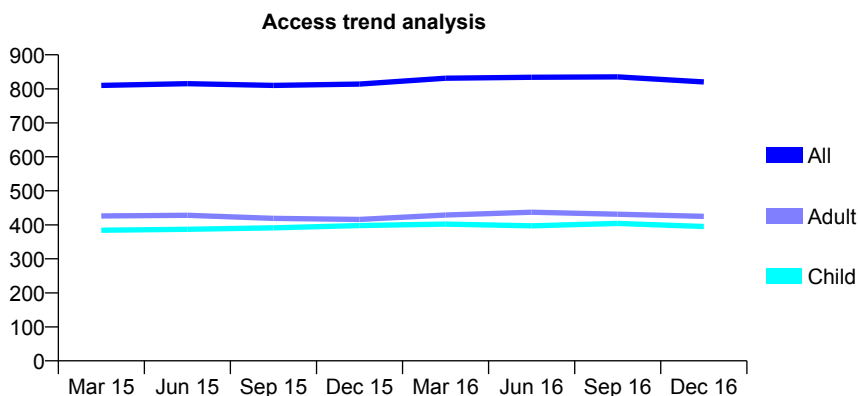
Q45 - Vital Signs At a Glance Contract Report for 860654/0001 - December 2016

Name or company name	MR CJ SHERWIN
Contract type name	GDS Contract
Purpose of contract	General
Contract start date	01/01/2012
Contract end date	

16/17 Contracted general activity (UDA)	2,500
Carry forward general activity (UDA)	88
16/17 Contracted orthodontic activity (UOA)	0
Carry forward orthodontic activity (UOA)	0
Baseline contract value	£55,431.77

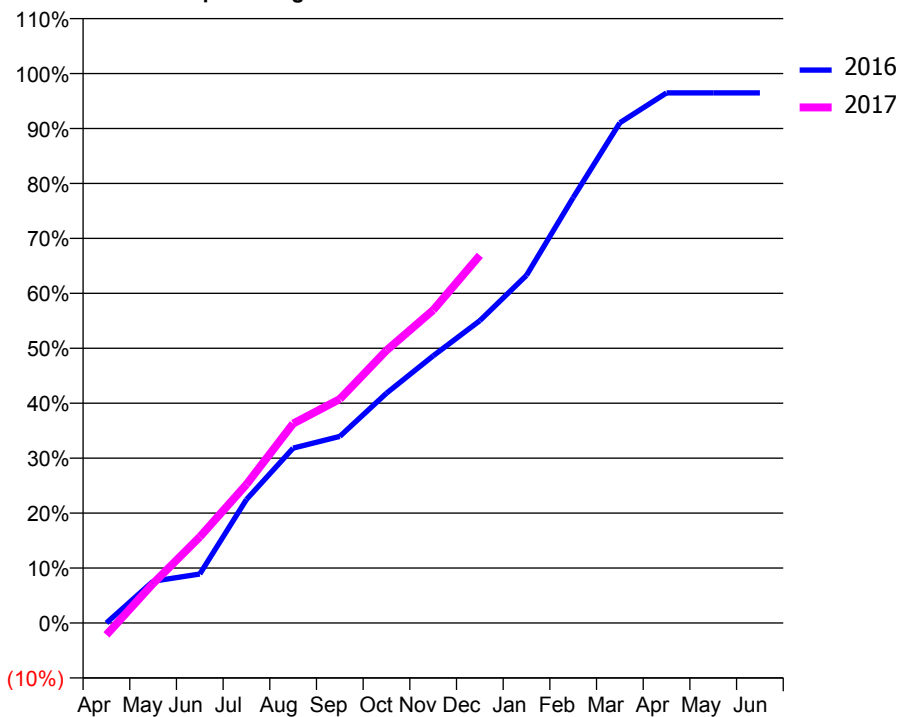
ACCESS*

Patients seen in 24 months	Total	Change since previous quarter
Quarter ending December 2015	814	
Quarter ending March 2016	831	↑
Quarter ending June 2016	834	→
Quarter ending September 2016	835	→
Quarter ending December 2016	820	↓
Variance since December 2015	0.7%	→



ACTIVITY

Cumulative percentage of contracted UDA delivered 2016 & 2017



Month	Adjusted Scheduled Activity (UDA)	
	2016	2017
April	0	-54
May	190	180
June	223	392
July	562	631
August	795	907
September	849	1,019
October	1,045	1,240
November	1,215	1,424
December	1,376	1,673
January	1,582	
February	1,936	
March	2,276	
April	2,412	
May	2,412	
June	2,412	

QUALITY

	Quantity	Base Number	Contract	AT	Region	England
% of FP17s for the same patient ID Re-attending within 3 months - Children	98	659	14.9%	13.1%	13.4%	12.4%
% of FP17s for the same patient ID Re-attending within 3 months - Adults	76	496	15.3%	16.3%	17.3%	16.6%
% of FP17s for the same patient ID Re-attending between 3 & 9 months - Children	450	659	68.3%	54.5%	58.9%	57.5%
% of FP17s for the same patient ID Re-attending between 3 & 9 months - Adults	329	496	66.3%	50.6%	52.5%	50.4%
% of FP17s for Band 1 Urgent Courses	45	1,082	4.2%	8.8%	9.3%	9.1%
% of FP17s Relating to Free Repair or Replacements	1	1,082	0.1%	1.3%	1.0%	0.8%
% of FP17s Relating to Continuations	19	1,082	1.8%	1.7%	1.5%	1.3%
% of Patients satisfied with the dentistry they have received	4	4	N/A	91.3%	93.1%	92.7%
% of Patients satisfied with the time they had to wait for an appointment	4	4	N/A	89.2%	89.8%	88.8%

* This is based on patients treated on this contract for their most recent course of treatment. Figures in italics indicate the base number of FP17s or Patient Questionnaire responses are less than 100. N/A is shown where the base number of responses is less than 10 during the period. % is calculated as Quantity/Base number*100

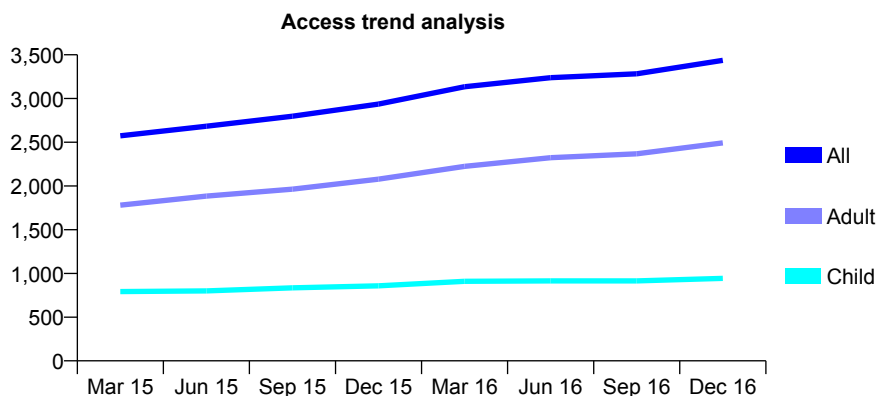
Q45 - Vital Signs At a Glance Contract Report for 866334/0001 - December 2016

Name or company name	MR CT BURTON
Contract type name	GDS Contract
Purpose of contract	General
Contract start date	01/06/2008
Contract end date	

16/17 Contracted general activity (UDA)	10,000
Carry forward general activity (UDA)	0
16/17 Contracted orthodontic activity (UOA)	0
Carry forward orthodontic activity (UOA)	0
Baseline contract value	£234,795.17

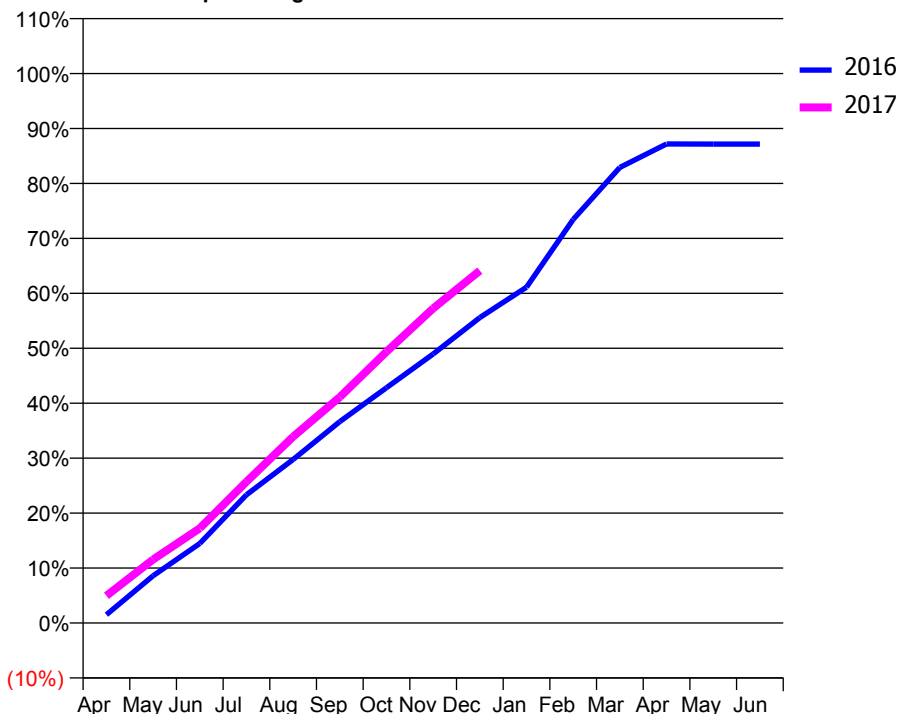
ACCESS*

Patients seen in 24 months	Total	Change since previous quarter
Quarter ending December 2015	2,936	
Quarter ending March 2016	3,135	↑
Quarter ending June 2016	3,238	↑
Quarter ending September 2016	3,282	→
Quarter ending December 2016	3,436	↑
Variance since December 2015	17.0%	↑



ACTIVITY

Cumulative percentage of contracted UDA delivered 2016 & 2017



Month	Adjusted Scheduled Activity (UDA)	
	2016	2017
April	152	497
May	861	1,156
June	1,448	1,724
July	2,334	2,572
August	2,977	3,392
September	3,666	4,111
October	4,283	4,937
November	4,895	5,726
December	5,557	6,413
January	6,111	
February	7,343	
March	8,291	
April	8,718	
May	8,716	
June	8,715	

QUALITY

	Quantity	Base Number	Contract	AT	Region	England
% of FP17s for the same patient ID Re-attending within 3 months - Children	98	1,103	8.9%	13.1%	13.4%	12.4%
% of FP17s for the same patient ID Re-attending within 3 months - Adults	372	2,725	13.7%	16.3%	17.3%	16.6%
% of FP17s for the same patient ID Re-attending between 3 & 9 months - Children	666	1,103	60.4%	54.5%	58.9%	57.5%
% of FP17s for the same patient ID Re-attending between 3 & 9 months - Adults	1,429	2,725	52.4%	50.6%	52.5%	50.4%
% of FP17s for Band 1 Urgent Courses	141	3,599	3.9%	8.8%	9.3%	9.1%
% of FP17s Relating to Free Repair or Replacements	15	3,599	0.4%	1.3%	1.0%	0.8%
% of FP17s Relating to Continuations	77	3,599	2.1%	1.7%	1.5%	1.3%
% of Patients satisfied with the dentistry they have received	8	9	N/A	91.3%	93.1%	92.7%
% of Patients satisfied with the time they had to wait for an appointment	8	9	N/A	89.2%	89.8%	88.8%

* This is based on patients treated on this contract for their most recent course of treatment. Figures in italics indicate the base number of FP17s or Patient Questionnaire responses are less than 100. N/A is shown where the base number of responses is less than 10 during the period. % is calculated as Quantity/Base number*100

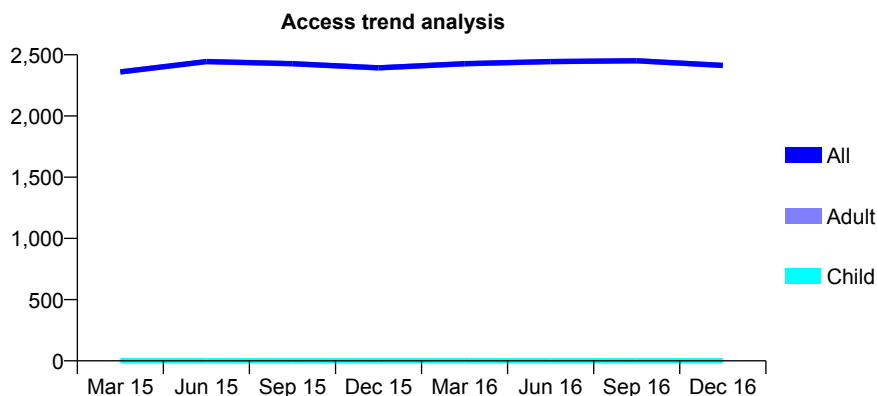
Q45 - Vital Signs At a Glance Contract Report for 881864/0002 - December 2016

Name or company name	MR DA POWER
Contract type name	PDS Contract
Purpose of contract	General
Contract start date	31/10/2010
Contract end date	31/03/2017

16/17 Contracted general activity (UDA)	7,467
Carry forward general activity (UDA)	0
16/17 Contracted orthodontic activity (UOA)	0
Carry forward orthodontic activity (UOA)	0
Baseline contract value	£263,580.22

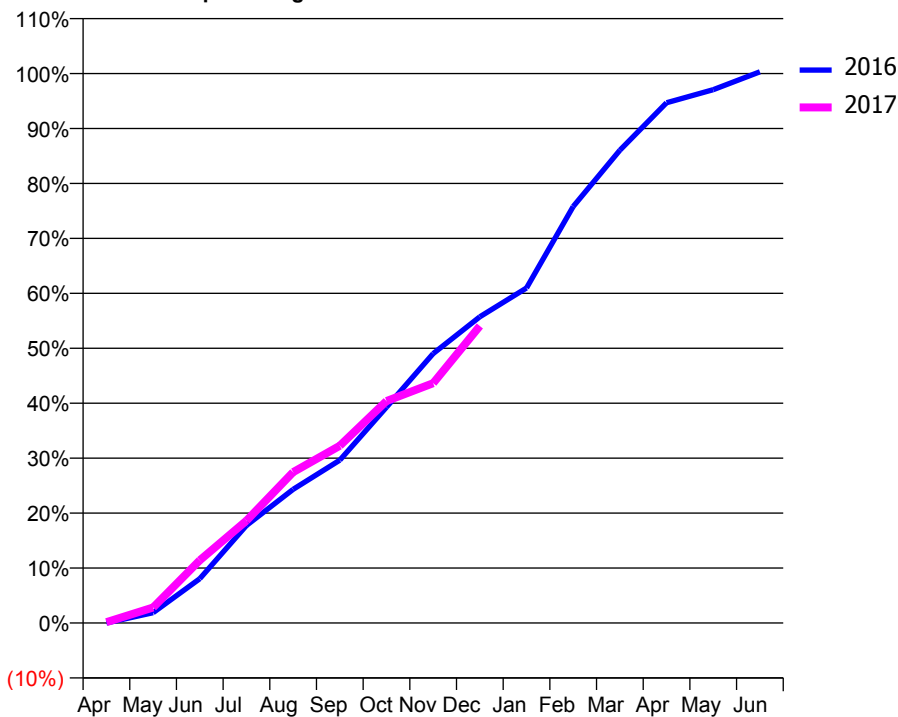
ACCESS*

Patients seen in 24 months	Total	Change since previous quarter
Quarter ending December 2015	2,394	
Quarter ending March 2016	2,428	→
Quarter ending June 2016	2,445	→
Quarter ending September 2016	2,451	→
Quarter ending December 2016	2,413	↓
Variance since December 2015	0.8%	→



ACTIVITY

Cumulative percentage of contracted UDA delivered 2016 & 2017



Month	Adjusted Scheduled Activity (UDA)	
	2016	2017
April	0	12
May	140	212
June	602	852
July	1,325	1,390
August	1,817	2,050
September	2,213	2,409
October	2,932	3,017
November	3,661	3,258
December	4,162	4,037
January	4,553	
February	5,659	
March	6,424	
April	7,070	
May	7,247	
June	7,490	

QUALITY

	Quantity	Base Number	Contract	AT	Region	England
% of FP17s for the same patient ID Re-attending within 3 months - Children	0	0	N/A	13.1%	13.4%	12.4%
% of FP17s for the same patient ID Re-attending within 3 months - Adults	78	1,163	6.7%	16.3%	17.3%	16.6%
% of FP17s for the same patient ID Re-attending between 3 & 9 months - Children	0	0	N/A	54.5%	58.9%	57.5%
% of FP17s for the same patient ID Re-attending between 3 & 9 months - Adults	288	1,163	24.8%	50.6%	52.5%	50.4%
% of FP17s for Band 1 Urgent Courses	0	944	0.0%	8.8%	9.3%	9.1%
% of FP17s Relating to Free Repair or Replacements	0	944	0.0%	1.3%	1.0%	0.8%
% of FP17s Relating to Continuations	11	944	1.2%	1.7%	1.5%	1.3%
% of Patients satisfied with the dentistry they have received	4	7	N/A	91.3%	93.1%	92.7%
% of Patients satisfied with the time they had to wait for an appointment	6	7	N/A	89.2%	89.8%	88.8%

* This is based on patients treated on this contract for their most recent course of treatment. Figures in italics indicate the base number of FP17s or Patient Questionnaire responses are less than 100. N/A is shown where the base number of responses is less than 10 during the period. % is calculated as Quantity/Base number*100

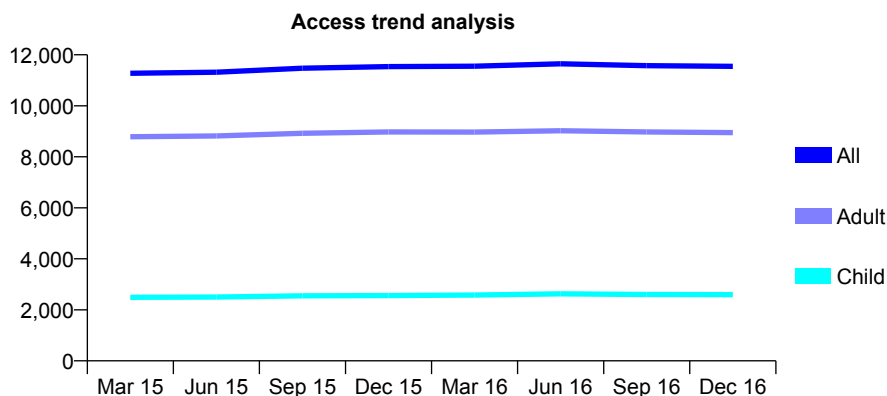
Q45 - Vital Signs At a Glance Contract Report for 905844/0001 - December 2016

Name or company name	Mr SD Brown, Ms F Brown and Mr M Ellis
Contract type name	GDS Contract
Purpose of contract	General
Contract start date	01/04/2006
Contract end date	

16/17 Contracted general activity (UDA)	31,000
Carry forward general activity (UDA)	0
16/17 Contracted orthodontic activity (UOA)	0
Carry forward orthodontic activity (UOA)	0
Baseline contract value	£795,260.90

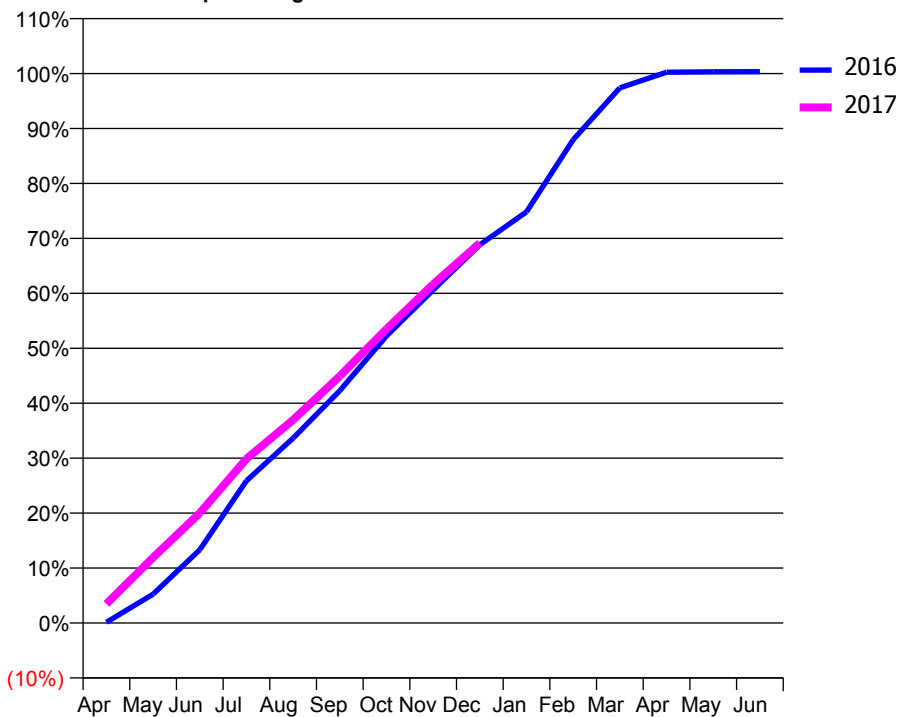
ACCESS*

Patients seen in 24 months	Total	Change since previous quarter
Quarter ending December 2015	11,536	
Quarter ending March 2016	11,554	→
Quarter ending June 2016	11,649	→
Quarter ending September 2016	11,574	→
Quarter ending December 2016	11,546	→
Variance since December 2015	0.1%	→



ACTIVITY

Cumulative percentage of contracted UDA delivered 2016 & 2017



Month	Adjusted Scheduled Activity (UDA)	
	2016	2017
April	37	1,080
May	1,582	3,698
June	4,017	6,205
July	7,805	9,263
August	10,142	11,461
September	12,752	13,929
October	15,751	16,582
November	18,271	19,111
December	20,754	21,437
January	22,562	
February	26,519	
March	29,362	
April	30,220	
May	30,244	
June	30,247	

QUALITY

	Quantity	Base Number	Contract	AT	Region	England
% of FP17s for the same patient ID Re-attending within 3 months - Children	154	2,473	6.2%	13.1%	13.4%	12.4%
% of FP17s for the same patient ID Re-attending within 3 months - Adults	999	8,244	12.1%	16.3%	17.3%	16.6%
% of FP17s for the same patient ID Re-attending between 3 & 9 months - Children	1,183	2,473	47.8%	54.5%	58.9%	57.5%
% of FP17s for the same patient ID Re-attending between 3 & 9 months - Adults	3,824	8,244	46.4%	50.6%	52.5%	50.4%
% of FP17s for Band 1 Urgent Courses	633	9,861	6.4%	8.8%	9.3%	9.1%
% of FP17s Relating to Free Repair or Replacements	157	9,861	1.6%	1.3%	1.0%	0.8%
% of FP17s Relating to Continuations	153	9,861	1.6%	1.7%	1.5%	1.3%
% of Patients satisfied with the dentistry they have received	24	27	88.9%	91.3%	93.1%	92.7%
% of Patients satisfied with the time they had to wait for an appointment	25	27	92.6%	89.2%	89.8%	88.8%

* This is based on patients treated on this contract for their most recent course of treatment. Figures in italics indicate the base number of FP17s or Patient Questionnaire responses are less than 100. N/A is shown where the base number of responses is less than 10 during the period. % is calculated as Quantity/Base number*100

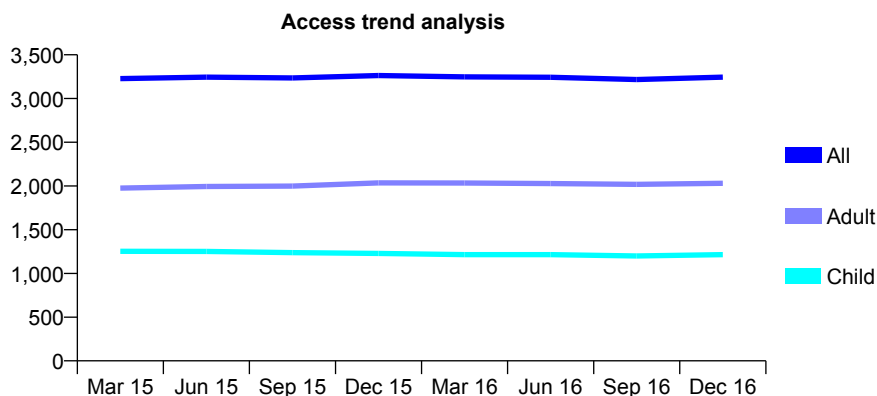
Q45 - Vital Signs At a Glance Contract Report for 907316/0002 - December 2016

Name or company name	MR AI WILSON
Contract type name	GDS Contract
Purpose of contract	General
Contract start date	01/04/2006
Contract end date	

16/17 Contracted general activity (UDA)	10,500
Carry forward general activity (UDA)	0
16/17 Contracted orthodontic activity (UOA)	0
Carry forward orthodontic activity (UOA)	0
Baseline contract value	£269,399.95

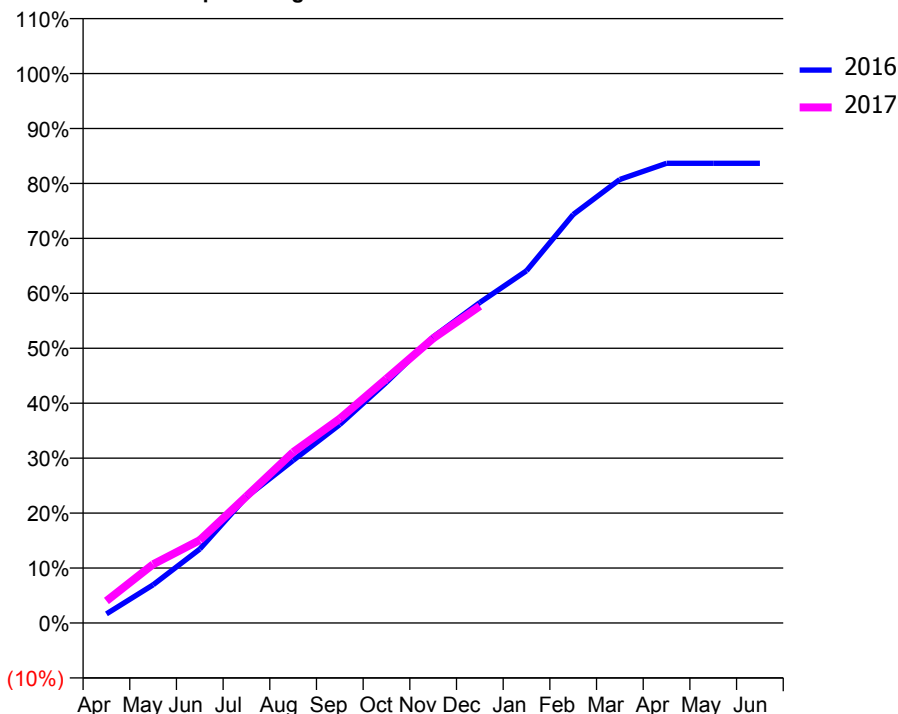
ACCESS*

Patients seen in 24 months	Total	Change since previous quarter
Quarter ending December 2015	3,263	
Quarter ending March 2016	3,248	→
Quarter ending June 2016	3,243	→
Quarter ending September 2016	3,217	→
Quarter ending December 2016	3,245	→
Variance since December 2015	(0.6%)	→



ACTIVITY

Cumulative percentage of contracted UDA delivered 2016 & 2017



Month	Adjusted Scheduled Activity (UDA)	
	2016	2017
April	176	423
May	729	1,122
June	1,413	1,583
July	2,408	2,422
August	3,108	3,265
September	3,792	3,905
October	4,600	4,669
November	5,468	5,439
December	6,123	6,055
January	6,731	
February	7,806	
March	8,476	
April	8,785	
May	8,785	
June	8,785	

QUALITY

	Quantity	Base Number	Contract	AT	Region	England
% of FP17s for the same patient ID Re-attending within 3 months - Children	139	1,494	9.3%	13.1%	13.4%	12.4%
% of FP17s for the same patient ID Re-attending within 3 months - Adults	319	2,178	14.6%	16.3%	17.3%	16.6%
% of FP17s for the same patient ID Re-attending between 3 & 9 months - Children	928	1,494	62.1%	54.5%	58.9%	57.5%
% of FP17s for the same patient ID Re-attending between 3 & 9 months - Adults	1,331	2,178	61.1%	50.6%	52.5%	50.4%
% of FP17s for Band 1 Urgent Courses	184	3,483	5.3%	8.8%	9.3%	9.1%
% of FP17s Relating to Free Repair or Replacements	30	3,483	0.9%	1.3%	1.0%	0.8%
% of FP17s Relating to Continuations	125	3,483	3.6%	1.7%	1.5%	1.3%
% of Patients satisfied with the dentistry they have received	5	5	N/A	91.3%	93.1%	92.7%
% of Patients satisfied with the time they had to wait for an appointment	5	5	N/A	89.2%	89.8%	88.8%

* This is based on patients treated on this contract for their most recent course of treatment. Figures in italics indicate the base number of FP17s or Patient Questionnaire responses are less than 100. N/A is shown where the base number of responses is less than 10 during the period. % is calculated as Quantity/Base number*100

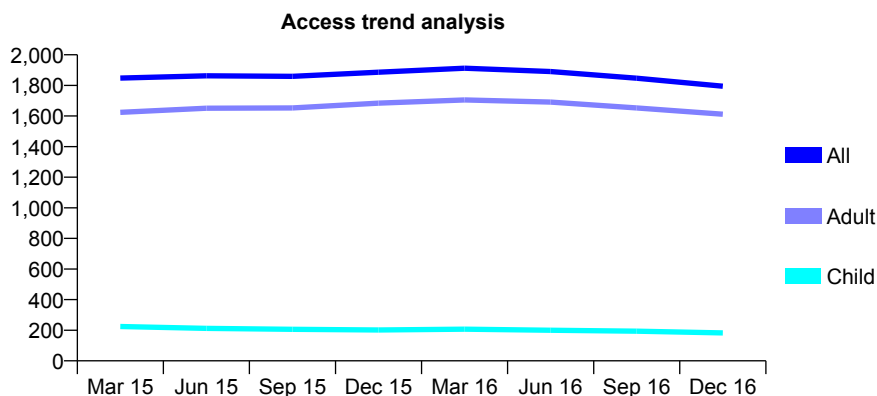
Q45 - Vital Signs At a Glance Contract Report for 911828/0003 - December 2016

Name or company name	MR S KIRKUP
Contract type name	GDS Contract
Purpose of contract	General
Contract start date	01/04/2006
Contract end date	

16/17 Contracted general activity (UDA)	4,500
Carry forward general activity (UDA)	0
16/17 Contracted orthodontic activity (UOA)	0
Carry forward orthodontic activity (UOA)	0
Baseline contract value	£132,635.27

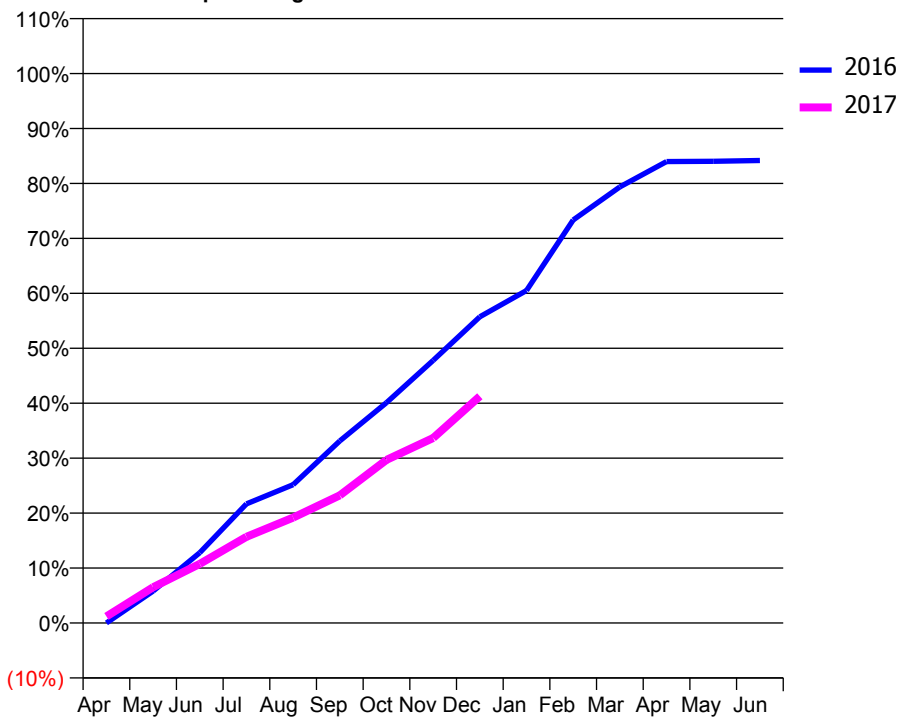
ACCESS*

Patients seen in 24 months	Total	Change since previous quarter
Quarter ending December 2015	1,886	
Quarter ending March 2016	1,912	→
Quarter ending June 2016	1,891	↓
Quarter ending September 2016	1,847	↓
Quarter ending December 2016	1,795	↓
Variance since December 2015	(4.8%)	↓



ACTIVITY

Cumulative percentage of contracted UDA delivered 2016 & 2017



Month	Adjusted Scheduled Activity (UDA)	
	2016	2017
April	0	54
May	261	293
June	576	485
July	975	706
August	1,133	863
September	1,491	1,045
October	1,805	1,336
November	2,151	1,515
December	2,508	1,857
January	2,723	
February	3,301	
March	3,572	
April	3,779	
May	3,781	
June	3,787	

QUALITY

	Quantity	Base Number	Contract	AT	Region	England
% of FP17s for the same patient ID Re-attending within 3 months - Children	3	172	1.7%	13.1%	13.4%	12.4%
% of FP17s for the same patient ID Re-attending within 3 months - Adults	158	1,312	12.0%	16.3%	17.3%	16.6%
% of FP17s for the same patient ID Re-attending between 3 & 9 months - Children	113	172	65.7%	54.5%	58.9%	57.5%
% of FP17s for the same patient ID Re-attending between 3 & 9 months - Adults	534	1,312	40.7%	50.6%	52.5%	50.4%
% of FP17s for Band 1 Urgent Courses	198	1,361	14.5%	8.8%	9.3%	9.1%
% of FP17s Relating to Free Repair or Replacements	9	1,361	0.7%	1.3%	1.0%	0.8%
% of FP17s Relating to Continuations	3	1,361	0.2%	1.7%	1.5%	1.3%
% of Patients satisfied with the dentistry they have received	7	7	N/A	91.3%	93.1%	92.7%
% of Patients satisfied with the time they had to wait for an appointment	7	7	N/A	89.2%	89.8%	88.8%

* This is based on patients treated on this contract for their most recent course of treatment. Figures in italics indicate the base number of FP17s or Patient Questionnaire responses are less than 100. N/A is shown where the base number of responses is less than 10 during the period. % is calculated as Quantity/Base number*100

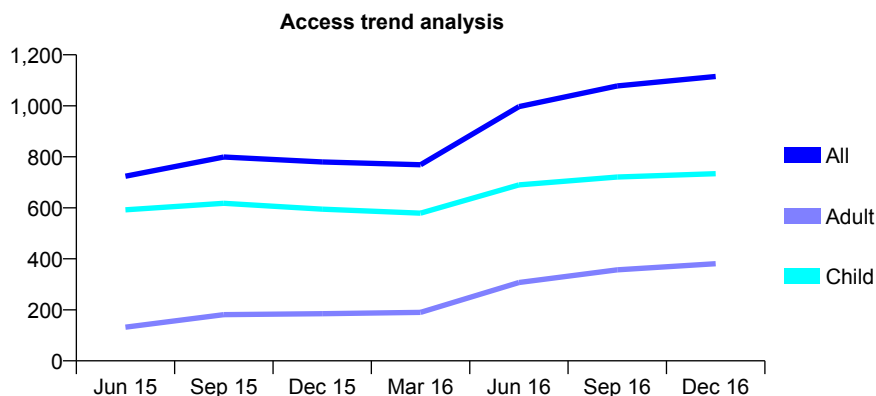
Q45 - Vital Signs At a Glance Contract Report for 911852/0001 - December 2016

Name or company name	MR JC BENNETT
Contract type name	GDS Contract
Purpose of contract	General
Contract start date	01/12/2014
Contract end date	

16/17 Contracted general activity (UDA)	3,071
Carry forward general activity (UDA)	0
16/17 Contracted orthodontic activity (UOA)	0
Carry forward orthodontic activity (UOA)	0
Baseline contract value	£64,960.00

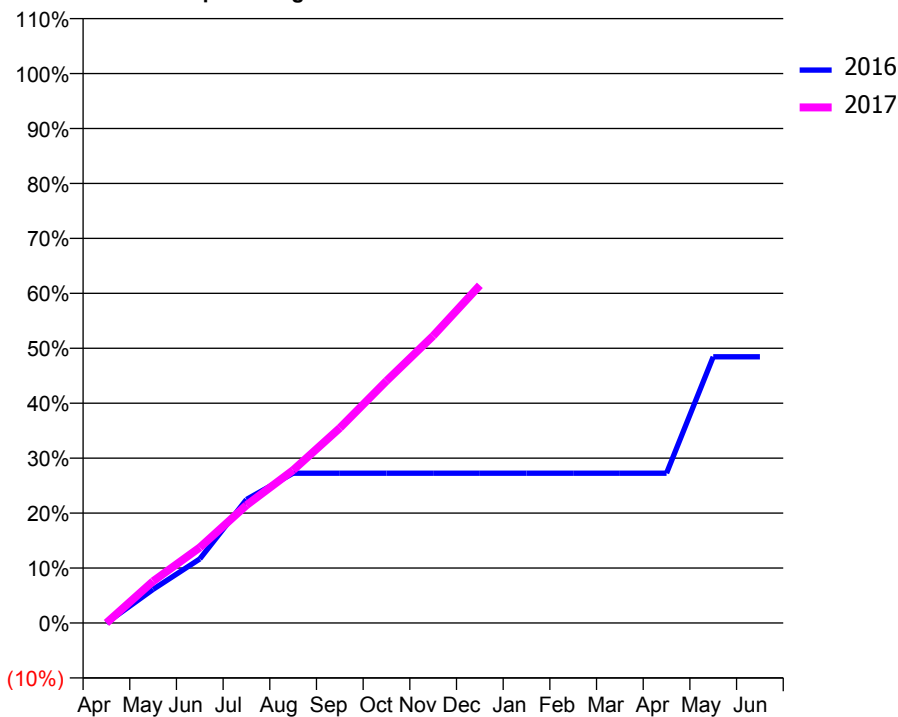
ACCESS*

Patients seen in 24 months	Total	Change since previous quarter
Quarter ending December 2015	780	
Quarter ending March 2016	769	↓
Quarter ending June 2016	997	↑
Quarter ending September 2016	1,078	↑
Quarter ending December 2016	1,115	↑
Variance since December 2015	42.9%	↑



ACTIVITY

Cumulative percentage of contracted UDA delivered 2016 & 2017



Adjusted Scheduled Activity (UDA)

Month	2016	2017
April	0	0
May	188	234
June	358	422
July	691	658
August	837	855
September	837	1,090
October	837	1,353
November	837	1,605
December	837	1,887
January	837	
February	837	
March	837	
April	837	
May	1,488	
June	1,488	

QUALITY

	Quantity	Base Number	Contract	AT	Region	England
% of FP17s for the same patient ID Re-attending within 3 months - Children	92	1,303	7.1%	13.1%	13.4%	12.4%
% of FP17s for the same patient ID Re-attending within 3 months - Adults	48	457	10.5%	16.3%	17.3%	16.6%
% of FP17s for the same patient ID Re-attending between 3 & 9 months - Children	611	1,303	46.9%	54.5%	58.9%	57.5%
% of FP17s for the same patient ID Re-attending between 3 & 9 months - Adults	160	457	35.0%	50.6%	52.5%	50.4%
% of FP17s for Band 1 Urgent Courses	21	1,102	1.9%	8.8%	9.3%	9.1%
% of FP17s Relating to Free Repair or Replacements	0	1,102	0.0%	1.3%	1.0%	0.8%
% of FP17s Relating to Continuations	3	1,102	0.3%	1.7%	1.5%	1.3%
% of Patients satisfied with the dentistry they have received	2	3	N/A	91.3%	93.1%	92.7%
% of Patients satisfied with the time they had to wait for an appointment	3	3	N/A	89.2%	89.8%	88.8%

* This is based on patients treated on this contract for their most recent course of treatment. Figures in italics indicate the base number of FP17s or Patient Questionnaire responses are less than 100. N/A is shown where the base number of responses is less than 10 during the period. % is calculated as Quantity/Base number*100

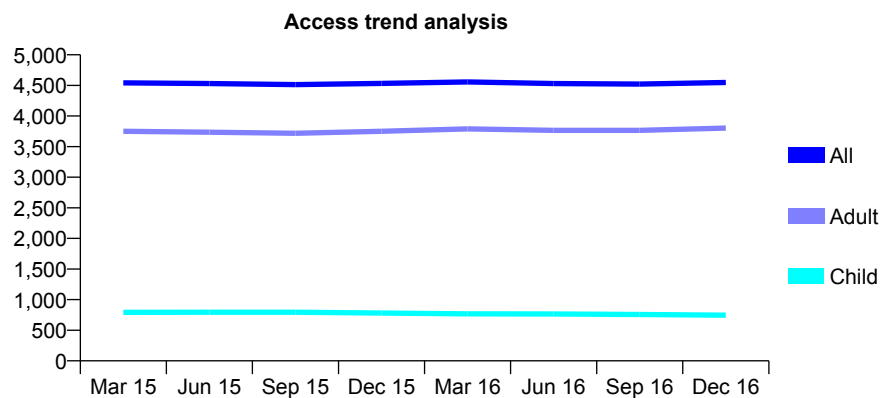
Q45 - Vital Signs At a Glance Contract Report for 918873/0001 - December 2016

Name or company name	MR A MILNES
Contract type name	GDS Contract
Purpose of contract	General
Contract start date	10/08/2012
Contract end date	

16/17 Contracted general activity (UDA)	11,709
Carry forward general activity (UDA)	0
16/17 Contracted orthodontic activity (UOA)	0
Carry forward orthodontic activity (UOA)	0
Baseline contract value	£335,687.26

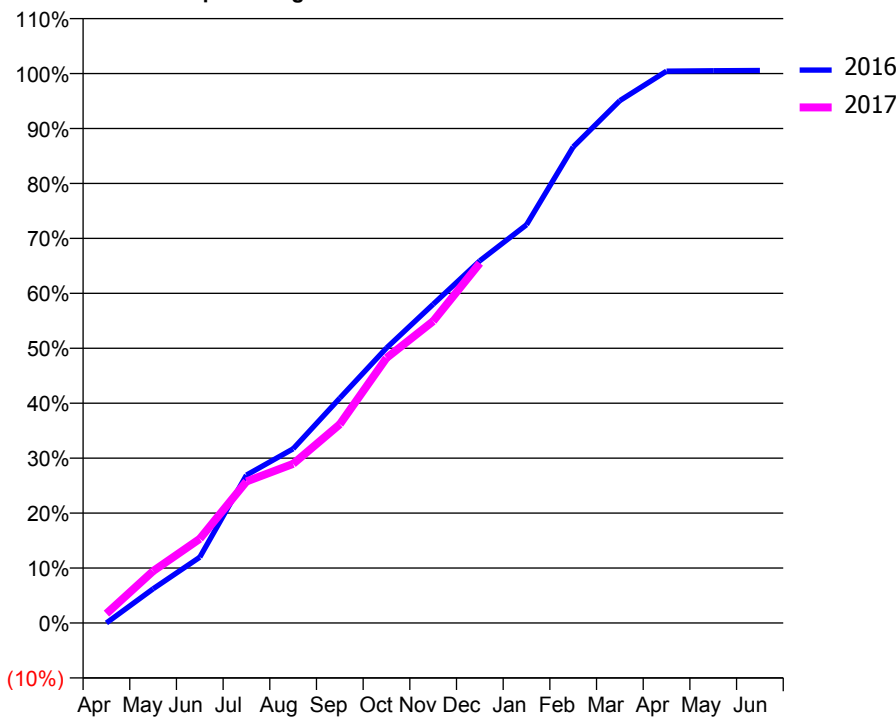
ACCESS*

Patients seen in 24 months	Total	Change since previous quarter
Quarter ending December 2015	4,533	
Quarter ending March 2016	4,557	→
Quarter ending June 2016	4,530	→
Quarter ending September 2016	4,522	→
Quarter ending December 2016	4,548	→
Variance since December 2015	0.3%	→



ACTIVITY

Cumulative percentage of contracted UDA delivered 2016 & 2017



Month	Adjusted Scheduled Activity (UDA)	
	2016	2017
April	0	199
May	730	1,106
June	1,403	1,794
July	3,153	3,016
August	3,712	3,391
September	4,792	4,235
October	5,860	5,646
November	6,794	6,431
December	7,718	7,667
January	8,485	
February	10,144	
March	11,131	
April	11,758	
May	11,768	
June	11,772	

QUALITY

	Quantity	Base Number	Contract	AT	Region	England
% of FP17s for the same patient ID Re-attending within 3 months - Children	63	918	6.9%	13.1%	13.4%	12.4%
% of FP17s for the same patient ID Re-attending within 3 months - Adults	575	4,195	13.7%	16.3%	17.3%	16.6%
% of FP17s for the same patient ID Re-attending between 3 & 9 months - Children	613	918	66.8%	54.5%	58.9%	57.5%
% of FP17s for the same patient ID Re-attending between 3 & 9 months - Adults	2,442	4,195	58.2%	50.6%	52.5%	50.4%
% of FP17s for Band 1 Urgent Courses	252	4,746	5.3%	8.8%	9.3%	9.1%
% of FP17s Relating to Free Repair or Replacements	55	4,746	1.2%	1.3%	1.0%	0.8%
% of FP17s Relating to Continuations	108	4,746	2.3%	1.7%	1.5%	1.3%
% of Patients satisfied with the dentistry they have received	30	33	90.9%	91.3%	93.1%	92.7%
% of Patients satisfied with the time they had to wait for an appointment	31	33	93.9%	89.2%	89.8%	88.8%

* This is based on patients treated on this contract for their most recent course of treatment. Figures in italics indicate the base number of FP17s or Patient Questionnaire responses are less than 100. N/A is shown where the base number of responses is less than 10 during the period. % is calculated as Quantity/Base number*100

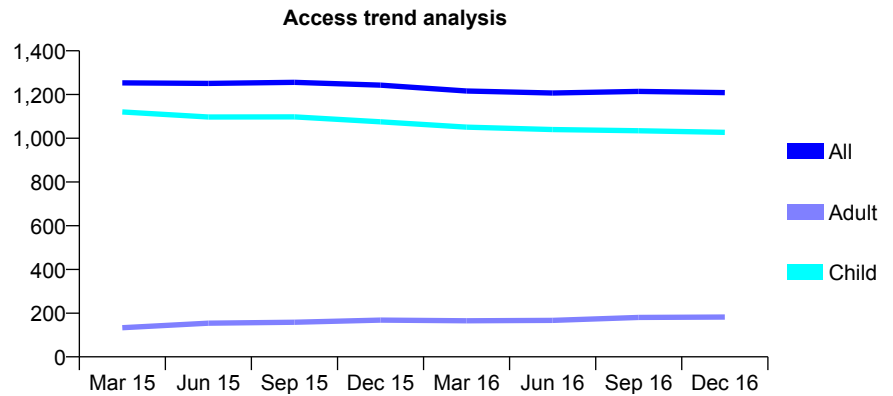
Q45 - Vital Signs At a Glance Contract Report for 919047/0001 - December 2016

Name or company name	MR TR LEWIS
Contract type name	GDS Contract
Purpose of contract	General and Orthodontic
Contract start date	01/04/2006
Contract end date	

16/17 Contracted general activity (UDA)	4,075
Carry forward general activity (UDA)	0
16/17 Contracted orthodontic activity (UOA)	400
Carry forward orthodontic activity (UOA)	0
Baseline contract value	£95,908.55

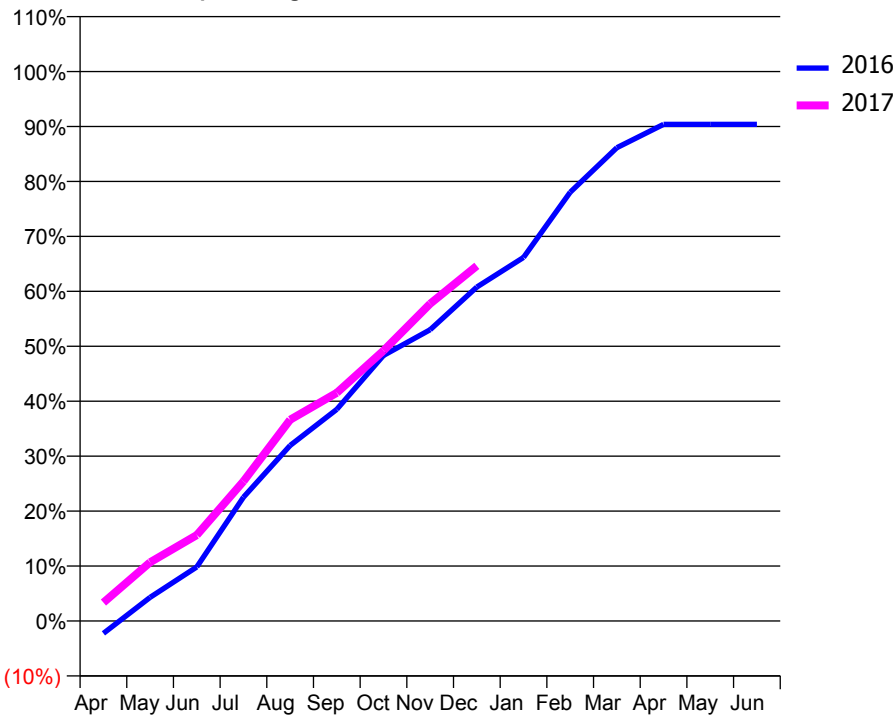
ACCESS*

Patients seen in 24 months	Total	Change since previous quarter
Quarter ending December 2015	1,243	
Quarter ending March 2016	1,216	↓
Quarter ending June 2016	1,207	→
Quarter ending September 2016	1,214	→
Quarter ending December 2016	1,209	→
Variance since December 2015	(2.7%)	↓



ACTIVITY

Cumulative percentage of contracted UDA delivered 2016 & 2017



Month	Adjusted Scheduled Activity (UDA)	
	2016	2017
April	-93	137
May	175	435
June	401	638
July	918	1,035
August	1,302	1,492
September	1,570	1,692
October	1,969	2,005
November	2,160	2,353
December	2,477	2,634
January	2,696	
February	3,180	
March	3,510	
April	3,683	
May	3,683	
June	3,683	

QUALITY

	Quantity	Base Number	Contract	AT	Region	England
% of FP17s for the same patient ID Re-attending within 3 months - Children	193	1,409	13.7%	13.1%	13.4%	12.4%
% of FP17s for the same patient ID Re-attending within 3 months - Adults	12	83	14.5%	16.3%	17.3%	16.6%
% of FP17s for the same patient ID Re-attending between 3 & 9 months - Children	900	1,409	63.9%	54.5%	58.9%	57.5%
% of FP17s for the same patient ID Re-attending between 3 & 9 months - Adults	37	83	44.6%	50.6%	52.5%	50.4%
% of FP17s for Band 1 Urgent Courses	158	1,367	11.6%	8.8%	9.3%	9.1%
% of FP17s Relating to Free Repair or Replacements	0	1,367	0.0%	1.3%	1.0%	0.8%
% of FP17s Relating to Continuations	19	1,367	1.4%	1.7%	1.5%	1.3%
% of Patients satisfied with the dentistry they have received	2	3	N/A	91.3%	93.1%	92.7%
% of Patients satisfied with the time they had to wait for an appointment	2	3	N/A	89.2%	89.8%	88.8%

* This is based on patients treated on this contract for their most recent course of treatment. Figures in italics indicate the base number of FP17s or Patient Questionnaire responses are less than 100. N/A is shown where the base number of responses is less than 10 during the period. % is calculated as Quantity/Base number*100

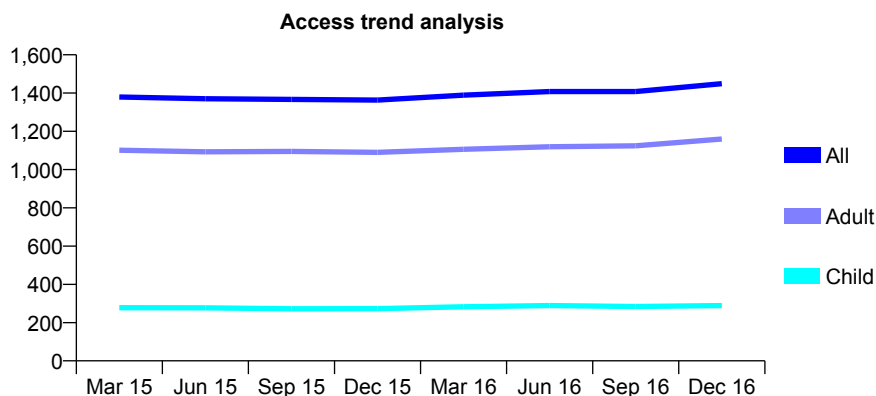
Q45 - Vital Signs At a Glance Contract Report for 920460/0001 - December 2016

Name or company name	MISS KA FARQUHAR
Contract type name	GDS Contract
Purpose of contract	General
Contract start date	01/04/2006
Contract end date	

16/17 Contracted general activity (UDA)	4,748
Carry forward general activity (UDA)	0
16/17 Contracted orthodontic activity (UOA)	0
Carry forward orthodontic activity (UOA)	0
Baseline contract value	£100,433.10

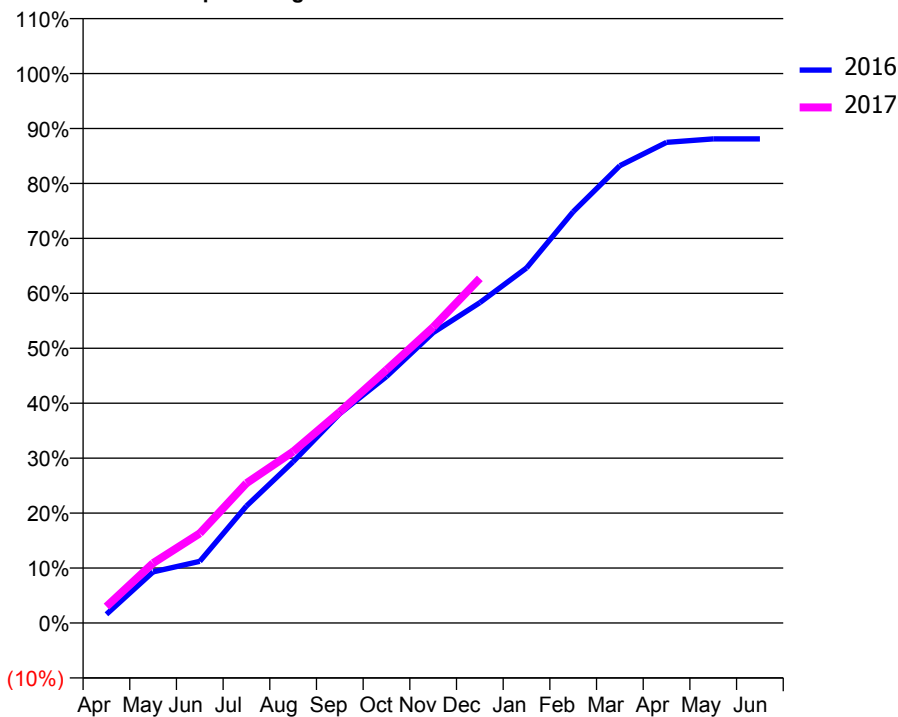
ACCESS*

Patients seen in 24 months	Total	Change since previous quarter
Quarter ending December 2015	1,363	
Quarter ending March 2016	1,389	→
Quarter ending June 2016	1,408	→
Quarter ending September 2016	1,408	→
Quarter ending December 2016	1,449	↑
Variance since December 2015	6.3%	↑



ACTIVITY

Cumulative percentage of contracted UDA delivered 2016 & 2017



Month	Adjusted Scheduled Activity (UDA)	
	2016	2017
April	76	142
May	442	518
June	532	775
July	1,011	1,208
August	1,393	1,481
September	1,810	1,824
October	2,129	2,188
November	2,508	2,556
December	2,768	2,978
January	3,068	
February	3,554	
March	3,951	
April	4,153	
May	4,183	
June	4,183	

QUALITY

	Quantity	Base Number	Contract	AT	Region	England
% of FP17s for the same patient ID Re-attending within 3 months - Children	35	299	11.7%	13.1%	13.4%	12.4%
% of FP17s for the same patient ID Re-attending within 3 months - Adults	341	1,380	24.7%	16.3%	17.3%	16.6%
% of FP17s for the same patient ID Re-attending between 3 & 9 months - Children	100	299	33.4%	54.5%	58.9%	57.5%
% of FP17s for the same patient ID Re-attending between 3 & 9 months - Adults	579	1,380	42.0%	50.6%	52.5%	50.4%
% of FP17s for Band 1 Urgent Courses	171	1,565	10.9%	8.8%	9.3%	9.1%
% of FP17s Relating to Free Repair or Replacements	78	1,565	5.0%	1.3%	1.0%	0.8%
% of FP17s Relating to Continuations	89	1,565	5.7%	1.7%	1.5%	1.3%
% of Patients satisfied with the dentistry they have received	7	7	N/A	91.3%	93.1%	92.7%
% of Patients satisfied with the time they had to wait for an appointment	6	7	N/A	89.2%	89.8%	88.8%

* This is based on patients treated on this contract for their most recent course of treatment. Figures in italics indicate the base number of FP17s or Patient Questionnaire responses are less than 100. N/A is shown where the base number of responses is less than 10 during the period. % is calculated as Quantity/Base number*100

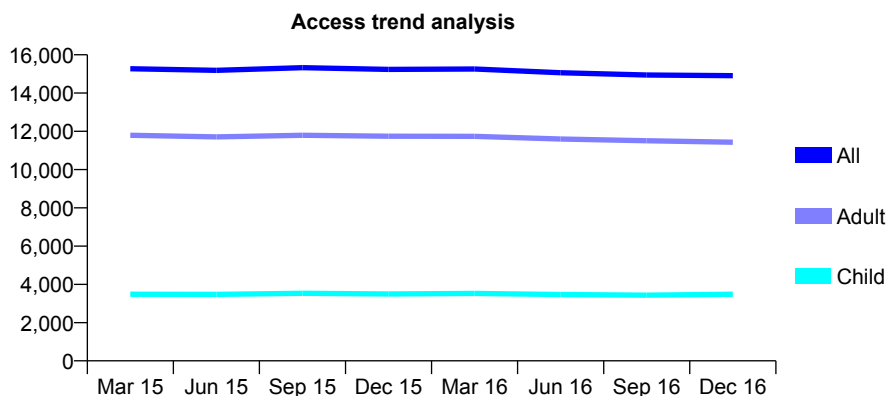
Q45 - Vital Signs At a Glance Contract Report for 921890/0001 - December 2016

Name or company name	MR DC DANIELS
Contract type name	GDS Contract
Purpose of contract	General
Contract start date	01/04/2006
Contract end date	

16/17 Contracted general activity (UDA)	47,398
Carry forward general activity (UDA)	0
16/17 Contracted orthodontic activity (UOA)	0
Carry forward orthodontic activity (UOA)	0
Baseline contract value	£1,280,722.45

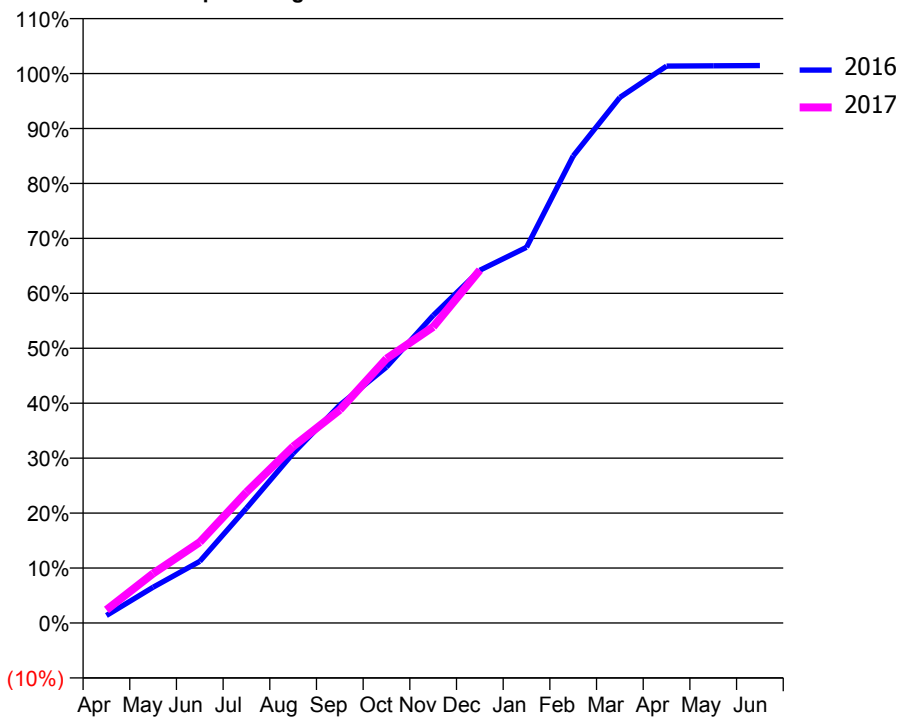
ACCESS*

Patients seen in 24 months	Total	Change since previous quarter
Quarter ending December 2015	15,240	
Quarter ending March 2016	15,258	→
Quarter ending June 2016	15,065	↓
Quarter ending September 2016	14,944	→
Quarter ending December 2016	14,908	→
Variance since December 2015	(2.2%)	↓



ACTIVITY

Cumulative percentage of contracted UDA delivered 2016 & 2017



Month	Adjusted Scheduled Activity (UDA)	
	2016	2017
April	645	1,138
May	3,091	4,268
June	5,323	6,982
July	9,907	11,287
August	14,640	15,228
September	18,801	18,386
October	22,084	22,801
November	26,526	25,538
December	30,427	30,444
January	32,402	
February	40,288	
March	45,335	
April	48,043	
May	48,065	
June	48,089	

QUALITY

	Quantity	Base Number	Contract	AT	Region	England
% of FP17s for the same patient ID Re-attending within 3 months - Children	323	3,823	8.4%	13.1%	13.4%	12.4%
% of FP17s for the same patient ID Re-attending within 3 months - Adults	1,874	11,846	15.8%	16.3%	17.3%	16.6%
% of FP17s for the same patient ID Re-attending between 3 & 9 months - Children	2,050	3,823	53.6%	54.5%	58.9%	57.5%
% of FP17s for the same patient ID Re-attending between 3 & 9 months - Adults	6,758	11,846	57.0%	50.6%	52.5%	50.4%
% of FP17s for Band 1 Urgent Courses	1,784	14,130	12.6%	8.8%	9.3%	9.1%
% of FP17s Relating to Free Repair or Replacements	168	14,130	1.2%	1.3%	1.0%	0.8%
% of FP17s Relating to Continuations	155	14,130	1.1%	1.7%	1.5%	1.3%
% of Patients satisfied with the dentistry they have received	28	33	84.8%	91.3%	93.1%	92.7%
% of Patients satisfied with the time they had to wait for an appointment	30	33	90.9%	89.2%	89.8%	88.8%

* This is based on patients treated on this contract for their most recent course of treatment. Figures in italics indicate the base number of FP17s or Patient Questionnaire responses are less than 100. N/A is shown where the base number of responses is less than 10 during the period. % is calculated as Quantity/Base number*100

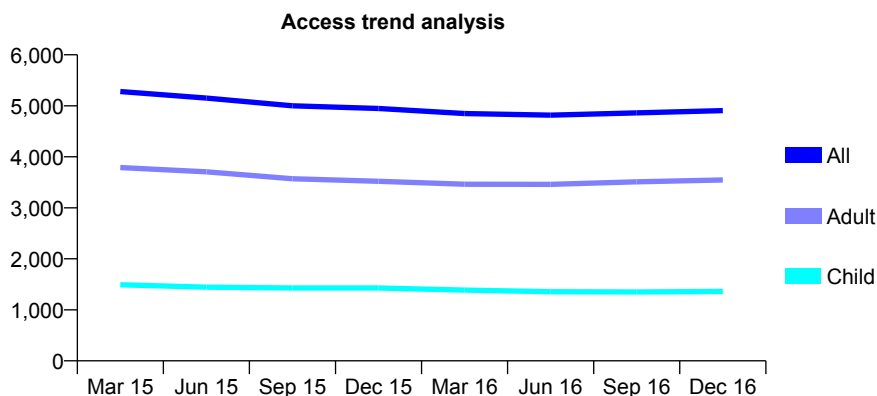
Q45 - Vital Signs At a Glance Contract Report for 930121/0001 - December 2016

Name or company name	MR MA SIDDIQUI
Contract type name	GDS Contract
Purpose of contract	General
Contract start date	08/11/2012
Contract end date	

16/17 Contracted general activity (UDA)	17,392
Carry forward general activity (UDA)	18
16/17 Contracted orthodontic activity (UOA)	0
Carry forward orthodontic activity (UOA)	0
Baseline contract value	£425,656.11

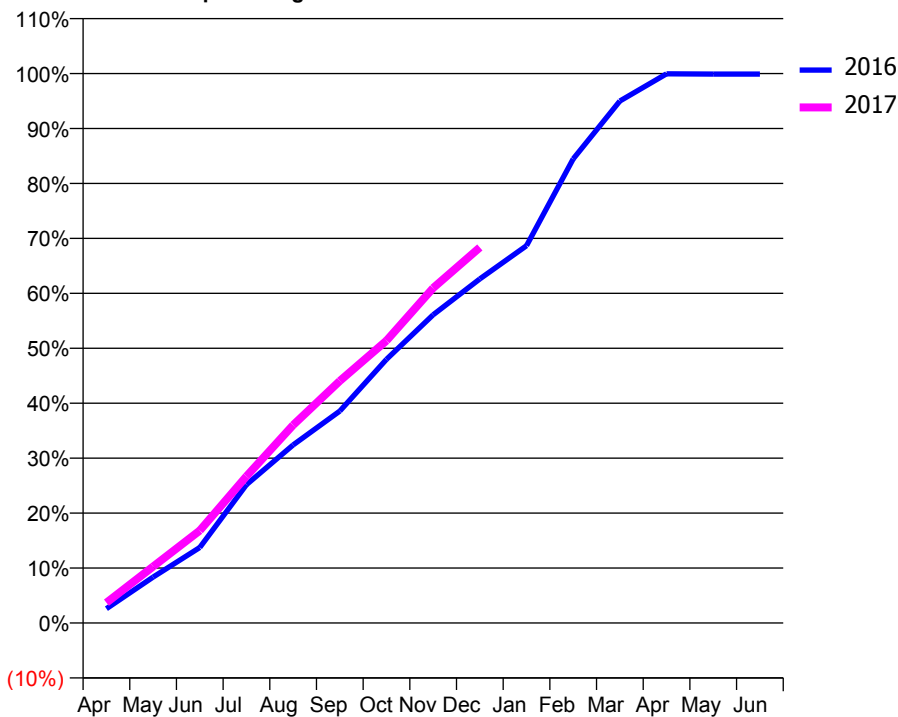
ACCESS*

Patients seen in 24 months	Total	Change since previous quarter
Quarter ending December 2015	4,949	
Quarter ending March 2016	4,848	↓
Quarter ending June 2016	4,817	→
Quarter ending September 2016	4,861	→
Quarter ending December 2016	4,907	→
Variance since December 2015	(0.8%)	→



ACTIVITY

Cumulative percentage of contracted UDA delivered 2016 & 2017



Month	Adjusted Scheduled Activity (UDA)	
	2016	2017
April	455	645
May	1,455	1,786
June	2,391	2,925
July	4,377	4,646
August	5,638	6,267
September	6,710	7,664
October	8,345	8,939
November	9,754	10,605
December	10,890	11,889
January	11,944	
February	14,689	
March	16,522	
April	17,382	
May	17,373	
June	17,374	

QUALITY

	Quantity	Base Number	Contract	AT	Region	England
% of FP17s for the same patient ID Re-attending within 3 months - Children	159	1,569	10.1%	13.1%	13.4%	12.4%
% of FP17s for the same patient ID Re-attending within 3 months - Adults	656	4,073	16.1%	16.3%	17.3%	16.6%
% of FP17s for the same patient ID Re-attending between 3 & 9 months - Children	949	1,569	60.5%	54.5%	58.9%	57.5%
% of FP17s for the same patient ID Re-attending between 3 & 9 months - Adults	2,225	4,073	54.6%	50.6%	52.5%	50.4%
% of FP17s for Band 1 Urgent Courses	510	4,808	10.6%	8.8%	9.3%	9.1%
% of FP17s Relating to Free Repair or Replacements	31	4,808	0.6%	1.3%	1.0%	0.8%
% of FP17s Relating to Continuations	24	4,808	0.5%	1.7%	1.5%	1.3%
% of Patients satisfied with the dentistry they have received	18	19	94.7%	91.3%	93.1%	92.7%
% of Patients satisfied with the time they had to wait for an appointment	18	19	94.7%	89.2%	89.8%	88.8%

* This is based on patients treated on this contract for their most recent course of treatment. Figures in italics indicate the base number of FP17s or Patient Questionnaire responses are less than 100. N/A is shown where the base number of responses is less than 10 during the period. % is calculated as Quantity/Base number*100

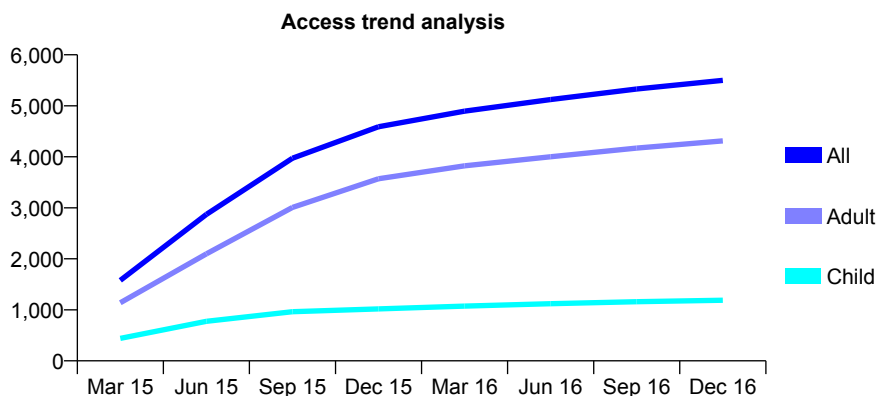
Q45 - Vital Signs At a Glance Contract Report for 984418/0001 - December 2016

Name or company name	MR A NAYYAR
Contract type name	GDS Contract
Purpose of contract	General and Orthodontic
Contract start date	05/01/2015
Contract end date	

16/17 Contracted general activity (UDA)	11,406
Carry forward general activity (UDA)	0
16/17 Contracted orthodontic activity (UOA)	25
Carry forward orthodontic activity (UOA)	0
Baseline contract value	£365,714.89

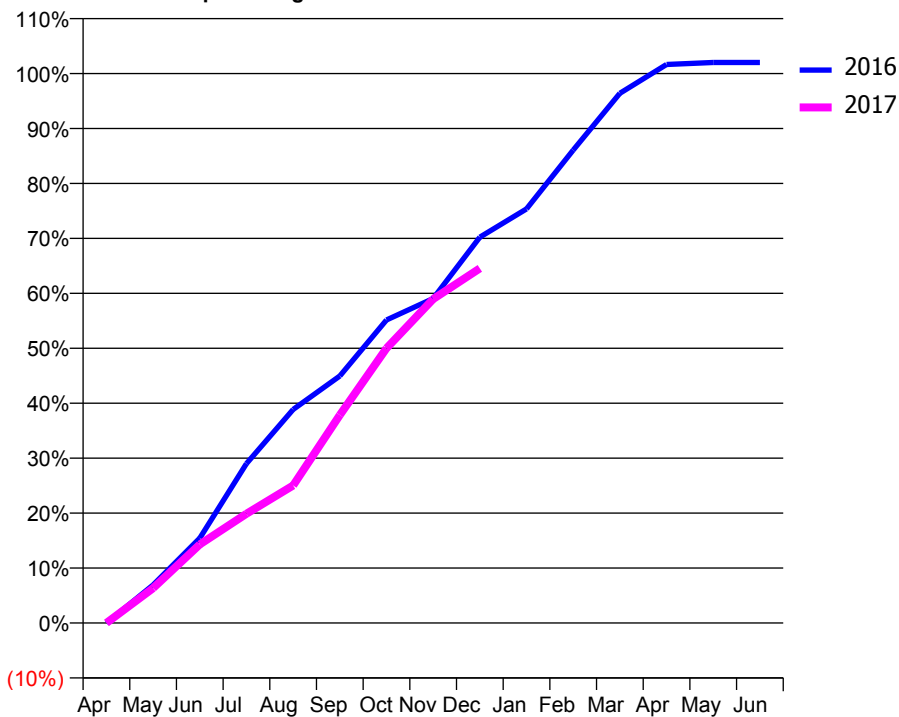
ACCESS*

Patients seen in 24 months	Total	Change since previous quarter
Quarter ending December 2015	4,590	
Quarter ending March 2016	4,896	↑
Quarter ending June 2016	5,123	↑
Quarter ending September 2016	5,330	↑
Quarter ending December 2016	5,499	↑
Variance since December 2015	19.8%	↑



ACTIVITY

Cumulative percentage of contracted UDA delivered 2016 & 2017



Month	Adjusted Scheduled Activity (UDA)	
	2016	2017
April	0	0
May	790	723
June	1,762	1,631
July	3,310	2,270
August	4,433	2,855
September	5,127	4,316
October	6,290	5,704
November	6,736	6,723
December	8,010	7,362
January	8,597	
February	9,816	
March	10,996	
April	11,592	
May	11,634	
June	11,635	

QUALITY

	Quantity	Base Number	Contract	AT	Region	England
% of FP17s for the same patient ID Re-attending within 3 months - Children	88	1,280	6.9%	13.1%	13.4%	12.4%
% of FP17s for the same patient ID Re-attending within 3 months - Adults	332	3,602	9.2%	16.3%	17.3%	16.6%
% of FP17s for the same patient ID Re-attending between 3 & 9 months - Children	855	1,280	66.8%	54.5%	58.9%	57.5%
% of FP17s for the same patient ID Re-attending between 3 & 9 months - Adults	1,456	3,602	40.4%	50.6%	52.5%	50.4%
% of FP17s for Band 1 Urgent Courses	208	4,438	4.7%	8.8%	9.3%	9.1%
% of FP17s Relating to Free Repair or Replacements	42	4,438	0.9%	1.3%	1.0%	0.8%
% of FP17s Relating to Continuations	20	4,438	0.5%	1.7%	1.5%	1.3%
% of Patients satisfied with the dentistry they have received	12	12	100.0%	91.3%	93.1%	92.7%
% of Patients satisfied with the time they had to wait for an appointment	12	12	100.0%	89.2%	89.8%	88.8%

* This is based on patients treated on this contract for their most recent course of treatment. Figures in italics indicate the base number of FP17s or Patient Questionnaire responses are less than 100. N/A is shown where the base number of responses is less than 10 during the period. % is calculated as Quantity/Base number*100

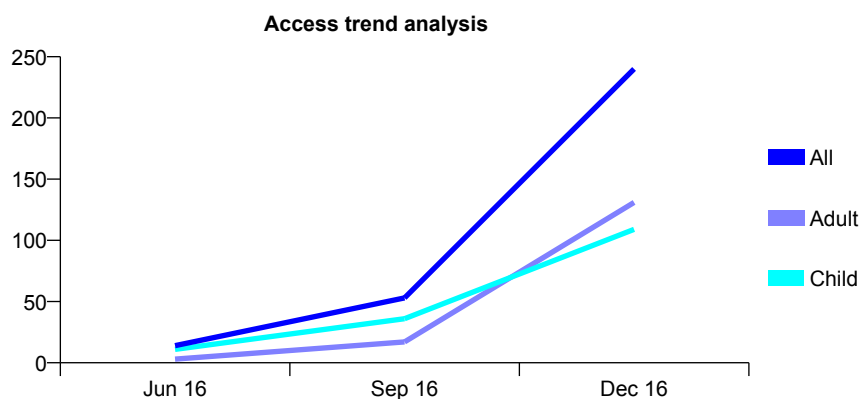
Q46 - Vital Signs At a Glance Contract Report for 100067/0000 - December 2016

Name or company name	ALWHCT
Contract type name	PDS Contract
Purpose of contract	General
Contract start date	01/04/2016
Contract end date	31/03/2018

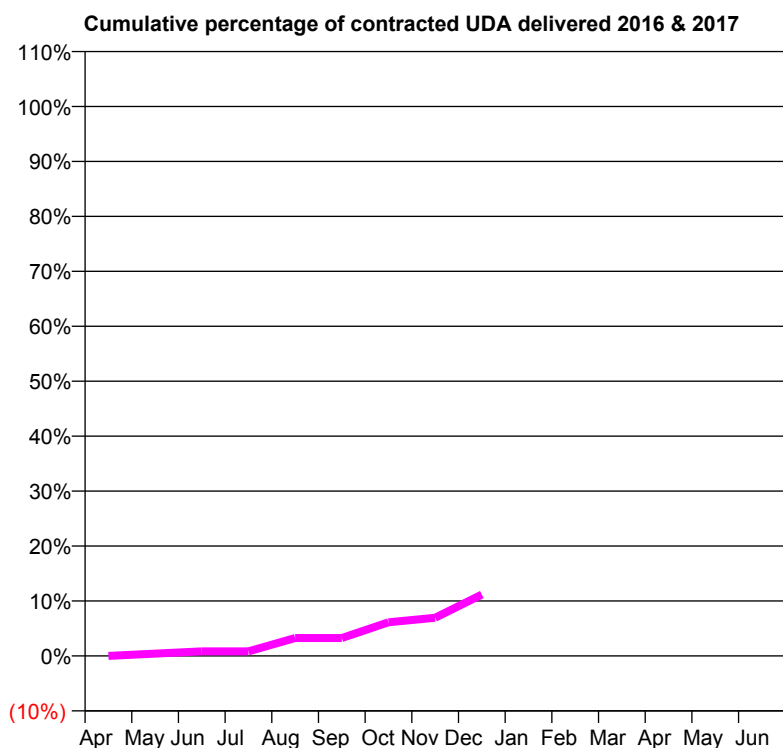
16/17 Contracted general activity (UDA)	3,900
Carry forward general activity (UDA)	0
16/17 Contracted orthodontic activity (UOA)	0
Carry forward orthodontic activity (UOA)	0
Baseline contract value	£0.00

ACCESS*

Patients seen in 24 months	Total	Change since previous quarter
Quarter ending December 2015	0	
Quarter ending March 2016	0	
Quarter ending June 2016	14	↑
Quarter ending September 2016	53	↑
Quarter ending December 2016	240	↑
Variance since December 2015	N/A	



ACTIVITY



Month	Adjusted Scheduled Activity (UDA)	
	2016	2017
April	0	0
May	0	17
June	0	33
July	0	33
August	0	128
September	0	128
October	0	239
November	0	271
December	0	436
January	0	
February	0	
March	0	
April	0	
May	0	
June	0	

QUALITY

	Quantity	Base Number	Contract	AT	Region	England
% of FP17s for the same patient ID Re-attending within 3 months - Children	7	151	4.6%	13.0%	13.4%	12.4%
% of FP17s for the same patient ID Re-attending within 3 months - Adults	3	144	2.1%	17.6%	17.3%	16.6%
% of FP17s for the same patient ID Re-attending between 3 & 9 months - Children	2	151	1.3%	56.4%	58.9%	57.5%
% of FP17s for the same patient ID Re-attending between 3 & 9 months - Adults	4	144	2.8%	50.3%	52.5%	50.4%
% of FP17s for Band 1 Urgent Courses	24	295	8.1%	10.5%	9.3%	9.1%
% of FP17s Relating to Free Repair or Replacements	0	295	0.0%	0.9%	1.0%	0.8%
% of FP17s Relating to Continuations	0	295	0.0%	1.3%	1.5%	1.3%
% of Patients satisfied with the dentistry they have received	0	0	N/A	91.8%	93.1%	92.7%
% of Patients satisfied with the time they had to wait for an appointment	0	0	N/A	88.0%	89.8%	88.8%

* This is based on patients treated on this contract for their most recent course of treatment. Figures in italics indicate the base number of FP17s or Patient Questionnaire responses are less than 100. N/A is shown where the base number of responses is less than 10 during the period. % is calculated as Quantity/Base number*100

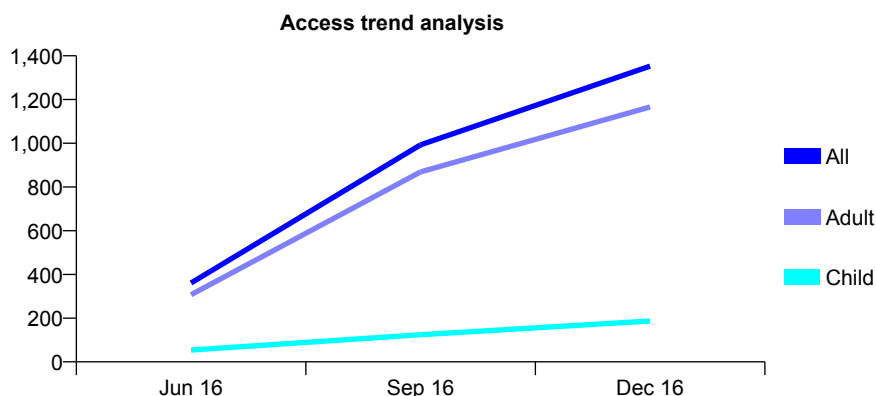
Q46 - Vital Signs At a Glance Contract Report for 100134/0000 - December 2016

Name or company name	REVIVE DENTAL CARE LIMITED
Contract type name	GDS Contract
Purpose of contract	General
Contract start date	01/04/2016
Contract end date	

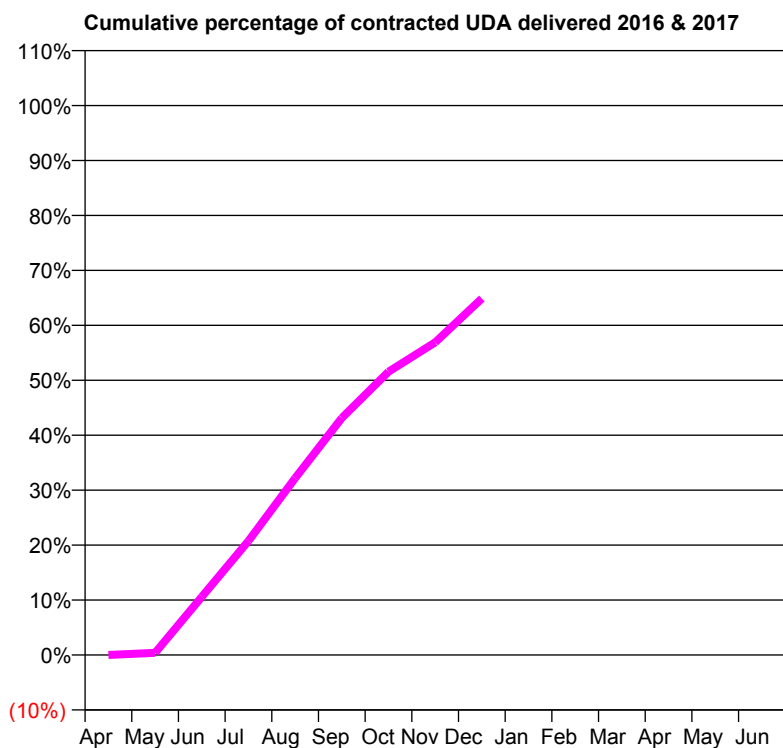
16/17 Contracted general activity (UDA)	4,591
Carry forward general activity (UDA)	0
16/17 Contracted orthodontic activity (UOA)	0
Carry forward orthodontic activity (UOA)	0
Baseline contract value	£251,750.00

ACCESS*

Patients seen in 24 months	Total	Change since previous quarter
Quarter ending December 2015	0	
Quarter ending March 2016	0	
Quarter ending June 2016	361	↑
Quarter ending September 2016	993	↑
Quarter ending December 2016	1,353	↑
Variance since December 2015	N/A	



ACTIVITY



Month	Adjusted Scheduled Activity (UDA)	
	2016	2017
April	0	0
May	0	18
June	0	487
July	0	953
August	0	1,478
September	0	1,980
October	0	2,367
November	0	2,612
December	0	2,979
January	0	
February	0	
March	0	
April	0	
May	0	
June	0	

QUALITY

	Quantity	Base Number	Contract	AT	Region	England
% of FP17s for the same patient ID Re-attending within 3 months - Children	8	354	2.3%	13.0%	13.4%	12.4%
% of FP17s for the same patient ID Re-attending within 3 months - Adults	56	1,989	2.8%	17.6%	17.3%	16.6%
% of FP17s for the same patient ID Re-attending between 3 & 9 months - Children	0	354	0.0%	56.4%	58.9%	57.5%
% of FP17s for the same patient ID Re-attending between 3 & 9 months - Adults	3	1,989	0.2%	50.3%	52.5%	50.4%
% of FP17s for Band 1 Urgent Courses	2,249	2,343	96.0%	10.5%	9.3%	9.1%
% of FP17s Relating to Free Repair or Replacements	1	2,343	0.0%	0.9%	1.0%	0.8%
% of FP17s Relating to Continuations	0	2,343	0.0%	1.3%	1.5%	1.3%
% of Patients satisfied with the dentistry they have received	0	0	N/A	91.8%	93.1%	92.7%
% of Patients satisfied with the time they had to wait for an appointment	0	0	N/A	88.0%	89.8%	88.8%

* This is based on patients treated on this contract for their most recent course of treatment. Figures in italics indicate the base number of FP17s or Patient Questionnaire responses are less than 100. N/A is shown where the base number of responses is less than 10 during the period. % is calculated as Quantity/Base number*100

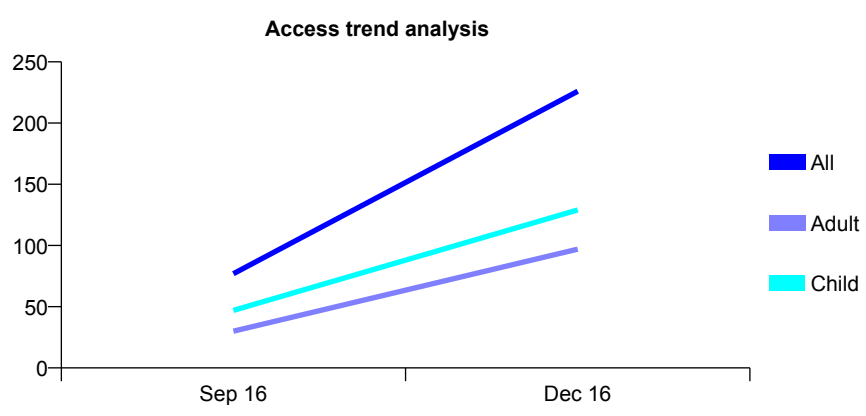
Q46 - Vital Signs At a Glance Contract Report for 100137/0000 - December 2016

Name or company name	ALWHCT
Contract type name	PDS Contract
Purpose of contract	General
Contract start date	01/04/2016
Contract end date	31/03/2018

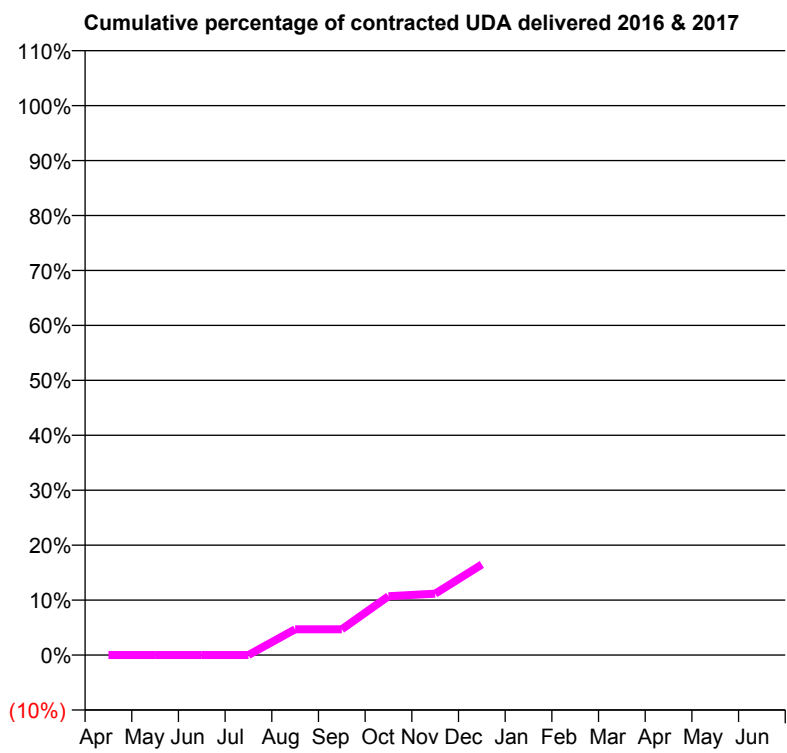
16/17 Contracted general activity (UDA)	3,967
Carry forward general activity (UDA)	0
16/17 Contracted orthodontic activity (UOA)	0
Carry forward orthodontic activity (UOA)	0
Baseline contract value	£3.03

ACCESS*

Patients seen in 24 months	Total	Change since previous quarter
Quarter ending December 2015	0	
Quarter ending March 2016	0	
Quarter ending June 2016	0	
Quarter ending September 2016	77	↑
Quarter ending December 2016	226	↑
Variance since December 2015	N/A	



ACTIVITY



Month	Adjusted Scheduled Activity (UDA)	
	2016	2017
April	0	0
May	0	0
June	0	0
July	0	0
August	0	186
September	0	186
October	0	425
November	0	443
December	0	655
January	0	
February	0	
March	0	
April	0	
May	0	
June	0	

QUALITY

	Quantity	Base Number	Contract	AT	Region	England
% of FP17s for the same patient ID Re-attending within 3 months - Children	2	200	1.0%	13.0%	13.4%	12.4%
% of FP17s for the same patient ID Re-attending within 3 months - Adults	6	111	5.4%	17.6%	17.3%	16.6%
% of FP17s for the same patient ID Re-attending between 3 & 9 months - Children	6	200	3.0%	56.4%	58.9%	57.5%
% of FP17s for the same patient ID Re-attending between 3 & 9 months - Adults	4	111	3.6%	50.3%	52.5%	50.4%
% of FP17s for Band 1 Urgent Courses	13	311	4.2%	10.5%	9.3%	9.1%
% of FP17s Relating to Free Repair or Replacements	0	311	0.0%	0.9%	1.0%	0.8%
% of FP17s Relating to Continuations	2	311	0.6%	1.3%	1.5%	1.3%
% of Patients satisfied with the dentistry they have received	0	0	N/A	91.8%	93.1%	92.7%
% of Patients satisfied with the time they had to wait for an appointment	0	0	N/A	88.0%	89.8%	88.8%

* This is based on patients treated on this contract for their most recent course of treatment. Figures in italics indicate the base number of FP17s or Patient Questionnaire responses are less than 100. N/A is shown where the base number of responses is less than 10 during the period. % is calculated as Quantity/Base number*100

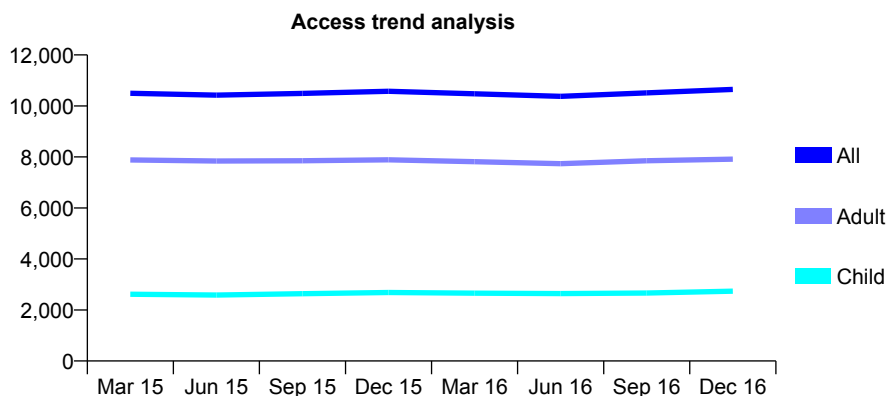
Q46 - Vital Signs At a Glance Contract Report for 101281/0068 - December 2016

Name or company name	OASIS DENTAL CARE LTD
Contract type name	GDS Contract
Purpose of contract	General
Contract start date	01/04/2006
Contract end date	

16/17 Contracted general activity (UDA)	34,022
Carry forward general activity (UDA)	-201
16/17 Contracted orthodontic activity (UOA)	0
Carry forward orthodontic activity (UOA)	0
Baseline contract value	£841,281.51

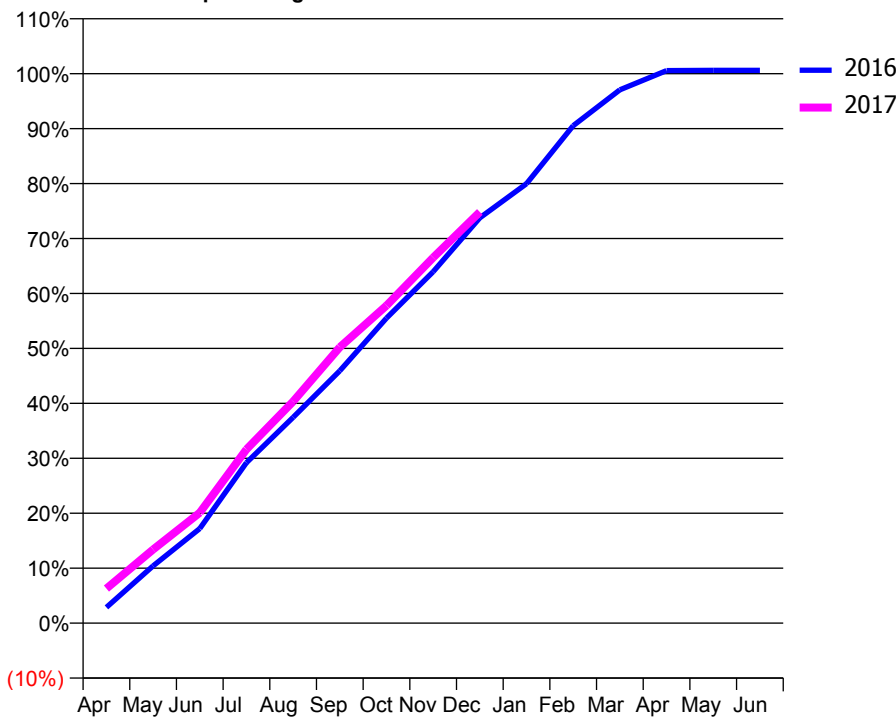
ACCESS*

Patients seen in 24 months	Total	Change since previous quarter
Quarter ending December 2015	10,573	
Quarter ending March 2016	10,476	→
Quarter ending June 2016	10,379	→
Quarter ending September 2016	10,515	→
Quarter ending December 2016	10,647	→
Variance since December 2015	0.7%	→



ACTIVITY

Cumulative percentage of contracted UDA delivered 2016 & 2017



Month	Adjusted Scheduled Activity (UDA)	
	2016	2017
April	981	2,141
May	3,542	4,559
June	5,860	6,838
July	9,939	10,762
August	12,740	13,727
September	15,629	17,090
October	18,883	19,660
November	21,761	22,637
December	25,094	25,460
January	27,211	
February	30,801	
March	33,024	
April	34,212	
May	34,222	
June	34,223	

QUALITY

	Quantity	Base Number	Contract	AT	Region	England
% of FP17s for the same patient ID Re-attending within 3 months - Children	427	3,555	12.0%	13.0%	13.4%	12.4%
% of FP17s for the same patient ID Re-attending within 3 months - Adults	1,517	9,330	16.3%	17.6%	17.3%	16.6%
% of FP17s for the same patient ID Re-attending between 3 & 9 months - Children	2,142	3,555	60.3%	56.4%	58.9%	57.5%
% of FP17s for the same patient ID Re-attending between 3 & 9 months - Adults	5,177	9,330	55.5%	50.3%	52.5%	50.4%
% of FP17s for Band 1 Urgent Courses	866	12,351	7.0%	10.5%	9.3%	9.1%
% of FP17s Relating to Free Repair or Replacements	153	12,351	1.2%	0.9%	1.0%	0.8%
% of FP17s Relating to Continuations	297	12,351	2.4%	1.3%	1.5%	1.3%
% of Patients satisfied with the dentistry they have received	25	26	96.2%	91.8%	93.1%	92.7%
% of Patients satisfied with the time they had to wait for an appointment	21	26	80.8%	88.0%	89.8%	88.8%

* This is based on patients treated on this contract for their most recent course of treatment. Figures in italics indicate the base number of FP17s or Patient Questionnaire responses are less than 100. N/A is shown where the base number of responses is less than 10 during the period. % is calculated as Quantity/Base number*100

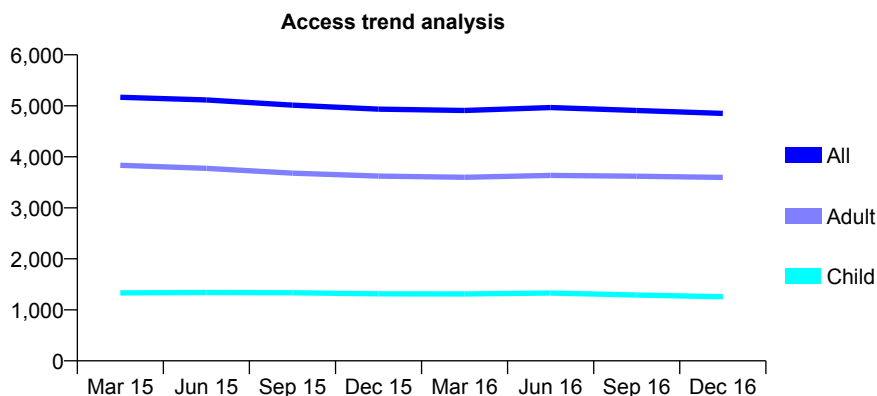
Q46 - Vital Signs At a Glance Contract Report for 101281/0084 - December 2016

Name or company name	OASIS DENTAL CARE LTD
Contract type name	GDS Contract
Purpose of contract	General
Contract start date	01/04/2006
Contract end date	

16/17 Contracted general activity (UDA)	18,625
Carry forward general activity (UDA)	-372
16/17 Contracted orthodontic activity (UOA)	0
Carry forward orthodontic activity (UOA)	0
Baseline contract value	£505,028.17

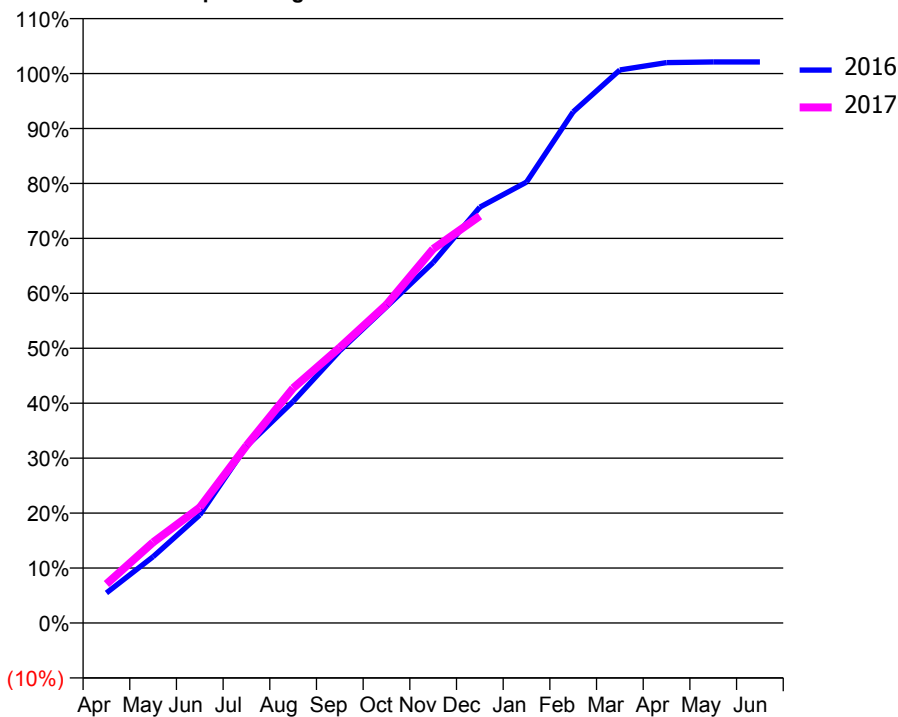
ACCESS*

Patients seen in 24 months	Total	Change since previous quarter
Quarter ending December 2015	4,935	
Quarter ending March 2016	4,908	→
Quarter ending June 2016	4,965	→
Quarter ending September 2016	4,909	↓
Quarter ending December 2016	4,852	↓
Variance since December 2015	(1.7%)	↓



ACTIVITY

Cumulative percentage of contracted UDA delivered 2016 & 2017



Month	Adjusted Scheduled Activity (UDA)	
	2016	2017
April	1,019	1,320
May	2,250	2,735
June	3,665	3,918
July	5,989	6,013
August	7,511	7,961
September	9,225	9,340
October	10,718	10,789
November	12,220	12,681
December	14,094	13,796
January	14,945	
February	17,327	
March	18,747	
April	18,996	
May	19,016	
June	19,016	

QUALITY

	Quantity	Base Number	Contract	AT	Region	England
% of FP17s for the same patient ID Re-attending within 3 months - Children	378	1,943	19.5%	13.0%	13.4%	12.4%
% of FP17s for the same patient ID Re-attending within 3 months - Adults	589	3,885	15.2%	17.6%	17.3%	16.6%
% of FP17s for the same patient ID Re-attending between 3 & 9 months - Children	1,215	1,943	62.5%	56.4%	58.9%	57.5%
% of FP17s for the same patient ID Re-attending between 3 & 9 months - Adults	2,056	3,885	52.9%	50.3%	52.5%	50.4%
% of FP17s for Band 1 Urgent Courses	257	5,708	4.5%	10.5%	9.3%	9.1%
% of FP17s Relating to Free Repair or Replacements	36	5,708	0.6%	0.9%	1.0%	0.8%
% of FP17s Relating to Continuations	178	5,708	3.1%	1.3%	1.5%	1.3%
% of Patients satisfied with the dentistry they have received	5	5	N/A	91.8%	93.1%	92.7%
% of Patients satisfied with the time they had to wait for an appointment	4	5	N/A	88.0%	89.8%	88.8%

* This is based on patients treated on this contract for their most recent course of treatment. Figures in italics indicate the base number of FP17s or Patient Questionnaire responses are less than 100. N/A is shown where the base number of responses is less than 10 during the period. % is calculated as Quantity/Base number*100

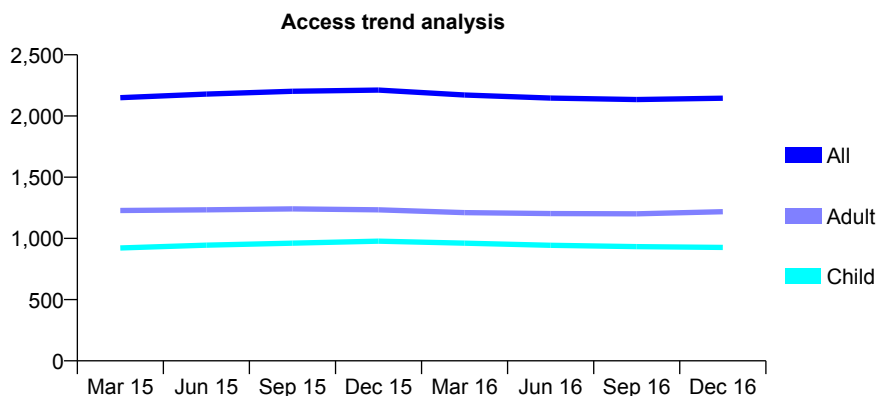
Q46 - Vital Signs At a Glance Contract Report for 101281/0087 - December 2016

Name or company name	OASIS DENTAL CARE LTD
Contract type name	GDS Contract
Purpose of contract	General
Contract start date	01/04/2006
Contract end date	

16/17 Contracted general activity (UDA)	5,197
Carry forward general activity (UDA)	-104
16/17 Contracted orthodontic activity (UOA)	0
Carry forward orthodontic activity (UOA)	0
Baseline contract value	£112,818.68

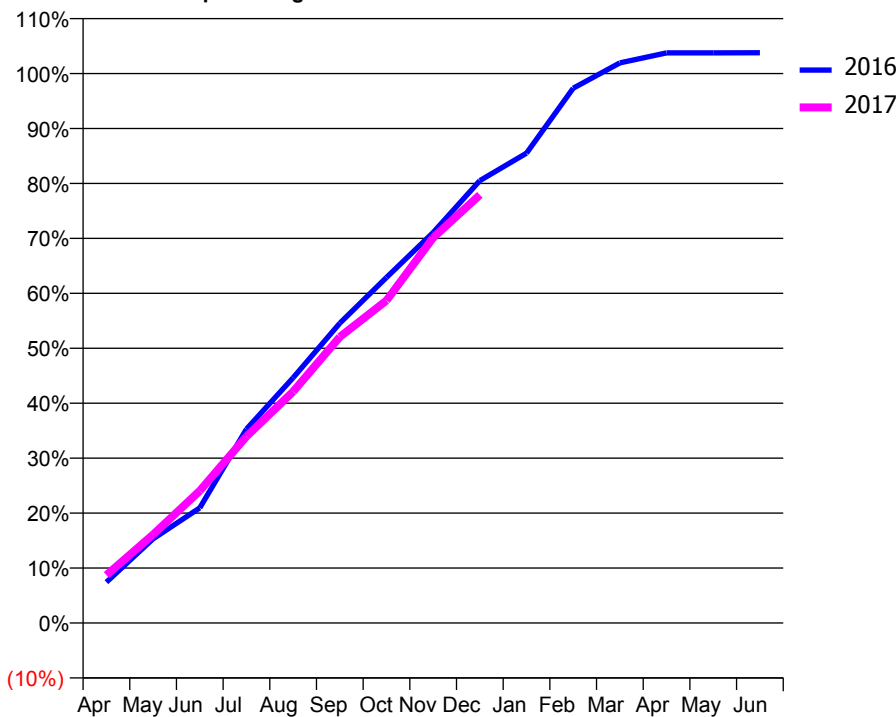
ACCESS*

Patients seen in 24 months	Total	Change since previous quarter
Quarter ending December 2015	2,212	
Quarter ending March 2016	2,172	↓
Quarter ending June 2016	2,147	↓
Quarter ending September 2016	2,134	→
Quarter ending December 2016	2,145	→
Variance since December 2015	(3.0%)	↓



ACTIVITY

Cumulative percentage of contracted UDA delivered 2016 & 2017



Month	Adjusted Scheduled Activity (UDA)	
	2016	2017
April	387	453
May	796	837
June	1,089	1,250
July	1,834	1,764
August	2,320	2,189
September	2,836	2,706
October	3,269	3,050
November	3,693	3,644
December	4,184	4,049
January	4,443	
February	5,058	
March	5,297	
April	5,392	
May	5,392	
June	5,393	

QUALITY

	Quantity	Base Number	Contract	AT	Region	England
% of FP17s for the same patient ID Re-attending within 3 months - Children	78	1,106	7.1%	13.0%	13.4%	12.4%
% of FP17s for the same patient ID Re-attending within 3 months - Adults	251	1,344	18.7%	17.6%	17.3%	16.6%
% of FP17s for the same patient ID Re-attending between 3 & 9 months - Children	761	1,106	68.8%	56.4%	58.9%	57.5%
% of FP17s for the same patient ID Re-attending between 3 & 9 months - Adults	780	1,344	58.0%	50.3%	52.5%	50.4%
% of FP17s for Band 1 Urgent Courses	46	2,384	1.9%	10.5%	9.3%	9.1%
% of FP17s Relating to Free Repair or Replacements	14	2,384	0.6%	0.9%	1.0%	0.8%
% of FP17s Relating to Continuations	131	2,384	5.5%	1.3%	1.5%	1.3%
% of Patients satisfied with the dentistry they have received	2	2	N/A	91.8%	93.1%	92.7%
% of Patients satisfied with the time they had to wait for an appointment	2	2	N/A	88.0%	89.8%	88.8%

* This is based on patients treated on this contract for their most recent course of treatment. Figures in italics indicate the base number of FP17s or Patient Questionnaire responses are less than 100. N/A is shown where the base number of responses is less than 10 during the period. % is calculated as Quantity/Base number*100

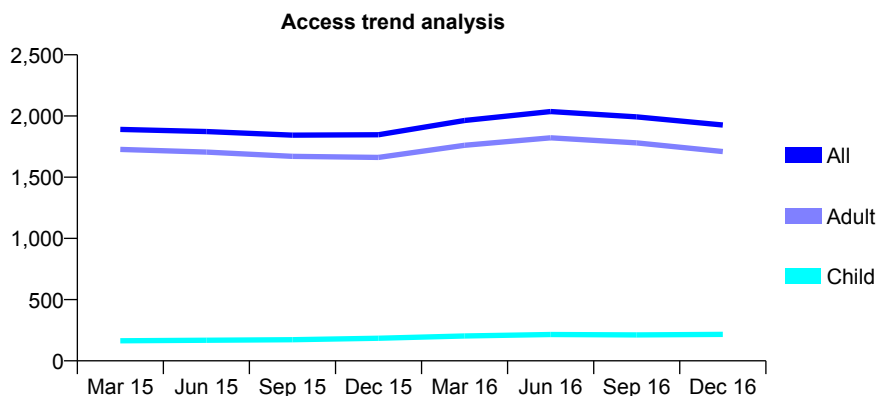
Q46 - Vital Signs At a Glance Contract Report for 101281/0113 - December 2016

Name or company name	OASIS DENTAL CARE LTD
Contract type name	GDS Contract
Purpose of contract	General
Contract start date	01/04/2006
Contract end date	

16/17 Contracted general activity (UDA)	5,042
Carry forward general activity (UDA)	36
16/17 Contracted orthodontic activity (UOA)	0
Carry forward orthodontic activity (UOA)	0
Baseline contract value	£122,039.61

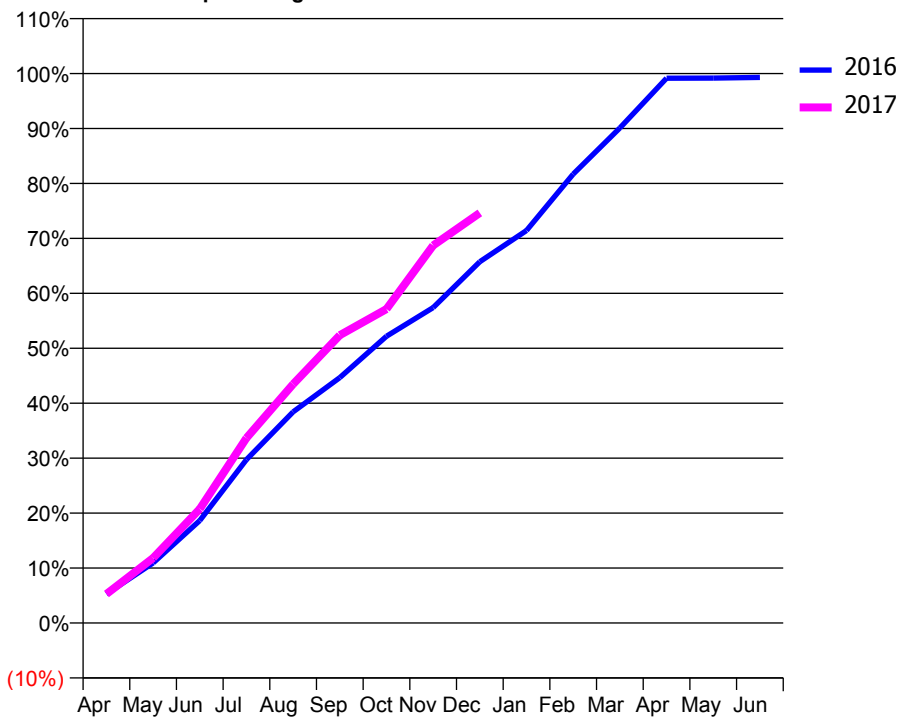
ACCESS*

Patients seen in 24 months	Total	Change since previous quarter
Quarter ending December 2015	1,847	
Quarter ending March 2016	1,964	↑
Quarter ending June 2016	2,037	↑
Quarter ending September 2016	1,993	↓
Quarter ending December 2016	1,926	↓
Variance since December 2015	4.3%	↑



ACTIVITY

Cumulative percentage of contracted UDA delivered 2016 & 2017



Month	Adjusted Scheduled Activity (UDA)	
	2016	2017
April	266	266
May	551	596
June	941	1,047
July	1,499	1,697
August	1,937	2,192
September	2,252	2,641
October	2,631	2,881
November	2,895	3,465
December	3,315	3,763
January	3,602	
February	4,119	
March	4,543	
April	4,998	
May	5,000	
June	5,006	

QUALITY

	Quantity	Base Number	Contract	AT	Region	England
% of FP17s for the same patient ID Re-attending within 3 months - Children	13	247	5.3%	13.0%	13.4%	12.4%
% of FP17s for the same patient ID Re-attending within 3 months - Adults	173	1,703	10.2%	17.6%	17.3%	16.6%
% of FP17s for the same patient ID Re-attending between 3 & 9 months - Children	132	247	53.4%	56.4%	58.9%	57.5%
% of FP17s for the same patient ID Re-attending between 3 & 9 months - Adults	904	1,703	53.1%	50.3%	52.5%	50.4%
% of FP17s for Band 1 Urgent Courses	90	1,752	5.1%	10.5%	9.3%	9.1%
% of FP17s Relating to Free Repair or Replacements	38	1,752	2.2%	0.9%	1.0%	0.8%
% of FP17s Relating to Continuations	2	1,752	0.1%	1.3%	1.5%	1.3%
% of Patients satisfied with the dentistry they have received	2	2	N/A	91.8%	93.1%	92.7%
% of Patients satisfied with the time they had to wait for an appointment	2	2	N/A	88.0%	89.8%	88.8%

* This is based on patients treated on this contract for their most recent course of treatment. Figures in italics indicate the base number of FP17s or Patient Questionnaire responses are less than 100. N/A is shown where the base number of responses is less than 10 during the period. % is calculated as Quantity/Base number*100

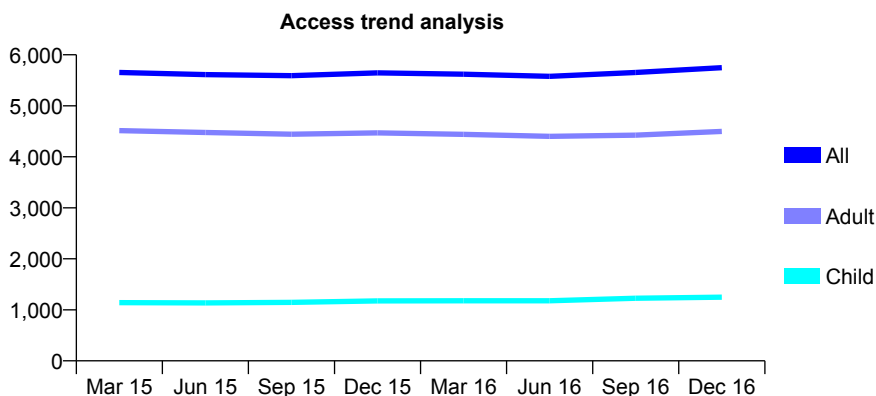
Q46 - Vital Signs At a Glance Contract Report for 101281/0141 - December 2016

Name or company name	OASIS DENTAL CARE LTD
Contract type name	GDS Contract
Purpose of contract	General
Contract start date	01/04/2006
Contract end date	

16/17 Contracted general activity (UDA)	20,662
Carry forward general activity (UDA)	-129
16/17 Contracted orthodontic activity (UOA)	0
Carry forward orthodontic activity (UOA)	0
Baseline contract value	£532,443.77

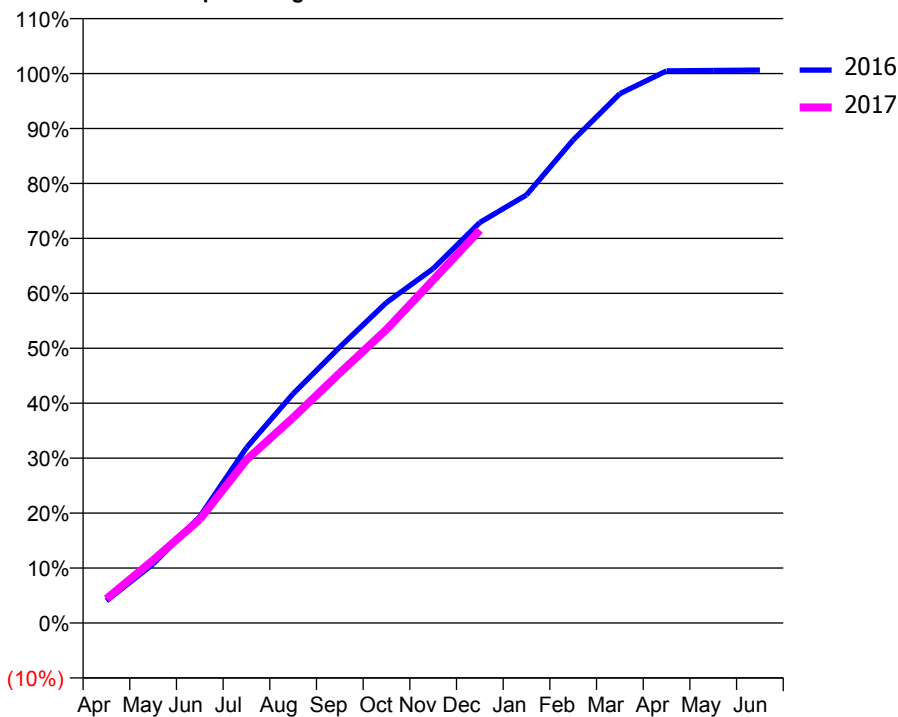
ACCESS*

Patients seen in 24 months	Total	Change since previous quarter
Quarter ending December 2015	5,645	
Quarter ending March 2016	5,620	→
Quarter ending June 2016	5,578	→
Quarter ending September 2016	5,654	→
Quarter ending December 2016	5,748	→
Variance since December 2015	1.8%	→



ACTIVITY

Cumulative percentage of contracted UDA delivered 2016 & 2017



Month	Adjusted Scheduled Activity (UDA)	
	2016	2017
April	834	912
May	2,220	2,364
June	3,999	3,899
July	6,593	6,136
August	8,622	7,723
September	10,375	9,404
October	12,050	11,037
November	13,326	12,896
December	15,061	14,772
January	16,096	
February	18,164	
March	19,905	
April	20,760	
May	20,775	
June	20,791	

QUALITY

	Quantity	Base Number	Contract	AT	Region	England
% of FP17s for the same patient ID Re-attending within 3 months - Children	155	1,448	10.7%	13.0%	13.4%	12.4%
% of FP17s for the same patient ID Re-attending within 3 months - Adults	924	5,038	18.3%	17.6%	17.3%	16.6%
% of FP17s for the same patient ID Re-attending between 3 & 9 months - Children	784	1,448	54.1%	56.4%	58.9%	57.5%
% of FP17s for the same patient ID Re-attending between 3 & 9 months - Adults	2,344	5,038	46.5%	50.3%	52.5%	50.4%
% of FP17s for Band 1 Urgent Courses	901	6,133	14.7%	10.5%	9.3%	9.1%
% of FP17s Relating to Free Repair or Replacements	74	6,133	1.2%	0.9%	1.0%	0.8%
% of FP17s Relating to Continuations	42	6,133	0.7%	1.3%	1.5%	1.3%
% of Patients satisfied with the dentistry they have received	5	5	N/A	91.8%	93.1%	92.7%
% of Patients satisfied with the time they had to wait for an appointment	2	5	N/A	88.0%	89.8%	88.8%

* This is based on patients treated on this contract for their most recent course of treatment. Figures in italics indicate the base number of FP17s or Patient Questionnaire responses are less than 100. N/A is shown where the base number of responses is less than 10 during the period. % is calculated as Quantity/Base number*100

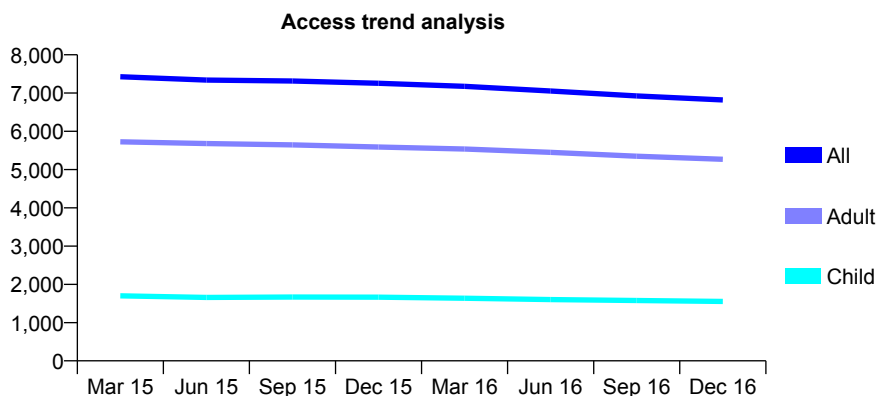
Q46 - Vital Signs At a Glance Contract Report for 101281/0158 - December 2016

Name or company name	OASIS DENTAL CARE LTD
Contract type name	GDS Contract
Purpose of contract	General
Contract start date	23/05/2006
Contract end date	

16/17 Contracted general activity (UDA)	23,000
Carry forward general activity (UDA)	-350
16/17 Contracted orthodontic activity (UOA)	0
Carry forward orthodontic activity (UOA)	0
Baseline contract value	£562,286.84

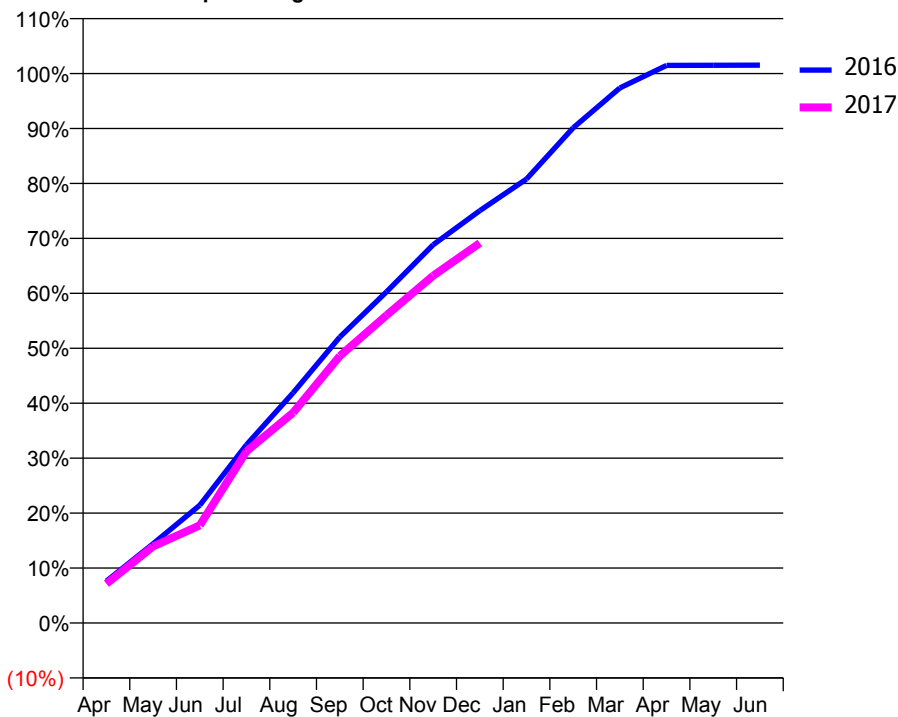
ACCESS*

Patients seen in 24 months	Total	Change since previous quarter
Quarter ending December 2015	7,255	
Quarter ending March 2016	7,175	↓
Quarter ending June 2016	7,052	↓
Quarter ending September 2016	6,926	↓
Quarter ending December 2016	6,821	↓
Variance since December 2015	(6.0%)	↓



ACTIVITY

Cumulative percentage of contracted UDA delivered 2016 & 2017



Month	Adjusted Scheduled Activity (UDA)	
	2016	2017
April	1,765	1,643
May	3,339	3,206
June	4,962	4,088
July	7,509	7,185
August	9,702	8,803
September	12,048	11,174
October	13,953	12,877
November	15,936	14,536
December	17,374	15,904
January	18,703	
February	20,860	
March	22,542	
April	23,491	
May	23,499	
June	23,500	

QUALITY

	Quantity	Base Number	Contract	AT	Region	England
% of FP17s for the same patient ID Re-attending within 3 months - Children	223	2,042	10.9%	13.0%	13.4%	12.4%
% of FP17s for the same patient ID Re-attending within 3 months - Adults	1,081	6,473	16.7%	17.6%	17.3%	16.6%
% of FP17s for the same patient ID Re-attending between 3 & 9 months - Children	1,404	2,042	68.8%	56.4%	58.9%	57.5%
% of FP17s for the same patient ID Re-attending between 3 & 9 months - Adults	4,257	6,473	65.8%	50.3%	52.5%	50.4%
% of FP17s for Band 1 Urgent Courses	602	8,031	7.5%	10.5%	9.3%	9.1%
% of FP17s Relating to Free Repair or Replacements	97	8,031	1.2%	0.9%	1.0%	0.8%
% of FP17s Relating to Continuations	96	8,031	1.2%	1.3%	1.5%	1.3%
% of Patients satisfied with the dentistry they have received	6	7	N/A	91.8%	93.1%	92.7%
% of Patients satisfied with the time they had to wait for an appointment	7	7	N/A	88.0%	89.8%	88.8%

* This is based on patients treated on this contract for their most recent course of treatment. Figures in italics indicate the base number of FP17s or Patient Questionnaire responses are less than 100. N/A is shown where the base number of responses is less than 10 during the period. % is calculated as Quantity/Base number*100

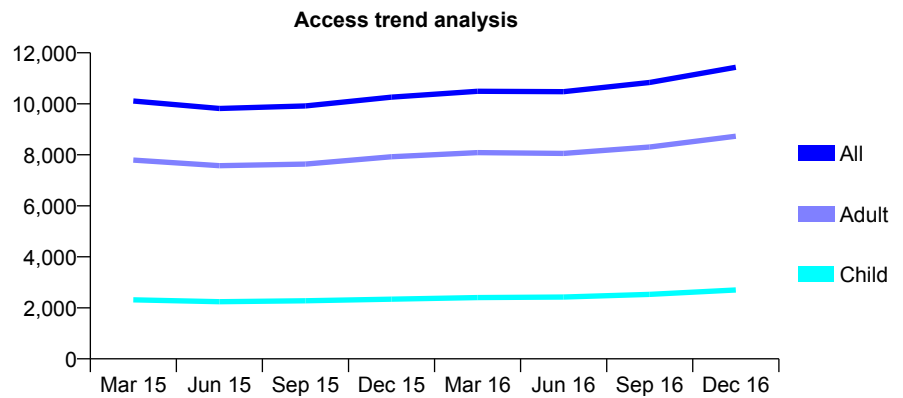
Q46 - Vital Signs At a Glance Contract Report for 101281/0175 - December 2016

Name or company name	OASIS DENTAL CARE LTD
Contract type name	Pilot Contract
Purpose of contract	General
Contract start date	16/11/2007
Contract end date	

16/17 Contracted general activity (UDA)	40,744
Carry forward general activity (UDA)	0
16/17 Contracted orthodontic activity (UOA)	0
Carry forward orthodontic activity (UOA)	0
Baseline contract value	£1,006,978.61

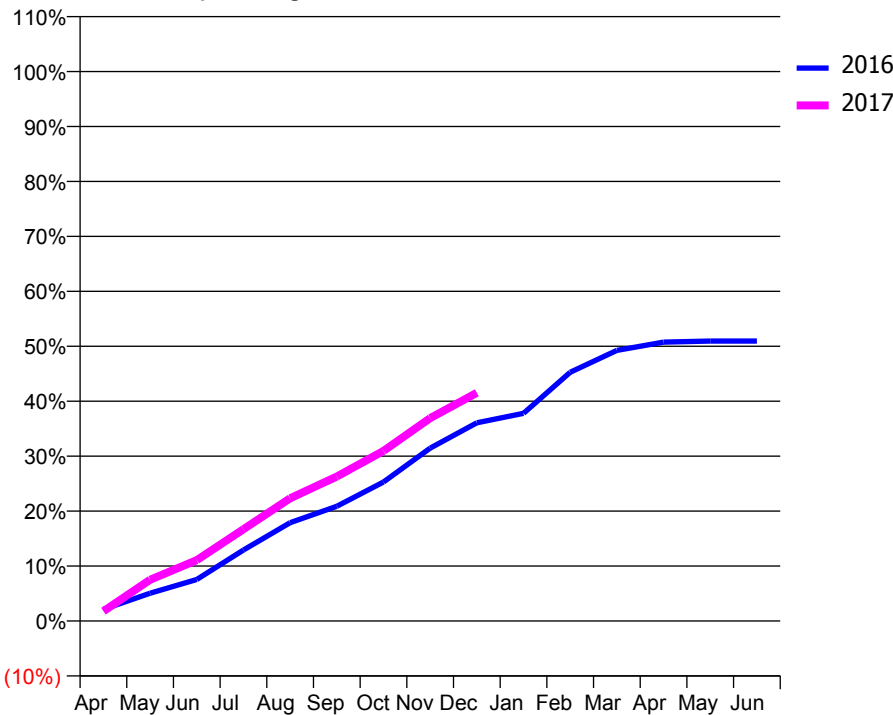
ACCESS*

Patients seen in 24 months	Total	Change since previous quarter
Quarter ending December 2015	10,263	
Quarter ending March 2016	10,490	↑
Quarter ending June 2016	10,477	→
Quarter ending September 2016	10,835	↑
Quarter ending December 2016	11,432	↑
Variance since December 2015	11.4%	↑



ACTIVITY

Cumulative percentage of contracted UDA delivered 2016 & 2017



Month	Adjusted Scheduled Activity (UDA)	
	2016	2017
April	869	724
May	2,060	3,061
June	3,084	4,510
July	5,269	6,804
August	7,297	9,100
September	8,510	10,716
October	10,306	12,615
November	12,816	15,040
December	14,698	16,924
January	15,399	
February	18,448	
March	20,065	
April	20,677	
May	20,756	
June	20,762	

QUALITY

	Quantity	Base Number	Contract	AT	Region	England
% of FP17s for the same patient ID Re-attending within 3 months - Children	92	2,280	4.0%	13.0%	13.4%	12.4%
% of FP17s for the same patient ID Re-attending within 3 months - Adults	528	6,909	7.6%	17.6%	17.3%	16.6%
% of FP17s for the same patient ID Re-attending between 3 & 9 months - Children	853	2,280	37.4%	56.4%	58.9%	57.5%
% of FP17s for the same patient ID Re-attending between 3 & 9 months - Adults	2,692	6,909	39.0%	50.3%	52.5%	50.4%
% of FP17s for Band 1 Urgent Courses	800	8,697	9.2%	10.5%	9.3%	9.1%
% of FP17s Relating to Free Repair or Replacements	15	8,697	0.2%	0.9%	1.0%	0.8%
% of FP17s Relating to Continuations	71	8,697	0.8%	1.3%	1.5%	1.3%
% of Patients satisfied with the dentistry they have received	19	19	100.0%	91.8%	93.1%	92.7%
% of Patients satisfied with the time they had to wait for an appointment	14	19	73.7%	88.0%	89.8%	88.8%

* This is based on patients treated on this contract for their most recent course of treatment. Figures in italics indicate the base number of FP17s or Patient Questionnaire responses are less than 100. N/A is shown where the base number of responses is less than 10 during the period. % is calculated as Quantity/Base number*100

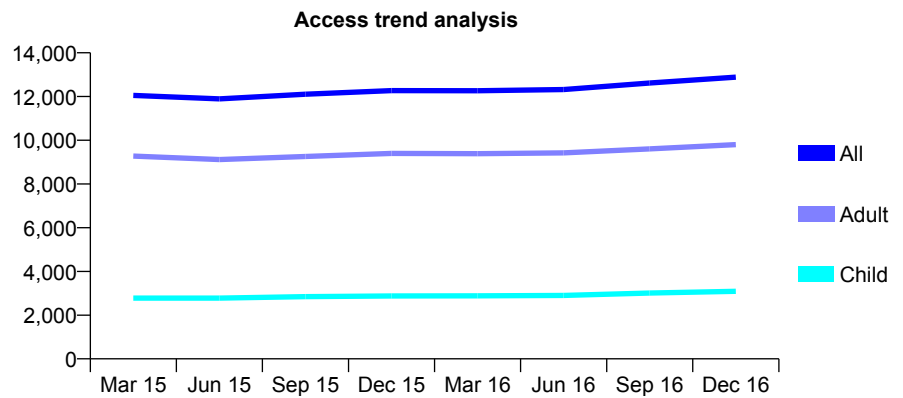
Q46 - Vital Signs At a Glance Contract Report for 101370/0046 - December 2016

Name or company name	Petrie Tucker & Partners Ltd
Contract type name	GDS Contract
Purpose of contract	General
Contract start date	01/04/2006
Contract end date	

16/17 Contracted general activity (UDA)	39,791
Carry forward general activity (UDA)	0
16/17 Contracted orthodontic activity (UOA)	0
Carry forward orthodontic activity (UOA)	0
Baseline contract value	£1,153,097.09

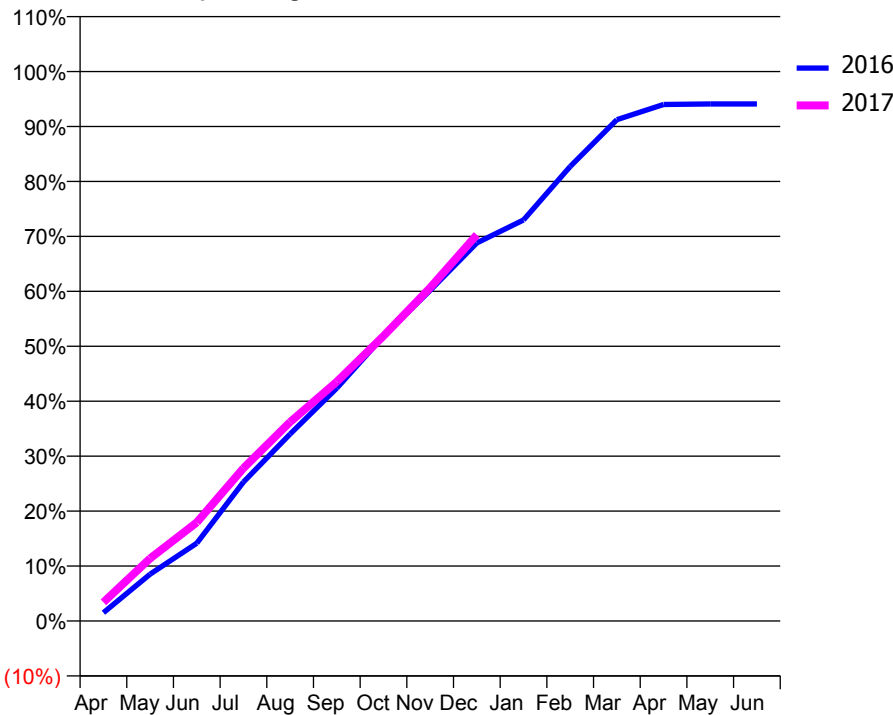
ACCESS*

Patients seen in 24 months	Total	Change since previous quarter
Quarter ending December 2015	12,272	
Quarter ending March 2016	12,266	→
Quarter ending June 2016	12,321	→
Quarter ending September 2016	12,616	↑
Quarter ending December 2016	12,887	↑
Variance since December 2015	5.0%	↑



ACTIVITY

Cumulative percentage of contracted UDA delivered 2016 & 2017



Month	Adjusted Scheduled Activity (UDA)	
	2016	2017
April	600	1,358
May	3,395	4,529
June	5,632	7,144
July	10,070	11,069
August	13,547	14,414
September	16,867	17,326
October	20,625	20,635
November	23,937	24,139
December	27,377	27,966
January	29,040	
February	32,908	
March	36,299	
April	37,403	
May	37,440	
June	37,443	

QUALITY

	Quantity	Base Number	Contract	AT	Region	England
% of FP17s for the same patient ID Re-attending within 3 months - Children	337	3,304	10.2%	13.0%	13.4%	12.4%
% of FP17s for the same patient ID Re-attending within 3 months - Adults	1,664	10,197	16.3%	17.6%	17.3%	16.6%
% of FP17s for the same patient ID Re-attending between 3 & 9 months - Children	1,725	3,304	52.2%	56.4%	58.9%	57.5%
% of FP17s for the same patient ID Re-attending between 3 & 9 months - Adults	5,260	10,197	51.6%	50.3%	52.5%	50.4%
% of FP17s for Band 1 Urgent Courses	1,217	13,024	9.3%	10.5%	9.3%	9.1%
% of FP17s Relating to Free Repair or Replacements	110	13,024	0.8%	0.9%	1.0%	0.8%
% of FP17s Relating to Continuations	341	13,024	2.6%	1.3%	1.5%	1.3%
% of Patients satisfied with the dentistry they have received	15	16	93.8%	91.8%	93.1%	92.7%
% of Patients satisfied with the time they had to wait for an appointment	13	16	81.3%	88.0%	89.8%	88.8%

* This is based on patients treated on this contract for their most recent course of treatment. Figures in italics indicate the base number of FP17s or Patient Questionnaire responses are less than 100. N/A is shown where the base number of responses is less than 10 during the period. % is calculated as Quantity/Base number*100

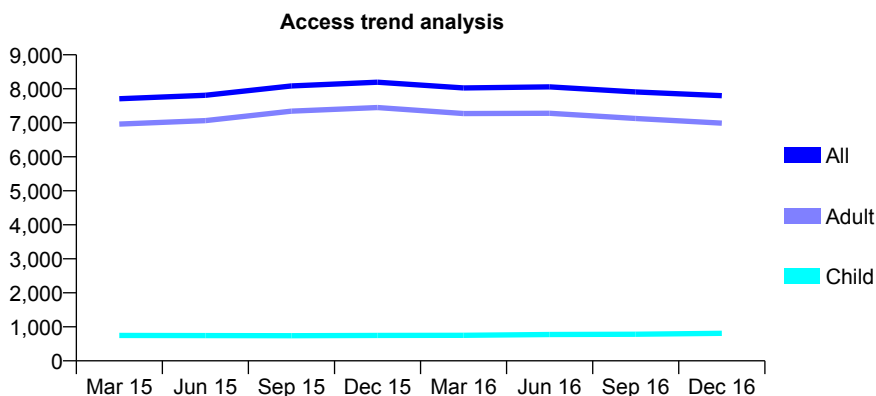
Q46 - Vital Signs At a Glance Contract Report for 101370/0049 - December 2016

Name or company name	Petrie Tucker & Partners Ltd
Contract type name	GDS Contract
Purpose of contract	General
Contract start date	01/04/2006
Contract end date	

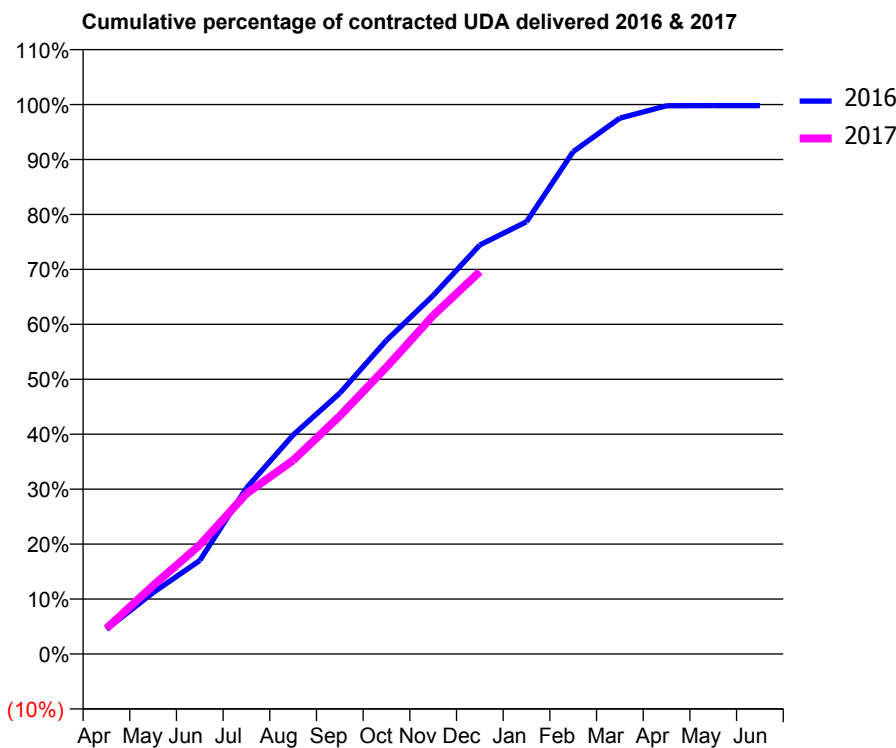
16/17 Contracted general activity (UDA)	18,813
Carry forward general activity (UDA)	39
16/17 Contracted orthodontic activity (UOA)	0
Carry forward orthodontic activity (UOA)	0
Baseline contract value	£512,635.13

ACCESS*

Patients seen in 24 months	Total	Change since previous quarter
Quarter ending December 2015	8,195	
Quarter ending March 2016	8,024	↓
Quarter ending June 2016	8,055	→
Quarter ending September 2016	7,907	↓
Quarter ending December 2016	7,798	↓
Variance since December 2015	(4.8%)	↓



ACTIVITY



Month	Adjusted Scheduled Activity (UDA)	
	2016	2017
April	849	873
May	2,102	2,343
June	3,202	3,730
July	5,685	5,489
August	7,500	6,633
September	8,933	8,150
October	10,739	9,822
November	12,276	11,590
December	14,002	13,090
January	14,797	
February	17,198	
March	18,344	
April	18,771	
May	18,774	
June	18,774	

QUALITY

	Quantity	Base Number	Contract	AT	Region	England
% of FP17s for the same patient ID Re-attending within 3 months - Children	76	798	9.5%	13.0%	13.4%	12.4%
% of FP17s for the same patient ID Re-attending within 3 months - Adults	547	4,920	11.1%	17.6%	17.3%	16.6%
% of FP17s for the same patient ID Re-attending between 3 & 9 months - Children	346	798	43.4%	56.4%	58.9%	57.5%
% of FP17s for the same patient ID Re-attending between 3 & 9 months - Adults	1,778	4,920	36.1%	50.3%	52.5%	50.4%
% of FP17s for Band 1 Urgent Courses	237	5,515	4.3%	10.5%	9.3%	9.1%
% of FP17s Relating to Free Repair or Replacements	39	5,515	0.7%	0.9%	1.0%	0.8%
% of FP17s Relating to Continuations	129	5,515	2.3%	1.3%	1.5%	1.3%
% of Patients satisfied with the dentistry they have received	4	4	N/A	91.8%	93.1%	92.7%
% of Patients satisfied with the time they had to wait for an appointment	4	4	N/A	88.0%	89.8%	88.8%

* This is based on patients treated on this contract for their most recent course of treatment. Figures in italics indicate the base number of FP17s or Patient Questionnaire responses are less than 100. N/A is shown where the base number of responses is less than 10 during the period. % is calculated as Quantity/Base number*100

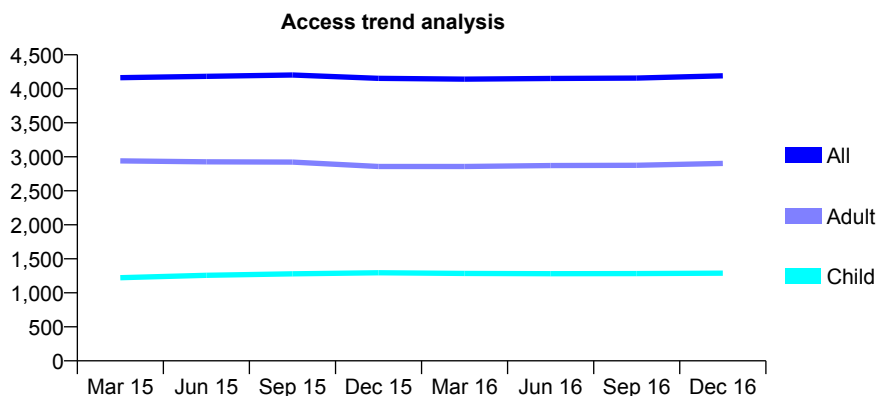
Q46 - Vital Signs At a Glance Contract Report for 101370/0054 - December 2016

Name or company name	Petrie Tucker & Partners Ltd
Contract type name	GDS Contract
Purpose of contract	General
Contract start date	01/04/2006
Contract end date	

16/17 Contracted general activity (UDA)	12,205
Carry forward general activity (UDA)	-65
16/17 Contracted orthodontic activity (UOA)	0
Carry forward orthodontic activity (UOA)	0
Baseline contract value	£339,219.34

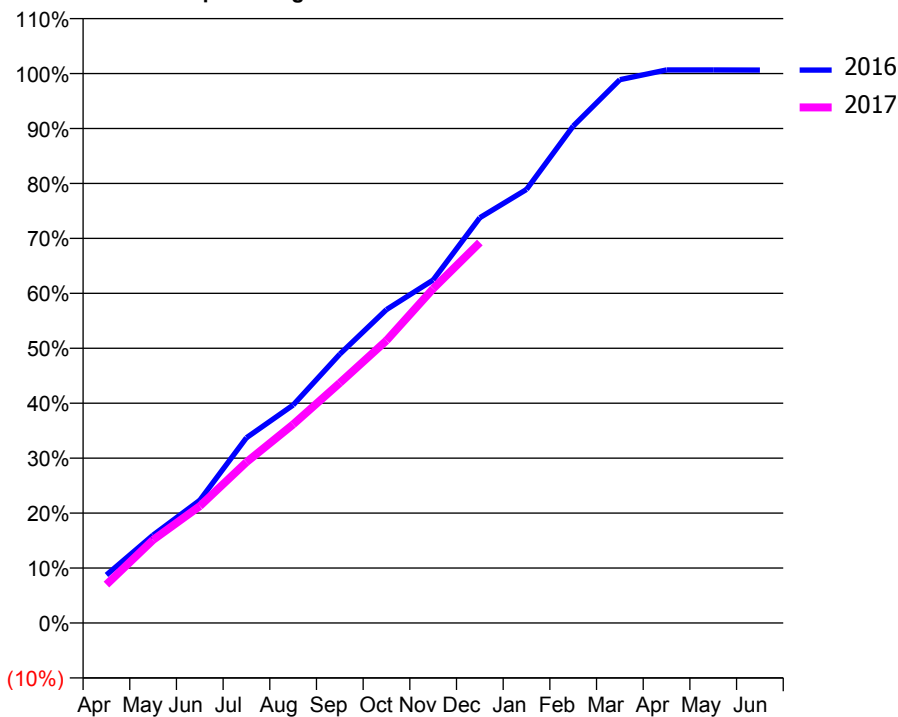
ACCESS*

Patients seen in 24 months	Total	Change since previous quarter
Quarter ending December 2015	4,153	
Quarter ending March 2016	4,142	→
Quarter ending June 2016	4,152	→
Quarter ending September 2016	4,158	→
Quarter ending December 2016	4,191	→
Variance since December 2015	0.9%	→



ACTIVITY

Cumulative percentage of contracted UDA delivered 2016 & 2017



Month	Adjusted Scheduled Activity (UDA)	
	2016	2017
April	1,069	855
May	1,953	1,846
June	2,726	2,596
July	4,116	3,574
August	4,840	4,411
September	5,972	5,333
October	6,961	6,276
November	7,620	7,426
December	9,001	8,453
January	9,631	
February	11,036	
March	12,068	
April	12,285	
May	12,285	
June	12,282	

QUALITY

	Quantity	Base Number	Contract	AT	Region	England
% of FP17s for the same patient ID Re-attending within 3 months - Children	149	1,366	10.9%	13.0%	13.4%	12.4%
% of FP17s for the same patient ID Re-attending within 3 months - Adults	501	2,846	17.6%	17.6%	17.3%	16.6%
% of FP17s for the same patient ID Re-attending between 3 & 9 months - Children	729	1,366	53.4%	56.4%	58.9%	57.5%
% of FP17s for the same patient ID Re-attending between 3 & 9 months - Adults	1,269	2,846	44.6%	50.3%	52.5%	50.4%
% of FP17s for Band 1 Urgent Courses	373	4,120	9.1%	10.5%	9.3%	9.1%
% of FP17s Relating to Free Repair or Replacements	21	4,120	0.5%	0.9%	1.0%	0.8%
% of FP17s Relating to Continuations	146	4,120	3.5%	1.3%	1.5%	1.3%
% of Patients satisfied with the dentistry they have received	4	4	N/A	91.8%	93.1%	92.7%
% of Patients satisfied with the time they had to wait for an appointment	4	4	N/A	88.0%	89.8%	88.8%

* This is based on patients treated on this contract for their most recent course of treatment. Figures in italics indicate the base number of FP17s or Patient Questionnaire responses are less than 100. N/A is shown where the base number of responses is less than 10 during the period. % is calculated as Quantity/Base number*100

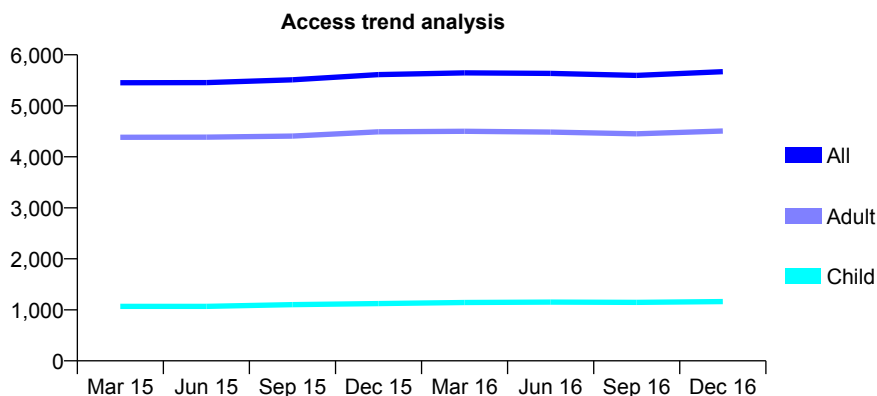
Q46 - Vital Signs At a Glance Contract Report for 101370/0110 - December 2016

Name or company name	Petrie Tucker & Partners Ltd
Contract type name	GDS Contract
Purpose of contract	General
Contract start date	01/11/2008
Contract end date	

16/17 Contracted general activity (UDA)	16,622
Carry forward general activity (UDA)	2
16/17 Contracted orthodontic activity (UOA)	0
Carry forward orthodontic activity (UOA)	0
Baseline contract value	£488,849.90

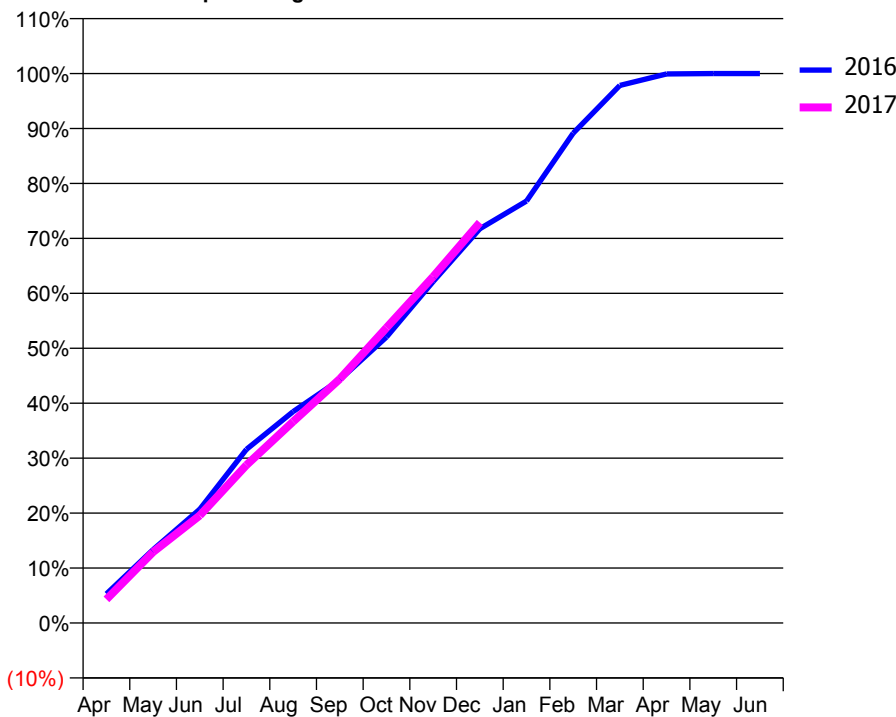
ACCESS*

Patients seen in 24 months	Total	Change since previous quarter
Quarter ending December 2015	5,612	
Quarter ending March 2016	5,645	→
Quarter ending June 2016	5,636	→
Quarter ending September 2016	5,596	→
Quarter ending December 2016	5,670	→
Variance since December 2015	1.0%	→



ACTIVITY

Cumulative percentage of contracted UDA delivered 2016 & 2017



Month	Adjusted Scheduled Activity (UDA)	
	2016	2017
April	881	717
May	2,221	2,150
June	3,441	3,252
July	5,255	4,779
August	6,397	6,093
September	7,359	7,385
October	8,648	8,934
November	10,330	10,478
December	11,925	12,116
January	12,764	
February	14,816	
March	16,264	
April	16,609	
May	16,619	
June	16,620	

QUALITY

	Quantity	Base Number	Contract	AT	Region	England
% of FP17s for the same patient ID Re-attending within 3 months - Children	79	1,204	6.6%	13.0%	13.4%	12.4%
% of FP17s for the same patient ID Re-attending within 3 months - Adults	497	4,559	10.9%	17.6%	17.3%	16.6%
% of FP17s for the same patient ID Re-attending between 3 & 9 months - Children	680	1,204	56.5%	56.4%	58.9%	57.5%
% of FP17s for the same patient ID Re-attending between 3 & 9 months - Adults	2,522	4,559	55.3%	50.3%	52.5%	50.4%
% of FP17s for Band 1 Urgent Courses	298	5,588	5.3%	10.5%	9.3%	9.1%
% of FP17s Relating to Free Repair or Replacements	64	5,588	1.1%	0.9%	1.0%	0.8%
% of FP17s Relating to Continuations	101	5,588	1.8%	1.3%	1.5%	1.3%
% of Patients satisfied with the dentistry they have received	3	3	N/A	91.8%	93.1%	92.7%
% of Patients satisfied with the time they had to wait for an appointment	3	3	N/A	88.0%	89.8%	88.8%

* This is based on patients treated on this contract for their most recent course of treatment. Figures in italics indicate the base number of FP17s or Patient Questionnaire responses are less than 100. N/A is shown where the base number of responses is less than 10 during the period. % is calculated as Quantity/Base number*100

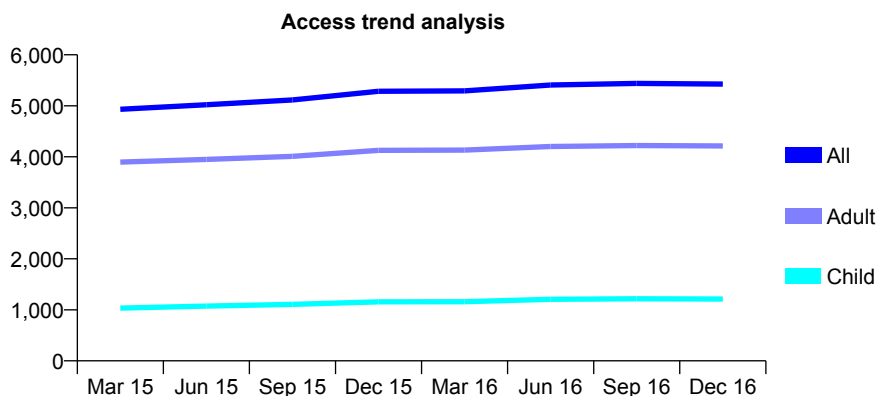
Q46 - Vital Signs At a Glance Contract Report for 101435/0141 - December 2016

Name or company name	IDH Limited
Contract type name	GDS Contract
Purpose of contract	General
Contract start date	01/01/2011
Contract end date	

16/17 Contracted general activity (UDA)	22,869
Carry forward general activity (UDA)	-112
16/17 Contracted orthodontic activity (UOA)	0
Carry forward orthodontic activity (UOA)	0
Baseline contract value	£631,109.03

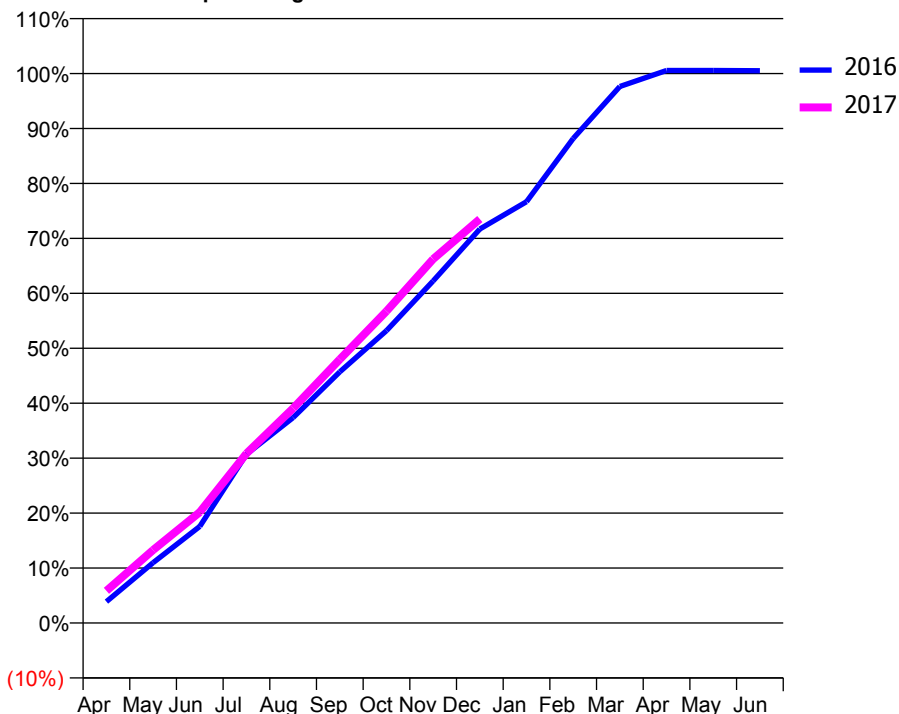
ACCESS*

Patients seen in 24 months	Total	Change since previous quarter
Quarter ending December 2015	5,285	
Quarter ending March 2016	5,292	→
Quarter ending June 2016	5,409	↑
Quarter ending September 2016	5,438	→
Quarter ending December 2016	5,425	→
Variance since December 2015	2.6%	↑



ACTIVITY

Cumulative percentage of contracted UDA delivered 2016 & 2017



Month	Adjusted Scheduled Activity (UDA)	
	2016	2017
April	891	1,339
May	2,513	3,037
June	4,020	4,615
July	7,024	7,054
August	8,550	8,937
September	10,452	10,977
October	12,165	12,980
November	14,235	15,146
December	16,397	16,812
January	17,532	
February	20,164	
March	22,326	
April	22,997	
May	22,997	
June	22,981	

QUALITY

	Quantity	Base Number	Contract	AT	Region	England
% of FP17s for the same patient ID Re-attending within 3 months - Children	133	1,384	9.6%	13.0%	13.4%	12.4%
% of FP17s for the same patient ID Re-attending within 3 months - Adults	801	4,975	16.1%	17.6%	17.3%	16.6%
% of FP17s for the same patient ID Re-attending between 3 & 9 months - Children	744	1,384	53.8%	56.4%	58.9%	57.5%
% of FP17s for the same patient ID Re-attending between 3 & 9 months - Adults	2,940	4,975	59.1%	50.3%	52.5%	50.4%
% of FP17s for Band 1 Urgent Courses	450	6,107	7.4%	10.5%	9.3%	9.1%
% of FP17s Relating to Free Repair or Replacements	79	6,107	1.3%	0.9%	1.0%	0.8%
% of FP17s Relating to Continuations	126	6,107	2.1%	1.3%	1.5%	1.3%
% of Patients satisfied with the dentistry they have received	3	5	N/A	91.8%	93.1%	92.7%
% of Patients satisfied with the time they had to wait for an appointment	5	5	N/A	88.0%	89.8%	88.8%

* This is based on patients treated on this contract for their most recent course of treatment. Figures in italics indicate the base number of FP17s or Patient Questionnaire responses are less than 100. N/A is shown where the base number of responses is less than 10 during the period. % is calculated as Quantity/Base number*100

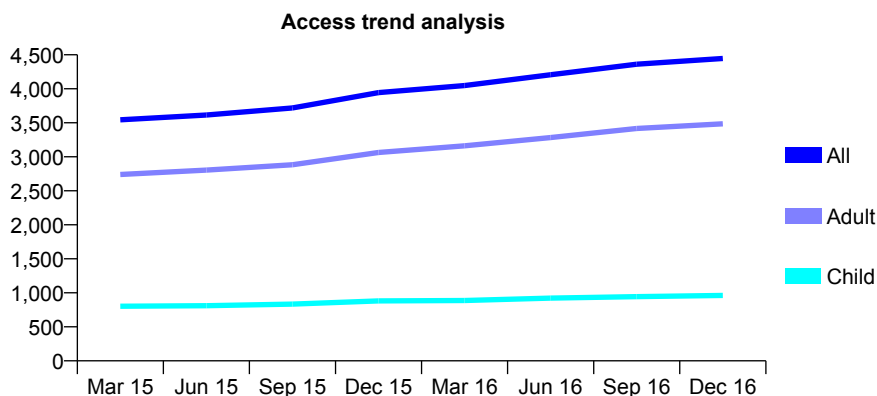
Q46 - Vital Signs At a Glance Contract Report for 101516/0001 - December 2016

Name or company name	The Crab Tree Lane and Church Street De
Contract type name	GDS Contract
Purpose of contract	General
Contract start date	03/12/2012
Contract end date	

16/17 Contracted general activity (UDA)	13,261
Carry forward general activity (UDA)	-123
16/17 Contracted orthodontic activity (UOA)	0
Carry forward orthodontic activity (UOA)	0
Baseline contract value	£384,601.27

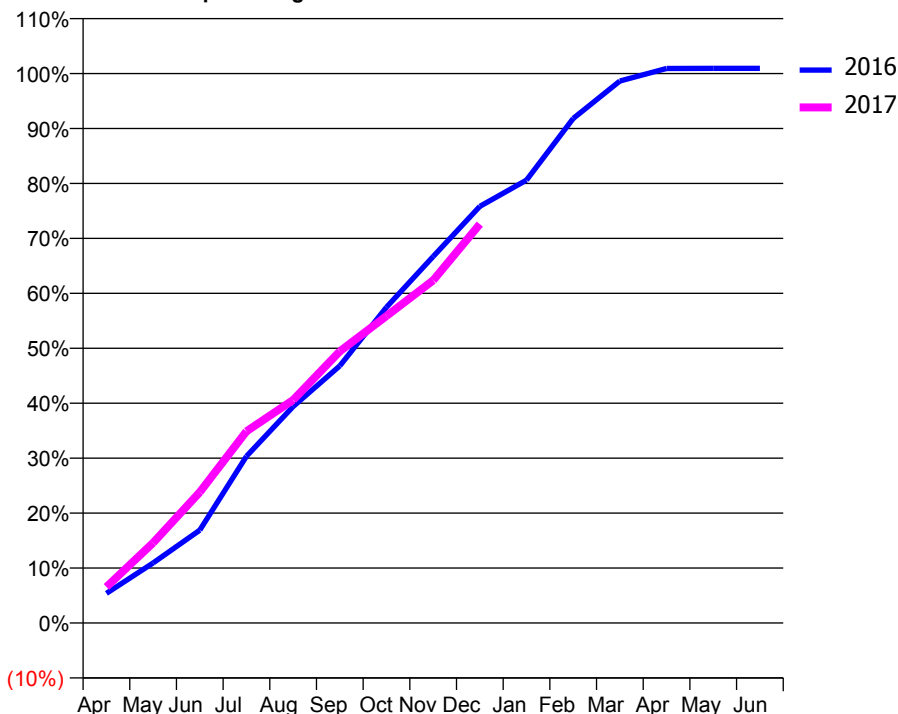
ACCESS*

Patients seen in 24 months	Total	Change since previous quarter
Quarter ending December 2015	3,944	
Quarter ending March 2016	4,049	↑
Quarter ending June 2016	4,206	↑
Quarter ending September 2016	4,361	↑
Quarter ending December 2016	4,447	→
Variance since December 2015	12.8%	↑



ACTIVITY

Cumulative percentage of contracted UDA delivered 2016 & 2017



Month	Adjusted Scheduled Activity (UDA)	
	2016	2017
April	717	871
May	1,450	1,935
June	2,240	3,160
July	4,023	4,625
August	5,223	5,382
September	6,205	6,556
October	7,621	7,411
November	8,844	8,268
December	10,054	9,626
January	10,689	
February	12,176	
March	13,078	
April	13,381	
May	13,384	
June	13,384	

QUALITY

	Quantity	Base Number	Contract	AT	Region	England
% of FP17s for the same patient ID Re-attending within 3 months - Children	88	1,187	7.4%	13.0%	13.4%	12.4%
% of FP17s for the same patient ID Re-attending within 3 months - Adults	532	3,799	14.0%	17.6%	17.3%	16.6%
% of FP17s for the same patient ID Re-attending between 3 & 9 months - Children	753	1,187	63.4%	56.4%	58.9%	57.5%
% of FP17s for the same patient ID Re-attending between 3 & 9 months - Adults	2,141	3,799	56.4%	50.3%	52.5%	50.4%
% of FP17s for Band 1 Urgent Courses	356	4,829	7.4%	10.5%	9.3%	9.1%
% of FP17s Relating to Free Repair or Replacements	56	4,829	1.2%	0.9%	1.0%	0.8%
% of FP17s Relating to Continuations	91	4,829	1.9%	1.3%	1.5%	1.3%
% of Patients satisfied with the dentistry they have received	4	4	N/A	91.8%	93.1%	92.7%
% of Patients satisfied with the time they had to wait for an appointment	3	4	N/A	88.0%	89.8%	88.8%

* This is based on patients treated on this contract for their most recent course of treatment. Figures in italics indicate the base number of FP17s or Patient Questionnaire responses are less than 100. N/A is shown where the base number of responses is less than 10 during the period. % is calculated as Quantity/Base number*100

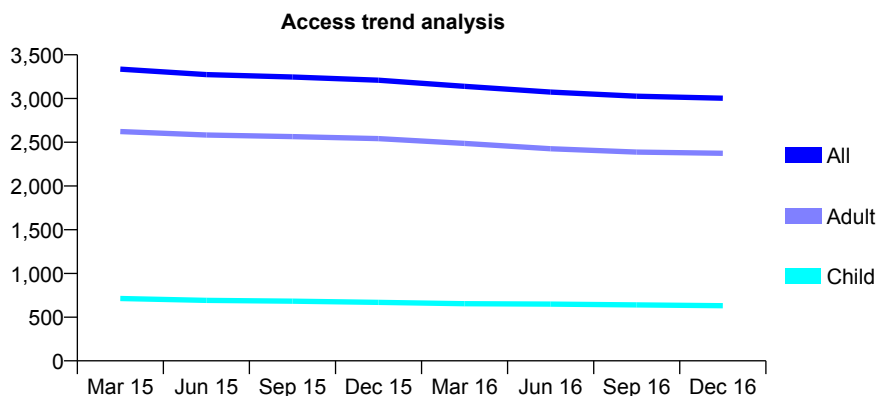
Q46 - Vital Signs At a Glance Contract Report for 101516/0002 - December 2016

Name or company name	The Crab Tree Lane and Church Street De
Contract type name	GDS Contract
Purpose of contract	General
Contract start date	03/12/2012
Contract end date	

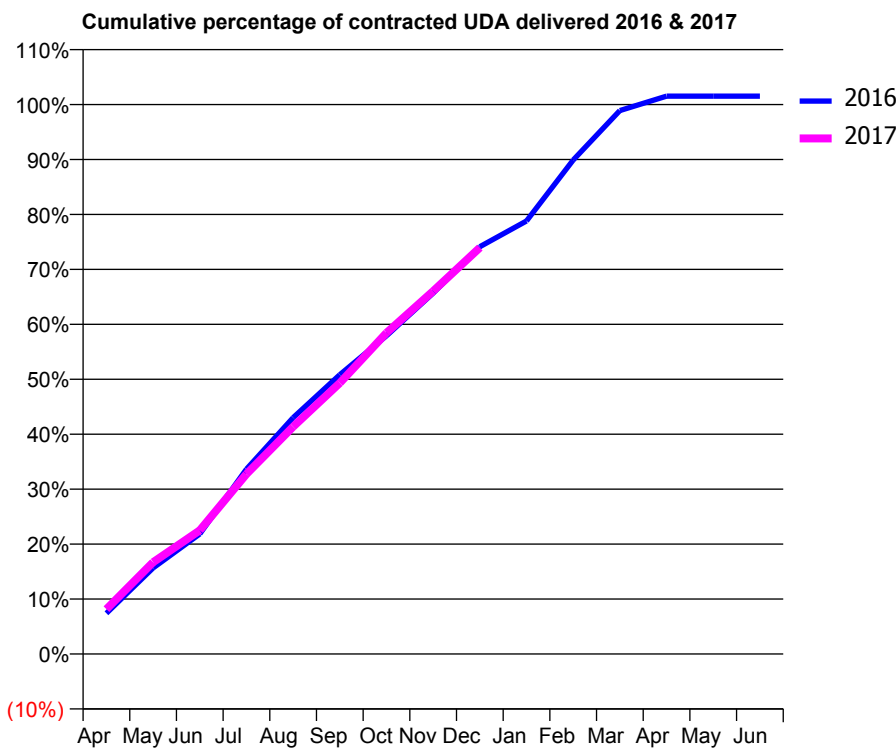
16/17 Contracted general activity (UDA)	11,024
Carry forward general activity (UDA)	-168
16/17 Contracted orthodontic activity (UOA)	0
Carry forward orthodontic activity (UOA)	0
Baseline contract value	£356,687.11

ACCESS*

Patients seen in 24 months	Total	Change since previous quarter
Quarter ending December 2015	3,209	
Quarter ending March 2016	3,140	↓
Quarter ending June 2016	3,074	↓
Quarter ending September 2016	3,027	↓
Quarter ending December 2016	3,004	→
Variance since December 2015	(6.4%)	↓



ACTIVITY



Month	Adjusted Scheduled Activity (UDA)	
	2016	2017
April	817	900
May	1,727	1,842
June	2,408	2,481
July	3,709	3,610
August	4,741	4,559
September	5,604	5,437
October	6,384	6,444
November	7,241	7,281
December	8,172	8,152
January	8,689	
February	9,910	
March	10,903	
April	11,192	
May	11,192	
June	11,192	

QUALITY

	Quantity	Base Number	Contract	AT	Region	England
% of FP17s for the same patient ID Re-attending within 3 months - Children	114	762	15.0%	13.0%	13.4%	12.4%
% of FP17s for the same patient ID Re-attending within 3 months - Adults	674	2,737	24.6%	17.6%	17.3%	16.6%
% of FP17s for the same patient ID Re-attending between 3 & 9 months - Children	394	762	51.7%	56.4%	58.9%	57.5%
% of FP17s for the same patient ID Re-attending between 3 & 9 months - Adults	1,299	2,737	47.5%	50.3%	52.5%	50.4%
% of FP17s for Band 1 Urgent Courses	399	3,393	11.8%	10.5%	9.3%	9.1%
% of FP17s Relating to Free Repair or Replacements	123	3,393	3.6%	0.9%	1.0%	0.8%
% of FP17s Relating to Continuations	99	3,393	2.9%	1.3%	1.5%	1.3%
% of Patients satisfied with the dentistry they have received	2	2	N/A	91.8%	93.1%	92.7%
% of Patients satisfied with the time they had to wait for an appointment	2	2	N/A	88.0%	89.8%	88.8%

* This is based on patients treated on this contract for their most recent course of treatment. Figures in italics indicate the base number of FP17s or Patient Questionnaire responses are less than 100. N/A is shown where the base number of responses is less than 10 during the period. % is calculated as Quantity/Base number*100

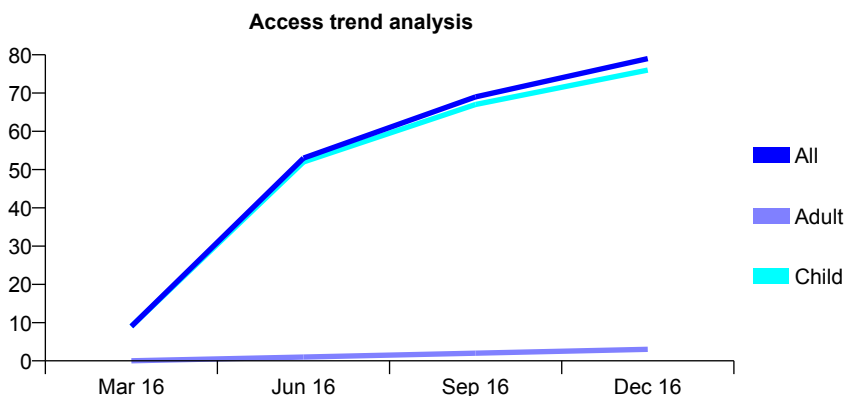
Q46 - Vital Signs At a Glance Contract Report for 102792/0001 - December 2016

Name or company name	Ravat & Ray Dental Care (Farnworth)
Contract type name	GDS Contract
Purpose of contract	General
Contract start date	01/02/2016
Contract end date	

16/17 Contracted general activity (UDA)	444
Carry forward general activity (UDA)	0
16/17 Contracted orthodontic activity (UOA)	0
Carry forward orthodontic activity (UOA)	0
Baseline contract value	£11,013.89

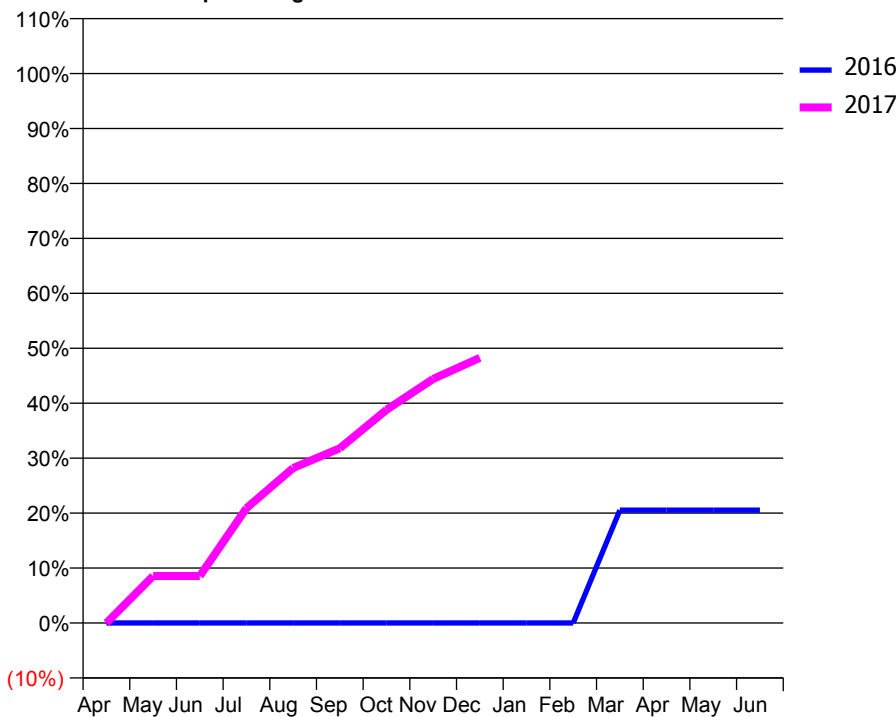
ACCESS*

Patients seen in 24 months	Total	Change since previous quarter
Quarter ending December 2015	0	
Quarter ending March 2016	9	
Quarter ending June 2016	53	↑
Quarter ending September 2016	69	↑
Quarter ending December 2016	79	↑
Variance since December 2015	N/A	



ACTIVITY

Cumulative percentage of contracted UDA delivered 2016 & 2017



Adjusted Scheduled Activity (UDA)

Month	2016	2017
April	0	0
May	0	38
June	0	38
July	0	93
August	0	125
September	0	141
October	0	172
November	0	197
December	0	214
January	0	
February	0	
March	15	
April	15	
May	15	
June	15	

QUALITY

	Quantity	Base Number	Contract	AT	Region	England
% of FP17s for the same patient ID Re-attending within 3 months - Children	18	124	14.5%	13.0%	13.4%	12.4%
% of FP17s for the same patient ID Re-attending within 3 months - Adults	0	0	N/A	17.6%	17.3%	16.6%
% of FP17s for the same patient ID Re-attending between 3 & 9 months - Children	27	124	21.8%	56.4%	58.9%	57.5%
% of FP17s for the same patient ID Re-attending between 3 & 9 months - Adults	0	0	N/A	50.3%	52.5%	50.4%
% of FP17s for Band 1 Urgent Courses	6	124	4.8%	10.5%	9.3%	9.1%
% of FP17s Relating to Free Repair or Replacements	0	124	0.0%	0.9%	1.0%	0.8%
% of FP17s Relating to Continuations	0	124	0.0%	1.3%	1.5%	1.3%
% of Patients satisfied with the dentistry they have received	0	0	N/A	91.8%	93.1%	92.7%
% of Patients satisfied with the time they had to wait for an appointment	0	0	N/A	88.0%	89.8%	88.8%

* This is based on patients treated on this contract for their most recent course of treatment. Figures in italics indicate the base number of FP17s or Patient Questionnaire responses are less than 100. N/A is shown where the base number of responses is less than 10 during the period. % is calculated as Quantity/Base number*100

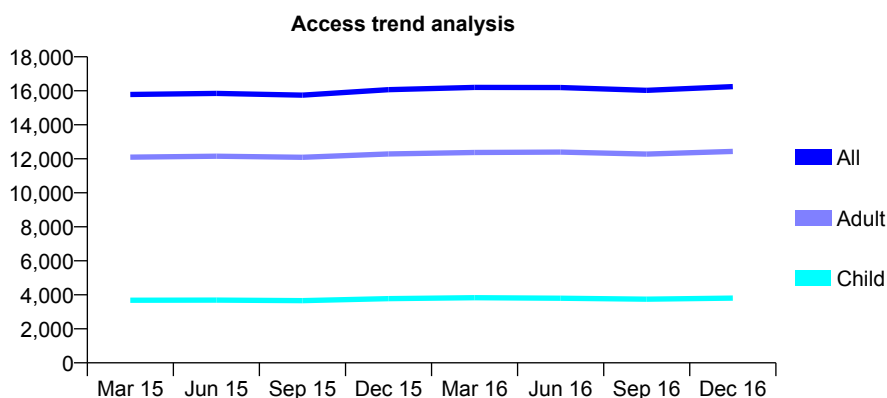
Q46 - Vital Signs At a Glance Contract Report for 102903/0001 - December 2016

Name or company name	Fogg, Whittingham & Casserley
Contract type name	GDS Contract
Purpose of contract	General and Orthodontic
Contract start date	01/04/2006
Contract end date	

16/17 Contracted general activity (UDA)	39,616
Carry forward general activity (UDA)	5
16/17 Contracted orthodontic activity (UOA)	1,111
Carry forward orthodontic activity (UOA)	3
Baseline contract value	£1,177,113.88

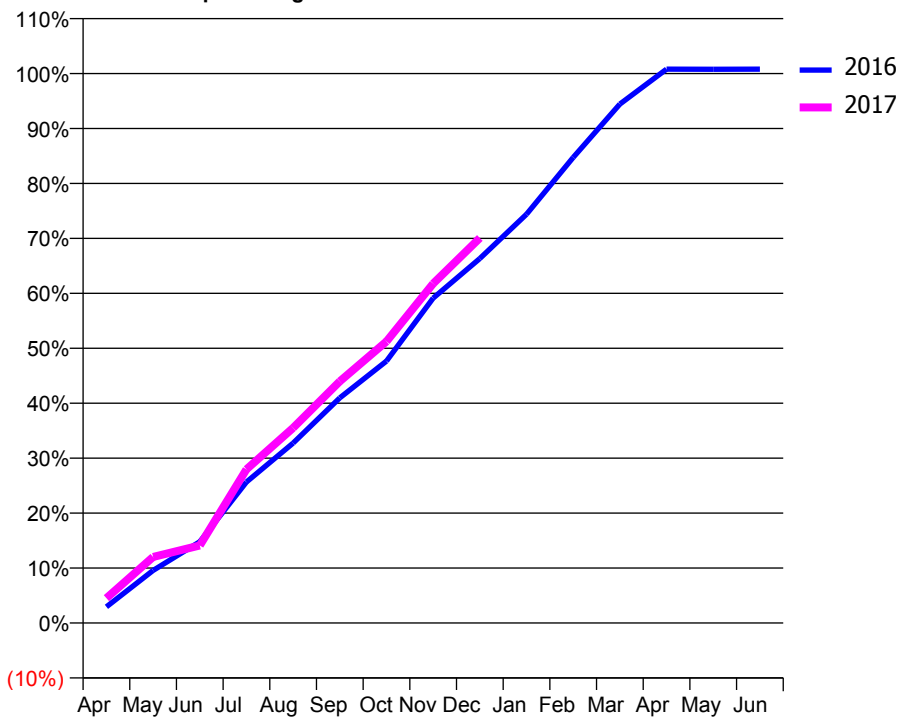
ACCESS*

Patients seen in 24 months	Total	Change since previous quarter
Quarter ending December 2015	16,067	
Quarter ending March 2016	16,202	→
Quarter ending June 2016	16,196	→
Quarter ending September 2016	16,025	↓
Quarter ending December 2016	16,248	→
Variance since December 2015	1.1%	→



ACTIVITY

Cumulative percentage of contracted UDA delivered 2016 & 2017



Month	Adjusted Scheduled Activity (UDA)	
	2016	2017
April	1,181	1,792
May	3,816	4,761
June	5,900	5,590
July	10,240	11,076
August	13,062	14,072
September	16,351	17,429
October	19,024	20,300
November	23,587	24,471
December	26,470	27,762
January	29,683	
February	33,802	
March	37,682	
April	40,217	
May	40,209	
June	40,213	

QUALITY

	Quantity	Base Number	Contract	AT	Region	England
% of FP17s for the same patient ID Re-attending within 3 months - Children	1,019	4,878	20.9%	13.0%	13.4%	12.4%
% of FP17s for the same patient ID Re-attending within 3 months - Adults	2,712	12,869	21.1%	17.6%	17.3%	16.6%
% of FP17s for the same patient ID Re-attending between 3 & 9 months - Children	2,426	4,878	49.7%	56.4%	58.9%	57.5%
% of FP17s for the same patient ID Re-attending between 3 & 9 months - Adults	5,680	12,869	44.1%	50.3%	52.5%	50.4%
% of FP17s for Band 1 Urgent Courses	1,841	14,738	12.5%	10.5%	9.3%	9.1%
% of FP17s Relating to Free Repair or Replacements	277	14,738	1.9%	0.9%	1.0%	0.8%
% of FP17s Relating to Continuations	137	14,738	0.9%	1.3%	1.5%	1.3%
% of Patients satisfied with the dentistry they have received	21	22	95.5%	91.8%	93.1%	92.7%
% of Patients satisfied with the time they had to wait for an appointment	20	22	90.9%	88.0%	89.8%	88.8%

* This is based on patients treated on this contract for their most recent course of treatment. Figures in italics indicate the base number of FP17s or Patient Questionnaire responses are less than 100. N/A is shown where the base number of responses is less than 10 during the period. % is calculated as Quantity/Base number*100

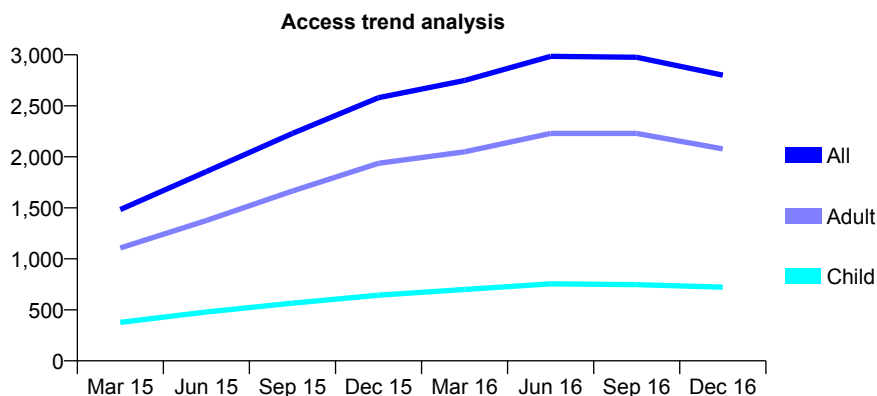
Q46 - Vital Signs At a Glance Contract Report for 103152/0001 - December 2016

Name or company name	Park House Dental Practice, Ramsbottom
Contract type name	GDS Contract
Purpose of contract	General
Contract start date	26/08/2014
Contract end date	

16/17 Contracted general activity (UDA)	10,000
Carry forward general activity (UDA)	205
16/17 Contracted orthodontic activity (UOA)	0
Carry forward orthodontic activity (UOA)	0
Baseline contract value	£255,123.45

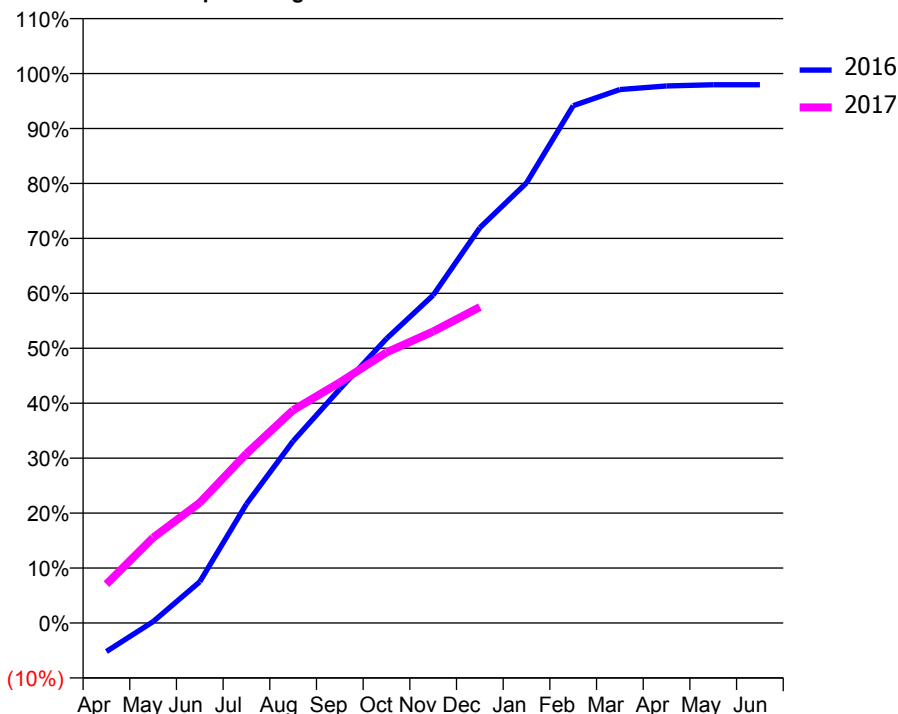
ACCESS*

Patients seen in 24 months	Total	Change since previous quarter
Quarter ending December 2015	2,580	
Quarter ending March 2016	2,749	↑
Quarter ending June 2016	2,985	↑
Quarter ending September 2016	2,976	→
Quarter ending December 2016	2,800	↓
Variance since December 2015	8.5%	↑



ACTIVITY

Cumulative percentage of contracted UDA delivered 2016 & 2017



Adjusted Scheduled Activity (UDA)

Month	2016	2017
April	-520	708
May	27	1,555
June	751	2,190
July	2,166	3,082
August	3,312	3,873
September	4,258	4,378
October	5,175	4,926
November	5,966	5,306
December	7,193	5,751
January	8,010	
February	9,414	
March	9,708	
April	9,773	
May	9,794	
June	9,795	

QUALITY

	Quantity	Base Number	Contract	AT	Region	England
% of FP17s for the same patient ID Re-attending within 3 months - Children	58	674	8.6%	13.0%	13.4%	12.4%
% of FP17s for the same patient ID Re-attending within 3 months - Adults	345	1,849	18.7%	17.6%	17.3%	16.6%
% of FP17s for the same patient ID Re-attending between 3 & 9 months - Children	398	674	59.1%	56.4%	58.9%	57.5%
% of FP17s for the same patient ID Re-attending between 3 & 9 months - Adults	909	1,849	49.2%	50.3%	52.5%	50.4%
% of FP17s for Band 1 Urgent Courses	256	2,486	10.3%	10.5%	9.3%	9.1%
% of FP17s Relating to Free Repair or Replacements	31	2,486	1.2%	0.9%	1.0%	0.8%
% of FP17s Relating to Continuations	84	2,486	3.4%	1.3%	1.5%	1.3%
% of Patients satisfied with the dentistry they have received	1	1	N/A	91.8%	93.1%	92.7%
% of Patients satisfied with the time they had to wait for an appointment	0	1	N/A	88.0%	89.8%	88.8%

* This is based on patients treated on this contract for their most recent course of treatment. Figures in italics indicate the base number of FP17s or Patient Questionnaire responses are less than 100. N/A is shown where the base number of responses is less than 10 during the period. % is calculated as Quantity/Base number*100

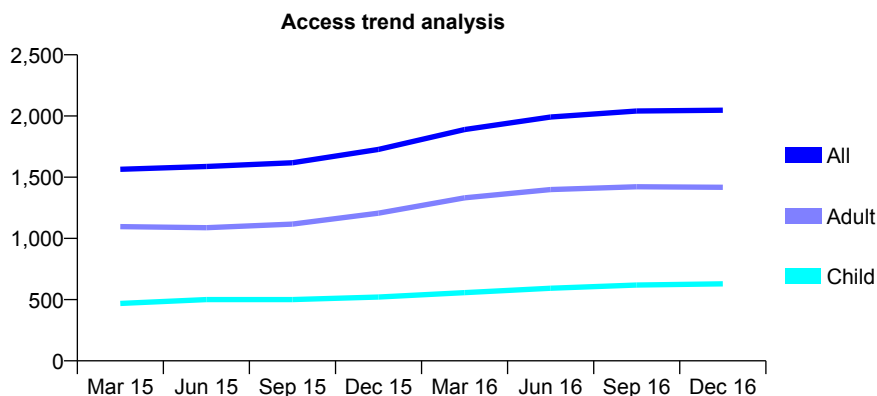
Q46 - Vital Signs At a Glance Contract Report for 103721/0001 - December 2016

Name or company name	Ocean Dental Ltd
Contract type name	GDS Contract
Purpose of contract	General
Contract start date	01/10/2009
Contract end date	

16/17 Contracted general activity (UDA)	5,600
Carry forward general activity (UDA)	0
16/17 Contracted orthodontic activity (UOA)	0
Carry forward orthodontic activity (UOA)	0
Baseline contract value	£160,873.53

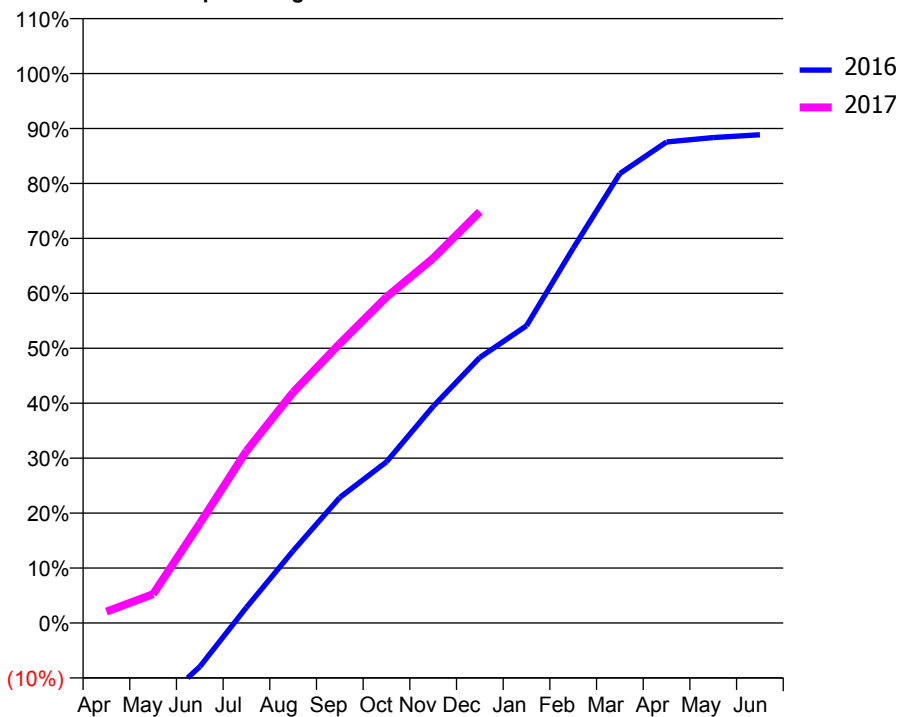
ACCESS*

Patients seen in 24 months	Total	Change since previous quarter
Quarter ending December 2015	1,727	
Quarter ending March 2016	1,889	↑
Quarter ending June 2016	1,992	↑
Quarter ending September 2016	2,041	↑
Quarter ending December 2016	2,047	→
Variance since December 2015	18.5%	↑



ACTIVITY

Cumulative percentage of contracted UDA delivered 2016 & 2017



Month	Adjusted Scheduled Activity (UDA)	
	2016	2017
April	-1,496	116
May	-887	294
June	-446	1,014
July	159	1,754
August	736	2,352
September	1,279	2,847
October	1,642	3,322
November	2,207	3,718
December	2,707	4,192
January	3,029	
February	3,820	
March	4,580	
April	4,902	
May	4,947	
June	4,976	

QUALITY

	Quantity	Base Number	Contract	AT	Region	England
% of FP17s for the same patient ID Re-attending within 3 months - Children	115	734	15.7%	13.0%	13.4%	12.4%
% of FP17s for the same patient ID Re-attending within 3 months - Adults	377	1,488	25.3%	17.6%	17.3%	16.6%
% of FP17s for the same patient ID Re-attending between 3 & 9 months - Children	278	734	37.9%	56.4%	58.9%	57.5%
% of FP17s for the same patient ID Re-attending between 3 & 9 months - Adults	468	1,488	31.5%	50.3%	52.5%	50.4%
% of FP17s for Band 1 Urgent Courses	436	2,043	21.3%	10.5%	9.3%	9.1%
% of FP17s Relating to Free Repair or Replacements	23	2,043	1.1%	0.9%	1.0%	0.8%
% of FP17s Relating to Continuations	19	2,043	0.9%	1.3%	1.5%	1.3%
% of Patients satisfied with the dentistry they have received	3	3	N/A	91.8%	93.1%	92.7%
% of Patients satisfied with the time they had to wait for an appointment	3	3	N/A	88.0%	89.8%	88.8%

* This is based on patients treated on this contract for their most recent course of treatment. Figures in italics indicate the base number of FP17s or Patient Questionnaire responses are less than 100. N/A is shown where the base number of responses is less than 10 during the period. % is calculated as Quantity/Base number*100

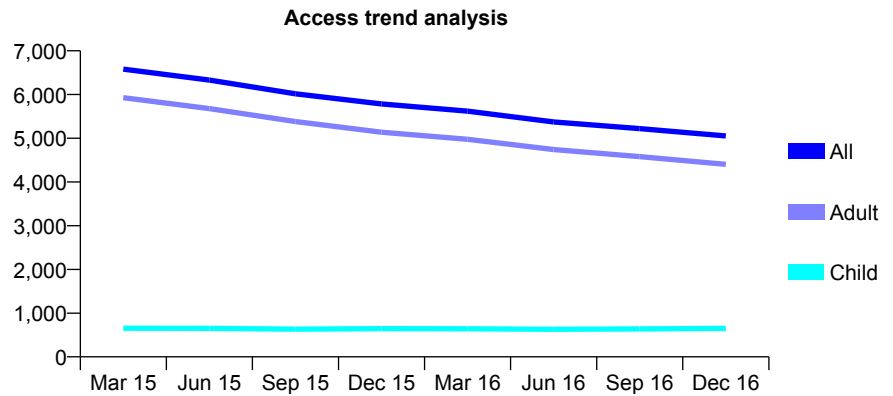
Q46 - Vital Signs At a Glance Contract Report for 103721/0002 - December 2016

Name or company name	Ocean Dental Ltd
Contract type name	GDS Contract
Purpose of contract	General
Contract start date	01/06/2010
Contract end date	

16/17 Contracted general activity (UDA)	12,000
Carry forward general activity (UDA)	0
16/17 Contracted orthodontic activity (UOA)	0
Carry forward orthodontic activity (UOA)	0
Baseline contract value	£329,571.00

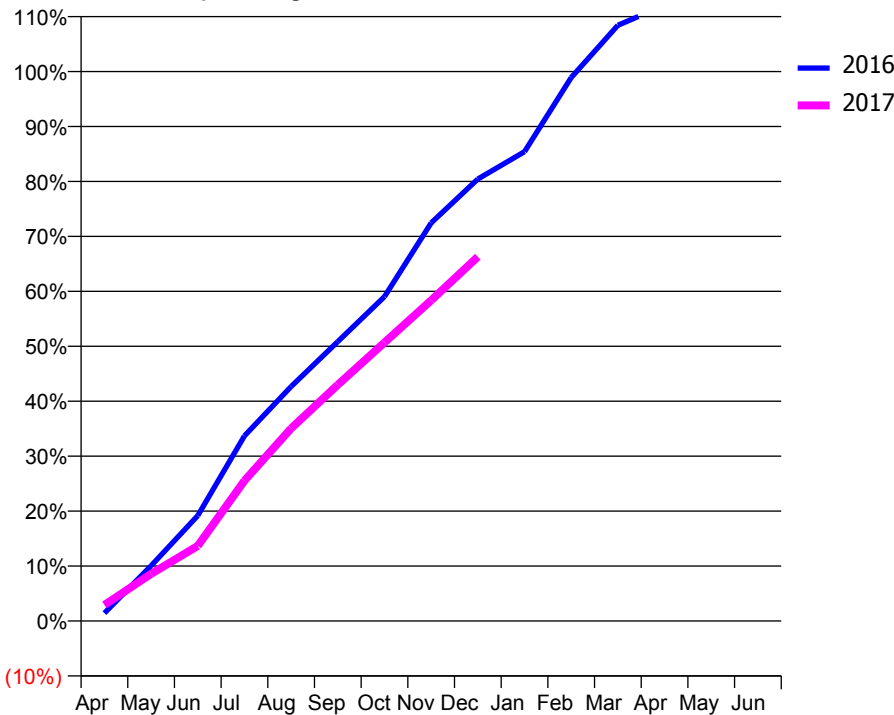
ACCESS*

Patients seen in 24 months	Total	Change since previous quarter
Quarter ending December 2015	5,784	
Quarter ending March 2016	5,619	↓
Quarter ending June 2016	5,373	↓
Quarter ending September 2016	5,220	↓
Quarter ending December 2016	5,053	↓
Variance since December 2015	(12.6%)	↓



ACTIVITY

Cumulative percentage of contracted UDA delivered 2016 & 2017



Month	Adjusted Scheduled Activity (UDA)	
	2016	2017
April	177	350
May	1,234	1,030
June	2,356	1,640
July	4,137	3,064
August	5,242	4,207
September	6,244	5,160
October	7,247	6,083
November	8,896	7,003
December	9,877	7,955
January	10,489	
February	12,144	
March	13,314	
April	13,761	
May	13,809	
June	13,817	

QUALITY

	Quantity	Base Number	Contract	AT	Region	England
% of FP17s for the same patient ID Re-attending within 3 months - Children	69	699	9.9%	13.0%	13.4%	12.4%
% of FP17s for the same patient ID Re-attending within 3 months - Adults	512	3,762	13.6%	17.6%	17.3%	16.6%
% of FP17s for the same patient ID Re-attending between 3 & 9 months - Children	395	699	56.5%	56.4%	58.9%	57.5%
% of FP17s for the same patient ID Re-attending between 3 & 9 months - Adults	1,775	3,762	47.2%	50.3%	52.5%	50.4%
% of FP17s for Band 1 Urgent Courses	627	4,220	14.9%	10.5%	9.3%	9.1%
% of FP17s Relating to Free Repair or Replacements	32	4,220	0.8%	0.9%	1.0%	0.8%
% of FP17s Relating to Continuations	17	4,220	0.4%	1.3%	1.5%	1.3%
% of Patients satisfied with the dentistry they have received	0	0	N/A	91.8%	93.1%	92.7%
% of Patients satisfied with the time they had to wait for an appointment	0	0	N/A	88.0%	89.8%	88.8%

* This is based on patients treated on this contract for their most recent course of treatment. Figures in italics indicate the base number of FP17s or Patient Questionnaire responses are less than 100. N/A is shown where the base number of responses is less than 10 during the period. % is calculated as Quantity/Base number*100

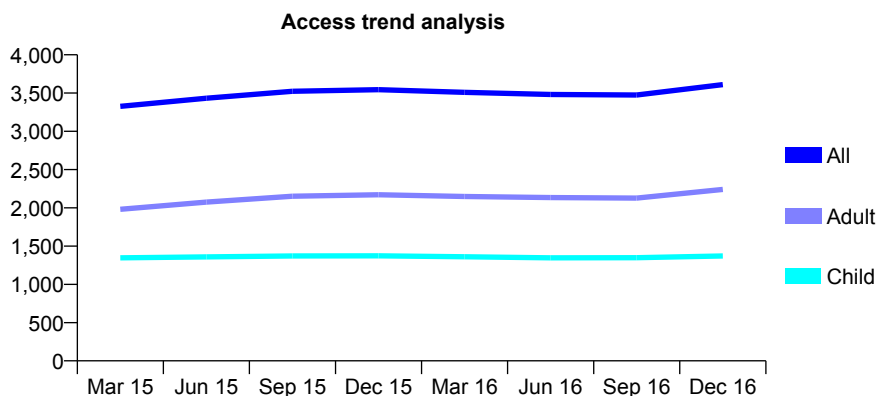
Q46 - Vital Signs At a Glance Contract Report for 103845/0001 - December 2016

Name or company name	Ian Wood and Partners
Contract type name	GDS Contract
Purpose of contract	General
Contract start date	01/09/2010
Contract end date	

16/17 Contracted general activity (UDA)	9,500
Carry forward general activity (UDA)	-190
16/17 Contracted orthodontic activity (UOA)	0
Carry forward orthodontic activity (UOA)	0
Baseline contract value	£238,021.75

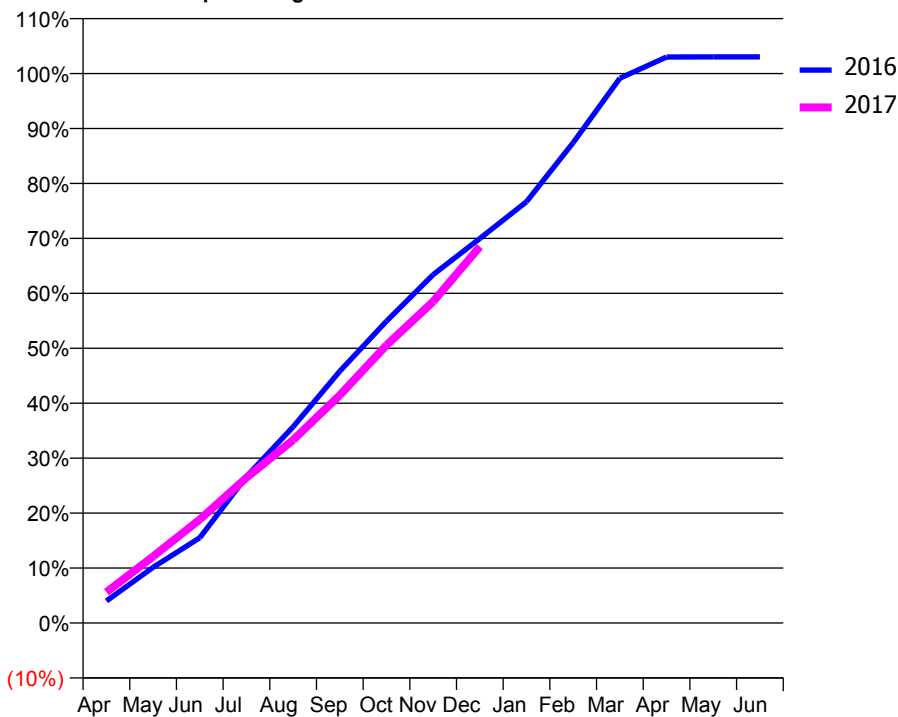
ACCESS*

Patients seen in 24 months	Total	Change since previous quarter
Quarter ending December 2015	3,544	
Quarter ending March 2016	3,509	→
Quarter ending June 2016	3,482	→
Quarter ending September 2016	3,475	→
Quarter ending December 2016	3,611	↑
Variance since December 2015	1.9%	→



ACTIVITY

Cumulative percentage of contracted UDA delivered 2016 & 2017



Month	Adjusted Scheduled Activity (UDA)	
	2016	2017
April	382	533
May	962	1,153
June	1,473	1,790
July	2,532	2,511
August	3,392	3,165
September	4,355	3,940
October	5,218	4,803
November	6,023	5,557
December	6,648	6,506
January	7,283	
February	8,305	
March	9,419	
April	9,785	
May	9,787	
June	9,787	

QUALITY

	Quantity	Base Number	Contract	AT	Region	England
% of FP17s for the same patient ID Re-attending within 3 months - Children	267	1,869	14.3%	13.0%	13.4%	12.4%
% of FP17s for the same patient ID Re-attending within 3 months - Adults	303	2,075	14.6%	17.6%	17.3%	16.6%
% of FP17s for the same patient ID Re-attending between 3 & 9 months - Children	1,159	1,869	62.0%	56.4%	58.9%	57.5%
% of FP17s for the same patient ID Re-attending between 3 & 9 months - Adults	1,091	2,075	52.6%	50.3%	52.5%	50.4%
% of FP17s for Band 1 Urgent Courses	196	3,718	5.3%	10.5%	9.3%	9.1%
% of FP17s Relating to Free Repair or Replacements	25	3,718	0.7%	0.9%	1.0%	0.8%
% of FP17s Relating to Continuations	94	3,718	2.5%	1.3%	1.5%	1.3%
% of Patients satisfied with the dentistry they have received	3	3	N/A	91.8%	93.1%	92.7%
% of Patients satisfied with the time they had to wait for an appointment	3	3	N/A	88.0%	89.8%	88.8%

* This is based on patients treated on this contract for their most recent course of treatment. Figures in italics indicate the base number of FP17s or Patient Questionnaire responses are less than 100. N/A is shown where the base number of responses is less than 10 during the period. % is calculated as Quantity/Base number*100

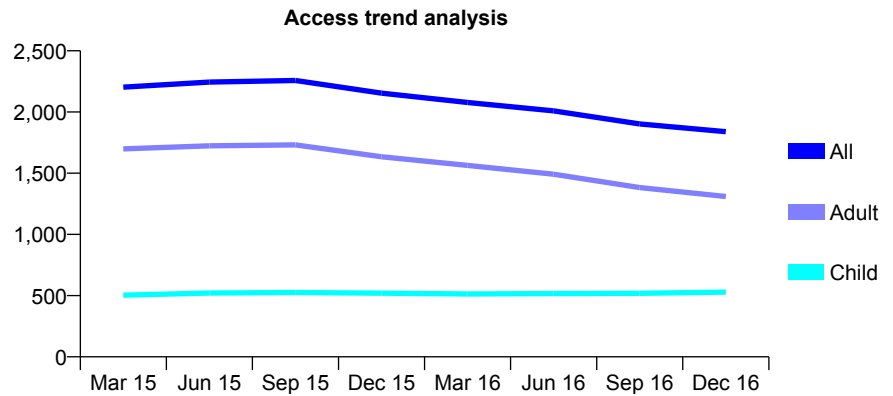
Q46 - Vital Signs At a Glance Contract Report for 106984/0006 - December 2016

Name or company name	Ravat and Ray Dental Care (Salford) Ltd
Contract type name	GDS Contract
Purpose of contract	General
Contract start date	01/04/2013
Contract end date	

16/17 Contracted general activity (UDA)	7,000
Carry forward general activity (UDA)	-119
16/17 Contracted orthodontic activity (UOA)	0
Carry forward orthodontic activity (UOA)	0
Baseline contract value	£213,631.93

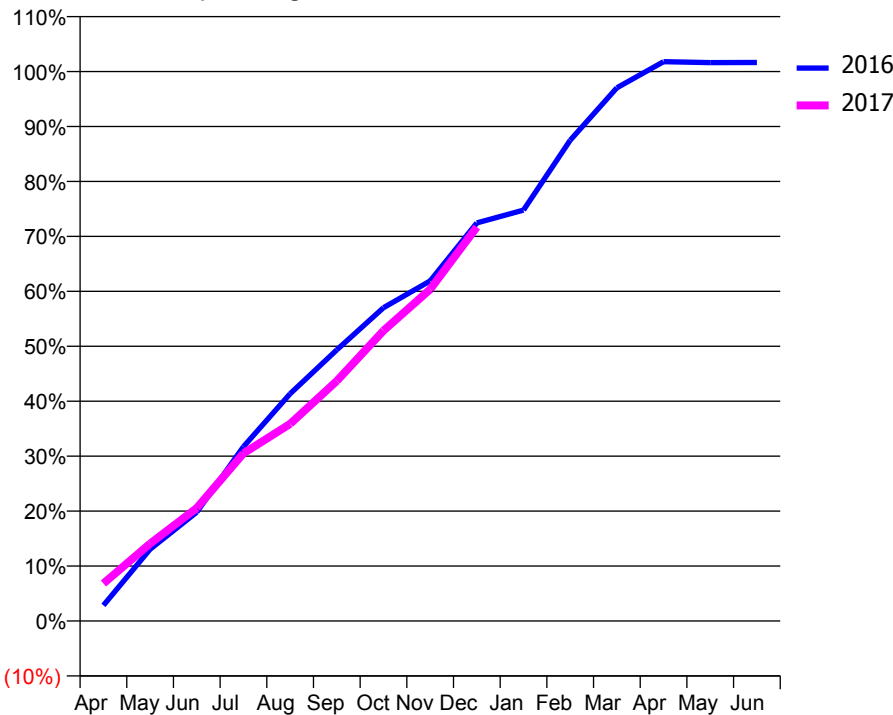
ACCESS*

Patients seen in 24 months	Total	Change since previous quarter
Quarter ending December 2015	2,154	
Quarter ending March 2016	2,078	↓
Quarter ending June 2016	2,009	↓
Quarter ending September 2016	1,902	↓
Quarter ending December 2016	1,839	↓
Variance since December 2015	(14.6%)	↓



ACTIVITY

Cumulative percentage of contracted UDA delivered 2016 & 2017



Month	Adjusted Scheduled Activity (UDA)	
	2016	2017
April	207	478
May	948	986
June	1,436	1,440
July	2,301	2,137
August	2,999	2,512
September	3,577	3,058
October	4,133	3,699
November	4,488	4,225
December	5,252	5,018
January	5,421	
February	6,344	
March	7,034	
April	7,379	
May	7,368	
June	7,369	

QUALITY

	Quantity	Base Number	Contract	AT	Region	England
% of FP17s for the same patient ID Re-attending within 3 months - Children	107	631	17.0%	13.0%	13.4%	12.4%
% of FP17s for the same patient ID Re-attending within 3 months - Adults	260	1,341	19.4%	17.6%	17.3%	16.6%
% of FP17s for the same patient ID Re-attending between 3 & 9 months - Children	370	631	58.6%	56.4%	58.9%	57.5%
% of FP17s for the same patient ID Re-attending between 3 & 9 months - Adults	724	1,341	54.0%	50.3%	52.5%	50.4%
% of FP17s for Band 1 Urgent Courses	160	1,839	8.7%	10.5%	9.3%	9.1%
% of FP17s Relating to Free Repair or Replacements	6	1,839	0.3%	0.9%	1.0%	0.8%
% of FP17s Relating to Continuations	8	1,839	0.4%	1.3%	1.5%	1.3%
% of Patients satisfied with the dentistry they have received	0	0	N/A	91.8%	93.1%	92.7%
% of Patients satisfied with the time they had to wait for an appointment	0	0	N/A	88.0%	89.8%	88.8%

* This is based on patients treated on this contract for their most recent course of treatment. Figures in italics indicate the base number of FP17s or Patient Questionnaire responses are less than 100. N/A is shown where the base number of responses is less than 10 during the period. % is calculated as Quantity/Base number*100

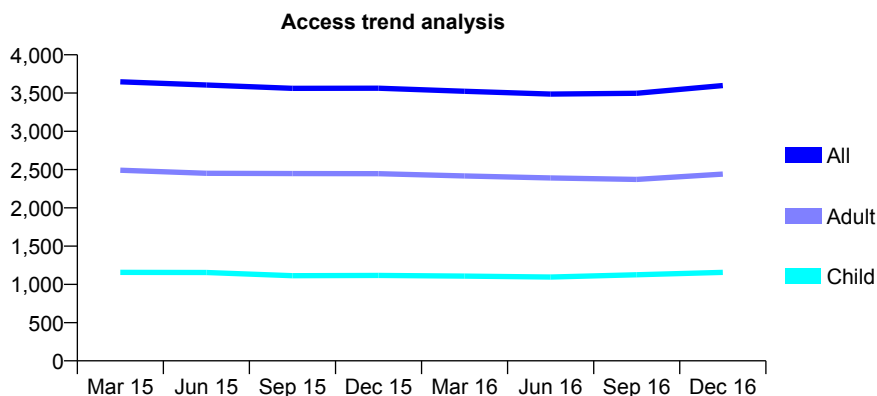
Q46 - Vital Signs At a Glance Contract Report for 108367/0001 - December 2016

Name or company name	Bell Lane Dental Practice
Contract type name	GDS Contract
Purpose of contract	General and Orthodontic
Contract start date	01/04/2012
Contract end date	

16/17 Contracted general activity (UDA)	12,338
Carry forward general activity (UDA)	-169
16/17 Contracted orthodontic activity (UOA)	1,680
Carry forward orthodontic activity (UOA)	-34
Baseline contract value	£559,800.51

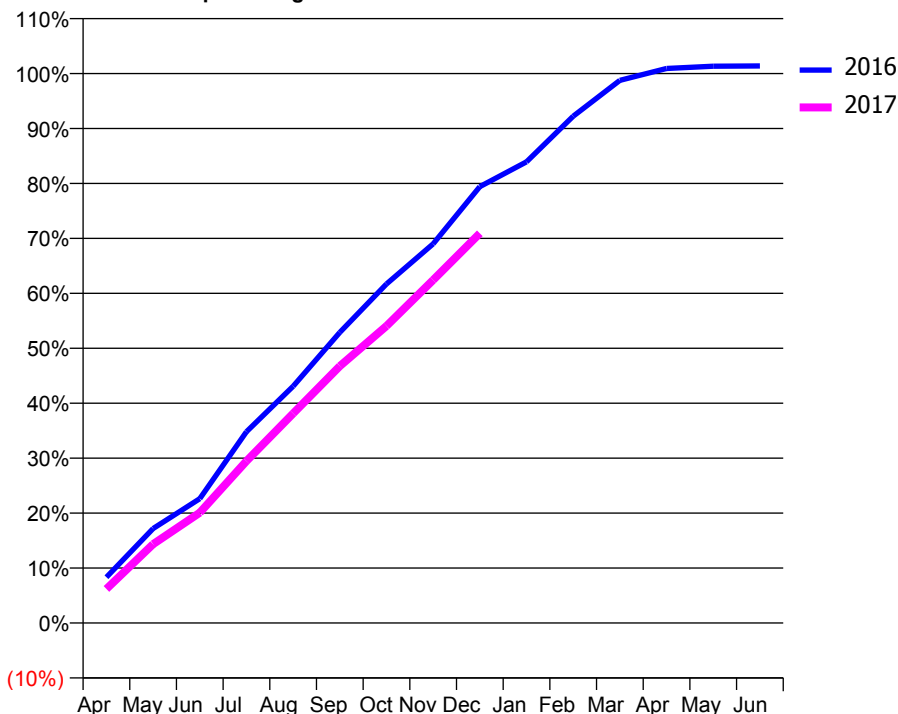
ACCESS*

Patients seen in 24 months	Total	Change since previous quarter
Quarter ending December 2015	3,564	
Quarter ending March 2016	3,524	↓
Quarter ending June 2016	3,487	↓
Quarter ending September 2016	3,497	→
Quarter ending December 2016	3,598	↑
Variance since December 2015	1.0%	→



ACTIVITY

Cumulative percentage of contracted UDA delivered 2016 & 2017



Month	Adjusted Scheduled Activity (UDA)	
	2016	2017
April	1,030	764
May	2,120	1,770
June	2,791	2,478
July	4,294	3,635
August	5,316	4,704
September	6,526	5,767
October	7,612	6,669
November	8,512	7,703
December	9,797	8,750
January	10,354	
February	11,380	
March	12,185	
April	12,450	
May	12,501	
June	12,507	

QUALITY

	Quantity	Base Number	Contract	AT	Region	England
% of FP17s for the same patient ID Re-attending within 3 months - Children	108	1,454	7.4%	13.0%	13.4%	12.4%
% of FP17s for the same patient ID Re-attending within 3 months - Adults	340	2,667	12.7%	17.6%	17.3%	16.6%
% of FP17s for the same patient ID Re-attending between 3 & 9 months - Children	904	1,454	62.2%	56.4%	58.9%	57.5%
% of FP17s for the same patient ID Re-attending between 3 & 9 months - Adults	1,543	2,667	57.9%	50.3%	52.5%	50.4%
% of FP17s for Band 1 Urgent Courses	124	3,833	3.2%	10.5%	9.3%	9.1%
% of FP17s Relating to Free Repair or Replacements	52	3,833	1.4%	0.9%	1.0%	0.8%
% of FP17s Relating to Continuations	79	3,833	2.1%	1.3%	1.5%	1.3%
% of Patients satisfied with the dentistry they have received	2	2	N/A	91.8%	93.1%	92.7%
% of Patients satisfied with the time they had to wait for an appointment	2	2	N/A	88.0%	89.8%	88.8%

* This is based on patients treated on this contract for their most recent course of treatment. Figures in italics indicate the base number of FP17s or Patient Questionnaire responses are less than 100. N/A is shown where the base number of responses is less than 10 during the period. % is calculated as Quantity/Base number*100

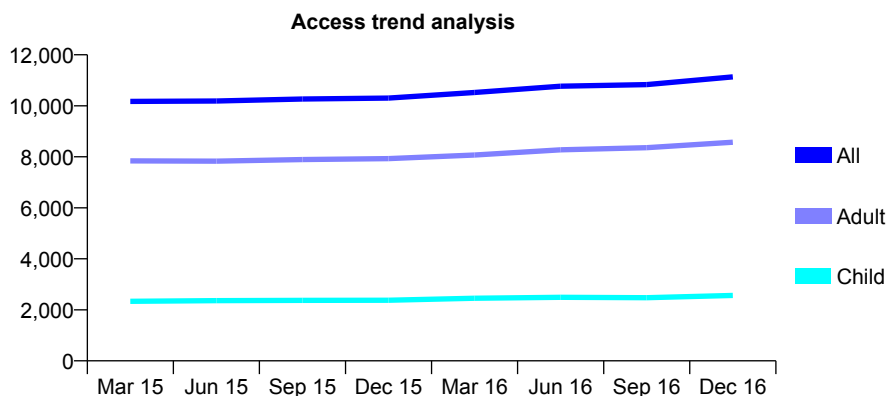
Q46 - Vital Signs At a Glance Contract Report for 108944/0001 - December 2016

Name or company name	Rosenberg Ripolles and Parrott
Contract type name	GDS Contract
Purpose of contract	General
Contract start date	01/04/2011
Contract end date	

16/17 Contracted general activity (UDA)	33,191
Carry forward general activity (UDA)	1,121
16/17 Contracted orthodontic activity (UOA)	0
Carry forward orthodontic activity (UOA)	0
Baseline contract value	£1,090,531.85

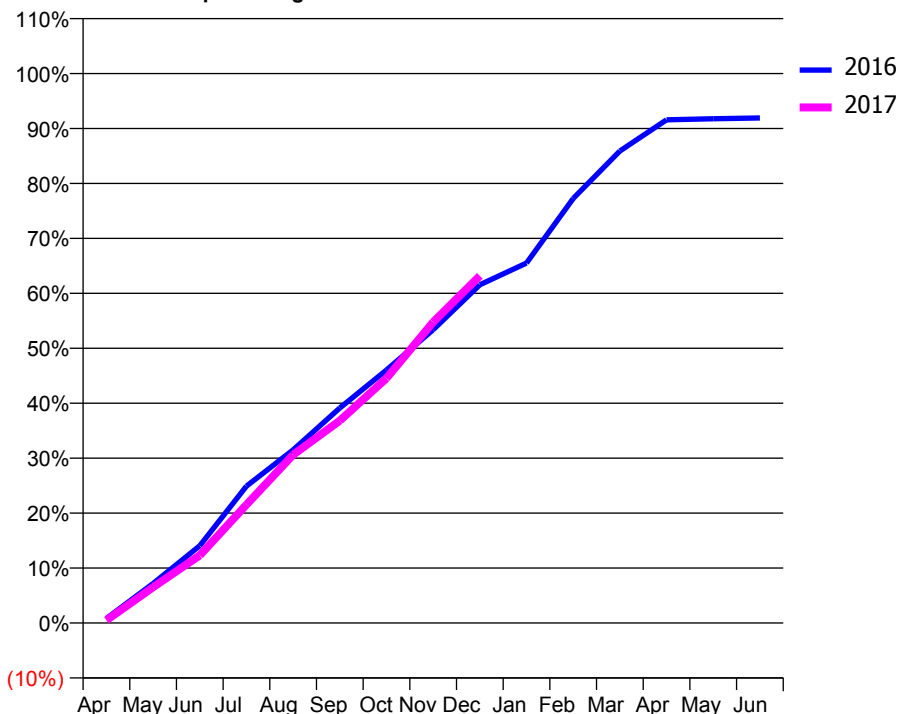
ACCESS*

Patients seen in 24 months	Total	Change since previous quarter
Quarter ending December 2015	10,305	
Quarter ending March 2016	10,525	↑
Quarter ending June 2016	10,769	↑
Quarter ending September 2016	10,831	→
Quarter ending December 2016	11,134	↑
Variance since December 2015	8.0%	↑



ACTIVITY

Cumulative percentage of contracted UDA delivered 2016 & 2017



Month	Adjusted Scheduled Activity (UDA)	
	2016	2017
April	272	162
May	2,355	2,164
June	4,598	4,090
July	8,142	7,146
August	10,304	10,158
September	12,795	12,222
October	15,057	14,784
November	17,452	18,175
December	20,122	20,967
January	21,416	
February	25,252	
March	28,081	
April	29,933	
May	29,996	
June	30,045	

QUALITY

	Quantity	Base Number	Contract	AT	Region	England
% of FP17s for the same patient ID Re-attending within 3 months - Children	140	2,398	5.8%	13.0%	13.4%	12.4%
% of FP17s for the same patient ID Re-attending within 3 months - Adults	845	7,545	11.2%	17.6%	17.3%	16.6%
% of FP17s for the same patient ID Re-attending between 3 & 9 months - Children	1,230	2,398	51.3%	56.4%	58.9%	57.5%
% of FP17s for the same patient ID Re-attending between 3 & 9 months - Adults	2,903	7,545	38.5%	50.3%	52.5%	50.4%
% of FP17s for Band 1 Urgent Courses	573	9,143	6.3%	10.5%	9.3%	9.1%
% of FP17s Relating to Free Repair or Replacements	68	9,143	0.7%	0.9%	1.0%	0.8%
% of FP17s Relating to Continuations	139	9,143	1.5%	1.3%	1.5%	1.3%
% of Patients satisfied with the dentistry they have received	9	9	N/A	91.8%	93.1%	92.7%
% of Patients satisfied with the time they had to wait for an appointment	8	9	N/A	88.0%	89.8%	88.8%

* This is based on patients treated on this contract for their most recent course of treatment. Figures in italics indicate the base number of FP17s or Patient Questionnaire responses are less than 100. N/A is shown where the base number of responses is less than 10 during the period. % is calculated as Quantity/Base number*100

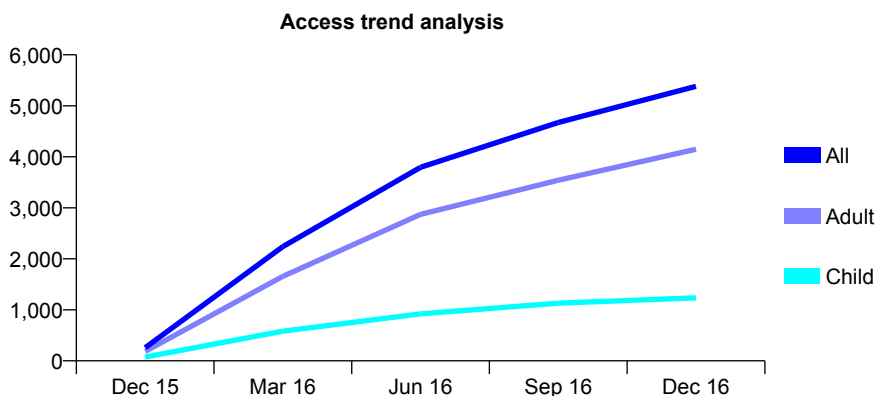
Q46 - Vital Signs At a Glance Contract Report for 109037/0001 - December 2016

Name or company name	Cheadle Heath Dental Practice
Contract type name	GDS Contract
Purpose of contract	General
Contract start date	01/12/2015
Contract end date	

16/17 Contracted general activity (UDA)	17,500
Carry forward general activity (UDA)	31
16/17 Contracted orthodontic activity (UOA)	0
Carry forward orthodontic activity (UOA)	0
Baseline contract value	£513,252.07

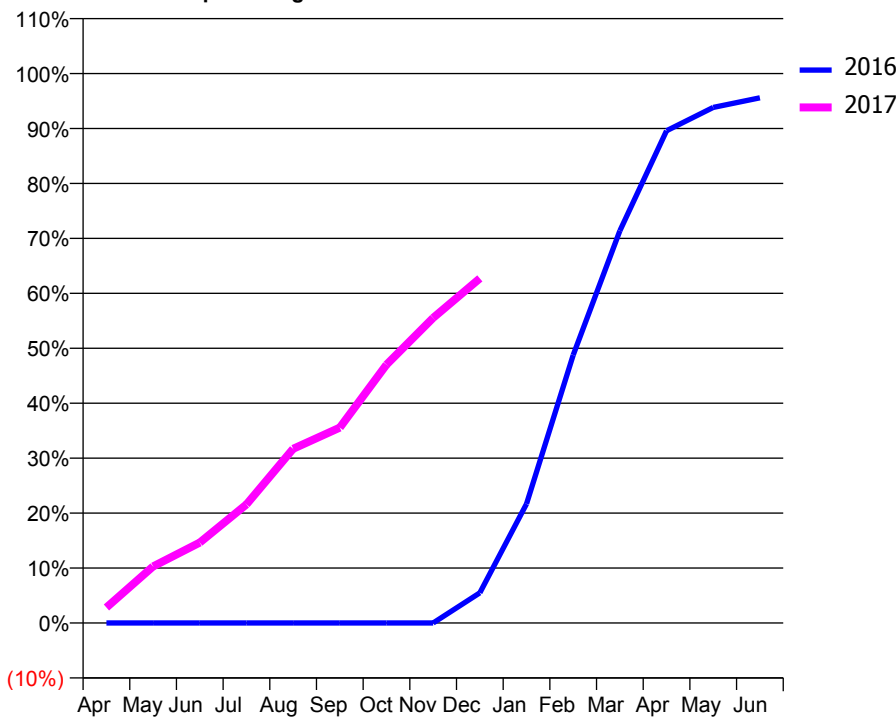
ACCESS*

Patients seen in 24 months	Total	Change since previous quarter
Quarter ending December 2015	258	
Quarter ending March 2016	2,240	↑
Quarter ending June 2016	3,794	↑
Quarter ending September 2016	4,673	↑
Quarter ending December 2016	5,383	↑
Variance since December 2015	1986.4%	↑



ACTIVITY

Cumulative percentage of contracted UDA delivered 2016 & 2017



Adjusted Scheduled Activity (UDA)

Month	2016	2017
April	0	493
May	0	1,805
June	0	2,561
July	0	3,775
August	0	5,547
September	0	6,222
October	0	8,227
November	0	9,719
December	330	10,977
January	1,304	
February	2,932	
March	4,292	
April	5,387	
May	5,642	
June	5,747	

QUALITY

	Quantity	Base Number	Contract	AT	Region	England
% of FP17s for the same patient ID Re-attending within 3 months - Children	108	1,433	7.5%	13.0%	13.4%	12.4%
% of FP17s for the same patient ID Re-attending within 3 months - Adults	627	4,924	12.7%	17.6%	17.3%	16.6%
% of FP17s for the same patient ID Re-attending between 3 & 9 months - Children	527	1,433	36.8%	56.4%	58.9%	57.5%
% of FP17s for the same patient ID Re-attending between 3 & 9 months - Adults	1,460	4,924	29.7%	50.3%	52.5%	50.4%
% of FP17s for Band 1 Urgent Courses	181	5,696	3.2%	10.5%	9.3%	9.1%
% of FP17s Relating to Free Repair or Replacements	69	5,696	1.2%	0.9%	1.0%	0.8%
% of FP17s Relating to Continuations	65	5,696	1.1%	1.3%	1.5%	1.3%
% of Patients satisfied with the dentistry they have received	11	12	91.7%	91.8%	93.1%	92.7%
% of Patients satisfied with the time they had to wait for an appointment	12	12	100.0%	88.0%	89.8%	88.8%

* This is based on patients treated on this contract for their most recent course of treatment. Figures in italics indicate the base number of FP17s or Patient Questionnaire responses are less than 100. N/A is shown where the base number of responses is less than 10 during the period. % is calculated as Quantity/Base number*100

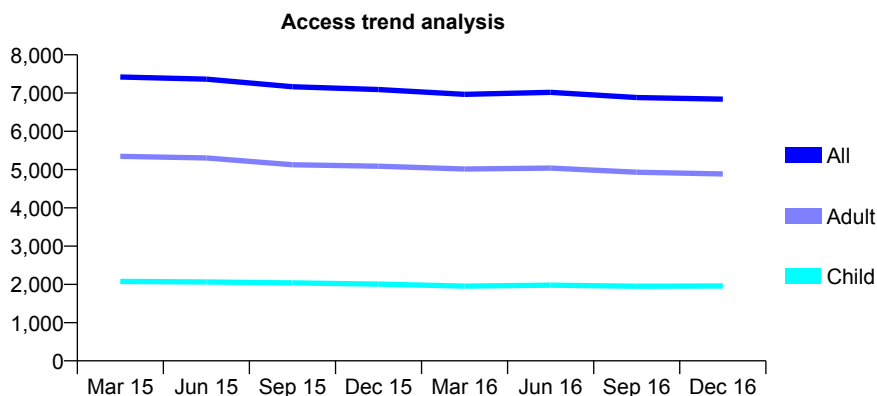
Q46 - Vital Signs At a Glance Contract Report for 109169/0001 - December 2016

Name or company name	Ash Dental Practice Limited
Contract type name	GDS Contract
Purpose of contract	General
Contract start date	01/07/2010
Contract end date	

16/17 Contracted general activity (UDA)	20,111
Carry forward general activity (UDA)	-184
16/17 Contracted orthodontic activity (UOA)	0
Carry forward orthodontic activity (UOA)	0
Baseline contract value	£613,493.19

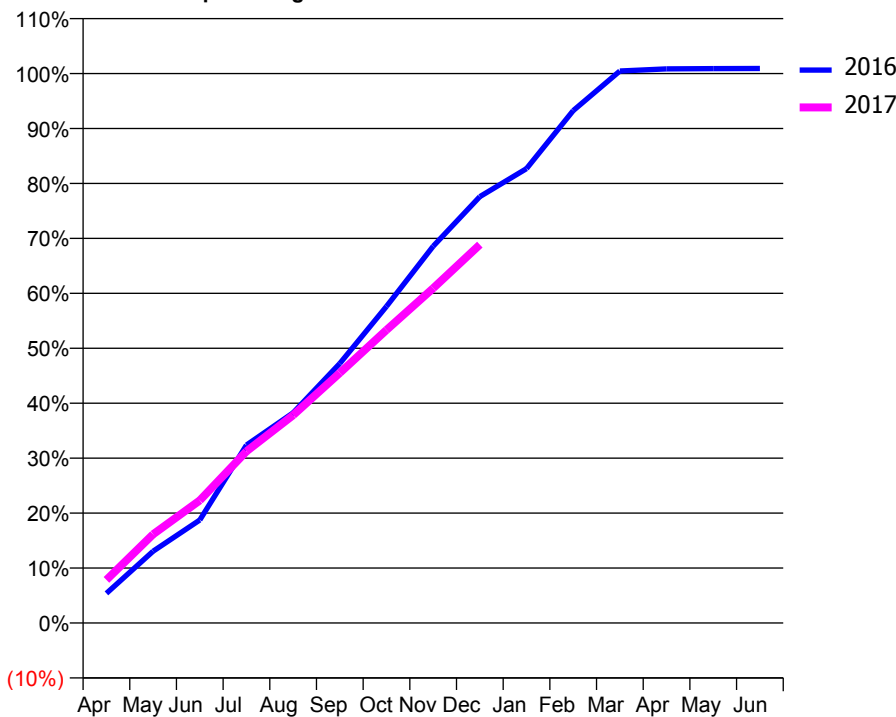
ACCESS*

Patients seen in 24 months	Total	Change since previous quarter
Quarter ending December 2015	7,092	
Quarter ending March 2016	6,968	↓
Quarter ending June 2016	7,017	→
Quarter ending September 2016	6,882	↓
Quarter ending December 2016	6,842	→
Variance since December 2015	(3.5%)	↓



ACTIVITY

Cumulative percentage of contracted UDA delivered 2016 & 2017



Month	Adjusted Scheduled Activity (UDA)	
	2016	2017
April	1,103	1,581
May	2,665	3,247
June	3,821	4,487
July	6,605	6,285
August	7,802	7,604
September	9,631	9,152
October	11,751	10,726
November	13,981	12,250
December	15,824	13,847
January	16,863	
February	19,015	
March	20,482	
April	20,561	
May	20,573	
June	20,575	

QUALITY

	Quantity	Base Number	Contract	AT	Region	England
% of FP17s for the same patient ID Re-attending within 3 months - Children	281	2,205	12.7%	13.0%	13.4%	12.4%
% of FP17s for the same patient ID Re-attending within 3 months - Adults	1,054	5,301	19.9%	17.6%	17.3%	16.6%
% of FP17s for the same patient ID Re-attending between 3 & 9 months - Children	1,316	2,205	59.7%	56.4%	58.9%	57.5%
% of FP17s for the same patient ID Re-attending between 3 & 9 months - Adults	2,630	5,301	49.6%	50.3%	52.5%	50.4%
% of FP17s for Band 1 Urgent Courses	1,110	6,976	15.9%	10.5%	9.3%	9.1%
% of FP17s Relating to Free Repair or Replacements	65	6,976	0.9%	0.9%	1.0%	0.8%
% of FP17s Relating to Continuations	1	6,976	0.0%	1.3%	1.5%	1.3%
% of Patients satisfied with the dentistry they have received	4	4	N/A	91.8%	93.1%	92.7%
% of Patients satisfied with the time they had to wait for an appointment	3	4	N/A	88.0%	89.8%	88.8%

* This is based on patients treated on this contract for their most recent course of treatment. Figures in italics indicate the base number of FP17s or Patient Questionnaire responses are less than 100. N/A is shown where the base number of responses is less than 10 during the period. % is calculated as Quantity/Base number*100

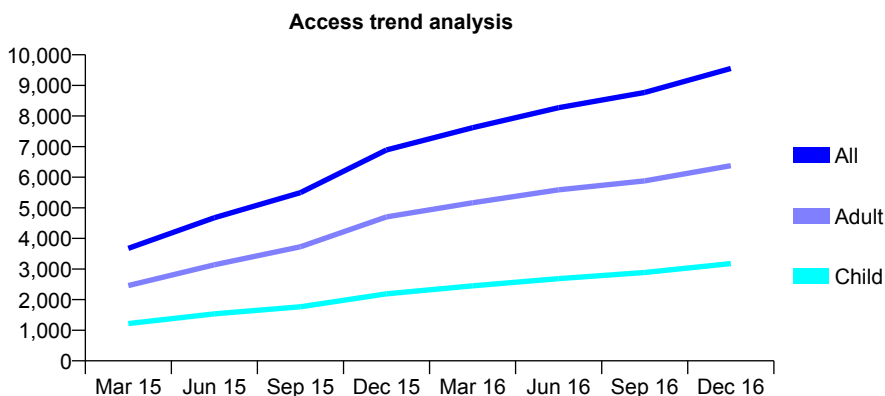
Q46 - Vital Signs At a Glance Contract Report for 109266/0001 - December 2016

Name or company name	Urgent Dental Care Ltd
Contract type name	GDS Contract
Purpose of contract	General
Contract start date	01/09/2013
Contract end date	

16/17 Contracted general activity (UDA)	30,800
Carry forward general activity (UDA)	16,734
16/17 Contracted orthodontic activity (UOA)	0
Carry forward orthodontic activity (UOA)	0
Baseline contract value	£785,780.23

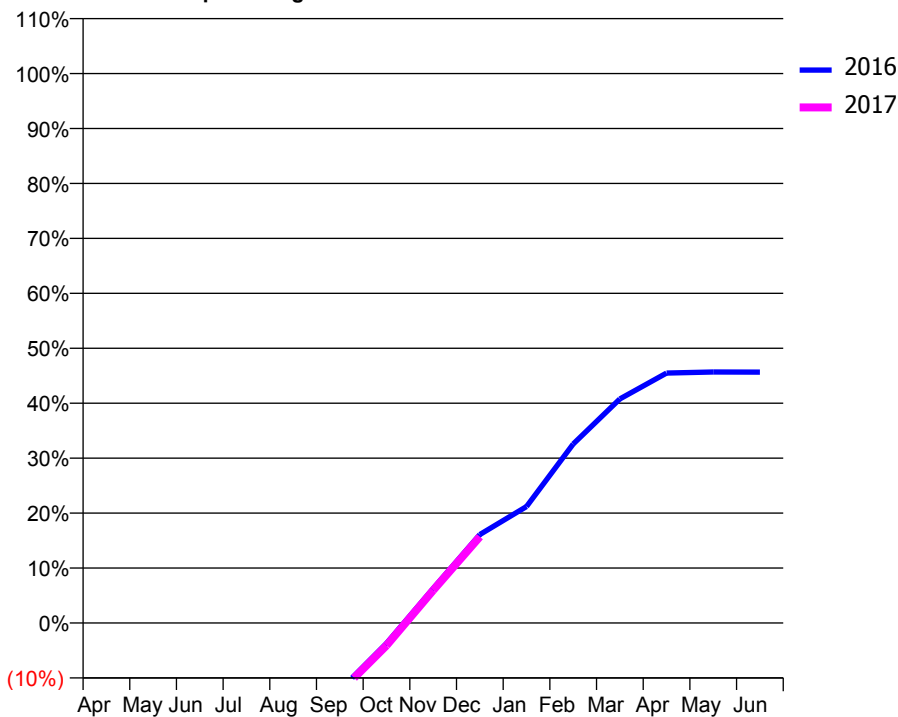
ACCESS*

Patients seen in 24 months	Total	Change since previous quarter
Quarter ending December 2015	6,893	
Quarter ending March 2016	7,618	↑
Quarter ending June 2016	8,274	↑
Quarter ending September 2016	8,768	↑
Quarter ending December 2016	9,552	↑
Variance since December 2015	38.6%	↑



ACTIVITY

Cumulative percentage of contracted UDA delivered 2016 & 2017



Month	Adjusted Scheduled Activity (UDA)	
	2016	2017
April	-14,007	-15,354
May	-12,323	-12,498
June	-10,745	-10,701
July	-8,209	-7,924
August	-6,382	-5,718
September	-3,775	-3,886
October	-1,145	-1,270
November	1,934	1,835
December	4,956	4,840
January	6,528	
February	10,032	
March	12,560	
April	14,011	
May	14,068	
June	14,066	

QUALITY

	Quantity	Base Number	Contract	AT	Region	England
% of FP17s for the same patient ID Re-attending within 3 months - Children	305	3,361	9.1%	13.0%	13.4%	12.4%
% of FP17s for the same patient ID Re-attending within 3 months - Adults	962	6,069	15.9%	17.6%	17.3%	16.6%
% of FP17s for the same patient ID Re-attending between 3 & 9 months - Children	1,594	3,361	47.4%	56.4%	58.9%	57.5%
% of FP17s for the same patient ID Re-attending between 3 & 9 months - Adults	2,637	6,069	43.5%	50.3%	52.5%	50.4%
% of FP17s for Band 1 Urgent Courses	717	8,823	8.1%	10.5%	9.3%	9.1%
% of FP17s Relating to Free Repair or Replacements	78	8,823	0.9%	0.9%	1.0%	0.8%
% of FP17s Relating to Continuations	26	8,823	0.3%	1.3%	1.5%	1.3%
% of Patients satisfied with the dentistry they have received	3	4	N/A	91.8%	93.1%	92.7%
% of Patients satisfied with the time they had to wait for an appointment	3	4	N/A	88.0%	89.8%	88.8%

* This is based on patients treated on this contract for their most recent course of treatment. Figures in italics indicate the base number of FP17s or Patient Questionnaire responses are less than 100. N/A is shown where the base number of responses is less than 10 during the period. % is calculated as Quantity/Base number*100

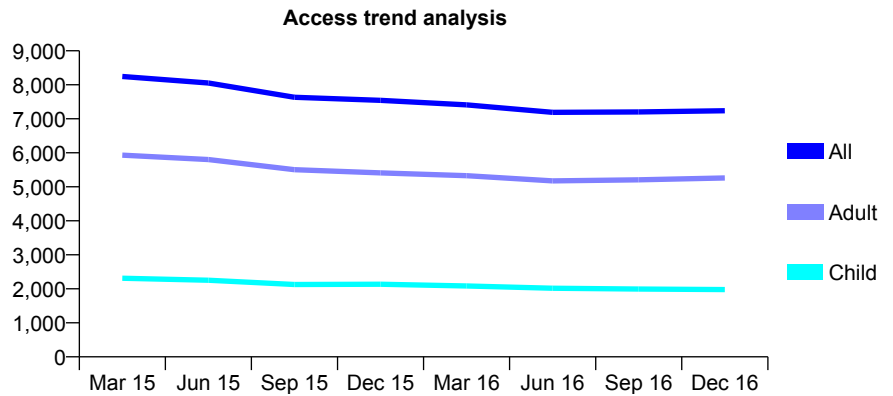
Q46 - Vital Signs At a Glance Contract Report for 109703/0001 - December 2016

Name or company name	Clarendon Dental Practice
Contract type name	GDS Contract
Purpose of contract	General
Contract start date	01/04/2009
Contract end date	

16/17 Contracted general activity (UDA)	23,600
Carry forward general activity (UDA)	-591
16/17 Contracted orthodontic activity (UOA)	0
Carry forward orthodontic activity (UOA)	0
Baseline contract value	£776,345.58

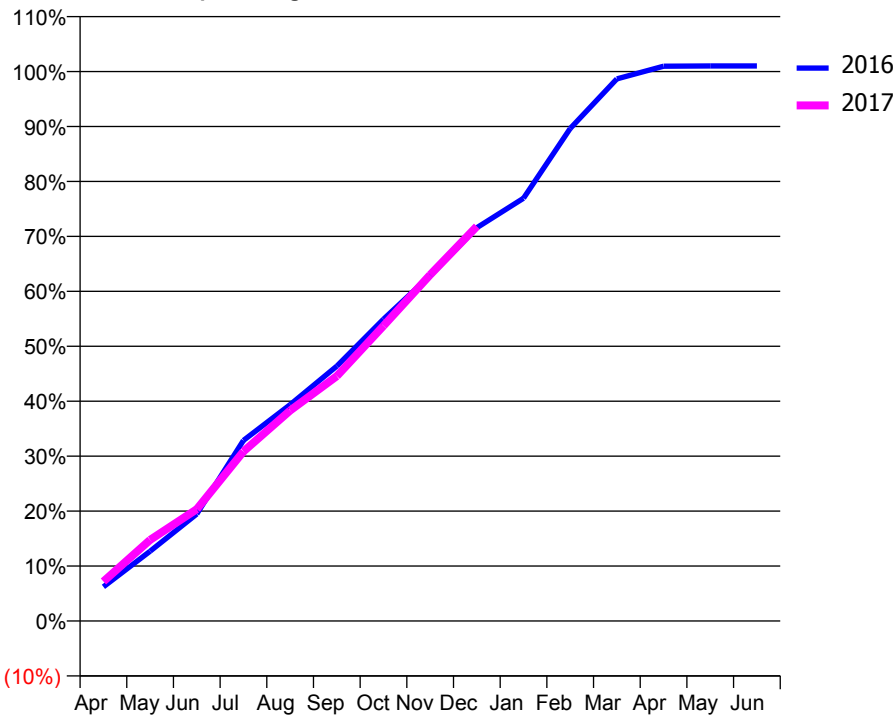
ACCESS*

Patients seen in 24 months	Total	Change since previous quarter
Quarter ending December 2015	7,545	
Quarter ending March 2016	7,410	↓
Quarter ending June 2016	7,191	↓
Quarter ending September 2016	7,200	→
Quarter ending December 2016	7,237	→
Variance since December 2015	(4.1%)	↓



ACTIVITY

Cumulative percentage of contracted UDA delivered 2016 & 2017



Month	Adjusted Scheduled Activity (UDA)	
	2016	2017
April	1,470	1,698
May	2,998	3,487
June	4,594	4,799
July	7,757	7,280
August	9,291	9,040
September	10,946	10,519
October	12,961	12,679
November	14,833	14,871
December	16,891	16,947
January	18,157	
February	21,153	
March	23,285	
April	23,827	
May	23,837	
June	23,837	

QUALITY

	Quantity	Base Number	Contract	AT	Region	England
% of FP17s for the same patient ID Re-attending within 3 months - Children	160	2,250	7.1%	13.0%	13.4%	12.4%
% of FP17s for the same patient ID Re-attending within 3 months - Adults	660	5,519	12.0%	17.6%	17.3%	16.6%
% of FP17s for the same patient ID Re-attending between 3 & 9 months - Children	1,288	2,250	57.2%	56.4%	58.9%	57.5%
% of FP17s for the same patient ID Re-attending between 3 & 9 months - Adults	2,840	5,519	51.5%	50.3%	52.5%	50.4%
% of FP17s for Band 1 Urgent Courses	826	7,496	11.0%	10.5%	9.3%	9.1%
% of FP17s Relating to Free Repair or Replacements	48	7,496	0.6%	0.9%	1.0%	0.8%
% of FP17s Relating to Continuations	104	7,496	1.4%	1.3%	1.5%	1.3%
% of Patients satisfied with the dentistry they have received	6	6	N/A	91.8%	93.1%	92.7%
% of Patients satisfied with the time they had to wait for an appointment	6	6	N/A	88.0%	89.8%	88.8%

* This is based on patients treated on this contract for their most recent course of treatment. Figures in italics indicate the base number of FP17s or Patient Questionnaire responses are less than 100. N/A is shown where the base number of responses is less than 10 during the period. % is calculated as Quantity/Base number*100

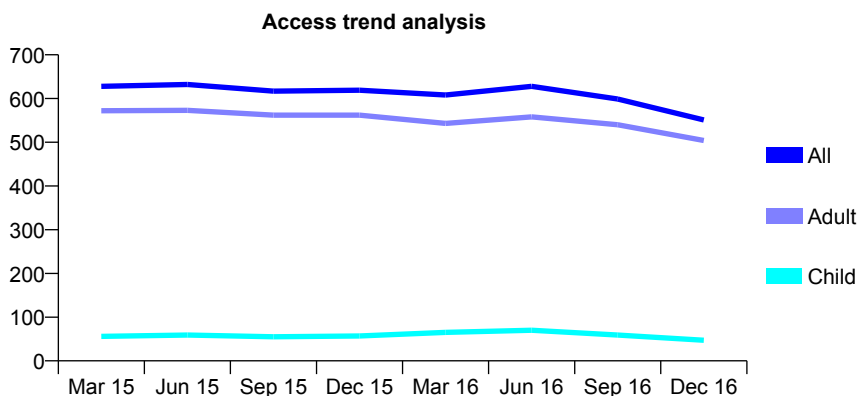
Q46 - Vital Signs At a Glance Contract Report for 109703/0002 - December 2016

Name or company name	Clarendon Dental Practice
Contract type name	GDS Contract
Purpose of contract	General
Contract start date	01/04/2009
Contract end date	

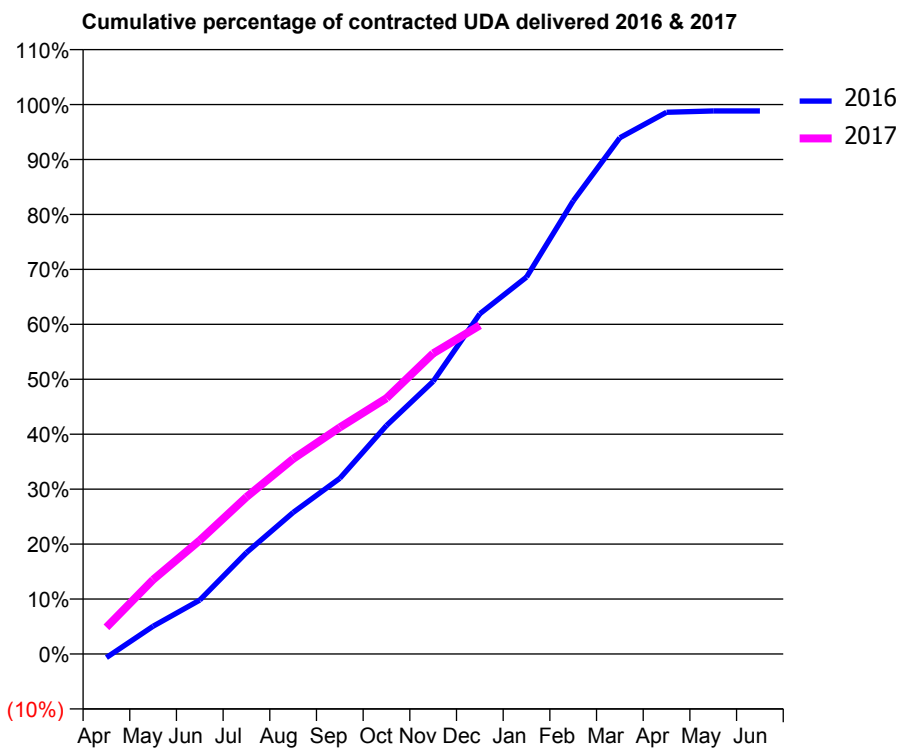
16/17 Contracted general activity (UDA)	985
Carry forward general activity (UDA)	12
16/17 Contracted orthodontic activity (UOA)	0
Carry forward orthodontic activity (UOA)	0
Baseline contract value	£39,034.65

ACCESS*

Patients seen in 24 months	Total	Change since previous quarter
Quarter ending December 2015	619	
Quarter ending March 2016	608	↓
Quarter ending June 2016	628	↑
Quarter ending September 2016	599	↓
Quarter ending December 2016	551	↓
Variance since December 2015	(11.0%)	↓



ACTIVITY



Month	Adjusted Scheduled Activity (UDA)	
	2016	2017
April	-7	48
May	50	133
June	97	204
July	182	281
August	254	350
September	315	406
October	410	459
November	489	539
December	610	589
January	676	
February	812	
March	925	
April	971	
May	973	
June	973	

QUALITY

	Quantity	Base Number	Contract	AT	Region	England
% of FP17s for the same patient ID Re-attending within 3 months - Children	3	76	3.9%	13.0%	13.4%	12.4%
% of FP17s for the same patient ID Re-attending within 3 months - Adults	12	466	2.6%	17.6%	17.3%	16.6%
% of FP17s for the same patient ID Re-attending between 3 & 9 months - Children	2	76	2.6%	56.4%	58.9%	57.5%
% of FP17s for the same patient ID Re-attending between 3 & 9 months - Adults	3	466	0.6%	50.3%	52.5%	50.4%
% of FP17s for Band 1 Urgent Courses	495	502	98.6%	10.5%	9.3%	9.1%
% of FP17s Relating to Free Repair or Replacements	0	502	0.0%	0.9%	1.0%	0.8%
% of FP17s Relating to Continuations	0	502	0.0%	1.3%	1.5%	1.3%
% of Patients satisfied with the dentistry they have received	1	1	N/A	91.8%	93.1%	92.7%
% of Patients satisfied with the time they had to wait for an appointment	1	1	N/A	88.0%	89.8%	88.8%

* This is based on patients treated on this contract for their most recent course of treatment. Figures in italics indicate the base number of FP17s or Patient Questionnaire responses are less than 100. N/A is shown where the base number of responses is less than 10 during the period. % is calculated as Quantity/Base number*100

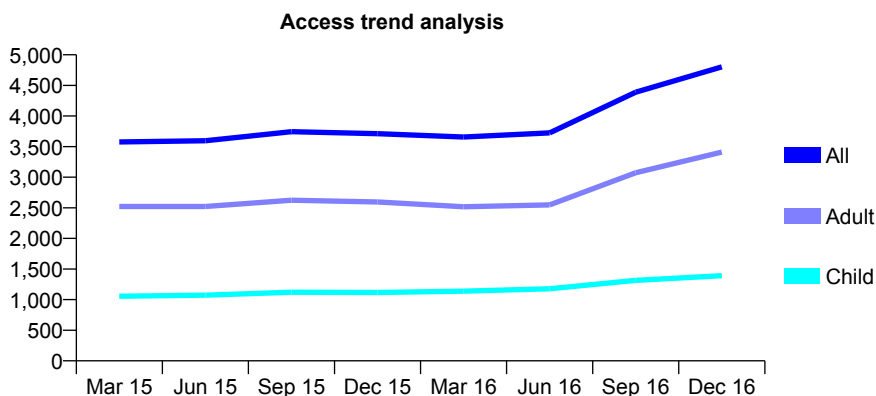
Q46 - Vital Signs At a Glance Contract Report for 109800/0001 - December 2016

Name or company name	Pinfold Dental Practice
Contract type name	GDS Contract
Purpose of contract	General
Contract start date	01/02/2008
Contract end date	

16/17 Contracted general activity (UDA)	18,676
Carry forward general activity (UDA)	-8
16/17 Contracted orthodontic activity (UOA)	0
Carry forward orthodontic activity (UOA)	0
Baseline contract value	£571,726.75

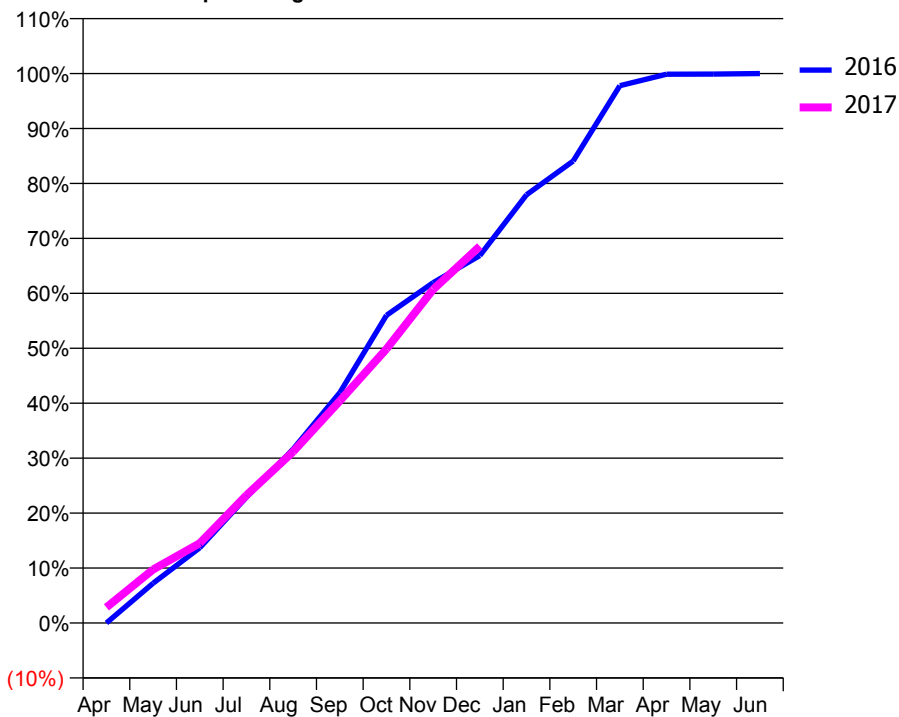
ACCESS*

Patients seen in 24 months	Total	Change since previous quarter
Quarter ending December 2015	3,712	
Quarter ending March 2016	3,656	↓
Quarter ending June 2016	3,725	→
Quarter ending September 2016	4,388	↑
Quarter ending December 2016	4,803	↑
Variance since December 2015	29.4%	↑



ACTIVITY

Cumulative percentage of contracted UDA delivered 2016 & 2017



Month	Adjusted Scheduled Activity (UDA)	
	2016	2017
April	2	533
May	828	1,820
June	1,567	2,714
July	2,619	4,346
August	3,622	5,823
September	4,797	7,549
October	6,408	9,318
November	7,088	11,338
December	7,652	12,804
January	8,918	
February	9,620	
March	11,189	
April	11,427	
May	11,432	
June	11,442	

QUALITY

	Quantity	Base Number	Contract	AT	Region	England
% of FP17s for the same patient ID Re-attending within 3 months - Children	148	1,546	9.6%	13.0%	13.4%	12.4%
% of FP17s for the same patient ID Re-attending within 3 months - Adults	688	3,892	17.7%	17.6%	17.3%	16.6%
% of FP17s for the same patient ID Re-attending between 3 & 9 months - Children	734	1,546	47.5%	56.4%	58.9%	57.5%
% of FP17s for the same patient ID Re-attending between 3 & 9 months - Adults	1,383	3,892	35.5%	50.3%	52.5%	50.4%
% of FP17s for Band 1 Urgent Courses	518	5,303	9.8%	10.5%	9.3%	9.1%
% of FP17s Relating to Free Repair or Replacements	8	5,303	0.2%	0.9%	1.0%	0.8%
% of FP17s Relating to Continuations	150	5,303	2.8%	1.3%	1.5%	1.3%
% of Patients satisfied with the dentistry they have received	6	6	N/A	91.8%	93.1%	92.7%
% of Patients satisfied with the time they had to wait for an appointment	6	6	N/A	88.0%	89.8%	88.8%

* This is based on patients treated on this contract for their most recent course of treatment. Figures in italics indicate the base number of FP17s or Patient Questionnaire responses are less than 100. N/A is shown where the base number of responses is less than 10 during the period. % is calculated as Quantity/Base number*100

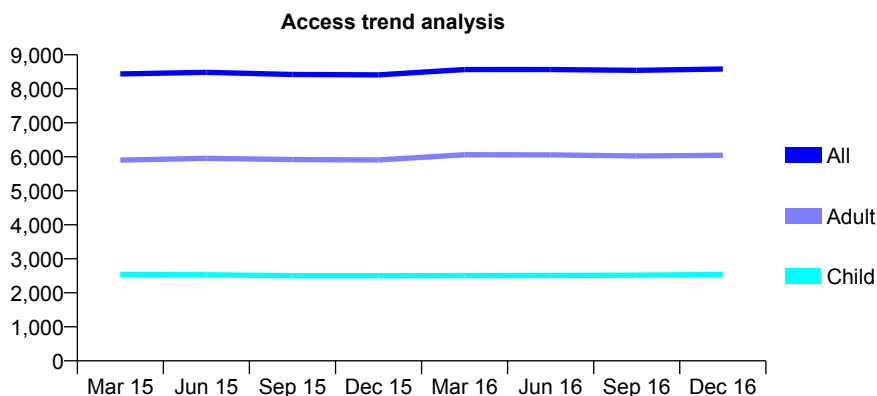
Q46 - Vital Signs At a Glance Contract Report for 109851/0002 - December 2016

Name or company name	Wood & Woolfstein Dental Surgery
Contract type name	GDS Contract
Purpose of contract	General
Contract start date	01/04/2009
Contract end date	

16/17 Contracted general activity (UDA)	29,704
Carry forward general activity (UDA)	604
16/17 Contracted orthodontic activity (UOA)	0
Carry forward orthodontic activity (UOA)	0
Baseline contract value	£968,814.34

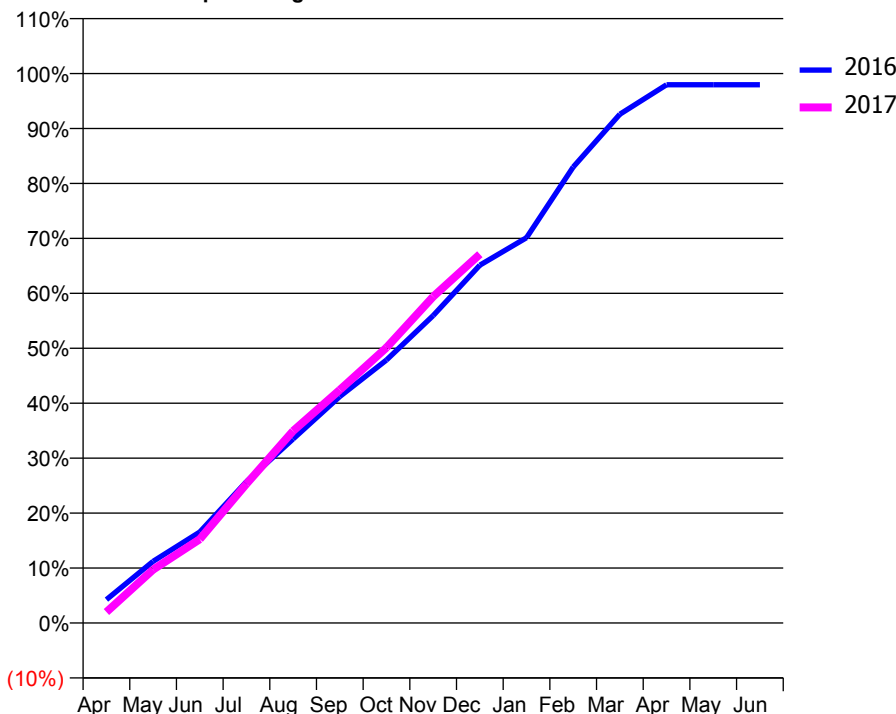
ACCESS*

Patients seen in 24 months	Total	Change since previous quarter
Quarter ending December 2015	8,410	
Quarter ending March 2016	8,567	→
Quarter ending June 2016	8,565	→
Quarter ending September 2016	8,542	→
Quarter ending December 2016	8,584	→
Variance since December 2015	2.1%	↑



ACTIVITY

Cumulative percentage of contracted UDA delivered 2016 & 2017



Month	Adjusted Scheduled Activity (UDA)	
	2016	2017
April	1,263	597
May	3,334	2,887
June	4,917	4,527
July	7,641	7,520
August	9,953	10,382
September	12,241	12,605
October	14,219	14,892
November	16,622	17,642
December	19,345	19,934
January	20,831	
February	24,649	
March	27,501	
April	29,098	
May	29,100	
June	29,100	

QUALITY

	Quantity	Base Number	Contract	AT	Region	England
% of FP17s for the same patient ID Re-attending within 3 months - Children	290	3,238	9.0%	13.0%	13.4%	12.4%
% of FP17s for the same patient ID Re-attending within 3 months - Adults	1,393	7,835	17.8%	17.6%	17.3%	16.6%
% of FP17s for the same patient ID Re-attending between 3 & 9 months - Children	2,304	3,238	71.2%	56.4%	58.9%	57.5%
% of FP17s for the same patient ID Re-attending between 3 & 9 months - Adults	5,070	7,835	64.7%	50.3%	52.5%	50.4%
% of FP17s for Band 1 Urgent Courses	827	10,401	8.0%	10.5%	9.3%	9.1%
% of FP17s Relating to Free Repair or Replacements	95	10,401	0.9%	0.9%	1.0%	0.8%
% of FP17s Relating to Continuations	36	10,401	0.3%	1.3%	1.5%	1.3%
% of Patients satisfied with the dentistry they have received	10	10	100.0%	91.8%	93.1%	92.7%
% of Patients satisfied with the time they had to wait for an appointment	10	10	100.0%	88.0%	89.8%	88.8%

* This is based on patients treated on this contract for their most recent course of treatment. Figures in italics indicate the base number of FP17s or Patient Questionnaire responses are less than 100. N/A is shown where the base number of responses is less than 10 during the period. % is calculated as Quantity/Base number*100

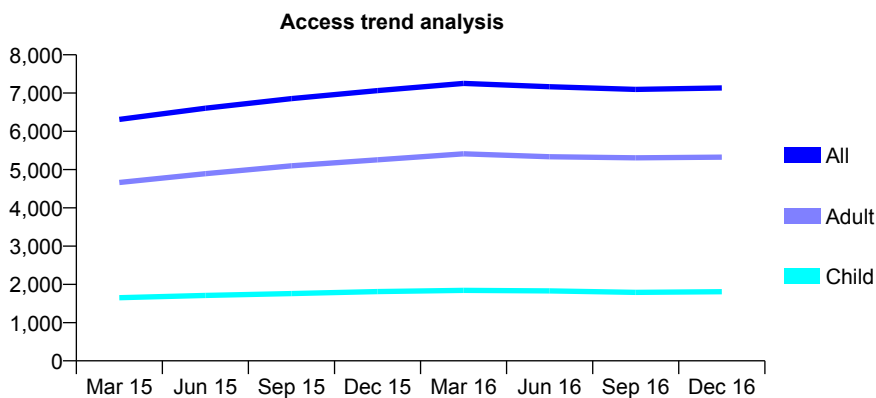
Q46 - Vital Signs At a Glance Contract Report for 110264/0001 - December 2016

Name or company name	Spring Lane Dental Practice Ltd
Contract type name	GDS Contract
Purpose of contract	General
Contract start date	07/04/2014
Contract end date	

16/17 Contracted general activity (UDA)	21,657
Carry forward general activity (UDA)	0
16/17 Contracted orthodontic activity (UOA)	0
Carry forward orthodontic activity (UOA)	0
Baseline contract value	£602,265.93

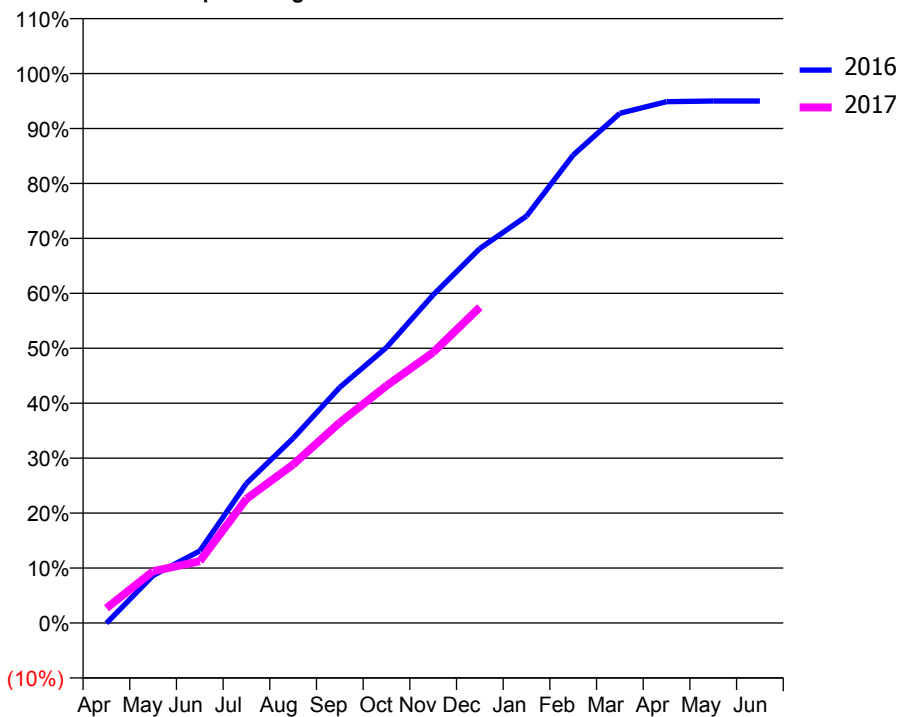
ACCESS*

Patients seen in 24 months	Total	Change since previous quarter
Quarter ending December 2015	7,064	
Quarter ending March 2016	7,254	↑
Quarter ending June 2016	7,164	↓
Quarter ending September 2016	7,096	→
Quarter ending December 2016	7,135	→
Variance since December 2015	1.0%	→



ACTIVITY

Cumulative percentage of contracted UDA delivered 2016 & 2017



Month	Adjusted Scheduled Activity (UDA)	
	2016	2017
April	-12	585
May	1,872	2,043
June	2,842	2,435
July	5,503	4,894
August	7,279	6,247
September	9,290	7,904
October	10,862	9,351
November	12,929	10,664
December	14,762	12,445
January	16,038	
February	18,443	
March	20,090	
April	20,547	
May	20,571	
June	20,571	

QUALITY

	Quantity	Base Number	Contract	AT	Region	England
% of FP17s for the same patient ID Re-attending within 3 months - Children	129	2,052	6.3%	13.0%	13.4%	12.4%
% of FP17s for the same patient ID Re-attending within 3 months - Adults	662	5,179	12.8%	17.6%	17.3%	16.6%
% of FP17s for the same patient ID Re-attending between 3 & 9 months - Children	1,345	2,052	65.5%	56.4%	58.9%	57.5%
% of FP17s for the same patient ID Re-attending between 3 & 9 months - Adults	3,054	5,179	59.0%	50.3%	52.5%	50.4%
% of FP17s for Band 1 Urgent Courses	366	6,929	5.3%	10.5%	9.3%	9.1%
% of FP17s Relating to Free Repair or Replacements	88	6,929	1.3%	0.9%	1.0%	0.8%
% of FP17s Relating to Continuations	29	6,929	0.4%	1.3%	1.5%	1.3%
% of Patients satisfied with the dentistry they have received	4	5	N/A	91.8%	93.1%	92.7%
% of Patients satisfied with the time they had to wait for an appointment	4	5	N/A	88.0%	89.8%	88.8%

* This is based on patients treated on this contract for their most recent course of treatment. Figures in italics indicate the base number of FP17s or Patient Questionnaire responses are less than 100. N/A is shown where the base number of responses is less than 10 during the period. % is calculated as Quantity/Base number*100

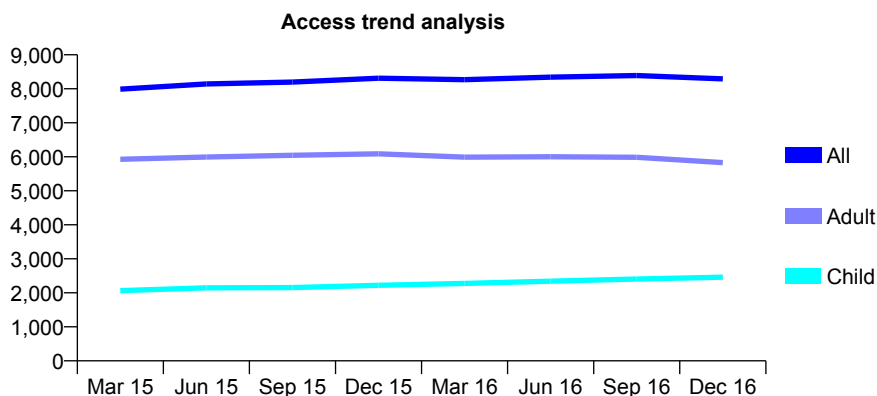
Q46 - Vital Signs At a Glance Contract Report for 111937/0001 - December 2016

Name or company name	Deane Dental
Contract type name	GDS Contract
Purpose of contract	General
Contract start date	01/04/2011
Contract end date	

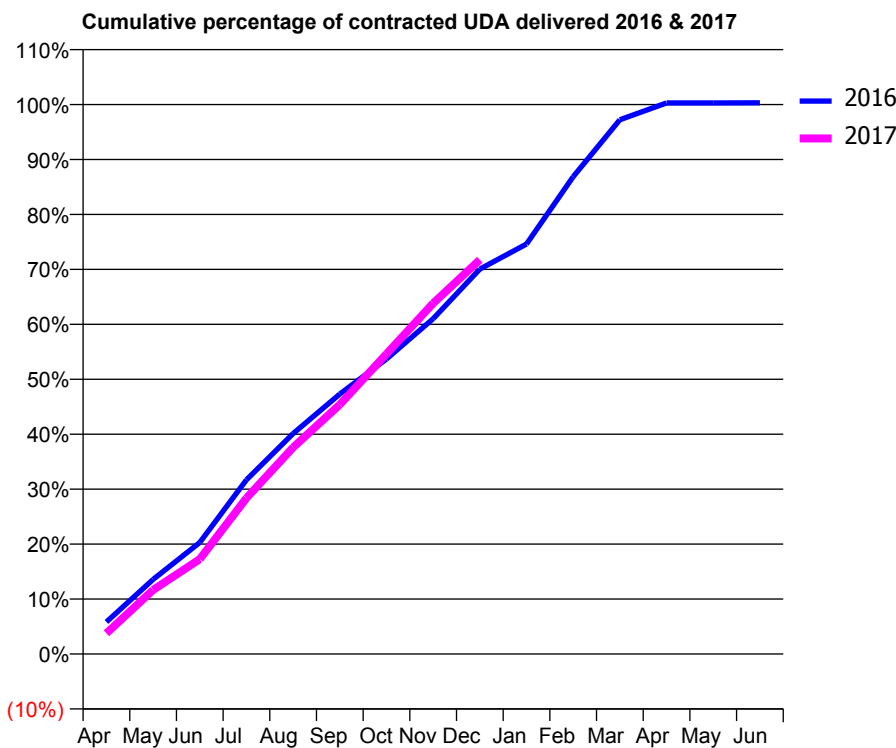
16/17 Contracted general activity (UDA)	26,200
Carry forward general activity (UDA)	-79
16/17 Contracted orthodontic activity (UOA)	0
Carry forward orthodontic activity (UOA)	0
Baseline contract value	£681,701.97

ACCESS*

Patients seen in 24 months	Total	Change since previous quarter
Quarter ending December 2015	8,313	
Quarter ending March 2016	8,268	→
Quarter ending June 2016	8,345	→
Quarter ending September 2016	8,390	→
Quarter ending December 2016	8,292	↓
Variance since December 2015	(0.3%)	→



ACTIVITY



Month	Adjusted Scheduled Activity (UDA)	
	2016	2017
April	1,531	986
May	3,555	3,056
June	5,317	4,523
July	8,304	7,434
August	10,513	9,851
September	12,393	11,895
October	14,066	14,310
November	15,985	16,723
December	18,351	18,800
January	19,546	
February	22,759	
March	25,471	
April	26,272	
May	26,275	
June	26,279	

QUALITY

	Quantity	Base Number	Contract	AT	Region	England
% of FP17s for the same patient ID Re-attending within 3 months - Children	403	2,934	13.7%	13.0%	13.4%	12.4%
% of FP17s for the same patient ID Re-attending within 3 months - Adults	1,222	5,888	20.8%	17.6%	17.3%	16.6%
% of FP17s for the same patient ID Re-attending between 3 & 9 months - Children	1,599	2,934	54.5%	56.4%	58.9%	57.5%
% of FP17s for the same patient ID Re-attending between 3 & 9 months - Adults	2,753	5,888	46.8%	50.3%	52.5%	50.4%
% of FP17s for Band 1 Urgent Courses	1,564	8,492	18.4%	10.5%	9.3%	9.1%
% of FP17s Relating to Free Repair or Replacements	154	8,492	1.8%	0.9%	1.0%	0.8%
% of FP17s Relating to Continuations	20	8,492	0.2%	1.3%	1.5%	1.3%
% of Patients satisfied with the dentistry they have received	3	5	N/A	91.8%	93.1%	92.7%
% of Patients satisfied with the time they had to wait for an appointment	2	5	N/A	88.0%	89.8%	88.8%

* This is based on patients treated on this contract for their most recent course of treatment. Figures in italics indicate the base number of FP17s or Patient Questionnaire responses are less than 100. N/A is shown where the base number of responses is less than 10 during the period. % is calculated as Quantity/Base number*100

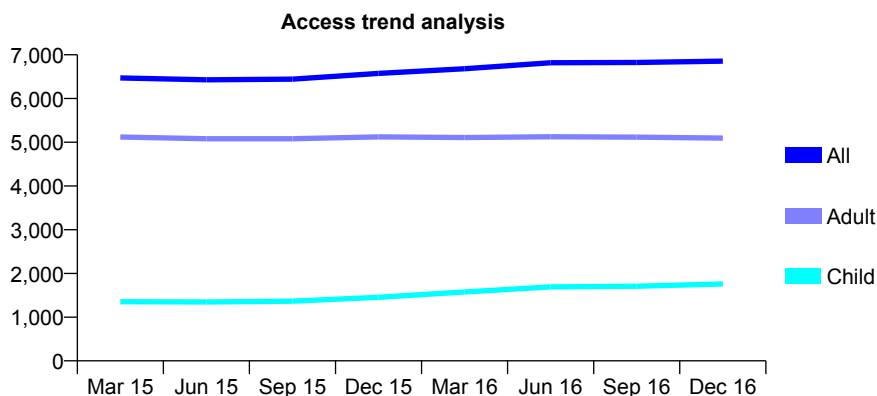
Q46 - Vital Signs At a Glance Contract Report for 112429/0001 - December 2016

Name or company name	Bolton and Bury Dental Practice Partnership
Contract type name	GDS Contract
Purpose of contract	General
Contract start date	01/03/2013
Contract end date	

16/17 Contracted general activity (UDA)	20,000
Carry forward general activity (UDA)	-105
16/17 Contracted orthodontic activity (UOA)	0
Carry forward orthodontic activity (UOA)	0
Baseline contract value	£635,716.70

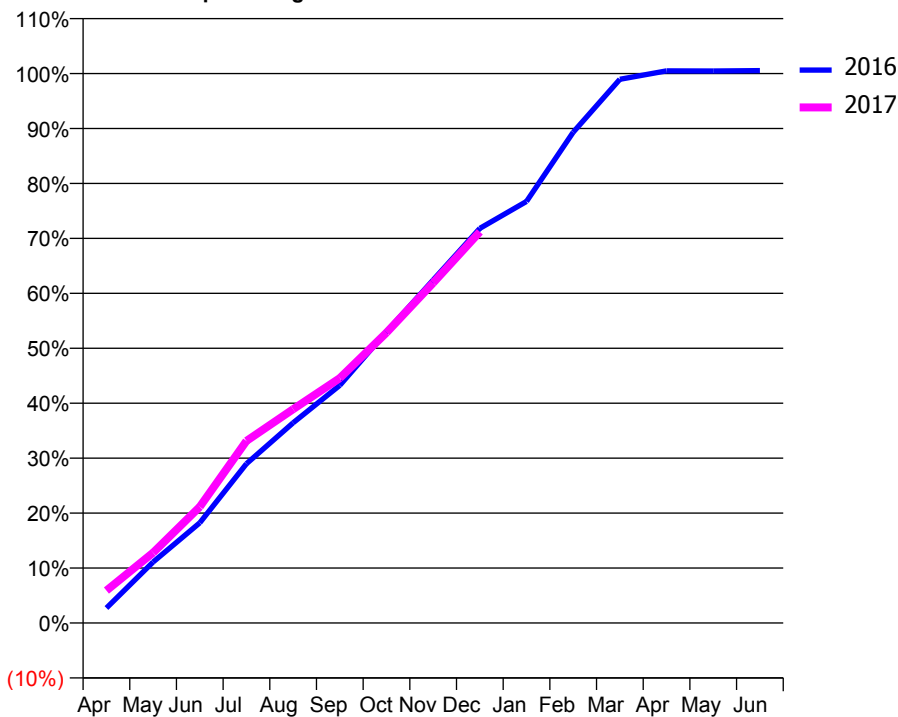
ACCESS*

Patients seen in 24 months	Total	Change since previous quarter
Quarter ending December 2015	6,575	
Quarter ending March 2016	6,681	→
Quarter ending June 2016	6,817	↑
Quarter ending September 2016	6,825	→
Quarter ending December 2016	6,854	→
Variance since December 2015	4.2%	↑



ACTIVITY

Cumulative percentage of contracted UDA delivered 2016 & 2017



Month	Adjusted Scheduled Activity (UDA)	
	2016	2017
April	545	1,182
May	2,218	2,561
June	3,649	4,232
July	5,796	6,630
August	7,287	7,781
September	8,649	8,915
October	10,601	10,569
November	12,487	12,379
December	14,363	14,239
January	15,343	
February	17,864	
March	19,788	
April	20,095	
May	20,093	
June	20,105	

QUALITY

	Quantity	Base Number	Contract	AT	Region	England
% of FP17s for the same patient ID Re-attending within 3 months - Children	137	2,089	6.6%	13.0%	13.4%	12.4%
% of FP17s for the same patient ID Re-attending within 3 months - Adults	492	4,528	10.9%	17.6%	17.3%	16.6%
% of FP17s for the same patient ID Re-attending between 3 & 9 months - Children	1,199	2,089	57.4%	56.4%	58.9%	57.5%
% of FP17s for the same patient ID Re-attending between 3 & 9 months - Adults	1,976	4,528	43.6%	50.3%	52.5%	50.4%
% of FP17s for Band 1 Urgent Courses	485	6,461	7.5%	10.5%	9.3%	9.1%
% of FP17s Relating to Free Repair or Replacements	67	6,461	1.0%	0.9%	1.0%	0.8%
% of FP17s Relating to Continuations	127	6,461	2.0%	1.3%	1.5%	1.3%
% of Patients satisfied with the dentistry they have received	9	10	90.0%	91.8%	93.1%	92.7%
% of Patients satisfied with the time they had to wait for an appointment	8	10	80.0%	88.0%	89.8%	88.8%

* This is based on patients treated on this contract for their most recent course of treatment. Figures in italics indicate the base number of FP17s or Patient Questionnaire responses are less than 100. N/A is shown where the base number of responses is less than 10 during the period. % is calculated as Quantity/Base number*100

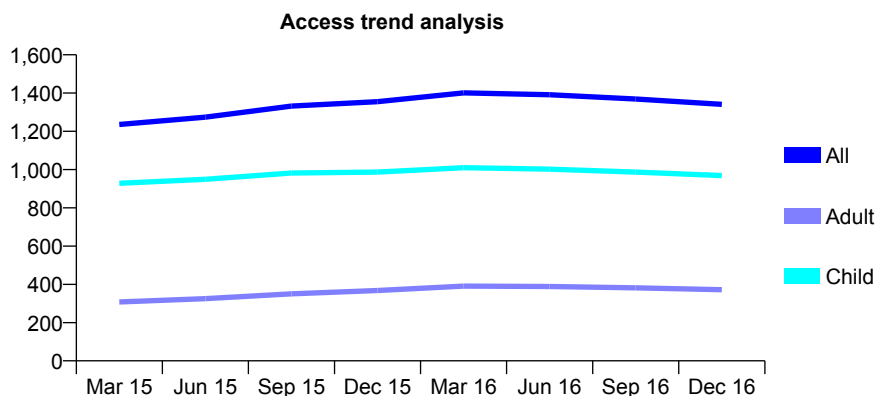
Q46 - Vital Signs At a Glance Contract Report for 112682/0001 - December 2016

Name or company name	Pemberton Dental Practice
Contract type name	GDS Contract
Purpose of contract	General
Contract start date	01/04/2014
Contract end date	

16/17 Contracted general activity (UDA)	4,400
Carry forward general activity (UDA)	0
16/17 Contracted orthodontic activity (UOA)	0
Carry forward orthodontic activity (UOA)	0
Baseline contract value	£107,844.00

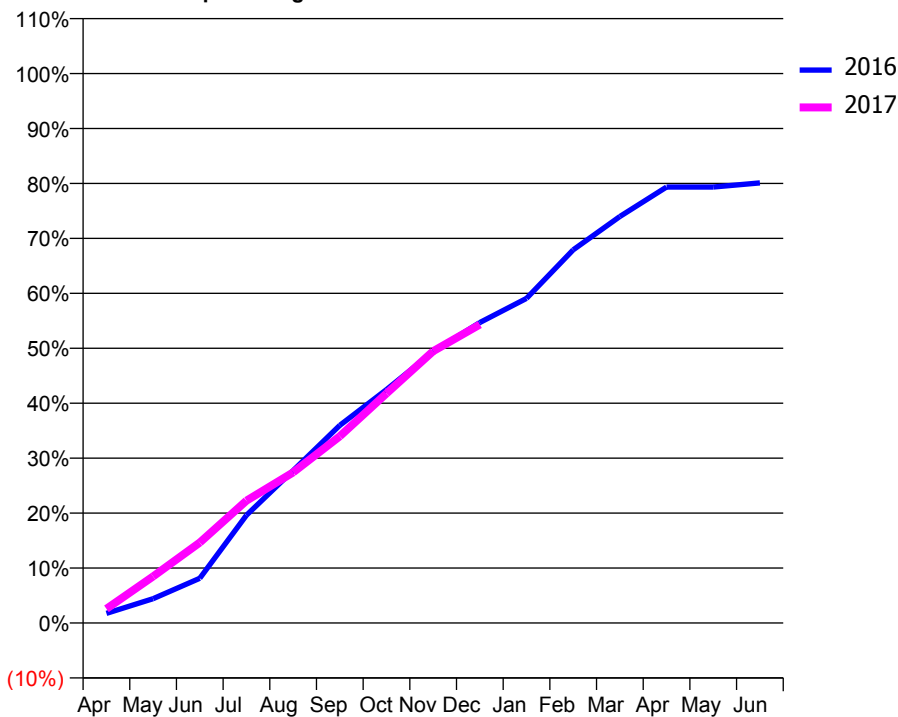
ACCESS*

Patients seen in 24 months	Total	Change since previous quarter
Quarter ending December 2015	1,355	
Quarter ending March 2016	1,401	↑
Quarter ending June 2016	1,391	→
Quarter ending September 2016	1,369	↓
Quarter ending December 2016	1,341	↓
Variance since December 2015	(1.0%)	↓



ACTIVITY

Cumulative percentage of contracted UDA delivered 2016 & 2017



Month	Adjusted Scheduled Activity (UDA)	
	2016	2017
April	97	114
May	243	373
June	448	645
July	1,079	979
August	1,527	1,206
September	1,979	1,495
October	2,336	1,839
November	2,716	2,177
December	3,008	2,391
January	3,250	
February	3,736	
March	4,068	
April	4,364	
May	4,364	
June	4,405	

QUALITY

	Quantity	Base Number	Contract	AT	Region	England
% of FP17s for the same patient ID Re-attending within 3 months - Children	173	1,275	13.6%	13.0%	13.4%	12.4%
% of FP17s for the same patient ID Re-attending within 3 months - Adults	86	322	26.7%	17.6%	17.3%	16.6%
% of FP17s for the same patient ID Re-attending between 3 & 9 months - Children	843	1,275	66.1%	56.4%	58.9%	57.5%
% of FP17s for the same patient ID Re-attending between 3 & 9 months - Adults	186	322	57.8%	50.3%	52.5%	50.4%
% of FP17s for Band 1 Urgent Courses	53	1,447	3.7%	10.5%	9.3%	9.1%
% of FP17s Relating to Free Repair or Replacements	0	1,447	0.0%	0.9%	1.0%	0.8%
% of FP17s Relating to Continuations	0	1,447	0.0%	1.3%	1.5%	1.3%
% of Patients satisfied with the dentistry they have received	0	0	N/A	91.8%	93.1%	92.7%
% of Patients satisfied with the time they had to wait for an appointment	0	0	N/A	88.0%	89.8%	88.8%

* This is based on patients treated on this contract for their most recent course of treatment. Figures in italics indicate the base number of FP17s or Patient Questionnaire responses are less than 100. N/A is shown where the base number of responses is less than 10 during the period. % is calculated as Quantity/Base number*100

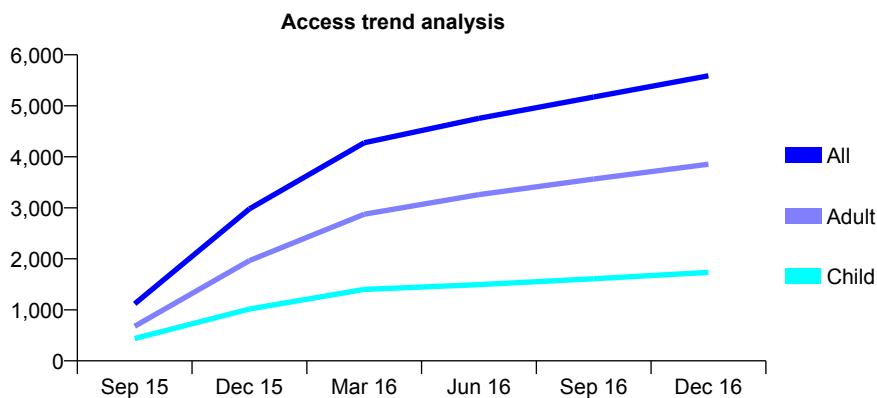
Q46 - Vital Signs At a Glance Contract Report for 112836/0001 - December 2016

Name or company name	Ripponden Road Dental Practice Partnersh
Contract type name	GDS Contract
Purpose of contract	General
Contract start date	30/07/2015
Contract end date	

16/17 Contracted general activity (UDA)	17,909
Carry forward general activity (UDA)	58
16/17 Contracted orthodontic activity (UOA)	0
Carry forward orthodontic activity (UOA)	0
Baseline contract value	£544,289.40

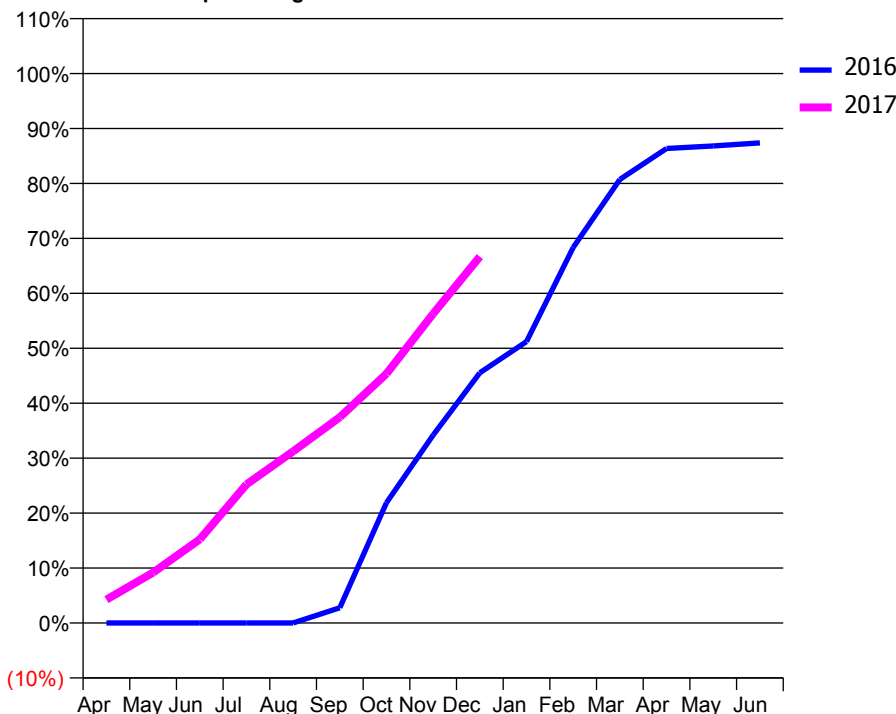
ACCESS*

Patients seen in 24 months	Total	Change since previous quarter
Quarter ending December 2015	2,980	
Quarter ending March 2016	4,275	↑
Quarter ending June 2016	4,753	↑
Quarter ending September 2016	5,173	↑
Quarter ending December 2016	5,589	↑
Variance since December 2015	87.6%	↑



ACTIVITY

Cumulative percentage of contracted UDA delivered 2016 & 2017



Month	Adjusted Scheduled Activity (UDA)	
	2016	2017
April	0	761
May	0	1,645
June	0	2,727
July	0	4,517
August	0	5,597
September	335	6,707
October	2,632	8,126
November	4,113	10,082
December	5,473	11,940
January	6,157	
February	8,217	
March	9,704	
April	10,382	
May	10,437	
June	10,503	

QUALITY

	Quantity	Base Number	Contract	AT	Region	England
% of FP17s for the same patient ID Re-attending within 3 months - Children	209	2,164	9.7%	13.0%	13.4%	12.4%
% of FP17s for the same patient ID Re-attending within 3 months - Adults	580	4,649	12.5%	17.6%	17.3%	16.6%
% of FP17s for the same patient ID Re-attending between 3 & 9 months - Children	1,313	2,164	60.7%	56.4%	58.9%	57.5%
% of FP17s for the same patient ID Re-attending between 3 & 9 months - Adults	2,728	4,649	58.7%	50.3%	52.5%	50.4%
% of FP17s for Band 1 Urgent Courses	560	6,403	8.7%	10.5%	9.3%	9.1%
% of FP17s Relating to Free Repair or Replacements	17	6,403	0.3%	0.9%	1.0%	0.8%
% of FP17s Relating to Continuations	74	6,403	1.2%	1.3%	1.5%	1.3%
% of Patients satisfied with the dentistry they have received	8	8	N/A	91.8%	93.1%	92.7%
% of Patients satisfied with the time they had to wait for an appointment	8	8	N/A	88.0%	89.8%	88.8%

* This is based on patients treated on this contract for their most recent course of treatment. Figures in italics indicate the base number of FP17s or Patient Questionnaire responses are less than 100. N/A is shown where the base number of responses is less than 10 during the period. % is calculated as Quantity/Base number*100

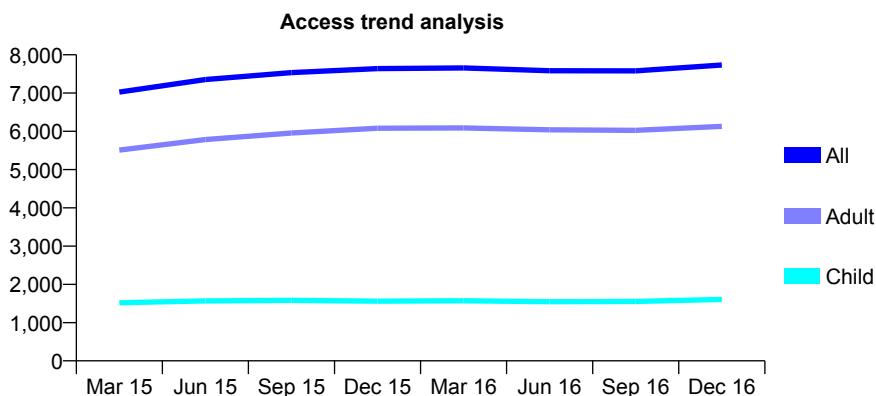
Q46 - Vital Signs At a Glance Contract Report for 114022/0001 - December 2016

Name or company name	Marjory Lees Dental Centre
Contract type name	GDS Contract
Purpose of contract	General
Contract start date	01/03/2014
Contract end date	

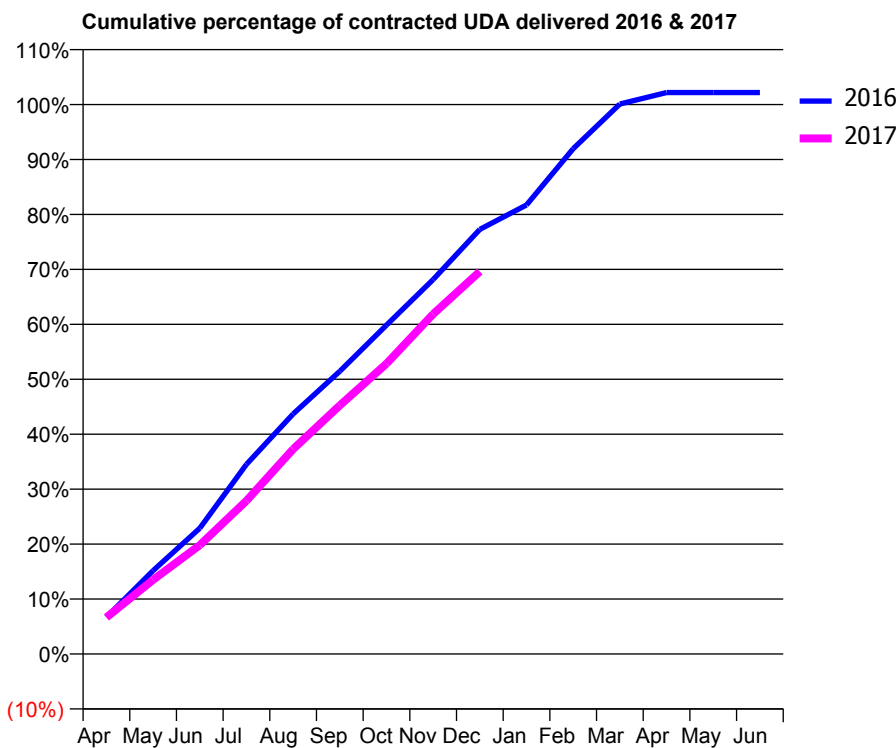
16/17 Contracted general activity (UDA)	24,594
Carry forward general activity (UDA)	-492
16/17 Contracted orthodontic activity (UOA)	0
Carry forward orthodontic activity (UOA)	0
Baseline contract value	£898,965.91

ACCESS*

Patients seen in 24 months	Total	Change since previous quarter
Quarter ending December 2015	7,640	
Quarter ending March 2016	7,657	→
Quarter ending June 2016	7,583	→
Quarter ending September 2016	7,579	→
Quarter ending December 2016	7,734	↑
Variance since December 2015	1.2%	→



ACTIVITY



Month	Adjusted Scheduled Activity (UDA)	
	2016	2017
April	1,652	1,638
May	3,731	3,324
June	5,633	4,875
July	8,491	6,862
August	10,743	9,168
September	12,658	11,127
October	14,722	12,993
November	16,762	15,213
December	19,007	17,121
January	20,101	
February	22,619	
March	24,616	
April	25,130	
May	25,131	
June	25,131	

QUALITY

	Quantity	Base Number	Contract	AT	Region	England
% of FP17s for the same patient ID Re-attending within 3 months - Children	484	2,700	17.9%	13.0%	13.4%	12.4%
% of FP17s for the same patient ID Re-attending within 3 months - Adults	1,235	7,502	16.5%	17.6%	17.3%	16.6%
% of FP17s for the same patient ID Re-attending between 3 & 9 months - Children	1,752	2,700	64.9%	56.4%	58.9%	57.5%
% of FP17s for the same patient ID Re-attending between 3 & 9 months - Adults	4,441	7,502	59.2%	50.3%	52.5%	50.4%
% of FP17s for Band 1 Urgent Courses	695	9,827	7.1%	10.5%	9.3%	9.1%
% of FP17s Relating to Free Repair or Replacements	72	9,827	0.7%	0.9%	1.0%	0.8%
% of FP17s Relating to Continuations	180	9,827	1.8%	1.3%	1.5%	1.3%
% of Patients satisfied with the dentistry they have received	9	10	90.0%	91.8%	93.1%	92.7%
% of Patients satisfied with the time they had to wait for an appointment	10	10	100.0%	88.0%	89.8%	88.8%

* This is based on patients treated on this contract for their most recent course of treatment. Figures in italics indicate the base number of FP17s or Patient Questionnaire responses are less than 100. N/A is shown where the base number of responses is less than 10 during the period. % is calculated as Quantity/Base number*100

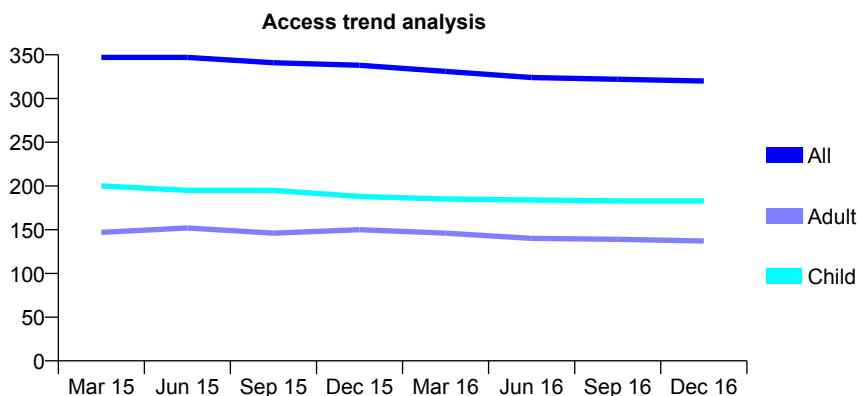
Q46 - Vital Signs At a Glance Contract Report for 114596/0001 - December 2016

Name or company name	Scott & Scott Dental Practice
Contract type name	GDS Contract
Purpose of contract	General
Contract start date	01/04/2006
Contract end date	

16/17 Contracted general activity (UDA)	1,475
Carry forward general activity (UDA)	0
16/17 Contracted orthodontic activity (UOA)	0
Carry forward orthodontic activity (UOA)	0
Baseline contract value	£34,892.66

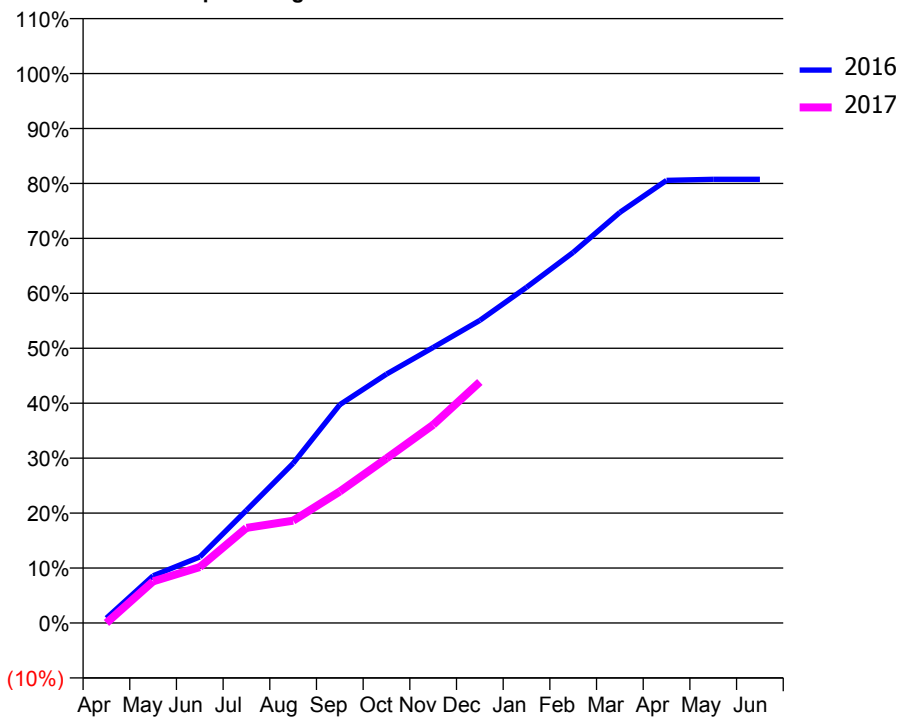
ACCESS*

Patients seen in 24 months	Total	Change since previous quarter
Quarter ending December 2015	338	
Quarter ending March 2016	331	↓
Quarter ending June 2016	324	↓
Quarter ending September 2016	322	→
Quarter ending December 2016	320	→
Variance since December 2015	(5.3%)	↓



ACTIVITY

Cumulative percentage of contracted UDA delivered 2016 & 2017



Month	Adjusted Scheduled Activity (UDA)	
	2016	2017
April	13	0
May	127	112
June	177	150
July	303	255
August	429	275
September	586	353
October	668	442
November	740	532
December	812	647
January	901	
February	995	
March	1,102	
April	1,188	
May	1,191	
June	1,191	

QUALITY

	Quantity	Base Number	Contract	AT	Region	England
% of FP17s for the same patient ID Re-attending within 3 months - Children	16	210	7.6%	13.0%	13.4%	12.4%
% of FP17s for the same patient ID Re-attending within 3 months - Adults	28	126	22.2%	17.6%	17.3%	16.6%
% of FP17s for the same patient ID Re-attending between 3 & 9 months - Children	142	210	67.6%	56.4%	58.9%	57.5%
% of FP17s for the same patient ID Re-attending between 3 & 9 months - Adults	60	126	47.6%	50.3%	52.5%	50.4%
% of FP17s for Band 1 Urgent Courses	15	302	5.0%	10.5%	9.3%	9.1%
% of FP17s Relating to Free Repair or Replacements	1	302	0.3%	0.9%	1.0%	0.8%
% of FP17s Relating to Continuations	1	302	0.3%	1.3%	1.5%	1.3%
% of Patients satisfied with the dentistry they have received	0	0	N/A	91.8%	93.1%	92.7%
% of Patients satisfied with the time they had to wait for an appointment	0	0	N/A	88.0%	89.8%	88.8%

* This is based on patients treated on this contract for their most recent course of treatment. Figures in italics indicate the base number of FP17s or Patient Questionnaire responses are less than 100. N/A is shown where the base number of responses is less than 10 during the period. % is calculated as Quantity/Base number*100

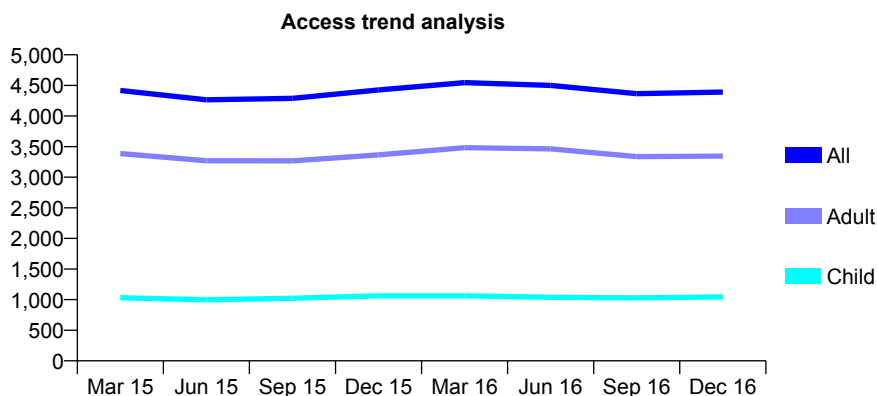
Q46 - Vital Signs At a Glance Contract Report for 115657/0001 - December 2016

Name or company name	the dental practice
Contract type name	GDS Contract
Purpose of contract	General
Contract start date	01/01/2011
Contract end date	

16/17 Contracted general activity (UDA)	15,833
Carry forward general activity (UDA)	0
16/17 Contracted orthodontic activity (UOA)	0
Carry forward orthodontic activity (UOA)	0
Baseline contract value	£496,521.17

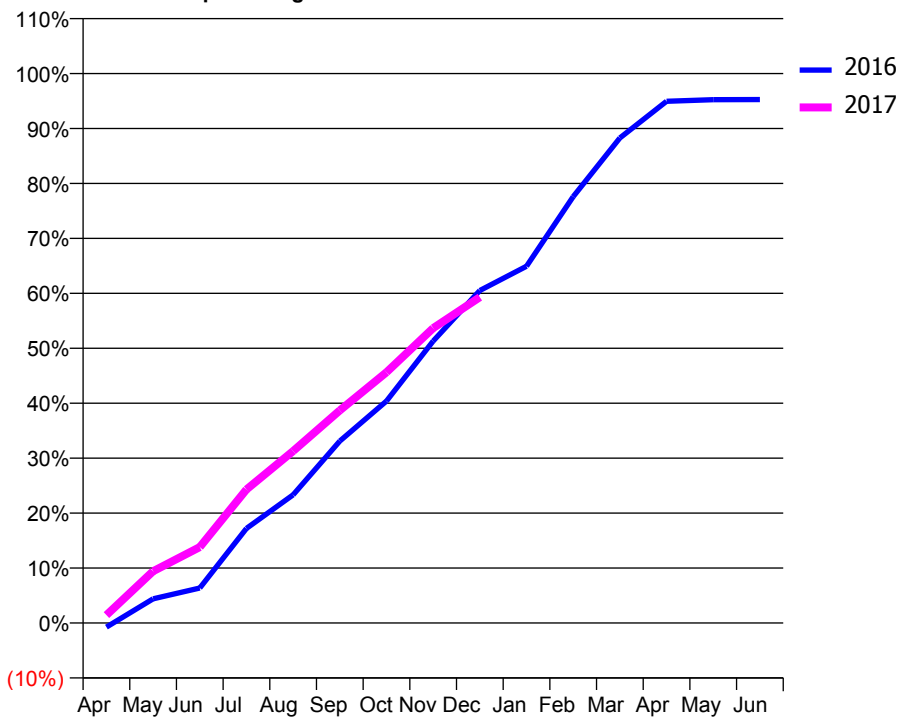
ACCESS*

Patients seen in 24 months	Total	Change since previous quarter
Quarter ending December 2015	4,427	
Quarter ending March 2016	4,545	↑
Quarter ending June 2016	4,501	→
Quarter ending September 2016	4,366	↓
Quarter ending December 2016	4,390	→
Variance since December 2015	(0.8%)	→



ACTIVITY

Cumulative percentage of contracted UDA delivered 2016 & 2017



Month	Adjusted Scheduled Activity (UDA)	
	2016	2017
April	-120	230
May	697	1,494
June	1,008	2,188
July	2,724	3,847
August	3,695	4,955
September	5,242	6,125
October	6,395	7,225
November	8,123	8,497
December	9,579	9,389
January	10,281	
February	12,284	
March	13,976	
April	15,032	
May	15,080	
June	15,082	

QUALITY

	Quantity	Base Number	Contract	AT	Region	England
% of FP17s for the same patient ID Re-attending within 3 months - Children	135	915	14.8%	13.0%	13.4%	12.4%
% of FP17s for the same patient ID Re-attending within 3 months - Adults	605	2,792	21.7%	17.6%	17.3%	16.6%
% of FP17s for the same patient ID Re-attending between 3 & 9 months - Children	335	915	36.6%	56.4%	58.9%	57.5%
% of FP17s for the same patient ID Re-attending between 3 & 9 months - Adults	934	2,792	33.5%	50.3%	52.5%	50.4%
% of FP17s for Band 1 Urgent Courses	645	3,364	19.2%	10.5%	9.3%	9.1%
% of FP17s Relating to Free Repair or Replacements	17	3,364	0.5%	0.9%	1.0%	0.8%
% of FP17s Relating to Continuations	67	3,364	2.0%	1.3%	1.5%	1.3%
% of Patients satisfied with the dentistry they have received	2	2	N/A	91.8%	93.1%	92.7%
% of Patients satisfied with the time they had to wait for an appointment	2	2	N/A	88.0%	89.8%	88.8%

* This is based on patients treated on this contract for their most recent course of treatment. Figures in italics indicate the base number of FP17s or Patient Questionnaire responses are less than 100. N/A is shown where the base number of responses is less than 10 during the period. % is calculated as Quantity/Base number*100

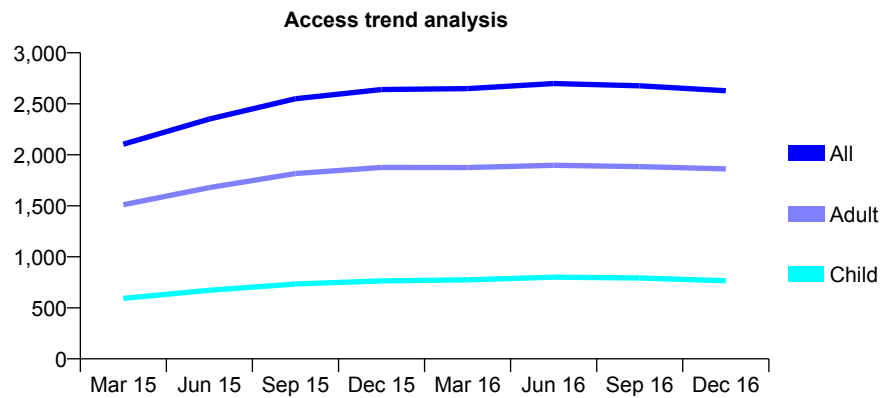
Q46 - Vital Signs At a Glance Contract Report for 115835/0001 - December 2016

Name or company name	Talking Teeth
Contract type name	GDS Contract
Purpose of contract	General
Contract start date	01/11/2013
Contract end date	

16/17 Contracted general activity (UDA)	6,297
Carry forward general activity (UDA)	-126
16/17 Contracted orthodontic activity (UOA)	0
Carry forward orthodontic activity (UOA)	0
Baseline contract value	£138,195.91

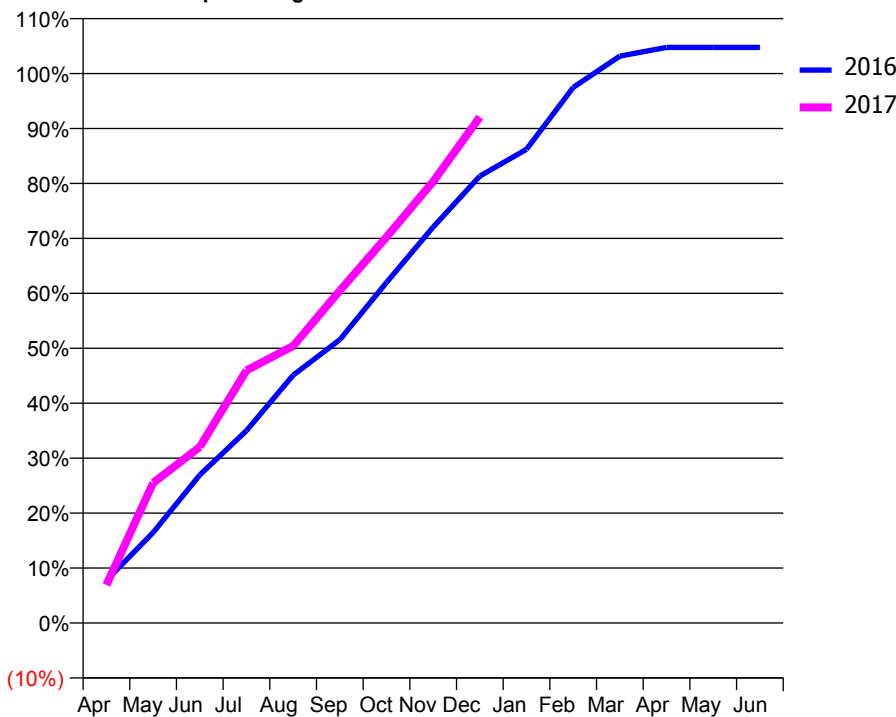
ACCESS*

Patients seen in 24 months	Total	Change since previous quarter
Quarter ending December 2015	2,640	
Quarter ending March 2016	2,649	→
Quarter ending June 2016	2,699	→
Quarter ending September 2016	2,677	→
Quarter ending December 2016	2,628	↓
Variance since December 2015	(0.5%)	→



ACTIVITY

Cumulative percentage of contracted UDA delivered 2016 & 2017



Month	Adjusted Scheduled Activity (UDA)	
	2016	2017
April	511	436
May	1,083	1,605
June	1,773	2,017
July	2,303	2,895
August	2,966	3,175
September	3,390	3,809
October	4,076	4,423
November	4,739	5,059
December	5,348	5,798
January	5,670	
February	6,410	
March	6,785	
April	6,889	
May	6,889	
June	6,889	

QUALITY

	Quantity	Base Number	Contract	AT	Region	England
% of FP17s for the same patient ID Re-attending within 3 months - Children	63	757	8.3%	13.0%	13.4%	12.4%
% of FP17s for the same patient ID Re-attending within 3 months - Adults	210	1,822	11.5%	17.6%	17.3%	16.6%
% of FP17s for the same patient ID Re-attending between 3 & 9 months - Children	414	757	54.7%	56.4%	58.9%	57.5%
% of FP17s for the same patient ID Re-attending between 3 & 9 months - Adults	955	1,822	52.4%	50.3%	52.5%	50.4%
% of FP17s for Band 1 Urgent Courses	230	2,530	9.1%	10.5%	9.3%	9.1%
% of FP17s Relating to Free Repair or Replacements	23	2,530	0.9%	0.9%	1.0%	0.8%
% of FP17s Relating to Continuations	3	2,530	0.1%	1.3%	1.5%	1.3%
% of Patients satisfied with the dentistry they have received	1	1	N/A	91.8%	93.1%	92.7%
% of Patients satisfied with the time they had to wait for an appointment	1	1	N/A	88.0%	89.8%	88.8%

* This is based on patients treated on this contract for their most recent course of treatment. Figures in italics indicate the base number of FP17s or Patient Questionnaire responses are less than 100. N/A is shown where the base number of responses is less than 10 during the period. % is calculated as Quantity/Base number*100

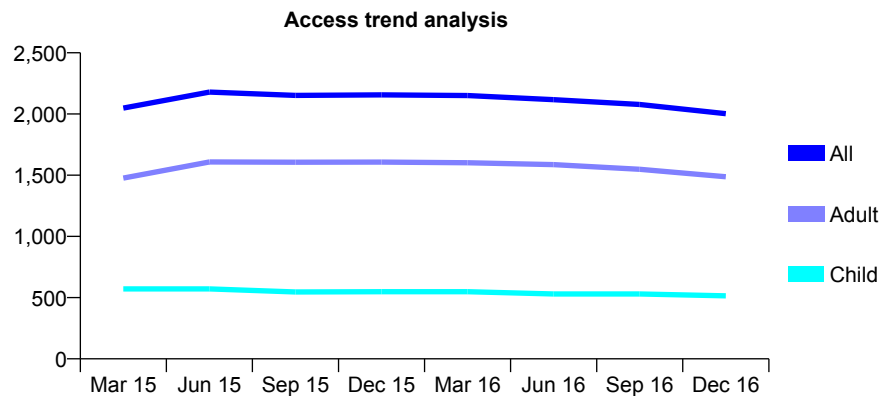
Q46 - Vital Signs At a Glance Contract Report for 116009/0001 - December 2016

Name or company name	Kathcare Ltd
Contract type name	GDS Contract
Purpose of contract	General
Contract start date	01/04/2010
Contract end date	

16/17 Contracted general activity (UDA)	6,500
Carry forward general activity (UDA)	-130
16/17 Contracted orthodontic activity (UOA)	0
Carry forward orthodontic activity (UOA)	0
Baseline contract value	£195,193.24

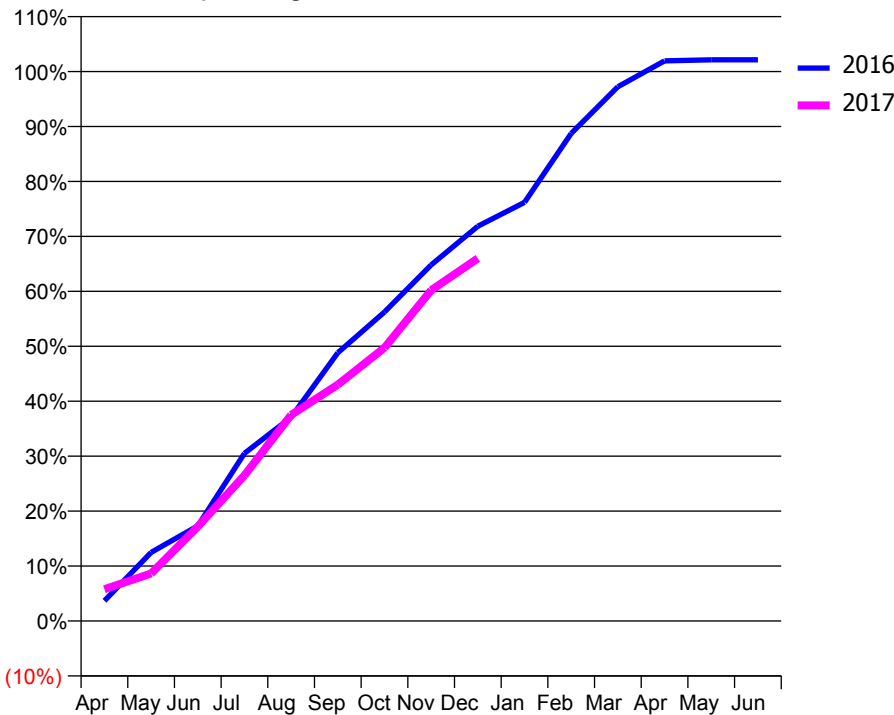
ACCESS*

Patients seen in 24 months	Total	Change since previous quarter
Quarter ending December 2015	2,156	
Quarter ending March 2016	2,151	→
Quarter ending June 2016	2,117	↓
Quarter ending September 2016	2,078	↓
Quarter ending December 2016	2,003	↓
Variance since December 2015	(7.1%)	↓



ACTIVITY

Cumulative percentage of contracted UDA delivered 2016 & 2017



Month	Adjusted Scheduled Activity (UDA)	
	2016	2017
April	239	377
May	812	563
June	1,125	1,116
July	1,984	1,724
August	2,411	2,438
September	3,173	2,796
October	3,655	3,233
November	4,212	3,912
December	4,669	4,290
January	4,953	
February	5,767	
March	6,319	
April	6,626	
May	6,638	
June	6,638	

QUALITY

	Quantity	Base Number	Contract	AT	Region	England
% of FP17s for the same patient ID Re-attending within 3 months - Children	41	489	8.4%	13.0%	13.4%	12.4%
% of FP17s for the same patient ID Re-attending within 3 months - Adults	185	1,254	14.8%	17.6%	17.3%	16.6%
% of FP17s for the same patient ID Re-attending between 3 & 9 months - Children	258	489	52.8%	56.4%	58.9%	57.5%
% of FP17s for the same patient ID Re-attending between 3 & 9 months - Adults	546	1,254	43.5%	50.3%	52.5%	50.4%
% of FP17s for Band 1 Urgent Courses	160	1,618	9.9%	10.5%	9.3%	9.1%
% of FP17s Relating to Free Repair or Replacements	4	1,618	0.2%	0.9%	1.0%	0.8%
% of FP17s Relating to Continuations	26	1,618	1.6%	1.3%	1.5%	1.3%
% of Patients satisfied with the dentistry they have received	1	2	N/A	91.8%	93.1%	92.7%
% of Patients satisfied with the time they had to wait for an appointment	2	2	N/A	88.0%	89.8%	88.8%

* This is based on patients treated on this contract for their most recent course of treatment. Figures in italics indicate the base number of FP17s or Patient Questionnaire responses are less than 100. N/A is shown where the base number of responses is less than 10 during the period. % is calculated as Quantity/Base number*100

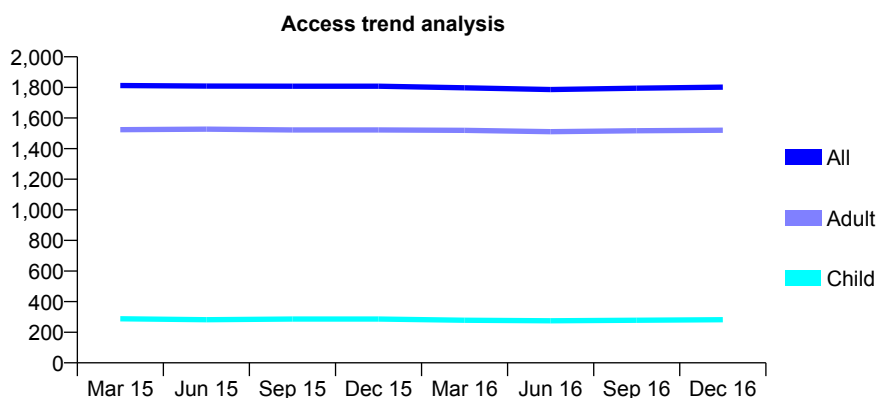
Q46 - Vital Signs At a Glance Contract Report for 116440/0001 - December 2016

Name or company name	Pracny and Strass Dental Practice
Contract type name	GDS Contract
Purpose of contract	General
Contract start date	01/04/2006
Contract end date	

16/17 Contracted general activity (UDA)	7,202
Carry forward general activity (UDA)	16
16/17 Contracted orthodontic activity (UOA)	0
Carry forward orthodontic activity (UOA)	0
Baseline contract value	£167,843.81

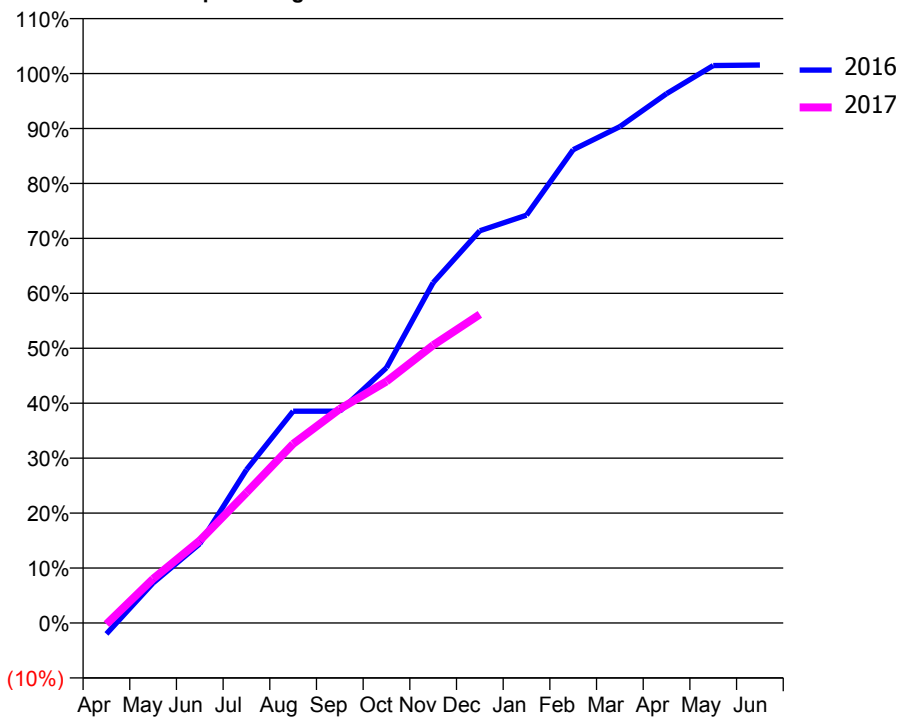
ACCESS*

Patients seen in 24 months	Total	Change since previous quarter
Quarter ending December 2015	1,808	
Quarter ending March 2016	1,797	→
Quarter ending June 2016	1,786	→
Quarter ending September 2016	1,795	→
Quarter ending December 2016	1,802	→
Variance since December 2015	(0.3%)	→



ACTIVITY

Cumulative percentage of contracted UDA delivered 2016 & 2017



Month	Adjusted Scheduled Activity (UDA)	
	2016	2017
April	-120	-16
May	435	580
June	859	1,081
July	1,662	1,708
August	2,298	2,347
September	2,298	2,806
October	2,768	3,167
November	3,692	3,642
December	4,255	4,046
January	4,423	
February	5,133	
March	5,384	
April	5,741	
May	6,047	
June	6,052	

QUALITY

	Quantity	Base Number	Contract	AT	Region	England
% of FP17s for the same patient ID Re-attending within 3 months - Children	22	293	7.5%	13.0%	13.4%	12.4%
% of FP17s for the same patient ID Re-attending within 3 months - Adults	268	1,875	14.3%	17.6%	17.3%	16.6%
% of FP17s for the same patient ID Re-attending between 3 & 9 months - Children	162	293	55.3%	56.4%	58.9%	57.5%
% of FP17s for the same patient ID Re-attending between 3 & 9 months - Adults	1,212	1,875	64.6%	50.3%	52.5%	50.4%
% of FP17s for Band 1 Urgent Courses	58	1,853	3.1%	10.5%	9.3%	9.1%
% of FP17s Relating to Free Repair or Replacements	19	1,853	1.0%	0.9%	1.0%	0.8%
% of FP17s Relating to Continuations	86	1,853	4.6%	1.3%	1.5%	1.3%
% of Patients satisfied with the dentistry they have received	2	4	N/A	91.8%	93.1%	92.7%
% of Patients satisfied with the time they had to wait for an appointment	4	4	N/A	88.0%	89.8%	88.8%

* This is based on patients treated on this contract for their most recent course of treatment. Figures in italics indicate the base number of FP17s or Patient Questionnaire responses are less than 100. N/A is shown where the base number of responses is less than 10 during the period. % is calculated as Quantity/Base number*100

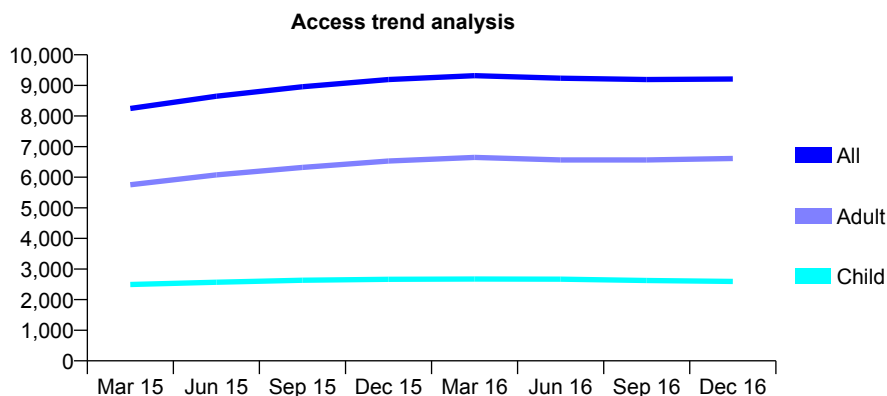
Q46 - Vital Signs At a Glance Contract Report for 116580/0001 - December 2016

Name or company name	Drake Dental Practice
Contract type name	GDS Contract
Purpose of contract	General
Contract start date	01/04/2014
Contract end date	

16/17 Contracted general activity (UDA)	32,499
Carry forward general activity (UDA)	1,177
16/17 Contracted orthodontic activity (UOA)	0
Carry forward orthodontic activity (UOA)	0
Baseline contract value	£823,145.48

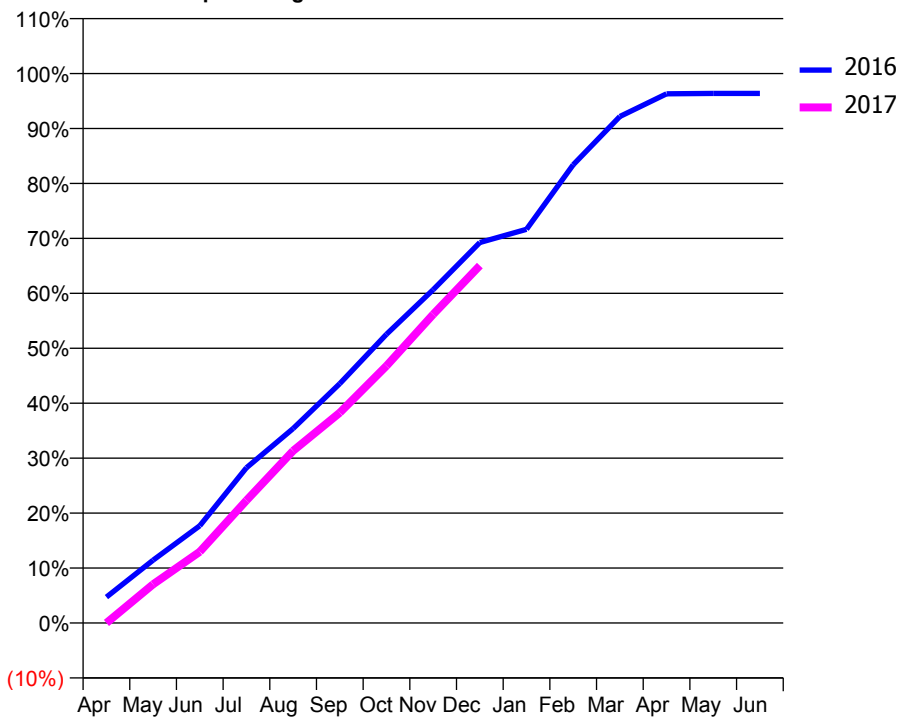
ACCESS*

Patients seen in 24 months	Total	Change since previous quarter
Quarter ending December 2015	9,191	
Quarter ending March 2016	9,320	→
Quarter ending June 2016	9,234	→
Quarter ending September 2016	9,191	→
Quarter ending December 2016	9,207	→
Variance since December 2015	0.2%	→



ACTIVITY

Cumulative percentage of contracted UDA delivered 2016 & 2017



Month	Adjusted Scheduled Activity (UDA)	
	2016	2017
April	1,531	1
May	3,718	2,291
June	5,753	4,216
July	9,183	7,251
August	11,504	10,184
September	14,164	12,441
October	17,080	15,210
November	19,715	18,250
December	22,508	21,143
January	23,283	
February	27,102	
March	29,959	
April	31,300	
May	31,322	
June	31,322	

QUALITY

	Quantity	Base Number	Contract	AT	Region	England
% of FP17s for the same patient ID Re-attending within 3 months - Children	595	3,609	16.5%	13.0%	13.4%	12.4%
% of FP17s for the same patient ID Re-attending within 3 months - Adults	1,987	8,655	23.0%	17.6%	17.3%	16.6%
% of FP17s for the same patient ID Re-attending between 3 & 9 months - Children	2,152	3,609	59.6%	56.4%	58.9%	57.5%
% of FP17s for the same patient ID Re-attending between 3 & 9 months - Adults	4,843	8,655	56.0%	50.3%	52.5%	50.4%
% of FP17s for Band 1 Urgent Courses	1,355	11,600	11.7%	10.5%	9.3%	9.1%
% of FP17s Relating to Free Repair or Replacements	100	11,600	0.9%	0.9%	1.0%	0.8%
% of FP17s Relating to Continuations	101	11,600	0.9%	1.3%	1.5%	1.3%
% of Patients satisfied with the dentistry they have received	6	6	N/A	91.8%	93.1%	92.7%
% of Patients satisfied with the time they had to wait for an appointment	6	6	N/A	88.0%	89.8%	88.8%

* This is based on patients treated on this contract for their most recent course of treatment. Figures in italics indicate the base number of FP17s or Patient Questionnaire responses are less than 100. N/A is shown where the base number of responses is less than 10 during the period. % is calculated as Quantity/Base number*100

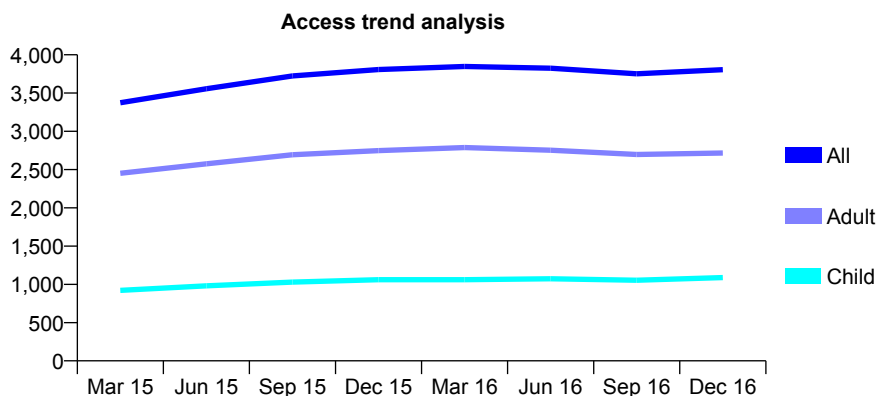
Q46 - Vital Signs At a Glance Contract Report for 116696/0001 - December 2016

Name or company name	Fallowfield (No.1)Limited
Contract type name	GDS Contract
Purpose of contract	General
Contract start date	01/11/2007
Contract end date	

16/17 Contracted general activity (UDA)	13,084
Carry forward general activity (UDA)	-97
16/17 Contracted orthodontic activity (UOA)	0
Carry forward orthodontic activity (UOA)	0
Baseline contract value	£440,948.87

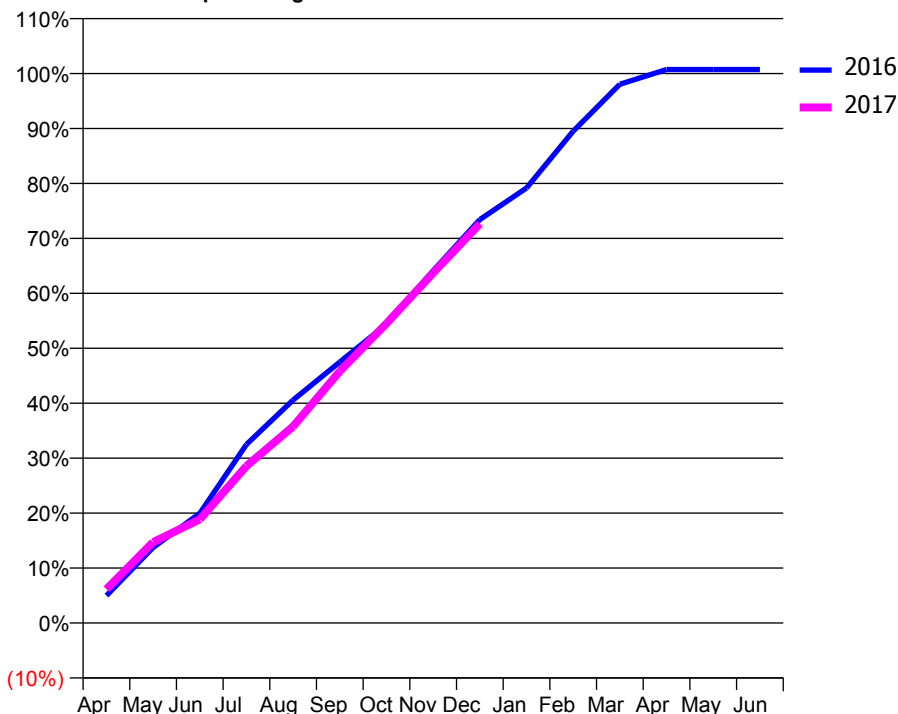
ACCESS*

Patients seen in 24 months	Total	Change since previous quarter
Quarter ending December 2015	3,807	
Quarter ending March 2016	3,848	→
Quarter ending June 2016	3,825	→
Quarter ending September 2016	3,751	↓
Quarter ending December 2016	3,805	→
Variance since December 2015	(0.1%)	→



ACTIVITY

Cumulative percentage of contracted UDA delivered 2016 & 2017



Month	Adjusted Scheduled Activity (UDA)	
	2016	2017
April	668	805
May	1,837	1,924
June	2,668	2,468
July	4,343	3,739
August	5,424	4,682
September	6,347	5,995
October	7,267	7,132
November	8,571	8,337
December	9,813	9,508
January	10,582	
February	11,963	
March	13,104	
April	13,460	
May	13,461	
June	13,461	

QUALITY

	Quantity	Base Number	Contract	AT	Region	England
% of FP17s for the same patient ID Re-attending within 3 months - Children	130	1,074	12.1%	13.0%	13.4%	12.4%
% of FP17s for the same patient ID Re-attending within 3 months - Adults	754	2,892	26.1%	17.6%	17.3%	16.6%
% of FP17s for the same patient ID Re-attending between 3 & 9 months - Children	532	1,074	49.5%	56.4%	58.9%	57.5%
% of FP17s for the same patient ID Re-attending between 3 & 9 months - Adults	1,303	2,892	45.1%	50.3%	52.5%	50.4%
% of FP17s for Band 1 Urgent Courses	509	3,837	13.3%	10.5%	9.3%	9.1%
% of FP17s Relating to Free Repair or Replacements	62	3,837	1.6%	0.9%	1.0%	0.8%
% of FP17s Relating to Continuations	127	3,837	3.3%	1.3%	1.5%	1.3%
% of Patients satisfied with the dentistry they have received	2	2	N/A	91.8%	93.1%	92.7%
% of Patients satisfied with the time they had to wait for an appointment	0	2	N/A	88.0%	89.8%	88.8%

* This is based on patients treated on this contract for their most recent course of treatment. Figures in italics indicate the base number of FP17s or Patient Questionnaire responses are less than 100. N/A is shown where the base number of responses is less than 10 during the period. % is calculated as Quantity/Base number*100

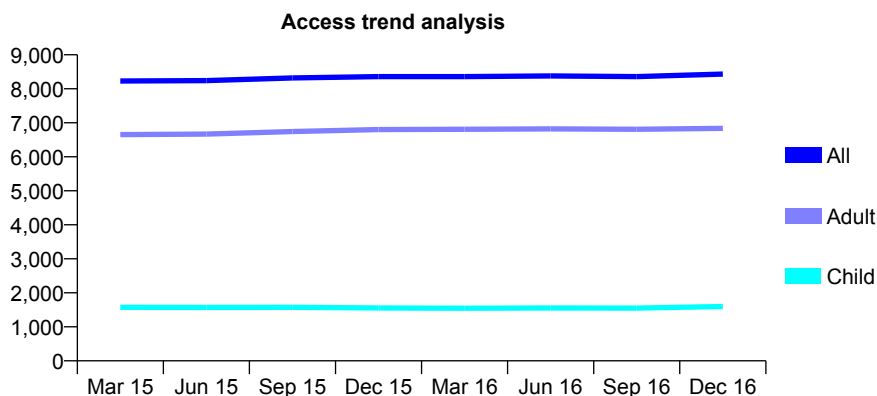
Q46 - Vital Signs At a Glance Contract Report for 117080/0001 - December 2016

Name or company name	Jefferies & Reed
Contract type name	GDS Contract
Purpose of contract	General
Contract start date	01/04/2006
Contract end date	

16/17 Contracted general activity (UDA)	28,152
Carry forward general activity (UDA)	9
16/17 Contracted orthodontic activity (UOA)	0
Carry forward orthodontic activity (UOA)	0
Baseline contract value	£843,044.43

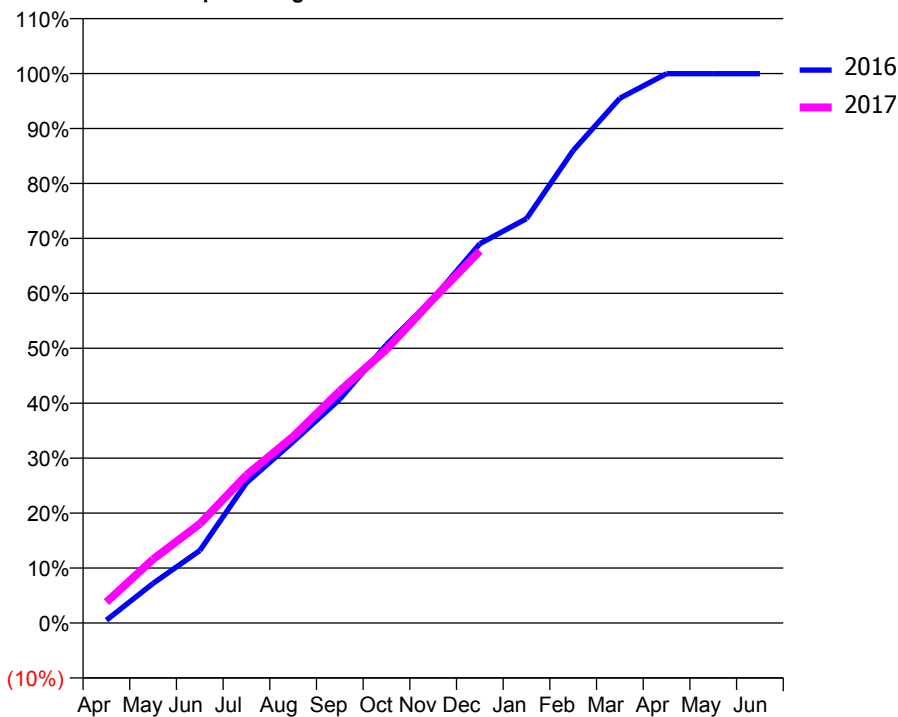
ACCESS*

Patients seen in 24 months	Total	Change since previous quarter
Quarter ending December 2015	8,358	
Quarter ending March 2016	8,357	→
Quarter ending June 2016	8,377	→
Quarter ending September 2016	8,360	→
Quarter ending December 2016	8,434	→
Variance since December 2015	0.9%	→



ACTIVITY

Cumulative percentage of contracted UDA delivered 2016 & 2017



Month	Adjusted Scheduled Activity (UDA)	
	2016	2017
April	148	1,069
May	2,035	3,271
June	3,715	5,081
July	7,185	7,577
August	9,288	9,553
September	11,467	11,891
October	14,261	14,020
November	16,624	16,600
December	19,435	19,061
January	20,714	
February	24,207	
March	26,885	
April	28,143	
May	28,143	
June	28,143	

QUALITY

	Quantity	Base Number	Contract	AT	Region	England
% of FP17s for the same patient ID Re-attending within 3 months - Children	193	2,096	9.2%	13.0%	13.4%	12.4%
% of FP17s for the same patient ID Re-attending within 3 months - Adults	1,404	9,279	15.1%	17.6%	17.3%	16.6%
% of FP17s for the same patient ID Re-attending between 3 & 9 months - Children	1,432	2,096	68.3%	56.4%	58.9%	57.5%
% of FP17s for the same patient ID Re-attending between 3 & 9 months - Adults	6,594	9,279	71.1%	50.3%	52.5%	50.4%
% of FP17s for Band 1 Urgent Courses	485	10,778	4.5%	10.5%	9.3%	9.1%
% of FP17s Relating to Free Repair or Replacements	108	10,778	1.0%	0.9%	1.0%	0.8%
% of FP17s Relating to Continuations	421	10,778	3.9%	1.3%	1.5%	1.3%
% of Patients satisfied with the dentistry they have received	9	9	N/A	91.8%	93.1%	92.7%
% of Patients satisfied with the time they had to wait for an appointment	9	9	N/A	88.0%	89.8%	88.8%

* This is based on patients treated on this contract for their most recent course of treatment. Figures in italics indicate the base number of FP17s or Patient Questionnaire responses are less than 100. N/A is shown where the base number of responses is less than 10 during the period. % is calculated as Quantity/Base number*100

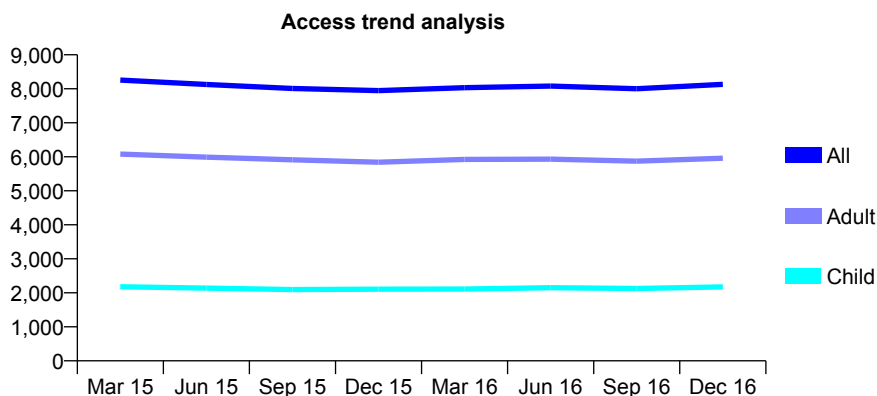
Q46 - Vital Signs At a Glance Contract Report for 118311/0001 - December 2016

Name or company name	Bryn Street Dental Clinic Ltd
Contract type name	GDS Contract
Purpose of contract	General
Contract start date	01/10/2008
Contract end date	

16/17 Contracted general activity (UDA)	24,515
Carry forward general activity (UDA)	193
16/17 Contracted orthodontic activity (UOA)	0
Carry forward orthodontic activity (UOA)	0
Baseline contract value	£635,754.73

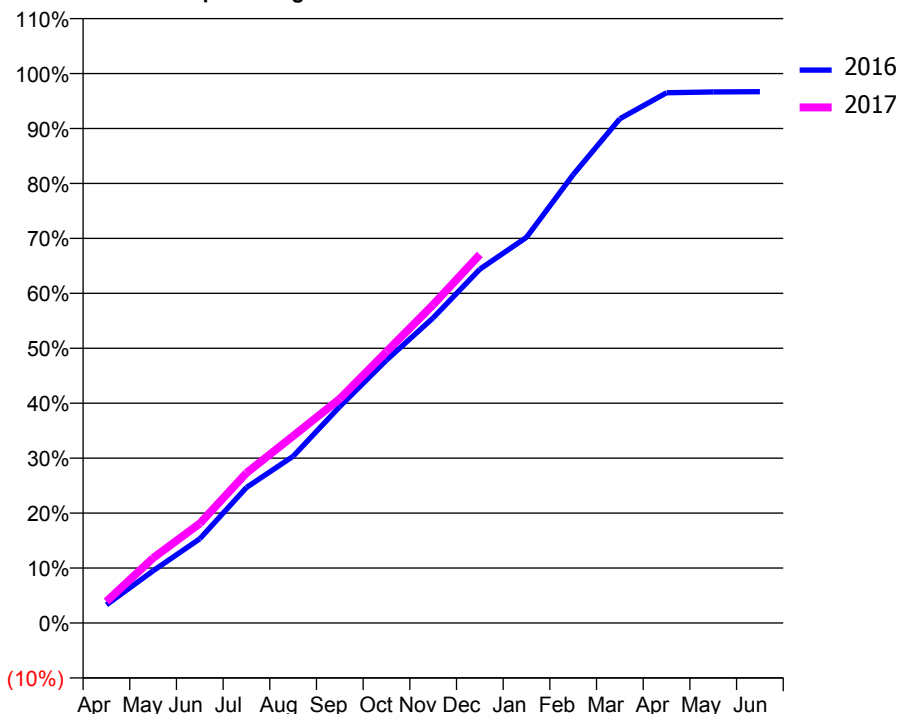
ACCESS*

Patients seen in 24 months	Total	Change since previous quarter
Quarter ending December 2015	7,949	
Quarter ending March 2016	8,034	→
Quarter ending June 2016	8,082	→
Quarter ending September 2016	8,002	→
Quarter ending December 2016	8,132	→
Variance since December 2015	2.3%	↑



ACTIVITY

Cumulative percentage of contracted UDA delivered 2016 & 2017



Month	Adjusted Scheduled Activity (UDA)	
	2016	2017
April	798	962
May	2,281	2,900
June	3,682	4,440
July	5,920	6,698
August	7,284	8,346
September	9,461	10,006
October	11,489	12,105
November	13,336	14,200
December	15,461	16,440
January	16,856	
February	19,590	
March	22,035	
April	23,170	
May	23,204	
June	23,214	

QUALITY

	Quantity	Base Number	Contract	AT	Region	England
% of FP17s for the same patient ID Re-attending within 3 months - Children	1,118	3,863	28.9%	13.0%	13.4%	12.4%
% of FP17s for the same patient ID Re-attending within 3 months - Adults	1,426	6,713	21.2%	17.6%	17.3%	16.6%
% of FP17s for the same patient ID Re-attending between 3 & 9 months - Children	2,093	3,863	54.2%	56.4%	58.9%	57.5%
% of FP17s for the same patient ID Re-attending between 3 & 9 months - Adults	3,340	6,713	49.8%	50.3%	52.5%	50.4%
% of FP17s for Band 1 Urgent Courses	1,263	9,465	13.3%	10.5%	9.3%	9.1%
% of FP17s Relating to Free Repair or Replacements	69	9,465	0.7%	0.9%	1.0%	0.8%
% of FP17s Relating to Continuations	42	9,465	0.4%	1.3%	1.5%	1.3%
% of Patients satisfied with the dentistry they have received	11	11	100.0%	91.8%	93.1%	92.7%
% of Patients satisfied with the time they had to wait for an appointment	10	11	90.9%	88.0%	89.8%	88.8%

* This is based on patients treated on this contract for their most recent course of treatment. Figures in italics indicate the base number of FP17s or Patient Questionnaire responses are less than 100. N/A is shown where the base number of responses is less than 10 during the period. % is calculated as Quantity/Base number*100

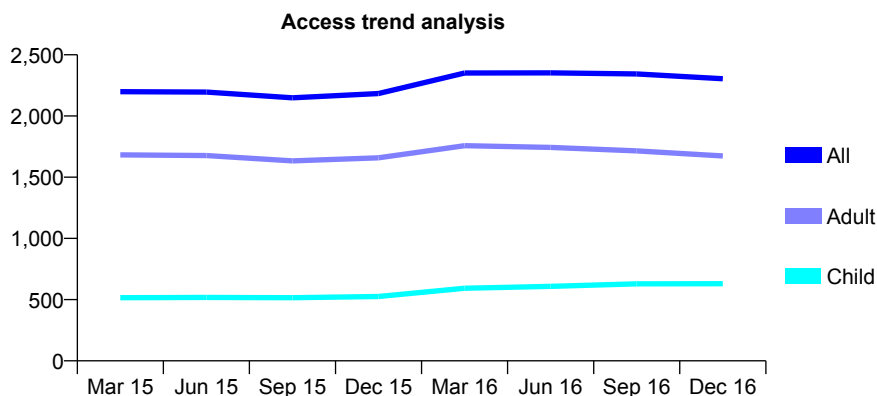
Q46 - Vital Signs At a Glance Contract Report for 118540/0001 - December 2016

Name or company name	Birchfields Family Dental Care
Contract type name	GDS Contract
Purpose of contract	General
Contract start date	01/07/2012
Contract end date	

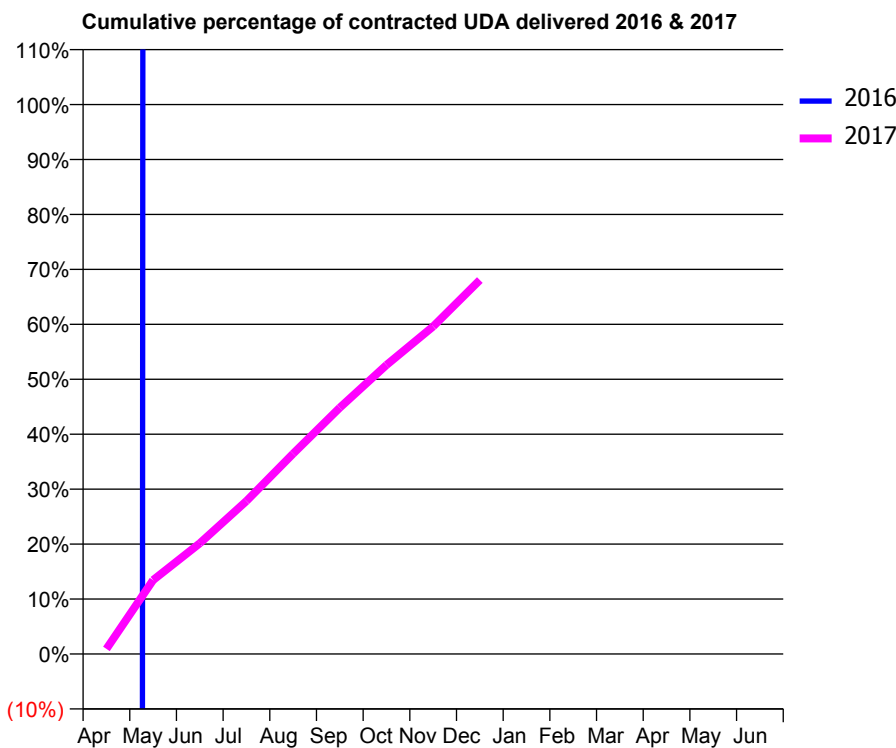
16/17 Contracted general activity (UDA)	7,428
Carry forward general activity (UDA)	-69
16/17 Contracted orthodontic activity (UOA)	0
Carry forward orthodontic activity (UOA)	0
Baseline contract value	£250,317.82

ACCESS*

Patients seen in 24 months	Total	Change since previous quarter
Quarter ending December 2015	2,184	
Quarter ending March 2016	2,351	↑
Quarter ending June 2016	2,352	→
Quarter ending September 2016	2,344	→
Quarter ending December 2016	2,304	↓
Variance since December 2015	5.5%	↑



ACTIVITY



Month	Adjusted Scheduled Activity (UDA)	
	2016	2017
April	-399	69
May	117	999
June	452	1,496
July	1,187	2,069
August	1,739	2,708
September	2,284	3,331
October	2,649	3,906
November	3,436	4,429
December	4,317	5,055
January	5,092	
February	6,163	
March	7,051	
April	7,485	
May	7,497	
June	7,497	

QUALITY

	Quantity	Base Number	Contract	AT	Region	England
% of FP17s for the same patient ID Re-attending within 3 months - Children	94	686	13.7%	13.0%	13.4%	12.4%
% of FP17s for the same patient ID Re-attending within 3 months - Adults	340	1,715	19.8%	17.6%	17.3%	16.6%
% of FP17s for the same patient ID Re-attending between 3 & 9 months - Children	369	686	53.8%	56.4%	58.9%	57.5%
% of FP17s for the same patient ID Re-attending between 3 & 9 months - Adults	888	1,715	51.8%	50.3%	52.5%	50.4%
% of FP17s for Band 1 Urgent Courses	189	2,193	8.6%	10.5%	9.3%	9.1%
% of FP17s Relating to Free Repair or Replacements	25	2,193	1.1%	0.9%	1.0%	0.8%
% of FP17s Relating to Continuations	64	2,193	2.9%	1.3%	1.5%	1.3%
% of Patients satisfied with the dentistry they have received	1	2	N/A	91.8%	93.1%	92.7%
% of Patients satisfied with the time they had to wait for an appointment	2	2	N/A	88.0%	89.8%	88.8%

* This is based on patients treated on this contract for their most recent course of treatment. Figures in italics indicate the base number of FP17s or Patient Questionnaire responses are less than 100. N/A is shown where the base number of responses is less than 10 during the period. % is calculated as Quantity/Base number*100

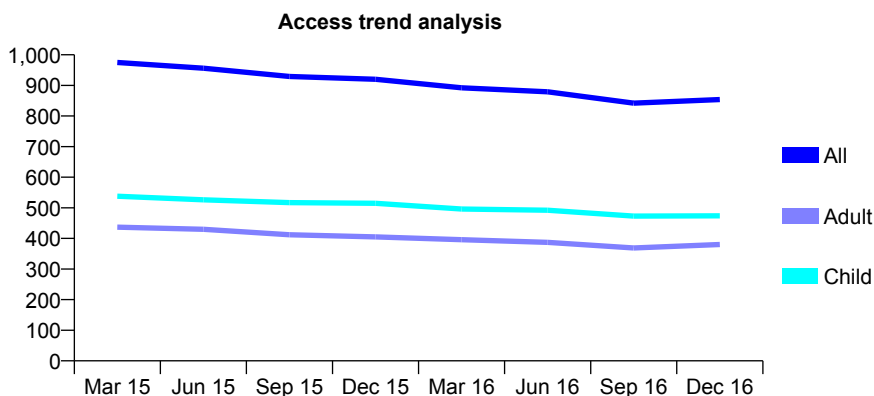
Q46 - Vital Signs At a Glance Contract Report for 119741/0001 - December 2016

Name or company name	P & J Mantel Dental Practice
Contract type name	GDS Contract
Purpose of contract	General
Contract start date	01/04/2006
Contract end date	

16/17 Contracted general activity (UDA)	2,000
Carry forward general activity (UDA)	51
16/17 Contracted orthodontic activity (UOA)	0
Carry forward orthodontic activity (UOA)	0
Baseline contract value	£59,873.45

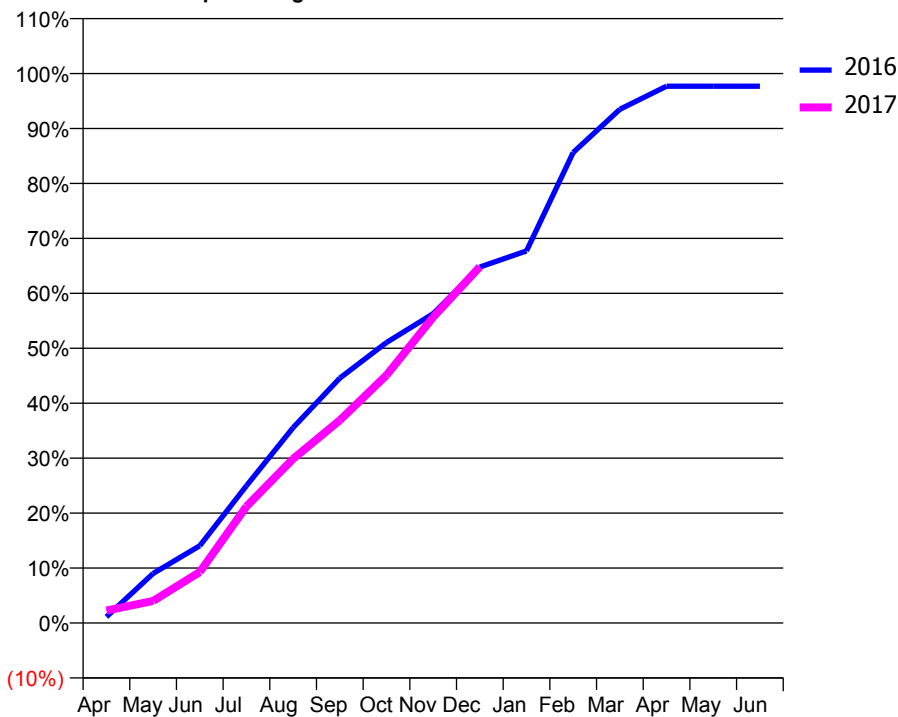
ACCESS*

Patients seen in 24 months	Total	Change since previous quarter
Quarter ending December 2015	920	
Quarter ending March 2016	892	↓
Quarter ending June 2016	879	↓
Quarter ending September 2016	842	↓
Quarter ending December 2016	854	→
Variance since December 2015	(7.2%)	↓



ACTIVITY

Cumulative percentage of contracted UDA delivered 2016 & 2017



Adjusted Scheduled Activity (UDA)

Month	2016	2017
April	25	45
May	198	80
June	309	185
July	550	424
August	782	598
September	980	738
October	1,123	902
November	1,238	1,113
December	1,425	1,297
January	1,490	
February	1,884	
March	2,057	
April	2,149	
May	2,149	
June	2,149	

QUALITY

	Quantity	Base Number	Contract	AT	Region	England
% of FP17s for the same patient ID Re-attending within 3 months - Children	23	584	3.9%	13.0%	13.4%	12.4%
% of FP17s for the same patient ID Re-attending within 3 months - Adults	26	338	7.7%	17.6%	17.3%	16.6%
% of FP17s for the same patient ID Re-attending between 3 & 9 months - Children	419	584	71.7%	56.4%	58.9%	57.5%
% of FP17s for the same patient ID Re-attending between 3 & 9 months - Adults	236	338	69.8%	50.3%	52.5%	50.4%
% of FP17s for Band 1 Urgent Courses	13	865	1.5%	10.5%	9.3%	9.1%
% of FP17s Relating to Free Repair or Replacements	0	865	0.0%	0.9%	1.0%	0.8%
% of FP17s Relating to Continuations	16	865	1.8%	1.3%	1.5%	1.3%
% of Patients satisfied with the dentistry they have received	0	0	N/A	91.8%	93.1%	92.7%
% of Patients satisfied with the time they had to wait for an appointment	0	0	N/A	88.0%	89.8%	88.8%

* This is based on patients treated on this contract for their most recent course of treatment. Figures in italics indicate the base number of FP17s or Patient Questionnaire responses are less than 100. N/A is shown where the base number of responses is less than 10 during the period. % is calculated as Quantity/Base number*100

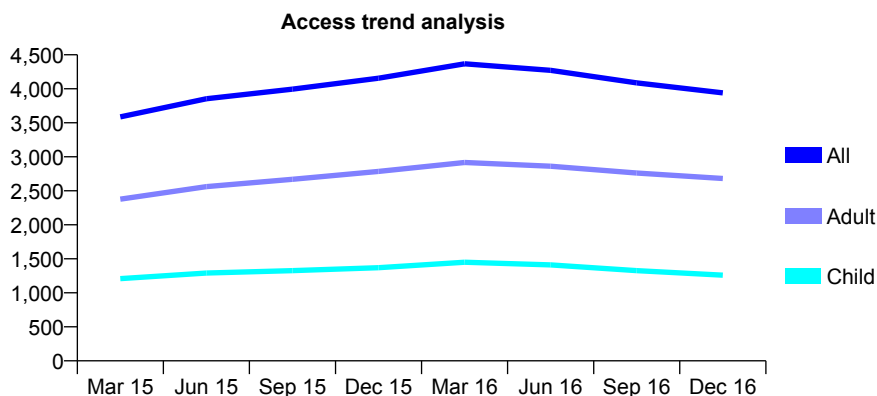
Q46 - Vital Signs At a Glance Contract Report for 120162/0001 - December 2016

Name or company name	Confidential Solutions Ltd
Contract type name	GDS Contract
Purpose of contract	General
Contract start date	01/12/2013
Contract end date	

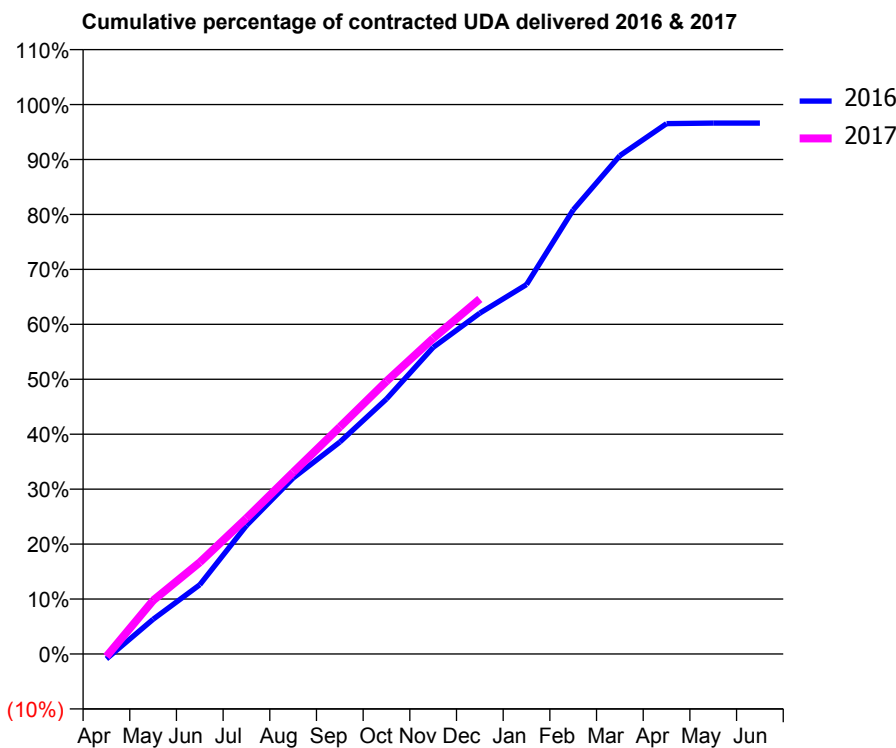
16/17 Contracted general activity (UDA)	12,935
Carry forward general activity (UDA)	437
16/17 Contracted orthodontic activity (UOA)	0
Carry forward orthodontic activity (UOA)	0
Baseline contract value	£307,039.43

ACCESS*

Patients seen in 24 months	Total	Change since previous quarter
Quarter ending December 2015	4,155	
Quarter ending March 2016	4,367	↑
Quarter ending June 2016	4,272	↓
Quarter ending September 2016	4,088	↓
Quarter ending December 2016	3,940	↓
Variance since December 2015	(5.2%)	↓



ACTIVITY



Month	Adjusted Scheduled Activity (UDA)	
	2016	2017
April	-117	-60
May	818	1,260
June	1,630	2,157
July	3,024	3,196
August	4,142	4,275
September	4,988	5,345
October	6,003	6,420
November	7,216	7,431
December	8,025	8,358
January	8,698	
February	10,455	
March	11,733	
April	12,484	
May	12,498	
June	12,498	

QUALITY

	Quantity	Base Number	Contract	AT	Region	England
% of FP17s for the same patient ID Re-attending within 3 months - Children	114	1,346	8.5%	13.0%	13.4%	12.4%
% of FP17s for the same patient ID Re-attending within 3 months - Adults	479	2,978	16.1%	17.6%	17.3%	16.6%
% of FP17s for the same patient ID Re-attending between 3 & 9 months - Children	892	1,346	66.3%	56.4%	58.9%	57.5%
% of FP17s for the same patient ID Re-attending between 3 & 9 months - Adults	1,903	2,978	63.9%	50.3%	52.5%	50.4%
% of FP17s for Band 1 Urgent Courses	388	4,021	9.6%	10.5%	9.3%	9.1%
% of FP17s Relating to Free Repair or Replacements	47	4,021	1.2%	0.9%	1.0%	0.8%
% of FP17s Relating to Continuations	40	4,021	1.0%	1.3%	1.5%	1.3%
% of Patients satisfied with the dentistry they have received	5	6	N/A	91.8%	93.1%	92.7%
% of Patients satisfied with the time they had to wait for an appointment	6	6	N/A	88.0%	89.8%	88.8%

* This is based on patients treated on this contract for their most recent course of treatment. Figures in italics indicate the base number of FP17s or Patient Questionnaire responses are less than 100. N/A is shown where the base number of responses is less than 10 during the period. % is calculated as Quantity/Base number*100

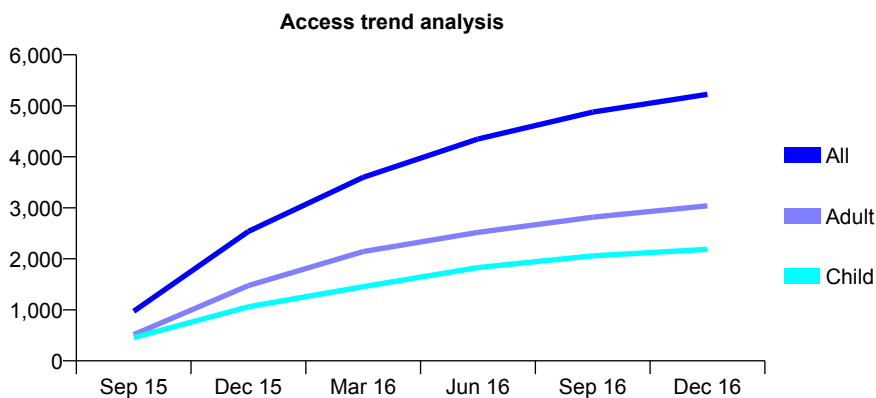
Q46 - Vital Signs At a Glance Contract Report for 121118/0001 - December 2016

Name or company name	The Tooth Place Limited
Contract type name	GDS Contract
Purpose of contract	General
Contract start date	01/08/2015
Contract end date	

16/17 Contracted general activity (UDA)	16,195
Carry forward general activity (UDA)	-51
16/17 Contracted orthodontic activity (UOA)	0
Carry forward orthodontic activity (UOA)	0
Baseline contract value	£539,696.57

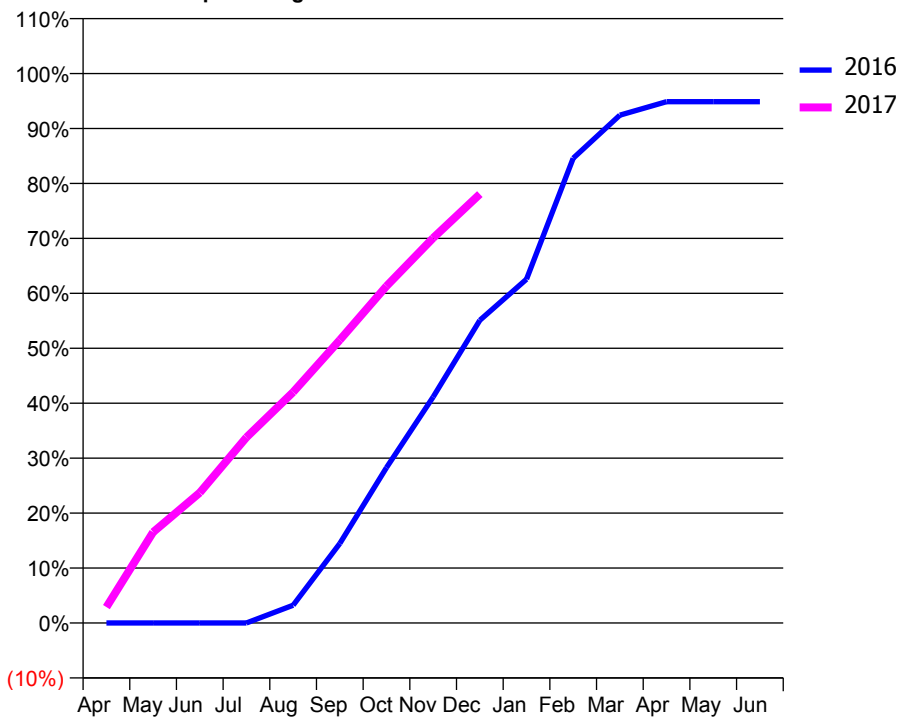
ACCESS*

Patients seen in 24 months	Total	Change since previous quarter
Quarter ending December 2015	2,536	
Quarter ending March 2016	3,599	↑
Quarter ending June 2016	4,348	↑
Quarter ending September 2016	4,876	↑
Quarter ending December 2016	5,224	↑
Variance since December 2015	106.0%	↑



ACTIVITY

Cumulative percentage of contracted UDA delivered 2016 & 2017



Month	Adjusted Scheduled Activity (UDA)	
	2016	2017
April	0	471
May	0	2,679
June	0	3,840
July	0	5,472
August	313	6,806
September	1,393	8,342
October	2,721	9,931
November	3,960	11,349
December	5,301	12,642
January	6,020	
February	8,138	
March	8,894	
April	9,130	
May	9,130	
June	9,130	

QUALITY

	Quantity	Base Number	Contract	AT	Region	England
% of FP17s for the same patient ID Re-attending within 3 months - Children	287	2,652	10.8%	13.0%	13.4%	12.4%
% of FP17s for the same patient ID Re-attending within 3 months - Adults	842	3,975	21.2%	17.6%	17.3%	16.6%
% of FP17s for the same patient ID Re-attending between 3 & 9 months - Children	1,291	2,652	48.7%	56.4%	58.9%	57.5%
% of FP17s for the same patient ID Re-attending between 3 & 9 months - Adults	1,963	3,975	49.4%	50.3%	52.5%	50.4%
% of FP17s for Band 1 Urgent Courses	846	5,671	14.9%	10.5%	9.3%	9.1%
% of FP17s Relating to Free Repair or Replacements	112	5,671	2.0%	0.9%	1.0%	0.8%
% of FP17s Relating to Continuations	67	5,671	1.2%	1.3%	1.5%	1.3%
% of Patients satisfied with the dentistry they have received	5	5	N/A	91.8%	93.1%	92.7%
% of Patients satisfied with the time they had to wait for an appointment	4	5	N/A	88.0%	89.8%	88.8%

* This is based on patients treated on this contract for their most recent course of treatment. Figures in italics indicate the base number of FP17s or Patient Questionnaire responses are less than 100. N/A is shown where the base number of responses is less than 10 during the period. % is calculated as Quantity/Base number*100

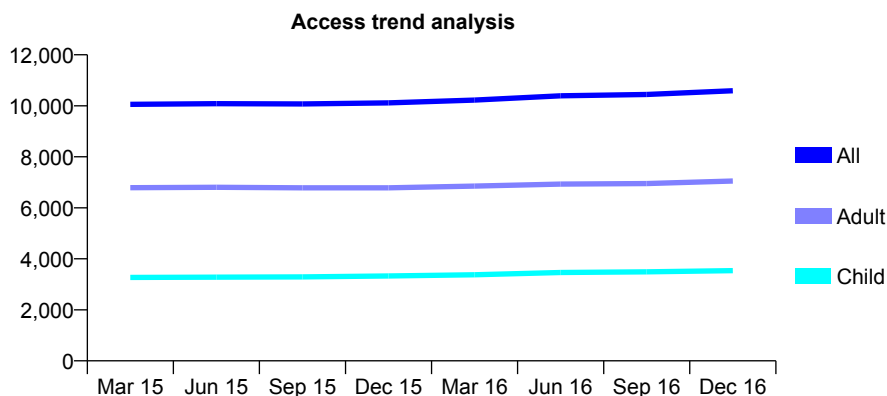
Q46 - Vital Signs At a Glance Contract Report for 121274/0001 - December 2016

Name or company name	Freshdental Practice Ltd
Contract type name	GDS Contract
Purpose of contract	General
Contract start date	01/04/2011
Contract end date	

16/17 Contracted general activity (UDA)	28,724
Carry forward general activity (UDA)	-282
16/17 Contracted orthodontic activity (UOA)	0
Carry forward orthodontic activity (UOA)	0
Baseline contract value	£719,384.71

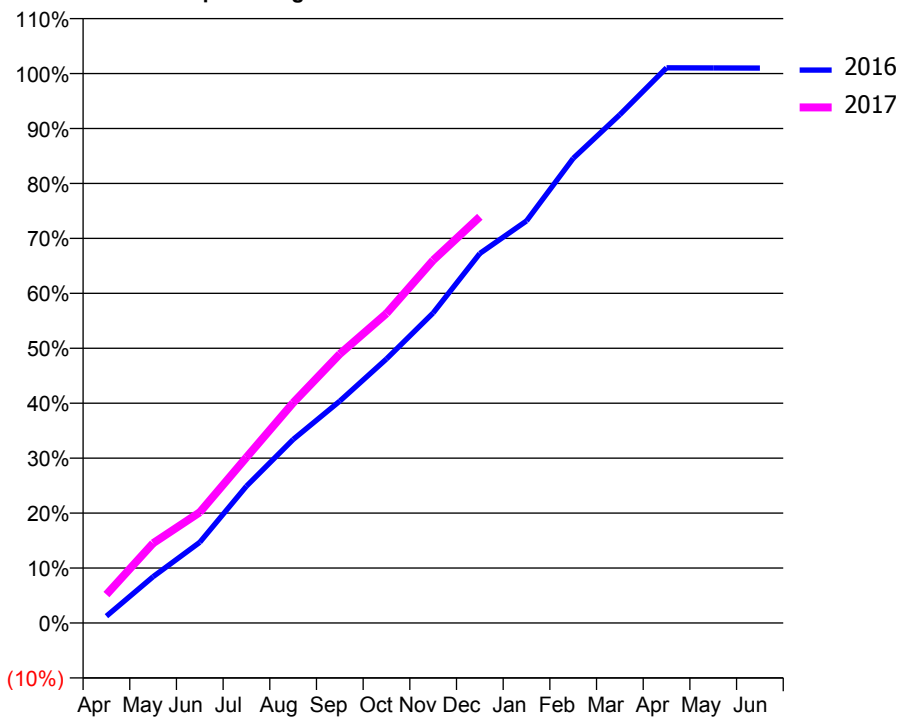
ACCESS*

Patients seen in 24 months	Total	Change since previous quarter
Quarter ending December 2015	10,113	
Quarter ending March 2016	10,226	→
Quarter ending June 2016	10,394	→
Quarter ending September 2016	10,444	→
Quarter ending December 2016	10,589	→
Variance since December 2015	4.7%	↑



ACTIVITY

Cumulative percentage of contracted UDA delivered 2016 & 2017



Month	Adjusted Scheduled Activity (UDA)	
	2016	2017
April	356	1,486
May	2,421	4,172
June	4,219	5,791
July	7,157	8,658
August	9,597	11,510
September	11,601	14,062
October	13,804	16,179
November	16,210	18,966
December	19,319	21,236
January	21,021	
February	24,287	
March	26,576	
April	29,021	
May	29,016	
June	29,006	

QUALITY

	Quantity	Base Number	Contract	AT	Region	England
% of FP17s for the same patient ID Re-attending within 3 months - Children	619	4,872	12.7%	13.0%	13.4%	12.4%
% of FP17s for the same patient ID Re-attending within 3 months - Adults	1,093	7,831	14.0%	17.6%	17.3%	16.6%
% of FP17s for the same patient ID Re-attending between 3 & 9 months - Children	3,085	4,872	63.3%	56.4%	58.9%	57.5%
% of FP17s for the same patient ID Re-attending between 3 & 9 months - Adults	4,350	7,831	55.5%	50.3%	52.5%	50.4%
% of FP17s for Band 1 Urgent Courses	979	10,730	9.1%	10.5%	9.3%	9.1%
% of FP17s Relating to Free Repair or Replacements	28	10,730	0.3%	0.9%	1.0%	0.8%
% of FP17s Relating to Continuations	22	10,730	0.2%	1.3%	1.5%	1.3%
% of Patients satisfied with the dentistry they have received	7	9	N/A	91.8%	93.1%	92.7%
% of Patients satisfied with the time they had to wait for an appointment	8	9	N/A	88.0%	89.8%	88.8%

* This is based on patients treated on this contract for their most recent course of treatment. Figures in italics indicate the base number of FP17s or Patient Questionnaire responses are less than 100. N/A is shown where the base number of responses is less than 10 during the period. % is calculated as Quantity/Base number*100

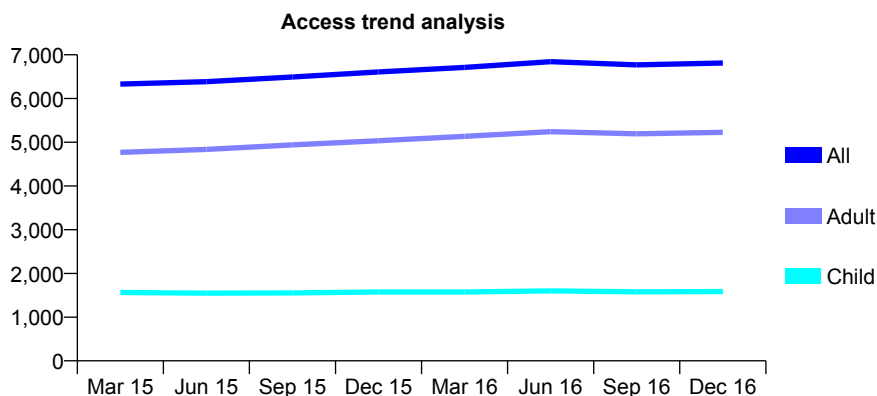
Q46 - Vital Signs At a Glance Contract Report for 122211/0001 - December 2016

Name or company name	Durgan & Ashworth Dental Care Ltd
Contract type name	GDS Contract
Purpose of contract	General
Contract start date	01/05/2007
Contract end date	

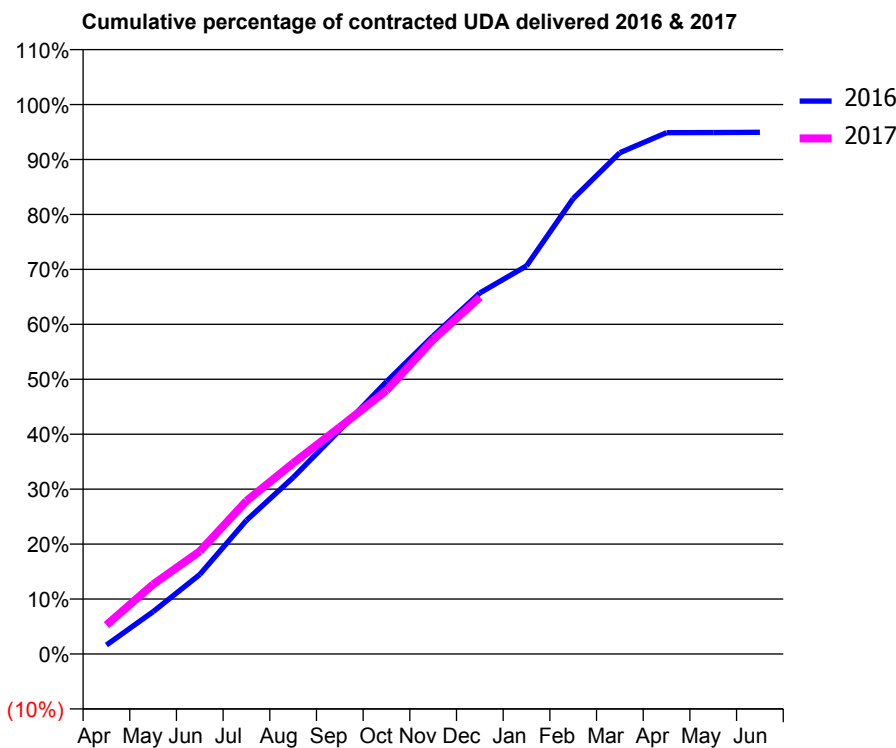
16/17 Contracted general activity (UDA)	19,207
Carry forward general activity (UDA)	-150
16/17 Contracted orthodontic activity (UOA)	0
Carry forward orthodontic activity (UOA)	0
Baseline contract value	£628,844.55

ACCESS*

Patients seen in 24 months	Total	Change since previous quarter
Quarter ending December 2015	6,609	
Quarter ending March 2016	6,711	→
Quarter ending June 2016	6,842	→
Quarter ending September 2016	6,770	↓
Quarter ending December 2016	6,812	→
Variance since December 2015	3.1%	↑



ACTIVITY



Month	Adjusted Scheduled Activity (UDA)	
	2016	2017
April	317	1,013
May	1,480	2,436
June	2,779	3,593
July	4,673	5,353
August	6,167	6,673
September	7,828	7,933
October	9,522	9,211
November	11,120	10,990
December	12,621	12,477
January	13,563	
February	15,922	
March	17,522	
April	18,223	
May	18,225	
June	18,238	

QUALITY

	Quantity	Base Number	Contract	AT	Region	England
% of FP17s for the same patient ID Re-attending within 3 months - Children	157	1,650	9.5%	13.0%	13.4%	12.4%
% of FP17s for the same patient ID Re-attending within 3 months - Adults	901	5,510	16.4%	17.6%	17.3%	16.6%
% of FP17s for the same patient ID Re-attending between 3 & 9 months - Children	907	1,650	55.0%	56.4%	58.9%	57.5%
% of FP17s for the same patient ID Re-attending between 3 & 9 months - Adults	2,786	5,510	50.6%	50.3%	52.5%	50.4%
% of FP17s for Band 1 Urgent Courses	738	6,850	10.8%	10.5%	9.3%	9.1%
% of FP17s Relating to Free Repair or Replacements	71	6,850	1.0%	0.9%	1.0%	0.8%
% of FP17s Relating to Continuations	136	6,850	2.0%	1.3%	1.5%	1.3%
% of Patients satisfied with the dentistry they have received	7	8	N/A	91.8%	93.1%	92.7%
% of Patients satisfied with the time they had to wait for an appointment	7	8	N/A	88.0%	89.8%	88.8%

* This is based on patients treated on this contract for their most recent course of treatment. Figures in italics indicate the base number of FP17s or Patient Questionnaire responses are less than 100. N/A is shown where the base number of responses is less than 10 during the period. % is calculated as Quantity/Base number*100

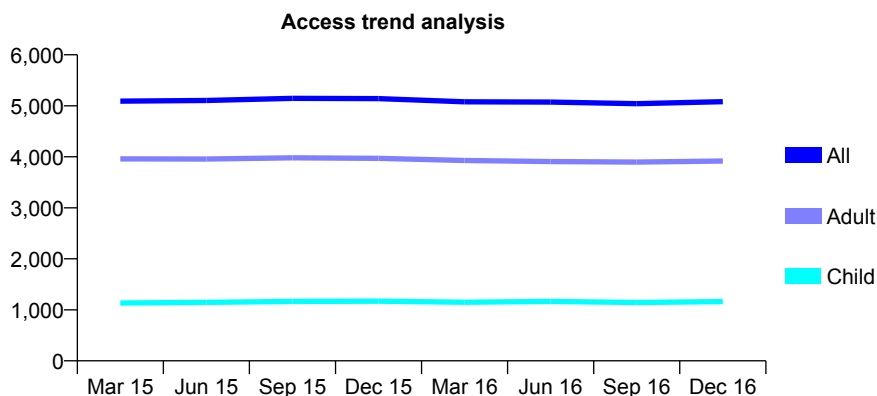
Q46 - Vital Signs At a Glance Contract Report for 123056/0001 - December 2016

Name or company name	Anthony & Andrea Fletcher Dental Surgery
Contract type name	GDS Contract
Purpose of contract	General
Contract start date	01/04/2013
Contract end date	

16/17 Contracted general activity (UDA)	12,364
Carry forward general activity (UDA)	291
16/17 Contracted orthodontic activity (UOA)	0
Carry forward orthodontic activity (UOA)	0
Baseline contract value	£340,917.44

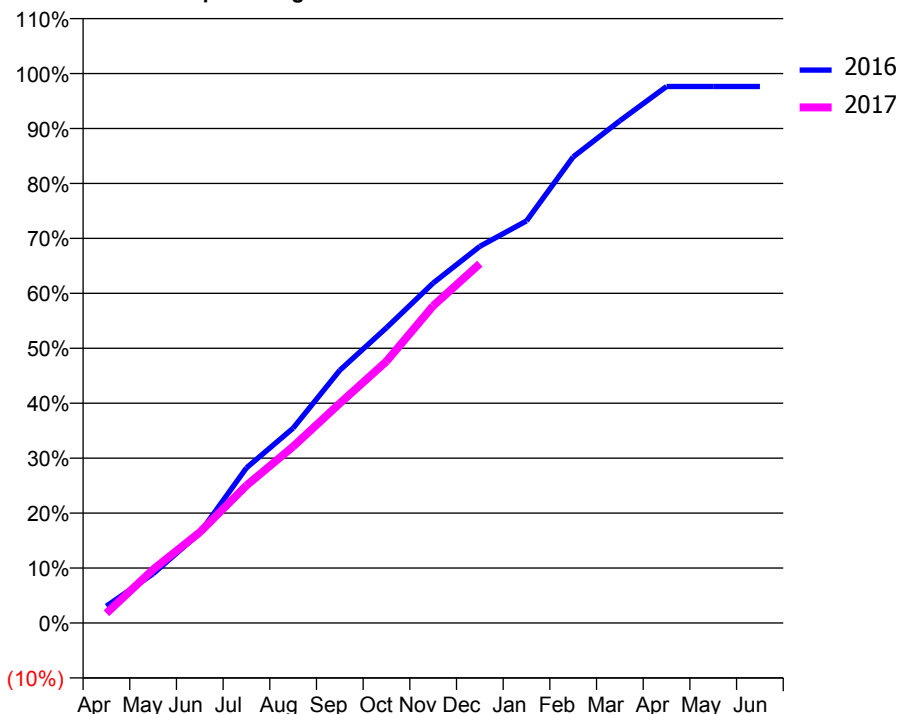
ACCESS*

Patients seen in 24 months	Total	Change since previous quarter
Quarter ending December 2015	5,140	
Quarter ending March 2016	5,079	↓
Quarter ending June 2016	5,072	→
Quarter ending September 2016	5,043	→
Quarter ending December 2016	5,080	→
Variance since December 2015	(1.2%)	↓



ACTIVITY

Cumulative percentage of contracted UDA delivered 2016 & 2017



Month	Adjusted Scheduled Activity (UDA)	
	2016	2017
April	381	222
May	1,108	1,205
June	2,027	2,041
July	3,490	3,093
August	4,384	3,970
September	5,688	4,942
October	6,645	5,888
November	7,650	7,135
December	8,475	8,084
January	9,048	
February	10,489	
March	11,301	
April	12,072	
May	12,073	
June	12,073	

QUALITY

	Quantity	Base Number	Contract	AT	Region	England
% of FP17s for the same patient ID Re-attending within 3 months - Children	84	1,219	6.9%	13.0%	13.4%	12.4%
% of FP17s for the same patient ID Re-attending within 3 months - Adults	435	4,133	10.5%	17.6%	17.3%	16.6%
% of FP17s for the same patient ID Re-attending between 3 & 9 months - Children	738	1,219	60.5%	56.4%	58.9%	57.5%
% of FP17s for the same patient ID Re-attending between 3 & 9 months - Adults	2,503	4,133	60.6%	50.3%	52.5%	50.4%
% of FP17s for Band 1 Urgent Courses	113	4,966	2.3%	10.5%	9.3%	9.1%
% of FP17s Relating to Free Repair or Replacements	8	4,966	0.2%	0.9%	1.0%	0.8%
% of FP17s Relating to Continuations	77	4,966	1.6%	1.3%	1.5%	1.3%
% of Patients satisfied with the dentistry they have received	5	5	N/A	91.8%	93.1%	92.7%
% of Patients satisfied with the time they had to wait for an appointment	4	5	N/A	88.0%	89.8%	88.8%

* This is based on patients treated on this contract for their most recent course of treatment. Figures in italics indicate the base number of FP17s or Patient Questionnaire responses are less than 100. N/A is shown where the base number of responses is less than 10 during the period. % is calculated as Quantity/Base number*100

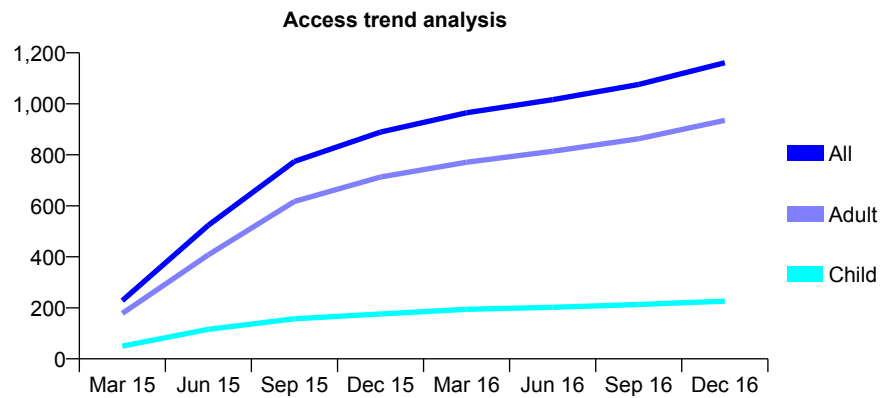
Q46 - Vital Signs At a Glance Contract Report for 124168/0001 - December 2016

Name or company name	Blackley Dental Surgery
Contract type name	GDS Contract
Purpose of contract	General
Contract start date	01/02/2015
Contract end date	

16/17 Contracted general activity (UDA)	6,208
Carry forward general activity (UDA)	0
16/17 Contracted orthodontic activity (UOA)	0
Carry forward orthodontic activity (UOA)	0
Baseline contract value	£189,302.84

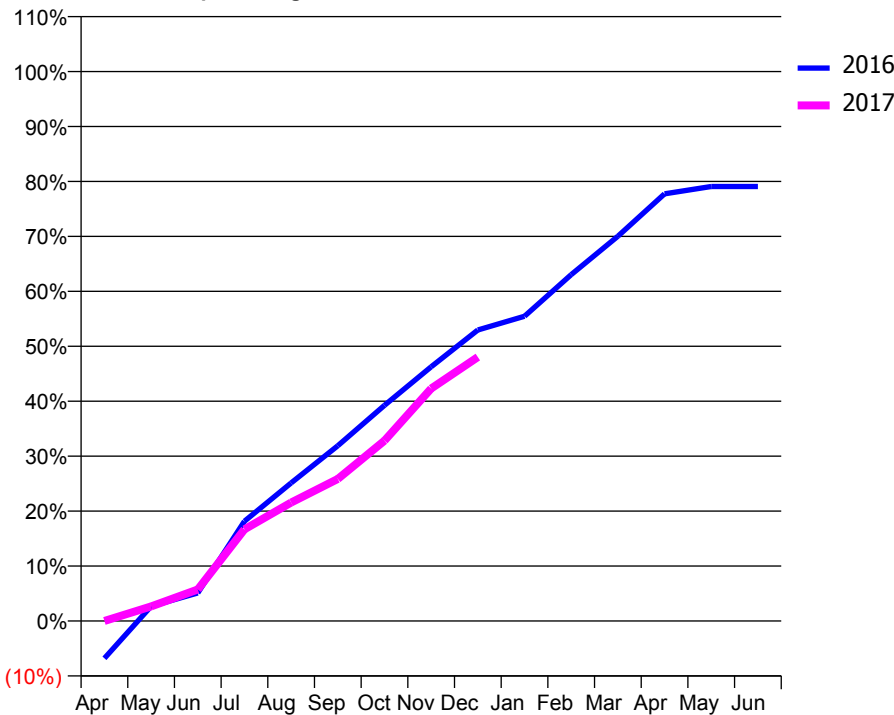
ACCESS*

Patients seen in 24 months	Total	Change since previous quarter
Quarter ending December 2015	889	
Quarter ending March 2016	965	↑
Quarter ending June 2016	1,016	↑
Quarter ending September 2016	1,076	↑
Quarter ending December 2016	1,161	↑
Variance since December 2015	30.6%	↑



ACTIVITY

Cumulative percentage of contracted UDA delivered 2016 & 2017



Month	Adjusted Scheduled Activity (UDA)	
	2016	2017
April	-422	0
May	166	165
June	318	357
July	1,128	1,035
August	1,561	1,339
September	1,980	1,605
October	2,436	2,037
November	2,873	2,626
December	3,289	2,983
January	3,442	
February	3,914	
March	4,346	
April	4,826	
May	4,908	
June	4,908	

QUALITY

	Quantity	Base Number	Contract	AT	Region	England
% of FP17s for the same patient ID Re-attending within 3 months - Children	6	182	3.3%	13.0%	13.4%	12.4%
% of FP17s for the same patient ID Re-attending within 3 months - Adults	95	863	11.0%	17.6%	17.3%	16.6%
% of FP17s for the same patient ID Re-attending between 3 & 9 months - Children	92	182	50.5%	56.4%	58.9%	57.5%
% of FP17s for the same patient ID Re-attending between 3 & 9 months - Adults	434	863	50.3%	50.3%	52.5%	50.4%
% of FP17s for Band 1 Urgent Courses	43	898	4.8%	10.5%	9.3%	9.1%
% of FP17s Relating to Free Repair or Replacements	8	898	0.9%	0.9%	1.0%	0.8%
% of FP17s Relating to Continuations	7	898	0.8%	1.3%	1.5%	1.3%
% of Patients satisfied with the dentistry they have received	2	2	N/A	91.8%	93.1%	92.7%
% of Patients satisfied with the time they had to wait for an appointment	2	2	N/A	88.0%	89.8%	88.8%

* This is based on patients treated on this contract for their most recent course of treatment. Figures in italics indicate the base number of FP17s or Patient Questionnaire responses are less than 100. N/A is shown where the base number of responses is less than 10 during the period. % is calculated as Quantity/Base number*100

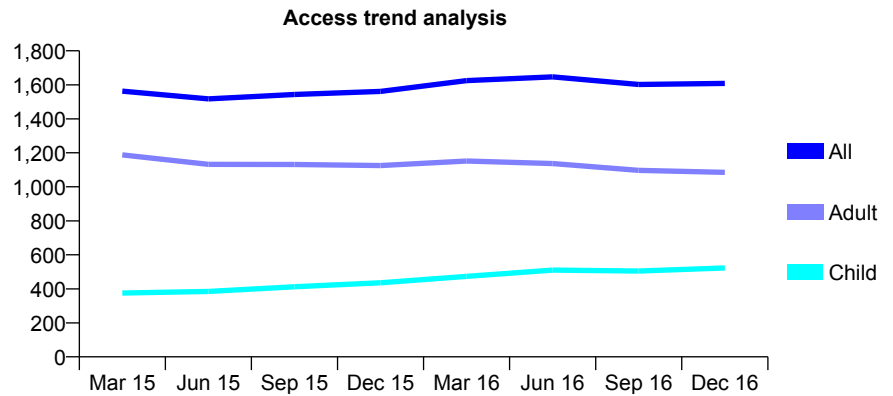
Q46 - Vital Signs At a Glance Contract Report for 124257/0001 - December 2016

Name or company name	East Road Care Ltd.
Contract type name	GDS Contract
Purpose of contract	General
Contract start date	07/02/2007
Contract end date	

16/17 Contracted general activity (UDA)	6,628
Carry forward general activity (UDA)	-72
16/17 Contracted orthodontic activity (UOA)	0
Carry forward orthodontic activity (UOA)	0
Baseline contract value	£235,827.03

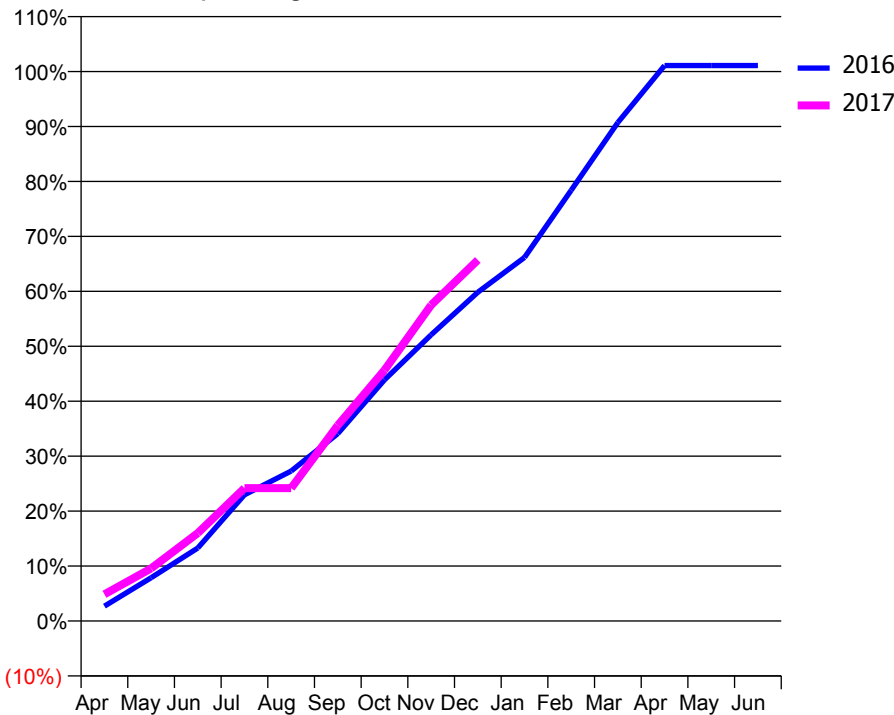
ACCESS*

Patients seen in 24 months	Total	Change since previous quarter
Quarter ending December 2015	1,561	
Quarter ending March 2016	1,625	↑
Quarter ending June 2016	1,647	→
Quarter ending September 2016	1,602	↓
Quarter ending December 2016	1,608	→
Variance since December 2015	3.0%	↑



ACTIVITY

Cumulative percentage of contracted UDA delivered 2016 & 2017



Month	Adjusted Scheduled Activity (UDA)	
	2016	2017
April	179	322
May	523	635
June	880	1,061
July	1,522	1,602
August	1,809	1,602
September	2,260	2,360
October	2,910	3,026
November	3,452	3,811
December	3,966	4,354
January	4,385	
February	5,195	
March	6,013	
April	6,700	
May	6,700	
June	6,700	

QUALITY

	Quantity	Base Number	Contract	AT	Region	England
% of FP17s for the same patient ID Re-attending within 3 months - Children	12	427	2.8%	13.0%	13.4%	12.4%
% of FP17s for the same patient ID Re-attending within 3 months - Adults	69	843	8.2%	17.6%	17.3%	16.6%
% of FP17s for the same patient ID Re-attending between 3 & 9 months - Children	179	427	41.9%	56.4%	58.9%	57.5%
% of FP17s for the same patient ID Re-attending between 3 & 9 months - Adults	336	843	39.9%	50.3%	52.5%	50.4%
% of FP17s for Band 1 Urgent Courses	156	1,147	13.6%	10.5%	9.3%	9.1%
% of FP17s Relating to Free Repair or Replacements	0	1,147	0.0%	0.9%	1.0%	0.8%
% of FP17s Relating to Continuations	7	1,147	0.6%	1.3%	1.5%	1.3%
% of Patients satisfied with the dentistry they have received	3	3	N/A	91.8%	93.1%	92.7%
% of Patients satisfied with the time they had to wait for an appointment	2	3	N/A	88.0%	89.8%	88.8%

* This is based on patients treated on this contract for their most recent course of treatment. Figures in italics indicate the base number of FP17s or Patient Questionnaire responses are less than 100. N/A is shown where the base number of responses is less than 10 during the period. % is calculated as Quantity/Base number*100

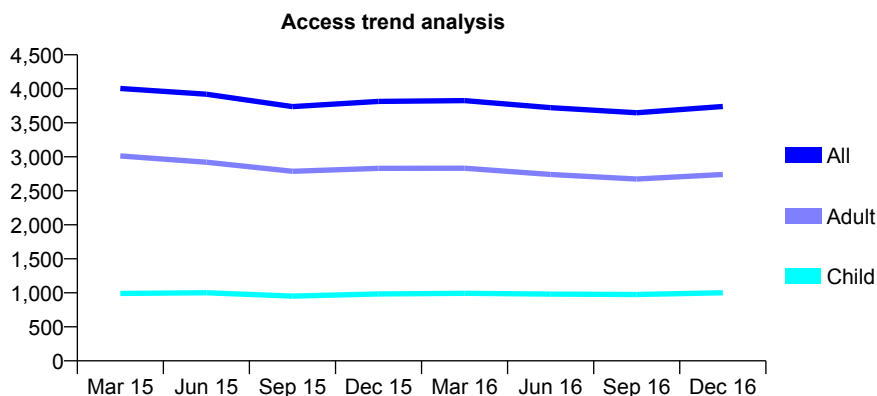
Q46 - Vital Signs At a Glance Contract Report for 124354/0001 - December 2016

Name or company name	Claremont Dental Practice
Contract type name	GDS Contract
Purpose of contract	General
Contract start date	01/06/2012
Contract end date	

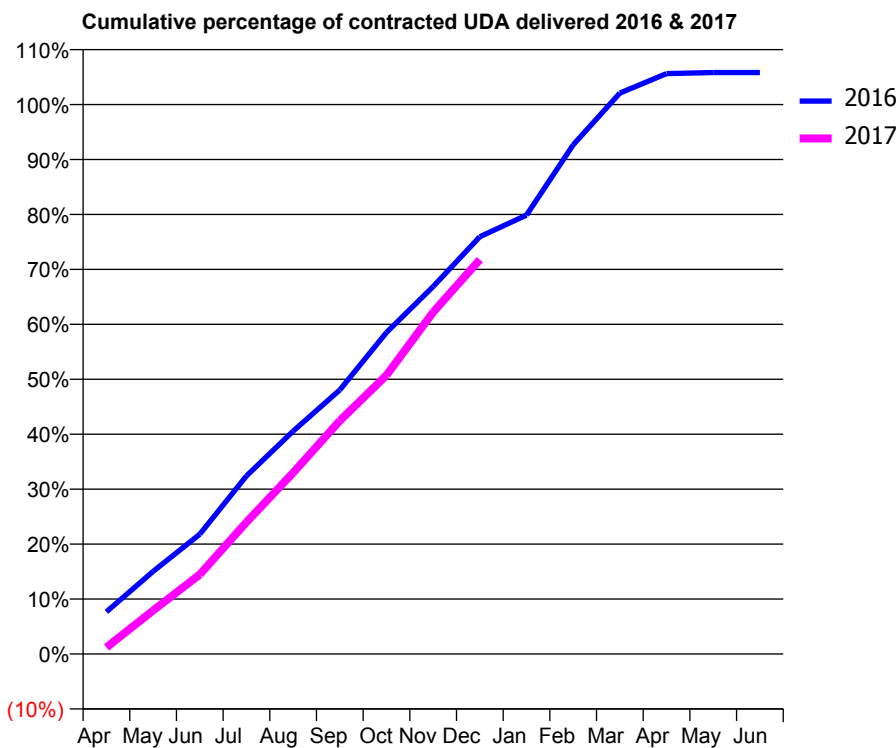
16/17 Contracted general activity (UDA)	12,521
Carry forward general activity (UDA)	62
16/17 Contracted orthodontic activity (UOA)	0
Carry forward orthodontic activity (UOA)	0
Baseline contract value	£325,990.79

ACCESS*

Patients seen in 24 months	Total	Change since previous quarter
Quarter ending December 2015	3,814	
Quarter ending March 2016	3,826	→
Quarter ending June 2016	3,722	↓
Quarter ending September 2016	3,649	↓
Quarter ending December 2016	3,740	↑
Variance since December 2015	(1.9%)	↓



ACTIVITY



Month	Adjusted Scheduled Activity (UDA)	
	2016	2017
April	995	151
May	1,946	993
June	2,823	1,813
July	4,196	3,002
August	5,254	4,131
September	6,224	5,315
October	7,579	6,352
November	8,661	7,788
December	9,835	8,986
January	10,346	
February	12,001	
March	13,222	
April	13,680	
May	13,703	
June	13,704	

QUALITY

	Quantity	Base Number	Contract	AT	Region	England
% of FP17s for the same patient ID Re-attending within 3 months - Children	151	1,208	12.5%	13.0%	13.4%	12.4%
% of FP17s for the same patient ID Re-attending within 3 months - Adults	762	3,275	23.3%	17.6%	17.3%	16.6%
% of FP17s for the same patient ID Re-attending between 3 & 9 months - Children	678	1,208	56.1%	56.4%	58.9%	57.5%
% of FP17s for the same patient ID Re-attending between 3 & 9 months - Adults	1,621	3,275	49.5%	50.3%	52.5%	50.4%
% of FP17s for Band 1 Urgent Courses	605	4,321	14.0%	10.5%	9.3%	9.1%
% of FP17s Relating to Free Repair or Replacements	89	4,321	2.1%	0.9%	1.0%	0.8%
% of FP17s Relating to Continuations	61	4,321	1.4%	1.3%	1.5%	1.3%
% of Patients satisfied with the dentistry they have received	3	3	N/A	91.8%	93.1%	92.7%
% of Patients satisfied with the time they had to wait for an appointment	2	3	N/A	88.0%	89.8%	88.8%

* This is based on patients treated on this contract for their most recent course of treatment. Figures in italics indicate the base number of FP17s or Patient Questionnaire responses are less than 100. N/A is shown where the base number of responses is less than 10 during the period. % is calculated as Quantity/Base number*100

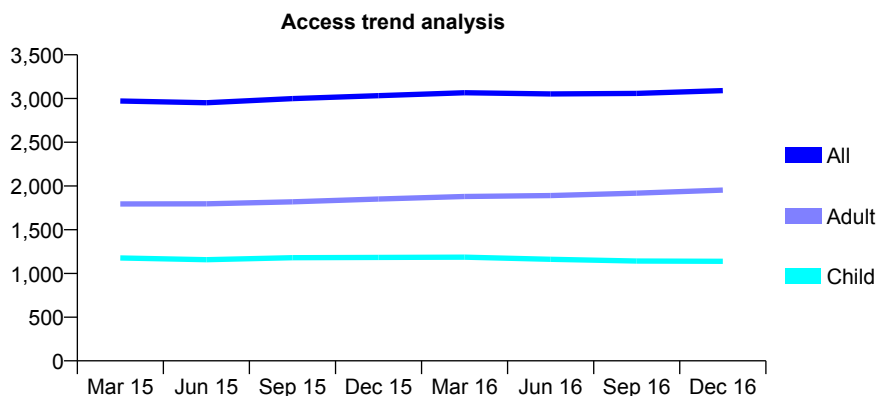
Q46 - Vital Signs At a Glance Contract Report for 125040/0001 - December 2016

Name or company name	Red Rose Dental Group
Contract type name	GDS Contract
Purpose of contract	General and Orthodontic
Contract start date	01/04/2013
Contract end date	

16/17 Contracted general activity (UDA)	6,575
Carry forward general activity (UDA)	68
16/17 Contracted orthodontic activity (UOA)	5,533
Carry forward orthodontic activity (UOA)	27
Baseline contract value	£559,552.17

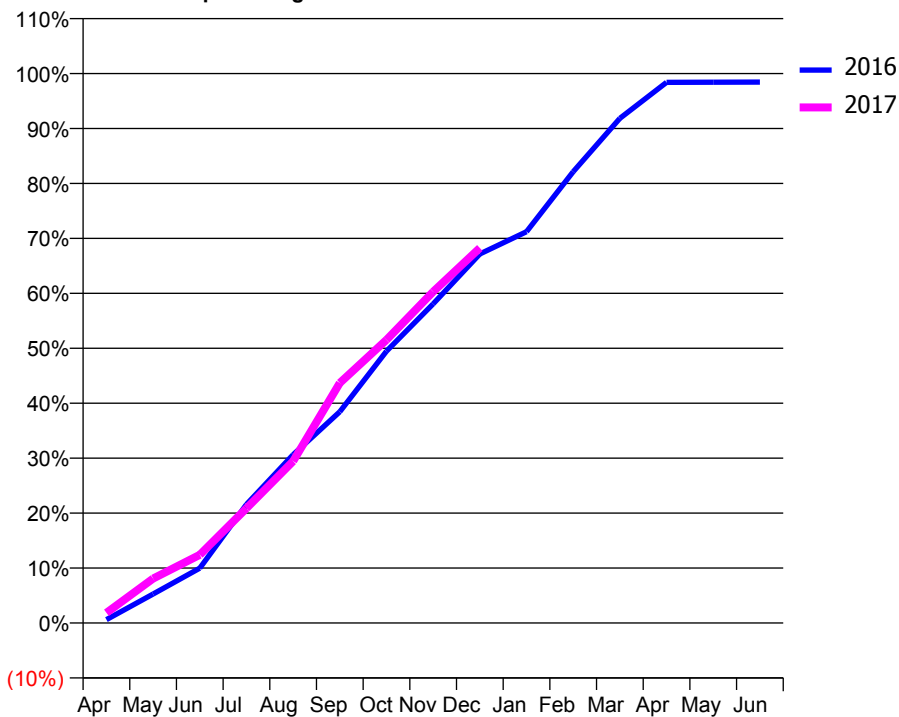
ACCESS*

Patients seen in 24 months	Total	Change since previous quarter
Quarter ending December 2015	3,033	
Quarter ending March 2016	3,066	→
Quarter ending June 2016	3,053	→
Quarter ending September 2016	3,058	→
Quarter ending December 2016	3,091	→
Variance since December 2015	1.9%	→



ACTIVITY

Cumulative percentage of contracted UDA delivered 2016 & 2017



Month	Adjusted Scheduled Activity (UDA)	
	2016	2017
April	41	122
May	348	533
June	656	816
July	1,419	1,372
August	2,015	1,936
September	2,528	2,873
October	3,252	3,387
November	3,819	3,965
December	4,416	4,487
January	4,681	
February	5,400	
March	6,039	
April	6,468	
May	6,471	
June	6,472	

QUALITY

	Quantity	Base Number	Contract	AT	Region	England
% of FP17s for the same patient ID Re-attending within 3 months - Children	168	1,732	9.7%	13.0%	13.4%	12.4%
% of FP17s for the same patient ID Re-attending within 3 months - Adults	321	1,827	17.6%	17.6%	17.3%	16.6%
% of FP17s for the same patient ID Re-attending between 3 & 9 months - Children	699	1,732	40.4%	56.4%	58.9%	57.5%
% of FP17s for the same patient ID Re-attending between 3 & 9 months - Adults	666	1,827	36.5%	50.3%	52.5%	50.4%
% of FP17s for Band 1 Urgent Courses	272	2,413	11.3%	10.5%	9.3%	9.1%
% of FP17s Relating to Free Repair or Replacements	9	2,413	0.4%	0.9%	1.0%	0.8%
% of FP17s Relating to Continuations	54	2,413	2.2%	1.3%	1.5%	1.3%
% of Patients satisfied with the dentistry they have received	2	3	N/A	91.8%	93.1%	92.7%
% of Patients satisfied with the time they had to wait for an appointment	2	3	N/A	88.0%	89.8%	88.8%

* This is based on patients treated on this contract for their most recent course of treatment. Figures in italics indicate the base number of FP17s or Patient Questionnaire responses are less than 100. N/A is shown where the base number of responses is less than 10 during the period. % is calculated as Quantity/Base number*100

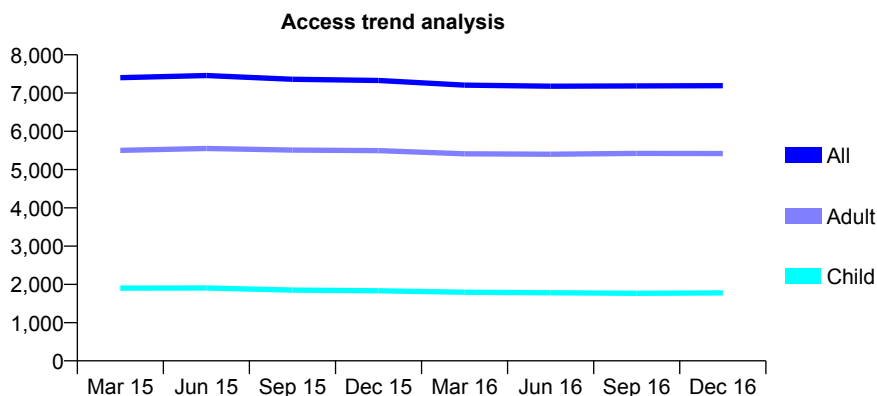
Q46 - Vital Signs At a Glance Contract Report for 126055/0001 - December 2016

Name or company name	Hamani Healthcare Ltd
Contract type name	GDS Contract
Purpose of contract	General
Contract start date	01/12/2011
Contract end date	

16/17 Contracted general activity (UDA)	23,392
Carry forward general activity (UDA)	-96
16/17 Contracted orthodontic activity (UOA)	0
Carry forward orthodontic activity (UOA)	0
Baseline contract value	£573,227.72

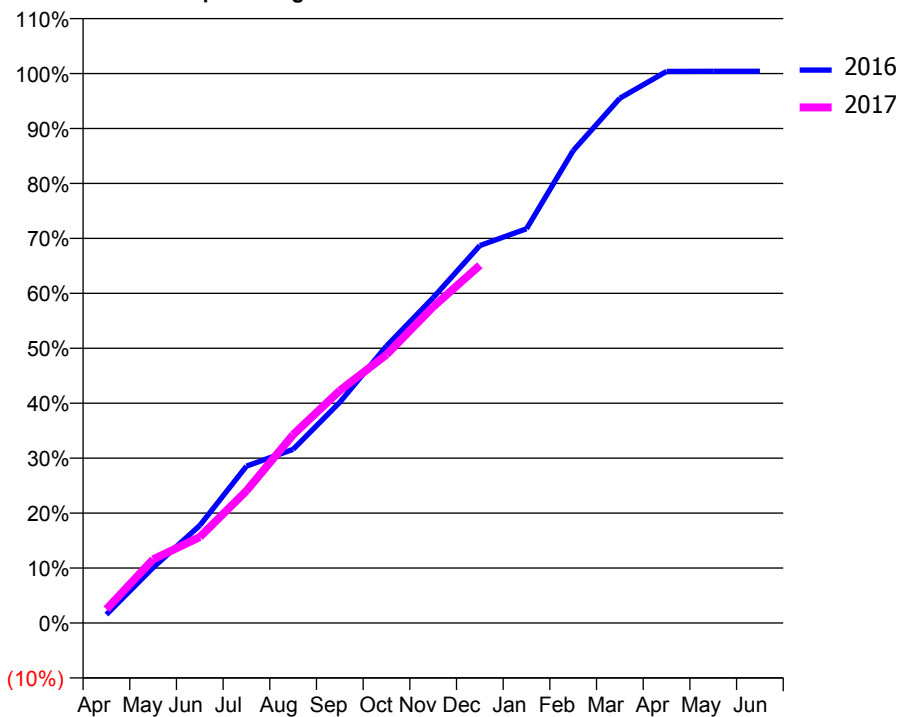
ACCESS*

Patients seen in 24 months	Total	Change since previous quarter
Quarter ending December 2015	7,328	
Quarter ending March 2016	7,206	↓
Quarter ending June 2016	7,179	→
Quarter ending September 2016	7,187	→
Quarter ending December 2016	7,194	→
Variance since December 2015	(1.8%)	↓



ACTIVITY

Cumulative percentage of contracted UDA delivered 2016 & 2017



Month	Adjusted Scheduled Activity (UDA)	
	2016	2017
April	361	587
May	2,356	2,708
June	4,153	3,660
July	6,680	5,629
August	7,392	8,017
September	9,397	9,896
October	11,792	11,421
November	13,849	13,460
December	16,068	15,225
January	16,785	
February	20,111	
March	22,338	
April	23,480	
May	23,488	
June	23,488	

QUALITY

	Quantity	Base Number	Contract	AT	Region	England
% of FP17s for the same patient ID Re-attending within 3 months - Children	179	2,181	8.2%	13.0%	13.4%	12.4%
% of FP17s for the same patient ID Re-attending within 3 months - Adults	745	5,711	13.0%	17.6%	17.3%	16.6%
% of FP17s for the same patient ID Re-attending between 3 & 9 months - Children	1,486	2,181	68.1%	56.4%	58.9%	57.5%
% of FP17s for the same patient ID Re-attending between 3 & 9 months - Adults	3,205	5,711	56.1%	50.3%	52.5%	50.4%
% of FP17s for Band 1 Urgent Courses	351	7,405	4.7%	10.5%	9.3%	9.1%
% of FP17s Relating to Free Repair or Replacements	69	7,405	0.9%	0.9%	1.0%	0.8%
% of FP17s Relating to Continuations	187	7,405	2.5%	1.3%	1.5%	1.3%
% of Patients satisfied with the dentistry they have received	3	3	N/A	91.8%	93.1%	92.7%
% of Patients satisfied with the time they had to wait for an appointment	3	3	N/A	88.0%	89.8%	88.8%

* This is based on patients treated on this contract for their most recent course of treatment. Figures in italics indicate the base number of FP17s or Patient Questionnaire responses are less than 100. N/A is shown where the base number of responses is less than 10 during the period. % is calculated as Quantity/Base number*100

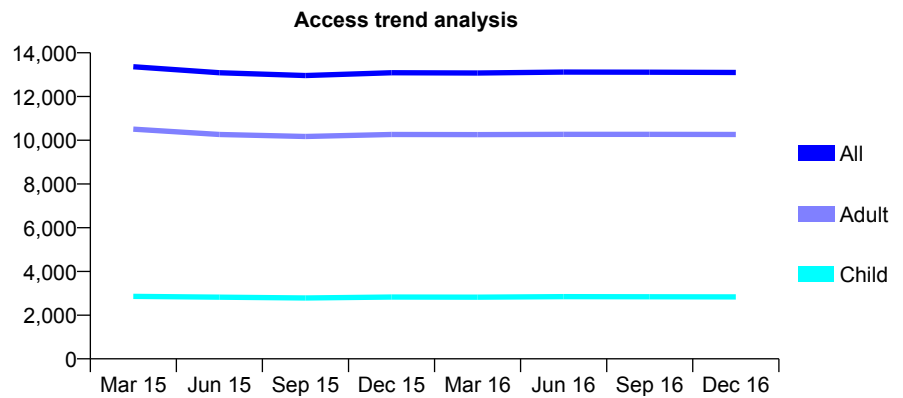
Q46 - Vital Signs At a Glance Contract Report for 126640/0001 - December 2016

Name or company name	Florence House Dental Practice Partnership
Contract type name	GDS Contract
Purpose of contract	General
Contract start date	01/11/2012
Contract end date	

16/17 Contracted general activity (UDA)	39,318
Carry forward general activity (UDA)	-12
16/17 Contracted orthodontic activity (UOA)	0
Carry forward orthodontic activity (UOA)	0
Baseline contract value	£1,106,744.52

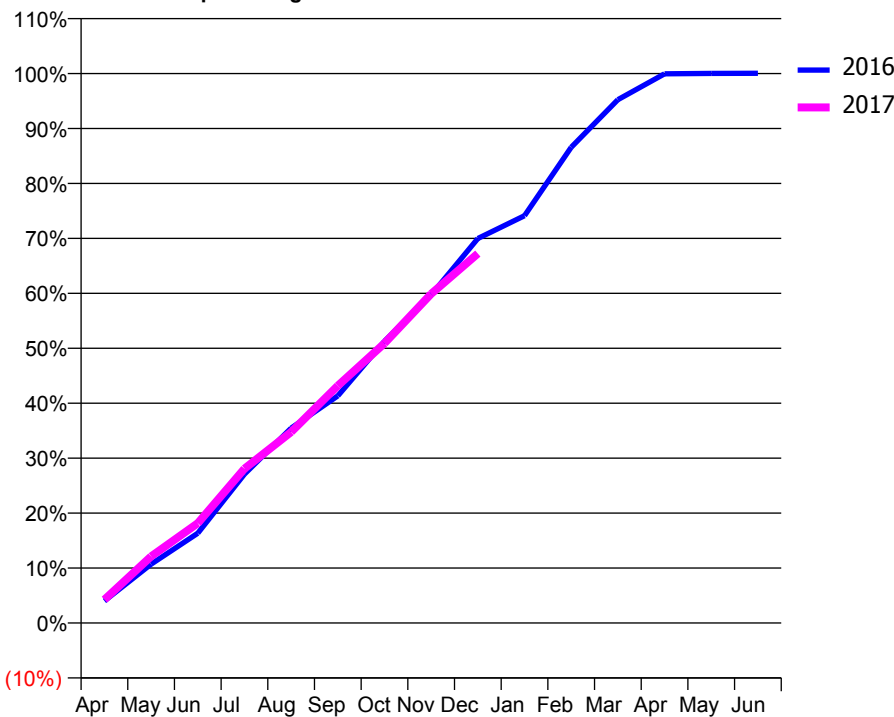
ACCESS*

Patients seen in 24 months	Total	Change since previous quarter
Quarter ending December 2015	13,088	
Quarter ending March 2016	13,074	→
Quarter ending June 2016	13,116	→
Quarter ending September 2016	13,110	→
Quarter ending December 2016	13,099	→
Variance since December 2015	0.1%	→



ACTIVITY

Cumulative percentage of contracted UDA delivered 2016 & 2017



Month	Adjusted Scheduled Activity (UDA)	
	2016	2017
April	1,500	1,674
May	4,000	4,763
June	6,101	7,137
July	10,113	11,039
August	13,236	13,668
September	15,429	16,976
October	19,138	20,011
November	22,284	23,549
December	26,114	26,433
January	27,665	
February	32,309	
March	35,543	
April	37,300	
May	37,321	
June	37,330	

QUALITY

	Quantity	Base Number	Contract	AT	Region	England
% of FP17s for the same patient ID Re-attending within 3 months - Children	243	2,985	8.1%	13.0%	13.4%	12.4%
% of FP17s for the same patient ID Re-attending within 3 months - Adults	1,553	10,712	14.5%	17.6%	17.3%	16.6%
% of FP17s for the same patient ID Re-attending between 3 & 9 months - Children	1,775	2,985	59.5%	56.4%	58.9%	57.5%
% of FP17s for the same patient ID Re-attending between 3 & 9 months - Adults	5,804	10,712	54.2%	50.3%	52.5%	50.4%
% of FP17s for Band 1 Urgent Courses	998	12,965	7.7%	10.5%	9.3%	9.1%
% of FP17s Relating to Free Repair or Replacements	150	12,965	1.2%	0.9%	1.0%	0.8%
% of FP17s Relating to Continuations	254	12,965	2.0%	1.3%	1.5%	1.3%
% of Patients satisfied with the dentistry they have received	9	9	N/A	91.8%	93.1%	92.7%
% of Patients satisfied with the time they had to wait for an appointment	9	9	N/A	88.0%	89.8%	88.8%

* This is based on patients treated on this contract for their most recent course of treatment. Figures in italics indicate the base number of FP17s or Patient Questionnaire responses are less than 100. N/A is shown where the base number of responses is less than 10 during the period. % is calculated as Quantity/Base number*100

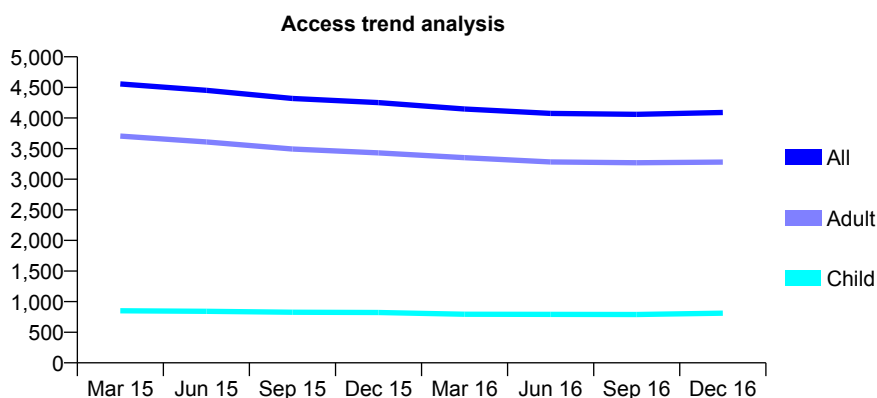
Q46 - Vital Signs At a Glance Contract Report for 127477/0001 - December 2016

Name or company name	Hollinwood Dental Practice
Contract type name	GDS Contract
Purpose of contract	General
Contract start date	01/04/2012
Contract end date	

16/17 Contracted general activity (UDA)	13,992
Carry forward general activity (UDA)	9
16/17 Contracted orthodontic activity (UOA)	0
Carry forward orthodontic activity (UOA)	0
Baseline contract value	£375,173.25

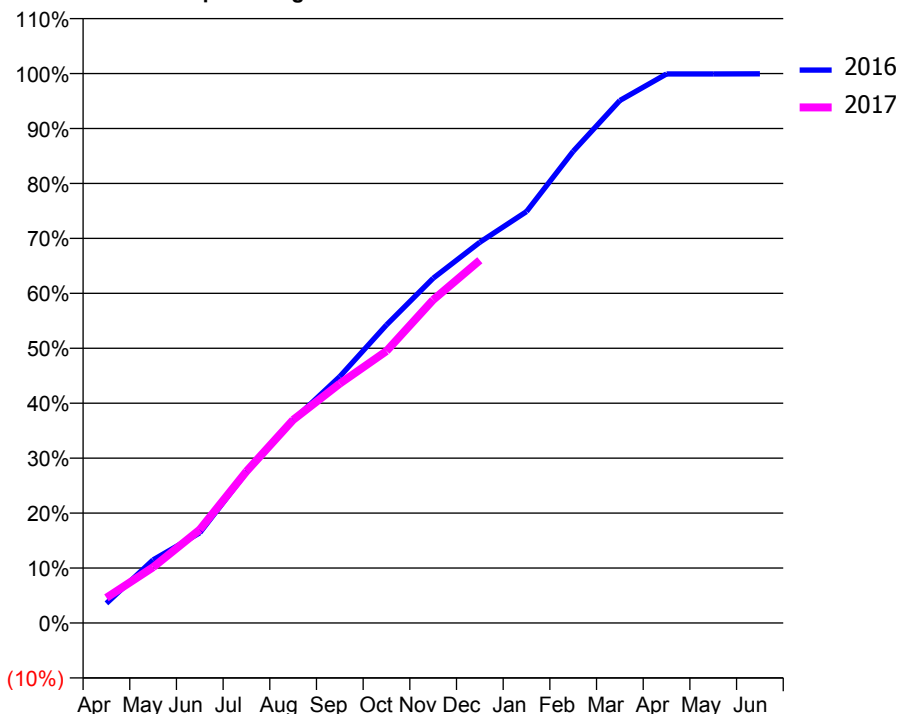
ACCESS*

Patients seen in 24 months	Total	Change since previous quarter
Quarter ending December 2015	4,252	
Quarter ending March 2016	4,146	↓
Quarter ending June 2016	4,075	↓
Quarter ending September 2016	4,059	→
Quarter ending December 2016	4,090	→
Variance since December 2015	(3.8%)	↓



ACTIVITY

Cumulative percentage of contracted UDA delivered 2016 & 2017



Adjusted Scheduled Activity (UDA)

Month	2016	2017
April	500	643
May	1,607	1,420
June	2,297	2,378
July	3,836	3,863
August	5,164	5,174
September	6,276	6,096
October	7,591	6,925
November	8,779	8,229
December	9,694	9,238
January	10,476	
February	12,011	
March	13,304	
April	13,982	
May	13,982	
June	13,983	

QUALITY

	Quantity	Base Number	Contract	AT	Region	England
% of FP17s for the same patient ID Re-attending within 3 months - Children	84	993	8.5%	13.0%	13.4%	12.4%
% of FP17s for the same patient ID Re-attending within 3 months - Adults	546	3,852	14.2%	17.6%	17.3%	16.6%
% of FP17s for the same patient ID Re-attending between 3 & 9 months - Children	621	993	62.5%	56.4%	58.9%	57.5%
% of FP17s for the same patient ID Re-attending between 3 & 9 months - Adults	2,194	3,852	57.0%	50.3%	52.5%	50.4%
% of FP17s for Band 1 Urgent Courses	364	4,565	8.0%	10.5%	9.3%	9.1%
% of FP17s Relating to Free Repair or Replacements	27	4,565	0.6%	0.9%	1.0%	0.8%
% of FP17s Relating to Continuations	101	4,565	2.2%	1.3%	1.5%	1.3%
% of Patients satisfied with the dentistry they have received	4	5	N/A	91.8%	93.1%	92.7%
% of Patients satisfied with the time they had to wait for an appointment	3	5	N/A	88.0%	89.8%	88.8%

* This is based on patients treated on this contract for their most recent course of treatment. Figures in italics indicate the base number of FP17s or Patient Questionnaire responses are less than 100. N/A is shown where the base number of responses is less than 10 during the period. % is calculated as Quantity/Base number*100

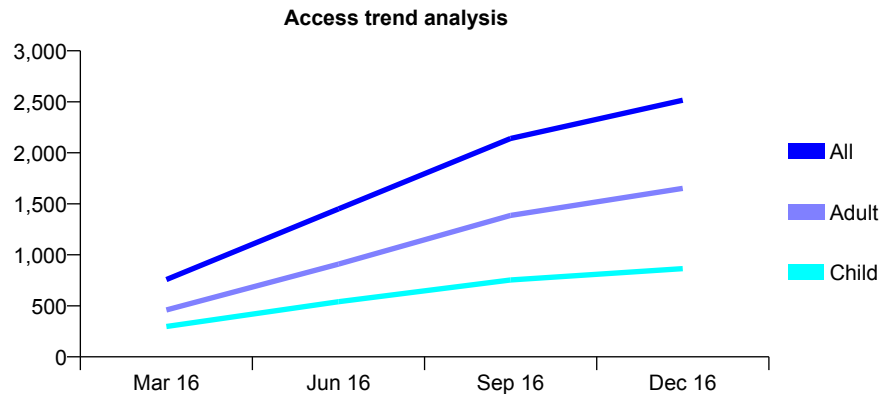
Q46 - Vital Signs At a Glance Contract Report for 127949/0001 - December 2016

Name or company name	Mrs S Singh & Mr D Singh
Contract type name	GDS Contract
Purpose of contract	General
Contract start date	18/01/2016
Contract end date	

16/17 Contracted general activity (UDA)	10,570
Carry forward general activity (UDA)	432
16/17 Contracted orthodontic activity (UOA)	0
Carry forward orthodontic activity (UOA)	0
Baseline contract value	£364,059.77

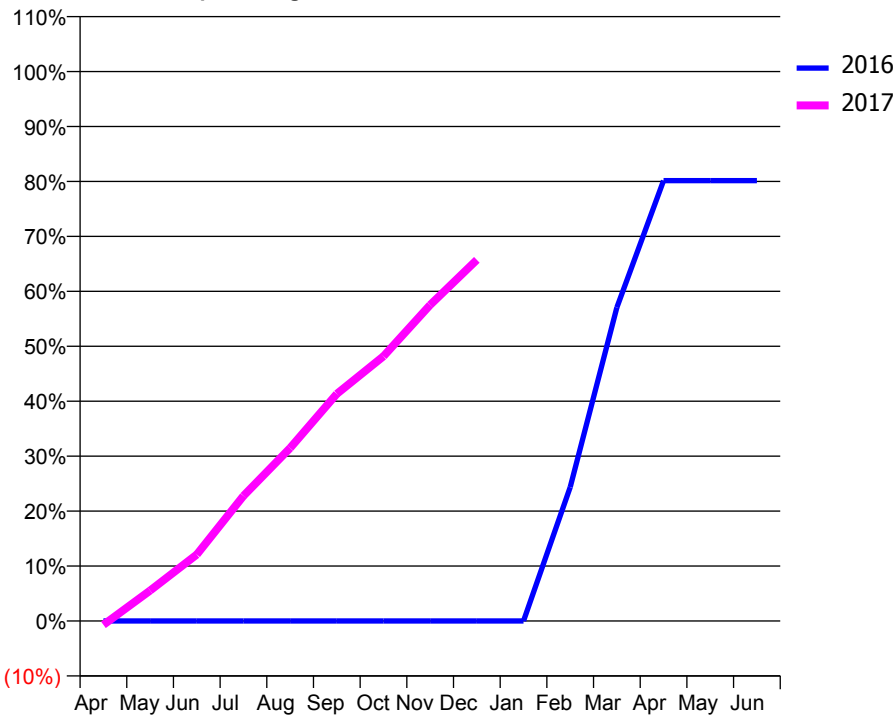
ACCESS*

Patients seen in 24 months	Total	Change since previous quarter
Quarter ending December 2015	0	
Quarter ending March 2016	758	
Quarter ending June 2016	1,450	↑
Quarter ending September 2016	2,140	↑
Quarter ending December 2016	2,516	↑
Variance since December 2015	N/A	



ACTIVITY

Cumulative percentage of contracted UDA delivered 2016 & 2017



Month	Adjusted Scheduled Activity (UDA)	
	2016	2017
April	0	-76
May	0	587
June	0	1,279
July	0	2,408
August	0	3,329
September	0	4,369
October	0	5,094
November	0	6,081
December	0	6,948
January	0	
February	520	
March	1,219	
April	1,713	
May	1,713	
June	1,713	

QUALITY

	Quantity	Base Number	Contract	AT	Region	England
% of FP17s for the same patient ID Re-attending within 3 months - Children	69	1,019	6.8%	13.0%	13.4%	12.4%
% of FP17s for the same patient ID Re-attending within 3 months - Adults	247	1,998	12.4%	17.6%	17.3%	16.6%
% of FP17s for the same patient ID Re-attending between 3 & 9 months - Children	280	1,019	27.5%	56.4%	58.9%	57.5%
% of FP17s for the same patient ID Re-attending between 3 & 9 months - Adults	429	1,998	21.5%	50.3%	52.5%	50.4%
% of FP17s for Band 1 Urgent Courses	193	2,863	6.7%	10.5%	9.3%	9.1%
% of FP17s Relating to Free Repair or Replacements	4	2,863	0.1%	0.9%	1.0%	0.8%
% of FP17s Relating to Continuations	15	2,863	0.5%	1.3%	1.5%	1.3%
% of Patients satisfied with the dentistry they have received	2	2	N/A	91.8%	93.1%	92.7%
% of Patients satisfied with the time they had to wait for an appointment	2	2	N/A	88.0%	89.8%	88.8%

* This is based on patients treated on this contract for their most recent course of treatment. Figures in italics indicate the base number of FP17s or Patient Questionnaire responses are less than 100. N/A is shown where the base number of responses is less than 10 during the period. % is calculated as Quantity/Base number*100

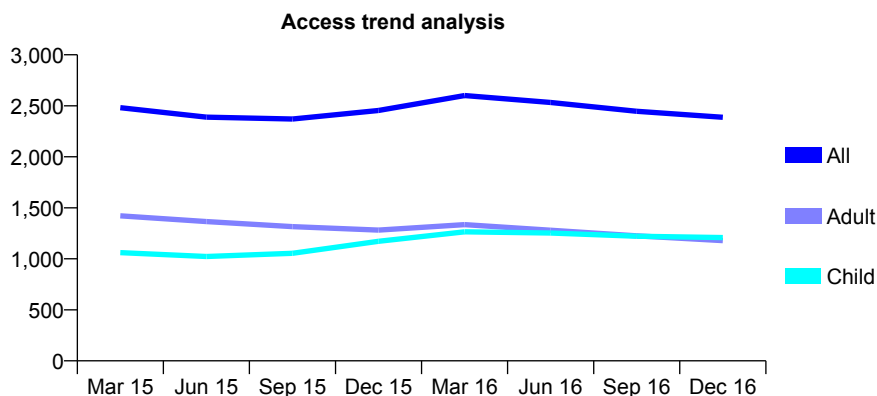
Q46 - Vital Signs At a Glance Contract Report for 128007/0001 - December 2016

Name or company name	Ashton Road Limited Company
Contract type name	GDS Contract
Purpose of contract	General
Contract start date	06/04/2007
Contract end date	

16/17 Contracted general activity (UDA)	8,609
Carry forward general activity (UDA)	-48
16/17 Contracted orthodontic activity (UOA)	0
Carry forward orthodontic activity (UOA)	0
Baseline contract value	£230,826.73

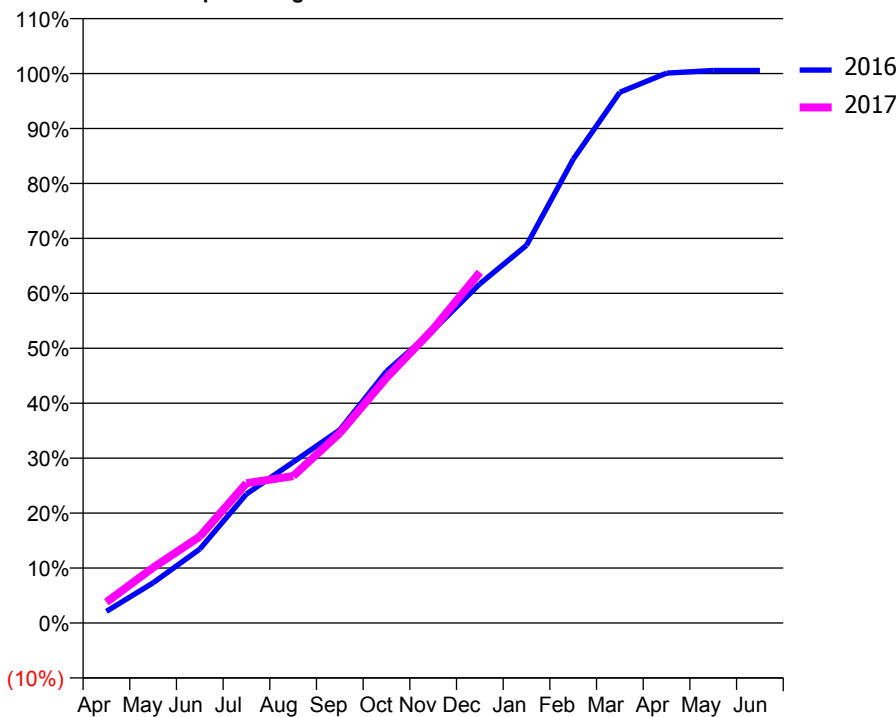
ACCESS*

Patients seen in 24 months	Total	Change since previous quarter
Quarter ending December 2015	2,454	
Quarter ending March 2016	2,600	↑
Quarter ending June 2016	2,533	↓
Quarter ending September 2016	2,447	↓
Quarter ending December 2016	2,387	↓
Variance since December 2015	(2.7%)	↓



ACTIVITY

Cumulative percentage of contracted UDA delivered 2016 & 2017



Month	Adjusted Scheduled Activity (UDA)	
	2016	2017
April	184	328
May	630	869
June	1,158	1,356
July	2,021	2,191
August	2,520	2,301
September	3,025	2,976
October	3,944	3,842
November	4,589	4,605
December	5,313	5,495
January	5,917	
February	7,264	
March	8,316	
April	8,614	
May	8,656	
June	8,657	

QUALITY

	Quantity	Base Number	Contract	AT	Region	England
% of FP17s for the same patient ID Re-attending within 3 months - Children	70	972	7.2%	13.0%	13.4%	12.4%
% of FP17s for the same patient ID Re-attending within 3 months - Adults	148	950	15.6%	17.6%	17.3%	16.6%
% of FP17s for the same patient ID Re-attending between 3 & 9 months - Children	442	972	45.5%	56.4%	58.9%	57.5%
% of FP17s for the same patient ID Re-attending between 3 & 9 months - Adults	379	950	39.9%	50.3%	52.5%	50.4%
% of FP17s for Band 1 Urgent Courses	82	1,821	4.5%	10.5%	9.3%	9.1%
% of FP17s Relating to Free Repair or Replacements	1	1,821	0.1%	0.9%	1.0%	0.8%
% of FP17s Relating to Continuations	28	1,821	1.5%	1.3%	1.5%	1.3%
% of Patients satisfied with the dentistry they have received	1	3	N/A	91.8%	93.1%	92.7%
% of Patients satisfied with the time they had to wait for an appointment	2	3	N/A	88.0%	89.8%	88.8%

* This is based on patients treated on this contract for their most recent course of treatment. Figures in italics indicate the base number of FP17s or Patient Questionnaire responses are less than 100. N/A is shown where the base number of responses is less than 10 during the period. % is calculated as Quantity/Base number*100

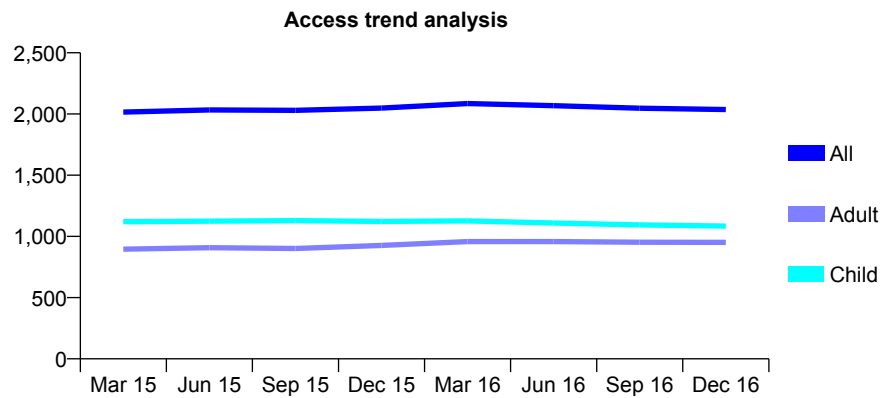
Q46 - Vital Signs At a Glance Contract Report for 128236/0001 - December 2016

Name or company name	Maple Road Dental Practice
Contract type name	GDS Contract
Purpose of contract	General
Contract start date	01/07/2009
Contract end date	

16/17 Contracted general activity (UDA)	5,704
Carry forward general activity (UDA)	-11
16/17 Contracted orthodontic activity (UOA)	0
Carry forward orthodontic activity (UOA)	0
Baseline contract value	£149,373.91

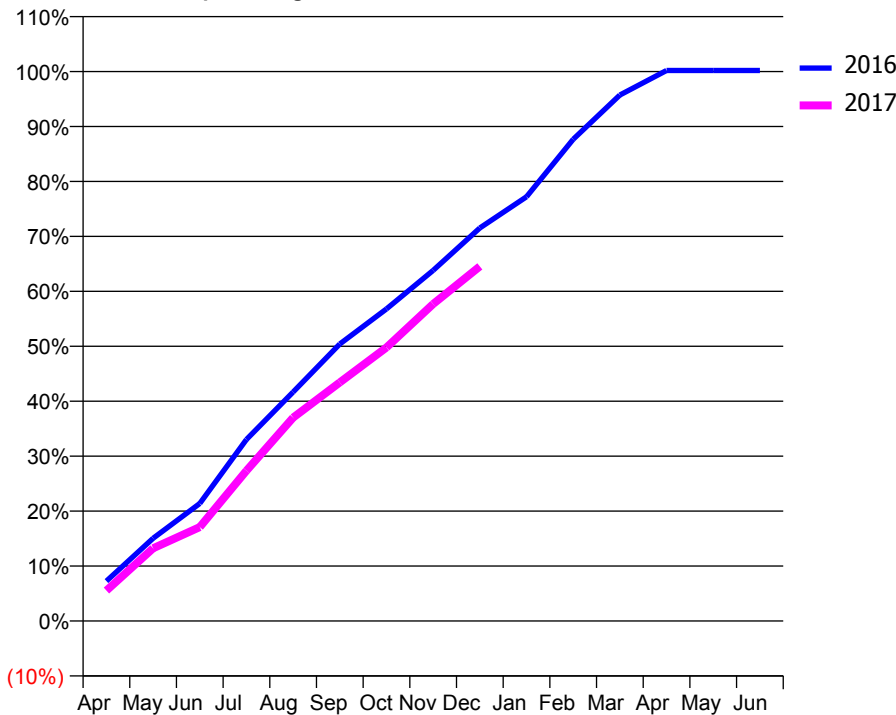
ACCESS*

Patients seen in 24 months	Total	Change since previous quarter
Quarter ending December 2015	2,049	
Quarter ending March 2016	2,085	→
Quarter ending June 2016	2,068	→
Quarter ending September 2016	2,047	↓
Quarter ending December 2016	2,036	→
Variance since December 2015	(0.6%)	→



ACTIVITY

Cumulative percentage of contracted UDA delivered 2016 & 2017



Month	Adjusted Scheduled Activity (UDA)	
	2016	2017
April	422	317
May	876	755
June	1,244	975
July	1,922	1,560
August	2,424	2,112
September	2,932	2,477
October	3,304	2,840
November	3,711	3,291
December	4,159	3,682
January	4,490	
February	5,099	
March	5,567	
April	5,827	
May	5,827	
June	5,827	

QUALITY

	Quantity	Base Number	Contract	AT	Region	England
% of FP17s for the same patient ID Re-attending within 3 months - Children	177	1,590	11.1%	13.0%	13.4%	12.4%
% of FP17s for the same patient ID Re-attending within 3 months - Adults	149	904	16.5%	17.6%	17.3%	16.6%
% of FP17s for the same patient ID Re-attending between 3 & 9 months - Children	1,137	1,590	71.5%	56.4%	58.9%	57.5%
% of FP17s for the same patient ID Re-attending between 3 & 9 months - Adults	485	904	53.7%	50.3%	52.5%	50.4%
% of FP17s for Band 1 Urgent Courses	203	2,332	8.7%	10.5%	9.3%	9.1%
% of FP17s Relating to Free Repair or Replacements	2	2,332	0.1%	0.9%	1.0%	0.8%
% of FP17s Relating to Continuations	4	2,332	0.2%	1.3%	1.5%	1.3%
% of Patients satisfied with the dentistry they have received	0	0	N/A	91.8%	93.1%	92.7%
% of Patients satisfied with the time they had to wait for an appointment	0	0	N/A	88.0%	89.8%	88.8%

* This is based on patients treated on this contract for their most recent course of treatment. Figures in italics indicate the base number of FP17s or Patient Questionnaire responses are less than 100. N/A is shown where the base number of responses is less than 10 during the period. % is calculated as Quantity/Base number*100

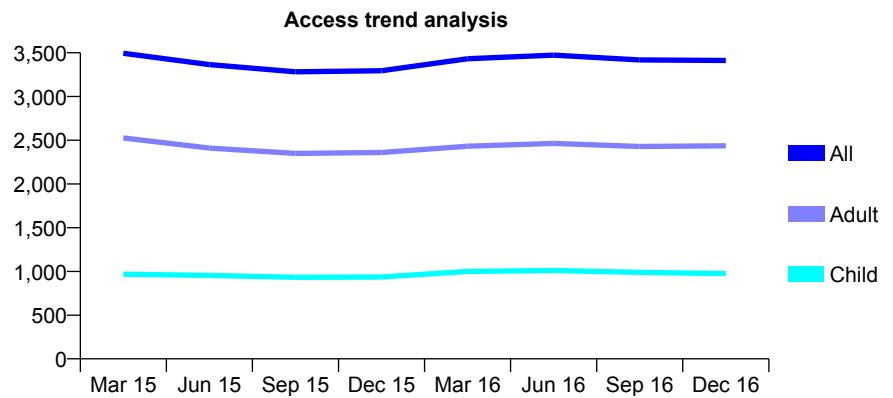
Q46 - Vital Signs At a Glance Contract Report for 129364/0001 - December 2016

Name or company name	DHS Dental Practices Ltd
Contract type name	GDS Contract
Purpose of contract	General
Contract start date	25/01/2010
Contract end date	

16/17 Contracted general activity (UDA)	13,044
Carry forward general activity (UDA)	0
16/17 Contracted orthodontic activity (UOA)	0
Carry forward orthodontic activity (UOA)	0
Baseline contract value	£322,422.79

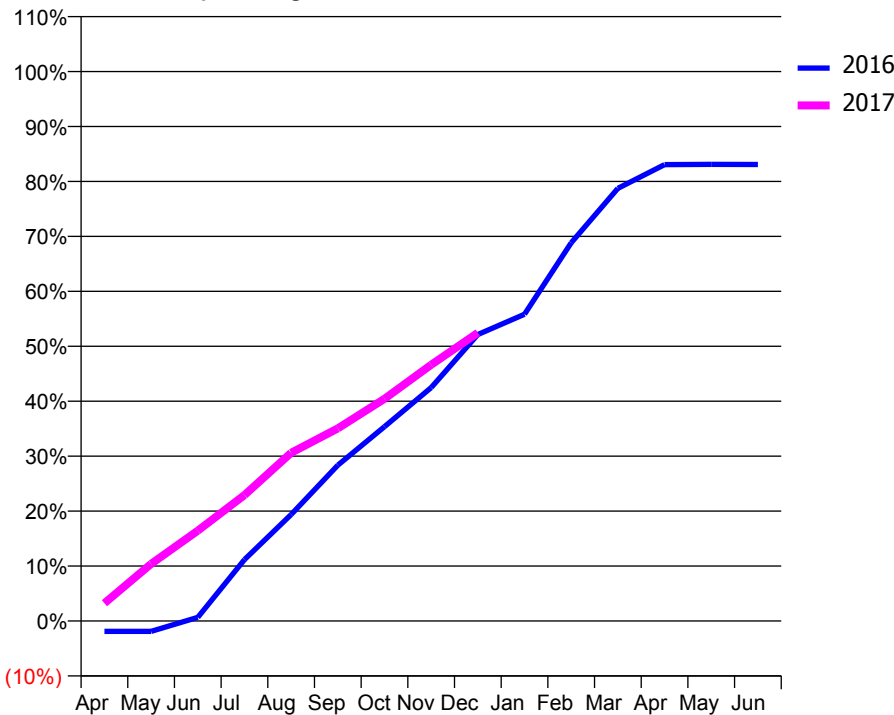
ACCESS*

Patients seen in 24 months	Total	Change since previous quarter
Quarter ending December 2015	3,295	
Quarter ending March 2016	3,432	↑
Quarter ending June 2016	3,473	→
Quarter ending September 2016	3,418	↓
Quarter ending December 2016	3,413	→
Variance since December 2015	3.6%	↑



ACTIVITY

Cumulative percentage of contracted UDA delivered 2016 & 2017



Month	Adjusted Scheduled Activity (UDA)	
	2016	2017
April	-220	424
May	-220	1,356
June	77	2,146
July	1,291	2,990
August	2,236	3,993
September	3,273	4,573
October	4,083	5,275
November	4,905	6,084
December	6,018	6,843
January	6,445	
February	7,945	
March	9,090	
April	9,586	
May	9,592	
June	9,591	

QUALITY

	Quantity	Base Number	Contract	AT	Region	England
% of FP17s for the same patient ID Re-attending within 3 months - Children	65	960	6.8%	13.0%	13.4%	12.4%
% of FP17s for the same patient ID Re-attending within 3 months - Adults	362	2,420	15.0%	17.6%	17.3%	16.6%
% of FP17s for the same patient ID Re-attending between 3 & 9 months - Children	639	960	66.6%	56.4%	58.9%	57.5%
% of FP17s for the same patient ID Re-attending between 3 & 9 months - Adults	1,479	2,420	61.1%	50.3%	52.5%	50.4%
% of FP17s for Band 1 Urgent Courses	301	3,117	9.7%	10.5%	9.3%	9.1%
% of FP17s Relating to Free Repair or Replacements	21	3,117	0.7%	0.9%	1.0%	0.8%
% of FP17s Relating to Continuations	12	3,117	0.4%	1.3%	1.5%	1.3%
% of Patients satisfied with the dentistry they have received	2	2	N/A	91.8%	93.1%	92.7%
% of Patients satisfied with the time they had to wait for an appointment	1	2	N/A	88.0%	89.8%	88.8%

* This is based on patients treated on this contract for their most recent course of treatment. Figures in italics indicate the base number of FP17s or Patient Questionnaire responses are less than 100. N/A is shown where the base number of responses is less than 10 during the period. % is calculated as Quantity/Base number*100

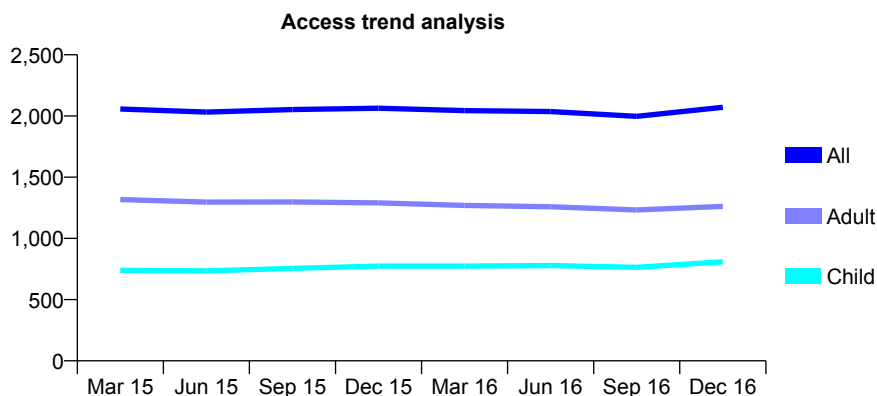
Q46 - Vital Signs At a Glance Contract Report for 129364/0002 - December 2016

Name or company name	DHS Dental Practices Ltd
Contract type name	GDS Contract
Purpose of contract	General
Contract start date	16/08/2010
Contract end date	

16/17 Contracted general activity (UDA)	6,957
Carry forward general activity (UDA)	-103
16/17 Contracted orthodontic activity (UOA)	0
Carry forward orthodontic activity (UOA)	0
Baseline contract value	£171,598.47

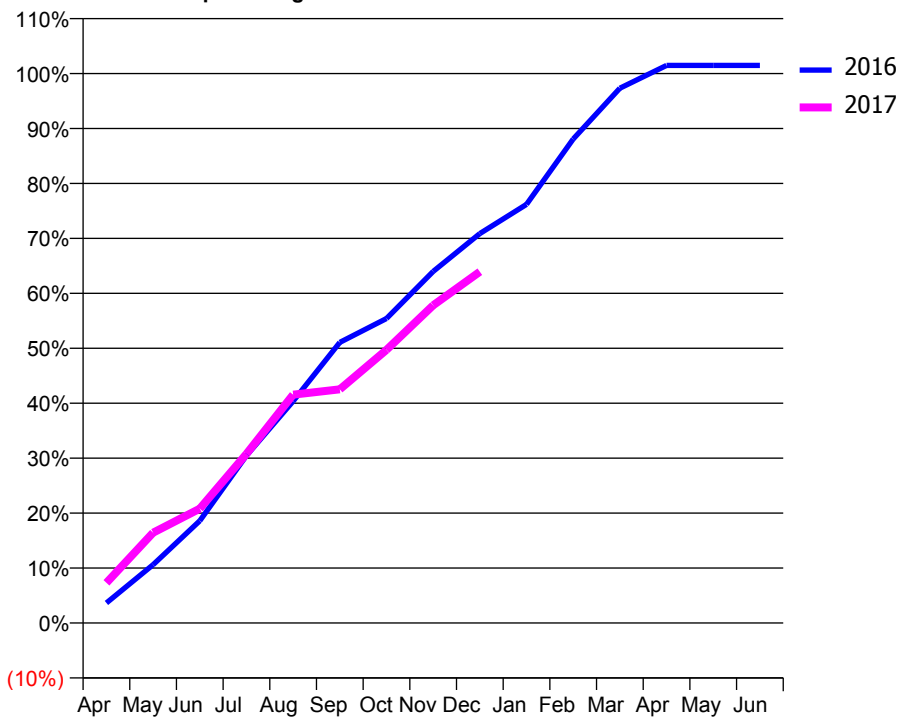
ACCESS*

Patients seen in 24 months	Total	Change since previous quarter
Quarter ending December 2015	2,064	
Quarter ending March 2016	2,044	→
Quarter ending June 2016	2,037	→
Quarter ending September 2016	1,997	↓
Quarter ending December 2016	2,071	↑
Variance since December 2015	0.3%	→



ACTIVITY

Cumulative percentage of contracted UDA delivered 2016 & 2017



Month	Adjusted Scheduled Activity (UDA)	
	2016	2017
April	255	510
May	738	1,144
June	1,294	1,448
July	2,119	2,141
August	2,809	2,891
September	3,552	2,958
October	3,855	3,459
November	4,451	4,023
December	4,931	4,448
January	5,300	
February	6,128	
March	6,771	
April	7,059	
May	7,060	
June	7,060	

QUALITY

	Quantity	Base Number	Contract	AT	Region	England
% of FP17s for the same patient ID Re-attending within 3 months - Children	58	861	6.7%	13.0%	13.4%	12.4%
% of FP17s for the same patient ID Re-attending within 3 months - Adults	154	1,265	12.2%	17.6%	17.3%	16.6%
% of FP17s for the same patient ID Re-attending between 3 & 9 months - Children	507	861	58.9%	56.4%	58.9%	57.5%
% of FP17s for the same patient ID Re-attending between 3 & 9 months - Adults	725	1,265	57.3%	50.3%	52.5%	50.4%
% of FP17s for Band 1 Urgent Courses	158	2,013	7.8%	10.5%	9.3%	9.1%
% of FP17s Relating to Free Repair or Replacements	12	2,013	0.6%	0.9%	1.0%	0.8%
% of FP17s Relating to Continuations	5	2,013	0.2%	1.3%	1.5%	1.3%
% of Patients satisfied with the dentistry they have received	3	4	N/A	91.8%	93.1%	92.7%
% of Patients satisfied with the time they had to wait for an appointment	4	4	N/A	88.0%	89.8%	88.8%

* This is based on patients treated on this contract for their most recent course of treatment. Figures in italics indicate the base number of FP17s or Patient Questionnaire responses are less than 100. N/A is shown where the base number of responses is less than 10 during the period. % is calculated as Quantity/Base number*100

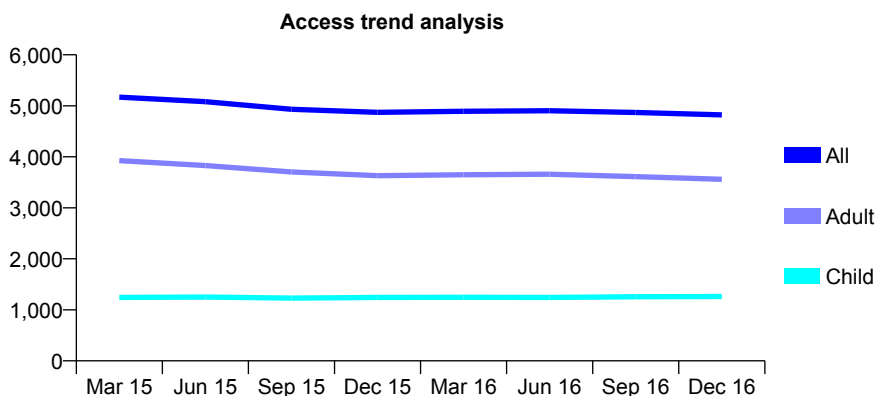
Q46 - Vital Signs At a Glance Contract Report for 129739/0001 - December 2016

Name or company name	Offerton Fold Dental Practice Ltd
Contract type name	GDS Contract
Purpose of contract	General
Contract start date	01/04/2008
Contract end date	

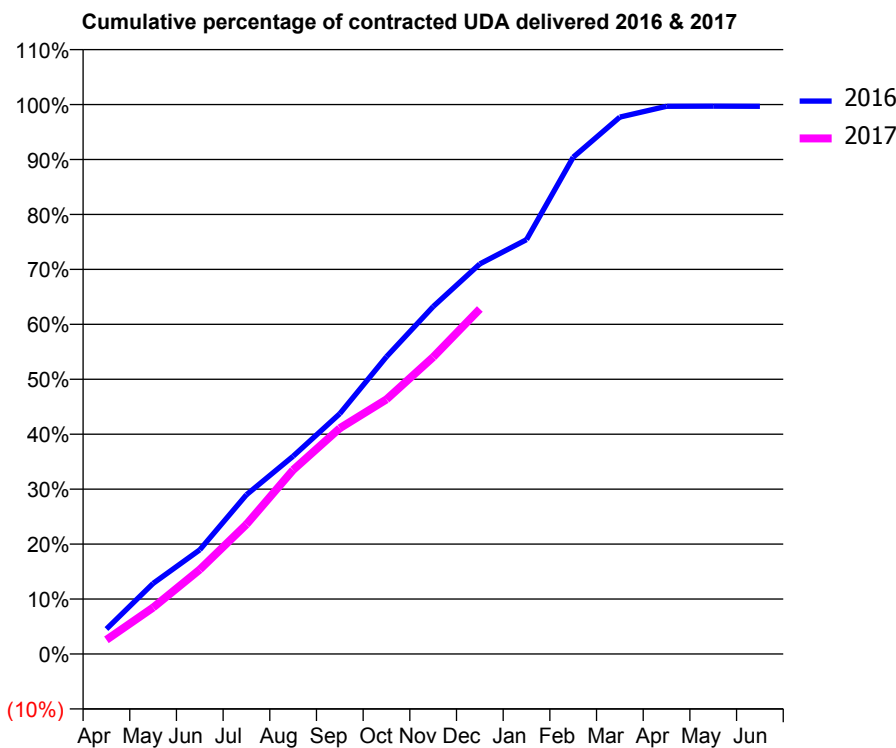
16/17 Contracted general activity (UDA)	14,812
Carry forward general activity (UDA)	47
16/17 Contracted orthodontic activity (UOA)	0
Carry forward orthodontic activity (UOA)	0
Baseline contract value	£503,074.50

ACCESS*

Patients seen in 24 months	Total	Change since previous quarter
Quarter ending December 2015	4,872	
Quarter ending March 2016	4,893	→
Quarter ending June 2016	4,902	→
Quarter ending September 2016	4,868	→
Quarter ending December 2016	4,821	→
Variance since December 2015	(1.0%)	↓



ACTIVITY



Month	Adjusted Scheduled Activity (UDA)	
	2016	2017
April	673	384
May	1,903	1,253
June	2,809	2,278
July	4,292	3,497
August	5,331	4,962
September	6,477	6,087
October	8,013	6,864
November	9,365	8,003
December	10,515	9,300
January	11,169	
February	13,390	
March	14,472	
April	14,763	
May	14,766	
June	14,765	

QUALITY

	Quantity	Base Number	Contract	AT	Region	England
% of FP17s for the same patient ID Re-attending within 3 months - Children	107	1,384	7.7%	13.0%	13.4%	12.4%
% of FP17s for the same patient ID Re-attending within 3 months - Adults	512	3,880	13.2%	17.6%	17.3%	16.6%
% of FP17s for the same patient ID Re-attending between 3 & 9 months - Children	843	1,384	60.9%	56.4%	58.9%	57.5%
% of FP17s for the same patient ID Re-attending between 3 & 9 months - Adults	2,196	3,880	56.6%	50.3%	52.5%	50.4%
% of FP17s for Band 1 Urgent Courses	447	5,095	8.8%	10.5%	9.3%	9.1%
% of FP17s Relating to Free Repair or Replacements	47	5,095	0.9%	0.9%	1.0%	0.8%
% of FP17s Relating to Continuations	95	5,095	1.9%	1.3%	1.5%	1.3%
% of Patients satisfied with the dentistry they have received	0	0	N/A	91.8%	93.1%	92.7%
% of Patients satisfied with the time they had to wait for an appointment	0	0	N/A	88.0%	89.8%	88.8%

* This is based on patients treated on this contract for their most recent course of treatment. Figures in italics indicate the base number of FP17s or Patient Questionnaire responses are less than 100. N/A is shown where the base number of responses is less than 10 during the period. % is calculated as Quantity/Base number*100

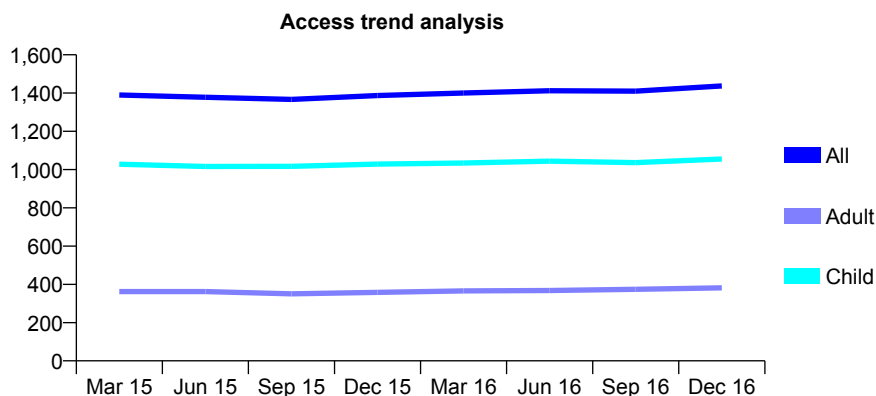
Q46 - Vital Signs At a Glance Contract Report for 130001/0001 - December 2016

Name or company name	530 Dental Care
Contract type name	GDS Contract
Purpose of contract	General
Contract start date	01/06/2010
Contract end date	

16/17 Contracted general activity (UDA)	4,012
Carry forward general activity (UDA)	5
16/17 Contracted orthodontic activity (UOA)	0
Carry forward orthodontic activity (UOA)	0
Baseline contract value	£90,640.88

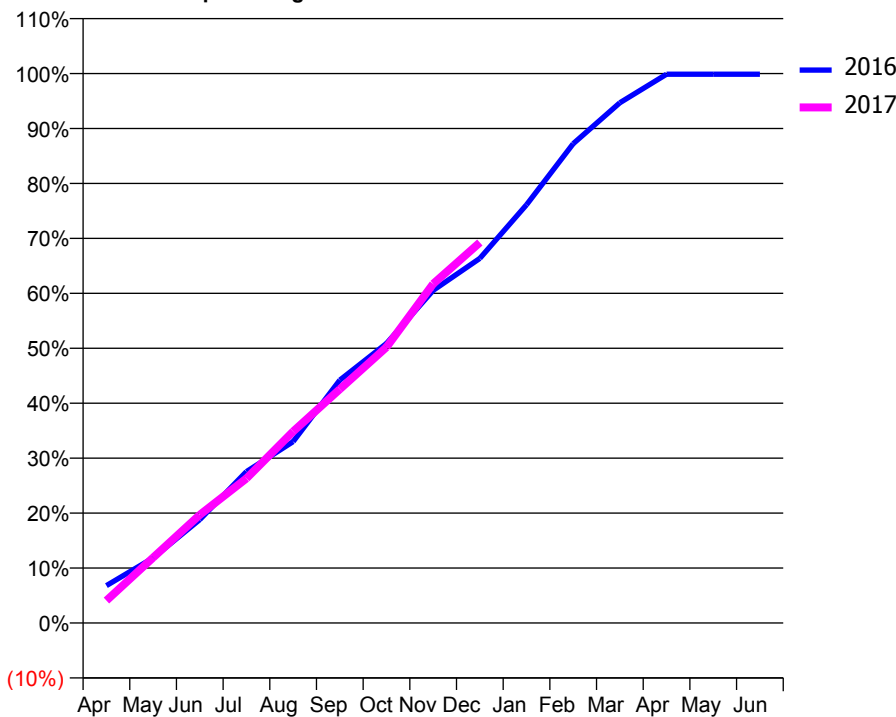
ACCESS*

Patients seen in 24 months	Total	Change since previous quarter
Quarter ending December 2015	1,387	
Quarter ending March 2016	1,400	→
Quarter ending June 2016	1,412	→
Quarter ending September 2016	1,410	→
Quarter ending December 2016	1,437	→
Variance since December 2015	3.6%	↑



ACTIVITY

Cumulative percentage of contracted UDA delivered 2016 & 2017



Month	Adjusted Scheduled Activity (UDA)	
	2016	2017
April	273	164
May	476	477
June	755	790
July	1,105	1,056
August	1,324	1,398
September	1,774	1,708
October	2,042	2,014
November	2,429	2,476
December	2,662	2,779
January	3,054	
February	3,500	
March	3,799	
April	4,007	
May	4,007	
June	4,007	

QUALITY

	Quantity	Base Number	Contract	AT	Region	England
% of FP17s for the same patient ID Re-attending within 3 months - Children	197	1,487	13.2%	13.0%	13.4%	12.4%
% of FP17s for the same patient ID Re-attending within 3 months - Adults	39	291	13.4%	17.6%	17.3%	16.6%
% of FP17s for the same patient ID Re-attending between 3 & 9 months - Children	972	1,487	65.4%	56.4%	58.9%	57.5%
% of FP17s for the same patient ID Re-attending between 3 & 9 months - Adults	173	291	59.5%	50.3%	52.5%	50.4%
% of FP17s for Band 1 Urgent Courses	8	1,655	0.5%	10.5%	9.3%	9.1%
% of FP17s Relating to Free Repair or Replacements	0	1,655	0.0%	0.9%	1.0%	0.8%
% of FP17s Relating to Continuations	55	1,655	3.3%	1.3%	1.5%	1.3%
% of Patients satisfied with the dentistry they have received	2	2	N/A	91.8%	93.1%	92.7%
% of Patients satisfied with the time they had to wait for an appointment	2	2	N/A	88.0%	89.8%	88.8%

* This is based on patients treated on this contract for their most recent course of treatment. Figures in italics indicate the base number of FP17s or Patient Questionnaire responses are less than 100. N/A is shown where the base number of responses is less than 10 during the period. % is calculated as Quantity/Base number*100

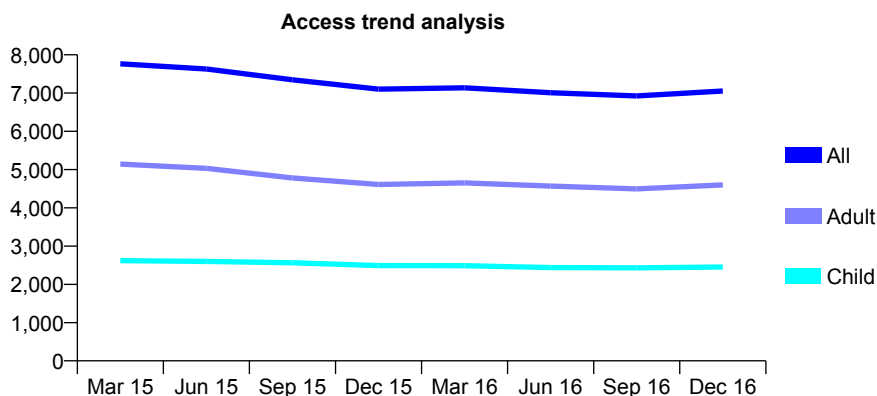
Q46 - Vital Signs At a Glance Contract Report for 130761/0001 - December 2016

Name or company name	Ravat & Ray Dental Care (Deane) Ltd
Contract type name	GDS Contract
Purpose of contract	General
Contract start date	01/04/2011
Contract end date	

16/17 Contracted general activity (UDA)	18,900
Carry forward general activity (UDA)	-378
16/17 Contracted orthodontic activity (UOA)	0
Carry forward orthodontic activity (UOA)	0
Baseline contract value	£514,442.12

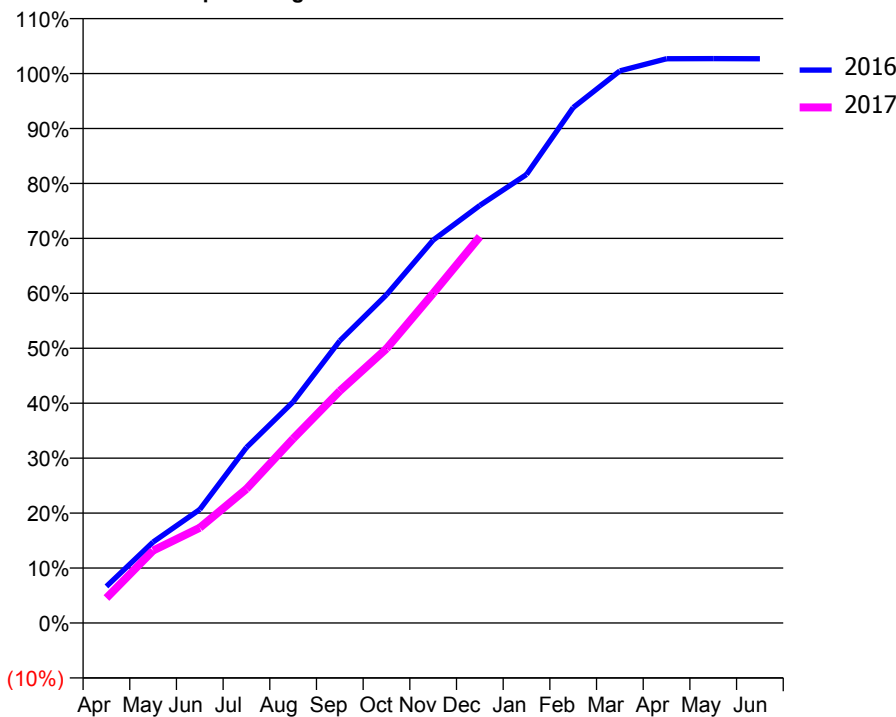
ACCESS*

Patients seen in 24 months	Total	Change since previous quarter
Quarter ending December 2015	7,102	
Quarter ending March 2016	7,138	→
Quarter ending June 2016	7,009	↓
Quarter ending September 2016	6,926	↓
Quarter ending December 2016	7,052	→
Variance since December 2015	(0.7%)	→



ACTIVITY

Cumulative percentage of contracted UDA delivered 2016 & 2017



Month	Adjusted Scheduled Activity (UDA)	
	2016	2017
April	1,288	860
May	2,859	2,491
June	4,003	3,275
July	6,190	4,613
August	7,797	6,339
September	9,952	7,982
October	11,572	9,437
November	13,502	11,339
December	14,725	13,291
January	15,816	
February	18,173	
March	19,471	
April	19,897	
May	19,901	
June	19,898	

QUALITY

	Quantity	Base Number	Contract	AT	Region	England
% of FP17s for the same patient ID Re-attending within 3 months - Children	410	2,943	13.9%	13.0%	13.4%	12.4%
% of FP17s for the same patient ID Re-attending within 3 months - Adults	603	4,652	13.0%	17.6%	17.3%	16.6%
% of FP17s for the same patient ID Re-attending between 3 & 9 months - Children	1,657	2,943	56.3%	56.4%	58.9%	57.5%
% of FP17s for the same patient ID Re-attending between 3 & 9 months - Adults	2,499	4,652	53.7%	50.3%	52.5%	50.4%
% of FP17s for Band 1 Urgent Courses	772	7,382	10.5%	10.5%	9.3%	9.1%
% of FP17s Relating to Free Repair or Replacements	44	7,382	0.6%	0.9%	1.0%	0.8%
% of FP17s Relating to Continuations	4	7,382	0.1%	1.3%	1.5%	1.3%
% of Patients satisfied with the dentistry they have received	2	2	N/A	91.8%	93.1%	92.7%
% of Patients satisfied with the time they had to wait for an appointment	2	2	N/A	88.0%	89.8%	88.8%

* This is based on patients treated on this contract for their most recent course of treatment. Figures in italics indicate the base number of FP17s or Patient Questionnaire responses are less than 100. N/A is shown where the base number of responses is less than 10 during the period. % is calculated as Quantity/Base number*100

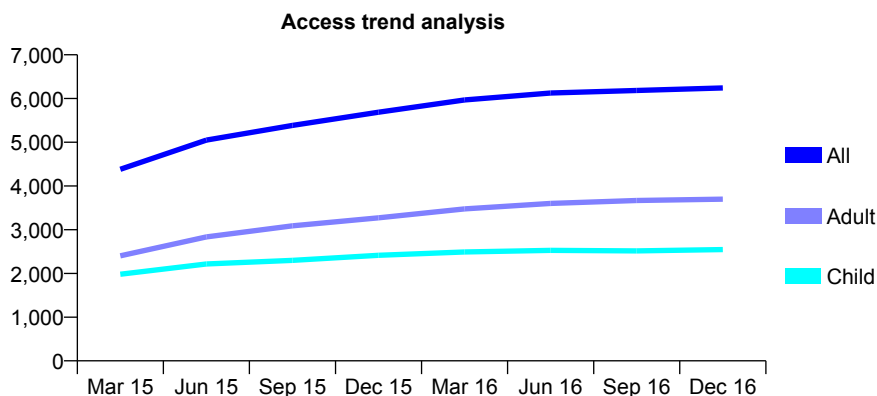
Q46 - Vital Signs At a Glance Contract Report for 131318/0001 - December 2016

Name or company name	Bennison Dental Practice
Contract type name	GDS Contract
Purpose of contract	General
Contract start date	01/10/2014
Contract end date	

16/17 Contracted general activity (UDA)	21,338
Carry forward general activity (UDA)	149
16/17 Contracted orthodontic activity (UOA)	0
Carry forward orthodontic activity (UOA)	0
Baseline contract value	£677,471.65

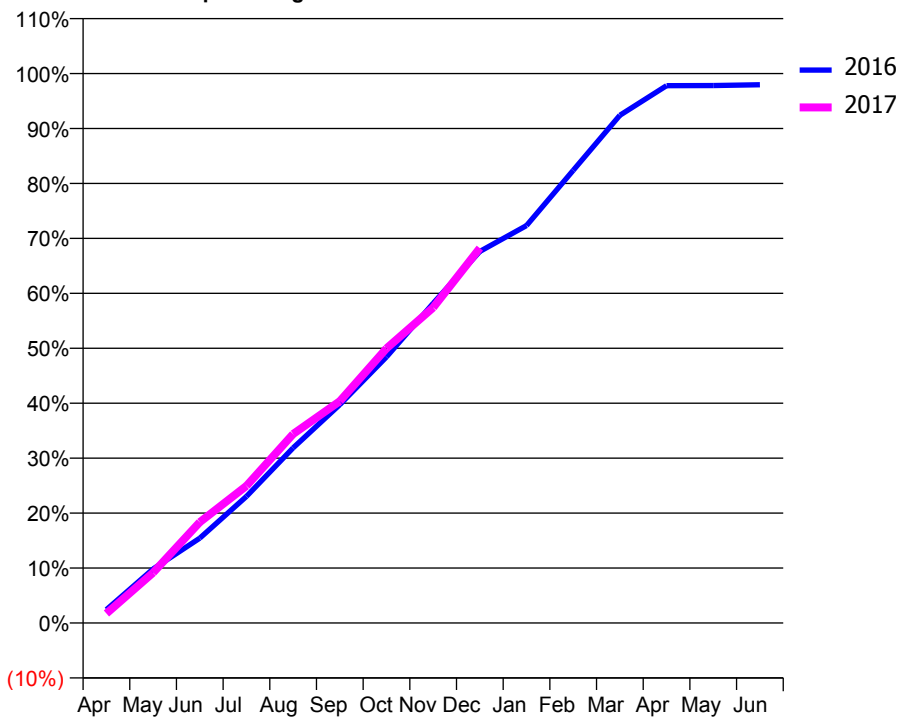
ACCESS*

Patients seen in 24 months	Total	Change since previous quarter
Quarter ending December 2015	5,686	
Quarter ending March 2016	5,967	↑
Quarter ending June 2016	6,127	↑
Quarter ending September 2016	6,183	→
Quarter ending December 2016	6,242	→
Variance since December 2015	9.8%	↑



ACTIVITY

Cumulative percentage of contracted UDA delivered 2016 & 2017



Month	Adjusted Scheduled Activity (UDA)	
	2016	2017
April	535	369
May	2,157	1,956
June	3,389	3,916
July	5,056	5,324
August	6,992	7,339
September	8,715	8,612
October	10,622	10,664
November	12,764	12,248
December	14,837	14,559
January	15,868	
February	18,071	
March	20,270	
April	21,450	
May	21,458	
June	21,489	

QUALITY

	Quantity	Base Number	Contract	AT	Region	England
% of FP17s for the same patient ID Re-attending within 3 months - Children	745	3,902	19.1%	13.0%	13.4%	12.4%
% of FP17s for the same patient ID Re-attending within 3 months - Adults	758	4,510	16.8%	17.6%	17.3%	16.6%
% of FP17s for the same patient ID Re-attending between 3 & 9 months - Children	2,520	3,902	64.6%	56.4%	58.9%	57.5%
% of FP17s for the same patient ID Re-attending between 3 & 9 months - Adults	2,702	4,510	59.9%	50.3%	52.5%	50.4%
% of FP17s for Band 1 Urgent Courses	350	7,141	4.9%	10.5%	9.3%	9.1%
% of FP17s Relating to Free Repair or Replacements	31	7,141	0.4%	0.9%	1.0%	0.8%
% of FP17s Relating to Continuations	38	7,141	0.5%	1.3%	1.5%	1.3%
% of Patients satisfied with the dentistry they have received	7	7	N/A	91.8%	93.1%	92.7%
% of Patients satisfied with the time they had to wait for an appointment	5	7	N/A	88.0%	89.8%	88.8%

* This is based on patients treated on this contract for their most recent course of treatment. Figures in italics indicate the base number of FP17s or Patient Questionnaire responses are less than 100. N/A is shown where the base number of responses is less than 10 during the period. % is calculated as Quantity/Base number*100

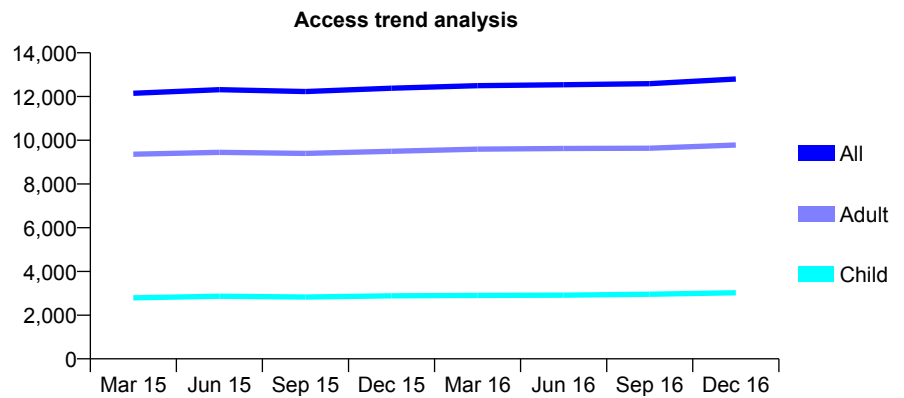
Q46 - Vital Signs At a Glance Contract Report for 131415/0001 - December 2016

Name or company name	Kinshuck Family Dentistry Ltd
Contract type name	GDS Contract
Purpose of contract	General
Contract start date	01/10/2008
Contract end date	

16/17 Contracted general activity (UDA)	37,000
Carry forward general activity (UDA)	-75
16/17 Contracted orthodontic activity (UOA)	0
Carry forward orthodontic activity (UOA)	0
Baseline contract value	£1,080,278.30

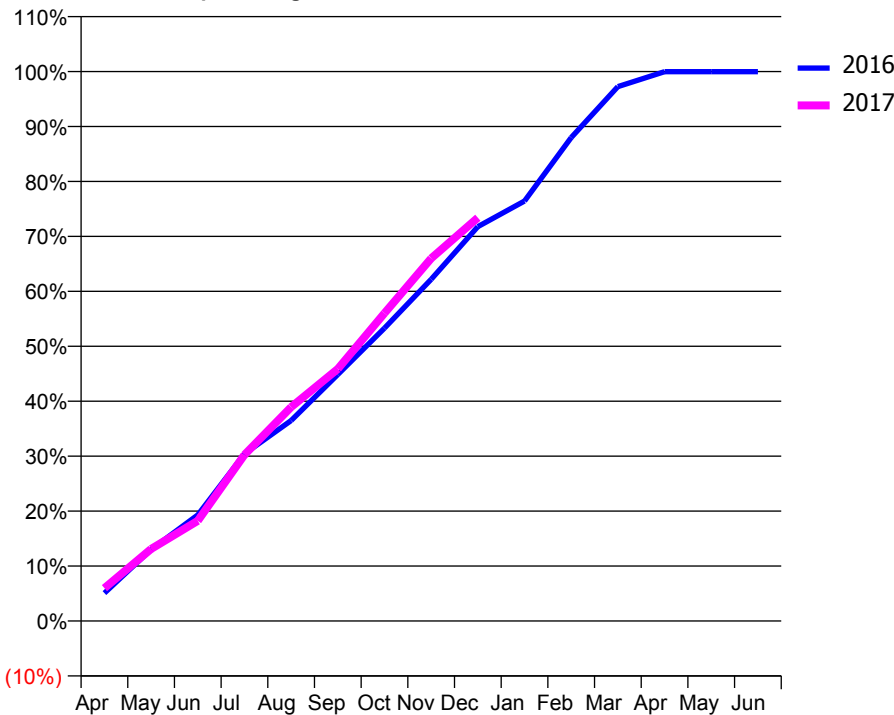
ACCESS*

Patients seen in 24 months	Total	Change since previous quarter
Quarter ending December 2015	12,380	
Quarter ending March 2016	12,494	→
Quarter ending June 2016	12,539	→
Quarter ending September 2016	12,590	→
Quarter ending December 2016	12,804	→
Variance since December 2015	3.4%	↑



ACTIVITY

Cumulative percentage of contracted UDA delivered 2016 & 2017



Month	Adjusted Scheduled Activity (UDA)	
	2016	2017
April	1,889	2,214
May	4,846	4,853
June	7,177	6,748
July	11,317	11,195
August	13,571	14,402
September	16,690	16,975
October	19,831	20,725
November	23,135	24,421
December	26,697	27,159
January	28,430	
February	32,726	
March	36,176	
April	37,190	
May	37,190	
June	37,190	

QUALITY

	Quantity	Base Number	Contract	AT	Region	England
% of FP17s for the same patient ID Re-attending within 3 months - Children	420	3,977	10.6%	13.0%	13.4%	12.4%
% of FP17s for the same patient ID Re-attending within 3 months - Adults	1,591	11,421	13.9%	17.6%	17.3%	16.6%
% of FP17s for the same patient ID Re-attending between 3 & 9 months - Children	2,581	3,977	64.9%	56.4%	58.9%	57.5%
% of FP17s for the same patient ID Re-attending between 3 & 9 months - Adults	7,105	11,421	62.2%	50.3%	52.5%	50.4%
% of FP17s for Band 1 Urgent Courses	1,081	14,298	7.6%	10.5%	9.3%	9.1%
% of FP17s Relating to Free Repair or Replacements	142	14,298	1.0%	0.9%	1.0%	0.8%
% of FP17s Relating to Continuations	343	14,298	2.4%	1.3%	1.5%	1.3%
% of Patients satisfied with the dentistry they have received	12	12	100.0%	91.8%	93.1%	92.7%
% of Patients satisfied with the time they had to wait for an appointment	11	12	91.7%	88.0%	89.8%	88.8%

* This is based on patients treated on this contract for their most recent course of treatment. Figures in italics indicate the base number of FP17s or Patient Questionnaire responses are less than 100. N/A is shown where the base number of responses is less than 10 during the period. % is calculated as Quantity/Base number*100

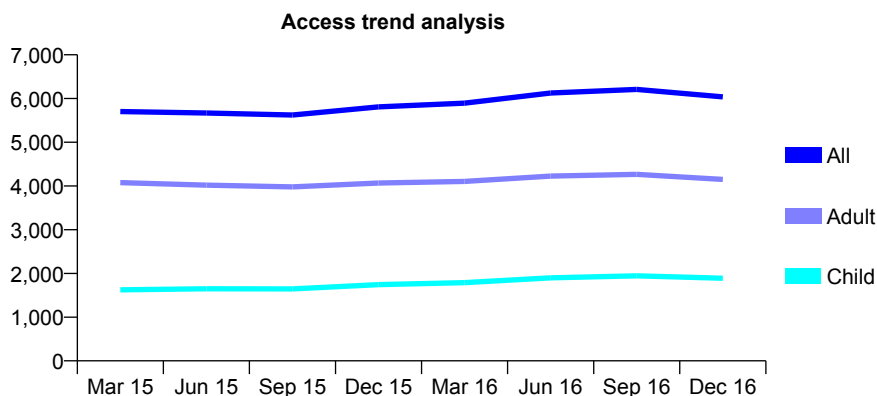
Q46 - Vital Signs At a Glance Contract Report for 132284/0001 - December 2016

Name or company name	Smile Care (Dental) LTD
Contract type name	GDS Contract
Purpose of contract	General
Contract start date	01/04/2011
Contract end date	

16/17 Contracted general activity (UDA)	20,234
Carry forward general activity (UDA)	-52
16/17 Contracted orthodontic activity (UOA)	0
Carry forward orthodontic activity (UOA)	0
Baseline contract value	£524,484.27

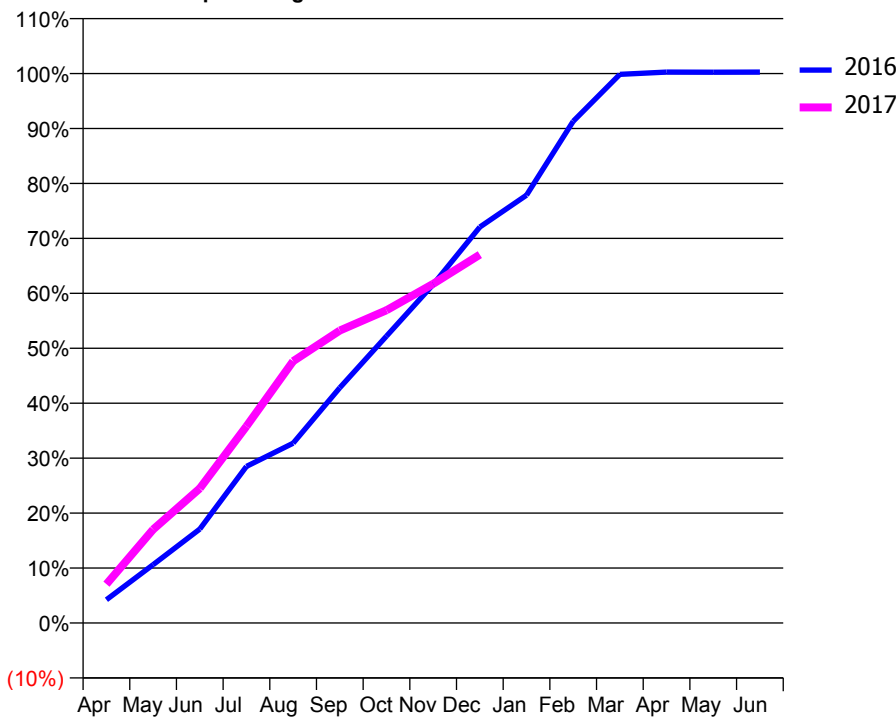
ACCESS*

Patients seen in 24 months	Total	Change since previous quarter
Quarter ending December 2015	5,808	
Quarter ending March 2016	5,893	→
Quarter ending June 2016	6,126	↑
Quarter ending September 2016	6,210	→
Quarter ending December 2016	6,038	↓
Variance since December 2015	4.0%	↑



ACTIVITY

Cumulative percentage of contracted UDA delivered 2016 & 2017



Adjusted Scheduled Activity (UDA)

Month	2016	2017
April	859	1,433
May	2,146	3,444
June	3,461	4,957
July	5,767	7,247
August	6,620	9,641
September	8,666	10,772
October	10,566	11,517
November	12,466	12,487
December	14,583	13,567
January	15,753	
February	18,473	
March	20,205	
April	20,284	
May	20,283	
June	20,286	

QUALITY

	Quantity	Base Number	Contract	AT	Region	England
% of FP17s for the same patient ID Re-attending within 3 months - Children	163	1,436	11.4%	13.0%	13.4%	12.4%
% of FP17s for the same patient ID Re-attending within 3 months - Adults	645	3,244	19.9%	17.6%	17.3%	16.6%
% of FP17s for the same patient ID Re-attending between 3 & 9 months - Children	507	1,436	35.3%	56.4%	58.9%	57.5%
% of FP17s for the same patient ID Re-attending between 3 & 9 months - Adults	1,167	3,244	36.0%	50.3%	52.5%	50.4%
% of FP17s for Band 1 Urgent Courses	798	4,630	17.2%	10.5%	9.3%	9.1%
% of FP17s Relating to Free Repair or Replacements	42	4,630	0.9%	0.9%	1.0%	0.8%
% of FP17s Relating to Continuations	43	4,630	0.9%	1.3%	1.5%	1.3%
% of Patients satisfied with the dentistry they have received	3	5	N/A	91.8%	93.1%	92.7%
% of Patients satisfied with the time they had to wait for an appointment	2	5	N/A	88.0%	89.8%	88.8%

* This is based on patients treated on this contract for their most recent course of treatment. Figures in italics indicate the base number of FP17s or Patient Questionnaire responses are less than 100. N/A is shown where the base number of responses is less than 10 during the period. % is calculated as Quantity/Base number*100

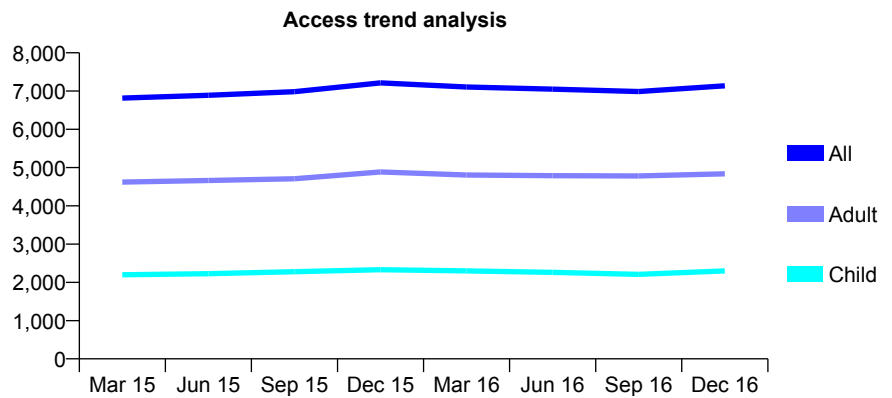
Q46 - Vital Signs At a Glance Contract Report for 133353/0001 - December 2016

Name or company name	Droylsden Road Dental Practice
Contract type name	GDS Contract
Purpose of contract	General
Contract start date	01/02/2012
Contract end date	

16/17 Contracted general activity (UDA)	21,267
Carry forward general activity (UDA)	-326
16/17 Contracted orthodontic activity (UOA)	0
Carry forward orthodontic activity (UOA)	0
Baseline contract value	£686,154.19

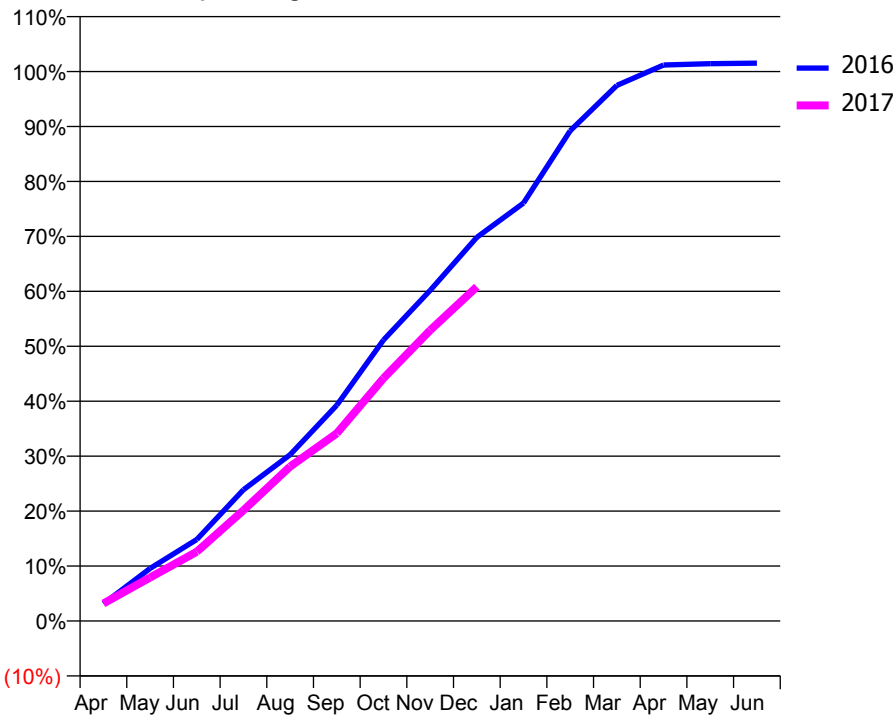
ACCESS*

Patients seen in 24 months	Total	Change since previous quarter
Quarter ending December 2015	7,214	
Quarter ending March 2016	7,106	↓
Quarter ending June 2016	7,049	→
Quarter ending September 2016	6,989	→
Quarter ending December 2016	7,138	↑
Variance since December 2015	(1.1%)	↓



ACTIVITY

Cumulative percentage of contracted UDA delivered 2016 & 2017



Month	Adjusted Scheduled Activity (UDA)	
	2016	2017
April	677	680
May	2,063	1,687
June	3,195	2,682
July	5,148	4,285
August	6,521	5,978
September	8,462	7,262
October	11,019	9,396
November	12,963	11,252
December	15,046	12,935
January	16,389	
February	19,226	
March	21,003	
April	21,804	
May	21,854	
June	21,873	

QUALITY

	Quantity	Base Number	Contract	AT	Region	England
% of FP17s for the same patient ID Re-attending within 3 months - Children	113	1,872	6.0%	13.0%	13.4%	12.4%
% of FP17s for the same patient ID Re-attending within 3 months - Adults	419	3,855	10.9%	17.6%	17.3%	16.6%
% of FP17s for the same patient ID Re-attending between 3 & 9 months - Children	907	1,872	48.5%	56.4%	58.9%	57.5%
% of FP17s for the same patient ID Re-attending between 3 & 9 months - Adults	1,794	3,855	46.5%	50.3%	52.5%	50.4%
% of FP17s for Band 1 Urgent Courses	296	4,679	6.3%	10.5%	9.3%	9.1%
% of FP17s Relating to Free Repair or Replacements	30	4,679	0.6%	0.9%	1.0%	0.8%
% of FP17s Relating to Continuations	8	4,679	0.2%	1.3%	1.5%	1.3%
% of Patients satisfied with the dentistry they have received	4	5	N/A	91.8%	93.1%	92.7%
% of Patients satisfied with the time they had to wait for an appointment	4	5	N/A	88.0%	89.8%	88.8%

* This is based on patients treated on this contract for their most recent course of treatment. Figures in italics indicate the base number of FP17s or Patient Questionnaire responses are less than 100. N/A is shown where the base number of responses is less than 10 during the period. % is calculated as Quantity/Base number*100

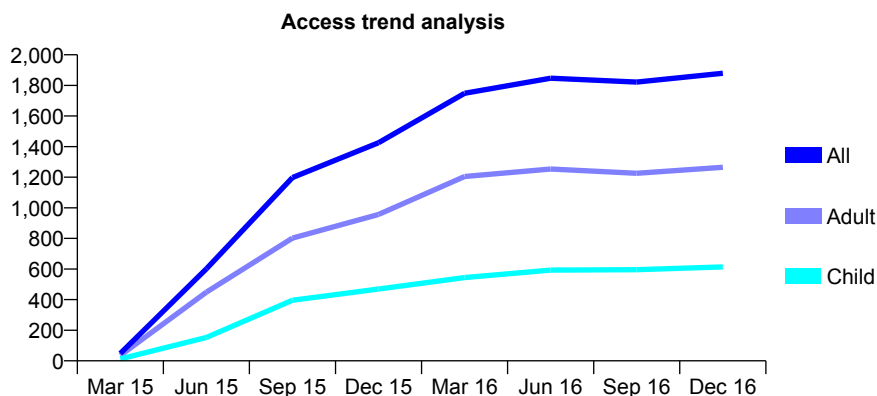
Q46 - Vital Signs At a Glance Contract Report for 133485/0001 - December 2016

Name or company name	MR SC LI
Contract type name	GDS Contract
Purpose of contract	General
Contract start date	09/03/2015
Contract end date	

16/17 Contracted general activity (UDA)	5,553
Carry forward general activity (UDA)	167
16/17 Contracted orthodontic activity (UOA)	0
Carry forward orthodontic activity (UOA)	0
Baseline contract value	£117,865.82

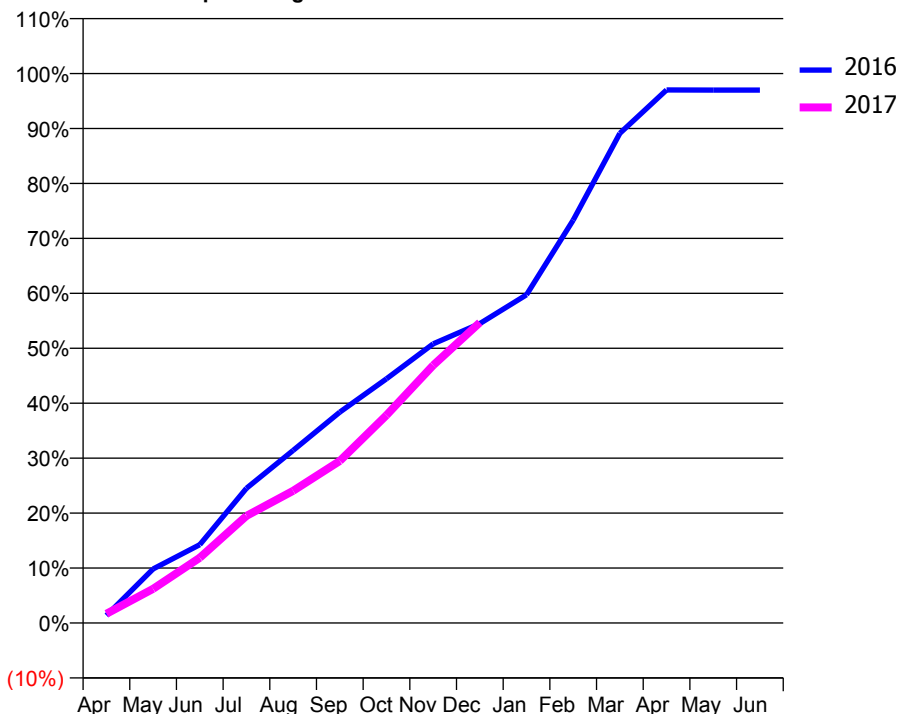
ACCESS*

Patients seen in 24 months	Total	Change since previous quarter
Quarter ending December 2015	1,425	
Quarter ending March 2016	1,749	↑
Quarter ending June 2016	1,847	↑
Quarter ending September 2016	1,822	↓
Quarter ending December 2016	1,879	↑
Variance since December 2015	31.9%	↑



ACTIVITY

Cumulative percentage of contracted UDA delivered 2016 & 2017



Month	Adjusted Scheduled Activity (UDA)	
	2016	2017
April	77	93
May	546	346
June	792	660
July	1,362	1,082
August	1,744	1,336
September	2,132	1,638
October	2,468	2,100
November	2,821	2,605
December	3,026	3,037
January	3,317	
February	4,071	
March	4,949	
April	5,387	
May	5,386	
June	5,386	

QUALITY

	Quantity	Base Number	Contract	AT	Region	England
% of FP17s for the same patient ID Re-attending within 3 months - Children	47	709	6.6%	13.0%	13.4%	12.4%
% of FP17s for the same patient ID Re-attending within 3 months - Adults	233	1,424	16.4%	17.6%	17.3%	16.6%
% of FP17s for the same patient ID Re-attending between 3 & 9 months - Children	383	709	54.0%	56.4%	58.9%	57.5%
% of FP17s for the same patient ID Re-attending between 3 & 9 months - Adults	663	1,424	46.6%	50.3%	52.5%	50.4%
% of FP17s for Band 1 Urgent Courses	203	1,972	10.3%	10.5%	9.3%	9.1%
% of FP17s Relating to Free Repair or Replacements	22	1,972	1.1%	0.9%	1.0%	0.8%
% of FP17s Relating to Continuations	11	1,972	0.6%	1.3%	1.5%	1.3%
% of Patients satisfied with the dentistry they have received	1	1	N/A	91.8%	93.1%	92.7%
% of Patients satisfied with the time they had to wait for an appointment	1	1	N/A	88.0%	89.8%	88.8%

* This is based on patients treated on this contract for their most recent course of treatment. Figures in italics indicate the base number of FP17s or Patient Questionnaire responses are less than 100. N/A is shown where the base number of responses is less than 10 during the period. % is calculated as Quantity/Base number*100

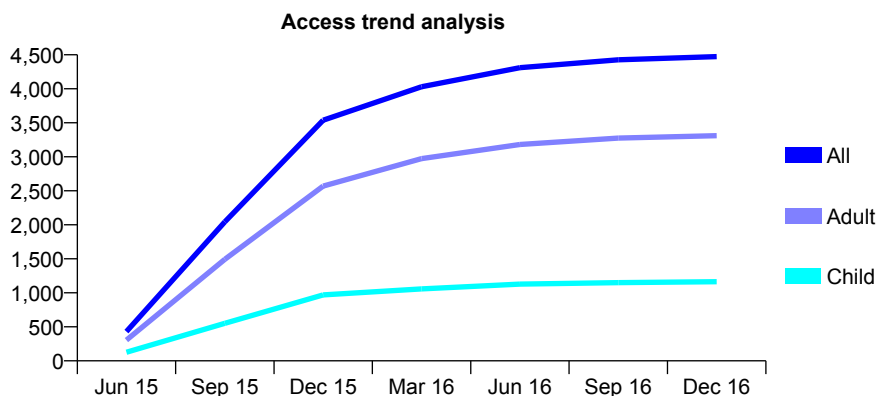
Q46 - Vital Signs At a Glance Contract Report for 134899/0001 - December 2016

Name or company name	High Lane Partnership
Contract type name	GDS Contract
Purpose of contract	General and Orthodontic
Contract start date	01/06/2015
Contract end date	

16/17 Contracted general activity (UDA)	14,969
Carry forward general activity (UDA)	-299
16/17 Contracted orthodontic activity (UOA)	309
Carry forward orthodontic activity (UOA)	0
Baseline contract value	£432,982.12

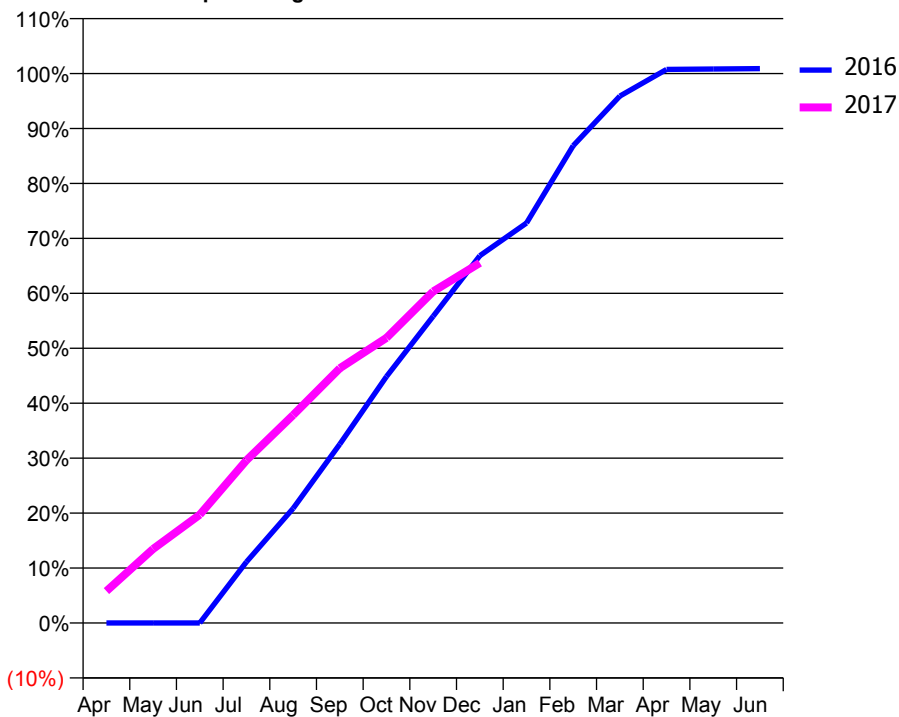
ACCESS*

Patients seen in 24 months	Total	Change since previous quarter
Quarter ending December 2015	3,539	
Quarter ending March 2016	4,030	↑
Quarter ending June 2016	4,311	↑
Quarter ending September 2016	4,426	↑
Quarter ending December 2016	4,473	→
Variance since December 2015	26.4%	↑



ACTIVITY

Cumulative percentage of contracted UDA delivered 2016 & 2017



Month	Adjusted Scheduled Activity (UDA)	
	2016	2017
April	0	871
May	0	2,019
June	0	2,950
July	1,419	4,432
August	2,658	5,665
September	4,150	6,942
October	5,717	7,768
November	7,117	9,033
December	8,521	9,810
January	9,278	
February	11,072	
March	12,222	
April	12,843	
May	12,850	
June	12,859	

QUALITY

	Quantity	Base Number	Contract	AT	Region	England
% of FP17s for the same patient ID Re-attending within 3 months - Children	170	1,459	11.7%	13.0%	13.4%	12.4%
% of FP17s for the same patient ID Re-attending within 3 months - Adults	568	3,826	14.8%	17.6%	17.3%	16.6%
% of FP17s for the same patient ID Re-attending between 3 & 9 months - Children	957	1,459	65.6%	56.4%	58.9%	57.5%
% of FP17s for the same patient ID Re-attending between 3 & 9 months - Adults	2,598	3,826	67.9%	50.3%	52.5%	50.4%
% of FP17s for Band 1 Urgent Courses	246	4,898	5.0%	10.5%	9.3%	9.1%
% of FP17s Relating to Free Repair or Replacements	79	4,898	1.6%	0.9%	1.0%	0.8%
% of FP17s Relating to Continuations	36	4,898	0.7%	1.3%	1.5%	1.3%
% of Patients satisfied with the dentistry they have received	5	5	N/A	91.8%	93.1%	92.7%
% of Patients satisfied with the time they had to wait for an appointment	5	5	N/A	88.0%	89.8%	88.8%

* This is based on patients treated on this contract for their most recent course of treatment. Figures in italics indicate the base number of FP17s or Patient Questionnaire responses are less than 100. N/A is shown where the base number of responses is less than 10 during the period. % is calculated as Quantity/Base number*100

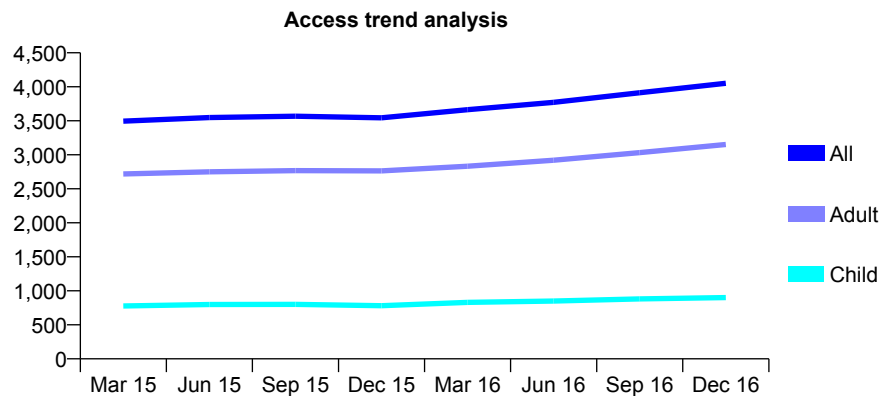
Q46 - Vital Signs At a Glance Contract Report for 136255/0001 - December 2016

Name or company name	Haughton Green Dental Practice
Contract type name	Pilot Contract
Purpose of contract	General
Contract start date	01/02/2013
Contract end date	

16/17 Contracted general activity (UDA)	13,158
Carry forward general activity (UDA)	-186
16/17 Contracted orthodontic activity (UOA)	0
Carry forward orthodontic activity (UOA)	0
Baseline contract value	£366,082.80

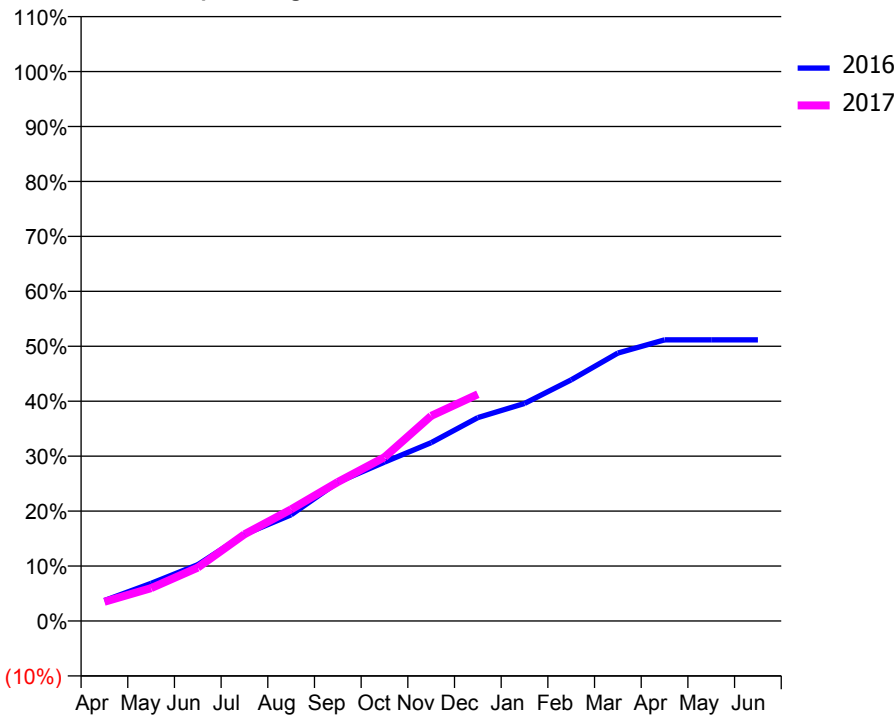
ACCESS*

Patients seen in 24 months	Total	Change since previous quarter
Quarter ending December 2015	3,544	
Quarter ending March 2016	3,663	↑
Quarter ending June 2016	3,771	↑
Quarter ending September 2016	3,913	↑
Quarter ending December 2016	4,052	↑
Variance since December 2015	14.3%	↑



ACTIVITY

Cumulative percentage of contracted UDA delivered 2016 & 2017



Month	Adjusted Scheduled Activity (UDA)	
	2016	2017
April	490	461
May	903	786
June	1,348	1,279
July	2,074	2,076
August	2,543	2,676
September	3,321	3,329
October	3,805	3,924
November	4,270	4,911
December	4,872	5,431
January	5,208	
February	5,776	
March	6,416	
April	6,732	
May	6,734	
June	6,734	

QUALITY

	Quantity	Base Number	Contract	AT	Region	England
% of FP17s for the same patient ID Re-attending within 3 months - Children	47	744	6.3%	13.0%	13.4%	12.4%
% of FP17s for the same patient ID Re-attending within 3 months - Adults	271	2,303	11.8%	17.6%	17.3%	16.6%
% of FP17s for the same patient ID Re-attending between 3 & 9 months - Children	255	744	34.3%	56.4%	58.9%	57.5%
% of FP17s for the same patient ID Re-attending between 3 & 9 months - Adults	516	2,303	22.4%	50.3%	52.5%	50.4%
% of FP17s for Band 1 Urgent Courses	466	2,884	16.2%	10.5%	9.3%	9.1%
% of FP17s Relating to Free Repair or Replacements	4	2,884	0.1%	0.9%	1.0%	0.8%
% of FP17s Relating to Continuations	7	2,884	0.2%	1.3%	1.5%	1.3%
% of Patients satisfied with the dentistry they have received	1	2	N/A	91.8%	93.1%	92.7%
% of Patients satisfied with the time they had to wait for an appointment	2	2	N/A	88.0%	89.8%	88.8%

* This is based on patients treated on this contract for their most recent course of treatment. Figures in italics indicate the base number of FP17s or Patient Questionnaire responses are less than 100. N/A is shown where the base number of responses is less than 10 during the period. % is calculated as Quantity/Base number*100

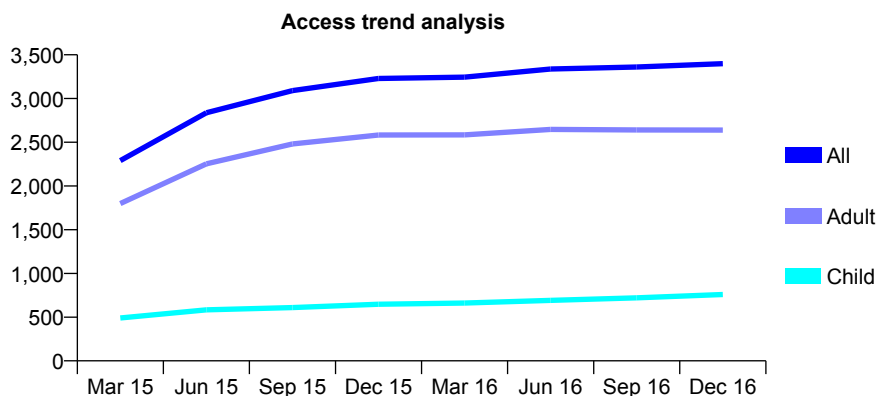
Q46 - Vital Signs At a Glance Contract Report for 136379/0001 - December 2016

Name or company name	Adrian Jennings Ltd T/A Chorlton Smile Ce
Contract type name	GDS Contract
Purpose of contract	General
Contract start date	01/01/2014
Contract end date	

16/17 Contracted general activity (UDA)	5,680
Carry forward general activity (UDA)	-114
16/17 Contracted orthodontic activity (UOA)	0
Carry forward orthodontic activity (UOA)	0
Baseline contract value	£180,677.25

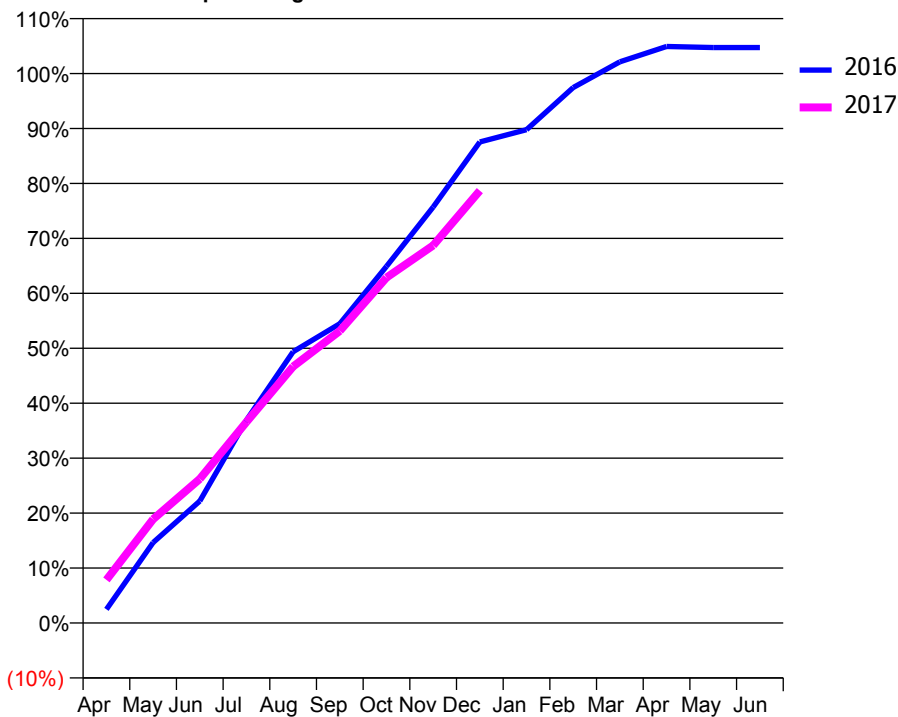
ACCESS*

Patients seen in 24 months	Total	Change since previous quarter
Quarter ending December 2015	3,230	
Quarter ending March 2016	3,245	→
Quarter ending June 2016	3,337	↑
Quarter ending September 2016	3,360	→
Quarter ending December 2016	3,398	→
Variance since December 2015	5.2%	↑



ACTIVITY

Cumulative percentage of contracted UDA delivered 2016 & 2017



Month	Adjusted Scheduled Activity (UDA)	
	2016	2017
April	148	446
May	872	1,073
June	1,322	1,489
July	2,200	2,078
August	2,942	2,651
September	3,246	3,019
October	3,868	3,570
November	4,512	3,903
December	5,218	4,469
January	5,351	
February	5,807	
March	6,087	
April	6,253	
May	6,241	
June	6,241	

QUALITY

	Quantity	Base Number	Contract	AT	Region	England
% of FP17s for the same patient ID Re-attending within 3 months - Children	35	584	6.0%	13.0%	13.4%	12.4%
% of FP17s for the same patient ID Re-attending within 3 months - Adults	128	1,782	7.2%	17.6%	17.3%	16.6%
% of FP17s for the same patient ID Re-attending between 3 & 9 months - Children	193	584	33.0%	56.4%	58.9%	57.5%
% of FP17s for the same patient ID Re-attending between 3 & 9 months - Adults	596	1,782	33.4%	50.3%	52.5%	50.4%
% of FP17s for Band 1 Urgent Courses	196	2,286	8.6%	10.5%	9.3%	9.1%
% of FP17s Relating to Free Repair or Replacements	9	2,286	0.4%	0.9%	1.0%	0.8%
% of FP17s Relating to Continuations	5	2,286	0.2%	1.3%	1.5%	1.3%
% of Patients satisfied with the dentistry they have received	0	0	N/A	91.8%	93.1%	92.7%
% of Patients satisfied with the time they had to wait for an appointment	0	0	N/A	88.0%	89.8%	88.8%

* This is based on patients treated on this contract for their most recent course of treatment. Figures in italics indicate the base number of FP17s or Patient Questionnaire responses are less than 100. N/A is shown where the base number of responses is less than 10 during the period. % is calculated as Quantity/Base number*100

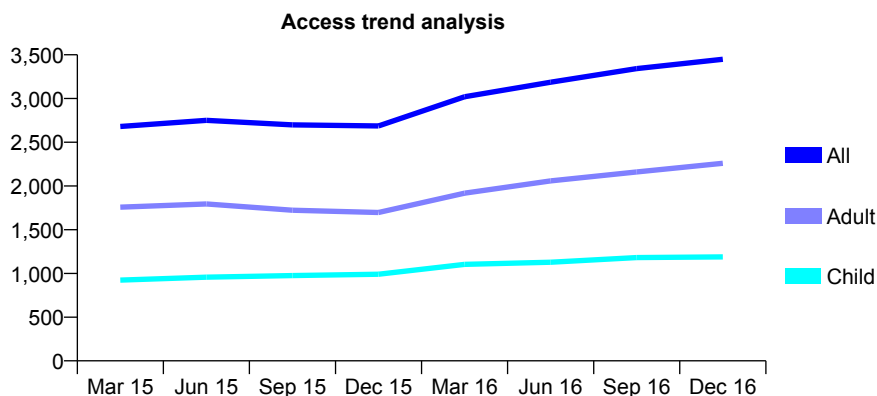
Q46 - Vital Signs At a Glance Contract Report for 137286/0001 - December 2016

Name or company name	Partners in Progress (UK) Ltd
Contract type name	GDS Contract
Purpose of contract	General
Contract start date	23/04/2009
Contract end date	

16/17 Contracted general activity (UDA)	9,600
Carry forward general activity (UDA)	246
16/17 Contracted orthodontic activity (UOA)	0
Carry forward orthodontic activity (UOA)	0
Baseline contract value	£268,122.57

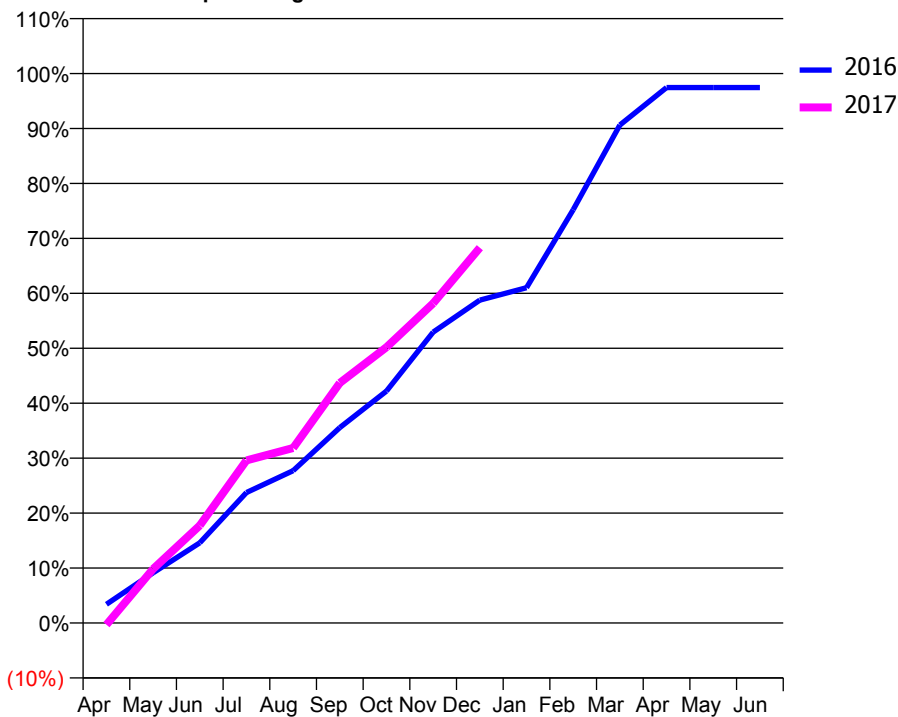
ACCESS*

Patients seen in 24 months	Total	Change since previous quarter
Quarter ending December 2015	2,687	
Quarter ending March 2016	3,021	↑
Quarter ending June 2016	3,186	↑
Quarter ending September 2016	3,342	↑
Quarter ending December 2016	3,449	↑
Variance since December 2015	28.4%	↑



ACTIVITY

Cumulative percentage of contracted UDA delivered 2016 & 2017



Month	Adjusted Scheduled Activity (UDA)	
	2016	2017
April	327	-31
May	876	944
June	1,402	1,704
July	2,279	2,840
August	2,662	3,058
September	3,415	4,194
October	4,053	4,818
November	5,083	5,585
December	5,642	6,558
January	5,857	
February	7,221	
March	8,699	
April	9,354	
May	9,354	
June	9,354	

QUALITY

	Quantity	Base Number	Contract	AT	Region	England
% of FP17s for the same patient ID Re-attending within 3 months - Children	105	1,148	9.1%	13.0%	13.4%	12.4%
% of FP17s for the same patient ID Re-attending within 3 months - Adults	378	2,243	16.9%	17.6%	17.3%	16.6%
% of FP17s for the same patient ID Re-attending between 3 & 9 months - Children	577	1,148	50.3%	56.4%	58.9%	57.5%
% of FP17s for the same patient ID Re-attending between 3 & 9 months - Adults	912	2,243	40.7%	50.3%	52.5%	50.4%
% of FP17s for Band 1 Urgent Courses	478	3,130	15.3%	10.5%	9.3%	9.1%
% of FP17s Relating to Free Repair or Replacements	9	3,130	0.3%	0.9%	1.0%	0.8%
% of FP17s Relating to Continuations	29	3,130	0.9%	1.3%	1.5%	1.3%
% of Patients satisfied with the dentistry they have received	1	1	N/A	91.8%	93.1%	92.7%
% of Patients satisfied with the time they had to wait for an appointment	1	1	N/A	88.0%	89.8%	88.8%

* This is based on patients treated on this contract for their most recent course of treatment. Figures in italics indicate the base number of FP17s or Patient Questionnaire responses are less than 100. N/A is shown where the base number of responses is less than 10 during the period. % is calculated as Quantity/Base number*100

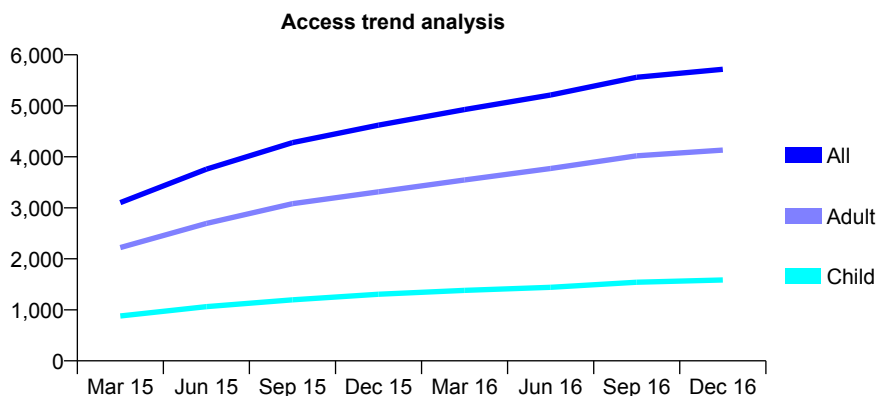
Q46 - Vital Signs At a Glance Contract Report for 137731/0003 - December 2016

Name or company name	Smile Transformation & Cosmetic Services
Contract type name	GDS Contract
Purpose of contract	General
Contract start date	01/08/2014
Contract end date	

16/17 Contracted general activity (UDA)	17,603
Carry forward general activity (UDA)	96
16/17 Contracted orthodontic activity (UOA)	0
Carry forward orthodontic activity (UOA)	0
Baseline contract value	£455,026.93

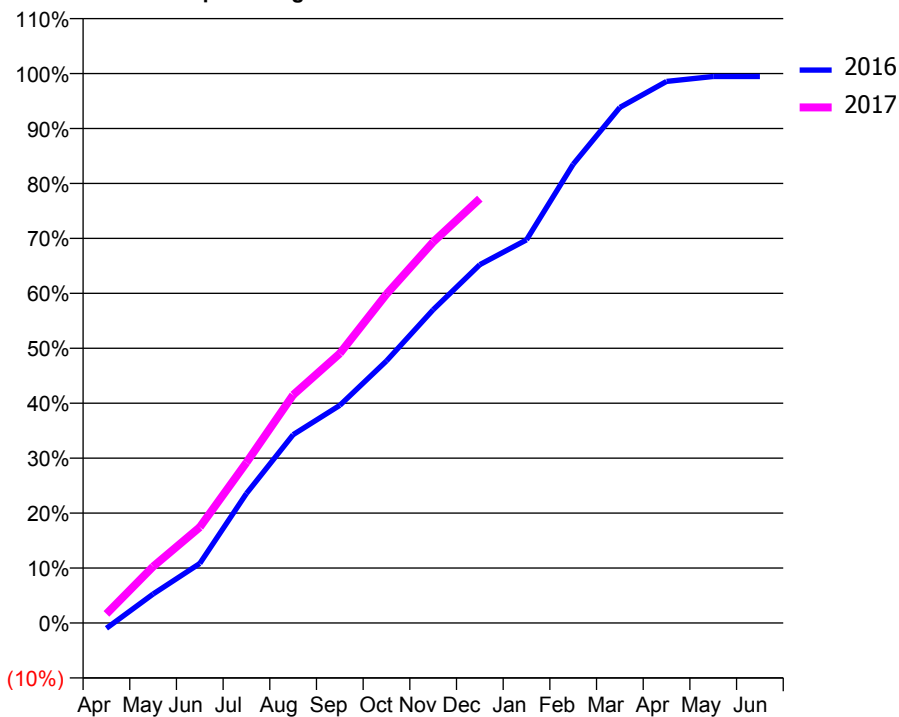
ACCESS*

Patients seen in 24 months	Total	Change since previous quarter
Quarter ending December 2015	4,620	
Quarter ending March 2016	4,928	↑
Quarter ending June 2016	5,212	↑
Quarter ending September 2016	5,559	↑
Quarter ending December 2016	5,717	↑
Variance since December 2015	23.7%	↑



ACTIVITY

Cumulative percentage of contracted UDA delivered 2016 & 2017



Month	Adjusted Scheduled Activity (UDA)	
	2016	2017
April	-175	294
May	928	1,811
June	1,907	3,067
July	4,150	5,142
August	6,033	7,308
September	6,972	8,637
October	8,395	10,538
November	10,034	12,204
December	11,481	13,596
January	12,274	
February	14,695	
March	16,516	
April	17,350	
May	17,507	
June	17,507	

QUALITY

	Quantity	Base Number	Contract	AT	Region	England
% of FP17s for the same patient ID Re-attending within 3 months - Children	135	1,645	8.2%	13.0%	13.4%	12.4%
% of FP17s for the same patient ID Re-attending within 3 months - Adults	799	4,478	17.8%	17.6%	17.3%	16.6%
% of FP17s for the same patient ID Re-attending between 3 & 9 months - Children	828	1,645	50.3%	56.4%	58.9%	57.5%
% of FP17s for the same patient ID Re-attending between 3 & 9 months - Adults	2,189	4,478	48.9%	50.3%	52.5%	50.4%
% of FP17s for Band 1 Urgent Courses	627	5,729	10.9%	10.5%	9.3%	9.1%
% of FP17s Relating to Free Repair or Replacements	51	5,729	0.9%	0.9%	1.0%	0.8%
% of FP17s Relating to Continuations	30	5,729	0.5%	1.3%	1.5%	1.3%
% of Patients satisfied with the dentistry they have received	4	5	N/A	91.8%	93.1%	92.7%
% of Patients satisfied with the time they had to wait for an appointment	4	5	N/A	88.0%	89.8%	88.8%

* This is based on patients treated on this contract for their most recent course of treatment. Figures in italics indicate the base number of FP17s or Patient Questionnaire responses are less than 100. N/A is shown where the base number of responses is less than 10 during the period. % is calculated as Quantity/Base number*100

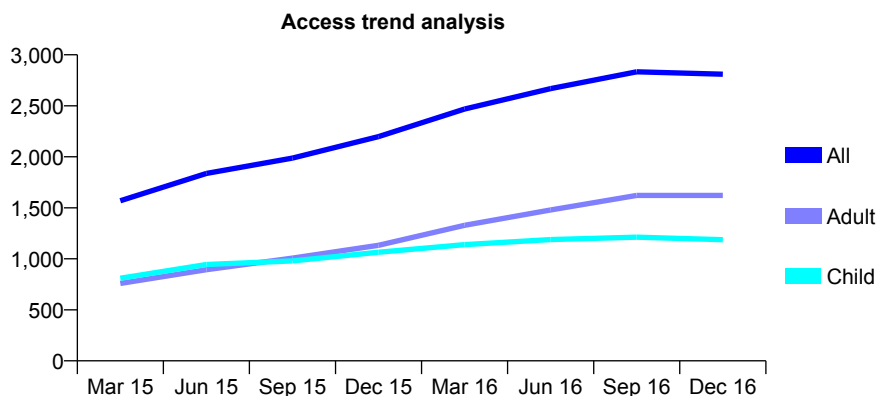
Q46 - Vital Signs At a Glance Contract Report for 137731/0004 - December 2016

Name or company name	Smile Transformation & Cosmetic Services
Contract type name	GDS Contract
Purpose of contract	General
Contract start date	01/08/2014
Contract end date	

16/17 Contracted general activity (UDA)	8,659
Carry forward general activity (UDA)	100
16/17 Contracted orthodontic activity (UOA)	0
Carry forward orthodontic activity (UOA)	0
Baseline contract value	£229,908.54

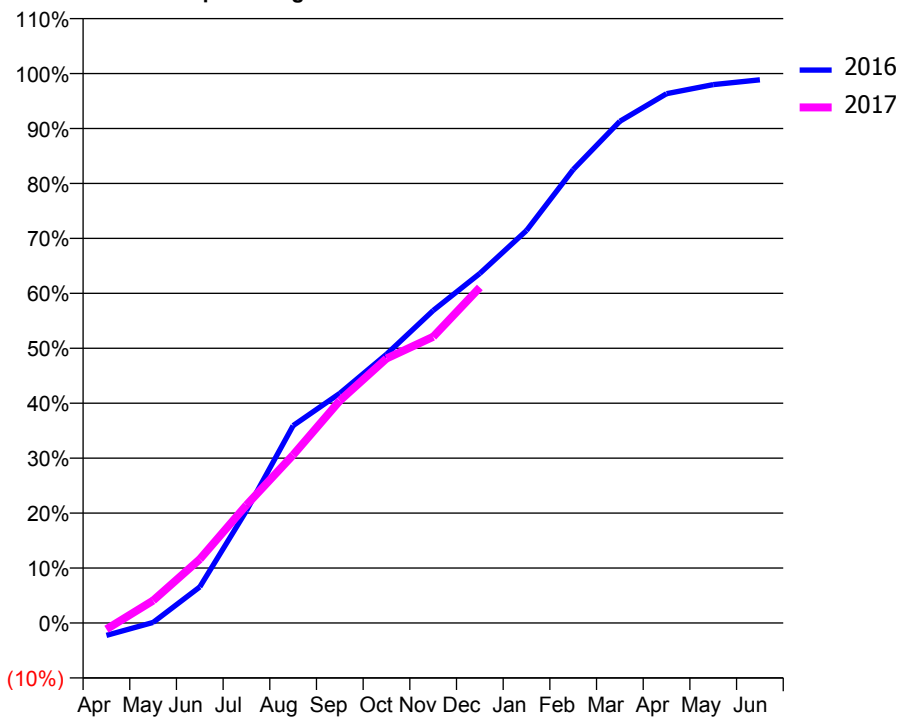
ACCESS*

Patients seen in 24 months	Total	Change since previous quarter
Quarter ending December 2015	2,198	
Quarter ending March 2016	2,468	↑
Quarter ending June 2016	2,668	↑
Quarter ending September 2016	2,833	↑
Quarter ending December 2016	2,810	→
Variance since December 2015	27.8%	↑



ACTIVITY

Cumulative percentage of contracted UDA delivered 2016 & 2017



Month	Adjusted Scheduled Activity (UDA)	
	2016	2017
April	-196	-100
May	9	353
June	568	1,005
July	1,769	1,859
August	3,111	2,649
September	3,619	3,504
October	4,235	4,168
November	4,923	4,510
December	5,509	5,287
January	6,184	
February	7,145	
March	7,906	
April	8,340	
May	8,483	
June	8,559	

QUALITY

	Quantity	Base Number	Contract	AT	Region	England
% of FP17s for the same patient ID Re-attending within 3 months - Children	79	1,051	7.5%	13.0%	13.4%	12.4%
% of FP17s for the same patient ID Re-attending within 3 months - Adults	285	1,577	18.1%	17.6%	17.3%	16.6%
% of FP17s for the same patient ID Re-attending between 3 & 9 months - Children	546	1,051	52.0%	56.4%	58.9%	57.5%
% of FP17s for the same patient ID Re-attending between 3 & 9 months - Adults	624	1,577	39.6%	50.3%	52.5%	50.4%
% of FP17s for Band 1 Urgent Courses	255	2,441	10.4%	10.5%	9.3%	9.1%
% of FP17s Relating to Free Repair or Replacements	12	2,441	0.5%	0.9%	1.0%	0.8%
% of FP17s Relating to Continuations	22	2,441	0.9%	1.3%	1.5%	1.3%
% of Patients satisfied with the dentistry they have received	4	4	N/A	91.8%	93.1%	92.7%
% of Patients satisfied with the time they had to wait for an appointment	4	4	N/A	88.0%	89.8%	88.8%

* This is based on patients treated on this contract for their most recent course of treatment. Figures in italics indicate the base number of FP17s or Patient Questionnaire responses are less than 100. N/A is shown where the base number of responses is less than 10 during the period. % is calculated as Quantity/Base number*100

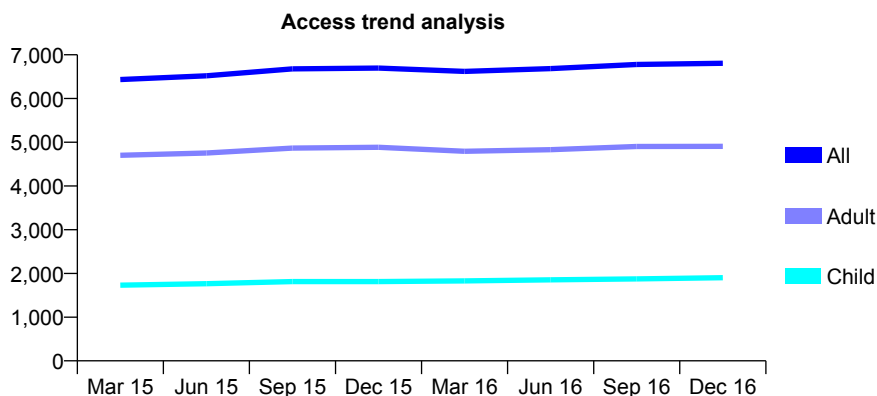
Q46 - Vital Signs At a Glance Contract Report for 138096/0001 - December 2016

Name or company name	Circle Dental Care Ltd
Contract type name	GDS Contract
Purpose of contract	General
Contract start date	01/08/2009
Contract end date	

16/17 Contracted general activity (UDA)	20,000
Carry forward general activity (UDA)	-205
16/17 Contracted orthodontic activity (UOA)	0
Carry forward orthodontic activity (UOA)	0
Baseline contract value	£483,630.46

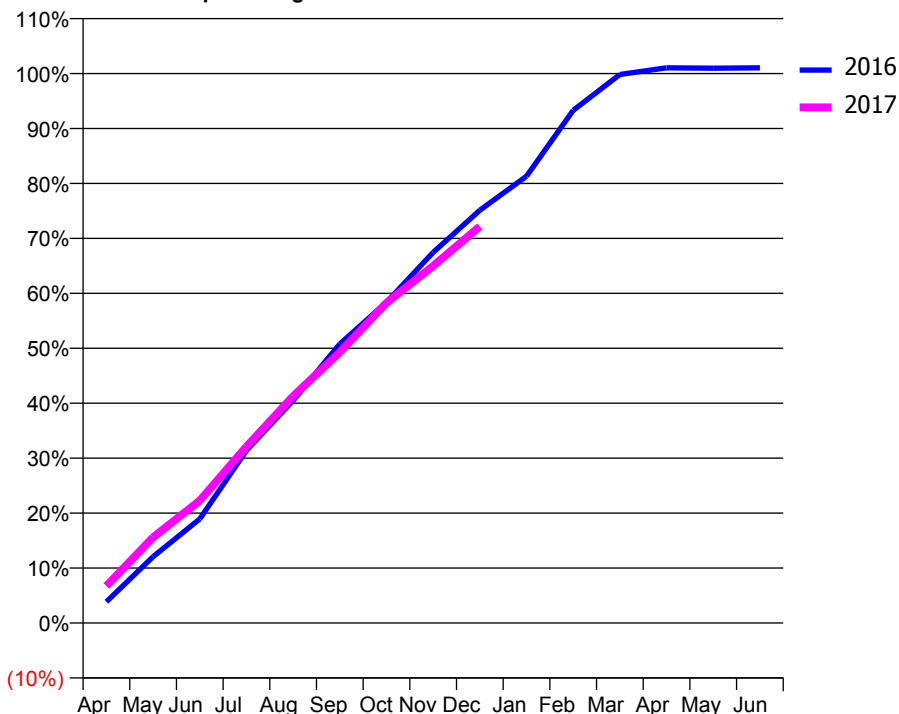
ACCESS*

Patients seen in 24 months	Total	Change since previous quarter
Quarter ending December 2015	6,698	
Quarter ending March 2016	6,621	↓
Quarter ending June 2016	6,683	→
Quarter ending September 2016	6,779	→
Quarter ending December 2016	6,806	→
Variance since December 2015	1.6%	→



ACTIVITY

Cumulative percentage of contracted UDA delivered 2016 & 2017



Month	Adjusted Scheduled Activity (UDA)	
	2016	2017
April	776	1,346
May	2,416	3,119
June	3,790	4,451
July	6,284	6,417
August	8,098	8,252
September	10,157	9,857
October	11,677	11,652
November	13,491	12,993
December	15,024	14,430
January	16,260	
February	18,661	
March	19,966	
April	20,208	
May	20,195	
June	20,205	

QUALITY

	Quantity	Base Number	Contract	AT	Region	England
% of FP17s for the same patient ID Re-attending within 3 months - Children	293	2,211	13.3%	13.0%	13.4%	12.4%
% of FP17s for the same patient ID Re-attending within 3 months - Adults	939	4,984	18.8%	17.6%	17.3%	16.6%
% of FP17s for the same patient ID Re-attending between 3 & 9 months - Children	1,216	2,211	55.0%	56.4%	58.9%	57.5%
% of FP17s for the same patient ID Re-attending between 3 & 9 months - Adults	2,367	4,984	47.5%	50.3%	52.5%	50.4%
% of FP17s for Band 1 Urgent Courses	562	6,239	9.0%	10.5%	9.3%	9.1%
% of FP17s Relating to Free Repair or Replacements	14	6,239	0.2%	0.9%	1.0%	0.8%
% of FP17s Relating to Continuations	12	6,239	0.2%	1.3%	1.5%	1.3%
% of Patients satisfied with the dentistry they have received	2	2	N/A	91.8%	93.1%	92.7%
% of Patients satisfied with the time they had to wait for an appointment	2	2	N/A	88.0%	89.8%	88.8%

* This is based on patients treated on this contract for their most recent course of treatment. Figures in italics indicate the base number of FP17s or Patient Questionnaire responses are less than 100. N/A is shown where the base number of responses is less than 10 during the period. % is calculated as Quantity/Base number*100

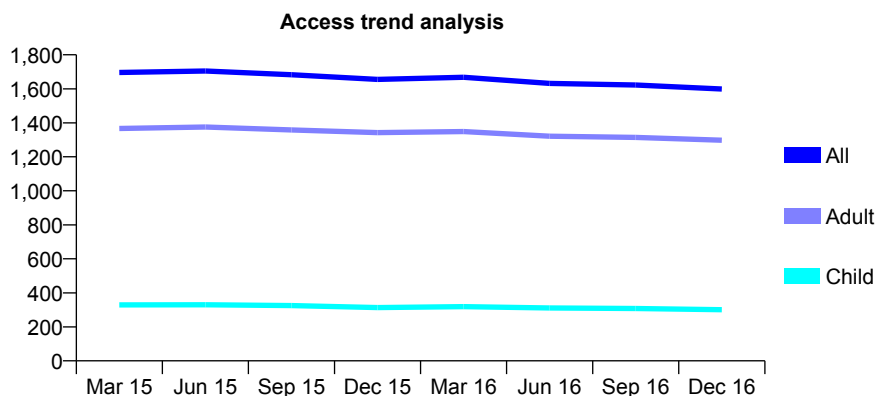
Q46 - Vital Signs At a Glance Contract Report for 138800/0001 - December 2016

Name or company name	207 Dental Care
Contract type name	GDS Contract
Purpose of contract	General
Contract start date	01/05/2013
Contract end date	

16/17 Contracted general activity (UDA)	4,568
Carry forward general activity (UDA)	-24
16/17 Contracted orthodontic activity (UOA)	0
Carry forward orthodontic activity (UOA)	0
Baseline contract value	£113,344.16

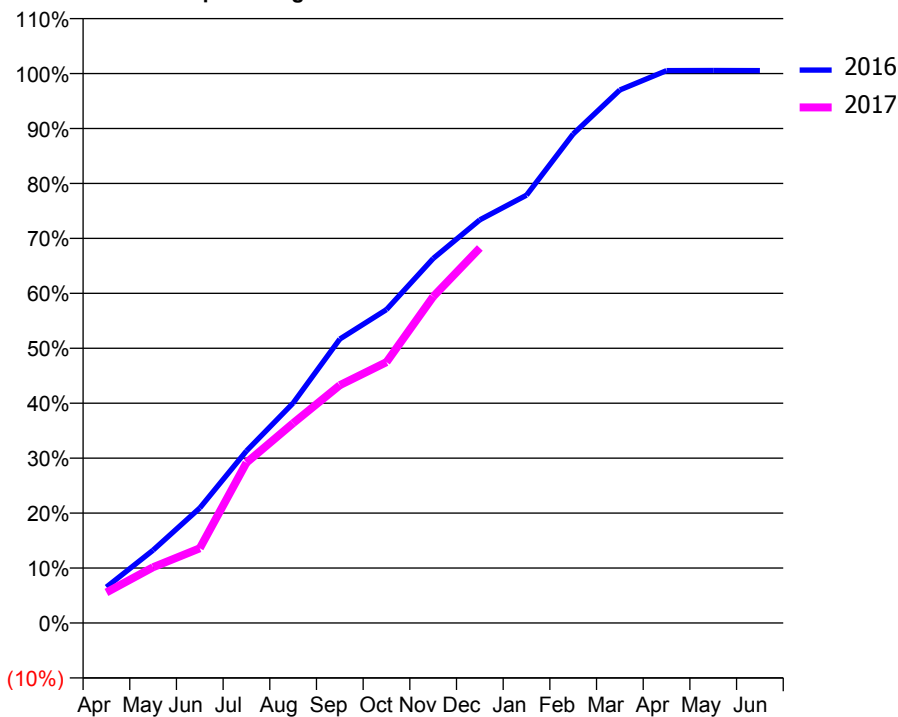
ACCESS*

Patients seen in 24 months	Total	Change since previous quarter
Quarter ending December 2015	1,655	
Quarter ending March 2016	1,668	→
Quarter ending June 2016	1,632	↓
Quarter ending September 2016	1,622	→
Quarter ending December 2016	1,599	↓
Variance since December 2015	(3.4%)	↓



ACTIVITY

Cumulative percentage of contracted UDA delivered 2016 & 2017



Adjusted Scheduled Activity (UDA)

Month	2016	2017
April	299	254
May	606	464
June	956	621
July	1,431	1,333
August	1,829	1,661
September	2,361	1,977
October	2,605	2,169
November	3,030	2,713
December	3,351	3,117
January	3,556	
February	4,065	
March	4,432	
April	4,592	
May	4,593	
June	4,592	

QUALITY

	Quantity	Base Number	Contract	AT	Region	England
% of FP17s for the same patient ID Re-attending within 3 months - Children	9	359	2.5%	13.0%	13.4%	12.4%
% of FP17s for the same patient ID Re-attending within 3 months - Adults	251	1,507	16.7%	17.6%	17.3%	16.6%
% of FP17s for the same patient ID Re-attending between 3 & 9 months - Children	263	359	73.3%	56.4%	58.9%	57.5%
% of FP17s for the same patient ID Re-attending between 3 & 9 months - Adults	834	1,507	55.3%	50.3%	52.5%	50.4%
% of FP17s for Band 1 Urgent Courses	181	1,791	10.1%	10.5%	9.3%	9.1%
% of FP17s Relating to Free Repair or Replacements	7	1,791	0.4%	0.9%	1.0%	0.8%
% of FP17s Relating to Continuations	11	1,791	0.6%	1.3%	1.5%	1.3%
% of Patients satisfied with the dentistry they have received	3	3	N/A	91.8%	93.1%	92.7%
% of Patients satisfied with the time they had to wait for an appointment	3	3	N/A	88.0%	89.8%	88.8%

* This is based on patients treated on this contract for their most recent course of treatment. Figures in italics indicate the base number of FP17s or Patient Questionnaire responses are less than 100. N/A is shown where the base number of responses is less than 10 during the period. % is calculated as Quantity/Base number*100

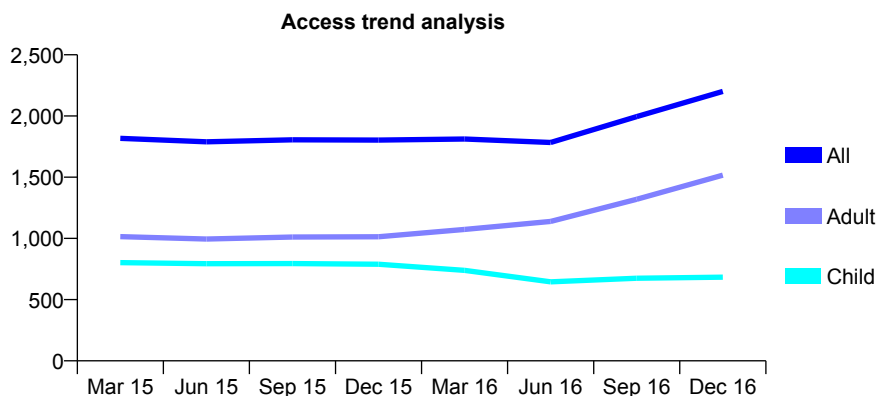
Q46 - Vital Signs At a Glance Contract Report for 138959/0001 - December 2016

Name or company name	Middleton Dental Care
Contract type name	GDS Contract
Purpose of contract	General
Contract start date	06/07/2012
Contract end date	

16/17 Contracted general activity (UDA)	7,330
Carry forward general activity (UDA)	0
16/17 Contracted orthodontic activity (UOA)	0
Carry forward orthodontic activity (UOA)	0
Baseline contract value	£181,185.39

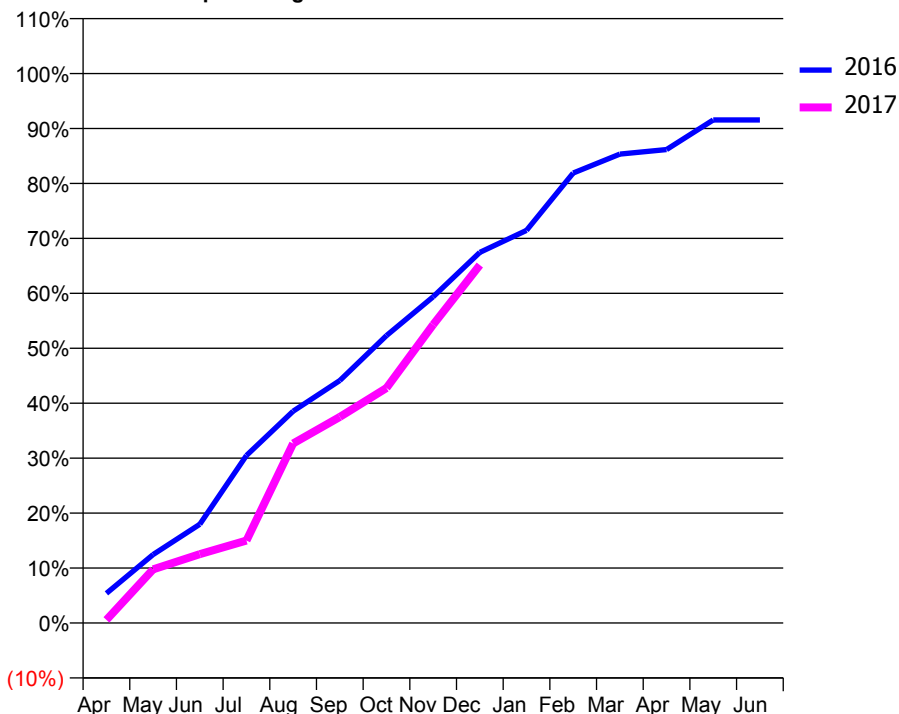
ACCESS*

Patients seen in 24 months	Total	Change since previous quarter
Quarter ending December 2015	1,803	
Quarter ending March 2016	1,812	→
Quarter ending June 2016	1,784	↓
Quarter ending September 2016	1,995	↑
Quarter ending December 2016	2,201	↑
Variance since December 2015	22.1%	↑



ACTIVITY

Cumulative percentage of contracted UDA delivered 2016 & 2017



Month	Adjusted Scheduled Activity (UDA)	
	2016	2017
April	396	42
May	914	716
June	1,317	919
July	2,234	1,100
August	2,825	2,395
September	3,235	2,750
October	3,834	3,134
November	4,352	3,979
December	4,944	4,775
January	5,238	
February	6,002	
March	6,255	
April	6,316	
May	6,711	
June	6,711	

QUALITY

	Quantity	Base Number	Contract	AT	Region	England
% of FP17s for the same patient ID Re-attending within 3 months - Children	56	716	7.8%	13.0%	13.4%	12.4%
% of FP17s for the same patient ID Re-attending within 3 months - Adults	146	1,416	10.3%	17.6%	17.3%	16.6%
% of FP17s for the same patient ID Re-attending between 3 & 9 months - Children	308	716	43.0%	56.4%	58.9%	57.5%
% of FP17s for the same patient ID Re-attending between 3 & 9 months - Adults	410	1,416	29.0%	50.3%	52.5%	50.4%
% of FP17s for Band 1 Urgent Courses	120	1,904	6.3%	10.5%	9.3%	9.1%
% of FP17s Relating to Free Repair or Replacements	1	1,904	0.1%	0.9%	1.0%	0.8%
% of FP17s Relating to Continuations	17	1,904	0.9%	1.3%	1.5%	1.3%
% of Patients satisfied with the dentistry they have received	0	0	N/A	91.8%	93.1%	92.7%
% of Patients satisfied with the time they had to wait for an appointment	0	0	N/A	88.0%	89.8%	88.8%

* This is based on patients treated on this contract for their most recent course of treatment. Figures in italics indicate the base number of FP17s or Patient Questionnaire responses are less than 100. N/A is shown where the base number of responses is less than 10 during the period. % is calculated as Quantity/Base number*100

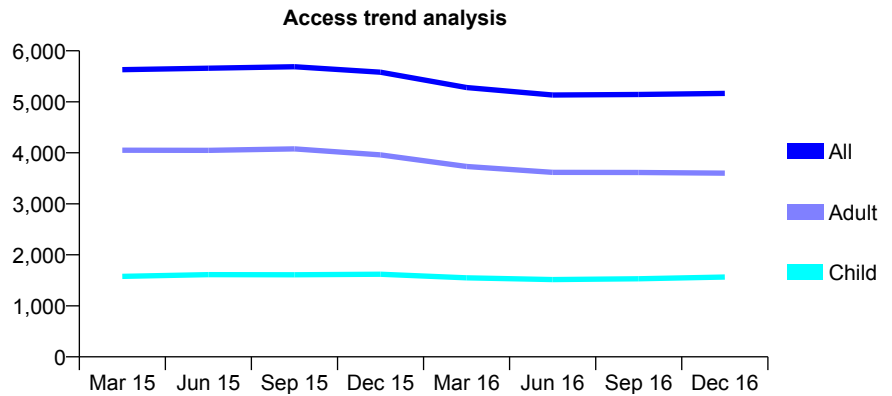
Q46 - Vital Signs At a Glance Contract Report for 138967/0001 - December 2016

Name or company name	Park House Springhead
Contract type name	GDS Contract
Purpose of contract	General
Contract start date	01/04/2010
Contract end date	

16/17 Contracted general activity (UDA)	15,429
Carry forward general activity (UDA)	556
16/17 Contracted orthodontic activity (UOA)	0
Carry forward orthodontic activity (UOA)	0
Baseline contract value	£413,690.05

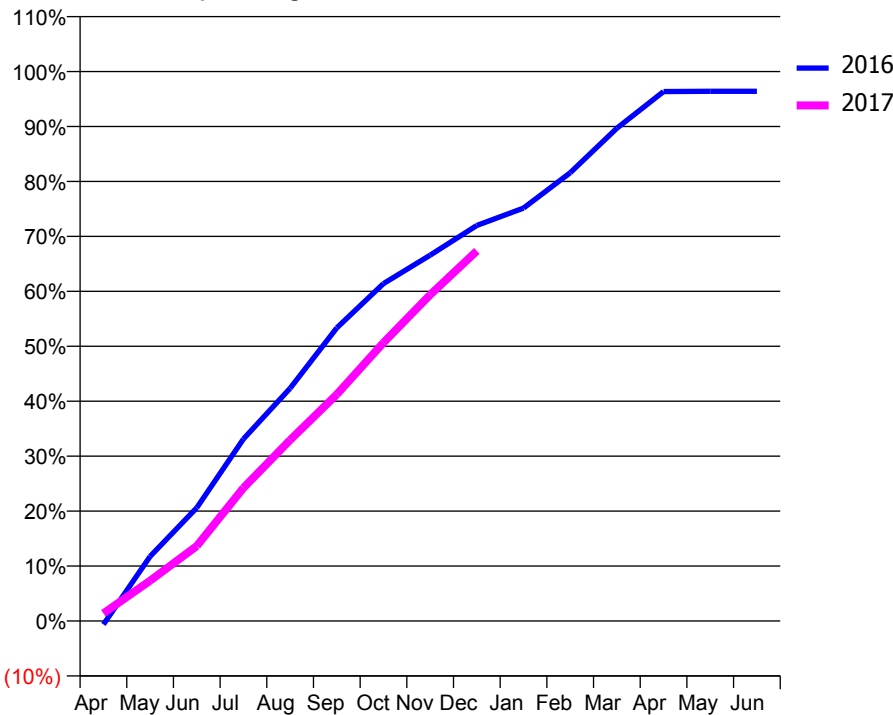
ACCESS*

Patients seen in 24 months	Total	Change since previous quarter
Quarter ending December 2015	5,580	
Quarter ending March 2016	5,281	↓
Quarter ending June 2016	5,133	↓
Quarter ending September 2016	5,145	→
Quarter ending December 2016	5,166	→
Variance since December 2015	(7.4%)	↓



ACTIVITY

Cumulative percentage of contracted UDA delivered 2016 & 2017



Month	Adjusted Scheduled Activity (UDA)	
	2016	2017
April	-99	216
May	1,814	1,132
June	3,182	2,108
July	5,114	3,740
August	6,535	5,084
September	8,230	6,362
October	9,475	7,818
November	10,271	9,159
December	11,106	10,391
January	11,594	
February	12,585	
March	13,835	
April	14,865	
May	14,873	
June	14,873	

QUALITY

	Quantity	Base Number	Contract	AT	Region	England
% of FP17s for the same patient ID Re-attending within 3 months - Children	144	1,643	8.8%	13.0%	13.4%	12.4%
% of FP17s for the same patient ID Re-attending within 3 months - Adults	589	3,536	16.7%	17.6%	17.3%	16.6%
% of FP17s for the same patient ID Re-attending between 3 & 9 months - Children	705	1,643	42.9%	56.4%	58.9%	57.5%
% of FP17s for the same patient ID Re-attending between 3 & 9 months - Adults	1,277	3,536	36.1%	50.3%	52.5%	50.4%
% of FP17s for Band 1 Urgent Courses	507	4,716	10.8%	10.5%	9.3%	9.1%
% of FP17s Relating to Free Repair or Replacements	37	4,716	0.8%	0.9%	1.0%	0.8%
% of FP17s Relating to Continuations	81	4,716	1.7%	1.3%	1.5%	1.3%
% of Patients satisfied with the dentistry they have received	3	4	N/A	91.8%	93.1%	92.7%
% of Patients satisfied with the time they had to wait for an appointment	3	4	N/A	88.0%	89.8%	88.8%

* This is based on patients treated on this contract for their most recent course of treatment. Figures in italics indicate the base number of FP17s or Patient Questionnaire responses are less than 100. N/A is shown where the base number of responses is less than 10 during the period. % is calculated as Quantity/Base number*100

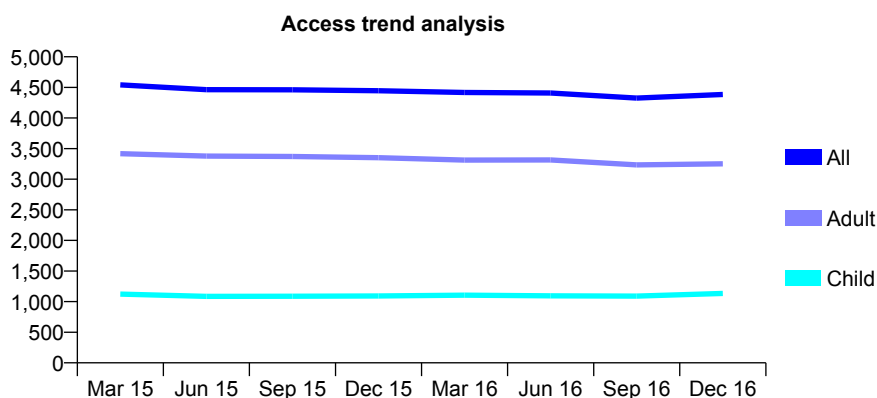
Q46 - Vital Signs At a Glance Contract Report for 139114/0001 - December 2016

Name or company name	The Ivy Dental Practice Ltd
Contract type name	Pilot Contract
Purpose of contract	General
Contract start date	01/04/2010
Contract end date	

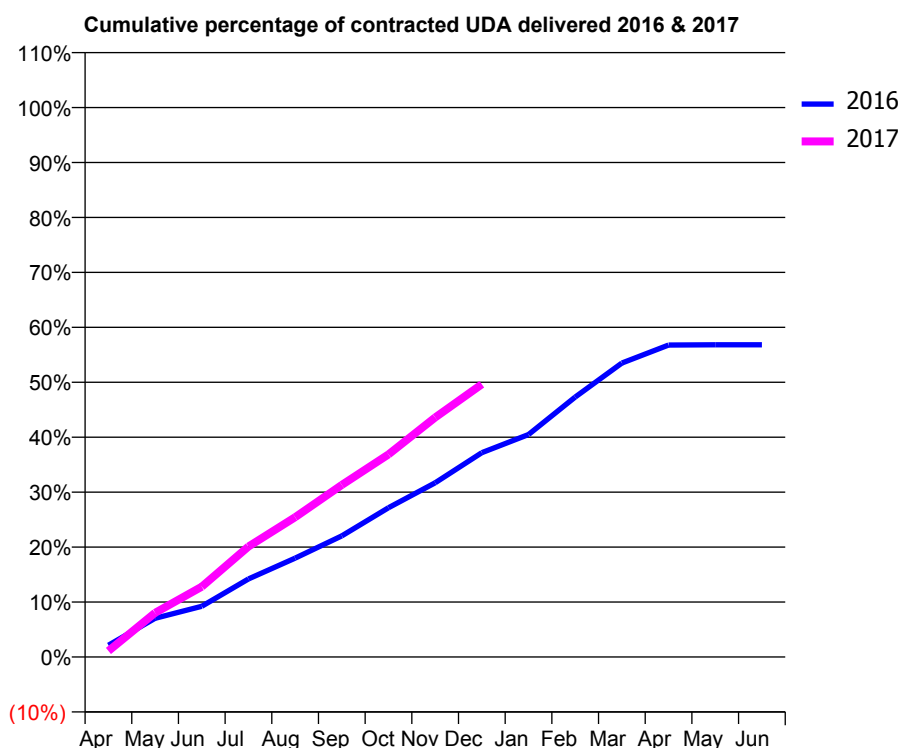
16/17 Contracted general activity (UDA)	18,100
Carry forward general activity (UDA)	0
16/17 Contracted orthodontic activity (UOA)	0
Carry forward orthodontic activity (UOA)	0
Baseline contract value	£612,293.04

ACCESS*

Patients seen in 24 months	Total	Change since previous quarter
Quarter ending December 2015	4,445	
Quarter ending March 2016	4,417	→
Quarter ending June 2016	4,408	→
Quarter ending September 2016	4,325	↓
Quarter ending December 2016	4,384	→
Variance since December 2015	(1.4%)	↓



ACTIVITY



Month	Adjusted Scheduled Activity (UDA)	
	2016	2017
April	389	200
May	1,274	1,455
June	1,670	2,315
July	2,571	3,638
August	3,257	4,606
September	3,989	5,666
October	4,915	6,672
November	5,740	7,890
December	6,733	8,985
January	7,328	
February	8,564	
March	9,683	
April	10,277	
May	10,285	
June	10,284	

QUALITY

	Quantity	Base Number	Contract	AT	Region	England
% of FP17s for the same patient ID Re-attending within 3 months - Children	124	1,176	10.5%	13.0%	13.4%	12.4%
% of FP17s for the same patient ID Re-attending within 3 months - Adults	550	3,215	17.1%	17.6%	17.3%	16.6%
% of FP17s for the same patient ID Re-attending between 3 & 9 months - Children	574	1,176	48.8%	56.4%	58.9%	57.5%
% of FP17s for the same patient ID Re-attending between 3 & 9 months - Adults	1,303	3,215	40.5%	50.3%	52.5%	50.4%
% of FP17s for Band 1 Urgent Courses	110	4,141	2.7%	10.5%	9.3%	9.1%
% of FP17s Relating to Free Repair or Replacements	48	4,141	1.2%	0.9%	1.0%	0.8%
% of FP17s Relating to Continuations	170	4,141	4.1%	1.3%	1.5%	1.3%
% of Patients satisfied with the dentistry they have received	1	1	N/A	91.8%	93.1%	92.7%
% of Patients satisfied with the time they had to wait for an appointment	1	1	N/A	88.0%	89.8%	88.8%

* This is based on patients treated on this contract for their most recent course of treatment. Figures in italics indicate the base number of FP17s or Patient Questionnaire responses are less than 100. N/A is shown where the base number of responses is less than 10 during the period. % is calculated as Quantity/Base number*100

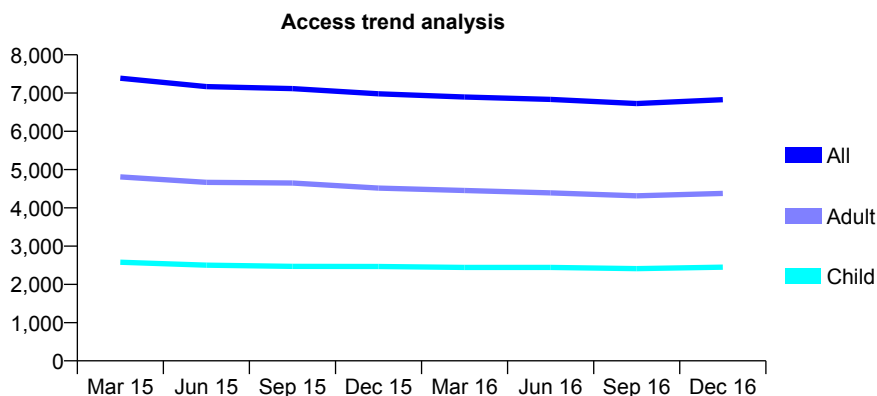
Q46 - Vital Signs At a Glance Contract Report for 139521/0001 - December 2016

Name or company name	Lees Road Dental Practice
Contract type name	GDS Contract
Purpose of contract	General
Contract start date	31/12/2010
Contract end date	

16/17 Contracted general activity (UDA)	25,437
Carry forward general activity (UDA)	-47
16/17 Contracted orthodontic activity (UOA)	0
Carry forward orthodontic activity (UOA)	0
Baseline contract value	£687,541.81

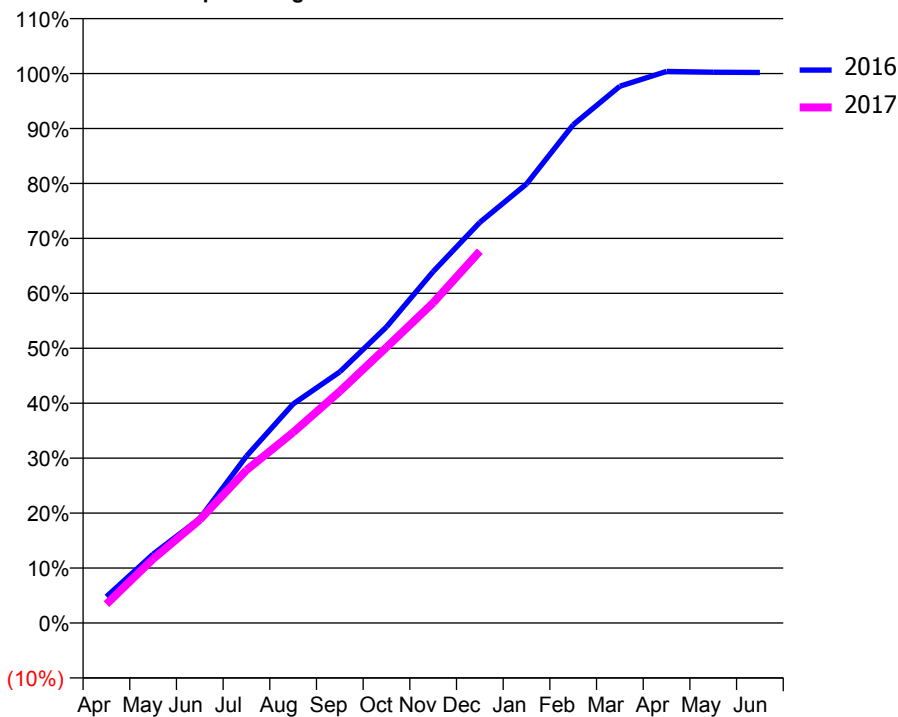
ACCESS*

Patients seen in 24 months	Total	Change since previous quarter
Quarter ending December 2015	6,981	
Quarter ending March 2016	6,897	↓
Quarter ending June 2016	6,834	→
Quarter ending September 2016	6,726	↓
Quarter ending December 2016	6,826	→
Variance since December 2015	(2.2%)	↓



ACTIVITY

Cumulative percentage of contracted UDA delivered 2016 & 2017



Month	Adjusted Scheduled Activity (UDA)	
	2016	2017
April	1,221	871
May	3,190	2,967
June	4,835	4,783
July	7,723	7,077
August	10,136	8,823
September	11,625	10,723
October	13,705	12,761
November	16,268	14,827
December	18,547	17,212
January	20,321	
February	23,063	
March	24,851	
April	25,531	
May	25,496	
June	25,484	

QUALITY

	Quantity	Base Number	Contract	AT	Region	England
% of FP17s for the same patient ID Re-attending within 3 months - Children	184	3,171	5.8%	13.0%	13.4%	12.4%
% of FP17s for the same patient ID Re-attending within 3 months - Adults	633	5,131	12.3%	17.6%	17.3%	16.6%
% of FP17s for the same patient ID Re-attending between 3 & 9 months - Children	2,170	3,171	68.4%	56.4%	58.9%	57.5%
% of FP17s for the same patient ID Re-attending between 3 & 9 months - Adults	3,039	5,131	59.2%	50.3%	52.5%	50.4%
% of FP17s for Band 1 Urgent Courses	585	7,969	7.3%	10.5%	9.3%	9.1%
% of FP17s Relating to Free Repair or Replacements	50	7,969	0.6%	0.9%	1.0%	0.8%
% of FP17s Relating to Continuations	70	7,969	0.9%	1.3%	1.5%	1.3%
% of Patients satisfied with the dentistry they have received	0	0	N/A	91.8%	93.1%	92.7%
% of Patients satisfied with the time they had to wait for an appointment	0	0	N/A	88.0%	89.8%	88.8%

* This is based on patients treated on this contract for their most recent course of treatment. Figures in italics indicate the base number of FP17s or Patient Questionnaire responses are less than 100. N/A is shown where the base number of responses is less than 10 during the period. % is calculated as Quantity/Base number*100

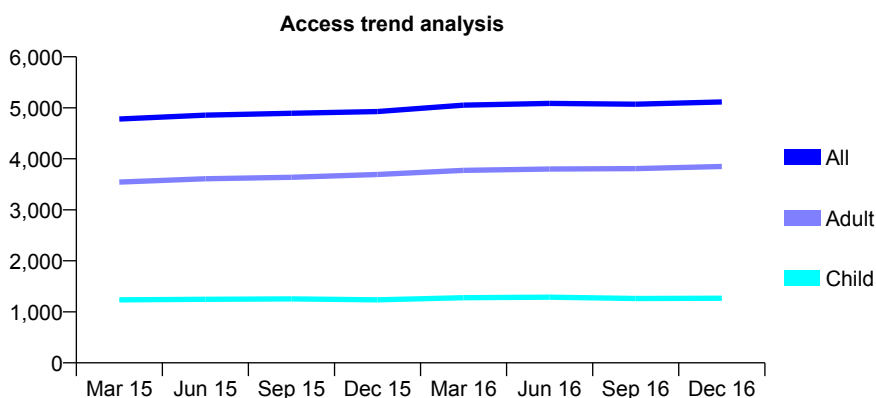
Q46 - Vital Signs At a Glance Contract Report for 139947/0001 - December 2016

Name or company name	Westpoint Dental Centre T/A Marston and t
Contract type name	GDS Contract
Purpose of contract	General
Contract start date	01/04/2010
Contract end date	

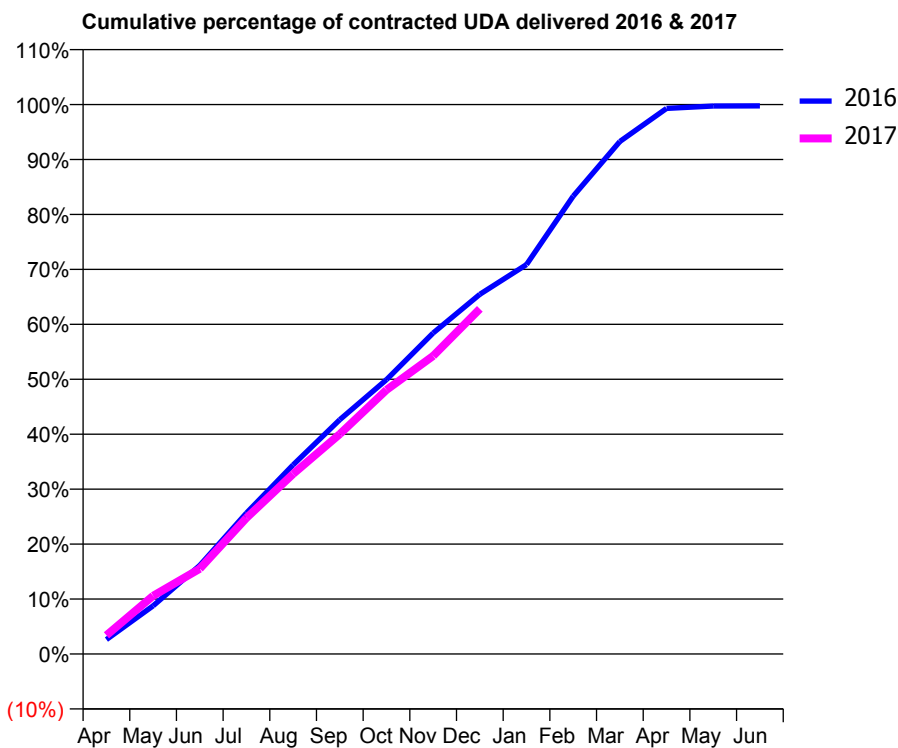
16/17 Contracted general activity (UDA)	21,749
Carry forward general activity (UDA)	53
16/17 Contracted orthodontic activity (UOA)	0
Carry forward orthodontic activity (UOA)	0
Baseline contract value	£744,163.12

ACCESS*

Patients seen in 24 months	Total	Change since previous quarter
Quarter ending December 2015	4,927	
Quarter ending March 2016	5,051	↑
Quarter ending June 2016	5,086	→
Quarter ending September 2016	5,070	→
Quarter ending December 2016	5,116	→
Variance since December 2015	3.8%	↑



ACTIVITY



Month	Adjusted Scheduled Activity (UDA)	
	2016	2017
April	573	741
May	1,907	2,303
June	3,508	3,373
July	5,583	5,388
August	7,485	7,127
September	9,278	8,706
October	10,861	10,451
November	12,704	11,798
December	14,236	13,660
January	15,416	
February	18,123	
March	20,285	
April	21,595	
May	21,691	
June	21,696	

QUALITY

	Quantity	Base Number	Contract	AT	Region	England
% of FP17s for the same patient ID Re-attending within 3 months - Children	228	1,690	13.5%	13.0%	13.4%	12.4%
% of FP17s for the same patient ID Re-attending within 3 months - Adults	1,398	5,493	25.5%	17.6%	17.3%	16.6%
% of FP17s for the same patient ID Re-attending between 3 & 9 months - Children	1,073	1,690	63.5%	56.4%	58.9%	57.5%
% of FP17s for the same patient ID Re-attending between 3 & 9 months - Adults	3,120	5,493	56.8%	50.3%	52.5%	50.4%
% of FP17s for Band 1 Urgent Courses	843	6,641	12.7%	10.5%	9.3%	9.1%
% of FP17s Relating to Free Repair or Replacements	24	6,641	0.4%	0.9%	1.0%	0.8%
% of FP17s Relating to Continuations	8	6,641	0.1%	1.3%	1.5%	1.3%
% of Patients satisfied with the dentistry they have received	2	2	N/A	91.8%	93.1%	92.7%
% of Patients satisfied with the time they had to wait for an appointment	2	2	N/A	88.0%	89.8%	88.8%

* This is based on patients treated on this contract for their most recent course of treatment. Figures in italics indicate the base number of FP17s or Patient Questionnaire responses are less than 100. N/A is shown where the base number of responses is less than 10 during the period. % is calculated as Quantity/Base number*100

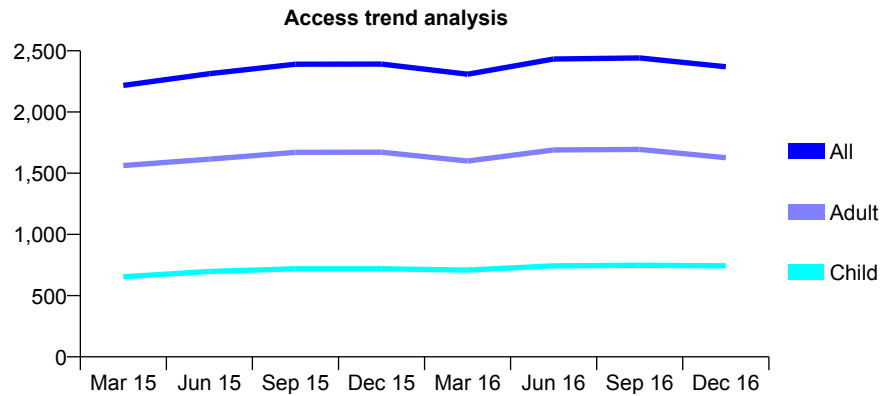
Q46 - Vital Signs At a Glance Contract Report for 140511/0001 - December 2016

Name or company name	Landridge Dental Surgery
Contract type name	GDS Contract
Purpose of contract	General
Contract start date	01/03/2009
Contract end date	

16/17 Contracted general activity (UDA)	6,699
Carry forward general activity (UDA)	-111
16/17 Contracted orthodontic activity (UOA)	0
Carry forward orthodontic activity (UOA)	0
Baseline contract value	£197,204.21

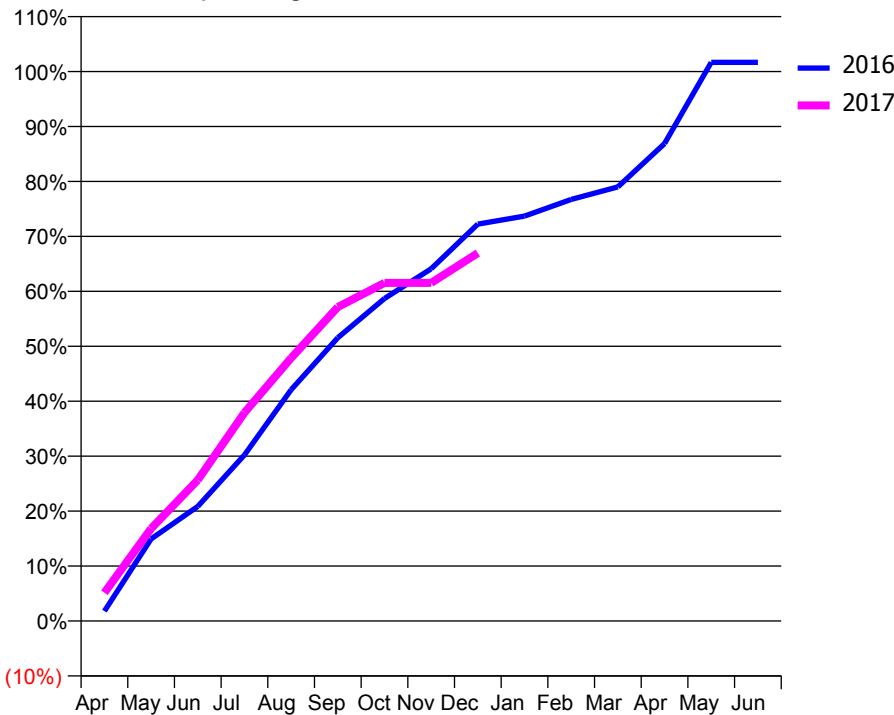
ACCESS*

Patients seen in 24 months	Total	Change since previous quarter
Quarter ending December 2015	2,392	
Quarter ending March 2016	2,309	↓
Quarter ending June 2016	2,433	↑
Quarter ending September 2016	2,442	→
Quarter ending December 2016	2,370	↓
Variance since December 2015	(0.9%)	→



ACTIVITY

Cumulative percentage of contracted UDA delivered 2016 & 2017



Month	Adjusted Scheduled Activity (UDA)	
	2016	2017
April	121	346
May	1,000	1,128
June	1,397	1,719
July	2,025	2,539
August	2,820	3,206
September	3,454	3,827
October	3,931	4,122
November	4,295	4,122
December	4,839	4,486
January	4,936	
February	5,140	
March	5,292	
April	5,821	
May	6,810	
June	6,810	

QUALITY

	Quantity	Base Number	Contract	AT	Region	England
% of FP17s for the same patient ID Re-attending within 3 months - Children	82	792	10.4%	13.0%	13.4%	12.4%
% of FP17s for the same patient ID Re-attending within 3 months - Adults	358	1,568	22.8%	17.6%	17.3%	16.6%
% of FP17s for the same patient ID Re-attending between 3 & 9 months - Children	291	792	36.7%	56.4%	58.9%	57.5%
% of FP17s for the same patient ID Re-attending between 3 & 9 months - Adults	501	1,568	32.0%	50.3%	52.5%	50.4%
% of FP17s for Band 1 Urgent Courses	297	1,708	17.4%	10.5%	9.3%	9.1%
% of FP17s Relating to Free Repair or Replacements	48	1,708	2.8%	0.9%	1.0%	0.8%
% of FP17s Relating to Continuations	19	1,708	1.1%	1.3%	1.5%	1.3%
% of Patients satisfied with the dentistry they have received	2	2	N/A	91.8%	93.1%	92.7%
% of Patients satisfied with the time they had to wait for an appointment	1	2	N/A	88.0%	89.8%	88.8%

* This is based on patients treated on this contract for their most recent course of treatment. Figures in italics indicate the base number of FP17s or Patient Questionnaire responses are less than 100. N/A is shown where the base number of responses is less than 10 during the period. % is calculated as Quantity/Base number*100

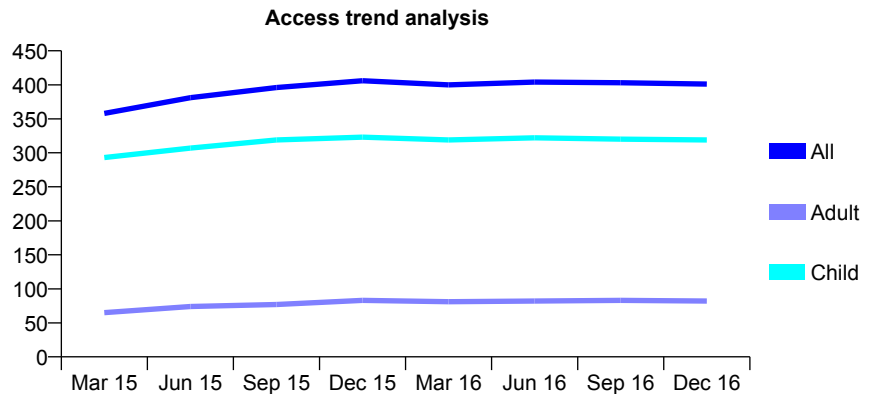
Q46 - Vital Signs At a Glance Contract Report for 141925/0001 - December 2016

Name or company name	MR MA BROWN
Contract type name	GDS Contract
Purpose of contract	General
Contract start date	01/11/2013
Contract end date	

16/17 Contracted general activity (UDA)	875
Carry forward general activity (UDA)	-18
16/17 Contracted orthodontic activity (UOA)	0
Carry forward orthodontic activity (UOA)	0
Baseline contract value	£19,959.82

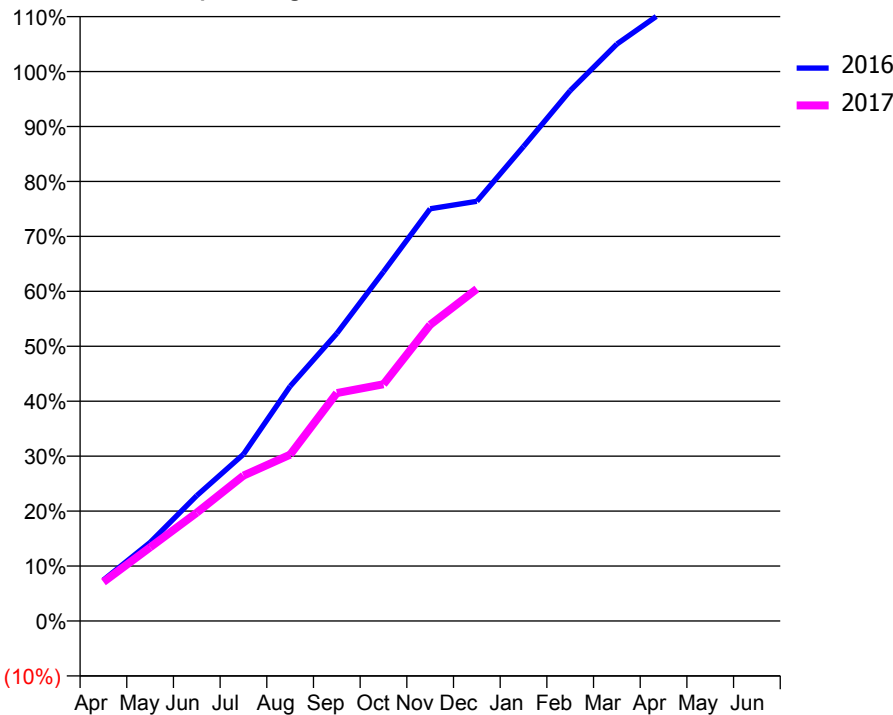
ACCESS*

Patients seen in 24 months	Total	Change since previous quarter
Quarter ending December 2015	406	
Quarter ending March 2016	400	↓
Quarter ending June 2016	404	→
Quarter ending September 2016	403	→
Quarter ending December 2016	401	→
Variance since December 2015	(1.2%)	↓



ACTIVITY

Cumulative percentage of contracted UDA delivered 2016 & 2017



Month	Adjusted Scheduled Activity (UDA)	
	2016	2017
April	65	62
May	125	117
June	200	173
July	266	232
August	374	265
September	458	363
October	556	377
November	656	472
December	668	529
January	756	
February	845	
March	919	
April	971	
May	971	
June	971	

QUALITY

	Quantity	Base Number	Contract	AT	Region	England
% of FP17s for the same patient ID Re-attending within 3 months - Children	30	421	7.1%	13.0%	13.4%	12.4%
% of FP17s for the same patient ID Re-attending within 3 months - Adults	2	34	5.9%	17.6%	17.3%	16.6%
% of FP17s for the same patient ID Re-attending between 3 & 9 months - Children	311	421	73.9%	56.4%	58.9%	57.5%
% of FP17s for the same patient ID Re-attending between 3 & 9 months - Adults	19	34	55.9%	50.3%	52.5%	50.4%
% of FP17s for Band 1 Urgent Courses	9	417	2.2%	10.5%	9.3%	9.1%
% of FP17s Relating to Free Repair or Replacements	0	417	0.0%	0.9%	1.0%	0.8%
% of FP17s Relating to Continuations	0	417	0.0%	1.3%	1.5%	1.3%
% of Patients satisfied with the dentistry they have received	0	0	N/A	91.8%	93.1%	92.7%
% of Patients satisfied with the time they had to wait for an appointment	0	0	N/A	88.0%	89.8%	88.8%

* This is based on patients treated on this contract for their most recent course of treatment. Figures in italics indicate the base number of FP17s or Patient Questionnaire responses are less than 100. N/A is shown where the base number of responses is less than 10 during the period. % is calculated as Quantity/Base number*100

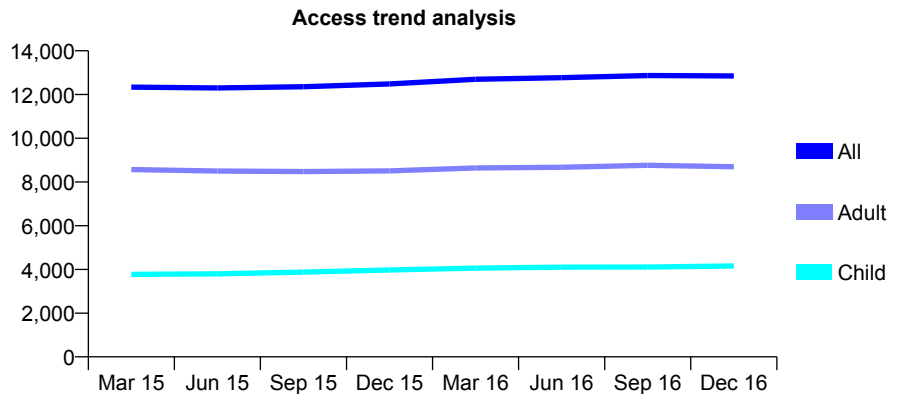
Q46 - Vital Signs At a Glance Contract Report for 141941/0001 - December 2016

Name or company name	Highfield Dental Practice Ltd
Contract type name	GDS Contract
Purpose of contract	General
Contract start date	01/04/2011
Contract end date	

16/17 Contracted general activity (UDA)	36,596
Carry forward general activity (UDA)	-123
16/17 Contracted orthodontic activity (UOA)	0
Carry forward orthodontic activity (UOA)	0
Baseline contract value	£996,832.69

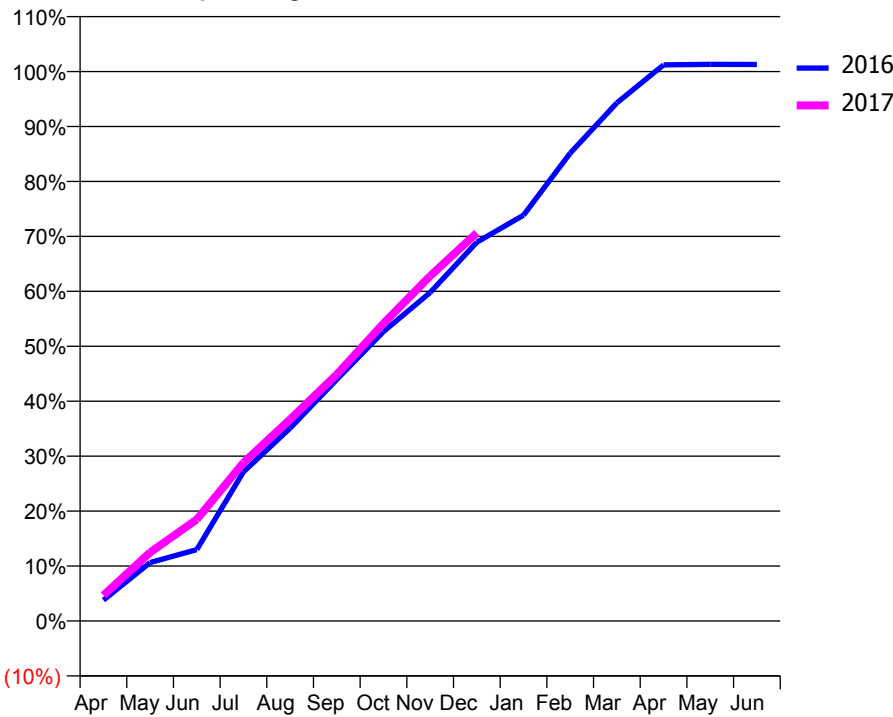
ACCESS*

Patients seen in 24 months	Total	Change since previous quarter
Quarter ending December 2015	12,483	
Quarter ending March 2016	12,697	→
Quarter ending June 2016	12,771	→
Quarter ending September 2016	12,871	→
Quarter ending December 2016	12,852	→
Variance since December 2015	3.0%	↑



ACTIVITY

Cumulative percentage of contracted UDA delivered 2016 & 2017



Month	Adjusted Scheduled Activity (UDA)	
	2016	2017
April	1,408	1,712
May	3,947	4,566
June	4,814	6,765
July	10,058	10,550
August	13,017	13,428
September	16,297	16,422
October	19,525	19,821
November	22,165	22,978
December	25,549	25,850
January	27,376	
February	31,562	
March	34,954	
April	37,520	
May	37,552	
June	37,542	

QUALITY

	Quantity	Base Number	Contract	AT	Region	England
% of FP17s for the same patient ID Re-attending within 3 months - Children	434	4,923	8.8%	13.0%	13.4%	12.4%
% of FP17s for the same patient ID Re-attending within 3 months - Adults	2,265	11,627	19.5%	17.6%	17.3%	16.6%
% of FP17s for the same patient ID Re-attending between 3 & 9 months - Children	3,287	4,923	66.8%	56.4%	58.9%	57.5%
% of FP17s for the same patient ID Re-attending between 3 & 9 months - Adults	7,488	11,627	64.4%	50.3%	52.5%	50.4%
% of FP17s for Band 1 Urgent Courses	781	13,782	5.7%	10.5%	9.3%	9.1%
% of FP17s Relating to Free Repair or Replacements	188	13,782	1.4%	0.9%	1.0%	0.8%
% of FP17s Relating to Continuations	122	13,782	0.9%	1.3%	1.5%	1.3%
% of Patients satisfied with the dentistry they have received	3	4	N/A	91.8%	93.1%	92.7%
% of Patients satisfied with the time they had to wait for an appointment	4	4	N/A	88.0%	89.8%	88.8%

* This is based on patients treated on this contract for their most recent course of treatment. Figures in italics indicate the base number of FP17s or Patient Questionnaire responses are less than 100. N/A is shown where the base number of responses is less than 10 during the period. % is calculated as Quantity/Base number*100

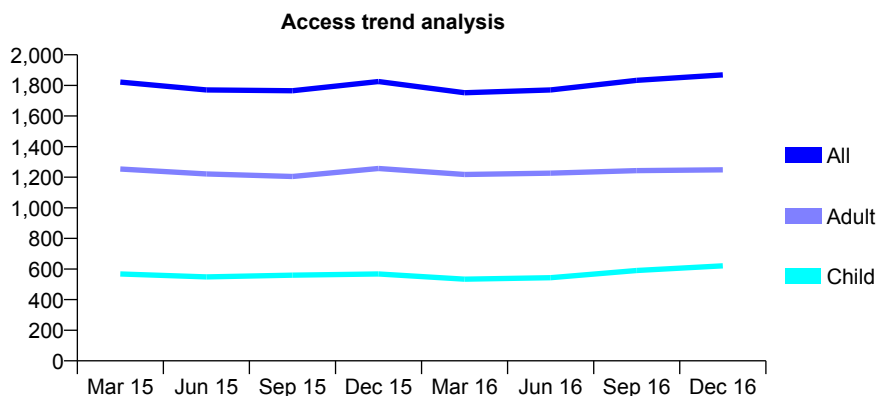
Q46 - Vital Signs At a Glance Contract Report for 145181/0001 - December 2016

Name or company name	MR MO MALIK
Contract type name	GDS Contract
Purpose of contract	General
Contract start date	01/01/2013
Contract end date	

16/17 Contracted general activity (UDA)	6,345
Carry forward general activity (UDA)	420
16/17 Contracted orthodontic activity (UOA)	0
Carry forward orthodontic activity (UOA)	0
Baseline contract value	£156,855.40

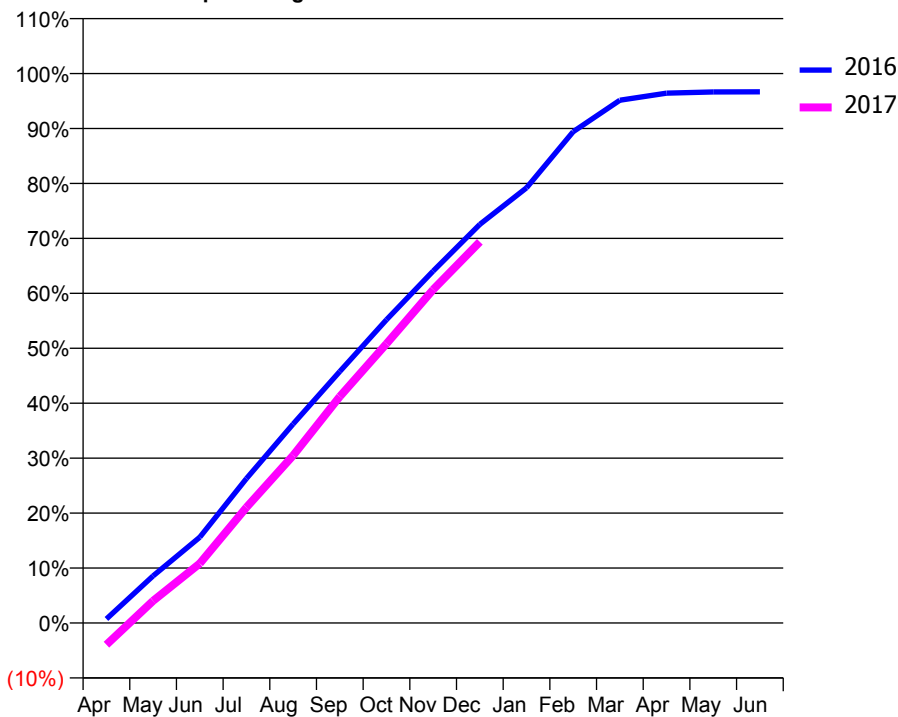
ACCESS*

Patients seen in 24 months	Total	Change since previous quarter
Quarter ending December 2015	1,825	
Quarter ending March 2016	1,752	↓
Quarter ending June 2016	1,770	→
Quarter ending September 2016	1,833	↑
Quarter ending December 2016	1,869	→
Variance since December 2015	2.4%	↑



ACTIVITY

Cumulative percentage of contracted UDA delivered 2016 & 2017



Month	Adjusted Scheduled Activity (UDA)	
	2016	2017
April	49	-252
May	568	257
June	1,034	688
July	1,742	1,336
August	2,399	1,935
September	3,033	2,615
October	3,657	3,226
November	4,244	3,851
December	4,806	4,401
January	5,247	
February	5,923	
March	6,303	
April	6,387	
May	6,403	
June	6,404	

QUALITY

	Quantity	Base Number	Contract	AT	Region	England
% of FP17s for the same patient ID Re-attending within 3 months - Children	96	547	17.6%	13.0%	13.4%	12.4%
% of FP17s for the same patient ID Re-attending within 3 months - Adults	254	1,088	23.3%	17.6%	17.3%	16.6%
% of FP17s for the same patient ID Re-attending between 3 & 9 months - Children	131	547	23.9%	56.4%	58.9%	57.5%
% of FP17s for the same patient ID Re-attending between 3 & 9 months - Adults	276	1,088	25.4%	50.3%	52.5%	50.4%
% of FP17s for Band 1 Urgent Courses	280	1,589	17.6%	10.5%	9.3%	9.1%
% of FP17s Relating to Free Repair or Replacements	0	1,589	0.0%	0.9%	1.0%	0.8%
% of FP17s Relating to Continuations	0	1,589	0.0%	1.3%	1.5%	1.3%
% of Patients satisfied with the dentistry they have received	2	3	N/A	91.8%	93.1%	92.7%
% of Patients satisfied with the time they had to wait for an appointment	1	3	N/A	88.0%	89.8%	88.8%

* This is based on patients treated on this contract for their most recent course of treatment. Figures in italics indicate the base number of FP17s or Patient Questionnaire responses are less than 100. N/A is shown where the base number of responses is less than 10 during the period. % is calculated as Quantity/Base number*100

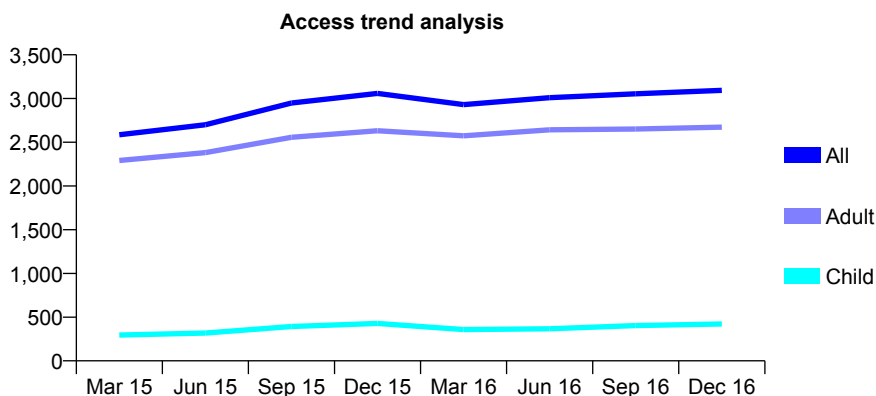
Q46 - Vital Signs At a Glance Contract Report for 145424/0001 - December 2016

Name or company name	Goose Green Dental Practice
Contract type name	GDS Contract
Purpose of contract	General
Contract start date	24/07/2013
Contract end date	

16/17 Contracted general activity (UDA)	8,214
Carry forward general activity (UDA)	-164
16/17 Contracted orthodontic activity (UOA)	0
Carry forward orthodontic activity (UOA)	0
Baseline contract value	£200,809.74

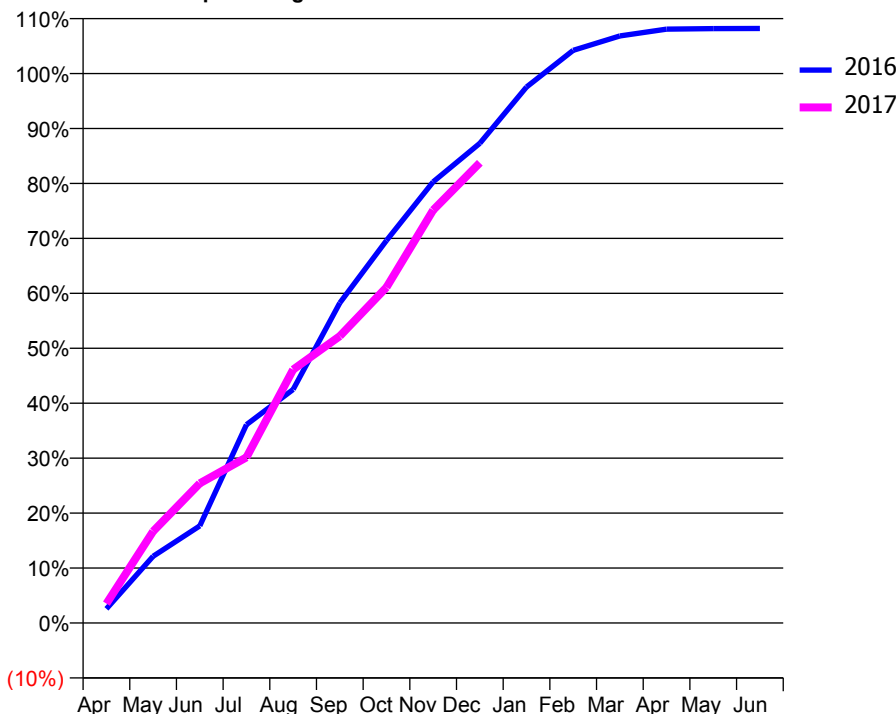
ACCESS*

Patients seen in 24 months	Total	Change since previous quarter
Quarter ending December 2015	3,059	
Quarter ending March 2016	2,931	↓
Quarter ending June 2016	3,009	↑
Quarter ending September 2016	3,054	→
Quarter ending December 2016	3,093	→
Variance since December 2015	1.1%	→



ACTIVITY

Cumulative percentage of contracted UDA delivered 2016 & 2017



Month	Adjusted Scheduled Activity (UDA)	
	2016	2017
April	212	291
May	997	1,370
June	1,452	2,089
July	2,966	2,477
August	3,490	3,787
September	4,786	4,289
October	5,718	5,019
November	6,595	6,171
December	7,172	6,880
January	8,012	
February	8,560	
March	8,776	
April	8,878	
May	8,885	
June	8,888	

QUALITY

	Quantity	Base Number	Contract	AT	Region	England
% of FP17s for the same patient ID Re-attending within 3 months - Children	9	542	1.7%	13.0%	13.4%	12.4%
% of FP17s for the same patient ID Re-attending within 3 months - Adults	407	3,198	12.7%	17.6%	17.3%	16.6%
% of FP17s for the same patient ID Re-attending between 3 & 9 months - Children	266	542	49.1%	56.4%	58.9%	57.5%
% of FP17s for the same patient ID Re-attending between 3 & 9 months - Adults	1,584	3,198	49.5%	50.3%	52.5%	50.4%
% of FP17s for Band 1 Urgent Courses	245	3,660	6.7%	10.5%	9.3%	9.1%
% of FP17s Relating to Free Repair or Replacements	120	3,660	3.3%	0.9%	1.0%	0.8%
% of FP17s Relating to Continuations	12	3,660	0.3%	1.3%	1.5%	1.3%
% of Patients satisfied with the dentistry they have received	5	7	N/A	91.8%	93.1%	92.7%
% of Patients satisfied with the time they had to wait for an appointment	6	7	N/A	88.0%	89.8%	88.8%

* This is based on patients treated on this contract for their most recent course of treatment. Figures in italics indicate the base number of FP17s or Patient Questionnaire responses are less than 100. N/A is shown where the base number of responses is less than 10 during the period. % is calculated as Quantity/Base number*100

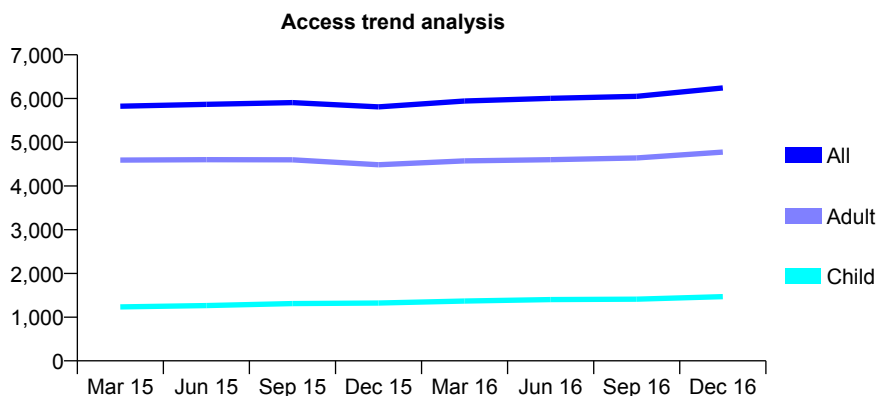
Q46 - Vital Signs At a Glance Contract Report for 146250/0001 - December 2016

Name or company name	MR MOHAMMED AL-HIMDANI
Contract type name	GDS Contract
Purpose of contract	General
Contract start date	01/10/2009
Contract end date	

16/17 Contracted general activity (UDA)	15,065
Carry forward general activity (UDA)	-177
16/17 Contracted orthodontic activity (UOA)	0
Carry forward orthodontic activity (UOA)	0
Baseline contract value	£466,923.57

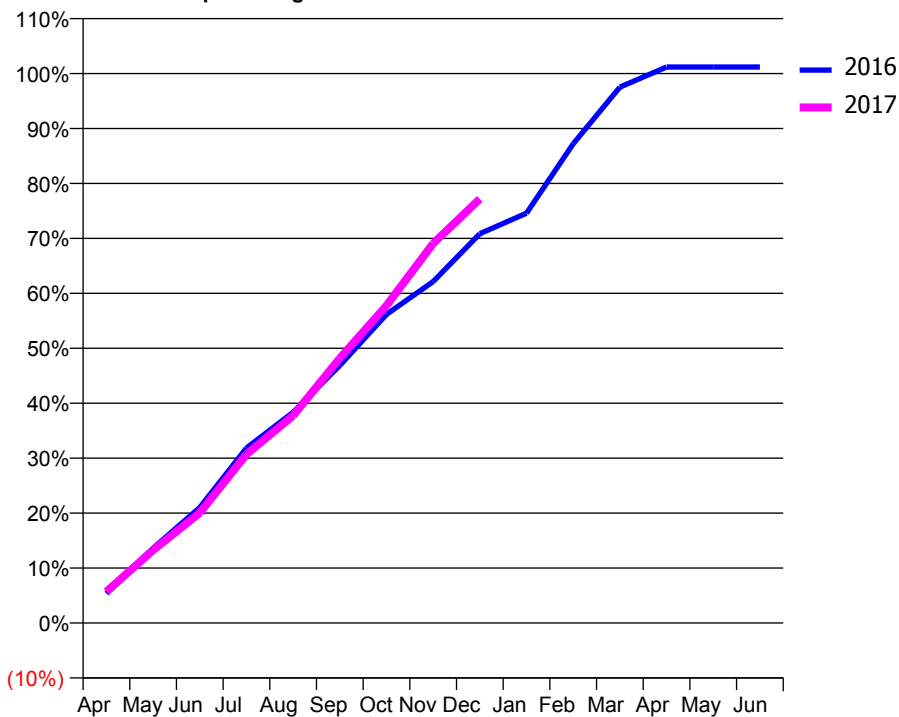
ACCESS*

Patients seen in 24 months	Total	Change since previous quarter
Quarter ending December 2015	5,808	
Quarter ending March 2016	5,942	↑
Quarter ending June 2016	6,003	→
Quarter ending September 2016	6,050	→
Quarter ending December 2016	6,243	↑
Variance since December 2015	7.5%	↑



ACTIVITY

Cumulative percentage of contracted UDA delivered 2016 & 2017



Month	Adjusted Scheduled Activity (UDA)	
	2016	2017
April	809	861
May	2,053	2,000
June	3,168	3,022
July	4,800	4,626
August	5,777	5,687
September	7,060	7,257
October	8,460	8,702
November	9,361	10,406
December	10,672	11,627
January	11,236	
February	13,138	
March	14,692	
April	15,241	
May	15,242	
June	15,242	

QUALITY

	Quantity	Base Number	Contract	AT	Region	England
% of FP17s for the same patient ID Re-attending within 3 months - Children	95	1,371	6.9%	13.0%	13.4%	12.4%
% of FP17s for the same patient ID Re-attending within 3 months - Adults	454	3,700	12.3%	17.6%	17.3%	16.6%
% of FP17s for the same patient ID Re-attending between 3 & 9 months - Children	640	1,371	46.7%	56.4%	58.9%	57.5%
% of FP17s for the same patient ID Re-attending between 3 & 9 months - Adults	1,153	3,700	31.2%	50.3%	52.5%	50.4%
% of FP17s for Band 1 Urgent Courses	490	4,861	10.1%	10.5%	9.3%	9.1%
% of FP17s Relating to Free Repair or Replacements	30	4,861	0.6%	0.9%	1.0%	0.8%
% of FP17s Relating to Continuations	91	4,861	1.9%	1.3%	1.5%	1.3%
% of Patients satisfied with the dentistry they have received	3	4	N/A	91.8%	93.1%	92.7%
% of Patients satisfied with the time they had to wait for an appointment	4	4	N/A	88.0%	89.8%	88.8%

* This is based on patients treated on this contract for their most recent course of treatment. Figures in italics indicate the base number of FP17s or Patient Questionnaire responses are less than 100. N/A is shown where the base number of responses is less than 10 during the period. % is calculated as Quantity/Base number*100

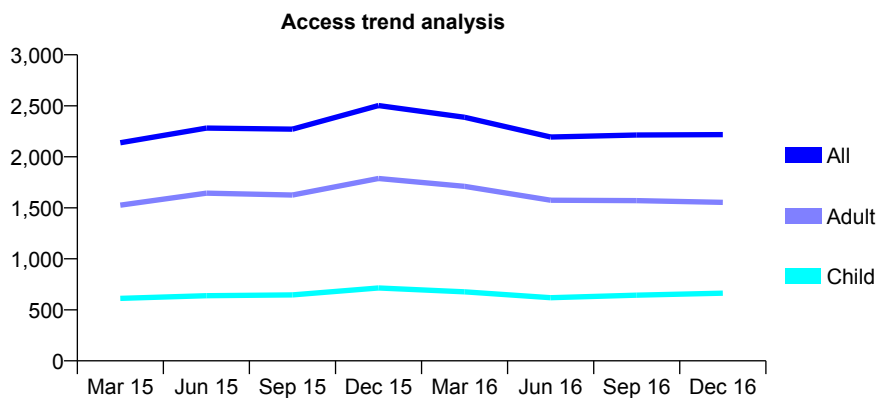
Q46 - Vital Signs At a Glance Contract Report for 148431/0001 - December 2016

Name or company name	Park House Lees
Contract type name	GDS Contract
Purpose of contract	General
Contract start date	01/04/2013
Contract end date	

16/17 Contracted general activity (UDA)	11,410
Carry forward general activity (UDA)	-101
16/17 Contracted orthodontic activity (UOA)	0
Carry forward orthodontic activity (UOA)	0
Baseline contract value	£322,834.63

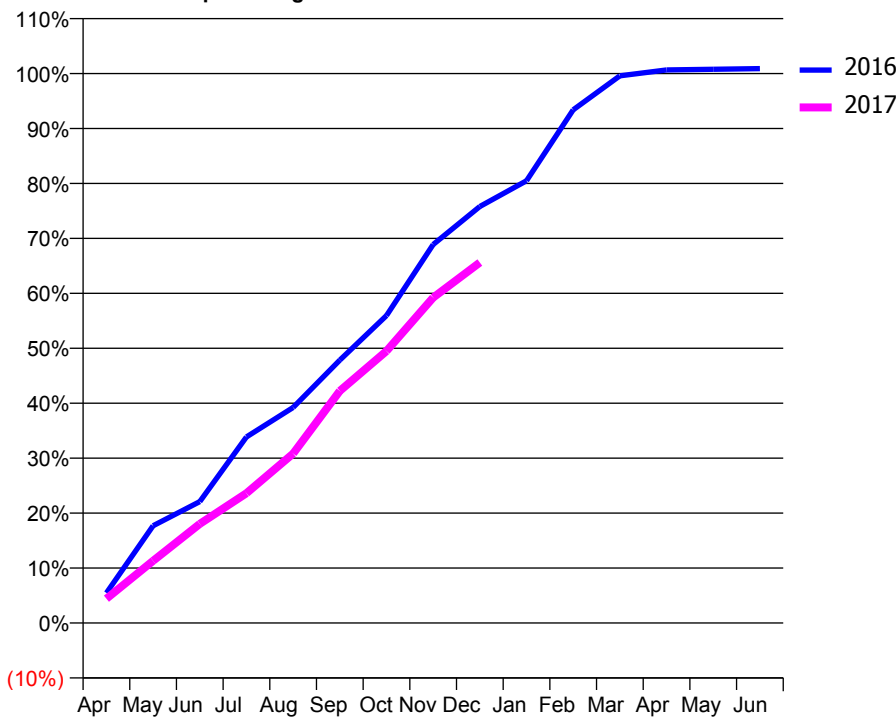
ACCESS*

Patients seen in 24 months	Total	Change since previous quarter
Quarter ending December 2015	2,502	
Quarter ending March 2016	2,387	↓
Quarter ending June 2016	2,194	↓
Quarter ending September 2016	2,214	→
Quarter ending December 2016	2,217	→
Variance since December 2015	(11.4%)	↓



ACTIVITY

Cumulative percentage of contracted UDA delivered 2016 & 2017



Month	Adjusted Scheduled Activity (UDA)	
	2016	2017
April	625	506
May	2,020	1,291
June	2,520	2,058
July	3,865	2,695
August	4,476	3,517
September	5,458	4,819
October	6,384	5,647
November	7,859	6,758
December	8,647	7,485
January	9,182	
February	10,656	
March	11,363	
April	11,485	
May	11,498	
June	11,511	

QUALITY

	Quantity	Base Number	Contract	AT	Region	England
% of FP17s for the same patient ID Re-attending within 3 months - Children	100	778	12.9%	13.0%	13.4%	12.4%
% of FP17s for the same patient ID Re-attending within 3 months - Adults	225	1,394	16.1%	17.6%	17.3%	16.6%
% of FP17s for the same patient ID Re-attending between 3 & 9 months - Children	395	778	50.8%	56.4%	58.9%	57.5%
% of FP17s for the same patient ID Re-attending between 3 & 9 months - Adults	607	1,394	43.5%	50.3%	52.5%	50.4%
% of FP17s for Band 1 Urgent Courses	102	2,135	4.8%	10.5%	9.3%	9.1%
% of FP17s Relating to Free Repair or Replacements	6	2,135	0.3%	0.9%	1.0%	0.8%
% of FP17s Relating to Continuations	58	2,135	2.7%	1.3%	1.5%	1.3%
% of Patients satisfied with the dentistry they have received	0	2	N/A	91.8%	93.1%	92.7%
% of Patients satisfied with the time they had to wait for an appointment	0	2	N/A	88.0%	89.8%	88.8%

* This is based on patients treated on this contract for their most recent course of treatment. Figures in italics indicate the base number of FP17s or Patient Questionnaire responses are less than 100. N/A is shown where the base number of responses is less than 10 during the period. % is calculated as Quantity/Base number*100

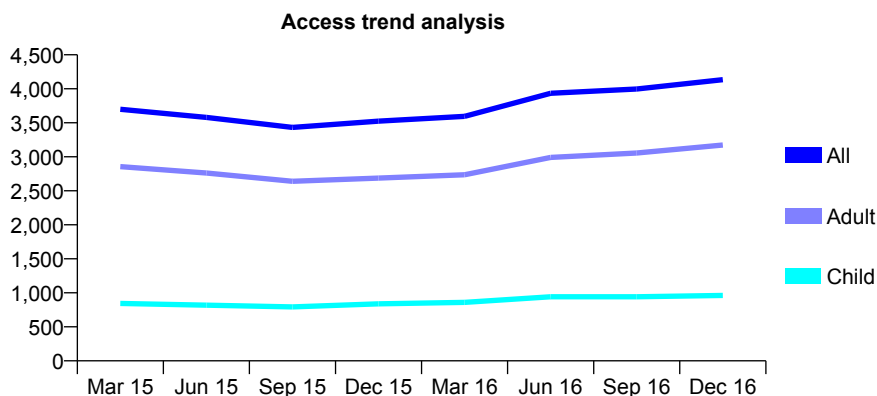
Q46 - Vital Signs At a Glance Contract Report for 149357/0001 - December 2016

Name or company name	DHS Dental Practices Limited
Contract type name	GDS Contract
Purpose of contract	General
Contract start date	01/11/2010
Contract end date	

16/17 Contracted general activity (UDA)	10,000
Carry forward general activity (UDA)	0
16/17 Contracted orthodontic activity (UOA)	0
Carry forward orthodontic activity (UOA)	0
Baseline contract value	£297,618.75

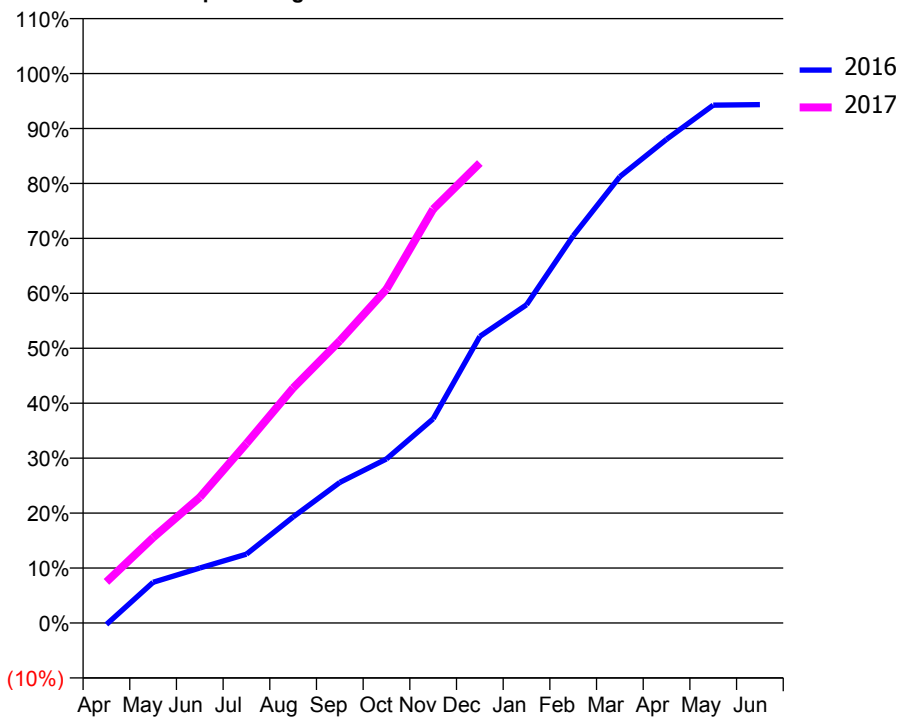
ACCESS*

Patients seen in 24 months	Total	Change since previous quarter
Quarter ending December 2015	3,525	
Quarter ending March 2016	3,595	→
Quarter ending June 2016	3,935	↑
Quarter ending September 2016	3,998	→
Quarter ending December 2016	4,135	↑
Variance since December 2015	17.3%	↑



ACTIVITY

Cumulative percentage of contracted UDA delivered 2016 & 2017



Month	Adjusted Scheduled Activity (UDA)	
	2016	2017
April	-28	748
May	742	1,554
June	1,001	2,288
July	1,253	3,266
August	1,931	4,276
September	2,558	5,136
October	2,986	6,075
November	3,716	7,531
December	5,216	8,371
January	5,791	
February	7,046	
March	8,122	
April	8,803	
May	9,425	
June	9,434	

QUALITY

	Quantity	Base Number	Contract	AT	Region	England
% of FP17s for the same patient ID Re-attending within 3 months - Children	44	904	4.9%	13.0%	13.4%	12.4%
% of FP17s for the same patient ID Re-attending within 3 months - Adults	393	2,926	13.4%	17.6%	17.3%	16.6%
% of FP17s for the same patient ID Re-attending between 3 & 9 months - Children	367	904	40.6%	56.4%	58.9%	57.5%
% of FP17s for the same patient ID Re-attending between 3 & 9 months - Adults	948	2,926	32.4%	50.3%	52.5%	50.4%
% of FP17s for Band 1 Urgent Courses	292	3,334	8.8%	10.5%	9.3%	9.1%
% of FP17s Relating to Free Repair or Replacements	7	3,334	0.2%	0.9%	1.0%	0.8%
% of FP17s Relating to Continuations	64	3,334	1.9%	1.3%	1.5%	1.3%
% of Patients satisfied with the dentistry they have received	6	8	N/A	91.8%	93.1%	92.7%
% of Patients satisfied with the time they had to wait for an appointment	7	8	N/A	88.0%	89.8%	88.8%

* This is based on patients treated on this contract for their most recent course of treatment. Figures in italics indicate the base number of FP17s or Patient Questionnaire responses are less than 100. N/A is shown where the base number of responses is less than 10 during the period. % is calculated as Quantity/Base number*100

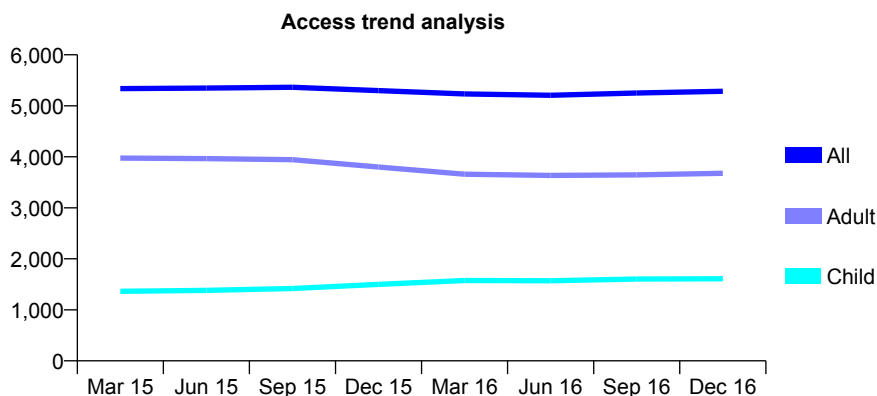
Q46 - Vital Signs At a Glance Contract Report for 150177/0001 - December 2016

Name or company name	G & L Askins Ltd
Contract type name	GDS Contract
Purpose of contract	General
Contract start date	06/12/2010
Contract end date	

16/17 Contracted general activity (UDA)	16,498
Carry forward general activity (UDA)	308
16/17 Contracted orthodontic activity (UOA)	0
Carry forward orthodontic activity (UOA)	0
Baseline contract value	£405,285.23

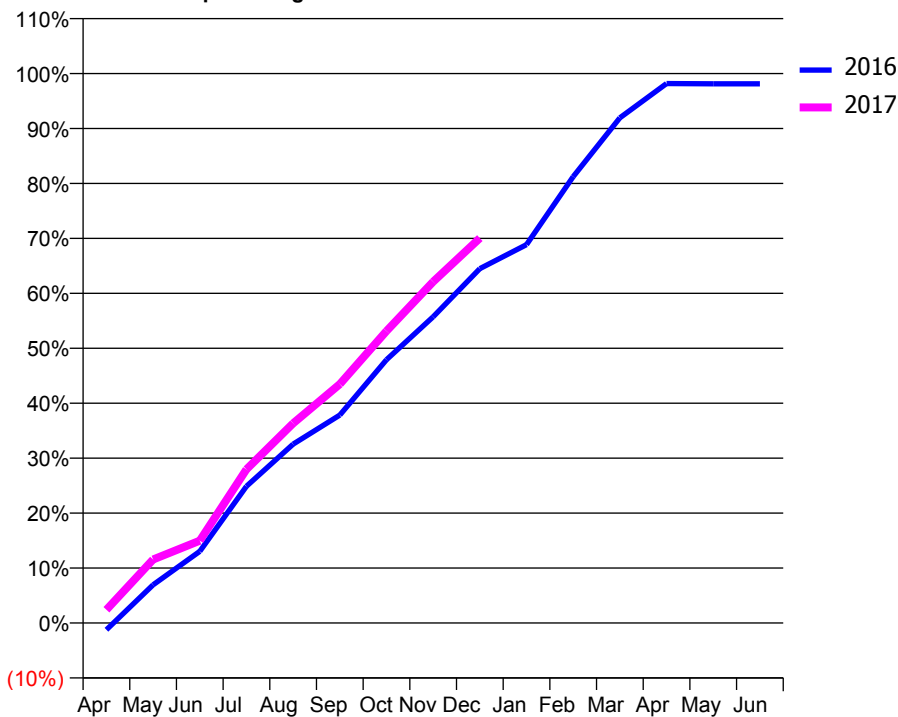
ACCESS*

Patients seen in 24 months	Total	Change since previous quarter
Quarter ending December 2015	5,299	
Quarter ending March 2016	5,233	↓
Quarter ending June 2016	5,206	→
Quarter ending September 2016	5,251	→
Quarter ending December 2016	5,286	→
Variance since December 2015	(0.2%)	→



ACTIVITY

Cumulative percentage of contracted UDA delivered 2016 & 2017



Month	Adjusted Scheduled Activity (UDA)	
	2016	2017
April	-206	397
May	1,147	1,906
June	2,154	2,470
July	4,106	4,616
August	5,372	5,995
September	6,244	7,172
October	7,905	8,766
November	9,194	10,249
December	10,638	11,558
January	11,359	
February	13,400	
March	15,169	
April	16,195	
May	16,189	
June	16,190	

QUALITY

	Quantity	Base Number	Contract	AT	Region	England
% of FP17s for the same patient ID Re-attending within 3 months - Children	105	1,783	5.9%	13.0%	13.4%	12.4%
% of FP17s for the same patient ID Re-attending within 3 months - Adults	680	4,199	16.2%	17.6%	17.3%	16.6%
% of FP17s for the same patient ID Re-attending between 3 & 9 months - Children	1,073	1,783	60.2%	56.4%	58.9%	57.5%
% of FP17s for the same patient ID Re-attending between 3 & 9 months - Adults	2,374	4,199	56.5%	50.3%	52.5%	50.4%
% of FP17s for Band 1 Urgent Courses	365	5,551	6.6%	10.5%	9.3%	9.1%
% of FP17s Relating to Free Repair or Replacements	59	5,551	1.1%	0.9%	1.0%	0.8%
% of FP17s Relating to Continuations	41	5,551	0.7%	1.3%	1.5%	1.3%
% of Patients satisfied with the dentistry they have received	5	5	N/A	91.8%	93.1%	92.7%
% of Patients satisfied with the time they had to wait for an appointment	5	5	N/A	88.0%	89.8%	88.8%

* This is based on patients treated on this contract for their most recent course of treatment. Figures in italics indicate the base number of FP17s or Patient Questionnaire responses are less than 100. N/A is shown where the base number of responses is less than 10 during the period. % is calculated as Quantity/Base number*100

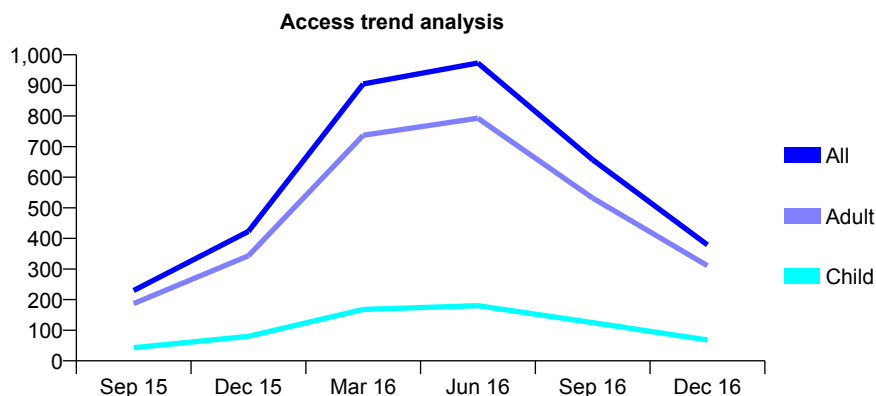
Q46 - Vital Signs At a Glance Contract Report for 150509/0001 - December 2016

Name or company name	MR IG HUGHES
Contract type name	GDS Contract
Purpose of contract	General
Contract start date	03/08/2015
Contract end date	30/06/2016

16/17 Contracted general activity (UDA)	826
Carry forward general activity (UDA)	0
16/17 Contracted orthodontic activity (UOA)	0
Carry forward orthodontic activity (UOA)	0
Baseline contract value	£22,948.01

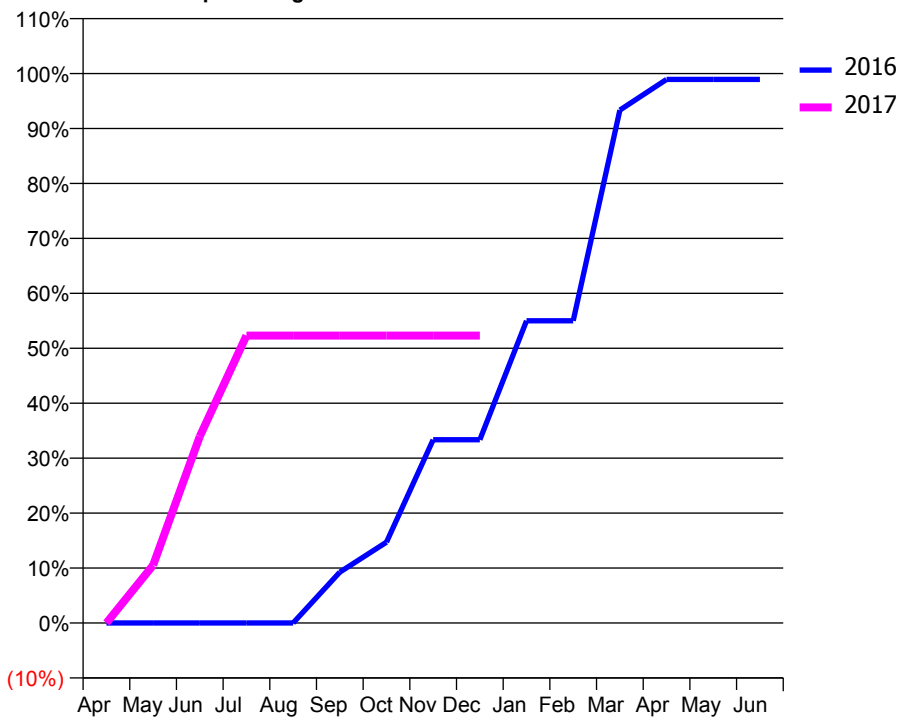
ACCESS*

Patients seen in 24 months	Total	Change since previous quarter
Quarter ending December 2015	423	
Quarter ending March 2016	905	↑
Quarter ending June 2016	973	↑
Quarter ending September 2016	657	↓
Quarter ending December 2016	379	↓
Variance since December 2015	(10.4%)	↓



ACTIVITY

Cumulative percentage of contracted UDA delivered 2016 & 2017



Month	Adjusted Scheduled Activity (UDA)	
	2016	2017
April	0	0
May	0	87
June	0	281
July	0	432
August	0	432
September	202	432
October	321	432
November	728	432
December	728	432
January	1,200	
February	1,200	
March	2,037	
April	2,158	
May	2,158	
June	2,158	

QUALITY

	Quantity	Base Number	Contract	AT	Region	England
% of FP17s for the same patient ID Re-attending within 3 months - Children	1	51	2.0%	13.0%	13.4%	12.4%
% of FP17s for the same patient ID Re-attending within 3 months - Adults	29	252	11.5%	17.6%	17.3%	16.6%
% of FP17s for the same patient ID Re-attending between 3 & 9 months - Children	22	51	43.1%	56.4%	58.9%	57.5%
% of FP17s for the same patient ID Re-attending between 3 & 9 months - Adults	118	252	46.8%	50.3%	52.5%	50.4%
% of FP17s for Band 1 Urgent Courses	25	244	10.2%	10.5%	9.3%	9.1%
% of FP17s Relating to Free Repair or Replacements	1	244	0.4%	0.9%	1.0%	0.8%
% of FP17s Relating to Continuations	5	244	2.0%	1.3%	1.5%	1.3%
% of Patients satisfied with the dentistry they have received	1	1	N/A	91.8%	93.1%	92.7%
% of Patients satisfied with the time they had to wait for an appointment	1	1	N/A	88.0%	89.8%	88.8%

* This is based on patients treated on this contract for their most recent course of treatment. Figures in italics indicate the base number of FP17s or Patient Questionnaire responses are less than 100. N/A is shown where the base number of responses is less than 10 during the period. % is calculated as Quantity/Base number*100

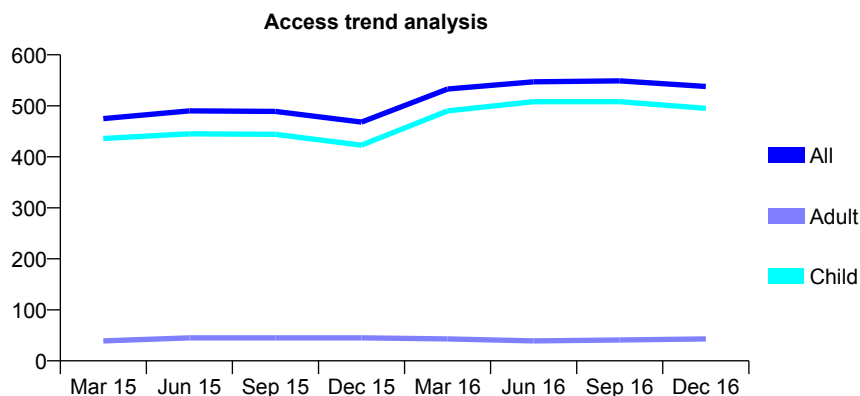
Q46 - Vital Signs At a Glance Contract Report for 150657/0001 - December 2016

Name or company name	Harwood Dental Care
Contract type name	GDS Contract
Purpose of contract	General
Contract start date	01/09/2013
Contract end date	

16/17 Contracted general activity (UDA)	1,100
Carry forward general activity (UDA)	-21
16/17 Contracted orthodontic activity (UOA)	0
Carry forward orthodontic activity (UOA)	0
Baseline contract value	£19,945.86

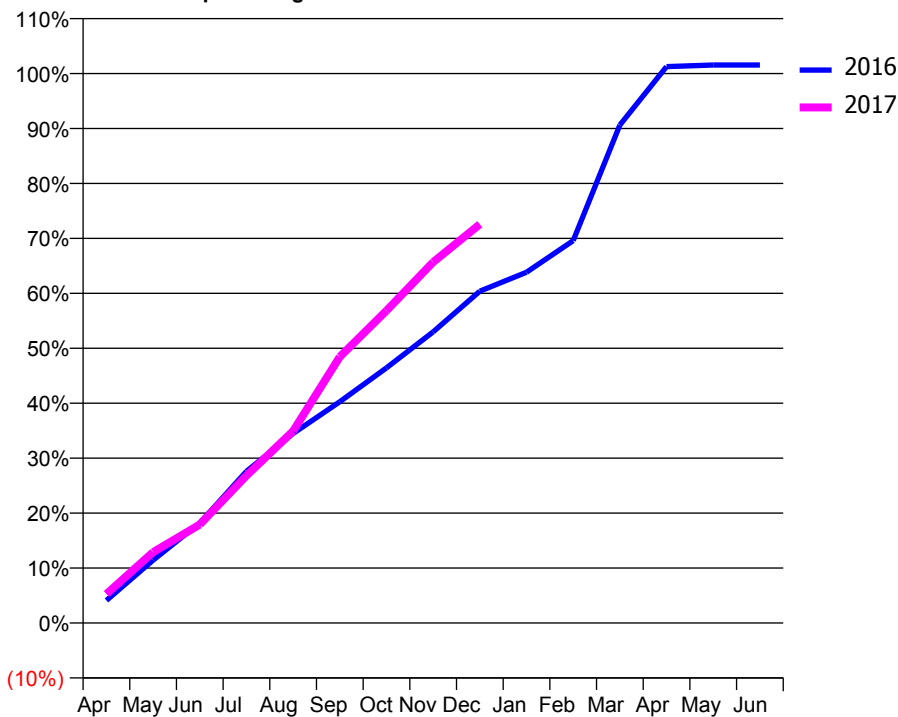
ACCESS*

Patients seen in 24 months	Total	Change since previous quarter
Quarter ending December 2015	468	
Quarter ending March 2016	533	↑
Quarter ending June 2016	547	↑
Quarter ending September 2016	549	→
Quarter ending December 2016	538	↓
Variance since December 2015	15.0%	↑



ACTIVITY

Cumulative percentage of contracted UDA delivered 2016 & 2017



Month	Adjusted Scheduled Activity (UDA)	
	2016	2017
April	53	58
May	149	142
June	237	197
July	359	295
August	448	384
September	524	533
October	604	625
November	689	722
December	785	798
January	830	
February	905	
March	1,178	
April	1,316	
May	1,320	
June	1,320	

QUALITY

	Quantity	Base Number	Contract	AT	Region	England
% of FP17s for the same patient ID Re-attending within 3 months - Children	47	669	7.0%	13.0%	13.4%	12.4%
% of FP17s for the same patient ID Re-attending within 3 months - Adults	4	19	21.1%	17.6%	17.3%	16.6%
% of FP17s for the same patient ID Re-attending between 3 & 9 months - Children	492	669	73.5%	56.4%	58.9%	57.5%
% of FP17s for the same patient ID Re-attending between 3 & 9 months - Adults	9	19	47.4%	50.3%	52.5%	50.4%
% of FP17s for Band 1 Urgent Courses	31	609	5.1%	10.5%	9.3%	9.1%
% of FP17s Relating to Free Repair or Replacements	1	609	0.2%	0.9%	1.0%	0.8%
% of FP17s Relating to Continuations	0	609	0.0%	1.3%	1.5%	1.3%
% of Patients satisfied with the dentistry they have received	1	1	N/A	91.8%	93.1%	92.7%
% of Patients satisfied with the time they had to wait for an appointment	1	1	N/A	88.0%	89.8%	88.8%

* This is based on patients treated on this contract for their most recent course of treatment. Figures in italics indicate the base number of FP17s or Patient Questionnaire responses are less than 100. N/A is shown where the base number of responses is less than 10 during the period. % is calculated as Quantity/Base number*100

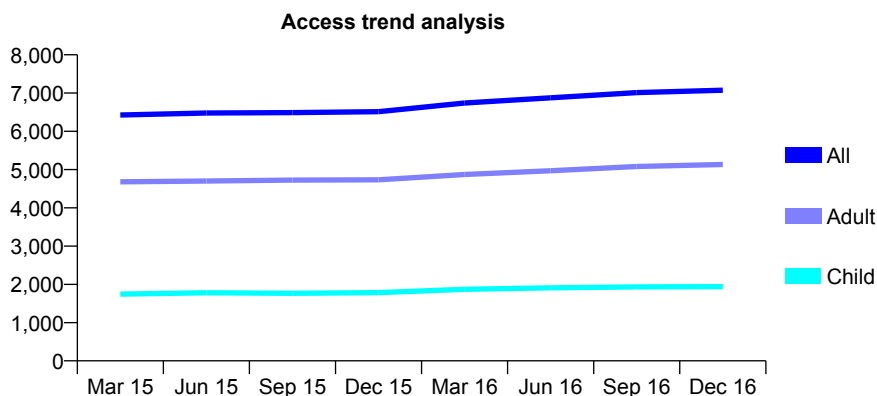
Q46 - Vital Signs At a Glance Contract Report for 151106/0001 - December 2016

Name or company name	Langley Dental Practice Ltd
Contract type name	GDS Contract
Purpose of contract	General
Contract start date	01/04/2008
Contract end date	

16/17 Contracted general activity (UDA)	20,092
Carry forward general activity (UDA)	263
16/17 Contracted orthodontic activity (UOA)	0
Carry forward orthodontic activity (UOA)	0
Baseline contract value	£564,337.72

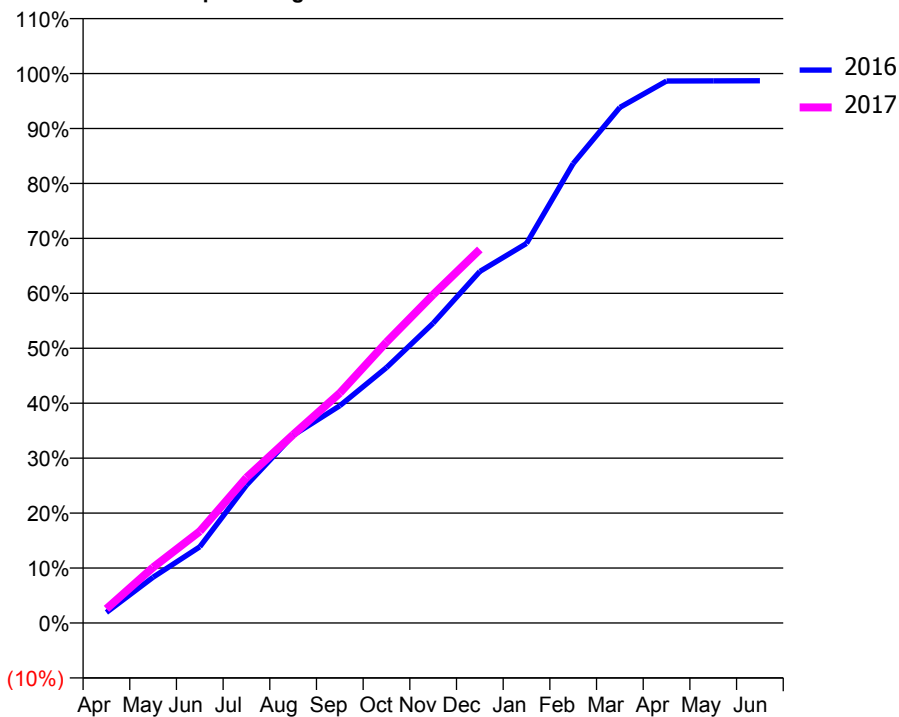
ACCESS*

Patients seen in 24 months	Total	Change since previous quarter
Quarter ending December 2015	6,515	
Quarter ending March 2016	6,740	↑
Quarter ending June 2016	6,876	↑
Quarter ending September 2016	7,013	→
Quarter ending December 2016	7,073	→
Variance since December 2015	8.6%	↑



ACTIVITY

Cumulative percentage of contracted UDA delivered 2016 & 2017



Month	Adjusted Scheduled Activity (UDA)	
	2016	2017
April	386	520
May	1,676	2,036
June	2,785	3,352
July	5,037	5,316
August	6,864	6,887
September	7,945	8,411
October	9,337	10,270
November	10,961	12,008
December	12,854	13,660
January	13,880	
February	16,801	
March	18,854	
April	19,819	
May	19,825	
June	19,829	

QUALITY

	Quantity	Base Number	Contract	AT	Region	England
% of FP17s for the same patient ID Re-attending within 3 months - Children	298	2,251	13.2%	13.0%	13.4%	12.4%
% of FP17s for the same patient ID Re-attending within 3 months - Adults	976	5,682	17.2%	17.6%	17.3%	16.6%
% of FP17s for the same patient ID Re-attending between 3 & 9 months - Children	1,355	2,251	60.2%	56.4%	58.9%	57.5%
% of FP17s for the same patient ID Re-attending between 3 & 9 months - Adults	3,195	5,682	56.2%	50.3%	52.5%	50.4%
% of FP17s for Band 1 Urgent Courses	623	6,920	9.0%	10.5%	9.3%	9.1%
% of FP17s Relating to Free Repair or Replacements	78	6,920	1.1%	0.9%	1.0%	0.8%
% of FP17s Relating to Continuations	61	6,920	0.9%	1.3%	1.5%	1.3%
% of Patients satisfied with the dentistry they have received	6	7	N/A	91.8%	93.1%	92.7%
% of Patients satisfied with the time they had to wait for an appointment	7	7	N/A	88.0%	89.8%	88.8%

* This is based on patients treated on this contract for their most recent course of treatment. Figures in italics indicate the base number of FP17s or Patient Questionnaire responses are less than 100. N/A is shown where the base number of responses is less than 10 during the period. % is calculated as Quantity/Base number*100

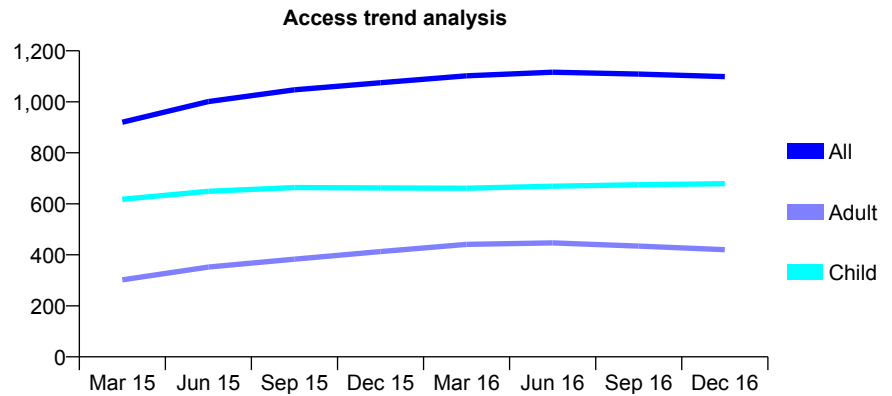
Q46 - Vital Signs At a Glance Contract Report for 151262/0001 - December 2016

Name or company name	The Cottage Dental Practice
Contract type name	GDS Contract
Purpose of contract	General
Contract start date	01/05/2014
Contract end date	

16/17 Contracted general activity (UDA)	3,600
Carry forward general activity (UDA)	0
16/17 Contracted orthodontic activity (UOA)	0
Carry forward orthodontic activity (UOA)	0
Baseline contract value	£90,587.05

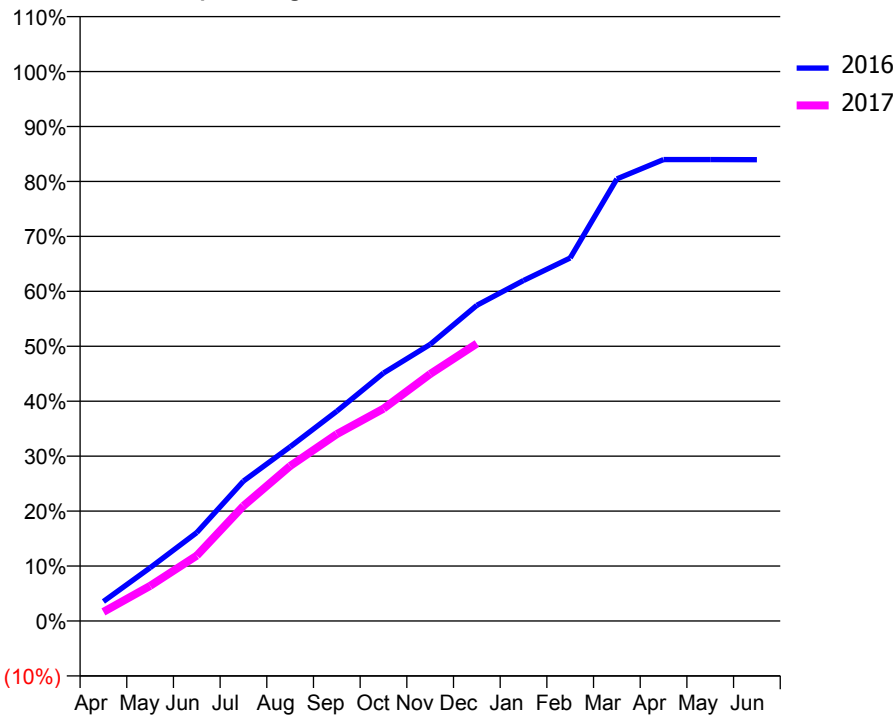
ACCESS*

Patients seen in 24 months	Total	Change since previous quarter
Quarter ending December 2015	1,075	
Quarter ending March 2016	1,102	↑
Quarter ending June 2016	1,116	→
Quarter ending September 2016	1,109	→
Quarter ending December 2016	1,099	→
Variance since December 2015	2.2%	↑



ACTIVITY

Cumulative percentage of contracted UDA delivered 2016 & 2017



Month	Adjusted Scheduled Activity (UDA)	
	2016	2017
April	128	60
May	349	230
June	580	428
July	917	754
August	1,142	1,015
September	1,374	1,225
October	1,625	1,391
November	1,812	1,618
December	2,068	1,817
January	2,231	
February	2,378	
March	2,896	
April	3,023	
May	3,023	
June	3,022	

QUALITY

	Quantity	Base Number	Contract	AT	Region	England
% of FP17s for the same patient ID Re-attending within 3 months - Children	75	864	8.7%	13.0%	13.4%	12.4%
% of FP17s for the same patient ID Re-attending within 3 months - Adults	32	347	9.2%	17.6%	17.3%	16.6%
% of FP17s for the same patient ID Re-attending between 3 & 9 months - Children	618	864	71.5%	56.4%	58.9%	57.5%
% of FP17s for the same patient ID Re-attending between 3 & 9 months - Adults	225	347	64.8%	50.3%	52.5%	50.4%
% of FP17s for Band 1 Urgent Courses	27	1,139	2.4%	10.5%	9.3%	9.1%
% of FP17s Relating to Free Repair or Replacements	0	1,139	0.0%	0.9%	1.0%	0.8%
% of FP17s Relating to Continuations	20	1,139	1.8%	1.3%	1.5%	1.3%
% of Patients satisfied with the dentistry they have received	3	3	N/A	91.8%	93.1%	92.7%
% of Patients satisfied with the time they had to wait for an appointment	3	3	N/A	88.0%	89.8%	88.8%

* This is based on patients treated on this contract for their most recent course of treatment. Figures in italics indicate the base number of FP17s or Patient Questionnaire responses are less than 100. N/A is shown where the base number of responses is less than 10 during the period. % is calculated as Quantity/Base number*100

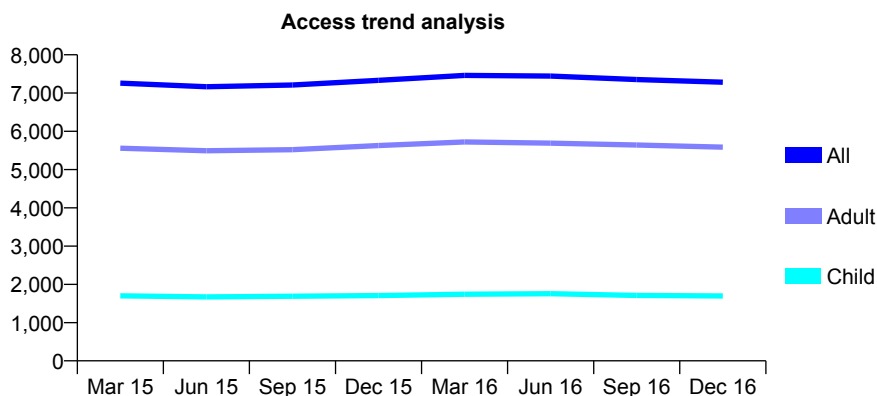
Q46 - Vital Signs At a Glance Contract Report for 151882/0001 - December 2016

Name or company name	IDH 450 Limited
Contract type name	GDS Contract
Purpose of contract	General
Contract start date	01/10/2008
Contract end date	

16/17 Contracted general activity (UDA)	25,069
Carry forward general activity (UDA)	919
16/17 Contracted orthodontic activity (UOA)	0
Carry forward orthodontic activity (UOA)	0
Baseline contract value	£778,173.41

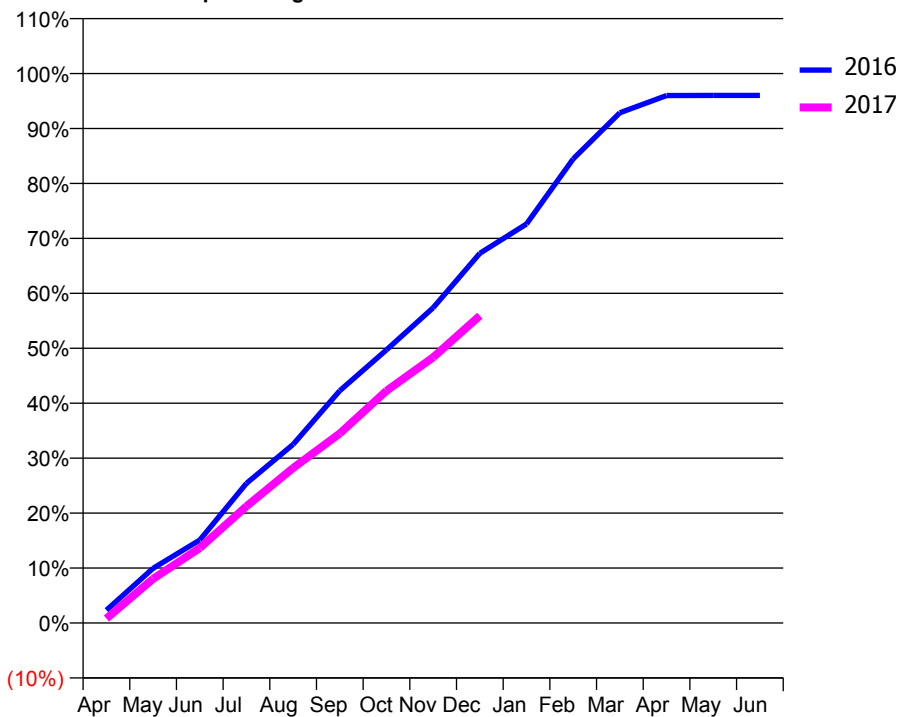
ACCESS*

Patients seen in 24 months	Total	Change since previous quarter
Quarter ending December 2015	7,334	
Quarter ending March 2016	7,463	→
Quarter ending June 2016	7,445	→
Quarter ending September 2016	7,352	↓
Quarter ending December 2016	7,282	→
Variance since December 2015	(0.7%)	→



ACTIVITY

Cumulative percentage of contracted UDA delivered 2016 & 2017



Month	Adjusted Scheduled Activity (UDA)	
	2016	2017
April	541	202
May	2,297	2,015
June	3,483	3,421
July	5,863	5,324
August	7,499	7,074
September	9,757	8,649
October	11,469	10,596
November	13,237	12,122
December	15,521	14,022
January	16,754	
February	19,486	
March	21,421	
April	22,145	
May	22,149	
June	22,150	

QUALITY

	Quantity	Base Number	Contract	AT	Region	England
% of FP17s for the same patient ID Re-attending within 3 months - Children	128	1,629	7.9%	13.0%	13.4%	12.4%
% of FP17s for the same patient ID Re-attending within 3 months - Adults	592	5,287	11.2%	17.6%	17.3%	16.6%
% of FP17s for the same patient ID Re-attending between 3 & 9 months - Children	873	1,629	53.6%	56.4%	58.9%	57.5%
% of FP17s for the same patient ID Re-attending between 3 & 9 months - Adults	2,923	5,287	55.3%	50.3%	52.5%	50.4%
% of FP17s for Band 1 Urgent Courses	358	6,633	5.4%	10.5%	9.3%	9.1%
% of FP17s Relating to Free Repair or Replacements	67	6,633	1.0%	0.9%	1.0%	0.8%
% of FP17s Relating to Continuations	115	6,633	1.7%	1.3%	1.5%	1.3%
% of Patients satisfied with the dentistry they have received	1	3	N/A	91.8%	93.1%	92.7%
% of Patients satisfied with the time they had to wait for an appointment	2	3	N/A	88.0%	89.8%	88.8%

* This is based on patients treated on this contract for their most recent course of treatment. Figures in italics indicate the base number of FP17s or Patient Questionnaire responses are less than 100. N/A is shown where the base number of responses is less than 10 during the period. % is calculated as Quantity/Base number*100

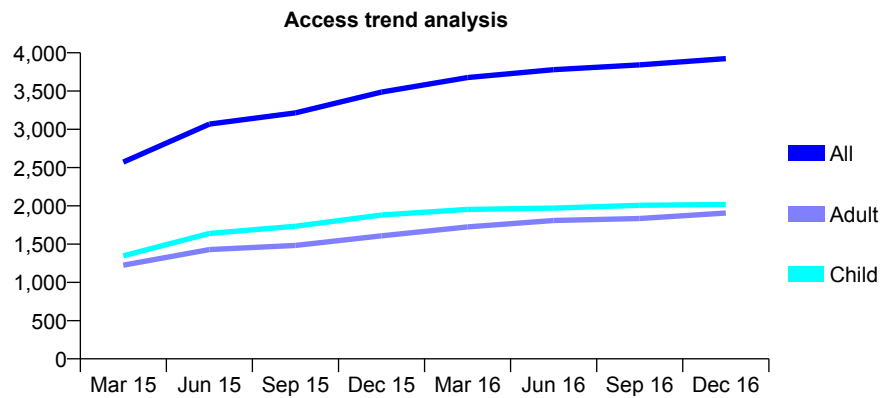
Q46 - Vital Signs At a Glance Contract Report for 152196/0001 - December 2016

Name or company name	Ahmad and Saleem Partners Ltd
Contract type name	GDS Contract
Purpose of contract	General
Contract start date	01/08/2014
Contract end date	

16/17 Contracted general activity (UDA)	11,991
Carry forward general activity (UDA)	91
16/17 Contracted orthodontic activity (UOA)	0
Carry forward orthodontic activity (UOA)	0
Baseline contract value	£488,938.29

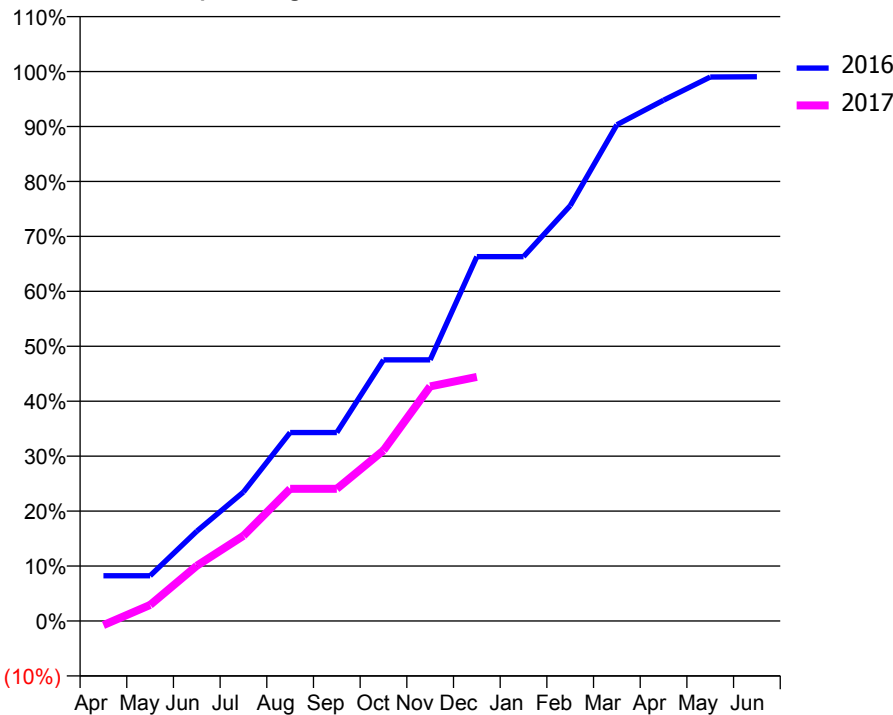
ACCESS*

Patients seen in 24 months	Total	Change since previous quarter
Quarter ending December 2015	3,486	
Quarter ending March 2016	3,677	↑
Quarter ending June 2016	3,780	↑
Quarter ending September 2016	3,842	→
Quarter ending December 2016	3,924	↑
Variance since December 2015	12.6%	↑



ACTIVITY

Cumulative percentage of contracted UDA delivered 2016 & 2017



Month	Adjusted Scheduled Activity (UDA)	
	2016	2017
April	778	-91
May	778	352
June	1,545	1,205
July	2,219	1,860
August	3,245	2,884
September	3,245	2,884
October	4,493	3,725
November	4,493	5,120
December	6,271	5,326
January	6,271	
February	7,147	
March	8,539	
April	8,962	
May	9,361	
June	9,365	

QUALITY

	Quantity	Base Number	Contract	AT	Region	England
% of FP17s for the same patient ID Re-attending within 3 months - Children	211	2,321	9.1%	13.0%	13.4%	12.4%
% of FP17s for the same patient ID Re-attending within 3 months - Adults	368	2,030	18.1%	17.6%	17.3%	16.6%
% of FP17s for the same patient ID Re-attending between 3 & 9 months - Children	1,565	2,321	67.4%	56.4%	58.9%	57.5%
% of FP17s for the same patient ID Re-attending between 3 & 9 months - Adults	1,203	2,030	59.3%	50.3%	52.5%	50.4%
% of FP17s for Band 1 Urgent Courses	241	3,308	7.3%	10.5%	9.3%	9.1%
% of FP17s Relating to Free Repair or Replacements	11	3,308	0.3%	0.9%	1.0%	0.8%
% of FP17s Relating to Continuations	34	3,308	1.0%	1.3%	1.5%	1.3%
% of Patients satisfied with the dentistry they have received	1	1	N/A	91.8%	93.1%	92.7%
% of Patients satisfied with the time they had to wait for an appointment	1	1	N/A	88.0%	89.8%	88.8%

* This is based on patients treated on this contract for their most recent course of treatment. Figures in italics indicate the base number of FP17s or Patient Questionnaire responses are less than 100. N/A is shown where the base number of responses is less than 10 during the period. % is calculated as Quantity/Base number*100

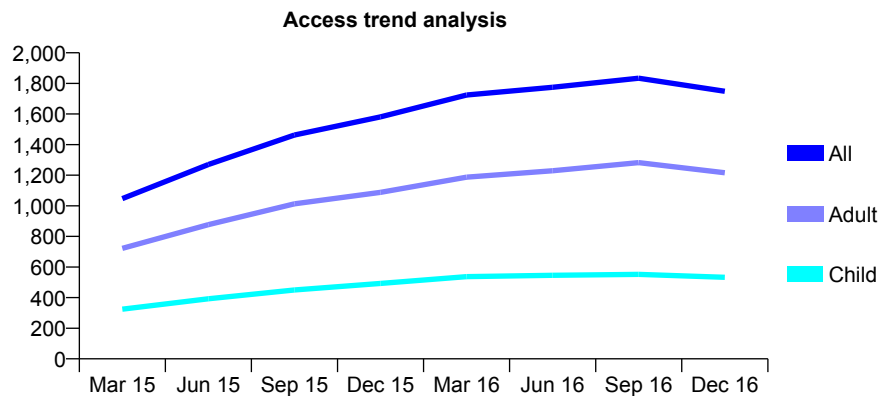
Q46 - Vital Signs At a Glance Contract Report for 152196/0002 - December 2016

Name or company name	Ahmad and Saleem Partners Ltd
Contract type name	GDS Contract
Purpose of contract	General
Contract start date	01/08/2014
Contract end date	30/11/2016

16/17 Contracted general activity (UDA)	4,468
Carry forward general activity (UDA)	-101
16/17 Contracted orthodontic activity (UOA)	0
Carry forward orthodontic activity (UOA)	0
Baseline contract value	£119,804.21

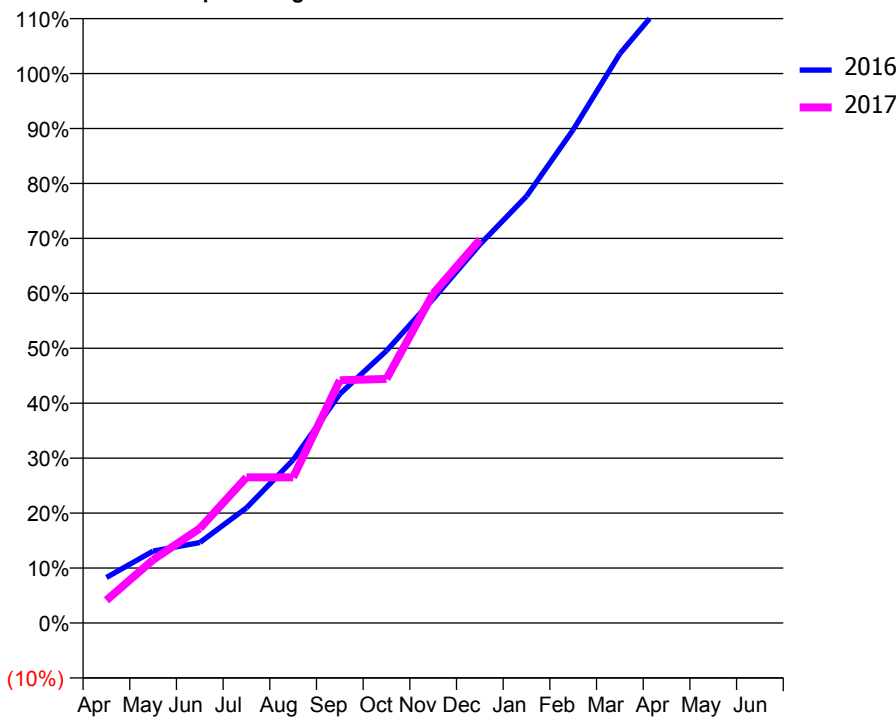
ACCESS*

Patients seen in 24 months	Total	Change since previous quarter
Quarter ending December 2015	1,581	
Quarter ending March 2016	1,724	↑
Quarter ending June 2016	1,775	↑
Quarter ending September 2016	1,834	↑
Quarter ending December 2016	1,749	↓
Variance since December 2015	10.6%	↑



ACTIVITY

Cumulative percentage of contracted UDA delivered 2016 & 2017



Month	Adjusted Scheduled Activity (UDA)	
	2016	2017
April	416	185
May	657	514
June	736	769
July	1,053	1,184
August	1,493	1,184
September	2,094	1,974
October	2,489	1,985
November	2,964	2,679
December	3,461	3,116
January	3,903	
February	4,512	
March	5,208	
April	5,711	
May	5,702	
June	5,702	

QUALITY

	Quantity	Base Number	Contract	AT	Region	England
% of FP17s for the same patient ID Re-attending within 3 months - Children	44	543	8.1%	13.0%	13.4%	12.4%
% of FP17s for the same patient ID Re-attending within 3 months - Adults	217	1,398	15.5%	17.6%	17.3%	16.6%
% of FP17s for the same patient ID Re-attending between 3 & 9 months - Children	313	543	57.6%	56.4%	58.9%	57.5%
% of FP17s for the same patient ID Re-attending between 3 & 9 months - Adults	757	1,398	54.1%	50.3%	52.5%	50.4%
% of FP17s for Band 1 Urgent Courses	92	1,336	6.9%	10.5%	9.3%	9.1%
% of FP17s Relating to Free Repair or Replacements	1	1,336	0.1%	0.9%	1.0%	0.8%
% of FP17s Relating to Continuations	31	1,336	2.3%	1.3%	1.5%	1.3%
% of Patients satisfied with the dentistry they have received	1	1	N/A	91.8%	93.1%	92.7%
% of Patients satisfied with the time they had to wait for an appointment	1	1	N/A	88.0%	89.8%	88.8%

* This is based on patients treated on this contract for their most recent course of treatment. Figures in italics indicate the base number of FP17s or Patient Questionnaire responses are less than 100. N/A is shown where the base number of responses is less than 10 during the period. % is calculated as Quantity/Base number*100

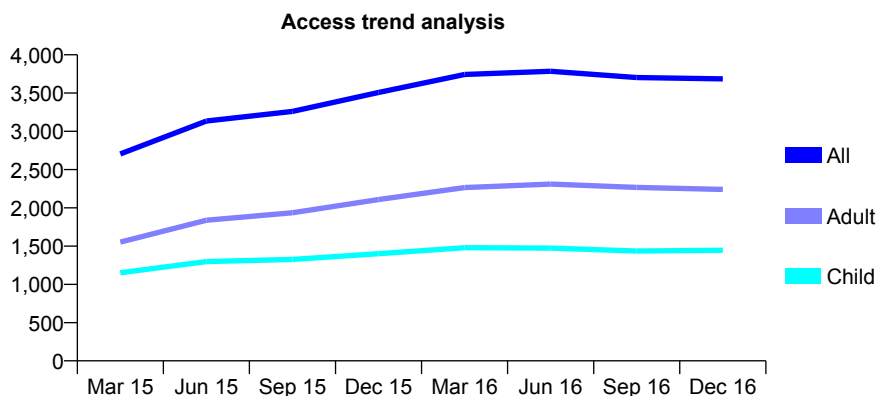
Q46 - Vital Signs At a Glance Contract Report for 152196/0003 - December 2016

Name or company name	Ahmad and Saleem Partners Ltd
Contract type name	GDS Contract
Purpose of contract	General
Contract start date	01/08/2014
Contract end date	

16/17 Contracted general activity (UDA)	12,721
Carry forward general activity (UDA)	-244
16/17 Contracted orthodontic activity (UOA)	0
Carry forward orthodontic activity (UOA)	0
Baseline contract value	£314,478.86

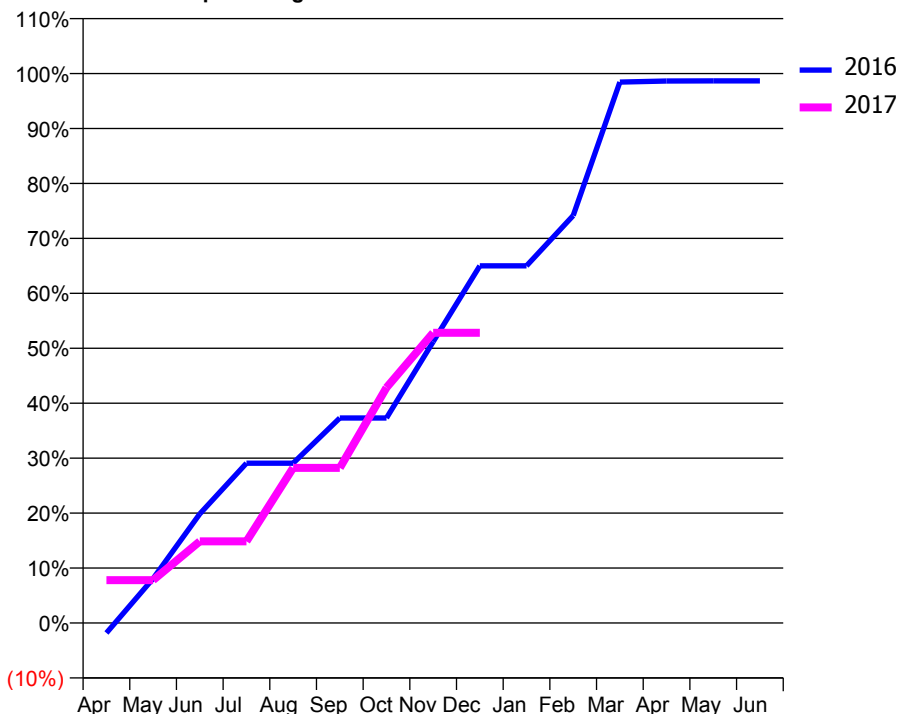
ACCESS*

Patients seen in 24 months	Total	Change since previous quarter
Quarter ending December 2015	3,508	
Quarter ending March 2016	3,743	↑
Quarter ending June 2016	3,785	→
Quarter ending September 2016	3,702	↓
Quarter ending December 2016	3,686	→
Variance since December 2015	5.1%	↑



ACTIVITY

Cumulative percentage of contracted UDA delivered 2016 & 2017



Month	Adjusted Scheduled Activity (UDA)	
	2016	2017
April	-224	991
May	988	991
June	2,422	1,891
July	3,546	1,891
August	3,546	3,592
September	4,549	3,592
October	4,549	5,449
November	6,240	6,720
December	7,924	6,720
January	7,924	
February	9,041	
March	12,001	
April	12,025	
May	12,027	
June	12,027	

QUALITY

	Quantity	Base Number	Contract	AT	Region	England
% of FP17s for the same patient ID Re-attending within 3 months - Children	87	1,354	6.4%	13.0%	13.4%	12.4%
% of FP17s for the same patient ID Re-attending within 3 months - Adults	294	1,886	15.6%	17.6%	17.3%	16.6%
% of FP17s for the same patient ID Re-attending between 3 & 9 months - Children	849	1,354	62.7%	56.4%	58.9%	57.5%
% of FP17s for the same patient ID Re-attending between 3 & 9 months - Adults	1,037	1,886	55.0%	50.3%	52.5%	50.4%
% of FP17s for Band 1 Urgent Courses	328	3,217	10.2%	10.5%	9.3%	9.1%
% of FP17s Relating to Free Repair or Replacements	5	3,217	0.2%	0.9%	1.0%	0.8%
% of FP17s Relating to Continuations	21	3,217	0.7%	1.3%	1.5%	1.3%
% of Patients satisfied with the dentistry they have received	6	7	N/A	91.8%	93.1%	92.7%
% of Patients satisfied with the time they had to wait for an appointment	5	7	N/A	88.0%	89.8%	88.8%

* This is based on patients treated on this contract for their most recent course of treatment. Figures in italics indicate the base number of FP17s or Patient Questionnaire responses are less than 100. N/A is shown where the base number of responses is less than 10 during the period. % is calculated as Quantity/Base number*100

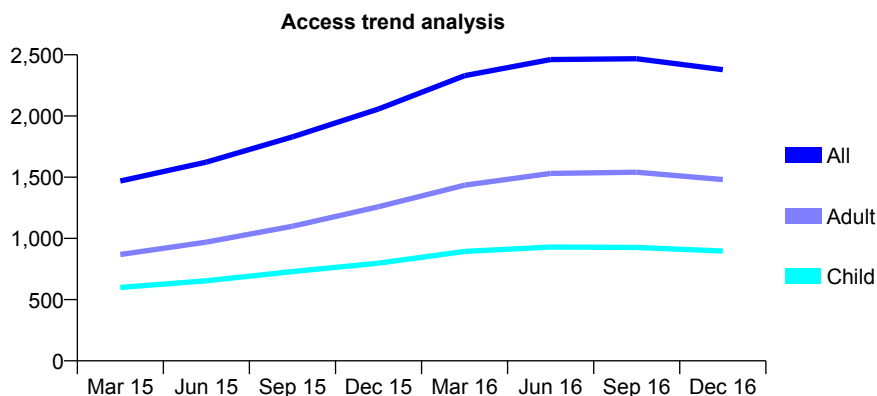
Q46 - Vital Signs At a Glance Contract Report for 152196/0004 - December 2016

Name or company name	Ahmad and Saleem Partners Ltd
Contract type name	GDS Contract
Purpose of contract	General
Contract start date	01/08/2014
Contract end date	

16/17 Contracted general activity (UDA)	10,602
Carry forward general activity (UDA)	0
16/17 Contracted orthodontic activity (UOA)	0
Carry forward orthodontic activity (UOA)	0
Baseline contract value	£415,456.69

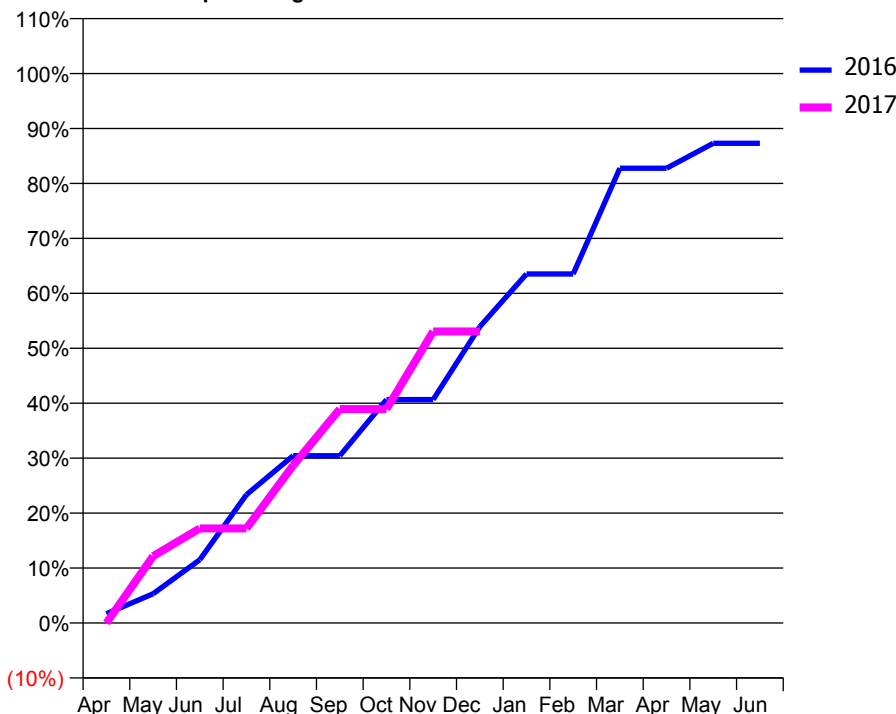
ACCESS*

Patients seen in 24 months	Total	Change since previous quarter
Quarter ending December 2015	2,057	
Quarter ending March 2016	2,329	↑
Quarter ending June 2016	2,461	↑
Quarter ending September 2016	2,468	→
Quarter ending December 2016	2,378	↓
Variance since December 2015	15.6%	↑



ACTIVITY

Cumulative percentage of contracted UDA delivered 2016 & 2017



Adjusted Scheduled Activity (UDA)

Month	2016	2017
April	196	0
May	619	1,291
June	1,337	1,825
July	2,716	1,825
August	3,539	3,041
September	3,539	4,128
October	4,725	4,128
November	4,725	5,625
December	6,270	5,625
January	7,384	
February	7,384	
March	9,620	
April	9,620	
May	10,149	
June	10,149	

QUALITY

	Quantity	Base Number	Contract	AT	Region	England
% of FP17s for the same patient ID Re-attending within 3 months - Children	118	1,030	11.5%	13.0%	13.4%	12.4%
% of FP17s for the same patient ID Re-attending within 3 months - Adults	301	1,537	19.6%	17.6%	17.3%	16.6%
% of FP17s for the same patient ID Re-attending between 3 & 9 months - Children	661	1,030	64.2%	56.4%	58.9%	57.5%
% of FP17s for the same patient ID Re-attending between 3 & 9 months - Adults	899	1,537	58.5%	50.3%	52.5%	50.4%
% of FP17s for Band 1 Urgent Courses	201	2,400	8.4%	10.5%	9.3%	9.1%
% of FP17s Relating to Free Repair or Replacements	7	2,400	0.3%	0.9%	1.0%	0.8%
% of FP17s Relating to Continuations	11	2,400	0.5%	1.3%	1.5%	1.3%
% of Patients satisfied with the dentistry they have received	1	1	N/A	91.8%	93.1%	92.7%
% of Patients satisfied with the time they had to wait for an appointment	1	1	N/A	88.0%	89.8%	88.8%

* This is based on patients treated on this contract for their most recent course of treatment. Figures in italics indicate the base number of FP17s or Patient Questionnaire responses are less than 100. N/A is shown where the base number of responses is less than 10 during the period. % is calculated as Quantity/Base number*100

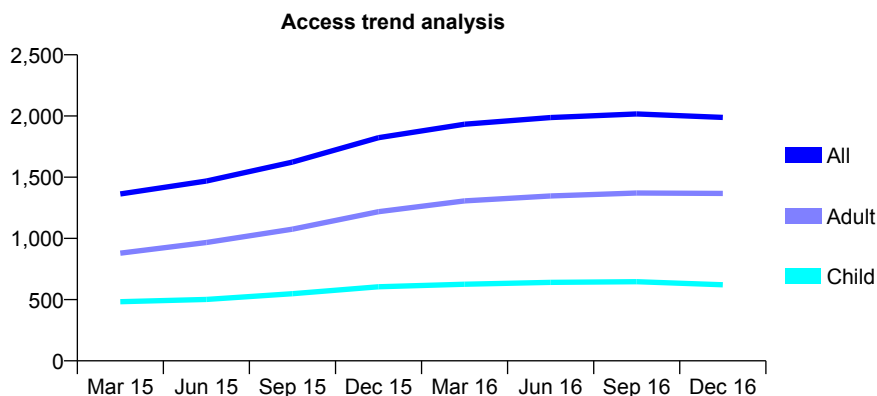
Q46 - Vital Signs At a Glance Contract Report for 152196/0005 - December 2016

Name or company name	Ahmad and Saleem Partners Ltd
Contract type name	GDS Contract
Purpose of contract	General
Contract start date	01/08/2014
Contract end date	

16/17 Contracted general activity (UDA)	6,000
Carry forward general activity (UDA)	0
16/17 Contracted orthodontic activity (UOA)	0
Carry forward orthodontic activity (UOA)	0
Baseline contract value	£209,012.01

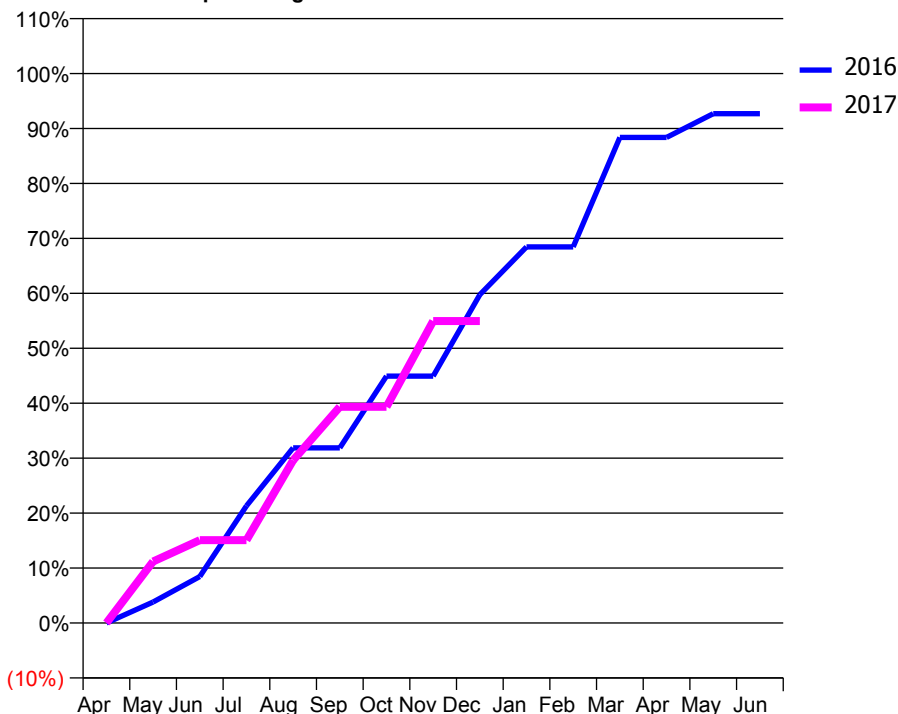
ACCESS*

Patients seen in 24 months	Total	Change since previous quarter
Quarter ending December 2015	1,823	
Quarter ending March 2016	1,933	↑
Quarter ending June 2016	1,988	↑
Quarter ending September 2016	2,017	→
Quarter ending December 2016	1,989	↓
Variance since December 2015	9.1%	↑



ACTIVITY

Cumulative percentage of contracted UDA delivered 2016 & 2017



Adjusted Scheduled Activity (UDA)

Month	2016	2017
April	0	0
May	229	672
June	508	905
July	1,279	905
August	1,913	1,777
September	1,913	2,361
October	2,696	2,361
November	2,696	3,297
December	3,586	3,297
January	4,107	
February	4,107	
March	5,302	
April	5,302	
May	5,561	
June	5,561	

QUALITY

	Quantity	Base Number	Contract	AT	Region	England
% of FP17s for the same patient ID Re-attending within 3 months - Children	81	793	10.2%	13.0%	13.4%	12.4%
% of FP17s for the same patient ID Re-attending within 3 months - Adults	191	1,460	13.1%	17.6%	17.3%	16.6%
% of FP17s for the same patient ID Re-attending between 3 & 9 months - Children	583	793	73.5%	56.4%	58.9%	57.5%
% of FP17s for the same patient ID Re-attending between 3 & 9 months - Adults	977	1,460	66.9%	50.3%	52.5%	50.4%
% of FP17s for Band 1 Urgent Courses	129	2,079	6.2%	10.5%	9.3%	9.1%
% of FP17s Relating to Free Repair or Replacements	2	2,079	0.1%	0.9%	1.0%	0.8%
% of FP17s Relating to Continuations	13	2,079	0.6%	1.3%	1.5%	1.3%
% of Patients satisfied with the dentistry they have received	1	1	N/A	91.8%	93.1%	92.7%
% of Patients satisfied with the time they had to wait for an appointment	1	1	N/A	88.0%	89.8%	88.8%

* This is based on patients treated on this contract for their most recent course of treatment. Figures in italics indicate the base number of FP17s or Patient Questionnaire responses are less than 100. N/A is shown where the base number of responses is less than 10 during the period. % is calculated as Quantity/Base number*100

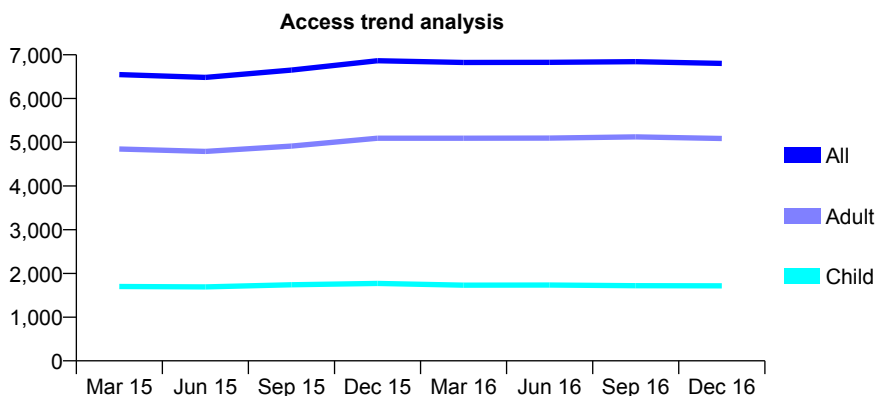
Q46 - Vital Signs At a Glance Contract Report for 153184/0001 - December 2016

Name or company name	IDH 449 Limited
Contract type name	GDS Contract
Purpose of contract	General
Contract start date	01/04/2008
Contract end date	

16/17 Contracted general activity (UDA)	18,429
Carry forward general activity (UDA)	-52
16/17 Contracted orthodontic activity (UOA)	0
Carry forward orthodontic activity (UOA)	0
Baseline contract value	£594,106.05

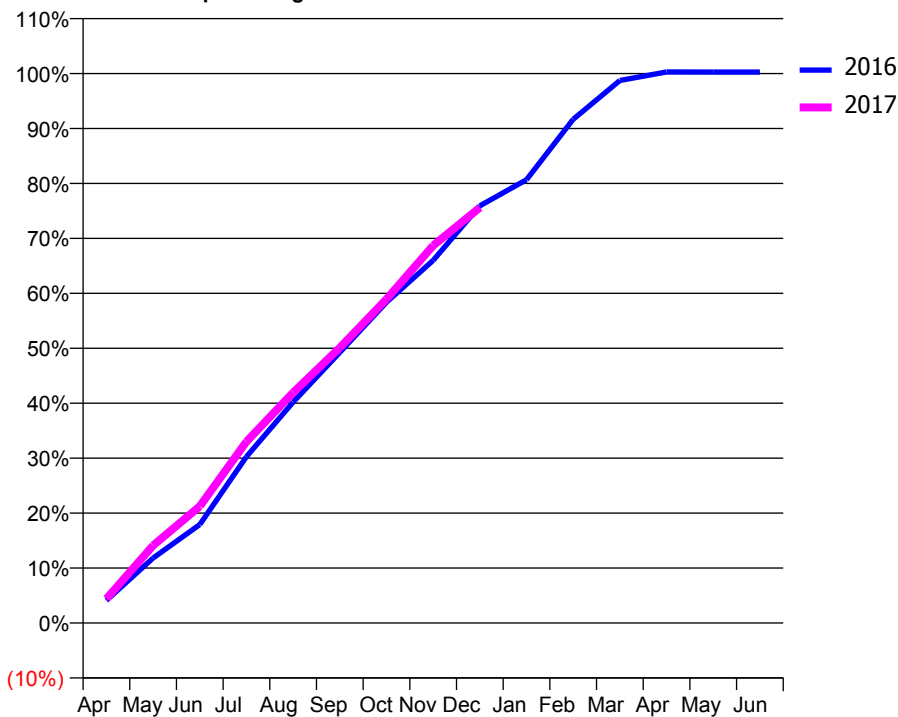
ACCESS*

Patients seen in 24 months	Total	Change since previous quarter
Quarter ending December 2015	6,863	
Quarter ending March 2016	6,825	→
Quarter ending June 2016	6,829	→
Quarter ending September 2016	6,843	→
Quarter ending December 2016	6,802	→
Variance since December 2015	(0.9%)	→



ACTIVITY

Cumulative percentage of contracted UDA delivered 2016 & 2017



Month	Adjusted Scheduled Activity (UDA)	
	2016	2017
April	762	812
May	2,198	2,599
June	3,329	3,917
July	5,625	6,083
August	7,466	7,732
September	9,152	9,234
October	10,844	10,859
November	12,261	12,658
December	14,104	13,935
January	14,987	
February	17,030	
March	18,345	
April	18,632	
May	18,628	
June	18,628	

QUALITY

	Quantity	Base Number	Contract	AT	Region	England
% of FP17s for the same patient ID Re-attending within 3 months - Children	143	1,701	8.4%	13.0%	13.4%	12.4%
% of FP17s for the same patient ID Re-attending within 3 months - Adults	707	4,858	14.6%	17.6%	17.3%	16.6%
% of FP17s for the same patient ID Re-attending between 3 & 9 months - Children	792	1,701	46.6%	56.4%	58.9%	57.5%
% of FP17s for the same patient ID Re-attending between 3 & 9 months - Adults	2,198	4,858	45.2%	50.3%	52.5%	50.4%
% of FP17s for Band 1 Urgent Courses	476	6,421	7.4%	10.5%	9.3%	9.1%
% of FP17s Relating to Free Repair or Replacements	40	6,421	0.6%	0.9%	1.0%	0.8%
% of FP17s Relating to Continuations	149	6,421	2.3%	1.3%	1.5%	1.3%
% of Patients satisfied with the dentistry they have received	3	3	N/A	91.8%	93.1%	92.7%
% of Patients satisfied with the time they had to wait for an appointment	3	3	N/A	88.0%	89.8%	88.8%

* This is based on patients treated on this contract for their most recent course of treatment. Figures in italics indicate the base number of FP17s or Patient Questionnaire responses are less than 100. N/A is shown where the base number of responses is less than 10 during the period. % is calculated as Quantity/Base number*100

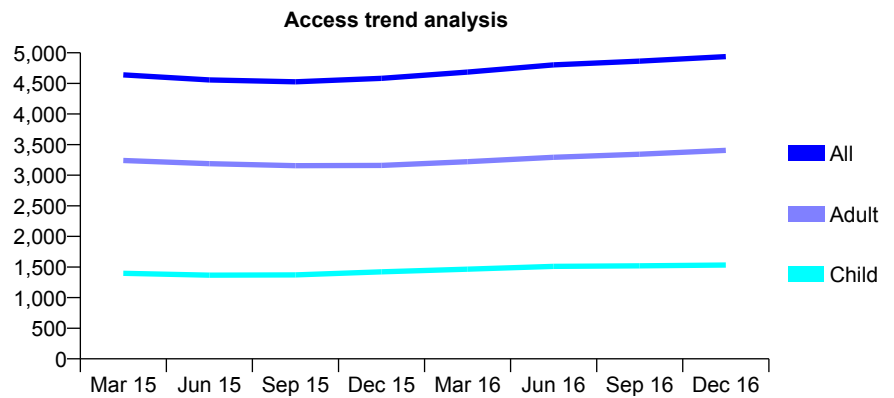
Q46 - Vital Signs At a Glance Contract Report for 153532/0001 - December 2016

Name or company name	Jakelara Ltd.
Contract type name	GDS Contract
Purpose of contract	General
Contract start date	01/05/2007
Contract end date	

16/17 Contracted general activity (UDA)	18,000
Carry forward general activity (UDA)	0
16/17 Contracted orthodontic activity (UOA)	0
Carry forward orthodontic activity (UOA)	0
Baseline contract value	£547,515.51

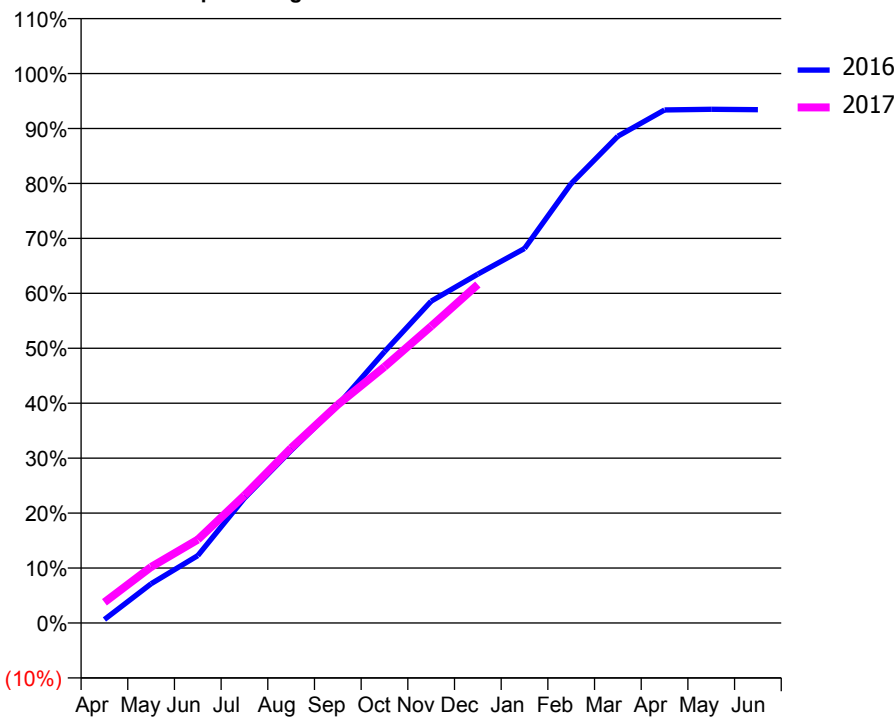
ACCESS*

Patients seen in 24 months	Total	Change since previous quarter
Quarter ending December 2015	4,582	
Quarter ending March 2016	4,686	↑
Quarter ending June 2016	4,803	↑
Quarter ending September 2016	4,863	→
Quarter ending December 2016	4,938	→
Variance since December 2015	7.8%	↑



ACTIVITY

Cumulative percentage of contracted UDA delivered 2016 & 2017



Month	Adjusted Scheduled Activity (UDA)	
	2016	2017
April	120	677
May	1,325	1,836
June	2,279	2,731
July	4,216	4,183
August	5,829	5,731
September	7,363	7,154
October	9,163	8,394
November	10,872	9,720
December	11,784	11,088
January	12,648	
February	14,842	
March	16,443	
April	17,331	
May	17,352	
June	17,337	

QUALITY

	Quantity	Base Number	Contract	AT	Region	England
% of FP17s for the same patient ID Re-attending within 3 months - Children	162	1,555	10.4%	13.0%	13.4%	12.4%
% of FP17s for the same patient ID Re-attending within 3 months - Adults	898	3,930	22.8%	17.6%	17.3%	16.6%
% of FP17s for the same patient ID Re-attending between 3 & 9 months - Children	792	1,555	50.9%	56.4%	58.9%	57.5%
% of FP17s for the same patient ID Re-attending between 3 & 9 months - Adults	1,876	3,930	47.7%	50.3%	52.5%	50.4%
% of FP17s for Band 1 Urgent Courses	782	5,200	15.0%	10.5%	9.3%	9.1%
% of FP17s Relating to Free Repair or Replacements	67	5,200	1.3%	0.9%	1.0%	0.8%
% of FP17s Relating to Continuations	177	5,200	3.4%	1.3%	1.5%	1.3%
% of Patients satisfied with the dentistry they have received	2	2	N/A	91.8%	93.1%	92.7%
% of Patients satisfied with the time they had to wait for an appointment	2	2	N/A	88.0%	89.8%	88.8%

* This is based on patients treated on this contract for their most recent course of treatment. Figures in italics indicate the base number of FP17s or Patient Questionnaire responses are less than 100. N/A is shown where the base number of responses is less than 10 during the period. % is calculated as Quantity/Base number*100

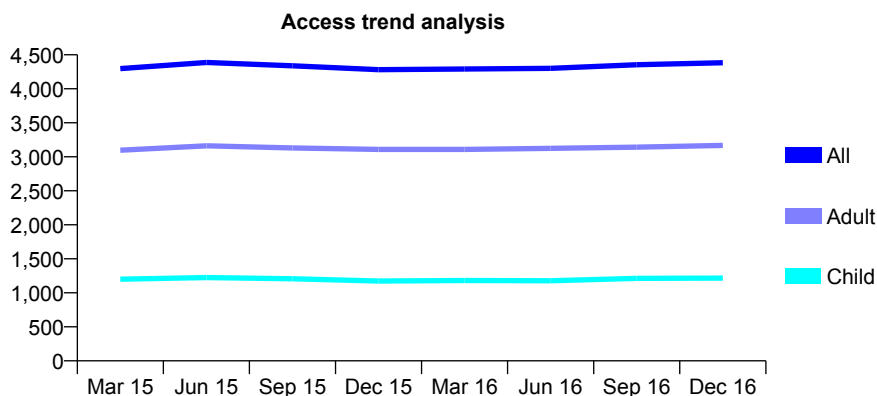
Q46 - Vital Signs At a Glance Contract Report for 153850/0001 - December 2016

Name or company name	Winton Dental Practice
Contract type name	GDS Contract
Purpose of contract	General
Contract start date	21/05/2010
Contract end date	

16/17 Contracted general activity (UDA)	16,701
Carry forward general activity (UDA)	-334
16/17 Contracted orthodontic activity (UOA)	0
Carry forward orthodontic activity (UOA)	0
Baseline contract value	£414,512.16

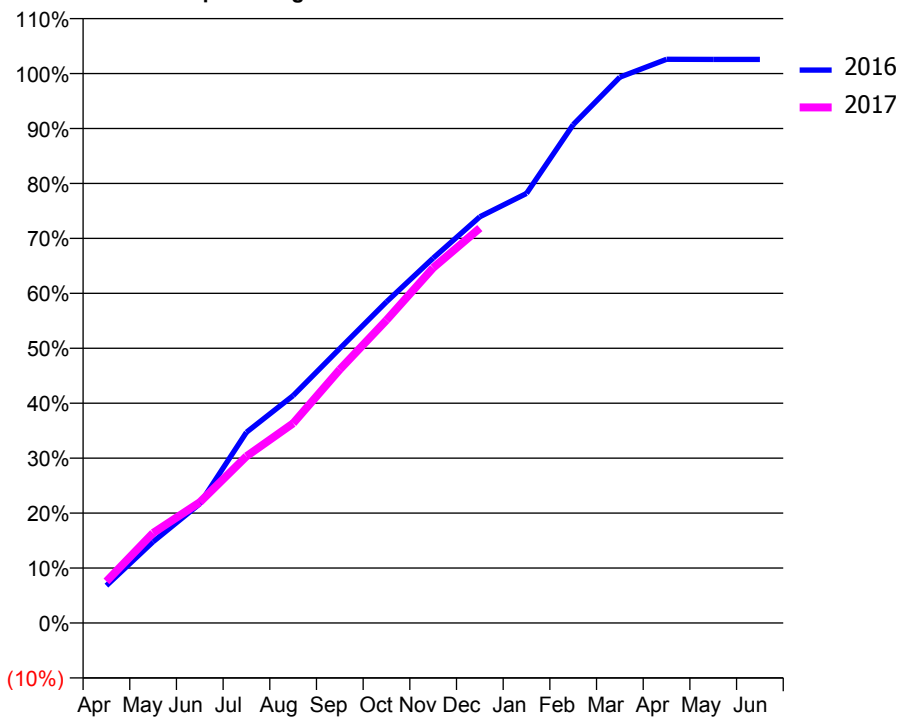
ACCESS*

Patients seen in 24 months	Total	Change since previous quarter
Quarter ending December 2015	4,281	
Quarter ending March 2016	4,291	→
Quarter ending June 2016	4,301	→
Quarter ending September 2016	4,354	→
Quarter ending December 2016	4,383	→
Variance since December 2015	2.4%	↑



ACTIVITY

Cumulative percentage of contracted UDA delivered 2016 & 2017



Adjusted Scheduled Activity (UDA)

Month	2016	2017
April	1,139	1,265
May	2,472	2,737
June	3,627	3,668
July	5,797	5,069
August	6,914	6,071
September	8,343	7,705
October	9,759	9,204
November	11,091	10,793
December	12,349	12,001
January	13,057	
February	15,148	
March	16,589	
April	17,133	
May	17,129	
June	17,130	

QUALITY

	Quantity	Base Number	Contract	AT	Region	England
% of FP17s for the same patient ID Re-attending within 3 months - Children	184	1,479	12.4%	13.0%	13.4%	12.4%
% of FP17s for the same patient ID Re-attending within 3 months - Adults	844	3,851	21.9%	17.6%	17.3%	16.6%
% of FP17s for the same patient ID Re-attending between 3 & 9 months - Children	833	1,479	56.3%	56.4%	58.9%	57.5%
% of FP17s for the same patient ID Re-attending between 3 & 9 months - Adults	1,976	3,851	51.3%	50.3%	52.5%	50.4%
% of FP17s for Band 1 Urgent Courses	777	5,089	15.3%	10.5%	9.3%	9.1%
% of FP17s Relating to Free Repair or Replacements	73	5,089	1.4%	0.9%	1.0%	0.8%
% of FP17s Relating to Continuations	53	5,089	1.0%	1.3%	1.5%	1.3%
% of Patients satisfied with the dentistry they have received	5	7	N/A	91.8%	93.1%	92.7%
% of Patients satisfied with the time they had to wait for an appointment	4	7	N/A	88.0%	89.8%	88.8%

* This is based on patients treated on this contract for their most recent course of treatment. Figures in italics indicate the base number of FP17s or Patient Questionnaire responses are less than 100. N/A is shown where the base number of responses is less than 10 during the period. % is calculated as Quantity/Base number*100

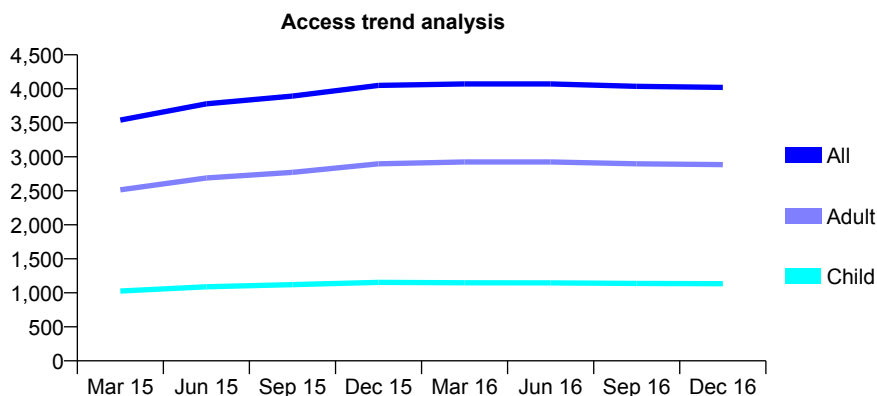
Q46 - Vital Signs At a Glance Contract Report for 153869/0001 - December 2016

Name or company name	Cheadle High Street Dental Practice
Contract type name	GDS Contract
Purpose of contract	General
Contract start date	01/01/2014
Contract end date	

16/17 Contracted general activity (UDA)	13,000
Carry forward general activity (UDA)	-260
16/17 Contracted orthodontic activity (UOA)	0
Carry forward orthodontic activity (UOA)	0
Baseline contract value	£349,291.35

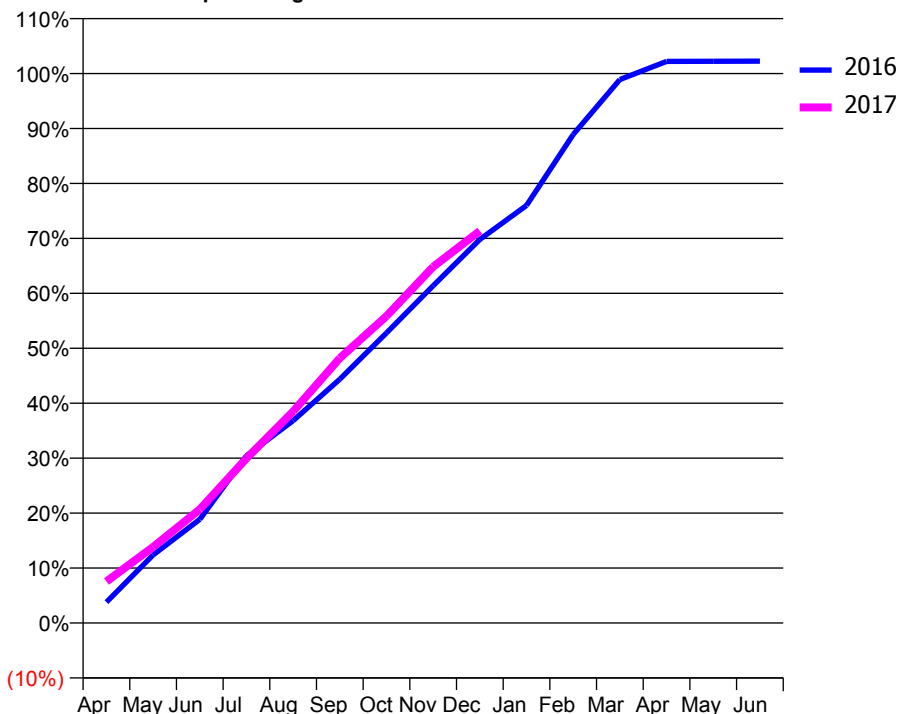
ACCESS*

Patients seen in 24 months	Total	Change since previous quarter
Quarter ending December 2015	4,050	
Quarter ending March 2016	4,072	→
Quarter ending June 2016	4,071	→
Quarter ending September 2016	4,036	→
Quarter ending December 2016	4,020	→
Variance since December 2015	(0.7%)	→



ACTIVITY

Cumulative percentage of contracted UDA delivered 2016 & 2017



Month	Adjusted Scheduled Activity (UDA)	
	2016	2017
April	493	981
May	1,610	1,801
June	2,453	2,690
July	3,959	3,894
August	4,787	5,005
September	5,769	6,266
October	6,864	7,261
November	7,980	8,428
December	9,075	9,276
January	9,879	
February	11,556	
March	12,856	
April	13,286	
May	13,290	
June	13,293	

QUALITY

	Quantity	Base Number	Contract	AT	Region	England
% of FP17s for the same patient ID Re-attending within 3 months - Children	124	1,246	10.0%	13.0%	13.4%	12.4%
% of FP17s for the same patient ID Re-attending within 3 months - Adults	530	3,207	16.5%	17.6%	17.3%	16.6%
% of FP17s for the same patient ID Re-attending between 3 & 9 months - Children	718	1,246	57.6%	56.4%	58.9%	57.5%
% of FP17s for the same patient ID Re-attending between 3 & 9 months - Adults	1,854	3,207	57.8%	50.3%	52.5%	50.4%
% of FP17s for Band 1 Urgent Courses	239	4,285	5.6%	10.5%	9.3%	9.1%
% of FP17s Relating to Free Repair or Replacements	27	4,285	0.6%	0.9%	1.0%	0.8%
% of FP17s Relating to Continuations	147	4,285	3.4%	1.3%	1.5%	1.3%
% of Patients satisfied with the dentistry they have received	3	3	N/A	91.8%	93.1%	92.7%
% of Patients satisfied with the time they had to wait for an appointment	2	3	N/A	88.0%	89.8%	88.8%

* This is based on patients treated on this contract for their most recent course of treatment. Figures in italics indicate the base number of FP17s or Patient Questionnaire responses are less than 100. N/A is shown where the base number of responses is less than 10 during the period. % is calculated as Quantity/Base number*100

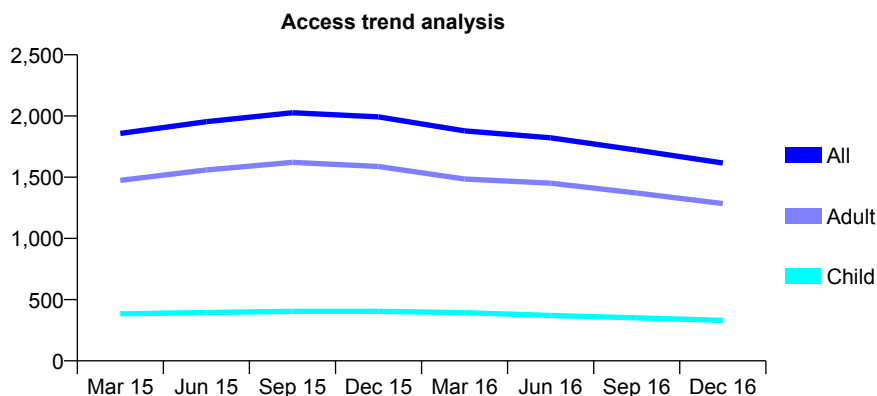
Q46 - Vital Signs At a Glance Contract Report for 153877/0001 - December 2016

Name or company name	The Glyn House Dental Partnership
Contract type name	GDS Contract
Purpose of contract	General
Contract start date	01/12/2013
Contract end date	

16/17 Contracted general activity (UDA)	6,444
Carry forward general activity (UDA)	-129
16/17 Contracted orthodontic activity (UOA)	0
Carry forward orthodontic activity (UOA)	0
Baseline contract value	£208,262.98

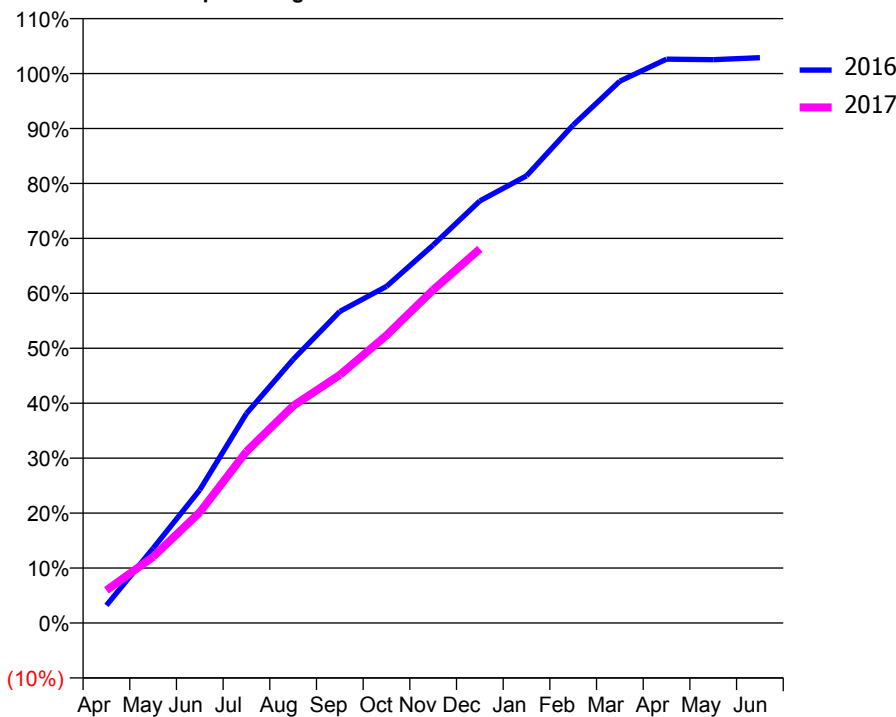
ACCESS*

Patients seen in 24 months	Total	Change since previous quarter
Quarter ending December 2015	1,993	
Quarter ending March 2016	1,879	↓
Quarter ending June 2016	1,822	↓
Quarter ending September 2016	1,722	↓
Quarter ending December 2016	1,616	↓
Variance since December 2015	(18.9%)	↓



ACTIVITY

Cumulative percentage of contracted UDA delivered 2016 & 2017



Month	Adjusted Scheduled Activity (UDA)	
	2016	2017
April	207	384
May	877	777
June	1,561	1,299
July	2,457	2,012
August	3,090	2,547
September	3,653	2,909
October	3,948	3,374
November	4,433	3,907
December	4,950	4,388
January	5,243	
February	5,840	
March	6,355	
April	6,612	
May	6,607	
June	6,630	

QUALITY

	Quantity	Base Number	Contract	AT	Region	England
% of FP17s for the same patient ID Re-attending within 3 months - Children	30	445	6.7%	13.0%	13.4%	12.4%
% of FP17s for the same patient ID Re-attending within 3 months - Adults	282	1,713	16.5%	17.6%	17.3%	16.6%
% of FP17s for the same patient ID Re-attending between 3 & 9 months - Children	191	445	42.9%	56.4%	58.9%	57.5%
% of FP17s for the same patient ID Re-attending between 3 & 9 months - Adults	770	1,713	45.0%	50.3%	52.5%	50.4%
% of FP17s for Band 1 Urgent Courses	189	2,027	9.3%	10.5%	9.3%	9.1%
% of FP17s Relating to Free Repair or Replacements	30	2,027	1.5%	0.9%	1.0%	0.8%
% of FP17s Relating to Continuations	11	2,027	0.5%	1.3%	1.5%	1.3%
% of Patients satisfied with the dentistry they have received	1	1	N/A	91.8%	93.1%	92.7%
% of Patients satisfied with the time they had to wait for an appointment	0	1	N/A	88.0%	89.8%	88.8%

* This is based on patients treated on this contract for their most recent course of treatment. Figures in italics indicate the base number of FP17s or Patient Questionnaire responses are less than 100. N/A is shown where the base number of responses is less than 10 during the period. % is calculated as Quantity/Base number*100

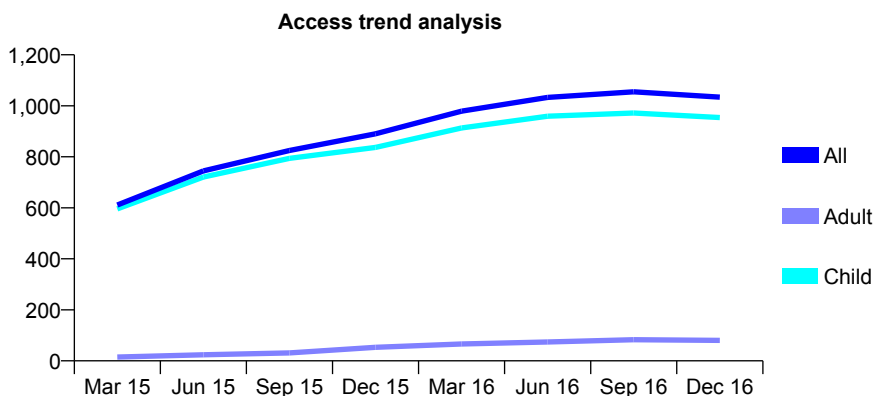
Q46 - Vital Signs At a Glance Contract Report for 154075/0001 - December 2016

Name or company name	Bloor & Mathieson
Contract type name	GDS Contract
Purpose of contract	General
Contract start date	01/11/2014
Contract end date	

16/17 Contracted general activity (UDA)	2,514
Carry forward general activity (UDA)	0
16/17 Contracted orthodontic activity (UOA)	0
Carry forward orthodontic activity (UOA)	0
Baseline contract value	£53,869.22

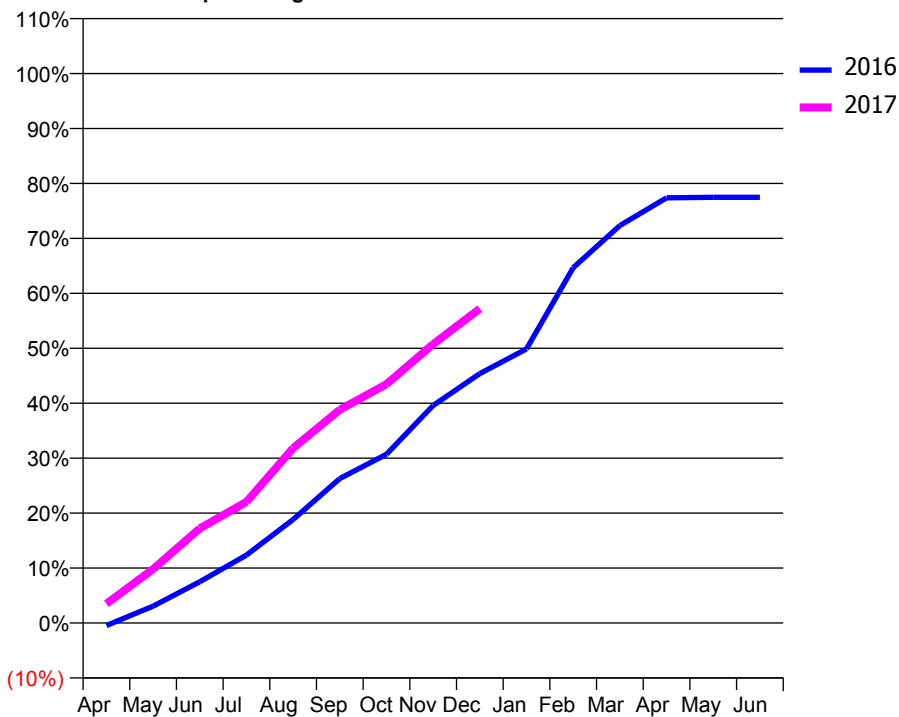
ACCESS*

Patients seen in 24 months	Total	Change since previous quarter
Quarter ending December 2015	890	
Quarter ending March 2016	979	↑
Quarter ending June 2016	1,033	↑
Quarter ending September 2016	1,055	↑
Quarter ending December 2016	1,034	↓
Variance since December 2015	16.2%	↑



ACTIVITY

Cumulative percentage of contracted UDA delivered 2016 & 2017



Month	Adjusted Scheduled Activity (UDA)	
	2016	2017
April	-12	88
May	77	247
June	189	433
July	311	554
August	474	800
September	661	976
October	772	1,093
November	995	1,276
December	1,141	1,438
January	1,254	
February	1,625	
March	1,818	
April	1,945	
May	1,947	
June	1,947	

QUALITY

	Quantity	Base Number	Contract	AT	Region	England
% of FP17s for the same patient ID Re-attending within 3 months - Children	68	1,046	6.5%	13.0%	13.4%	12.4%
% of FP17s for the same patient ID Re-attending within 3 months - Adults	0	0	N/A	17.6%	17.3%	16.6%
% of FP17s for the same patient ID Re-attending between 3 & 9 months - Children	625	1,046	59.8%	56.4%	58.9%	57.5%
% of FP17s for the same patient ID Re-attending between 3 & 9 months - Adults	0	0	N/A	50.3%	52.5%	50.4%
% of FP17s for Band 1 Urgent Courses	1	963	0.1%	10.5%	9.3%	9.1%
% of FP17s Relating to Free Repair or Replacements	0	963	0.0%	0.9%	1.0%	0.8%
% of FP17s Relating to Continuations	0	963	0.0%	1.3%	1.5%	1.3%
% of Patients satisfied with the dentistry they have received	0	0	N/A	91.8%	93.1%	92.7%
% of Patients satisfied with the time they had to wait for an appointment	0	0	N/A	88.0%	89.8%	88.8%

* This is based on patients treated on this contract for their most recent course of treatment. Figures in italics indicate the base number of FP17s or Patient Questionnaire responses are less than 100. N/A is shown where the base number of responses is less than 10 during the period. % is calculated as Quantity/Base number*100

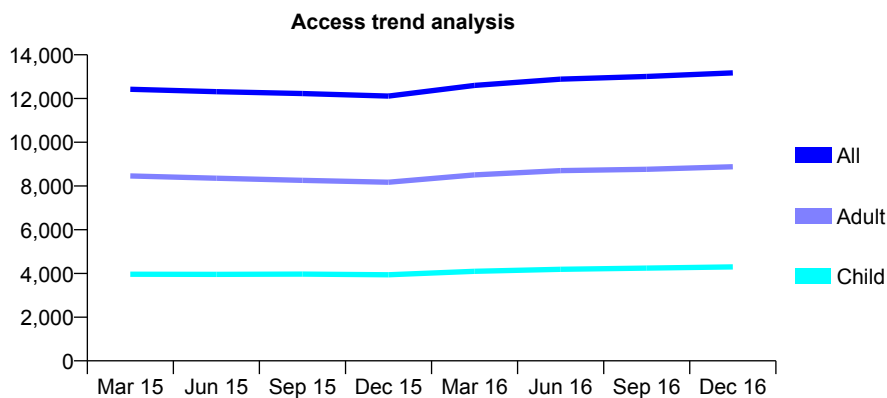
Q46 - Vital Signs At a Glance Contract Report for 154210/0002 - December 2016

Name or company name	Roch Valley Dental
Contract type name	GDS Contract
Purpose of contract	General
Contract start date	01/12/2009
Contract end date	

16/17 Contracted general activity (UDA)	31,085
Carry forward general activity (UDA)	160
16/17 Contracted orthodontic activity (UOA)	0
Carry forward orthodontic activity (UOA)	0
Baseline contract value	£768,440.44

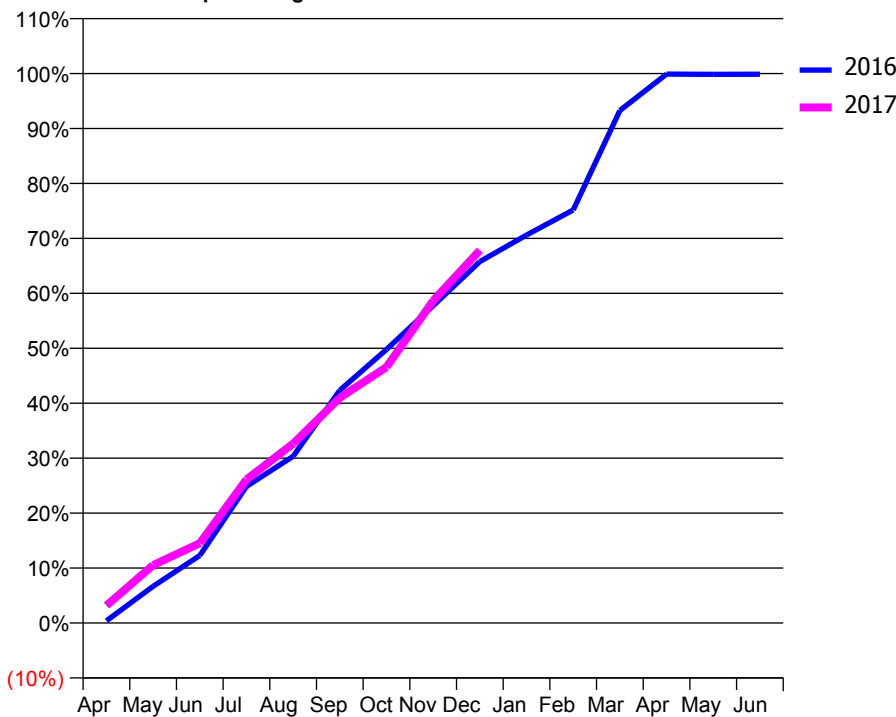
ACCESS*

Patients seen in 24 months	Total	Change since previous quarter
Quarter ending December 2015	12,111	
Quarter ending March 2016	12,603	↑
Quarter ending June 2016	12,885	↑
Quarter ending September 2016	13,007	→
Quarter ending December 2016	13,176	→
Variance since December 2015	8.8%	↑



ACTIVITY

Cumulative percentage of contracted UDA delivered 2016 & 2017



Month	Adjusted Scheduled Activity (UDA)	
	2016	2017
April	128	989
May	2,097	3,280
June	3,853	4,518
July	7,801	8,119
August	9,516	10,151
September	13,287	12,746
October	15,612	14,478
November	18,114	18,239
December	20,634	21,084
January	22,145	
February	23,575	
March	29,253	
April	31,333	
May	31,320	
June	31,325	

QUALITY

	Quantity	Base Number	Contract	AT	Region	England
% of FP17s for the same patient ID Re-attending within 3 months - Children	1,032	5,576	18.5%	13.0%	13.4%	12.4%
% of FP17s for the same patient ID Re-attending within 3 months - Adults	1,452	8,267	17.6%	17.6%	17.3%	16.6%
% of FP17s for the same patient ID Re-attending between 3 & 9 months - Children	3,035	5,576	54.4%	56.4%	58.9%	57.5%
% of FP17s for the same patient ID Re-attending between 3 & 9 months - Adults	3,453	8,267	41.8%	50.3%	52.5%	50.4%
% of FP17s for Band 1 Urgent Courses	1,130	11,466	9.9%	10.5%	9.3%	9.1%
% of FP17s Relating to Free Repair or Replacements	140	11,466	1.2%	0.9%	1.0%	0.8%
% of FP17s Relating to Continuations	42	11,466	0.4%	1.3%	1.5%	1.3%
% of Patients satisfied with the dentistry they have received	8	9	N/A	91.8%	93.1%	92.7%
% of Patients satisfied with the time they had to wait for an appointment	8	9	N/A	88.0%	89.8%	88.8%

* This is based on patients treated on this contract for their most recent course of treatment. Figures in italics indicate the base number of FP17s or Patient Questionnaire responses are less than 100. N/A is shown where the base number of responses is less than 10 during the period. % is calculated as Quantity/Base number*100

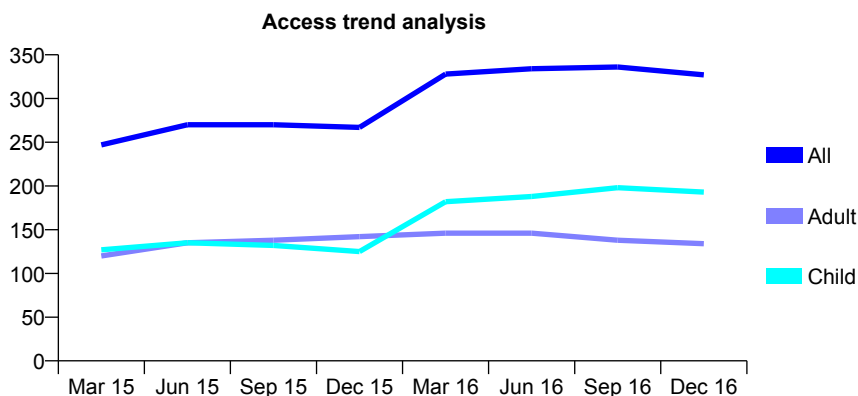
Q46 - Vital Signs At a Glance Contract Report for 154849/0001 - December 2016

Name or company name	Reads Dental Practice
Contract type name	GDS Contract
Purpose of contract	General
Contract start date	01/12/2013
Contract end date	

16/17 Contracted general activity (UDA)	714
Carry forward general activity (UDA)	0
16/17 Contracted orthodontic activity (UOA)	0
Carry forward orthodontic activity (UOA)	0
Baseline contract value	£17,314.28

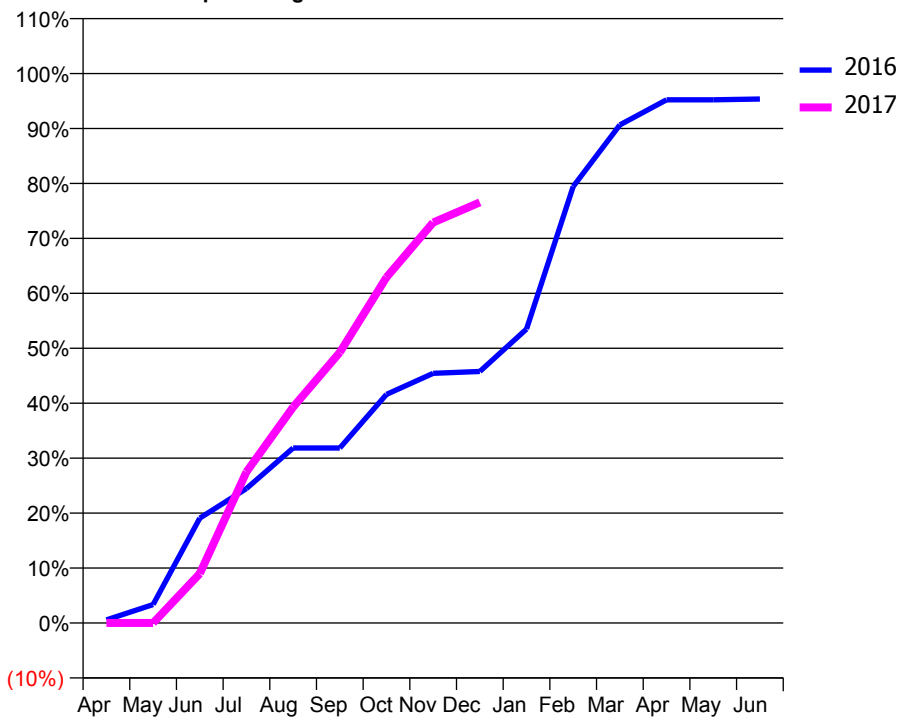
ACCESS*

Patients seen in 24 months	Total	Change since previous quarter
Quarter ending December 2015	267	
Quarter ending March 2016	328	↑
Quarter ending June 2016	334	→
Quarter ending September 2016	336	→
Quarter ending December 2016	327	↓
Variance since December 2015	22.5%	↑



ACTIVITY

Cumulative percentage of contracted UDA delivered 2016 & 2017



Month	Adjusted Scheduled Activity (UDA)	
	2016	2017
April	4	0
May	24	0
June	136	64
July	175	196
August	227	281
September	227	352
October	297	449
November	324	520
December	327	547
January	382	
February	567	
March	647	
April	680	
May	680	
June	681	

QUALITY

	Quantity	Base Number	Contract	AT	Region	England
% of FP17s for the same patient ID Re-attending within 3 months - Children	12	184	6.5%	13.0%	13.4%	12.4%
% of FP17s for the same patient ID Re-attending within 3 months - Adults	18	108	16.7%	17.6%	17.3%	16.6%
% of FP17s for the same patient ID Re-attending between 3 & 9 months - Children	84	184	45.7%	56.4%	58.9%	57.5%
% of FP17s for the same patient ID Re-attending between 3 & 9 months - Adults	47	108	43.5%	50.3%	52.5%	50.4%
% of FP17s for Band 1 Urgent Courses	13	263	4.9%	10.5%	9.3%	9.1%
% of FP17s Relating to Free Repair or Replacements	0	263	0.0%	0.9%	1.0%	0.8%
% of FP17s Relating to Continuations	0	263	0.0%	1.3%	1.5%	1.3%
% of Patients satisfied with the dentistry they have received	0	0	N/A	91.8%	93.1%	92.7%
% of Patients satisfied with the time they had to wait for an appointment	0	0	N/A	88.0%	89.8%	88.8%

* This is based on patients treated on this contract for their most recent course of treatment. Figures in italics indicate the base number of FP17s or Patient Questionnaire responses are less than 100. N/A is shown where the base number of responses is less than 10 during the period. % is calculated as Quantity/Base number*100

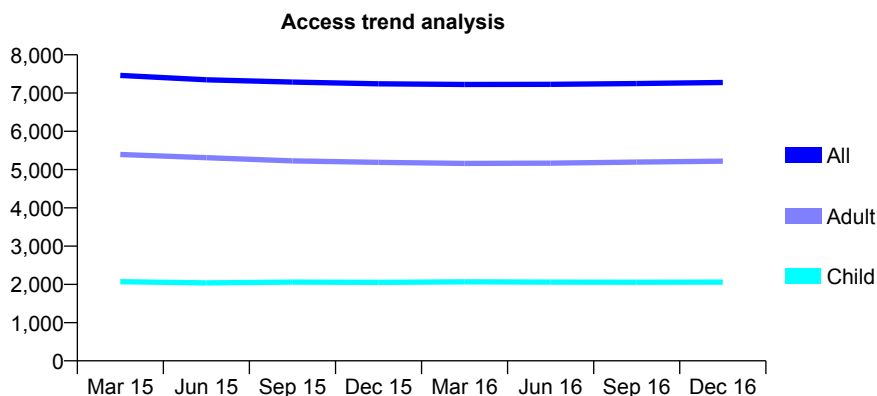
Q46 - Vital Signs At a Glance Contract Report for 155160/0001 - December 2016

Name or company name	DCO Dental
Contract type name	GDS Contract
Purpose of contract	General
Contract start date	01/01/2009
Contract end date	

16/17 Contracted general activity (UDA)	20,000
Carry forward general activity (UDA)	213
16/17 Contracted orthodontic activity (UOA)	0
Carry forward orthodontic activity (UOA)	0
Baseline contract value	£488,945.07

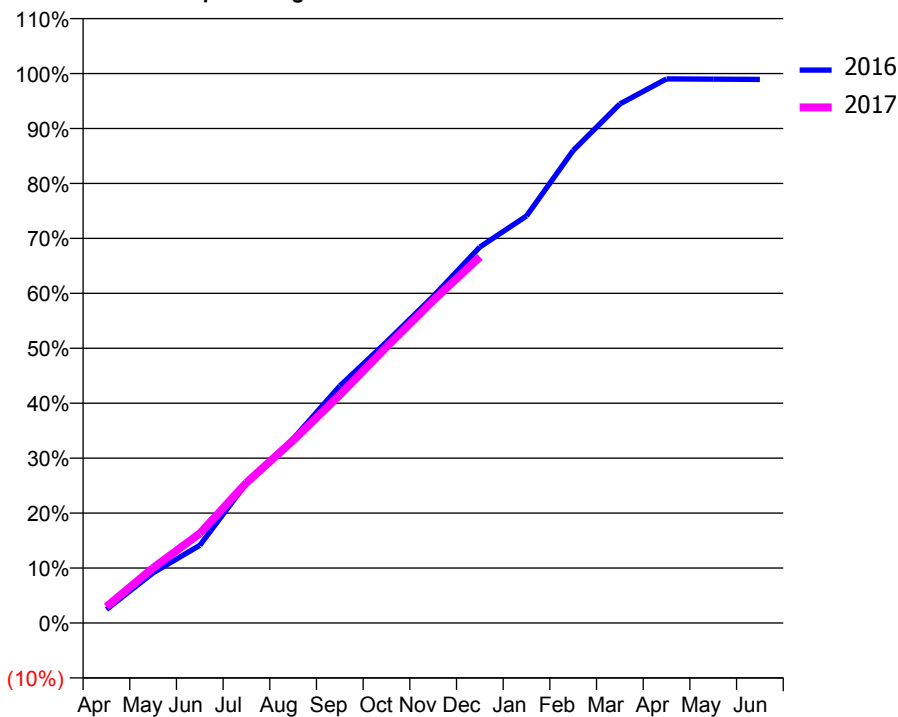
ACCESS*

Patients seen in 24 months	Total	Change since previous quarter
Quarter ending December 2015	7,241	
Quarter ending March 2016	7,226	→
Quarter ending June 2016	7,228	→
Quarter ending September 2016	7,249	→
Quarter ending December 2016	7,277	→
Variance since December 2015	0.5%	→



ACTIVITY

Cumulative percentage of contracted UDA delivered 2016 & 2017



Month	Adjusted Scheduled Activity (UDA)	
	2016	2017
April	486	594
May	1,806	2,008
June	2,794	3,261
July	5,031	5,110
August	6,627	6,648
September	8,529	8,300
October	10,114	10,047
November	11,756	11,739
December	13,529	13,327
January	14,646	
February	17,007	
March	18,679	
April	19,580	
May	19,574	
June	19,562	

QUALITY

	Quantity	Base Number	Contract	AT	Region	England
% of FP17s for the same patient ID Re-attending within 3 months - Children	195	2,363	8.3%	13.0%	13.4%	12.4%
% of FP17s for the same patient ID Re-attending within 3 months - Adults	708	5,120	13.8%	17.6%	17.3%	16.6%
% of FP17s for the same patient ID Re-attending between 3 & 9 months - Children	1,474	2,363	62.4%	56.4%	58.9%	57.5%
% of FP17s for the same patient ID Re-attending between 3 & 9 months - Adults	2,454	5,120	47.9%	50.3%	52.5%	50.4%
% of FP17s for Band 1 Urgent Courses	534	6,516	8.2%	10.5%	9.3%	9.1%
% of FP17s Relating to Free Repair or Replacements	37	6,516	0.6%	0.9%	1.0%	0.8%
% of FP17s Relating to Continuations	47	6,516	0.7%	1.3%	1.5%	1.3%
% of Patients satisfied with the dentistry they have received	7	7	N/A	91.8%	93.1%	92.7%
% of Patients satisfied with the time they had to wait for an appointment	7	7	N/A	88.0%	89.8%	88.8%

* This is based on patients treated on this contract for their most recent course of treatment. Figures in italics indicate the base number of FP17s or Patient Questionnaire responses are less than 100. N/A is shown where the base number of responses is less than 10 during the period. % is calculated as Quantity/Base number*100

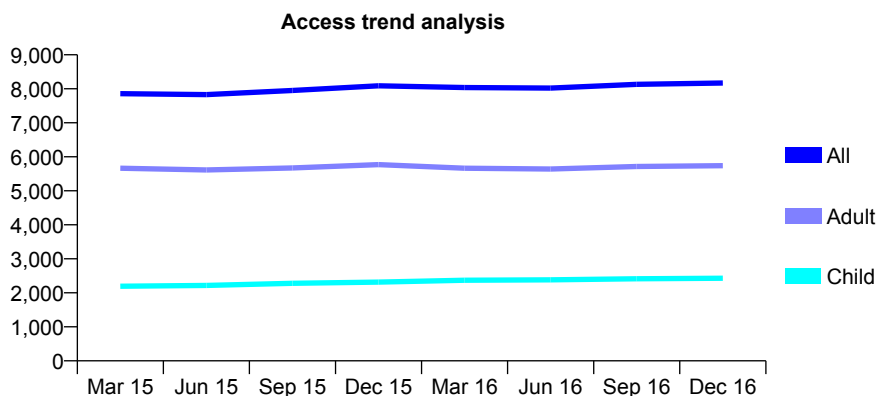
Q46 - Vital Signs At a Glance Contract Report for 155160/0002 - December 2016

Name or company name	DCO Dental
Contract type name	GDS Contract
Purpose of contract	General
Contract start date	01/08/2009
Contract end date	

16/17 Contracted general activity (UDA)	23,150
Carry forward general activity (UDA)	943
16/17 Contracted orthodontic activity (UOA)	0
Carry forward orthodontic activity (UOA)	0
Baseline contract value	£565,953.92

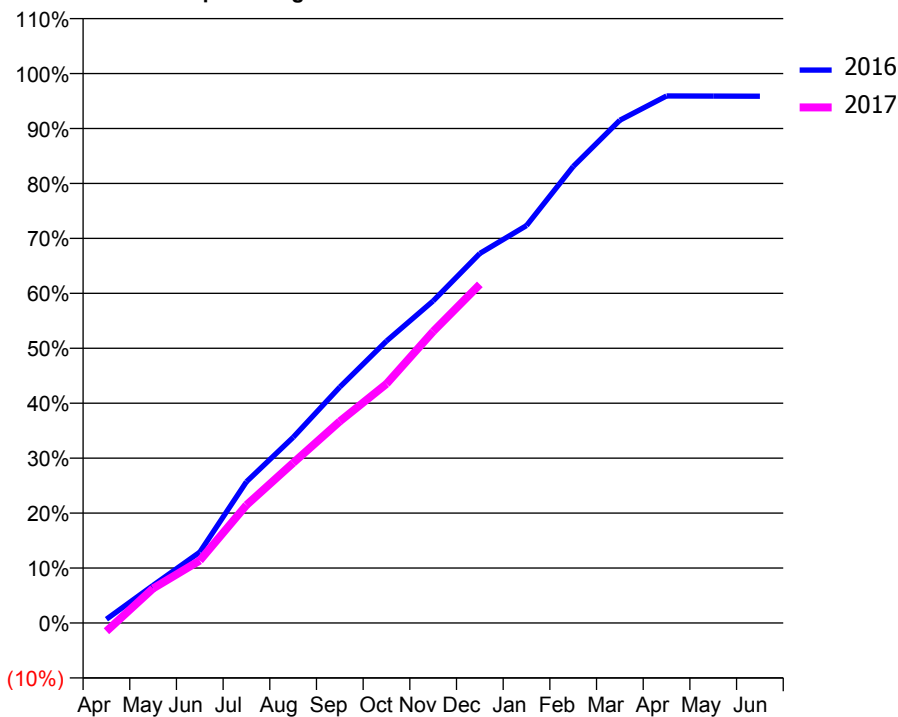
ACCESS*

Patients seen in 24 months	Total	Change since previous quarter
Quarter ending December 2015	8,087	
Quarter ending March 2016	8,036	→
Quarter ending June 2016	8,022	→
Quarter ending September 2016	8,130	→
Quarter ending December 2016	8,170	→
Variance since December 2015	1.0%	→



ACTIVITY

Cumulative percentage of contracted UDA delivered 2016 & 2017



Month	Adjusted Scheduled Activity (UDA)	
	2016	2017
April	160	-353
May	1,568	1,458
June	2,947	2,631
July	5,876	4,968
August	7,722	6,742
September	9,812	8,495
October	11,726	10,076
November	13,393	12,284
December	15,368	14,267
January	16,525	
February	18,981	
March	20,905	
April	21,917	
May	21,910	
June	21,907	

QUALITY

	Quantity	Base Number	Contract	AT	Region	England
% of FP17s for the same patient ID Re-attending within 3 months - Children	220	2,722	8.1%	13.0%	13.4%	12.4%
% of FP17s for the same patient ID Re-attending within 3 months - Adults	825	5,781	14.3%	17.6%	17.3%	16.6%
% of FP17s for the same patient ID Re-attending between 3 & 9 months - Children	1,792	2,722	65.8%	56.4%	58.9%	57.5%
% of FP17s for the same patient ID Re-attending between 3 & 9 months - Adults	3,036	5,781	52.5%	50.3%	52.5%	50.4%
% of FP17s for Band 1 Urgent Courses	671	7,479	9.0%	10.5%	9.3%	9.1%
% of FP17s Relating to Free Repair or Replacements	71	7,479	0.9%	0.9%	1.0%	0.8%
% of FP17s Relating to Continuations	47	7,479	0.6%	1.3%	1.5%	1.3%
% of Patients satisfied with the dentistry they have received	6	6	N/A	91.8%	93.1%	92.7%
% of Patients satisfied with the time they had to wait for an appointment	5	6	N/A	88.0%	89.8%	88.8%

* This is based on patients treated on this contract for their most recent course of treatment. Figures in italics indicate the base number of FP17s or Patient Questionnaire responses are less than 100. N/A is shown where the base number of responses is less than 10 during the period. % is calculated as Quantity/Base number*100

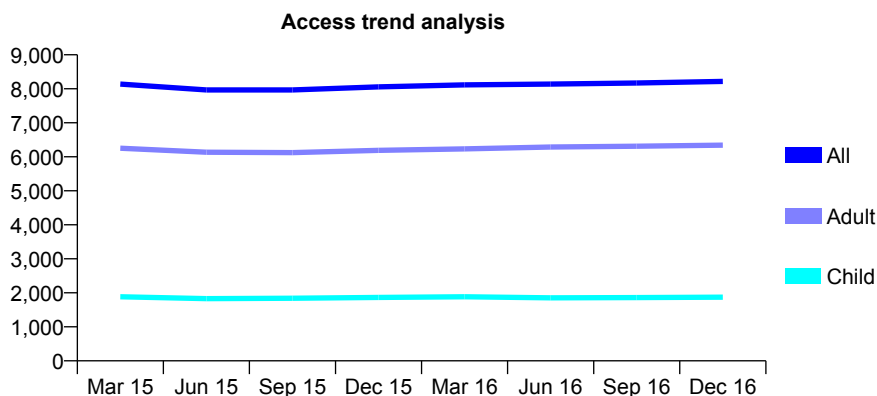
Q46 - Vital Signs At a Glance Contract Report for 155195/0001 - December 2016

Name or company name	Bolton and Bury Dental Practice
Contract type name	GDS Contract
Purpose of contract	General
Contract start date	01/04/2012
Contract end date	

16/17 Contracted general activity (UDA)	31,932
Carry forward general activity (UDA)	0
16/17 Contracted orthodontic activity (UOA)	0
Carry forward orthodontic activity (UOA)	0
Baseline contract value	£956,140.50

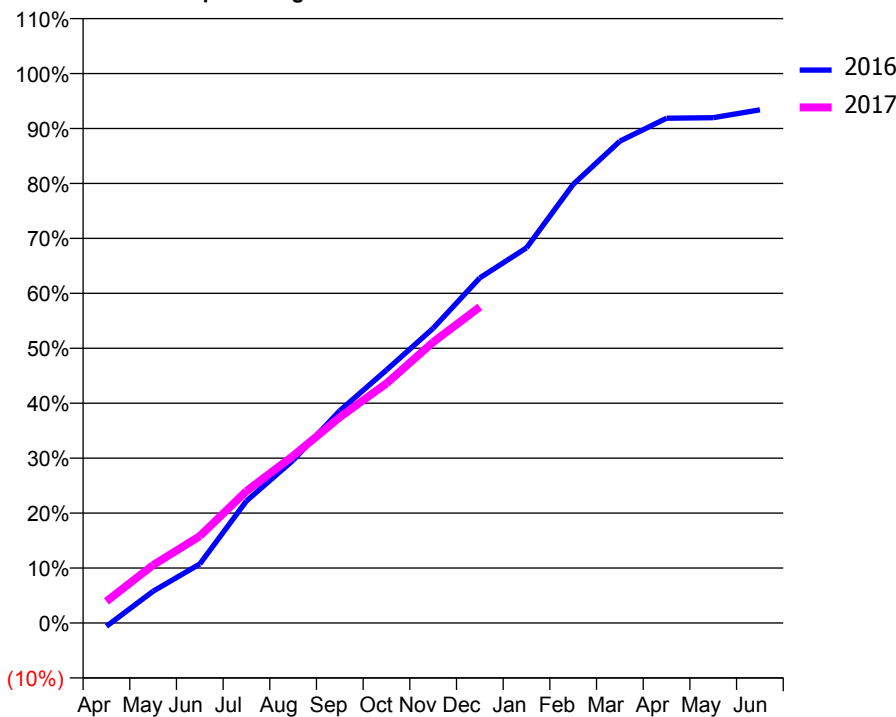
ACCESS*

Patients seen in 24 months	Total	Change since previous quarter
Quarter ending December 2015	8,056	
Quarter ending March 2016	8,116	→
Quarter ending June 2016	8,141	→
Quarter ending September 2016	8,171	→
Quarter ending December 2016	8,218	→
Variance since December 2015	2.0%	↑



ACTIVITY

Cumulative percentage of contracted UDA delivered 2016 & 2017



Month	Adjusted Scheduled Activity (UDA)	
	2016	2017
April	-177	1,257
May	1,645	3,365
June	3,052	5,048
July	6,316	7,665
August	8,418	9,711
September	10,985	11,959
October	13,092	13,923
November	15,254	16,322
December	17,863	18,370
January	19,415	
February	22,693	
March	24,935	
April	26,119	
May	26,147	
June	26,553	

QUALITY

	Quantity	Base Number	Contract	AT	Region	England
% of FP17s for the same patient ID Re-attending within 3 months - Children	143	1,824	7.8%	13.0%	13.4%	12.4%
% of FP17s for the same patient ID Re-attending within 3 months - Adults	898	6,072	14.8%	17.6%	17.3%	16.6%
% of FP17s for the same patient ID Re-attending between 3 & 9 months - Children	901	1,824	49.4%	56.4%	58.9%	57.5%
% of FP17s for the same patient ID Re-attending between 3 & 9 months - Adults	3,063	6,072	50.4%	50.3%	52.5%	50.4%
% of FP17s for Band 1 Urgent Courses	612	7,329	8.4%	10.5%	9.3%	9.1%
% of FP17s Relating to Free Repair or Replacements	61	7,329	0.8%	0.9%	1.0%	0.8%
% of FP17s Relating to Continuations	131	7,329	1.8%	1.3%	1.5%	1.3%
% of Patients satisfied with the dentistry they have received	30	33	90.9%	91.8%	93.1%	92.7%
% of Patients satisfied with the time they had to wait for an appointment	25	33	75.8%	88.0%	89.8%	88.8%

* This is based on patients treated on this contract for their most recent course of treatment. Figures in italics indicate the base number of FP17s or Patient Questionnaire responses are less than 100. N/A is shown where the base number of responses is less than 10 during the period. % is calculated as Quantity/Base number*100

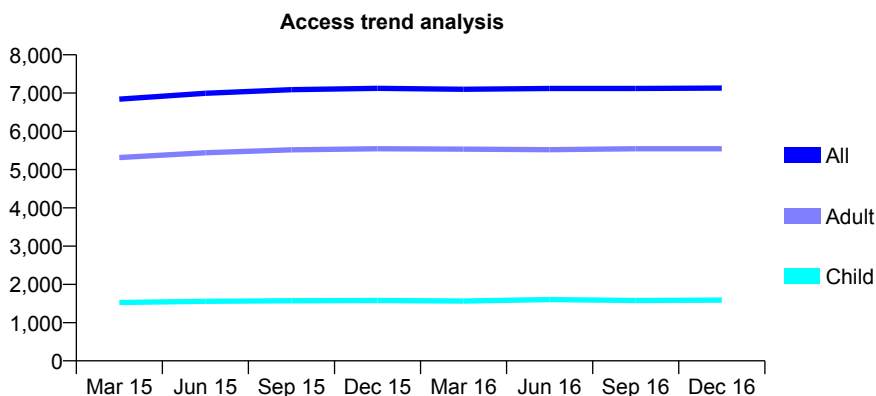
Q46 - Vital Signs At a Glance Contract Report for 156140/0001 - December 2016

Name or company name	Edgeley Dental Practice
Contract type name	GDS Contract
Purpose of contract	General
Contract start date	22/03/2007
Contract end date	

16/17 Contracted general activity (UDA)	22,636
Carry forward general activity (UDA)	807
16/17 Contracted orthodontic activity (UOA)	0
Carry forward orthodontic activity (UOA)	0
Baseline contract value	£719,716.81

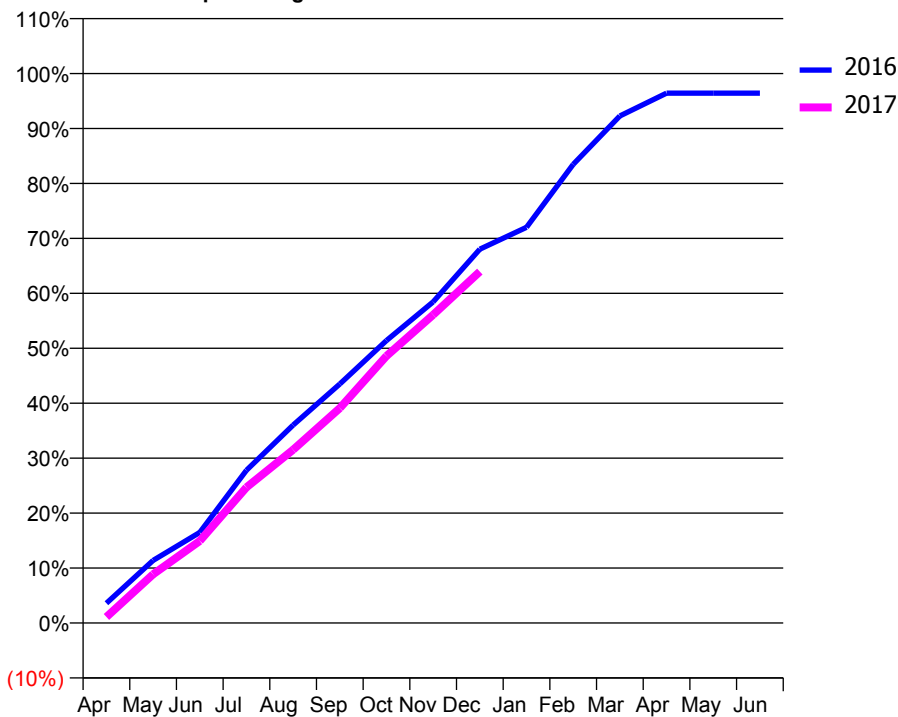
ACCESS*

Patients seen in 24 months	Total	Change since previous quarter
Quarter ending December 2015	7,123	
Quarter ending March 2016	7,099	→
Quarter ending June 2016	7,119	→
Quarter ending September 2016	7,119	→
Quarter ending December 2016	7,131	→
Variance since December 2015	0.1%	→



ACTIVITY

Cumulative percentage of contracted UDA delivered 2016 & 2017



Month	Adjusted Scheduled Activity (UDA)	
	2016	2017
April	818	249
May	2,580	2,007
June	3,731	3,380
July	6,292	5,587
August	8,153	7,138
September	9,845	8,849
October	11,638	10,997
November	13,231	12,697
December	15,400	14,478
January	16,300	
February	18,891	
March	20,885	
April	21,829	
May	21,829	
June	21,829	

QUALITY

	Quantity	Base Number	Contract	AT	Region	England
% of FP17s for the same patient ID Re-attending within 3 months - Children	131	1,768	7.4%	13.0%	13.4%	12.4%
% of FP17s for the same patient ID Re-attending within 3 months - Adults	1,050	6,598	15.9%	17.6%	17.3%	16.6%
% of FP17s for the same patient ID Re-attending between 3 & 9 months - Children	1,061	1,768	60.0%	56.4%	58.9%	57.5%
% of FP17s for the same patient ID Re-attending between 3 & 9 months - Adults	4,082	6,598	61.9%	50.3%	52.5%	50.4%
% of FP17s for Band 1 Urgent Courses	499	7,979	6.3%	10.5%	9.3%	9.1%
% of FP17s Relating to Free Repair or Replacements	47	7,979	0.6%	0.9%	1.0%	0.8%
% of FP17s Relating to Continuations	243	7,979	3.0%	1.3%	1.5%	1.3%
% of Patients satisfied with the dentistry they have received	6	6	N/A	91.8%	93.1%	92.7%
% of Patients satisfied with the time they had to wait for an appointment	5	6	N/A	88.0%	89.8%	88.8%

* This is based on patients treated on this contract for their most recent course of treatment. Figures in italics indicate the base number of FP17s or Patient Questionnaire responses are less than 100. N/A is shown where the base number of responses is less than 10 during the period. % is calculated as Quantity/Base number*100

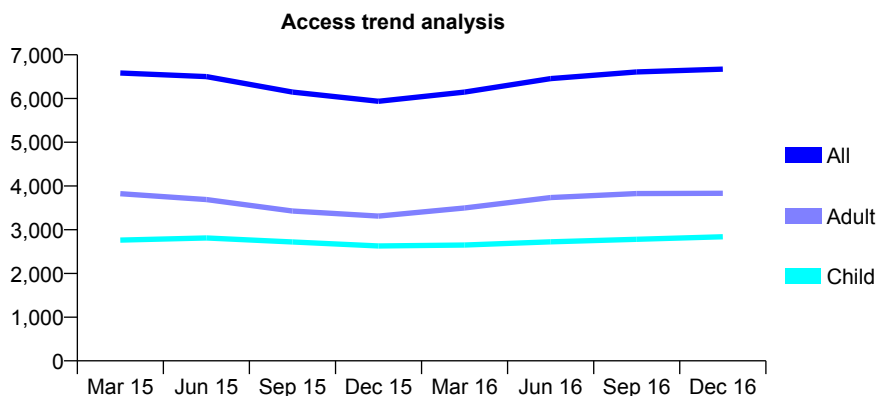
Q46 - Vital Signs At a Glance Contract Report for 156523/0001 - December 2016

Name or company name	Daylesford Associates Limited
Contract type name	GDS Contract
Purpose of contract	General
Contract start date	22/05/2008
Contract end date	

16/17 Contracted general activity (UDA)	21,288
Carry forward general activity (UDA)	0
16/17 Contracted orthodontic activity (UOA)	0
Carry forward orthodontic activity (UOA)	0
Baseline contract value	£587,077.08

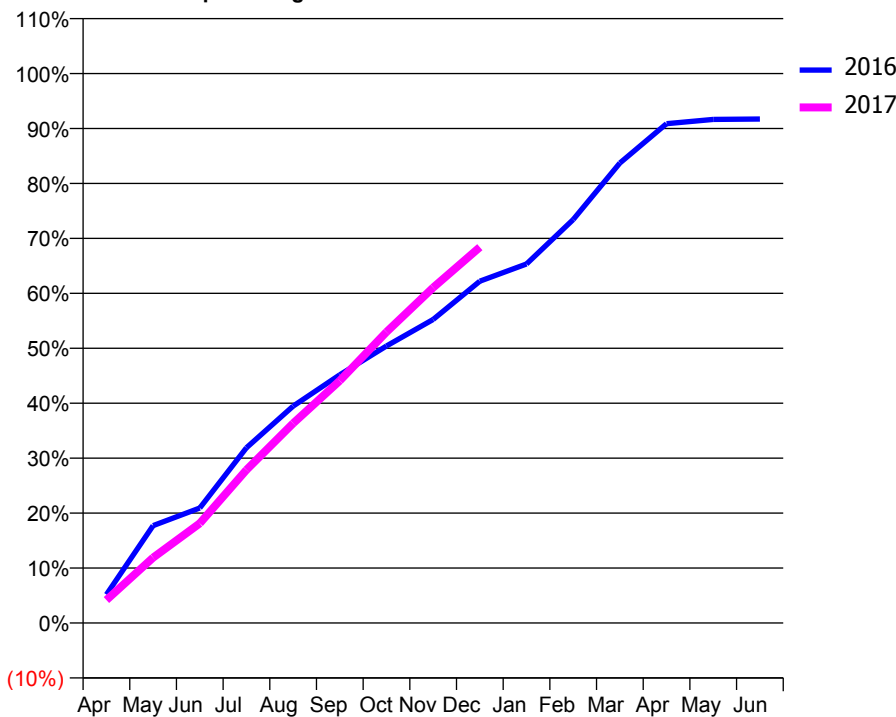
ACCESS*

Patients seen in 24 months	Total	Change since previous quarter
Quarter ending December 2015	5,937	
Quarter ending March 2016	6,146	↑
Quarter ending June 2016	6,456	↑
Quarter ending September 2016	6,607	↑
Quarter ending December 2016	6,671	→
Variance since December 2015	12.4%	↑



ACTIVITY

Cumulative percentage of contracted UDA delivered 2016 & 2017



Month	Adjusted Scheduled Activity (UDA)	
	2016	2017
April	1,103	893
May	3,775	2,533
June	4,457	3,861
July	6,793	5,933
August	8,402	7,736
September	9,615	9,390
October	10,731	11,274
November	11,759	12,994
December	13,244	14,559
January	13,911	
February	15,627	
March	17,818	
April	19,342	
May	19,508	
June	19,526	

QUALITY

	Quantity	Base Number	Contract	AT	Region	England
% of FP17s for the same patient ID Re-attending within 3 months - Children	304	3,325	9.1%	13.0%	13.4%	12.4%
% of FP17s for the same patient ID Re-attending within 3 months - Adults	792	4,028	19.7%	17.6%	17.3%	16.6%
% of FP17s for the same patient ID Re-attending between 3 & 9 months - Children	1,546	3,325	46.5%	56.4%	58.9%	57.5%
% of FP17s for the same patient ID Re-attending between 3 & 9 months - Adults	1,359	4,028	33.7%	50.3%	52.5%	50.4%
% of FP17s for Band 1 Urgent Courses	982	6,516	15.1%	10.5%	9.3%	9.1%
% of FP17s Relating to Free Repair or Replacements	13	6,516	0.2%	0.9%	1.0%	0.8%
% of FP17s Relating to Continuations	40	6,516	0.6%	1.3%	1.5%	1.3%
% of Patients satisfied with the dentistry they have received	2	2	N/A	91.8%	93.1%	92.7%
% of Patients satisfied with the time they had to wait for an appointment	2	2	N/A	88.0%	89.8%	88.8%

* This is based on patients treated on this contract for their most recent course of treatment. Figures in italics indicate the base number of FP17s or Patient Questionnaire responses are less than 100. N/A is shown where the base number of responses is less than 10 during the period. % is calculated as Quantity/Base number*100

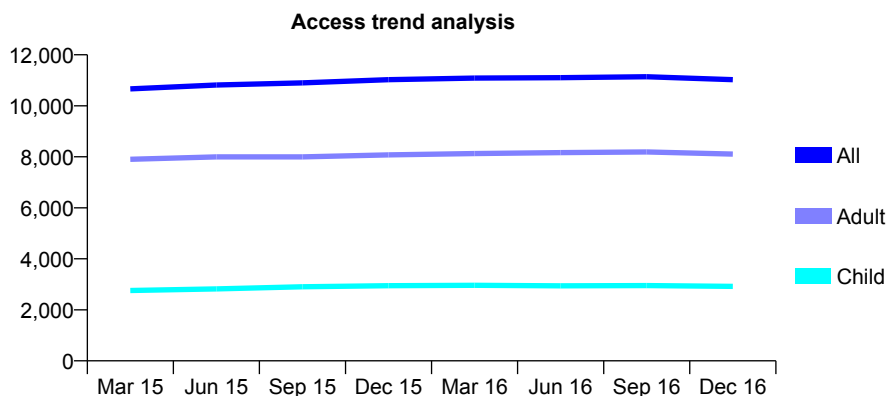
Q46 - Vital Signs At a Glance Contract Report for 158216/0001 - December 2016

Name or company name	Bredbury Dental Practice Ltd
Contract type name	GDS Contract
Purpose of contract	General
Contract start date	01/04/2008
Contract end date	

16/17 Contracted general activity (UDA)	29,008
Carry forward general activity (UDA)	-580
16/17 Contracted orthodontic activity (UOA)	0
Carry forward orthodontic activity (UOA)	0
Baseline contract value	£830,123.77

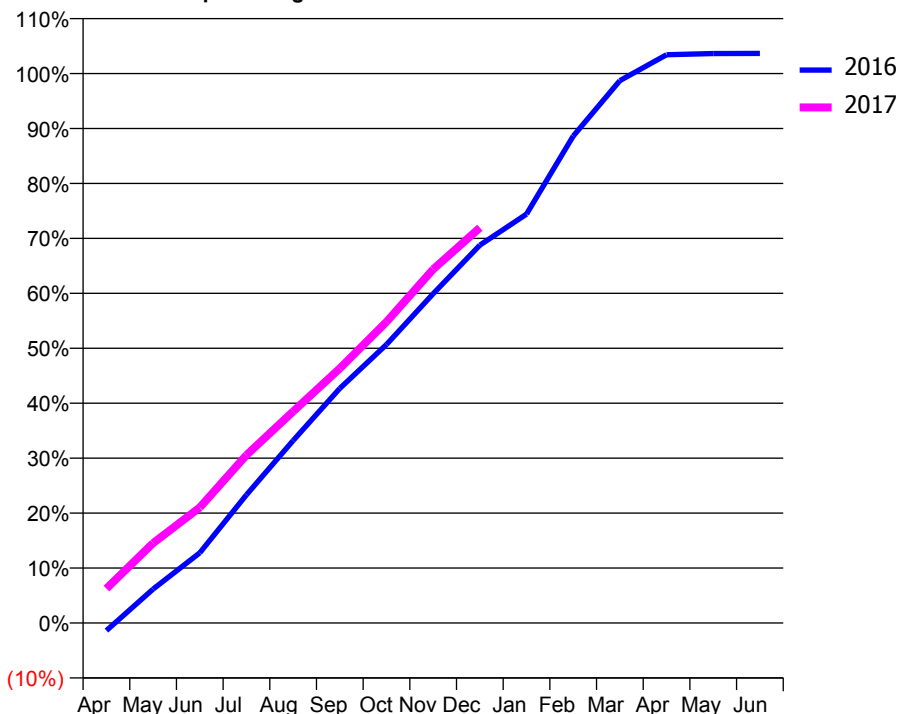
ACCESS*

Patients seen in 24 months	Total	Change since previous quarter
Quarter ending December 2015	11,025	
Quarter ending March 2016	11,090	→
Quarter ending June 2016	11,105	→
Quarter ending September 2016	11,142	→
Quarter ending December 2016	11,025	↓
Variance since December 2015	0.0%	→



ACTIVITY

Cumulative percentage of contracted UDA delivered 2016 & 2017



Month	Adjusted Scheduled Activity (UDA)	
	2016	2017
April	-403	1,818
May	1,792	4,219
June	3,706	6,101
July	6,766	8,867
August	9,631	11,167
September	12,385	13,444
October	14,699	15,898
November	17,381	18,675
December	19,943	20,872
January	21,583	
February	25,702	
March	28,633	
April	30,000	
May	30,061	
June	30,072	

QUALITY

	Quantity	Base Number	Contract	AT	Region	England
% of FP17s for the same patient ID Re-attending within 3 months - Children	278	3,197	8.7%	13.0%	13.4%	12.4%
% of FP17s for the same patient ID Re-attending within 3 months - Adults	841	7,319	11.5%	17.6%	17.3%	16.6%
% of FP17s for the same patient ID Re-attending between 3 & 9 months - Children	1,960	3,197	61.3%	56.4%	58.9%	57.5%
% of FP17s for the same patient ID Re-attending between 3 & 9 months - Adults	3,722	7,319	50.9%	50.3%	52.5%	50.4%
% of FP17s for Band 1 Urgent Courses	504	9,737	5.2%	10.5%	9.3%	9.1%
% of FP17s Relating to Free Repair or Replacements	50	9,737	0.5%	0.9%	1.0%	0.8%
% of FP17s Relating to Continuations	150	9,737	1.5%	1.3%	1.5%	1.3%
% of Patients satisfied with the dentistry they have received	16	17	94.1%	91.8%	93.1%	92.7%
% of Patients satisfied with the time they had to wait for an appointment	16	17	94.1%	88.0%	89.8%	88.8%

* This is based on patients treated on this contract for their most recent course of treatment. Figures in italics indicate the base number of FP17s or Patient Questionnaire responses are less than 100. N/A is shown where the base number of responses is less than 10 during the period. % is calculated as Quantity/Base number*100

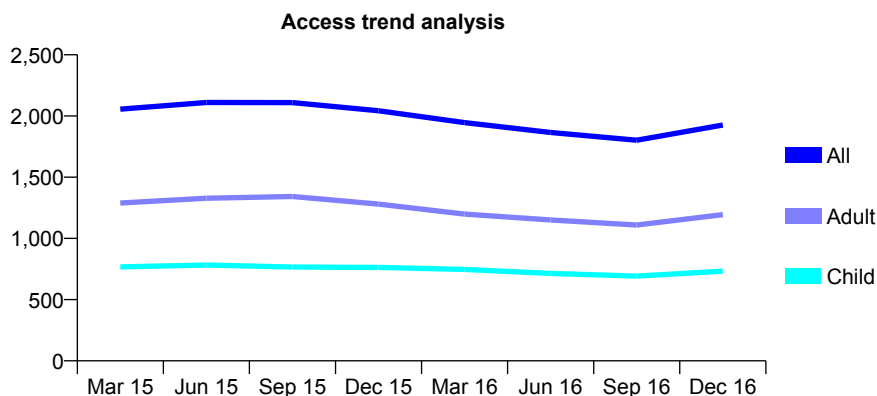
Q46 - Vital Signs At a Glance Contract Report for 158453/0001 - December 2016

Name or company name	Ravat and Ray Dental Care (Pemberton) Lt
Contract type name	GDS Contract
Purpose of contract	General
Contract start date	01/10/2013
Contract end date	

16/17 Contracted general activity (UDA)	6,500
Carry forward general activity (UDA)	-130
16/17 Contracted orthodontic activity (UOA)	0
Carry forward orthodontic activity (UOA)	0
Baseline contract value	£195,603.16

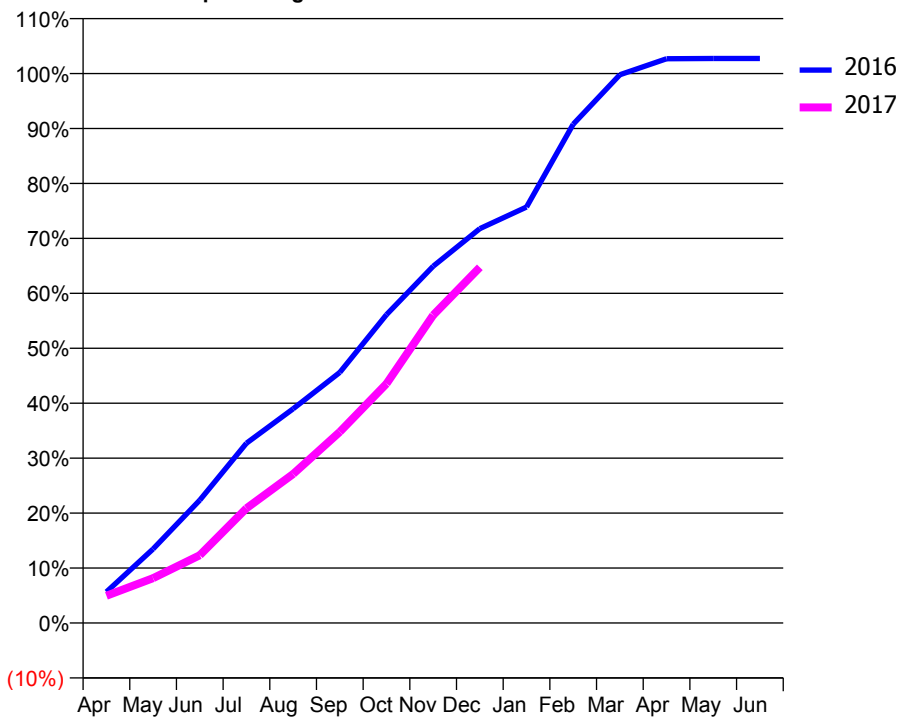
ACCESS*

Patients seen in 24 months	Total	Change since previous quarter
Quarter ending December 2015	2,043	
Quarter ending March 2016	1,946	↓
Quarter ending June 2016	1,865	↓
Quarter ending September 2016	1,802	↓
Quarter ending December 2016	1,927	↑
Variance since December 2015	(5.7%)	↓



ACTIVITY

Cumulative percentage of contracted UDA delivered 2016 & 2017



Month	Adjusted Scheduled Activity (UDA)	
	2016	2017
April	368	323
May	876	530
June	1,454	803
July	2,127	1,358
August	2,534	1,762
September	2,965	2,261
October	3,648	2,831
November	4,220	3,641
December	4,665	4,208
January	4,920	
February	5,900	
March	6,486	
April	6,675	
May	6,677	
June	6,677	

QUALITY

	Quantity	Base Number	Contract	AT	Region	England
% of FP17s for the same patient ID Re-attending within 3 months - Children	138	902	15.3%	13.0%	13.4%	12.4%
% of FP17s for the same patient ID Re-attending within 3 months - Adults	203	1,268	16.0%	17.6%	17.3%	16.6%
% of FP17s for the same patient ID Re-attending between 3 & 9 months - Children	522	902	57.9%	56.4%	58.9%	57.5%
% of FP17s for the same patient ID Re-attending between 3 & 9 months - Adults	636	1,268	50.2%	50.3%	52.5%	50.4%
% of FP17s for Band 1 Urgent Courses	278	2,118	13.1%	10.5%	9.3%	9.1%
% of FP17s Relating to Free Repair or Replacements	15	2,118	0.7%	0.9%	1.0%	0.8%
% of FP17s Relating to Continuations	1	2,118	0.0%	1.3%	1.5%	1.3%
% of Patients satisfied with the dentistry they have received	1	1	N/A	91.8%	93.1%	92.7%
% of Patients satisfied with the time they had to wait for an appointment	1	1	N/A	88.0%	89.8%	88.8%

* This is based on patients treated on this contract for their most recent course of treatment. Figures in italics indicate the base number of FP17s or Patient Questionnaire responses are less than 100. N/A is shown where the base number of responses is less than 10 during the period. % is calculated as Quantity/Base number*100

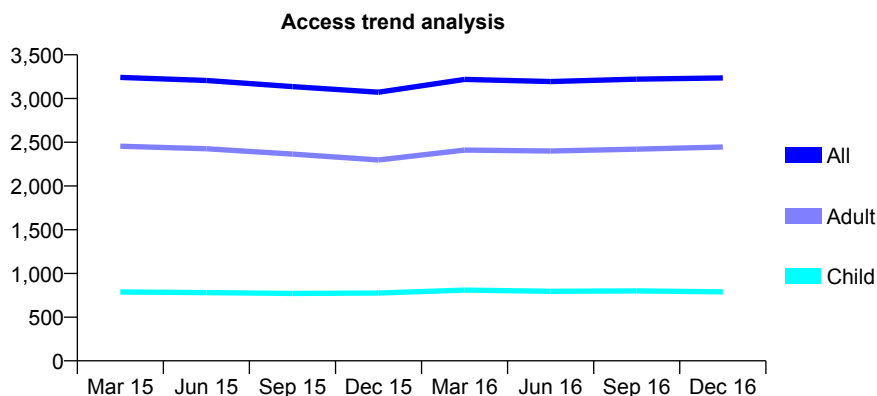
Q46 - Vital Signs At a Glance Contract Report for 158550/0001 - December 2016

Name or company name	Pearl Smile Limited
Contract type name	GDS Contract
Purpose of contract	General
Contract start date	01/03/2010
Contract end date	

16/17 Contracted general activity (UDA)	9,882
Carry forward general activity (UDA)	-197
16/17 Contracted orthodontic activity (UOA)	0
Carry forward orthodontic activity (UOA)	0
Baseline contract value	£267,200.06

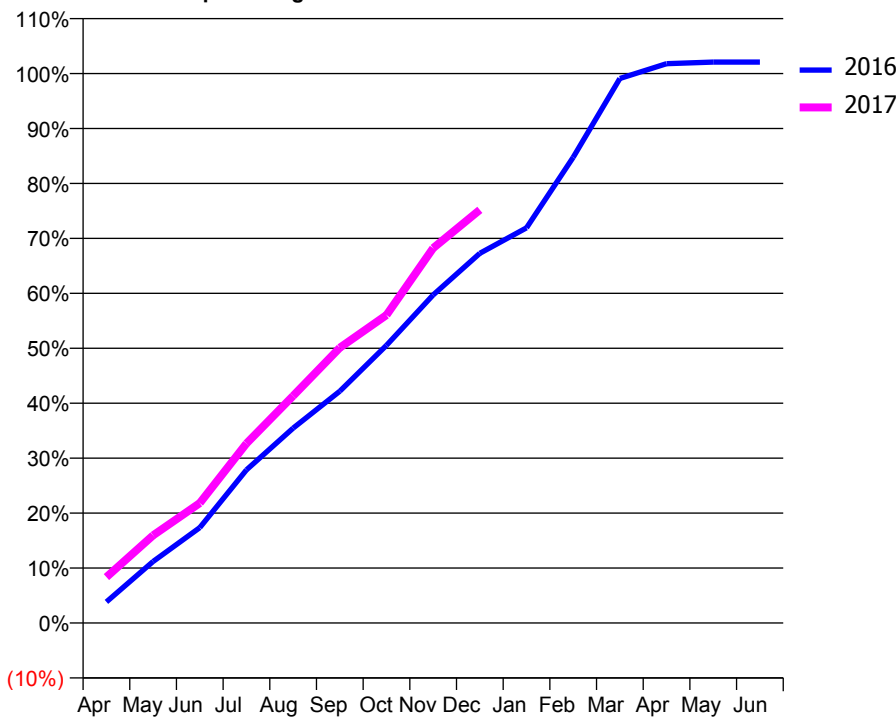
ACCESS*

Patients seen in 24 months	Total	Change since previous quarter
Quarter ending December 2015	3,072	
Quarter ending March 2016	3,219	↑
Quarter ending June 2016	3,194	→
Quarter ending September 2016	3,221	→
Quarter ending December 2016	3,235	→
Variance since December 2015	5.3%	↑



ACTIVITY

Cumulative percentage of contracted UDA delivered 2016 & 2017



Month	Adjusted Scheduled Activity (UDA)	
	2016	2017
April	390	826
May	1,133	1,577
June	1,757	2,157
July	2,821	3,229
August	3,589	4,086
September	4,270	4,950
October	5,112	5,539
November	6,042	6,742
December	6,806	7,431
January	7,277	
February	8,576	
March	10,027	
April	10,298	
May	10,328	
June	10,328	

QUALITY

	Quantity	Base Number	Contract	AT	Region	England
% of FP17s for the same patient ID Re-attending within 3 months - Children	57	709	8.0%	13.0%	13.4%	12.4%
% of FP17s for the same patient ID Re-attending within 3 months - Adults	242	2,101	11.5%	17.6%	17.3%	16.6%
% of FP17s for the same patient ID Re-attending between 3 & 9 months - Children	406	709	57.3%	56.4%	58.9%	57.5%
% of FP17s for the same patient ID Re-attending between 3 & 9 months - Adults	1,147	2,101	54.6%	50.3%	52.5%	50.4%
% of FP17s for Band 1 Urgent Courses	229	2,691	8.5%	10.5%	9.3%	9.1%
% of FP17s Relating to Free Repair or Replacements	8	2,691	0.3%	0.9%	1.0%	0.8%
% of FP17s Relating to Continuations	4	2,691	0.1%	1.3%	1.5%	1.3%
% of Patients satisfied with the dentistry they have received	1	2	N/A	91.8%	93.1%	92.7%
% of Patients satisfied with the time they had to wait for an appointment	1	2	N/A	88.0%	89.8%	88.8%

* This is based on patients treated on this contract for their most recent course of treatment. Figures in italics indicate the base number of FP17s or Patient Questionnaire responses are less than 100. N/A is shown where the base number of responses is less than 10 during the period. % is calculated as Quantity/Base number*100

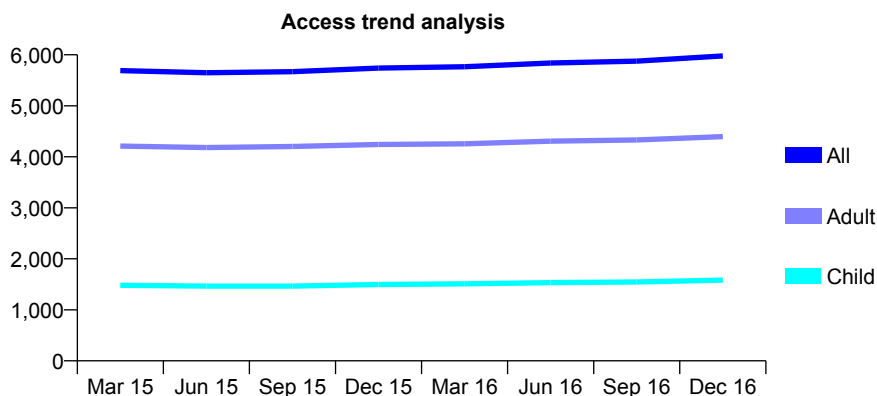
Q46 - Vital Signs At a Glance Contract Report for 158674/0001 - December 2016

Name or company name	IDH 418 Limited
Contract type name	GDS Contract
Purpose of contract	General
Contract start date	01/10/2008
Contract end date	

16/17 Contracted general activity (UDA)	15,889
Carry forward general activity (UDA)	-7
16/17 Contracted orthodontic activity (UOA)	0
Carry forward orthodontic activity (UOA)	0
Baseline contract value	£563,566.41

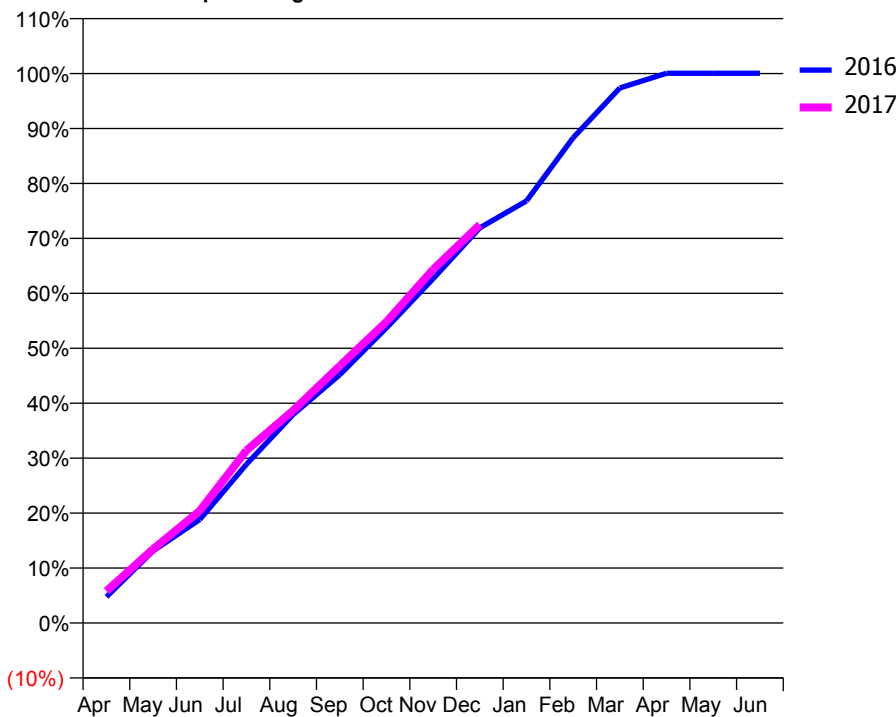
ACCESS*

Patients seen in 24 months	Total	Change since previous quarter
Quarter ending December 2015	5,741	
Quarter ending March 2016	5,766	→
Quarter ending June 2016	5,840	→
Quarter ending September 2016	5,876	→
Quarter ending December 2016	5,979	→
Variance since December 2015	4.1%	↑



ACTIVITY

Cumulative percentage of contracted UDA delivered 2016 & 2017



Month	Adjusted Scheduled Activity (UDA)	
	2016	2017
April	759	923
May	2,086	2,139
June	2,994	3,243
July	4,589	4,990
August	6,027	6,143
September	7,181	7,436
October	8,534	8,710
November	9,959	10,222
December	11,427	11,520
January	12,204	
February	14,032	
March	15,472	
April	15,896	
May	15,896	
June	15,896	

QUALITY

	Quantity	Base Number	Contract	AT	Region	England
% of FP17s for the same patient ID Re-attending within 3 months - Children	116	1,527	7.6%	13.0%	13.4%	12.4%
% of FP17s for the same patient ID Re-attending within 3 months - Adults	462	3,857	12.0%	17.6%	17.3%	16.6%
% of FP17s for the same patient ID Re-attending between 3 & 9 months - Children	692	1,527	45.3%	56.4%	58.9%	57.5%
% of FP17s for the same patient ID Re-attending between 3 & 9 months - Adults	1,716	3,857	44.5%	50.3%	52.5%	50.4%
% of FP17s for Band 1 Urgent Courses	193	5,158	3.7%	10.5%	9.3%	9.1%
% of FP17s Relating to Free Repair or Replacements	35	5,158	0.7%	0.9%	1.0%	0.8%
% of FP17s Relating to Continuations	153	5,158	3.0%	1.3%	1.5%	1.3%
% of Patients satisfied with the dentistry they have received	3	3	N/A	91.8%	93.1%	92.7%
% of Patients satisfied with the time they had to wait for an appointment	2	3	N/A	88.0%	89.8%	88.8%

* This is based on patients treated on this contract for their most recent course of treatment. Figures in italics indicate the base number of FP17s or Patient Questionnaire responses are less than 100. N/A is shown where the base number of responses is less than 10 during the period. % is calculated as Quantity/Base number*100

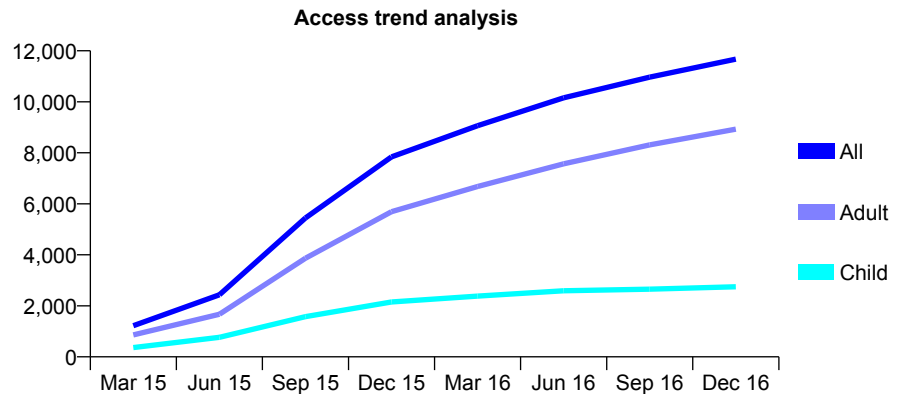
Q46 - Vital Signs At a Glance Contract Report for 160059/0001 - December 2016

Name or company name	REVIVE DENTAL CARE LIMITED
Contract type name	Pilot Contract
Purpose of contract	General
Contract start date	01/01/2015
Contract end date	

16/17 Contracted general activity (UDA)	28,580
Carry forward general activity (UDA)	0
16/17 Contracted orthodontic activity (UOA)	0
Carry forward orthodontic activity (UOA)	0
Baseline contract value	£1,005,797.22

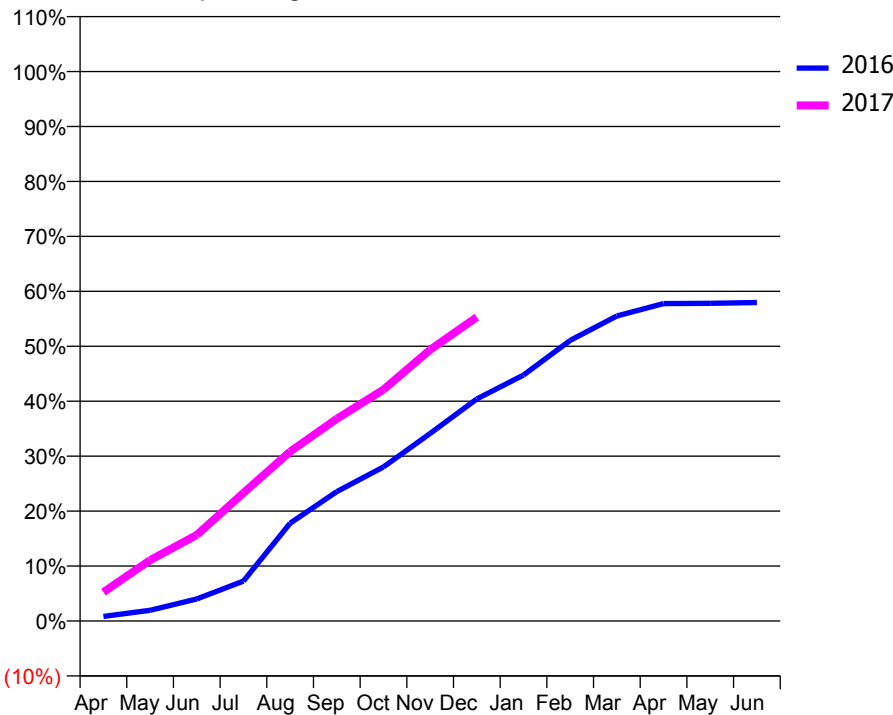
ACCESS*

Patients seen in 24 months	Total	Change since previous quarter
Quarter ending December 2015	7,843	
Quarter ending March 2016	9,064	↑
Quarter ending June 2016	10,158	↑
Quarter ending September 2016	10,966	↑
Quarter ending December 2016	11,674	↑
Variance since December 2015	48.8%	↑



ACTIVITY

Cumulative percentage of contracted UDA delivered 2016 & 2017



Month	Adjusted Scheduled Activity (UDA)	
	2016	2017
April	238	1,502
May	560	3,168
June	1,145	4,478
July	2,079	6,661
August	5,088	8,814
September	6,730	10,516
October	8,016	12,037
November	9,752	14,110
December	11,551	15,800
January	12,794	
February	14,597	
March	15,865	
April	16,510	
May	16,526	
June	16,564	

QUALITY

	Quantity	Base Number	Contract	AT	Region	England
% of FP17s for the same patient ID Re-attending within 3 months - Children	150	2,577	5.8%	13.0%	13.4%	12.4%
% of FP17s for the same patient ID Re-attending within 3 months - Adults	981	6,769	14.5%	17.6%	17.3%	16.6%
% of FP17s for the same patient ID Re-attending between 3 & 9 months - Children	897	2,577	34.8%	56.4%	58.9%	57.5%
% of FP17s for the same patient ID Re-attending between 3 & 9 months - Adults	1,322	6,769	19.5%	50.3%	52.5%	50.4%
% of FP17s for Band 1 Urgent Courses	1,762	8,763	20.1%	10.5%	9.3%	9.1%
% of FP17s Relating to Free Repair or Replacements	42	8,763	0.5%	0.9%	1.0%	0.8%
% of FP17s Relating to Continuations	2	8,763	0.0%	1.3%	1.5%	1.3%
% of Patients satisfied with the dentistry they have received	2	2	N/A	91.8%	93.1%	92.7%
% of Patients satisfied with the time they had to wait for an appointment	2	2	N/A	88.0%	89.8%	88.8%

* This is based on patients treated on this contract for their most recent course of treatment. Figures in italics indicate the base number of FP17s or Patient Questionnaire responses are less than 100. N/A is shown where the base number of responses is less than 10 during the period. % is calculated as Quantity/Base number*100

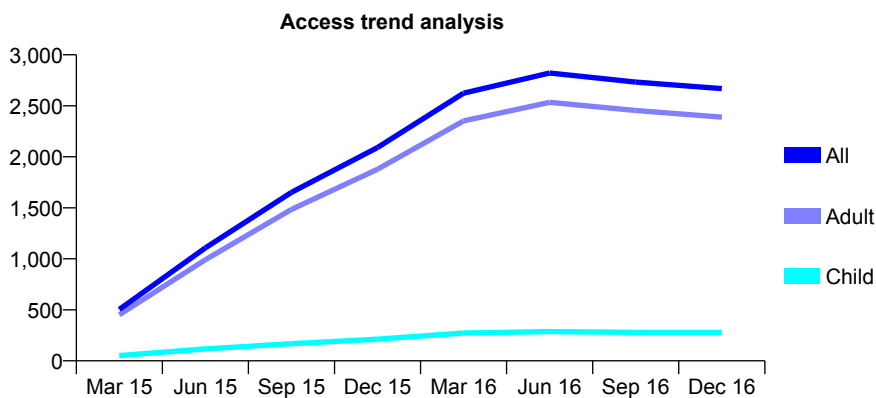
Q46 - Vital Signs At a Glance Contract Report for 160059/0004 - December 2016

Name or company name	REVIVE DENTAL CARE LIMITED
Contract type name	PDS Contract
Purpose of contract	General
Contract start date	01/01/2015
Contract end date	31/03/2017

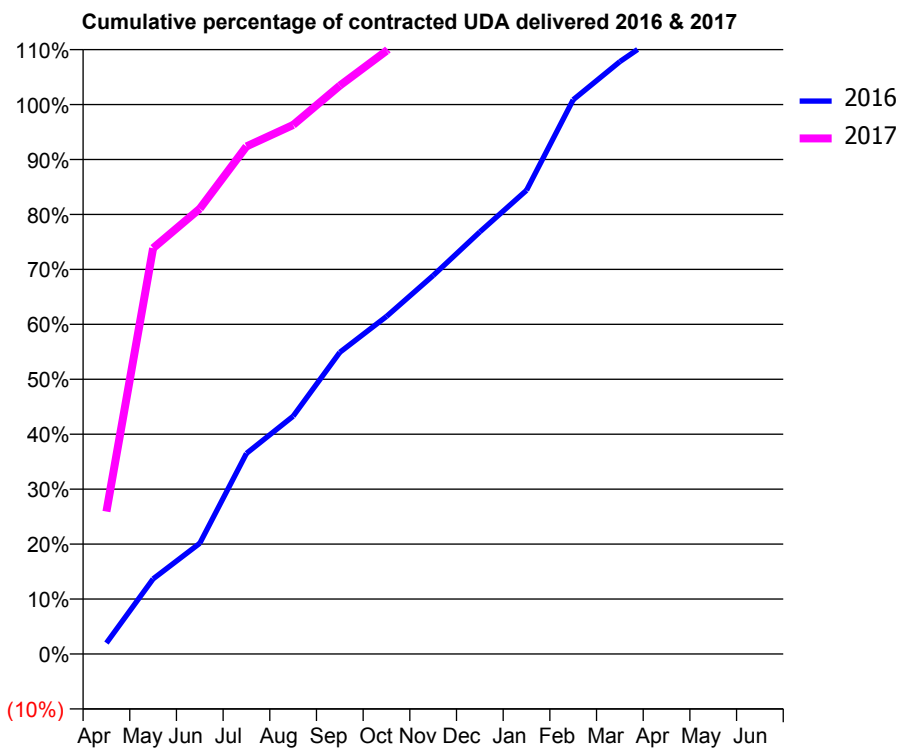
16/17 Contracted general activity (UDA)	918
Carry forward general activity (UDA)	0
16/17 Contracted orthodontic activity (UOA)	0
Carry forward orthodontic activity (UOA)	0
Baseline contract value	£50,350.00

ACCESS*

Patients seen in 24 months	Total	Change since previous quarter
Quarter ending December 2015	2,091	
Quarter ending March 2016	2,624	↑
Quarter ending June 2016	2,821	↑
Quarter ending September 2016	2,733	↓
Quarter ending December 2016	2,668	↓
Variance since December 2015	27.6%	↑



ACTIVITY



Month	Adjusted Scheduled Activity (UDA)	
	2016	2017
April	110	238
May	752	678
June	1,109	744
July	2,008	848
August	2,381	884
September	3,019	950
October	3,379	1,008
November	3,789	1,084
December	4,224	1,218
January	4,642	
February	5,547	
March	5,929	
April	6,248	
May	6,248	
June	6,249	

QUALITY

	Quantity	Base Number	Contract	AT	Region	England
% of FP17s for the same patient ID Re-attending within 3 months - Children	4	131	3.1%	13.0%	13.4%	12.4%
% of FP17s for the same patient ID Re-attending within 3 months - Adults	38	783	4.9%	17.6%	17.3%	16.6%
% of FP17s for the same patient ID Re-attending between 3 & 9 months - Children	0	131	0.0%	56.4%	58.9%	57.5%
% of FP17s for the same patient ID Re-attending between 3 & 9 months - Adults	13	783	1.7%	50.3%	52.5%	50.4%
% of FP17s for Band 1 Urgent Courses	556	664	83.7%	10.5%	9.3%	9.1%
% of FP17s Relating to Free Repair or Replacements	1	664	0.2%	0.9%	1.0%	0.8%
% of FP17s Relating to Continuations	0	664	0.0%	1.3%	1.5%	1.3%
% of Patients satisfied with the dentistry they have received	2	3	N/A	91.8%	93.1%	92.7%
% of Patients satisfied with the time they had to wait for an appointment	2	3	N/A	88.0%	89.8%	88.8%

* This is based on patients treated on this contract for their most recent course of treatment. Figures in italics indicate the base number of FP17s or Patient Questionnaire responses are less than 100. N/A is shown where the base number of responses is less than 10 during the period. % is calculated as Quantity/Base number*100

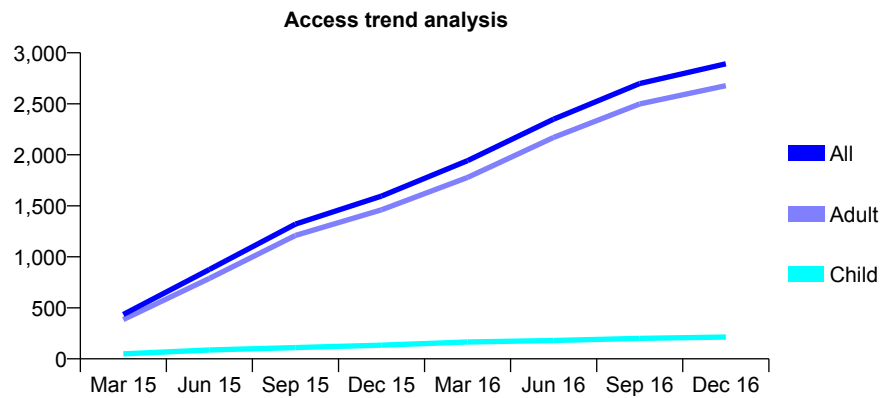
Q46 - Vital Signs At a Glance Contract Report for 160059/0005 - December 2016

Name or company name	REVIVE DENTAL CARE LIMITED
Contract type name	PDS Contract
Purpose of contract	General
Contract start date	01/01/2015
Contract end date	31/03/2017

16/17 Contracted general activity (UDA)	4,800
Carry forward general activity (UDA)	0
16/17 Contracted orthodontic activity (UOA)	0
Carry forward orthodontic activity (UOA)	0
Baseline contract value	£151,343.31

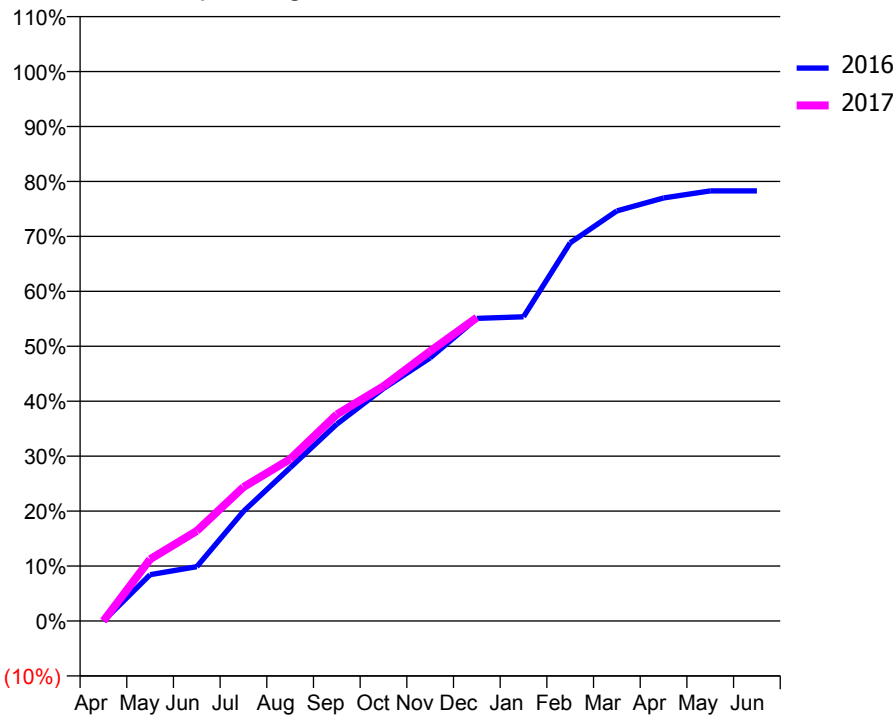
ACCESS*

Patients seen in 24 months	Total	Change since previous quarter
Quarter ending December 2015	1,595	
Quarter ending March 2016	1,943	↑
Quarter ending June 2016	2,350	↑
Quarter ending September 2016	2,699	↑
Quarter ending December 2016	2,892	↑
Variance since December 2015	81.3%	↑



ACTIVITY

Cumulative percentage of contracted UDA delivered 2016 & 2017



Month	Adjusted Scheduled Activity (UDA)	
	2016	2017
April	0	0
May	404	540
June	475	787
July	958	1,170
August	1,339	1,414
September	1,720	1,805
October	2,030	2,051
November	2,299	2,357
December	2,644	2,651
January	2,658	
February	3,304	
March	3,582	
April	3,695	
May	3,757	
June	3,757	

QUALITY

	Quantity	Base Number	Contract	AT	Region	England
% of FP17s for the same patient ID Re-attending within 3 months - Children	16	202	7.9%	13.0%	13.4%	12.4%
% of FP17s for the same patient ID Re-attending within 3 months - Adults	211	2,154	9.8%	17.6%	17.3%	16.6%
% of FP17s for the same patient ID Re-attending between 3 & 9 months - Children	11	202	5.4%	56.4%	58.9%	57.5%
% of FP17s for the same patient ID Re-attending between 3 & 9 months - Adults	124	2,154	5.8%	50.3%	52.5%	50.4%
% of FP17s for Band 1 Urgent Courses	2,204	2,206	99.9%	10.5%	9.3%	9.1%
% of FP17s Relating to Free Repair or Replacements	10	2,206	0.5%	0.9%	1.0%	0.8%
% of FP17s Relating to Continuations	0	2,206	0.0%	1.3%	1.5%	1.3%
% of Patients satisfied with the dentistry they have received	0	0	N/A	91.8%	93.1%	92.7%
% of Patients satisfied with the time they had to wait for an appointment	0	0	N/A	88.0%	89.8%	88.8%

* This is based on patients treated on this contract for their most recent course of treatment. Figures in italics indicate the base number of FP17s or Patient Questionnaire responses are less than 100. N/A is shown where the base number of responses is less than 10 during the period. % is calculated as Quantity/Base number*100

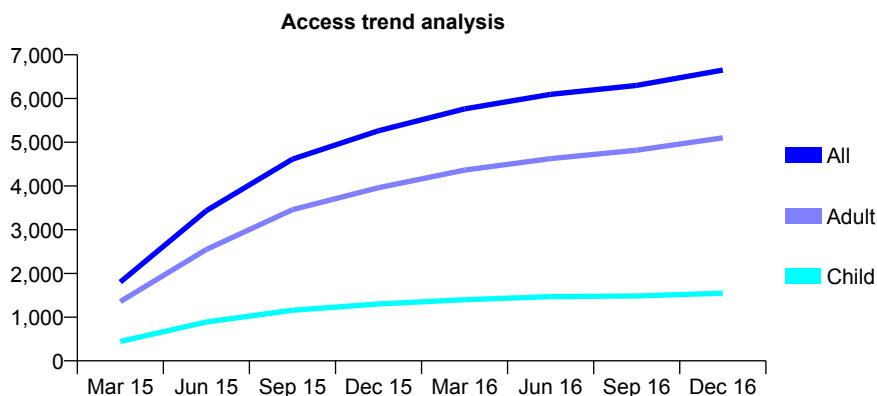
Q46 - Vital Signs At a Glance Contract Report for 160059/0007 - December 2016

Name or company name	REVIVE DENTAL CARE LIMITED
Contract type name	GDS Contract
Purpose of contract	General
Contract start date	01/01/2015
Contract end date	

16/17 Contracted general activity (UDA)	20,000
Carry forward general activity (UDA)	395
16/17 Contracted orthodontic activity (UOA)	0
Carry forward orthodontic activity (UOA)	0
Baseline contract value	£488,945.07

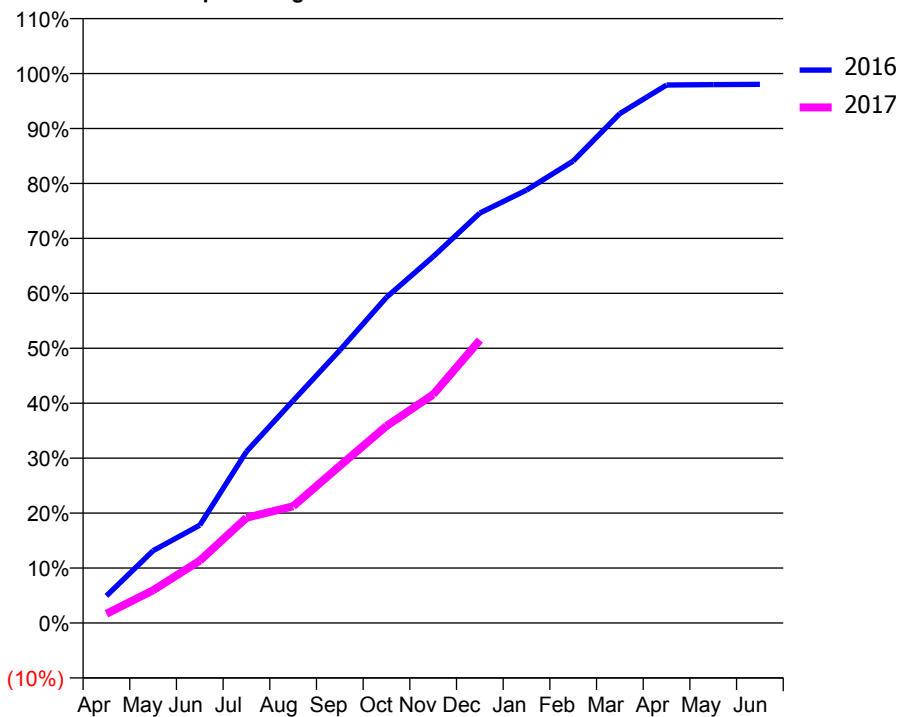
ACCESS*

Patients seen in 24 months	Total	Change since previous quarter
Quarter ending December 2015	5,262	
Quarter ending March 2016	5,762	↑
Quarter ending June 2016	6,096	↑
Quarter ending September 2016	6,301	↑
Quarter ending December 2016	6,651	↑
Variance since December 2015	26.4%	↑



ACTIVITY

Cumulative percentage of contracted UDA delivered 2016 & 2017



Month	Adjusted Scheduled Activity (UDA)	
	2016	2017
April	991	335
May	2,647	1,194
June	3,580	2,271
July	6,272	3,833
August	8,136	4,251
September	9,978	5,720
October	11,915	7,171
November	13,403	8,318
December	14,996	10,295
January	15,837	
February	16,901	
March	18,635	
April	19,679	
May	19,694	
June	19,705	

QUALITY

	Quantity	Base Number	Contract	AT	Region	England
% of FP17s for the same patient ID Re-attending within 3 months - Children	98	1,546	6.3%	13.0%	13.4%	12.4%
% of FP17s for the same patient ID Re-attending within 3 months - Adults	651	4,440	14.7%	17.6%	17.3%	16.6%
% of FP17s for the same patient ID Re-attending between 3 & 9 months - Children	780	1,546	50.5%	56.4%	58.9%	57.5%
% of FP17s for the same patient ID Re-attending between 3 & 9 months - Adults	1,819	4,440	41.0%	50.3%	52.5%	50.4%
% of FP17s for Band 1 Urgent Courses	630	5,464	11.5%	10.5%	9.3%	9.1%
% of FP17s Relating to Free Repair or Replacements	64	5,464	1.2%	0.9%	1.0%	0.8%
% of FP17s Relating to Continuations	11	5,464	0.2%	1.3%	1.5%	1.3%
% of Patients satisfied with the dentistry they have received	6	7	N/A	91.8%	93.1%	92.7%
% of Patients satisfied with the time they had to wait for an appointment	6	7	N/A	88.0%	89.8%	88.8%

* This is based on patients treated on this contract for their most recent course of treatment. Figures in italics indicate the base number of FP17s or Patient Questionnaire responses are less than 100. N/A is shown where the base number of responses is less than 10 during the period. % is calculated as Quantity/Base number*100

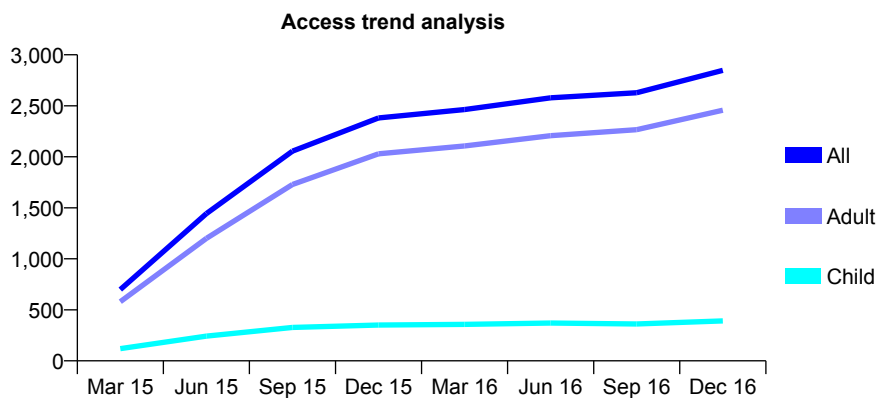
Q46 - Vital Signs At a Glance Contract Report for 160059/0008 - December 2016

Name or company name	REVIVE DENTAL CARE LIMITED
Contract type name	GDS Contract
Purpose of contract	General
Contract start date	01/01/2015
Contract end date	

16/17 Contracted general activity (UDA)	8,032
Carry forward general activity (UDA)	-161
16/17 Contracted orthodontic activity (UOA)	0
Carry forward orthodontic activity (UOA)	0
Baseline contract value	£265,522.39

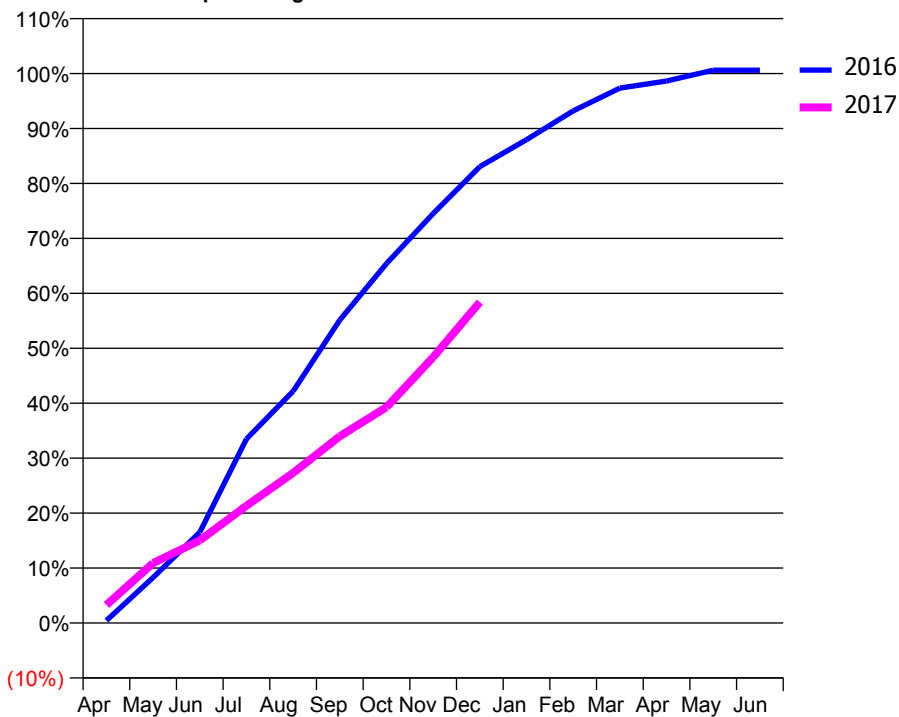
ACCESS*

Patients seen in 24 months	Total	Change since previous quarter
Quarter ending December 2015	2,381	
Quarter ending March 2016	2,463	↑
Quarter ending June 2016	2,578	↑
Quarter ending September 2016	2,628	→
Quarter ending December 2016	2,848	↑
Variance since December 2015	19.6%	↑



ACTIVITY

Cumulative percentage of contracted UDA delivered 2016 & 2017



Month	Adjusted Scheduled Activity (UDA)	
	2016	2017
April	36	265
May	678	876
June	1,350	1,208
July	2,740	1,715
August	3,452	2,193
September	4,513	2,730
October	5,351	3,156
November	6,096	3,885
December	6,796	4,691
January	7,197	
February	7,626	
March	7,964	
April	8,070	
May	8,232	
June	8,231	

QUALITY

	Quantity	Base Number	Contract	AT	Region	England
% of FP17s for the same patient ID Re-attending within 3 months - Children	47	354	13.3%	13.0%	13.4%	12.4%
% of FP17s for the same patient ID Re-attending within 3 months - Adults	374	2,122	17.6%	17.6%	17.3%	16.6%
% of FP17s for the same patient ID Re-attending between 3 & 9 months - Children	130	354	36.7%	56.4%	58.9%	57.5%
% of FP17s for the same patient ID Re-attending between 3 & 9 months - Adults	856	2,122	40.3%	50.3%	52.5%	50.4%
% of FP17s for Band 1 Urgent Courses	502	2,300	21.8%	10.5%	9.3%	9.1%
% of FP17s Relating to Free Repair or Replacements	18	2,300	0.8%	0.9%	1.0%	0.8%
% of FP17s Relating to Continuations	3	2,300	0.1%	1.3%	1.5%	1.3%
% of Patients satisfied with the dentistry they have received	3	3	N/A	91.8%	93.1%	92.7%
% of Patients satisfied with the time they had to wait for an appointment	3	3	N/A	88.0%	89.8%	88.8%

* This is based on patients treated on this contract for their most recent course of treatment. Figures in italics indicate the base number of FP17s or Patient Questionnaire responses are less than 100. N/A is shown where the base number of responses is less than 10 during the period. % is calculated as Quantity/Base number*100

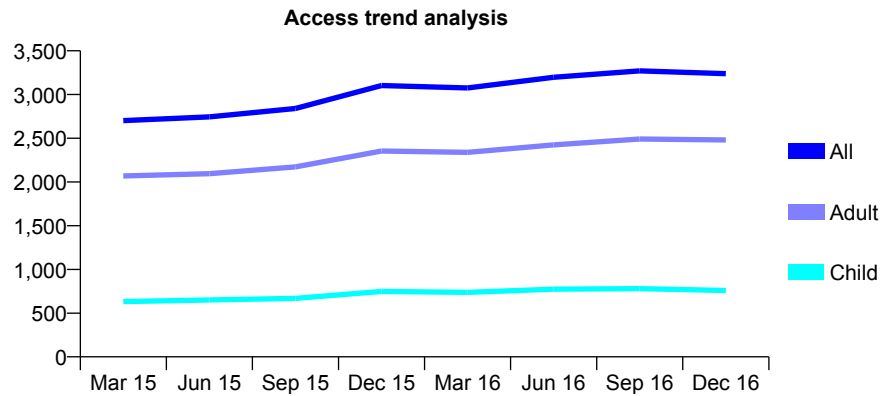
Q46 - Vital Signs At a Glance Contract Report for 160288/0001 - December 2016

Name or company name	Allan Dental Practice
Contract type name	GDS Contract
Purpose of contract	General
Contract start date	01/09/2012
Contract end date	

16/17 Contracted general activity (UDA)	9,486
Carry forward general activity (UDA)	-125
16/17 Contracted orthodontic activity (UOA)	0
Carry forward orthodontic activity (UOA)	0
Baseline contract value	£311,766.01

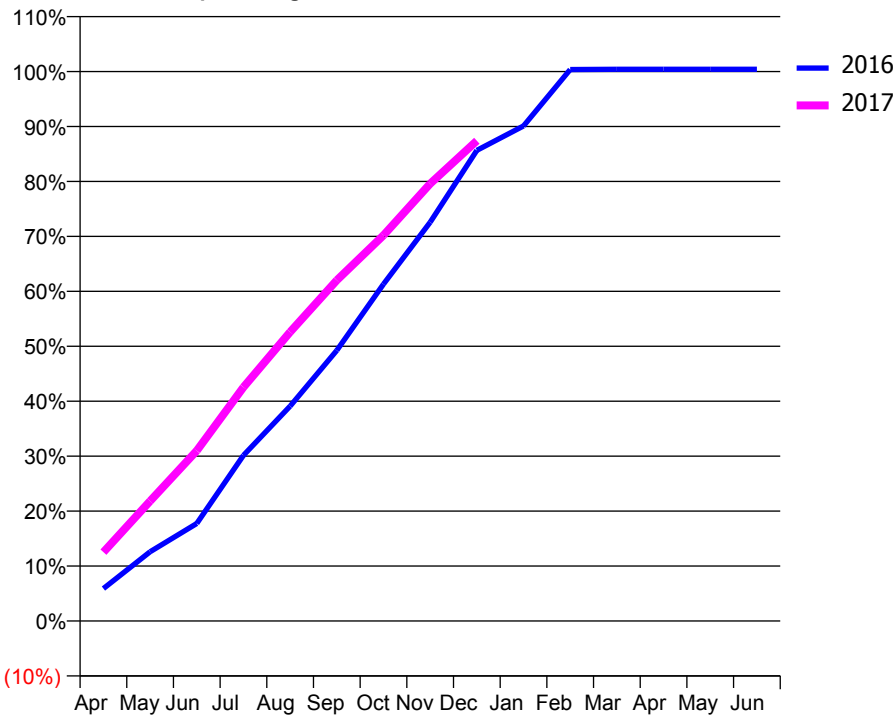
ACCESS*

Patients seen in 24 months	Total	Change since previous quarter
Quarter ending December 2015	3,102	
Quarter ending March 2016	3,076	→
Quarter ending June 2016	3,198	↑
Quarter ending September 2016	3,271	↑
Quarter ending December 2016	3,239	→
Variance since December 2015	4.4%	↑



ACTIVITY

Cumulative percentage of contracted UDA delivered 2016 & 2017



Month	Adjusted Scheduled Activity (UDA)	
	2016	2017
April	532	1,189
May	1,136	2,071
June	1,600	2,940
July	2,717	4,037
August	3,525	4,989
September	4,439	5,884
October	5,526	6,659
November	6,540	7,550
December	7,719	8,289
January	8,120	
February	9,045	
March	9,048	
April	9,048	
May	9,048	
June	9,048	

QUALITY

	Quantity	Base Number	Contract	AT	Region	England
% of FP17s for the same patient ID Re-attending within 3 months - Children	68	912	7.5%	13.0%	13.4%	12.4%
% of FP17s for the same patient ID Re-attending within 3 months - Adults	422	2,837	14.9%	17.6%	17.3%	16.6%
% of FP17s for the same patient ID Re-attending between 3 & 9 months - Children	578	912	63.4%	56.4%	58.9%	57.5%
% of FP17s for the same patient ID Re-attending between 3 & 9 months - Adults	1,401	2,837	49.4%	50.3%	52.5%	50.4%
% of FP17s for Band 1 Urgent Courses	483	3,734	12.9%	10.5%	9.3%	9.1%
% of FP17s Relating to Free Repair or Replacements	36	3,734	1.0%	0.9%	1.0%	0.8%
% of FP17s Relating to Continuations	30	3,734	0.8%	1.3%	1.5%	1.3%
% of Patients satisfied with the dentistry they have received	1	1	N/A	91.8%	93.1%	92.7%
% of Patients satisfied with the time they had to wait for an appointment	1	1	N/A	88.0%	89.8%	88.8%

* This is based on patients treated on this contract for their most recent course of treatment. Figures in italics indicate the base number of FP17s or Patient Questionnaire responses are less than 100. N/A is shown where the base number of responses is less than 10 during the period. % is calculated as Quantity/Base number*100

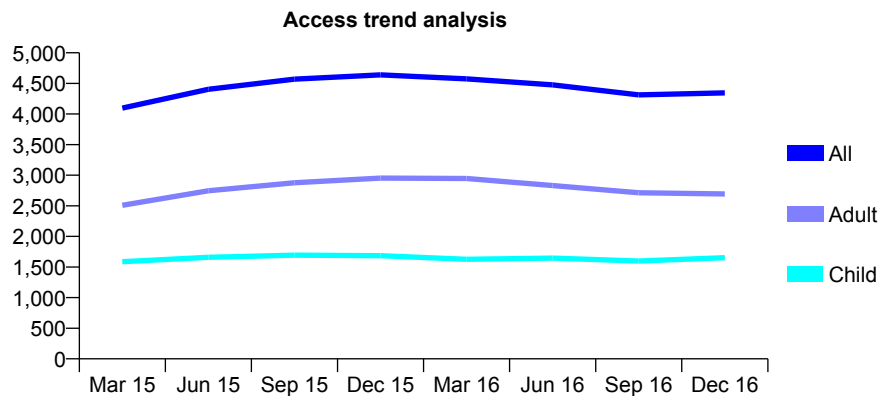
Q46 - Vital Signs At a Glance Contract Report for 160717/0001 - December 2016

Name or company name	Archway (Manchester) Ltd
Contract type name	GDS Contract
Purpose of contract	General and Orthodontic
Contract start date	01/11/2013
Contract end date	

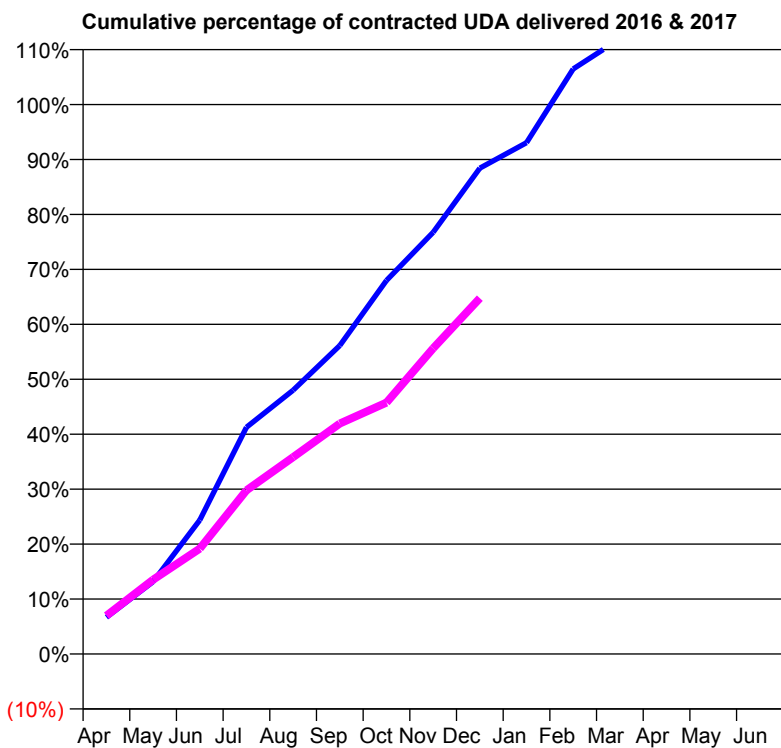
16/17 Contracted general activity (UDA)	11,850
Carry forward general activity (UDA)	-237
16/17 Contracted orthodontic activity (UOA)	0
Carry forward orthodontic activity (UOA)	0
Baseline contract value	£428,996.15

ACCESS*

Patients seen in 24 months	Total	Change since previous quarter
Quarter ending December 2015	4,640	
Quarter ending March 2016	4,573	↓
Quarter ending June 2016	4,477	↓
Quarter ending September 2016	4,313	↓
Quarter ending December 2016	4,345	→
Variance since December 2015	(6.4%)	↓



ACTIVITY



Month	Adjusted Scheduled Activity (UDA)	
	2016	2017
April	812	827
May	1,596	1,605
June	2,956	2,273
July	5,005	3,529
August	5,824	4,246
September	6,810	4,971
October	8,245	5,423
November	9,310	6,592
December	10,724	7,675
January	11,286	
February	12,914	
March	13,579	
April	13,708	
May	13,711	
June	13,712	

QUALITY

	Quantity	Base Number	Contract	AT	Region	England
% of FP17s for the same patient ID Re-attending within 3 months - Children	270	1,741	15.5%	13.0%	13.4%	12.4%
% of FP17s for the same patient ID Re-attending within 3 months - Adults	388	2,231	17.4%	17.6%	17.3%	16.6%
% of FP17s for the same patient ID Re-attending between 3 & 9 months - Children	799	1,741	45.9%	56.4%	58.9%	57.5%
% of FP17s for the same patient ID Re-attending between 3 & 9 months - Adults	817	2,231	36.6%	50.3%	52.5%	50.4%
% of FP17s for Band 1 Urgent Courses	668	3,880	17.2%	10.5%	9.3%	9.1%
% of FP17s Relating to Free Repair or Replacements	14	3,880	0.4%	0.9%	1.0%	0.8%
% of FP17s Relating to Continuations	8	3,880	0.2%	1.3%	1.5%	1.3%
% of Patients satisfied with the dentistry they have received	1	1	N/A	91.8%	93.1%	92.7%
% of Patients satisfied with the time they had to wait for an appointment	1	1	N/A	88.0%	89.8%	88.8%

* This is based on patients treated on this contract for their most recent course of treatment. Figures in italics indicate the base number of FP17s or Patient Questionnaire responses are less than 100. N/A is shown where the base number of responses is less than 10 during the period. % is calculated as Quantity/Base number*100

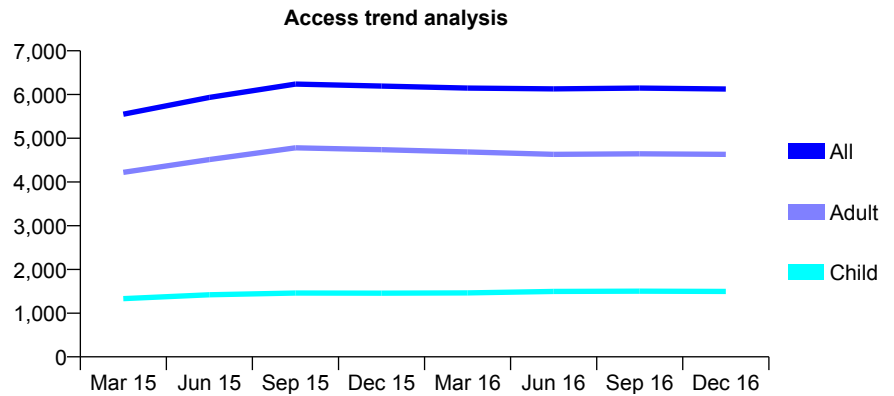
Q46 - Vital Signs At a Glance Contract Report for 161004/0001 - December 2016

Name or company name	Pearl Smile Limited
Contract type name	GDS Contract
Purpose of contract	General
Contract start date	01/04/2010
Contract end date	

16/17 Contracted general activity (UDA)	20,052
Carry forward general activity (UDA)	-382
16/17 Contracted orthodontic activity (UOA)	0
Carry forward orthodontic activity (UOA)	0
Baseline contract value	£518,079.86

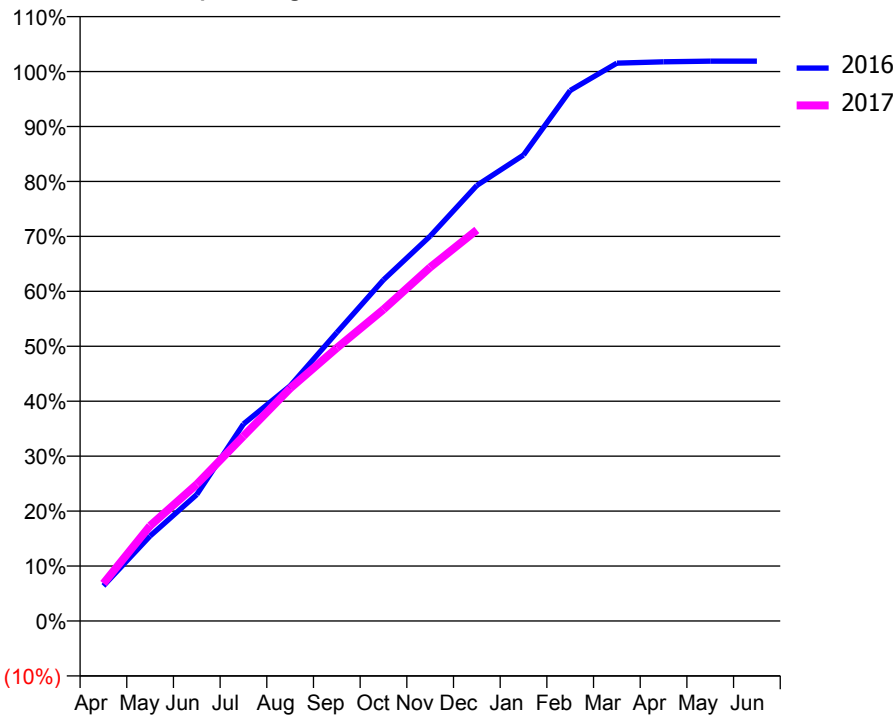
ACCESS*

Patients seen in 24 months	Total	Change since previous quarter
Quarter ending December 2015	6,193	
Quarter ending March 2016	6,149	→
Quarter ending June 2016	6,128	→
Quarter ending September 2016	6,146	→
Quarter ending December 2016	6,126	→
Variance since December 2015	(1.1%)	↓



ACTIVITY

Cumulative percentage of contracted UDA delivered 2016 & 2017



Month	Adjusted Scheduled Activity (UDA)	
	2016	2017
April	1,300	1,369
May	3,147	3,478
June	4,678	4,988
July	7,288	6,748
August	8,701	8,487
September	10,676	9,963
October	12,624	11,369
November	14,241	12,906
December	16,118	14,271
January	17,243	
February	19,631	
March	20,643	
April	20,691	
May	20,714	
June	20,714	

QUALITY

	Quantity	Base Number	Contract	AT	Region	England
% of FP17s for the same patient ID Re-attending within 3 months - Children	172	1,791	9.6%	13.0%	13.4%	12.4%
% of FP17s for the same patient ID Re-attending within 3 months - Adults	564	4,801	11.7%	17.6%	17.3%	16.6%
% of FP17s for the same patient ID Re-attending between 3 & 9 months - Children	1,175	1,791	65.6%	56.4%	58.9%	57.5%
% of FP17s for the same patient ID Re-attending between 3 & 9 months - Adults	2,969	4,801	61.8%	50.3%	52.5%	50.4%
% of FP17s for Band 1 Urgent Courses	388	6,557	5.9%	10.5%	9.3%	9.1%
% of FP17s Relating to Free Repair or Replacements	37	6,557	0.6%	0.9%	1.0%	0.8%
% of FP17s Relating to Continuations	18	6,557	0.3%	1.3%	1.5%	1.3%
% of Patients satisfied with the dentistry they have received	4	5	N/A	91.8%	93.1%	92.7%
% of Patients satisfied with the time they had to wait for an appointment	4	5	N/A	88.0%	89.8%	88.8%

* This is based on patients treated on this contract for their most recent course of treatment. Figures in italics indicate the base number of FP17s or Patient Questionnaire responses are less than 100. N/A is shown where the base number of responses is less than 10 during the period. % is calculated as Quantity/Base number*100

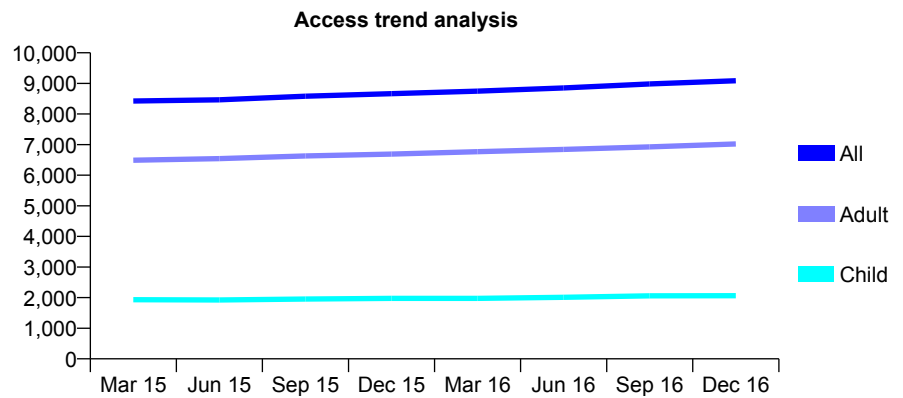
Q46 - Vital Signs At a Glance Contract Report for 162426/0001 - December 2016

Name or company name	Alemdent Limited
Contract type name	GDS Contract
Purpose of contract	General
Contract start date	01/05/2009
Contract end date	

16/17 Contracted general activity (UDA)	30,215
Carry forward general activity (UDA)	518
16/17 Contracted orthodontic activity (UOA)	0
Carry forward orthodontic activity (UOA)	0
Baseline contract value	£925,462.65

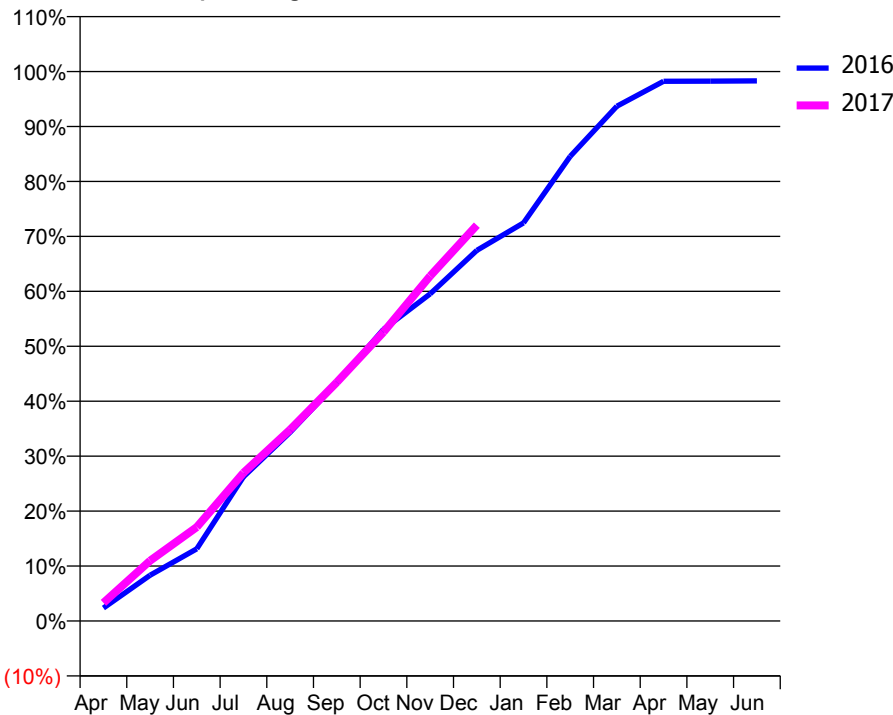
ACCESS*

Patients seen in 24 months	Total	Change since previous quarter
Quarter ending December 2015	8,663	
Quarter ending March 2016	8,746	→
Quarter ending June 2016	8,853	→
Quarter ending September 2016	8,983	→
Quarter ending December 2016	9,085	→
Variance since December 2015	4.9%	↑



ACTIVITY

Cumulative percentage of contracted UDA delivered 2016 & 2017



Month	Adjusted Scheduled Activity (UDA)	
	2016	2017
April	716	999
May	2,516	3,316
June	3,972	5,165
July	7,933	8,147
August	10,379	10,524
September	13,087	13,132
October	16,039	15,884
November	17,992	18,973
December	20,377	21,765
January	21,893	
February	25,553	
March	28,307	
April	29,680	
May	29,684	
June	29,697	

QUALITY

	Quantity	Base Number	Contract	AT	Region	England
% of FP17s for the same patient ID Re-attending within 3 months - Children	297	2,589	11.5%	13.0%	13.4%	12.4%
% of FP17s for the same patient ID Re-attending within 3 months - Adults	1,144	7,302	15.7%	17.6%	17.3%	16.6%
% of FP17s for the same patient ID Re-attending between 3 & 9 months - Children	1,520	2,589	58.7%	56.4%	58.9%	57.5%
% of FP17s for the same patient ID Re-attending between 3 & 9 months - Adults	3,499	7,302	47.9%	50.3%	52.5%	50.4%
% of FP17s for Band 1 Urgent Courses	597	9,401	6.4%	10.5%	9.3%	9.1%
% of FP17s Relating to Free Repair or Replacements	195	9,401	2.1%	0.9%	1.0%	0.8%
% of FP17s Relating to Continuations	294	9,401	3.1%	1.3%	1.5%	1.3%
% of Patients satisfied with the dentistry they have received	10	11	90.9%	91.8%	93.1%	92.7%
% of Patients satisfied with the time they had to wait for an appointment	11	11	100.0%	88.0%	89.8%	88.8%

* This is based on patients treated on this contract for their most recent course of treatment. Figures in italics indicate the base number of FP17s or Patient Questionnaire responses are less than 100. N/A is shown where the base number of responses is less than 10 during the period. % is calculated as Quantity/Base number*100

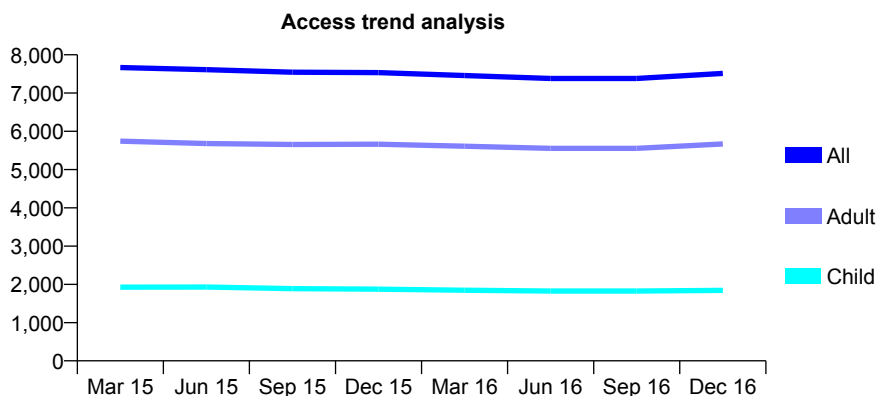
Q46 - Vital Signs At a Glance Contract Report for 162930/0001 - December 2016

Name or company name	Silverdale Dental Practice
Contract type name	GDS Contract
Purpose of contract	General
Contract start date	01/05/2009
Contract end date	

16/17 Contracted general activity (UDA)	21,652
Carry forward general activity (UDA)	-530
16/17 Contracted orthodontic activity (UOA)	0
Carry forward orthodontic activity (UOA)	0
Baseline contract value	£712,663.91

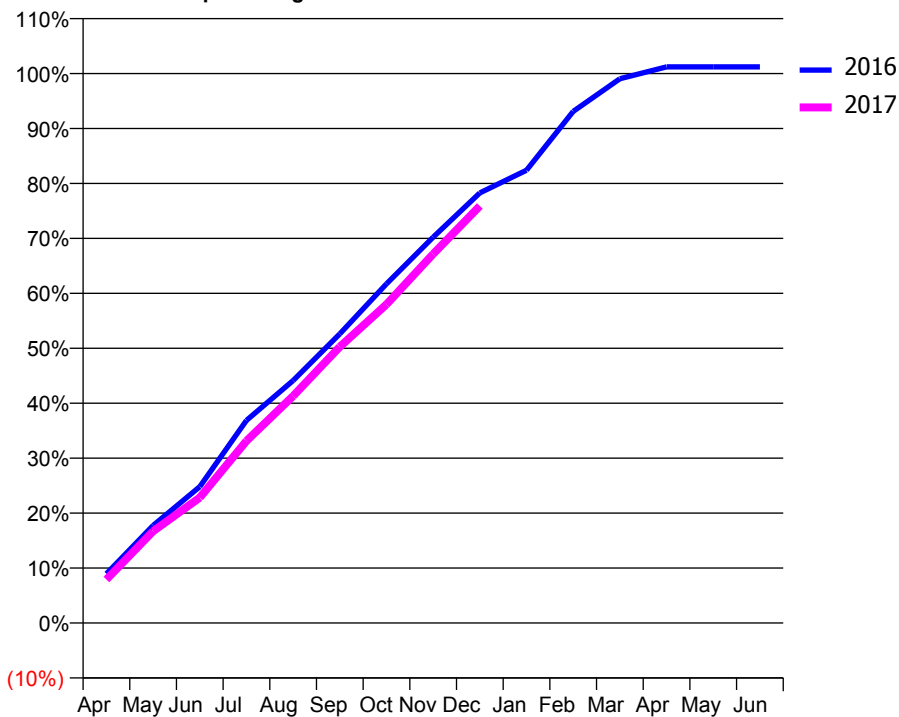
ACCESS*

Patients seen in 24 months	Total	Change since previous quarter
Quarter ending December 2015	7,534	
Quarter ending March 2016	7,457	↓
Quarter ending June 2016	7,381	↓
Quarter ending September 2016	7,382	→
Quarter ending December 2016	7,514	→
Variance since December 2015	(0.3%)	→



ACTIVITY

Cumulative percentage of contracted UDA delivered 2016 & 2017



Month	Adjusted Scheduled Activity (UDA)	
	2016	2017
April	1,943	1,714
May	3,844	3,615
June	5,374	4,941
July	7,982	7,175
August	9,557	8,948
September	11,393	10,886
October	13,366	12,557
November	15,202	14,539
December	16,946	16,431
January	17,843	
February	20,160	
March	21,446	
April	21,914	
May	21,911	
June	21,913	

QUALITY

	Quantity	Base Number	Contract	AT	Region	England
% of FP17s for the same patient ID Re-attending within 3 months - Children	105	1,989	5.3%	13.0%	13.4%	12.4%
% of FP17s for the same patient ID Re-attending within 3 months - Adults	739	6,336	11.7%	17.6%	17.3%	16.6%
% of FP17s for the same patient ID Re-attending between 3 & 9 months - Children	1,199	1,989	60.3%	56.4%	58.9%	57.5%
% of FP17s for the same patient ID Re-attending between 3 & 9 months - Adults	3,683	6,336	58.1%	50.3%	52.5%	50.4%
% of FP17s for Band 1 Urgent Courses	584	8,072	7.2%	10.5%	9.3%	9.1%
% of FP17s Relating to Free Repair or Replacements	45	8,072	0.6%	0.9%	1.0%	0.8%
% of FP17s Relating to Continuations	120	8,072	1.5%	1.3%	1.5%	1.3%
% of Patients satisfied with the dentistry they have received	3	3	N/A	91.8%	93.1%	92.7%
% of Patients satisfied with the time they had to wait for an appointment	3	3	N/A	88.0%	89.8%	88.8%

* This is based on patients treated on this contract for their most recent course of treatment. Figures in italics indicate the base number of FP17s or Patient Questionnaire responses are less than 100. N/A is shown where the base number of responses is less than 10 during the period. % is calculated as Quantity/Base number*100

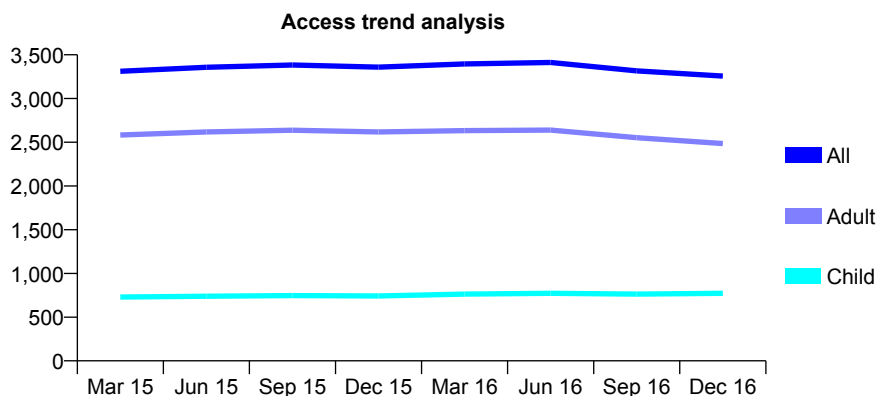
Q46 - Vital Signs At a Glance Contract Report for 163600/0001 - December 2016

Name or company name	Freedom Dental
Contract type name	GDS Contract
Purpose of contract	General
Contract start date	01/04/2006
Contract end date	

16/17 Contracted general activity (UDA)	9,486
Carry forward general activity (UDA)	-143
16/17 Contracted orthodontic activity (UOA)	0
Carry forward orthodontic activity (UOA)	0
Baseline contract value	£280,723.82

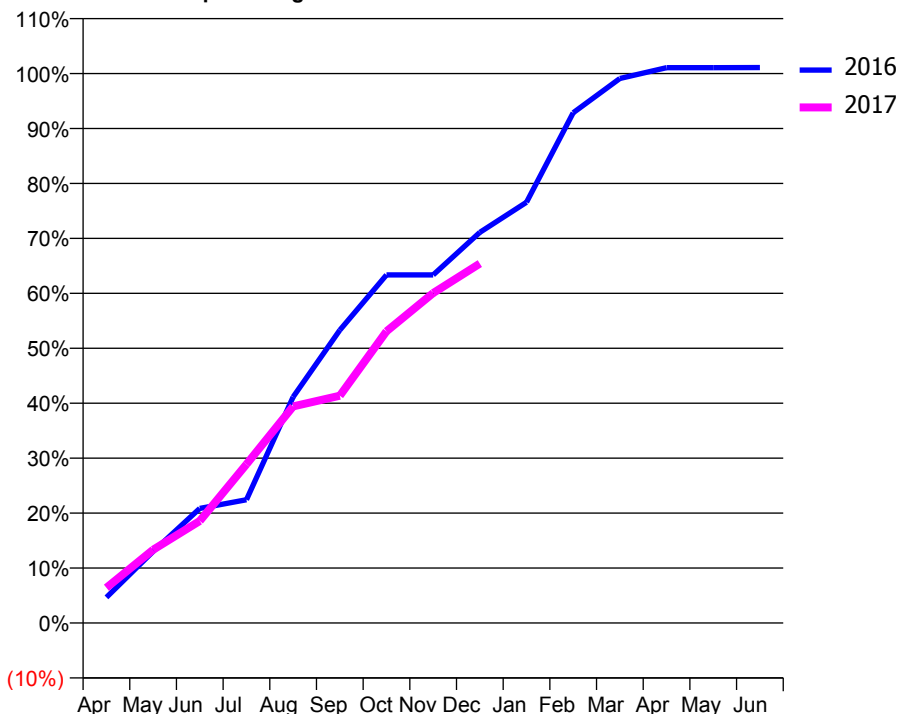
ACCESS*

Patients seen in 24 months	Total	Change since previous quarter
Quarter ending December 2015	3,359	
Quarter ending March 2016	3,396	→
Quarter ending June 2016	3,412	→
Quarter ending September 2016	3,316	↓
Quarter ending December 2016	3,257	↓
Variance since December 2015	(3.0%)	↓



ACTIVITY

Cumulative percentage of contracted UDA delivered 2016 & 2017



Month	Adjusted Scheduled Activity (UDA)	
	2016	2017
April	457	609
May	1,271	1,265
June	2,036	1,762
July	2,190	2,741
August	4,018	3,741
September	5,206	3,924
October	6,187	5,036
November	6,187	5,697
December	6,942	6,205
January	7,478	
February	9,070	
March	9,679	
April	9,869	
May	9,869	
June	9,872	

QUALITY

	Quantity	Base Number	Contract	AT	Region	England
% of FP17s for the same patient ID Re-attending within 3 months - Children	63	761	8.3%	13.0%	13.4%	12.4%
% of FP17s for the same patient ID Re-attending within 3 months - Adults	384	2,237	17.2%	17.6%	17.3%	16.6%
% of FP17s for the same patient ID Re-attending between 3 & 9 months - Children	507	761	66.6%	56.4%	58.9%	57.5%
% of FP17s for the same patient ID Re-attending between 3 & 9 months - Adults	1,247	2,237	55.7%	50.3%	52.5%	50.4%
% of FP17s for Band 1 Urgent Courses	249	2,879	8.6%	10.5%	9.3%	9.1%
% of FP17s Relating to Free Repair or Replacements	38	2,879	1.3%	0.9%	1.0%	0.8%
% of FP17s Relating to Continuations	25	2,879	0.9%	1.3%	1.5%	1.3%
% of Patients satisfied with the dentistry they have received	2	2	N/A	91.8%	93.1%	92.7%
% of Patients satisfied with the time they had to wait for an appointment	2	2	N/A	88.0%	89.8%	88.8%

* This is based on patients treated on this contract for their most recent course of treatment. Figures in italics indicate the base number of FP17s or Patient Questionnaire responses are less than 100. N/A is shown where the base number of responses is less than 10 during the period. % is calculated as Quantity/Base number*100

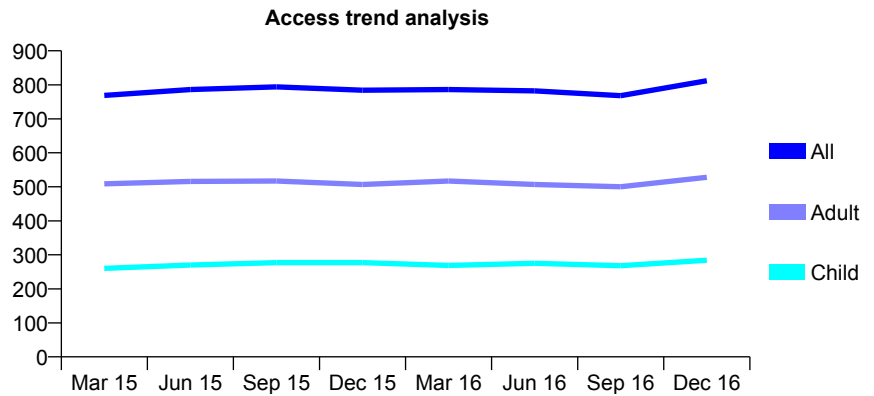
Q46 - Vital Signs At a Glance Contract Report for 163600/0002 - December 2016

Name or company name	Freedom Dental
Contract type name	GDS Contract
Purpose of contract	General
Contract start date	01/04/2006
Contract end date	

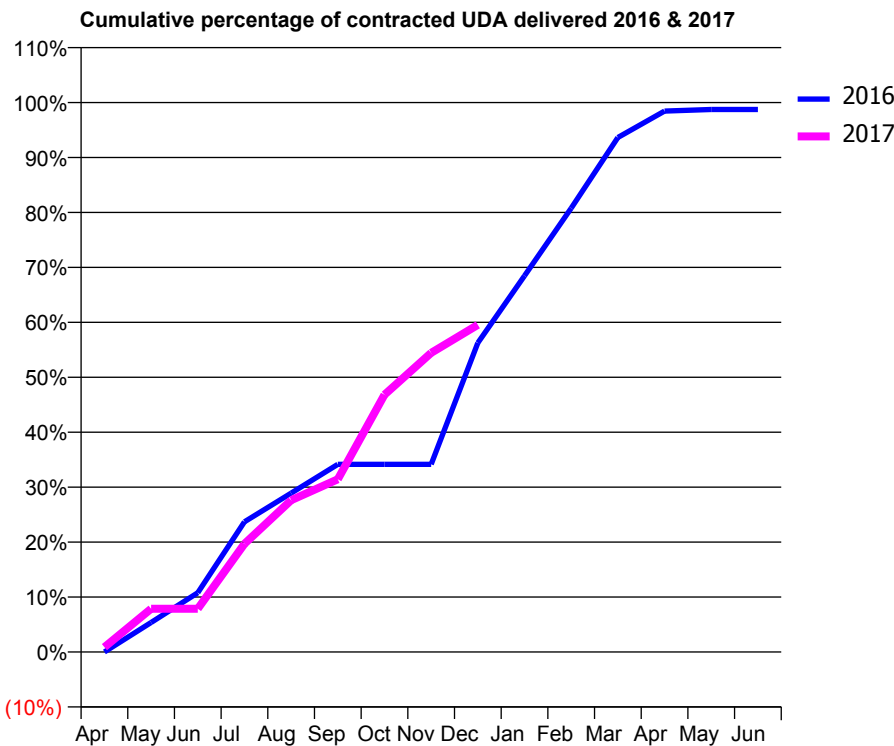
16/17 Contracted general activity (UDA)	3,500
Carry forward general activity (UDA)	29
16/17 Contracted orthodontic activity (UOA)	0
Carry forward orthodontic activity (UOA)	0
Baseline contract value	£121,438.76

ACCESS*

Patients seen in 24 months	Total	Change since previous quarter
Quarter ending December 2015	784	
Quarter ending March 2016	786	→
Quarter ending June 2016	782	→
Quarter ending September 2016	768	↓
Quarter ending December 2016	812	↑
Variance since December 2015	3.6%	↑



ACTIVITY



Month	Adjusted Scheduled Activity (UDA)	
	2016	2017
April	0	31
May	188	276
June	378	276
July	829	690
August	1,012	967
September	1,195	1,100
October	1,195	1,639
November	1,195	1,905
December	1,969	2,084
January	2,396	
February	2,827	
March	3,277	
April	3,445	
May	3,455	
June	3,455	

QUALITY

	Quantity	Base Number	Contract	AT	Region	England
% of FP17s for the same patient ID Re-attending within 3 months - Children	18	242	7.4%	13.0%	13.4%	12.4%
% of FP17s for the same patient ID Re-attending within 3 months - Adults	122	513	23.8%	17.6%	17.3%	16.6%
% of FP17s for the same patient ID Re-attending between 3 & 9 months - Children	125	242	51.7%	56.4%	58.9%	57.5%
% of FP17s for the same patient ID Re-attending between 3 & 9 months - Adults	232	513	45.2%	50.3%	52.5%	50.4%
% of FP17s for Band 1 Urgent Courses	105	713	14.7%	10.5%	9.3%	9.1%
% of FP17s Relating to Free Repair or Replacements	1	713	0.1%	0.9%	1.0%	0.8%
% of FP17s Relating to Continuations	6	713	0.8%	1.3%	1.5%	1.3%
% of Patients satisfied with the dentistry they have received	0	0	N/A	91.8%	93.1%	92.7%
% of Patients satisfied with the time they had to wait for an appointment	0	0	N/A	88.0%	89.8%	88.8%

* This is based on patients treated on this contract for their most recent course of treatment. Figures in italics indicate the base number of FP17s or Patient Questionnaire responses are less than 100. N/A is shown where the base number of responses is less than 10 during the period. % is calculated as Quantity/Base number*100

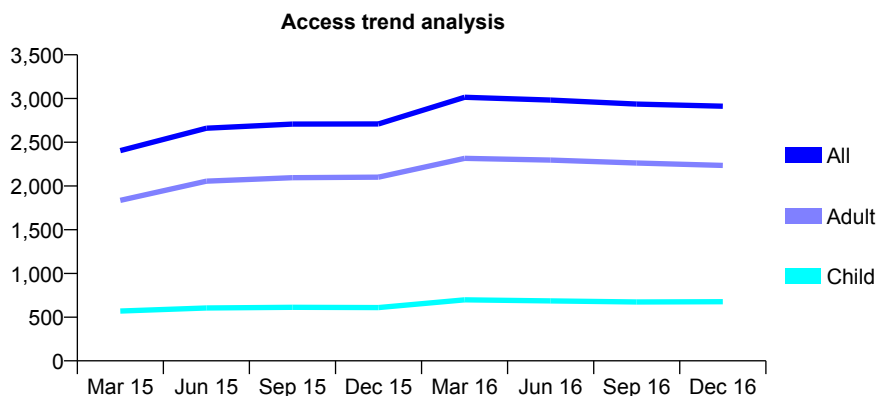
Q46 - Vital Signs At a Glance Contract Report for 163821/0001 - December 2016

Name or company name	Synergy Dental Clinic Bury Ltd
Contract type name	GDS Contract
Purpose of contract	General
Contract start date	01/04/2014
Contract end date	

16/17 Contracted general activity (UDA)	8,267
Carry forward general activity (UDA)	175
16/17 Contracted orthodontic activity (UOA)	0
Carry forward orthodontic activity (UOA)	0
Baseline contract value	£193,424.50

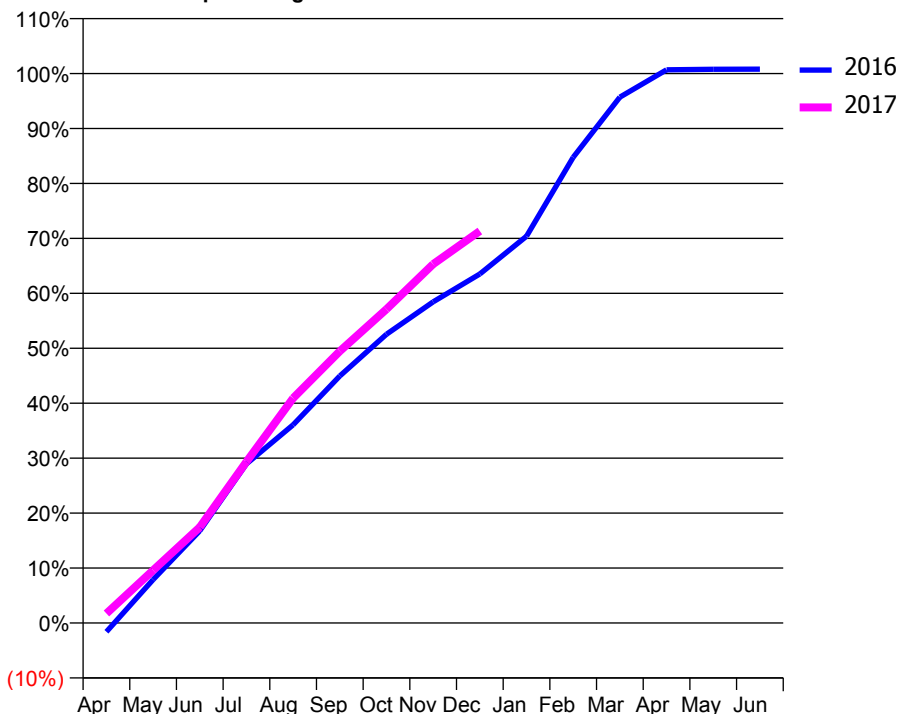
ACCESS*

Patients seen in 24 months	Total	Change since previous quarter
Quarter ending December 2015	2,710	
Quarter ending March 2016	3,014	↑
Quarter ending June 2016	2,982	↓
Quarter ending September 2016	2,936	↓
Quarter ending December 2016	2,912	→
Variance since December 2015	7.5%	↑



ACTIVITY

Cumulative percentage of contracted UDA delivered 2016 & 2017



Month	Adjusted Scheduled Activity (UDA)	
	2016	2017
April	-139	143
May	675	793
June	1,434	1,441
July	2,474	2,426
August	3,083	3,384
September	3,842	4,089
October	4,492	4,722
November	4,996	5,400
December	5,429	5,898
January	6,016	
February	7,244	
March	8,179	
April	8,604	
May	8,613	
June	8,615	

QUALITY

	Quantity	Base Number	Contract	AT	Region	England
% of FP17s for the same patient ID Re-attending within 3 months - Children	42	755	5.6%	13.0%	13.4%	12.4%
% of FP17s for the same patient ID Re-attending within 3 months - Adults	405	2,628	15.4%	17.6%	17.3%	16.6%
% of FP17s for the same patient ID Re-attending between 3 & 9 months - Children	538	755	71.3%	56.4%	58.9%	57.5%
% of FP17s for the same patient ID Re-attending between 3 & 9 months - Adults	1,734	2,628	66.0%	50.3%	52.5%	50.4%
% of FP17s for Band 1 Urgent Courses	255	3,192	8.0%	10.5%	9.3%	9.1%
% of FP17s Relating to Free Repair or Replacements	1	3,192	0.0%	0.9%	1.0%	0.8%
% of FP17s Relating to Continuations	7	3,192	0.2%	1.3%	1.5%	1.3%
% of Patients satisfied with the dentistry they have received	7	10	70.0%	91.8%	93.1%	92.7%
% of Patients satisfied with the time they had to wait for an appointment	10	10	100.0%	88.0%	89.8%	88.8%

* This is based on patients treated on this contract for their most recent course of treatment. Figures in italics indicate the base number of FP17s or Patient Questionnaire responses are less than 100. N/A is shown where the base number of responses is less than 10 during the period. % is calculated as Quantity/Base number*100

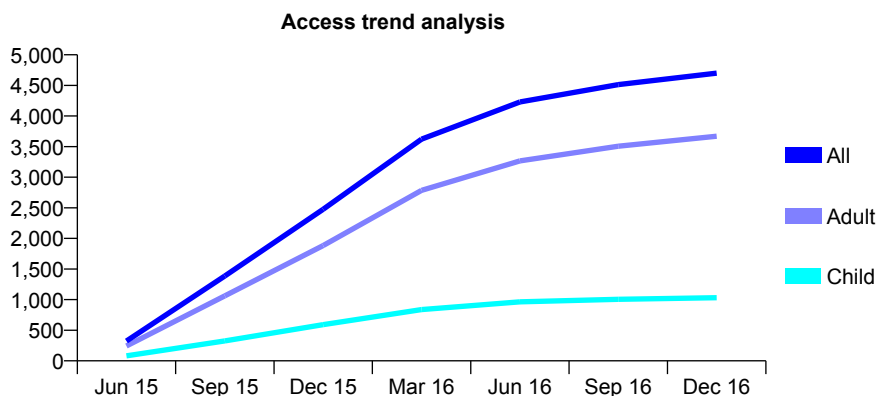
Q46 - Vital Signs At a Glance Contract Report for 164054/0001 - December 2016

Name or company name	Hope Dental Practice Limited
Contract type name	GDS Contract
Purpose of contract	General
Contract start date	01/06/2015
Contract end date	

16/17 Contracted general activity (UDA)	17,021
Carry forward general activity (UDA)	379
16/17 Contracted orthodontic activity (UOA)	0
Carry forward orthodontic activity (UOA)	0
Baseline contract value	£595,547.03

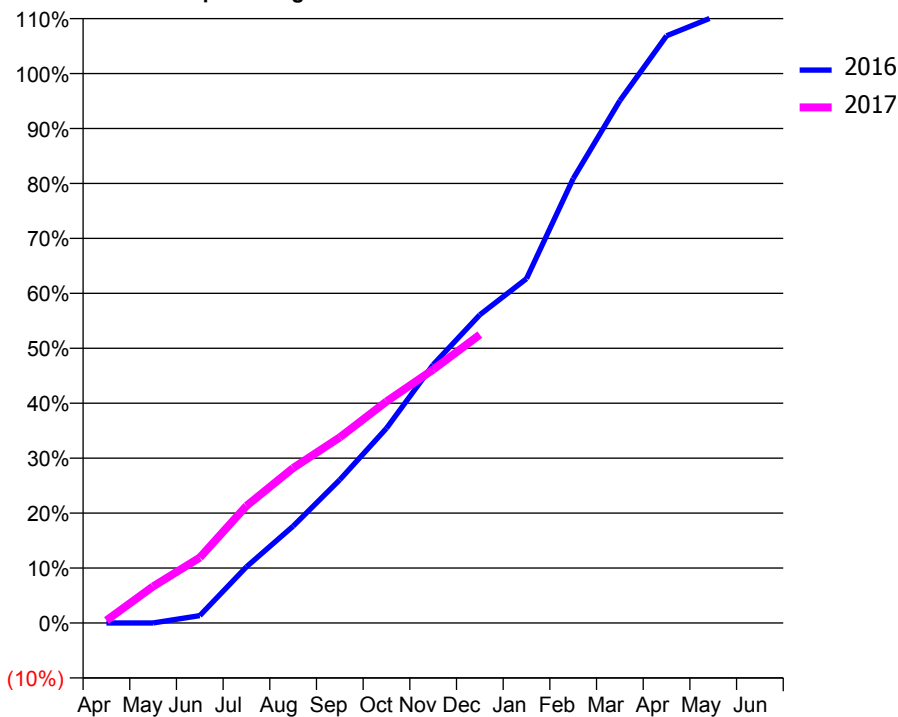
ACCESS*

Patients seen in 24 months	Total	Change since previous quarter
Quarter ending December 2015	2,476	
Quarter ending March 2016	3,623	↑
Quarter ending June 2016	4,230	↑
Quarter ending September 2016	4,512	↑
Quarter ending December 2016	4,700	↑
Variance since December 2015	89.8%	↑



ACTIVITY

Cumulative percentage of contracted UDA delivered 2016 & 2017



Month	Adjusted Scheduled Activity (UDA)	
	2016	2017
April	0	81
May	0	1,134
June	191	2,025
July	1,449	3,628
August	2,499	4,802
September	3,697	5,752
October	5,026	6,865
November	6,666	7,850
December	7,951	8,934
January	8,883	
February	11,464	
March	13,476	
April	15,148	
May	15,634	
June	15,634	

QUALITY

	Quantity	Base Number	Contract	AT	Region	England
% of FP17s for the same patient ID Re-attending within 3 months - Children	134	1,011	13.3%	13.0%	13.4%	12.4%
% of FP17s for the same patient ID Re-attending within 3 months - Adults	676	3,412	19.8%	17.6%	17.3%	16.6%
% of FP17s for the same patient ID Re-attending between 3 & 9 months - Children	433	1,011	42.8%	56.4%	58.9%	57.5%
% of FP17s for the same patient ID Re-attending between 3 & 9 months - Adults	1,265	3,412	37.1%	50.3%	52.5%	50.4%
% of FP17s for Band 1 Urgent Courses	581	3,587	16.2%	10.5%	9.3%	9.1%
% of FP17s Relating to Free Repair or Replacements	75	3,587	2.1%	0.9%	1.0%	0.8%
% of FP17s Relating to Continuations	70	3,587	2.0%	1.3%	1.5%	1.3%
% of Patients satisfied with the dentistry they have received	3	3	N/A	91.8%	93.1%	92.7%
% of Patients satisfied with the time they had to wait for an appointment	1	3	N/A	88.0%	89.8%	88.8%

* This is based on patients treated on this contract for their most recent course of treatment. Figures in italics indicate the base number of FP17s or Patient Questionnaire responses are less than 100. N/A is shown where the base number of responses is less than 10 during the period. % is calculated as Quantity/Base number*100

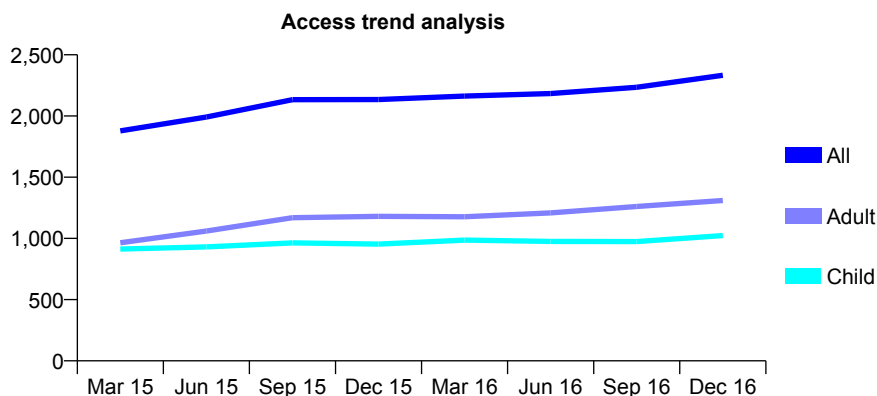
Q46 - Vital Signs At a Glance Contract Report for 165255/0001 - December 2016

Name or company name	Pritchards Dental Practice Ltd
Contract type name	GDS Contract
Purpose of contract	General
Contract start date	01/10/2013
Contract end date	

16/17 Contracted general activity (UDA)	6,428
Carry forward general activity (UDA)	0
16/17 Contracted orthodontic activity (UOA)	0
Carry forward orthodontic activity (UOA)	0
Baseline contract value	£172,355.39

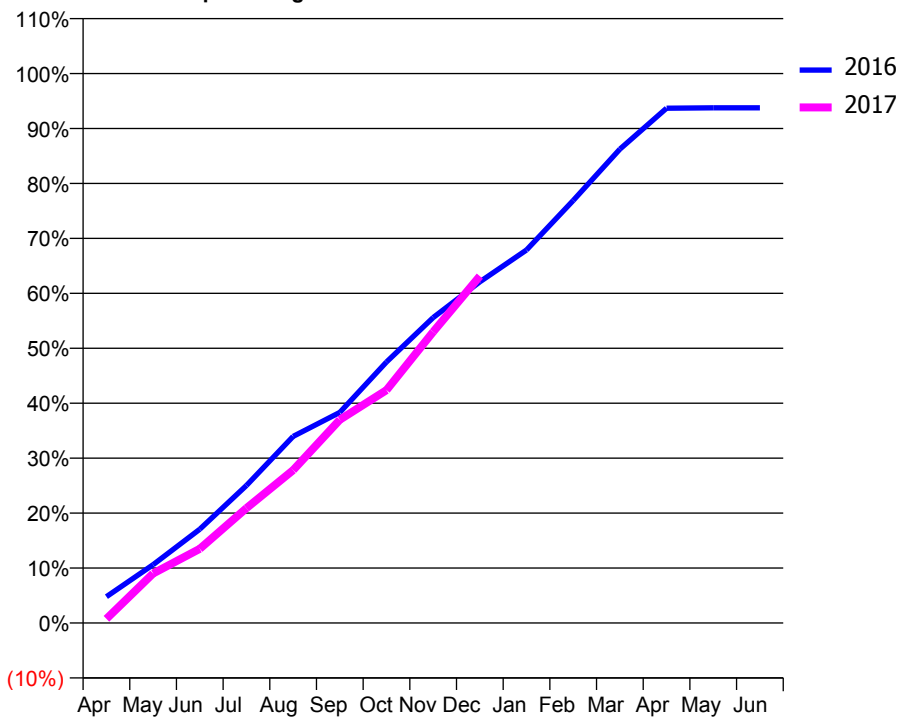
ACCESS*

Patients seen in 24 months	Total	Change since previous quarter
Quarter ending December 2015	2,134	
Quarter ending March 2016	2,163	→
Quarter ending June 2016	2,184	→
Quarter ending September 2016	2,235	↑
Quarter ending December 2016	2,333	↑
Variance since December 2015	9.3%	↑



ACTIVITY

Cumulative percentage of contracted UDA delivered 2016 & 2017



Month	Adjusted Scheduled Activity (UDA)	
	2016	2017
April	308	49
May	682	580
June	1,098	868
July	1,609	1,344
August	2,183	1,788
September	2,464	2,379
October	3,053	2,724
November	3,573	3,407
December	3,991	4,057
January	4,364	
February	4,942	
March	5,543	
April	6,023	
May	6,027	
June	6,027	

QUALITY

	Quantity	Base Number	Contract	AT	Region	England
% of FP17s for the same patient ID Re-attending within 3 months - Children	113	1,278	8.8%	13.0%	13.4%	12.4%
% of FP17s for the same patient ID Re-attending within 3 months - Adults	446	1,601	27.9%	17.6%	17.3%	16.6%
% of FP17s for the same patient ID Re-attending between 3 & 9 months - Children	745	1,278	58.3%	56.4%	58.9%	57.5%
% of FP17s for the same patient ID Re-attending between 3 & 9 months - Adults	687	1,601	42.9%	50.3%	52.5%	50.4%
% of FP17s for Band 1 Urgent Courses	182	2,167	8.4%	10.5%	9.3%	9.1%
% of FP17s Relating to Free Repair or Replacements	4	2,167	0.2%	0.9%	1.0%	0.8%
% of FP17s Relating to Continuations	2	2,167	0.1%	1.3%	1.5%	1.3%
% of Patients satisfied with the dentistry they have received	2	2	N/A	91.8%	93.1%	92.7%
% of Patients satisfied with the time they had to wait for an appointment	2	2	N/A	88.0%	89.8%	88.8%

* This is based on patients treated on this contract for their most recent course of treatment. Figures in italics indicate the base number of FP17s or Patient Questionnaire responses are less than 100. N/A is shown where the base number of responses is less than 10 during the period. % is calculated as Quantity/Base number*100

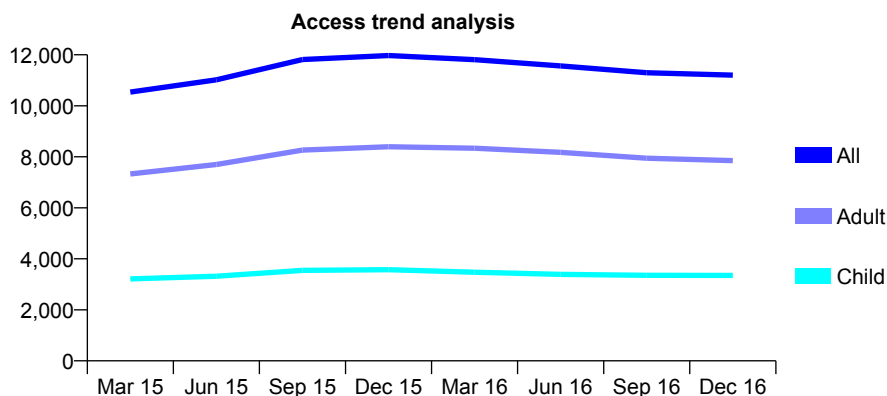
Q46 - Vital Signs At a Glance Contract Report for 165263/0001 - December 2016

Name or company name	Chariwala Smile Ltd
Contract type name	GDS Contract
Purpose of contract	General
Contract start date	01/11/2013
Contract end date	

16/17 Contracted general activity (UDA)	35,327
Carry forward general activity (UDA)	-135
16/17 Contracted orthodontic activity (UOA)	0
Carry forward orthodontic activity (UOA)	0
Baseline contract value	£914,419.88

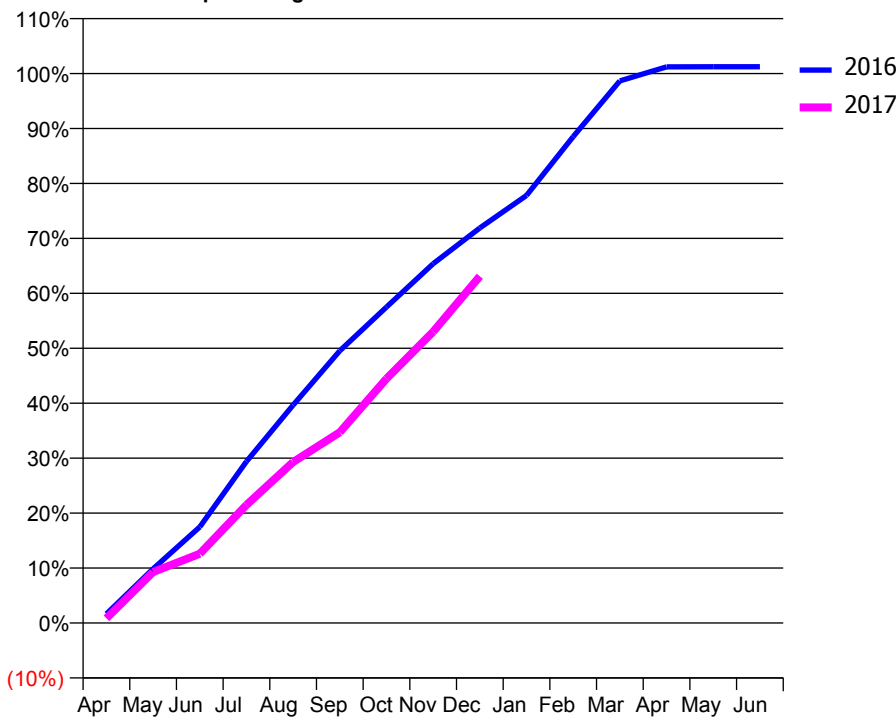
ACCESS*

Patients seen in 24 months	Total	Change since previous quarter
Quarter ending December 2015	11,969	
Quarter ending March 2016	11,810	↓
Quarter ending June 2016	11,563	↓
Quarter ending September 2016	11,298	↓
Quarter ending December 2016	11,200	→
Variance since December 2015	(6.4%)	↓



ACTIVITY

Cumulative percentage of contracted UDA delivered 2016 & 2017



Month	Adjusted Scheduled Activity (UDA)	
	2016	2017
April	599	306
May	3,533	3,276
June	6,257	4,454
July	10,526	7,589
August	14,201	10,347
September	17,740	12,262
October	20,585	15,710
November	23,410	18,725
December	25,743	22,296
January	27,855	
February	31,691	
March	35,324	
April	36,234	
May	36,241	
June	36,242	

QUALITY

	Quantity	Base Number	Contract	AT	Region	England
% of FP17s for the same patient ID Re-attending within 3 months - Children	273	3,642	7.5%	13.0%	13.4%	12.4%
% of FP17s for the same patient ID Re-attending within 3 months - Adults	1,303	8,063	16.2%	17.6%	17.3%	16.6%
% of FP17s for the same patient ID Re-attending between 3 & 9 months - Children	2,366	3,642	65.0%	56.4%	58.9%	57.5%
% of FP17s for the same patient ID Re-attending between 3 & 9 months - Adults	4,456	8,063	55.3%	50.3%	52.5%	50.4%
% of FP17s for Band 1 Urgent Courses	915	11,153	8.2%	10.5%	9.3%	9.1%
% of FP17s Relating to Free Repair or Replacements	73	11,153	0.7%	0.9%	1.0%	0.8%
% of FP17s Relating to Continuations	273	11,153	2.4%	1.3%	1.5%	1.3%
% of Patients satisfied with the dentistry they have received	5	5	N/A	91.8%	93.1%	92.7%
% of Patients satisfied with the time they had to wait for an appointment	4	5	N/A	88.0%	89.8%	88.8%

* This is based on patients treated on this contract for their most recent course of treatment. Figures in italics indicate the base number of FP17s or Patient Questionnaire responses are less than 100. N/A is shown where the base number of responses is less than 10 during the period. % is calculated as Quantity/Base number*100

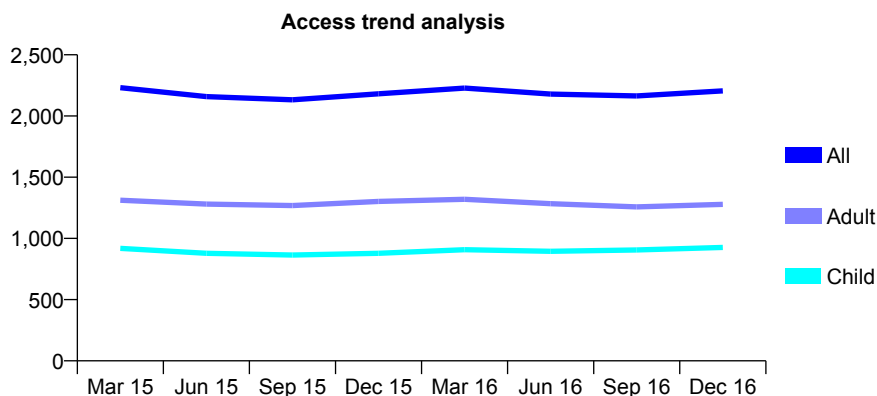
Q46 - Vital Signs At a Glance Contract Report for 165433/0001 - December 2016

Name or company name	Park House Brinnington
Contract type name	GDS Contract
Purpose of contract	General
Contract start date	01/01/2011
Contract end date	

16/17 Contracted general activity (UDA)	6,500
Carry forward general activity (UDA)	16
16/17 Contracted orthodontic activity (UOA)	0
Carry forward orthodontic activity (UOA)	0
Baseline contract value	£167,115.42

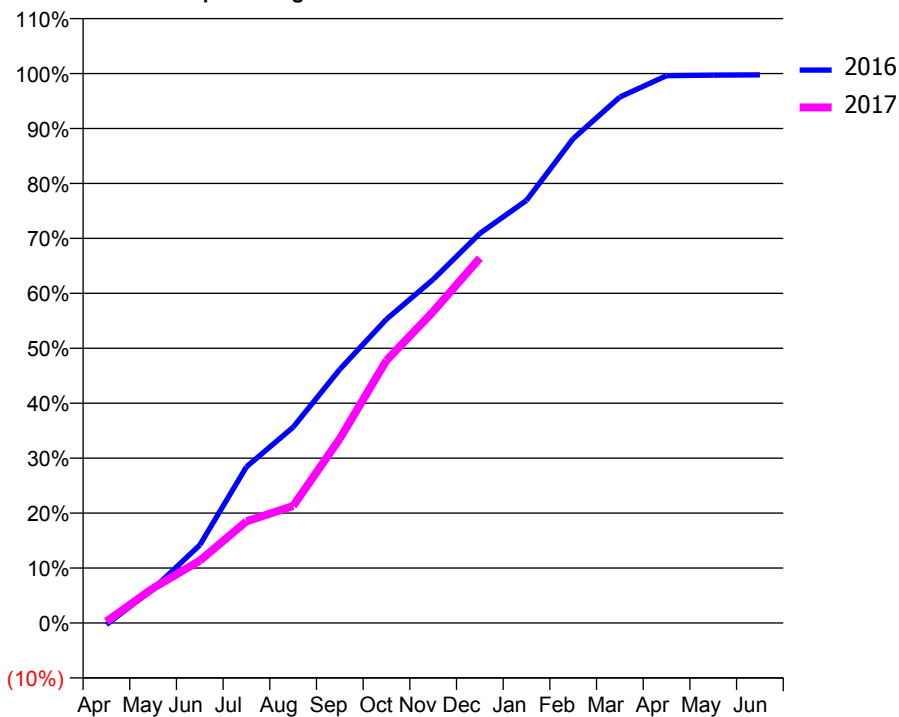
ACCESS*

Patients seen in 24 months	Total	Change since previous quarter
Quarter ending December 2015	2,181	
Quarter ending March 2016	2,228	↑
Quarter ending June 2016	2,179	↓
Quarter ending September 2016	2,164	→
Quarter ending December 2016	2,205	→
Variance since December 2015	1.1%	→



ACTIVITY

Cumulative percentage of contracted UDA delivered 2016 & 2017



Month	Adjusted Scheduled Activity (UDA)	
	2016	2017
April	-20	18
May	403	413
June	922	737
July	1,848	1,202
August	2,317	1,384
September	3,001	2,180
October	3,595	3,106
November	4,064	3,685
December	4,608	4,316
January	5,000	
February	5,729	
March	6,222	
April	6,474	
May	6,481	
June	6,484	

QUALITY

	Quantity	Base Number	Contract	AT	Region	England
% of FP17s for the same patient ID Re-attending within 3 months - Children	75	755	9.9%	13.0%	13.4%	12.4%
% of FP17s for the same patient ID Re-attending within 3 months - Adults	160	910	17.6%	17.6%	17.3%	16.6%
% of FP17s for the same patient ID Re-attending between 3 & 9 months - Children	259	755	34.3%	56.4%	58.9%	57.5%
% of FP17s for the same patient ID Re-attending between 3 & 9 months - Adults	262	910	28.8%	50.3%	52.5%	50.4%
% of FP17s for Band 1 Urgent Courses	191	1,484	12.9%	10.5%	9.3%	9.1%
% of FP17s Relating to Free Repair or Replacements	9	1,484	0.6%	0.9%	1.0%	0.8%
% of FP17s Relating to Continuations	4	1,484	0.3%	1.3%	1.5%	1.3%
% of Patients satisfied with the dentistry they have received	1	2	N/A	91.8%	93.1%	92.7%
% of Patients satisfied with the time they had to wait for an appointment	2	2	N/A	88.0%	89.8%	88.8%

* This is based on patients treated on this contract for their most recent course of treatment. Figures in italics indicate the base number of FP17s or Patient Questionnaire responses are less than 100. N/A is shown where the base number of responses is less than 10 during the period. % is calculated as Quantity/Base number*100

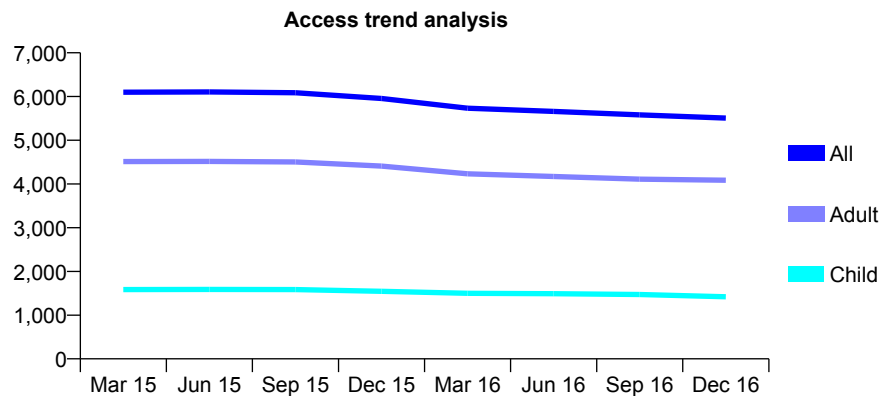
Q46 - Vital Signs At a Glance Contract Report for 165905/0001 - December 2016

Name or company name	New Moston Dental Centre
Contract type name	GDS Contract
Purpose of contract	General
Contract start date	01/04/2009
Contract end date	

16/17 Contracted general activity (UDA)	19,540
Carry forward general activity (UDA)	535
16/17 Contracted orthodontic activity (UOA)	0
Carry forward orthodontic activity (UOA)	0
Baseline contract value	£581,784.14

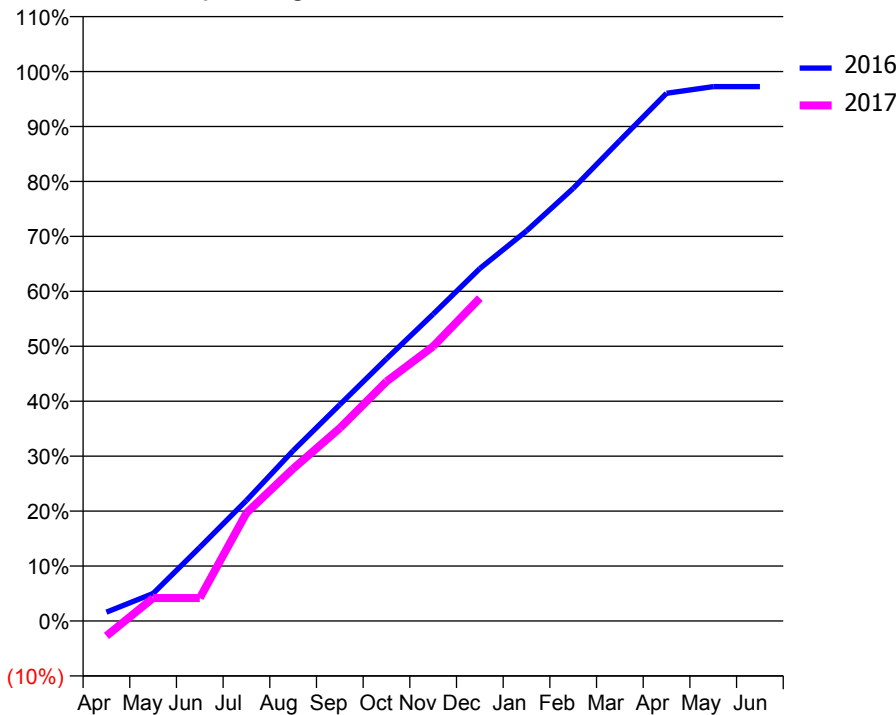
ACCESS*

Patients seen in 24 months	Total	Change since previous quarter
Quarter ending December 2015	5,954	
Quarter ending March 2016	5,733	↓
Quarter ending June 2016	5,661	↓
Quarter ending September 2016	5,581	↓
Quarter ending December 2016	5,506	↓
Variance since December 2015	(7.5%)	↓



ACTIVITY

Cumulative percentage of contracted UDA delivered 2016 & 2017



Month	Adjusted Scheduled Activity (UDA)	
	2016	2017
April	314	-535
May	979	816
June	2,620	816
July	4,287	3,844
August	6,056	5,418
September	7,694	6,858
October	9,324	8,521
November	10,911	9,767
December	12,534	11,484
January	13,871	
February	15,382	
March	17,085	
April	18,764	
May	19,005	
June	19,005	

QUALITY

	Quantity	Base Number	Contract	AT	Region	England
% of FP17s for the same patient ID Re-attending within 3 months - Children	165	1,655	10.0%	13.0%	13.4%	12.4%
% of FP17s for the same patient ID Re-attending within 3 months - Adults	602	4,370	13.8%	17.6%	17.3%	16.6%
% of FP17s for the same patient ID Re-attending between 3 & 9 months - Children	1,042	1,655	63.0%	56.4%	58.9%	57.5%
% of FP17s for the same patient ID Re-attending between 3 & 9 months - Adults	2,586	4,370	59.2%	50.3%	52.5%	50.4%
% of FP17s for Band 1 Urgent Courses	272	5,318	5.1%	10.5%	9.3%	9.1%
% of FP17s Relating to Free Repair or Replacements	24	5,318	0.5%	0.9%	1.0%	0.8%
% of FP17s Relating to Continuations	111	5,318	2.1%	1.3%	1.5%	1.3%
% of Patients satisfied with the dentistry they have received	3	3	N/A	91.8%	93.1%	92.7%
% of Patients satisfied with the time they had to wait for an appointment	3	3	N/A	88.0%	89.8%	88.8%

* This is based on patients treated on this contract for their most recent course of treatment. Figures in italics indicate the base number of FP17s or Patient Questionnaire responses are less than 100. N/A is shown where the base number of responses is less than 10 during the period. % is calculated as Quantity/Base number*100

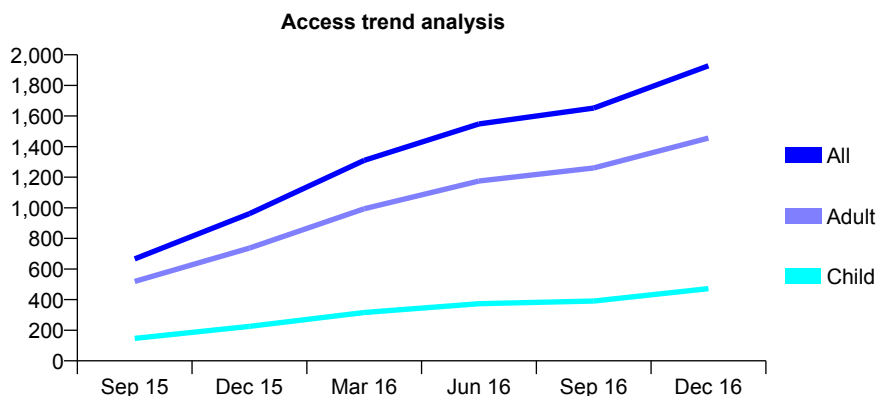
Q46 - Vital Signs At a Glance Contract Report for 166049/0001 - December 2016

Name or company name	Dhariwal and Mitchell
Contract type name	GDS Contract
Purpose of contract	General
Contract start date	01/07/2015
Contract end date	

16/17 Contracted general activity (UDA)	8,633
Carry forward general activity (UDA)	1,359
16/17 Contracted orthodontic activity (UOA)	0
Carry forward orthodontic activity (UOA)	0
Baseline contract value	£230,337.92

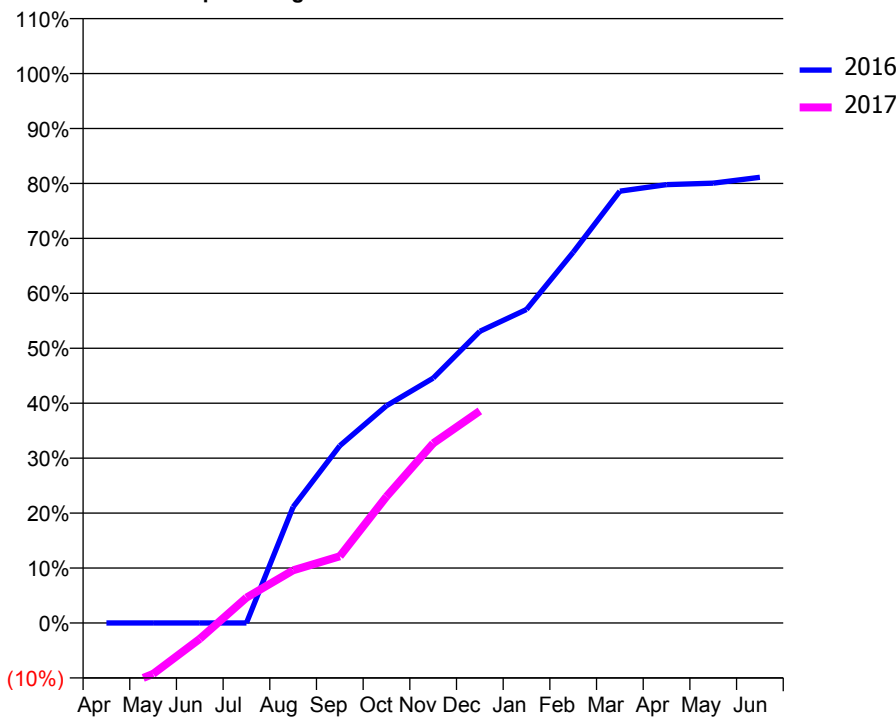
ACCESS*

Patients seen in 24 months	Total	Change since previous quarter
Quarter ending December 2015	962	
Quarter ending March 2016	1,310	↑
Quarter ending June 2016	1,548	↑
Quarter ending September 2016	1,652	↑
Quarter ending December 2016	1,928	↑
Variance since December 2015	100.4%	↑



ACTIVITY

Cumulative percentage of contracted UDA delivered 2016 & 2017



Month	Adjusted Scheduled Activity (UDA)	
	2016	2017
April	0	-1,099
May	0	-801
June	0	-251
July	0	400
August	1,369	829
September	2,090	1,049
October	2,562	1,988
November	2,888	2,823
December	3,440	3,332
January	3,699	
February	4,372	
March	5,093	
April	5,170	
May	5,187	
June	5,257	

QUALITY

	Quantity	Base Number	Contract	AT	Region	England
% of FP17s for the same patient ID Re-attending within 3 months - Children	45	490	9.2%	13.0%	13.4%	12.4%
% of FP17s for the same patient ID Re-attending within 3 months - Adults	263	1,526	17.2%	17.6%	17.3%	16.6%
% of FP17s for the same patient ID Re-attending between 3 & 9 months - Children	181	490	36.9%	56.4%	58.9%	57.5%
% of FP17s for the same patient ID Re-attending between 3 & 9 months - Adults	560	1,526	36.7%	50.3%	52.5%	50.4%
% of FP17s for Band 1 Urgent Courses	424	1,929	22.0%	10.5%	9.3%	9.1%
% of FP17s Relating to Free Repair or Replacements	10	1,929	0.5%	0.9%	1.0%	0.8%
% of FP17s Relating to Continuations	19	1,929	1.0%	1.3%	1.5%	1.3%
% of Patients satisfied with the dentistry they have received	1	1	N/A	91.8%	93.1%	92.7%
% of Patients satisfied with the time they had to wait for an appointment	1	1	N/A	88.0%	89.8%	88.8%

* This is based on patients treated on this contract for their most recent course of treatment. Figures in italics indicate the base number of FP17s or Patient Questionnaire responses are less than 100. N/A is shown where the base number of responses is less than 10 during the period. % is calculated as Quantity/Base number*100

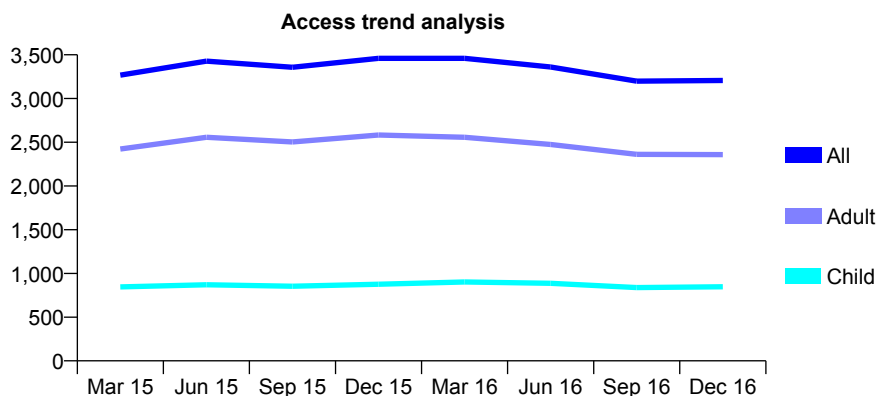
Q46 - Vital Signs At a Glance Contract Report for 166081/0001 - December 2016

Name or company name	Brooks Bar Dental Practice
Contract type name	GDS Contract
Purpose of contract	General
Contract start date	26/07/2013
Contract end date	

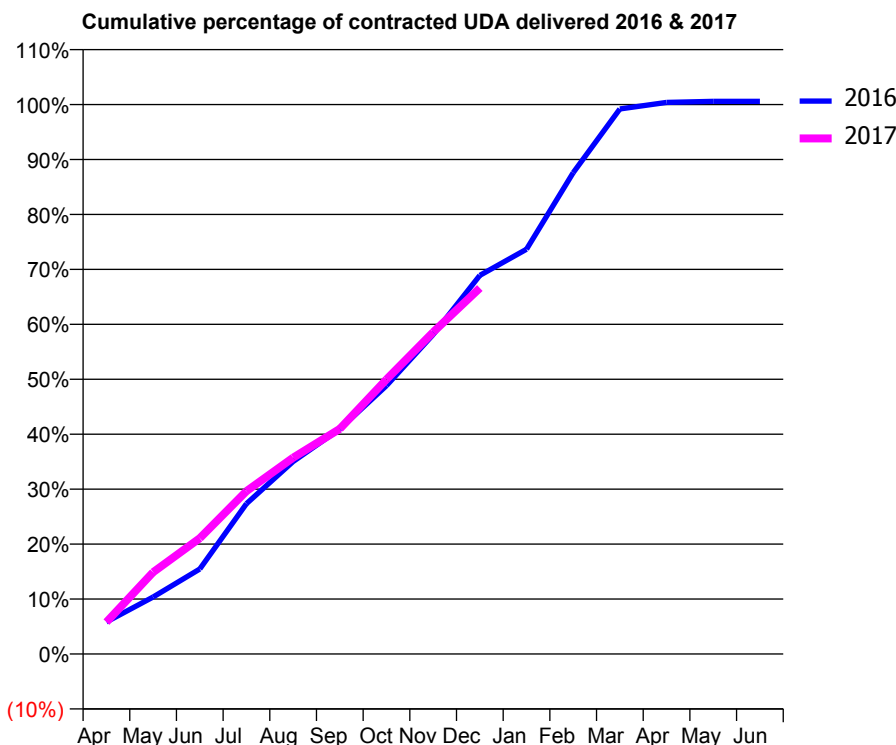
16/17 Contracted general activity (UDA)	14,264
Carry forward general activity (UDA)	-82
16/17 Contracted orthodontic activity (UOA)	0
Carry forward orthodontic activity (UOA)	0
Baseline contract value	£433,890.18

ACCESS*

Patients seen in 24 months	Total	Change since previous quarter
Quarter ending December 2015	3,459	
Quarter ending March 2016	3,459	→
Quarter ending June 2016	3,361	↓
Quarter ending September 2016	3,199	↓
Quarter ending December 2016	3,206	→
Variance since December 2015	(7.3%)	↓



ACTIVITY



Month	Adjusted Scheduled Activity (UDA)	
	2016	2017
April	848	828
May	1,507	2,123
June	2,250	3,006
July	3,978	4,228
August	5,094	5,098
September	5,954	5,843
October	7,105	7,128
November	8,455	8,356
December	10,020	9,499
January	10,712	
February	12,739	
March	14,427	
April	14,598	
May	14,626	
June	14,626	

QUALITY

	Quantity	Base Number	Contract	AT	Region	England
% of FP17s for the same patient ID Re-attending within 3 months - Children	30	665	4.5%	13.0%	13.4%	12.4%
% of FP17s for the same patient ID Re-attending within 3 months - Adults	228	1,866	12.2%	17.6%	17.3%	16.6%
% of FP17s for the same patient ID Re-attending between 3 & 9 months - Children	248	665	37.3%	56.4%	58.9%	57.5%
% of FP17s for the same patient ID Re-attending between 3 & 9 months - Adults	689	1,866	36.9%	50.3%	52.5%	50.4%
% of FP17s for Band 1 Urgent Courses	204	2,468	8.3%	10.5%	9.3%	9.1%
% of FP17s Relating to Free Repair or Replacements	14	2,468	0.6%	0.9%	1.0%	0.8%
% of FP17s Relating to Continuations	45	2,468	1.8%	1.3%	1.5%	1.3%
% of Patients satisfied with the dentistry they have received	6	6	N/A	91.8%	93.1%	92.7%
% of Patients satisfied with the time they had to wait for an appointment	3	6	N/A	88.0%	89.8%	88.8%

* This is based on patients treated on this contract for their most recent course of treatment. Figures in italics indicate the base number of FP17s or Patient Questionnaire responses are less than 100. N/A is shown where the base number of responses is less than 10 during the period. % is calculated as Quantity/Base number*100

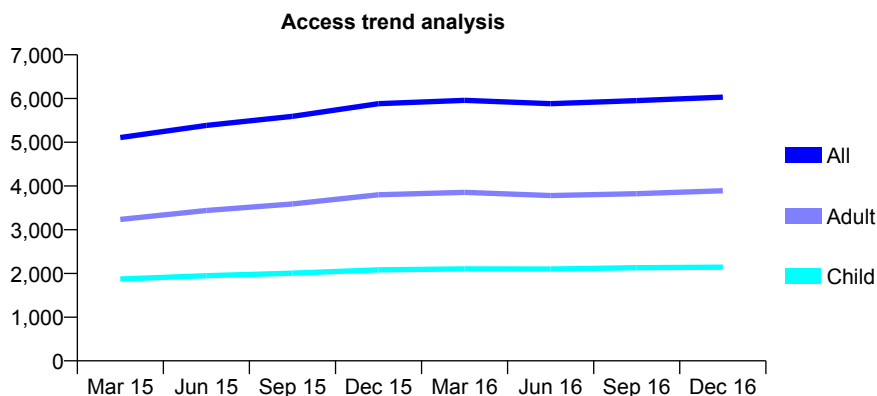
Q46 - Vital Signs At a Glance Contract Report for 166405/0001 - December 2016

Name or company name	Penny Meadow Dental Care Limited
Contract type name	GDS Contract
Purpose of contract	General
Contract start date	01/01/2014
Contract end date	

16/17 Contracted general activity (UDA)	16,838
Carry forward general activity (UDA)	-241
16/17 Contracted orthodontic activity (UOA)	0
Carry forward orthodontic activity (UOA)	0
Baseline contract value	£467,821.33

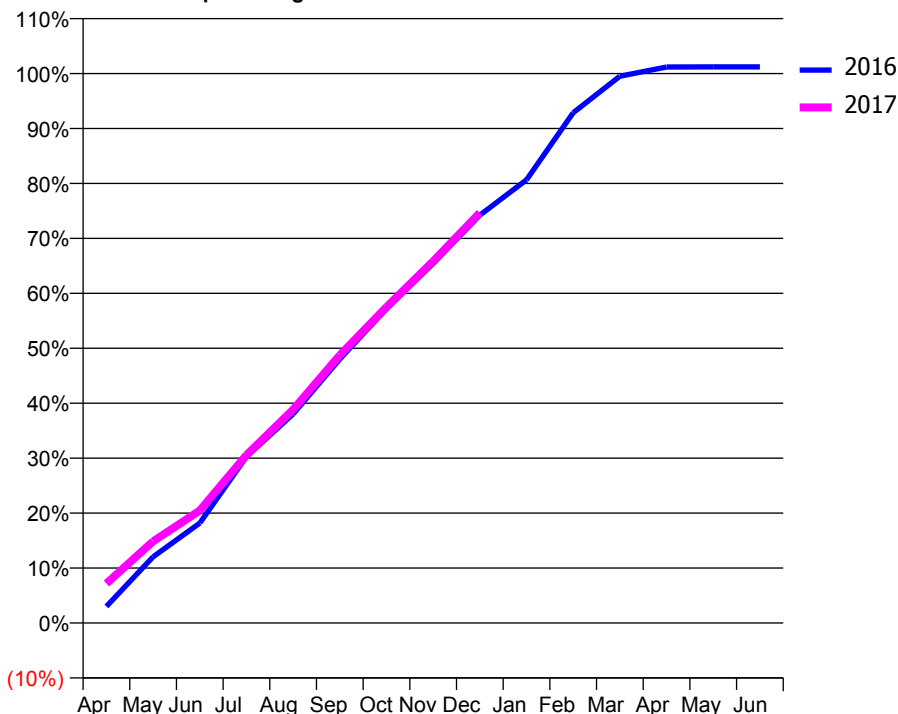
ACCESS*

Patients seen in 24 months	Total	Change since previous quarter
Quarter ending December 2015	5,881	
Quarter ending March 2016	5,959	→
Quarter ending June 2016	5,881	↓
Quarter ending September 2016	5,952	→
Quarter ending December 2016	6,033	→
Variance since December 2015	2.6%	↑



ACTIVITY

Cumulative percentage of contracted UDA delivered 2016 & 2017



Month	Adjusted Scheduled Activity (UDA)	
	2016	2017
April	509	1,211
May	2,030	2,501
June	3,064	3,448
July	5,096	5,147
August	6,403	6,541
September	8,089	8,206
October	9,629	9,682
November	11,018	11,083
December	12,497	12,573
January	13,582	
February	15,635	
March	16,756	
April	17,037	
May	17,040	
June	17,040	

QUALITY

	Quantity	Base Number	Contract	AT	Region	England
% of FP17s for the same patient ID Re-attending within 3 months - Children	169	2,481	6.8%	13.0%	13.4%	12.4%
% of FP17s for the same patient ID Re-attending within 3 months - Adults	478	4,093	11.7%	17.6%	17.3%	16.6%
% of FP17s for the same patient ID Re-attending between 3 & 9 months - Children	1,688	2,481	68.0%	56.4%	58.9%	57.5%
% of FP17s for the same patient ID Re-attending between 3 & 9 months - Adults	2,320	4,093	56.7%	50.3%	52.5%	50.4%
% of FP17s for Band 1 Urgent Courses	633	6,409	9.9%	10.5%	9.3%	9.1%
% of FP17s Relating to Free Repair or Replacements	34	6,409	0.5%	0.9%	1.0%	0.8%
% of FP17s Relating to Continuations	25	6,409	0.4%	1.3%	1.5%	1.3%
% of Patients satisfied with the dentistry they have received	3	3	N/A	91.8%	93.1%	92.7%
% of Patients satisfied with the time they had to wait for an appointment	3	3	N/A	88.0%	89.8%	88.8%

* This is based on patients treated on this contract for their most recent course of treatment. Figures in italics indicate the base number of FP17s or Patient Questionnaire responses are less than 100. N/A is shown where the base number of responses is less than 10 during the period. % is calculated as Quantity/Base number*100

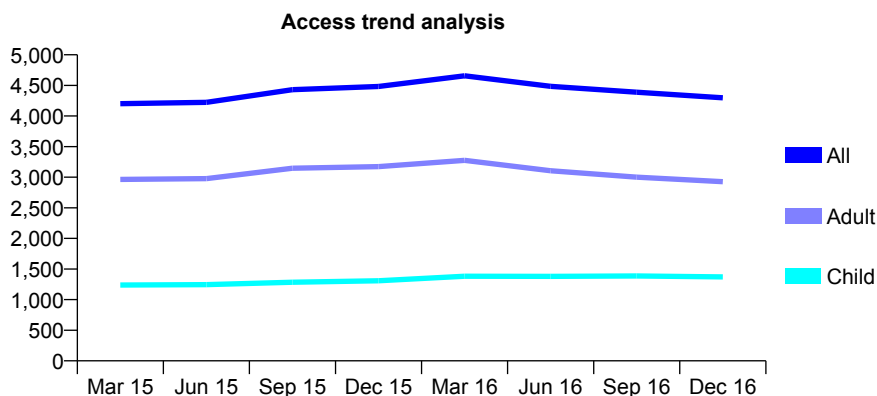
Q46 - Vital Signs At a Glance Contract Report for 166707/0001 - December 2016

Name or company name	151 Dental Ltd
Contract type name	GDS Contract
Purpose of contract	General
Contract start date	01/08/2007
Contract end date	

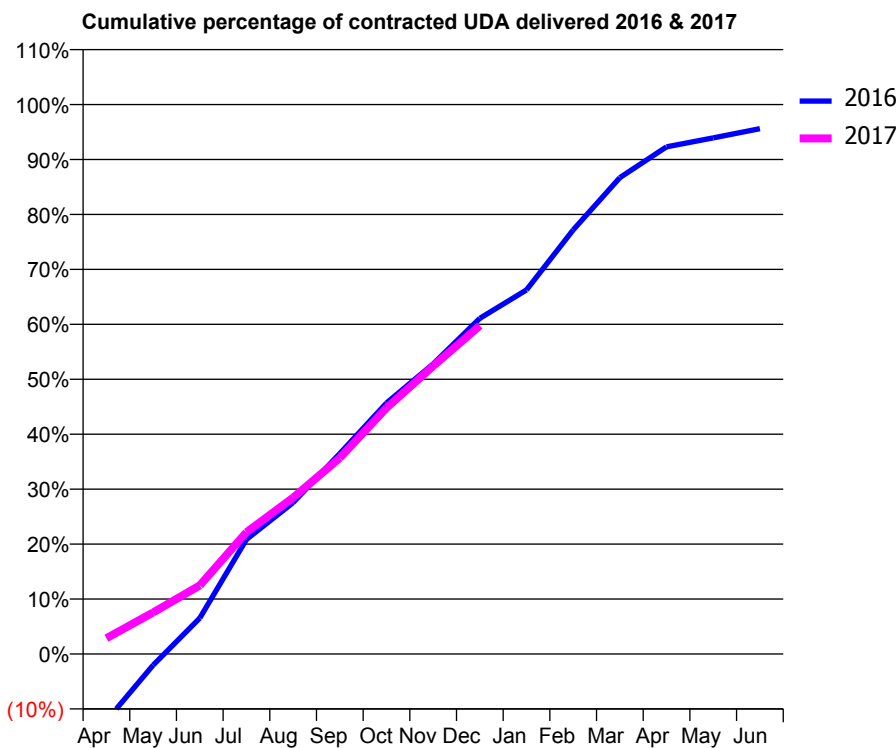
16/17 Contracted general activity (UDA)	18,209
Carry forward general activity (UDA)	0
16/17 Contracted orthodontic activity (UOA)	0
Carry forward orthodontic activity (UOA)	0
Baseline contract value	£464,569.60

ACCESS*

Patients seen in 24 months	Total	Change since previous quarter
Quarter ending December 2015	4,482	
Quarter ending March 2016	4,657	↑
Quarter ending June 2016	4,485	↓
Quarter ending September 2016	4,388	↓
Quarter ending December 2016	4,298	↓
Variance since December 2015	(4.1%)	↓



ACTIVITY



Month	Adjusted Scheduled Activity (UDA)	
	2016	2017
April	-2,244	524
May	-378	1,377
June	1,209	2,273
July	3,855	4,036
August	5,095	5,183
September	6,746	6,500
October	8,446	8,155
November	9,760	9,542
December	11,295	10,882
January	12,251	
February	14,270	
March	16,028	
April	17,067	
May	17,364	
June	17,675	

QUALITY

	Quantity	Base Number	Contract	AT	Region	England
% of FP17s for the same patient ID Re-attending within 3 months - Children	530	2,033	26.1%	13.0%	13.4%	12.4%
% of FP17s for the same patient ID Re-attending within 3 months - Adults	971	3,635	26.7%	17.6%	17.3%	16.6%
% of FP17s for the same patient ID Re-attending between 3 & 9 months - Children	1,094	2,033	53.8%	56.4%	58.9%	57.5%
% of FP17s for the same patient ID Re-attending between 3 & 9 months - Adults	1,907	3,635	52.5%	50.3%	52.5%	50.4%
% of FP17s for Band 1 Urgent Courses	469	5,093	9.2%	10.5%	9.3%	9.1%
% of FP17s Relating to Free Repair or Replacements	69	5,093	1.4%	0.9%	1.0%	0.8%
% of FP17s Relating to Continuations	65	5,093	1.3%	1.3%	1.5%	1.3%
% of Patients satisfied with the dentistry they have received	5	6	N/A	91.8%	93.1%	92.7%
% of Patients satisfied with the time they had to wait for an appointment	6	6	N/A	88.0%	89.8%	88.8%

* This is based on patients treated on this contract for their most recent course of treatment. Figures in italics indicate the base number of FP17s or Patient Questionnaire responses are less than 100. N/A is shown where the base number of responses is less than 10 during the period. % is calculated as Quantity/Base number*100

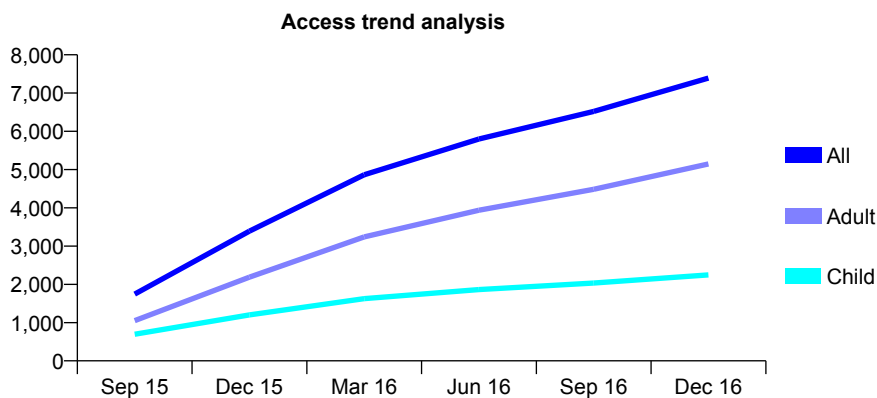
Q46 - Vital Signs At a Glance Contract Report for 167312/0001 - December 2016

Name or company name	Mellor, Wilkinson and Shokraee
Contract type name	GDS Contract
Purpose of contract	General
Contract start date	01/06/2015
Contract end date	

16/17 Contracted general activity (UDA)	21,353
Carry forward general activity (UDA)	-413
16/17 Contracted orthodontic activity (UOA)	0
Carry forward orthodontic activity (UOA)	0
Baseline contract value	£685,195.84

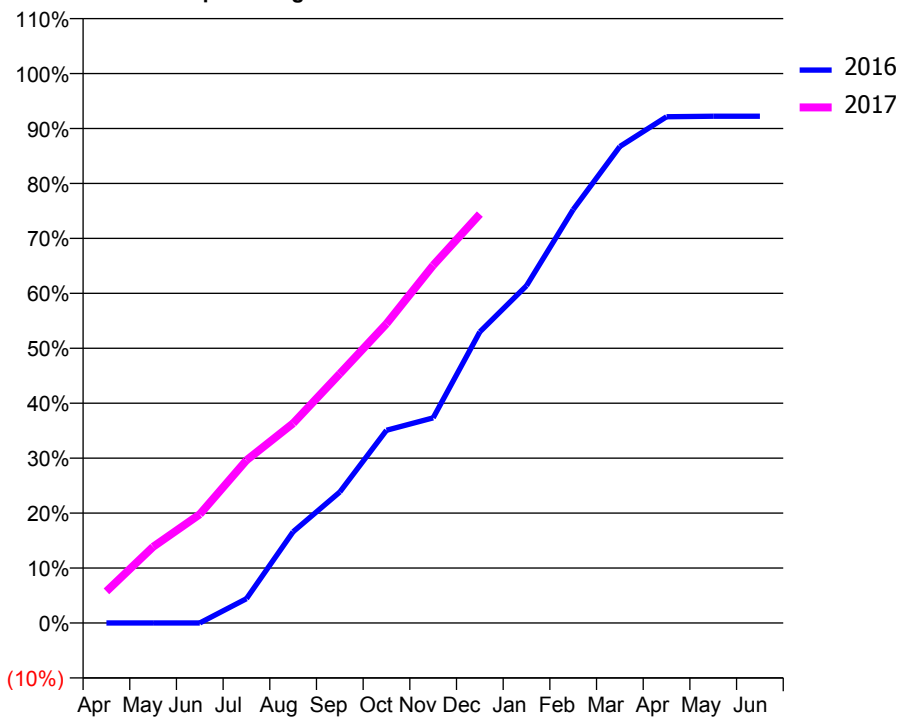
ACCESS*

Patients seen in 24 months	Total	Change since previous quarter
Quarter ending December 2015	3,391	
Quarter ending March 2016	4,865	↑
Quarter ending June 2016	5,800	↑
Quarter ending September 2016	6,519	↑
Quarter ending December 2016	7,392	↑
Variance since December 2015	118.0%	↑



ACTIVITY

Cumulative percentage of contracted UDA delivered 2016 & 2017



Month	Adjusted Scheduled Activity (UDA)	
	2016	2017
April	0	1,232
May	0	2,961
June	0	4,224
July	782	6,325
August	2,934	7,758
September	4,208	9,688
October	6,193	11,631
November	6,591	13,898
December	9,353	15,887
January	10,838	
February	13,282	
March	15,310	
April	16,268	
May	16,282	
June	16,282	

QUALITY

	Quantity	Base Number	Contract	AT	Region	England
% of FP17s for the same patient ID Re-attending within 3 months - Children	277	2,676	10.4%	13.0%	13.4%	12.4%
% of FP17s for the same patient ID Re-attending within 3 months - Adults	936	5,510	17.0%	17.6%	17.3%	16.6%
% of FP17s for the same patient ID Re-attending between 3 & 9 months - Children	1,374	2,676	51.3%	56.4%	58.9%	57.5%
% of FP17s for the same patient ID Re-attending between 3 & 9 months - Adults	2,094	5,510	38.0%	50.3%	52.5%	50.4%
% of FP17s for Band 1 Urgent Courses	717	7,030	10.2%	10.5%	9.3%	9.1%
% of FP17s Relating to Free Repair or Replacements	37	7,030	0.5%	0.9%	1.0%	0.8%
% of FP17s Relating to Continuations	94	7,030	1.3%	1.3%	1.5%	1.3%
% of Patients satisfied with the dentistry they have received	9	9	N/A	91.8%	93.1%	92.7%
% of Patients satisfied with the time they had to wait for an appointment	7	9	N/A	88.0%	89.8%	88.8%

* This is based on patients treated on this contract for their most recent course of treatment. Figures in italics indicate the base number of FP17s or Patient Questionnaire responses are less than 100. N/A is shown where the base number of responses is less than 10 during the period. % is calculated as Quantity/Base number*100

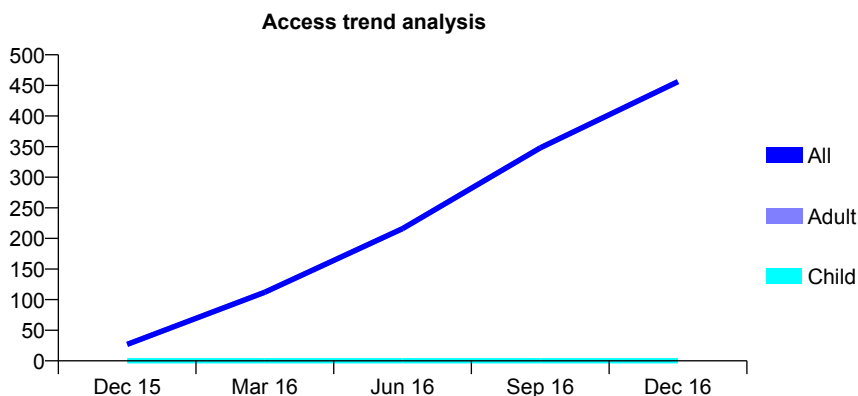
Q46 - Vital Signs At a Glance Contract Report for 167312/0002 - December 2016

Name or company name	Mellor, Wilkinson and Shokraee
Contract type name	GDS Contract
Purpose of contract	General
Contract start date	01/11/2015
Contract end date	

16/17 Contracted general activity (UDA)	2,000
Carry forward general activity (UDA)	-40
16/17 Contracted orthodontic activity (UOA)	0
Carry forward orthodontic activity (UOA)	0
Baseline contract value	£168,379.85

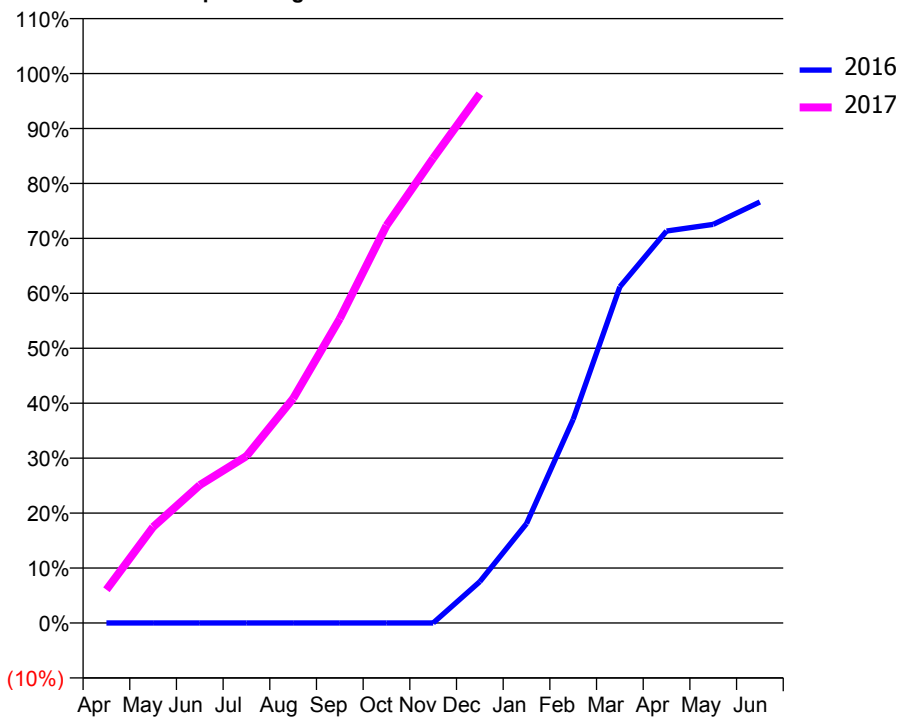
ACCESS*

Patients seen in 24 months	Total	Change since previous quarter
Quarter ending December 2015	27	
Quarter ending March 2016	112	↑
Quarter ending June 2016	216	↑
Quarter ending September 2016	348	↑
Quarter ending December 2016	456	↑
Variance since December 2015	1588.9%	↑



ACTIVITY

Cumulative percentage of contracted UDA delivered 2016 & 2017



Month	Adjusted Scheduled Activity (UDA)	
	2016	2017
April	0	121
May	0	350
June	0	502
July	0	607
August	0	817
September	0	1,108
October	0	1,446
November	0	1,692
December	62	1,926
January	150	
February	307	
March	506	
April	590	
May	600	
June	634	

QUALITY

	Quantity	Base Number	Contract	AT	Region	England
% of FP17s for the same patient ID Re-attending within 3 months - Children	0	0	N/A	13.0%	13.4%	12.4%
% of FP17s for the same patient ID Re-attending within 3 months - Adults	23	419	5.5%	17.6%	17.3%	16.6%
% of FP17s for the same patient ID Re-attending between 3 & 9 months - Children	0	0	N/A	56.4%	58.9%	57.5%
% of FP17s for the same patient ID Re-attending between 3 & 9 months - Adults	29	419	6.9%	50.3%	52.5%	50.4%
% of FP17s for Band 1 Urgent Courses	49	381	12.9%	10.5%	9.3%	9.1%
% of FP17s Relating to Free Repair or Replacements	0	381	0.0%	0.9%	1.0%	0.8%
% of FP17s Relating to Continuations	0	381	0.0%	1.3%	1.5%	1.3%
% of Patients satisfied with the dentistry they have received	0	0	N/A	91.8%	93.1%	92.7%
% of Patients satisfied with the time they had to wait for an appointment	0	0	N/A	88.0%	89.8%	88.8%

* This is based on patients treated on this contract for their most recent course of treatment. Figures in italics indicate the base number of FP17s or Patient Questionnaire responses are less than 100. N/A is shown where the base number of responses is less than 10 during the period. % is calculated as Quantity/Base number*100

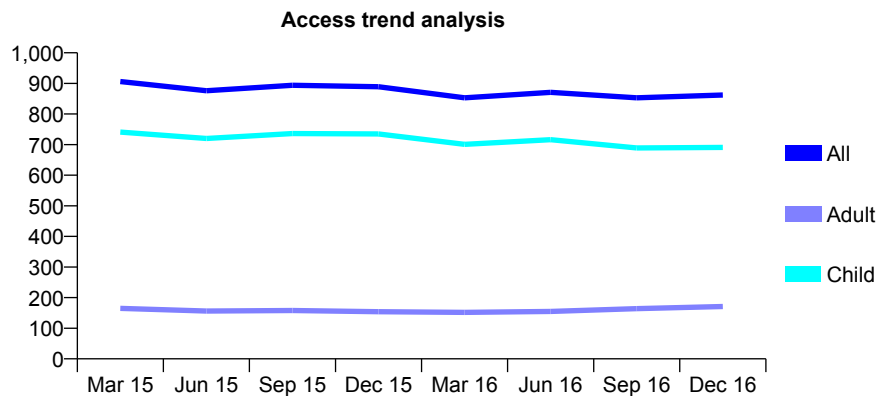
Q46 - Vital Signs At a Glance Contract Report for 168033/0001 - December 2016

Name or company name	Mossley Dental Care
Contract type name	GDS Contract
Purpose of contract	General
Contract start date	01/02/2013
Contract end date	

16/17 Contracted general activity (UDA)	2,000
Carry forward general activity (UDA)	0
16/17 Contracted orthodontic activity (UOA)	0
Carry forward orthodontic activity (UOA)	0
Baseline contract value	£55,555.69

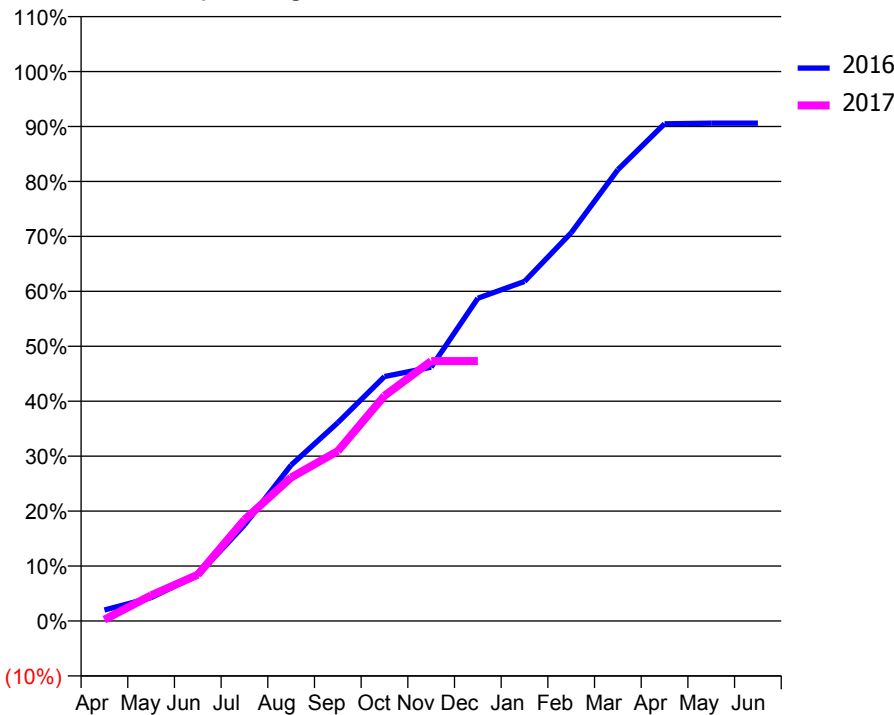
ACCESS*

Patients seen in 24 months	Total	Change since previous quarter
Quarter ending December 2015	889	
Quarter ending March 2016	853	↓
Quarter ending June 2016	871	↑
Quarter ending September 2016	853	↓
Quarter ending December 2016	862	→
Variance since December 2015	(3.0%)	↓



ACTIVITY

Cumulative percentage of contracted UDA delivered 2016 & 2017



Month	Adjusted Scheduled Activity (UDA)	
	2016	2017
April	40	5
May	85	93
June	168	169
July	349	368
August	568	523
September	722	619
October	890	820
November	924	946
December	1,175	946
January	1,236	
February	1,413	
March	1,643	
April	1,810	
May	1,812	
June	1,812	

QUALITY

	Quantity	Base Number	Contract	AT	Region	England
% of FP17s for the same patient ID Re-attending within 3 months - Children	36	651	5.5%	13.0%	13.4%	12.4%
% of FP17s for the same patient ID Re-attending within 3 months - Adults	14	102	13.7%	17.6%	17.3%	16.6%
% of FP17s for the same patient ID Re-attending between 3 & 9 months - Children	392	651	60.2%	56.4%	58.9%	57.5%
% of FP17s for the same patient ID Re-attending between 3 & 9 months - Adults	50	102	49.0%	50.3%	52.5%	50.4%
% of FP17s for Band 1 Urgent Courses	15	651	2.3%	10.5%	9.3%	9.1%
% of FP17s Relating to Free Repair or Replacements	0	651	0.0%	0.9%	1.0%	0.8%
% of FP17s Relating to Continuations	4	651	0.6%	1.3%	1.5%	1.3%
% of Patients satisfied with the dentistry they have received	0	0	N/A	91.8%	93.1%	92.7%
% of Patients satisfied with the time they had to wait for an appointment	0	0	N/A	88.0%	89.8%	88.8%

* This is based on patients treated on this contract for their most recent course of treatment. Figures in italics indicate the base number of FP17s or Patient Questionnaire responses are less than 100. N/A is shown where the base number of responses is less than 10 during the period. % is calculated as Quantity/Base number*100

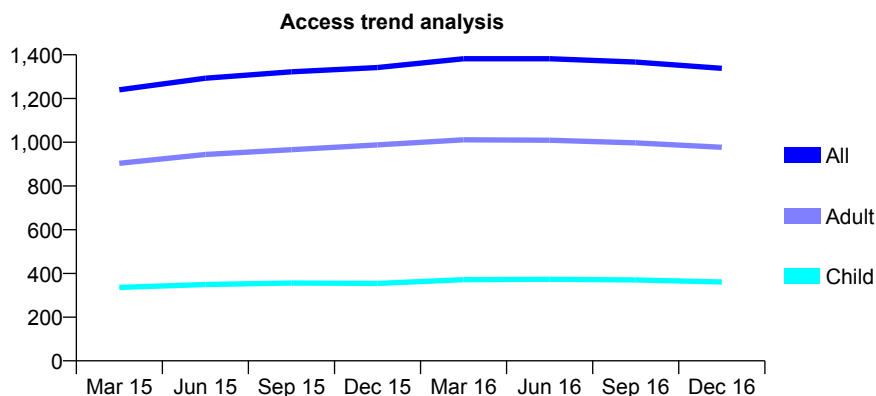
Q46 - Vital Signs At a Glance Contract Report for 168157/0001 - December 2016

Name or company name	Ravat & Ray Dental Care Bolton
Contract type name	GDS Contract
Purpose of contract	General
Contract start date	28/01/2014
Contract end date	

16/17 Contracted general activity (UDA)	3,981
Carry forward general activity (UDA)	-80
16/17 Contracted orthodontic activity (UOA)	0
Carry forward orthodontic activity (UOA)	0
Baseline contract value	£90,201.42

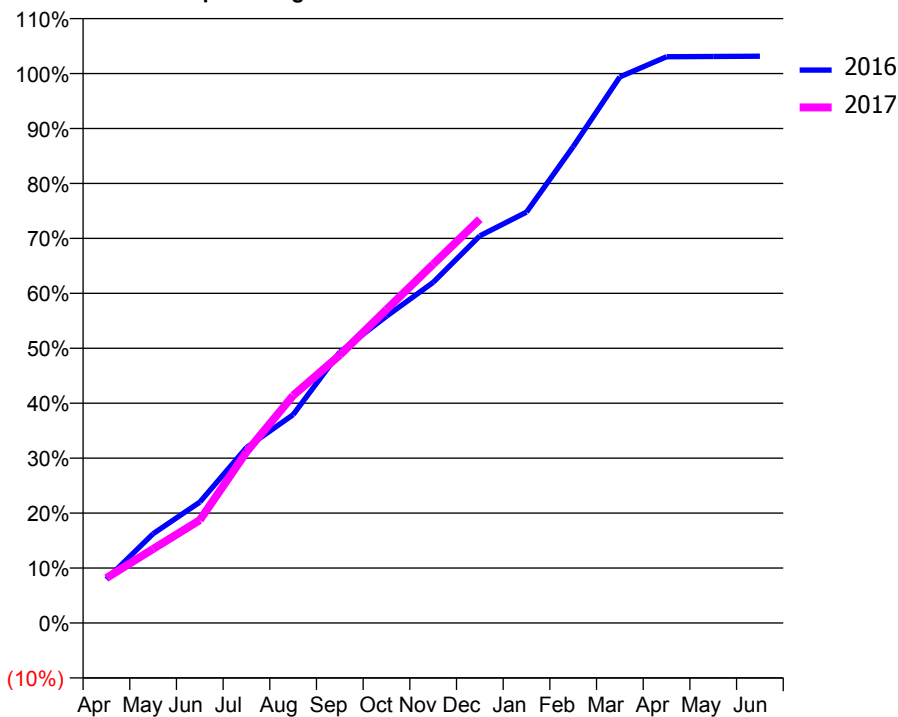
ACCESS*

Patients seen in 24 months	Total	Change since previous quarter
Quarter ending December 2015	1,342	
Quarter ending March 2016	1,382	↑
Quarter ending June 2016	1,382	→
Quarter ending September 2016	1,367	↓
Quarter ending December 2016	1,338	↓
Variance since December 2015	(0.3%)	→



ACTIVITY

Cumulative percentage of contracted UDA delivered 2016 & 2017



Month	Adjusted Scheduled Activity (UDA)	
	2016	2017
April	328	326
May	672	536
June	909	745
July	1,319	1,239
August	1,566	1,649
September	2,036	1,941
October	2,306	2,271
November	2,561	2,599
December	2,911	2,926
January	3,089	
February	3,581	
March	4,106	
April	4,257	
May	4,259	
June	4,261	

QUALITY

	Quantity	Base Number	Contract	AT	Region	England
% of FP17s for the same patient ID Re-attending within 3 months - Children	24	427	5.6%	13.0%	13.4%	12.4%
% of FP17s for the same patient ID Re-attending within 3 months - Adults	170	1,135	15.0%	17.6%	17.3%	16.6%
% of FP17s for the same patient ID Re-attending between 3 & 9 months - Children	305	427	71.4%	56.4%	58.9%	57.5%
% of FP17s for the same patient ID Re-attending between 3 & 9 months - Adults	775	1,135	68.3%	50.3%	52.5%	50.4%
% of FP17s for Band 1 Urgent Courses	120	1,491	8.0%	10.5%	9.3%	9.1%
% of FP17s Relating to Free Repair or Replacements	25	1,491	1.7%	0.9%	1.0%	0.8%
% of FP17s Relating to Continuations	1	1,491	0.1%	1.3%	1.5%	1.3%
% of Patients satisfied with the dentistry they have received	3	3	N/A	91.8%	93.1%	92.7%
% of Patients satisfied with the time they had to wait for an appointment	3	3	N/A	88.0%	89.8%	88.8%

* This is based on patients treated on this contract for their most recent course of treatment. Figures in italics indicate the base number of FP17s or Patient Questionnaire responses are less than 100. N/A is shown where the base number of responses is less than 10 during the period. % is calculated as Quantity/Base number*100

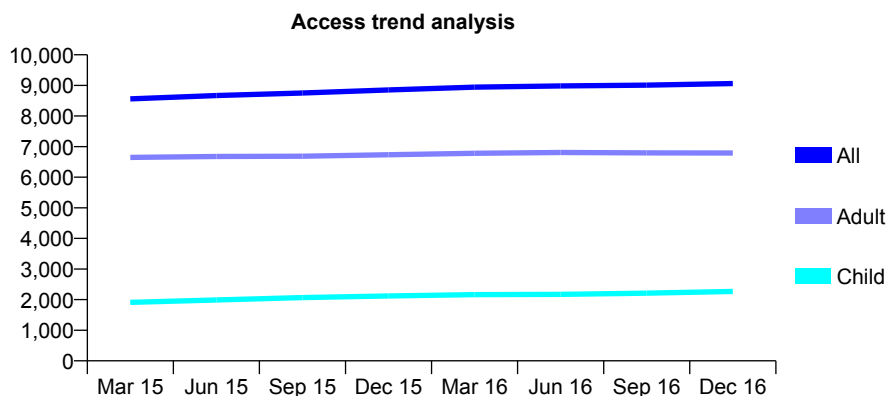
Q46 - Vital Signs At a Glance Contract Report for 168270/0001 - December 2016

Name or company name	794 Bury Road Ltd
Contract type name	GDS Contract
Purpose of contract	General
Contract start date	01/07/2010
Contract end date	

16/17 Contracted general activity (UDA)	25,693
Carry forward general activity (UDA)	-503
16/17 Contracted orthodontic activity (UOA)	0
Carry forward orthodontic activity (UOA)	0
Baseline contract value	£750,208.07

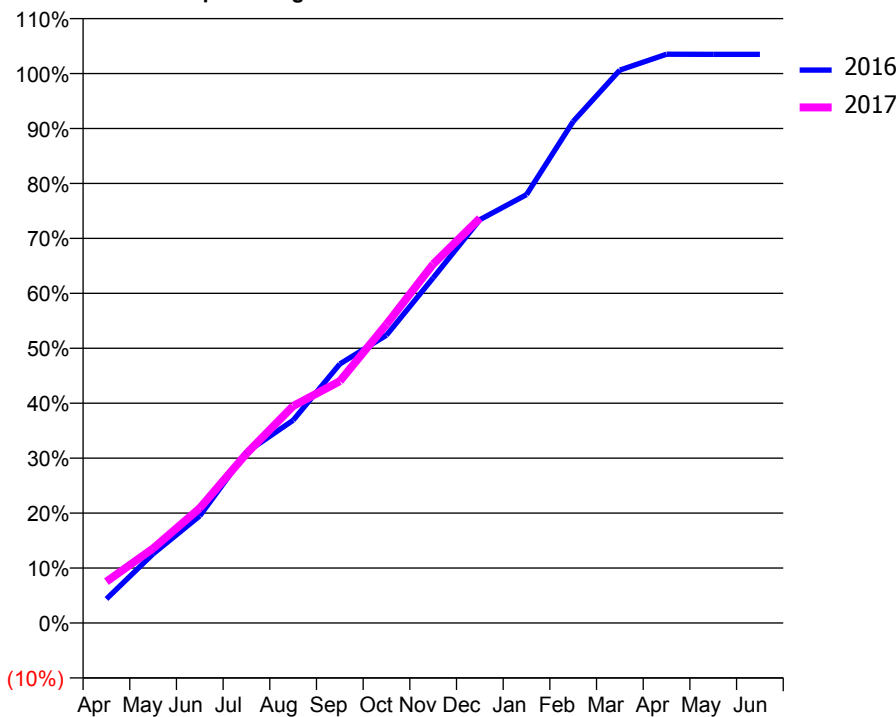
ACCESS*

Patients seen in 24 months	Total	Change since previous quarter
Quarter ending December 2015	8,853	
Quarter ending March 2016	8,944	→
Quarter ending June 2016	8,981	→
Quarter ending September 2016	9,008	→
Quarter ending December 2016	9,059	→
Variance since December 2015	2.3%	↑



ACTIVITY

Cumulative percentage of contracted UDA delivered 2016 & 2017



Month	Adjusted Scheduled Activity (UDA)	
	2016	2017
April	1,128	1,939
May	3,235	3,488
June	5,010	5,372
July	7,982	7,920
August	9,481	10,147
September	12,113	11,310
October	13,461	13,968
November	16,139	16,780
December	18,856	18,929
January	20,029	
February	23,455	
March	25,851	
April	26,594	
May	26,589	
June	26,587	

QUALITY

	Quantity	Base Number	Contract	AT	Region	England
% of FP17s for the same patient ID Re-attending within 3 months - Children	176	2,621	6.7%	13.0%	13.4%	12.4%
% of FP17s for the same patient ID Re-attending within 3 months - Adults	807	7,813	10.3%	17.6%	17.3%	16.6%
% of FP17s for the same patient ID Re-attending between 3 & 9 months - Children	1,556	2,621	59.4%	56.4%	58.9%	57.5%
% of FP17s for the same patient ID Re-attending between 3 & 9 months - Adults	4,825	7,813	61.8%	50.3%	52.5%	50.4%
% of FP17s for Band 1 Urgent Courses	664	10,079	6.6%	10.5%	9.3%	9.1%
% of FP17s Relating to Free Repair or Replacements	128	10,079	1.3%	0.9%	1.0%	0.8%
% of FP17s Relating to Continuations	65	10,079	0.6%	1.3%	1.5%	1.3%
% of Patients satisfied with the dentistry they have received	8	9	N/A	91.8%	93.1%	92.7%
% of Patients satisfied with the time they had to wait for an appointment	8	9	N/A	88.0%	89.8%	88.8%

* This is based on patients treated on this contract for their most recent course of treatment. Figures in italics indicate the base number of FP17s or Patient Questionnaire responses are less than 100. N/A is shown where the base number of responses is less than 10 during the period. % is calculated as Quantity/Base number*100

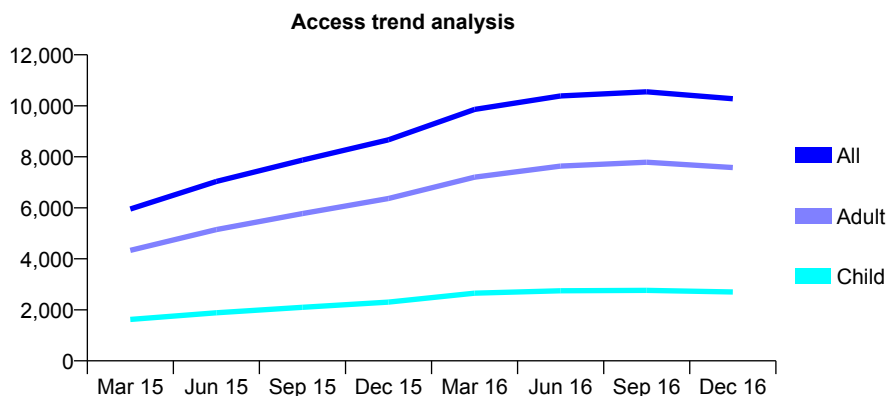
Q46 - Vital Signs At a Glance Contract Report for 168653/0001 - December 2016

Name or company name	SimplyOne Dental
Contract type name	GDS Contract
Purpose of contract	General
Contract start date	03/09/2014
Contract end date	

16/17 Contracted general activity (UDA)	26,986
Carry forward general activity (UDA)	-784
16/17 Contracted orthodontic activity (UOA)	0
Carry forward orthodontic activity (UOA)	0
Baseline contract value	£750,931.97

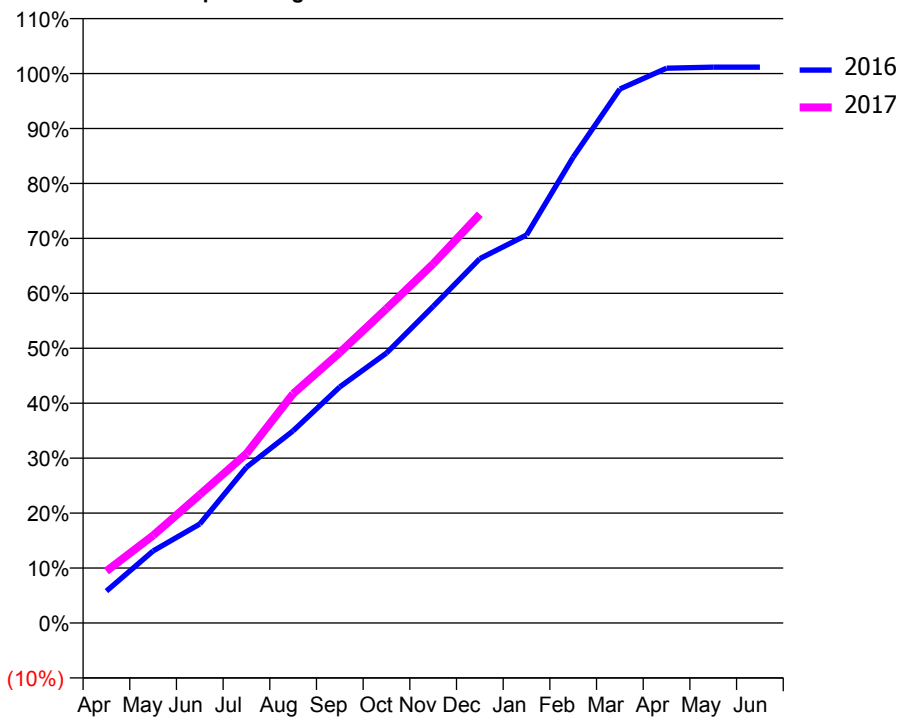
ACCESS*

Patients seen in 24 months	Total	Change since previous quarter
Quarter ending December 2015	8,668	
Quarter ending March 2016	9,858	↑
Quarter ending June 2016	10,386	↑
Quarter ending September 2016	10,549	→
Quarter ending December 2016	10,279	↓
Variance since December 2015	18.6%	↑



ACTIVITY

Cumulative percentage of contracted UDA delivered 2016 & 2017



Month	Adjusted Scheduled Activity (UDA)	
	2016	2017
April	1,566	2,552
May	3,540	4,301
June	4,864	6,300
July	7,651	8,319
August	9,440	11,261
September	11,596	13,282
October	13,257	15,439
November	15,550	17,641
December	17,894	20,073
January	19,055	
February	22,879	
March	26,225	
April	27,249	
May	27,296	
June	27,299	

QUALITY

	Quantity	Base Number	Contract	AT	Region	England
% of FP17s for the same patient ID Re-attending within 3 months - Children	201	2,437	8.2%	13.0%	13.4%	12.4%
% of FP17s for the same patient ID Re-attending within 3 months - Adults	921	6,496	14.2%	17.6%	17.3%	16.6%
% of FP17s for the same patient ID Re-attending between 3 & 9 months - Children	1,080	2,437	44.3%	56.4%	58.9%	57.5%
% of FP17s for the same patient ID Re-attending between 3 & 9 months - Adults	2,512	6,496	38.7%	50.3%	52.5%	50.4%
% of FP17s for Band 1 Urgent Courses	1,012	8,461	12.0%	10.5%	9.3%	9.1%
% of FP17s Relating to Free Repair or Replacements	41	8,461	0.5%	0.9%	1.0%	0.8%
% of FP17s Relating to Continuations	124	8,461	1.5%	1.3%	1.5%	1.3%
% of Patients satisfied with the dentistry they have received	2	3	N/A	91.8%	93.1%	92.7%
% of Patients satisfied with the time they had to wait for an appointment	3	3	N/A	88.0%	89.8%	88.8%

* This is based on patients treated on this contract for their most recent course of treatment. Figures in italics indicate the base number of FP17s or Patient Questionnaire responses are less than 100. N/A is shown where the base number of responses is less than 10 during the period. % is calculated as Quantity/Base number*100

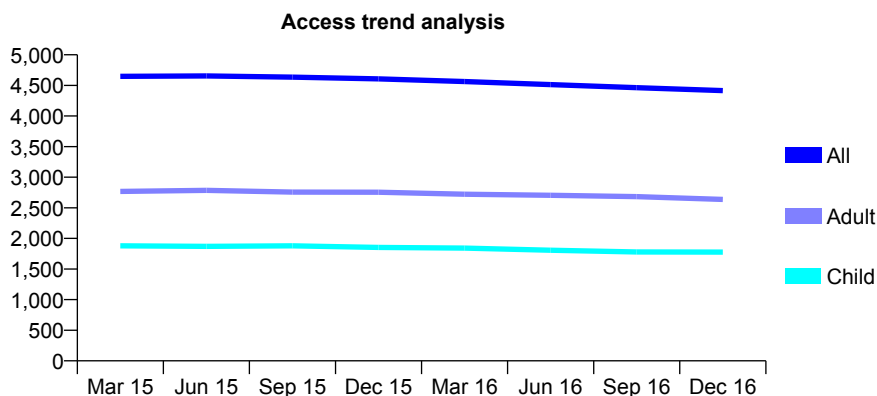
Q46 - Vital Signs At a Glance Contract Report for 168947/0001 - December 2016

Name or company name	Silverwell Dental Surgery
Contract type name	GDS Contract
Purpose of contract	General
Contract start date	01/06/2010
Contract end date	

16/17 Contracted general activity (UDA)	12,600
Carry forward general activity (UDA)	0
16/17 Contracted orthodontic activity (UOA)	0
Carry forward orthodontic activity (UOA)	0
Baseline contract value	£310,813.43

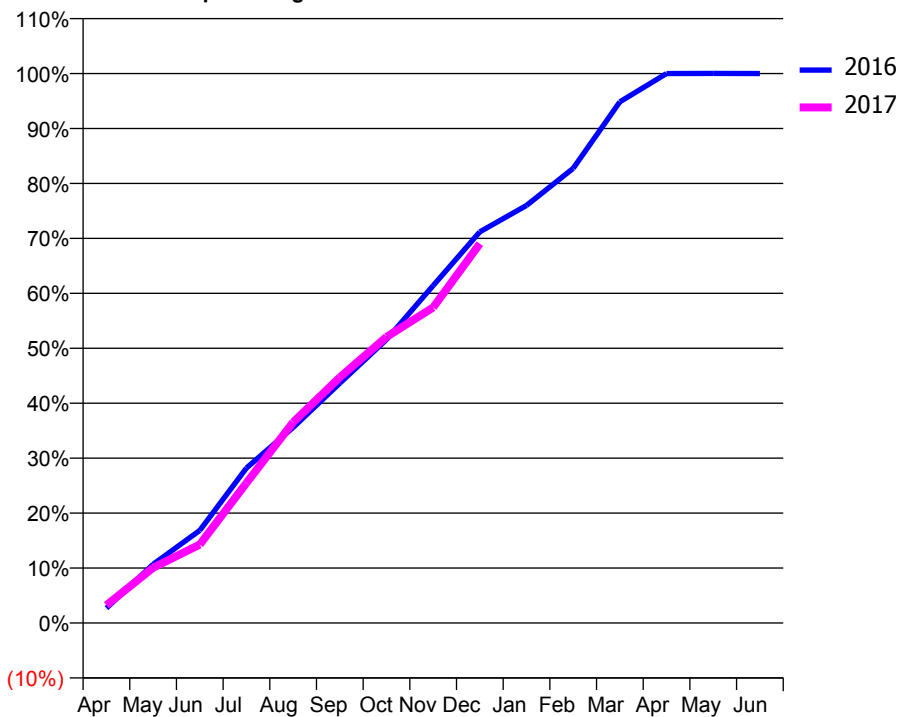
ACCESS*

Patients seen in 24 months	Total	Change since previous quarter
Quarter ending December 2015	4,606	
Quarter ending March 2016	4,564	→
Quarter ending June 2016	4,512	↓
Quarter ending September 2016	4,462	↓
Quarter ending December 2016	4,415	↓
Variance since December 2015	(4.1%)	↓



ACTIVITY

Cumulative percentage of contracted UDA delivered 2016 & 2017



Adjusted Scheduled Activity (UDA)

Month	2016	2017
April	342	408
May	1,348	1,267
June	2,123	1,798
July	3,555	3,211
August	4,483	4,604
September	5,499	5,633
October	6,498	6,562
November	7,736	7,235
December	8,971	8,697
January	9,575	
February	10,426	
March	11,952	
April	12,598	
May	12,601	
June	12,600	

QUALITY

	Quantity	Base Number	Contract	AT	Region	England
% of FP17s for the same patient ID Re-attending within 3 months - Children	199	2,192	9.1%	13.0%	13.4%	12.4%
% of FP17s for the same patient ID Re-attending within 3 months - Adults	427	2,800	15.3%	17.6%	17.3%	16.6%
% of FP17s for the same patient ID Re-attending between 3 & 9 months - Children	1,416	2,192	64.6%	56.4%	58.9%	57.5%
% of FP17s for the same patient ID Re-attending between 3 & 9 months - Adults	1,680	2,800	60.0%	50.3%	52.5%	50.4%
% of FP17s for Band 1 Urgent Courses	286	4,607	6.2%	10.5%	9.3%	9.1%
% of FP17s Relating to Free Repair or Replacements	13	4,607	0.3%	0.9%	1.0%	0.8%
% of FP17s Relating to Continuations	12	4,607	0.3%	1.3%	1.5%	1.3%
% of Patients satisfied with the dentistry they have received	2	2	N/A	91.8%	93.1%	92.7%
% of Patients satisfied with the time they had to wait for an appointment	2	2	N/A	88.0%	89.8%	88.8%

* This is based on patients treated on this contract for their most recent course of treatment. Figures in italics indicate the base number of FP17s or Patient Questionnaire responses are less than 100. N/A is shown where the base number of responses is less than 10 during the period. % is calculated as Quantity/Base number*100

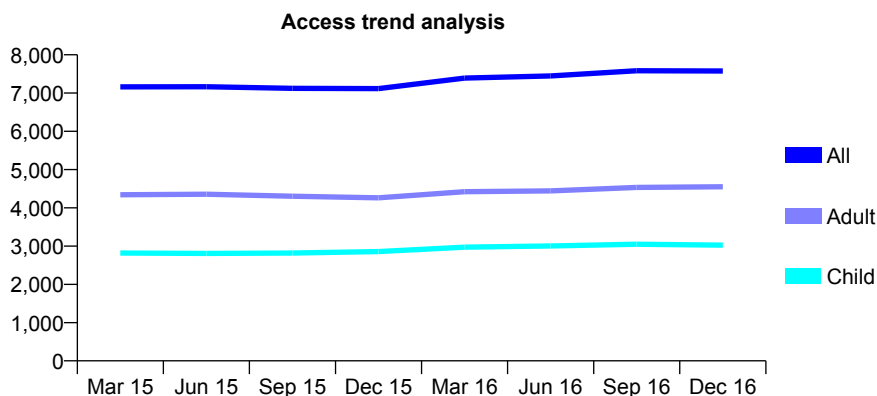
Q46 - Vital Signs At a Glance Contract Report for 173096/0001 - December 2016

Name or company name	Mr A Hussain
Contract type name	GDS Contract
Purpose of contract	General
Contract start date	01/04/2010
Contract end date	

16/17 Contracted general activity (UDA)	22,889
Carry forward general activity (UDA)	832
16/17 Contracted orthodontic activity (UOA)	0
Carry forward orthodontic activity (UOA)	0
Baseline contract value	£651,051.75

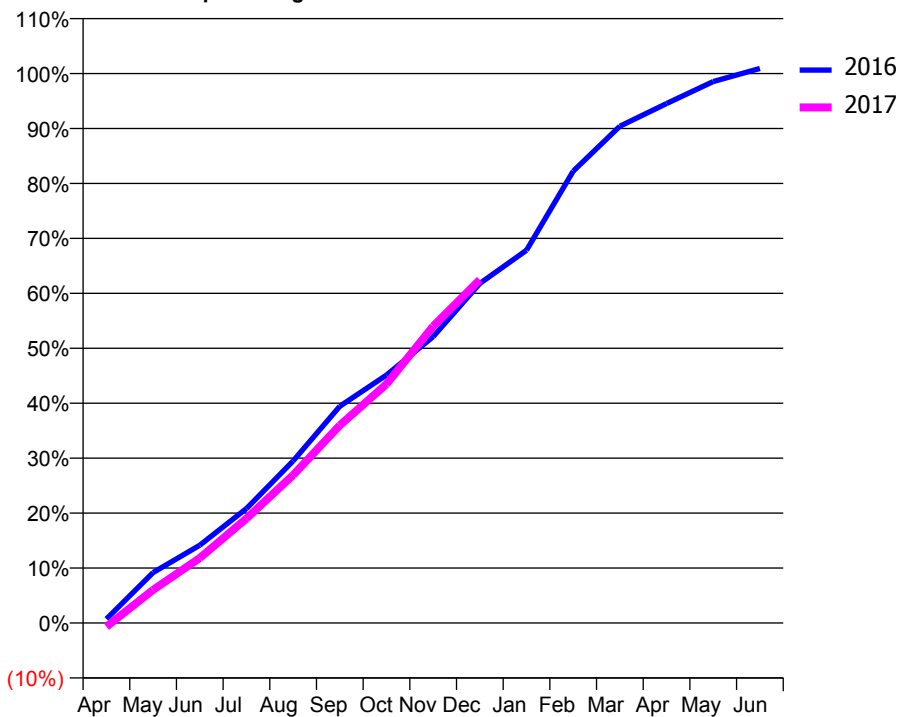
ACCESS*

Patients seen in 24 months	Total	Change since previous quarter
Quarter ending December 2015	7,117	
Quarter ending March 2016	7,392	↑
Quarter ending June 2016	7,446	→
Quarter ending September 2016	7,584	→
Quarter ending December 2016	7,577	→
Variance since December 2015	6.5%	↑



ACTIVITY

Cumulative percentage of contracted UDA delivered 2016 & 2017



Month	Adjusted Scheduled Activity (UDA)	
	2016	2017
April	150	-160
May	1,892	1,380
June	2,916	2,708
July	4,292	4,353
August	6,077	6,165
September	8,125	8,235
October	9,294	9,952
November	10,732	12,364
December	12,727	14,298
January	13,968	
February	16,936	
March	18,617	
April	19,466	
May	20,289	
June	20,781	

QUALITY

	Quantity	Base Number	Contract	AT	Region	England
% of FP17s for the same patient ID Re-attending within 3 months - Children	241	2,924	8.2%	13.0%	13.4%	12.4%
% of FP17s for the same patient ID Re-attending within 3 months - Adults	749	4,328	17.3%	17.6%	17.3%	16.6%
% of FP17s for the same patient ID Re-attending between 3 & 9 months - Children	1,264	2,924	43.2%	56.4%	58.9%	57.5%
% of FP17s for the same patient ID Re-attending between 3 & 9 months - Adults	1,629	4,328	37.6%	50.3%	52.5%	50.4%
% of FP17s for Band 1 Urgent Courses	621	6,442	9.6%	10.5%	9.3%	9.1%
% of FP17s Relating to Free Repair or Replacements	24	6,442	0.4%	0.9%	1.0%	0.8%
% of FP17s Relating to Continuations	85	6,442	1.3%	1.3%	1.5%	1.3%
% of Patients satisfied with the dentistry they have received	2	2	N/A	91.8%	93.1%	92.7%
% of Patients satisfied with the time they had to wait for an appointment	1	2	N/A	88.0%	89.8%	88.8%

* This is based on patients treated on this contract for their most recent course of treatment. Figures in italics indicate the base number of FP17s or Patient Questionnaire responses are less than 100. N/A is shown where the base number of responses is less than 10 during the period. % is calculated as Quantity/Base number*100

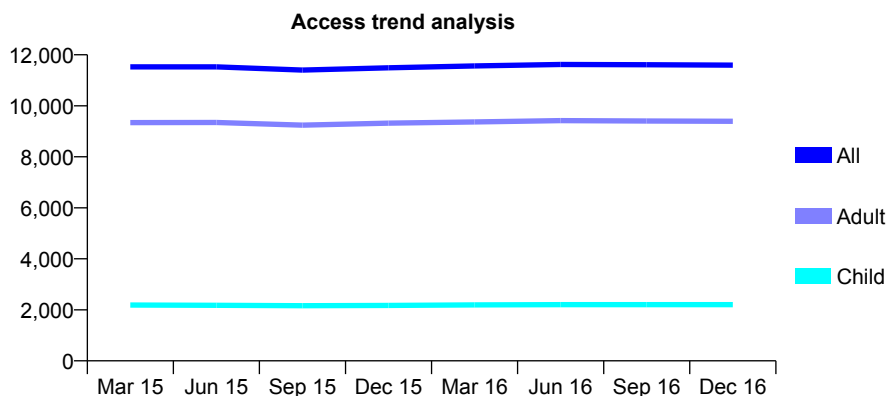
Q46 - Vital Signs At a Glance Contract Report for 173401/0001 - December 2016

Name or company name	Romiley Dental Practice
Contract type name	GDS Contract
Purpose of contract	General
Contract start date	01/04/2006
Contract end date	

16/17 Contracted general activity (UDA)	34,502
Carry forward general activity (UDA)	0
16/17 Contracted orthodontic activity (UOA)	0
Carry forward orthodontic activity (UOA)	0
Baseline contract value	£825,699.64

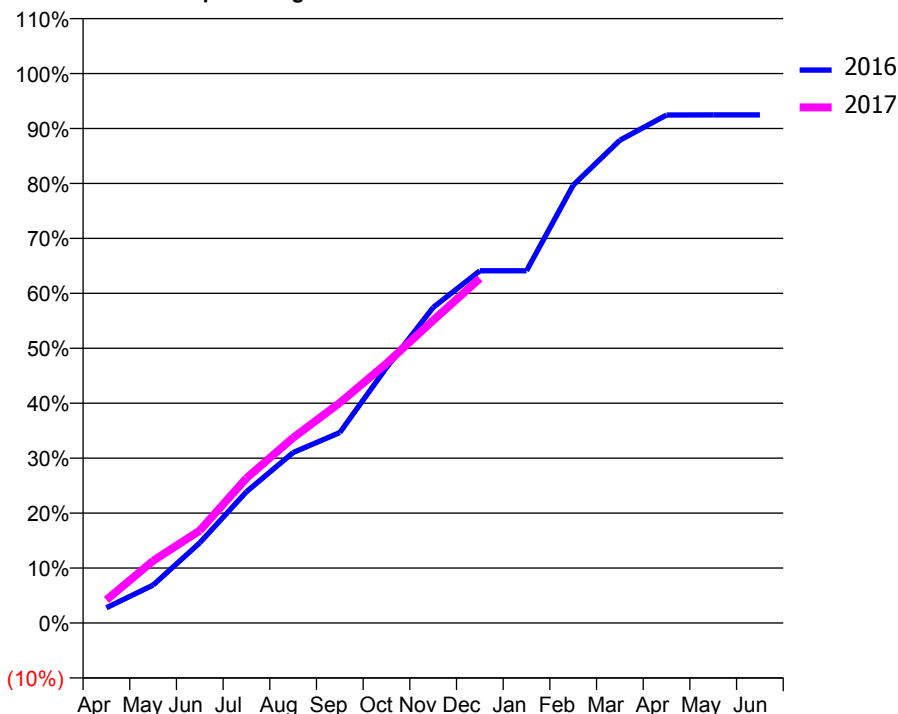
ACCESS*

Patients seen in 24 months	Total	Change since previous quarter
Quarter ending December 2015	11,491	
Quarter ending March 2016	11,561	→
Quarter ending June 2016	11,623	→
Quarter ending September 2016	11,609	→
Quarter ending December 2016	11,594	→
Variance since December 2015	0.9%	→



ACTIVITY

Cumulative percentage of contracted UDA delivered 2016 & 2017



Month	Adjusted Scheduled Activity (UDA)	
	2016	2017
April	961	1,451
May	2,380	3,902
June	5,038	5,803
July	8,247	9,098
August	10,700	11,636
September	11,964	13,824
October	16,036	16,297
November	19,813	19,005
December	22,117	21,633
January	22,117	
February	27,495	
March	30,316	
April	31,898	
May	31,905	
June	31,905	

QUALITY

	Quantity	Base Number	Contract	AT	Region	England
% of FP17s for the same patient ID Re-attending within 3 months - Children	140	2,441	5.7%	13.0%	13.4%	12.4%
% of FP17s for the same patient ID Re-attending within 3 months - Adults	1,468	10,211	14.4%	17.6%	17.3%	16.6%
% of FP17s for the same patient ID Re-attending between 3 & 9 months - Children	1,524	2,441	62.4%	56.4%	58.9%	57.5%
% of FP17s for the same patient ID Re-attending between 3 & 9 months - Adults	5,953	10,211	58.3%	50.3%	52.5%	50.4%
% of FP17s for Band 1 Urgent Courses	891	11,341	7.9%	10.5%	9.3%	9.1%
% of FP17s Relating to Free Repair or Replacements	107	11,341	0.9%	0.9%	1.0%	0.8%
% of FP17s Relating to Continuations	155	11,341	1.4%	1.3%	1.5%	1.3%
% of Patients satisfied with the dentistry they have received	10	11	90.9%	91.8%	93.1%	92.7%
% of Patients satisfied with the time they had to wait for an appointment	11	11	100.0%	88.0%	89.8%	88.8%

* This is based on patients treated on this contract for their most recent course of treatment. Figures in italics indicate the base number of FP17s or Patient Questionnaire responses are less than 100. N/A is shown where the base number of responses is less than 10 during the period. % is calculated as Quantity/Base number*100

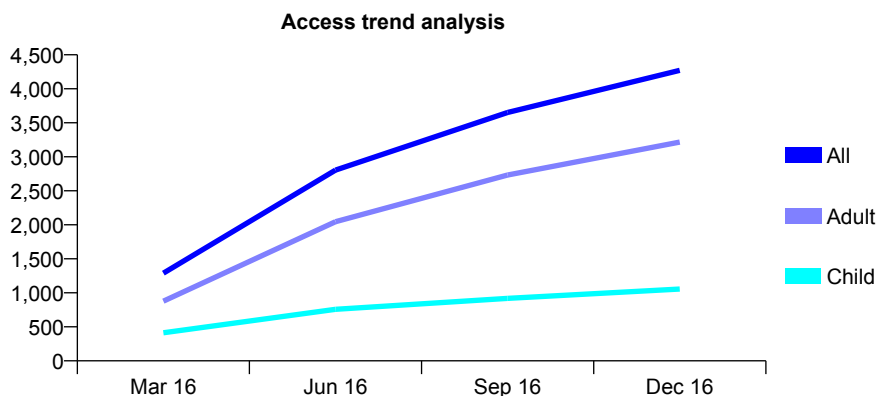
Q46 - Vital Signs At a Glance Contract Report for 173673/0001 - December 2016

Name or company name	Dr Ambareen Tejani-Sharif
Contract type name	GDS Contract
Purpose of contract	General
Contract start date	01/02/2016
Contract end date	

16/17 Contracted general activity (UDA)	18,526
Carry forward general activity (UDA)	464
16/17 Contracted orthodontic activity (UOA)	0
Carry forward orthodontic activity (UOA)	0
Baseline contract value	£524,410.64

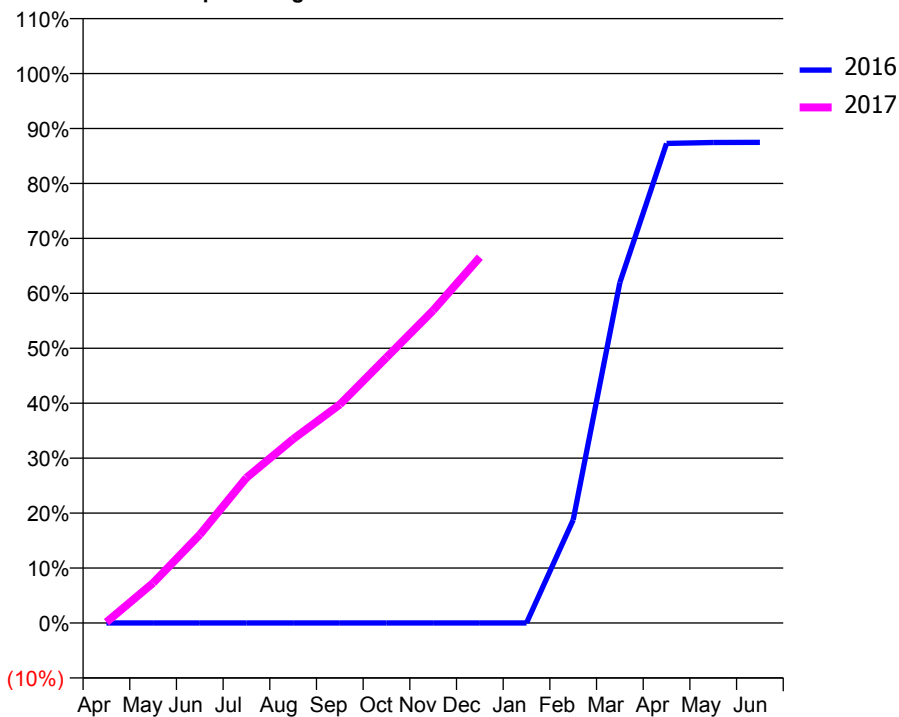
ACCESS*

Patients seen in 24 months	Total	Change since previous quarter
Quarter ending December 2015	0	
Quarter ending March 2016	1,290	
Quarter ending June 2016	2,805	↑
Quarter ending September 2016	3,652	↑
Quarter ending December 2016	4,271	↑
Variance since December 2015	N/A	



ACTIVITY

Cumulative percentage of contracted UDA delivered 2016 & 2017



Month	Adjusted Scheduled Activity (UDA)	
	2016	2017
April	0	29
May	0	1,349
June	0	2,980
July	0	4,897
August	0	6,203
September	0	7,365
October	0	8,951
November	0	10,542
December	0	12,333
January	0	
February	570	
March	1,882	
April	2,651	
May	2,656	
June	2,657	

QUALITY

	Quantity	Base Number	Contract	AT	Region	England
% of FP17s for the same patient ID Re-attending within 3 months - Children	336	1,632	20.6%	13.0%	13.4%	12.4%
% of FP17s for the same patient ID Re-attending within 3 months - Adults	642	4,324	14.8%	17.6%	17.3%	16.6%
% of FP17s for the same patient ID Re-attending between 3 & 9 months - Children	448	1,632	27.5%	56.4%	58.9%	57.5%
% of FP17s for the same patient ID Re-attending between 3 & 9 months - Adults	1,114	4,324	25.8%	50.3%	52.5%	50.4%
% of FP17s for Band 1 Urgent Courses	533	5,574	9.6%	10.5%	9.3%	9.1%
% of FP17s Relating to Free Repair or Replacements	63	5,574	1.1%	0.9%	1.0%	0.8%
% of FP17s Relating to Continuations	158	5,574	2.8%	1.3%	1.5%	1.3%
% of Patients satisfied with the dentistry they have received	4	4	N/A	91.8%	93.1%	92.7%
% of Patients satisfied with the time they had to wait for an appointment	4	4	N/A	88.0%	89.8%	88.8%

* This is based on patients treated on this contract for their most recent course of treatment. Figures in italics indicate the base number of FP17s or Patient Questionnaire responses are less than 100. N/A is shown where the base number of responses is less than 10 during the period. % is calculated as Quantity/Base number*100

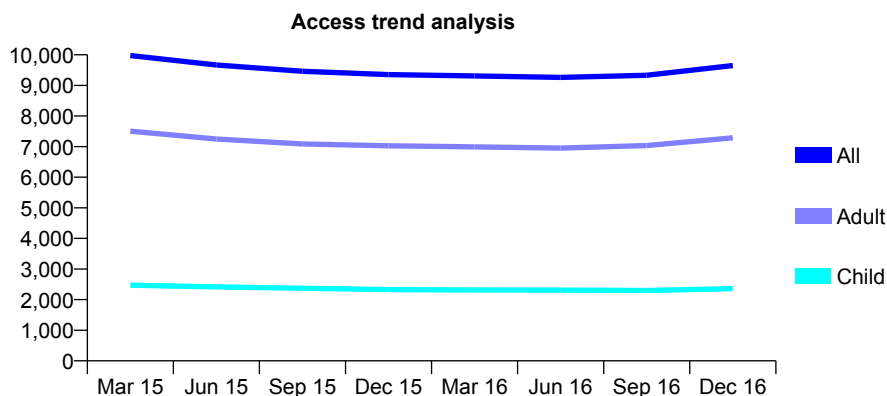
Q46 - Vital Signs At a Glance Contract Report for 173746/0001 - December 2016

Name or company name	Westhoughton (No1) Ltd
Contract type name	GDS Contract
Purpose of contract	General
Contract start date	01/11/2007
Contract end date	

16/17 Contracted general activity (UDA)	29,940
Carry forward general activity (UDA)	1,081
16/17 Contracted orthodontic activity (UOA)	0
Carry forward orthodontic activity (UOA)	0
Baseline contract value	£886,970.55

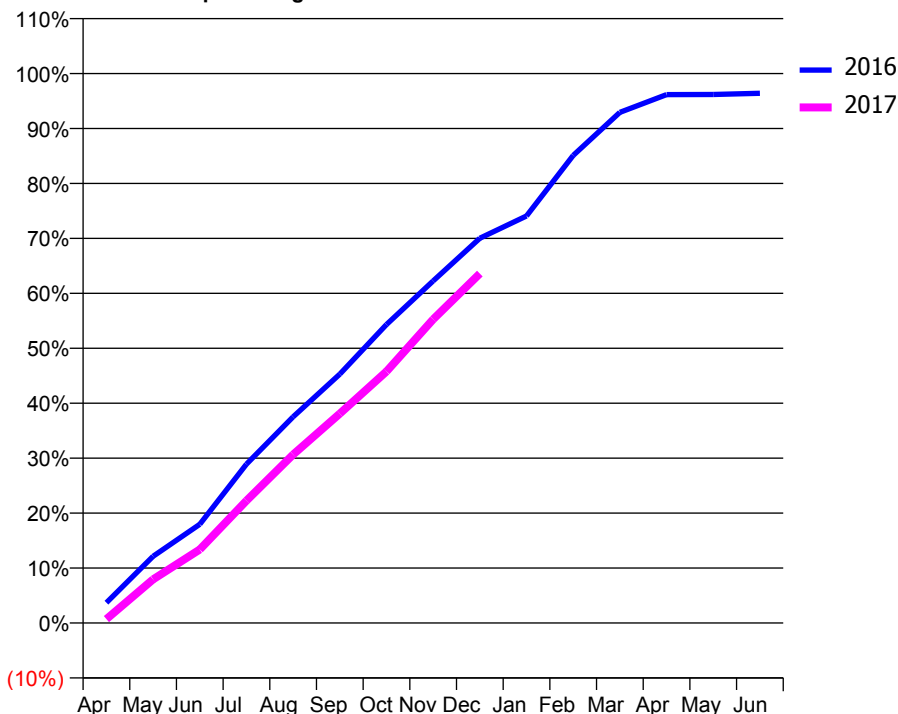
ACCESS*

Patients seen in 24 months	Total	Change since previous quarter
Quarter ending December 2015	9,354	
Quarter ending March 2016	9,309	→
Quarter ending June 2016	9,261	→
Quarter ending September 2016	9,333	→
Quarter ending December 2016	9,648	↑
Variance since December 2015	3.1%	↑



ACTIVITY

Cumulative percentage of contracted UDA delivered 2016 & 2017



Month	Adjusted Scheduled Activity (UDA)	
	2016	2017
April	1,107	211
May	3,635	2,380
June	5,381	4,007
July	8,653	6,665
August	11,238	9,183
September	13,561	11,409
October	16,261	13,705
November	18,639	16,546
December	20,962	19,042
January	22,176	
February	25,475	
March	27,827	
April	28,788	
May	28,797	
June	28,859	

QUALITY

	Quantity	Base Number	Contract	AT	Region	England
% of FP17s for the same patient ID Re-attending within 3 months - Children	196	2,884	6.8%	13.0%	13.4%	12.4%
% of FP17s for the same patient ID Re-attending within 3 months - Adults	1,323	8,523	15.5%	17.6%	17.3%	16.6%
% of FP17s for the same patient ID Re-attending between 3 & 9 months - Children	1,881	2,884	65.2%	56.4%	58.9%	57.5%
% of FP17s for the same patient ID Re-attending between 3 & 9 months - Adults	4,781	8,523	56.1%	50.3%	52.5%	50.4%
% of FP17s for Band 1 Urgent Courses	1,024	10,730	9.5%	10.5%	9.3%	9.1%
% of FP17s Relating to Free Repair or Replacements	89	10,730	0.8%	0.9%	1.0%	0.8%
% of FP17s Relating to Continuations	243	10,730	2.3%	1.3%	1.5%	1.3%
% of Patients satisfied with the dentistry they have received	2	2	N/A	91.8%	93.1%	92.7%
% of Patients satisfied with the time they had to wait for an appointment	2	2	N/A	88.0%	89.8%	88.8%

* This is based on patients treated on this contract for their most recent course of treatment. Figures in italics indicate the base number of FP17s or Patient Questionnaire responses are less than 100. N/A is shown where the base number of responses is less than 10 during the period. % is calculated as Quantity/Base number*100

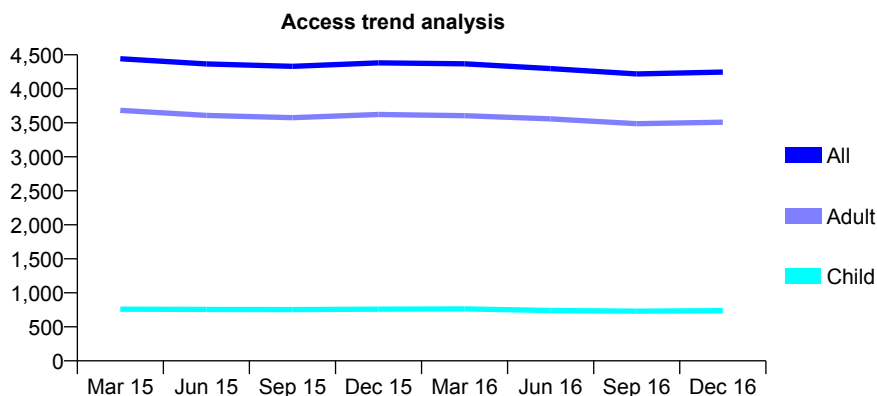
Q46 - Vital Signs At a Glance Contract Report for 177237/0002 - December 2016

Name or company name	Simon Taylor Dental Practice Ltd
Contract type name	GDS Contract
Purpose of contract	General
Contract start date	01/04/2012
Contract end date	

16/17 Contracted general activity (UDA)	13,950
Carry forward general activity (UDA)	1,219
16/17 Contracted orthodontic activity (UOA)	0
Carry forward orthodontic activity (UOA)	0
Baseline contract value	£421,953.17

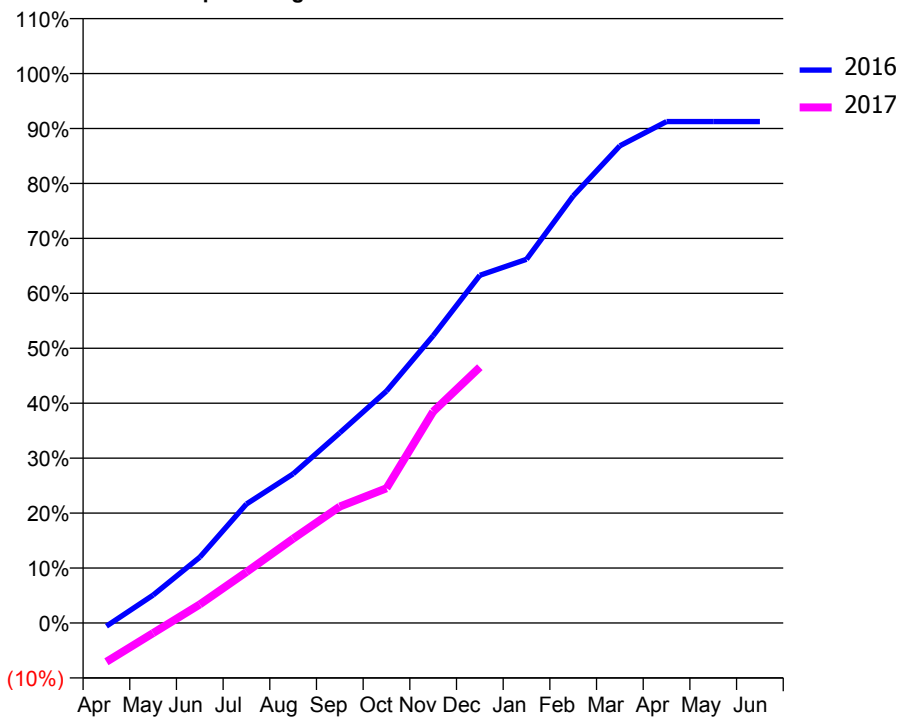
ACCESS*

Patients seen in 24 months	Total	Change since previous quarter
Quarter ending December 2015	4,382	
Quarter ending March 2016	4,368	→
Quarter ending June 2016	4,298	↓
Quarter ending September 2016	4,218	↓
Quarter ending December 2016	4,247	→
Variance since December 2015	(3.1%)	↓



ACTIVITY

Cumulative percentage of contracted UDA delivered 2016 & 2017



Month	Adjusted Scheduled Activity (UDA)	
	2016	2017
April	-82	-988
May	710	-260
June	1,671	472
July	3,021	1,296
August	3,787	2,140
September	4,828	2,956
October	5,889	3,420
November	7,294	5,366
December	8,827	6,495
January	9,234	
February	10,842	
March	12,112	
April	12,731	
May	12,731	
June	12,731	

QUALITY

	Quantity	Base Number	Contract	AT	Region	England
% of FP17s for the same patient ID Re-attending within 3 months - Children	87	785	11.1%	13.0%	13.4%	12.4%
% of FP17s for the same patient ID Re-attending within 3 months - Adults	732	3,440	21.3%	17.6%	17.3%	16.6%
% of FP17s for the same patient ID Re-attending between 3 & 9 months - Children	384	785	48.9%	56.4%	58.9%	57.5%
% of FP17s for the same patient ID Re-attending between 3 & 9 months - Adults	1,440	3,440	41.9%	50.3%	52.5%	50.4%
% of FP17s for Band 1 Urgent Courses	473	3,383	14.0%	10.5%	9.3%	9.1%
% of FP17s Relating to Free Repair or Replacements	60	3,383	1.8%	0.9%	1.0%	0.8%
% of FP17s Relating to Continuations	109	3,383	3.2%	1.3%	1.5%	1.3%
% of Patients satisfied with the dentistry they have received	4	4	N/A	91.8%	93.1%	92.7%
% of Patients satisfied with the time they had to wait for an appointment	3	4	N/A	88.0%	89.8%	88.8%

* This is based on patients treated on this contract for their most recent course of treatment. Figures in italics indicate the base number of FP17s or Patient Questionnaire responses are less than 100. N/A is shown where the base number of responses is less than 10 during the period. % is calculated as Quantity/Base number*100

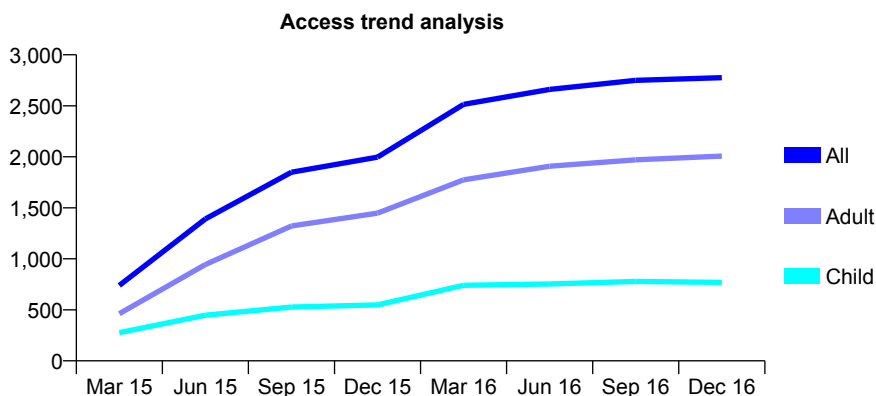
Q46 - Vital Signs At a Glance Contract Report for 178489/0001 - December 2016

Name or company name	Synergy Dental Clinic Swan Lane Ltd
Contract type name	GDS Contract
Purpose of contract	General
Contract start date	01/02/2015
Contract end date	

16/17 Contracted general activity (UDA)	6,940
Carry forward general activity (UDA)	-54
16/17 Contracted orthodontic activity (UOA)	0
Carry forward orthodontic activity (UOA)	0
Baseline contract value	£185,975.54

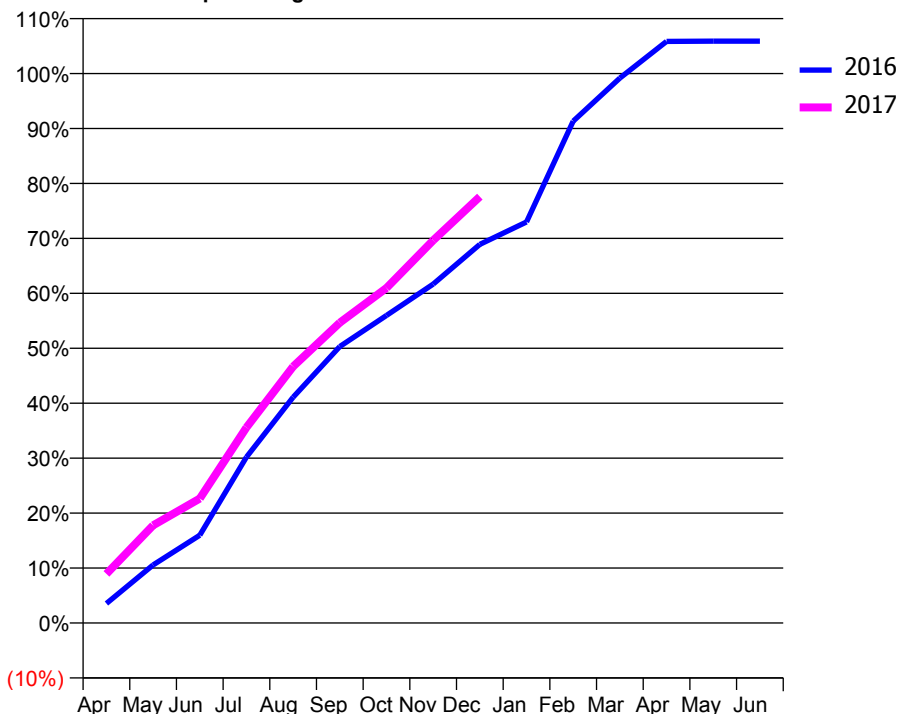
ACCESS*

Patients seen in 24 months	Total	Change since previous quarter
Quarter ending December 2015	1,997	
Quarter ending March 2016	2,514	↑
Quarter ending June 2016	2,661	↑
Quarter ending September 2016	2,750	↑
Quarter ending December 2016	2,776	→
Variance since December 2015	39.0%	↑



ACTIVITY

Cumulative percentage of contracted UDA delivered 2016 & 2017



Month	Adjusted Scheduled Activity (UDA)	
	2016	2017
April	264	620
May	784	1,233
June	1,185	1,571
July	2,240	2,469
August	3,047	3,239
September	3,731	3,793
October	4,151	4,232
November	4,573	4,833
December	5,110	5,385
January	5,412	
February	6,773	
March	7,354	
April	7,849	
May	7,853	
June	7,853	

QUALITY

	Quantity	Base Number	Contract	AT	Region	England
% of FP17s for the same patient ID Re-attending within 3 months - Children	65	696	9.3%	13.0%	13.4%	12.4%
% of FP17s for the same patient ID Re-attending within 3 months - Adults	205	1,726	11.9%	17.6%	17.3%	16.6%
% of FP17s for the same patient ID Re-attending between 3 & 9 months - Children	396	696	56.9%	56.4%	58.9%	57.5%
% of FP17s for the same patient ID Re-attending between 3 & 9 months - Adults	763	1,726	44.2%	50.3%	52.5%	50.4%
% of FP17s for Band 1 Urgent Courses	107	2,301	4.7%	10.5%	9.3%	9.1%
% of FP17s Relating to Free Repair or Replacements	10	2,301	0.4%	0.9%	1.0%	0.8%
% of FP17s Relating to Continuations	12	2,301	0.5%	1.3%	1.5%	1.3%
% of Patients satisfied with the dentistry they have received	2	2	N/A	91.8%	93.1%	92.7%
% of Patients satisfied with the time they had to wait for an appointment	2	2	N/A	88.0%	89.8%	88.8%

* This is based on patients treated on this contract for their most recent course of treatment. Figures in italics indicate the base number of FP17s or Patient Questionnaire responses are less than 100. N/A is shown where the base number of responses is less than 10 during the period. % is calculated as Quantity/Base number*100

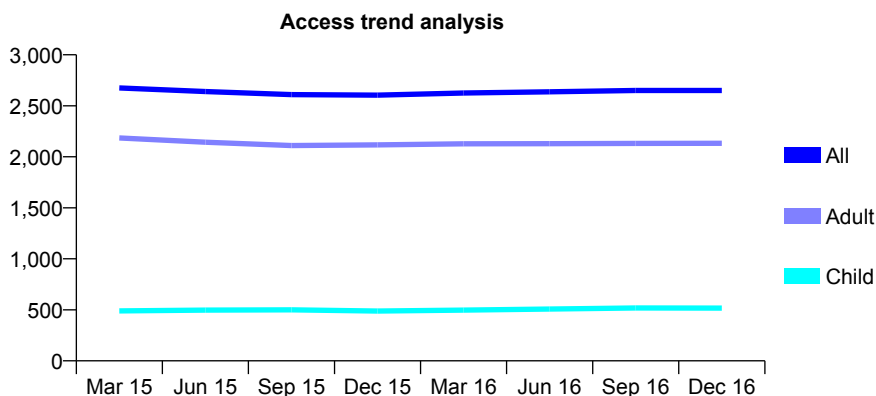
Q46 - Vital Signs At a Glance Contract Report for 179663/0001 - December 2016

Name or company name	757 Blackburn Road Dental Practice
Contract type name	GDS Contract
Purpose of contract	General
Contract start date	01/04/2012
Contract end date	

16/17 Contracted general activity (UDA)	8,505
Carry forward general activity (UDA)	91
16/17 Contracted orthodontic activity (UOA)	0
Carry forward orthodontic activity (UOA)	0
Baseline contract value	£212,642.57

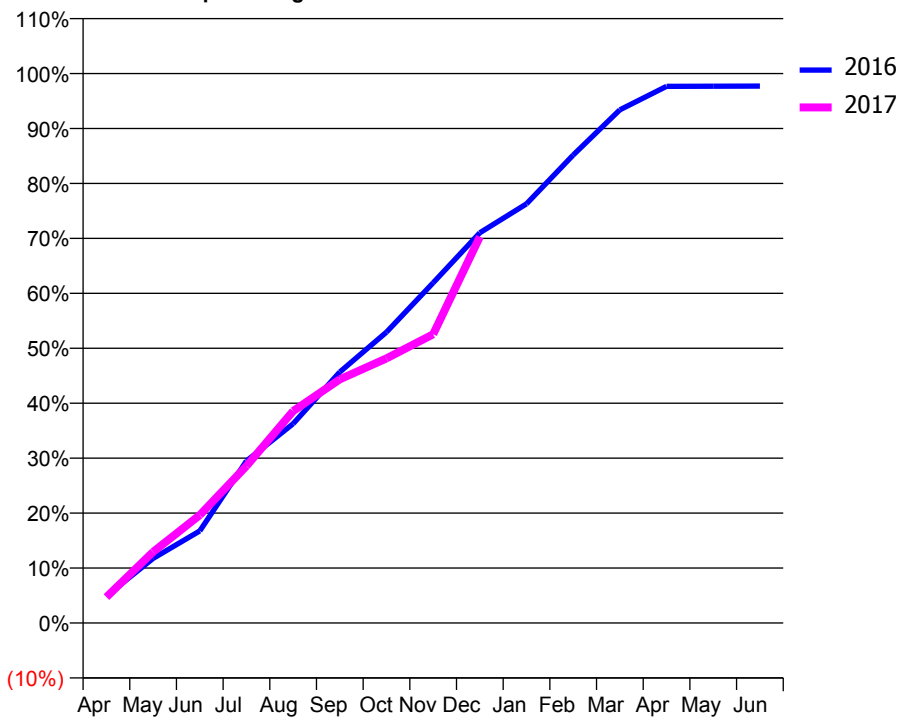
ACCESS*

Patients seen in 24 months	Total	Change since previous quarter
Quarter ending December 2015	2,605	
Quarter ending March 2016	2,626	→
Quarter ending June 2016	2,637	→
Quarter ending September 2016	2,650	→
Quarter ending December 2016	2,650	→
Variance since December 2015	1.7%	→



ACTIVITY

Cumulative percentage of contracted UDA delivered 2016 & 2017



Month	Adjusted Scheduled Activity (UDA)	
	2016	2017
April	428	402
May	1,024	1,101
June	1,459	1,671
July	2,567	2,431
August	3,157	3,281
September	3,977	3,772
October	4,608	4,096
November	5,389	4,470
December	6,183	5,979
January	6,640	
February	7,413	
March	8,130	
April	8,502	
May	8,504	
June	8,505	

QUALITY

	Quantity	Base Number	Contract	AT	Region	England
% of FP17s for the same patient ID Re-attending within 3 months - Children	54	680	7.9%	13.0%	13.4%	12.4%
% of FP17s for the same patient ID Re-attending within 3 months - Adults	416	2,569	16.2%	17.6%	17.3%	16.6%
% of FP17s for the same patient ID Re-attending between 3 & 9 months - Children	446	680	65.6%	56.4%	58.9%	57.5%
% of FP17s for the same patient ID Re-attending between 3 & 9 months - Adults	1,478	2,569	57.5%	50.3%	52.5%	50.4%
% of FP17s for Band 1 Urgent Courses	239	3,067	7.8%	10.5%	9.3%	9.1%
% of FP17s Relating to Free Repair or Replacements	35	3,067	1.1%	0.9%	1.0%	0.8%
% of FP17s Relating to Continuations	23	3,067	0.7%	1.3%	1.5%	1.3%
% of Patients satisfied with the dentistry they have received	2	2	N/A	91.8%	93.1%	92.7%
% of Patients satisfied with the time they had to wait for an appointment	2	2	N/A	88.0%	89.8%	88.8%

* This is based on patients treated on this contract for their most recent course of treatment. Figures in italics indicate the base number of FP17s or Patient Questionnaire responses are less than 100. N/A is shown where the base number of responses is less than 10 during the period. % is calculated as Quantity/Base number*100

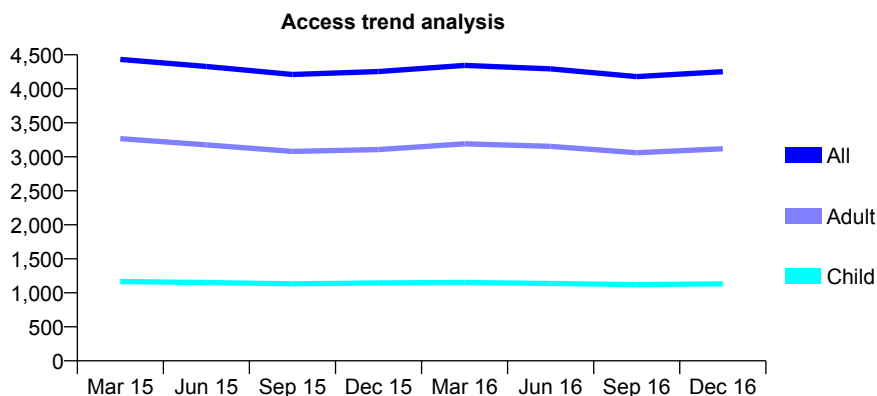
Q46 - Vital Signs At a Glance Contract Report for 179701/0001 - December 2016

Name or company name	Pearldent Dental Practice
Contract type name	GDS Contract
Purpose of contract	General
Contract start date	01/10/2009
Contract end date	

16/17 Contracted general activity (UDA)	9,900
Carry forward general activity (UDA)	-74
16/17 Contracted orthodontic activity (UOA)	0
Carry forward orthodontic activity (UOA)	0
Baseline contract value	£347,355.97

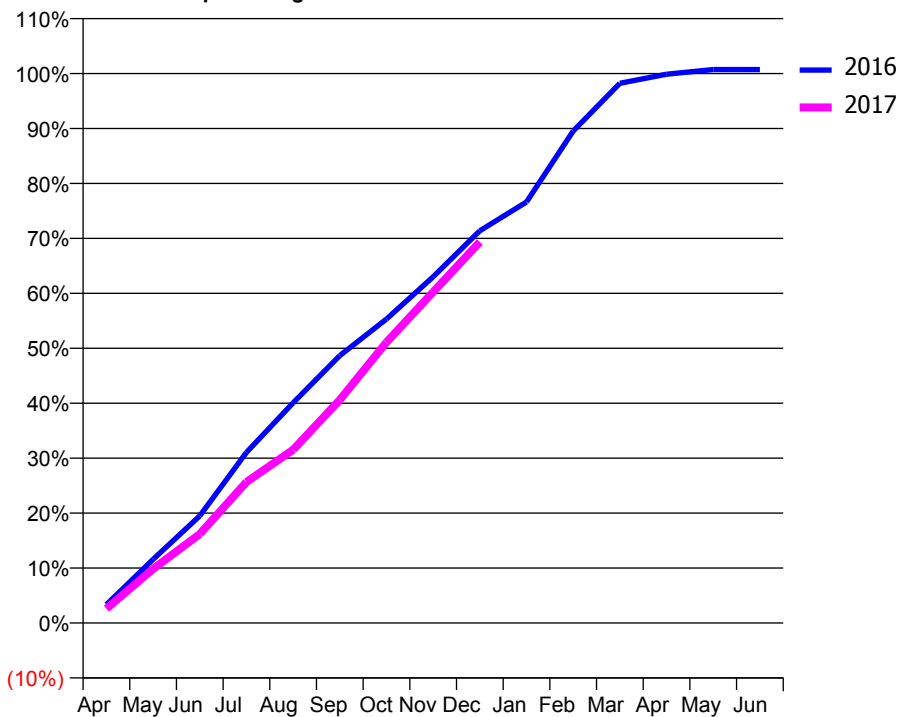
ACCESS*

Patients seen in 24 months	Total	Change since previous quarter
Quarter ending December 2015	4,253	
Quarter ending March 2016	4,344	↑
Quarter ending June 2016	4,293	↓
Quarter ending September 2016	4,180	↓
Quarter ending December 2016	4,252	→
Variance since December 2015	(0.0%)	→



ACTIVITY

Cumulative percentage of contracted UDA delivered 2016 & 2017



Month	Adjusted Scheduled Activity (UDA)	
	2016	2017
April	343	257
May	1,179	974
June	1,985	1,604
July	3,161	2,540
August	4,079	3,123
September	4,954	4,020
October	5,631	5,058
November	6,415	5,965
December	7,268	6,864
January	7,801	
February	9,116	
March	10,000	
April	10,167	
May	10,254	
June	10,254	

QUALITY

	Quantity	Base Number	Contract	AT	Region	England
% of FP17s for the same patient ID Re-attending within 3 months - Children	89	1,420	6.3%	13.0%	13.4%	12.4%
% of FP17s for the same patient ID Re-attending within 3 months - Adults	372	3,420	10.9%	17.6%	17.3%	16.6%
% of FP17s for the same patient ID Re-attending between 3 & 9 months - Children	1,016	1,420	71.5%	56.4%	58.9%	57.5%
% of FP17s for the same patient ID Re-attending between 3 & 9 months - Adults	2,327	3,420	68.0%	50.3%	52.5%	50.4%
% of FP17s for Band 1 Urgent Courses	231	4,151	5.6%	10.5%	9.3%	9.1%
% of FP17s Relating to Free Repair or Replacements	27	4,151	0.7%	0.9%	1.0%	0.8%
% of FP17s Relating to Continuations	9	4,151	0.2%	1.3%	1.5%	1.3%
% of Patients satisfied with the dentistry they have received	2	3	N/A	91.8%	93.1%	92.7%
% of Patients satisfied with the time they had to wait for an appointment	2	3	N/A	88.0%	89.8%	88.8%

* This is based on patients treated on this contract for their most recent course of treatment. Figures in italics indicate the base number of FP17s or Patient Questionnaire responses are less than 100. N/A is shown where the base number of responses is less than 10 during the period. % is calculated as Quantity/Base number*100

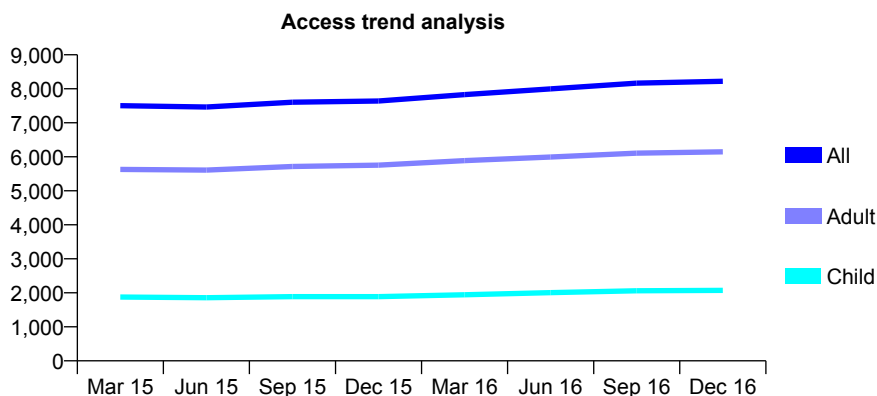
Q46 - Vital Signs At a Glance Contract Report for 179728/0001 - December 2016

Name or company name	Hadfield Dental Care Ltd
Contract type name	GDS Contract
Purpose of contract	General
Contract start date	01/12/2007
Contract end date	

16/17 Contracted general activity (UDA)	24,325
Carry forward general activity (UDA)	432
16/17 Contracted orthodontic activity (UOA)	0
Carry forward orthodontic activity (UOA)	0
Baseline contract value	£801,877.37

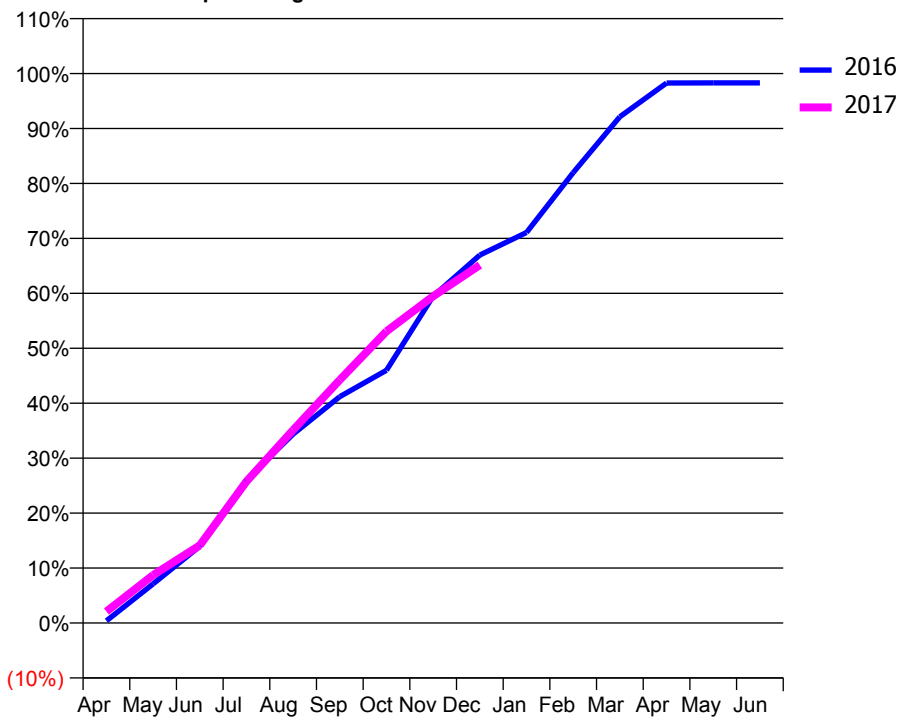
ACCESS*

Patients seen in 24 months	Total	Change since previous quarter
Quarter ending December 2015	7,643	
Quarter ending March 2016	7,830	↑
Quarter ending June 2016	7,998	↑
Quarter ending September 2016	8,166	↑
Quarter ending December 2016	8,220	→
Variance since December 2015	7.5%	↑



ACTIVITY

Cumulative percentage of contracted UDA delivered 2016 & 2017



Month	Adjusted Scheduled Activity (UDA)	
	2016	2017
April	98	513
May	1,731	2,125
June	3,395	3,439
July	6,334	6,264
August	8,364	8,544
September	10,018	10,764
October	11,189	12,912
November	14,470	14,463
December	16,291	15,845
January	17,285	
February	19,939	
March	22,413	
April	23,902	
May	23,909	
June	23,909	

QUALITY

	Quantity	Base Number	Contract	AT	Region	England
% of FP17s for the same patient ID Re-attending within 3 months - Children	275	2,706	10.2%	13.0%	13.4%	12.4%
% of FP17s for the same patient ID Re-attending within 3 months - Adults	1,224	7,736	15.8%	17.6%	17.3%	16.6%
% of FP17s for the same patient ID Re-attending between 3 & 9 months - Children	1,839	2,706	68.0%	56.4%	58.9%	57.5%
% of FP17s for the same patient ID Re-attending between 3 & 9 months - Adults	4,849	7,736	62.7%	50.3%	52.5%	50.4%
% of FP17s for Band 1 Urgent Courses	985	9,705	10.1%	10.5%	9.3%	9.1%
% of FP17s Relating to Free Repair or Replacements	90	9,705	0.9%	0.9%	1.0%	0.8%
% of FP17s Relating to Continuations	97	9,705	1.0%	1.3%	1.5%	1.3%
% of Patients satisfied with the dentistry they have received	7	7	N/A	91.8%	93.1%	92.7%
% of Patients satisfied with the time they had to wait for an appointment	7	7	N/A	88.0%	89.8%	88.8%

* This is based on patients treated on this contract for their most recent course of treatment. Figures in italics indicate the base number of FP17s or Patient Questionnaire responses are less than 100. N/A is shown where the base number of responses is less than 10 during the period. % is calculated as Quantity/Base number*100

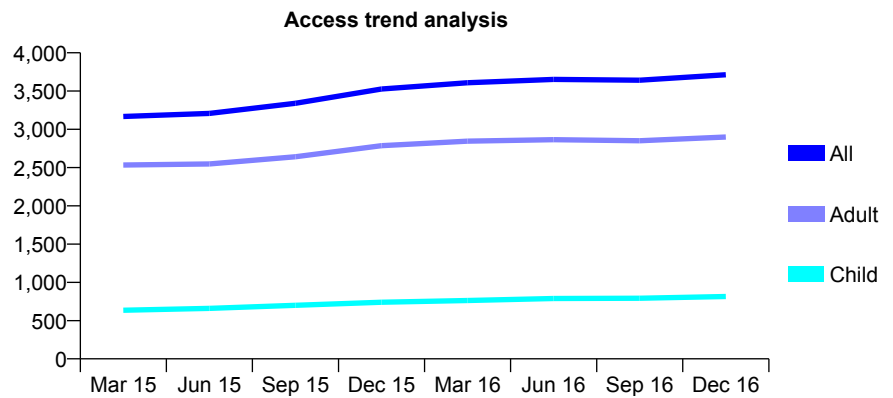
Q46 - Vital Signs At a Glance Contract Report for 180181/0001 - December 2016

Name or company name	New Cross Dental Care
Contract type name	GDS Contract
Purpose of contract	General
Contract start date	01/04/2010
Contract end date	

16/17 Contracted general activity (UDA)	10,669
Carry forward general activity (UDA)	75
16/17 Contracted orthodontic activity (UOA)	0
Carry forward orthodontic activity (UOA)	0
Baseline contract value	£299,793.60

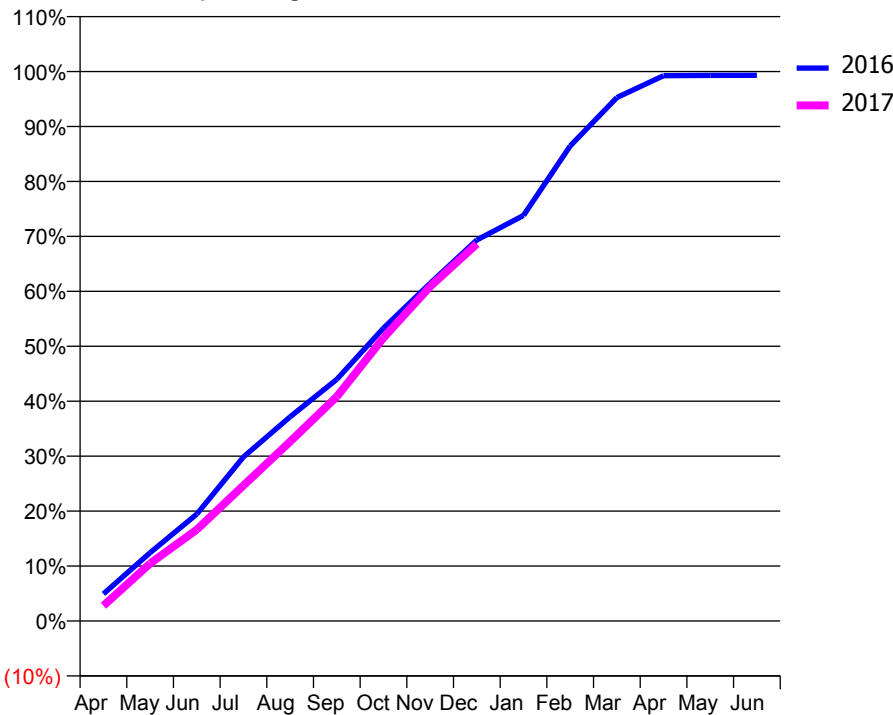
ACCESS*

Patients seen in 24 months	Total	Change since previous quarter
Quarter ending December 2015	3,526	
Quarter ending March 2016	3,608	↑
Quarter ending June 2016	3,653	→
Quarter ending September 2016	3,642	→
Quarter ending December 2016	3,713	→
Variance since December 2015	5.3%	↑



ACTIVITY

Cumulative percentage of contracted UDA delivered 2016 & 2017



Month	Adjusted Scheduled Activity (UDA)	
	2016	2017
April	542	295
May	1,361	1,117
June	2,130	1,775
July	3,268	2,631
August	4,070	3,484
September	4,816	4,356
October	5,835	5,498
November	6,730	6,494
December	7,594	7,321
January	8,082	
February	9,466	
March	10,429	
April	10,865	
May	10,872	
June	10,874	

QUALITY

	Quantity	Base Number	Contract	AT	Region	England
% of FP17s for the same patient ID Re-attending within 3 months - Children	55	774	7.1%	13.0%	13.4%	12.4%
% of FP17s for the same patient ID Re-attending within 3 months - Adults	223	2,434	9.2%	17.6%	17.3%	16.6%
% of FP17s for the same patient ID Re-attending between 3 & 9 months - Children	400	774	51.7%	56.4%	58.9%	57.5%
% of FP17s for the same patient ID Re-attending between 3 & 9 months - Adults	1,123	2,434	46.1%	50.3%	52.5%	50.4%
% of FP17s for Band 1 Urgent Courses	118	3,038	3.9%	10.5%	9.3%	9.1%
% of FP17s Relating to Free Repair or Replacements	31	3,038	1.0%	0.9%	1.0%	0.8%
% of FP17s Relating to Continuations	2	3,038	0.1%	1.3%	1.5%	1.3%
% of Patients satisfied with the dentistry they have received	4	4	N/A	91.8%	93.1%	92.7%
% of Patients satisfied with the time they had to wait for an appointment	4	4	N/A	88.0%	89.8%	88.8%

* This is based on patients treated on this contract for their most recent course of treatment. Figures in italics indicate the base number of FP17s or Patient Questionnaire responses are less than 100. N/A is shown where the base number of responses is less than 10 during the period. % is calculated as Quantity/Base number*100

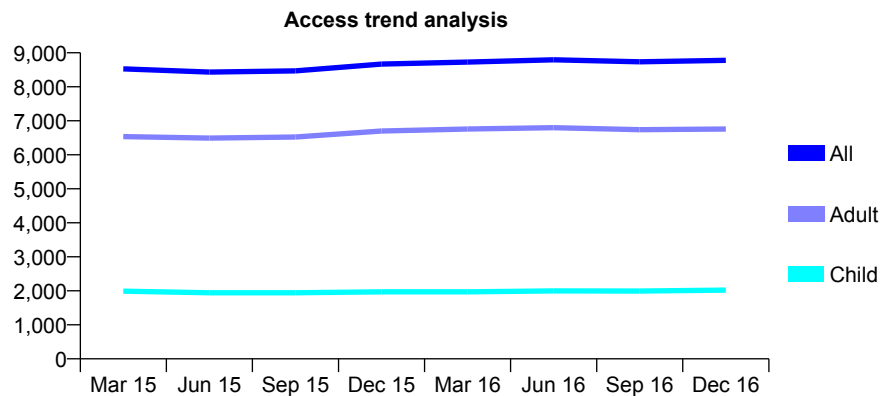
Q46 - Vital Signs At a Glance Contract Report for 180696/0001 - December 2016

Name or company name	Hyde Dental Practice
Contract type name	GDS Contract
Purpose of contract	General
Contract start date	01/04/2008
Contract end date	

16/17 Contracted general activity (UDA)	26,195
Carry forward general activity (UDA)	-644
16/17 Contracted orthodontic activity (UOA)	0
Carry forward orthodontic activity (UOA)	0
Baseline contract value	£852,011.22

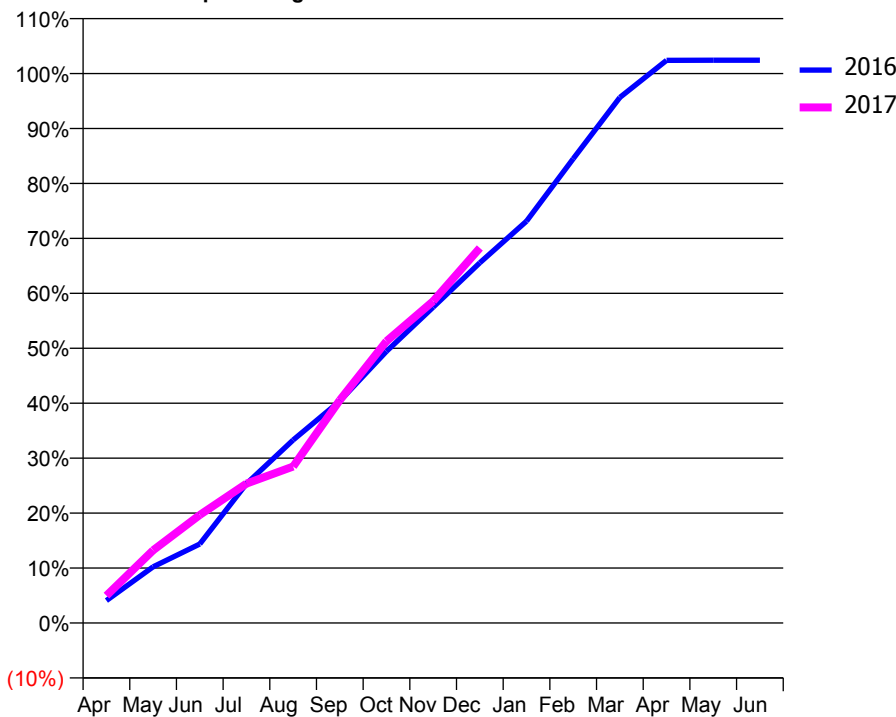
ACCESS*

Patients seen in 24 months	Total	Change since previous quarter
Quarter ending December 2015	8,670	
Quarter ending March 2016	8,729	→
Quarter ending June 2016	8,795	→
Quarter ending September 2016	8,737	→
Quarter ending December 2016	8,779	→
Variance since December 2015	1.3%	→



ACTIVITY

Cumulative percentage of contracted UDA delivered 2016 & 2017



Month	Adjusted Scheduled Activity (UDA)	
	2016	2017
April	1,052	1,305
May	2,636	3,469
June	3,703	5,149
July	6,533	6,643
August	8,582	7,462
September	10,413	10,625
October	12,740	13,432
November	14,810	15,344
December	16,893	17,878
January	18,849	
February	21,777	
March	24,650	
April	26,390	
May	26,398	
June	26,398	

QUALITY

	Quantity	Base Number	Contract	AT	Region	England
% of FP17s for the same patient ID Re-attending within 3 months - Children	189	2,147	8.8%	13.0%	13.4%	12.4%
% of FP17s for the same patient ID Re-attending within 3 months - Adults	1,349	8,087	16.7%	17.6%	17.3%	16.6%
% of FP17s for the same patient ID Re-attending between 3 & 9 months - Children	1,135	2,147	52.9%	56.4%	58.9%	57.5%
% of FP17s for the same patient ID Re-attending between 3 & 9 months - Adults	4,677	8,087	57.8%	50.3%	52.5%	50.4%
% of FP17s for Band 1 Urgent Courses	1,248	9,404	13.3%	10.5%	9.3%	9.1%
% of FP17s Relating to Free Repair or Replacements	98	9,404	1.0%	0.9%	1.0%	0.8%
% of FP17s Relating to Continuations	80	9,404	0.9%	1.3%	1.5%	1.3%
% of Patients satisfied with the dentistry they have received	10	10	100.0%	91.8%	93.1%	92.7%
% of Patients satisfied with the time they had to wait for an appointment	10	10	100.0%	88.0%	89.8%	88.8%

* This is based on patients treated on this contract for their most recent course of treatment. Figures in italics indicate the base number of FP17s or Patient Questionnaire responses are less than 100. N/A is shown where the base number of responses is less than 10 during the period. % is calculated as Quantity/Base number*100

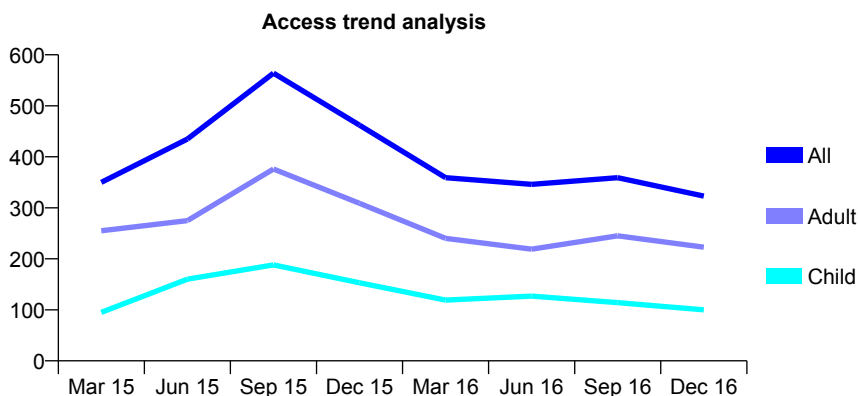
Q46 - Vital Signs At a Glance Contract Report for 180696/0002 - December 2016

Name or company name	Hyde Dental Practice
Contract type name	GDS Contract
Purpose of contract	General
Contract start date	01/10/2008
Contract end date	

16/17 Contracted general activity (UDA)	1,500
Carry forward general activity (UDA)	-16
16/17 Contracted orthodontic activity (UOA)	0
Carry forward orthodontic activity (UOA)	0
Baseline contract value	£49,524.15

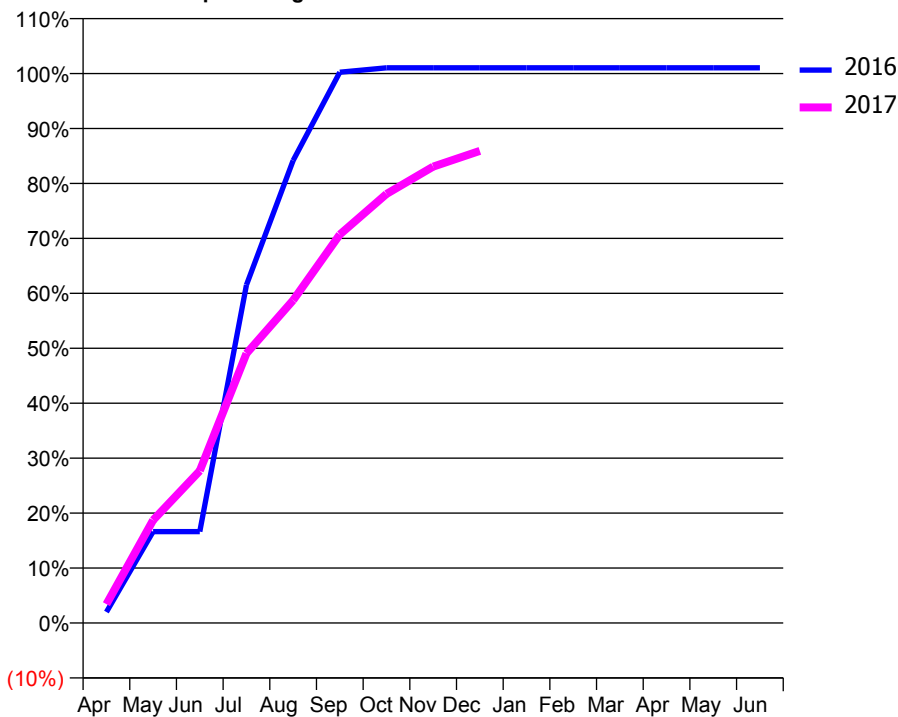
ACCESS*

Patients seen in 24 months	Total	Change since previous quarter
Quarter ending December 2015	462	
Quarter ending March 2016	359	↓
Quarter ending June 2016	346	↓
Quarter ending September 2016	359	↑
Quarter ending December 2016	323	↓
Variance since December 2015	(30.1%)	↓



ACTIVITY

Cumulative percentage of contracted UDA delivered 2016 & 2017



Month	Adjusted Scheduled Activity (UDA)	
	2016	2017
April	30	51
May	250	281
June	250	416
July	923	736
August	1,263	881
September	1,504	1,061
October	1,516	1,171
November	1,516	1,246
December	1,516	1,289
January	1,516	
February	1,516	
March	1,516	
April	1,516	
May	1,516	
June	1,516	

QUALITY

	Quantity	Base Number	Contract	AT	Region	England
% of FP17s for the same patient ID Re-attending within 3 months - Children	1	112	0.9%	13.0%	13.4%	12.4%
% of FP17s for the same patient ID Re-attending within 3 months - Adults	14	201	7.0%	17.6%	17.3%	16.6%
% of FP17s for the same patient ID Re-attending between 3 & 9 months - Children	0	112	0.0%	56.4%	58.9%	57.5%
% of FP17s for the same patient ID Re-attending between 3 & 9 months - Adults	1	201	0.5%	50.3%	52.5%	50.4%
% of FP17s for Band 1 Urgent Courses	39	313	12.5%	10.5%	9.3%	9.1%
% of FP17s Relating to Free Repair or Replacements	0	313	0.0%	0.9%	1.0%	0.8%
% of FP17s Relating to Continuations	0	313	0.0%	1.3%	1.5%	1.3%
% of Patients satisfied with the dentistry they have received	0	0	N/A	91.8%	93.1%	92.7%
% of Patients satisfied with the time they had to wait for an appointment	0	0	N/A	88.0%	89.8%	88.8%

* This is based on patients treated on this contract for their most recent course of treatment. Figures in italics indicate the base number of FP17s or Patient Questionnaire responses are less than 100. N/A is shown where the base number of responses is less than 10 during the period. % is calculated as Quantity/Base number*100

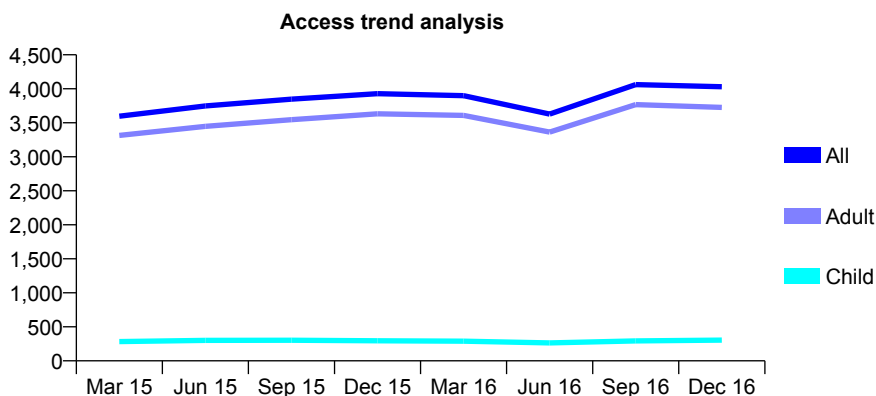
Q46 - Vital Signs At a Glance Contract Report for 180769/0001 - December 2016

Name or company name	Pennine Care HMR DAC
Contract type name	PDS Contract
Purpose of contract	General
Contract start date	01/04/2011
Contract end date	31/03/2017

16/17 Contracted general activity (UDA)	7,000
Carry forward general activity (UDA)	0
16/17 Contracted orthodontic activity (UOA)	0
Carry forward orthodontic activity (UOA)	0
Baseline contract value	£0.00

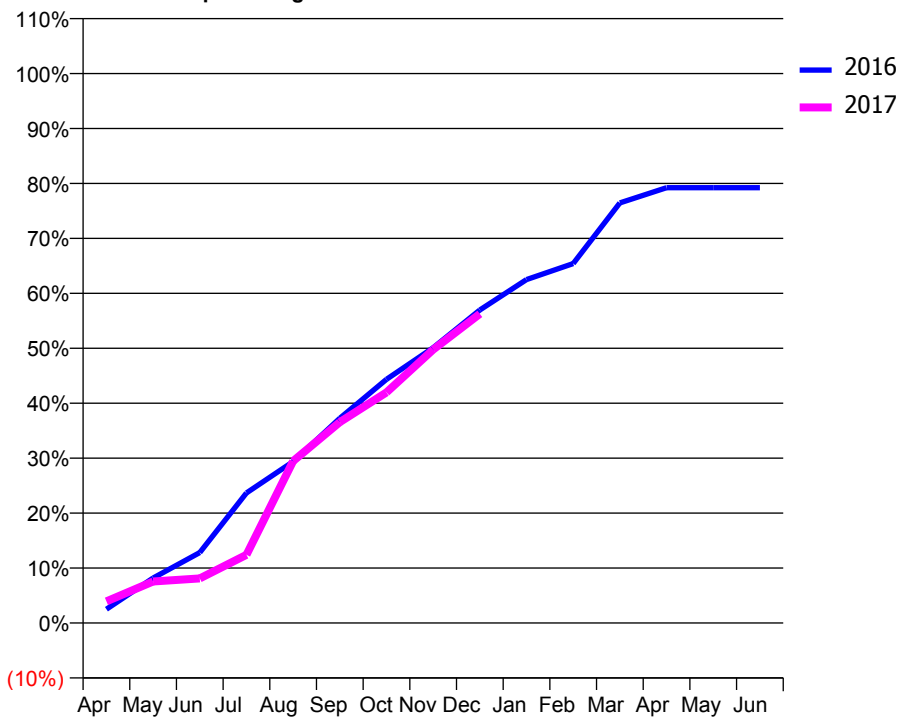
ACCESS*

Patients seen in 24 months	Total	Change since previous quarter
Quarter ending December 2015	3,929	
Quarter ending March 2016	3,899	→
Quarter ending June 2016	3,628	↓
Quarter ending September 2016	4,061	↑
Quarter ending December 2016	4,031	→
Variance since December 2015	2.6%	↑



ACTIVITY

Cumulative percentage of contracted UDA delivered 2016 & 2017



Month	Adjusted Scheduled Activity (UDA)	
	2016	2017
April	175	276
May	573	529
June	898	568
July	1,658	869
August	2,057	2,063
September	2,608	2,559
October	3,105	2,938
November	3,507	3,484
December	3,988	3,938
January	4,375	
February	4,579	
March	5,352	
April	5,545	
May	5,546	
June	5,545	

QUALITY

	Quantity	Base Number	Contract	AT	Region	England
% of FP17s for the same patient ID Re-attending within 3 months - Children	40	430	9.3%	13.0%	13.4%	12.4%
% of FP17s for the same patient ID Re-attending within 3 months - Adults	181	3,019	6.0%	17.6%	17.3%	16.6%
% of FP17s for the same patient ID Re-attending between 3 & 9 months - Children	17	430	4.0%	56.4%	58.9%	57.5%
% of FP17s for the same patient ID Re-attending between 3 & 9 months - Adults	141	3,019	4.7%	50.3%	52.5%	50.4%
% of FP17s for Band 1 Urgent Courses	3,257	3,287	99.1%	10.5%	9.3%	9.1%
% of FP17s Relating to Free Repair or Replacements	0	3,287	0.0%	0.9%	1.0%	0.8%
% of FP17s Relating to Continuations	0	3,287	0.0%	1.3%	1.5%	1.3%
% of Patients satisfied with the dentistry they have received	1	1	N/A	91.8%	93.1%	92.7%
% of Patients satisfied with the time they had to wait for an appointment	1	1	N/A	88.0%	89.8%	88.8%

* This is based on patients treated on this contract for their most recent course of treatment. Figures in italics indicate the base number of FP17s or Patient Questionnaire responses are less than 100. N/A is shown where the base number of responses is less than 10 during the period. % is calculated as Quantity/Base number*100

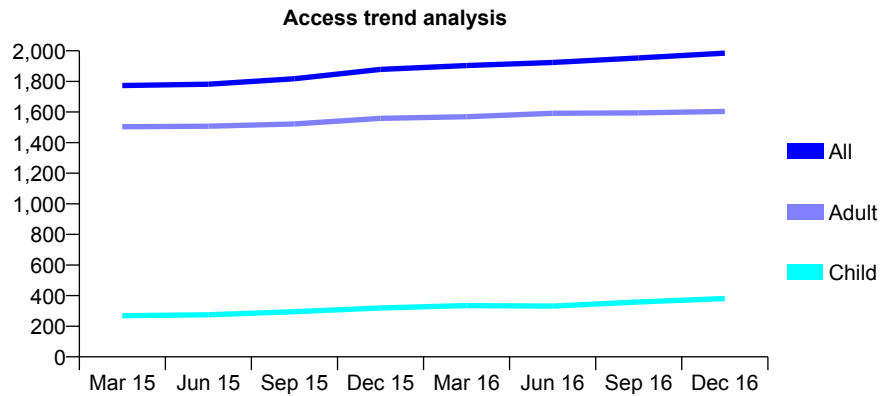
Q46 - Vital Signs At a Glance Contract Report for 181560/0001 - December 2016

Name or company name	Mr N Patel
Contract type name	GDS Contract
Purpose of contract	General
Contract start date	01/04/2012
Contract end date	

16/17 Contracted general activity (UDA)	7,129
Carry forward general activity (UDA)	-111
16/17 Contracted orthodontic activity (UOA)	0
Carry forward orthodontic activity (UOA)	0
Baseline contract value	£226,940.12

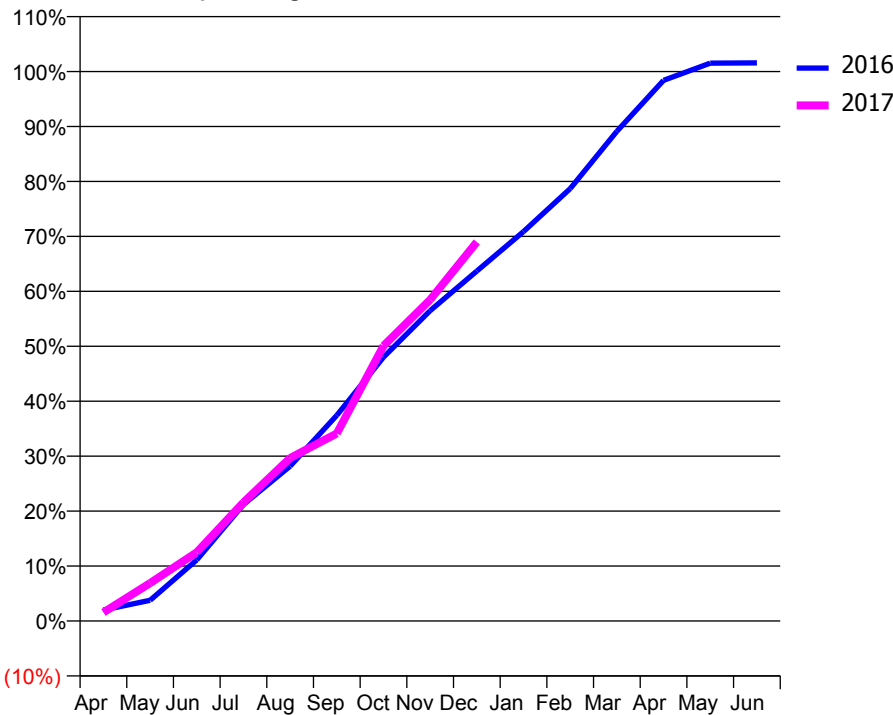
ACCESS*

Patients seen in 24 months	Total	Change since previous quarter
Quarter ending December 2015	1,878	
Quarter ending March 2016	1,904	→
Quarter ending June 2016	1,924	→
Quarter ending September 2016	1,953	→
Quarter ending December 2016	1,985	→
Variance since December 2015	5.7%	↑



ACTIVITY

Cumulative percentage of contracted UDA delivered 2016 & 2017



Month	Adjusted Scheduled Activity (UDA)	
	2016	2017
April	142	111
May	269	492
June	794	891
July	1,511	1,538
August	2,009	2,115
September	2,668	2,433
October	3,424	3,570
November	4,026	4,168
December	4,540	4,917
January	5,052	
February	5,609	
March	6,353	
April	7,014	
May	7,238	
June	7,240	

QUALITY

	Quantity	Base Number	Contract	AT	Region	England
% of FP17s for the same patient ID Re-attending within 3 months - Children	34	431	7.9%	13.0%	13.4%	12.4%
% of FP17s for the same patient ID Re-attending within 3 months - Adults	212	1,807	11.7%	17.6%	17.3%	16.6%
% of FP17s for the same patient ID Re-attending between 3 & 9 months - Children	241	431	55.9%	56.4%	58.9%	57.5%
% of FP17s for the same patient ID Re-attending between 3 & 9 months - Adults	1,051	1,807	58.2%	50.3%	52.5%	50.4%
% of FP17s for Band 1 Urgent Courses	87	1,845	4.7%	10.5%	9.3%	9.1%
% of FP17s Relating to Free Repair or Replacements	21	1,845	1.1%	0.9%	1.0%	0.8%
% of FP17s Relating to Continuations	20	1,845	1.1%	1.3%	1.5%	1.3%
% of Patients satisfied with the dentistry they have received	2	2	N/A	91.8%	93.1%	92.7%
% of Patients satisfied with the time they had to wait for an appointment	2	2	N/A	88.0%	89.8%	88.8%

* This is based on patients treated on this contract for their most recent course of treatment. Figures in italics indicate the base number of FP17s or Patient Questionnaire responses are less than 100. N/A is shown where the base number of responses is less than 10 during the period. % is calculated as Quantity/Base number*100

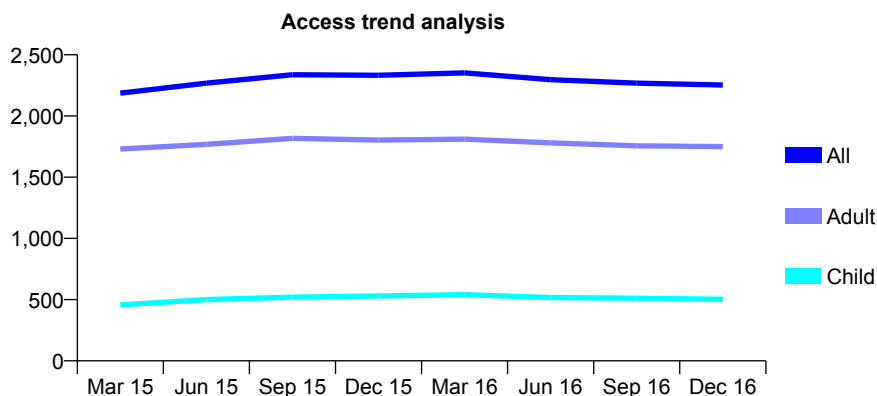
Q46 - Vital Signs At a Glance Contract Report for 182737/0001 - December 2016

Name or company name	Mrs JL Lapidus
Contract type name	GDS Contract
Purpose of contract	General
Contract start date	22/08/2013
Contract end date	

16/17 Contracted general activity (UDA)	5,564
Carry forward general activity (UDA)	-62
16/17 Contracted orthodontic activity (UOA)	0
Carry forward orthodontic activity (UOA)	0
Baseline contract value	£149,173.24

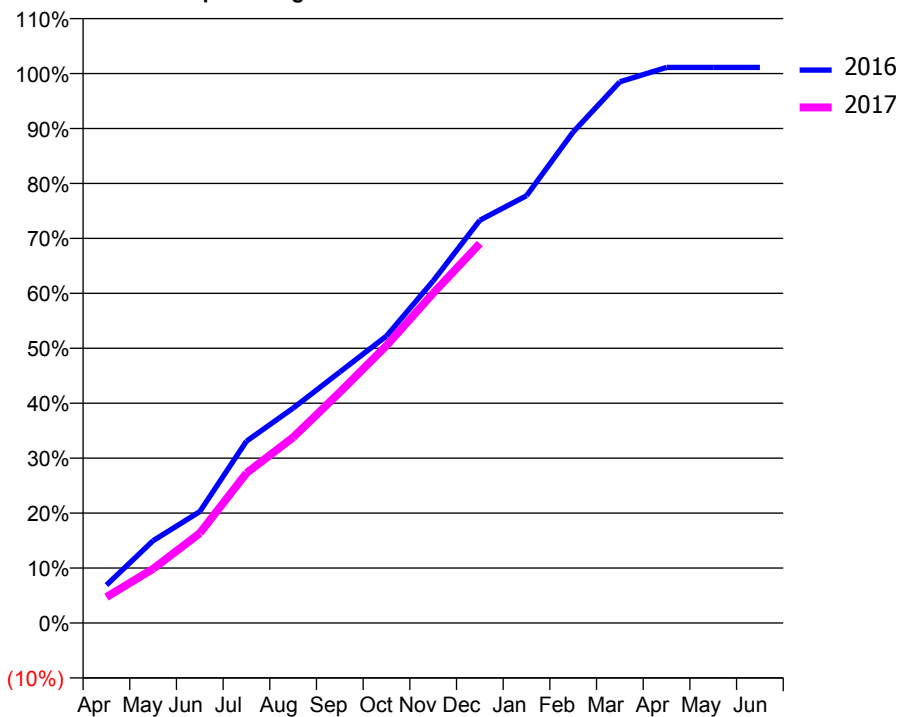
ACCESS*

Patients seen in 24 months	Total	Change since previous quarter
Quarter ending December 2015	2,333	
Quarter ending March 2016	2,352	→
Quarter ending June 2016	2,297	↓
Quarter ending September 2016	2,268	↓
Quarter ending December 2016	2,253	→
Variance since December 2015	(3.4%)	↓



ACTIVITY

Cumulative percentage of contracted UDA delivered 2016 & 2017



Month	Adjusted Scheduled Activity (UDA)	
	2016	2017
April	384	262
May	833	549
June	1,128	910
July	1,842	1,519
August	2,176	1,880
September	2,541	2,337
October	2,907	2,809
November	3,464	3,339
December	4,078	3,842
January	4,327	
February	4,972	
March	5,480	
April	5,625	
May	5,626	
June	5,626	

QUALITY

	Quantity	Base Number	Contract	AT	Region	England
% of FP17s for the same patient ID Re-attending within 3 months - Children	36	483	7.5%	13.0%	13.4%	12.4%
% of FP17s for the same patient ID Re-attending within 3 months - Adults	150	1,693	8.9%	17.6%	17.3%	16.6%
% of FP17s for the same patient ID Re-attending between 3 & 9 months - Children	239	483	49.5%	56.4%	58.9%	57.5%
% of FP17s for the same patient ID Re-attending between 3 & 9 months - Adults	972	1,693	57.4%	50.3%	52.5%	50.4%
% of FP17s for Band 1 Urgent Courses	54	2,076	2.6%	10.5%	9.3%	9.1%
% of FP17s Relating to Free Repair or Replacements	14	2,076	0.7%	0.9%	1.0%	0.8%
% of FP17s Relating to Continuations	28	2,076	1.3%	1.3%	1.5%	1.3%
% of Patients satisfied with the dentistry they have received	2	2	N/A	91.8%	93.1%	92.7%
% of Patients satisfied with the time they had to wait for an appointment	2	2	N/A	88.0%	89.8%	88.8%

* This is based on patients treated on this contract for their most recent course of treatment. Figures in italics indicate the base number of FP17s or Patient Questionnaire responses are less than 100. N/A is shown where the base number of responses is less than 10 during the period. % is calculated as Quantity/Base number*100

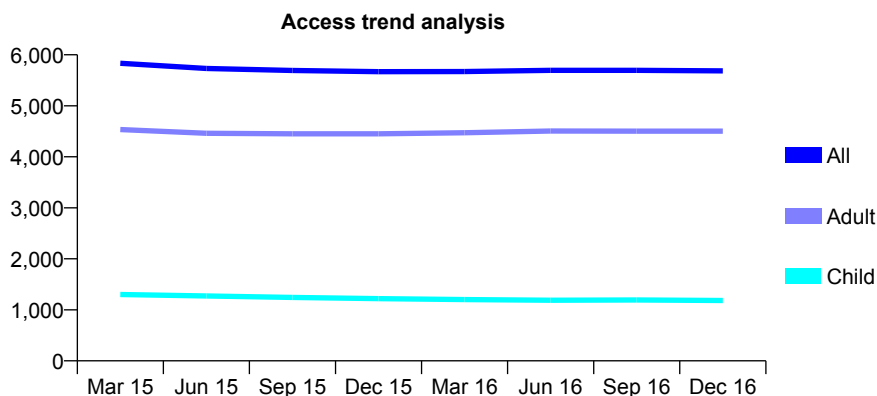
Q46 - Vital Signs At a Glance Contract Report for 183148/0001 - December 2016

Name or company name	Wood and Associate Dental Care LTD
Contract type name	GDS Contract
Purpose of contract	General
Contract start date	01/08/2007
Contract end date	

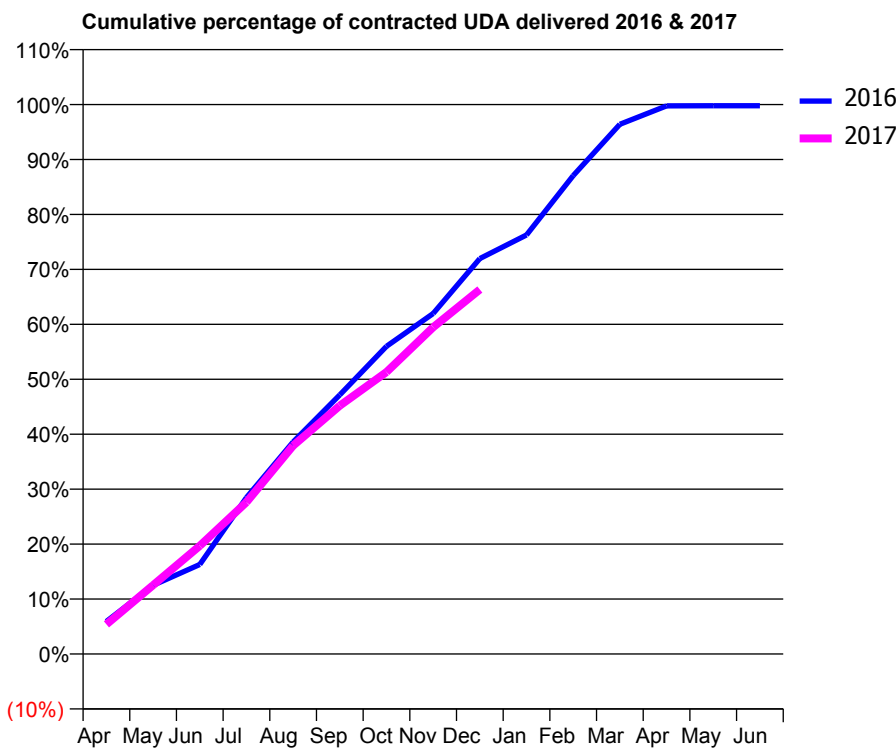
16/17 Contracted general activity (UDA)	15,240
Carry forward general activity (UDA)	-169
16/17 Contracted orthodontic activity (UOA)	0
Carry forward orthodontic activity (UOA)	0
Baseline contract value	£503,166.87

ACCESS*

Patients seen in 24 months	Total	Change since previous quarter
Quarter ending December 2015	5,669	
Quarter ending March 2016	5,673	→
Quarter ending June 2016	5,695	→
Quarter ending September 2016	5,696	→
Quarter ending December 2016	5,685	→
Variance since December 2015	0.3%	→



ACTIVITY



Month	Adjusted Scheduled Activity (UDA)	
	2016	2017
April	904	823
May	1,907	1,910
June	2,485	3,002
July	4,340	4,210
August	5,884	5,780
September	7,188	6,890
October	8,534	7,819
November	9,442	9,064
December	10,969	10,110
January	11,624	
February	13,266	
March	14,690	
April	15,203	
May	15,204	
June	15,207	

QUALITY

	Quantity	Base Number	Contract	AT	Region	England
% of FP17s for the same patient ID Re-attending within 3 months - Children	92	1,324	6.9%	13.0%	13.4%	12.4%
% of FP17s for the same patient ID Re-attending within 3 months - Adults	531	4,596	11.6%	17.6%	17.3%	16.6%
% of FP17s for the same patient ID Re-attending between 3 & 9 months - Children	862	1,324	65.1%	56.4%	58.9%	57.5%
% of FP17s for the same patient ID Re-attending between 3 & 9 months - Adults	2,462	4,596	53.6%	50.3%	52.5%	50.4%
% of FP17s for Band 1 Urgent Courses	541	5,665	9.5%	10.5%	9.3%	9.1%
% of FP17s Relating to Free Repair or Replacements	65	5,665	1.1%	0.9%	1.0%	0.8%
% of FP17s Relating to Continuations	50	5,665	0.9%	1.3%	1.5%	1.3%
% of Patients satisfied with the dentistry they have received	7	8	N/A	91.8%	93.1%	92.7%
% of Patients satisfied with the time they had to wait for an appointment	7	8	N/A	88.0%	89.8%	88.8%

* This is based on patients treated on this contract for their most recent course of treatment. Figures in italics indicate the base number of FP17s or Patient Questionnaire responses are less than 100. N/A is shown where the base number of responses is less than 10 during the period. % is calculated as Quantity/Base number*100

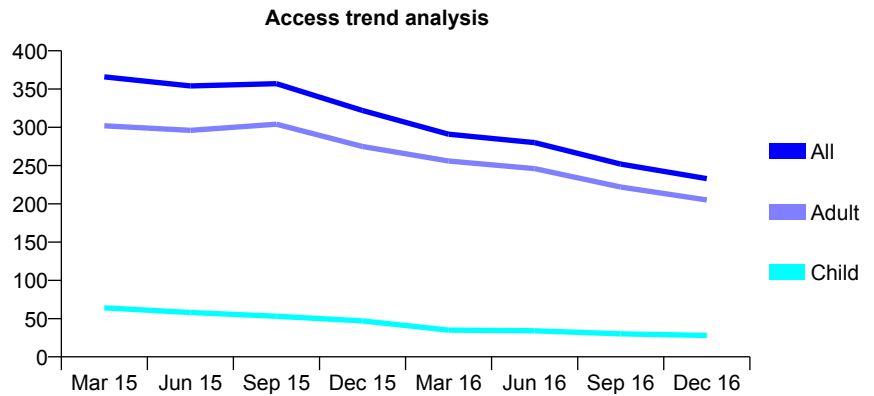
Q46 - Vital Signs At a Glance Contract Report for 183148/0002 - December 2016

Name or company name	Wood and Associate Dental Care LTD
Contract type name	GDS Contract
Purpose of contract	General
Contract start date	01/04/2012
Contract end date	

16/17 Contracted general activity (UDA)	1,000
Carry forward general activity (UDA)	0
16/17 Contracted orthodontic activity (UOA)	0
Carry forward orthodontic activity (UOA)	0
Baseline contract value	£33,016.09

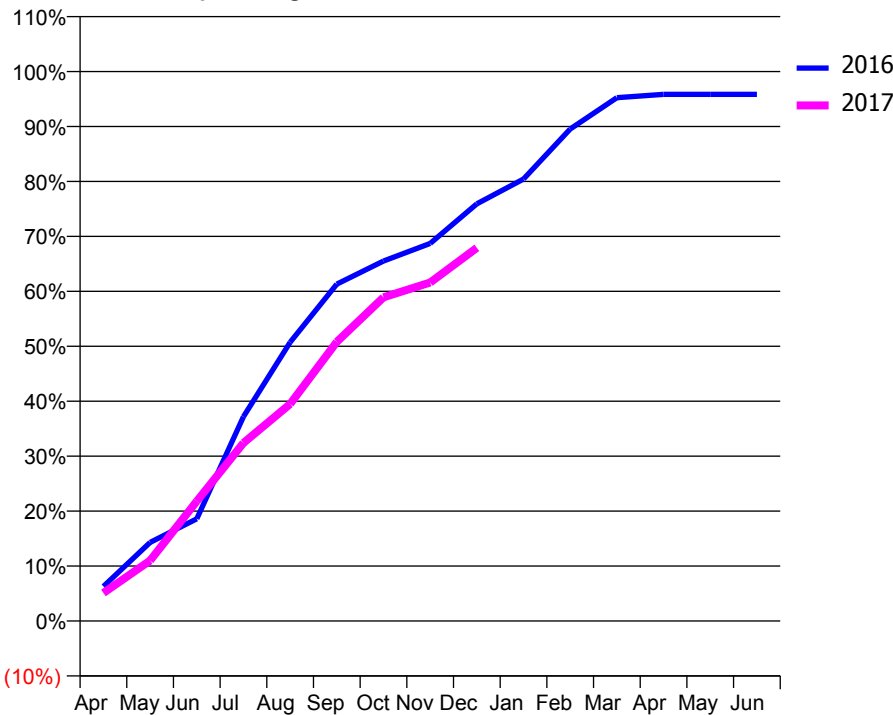
ACCESS*

Patients seen in 24 months	Total	Change since previous quarter
Quarter ending December 2015	322	
Quarter ending March 2016	291	↓
Quarter ending June 2016	280	↓
Quarter ending September 2016	252	↓
Quarter ending December 2016	233	↓
Variance since December 2015	(27.6%)	↓



ACTIVITY

Cumulative percentage of contracted UDA delivered 2016 & 2017



Month	Adjusted Scheduled Activity (UDA)	
	2016	2017
April	63	51
May	143	110
June	186	218
July	372	324
August	507	395
September	613	508
October	655	589
November	687	616
December	759	679
January	804	
February	895	
March	952	
April	958	
May	958	
June	958	

QUALITY

	Quantity	Base Number	Contract	AT	Region	England
% of FP17s for the same patient ID Re-attending within 3 months - Children	0	24	0.0%	13.0%	13.4%	12.4%
% of FP17s for the same patient ID Re-attending within 3 months - Adults	1	127	0.8%	17.6%	17.3%	16.6%
% of FP17s for the same patient ID Re-attending between 3 & 9 months - Children	0	24	0.0%	56.4%	58.9%	57.5%
% of FP17s for the same patient ID Re-attending between 3 & 9 months - Adults	3	127	2.4%	50.3%	52.5%	50.4%
% of FP17s for Band 1 Urgent Courses	0	147	0.0%	10.5%	9.3%	9.1%
% of FP17s Relating to Free Repair or Replacements	0	147	0.0%	0.9%	1.0%	0.8%
% of FP17s Relating to Continuations	0	147	0.0%	1.3%	1.5%	1.3%
% of Patients satisfied with the dentistry they have received	0	0	N/A	91.8%	93.1%	92.7%
% of Patients satisfied with the time they had to wait for an appointment	0	0	N/A	88.0%	89.8%	88.8%

* This is based on patients treated on this contract for their most recent course of treatment. Figures in italics indicate the base number of FP17s or Patient Questionnaire responses are less than 100. N/A is shown where the base number of responses is less than 10 during the period. % is calculated as Quantity/Base number*100

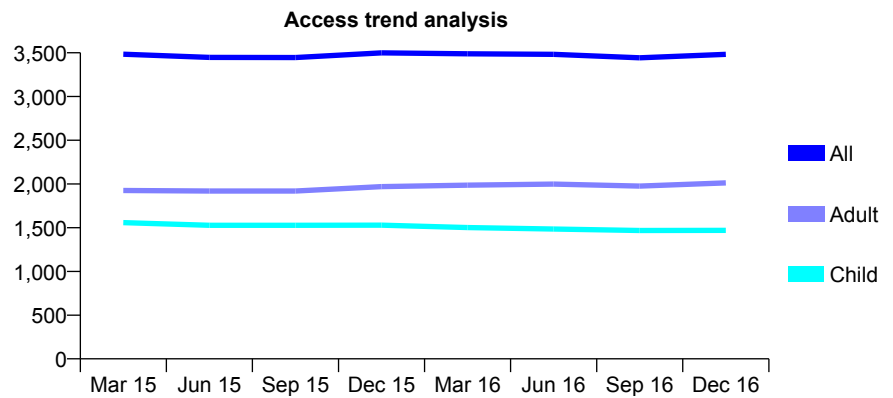
Q46 - Vital Signs At a Glance Contract Report for 184551/0001 - December 2016

Name or company name	Bamford Dental Practice
Contract type name	GDS Contract
Purpose of contract	General and Orthodontic
Contract start date	01/04/2006
Contract end date	

16/17 Contracted general activity (UDA)	9,554
Carry forward general activity (UDA)	-51
16/17 Contracted orthodontic activity (UOA)	3,597
Carry forward orthodontic activity (UOA)	20
Baseline contract value	£496,949.54

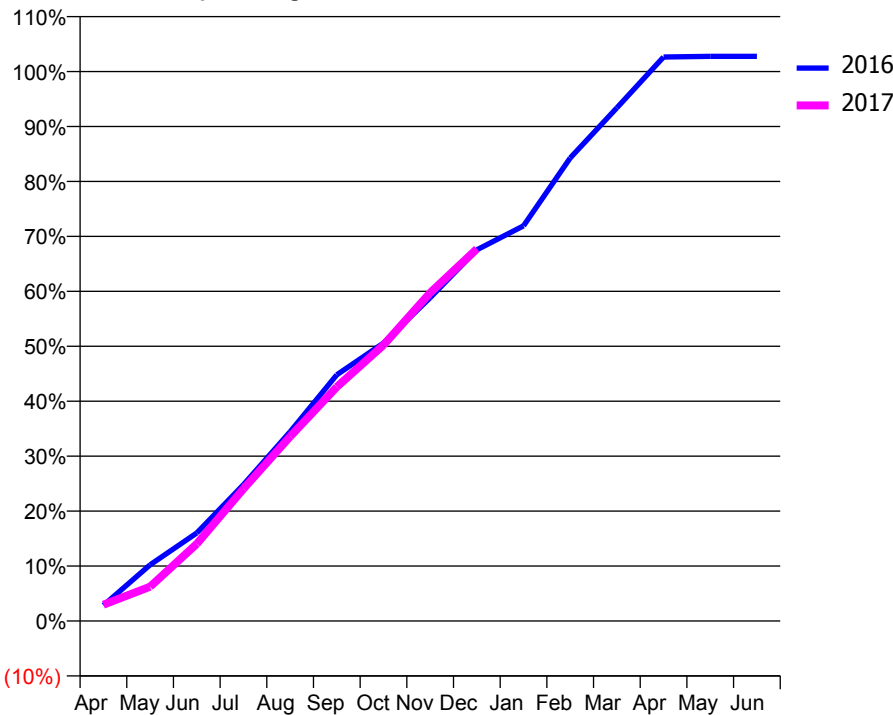
ACCESS*

Patients seen in 24 months	Total	Change since previous quarter
Quarter ending December 2015	3,499	
Quarter ending March 2016	3,488	→
Quarter ending June 2016	3,483	→
Quarter ending September 2016	3,443	↓
Quarter ending December 2016	3,482	→
Variance since December 2015	(0.5%)	→



ACTIVITY

Cumulative percentage of contracted UDA delivered 2016 & 2017



Month	Adjusted Scheduled Activity (UDA)	
	2016	2017
April	281	285
May	1,007	597
June	1,577	1,342
July	2,440	2,299
August	3,388	3,208
September	4,406	4,071
October	4,976	4,797
November	5,785	5,707
December	6,644	6,470
January	7,071	
February	8,286	
March	9,185	
April	10,094	
May	10,105	
June	10,105	

QUALITY

	Quantity	Base Number	Contract	AT	Region	England
% of FP17s for the same patient ID Re-attending within 3 months - Children	209	2,104	9.9%	13.0%	13.4%	12.4%
% of FP17s for the same patient ID Re-attending within 3 months - Adults	376	2,291	16.4%	17.6%	17.3%	16.6%
% of FP17s for the same patient ID Re-attending between 3 & 9 months - Children	1,210	2,104	57.5%	56.4%	58.9%	57.5%
% of FP17s for the same patient ID Re-attending between 3 & 9 months - Adults	1,367	2,291	59.7%	50.3%	52.5%	50.4%
% of FP17s for Band 1 Urgent Courses	57	3,587	1.6%	10.5%	9.3%	9.1%
% of FP17s Relating to Free Repair or Replacements	9	3,587	0.3%	0.9%	1.0%	0.8%
% of FP17s Relating to Continuations	152	3,587	4.2%	1.3%	1.5%	1.3%
% of Patients satisfied with the dentistry they have received	5	5	N/A	91.8%	93.1%	92.7%
% of Patients satisfied with the time they had to wait for an appointment	5	5	N/A	88.0%	89.8%	88.8%

* This is based on patients treated on this contract for their most recent course of treatment. Figures in italics indicate the base number of FP17s or Patient Questionnaire responses are less than 100. N/A is shown where the base number of responses is less than 10 during the period. % is calculated as Quantity/Base number*100

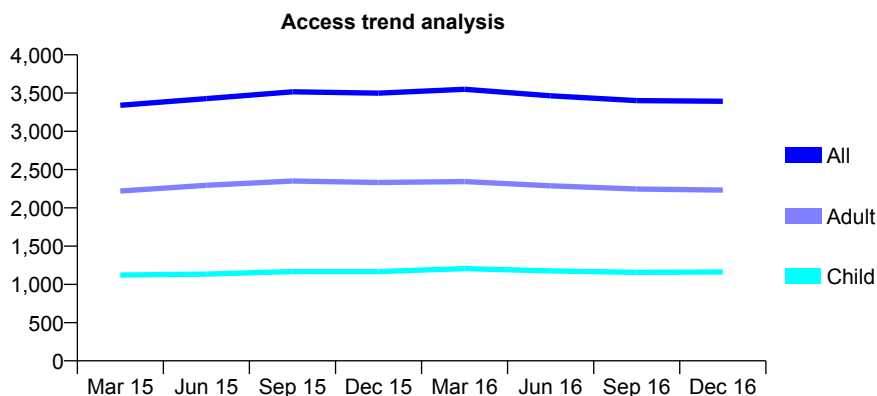
Q46 - Vital Signs At a Glance Contract Report for 189510/0001 - December 2016

Name or company name	Ravat and Ray Dental Care (Chadderton) L
Contract type name	GDS Contract
Purpose of contract	General
Contract start date	01/10/2013
Contract end date	

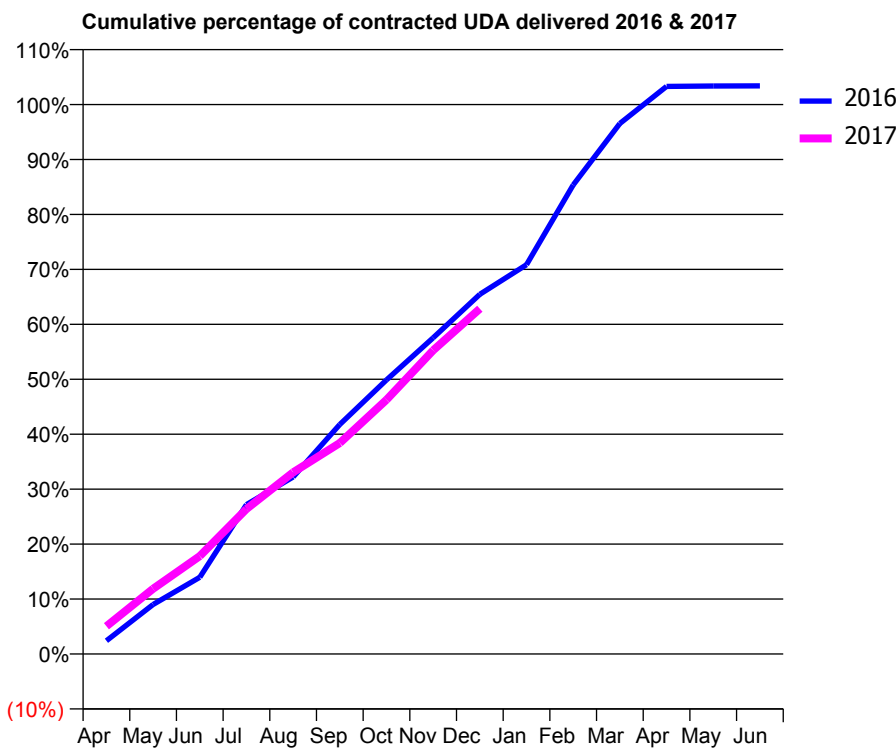
16/17 Contracted general activity (UDA)	11,056
Carry forward general activity (UDA)	-220
16/17 Contracted orthodontic activity (UOA)	0
Carry forward orthodontic activity (UOA)	0
Baseline contract value	£325,103.90

ACCESS*

Patients seen in 24 months	Total	Change since previous quarter
Quarter ending December 2015	3,499	
Quarter ending March 2016	3,549	→
Quarter ending June 2016	3,464	↓
Quarter ending September 2016	3,402	↓
Quarter ending December 2016	3,393	→
Variance since December 2015	(3.0%)	↓



ACTIVITY



Month	Adjusted Scheduled Activity (UDA)	
	2016	2017
April	269	559
May	1,011	1,313
June	1,565	1,970
July	3,046	2,917
August	3,608	3,656
September	4,680	4,246
October	5,586	5,115
November	6,445	6,109
December	7,331	6,946
January	7,935	
February	9,560	
March	10,813	
April	11,567	
May	11,578	
June	11,579	

QUALITY

	Quantity	Base Number	Contract	AT	Region	England
% of FP17s for the same patient ID Re-attending within 3 months - Children	165	1,274	13.0%	13.0%	13.4%	12.4%
% of FP17s for the same patient ID Re-attending within 3 months - Adults	498	2,337	21.3%	17.6%	17.3%	16.6%
% of FP17s for the same patient ID Re-attending between 3 & 9 months - Children	739	1,274	58.0%	56.4%	58.9%	57.5%
% of FP17s for the same patient ID Re-attending between 3 & 9 months - Adults	1,181	2,337	50.5%	50.3%	52.5%	50.4%
% of FP17s for Band 1 Urgent Courses	362	3,324	10.9%	10.5%	9.3%	9.1%
% of FP17s Relating to Free Repair or Replacements	42	3,324	1.3%	0.9%	1.0%	0.8%
% of FP17s Relating to Continuations	18	3,324	0.5%	1.3%	1.5%	1.3%
% of Patients satisfied with the dentistry they have received	7	7	N/A	91.8%	93.1%	92.7%
% of Patients satisfied with the time they had to wait for an appointment	6	7	N/A	88.0%	89.8%	88.8%

* This is based on patients treated on this contract for their most recent course of treatment. Figures in italics indicate the base number of FP17s or Patient Questionnaire responses are less than 100. N/A is shown where the base number of responses is less than 10 during the period. % is calculated as Quantity/Base number*100

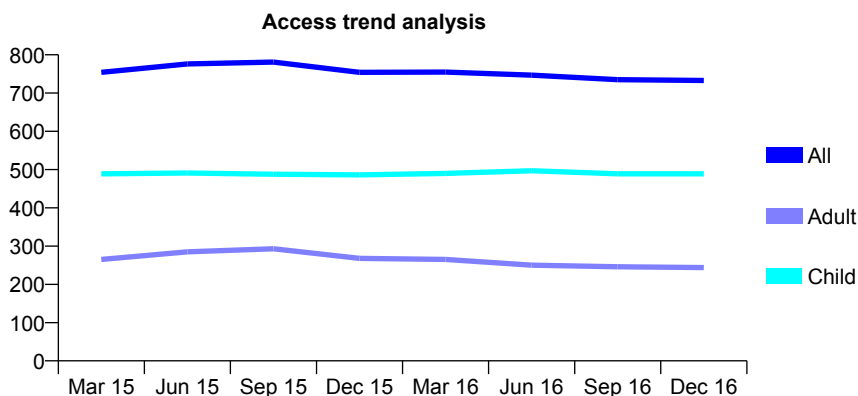
Q46 - Vital Signs At a Glance Contract Report for 189723/0001 - December 2016

Name or company name	Stretford Road Dental Practice
Contract type name	GDS Contract
Purpose of contract	General
Contract start date	12/08/2013
Contract end date	

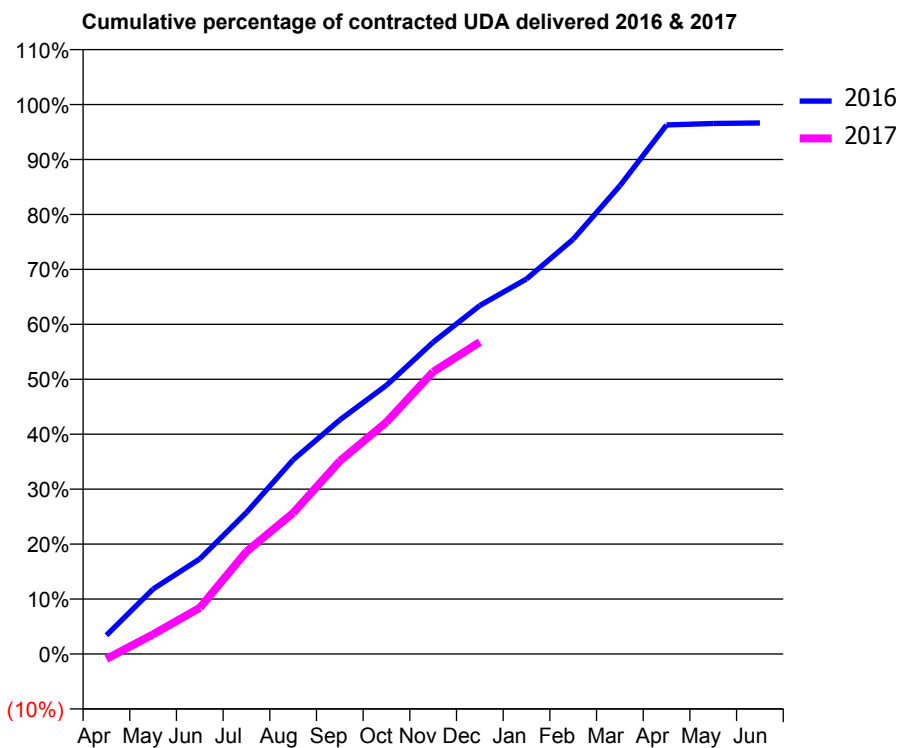
16/17 Contracted general activity (UDA)	1,828
Carry forward general activity (UDA)	61
16/17 Contracted orthodontic activity (UOA)	0
Carry forward orthodontic activity (UOA)	0
Baseline contract value	£44,689.57

ACCESS*

Patients seen in 24 months	Total	Change since previous quarter
Quarter ending December 2015	754	
Quarter ending March 2016	755	→
Quarter ending June 2016	747	↓
Quarter ending September 2016	735	↓
Quarter ending December 2016	733	→
Variance since December 2015	(2.8%)	↓



ACTIVITY



Month	Adjusted Scheduled Activity (UDA)	
	2016	2017
April	62	-17
May	216	65
June	316	154
July	471	341
August	646	469
September	779	642
October	894	772
November	1,037	939
December	1,159	1,038
January	1,248	
February	1,380	
March	1,558	
April	1,760	
May	1,765	
June	1,767	

QUALITY

	Quantity	Base Number	Contract	AT	Region	England
% of FP17s for the same patient ID Re-attending within 3 months - Children	68	592	11.5%	13.0%	13.4%	12.4%
% of FP17s for the same patient ID Re-attending within 3 months - Adults	35	195	17.9%	17.6%	17.3%	16.6%
% of FP17s for the same patient ID Re-attending between 3 & 9 months - Children	346	592	58.4%	56.4%	58.9%	57.5%
% of FP17s for the same patient ID Re-attending between 3 & 9 months - Adults	65	195	33.3%	50.3%	52.5%	50.4%
% of FP17s for Band 1 Urgent Courses	64	698	9.2%	10.5%	9.3%	9.1%
% of FP17s Relating to Free Repair or Replacements	2	698	0.3%	0.9%	1.0%	0.8%
% of FP17s Relating to Continuations	0	698	0.0%	1.3%	1.5%	1.3%
% of Patients satisfied with the dentistry they have received	1	1	N/A	91.8%	93.1%	92.7%
% of Patients satisfied with the time they had to wait for an appointment	1	1	N/A	88.0%	89.8%	88.8%

* This is based on patients treated on this contract for their most recent course of treatment. Figures in italics indicate the base number of FP17s or Patient Questionnaire responses are less than 100. N/A is shown where the base number of responses is less than 10 during the period. % is calculated as Quantity/Base number*100

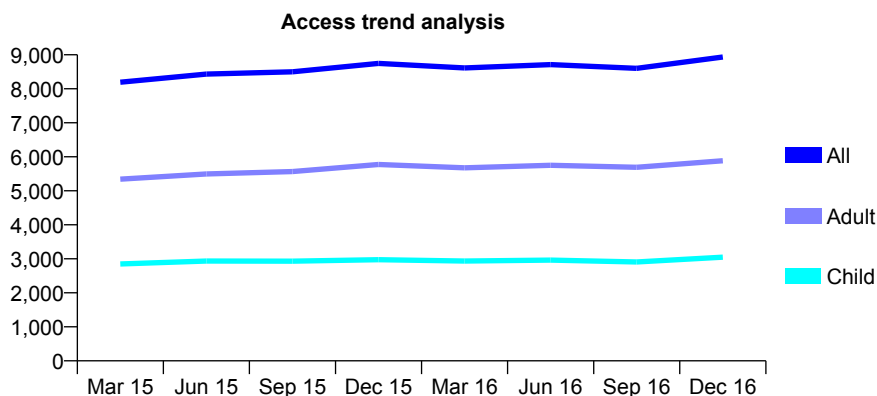
Q46 - Vital Signs At a Glance Contract Report for 190322/0001 - December 2016

Name or company name	Moston Dental Surgery
Contract type name	GDS Contract
Purpose of contract	General
Contract start date	08/10/2010
Contract end date	

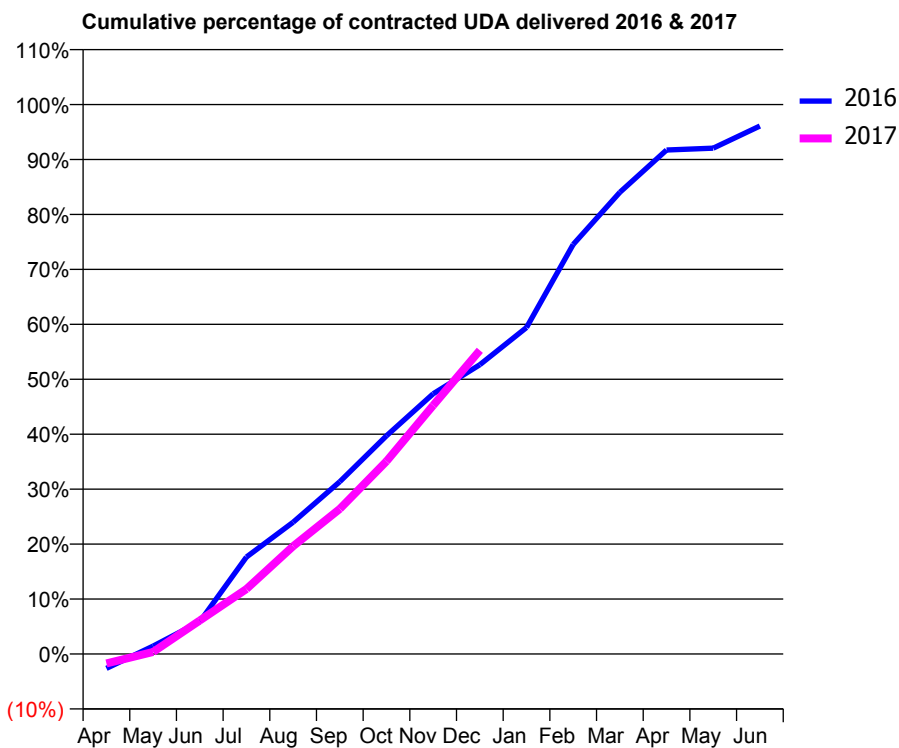
16/17 Contracted general activity (UDA)	30,673
Carry forward general activity (UDA)	1,201
16/17 Contracted orthodontic activity (UOA)	0
Carry forward orthodontic activity (UOA)	0
Baseline contract value	£742,427.78

ACCESS*

Patients seen in 24 months	Total	Change since previous quarter
Quarter ending December 2015	8,749	
Quarter ending March 2016	8,614	↓
Quarter ending June 2016	8,712	→
Quarter ending September 2016	8,601	↓
Quarter ending December 2016	8,934	↑
Variance since December 2015	2.1%	↑



ACTIVITY



Month	Adjusted Scheduled Activity (UDA)	
	2016	2017
April	-810	-534
May	445	116
June	1,801	1,868
July	5,417	3,629
August	7,355	6,021
September	9,620	8,105
October	12,179	10,762
November	14,528	13,876
December	16,149	16,954
January	18,227	
February	22,861	
March	25,774	
April	28,129	
May	28,238	
June	29,472	

QUALITY

	Quantity	Base Number	Contract	AT	Region	England
% of FP17s for the same patient ID Re-attending within 3 months - Children	146	2,542	5.7%	13.0%	13.4%	12.4%
% of FP17s for the same patient ID Re-attending within 3 months - Adults	353	4,270	8.3%	17.6%	17.3%	16.6%
% of FP17s for the same patient ID Re-attending between 3 & 9 months - Children	1,048	2,542	41.2%	56.4%	58.9%	57.5%
% of FP17s for the same patient ID Re-attending between 3 & 9 months - Adults	1,610	4,270	37.7%	50.3%	52.5%	50.4%
% of FP17s for Band 1 Urgent Courses	269	6,060	4.4%	10.5%	9.3%	9.1%
% of FP17s Relating to Free Repair or Replacements	21	6,060	0.3%	0.9%	1.0%	0.8%
% of FP17s Relating to Continuations	61	6,060	1.0%	1.3%	1.5%	1.3%
% of Patients satisfied with the dentistry they have received	6	7	N/A	91.8%	93.1%	92.7%
% of Patients satisfied with the time they had to wait for an appointment	6	7	N/A	88.0%	89.8%	88.8%

* This is based on patients treated on this contract for their most recent course of treatment. Figures in italics indicate the base number of FP17s or Patient Questionnaire responses are less than 100. N/A is shown where the base number of responses is less than 10 during the period. % is calculated as Quantity/Base number*100

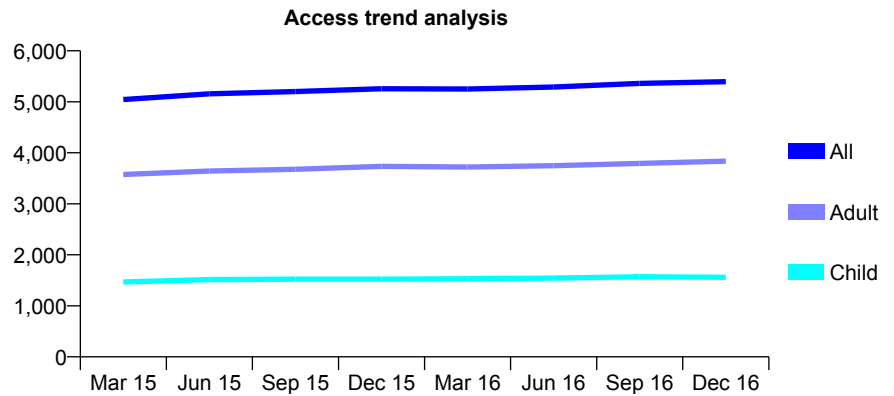
Q46 - Vital Signs At a Glance Contract Report for 190470/0004 - December 2016

Name or company name	G.k.A (1996) Ltd
Contract type name	GDS Contract
Purpose of contract	General
Contract start date	01/04/2008
Contract end date	

16/17 Contracted general activity (UDA)	15,529
Carry forward general activity (UDA)	222
16/17 Contracted orthodontic activity (UOA)	0
Carry forward orthodontic activity (UOA)	0
Baseline contract value	£473,052.95

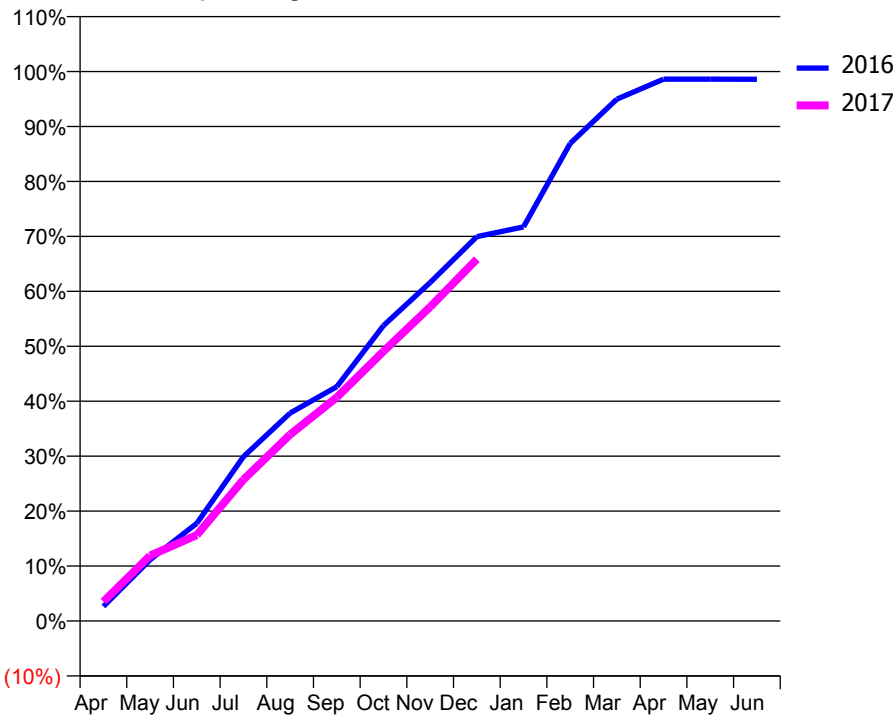
ACCESS*

Patients seen in 24 months	Total	Change since previous quarter
Quarter ending December 2015	5,257	
Quarter ending March 2016	5,252	→
Quarter ending June 2016	5,290	→
Quarter ending September 2016	5,362	→
Quarter ending December 2016	5,395	→
Variance since December 2015	2.6%	↑



ACTIVITY

Cumulative percentage of contracted UDA delivered 2016 & 2017



Month	Adjusted Scheduled Activity (UDA)	
	2016	2017
April	419	547
May	1,761	1,850
June	2,810	2,431
July	4,729	3,995
August	5,983	5,271
September	6,743	6,322
October	8,498	7,621
November	9,738	8,876
December	11,056	10,225
January	11,338	
February	13,740	
March	15,015	
April	15,589	
May	15,588	
June	15,587	

QUALITY

	Quantity	Base Number	Contract	AT	Region	England
% of FP17s for the same patient ID Re-attending within 3 months - Children	85	1,454	5.8%	13.0%	13.4%	12.4%
% of FP17s for the same patient ID Re-attending within 3 months - Adults	516	3,653	14.1%	17.6%	17.3%	16.6%
% of FP17s for the same patient ID Re-attending between 3 & 9 months - Children	799	1,454	55.0%	56.4%	58.9%	57.5%
% of FP17s for the same patient ID Re-attending between 3 & 9 months - Adults	1,754	3,653	48.0%	50.3%	52.5%	50.4%
% of FP17s for Band 1 Urgent Courses	259	4,833	5.4%	10.5%	9.3%	9.1%
% of FP17s Relating to Free Repair or Replacements	54	4,833	1.1%	0.9%	1.0%	0.8%
% of FP17s Relating to Continuations	47	4,833	1.0%	1.3%	1.5%	1.3%
% of Patients satisfied with the dentistry they have received	8	9	N/A	91.8%	93.1%	92.7%
% of Patients satisfied with the time they had to wait for an appointment	8	9	N/A	88.0%	89.8%	88.8%

* This is based on patients treated on this contract for their most recent course of treatment. Figures in italics indicate the base number of FP17s or Patient Questionnaire responses are less than 100. N/A is shown where the base number of responses is less than 10 during the period. % is calculated as Quantity/Base number*100

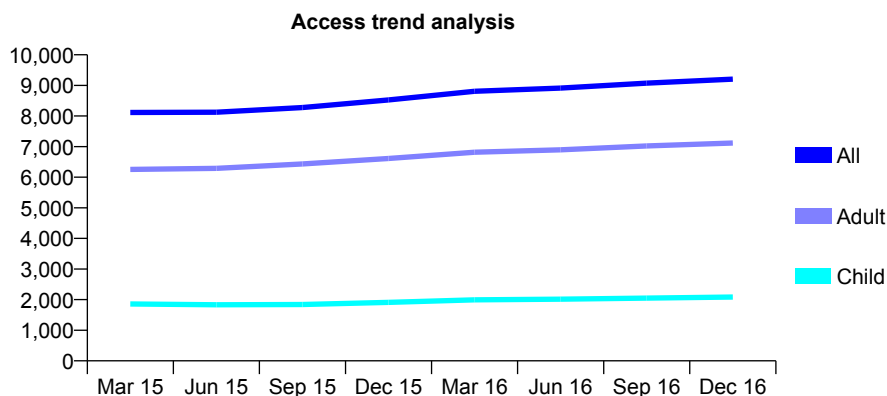
Q46 - Vital Signs At a Glance Contract Report for 190470/0005 - December 2016

Name or company name	G.k.A (1996) Ltd
Contract type name	GDS Contract
Purpose of contract	General
Contract start date	01/04/2008
Contract end date	

16/17 Contracted general activity (UDA)	23,132
Carry forward general activity (UDA)	729
16/17 Contracted orthodontic activity (UOA)	0
Carry forward orthodontic activity (UOA)	0
Baseline contract value	£679,192.00

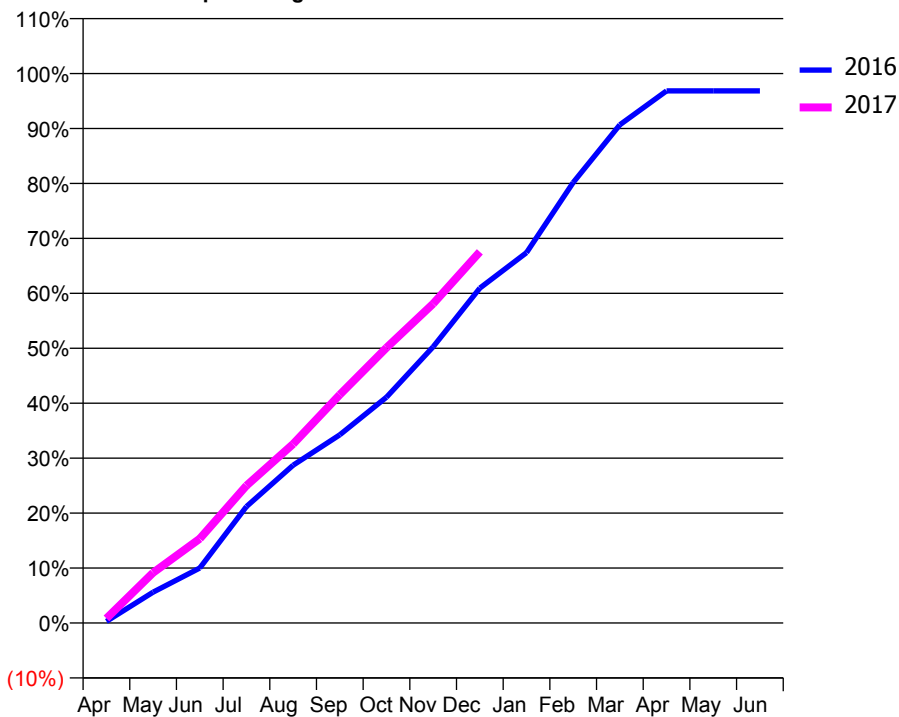
ACCESS*

Patients seen in 24 months	Total	Change since previous quarter
Quarter ending December 2015	8,525	
Quarter ending March 2016	8,808	↑
Quarter ending June 2016	8,911	→
Quarter ending September 2016	9,072	→
Quarter ending December 2016	9,204	→
Variance since December 2015	8.0%	↑



ACTIVITY

Cumulative percentage of contracted UDA delivered 2016 & 2017



Month	Adjusted Scheduled Activity (UDA)	
	2016	2017
April	73	196
May	1,301	2,119
June	2,315	3,552
July	4,904	5,785
August	6,644	7,539
September	7,923	9,612
October	9,506	11,591
November	11,628	13,442
December	14,100	15,626
January	15,592	
February	18,544	
March	20,976	
April	22,400	
May	22,402	
June	22,403	

QUALITY

	Quantity	Base Number	Contract	AT	Region	England
% of FP17s for the same patient ID Re-attending within 3 months - Children	265	2,270	11.7%	13.0%	13.4%	12.4%
% of FP17s for the same patient ID Re-attending within 3 months - Adults	1,271	7,325	17.4%	17.6%	17.3%	16.6%
% of FP17s for the same patient ID Re-attending between 3 & 9 months - Children	1,228	2,270	54.1%	56.4%	58.9%	57.5%
% of FP17s for the same patient ID Re-attending between 3 & 9 months - Adults	3,576	7,325	48.8%	50.3%	52.5%	50.4%
% of FP17s for Band 1 Urgent Courses	578	8,908	6.5%	10.5%	9.3%	9.1%
% of FP17s Relating to Free Repair or Replacements	158	8,908	1.8%	0.9%	1.0%	0.8%
% of FP17s Relating to Continuations	101	8,908	1.1%	1.3%	1.5%	1.3%
% of Patients satisfied with the dentistry they have received	3	3	N/A	91.8%	93.1%	92.7%
% of Patients satisfied with the time they had to wait for an appointment	3	3	N/A	88.0%	89.8%	88.8%

* This is based on patients treated on this contract for their most recent course of treatment. Figures in italics indicate the base number of FP17s or Patient Questionnaire responses are less than 100. N/A is shown where the base number of responses is less than 10 during the period. % is calculated as Quantity/Base number*100

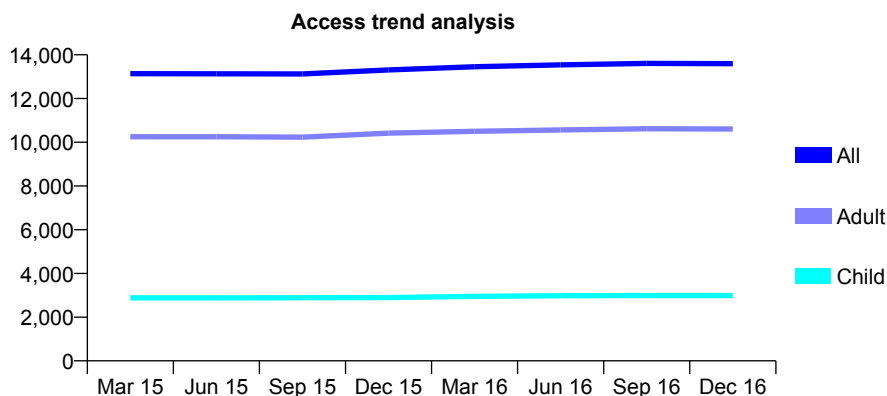
Q46 - Vital Signs At a Glance Contract Report for 190470/0007 - December 2016

Name or company name	G.k.A (1996) Ltd
Contract type name	GDS Contract
Purpose of contract	General and Orthodontic
Contract start date	01/05/2009
Contract end date	

16/17 Contracted general activity (UDA)	40,268
Carry forward general activity (UDA)	1,667
16/17 Contracted orthodontic activity (UOA)	2,541
Carry forward orthodontic activity (UOA)	-51
Baseline contract value	£1,278,194.43

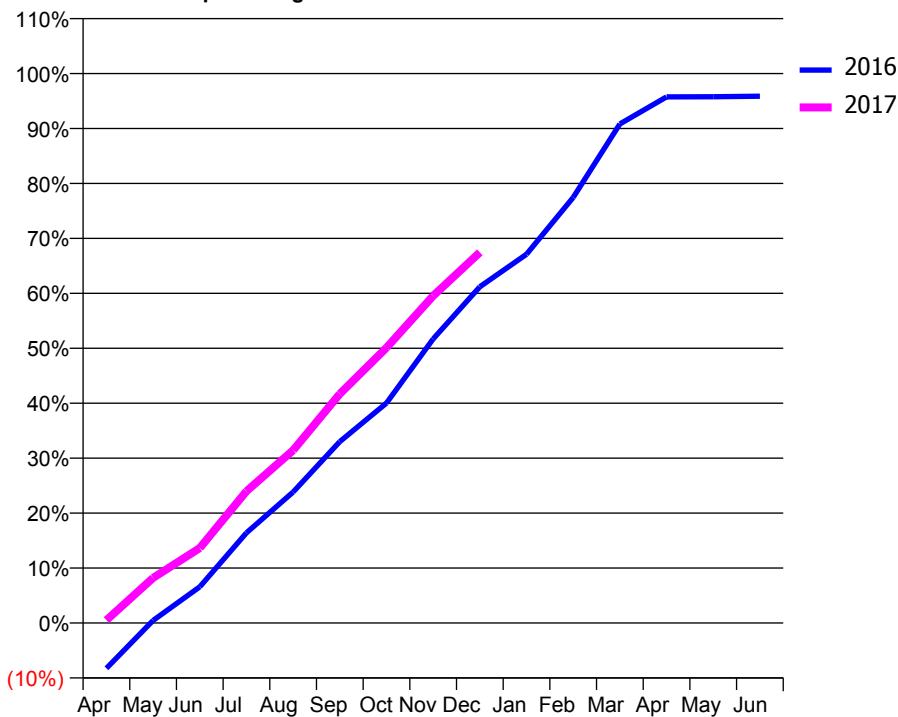
ACCESS*

Patients seen in 24 months	Total	Change since previous quarter
Quarter ending December 2015	13,308	
Quarter ending March 2016	13,451	→
Quarter ending June 2016	13,540	→
Quarter ending September 2016	13,609	→
Quarter ending December 2016	13,594	→
Variance since December 2015	2.1%	↑



ACTIVITY

Cumulative percentage of contracted UDA delivered 2016 & 2017



Month	Adjusted Scheduled Activity (UDA)	
	2016	2017
April	-3,329	209
May	190	3,306
June	2,656	5,494
July	6,609	9,658
August	9,602	12,659
September	13,290	16,790
October	16,115	20,175
November	20,819	23,976
December	24,643	27,163
January	27,022	
February	31,192	
March	36,574	
April	38,556	
May	38,569	
June	38,601	

QUALITY

	Quantity	Base Number	Contract	AT	Region	England
% of FP17s for the same patient ID Re-attending within 3 months - Children	530	3,394	15.6%	13.0%	13.4%	12.4%
% of FP17s for the same patient ID Re-attending within 3 months - Adults	2,140	10,963	19.5%	17.6%	17.3%	16.6%
% of FP17s for the same patient ID Re-attending between 3 & 9 months - Children	1,748	3,394	51.5%	56.4%	58.9%	57.5%
% of FP17s for the same patient ID Re-attending between 3 & 9 months - Adults	5,290	10,963	48.3%	50.3%	52.5%	50.4%
% of FP17s for Band 1 Urgent Courses	1,403	13,113	10.7%	10.5%	9.3%	9.1%
% of FP17s Relating to Free Repair or Replacements	299	13,113	2.3%	0.9%	1.0%	0.8%
% of FP17s Relating to Continuations	182	13,113	1.4%	1.3%	1.5%	1.3%
% of Patients satisfied with the dentistry they have received	10	12	83.3%	91.8%	93.1%	92.7%
% of Patients satisfied with the time they had to wait for an appointment	12	12	100.0%	88.0%	89.8%	88.8%

* This is based on patients treated on this contract for their most recent course of treatment. Figures in italics indicate the base number of FP17s or Patient Questionnaire responses are less than 100. N/A is shown where the base number of responses is less than 10 during the period. % is calculated as Quantity/Base number*100

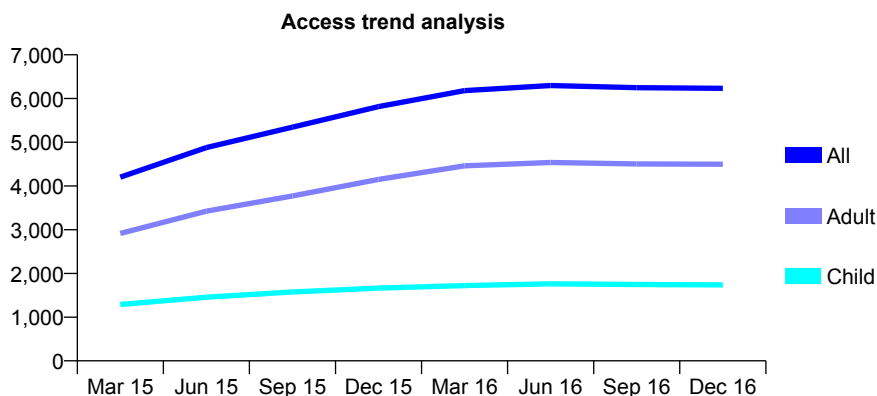
Q46 - Vital Signs At a Glance Contract Report for 191515/0001 - December 2016

Name or company name	Birch Dental Practice
Contract type name	GDS Contract
Purpose of contract	General
Contract start date	01/05/2014
Contract end date	

16/17 Contracted general activity (UDA)	20,344
Carry forward general activity (UDA)	146
16/17 Contracted orthodontic activity (UOA)	0
Carry forward orthodontic activity (UOA)	0
Baseline contract value	£623,890.51

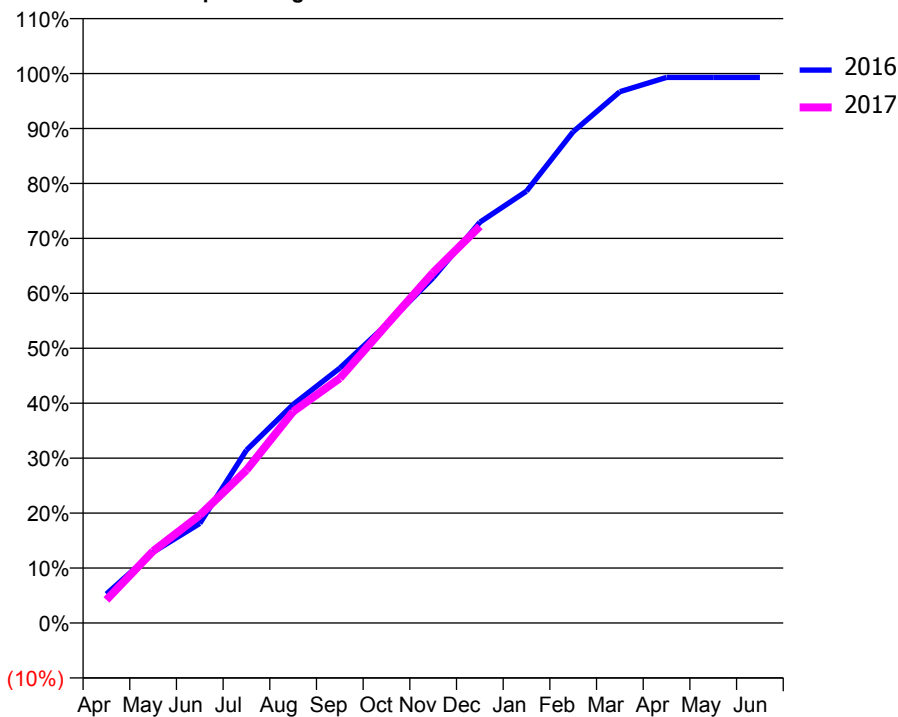
ACCESS*

Patients seen in 24 months	Total	Change since previous quarter
Quarter ending December 2015	5,816	
Quarter ending March 2016	6,182	↑
Quarter ending June 2016	6,297	→
Quarter ending September 2016	6,249	→
Quarter ending December 2016	6,232	→
Variance since December 2015	7.2%	↑



ACTIVITY

Cumulative percentage of contracted UDA delivered 2016 & 2017



Month	Adjusted Scheduled Activity (UDA)	
	2016	2017
April	1,090	857
May	2,661	2,663
June	3,738	3,989
July	6,488	5,660
August	8,200	7,826
September	9,566	9,063
October	11,203	11,029
November	12,961	12,978
December	15,044	14,685
January	16,206	
February	18,440	
March	19,939	
April	20,478	
May	20,478	
June	20,478	

QUALITY

	Quantity	Base Number	Contract	AT	Region	England
% of FP17s for the same patient ID Re-attending within 3 months - Children	213	1,534	13.9%	13.0%	13.4%	12.4%
% of FP17s for the same patient ID Re-attending within 3 months - Adults	1,018	3,883	26.2%	17.6%	17.3%	16.6%
% of FP17s for the same patient ID Re-attending between 3 & 9 months - Children	520	1,534	33.9%	56.4%	58.9%	57.5%
% of FP17s for the same patient ID Re-attending between 3 & 9 months - Adults	1,130	3,883	29.1%	50.3%	52.5%	50.4%
% of FP17s for Band 1 Urgent Courses	734	4,419	16.6%	10.5%	9.3%	9.1%
% of FP17s Relating to Free Repair or Replacements	50	4,419	1.1%	0.9%	1.0%	0.8%
% of FP17s Relating to Continuations	167	4,419	3.8%	1.3%	1.5%	1.3%
% of Patients satisfied with the dentistry they have received	0	1	N/A	91.8%	93.1%	92.7%
% of Patients satisfied with the time they had to wait for an appointment	0	1	N/A	88.0%	89.8%	88.8%

* This is based on patients treated on this contract for their most recent course of treatment. Figures in italics indicate the base number of FP17s or Patient Questionnaire responses are less than 100. N/A is shown where the base number of responses is less than 10 during the period. % is calculated as Quantity/Base number*100

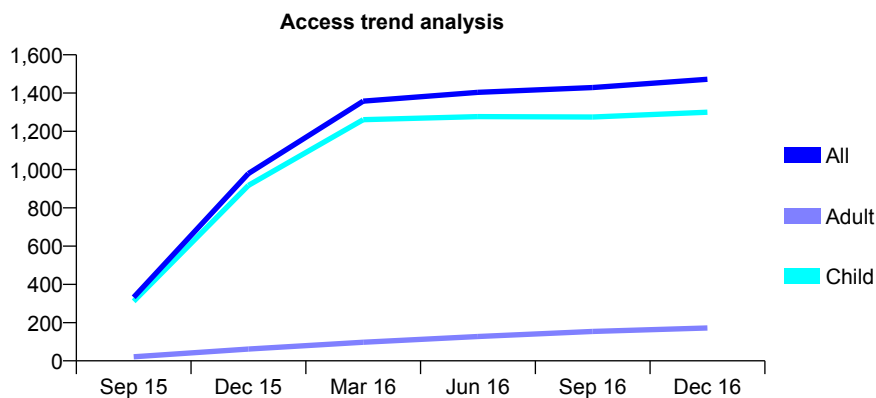
Q46 - Vital Signs At a Glance Contract Report for 191574/0001 - December 2016

Name or company name	Highton and Bate
Contract type name	GDS Contract
Purpose of contract	General
Contract start date	01/08/2015
Contract end date	

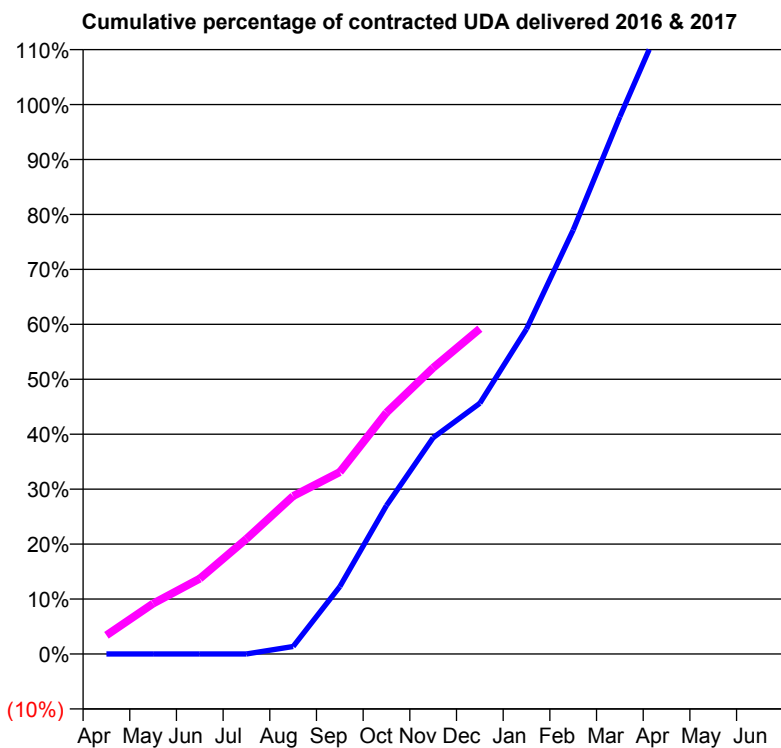
16/17 Contracted general activity (UDA)	4,200
Carry forward general activity (UDA)	-84
16/17 Contracted orthodontic activity (UOA)	0
Carry forward orthodontic activity (UOA)	0
Baseline contract value	£117,794.53

ACCESS*

Patients seen in 24 months	Total	Change since previous quarter
Quarter ending December 2015	979	
Quarter ending March 2016	1,358	↑
Quarter ending June 2016	1,404	↑
Quarter ending September 2016	1,429	→
Quarter ending December 2016	1,472	↑
Variance since December 2015	50.4%	↑



ACTIVITY



Month	Adjusted Scheduled Activity (UDA)	
	2016	2017
April	0	143
May	0	385
June	0	576
July	0	880
August	38	1,207
September	343	1,391
October	756	1,846
November	1,101	2,188
December	1,276	2,486
January	1,654	
February	2,157	
March	2,734	
April	3,277	
May	3,280	
June	3,280	

QUALITY

	Quantity	Base Number	Contract	AT	Region	England
% of FP17s for the same patient ID Re-attending within 3 months - Children	365	2,055	17.8%	13.0%	13.4%	12.4%
% of FP17s for the same patient ID Re-attending within 3 months - Adults	18	139	12.9%	17.6%	17.3%	16.6%
% of FP17s for the same patient ID Re-attending between 3 & 9 months - Children	1,443	2,055	70.2%	56.4%	58.9%	57.5%
% of FP17s for the same patient ID Re-attending between 3 & 9 months - Adults	102	139	73.4%	50.3%	52.5%	50.4%
% of FP17s for Band 1 Urgent Courses	60	1,840	3.3%	10.5%	9.3%	9.1%
% of FP17s Relating to Free Repair or Replacements	1	1,840	0.1%	0.9%	1.0%	0.8%
% of FP17s Relating to Continuations	4	1,840	0.2%	1.3%	1.5%	1.3%
% of Patients satisfied with the dentistry they have received	2	2	N/A	91.8%	93.1%	92.7%
% of Patients satisfied with the time they had to wait for an appointment	2	2	N/A	88.0%	89.8%	88.8%

* This is based on patients treated on this contract for their most recent course of treatment. Figures in italics indicate the base number of FP17s or Patient Questionnaire responses are less than 100. N/A is shown where the base number of responses is less than 10 during the period. % is calculated as Quantity/Base number*100

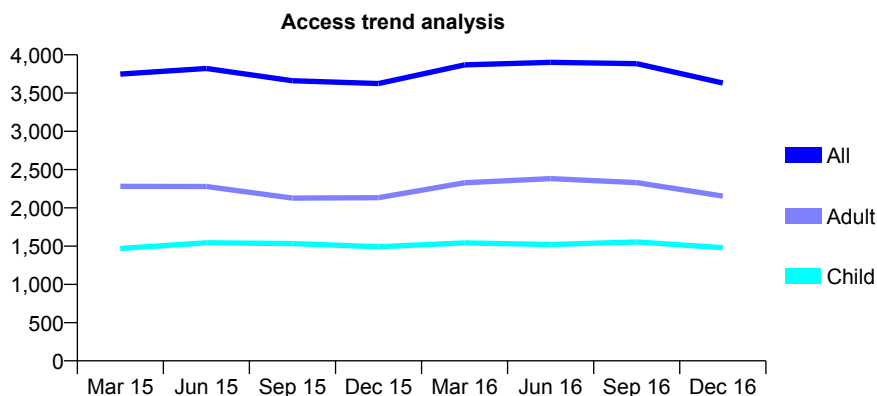
Q46 - Vital Signs At a Glance Contract Report for 191809/0001 - December 2016

Name or company name	Swinton Practice Ltd
Contract type name	GDS Contract
Purpose of contract	General
Contract start date	01/07/2010
Contract end date	

16/17 Contracted general activity (UDA)	12,066
Carry forward general activity (UDA)	192
16/17 Contracted orthodontic activity (UOA)	0
Carry forward orthodontic activity (UOA)	0
Baseline contract value	£315,982.67

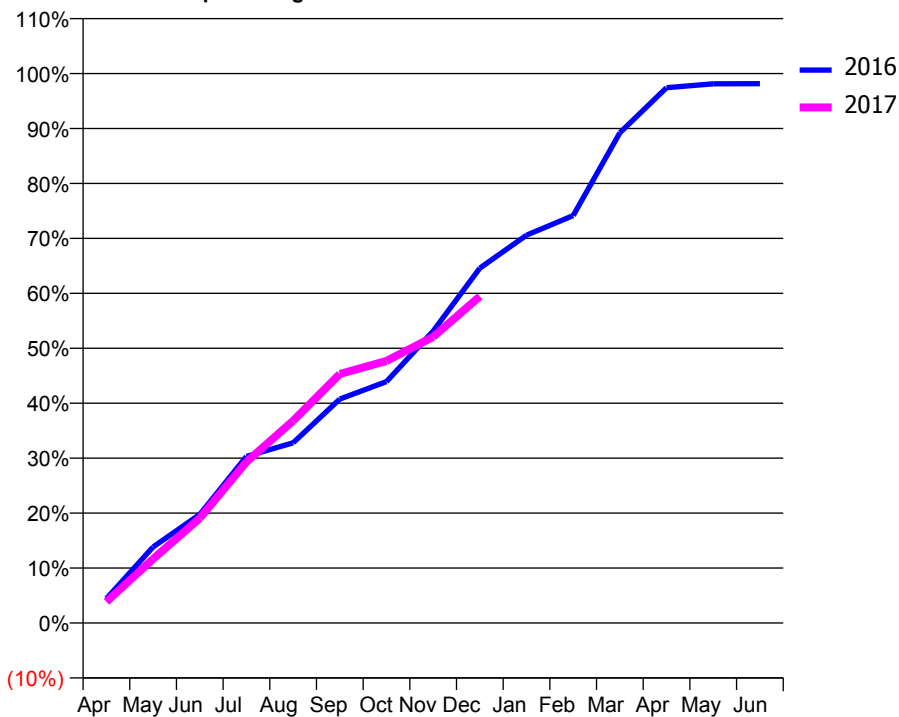
ACCESS*

Patients seen in 24 months	Total	Change since previous quarter
Quarter ending December 2015	3,624	
Quarter ending March 2016	3,869	↑
Quarter ending June 2016	3,901	→
Quarter ending September 2016	3,884	→
Quarter ending December 2016	3,632	↓
Variance since December 2015	0.2%	→



ACTIVITY

Cumulative percentage of contracted UDA delivered 2016 & 2017



Month	Adjusted Scheduled Activity (UDA)	
	2016	2017
April	537	468
May	1,670	1,406
June	2,385	2,302
July	3,658	3,539
August	3,956	4,441
September	4,918	5,469
October	5,300	5,756
November	6,410	6,282
December	7,792	7,172
January	8,517	
February	8,947	
March	10,766	
April	11,754	
May	11,838	
June	11,841	

QUALITY

	Quantity	Base Number	Contract	AT	Region	England
% of FP17s for the same patient ID Re-attending within 3 months - Children	106	1,455	7.3%	13.0%	13.4%	12.4%
% of FP17s for the same patient ID Re-attending within 3 months - Adults	160	1,526	10.5%	17.6%	17.3%	16.6%
% of FP17s for the same patient ID Re-attending between 3 & 9 months - Children	610	1,455	41.9%	56.4%	58.9%	57.5%
% of FP17s for the same patient ID Re-attending between 3 & 9 months - Adults	406	1,526	26.6%	50.3%	52.5%	50.4%
% of FP17s for Band 1 Urgent Courses	101	2,595	3.9%	10.5%	9.3%	9.1%
% of FP17s Relating to Free Repair or Replacements	8	2,595	0.3%	0.9%	1.0%	0.8%
% of FP17s Relating to Continuations	19	2,595	0.7%	1.3%	1.5%	1.3%
% of Patients satisfied with the dentistry they have received	3	3	N/A	91.8%	93.1%	92.7%
% of Patients satisfied with the time they had to wait for an appointment	3	3	N/A	88.0%	89.8%	88.8%

* This is based on patients treated on this contract for their most recent course of treatment. Figures in italics indicate the base number of FP17s or Patient Questionnaire responses are less than 100. N/A is shown where the base number of responses is less than 10 during the period. % is calculated as Quantity/Base number*100

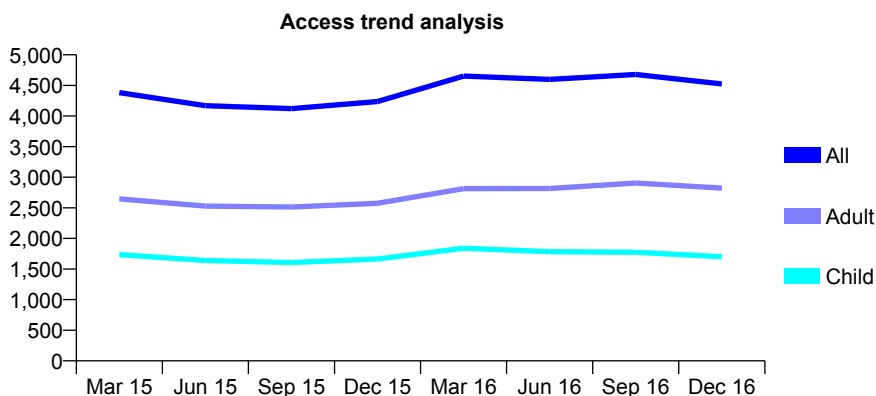
Q46 - Vital Signs At a Glance Contract Report for 191809/0002 - December 2016

Name or company name	Swinton Practice Ltd
Contract type name	GDS Contract
Purpose of contract	General
Contract start date	01/07/2010
Contract end date	

16/17 Contracted general activity (UDA)	14,721
Carry forward general activity (UDA)	192
16/17 Contracted orthodontic activity (UOA)	0
Carry forward orthodontic activity (UOA)	0
Baseline contract value	£350,726.09

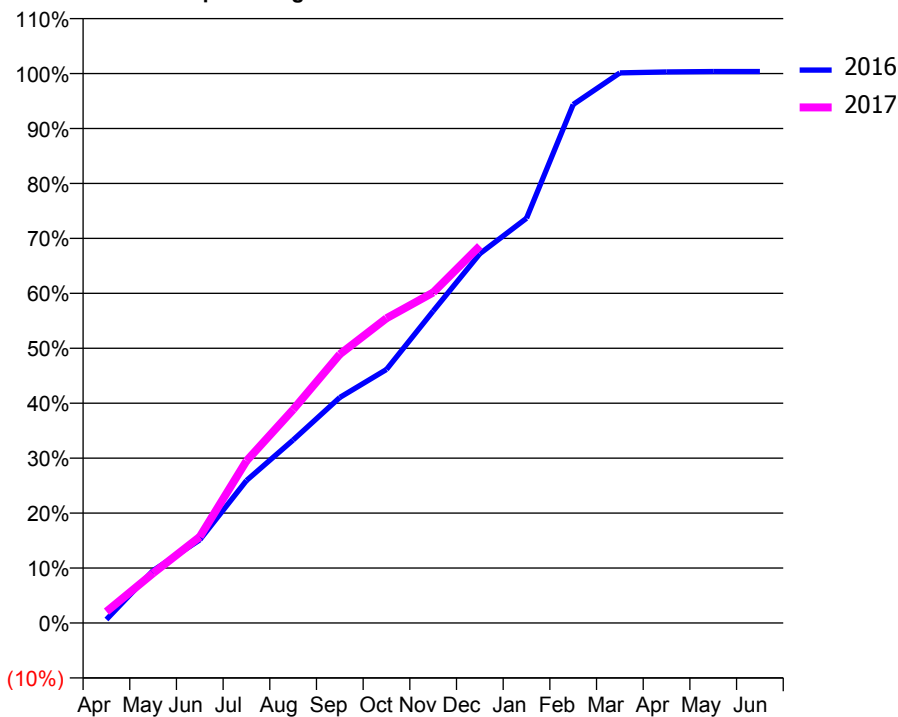
ACCESS*

Patients seen in 24 months	Total	Change since previous quarter
Quarter ending December 2015	4,237	
Quarter ending March 2016	4,653	↑
Quarter ending June 2016	4,598	↓
Quarter ending September 2016	4,679	→
Quarter ending December 2016	4,523	↓
Variance since December 2015	6.8%	↑



ACTIVITY

Cumulative percentage of contracted UDA delivered 2016 & 2017



Month	Adjusted Scheduled Activity (UDA)	
	2016	2017
April	95	306
May	1,405	1,335
June	2,228	2,310
July	3,817	4,342
August	4,905	5,718
September	6,044	7,201
October	6,791	8,165
November	8,357	8,853
December	9,894	10,099
January	10,845	
February	13,891	
March	14,738	
April	14,761	
May	14,772	
June	14,772	

QUALITY

	Quantity	Base Number	Contract	AT	Region	England
% of FP17s for the same patient ID Re-attending within 3 months - Children	142	1,666	8.5%	13.0%	13.4%	12.4%
% of FP17s for the same patient ID Re-attending within 3 months - Adults	274	2,510	10.9%	17.6%	17.3%	16.6%
% of FP17s for the same patient ID Re-attending between 3 & 9 months - Children	824	1,666	49.5%	56.4%	58.9%	57.5%
% of FP17s for the same patient ID Re-attending between 3 & 9 months - Adults	946	2,510	37.7%	50.3%	52.5%	50.4%
% of FP17s for Band 1 Urgent Courses	250	4,161	6.0%	10.5%	9.3%	9.1%
% of FP17s Relating to Free Repair or Replacements	14	4,161	0.3%	0.9%	1.0%	0.8%
% of FP17s Relating to Continuations	19	4,161	0.5%	1.3%	1.5%	1.3%
% of Patients satisfied with the dentistry they have received	4	4	N/A	91.8%	93.1%	92.7%
% of Patients satisfied with the time they had to wait for an appointment	3	4	N/A	88.0%	89.8%	88.8%

* This is based on patients treated on this contract for their most recent course of treatment. Figures in italics indicate the base number of FP17s or Patient Questionnaire responses are less than 100. N/A is shown where the base number of responses is less than 10 during the period. % is calculated as Quantity/Base number*100

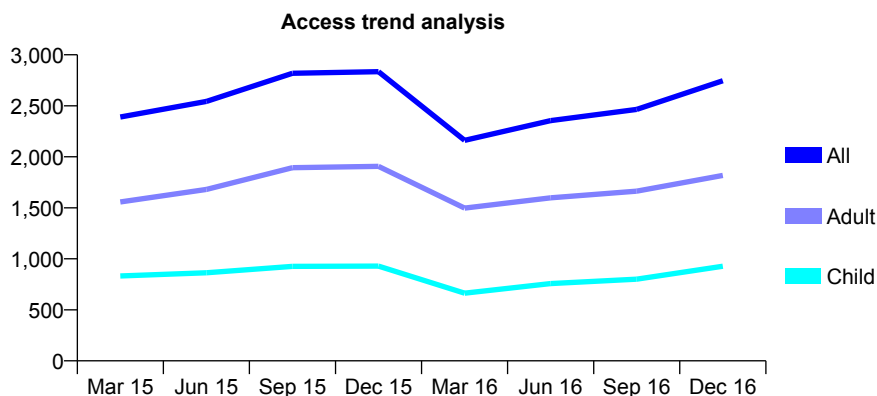
Q46 - Vital Signs At a Glance Contract Report for 191809/0003 - December 2016

Name or company name	Swinton Practice Ltd
Contract type name	GDS Contract
Purpose of contract	General
Contract start date	01/07/2010
Contract end date	

16/17 Contracted general activity (UDA)	7,840
Carry forward general activity (UDA)	194
16/17 Contracted orthodontic activity (UOA)	0
Carry forward orthodontic activity (UOA)	0
Baseline contract value	£165,824.81

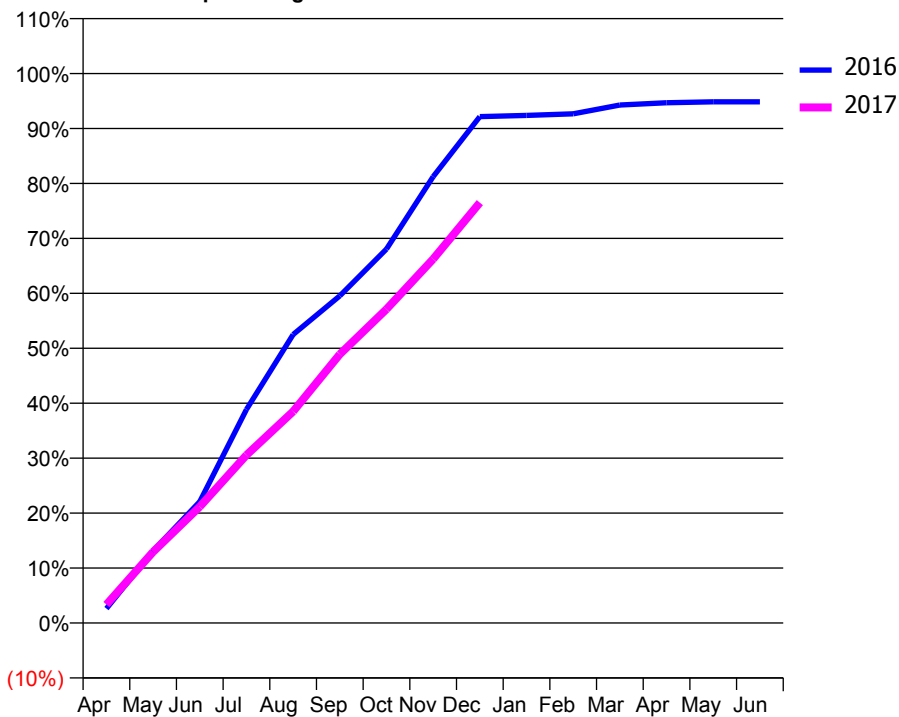
ACCESS*

Patients seen in 24 months	Total	Change since previous quarter
Quarter ending December 2015	2,835	
Quarter ending March 2016	2,162	↓
Quarter ending June 2016	2,355	↑
Quarter ending September 2016	2,465	↑
Quarter ending December 2016	2,746	↑
Variance since December 2015	(3.1%)	↓



ACTIVITY

Cumulative percentage of contracted UDA delivered 2016 & 2017



Month	Adjusted Scheduled Activity (UDA)	
	2016	2017
April	206	264
May	1,030	1,015
June	1,732	1,660
July	3,046	2,396
August	4,117	3,018
September	4,669	3,835
October	5,335	4,477
November	6,369	5,192
December	7,225	5,998
January	7,241	
February	7,265	
March	7,390	
April	7,423	
May	7,435	
June	7,435	

QUALITY

	Quantity	Base Number	Contract	AT	Region	England
% of FP17s for the same patient ID Re-attending within 3 months - Children	52	919	5.7%	13.0%	13.4%	12.4%
% of FP17s for the same patient ID Re-attending within 3 months - Adults	104	1,678	6.2%	17.6%	17.3%	16.6%
% of FP17s for the same patient ID Re-attending between 3 & 9 months - Children	218	919	23.7%	56.4%	58.9%	57.5%
% of FP17s for the same patient ID Re-attending between 3 & 9 months - Adults	436	1,678	26.0%	50.3%	52.5%	50.4%
% of FP17s for Band 1 Urgent Courses	209	2,562	8.2%	10.5%	9.3%	9.1%
% of FP17s Relating to Free Repair or Replacements	6	2,562	0.2%	0.9%	1.0%	0.8%
% of FP17s Relating to Continuations	2	2,562	0.1%	1.3%	1.5%	1.3%
% of Patients satisfied with the dentistry they have received	3	3	N/A	91.8%	93.1%	92.7%
% of Patients satisfied with the time they had to wait for an appointment	3	3	N/A	88.0%	89.8%	88.8%

* This is based on patients treated on this contract for their most recent course of treatment. Figures in italics indicate the base number of FP17s or Patient Questionnaire responses are less than 100. N/A is shown where the base number of responses is less than 10 during the period. % is calculated as Quantity/Base number*100

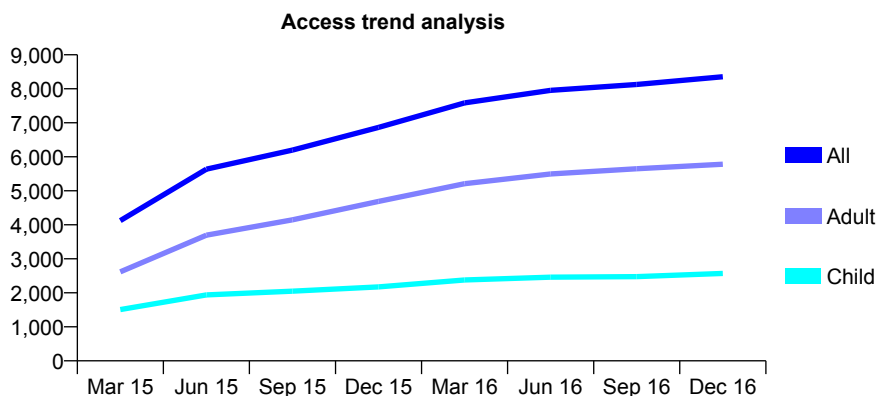
Q46 - Vital Signs At a Glance Contract Report for 192007/0001 - December 2016

Name or company name	M60 Dental Care, Mrs D Doyle
Contract type name	GDS Contract
Purpose of contract	General
Contract start date	01/10/2014
Contract end date	

16/17 Contracted general activity (UDA)	24,397
Carry forward general activity (UDA)	981
16/17 Contracted orthodontic activity (UOA)	0
Carry forward orthodontic activity (UOA)	0
Baseline contract value	£657,210.47

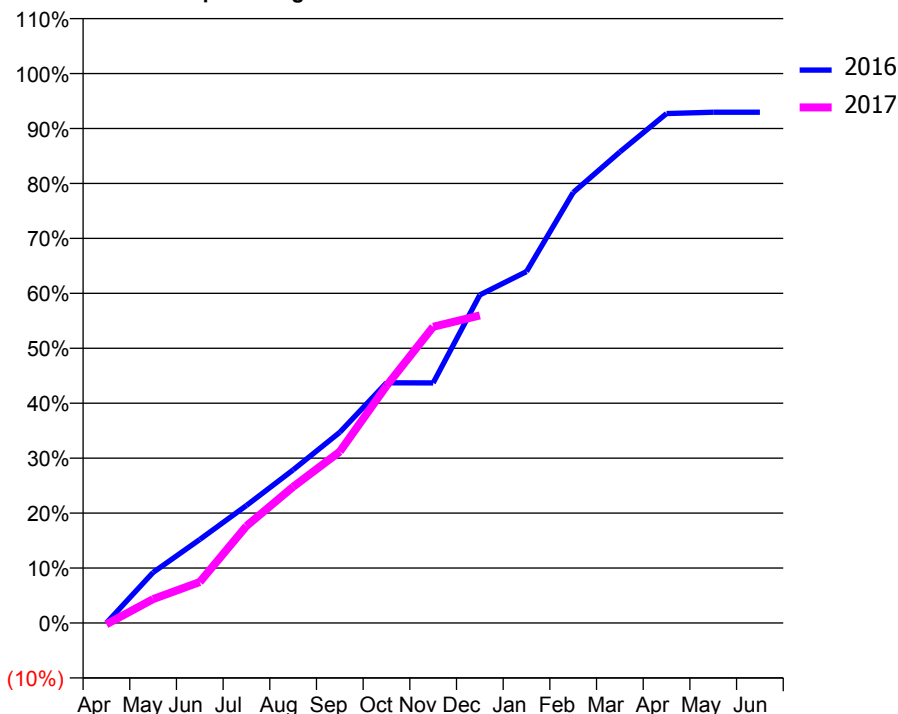
ACCESS*

Patients seen in 24 months	Total	Change since previous quarter
Quarter ending December 2015	6,865	
Quarter ending March 2016	7,586	↑
Quarter ending June 2016	7,956	↑
Quarter ending September 2016	8,127	↑
Quarter ending December 2016	8,354	↑
Variance since December 2015	21.7%	↑



ACTIVITY

Cumulative percentage of contracted UDA delivered 2016 & 2017



Month	Adjusted Scheduled Activity (UDA)	
	2016	2017
April	-2	-63
May	2,245	1,063
June	3,707	1,819
July	5,219	4,306
August	6,802	6,049
September	8,469	7,611
October	10,664	10,529
November	10,658	13,152
December	14,566	13,653
January	15,601	
February	19,112	
March	20,916	
April	22,616	
May	22,680	
June	22,680	

QUALITY

	Quantity	Base Number	Contract	AT	Region	England
% of FP17s for the same patient ID Re-attending within 3 months - Children	281	2,863	9.8%	13.0%	13.4%	12.4%
% of FP17s for the same patient ID Re-attending within 3 months - Adults	792	5,392	14.7%	17.6%	17.3%	16.6%
% of FP17s for the same patient ID Re-attending between 3 & 9 months - Children	1,680	2,863	58.7%	56.4%	58.9%	57.5%
% of FP17s for the same patient ID Re-attending between 3 & 9 months - Adults	2,372	5,392	44.0%	50.3%	52.5%	50.4%
% of FP17s for Band 1 Urgent Courses	696	7,462	9.3%	10.5%	9.3%	9.1%
% of FP17s Relating to Free Repair or Replacements	23	7,462	0.3%	0.9%	1.0%	0.8%
% of FP17s Relating to Continuations	139	7,462	1.9%	1.3%	1.5%	1.3%
% of Patients satisfied with the dentistry they have received	30	33	90.9%	91.8%	93.1%	92.7%
% of Patients satisfied with the time they had to wait for an appointment	30	33	90.9%	88.0%	89.8%	88.8%

* This is based on patients treated on this contract for their most recent course of treatment. Figures in italics indicate the base number of FP17s or Patient Questionnaire responses are less than 100. N/A is shown where the base number of responses is less than 10 during the period. % is calculated as Quantity/Base number*100

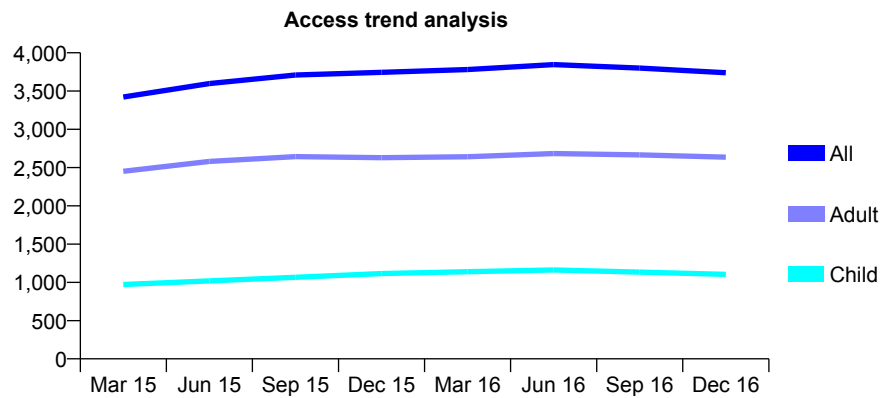
Q46 - Vital Signs At a Glance Contract Report for 193453/0001 - December 2016

Name or company name	ICS Dental Ltd
Contract type name	GDS Contract
Purpose of contract	General
Contract start date	01/12/2013
Contract end date	

16/17 Contracted general activity (UDA)	8,000
Carry forward general activity (UDA)	-41
16/17 Contracted orthodontic activity (UOA)	0
Carry forward orthodontic activity (UOA)	0
Baseline contract value	£221,336.30

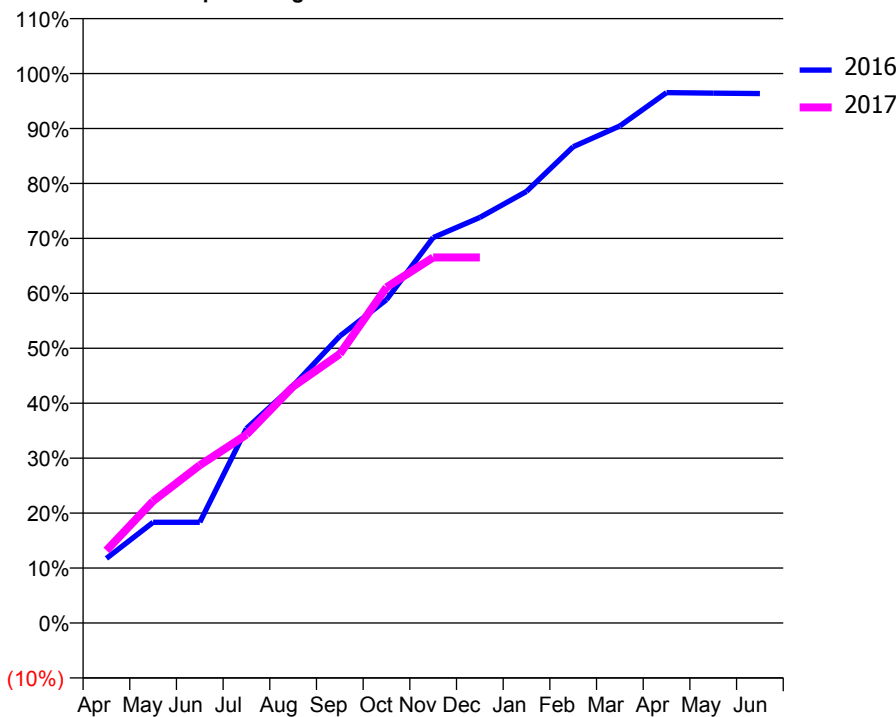
ACCESS*

Patients seen in 24 months	Total	Change since previous quarter
Quarter ending December 2015	3,744	
Quarter ending March 2016	3,781	→
Quarter ending June 2016	3,846	→
Quarter ending September 2016	3,800	↓
Quarter ending December 2016	3,740	↓
Variance since December 2015	(0.1%)	→



ACTIVITY

Cumulative percentage of contracted UDA delivered 2016 & 2017



Month	Adjusted Scheduled Activity (UDA)	
	2016	2017
April	997	1,057
May	1,553	1,774
June	1,553	2,298
July	3,001	2,742
August	3,659	3,442
September	4,425	3,916
October	4,986	4,888
November	5,945	5,323
December	6,257	5,323
January	6,657	
February	7,346	
March	7,666	
April	8,182	
May	8,174	
June	8,168	

QUALITY

	Quantity	Base Number	Contract	AT	Region	England
% of FP17s for the same patient ID Re-attending within 3 months - Children	138	1,256	11.0%	13.0%	13.4%	12.4%
% of FP17s for the same patient ID Re-attending within 3 months - Adults	335	2,264	14.8%	17.6%	17.3%	16.6%
% of FP17s for the same patient ID Re-attending between 3 & 9 months - Children	747	1,256	59.5%	56.4%	58.9%	57.5%
% of FP17s for the same patient ID Re-attending between 3 & 9 months - Adults	863	2,264	38.1%	50.3%	52.5%	50.4%
% of FP17s for Band 1 Urgent Courses	185	2,760	6.7%	10.5%	9.3%	9.1%
% of FP17s Relating to Free Repair or Replacements	8	2,760	0.3%	0.9%	1.0%	0.8%
% of FP17s Relating to Continuations	13	2,760	0.5%	1.3%	1.5%	1.3%
% of Patients satisfied with the dentistry they have received	0	0	N/A	91.8%	93.1%	92.7%
% of Patients satisfied with the time they had to wait for an appointment	0	0	N/A	88.0%	89.8%	88.8%

* This is based on patients treated on this contract for their most recent course of treatment. Figures in italics indicate the base number of FP17s or Patient Questionnaire responses are less than 100. N/A is shown where the base number of responses is less than 10 during the period. % is calculated as Quantity/Base number*100

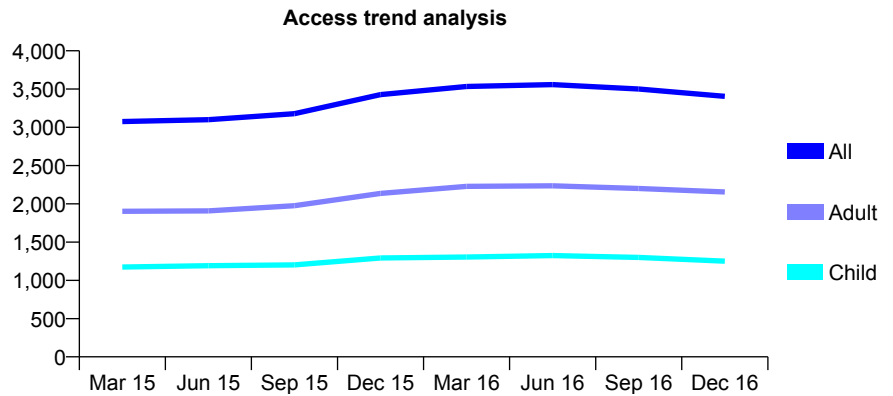
Q46 - Vital Signs At a Glance Contract Report for 194093/0001 - December 2016

Name or company name	Ravat and Ray Dental Care (Fitton Hill) Ltd
Contract type name	GDS Contract
Purpose of contract	General
Contract start date	01/10/2013
Contract end date	

16/17 Contracted general activity (UDA)	10,000
Carry forward general activity (UDA)	-200
16/17 Contracted orthodontic activity (UOA)	0
Carry forward orthodontic activity (UOA)	0
Baseline contract value	£300,297.30

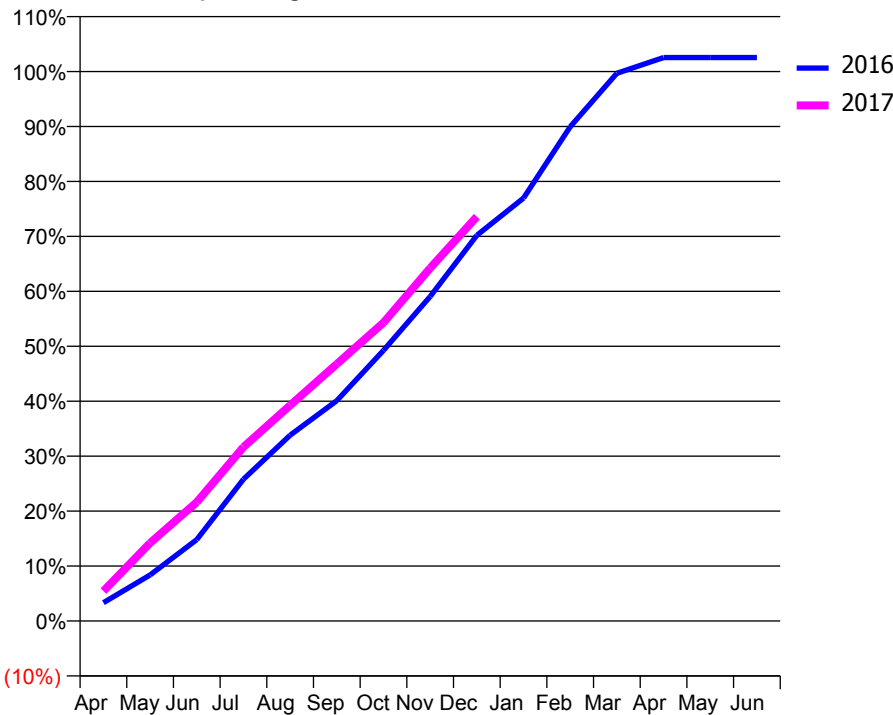
ACCESS*

Patients seen in 24 months	Total	Change since previous quarter
Quarter ending December 2015	3,428	
Quarter ending March 2016	3,533	↑
Quarter ending June 2016	3,559	→
Quarter ending September 2016	3,500	↓
Quarter ending December 2016	3,405	↓
Variance since December 2015	(0.7%)	→



ACTIVITY

Cumulative percentage of contracted UDA delivered 2016 & 2017



Month	Adjusted Scheduled Activity (UDA)	
	2016	2017
April	334	545
May	839	1,421
June	1,482	2,162
July	2,581	3,167
August	3,381	3,926
September	4,010	4,678
October	4,924	5,431
November	5,905	6,421
December	7,020	7,359
January	7,696	
February	8,995	
March	9,967	
April	10,254	
May	10,253	
June	10,253	

QUALITY

	Quantity	Base Number	Contract	AT	Region	England
% of FP17s for the same patient ID Re-attending within 3 months - Children	161	1,329	12.1%	13.0%	13.4%	12.4%
% of FP17s for the same patient ID Re-attending within 3 months - Adults	548	2,323	23.6%	17.6%	17.3%	16.6%
% of FP17s for the same patient ID Re-attending between 3 & 9 months - Children	807	1,329	60.7%	56.4%	58.9%	57.5%
% of FP17s for the same patient ID Re-attending between 3 & 9 months - Adults	1,280	2,323	55.1%	50.3%	52.5%	50.4%
% of FP17s for Band 1 Urgent Courses	492	3,509	14.0%	10.5%	9.3%	9.1%
% of FP17s Relating to Free Repair or Replacements	22	3,509	0.6%	0.9%	1.0%	0.8%
% of FP17s Relating to Continuations	8	3,509	0.2%	1.3%	1.5%	1.3%
% of Patients satisfied with the dentistry they have received	1	1	N/A	91.8%	93.1%	92.7%
% of Patients satisfied with the time they had to wait for an appointment	1	1	N/A	88.0%	89.8%	88.8%

* This is based on patients treated on this contract for their most recent course of treatment. Figures in italics indicate the base number of FP17s or Patient Questionnaire responses are less than 100. N/A is shown where the base number of responses is less than 10 during the period. % is calculated as Quantity/Base number*100

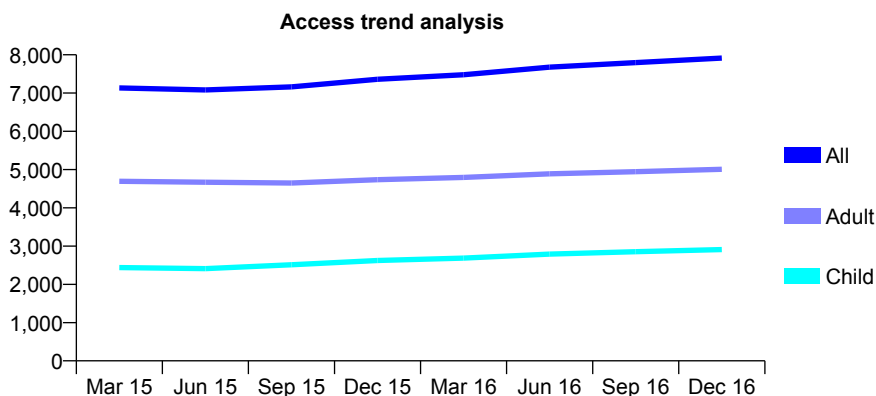
Q46 - Vital Signs At a Glance Contract Report for 194875/0001 - December 2016

Name or company name	Park House Dental Practice
Contract type name	GDS Contract
Purpose of contract	General
Contract start date	01/09/2012
Contract end date	

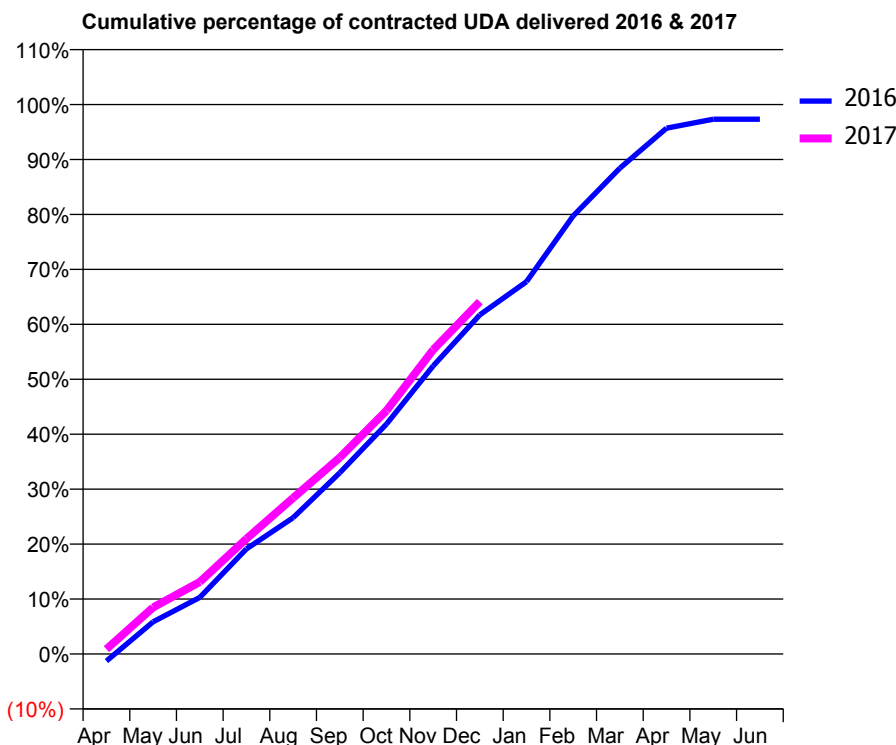
16/17 Contracted general activity (UDA)	24,208
Carry forward general activity (UDA)	647
16/17 Contracted orthodontic activity (UOA)	0
Carry forward orthodontic activity (UOA)	0
Baseline contract value	£717,619.21

ACCESS*

Patients seen in 24 months	Total	Change since previous quarter
Quarter ending December 2015	7,359	
Quarter ending March 2016	7,480	→
Quarter ending June 2016	7,678	↑
Quarter ending September 2016	7,797	→
Quarter ending December 2016	7,915	→
Variance since December 2015	7.6%	↑



ACTIVITY



Month	Adjusted Scheduled Activity (UDA)	
	2016	2017
April	-314	217
May	1,420	2,052
June	2,494	3,174
July	4,632	5,078
August	6,004	6,876
September	7,985	8,656
October	10,128	10,723
November	12,693	13,404
December	14,940	15,525
January	16,403	
February	19,300	
March	21,402	
April	23,168	
May	23,561	
June	23,561	

QUALITY

	Quantity	Base Number	Contract	AT	Region	England
% of FP17s for the same patient ID Re-attending within 3 months - Children	399	3,352	11.9%	13.0%	13.4%	12.4%
% of FP17s for the same patient ID Re-attending within 3 months - Adults	855	4,640	18.4%	17.6%	17.3%	16.6%
% of FP17s for the same patient ID Re-attending between 3 & 9 months - Children	1,703	3,352	50.8%	56.4%	58.9%	57.5%
% of FP17s for the same patient ID Re-attending between 3 & 9 months - Adults	1,706	4,640	36.8%	50.3%	52.5%	50.4%
% of FP17s for Band 1 Urgent Courses	766	7,124	10.8%	10.5%	9.3%	9.1%
% of FP17s Relating to Free Repair or Replacements	23	7,124	0.3%	0.9%	1.0%	0.8%
% of FP17s Relating to Continuations	85	7,124	1.2%	1.3%	1.5%	1.3%
% of Patients satisfied with the dentistry they have received	3	4	N/A	91.8%	93.1%	92.7%
% of Patients satisfied with the time they had to wait for an appointment	3	4	N/A	88.0%	89.8%	88.8%

* This is based on patients treated on this contract for their most recent course of treatment. Figures in italics indicate the base number of FP17s or Patient Questionnaire responses are less than 100. N/A is shown where the base number of responses is less than 10 during the period. % is calculated as Quantity/Base number*100

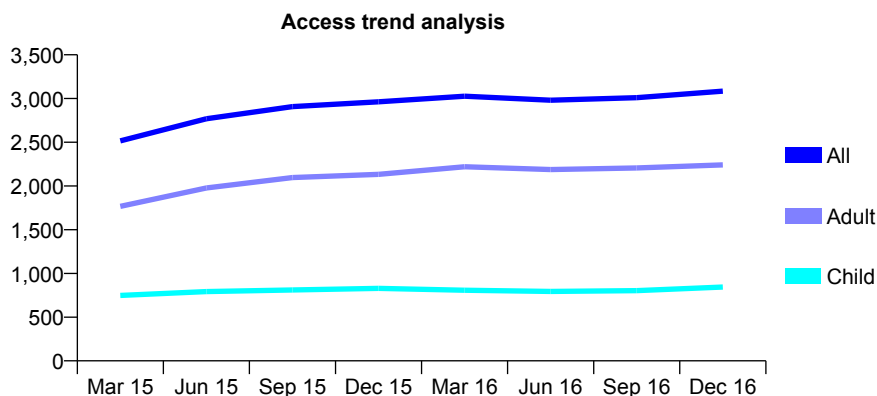
Q46 - Vital Signs At a Glance Contract Report for 194964/0001 - December 2016

Name or company name	Atherton Dental Centre
Contract type name	GDS Contract
Purpose of contract	General
Contract start date	01/11/2013
Contract end date	

16/17 Contracted general activity (UDA)	8,583
Carry forward general activity (UDA)	-109
16/17 Contracted orthodontic activity (UOA)	0
Carry forward orthodontic activity (UOA)	0
Baseline contract value	£245,817.41

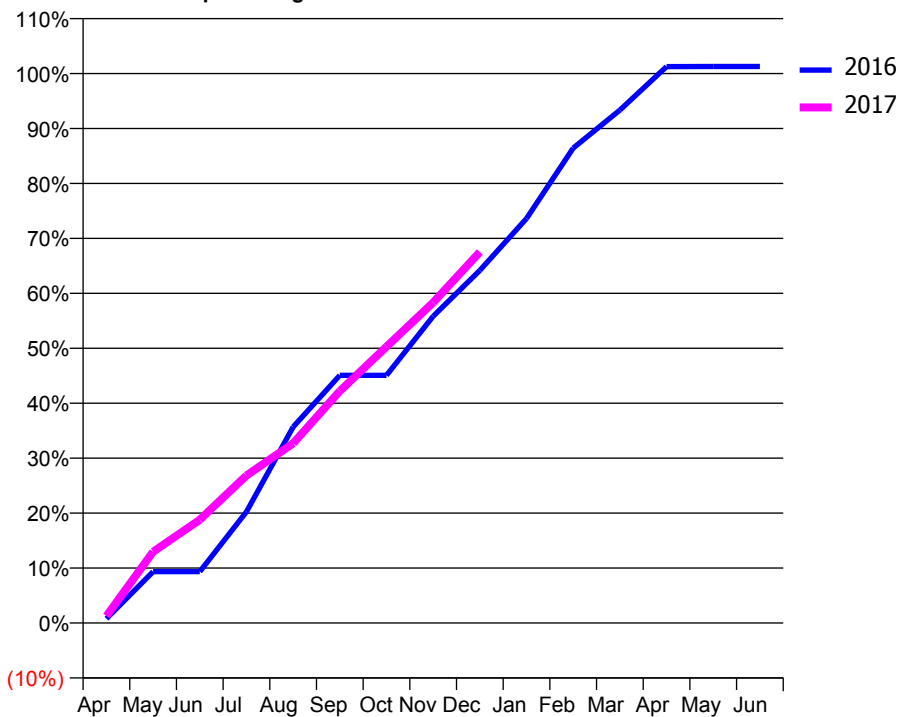
ACCESS*

Patients seen in 24 months	Total	Change since previous quarter
Quarter ending December 2015	2,962	
Quarter ending March 2016	3,027	↑
Quarter ending June 2016	2,981	↓
Quarter ending September 2016	3,009	→
Quarter ending December 2016	3,085	↑
Variance since December 2015	4.2%	↑



ACTIVITY

Cumulative percentage of contracted UDA delivered 2016 & 2017



Month	Adjusted Scheduled Activity (UDA)	
	2016	2017
April	67	109
May	802	1,114
June	802	1,614
July	1,737	2,304
August	3,062	2,806
September	3,869	3,623
October	3,869	4,317
November	4,792	5,005
December	5,508	5,795
January	6,317	
February	7,419	
March	8,012	
April	8,691	
May	8,692	
June	8,692	

QUALITY

	Quantity	Base Number	Contract	AT	Region	England
% of FP17s for the same patient ID Re-attending within 3 months - Children	70	827	8.5%	13.0%	13.4%	12.4%
% of FP17s for the same patient ID Re-attending within 3 months - Adults	334	2,044	16.3%	17.6%	17.3%	16.6%
% of FP17s for the same patient ID Re-attending between 3 & 9 months - Children	392	827	47.4%	56.4%	58.9%	57.5%
% of FP17s for the same patient ID Re-attending between 3 & 9 months - Adults	774	2,044	37.9%	50.3%	52.5%	50.4%
% of FP17s for Band 1 Urgent Courses	466	2,597	17.9%	10.5%	9.3%	9.1%
% of FP17s Relating to Free Repair or Replacements	9	2,597	0.3%	0.9%	1.0%	0.8%
% of FP17s Relating to Continuations	55	2,597	2.1%	1.3%	1.5%	1.3%
% of Patients satisfied with the dentistry they have received	1	1	N/A	91.8%	93.1%	92.7%
% of Patients satisfied with the time they had to wait for an appointment	1	1	N/A	88.0%	89.8%	88.8%

* This is based on patients treated on this contract for their most recent course of treatment. Figures in italics indicate the base number of FP17s or Patient Questionnaire responses are less than 100. N/A is shown where the base number of responses is less than 10 during the period. % is calculated as Quantity/Base number*100

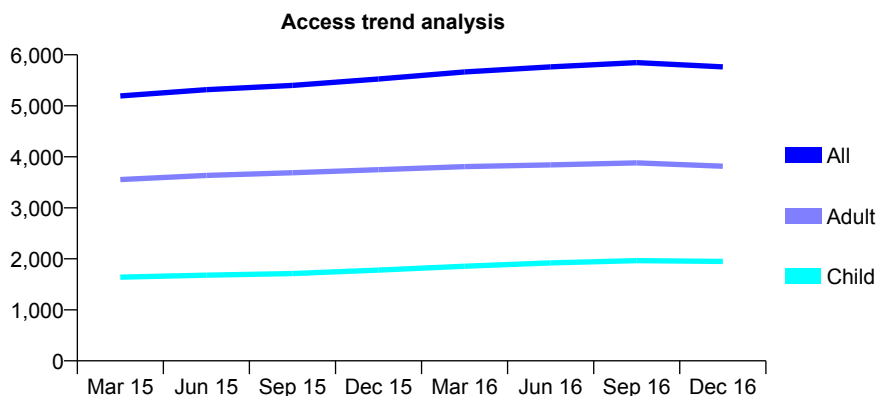
Q46 - Vital Signs At a Glance Contract Report for 195839/0004 - December 2016

Name or company name	Derby St Dentist Ltd
Contract type name	GDS Contract
Purpose of contract	General
Contract start date	01/07/2013
Contract end date	

16/17 Contracted general activity (UDA)	18,033
Carry forward general activity (UDA)	-242
16/17 Contracted orthodontic activity (UOA)	0
Carry forward orthodontic activity (UOA)	0
Baseline contract value	£459,969.40

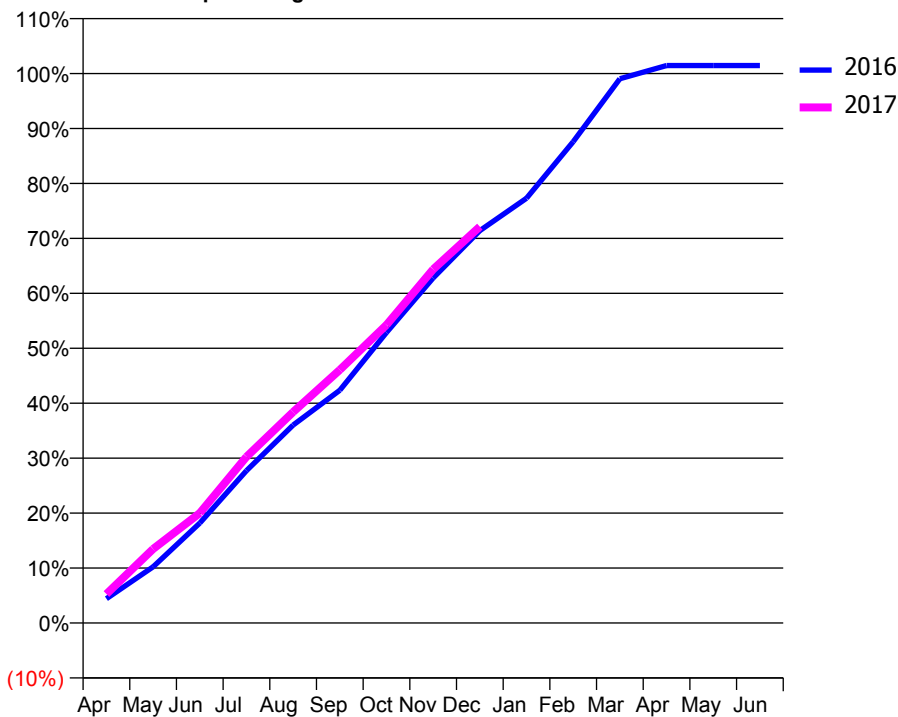
ACCESS*

Patients seen in 24 months	Total	Change since previous quarter
Quarter ending December 2015	5,525	
Quarter ending March 2016	5,664	↑
Quarter ending June 2016	5,763	→
Quarter ending September 2016	5,848	→
Quarter ending December 2016	5,764	↓
Variance since December 2015	4.3%	↑



ACTIVITY

Cumulative percentage of contracted UDA delivered 2016 & 2017



Month	Adjusted Scheduled Activity (UDA)	
	2016	2017
April	819	950
May	1,893	2,431
June	3,366	3,609
July	5,130	5,454
August	6,669	6,927
September	7,841	8,309
October	9,787	9,781
November	11,621	11,607
December	13,216	13,008
January	14,309	
February	16,211	
March	18,332	
April	18,778	
May	18,778	
June	18,775	

QUALITY

	Quantity	Base Number	Contract	AT	Region	England
% of FP17s for the same patient ID Re-attending within 3 months - Children	73	2,392	3.1%	13.0%	13.4%	12.4%
% of FP17s for the same patient ID Re-attending within 3 months - Adults	386	4,197	9.2%	17.6%	17.3%	16.6%
% of FP17s for the same patient ID Re-attending between 3 & 9 months - Children	1,781	2,392	74.5%	56.4%	58.9%	57.5%
% of FP17s for the same patient ID Re-attending between 3 & 9 months - Adults	2,679	4,197	63.8%	50.3%	52.5%	50.4%
% of FP17s for Band 1 Urgent Courses	409	6,297	6.5%	10.5%	9.3%	9.1%
% of FP17s Relating to Free Repair or Replacements	15	6,297	0.2%	0.9%	1.0%	0.8%
% of FP17s Relating to Continuations	31	6,297	0.5%	1.3%	1.5%	1.3%
% of Patients satisfied with the dentistry they have received	3	3	N/A	91.8%	93.1%	92.7%
% of Patients satisfied with the time they had to wait for an appointment	3	3	N/A	88.0%	89.8%	88.8%

* This is based on patients treated on this contract for their most recent course of treatment. Figures in italics indicate the base number of FP17s or Patient Questionnaire responses are less than 100. N/A is shown where the base number of responses is less than 10 during the period. % is calculated as Quantity/Base number*100

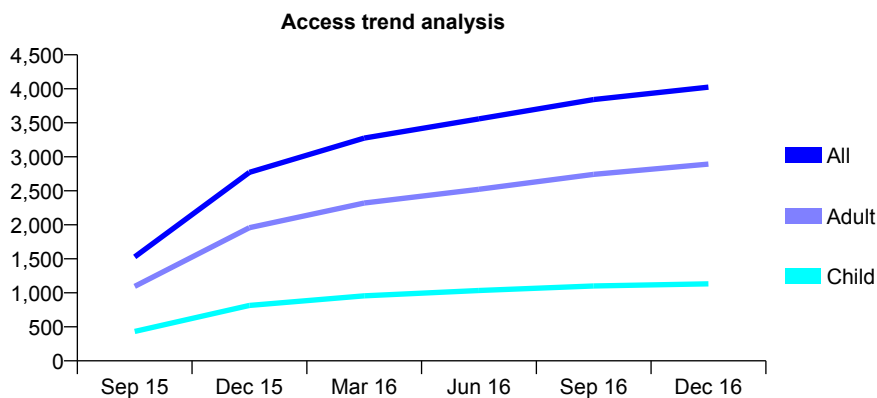
Q46 - Vital Signs At a Glance Contract Report for 197858/0001 - December 2016

Name or company name	Ram Dental Ltd
Contract type name	GDS Contract
Purpose of contract	General
Contract start date	01/07/2015
Contract end date	

16/17 Contracted general activity (UDA)	15,554
Carry forward general activity (UDA)	-311
16/17 Contracted orthodontic activity (UOA)	0
Carry forward orthodontic activity (UOA)	0
Baseline contract value	£473,122.25

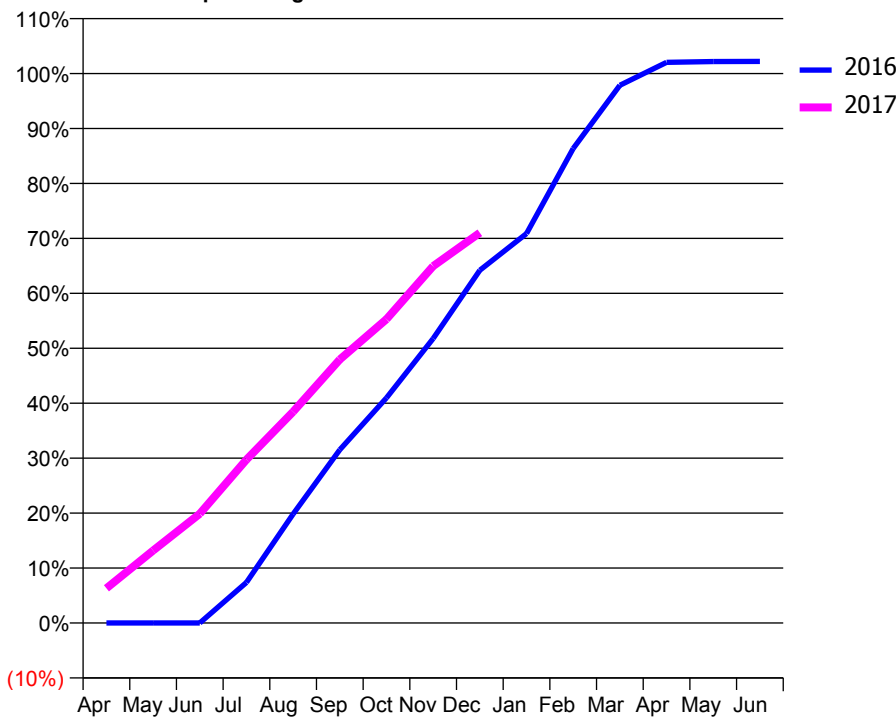
ACCESS*

Patients seen in 24 months	Total	Change since previous quarter
Quarter ending December 2015	2,772	
Quarter ending March 2016	3,276	↑
Quarter ending June 2016	3,557	↑
Quarter ending September 2016	3,843	↑
Quarter ending December 2016	4,025	↑
Variance since December 2015	45.2%	↑



ACTIVITY

Cumulative percentage of contracted UDA delivered 2016 & 2017



Month	Adjusted Scheduled Activity (UDA)	
	2016	2017
April	0	984
May	0	2,053
June	0	3,093
July	863	4,627
August	2,315	5,981
September	3,683	7,460
October	4,784	8,601
November	6,046	10,103
December	7,495	11,046
January	8,276	
February	10,081	
March	11,426	
April	11,913	
May	11,929	
June	11,932	

QUALITY

	Quantity	Base Number	Contract	AT	Region	England
% of FP17s for the same patient ID Re-attending within 3 months - Children	123	1,475	8.3%	13.0%	13.4%	12.4%
% of FP17s for the same patient ID Re-attending within 3 months - Adults	615	3,625	17.0%	17.6%	17.3%	16.6%
% of FP17s for the same patient ID Re-attending between 3 & 9 months - Children	1,016	1,475	68.9%	56.4%	58.9%	57.5%
% of FP17s for the same patient ID Re-attending between 3 & 9 months - Adults	2,167	3,625	59.8%	50.3%	52.5%	50.4%
% of FP17s for Band 1 Urgent Courses	531	4,846	11.0%	10.5%	9.3%	9.1%
% of FP17s Relating to Free Repair or Replacements	5	4,846	0.1%	0.9%	1.0%	0.8%
% of FP17s Relating to Continuations	68	4,846	1.4%	1.3%	1.5%	1.3%
% of Patients satisfied with the dentistry they have received	4	4	N/A	91.8%	93.1%	92.7%
% of Patients satisfied with the time they had to wait for an appointment	3	4	N/A	88.0%	89.8%	88.8%

* This is based on patients treated on this contract for their most recent course of treatment. Figures in italics indicate the base number of FP17s or Patient Questionnaire responses are less than 100. N/A is shown where the base number of responses is less than 10 during the period. % is calculated as Quantity/Base number*100

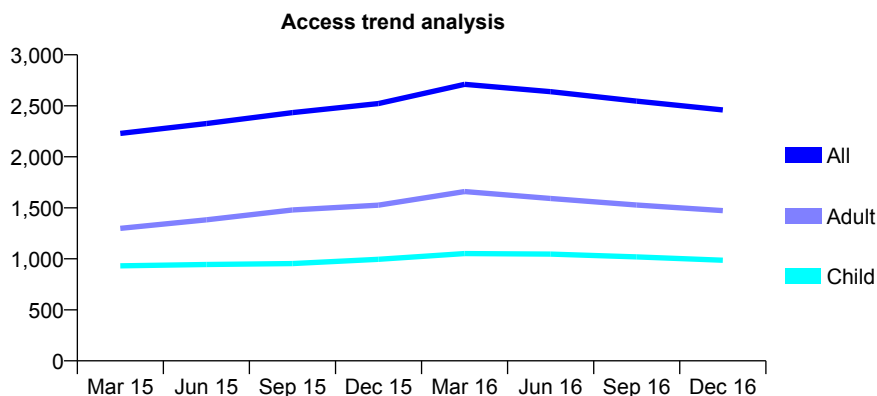
Q46 - Vital Signs At a Glance Contract Report for 198129/0001 - December 2016

Name or company name	Synergy Dental Clinic Bolton Ltd
Contract type name	GDS Contract
Purpose of contract	General
Contract start date	01/09/2013
Contract end date	

16/17 Contracted general activity (UDA)	5,890
Carry forward general activity (UDA)	-118
16/17 Contracted orthodontic activity (UOA)	0
Carry forward orthodontic activity (UOA)	0
Baseline contract value	£144,506.83

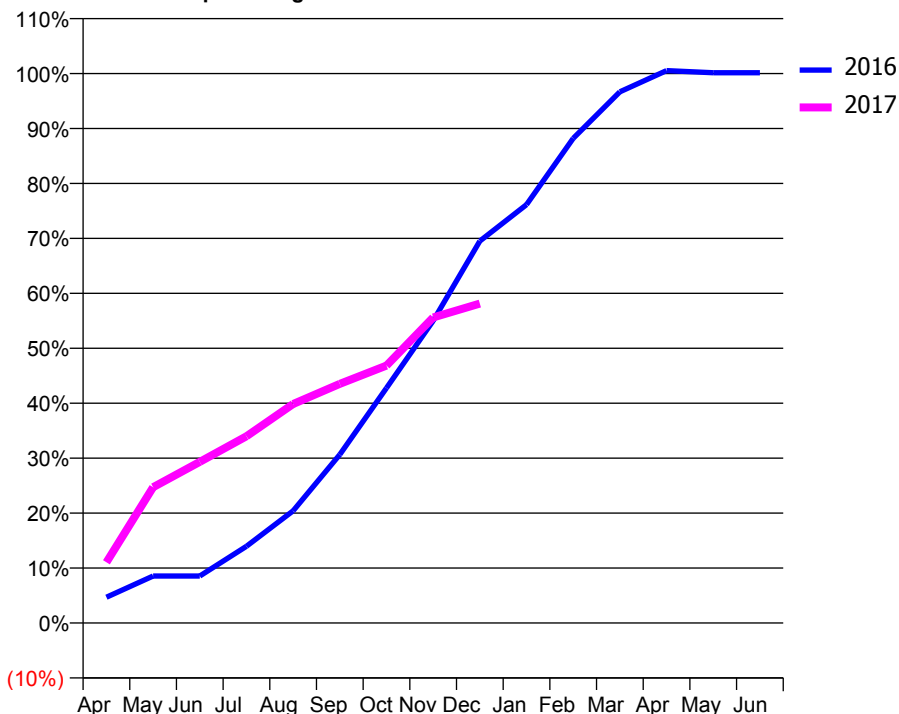
ACCESS*

Patients seen in 24 months	Total	Change since previous quarter
Quarter ending December 2015	2,522	
Quarter ending March 2016	2,710	↑
Quarter ending June 2016	2,639	↓
Quarter ending September 2016	2,546	↓
Quarter ending December 2016	2,459	↓
Variance since December 2015	(2.5%)	↓



ACTIVITY

Cumulative percentage of contracted UDA delivered 2016 & 2017



Month	Adjusted Scheduled Activity (UDA)	
	2016	2017
April	300	651
May	545	1,456
June	545	1,728
July	889	2,002
August	1,299	2,348
September	1,951	2,564
October	2,723	2,759
November	3,502	3,275
December	4,425	3,424
January	4,847	
February	5,615	
March	6,155	
April	6,400	
May	6,375	
June	6,375	

QUALITY

	Quantity	Base Number	Contract	AT	Region	England
% of FP17s for the same patient ID Re-attending within 3 months - Children	68	819	8.3%	13.0%	13.4%	12.4%
% of FP17s for the same patient ID Re-attending within 3 months - Adults	124	861	14.4%	17.6%	17.3%	16.6%
% of FP17s for the same patient ID Re-attending between 3 & 9 months - Children	548	819	66.9%	56.4%	58.9%	57.5%
% of FP17s for the same patient ID Re-attending between 3 & 9 months - Adults	490	861	56.9%	50.3%	52.5%	50.4%
% of FP17s for Band 1 Urgent Courses	110	1,630	6.7%	10.5%	9.3%	9.1%
% of FP17s Relating to Free Repair or Replacements	7	1,630	0.4%	0.9%	1.0%	0.8%
% of FP17s Relating to Continuations	0	1,630	0.0%	1.3%	1.5%	1.3%
% of Patients satisfied with the dentistry they have received	0	1	N/A	91.8%	93.1%	92.7%
% of Patients satisfied with the time they had to wait for an appointment	1	1	N/A	88.0%	89.8%	88.8%

* This is based on patients treated on this contract for their most recent course of treatment. Figures in italics indicate the base number of FP17s or Patient Questionnaire responses are less than 100. N/A is shown where the base number of responses is less than 10 during the period. % is calculated as Quantity/Base number*100

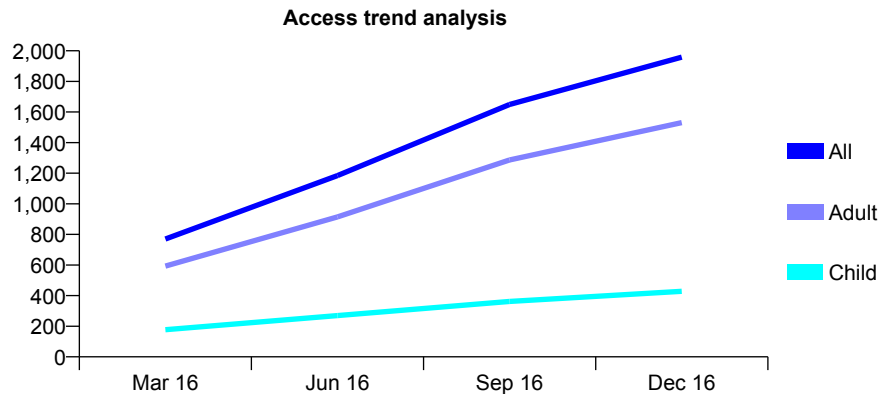
Q46 - Vital Signs At a Glance Contract Report for 198315/0001 - December 2016

Name or company name	Mrs S Riaz
Contract type name	GDS Contract
Purpose of contract	General
Contract start date	18/01/2016
Contract end date	

16/17 Contracted general activity (UDA)	7,201
Carry forward general activity (UDA)	68
16/17 Contracted orthodontic activity (UOA)	0
Carry forward orthodontic activity (UOA)	0
Baseline contract value	£193,064.47

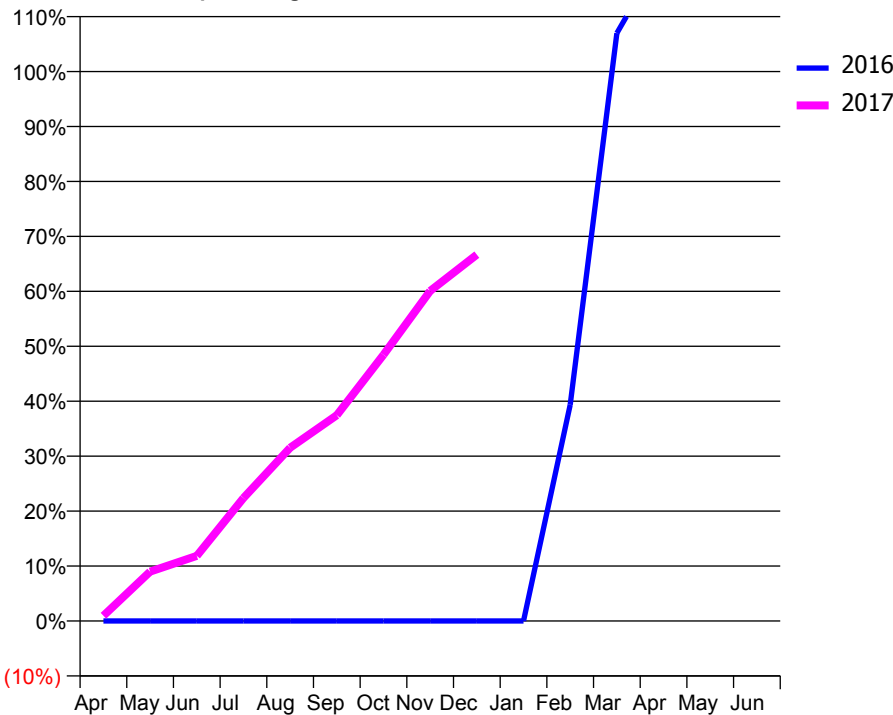
ACCESS*

Patients seen in 24 months	Total	Change since previous quarter
Quarter ending December 2015	0	
Quarter ending March 2016	770	
Quarter ending June 2016	1,185	↑
Quarter ending September 2016	1,649	↑
Quarter ending December 2016	1,959	↑
Variance since December 2015	N/A	



ACTIVITY

Cumulative percentage of contracted UDA delivered 2016 & 2017



Month	Adjusted Scheduled Activity (UDA)	
	2016	2017
April	0	68
May	0	648
June	0	854
July	0	1,612
August	0	2,272
September	0	2,697
October	0	3,489
November	0	4,326
December	0	4,801
January	0	
February	573	
March	1,558	
April	1,771	
May	1,777	
June	1,777	

QUALITY

	Quantity	Base Number	Contract	AT	Region	England
% of FP17s for the same patient ID Re-attending within 3 months - Children	49	490	10.0%	13.0%	13.4%	12.4%
% of FP17s for the same patient ID Re-attending within 3 months - Adults	206	1,715	12.0%	17.6%	17.3%	16.6%
% of FP17s for the same patient ID Re-attending between 3 & 9 months - Children	122	490	24.9%	56.4%	58.9%	57.5%
% of FP17s for the same patient ID Re-attending between 3 & 9 months - Adults	426	1,715	24.8%	50.3%	52.5%	50.4%
% of FP17s for Band 1 Urgent Courses	92	2,103	4.4%	10.5%	9.3%	9.1%
% of FP17s Relating to Free Repair or Replacements	18	2,103	0.9%	0.9%	1.0%	0.8%
% of FP17s Relating to Continuations	34	2,103	1.6%	1.3%	1.5%	1.3%
% of Patients satisfied with the dentistry they have received	22	24	91.7%	91.8%	93.1%	92.7%
% of Patients satisfied with the time they had to wait for an appointment	22	24	91.7%	88.0%	89.8%	88.8%

* This is based on patients treated on this contract for their most recent course of treatment. Figures in italics indicate the base number of FP17s or Patient Questionnaire responses are less than 100. N/A is shown where the base number of responses is less than 10 during the period. % is calculated as Quantity/Base number*100

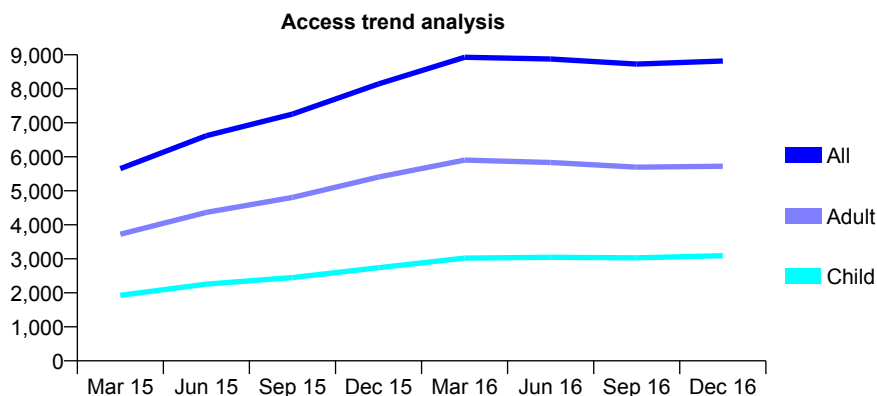
Q46 - Vital Signs At a Glance Contract Report for 198889/0001 - December 2016

Name or company name	Kings Dental Centre
Contract type name	GDS Contract
Purpose of contract	General
Contract start date	15/04/2014
Contract end date	

16/17 Contracted general activity (UDA)	24,916
Carry forward general activity (UDA)	945
16/17 Contracted orthodontic activity (UOA)	0
Carry forward orthodontic activity (UOA)	0
Baseline contract value	£808,896.44

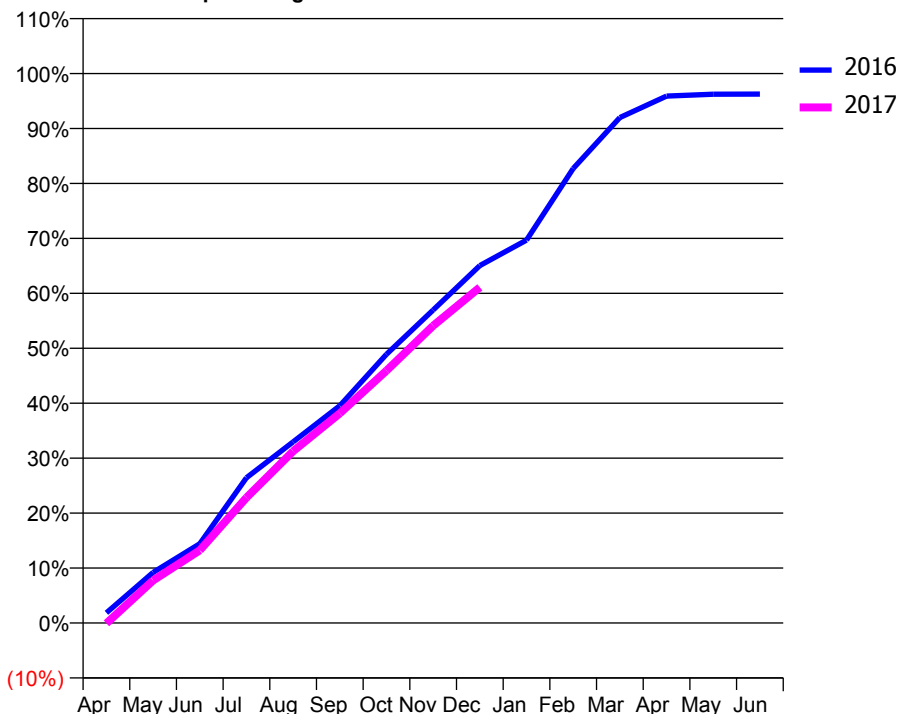
ACCESS*

Patients seen in 24 months	Total	Change since previous quarter
Quarter ending December 2015	8,144	
Quarter ending March 2016	8,926	↑
Quarter ending June 2016	8,878	→
Quarter ending September 2016	8,728	↓
Quarter ending December 2016	8,817	→
Variance since December 2015	8.3%	↑



ACTIVITY

Cumulative percentage of contracted UDA delivered 2016 & 2017



Month	Adjusted Scheduled Activity (UDA)	
	2016	2017
April	467	-22
May	2,319	1,930
June	3,637	3,299
July	6,659	5,688
August	8,308	7,789
September	9,962	9,509
October	12,326	11,442
November	14,353	13,478
December	16,392	15,220
January	17,560	
February	20,844	
March	23,178	
April	24,162	
May	24,245	
June	24,251	

QUALITY

	Quantity	Base Number	Contract	AT	Region	England
% of FP17s for the same patient ID Re-attending within 3 months - Children	272	2,462	11.0%	13.0%	13.4%	12.4%
% of FP17s for the same patient ID Re-attending within 3 months - Adults	816	4,254	19.2%	17.6%	17.3%	16.6%
% of FP17s for the same patient ID Re-attending between 3 & 9 months - Children	775	2,462	31.5%	56.4%	58.9%	57.5%
% of FP17s for the same patient ID Re-attending between 3 & 9 months - Adults	1,208	4,254	28.4%	50.3%	52.5%	50.4%
% of FP17s for Band 1 Urgent Courses	764	6,312	12.1%	10.5%	9.3%	9.1%
% of FP17s Relating to Free Repair or Replacements	65	6,312	1.0%	0.9%	1.0%	0.8%
% of FP17s Relating to Continuations	28	6,312	0.4%	1.3%	1.5%	1.3%
% of Patients satisfied with the dentistry they have received	3	3	N/A	91.8%	93.1%	92.7%
% of Patients satisfied with the time they had to wait for an appointment	3	3	N/A	88.0%	89.8%	88.8%

* This is based on patients treated on this contract for their most recent course of treatment. Figures in italics indicate the base number of FP17s or Patient Questionnaire responses are less than 100. N/A is shown where the base number of responses is less than 10 during the period. % is calculated as Quantity/Base number*100

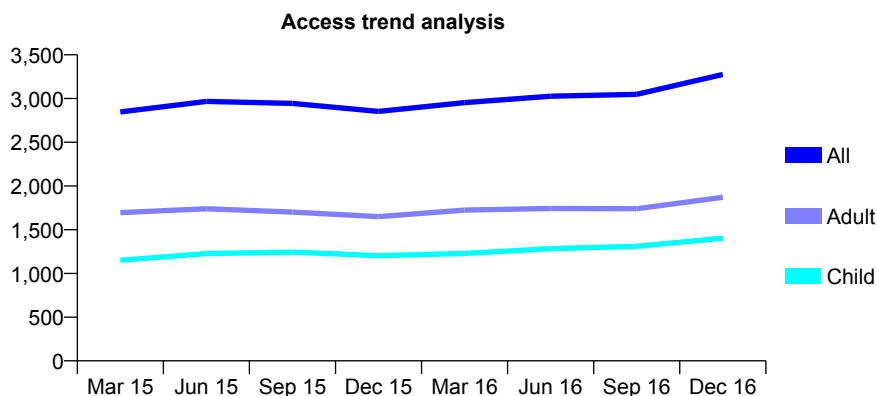
Q46 - Vital Signs At a Glance Contract Report for 199664/0001 - December 2016

Name or company name	Charlestown Dental Practice Ltd
Contract type name	GDS Contract
Purpose of contract	General
Contract start date	01/10/2010
Contract end date	

16/17 Contracted general activity (UDA)	10,000
Carry forward general activity (UDA)	423
16/17 Contracted orthodontic activity (UOA)	0
Carry forward orthodontic activity (UOA)	0
Baseline contract value	£276,360.26

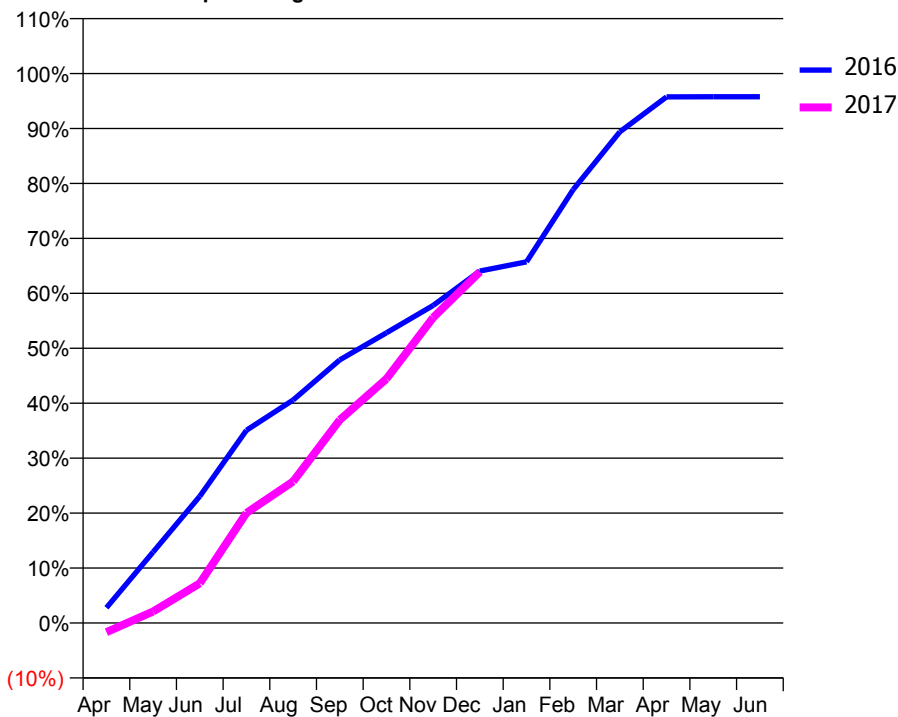
ACCESS*

Patients seen in 24 months	Total	Change since previous quarter
Quarter ending December 2015	2,852	
Quarter ending March 2016	2,953	↑
Quarter ending June 2016	3,027	↑
Quarter ending September 2016	3,048	→
Quarter ending December 2016	3,275	↑
Variance since December 2015	14.8%	↑



ACTIVITY

Cumulative percentage of contracted UDA delivered 2016 & 2017



Month	Adjusted Scheduled Activity (UDA)	
	2016	2017
April	278	-168
May	1,292	210
June	2,306	722
July	3,507	2,004
August	4,060	2,576
September	4,789	3,697
October	5,282	4,445
November	5,778	5,558
December	6,405	6,390
January	6,573	
February	7,889	
March	8,938	
April	9,575	
May	9,577	
June	9,577	

QUALITY

	Quantity	Base Number	Contract	AT	Region	England
% of FP17s for the same patient ID Re-attending within 3 months - Children	120	1,481	8.1%	13.0%	13.4%	12.4%
% of FP17s for the same patient ID Re-attending within 3 months - Adults	299	1,676	17.8%	17.6%	17.3%	16.6%
% of FP17s for the same patient ID Re-attending between 3 & 9 months - Children	724	1,481	48.9%	56.4%	58.9%	57.5%
% of FP17s for the same patient ID Re-attending between 3 & 9 months - Adults	512	1,676	30.5%	50.3%	52.5%	50.4%
% of FP17s for Band 1 Urgent Courses	417	2,494	16.7%	10.5%	9.3%	9.1%
% of FP17s Relating to Free Repair or Replacements	18	2,494	0.7%	0.9%	1.0%	0.8%
% of FP17s Relating to Continuations	10	2,494	0.4%	1.3%	1.5%	1.3%
% of Patients satisfied with the dentistry they have received	2	2	N/A	91.8%	93.1%	92.7%
% of Patients satisfied with the time they had to wait for an appointment	2	2	N/A	88.0%	89.8%	88.8%

* This is based on patients treated on this contract for their most recent course of treatment. Figures in italics indicate the base number of FP17s or Patient Questionnaire responses are less than 100. N/A is shown where the base number of responses is less than 10 during the period. % is calculated as Quantity/Base number*100

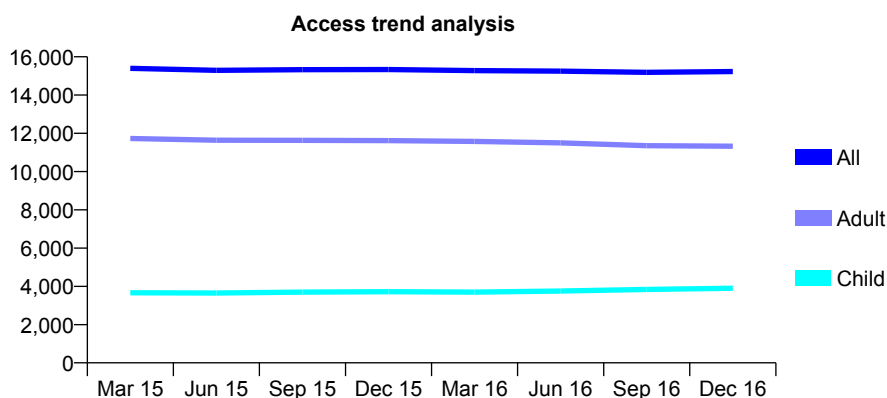
Q46 - Vital Signs At a Glance Contract Report for 199893/0001 - December 2016

Name or company name	Wallace, Thomas, Hobson & Emmett Ltd
Contract type name	GDS Contract
Purpose of contract	General
Contract start date	01/04/2008
Contract end date	

16/17 Contracted general activity (UDA)	43,279
Carry forward general activity (UDA)	-1,057
16/17 Contracted orthodontic activity (UOA)	0
Carry forward orthodontic activity (UOA)	0
Baseline contract value	£1,424,534.58

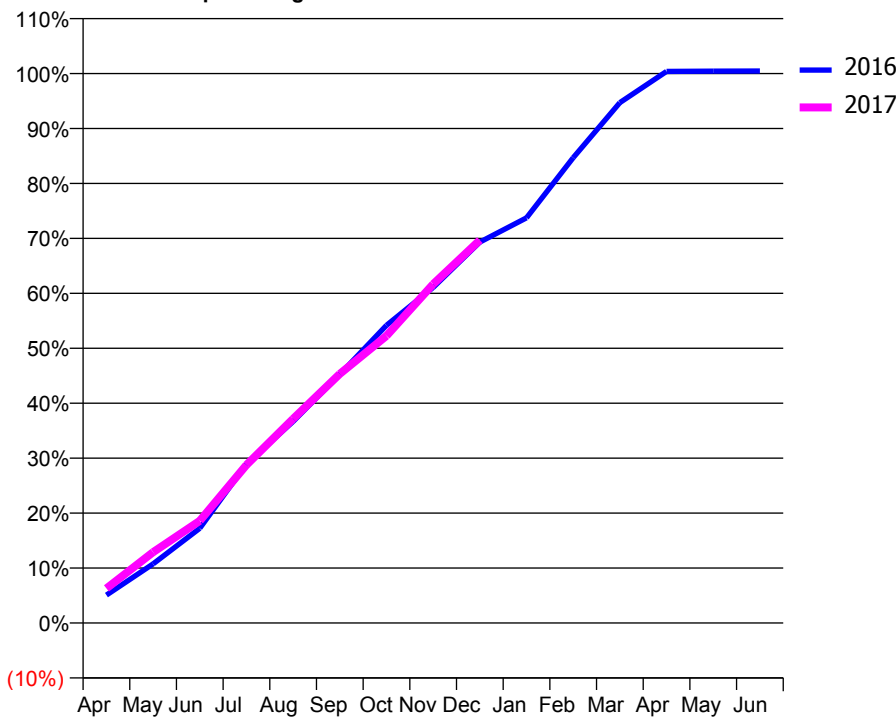
ACCESS*

Patients seen in 24 months	Total	Change since previous quarter
Quarter ending December 2015	15,336	
Quarter ending March 2016	15,278	→
Quarter ending June 2016	15,250	→
Quarter ending September 2016	15,189	→
Quarter ending December 2016	15,227	→
Variance since December 2015	(0.7%)	→



ACTIVITY

Cumulative percentage of contracted UDA delivered 2016 & 2017



Month	Adjusted Scheduled Activity (UDA)	
	2016	2017
April	2,223	2,723
May	4,706	5,581
June	7,549	8,047
July	12,666	12,447
August	16,053	16,085
September	19,799	19,622
October	23,700	22,617
November	26,718	26,694
December	30,335	30,154
January	32,259	
February	37,055	
March	41,434	
April	43,922	
May	43,941	
June	43,951	

QUALITY

	Quantity	Base Number	Contract	AT	Region	England
% of FP17s for the same patient ID Re-attending within 3 months - Children	487	4,476	10.9%	13.0%	13.4%	12.4%
% of FP17s for the same patient ID Re-attending within 3 months - Adults	1,980	12,772	15.5%	17.6%	17.3%	16.6%
% of FP17s for the same patient ID Re-attending between 3 & 9 months - Children	2,455	4,476	54.8%	56.4%	58.9%	57.5%
% of FP17s for the same patient ID Re-attending between 3 & 9 months - Adults	7,437	12,772	58.2%	50.3%	52.5%	50.4%
% of FP17s for Band 1 Urgent Courses	1,872	16,180	11.6%	10.5%	9.3%	9.1%
% of FP17s Relating to Free Repair or Replacements	107	16,180	0.7%	0.9%	1.0%	0.8%
% of FP17s Relating to Continuations	46	16,180	0.3%	1.3%	1.5%	1.3%
% of Patients satisfied with the dentistry they have received	12	15	80.0%	91.8%	93.1%	92.7%
% of Patients satisfied with the time they had to wait for an appointment	13	15	86.7%	88.0%	89.8%	88.8%

* This is based on patients treated on this contract for their most recent course of treatment. Figures in italics indicate the base number of FP17s or Patient Questionnaire responses are less than 100. N/A is shown where the base number of responses is less than 10 during the period. % is calculated as Quantity/Base number*100

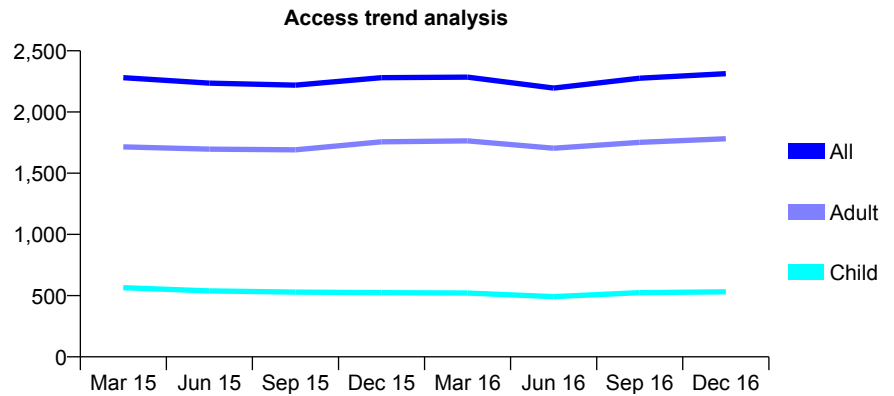
Q46 - Vital Signs At a Glance Contract Report for 213497/0001 - December 2016

Name or company name	MR N LARAH
Contract type name	GDS Contract
Purpose of contract	General
Contract start date	01/04/2006
Contract end date	

16/17 Contracted general activity (UDA)	8,800
Carry forward general activity (UDA)	0
16/17 Contracted orthodontic activity (UOA)	0
Carry forward orthodontic activity (UOA)	0
Baseline contract value	£226,985.64

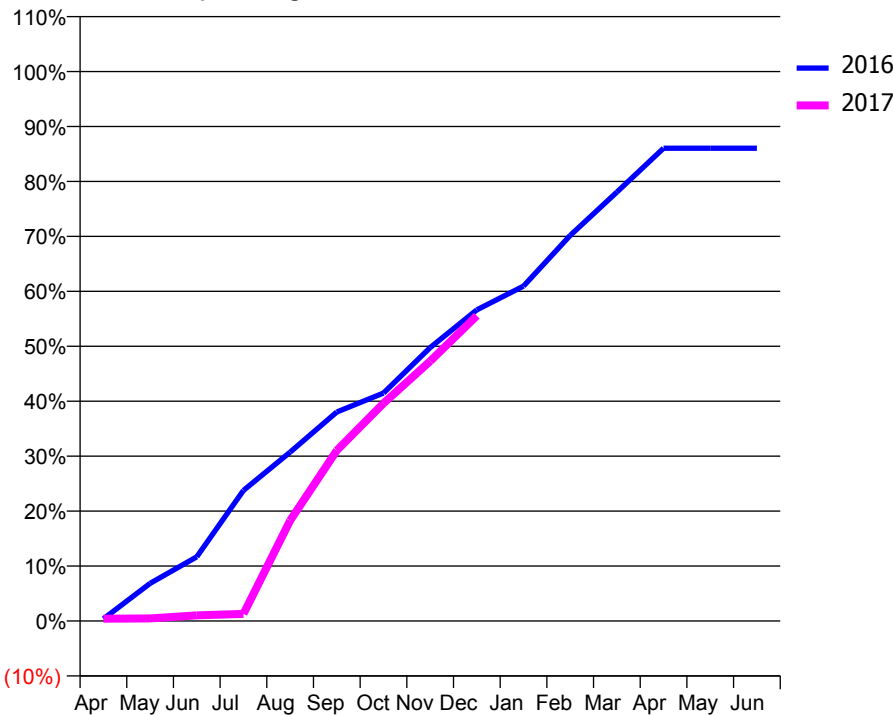
ACCESS*

Patients seen in 24 months	Total	Change since previous quarter
Quarter ending December 2015	2,281	
Quarter ending March 2016	2,285	→
Quarter ending June 2016	2,196	↓
Quarter ending September 2016	2,276	↑
Quarter ending December 2016	2,313	→
Variance since December 2015	1.4%	→



ACTIVITY

Cumulative percentage of contracted UDA delivered 2016 & 2017



Month	Adjusted Scheduled Activity (UDA)	
	2016	2017
April	35	37
May	603	41
June	1,028	90
July	2,091	113
August	2,704	1,609
September	3,347	2,733
October	3,651	3,485
November	4,380	4,161
December	4,983	4,889
January	5,363	
February	6,176	
March	6,869	
April	7,571	
May	7,572	
June	7,572	

QUALITY

	Quantity	Base Number	Contract	AT	Region	England
% of FP17s for the same patient ID Re-attending within 3 months - Children	15	509	2.9%	13.0%	13.4%	12.4%
% of FP17s for the same patient ID Re-attending within 3 months - Adults	208	1,670	12.5%	17.6%	17.3%	16.6%
% of FP17s for the same patient ID Re-attending between 3 & 9 months - Children	266	509	52.3%	56.4%	58.9%	57.5%
% of FP17s for the same patient ID Re-attending between 3 & 9 months - Adults	878	1,670	52.6%	50.3%	52.5%	50.4%
% of FP17s for Band 1 Urgent Courses	39	1,955	2.0%	10.5%	9.3%	9.1%
% of FP17s Relating to Free Repair or Replacements	7	1,955	0.4%	0.9%	1.0%	0.8%
% of FP17s Relating to Continuations	33	1,955	1.7%	1.3%	1.5%	1.3%
% of Patients satisfied with the dentistry they have received	1	1	N/A	91.8%	93.1%	92.7%
% of Patients satisfied with the time they had to wait for an appointment	1	1	N/A	88.0%	89.8%	88.8%

* This is based on patients treated on this contract for their most recent course of treatment. Figures in italics indicate the base number of FP17s or Patient Questionnaire responses are less than 100. N/A is shown where the base number of responses is less than 10 during the period. % is calculated as Quantity/Base number*100

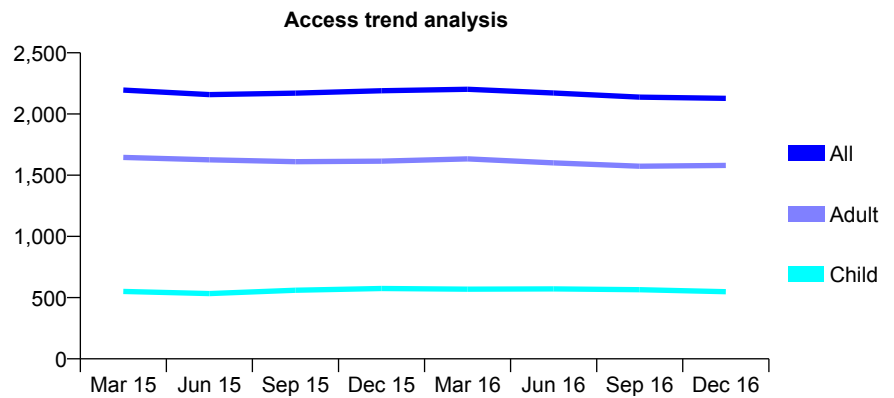
Q46 - Vital Signs At a Glance Contract Report for 214043/0001 - December 2016

Name or company name	Wong Dental Surgery
Contract type name	GDS Contract
Purpose of contract	General
Contract start date	01/04/2006
Contract end date	

16/17 Contracted general activity (UDA)	5,526
Carry forward general activity (UDA)	12
16/17 Contracted orthodontic activity (UOA)	0
Carry forward orthodontic activity (UOA)	0
Baseline contract value	£164,301.93

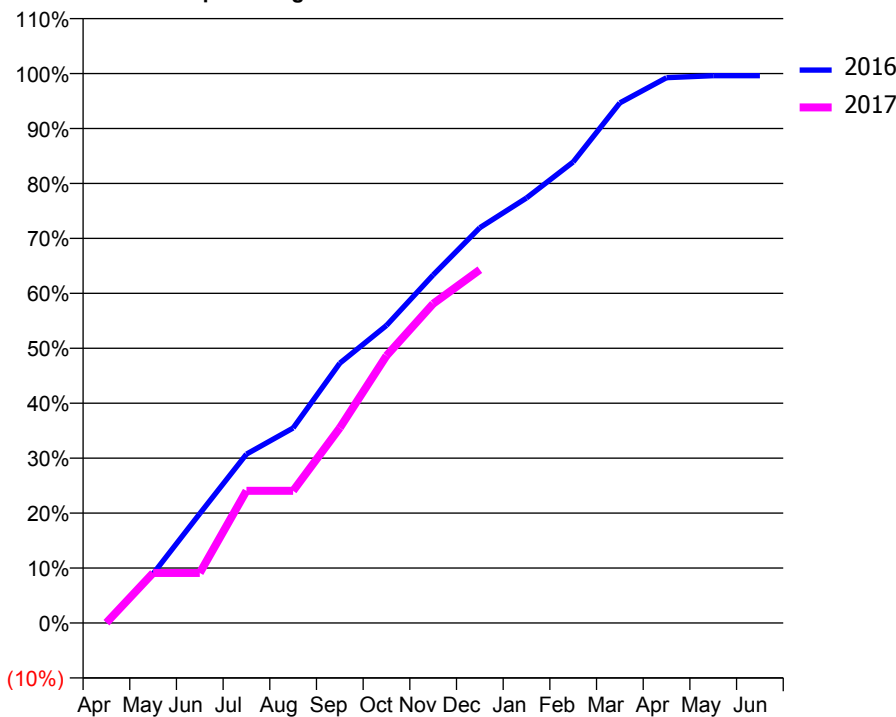
ACCESS*

Patients seen in 24 months	Total	Change since previous quarter
Quarter ending December 2015	2,190	
Quarter ending March 2016	2,202	→
Quarter ending June 2016	2,172	↓
Quarter ending September 2016	2,138	↓
Quarter ending December 2016	2,128	→
Variance since December 2015	(2.8%)	↓



ACTIVITY

Cumulative percentage of contracted UDA delivered 2016 & 2017



Month	Adjusted Scheduled Activity (UDA)	
	2016	2017
April	8	3
May	518	503
June	1,150	503
July	1,776	1,330
August	2,050	1,330
September	2,731	1,962
October	3,127	2,688
November	3,660	3,211
December	4,155	3,553
January	4,468	
February	4,847	
March	5,467	
April	5,732	
May	5,754	
June	5,754	

QUALITY

	Quantity	Base Number	Contract	AT	Region	England
% of FP17s for the same patient ID Re-attending within 3 months - Children	33	470	7.0%	13.0%	13.4%	12.4%
% of FP17s for the same patient ID Re-attending within 3 months - Adults	203	1,295	15.7%	17.6%	17.3%	16.6%
% of FP17s for the same patient ID Re-attending between 3 & 9 months - Children	193	470	41.1%	56.4%	58.9%	57.5%
% of FP17s for the same patient ID Re-attending between 3 & 9 months - Adults	478	1,295	36.9%	50.3%	52.5%	50.4%
% of FP17s for Band 1 Urgent Courses	209	1,634	12.8%	10.5%	9.3%	9.1%
% of FP17s Relating to Free Repair or Replacements	3	1,634	0.2%	0.9%	1.0%	0.8%
% of FP17s Relating to Continuations	7	1,634	0.4%	1.3%	1.5%	1.3%
% of Patients satisfied with the dentistry they have received	17	18	94.4%	91.8%	93.1%	92.7%
% of Patients satisfied with the time they had to wait for an appointment	17	18	94.4%	88.0%	89.8%	88.8%

* This is based on patients treated on this contract for their most recent course of treatment. Figures in italics indicate the base number of FP17s or Patient Questionnaire responses are less than 100. N/A is shown where the base number of responses is less than 10 during the period. % is calculated as Quantity/Base number*100

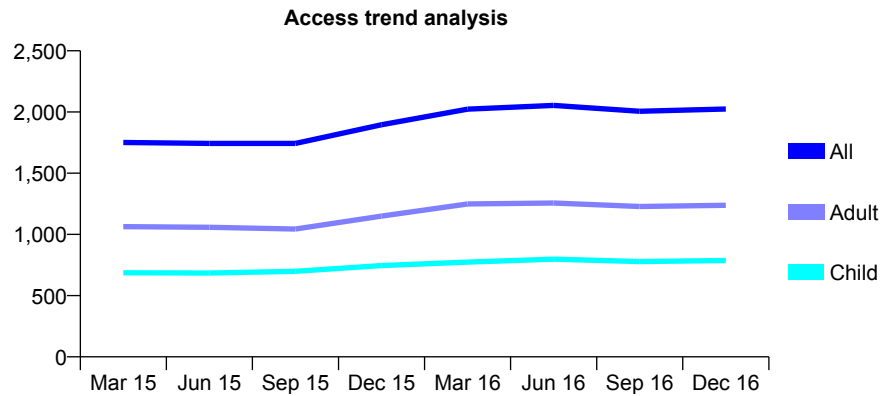
Q46 - Vital Signs At a Glance Contract Report for 214361/0001 - December 2016

Name or company name	Ms Archana Prasad
Contract type name	GDS Contract
Purpose of contract	General
Contract start date	01/04/2006
Contract end date	

16/17 Contracted general activity (UDA)	4,825
Carry forward general activity (UDA)	73
16/17 Contracted orthodontic activity (UOA)	0
Carry forward orthodontic activity (UOA)	0
Baseline contract value	£138,149.21

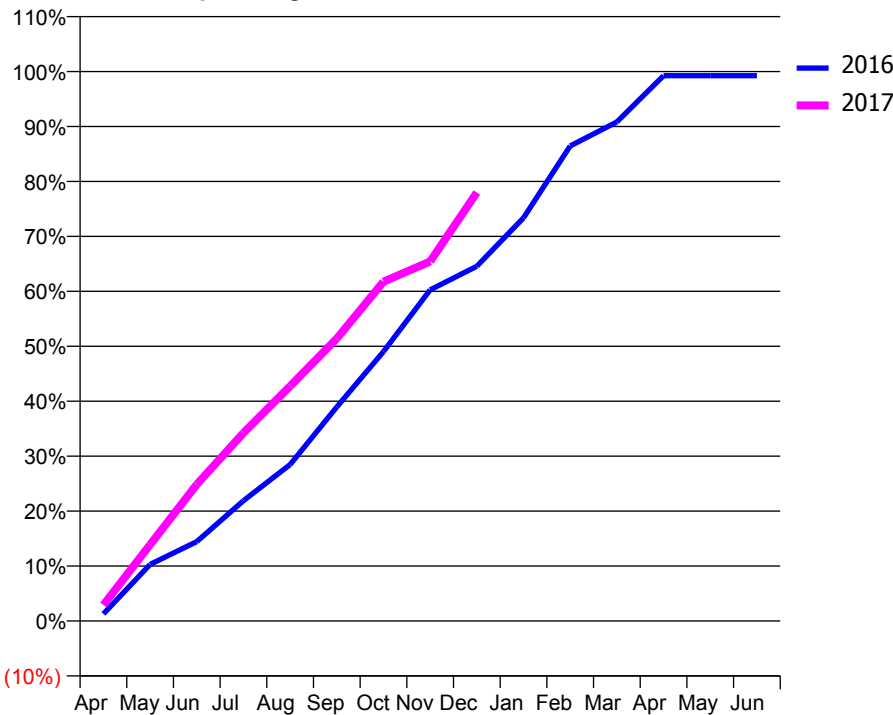
ACCESS*

Patients seen in 24 months	Total	Change since previous quarter
Quarter ending December 2015	1,896	
Quarter ending March 2016	2,023	↑
Quarter ending June 2016	2,054	→
Quarter ending September 2016	2,006	↓
Quarter ending December 2016	2,025	→
Variance since December 2015	6.8%	↑



ACTIVITY

Cumulative percentage of contracted UDA delivered 2016 & 2017



Month	Adjusted Scheduled Activity (UDA)	
	2016	2017
April	69	141
May	546	670
June	766	1,199
July	1,161	1,652
August	1,510	2,062
September	2,065	2,480
October	2,599	2,979
November	3,195	3,157
December	3,423	3,762
January	3,889	
February	4,583	
March	4,815	
April	5,261	
May	5,261	
June	5,261	

QUALITY

	Quantity	Base Number	Contract	AT	Region	England
% of FP17s for the same patient ID Re-attending within 3 months - Children	84	954	8.8%	13.0%	13.4%	12.4%
% of FP17s for the same patient ID Re-attending within 3 months - Adults	234	1,372	17.1%	17.6%	17.3%	16.6%
% of FP17s for the same patient ID Re-attending between 3 & 9 months - Children	610	954	63.9%	56.4%	58.9%	57.5%
% of FP17s for the same patient ID Re-attending between 3 & 9 months - Adults	778	1,372	56.7%	50.3%	52.5%	50.4%
% of FP17s for Band 1 Urgent Courses	247	2,196	11.2%	10.5%	9.3%	9.1%
% of FP17s Relating to Free Repair or Replacements	9	2,196	0.4%	0.9%	1.0%	0.8%
% of FP17s Relating to Continuations	49	2,196	2.2%	1.3%	1.5%	1.3%
% of Patients satisfied with the dentistry they have received	3	3	N/A	91.8%	93.1%	92.7%
% of Patients satisfied with the time they had to wait for an appointment	3	3	N/A	88.0%	89.8%	88.8%

* This is based on patients treated on this contract for their most recent course of treatment. Figures in italics indicate the base number of FP17s or Patient Questionnaire responses are less than 100. N/A is shown where the base number of responses is less than 10 during the period. % is calculated as Quantity/Base number*100

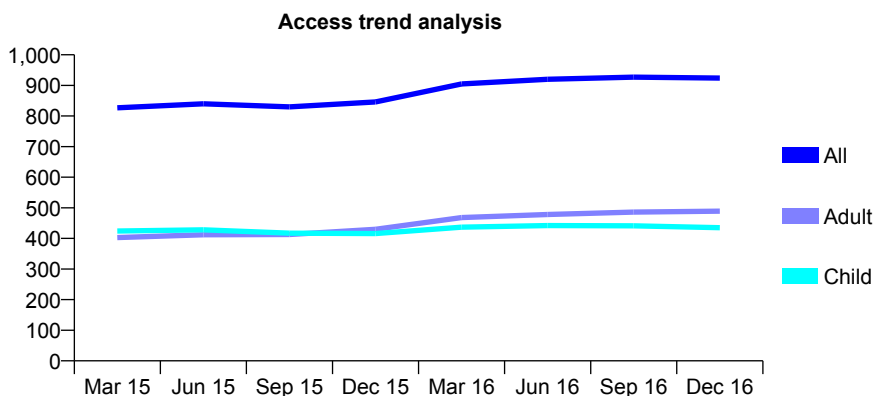
Q46 - Vital Signs At a Glance Contract Report for 215597/0001 - December 2016

Name or company name	MR S LAZARUS
Contract type name	GDS Contract
Purpose of contract	General
Contract start date	01/04/2006
Contract end date	

16/17 Contracted general activity (UDA)	2,420
Carry forward general activity (UDA)	57
16/17 Contracted orthodontic activity (UOA)	0
Carry forward orthodontic activity (UOA)	0
Baseline contract value	£57,540.59

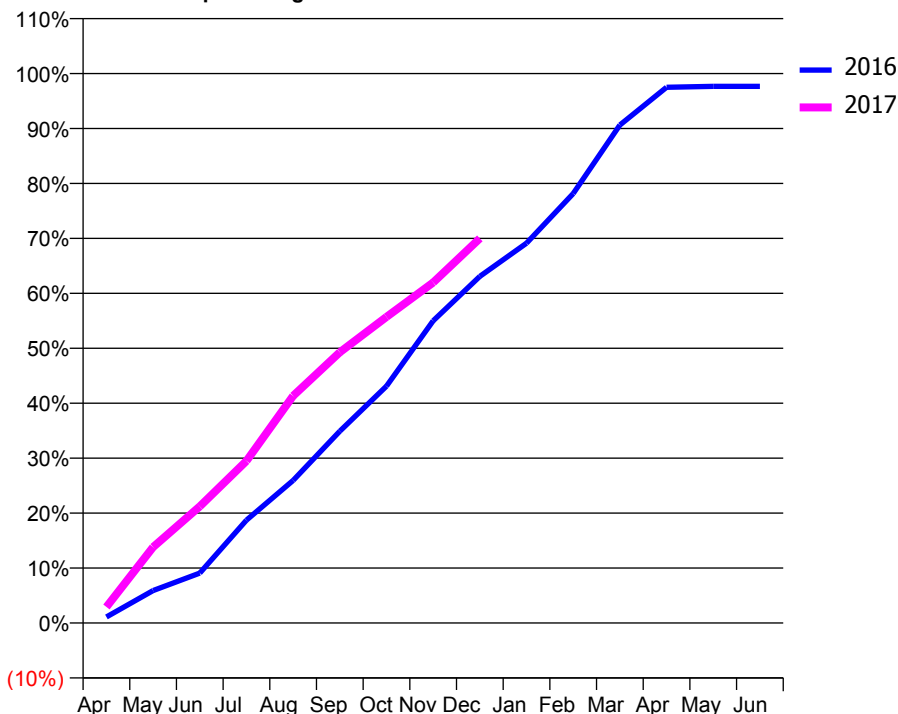
ACCESS*

Patients seen in 24 months	Total	Change since previous quarter
Quarter ending December 2015	846	
Quarter ending March 2016	905	↑
Quarter ending June 2016	920	→
Quarter ending September 2016	927	→
Quarter ending December 2016	924	→
Variance since December 2015	9.2%	↑



ACTIVITY

Cumulative percentage of contracted UDA delivered 2016 & 2017



Month	Adjusted Scheduled Activity (UDA)	
	2016	2017
April	27	71
May	143	335
June	220	514
July	453	714
August	628	1,000
September	845	1,192
October	1,043	1,348
November	1,331	1,500
December	1,527	1,694
January	1,673	
February	1,891	
March	2,193	
April	2,359	
May	2,363	
June	2,363	

QUALITY

	Quantity	Base Number	Contract	AT	Region	England
% of FP17s for the same patient ID Re-attending within 3 months - Children	43	576	7.5%	13.0%	13.4%	12.4%
% of FP17s for the same patient ID Re-attending within 3 months - Adults	68	538	12.6%	17.6%	17.3%	16.6%
% of FP17s for the same patient ID Re-attending between 3 & 9 months - Children	392	576	68.1%	56.4%	58.9%	57.5%
% of FP17s for the same patient ID Re-attending between 3 & 9 months - Adults	349	538	64.9%	50.3%	52.5%	50.4%
% of FP17s for Band 1 Urgent Courses	49	1,028	4.8%	10.5%	9.3%	9.1%
% of FP17s Relating to Free Repair or Replacements	0	1,028	0.0%	0.9%	1.0%	0.8%
% of FP17s Relating to Continuations	3	1,028	0.3%	1.3%	1.5%	1.3%
% of Patients satisfied with the dentistry they have received	0	0	N/A	91.8%	93.1%	92.7%
% of Patients satisfied with the time they had to wait for an appointment	0	0	N/A	88.0%	89.8%	88.8%

* This is based on patients treated on this contract for their most recent course of treatment. Figures in italics indicate the base number of FP17s or Patient Questionnaire responses are less than 100. N/A is shown where the base number of responses is less than 10 during the period. % is calculated as Quantity/Base number*100

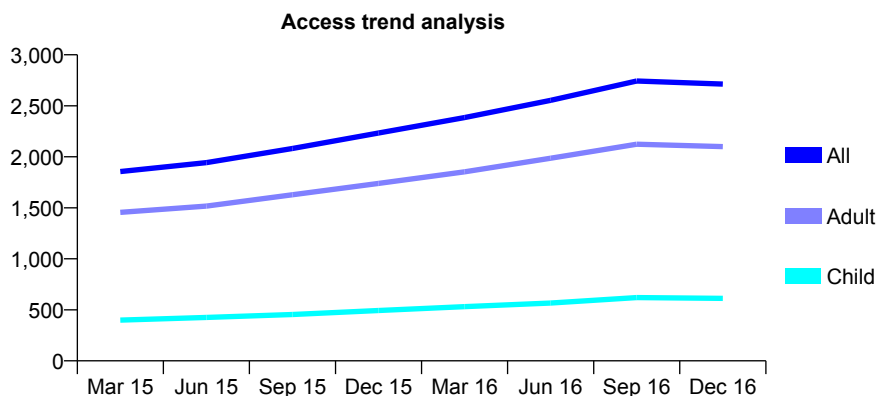
Q46 - Vital Signs At a Glance Contract Report for 215643/0001 - December 2016

Name or company name	MR MOHAMMED AL-HIMDANI
Contract type name	GDS Contract
Purpose of contract	General
Contract start date	01/04/2006
Contract end date	

16/17 Contracted general activity (UDA)	7,422
Carry forward general activity (UDA)	6
16/17 Contracted orthodontic activity (UOA)	0
Carry forward orthodontic activity (UOA)	0
Baseline contract value	£240,849.79

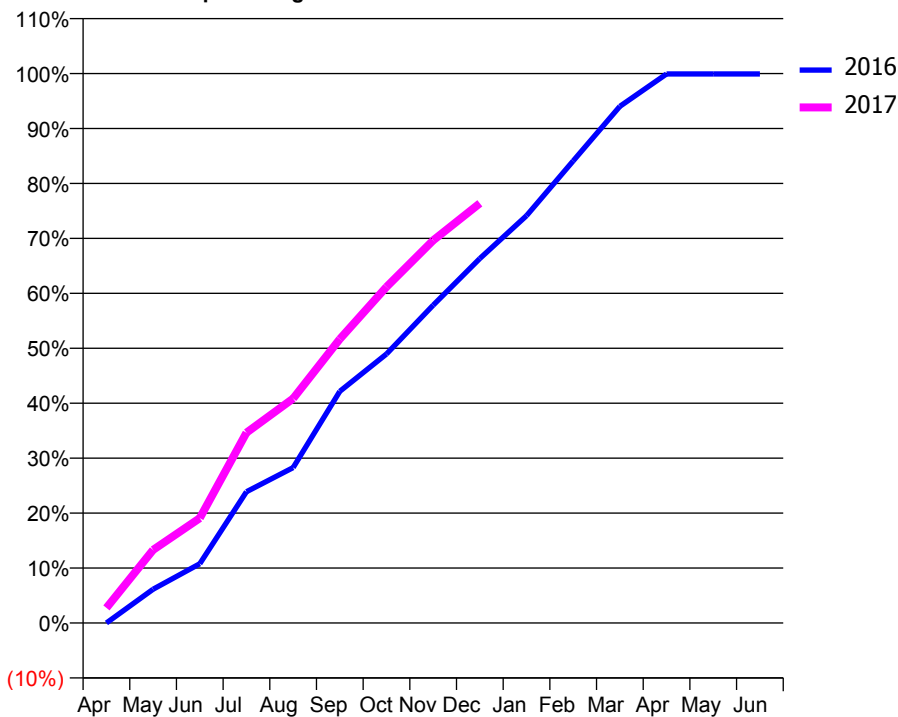
ACCESS*

Patients seen in 24 months	Total	Change since previous quarter
Quarter ending December 2015	2,233	
Quarter ending March 2016	2,385	↑
Quarter ending June 2016	2,553	↑
Quarter ending September 2016	2,743	↑
Quarter ending December 2016	2,713	↓
Variance since December 2015	21.5%	↑



ACTIVITY

Cumulative percentage of contracted UDA delivered 2016 & 2017



Month	Adjusted Scheduled Activity (UDA)	
	2016	2017
April	0	204
May	457	987
June	800	1,417
July	1,774	2,571
August	2,099	3,033
September	3,129	3,836
October	3,634	4,540
November	4,292	5,168
December	4,923	5,669
January	5,501	
February	6,241	
March	6,979	
April	7,415	
May	7,416	
June	7,416	

QUALITY

	Quantity	Base Number	Contract	AT	Region	England
% of FP17s for the same patient ID Re-attending within 3 months - Children	45	496	9.1%	13.0%	13.4%	12.4%
% of FP17s for the same patient ID Re-attending within 3 months - Adults	388	1,899	20.4%	17.6%	17.3%	16.6%
% of FP17s for the same patient ID Re-attending between 3 & 9 months - Children	195	496	39.3%	56.4%	58.9%	57.5%
% of FP17s for the same patient ID Re-attending between 3 & 9 months - Adults	661	1,899	34.8%	50.3%	52.5%	50.4%
% of FP17s for Band 1 Urgent Courses	243	2,228	10.9%	10.5%	9.3%	9.1%
% of FP17s Relating to Free Repair or Replacements	23	2,228	1.0%	0.9%	1.0%	0.8%
% of FP17s Relating to Continuations	92	2,228	4.1%	1.3%	1.5%	1.3%
% of Patients satisfied with the dentistry they have received	1	1	N/A	91.8%	93.1%	92.7%
% of Patients satisfied with the time they had to wait for an appointment	0	1	N/A	88.0%	89.8%	88.8%

* This is based on patients treated on this contract for their most recent course of treatment. Figures in italics indicate the base number of FP17s or Patient Questionnaire responses are less than 100. N/A is shown where the base number of responses is less than 10 during the period. % is calculated as Quantity/Base number*100

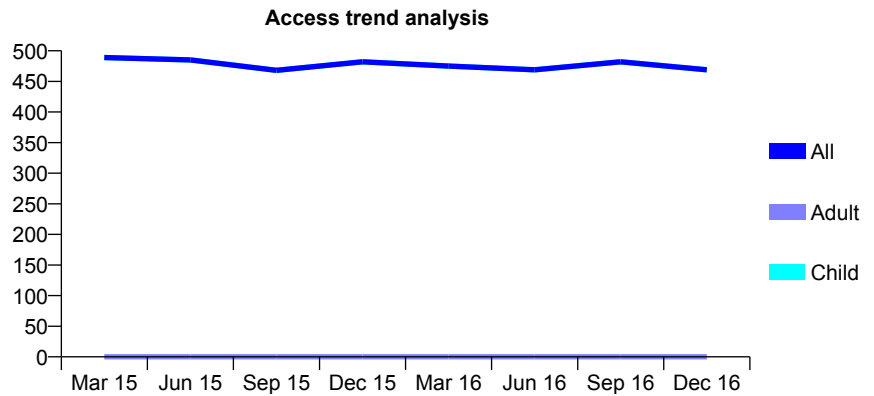
Q46 - Vital Signs At a Glance Contract Report for 222402/0001 - December 2016

Name or company name	MR P PONG
Contract type name	GDS Contract
Purpose of contract	General
Contract start date	01/04/2006
Contract end date	

16/17 Contracted general activity (UDA)	1,756
Carry forward general activity (UDA)	5
16/17 Contracted orthodontic activity (UOA)	0
Carry forward orthodontic activity (UOA)	0
Baseline contract value	£39,635.05

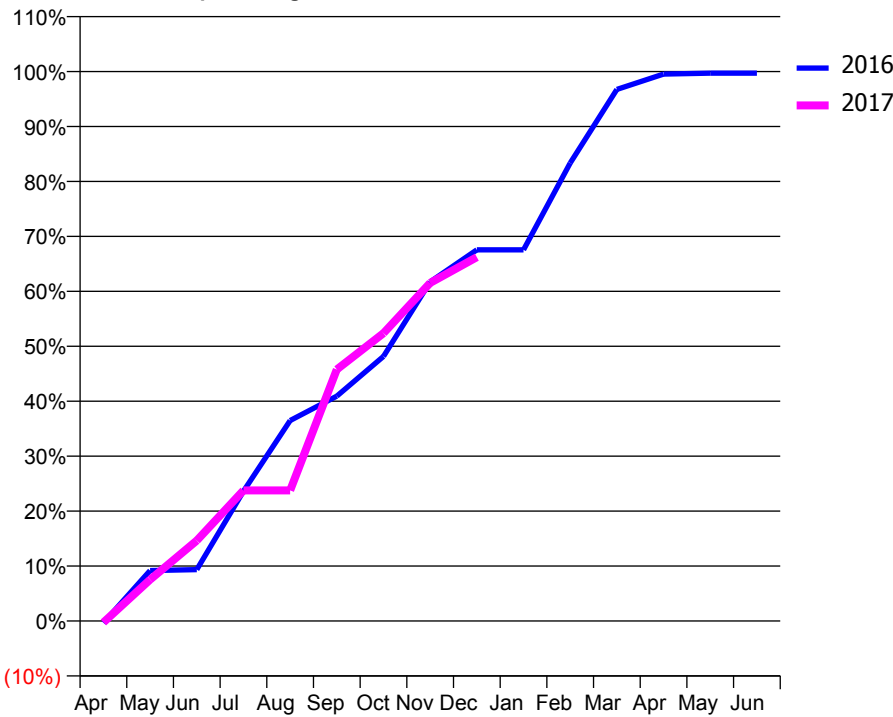
ACCESS*

Patients seen in 24 months	Total	Change since previous quarter
Quarter ending December 2015	482	
Quarter ending March 2016	475	↓
Quarter ending June 2016	469	↓
Quarter ending September 2016	482	↑
Quarter ending December 2016	469	↓
Variance since December 2015	(2.7%)	↓



ACTIVITY

Cumulative percentage of contracted UDA delivered 2016 & 2017



Month	Adjusted Scheduled Activity (UDA)	
	2016	2017
April	-6	-5
May	161	132
June	164	257
July	415	417
August	641	417
September	719	804
October	846	920
November	1,084	1,080
December	1,186	1,163
January	1,186	
February	1,464	
March	1,699	
April	1,748	
May	1,751	
June	1,751	

QUALITY

	Quantity	Base Number	Contract	AT	Region	England
% of FP17s for the same patient ID Re-attending within 3 months - Children	16	615	2.6%	13.0%	13.4%	12.4%
% of FP17s for the same patient ID Re-attending within 3 months - Adults	0	0	N/A	17.6%	17.3%	16.6%
% of FP17s for the same patient ID Re-attending between 3 & 9 months - Children	471	615	76.6%	56.4%	58.9%	57.5%
% of FP17s for the same patient ID Re-attending between 3 & 9 months - Adults	0	0	N/A	50.3%	52.5%	50.4%
% of FP17s for Band 1 Urgent Courses	8	586	1.4%	10.5%	9.3%	9.1%
% of FP17s Relating to Free Repair or Replacements	0	586	0.0%	0.9%	1.0%	0.8%
% of FP17s Relating to Continuations	0	586	0.0%	1.3%	1.5%	1.3%
% of Patients satisfied with the dentistry they have received	0	0	N/A	91.8%	93.1%	92.7%
% of Patients satisfied with the time they had to wait for an appointment	0	0	N/A	88.0%	89.8%	88.8%

* This is based on patients treated on this contract for their most recent course of treatment. Figures in italics indicate the base number of FP17s or Patient Questionnaire responses are less than 100. N/A is shown where the base number of responses is less than 10 during the period. % is calculated as Quantity/Base number*100

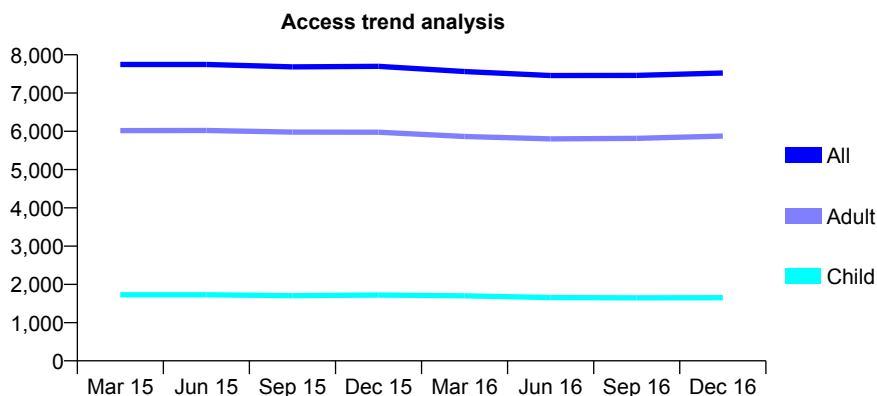
Q46 - Vital Signs At a Glance Contract Report for 224944/0003 - December 2016

Name or company name	MR DF MCGRATH
Contract type name	GDS Contract
Purpose of contract	General
Contract start date	01/06/2011
Contract end date	

16/17 Contracted general activity (UDA)	27,600
Carry forward general activity (UDA)	1,104
16/17 Contracted orthodontic activity (UOA)	0
Carry forward orthodontic activity (UOA)	0
Baseline contract value	£886,325.73

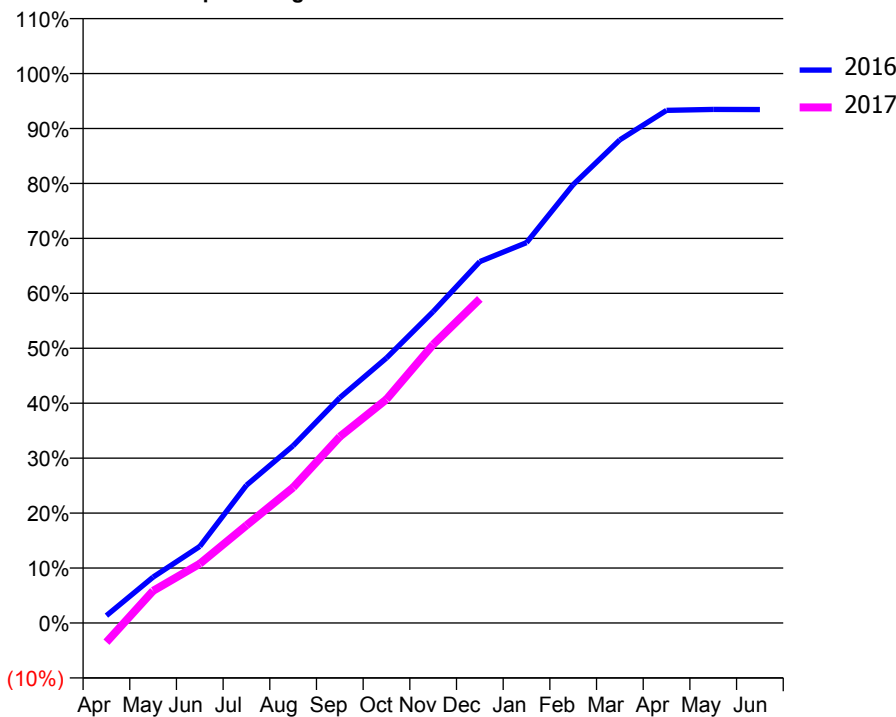
ACCESS*

Patients seen in 24 months	Total	Change since previous quarter
Quarter ending December 2015	7,697	
Quarter ending March 2016	7,564	↓
Quarter ending June 2016	7,457	↓
Quarter ending September 2016	7,463	→
Quarter ending December 2016	7,524	→
Variance since December 2015	(2.2%)	↓



ACTIVITY

Cumulative percentage of contracted UDA delivered 2016 & 2017



Month	Adjusted Scheduled Activity (UDA)	
	2016	2017
April	372	-965
May	2,308	1,618
June	3,847	2,976
July	6,922	4,906
August	8,905	6,807
September	11,314	9,358
October	13,310	11,235
November	15,645	13,988
December	18,153	16,279
January	19,107	
February	22,021	
March	24,269	
April	25,749	
May	25,794	
June	25,792	

QUALITY

	Quantity	Base Number	Contract	AT	Region	England
% of FP17s for the same patient ID Re-attending within 3 months - Children	168	1,838	9.1%	13.0%	13.4%	12.4%
% of FP17s for the same patient ID Re-attending within 3 months - Adults	979	6,742	14.5%	17.6%	17.3%	16.6%
% of FP17s for the same patient ID Re-attending between 3 & 9 months - Children	1,111	1,838	60.4%	56.4%	58.9%	57.5%
% of FP17s for the same patient ID Re-attending between 3 & 9 months - Adults	4,161	6,742	61.7%	50.3%	52.5%	50.4%
% of FP17s for Band 1 Urgent Courses	628	7,937	7.9%	10.5%	9.3%	9.1%
% of FP17s Relating to Free Repair or Replacements	79	7,937	1.0%	0.9%	1.0%	0.8%
% of FP17s Relating to Continuations	84	7,937	1.1%	1.3%	1.5%	1.3%
% of Patients satisfied with the dentistry they have received	7	8	N/A	91.8%	93.1%	92.7%
% of Patients satisfied with the time they had to wait for an appointment	6	8	N/A	88.0%	89.8%	88.8%

* This is based on patients treated on this contract for their most recent course of treatment. Figures in italics indicate the base number of FP17s or Patient Questionnaire responses are less than 100. N/A is shown where the base number of responses is less than 10 during the period. % is calculated as Quantity/Base number*100

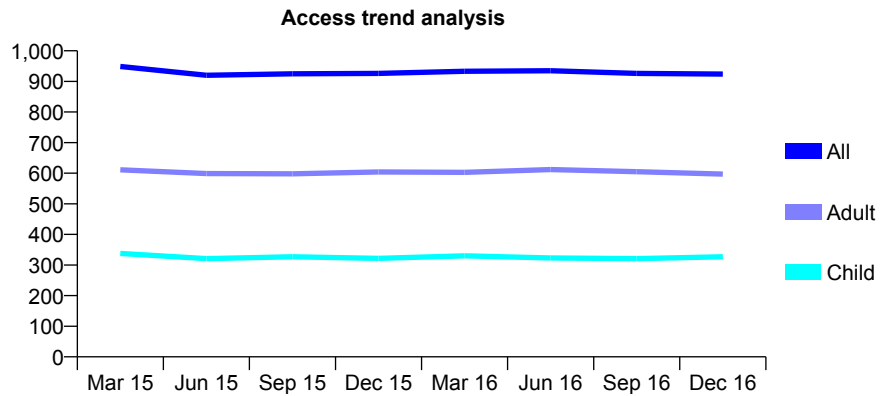
Q46 - Vital Signs At a Glance Contract Report for 226815/0001 - December 2016

Name or company name	Brinnington Dental Practice
Contract type name	GDS Contract
Purpose of contract	General
Contract start date	01/04/2006
Contract end date	

16/17 Contracted general activity (UDA)	2,772
Carry forward general activity (UDA)	-55
16/17 Contracted orthodontic activity (UOA)	0
Carry forward orthodontic activity (UOA)	0
Baseline contract value	£117,249.23

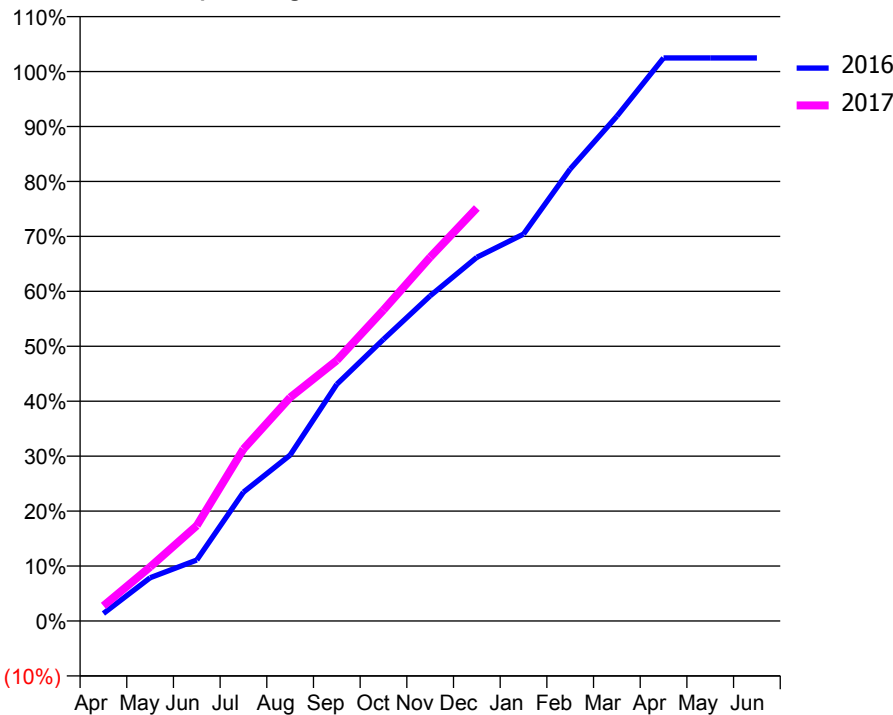
ACCESS*

Patients seen in 24 months	Total	Change since previous quarter
Quarter ending December 2015	926	
Quarter ending March 2016	933	→
Quarter ending June 2016	935	→
Quarter ending September 2016	926	→
Quarter ending December 2016	924	→
Variance since December 2015	(0.2%)	→



ACTIVITY

Cumulative percentage of contracted UDA delivered 2016 & 2017



Month	Adjusted Scheduled Activity (UDA)	
	2016	2017
April	38	76
May	218	273
June	308	481
July	650	867
August	837	1,128
September	1,194	1,315
October	1,421	1,569
November	1,640	1,835
December	1,834	2,083
January	1,952	
February	2,280	
March	2,546	
April	2,841	
May	2,841	
June	2,841	

QUALITY

	Quantity	Base Number	Contract	AT	Region	England
% of FP17s for the same patient ID Re-attending within 3 months - Children	43	369	11.7%	13.0%	13.4%	12.4%
% of FP17s for the same patient ID Re-attending within 3 months - Adults	150	602	24.9%	17.6%	17.3%	16.6%
% of FP17s for the same patient ID Re-attending between 3 & 9 months - Children	213	369	57.7%	56.4%	58.9%	57.5%
% of FP17s for the same patient ID Re-attending between 3 & 9 months - Adults	151	602	25.1%	50.3%	52.5%	50.4%
% of FP17s for Band 1 Urgent Courses	137	864	15.9%	10.5%	9.3%	9.1%
% of FP17s Relating to Free Repair or Replacements	5	864	0.6%	0.9%	1.0%	0.8%
% of FP17s Relating to Continuations	2	864	0.2%	1.3%	1.5%	1.3%
% of Patients satisfied with the dentistry they have received	0	0	N/A	91.8%	93.1%	92.7%
% of Patients satisfied with the time they had to wait for an appointment	0	0	N/A	88.0%	89.8%	88.8%

* This is based on patients treated on this contract for their most recent course of treatment. Figures in italics indicate the base number of FP17s or Patient Questionnaire responses are less than 100. N/A is shown where the base number of responses is less than 10 during the period. % is calculated as Quantity/Base number*100

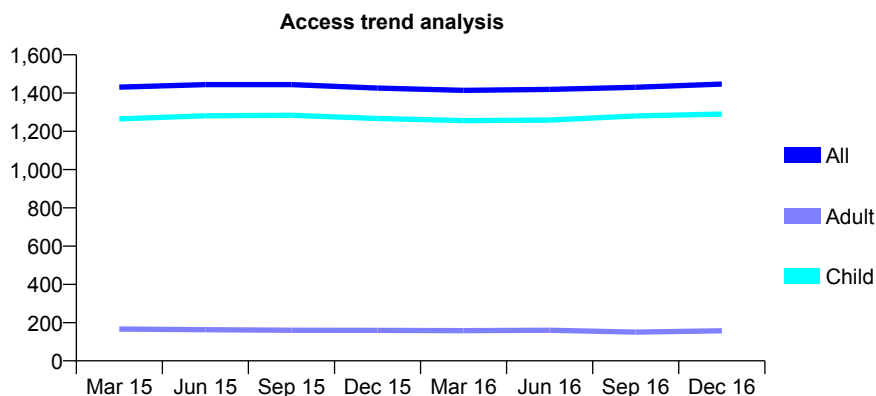
Q46 - Vital Signs At a Glance Contract Report for 232971/0001 - December 2016

Name or company name	MISS S HODGSON
Contract type name	GDS Contract
Purpose of contract	General
Contract start date	01/04/2006
Contract end date	

16/17 Contracted general activity (UDA)	3,396
Carry forward general activity (UDA)	0
16/17 Contracted orthodontic activity (UOA)	0
Carry forward orthodontic activity (UOA)	0
Baseline contract value	£83,022.87

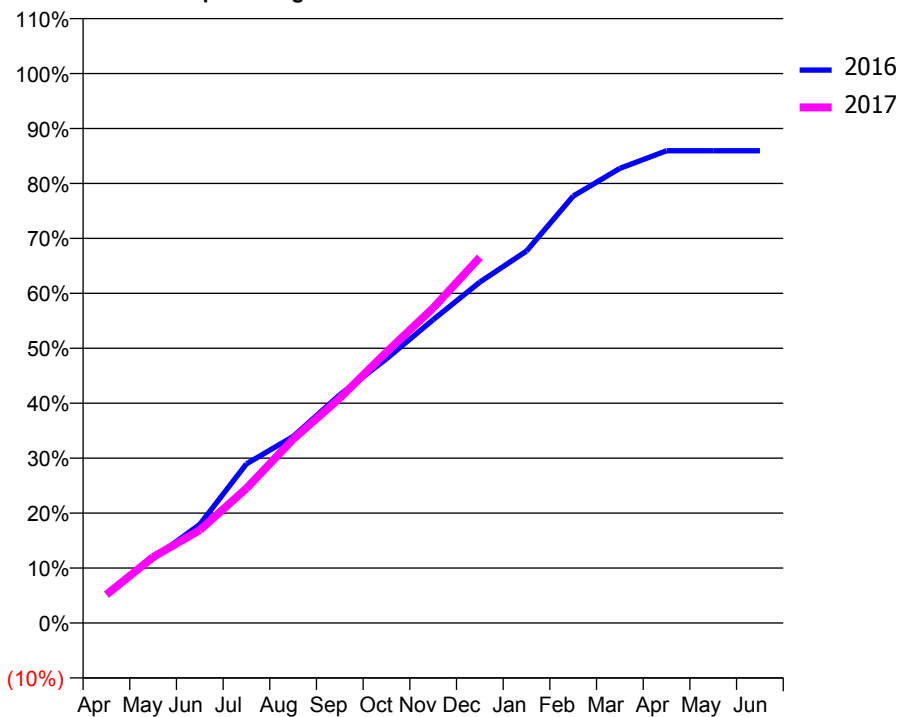
ACCESS*

Patients seen in 24 months	Total	Change since previous quarter
Quarter ending December 2015	1,426	
Quarter ending March 2016	1,414	→
Quarter ending June 2016	1,419	→
Quarter ending September 2016	1,430	→
Quarter ending December 2016	1,447	→
Variance since December 2015	1.5%	→



ACTIVITY

Cumulative percentage of contracted UDA delivered 2016 & 2017



Month	Adjusted Scheduled Activity (UDA)	
	2016	2017
April	180	175
May	399	407
June	610	574
July	984	832
August	1,153	1,136
September	1,410	1,390
October	1,633	1,674
November	1,875	1,947
December	2,107	2,260
January	2,299	
February	2,639	
March	2,810	
April	2,919	
May	2,919	
June	2,919	

QUALITY

	Quantity	Base Number	Contract	AT	Region	England
% of FP17s for the same patient ID Re-attending within 3 months - Children	116	1,623	7.1%	13.0%	13.4%	12.4%
% of FP17s for the same patient ID Re-attending within 3 months - Adults	2	50	4.0%	17.6%	17.3%	16.6%
% of FP17s for the same patient ID Re-attending between 3 & 9 months - Children	1,115	1,623	68.7%	56.4%	58.9%	57.5%
% of FP17s for the same patient ID Re-attending between 3 & 9 months - Adults	40	50	80.0%	50.3%	52.5%	50.4%
% of FP17s for Band 1 Urgent Courses	50	1,591	3.1%	10.5%	9.3%	9.1%
% of FP17s Relating to Free Repair or Replacements	0	1,591	0.0%	0.9%	1.0%	0.8%
% of FP17s Relating to Continuations	0	1,591	0.0%	1.3%	1.5%	1.3%
% of Patients satisfied with the dentistry they have received	1	1	N/A	91.8%	93.1%	92.7%
% of Patients satisfied with the time they had to wait for an appointment	1	1	N/A	88.0%	89.8%	88.8%

* This is based on patients treated on this contract for their most recent course of treatment. Figures in italics indicate the base number of FP17s or Patient Questionnaire responses are less than 100. N/A is shown where the base number of responses is less than 10 during the period. % is calculated as Quantity/Base number*100

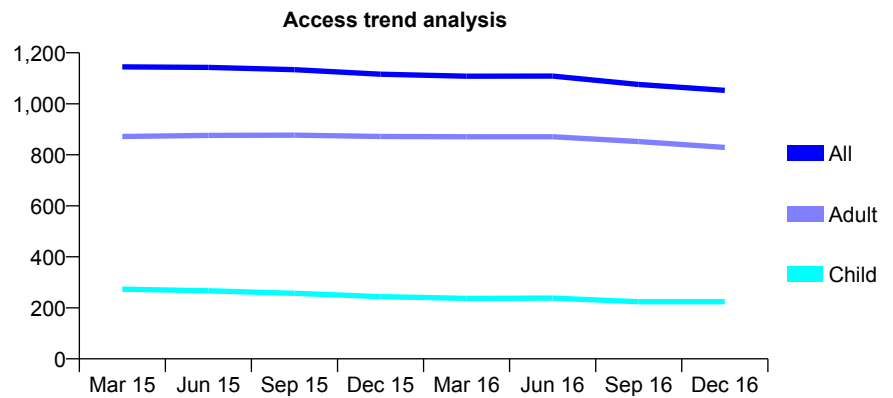
Q46 - Vital Signs At a Glance Contract Report for 235881/0001 - December 2016

Name or company name	MR S HELM
Contract type name	GDS Contract
Purpose of contract	General
Contract start date	01/04/2006
Contract end date	

16/17 Contracted general activity (UDA)	4,822
Carry forward general activity (UDA)	0
16/17 Contracted orthodontic activity (UOA)	0
Carry forward orthodontic activity (UOA)	0
Baseline contract value	£155,257.91

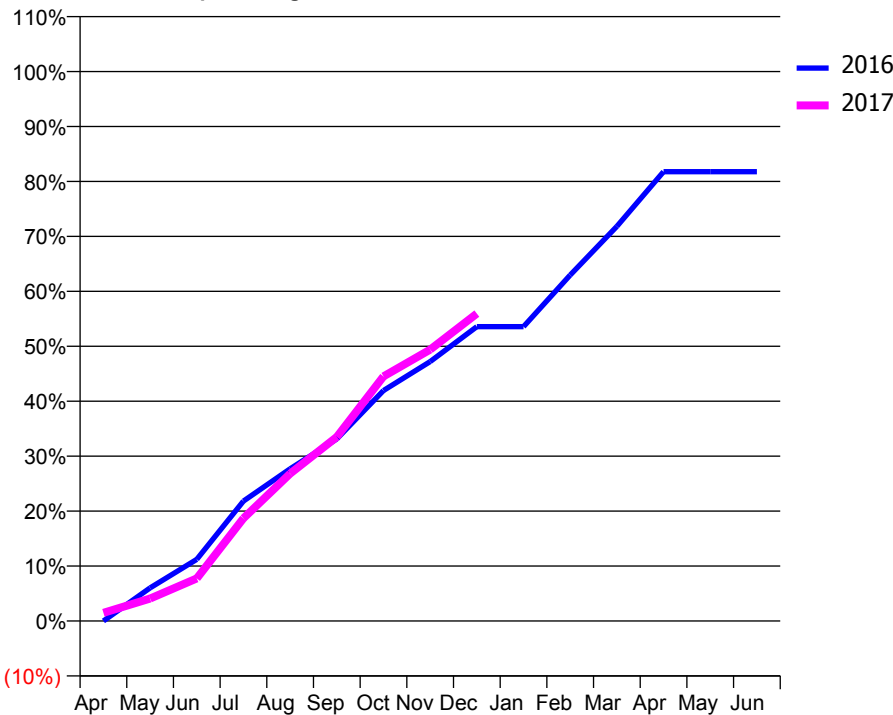
ACCESS*

Patients seen in 24 months	Total	Change since previous quarter
Quarter ending December 2015	1,116	
Quarter ending March 2016	1,108	→
Quarter ending June 2016	1,109	→
Quarter ending September 2016	1,076	↓
Quarter ending December 2016	1,053	↓
Variance since December 2015	(5.6%)	↓



ACTIVITY

Cumulative percentage of contracted UDA delivered 2016 & 2017



Month	Adjusted Scheduled Activity (UDA)	
	2016	2017
April	0	72
May	291	198
June	541	374
July	1,053	902
August	1,336	1,294
September	1,598	1,615
October	2,022	2,147
November	2,277	2,381
December	2,583	2,698
January	2,583	
February	3,036	
March	3,463	
April	3,942	
May	3,942	
June	3,942	

QUALITY

	Quantity	Base Number	Contract	AT	Region	England
% of FP17s for the same patient ID Re-attending within 3 months - Children	15	233	6.4%	13.0%	13.4%	12.4%
% of FP17s for the same patient ID Re-attending within 3 months - Adults	169	711	23.8%	17.6%	17.3%	16.6%
% of FP17s for the same patient ID Re-attending between 3 & 9 months - Children	104	233	44.6%	56.4%	58.9%	57.5%
% of FP17s for the same patient ID Re-attending between 3 & 9 months - Adults	234	711	32.9%	50.3%	52.5%	50.4%
% of FP17s for Band 1 Urgent Courses	136	838	16.2%	10.5%	9.3%	9.1%
% of FP17s Relating to Free Repair or Replacements	16	838	1.9%	0.9%	1.0%	0.8%
% of FP17s Relating to Continuations	11	838	1.3%	1.3%	1.5%	1.3%
% of Patients satisfied with the dentistry they have received	5	6	N/A	91.8%	93.1%	92.7%
% of Patients satisfied with the time they had to wait for an appointment	6	6	N/A	88.0%	89.8%	88.8%

* This is based on patients treated on this contract for their most recent course of treatment. Figures in italics indicate the base number of FP17s or Patient Questionnaire responses are less than 100. N/A is shown where the base number of responses is less than 10 during the period. % is calculated as Quantity/Base number*100

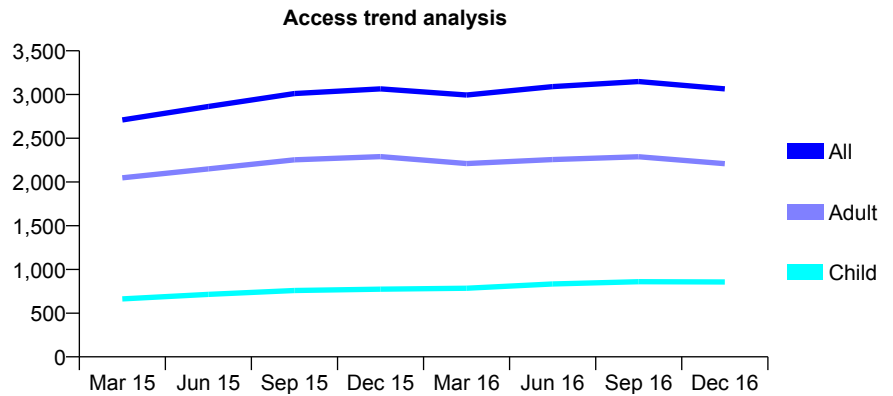
Q46 - Vital Signs At a Glance Contract Report for 238422/0002 - December 2016

Name or company name	MR A HOLLAND
Contract type name	GDS Contract
Purpose of contract	General
Contract start date	01/04/2006
Contract end date	

16/17 Contracted general activity (UDA)	8,912
Carry forward general activity (UDA)	-178
16/17 Contracted orthodontic activity (UOA)	0
Carry forward orthodontic activity (UOA)	0
Baseline contract value	£274,042.59

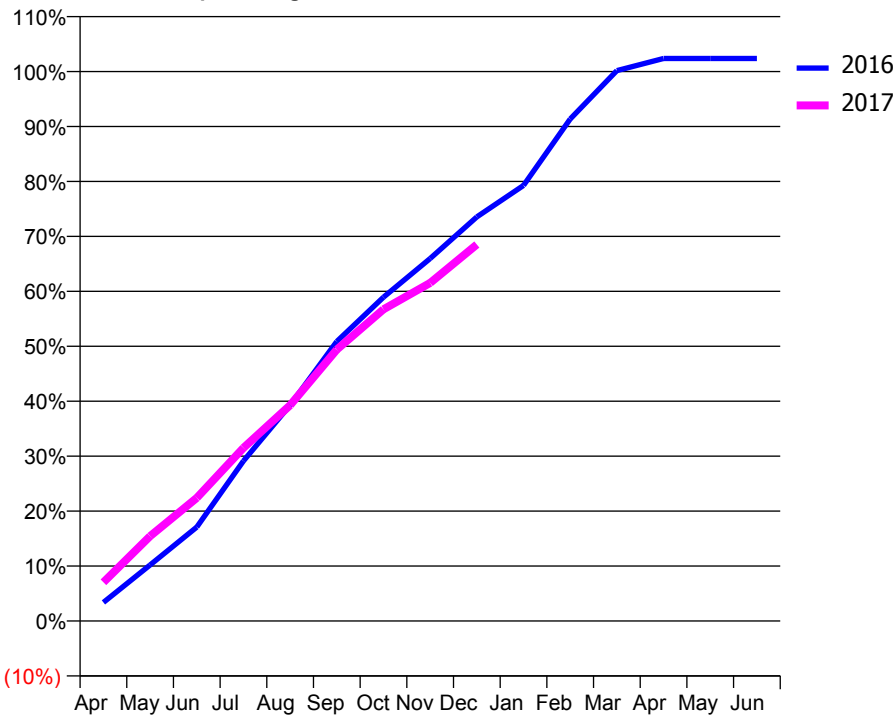
ACCESS*

Patients seen in 24 months	Total	Change since previous quarter
Quarter ending December 2015	3,064	
Quarter ending March 2016	2,995	↓
Quarter ending June 2016	3,090	↑
Quarter ending September 2016	3,148	→
Quarter ending December 2016	3,065	↓
Variance since December 2015	0.0%	→



ACTIVITY

Cumulative percentage of contracted UDA delivered 2016 & 2017



Month	Adjusted Scheduled Activity (UDA)	
	2016	2017
April	301	628
May	909	1,376
June	1,523	1,997
July	2,596	2,807
August	3,501	3,501
September	4,534	4,402
October	5,252	5,055
November	5,880	5,484
December	6,554	6,106
January	7,064	
February	8,140	
March	8,925	
April	9,123	
May	9,123	
June	9,123	

QUALITY

	Quantity	Base Number	Contract	AT	Region	England
% of FP17s for the same patient ID Re-attending within 3 months - Children	91	891	10.2%	13.0%	13.4%	12.4%
% of FP17s for the same patient ID Re-attending within 3 months - Adults	305	1,863	16.4%	17.6%	17.3%	16.6%
% of FP17s for the same patient ID Re-attending between 3 & 9 months - Children	433	891	48.6%	56.4%	58.9%	57.5%
% of FP17s for the same patient ID Re-attending between 3 & 9 months - Adults	626	1,863	33.6%	50.3%	52.5%	50.4%
% of FP17s for Band 1 Urgent Courses	464	2,646	17.5%	10.5%	9.3%	9.1%
% of FP17s Relating to Free Repair or Replacements	15	2,646	0.6%	0.9%	1.0%	0.8%
% of FP17s Relating to Continuations	21	2,646	0.8%	1.3%	1.5%	1.3%
% of Patients satisfied with the dentistry they have received	2	2	N/A	91.8%	93.1%	92.7%
% of Patients satisfied with the time they had to wait for an appointment	2	2	N/A	88.0%	89.8%	88.8%

* This is based on patients treated on this contract for their most recent course of treatment. Figures in italics indicate the base number of FP17s or Patient Questionnaire responses are less than 100. N/A is shown where the base number of responses is less than 10 during the period. % is calculated as Quantity/Base number*100

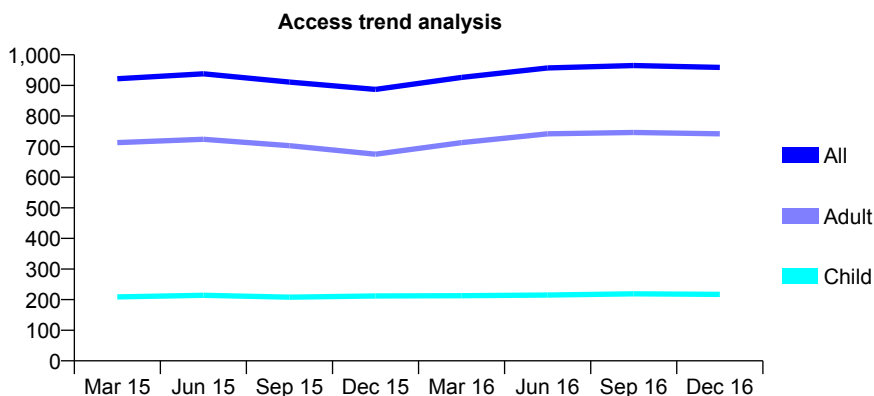
Q46 - Vital Signs At a Glance Contract Report for 238422/0003 - December 2016

Name or company name	MR A HOLLAND
Contract type name	GDS Contract
Purpose of contract	General
Contract start date	01/04/2006
Contract end date	

16/17 Contracted general activity (UDA)	2,713
Carry forward general activity (UDA)	0
16/17 Contracted orthodontic activity (UOA)	0
Carry forward orthodontic activity (UOA)	0
Baseline contract value	£87,332.98

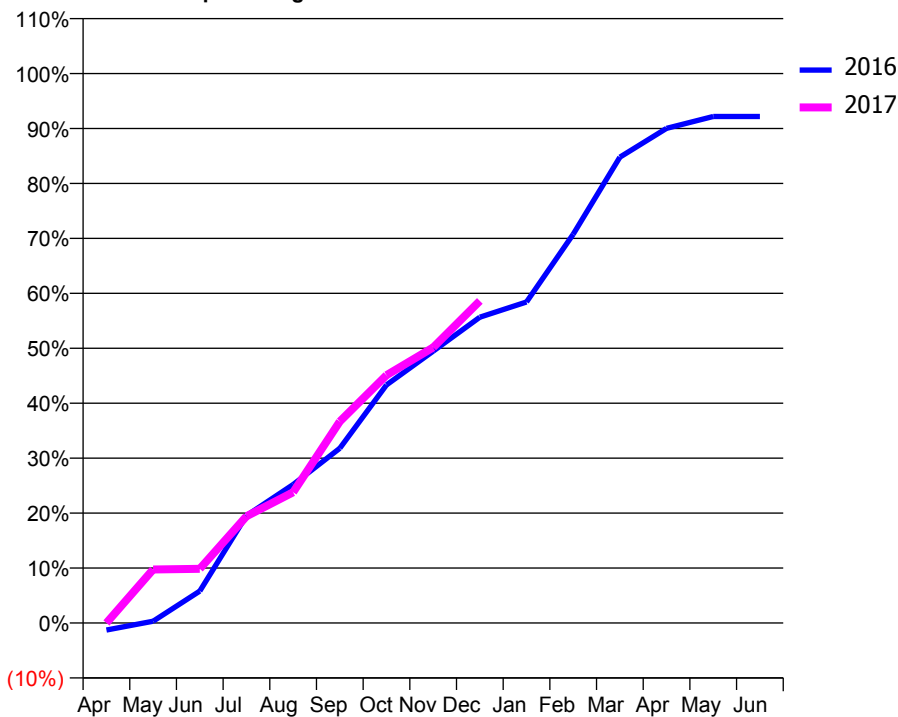
ACCESS*

Patients seen in 24 months	Total	Change since previous quarter
Quarter ending December 2015	887	
Quarter ending March 2016	926	↑
Quarter ending June 2016	957	↑
Quarter ending September 2016	965	→
Quarter ending December 2016	959	→
Variance since December 2015	8.1%	↑



ACTIVITY

Cumulative percentage of contracted UDA delivered 2016 & 2017



Month	Adjusted Scheduled Activity (UDA)	
	2016	2017
April	-35	0
May	9	264
June	158	267
July	530	527
August	684	646
September	863	995
October	1,176	1,224
November	1,342	1,360
December	1,510	1,590
January	1,585	
February	1,920	
March	2,300	
April	2,442	
May	2,501	
June	2,501	

QUALITY

	Quantity	Base Number	Contract	AT	Region	England
% of FP17s for the same patient ID Re-attending within 3 months - Children	6	192	3.1%	13.0%	13.4%	12.4%
% of FP17s for the same patient ID Re-attending within 3 months - Adults	66	598	11.0%	17.6%	17.3%	16.6%
% of FP17s for the same patient ID Re-attending between 3 & 9 months - Children	102	192	53.1%	56.4%	58.9%	57.5%
% of FP17s for the same patient ID Re-attending between 3 & 9 months - Adults	189	598	31.6%	50.3%	52.5%	50.4%
% of FP17s for Band 1 Urgent Courses	195	699	27.9%	10.5%	9.3%	9.1%
% of FP17s Relating to Free Repair or Replacements	6	699	0.9%	0.9%	1.0%	0.8%
% of FP17s Relating to Continuations	3	699	0.4%	1.3%	1.5%	1.3%
% of Patients satisfied with the dentistry they have received	0	0	N/A	91.8%	93.1%	92.7%
% of Patients satisfied with the time they had to wait for an appointment	0	0	N/A	88.0%	89.8%	88.8%

* This is based on patients treated on this contract for their most recent course of treatment. Figures in italics indicate the base number of FP17s or Patient Questionnaire responses are less than 100. N/A is shown where the base number of responses is less than 10 during the period. % is calculated as Quantity/Base number*100

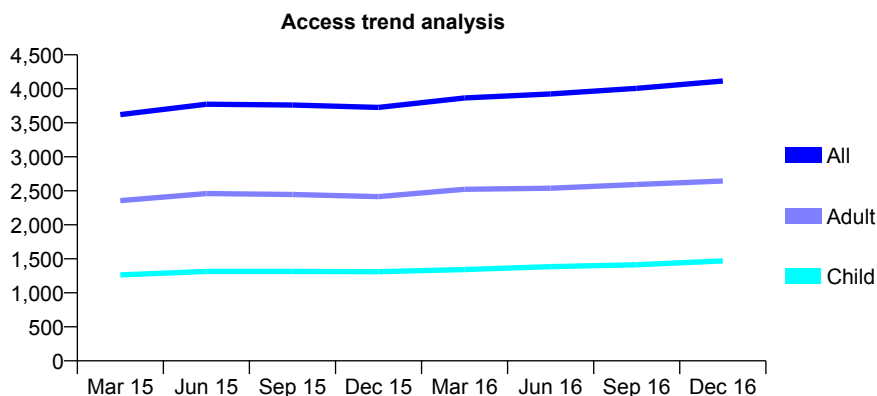
Q46 - Vital Signs At a Glance Contract Report for 238821/0001 - December 2016

Name or company name	MR AS HASNAIN
Contract type name	GDS Contract
Purpose of contract	General
Contract start date	01/04/2006
Contract end date	

16/17 Contracted general activity (UDA)	13,879
Carry forward general activity (UDA)	17
16/17 Contracted orthodontic activity (UOA)	0
Carry forward orthodontic activity (UOA)	0
Baseline contract value	£466,796.06

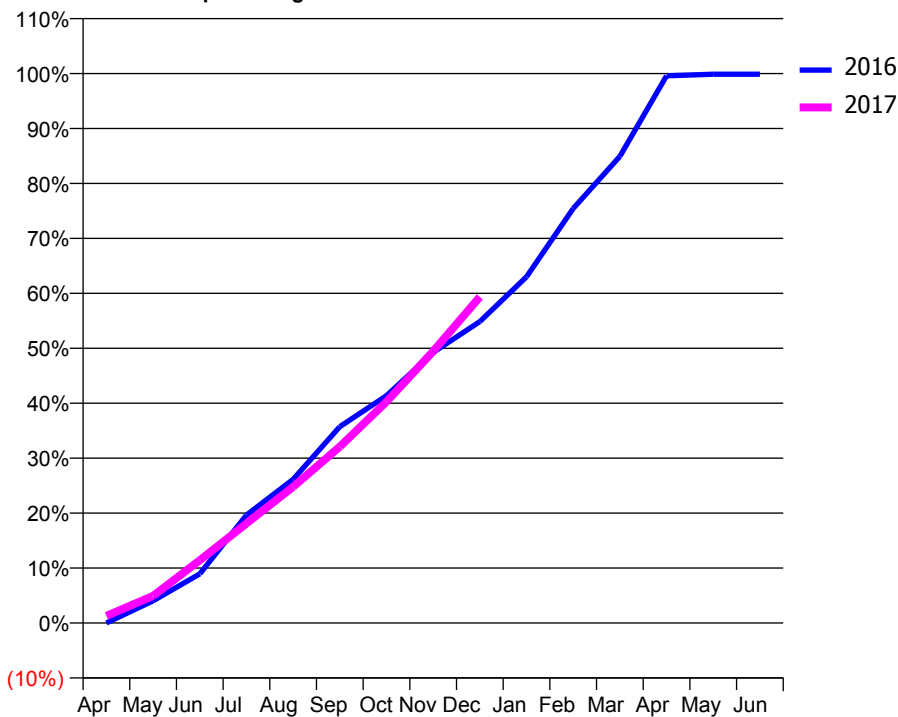
ACCESS*

Patients seen in 24 months	Total	Change since previous quarter
Quarter ending December 2015	3,726	
Quarter ending March 2016	3,865	↑
Quarter ending June 2016	3,925	→
Quarter ending September 2016	4,006	↑
Quarter ending December 2016	4,115	↑
Variance since December 2015	10.4%	↑



ACTIVITY

Cumulative percentage of contracted UDA delivered 2016 & 2017



Month	Adjusted Scheduled Activity (UDA)	
	2016	2017
April	1	180
May	561	687
June	1,240	1,583
July	2,725	2,514
August	3,627	3,440
September	4,959	4,454
October	5,742	5,588
November	6,837	6,861
December	7,614	8,237
January	8,746	
February	10,470	
March	11,787	
April	13,821	
May	13,861	
June	13,862	

QUALITY

	Quantity	Base Number	Contract	AT	Region	England
% of FP17s for the same patient ID Re-attending within 3 months - Children	171	1,321	12.9%	13.0%	13.4%	12.4%
% of FP17s for the same patient ID Re-attending within 3 months - Adults	358	2,106	17.0%	17.6%	17.3%	16.6%
% of FP17s for the same patient ID Re-attending between 3 & 9 months - Children	481	1,321	36.4%	56.4%	58.9%	57.5%
% of FP17s for the same patient ID Re-attending between 3 & 9 months - Adults	581	2,106	27.6%	50.3%	52.5%	50.4%
% of FP17s for Band 1 Urgent Courses	447	2,793	16.0%	10.5%	9.3%	9.1%
% of FP17s Relating to Free Repair or Replacements	0	2,793	0.0%	0.9%	1.0%	0.8%
% of FP17s Relating to Continuations	2	2,793	0.1%	1.3%	1.5%	1.3%
% of Patients satisfied with the dentistry they have received	3	3	N/A	91.8%	93.1%	92.7%
% of Patients satisfied with the time they had to wait for an appointment	3	3	N/A	88.0%	89.8%	88.8%

* This is based on patients treated on this contract for their most recent course of treatment. Figures in italics indicate the base number of FP17s or Patient Questionnaire responses are less than 100. N/A is shown where the base number of responses is less than 10 during the period. % is calculated as Quantity/Base number*100

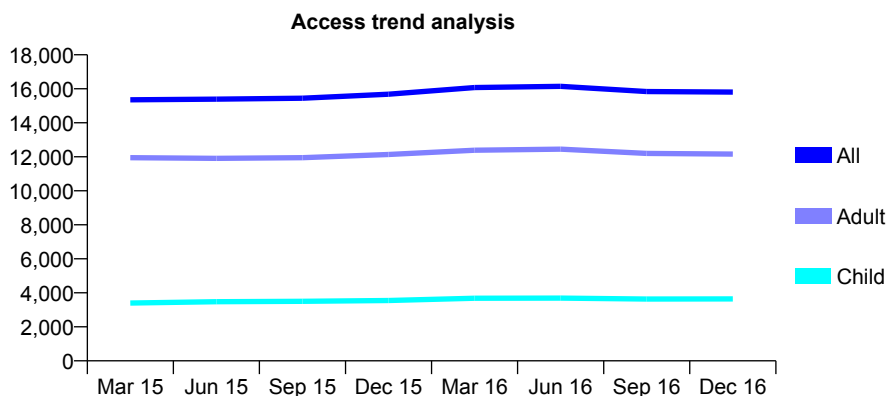
Q46 - Vital Signs At a Glance Contract Report for 239615/0001 - December 2016

Name or company name	MR RS SINGH
Contract type name	GDS Contract
Purpose of contract	General and Orthodontic
Contract start date	01/04/2006
Contract end date	

16/17 Contracted general activity (UDA)	39,521
Carry forward general activity (UDA)	454
16/17 Contracted orthodontic activity (UOA)	1,091
Carry forward orthodontic activity (UOA)	-5
Baseline contract value	£1,371,951.41

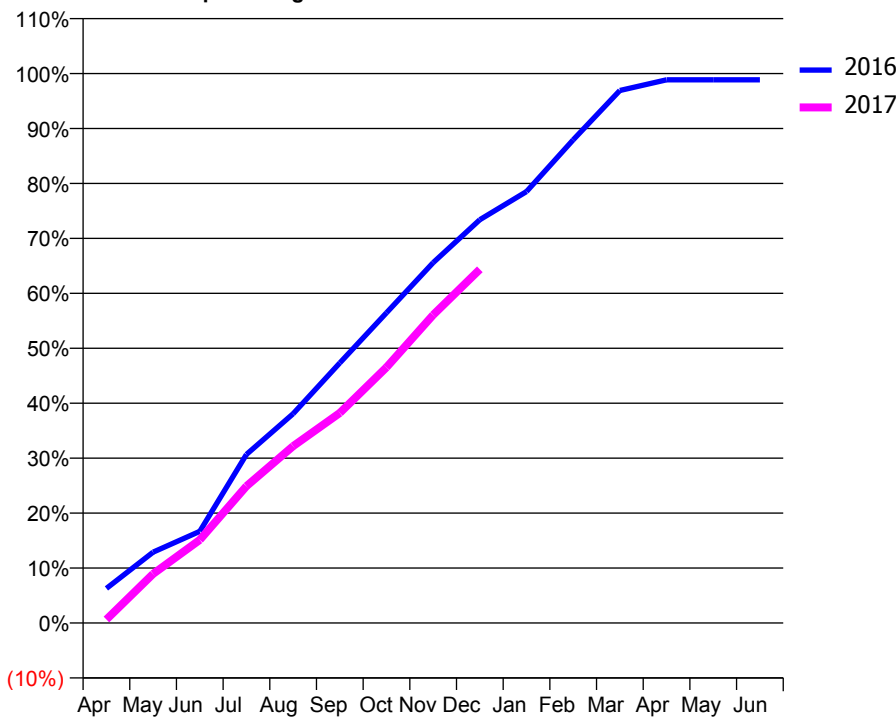
ACCESS*

Patients seen in 24 months	Total	Change since previous quarter
Quarter ending December 2015	15,684	
Quarter ending March 2016	16,071	↑
Quarter ending June 2016	16,146	→
Quarter ending September 2016	15,836	↓
Quarter ending December 2016	15,805	→
Variance since December 2015	0.8%	→



ACTIVITY

Cumulative percentage of contracted UDA delivered 2016 & 2017



Month	Adjusted Scheduled Activity (UDA)	
	2016	2017
April	2,506	256
May	5,137	3,537
June	6,641	5,982
July	12,209	9,848
August	15,156	12,726
September	18,842	15,105
October	22,467	18,392
November	26,106	22,159
December	29,216	25,439
January	31,252	
February	34,993	
March	38,573	
April	39,341	
May	39,343	
June	39,347	

QUALITY

	Quantity	Base Number	Contract	AT	Region	England
% of FP17s for the same patient ID Re-attending within 3 months - Children	333	3,106	10.7%	13.0%	13.4%	12.4%
% of FP17s for the same patient ID Re-attending within 3 months - Adults	2,042	10,876	18.8%	17.6%	17.3%	16.6%
% of FP17s for the same patient ID Re-attending between 3 & 9 months - Children	1,192	3,106	38.4%	56.4%	58.9%	57.5%
% of FP17s for the same patient ID Re-attending between 3 & 9 months - Adults	4,428	10,876	40.7%	50.3%	52.5%	50.4%
% of FP17s for Band 1 Urgent Courses	727	12,387	5.9%	10.5%	9.3%	9.1%
% of FP17s Relating to Free Repair or Replacements	111	12,387	0.9%	0.9%	1.0%	0.8%
% of FP17s Relating to Continuations	125	12,387	1.0%	1.3%	1.5%	1.3%
% of Patients satisfied with the dentistry they have received	6	6	N/A	91.8%	93.1%	92.7%
% of Patients satisfied with the time they had to wait for an appointment	6	6	N/A	88.0%	89.8%	88.8%

* This is based on patients treated on this contract for their most recent course of treatment. Figures in italics indicate the base number of FP17s or Patient Questionnaire responses are less than 100. N/A is shown where the base number of responses is less than 10 during the period. % is calculated as Quantity/Base number*100

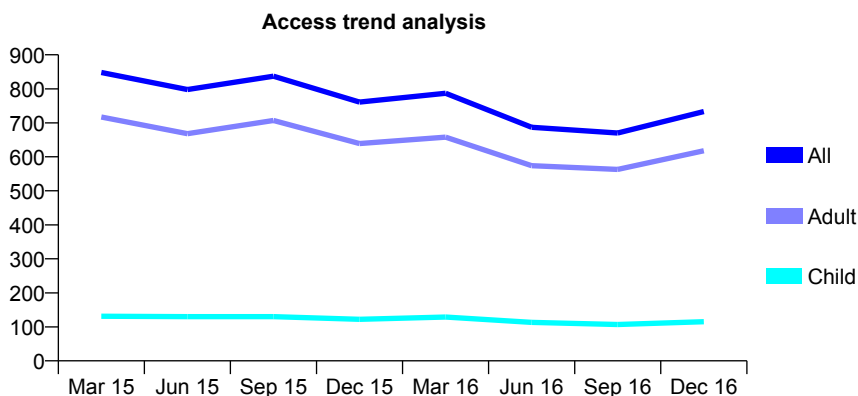
Q46 - Vital Signs At a Glance Contract Report for 239615/0006 - December 2016

Name or company name	MR RS SINGH
Contract type name	PDS Contract
Purpose of contract	General
Contract start date	01/05/2010
Contract end date	31/03/2017

16/17 Contracted general activity (UDA)	1,344
Carry forward general activity (UDA)	0
16/17 Contracted orthodontic activity (UOA)	0
Carry forward orthodontic activity (UOA)	0
Baseline contract value	£89,897.20

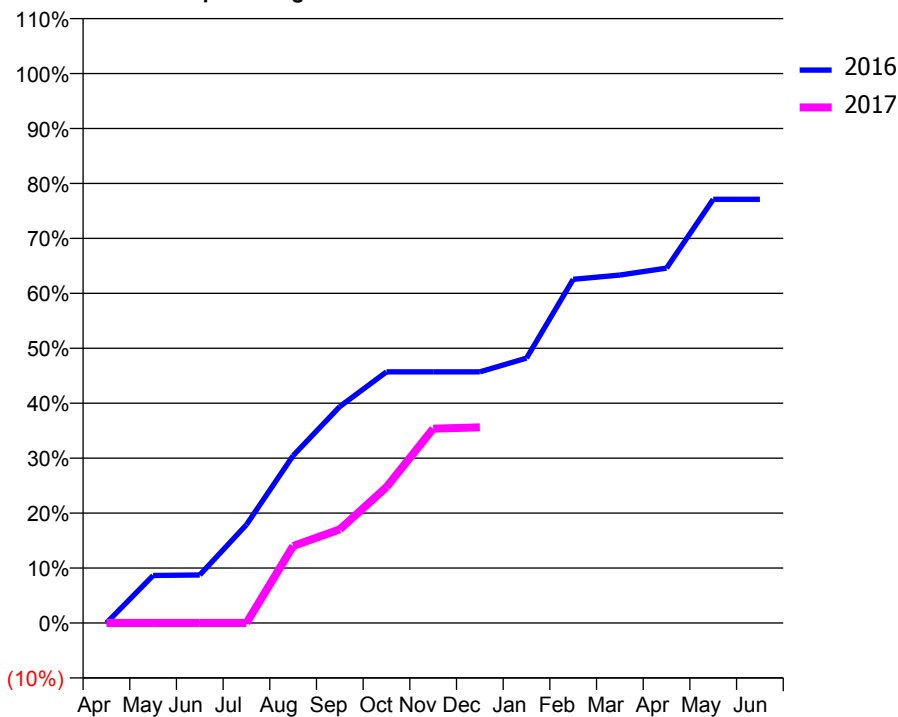
ACCESS*

Patients seen in 24 months	Total	Change since previous quarter
Quarter ending December 2015	761	
Quarter ending March 2016	787	↑
Quarter ending June 2016	687	↓
Quarter ending September 2016	670	↓
Quarter ending December 2016	733	↑
Variance since December 2015	(3.7%)	↓



ACTIVITY

Cumulative percentage of contracted UDA delivered 2016 & 2017



Month	Adjusted Scheduled Activity (UDA)	
	2016	2017
April	0	0
May	116	0
June	118	0
July	241	0
August	410	188
September	530	229
October	614	332
November	614	475
December	614	479
January	648	
February	841	
March	851	
April	868	
May	1,036	
June	1,036	

QUALITY

	Quantity	Base Number	Contract	AT	Region	England
% of FP17s for the same patient ID Re-attending within 3 months - Children	1	112	0.9%	13.0%	13.4%	12.4%
% of FP17s for the same patient ID Re-attending within 3 months - Adults	2	468	0.4%	17.6%	17.3%	16.6%
% of FP17s for the same patient ID Re-attending between 3 & 9 months - Children	1	112	0.9%	56.4%	58.9%	57.5%
% of FP17s for the same patient ID Re-attending between 3 & 9 months - Adults	3	468	0.6%	50.3%	52.5%	50.4%
% of FP17s for Band 1 Urgent Courses	398	399	99.7%	10.5%	9.3%	9.1%
% of FP17s Relating to Free Repair or Replacements	0	399	0.0%	0.9%	1.0%	0.8%
% of FP17s Relating to Continuations	0	399	0.0%	1.3%	1.5%	1.3%
% of Patients satisfied with the dentistry they have received	0	0	N/A	91.8%	93.1%	92.7%
% of Patients satisfied with the time they had to wait for an appointment	0	0	N/A	88.0%	89.8%	88.8%

* This is based on patients treated on this contract for their most recent course of treatment. Figures in italics indicate the base number of FP17s or Patient Questionnaire responses are less than 100. N/A is shown where the base number of responses is less than 10 during the period. % is calculated as Quantity/Base number*100

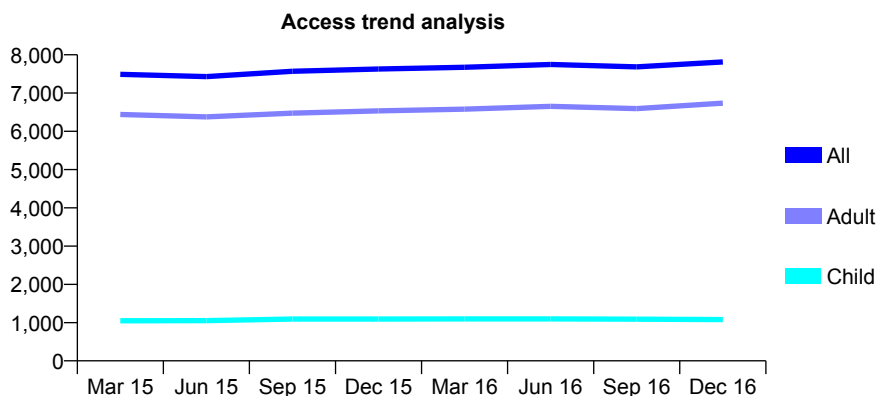
Q46 - Vital Signs At a Glance Contract Report for 243698/0001 - December 2016

Name or company name	MR A SALEEM
Contract type name	GDS Contract
Purpose of contract	General
Contract start date	01/04/2006
Contract end date	

16/17 Contracted general activity (UDA)	26,900
Carry forward general activity (UDA)	265
16/17 Contracted orthodontic activity (UOA)	0
Carry forward orthodontic activity (UOA)	0
Baseline contract value	£803,370.60

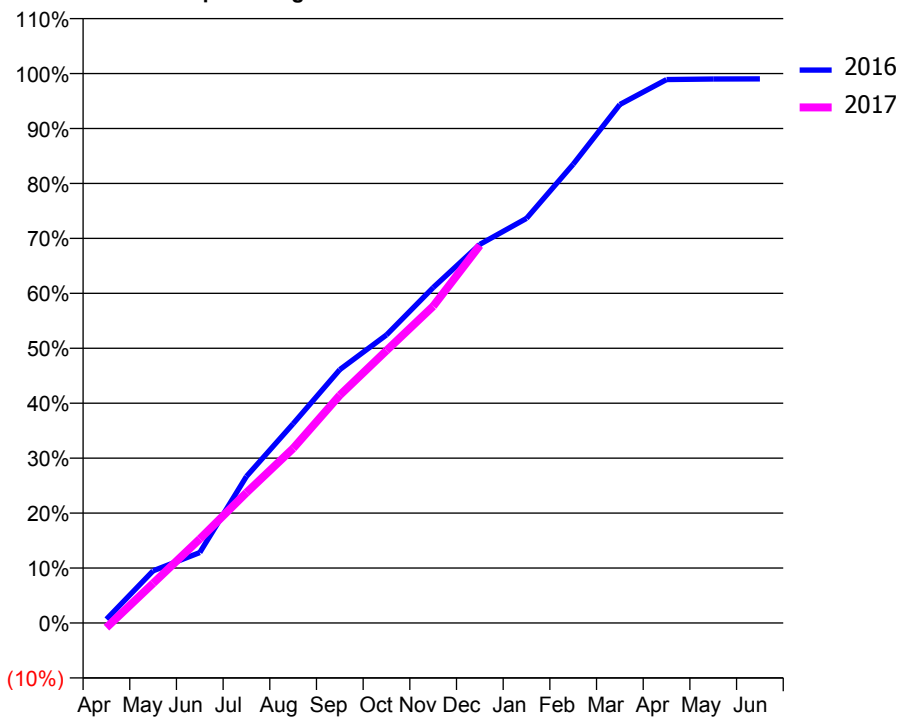
ACCESS*

Patients seen in 24 months	Total	Change since previous quarter
Quarter ending December 2015	7,628	
Quarter ending March 2016	7,675	→
Quarter ending June 2016	7,748	→
Quarter ending September 2016	7,685	→
Quarter ending December 2016	7,815	→
Variance since December 2015	2.5%	↑



ACTIVITY

Cumulative percentage of contracted UDA delivered 2016 & 2017



Month	Adjusted Scheduled Activity (UDA)	
	2016	2017
April	186	-234
May	2,553	1,942
June	3,447	4,118
July	7,179	6,381
August	9,754	8,546
September	12,404	11,154
October	14,103	13,337
November	16,423	15,506
December	18,537	18,486
January	19,809	
February	22,457	
March	25,386	
April	26,605	
May	26,632	
June	26,635	

QUALITY

	Quantity	Base Number	Contract	AT	Region	England
% of FP17s for the same patient ID Re-attending within 3 months - Children	139	1,162	12.0%	13.0%	13.4%	12.4%
% of FP17s for the same patient ID Re-attending within 3 months - Adults	1,284	6,663	19.3%	17.6%	17.3%	16.6%
% of FP17s for the same patient ID Re-attending between 3 & 9 months - Children	664	1,162	57.1%	56.4%	58.9%	57.5%
% of FP17s for the same patient ID Re-attending between 3 & 9 months - Adults	3,077	6,663	46.2%	50.3%	52.5%	50.4%
% of FP17s for Band 1 Urgent Courses	1,107	6,999	15.8%	10.5%	9.3%	9.1%
% of FP17s Relating to Free Repair or Replacements	116	6,999	1.7%	0.9%	1.0%	0.8%
% of FP17s Relating to Continuations	142	6,999	2.0%	1.3%	1.5%	1.3%
% of Patients satisfied with the dentistry they have received	5	5	N/A	91.8%	93.1%	92.7%
% of Patients satisfied with the time they had to wait for an appointment	2	5	N/A	88.0%	89.8%	88.8%

* This is based on patients treated on this contract for their most recent course of treatment. Figures in italics indicate the base number of FP17s or Patient Questionnaire responses are less than 100. N/A is shown where the base number of responses is less than 10 during the period. % is calculated as Quantity/Base number*100

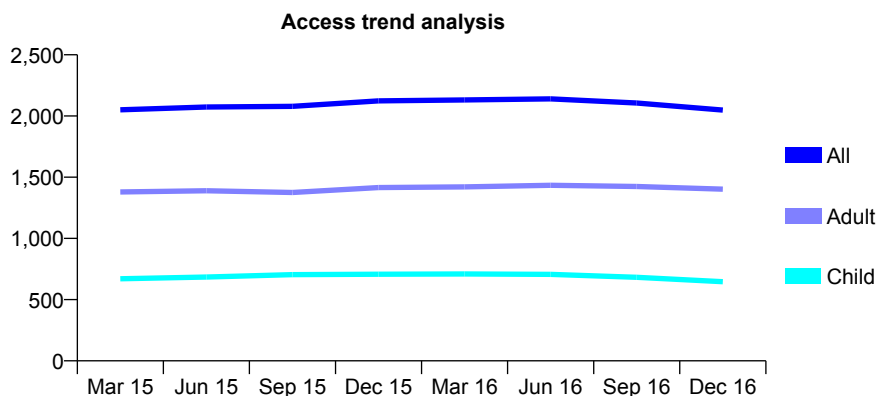
Q46 - Vital Signs At a Glance Contract Report for 243698/0002 - December 2016

Name or company name	MR A SALEEM PARTNERSHIP
Contract type name	GDS Contract
Purpose of contract	General
Contract start date	10/10/2008
Contract end date	

16/17 Contracted general activity (UDA)	6,803
Carry forward general activity (UDA)	164
16/17 Contracted orthodontic activity (UOA)	0
Carry forward orthodontic activity (UOA)	0
Baseline contract value	£179,118.71

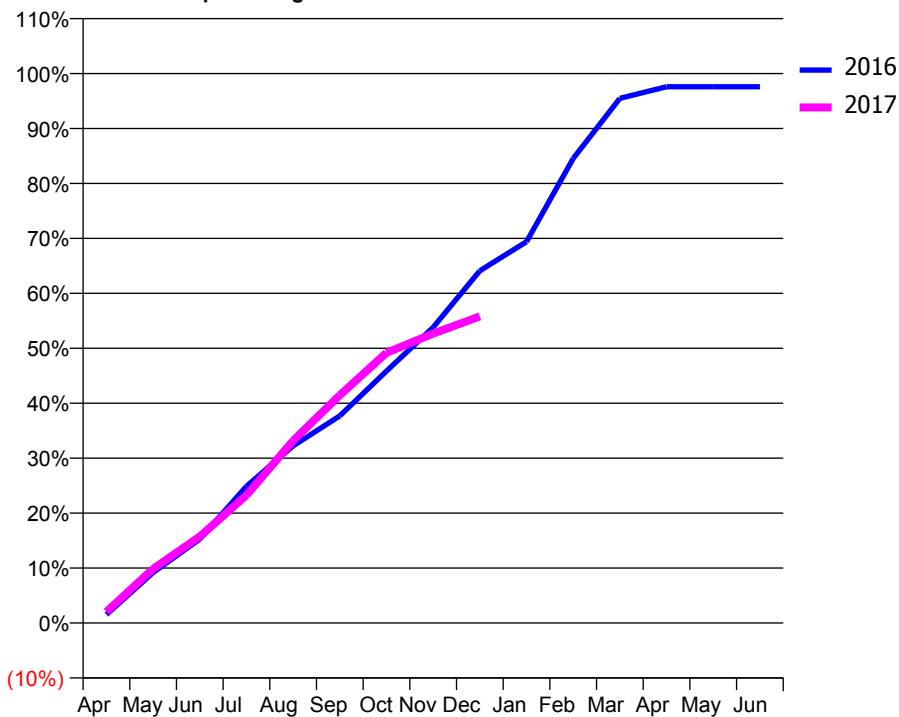
ACCESS*

Patients seen in 24 months	Total	Change since previous quarter
Quarter ending December 2015	2,124	
Quarter ending March 2016	2,131	→
Quarter ending June 2016	2,140	→
Quarter ending September 2016	2,106	↓
Quarter ending December 2016	2,049	↓
Variance since December 2015	(3.5%)	↓



ACTIVITY

Cumulative percentage of contracted UDA delivered 2016 & 2017



Month	Adjusted Scheduled Activity (UDA)	
	2016	2017
April	105	140
May	625	670
June	1,040	1,071
July	1,693	1,583
August	2,193	2,258
September	2,564	2,821
October	3,120	3,346
November	3,661	3,583
December	4,360	3,796
January	4,721	
February	5,751	
March	6,495	
April	6,639	
May	6,639	
June	6,639	

QUALITY

	Quantity	Base Number	Contract	AT	Region	England
% of FP17s for the same patient ID Re-attending within 3 months - Children	40	614	6.5%	13.0%	13.4%	12.4%
% of FP17s for the same patient ID Re-attending within 3 months - Adults	160	1,287	12.4%	17.6%	17.3%	16.6%
% of FP17s for the same patient ID Re-attending between 3 & 9 months - Children	407	614	66.3%	56.4%	58.9%	57.5%
% of FP17s for the same patient ID Re-attending between 3 & 9 months - Adults	688	1,287	53.5%	50.3%	52.5%	50.4%
% of FP17s for Band 1 Urgent Courses	103	1,848	5.6%	10.5%	9.3%	9.1%
% of FP17s Relating to Free Repair or Replacements	5	1,848	0.3%	0.9%	1.0%	0.8%
% of FP17s Relating to Continuations	9	1,848	0.5%	1.3%	1.5%	1.3%
% of Patients satisfied with the dentistry they have received	1	1	N/A	91.8%	93.1%	92.7%
% of Patients satisfied with the time they had to wait for an appointment	1	1	N/A	88.0%	89.8%	88.8%

* This is based on patients treated on this contract for their most recent course of treatment. Figures in italics indicate the base number of FP17s or Patient Questionnaire responses are less than 100. N/A is shown where the base number of responses is less than 10 during the period. % is calculated as Quantity/Base number*100

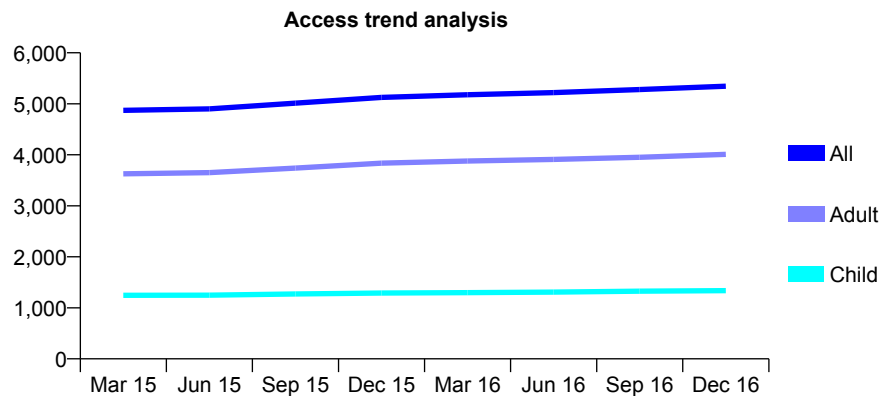
Q46 - Vital Signs At a Glance Contract Report for 245372/0005 - December 2016

Name or company name	Seedat, Ahmed and Hashmi
Contract type name	GDS Contract
Purpose of contract	General
Contract start date	18/12/2008
Contract end date	

16/17 Contracted general activity (UDA)	20,000
Carry forward general activity (UDA)	648
16/17 Contracted orthodontic activity (UOA)	0
Carry forward orthodontic activity (UOA)	0
Baseline contract value	£488,945.07

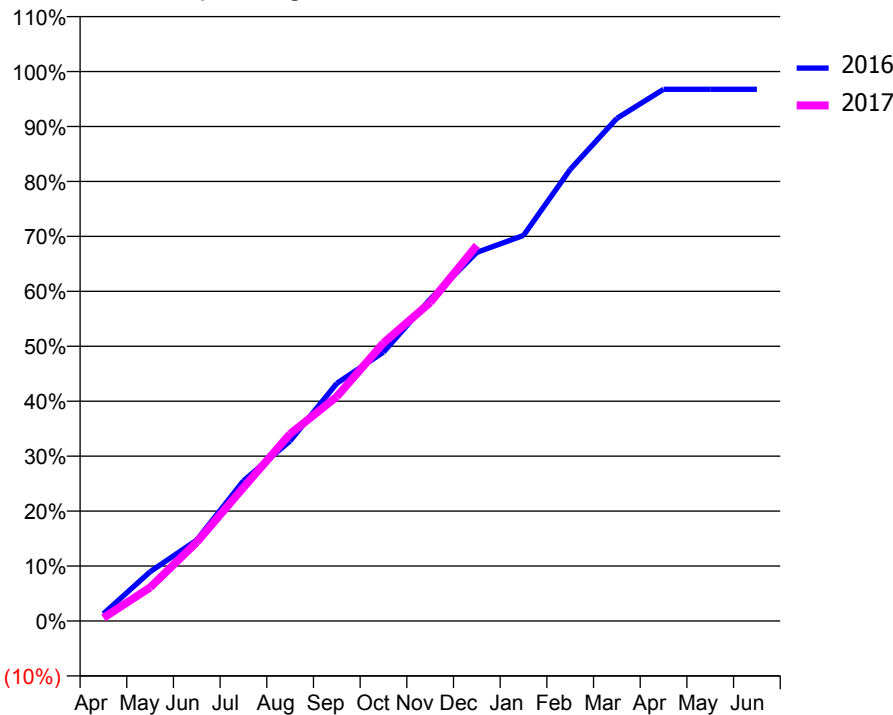
ACCESS*

Patients seen in 24 months	Total	Change since previous quarter
Quarter ending December 2015	5,126	
Quarter ending March 2016	5,177	→
Quarter ending June 2016	5,219	→
Quarter ending September 2016	5,280	→
Quarter ending December 2016	5,346	→
Variance since December 2015	4.3%	↑



ACTIVITY

Cumulative percentage of contracted UDA delivered 2016 & 2017



Month	Adjusted Scheduled Activity (UDA)	
	2016	2017
April	264	114
May	1,792	1,220
June	2,949	2,871
July	5,104	4,863
August	6,553	6,810
September	8,649	8,168
October	9,787	10,122
November	11,714	11,590
December	13,417	13,671
January	14,035	
February	16,437	
March	18,294	
April	19,352	
May	19,352	
June	19,352	

QUALITY

	Quantity	Base Number	Contract	AT	Region	England
% of FP17s for the same patient ID Re-attending within 3 months - Children	146	1,813	8.1%	13.0%	13.4%	12.4%
% of FP17s for the same patient ID Re-attending within 3 months - Adults	703	4,958	14.2%	17.6%	17.3%	16.6%
% of FP17s for the same patient ID Re-attending between 3 & 9 months - Children	1,269	1,813	70.0%	56.4%	58.9%	57.5%
% of FP17s for the same patient ID Re-attending between 3 & 9 months - Adults	3,198	4,958	64.5%	50.3%	52.5%	50.4%
% of FP17s for Band 1 Urgent Courses	380	6,393	5.9%	10.5%	9.3%	9.1%
% of FP17s Relating to Free Repair or Replacements	31	6,393	0.5%	0.9%	1.0%	0.8%
% of FP17s Relating to Continuations	97	6,393	1.5%	1.3%	1.5%	1.3%
% of Patients satisfied with the dentistry they have received	5	7	N/A	91.8%	93.1%	92.7%
% of Patients satisfied with the time they had to wait for an appointment	6	7	N/A	88.0%	89.8%	88.8%

* This is based on patients treated on this contract for their most recent course of treatment. Figures in italics indicate the base number of FP17s or Patient Questionnaire responses are less than 100. N/A is shown where the base number of responses is less than 10 during the period. % is calculated as Quantity/Base number*100

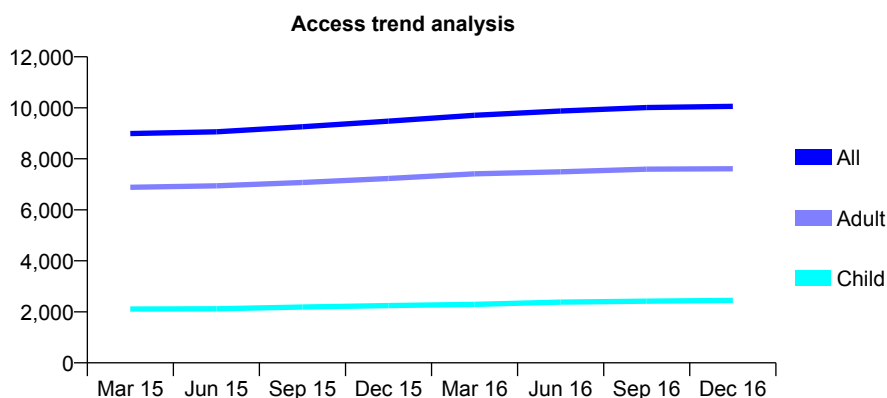
Q46 - Vital Signs At a Glance Contract Report for 245372/0006 - December 2016

Name or company name	MR KK SARANGI
Contract type name	GDS Contract
Purpose of contract	General
Contract start date	01/04/2011
Contract end date	

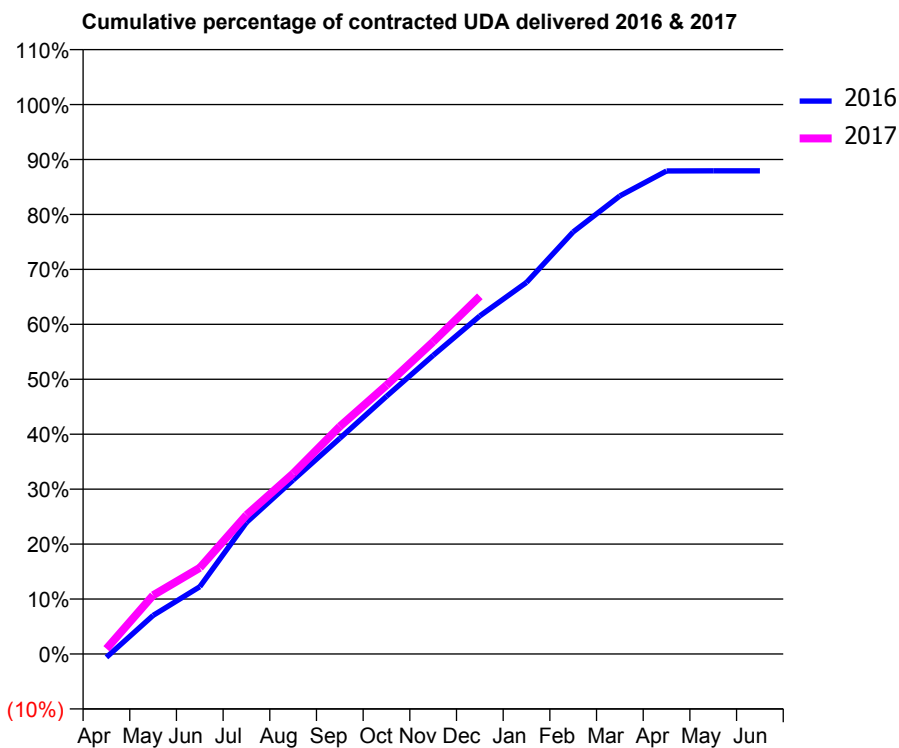
16/17 Contracted general activity (UDA)	29,210
Carry forward general activity (UDA)	0
16/17 Contracted orthodontic activity (UOA)	0
Carry forward orthodontic activity (UOA)	0
Baseline contract value	£714,105.06

ACCESS*

Patients seen in 24 months	Total	Change since previous quarter
Quarter ending December 2015	9,475	
Quarter ending March 2016	9,707	↑
Quarter ending June 2016	9,872	→
Quarter ending September 2016	10,013	→
Quarter ending December 2016	10,058	→
Variance since December 2015	6.2%	↑



ACTIVITY



Month	Adjusted Scheduled Activity (UDA)	
	2016	2017
April	-181	279
May	2,053	3,126
June	3,576	4,582
July	6,989	7,391
August	9,246	9,594
September	11,462	12,099
October	13,699	14,289
November	15,874	16,599
December	17,972	19,016
January	19,751	
February	22,442	
March	24,351	
April	25,675	
May	25,684	
June	25,685	

QUALITY

	Quantity	Base Number	Contract	AT	Region	England
% of FP17s for the same patient ID Re-attending within 3 months - Children	146	2,904	5.0%	13.0%	13.4%	12.4%
% of FP17s for the same patient ID Re-attending within 3 months - Adults	949	8,830	10.7%	17.6%	17.3%	16.6%
% of FP17s for the same patient ID Re-attending between 3 & 9 months - Children	1,985	2,904	68.4%	56.4%	58.9%	57.5%
% of FP17s for the same patient ID Re-attending between 3 & 9 months - Adults	5,948	8,830	67.4%	50.3%	52.5%	50.4%
% of FP17s for Band 1 Urgent Courses	505	10,993	4.6%	10.5%	9.3%	9.1%
% of FP17s Relating to Free Repair or Replacements	60	10,993	0.5%	0.9%	1.0%	0.8%
% of FP17s Relating to Continuations	120	10,993	1.1%	1.3%	1.5%	1.3%
% of Patients satisfied with the dentistry they have received	15	15	100.0%	91.8%	93.1%	92.7%
% of Patients satisfied with the time they had to wait for an appointment	10	15	66.7%	88.0%	89.8%	88.8%

* This is based on patients treated on this contract for their most recent course of treatment. Figures in italics indicate the base number of FP17s or Patient Questionnaire responses are less than 100. N/A is shown where the base number of responses is less than 10 during the period. % is calculated as Quantity/Base number*100

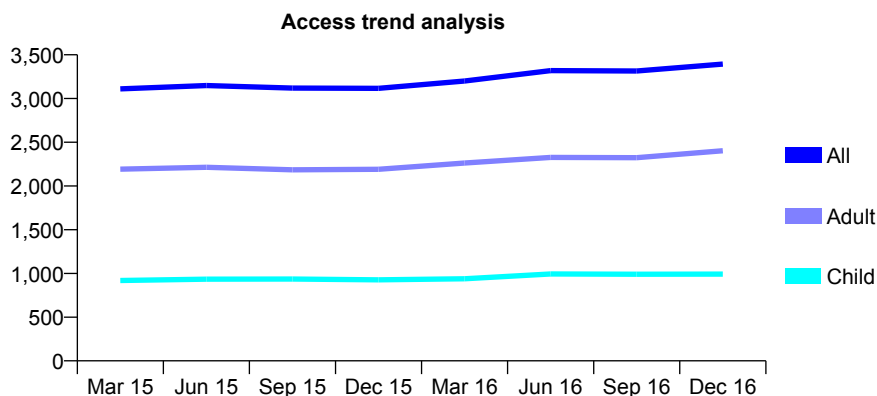
Q46 - Vital Signs At a Glance Contract Report for 245658/0001 - December 2016

Name or company name	MR K HAMEED
Contract type name	GDS Contract
Purpose of contract	General
Contract start date	01/04/2006
Contract end date	

16/17 Contracted general activity (UDA)	8,433
Carry forward general activity (UDA)	151
16/17 Contracted orthodontic activity (UOA)	0
Carry forward orthodontic activity (UOA)	0
Baseline contract value	£228,071.95

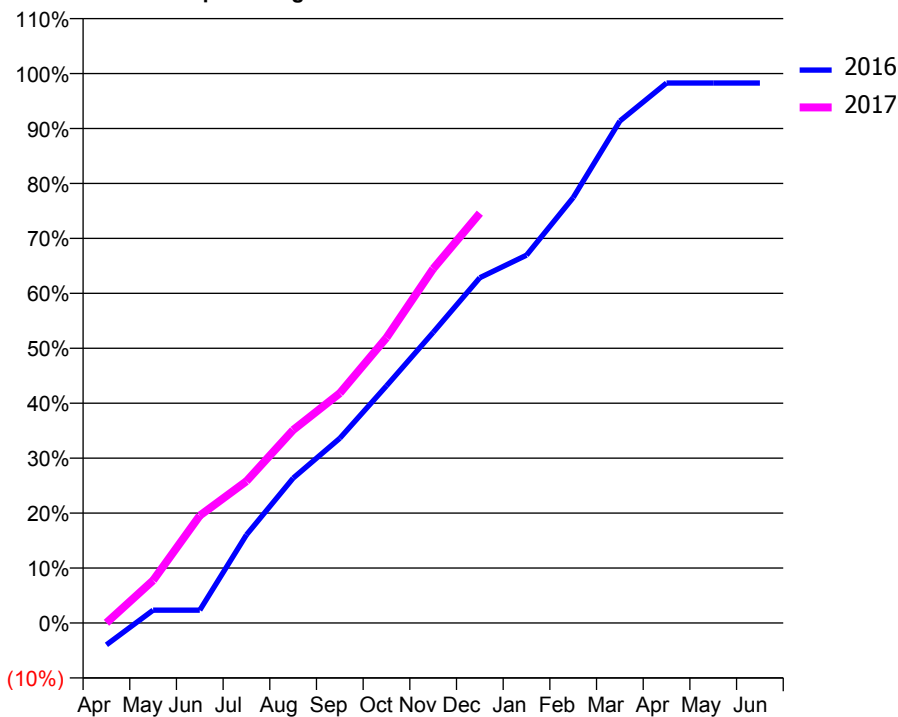
ACCESS*

Patients seen in 24 months	Total	Change since previous quarter
Quarter ending December 2015	3,117	
Quarter ending March 2016	3,201	↑
Quarter ending June 2016	3,320	↑
Quarter ending September 2016	3,315	→
Quarter ending December 2016	3,394	↑
Variance since December 2015	8.9%	↑



ACTIVITY

Cumulative percentage of contracted UDA delivered 2016 & 2017



Month	Adjusted Scheduled Activity (UDA)	
	2016	2017
April	-347	3
May	203	654
June	203	1,648
July	1,399	2,177
August	2,297	2,962
September	2,929	3,527
October	3,760	4,378
November	4,609	5,436
December	5,475	6,289
January	5,832	
February	6,746	
March	7,961	
April	8,562	
May	8,562	
June	8,562	

QUALITY

	Quantity	Base Number	Contract	AT	Region	England
% of FP17s for the same patient ID Re-attending within 3 months - Children	101	1,177	8.6%	13.0%	13.4%	12.4%
% of FP17s for the same patient ID Re-attending within 3 months - Adults	494	2,524	19.6%	17.6%	17.3%	16.6%
% of FP17s for the same patient ID Re-attending between 3 & 9 months - Children	704	1,177	59.8%	56.4%	58.9%	57.5%
% of FP17s for the same patient ID Re-attending between 3 & 9 months - Adults	1,176	2,524	46.6%	50.3%	52.5%	50.4%
% of FP17s for Band 1 Urgent Courses	364	3,434	10.6%	10.5%	9.3%	9.1%
% of FP17s Relating to Free Repair or Replacements	0	3,434	0.0%	0.9%	1.0%	0.8%
% of FP17s Relating to Continuations	70	3,434	2.0%	1.3%	1.5%	1.3%
% of Patients satisfied with the dentistry they have received	2	2	N/A	91.8%	93.1%	92.7%
% of Patients satisfied with the time they had to wait for an appointment	1	2	N/A	88.0%	89.8%	88.8%

* This is based on patients treated on this contract for their most recent course of treatment. Figures in italics indicate the base number of FP17s or Patient Questionnaire responses are less than 100. N/A is shown where the base number of responses is less than 10 during the period. % is calculated as Quantity/Base number*100

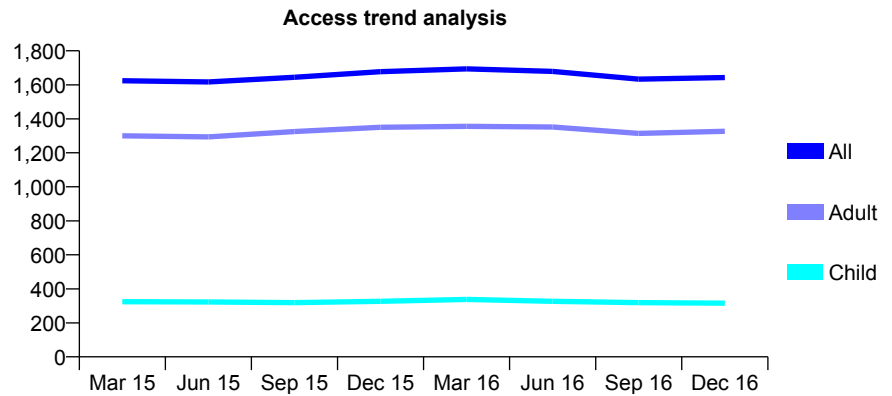
Q46 - Vital Signs At a Glance Contract Report for 246441/0001 - December 2016

Name or company name	RamKoush
Contract type name	GDS Contract
Purpose of contract	General
Contract start date	01/04/2006
Contract end date	

16/17 Contracted general activity (UDA)	5,431
Carry forward general activity (UDA)	154
16/17 Contracted orthodontic activity (UOA)	0
Carry forward orthodontic activity (UOA)	0
Baseline contract value	£141,631.39

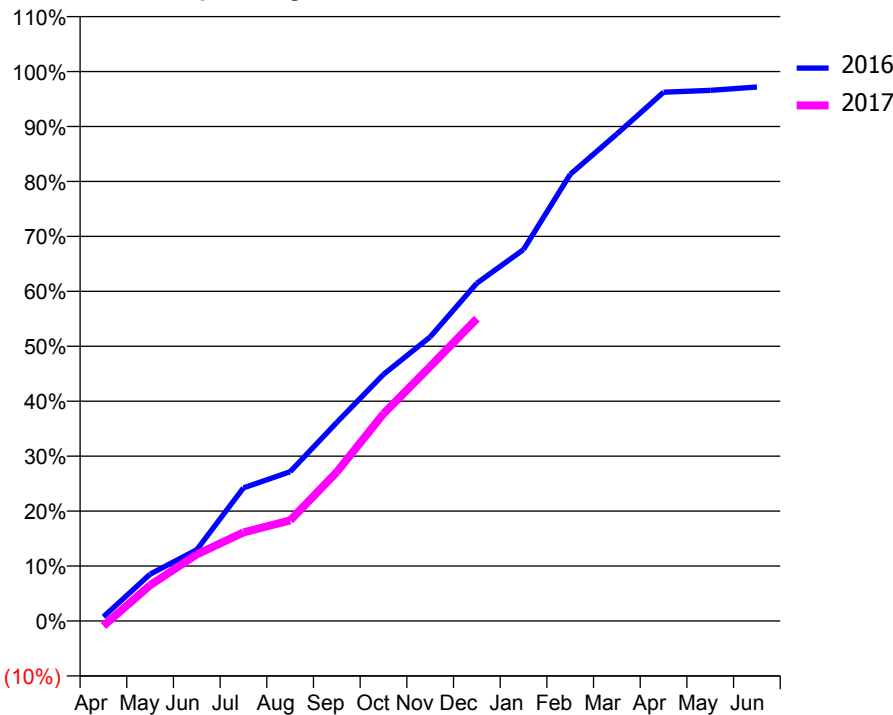
ACCESS*

Patients seen in 24 months	Total	Change since previous quarter
Quarter ending December 2015	1,677	
Quarter ending March 2016	1,694	→
Quarter ending June 2016	1,679	→
Quarter ending September 2016	1,633	↓
Quarter ending December 2016	1,643	→
Variance since December 2015	(2.0%)	↓



ACTIVITY

Cumulative percentage of contracted UDA delivered 2016 & 2017



Month	Adjusted Scheduled Activity (UDA)	
	2016	2017
April	42	-49
May	463	354
June	705	658
July	1,315	875
August	1,475	994
September	1,963	1,473
October	2,438	2,049
November	2,808	2,516
December	3,339	2,988
January	3,671	
February	4,414	
March	4,814	
April	5,227	
May	5,245	
June	5,277	

QUALITY

	Quantity	Base Number	Contract	AT	Region	England
% of FP17s for the same patient ID Re-attending within 3 months - Children	6	232	2.6%	13.0%	13.4%	12.4%
% of FP17s for the same patient ID Re-attending within 3 months - Adults	183	1,186	15.4%	17.6%	17.3%	16.6%
% of FP17s for the same patient ID Re-attending between 3 & 9 months - Children	82	232	35.3%	56.4%	58.9%	57.5%
% of FP17s for the same patient ID Re-attending between 3 & 9 months - Adults	485	1,186	40.9%	50.3%	52.5%	50.4%
% of FP17s for Band 1 Urgent Courses	190	1,246	15.2%	10.5%	9.3%	9.1%
% of FP17s Relating to Free Repair or Replacements	3	1,246	0.2%	0.9%	1.0%	0.8%
% of FP17s Relating to Continuations	5	1,246	0.4%	1.3%	1.5%	1.3%
% of Patients satisfied with the dentistry they have received	3	4	N/A	91.8%	93.1%	92.7%
% of Patients satisfied with the time they had to wait for an appointment	2	4	N/A	88.0%	89.8%	88.8%

* This is based on patients treated on this contract for their most recent course of treatment. Figures in italics indicate the base number of FP17s or Patient Questionnaire responses are less than 100. N/A is shown where the base number of responses is less than 10 during the period. % is calculated as Quantity/Base number*100

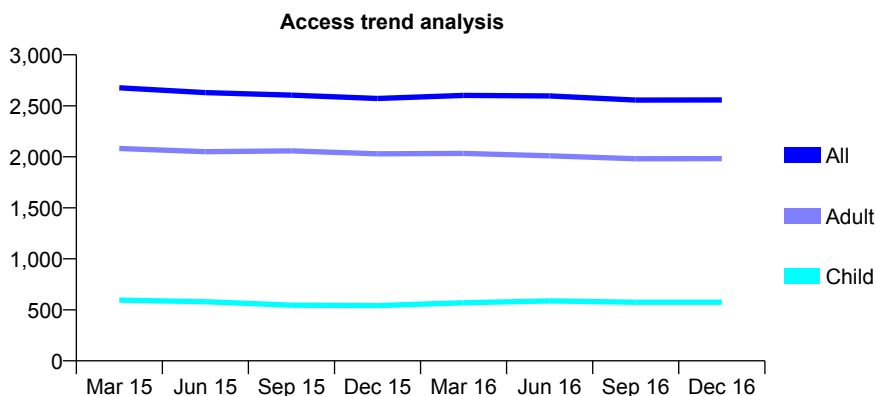
Q46 - Vital Signs At a Glance Contract Report for 253081/0001 - December 2016

Name or company name	MISS GM Zverblis
Contract type name	GDS Contract
Purpose of contract	General
Contract start date	01/04/2006
Contract end date	

16/17 Contracted general activity (UDA)	8,542
Carry forward general activity (UDA)	-91
16/17 Contracted orthodontic activity (UOA)	0
Carry forward orthodontic activity (UOA)	0
Baseline contract value	£208,828.43

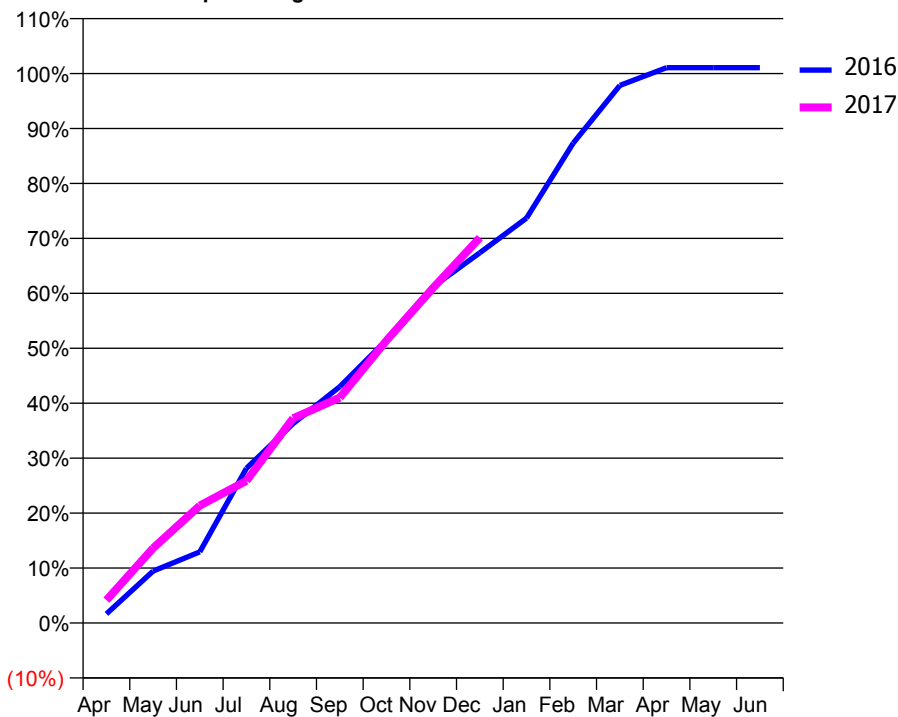
ACCESS*

Patients seen in 24 months	Total	Change since previous quarter
Quarter ending December 2015	2,572	
Quarter ending March 2016	2,602	→
Quarter ending June 2016	2,597	→
Quarter ending September 2016	2,556	↓
Quarter ending December 2016	2,557	→
Variance since December 2015	(0.6%)	→



ACTIVITY

Cumulative percentage of contracted UDA delivered 2016 & 2017



Month	Adjusted Scheduled Activity (UDA)	
	2016	2017
April	142	356
May	807	1,163
June	1,107	1,824
July	2,406	2,210
August	3,101	3,183
September	3,673	3,504
October	4,400	4,391
November	5,228	5,210
December	5,756	5,989
January	6,294	
February	7,458	
March	8,356	
April	8,632	
May	8,632	
June	8,633	

QUALITY

	Quantity	Base Number	Contract	AT	Region	England
% of FP17s for the same patient ID Re-attending within 3 months - Children	33	659	5.0%	13.0%	13.4%	12.4%
% of FP17s for the same patient ID Re-attending within 3 months - Adults	487	2,583	18.9%	17.6%	17.3%	16.6%
% of FP17s for the same patient ID Re-attending between 3 & 9 months - Children	405	659	61.5%	56.4%	58.9%	57.5%
% of FP17s for the same patient ID Re-attending between 3 & 9 months - Adults	1,464	2,583	56.7%	50.3%	52.5%	50.4%
% of FP17s for Band 1 Urgent Courses	217	3,114	7.0%	10.5%	9.3%	9.1%
% of FP17s Relating to Free Repair or Replacements	71	3,114	2.3%	0.9%	1.0%	0.8%
% of FP17s Relating to Continuations	35	3,114	1.1%	1.3%	1.5%	1.3%
% of Patients satisfied with the dentistry they have received	5	5	N/A	91.8%	93.1%	92.7%
% of Patients satisfied with the time they had to wait for an appointment	5	5	N/A	88.0%	89.8%	88.8%

* This is based on patients treated on this contract for their most recent course of treatment. Figures in italics indicate the base number of FP17s or Patient Questionnaire responses are less than 100. N/A is shown where the base number of responses is less than 10 during the period. % is calculated as Quantity/Base number*100

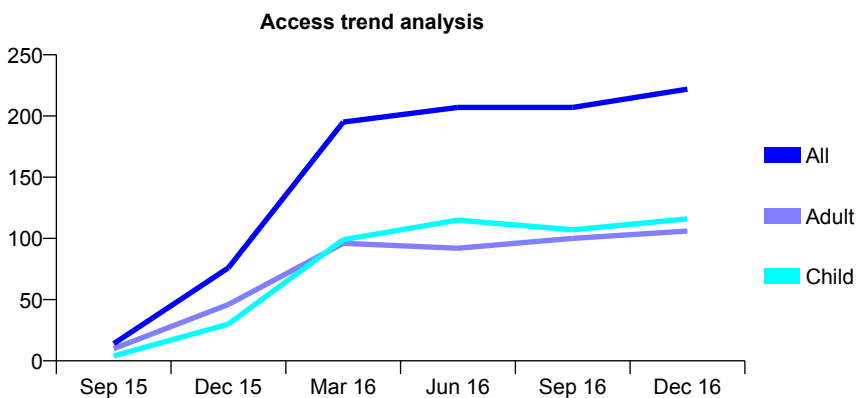
Q46 - Vital Signs At a Glance Contract Report for 253081/0003 - December 2016

Name or company name	MISS GM Zverblis
Contract type name	GDS Contract
Purpose of contract	General
Contract start date	14/09/2015
Contract end date	

16/17 Contracted general activity (UDA)	730
Carry forward general activity (UDA)	0
16/17 Contracted orthodontic activity (UOA)	0
Carry forward orthodontic activity (UOA)	0
Baseline contract value	£17,846.49

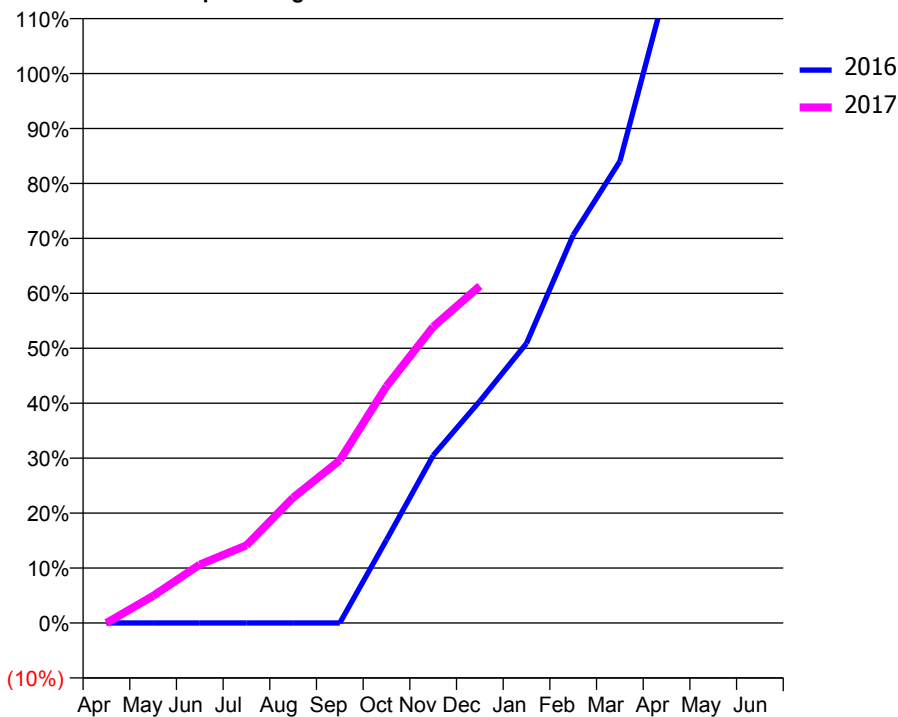
ACCESS*

Patients seen in 24 months	Total	Change since previous quarter
Quarter ending December 2015	76	
Quarter ending March 2016	195	↑
Quarter ending June 2016	207	↑
Quarter ending September 2016	207	→
Quarter ending December 2016	222	↑
Variance since December 2015	192.1%	↑



ACTIVITY

Cumulative percentage of contracted UDA delivered 2016 & 2017



Adjusted Scheduled Activity (UDA)

Month	2016	2017
April	0	0
May	0	36
June	0	78
July	0	103
August	0	167
September	0	216
October	60	315
November	121	394
December	161	448
January	203	
February	281	
March	334	
April	461	
May	461	
June	461	

QUALITY

	Quantity	Base Number	Contract	AT	Region	England
% of FP17s for the same patient ID Re-attending within 3 months - Children	7	178	3.9%	13.0%	13.4%	12.4%
% of FP17s for the same patient ID Re-attending within 3 months - Adults	9	149	6.0%	17.6%	17.3%	16.6%
% of FP17s for the same patient ID Re-attending between 3 & 9 months - Children	36	178	20.2%	56.4%	58.9%	57.5%
% of FP17s for the same patient ID Re-attending between 3 & 9 months - Adults	22	149	14.8%	50.3%	52.5%	50.4%
% of FP17s for Band 1 Urgent Courses	24	252	9.5%	10.5%	9.3%	9.1%
% of FP17s Relating to Free Repair or Replacements	3	252	1.2%	0.9%	1.0%	0.8%
% of FP17s Relating to Continuations	0	252	0.0%	1.3%	1.5%	1.3%
% of Patients satisfied with the dentistry they have received	1	1	N/A	91.8%	93.1%	92.7%
% of Patients satisfied with the time they had to wait for an appointment	1	1	N/A	88.0%	89.8%	88.8%

* This is based on patients treated on this contract for their most recent course of treatment. Figures in italics indicate the base number of FP17s or Patient Questionnaire responses are less than 100. N/A is shown where the base number of responses is less than 10 during the period. % is calculated as Quantity/Base number*100

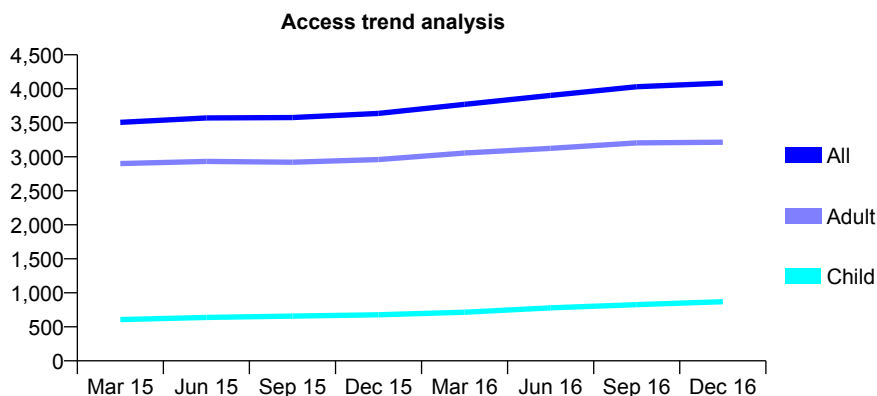
Q46 - Vital Signs At a Glance Contract Report for 258873/0001 - December 2016

Name or company name	MR VK AGGARWAL
Contract type name	GDS Contract
Purpose of contract	General
Contract start date	01/04/2012
Contract end date	

16/17 Contracted general activity (UDA)	13,233
Carry forward general activity (UDA)	226
16/17 Contracted orthodontic activity (UOA)	0
Carry forward orthodontic activity (UOA)	0
Baseline contract value	£323,510.50

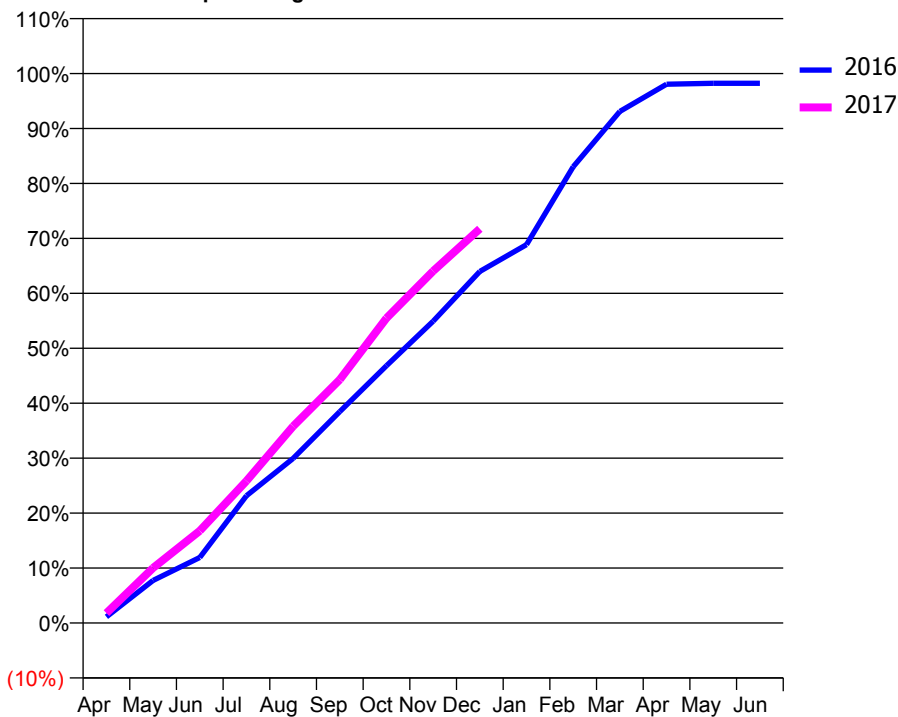
ACCESS*

Patients seen in 24 months	Total	Change since previous quarter
Quarter ending December 2015	3,638	
Quarter ending March 2016	3,771	↑
Quarter ending June 2016	3,903	↑
Quarter ending September 2016	4,031	↑
Quarter ending December 2016	4,084	→
Variance since December 2015	12.3%	↑



ACTIVITY

Cumulative percentage of contracted UDA delivered 2016 & 2017



Month	Adjusted Scheduled Activity (UDA)	
	2016	2017
April	150	238
May	1,035	1,329
June	1,592	2,220
July	3,090	3,421
August	3,999	4,737
September	5,134	5,862
October	6,249	7,343
November	7,330	8,475
December	8,538	9,495
January	9,188	
February	11,081	
March	12,424	
April	13,086	
May	13,107	
June	13,107	

QUALITY

	Quantity	Base Number	Contract	AT	Region	England
% of FP17s for the same patient ID Re-attending within 3 months - Children	150	1,155	13.0%	13.0%	13.4%	12.4%
% of FP17s for the same patient ID Re-attending within 3 months - Adults	722	4,198	17.2%	17.6%	17.3%	16.6%
% of FP17s for the same patient ID Re-attending between 3 & 9 months - Children	671	1,155	58.1%	56.4%	58.9%	57.5%
% of FP17s for the same patient ID Re-attending between 3 & 9 months - Adults	2,607	4,198	62.1%	50.3%	52.5%	50.4%
% of FP17s for Band 1 Urgent Courses	379	5,066	7.5%	10.5%	9.3%	9.1%
% of FP17s Relating to Free Repair or Replacements	175	5,066	3.5%	0.9%	1.0%	0.8%
% of FP17s Relating to Continuations	44	5,066	0.9%	1.3%	1.5%	1.3%
% of Patients satisfied with the dentistry they have received	24	25	96.0%	91.8%	93.1%	92.7%
% of Patients satisfied with the time they had to wait for an appointment	25	25	100.0%	88.0%	89.8%	88.8%

* This is based on patients treated on this contract for their most recent course of treatment. Figures in italics indicate the base number of FP17s or Patient Questionnaire responses are less than 100. N/A is shown where the base number of responses is less than 10 during the period. % is calculated as Quantity/Base number*100

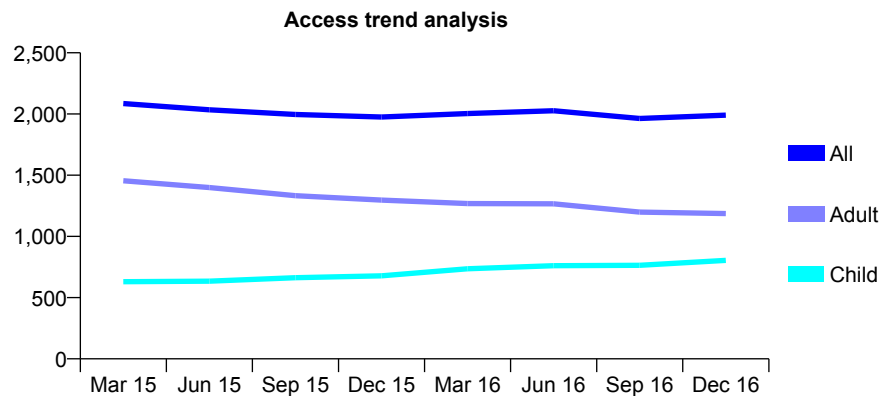
Q46 - Vital Signs At a Glance Contract Report for 261963/0001 - December 2016

Name or company name	MISS A AHMED
Contract type name	GDS Contract
Purpose of contract	General
Contract start date	01/04/2006
Contract end date	

16/17 Contracted general activity (UDA)	6,625
Carry forward general activity (UDA)	3
16/17 Contracted orthodontic activity (UOA)	0
Carry forward orthodontic activity (UOA)	0
Baseline contract value	£198,066.09

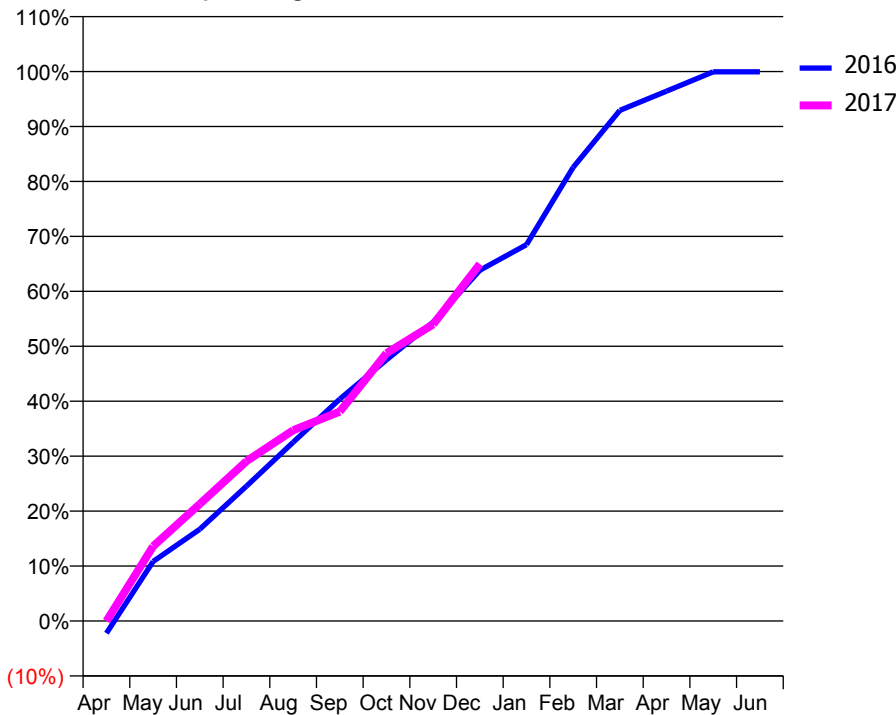
ACCESS*

Patients seen in 24 months	Total	Change since previous quarter
Quarter ending December 2015	1,975	
Quarter ending March 2016	2,004	→
Quarter ending June 2016	2,027	→
Quarter ending September 2016	1,963	↓
Quarter ending December 2016	1,991	→
Variance since December 2015	0.8%	→



ACTIVITY

Cumulative percentage of contracted UDA delivered 2016 & 2017



Month	Adjusted Scheduled Activity (UDA)	
	2016	2017
April	-149	-3
May	717	901
June	1,107	1,411
July	1,625	1,928
August	2,155	2,300
September	2,677	2,525
October	3,148	3,229
November	3,603	3,577
December	4,229	4,304
January	4,538	
February	5,470	
March	6,157	
April	6,388	
May	6,622	
June	6,622	

QUALITY

	Quantity	Base Number	Contract	AT	Region	England
% of FP17s for the same patient ID Re-attending within 3 months - Children	137	1,039	13.2%	13.0%	13.4%	12.4%
% of FP17s for the same patient ID Re-attending within 3 months - Adults	269	1,404	19.2%	17.6%	17.3%	16.6%
% of FP17s for the same patient ID Re-attending between 3 & 9 months - Children	590	1,039	56.8%	56.4%	58.9%	57.5%
% of FP17s for the same patient ID Re-attending between 3 & 9 months - Adults	799	1,404	56.9%	50.3%	52.5%	50.4%
% of FP17s for Band 1 Urgent Courses	161	2,236	7.2%	10.5%	9.3%	9.1%
% of FP17s Relating to Free Repair or Replacements	9	2,236	0.4%	0.9%	1.0%	0.8%
% of FP17s Relating to Continuations	5	2,236	0.2%	1.3%	1.5%	1.3%
% of Patients satisfied with the dentistry they have received	1	1	N/A	91.8%	93.1%	92.7%
% of Patients satisfied with the time they had to wait for an appointment	1	1	N/A	88.0%	89.8%	88.8%

* This is based on patients treated on this contract for their most recent course of treatment. Figures in italics indicate the base number of FP17s or Patient Questionnaire responses are less than 100. N/A is shown where the base number of responses is less than 10 during the period. % is calculated as Quantity/Base number*100

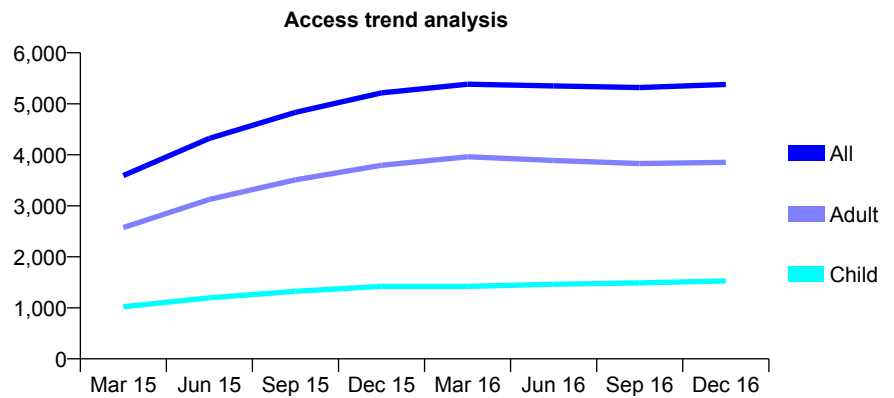
Q46 - Vital Signs At a Glance Contract Report for 295183/0001 - December 2016

Name or company name	MR CC LIU
Contract type name	GDS Contract
Purpose of contract	General
Contract start date	01/03/2014
Contract end date	

16/17 Contracted general activity (UDA)	15,034
Carry forward general activity (UDA)	-301
16/17 Contracted orthodontic activity (UOA)	0
Carry forward orthodontic activity (UOA)	0
Baseline contract value	£431,741.64

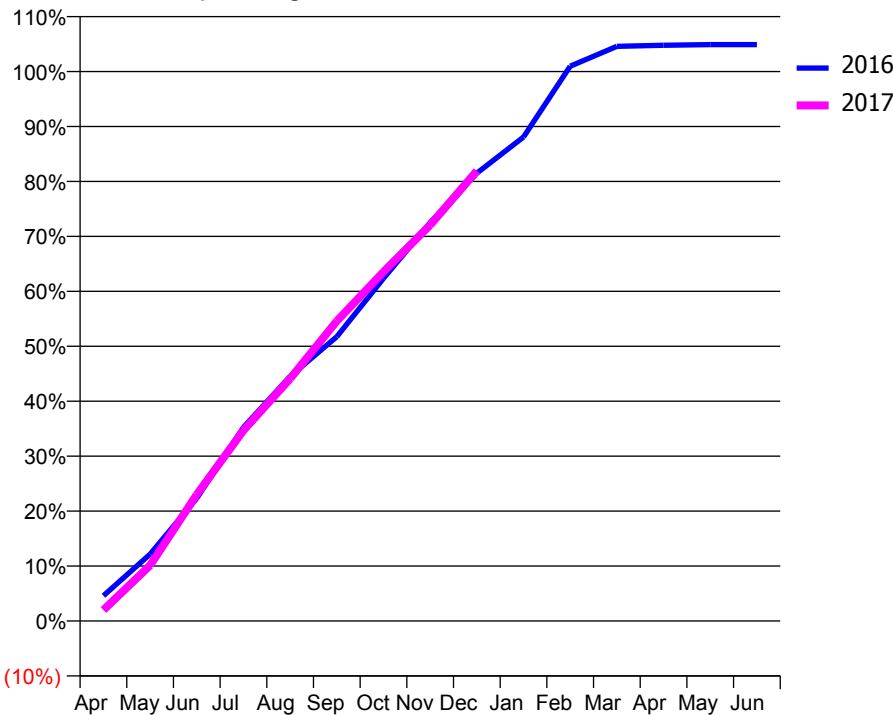
ACCESS*

Patients seen in 24 months	Total	Change since previous quarter
Quarter ending December 2015	5,214	
Quarter ending March 2016	5,384	↑
Quarter ending June 2016	5,350	→
Quarter ending September 2016	5,319	→
Quarter ending December 2016	5,379	→
Variance since December 2015	3.2%	↑



ACTIVITY

Cumulative percentage of contracted UDA delivered 2016 & 2017



Month	Adjusted Scheduled Activity (UDA)	
	2016	2017
April	705	301
May	1,865	1,521
June	3,420	3,462
July	5,397	5,215
August	6,817	6,632
September	7,926	8,205
October	9,550	9,554
November	11,102	10,834
December	12,480	12,314
January	13,488	
February	15,463	
March	16,014	
April	16,046	
May	16,064	
June	16,064	

QUALITY

	Quantity	Base Number	Contract	AT	Region	England
% of FP17s for the same patient ID Re-attending within 3 months - Children	85	1,158	7.3%	13.0%	13.4%	12.4%
% of FP17s for the same patient ID Re-attending within 3 months - Adults	393	2,843	13.8%	17.6%	17.3%	16.6%
% of FP17s for the same patient ID Re-attending between 3 & 9 months - Children	314	1,158	27.1%	56.4%	58.9%	57.5%
% of FP17s for the same patient ID Re-attending between 3 & 9 months - Adults	730	2,843	25.7%	50.3%	52.5%	50.4%
% of FP17s for Band 1 Urgent Courses	557	3,970	14.0%	10.5%	9.3%	9.1%
% of FP17s Relating to Free Repair or Replacements	0	3,970	0.0%	0.9%	1.0%	0.8%
% of FP17s Relating to Continuations	0	3,970	0.0%	1.3%	1.5%	1.3%
% of Patients satisfied with the dentistry they have received	7	8	N/A	91.8%	93.1%	92.7%
% of Patients satisfied with the time they had to wait for an appointment	7	8	N/A	88.0%	89.8%	88.8%

* This is based on patients treated on this contract for their most recent course of treatment. Figures in italics indicate the base number of FP17s or Patient Questionnaire responses are less than 100. N/A is shown where the base number of responses is less than 10 during the period. % is calculated as Quantity/Base number*100

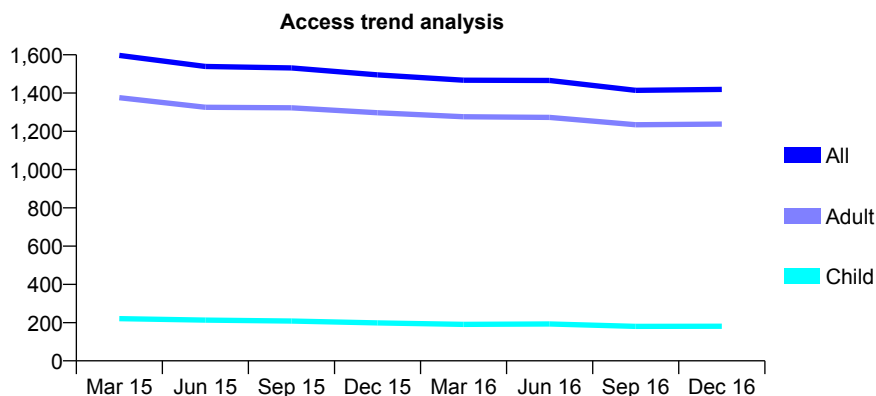
Q46 - Vital Signs At a Glance Contract Report for 305294/0001 - December 2016

Name or company name	MR DC MOSS
Contract type name	GDS Contract
Purpose of contract	General
Contract start date	01/04/2006
Contract end date	

16/17 Contracted general activity (UDA)	6,720
Carry forward general activity (UDA)	0
16/17 Contracted orthodontic activity (UOA)	0
Carry forward orthodontic activity (UOA)	0
Baseline contract value	£182,981.55

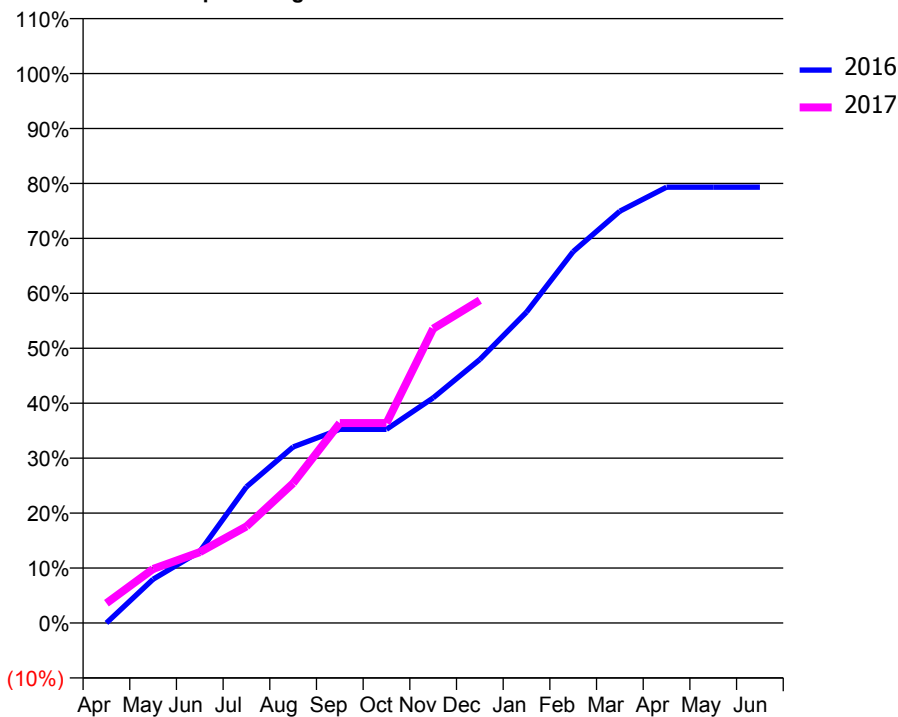
ACCESS*

Patients seen in 24 months	Total	Change since previous quarter
Quarter ending December 2015	1,495	
Quarter ending March 2016	1,467	↓
Quarter ending June 2016	1,466	→
Quarter ending September 2016	1,414	↓
Quarter ending December 2016	1,419	→
Variance since December 2015	(5.1%)	↓



ACTIVITY

Cumulative percentage of contracted UDA delivered 2016 & 2017



Month	Adjusted Scheduled Activity (UDA)	
	2016	2017
April	0	242
May	536	661
June	875	866
July	1,667	1,181
August	2,154	1,710
September	2,369	2,446
October	2,369	2,446
November	2,754	3,600
December	3,223	3,948
January	3,802	
February	4,542	
March	5,036	
April	5,331	
May	5,331	
June	5,331	

QUALITY

	Quantity	Base Number	Contract	AT	Region	England
% of FP17s for the same patient ID Re-attending within 3 months - Children	8	167	4.8%	13.0%	13.4%	12.4%
% of FP17s for the same patient ID Re-attending within 3 months - Adults	99	1,081	9.2%	17.6%	17.3%	16.6%
% of FP17s for the same patient ID Re-attending between 3 & 9 months - Children	72	167	43.1%	56.4%	58.9%	57.5%
% of FP17s for the same patient ID Re-attending between 3 & 9 months - Adults	480	1,081	44.4%	50.3%	52.5%	50.4%
% of FP17s for Band 1 Urgent Courses	0	1,149	0.0%	10.5%	9.3%	9.1%
% of FP17s Relating to Free Repair or Replacements	18	1,149	1.6%	0.9%	1.0%	0.8%
% of FP17s Relating to Continuations	33	1,149	2.9%	1.3%	1.5%	1.3%
% of Patients satisfied with the dentistry they have received	3	3	N/A	91.8%	93.1%	92.7%
% of Patients satisfied with the time they had to wait for an appointment	3	3	N/A	88.0%	89.8%	88.8%

* This is based on patients treated on this contract for their most recent course of treatment. Figures in italics indicate the base number of FP17s or Patient Questionnaire responses are less than 100. N/A is shown where the base number of responses is less than 10 during the period. % is calculated as Quantity/Base number*100

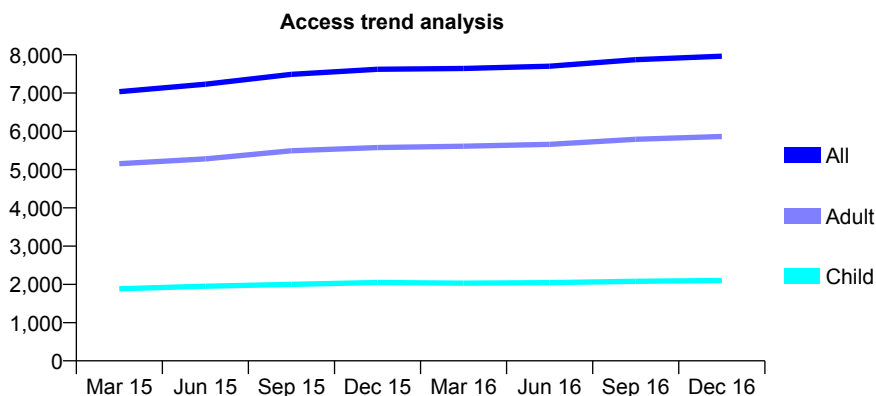
Q46 - Vital Signs At a Glance Contract Report for 309788/0001 - December 2016

Name or company name	Crown Dental Practice Partnership
Contract type name	GDS Contract
Purpose of contract	General
Contract start date	01/04/2006
Contract end date	

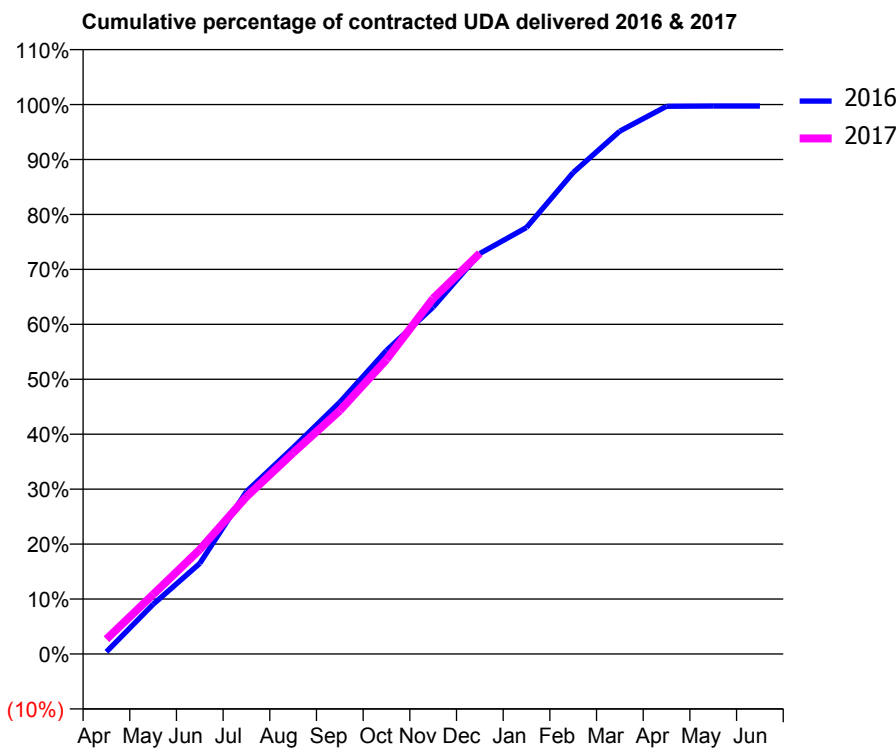
16/17 Contracted general activity (UDA)	22,972
Carry forward general activity (UDA)	63
16/17 Contracted orthodontic activity (UOA)	0
Carry forward orthodontic activity (UOA)	0
Baseline contract value	£764,553.77

ACCESS*

Patients seen in 24 months	Total	Change since previous quarter
Quarter ending December 2015	7,622	
Quarter ending March 2016	7,641	→
Quarter ending June 2016	7,701	→
Quarter ending September 2016	7,872	↑
Quarter ending December 2016	7,965	→
Variance since December 2015	4.5%	↑



ACTIVITY



Month	Adjusted Scheduled Activity (UDA)	
	2016	2017
April	94	620
May	2,074	2,489
June	3,790	4,366
July	6,791	6,577
August	8,625	8,409
September	10,530	10,178
October	12,693	12,312
November	14,501	14,865
December	16,743	16,752
January	17,829	
February	20,128	
March	21,859	
April	22,900	
May	22,909	
June	22,909	

QUALITY

	Quantity	Base Number	Contract	AT	Region	England
% of FP17s for the same patient ID Re-attending within 3 months - Children	149	2,136	7.0%	13.0%	13.4%	12.4%
% of FP17s for the same patient ID Re-attending within 3 months - Adults	772	5,389	14.3%	17.6%	17.3%	16.6%
% of FP17s for the same patient ID Re-attending between 3 & 9 months - Children	1,103	2,136	51.6%	56.4%	58.9%	57.5%
% of FP17s for the same patient ID Re-attending between 3 & 9 months - Adults	2,464	5,389	45.7%	50.3%	52.5%	50.4%
% of FP17s for Band 1 Urgent Courses	797	7,171	11.1%	10.5%	9.3%	9.1%
% of FP17s Relating to Free Repair or Replacements	24	7,171	0.3%	0.9%	1.0%	0.8%
% of FP17s Relating to Continuations	113	7,171	1.6%	1.3%	1.5%	1.3%
% of Patients satisfied with the dentistry they have received	3	3	N/A	91.8%	93.1%	92.7%
% of Patients satisfied with the time they had to wait for an appointment	3	3	N/A	88.0%	89.8%	88.8%

* This is based on patients treated on this contract for their most recent course of treatment. Figures in italics indicate the base number of FP17s or Patient Questionnaire responses are less than 100. N/A is shown where the base number of responses is less than 10 during the period. % is calculated as Quantity/Base number*100

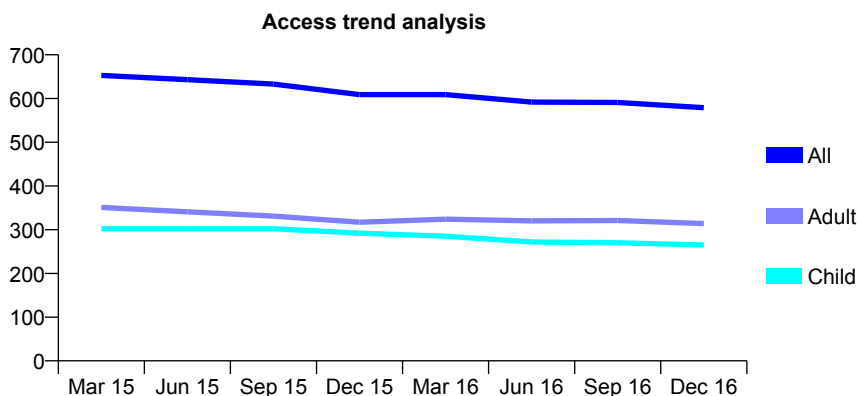
Q46 - Vital Signs At a Glance Contract Report for 319546/0001 - December 2016

Name or company name	MR PA HIND
Contract type name	GDS Contract
Purpose of contract	General and Orthodontic
Contract start date	01/04/2006
Contract end date	

16/17 Contracted general activity (UDA)	2,260
Carry forward general activity (UDA)	0
16/17 Contracted orthodontic activity (UOA)	294
Carry forward orthodontic activity (UOA)	0
Baseline contract value	£70,117.41

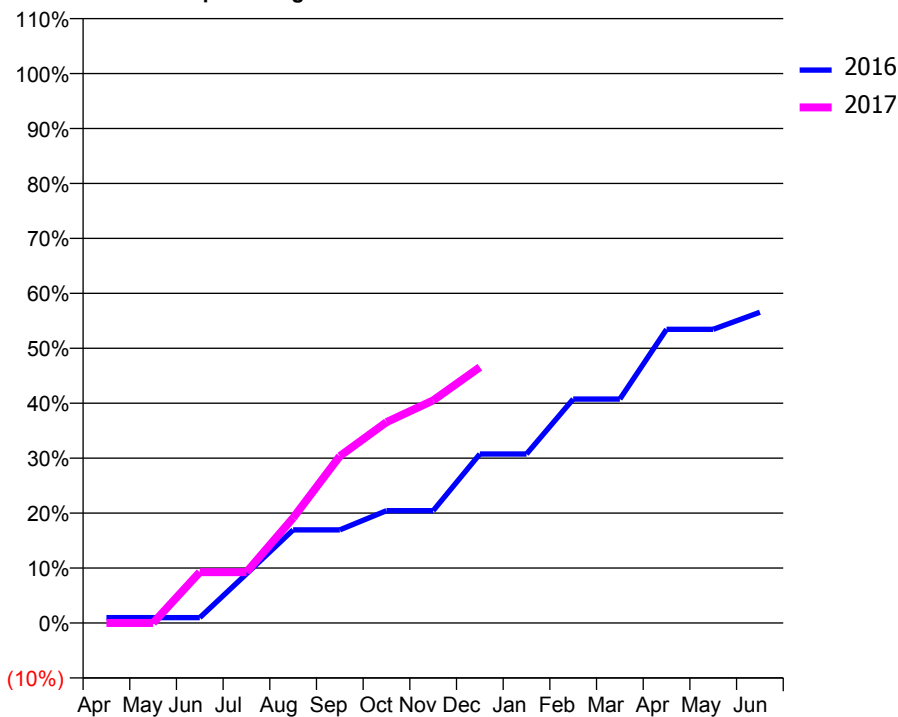
ACCESS*

Patients seen in 24 months	Total	Change since previous quarter
Quarter ending December 2015	609	
Quarter ending March 2016	609	→
Quarter ending June 2016	592	↓
Quarter ending September 2016	591	→
Quarter ending December 2016	579	↓
Variance since December 2015	(4.9%)	↓



ACTIVITY

Cumulative percentage of contracted UDA delivered 2016 & 2017



Month	Adjusted Scheduled Activity (UDA)	
	2016	2017
April	22	0
May	22	0
June	22	209
July	202	209
August	383	432
September	383	686
October	462	826
November	462	915
December	695	1,052
January	695	
February	921	
March	921	
April	1,208	
May	1,208	
June	1,278	

QUALITY

	Quantity	Base Number	Contract	AT	Region	England
% of FP17s for the same patient ID Re-attending within 3 months - Children	52	399	13.0%	13.0%	13.4%	12.4%
% of FP17s for the same patient ID Re-attending within 3 months - Adults	50	411	12.2%	17.6%	17.3%	16.6%
% of FP17s for the same patient ID Re-attending between 3 & 9 months - Children	236	399	59.1%	56.4%	58.9%	57.5%
% of FP17s for the same patient ID Re-attending between 3 & 9 months - Adults	202	411	49.1%	50.3%	52.5%	50.4%
% of FP17s for Band 1 Urgent Courses	2	607	0.3%	10.5%	9.3%	9.1%
% of FP17s Relating to Free Repair or Replacements	0	607	0.0%	0.9%	1.0%	0.8%
% of FP17s Relating to Continuations	2	607	0.3%	1.3%	1.5%	1.3%
% of Patients satisfied with the dentistry they have received	1	1	N/A	91.8%	93.1%	92.7%
% of Patients satisfied with the time they had to wait for an appointment	1	1	N/A	88.0%	89.8%	88.8%

* This is based on patients treated on this contract for their most recent course of treatment. Figures in italics indicate the base number of FP17s or Patient Questionnaire responses are less than 100. N/A is shown where the base number of responses is less than 10 during the period. % is calculated as Quantity/Base number*100

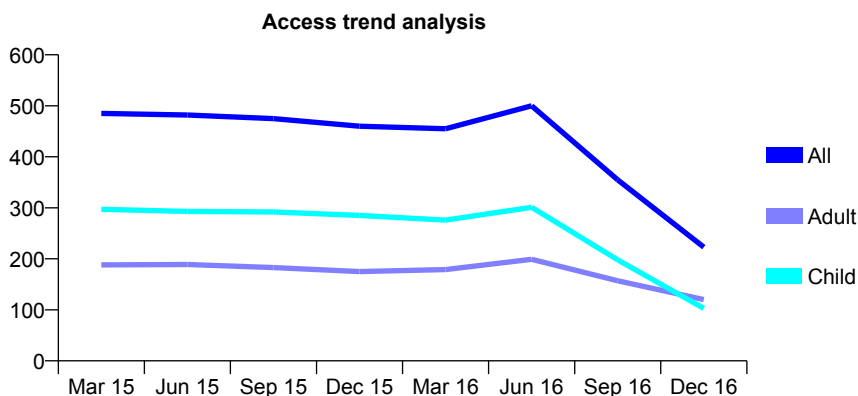
Q46 - Vital Signs At a Glance Contract Report for 320005/0001 - December 2016

Name or company name	P&J Noble Dental Practice
Contract type name	GDS Contract
Purpose of contract	General
Contract start date	01/04/2006
Contract end date	31/07/2016

16/17 Contracted general activity (UDA)	396
Carry forward general activity (UDA)	0
16/17 Contracted orthodontic activity (UOA)	0
Carry forward orthodontic activity (UOA)	0
Baseline contract value	£10,623.87

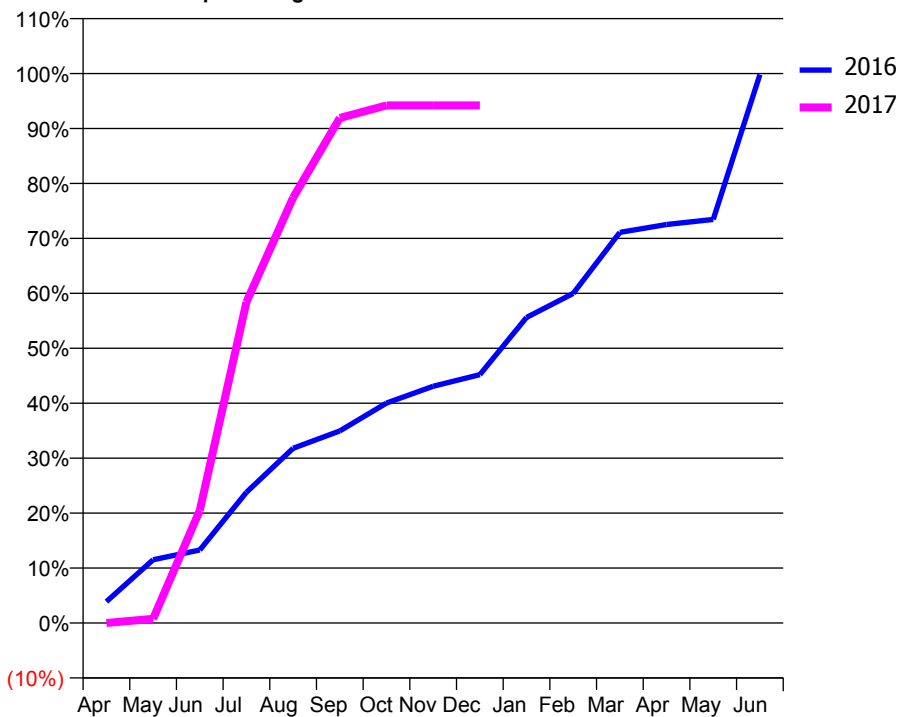
ACCESS*

Patients seen in 24 months	Total	Change since previous quarter
Quarter ending December 2015	460	
Quarter ending March 2016	455	↓
Quarter ending June 2016	500	↑
Quarter ending September 2016	355	↓
Quarter ending December 2016	223	↓
Variance since December 2015	(51.5%)	↓



ACTIVITY

Cumulative percentage of contracted UDA delivered 2016 & 2017



Month	Adjusted Scheduled Activity (UDA)	
	2016	2017
April	46	0
May	137	3
June	158	81
July	283	231
August	378	307
September	416	364
October	476	373
November	512	373
December	537	373
January	661	
February	713	
March	845	
April	862	
May	873	
June	1,187	

QUALITY

	Quantity	Base Number	Contract	AT	Region	England
% of FP17s for the same patient ID Re-attending within 3 months - Children	70	349	20.1%	13.0%	13.4%	12.4%
% of FP17s for the same patient ID Re-attending within 3 months - Adults	10	130	7.7%	17.6%	17.3%	16.6%
% of FP17s for the same patient ID Re-attending between 3 & 9 months - Children	179	349	51.3%	56.4%	58.9%	57.5%
% of FP17s for the same patient ID Re-attending between 3 & 9 months - Adults	58	130	44.6%	50.3%	52.5%	50.4%
% of FP17s for Band 1 Urgent Courses	15	257	5.8%	10.5%	9.3%	9.1%
% of FP17s Relating to Free Repair or Replacements	0	257	0.0%	0.9%	1.0%	0.8%
% of FP17s Relating to Continuations	0	257	0.0%	1.3%	1.5%	1.3%
% of Patients satisfied with the dentistry they have received	1	1	N/A	91.8%	93.1%	92.7%
% of Patients satisfied with the time they had to wait for an appointment	1	1	N/A	88.0%	89.8%	88.8%

* This is based on patients treated on this contract for their most recent course of treatment. Figures in italics indicate the base number of FP17s or Patient Questionnaire responses are less than 100. N/A is shown where the base number of responses is less than 10 during the period. % is calculated as Quantity/Base number*100

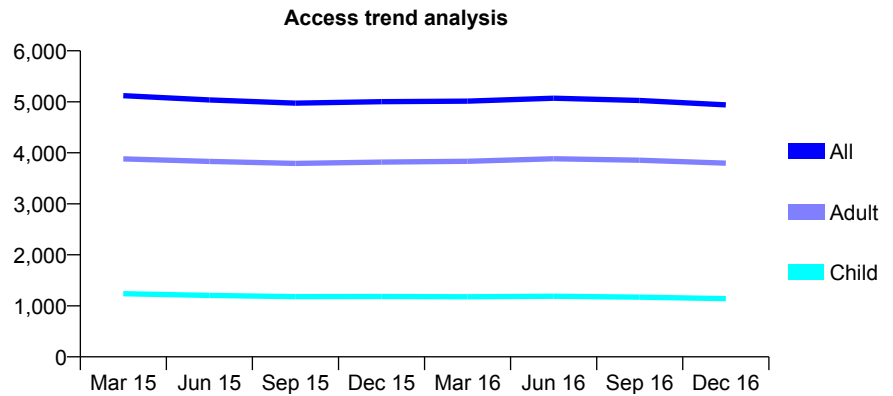
Q46 - Vital Signs At a Glance Contract Report for 321508/0001 - December 2016

Name or company name	MR M MILNE
Contract type name	GDS Contract
Purpose of contract	General
Contract start date	01/04/2006
Contract end date	

16/17 Contracted general activity (UDA)	15,470
Carry forward general activity (UDA)	0
16/17 Contracted orthodontic activity (UOA)	0
Carry forward orthodontic activity (UOA)	0
Baseline contract value	£533,799.91

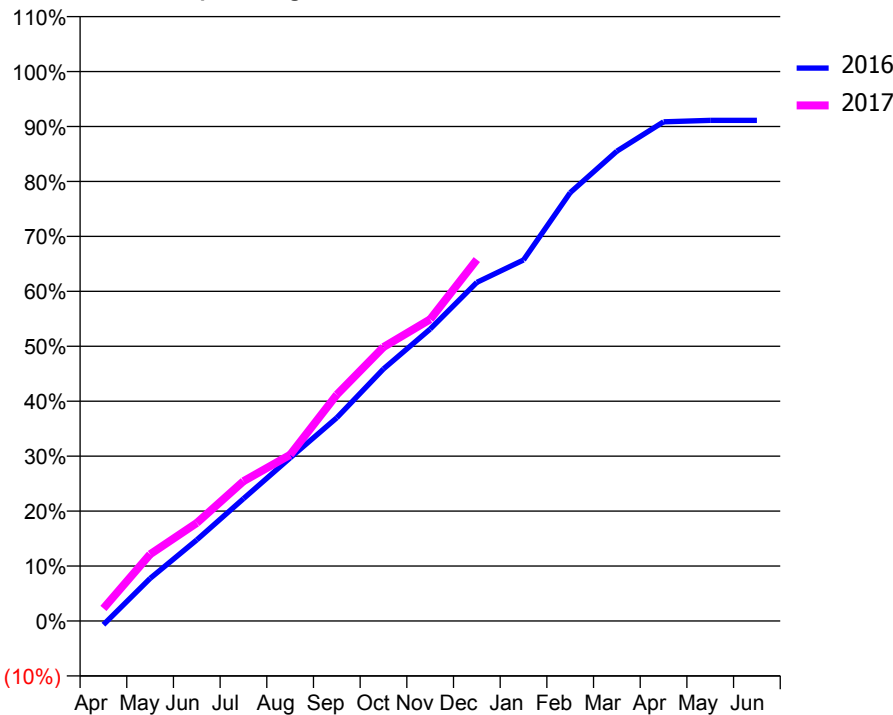
ACCESS*

Patients seen in 24 months	Total	Change since previous quarter
Quarter ending December 2015	5,002	
Quarter ending March 2016	5,012	→
Quarter ending June 2016	5,071	→
Quarter ending September 2016	5,026	→
Quarter ending December 2016	4,939	↓
Variance since December 2015	(1.3%)	↓



ACTIVITY

Cumulative percentage of contracted UDA delivered 2016 & 2017



Month	Adjusted Scheduled Activity (UDA)	
	2016	2017
April	-108	354
May	1,201	1,879
June	2,283	2,760
July	3,445	3,937
August	4,592	4,679
September	5,722	6,372
October	7,097	7,712
November	8,219	8,494
December	9,533	10,175
January	10,162	
February	12,059	
March	13,226	
April	14,052	
May	14,095	
June	14,096	

QUALITY

	Quantity	Base Number	Contract	AT	Region	England
% of FP17s for the same patient ID Re-attending within 3 months - Children	141	1,229	11.5%	13.0%	13.4%	12.4%
% of FP17s for the same patient ID Re-attending within 3 months - Adults	981	4,325	22.7%	17.6%	17.3%	16.6%
% of FP17s for the same patient ID Re-attending between 3 & 9 months - Children	431	1,229	35.1%	56.4%	58.9%	57.5%
% of FP17s for the same patient ID Re-attending between 3 & 9 months - Adults	1,616	4,325	37.4%	50.3%	52.5%	50.4%
% of FP17s for Band 1 Urgent Courses	646	5,134	12.6%	10.5%	9.3%	9.1%
% of FP17s Relating to Free Repair or Replacements	51	5,134	1.0%	0.9%	1.0%	0.8%
% of FP17s Relating to Continuations	100	5,134	1.9%	1.3%	1.5%	1.3%
% of Patients satisfied with the dentistry they have received	3	5	N/A	91.8%	93.1%	92.7%
% of Patients satisfied with the time they had to wait for an appointment	4	5	N/A	88.0%	89.8%	88.8%

* This is based on patients treated on this contract for their most recent course of treatment. Figures in italics indicate the base number of FP17s or Patient Questionnaire responses are less than 100. N/A is shown where the base number of responses is less than 10 during the period. % is calculated as Quantity/Base number*100

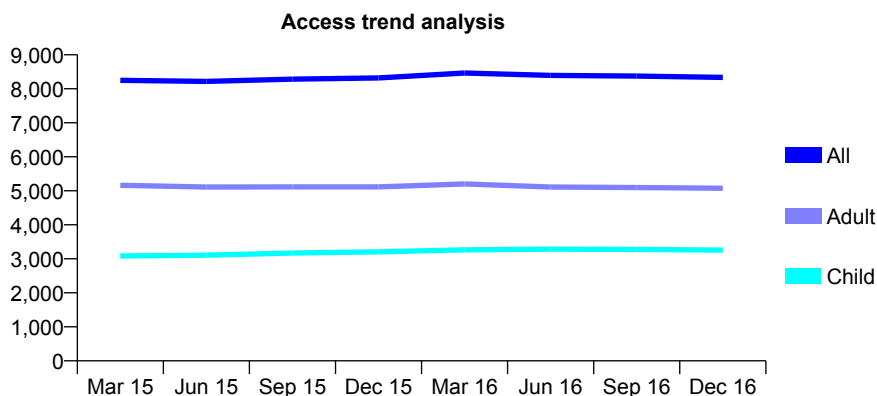
Q46 - Vital Signs At a Glance Contract Report for 322946/0001 - December 2016

Name or company name	MR MA SOMERVILLE
Contract type name	GDS Contract
Purpose of contract	General
Contract start date	01/04/2006
Contract end date	

16/17 Contracted general activity (UDA)	22,740
Carry forward general activity (UDA)	-455
16/17 Contracted orthodontic activity (UOA)	0
Carry forward orthodontic activity (UOA)	0
Baseline contract value	£678,804.73

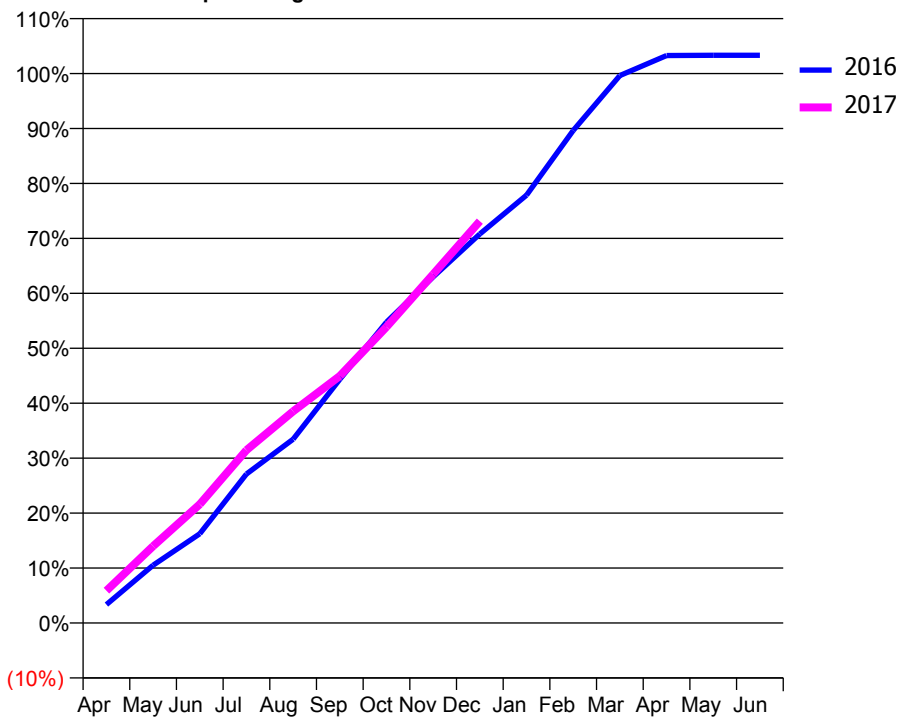
ACCESS*

Patients seen in 24 months	Total	Change since previous quarter
Quarter ending December 2015	8,318	
Quarter ending March 2016	8,464	→
Quarter ending June 2016	8,394	→
Quarter ending September 2016	8,374	→
Quarter ending December 2016	8,335	→
Variance since December 2015	0.2%	→



ACTIVITY

Cumulative percentage of contracted UDA delivered 2016 & 2017



Month	Adjusted Scheduled Activity (UDA)	
	2016	2017
April	772	1,339
May	2,424	3,179
June	3,738	4,915
July	6,240	7,154
August	7,699	8,758
September	10,211	10,222
October	12,603	12,252
November	14,501	14,431
December	16,297	16,631
January	17,924	
February	20,635	
March	22,936	
April	23,773	
May	23,783	
June	23,783	

QUALITY

	Quantity	Base Number	Contract	AT	Region	England
% of FP17s for the same patient ID Re-attending within 3 months - Children	456	3,570	12.8%	13.0%	13.4%	12.4%
% of FP17s for the same patient ID Re-attending within 3 months - Adults	1,450	5,353	27.1%	17.6%	17.3%	16.6%
% of FP17s for the same patient ID Re-attending between 3 & 9 months - Children	1,838	3,570	51.5%	56.4%	58.9%	57.5%
% of FP17s for the same patient ID Re-attending between 3 & 9 months - Adults	2,136	5,353	39.9%	50.3%	52.5%	50.4%
% of FP17s for Band 1 Urgent Courses	1,312	7,502	17.5%	10.5%	9.3%	9.1%
% of FP17s Relating to Free Repair or Replacements	53	7,502	0.7%	0.9%	1.0%	0.8%
% of FP17s Relating to Continuations	130	7,502	1.7%	1.3%	1.5%	1.3%
% of Patients satisfied with the dentistry they have received	2	3	N/A	91.8%	93.1%	92.7%
% of Patients satisfied with the time they had to wait for an appointment	1	3	N/A	88.0%	89.8%	88.8%

* This is based on patients treated on this contract for their most recent course of treatment. Figures in italics indicate the base number of FP17s or Patient Questionnaire responses are less than 100. N/A is shown where the base number of responses is less than 10 during the period. % is calculated as Quantity/Base number*100

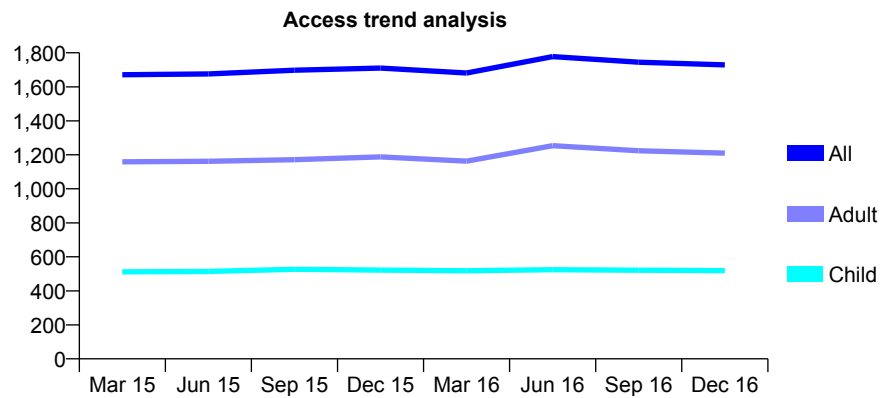
Q46 - Vital Signs At a Glance Contract Report for 323756/0001 - December 2016

Name or company name	Stonemount Dental Surgery
Contract type name	GDS Contract
Purpose of contract	General
Contract start date	01/04/2006
Contract end date	

16/17 Contracted general activity (UDA)	4,610
Carry forward general activity (UDA)	92
16/17 Contracted orthodontic activity (UOA)	0
Carry forward orthodontic activity (UOA)	0
Baseline contract value	£113,254.55

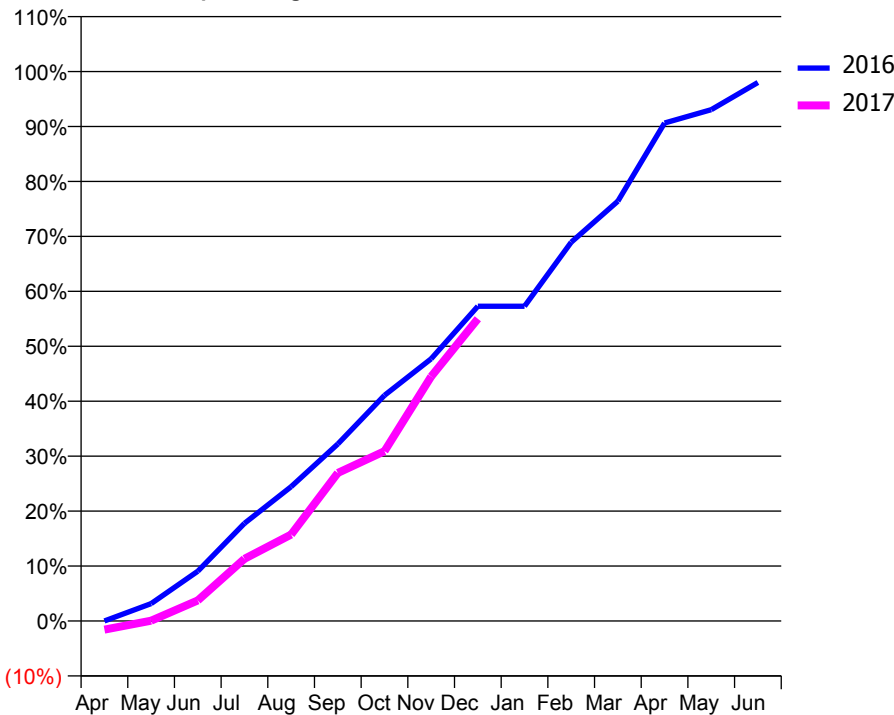
ACCESS*

Patients seen in 24 months	Total	Change since previous quarter
Quarter ending December 2015	1,710	
Quarter ending March 2016	1,681	↓
Quarter ending June 2016	1,778	↑
Quarter ending September 2016	1,745	↓
Quarter ending December 2016	1,729	→
Variance since December 2015	1.1%	→



ACTIVITY

Cumulative percentage of contracted UDA delivered 2016 & 2017



Month	Adjusted Scheduled Activity (UDA)	
	2016	2017
April	0	-74
May	146	2
June	418	172
July	819	522
August	1,127	725
September	1,485	1,243
October	1,893	1,424
November	2,200	2,051
December	2,641	2,536
January	2,641	
February	3,178	
March	3,522	
April	4,177	
May	4,290	
June	4,518	

QUALITY

	Quantity	Base Number	Contract	AT	Region	England
% of FP17s for the same patient ID Re-attending within 3 months - Children	39	437	8.9%	13.0%	13.4%	12.4%
% of FP17s for the same patient ID Re-attending within 3 months - Adults	210	1,217	17.3%	17.6%	17.3%	16.6%
% of FP17s for the same patient ID Re-attending between 3 & 9 months - Children	185	437	42.3%	56.4%	58.9%	57.5%
% of FP17s for the same patient ID Re-attending between 3 & 9 months - Adults	439	1,217	36.1%	50.3%	52.5%	50.4%
% of FP17s for Band 1 Urgent Courses	211	1,288	16.4%	10.5%	9.3%	9.1%
% of FP17s Relating to Free Repair or Replacements	7	1,288	0.5%	0.9%	1.0%	0.8%
% of FP17s Relating to Continuations	2	1,288	0.2%	1.3%	1.5%	1.3%
% of Patients satisfied with the dentistry they have received	2	2	N/A	91.8%	93.1%	92.7%
% of Patients satisfied with the time they had to wait for an appointment	2	2	N/A	88.0%	89.8%	88.8%

* This is based on patients treated on this contract for their most recent course of treatment. Figures in italics indicate the base number of FP17s or Patient Questionnaire responses are less than 100. N/A is shown where the base number of responses is less than 10 during the period. % is calculated as Quantity/Base number*100

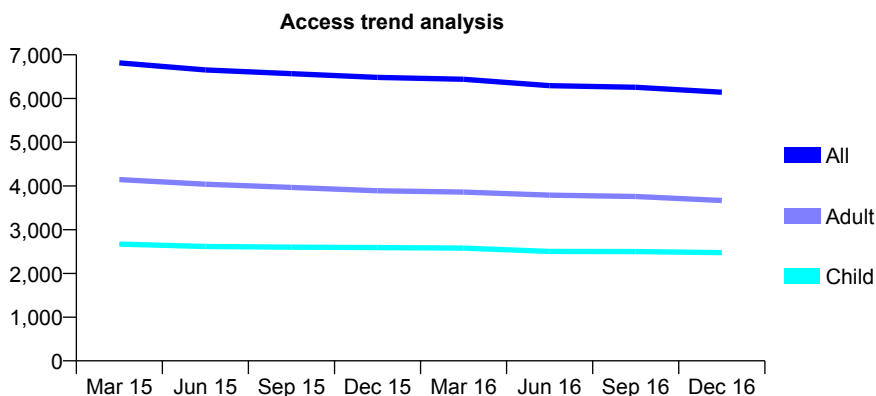
Q46 - Vital Signs At a Glance Contract Report for 323772/0001 - December 2016

Name or company name	MRS S KAYANI
Contract type name	GDS Contract
Purpose of contract	General
Contract start date	01/04/2006
Contract end date	

16/17 Contracted general activity (UDA)	25,832
Carry forward general activity (UDA)	0
16/17 Contracted orthodontic activity (UOA)	0
Carry forward orthodontic activity (UOA)	0
Baseline contract value	£635,978.17

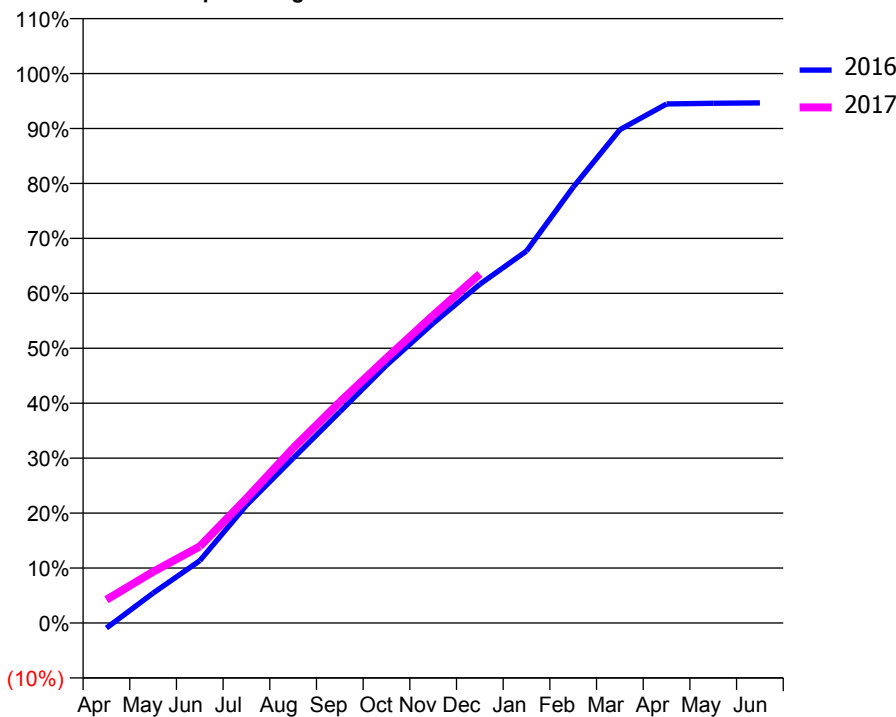
ACCESS*

Patients seen in 24 months	Total	Change since previous quarter
Quarter ending December 2015	6,483	
Quarter ending March 2016	6,440	→
Quarter ending June 2016	6,293	↓
Quarter ending September 2016	6,258	→
Quarter ending December 2016	6,144	↓
Variance since December 2015	(5.2%)	↓



ACTIVITY

Cumulative percentage of contracted UDA delivered 2016 & 2017



Adjusted Scheduled Activity (UDA)

Month	2016	2017
April	-241	1,097
May	1,410	2,413
June	2,932	3,603
July	5,538	5,860
August	7,745	8,222
September	9,926	10,388
October	12,119	12,450
November	14,092	14,462
December	15,926	16,407
January	17,485	
February	20,489	
March	23,194	
April	24,400	
May	24,433	
June	24,454	

QUALITY

	Quantity	Base Number	Contract	AT	Region	England
% of FP17s for the same patient ID Re-attending within 3 months - Children	505	3,115	16.2%	13.0%	13.4%	12.4%
% of FP17s for the same patient ID Re-attending within 3 months - Adults	1,124	4,225	26.6%	17.6%	17.3%	16.6%
% of FP17s for the same patient ID Re-attending between 3 & 9 months - Children	1,749	3,115	56.1%	56.4%	58.9%	57.5%
% of FP17s for the same patient ID Re-attending between 3 & 9 months - Adults	1,877	4,225	44.4%	50.3%	52.5%	50.4%
% of FP17s for Band 1 Urgent Courses	803	6,751	11.9%	10.5%	9.3%	9.1%
% of FP17s Relating to Free Repair or Replacements	32	6,751	0.5%	0.9%	1.0%	0.8%
% of FP17s Relating to Continuations	23	6,751	0.3%	1.3%	1.5%	1.3%
% of Patients satisfied with the dentistry they have received	1	1	N/A	91.8%	93.1%	92.7%
% of Patients satisfied with the time they had to wait for an appointment	1	1	N/A	88.0%	89.8%	88.8%

* This is based on patients treated on this contract for their most recent course of treatment. Figures in italics indicate the base number of FP17s or Patient Questionnaire responses are less than 100. N/A is shown where the base number of responses is less than 10 during the period. % is calculated as Quantity/Base number*100

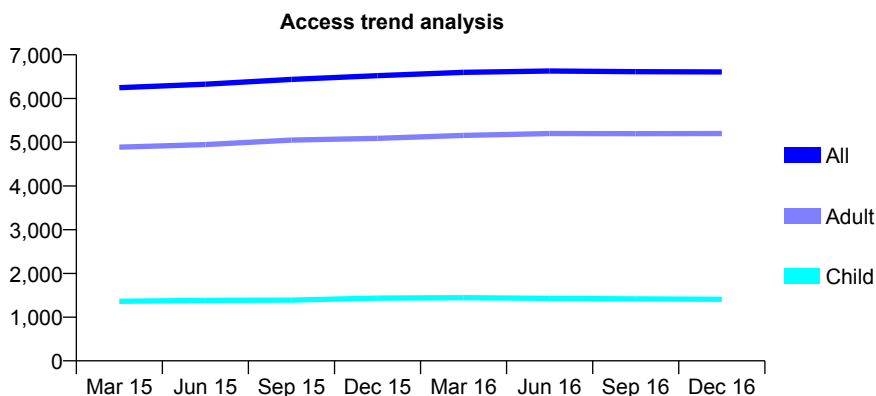
Q46 - Vital Signs At a Glance Contract Report for 324264/0001 - December 2016

Name or company name	MR MD RUSSELL
Contract type name	GDS Contract
Purpose of contract	General
Contract start date	01/04/2006
Contract end date	

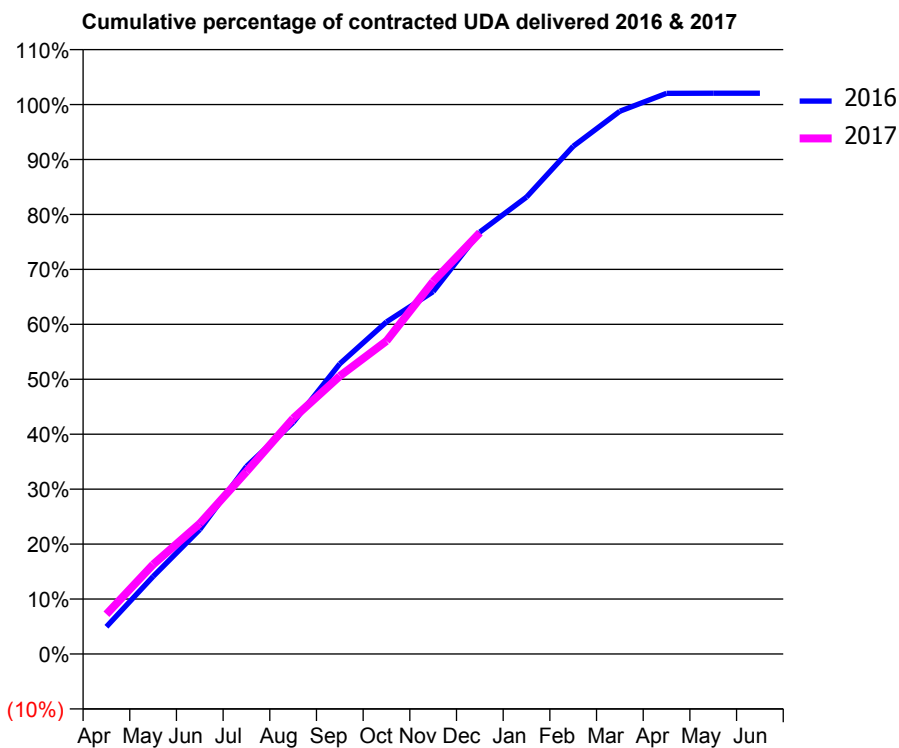
16/17 Contracted general activity (UDA)	19,026
Carry forward general activity (UDA)	-381
16/17 Contracted orthodontic activity (UOA)	0
Carry forward orthodontic activity (UOA)	0
Baseline contract value	£536,583.04

ACCESS*

Patients seen in 24 months	Total	Change since previous quarter
Quarter ending December 2015	6,522	
Quarter ending March 2016	6,599	→
Quarter ending June 2016	6,628	→
Quarter ending September 2016	6,613	→
Quarter ending December 2016	6,607	→
Variance since December 2015	1.3%	→



ACTIVITY



Month	Adjusted Scheduled Activity (UDA)	
	2016	2017
April	947	1,376
May	2,697	3,101
June	4,330	4,520
July	6,527	6,315
August	8,058	8,155
September	10,101	9,623
October	11,558	10,837
November	12,612	12,899
December	14,689	14,587
January	15,903	
February	17,672	
March	18,892	
April	19,514	
May	19,518	
June	19,521	

QUALITY

	Quantity	Base Number	Contract	AT	Region	England
% of FP17s for the same patient ID Re-attending within 3 months - Children	238	1,890	12.6%	13.0%	13.4%	12.4%
% of FP17s for the same patient ID Re-attending within 3 months - Adults	1,030	6,734	15.3%	17.6%	17.3%	16.6%
% of FP17s for the same patient ID Re-attending between 3 & 9 months - Children	1,204	1,890	63.7%	56.4%	58.9%	57.5%
% of FP17s for the same patient ID Re-attending between 3 & 9 months - Adults	4,113	6,734	61.1%	50.3%	52.5%	50.4%
% of FP17s for Band 1 Urgent Courses	360	8,268	4.4%	10.5%	9.3%	9.1%
% of FP17s Relating to Free Repair or Replacements	61	8,268	0.7%	0.9%	1.0%	0.8%
% of FP17s Relating to Continuations	88	8,268	1.1%	1.3%	1.5%	1.3%
% of Patients satisfied with the dentistry they have received	7	7	N/A	91.8%	93.1%	92.7%
% of Patients satisfied with the time they had to wait for an appointment	7	7	N/A	88.0%	89.8%	88.8%

* This is based on patients treated on this contract for their most recent course of treatment. Figures in italics indicate the base number of FP17s or Patient Questionnaire responses are less than 100. N/A is shown where the base number of responses is less than 10 during the period. % is calculated as Quantity/Base number*100

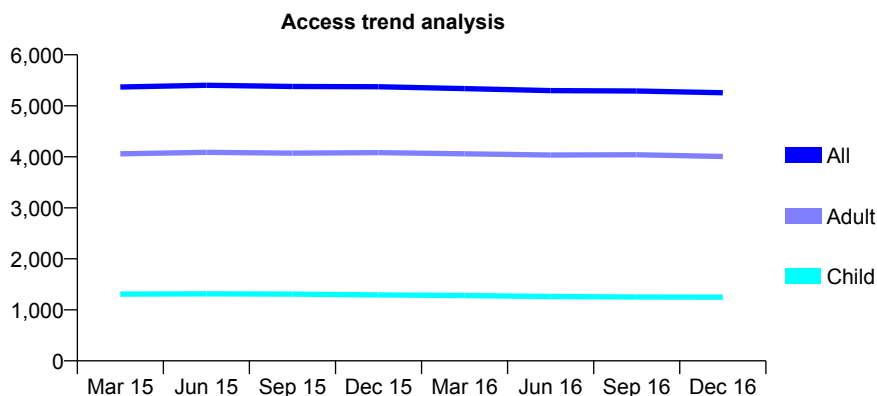
Q46 - Vital Signs At a Glance Contract Report for 324582/0001 - December 2016

Name or company name	Mushtaq, Uddin and Cohen
Contract type name	GDS Contract
Purpose of contract	General
Contract start date	01/04/2006
Contract end date	

16/17 Contracted general activity (UDA)	15,979
Carry forward general activity (UDA)	-320
16/17 Contracted orthodontic activity (UOA)	0
Carry forward orthodontic activity (UOA)	0
Baseline contract value	£461,450.36

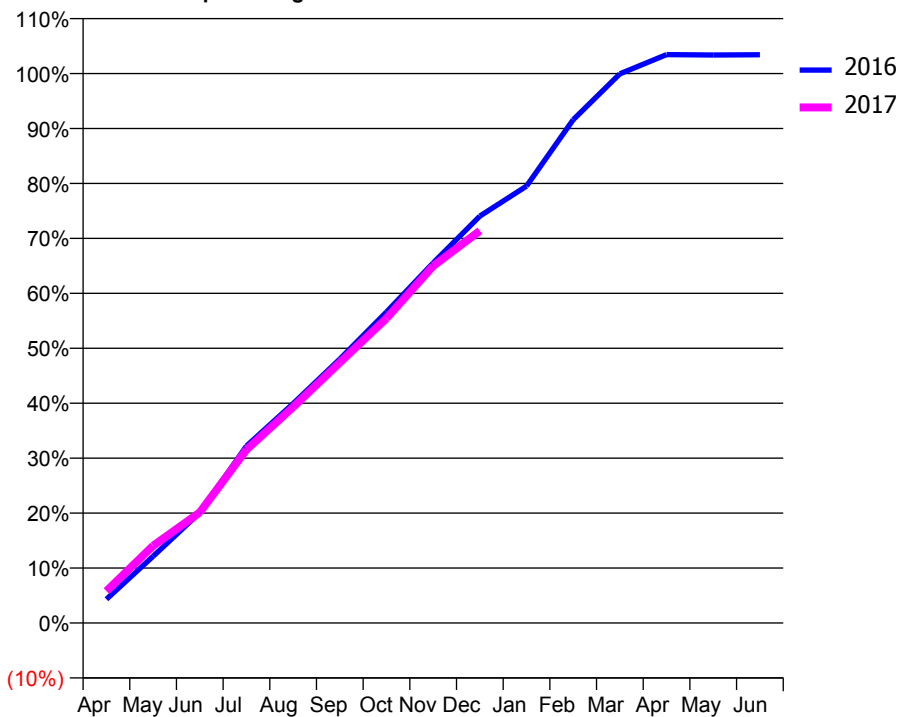
ACCESS*

Patients seen in 24 months	Total	Change since previous quarter
Quarter ending December 2015	5,375	
Quarter ending March 2016	5,337	→
Quarter ending June 2016	5,297	→
Quarter ending September 2016	5,291	→
Quarter ending December 2016	5,256	→
Variance since December 2015	(2.2%)	↓



ACTIVITY

Cumulative percentage of contracted UDA delivered 2016 & 2017



Adjusted Scheduled Activity (UDA)

Month	2016	2017
April	700	930
May	1,966	2,247
June	3,248	3,218
July	5,213	5,041
August	6,461	6,282
September	7,773	7,573
October	9,156	8,864
November	10,603	10,382
December	11,982	11,407
January	12,863	
February	14,821	
March	16,170	
April	16,734	
May	16,722	
June	16,732	

QUALITY

	Quantity	Base Number	Contract	AT	Region	England
% of FP17s for the same patient ID Re-attending within 3 months - Children	171	1,610	10.6%	13.0%	13.4%	12.4%
% of FP17s for the same patient ID Re-attending within 3 months - Adults	710	4,917	14.4%	17.6%	17.3%	16.6%
% of FP17s for the same patient ID Re-attending between 3 & 9 months - Children	1,120	1,610	69.6%	56.4%	58.9%	57.5%
% of FP17s for the same patient ID Re-attending between 3 & 9 months - Adults	3,552	4,917	72.2%	50.3%	52.5%	50.4%
% of FP17s for Band 1 Urgent Courses	462	6,199	7.5%	10.5%	9.3%	9.1%
% of FP17s Relating to Free Repair or Replacements	69	6,199	1.1%	0.9%	1.0%	0.8%
% of FP17s Relating to Continuations	34	6,199	0.5%	1.3%	1.5%	1.3%
% of Patients satisfied with the dentistry they have received	28	28	100.0%	91.8%	93.1%	92.7%
% of Patients satisfied with the time they had to wait for an appointment	28	28	100.0%	88.0%	89.8%	88.8%

* This is based on patients treated on this contract for their most recent course of treatment. Figures in italics indicate the base number of FP17s or Patient Questionnaire responses are less than 100. N/A is shown where the base number of responses is less than 10 during the period. % is calculated as Quantity/Base number*100

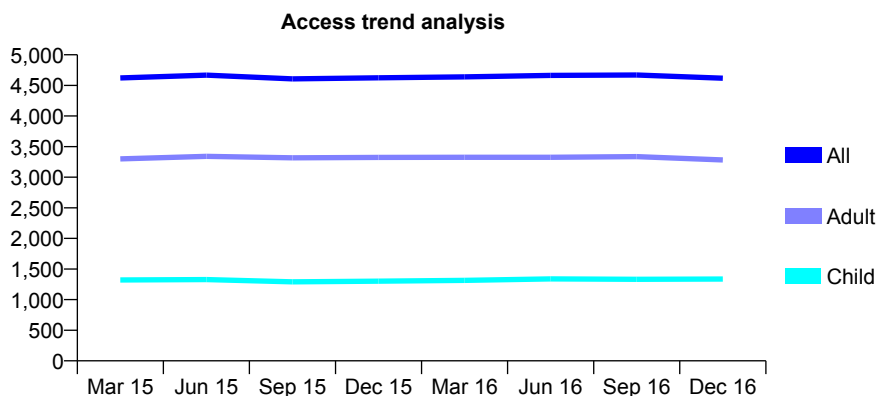
Q46 - Vital Signs At a Glance Contract Report for 325120/0001 - December 2016

Name or company name	MR JC SLATTERY
Contract type name	GDS Contract
Purpose of contract	General
Contract start date	01/04/2006
Contract end date	

16/17 Contracted general activity (UDA)	14,365
Carry forward general activity (UDA)	-266
16/17 Contracted orthodontic activity (UOA)	0
Carry forward orthodontic activity (UOA)	0
Baseline contract value	£385,105.33

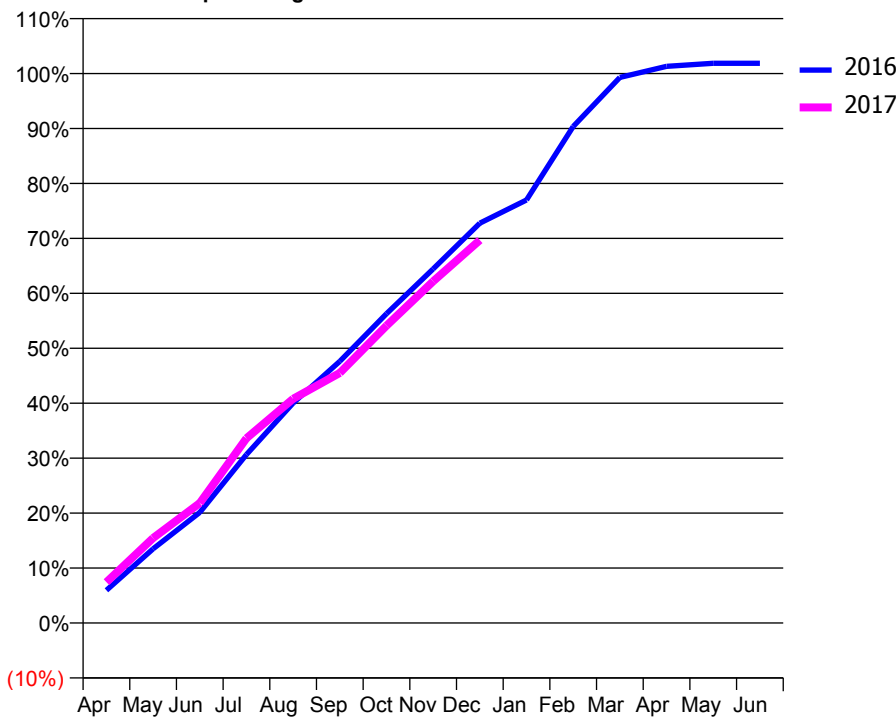
ACCESS*

Patients seen in 24 months	Total	Change since previous quarter
Quarter ending December 2015	4,625	
Quarter ending March 2016	4,640	→
Quarter ending June 2016	4,664	→
Quarter ending September 2016	4,670	→
Quarter ending December 2016	4,618	↓
Variance since December 2015	(0.2%)	→



ACTIVITY

Cumulative percentage of contracted UDA delivered 2016 & 2017



Month	Adjusted Scheduled Activity (UDA)	
	2016	2017
April	855	1,068
May	1,941	2,221
June	2,890	3,134
July	4,406	4,831
August	5,751	5,862
September	6,842	6,538
October	8,084	7,772
November	9,258	8,933
December	10,451	10,010
January	11,059	
February	12,980	
March	14,264	
April	14,553	
May	14,631	
June	14,631	

QUALITY

	Quantity	Base Number	Contract	AT	Region	England
% of FP17s for the same patient ID Re-attending within 3 months - Children	104	1,233	8.4%	13.0%	13.4%	12.4%
% of FP17s for the same patient ID Re-attending within 3 months - Adults	568	3,042	18.7%	17.6%	17.3%	16.6%
% of FP17s for the same patient ID Re-attending between 3 & 9 months - Children	606	1,233	49.1%	56.4%	58.9%	57.5%
% of FP17s for the same patient ID Re-attending between 3 & 9 months - Adults	1,220	3,042	40.1%	50.3%	52.5%	50.4%
% of FP17s for Band 1 Urgent Courses	648	4,100	15.8%	10.5%	9.3%	9.1%
% of FP17s Relating to Free Repair or Replacements	26	4,100	0.6%	0.9%	1.0%	0.8%
% of FP17s Relating to Continuations	102	4,100	2.5%	1.3%	1.5%	1.3%
% of Patients satisfied with the dentistry they have received	3	4	N/A	91.8%	93.1%	92.7%
% of Patients satisfied with the time they had to wait for an appointment	4	4	N/A	88.0%	89.8%	88.8%

* This is based on patients treated on this contract for their most recent course of treatment. Figures in italics indicate the base number of FP17s or Patient Questionnaire responses are less than 100. N/A is shown where the base number of responses is less than 10 during the period. % is calculated as Quantity/Base number*100

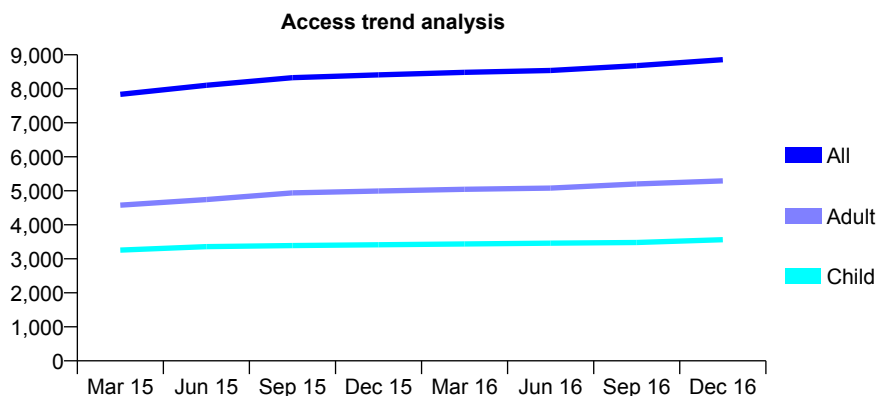
Q46 - Vital Signs At a Glance Contract Report for 326453/0001 - December 2016

Name or company name	MR I SALEEM
Contract type name	GDS Contract
Purpose of contract	General
Contract start date	01/04/2006
Contract end date	

16/17 Contracted general activity (UDA)	20,139
Carry forward general activity (UDA)	181
16/17 Contracted orthodontic activity (UOA)	0
Carry forward orthodontic activity (UOA)	0
Baseline contract value	£678,415.73

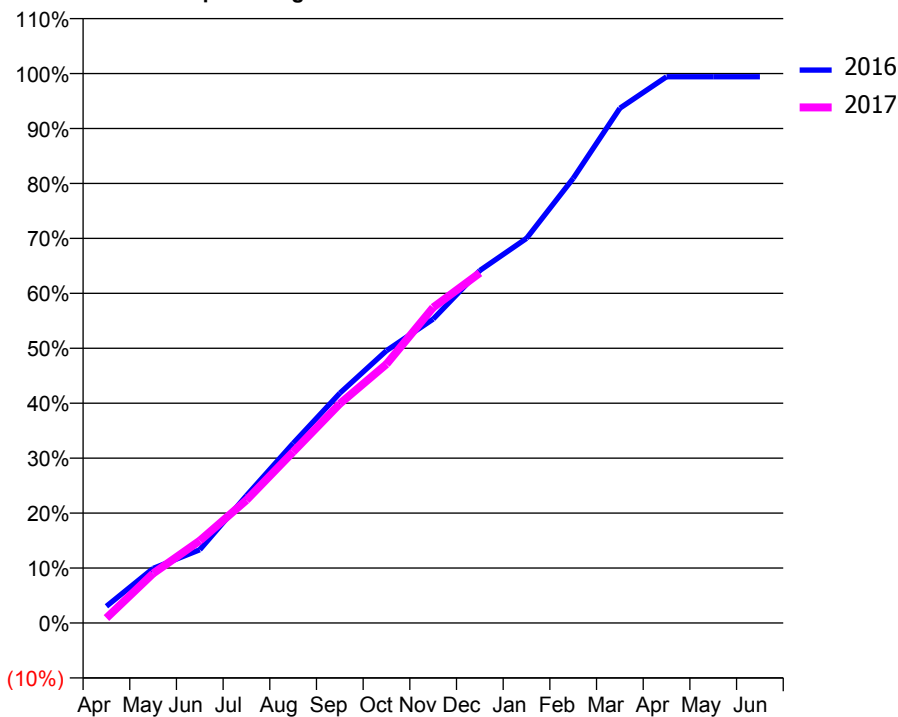
ACCESS*

Patients seen in 24 months	Total	Change since previous quarter
Quarter ending December 2015	8,410	
Quarter ending March 2016	8,485	→
Quarter ending June 2016	8,540	→
Quarter ending September 2016	8,682	→
Quarter ending December 2016	8,855	→
Variance since December 2015	5.3%	↑



ACTIVITY

Cumulative percentage of contracted UDA delivered 2016 & 2017



Month	Adjusted Scheduled Activity (UDA)	
	2016	2017
April	628	183
May	2,057	1,817
June	2,759	3,017
July	4,798	4,503
August	6,768	6,273
September	8,655	8,037
October	10,261	9,486
November	11,450	11,564
December	13,279	12,831
January	14,491	
February	16,748	
March	19,393	
April	20,579	
May	20,579	
June	20,579	

QUALITY

	Quantity	Base Number	Contract	AT	Region	England
% of FP17s for the same patient ID Re-attending within 3 months - Children	91	2,882	3.2%	13.0%	13.4%	12.4%
% of FP17s for the same patient ID Re-attending within 3 months - Adults	255	3,742	6.8%	17.6%	17.3%	16.6%
% of FP17s for the same patient ID Re-attending between 3 & 9 months - Children	1,408	2,882	48.9%	56.4%	58.9%	57.5%
% of FP17s for the same patient ID Re-attending between 3 & 9 months - Adults	1,572	3,742	42.0%	50.3%	52.5%	50.4%
% of FP17s for Band 1 Urgent Courses	272	5,912	4.6%	10.5%	9.3%	9.1%
% of FP17s Relating to Free Repair or Replacements	2	5,912	0.0%	0.9%	1.0%	0.8%
% of FP17s Relating to Continuations	30	5,912	0.5%	1.3%	1.5%	1.3%
% of Patients satisfied with the dentistry they have received	3	4	N/A	91.8%	93.1%	92.7%
% of Patients satisfied with the time they had to wait for an appointment	2	4	N/A	88.0%	89.8%	88.8%

* This is based on patients treated on this contract for their most recent course of treatment. Figures in italics indicate the base number of FP17s or Patient Questionnaire responses are less than 100. N/A is shown where the base number of responses is less than 10 during the period. % is calculated as Quantity/Base number*100

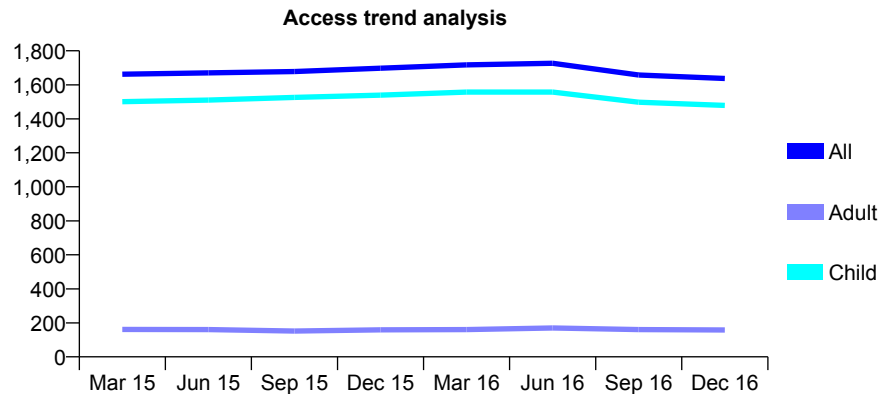
Q46 - Vital Signs At a Glance Contract Report for 329622/0001 - December 2016

Name or company name	MR SD HOWARTH
Contract type name	GDS Contract
Purpose of contract	General
Contract start date	01/04/2006
Contract end date	

16/17 Contracted general activity (UDA)	3,000
Carry forward general activity (UDA)	-60
16/17 Contracted orthodontic activity (UOA)	0
Carry forward orthodontic activity (UOA)	0
Baseline contract value	£73,341.76

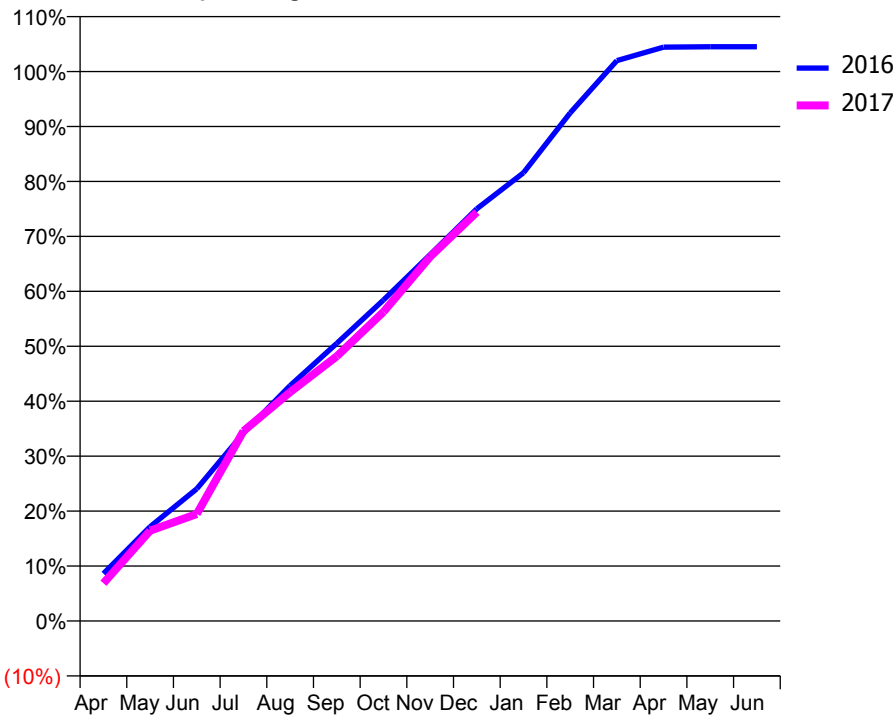
ACCESS*

Patients seen in 24 months	Total	Change since previous quarter
Quarter ending December 2015	1,698	
Quarter ending March 2016	1,717	→
Quarter ending June 2016	1,727	→
Quarter ending September 2016	1,658	↓
Quarter ending December 2016	1,637	↓
Variance since December 2015	(3.6%)	↓



ACTIVITY

Cumulative percentage of contracted UDA delivered 2016 & 2017



Month	Adjusted Scheduled Activity (UDA)	
	2016	2017
April	259	206
May	515	493
June	722	584
July	1,026	1,037
August	1,285	1,250
September	1,516	1,446
October	1,752	1,688
November	2,000	1,988
December	2,251	2,233
January	2,447	
February	2,774	
March	3,060	
April	3,133	
May	3,135	
June	3,135	

QUALITY

	Quantity	Base Number	Contract	AT	Region	England
% of FP17s for the same patient ID Re-attending within 3 months - Children	132	1,802	7.3%	13.0%	13.4%	12.4%
% of FP17s for the same patient ID Re-attending within 3 months - Adults	0	0	N/A	17.6%	17.3%	16.6%
% of FP17s for the same patient ID Re-attending between 3 & 9 months - Children	1,244	1,802	69.0%	56.4%	58.9%	57.5%
% of FP17s for the same patient ID Re-attending between 3 & 9 months - Adults	0	0	N/A	50.3%	52.5%	50.4%
% of FP17s for Band 1 Urgent Courses	68	1,738	3.9%	10.5%	9.3%	9.1%
% of FP17s Relating to Free Repair or Replacements	0	1,738	0.0%	0.9%	1.0%	0.8%
% of FP17s Relating to Continuations	0	1,738	0.0%	1.3%	1.5%	1.3%
% of Patients satisfied with the dentistry they have received	0	0	N/A	91.8%	93.1%	92.7%
% of Patients satisfied with the time they had to wait for an appointment	0	0	N/A	88.0%	89.8%	88.8%

* This is based on patients treated on this contract for their most recent course of treatment. Figures in italics indicate the base number of FP17s or Patient Questionnaire responses are less than 100. N/A is shown where the base number of responses is less than 10 during the period. % is calculated as Quantity/Base number*100

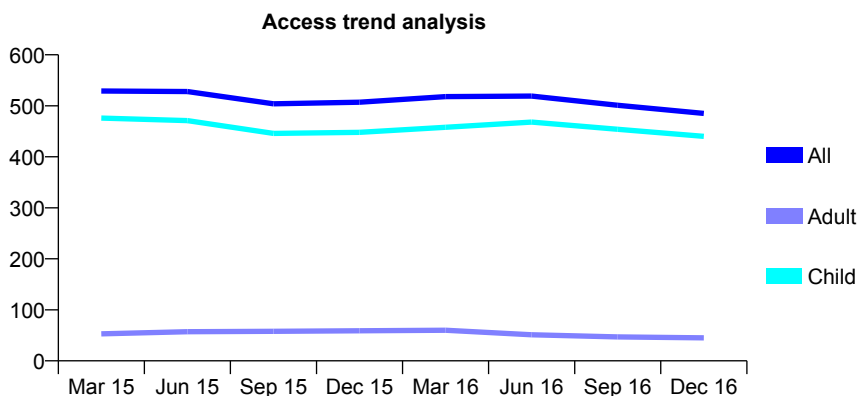
Q46 - Vital Signs At a Glance Contract Report for 333379/0001 - December 2016

Name or company name	MR AK JAIN
Contract type name	GDS Contract
Purpose of contract	General
Contract start date	01/04/2006
Contract end date	

16/17 Contracted general activity (UDA)	1,311
Carry forward general activity (UDA)	40
16/17 Contracted orthodontic activity (UOA)	0
Carry forward orthodontic activity (UOA)	0
Baseline contract value	£32,066.65

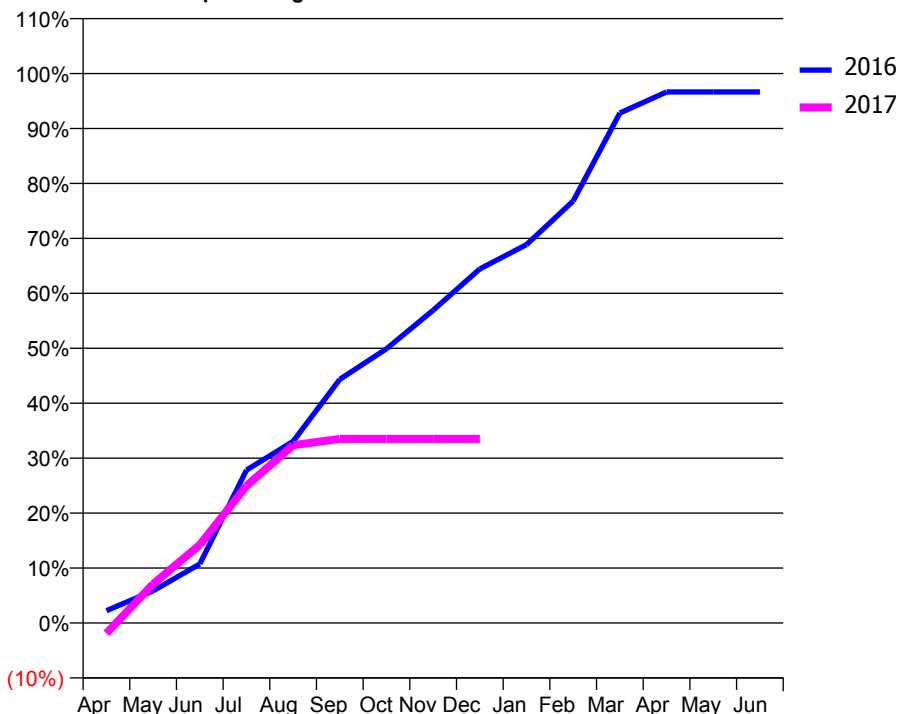
ACCESS*

Patients seen in 24 months	Total	Change since previous quarter
Quarter ending December 2015	507	
Quarter ending March 2016	518	↑
Quarter ending June 2016	519	→
Quarter ending September 2016	501	↓
Quarter ending December 2016	485	↓
Variance since December 2015	(4.3%)	↓



ACTIVITY

Cumulative percentage of contracted UDA delivered 2016 & 2017



Month	Adjusted Scheduled Activity (UDA)	
	2016	2017
April	27	-25
May	70	93
June	129	186
July	334	327
August	397	424
September	532	439
October	599	439
November	683	439
December	773	439
January	826	
February	921	
March	1,114	
April	1,160	
May	1,160	
June	1,160	

QUALITY

	Quantity	Base Number	Contract	AT	Region	England
% of FP17s for the same patient ID Re-attending within 3 months - Children	17	325	5.2%	13.0%	13.4%	12.4%
% of FP17s for the same patient ID Re-attending within 3 months - Adults	0	8	0.0%	17.6%	17.3%	16.6%
% of FP17s for the same patient ID Re-attending between 3 & 9 months - Children	211	325	64.9%	56.4%	58.9%	57.5%
% of FP17s for the same patient ID Re-attending between 3 & 9 months - Adults	7	8	87.5%	50.3%	52.5%	50.4%
% of FP17s for Band 1 Urgent Courses	1	300	0.3%	10.5%	9.3%	9.1%
% of FP17s Relating to Free Repair or Replacements	0	300	0.0%	0.9%	1.0%	0.8%
% of FP17s Relating to Continuations	0	300	0.0%	1.3%	1.5%	1.3%
% of Patients satisfied with the dentistry they have received	0	0	N/A	91.8%	93.1%	92.7%
% of Patients satisfied with the time they had to wait for an appointment	0	0	N/A	88.0%	89.8%	88.8%

* This is based on patients treated on this contract for their most recent course of treatment. Figures in italics indicate the base number of FP17s or Patient Questionnaire responses are less than 100. N/A is shown where the base number of responses is less than 10 during the period. % is calculated as Quantity/Base number*100

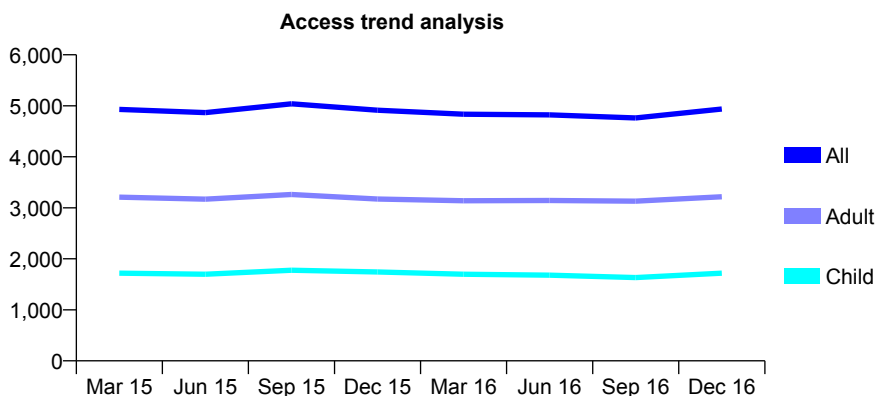
Q46 - Vital Signs At a Glance Contract Report for 336815/0001 - December 2016

Name or company name	MR S PATEL
Contract type name	GDS Contract
Purpose of contract	General
Contract start date	18/03/2010
Contract end date	

16/17 Contracted general activity (UDA)	11,938
Carry forward general activity (UDA)	-104
16/17 Contracted orthodontic activity (UOA)	0
Carry forward orthodontic activity (UOA)	0
Baseline contract value	£327,171.00

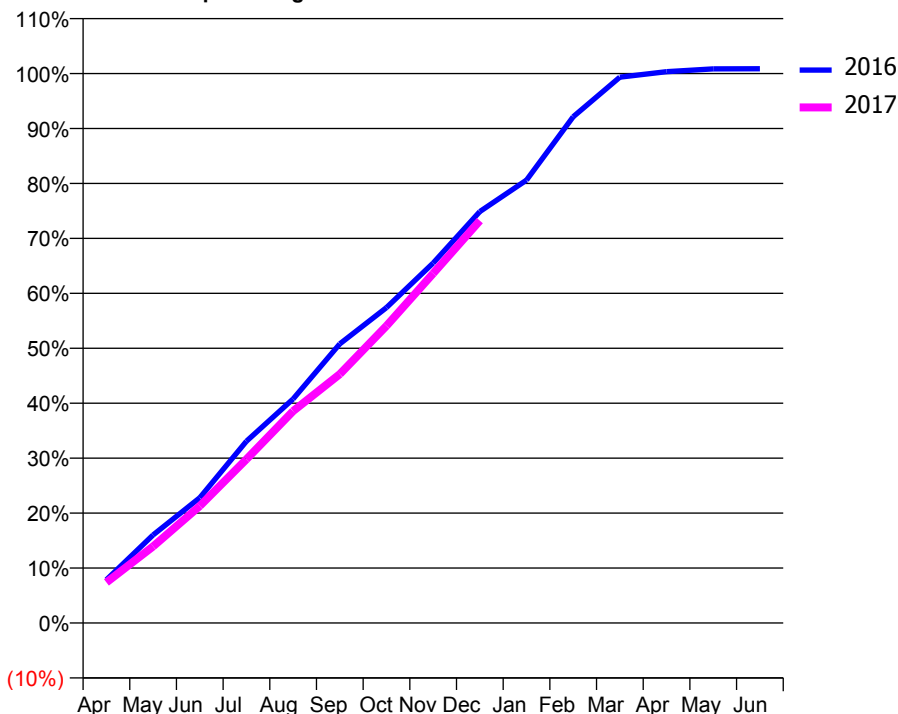
ACCESS*

Patients seen in 24 months	Total	Change since previous quarter
Quarter ending December 2015	4,915	
Quarter ending March 2016	4,836	↓
Quarter ending June 2016	4,823	→
Quarter ending September 2016	4,763	↓
Quarter ending December 2016	4,937	↑
Variance since December 2015	0.4%	→



ACTIVITY

Cumulative percentage of contracted UDA delivered 2016 & 2017



Adjusted Scheduled Activity (UDA)

Month	2016	2017
April	939	882
May	1,913	1,664
June	2,722	2,543
July	3,950	3,558
August	4,869	4,604
September	6,065	5,407
October	6,852	6,457
November	7,820	7,595
December	8,939	8,741
January	9,624	
February	10,998	
March	11,858	
April	11,978	
May	12,040	
June	12,042	

QUALITY

	Quantity	Base Number	Contract	AT	Region	England
% of FP17s for the same patient ID Re-attending within 3 months - Children	241	2,336	10.3%	13.0%	13.4%	12.4%
% of FP17s for the same patient ID Re-attending within 3 months - Adults	749	4,057	18.5%	17.6%	17.3%	16.6%
% of FP17s for the same patient ID Re-attending between 3 & 9 months - Children	1,498	2,336	64.1%	56.4%	58.9%	57.5%
% of FP17s for the same patient ID Re-attending between 3 & 9 months - Adults	2,224	4,057	54.8%	50.3%	52.5%	50.4%
% of FP17s for Band 1 Urgent Courses	643	5,210	12.3%	10.5%	9.3%	9.1%
% of FP17s Relating to Free Repair or Replacements	16	5,210	0.3%	0.9%	1.0%	0.8%
% of FP17s Relating to Continuations	8	5,210	0.2%	1.3%	1.5%	1.3%
% of Patients satisfied with the dentistry they have received	2	2	N/A	91.8%	93.1%	92.7%
% of Patients satisfied with the time they had to wait for an appointment	2	2	N/A	88.0%	89.8%	88.8%

* This is based on patients treated on this contract for their most recent course of treatment. Figures in italics indicate the base number of FP17s or Patient Questionnaire responses are less than 100. N/A is shown where the base number of responses is less than 10 during the period. % is calculated as Quantity/Base number*100

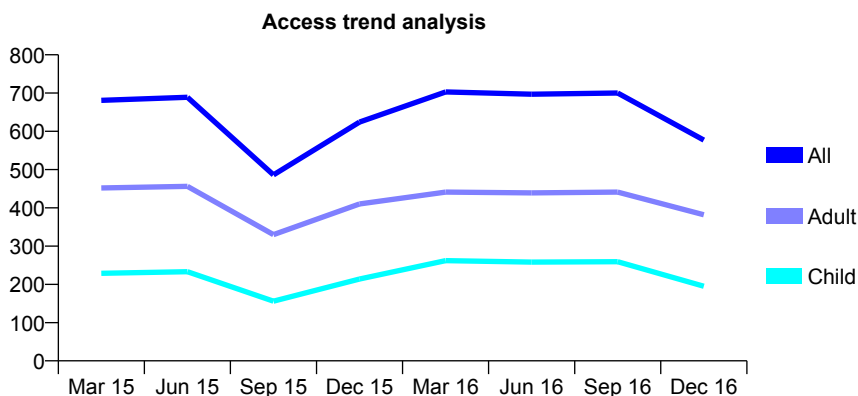
Q46 - Vital Signs At a Glance Contract Report for 336815/0002 - December 2016

Name or company name	MR S PATEL
Contract type name	GDS Contract
Purpose of contract	General
Contract start date	18/03/2010
Contract end date	

16/17 Contracted general activity (UDA)	1,900
Carry forward general activity (UDA)	-14
16/17 Contracted orthodontic activity (UOA)	0
Carry forward orthodontic activity (UOA)	0
Baseline contract value	£44,451.36

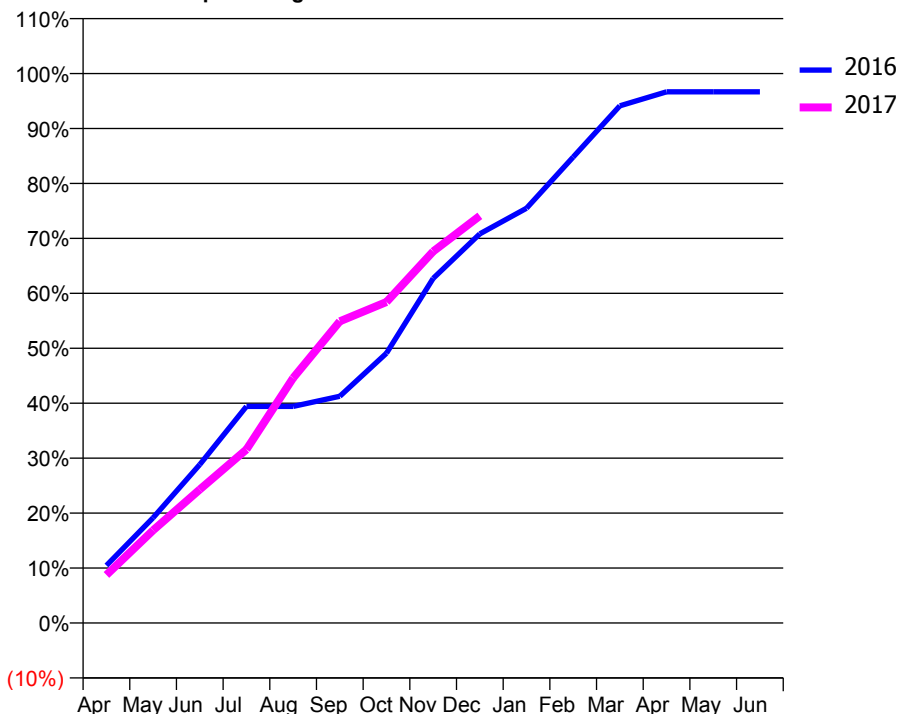
ACCESS*

Patients seen in 24 months	Total	Change since previous quarter
Quarter ending December 2015	624	
Quarter ending March 2016	703	↑
Quarter ending June 2016	697	→
Quarter ending September 2016	700	→
Quarter ending December 2016	577	↓
Variance since December 2015	(7.5%)	↓



ACTIVITY

Cumulative percentage of contracted UDA delivered 2016 & 2017



Month	Adjusted Scheduled Activity (UDA)	
	2016	2017
April	220	166
May	402	321
June	606	462
July	828	600
August	828	847
September	866	1,043
October	1,031	1,110
November	1,317	1,285
December	1,487	1,408
January	1,585	
February	1,781	
March	1,977	
April	2,030	
May	2,030	
June	2,030	

QUALITY

	Quantity	Base Number	Contract	AT	Region	England
% of FP17s for the same patient ID Re-attending within 3 months - Children	19	321	5.9%	13.0%	13.4%	12.4%
% of FP17s for the same patient ID Re-attending within 3 months - Adults	27	516	5.2%	17.6%	17.3%	16.6%
% of FP17s for the same patient ID Re-attending between 3 & 9 months - Children	68	321	21.2%	56.4%	58.9%	57.5%
% of FP17s for the same patient ID Re-attending between 3 & 9 months - Adults	98	516	19.0%	50.3%	52.5%	50.4%
% of FP17s for Band 1 Urgent Courses	105	814	12.9%	10.5%	9.3%	9.1%
% of FP17s Relating to Free Repair or Replacements	2	814	0.2%	0.9%	1.0%	0.8%
% of FP17s Relating to Continuations	1	814	0.1%	1.3%	1.5%	1.3%
% of Patients satisfied with the dentistry they have received	1	1	N/A	91.8%	93.1%	92.7%
% of Patients satisfied with the time they had to wait for an appointment	0	1	N/A	88.0%	89.8%	88.8%

* This is based on patients treated on this contract for their most recent course of treatment. Figures in italics indicate the base number of FP17s or Patient Questionnaire responses are less than 100. N/A is shown where the base number of responses is less than 10 during the period. % is calculated as Quantity/Base number*100

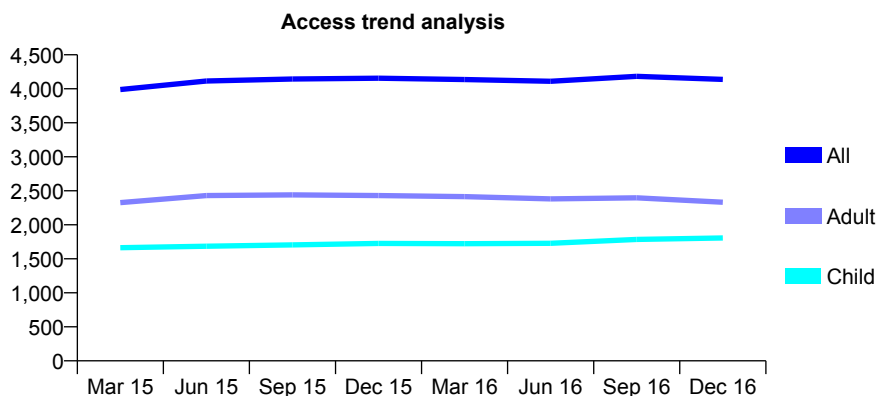
Q46 - Vital Signs At a Glance Contract Report for 339881/0001 - December 2016

Name or company name	MR S MIRTORABI
Contract type name	GDS Contract
Purpose of contract	General
Contract start date	01/04/2006
Contract end date	

16/17 Contracted general activity (UDA)	10,570
Carry forward general activity (UDA)	-156
16/17 Contracted orthodontic activity (UOA)	0
Carry forward orthodontic activity (UOA)	0
Baseline contract value	£334,396.87

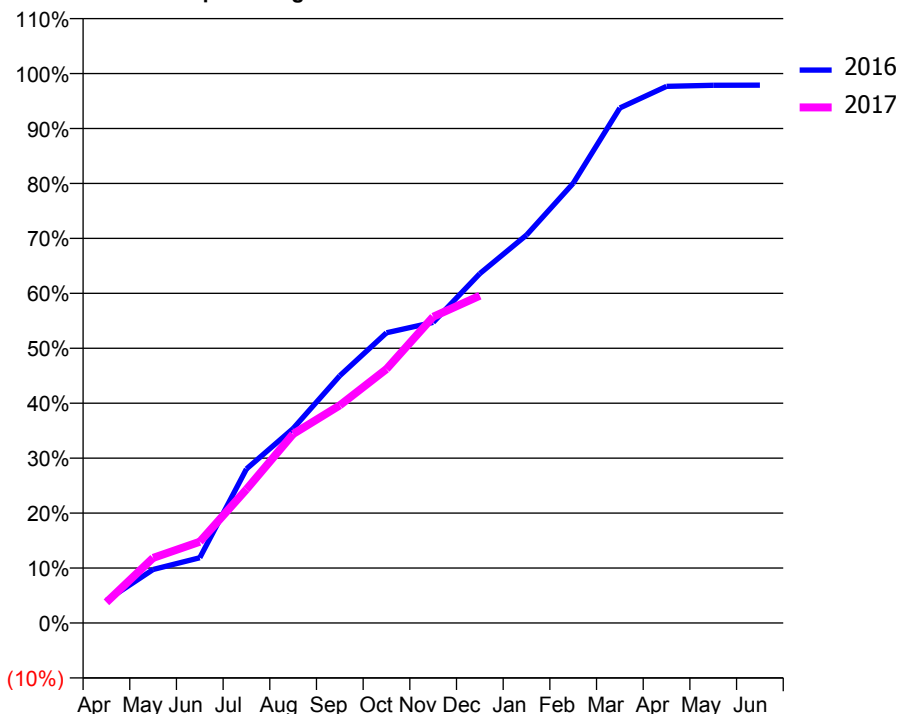
ACCESS*

Patients seen in 24 months	Total	Change since previous quarter
Quarter ending December 2015	4,156	
Quarter ending March 2016	4,136	→
Quarter ending June 2016	4,110	→
Quarter ending September 2016	4,184	→
Quarter ending December 2016	4,139	↓
Variance since December 2015	(0.4%)	→



ACTIVITY

Cumulative percentage of contracted UDA delivered 2016 & 2017



Month	Adjusted Scheduled Activity (UDA)	
	2016	2017
April	435	398
May	1,031	1,252
June	1,256	1,564
July	2,963	2,570
August	3,740	3,637
September	4,756	4,188
October	5,582	4,884
November	5,783	5,890
December	6,720	6,296
January	7,463	
February	8,457	
March	9,906	
April	10,322	
May	10,342	
June	10,345	

QUALITY

	Quantity	Base Number	Contract	AT	Region	England
% of FP17s for the same patient ID Re-attending within 3 months - Children	200	1,804	11.1%	13.0%	13.4%	12.4%
% of FP17s for the same patient ID Re-attending within 3 months - Adults	217	1,636	13.3%	17.6%	17.3%	16.6%
% of FP17s for the same patient ID Re-attending between 3 & 9 months - Children	927	1,804	51.4%	56.4%	58.9%	57.5%
% of FP17s for the same patient ID Re-attending between 3 & 9 months - Adults	668	1,636	40.8%	50.3%	52.5%	50.4%
% of FP17s for Band 1 Urgent Courses	221	2,811	7.9%	10.5%	9.3%	9.1%
% of FP17s Relating to Free Repair or Replacements	7	2,811	0.2%	0.9%	1.0%	0.8%
% of FP17s Relating to Continuations	49	2,811	1.7%	1.3%	1.5%	1.3%
% of Patients satisfied with the dentistry they have received	0	0	N/A	91.8%	93.1%	92.7%
% of Patients satisfied with the time they had to wait for an appointment	0	0	N/A	88.0%	89.8%	88.8%

* This is based on patients treated on this contract for their most recent course of treatment. Figures in italics indicate the base number of FP17s or Patient Questionnaire responses are less than 100. N/A is shown where the base number of responses is less than 10 during the period. % is calculated as Quantity/Base number*100

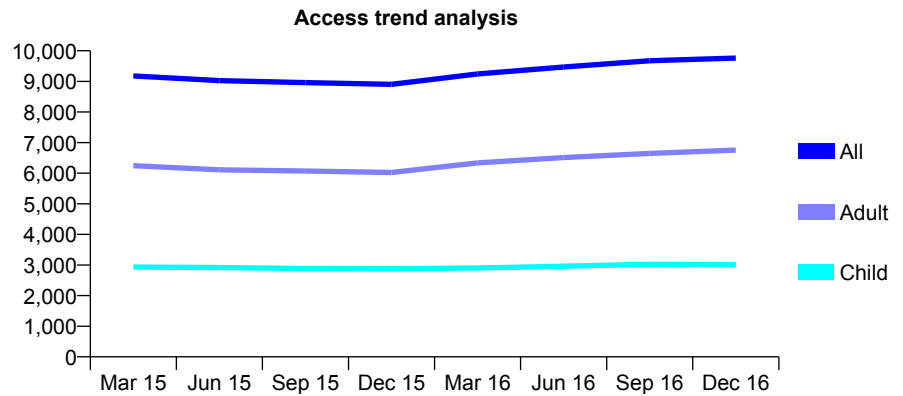
Q46 - Vital Signs At a Glance Contract Report for 342327/0001 - December 2016

Name or company name	MR MK MUSHTAQ
Contract type name	GDS Contract
Purpose of contract	General
Contract start date	01/04/2006
Contract end date	

16/17 Contracted general activity (UDA)	22,660
Carry forward general activity (UDA)	-59
16/17 Contracted orthodontic activity (UOA)	0
Carry forward orthodontic activity (UOA)	0
Baseline contract value	£600,329.12

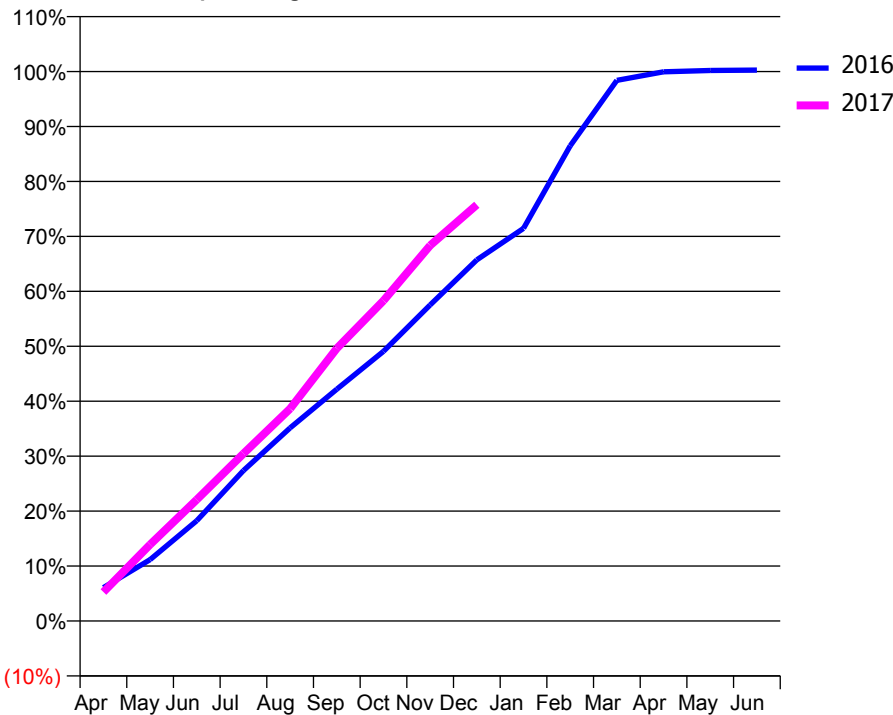
ACCESS*

Patients seen in 24 months	Total	Change since previous quarter
Quarter ending December 2015	8,902	
Quarter ending March 2016	9,244	↑
Quarter ending June 2016	9,470	↑
Quarter ending September 2016	9,674	↑
Quarter ending December 2016	9,762	→
Variance since December 2015	9.7%	↑



ACTIVITY

Cumulative percentage of contracted UDA delivered 2016 & 2017



Month	Adjusted Scheduled Activity (UDA)	
	2016	2017
April	1,393	1,196
May	2,565	3,153
June	4,190	5,005
July	6,284	6,906
August	8,063	8,759
September	9,680	11,240
October	11,261	13,214
November	13,197	15,490
December	15,078	17,165
January	16,390	
February	19,836	
March	22,572	
April	22,928	
May	22,985	
June	22,999	

QUALITY

	Quantity	Base Number	Contract	AT	Region	England
% of FP17s for the same patient ID Re-attending within 3 months - Children	201	2,902	6.9%	13.0%	13.4%	12.4%
% of FP17s for the same patient ID Re-attending within 3 months - Adults	924	6,430	14.4%	17.6%	17.3%	16.6%
% of FP17s for the same patient ID Re-attending between 3 & 9 months - Children	1,524	2,902	52.5%	56.4%	58.9%	57.5%
% of FP17s for the same patient ID Re-attending between 3 & 9 months - Adults	2,898	6,430	45.1%	50.3%	52.5%	50.4%
% of FP17s for Band 1 Urgent Courses	805	8,394	9.6%	10.5%	9.3%	9.1%
% of FP17s Relating to Free Repair or Replacements	83	8,394	1.0%	0.9%	1.0%	0.8%
% of FP17s Relating to Continuations	21	8,394	0.3%	1.3%	1.5%	1.3%
% of Patients satisfied with the dentistry they have received	4	4	N/A	91.8%	93.1%	92.7%
% of Patients satisfied with the time they had to wait for an appointment	3	4	N/A	88.0%	89.8%	88.8%

* This is based on patients treated on this contract for their most recent course of treatment. Figures in italics indicate the base number of FP17s or Patient Questionnaire responses are less than 100. N/A is shown where the base number of responses is less than 10 during the period. % is calculated as Quantity/Base number*100

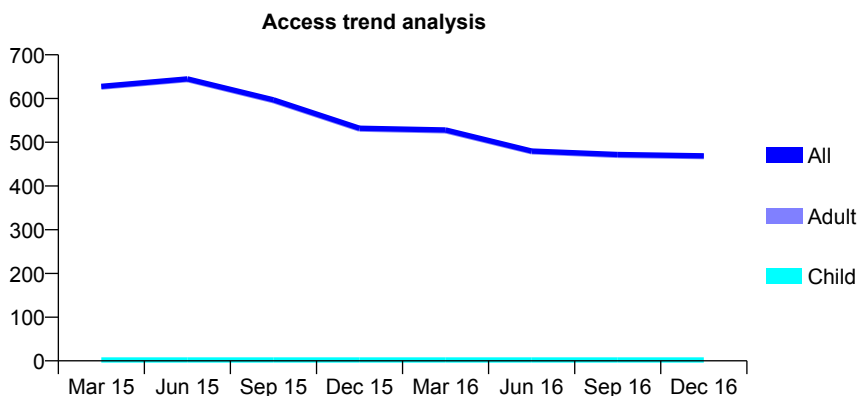
Q46 - Vital Signs At a Glance Contract Report for 342327/0002 - December 2016

Name or company name	MR MK MUSHTAQ
Contract type name	PDS Contract
Purpose of contract	General
Contract start date	01/04/2013
Contract end date	31/03/2017

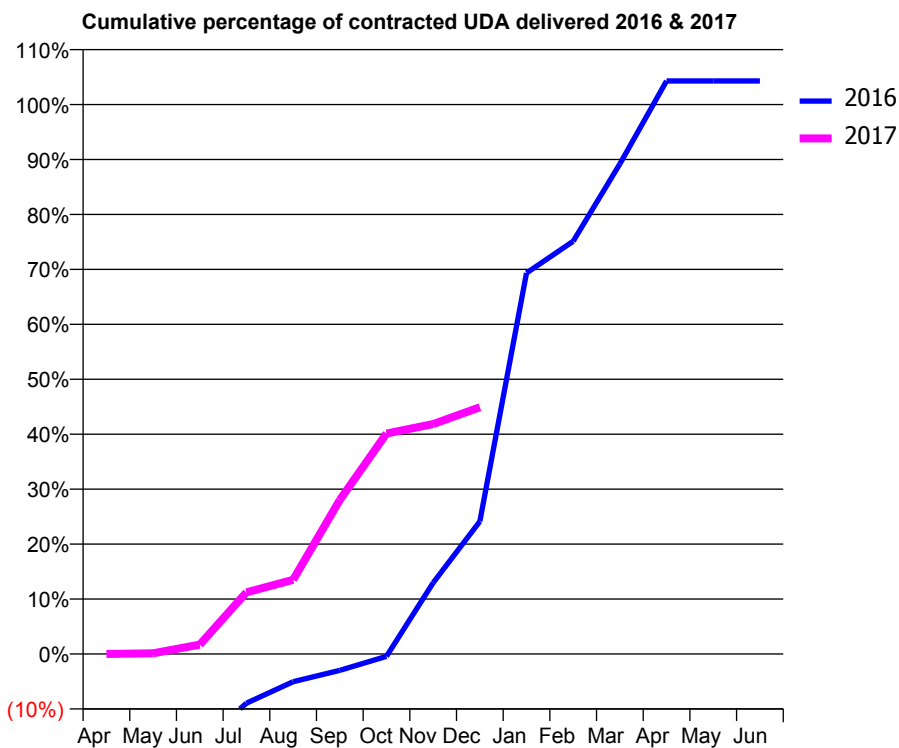
16/17 Contracted general activity (UDA)	700
Carry forward general activity (UDA)	0
16/17 Contracted orthodontic activity (UOA)	0
Carry forward orthodontic activity (UOA)	0
Baseline contract value	£59,099.84

ACCESS*

Patients seen in 24 months	Total	Change since previous quarter
Quarter ending December 2015	532	
Quarter ending March 2016	528	→
Quarter ending June 2016	480	↓
Quarter ending September 2016	472	↓
Quarter ending December 2016	469	→
Variance since December 2015	(11.8%)	↓



ACTIVITY



Month	Adjusted Scheduled Activity (UDA)	
	2016	2017
April	-190	0
May	-175	1
June	-116	12
July	-63	79
August	-35	95
September	-21	196
October	-3	281
November	91	293
December	169	314
January	485	
February	526	
March	624	
April	730	
May	730	
June	730	

QUALITY

	Quantity	Base Number	Contract	AT	Region	England
% of FP17s for the same patient ID Re-attending within 3 months - Children	0	0	N/A	13.0%	13.4%	12.4%
% of FP17s for the same patient ID Re-attending within 3 months - Adults	4	181	2.2%	17.6%	17.3%	16.6%
% of FP17s for the same patient ID Re-attending between 3 & 9 months - Children	0	0	N/A	56.4%	58.9%	57.5%
% of FP17s for the same patient ID Re-attending between 3 & 9 months - Adults	7	181	3.9%	50.3%	52.5%	50.4%
% of FP17s for Band 1 Urgent Courses	12	165	7.3%	10.5%	9.3%	9.1%
% of FP17s Relating to Free Repair or Replacements	0	165	0.0%	0.9%	1.0%	0.8%
% of FP17s Relating to Continuations	0	165	0.0%	1.3%	1.5%	1.3%
% of Patients satisfied with the dentistry they have received	0	0	N/A	91.8%	93.1%	92.7%
% of Patients satisfied with the time they had to wait for an appointment	0	0	N/A	88.0%	89.8%	88.8%

* This is based on patients treated on this contract for their most recent course of treatment. Figures in italics indicate the base number of FP17s or Patient Questionnaire responses are less than 100. N/A is shown where the base number of responses is less than 10 during the period. % is calculated as Quantity/Base number*100

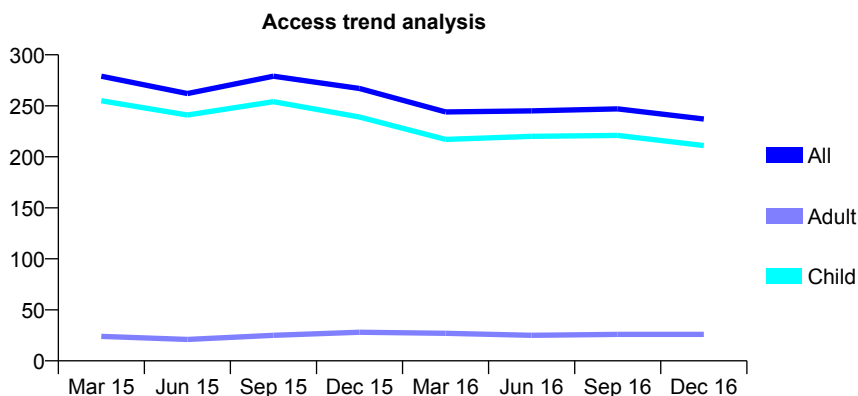
Q46 - Vital Signs At a Glance Contract Report for 351121/0001 - December 2016

Name or company name	MR CJ MICHAELS
Contract type name	GDS Contract
Purpose of contract	General
Contract start date	01/04/2006
Contract end date	30/11/2016

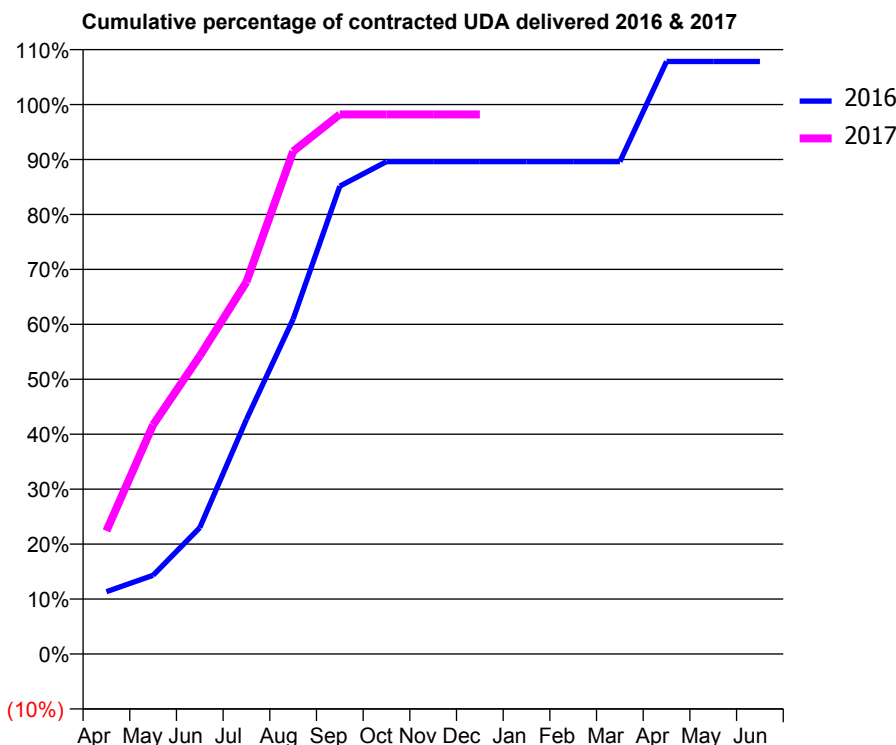
16/17 Contracted general activity (UDA)	223
Carry forward general activity (UDA)	-7
16/17 Contracted orthodontic activity (UOA)	0
Carry forward orthodontic activity (UOA)	0
Baseline contract value	£5,459.89

ACCESS*

Patients seen in 24 months	Total	Change since previous quarter
Quarter ending December 2015	267	
Quarter ending March 2016	244	↓
Quarter ending June 2016	245	→
Quarter ending September 2016	247	→
Quarter ending December 2016	237	↓
Variance since December 2015	(11.2%)	↓



ACTIVITY



Month	Adjusted Scheduled Activity (UDA)	
	2016	2017
April	38	50
May	48	93
June	77	121
July	143	151
August	204	204
September	285	219
October	300	219
November	300	219
December	300	219
January	300	
February	300	
March	300	
April	361	
May	361	
June	361	

QUALITY

	Quantity	Base Number	Contract	AT	Region	England
% of FP17s for the same patient ID Re-attending within 3 months - Children	3	197	1.5%	13.0%	13.4%	12.4%
% of FP17s for the same patient ID Re-attending within 3 months - Adults	0	7	0.0%	17.6%	17.3%	16.6%
% of FP17s for the same patient ID Re-attending between 3 & 9 months - Children	78	197	39.6%	56.4%	58.9%	57.5%
% of FP17s for the same patient ID Re-attending between 3 & 9 months - Adults	2	7	28.6%	50.3%	52.5%	50.4%
% of FP17s for Band 1 Urgent Courses	0	152	0.0%	10.5%	9.3%	9.1%
% of FP17s Relating to Free Repair or Replacements	0	152	0.0%	0.9%	1.0%	0.8%
% of FP17s Relating to Continuations	0	152	0.0%	1.3%	1.5%	1.3%
% of Patients satisfied with the dentistry they have received	0	0	N/A	91.8%	93.1%	92.7%
% of Patients satisfied with the time they had to wait for an appointment	0	0	N/A	88.0%	89.8%	88.8%

* This is based on patients treated on this contract for their most recent course of treatment. Figures in italics indicate the base number of FP17s or Patient Questionnaire responses are less than 100. N/A is shown where the base number of responses is less than 10 during the period. % is calculated as Quantity/Base number*100

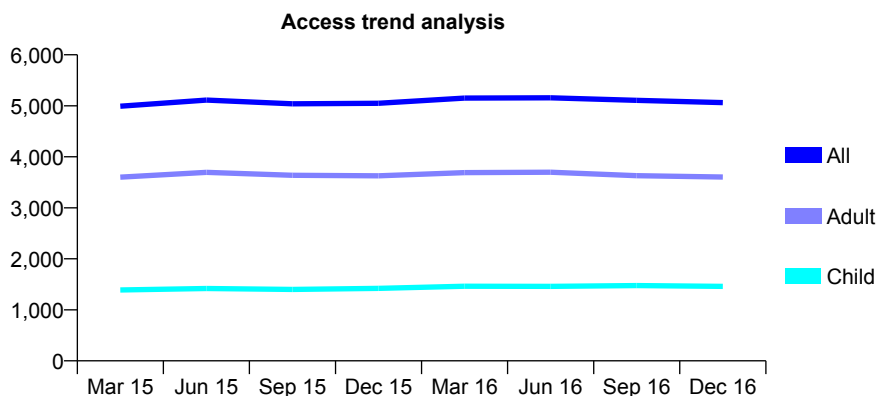
Q46 - Vital Signs At a Glance Contract Report for 356956/0001 - December 2016

Name or company name	MR MJ FERN
Contract type name	GDS Contract
Purpose of contract	General
Contract start date	18/09/2007
Contract end date	

16/17 Contracted general activity (UDA)	10,000
Carry forward general activity (UDA)	-74
16/17 Contracted orthodontic activity (UOA)	0
Carry forward orthodontic activity (UOA)	0
Baseline contract value	£253,831.57

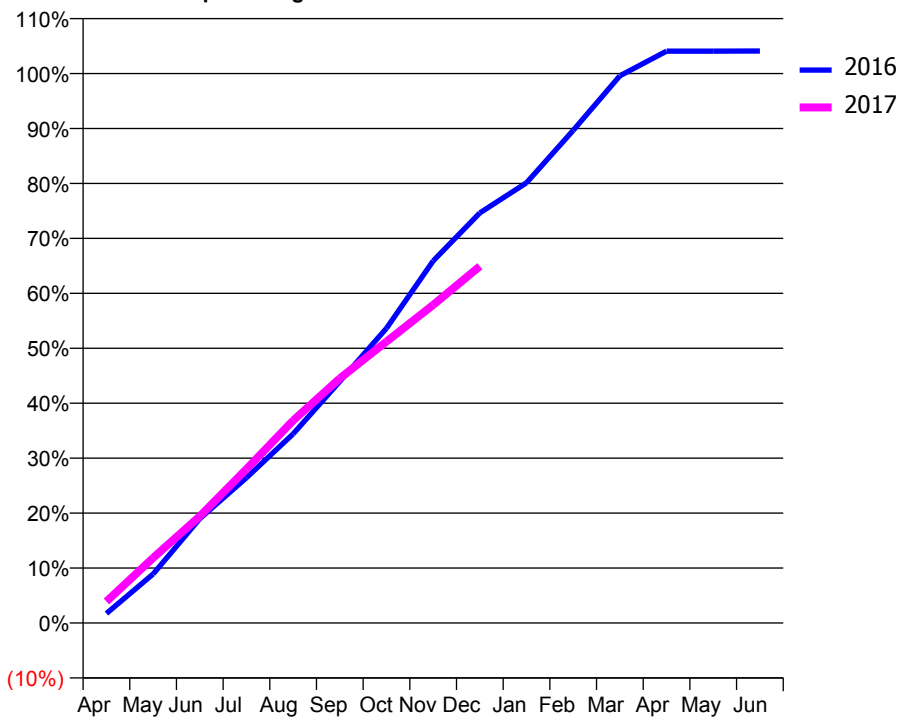
ACCESS*

Patients seen in 24 months	Total	Change since previous quarter
Quarter ending December 2015	5,050	
Quarter ending March 2016	5,152	↑
Quarter ending June 2016	5,158	→
Quarter ending September 2016	5,106	↓
Quarter ending December 2016	5,064	→
Variance since December 2015	0.3%	→



ACTIVITY

Cumulative percentage of contracted UDA delivered 2016 & 2017



Month	Adjusted Scheduled Activity (UDA)	
	2016	2017
April	178	393
May	917	1,185
June	1,953	1,943
July	2,717	2,802
August	3,539	3,684
September	4,518	4,451
October	5,514	5,120
November	6,773	5,790
December	7,672	6,494
January	8,237	
February	9,216	
March	10,237	
April	10,698	
May	10,698	
June	10,701	

QUALITY

	Quantity	Base Number	Contract	AT	Region	England
% of FP17s for the same patient ID Re-attending within 3 months - Children	137	1,645	8.3%	13.0%	13.4%	12.4%
% of FP17s for the same patient ID Re-attending within 3 months - Adults	268	3,421	7.8%	17.6%	17.3%	16.6%
% of FP17s for the same patient ID Re-attending between 3 & 9 months - Children	1,077	1,645	65.5%	56.4%	58.9%	57.5%
% of FP17s for the same patient ID Re-attending between 3 & 9 months - Adults	2,267	3,421	66.3%	50.3%	52.5%	50.4%
% of FP17s for Band 1 Urgent Courses	153	3,812	4.0%	10.5%	9.3%	9.1%
% of FP17s Relating to Free Repair or Replacements	12	3,812	0.3%	0.9%	1.0%	0.8%
% of FP17s Relating to Continuations	5	3,812	0.1%	1.3%	1.5%	1.3%
% of Patients satisfied with the dentistry they have received	7	8	N/A	91.8%	93.1%	92.7%
% of Patients satisfied with the time they had to wait for an appointment	7	8	N/A	88.0%	89.8%	88.8%

* This is based on patients treated on this contract for their most recent course of treatment. Figures in italics indicate the base number of FP17s or Patient Questionnaire responses are less than 100. N/A is shown where the base number of responses is less than 10 during the period. % is calculated as Quantity/Base number*100

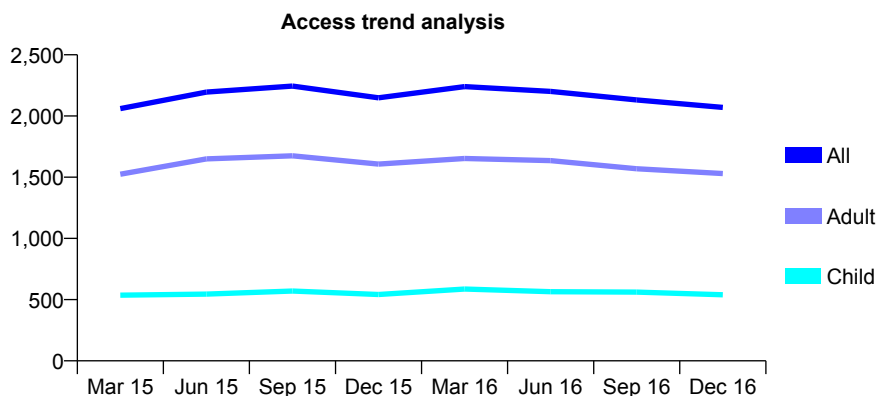
Q46 - Vital Signs At a Glance Contract Report for 356956/0002 - December 2016

Name or company name	MR MJ FERN
Contract type name	GDS Contract
Purpose of contract	General
Contract start date	01/08/2013
Contract end date	

16/17 Contracted general activity (UDA)	5,388
Carry forward general activity (UDA)	81
16/17 Contracted orthodontic activity (UOA)	0
Carry forward orthodontic activity (UOA)	0
Baseline contract value	£147,286.33

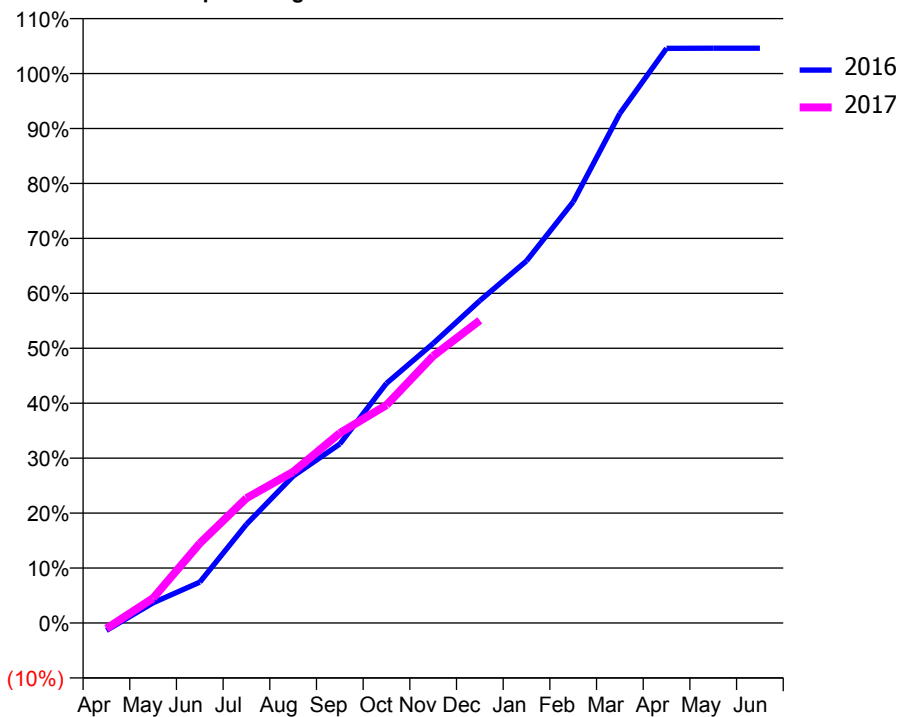
ACCESS*

Patients seen in 24 months	Total	Change since previous quarter
Quarter ending December 2015	2,149	
Quarter ending March 2016	2,240	↑
Quarter ending June 2016	2,201	↓
Quarter ending September 2016	2,131	↓
Quarter ending December 2016	2,070	↓
Variance since December 2015	(3.7%)	↓



ACTIVITY

Cumulative percentage of contracted UDA delivered 2016 & 2017



Month	Adjusted Scheduled Activity (UDA)	
	2016	2017
April	-77	-56
May	208	243
June	421	781
July	1,018	1,225
August	1,515	1,483
September	1,846	1,863
October	2,472	2,137
November	2,883	2,618
December	3,325	2,967
January	3,736	
February	4,345	
March	5,256	
April	5,928	
May	5,929	
June	5,929	

QUALITY

	Quantity	Base Number	Contract	AT	Region	England
% of FP17s for the same patient ID Re-attending within 3 months - Children	17	456	3.7%	13.0%	13.4%	12.4%
% of FP17s for the same patient ID Re-attending within 3 months - Adults	131	1,300	10.1%	17.6%	17.3%	16.6%
% of FP17s for the same patient ID Re-attending between 3 & 9 months - Children	257	456	56.4%	56.4%	58.9%	57.5%
% of FP17s for the same patient ID Re-attending between 3 & 9 months - Adults	764	1,300	58.8%	50.3%	52.5%	50.4%
% of FP17s for Band 1 Urgent Courses	59	1,499	3.9%	10.5%	9.3%	9.1%
% of FP17s Relating to Free Repair or Replacements	14	1,499	0.9%	0.9%	1.0%	0.8%
% of FP17s Relating to Continuations	2	1,499	0.1%	1.3%	1.5%	1.3%
% of Patients satisfied with the dentistry they have received	8	8	N/A	91.8%	93.1%	92.7%
% of Patients satisfied with the time they had to wait for an appointment	7	8	N/A	88.0%	89.8%	88.8%

* This is based on patients treated on this contract for their most recent course of treatment. Figures in italics indicate the base number of FP17s or Patient Questionnaire responses are less than 100. N/A is shown where the base number of responses is less than 10 during the period. % is calculated as Quantity/Base number*100

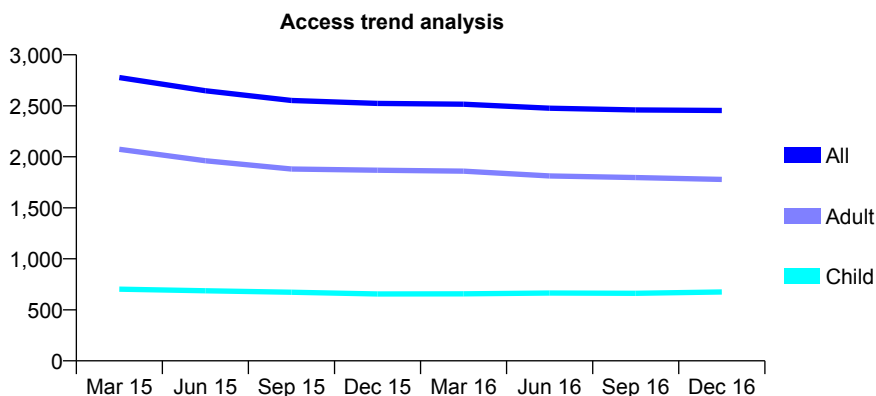
Q46 - Vital Signs At a Glance Contract Report for 358975/0001 - December 2016

Name or company name	MISS P STOREY
Contract type name	GDS Contract
Purpose of contract	General
Contract start date	06/05/2011
Contract end date	

16/17 Contracted general activity (UDA)	6,504
Carry forward general activity (UDA)	-141
16/17 Contracted orthodontic activity (UOA)	0
Carry forward orthodontic activity (UOA)	0
Baseline contract value	£181,055.60

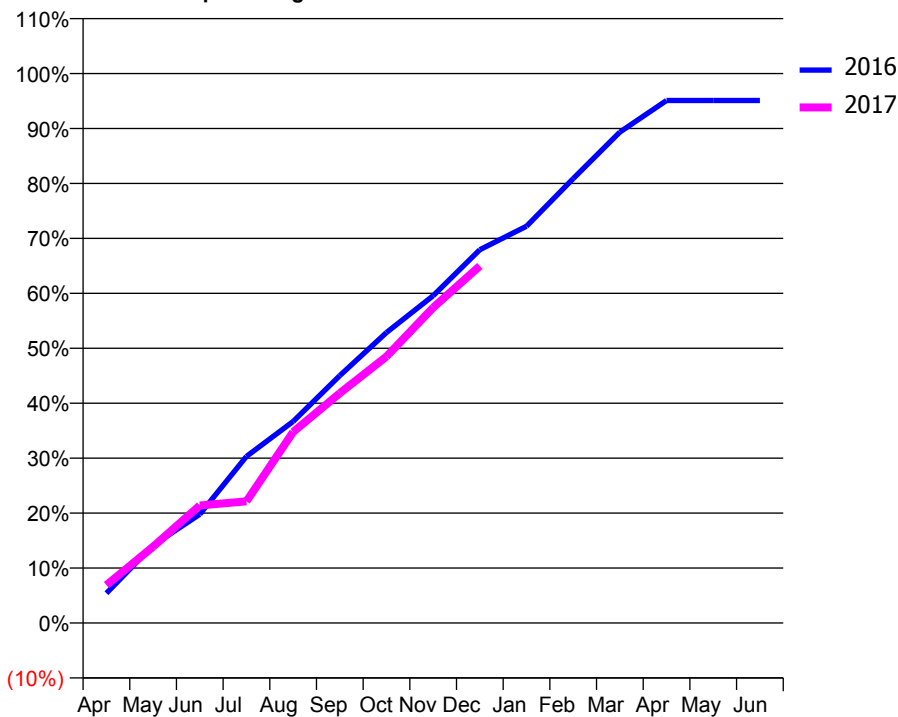
ACCESS*

Patients seen in 24 months	Total	Change since previous quarter
Quarter ending December 2015	2,524	
Quarter ending March 2016	2,516	→
Quarter ending June 2016	2,477	↓
Quarter ending September 2016	2,459	→
Quarter ending December 2016	2,454	→
Variance since December 2015	(2.8%)	↓



ACTIVITY

Cumulative percentage of contracted UDA delivered 2016 & 2017



Month	Adjusted Scheduled Activity (UDA)	
	2016	2017
April	357	449
May	930	904
June	1,303	1,392
July	1,995	1,441
August	2,413	2,261
September	2,963	2,720
October	3,478	3,155
November	3,918	3,733
December	4,470	4,225
January	4,750	
February	5,320	
March	5,878	
April	6,255	
May	6,255	
June	6,255	

QUALITY

	Quantity	Base Number	Contract	AT	Region	England
% of FP17s for the same patient ID Re-attending within 3 months - Children	40	709	5.6%	13.0%	13.4%	12.4%
% of FP17s for the same patient ID Re-attending within 3 months - Adults	214	1,973	10.8%	17.6%	17.3%	16.6%
% of FP17s for the same patient ID Re-attending between 3 & 9 months - Children	390	709	55.0%	56.4%	58.9%	57.5%
% of FP17s for the same patient ID Re-attending between 3 & 9 months - Adults	1,248	1,973	63.3%	50.3%	52.5%	50.4%
% of FP17s for Band 1 Urgent Courses	231	2,493	9.3%	10.5%	9.3%	9.1%
% of FP17s Relating to Free Repair or Replacements	10	2,493	0.4%	0.9%	1.0%	0.8%
% of FP17s Relating to Continuations	3	2,493	0.1%	1.3%	1.5%	1.3%
% of Patients satisfied with the dentistry they have received	2	2	N/A	91.8%	93.1%	92.7%
% of Patients satisfied with the time they had to wait for an appointment	2	2	N/A	88.0%	89.8%	88.8%

* This is based on patients treated on this contract for their most recent course of treatment. Figures in italics indicate the base number of FP17s or Patient Questionnaire responses are less than 100. N/A is shown where the base number of responses is less than 10 during the period. % is calculated as Quantity/Base number*100

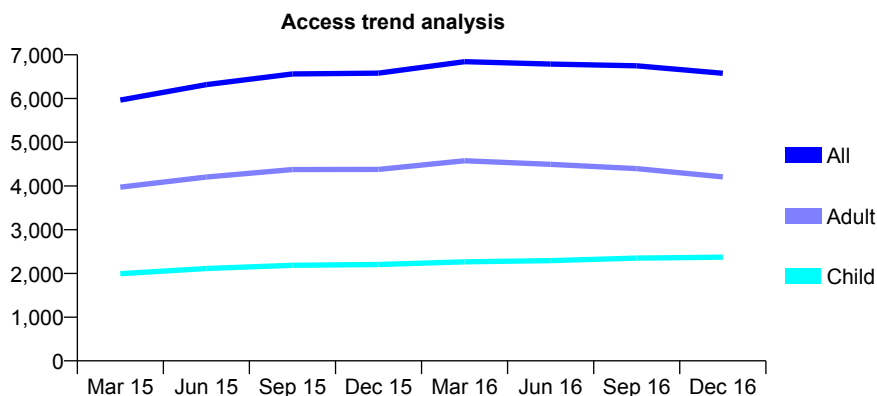
Q46 - Vital Signs At a Glance Contract Report for 367931/0001 - December 2016

Name or company name	MS T KHAN
Contract type name	GDS Contract
Purpose of contract	General
Contract start date	01/08/2007
Contract end date	

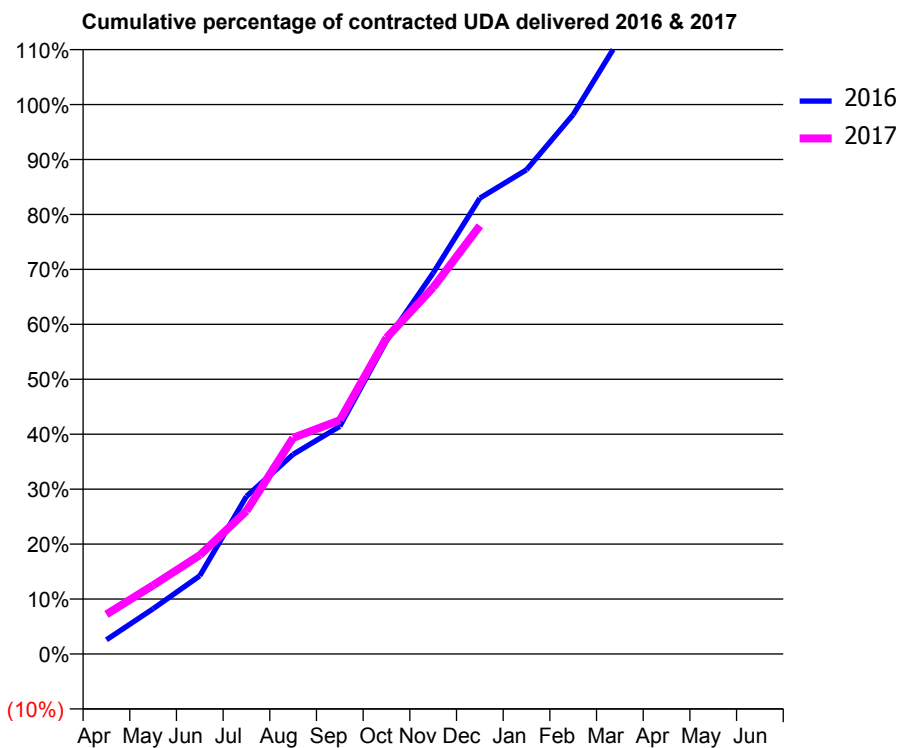
16/17 Contracted general activity (UDA)	15,309
Carry forward general activity (UDA)	-306
16/17 Contracted orthodontic activity (UOA)	0
Carry forward orthodontic activity (UOA)	0
Baseline contract value	£424,759.19

ACCESS*

Patients seen in 24 months	Total	Change since previous quarter
Quarter ending December 2015	6,581	
Quarter ending March 2016	6,842	↑
Quarter ending June 2016	6,788	→
Quarter ending September 2016	6,748	→
Quarter ending December 2016	6,579	↓
Variance since December 2015	(0.0%)	→



ACTIVITY



Month	Adjusted Scheduled Activity (UDA)	
	2016	2017
April	411	1,106
May	1,308	1,914
June	2,260	2,756
July	4,552	3,985
August	5,767	6,022
September	6,576	6,514
October	9,043	8,810
November	11,002	10,211
December	13,163	11,931
January	13,986	
February	15,579	
March	17,777	
April	18,327	
May	18,326	
June	18,330	

QUALITY

	Quantity	Base Number	Contract	AT	Region	England
% of FP17s for the same patient ID Re-attending within 3 months - Children	182	2,038	8.9%	13.0%	13.4%	12.4%
% of FP17s for the same patient ID Re-attending within 3 months - Adults	673	3,496	19.3%	17.6%	17.3%	16.6%
% of FP17s for the same patient ID Re-attending between 3 & 9 months - Children	981	2,038	48.1%	56.4%	58.9%	57.5%
% of FP17s for the same patient ID Re-attending between 3 & 9 months - Adults	1,530	3,496	43.8%	50.3%	52.5%	50.4%
% of FP17s for Band 1 Urgent Courses	597	5,247	11.4%	10.5%	9.3%	9.1%
% of FP17s Relating to Free Repair or Replacements	44	5,247	0.8%	0.9%	1.0%	0.8%
% of FP17s Relating to Continuations	32	5,247	0.6%	1.3%	1.5%	1.3%
% of Patients satisfied with the dentistry they have received	4	5	N/A	91.8%	93.1%	92.7%
% of Patients satisfied with the time they had to wait for an appointment	4	5	N/A	88.0%	89.8%	88.8%

* This is based on patients treated on this contract for their most recent course of treatment. Figures in italics indicate the base number of FP17s or Patient Questionnaire responses are less than 100. N/A is shown where the base number of responses is less than 10 during the period. % is calculated as Quantity/Base number*100

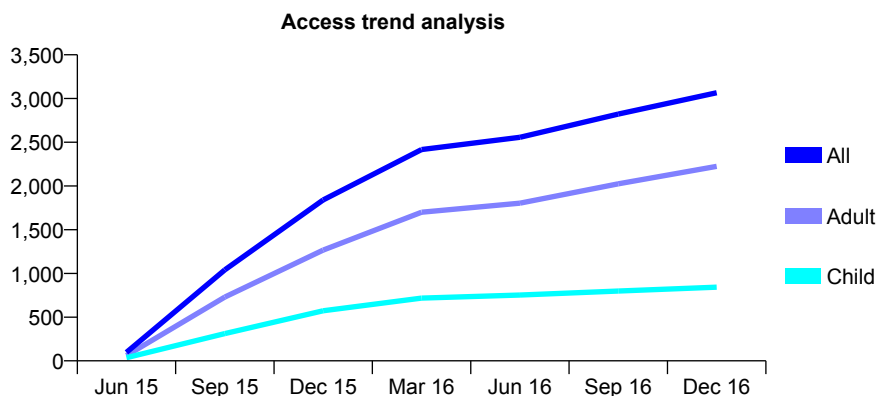
Q46 - Vital Signs At a Glance Contract Report for 367931/0003 - December 2016

Name or company name	MS T KHAN
Contract type name	GDS Contract
Purpose of contract	General
Contract start date	01/06/2015
Contract end date	

16/17 Contracted general activity (UDA)	8,521
Carry forward general activity (UDA)	1,054
16/17 Contracted orthodontic activity (UOA)	0
Carry forward orthodontic activity (UOA)	0
Baseline contract value	£206,247.42

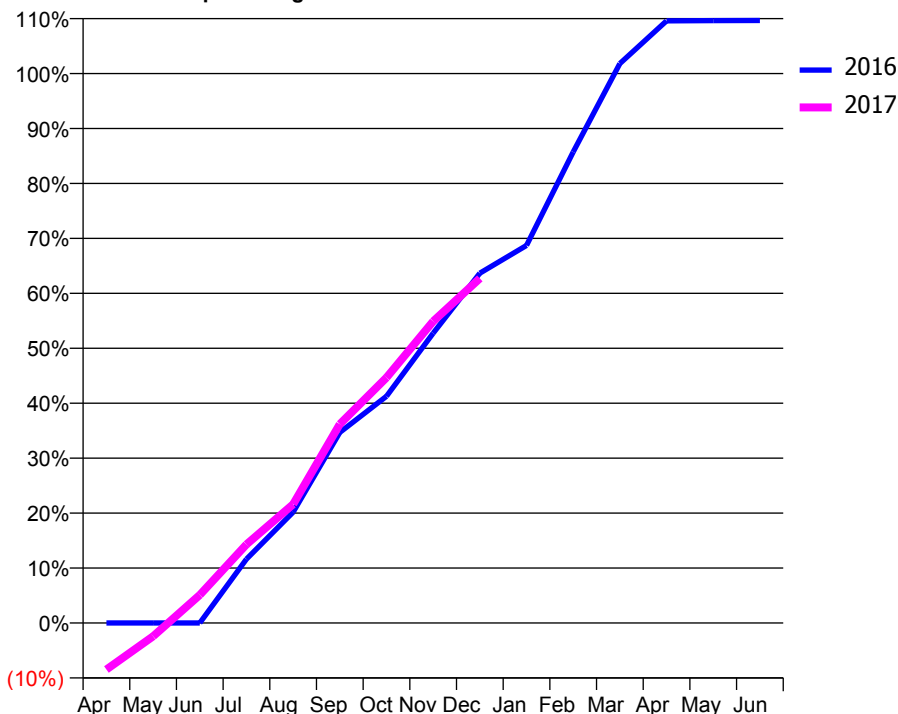
ACCESS*

Patients seen in 24 months	Total	Change since previous quarter
Quarter ending December 2015	1,840	
Quarter ending March 2016	2,417	↑
Quarter ending June 2016	2,556	↑
Quarter ending September 2016	2,822	↑
Quarter ending December 2016	3,066	↑
Variance since December 2015	66.6%	↑



ACTIVITY

Cumulative percentage of contracted UDA delivered 2016 & 2017



Month	Adjusted Scheduled Activity (UDA)	
	2016	2017
April	0	-723
May	0	-207
June	0	435
July	859	1,219
August	1,489	1,842
September	2,560	3,085
October	3,044	3,806
November	3,892	4,679
December	4,696	5,344
January	5,070	
February	6,324	
March	7,510	
April	8,083	
May	8,086	
June	8,089	

QUALITY

	Quantity	Base Number	Contract	AT	Region	England
% of FP17s for the same patient ID Re-attending within 3 months - Children	60	818	7.3%	13.0%	13.4%	12.4%
% of FP17s for the same patient ID Re-attending within 3 months - Adults	285	2,167	13.2%	17.6%	17.3%	16.6%
% of FP17s for the same patient ID Re-attending between 3 & 9 months - Children	414	818	50.6%	56.4%	58.9%	57.5%
% of FP17s for the same patient ID Re-attending between 3 & 9 months - Adults	1,068	2,167	49.3%	50.3%	52.5%	50.4%
% of FP17s for Band 1 Urgent Courses	135	2,779	4.9%	10.5%	9.3%	9.1%
% of FP17s Relating to Free Repair or Replacements	29	2,779	1.0%	0.9%	1.0%	0.8%
% of FP17s Relating to Continuations	6	2,779	0.2%	1.3%	1.5%	1.3%
% of Patients satisfied with the dentistry they have received	4	4	N/A	91.8%	93.1%	92.7%
% of Patients satisfied with the time they had to wait for an appointment	4	4	N/A	88.0%	89.8%	88.8%

* This is based on patients treated on this contract for their most recent course of treatment. Figures in italics indicate the base number of FP17s or Patient Questionnaire responses are less than 100. N/A is shown where the base number of responses is less than 10 during the period. % is calculated as Quantity/Base number*100

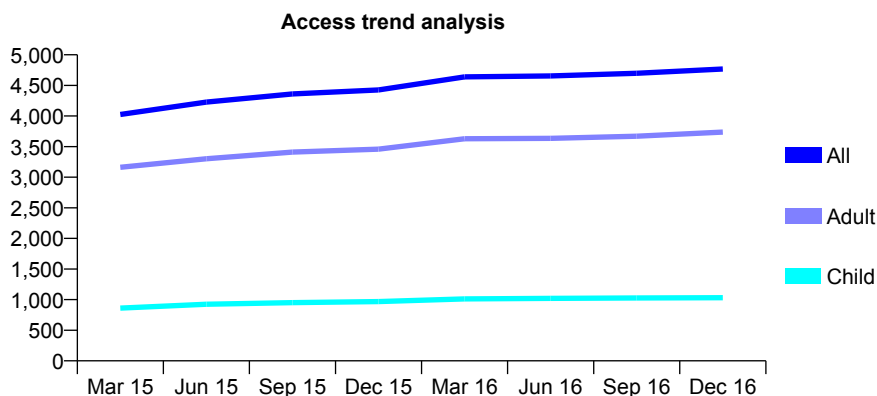
Q46 - Vital Signs At a Glance Contract Report for 383392/0001 - December 2016

Name or company name	MR BS GREWAL
Contract type name	GDS Contract
Purpose of contract	General
Contract start date	01/09/2013
Contract end date	

16/17 Contracted general activity (UDA)	11,195
Carry forward general activity (UDA)	-7
16/17 Contracted orthodontic activity (UOA)	0
Carry forward orthodontic activity (UOA)	0
Baseline contract value	£390,066.41

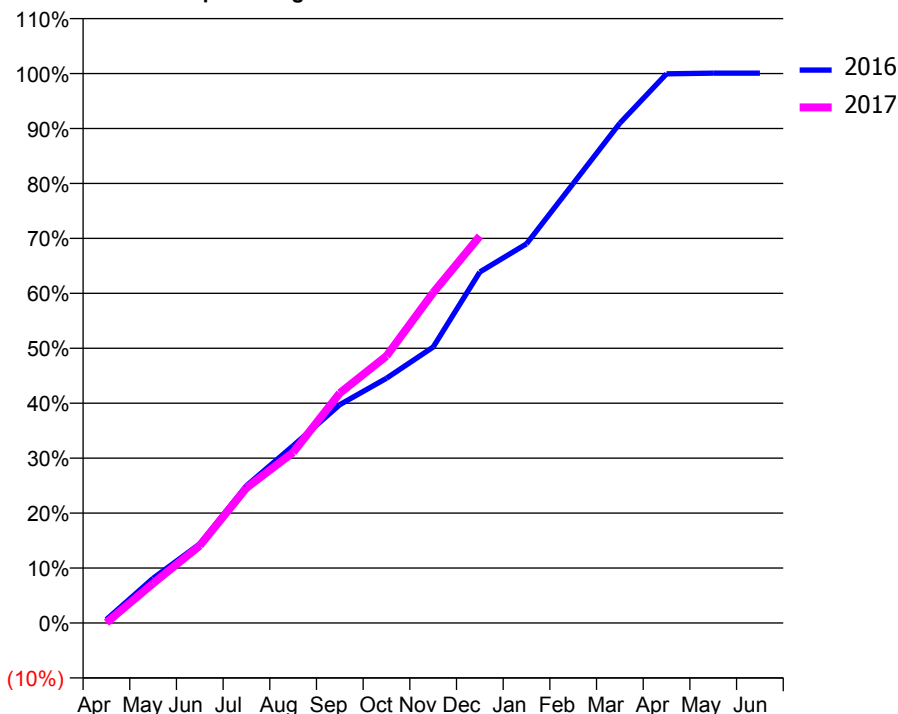
ACCESS*

Patients seen in 24 months	Total	Change since previous quarter
Quarter ending December 2015	4,427	
Quarter ending March 2016	4,640	↑
Quarter ending June 2016	4,655	→
Quarter ending September 2016	4,698	→
Quarter ending December 2016	4,768	→
Variance since December 2015	7.7%	↑



ACTIVITY

Cumulative percentage of contracted UDA delivered 2016 & 2017



Month	Adjusted Scheduled Activity (UDA)	
	2016	2017
April	74	7
May	934	808
June	1,652	1,577
July	2,868	2,752
August	3,702	3,475
September	4,561	4,685
October	5,110	5,440
November	5,763	6,732
December	7,331	7,883
January	7,918	
February	9,177	
March	10,439	
April	11,469	
May	11,483	
June	11,482	

QUALITY

	Quantity	Base Number	Contract	AT	Region	England
% of FP17s for the same patient ID Re-attending within 3 months - Children	97	1,220	8.0%	13.0%	13.4%	12.4%
% of FP17s for the same patient ID Re-attending within 3 months - Adults	543	4,039	13.4%	17.6%	17.3%	16.6%
% of FP17s for the same patient ID Re-attending between 3 & 9 months - Children	747	1,220	61.2%	56.4%	58.9%	57.5%
% of FP17s for the same patient ID Re-attending between 3 & 9 months - Adults	2,231	4,039	55.2%	50.3%	52.5%	50.4%
% of FP17s for Band 1 Urgent Courses	307	4,281	7.2%	10.5%	9.3%	9.1%
% of FP17s Relating to Free Repair or Replacements	28	4,281	0.7%	0.9%	1.0%	0.8%
% of FP17s Relating to Continuations	12	4,281	0.3%	1.3%	1.5%	1.3%
% of Patients satisfied with the dentistry they have received	1	1	N/A	91.8%	93.1%	92.7%
% of Patients satisfied with the time they had to wait for an appointment	1	1	N/A	88.0%	89.8%	88.8%

* This is based on patients treated on this contract for their most recent course of treatment. Figures in italics indicate the base number of FP17s or Patient Questionnaire responses are less than 100. N/A is shown where the base number of responses is less than 10 during the period. % is calculated as Quantity/Base number*100

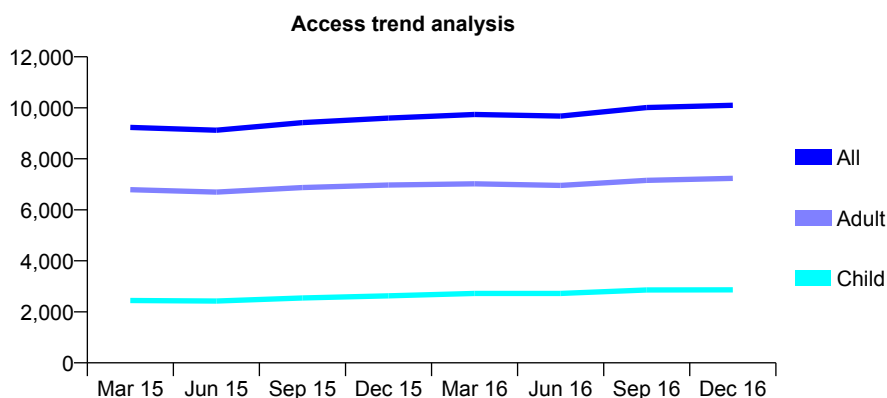
Q46 - Vital Signs At a Glance Contract Report for 392286/0003 - December 2016

Name or company name	MR HL SHOWMAN
Contract type name	GDS Contract
Purpose of contract	General
Contract start date	04/06/2012
Contract end date	

16/17 Contracted general activity (UDA)	30,792
Carry forward general activity (UDA)	2,128
16/17 Contracted orthodontic activity (UOA)	0
Carry forward orthodontic activity (UOA)	0
Baseline contract value	£825,600.05

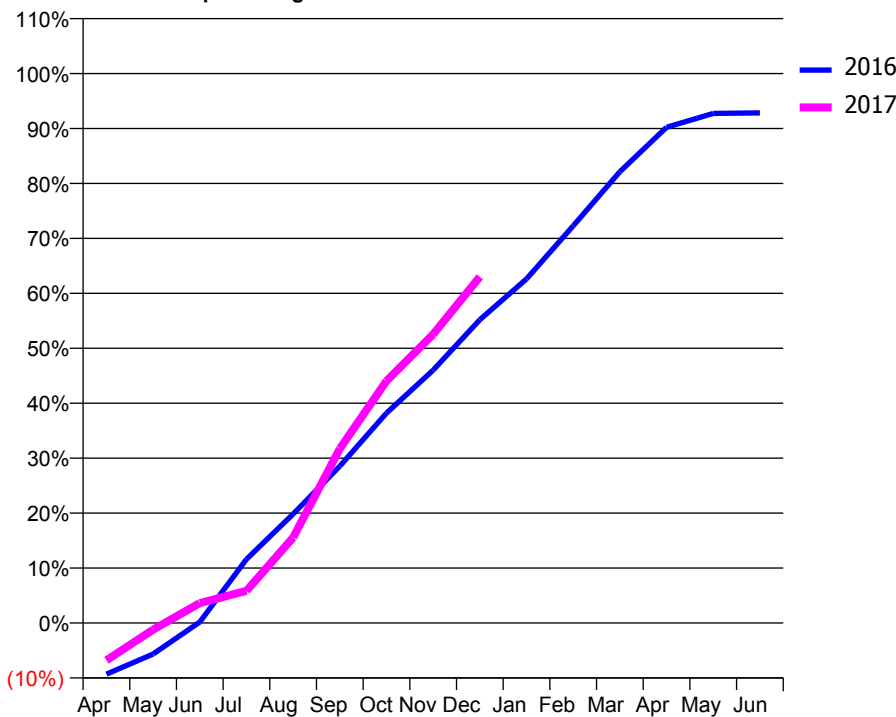
ACCESS*

Patients seen in 24 months	Total	Change since previous quarter
Quarter ending December 2015	9,597	
Quarter ending March 2016	9,741	→
Quarter ending June 2016	9,678	→
Quarter ending September 2016	10,012	↑
Quarter ending December 2016	10,098	→
Variance since December 2015	5.2%	↑



ACTIVITY

Cumulative percentage of contracted UDA delivered 2016 & 2017



Month	Adjusted Scheduled Activity (UDA)	
	2016	2017
April	-2,870	-2,099
May	-1,745	-374
June	53	1,120
July	3,577	1,802
August	6,107	4,790
September	8,791	9,769
October	11,764	13,564
November	14,174	16,183
December	16,998	19,405
January	19,286	
February	22,253	
March	25,290	
April	27,781	
May	28,555	
June	28,582	

QUALITY

	Quantity	Base Number	Contract	AT	Region	England
% of FP17s for the same patient ID Re-attending within 3 months - Children	150	2,607	5.8%	13.0%	13.4%	12.4%
% of FP17s for the same patient ID Re-attending within 3 months - Adults	833	6,173	13.5%	17.6%	17.3%	16.6%
% of FP17s for the same patient ID Re-attending between 3 & 9 months - Children	1,197	2,607	45.9%	56.4%	58.9%	57.5%
% of FP17s for the same patient ID Re-attending between 3 & 9 months - Adults	2,567	6,173	41.6%	50.3%	52.5%	50.4%
% of FP17s for Band 1 Urgent Courses	629	7,663	8.2%	10.5%	9.3%	9.1%
% of FP17s Relating to Free Repair or Replacements	74	7,663	1.0%	0.9%	1.0%	0.8%
% of FP17s Relating to Continuations	72	7,663	0.9%	1.3%	1.5%	1.3%
% of Patients satisfied with the dentistry they have received	10	12	83.3%	91.8%	93.1%	92.7%
% of Patients satisfied with the time they had to wait for an appointment	10	12	83.3%	88.0%	89.8%	88.8%

* This is based on patients treated on this contract for their most recent course of treatment. Figures in italics indicate the base number of FP17s or Patient Questionnaire responses are less than 100. N/A is shown where the base number of responses is less than 10 during the period. % is calculated as Quantity/Base number*100

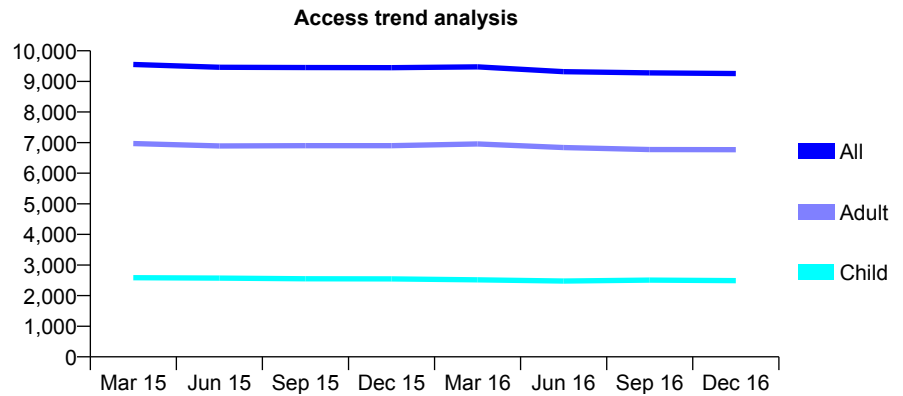
Q46 - Vital Signs At a Glance Contract Report for 392286/0004 - December 2016

Name or company name	MR HL SHOWMAN
Contract type name	GDS Contract
Purpose of contract	General
Contract start date	04/06/2012
Contract end date	

16/17 Contracted general activity (UDA)	29,530
Carry forward general activity (UDA)	571
16/17 Contracted orthodontic activity (UOA)	0
Carry forward orthodontic activity (UOA)	0
Baseline contract value	£821,637.64

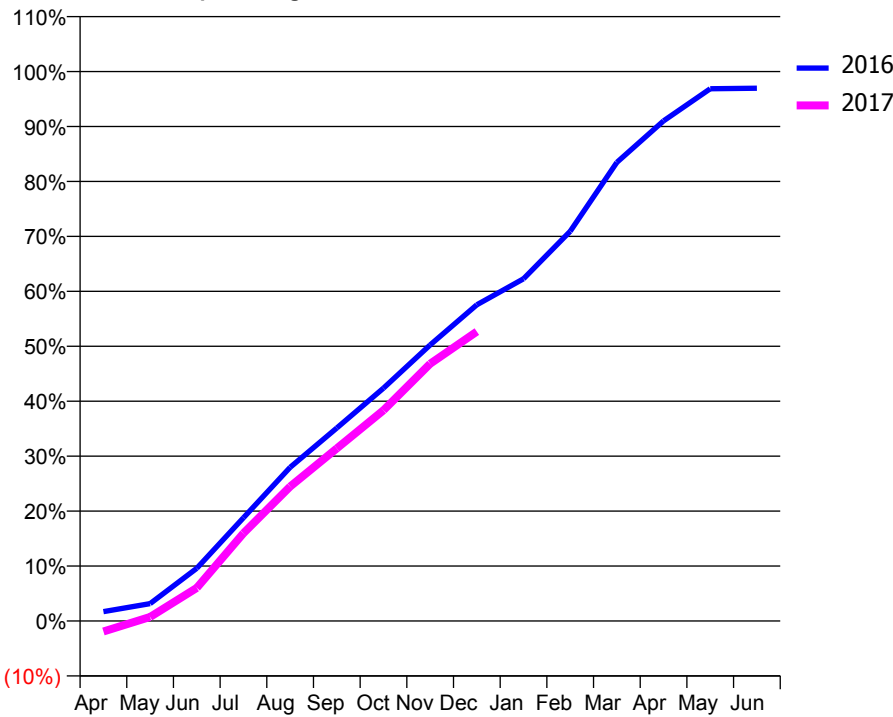
ACCESS*

Patients seen in 24 months	Total	Change since previous quarter
Quarter ending December 2015	9,450	
Quarter ending March 2016	9,474	→
Quarter ending June 2016	9,317	↓
Quarter ending September 2016	9,278	→
Quarter ending December 2016	9,258	→
Variance since December 2015	(2.0%)	↓



ACTIVITY

Cumulative percentage of contracted UDA delivered 2016 & 2017



Month	Adjusted Scheduled Activity (UDA)	
	2016	2017
April	506	-571
May	932	218
June	2,837	1,779
July	5,553	4,722
August	8,260	7,226
September	10,375	9,275
October	12,512	11,323
November	14,834	13,824
December	16,993	15,552
January	18,389	
February	20,942	
March	24,647	
April	26,876	
May	28,601	
June	28,635	

QUALITY

	Quantity	Base Number	Contract	AT	Region	England
% of FP17s for the same patient ID Re-attending within 3 months - Children	139	2,074	6.7%	13.0%	13.4%	12.4%
% of FP17s for the same patient ID Re-attending within 3 months - Adults	673	5,358	12.6%	17.6%	17.3%	16.6%
% of FP17s for the same patient ID Re-attending between 3 & 9 months - Children	938	2,074	45.2%	56.4%	58.9%	57.5%
% of FP17s for the same patient ID Re-attending between 3 & 9 months - Adults	2,120	5,358	39.6%	50.3%	52.5%	50.4%
% of FP17s for Band 1 Urgent Courses	527	6,132	8.6%	10.5%	9.3%	9.1%
% of FP17s Relating to Free Repair or Replacements	43	6,132	0.7%	0.9%	1.0%	0.8%
% of FP17s Relating to Continuations	187	6,132	3.0%	1.3%	1.5%	1.3%
% of Patients satisfied with the dentistry they have received	0	0	N/A	91.8%	93.1%	92.7%
% of Patients satisfied with the time they had to wait for an appointment	0	0	N/A	88.0%	89.8%	88.8%

* This is based on patients treated on this contract for their most recent course of treatment. Figures in italics indicate the base number of FP17s or Patient Questionnaire responses are less than 100. N/A is shown where the base number of responses is less than 10 during the period. % is calculated as Quantity/Base number*100

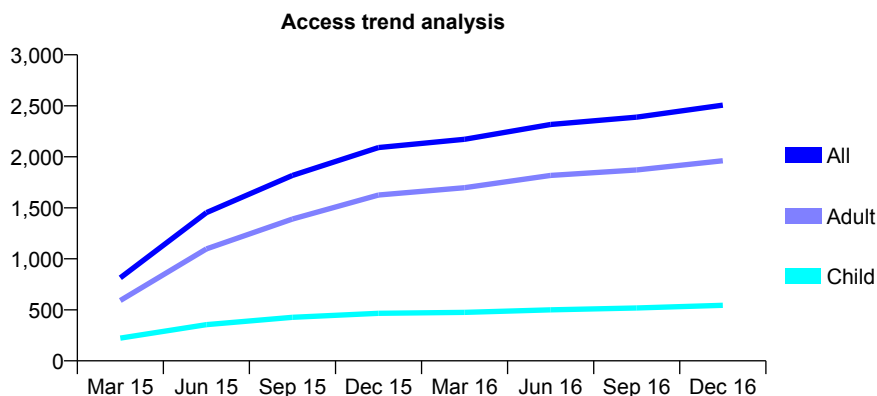
Q46 - Vital Signs At a Glance Contract Report for 398144/0001 - December 2016

Name or company name	Mr G Harper
Contract type name	GDS Contract
Purpose of contract	General
Contract start date	16/01/2015
Contract end date	

16/17 Contracted general activity (UDA)	6,319
Carry forward general activity (UDA)	-125
16/17 Contracted orthodontic activity (UOA)	0
Carry forward orthodontic activity (UOA)	0
Baseline contract value	£175,076.28

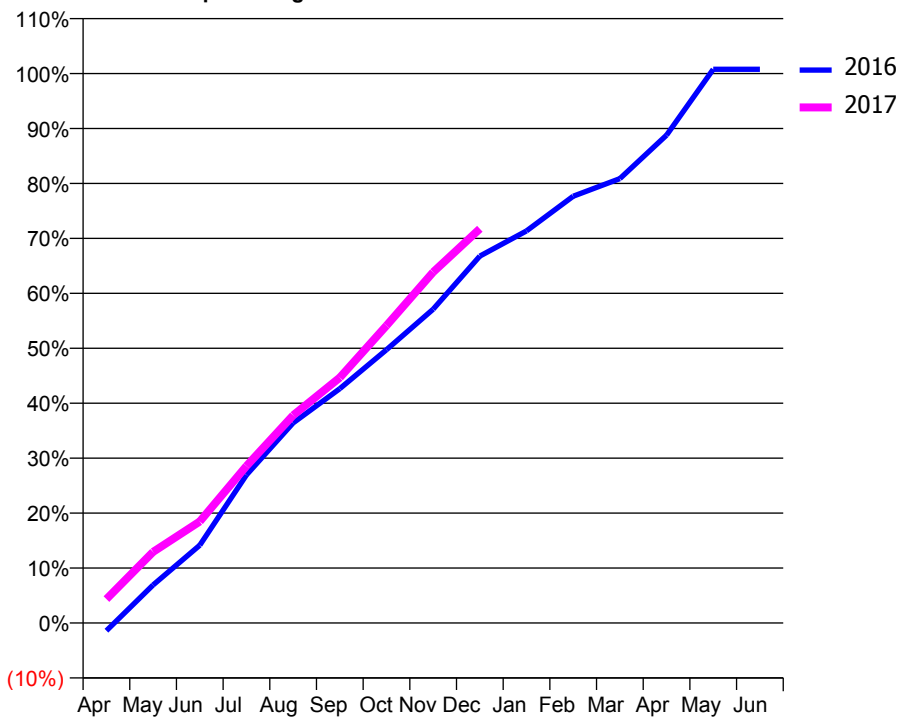
ACCESS*

Patients seen in 24 months	Total	Change since previous quarter
Quarter ending December 2015	2,091	
Quarter ending March 2016	2,172	↑
Quarter ending June 2016	2,317	↑
Quarter ending September 2016	2,389	↑
Quarter ending December 2016	2,507	↑
Variance since December 2015	19.9%	↑



ACTIVITY

Cumulative percentage of contracted UDA delivered 2016 & 2017



Month	Adjusted Scheduled Activity (UDA)	
	2016	2017
April	-89	276
May	438	818
June	895	1,168
July	1,702	1,806
August	2,300	2,389
September	2,695	2,822
October	3,143	3,420
November	3,609	4,035
December	4,219	4,534
January	4,509	
February	4,908	
March	5,111	
April	5,611	
May	6,367	
June	6,367	

QUALITY

	Quantity	Base Number	Contract	AT	Region	England
% of FP17s for the same patient ID Re-attending within 3 months - Children	57	677	8.4%	13.0%	13.4%	12.4%
% of FP17s for the same patient ID Re-attending within 3 months - Adults	336	2,461	13.7%	17.6%	17.3%	16.6%
% of FP17s for the same patient ID Re-attending between 3 & 9 months - Children	373	677	55.1%	56.4%	58.9%	57.5%
% of FP17s for the same patient ID Re-attending between 3 & 9 months - Adults	1,328	2,461	54.0%	50.3%	52.5%	50.4%
% of FP17s for Band 1 Urgent Courses	125	2,274	5.5%	10.5%	9.3%	9.1%
% of FP17s Relating to Free Repair or Replacements	15	2,274	0.7%	0.9%	1.0%	0.8%
% of FP17s Relating to Continuations	56	2,274	2.5%	1.3%	1.5%	1.3%
% of Patients satisfied with the dentistry they have received	1	1	N/A	91.8%	93.1%	92.7%
% of Patients satisfied with the time they had to wait for an appointment	1	1	N/A	88.0%	89.8%	88.8%

* This is based on patients treated on this contract for their most recent course of treatment. Figures in italics indicate the base number of FP17s or Patient Questionnaire responses are less than 100. N/A is shown where the base number of responses is less than 10 during the period. % is calculated as Quantity/Base number*100

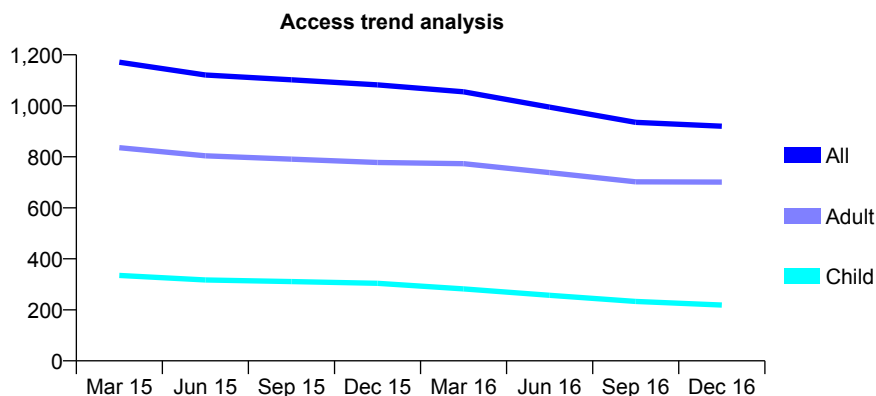
Q46 - Vital Signs At a Glance Contract Report for 560197/0003 - December 2016

Name or company name	MR GT PHILOBBOS
Contract type name	GDS Contract
Purpose of contract	General
Contract start date	14/07/2008
Contract end date	

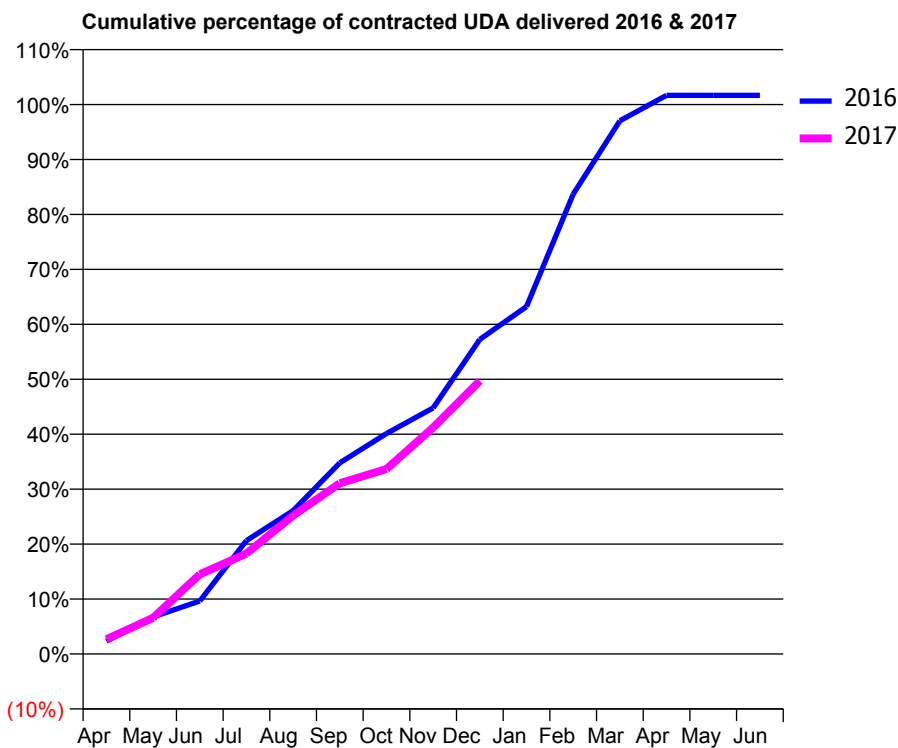
16/17 Contracted general activity (UDA)	4,314
Carry forward general activity (UDA)	-72
16/17 Contracted orthodontic activity (UOA)	0
Carry forward orthodontic activity (UOA)	0
Baseline contract value	£119,911.67

ACCESS*

Patients seen in 24 months	Total	Change since previous quarter
Quarter ending December 2015	1,082	
Quarter ending March 2016	1,055	↓
Quarter ending June 2016	995	↓
Quarter ending September 2016	935	↓
Quarter ending December 2016	920	↓
Variance since December 2015	(15.0%)	↓



ACTIVITY



Month	Adjusted Scheduled Activity (UDA)	
	2016	2017
April	101	116
May	292	284
June	416	626
July	891	789
August	1,126	1,087
September	1,501	1,341
October	1,731	1,452
November	1,932	1,779
December	2,470	2,145
January	2,727	
February	3,611	
March	4,186	
April	4,386	
May	4,386	
June	4,386	

QUALITY

	Quantity	Base Number	Contract	AT	Region	England
% of FP17s for the same patient ID Re-attending within 3 months - Children	8	145	5.5%	13.0%	13.4%	12.4%
% of FP17s for the same patient ID Re-attending within 3 months - Adults	91	538	16.9%	17.6%	17.3%	16.6%
% of FP17s for the same patient ID Re-attending between 3 & 9 months - Children	56	145	38.6%	56.4%	58.9%	57.5%
% of FP17s for the same patient ID Re-attending between 3 & 9 months - Adults	228	538	42.4%	50.3%	52.5%	50.4%
% of FP17s for Band 1 Urgent Courses	66	639	10.3%	10.5%	9.3%	9.1%
% of FP17s Relating to Free Repair or Replacements	1	639	0.2%	0.9%	1.0%	0.8%
% of FP17s Relating to Continuations	14	639	2.2%	1.3%	1.5%	1.3%
% of Patients satisfied with the dentistry they have received	2	2	N/A	91.8%	93.1%	92.7%
% of Patients satisfied with the time they had to wait for an appointment	2	2	N/A	88.0%	89.8%	88.8%

* This is based on patients treated on this contract for their most recent course of treatment. Figures in italics indicate the base number of FP17s or Patient Questionnaire responses are less than 100. N/A is shown where the base number of responses is less than 10 during the period. % is calculated as Quantity/Base number*100

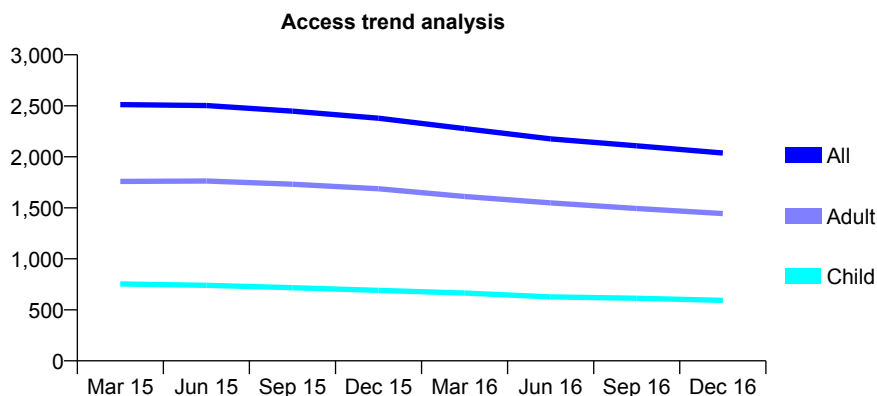
Q46 - Vital Signs At a Glance Contract Report for 565121/0001 - December 2016

Name or company name	MR C POTTS
Contract type name	GDS Contract
Purpose of contract	General
Contract start date	01/04/2006
Contract end date	

16/17 Contracted general activity (UDA)	8,118
Carry forward general activity (UDA)	-87
16/17 Contracted orthodontic activity (UOA)	0
Carry forward orthodontic activity (UOA)	0
Baseline contract value	£264,764.86

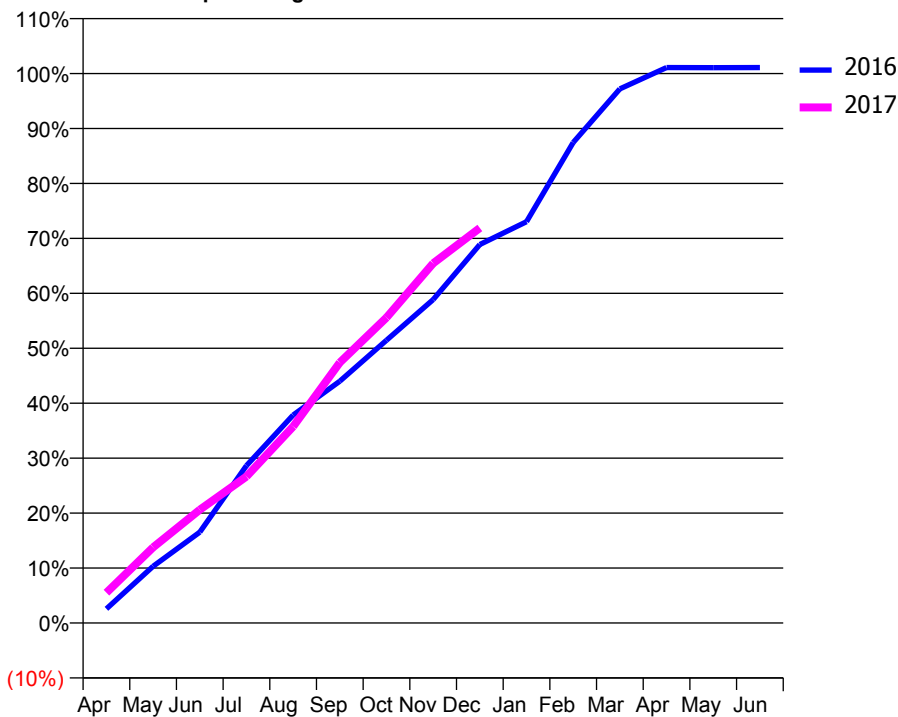
ACCESS*

Patients seen in 24 months	Total	Change since previous quarter
Quarter ending December 2015	2,378	
Quarter ending March 2016	2,276	↓
Quarter ending June 2016	2,176	↓
Quarter ending September 2016	2,108	↓
Quarter ending December 2016	2,037	↓
Variance since December 2015	(14.3%)	↓



ACTIVITY

Cumulative percentage of contracted UDA delivered 2016 & 2017



Month	Adjusted Scheduled Activity (UDA)	
	2016	2017
April	210	449
May	839	1,118
June	1,343	1,674
July	2,326	2,164
August	3,072	2,903
September	3,573	3,849
October	4,178	4,513
November	4,778	5,314
December	5,592	5,836
January	5,929	
February	7,099	
March	7,890	
April	8,206	
May	8,204	
June	8,205	

QUALITY

	Quantity	Base Number	Contract	AT	Region	England
% of FP17s for the same patient ID Re-attending within 3 months - Children	91	828	11.0%	13.0%	13.4%	12.4%
% of FP17s for the same patient ID Re-attending within 3 months - Adults	227	1,819	12.5%	17.6%	17.3%	16.6%
% of FP17s for the same patient ID Re-attending between 3 & 9 months - Children	632	828	76.3%	56.4%	58.9%	57.5%
% of FP17s for the same patient ID Re-attending between 3 & 9 months - Adults	1,333	1,819	73.3%	50.3%	52.5%	50.4%
% of FP17s for Band 1 Urgent Courses	91	2,511	3.6%	10.5%	9.3%	9.1%
% of FP17s Relating to Free Repair or Replacements	17	2,511	0.7%	0.9%	1.0%	0.8%
% of FP17s Relating to Continuations	4	2,511	0.2%	1.3%	1.5%	1.3%
% of Patients satisfied with the dentistry they have received	1	1	N/A	91.8%	93.1%	92.7%
% of Patients satisfied with the time they had to wait for an appointment	1	1	N/A	88.0%	89.8%	88.8%

* This is based on patients treated on this contract for their most recent course of treatment. Figures in italics indicate the base number of FP17s or Patient Questionnaire responses are less than 100. N/A is shown where the base number of responses is less than 10 during the period. % is calculated as Quantity/Base number*100

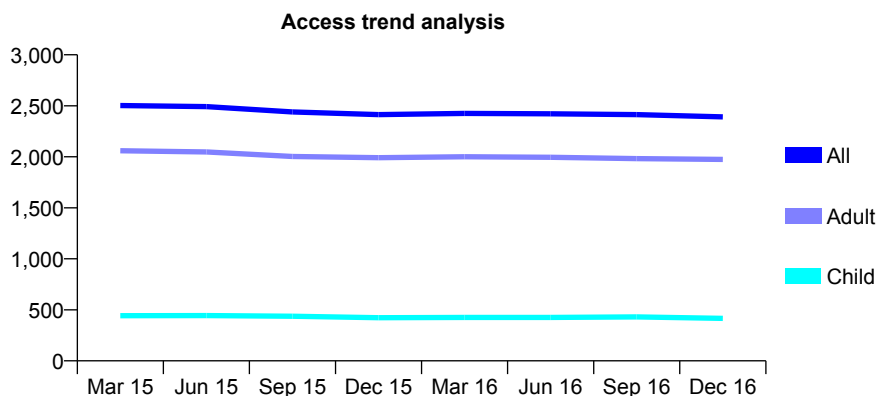
Q46 - Vital Signs At a Glance Contract Report for 566896/0001 - December 2016

Name or company name	MR NE RABBETH
Contract type name	GDS Contract
Purpose of contract	General
Contract start date	01/04/2006
Contract end date	

16/17 Contracted general activity (UDA)	7,830
Carry forward general activity (UDA)	326
16/17 Contracted orthodontic activity (UOA)	0
Carry forward orthodontic activity (UOA)	0
Baseline contract value	£209,931.55

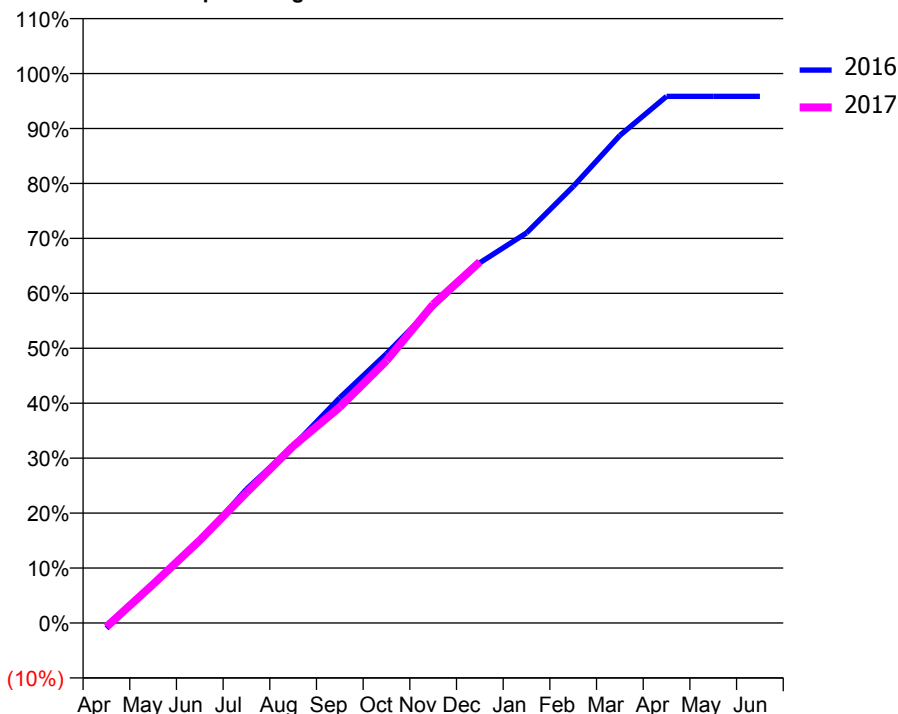
ACCESS*

Patients seen in 24 months	Total	Change since previous quarter
Quarter ending December 2015	2,414	
Quarter ending March 2016	2,426	→
Quarter ending June 2016	2,421	→
Quarter ending September 2016	2,414	→
Quarter ending December 2016	2,391	→
Variance since December 2015	(1.0%)	→



ACTIVITY

Cumulative percentage of contracted UDA delivered 2016 & 2017



Month	Adjusted Scheduled Activity (UDA)	
	2016	2017
April	-77	-56
May	563	552
June	1,162	1,178
July	1,907	1,859
August	2,523	2,521
September	3,211	3,076
October	3,837	3,738
November	4,512	4,541
December	5,134	5,147
January	5,558	
February	6,221	
March	6,947	
April	7,504	
May	7,504	
June	7,504	

QUALITY

	Quantity	Base Number	Contract	AT	Region	England
% of FP17s for the same patient ID Re-attending within 3 months - Children	42	466	9.0%	13.0%	13.4%	12.4%
% of FP17s for the same patient ID Re-attending within 3 months - Adults	673	2,657	25.3%	17.6%	17.3%	16.6%
% of FP17s for the same patient ID Re-attending between 3 & 9 months - Children	239	466	51.3%	56.4%	58.9%	57.5%
% of FP17s for the same patient ID Re-attending between 3 & 9 months - Adults	1,176	2,657	44.3%	50.3%	52.5%	50.4%
% of FP17s for Band 1 Urgent Courses	262	2,833	9.2%	10.5%	9.3%	9.1%
% of FP17s Relating to Free Repair or Replacements	176	2,833	6.2%	0.9%	1.0%	0.8%
% of FP17s Relating to Continuations	182	2,833	6.4%	1.3%	1.5%	1.3%
% of Patients satisfied with the dentistry they have received	2	2	N/A	91.8%	93.1%	92.7%
% of Patients satisfied with the time they had to wait for an appointment	2	2	N/A	88.0%	89.8%	88.8%

* This is based on patients treated on this contract for their most recent course of treatment. Figures in italics indicate the base number of FP17s or Patient Questionnaire responses are less than 100. N/A is shown where the base number of responses is less than 10 during the period. % is calculated as Quantity/Base number*100

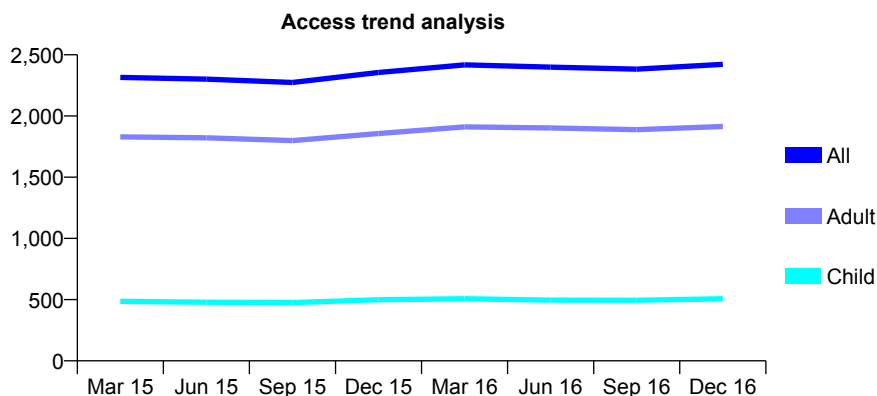
Q46 - Vital Signs At a Glance Contract Report for 567450/0002 - December 2016

Name or company name	MR NV CARROLL
Contract type name	GDS Contract
Purpose of contract	General
Contract start date	01/04/2006
Contract end date	

16/17 Contracted general activity (UDA)	6,150
Carry forward general activity (UDA)	132
16/17 Contracted orthodontic activity (UOA)	0
Carry forward orthodontic activity (UOA)	0
Baseline contract value	£150,350.62

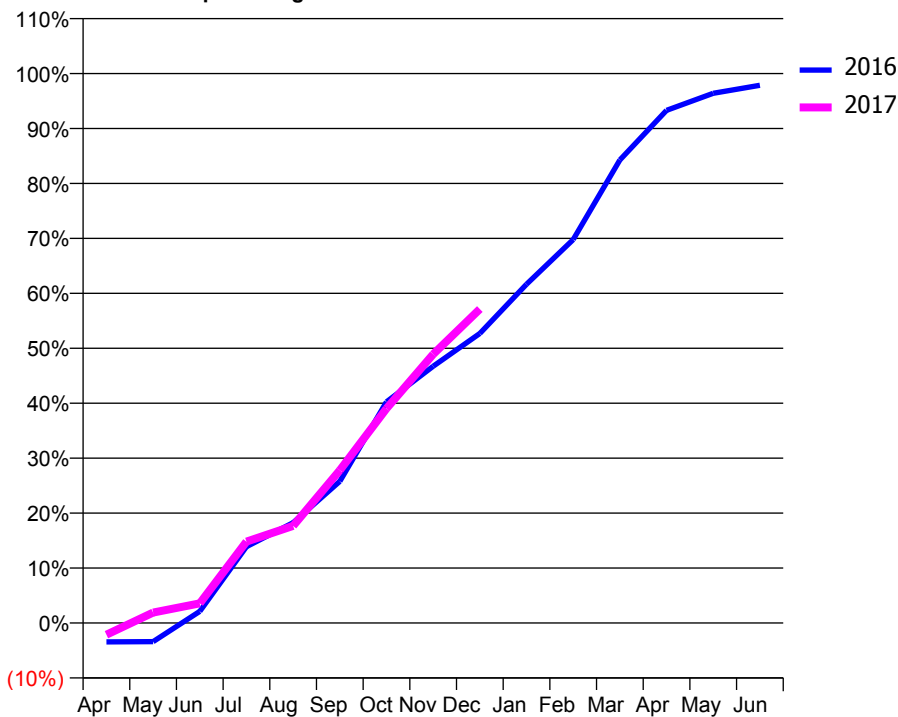
ACCESS*

Patients seen in 24 months	Total	Change since previous quarter
Quarter ending December 2015	2,356	
Quarter ending March 2016	2,418	↑
Quarter ending June 2016	2,399	→
Quarter ending September 2016	2,383	→
Quarter ending December 2016	2,422	→
Variance since December 2015	2.8%	↑



ACTIVITY

Cumulative percentage of contracted UDA delivered 2016 & 2017



Month	Adjusted Scheduled Activity (UDA)	
	2016	2017
April	-213	-132
May	-210	118
June	131	220
July	855	911
August	1,123	1,087
September	1,586	1,710
October	2,476	2,400
November	2,874	3,008
December	3,240	3,514
January	3,792	
February	4,291	
March	5,182	
April	5,738	
May	5,928	
June	6,018	

QUALITY

	Quantity	Base Number	Contract	AT	Region	England
% of FP17s for the same patient ID Re-attending within 3 months - Children	13	490	2.7%	13.0%	13.4%	12.4%
% of FP17s for the same patient ID Re-attending within 3 months - Adults	216	1,854	11.7%	17.6%	17.3%	16.6%
% of FP17s for the same patient ID Re-attending between 3 & 9 months - Children	336	490	68.6%	56.4%	58.9%	57.5%
% of FP17s for the same patient ID Re-attending between 3 & 9 months - Adults	1,179	1,854	63.6%	50.3%	52.5%	50.4%
% of FP17s for Band 1 Urgent Courses	78	1,622	4.8%	10.5%	9.3%	9.1%
% of FP17s Relating to Free Repair or Replacements	14	1,622	0.9%	0.9%	1.0%	0.8%
% of FP17s Relating to Continuations	0	1,622	0.0%	1.3%	1.5%	1.3%
% of Patients satisfied with the dentistry they have received	3	3	N/A	91.8%	93.1%	92.7%
% of Patients satisfied with the time they had to wait for an appointment	3	3	N/A	88.0%	89.8%	88.8%

* This is based on patients treated on this contract for their most recent course of treatment. Figures in italics indicate the base number of FP17s or Patient Questionnaire responses are less than 100. N/A is shown where the base number of responses is less than 10 during the period. % is calculated as Quantity/Base number*100

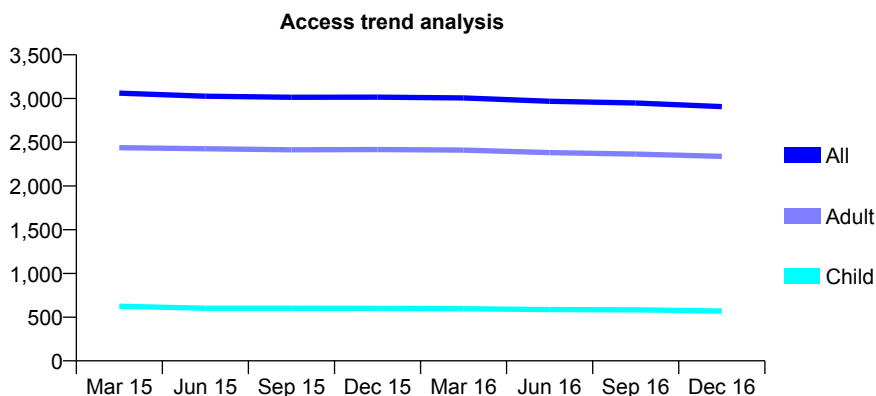
Q46 - Vital Signs At a Glance Contract Report for 568139/0001 - December 2016

Name or company name	MR M POLTAWSKI
Contract type name	GDS Contract
Purpose of contract	General
Contract start date	01/04/2006
Contract end date	

16/17 Contracted general activity (UDA)	9,085
Carry forward general activity (UDA)	0
16/17 Contracted orthodontic activity (UOA)	0
Carry forward orthodontic activity (UOA)	0
Baseline contract value	£206,056.98

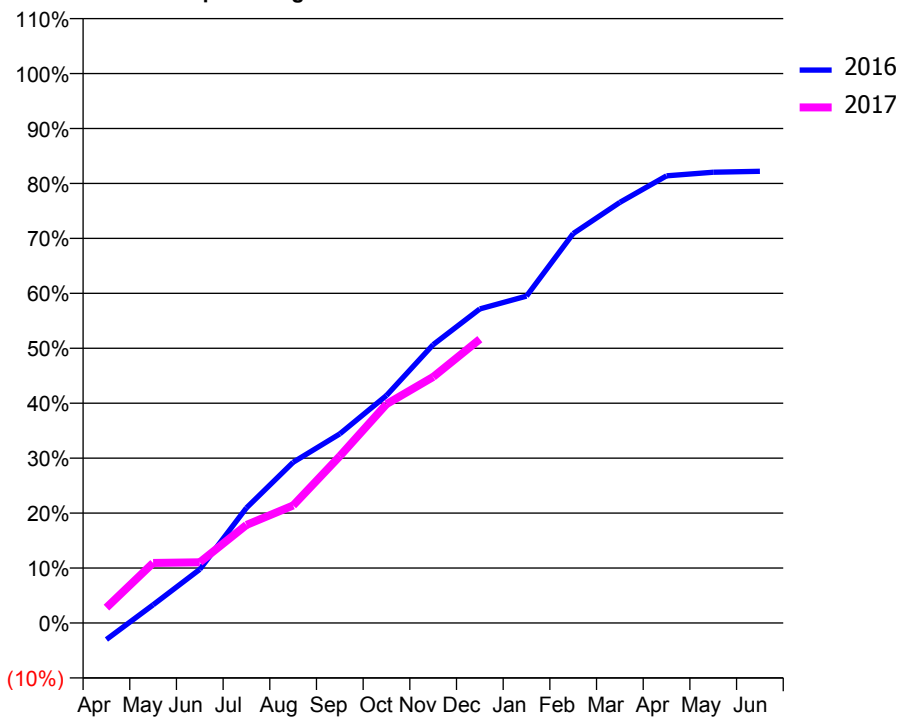
ACCESS*

Patients seen in 24 months	Total	Change since previous quarter
Quarter ending December 2015	3,016	
Quarter ending March 2016	3,007	→
Quarter ending June 2016	2,969	↓
Quarter ending September 2016	2,948	→
Quarter ending December 2016	2,907	↓
Variance since December 2015	(3.6%)	↓



ACTIVITY

Cumulative percentage of contracted UDA delivered 2016 & 2017



Month	Adjusted Scheduled Activity (UDA)	
	2016	2017
April	-319	255
May	351	994
June	1,034	1,003
July	2,218	1,622
August	3,096	1,943
September	3,644	2,758
October	4,382	3,620
November	5,361	4,069
December	6,051	4,692
January	6,297	
February	7,501	
March	8,104	
April	8,614	
May	8,683	
June	8,702	

QUALITY

	Quantity	Base Number	Contract	AT	Region	England
% of FP17s for the same patient ID Re-attending within 3 months - Children	61	595	10.3%	13.0%	13.4%	12.4%
% of FP17s for the same patient ID Re-attending within 3 months - Adults	367	2,430	15.1%	17.6%	17.3%	16.6%
% of FP17s for the same patient ID Re-attending between 3 & 9 months - Children	362	595	60.8%	56.4%	58.9%	57.5%
% of FP17s for the same patient ID Re-attending between 3 & 9 months - Adults	1,371	2,430	56.4%	50.3%	52.5%	50.4%
% of FP17s for Band 1 Urgent Courses	596	2,744	21.7%	10.5%	9.3%	9.1%
% of FP17s Relating to Free Repair or Replacements	18	2,744	0.7%	0.9%	1.0%	0.8%
% of FP17s Relating to Continuations	77	2,744	2.8%	1.3%	1.5%	1.3%
% of Patients satisfied with the dentistry they have received	9	9	N/A	91.8%	93.1%	92.7%
% of Patients satisfied with the time they had to wait for an appointment	9	9	N/A	88.0%	89.8%	88.8%

* This is based on patients treated on this contract for their most recent course of treatment. Figures in italics indicate the base number of FP17s or Patient Questionnaire responses are less than 100. N/A is shown where the base number of responses is less than 10 during the period. % is calculated as Quantity/Base number*100

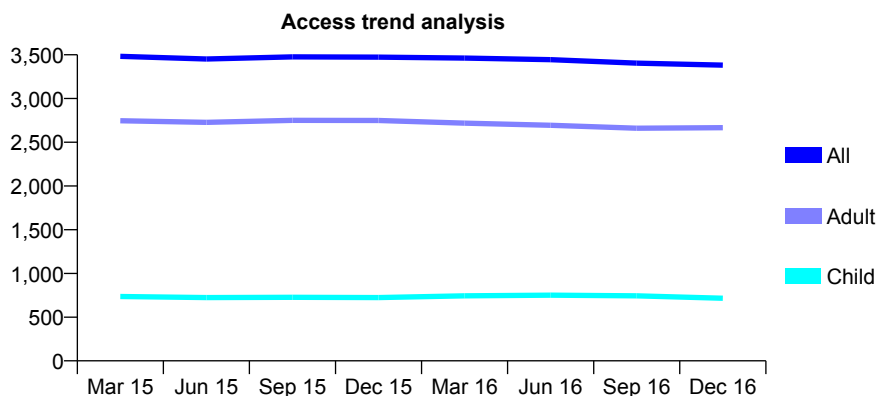
Q46 - Vital Signs At a Glance Contract Report for 571261/0001 - December 2016

Name or company name	MR EN WOODIER
Contract type name	GDS Contract
Purpose of contract	General
Contract start date	01/04/2006
Contract end date	

16/17 Contracted general activity (UDA)	12,668
Carry forward general activity (UDA)	35
16/17 Contracted orthodontic activity (UOA)	0
Carry forward orthodontic activity (UOA)	0
Baseline contract value	£372,938.65

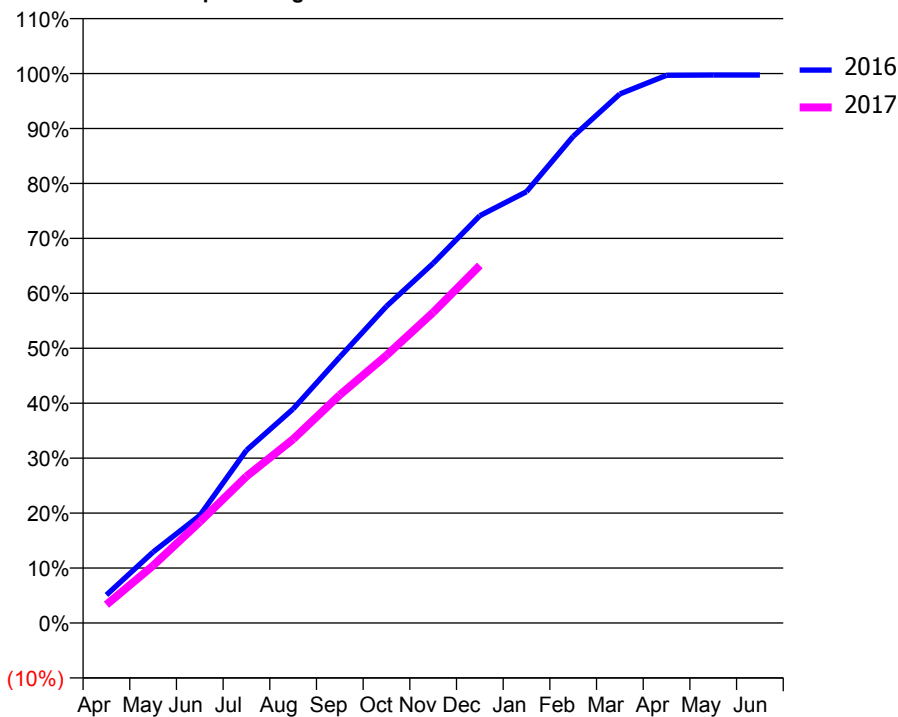
ACCESS*

Patients seen in 24 months	Total	Change since previous quarter
Quarter ending December 2015	3,473	
Quarter ending March 2016	3,463	→
Quarter ending June 2016	3,445	→
Quarter ending September 2016	3,405	↓
Quarter ending December 2016	3,382	→
Variance since December 2015	(2.6%)	↓



ACTIVITY

Cumulative percentage of contracted UDA delivered 2016 & 2017



Month	Adjusted Scheduled Activity (UDA)	
	2016	2017
April	646	422
May	1,636	1,323
June	2,480	2,331
July	3,983	3,379
August	4,934	4,239
September	6,132	5,259
October	7,301	6,170
November	8,291	7,162
December	9,391	8,243
January	9,943	
February	11,220	
March	12,197	
April	12,626	
May	12,633	
June	12,633	

QUALITY

	Quantity	Base Number	Contract	AT	Region	England
% of FP17s for the same patient ID Re-attending within 3 months - Children	112	693	16.2%	13.0%	13.4%	12.4%
% of FP17s for the same patient ID Re-attending within 3 months - Adults	666	2,604	25.6%	17.6%	17.3%	16.6%
% of FP17s for the same patient ID Re-attending between 3 & 9 months - Children	270	693	39.0%	56.4%	58.9%	57.5%
% of FP17s for the same patient ID Re-attending between 3 & 9 months - Adults	989	2,604	38.0%	50.3%	52.5%	50.4%
% of FP17s for Band 1 Urgent Courses	376	3,142	12.0%	10.5%	9.3%	9.1%
% of FP17s Relating to Free Repair or Replacements	147	3,142	4.7%	0.9%	1.0%	0.8%
% of FP17s Relating to Continuations	162	3,142	5.2%	1.3%	1.5%	1.3%
% of Patients satisfied with the dentistry they have received	6	6	N/A	91.8%	93.1%	92.7%
% of Patients satisfied with the time they had to wait for an appointment	6	6	N/A	88.0%	89.8%	88.8%

* This is based on patients treated on this contract for their most recent course of treatment. Figures in italics indicate the base number of FP17s or Patient Questionnaire responses are less than 100. N/A is shown where the base number of responses is less than 10 during the period. % is calculated as Quantity/Base number*100

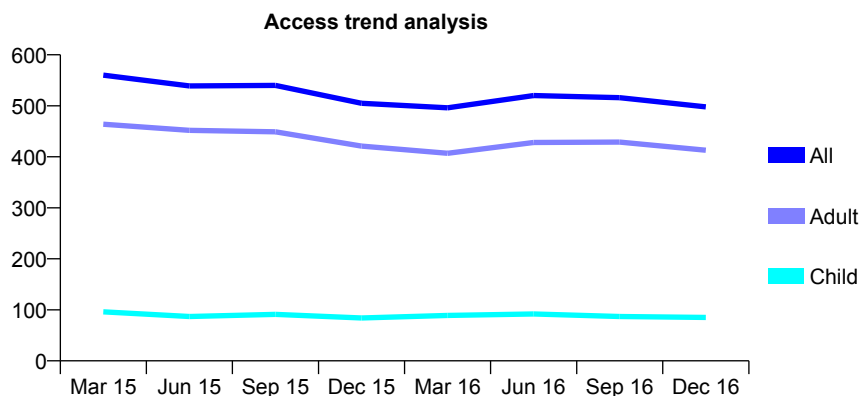
Q46 - Vital Signs At a Glance Contract Report for 571938/0001 - December 2016

Name or company name	MR DT BADROCK
Contract type name	GDS Contract
Purpose of contract	General
Contract start date	01/04/2006
Contract end date	

16/17 Contracted general activity (UDA)	2,062
Carry forward general activity (UDA)	0
16/17 Contracted orthodontic activity (UOA)	0
Carry forward orthodontic activity (UOA)	0
Baseline contract value	£50,980.77

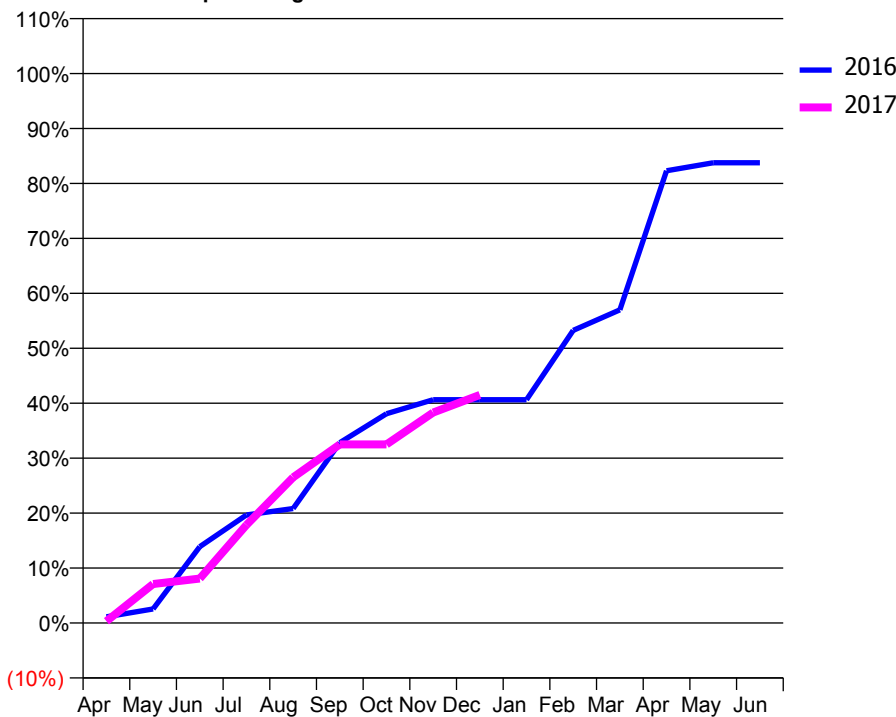
ACCESS*

Patients seen in 24 months	Total	Change since previous quarter
Quarter ending December 2015	505	
Quarter ending March 2016	496	↓
Quarter ending June 2016	520	↑
Quarter ending September 2016	516	→
Quarter ending December 2016	498	↓
Variance since December 2015	(1.4%)	↓



ACTIVITY

Cumulative percentage of contracted UDA delivered 2016 & 2017



Adjusted Scheduled Activity (UDA)

Month	2016	2017
April	23	7
May	53	147
June	286	167
July	405	368
August	430	547
September	677	670
October	785	670
November	838	790
December	838	856
January	838	
February	1,098	
March	1,175	
April	1,697	
May	1,727	
June	1,727	

QUALITY

	Quantity	Base Number	Contract	AT	Region	England
% of FP17s for the same patient ID Re-attending within 3 months - Children	11	74	14.9%	13.0%	13.4%	12.4%
% of FP17s for the same patient ID Re-attending within 3 months - Adults	58	363	16.0%	17.6%	17.3%	16.6%
% of FP17s for the same patient ID Re-attending between 3 & 9 months - Children	18	74	24.3%	56.4%	58.9%	57.5%
% of FP17s for the same patient ID Re-attending between 3 & 9 months - Adults	96	363	26.4%	50.3%	52.5%	50.4%
% of FP17s for Band 1 Urgent Courses	66	344	19.2%	10.5%	9.3%	9.1%
% of FP17s Relating to Free Repair or Replacements	6	344	1.7%	0.9%	1.0%	0.8%
% of FP17s Relating to Continuations	9	344	2.6%	1.3%	1.5%	1.3%
% of Patients satisfied with the dentistry they have received	3	4	N/A	91.8%	93.1%	92.7%
% of Patients satisfied with the time they had to wait for an appointment	4	4	N/A	88.0%	89.8%	88.8%

* This is based on patients treated on this contract for their most recent course of treatment. Figures in italics indicate the base number of FP17s or Patient Questionnaire responses are less than 100. N/A is shown where the base number of responses is less than 10 during the period. % is calculated as Quantity/Base number*100

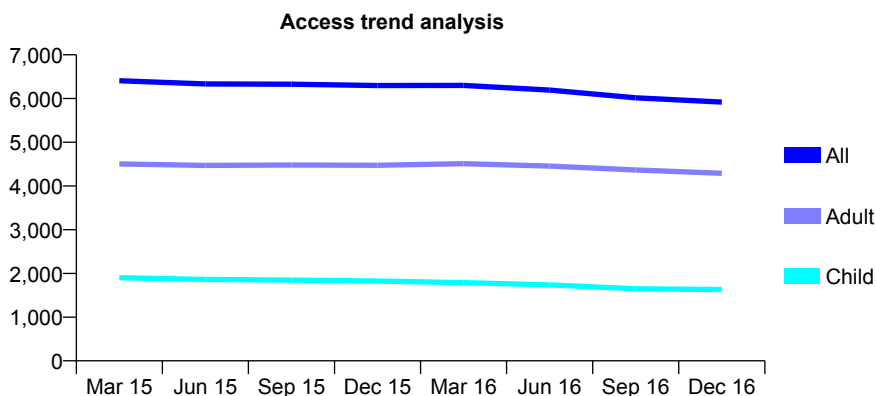
Q46 - Vital Signs At a Glance Contract Report for 572411/0001 - December 2016

Name or company name	MR DM VALLANCE
Contract type name	GDS Contract
Purpose of contract	General
Contract start date	01/04/2006
Contract end date	

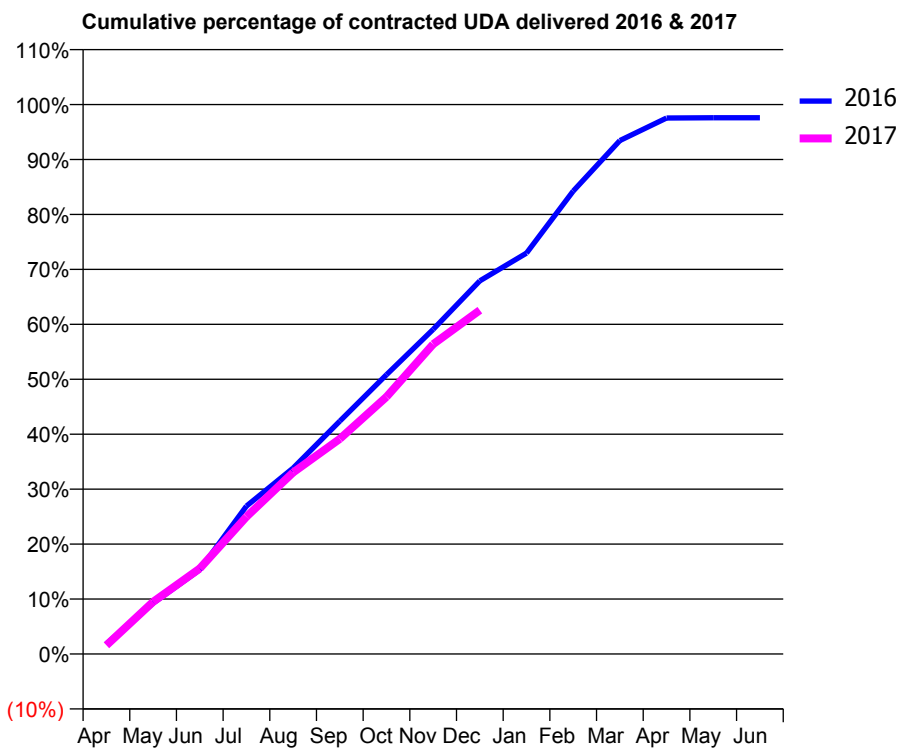
16/17 Contracted general activity (UDA)	20,324
Carry forward general activity (UDA)	491
16/17 Contracted orthodontic activity (UOA)	0
Carry forward orthodontic activity (UOA)	0
Baseline contract value	£553,788.72

ACCESS*

Patients seen in 24 months	Total	Change since previous quarter
Quarter ending December 2015	6,298	
Quarter ending March 2016	6,301	→
Quarter ending June 2016	6,192	↓
Quarter ending September 2016	6,016	↓
Quarter ending December 2016	5,919	↓
Variance since December 2015	(6.0%)	↓



ACTIVITY



Month	Adjusted Scheduled Activity (UDA)	
	2016	2017
April	377	325
May	1,881	1,931
June	3,119	3,162
July	5,472	5,078
August	6,876	6,715
September	8,613	7,958
October	10,330	9,509
November	12,005	11,457
December	13,803	12,716
January	14,830	
February	17,123	
March	18,992	
April	19,826	
May	19,833	
June	19,833	

QUALITY

	Quantity	Base Number	Contract	AT	Region	England
% of FP17s for the same patient ID Re-attending within 3 months - Children	238	1,946	12.2%	13.0%	13.4%	12.4%
% of FP17s for the same patient ID Re-attending within 3 months - Adults	650	4,321	15.0%	17.6%	17.3%	16.6%
% of FP17s for the same patient ID Re-attending between 3 & 9 months - Children	1,242	1,946	63.8%	56.4%	58.9%	57.5%
% of FP17s for the same patient ID Re-attending between 3 & 9 months - Adults	2,271	4,321	52.6%	50.3%	52.5%	50.4%
% of FP17s for Band 1 Urgent Courses	353	5,925	6.0%	10.5%	9.3%	9.1%
% of FP17s Relating to Free Repair or Replacements	76	5,925	1.3%	0.9%	1.0%	0.8%
% of FP17s Relating to Continuations	176	5,925	3.0%	1.3%	1.5%	1.3%
% of Patients satisfied with the dentistry they have received	4	4	N/A	91.8%	93.1%	92.7%
% of Patients satisfied with the time they had to wait for an appointment	3	4	N/A	88.0%	89.8%	88.8%

* This is based on patients treated on this contract for their most recent course of treatment. Figures in italics indicate the base number of FP17s or Patient Questionnaire responses are less than 100. N/A is shown where the base number of responses is less than 10 during the period. % is calculated as Quantity/Base number*100

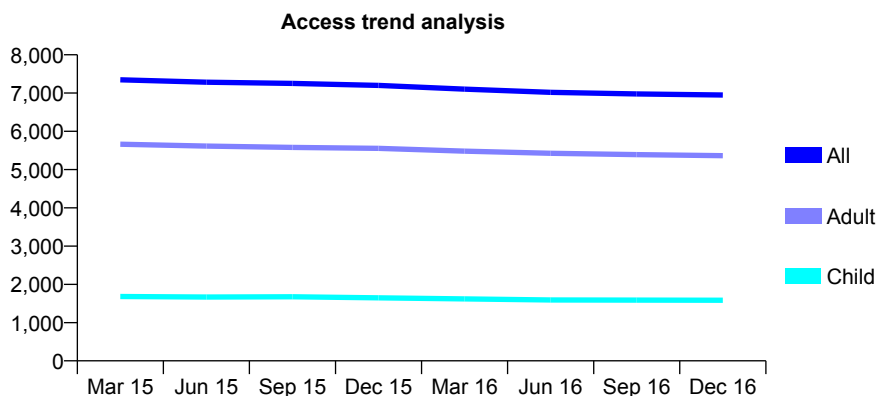
Q46 - Vital Signs At a Glance Contract Report for 572411/0002 - December 2016

Name or company name	MR DM VALLANCE
Contract type name	GDS Contract
Purpose of contract	General
Contract start date	01/04/2006
Contract end date	

16/17 Contracted general activity (UDA)	20,269
Carry forward general activity (UDA)	430
16/17 Contracted orthodontic activity (UOA)	0
Carry forward orthodontic activity (UOA)	0
Baseline contract value	£550,263.29

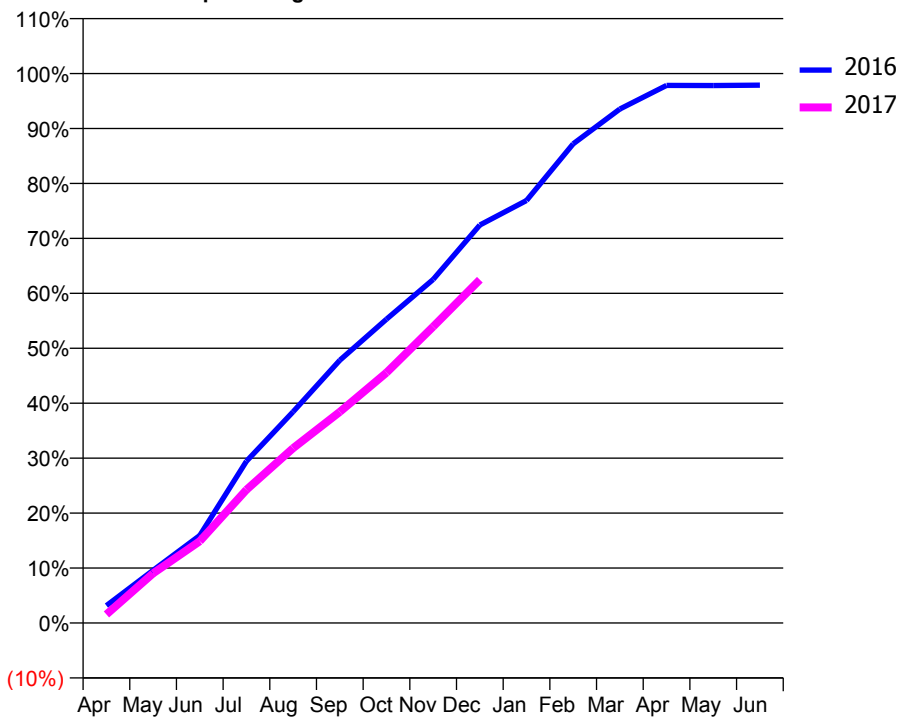
ACCESS*

Patients seen in 24 months	Total	Change since previous quarter
Quarter ending December 2015	7,200	
Quarter ending March 2016	7,101	↓
Quarter ending June 2016	7,019	↓
Quarter ending September 2016	6,978	→
Quarter ending December 2016	6,949	→
Variance since December 2015	(3.5%)	↓



ACTIVITY

Cumulative percentage of contracted UDA delivered 2016 & 2017



Month	Adjusted Scheduled Activity (UDA)	
	2016	2017
April	643	318
May	1,943	1,834
June	3,228	3,017
July	5,969	4,914
August	7,796	6,450
September	9,691	7,791
October	11,205	9,235
November	12,675	10,930
December	14,680	12,663
January	15,585	
February	17,674	
March	18,958	
April	19,827	
May	19,826	
June	19,839	

QUALITY

	Quantity	Base Number	Contract	AT	Region	England
% of FP17s for the same patient ID Re-attending within 3 months - Children	149	1,692	8.8%	13.0%	13.4%	12.4%
% of FP17s for the same patient ID Re-attending within 3 months - Adults	771	5,033	15.3%	17.6%	17.3%	16.6%
% of FP17s for the same patient ID Re-attending between 3 & 9 months - Children	925	1,692	54.7%	56.4%	58.9%	57.5%
% of FP17s for the same patient ID Re-attending between 3 & 9 months - Adults	2,377	5,033	47.2%	50.3%	52.5%	50.4%
% of FP17s for Band 1 Urgent Courses	541	6,364	8.5%	10.5%	9.3%	9.1%
% of FP17s Relating to Free Repair or Replacements	57	6,364	0.9%	0.9%	1.0%	0.8%
% of FP17s Relating to Continuations	160	6,364	2.5%	1.3%	1.5%	1.3%
% of Patients satisfied with the dentistry they have received	9	9	N/A	91.8%	93.1%	92.7%
% of Patients satisfied with the time they had to wait for an appointment	7	9	N/A	88.0%	89.8%	88.8%

* This is based on patients treated on this contract for their most recent course of treatment. Figures in italics indicate the base number of FP17s or Patient Questionnaire responses are less than 100. N/A is shown where the base number of responses is less than 10 during the period. % is calculated as Quantity/Base number*100

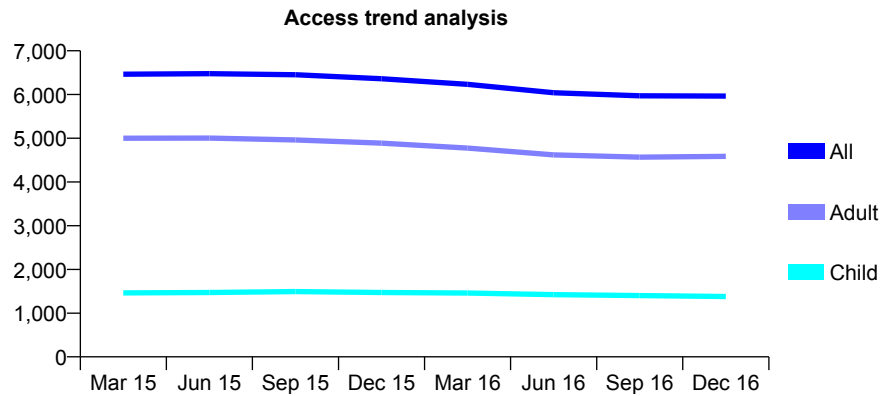
Q46 - Vital Signs At a Glance Contract Report for 572713/0001 - December 2016

Name or company name	MR SJ WARD
Contract type name	GDS Contract
Purpose of contract	General
Contract start date	01/04/2006
Contract end date	

16/17 Contracted general activity (UDA)	17,573
Carry forward general activity (UDA)	48
16/17 Contracted orthodontic activity (UOA)	0
Carry forward orthodontic activity (UOA)	0
Baseline contract value	£573,546.00

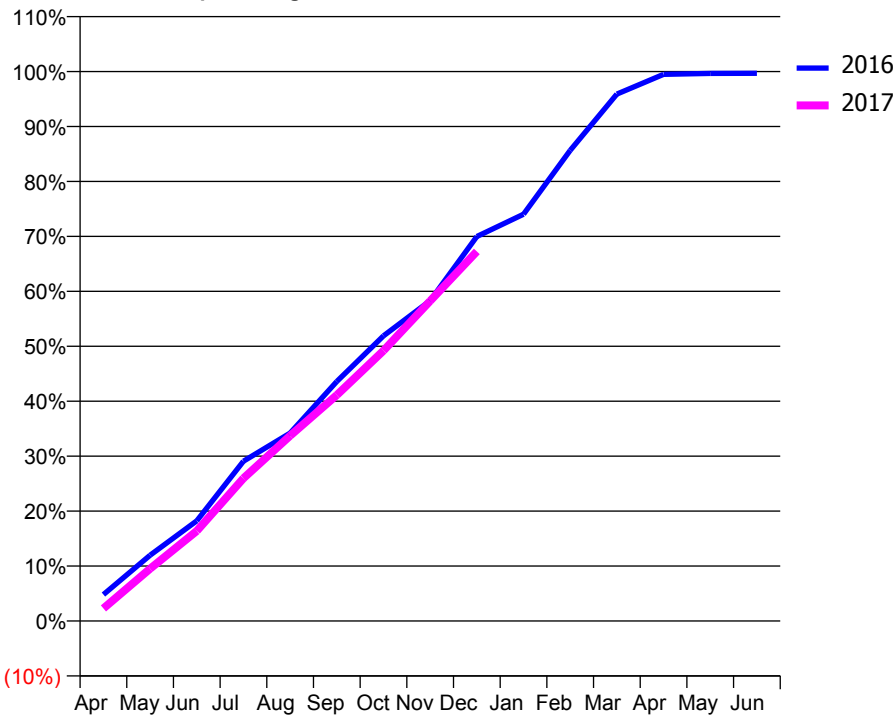
ACCESS*

Patients seen in 24 months	Total	Change since previous quarter
Quarter ending December 2015	6,360	
Quarter ending March 2016	6,234	↓
Quarter ending June 2016	6,042	↓
Quarter ending September 2016	5,970	↓
Quarter ending December 2016	5,966	→
Variance since December 2015	(6.2%)	↓



ACTIVITY

Cumulative percentage of contracted UDA delivered 2016 & 2017



Month	Adjusted Scheduled Activity (UDA)	
	2016	2017
April	846	403
May	2,107	1,672
June	3,205	2,880
July	5,109	4,566
August	6,009	5,926
September	7,661	7,227
October	9,120	8,646
November	10,245	10,236
December	12,295	11,821
January	13,007	
February	15,053	
March	16,852	
April	17,483	
May	17,513	
June	17,516	

QUALITY

	Quantity	Base Number	Contract	AT	Region	England
% of FP17s for the same patient ID Re-attending within 3 months - Children	90	1,423	6.3%	13.0%	13.4%	12.4%
% of FP17s for the same patient ID Re-attending within 3 months - Adults	913	5,137	17.8%	17.6%	17.3%	16.6%
% of FP17s for the same patient ID Re-attending between 3 & 9 months - Children	636	1,423	44.7%	56.4%	58.9%	57.5%
% of FP17s for the same patient ID Re-attending between 3 & 9 months - Adults	2,625	5,137	51.1%	50.3%	52.5%	50.4%
% of FP17s for Band 1 Urgent Courses	579	6,193	9.3%	10.5%	9.3%	9.1%
% of FP17s Relating to Free Repair or Replacements	66	6,193	1.1%	0.9%	1.0%	0.8%
% of FP17s Relating to Continuations	141	6,193	2.3%	1.3%	1.5%	1.3%
% of Patients satisfied with the dentistry they have received	9	10	90.0%	91.8%	93.1%	92.7%
% of Patients satisfied with the time they had to wait for an appointment	8	10	80.0%	88.0%	89.8%	88.8%

* This is based on patients treated on this contract for their most recent course of treatment. Figures in italics indicate the base number of FP17s or Patient Questionnaire responses are less than 100. N/A is shown where the base number of responses is less than 10 during the period. % is calculated as Quantity/Base number*100

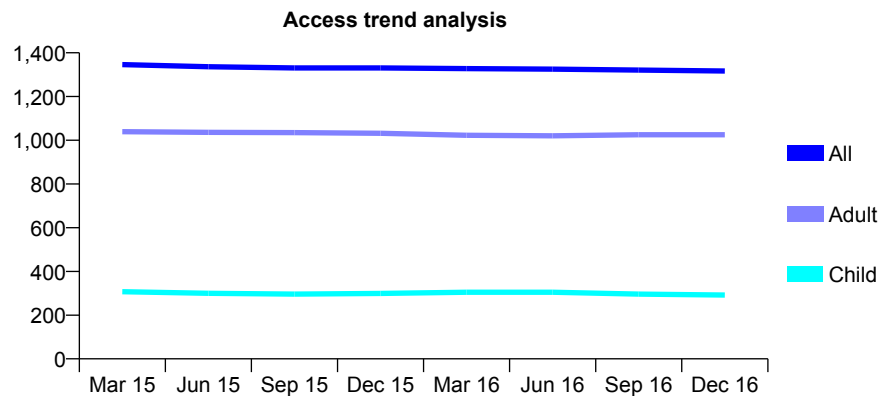
Q46 - Vital Signs At a Glance Contract Report for 576050/0001 - December 2016

Name or company name	MR AJ STOGGALL
Contract type name	GDS Contract
Purpose of contract	General
Contract start date	01/04/2006
Contract end date	

16/17 Contracted general activity (UDA)	4,712
Carry forward general activity (UDA)	-84
16/17 Contracted orthodontic activity (UOA)	0
Carry forward orthodontic activity (UOA)	0
Baseline contract value	£178,657.98

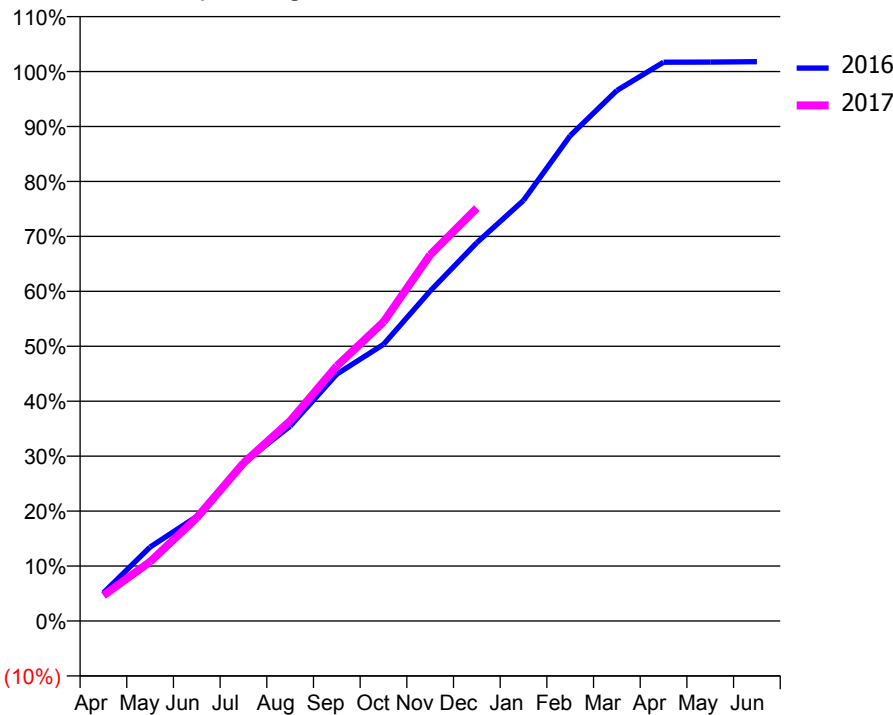
ACCESS*

Patients seen in 24 months	Total	Change since previous quarter
Quarter ending December 2015	1,331	
Quarter ending March 2016	1,328	→
Quarter ending June 2016	1,325	→
Quarter ending September 2016	1,321	→
Quarter ending December 2016	1,317	→
Variance since December 2015	(1.1%)	↓



ACTIVITY

Cumulative percentage of contracted UDA delivered 2016 & 2017



Month	Adjusted Scheduled Activity (UDA)	
	2016	2017
April	242	219
May	634	508
June	897	886
July	1,357	1,355
August	1,671	1,716
September	2,117	2,187
October	2,373	2,564
November	2,829	3,141
December	3,244	3,541
January	3,607	
February	4,162	
March	4,549	
April	4,791	
May	4,793	
June	4,796	

QUALITY

	Quantity	Base Number	Contract	AT	Region	England
% of FP17s for the same patient ID Re-attending within 3 months - Children	27	346	7.8%	13.0%	13.4%	12.4%
% of FP17s for the same patient ID Re-attending within 3 months - Adults	222	1,228	18.1%	17.6%	17.3%	16.6%
% of FP17s for the same patient ID Re-attending between 3 & 9 months - Children	238	346	68.8%	56.4%	58.9%	57.5%
% of FP17s for the same patient ID Re-attending between 3 & 9 months - Adults	730	1,228	59.4%	50.3%	52.5%	50.4%
% of FP17s for Band 1 Urgent Courses	153	1,475	10.4%	10.5%	9.3%	9.1%
% of FP17s Relating to Free Repair or Replacements	20	1,475	1.4%	0.9%	1.0%	0.8%
% of FP17s Relating to Continuations	29	1,475	2.0%	1.3%	1.5%	1.3%
% of Patients satisfied with the dentistry they have received	4	4	N/A	91.8%	93.1%	92.7%
% of Patients satisfied with the time they had to wait for an appointment	4	4	N/A	88.0%	89.8%	88.8%

* This is based on patients treated on this contract for their most recent course of treatment. Figures in italics indicate the base number of FP17s or Patient Questionnaire responses are less than 100. N/A is shown where the base number of responses is less than 10 during the period. % is calculated as Quantity/Base number*100

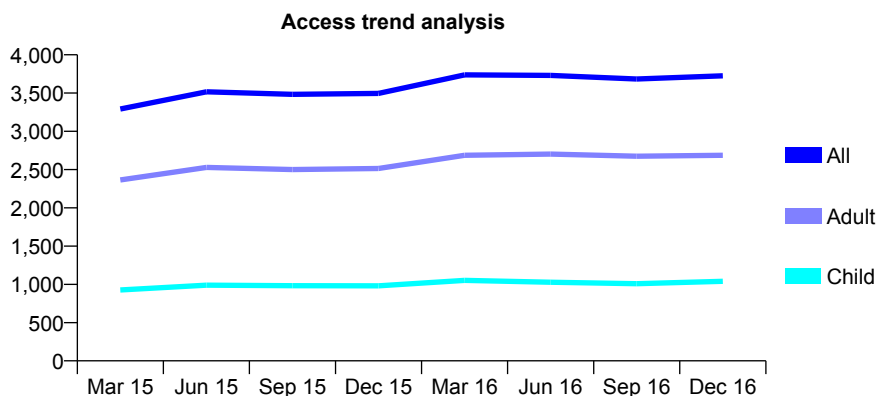
Q46 - Vital Signs At a Glance Contract Report for 610801/0001 - December 2016

Name or company name	MRS KM SHAH
Contract type name	GDS Contract
Purpose of contract	General
Contract start date	21/10/2010
Contract end date	

16/17 Contracted general activity (UDA)	10,334
Carry forward general activity (UDA)	-174
16/17 Contracted orthodontic activity (UOA)	0
Carry forward orthodontic activity (UOA)	0
Baseline contract value	£252,109.52

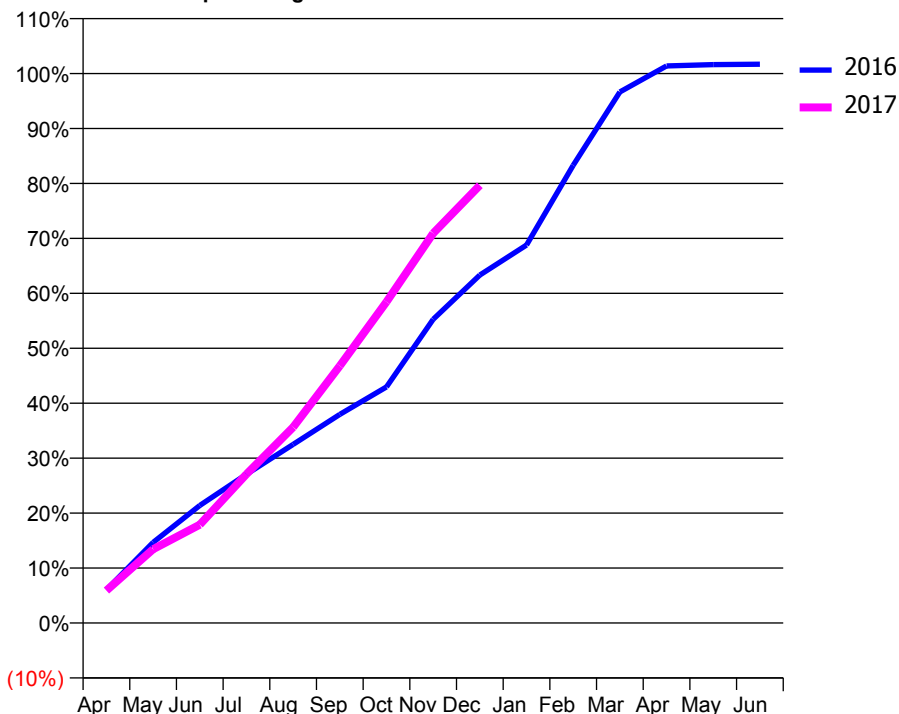
ACCESS*

Patients seen in 24 months	Total	Change since previous quarter
Quarter ending December 2015	3,495	
Quarter ending March 2016	3,738	↑
Quarter ending June 2016	3,731	→
Quarter ending September 2016	3,684	↓
Quarter ending December 2016	3,726	→
Variance since December 2015	6.6%	↑



ACTIVITY

Cumulative percentage of contracted UDA delivered 2016 & 2017



Month	Adjusted Scheduled Activity (UDA)	
	2016	2017
April	626	611
May	1,516	1,388
June	2,211	1,850
July	2,798	2,800
August	3,359	3,684
September	3,923	4,835
October	4,440	6,041
November	5,711	7,328
December	6,543	8,231
January	7,108	
February	8,609	
March	9,987	
April	10,477	
May	10,502	
June	10,508	

QUALITY

	Quantity	Base Number	Contract	AT	Region	England
% of FP17s for the same patient ID Re-attending within 3 months - Children	100	1,146	8.7%	13.0%	13.4%	12.4%
% of FP17s for the same patient ID Re-attending within 3 months - Adults	392	2,821	13.9%	17.6%	17.3%	16.6%
% of FP17s for the same patient ID Re-attending between 3 & 9 months - Children	645	1,146	56.3%	56.4%	58.9%	57.5%
% of FP17s for the same patient ID Re-attending between 3 & 9 months - Adults	1,513	2,821	53.6%	50.3%	52.5%	50.4%
% of FP17s for Band 1 Urgent Courses	148	3,703	4.0%	10.5%	9.3%	9.1%
% of FP17s Relating to Free Repair or Replacements	19	3,703	0.5%	0.9%	1.0%	0.8%
% of FP17s Relating to Continuations	55	3,703	1.5%	1.3%	1.5%	1.3%
% of Patients satisfied with the dentistry they have received	3	5	N/A	91.8%	93.1%	92.7%
% of Patients satisfied with the time they had to wait for an appointment	5	5	N/A	88.0%	89.8%	88.8%

* This is based on patients treated on this contract for their most recent course of treatment. Figures in italics indicate the base number of FP17s or Patient Questionnaire responses are less than 100. N/A is shown where the base number of responses is less than 10 during the period. % is calculated as Quantity/Base number*100

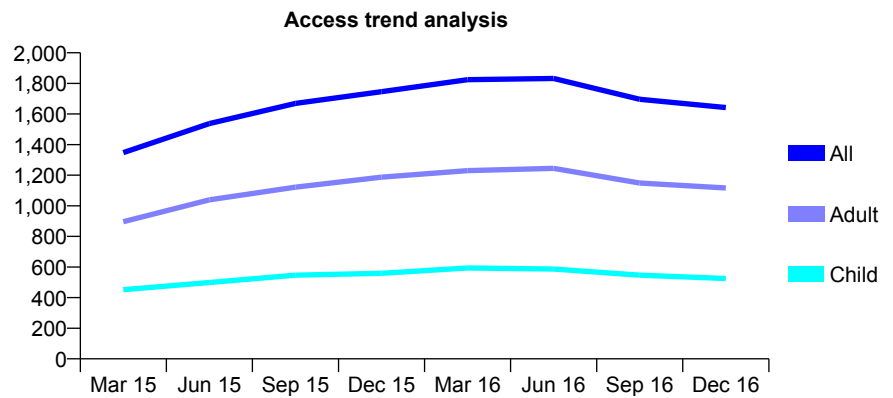
Q46 - Vital Signs At a Glance Contract Report for 613347/0001 - December 2016

Name or company name	MISS AT SARWAR
Contract type name	GDS Contract
Purpose of contract	General
Contract start date	30/06/2014
Contract end date	

16/17 Contracted general activity (UDA)	5,753
Carry forward general activity (UDA)	-115
16/17 Contracted orthodontic activity (UOA)	0
Carry forward orthodontic activity (UOA)	0
Baseline contract value	£139,249.09

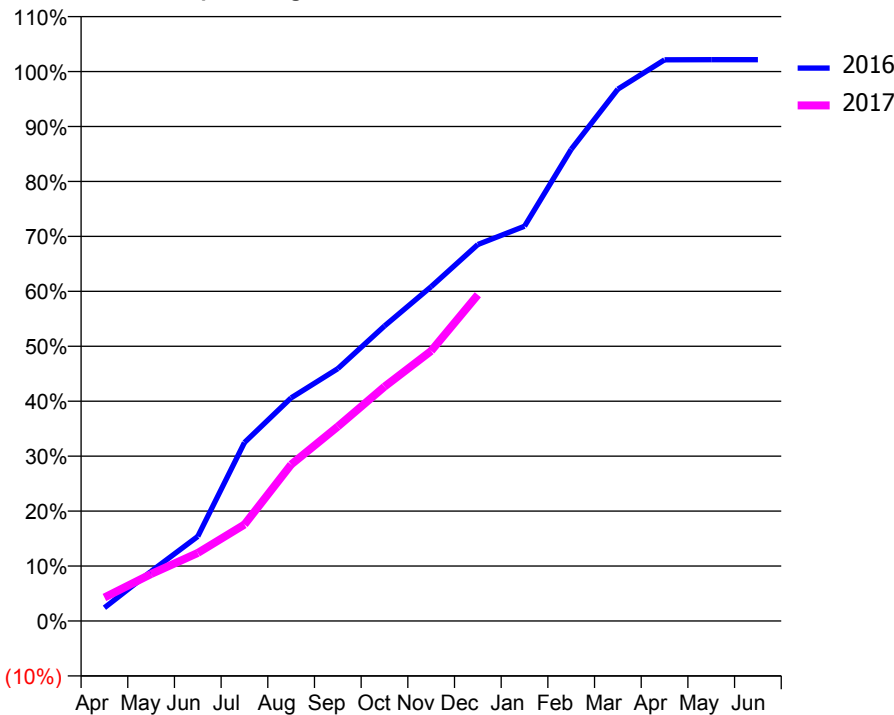
ACCESS*

Patients seen in 24 months	Total	Change since previous quarter
Quarter ending December 2015	1,746	
Quarter ending March 2016	1,824	↑
Quarter ending June 2016	1,832	→
Quarter ending September 2016	1,696	↓
Quarter ending December 2016	1,642	↓
Variance since December 2015	(6.0%)	↓



ACTIVITY

Cumulative percentage of contracted UDA delivered 2016 & 2017



Month	Adjusted Scheduled Activity (UDA)	
	2016	2017
April	139	246
May	519	492
June	886	712
July	1,869	1,010
August	2,336	1,638
September	2,642	2,036
October	3,089	2,453
November	3,501	2,827
December	3,941	3,415
January	4,133	
February	4,939	
March	5,569	
April	5,875	
May	5,877	
June	5,877	

QUALITY

	Quantity	Base Number	Contract	AT	Region	England
% of FP17s for the same patient ID Re-attending within 3 months - Children	36	492	7.3%	13.0%	13.4%	12.4%
% of FP17s for the same patient ID Re-attending within 3 months - Adults	210	1,094	19.2%	17.6%	17.3%	16.6%
% of FP17s for the same patient ID Re-attending between 3 & 9 months - Children	250	492	50.8%	56.4%	58.9%	57.5%
% of FP17s for the same patient ID Re-attending between 3 & 9 months - Adults	523	1,094	47.8%	50.3%	52.5%	50.4%
% of FP17s for Band 1 Urgent Courses	177	1,464	12.1%	10.5%	9.3%	9.1%
% of FP17s Relating to Free Repair or Replacements	26	1,464	1.8%	0.9%	1.0%	0.8%
% of FP17s Relating to Continuations	9	1,464	0.6%	1.3%	1.5%	1.3%
% of Patients satisfied with the dentistry they have received	2	2	N/A	91.8%	93.1%	92.7%
% of Patients satisfied with the time they had to wait for an appointment	1	2	N/A	88.0%	89.8%	88.8%

* This is based on patients treated on this contract for their most recent course of treatment. Figures in italics indicate the base number of FP17s or Patient Questionnaire responses are less than 100. N/A is shown where the base number of responses is less than 10 during the period. % is calculated as Quantity/Base number*100

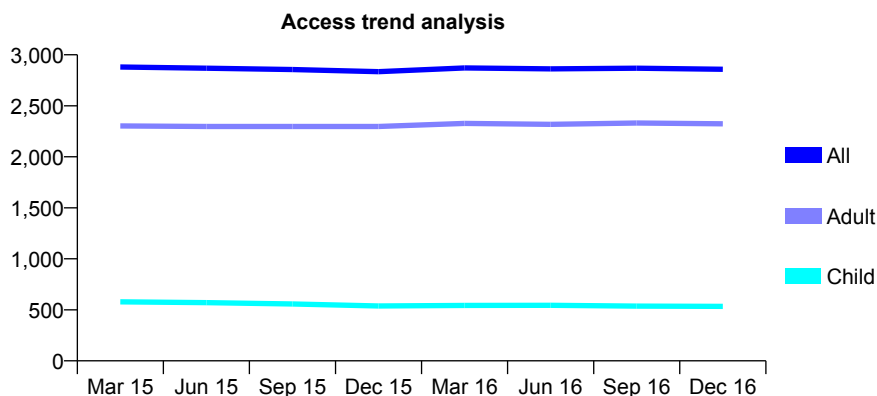
Q46 - Vital Signs At a Glance Contract Report for 620319/0001 - December 2016

Name or company name	MR IG NICOL
Contract type name	GDS Contract
Purpose of contract	General
Contract start date	01/04/2006
Contract end date	

16/17 Contracted general activity (UDA)	10,354
Carry forward general activity (UDA)	35
16/17 Contracted orthodontic activity (UOA)	0
Carry forward orthodontic activity (UOA)	0
Baseline contract value	£205,748.23

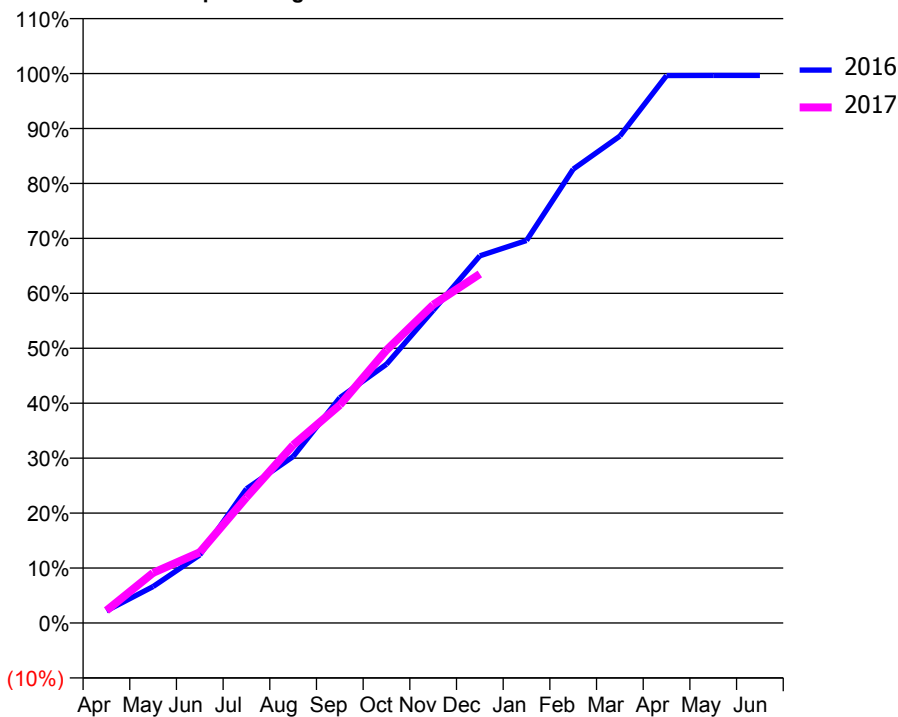
ACCESS*

Patients seen in 24 months	Total	Change since previous quarter
Quarter ending December 2015	2,835	
Quarter ending March 2016	2,871	→
Quarter ending June 2016	2,862	→
Quarter ending September 2016	2,868	→
Quarter ending December 2016	2,858	→
Variance since December 2015	0.8%	→



ACTIVITY

Cumulative percentage of contracted UDA delivered 2016 & 2017



Month	Adjusted Scheduled Activity (UDA)	
	2016	2017
April	229	234
May	687	945
June	1,282	1,333
July	2,528	2,369
August	3,136	3,353
September	4,245	4,107
October	4,876	5,141
November	5,891	5,995
December	6,919	6,576
January	7,208	
February	8,550	
March	9,176	
April	10,316	
May	10,319	
June	10,319	

QUALITY

	Quantity	Base Number	Contract	AT	Region	England
% of FP17s for the same patient ID Re-attending within 3 months - Children	82	800	10.3%	13.0%	13.4%	12.4%
% of FP17s for the same patient ID Re-attending within 3 months - Adults	796	3,626	22.0%	17.6%	17.3%	16.6%
% of FP17s for the same patient ID Re-attending between 3 & 9 months - Children	602	800	75.3%	56.4%	58.9%	57.5%
% of FP17s for the same patient ID Re-attending between 3 & 9 months - Adults	2,391	3,626	65.9%	50.3%	52.5%	50.4%
% of FP17s for Band 1 Urgent Courses	262	3,865	6.8%	10.5%	9.3%	9.1%
% of FP17s Relating to Free Repair or Replacements	72	3,865	1.9%	0.9%	1.0%	0.8%
% of FP17s Relating to Continuations	96	3,865	2.5%	1.3%	1.5%	1.3%
% of Patients satisfied with the dentistry they have received	10	10	100.0%	91.8%	93.1%	92.7%
% of Patients satisfied with the time they had to wait for an appointment	10	10	100.0%	88.0%	89.8%	88.8%

* This is based on patients treated on this contract for their most recent course of treatment. Figures in italics indicate the base number of FP17s or Patient Questionnaire responses are less than 100. N/A is shown where the base number of responses is less than 10 during the period. % is calculated as Quantity/Base number*100

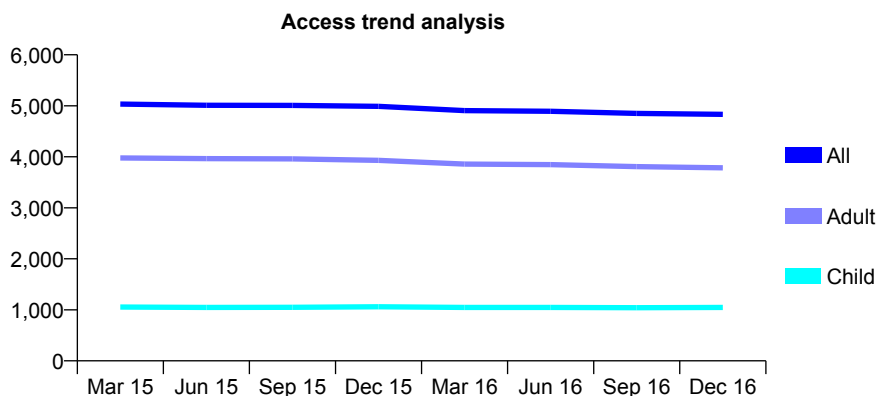
Q46 - Vital Signs At a Glance Contract Report for 620343/0001 - December 2016

Name or company name	MR SD WALMSLEY
Contract type name	GDS Contract
Purpose of contract	General
Contract start date	01/04/2006
Contract end date	

16/17 Contracted general activity (UDA)	13,145
Carry forward general activity (UDA)	-282
16/17 Contracted orthodontic activity (UOA)	0
Carry forward orthodontic activity (UOA)	0
Baseline contract value	£365,195.67

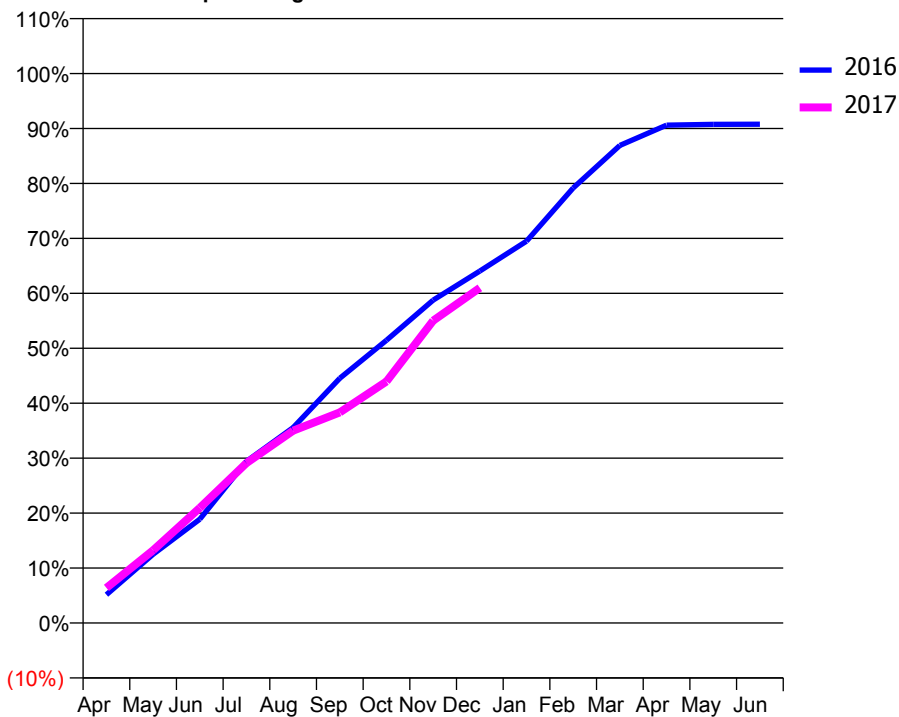
ACCESS*

Patients seen in 24 months	Total	Change since previous quarter
Quarter ending December 2015	4,989	
Quarter ending March 2016	4,905	↓
Quarter ending June 2016	4,894	→
Quarter ending September 2016	4,850	→
Quarter ending December 2016	4,832	→
Variance since December 2015	(3.1%)	↓



ACTIVITY

Cumulative percentage of contracted UDA delivered 2016 & 2017



Month	Adjusted Scheduled Activity (UDA)	
	2016	2017
April	676	841
May	1,646	1,740
June	2,483	2,754
July	3,868	3,827
August	4,674	4,603
September	5,854	5,039
October	6,763	5,778
November	7,723	7,232
December	8,420	8,019
January	9,135	
February	10,408	
March	11,423	
April	11,911	
May	11,928	
June	11,930	

QUALITY

	Quantity	Base Number	Contract	AT	Region	England
% of FP17s for the same patient ID Re-attending within 3 months - Children	39	909	4.3%	13.0%	13.4%	12.4%
% of FP17s for the same patient ID Re-attending within 3 months - Adults	407	3,249	12.5%	17.6%	17.3%	16.6%
% of FP17s for the same patient ID Re-attending between 3 & 9 months - Children	418	909	46.0%	56.4%	58.9%	57.5%
% of FP17s for the same patient ID Re-attending between 3 & 9 months - Adults	1,353	3,249	41.6%	50.3%	52.5%	50.4%
% of FP17s for Band 1 Urgent Courses	304	3,927	7.7%	10.5%	9.3%	9.1%
% of FP17s Relating to Free Repair or Replacements	19	3,927	0.5%	0.9%	1.0%	0.8%
% of FP17s Relating to Continuations	40	3,927	1.0%	1.3%	1.5%	1.3%
% of Patients satisfied with the dentistry they have received	5	5	N/A	91.8%	93.1%	92.7%
% of Patients satisfied with the time they had to wait for an appointment	5	5	N/A	88.0%	89.8%	88.8%

* This is based on patients treated on this contract for their most recent course of treatment. Figures in italics indicate the base number of FP17s or Patient Questionnaire responses are less than 100. N/A is shown where the base number of responses is less than 10 during the period. % is calculated as Quantity/Base number*100

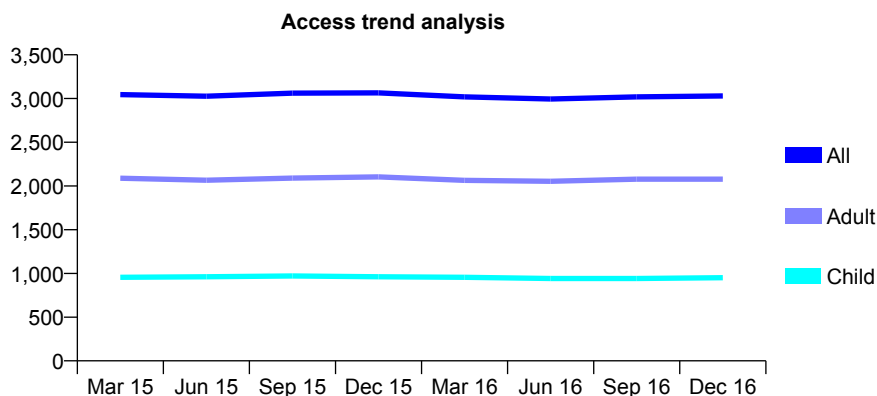
Q46 - Vital Signs At a Glance Contract Report for 628549/0002 - December 2016

Name or company name	MR JA GIBB
Contract type name	GDS Contract
Purpose of contract	General
Contract start date	02/03/2012
Contract end date	

16/17 Contracted general activity (UDA)	8,698
Carry forward general activity (UDA)	-155
16/17 Contracted orthodontic activity (UOA)	0
Carry forward orthodontic activity (UOA)	0
Baseline contract value	£214,993.60

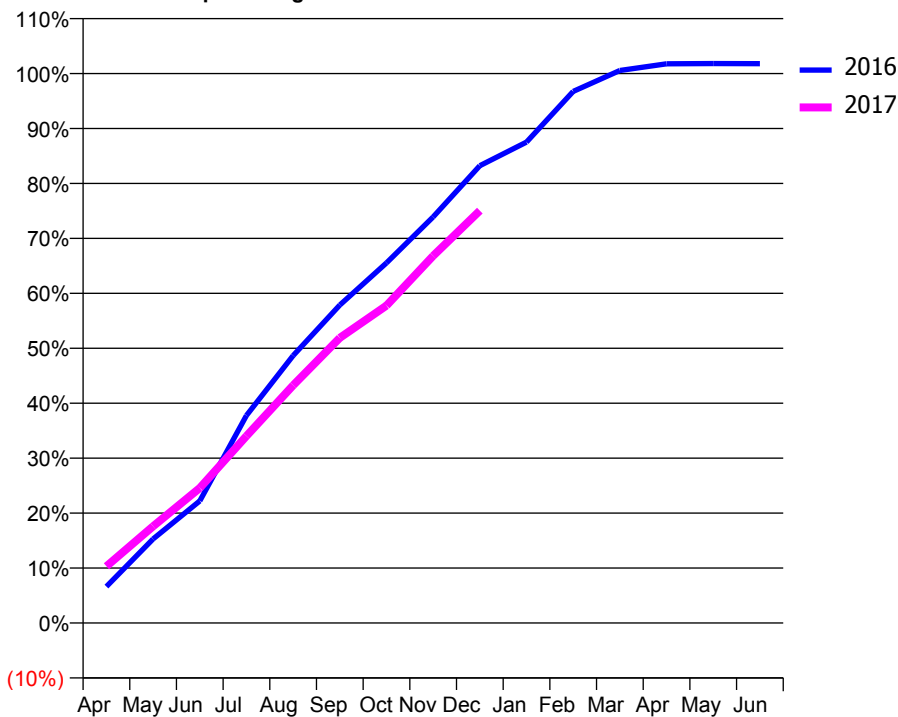
ACCESS*

Patients seen in 24 months	Total	Change since previous quarter
Quarter ending December 2015	3,065	
Quarter ending March 2016	3,019	↓
Quarter ending June 2016	2,994	→
Quarter ending September 2016	3,019	→
Quarter ending December 2016	3,029	→
Variance since December 2015	(1.2%)	↓



ACTIVITY

Cumulative percentage of contracted UDA delivered 2016 & 2017



Month	Adjusted Scheduled Activity (UDA)	
	2016	2017
April	577	899
May	1,330	1,532
June	1,932	2,137
July	3,286	2,961
August	4,232	3,762
September	5,034	4,514
October	5,700	5,025
November	6,429	5,812
December	7,240	6,527
January	7,612	
February	8,414	
March	8,747	
April	8,851	
May	8,856	
June	8,853	

QUALITY

	Quantity	Base Number	Contract	AT	Region	England
% of FP17s for the same patient ID Re-attending within 3 months - Children	94	1,142	8.2%	13.0%	13.4%	12.4%
% of FP17s for the same patient ID Re-attending within 3 months - Adults	316	2,168	14.6%	17.6%	17.3%	16.6%
% of FP17s for the same patient ID Re-attending between 3 & 9 months - Children	722	1,142	63.2%	56.4%	58.9%	57.5%
% of FP17s for the same patient ID Re-attending between 3 & 9 months - Adults	995	2,168	45.9%	50.3%	52.5%	50.4%
% of FP17s for Band 1 Urgent Courses	311	3,240	9.6%	10.5%	9.3%	9.1%
% of FP17s Relating to Free Repair or Replacements	75	3,240	2.3%	0.9%	1.0%	0.8%
% of FP17s Relating to Continuations	14	3,240	0.4%	1.3%	1.5%	1.3%
% of Patients satisfied with the dentistry they have received	1	1	N/A	91.8%	93.1%	92.7%
% of Patients satisfied with the time they had to wait for an appointment	1	1	N/A	88.0%	89.8%	88.8%

* This is based on patients treated on this contract for their most recent course of treatment. Figures in italics indicate the base number of FP17s or Patient Questionnaire responses are less than 100. N/A is shown where the base number of responses is less than 10 during the period. % is calculated as Quantity/Base number*100

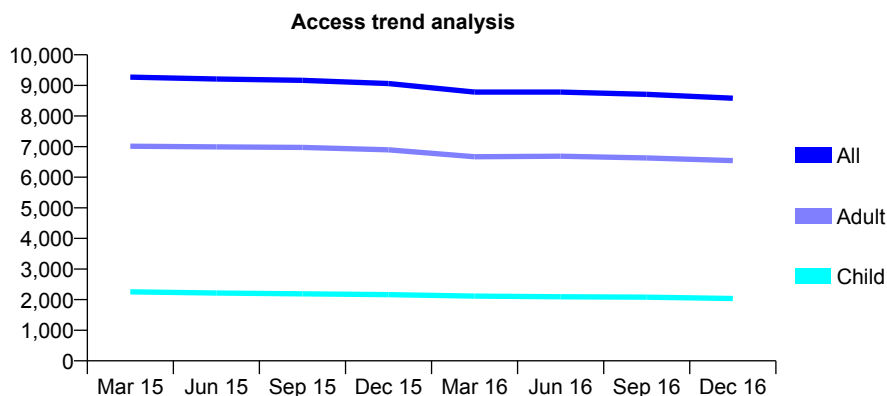
Q46 - Vital Signs At a Glance Contract Report for 631205/0003 - December 2016

Name or company name	Shaw Family Dental Practice Partnership
Contract type name	GDS Contract
Purpose of contract	General
Contract start date	01/04/2006
Contract end date	

16/17 Contracted general activity (UDA)	29,514
Carry forward general activity (UDA)	936
16/17 Contracted orthodontic activity (UOA)	0
Carry forward orthodontic activity (UOA)	0
Baseline contract value	£1,051,505.15

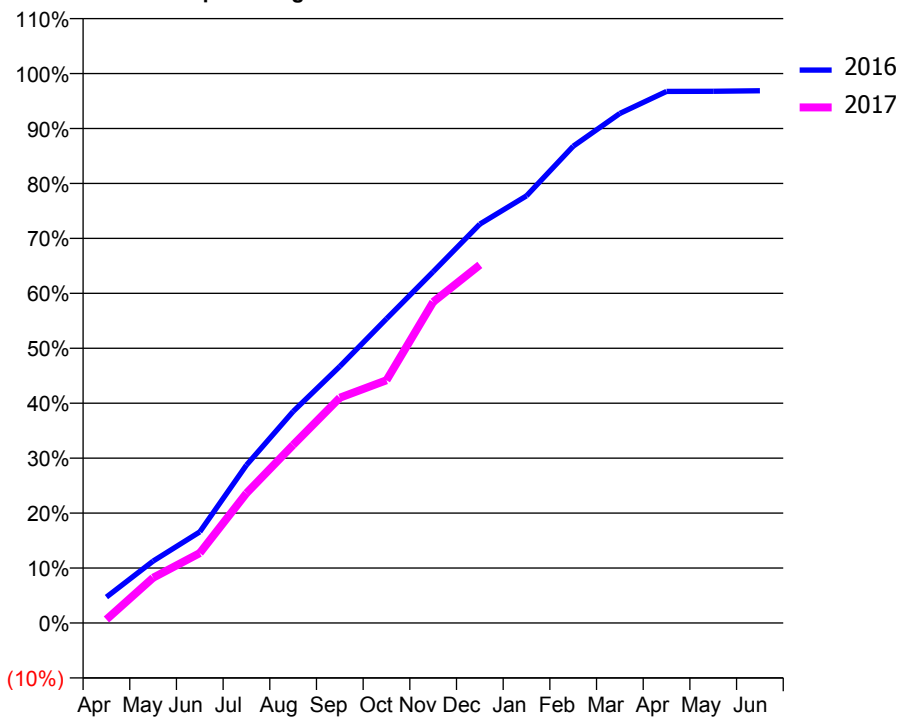
ACCESS*

Patients seen in 24 months	Total	Change since previous quarter
Quarter ending December 2015	9,059	
Quarter ending March 2016	8,783	↓
Quarter ending June 2016	8,781	→
Quarter ending September 2016	8,710	→
Quarter ending December 2016	8,581	↓
Variance since December 2015	(5.3%)	↓



ACTIVITY

Cumulative percentage of contracted UDA delivered 2016 & 2017



Month	Adjusted Scheduled Activity (UDA)	
	2016	2017
April	1,406	191
May	3,360	2,435
June	4,941	3,756
July	8,564	6,974
August	11,472	9,565
September	13,914	12,102
October	16,496	13,038
November	19,048	17,240
December	21,629	19,236
January	23,163	
February	25,848	
March	27,629	
April	28,821	
May	28,834	
June	28,858	

QUALITY

	Quantity	Base Number	Contract	AT	Region	England
% of FP17s for the same patient ID Re-attending within 3 months - Children	277	2,462	11.3%	13.0%	13.4%	12.4%
% of FP17s for the same patient ID Re-attending within 3 months - Adults	1,053	6,485	16.2%	17.6%	17.3%	16.6%
% of FP17s for the same patient ID Re-attending between 3 & 9 months - Children	1,476	2,462	60.0%	56.4%	58.9%	57.5%
% of FP17s for the same patient ID Re-attending between 3 & 9 months - Adults	2,673	6,485	41.2%	50.3%	52.5%	50.4%
% of FP17s for Band 1 Urgent Courses	510	8,401	6.1%	10.5%	9.3%	9.1%
% of FP17s Relating to Free Repair or Replacements	54	8,401	0.6%	0.9%	1.0%	0.8%
% of FP17s Relating to Continuations	261	8,401	3.1%	1.3%	1.5%	1.3%
% of Patients satisfied with the dentistry they have received	3	3	N/A	91.8%	93.1%	92.7%
% of Patients satisfied with the time they had to wait for an appointment	2	3	N/A	88.0%	89.8%	88.8%

* This is based on patients treated on this contract for their most recent course of treatment. Figures in italics indicate the base number of FP17s or Patient Questionnaire responses are less than 100. N/A is shown where the base number of responses is less than 10 during the period. % is calculated as Quantity/Base number*100

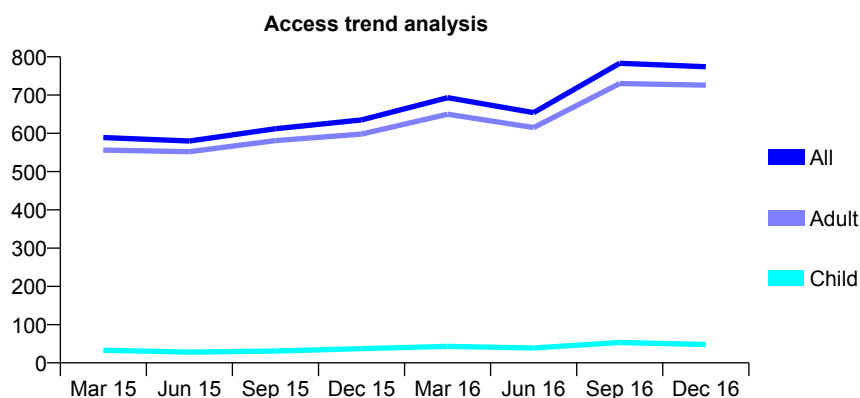
Q46 - Vital Signs At a Glance Contract Report for 631205/0005 - December 2016

Name or company name	MR RA MIZON
Contract type name	PDS Contract
Purpose of contract	General
Contract start date	01/02/2008
Contract end date	30/11/2016

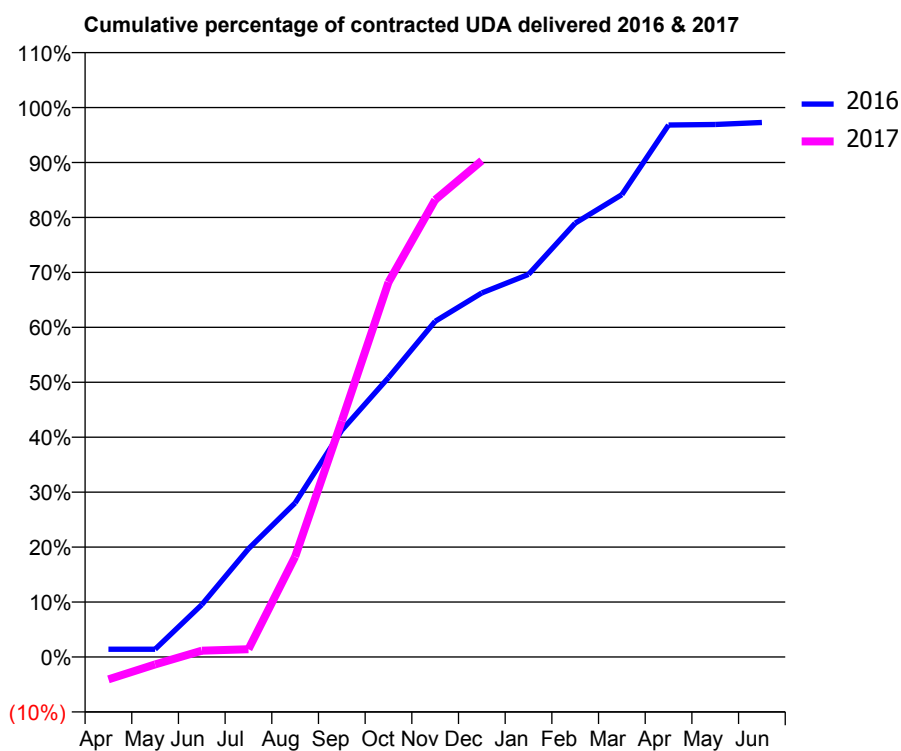
16/17 Contracted general activity (UDA)	2,255
Carry forward general activity (UDA)	92
16/17 Contracted orthodontic activity (UOA)	0
Carry forward orthodontic activity (UOA)	0
Baseline contract value	£133,645.89

ACCESS*

Patients seen in 24 months	Total	Change since previous quarter
Quarter ending December 2015	635	
Quarter ending March 2016	693	↑
Quarter ending June 2016	654	↓
Quarter ending September 2016	783	↑
Quarter ending December 2016	774	↓
Variance since December 2015	21.9%	↑



ACTIVITY



Month	Adjusted Scheduled Activity (UDA)	
	2016	2017
April	48	-92
May	48	-31
June	322	26
July	666	32
August	948	412
September	1,396	969
October	1,720	1,538
November	2,066	1,876
December	2,241	2,037
January	2,355	
February	2,670	
March	2,846	
April	3,274	
May	3,277	
June	3,290	

QUALITY

	Quantity	Base Number	Contract	AT	Region	England
% of FP17s for the same patient ID Re-attending within 3 months - Children	0	66	0.0%	13.0%	13.4%	12.4%
% of FP17s for the same patient ID Re-attending within 3 months - Adults	13	622	2.1%	17.6%	17.3%	16.6%
% of FP17s for the same patient ID Re-attending between 3 & 9 months - Children	0	66	0.0%	56.4%	58.9%	57.5%
% of FP17s for the same patient ID Re-attending between 3 & 9 months - Adults	11	622	1.8%	50.3%	52.5%	50.4%
% of FP17s for Band 1 Urgent Courses	1	553	0.2%	10.5%	9.3%	9.1%
% of FP17s Relating to Free Repair or Replacements	0	553	0.0%	0.9%	1.0%	0.8%
% of FP17s Relating to Continuations	2	553	0.4%	1.3%	1.5%	1.3%
% of Patients satisfied with the dentistry they have received	0	0	N/A	91.8%	93.1%	92.7%
% of Patients satisfied with the time they had to wait for an appointment	0	0	N/A	88.0%	89.8%	88.8%

* This is based on patients treated on this contract for their most recent course of treatment. Figures in italics indicate the base number of FP17s or Patient Questionnaire responses are less than 100. N/A is shown where the base number of responses is less than 10 during the period. % is calculated as Quantity/Base number*100

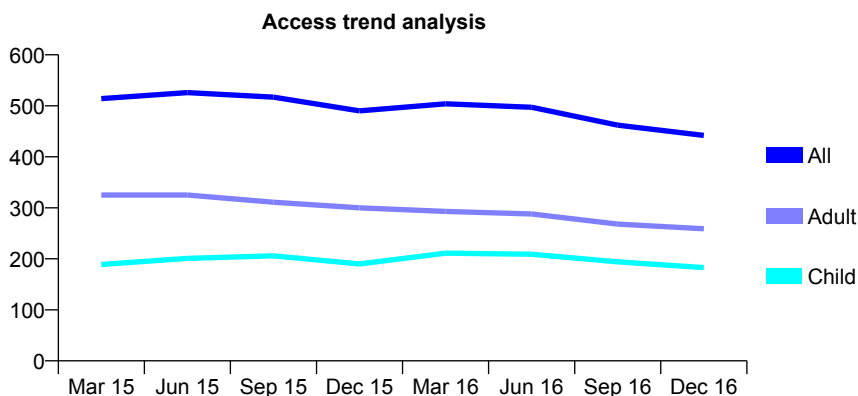
Q46 - Vital Signs At a Glance Contract Report for 632015/0001 - December 2016

Name or company name	Harrison/Kapenda
Contract type name	GDS Contract
Purpose of contract	General
Contract start date	01/04/2006
Contract end date	

16/17 Contracted general activity (UDA)	1,880
Carry forward general activity (UDA)	-38
16/17 Contracted orthodontic activity (UOA)	0
Carry forward orthodontic activity (UOA)	0
Baseline contract value	£52,224.59

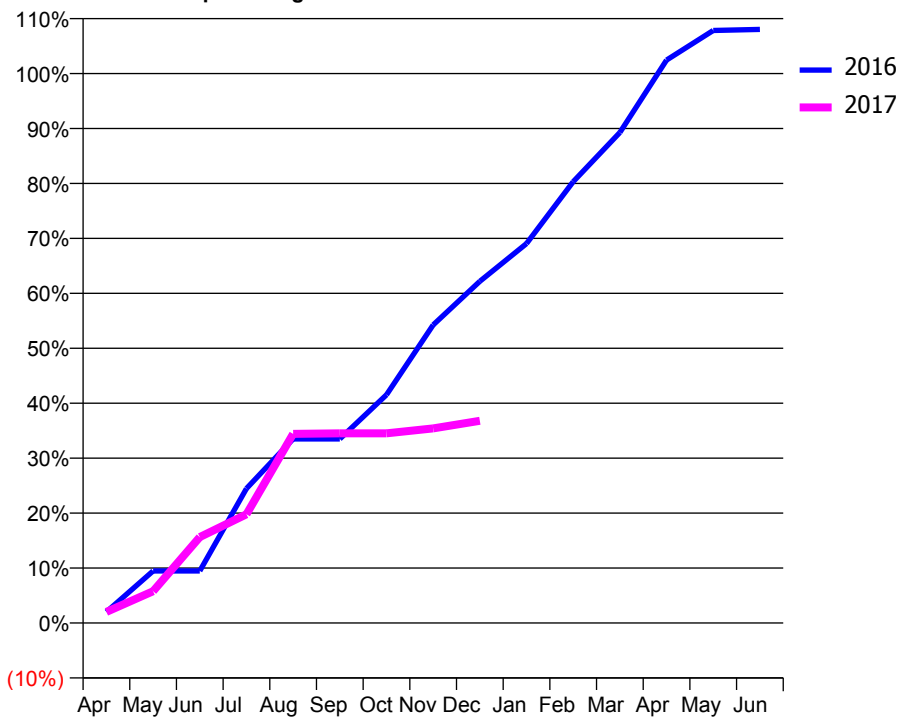
ACCESS*

Patients seen in 24 months	Total	Change since previous quarter
Quarter ending December 2015	490	
Quarter ending March 2016	504	↑
Quarter ending June 2016	497	↓
Quarter ending September 2016	462	↓
Quarter ending December 2016	442	↓
Variance since December 2015	(9.8%)	↓



ACTIVITY

Cumulative percentage of contracted UDA delivered 2016 & 2017



Month	Adjusted Scheduled Activity (UDA)	
	2016	2017
April	38	38
May	178	109
June	178	294
July	460	372
August	630	647
September	630	649
October	781	649
November	1,020	666
December	1,169	692
January	1,298	
February	1,510	
March	1,678	
April	1,926	
May	2,027	
June	2,031	

QUALITY

	Quantity	Base Number	Contract	AT	Region	England
% of FP17s for the same patient ID Re-attending within 3 months - Children	6	143	4.2%	13.0%	13.4%	12.4%
% of FP17s for the same patient ID Re-attending within 3 months - Adults	14	158	8.9%	17.6%	17.3%	16.6%
% of FP17s for the same patient ID Re-attending between 3 & 9 months - Children	61	143	42.7%	56.4%	58.9%	57.5%
% of FP17s for the same patient ID Re-attending between 3 & 9 months - Adults	64	158	40.5%	50.3%	52.5%	50.4%
% of FP17s for Band 1 Urgent Courses	0	199	0.0%	10.5%	9.3%	9.1%
% of FP17s Relating to Free Repair or Replacements	0	199	0.0%	0.9%	1.0%	0.8%
% of FP17s Relating to Continuations	0	199	0.0%	1.3%	1.5%	1.3%
% of Patients satisfied with the dentistry they have received	2	2	N/A	91.8%	93.1%	92.7%
% of Patients satisfied with the time they had to wait for an appointment	2	2	N/A	88.0%	89.8%	88.8%

* This is based on patients treated on this contract for their most recent course of treatment. Figures in italics indicate the base number of FP17s or Patient Questionnaire responses are less than 100. N/A is shown where the base number of responses is less than 10 during the period. % is calculated as Quantity/Base number*100

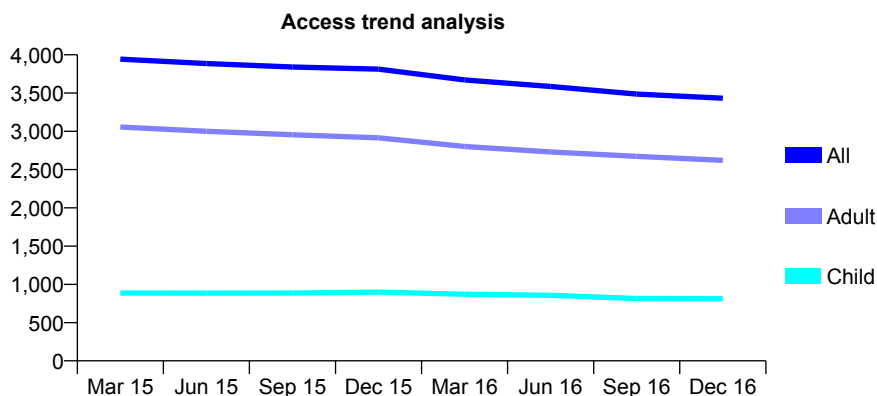
Q46 - Vital Signs At a Glance Contract Report for 632279/0001 - December 2016

Name or company name	MR RL JONES
Contract type name	GDS Contract
Purpose of contract	General
Contract start date	01/04/2006
Contract end date	

16/17 Contracted general activity (UDA)	12,087
Carry forward general activity (UDA)	95
16/17 Contracted orthodontic activity (UOA)	0
Carry forward orthodontic activity (UOA)	0
Baseline contract value	£405,624.04

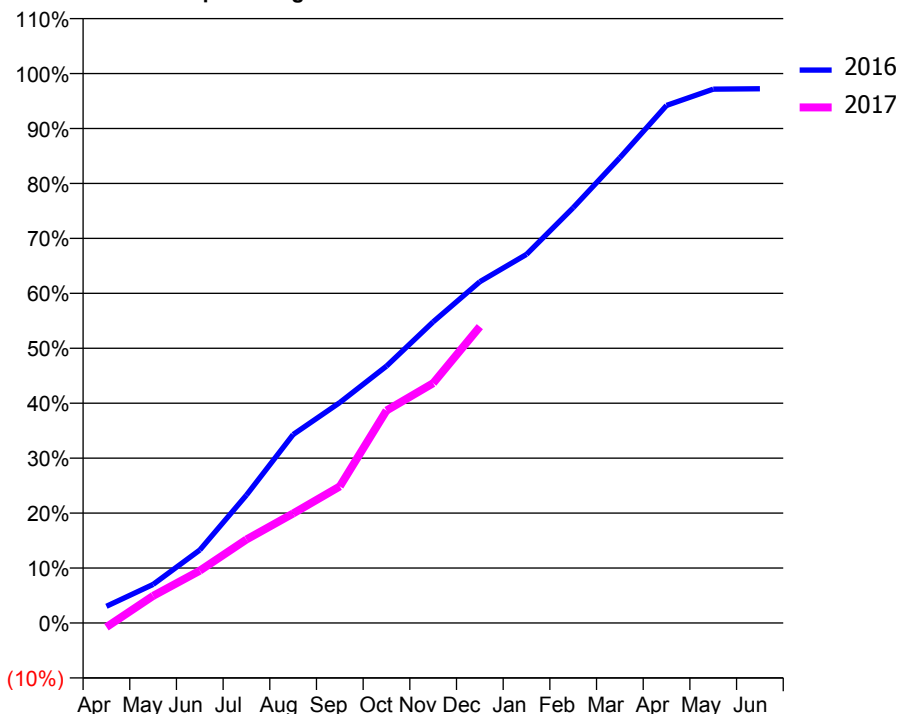
ACCESS*

Patients seen in 24 months	Total	Change since previous quarter
Quarter ending December 2015	3,813	
Quarter ending March 2016	3,672	↓
Quarter ending June 2016	3,586	↓
Quarter ending September 2016	3,486	↓
Quarter ending December 2016	3,432	↓
Variance since December 2015	(10.0%)	↓



ACTIVITY

Cumulative percentage of contracted UDA delivered 2016 & 2017



Month	Adjusted Scheduled Activity (UDA)	
	2016	2017
April	368	-94
May	851	597
June	1,607	1,151
July	2,813	1,839
August	4,146	2,410
September	4,849	3,005
October	5,649	4,675
November	6,625	5,274
December	7,507	6,519
January	8,110	
February	9,136	
March	10,235	
April	11,384	
May	11,742	
June	11,752	

QUALITY

	Quantity	Base Number	Contract	AT	Region	England
% of FP17s for the same patient ID Re-attending within 3 months - Children	70	613	11.4%	13.0%	13.4%	12.4%
% of FP17s for the same patient ID Re-attending within 3 months - Adults	753	2,419	31.1%	17.6%	17.3%	16.6%
% of FP17s for the same patient ID Re-attending between 3 & 9 months - Children	175	613	28.5%	56.4%	58.9%	57.5%
% of FP17s for the same patient ID Re-attending between 3 & 9 months - Adults	644	2,419	26.6%	50.3%	52.5%	50.4%
% of FP17s for Band 1 Urgent Courses	399	2,497	16.0%	10.5%	9.3%	9.1%
% of FP17s Relating to Free Repair or Replacements	39	2,497	1.6%	0.9%	1.0%	0.8%
% of FP17s Relating to Continuations	98	2,497	3.9%	1.3%	1.5%	1.3%
% of Patients satisfied with the dentistry they have received	4	4	N/A	91.8%	93.1%	92.7%
% of Patients satisfied with the time they had to wait for an appointment	4	4	N/A	88.0%	89.8%	88.8%

* This is based on patients treated on this contract for their most recent course of treatment. Figures in italics indicate the base number of FP17s or Patient Questionnaire responses are less than 100. N/A is shown where the base number of responses is less than 10 during the period. % is calculated as Quantity/Base number*100

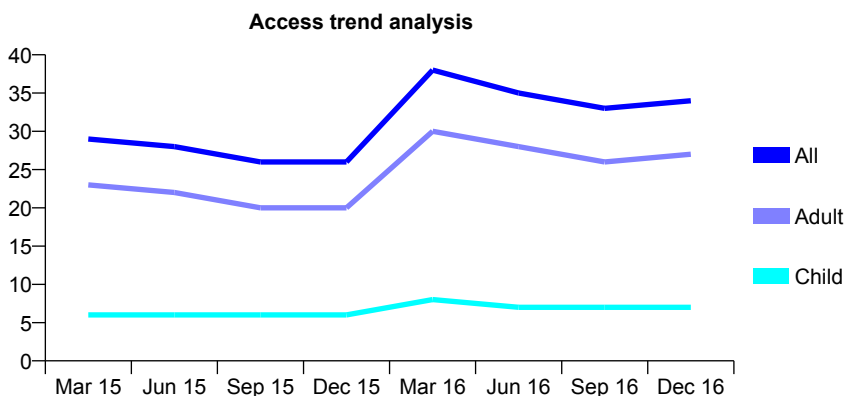
Q46 - Vital Signs At a Glance Contract Report for 632686/0001 - December 2016

Name or company name	MR M HAFFNER
Contract type name	GDS Contract
Purpose of contract	General
Contract start date	01/04/2006
Contract end date	

16/17 Contracted general activity (UDA)	100
Carry forward general activity (UDA)	0
16/17 Contracted orthodontic activity (UOA)	0
Carry forward orthodontic activity (UOA)	0
Baseline contract value	£1,908.81

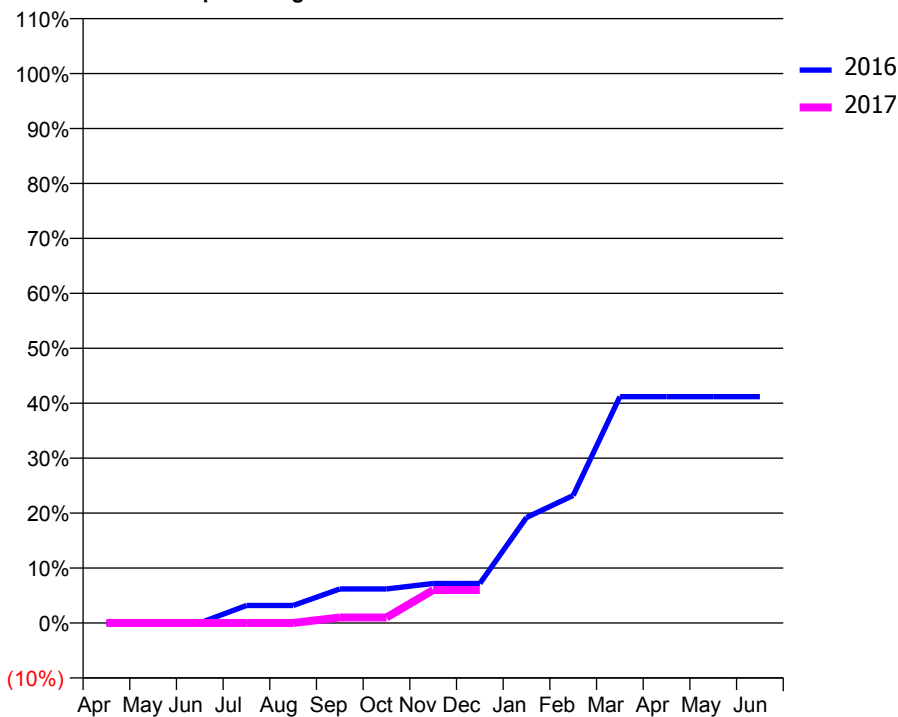
ACCESS*

Patients seen in 24 months	Total	Change since previous quarter
Quarter ending December 2015	26	
Quarter ending March 2016	38	↑
Quarter ending June 2016	35	↓
Quarter ending September 2016	33	↓
Quarter ending December 2016	34	↑
Variance since December 2015	30.8%	↑



ACTIVITY

Cumulative percentage of contracted UDA delivered 2016 & 2017



Adjusted Scheduled Activity (UDA)

Month	2016	2017
April	0	0
May	0	0
June	0	0
July	3	0
August	3	0
September	6	1
October	6	1
November	7	6
December	7	6
January	19	
February	23	
March	41	
April	41	
May	41	
June	41	

QUALITY

	Quantity	Base Number	Contract	AT	Region	England
% of FP17s for the same patient ID Re-attending within 3 months - Children	0	2	0.0%	13.0%	13.4%	12.4%
% of FP17s for the same patient ID Re-attending within 3 months - Adults	0	10	0.0%	17.6%	17.3%	16.6%
% of FP17s for the same patient ID Re-attending between 3 & 9 months - Children	0	2	0.0%	56.4%	58.9%	57.5%
% of FP17s for the same patient ID Re-attending between 3 & 9 months - Adults	2	10	20.0%	50.3%	52.5%	50.4%
% of FP17s for Band 1 Urgent Courses	0	4	0.0%	10.5%	9.3%	9.1%
% of FP17s Relating to Free Repair or Replacements	0	4	0.0%	0.9%	1.0%	0.8%
% of FP17s Relating to Continuations	0	4	0.0%	1.3%	1.5%	1.3%
% of Patients satisfied with the dentistry they have received	0	0	N/A	91.8%	93.1%	92.7%
% of Patients satisfied with the time they had to wait for an appointment	0	0	N/A	88.0%	89.8%	88.8%

* This is based on patients treated on this contract for their most recent course of treatment. Figures in italics indicate the base number of FP17s or Patient Questionnaire responses are less than 100. N/A is shown where the base number of responses is less than 10 during the period. % is calculated as Quantity/Base number*100

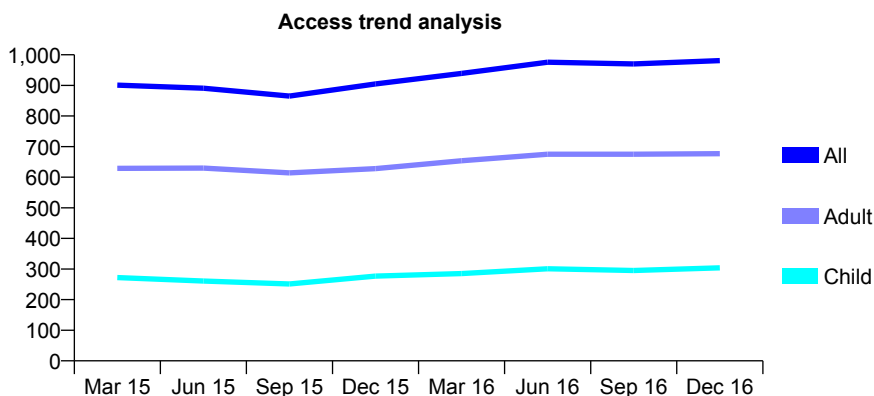
Q46 - Vital Signs At a Glance Contract Report for 635529/0001 - December 2016

Name or company name	MR DI LLEWELLYN
Contract type name	GDS Contract
Purpose of contract	General
Contract start date	01/04/2006
Contract end date	

16/17 Contracted general activity (UDA)	3,000
Carry forward general activity (UDA)	-41
16/17 Contracted orthodontic activity (UOA)	0
Carry forward orthodontic activity (UOA)	0
Baseline contract value	£97,137.27

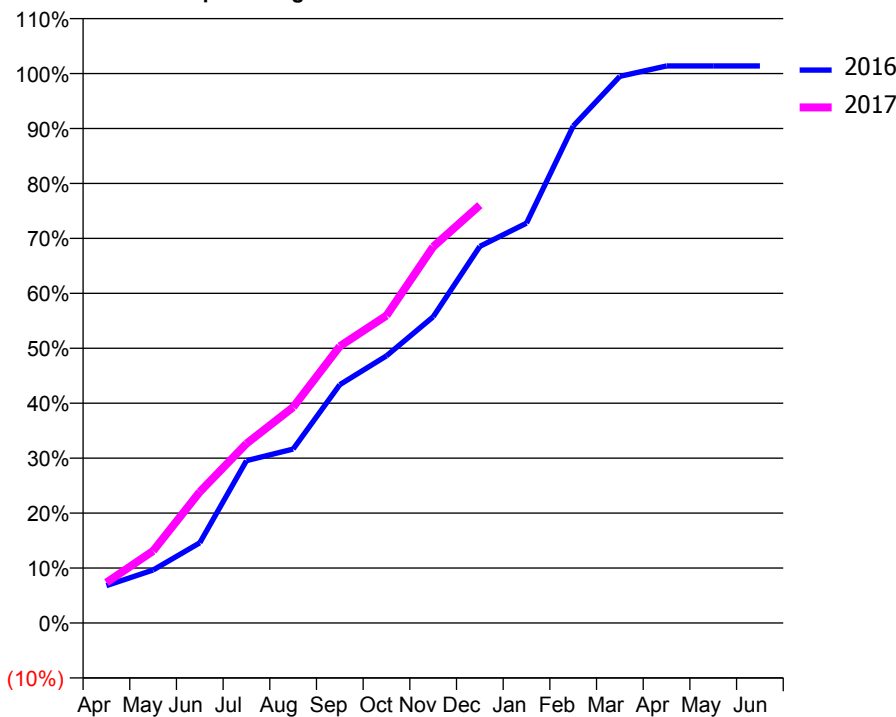
ACCESS*

Patients seen in 24 months	Total	Change since previous quarter
Quarter ending December 2015	905	
Quarter ending March 2016	939	↑
Quarter ending June 2016	976	↑
Quarter ending September 2016	970	→
Quarter ending December 2016	981	→
Variance since December 2015	8.4%	↑



ACTIVITY

Cumulative percentage of contracted UDA delivered 2016 & 2017



Adjusted Scheduled Activity (UDA)

Month	2016	2017
April	204	221
May	290	393
June	438	716
July	886	980
August	950	1,179
September	1,302	1,511
October	1,459	1,678
November	1,672	2,054
December	2,056	2,281
January	2,183	
February	2,713	
March	2,985	
April	3,041	
May	3,041	
June	3,041	

QUALITY

	Quantity	Base Number	Contract	AT	Region	England
% of FP17s for the same patient ID Re-attending within 3 months - Children	34	332	10.2%	13.0%	13.4%	12.4%
% of FP17s for the same patient ID Re-attending within 3 months - Adults	103	566	18.2%	17.6%	17.3%	16.6%
% of FP17s for the same patient ID Re-attending between 3 & 9 months - Children	184	332	55.4%	56.4%	58.9%	57.5%
% of FP17s for the same patient ID Re-attending between 3 & 9 months - Adults	181	566	32.0%	50.3%	52.5%	50.4%
% of FP17s for Band 1 Urgent Courses	45	869	5.2%	10.5%	9.3%	9.1%
% of FP17s Relating to Free Repair or Replacements	0	869	0.0%	0.9%	1.0%	0.8%
% of FP17s Relating to Continuations	7	869	0.8%	1.3%	1.5%	1.3%
% of Patients satisfied with the dentistry they have received	1	1	N/A	91.8%	93.1%	92.7%
% of Patients satisfied with the time they had to wait for an appointment	1	1	N/A	88.0%	89.8%	88.8%

* This is based on patients treated on this contract for their most recent course of treatment. Figures in italics indicate the base number of FP17s or Patient Questionnaire responses are less than 100. N/A is shown where the base number of responses is less than 10 during the period. % is calculated as Quantity/Base number*100

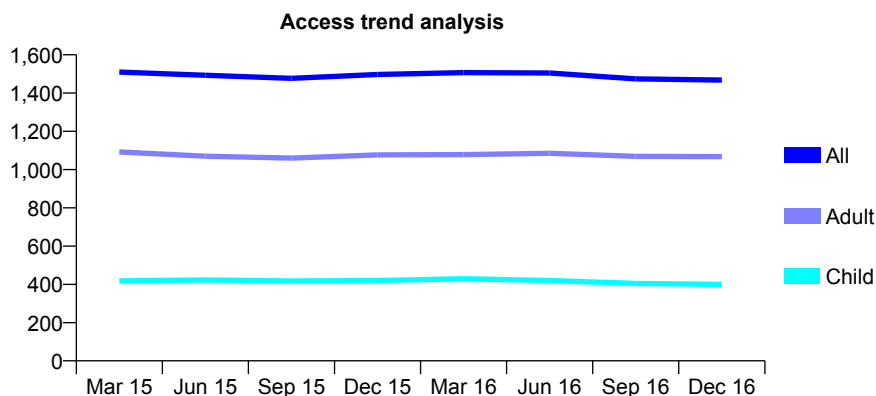
Q46 - Vital Signs At a Glance Contract Report for 638927/0001 - December 2016

Name or company name	MR IA MIRZA
Contract type name	GDS Contract
Purpose of contract	General
Contract start date	01/04/2006
Contract end date	

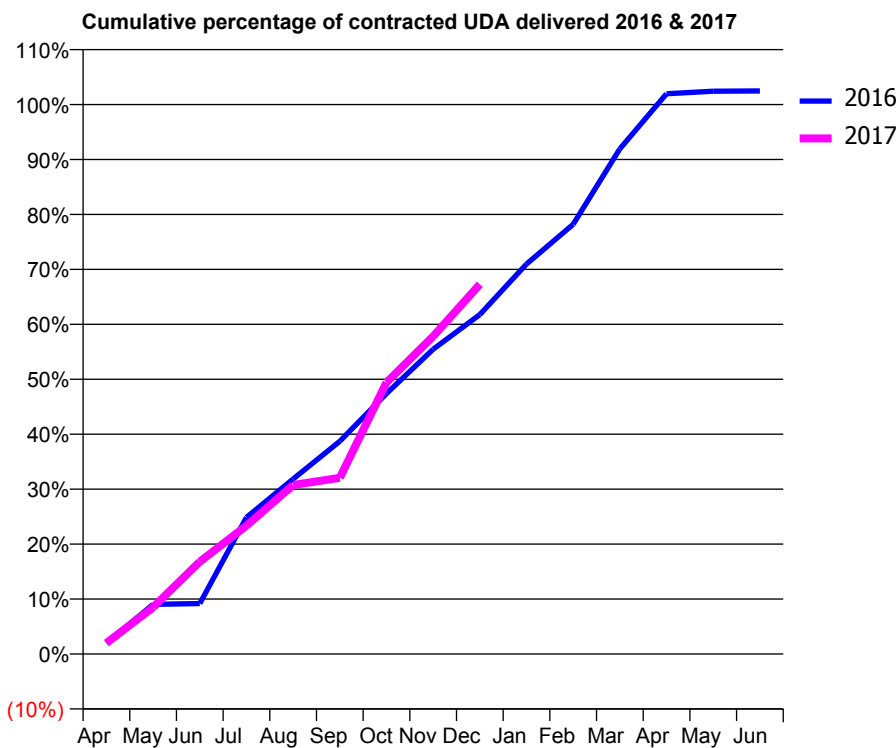
16/17 Contracted general activity (UDA)	6,277
Carry forward general activity (UDA)	-126
16/17 Contracted orthodontic activity (UOA)	0
Carry forward orthodontic activity (UOA)	0
Baseline contract value	£199,615.48

ACCESS*

Patients seen in 24 months	Total	Change since previous quarter
Quarter ending December 2015	1,497	
Quarter ending March 2016	1,507	→
Quarter ending June 2016	1,505	→
Quarter ending September 2016	1,474	↓
Quarter ending December 2016	1,468	→
Variance since December 2015	(1.9%)	↓



ACTIVITY



Month	Adjusted Scheduled Activity (UDA)	
	2016	2017
April	126	126
May	567	534
June	576	1,054
July	1,560	1,465
August	2,000	1,930
September	2,430	2,014
October	2,976	3,102
November	3,482	3,629
December	3,877	4,223
January	4,455	
February	4,909	
March	5,771	
April	6,399	
May	6,428	
June	6,431	

QUALITY

	Quantity	Base Number	Contract	AT	Region	England
% of FP17s for the same patient ID Re-attending within 3 months - Children	47	471	10.0%	13.0%	13.4%	12.4%
% of FP17s for the same patient ID Re-attending within 3 months - Adults	303	1,277	23.7%	17.6%	17.3%	16.6%
% of FP17s for the same patient ID Re-attending between 3 & 9 months - Children	275	471	58.4%	56.4%	58.9%	57.5%
% of FP17s for the same patient ID Re-attending between 3 & 9 months - Adults	604	1,277	47.3%	50.3%	52.5%	50.4%
% of FP17s for Band 1 Urgent Courses	151	1,522	9.9%	10.5%	9.3%	9.1%
% of FP17s Relating to Free Repair or Replacements	13	1,522	0.9%	0.9%	1.0%	0.8%
% of FP17s Relating to Continuations	16	1,522	1.1%	1.3%	1.5%	1.3%
% of Patients satisfied with the dentistry they have received	0	0	N/A	91.8%	93.1%	92.7%
% of Patients satisfied with the time they had to wait for an appointment	0	0	N/A	88.0%	89.8%	88.8%

* This is based on patients treated on this contract for their most recent course of treatment. Figures in italics indicate the base number of FP17s or Patient Questionnaire responses are less than 100. N/A is shown where the base number of responses is less than 10 during the period. % is calculated as Quantity/Base number*100

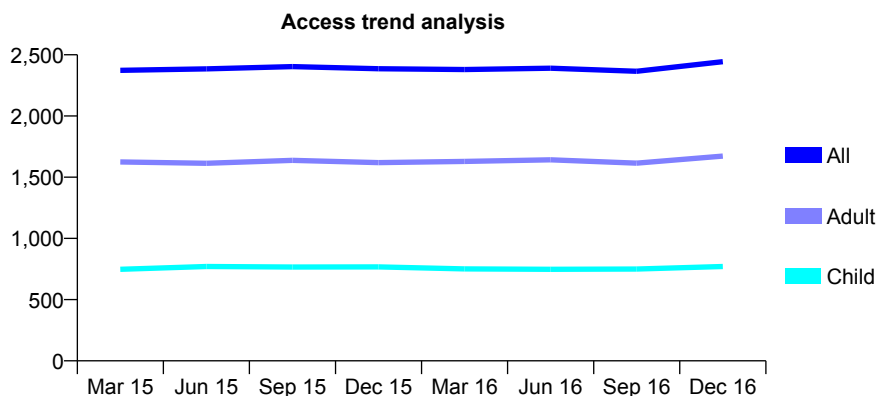
Q46 - Vital Signs At a Glance Contract Report for 639125/0001 - December 2016

Name or company name	MR ND SLATTERY
Contract type name	GDS Contract
Purpose of contract	General
Contract start date	01/04/2006
Contract end date	

16/17 Contracted general activity (UDA)	9,042
Carry forward general activity (UDA)	-181
16/17 Contracted orthodontic activity (UOA)	0
Carry forward orthodontic activity (UOA)	0
Baseline contract value	£401,306.97

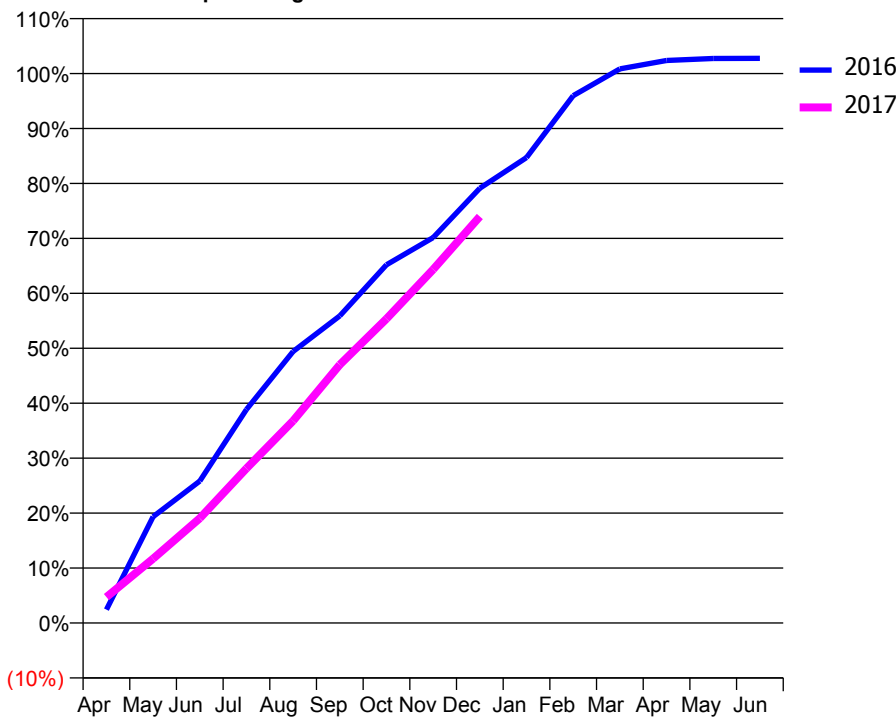
ACCESS*

Patients seen in 24 months	Total	Change since previous quarter
Quarter ending December 2015	2,386	
Quarter ending March 2016	2,380	→
Quarter ending June 2016	2,390	→
Quarter ending September 2016	2,365	↓
Quarter ending December 2016	2,444	↑
Variance since December 2015	2.4%	↑



ACTIVITY

Cumulative percentage of contracted UDA delivered 2016 & 2017



Month	Adjusted Scheduled Activity (UDA)	
	2016	2017
April	220	427
May	1,751	1,059
June	2,336	1,724
July	3,514	2,544
August	4,468	3,327
September	5,053	4,252
October	5,895	5,006
November	6,343	5,818
December	7,153	6,688
January	7,659	
February	8,677	
March	9,119	
April	9,256	
May	9,290	
June	9,291	

QUALITY

	Quantity	Base Number	Contract	AT	Region	England
% of FP17s for the same patient ID Re-attending within 3 months - Children	100	1,055	9.5%	13.0%	13.4%	12.4%
% of FP17s for the same patient ID Re-attending within 3 months - Adults	263	1,897	13.9%	17.6%	17.3%	16.6%
% of FP17s for the same patient ID Re-attending between 3 & 9 months - Children	686	1,055	65.0%	56.4%	58.9%	57.5%
% of FP17s for the same patient ID Re-attending between 3 & 9 months - Adults	977	1,897	51.5%	50.3%	52.5%	50.4%
% of FP17s for Band 1 Urgent Courses	35	2,890	1.2%	10.5%	9.3%	9.1%
% of FP17s Relating to Free Repair or Replacements	10	2,890	0.3%	0.9%	1.0%	0.8%
% of FP17s Relating to Continuations	19	2,890	0.7%	1.3%	1.5%	1.3%
% of Patients satisfied with the dentistry they have received	1	1	N/A	91.8%	93.1%	92.7%
% of Patients satisfied with the time they had to wait for an appointment	1	1	N/A	88.0%	89.8%	88.8%

* This is based on patients treated on this contract for their most recent course of treatment. Figures in italics indicate the base number of FP17s or Patient Questionnaire responses are less than 100. N/A is shown where the base number of responses is less than 10 during the period. % is calculated as Quantity/Base number*100

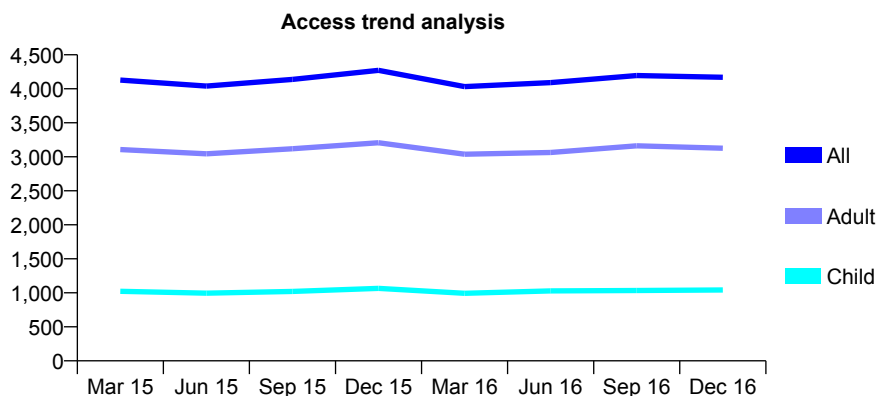
Q46 - Vital Signs At a Glance Contract Report for 643394/0001 - December 2016

Name or company name	MR M GREEN
Contract type name	GDS Contract
Purpose of contract	General
Contract start date	01/04/2006
Contract end date	

16/17 Contracted general activity (UDA)	11,651
Carry forward general activity (UDA)	159
16/17 Contracted orthodontic activity (UOA)	0
Carry forward orthodontic activity (UOA)	0
Baseline contract value	£330,766.49

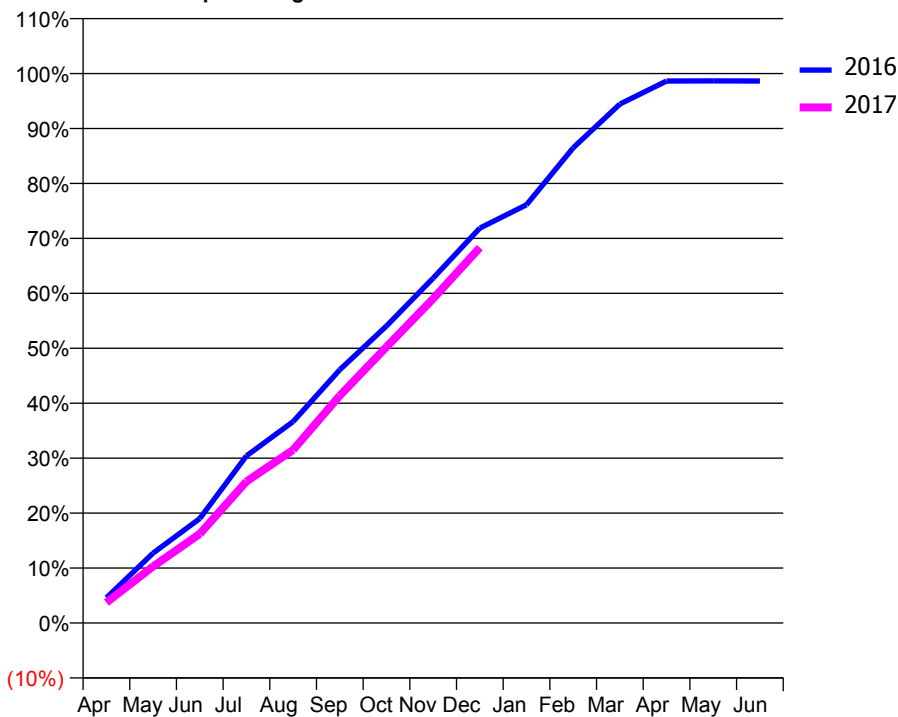
ACCESS*

Patients seen in 24 months	Total	Change since previous quarter
Quarter ending December 2015	4,271	
Quarter ending March 2016	4,033	↓
Quarter ending June 2016	4,092	→
Quarter ending September 2016	4,196	↑
Quarter ending December 2016	4,170	→
Variance since December 2015	(2.4%)	↓



ACTIVITY

Cumulative percentage of contracted UDA delivered 2016 & 2017



Month	Adjusted Scheduled Activity (UDA)	
	2016	2017
April	535	435
May	1,483	1,201
June	2,216	1,891
July	3,544	3,001
August	4,269	3,670
September	5,371	4,823
October	6,299	5,854
November	7,314	6,879
December	8,374	7,960
January	8,869	
February	10,076	
March	11,004	
April	11,492	
May	11,493	
June	11,492	

QUALITY

	Quantity	Base Number	Contract	AT	Region	England
% of FP17s for the same patient ID Re-attending within 3 months - Children	139	1,477	9.4%	13.0%	13.4%	12.4%
% of FP17s for the same patient ID Re-attending within 3 months - Adults	537	3,275	16.4%	17.6%	17.3%	16.6%
% of FP17s for the same patient ID Re-attending between 3 & 9 months - Children	829	1,477	56.1%	56.4%	58.9%	57.5%
% of FP17s for the same patient ID Re-attending between 3 & 9 months - Adults	1,062	3,275	32.4%	50.3%	52.5%	50.4%
% of FP17s for Band 1 Urgent Courses	567	4,510	12.6%	10.5%	9.3%	9.1%
% of FP17s Relating to Free Repair or Replacements	25	4,510	0.6%	0.9%	1.0%	0.8%
% of FP17s Relating to Continuations	75	4,510	1.7%	1.3%	1.5%	1.3%
% of Patients satisfied with the dentistry they have received	2	2	N/A	91.8%	93.1%	92.7%
% of Patients satisfied with the time they had to wait for an appointment	2	2	N/A	88.0%	89.8%	88.8%

* This is based on patients treated on this contract for their most recent course of treatment. Figures in italics indicate the base number of FP17s or Patient Questionnaire responses are less than 100. N/A is shown where the base number of responses is less than 10 during the period. % is calculated as Quantity/Base number*100

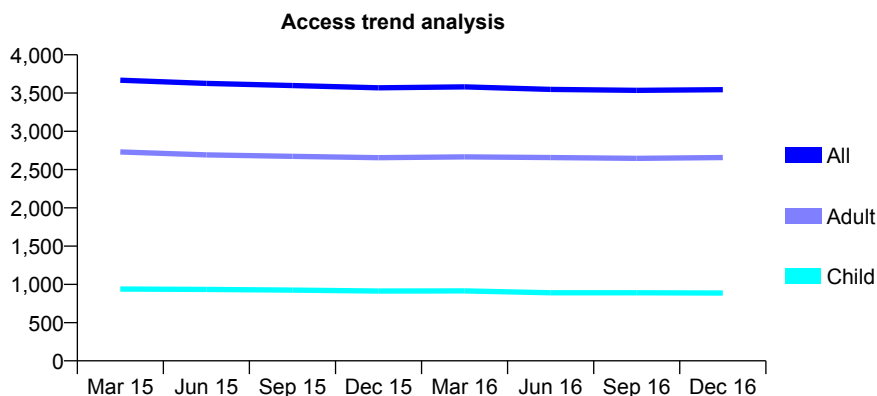
Q46 - Vital Signs At a Glance Contract Report for 643408/0001 - December 2016

Name or company name	MR DP LUSTMAN
Contract type name	GDS Contract
Purpose of contract	General
Contract start date	01/04/2006
Contract end date	

16/17 Contracted general activity (UDA)	11,485
Carry forward general activity (UDA)	78
16/17 Contracted orthodontic activity (UOA)	0
Carry forward orthodontic activity (UOA)	0
Baseline contract value	£283,932.45

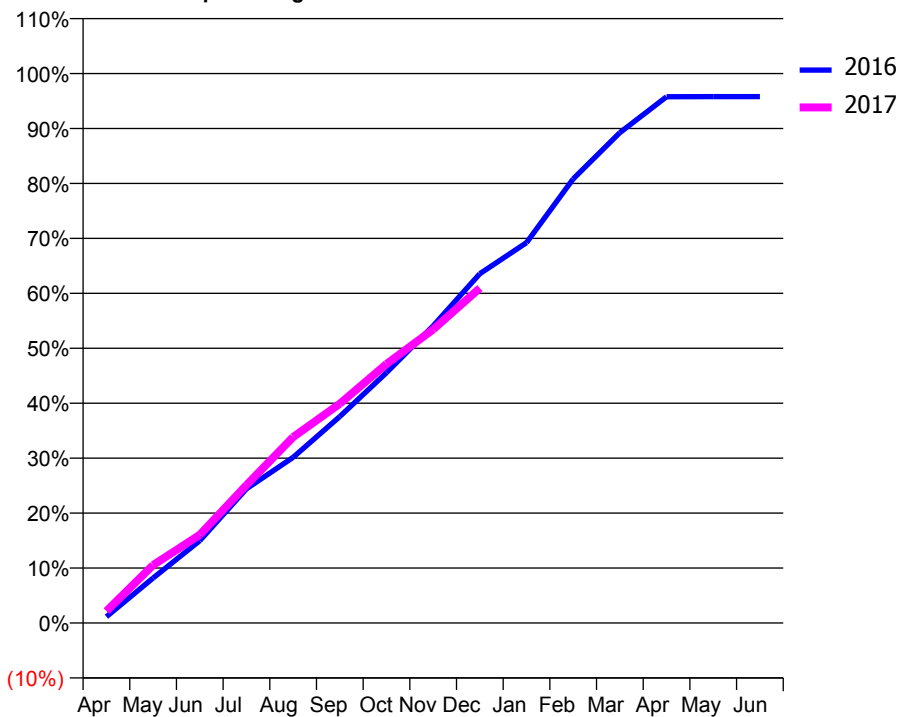
ACCESS*

Patients seen in 24 months	Total	Change since previous quarter
Quarter ending December 2015	3,569	
Quarter ending March 2016	3,580	→
Quarter ending June 2016	3,547	→
Quarter ending September 2016	3,535	→
Quarter ending December 2016	3,544	→
Variance since December 2015	(0.7%)	→



ACTIVITY

Cumulative percentage of contracted UDA delivered 2016 & 2017



Month	Adjusted Scheduled Activity (UDA)	
	2016	2017
April	131	249
May	940	1,211
June	1,720	1,844
July	2,804	2,883
August	3,462	3,887
September	4,317	4,584
October	5,232	5,414
November	6,212	6,137
December	7,302	6,999
January	7,950	
February	9,282	
March	10,249	
April	11,000	
May	11,002	
June	11,002	

QUALITY

	Quantity	Base Number	Contract	AT	Region	England
% of FP17s for the same patient ID Re-attending within 3 months - Children	87	1,033	8.4%	13.0%	13.4%	12.4%
% of FP17s for the same patient ID Re-attending within 3 months - Adults	525	3,175	16.5%	17.6%	17.3%	16.6%
% of FP17s for the same patient ID Re-attending between 3 & 9 months - Children	651	1,033	63.0%	56.4%	58.9%	57.5%
% of FP17s for the same patient ID Re-attending between 3 & 9 months - Adults	1,933	3,175	60.9%	50.3%	52.5%	50.4%
% of FP17s for Band 1 Urgent Courses	278	3,840	7.2%	10.5%	9.3%	9.1%
% of FP17s Relating to Free Repair or Replacements	20	3,840	0.5%	0.9%	1.0%	0.8%
% of FP17s Relating to Continuations	59	3,840	1.5%	1.3%	1.5%	1.3%
% of Patients satisfied with the dentistry they have received	5	5	N/A	91.8%	93.1%	92.7%
% of Patients satisfied with the time they had to wait for an appointment	5	5	N/A	88.0%	89.8%	88.8%

* This is based on patients treated on this contract for their most recent course of treatment. Figures in italics indicate the base number of FP17s or Patient Questionnaire responses are less than 100. N/A is shown where the base number of responses is less than 10 during the period. % is calculated as Quantity/Base number*100

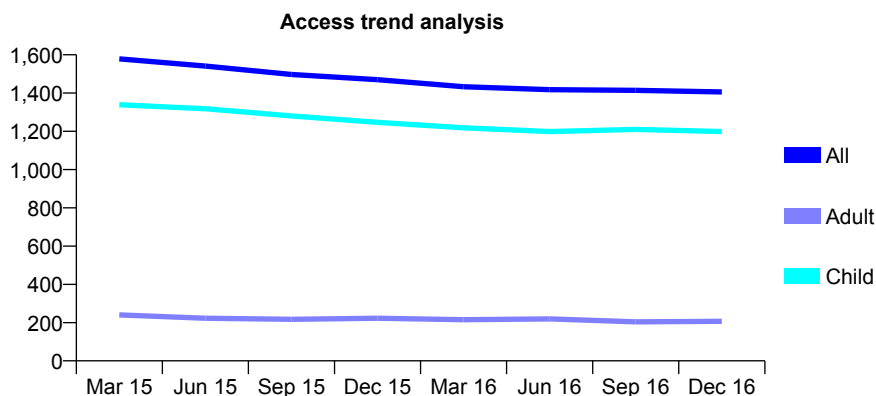
Q46 - Vital Signs At a Glance Contract Report for 643548/0001 - December 2016

Name or company name	MR RW SIMKINS
Contract type name	GDS Contract
Purpose of contract	General
Contract start date	01/04/2006
Contract end date	

16/17 Contracted general activity (UDA)	5,300
Carry forward general activity (UDA)	0
16/17 Contracted orthodontic activity (UOA)	0
Carry forward orthodontic activity (UOA)	0
Baseline contract value	£131,156.80

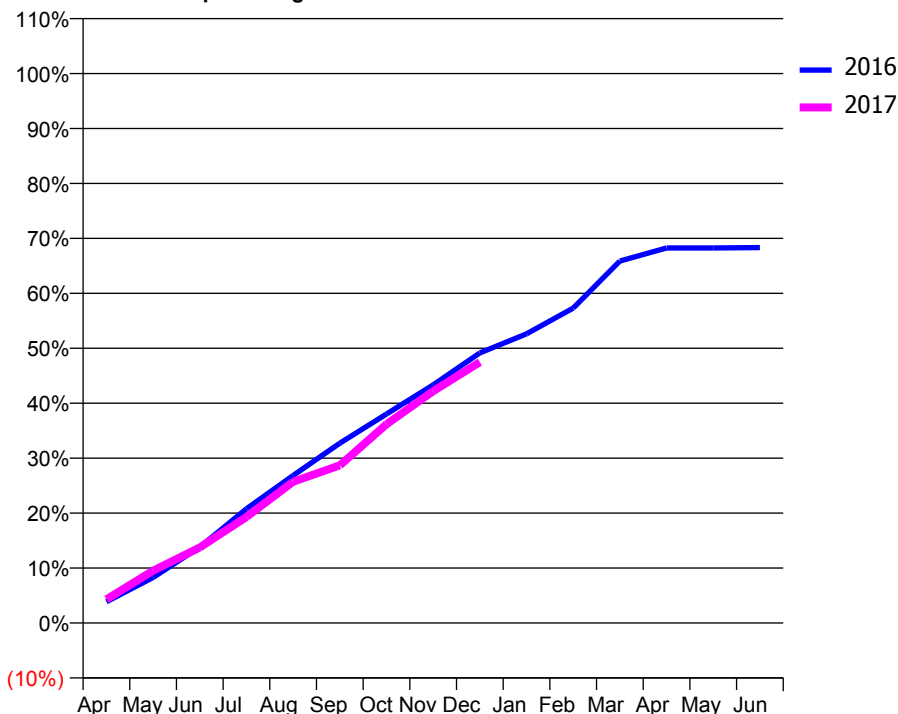
ACCESS*

Patients seen in 24 months	Total	Change since previous quarter
Quarter ending December 2015	1,470	
Quarter ending March 2016	1,433	↓
Quarter ending June 2016	1,418	↓
Quarter ending September 2016	1,414	→
Quarter ending December 2016	1,406	→
Variance since December 2015	(4.4%)	↓



ACTIVITY

Cumulative percentage of contracted UDA delivered 2016 & 2017



Month	Adjusted Scheduled Activity (UDA)	
	2016	2017
April	205	229
May	439	505
June	733	729
July	1,101	1,023
August	1,423	1,362
September	1,735	1,521
October	2,016	1,916
November	2,297	2,237
December	2,605	2,516
January	2,789	
February	3,038	
March	3,491	
April	3,618	
May	3,618	
June	3,621	

QUALITY

	Quantity	Base Number	Contract	AT	Region	England
% of FP17s for the same patient ID Re-attending within 3 months - Children	204	1,598	12.8%	13.0%	13.4%	12.4%
% of FP17s for the same patient ID Re-attending within 3 months - Adults	9	58	15.5%	17.6%	17.3%	16.6%
% of FP17s for the same patient ID Re-attending between 3 & 9 months - Children	956	1,598	59.8%	56.4%	58.9%	57.5%
% of FP17s for the same patient ID Re-attending between 3 & 9 months - Adults	35	58	60.3%	50.3%	52.5%	50.4%
% of FP17s for Band 1 Urgent Courses	111	1,569	7.1%	10.5%	9.3%	9.1%
% of FP17s Relating to Free Repair or Replacements	0	1,569	0.0%	0.9%	1.0%	0.8%
% of FP17s Relating to Continuations	0	1,569	0.0%	1.3%	1.5%	1.3%
% of Patients satisfied with the dentistry they have received	7	7	N/A	91.8%	93.1%	92.7%
% of Patients satisfied with the time they had to wait for an appointment	6	7	N/A	88.0%	89.8%	88.8%

* This is based on patients treated on this contract for their most recent course of treatment. Figures in italics indicate the base number of FP17s or Patient Questionnaire responses are less than 100. N/A is shown where the base number of responses is less than 10 during the period. % is calculated as Quantity/Base number*100

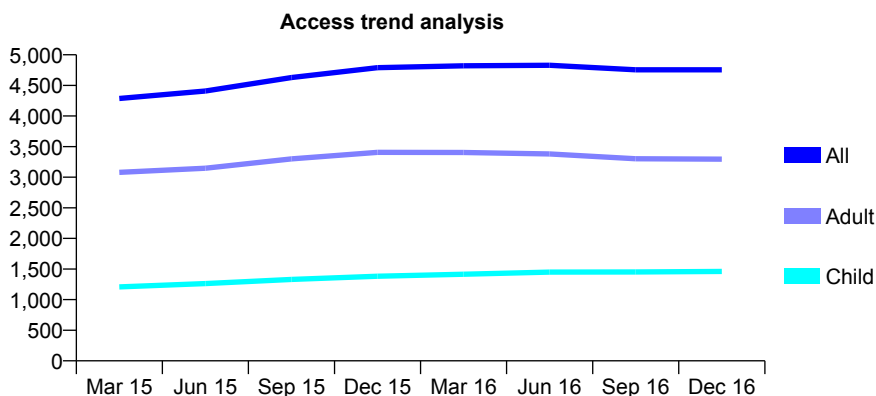
Q46 - Vital Signs At a Glance Contract Report for 643602/0001 - December 2016

Name or company name	MR EF FISHER
Contract type name	GDS Contract
Purpose of contract	General
Contract start date	30/10/2006
Contract end date	

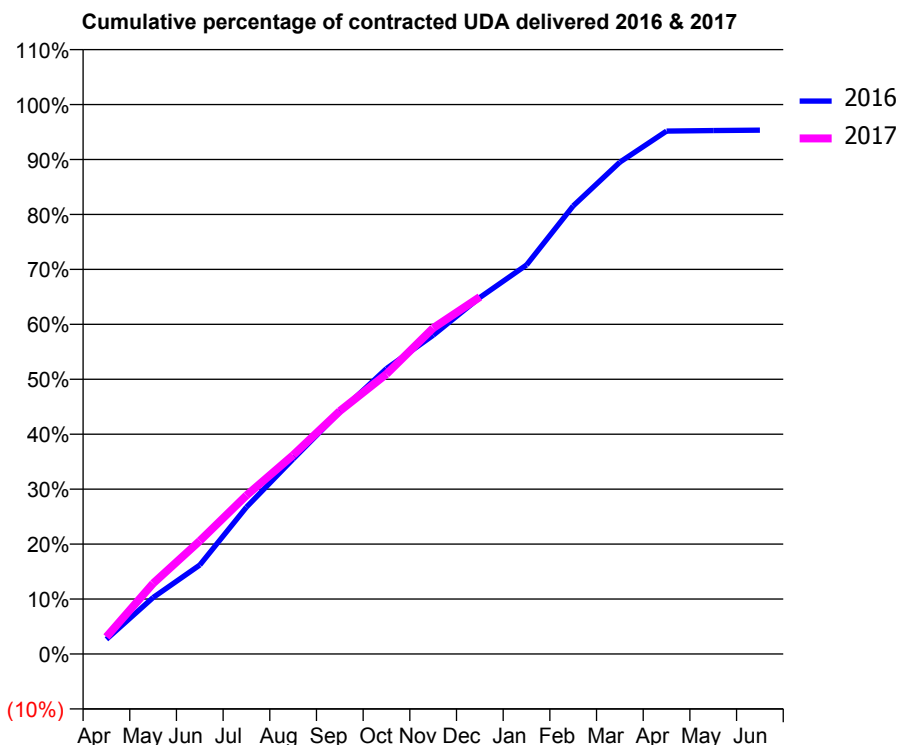
16/17 Contracted general activity (UDA)	15,273
Carry forward general activity (UDA)	0
16/17 Contracted orthodontic activity (UOA)	0
Carry forward orthodontic activity (UOA)	0
Baseline contract value	£390,471.21

ACCESS*

Patients seen in 24 months	Total	Change since previous quarter
Quarter ending December 2015	4,789	
Quarter ending March 2016	4,821	→
Quarter ending June 2016	4,829	→
Quarter ending September 2016	4,755	↓
Quarter ending December 2016	4,755	→
Variance since December 2015	(0.7%)	→



ACTIVITY



Month	Adjusted Scheduled Activity (UDA)	
	2016	2017
April	408	475
May	1,570	1,962
June	2,473	3,146
July	4,081	4,407
August	5,421	5,529
September	6,730	6,755
October	7,934	7,781
November	8,859	9,062
December	9,907	9,922
January	10,812	
February	12,454	
March	13,669	
April	14,533	
May	14,548	
June	14,561	

QUALITY

	Quantity	Base Number	Contract	AT	Region	England
% of FP17s for the same patient ID Re-attending within 3 months - Children	155	1,456	10.6%	13.0%	13.4%	12.4%
% of FP17s for the same patient ID Re-attending within 3 months - Adults	803	3,304	24.3%	17.6%	17.3%	16.6%
% of FP17s for the same patient ID Re-attending between 3 & 9 months - Children	665	1,456	45.7%	56.4%	58.9%	57.5%
% of FP17s for the same patient ID Re-attending between 3 & 9 months - Adults	1,370	3,304	41.5%	50.3%	52.5%	50.4%
% of FP17s for Band 1 Urgent Courses	756	4,465	16.9%	10.5%	9.3%	9.1%
% of FP17s Relating to Free Repair or Replacements	78	4,465	1.7%	0.9%	1.0%	0.8%
% of FP17s Relating to Continuations	154	4,465	3.4%	1.3%	1.5%	1.3%
% of Patients satisfied with the dentistry they have received	1	2	N/A	91.8%	93.1%	92.7%
% of Patients satisfied with the time they had to wait for an appointment	2	2	N/A	88.0%	89.8%	88.8%

* This is based on patients treated on this contract for their most recent course of treatment. Figures in italics indicate the base number of FP17s or Patient Questionnaire responses are less than 100. N/A is shown where the base number of responses is less than 10 during the period. % is calculated as Quantity/Base number*100

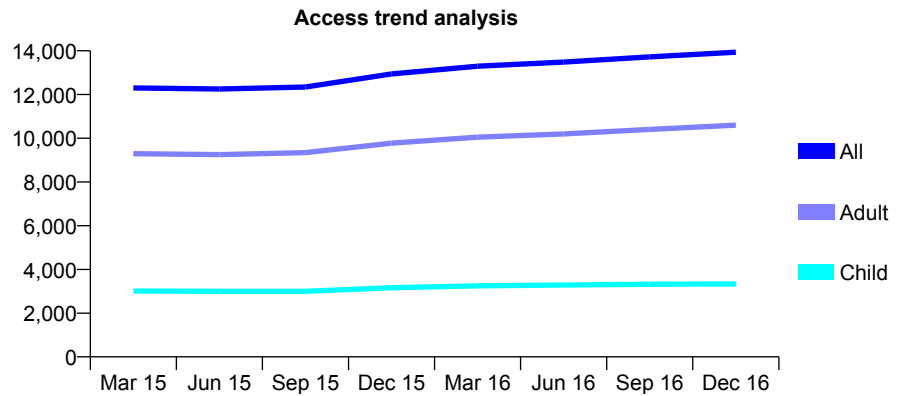
Q46 - Vital Signs At a Glance Contract Report for 649864/0001 - December 2016

Name or company name	MR AH BELL
Contract type name	GDS Contract
Purpose of contract	General
Contract start date	01/04/2006
Contract end date	

16/17 Contracted general activity (UDA)	36,956
Carry forward general activity (UDA)	-667
16/17 Contracted orthodontic activity (UOA)	0
Carry forward orthodontic activity (UOA)	0
Baseline contract value	£1,107,584.66

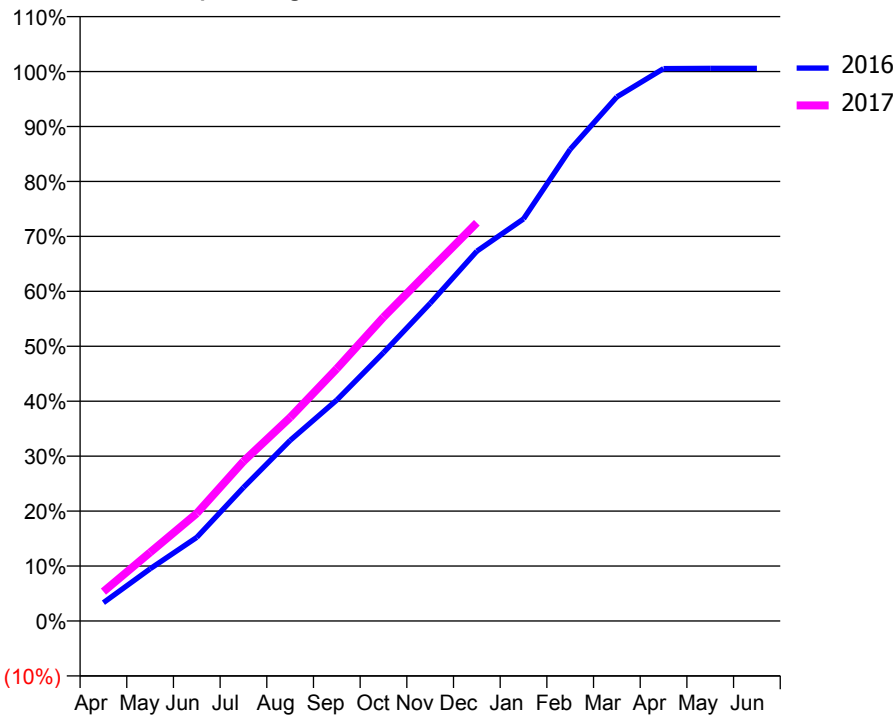
ACCESS*

Patients seen in 24 months	Total	Change since previous quarter
Quarter ending December 2015	12,940	
Quarter ending March 2016	13,298	↑
Quarter ending June 2016	13,486	→
Quarter ending September 2016	13,725	→
Quarter ending December 2016	13,933	→
Variance since December 2015	7.7%	↑



ACTIVITY

Cumulative percentage of contracted UDA delivered 2016 & 2017



Month	Adjusted Scheduled Activity (UDA)	
	2016	2017
April	1,235	1,979
May	3,514	4,615
June	5,627	7,240
July	8,984	10,736
August	12,146	13,688
September	14,868	16,976
October	18,051	20,431
November	21,363	23,619
December	24,871	26,786
January	27,043	
February	31,722	
March	35,253	
April	37,154	
May	37,165	
June	37,168	

QUALITY

	Quantity	Base Number	Contract	AT	Region	England
% of FP17s for the same patient ID Re-attending within 3 months - Children	320	3,617	8.8%	13.0%	13.4%	12.4%
% of FP17s for the same patient ID Re-attending within 3 months - Adults	1,487	10,646	14.0%	17.6%	17.3%	16.6%
% of FP17s for the same patient ID Re-attending between 3 & 9 months - Children	1,749	3,617	48.4%	56.4%	58.9%	57.5%
% of FP17s for the same patient ID Re-attending between 3 & 9 months - Adults	4,705	10,646	44.2%	50.3%	52.5%	50.4%
% of FP17s for Band 1 Urgent Courses	1,497	13,465	11.1%	10.5%	9.3%	9.1%
% of FP17s Relating to Free Repair or Replacements	125	13,465	0.9%	0.9%	1.0%	0.8%
% of FP17s Relating to Continuations	188	13,465	1.4%	1.3%	1.5%	1.3%
% of Patients satisfied with the dentistry they have received	12	14	85.7%	91.8%	93.1%	92.7%
% of Patients satisfied with the time they had to wait for an appointment	14	14	100.0%	88.0%	89.8%	88.8%

* This is based on patients treated on this contract for their most recent course of treatment. Figures in italics indicate the base number of FP17s or Patient Questionnaire responses are less than 100. N/A is shown where the base number of responses is less than 10 during the period. % is calculated as Quantity/Base number*100

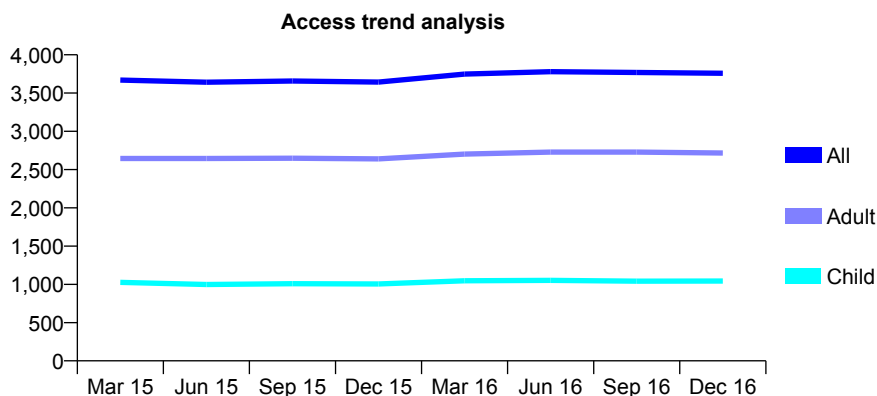
Q46 - Vital Signs At a Glance Contract Report for 653675/0001 - December 2016

Name or company name	MR WA JACK
Contract type name	GDS Contract
Purpose of contract	General
Contract start date	01/04/2006
Contract end date	

16/17 Contracted general activity (UDA)	9,559
Carry forward general activity (UDA)	10
16/17 Contracted orthodontic activity (UOA)	0
Carry forward orthodontic activity (UOA)	0
Baseline contract value	£304,728.25

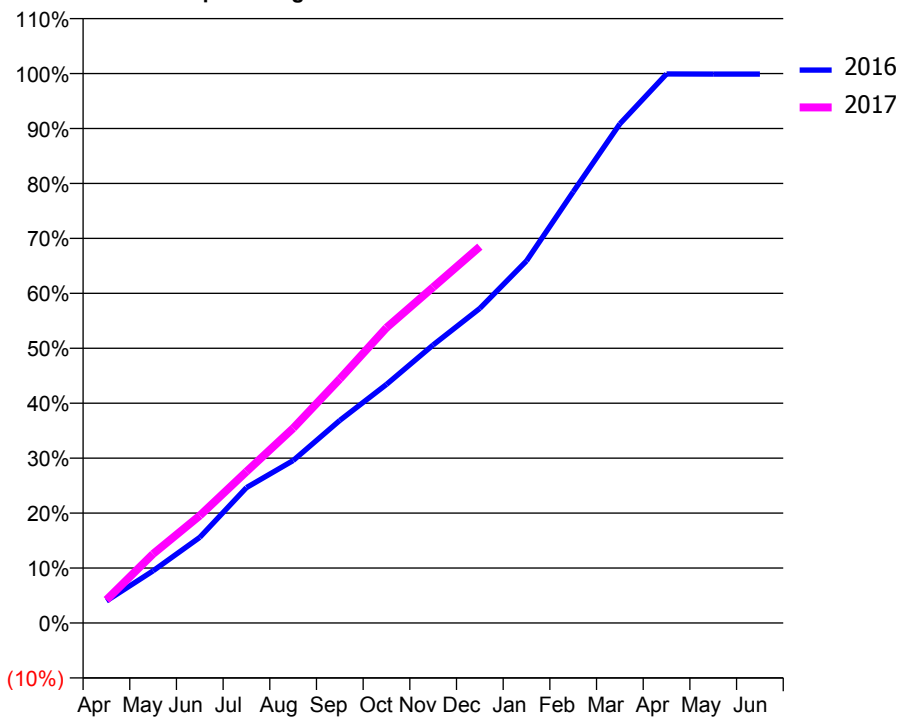
ACCESS*

Patients seen in 24 months	Total	Change since previous quarter
Quarter ending December 2015	3,643	
Quarter ending March 2016	3,748	↑
Quarter ending June 2016	3,779	→
Quarter ending September 2016	3,769	→
Quarter ending December 2016	3,759	→
Variance since December 2015	3.2%	↑



ACTIVITY

Cumulative percentage of contracted UDA delivered 2016 & 2017



Month	Adjusted Scheduled Activity (UDA)	
	2016	2017
April	384	402
May	907	1,203
June	1,490	1,869
July	2,355	2,635
August	2,826	3,389
September	3,524	4,246
October	4,152	5,137
November	4,838	5,841
December	5,474	6,546
January	6,298	
February	7,500	
March	8,684	
April	9,551	
May	9,549	
June	9,549	

QUALITY

	Quantity	Base Number	Contract	AT	Region	England
% of FP17s for the same patient ID Re-attending within 3 months - Children	157	1,087	14.4%	13.0%	13.4%	12.4%
% of FP17s for the same patient ID Re-attending within 3 months - Adults	678	2,714	25.0%	17.6%	17.3%	16.6%
% of FP17s for the same patient ID Re-attending between 3 & 9 months - Children	554	1,087	51.0%	56.4%	58.9%	57.5%
% of FP17s for the same patient ID Re-attending between 3 & 9 months - Adults	1,040	2,714	38.3%	50.3%	52.5%	50.4%
% of FP17s for Band 1 Urgent Courses	492	2,922	16.8%	10.5%	9.3%	9.1%
% of FP17s Relating to Free Repair or Replacements	52	2,922	1.8%	0.9%	1.0%	0.8%
% of FP17s Relating to Continuations	45	2,922	1.5%	1.3%	1.5%	1.3%
% of Patients satisfied with the dentistry they have received	4	4	N/A	91.8%	93.1%	92.7%
% of Patients satisfied with the time they had to wait for an appointment	4	4	N/A	88.0%	89.8%	88.8%

* This is based on patients treated on this contract for their most recent course of treatment. Figures in italics indicate the base number of FP17s or Patient Questionnaire responses are less than 100. N/A is shown where the base number of responses is less than 10 during the period. % is calculated as Quantity/Base number*100

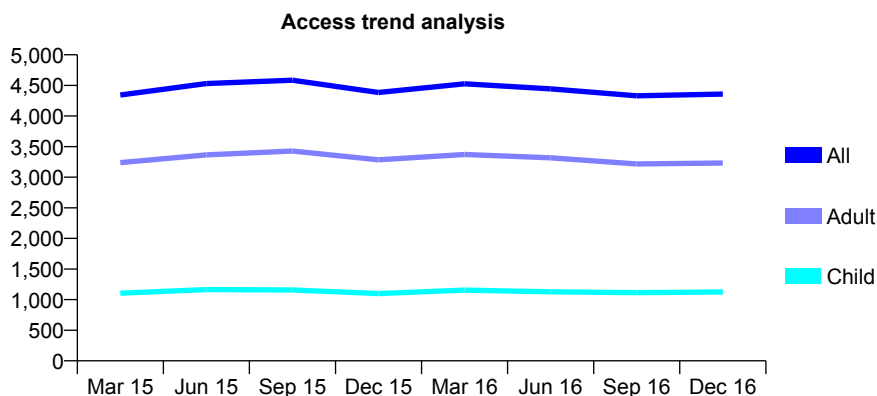
Q46 - Vital Signs At a Glance Contract Report for 654159/0001 - December 2016

Name or company name	MISS SA GREEN
Contract type name	GDS Contract
Purpose of contract	General
Contract start date	01/04/2006
Contract end date	

16/17 Contracted general activity (UDA)	11,993
Carry forward general activity (UDA)	40
16/17 Contracted orthodontic activity (UOA)	0
Carry forward orthodontic activity (UOA)	0
Baseline contract value	£327,787.04

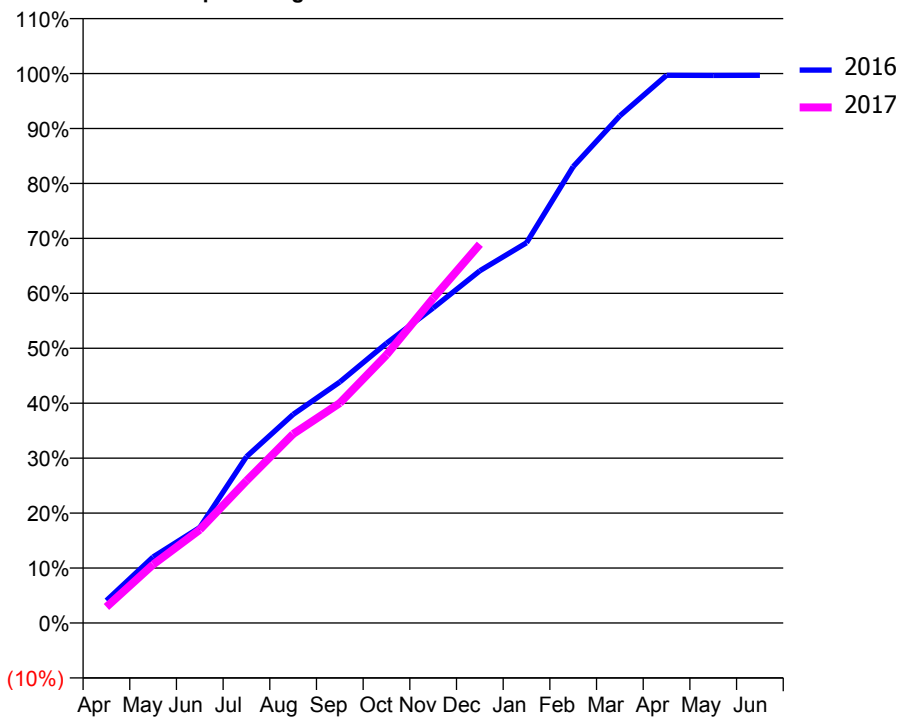
ACCESS*

Patients seen in 24 months	Total	Change since previous quarter
Quarter ending December 2015	4,384	
Quarter ending March 2016	4,526	↑
Quarter ending June 2016	4,443	↓
Quarter ending September 2016	4,331	↓
Quarter ending December 2016	4,358	→
Variance since December 2015	(0.6%)	→



ACTIVITY

Cumulative percentage of contracted UDA delivered 2016 & 2017



Month	Adjusted Scheduled Activity (UDA)	
	2016	2017
April	502	352
May	1,477	1,276
June	2,133	2,037
July	3,716	3,105
August	4,658	4,125
September	5,383	4,802
October	6,246	5,851
November	7,035	7,089
December	7,868	8,267
January	8,492	
February	10,194	
March	11,327	
April	12,235	
May	12,232	
June	12,233	

QUALITY

	Quantity	Base Number	Contract	AT	Region	England
% of FP17s for the same patient ID Re-attending within 3 months - Children	179	1,335	13.4%	13.0%	13.4%	12.4%
% of FP17s for the same patient ID Re-attending within 3 months - Adults	532	3,241	16.4%	17.6%	17.3%	16.6%
% of FP17s for the same patient ID Re-attending between 3 & 9 months - Children	609	1,335	45.6%	56.4%	58.9%	57.5%
% of FP17s for the same patient ID Re-attending between 3 & 9 months - Adults	1,221	3,241	37.7%	50.3%	52.5%	50.4%
% of FP17s for Band 1 Urgent Courses	499	4,157	12.0%	10.5%	9.3%	9.1%
% of FP17s Relating to Free Repair or Replacements	54	4,157	1.3%	0.9%	1.0%	0.8%
% of FP17s Relating to Continuations	99	4,157	2.4%	1.3%	1.5%	1.3%
% of Patients satisfied with the dentistry they have received	5	6	N/A	91.8%	93.1%	92.7%
% of Patients satisfied with the time they had to wait for an appointment	5	6	N/A	88.0%	89.8%	88.8%

* This is based on patients treated on this contract for their most recent course of treatment. Figures in italics indicate the base number of FP17s or Patient Questionnaire responses are less than 100. N/A is shown where the base number of responses is less than 10 during the period. % is calculated as Quantity/Base number*100

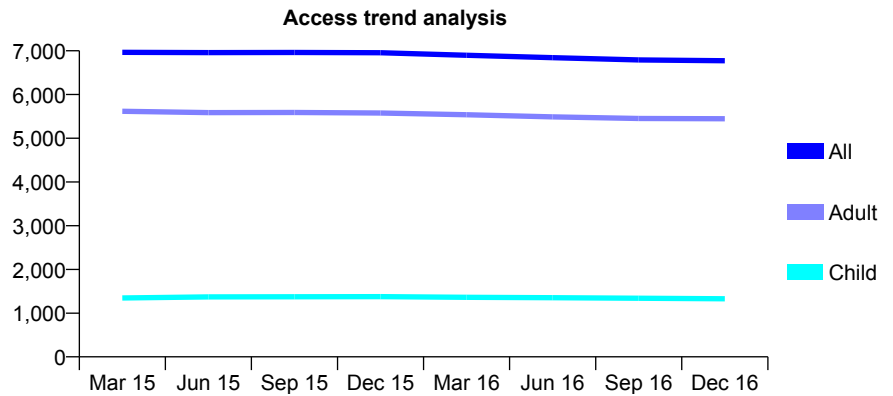
Q46 - Vital Signs At a Glance Contract Report for 654388/0001 - December 2016

Name or company name	MR RJ DUNCALF
Contract type name	GDS Contract
Purpose of contract	General
Contract start date	01/04/2006
Contract end date	

16/17 Contracted general activity (UDA)	18,070
Carry forward general activity (UDA)	-361
16/17 Contracted orthodontic activity (UOA)	0
Carry forward orthodontic activity (UOA)	0
Baseline contract value	£447,947.08

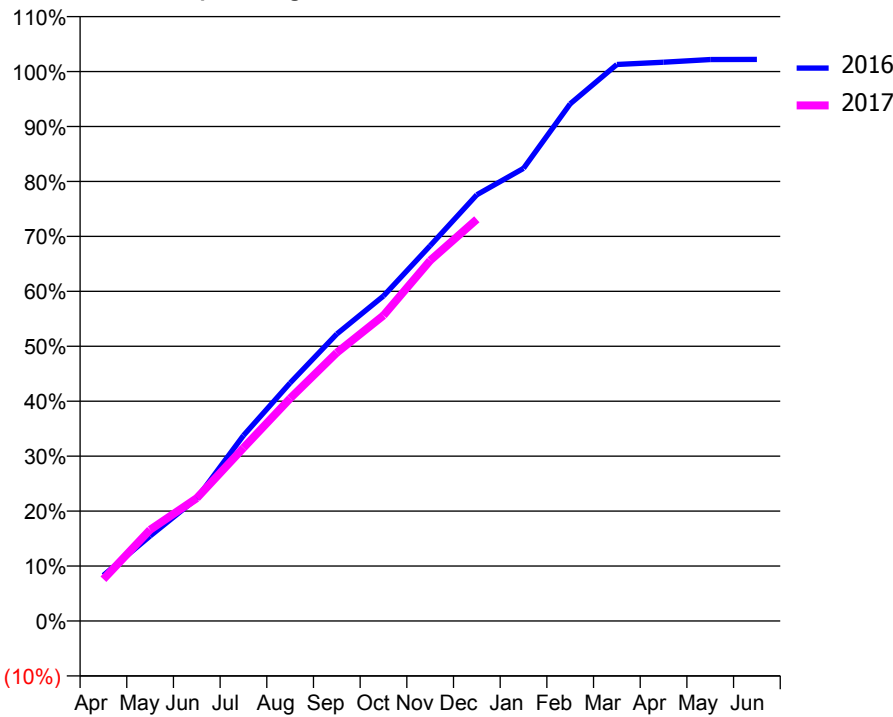
ACCESS*

Patients seen in 24 months	Total	Change since previous quarter
Quarter ending December 2015	6,955	
Quarter ending March 2016	6,898	→
Quarter ending June 2016	6,844	→
Quarter ending September 2016	6,791	→
Quarter ending December 2016	6,772	→
Variance since December 2015	(2.6%)	↓



ACTIVITY

Cumulative percentage of contracted UDA delivered 2016 & 2017



Month	Adjusted Scheduled Activity (UDA)	
	2016	2017
April	1,501	1,376
May	2,797	3,002
June	4,033	4,040
July	6,101	5,695
August	7,831	7,320
September	9,438	8,825
October	10,689	10,049
November	12,342	11,854
December	14,017	13,210
January	14,886	
February	17,006	
March	18,301	
April	18,376	
May	18,464	
June	18,468	

QUALITY

	Quantity	Base Number	Contract	AT	Region	England
% of FP17s for the same patient ID Re-attending within 3 months - Children	182	1,520	12.0%	13.0%	13.4%	12.4%
% of FP17s for the same patient ID Re-attending within 3 months - Adults	1,079	6,218	17.4%	17.6%	17.3%	16.6%
% of FP17s for the same patient ID Re-attending between 3 & 9 months - Children	898	1,520	59.1%	56.4%	58.9%	57.5%
% of FP17s for the same patient ID Re-attending between 3 & 9 months - Adults	3,665	6,218	58.9%	50.3%	52.5%	50.4%
% of FP17s for Band 1 Urgent Courses	1,295	7,640	17.0%	10.5%	9.3%	9.1%
% of FP17s Relating to Free Repair or Replacements	101	7,640	1.3%	0.9%	1.0%	0.8%
% of FP17s Relating to Continuations	183	7,640	2.4%	1.3%	1.5%	1.3%
% of Patients satisfied with the dentistry they have received	12	12	100.0%	91.8%	93.1%	92.7%
% of Patients satisfied with the time they had to wait for an appointment	12	12	100.0%	88.0%	89.8%	88.8%

* This is based on patients treated on this contract for their most recent course of treatment. Figures in italics indicate the base number of FP17s or Patient Questionnaire responses are less than 100. N/A is shown where the base number of responses is less than 10 during the period. % is calculated as Quantity/Base number*100

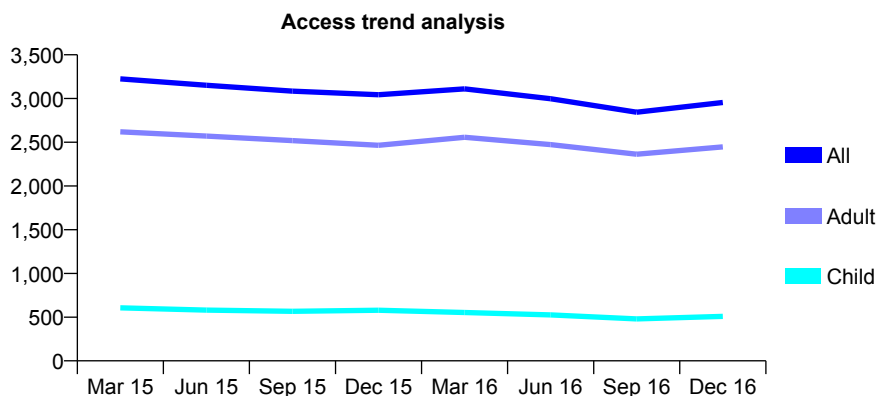
Q46 - Vital Signs At a Glance Contract Report for 656577/0001 - December 2016

Name or company name	MR C CARRE
Contract type name	GDS Contract
Purpose of contract	General
Contract start date	01/04/2006
Contract end date	

16/17 Contracted general activity (UDA)	9,963
Carry forward general activity (UDA)	314
16/17 Contracted orthodontic activity (UOA)	0
Carry forward orthodontic activity (UOA)	0
Baseline contract value	£243,567.99

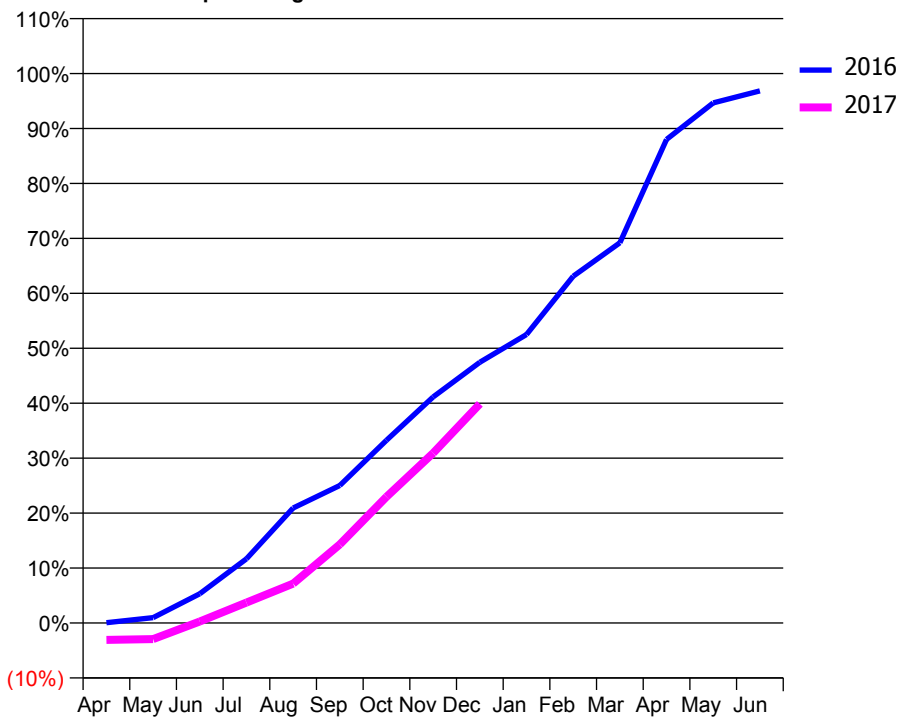
ACCESS*

Patients seen in 24 months	Total	Change since previous quarter
Quarter ending December 2015	3,043	
Quarter ending March 2016	3,110	↑
Quarter ending June 2016	2,998	↓
Quarter ending September 2016	2,843	↓
Quarter ending December 2016	2,955	↑
Variance since December 2015	(2.9%)	↓



ACTIVITY

Cumulative percentage of contracted UDA delivered 2016 & 2017



Month	Adjusted Scheduled Activity (UDA)	
	2016	2017
April	6	-309
May	98	-293
June	531	28
July	1,164	370
August	2,085	716
September	2,495	1,425
October	3,314	2,288
November	4,100	3,081
December	4,727	3,973
January	5,231	
February	6,286	
March	6,893	
April	8,769	
May	9,429	
June	9,649	

QUALITY

	Quantity	Base Number	Contract	AT	Region	England
% of FP17s for the same patient ID Re-attending within 3 months - Children	15	356	4.2%	13.0%	13.4%	12.4%
% of FP17s for the same patient ID Re-attending within 3 months - Adults	349	2,120	16.5%	17.6%	17.3%	16.6%
% of FP17s for the same patient ID Re-attending between 3 & 9 months - Children	96	356	27.0%	56.4%	58.9%	57.5%
% of FP17s for the same patient ID Re-attending between 3 & 9 months - Adults	755	2,120	35.6%	50.3%	52.5%	50.4%
% of FP17s for Band 1 Urgent Courses	58	1,616	3.6%	10.5%	9.3%	9.1%
% of FP17s Relating to Free Repair or Replacements	10	1,616	0.6%	0.9%	1.0%	0.8%
% of FP17s Relating to Continuations	39	1,616	2.4%	1.3%	1.5%	1.3%
% of Patients satisfied with the dentistry they have received	4	4	N/A	91.8%	93.1%	92.7%
% of Patients satisfied with the time they had to wait for an appointment	3	4	N/A	88.0%	89.8%	88.8%

* This is based on patients treated on this contract for their most recent course of treatment. Figures in italics indicate the base number of FP17s or Patient Questionnaire responses are less than 100. N/A is shown where the base number of responses is less than 10 during the period. % is calculated as Quantity/Base number*100

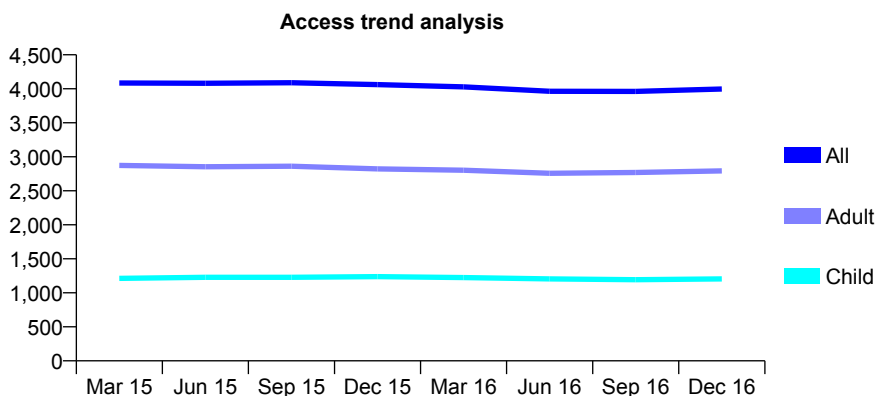
Q46 - Vital Signs At a Glance Contract Report for 676616/0001 - December 2016

Name or company name	MR RJ DORRINGTON
Contract type name	Pilot Contract
Purpose of contract	General and Orthodontic
Contract start date	01/04/2006
Contract end date	

16/17 Contracted general activity (UDA)	13,620
Carry forward general activity (UDA)	0
16/17 Contracted orthodontic activity (UOA)	1,482
Carry forward orthodontic activity (UOA)	0
Baseline contract value	£400,696.34

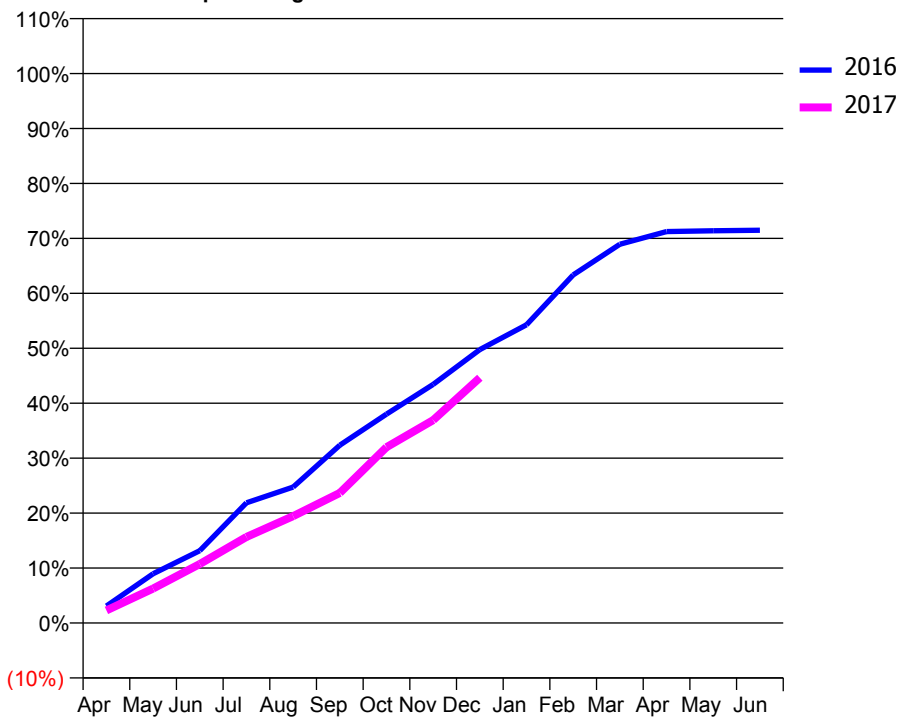
ACCESS*

Patients seen in 24 months	Total	Change since previous quarter
Quarter ending December 2015	4,061	
Quarter ending March 2016	4,028	→
Quarter ending June 2016	3,963	↓
Quarter ending September 2016	3,962	→
Quarter ending December 2016	3,997	→
Variance since December 2015	(1.6%)	↓



ACTIVITY

Cumulative percentage of contracted UDA delivered 2016 & 2017



Adjusted Scheduled Activity (UDA)

Month	2016	2017
April	421	311
May	1,221	854
June	1,793	1,462
July	2,978	2,134
August	3,369	2,649
September	4,408	3,223
October	5,177	4,357
November	5,913	5,030
December	6,779	6,081
January	7,391	
February	8,627	
March	9,387	
April	9,701	
May	9,723	
June	9,734	

QUALITY

	Quantity	Base Number	Contract	AT	Region	England
% of FP17s for the same patient ID Re-attending within 3 months - Children	134	1,227	10.9%	13.0%	13.4%	12.4%
% of FP17s for the same patient ID Re-attending within 3 months - Adults	450	2,294	19.6%	17.6%	17.3%	16.6%
% of FP17s for the same patient ID Re-attending between 3 & 9 months - Children	506	1,227	41.2%	56.4%	58.9%	57.5%
% of FP17s for the same patient ID Re-attending between 3 & 9 months - Adults	865	2,294	37.7%	50.3%	52.5%	50.4%
% of FP17s for Band 1 Urgent Courses	252	3,076	8.2%	10.5%	9.3%	9.1%
% of FP17s Relating to Free Repair or Replacements	49	3,076	1.6%	0.9%	1.0%	0.8%
% of FP17s Relating to Continuations	23	3,076	0.7%	1.3%	1.5%	1.3%
% of Patients satisfied with the dentistry they have received	15	15	100.0%	91.8%	93.1%	92.7%
% of Patients satisfied with the time they had to wait for an appointment	11	15	73.3%	88.0%	89.8%	88.8%

* This is based on patients treated on this contract for their most recent course of treatment. Figures in italics indicate the base number of FP17s or Patient Questionnaire responses are less than 100. N/A is shown where the base number of responses is less than 10 during the period. % is calculated as Quantity/Base number*100

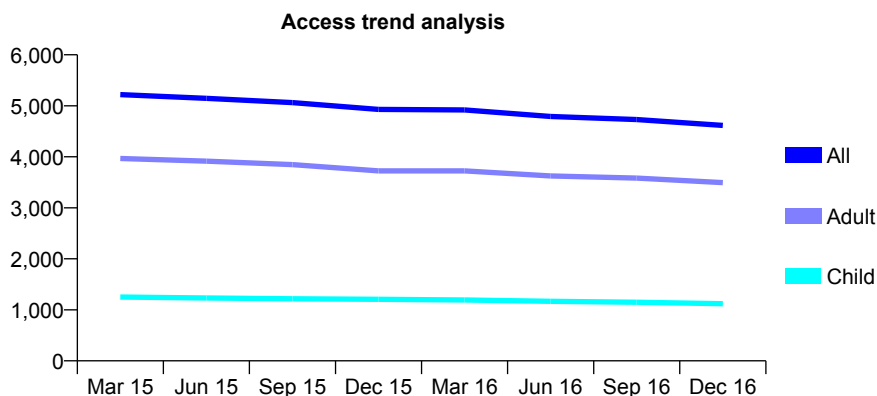
Q46 - Vital Signs At a Glance Contract Report for 678821/0001 - December 2016

Name or company name	MR DB SINGH
Contract type name	GDS Contract
Purpose of contract	General
Contract start date	01/04/2006
Contract end date	

16/17 Contracted general activity (UDA)	16,876
Carry forward general activity (UDA)	-229
16/17 Contracted orthodontic activity (UOA)	0
Carry forward orthodontic activity (UOA)	0
Baseline contract value	£537,727.64

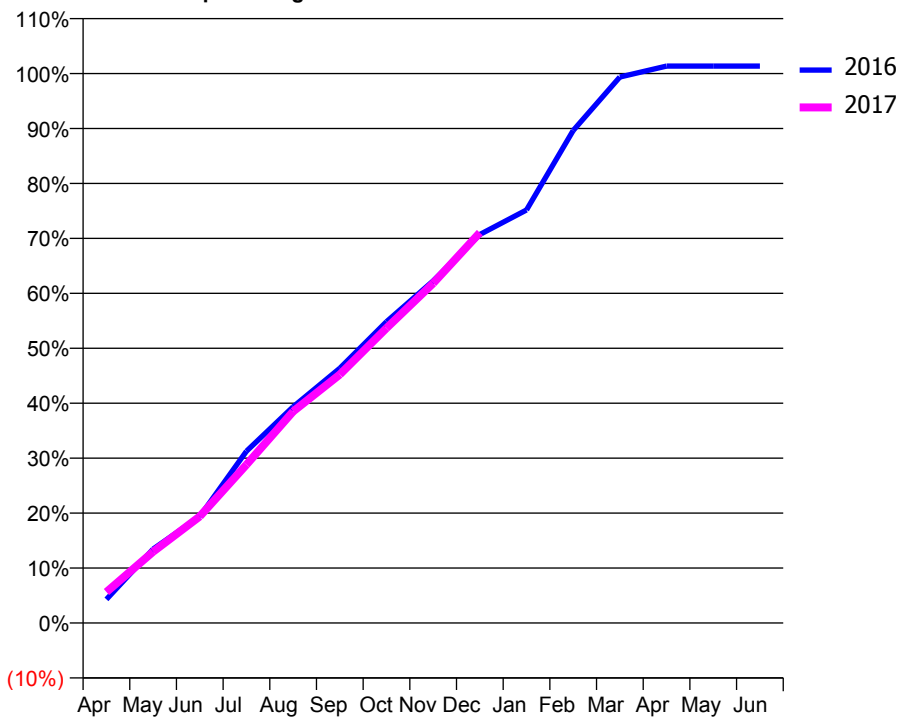
ACCESS*

Patients seen in 24 months	Total	Change since previous quarter
Quarter ending December 2015	4,930	
Quarter ending March 2016	4,918	→
Quarter ending June 2016	4,792	↓
Quarter ending September 2016	4,732	↓
Quarter ending December 2016	4,615	↓
Variance since December 2015	(6.4%)	↓



ACTIVITY

Cumulative percentage of contracted UDA delivered 2016 & 2017



Month	Adjusted Scheduled Activity (UDA)	
	2016	2017
April	726	951
May	2,270	2,191
June	3,274	3,274
July	5,278	4,861
August	6,641	6,496
September	7,823	7,633
October	9,255	9,058
November	10,508	10,434
December	11,931	11,990
January	12,685	
February	15,127	
March	16,769	
April	17,103	
May	17,105	
June	17,105	

QUALITY

	Quantity	Base Number	Contract	AT	Region	England
% of FP17s for the same patient ID Re-attending within 3 months - Children	240	1,431	16.8%	13.0%	13.4%	12.4%
% of FP17s for the same patient ID Re-attending within 3 months - Adults	383	3,577	10.7%	17.6%	17.3%	16.6%
% of FP17s for the same patient ID Re-attending between 3 & 9 months - Children	835	1,431	58.4%	56.4%	58.9%	57.5%
% of FP17s for the same patient ID Re-attending between 3 & 9 months - Adults	2,115	3,577	59.1%	50.3%	52.5%	50.4%
% of FP17s for Band 1 Urgent Courses	353	4,921	7.2%	10.5%	9.3%	9.1%
% of FP17s Relating to Free Repair or Replacements	13	4,921	0.3%	0.9%	1.0%	0.8%
% of FP17s Relating to Continuations	41	4,921	0.8%	1.3%	1.5%	1.3%
% of Patients satisfied with the dentistry they have received	3	3	N/A	91.8%	93.1%	92.7%
% of Patients satisfied with the time they had to wait for an appointment	3	3	N/A	88.0%	89.8%	88.8%

* This is based on patients treated on this contract for their most recent course of treatment. Figures in italics indicate the base number of FP17s or Patient Questionnaire responses are less than 100. N/A is shown where the base number of responses is less than 10 during the period. % is calculated as Quantity/Base number*100

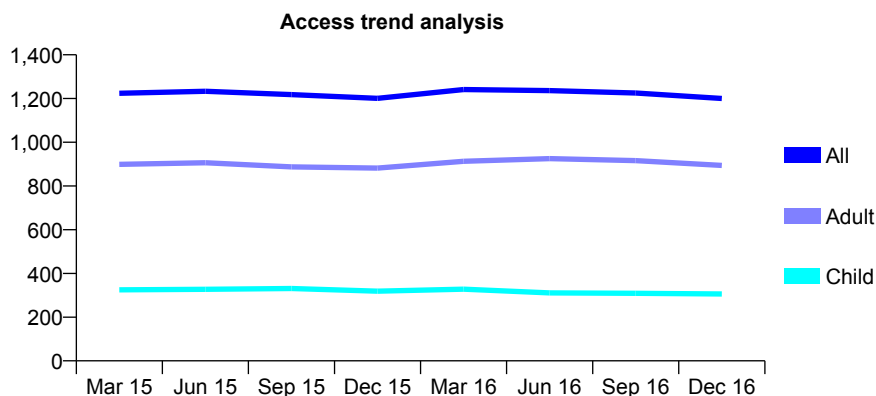
Q46 - Vital Signs At a Glance Contract Report for 679224/0001 - December 2016

Name or company name	MR DR HARROP
Contract type name	GDS Contract
Purpose of contract	General and Orthodontic
Contract start date	01/04/2006
Contract end date	

16/17 Contracted general activity (UDA)	3,916
Carry forward general activity (UDA)	-7
16/17 Contracted orthodontic activity (UOA)	523
Carry forward orthodontic activity (UOA)	0
Baseline contract value	£151,045.26

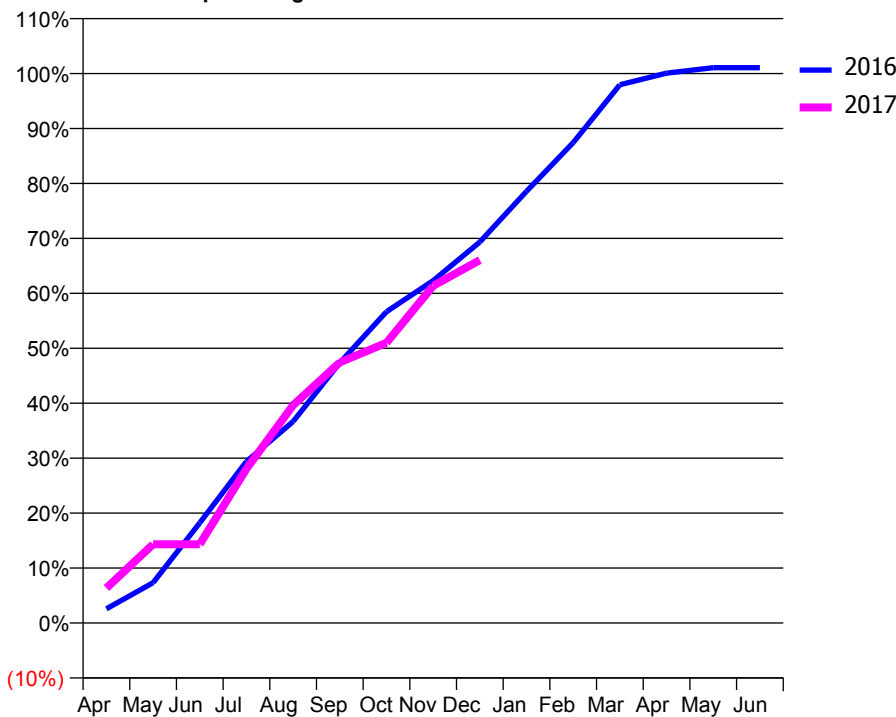
ACCESS*

Patients seen in 24 months	Total	Change since previous quarter
Quarter ending December 2015	1,201	
Quarter ending March 2016	1,241	↑
Quarter ending June 2016	1,236	→
Quarter ending September 2016	1,225	→
Quarter ending December 2016	1,200	↓
Variance since December 2015	(0.1%)	→



ACTIVITY

Cumulative percentage of contracted UDA delivered 2016 & 2017



Month	Adjusted Scheduled Activity (UDA)	
	2016	2017
April	112	250
May	316	561
June	787	561
July	1,269	1,099
August	1,583	1,552
September	2,045	1,857
October	2,446	1,997
November	2,690	2,403
December	2,994	2,586
January	3,391	
February	3,774	
March	4,228	
April	4,320	
May	4,363	
June	4,363	

QUALITY

	Quantity	Base Number	Contract	AT	Region	England
% of FP17s for the same patient ID Re-attending within 3 months - Children	113	463	24.4%	13.0%	13.4%	12.4%
% of FP17s for the same patient ID Re-attending within 3 months - Adults	155	894	17.3%	17.6%	17.3%	16.6%
% of FP17s for the same patient ID Re-attending between 3 & 9 months - Children	204	463	44.1%	56.4%	58.9%	57.5%
% of FP17s for the same patient ID Re-attending between 3 & 9 months - Adults	516	894	57.7%	50.3%	52.5%	50.4%
% of FP17s for Band 1 Urgent Courses	110	1,195	9.2%	10.5%	9.3%	9.1%
% of FP17s Relating to Free Repair or Replacements	4	1,195	0.3%	0.9%	1.0%	0.8%
% of FP17s Relating to Continuations	3	1,195	0.3%	1.3%	1.5%	1.3%
% of Patients satisfied with the dentistry they have received	3	3	N/A	91.8%	93.1%	92.7%
% of Patients satisfied with the time they had to wait for an appointment	3	3	N/A	88.0%	89.8%	88.8%

* This is based on patients treated on this contract for their most recent course of treatment. Figures in italics indicate the base number of FP17s or Patient Questionnaire responses are less than 100. N/A is shown where the base number of responses is less than 10 during the period. % is calculated as Quantity/Base number*100

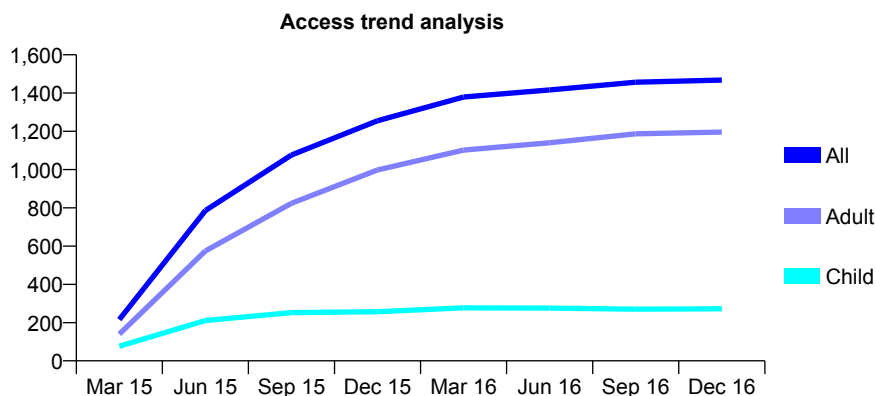
Q46 - Vital Signs At a Glance Contract Report for 682365/0013 - December 2016

Name or company name	MR QM JAFFRI
Contract type name	GDS Contract
Purpose of contract	General
Contract start date	01/01/2015
Contract end date	

16/17 Contracted general activity (UDA)	4,694
Carry forward general activity (UDA)	0
16/17 Contracted orthodontic activity (UOA)	0
Carry forward orthodontic activity (UOA)	0
Baseline contract value	£111,567.80

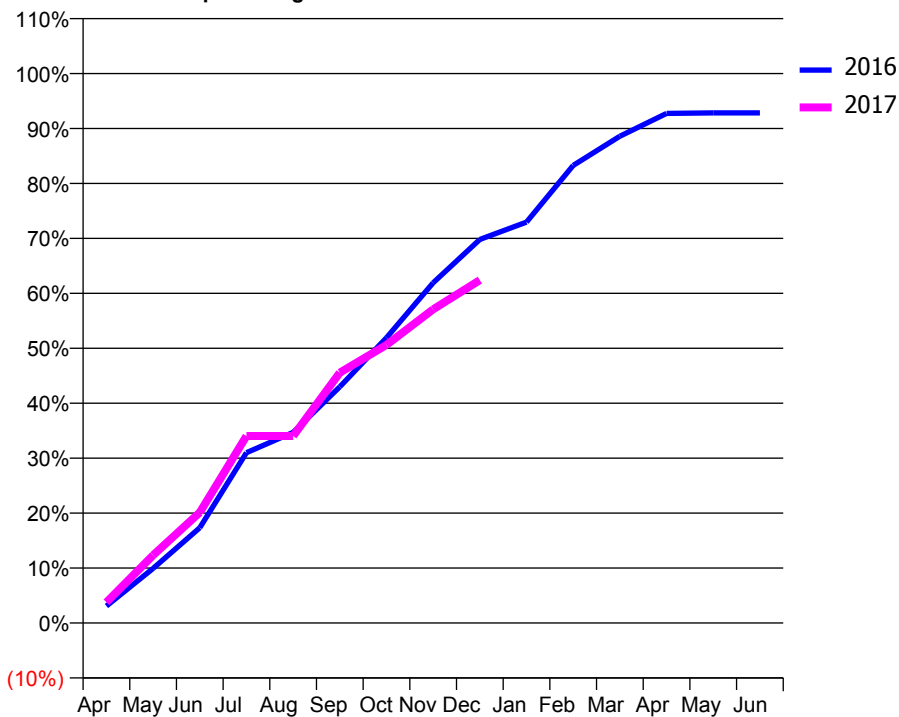
ACCESS*

Patients seen in 24 months	Total	Change since previous quarter
Quarter ending December 2015	1,255	
Quarter ending March 2016	1,379	↑
Quarter ending June 2016	1,416	↑
Quarter ending September 2016	1,457	↑
Quarter ending December 2016	1,468	→
Variance since December 2015	17.0%	↑



ACTIVITY

Cumulative percentage of contracted UDA delivered 2016 & 2017



Month	Adjusted Scheduled Activity (UDA)	
	2016	2017
April	154	177
May	495	579
June	863	945
July	1,541	1,598
August	1,726	1,598
September	2,139	2,139
October	2,582	2,376
November	3,080	2,680
December	3,472	2,929
January	3,629	
February	4,142	
March	4,406	
April	4,613	
May	4,617	
June	4,617	

QUALITY

	Quantity	Base Number	Contract	AT	Region	England
% of FP17s for the same patient ID Re-attending within 3 months - Children	28	296	9.5%	13.0%	13.4%	12.4%
% of FP17s for the same patient ID Re-attending within 3 months - Adults	142	1,382	10.3%	17.6%	17.3%	16.6%
% of FP17s for the same patient ID Re-attending between 3 & 9 months - Children	172	296	58.1%	56.4%	58.9%	57.5%
% of FP17s for the same patient ID Re-attending between 3 & 9 months - Adults	871	1,382	63.0%	50.3%	52.5%	50.4%
% of FP17s for Band 1 Urgent Courses	153	1,598	9.6%	10.5%	9.3%	9.1%
% of FP17s Relating to Free Repair or Replacements	19	1,598	1.2%	0.9%	1.0%	0.8%
% of FP17s Relating to Continuations	3	1,598	0.2%	1.3%	1.5%	1.3%
% of Patients satisfied with the dentistry they have received	0	0	N/A	91.8%	93.1%	92.7%
% of Patients satisfied with the time they had to wait for an appointment	0	0	N/A	88.0%	89.8%	88.8%

* This is based on patients treated on this contract for their most recent course of treatment. Figures in italics indicate the base number of FP17s or Patient Questionnaire responses are less than 100. N/A is shown where the base number of responses is less than 10 during the period. % is calculated as Quantity/Base number*100

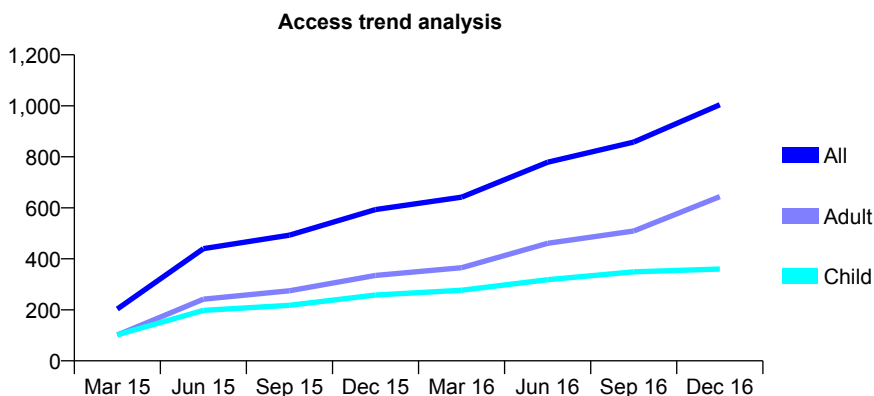
Q46 - Vital Signs At a Glance Contract Report for 683728/0001 - December 2016

Name or company name	MR N KHALID
Contract type name	GDS Contract
Purpose of contract	General
Contract start date	01/11/2014
Contract end date	

16/17 Contracted general activity (UDA)	4,751
Carry forward general activity (UDA)	-95
16/17 Contracted orthodontic activity (UOA)	0
Carry forward orthodontic activity (UOA)	0
Baseline contract value	£157,038.59

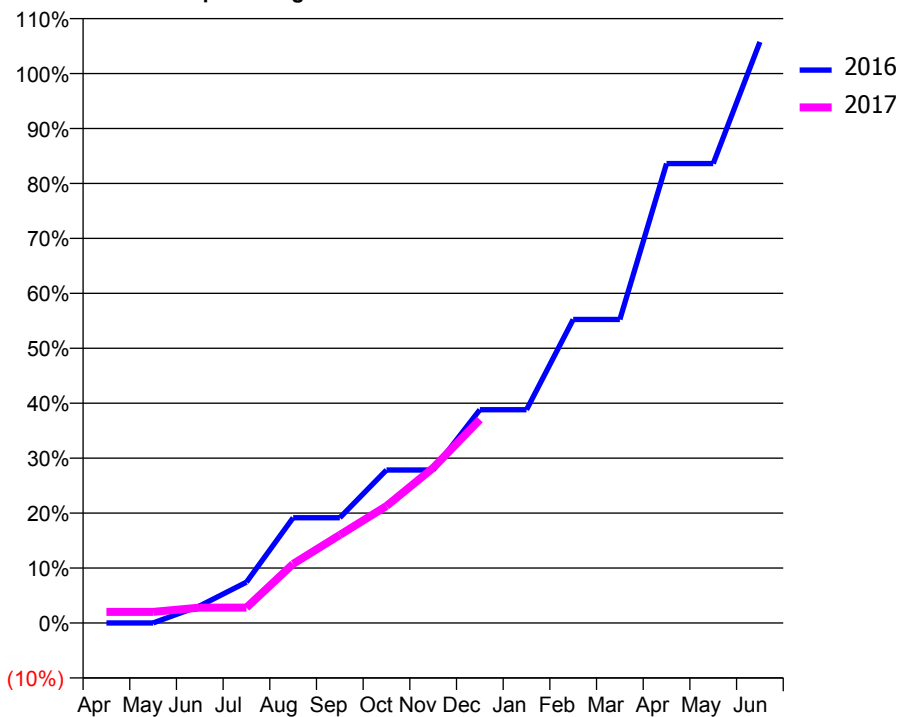
ACCESS*

Patients seen in 24 months	Total	Change since previous quarter
Quarter ending December 2015	593	
Quarter ending March 2016	642	↑
Quarter ending June 2016	779	↑
Quarter ending September 2016	858	↑
Quarter ending December 2016	1,004	↑
Variance since December 2015	69.3%	↑



ACTIVITY

Cumulative percentage of contracted UDA delivered 2016 & 2017



Month	Adjusted Scheduled Activity (UDA)	
	2016	2017
April	0	96
May	0	96
June	148	133
July	353	133
August	911	511
September	911	762
October	1,323	1,011
November	1,323	1,342
December	1,844	1,759
January	1,844	
February	2,624	
March	2,624	
April	3,972	
May	3,972	
June	5,024	

QUALITY

	Quantity	Base Number	Contract	AT	Region	England
% of FP17s for the same patient ID Re-attending within 3 months - Children	26	344	7.6%	13.0%	13.4%	12.4%
% of FP17s for the same patient ID Re-attending within 3 months - Adults	79	614	12.9%	17.6%	17.3%	16.6%
% of FP17s for the same patient ID Re-attending between 3 & 9 months - Children	119	344	34.6%	56.4%	58.9%	57.5%
% of FP17s for the same patient ID Re-attending between 3 & 9 months - Adults	133	614	21.7%	50.3%	52.5%	50.4%
% of FP17s for Band 1 Urgent Courses	66	624	10.6%	10.5%	9.3%	9.1%
% of FP17s Relating to Free Repair or Replacements	1	624	0.2%	0.9%	1.0%	0.8%
% of FP17s Relating to Continuations	6	624	1.0%	1.3%	1.5%	1.3%
% of Patients satisfied with the dentistry they have received	1	2	N/A	91.8%	93.1%	92.7%
% of Patients satisfied with the time they had to wait for an appointment	1	2	N/A	88.0%	89.8%	88.8%

* This is based on patients treated on this contract for their most recent course of treatment. Figures in italics indicate the base number of FP17s or Patient Questionnaire responses are less than 100. N/A is shown where the base number of responses is less than 10 during the period. % is calculated as Quantity/Base number*100

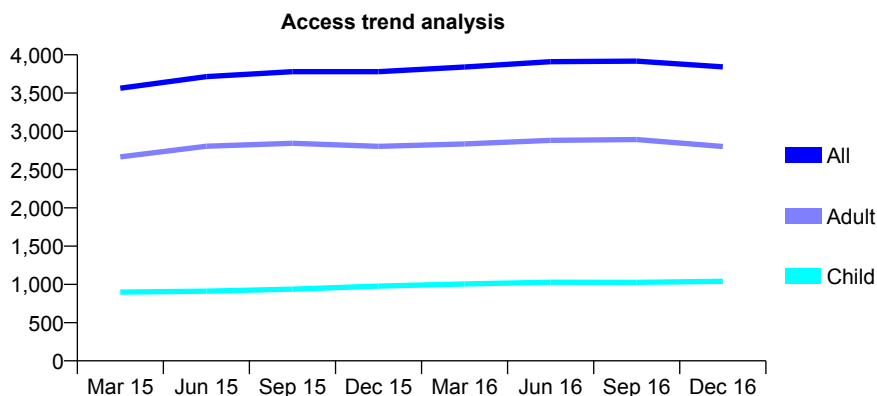
Q46 - Vital Signs At a Glance Contract Report for 683833/0001 - December 2016

Name or company name	MR N ARIF
Contract type name	GDS Contract
Purpose of contract	General
Contract start date	19/12/2012
Contract end date	

16/17 Contracted general activity (UDA)	9,892
Carry forward general activity (UDA)	-111
16/17 Contracted orthodontic activity (UOA)	0
Carry forward orthodontic activity (UOA)	0
Baseline contract value	£233,889.77

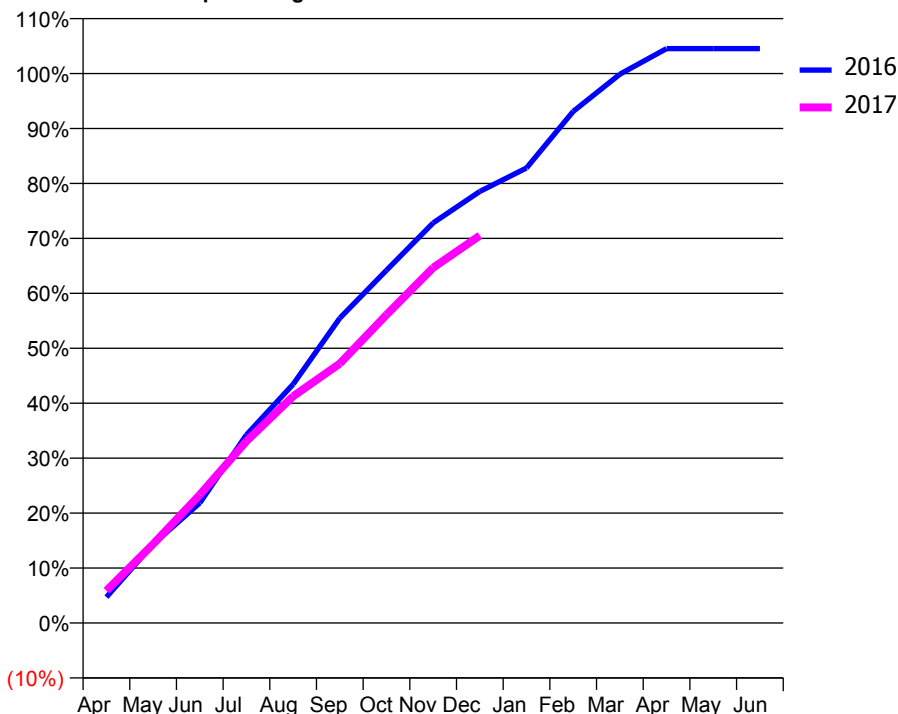
ACCESS*

Patients seen in 24 months	Total	Change since previous quarter
Quarter ending December 2015	3,780	
Quarter ending March 2016	3,840	→
Quarter ending June 2016	3,910	→
Quarter ending September 2016	3,917	→
Quarter ending December 2016	3,842	↓
Variance since December 2015	1.6%	→



ACTIVITY

Cumulative percentage of contracted UDA delivered 2016 & 2017



Month	Adjusted Scheduled Activity (UDA)	
	2016	2017
April	480	582
May	1,457	1,420
June	2,223	2,307
July	3,485	3,273
August	4,419	4,083
September	5,644	4,670
October	6,530	5,549
November	7,407	6,397
December	7,988	6,976
January	8,422	
February	9,470	
March	10,159	
April	10,632	
May	10,632	
June	10,632	

QUALITY

	Quantity	Base Number	Contract	AT	Region	England
% of FP17s for the same patient ID Re-attending within 3 months - Children	77	1,176	6.5%	13.0%	13.4%	12.4%
% of FP17s for the same patient ID Re-attending within 3 months - Adults	355	2,136	16.6%	17.6%	17.3%	16.6%
% of FP17s for the same patient ID Re-attending between 3 & 9 months - Children	722	1,176	61.4%	56.4%	58.9%	57.5%
% of FP17s for the same patient ID Re-attending between 3 & 9 months - Adults	817	2,136	38.2%	50.3%	52.5%	50.4%
% of FP17s for Band 1 Urgent Courses	233	3,077	7.6%	10.5%	9.3%	9.1%
% of FP17s Relating to Free Repair or Replacements	23	3,077	0.7%	0.9%	1.0%	0.8%
% of FP17s Relating to Continuations	52	3,077	1.7%	1.3%	1.5%	1.3%
% of Patients satisfied with the dentistry they have received	4	4	N/A	91.8%	93.1%	92.7%
% of Patients satisfied with the time they had to wait for an appointment	4	4	N/A	88.0%	89.8%	88.8%

* This is based on patients treated on this contract for their most recent course of treatment. Figures in italics indicate the base number of FP17s or Patient Questionnaire responses are less than 100. N/A is shown where the base number of responses is less than 10 during the period. % is calculated as Quantity/Base number*100

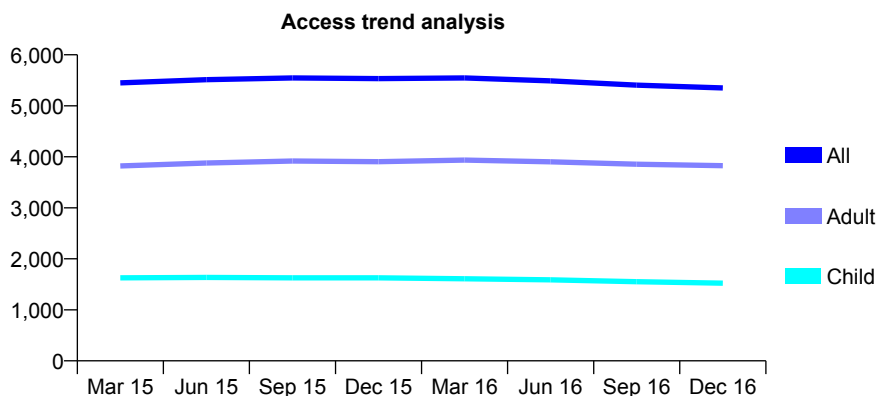
Q46 - Vital Signs At a Glance Contract Report for 684422/0001 - December 2016

Name or company name	MISS R AGGARWAL
Contract type name	GDS Contract
Purpose of contract	General
Contract start date	01/04/2006
Contract end date	

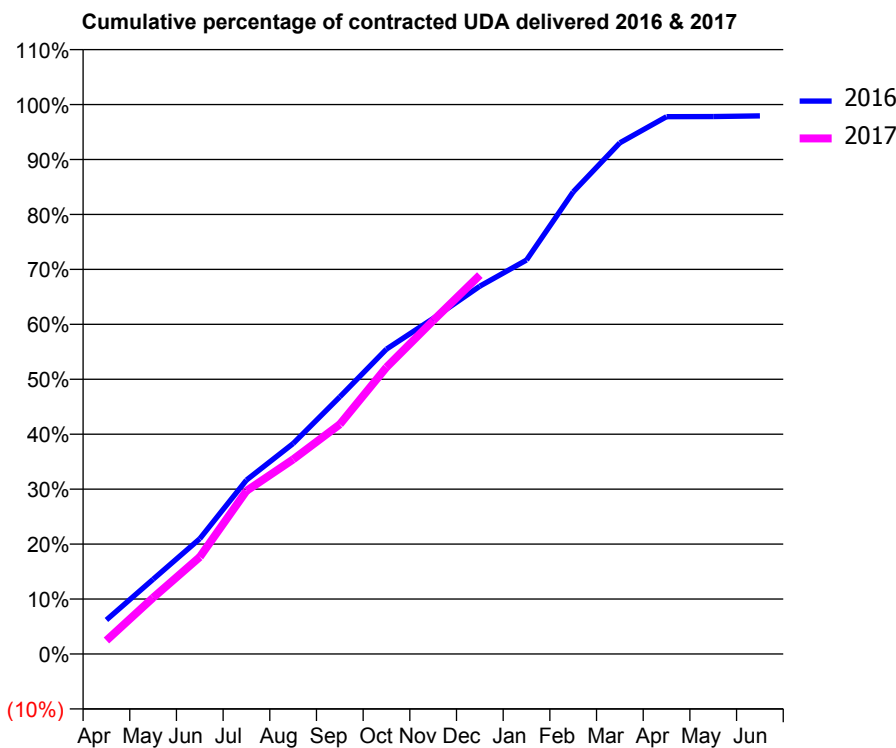
16/17 Contracted general activity (UDA)	16,100
Carry forward general activity (UDA)	335
16/17 Contracted orthodontic activity (UOA)	0
Carry forward orthodontic activity (UOA)	0
Baseline contract value	£448,958.68

ACCESS*

Patients seen in 24 months	Total	Change since previous quarter
Quarter ending December 2015	5,533	
Quarter ending March 2016	5,546	→
Quarter ending June 2016	5,488	↓
Quarter ending September 2016	5,406	↓
Quarter ending December 2016	5,350	↓
Variance since December 2015	(3.3%)	↓



ACTIVITY



Month	Adjusted Scheduled Activity (UDA)	
	2016	2017
April	997	395
May	2,191	1,649
June	3,379	2,842
July	5,098	4,780
August	6,167	5,702
September	7,534	6,730
October	8,935	8,403
November	9,830	9,771
December	10,776	11,100
January	11,543	
February	13,540	
March	14,978	
April	15,742	
May	15,748	
June	15,765	

QUALITY

	Quantity	Base Number	Contract	AT	Region	England
% of FP17s for the same patient ID Re-attending within 3 months - Children	125	1,704	7.3%	13.0%	13.4%	12.4%
% of FP17s for the same patient ID Re-attending within 3 months - Adults	552	4,206	13.1%	17.6%	17.3%	16.6%
% of FP17s for the same patient ID Re-attending between 3 & 9 months - Children	1,104	1,704	64.8%	56.4%	58.9%	57.5%
% of FP17s for the same patient ID Re-attending between 3 & 9 months - Adults	2,585	4,206	61.5%	50.3%	52.5%	50.4%
% of FP17s for Band 1 Urgent Courses	247	5,599	4.4%	10.5%	9.3%	9.1%
% of FP17s Relating to Free Repair or Replacements	84	5,599	1.5%	0.9%	1.0%	0.8%
% of FP17s Relating to Continuations	53	5,599	0.9%	1.3%	1.5%	1.3%
% of Patients satisfied with the dentistry they have received	5	5	N/A	91.8%	93.1%	92.7%
% of Patients satisfied with the time they had to wait for an appointment	4	5	N/A	88.0%	89.8%	88.8%

* This is based on patients treated on this contract for their most recent course of treatment. Figures in italics indicate the base number of FP17s or Patient Questionnaire responses are less than 100. N/A is shown where the base number of responses is less than 10 during the period. % is calculated as Quantity/Base number*100

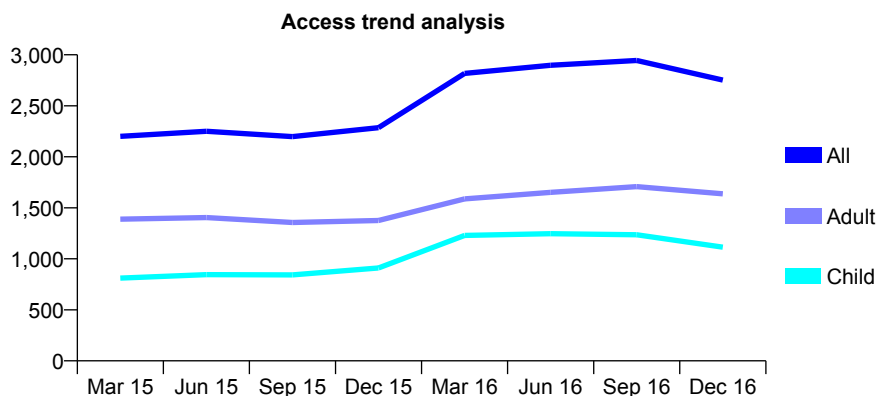
Q46 - Vital Signs At a Glance Contract Report for 685259/0001 - December 2016

Name or company name	MR N MOHAMMAD
Contract type name	GDS Contract
Purpose of contract	General
Contract start date	01/04/2006
Contract end date	

16/17 Contracted general activity (UDA)	6,949
Carry forward general activity (UDA)	-8
16/17 Contracted orthodontic activity (UOA)	0
Carry forward orthodontic activity (UOA)	0
Baseline contract value	£189,813.34

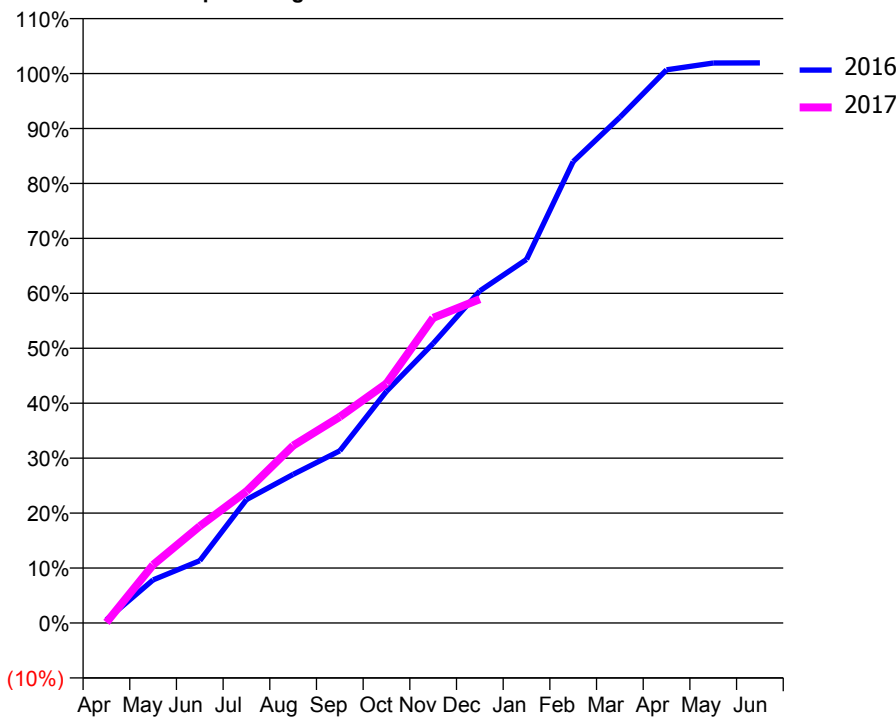
ACCESS*

Patients seen in 24 months	Total	Change since previous quarter
Quarter ending December 2015	2,286	
Quarter ending March 2016	2,818	↑
Quarter ending June 2016	2,897	↑
Quarter ending September 2016	2,944	→
Quarter ending December 2016	2,752	↓
Variance since December 2015	20.4%	↑



ACTIVITY

Cumulative percentage of contracted UDA delivered 2016 & 2017



Month	Adjusted Scheduled Activity (UDA)	
	2016	2017
April	44	8
May	567	735
June	820	1,224
July	1,623	1,665
August	1,955	2,243
September	2,265	2,608
October	3,048	3,029
November	3,678	3,860
December	4,368	4,095
January	4,783	
February	6,070	
March	6,653	
April	7,277	
May	7,367	
June	7,369	

QUALITY

	Quantity	Base Number	Contract	AT	Region	England
% of FP17s for the same patient ID Re-attending within 3 months - Children	80	1,353	5.9%	13.0%	13.4%	12.4%
% of FP17s for the same patient ID Re-attending within 3 months - Adults	183	1,763	10.4%	17.6%	17.3%	16.6%
% of FP17s for the same patient ID Re-attending between 3 & 9 months - Children	803	1,353	59.3%	56.4%	58.9%	57.5%
% of FP17s for the same patient ID Re-attending between 3 & 9 months - Adults	909	1,763	51.6%	50.3%	52.5%	50.4%
% of FP17s for Band 1 Urgent Courses	130	2,674	4.9%	10.5%	9.3%	9.1%
% of FP17s Relating to Free Repair or Replacements	0	2,674	0.0%	0.9%	1.0%	0.8%
% of FP17s Relating to Continuations	1	2,674	0.0%	1.3%	1.5%	1.3%
% of Patients satisfied with the dentistry they have received	2	2	N/A	91.8%	93.1%	92.7%
% of Patients satisfied with the time they had to wait for an appointment	2	2	N/A	88.0%	89.8%	88.8%

* This is based on patients treated on this contract for their most recent course of treatment. Figures in italics indicate the base number of FP17s or Patient Questionnaire responses are less than 100. N/A is shown where the base number of responses is less than 10 during the period. % is calculated as Quantity/Base number*100

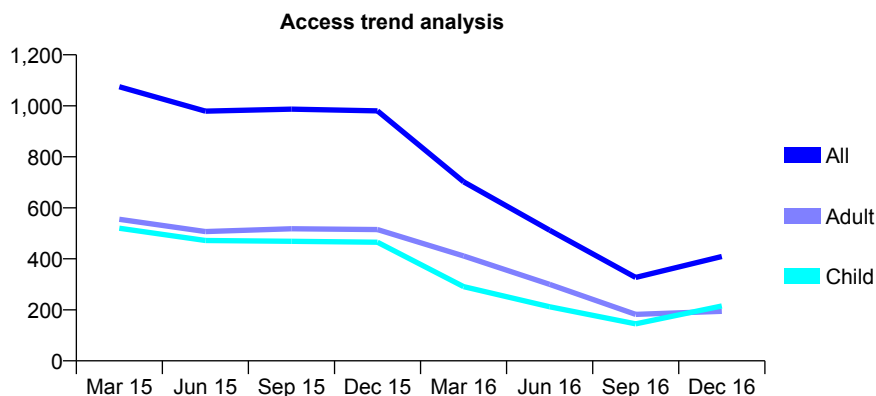
Q46 - Vital Signs At a Glance Contract Report for 685259/0002 - December 2016

Name or company name	MR N MOHAMMAD
Contract type name	GDS Contract
Purpose of contract	General
Contract start date	04/02/2008
Contract end date	

16/17 Contracted general activity (UDA)	1,900
Carry forward general activity (UDA)	-8
16/17 Contracted orthodontic activity (UOA)	0
Carry forward orthodontic activity (UOA)	0
Baseline contract value	£44,451.36

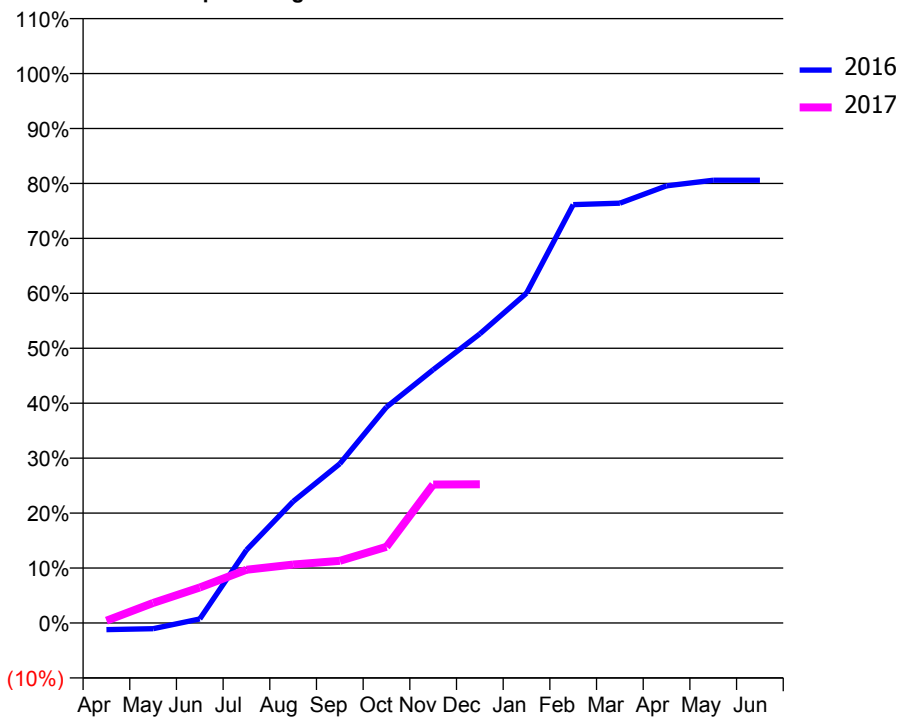
ACCESS*

Patients seen in 24 months	Total	Change since previous quarter
Quarter ending December 2015	980	
Quarter ending March 2016	702	↓
Quarter ending June 2016	512	↓
Quarter ending September 2016	327	↓
Quarter ending December 2016	409	↑
Variance since December 2015	(58.3%)	↓



ACTIVITY

Cumulative percentage of contracted UDA delivered 2016 & 2017



Month	Adjusted Scheduled Activity (UDA)	
	2016	2017
April	-30	8
May	-26	69
June	18	123
July	327	184
August	544	202
September	713	215
October	967	264
November	1,134	479
December	1,295	480
January	1,476	
February	1,873	
March	1,880	
April	1,957	
May	1,982	
June	1,982	

QUALITY

	Quantity	Base Number	Contract	AT	Region	England
% of FP17s for the same patient ID Re-attending within 3 months - Children	5	182	2.7%	13.0%	13.4%	12.4%
% of FP17s for the same patient ID Re-attending within 3 months - Adults	(-1)	118	(0.8%)	17.6%	17.3%	16.6%
% of FP17s for the same patient ID Re-attending between 3 & 9 months - Children	14	182	7.7%	56.4%	58.9%	57.5%
% of FP17s for the same patient ID Re-attending between 3 & 9 months - Adults	8	118	6.8%	50.3%	52.5%	50.4%
% of FP17s for Band 1 Urgent Courses	29	279	10.4%	10.5%	9.3%	9.1%
% of FP17s Relating to Free Repair or Replacements	0	279	0.0%	0.9%	1.0%	0.8%
% of FP17s Relating to Continuations	0	279	0.0%	1.3%	1.5%	1.3%
% of Patients satisfied with the dentistry they have received	0	0	N/A	91.8%	93.1%	92.7%
% of Patients satisfied with the time they had to wait for an appointment	0	0	N/A	88.0%	89.8%	88.8%

* This is based on patients treated on this contract for their most recent course of treatment. Figures in italics indicate the base number of FP17s or Patient Questionnaire responses are less than 100. N/A is shown where the base number of responses is less than 10 during the period. % is calculated as Quantity/Base number*100

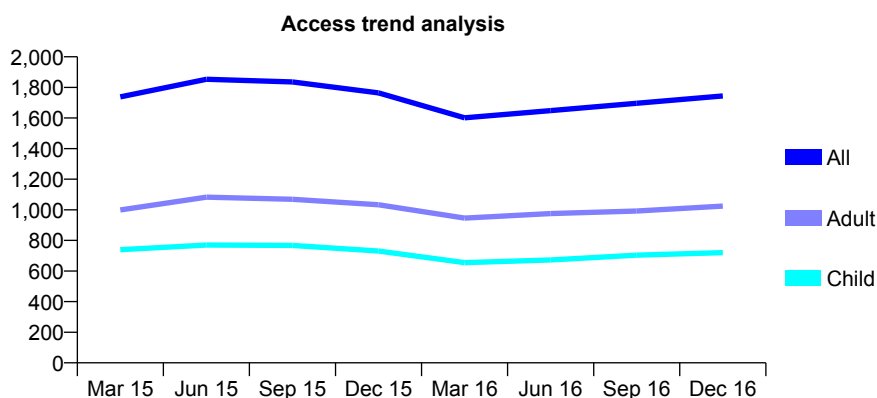
Q46 - Vital Signs At a Glance Contract Report for 685259/0003 - December 2016

Name or company name	MR N MOHAMMAD
Contract type name	GDS Contract
Purpose of contract	General
Contract start date	01/08/2008
Contract end date	

16/17 Contracted general activity (UDA)	4,000
Carry forward general activity (UDA)	-8
16/17 Contracted orthodontic activity (UOA)	0
Carry forward orthodontic activity (UOA)	0
Baseline contract value	£107,474.25

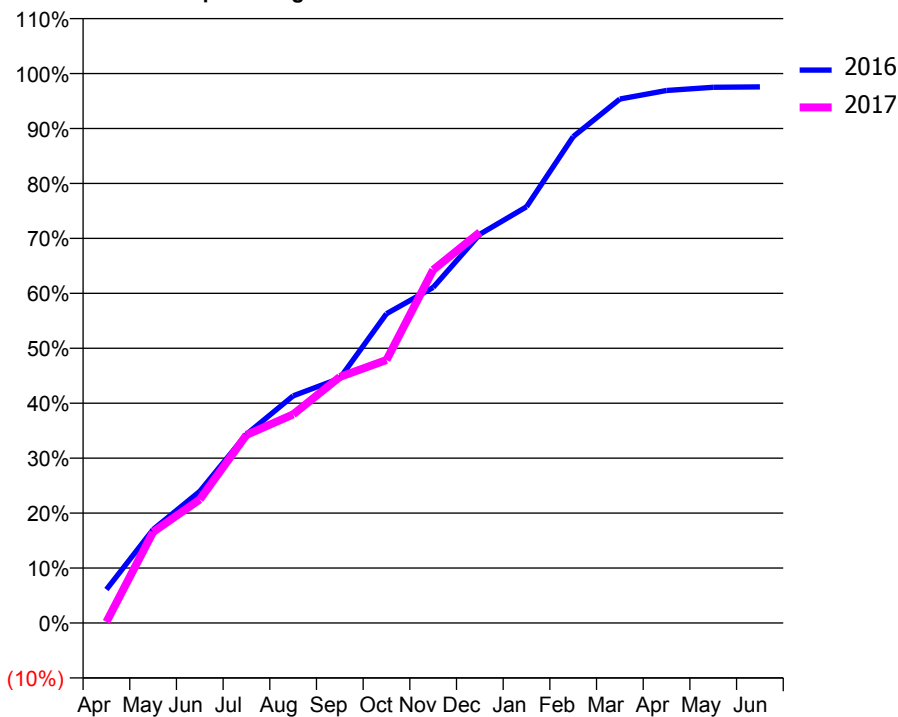
ACCESS*

Patients seen in 24 months	Total	Change since previous quarter
Quarter ending December 2015	1,764	
Quarter ending March 2016	1,601	↓
Quarter ending June 2016	1,648	↑
Quarter ending September 2016	1,696	↑
Quarter ending December 2016	1,744	↑
Variance since December 2015	(1.1%)	↓



ACTIVITY

Cumulative percentage of contracted UDA delivered 2016 & 2017



Month	Adjusted Scheduled Activity (UDA)	
	2016	2017
April	261	8
May	729	663
June	1,026	899
July	1,470	1,369
August	1,770	1,519
September	1,906	1,791
October	2,410	1,914
November	2,614	2,571
December	3,028	2,844
January	3,242	
February	3,788	
March	4,081	
April	4,148	
May	4,173	
June	4,176	

QUALITY

	Quantity	Base Number	Contract	AT	Region	England
% of FP17s for the same patient ID Re-attending within 3 months - Children	45	834	5.4%	13.0%	13.4%	12.4%
% of FP17s for the same patient ID Re-attending within 3 months - Adults	113	1,109	10.2%	17.6%	17.3%	16.6%
% of FP17s for the same patient ID Re-attending between 3 & 9 months - Children	418	834	50.1%	56.4%	58.9%	57.5%
% of FP17s for the same patient ID Re-attending between 3 & 9 months - Adults	579	1,109	52.2%	50.3%	52.5%	50.4%
% of FP17s for Band 1 Urgent Courses	167	1,878	8.9%	10.5%	9.3%	9.1%
% of FP17s Relating to Free Repair or Replacements	7	1,878	0.4%	0.9%	1.0%	0.8%
% of FP17s Relating to Continuations	0	1,878	0.0%	1.3%	1.5%	1.3%
% of Patients satisfied with the dentistry they have received	0	0	N/A	91.8%	93.1%	92.7%
% of Patients satisfied with the time they had to wait for an appointment	0	0	N/A	88.0%	89.8%	88.8%

* This is based on patients treated on this contract for their most recent course of treatment. Figures in italics indicate the base number of FP17s or Patient Questionnaire responses are less than 100. N/A is shown where the base number of responses is less than 10 during the period. % is calculated as Quantity/Base number*100

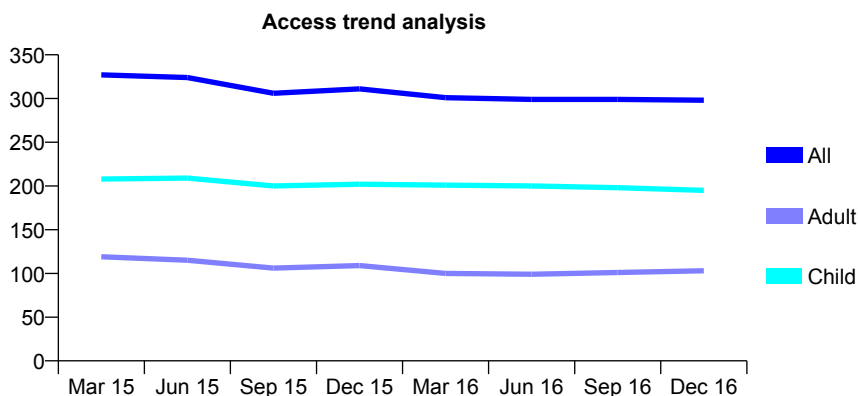
Q46 - Vital Signs At a Glance Contract Report for 686522/0001 - December 2016

Name or company name	MR AC BRISTOW
Contract type name	GDS Contract
Purpose of contract	General
Contract start date	01/04/2006
Contract end date	

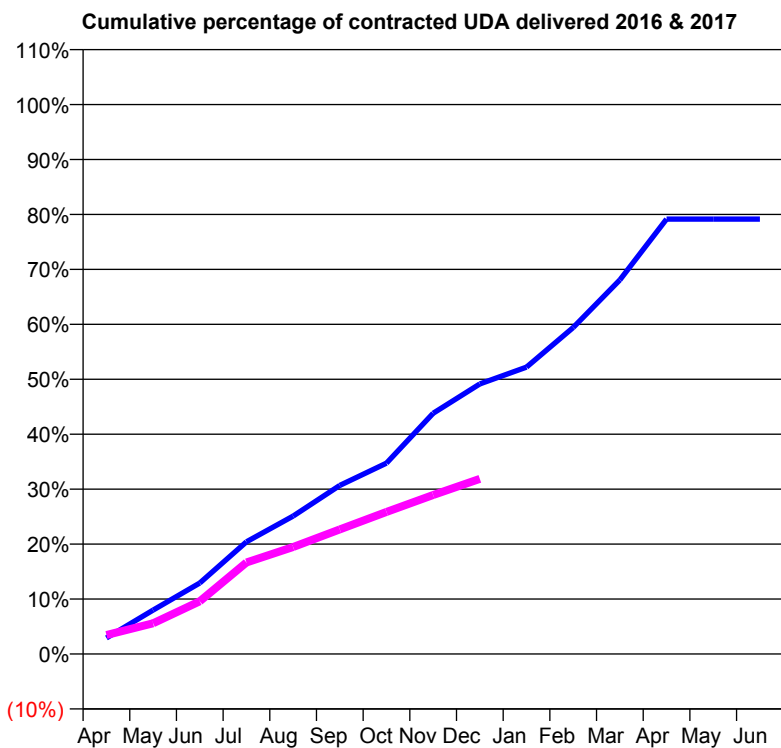
16/17 Contracted general activity (UDA)	750
Carry forward general activity (UDA)	0
16/17 Contracted orthodontic activity (UOA)	0
Carry forward orthodontic activity (UOA)	0
Baseline contract value	£15,021.18

ACCESS*

Patients seen in 24 months	Total	Change since previous quarter
Quarter ending December 2015	311	
Quarter ending March 2016	301	↓
Quarter ending June 2016	299	→
Quarter ending September 2016	299	→
Quarter ending December 2016	298	→
Variance since December 2015	(4.2%)	↓



ACTIVITY



Month	Adjusted Scheduled Activity (UDA)	
	2016	2017
April	22	26
May	60	42
June	97	72
July	153	125
August	188	146
September	230	170
October	261	194
November	329	217
December	369	239
January	392	
February	446	
March	511	
April	594	
May	594	
June	594	

QUALITY

	Quantity	Base Number	Contract	AT	Region	England
% of FP17s for the same patient ID Re-attending within 3 months - Children	3	139	2.2%	13.0%	13.4%	12.4%
% of FP17s for the same patient ID Re-attending within 3 months - Adults	2	48	4.2%	17.6%	17.3%	16.6%
% of FP17s for the same patient ID Re-attending between 3 & 9 months - Children	62	139	44.6%	56.4%	58.9%	57.5%
% of FP17s for the same patient ID Re-attending between 3 & 9 months - Adults	30	48	62.5%	50.3%	52.5%	50.4%
% of FP17s for Band 1 Urgent Courses	0	167	0.0%	10.5%	9.3%	9.1%
% of FP17s Relating to Free Repair or Replacements	0	167	0.0%	0.9%	1.0%	0.8%
% of FP17s Relating to Continuations	1	167	0.6%	1.3%	1.5%	1.3%
% of Patients satisfied with the dentistry they have received	0	0	N/A	91.8%	93.1%	92.7%
% of Patients satisfied with the time they had to wait for an appointment	0	0	N/A	88.0%	89.8%	88.8%

* This is based on patients treated on this contract for their most recent course of treatment. Figures in italics indicate the base number of FP17s or Patient Questionnaire responses are less than 100. N/A is shown where the base number of responses is less than 10 during the period. % is calculated as Quantity/Base number*100

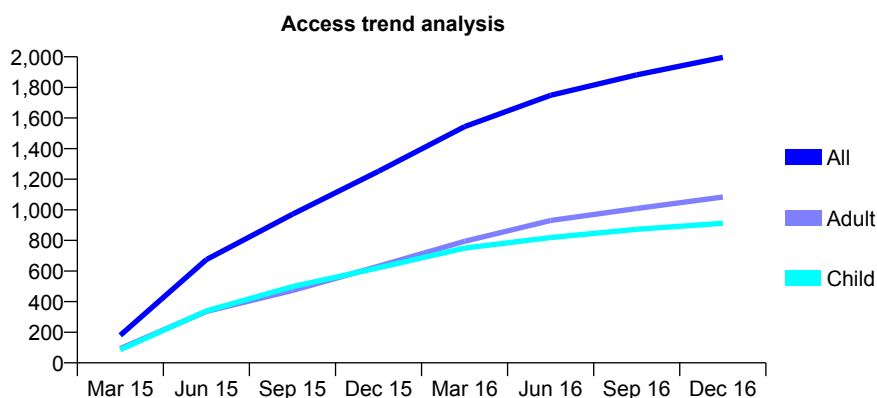
Q46 - Vital Signs At a Glance Contract Report for 688673/0001 - December 2016

Name or company name	MRS S CHOUDHURY
Contract type name	GDS Contract
Purpose of contract	General
Contract start date	01/02/2015
Contract end date	

16/17 Contracted general activity (UDA)	6,323
Carry forward general activity (UDA)	147
16/17 Contracted orthodontic activity (UOA)	0
Carry forward orthodontic activity (UOA)	0
Baseline contract value	£165,055.07

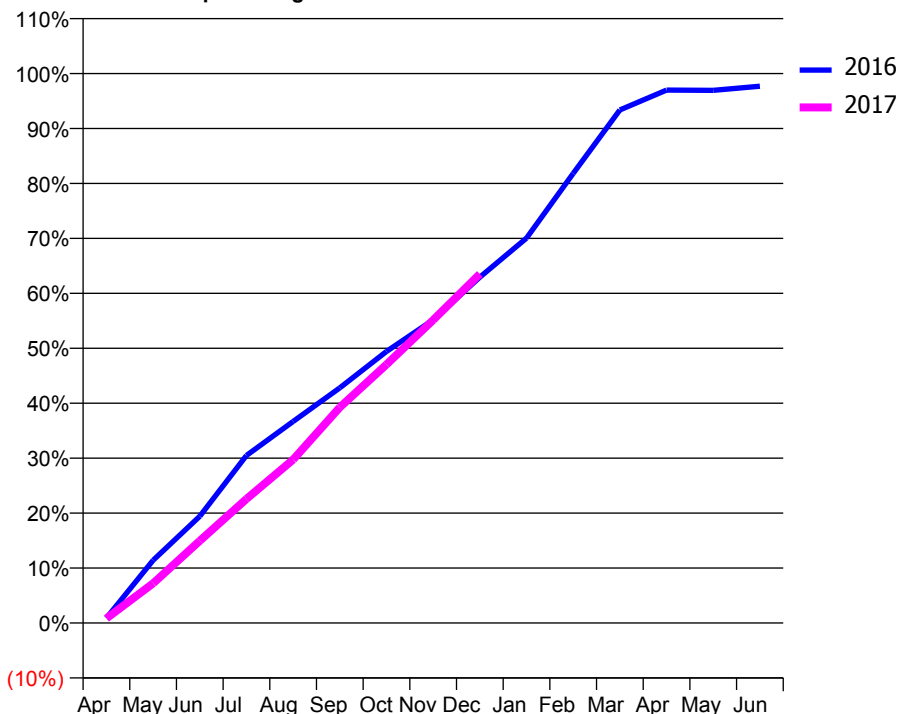
ACCESS*

Patients seen in 24 months	Total	Change since previous quarter
Quarter ending December 2015	1,252	
Quarter ending March 2016	1,544	↑
Quarter ending June 2016	1,749	↑
Quarter ending September 2016	1,882	↑
Quarter ending December 2016	1,996	↑
Variance since December 2015	59.4%	↑



ACTIVITY

Cumulative percentage of contracted UDA delivered 2016 & 2017



Adjusted Scheduled Activity (UDA)

Month	2016	2017
April	58	53
May	722	456
June	1,228	947
July	1,928	1,427
August	2,320	1,880
September	2,706	2,481
October	3,125	2,975
November	3,489	3,486
December	3,980	4,017
January	4,430	
February	5,173	
March	5,903	
April	6,132	
May	6,129	
June	6,176	

QUALITY

	Quantity	Base Number	Contract	AT	Region	England
% of FP17s for the same patient ID Re-attending within 3 months - Children	62	846	7.3%	13.0%	13.4%	12.4%
% of FP17s for the same patient ID Re-attending within 3 months - Adults	207	996	20.8%	17.6%	17.3%	16.6%
% of FP17s for the same patient ID Re-attending between 3 & 9 months - Children	397	846	46.9%	56.4%	58.9%	57.5%
% of FP17s for the same patient ID Re-attending between 3 & 9 months - Adults	393	996	39.5%	50.3%	52.5%	50.4%
% of FP17s for Band 1 Urgent Courses	111	1,730	6.4%	10.5%	9.3%	9.1%
% of FP17s Relating to Free Repair or Replacements	3	1,730	0.2%	0.9%	1.0%	0.8%
% of FP17s Relating to Continuations	23	1,730	1.3%	1.3%	1.5%	1.3%
% of Patients satisfied with the dentistry they have received	7	8	N/A	91.8%	93.1%	92.7%
% of Patients satisfied with the time they had to wait for an appointment	7	8	N/A	88.0%	89.8%	88.8%

* This is based on patients treated on this contract for their most recent course of treatment. Figures in italics indicate the base number of FP17s or Patient Questionnaire responses are less than 100. N/A is shown where the base number of responses is less than 10 during the period. % is calculated as Quantity/Base number*100

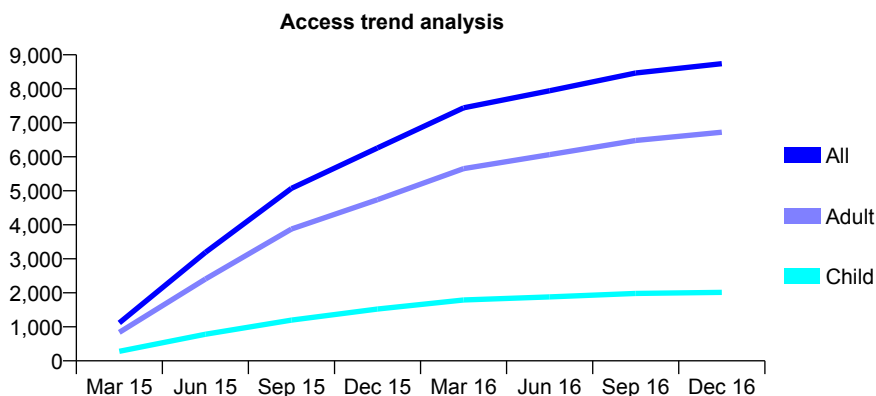
Q46 - Vital Signs At a Glance Contract Report for 709522/0001 - December 2016

Name or company name	MR SJ PATEL
Contract type name	GDS Contract
Purpose of contract	General
Contract start date	01/02/2015
Contract end date	

16/17 Contracted general activity (UDA)	27,224
Carry forward general activity (UDA)	0
16/17 Contracted orthodontic activity (UOA)	0
Carry forward orthodontic activity (UOA)	0
Baseline contract value	£809,582.27

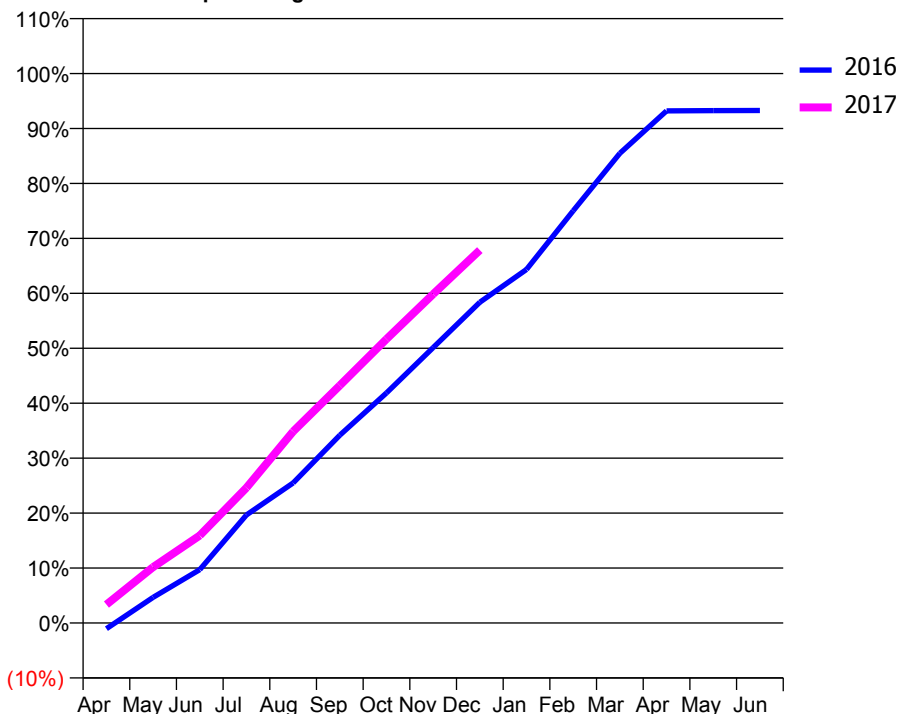
ACCESS*

Patients seen in 24 months	Total	Change since previous quarter
Quarter ending December 2015	6,262	
Quarter ending March 2016	7,442	↑
Quarter ending June 2016	7,944	↑
Quarter ending September 2016	8,466	↑
Quarter ending December 2016	8,738	↑
Variance since December 2015	39.5%	↑



ACTIVITY

Cumulative percentage of contracted UDA delivered 2016 & 2017



Month	Adjusted Scheduled Activity (UDA)	
	2016	2017
April	-289	914
May	1,272	2,769
June	2,645	4,334
July	5,353	6,701
August	6,942	9,489
September	9,304	11,772
October	11,398	14,070
November	13,643	16,294
December	15,890	18,476
January	17,516	
February	20,427	
March	23,273	
April	25,375	
May	25,388	
June	25,390	

QUALITY

	Quantity	Base Number	Contract	AT	Region	England
% of FP17s for the same patient ID Re-attending within 3 months - Children	179	2,263	7.9%	13.0%	13.4%	12.4%
% of FP17s for the same patient ID Re-attending within 3 months - Adults	1,048	7,130	14.7%	17.6%	17.3%	16.6%
% of FP17s for the same patient ID Re-attending between 3 & 9 months - Children	1,086	2,263	48.0%	56.4%	58.9%	57.5%
% of FP17s for the same patient ID Re-attending between 3 & 9 months - Adults	3,318	7,130	46.5%	50.3%	52.5%	50.4%
% of FP17s for Band 1 Urgent Courses	543	8,706	6.2%	10.5%	9.3%	9.1%
% of FP17s Relating to Free Repair or Replacements	67	8,706	0.8%	0.9%	1.0%	0.8%
% of FP17s Relating to Continuations	273	8,706	3.1%	1.3%	1.5%	1.3%
% of Patients satisfied with the dentistry they have received	8	8	N/A	91.8%	93.1%	92.7%
% of Patients satisfied with the time they had to wait for an appointment	7	8	N/A	88.0%	89.8%	88.8%

* This is based on patients treated on this contract for their most recent course of treatment. Figures in italics indicate the base number of FP17s or Patient Questionnaire responses are less than 100. N/A is shown where the base number of responses is less than 10 during the period. % is calculated as Quantity/Base number*100

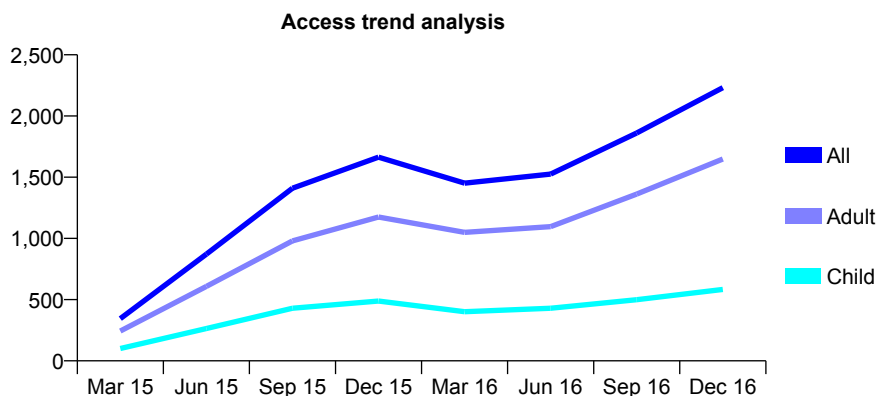
Q46 - Vital Signs At a Glance Contract Report for 709522/0002 - December 2016

Name or company name	MR SJ PATEL
Contract type name	GDS Contract
Purpose of contract	General
Contract start date	01/02/2015
Contract end date	

16/17 Contracted general activity (UDA)	6,300
Carry forward general activity (UDA)	202
16/17 Contracted orthodontic activity (UOA)	0
Carry forward orthodontic activity (UOA)	0
Baseline contract value	£154,017.70

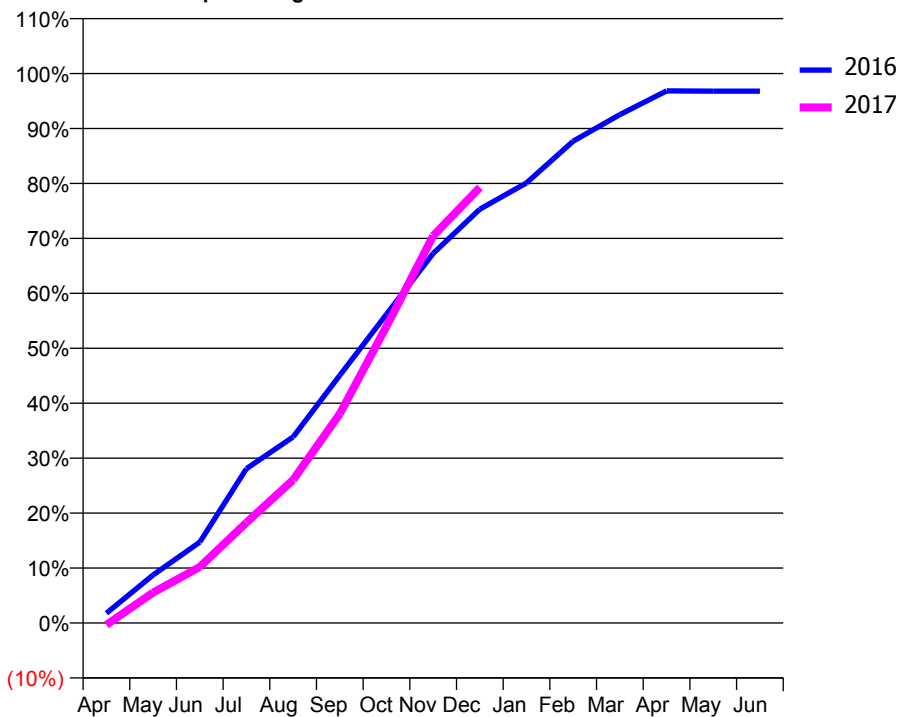
ACCESS*

Patients seen in 24 months	Total	Change since previous quarter
Quarter ending December 2015	1,664	
Quarter ending March 2016	1,451	↓
Quarter ending June 2016	1,526	↑
Quarter ending September 2016	1,861	↑
Quarter ending December 2016	2,232	↑
Variance since December 2015	34.1%	↑



ACTIVITY

Cumulative percentage of contracted UDA delivered 2016 & 2017



Month	Adjusted Scheduled Activity (UDA)	
	2016	2017
April	113	-23
May	551	350
June	927	643
July	1,770	1,153
August	2,134	1,642
September	2,840	2,400
October	3,540	3,400
November	4,237	4,438
December	4,745	4,993
January	5,045	
February	5,524	
March	5,829	
April	6,100	
May	6,098	
June	6,098	

QUALITY

	Quantity	Base Number	Contract	AT	Region	England
% of FP17s for the same patient ID Re-attending within 3 months - Children	22	625	3.5%	13.0%	13.4%	12.4%
% of FP17s for the same patient ID Re-attending within 3 months - Adults	152	1,749	8.7%	17.6%	17.3%	16.6%
% of FP17s for the same patient ID Re-attending between 3 & 9 months - Children	160	625	25.6%	56.4%	58.9%	57.5%
% of FP17s for the same patient ID Re-attending between 3 & 9 months - Adults	389	1,749	22.2%	50.3%	52.5%	50.4%
% of FP17s for Band 1 Urgent Courses	162	2,311	7.0%	10.5%	9.3%	9.1%
% of FP17s Relating to Free Repair or Replacements	15	2,311	0.6%	0.9%	1.0%	0.8%
% of FP17s Relating to Continuations	76	2,311	3.3%	1.3%	1.5%	1.3%
% of Patients satisfied with the dentistry they have received	0	0	N/A	91.8%	93.1%	92.7%
% of Patients satisfied with the time they had to wait for an appointment	0	0	N/A	88.0%	89.8%	88.8%

* This is based on patients treated on this contract for their most recent course of treatment. Figures in italics indicate the base number of FP17s or Patient Questionnaire responses are less than 100. N/A is shown where the base number of responses is less than 10 during the period. % is calculated as Quantity/Base number*100

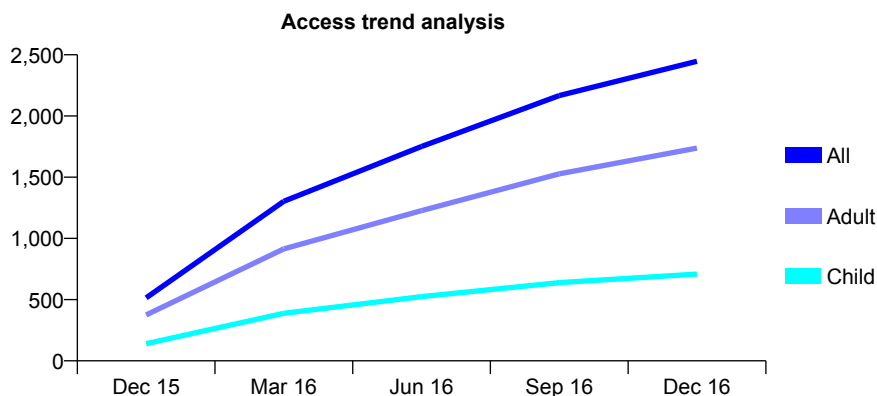
Q46 - Vital Signs At a Glance Contract Report for 718483/0001 - December 2016

Name or company name	MRS R MEHRA
Contract type name	GDS Contract
Purpose of contract	General
Contract start date	01/11/2015
Contract end date	

16/17 Contracted general activity (UDA)	9,767
Carry forward general activity (UDA)	-347
16/17 Contracted orthodontic activity (UOA)	0
Carry forward orthodontic activity (UOA)	0
Baseline contract value	£271,347.76

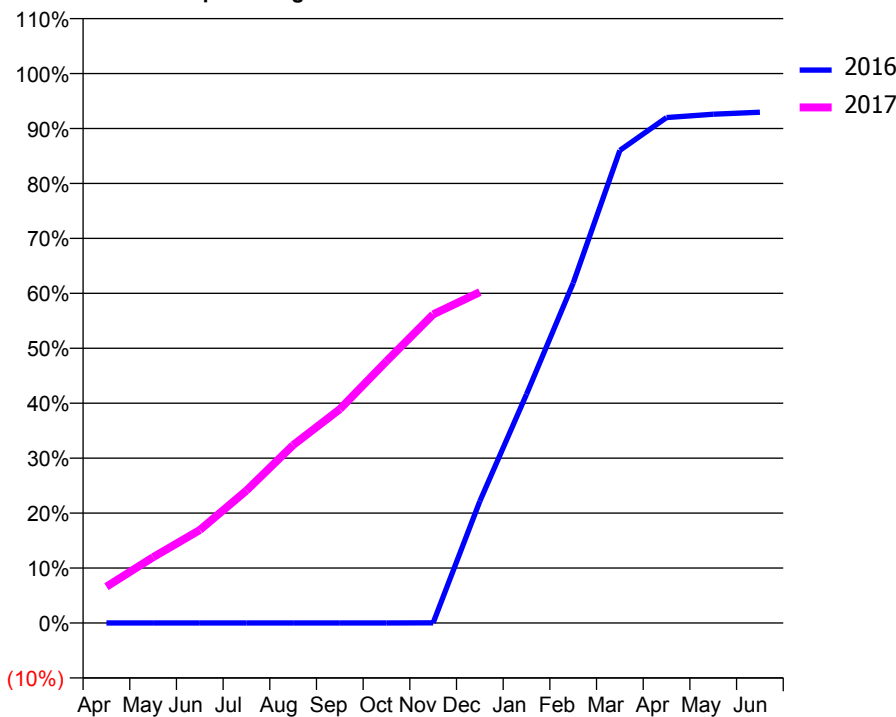
ACCESS*

Patients seen in 24 months	Total	Change since previous quarter
Quarter ending December 2015	515	
Quarter ending March 2016	1,303	↑
Quarter ending June 2016	1,751	↑
Quarter ending September 2016	2,167	↑
Quarter ending December 2016	2,447	↑
Variance since December 2015	375.1%	↑



ACTIVITY

Cumulative percentage of contracted UDA delivered 2016 & 2017



Adjusted Scheduled Activity (UDA)

Month	2016	2017
April	0	646
May	0	1,169
June	0	1,653
July	0	2,355
August	0	3,164
September	0	3,801
October	0	4,654
November	1	5,487
December	896	5,881
January	1,682	
February	2,500	
March	3,476	
April	3,717	
May	3,742	
June	3,756	

QUALITY

	Quantity	Base Number	Contract	AT	Region	England
% of FP17s for the same patient ID Re-attending within 3 months - Children	118	723	16.3%	13.0%	13.4%	12.4%
% of FP17s for the same patient ID Re-attending within 3 months - Adults	528	2,101	25.1%	17.6%	17.3%	16.6%
% of FP17s for the same patient ID Re-attending between 3 & 9 months - Children	199	723	27.5%	56.4%	58.9%	57.5%
% of FP17s for the same patient ID Re-attending between 3 & 9 months - Adults	565	2,101	26.9%	50.3%	52.5%	50.4%
% of FP17s for Band 1 Urgent Courses	651	2,693	24.2%	10.5%	9.3%	9.1%
% of FP17s Relating to Free Repair or Replacements	54	2,693	2.0%	0.9%	1.0%	0.8%
% of FP17s Relating to Continuations	55	2,693	2.0%	1.3%	1.5%	1.3%
% of Patients satisfied with the dentistry they have received	4	4	N/A	91.8%	93.1%	92.7%
% of Patients satisfied with the time they had to wait for an appointment	4	4	N/A	88.0%	89.8%	88.8%

* This is based on patients treated on this contract for their most recent course of treatment. Figures in italics indicate the base number of FP17s or Patient Questionnaire responses are less than 100. N/A is shown where the base number of responses is less than 10 during the period. % is calculated as Quantity/Base number*100

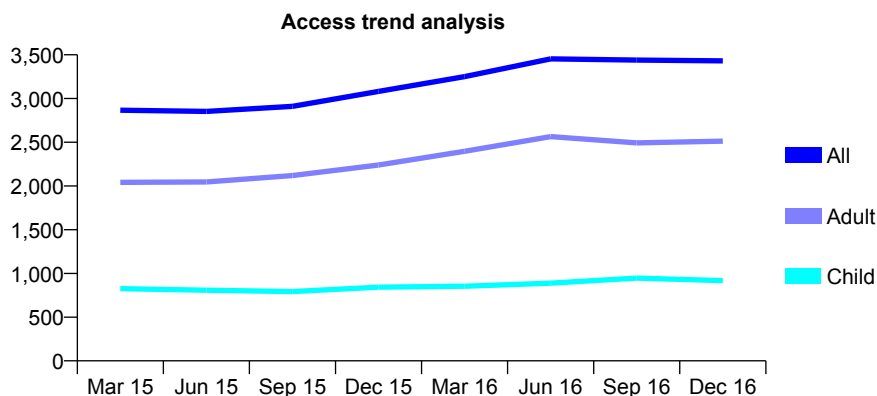
Q46 - Vital Signs At a Glance Contract Report for 729930/0001 - December 2016

Name or company name	MR RW BROWN
Contract type name	GDS Contract
Purpose of contract	General
Contract start date	01/04/2006
Contract end date	

16/17 Contracted general activity (UDA)	11,431
Carry forward general activity (UDA)	-229
16/17 Contracted orthodontic activity (UOA)	0
Carry forward orthodontic activity (UOA)	0
Baseline contract value	£440,719.69

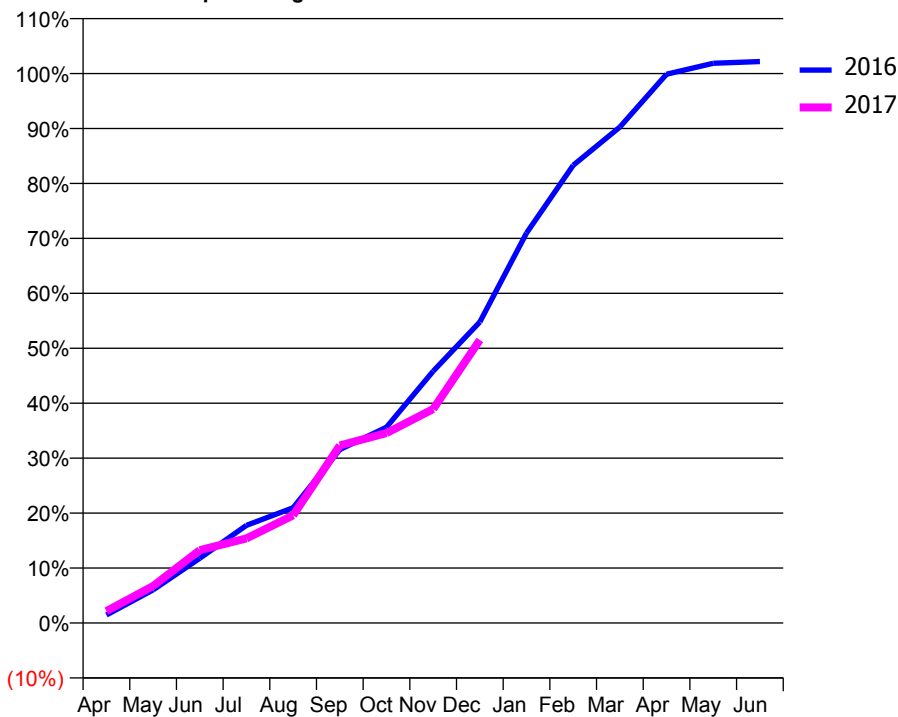
ACCESS*

Patients seen in 24 months	Total	Change since previous quarter
Quarter ending December 2015	3,082	
Quarter ending March 2016	3,250	↑
Quarter ending June 2016	3,453	↑
Quarter ending September 2016	3,440	→
Quarter ending December 2016	3,430	→
Variance since December 2015	11.3%	↑



ACTIVITY

Cumulative percentage of contracted UDA delivered 2016 & 2017



Month	Adjusted Scheduled Activity (UDA)	
	2016	2017
April	167	247
May	688	769
June	1,346	1,515
July	2,032	1,761
August	2,397	2,240
September	3,608	3,695
October	4,073	3,953
November	5,239	4,450
December	6,262	5,886
January	8,113	
February	9,522	
March	10,317	
April	11,416	
May	11,643	
June	11,680	

QUALITY

	Quantity	Base Number	Contract	AT	Region	England
% of FP17s for the same patient ID Re-attending within 3 months - Children	9	491	1.8%	13.0%	13.4%	12.4%
% of FP17s for the same patient ID Re-attending within 3 months - Adults	35	1,197	2.9%	17.6%	17.3%	16.6%
% of FP17s for the same patient ID Re-attending between 3 & 9 months - Children	83	491	16.9%	56.4%	58.9%	57.5%
% of FP17s for the same patient ID Re-attending between 3 & 9 months - Adults	170	1,197	14.2%	50.3%	52.5%	50.4%
% of FP17s for Band 1 Urgent Courses	107	1,401	7.6%	10.5%	9.3%	9.1%
% of FP17s Relating to Free Repair or Replacements	5	1,401	0.4%	0.9%	1.0%	0.8%
% of FP17s Relating to Continuations	1	1,401	0.1%	1.3%	1.5%	1.3%
% of Patients satisfied with the dentistry they have received	2	2	N/A	91.8%	93.1%	92.7%
% of Patients satisfied with the time they had to wait for an appointment	2	2	N/A	88.0%	89.8%	88.8%

* This is based on patients treated on this contract for their most recent course of treatment. Figures in italics indicate the base number of FP17s or Patient Questionnaire responses are less than 100. N/A is shown where the base number of responses is less than 10 during the period. % is calculated as Quantity/Base number*100

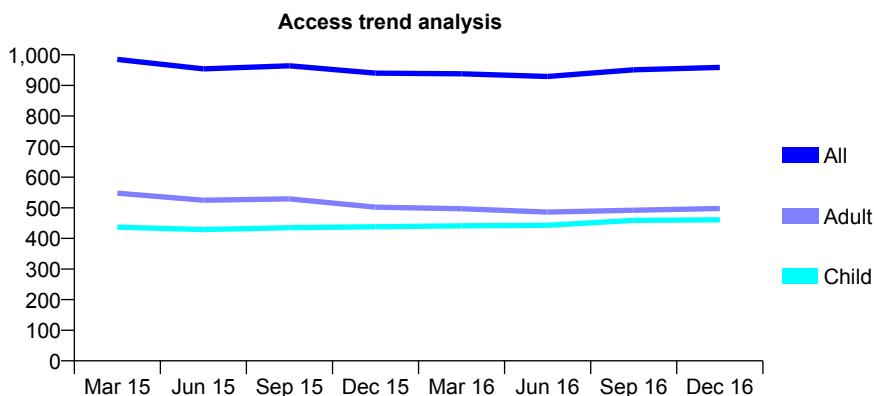
Q46 - Vital Signs At a Glance Contract Report for 731005/0001 - December 2016

Name or company name	MR JA COOPER
Contract type name	GDS Contract
Purpose of contract	General
Contract start date	01/04/2006
Contract end date	

16/17 Contracted general activity (UDA)	3,737
Carry forward general activity (UDA)	-75
16/17 Contracted orthodontic activity (UOA)	0
Carry forward orthodontic activity (UOA)	0
Baseline contract value	£116,052.86

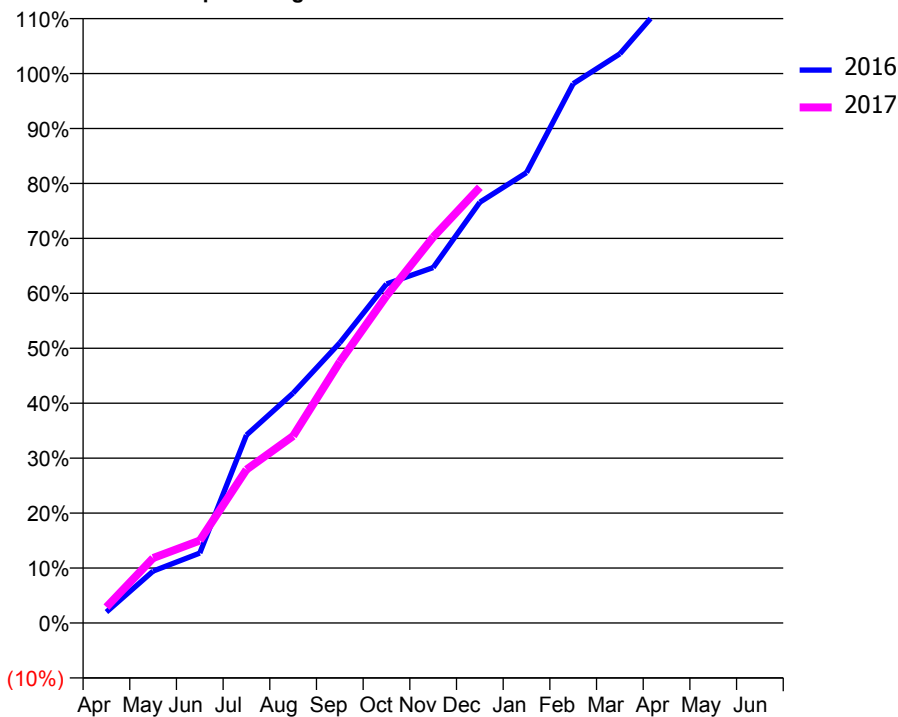
ACCESS*

Patients seen in 24 months	Total	Change since previous quarter
Quarter ending December 2015	940	
Quarter ending March 2016	938	→
Quarter ending June 2016	929	→
Quarter ending September 2016	951	↑
Quarter ending December 2016	959	→
Variance since December 2015	2.0%	↑



ACTIVITY

Cumulative percentage of contracted UDA delivered 2016 & 2017



Month	Adjusted Scheduled Activity (UDA)	
	2016	2017
April	75	109
May	353	442
June	475	561
July	1,279	1,043
August	1,564	1,272
September	1,906	1,776
October	2,305	2,225
November	2,417	2,624
December	2,862	2,963
January	3,063	
February	3,668	
March	3,871	
April	4,236	
May	4,298	
June	4,301	

QUALITY

	Quantity	Base Number	Contract	AT	Region	England
% of FP17s for the same patient ID Re-attending within 3 months - Children	84	552	15.2%	13.0%	13.4%	12.4%
% of FP17s for the same patient ID Re-attending within 3 months - Adults	157	568	27.6%	17.6%	17.3%	16.6%
% of FP17s for the same patient ID Re-attending between 3 & 9 months - Children	279	552	50.5%	56.4%	58.9%	57.5%
% of FP17s for the same patient ID Re-attending between 3 & 9 months - Adults	189	568	33.3%	50.3%	52.5%	50.4%
% of FP17s for Band 1 Urgent Courses	164	987	16.6%	10.5%	9.3%	9.1%
% of FP17s Relating to Free Repair or Replacements	0	987	0.0%	0.9%	1.0%	0.8%
% of FP17s Relating to Continuations	0	987	0.0%	1.3%	1.5%	1.3%
% of Patients satisfied with the dentistry they have received	0	0	N/A	91.8%	93.1%	92.7%
% of Patients satisfied with the time they had to wait for an appointment	0	0	N/A	88.0%	89.8%	88.8%

* This is based on patients treated on this contract for their most recent course of treatment. Figures in italics indicate the base number of FP17s or Patient Questionnaire responses are less than 100. N/A is shown where the base number of responses is less than 10 during the period. % is calculated as Quantity/Base number*100

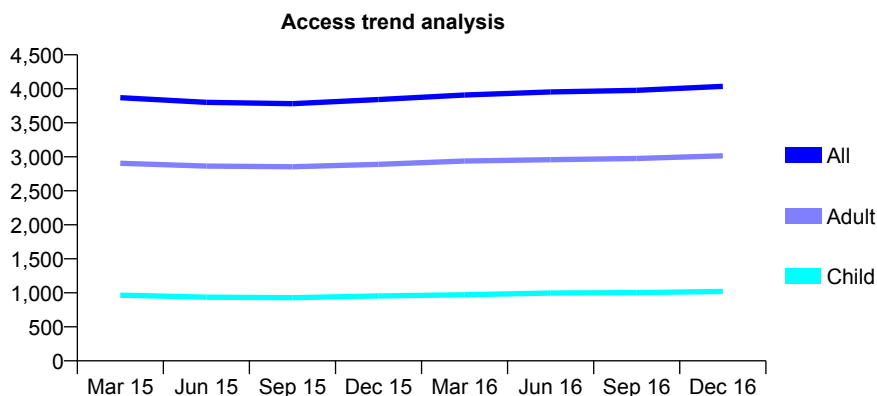
Q46 - Vital Signs At a Glance Contract Report for 732192/0003 - December 2016

Name or company name	Red Rose Dental Group
Contract type name	GDS Contract
Purpose of contract	General
Contract start date	01/04/2006
Contract end date	

16/17 Contracted general activity (UDA)	11,959
Carry forward general activity (UDA)	-49
16/17 Contracted orthodontic activity (UOA)	0
Carry forward orthodontic activity (UOA)	0
Baseline contract value	£353,958.48

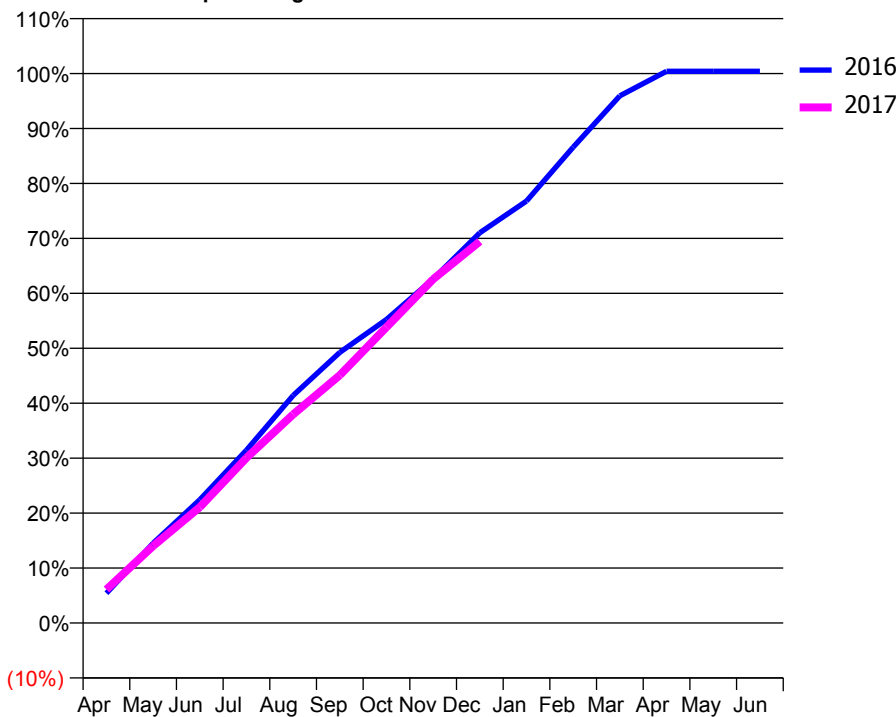
ACCESS*

Patients seen in 24 months	Total	Change since previous quarter
Quarter ending December 2015	3,843	
Quarter ending March 2016	3,909	→
Quarter ending June 2016	3,954	→
Quarter ending September 2016	3,977	→
Quarter ending December 2016	4,036	→
Variance since December 2015	5.0%	↑



ACTIVITY

Cumulative percentage of contracted UDA delivered 2016 & 2017



Month	Adjusted Scheduled Activity (UDA)	
	2016	2017
April	649	731
May	1,737	1,677
June	2,684	2,520
July	3,763	3,593
August	4,954	4,541
September	5,890	5,393
October	6,608	6,438
November	7,488	7,484
December	8,492	8,303
January	9,184	
February	10,357	
March	11,474	
April	12,006	
May	12,008	
June	12,008	

QUALITY

	Quantity	Base Number	Contract	AT	Region	England
% of FP17s for the same patient ID Re-attending within 3 months - Children	113	1,172	9.6%	13.0%	13.4%	12.4%
% of FP17s for the same patient ID Re-attending within 3 months - Adults	530	3,382	15.7%	17.6%	17.3%	16.6%
% of FP17s for the same patient ID Re-attending between 3 & 9 months - Children	679	1,172	57.9%	56.4%	58.9%	57.5%
% of FP17s for the same patient ID Re-attending between 3 & 9 months - Adults	1,692	3,382	50.0%	50.3%	52.5%	50.4%
% of FP17s for Band 1 Urgent Courses	352	4,311	8.2%	10.5%	9.3%	9.1%
% of FP17s Relating to Free Repair or Replacements	55	4,311	1.3%	0.9%	1.0%	0.8%
% of FP17s Relating to Continuations	104	4,311	2.4%	1.3%	1.5%	1.3%
% of Patients satisfied with the dentistry they have received	3	3	N/A	91.8%	93.1%	92.7%
% of Patients satisfied with the time they had to wait for an appointment	3	3	N/A	88.0%	89.8%	88.8%

* This is based on patients treated on this contract for their most recent course of treatment. Figures in italics indicate the base number of FP17s or Patient Questionnaire responses are less than 100. N/A is shown where the base number of responses is less than 10 during the period. % is calculated as Quantity/Base number*100

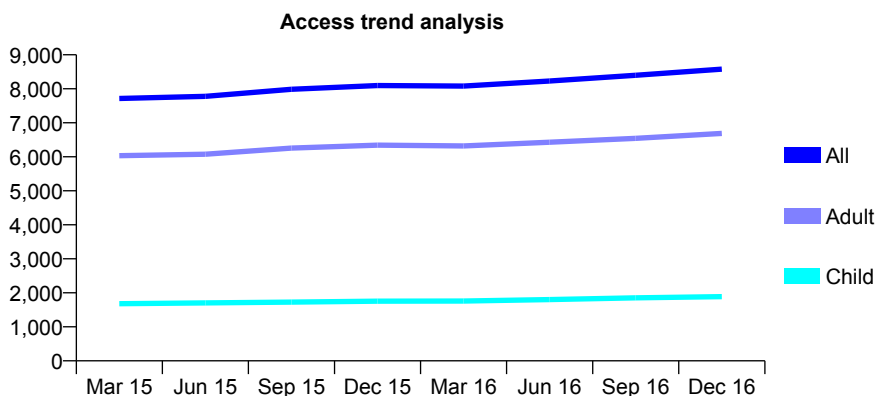
Q46 - Vital Signs At a Glance Contract Report for 732192/0004 - December 2016

Name or company name	Red Rose Dental Group
Contract type name	GDS Contract
Purpose of contract	General
Contract start date	01/10/2007
Contract end date	

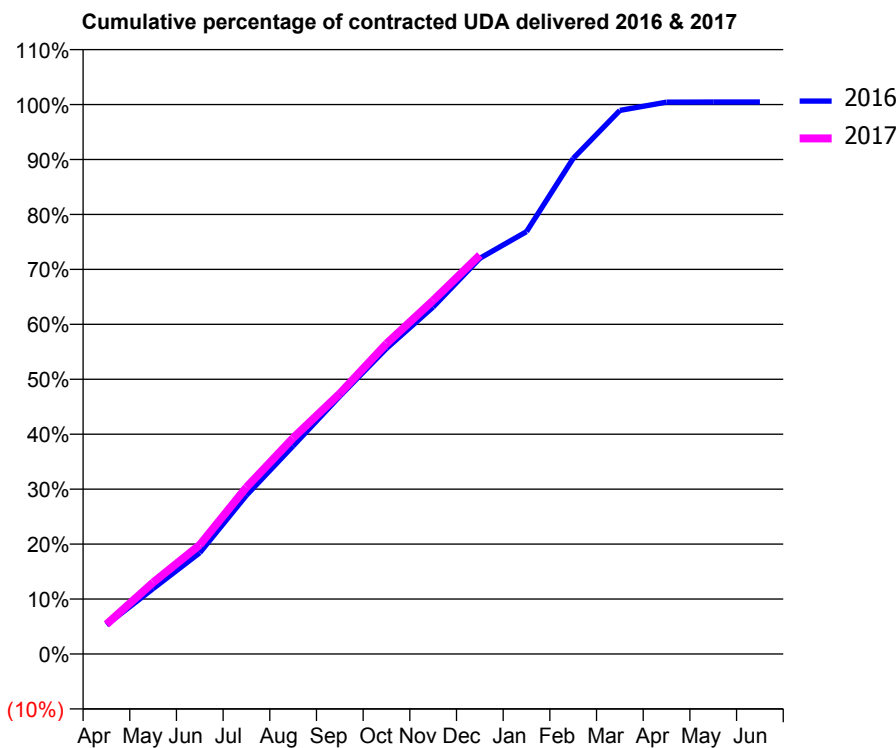
16/17 Contracted general activity (UDA)	21,384
Carry forward general activity (UDA)	-95
16/17 Contracted orthodontic activity (UOA)	0
Carry forward orthodontic activity (UOA)	0
Baseline contract value	£632,916.10

ACCESS*

Patients seen in 24 months	Total	Change since previous quarter
Quarter ending December 2015	8,097	
Quarter ending March 2016	8,079	→
Quarter ending June 2016	8,229	→
Quarter ending September 2016	8,399	↑
Quarter ending December 2016	8,577	↑
Variance since December 2015	5.9%	↑



ACTIVITY



Month	Adjusted Scheduled Activity (UDA)	
	2016	2017
April	1,136	1,153
May	2,546	2,786
June	3,941	4,248
July	6,179	6,488
August	8,100	8,410
September	10,033	10,135
October	11,891	12,078
November	13,506	13,762
December	15,401	15,524
January	16,435	
February	19,287	
March	21,155	
April	21,475	
May	21,479	
June	21,479	

QUALITY

	Quantity	Base Number	Contract	AT	Region	England
% of FP17s for the same patient ID Re-attending within 3 months - Children	151	1,839	8.2%	13.0%	13.4%	12.4%
% of FP17s for the same patient ID Re-attending within 3 months - Adults	899	6,228	14.4%	17.6%	17.3%	16.6%
% of FP17s for the same patient ID Re-attending between 3 & 9 months - Children	927	1,839	50.4%	56.4%	58.9%	57.5%
% of FP17s for the same patient ID Re-attending between 3 & 9 months - Adults	3,166	6,228	50.8%	50.3%	52.5%	50.4%
% of FP17s for Band 1 Urgent Courses	665	7,893	8.4%	10.5%	9.3%	9.1%
% of FP17s Relating to Free Repair or Replacements	70	7,893	0.9%	0.9%	1.0%	0.8%
% of FP17s Relating to Continuations	195	7,893	2.5%	1.3%	1.5%	1.3%
% of Patients satisfied with the dentistry they have received	5	6	N/A	91.8%	93.1%	92.7%
% of Patients satisfied with the time they had to wait for an appointment	5	6	N/A	88.0%	89.8%	88.8%

* This is based on patients treated on this contract for their most recent course of treatment. Figures in italics indicate the base number of FP17s or Patient Questionnaire responses are less than 100. N/A is shown where the base number of responses is less than 10 during the period. % is calculated as Quantity/Base number*100

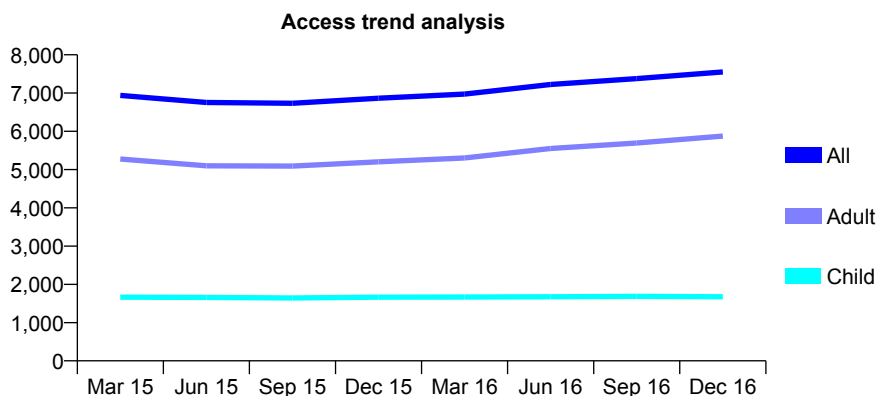
Q46 - Vital Signs At a Glance Contract Report for 732494/0001 - December 2016

Name or company name	MR DN GILL
Contract type name	GDS Contract
Purpose of contract	General
Contract start date	01/04/2006
Contract end date	

16/17 Contracted general activity (UDA)	21,547
Carry forward general activity (UDA)	-141
16/17 Contracted orthodontic activity (UOA)	0
Carry forward orthodontic activity (UOA)	0
Baseline contract value	£537,952.75

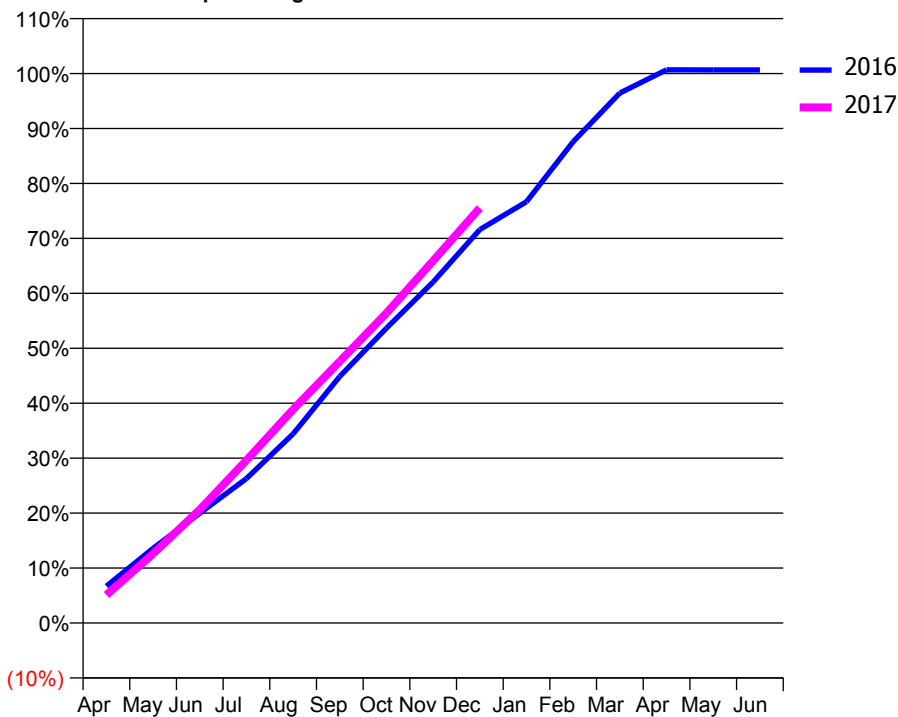
ACCESS*

Patients seen in 24 months	Total	Change since previous quarter
Quarter ending December 2015	6,867	
Quarter ending March 2016	6,972	→
Quarter ending June 2016	7,226	↑
Quarter ending September 2016	7,379	↑
Quarter ending December 2016	7,551	↑
Variance since December 2015	10.0%	↑



ACTIVITY

Cumulative percentage of contracted UDA delivered 2016 & 2017



Month	Adjusted Scheduled Activity (UDA)	
	2016	2017
April	1,443	1,103
May	2,933	2,715
June	4,307	4,445
July	5,664	6,384
August	7,419	8,372
September	9,669	10,260
October	11,562	12,156
November	13,372	14,203
December	15,426	16,275
January	16,520	
February	18,875	
March	20,784	
April	21,692	
May	21,688	
June	21,688	

QUALITY

	Quantity	Base Number	Contract	AT	Region	England
% of FP17s for the same patient ID Re-attending within 3 months - Children	465	2,575	18.1%	13.0%	13.4%	12.4%
% of FP17s for the same patient ID Re-attending within 3 months - Adults	656	7,040	9.3%	17.6%	17.3%	16.6%
% of FP17s for the same patient ID Re-attending between 3 & 9 months - Children	1,724	2,575	67.0%	56.4%	58.9%	57.5%
% of FP17s for the same patient ID Re-attending between 3 & 9 months - Adults	4,397	7,040	62.5%	50.3%	52.5%	50.4%
% of FP17s for Band 1 Urgent Courses	334	9,114	3.7%	10.5%	9.3%	9.1%
% of FP17s Relating to Free Repair or Replacements	77	9,114	0.8%	0.9%	1.0%	0.8%
% of FP17s Relating to Continuations	26	9,114	0.3%	1.3%	1.5%	1.3%
% of Patients satisfied with the dentistry they have received	16	16	100.0%	91.8%	93.1%	92.7%
% of Patients satisfied with the time they had to wait for an appointment	15	16	93.8%	88.0%	89.8%	88.8%

* This is based on patients treated on this contract for their most recent course of treatment. Figures in italics indicate the base number of FP17s or Patient Questionnaire responses are less than 100. N/A is shown where the base number of responses is less than 10 during the period. % is calculated as Quantity/Base number*100

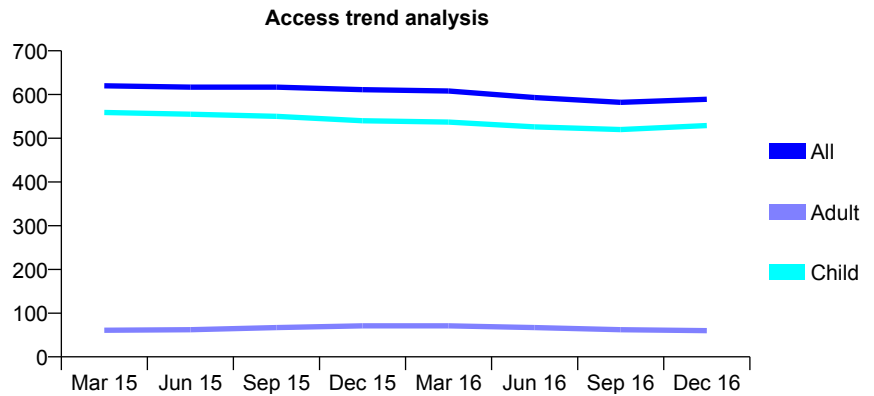
Q46 - Vital Signs At a Glance Contract Report for 732710/0001 - December 2016

Name or company name	MRS DE SLOANE
Contract type name	GDS Contract
Purpose of contract	General
Contract start date	01/04/2006
Contract end date	

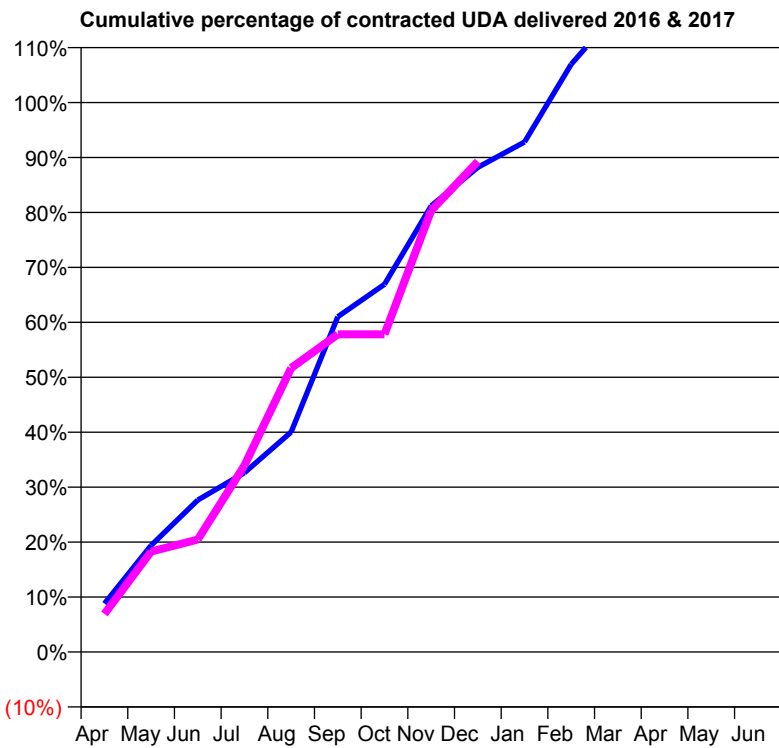
16/17 Contracted general activity (UDA)	923
Carry forward general activity (UDA)	-18
16/17 Contracted orthodontic activity (UOA)	0
Carry forward orthodontic activity (UOA)	0
Baseline contract value	£22,826.45

ACCESS*

Patients seen in 24 months	Total	Change since previous quarter
Quarter ending December 2015	611	
Quarter ending March 2016	608	→
Quarter ending June 2016	593	↓
Quarter ending September 2016	582	↓
Quarter ending December 2016	589	→
Variance since December 2015	(3.6%)	↓



ACTIVITY



Month	Adjusted Scheduled Activity (UDA)	
	2016	2017
April	81	64
May	179	169
June	255	189
July	301	313
August	369	477
September	563	534
October	618	534
November	749	742
December	814	824
January	857	
February	987	
March	1,077	
April	1,136	
May	1,136	
June	1,136	

QUALITY

	Quantity	Base Number	Contract	AT	Region	England
% of FP17s for the same patient ID Re-attending within 3 months - Children	55	678	8.1%	13.0%	13.4%	12.4%
% of FP17s for the same patient ID Re-attending within 3 months - Adults	1	22	4.5%	17.6%	17.3%	16.6%
% of FP17s for the same patient ID Re-attending between 3 & 9 months - Children	484	678	71.4%	56.4%	58.9%	57.5%
% of FP17s for the same patient ID Re-attending between 3 & 9 months - Adults	11	22	50.0%	50.3%	52.5%	50.4%
% of FP17s for Band 1 Urgent Courses	35	649	5.4%	10.5%	9.3%	9.1%
% of FP17s Relating to Free Repair or Replacements	0	649	0.0%	0.9%	1.0%	0.8%
% of FP17s Relating to Continuations	0	649	0.0%	1.3%	1.5%	1.3%
% of Patients satisfied with the dentistry they have received	0	0	N/A	91.8%	93.1%	92.7%
% of Patients satisfied with the time they had to wait for an appointment	0	0	N/A	88.0%	89.8%	88.8%

* This is based on patients treated on this contract for their most recent course of treatment. Figures in italics indicate the base number of FP17s or Patient Questionnaire responses are less than 100. N/A is shown where the base number of responses is less than 10 during the period. % is calculated as Quantity/Base number*100

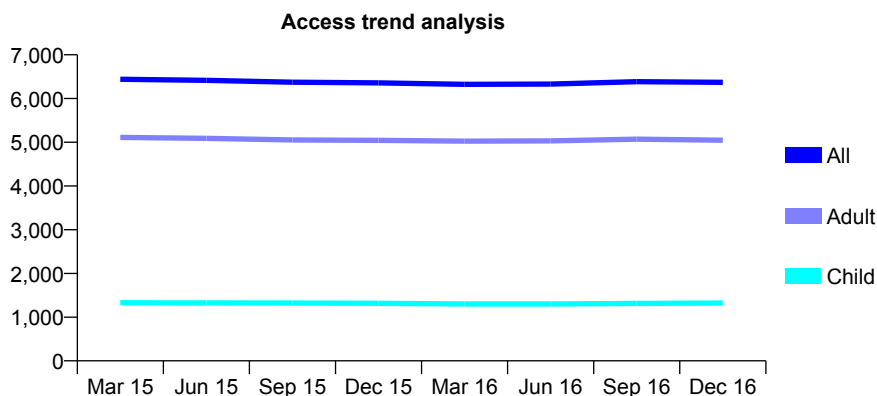
Q46 - Vital Signs At a Glance Contract Report for 738395/0001 - December 2016

Name or company name	MR DM HARPER
Contract type name	GDS Contract
Purpose of contract	General and Orthodontic
Contract start date	01/04/2006
Contract end date	

16/17 Contracted general activity (UDA)	18,039
Carry forward general activity (UDA)	-358
16/17 Contracted orthodontic activity (UOA)	0
Carry forward orthodontic activity (UOA)	0
Baseline contract value	£564,316.42

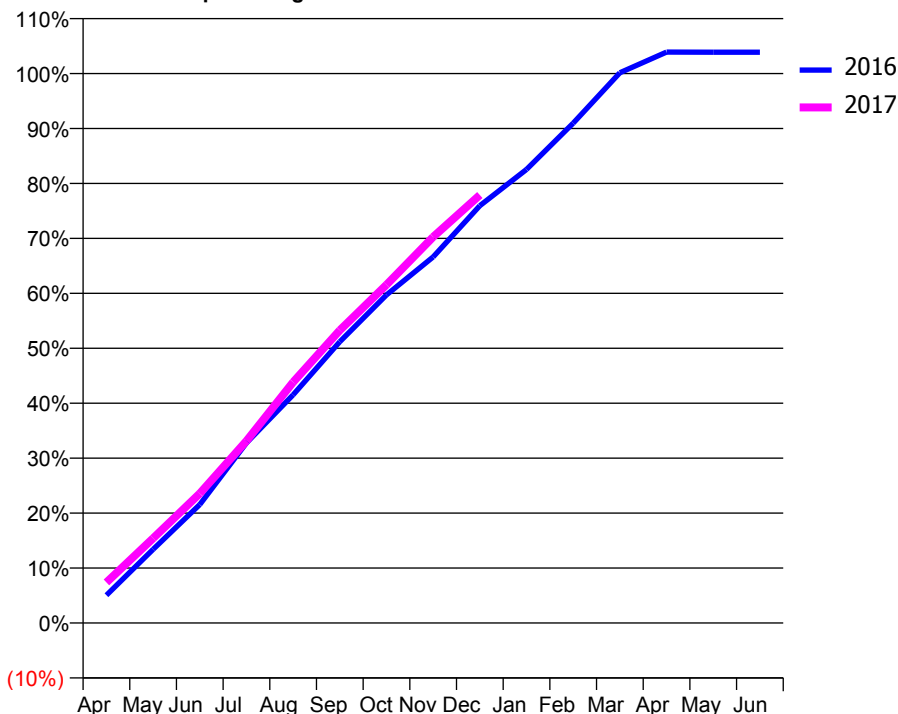
ACCESS*

Patients seen in 24 months	Total	Change since previous quarter
Quarter ending December 2015	6,357	
Quarter ending March 2016	6,325	→
Quarter ending June 2016	6,331	→
Quarter ending September 2016	6,385	→
Quarter ending December 2016	6,369	→
Variance since December 2015	0.2%	→



ACTIVITY

Cumulative percentage of contracted UDA delivered 2016 & 2017



Month	Adjusted Scheduled Activity (UDA)	
	2016	2017
April	911	1,333
May	2,413	2,780
June	3,883	4,255
July	5,900	5,979
August	7,476	7,908
September	9,215	9,609
October	10,749	11,102
November	11,997	12,676
December	13,671	14,050
January	14,859	
February	16,379	
March	18,028	
April	18,704	
May	18,703	
June	18,702	

QUALITY

	Quantity	Base Number	Contract	AT	Region	England
% of FP17s for the same patient ID Re-attending within 3 months - Children	120	1,608	7.5%	13.0%	13.4%	12.4%
% of FP17s for the same patient ID Re-attending within 3 months - Adults	931	5,818	16.0%	17.6%	17.3%	16.6%
% of FP17s for the same patient ID Re-attending between 3 & 9 months - Children	997	1,608	62.0%	56.4%	58.9%	57.5%
% of FP17s for the same patient ID Re-attending between 3 & 9 months - Adults	3,398	5,818	58.4%	50.3%	52.5%	50.4%
% of FP17s for Band 1 Urgent Courses	751	7,137	10.5%	10.5%	9.3%	9.1%
% of FP17s Relating to Free Repair or Replacements	72	7,137	1.0%	0.9%	1.0%	0.8%
% of FP17s Relating to Continuations	68	7,137	1.0%	1.3%	1.5%	1.3%
% of Patients satisfied with the dentistry they have received	3	3	N/A	91.8%	93.1%	92.7%
% of Patients satisfied with the time they had to wait for an appointment	2	3	N/A	88.0%	89.8%	88.8%

* This is based on patients treated on this contract for their most recent course of treatment. Figures in italics indicate the base number of FP17s or Patient Questionnaire responses are less than 100. N/A is shown where the base number of responses is less than 10 during the period. % is calculated as Quantity/Base number*100

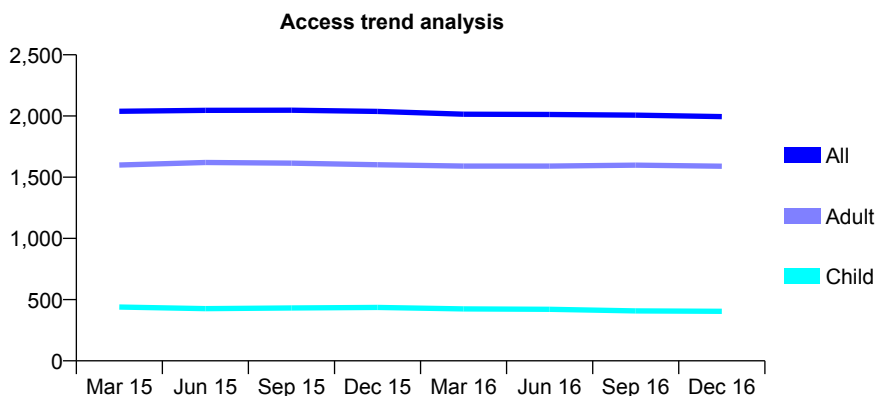
Q46 - Vital Signs At a Glance Contract Report for 738689/0001 - December 2016

Name or company name	MR ID HASKINS
Contract type name	GDS Contract
Purpose of contract	General
Contract start date	01/04/2006
Contract end date	

16/17 Contracted general activity (UDA)	5,000
Carry forward general activity (UDA)	-100
16/17 Contracted orthodontic activity (UOA)	0
Carry forward orthodontic activity (UOA)	0
Baseline contract value	£115,366.60

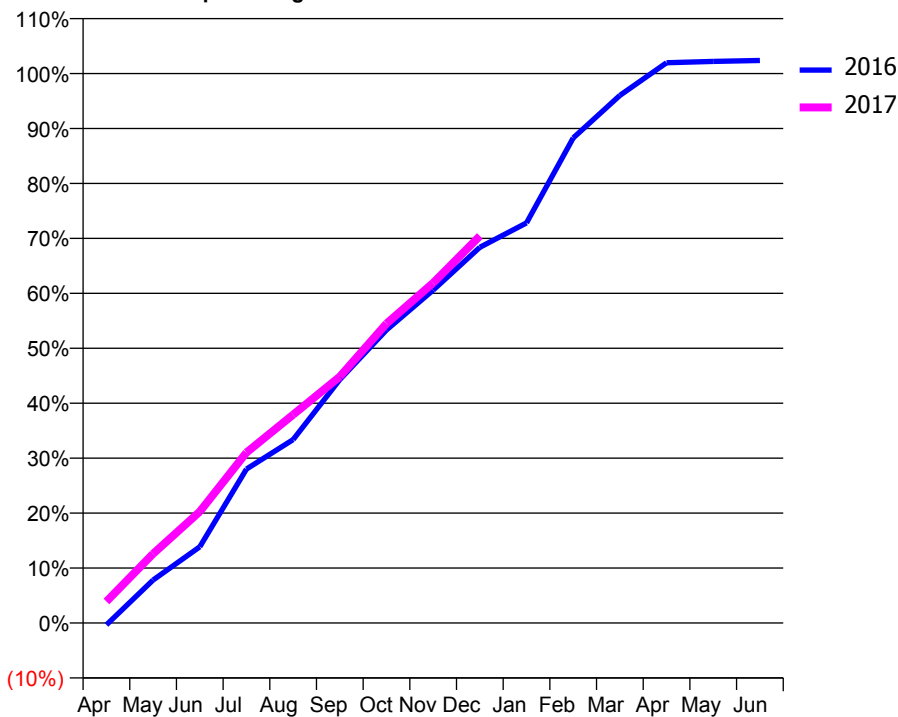
ACCESS*

Patients seen in 24 months	Total	Change since previous quarter
Quarter ending December 2015	2,038	
Quarter ending March 2016	2,015	↓
Quarter ending June 2016	2,012	→
Quarter ending September 2016	2,007	→
Quarter ending December 2016	1,995	→
Variance since December 2015	(2.1%)	↓



ACTIVITY

Cumulative percentage of contracted UDA delivered 2016 & 2017



Adjusted Scheduled Activity (UDA)

Month	2016	2017
April	-17	196
May	392	630
June	693	1,014
July	1,401	1,551
August	1,669	1,896
September	2,215	2,241
October	2,666	2,725
November	3,029	3,094
December	3,419	3,521
January	3,641	
February	4,413	
March	4,801	
April	5,098	
May	5,110	
June	5,119	

QUALITY

	Quantity	Base Number	Contract	AT	Region	England
% of FP17s for the same patient ID Re-attending within 3 months - Children	33	423	7.8%	13.0%	13.4%	12.4%
% of FP17s for the same patient ID Re-attending within 3 months - Adults	344	1,798	19.1%	17.6%	17.3%	16.6%
% of FP17s for the same patient ID Re-attending between 3 & 9 months - Children	271	423	64.1%	56.4%	58.9%	57.5%
% of FP17s for the same patient ID Re-attending between 3 & 9 months - Adults	1,034	1,798	57.5%	50.3%	52.5%	50.4%
% of FP17s for Band 1 Urgent Courses	141	2,050	6.9%	10.5%	9.3%	9.1%
% of FP17s Relating to Free Repair or Replacements	51	2,050	2.5%	0.9%	1.0%	0.8%
% of FP17s Relating to Continuations	34	2,050	1.7%	1.3%	1.5%	1.3%
% of Patients satisfied with the dentistry they have received	1	1	N/A	91.8%	93.1%	92.7%
% of Patients satisfied with the time they had to wait for an appointment	1	1	N/A	88.0%	89.8%	88.8%

* This is based on patients treated on this contract for their most recent course of treatment. Figures in italics indicate the base number of FP17s or Patient Questionnaire responses are less than 100. N/A is shown where the base number of responses is less than 10 during the period. % is calculated as Quantity/Base number*100

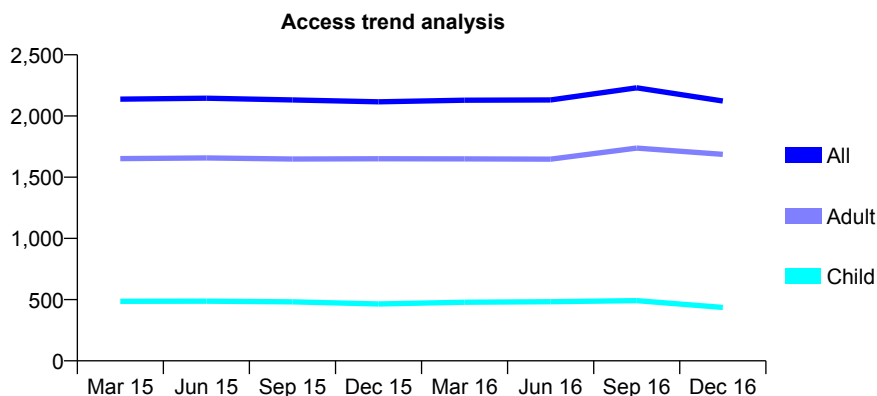
Q46 - Vital Signs At a Glance Contract Report for 739650/0001 - December 2016

Name or company name	Ms G Midha
Contract type name	GDS Contract
Purpose of contract	General
Contract start date	01/04/2006
Contract end date	

16/17 Contracted general activity (UDA)	10,137
Carry forward general activity (UDA)	0
16/17 Contracted orthodontic activity (UOA)	0
Carry forward orthodontic activity (UOA)	0
Baseline contract value	£226,400.32

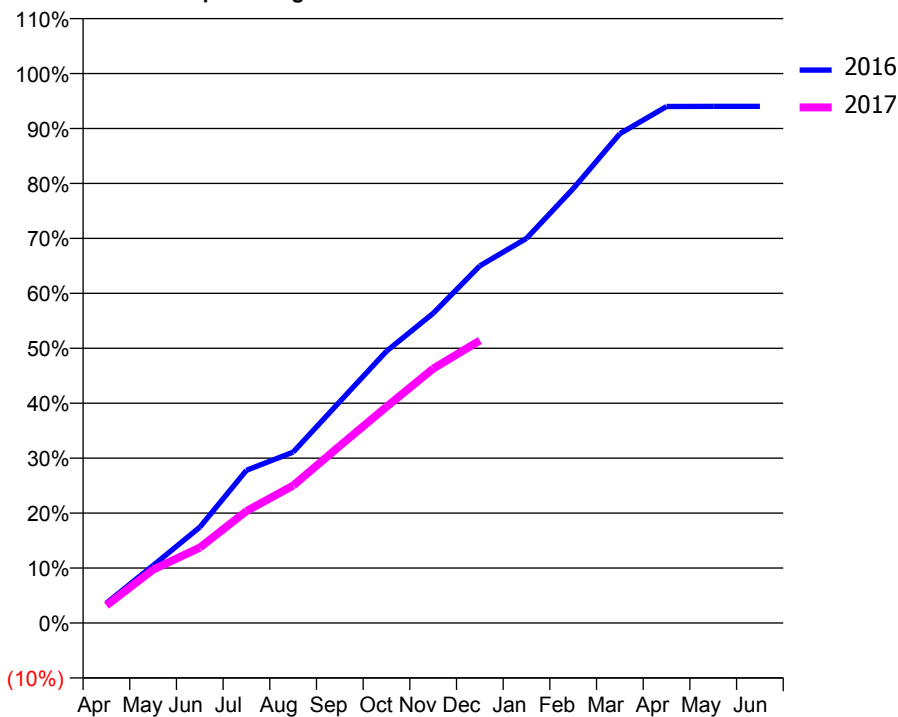
ACCESS*

Patients seen in 24 months	Total	Change since previous quarter
Quarter ending December 2015	2,116	
Quarter ending March 2016	2,129	→
Quarter ending June 2016	2,131	→
Quarter ending September 2016	2,230	↑
Quarter ending December 2016	2,123	↓
Variance since December 2015	0.3%	→



ACTIVITY

Cumulative percentage of contracted UDA delivered 2016 & 2017



Adjusted Scheduled Activity (UDA)		
Month	2016	2017
April	298	323
May	858	985
June	1,430	1,391
July	2,279	2,064
August	2,551	2,535
September	3,305	3,267
October	4,057	3,988
November	4,622	4,693
December	5,330	5,210
January	5,740	
February	6,483	
March	7,302	
April	7,708	
May	7,710	
June	7,710	

QUALITY

	Quantity	Base Number	Contract	AT	Region	England
% of FP17s for the same patient ID Re-attending within 3 months - Children	74	430	17.2%	13.0%	13.4%	12.4%
% of FP17s for the same patient ID Re-attending within 3 months - Adults	397	1,793	22.1%	17.6%	17.3%	16.6%
% of FP17s for the same patient ID Re-attending between 3 & 9 months - Children	151	430	35.1%	56.4%	58.9%	57.5%
% of FP17s for the same patient ID Re-attending between 3 & 9 months - Adults	602	1,793	33.6%	50.3%	52.5%	50.4%
% of FP17s for Band 1 Urgent Courses	487	2,094	23.3%	10.5%	9.3%	9.1%
% of FP17s Relating to Free Repair or Replacements	19	2,094	0.9%	0.9%	1.0%	0.8%
% of FP17s Relating to Continuations	23	2,094	1.1%	1.3%	1.5%	1.3%
% of Patients satisfied with the dentistry they have received	1	1	N/A	91.8%	93.1%	92.7%
% of Patients satisfied with the time they had to wait for an appointment	1	1	N/A	88.0%	89.8%	88.8%

* This is based on patients treated on this contract for their most recent course of treatment. Figures in italics indicate the base number of FP17s or Patient Questionnaire responses are less than 100. N/A is shown where the base number of responses is less than 10 during the period. % is calculated as Quantity/Base number*100

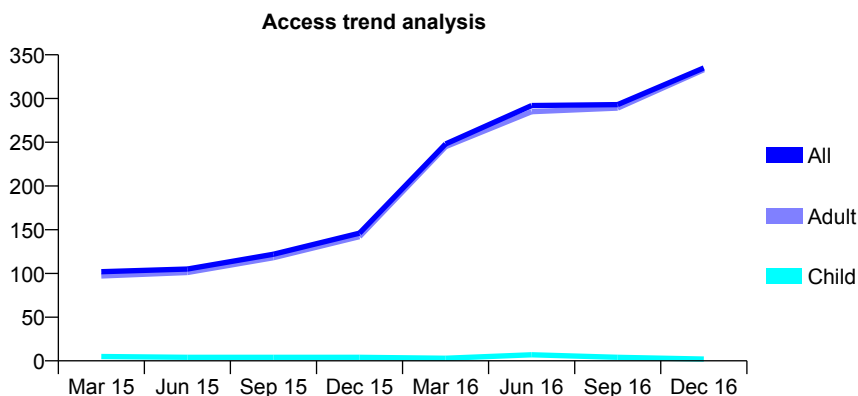
Q46 - Vital Signs At a Glance Contract Report for 741582/0001 - December 2016

Name or company name	Red Rose Dental Group
Contract type name	PDS Contract
Purpose of contract	General
Contract start date	01/09/2007
Contract end date	31/03/2017

16/17 Contracted general activity (UDA)	1,392
Carry forward general activity (UDA)	0
16/17 Contracted orthodontic activity (UOA)	0
Carry forward orthodontic activity (UOA)	0
Baseline contract value	£250,666.67

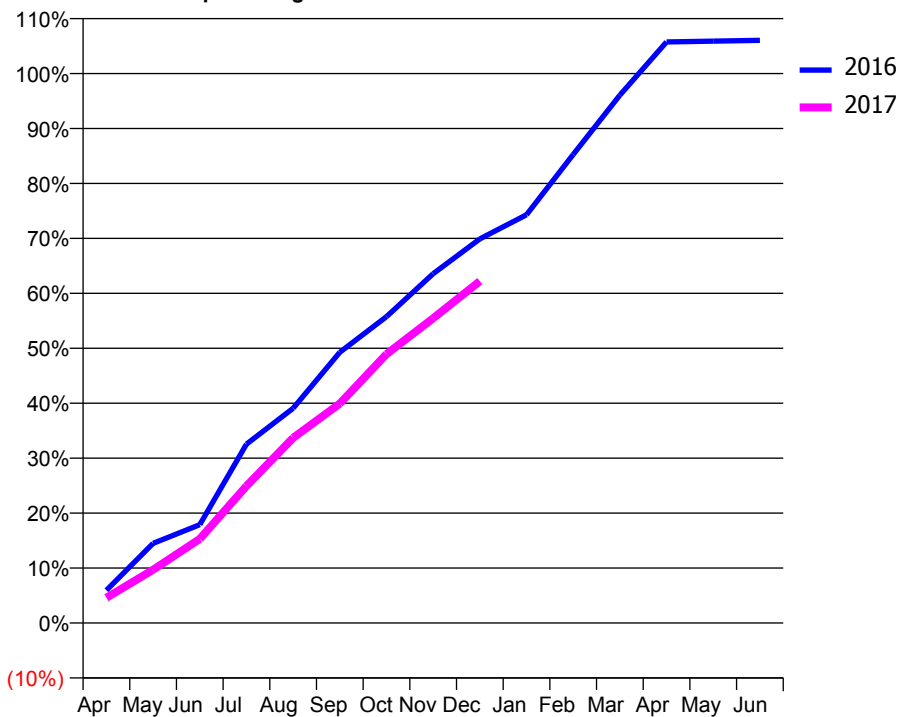
ACCESS*

Patients seen in 24 months	Total	Change since previous quarter
Quarter ending December 2015	146	
Quarter ending March 2016	248	↑
Quarter ending June 2016	292	↑
Quarter ending September 2016	293	→
Quarter ending December 2016	335	↑
Variance since December 2015	129.5%	↑



ACTIVITY

Cumulative percentage of contracted UDA delivered 2016 & 2017



Month	Adjusted Scheduled Activity (UDA)	
	2016	2017
April	83	64
May	202	135
June	249	213
July	453	347
August	544	469
September	686	556
October	776	681
November	885	772
December	973	866
January	1,034	
February	1,187	
March	1,337	
April	1,472	
May	1,474	
June	1,476	

QUALITY

	Quantity	Base Number	Contract	AT	Region	England
% of FP17s for the same patient ID Re-attending within 3 months - Children	0	5	0.0%	13.0%	13.4%	12.4%
% of FP17s for the same patient ID Re-attending within 3 months - Adults	7	372	1.9%	17.6%	17.3%	16.6%
% of FP17s for the same patient ID Re-attending between 3 & 9 months - Children	0	5	0.0%	56.4%	58.9%	57.5%
% of FP17s for the same patient ID Re-attending between 3 & 9 months - Adults	1	372	0.3%	50.3%	52.5%	50.4%
% of FP17s for Band 1 Urgent Courses	0	324	0.0%	10.5%	9.3%	9.1%
% of FP17s Relating to Free Repair or Replacements	0	324	0.0%	0.9%	1.0%	0.8%
% of FP17s Relating to Continuations	0	324	0.0%	1.3%	1.5%	1.3%
% of Patients satisfied with the dentistry they have received	0	0	N/A	91.8%	93.1%	92.7%
% of Patients satisfied with the time they had to wait for an appointment	0	0	N/A	88.0%	89.8%	88.8%

* This is based on patients treated on this contract for their most recent course of treatment. Figures in italics indicate the base number of FP17s or Patient Questionnaire responses are less than 100. N/A is shown where the base number of responses is less than 10 during the period. % is calculated as Quantity/Base number*100

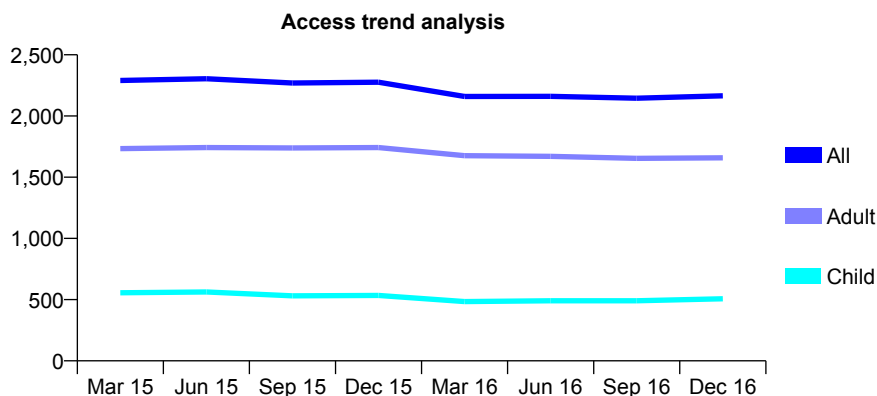
Q46 - Vital Signs At a Glance Contract Report for 742422/0001 - December 2016

Name or company name	MRS JM MASON
Contract type name	GDS Contract
Purpose of contract	General
Contract start date	01/04/2006
Contract end date	

16/17 Contracted general activity (UDA)	7,226
Carry forward general activity (UDA)	-60
16/17 Contracted orthodontic activity (UOA)	0
Carry forward orthodontic activity (UOA)	0
Baseline contract value	£172,407.19

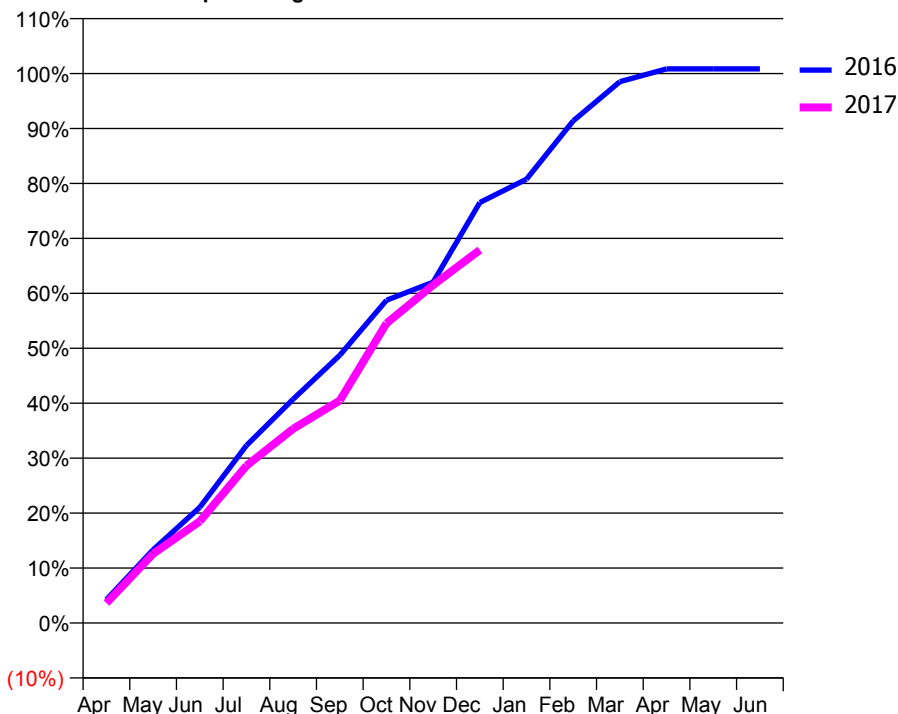
ACCESS*

Patients seen in 24 months	Total	Change since previous quarter
Quarter ending December 2015	2,276	
Quarter ending March 2016	2,160	↓
Quarter ending June 2016	2,161	→
Quarter ending September 2016	2,145	→
Quarter ending December 2016	2,165	→
Variance since December 2015	(4.9%)	↓



ACTIVITY

Cumulative percentage of contracted UDA delivered 2016 & 2017



Month	Adjusted Scheduled Activity (UDA)	
	2016	2017
April	308	262
May	964	912
June	1,522	1,336
July	2,335	2,069
August	2,943	2,553
September	3,522	2,925
October	4,245	3,940
November	4,483	4,444
December	5,529	4,906
January	5,837	
February	6,603	
March	7,118	
April	7,286	
May	7,286	
June	7,286	

QUALITY

	Quantity	Base Number	Contract	AT	Region	England
% of FP17s for the same patient ID Re-attending within 3 months - Children	41	585	7.0%	13.0%	13.4%	12.4%
% of FP17s for the same patient ID Re-attending within 3 months - Adults	214	1,851	11.6%	17.6%	17.3%	16.6%
% of FP17s for the same patient ID Re-attending between 3 & 9 months - Children	331	585	56.6%	56.4%	58.9%	57.5%
% of FP17s for the same patient ID Re-attending between 3 & 9 months - Adults	1,050	1,851	56.7%	50.3%	52.5%	50.4%
% of FP17s for Band 1 Urgent Courses	198	2,350	8.4%	10.5%	9.3%	9.1%
% of FP17s Relating to Free Repair or Replacements	81	2,350	3.4%	0.9%	1.0%	0.8%
% of FP17s Relating to Continuations	21	2,350	0.9%	1.3%	1.5%	1.3%
% of Patients satisfied with the dentistry they have received	1	1	N/A	91.8%	93.1%	92.7%
% of Patients satisfied with the time they had to wait for an appointment	1	1	N/A	88.0%	89.8%	88.8%

* This is based on patients treated on this contract for their most recent course of treatment. Figures in italics indicate the base number of FP17s or Patient Questionnaire responses are less than 100. N/A is shown where the base number of responses is less than 10 during the period. % is calculated as Quantity/Base number*100

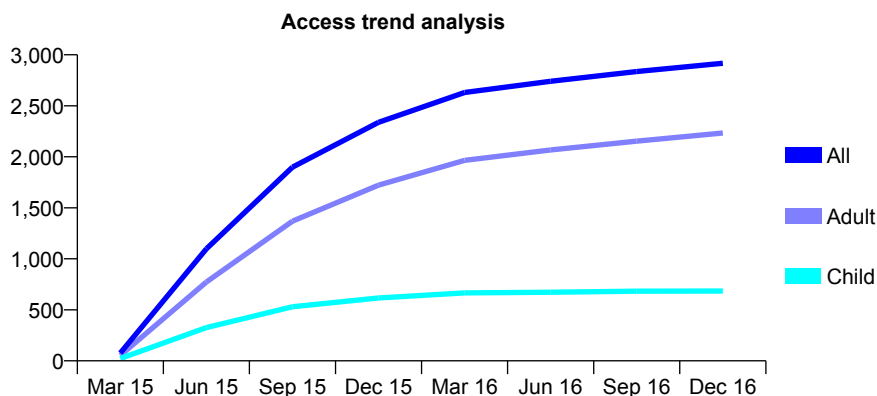
Q46 - Vital Signs At a Glance Contract Report for 746428/0001 - December 2016

Name or company name	MR EH BURKE
Contract type name	GDS Contract
Purpose of contract	General
Contract start date	01/03/2015
Contract end date	

16/17 Contracted general activity (UDA)	8,718
Carry forward general activity (UDA)	287
16/17 Contracted orthodontic activity (UOA)	0
Carry forward orthodontic activity (UOA)	0
Baseline contract value	£274,286.15

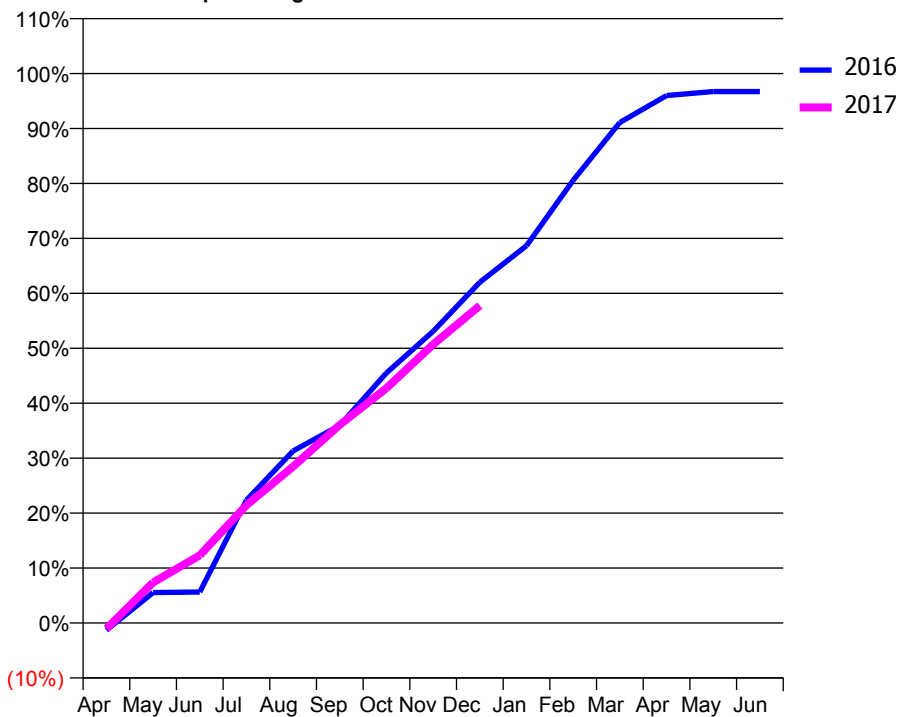
ACCESS*

Patients seen in 24 months	Total	Change since previous quarter
Quarter ending December 2015	2,338	
Quarter ending March 2016	2,631	↑
Quarter ending June 2016	2,740	↑
Quarter ending September 2016	2,836	↑
Quarter ending December 2016	2,917	↑
Variance since December 2015	24.8%	↑



ACTIVITY

Cumulative percentage of contracted UDA delivered 2016 & 2017



Month	Adjusted Scheduled Activity (UDA)	
	2016	2017
April	-116	-91
May	483	644
June	492	1,074
July	1,949	1,870
August	2,730	2,482
September	3,137	3,146
October	3,968	3,727
November	4,628	4,420
December	5,406	5,037
January	5,986	
February	7,024	
March	7,942	
April	8,368	
May	8,431	
June	8,431	

QUALITY

	Quantity	Base Number	Contract	AT	Region	England
% of FP17s for the same patient ID Re-attending within 3 months - Children	53	818	6.5%	13.0%	13.4%	12.4%
% of FP17s for the same patient ID Re-attending within 3 months - Adults	284	2,325	12.2%	17.6%	17.3%	16.6%
% of FP17s for the same patient ID Re-attending between 3 & 9 months - Children	597	818	73.0%	56.4%	58.9%	57.5%
% of FP17s for the same patient ID Re-attending between 3 & 9 months - Adults	1,470	2,325	63.2%	50.3%	52.5%	50.4%
% of FP17s for Band 1 Urgent Courses	160	2,938	5.4%	10.5%	9.3%	9.1%
% of FP17s Relating to Free Repair or Replacements	8	2,938	0.3%	0.9%	1.0%	0.8%
% of FP17s Relating to Continuations	34	2,938	1.2%	1.3%	1.5%	1.3%
% of Patients satisfied with the dentistry they have received	2	2	N/A	91.8%	93.1%	92.7%
% of Patients satisfied with the time they had to wait for an appointment	2	2	N/A	88.0%	89.8%	88.8%

* This is based on patients treated on this contract for their most recent course of treatment. Figures in italics indicate the base number of FP17s or Patient Questionnaire responses are less than 100. N/A is shown where the base number of responses is less than 10 during the period. % is calculated as Quantity/Base number*100

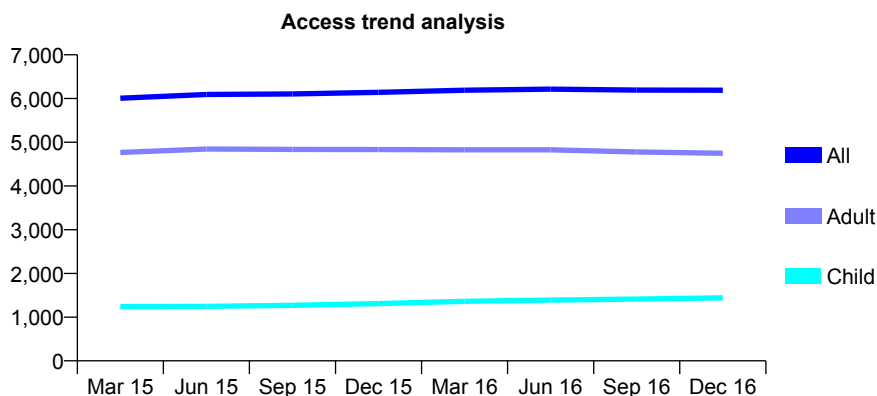
Q46 - Vital Signs At a Glance Contract Report for 749389/0001 - December 2016

Name or company name	MR PJ HUGHES
Contract type name	GDS Contract
Purpose of contract	General
Contract start date	01/02/2008
Contract end date	

16/17 Contracted general activity (UDA)	15,643
Carry forward general activity (UDA)	-105
16/17 Contracted orthodontic activity (UOA)	0
Carry forward orthodontic activity (UOA)	0
Baseline contract value	£419,431.30

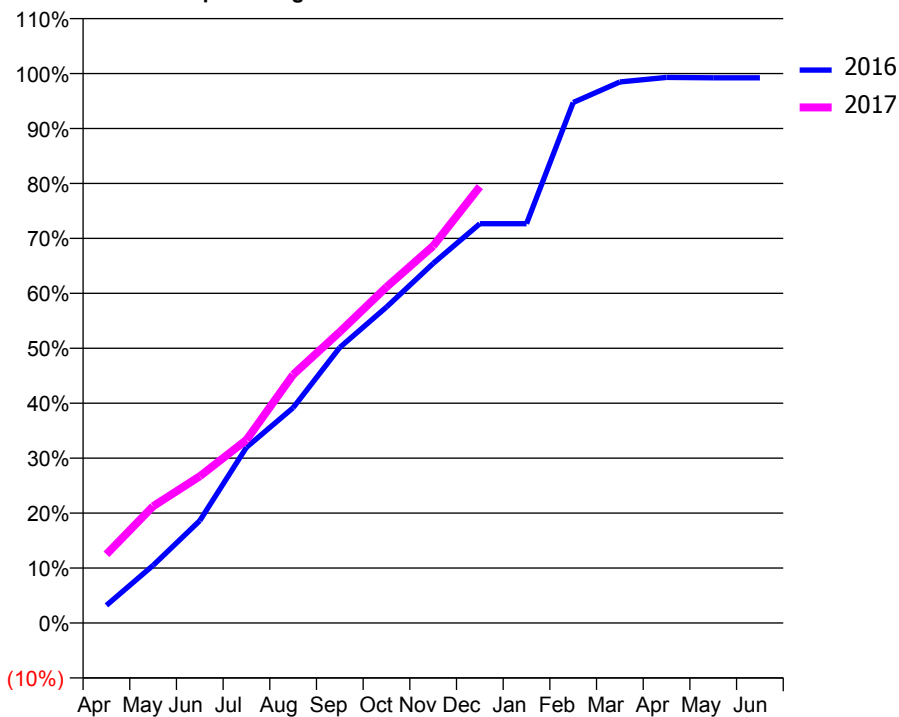
ACCESS*

Patients seen in 24 months	Total	Change since previous quarter
Quarter ending December 2015	6,142	
Quarter ending March 2016	6,190	→
Quarter ending June 2016	6,216	→
Quarter ending September 2016	6,192	→
Quarter ending December 2016	6,190	→
Variance since December 2015	0.8%	→



ACTIVITY

Cumulative percentage of contracted UDA delivered 2016 & 2017



Month	Adjusted Scheduled Activity (UDA)	
	2016	2017
April	511	1,955
May	1,671	3,325
June	2,965	4,178
July	5,092	5,216
August	6,240	7,069
September	7,985	8,290
October	9,155	9,563
November	10,418	10,733
December	11,570	12,422
January	11,570	
February	15,084	
March	15,677	
April	15,811	
May	15,800	
June	15,800	

QUALITY

	Quantity	Base Number	Contract	AT	Region	England
% of FP17s for the same patient ID Re-attending within 3 months - Children	98	1,783	5.5%	13.0%	13.4%	12.4%
% of FP17s for the same patient ID Re-attending within 3 months - Adults	812	5,588	14.5%	17.6%	17.3%	16.6%
% of FP17s for the same patient ID Re-attending between 3 & 9 months - Children	1,178	1,783	66.1%	56.4%	58.9%	57.5%
% of FP17s for the same patient ID Re-attending between 3 & 9 months - Adults	2,899	5,588	51.9%	50.3%	52.5%	50.4%
% of FP17s for Band 1 Urgent Courses	410	7,267	5.6%	10.5%	9.3%	9.1%
% of FP17s Relating to Free Repair or Replacements	175	7,267	2.4%	0.9%	1.0%	0.8%
% of FP17s Relating to Continuations	71	7,267	1.0%	1.3%	1.5%	1.3%
% of Patients satisfied with the dentistry they have received	6	6	N/A	91.8%	93.1%	92.7%
% of Patients satisfied with the time they had to wait for an appointment	6	6	N/A	88.0%	89.8%	88.8%

* This is based on patients treated on this contract for their most recent course of treatment. Figures in italics indicate the base number of FP17s or Patient Questionnaire responses are less than 100. N/A is shown where the base number of responses is less than 10 during the period. % is calculated as Quantity/Base number*100

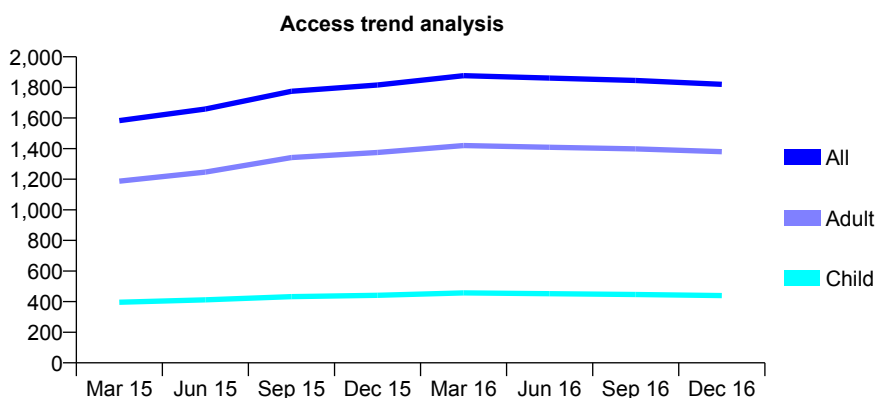
Q46 - Vital Signs At a Glance Contract Report for 749656/0004 - December 2016

Name or company name	MR R HUNTER-JAMES
Contract type name	GDS Contract
Purpose of contract	General
Contract start date	01/04/2006
Contract end date	

16/17 Contracted general activity (UDA)	5,777
Carry forward general activity (UDA)	250
16/17 Contracted orthodontic activity (UOA)	0
Carry forward orthodontic activity (UOA)	0
Baseline contract value	£154,475.31

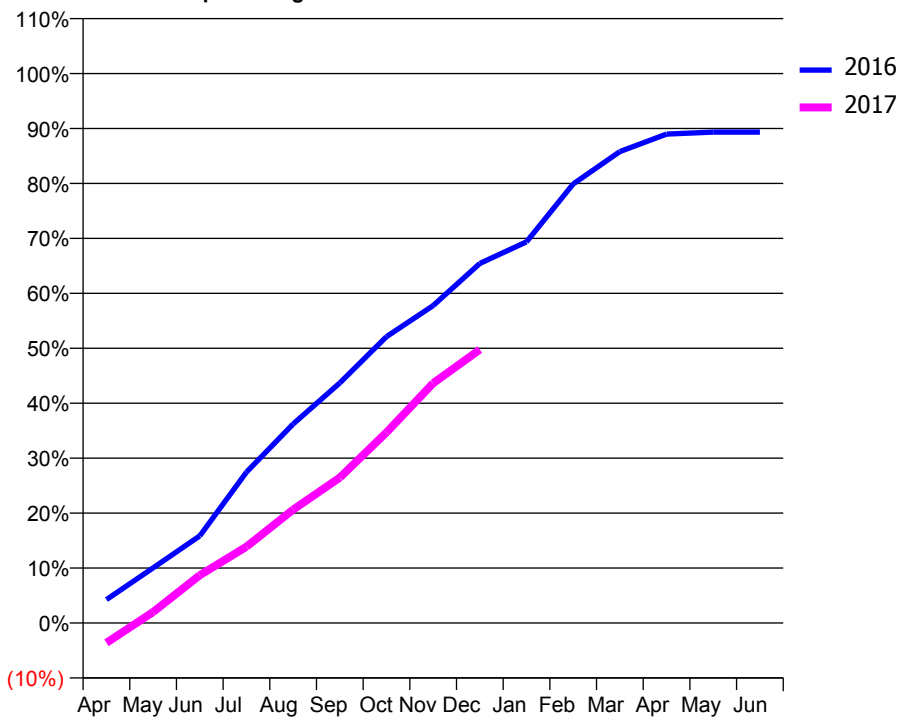
ACCESS*

Patients seen in 24 months	Total	Change since previous quarter
Quarter ending December 2015	1,816	
Quarter ending March 2016	1,877	↑
Quarter ending June 2016	1,861	→
Quarter ending September 2016	1,845	→
Quarter ending December 2016	1,820	↓
Variance since December 2015	0.2%	→



ACTIVITY

Cumulative percentage of contracted UDA delivered 2016 & 2017



Month	Adjusted Scheduled Activity (UDA)	
	2016	2017
April	246	-210
May	579	116
June	916	503
July	1,587	803
August	2,093	1,192
September	2,524	1,529
October	3,011	2,005
November	3,338	2,522
December	3,780	2,875
January	4,008	
February	4,616	
March	4,957	
April	5,140	
May	5,160	
June	5,160	

QUALITY

	Quantity	Base Number	Contract	AT	Region	England
% of FP17s for the same patient ID Re-attending within 3 months - Children	36	348	10.3%	13.0%	13.4%	12.4%
% of FP17s for the same patient ID Re-attending within 3 months - Adults	219	1,188	18.4%	17.6%	17.3%	16.6%
% of FP17s for the same patient ID Re-attending between 3 & 9 months - Children	129	348	37.1%	56.4%	58.9%	57.5%
% of FP17s for the same patient ID Re-attending between 3 & 9 months - Adults	391	1,188	32.9%	50.3%	52.5%	50.4%
% of FP17s for Band 1 Urgent Courses	284	1,460	19.5%	10.5%	9.3%	9.1%
% of FP17s Relating to Free Repair or Replacements	19	1,460	1.3%	0.9%	1.0%	0.8%
% of FP17s Relating to Continuations	2	1,460	0.1%	1.3%	1.5%	1.3%
% of Patients satisfied with the dentistry they have received	0	1	N/A	91.8%	93.1%	92.7%
% of Patients satisfied with the time they had to wait for an appointment	1	1	N/A	88.0%	89.8%	88.8%

* This is based on patients treated on this contract for their most recent course of treatment. Figures in italics indicate the base number of FP17s or Patient Questionnaire responses are less than 100. N/A is shown where the base number of responses is less than 10 during the period. % is calculated as Quantity/Base number*100

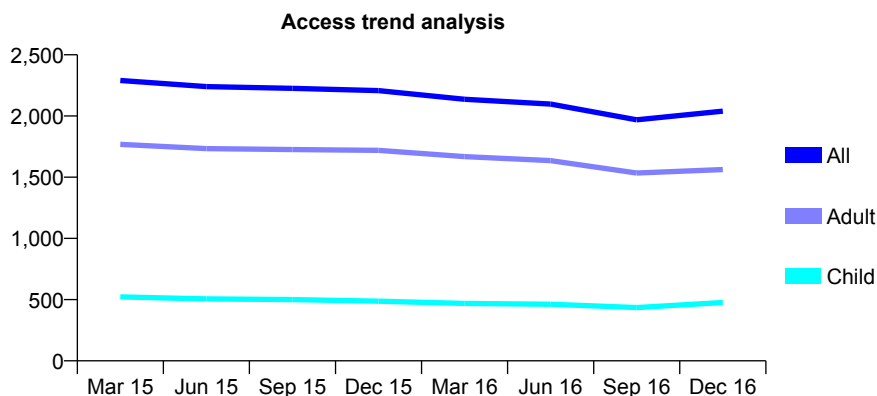
Q46 - Vital Signs At a Glance Contract Report for 752193/0002 - December 2016

Name or company name	Ms G Midha
Contract type name	GDS Contract
Purpose of contract	General
Contract start date	01/04/2006
Contract end date	01/01/2017

16/17 Contracted general activity (UDA)	5,897
Carry forward general activity (UDA)	0
16/17 Contracted orthodontic activity (UOA)	0
Carry forward orthodontic activity (UOA)	0
Baseline contract value	£142,759.04

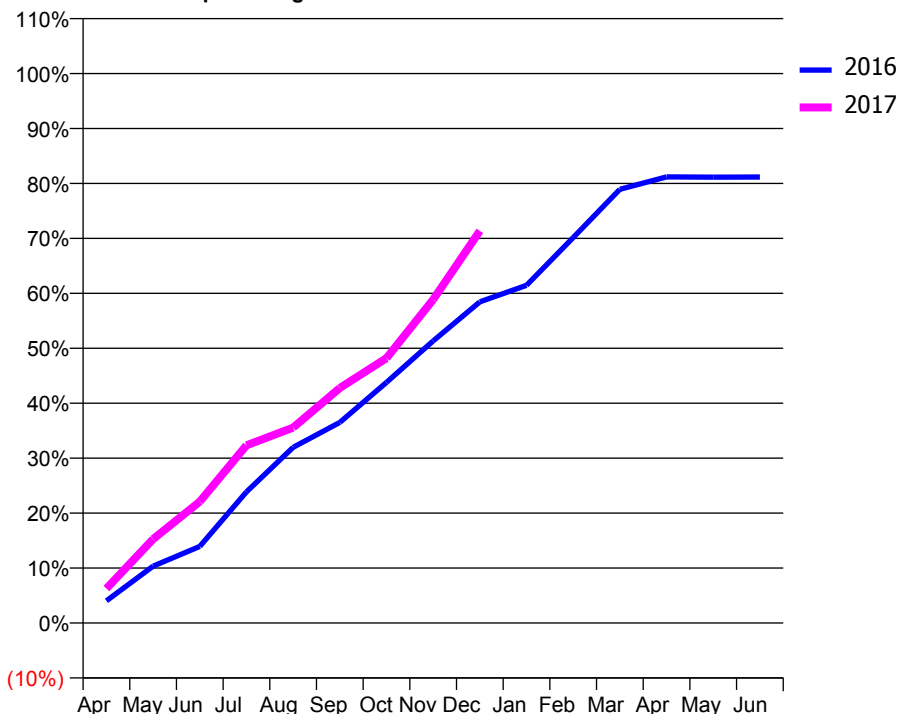
ACCESS*

Patients seen in 24 months	Total	Change since previous quarter
Quarter ending December 2015	2,207	
Quarter ending March 2016	2,137	↓
Quarter ending June 2016	2,098	↓
Quarter ending September 2016	1,969	↓
Quarter ending December 2016	2,040	↑
Variance since December 2015	(7.6%)	↓



ACTIVITY

Cumulative percentage of contracted UDA delivered 2016 & 2017



Month	Adjusted Scheduled Activity (UDA)	
	2016	2017
April	317	370
May	811	901
June	1,093	1,303
July	1,869	1,907
August	2,505	2,097
September	2,860	2,522
October	3,430	2,843
November	4,022	3,471
December	4,578	4,207
January	4,814	
February	5,495	
March	6,184	
April	6,360	
May	6,356	
June	6,358	

QUALITY

	Quantity	Base Number	Contract	AT	Region	England
% of FP17s for the same patient ID Re-attending within 3 months - Children	41	437	9.4%	13.0%	13.4%	12.4%
% of FP17s for the same patient ID Re-attending within 3 months - Adults	237	1,615	14.7%	17.6%	17.3%	16.6%
% of FP17s for the same patient ID Re-attending between 3 & 9 months - Children	173	437	39.6%	56.4%	58.9%	57.5%
% of FP17s for the same patient ID Re-attending between 3 & 9 months - Adults	747	1,615	46.3%	50.3%	52.5%	50.4%
% of FP17s for Band 1 Urgent Courses	247	1,997	12.4%	10.5%	9.3%	9.1%
% of FP17s Relating to Free Repair or Replacements	20	1,997	1.0%	0.9%	1.0%	0.8%
% of FP17s Relating to Continuations	39	1,997	2.0%	1.3%	1.5%	1.3%
% of Patients satisfied with the dentistry they have received	0	0	N/A	91.8%	93.1%	92.7%
% of Patients satisfied with the time they had to wait for an appointment	0	0	N/A	88.0%	89.8%	88.8%

* This is based on patients treated on this contract for their most recent course of treatment. Figures in italics indicate the base number of FP17s or Patient Questionnaire responses are less than 100. N/A is shown where the base number of responses is less than 10 during the period. % is calculated as Quantity/Base number*100

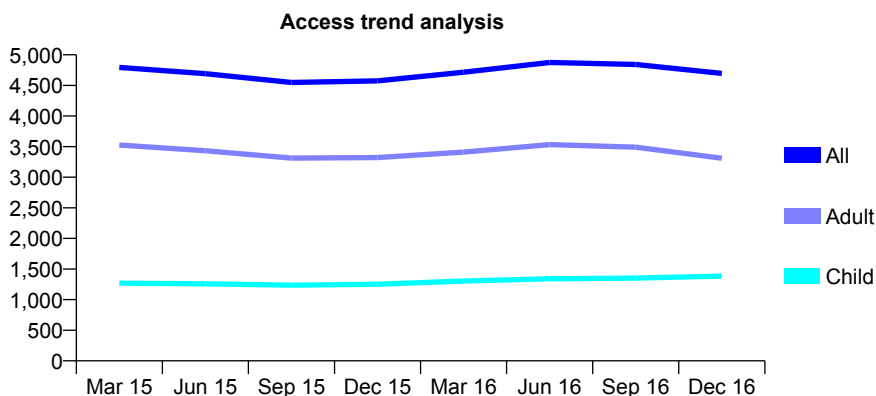
Q46 - Vital Signs At a Glance Contract Report for 755931/0003 - December 2016

Name or company name	MISS R DHARIWAL
Contract type name	GDS Contract
Purpose of contract	General
Contract start date	07/12/2009
Contract end date	

16/17 Contracted general activity (UDA)	13,345
Carry forward general activity (UDA)	0
16/17 Contracted orthodontic activity (UOA)	0
Carry forward orthodontic activity (UOA)	0
Baseline contract value	£326,248.62

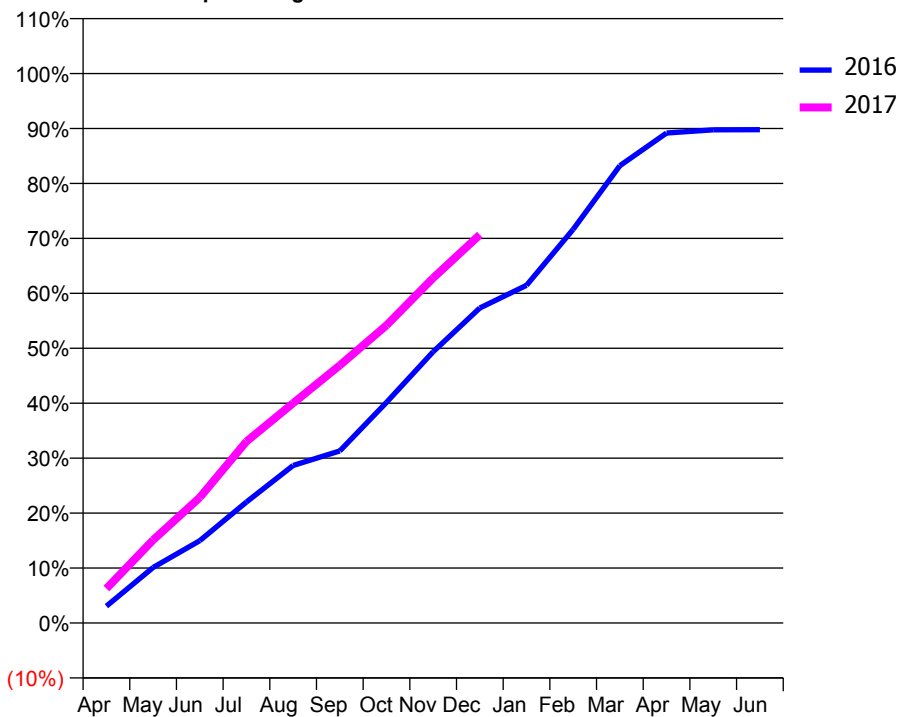
ACCESS*

Patients seen in 24 months	Total	Change since previous quarter
Quarter ending December 2015	4,573	
Quarter ending March 2016	4,715	↑
Quarter ending June 2016	4,874	↑
Quarter ending September 2016	4,843	→
Quarter ending December 2016	4,695	↓
Variance since December 2015	2.7%	↑



ACTIVITY

Cumulative percentage of contracted UDA delivered 2016 & 2017



Month	Adjusted Scheduled Activity (UDA)	
	2016	2017
April	411	837
May	1,349	2,016
June	1,998	3,050
July	2,938	4,410
August	3,826	5,339
September	4,180	6,257
October	5,356	7,229
November	6,589	8,381
December	7,650	9,428
January	8,202	
February	9,561	
March	11,107	
April	11,900	
May	11,978	
June	11,979	

QUALITY

	Quantity	Base Number	Contract	AT	Region	England
% of FP17s for the same patient ID Re-attending within 3 months - Children	408	2,243	18.2%	13.0%	13.4%	12.4%
% of FP17s for the same patient ID Re-attending within 3 months - Adults	370	2,274	16.3%	17.6%	17.3%	16.6%
% of FP17s for the same patient ID Re-attending between 3 & 9 months - Children	1,277	2,243	56.9%	56.4%	58.9%	57.5%
% of FP17s for the same patient ID Re-attending between 3 & 9 months - Adults	855	2,274	37.6%	50.3%	52.5%	50.4%
% of FP17s for Band 1 Urgent Courses	288	4,103	7.0%	10.5%	9.3%	9.1%
% of FP17s Relating to Free Repair or Replacements	10	4,103	0.2%	0.9%	1.0%	0.8%
% of FP17s Relating to Continuations	92	4,103	2.2%	1.3%	1.5%	1.3%
% of Patients satisfied with the dentistry they have received	3	3	N/A	91.8%	93.1%	92.7%
% of Patients satisfied with the time they had to wait for an appointment	2	3	N/A	88.0%	89.8%	88.8%

* This is based on patients treated on this contract for their most recent course of treatment. Figures in italics indicate the base number of FP17s or Patient Questionnaire responses are less than 100. N/A is shown where the base number of responses is less than 10 during the period. % is calculated as Quantity/Base number*100

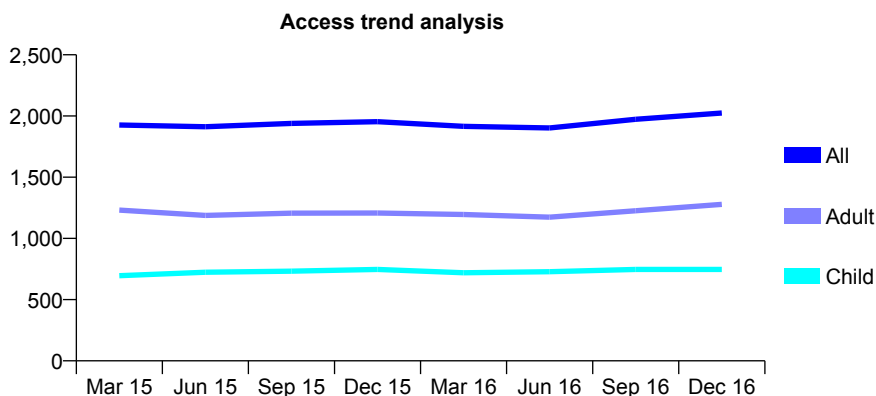
Q46 - Vital Signs At a Glance Contract Report for 755931/0006 - December 2016

Name or company name	MISS R DHARIWAL
Contract type name	GDS Contract
Purpose of contract	General
Contract start date	01/02/2012
Contract end date	

16/17 Contracted general activity (UDA)	4,340
Carry forward general activity (UDA)	7
16/17 Contracted orthodontic activity (UOA)	0
Carry forward orthodontic activity (UOA)	0
Baseline contract value	£106,106.84

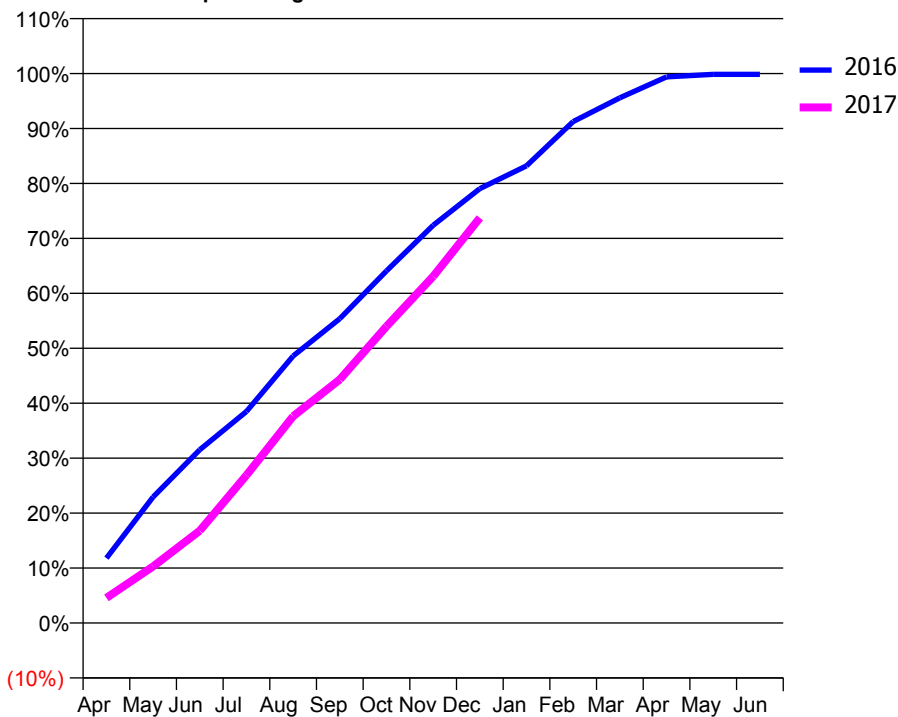
ACCESS*

Patients seen in 24 months	Total	Change since previous quarter
Quarter ending December 2015	1,954	
Quarter ending March 2016	1,916	↓
Quarter ending June 2016	1,902	→
Quarter ending September 2016	1,973	↑
Quarter ending December 2016	2,025	↑
Variance since December 2015	3.6%	↑



ACTIVITY

Cumulative percentage of contracted UDA delivered 2016 & 2017



Month	Adjusted Scheduled Activity (UDA)	
	2016	2017
April	512	199
May	996	447
June	1,369	730
July	1,671	1,168
August	2,109	1,633
September	2,404	1,924
October	2,781	2,343
November	3,141	2,738
December	3,431	3,200
January	3,610	
February	3,961	
March	4,148	
April	4,313	
May	4,333	
June	4,333	

QUALITY

	Quantity	Base Number	Contract	AT	Region	England
% of FP17s for the same patient ID Re-attending within 3 months - Children	28	643	4.4%	13.0%	13.4%	12.4%
% of FP17s for the same patient ID Re-attending within 3 months - Adults	114	821	13.9%	17.6%	17.3%	16.6%
% of FP17s for the same patient ID Re-attending between 3 & 9 months - Children	260	643	40.4%	56.4%	58.9%	57.5%
% of FP17s for the same patient ID Re-attending between 3 & 9 months - Adults	202	821	24.6%	50.3%	52.5%	50.4%
% of FP17s for Band 1 Urgent Courses	201	1,385	14.5%	10.5%	9.3%	9.1%
% of FP17s Relating to Free Repair or Replacements	0	1,385	0.0%	0.9%	1.0%	0.8%
% of FP17s Relating to Continuations	4	1,385	0.3%	1.3%	1.5%	1.3%
% of Patients satisfied with the dentistry they have received	1	1	N/A	91.8%	93.1%	92.7%
% of Patients satisfied with the time they had to wait for an appointment	1	1	N/A	88.0%	89.8%	88.8%

* This is based on patients treated on this contract for their most recent course of treatment. Figures in italics indicate the base number of FP17s or Patient Questionnaire responses are less than 100. N/A is shown where the base number of responses is less than 10 during the period. % is calculated as Quantity/Base number*100

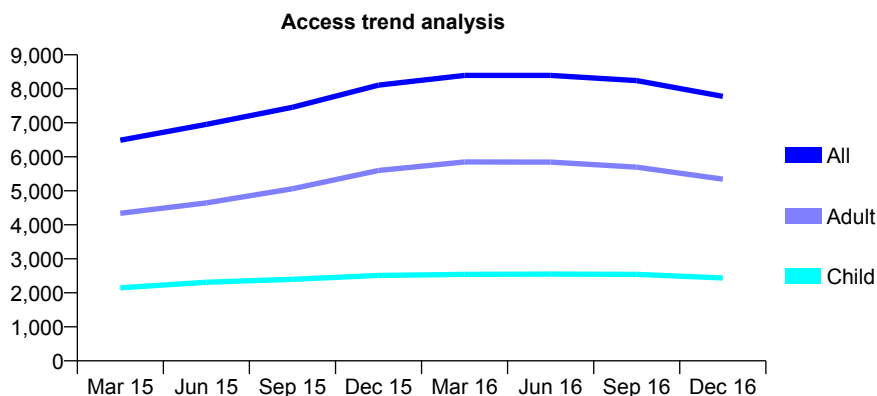
Q46 - Vital Signs At a Glance Contract Report for 755931/0008 - December 2016

Name or company name	MISS R DHARIWAL
Contract type name	GDS Contract
Purpose of contract	General
Contract start date	01/02/2014
Contract end date	

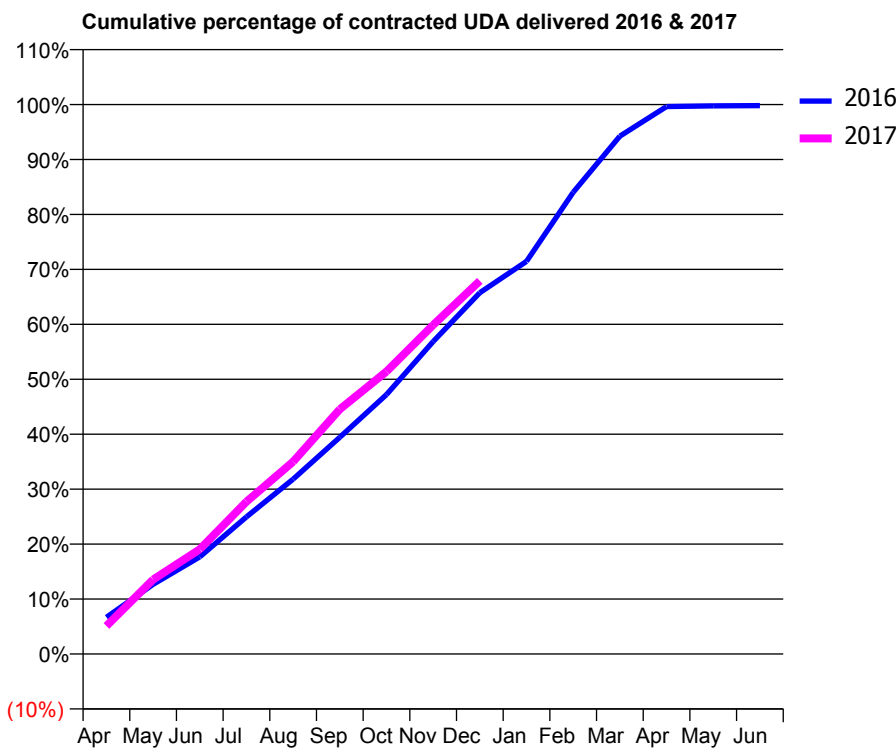
16/17 Contracted general activity (UDA)	22,713
Carry forward general activity (UDA)	44
16/17 Contracted orthodontic activity (UOA)	0
Carry forward orthodontic activity (UOA)	0
Baseline contract value	£631,149.94

ACCESS*

Patients seen in 24 months	Total	Change since previous quarter
Quarter ending December 2015	8,109	
Quarter ending March 2016	8,393	↑
Quarter ending June 2016	8,396	→
Quarter ending September 2016	8,243	↓
Quarter ending December 2016	7,779	↓
Variance since December 2015	(4.1%)	↓



ACTIVITY



Month	Adjusted Scheduled Activity (UDA)	
	2016	2017
April	1,517	1,161
May	2,882	3,078
June	4,016	4,331
July	5,671	6,300
August	7,229	7,953
September	8,958	10,118
October	10,724	11,674
November	12,916	13,602
December	14,934	15,425
January	16,231	
February	19,082	
March	21,403	
April	22,631	
May	22,654	
June	22,669	

QUALITY

	Quantity	Base Number	Contract	AT	Region	England
% of FP17s for the same patient ID Re-attending within 3 months - Children	315	2,565	12.3%	13.0%	13.4%	12.4%
% of FP17s for the same patient ID Re-attending within 3 months - Adults	909	4,329	21.0%	17.6%	17.3%	16.6%
% of FP17s for the same patient ID Re-attending between 3 & 9 months - Children	1,336	2,565	52.1%	56.4%	58.9%	57.5%
% of FP17s for the same patient ID Re-attending between 3 & 9 months - Adults	1,807	4,329	41.7%	50.3%	52.5%	50.4%
% of FP17s for Band 1 Urgent Courses	1,356	6,373	21.3%	10.5%	9.3%	9.1%
% of FP17s Relating to Free Repair or Replacements	11	6,373	0.2%	0.9%	1.0%	0.8%
% of FP17s Relating to Continuations	27	6,373	0.4%	1.3%	1.5%	1.3%
% of Patients satisfied with the dentistry they have received	3	3	N/A	91.8%	93.1%	92.7%
% of Patients satisfied with the time they had to wait for an appointment	3	3	N/A	88.0%	89.8%	88.8%

* This is based on patients treated on this contract for their most recent course of treatment. Figures in italics indicate the base number of FP17s or Patient Questionnaire responses are less than 100. N/A is shown where the base number of responses is less than 10 during the period. % is calculated as Quantity/Base number*100

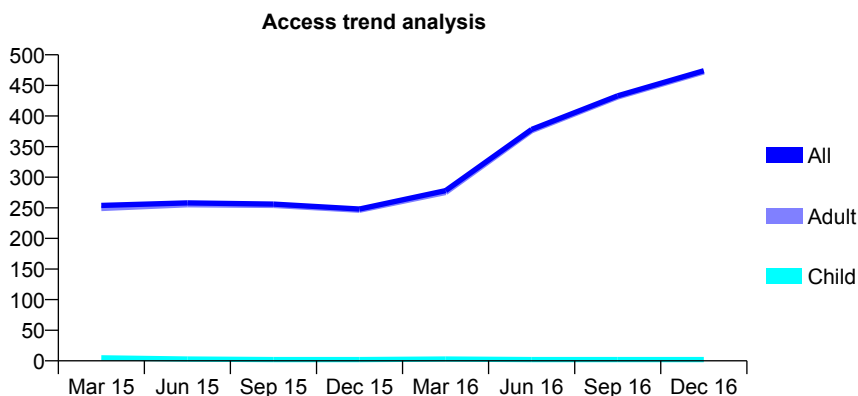
Q46 - Vital Signs At a Glance Contract Report for 755982/0001 - December 2016

Name or company name	MR BA AL-KASSAB
Contract type name	GDS Contract
Purpose of contract	General
Contract start date	01/04/2006
Contract end date	

16/17 Contracted general activity (UDA)	1,461
Carry forward general activity (UDA)	-15
16/17 Contracted orthodontic activity (UOA)	0
Carry forward orthodontic activity (UOA)	0
Baseline contract value	£82,608.88

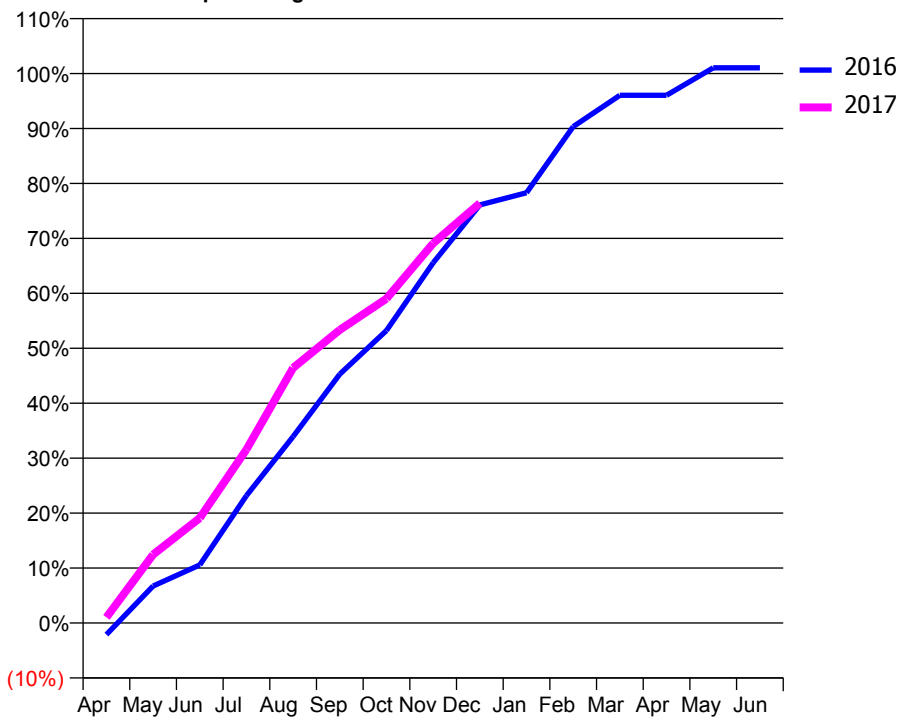
ACCESS*

Patients seen in 24 months	Total	Change since previous quarter
Quarter ending December 2015	248	
Quarter ending March 2016	278	↑
Quarter ending June 2016	378	↑
Quarter ending September 2016	433	↑
Quarter ending December 2016	474	↑
Variance since December 2015	91.1%	↑



ACTIVITY

Cumulative percentage of contracted UDA delivered 2016 & 2017



Month	Adjusted Scheduled Activity (UDA)	
	2016	2017
April	-31	15
May	98	182
June	154	279
July	339	461
August	496	678
September	662	779
October	778	862
November	958	1,009
December	1,112	1,116
January	1,144	
February	1,320	
March	1,403	
April	1,403	
May	1,476	
June	1,476	

QUALITY

	Quantity	Base Number	Contract	AT	Region	England
% of FP17s for the same patient ID Re-attending within 3 months - Children	0	2	0.0%	13.0%	13.4%	12.4%
% of FP17s for the same patient ID Re-attending within 3 months - Adults	4	434	0.9%	17.6%	17.3%	16.6%
% of FP17s for the same patient ID Re-attending between 3 & 9 months - Children	0	2	0.0%	56.4%	58.9%	57.5%
% of FP17s for the same patient ID Re-attending between 3 & 9 months - Adults	3	434	0.7%	50.3%	52.5%	50.4%
% of FP17s for Band 1 Urgent Courses	2	409	0.5%	10.5%	9.3%	9.1%
% of FP17s Relating to Free Repair or Replacements	0	409	0.0%	0.9%	1.0%	0.8%
% of FP17s Relating to Continuations	0	409	0.0%	1.3%	1.5%	1.3%
% of Patients satisfied with the dentistry they have received	0	0	N/A	91.8%	93.1%	92.7%
% of Patients satisfied with the time they had to wait for an appointment	0	0	N/A	88.0%	89.8%	88.8%

* This is based on patients treated on this contract for their most recent course of treatment. Figures in italics indicate the base number of FP17s or Patient Questionnaire responses are less than 100. N/A is shown where the base number of responses is less than 10 during the period. % is calculated as Quantity/Base number*100

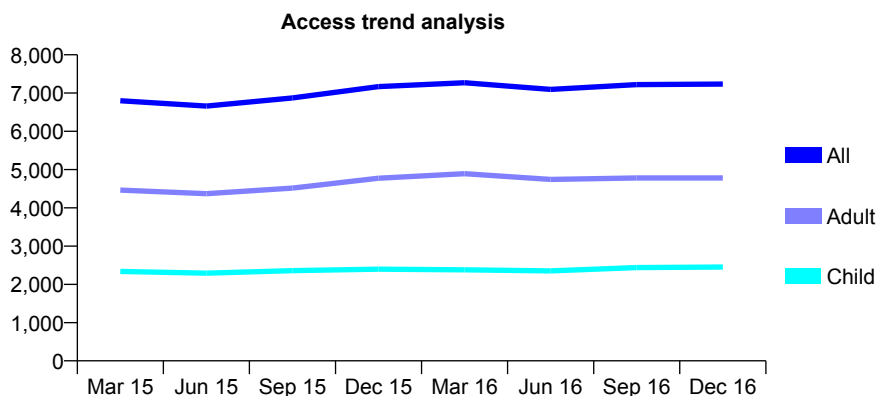
Q46 - Vital Signs At a Glance Contract Report for 757799/0001 - December 2016

Name or company name	MR N JAVEID
Contract type name	GDS Contract
Purpose of contract	General
Contract start date	02/06/2010
Contract end date	

16/17 Contracted general activity (UDA)	31,087
Carry forward general activity (UDA)	-616
16/17 Contracted orthodontic activity (UOA)	0
Carry forward orthodontic activity (UOA)	0
Baseline contract value	£1,038,943.71

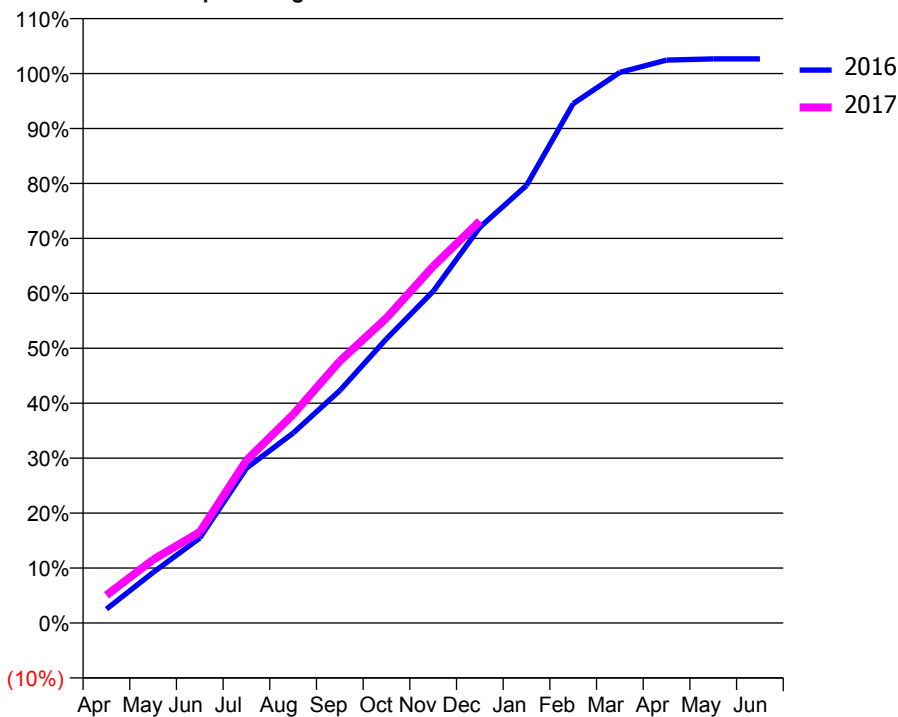
ACCESS*

Patients seen in 24 months	Total	Change since previous quarter
Quarter ending December 2015	7,168	
Quarter ending March 2016	7,270	→
Quarter ending June 2016	7,095	↓
Quarter ending September 2016	7,220	→
Quarter ending December 2016	7,234	→
Variance since December 2015	0.9%	→



ACTIVITY

Cumulative percentage of contracted UDA delivered 2016 & 2017



Month	Adjusted Scheduled Activity (UDA)	
	2016	2017
April	788	1,573
May	2,859	3,589
June	4,810	5,151
July	8,764	9,206
August	10,744	11,804
September	13,155	14,822
October	16,080	17,253
November	18,763	20,187
December	22,385	22,739
January	24,752	
February	29,383	
March	31,154	
April	31,843	
May	31,916	
June	31,917	

QUALITY

	Quantity	Base Number	Contract	AT	Region	England
% of FP17s for the same patient ID Re-attending within 3 months - Children	278	2,345	11.9%	13.0%	13.4%	12.4%
% of FP17s for the same patient ID Re-attending within 3 months - Adults	910	3,764	24.2%	17.6%	17.3%	16.6%
% of FP17s for the same patient ID Re-attending between 3 & 9 months - Children	1,036	2,345	44.2%	56.4%	58.9%	57.5%
% of FP17s for the same patient ID Re-attending between 3 & 9 months - Adults	1,218	3,764	32.4%	50.3%	52.5%	50.4%
% of FP17s for Band 1 Urgent Courses	806	5,837	13.8%	10.5%	9.3%	9.1%
% of FP17s Relating to Free Repair or Replacements	55	5,837	0.9%	0.9%	1.0%	0.8%
% of FP17s Relating to Continuations	28	5,837	0.5%	1.3%	1.5%	1.3%
% of Patients satisfied with the dentistry they have received	3	3	N/A	91.8%	93.1%	92.7%
% of Patients satisfied with the time they had to wait for an appointment	3	3	N/A	88.0%	89.8%	88.8%

* This is based on patients treated on this contract for their most recent course of treatment. Figures in italics indicate the base number of FP17s or Patient Questionnaire responses are less than 100. N/A is shown where the base number of responses is less than 10 during the period. % is calculated as Quantity/Base number*100

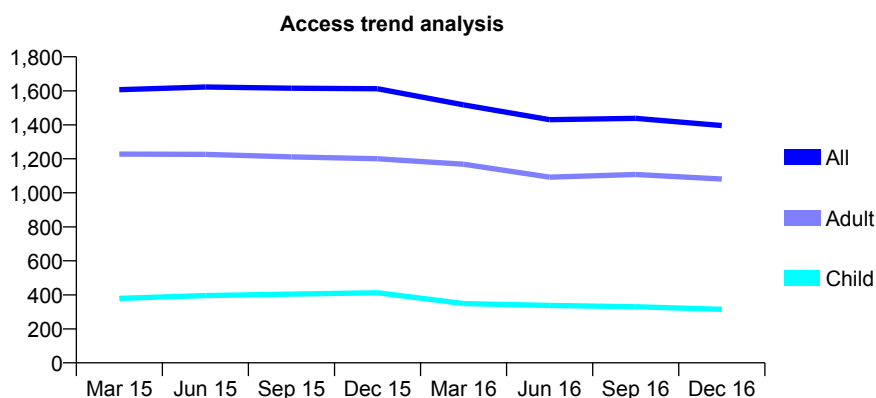
Q46 - Vital Signs At a Glance Contract Report for 760927/0002 - December 2016

Name or company name	MRS DL CAIL
Contract type name	GDS Contract
Purpose of contract	General
Contract start date	01/04/2006
Contract end date	

16/17 Contracted general activity (UDA)	5,376
Carry forward general activity (UDA)	187
16/17 Contracted orthodontic activity (UOA)	0
Carry forward orthodontic activity (UOA)	0
Baseline contract value	£117,961.34

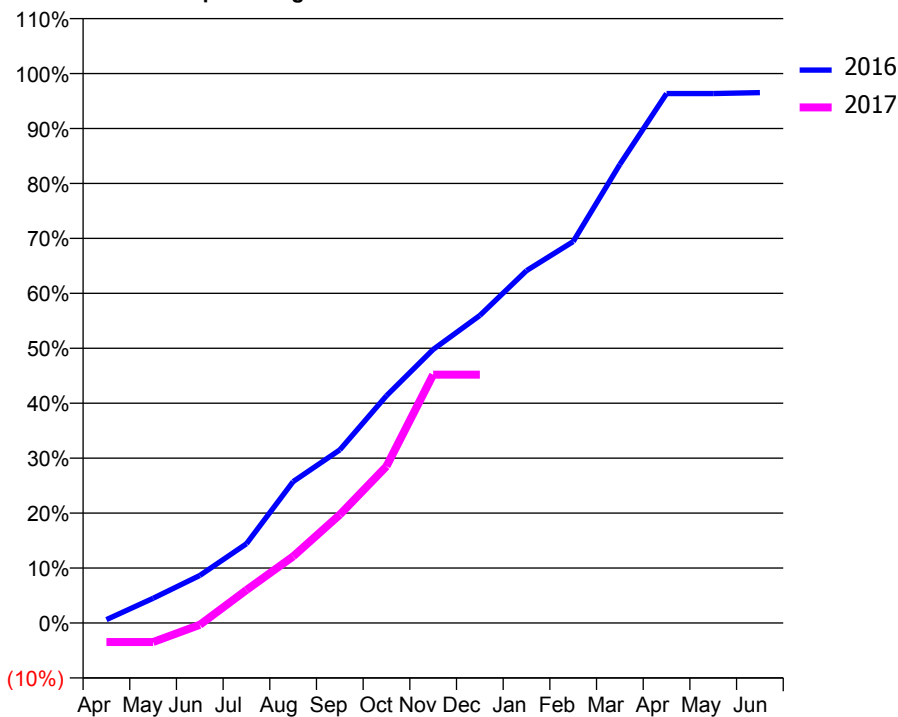
ACCESS*

Patients seen in 24 months	Total	Change since previous quarter
Quarter ending December 2015	1,612	
Quarter ending March 2016	1,517	↓
Quarter ending June 2016	1,430	↓
Quarter ending September 2016	1,438	→
Quarter ending December 2016	1,396	↓
Variance since December 2015	(13.4%)	↓



ACTIVITY

Cumulative percentage of contracted UDA delivered 2016 & 2017



Month	Adjusted Scheduled Activity (UDA)	
	2016	2017
April	33	-187
May	242	-187
June	465	-19
July	776	322
August	1,383	652
September	1,694	1,060
October	2,224	1,533
November	2,676	2,429
December	3,009	2,429
January	3,448	
February	3,732	
March	4,487	
April	5,180	
May	5,180	
June	5,189	

QUALITY

	Quantity	Base Number	Contract	AT	Region	England
% of FP17s for the same patient ID Re-attending within 3 months - Children	31	322	9.6%	13.0%	13.4%	12.4%
% of FP17s for the same patient ID Re-attending within 3 months - Adults	105	936	11.2%	17.6%	17.3%	16.6%
% of FP17s for the same patient ID Re-attending between 3 & 9 months - Children	111	322	34.5%	56.4%	58.9%	57.5%
% of FP17s for the same patient ID Re-attending between 3 & 9 months - Adults	362	936	38.7%	50.3%	52.5%	50.4%
% of FP17s for Band 1 Urgent Courses	31	975	3.2%	10.5%	9.3%	9.1%
% of FP17s Relating to Free Repair or Replacements	16	975	1.6%	0.9%	1.0%	0.8%
% of FP17s Relating to Continuations	9	975	0.9%	1.3%	1.5%	1.3%
% of Patients satisfied with the dentistry they have received	7	8	N/A	91.8%	93.1%	92.7%
% of Patients satisfied with the time they had to wait for an appointment	6	8	N/A	88.0%	89.8%	88.8%

* This is based on patients treated on this contract for their most recent course of treatment. Figures in italics indicate the base number of FP17s or Patient Questionnaire responses are less than 100. N/A is shown where the base number of responses is less than 10 during the period. % is calculated as Quantity/Base number*100

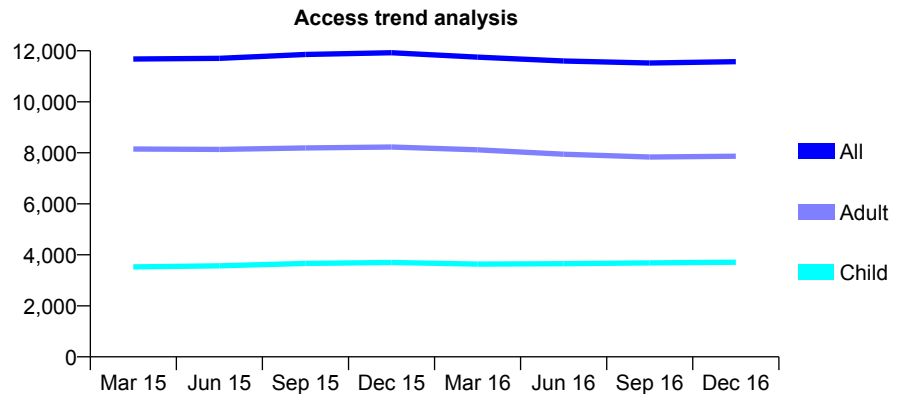
Q46 - Vital Signs At a Glance Contract Report for 764582/0001 - December 2016

Name or company name	MRS SC ROCHFORD
Contract type name	GDS Contract
Purpose of contract	General
Contract start date	01/04/2006
Contract end date	

16/17 Contracted general activity (UDA)	33,180
Carry forward general activity (UDA)	491
16/17 Contracted orthodontic activity (UOA)	0
Carry forward orthodontic activity (UOA)	0
Baseline contract value	£819,379.14

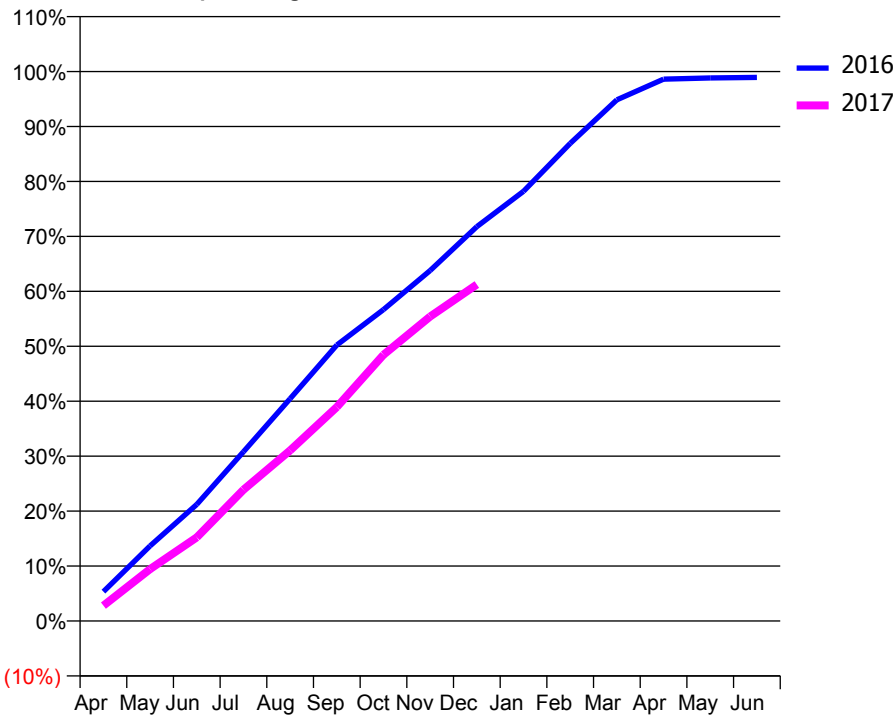
ACCESS*

Patients seen in 24 months	Total	Change since previous quarter
Quarter ending December 2015	11,924	
Quarter ending March 2016	11,753	↓
Quarter ending June 2016	11,599	↓
Quarter ending September 2016	11,521	→
Quarter ending December 2016	11,576	→
Variance since December 2015	(2.9%)	↓



ACTIVITY

Cumulative percentage of contracted UDA delivered 2016 & 2017



Month	Adjusted Scheduled Activity (UDA)	
	2016	2017
April	1,761	931
May	4,493	3,132
June	6,972	5,051
July	10,125	7,927
August	13,293	10,299
September	16,498	12,917
October	18,620	16,078
November	20,958	18,384
December	23,586	20,315
January	25,693	
February	28,557	
March	31,167	
April	32,403	
May	32,470	
June	32,503	

QUALITY

	Quantity	Base Number	Contract	AT	Region	England
% of FP17s for the same patient ID Re-attending within 3 months - Children	389	3,250	12.0%	13.0%	13.4%	12.4%
% of FP17s for the same patient ID Re-attending within 3 months - Adults	1,157	6,129	18.9%	17.6%	17.3%	16.6%
% of FP17s for the same patient ID Re-attending between 3 & 9 months - Children	1,258	3,250	38.7%	56.4%	58.9%	57.5%
% of FP17s for the same patient ID Re-attending between 3 & 9 months - Adults	1,845	6,129	30.1%	50.3%	52.5%	50.4%
% of FP17s for Band 1 Urgent Courses	1,288	8,876	14.5%	10.5%	9.3%	9.1%
% of FP17s Relating to Free Repair or Replacements	104	8,876	1.2%	0.9%	1.0%	0.8%
% of FP17s Relating to Continuations	49	8,876	0.6%	1.3%	1.5%	1.3%
% of Patients satisfied with the dentistry they have received	4	4	N/A	91.8%	93.1%	92.7%
% of Patients satisfied with the time they had to wait for an appointment	3	4	N/A	88.0%	89.8%	88.8%

* This is based on patients treated on this contract for their most recent course of treatment. Figures in italics indicate the base number of FP17s or Patient Questionnaire responses are less than 100. N/A is shown where the base number of responses is less than 10 during the period. % is calculated as Quantity/Base number*100

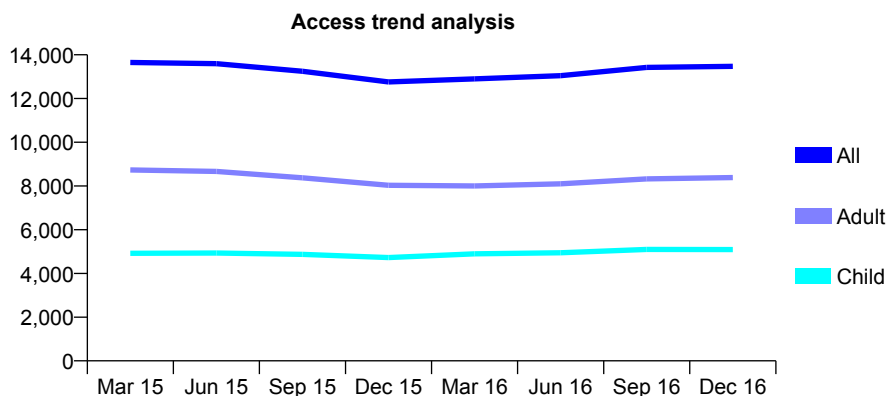
Q46 - Vital Signs At a Glance Contract Report for 764582/0002 - December 2016

Name or company name	MRS SC ROCHFORD
Contract type name	GDS Contract
Purpose of contract	General
Contract start date	01/04/2006
Contract end date	

16/17 Contracted general activity (UDA)	41,734
Carry forward general activity (UDA)	704
16/17 Contracted orthodontic activity (UOA)	0
Carry forward orthodontic activity (UOA)	0
Baseline contract value	£1,085,783.57

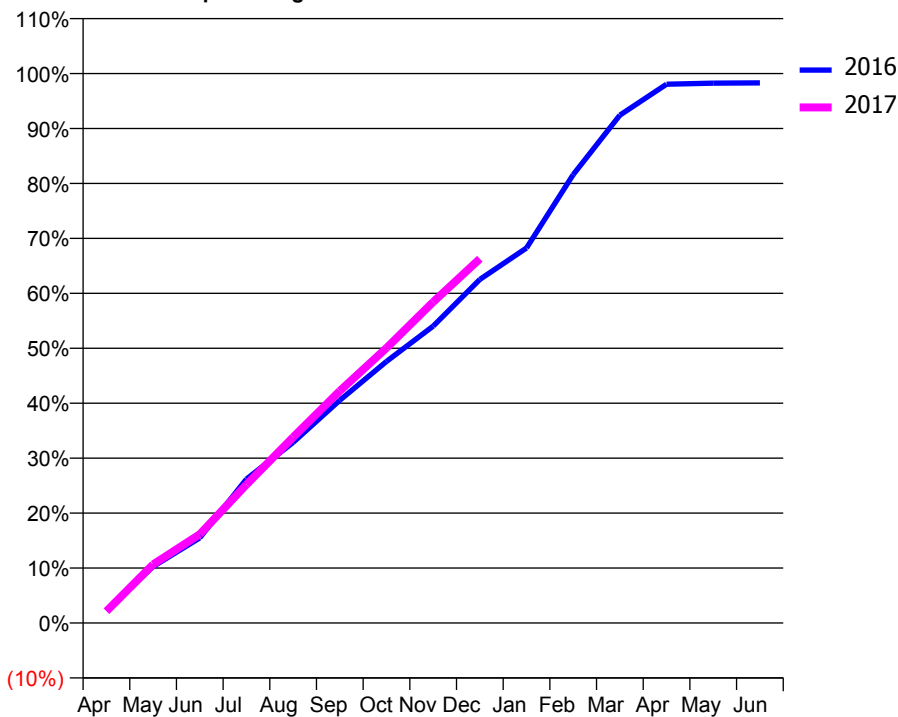
ACCESS*

Patients seen in 24 months	Total	Change since previous quarter
Quarter ending December 2015	12,759	
Quarter ending March 2016	12,901	→
Quarter ending June 2016	13,046	→
Quarter ending September 2016	13,421	↑
Quarter ending December 2016	13,472	→
Variance since December 2015	5.6%	↑



ACTIVITY

Cumulative percentage of contracted UDA delivered 2016 & 2017



Month	Adjusted Scheduled Activity (UDA)	
	2016	2017
April	943	895
May	4,237	4,447
June	6,388	6,735
July	10,805	10,515
August	13,549	14,111
September	16,716	17,629
October	19,630	20,883
November	22,278	24,385
December	25,781	27,660
January	28,145	
February	33,645	
March	38,104	
April	40,423	
May	40,505	
June	40,527	

QUALITY

	Quantity	Base Number	Contract	AT	Region	England
% of FP17s for the same patient ID Re-attending within 3 months - Children	529	4,694	11.3%	13.0%	13.4%	12.4%
% of FP17s for the same patient ID Re-attending within 3 months - Adults	1,511	7,902	19.1%	17.6%	17.3%	16.6%
% of FP17s for the same patient ID Re-attending between 3 & 9 months - Children	1,593	4,694	33.9%	56.4%	58.9%	57.5%
% of FP17s for the same patient ID Re-attending between 3 & 9 months - Adults	2,521	7,902	31.9%	50.3%	52.5%	50.4%
% of FP17s for Band 1 Urgent Courses	1,681	11,568	14.5%	10.5%	9.3%	9.1%
% of FP17s Relating to Free Repair or Replacements	99	11,568	0.9%	0.9%	1.0%	0.8%
% of FP17s Relating to Continuations	84	11,568	0.7%	1.3%	1.5%	1.3%
% of Patients satisfied with the dentistry they have received	12	16	75.0%	91.8%	93.1%	92.7%
% of Patients satisfied with the time they had to wait for an appointment	13	16	81.3%	88.0%	89.8%	88.8%

* This is based on patients treated on this contract for their most recent course of treatment. Figures in italics indicate the base number of FP17s or Patient Questionnaire responses are less than 100. N/A is shown where the base number of responses is less than 10 during the period. % is calculated as Quantity/Base number*100

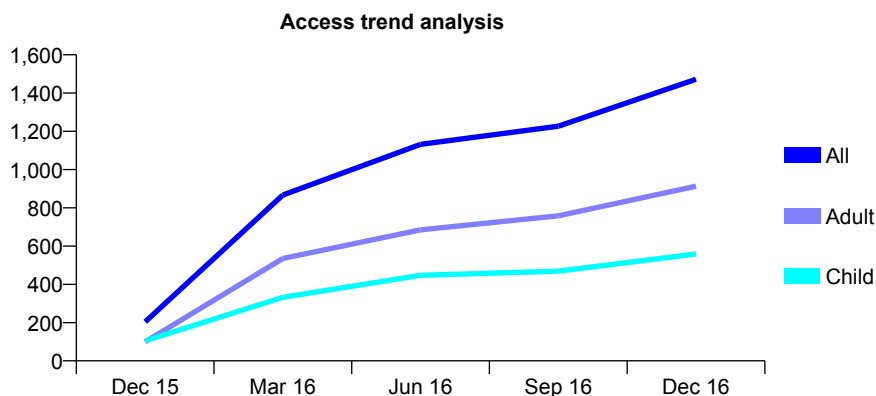
Q46 - Vital Signs At a Glance Contract Report for 764582/0005 - December 2016

Name or company name	MRS SC ROCHFORD
Contract type name	GDS Contract
Purpose of contract	General
Contract start date	01/12/2015
Contract end date	

16/17 Contracted general activity (UDA)	5,611
Carry forward general activity (UDA)	99
16/17 Contracted orthodontic activity (UOA)	0
Carry forward orthodontic activity (UOA)	0
Baseline contract value	£181,990.92

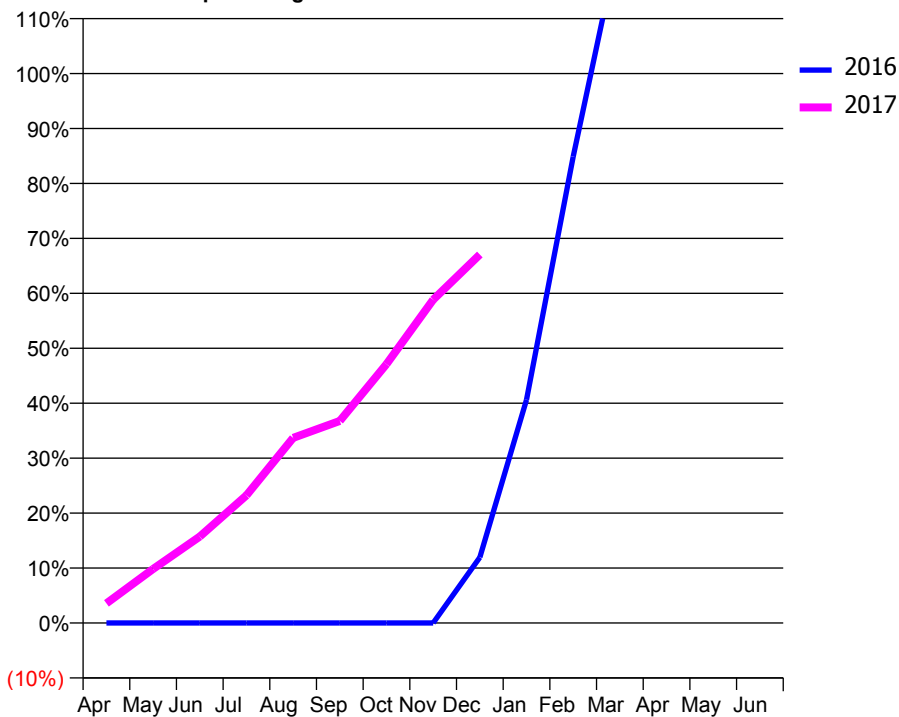
ACCESS*

Patients seen in 24 months	Total	Change since previous quarter
Quarter ending December 2015	204	
Quarter ending March 2016	867	↑
Quarter ending June 2016	1,132	↑
Quarter ending September 2016	1,227	↑
Quarter ending December 2016	1,472	↑
Variance since December 2015	621.6%	↑



ACTIVITY

Cumulative percentage of contracted UDA delivered 2016 & 2017



Month	Adjusted Scheduled Activity (UDA)	
	2016	2017
April	0	201
May	0	553
June	0	883
July	0	1,304
August	0	1,891
September	0	2,064
October	0	2,643
November	0	3,301
December	186	3,763
January	633	
February	1,322	
March	1,940	
April	2,357	
May	2,360	
June	2,360	

QUALITY

	Quantity	Base Number	Contract	AT	Region	England
% of FP17s for the same patient ID Re-attending within 3 months - Children	25	537	4.7%	13.0%	13.4%	12.4%
% of FP17s for the same patient ID Re-attending within 3 months - Adults	100	1,019	9.8%	17.6%	17.3%	16.6%
% of FP17s for the same patient ID Re-attending between 3 & 9 months - Children	63	537	11.7%	56.4%	58.9%	57.5%
% of FP17s for the same patient ID Re-attending between 3 & 9 months - Adults	105	1,019	10.3%	50.3%	52.5%	50.4%
% of FP17s for Band 1 Urgent Courses	211	1,401	15.1%	10.5%	9.3%	9.1%
% of FP17s Relating to Free Repair or Replacements	18	1,401	1.3%	0.9%	1.0%	0.8%
% of FP17s Relating to Continuations	23	1,401	1.6%	1.3%	1.5%	1.3%
% of Patients satisfied with the dentistry they have received	3	3	N/A	91.8%	93.1%	92.7%
% of Patients satisfied with the time they had to wait for an appointment	3	3	N/A	88.0%	89.8%	88.8%

* This is based on patients treated on this contract for their most recent course of treatment. Figures in italics indicate the base number of FP17s or Patient Questionnaire responses are less than 100. N/A is shown where the base number of responses is less than 10 during the period. % is calculated as Quantity/Base number*100

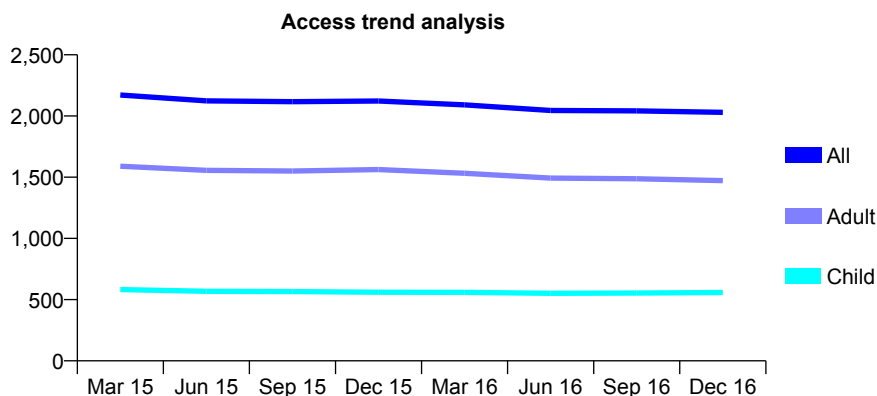
Q46 - Vital Signs At a Glance Contract Report for 765635/0001 - December 2016

Name or company name	MR R ROKNI
Contract type name	GDS Contract
Purpose of contract	General
Contract start date	01/04/2006
Contract end date	

16/17 Contracted general activity (UDA)	11,289
Carry forward general activity (UDA)	-3
16/17 Contracted orthodontic activity (UOA)	0
Carry forward orthodontic activity (UOA)	0
Baseline contract value	£288,337.06

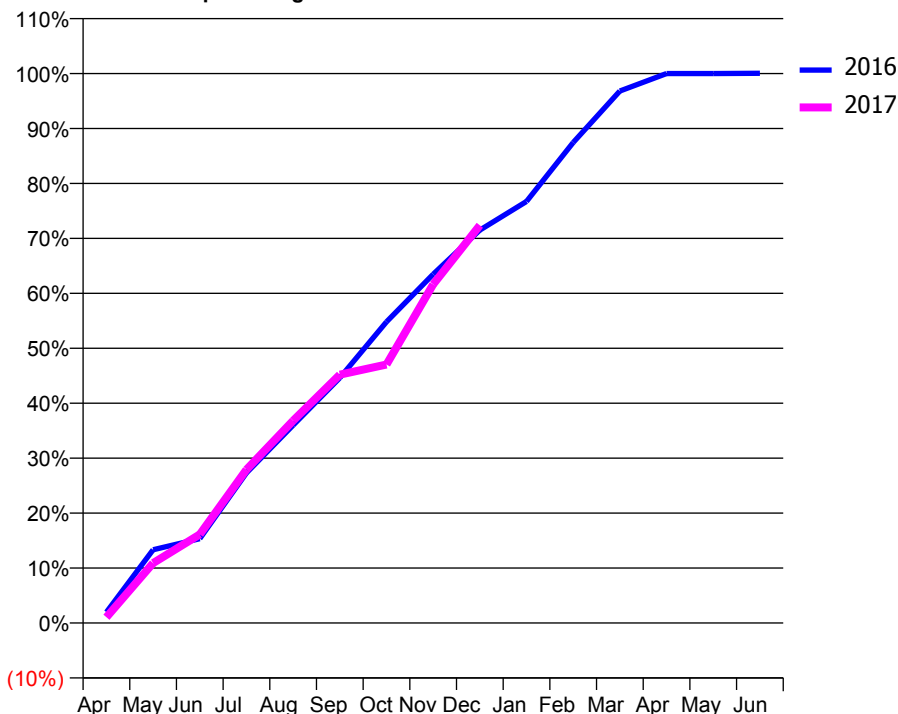
ACCESS*

Patients seen in 24 months	Total	Change since previous quarter
Quarter ending December 2015	2,123	
Quarter ending March 2016	2,091	↓
Quarter ending June 2016	2,045	↓
Quarter ending September 2016	2,042	→
Quarter ending December 2016	2,030	→
Variance since December 2015	(4.4%)	↓



ACTIVITY

Cumulative percentage of contracted UDA delivered 2016 & 2017



Adjusted Scheduled Activity (UDA)

Month	2016	2017
April	223	119
May	1,505	1,232
June	1,732	1,821
July	3,085	3,151
August	4,064	4,158
September	5,037	5,101
October	6,188	5,310
November	7,164	6,958
December	8,071	8,172
January	8,661	
February	9,871	
March	10,929	
April	11,289	
May	11,289	
June	11,292	

QUALITY

	Quantity	Base Number	Contract	AT	Region	England
% of FP17s for the same patient ID Re-attending within 3 months - Children	93	607	15.3%	13.0%	13.4%	12.4%
% of FP17s for the same patient ID Re-attending within 3 months - Adults	516	1,763	29.3%	17.6%	17.3%	16.6%
% of FP17s for the same patient ID Re-attending between 3 & 9 months - Children	346	607	57.0%	56.4%	58.9%	57.5%
% of FP17s for the same patient ID Re-attending between 3 & 9 months - Adults	758	1,763	43.0%	50.3%	52.5%	50.4%
% of FP17s for Band 1 Urgent Courses	449	2,273	19.8%	10.5%	9.3%	9.1%
% of FP17s Relating to Free Repair or Replacements	10	2,273	0.4%	0.9%	1.0%	0.8%
% of FP17s Relating to Continuations	30	2,273	1.3%	1.3%	1.5%	1.3%
% of Patients satisfied with the dentistry they have received	0	0	N/A	91.8%	93.1%	92.7%
% of Patients satisfied with the time they had to wait for an appointment	0	0	N/A	88.0%	89.8%	88.8%

* This is based on patients treated on this contract for their most recent course of treatment. Figures in italics indicate the base number of FP17s or Patient Questionnaire responses are less than 100. N/A is shown where the base number of responses is less than 10 during the period. % is calculated as Quantity/Base number*100

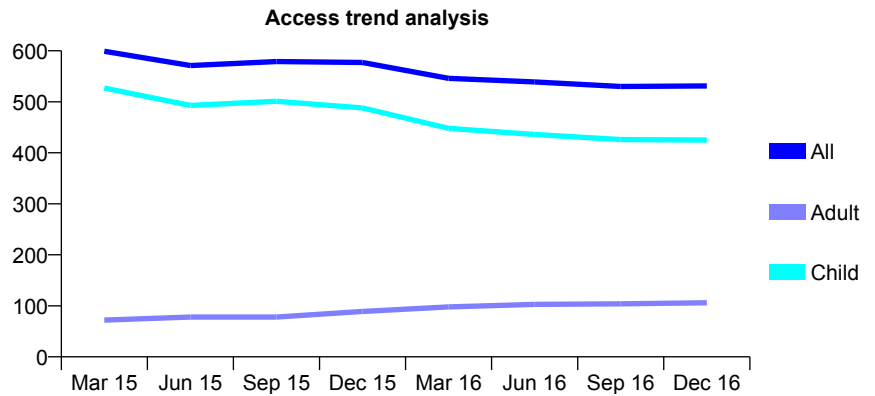
Q46 - Vital Signs At a Glance Contract Report for 766224/0001 - December 2016

Name or company name	MR SM KHONSARY
Contract type name	GDS Contract
Purpose of contract	General
Contract start date	01/04/2006
Contract end date	

16/17 Contracted general activity (UDA)	1,720
Carry forward general activity (UDA)	27
16/17 Contracted orthodontic activity (UOA)	0
Carry forward orthodontic activity (UOA)	0
Baseline contract value	£42,529.72

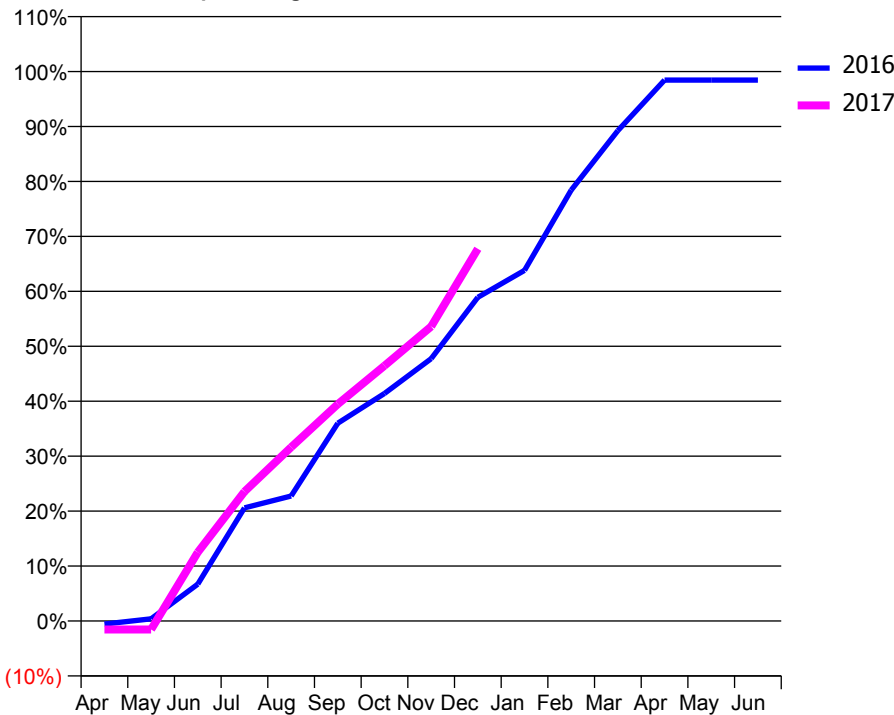
ACCESS*

Patients seen in 24 months	Total	Change since previous quarter
Quarter ending December 2015	577	
Quarter ending March 2016	546	↓
Quarter ending June 2016	539	↓
Quarter ending September 2016	530	↓
Quarter ending December 2016	531	→
Variance since December 2015	(8.0%)	↓



ACTIVITY

Cumulative percentage of contracted UDA delivered 2016 & 2017



Month	Adjusted Scheduled Activity (UDA)	
	2016	2017
April	-10	-27
May	7	-27
June	115	215
July	354	405
August	391	544
September	619	679
October	712	799
November	821	922
December	1,013	1,165
January	1,098	
February	1,349	
March	1,535	
April	1,693	
May	1,693	
June	1,693	

QUALITY

	Quantity	Base Number	Contract	AT	Region	England
% of FP17s for the same patient ID Re-attending within 3 months - Children	64	530	12.1%	13.0%	13.4%	12.4%
% of FP17s for the same patient ID Re-attending within 3 months - Adults	12	64	18.8%	17.6%	17.3%	16.6%
% of FP17s for the same patient ID Re-attending between 3 & 9 months - Children	334	530	63.0%	56.4%	58.9%	57.5%
% of FP17s for the same patient ID Re-attending between 3 & 9 months - Adults	29	64	45.3%	50.3%	52.5%	50.4%
% of FP17s for Band 1 Urgent Courses	1	532	0.2%	10.5%	9.3%	9.1%
% of FP17s Relating to Free Repair or Replacements	0	532	0.0%	0.9%	1.0%	0.8%
% of FP17s Relating to Continuations	10	532	1.9%	1.3%	1.5%	1.3%
% of Patients satisfied with the dentistry they have received	0	0	N/A	91.8%	93.1%	92.7%
% of Patients satisfied with the time they had to wait for an appointment	0	0	N/A	88.0%	89.8%	88.8%

* This is based on patients treated on this contract for their most recent course of treatment. Figures in italics indicate the base number of FP17s or Patient Questionnaire responses are less than 100. N/A is shown where the base number of responses is less than 10 during the period. % is calculated as Quantity/Base number*100

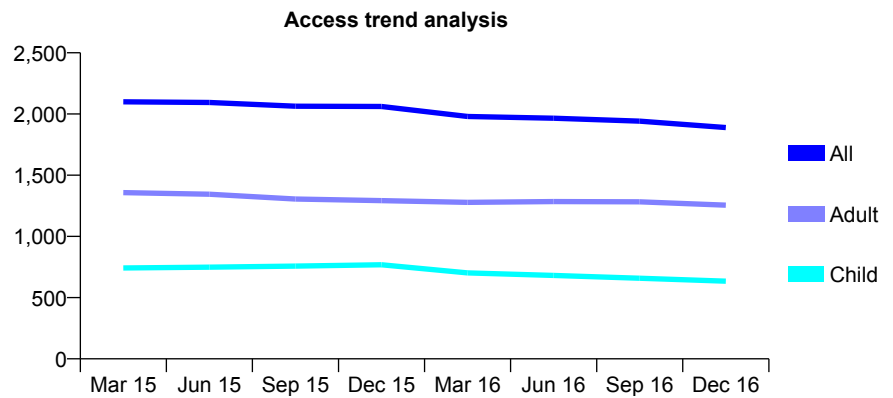
Q46 - Vital Signs At a Glance Contract Report for 766224/0002 - December 2016

Name or company name	MR SM KHONSARY
Contract type name	GDS Contract
Purpose of contract	General
Contract start date	01/07/2012
Contract end date	

16/17 Contracted general activity (UDA)	5,633
Carry forward general activity (UDA)	85
16/17 Contracted orthodontic activity (UOA)	0
Carry forward orthodontic activity (UOA)	0
Baseline contract value	£156,067.81

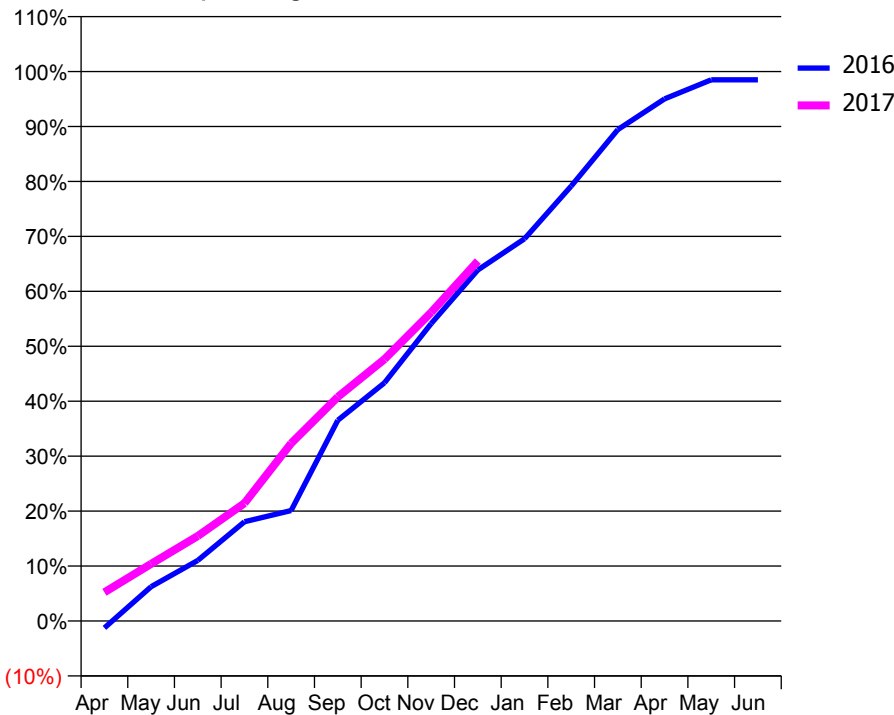
ACCESS*

Patients seen in 24 months	Total	Change since previous quarter
Quarter ending December 2015	2,062	
Quarter ending March 2016	1,980	↓
Quarter ending June 2016	1,966	→
Quarter ending September 2016	1,942	↓
Quarter ending December 2016	1,889	↓
Variance since December 2015	(8.4%)	↓



ACTIVITY

Cumulative percentage of contracted UDA delivered 2016 & 2017



Month	Adjusted Scheduled Activity (UDA)	
	2016	2017
April	-72	295
May	353	585
June	621	871
July	1,017	1,208
August	1,133	1,822
September	2,058	2,297
October	2,442	2,684
November	3,049	3,163
December	3,599	3,690
January	3,919	
February	4,459	
March	5,039	
April	5,353	
May	5,548	
June	5,548	

QUALITY

	Quantity	Base Number	Contract	AT	Region	England
% of FP17s for the same patient ID Re-attending within 3 months - Children	44	753	5.8%	13.0%	13.4%	12.4%
% of FP17s for the same patient ID Re-attending within 3 months - Adults	163	1,475	11.1%	17.6%	17.3%	16.6%
% of FP17s for the same patient ID Re-attending between 3 & 9 months - Children	502	753	66.7%	56.4%	58.9%	57.5%
% of FP17s for the same patient ID Re-attending between 3 & 9 months - Adults	989	1,475	67.1%	50.3%	52.5%	50.4%
% of FP17s for Band 1 Urgent Courses	93	2,056	4.5%	10.5%	9.3%	9.1%
% of FP17s Relating to Free Repair or Replacements	0	2,056	0.0%	0.9%	1.0%	0.8%
% of FP17s Relating to Continuations	28	2,056	1.4%	1.3%	1.5%	1.3%
% of Patients satisfied with the dentistry they have received	1	1	N/A	91.8%	93.1%	92.7%
% of Patients satisfied with the time they had to wait for an appointment	1	1	N/A	88.0%	89.8%	88.8%

* This is based on patients treated on this contract for their most recent course of treatment. Figures in italics indicate the base number of FP17s or Patient Questionnaire responses are less than 100. N/A is shown where the base number of responses is less than 10 during the period. % is calculated as Quantity/Base number*100

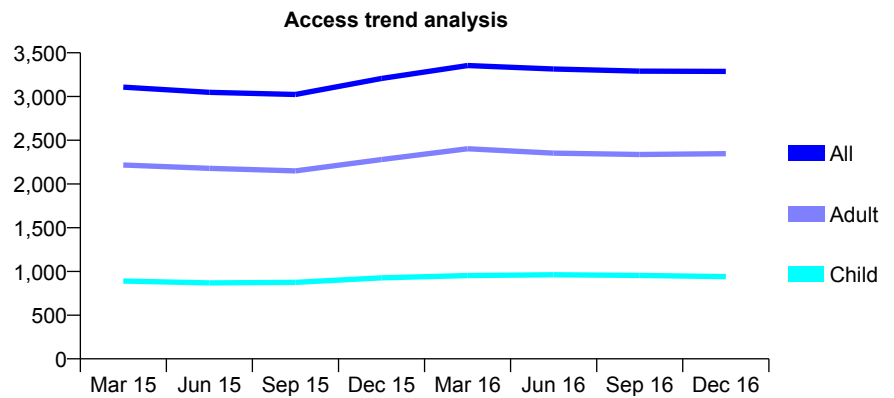
Q46 - Vital Signs At a Glance Contract Report for 769126/0001 - December 2016

Name or company name	MISS S AHMAD
Contract type name	GDS Contract
Purpose of contract	General
Contract start date	10/09/2012
Contract end date	

16/17 Contracted general activity (UDA)	10,336
Carry forward general activity (UDA)	-27
16/17 Contracted orthodontic activity (UOA)	0
Carry forward orthodontic activity (UOA)	0
Baseline contract value	£277,575.50

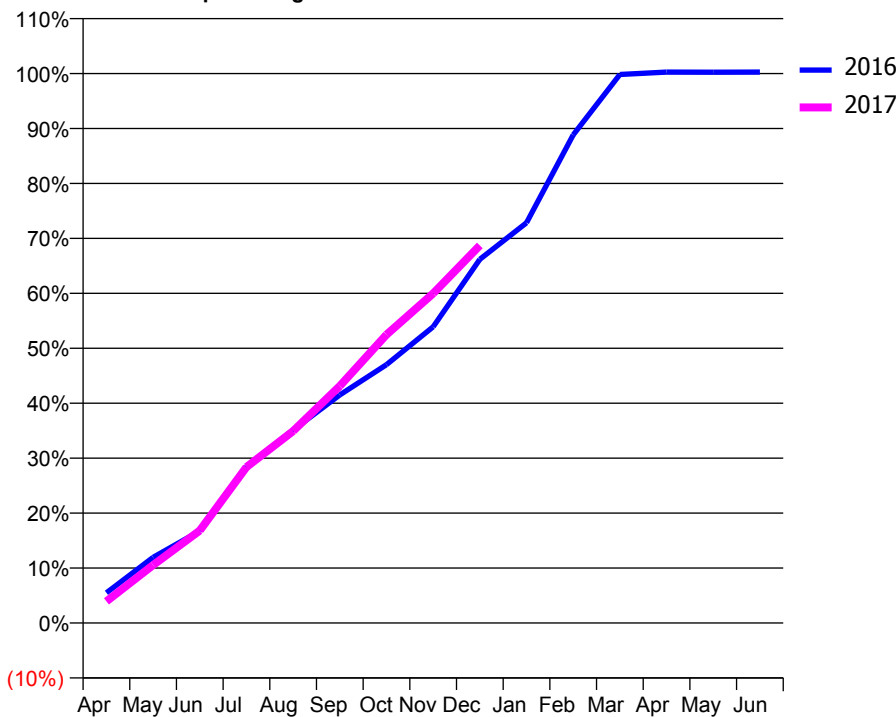
ACCESS*

Patients seen in 24 months	Total	Change since previous quarter
Quarter ending December 2015	3,206	
Quarter ending March 2016	3,355	↑
Quarter ending June 2016	3,314	↓
Quarter ending September 2016	3,291	→
Quarter ending December 2016	3,287	→
Variance since December 2015	2.5%	↑



ACTIVITY

Cumulative percentage of contracted UDA delivered 2016 & 2017



Month	Adjusted Scheduled Activity (UDA)	
	2016	2017
April	568	407
May	1,235	1,090
June	1,731	1,738
July	2,941	2,933
August	3,630	3,611
September	4,290	4,459
October	4,860	5,423
November	5,571	6,200
December	6,842	7,102
January	7,529	
February	9,181	
March	10,316	
April	10,362	
May	10,359	
June	10,363	

QUALITY

	Quantity	Base Number	Contract	AT	Region	England
% of FP17s for the same patient ID Re-attending within 3 months - Children	74	1,021	7.2%	13.0%	13.4%	12.4%
% of FP17s for the same patient ID Re-attending within 3 months - Adults	445	2,531	17.6%	17.6%	17.3%	16.6%
% of FP17s for the same patient ID Re-attending between 3 & 9 months - Children	655	1,021	64.2%	56.4%	58.9%	57.5%
% of FP17s for the same patient ID Re-attending between 3 & 9 months - Adults	1,431	2,531	56.5%	50.3%	52.5%	50.4%
% of FP17s for Band 1 Urgent Courses	442	3,531	12.5%	10.5%	9.3%	9.1%
% of FP17s Relating to Free Repair or Replacements	55	3,531	1.6%	0.9%	1.0%	0.8%
% of FP17s Relating to Continuations	56	3,531	1.6%	1.3%	1.5%	1.3%
% of Patients satisfied with the dentistry they have received	0	0	N/A	91.8%	93.1%	92.7%
% of Patients satisfied with the time they had to wait for an appointment	0	0	N/A	88.0%	89.8%	88.8%

* This is based on patients treated on this contract for their most recent course of treatment. Figures in italics indicate the base number of FP17s or Patient Questionnaire responses are less than 100. N/A is shown where the base number of responses is less than 10 during the period. % is calculated as Quantity/Base number*100

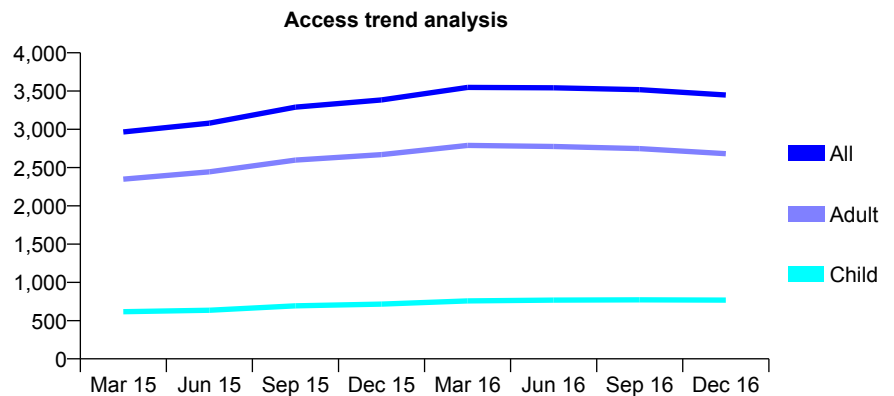
Q46 - Vital Signs At a Glance Contract Report for 769126/0002 - December 2016

Name or company name	MISS S AHMAD
Contract type name	GDS Contract
Purpose of contract	General
Contract start date	15/07/2013
Contract end date	

16/17 Contracted general activity (UDA)	13,017
Carry forward general activity (UDA)	0
16/17 Contracted orthodontic activity (UOA)	0
Carry forward orthodontic activity (UOA)	0
Baseline contract value	£321,688.84

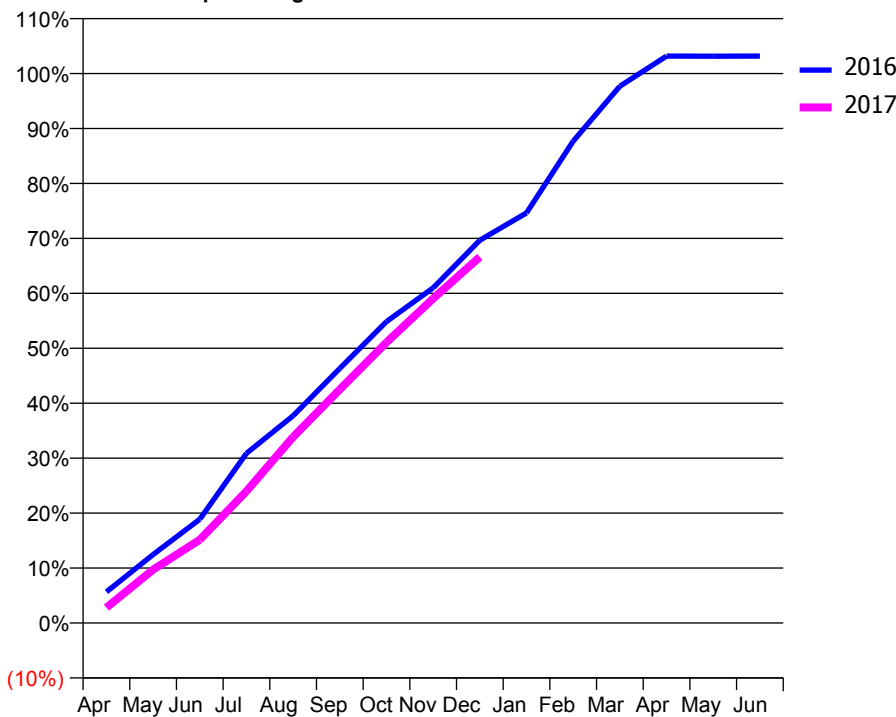
ACCESS*

Patients seen in 24 months	Total	Change since previous quarter
Quarter ending December 2015	3,384	
Quarter ending March 2016	3,548	↑
Quarter ending June 2016	3,543	→
Quarter ending September 2016	3,518	→
Quarter ending December 2016	3,449	↓
Variance since December 2015	1.9%	→



ACTIVITY

Cumulative percentage of contracted UDA delivered 2016 & 2017



Month	Adjusted Scheduled Activity (UDA)	
	2016	2017
April	737	366
May	1,622	1,267
June	2,458	1,972
July	4,020	3,123
August	4,910	4,409
September	6,033	5,532
October	7,139	6,647
November	7,940	7,687
December	9,069	8,672
January	9,715	
February	11,415	
March	12,717	
April	13,429	
May	13,425	
June	13,428	

QUALITY

	Quantity	Base Number	Contract	AT	Region	England
% of FP17s for the same patient ID Re-attending within 3 months - Children	100	915	10.9%	13.0%	13.4%	12.4%
% of FP17s for the same patient ID Re-attending within 3 months - Adults	605	3,273	18.5%	17.6%	17.3%	16.6%
% of FP17s for the same patient ID Re-attending between 3 & 9 months - Children	590	915	64.5%	56.4%	58.9%	57.5%
% of FP17s for the same patient ID Re-attending between 3 & 9 months - Adults	2,090	3,273	63.9%	50.3%	52.5%	50.4%
% of FP17s for Band 1 Urgent Courses	356	3,948	9.0%	10.5%	9.3%	9.1%
% of FP17s Relating to Free Repair or Replacements	128	3,948	3.2%	0.9%	1.0%	0.8%
% of FP17s Relating to Continuations	112	3,948	2.8%	1.3%	1.5%	1.3%
% of Patients satisfied with the dentistry they have received	8	11	72.7%	91.8%	93.1%	92.7%
% of Patients satisfied with the time they had to wait for an appointment	10	11	90.9%	88.0%	89.8%	88.8%

* This is based on patients treated on this contract for their most recent course of treatment. Figures in italics indicate the base number of FP17s or Patient Questionnaire responses are less than 100. N/A is shown where the base number of responses is less than 10 during the period. % is calculated as Quantity/Base number*100

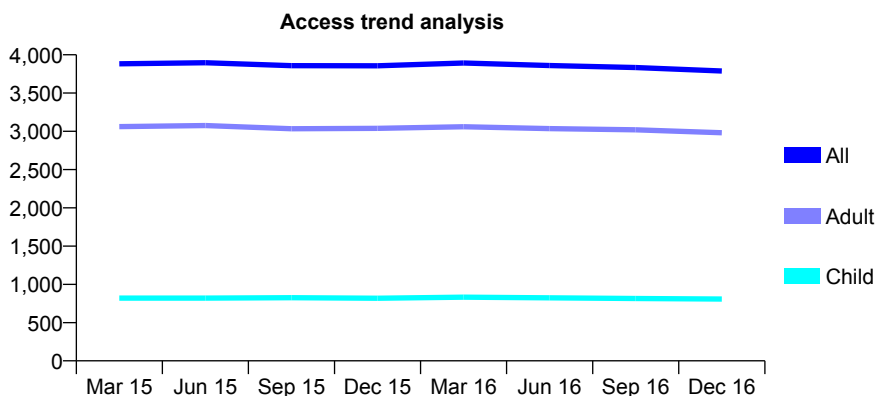
Q46 - Vital Signs At a Glance Contract Report for 769339/0001 - December 2016

Name or company name	MS H LUPSON
Contract type name	GDS Contract
Purpose of contract	General
Contract start date	01/04/2006
Contract end date	

16/17 Contracted general activity (UDA)	12,042
Carry forward general activity (UDA)	184
16/17 Contracted orthodontic activity (UOA)	0
Carry forward orthodontic activity (UOA)	0
Baseline contract value	£288,185.83

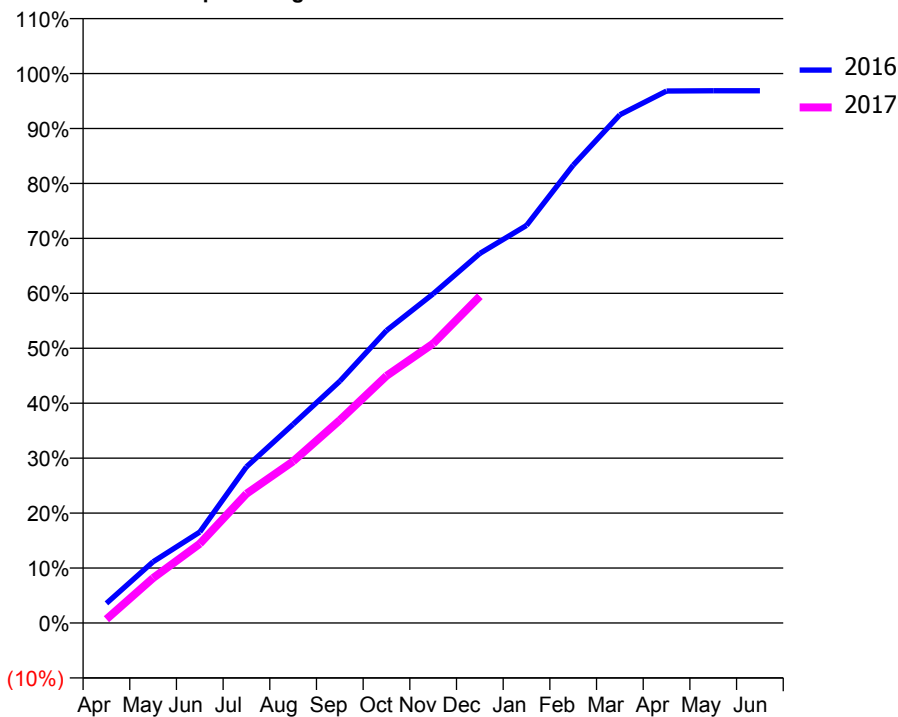
ACCESS*

Patients seen in 24 months	Total	Change since previous quarter
Quarter ending December 2015	3,856	
Quarter ending March 2016	3,892	→
Quarter ending June 2016	3,859	→
Quarter ending September 2016	3,834	→
Quarter ending December 2016	3,788	↓
Variance since December 2015	(1.8%)	↓



ACTIVITY

Cumulative percentage of contracted UDA delivered 2016 & 2017



Month	Adjusted Scheduled Activity (UDA)	
	2016	2017
April	437	85
May	1,364	986
June	2,026	1,738
July	3,481	2,833
August	4,427	3,544
September	5,388	4,447
October	6,518	5,416
November	7,332	6,124
December	8,233	7,161
January	8,858	
February	10,199	
March	11,323	
April	11,853	
May	11,858	
June	11,858	

QUALITY

	Quantity	Base Number	Contract	AT	Region	England
% of FP17s for the same patient ID Re-attending within 3 months - Children	89	1,021	8.7%	13.0%	13.4%	12.4%
% of FP17s for the same patient ID Re-attending within 3 months - Adults	635	3,705	17.1%	17.6%	17.3%	16.6%
% of FP17s for the same patient ID Re-attending between 3 & 9 months - Children	762	1,021	74.6%	56.4%	58.9%	57.5%
% of FP17s for the same patient ID Re-attending between 3 & 9 months - Adults	2,352	3,705	63.5%	50.3%	52.5%	50.4%
% of FP17s for Band 1 Urgent Courses	352	4,379	8.0%	10.5%	9.3%	9.1%
% of FP17s Relating to Free Repair or Replacements	45	4,379	1.0%	0.9%	1.0%	0.8%
% of FP17s Relating to Continuations	32	4,379	0.7%	1.3%	1.5%	1.3%
% of Patients satisfied with the dentistry they have received	3	4	N/A	91.8%	93.1%	92.7%
% of Patients satisfied with the time they had to wait for an appointment	4	4	N/A	88.0%	89.8%	88.8%

* This is based on patients treated on this contract for their most recent course of treatment. Figures in italics indicate the base number of FP17s or Patient Questionnaire responses are less than 100. N/A is shown where the base number of responses is less than 10 during the period. % is calculated as Quantity/Base number*100

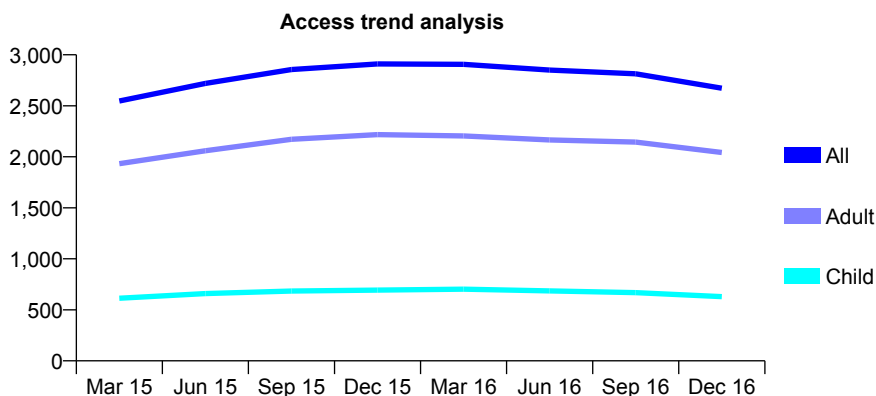
Q46 - Vital Signs At a Glance Contract Report for 770795/0001 - December 2016

Name or company name	MR AR ULLATHORNE
Contract type name	GDS Contract
Purpose of contract	General and Orthodontic
Contract start date	01/12/2013
Contract end date	

16/17 Contracted general activity (UDA)	10,925
Carry forward general activity (UDA)	0
16/17 Contracted orthodontic activity (UOA)	380
Carry forward orthodontic activity (UOA)	0
Baseline contract value	£301,026.15

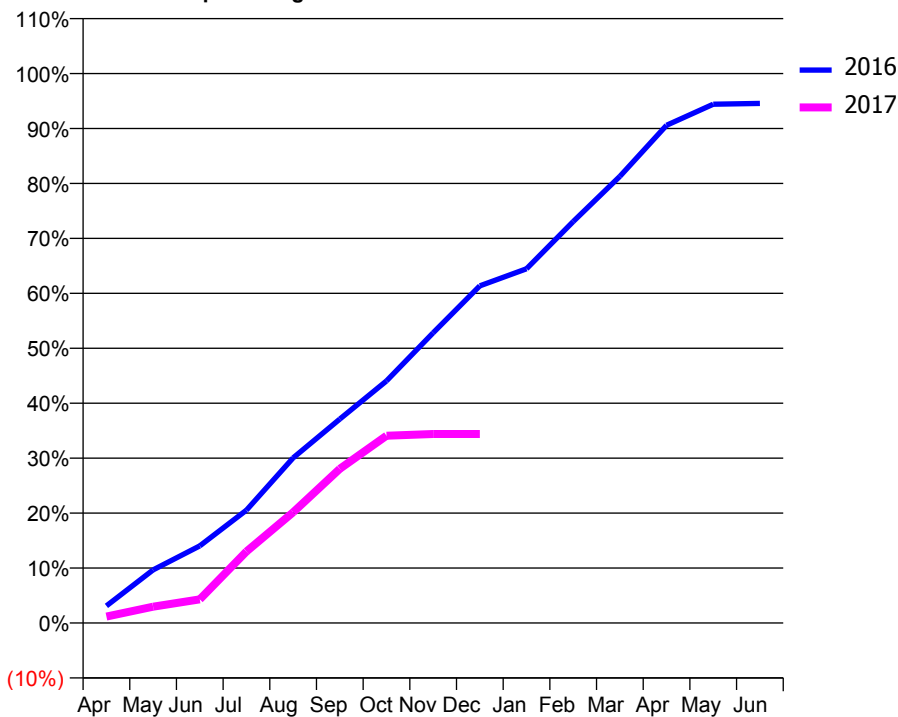
ACCESS*

Patients seen in 24 months	Total	Change since previous quarter
Quarter ending December 2015	2,910	
Quarter ending March 2016	2,906	→
Quarter ending June 2016	2,850	↓
Quarter ending September 2016	2,814	↓
Quarter ending December 2016	2,673	↓
Variance since December 2015	(8.1%)	↓



ACTIVITY

Cumulative percentage of contracted UDA delivered 2016 & 2017



Month	Adjusted Scheduled Activity (UDA)	
	2016	2017
April	341	129
May	1,057	325
June	1,535	470
July	2,244	1,421
August	3,284	2,202
September	4,055	3,065
October	4,814	3,724
November	5,770	3,758
December	6,704	3,758
January	7,042	
February	7,981	
March	8,881	
April	9,895	
May	10,314	
June	10,330	

QUALITY

	Quantity	Base Number	Contract	AT	Region	England
% of FP17s for the same patient ID Re-attending within 3 months - Children	42	523	8.0%	13.0%	13.4%	12.4%
% of FP17s for the same patient ID Re-attending within 3 months - Adults	260	1,560	16.7%	17.6%	17.3%	16.6%
% of FP17s for the same patient ID Re-attending between 3 & 9 months - Children	277	523	53.0%	56.4%	58.9%	57.5%
% of FP17s for the same patient ID Re-attending between 3 & 9 months - Adults	727	1,560	46.6%	50.3%	52.5%	50.4%
% of FP17s for Band 1 Urgent Courses	158	1,536	10.3%	10.5%	9.3%	9.1%
% of FP17s Relating to Free Repair or Replacements	21	1,536	1.4%	0.9%	1.0%	0.8%
% of FP17s Relating to Continuations	11	1,536	0.7%	1.3%	1.5%	1.3%
% of Patients satisfied with the dentistry they have received	0	0	N/A	91.8%	93.1%	92.7%
% of Patients satisfied with the time they had to wait for an appointment	0	0	N/A	88.0%	89.8%	88.8%

* This is based on patients treated on this contract for their most recent course of treatment. Figures in italics indicate the base number of FP17s or Patient Questionnaire responses are less than 100. N/A is shown where the base number of responses is less than 10 during the period. % is calculated as Quantity/Base number*100

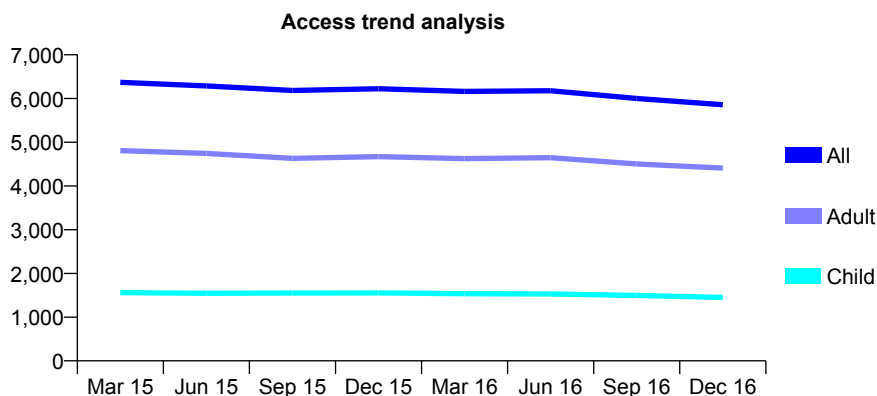
Q46 - Vital Signs At a Glance Contract Report for 770973/0001 - December 2016

Name or company name	MR CD AINSWORTH
Contract type name	GDS Contract
Purpose of contract	General
Contract start date	01/04/2006
Contract end date	

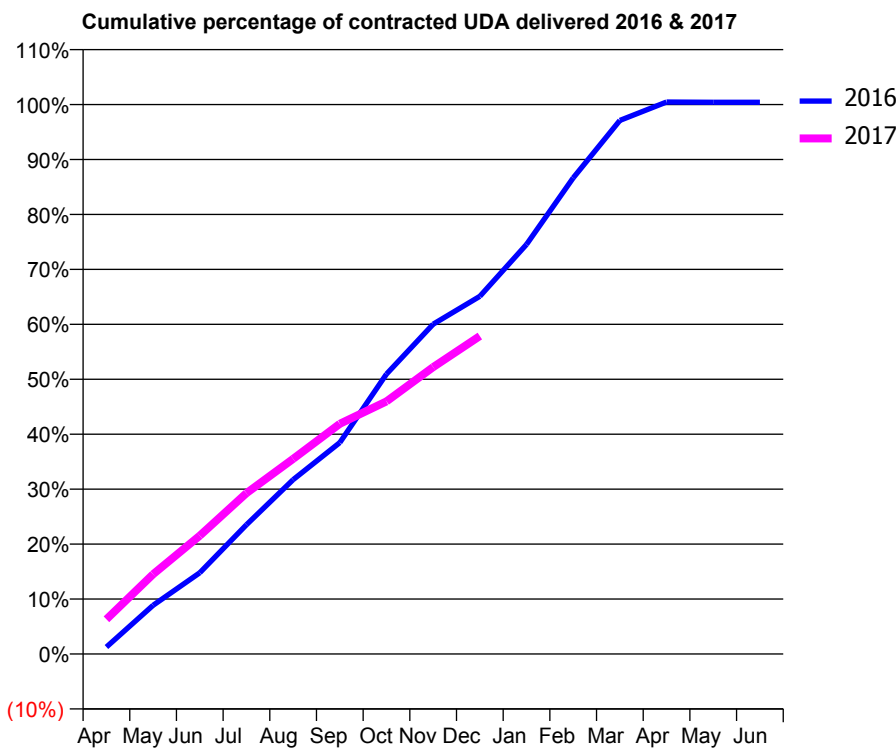
16/17 Contracted general activity (UDA)	20,430
Carry forward general activity (UDA)	-81
16/17 Contracted orthodontic activity (UOA)	0
Carry forward orthodontic activity (UOA)	0
Baseline contract value	£615,567.55

ACCESS*

Patients seen in 24 months	Total	Change since previous quarter
Quarter ending December 2015	6,225	
Quarter ending March 2016	6,164	→
Quarter ending June 2016	6,177	→
Quarter ending September 2016	6,001	↓
Quarter ending December 2016	5,859	↓
Variance since December 2015	(5.9%)	↓



ACTIVITY



Month	Adjusted Scheduled Activity (UDA)	
	2016	2017
April	259	1,293
May	1,811	2,966
June	3,023	4,402
July	4,806	5,983
August	6,481	7,258
September	7,862	8,558
October	10,408	9,391
November	12,264	10,668
December	13,297	11,820
January	15,227	
February	17,699	
March	19,840	
April	20,520	
May	20,512	
June	20,511	

QUALITY

	Quantity	Base Number	Contract	AT	Region	England
% of FP17s for the same patient ID Re-attending within 3 months - Children	170	1,466	11.6%	13.0%	13.4%	12.4%
% of FP17s for the same patient ID Re-attending within 3 months - Adults	715	4,246	16.8%	17.6%	17.3%	16.6%
% of FP17s for the same patient ID Re-attending between 3 & 9 months - Children	910	1,466	62.1%	56.4%	58.9%	57.5%
% of FP17s for the same patient ID Re-attending between 3 & 9 months - Adults	2,377	4,246	56.0%	50.3%	52.5%	50.4%
% of FP17s for Band 1 Urgent Courses	904	5,398	16.7%	10.5%	9.3%	9.1%
% of FP17s Relating to Free Repair or Replacements	46	5,398	0.9%	0.9%	1.0%	0.8%
% of FP17s Relating to Continuations	12	5,398	0.2%	1.3%	1.5%	1.3%
% of Patients satisfied with the dentistry they have received	4	4	N/A	91.8%	93.1%	92.7%
% of Patients satisfied with the time they had to wait for an appointment	4	4	N/A	88.0%	89.8%	88.8%

* This is based on patients treated on this contract for their most recent course of treatment. Figures in italics indicate the base number of FP17s or Patient Questionnaire responses are less than 100. N/A is shown where the base number of responses is less than 10 during the period. % is calculated as Quantity/Base number*100

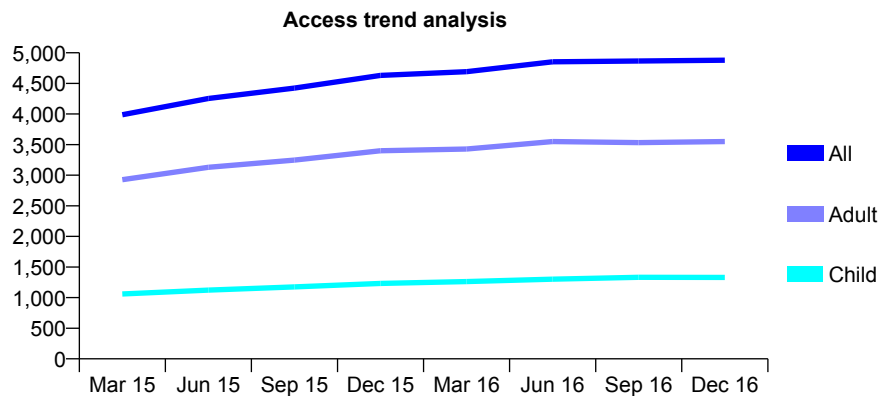
Q46 - Vital Signs At a Glance Contract Report for 772194/0002 - December 2016

Name or company name	MR B AMOZANDEH
Contract type name	GDS Contract
Purpose of contract	General
Contract start date	01/06/2008
Contract end date	

16/17 Contracted general activity (UDA)	19,610
Carry forward general activity (UDA)	55
16/17 Contracted orthodontic activity (UOA)	0
Carry forward orthodontic activity (UOA)	0
Baseline contract value	£545,412.14

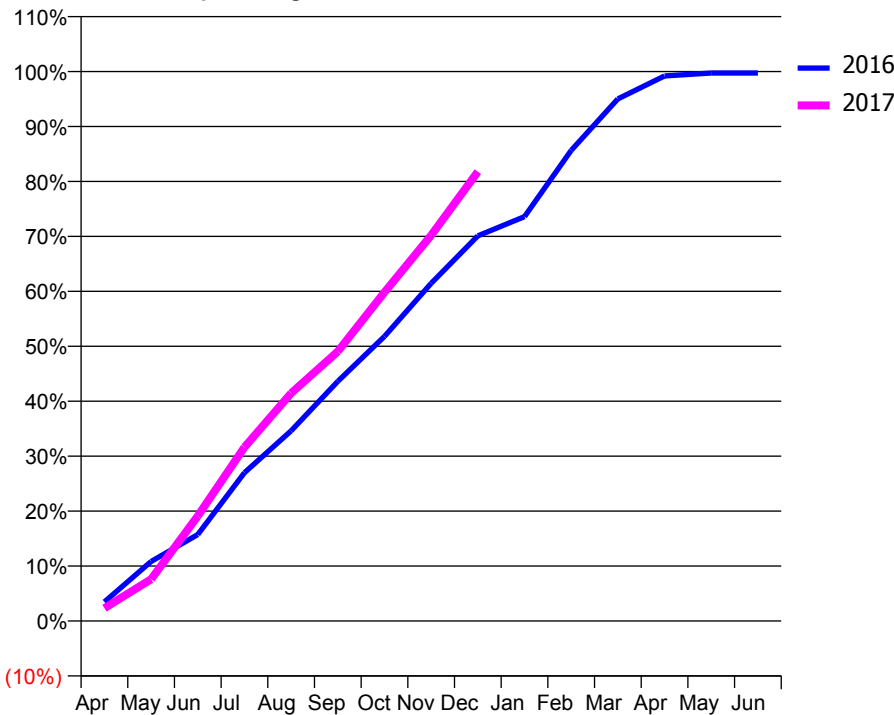
ACCESS*

Patients seen in 24 months	Total	Change since previous quarter
Quarter ending December 2015	4,631	
Quarter ending March 2016	4,691	→
Quarter ending June 2016	4,852	↑
Quarter ending September 2016	4,865	→
Quarter ending December 2016	4,880	→
Variance since December 2015	5.4%	↑



ACTIVITY

Cumulative percentage of contracted UDA delivered 2016 & 2017



Month	Adjusted Scheduled Activity (UDA)	
	2016	2017
April	681	460
May	2,124	1,490
June	3,084	3,747
July	5,295	6,201
August	6,790	8,129
September	8,553	9,621
October	10,157	11,733
November	12,050	13,766
December	13,744	16,035
January	14,432	
February	16,796	
March	18,633	
April	19,452	
May	19,555	
June	19,555	

QUALITY

	Quantity	Base Number	Contract	AT	Region	England
% of FP17s for the same patient ID Re-attending within 3 months - Children	174	1,579	11.0%	13.0%	13.4%	12.4%
% of FP17s for the same patient ID Re-attending within 3 months - Adults	1,090	4,351	25.1%	17.6%	17.3%	16.6%
% of FP17s for the same patient ID Re-attending between 3 & 9 months - Children	943	1,579	59.7%	56.4%	58.9%	57.5%
% of FP17s for the same patient ID Re-attending between 3 & 9 months - Adults	1,881	4,351	43.2%	50.3%	52.5%	50.4%
% of FP17s for Band 1 Urgent Courses	695	5,605	12.4%	10.5%	9.3%	9.1%
% of FP17s Relating to Free Repair or Replacements	48	5,605	0.9%	0.9%	1.0%	0.8%
% of FP17s Relating to Continuations	131	5,605	2.3%	1.3%	1.5%	1.3%
% of Patients satisfied with the dentistry they have received	2	2	N/A	91.8%	93.1%	92.7%
% of Patients satisfied with the time they had to wait for an appointment	2	2	N/A	88.0%	89.8%	88.8%

* This is based on patients treated on this contract for their most recent course of treatment. Figures in italics indicate the base number of FP17s or Patient Questionnaire responses are less than 100. N/A is shown where the base number of responses is less than 10 during the period. % is calculated as Quantity/Base number*100

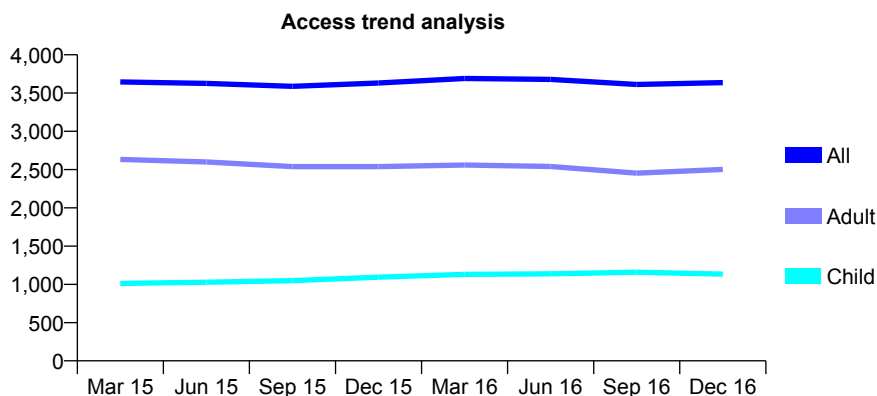
Q46 - Vital Signs At a Glance Contract Report for 772895/0001 - December 2016

Name or company name	MR CE CRAWFORD
Contract type name	GDS Contract
Purpose of contract	General
Contract start date	13/10/2009
Contract end date	

16/17 Contracted general activity (UDA)	6,773
Carry forward general activity (UDA)	-135
16/17 Contracted orthodontic activity (UOA)	0
Carry forward orthodontic activity (UOA)	0
Baseline contract value	£165,581.25

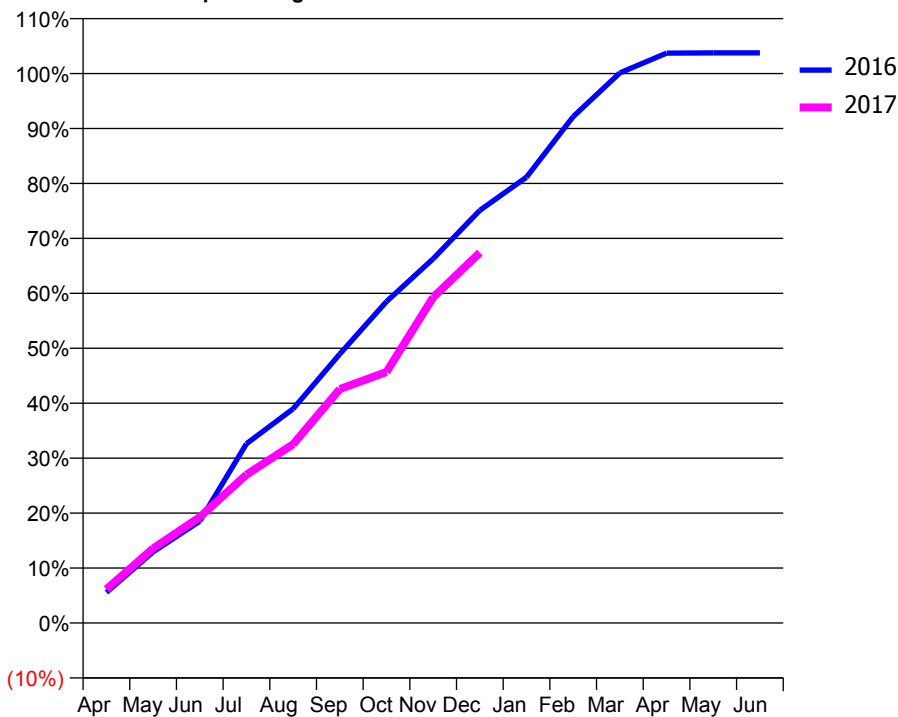
ACCESS*

Patients seen in 24 months	Total	Change since previous quarter
Quarter ending December 2015	3,631	
Quarter ending March 2016	3,690	→
Quarter ending June 2016	3,679	→
Quarter ending September 2016	3,612	↓
Quarter ending December 2016	3,636	→
Variance since December 2015	0.1%	→



ACTIVITY

Cumulative percentage of contracted UDA delivered 2016 & 2017



Month	Adjusted Scheduled Activity (UDA)	
	2016	2017
April	384	417
May	893	920
June	1,277	1,306
July	2,249	1,829
August	2,688	2,204
September	3,375	2,883
October	4,032	3,094
November	4,569	4,015
December	5,175	4,565
January	5,593	
February	6,353	
March	6,901	
April	7,148	
May	7,152	
June	7,152	

QUALITY

	Quantity	Base Number	Contract	AT	Region	England
% of FP17s for the same patient ID Re-attending within 3 months - Children	101	1,370	7.4%	13.0%	13.4%	12.4%
% of FP17s for the same patient ID Re-attending within 3 months - Adults	181	1,827	9.9%	17.6%	17.3%	16.6%
% of FP17s for the same patient ID Re-attending between 3 & 9 months - Children	945	1,370	69.0%	56.4%	58.9%	57.5%
% of FP17s for the same patient ID Re-attending between 3 & 9 months - Adults	857	1,827	46.9%	50.3%	52.5%	50.4%
% of FP17s for Band 1 Urgent Courses	126	2,378	5.3%	10.5%	9.3%	9.1%
% of FP17s Relating to Free Repair or Replacements	6	2,378	0.3%	0.9%	1.0%	0.8%
% of FP17s Relating to Continuations	28	2,378	1.2%	1.3%	1.5%	1.3%
% of Patients satisfied with the dentistry they have received	3	3	N/A	91.8%	93.1%	92.7%
% of Patients satisfied with the time they had to wait for an appointment	3	3	N/A	88.0%	89.8%	88.8%

* This is based on patients treated on this contract for their most recent course of treatment. Figures in italics indicate the base number of FP17s or Patient Questionnaire responses are less than 100. N/A is shown where the base number of responses is less than 10 during the period. % is calculated as Quantity/Base number*100

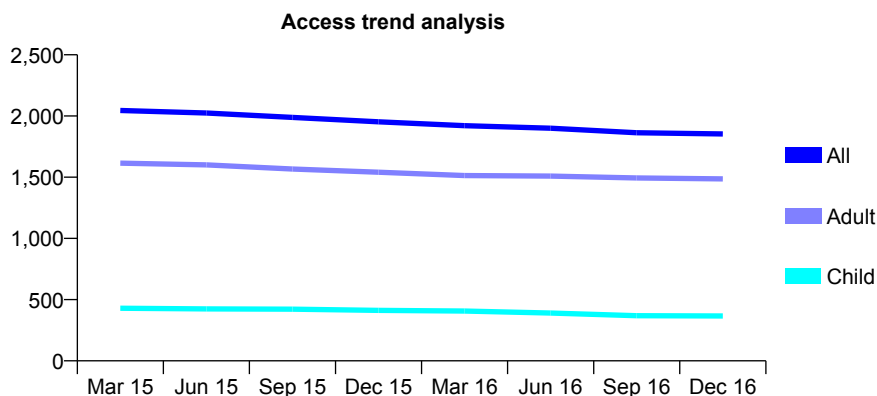
Q46 - Vital Signs At a Glance Contract Report for 772968/0001 - December 2016

Name or company name	MISS SN HUSSAIN
Contract type name	GDS Contract
Purpose of contract	General
Contract start date	19/04/2011
Contract end date	

16/17 Contracted general activity (UDA)	4,906
Carry forward general activity (UDA)	92
16/17 Contracted orthodontic activity (UOA)	0
Carry forward orthodontic activity (UOA)	0
Baseline contract value	£119,195.25

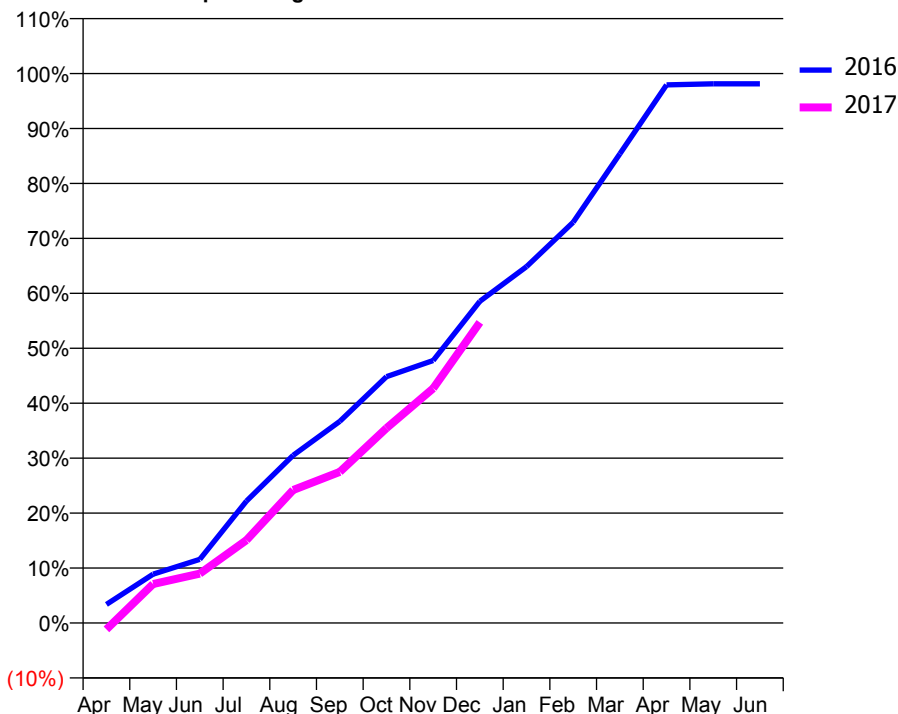
ACCESS*

Patients seen in 24 months	Total	Change since previous quarter
Quarter ending December 2015	1,953	
Quarter ending March 2016	1,921	↓
Quarter ending June 2016	1,900	↓
Quarter ending September 2016	1,863	↓
Quarter ending December 2016	1,853	→
Variance since December 2015	(5.1%)	↓



ACTIVITY

Cumulative percentage of contracted UDA delivered 2016 & 2017



Month	Adjusted Scheduled Activity (UDA)	
	2016	2017
April	167	-57
May	437	348
June	569	441
July	1,088	740
August	1,497	1,187
September	1,800	1,349
October	2,199	1,740
November	2,343	2,094
December	2,872	2,684
January	3,182	
February	3,579	
March	4,189	
April	4,805	
May	4,814	
June	4,814	

QUALITY

	Quantity	Base Number	Contract	AT	Region	England
% of FP17s for the same patient ID Re-attending within 3 months - Children	33	473	7.0%	13.0%	13.4%	12.4%
% of FP17s for the same patient ID Re-attending within 3 months - Adults	304	1,831	16.6%	17.6%	17.3%	16.6%
% of FP17s for the same patient ID Re-attending between 3 & 9 months - Children	357	473	75.5%	56.4%	58.9%	57.5%
% of FP17s for the same patient ID Re-attending between 3 & 9 months - Adults	1,198	1,831	65.4%	50.3%	52.5%	50.4%
% of FP17s for Band 1 Urgent Courses	116	1,387	8.4%	10.5%	9.3%	9.1%
% of FP17s Relating to Free Repair or Replacements	31	1,387	2.2%	0.9%	1.0%	0.8%
% of FP17s Relating to Continuations	22	1,387	1.6%	1.3%	1.5%	1.3%
% of Patients satisfied with the dentistry they have received	6	6	N/A	91.8%	93.1%	92.7%
% of Patients satisfied with the time they had to wait for an appointment	6	6	N/A	88.0%	89.8%	88.8%

* This is based on patients treated on this contract for their most recent course of treatment. Figures in italics indicate the base number of FP17s or Patient Questionnaire responses are less than 100. N/A is shown where the base number of responses is less than 10 during the period. % is calculated as Quantity/Base number*100

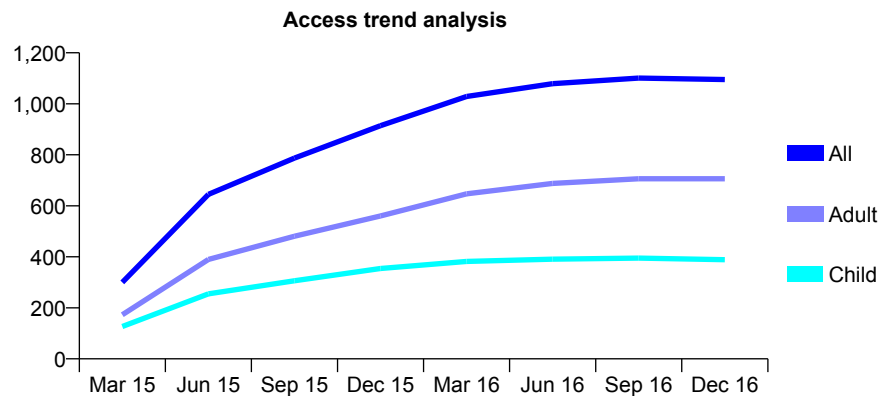
Q46 - Vital Signs At a Glance Contract Report for 772968/0003 - December 2016

Name or company name	MISS SN HUSSAIN
Contract type name	GDS Contract
Purpose of contract	General
Contract start date	01/01/2015
Contract end date	

16/17 Contracted general activity (UDA)	2,213
Carry forward general activity (UDA)	-38
16/17 Contracted orthodontic activity (UOA)	0
Carry forward orthodontic activity (UOA)	0
Baseline contract value	£60,310.41

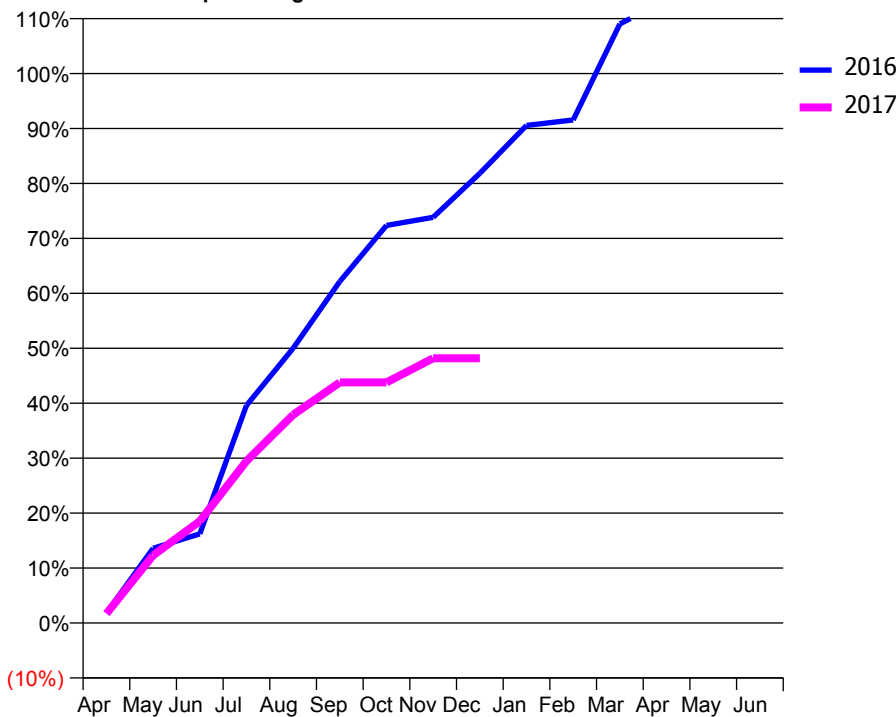
ACCESS*

Patients seen in 24 months	Total	Change since previous quarter
Quarter ending December 2015	914	
Quarter ending March 2016	1,029	↑
Quarter ending June 2016	1,079	↑
Quarter ending September 2016	1,101	↑
Quarter ending December 2016	1,095	→
Variance since December 2015	19.8%	↑



ACTIVITY

Cumulative percentage of contracted UDA delivered 2016 & 2017



Month	Adjusted Scheduled Activity (UDA)	
	2016	2017
April	44	38
May	321	273
June	384	410
July	936	652
August	1,182	838
September	1,469	969
October	1,710	969
November	1,746	1,066
December	1,935	1,066
January	2,141	
February	2,164	
March	2,577	
April	2,681	
May	2,682	
June	2,682	

QUALITY

	Quantity	Base Number	Contract	AT	Region	England
% of FP17s for the same patient ID Re-attending within 3 months - Children	31	371	8.4%	13.0%	13.4%	12.4%
% of FP17s for the same patient ID Re-attending within 3 months - Adults	104	643	16.2%	17.6%	17.3%	16.6%
% of FP17s for the same patient ID Re-attending between 3 & 9 months - Children	264	371	71.2%	56.4%	58.9%	57.5%
% of FP17s for the same patient ID Re-attending between 3 & 9 months - Adults	412	643	64.1%	50.3%	52.5%	50.4%
% of FP17s for Band 1 Urgent Courses	46	584	7.9%	10.5%	9.3%	9.1%
% of FP17s Relating to Free Repair or Replacements	4	584	0.7%	0.9%	1.0%	0.8%
% of FP17s Relating to Continuations	9	584	1.5%	1.3%	1.5%	1.3%
% of Patients satisfied with the dentistry they have received	0	0	N/A	91.8%	93.1%	92.7%
% of Patients satisfied with the time they had to wait for an appointment	0	0	N/A	88.0%	89.8%	88.8%

* This is based on patients treated on this contract for their most recent course of treatment. Figures in italics indicate the base number of FP17s or Patient Questionnaire responses are less than 100. N/A is shown where the base number of responses is less than 10 during the period. % is calculated as Quantity/Base number*100

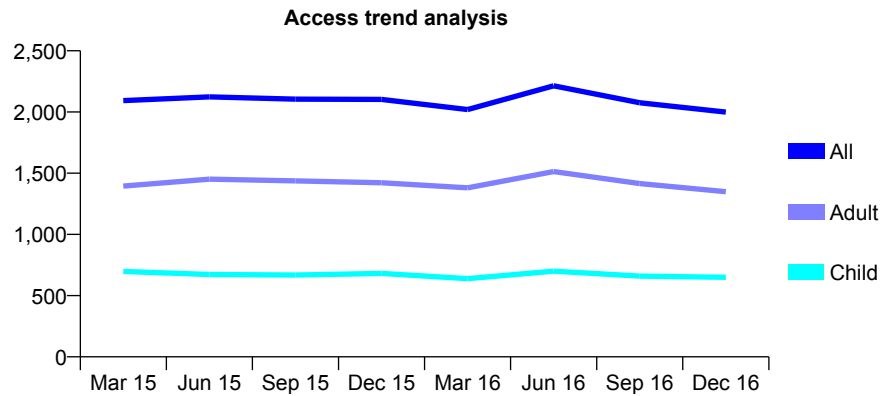
Q46 - Vital Signs At a Glance Contract Report for 773174/0001 - December 2016

Name or company name	MR S AHMED
Contract type name	GDS Contract
Purpose of contract	General
Contract start date	01/04/2006
Contract end date	

16/17 Contracted general activity (UDA)	8,304
Carry forward general activity (UDA)	0
16/17 Contracted orthodontic activity (UOA)	0
Carry forward orthodontic activity (UOA)	0
Baseline contract value	£275,717.49

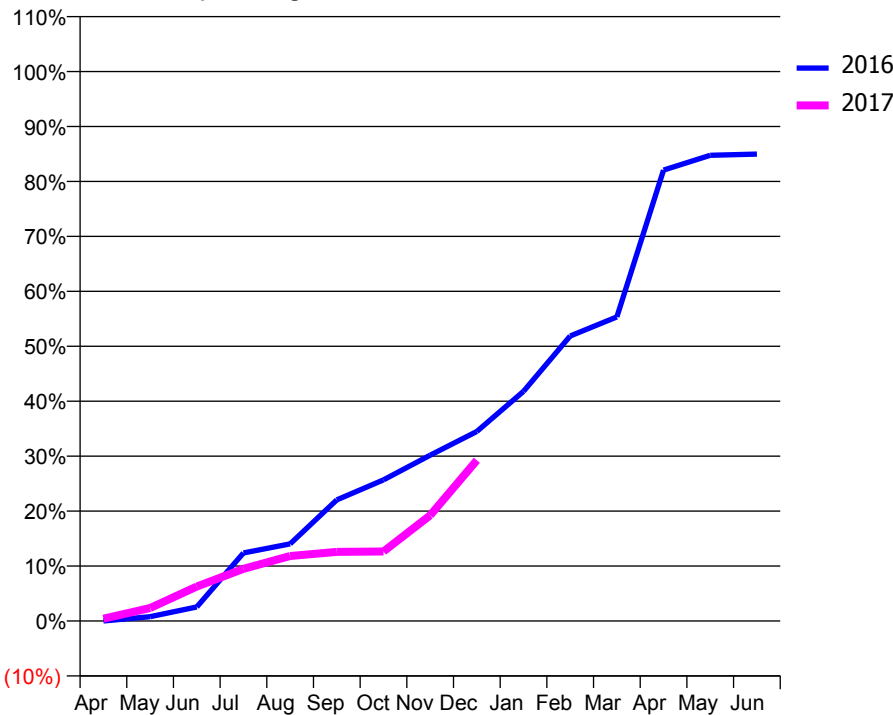
ACCESS*

Patients seen in 24 months	Total	Change since previous quarter
Quarter ending December 2015	2,103	
Quarter ending March 2016	2,020	↓
Quarter ending June 2016	2,214	↑
Quarter ending September 2016	2,076	↓
Quarter ending December 2016	1,999	↓
Variance since December 2015	(4.9%)	↓



ACTIVITY

Cumulative percentage of contracted UDA delivered 2016 & 2017



Month	Adjusted Scheduled Activity (UDA)	
	2016	2017
April	0	34
May	66	196
June	212	522
July	1,030	790
August	1,165	982
September	1,831	1,044
October	2,132	1,051
November	2,507	1,598
December	2,864	2,430
January	3,471	
February	4,308	
March	4,595	
April	6,813	
May	7,038	
June	7,057	

QUALITY

	Quantity	Base Number	Contract	AT	Region	England
% of FP17s for the same patient ID Re-attending within 3 months - Children	19	407	4.7%	13.0%	13.4%	12.4%
% of FP17s for the same patient ID Re-attending within 3 months - Adults	119	881	13.5%	17.6%	17.3%	16.6%
% of FP17s for the same patient ID Re-attending between 3 & 9 months - Children	93	407	22.9%	56.4%	58.9%	57.5%
% of FP17s for the same patient ID Re-attending between 3 & 9 months - Adults	230	881	26.1%	50.3%	52.5%	50.4%
% of FP17s for Band 1 Urgent Courses	100	812	12.3%	10.5%	9.3%	9.1%
% of FP17s Relating to Free Repair or Replacements	8	812	1.0%	0.9%	1.0%	0.8%
% of FP17s Relating to Continuations	0	812	0.0%	1.3%	1.5%	1.3%
% of Patients satisfied with the dentistry they have received	1	2	N/A	91.8%	93.1%	92.7%
% of Patients satisfied with the time they had to wait for an appointment	0	2	N/A	88.0%	89.8%	88.8%

* This is based on patients treated on this contract for their most recent course of treatment. Figures in italics indicate the base number of FP17s or Patient Questionnaire responses are less than 100. N/A is shown where the base number of responses is less than 10 during the period. % is calculated as Quantity/Base number*100

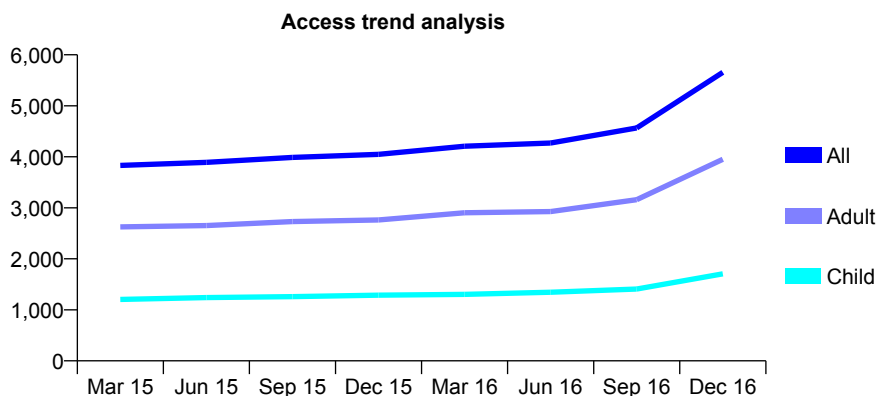
Q46 - Vital Signs At a Glance Contract Report for 780871/0001 - December 2016

Name or company name	MR R KHAN
Contract type name	GDS Contract
Purpose of contract	General
Contract start date	01/04/2006
Contract end date	

16/17 Contracted general activity (UDA)	24,622
Carry forward general activity (UDA)	-329
16/17 Contracted orthodontic activity (UOA)	0
Carry forward orthodontic activity (UOA)	0
Baseline contract value	£699,624.26

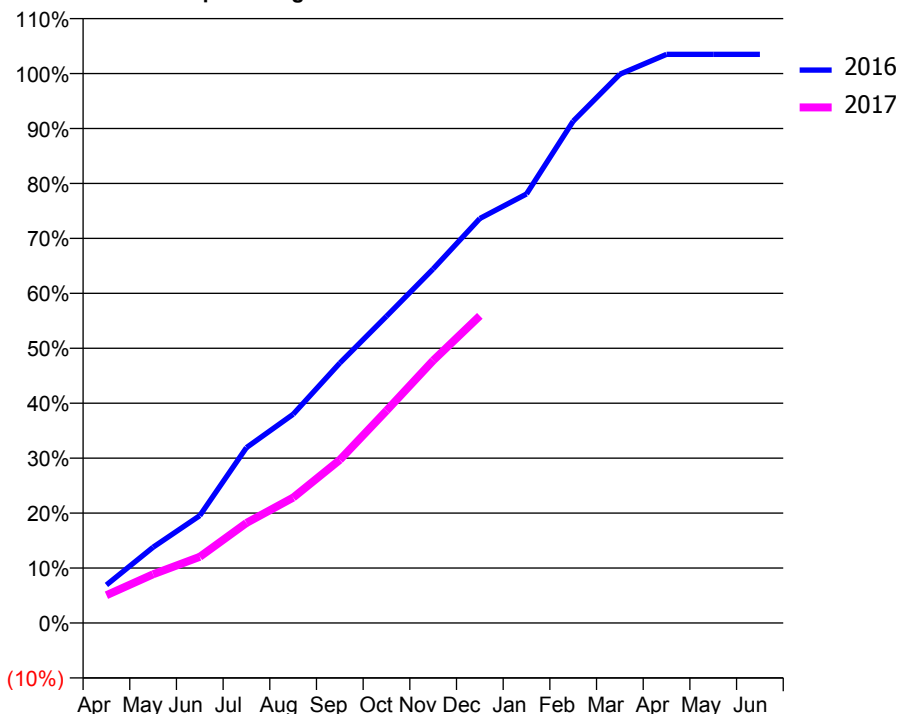
ACCESS*

Patients seen in 24 months	Total	Change since previous quarter
Quarter ending December 2015	4,048	
Quarter ending March 2016	4,208	↑
Quarter ending June 2016	4,271	→
Quarter ending September 2016	4,567	↑
Quarter ending December 2016	5,656	↑
Variance since December 2015	39.7%	↑



ACTIVITY

Cumulative percentage of contracted UDA delivered 2016 & 2017



Month	Adjusted Scheduled Activity (UDA)	
	2016	2017
April	953	1,247
May	1,896	2,183
June	2,687	2,966
July	4,384	4,483
August	5,221	5,621
September	6,501	7,309
October	7,670	9,512
November	8,854	11,760
December	10,113	13,763
January	10,728	
February	12,547	
March	13,723	
April	14,218	
May	14,218	
June	14,218	

QUALITY

	Quantity	Base Number	Contract	AT	Region	England
% of FP17s for the same patient ID Re-attending within 3 months - Children	199	1,973	10.1%	13.0%	13.4%	12.4%
% of FP17s for the same patient ID Re-attending within 3 months - Adults	764	4,658	16.4%	17.6%	17.3%	16.6%
% of FP17s for the same patient ID Re-attending between 3 & 9 months - Children	881	1,973	44.7%	56.4%	58.9%	57.5%
% of FP17s for the same patient ID Re-attending between 3 & 9 months - Adults	1,973	4,658	42.4%	50.3%	52.5%	50.4%
% of FP17s for Band 1 Urgent Courses	801	6,449	12.4%	10.5%	9.3%	9.1%
% of FP17s Relating to Free Repair or Replacements	47	6,449	0.7%	0.9%	1.0%	0.8%
% of FP17s Relating to Continuations	36	6,449	0.6%	1.3%	1.5%	1.3%
% of Patients satisfied with the dentistry they have received	3	4	N/A	91.8%	93.1%	92.7%
% of Patients satisfied with the time they had to wait for an appointment	3	4	N/A	88.0%	89.8%	88.8%

* This is based on patients treated on this contract for their most recent course of treatment. Figures in italics indicate the base number of FP17s or Patient Questionnaire responses are less than 100. N/A is shown where the base number of responses is less than 10 during the period. % is calculated as Quantity/Base number*100

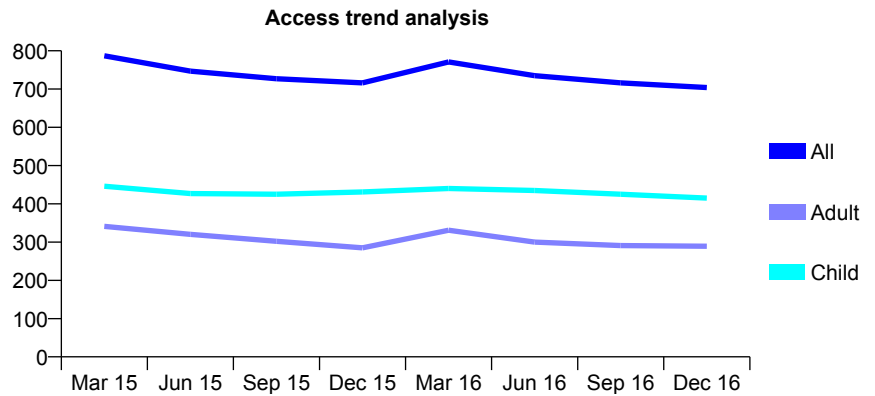
Q46 - Vital Signs At a Glance Contract Report for 803375/0001 - December 2016

Name or company name	MISS SR WOOLF
Contract type name	GDS Contract
Purpose of contract	General
Contract start date	01/04/2006
Contract end date	

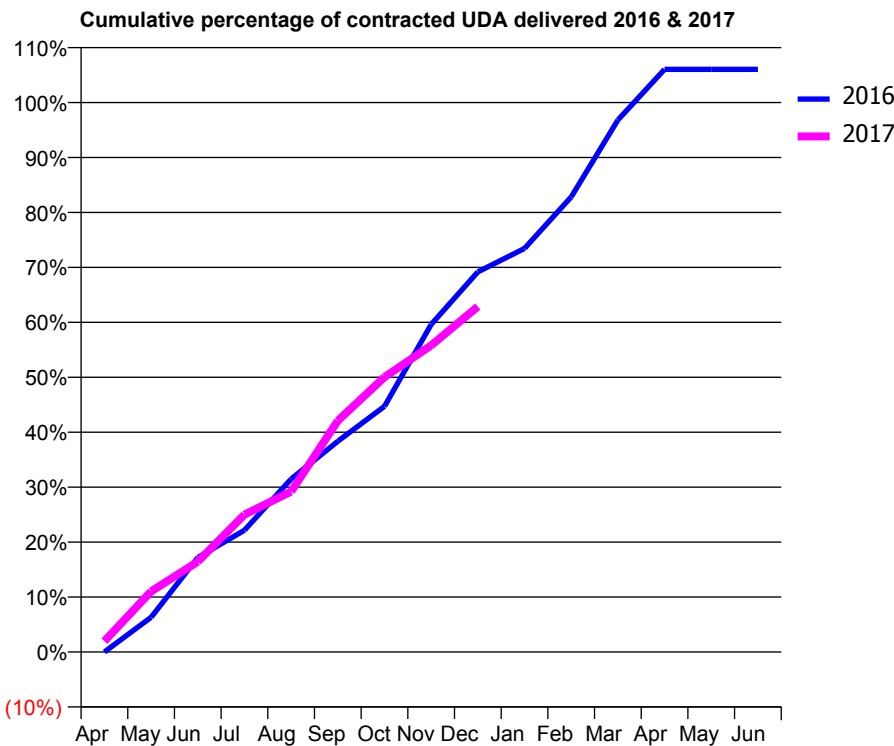
16/17 Contracted general activity (UDA)	1,715
Carry forward general activity (UDA)	-34
16/17 Contracted orthodontic activity (UOA)	0
Carry forward orthodontic activity (UOA)	0
Baseline contract value	£64,313.67

ACCESS*

Patients seen in 24 months	Total	Change since previous quarter
Quarter ending December 2015	716	
Quarter ending March 2016	771	↑
Quarter ending June 2016	735	↓
Quarter ending September 2016	716	↓
Quarter ending December 2016	704	↓
Variance since December 2015	(1.7%)	↓



ACTIVITY



Month	Adjusted Scheduled Activity (UDA)	
	2016	2017
April	0	34
May	126	189
June	343	282
July	442	429
August	628	501
September	765	722
October	892	858
November	1,189	957
December	1,380	1,078
January	1,465	
February	1,652	
March	1,931	
April	2,115	
May	2,115	
June	2,115	

QUALITY

	Quantity	Base Number	Contract	AT	Region	England
% of FP17s for the same patient ID Re-attending within 3 months - Children	31	309	10.0%	13.0%	13.4%	12.4%
% of FP17s for the same patient ID Re-attending within 3 months - Adults	19	135	14.1%	17.6%	17.3%	16.6%
% of FP17s for the same patient ID Re-attending between 3 & 9 months - Children	136	309	44.0%	56.4%	58.9%	57.5%
% of FP17s for the same patient ID Re-attending between 3 & 9 months - Adults	27	135	20.0%	50.3%	52.5%	50.4%
% of FP17s for Band 1 Urgent Courses	0	398	0.0%	10.5%	9.3%	9.1%
% of FP17s Relating to Free Repair or Replacements	0	398	0.0%	0.9%	1.0%	0.8%
% of FP17s Relating to Continuations	16	398	4.0%	1.3%	1.5%	1.3%
% of Patients satisfied with the dentistry they have received	1	1	N/A	91.8%	93.1%	92.7%
% of Patients satisfied with the time they had to wait for an appointment	1	1	N/A	88.0%	89.8%	88.8%

* This is based on patients treated on this contract for their most recent course of treatment. Figures in italics indicate the base number of FP17s or Patient Questionnaire responses are less than 100. N/A is shown where the base number of responses is less than 10 during the period. % is calculated as Quantity/Base number*100

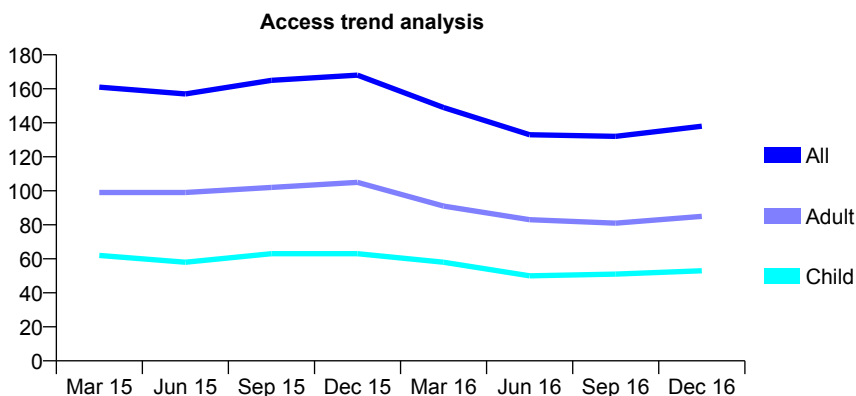
Q46 - Vital Signs At a Glance Contract Report for 816213/0002 - December 2016

Name or company name	MR S SHIMBERG
Contract type name	GDS Contract
Purpose of contract	General
Contract start date	01/04/2006
Contract end date	

16/17 Contracted general activity (UDA)	886
Carry forward general activity (UDA)	0
16/17 Contracted orthodontic activity (UOA)	0
Carry forward orthodontic activity (UOA)	0
Baseline contract value	£24,037.28

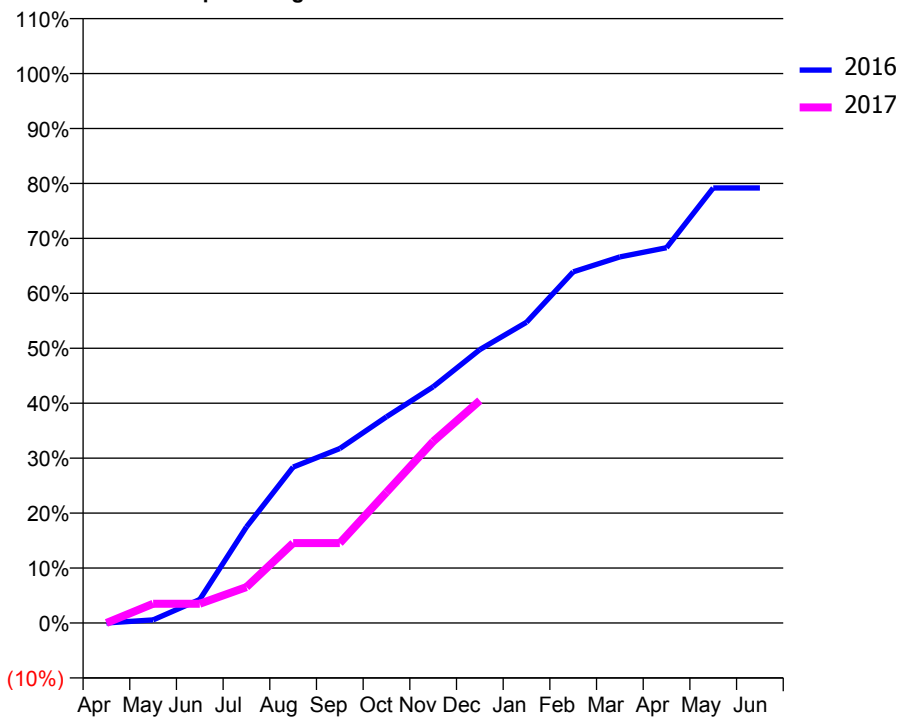
ACCESS*

Patients seen in 24 months	Total	Change since previous quarter
Quarter ending December 2015	168	
Quarter ending March 2016	149	↓
Quarter ending June 2016	133	↓
Quarter ending September 2016	132	→
Quarter ending December 2016	138	↑
Variance since December 2015	(17.9%)	↓



ACTIVITY

Cumulative percentage of contracted UDA delivered 2016 & 2017



Month	Adjusted Scheduled Activity (UDA)	
	2016	2017
April	0	0
May	5	31
June	38	31
July	155	58
August	251	129
September	281	129
October	332	211
November	381	293
December	441	359
January	485	
February	566	
March	590	
April	605	
May	701	
June	701	

QUALITY

	Quantity	Base Number	Contract	AT	Region	England
% of FP17s for the same patient ID Re-attending within 3 months - Children	1	35	2.9%	13.0%	13.4%	12.4%
% of FP17s for the same patient ID Re-attending within 3 months - Adults	9	51	17.6%	17.6%	17.3%	16.6%
% of FP17s for the same patient ID Re-attending between 3 & 9 months - Children	4	35	11.4%	56.4%	58.9%	57.5%
% of FP17s for the same patient ID Re-attending between 3 & 9 months - Adults	9	51	17.6%	50.3%	52.5%	50.4%
% of FP17s for Band 1 Urgent Courses	4	69	5.8%	10.5%	9.3%	9.1%
% of FP17s Relating to Free Repair or Replacements	0	69	0.0%	0.9%	1.0%	0.8%
% of FP17s Relating to Continuations	0	69	0.0%	1.3%	1.5%	1.3%
% of Patients satisfied with the dentistry they have received	0	0	N/A	91.8%	93.1%	92.7%
% of Patients satisfied with the time they had to wait for an appointment	0	0	N/A	88.0%	89.8%	88.8%

* This is based on patients treated on this contract for their most recent course of treatment. Figures in italics indicate the base number of FP17s or Patient Questionnaire responses are less than 100. N/A is shown where the base number of responses is less than 10 during the period. % is calculated as Quantity/Base number*100

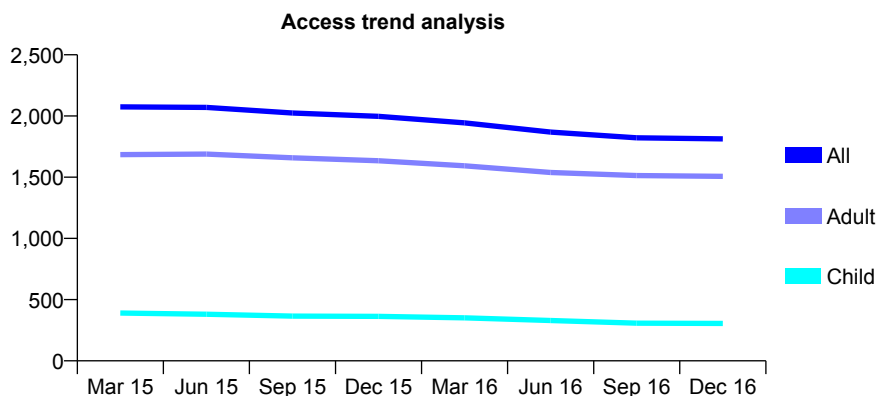
Q46 - Vital Signs At a Glance Contract Report for 819883/0002 - December 2016

Name or company name	MR AJ TAYLOR
Contract type name	GDS Contract
Purpose of contract	General
Contract start date	01/04/2006
Contract end date	

16/17 Contracted general activity (UDA)	6,065
Carry forward general activity (UDA)	0
16/17 Contracted orthodontic activity (UOA)	0
Carry forward orthodontic activity (UOA)	0
Baseline contract value	£138,910.36

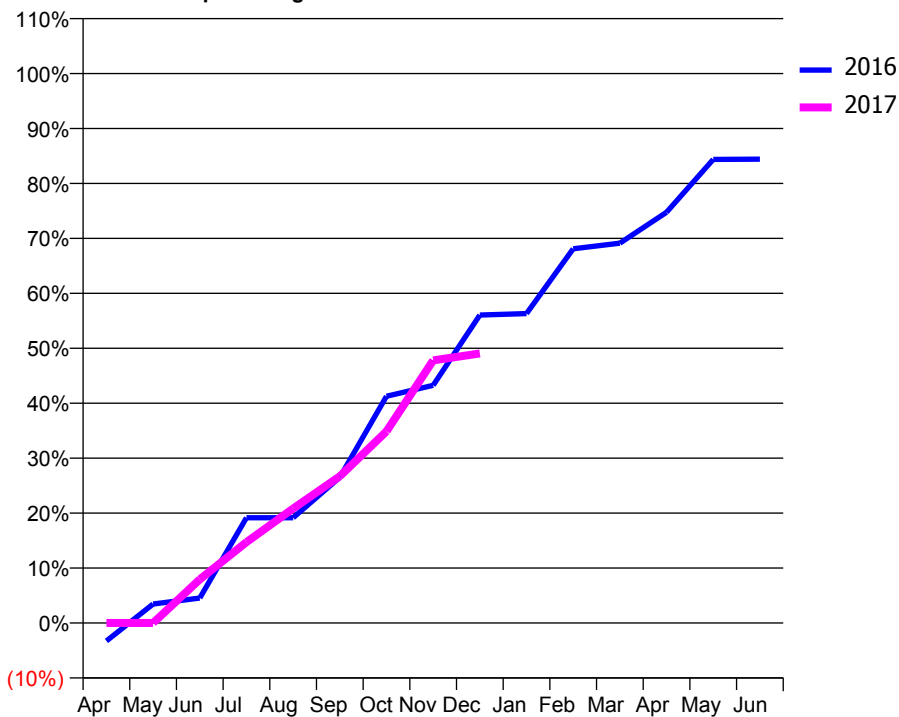
ACCESS*

Patients seen in 24 months	Total	Change since previous quarter
Quarter ending December 2015	1,997	
Quarter ending March 2016	1,944	↓
Quarter ending June 2016	1,869	↓
Quarter ending September 2016	1,822	↓
Quarter ending December 2016	1,813	→
Variance since December 2015	(9.2%)	↓



ACTIVITY

Cumulative percentage of contracted UDA delivered 2016 & 2017



Month	Adjusted Scheduled Activity (UDA)	
	2016	2017
April	-200	0
May	209	0
June	277	482
July	1,162	892
August	1,162	1,263
September	1,608	1,619
October	2,503	2,115
November	2,623	2,898
December	3,400	2,975
January	3,416	
February	4,131	
March	4,193	
April	4,533	
May	5,116	
June	5,120	

QUALITY

	Quantity	Base Number	Contract	AT	Region	England
% of FP17s for the same patient ID Re-attending within 3 months - Children	16	345	4.6%	13.0%	13.4%	12.4%
% of FP17s for the same patient ID Re-attending within 3 months - Adults	219	1,718	12.7%	17.6%	17.3%	16.6%
% of FP17s for the same patient ID Re-attending between 3 & 9 months - Children	236	345	68.4%	56.4%	58.9%	57.5%
% of FP17s for the same patient ID Re-attending between 3 & 9 months - Adults	1,171	1,718	68.2%	50.3%	52.5%	50.4%
% of FP17s for Band 1 Urgent Courses	157	1,590	9.9%	10.5%	9.3%	9.1%
% of FP17s Relating to Free Repair or Replacements	6	1,590	0.4%	0.9%	1.0%	0.8%
% of FP17s Relating to Continuations	2	1,590	0.1%	1.3%	1.5%	1.3%
% of Patients satisfied with the dentistry they have received	3	3	N/A	91.8%	93.1%	92.7%
% of Patients satisfied with the time they had to wait for an appointment	3	3	N/A	88.0%	89.8%	88.8%

* This is based on patients treated on this contract for their most recent course of treatment. Figures in italics indicate the base number of FP17s or Patient Questionnaire responses are less than 100. N/A is shown where the base number of responses is less than 10 during the period. % is calculated as Quantity/Base number*100

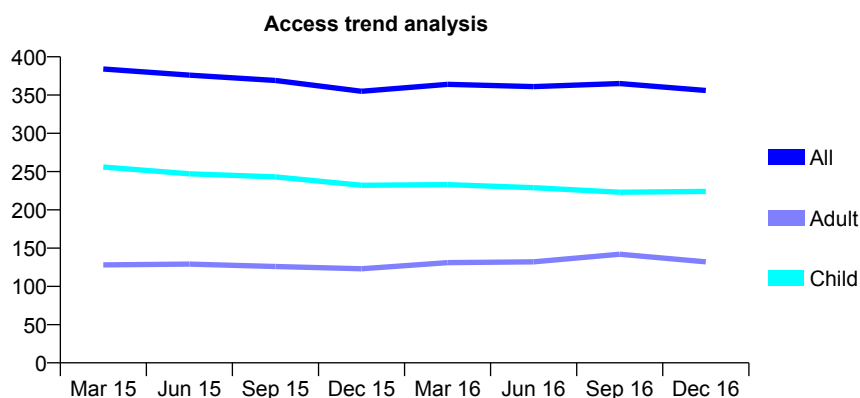
Q46 - Vital Signs At a Glance Contract Report for 824372/0001 - December 2016

Name or company name	MRS LR DOVER
Contract type name	GDS Contract
Purpose of contract	General and Orthodontic
Contract start date	01/04/2006
Contract end date	

16/17 Contracted general activity (UDA)	760
Carry forward general activity (UDA)	0
16/17 Contracted orthodontic activity (UOA)	397
Carry forward orthodontic activity (UOA)	-8
Baseline contract value	£34,504.02

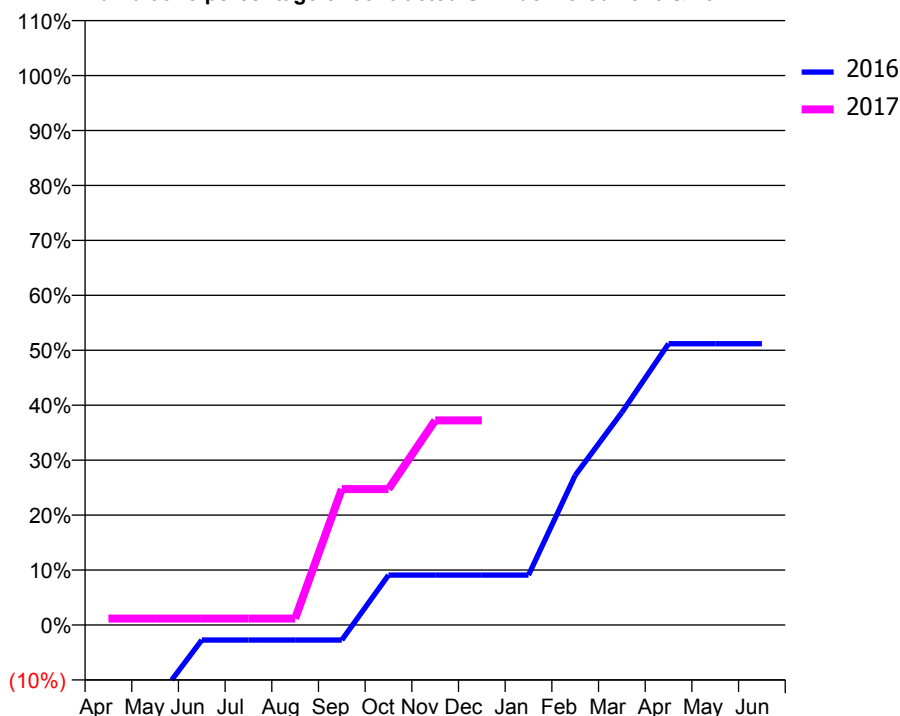
ACCESS*

Patients seen in 24 months	Total	Change since previous quarter
Quarter ending December 2015	355	
Quarter ending March 2016	364	↑
Quarter ending June 2016	361	→
Quarter ending September 2016	365	→
Quarter ending December 2016	356	↓
Variance since December 2015	0.3%	→



ACTIVITY

Cumulative percentage of contracted UDA delivered 2016 & 2017



Adjusted Scheduled Activity (UDA)

Month	2016	2017
April	-107	9
May	-107	9
June	-21	9
July	-21	9
August	-21	9
September	-21	188
October	69	188
November	69	283
December	69	283
January	69	
February	207	
March	294	
April	389	
May	389	
June	389	

QUALITY

	Quantity	Base Number	Contract	AT	Region	England
% of FP17s for the same patient ID Re-attending within 3 months - Children	2	197	1.0%	13.0%	13.4%	12.4%
% of FP17s for the same patient ID Re-attending within 3 months - Adults	10	86	11.6%	17.6%	17.3%	16.6%
% of FP17s for the same patient ID Re-attending between 3 & 9 months - Children	112	197	56.9%	56.4%	58.9%	57.5%
% of FP17s for the same patient ID Re-attending between 3 & 9 months - Adults	38	86	44.2%	50.3%	52.5%	50.4%
% of FP17s for Band 1 Urgent Courses	0	180	0.0%	10.5%	9.3%	9.1%
% of FP17s Relating to Free Repair or Replacements	0	180	0.0%	0.9%	1.0%	0.8%
% of FP17s Relating to Continuations	3	180	1.7%	1.3%	1.5%	1.3%
% of Patients satisfied with the dentistry they have received	0	0	N/A	91.8%	93.1%	92.7%
% of Patients satisfied with the time they had to wait for an appointment	0	0	N/A	88.0%	89.8%	88.8%

* This is based on patients treated on this contract for their most recent course of treatment. Figures in italics indicate the base number of FP17s or Patient Questionnaire responses are less than 100. N/A is shown where the base number of responses is less than 10 during the period. % is calculated as Quantity/Base number*100

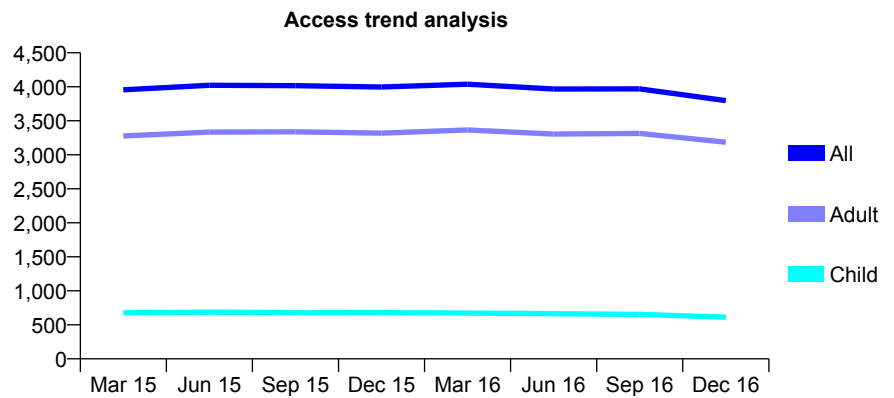
Q46 - Vital Signs At a Glance Contract Report for 825093/0002 - December 2016

Name or company name	MR MA NASEEM
Contract type name	GDS Contract
Purpose of contract	General
Contract start date	01/04/2006
Contract end date	

16/17 Contracted general activity (UDA)	13,932
Carry forward general activity (UDA)	-195
16/17 Contracted orthodontic activity (UOA)	0
Carry forward orthodontic activity (UOA)	0
Baseline contract value	£323,424.24

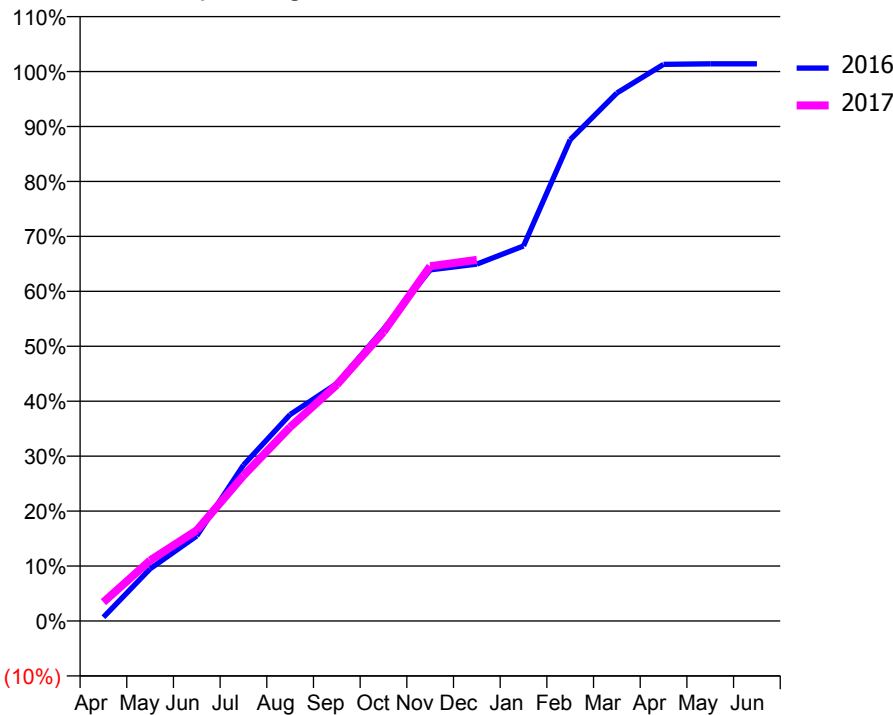
ACCESS*

Patients seen in 24 months	Total	Change since previous quarter
Quarter ending December 2015	3,998	
Quarter ending March 2016	4,039	→
Quarter ending June 2016	3,968	↓
Quarter ending September 2016	3,969	→
Quarter ending December 2016	3,798	↓
Variance since December 2015	(5.0%)	↓



ACTIVITY

Cumulative percentage of contracted UDA delivered 2016 & 2017



Month	Adjusted Scheduled Activity (UDA)	
	2016	2017
April	98	477
May	1,322	1,536
June	2,160	2,301
July	3,952	3,686
August	5,236	4,917
September	6,020	5,991
October	7,400	7,328
November	8,903	8,995
December	9,048	9,155
January	9,508	
February	12,202	
March	13,386	
April	14,115	
May	14,127	
June	14,127	

QUALITY

	Quantity	Base Number	Contract	AT	Region	England
% of FP17s for the same patient ID Re-attending within 3 months - Children	43	564	7.6%	13.0%	13.4%	12.4%
% of FP17s for the same patient ID Re-attending within 3 months - Adults	411	2,922	14.1%	17.6%	17.3%	16.6%
% of FP17s for the same patient ID Re-attending between 3 & 9 months - Children	345	564	61.2%	56.4%	58.9%	57.5%
% of FP17s for the same patient ID Re-attending between 3 & 9 months - Adults	1,700	2,922	58.2%	50.3%	52.5%	50.4%
% of FP17s for Band 1 Urgent Courses	37	3,250	1.1%	10.5%	9.3%	9.1%
% of FP17s Relating to Free Repair or Replacements	47	3,250	1.4%	0.9%	1.0%	0.8%
% of FP17s Relating to Continuations	34	3,250	1.0%	1.3%	1.5%	1.3%
% of Patients satisfied with the dentistry they have received	7	7	N/A	91.8%	93.1%	92.7%
% of Patients satisfied with the time they had to wait for an appointment	7	7	N/A	88.0%	89.8%	88.8%

* This is based on patients treated on this contract for their most recent course of treatment. Figures in italics indicate the base number of FP17s or Patient Questionnaire responses are less than 100. N/A is shown where the base number of responses is less than 10 during the period. % is calculated as Quantity/Base number*100

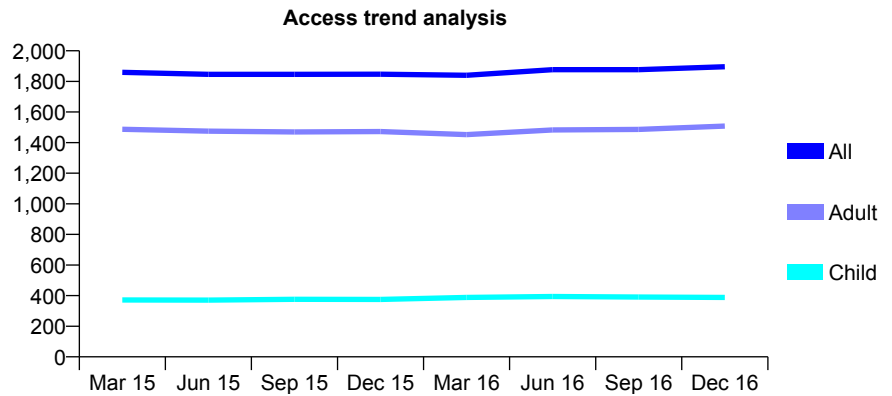
Q46 - Vital Signs At a Glance Contract Report for 830690/0001 - December 2016

Name or company name	MR MF MOHAMMED
Contract type name	GDS Contract
Purpose of contract	General
Contract start date	07/04/2006
Contract end date	

16/17 Contracted general activity (UDA)	5,878
Carry forward general activity (UDA)	-34
16/17 Contracted orthodontic activity (UOA)	0
Carry forward orthodontic activity (UOA)	0
Baseline contract value	£182,769.32

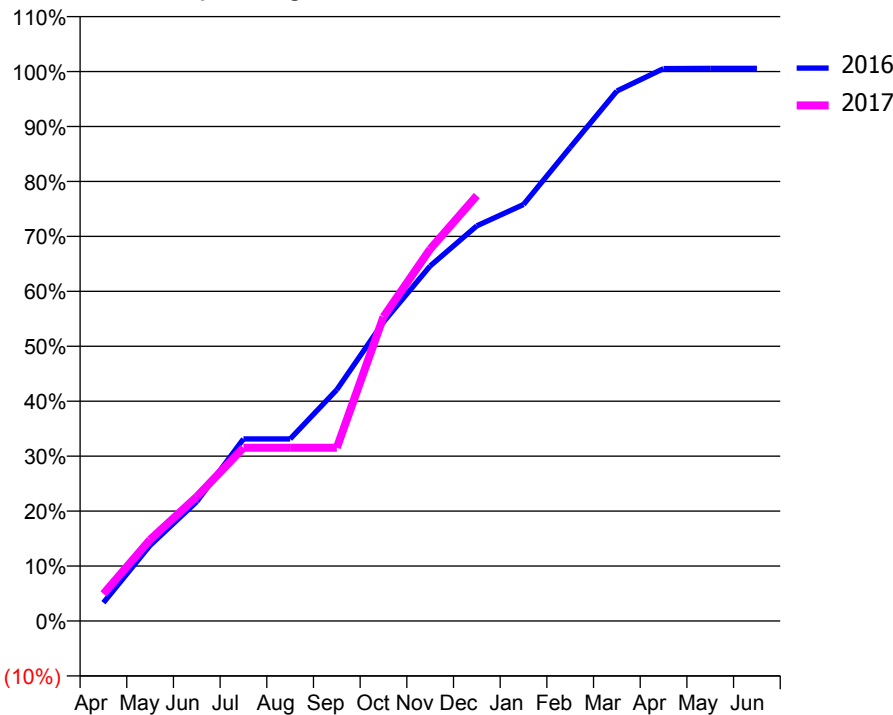
ACCESS*

Patients seen in 24 months	Total	Change since previous quarter
Quarter ending December 2015	1,847	
Quarter ending March 2016	1,840	→
Quarter ending June 2016	1,877	↑
Quarter ending September 2016	1,877	→
Quarter ending December 2016	1,896	→
Variance since December 2015	2.7%	↑



ACTIVITY

Cumulative percentage of contracted UDA delivered 2016 & 2017



Month	Adjusted Scheduled Activity (UDA)	
	2016	2017
April	196	290
May	809	871
June	1,278	1,331
July	1,948	1,853
August	1,948	1,853
September	2,474	1,853
October	3,199	3,255
November	3,798	3,978
December	4,227	4,551
January	4,456	
February	5,067	
March	5,669	
April	5,910	
May	5,912	
June	5,912	

QUALITY

	Quantity	Base Number	Contract	AT	Region	England
% of FP17s for the same patient ID Re-attending within 3 months - Children	63	436	14.4%	13.0%	13.4%	12.4%
% of FP17s for the same patient ID Re-attending within 3 months - Adults	221	1,523	14.5%	17.6%	17.3%	16.6%
% of FP17s for the same patient ID Re-attending between 3 & 9 months - Children	205	436	47.0%	56.4%	58.9%	57.5%
% of FP17s for the same patient ID Re-attending between 3 & 9 months - Adults	728	1,523	47.8%	50.3%	52.5%	50.4%
% of FP17s for Band 1 Urgent Courses	91	1,845	4.9%	10.5%	9.3%	9.1%
% of FP17s Relating to Free Repair or Replacements	30	1,845	1.6%	0.9%	1.0%	0.8%
% of FP17s Relating to Continuations	35	1,845	1.9%	1.3%	1.5%	1.3%
% of Patients satisfied with the dentistry they have received	4	4	N/A	91.8%	93.1%	92.7%
% of Patients satisfied with the time they had to wait for an appointment	3	4	N/A	88.0%	89.8%	88.8%

* This is based on patients treated on this contract for their most recent course of treatment. Figures in italics indicate the base number of FP17s or Patient Questionnaire responses are less than 100. N/A is shown where the base number of responses is less than 10 during the period. % is calculated as Quantity/Base number*100

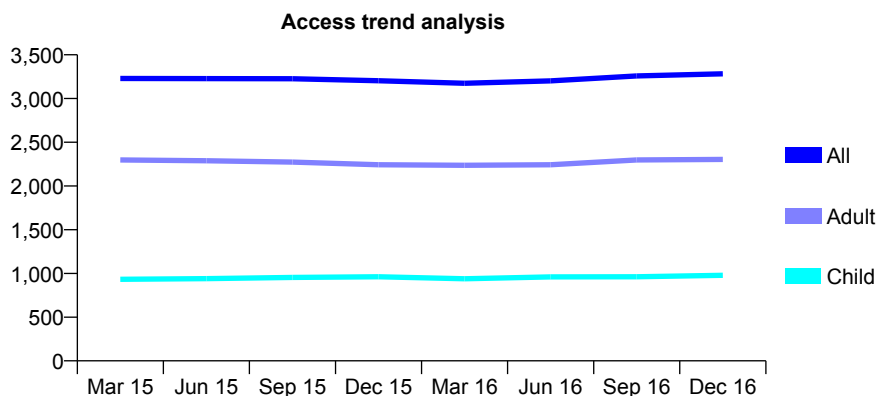
Q46 - Vital Signs At a Glance Contract Report for 830690/0002 - December 2016

Name or company name	MR MF MOHAMMED
Contract type name	GDS Contract
Purpose of contract	General
Contract start date	01/10/2008
Contract end date	

16/17 Contracted general activity (UDA)	8,000
Carry forward general activity (UDA)	-101
16/17 Contracted orthodontic activity (UOA)	0
Carry forward orthodontic activity (UOA)	0
Baseline contract value	£214,948.53

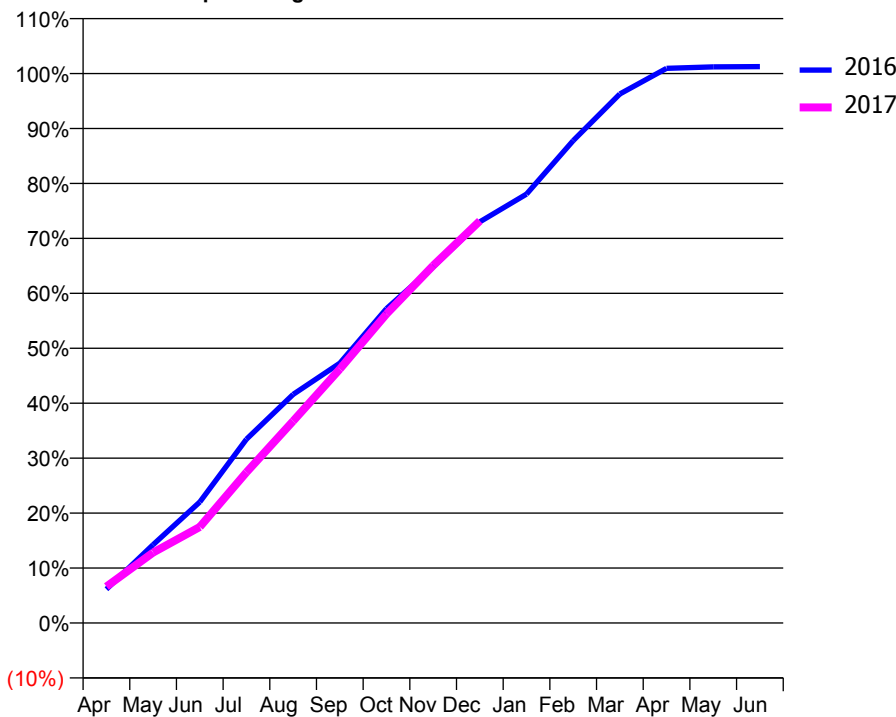
ACCESS*

Patients seen in 24 months	Total	Change since previous quarter
Quarter ending December 2015	3,203	
Quarter ending March 2016	3,174	→
Quarter ending June 2016	3,202	→
Quarter ending September 2016	3,259	→
Quarter ending December 2016	3,283	→
Variance since December 2015	2.5%	↑



ACTIVITY

Cumulative percentage of contracted UDA delivered 2016 & 2017



Month	Adjusted Scheduled Activity (UDA)	
	2016	2017
April	491	530
May	1,140	1,026
June	1,762	1,399
July	2,677	2,196
August	3,329	2,940
September	3,782	3,697
October	4,577	4,500
November	5,185	5,203
December	5,840	5,854
January	6,244	
February	7,023	
March	7,701	
April	8,076	
May	8,097	
June	8,101	

QUALITY

	Quantity	Base Number	Contract	AT	Region	England
% of FP17s for the same patient ID Re-attending within 3 months - Children	63	1,102	5.7%	13.0%	13.4%	12.4%
% of FP17s for the same patient ID Re-attending within 3 months - Adults	194	2,375	8.2%	17.6%	17.3%	16.6%
% of FP17s for the same patient ID Re-attending between 3 & 9 months - Children	668	1,102	60.6%	56.4%	58.9%	57.5%
% of FP17s for the same patient ID Re-attending between 3 & 9 months - Adults	1,317	2,375	55.5%	50.3%	52.5%	50.4%
% of FP17s for Band 1 Urgent Courses	167	3,293	5.1%	10.5%	9.3%	9.1%
% of FP17s Relating to Free Repair or Replacements	13	3,293	0.4%	0.9%	1.0%	0.8%
% of FP17s Relating to Continuations	12	3,293	0.4%	1.3%	1.5%	1.3%
% of Patients satisfied with the dentistry they have received	3	3	N/A	91.8%	93.1%	92.7%
% of Patients satisfied with the time they had to wait for an appointment	3	3	N/A	88.0%	89.8%	88.8%

* This is based on patients treated on this contract for their most recent course of treatment. Figures in italics indicate the base number of FP17s or Patient Questionnaire responses are less than 100. N/A is shown where the base number of responses is less than 10 during the period. % is calculated as Quantity/Base number*100

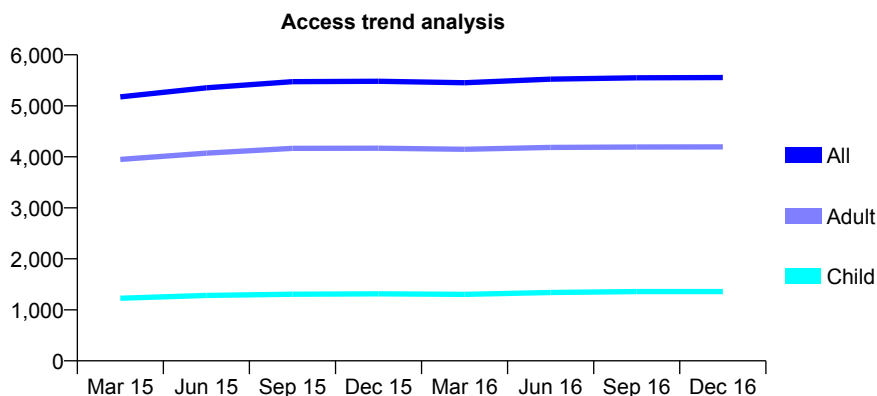
Q46 - Vital Signs At a Glance Contract Report for 830739/0001 - December 2016

Name or company name	MR AC MOSS
Contract type name	GDS Contract
Purpose of contract	General
Contract start date	01/04/2006
Contract end date	

16/17 Contracted general activity (UDA)	15,000
Carry forward general activity (UDA)	0
16/17 Contracted orthodontic activity (UOA)	0
Carry forward orthodontic activity (UOA)	0
Baseline contract value	£401,812.54

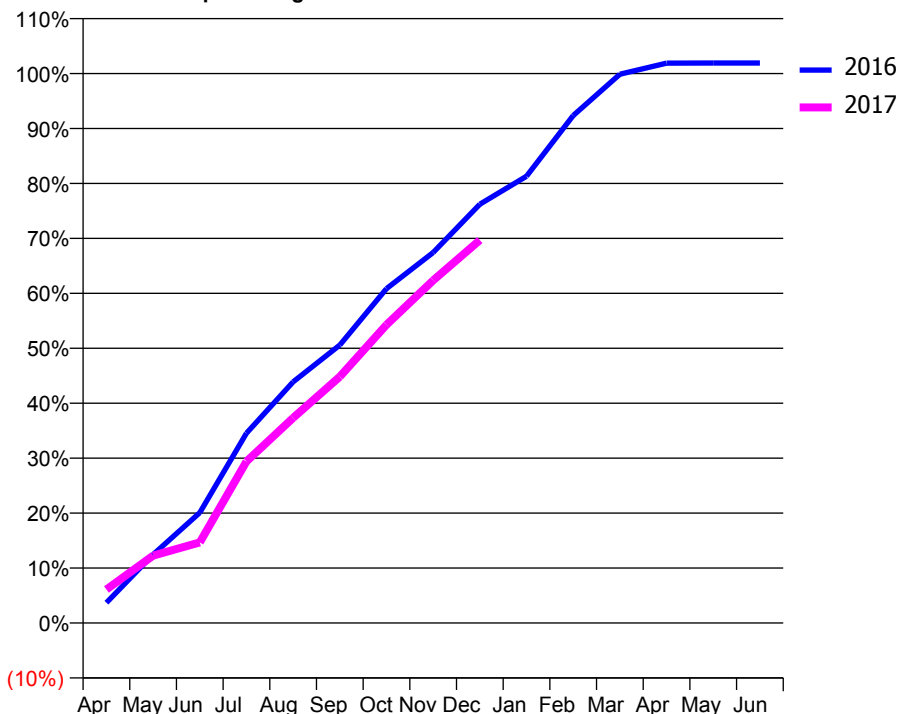
ACCESS*

Patients seen in 24 months	Total	Change since previous quarter
Quarter ending December 2015	5,482	
Quarter ending March 2016	5,452	→
Quarter ending June 2016	5,524	→
Quarter ending September 2016	5,550	→
Quarter ending December 2016	5,553	→
Variance since December 2015	1.3%	→



ACTIVITY

Cumulative percentage of contracted UDA delivered 2016 & 2017



Month	Adjusted Scheduled Activity (UDA)	
	2016	2017
April	560	916
May	1,887	1,840
June	3,043	2,201
July	5,233	4,409
August	6,648	5,598
September	7,663	6,724
October	9,219	8,142
November	10,217	9,355
December	11,545	10,452
January	12,320	
February	13,992	
March	15,130	
April	15,437	
May	15,442	
June	15,439	

QUALITY

	Quantity	Base Number	Contract	AT	Region	England
% of FP17s for the same patient ID Re-attending within 3 months - Children	103	1,462	7.0%	13.0%	13.4%	12.4%
% of FP17s for the same patient ID Re-attending within 3 months - Adults	640	4,299	14.9%	17.6%	17.3%	16.6%
% of FP17s for the same patient ID Re-attending between 3 & 9 months - Children	812	1,462	55.5%	56.4%	58.9%	57.5%
% of FP17s for the same patient ID Re-attending between 3 & 9 months - Adults	2,324	4,299	54.1%	50.3%	52.5%	50.4%
% of FP17s for Band 1 Urgent Courses	310	5,567	5.6%	10.5%	9.3%	9.1%
% of FP17s Relating to Free Repair or Replacements	48	5,567	0.9%	0.9%	1.0%	0.8%
% of FP17s Relating to Continuations	38	5,567	0.7%	1.3%	1.5%	1.3%
% of Patients satisfied with the dentistry they have received	5	5	N/A	91.8%	93.1%	92.7%
% of Patients satisfied with the time they had to wait for an appointment	5	5	N/A	88.0%	89.8%	88.8%

* This is based on patients treated on this contract for their most recent course of treatment. Figures in italics indicate the base number of FP17s or Patient Questionnaire responses are less than 100. N/A is shown where the base number of responses is less than 10 during the period. % is calculated as Quantity/Base number*100

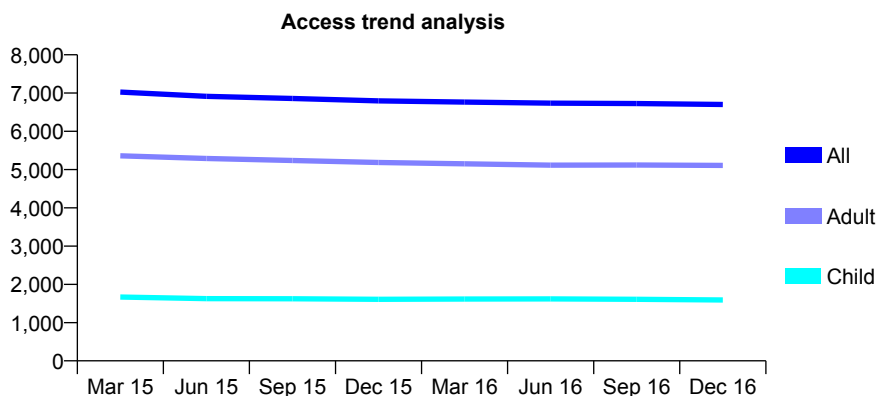
Q46 - Vital Signs At a Glance Contract Report for 839183/0001 - December 2016

Name or company name	MR TP BARNETT
Contract type name	GDS Contract
Purpose of contract	General
Contract start date	01/04/2006
Contract end date	

16/17 Contracted general activity (UDA)	25,728
Carry forward general activity (UDA)	0
16/17 Contracted orthodontic activity (UOA)	0
Carry forward orthodontic activity (UOA)	0
Baseline contract value	£731,332.15

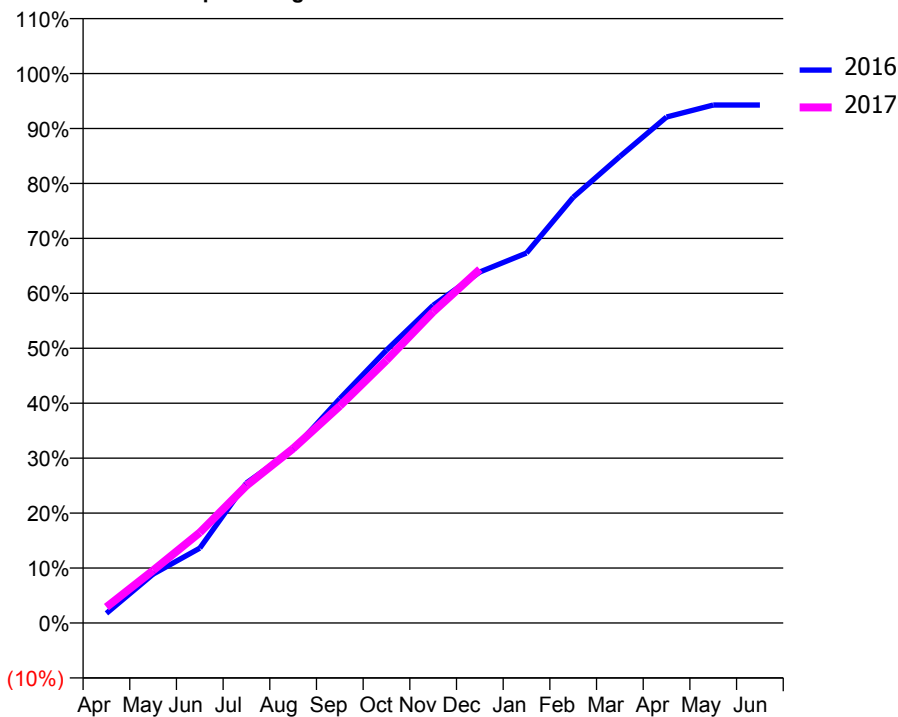
ACCESS*

Patients seen in 24 months	Total	Change since previous quarter
Quarter ending December 2015	6,794	
Quarter ending March 2016	6,765	→
Quarter ending June 2016	6,735	→
Quarter ending September 2016	6,727	→
Quarter ending December 2016	6,701	→
Variance since December 2015	(1.4%)	↓



ACTIVITY

Cumulative percentage of contracted UDA delivered 2016 & 2017



Month	Adjusted Scheduled Activity (UDA)	
	2016	2017
April	454	749
May	2,286	2,464
June	3,506	4,235
July	6,559	6,435
August	8,120	8,172
September	10,506	10,163
October	12,775	12,302
November	14,878	14,567
December	16,434	16,561
January	17,324	
February	19,935	
March	21,840	
April	23,694	
May	24,250	
June	24,252	

QUALITY

	Quantity	Base Number	Contract	AT	Region	England
% of FP17s for the same patient ID Re-attending within 3 months - Children	323	2,156	15.0%	13.0%	13.4%	12.4%
% of FP17s for the same patient ID Re-attending within 3 months - Adults	1,443	6,769	21.3%	17.6%	17.3%	16.6%
% of FP17s for the same patient ID Re-attending between 3 & 9 months - Children	1,220	2,156	56.6%	56.4%	58.9%	57.5%
% of FP17s for the same patient ID Re-attending between 3 & 9 months - Adults	3,847	6,769	56.8%	50.3%	52.5%	50.4%
% of FP17s for Band 1 Urgent Courses	625	7,829	8.0%	10.5%	9.3%	9.1%
% of FP17s Relating to Free Repair or Replacements	157	7,829	2.0%	0.9%	1.0%	0.8%
% of FP17s Relating to Continuations	132	7,829	1.7%	1.3%	1.5%	1.3%
% of Patients satisfied with the dentistry they have received	6	7	N/A	91.8%	93.1%	92.7%
% of Patients satisfied with the time they had to wait for an appointment	6	7	N/A	88.0%	89.8%	88.8%

* This is based on patients treated on this contract for their most recent course of treatment. Figures in italics indicate the base number of FP17s or Patient Questionnaire responses are less than 100. N/A is shown where the base number of responses is less than 10 during the period. % is calculated as Quantity/Base number*100

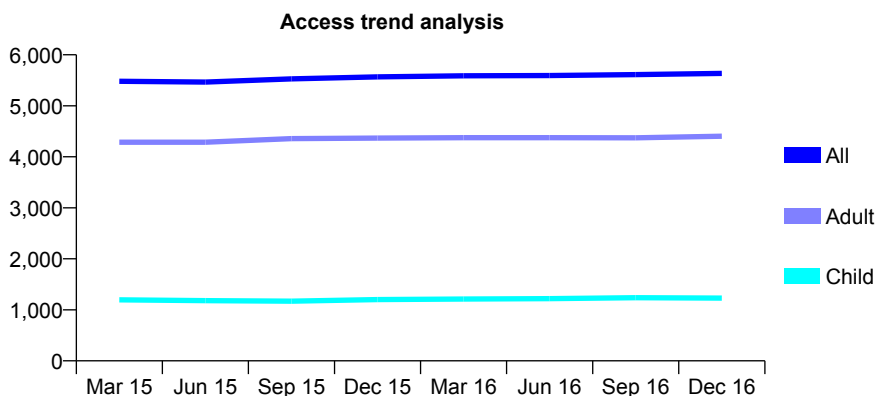
Q46 - Vital Signs At a Glance Contract Report for 839191/0001 - December 2016

Name or company name	MISS LA FITZPATRICK
Contract type name	GDS Contract
Purpose of contract	General
Contract start date	01/04/2006
Contract end date	

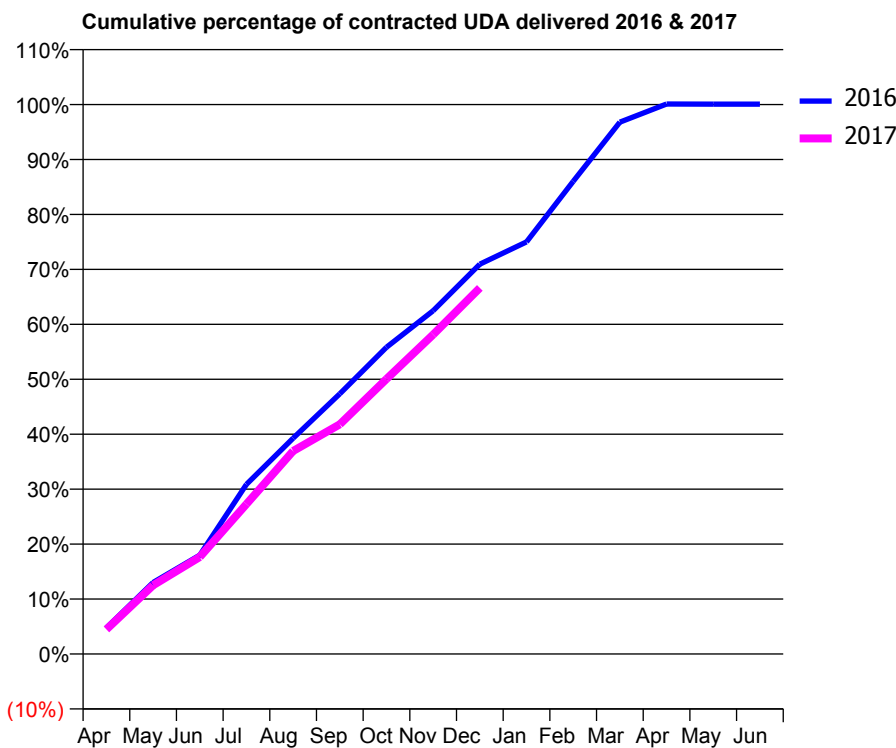
16/17 Contracted general activity (UDA)	17,403
Carry forward general activity (UDA)	-13
16/17 Contracted orthodontic activity (UOA)	0
Carry forward orthodontic activity (UOA)	0
Baseline contract value	£386,712.28

ACCESS*

Patients seen in 24 months	Total	Change since previous quarter
Quarter ending December 2015	5,568	
Quarter ending March 2016	5,589	→
Quarter ending June 2016	5,594	→
Quarter ending September 2016	5,611	→
Quarter ending December 2016	5,634	→
Variance since December 2015	1.2%	→



ACTIVITY



Month	Adjusted Scheduled Activity (UDA)	
	2016	2017
April	829	779
May	2,268	2,178
June	3,133	3,072
July	5,375	4,749
August	6,836	6,428
September	8,243	7,274
October	9,715	8,710
November	10,871	10,115
December	12,348	11,596
January	13,051	
February	14,967	
March	16,843	
April	17,419	
May	17,416	
June	17,416	

QUALITY

	Quantity	Base Number	Contract	AT	Region	England
% of FP17s for the same patient ID Re-attending within 3 months - Children	765	1,910	40.1%	13.0%	13.4%	12.4%
% of FP17s for the same patient ID Re-attending within 3 months - Adults	513	4,538	11.3%	17.6%	17.3%	16.6%
% of FP17s for the same patient ID Re-attending between 3 & 9 months - Children	771	1,910	40.4%	56.4%	58.9%	57.5%
% of FP17s for the same patient ID Re-attending between 3 & 9 months - Adults	2,312	4,538	50.9%	50.3%	52.5%	50.4%
% of FP17s for Band 1 Urgent Courses	178	6,165	2.9%	10.5%	9.3%	9.1%
% of FP17s Relating to Free Repair or Replacements	44	6,165	0.7%	0.9%	1.0%	0.8%
% of FP17s Relating to Continuations	25	6,165	0.4%	1.3%	1.5%	1.3%
% of Patients satisfied with the dentistry they have received	5	6	N/A	91.8%	93.1%	92.7%
% of Patients satisfied with the time they had to wait for an appointment	5	6	N/A	88.0%	89.8%	88.8%

* This is based on patients treated on this contract for their most recent course of treatment. Figures in italics indicate the base number of FP17s or Patient Questionnaire responses are less than 100. N/A is shown where the base number of responses is less than 10 during the period. % is calculated as Quantity/Base number*100

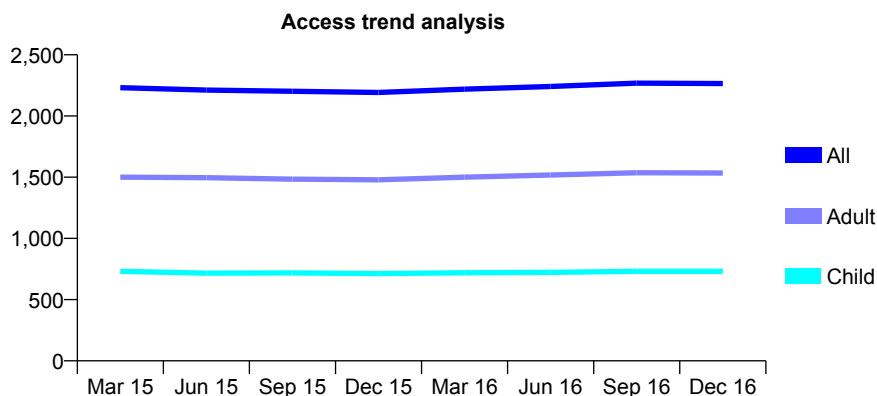
Q46 - Vital Signs At a Glance Contract Report for 840068/0001 - December 2016

Name or company name	MR S LOMAS
Contract type name	GDS Contract
Purpose of contract	General
Contract start date	01/04/2006
Contract end date	

16/17 Contracted general activity (UDA)	7,003
Carry forward general activity (UDA)	0
16/17 Contracted orthodontic activity (UOA)	0
Carry forward orthodontic activity (UOA)	0
Baseline contract value	£182,845.49

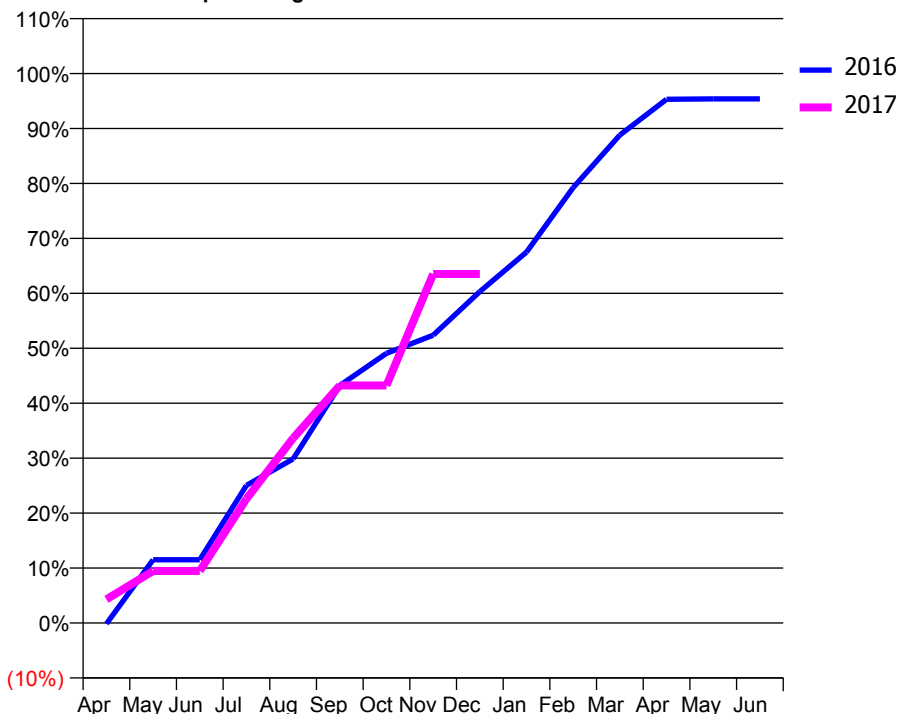
ACCESS*

Patients seen in 24 months	Total	Change since previous quarter
Quarter ending December 2015	2,192	
Quarter ending March 2016	2,219	→
Quarter ending June 2016	2,241	→
Quarter ending September 2016	2,268	→
Quarter ending December 2016	2,265	→
Variance since December 2015	3.3%	↑



ACTIVITY

Cumulative percentage of contracted UDA delivered 2016 & 2017



Month	Adjusted Scheduled Activity (UDA)	
	2016	2017
April	-11	302
May	806	663
June	806	663
July	1,755	1,583
August	2,090	2,356
September	3,027	3,027
October	3,437	3,027
November	3,667	4,448
December	4,224	4,448
January	4,728	
February	5,550	
March	6,219	
April	6,675	
May	6,679	
June	6,679	

QUALITY

	Quantity	Base Number	Contract	AT	Region	England
% of FP17s for the same patient ID Re-attending within 3 months - Children	47	838	5.6%	13.0%	13.4%	12.4%
% of FP17s for the same patient ID Re-attending within 3 months - Adults	210	1,725	12.2%	17.6%	17.3%	16.6%
% of FP17s for the same patient ID Re-attending between 3 & 9 months - Children	560	838	66.8%	56.4%	58.9%	57.5%
% of FP17s for the same patient ID Re-attending between 3 & 9 months - Adults	1,133	1,725	65.7%	50.3%	52.5%	50.4%
% of FP17s for Band 1 Urgent Courses	99	2,322	4.3%	10.5%	9.3%	9.1%
% of FP17s Relating to Free Repair or Replacements	19	2,322	0.8%	0.9%	1.0%	0.8%
% of FP17s Relating to Continuations	22	2,322	0.9%	1.3%	1.5%	1.3%
% of Patients satisfied with the dentistry they have received	2	3	N/A	91.8%	93.1%	92.7%
% of Patients satisfied with the time they had to wait for an appointment	3	3	N/A	88.0%	89.8%	88.8%

* This is based on patients treated on this contract for their most recent course of treatment. Figures in italics indicate the base number of FP17s or Patient Questionnaire responses are less than 100. N/A is shown where the base number of responses is less than 10 during the period. % is calculated as Quantity/Base number*100

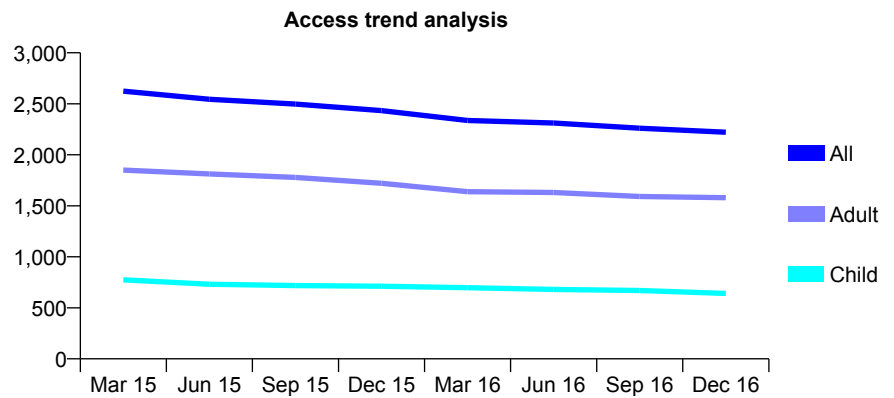
Q46 - Vital Signs At a Glance Contract Report for 840696/0001 - December 2016

Name or company name	MR MJ KELLY
Contract type name	GDS Contract
Purpose of contract	General and Orthodontic
Contract start date	01/04/2006
Contract end date	

16/17 Contracted general activity (UDA)	7,750
Carry forward general activity (UDA)	0
16/17 Contracted orthodontic activity (UOA)	3,035
Carry forward orthodontic activity (UOA)	0
Baseline contract value	£408,402.30

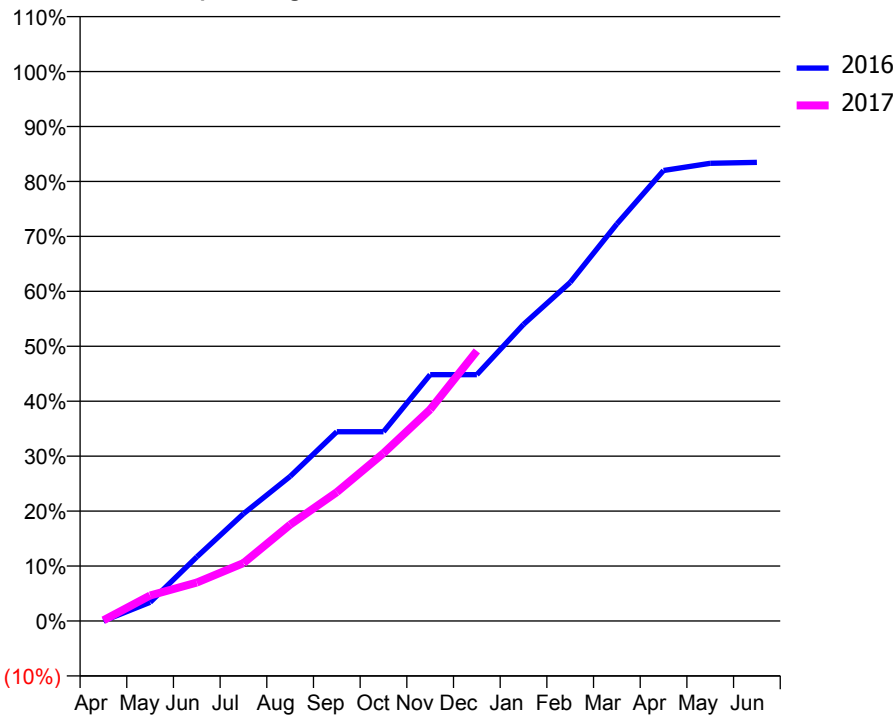
ACCESS*

Patients seen in 24 months	Total	Change since previous quarter
Quarter ending December 2015	2,433	
Quarter ending March 2016	2,337	↓
Quarter ending June 2016	2,312	↓
Quarter ending September 2016	2,261	↓
Quarter ending December 2016	2,221	↓
Variance since December 2015	(8.7%)	↓



ACTIVITY

Cumulative percentage of contracted UDA delivered 2016 & 2017



Month	Adjusted Scheduled Activity (UDA)	
	2016	2017
April	0	10
May	264	360
June	904	543
July	1,513	817
August	2,039	1,358
September	2,670	1,818
October	2,670	2,367
November	3,474	2,983
December	3,474	3,810
January	4,183	
February	4,776	
March	5,600	
April	6,354	
May	6,455	
June	6,469	

QUALITY

	Quantity	Base Number	Contract	AT	Region	England
% of FP17s for the same patient ID Re-attending within 3 months - Children	63	817	7.7%	13.0%	13.4%	12.4%
% of FP17s for the same patient ID Re-attending within 3 months - Adults	332	1,786	18.6%	17.6%	17.3%	16.6%
% of FP17s for the same patient ID Re-attending between 3 & 9 months - Children	268	817	32.8%	56.4%	58.9%	57.5%
% of FP17s for the same patient ID Re-attending between 3 & 9 months - Adults	755	1,786	42.3%	50.3%	52.5%	50.4%
% of FP17s for Band 1 Urgent Courses	68	1,787	3.8%	10.5%	9.3%	9.1%
% of FP17s Relating to Free Repair or Replacements	22	1,787	1.2%	0.9%	1.0%	0.8%
% of FP17s Relating to Continuations	79	1,787	4.4%	1.3%	1.5%	1.3%
% of Patients satisfied with the dentistry they have received	2	4	N/A	91.8%	93.1%	92.7%
% of Patients satisfied with the time they had to wait for an appointment	2	4	N/A	88.0%	89.8%	88.8%

* This is based on patients treated on this contract for their most recent course of treatment. Figures in italics indicate the base number of FP17s or Patient Questionnaire responses are less than 100. N/A is shown where the base number of responses is less than 10 during the period. % is calculated as Quantity/Base number*100

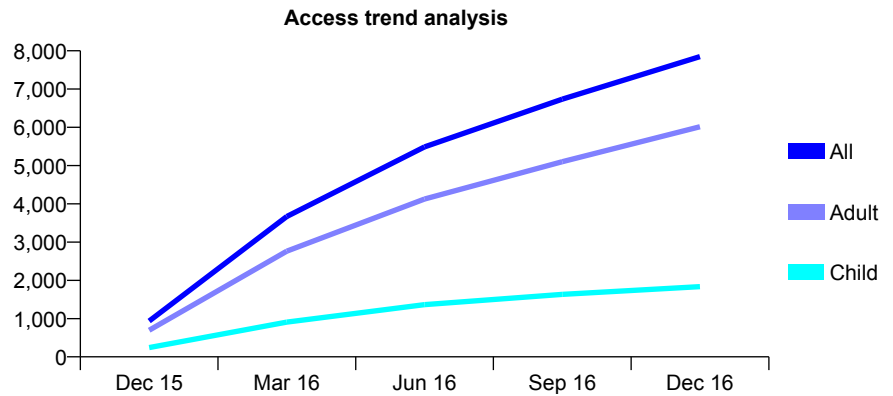
Q46 - Vital Signs At a Glance Contract Report for 847216/0003 - December 2016

Name or company name	MR AJ JOUBERT
Contract type name	GDS Contract
Purpose of contract	General
Contract start date	01/12/2015
Contract end date	

16/17 Contracted general activity (UDA)	27,629
Carry forward general activity (UDA)	0
16/17 Contracted orthodontic activity (UOA)	0
Carry forward orthodontic activity (UOA)	0
Baseline contract value	£737,376.48

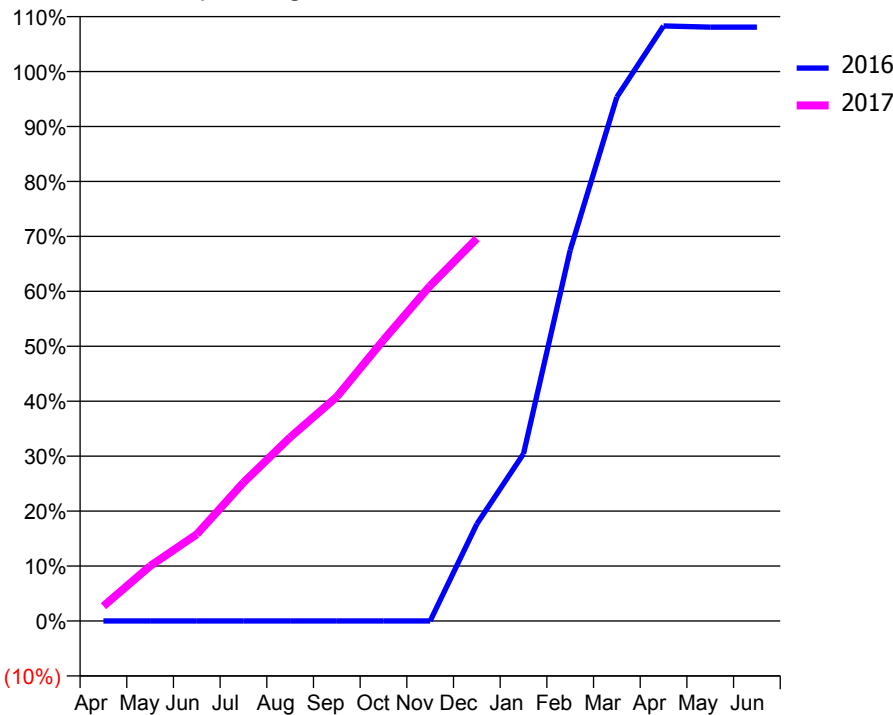
ACCESS*

Patients seen in 24 months	Total	Change since previous quarter
Quarter ending December 2015	935	
Quarter ending March 2016	3,670	↑
Quarter ending June 2016	5,490	↑
Quarter ending September 2016	6,735	↑
Quarter ending December 2016	7,849	↑
Variance since December 2015	739.5%	↑



ACTIVITY

Cumulative percentage of contracted UDA delivered 2016 & 2017



Month	Adjusted Scheduled Activity (UDA)	
	2016	2017
April	0	750
May	0	2,766
June	0	4,359
July	0	6,962
August	0	9,234
September	0	11,277
October	0	14,127
November	0	16,862
December	1,667	19,232
January	2,874	
February	6,372	
March	9,000	
April	10,222	
May	10,200	
June	10,200	

QUALITY

	Quantity	Base Number	Contract	AT	Region	England
% of FP17s for the same patient ID Re-attending within 3 months - Children	285	2,359	12.1%	13.0%	13.4%	12.4%
% of FP17s for the same patient ID Re-attending within 3 months - Adults	1,460	7,787	18.7%	17.6%	17.3%	16.6%
% of FP17s for the same patient ID Re-attending between 3 & 9 months - Children	899	2,359	38.1%	56.4%	58.9%	57.5%
% of FP17s for the same patient ID Re-attending between 3 & 9 months - Adults	2,617	7,787	33.6%	50.3%	52.5%	50.4%
% of FP17s for Band 1 Urgent Courses	1,251	9,550	13.1%	10.5%	9.3%	9.1%
% of FP17s Relating to Free Repair or Replacements	143	9,550	1.5%	0.9%	1.0%	0.8%
% of FP17s Relating to Continuations	105	9,550	1.1%	1.3%	1.5%	1.3%
% of Patients satisfied with the dentistry they have received	1	1	N/A	91.8%	93.1%	92.7%
% of Patients satisfied with the time they had to wait for an appointment	1	1	N/A	88.0%	89.8%	88.8%

* This is based on patients treated on this contract for their most recent course of treatment. Figures in italics indicate the base number of FP17s or Patient Questionnaire responses are less than 100. N/A is shown where the base number of responses is less than 10 during the period. % is calculated as Quantity/Base number*100

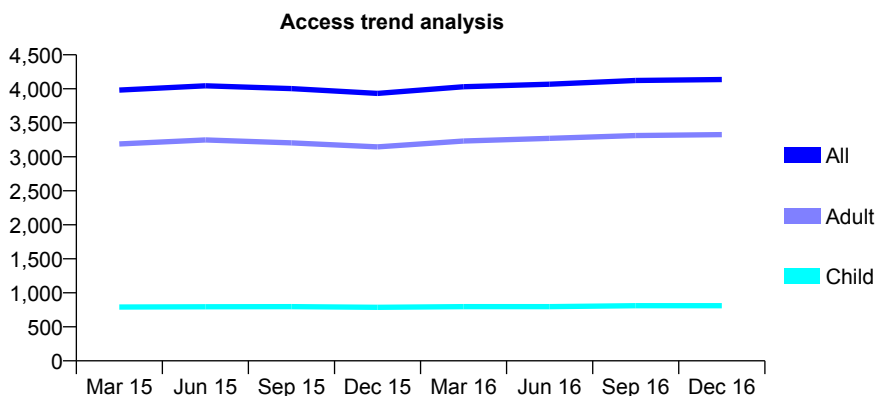
Q46 - Vital Signs At a Glance Contract Report for 856916/0001 - December 2016

Name or company name	MR MA BUTT
Contract type name	GDS Contract
Purpose of contract	General
Contract start date	01/11/2009
Contract end date	

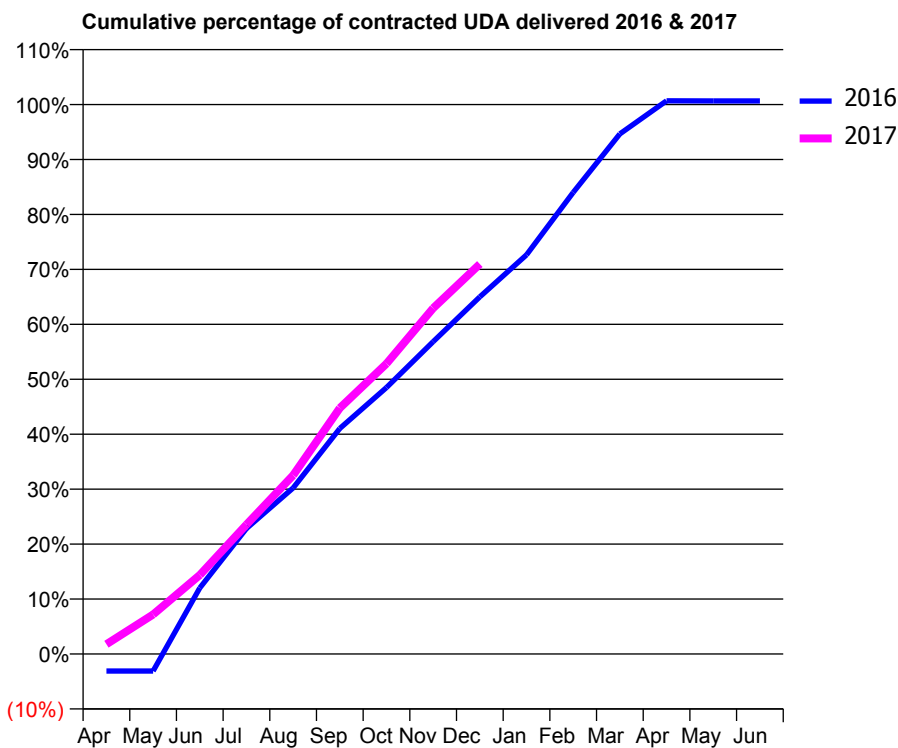
16/17 Contracted general activity (UDA)	10,518
Carry forward general activity (UDA)	-69
16/17 Contracted orthodontic activity (UOA)	0
Carry forward orthodontic activity (UOA)	0
Baseline contract value	£304,163.80

ACCESS*

Patients seen in 24 months	Total	Change since previous quarter
Quarter ending December 2015	3,933	
Quarter ending March 2016	4,030	↑
Quarter ending June 2016	4,068	→
Quarter ending September 2016	4,123	→
Quarter ending December 2016	4,136	→
Variance since December 2015	5.2%	↑



ACTIVITY



Month	Adjusted Scheduled Activity (UDA)	
	2016	2017
April	-327	186
May	-327	757
June	1,265	1,512
July	2,403	2,478
August	3,178	3,422
September	4,317	4,707
October	5,101	5,557
November	5,980	6,620
December	6,837	7,464
January	7,641	
February	8,835	
March	9,954	
April	10,588	
May	10,587	
June	10,587	

QUALITY

	Quantity	Base Number	Contract	AT	Region	England
% of FP17s for the same patient ID Re-attending within 3 months - Children	92	967	9.5%	13.0%	13.4%	12.4%
% of FP17s for the same patient ID Re-attending within 3 months - Adults	592	3,498	16.9%	17.6%	17.3%	16.6%
% of FP17s for the same patient ID Re-attending between 3 & 9 months - Children	562	967	58.1%	56.4%	58.9%	57.5%
% of FP17s for the same patient ID Re-attending between 3 & 9 months - Adults	1,625	3,498	46.5%	50.3%	52.5%	50.4%
% of FP17s for Band 1 Urgent Courses	535	3,893	13.7%	10.5%	9.3%	9.1%
% of FP17s Relating to Free Repair or Replacements	63	3,893	1.6%	0.9%	1.0%	0.8%
% of FP17s Relating to Continuations	28	3,893	0.7%	1.3%	1.5%	1.3%
% of Patients satisfied with the dentistry they have received	3	3	N/A	91.8%	93.1%	92.7%
% of Patients satisfied with the time they had to wait for an appointment	3	3	N/A	88.0%	89.8%	88.8%

* This is based on patients treated on this contract for their most recent course of treatment. Figures in italics indicate the base number of FP17s or Patient Questionnaire responses are less than 100. N/A is shown where the base number of responses is less than 10 during the period. % is calculated as Quantity/Base number*100

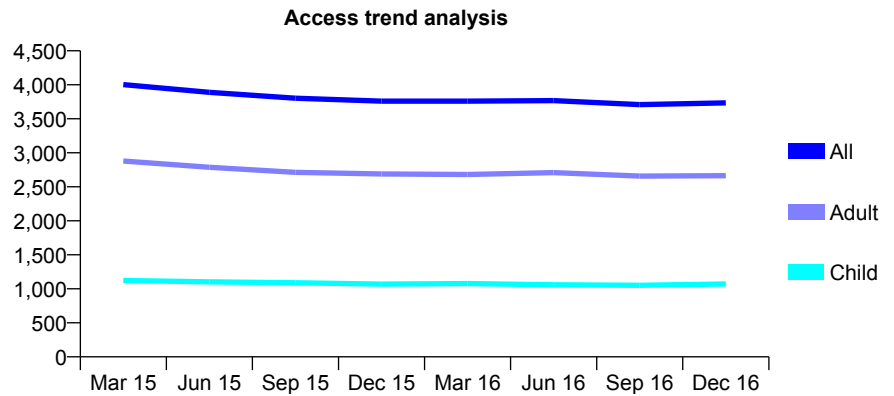
Q46 - Vital Signs At a Glance Contract Report for 859273/0001 - December 2016

Name or company name	MR R JOYE
Contract type name	GDS Contract
Purpose of contract	General
Contract start date	11/12/2012
Contract end date	

16/17 Contracted general activity (UDA)	11,795
Carry forward general activity (UDA)	428
16/17 Contracted orthodontic activity (UOA)	0
Carry forward orthodontic activity (UOA)	0
Baseline contract value	£330,798.14

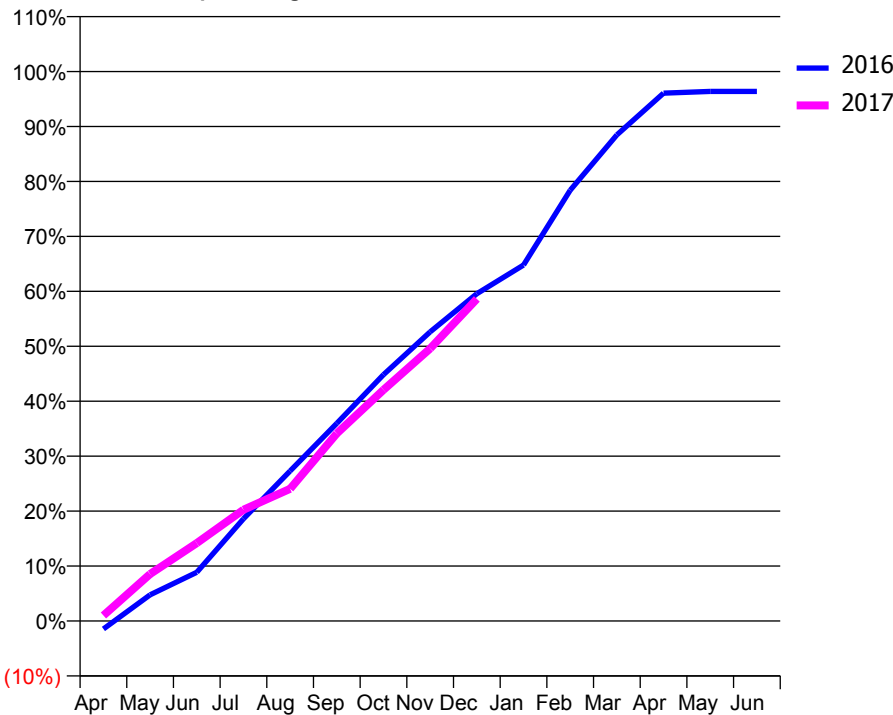
ACCESS*

Patients seen in 24 months	Total	Change since previous quarter
Quarter ending December 2015	3,759	
Quarter ending March 2016	3,759	→
Quarter ending June 2016	3,768	→
Quarter ending September 2016	3,709	↓
Quarter ending December 2016	3,735	→
Variance since December 2015	(0.6%)	→



ACTIVITY

Cumulative percentage of contracted UDA delivered 2016 & 2017



Month	Adjusted Scheduled Activity (UDA)	
	2016	2017
April	-173	119
May	563	1,009
June	1,045	1,673
July	2,193	2,388
August	3,221	2,838
September	4,242	4,027
October	5,287	4,963
November	6,207	5,848
December	7,026	6,913
January	7,642	
February	9,248	
March	10,434	
April	11,331	
May	11,367	
June	11,367	

QUALITY

	Quantity	Base Number	Contract	AT	Region	England
% of FP17s for the same patient ID Re-attending within 3 months - Children	102	1,289	7.9%	13.0%	13.4%	12.4%
% of FP17s for the same patient ID Re-attending within 3 months - Adults	391	2,839	13.8%	17.6%	17.3%	16.6%
% of FP17s for the same patient ID Re-attending between 3 & 9 months - Children	874	1,289	67.8%	56.4%	58.9%	57.5%
% of FP17s for the same patient ID Re-attending between 3 & 9 months - Adults	1,569	2,839	55.3%	50.3%	52.5%	50.4%
% of FP17s for Band 1 Urgent Courses	324	3,798	8.5%	10.5%	9.3%	9.1%
% of FP17s Relating to Free Repair or Replacements	35	3,798	0.9%	0.9%	1.0%	0.8%
% of FP17s Relating to Continuations	46	3,798	1.2%	1.3%	1.5%	1.3%
% of Patients satisfied with the dentistry they have received	6	6	N/A	91.8%	93.1%	92.7%
% of Patients satisfied with the time they had to wait for an appointment	5	6	N/A	88.0%	89.8%	88.8%

* This is based on patients treated on this contract for their most recent course of treatment. Figures in italics indicate the base number of FP17s or Patient Questionnaire responses are less than 100. N/A is shown where the base number of responses is less than 10 during the period. % is calculated as Quantity/Base number*100

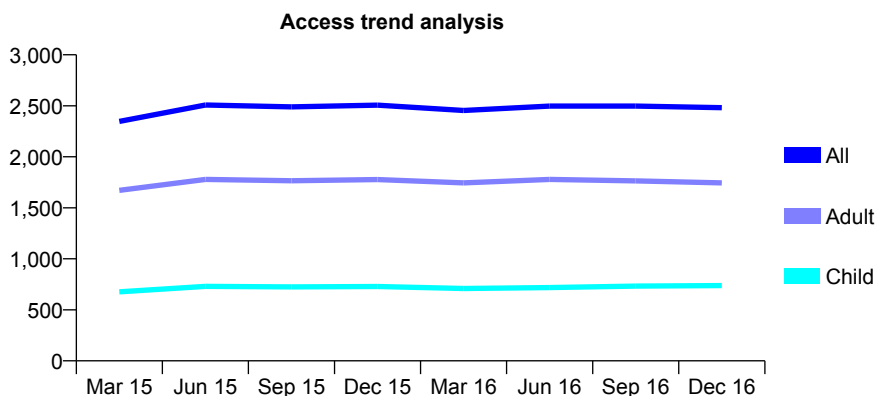
Q46 - Vital Signs At a Glance Contract Report for 860441/0001 - December 2016

Name or company name	MR GJ PAYSDEN
Contract type name	GDS Contract
Purpose of contract	General
Contract start date	21/10/2011
Contract end date	

16/17 Contracted general activity (UDA)	9,756
Carry forward general activity (UDA)	343
16/17 Contracted orthodontic activity (UOA)	0
Carry forward orthodontic activity (UOA)	0
Baseline contract value	£277,056.75

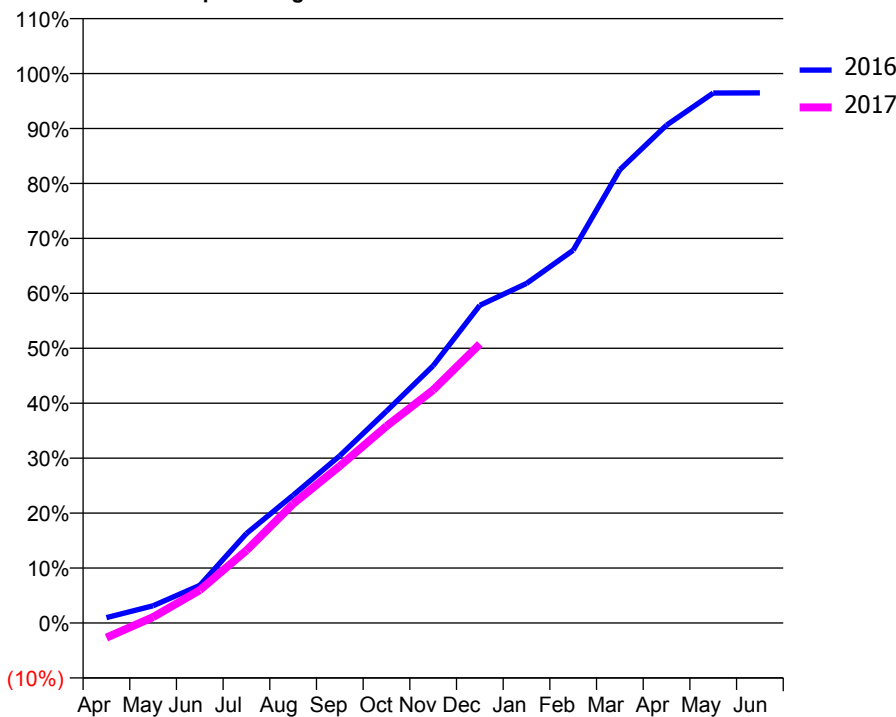
ACCESS*

Patients seen in 24 months	Total	Change since previous quarter
Quarter ending December 2015	2,506	
Quarter ending March 2016	2,454	↓
Quarter ending June 2016	2,497	→
Quarter ending September 2016	2,497	→
Quarter ending December 2016	2,482	→
Variance since December 2015	(1.0%)	→



ACTIVITY

Cumulative percentage of contracted UDA delivered 2016 & 2017



Month	Adjusted Scheduled Activity (UDA)	
	2016	2017
April	97	-262
May	306	105
June	669	584
July	1,590	1,289
August	2,270	2,115
September	2,969	2,787
October	3,760	3,495
November	4,568	4,138
December	5,641	4,953
January	6,028	
February	6,618	
March	8,049	
April	8,839	
May	9,410	
June	9,413	

QUALITY

	Quantity	Base Number	Contract	AT	Region	England
% of FP17s for the same patient ID Re-attending within 3 months - Children	106	753	14.1%	13.0%	13.4%	12.4%
% of FP17s for the same patient ID Re-attending within 3 months - Adults	339	1,786	19.0%	17.6%	17.3%	16.6%
% of FP17s for the same patient ID Re-attending between 3 & 9 months - Children	326	753	43.3%	56.4%	58.9%	57.5%
% of FP17s for the same patient ID Re-attending between 3 & 9 months - Adults	906	1,786	50.7%	50.3%	52.5%	50.4%
% of FP17s for Band 1 Urgent Courses	252	2,044	12.3%	10.5%	9.3%	9.1%
% of FP17s Relating to Free Repair or Replacements	36	2,044	1.8%	0.9%	1.0%	0.8%
% of FP17s Relating to Continuations	28	2,044	1.4%	1.3%	1.5%	1.3%
% of Patients satisfied with the dentistry they have received	0	0	N/A	91.8%	93.1%	92.7%
% of Patients satisfied with the time they had to wait for an appointment	0	0	N/A	88.0%	89.8%	88.8%

* This is based on patients treated on this contract for their most recent course of treatment. Figures in italics indicate the base number of FP17s or Patient Questionnaire responses are less than 100. N/A is shown where the base number of responses is less than 10 during the period. % is calculated as Quantity/Base number*100

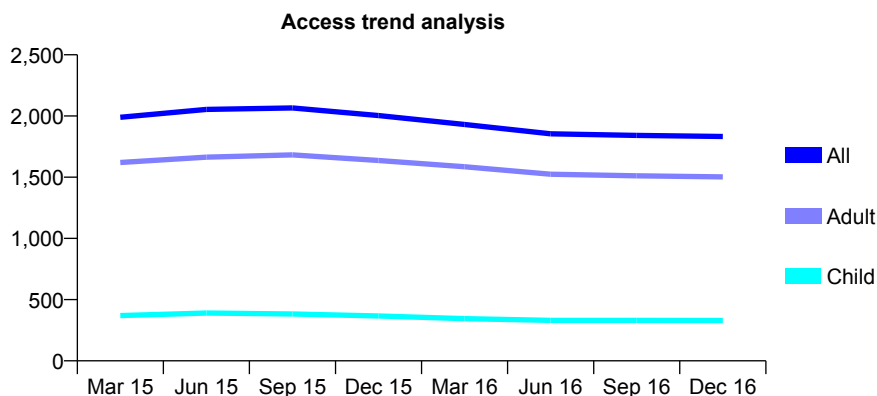
Q46 - Vital Signs At a Glance Contract Report for 867128/0001 - December 2016

Name or company name	MRS A PATIL
Contract type name	GDS Contract
Purpose of contract	General
Contract start date	01/10/2013
Contract end date	

16/17 Contracted general activity (UDA)	6,207
Carry forward general activity (UDA)	-124
16/17 Contracted orthodontic activity (UOA)	0
Carry forward orthodontic activity (UOA)	0
Baseline contract value	£196,019.42

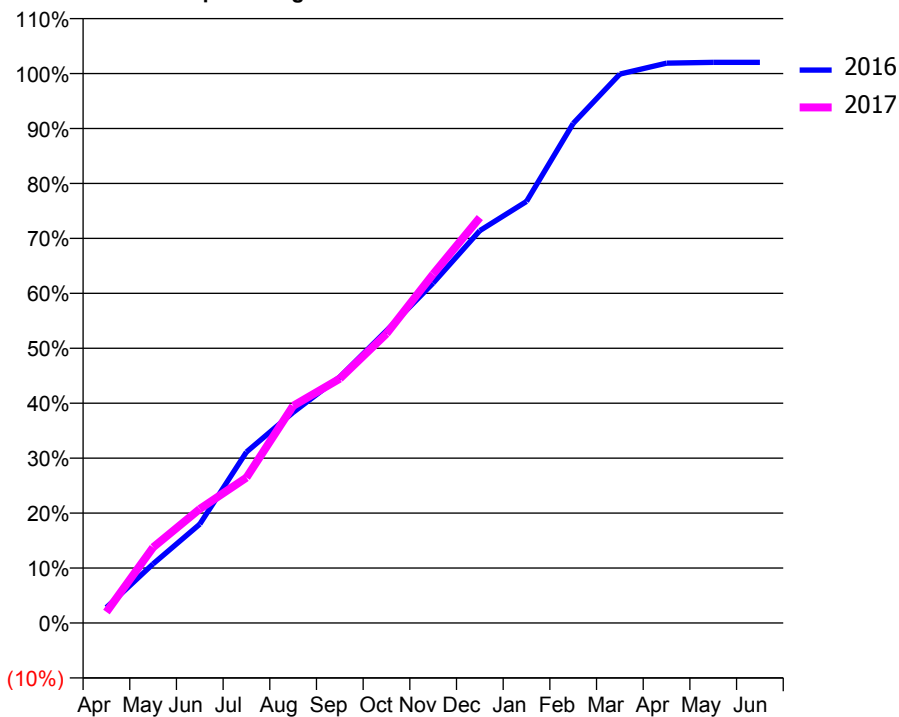
ACCESS*

Patients seen in 24 months	Total	Change since previous quarter
Quarter ending December 2015	2,004	
Quarter ending March 2016	1,931	↓
Quarter ending June 2016	1,855	↓
Quarter ending September 2016	1,842	→
Quarter ending December 2016	1,833	→
Variance since December 2015	(8.5%)	↓



ACTIVITY

Cumulative percentage of contracted UDA delivered 2016 & 2017



Month	Adjusted Scheduled Activity (UDA)	
	2016	2017
April	175	124
May	667	855
June	1,117	1,288
July	1,932	1,643
August	2,379	2,453
September	2,780	2,760
October	3,302	3,268
November	3,840	3,940
December	4,433	4,580
January	4,761	
February	5,643	
March	6,200	
April	6,323	
May	6,333	
June	6,333	

QUALITY

	Quantity	Base Number	Contract	AT	Region	England
% of FP17s for the same patient ID Re-attending within 3 months - Children	40	450	8.9%	13.0%	13.4%	12.4%
% of FP17s for the same patient ID Re-attending within 3 months - Adults	243	1,801	13.5%	17.6%	17.3%	16.6%
% of FP17s for the same patient ID Re-attending between 3 & 9 months - Children	309	450	68.7%	56.4%	58.9%	57.5%
% of FP17s for the same patient ID Re-attending between 3 & 9 months - Adults	1,113	1,801	61.8%	50.3%	52.5%	50.4%
% of FP17s for Band 1 Urgent Courses	176	2,189	8.0%	10.5%	9.3%	9.1%
% of FP17s Relating to Free Repair or Replacements	19	2,189	0.9%	0.9%	1.0%	0.8%
% of FP17s Relating to Continuations	15	2,189	0.7%	1.3%	1.5%	1.3%
% of Patients satisfied with the dentistry they have received	1	1	N/A	91.8%	93.1%	92.7%
% of Patients satisfied with the time they had to wait for an appointment	1	1	N/A	88.0%	89.8%	88.8%

* This is based on patients treated on this contract for their most recent course of treatment. Figures in italics indicate the base number of FP17s or Patient Questionnaire responses are less than 100. N/A is shown where the base number of responses is less than 10 during the period. % is calculated as Quantity/Base number*100

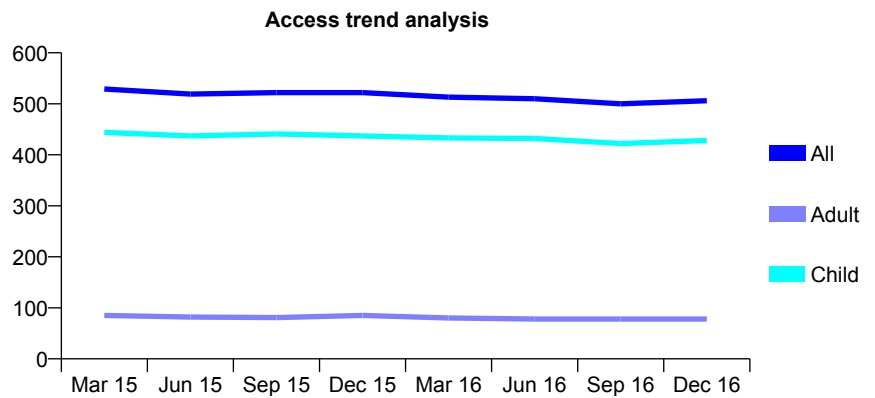
Q46 - Vital Signs At a Glance Contract Report for 869651/0001 - December 2016

Name or company name	MR IJ SMITH
Contract type name	GDS Contract
Purpose of contract	General
Contract start date	01/04/2006
Contract end date	

16/17 Contracted general activity (UDA)	1,147
Carry forward general activity (UDA)	-23
16/17 Contracted orthodontic activity (UOA)	0
Carry forward orthodontic activity (UOA)	0
Baseline contract value	£24,597.93

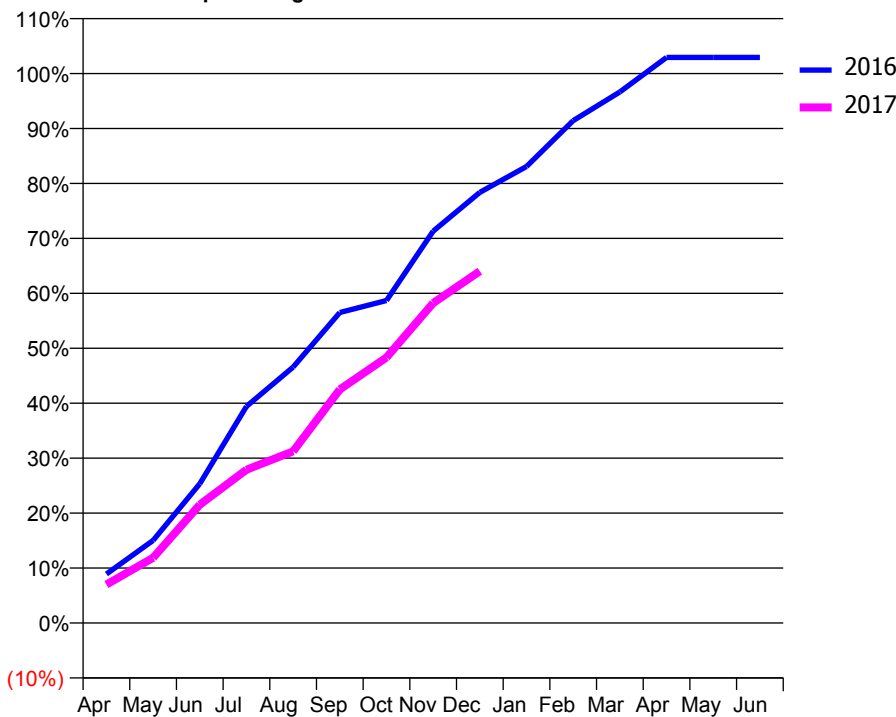
ACCESS*

Patients seen in 24 months	Total	Change since previous quarter
Quarter ending December 2015	522	
Quarter ending March 2016	513	↓
Quarter ending June 2016	510	→
Quarter ending September 2016	500	↓
Quarter ending December 2016	506	→
Variance since December 2015	(3.1%)	↓



ACTIVITY

Cumulative percentage of contracted UDA delivered 2016 & 2017



Month	Adjusted Scheduled Activity (UDA)	
	2016	2017
April	102	80
May	172	136
June	291	247
July	452	320
August	534	358
September	648	487
October	673	554
November	818	668
December	899	734
January	953	
February	1,049	
March	1,109	
April	1,181	
May	1,181	
June	1,181	

QUALITY

	Quantity	Base Number	Contract	AT	Region	England
% of FP17s for the same patient ID Re-attending within 3 months - Children	33	500	6.6%	13.0%	13.4%	12.4%
% of FP17s for the same patient ID Re-attending within 3 months - Adults	3	32	9.4%	17.6%	17.3%	16.6%
% of FP17s for the same patient ID Re-attending between 3 & 9 months - Children	306	500	61.2%	56.4%	58.9%	57.5%
% of FP17s for the same patient ID Re-attending between 3 & 9 months - Adults	21	32	65.6%	50.3%	52.5%	50.4%
% of FP17s for Band 1 Urgent Courses	12	486	2.5%	10.5%	9.3%	9.1%
% of FP17s Relating to Free Repair or Replacements	0	486	0.0%	0.9%	1.0%	0.8%
% of FP17s Relating to Continuations	0	486	0.0%	1.3%	1.5%	1.3%
% of Patients satisfied with the dentistry they have received	0	0	N/A	91.8%	93.1%	92.7%
% of Patients satisfied with the time they had to wait for an appointment	0	0	N/A	88.0%	89.8%	88.8%

* This is based on patients treated on this contract for their most recent course of treatment. Figures in italics indicate the base number of FP17s or Patient Questionnaire responses are less than 100. N/A is shown where the base number of responses is less than 10 during the period. % is calculated as Quantity/Base number*100

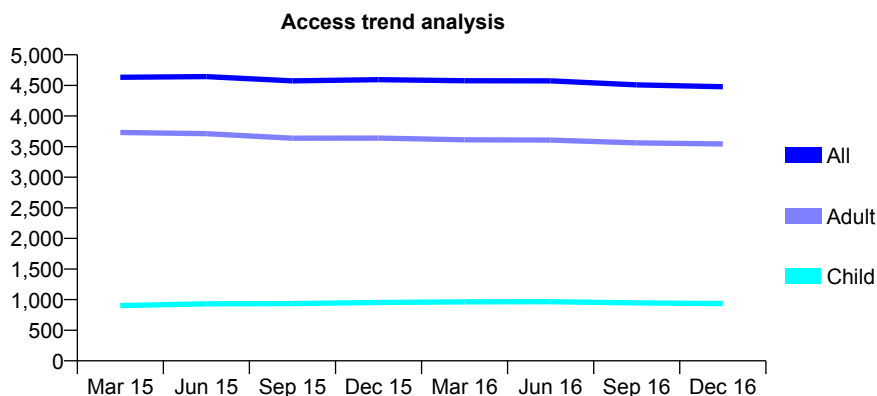
Q46 - Vital Signs At a Glance Contract Report for 869813/0001 - December 2016

Name or company name	MR GJ FIELDING
Contract type name	GDS Contract
Purpose of contract	General
Contract start date	01/04/2006
Contract end date	

16/17 Contracted general activity (UDA)	9,002
Carry forward general activity (UDA)	223
16/17 Contracted orthodontic activity (UOA)	0
Carry forward orthodontic activity (UOA)	0
Baseline contract value	£224,003.32

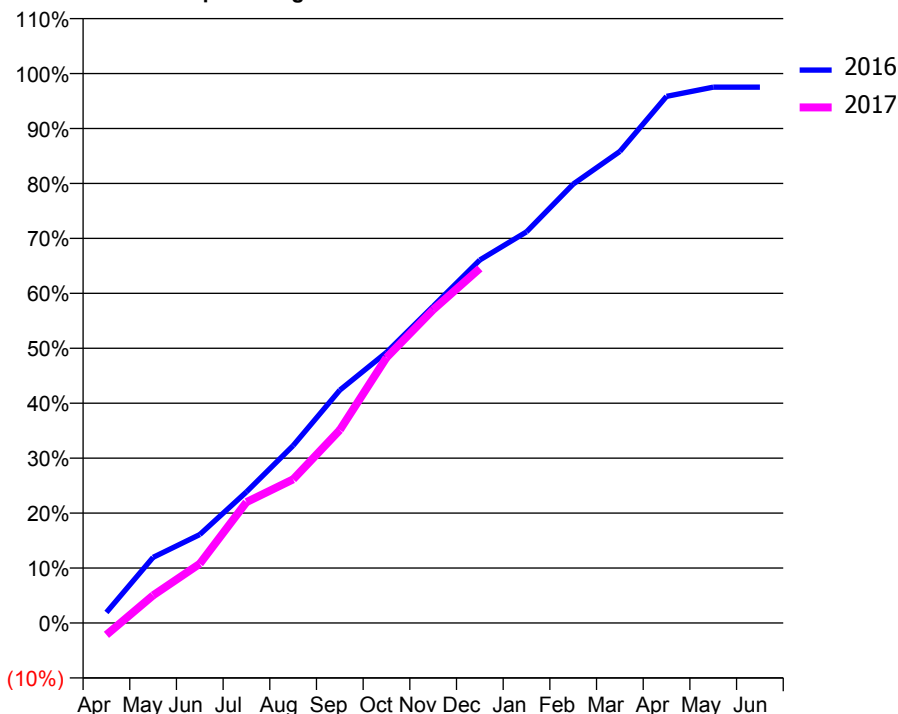
ACCESS*

Patients seen in 24 months	Total	Change since previous quarter
Quarter ending December 2015	4,594	
Quarter ending March 2016	4,577	→
Quarter ending June 2016	4,573	→
Quarter ending September 2016	4,508	↓
Quarter ending December 2016	4,479	→
Variance since December 2015	(2.5%)	↓



ACTIVITY

Cumulative percentage of contracted UDA delivered 2016 & 2017



Month	Adjusted Scheduled Activity (UDA)	
	2016	2017
April	174	-197
May	1,076	452
June	1,450	970
July	2,149	1,979
August	2,905	2,355
September	3,815	3,163
October	4,433	4,349
November	5,189	5,132
December	5,948	5,810
January	6,408	
February	7,191	
March	7,725	
April	8,627	
May	8,779	
June	8,779	

QUALITY

	Quantity	Base Number	Contract	AT	Region	England
% of FP17s for the same patient ID Re-attending within 3 months - Children	27	905	3.0%	13.0%	13.4%	12.4%
% of FP17s for the same patient ID Re-attending within 3 months - Adults	330	3,052	10.8%	17.6%	17.3%	16.6%
% of FP17s for the same patient ID Re-attending between 3 & 9 months - Children	508	905	56.1%	56.4%	58.9%	57.5%
% of FP17s for the same patient ID Re-attending between 3 & 9 months - Adults	1,191	3,052	39.0%	50.3%	52.5%	50.4%
% of FP17s for Band 1 Urgent Courses	376	3,386	11.1%	10.5%	9.3%	9.1%
% of FP17s Relating to Free Repair or Replacements	13	3,386	0.4%	0.9%	1.0%	0.8%
% of FP17s Relating to Continuations	10	3,386	0.3%	1.3%	1.5%	1.3%
% of Patients satisfied with the dentistry they have received	2	2	N/A	91.8%	93.1%	92.7%
% of Patients satisfied with the time they had to wait for an appointment	2	2	N/A	88.0%	89.8%	88.8%

* This is based on patients treated on this contract for their most recent course of treatment. Figures in italics indicate the base number of FP17s or Patient Questionnaire responses are less than 100. N/A is shown where the base number of responses is less than 10 during the period. % is calculated as Quantity/Base number*100

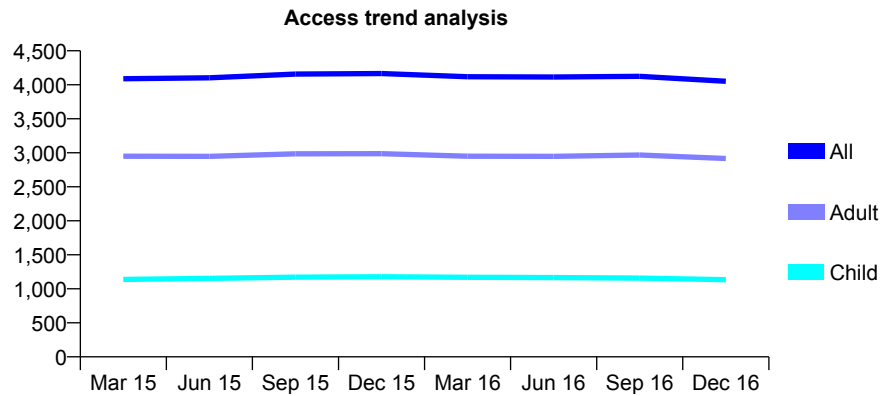
Q46 - Vital Signs At a Glance Contract Report for 886483/0001 - December 2016

Name or company name	MR S HAFIZ
Contract type name	GDS Contract
Purpose of contract	General
Contract start date	01/04/2012
Contract end date	

16/17 Contracted general activity (UDA)	11,970
Carry forward general activity (UDA)	-116
16/17 Contracted orthodontic activity (UOA)	0
Carry forward orthodontic activity (UOA)	0
Baseline contract value	£393,236.99

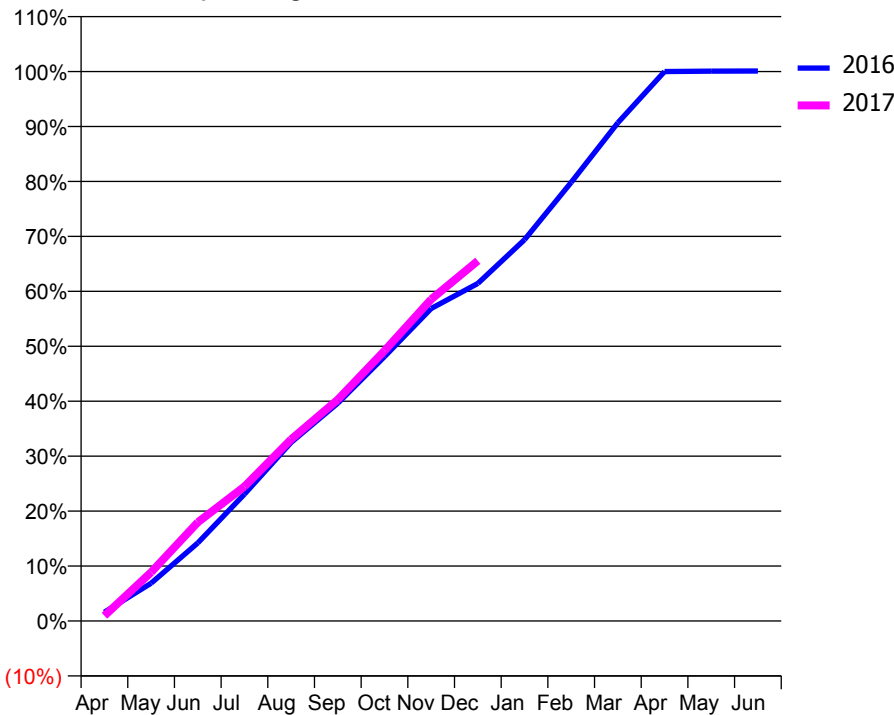
ACCESS*

Patients seen in 24 months	Total	Change since previous quarter
Quarter ending December 2015	4,166	
Quarter ending March 2016	4,119	↓
Quarter ending June 2016	4,114	→
Quarter ending September 2016	4,125	→
Quarter ending December 2016	4,051	↓
Variance since December 2015	(2.8%)	↓



ACTIVITY

Cumulative percentage of contracted UDA delivered 2016 & 2017



Month	Adjusted Scheduled Activity (UDA)	
	2016	2017
April	193	116
May	822	1,062
June	1,701	2,152
July	2,763	2,931
August	3,890	3,957
September	4,745	4,822
October	5,760	5,888
November	6,808	7,008
December	7,353	7,847
January	8,307	
February	9,556	
March	10,852	
April	11,969	
May	11,977	
June	11,980	

QUALITY

	Quantity	Base Number	Contract	AT	Region	England
% of FP17s for the same patient ID Re-attending within 3 months - Children	67	1,058	6.3%	13.0%	13.4%	12.4%
% of FP17s for the same patient ID Re-attending within 3 months - Adults	271	2,559	10.6%	17.6%	17.3%	16.6%
% of FP17s for the same patient ID Re-attending between 3 & 9 months - Children	484	1,058	45.7%	56.4%	58.9%	57.5%
% of FP17s for the same patient ID Re-attending between 3 & 9 months - Adults	1,227	2,559	47.9%	50.3%	52.5%	50.4%
% of FP17s for Band 1 Urgent Courses	203	3,242	6.3%	10.5%	9.3%	9.1%
% of FP17s Relating to Free Repair or Replacements	13	3,242	0.4%	0.9%	1.0%	0.8%
% of FP17s Relating to Continuations	35	3,242	1.1%	1.3%	1.5%	1.3%
% of Patients satisfied with the dentistry they have received	3	3	N/A	91.8%	93.1%	92.7%
% of Patients satisfied with the time they had to wait for an appointment	3	3	N/A	88.0%	89.8%	88.8%

* This is based on patients treated on this contract for their most recent course of treatment. Figures in italics indicate the base number of FP17s or Patient Questionnaire responses are less than 100. N/A is shown where the base number of responses is less than 10 during the period. % is calculated as Quantity/Base number*100

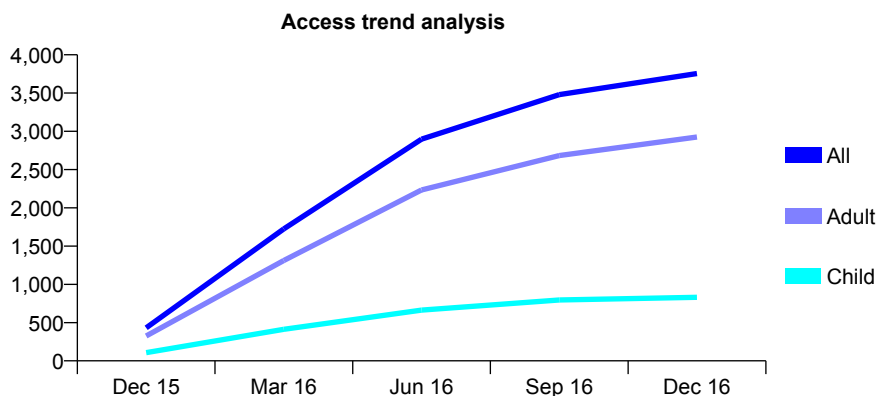
Q46 - Vital Signs At a Glance Contract Report for 897515/0001 - December 2016

Name or company name	MR SW LAI
Contract type name	GDS Contract
Purpose of contract	General
Contract start date	01/12/2015
Contract end date	

16/17 Contracted general activity (UDA)	13,768
Carry forward general activity (UDA)	-275
16/17 Contracted orthodontic activity (UOA)	0
Carry forward orthodontic activity (UOA)	0
Baseline contract value	£341,249.03

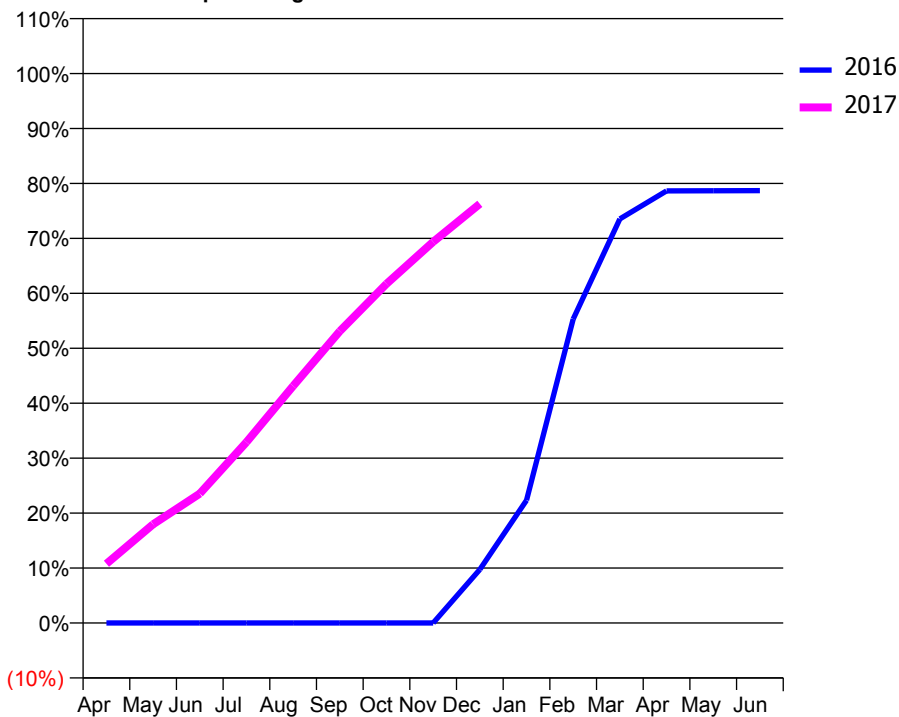
ACCESS*

Patients seen in 24 months	Total	Change since previous quarter
Quarter ending December 2015	432	
Quarter ending March 2016	1,724	↑
Quarter ending June 2016	2,897	↑
Quarter ending September 2016	3,480	↑
Quarter ending December 2016	3,755	↑
Variance since December 2015	769.2%	↑



ACTIVITY

Cumulative percentage of contracted UDA delivered 2016 & 2017



Month	Adjusted Scheduled Activity (UDA)	
	2016	2017
April	0	1,484
May	0	2,473
June	0	3,242
July	0	4,533
August	0	5,937
September	0	7,312
October	0	8,498
November	0	9,551
December	472	10,502
January	1,082	
February	2,680	
March	3,562	
April	3,809	
May	3,811	
June	3,812	

QUALITY

	Quantity	Base Number	Contract	AT	Region	England
% of FP17s for the same patient ID Re-attending within 3 months - Children	103	1,093	9.4%	13.0%	13.4%	12.4%
% of FP17s for the same patient ID Re-attending within 3 months - Adults	648	4,080	15.9%	17.6%	17.3%	16.6%
% of FP17s for the same patient ID Re-attending between 3 & 9 months - Children	490	1,093	44.8%	56.4%	58.9%	57.5%
% of FP17s for the same patient ID Re-attending between 3 & 9 months - Adults	1,700	4,080	41.7%	50.3%	52.5%	50.4%
% of FP17s for Band 1 Urgent Courses	207	5,039	4.1%	10.5%	9.3%	9.1%
% of FP17s Relating to Free Repair or Replacements	47	5,039	0.9%	0.9%	1.0%	0.8%
% of FP17s Relating to Continuations	80	5,039	1.6%	1.3%	1.5%	1.3%
% of Patients satisfied with the dentistry they have received	2	2	N/A	91.8%	93.1%	92.7%
% of Patients satisfied with the time they had to wait for an appointment	2	2	N/A	88.0%	89.8%	88.8%

* This is based on patients treated on this contract for their most recent course of treatment. Figures in italics indicate the base number of FP17s or Patient Questionnaire responses are less than 100. N/A is shown where the base number of responses is less than 10 during the period. % is calculated as Quantity/Base number*100

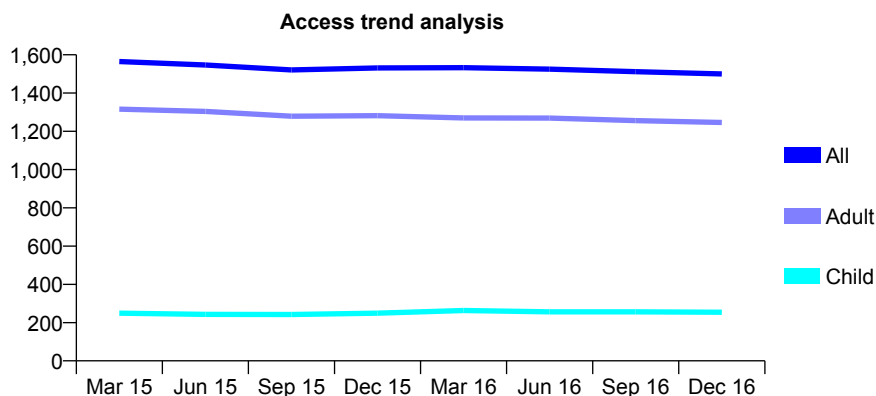
Q46 - Vital Signs At a Glance Contract Report for 898457/0002 - December 2016

Name or company name	MR ND MCLEAN
Contract type name	GDS Contract
Purpose of contract	General
Contract start date	01/04/2006
Contract end date	

16/17 Contracted general activity (UDA)	5,215
Carry forward general activity (UDA)	0
16/17 Contracted orthodontic activity (UOA)	0
Carry forward orthodontic activity (UOA)	0
Baseline contract value	£127,492.42

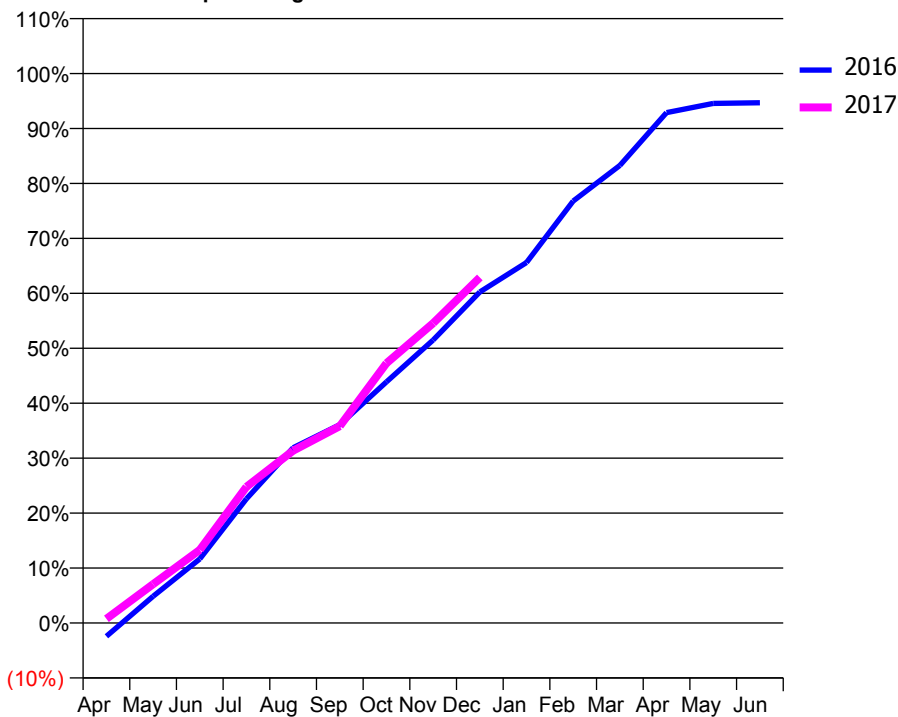
ACCESS*

Patients seen in 24 months	Total	Change since previous quarter
Quarter ending December 2015	1,531	
Quarter ending March 2016	1,533	→
Quarter ending June 2016	1,525	→
Quarter ending September 2016	1,512	→
Quarter ending December 2016	1,500	→
Variance since December 2015	(2.0%)	↓



ACTIVITY

Cumulative percentage of contracted UDA delivered 2016 & 2017



Month	Adjusted Scheduled Activity (UDA)	
	2016	2017
April	-128	40
May	253	369
June	608	694
July	1,179	1,292
August	1,664	1,636
September	1,883	1,869
October	2,289	2,466
November	2,687	2,846
December	3,142	3,280
January	3,422	
February	4,004	
March	4,342	
April	4,844	
May	4,931	
June	4,937	

QUALITY

	Quantity	Base Number	Contract	AT	Region	England
% of FP17s for the same patient ID Re-attending within 3 months - Children	13	313	4.2%	13.0%	13.4%	12.4%
% of FP17s for the same patient ID Re-attending within 3 months - Adults	414	1,760	23.5%	17.6%	17.3%	16.6%
% of FP17s for the same patient ID Re-attending between 3 & 9 months - Children	230	313	73.5%	56.4%	58.9%	57.5%
% of FP17s for the same patient ID Re-attending between 3 & 9 months - Adults	1,077	1,760	61.2%	50.3%	52.5%	50.4%
% of FP17s for Band 1 Urgent Courses	271	1,805	15.0%	10.5%	9.3%	9.1%
% of FP17s Relating to Free Repair or Replacements	88	1,805	4.9%	0.9%	1.0%	0.8%
% of FP17s Relating to Continuations	20	1,805	1.1%	1.3%	1.5%	1.3%
% of Patients satisfied with the dentistry they have received	9	10	90.0%	91.8%	93.1%	92.7%
% of Patients satisfied with the time they had to wait for an appointment	10	10	100.0%	88.0%	89.8%	88.8%

* This is based on patients treated on this contract for their most recent course of treatment. Figures in italics indicate the base number of FP17s or Patient Questionnaire responses are less than 100. N/A is shown where the base number of responses is less than 10 during the period. % is calculated as Quantity/Base number*100

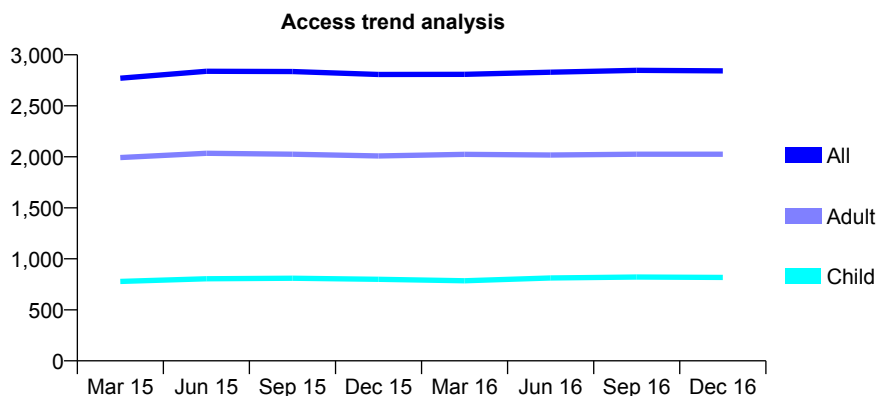
Q46 - Vital Signs At a Glance Contract Report for 907359/0001 - December 2016

Name or company name	MR MP GEORGESON
Contract type name	GDS Contract
Purpose of contract	General and Orthodontic
Contract start date	01/04/2006
Contract end date	

16/17 Contracted general activity (UDA)	8,950
Carry forward general activity (UDA)	-41
16/17 Contracted orthodontic activity (UOA)	1,361
Carry forward orthodontic activity (UOA)	-27
Baseline contract value	£294,460.72

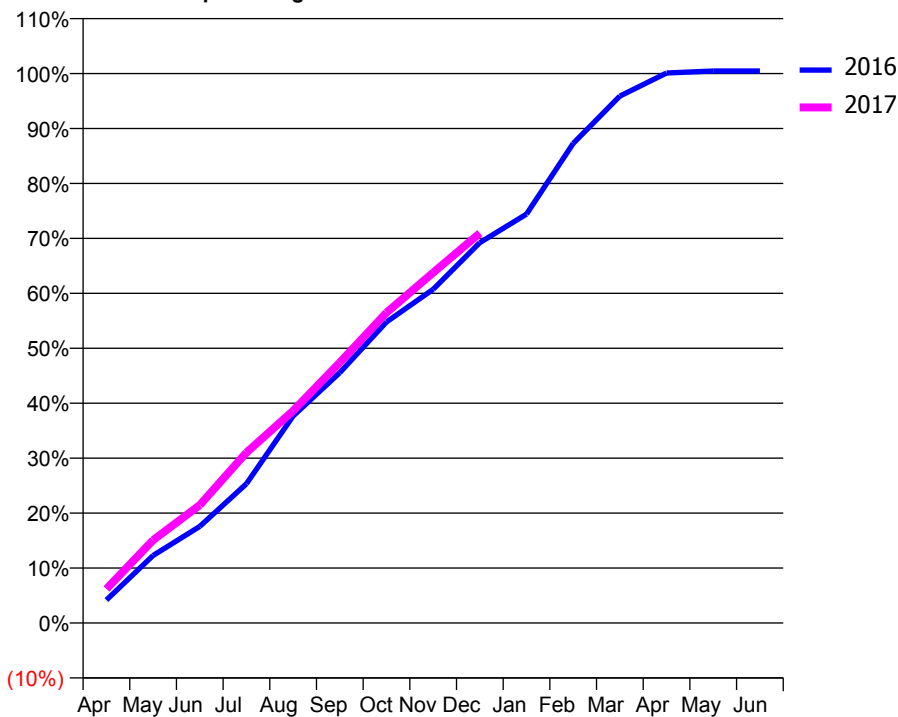
ACCESS*

Patients seen in 24 months	Total	Change since previous quarter
Quarter ending December 2015	2,807	
Quarter ending March 2016	2,809	→
Quarter ending June 2016	2,829	→
Quarter ending September 2016	2,848	→
Quarter ending December 2016	2,843	→
Variance since December 2015	1.3%	→



ACTIVITY

Cumulative percentage of contracted UDA delivered 2016 & 2017



Month	Adjusted Scheduled Activity (UDA)	
	2016	2017
April	374	554
May	1,101	1,351
June	1,574	1,920
July	2,268	2,777
August	3,373	3,456
September	4,078	4,244
October	4,902	5,055
November	5,436	5,706
December	6,196	6,349
January	6,659	
February	7,811	
March	8,582	
April	8,958	
May	8,991	
June	8,991	

QUALITY

	Quantity	Base Number	Contract	AT	Region	England
% of FP17s for the same patient ID Re-attending within 3 months - Children	104	961	10.8%	13.0%	13.4%	12.4%
% of FP17s for the same patient ID Re-attending within 3 months - Adults	450	2,342	19.2%	17.6%	17.3%	16.6%
% of FP17s for the same patient ID Re-attending between 3 & 9 months - Children	479	961	49.8%	56.4%	58.9%	57.5%
% of FP17s for the same patient ID Re-attending between 3 & 9 months - Adults	1,220	2,342	52.1%	50.3%	52.5%	50.4%
% of FP17s for Band 1 Urgent Courses	303	3,003	10.1%	10.5%	9.3%	9.1%
% of FP17s Relating to Free Repair or Replacements	67	3,003	2.2%	0.9%	1.0%	0.8%
% of FP17s Relating to Continuations	17	3,003	0.6%	1.3%	1.5%	1.3%
% of Patients satisfied with the dentistry they have received	1	1	N/A	91.8%	93.1%	92.7%
% of Patients satisfied with the time they had to wait for an appointment	1	1	N/A	88.0%	89.8%	88.8%

* This is based on patients treated on this contract for their most recent course of treatment. Figures in italics indicate the base number of FP17s or Patient Questionnaire responses are less than 100. N/A is shown where the base number of responses is less than 10 during the period. % is calculated as Quantity/Base number*100

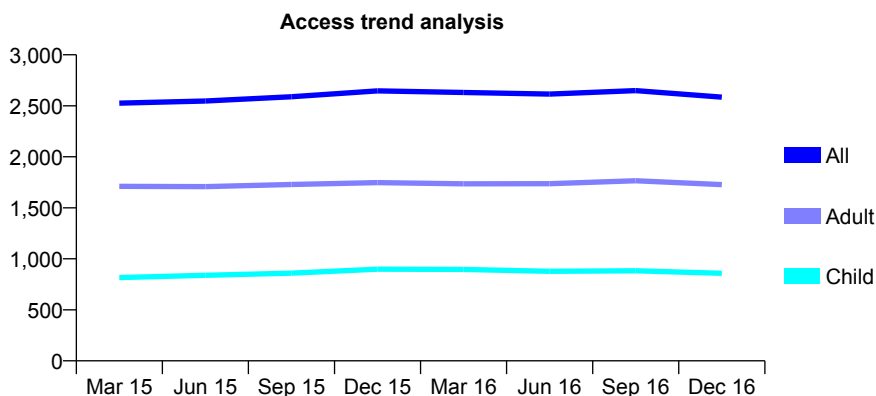
Q46 - Vital Signs At a Glance Contract Report for 908673/0001 - December 2016

Name or company name	DR PV MCCRORY
Contract type name	GDS Contract
Purpose of contract	General
Contract start date	01/04/2006
Contract end date	

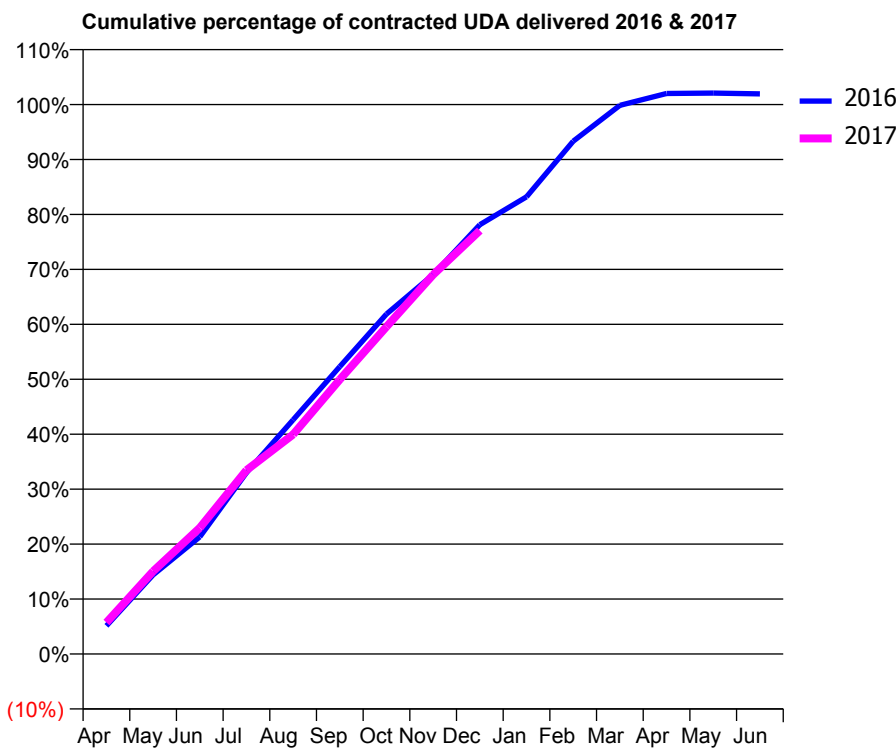
16/17 Contracted general activity (UDA)	7,000
Carry forward general activity (UDA)	-63
16/17 Contracted orthodontic activity (UOA)	0
Carry forward orthodontic activity (UOA)	0
Baseline contract value	£211,552.32

ACCESS*

Patients seen in 24 months	Total	Change since previous quarter
Quarter ending December 2015	2,646	
Quarter ending March 2016	2,631	→
Quarter ending June 2016	2,615	→
Quarter ending September 2016	2,649	→
Quarter ending December 2016	2,585	↓
Variance since December 2015	(2.3%)	↓



ACTIVITY



Month	Adjusted Scheduled Activity (UDA)	
	2016	2017
April	374	401
May	1,049	1,055
June	1,552	1,608
July	2,401	2,342
August	3,103	2,797
September	3,808	3,497
October	4,504	4,170
November	5,026	4,831
December	5,687	5,394
January	6,057	
February	6,794	
March	7,269	
April	7,427	
May	7,431	
June	7,422	

QUALITY

	Quantity	Base Number	Contract	AT	Region	England
% of FP17s for the same patient ID Re-attending within 3 months - Children	74	914	8.1%	13.0%	13.4%	12.4%
% of FP17s for the same patient ID Re-attending within 3 months - Adults	139	1,513	9.2%	17.6%	17.3%	16.6%
% of FP17s for the same patient ID Re-attending between 3 & 9 months - Children	501	914	54.8%	56.4%	58.9%	57.5%
% of FP17s for the same patient ID Re-attending between 3 & 9 months - Adults	722	1,513	47.7%	50.3%	52.5%	50.4%
% of FP17s for Band 1 Urgent Courses	257	2,379	10.8%	10.5%	9.3%	9.1%
% of FP17s Relating to Free Repair or Replacements	11	2,379	0.5%	0.9%	1.0%	0.8%
% of FP17s Relating to Continuations	3	2,379	0.1%	1.3%	1.5%	1.3%
% of Patients satisfied with the dentistry they have received	1	1	N/A	91.8%	93.1%	92.7%
% of Patients satisfied with the time they had to wait for an appointment	1	1	N/A	88.0%	89.8%	88.8%

* This is based on patients treated on this contract for their most recent course of treatment. Figures in italics indicate the base number of FP17s or Patient Questionnaire responses are less than 100. N/A is shown where the base number of responses is less than 10 during the period. % is calculated as Quantity/Base number*100

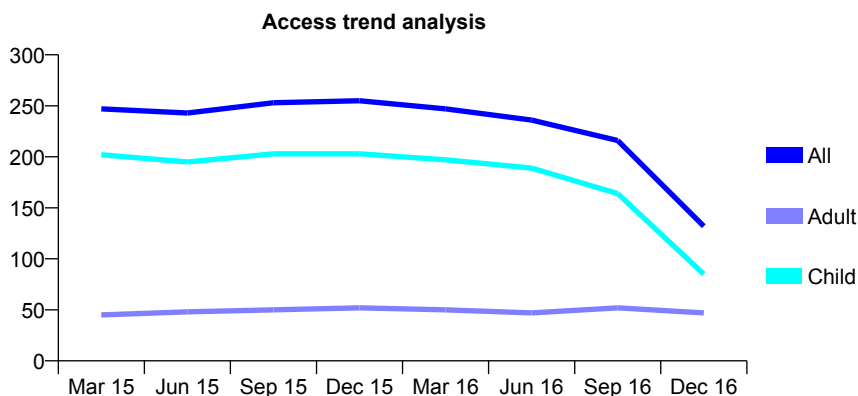
Q46 - Vital Signs At a Glance Contract Report for 909580/0001 - December 2016

Name or company name	P&J Noble Dental Practice
Contract type name	GDS Contract
Purpose of contract	General
Contract start date	01/04/2006
Contract end date	31/07/2016

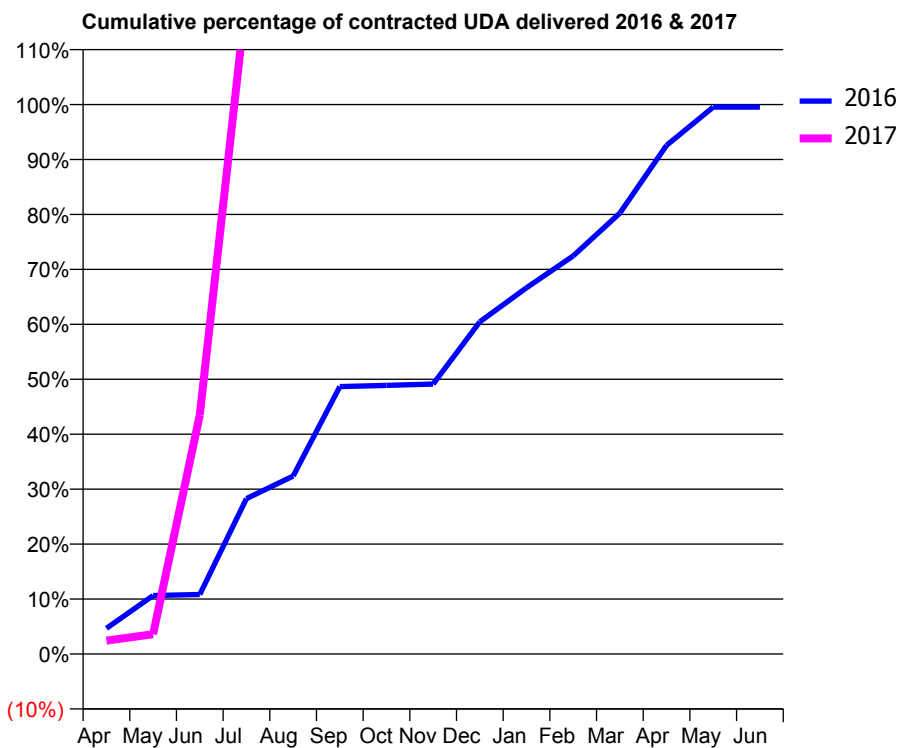
16/17 Contracted general activity (UDA)	172
Carry forward general activity (UDA)	0
16/17 Contracted orthodontic activity (UOA)	0
Carry forward orthodontic activity (UOA)	0
Baseline contract value	£4,776.42

ACCESS*

Patients seen in 24 months	Total	Change since previous quarter
Quarter ending December 2015	255	
Quarter ending March 2016	247	↓
Quarter ending June 2016	236	↓
Quarter ending September 2016	216	↓
Quarter ending December 2016	132	↓
Variance since December 2015	(48.2%)	↓



ACTIVITY



Month	Adjusted Scheduled Activity (UDA)	
	2016	2017
April	24	4
May	55	6
June	56	75
July	146	206
August	167	239
September	252	240
October	253	240
November	254	240
December	313	240
January	345	
February	375	
March	415	
April	479	
May	515	
June	515	

QUALITY

	Quantity	Base Number	Contract	AT	Region	England
% of FP17s for the same patient ID Re-attending within 3 months - Children	19	205	9.3%	13.0%	13.4%	12.4%
% of FP17s for the same patient ID Re-attending within 3 months - Adults	2	38	5.3%	17.6%	17.3%	16.6%
% of FP17s for the same patient ID Re-attending between 3 & 9 months - Children	95	205	46.3%	56.4%	58.9%	57.5%
% of FP17s for the same patient ID Re-attending between 3 & 9 months - Adults	11	38	28.9%	50.3%	52.5%	50.4%
% of FP17s for Band 1 Urgent Courses	9	173	5.2%	10.5%	9.3%	9.1%
% of FP17s Relating to Free Repair or Replacements	0	173	0.0%	0.9%	1.0%	0.8%
% of FP17s Relating to Continuations	0	173	0.0%	1.3%	1.5%	1.3%
% of Patients satisfied with the dentistry they have received	0	0	N/A	91.8%	93.1%	92.7%
% of Patients satisfied with the time they had to wait for an appointment	0	0	N/A	88.0%	89.8%	88.8%

* This is based on patients treated on this contract for their most recent course of treatment. Figures in italics indicate the base number of FP17s or Patient Questionnaire responses are less than 100. N/A is shown where the base number of responses is less than 10 during the period. % is calculated as Quantity/Base number*100

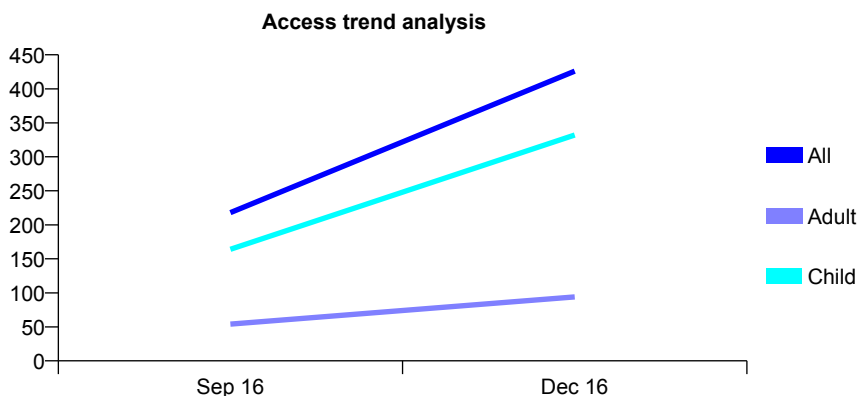
Q46 - Vital Signs At a Glance Contract Report for 909580/0002 - December 2016

Name or company name	P&J Noble Dental Practice
Contract type name	GDS Contract
Purpose of contract	General and Orthodontic
Contract start date	01/04/2007
Contract end date	

16/17 Contracted general activity (UDA)	1,141
Carry forward general activity (UDA)	0
16/17 Contracted orthodontic activity (UOA)	340
Carry forward orthodontic activity (UOA)	0
Baseline contract value	£50,258.51

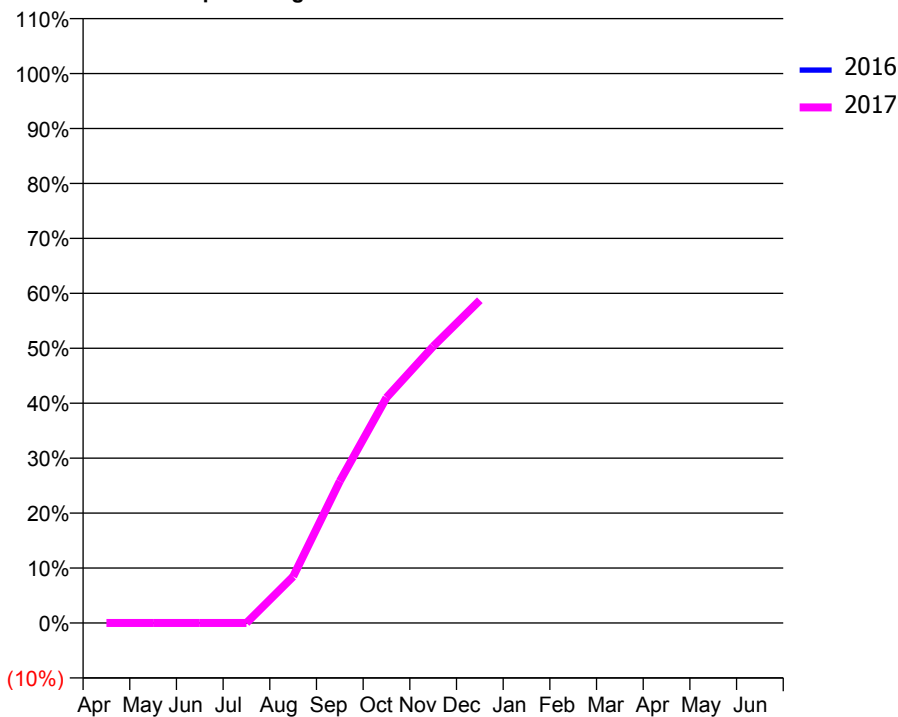
ACCESS*

Patients seen in 24 months	Total	Change since previous quarter
Quarter ending December 2015	0	
Quarter ending March 2016	0	
Quarter ending June 2016	0	
Quarter ending September 2016	218	↑
Quarter ending December 2016	426	↑
Variance since December 2015	N/A	



ACTIVITY

Cumulative percentage of contracted UDA delivered 2016 & 2017



Month	Adjusted Scheduled Activity (UDA)	
	2016	2017
April	0	0
May	0	0
June	0	0
July	0	0
August	0	96
September	0	294
October	0	468
November	0	574
December	0	670
January	0	
February	0	
March	0	
April	0	
May	0	
June	0	

QUALITY

	Quantity	Base Number	Contract	AT	Region	England
% of FP17s for the same patient ID Re-attending within 3 months - Children	24	390	6.2%	13.0%	13.4%	12.4%
% of FP17s for the same patient ID Re-attending within 3 months - Adults	4	99	4.0%	17.6%	17.3%	16.6%
% of FP17s for the same patient ID Re-attending between 3 & 9 months - Children	9	390	2.3%	56.4%	58.9%	57.5%
% of FP17s for the same patient ID Re-attending between 3 & 9 months - Adults	3	99	3.0%	50.3%	52.5%	50.4%
% of FP17s for Band 1 Urgent Courses	16	476	3.4%	10.5%	9.3%	9.1%
% of FP17s Relating to Free Repair or Replacements	1	476	0.2%	0.9%	1.0%	0.8%
% of FP17s Relating to Continuations	0	476	0.0%	1.3%	1.5%	1.3%
% of Patients satisfied with the dentistry they have received	0	0	N/A	91.8%	93.1%	92.7%
% of Patients satisfied with the time they had to wait for an appointment	0	0	N/A	88.0%	89.8%	88.8%

* This is based on patients treated on this contract for their most recent course of treatment. Figures in italics indicate the base number of FP17s or Patient Questionnaire responses are less than 100. N/A is shown where the base number of responses is less than 10 during the period. % is calculated as Quantity/Base number*100

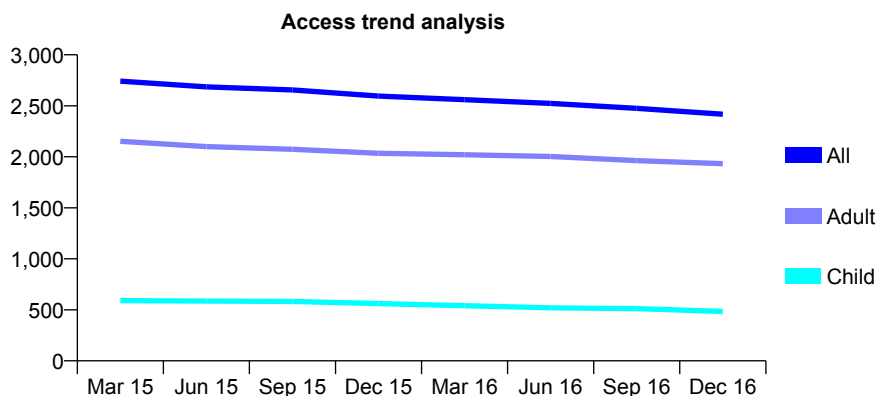
Q46 - Vital Signs At a Glance Contract Report for 910104/0002 - December 2016

Name or company name	MR DJ GRIFFITHS
Contract type name	GDS Contract
Purpose of contract	General
Contract start date	02/01/2007
Contract end date	

16/17 Contracted general activity (UDA)	8,178
Carry forward general activity (UDA)	-87
16/17 Contracted orthodontic activity (UOA)	0
Carry forward orthodontic activity (UOA)	0
Baseline contract value	£176,869.72

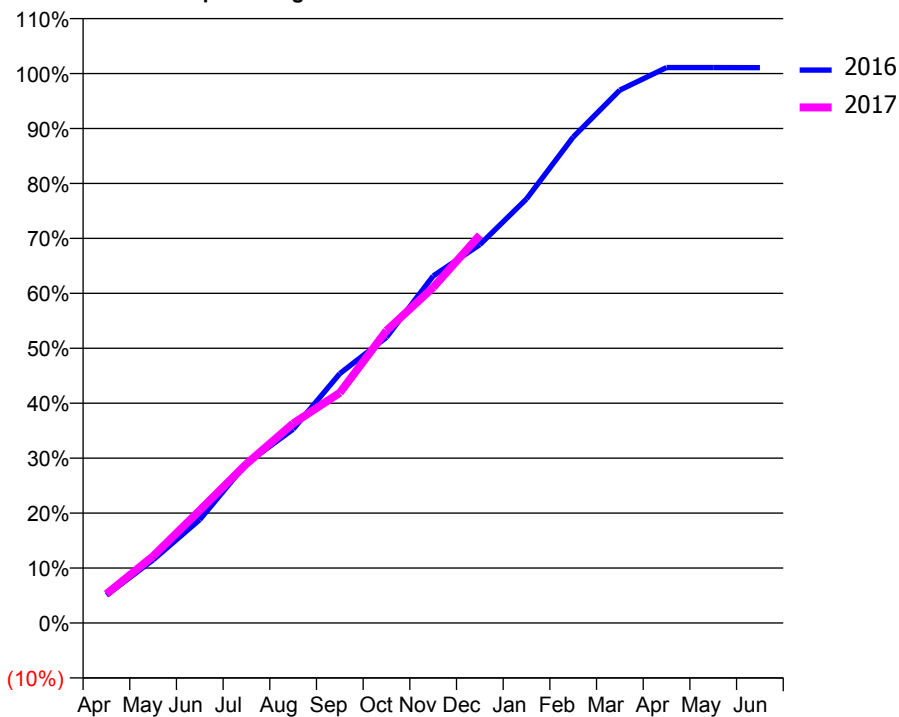
ACCESS*

Patients seen in 24 months	Total	Change since previous quarter
Quarter ending December 2015	2,596	
Quarter ending March 2016	2,560	↓
Quarter ending June 2016	2,523	↓
Quarter ending September 2016	2,475	↓
Quarter ending December 2016	2,417	↓
Variance since December 2015	(6.9%)	↓



ACTIVITY

Cumulative percentage of contracted UDA delivered 2016 & 2017



Month	Adjusted Scheduled Activity (UDA)	
	2016	2017
April	413	431
May	940	995
June	1,540	1,678
July	2,375	2,368
August	2,885	2,970
September	3,711	3,426
October	4,252	4,352
November	5,165	4,995
December	5,631	5,775
January	6,312	
February	7,233	
March	7,932	
April	8,267	
May	8,267	
June	8,265	

QUALITY

	Quantity	Base Number	Contract	AT	Region	England
% of FP17s for the same patient ID Re-attending within 3 months - Children	62	590	10.5%	13.0%	13.4%	12.4%
% of FP17s for the same patient ID Re-attending within 3 months - Adults	496	2,389	20.8%	17.6%	17.3%	16.6%
% of FP17s for the same patient ID Re-attending between 3 & 9 months - Children	409	590	69.3%	56.4%	58.9%	57.5%
% of FP17s for the same patient ID Re-attending between 3 & 9 months - Adults	1,258	2,389	52.7%	50.3%	52.5%	50.4%
% of FP17s for Band 1 Urgent Courses	203	2,827	7.2%	10.5%	9.3%	9.1%
% of FP17s Relating to Free Repair or Replacements	118	2,827	4.2%	0.9%	1.0%	0.8%
% of FP17s Relating to Continuations	25	2,827	0.9%	1.3%	1.5%	1.3%
% of Patients satisfied with the dentistry they have received	5	6	N/A	91.8%	93.1%	92.7%
% of Patients satisfied with the time they had to wait for an appointment	6	6	N/A	88.0%	89.8%	88.8%

* This is based on patients treated on this contract for their most recent course of treatment. Figures in italics indicate the base number of FP17s or Patient Questionnaire responses are less than 100. N/A is shown where the base number of responses is less than 10 during the period. % is calculated as Quantity/Base number*100

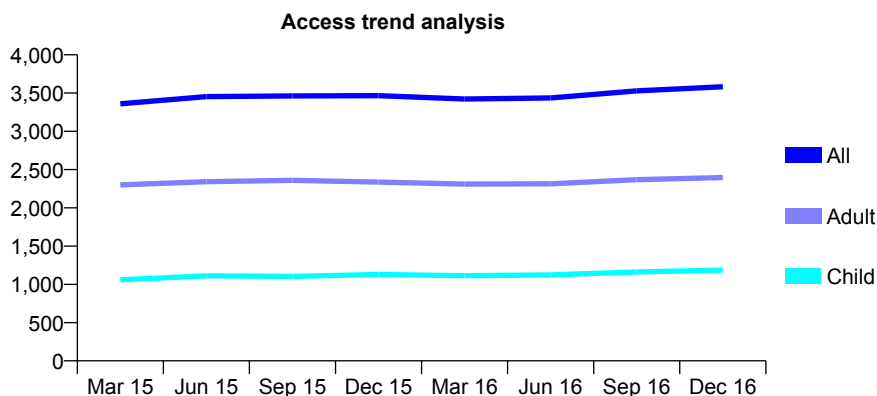
Q46 - Vital Signs At a Glance Contract Report for 910864/0001 - December 2016

Name or company name	MR D END
Contract type name	GDS Contract
Purpose of contract	General and Orthodontic
Contract start date	01/04/2006
Contract end date	

16/17 Contracted general activity (UDA)	9,584
Carry forward general activity (UDA)	-150
16/17 Contracted orthodontic activity (UOA)	400
Carry forward orthodontic activity (UOA)	-8
Baseline contract value	£327,006.39

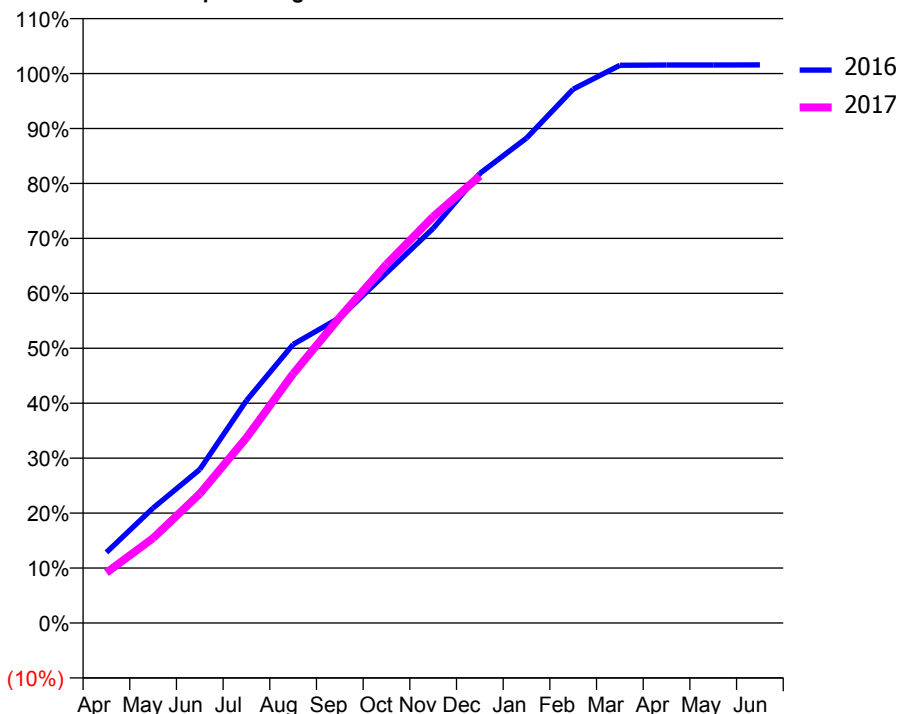
ACCESS*

Patients seen in 24 months	Total	Change since previous quarter
Quarter ending December 2015	3,465	
Quarter ending March 2016	3,423	↓
Quarter ending June 2016	3,437	→
Quarter ending September 2016	3,529	↑
Quarter ending December 2016	3,582	→
Variance since December 2015	3.4%	↑



ACTIVITY

Cumulative percentage of contracted UDA delivered 2016 & 2017



Month	Adjusted Scheduled Activity (UDA)	
	2016	2017
April	1,231	878
May	2,005	1,480
June	2,679	2,254
July	3,881	3,231
August	4,860	4,347
September	5,326	5,334
October	6,106	6,257
November	6,882	7,087
December	7,840	7,796
January	8,458	
February	9,310	
March	9,726	
April	9,731	
May	9,731	
June	9,734	

QUALITY

	Quantity	Base Number	Contract	AT	Region	England
% of FP17s for the same patient ID Re-attending within 3 months - Children	67	936	7.2%	13.0%	13.4%	12.4%
% of FP17s for the same patient ID Re-attending within 3 months - Adults	258	1,942	13.3%	17.6%	17.3%	16.6%
% of FP17s for the same patient ID Re-attending between 3 & 9 months - Children	279	936	29.8%	56.4%	58.9%	57.5%
% of FP17s for the same patient ID Re-attending between 3 & 9 months - Adults	587	1,942	30.2%	50.3%	52.5%	50.4%
% of FP17s for Band 1 Urgent Courses	0	2,847	0.0%	10.5%	9.3%	9.1%
% of FP17s Relating to Free Repair or Replacements	4	2,847	0.1%	0.9%	1.0%	0.8%
% of FP17s Relating to Continuations	15	2,847	0.5%	1.3%	1.5%	1.3%
% of Patients satisfied with the dentistry they have received	1	2	N/A	91.8%	93.1%	92.7%
% of Patients satisfied with the time they had to wait for an appointment	2	2	N/A	88.0%	89.8%	88.8%

* This is based on patients treated on this contract for their most recent course of treatment. Figures in italics indicate the base number of FP17s or Patient Questionnaire responses are less than 100. N/A is shown where the base number of responses is less than 10 during the period. % is calculated as Quantity/Base number*100

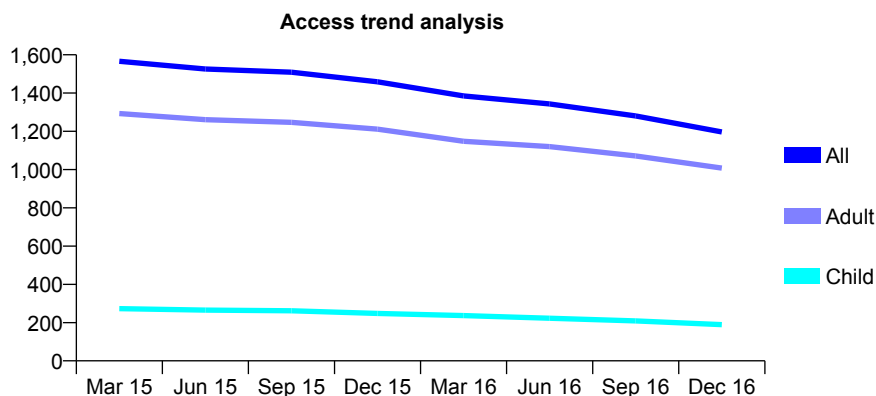
Q46 - Vital Signs At a Glance Contract Report for 913995/0001 - December 2016

Name or company name	MR JJ KEAVNEY
Contract type name	GDS Contract
Purpose of contract	General
Contract start date	01/04/2006
Contract end date	

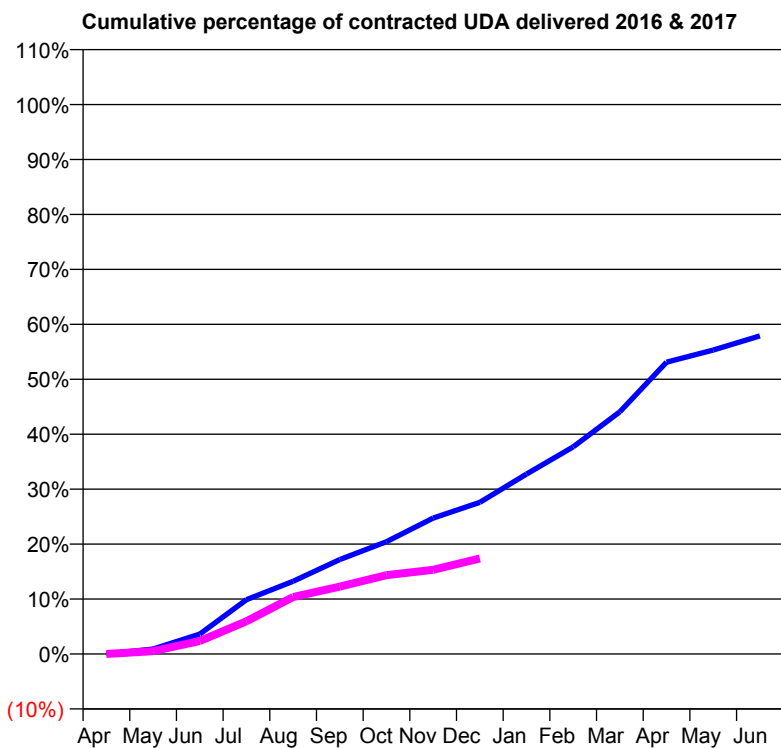
16/17 Contracted general activity (UDA)	7,018
Carry forward general activity (UDA)	0
16/17 Contracted orthodontic activity (UOA)	0
Carry forward orthodontic activity (UOA)	0
Baseline contract value	£228,935.16

ACCESS*

Patients seen in 24 months	Total	Change since previous quarter
Quarter ending December 2015	1,459	
Quarter ending March 2016	1,385	↓
Quarter ending June 2016	1,343	↓
Quarter ending September 2016	1,280	↓
Quarter ending December 2016	1,197	↓
Variance since December 2015	(18.0%)	↓



ACTIVITY



Month	Adjusted Scheduled Activity (UDA)	
	2016	2017
April	0	1
May	64	37
June	255	165
July	694	418
August	930	727
September	1,207	862
October	1,435	1,007
November	1,736	1,076
December	1,937	1,221
January	2,299	
February	2,646	
March	3,093	
April	3,727	
May	3,882	
June	4,063	

QUALITY

	Quantity	Base Number	Contract	AT	Region	England
% of FP17s for the same patient ID Re-attending within 3 months - Children	12	210	5.7%	13.0%	13.4%	12.4%
% of FP17s for the same patient ID Re-attending within 3 months - Adults	148	699	21.2%	17.6%	17.3%	16.6%
% of FP17s for the same patient ID Re-attending between 3 & 9 months - Children	81	210	38.6%	56.4%	58.9%	57.5%
% of FP17s for the same patient ID Re-attending between 3 & 9 months - Adults	260	699	37.2%	50.3%	52.5%	50.4%
% of FP17s for Band 1 Urgent Courses	65	590	11.0%	10.5%	9.3%	9.1%
% of FP17s Relating to Free Repair or Replacements	9	590	1.5%	0.9%	1.0%	0.8%
% of FP17s Relating to Continuations	16	590	2.7%	1.3%	1.5%	1.3%
% of Patients satisfied with the dentistry they have received	6	6	N/A	91.8%	93.1%	92.7%
% of Patients satisfied with the time they had to wait for an appointment	4	6	N/A	88.0%	89.8%	88.8%

* This is based on patients treated on this contract for their most recent course of treatment. Figures in italics indicate the base number of FP17s or Patient Questionnaire responses are less than 100. N/A is shown where the base number of responses is less than 10 during the period. % is calculated as Quantity/Base number*100

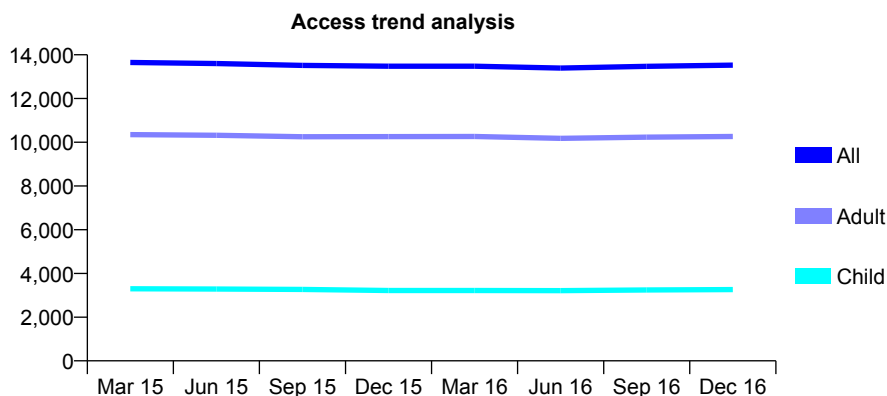
Q46 - Vital Signs At a Glance Contract Report for 918059/0001 - December 2016

Name or company name	MR JP BECKER-LE CERF
Contract type name	GDS Contract
Purpose of contract	General
Contract start date	01/04/2006
Contract end date	

16/17 Contracted general activity (UDA)	39,600
Carry forward general activity (UDA)	1,496
16/17 Contracted orthodontic activity (UOA)	0
Carry forward orthodontic activity (UOA)	0
Baseline contract value	£1,159,342.27

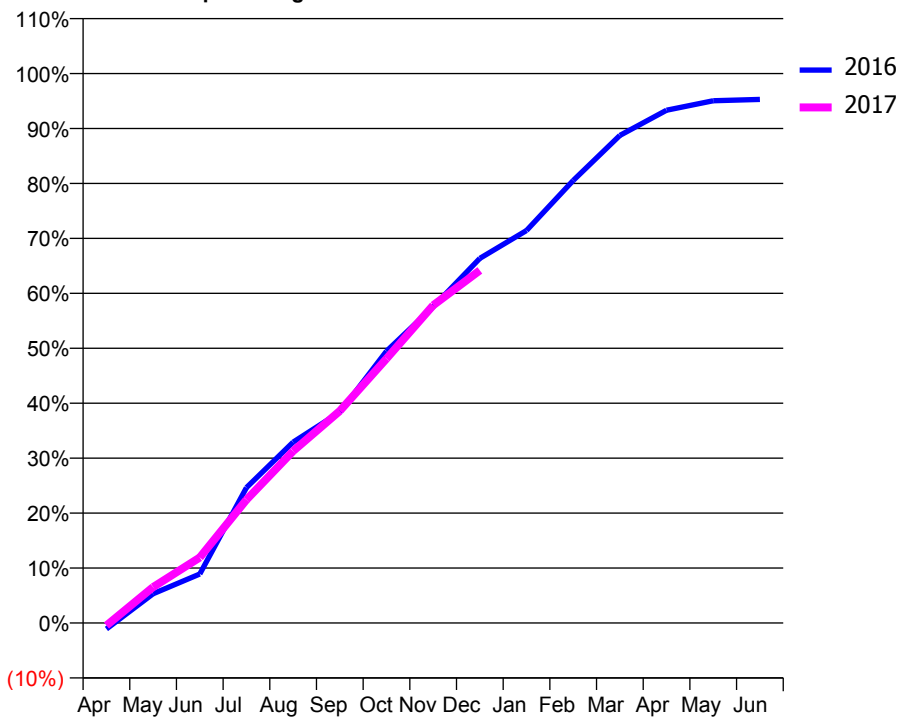
ACCESS*

Patients seen in 24 months	Total	Change since previous quarter
Quarter ending December 2015	13,478	
Quarter ending March 2016	13,481	→
Quarter ending June 2016	13,390	→
Quarter ending September 2016	13,475	→
Quarter ending December 2016	13,529	→
Variance since December 2015	0.4%	→



ACTIVITY

Cumulative percentage of contracted UDA delivered 2016 & 2017



Month	Adjusted Scheduled Activity (UDA)	
	2016	2017
April	-439	-186
May	2,113	2,586
June	3,533	4,726
July	9,762	8,887
August	13,034	12,389
September	15,198	15,288
October	19,593	19,053
November	22,785	22,898
December	26,277	25,414
January	28,290	
February	31,887	
March	35,139	
April	36,950	
May	37,637	
June	37,731	

QUALITY

	Quantity	Base Number	Contract	AT	Region	England
% of FP17s for the same patient ID Re-attending within 3 months - Children	722	4,062	17.8%	13.0%	13.4%	12.4%
% of FP17s for the same patient ID Re-attending within 3 months - Adults	1,684	9,741	17.3%	17.6%	17.3%	16.6%
% of FP17s for the same patient ID Re-attending between 3 & 9 months - Children	1,982	4,062	48.8%	56.4%	58.9%	57.5%
% of FP17s for the same patient ID Re-attending between 3 & 9 months - Adults	3,951	9,741	40.6%	50.3%	52.5%	50.4%
% of FP17s for Band 1 Urgent Courses	981	12,773	7.7%	10.5%	9.3%	9.1%
% of FP17s Relating to Free Repair or Replacements	194	12,773	1.5%	0.9%	1.0%	0.8%
% of FP17s Relating to Continuations	448	12,773	3.5%	1.3%	1.5%	1.3%
% of Patients satisfied with the dentistry they have received	10	10	100.0%	91.8%	93.1%	92.7%
% of Patients satisfied with the time they had to wait for an appointment	9	10	90.0%	88.0%	89.8%	88.8%

* This is based on patients treated on this contract for their most recent course of treatment. Figures in italics indicate the base number of FP17s or Patient Questionnaire responses are less than 100. N/A is shown where the base number of responses is less than 10 during the period. % is calculated as Quantity/Base number*100

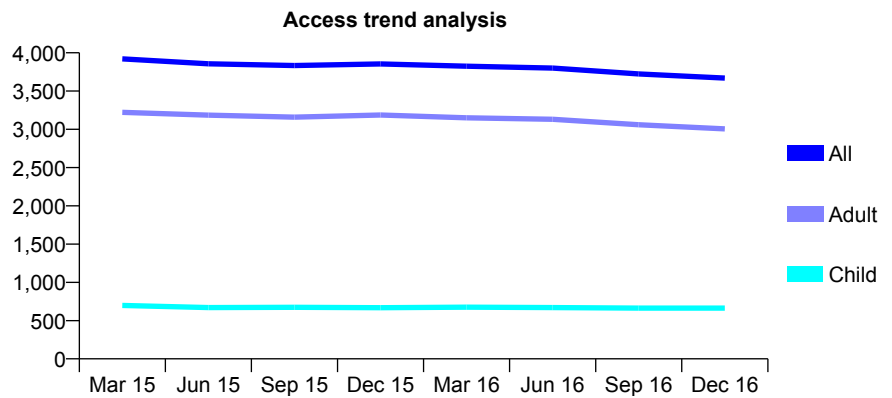
Q46 - Vital Signs At a Glance Contract Report for 918113/0001 - December 2016

Name or company name	MR JA LEE
Contract type name	GDS Contract
Purpose of contract	General
Contract start date	01/04/2006
Contract end date	

16/17 Contracted general activity (UDA)	10,653
Carry forward general activity (UDA)	-148
16/17 Contracted orthodontic activity (UOA)	0
Carry forward orthodontic activity (UOA)	0
Baseline contract value	£327,591.89

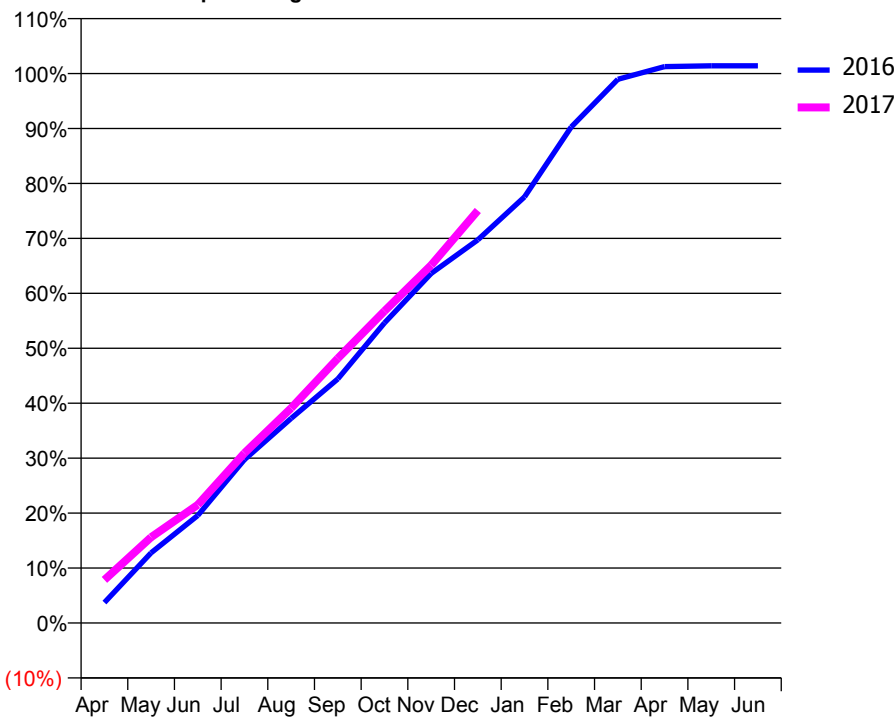
ACCESS*

Patients seen in 24 months	Total	Change since previous quarter
Quarter ending December 2015	3,855	
Quarter ending March 2016	3,825	→
Quarter ending June 2016	3,801	→
Quarter ending September 2016	3,724	↓
Quarter ending December 2016	3,669	↓
Variance since December 2015	(4.8%)	↓



ACTIVITY

Cumulative percentage of contracted UDA delivered 2016 & 2017



Month	Adjusted Scheduled Activity (UDA)	
	2016	2017
April	397	836
May	1,361	1,663
June	2,084	2,292
July	3,168	3,294
August	3,966	4,166
September	4,733	5,131
October	5,817	6,049
November	6,776	6,938
December	7,428	7,996
January	8,262	
February	9,616	
March	10,541	
April	10,787	
May	10,801	
June	10,801	

QUALITY

	Quantity	Base Number	Contract	AT	Region	England
% of FP17s for the same patient ID Re-attending within 3 months - Children	147	928	15.8%	13.0%	13.4%	12.4%
% of FP17s for the same patient ID Re-attending within 3 months - Adults	751	3,145	23.9%	17.6%	17.3%	16.6%
% of FP17s for the same patient ID Re-attending between 3 & 9 months - Children	575	928	62.0%	56.4%	58.9%	57.5%
% of FP17s for the same patient ID Re-attending between 3 & 9 months - Adults	1,314	3,145	41.8%	50.3%	52.5%	50.4%
% of FP17s for Band 1 Urgent Courses	782	3,934	19.9%	10.5%	9.3%	9.1%
% of FP17s Relating to Free Repair or Replacements	105	3,934	2.7%	0.9%	1.0%	0.8%
% of FP17s Relating to Continuations	30	3,934	0.8%	1.3%	1.5%	1.3%
% of Patients satisfied with the dentistry they have received	4	4	N/A	91.8%	93.1%	92.7%
% of Patients satisfied with the time they had to wait for an appointment	4	4	N/A	88.0%	89.8%	88.8%

* This is based on patients treated on this contract for their most recent course of treatment. Figures in italics indicate the base number of FP17s or Patient Questionnaire responses are less than 100. N/A is shown where the base number of responses is less than 10 during the period. % is calculated as Quantity/Base number*100

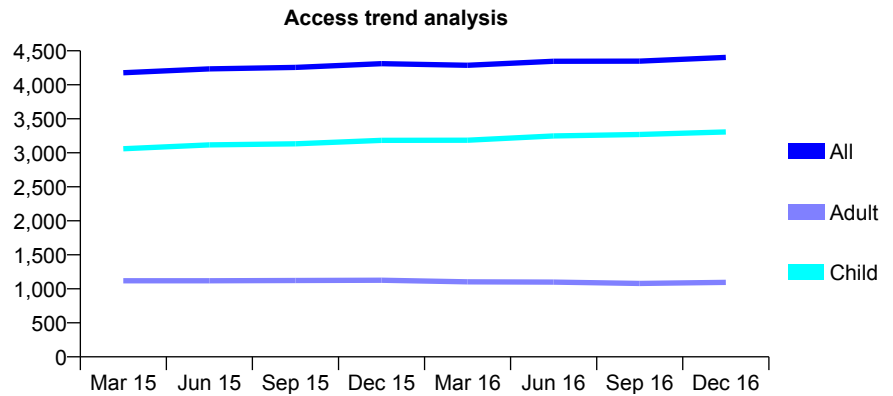
Q46 - Vital Signs At a Glance Contract Report for 919160/0002 - December 2016

Name or company name	MR CH HEWITT
Contract type name	GDS Contract
Purpose of contract	General and Orthodontic
Contract start date	01/02/2011
Contract end date	

16/17 Contracted general activity (UDA)	14,632
Carry forward general activity (UDA)	0
16/17 Contracted orthodontic activity (UOA)	1,564
Carry forward orthodontic activity (UOA)	57
Baseline contract value	£462,346.22

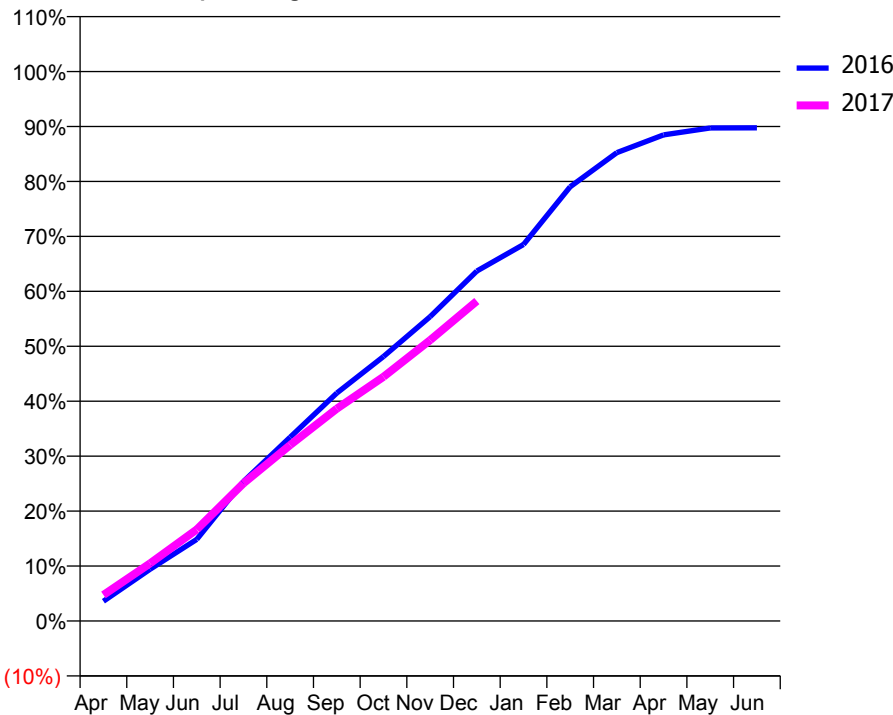
ACCESS*

Patients seen in 24 months	Total	Change since previous quarter
Quarter ending December 2015	4,310	
Quarter ending March 2016	4,288	→
Quarter ending June 2016	4,347	→
Quarter ending September 2016	4,348	→
Quarter ending December 2016	4,402	→
Variance since December 2015	2.1%	↑



ACTIVITY

Cumulative percentage of contracted UDA delivered 2016 & 2017



Month	Adjusted Scheduled Activity (UDA)	
	2016	2017
April	528	696
May	1,378	1,536
June	2,174	2,439
July	3,717	3,667
August	4,896	4,684
September	6,071	5,654
October	7,045	6,502
November	8,106	7,481
December	9,318	8,521
January	10,024	
February	11,564	
March	12,473	
April	12,943	
May	13,130	
June	13,131	

QUALITY

	Quantity	Base Number	Contract	AT	Region	England
% of FP17s for the same patient ID Re-attending within 3 months - Children	760	4,590	16.6%	13.0%	13.4%	12.4%
% of FP17s for the same patient ID Re-attending within 3 months - Adults	282	1,006	28.0%	17.6%	17.3%	16.6%
% of FP17s for the same patient ID Re-attending between 3 & 9 months - Children	2,802	4,590	61.0%	56.4%	58.9%	57.5%
% of FP17s for the same patient ID Re-attending between 3 & 9 months - Adults	529	1,006	52.6%	50.3%	52.5%	50.4%
% of FP17s for Band 1 Urgent Courses	435	5,115	8.5%	10.5%	9.3%	9.1%
% of FP17s Relating to Free Repair or Replacements	0	5,115	0.0%	0.9%	1.0%	0.8%
% of FP17s Relating to Continuations	0	5,115	0.0%	1.3%	1.5%	1.3%
% of Patients satisfied with the dentistry they have received	2	2	N/A	91.8%	93.1%	92.7%
% of Patients satisfied with the time they had to wait for an appointment	1	2	N/A	88.0%	89.8%	88.8%

* This is based on patients treated on this contract for their most recent course of treatment. Figures in italics indicate the base number of FP17s or Patient Questionnaire responses are less than 100. N/A is shown where the base number of responses is less than 10 during the period. % is calculated as Quantity/Base number*100

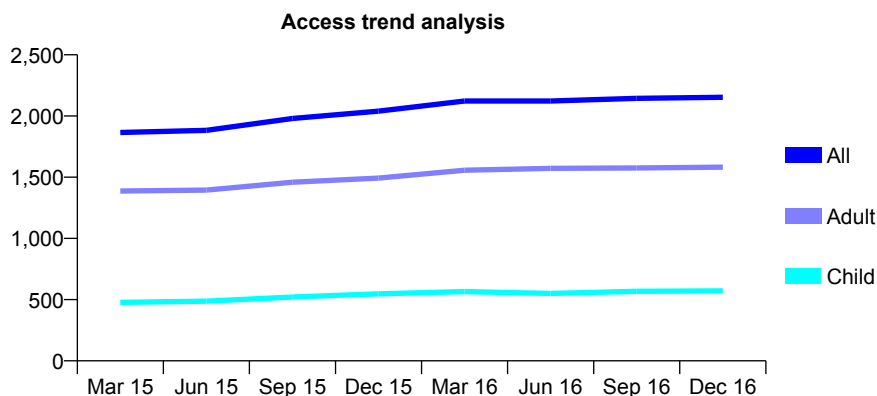
Q46 - Vital Signs At a Glance Contract Report for 919926/0001 - December 2016

Name or company name	MR DP FLATTERY
Contract type name	GDS Contract
Purpose of contract	General
Contract start date	29/04/2010
Contract end date	

16/17 Contracted general activity (UDA)	5,922
Carry forward general activity (UDA)	-118
16/17 Contracted orthodontic activity (UOA)	0
Carry forward orthodontic activity (UOA)	0
Baseline contract value	£144,776.64

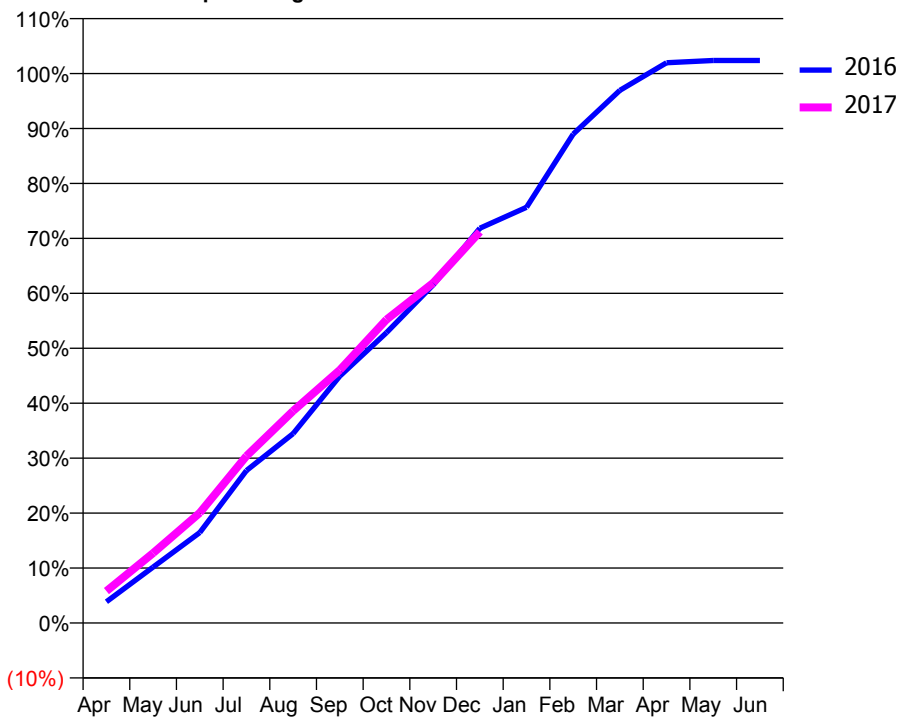
ACCESS*

Patients seen in 24 months	Total	Change since previous quarter
Quarter ending December 2015	2,040	
Quarter ending March 2016	2,123	↑
Quarter ending June 2016	2,123	→
Quarter ending September 2016	2,144	→
Quarter ending December 2016	2,153	→
Variance since December 2015	5.5%	↑



ACTIVITY

Cumulative percentage of contracted UDA delivered 2016 & 2017



Month	Adjusted Scheduled Activity (UDA)	
	2016	2017
April	240	344
May	631	753
June	1,021	1,188
July	1,721	1,799
August	2,138	2,285
September	2,786	2,727
October	3,277	3,270
November	3,816	3,665
December	4,455	4,215
January	4,692	
February	5,519	
March	6,012	
April	6,324	
May	6,349	
June	6,349	

QUALITY

	Quantity	Base Number	Contract	AT	Region	England
% of FP17s for the same patient ID Re-attending within 3 months - Children	36	697	5.2%	13.0%	13.4%	12.4%
% of FP17s for the same patient ID Re-attending within 3 months - Adults	289	2,010	14.4%	17.6%	17.3%	16.6%
% of FP17s for the same patient ID Re-attending between 3 & 9 months - Children	466	697	66.9%	56.4%	58.9%	57.5%
% of FP17s for the same patient ID Re-attending between 3 & 9 months - Adults	1,274	2,010	63.4%	50.3%	52.5%	50.4%
% of FP17s for Band 1 Urgent Courses	105	2,517	4.2%	10.5%	9.3%	9.1%
% of FP17s Relating to Free Repair or Replacements	10	2,517	0.4%	0.9%	1.0%	0.8%
% of FP17s Relating to Continuations	78	2,517	3.1%	1.3%	1.5%	1.3%
% of Patients satisfied with the dentistry they have received	2	3	N/A	91.8%	93.1%	92.7%
% of Patients satisfied with the time they had to wait for an appointment	3	3	N/A	88.0%	89.8%	88.8%

* This is based on patients treated on this contract for their most recent course of treatment. Figures in italics indicate the base number of FP17s or Patient Questionnaire responses are less than 100. N/A is shown where the base number of responses is less than 10 during the period. % is calculated as Quantity/Base number*100

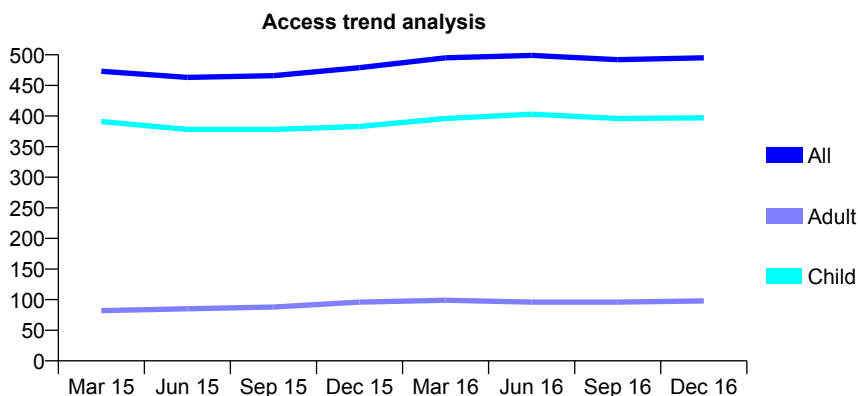
Q46 - Vital Signs At a Glance Contract Report for 919942/0001 - December 2016

Name or company name	MR N NAEEM
Contract type name	GDS Contract
Purpose of contract	General
Contract start date	01/04/2006
Contract end date	

16/17 Contracted general activity (UDA)	1,500
Carry forward general activity (UDA)	44
16/17 Contracted orthodontic activity (UOA)	0
Carry forward orthodontic activity (UOA)	0
Baseline contract value	£35,367.71

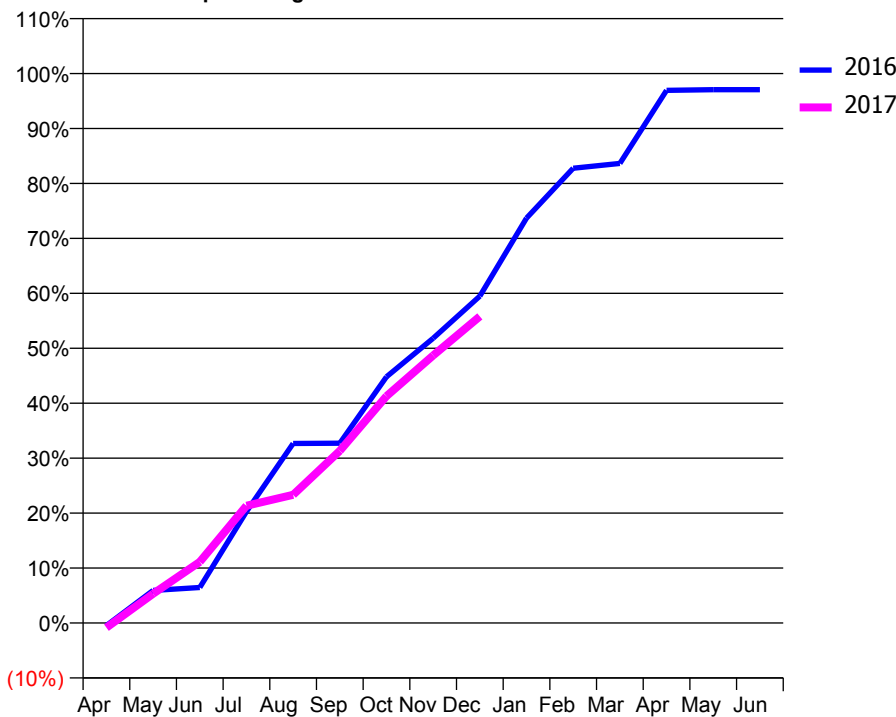
ACCESS*

Patients seen in 24 months	Total	Change since previous quarter
Quarter ending December 2015	479	
Quarter ending March 2016	495	↑
Quarter ending June 2016	499	→
Quarter ending September 2016	492	↓
Quarter ending December 2016	495	→
Variance since December 2015	3.3%	↑



ACTIVITY

Cumulative percentage of contracted UDA delivered 2016 & 2017



Month	Adjusted Scheduled Activity (UDA)	
	2016	2017
April	-7	-13
May	89	80
June	97	167
July	304	320
August	490	350
September	491	470
October	672	619
November	777	730
December	892	837
January	1,105	
February	1,242	
March	1,255	
April	1,454	
May	1,456	
June	1,456	

QUALITY

	Quantity	Base Number	Contract	AT	Region	England
% of FP17s for the same patient ID Re-attending within 3 months - Children	177	770	23.0%	13.0%	13.4%	12.4%
% of FP17s for the same patient ID Re-attending within 3 months - Adults	10	46	21.7%	17.6%	17.3%	16.6%
% of FP17s for the same patient ID Re-attending between 3 & 9 months - Children	505	770	65.6%	56.4%	58.9%	57.5%
% of FP17s for the same patient ID Re-attending between 3 & 9 months - Adults	18	46	39.1%	50.3%	52.5%	50.4%
% of FP17s for Band 1 Urgent Courses	1	652	0.2%	10.5%	9.3%	9.1%
% of FP17s Relating to Free Repair or Replacements	0	652	0.0%	0.9%	1.0%	0.8%
% of FP17s Relating to Continuations	0	652	0.0%	1.3%	1.5%	1.3%
% of Patients satisfied with the dentistry they have received	0	0	N/A	91.8%	93.1%	92.7%
% of Patients satisfied with the time they had to wait for an appointment	0	0	N/A	88.0%	89.8%	88.8%

* This is based on patients treated on this contract for their most recent course of treatment. Figures in italics indicate the base number of FP17s or Patient Questionnaire responses are less than 100. N/A is shown where the base number of responses is less than 10 during the period. % is calculated as Quantity/Base number*100

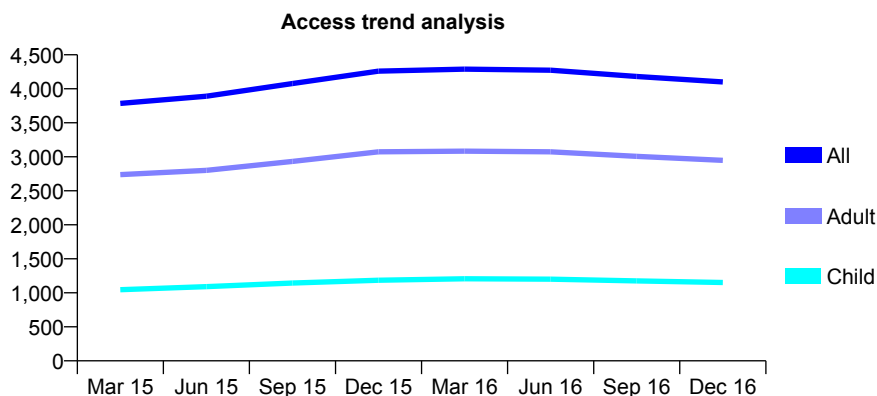
Q46 - Vital Signs At a Glance Contract Report for 920037/0001 - December 2016

Name or company name	MR C EDWARDS
Contract type name	GDS Contract
Purpose of contract	General
Contract start date	01/04/2012
Contract end date	

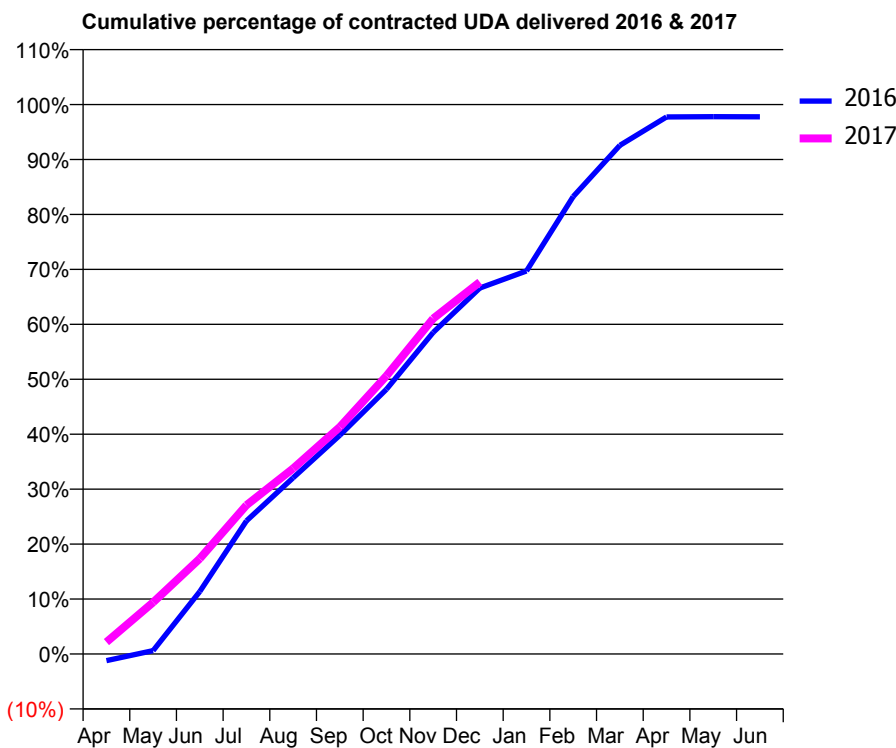
16/17 Contracted general activity (UDA)	12,209
Carry forward general activity (UDA)	291
16/17 Contracted orthodontic activity (UOA)	0
Carry forward orthodontic activity (UOA)	0
Baseline contract value	£365,023.30

ACCESS*

Patients seen in 24 months	Total	Change since previous quarter
Quarter ending December 2015	4,259	
Quarter ending March 2016	4,290	→
Quarter ending June 2016	4,274	→
Quarter ending September 2016	4,182	↓
Quarter ending December 2016	4,101	↓
Variance since December 2015	(3.7%)	↓



ACTIVITY



Month	Adjusted Scheduled Activity (UDA)	
	2016	2017
April	-160	265
May	79	1,149
June	1,475	2,119
July	3,146	3,309
August	4,163	4,122
September	5,168	5,044
October	6,253	6,181
November	7,594	7,452
December	8,646	8,264
January	9,048	
February	10,803	
March	12,013	
April	12,685	
May	12,691	
June	12,688	

QUALITY

	Quantity	Base Number	Contract	AT	Region	England
% of FP17s for the same patient ID Re-attending within 3 months - Children	88	1,300	6.8%	13.0%	13.4%	12.4%
% of FP17s for the same patient ID Re-attending within 3 months - Adults	451	2,863	15.8%	17.6%	17.3%	16.6%
% of FP17s for the same patient ID Re-attending between 3 & 9 months - Children	874	1,300	67.2%	56.4%	58.9%	57.5%
% of FP17s for the same patient ID Re-attending between 3 & 9 months - Adults	1,405	2,863	49.1%	50.3%	52.5%	50.4%
% of FP17s for Band 1 Urgent Courses	413	3,916	10.5%	10.5%	9.3%	9.1%
% of FP17s Relating to Free Repair or Replacements	26	3,916	0.7%	0.9%	1.0%	0.8%
% of FP17s Relating to Continuations	25	3,916	0.6%	1.3%	1.5%	1.3%
% of Patients satisfied with the dentistry they have received	5	6	N/A	91.8%	93.1%	92.7%
% of Patients satisfied with the time they had to wait for an appointment	5	6	N/A	88.0%	89.8%	88.8%

* This is based on patients treated on this contract for their most recent course of treatment. Figures in italics indicate the base number of FP17s or Patient Questionnaire responses are less than 100. N/A is shown where the base number of responses is less than 10 during the period. % is calculated as Quantity/Base number*100

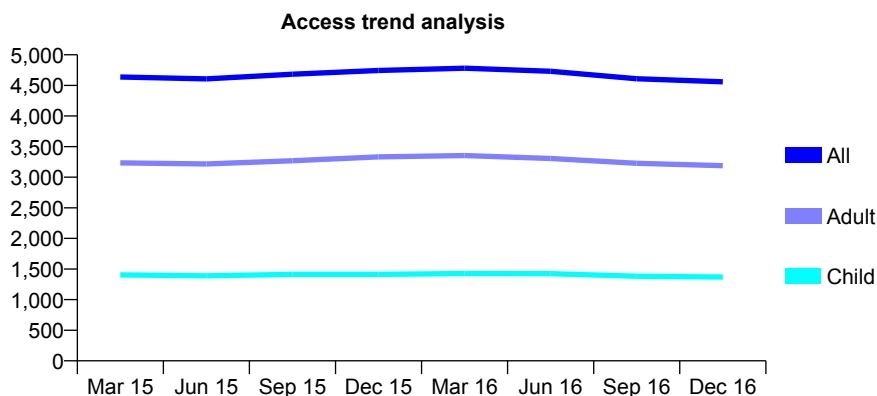
Q46 - Vital Signs At a Glance Contract Report for 920932/0001 - December 2016

Name or company name	MR AM ENTWISTLE
Contract type name	GDS Contract
Purpose of contract	General
Contract start date	01/04/2006
Contract end date	

16/17 Contracted general activity (UDA)	16,128
Carry forward general activity (UDA)	47
16/17 Contracted orthodontic activity (UOA)	0
Carry forward orthodontic activity (UOA)	0
Baseline contract value	£388,427.27

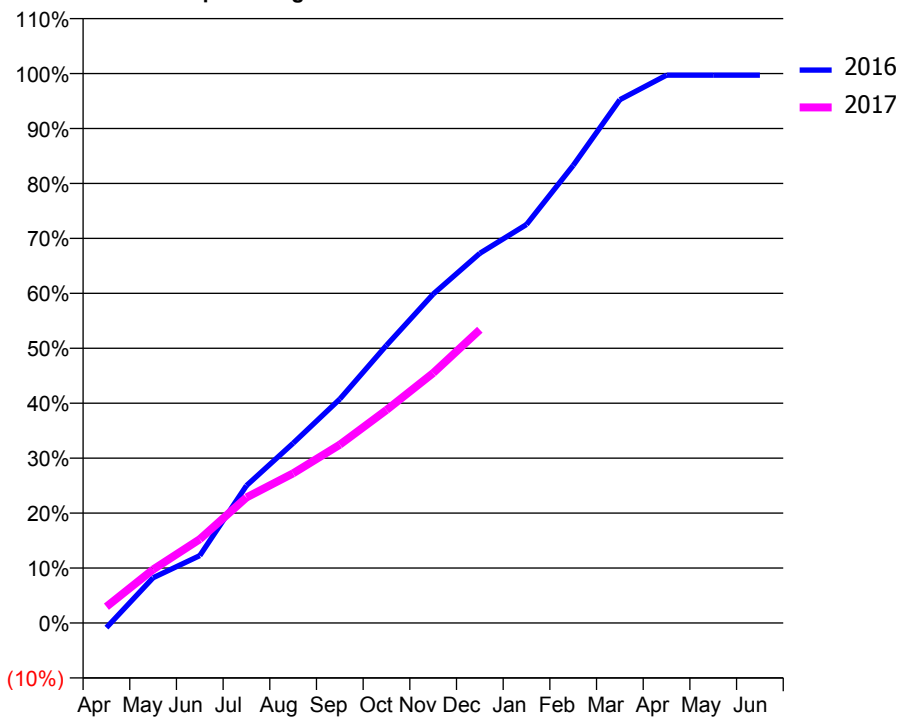
ACCESS*

Patients seen in 24 months	Total	Change since previous quarter
Quarter ending December 2015	4,745	
Quarter ending March 2016	4,781	→
Quarter ending June 2016	4,730	↓
Quarter ending September 2016	4,610	↓
Quarter ending December 2016	4,558	↓
Variance since December 2015	(3.9%)	↓



ACTIVITY

Cumulative percentage of contracted UDA delivered 2016 & 2017



Month	Adjusted Scheduled Activity (UDA)	
	2016	2017
April	-138	480
May	1,329	1,571
June	1,980	2,460
July	4,032	3,686
August	5,279	4,393
September	6,573	5,234
October	8,150	6,253
November	9,652	7,338
December	10,852	8,609
January	11,696	
February	13,430	
March	15,360	
April	16,081	
May	16,081	
June	16,081	

QUALITY

	Quantity	Base Number	Contract	AT	Region	England
% of FP17s for the same patient ID Re-attending within 3 months - Children	28	955	2.9%	13.0%	13.4%	12.4%
% of FP17s for the same patient ID Re-attending within 3 months - Adults	222	2,071	10.7%	17.6%	17.3%	16.6%
% of FP17s for the same patient ID Re-attending between 3 & 9 months - Children	368	955	38.5%	56.4%	58.9%	57.5%
% of FP17s for the same patient ID Re-attending between 3 & 9 months - Adults	879	2,071	42.4%	50.3%	52.5%	50.4%
% of FP17s for Band 1 Urgent Courses	102	2,781	3.7%	10.5%	9.3%	9.1%
% of FP17s Relating to Free Repair or Replacements	45	2,781	1.6%	0.9%	1.0%	0.8%
% of FP17s Relating to Continuations	42	2,781	1.5%	1.3%	1.5%	1.3%
% of Patients satisfied with the dentistry they have received	6	6	N/A	91.8%	93.1%	92.7%
% of Patients satisfied with the time they had to wait for an appointment	4	6	N/A	88.0%	89.8%	88.8%

* This is based on patients treated on this contract for their most recent course of treatment. Figures in italics indicate the base number of FP17s or Patient Questionnaire responses are less than 100. N/A is shown where the base number of responses is less than 10 during the period. % is calculated as Quantity/Base number*100

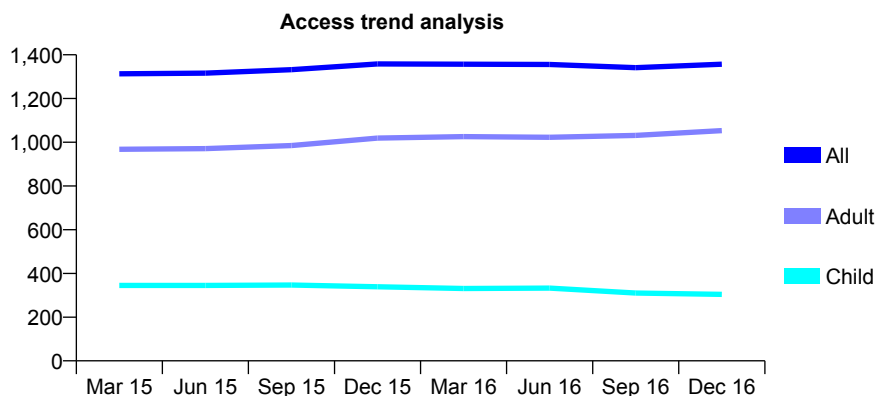
Q46 - Vital Signs At a Glance Contract Report for 921203/0001 - December 2016

Name or company name	MRS KV DISS
Contract type name	GDS Contract
Purpose of contract	General
Contract start date	01/04/2006
Contract end date	

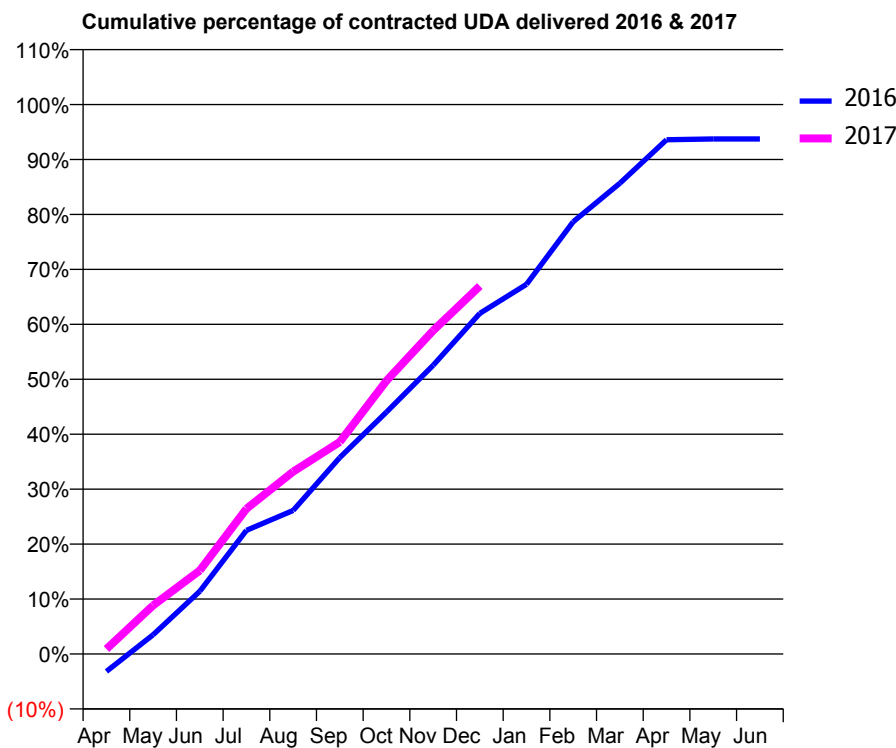
16/17 Contracted general activity (UDA)	3,718
Carry forward general activity (UDA)	0
16/17 Contracted orthodontic activity (UOA)	0
Carry forward orthodontic activity (UOA)	0
Baseline contract value	£90,894.89

ACCESS*

Patients seen in 24 months	Total	Change since previous quarter
Quarter ending December 2015	1,358	
Quarter ending March 2016	1,357	→
Quarter ending June 2016	1,356	→
Quarter ending September 2016	1,341	↓
Quarter ending December 2016	1,357	→
Variance since December 2015	(0.1%)	→



ACTIVITY



Month	Adjusted Scheduled Activity (UDA)	
	2016	2017
April	-119	33
May	130	329
June	424	565
July	837	983
August	971	1,233
September	1,329	1,435
October	1,637	1,849
November	1,954	2,188
December	2,304	2,490
January	2,501	
February	2,924	
March	3,186	
April	3,480	
May	3,485	
June	3,485	

QUALITY

	Quantity	Base Number	Contract	AT	Region	England
% of FP17s for the same patient ID Re-attending within 3 months - Children	26	373	7.0%	13.0%	13.4%	12.4%
% of FP17s for the same patient ID Re-attending within 3 months - Adults	210	1,323	15.9%	17.6%	17.3%	16.6%
% of FP17s for the same patient ID Re-attending between 3 & 9 months - Children	245	373	65.7%	56.4%	58.9%	57.5%
% of FP17s for the same patient ID Re-attending between 3 & 9 months - Adults	843	1,323	63.7%	50.3%	52.5%	50.4%
% of FP17s for Band 1 Urgent Courses	124	1,535	8.1%	10.5%	9.3%	9.1%
% of FP17s Relating to Free Repair or Replacements	32	1,535	2.1%	0.9%	1.0%	0.8%
% of FP17s Relating to Continuations	17	1,535	1.1%	1.3%	1.5%	1.3%
% of Patients satisfied with the dentistry they have received	9	9	N/A	91.8%	93.1%	92.7%
% of Patients satisfied with the time they had to wait for an appointment	9	9	N/A	88.0%	89.8%	88.8%

* This is based on patients treated on this contract for their most recent course of treatment. Figures in italics indicate the base number of FP17s or Patient Questionnaire responses are less than 100. N/A is shown where the base number of responses is less than 10 during the period. % is calculated as Quantity/Base number*100

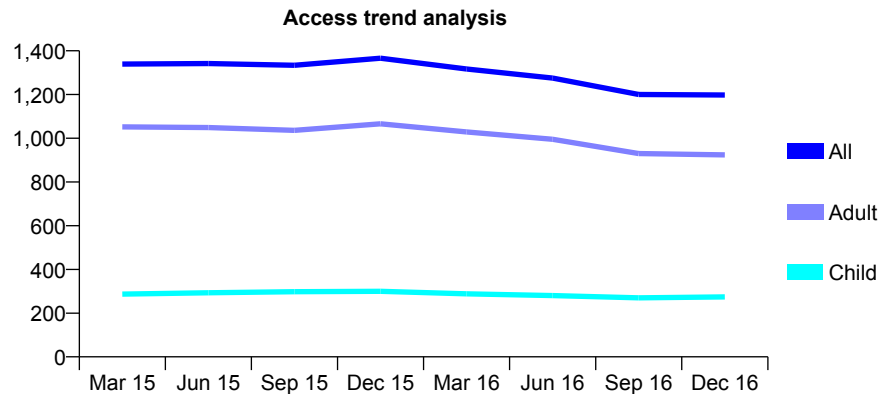
Q46 - Vital Signs At a Glance Contract Report for 927066/0001 - December 2016

Name or company name	MR K SEDEHIZADEH
Contract type name	GDS Contract
Purpose of contract	General
Contract start date	01/04/2006
Contract end date	

16/17 Contracted general activity (UDA)	4,078
Carry forward general activity (UDA)	32
16/17 Contracted orthodontic activity (UOA)	0
Carry forward orthodontic activity (UOA)	0
Baseline contract value	£127,891.77

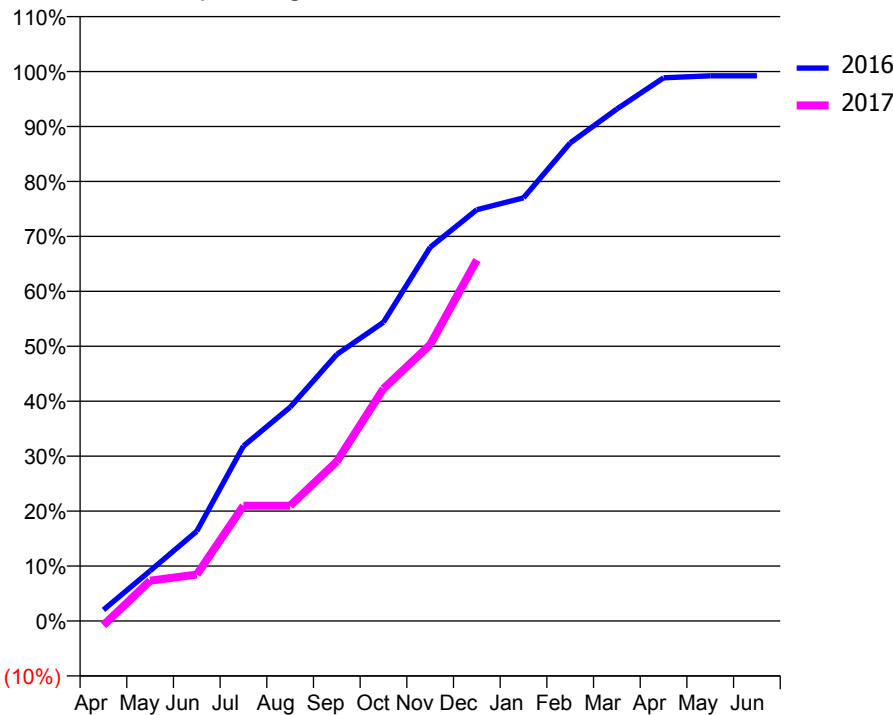
ACCESS*

Patients seen in 24 months	Total	Change since previous quarter
Quarter ending December 2015	1,366	
Quarter ending March 2016	1,317	↓
Quarter ending June 2016	1,275	↓
Quarter ending September 2016	1,200	↓
Quarter ending December 2016	1,198	→
Variance since December 2015	(12.3%)	↓



ACTIVITY

Cumulative percentage of contracted UDA delivered 2016 & 2017



Month	Adjusted Scheduled Activity (UDA)	
	2016	2017
April	83	-32
May	373	299
June	666	345
July	1,299	856
August	1,587	856
September	1,979	1,184
October	2,217	1,724
November	2,774	2,051
December	3,053	2,680
January	3,140	
February	3,548	
March	3,800	
April	4,032	
May	4,046	
June	4,046	

QUALITY

	Quantity	Base Number	Contract	AT	Region	England
% of FP17s for the same patient ID Re-attending within 3 months - Children	11	220	5.0%	13.0%	13.4%	12.4%
% of FP17s for the same patient ID Re-attending within 3 months - Adults	132	792	16.7%	17.6%	17.3%	16.6%
% of FP17s for the same patient ID Re-attending between 3 & 9 months - Children	119	220	54.1%	56.4%	58.9%	57.5%
% of FP17s for the same patient ID Re-attending between 3 & 9 months - Adults	235	792	29.7%	50.3%	52.5%	50.4%
% of FP17s for Band 1 Urgent Courses	159	924	17.2%	10.5%	9.3%	9.1%
% of FP17s Relating to Free Repair or Replacements	3	924	0.3%	0.9%	1.0%	0.8%
% of FP17s Relating to Continuations	14	924	1.5%	1.3%	1.5%	1.3%
% of Patients satisfied with the dentistry they have received	2	2	N/A	91.8%	93.1%	92.7%
% of Patients satisfied with the time they had to wait for an appointment	2	2	N/A	88.0%	89.8%	88.8%

* This is based on patients treated on this contract for their most recent course of treatment. Figures in italics indicate the base number of FP17s or Patient Questionnaire responses are less than 100. N/A is shown where the base number of responses is less than 10 during the period. % is calculated as Quantity/Base number*100

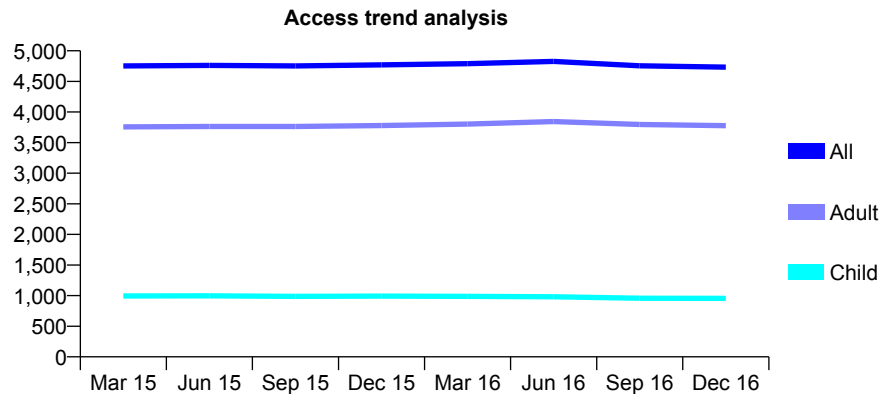
Q46 - Vital Signs At a Glance Contract Report for 931594/0001 - December 2016

Name or company name	MISS SL WATSON
Contract type name	GDS Contract
Purpose of contract	General
Contract start date	01/04/2006
Contract end date	

16/17 Contracted general activity (UDA)	14,492
Carry forward general activity (UDA)	111
16/17 Contracted orthodontic activity (UOA)	0
Carry forward orthodontic activity (UOA)	0
Baseline contract value	£339,071.43

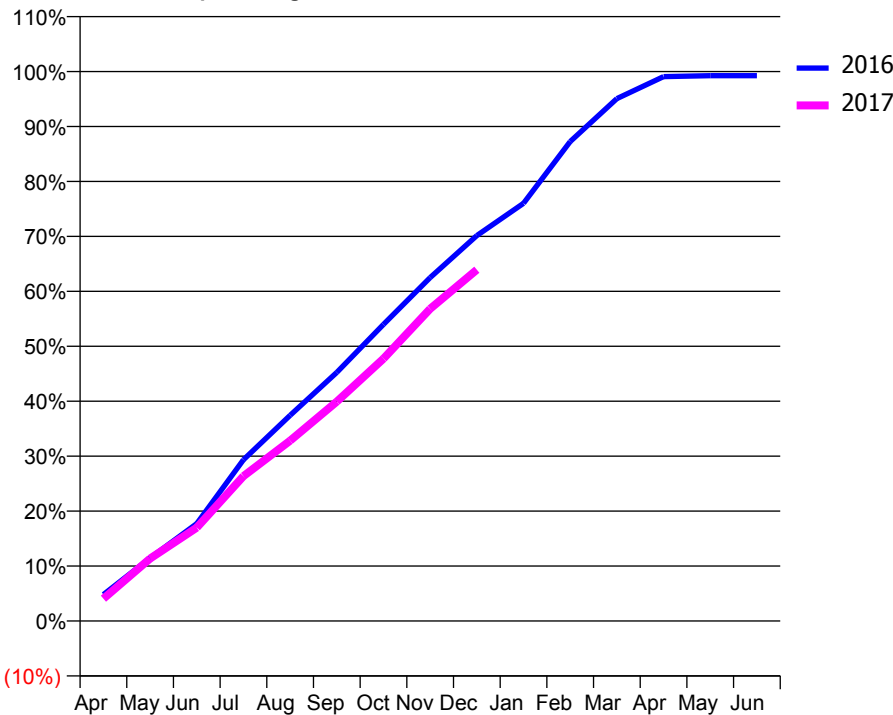
ACCESS*

Patients seen in 24 months	Total	Change since previous quarter
Quarter ending December 2015	4,771	
Quarter ending March 2016	4,789	→
Quarter ending June 2016	4,826	→
Quarter ending September 2016	4,755	↓
Quarter ending December 2016	4,733	→
Variance since December 2015	(0.8%)	→



ACTIVITY

Cumulative percentage of contracted UDA delivered 2016 & 2017



Month	Adjusted Scheduled Activity (UDA)	
	2016	2017
April	698	588
May	1,660	1,647
June	2,570	2,464
July	4,252	3,821
August	5,425	4,755
September	6,558	5,785
October	7,823	6,920
November	9,058	8,233
December	10,165	9,265
January	11,017	
February	12,644	
March	13,775	
April	14,357	
May	14,381	
June	14,381	

QUALITY

	Quantity	Base Number	Contract	AT	Region	England
% of FP17s for the same patient ID Re-attending within 3 months - Children	67	1,031	6.5%	13.0%	13.4%	12.4%
% of FP17s for the same patient ID Re-attending within 3 months - Adults	843	4,229	19.9%	17.6%	17.3%	16.6%
% of FP17s for the same patient ID Re-attending between 3 & 9 months - Children	752	1,031	72.9%	56.4%	58.9%	57.5%
% of FP17s for the same patient ID Re-attending between 3 & 9 months - Adults	2,366	4,229	55.9%	50.3%	52.5%	50.4%
% of FP17s for Band 1 Urgent Courses	548	4,907	11.2%	10.5%	9.3%	9.1%
% of FP17s Relating to Free Repair or Replacements	59	4,907	1.2%	0.9%	1.0%	0.8%
% of FP17s Relating to Continuations	133	4,907	2.7%	1.3%	1.5%	1.3%
% of Patients satisfied with the dentistry they have received	3	3	N/A	91.8%	93.1%	92.7%
% of Patients satisfied with the time they had to wait for an appointment	2	3	N/A	88.0%	89.8%	88.8%

* This is based on patients treated on this contract for their most recent course of treatment. Figures in italics indicate the base number of FP17s or Patient Questionnaire responses are less than 100. N/A is shown where the base number of responses is less than 10 during the period. % is calculated as Quantity/Base number*100

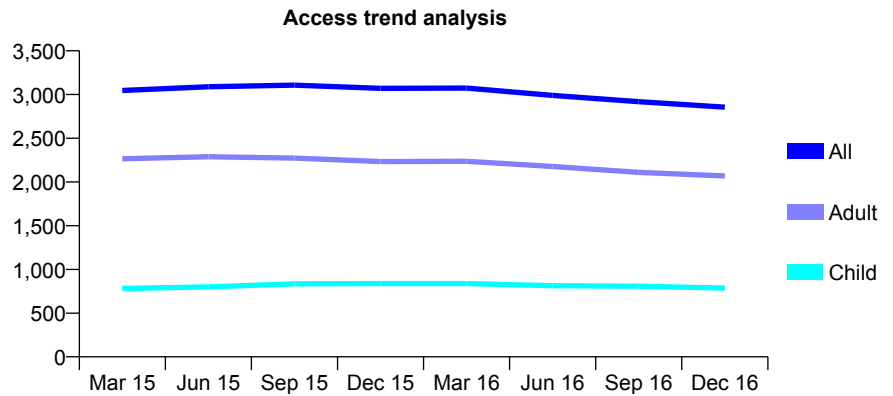
Q46 - Vital Signs At a Glance Contract Report for 932841/0001 - December 2016

Name or company name	MR HR HABIBI
Contract type name	GDS Contract
Purpose of contract	General
Contract start date	01/04/2006
Contract end date	

16/17 Contracted general activity (UDA)	9,416
Carry forward general activity (UDA)	-188
16/17 Contracted orthodontic activity (UOA)	0
Carry forward orthodontic activity (UOA)	0
Baseline contract value	£303,419.51

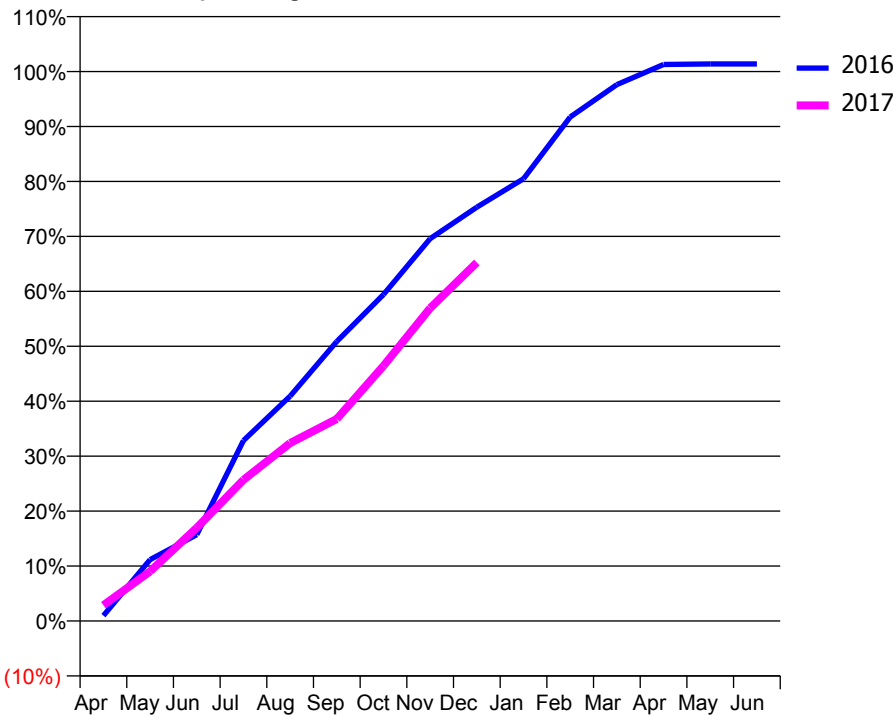
ACCESS*

Patients seen in 24 months	Total	Change since previous quarter
Quarter ending December 2015	3,071	
Quarter ending March 2016	3,074	→
Quarter ending June 2016	2,990	↓
Quarter ending September 2016	2,918	↓
Quarter ending December 2016	2,855	↓
Variance since December 2015	(7.0%)	↓



ACTIVITY

Cumulative percentage of contracted UDA delivered 2016 & 2017



Month	Adjusted Scheduled Activity (UDA)	
	2016	2017
April	91	272
May	1,052	850
June	1,480	1,599
July	3,093	2,418
August	3,854	3,049
September	4,790	3,464
October	5,595	4,372
November	6,553	5,361
December	7,091	6,143
January	7,577	
February	8,637	
March	9,192	
April	9,536	
May	9,546	
June	9,546	

QUALITY

	Quantity	Base Number	Contract	AT	Region	England
% of FP17s for the same patient ID Re-attending within 3 months - Children	115	747	15.4%	13.0%	13.4%	12.4%
% of FP17s for the same patient ID Re-attending within 3 months - Adults	460	2,066	22.3%	17.6%	17.3%	16.6%
% of FP17s for the same patient ID Re-attending between 3 & 9 months - Children	358	747	47.9%	56.4%	58.9%	57.5%
% of FP17s for the same patient ID Re-attending between 3 & 9 months - Adults	1,046	2,066	50.6%	50.3%	52.5%	50.4%
% of FP17s for Band 1 Urgent Courses	300	2,658	11.3%	10.5%	9.3%	9.1%
% of FP17s Relating to Free Repair or Replacements	37	2,658	1.4%	0.9%	1.0%	0.8%
% of FP17s Relating to Continuations	69	2,658	2.6%	1.3%	1.5%	1.3%
% of Patients satisfied with the dentistry they have received	1	1	N/A	91.8%	93.1%	92.7%
% of Patients satisfied with the time they had to wait for an appointment	1	1	N/A	88.0%	89.8%	88.8%

* This is based on patients treated on this contract for their most recent course of treatment. Figures in italics indicate the base number of FP17s or Patient Questionnaire responses are less than 100. N/A is shown where the base number of responses is less than 10 during the period. % is calculated as Quantity/Base number*100

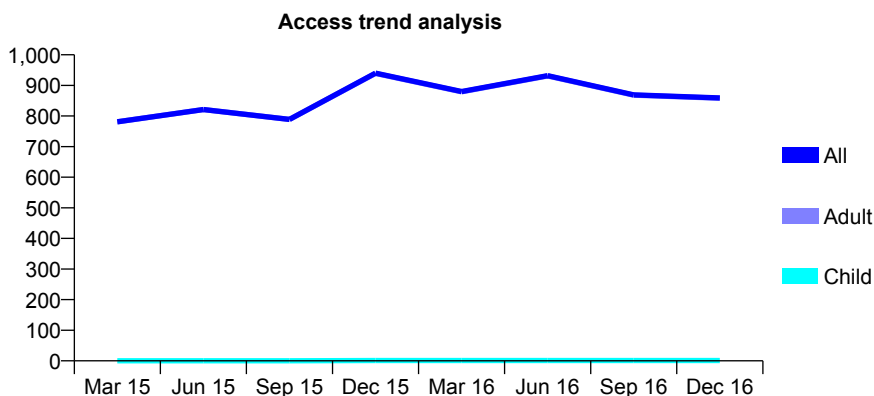
Q46 - Vital Signs At a Glance Contract Report for 935581/0001 - December 2016

Name or company name	MR MH AL-SHARKAWI
Contract type name	GDS Contract
Purpose of contract	General
Contract start date	01/04/2006
Contract end date	

16/17 Contracted general activity (UDA)	2,987
Carry forward general activity (UDA)	45
16/17 Contracted orthodontic activity (UOA)	0
Carry forward orthodontic activity (UOA)	0
Baseline contract value	£98,254.93

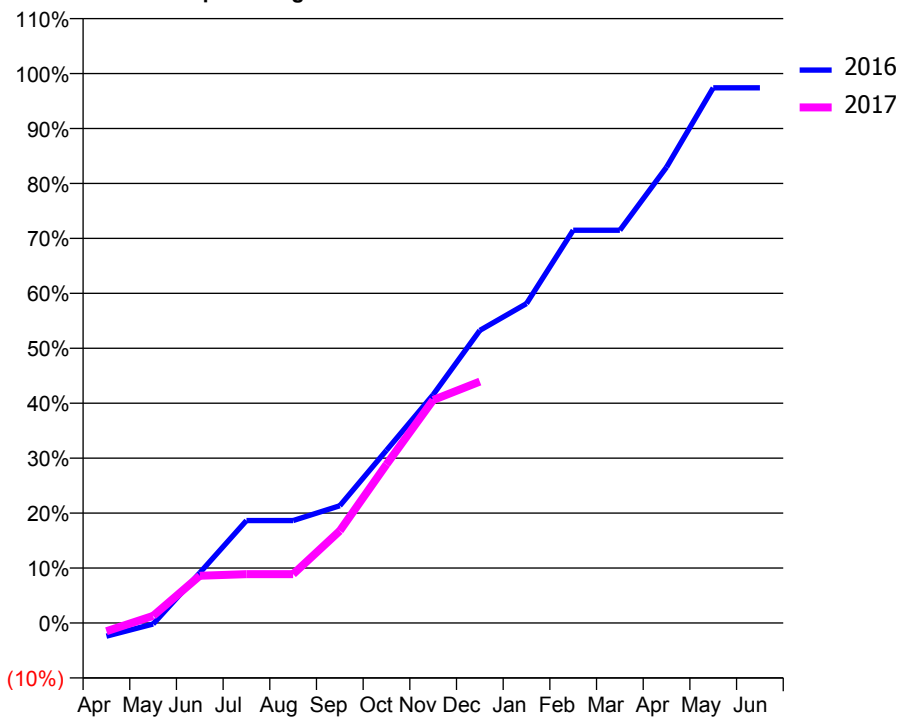
ACCESS*

Patients seen in 24 months	Total	Change since previous quarter
Quarter ending December 2015	940	
Quarter ending March 2016	880	↓
Quarter ending June 2016	932	↑
Quarter ending September 2016	869	↓
Quarter ending December 2016	859	↓
Variance since December 2015	(8.6%)	↓



ACTIVITY

Cumulative percentage of contracted UDA delivered 2016 & 2017



Month	Adjusted Scheduled Activity (UDA)	
	2016	2017
April	-72	-45
May	-6	39
June	273	257
July	557	266
August	557	266
September	638	501
October	939	862
November	1,241	1,213
December	1,591	1,312
January	1,737	
February	2,135	
March	2,135	
April	2,478	
May	2,909	
June	2,909	

QUALITY

	Quantity	Base Number	Contract	AT	Region	England
% of FP17s for the same patient ID Re-attending within 3 months - Children	0	0	N/A	13.0%	13.4%	12.4%
% of FP17s for the same patient ID Re-attending within 3 months - Adults	30	407	7.4%	17.6%	17.3%	16.6%
% of FP17s for the same patient ID Re-attending between 3 & 9 months - Children	0	0	N/A	56.4%	58.9%	57.5%
% of FP17s for the same patient ID Re-attending between 3 & 9 months - Adults	26	407	6.4%	50.3%	52.5%	50.4%
% of FP17s for Band 1 Urgent Courses	35	296	11.8%	10.5%	9.3%	9.1%
% of FP17s Relating to Free Repair or Replacements	0	296	0.0%	0.9%	1.0%	0.8%
% of FP17s Relating to Continuations	0	296	0.0%	1.3%	1.5%	1.3%
% of Patients satisfied with the dentistry they have received	2	2	N/A	91.8%	93.1%	92.7%
% of Patients satisfied with the time they had to wait for an appointment	2	2	N/A	88.0%	89.8%	88.8%

* This is based on patients treated on this contract for their most recent course of treatment. Figures in italics indicate the base number of FP17s or Patient Questionnaire responses are less than 100. N/A is shown where the base number of responses is less than 10 during the period. % is calculated as Quantity/Base number*100

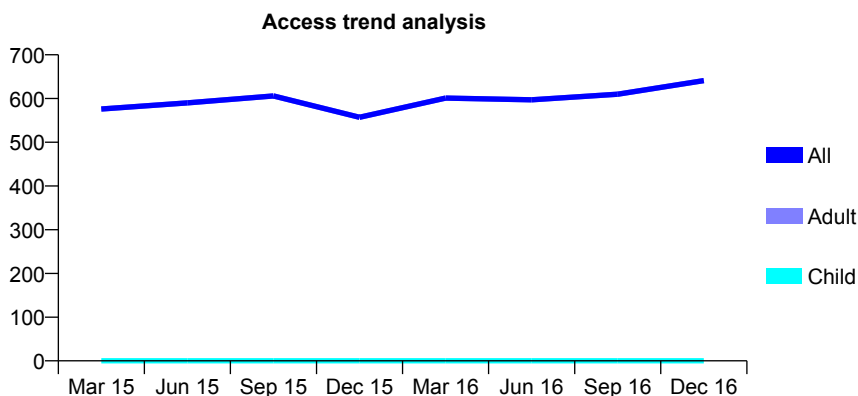
Q46 - Vital Signs At a Glance Contract Report for 935581/0004 - December 2016

Name or company name	MR MH AL-SHARKAWI
Contract type name	GDS Contract
Purpose of contract	General
Contract start date	01/05/2010
Contract end date	

16/17 Contracted general activity (UDA)	2,000
Carry forward general activity (UDA)	45
16/17 Contracted orthodontic activity (UOA)	0
Carry forward orthodontic activity (UOA)	0
Baseline contract value	£53,813.46

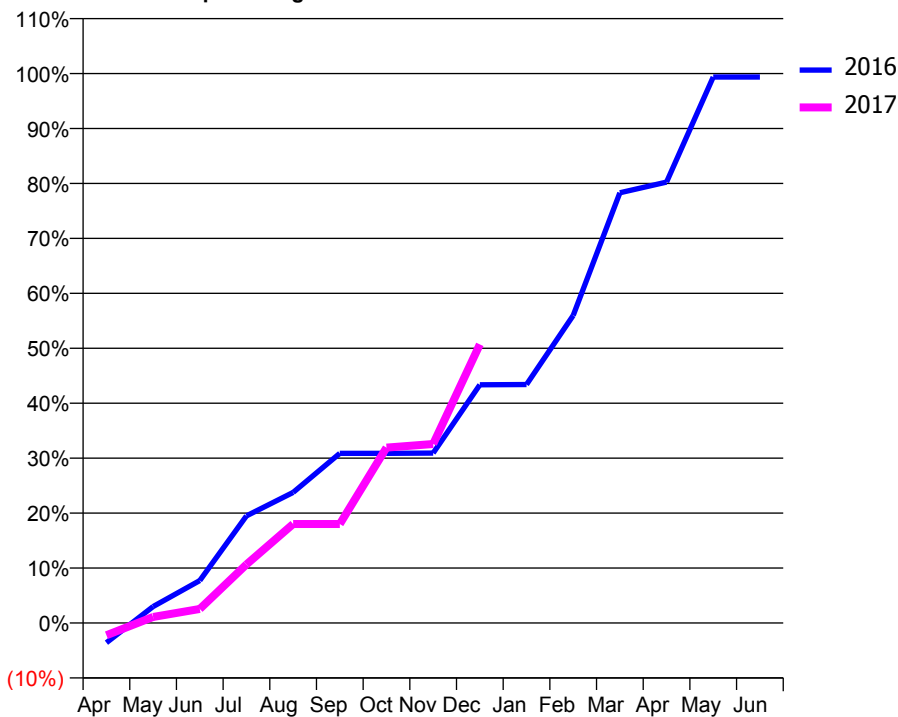
ACCESS*

Patients seen in 24 months	Total	Change since previous quarter
Quarter ending December 2015	557	
Quarter ending March 2016	601	↑
Quarter ending June 2016	597	→
Quarter ending September 2016	610	↑
Quarter ending December 2016	641	↑
Variance since December 2015	15.1%	↑



ACTIVITY

Cumulative percentage of contracted UDA delivered 2016 & 2017



Month	Adjusted Scheduled Activity (UDA)	
	2016	2017
April	-72	-45
May	60	22
June	155	51
July	390	213
August	475	360
September	618	360
October	618	639
November	619	652
December	867	1,014
January	868	
February	1,120	
March	1,566	
April	1,605	
May	1,987	
June	1,987	

QUALITY

	Quantity	Base Number	Contract	AT	Region	England
% of FP17s for the same patient ID Re-attending within 3 months - Children	0	0	N/A	13.0%	13.4%	12.4%
% of FP17s for the same patient ID Re-attending within 3 months - Adults	15	314	4.8%	17.6%	17.3%	16.6%
% of FP17s for the same patient ID Re-attending between 3 & 9 months - Children	0	0	N/A	56.4%	58.9%	57.5%
% of FP17s for the same patient ID Re-attending between 3 & 9 months - Adults	20	314	6.4%	50.3%	52.5%	50.4%
% of FP17s for Band 1 Urgent Courses	21	256	8.2%	10.5%	9.3%	9.1%
% of FP17s Relating to Free Repair or Replacements	0	256	0.0%	0.9%	1.0%	0.8%
% of FP17s Relating to Continuations	0	256	0.0%	1.3%	1.5%	1.3%
% of Patients satisfied with the dentistry they have received	0	0	N/A	91.8%	93.1%	92.7%
% of Patients satisfied with the time they had to wait for an appointment	0	0	N/A	88.0%	89.8%	88.8%

* This is based on patients treated on this contract for their most recent course of treatment. Figures in italics indicate the base number of FP17s or Patient Questionnaire responses are less than 100. N/A is shown where the base number of responses is less than 10 during the period. % is calculated as Quantity/Base number*100

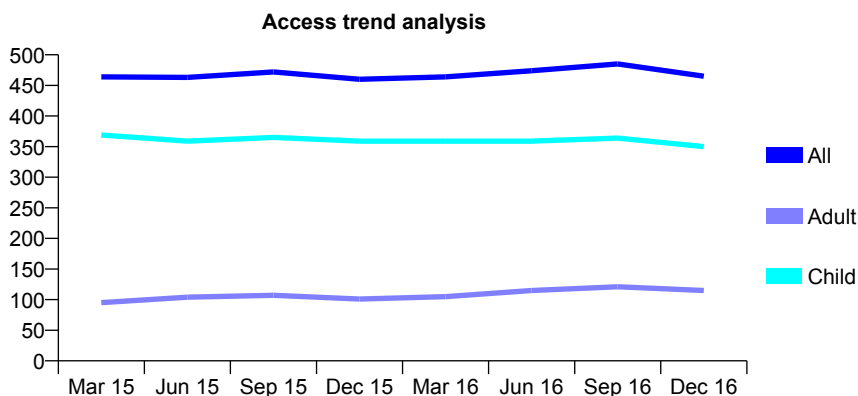
Q46 - Vital Signs At a Glance Contract Report for 951366/0001 - December 2016

Name or company name	MR T IDREES
Contract type name	GDS Contract
Purpose of contract	General
Contract start date	01/10/2009
Contract end date	

16/17 Contracted general activity (UDA)	1,140
Carry forward general activity (UDA)	-23
16/17 Contracted orthodontic activity (UOA)	0
Carry forward orthodontic activity (UOA)	0
Baseline contract value	£28,120.70

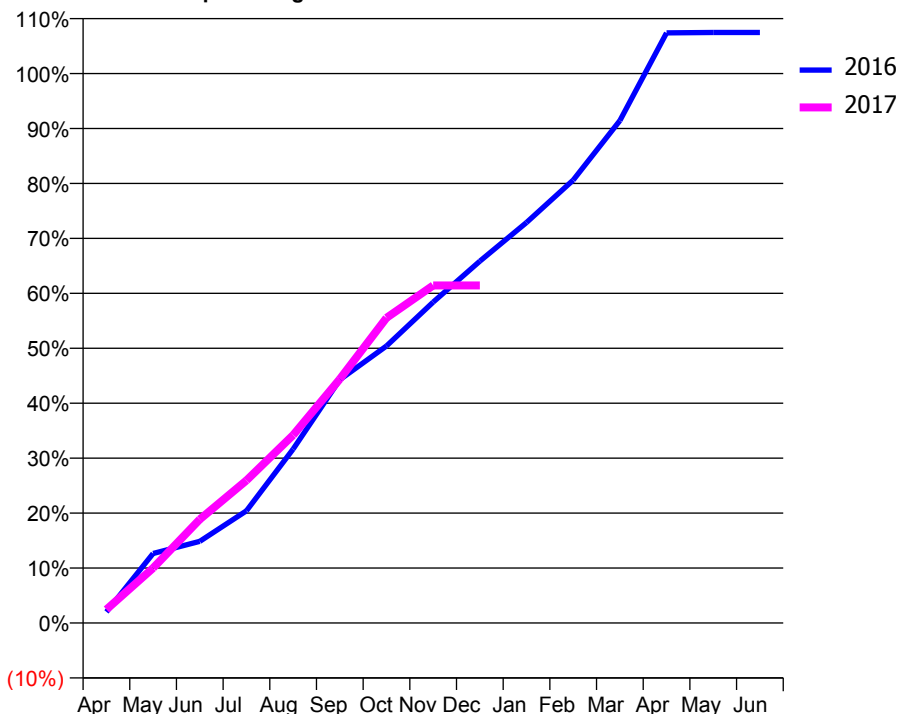
ACCESS*

Patients seen in 24 months	Total	Change since previous quarter
Quarter ending December 2015	460	
Quarter ending March 2016	464	→
Quarter ending June 2016	474	↑
Quarter ending September 2016	485	↑
Quarter ending December 2016	465	↓
Variance since December 2015	1.1%	→



ACTIVITY

Cumulative percentage of contracted UDA delivered 2016 & 2017



Month	Adjusted Scheduled Activity (UDA)	
	2016	2017
April	23	28
May	144	114
June	169	215
July	233	296
August	361	390
September	505	506
October	575	633
November	666	700
December	751	700
January	831	
February	919	
March	1,042	
April	1,224	
May	1,225	
June	1,225	

QUALITY

	Quantity	Base Number	Contract	AT	Region	England
% of FP17s for the same patient ID Re-attending within 3 months - Children	24	391	6.1%	13.0%	13.4%	12.4%
% of FP17s for the same patient ID Re-attending within 3 months - Adults	0	55	0.0%	17.6%	17.3%	16.6%
% of FP17s for the same patient ID Re-attending between 3 & 9 months - Children	276	391	70.6%	56.4%	58.9%	57.5%
% of FP17s for the same patient ID Re-attending between 3 & 9 months - Adults	33	55	60.0%	50.3%	52.5%	50.4%
% of FP17s for Band 1 Urgent Courses	1	370	0.3%	10.5%	9.3%	9.1%
% of FP17s Relating to Free Repair or Replacements	0	370	0.0%	0.9%	1.0%	0.8%
% of FP17s Relating to Continuations	0	370	0.0%	1.3%	1.5%	1.3%
% of Patients satisfied with the dentistry they have received	0	0	N/A	91.8%	93.1%	92.7%
% of Patients satisfied with the time they had to wait for an appointment	0	0	N/A	88.0%	89.8%	88.8%

* This is based on patients treated on this contract for their most recent course of treatment. Figures in italics indicate the base number of FP17s or Patient Questionnaire responses are less than 100. N/A is shown where the base number of responses is less than 10 during the period. % is calculated as Quantity/Base number*100

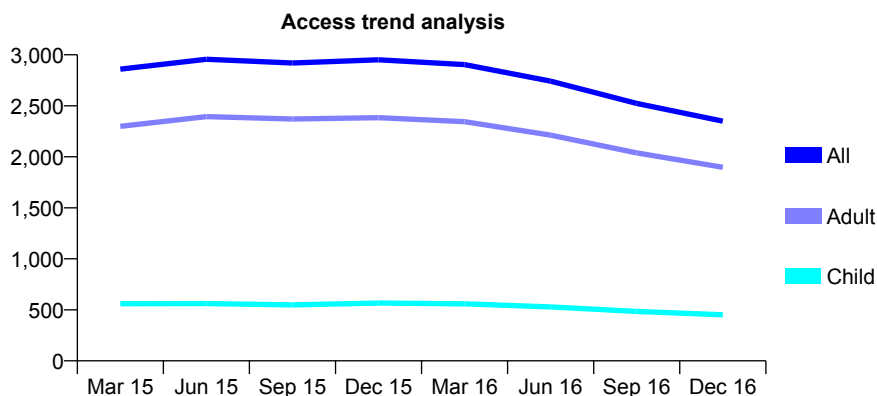
Q46 - Vital Signs At a Glance Contract Report for 951404/0001 - December 2016

Name or company name	MR L KNIGHT
Contract type name	GDS Contract
Purpose of contract	General
Contract start date	01/04/2006
Contract end date	

16/17 Contracted general activity (UDA)	7,792
Carry forward general activity (UDA)	0
16/17 Contracted orthodontic activity (UOA)	0
Carry forward orthodontic activity (UOA)	0
Baseline contract value	£188,602.27

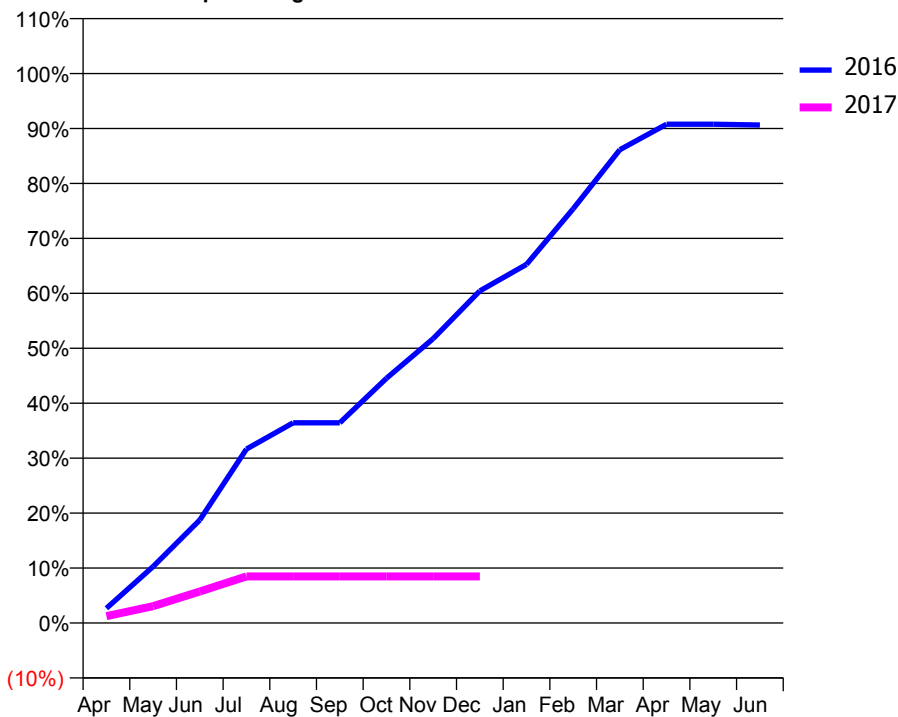
ACCESS*

Patients seen in 24 months	Total	Change since previous quarter
Quarter ending December 2015	2,951	
Quarter ending March 2016	2,904	↓
Quarter ending June 2016	2,742	↓
Quarter ending September 2016	2,523	↓
Quarter ending December 2016	2,350	↓
Variance since December 2015	(20.4%)	↓



ACTIVITY

Cumulative percentage of contracted UDA delivered 2016 & 2017



Month	Adjusted Scheduled Activity (UDA)	
	2016	2017
April	209	97
May	800	238
June	1,461	446
July	2,466	661
August	2,840	661
September	2,840	661
October	3,471	661
November	4,033	661
December	4,710	661
January	5,086	
February	5,874	
March	6,711	
April	7,072	
May	7,072	
June	7,062	

QUALITY

	Quantity	Base Number	Contract	AT	Region	England
% of FP17s for the same patient ID Re-attending within 3 months - Children	7	81	8.6%	13.0%	13.4%	12.4%
% of FP17s for the same patient ID Re-attending within 3 months - Adults	49	341	14.4%	17.6%	17.3%	16.6%
% of FP17s for the same patient ID Re-attending between 3 & 9 months - Children	39	81	48.1%	56.4%	58.9%	57.5%
% of FP17s for the same patient ID Re-attending between 3 & 9 months - Adults	136	341	39.9%	50.3%	52.5%	50.4%
% of FP17s for Band 1 Urgent Courses	42	288	14.6%	10.5%	9.3%	9.1%
% of FP17s Relating to Free Repair or Replacements	1	288	0.3%	0.9%	1.0%	0.8%
% of FP17s Relating to Continuations	0	288	0.0%	1.3%	1.5%	1.3%
% of Patients satisfied with the dentistry they have received	2	2	N/A	91.8%	93.1%	92.7%
% of Patients satisfied with the time they had to wait for an appointment	2	2	N/A	88.0%	89.8%	88.8%

* This is based on patients treated on this contract for their most recent course of treatment. Figures in italics indicate the base number of FP17s or Patient Questionnaire responses are less than 100. N/A is shown where the base number of responses is less than 10 during the period. % is calculated as Quantity/Base number*100

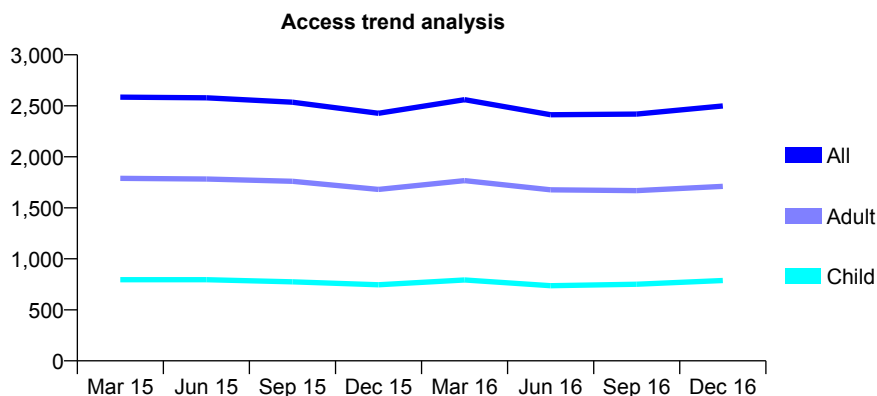
Q46 - Vital Signs At a Glance Contract Report for 959588/0001 - December 2016

Name or company name	MR A KHAN
Contract type name	GDS Contract
Purpose of contract	General
Contract start date	01/04/2006
Contract end date	

16/17 Contracted general activity (UDA)	7,081
Carry forward general activity (UDA)	-85
16/17 Contracted orthodontic activity (UOA)	0
Carry forward orthodontic activity (UOA)	0
Baseline contract value	£208,937.33

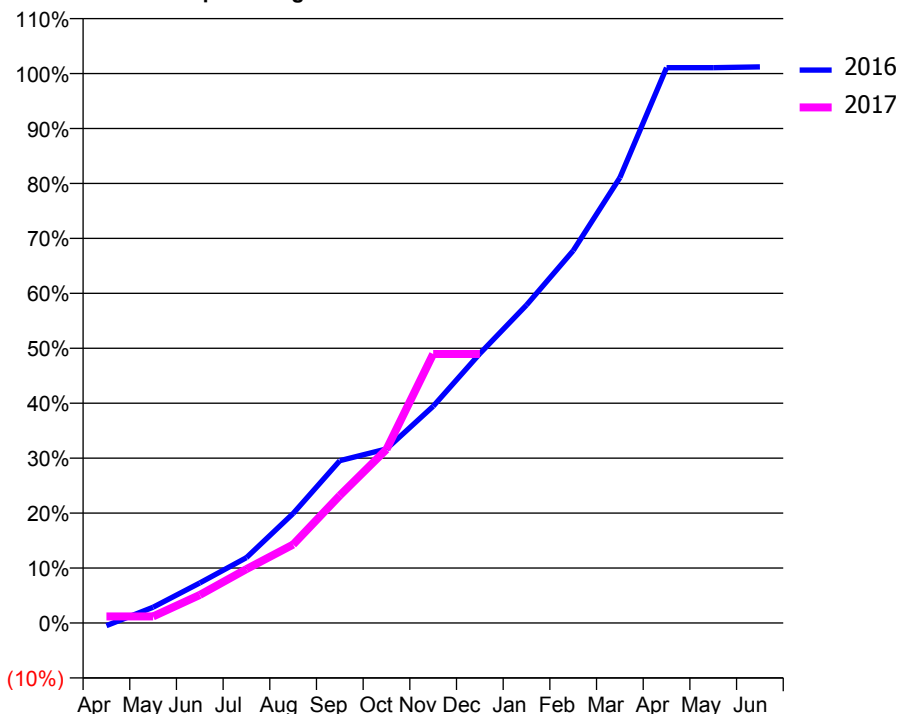
ACCESS*

Patients seen in 24 months	Total	Change since previous quarter
Quarter ending December 2015	2,427	
Quarter ending March 2016	2,560	↑
Quarter ending June 2016	2,413	↓
Quarter ending September 2016	2,419	→
Quarter ending December 2016	2,499	↑
Variance since December 2015	3.0%	↑



ACTIVITY

Cumulative percentage of contracted UDA delivered 2016 & 2017



Month	Adjusted Scheduled Activity (UDA)	
	2016	2017
April	-36	85
May	204	85
June	517	361
July	842	694
August	1,412	1,010
September	2,092	1,644
October	2,244	2,238
November	2,793	3,467
December	3,472	3,467
January	4,098	
February	4,798	
March	5,738	
April	7,156	
May	7,156	
June	7,166	

QUALITY

	Quantity	Base Number	Contract	AT	Region	England
% of FP17s for the same patient ID Re-attending within 3 months - Children	109	790	13.8%	13.0%	13.4%	12.4%
% of FP17s for the same patient ID Re-attending within 3 months - Adults	223	1,441	15.5%	17.6%	17.3%	16.6%
% of FP17s for the same patient ID Re-attending between 3 & 9 months - Children	348	790	44.1%	56.4%	58.9%	57.5%
% of FP17s for the same patient ID Re-attending between 3 & 9 months - Adults	532	1,441	36.9%	50.3%	52.5%	50.4%
% of FP17s for Band 1 Urgent Courses	140	1,605	8.7%	10.5%	9.3%	9.1%
% of FP17s Relating to Free Repair or Replacements	26	1,605	1.6%	0.9%	1.0%	0.8%
% of FP17s Relating to Continuations	4	1,605	0.2%	1.3%	1.5%	1.3%
% of Patients satisfied with the dentistry they have received	6	6	N/A	91.8%	93.1%	92.7%
% of Patients satisfied with the time they had to wait for an appointment	5	6	N/A	88.0%	89.8%	88.8%

* This is based on patients treated on this contract for their most recent course of treatment. Figures in italics indicate the base number of FP17s or Patient Questionnaire responses are less than 100. N/A is shown where the base number of responses is less than 10 during the period. % is calculated as Quantity/Base number*100

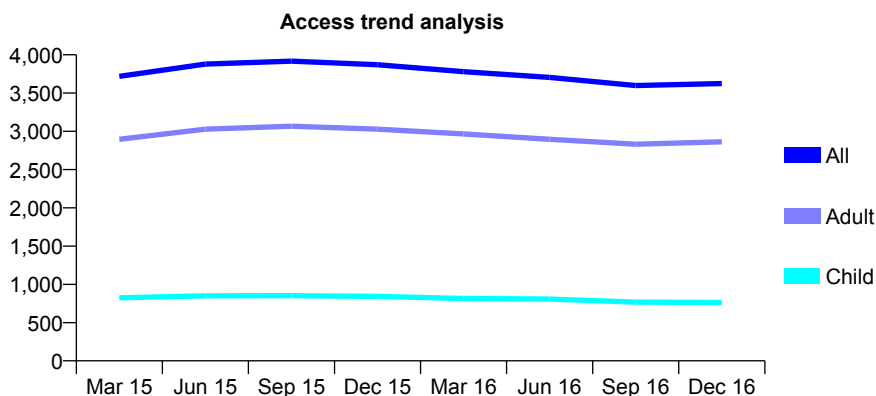
Q46 - Vital Signs At a Glance Contract Report for 959782/0003 - December 2016

Name or company name	MR J MUSA
Contract type name	GDS Contract
Purpose of contract	General
Contract start date	01/09/2013
Contract end date	

16/17 Contracted general activity (UDA)	14,431
Carry forward general activity (UDA)	-150
16/17 Contracted orthodontic activity (UOA)	0
Carry forward orthodontic activity (UOA)	0
Baseline contract value	£384,714.35

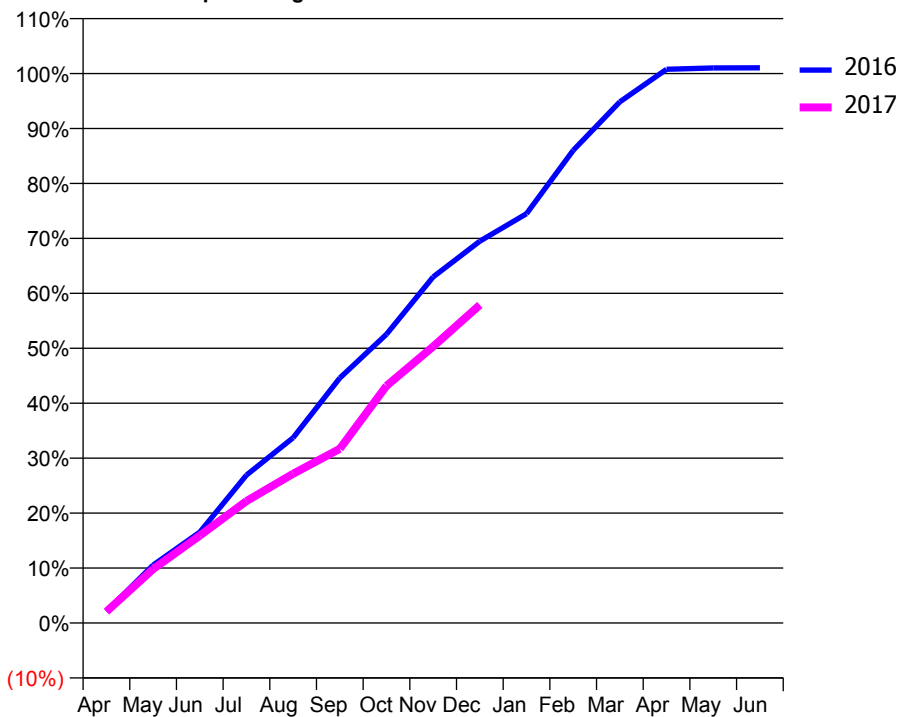
ACCESS*

Patients seen in 24 months	Total	Change since previous quarter
Quarter ending December 2015	3,870	
Quarter ending March 2016	3,780	↓
Quarter ending June 2016	3,704	↓
Quarter ending September 2016	3,599	↓
Quarter ending December 2016	3,624	→
Variance since December 2015	(6.4%)	↓



ACTIVITY

Cumulative percentage of contracted UDA delivered 2016 & 2017



Adjusted Scheduled Activity (UDA)

Month	2016	2017
April	307	298
May	1,523	1,418
June	2,387	2,297
July	3,887	3,204
August	4,865	3,919
September	6,434	4,576
October	7,584	6,230
November	9,088	7,263
December	10,028	8,352
January	10,748	
February	12,414	
March	13,688	
April	14,543	
May	14,578	
June	14,581	

QUALITY

	Quantity	Base Number	Contract	AT	Region	England
% of FP17s for the same patient ID Re-attending within 3 months - Children	74	826	9.0%	13.0%	13.4%	12.4%
% of FP17s for the same patient ID Re-attending within 3 months - Adults	612	3,278	18.7%	17.6%	17.3%	16.6%
% of FP17s for the same patient ID Re-attending between 3 & 9 months - Children	526	826	63.7%	56.4%	58.9%	57.5%
% of FP17s for the same patient ID Re-attending between 3 & 9 months - Adults	1,903	3,278	58.1%	50.3%	52.5%	50.4%
% of FP17s for Band 1 Urgent Courses	252	3,721	6.8%	10.5%	9.3%	9.1%
% of FP17s Relating to Free Repair or Replacements	103	3,721	2.8%	0.9%	1.0%	0.8%
% of FP17s Relating to Continuations	38	3,721	1.0%	1.3%	1.5%	1.3%
% of Patients satisfied with the dentistry they have received	0	0	N/A	91.8%	93.1%	92.7%
% of Patients satisfied with the time they had to wait for an appointment	0	0	N/A	88.0%	89.8%	88.8%

* This is based on patients treated on this contract for their most recent course of treatment. Figures in italics indicate the base number of FP17s or Patient Questionnaire responses are less than 100. N/A is shown where the base number of responses is less than 10 during the period. % is calculated as Quantity/Base number*100

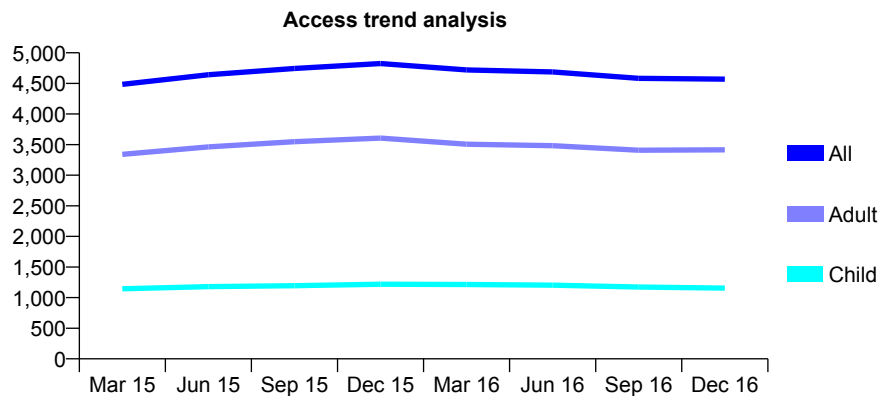
Q46 - Vital Signs At a Glance Contract Report for 959782/0004 - December 2016

Name or company name	MR J MUSA
Contract type name	GDS Contract
Purpose of contract	General
Contract start date	01/09/2013
Contract end date	

16/17 Contracted general activity (UDA)	16,900
Carry forward general activity (UDA)	1,899
16/17 Contracted orthodontic activity (UOA)	0
Carry forward orthodontic activity (UOA)	0
Baseline contract value	£410,413.80

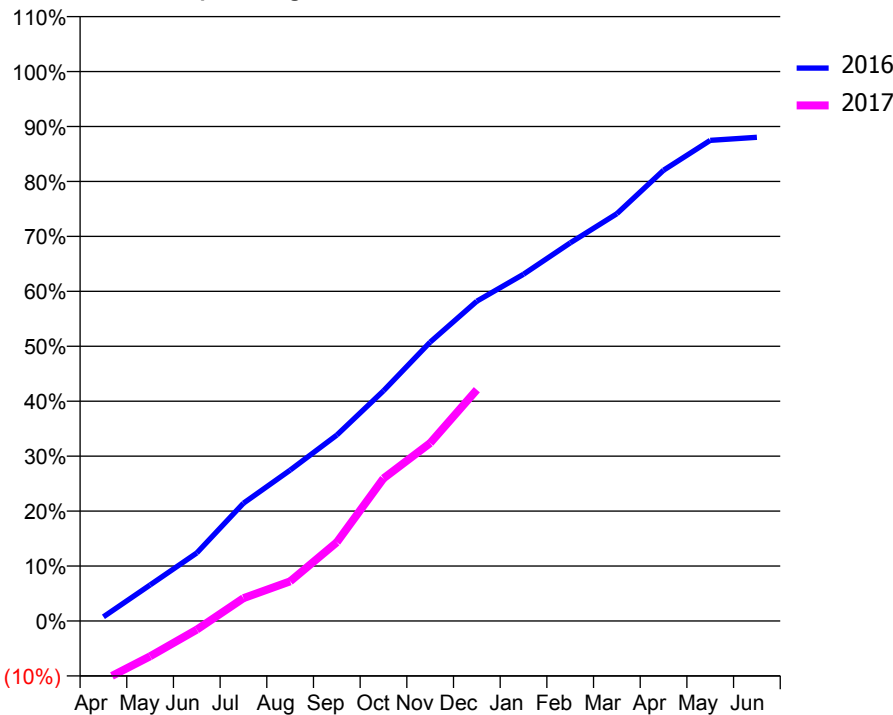
ACCESS*

Patients seen in 24 months	Total	Change since previous quarter
Quarter ending December 2015	4,825	
Quarter ending March 2016	4,721	↓
Quarter ending June 2016	4,687	→
Quarter ending September 2016	4,583	↓
Quarter ending December 2016	4,570	→
Variance since December 2015	(5.3%)	↓



ACTIVITY

Cumulative percentage of contracted UDA delivered 2016 & 2017



Month	Adjusted Scheduled Activity (UDA)	
	2016	2017
April	127	-1,827
May	1,110	-1,090
June	2,093	-268
July	3,623	705
August	4,642	1,221
September	5,720	2,422
October	7,079	4,388
November	8,577	5,474
December	9,838	7,113
January	10,666	
February	11,631	
March	12,529	
April	13,865	
May	14,784	
June	14,875	

QUALITY

	Quantity	Base Number	Contract	AT	Region	England
% of FP17s for the same patient ID Re-attending within 3 months - Children	149	1,501	9.9%	13.0%	13.4%	12.4%
% of FP17s for the same patient ID Re-attending within 3 months - Adults	712	4,473	15.9%	17.6%	17.3%	16.6%
% of FP17s for the same patient ID Re-attending between 3 & 9 months - Children	986	1,501	65.7%	56.4%	58.9%	57.5%
% of FP17s for the same patient ID Re-attending between 3 & 9 months - Adults	2,869	4,473	64.1%	50.3%	52.5%	50.4%
% of FP17s for Band 1 Urgent Courses	387	4,850	8.0%	10.5%	9.3%	9.1%
% of FP17s Relating to Free Repair or Replacements	92	4,850	1.9%	0.9%	1.0%	0.8%
% of FP17s Relating to Continuations	40	4,850	0.8%	1.3%	1.5%	1.3%
% of Patients satisfied with the dentistry they have received	8	8	N/A	91.8%	93.1%	92.7%
% of Patients satisfied with the time they had to wait for an appointment	8	8	N/A	88.0%	89.8%	88.8%

* This is based on patients treated on this contract for their most recent course of treatment. Figures in italics indicate the base number of FP17s or Patient Questionnaire responses are less than 100. N/A is shown where the base number of responses is less than 10 during the period. % is calculated as Quantity/Base number*100

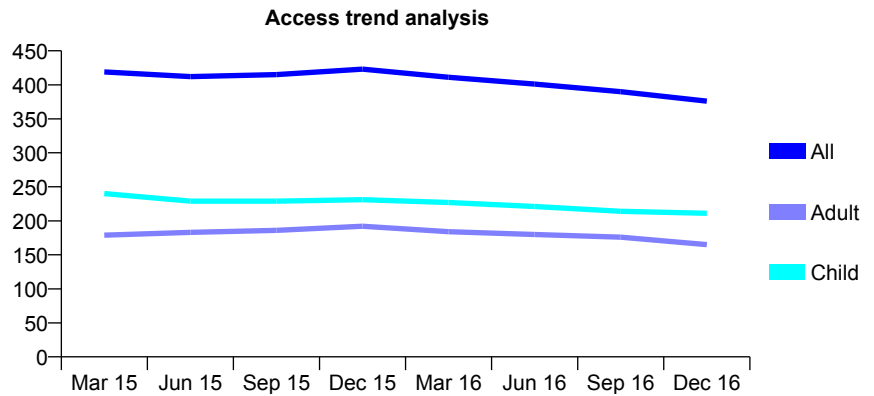
Q46 - Vital Signs At a Glance Contract Report for 960888/0001 - December 2016

Name or company name	MR SW ANDERTON
Contract type name	GDS Contract
Purpose of contract	General
Contract start date	01/12/2007
Contract end date	

16/17 Contracted general activity (UDA)	1,700
Carry forward general activity (UDA)	0
16/17 Contracted orthodontic activity (UOA)	0
Carry forward orthodontic activity (UOA)	0
Baseline contract value	£35,370.63

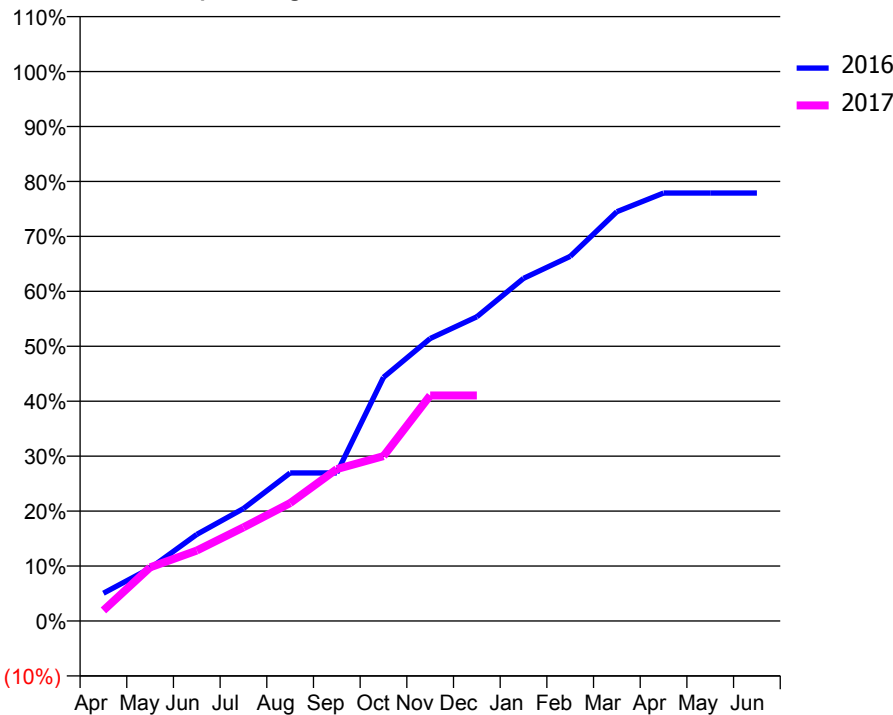
ACCESS*

Patients seen in 24 months	Total	Change since previous quarter
Quarter ending December 2015	423	
Quarter ending March 2016	411	↓
Quarter ending June 2016	401	↓
Quarter ending September 2016	390	↓
Quarter ending December 2016	376	↓
Variance since December 2015	(11.1%)	↓



ACTIVITY

Cumulative percentage of contracted UDA delivered 2016 & 2017



Month	Adjusted Scheduled Activity (UDA)	
	2016	2017
April	86	33
May	163	166
June	268	218
July	348	290
August	458	365
September	458	470
October	754	510
November	874	698
December	941	698
January	1,060	
February	1,128	
March	1,266	
April	1,324	
May	1,324	
June	1,324	

QUALITY

	Quantity	Base Number	Contract	AT	Region	England
% of FP17s for the same patient ID Re-attending within 3 months - Children	6	256	2.3%	13.0%	13.4%	12.4%
% of FP17s for the same patient ID Re-attending within 3 months - Adults	9	141	6.4%	17.6%	17.3%	16.6%
% of FP17s for the same patient ID Re-attending between 3 & 9 months - Children	213	256	83.2%	56.4%	58.9%	57.5%
% of FP17s for the same patient ID Re-attending between 3 & 9 months - Adults	108	141	76.6%	50.3%	52.5%	50.4%
% of FP17s for Band 1 Urgent Courses	0	357	0.0%	10.5%	9.3%	9.1%
% of FP17s Relating to Free Repair or Replacements	0	357	0.0%	0.9%	1.0%	0.8%
% of FP17s Relating to Continuations	0	357	0.0%	1.3%	1.5%	1.3%
% of Patients satisfied with the dentistry they have received	0	0	N/A	91.8%	93.1%	92.7%
% of Patients satisfied with the time they had to wait for an appointment	0	0	N/A	88.0%	89.8%	88.8%

* This is based on patients treated on this contract for their most recent course of treatment. Figures in italics indicate the base number of FP17s or Patient Questionnaire responses are less than 100. N/A is shown where the base number of responses is less than 10 during the period. % is calculated as Quantity/Base number*100

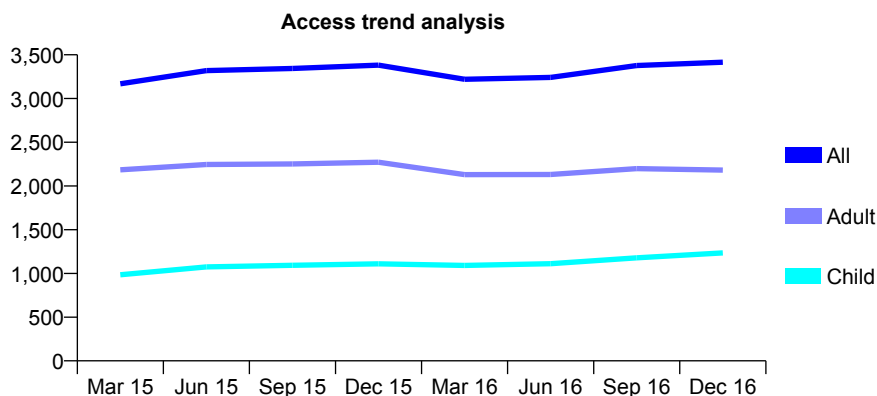
Q46 - Vital Signs At a Glance Contract Report for 962872/0001 - December 2016

Name or company name	MR SC LI
Contract type name	GDS Contract
Purpose of contract	General
Contract start date	01/10/2011
Contract end date	

16/17 Contracted general activity (UDA)	10,303
Carry forward general activity (UDA)	291
16/17 Contracted orthodontic activity (UOA)	0
Carry forward orthodontic activity (UOA)	0
Baseline contract value	£365,508.24

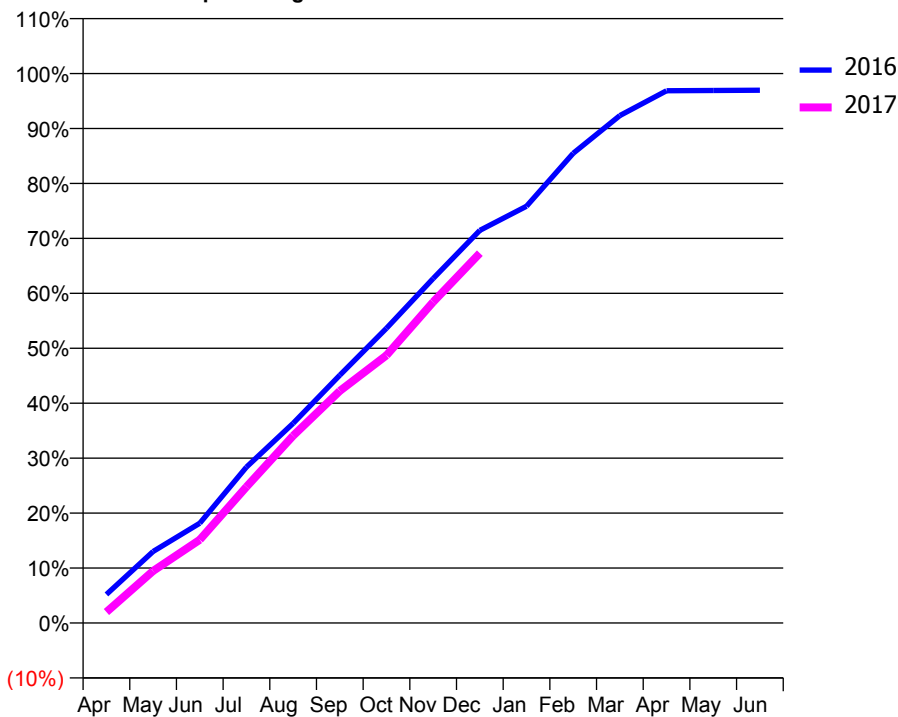
ACCESS*

Patients seen in 24 months	Total	Change since previous quarter
Quarter ending December 2015	3,382	
Quarter ending March 2016	3,220	↓
Quarter ending June 2016	3,242	→
Quarter ending September 2016	3,377	↑
Quarter ending December 2016	3,416	→
Variance since December 2015	1.0%	→



ACTIVITY

Cumulative percentage of contracted UDA delivered 2016 & 2017



Month	Adjusted Scheduled Activity (UDA)	
	2016	2017
April	535	207
May	1,341	977
June	1,873	1,560
July	2,924	2,553
August	3,743	3,512
September	4,646	4,352
October	5,526	5,020
November	6,460	6,019
December	7,361	6,935
January	7,815	
February	8,807	
March	9,514	
April	9,979	
May	9,983	
June	9,988	

QUALITY

	Quantity	Base Number	Contract	AT	Region	England
% of FP17s for the same patient ID Re-attending within 3 months - Children	139	1,483	9.4%	13.0%	13.4%	12.4%
% of FP17s for the same patient ID Re-attending within 3 months - Adults	311	2,500	12.4%	17.6%	17.3%	16.6%
% of FP17s for the same patient ID Re-attending between 3 & 9 months - Children	796	1,483	53.7%	56.4%	58.9%	57.5%
% of FP17s for the same patient ID Re-attending between 3 & 9 months - Adults	1,384	2,500	55.4%	50.3%	52.5%	50.4%
% of FP17s for Band 1 Urgent Courses	339	3,807	8.9%	10.5%	9.3%	9.1%
% of FP17s Relating to Free Repair or Replacements	17	3,807	0.4%	0.9%	1.0%	0.8%
% of FP17s Relating to Continuations	6	3,807	0.2%	1.3%	1.5%	1.3%
% of Patients satisfied with the dentistry they have received	3	3	N/A	91.8%	93.1%	92.7%
% of Patients satisfied with the time they had to wait for an appointment	2	3	N/A	88.0%	89.8%	88.8%

* This is based on patients treated on this contract for their most recent course of treatment. Figures in italics indicate the base number of FP17s or Patient Questionnaire responses are less than 100. N/A is shown where the base number of responses is less than 10 during the period. % is calculated as Quantity/Base number*100

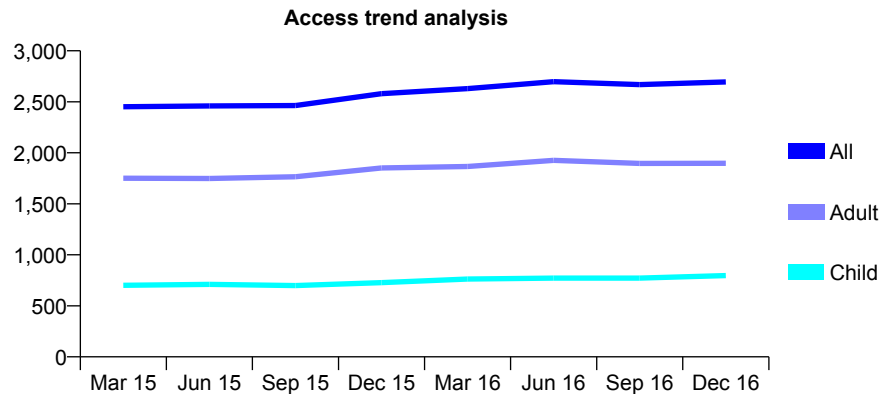
Q46 - Vital Signs At a Glance Contract Report for 967378/0001 - December 2016

Name or company name	MRS A VITKUNIENE
Contract type name	GDS Contract
Purpose of contract	General
Contract start date	01/04/2006
Contract end date	

16/17 Contracted general activity (UDA)	8,185
Carry forward general activity (UDA)	21
16/17 Contracted orthodontic activity (UOA)	0
Carry forward orthodontic activity (UOA)	0
Baseline contract value	£218,679.58

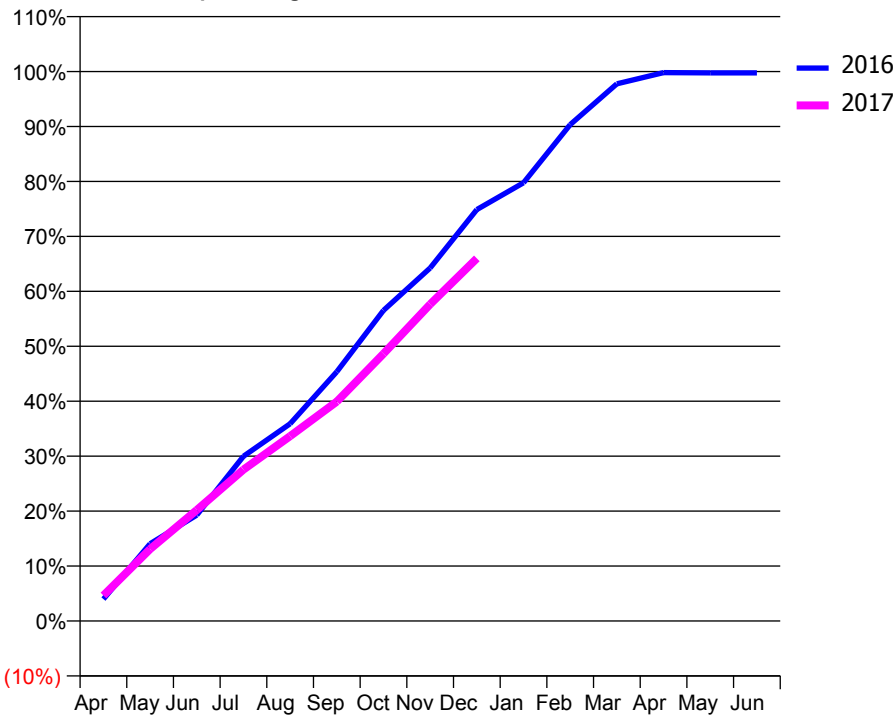
ACCESS*

Patients seen in 24 months	Total	Change since previous quarter
Quarter ending December 2015	2,580	
Quarter ending March 2016	2,629	→
Quarter ending June 2016	2,698	↑
Quarter ending September 2016	2,668	↓
Quarter ending December 2016	2,695	→
Variance since December 2015	4.5%	↑



ACTIVITY

Cumulative percentage of contracted UDA delivered 2016 & 2017



Month	Adjusted Scheduled Activity (UDA)	
	2016	2017
April	327	380
May	1,151	1,071
June	1,578	1,653
July	2,455	2,256
August	2,938	2,753
September	3,713	3,269
October	4,626	3,981
November	5,258	4,718
December	6,128	5,401
January	6,528	
February	7,394	
March	8,001	
April	8,169	
May	8,164	
June	8,164	

QUALITY

	Quantity	Base Number	Contract	AT	Region	England
% of FP17s for the same patient ID Re-attending within 3 months - Children	74	606	12.2%	13.0%	13.4%	12.4%
% of FP17s for the same patient ID Re-attending within 3 months - Adults	279	1,409	19.8%	17.6%	17.3%	16.6%
% of FP17s for the same patient ID Re-attending between 3 & 9 months - Children	184	606	30.4%	56.4%	58.9%	57.5%
% of FP17s for the same patient ID Re-attending between 3 & 9 months - Adults	388	1,409	27.5%	50.3%	52.5%	50.4%
% of FP17s for Band 1 Urgent Courses	454	1,951	23.3%	10.5%	9.3%	9.1%
% of FP17s Relating to Free Repair or Replacements	13	1,951	0.7%	0.9%	1.0%	0.8%
% of FP17s Relating to Continuations	6	1,951	0.3%	1.3%	1.5%	1.3%
% of Patients satisfied with the dentistry they have received	2	2	N/A	91.8%	93.1%	92.7%
% of Patients satisfied with the time they had to wait for an appointment	1	2	N/A	88.0%	89.8%	88.8%

* This is based on patients treated on this contract for their most recent course of treatment. Figures in italics indicate the base number of FP17s or Patient Questionnaire responses are less than 100. N/A is shown where the base number of responses is less than 10 during the period. % is calculated as Quantity/Base number*100

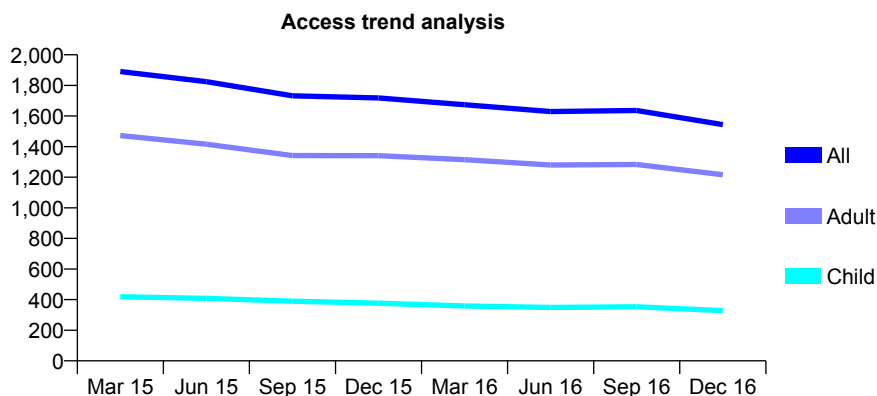
Q46 - Vital Signs At a Glance Contract Report for 982830/0001 - December 2016

Name or company name	MR GT BENNETT
Contract type name	GDS Contract
Purpose of contract	General
Contract start date	01/04/2006
Contract end date	

16/17 Contracted general activity (UDA)	6,562
Carry forward general activity (UDA)	0
16/17 Contracted orthodontic activity (UOA)	0
Carry forward orthodontic activity (UOA)	0
Baseline contract value	£162,220.68

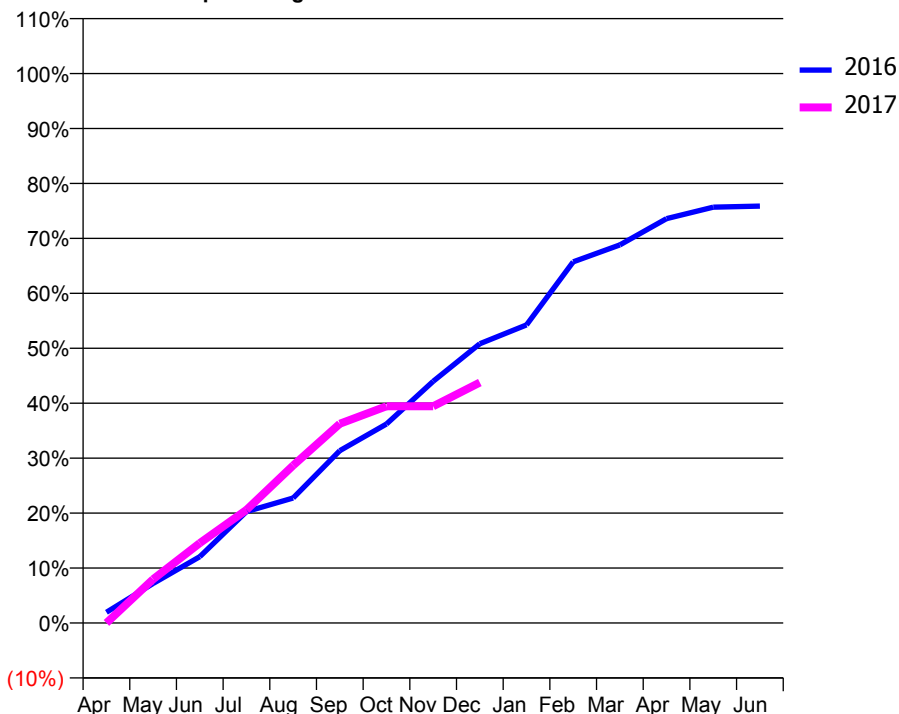
ACCESS*

Patients seen in 24 months	Total	Change since previous quarter
Quarter ending December 2015	1,718	
Quarter ending March 2016	1,674	↓
Quarter ending June 2016	1,629	↓
Quarter ending September 2016	1,636	→
Quarter ending December 2016	1,544	↓
Variance since December 2015	(10.1%)	↓



ACTIVITY

Cumulative percentage of contracted UDA delivered 2016 & 2017



Month	Adjusted Scheduled Activity (UDA)	
	2016	2017
April	127	0
May	472	523
June	792	954
July	1,330	1,351
August	1,493	1,881
September	2,058	2,380
October	2,376	2,588
November	2,886	2,588
December	3,335	2,871
January	3,559	
February	4,313	
March	4,515	
April	4,829	
May	4,965	
June	4,978	

QUALITY

	Quantity	Base Number	Contract	AT	Region	England
% of FP17s for the same patient ID Re-attending within 3 months - Children	16	213	7.5%	13.0%	13.4%	12.4%
% of FP17s for the same patient ID Re-attending within 3 months - Adults	149	863	17.3%	17.6%	17.3%	16.6%
% of FP17s for the same patient ID Re-attending between 3 & 9 months - Children	61	213	28.6%	56.4%	58.9%	57.5%
% of FP17s for the same patient ID Re-attending between 3 & 9 months - Adults	227	863	26.3%	50.3%	52.5%	50.4%
% of FP17s for Band 1 Urgent Courses	124	910	13.6%	10.5%	9.3%	9.1%
% of FP17s Relating to Free Repair or Replacements	12	910	1.3%	0.9%	1.0%	0.8%
% of FP17s Relating to Continuations	21	910	2.3%	1.3%	1.5%	1.3%
% of Patients satisfied with the dentistry they have received	2	2	N/A	91.8%	93.1%	92.7%
% of Patients satisfied with the time they had to wait for an appointment	2	2	N/A	88.0%	89.8%	88.8%

* This is based on patients treated on this contract for their most recent course of treatment. Figures in italics indicate the base number of FP17s or Patient Questionnaire responses are less than 100. N/A is shown where the base number of responses is less than 10 during the period. % is calculated as Quantity/Base number*100

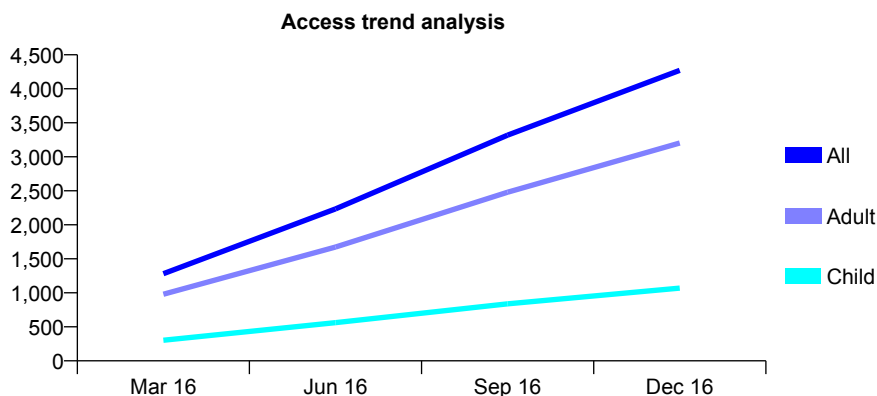
Q46 - Vital Signs At a Glance Contract Report for 990744/0002 - December 2016

Name or company name	MR SF AHMED
Contract type name	GDS Contract
Purpose of contract	General
Contract start date	01/01/2016
Contract end date	

16/17 Contracted general activity (UDA)	23,529
Carry forward general activity (UDA)	441
16/17 Contracted orthodontic activity (UOA)	0
Carry forward orthodontic activity (UOA)	0
Baseline contract value	£791,645.29

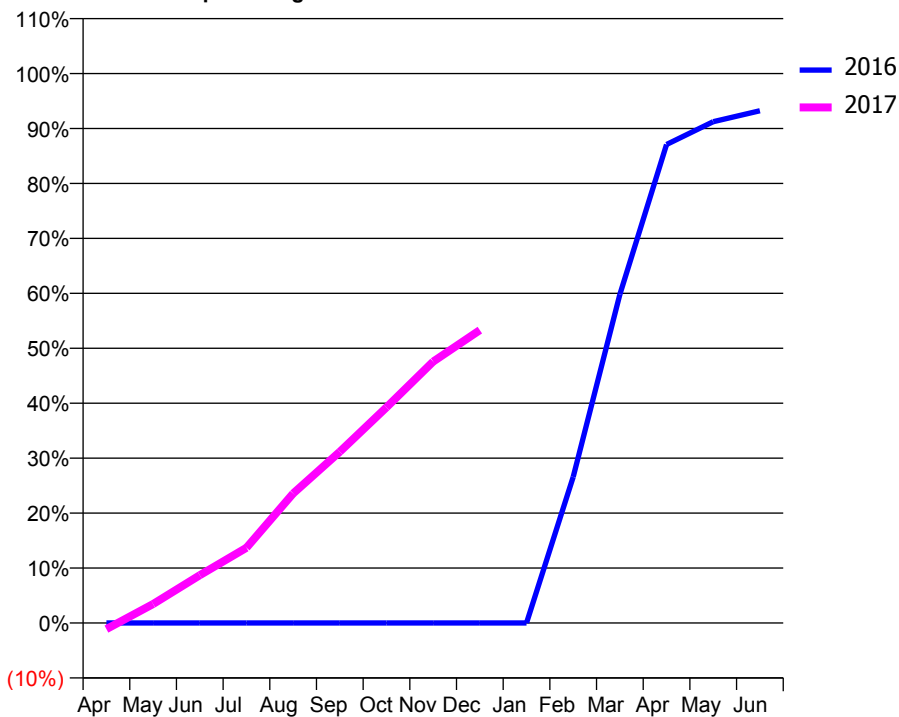
ACCESS*

Patients seen in 24 months	Total	Change since previous quarter
Quarter ending December 2015	0	
Quarter ending March 2016	1,282	
Quarter ending June 2016	2,234	↑
Quarter ending September 2016	3,319	↑
Quarter ending December 2016	4,272	↑
Variance since December 2015	N/A	



ACTIVITY

Cumulative percentage of contracted UDA delivered 2016 & 2017



Month	Adjusted Scheduled Activity (UDA)	
	2016	2017
April	0	-267
May	0	816
June	0	2,045
July	0	3,224
August	0	5,545
September	0	7,337
October	0	9,238
November	0	11,192
December	0	12,543
January	0	
February	1,555	
March	3,499	
April	5,095	
May	5,336	
June	5,453	

QUALITY

	Quantity	Base Number	Contract	AT	Region	England
% of FP17s for the same patient ID Re-attending within 3 months - Children	66	1,083	6.1%	13.0%	13.4%	12.4%
% of FP17s for the same patient ID Re-attending within 3 months - Adults	350	3,243	10.8%	17.6%	17.3%	16.6%
% of FP17s for the same patient ID Re-attending between 3 & 9 months - Children	109	1,083	10.1%	56.4%	58.9%	57.5%
% of FP17s for the same patient ID Re-attending between 3 & 9 months - Adults	328	3,243	10.1%	50.3%	52.5%	50.4%
% of FP17s for Band 1 Urgent Courses	206	3,669	5.6%	10.5%	9.3%	9.1%
% of FP17s Relating to Free Repair or Replacements	17	3,669	0.5%	0.9%	1.0%	0.8%
% of FP17s Relating to Continuations	19	3,669	0.5%	1.3%	1.5%	1.3%
% of Patients satisfied with the dentistry they have received	1	1	N/A	91.8%	93.1%	92.7%
% of Patients satisfied with the time they had to wait for an appointment	0	1	N/A	88.0%	89.8%	88.8%

* This is based on patients treated on this contract for their most recent course of treatment. Figures in italics indicate the base number of FP17s or Patient Questionnaire responses are less than 100. N/A is shown where the base number of responses is less than 10 during the period. % is calculated as Quantity/Base number*100