

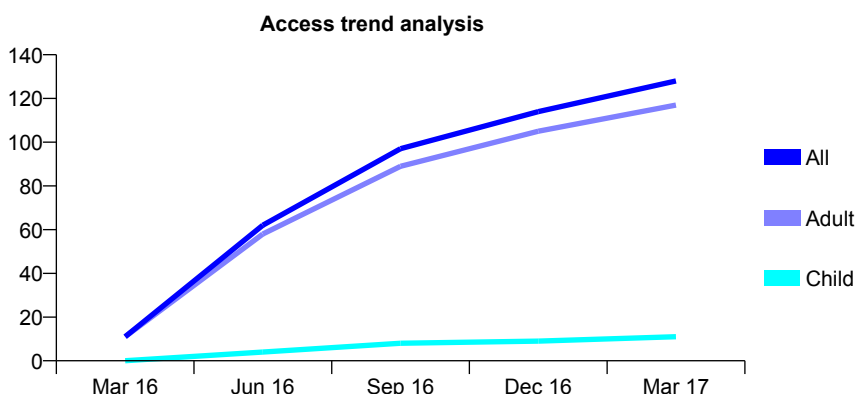
## Q70 - Vital Signs At a Glance Contract Report for 100025/0000 - March 2017

Name or company name	The Royal Terrace Dental Practice Limited
Contract type name	PDS Contract
Purpose of contract	General
Contract start date	01/03/2016
Contract end date	31/03/2017

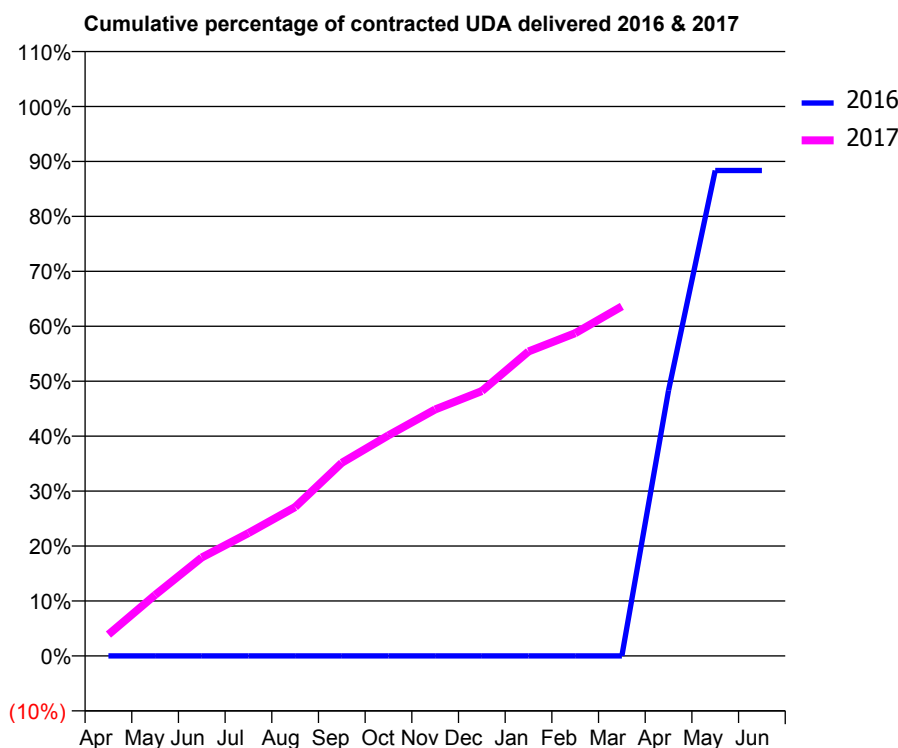
16/17 Contracted general activity (UDA)	864
Carry forward general activity (UDA)	0
16/17 Contracted orthodontic activity (UOA)	0
Carry forward orthodontic activity (UOA)	0
Baseline contract value	£47,571.88

### ACCESS\*

Patients seen in 24 months	Total	Change since previous quarter
Quarter ending March 2016	11	
Quarter ending June 2016	62	↑
Quarter ending September 2016	97	↑
Quarter ending December 2016	114	↑
Quarter ending March 2017	128	↑
<b>Variance since March 2016</b>	<b>1063.6%</b>	<b>↑</b>



### ACTIVITY



Month	Adjusted Scheduled Activity (UDA)	
	2016	2017
April	0	34
May	0	96
June	0	155
July	0	193
August	0	234
September	0	304
October	0	347
November	0	388
December	0	416
January	0	479
February	0	508
March	0	550
April	35	
May	64	
June	64	

### QUALITY

	Quantity	Base Number	Contract	AT	Region	England
% of FP17s for the same patient ID Re-attending within 3 months - Children	0	58	0.0%	10.4%	11.9%	12.3%
% of FP17s for the same patient ID Re-attending within 3 months - Adults	4	453	0.9%	15.3%	16.6%	16.7%
% of FP17s for the same patient ID Re-attending between 3 & 9 months - Children	0	58	0.0%	60.5%	60.2%	57.6%
% of FP17s for the same patient ID Re-attending between 3 & 9 months - Adults	1	453	0.2%	52.1%	51.5%	50.1%
% of FP17s for Band 1 Urgent Courses	458	458	100.0%	9.6%	9.5%	9.1%
% of FP17s Relating to Free Repair or Replacements	0	458	0.0%	0.7%	0.7%	0.8%
% of FP17s Relating to Continuations	0	458	0.0%	1.3%	1.2%	1.2%
% of Patients satisfied with the dentistry they have received	0	0	N/A	93.3%	93.1%	92.8%
% of Patients satisfied with the time they had to wait for an appointment	0	0	N/A	87.7%	88.8%	88.7%

\* This is based on patients treated on this contract for their most recent course of treatment. Figures in italics indicate the base number of FP17s or Patient Questionnaire responses are less than 100. N/A is shown where the base number of responses is less than 10 during the period. % is calculated as Quantity/Base number\*100

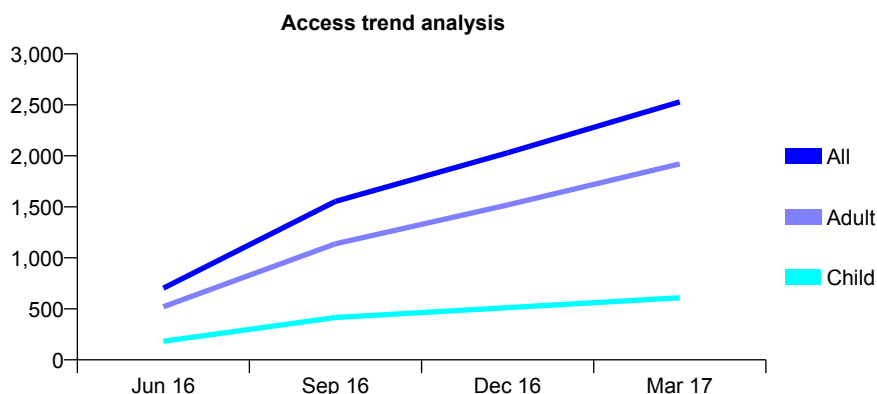
## Q70 - Vital Signs At a Glance Contract Report for 100088/0000 - March 2017

Name or company name	Portsea Dental Care Ltd
Contract type name	GDS Contract
Purpose of contract	General
Contract start date	01/04/2016
Contract end date	

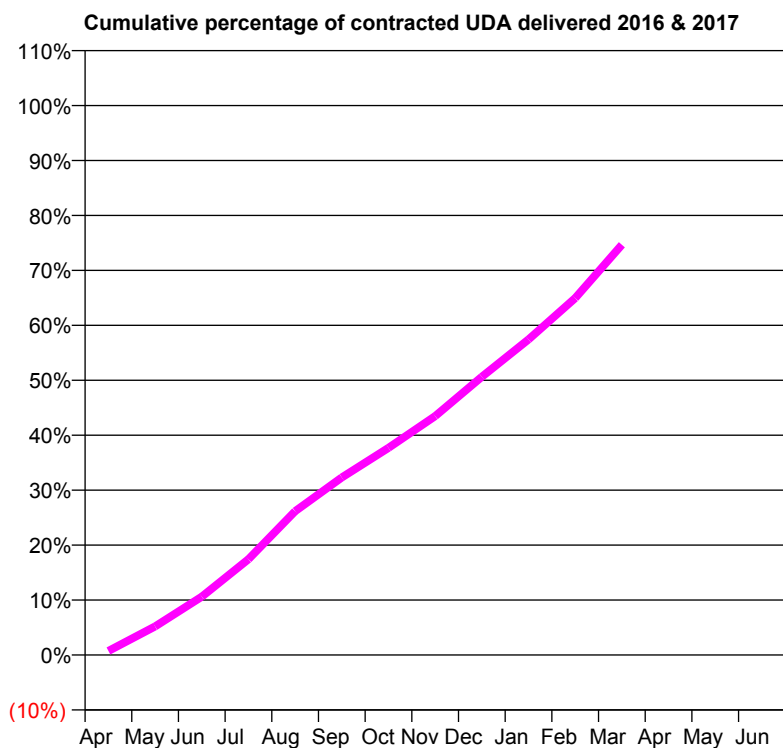
16/17 Contracted general activity (UDA)	17,002
Carry forward general activity (UDA)	0
16/17 Contracted orthodontic activity (UOA)	0
Carry forward orthodontic activity (UOA)	0
Baseline contract value	£342,420.28

### ACCESS\*

Patients seen in 24 months	Total	Change since previous quarter
Quarter ending March 2016	0	
Quarter ending June 2016	703	↑
Quarter ending September 2016	1,553	↑
Quarter ending December 2016	2,030	↑
Quarter ending March 2017	2,529	↑
<b>Variance since March 2016</b>	N/A	



### ACTIVITY



Month	Adjusted Scheduled Activity (UDA)	
	2016	2017
April	0	127
May	0	885
June	0	1,805
July	0	2,965
August	0	4,450
September	0	5,496
October	0	6,410
November	0	7,392
December	0	8,607
January	0	9,764
February	0	11,044
March	0	12,694
April	0	
May	0	
June	0	

### QUALITY

	Quantity	Base Number	Contract	AT	Region	England
% of FP17s for the same patient ID Re-attending within 3 months - Children	82	983	8.3%	10.4%	11.9%	12.3%
% of FP17s for the same patient ID Re-attending within 3 months - Adults	482	3,306	14.6%	15.3%	16.6%	16.7%
% of FP17s for the same patient ID Re-attending between 3 & 9 months - Children	189	983	19.2%	60.5%	60.2%	57.6%
% of FP17s for the same patient ID Re-attending between 3 & 9 months - Adults	411	3,306	12.4%	52.1%	51.5%	50.1%
% of FP17s for Band 1 Urgent Courses	1,400	4,289	32.6%	9.6%	9.5%	9.1%
% of FP17s Relating to Free Repair or Replacements	13	4,289	0.3%	0.7%	0.7%	0.8%
% of FP17s Relating to Continuations	47	4,289	1.1%	1.3%	1.2%	1.2%
% of Patients satisfied with the dentistry they have received	5	5	N/A	93.3%	93.1%	92.8%
% of Patients satisfied with the time they had to wait for an appointment	2	5	N/A	87.7%	88.8%	88.7%

\* This is based on patients treated on this contract for their most recent course of treatment. Figures in italics indicate the base number of FP17s or Patient Questionnaire responses are less than 100. N/A is shown where the base number of responses is less than 10 during the period. % is calculated as Quantity/Base number\*100

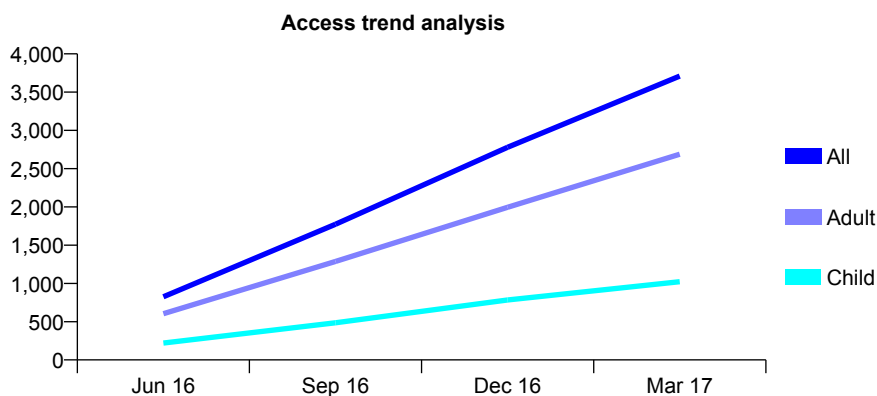
## Q70 - Vital Signs At a Glance Contract Report for 100089/0000 - March 2017

Name or company name	Hilsea Dental Care Ltd
Contract type name	GDS Contract
Purpose of contract	General
Contract start date	01/04/2016
Contract end date	

16/17 Contracted general activity (UDA)	17,002
Carry forward general activity (UDA)	0
16/17 Contracted orthodontic activity (UOA)	0
Carry forward orthodontic activity (UOA)	0
Baseline contract value	£342,420.28

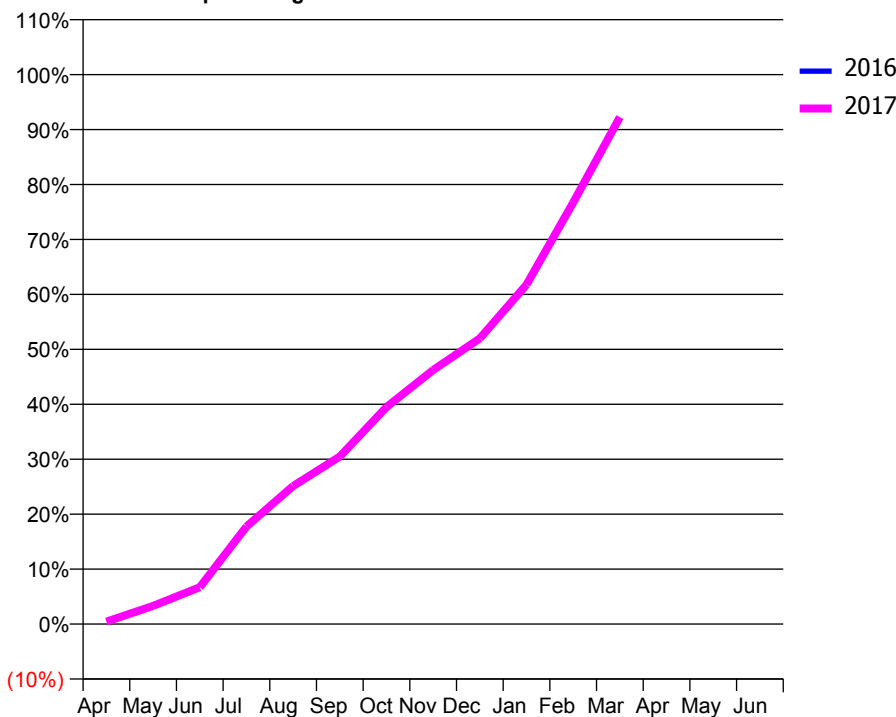
### ACCESS\*

Patients seen in 24 months	Total	Change since previous quarter
Quarter ending March 2016	0	
Quarter ending June 2016	825	↑
Quarter ending September 2016	1,773	↑
Quarter ending December 2016	2,779	↑
Quarter ending March 2017	3,710	↑
<b>Variance since March 2016</b>	N/A	



### ACTIVITY

Cumulative percentage of contracted UDA delivered 2016 & 2017



Month	Adjusted Scheduled Activity (UDA)	
	2016	2017
April	0	75
May	0	564
June	0	1,141
July	0	3,016
August	0	4,272
September	0	5,184
October	0	6,713
November	0	7,860
December	0	8,840
January	0	10,503
February	0	13,046
March	0	15,685
April	0	
May	0	
June	0	

### QUALITY

	Quantity	Base Number	Contract	AT	Region	England
% of FP17s for the same patient ID Re-attending within 3 months - Children	118	1,611	7.3%	10.4%	11.9%	12.3%
% of FP17s for the same patient ID Re-attending within 3 months - Adults	660	4,356	15.2%	15.3%	16.6%	16.7%
% of FP17s for the same patient ID Re-attending between 3 & 9 months - Children	325	1,611	20.2%	60.5%	60.2%	57.6%
% of FP17s for the same patient ID Re-attending between 3 & 9 months - Adults	577	4,356	13.2%	52.1%	51.5%	50.1%
% of FP17s for Band 1 Urgent Courses	1,356	5,967	22.7%	9.6%	9.5%	9.1%
% of FP17s Relating to Free Repair or Replacements	19	5,967	0.3%	0.7%	0.7%	0.8%
% of FP17s Relating to Continuations	87	5,967	1.5%	1.3%	1.2%	1.2%
% of Patients satisfied with the dentistry they have received	11	11	100.0%	93.3%	93.1%	92.8%
% of Patients satisfied with the time they had to wait for an appointment	9	11	81.8%	87.7%	88.8%	88.7%

\* This is based on patients treated on this contract for their most recent course of treatment. Figures in italics indicate the base number of FP17s or Patient Questionnaire responses are less than 100. N/A is shown where the base number of responses is less than 10 during the period. % is calculated as Quantity/Base number\*100

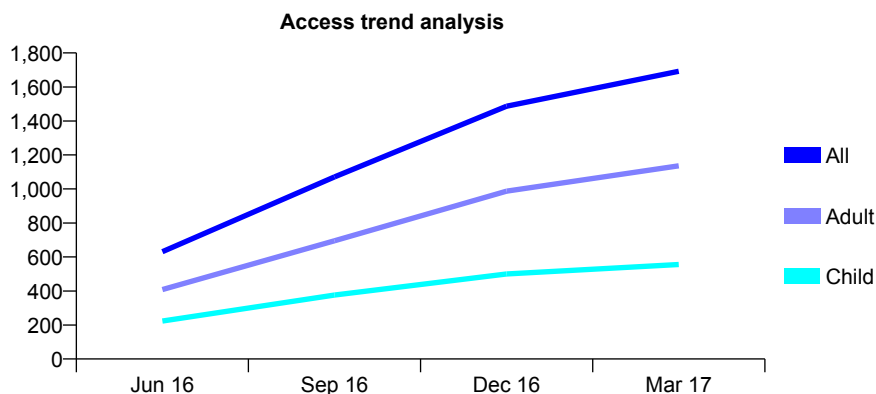
## Q70 - Vital Signs At a Glance Contract Report for 100091/0000 - March 2017

Name or company name	Paulsgrove Dental Care Ltd
Contract type name	GDS Contract
Purpose of contract	General
Contract start date	01/04/2016
Contract end date	

16/17 Contracted general activity (UDA)	7,002
Carry forward general activity (UDA)	0
16/17 Contracted orthodontic activity (UOA)	0
Carry forward orthodontic activity (UOA)	0
Baseline contract value	£141,020.28

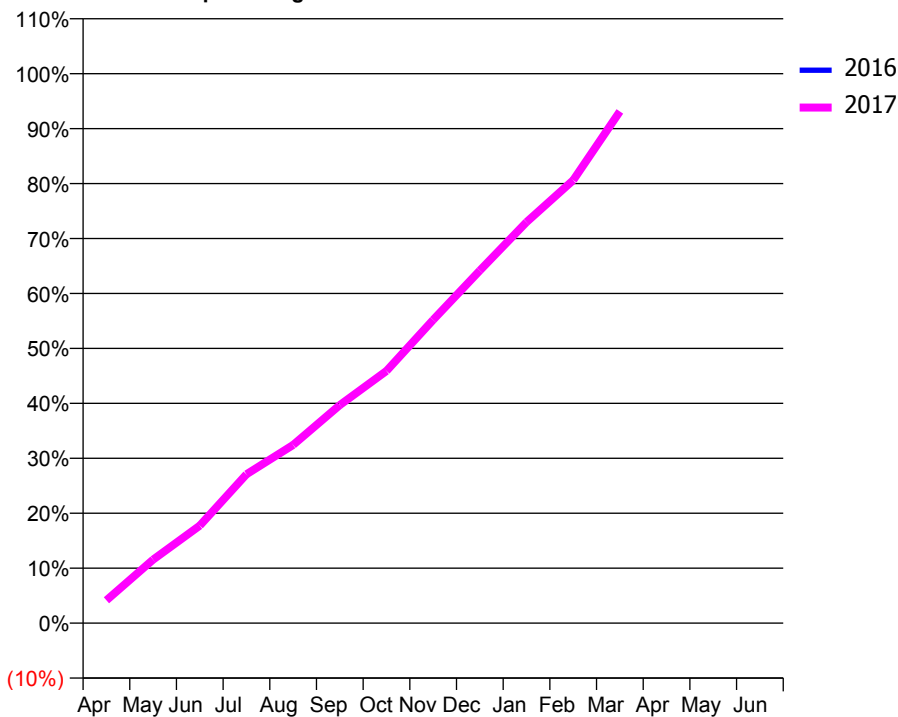
### ACCESS\*

Patients seen in 24 months	Total	Change since previous quarter
Quarter ending March 2016	0	
Quarter ending June 2016	631	↑
Quarter ending September 2016	1,071	↑
Quarter ending December 2016	1,487	↑
Quarter ending March 2017	1,692	↑
<b>Variance since March 2016</b>	N/A	



### ACTIVITY

Cumulative percentage of contracted UDA delivered 2016 & 2017



Month	Adjusted Scheduled Activity (UDA)	
	2016	2017
April	0	291
May	0	810
June	0	1,243
July	0	1,898
August	0	2,271
September	0	2,779
October	0	3,213
November	0	3,864
December	0	4,493
January	0	5,110
February	0	5,644
March	0	6,521
April	0	
May	0	
June	0	

### QUALITY

	Quantity	Base Number	Contract	AT	Region	England
% of FP17s for the same patient ID Re-attending within 3 months - Children	62	978	6.3%	10.4%	11.9%	12.3%
% of FP17s for the same patient ID Re-attending within 3 months - Adults	161	1,948	8.3%	15.3%	16.6%	16.7%
% of FP17s for the same patient ID Re-attending between 3 & 9 months - Children	292	978	29.9%	60.5%	60.2%	57.6%
% of FP17s for the same patient ID Re-attending between 3 & 9 months - Adults	403	1,948	20.7%	52.1%	51.5%	50.1%
% of FP17s for Band 1 Urgent Courses	593	2,926	20.3%	9.6%	9.5%	9.1%
% of FP17s Relating to Free Repair or Replacements	0	2,926	0.0%	0.7%	0.7%	0.8%
% of FP17s Relating to Continuations	22	2,926	0.8%	1.3%	1.2%	1.2%
% of Patients satisfied with the dentistry they have received	1	3	N/A	93.3%	93.1%	92.8%
% of Patients satisfied with the time they had to wait for an appointment	2	3	N/A	87.7%	88.8%	88.7%

\* This is based on patients treated on this contract for their most recent course of treatment. Figures in italics indicate the base number of FP17s or Patient Questionnaire responses are less than 100. N/A is shown where the base number of responses is less than 10 during the period. % is calculated as Quantity/Base number\*100

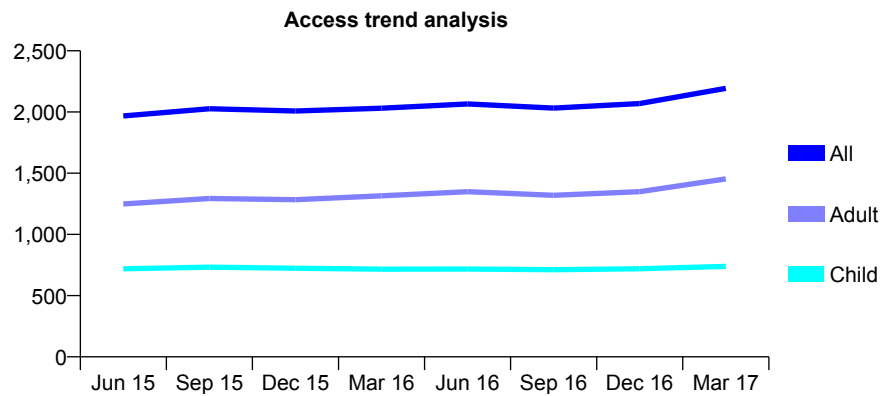
## Q70 - Vital Signs At a Glance Contract Report for 101281/0122 - March 2017

Name or company name	OASIS DENTAL CARE LTD
Contract type name	GDS Contract
Purpose of contract	General
Contract start date	01/04/2006
Contract end date	

16/17 Contracted general activity (UDA)	4,652
Carry forward general activity (UDA)	0
16/17 Contracted orthodontic activity (UOA)	0
Carry forward orthodontic activity (UOA)	0
Baseline contract value	£108,915.47

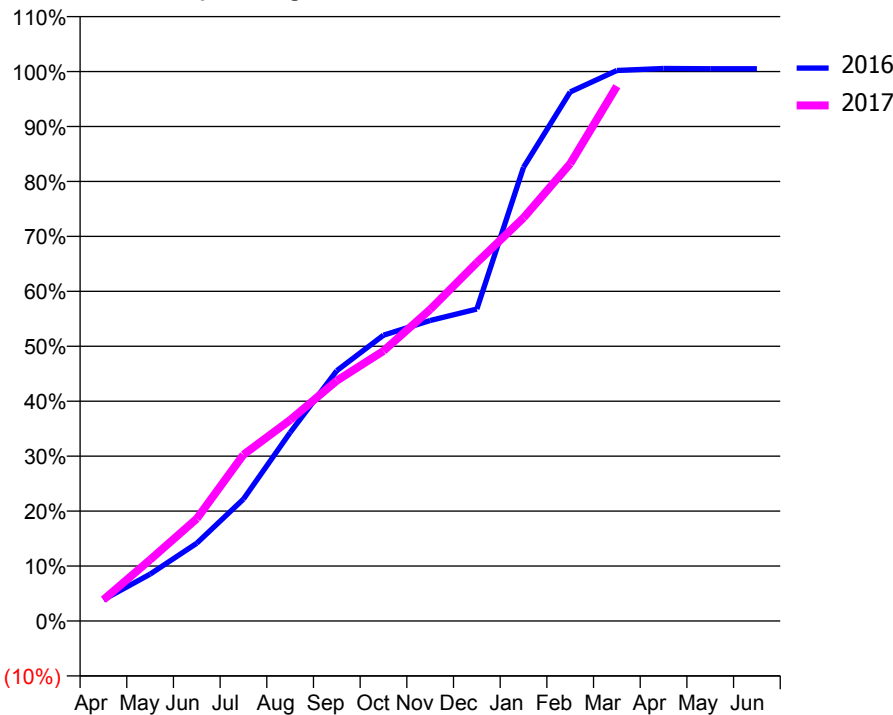
### ACCESS\*

Patients seen in 24 months	Total	Change since previous quarter
Quarter ending March 2016	2,031	
Quarter ending June 2016	2,066	→
Quarter ending September 2016	2,032	↓
Quarter ending December 2016	2,069	→
Quarter ending March 2017	2,193	↑
<b>Variance since March 2016</b>	<b>8.0%</b>	<b>↑</b>



### ACTIVITY

Cumulative percentage of contracted UDA delivered 2016 & 2017



Month	Adjusted Scheduled Activity (UDA)	
	2016	2017
April	181	181
May	397	518
June	659	866
July	1,032	1,408
August	1,596	1,702
September	2,119	2,035
October	2,419	2,287
November	2,544	2,637
December	2,641	3,034
January	3,841	3,413
February	4,479	3,872
March	4,661	4,527
April	4,678	
May	4,676	
June	4,676	

### QUALITY

	Quantity	Base Number	Contract	AT	Region	England
% of FP17s for the same patient ID Re-attending within 3 months - Children	84	1,040	8.1%	10.4%	11.9%	12.3%
% of FP17s for the same patient ID Re-attending within 3 months - Adults	233	1,737	13.4%	15.3%	16.6%	16.7%
% of FP17s for the same patient ID Re-attending between 3 & 9 months - Children	498	1,040	47.9%	60.5%	60.2%	57.6%
% of FP17s for the same patient ID Re-attending between 3 & 9 months - Adults	736	1,737	42.4%	52.1%	51.5%	50.1%
% of FP17s for Band 1 Urgent Courses	275	2,760	10.0%	9.6%	9.5%	9.1%
% of FP17s Relating to Free Repair or Replacements	0	2,760	0.0%	0.7%	0.7%	0.8%
% of FP17s Relating to Continuations	37	2,760	1.3%	1.3%	1.2%	1.2%
% of Patients satisfied with the dentistry they have received	1	1	N/A	93.3%	93.1%	92.8%
% of Patients satisfied with the time they had to wait for an appointment	1	1	N/A	87.7%	88.8%	88.7%

\* This is based on patients treated on this contract for their most recent course of treatment. Figures in italics indicate the base number of FP17s or Patient Questionnaire responses are less than 100. N/A is shown where the base number of responses is less than 10 during the period. % is calculated as Quantity/Base number\*100

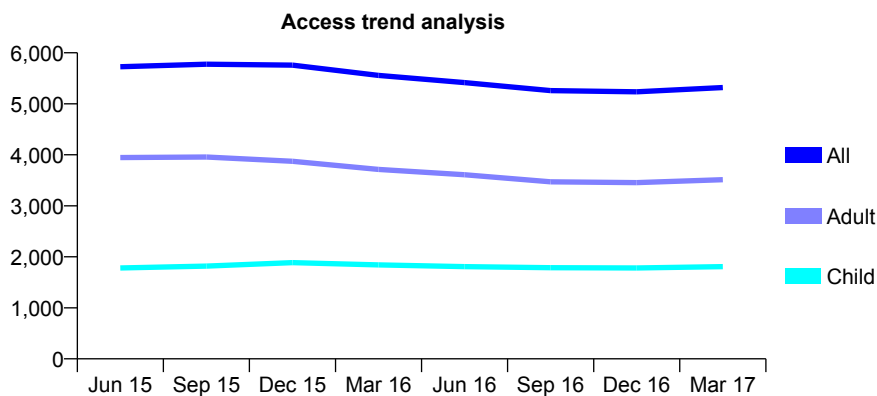
## Q70 - Vital Signs At a Glance Contract Report for 101281/0124 - March 2017

Name or company name	OASIS DENTAL CARE LTD
Contract type name	GDS Contract
Purpose of contract	General
Contract start date	01/04/2006
Contract end date	

16/17 Contracted general activity (UDA)	13,263
Carry forward general activity (UDA)	0
16/17 Contracted orthodontic activity (UOA)	0
Carry forward orthodontic activity (UOA)	0
Baseline contract value	£316,345.87

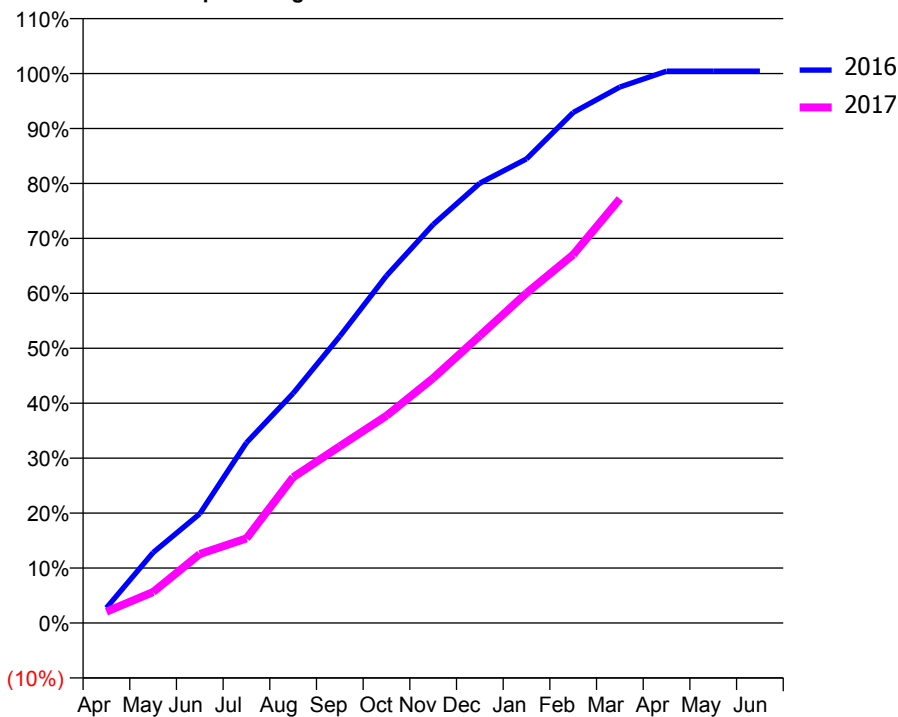
### ACCESS\*

Patients seen in 24 months	Total	Change since previous quarter
Quarter ending March 2016	5,556	
Quarter ending June 2016	5,416	↓
Quarter ending September 2016	5,259	↓
Quarter ending December 2016	5,235	→
Quarter ending March 2017	5,319	→
<b>Variance since March 2016</b>	<b>(4.3%)</b>	<b>↓</b>



### ACTIVITY

Cumulative percentage of contracted UDA delivered 2016 & 2017



Month	Adjusted Scheduled Activity (UDA)	
	2016	2017
April	366	275
May	1,700	749
June	2,637	1,665
July	4,353	2,043
August	5,543	3,520
September	6,921	4,265
October	8,382	5,002
November	9,619	5,912
December	10,617	6,935
January	11,203	7,964
February	12,321	8,890
March	12,938	10,240
April	13,318	
May	13,318	
June	13,318	

### QUALITY

	Quantity	Base Number	Contract	AT	Region	England
% of FP17s for the same patient ID Re-attending within 3 months - Children	155	2,342	6.6%	10.4%	11.9%	12.3%
% of FP17s for the same patient ID Re-attending within 3 months - Adults	475	4,063	11.7%	15.3%	16.6%	16.7%
% of FP17s for the same patient ID Re-attending between 3 & 9 months - Children	1,217	2,342	52.0%	60.5%	60.2%	57.6%
% of FP17s for the same patient ID Re-attending between 3 & 9 months - Adults	1,942	4,063	47.8%	52.1%	51.5%	50.1%
% of FP17s for Band 1 Urgent Courses	588	6,221	9.5%	9.6%	9.5%	9.1%
% of FP17s Relating to Free Repair or Replacements	25	6,221	0.4%	0.7%	0.7%	0.8%
% of FP17s Relating to Continuations	64	6,221	1.0%	1.3%	1.2%	1.2%
% of Patients satisfied with the dentistry they have received	5	5	N/A	93.3%	93.1%	92.8%
% of Patients satisfied with the time they had to wait for an appointment	5	5	N/A	87.7%	88.8%	88.7%

\* This is based on patients treated on this contract for their most recent course of treatment. Figures in italics indicate the base number of FP17s or Patient Questionnaire responses are less than 100. N/A is shown where the base number of responses is less than 10 during the period. % is calculated as Quantity/Base number\*100

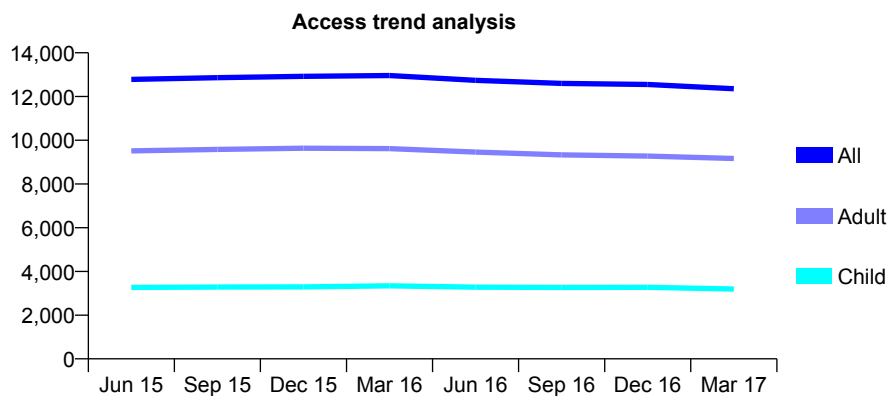
## Q70 - Vital Signs At a Glance Contract Report for 101281/0193 - March 2017

Name or company name	OASIS DENTAL CARE LTD
Contract type name	GDS Contract
Purpose of contract	General
Contract start date	01/02/2009
Contract end date	

16/17 Contracted general activity (UDA)	34,227
Carry forward general activity (UDA)	0
16/17 Contracted orthodontic activity (UOA)	0
Carry forward orthodontic activity (UOA)	0
Baseline contract value	£748,810.79

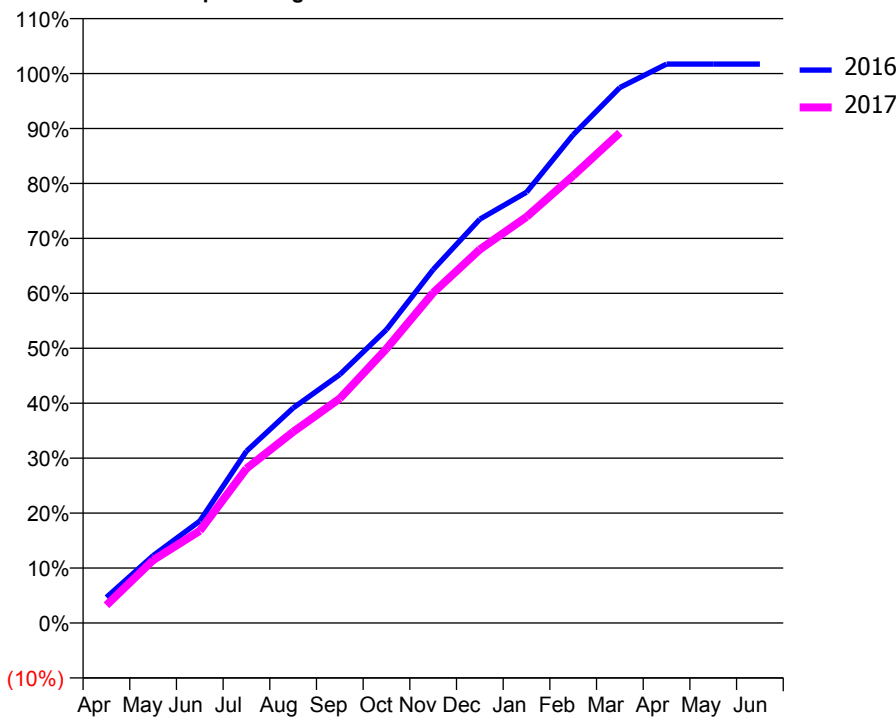
### ACCESS\*

Patients seen in 24 months	Total	Change since previous quarter
Quarter ending March 2016	12,957	
Quarter ending June 2016	12,738	↓
Quarter ending September 2016	12,597	↓
Quarter ending December 2016	12,550	→
Quarter ending March 2017	12,354	↓
<b>Variance since March 2016</b>	<b>(4.7%)</b>	<b>↓</b>



### ACTIVITY

Cumulative percentage of contracted UDA delivered 2016 & 2017



### QUALITY

	Quantity	Base Number	Contract	AT	Region	England
% of FP17s for the same patient ID Re-attending within 3 months - Children	397	4,624	8.6%	10.4%	11.9%	12.3%
% of FP17s for the same patient ID Re-attending within 3 months - Adults	1,745	12,862	13.6%	15.3%	16.6%	16.7%
% of FP17s for the same patient ID Re-attending between 3 & 9 months - Children	2,894	4,624	62.6%	60.5%	60.2%	57.6%
% of FP17s for the same patient ID Re-attending between 3 & 9 months - Adults	8,179	12,862	63.6%	52.1%	51.5%	50.1%
% of FP17s for Band 1 Urgent Courses	1,391	16,782	8.3%	9.6%	9.5%	9.1%
% of FP17s Relating to Free Repair or Replacements	86	16,782	0.5%	0.7%	0.7%	0.8%
% of FP17s Relating to Continuations	269	16,782	1.6%	1.3%	1.2%	1.2%
% of Patients satisfied with the dentistry they have received	7	8	N/A	93.3%	93.1%	92.8%
% of Patients satisfied with the time they had to wait for an appointment	7	8	N/A	87.7%	88.8%	88.7%

\* This is based on patients treated on this contract for their most recent course of treatment. Figures in italics indicate the base number of FP17s or Patient Questionnaire responses are less than 100. N/A is shown where the base number of responses is less than 10 during the period. % is calculated as Quantity/Base number\*100

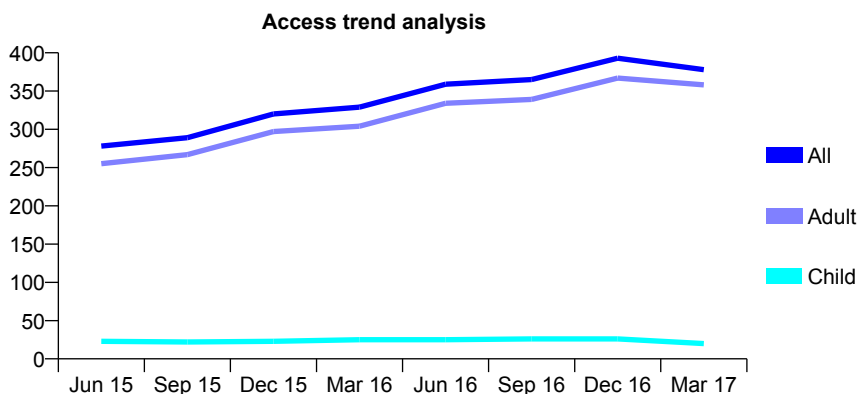
## Q70 - Vital Signs At a Glance Contract Report for 101281/0216 - March 2017

Name or company name	OASIS DENTAL CARE LTD
Contract type name	GDS Contract
Purpose of contract	General
Contract start date	01/04/2010
Contract end date	31/03/2017

16/17 Contracted general activity (UDA)	873
Carry forward general activity (UDA)	0
16/17 Contracted orthodontic activity (UOA)	0
Carry forward orthodontic activity (UOA)	0
Baseline contract value	£0.00

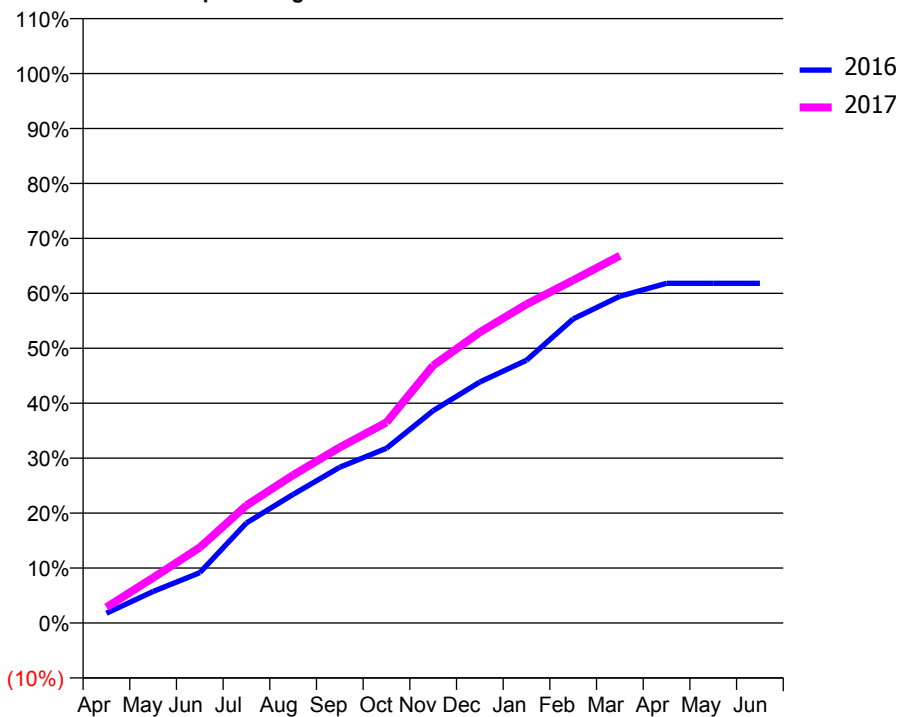
### ACCESS\*

Patients seen in 24 months	Total	Change since previous quarter
Quarter ending March 2016	329	
Quarter ending June 2016	359	↑
Quarter ending September 2016	365	→
Quarter ending December 2016	393	↑
Quarter ending March 2017	378	↓
<b>Variance since March 2016</b>	14.9%	↑



### ACTIVITY

Cumulative percentage of contracted UDA delivered 2016 & 2017



Month	Adjusted Scheduled Activity (UDA)	
	2016	2017
April	16	25
May	50	72
June	80	120
July	159	187
August	204	235
September	248	279
October	278	319
November	337	409
December	383	462
January	417	506
February	483	545
March	519	584
April	540	
May	540	
June	540	

### QUALITY

	Quantity	Base Number	Contract	AT	Region	England
% of FP17s for the same patient ID Re-attending within 3 months - Children	1	43	2.3%	10.4%	11.9%	12.3%
% of FP17s for the same patient ID Re-attending within 3 months - Adults	14	445	3.1%	15.3%	16.6%	16.7%
% of FP17s for the same patient ID Re-attending between 3 & 9 months - Children	0	43	0.0%	60.5%	60.2%	57.6%
% of FP17s for the same patient ID Re-attending between 3 & 9 months - Adults	4	445	0.9%	52.1%	51.5%	50.1%
% of FP17s for Band 1 Urgent Courses	458	471	97.2%	9.6%	9.5%	9.1%
% of FP17s Relating to Free Repair or Replacements	0	471	0.0%	0.7%	0.7%	0.8%
% of FP17s Relating to Continuations	0	471	0.0%	1.3%	1.2%	1.2%
% of Patients satisfied with the dentistry they have received	0	0	N/A	93.3%	93.1%	92.8%
% of Patients satisfied with the time they had to wait for an appointment	0	0	N/A	87.7%	88.8%	88.7%

\* This is based on patients treated on this contract for their most recent course of treatment. Figures in italics indicate the base number of FP17s or Patient Questionnaire responses are less than 100. N/A is shown where the base number of responses is less than 10 during the period. % is calculated as Quantity/Base number\*100



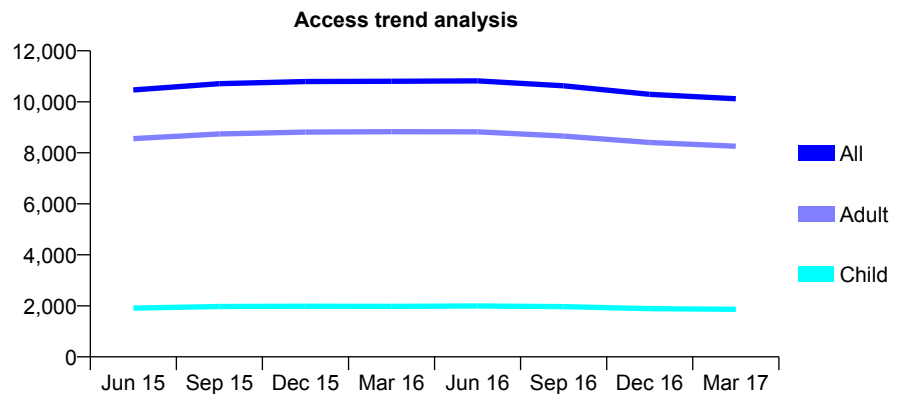
## Q70 - Vital Signs At a Glance Contract Report for 101338/0001 - March 2017

Name or company name	Whitecross Dental Care Limited
Contract type name	GDS Contract
Purpose of contract	General
Contract start date	01/04/2006
Contract end date	

16/17 Contracted general activity (UDA)	33,703
Carry forward general activity (UDA)	0
16/17 Contracted orthodontic activity (UOA)	0
Carry forward orthodontic activity (UOA)	0
Baseline contract value	£806,875.96

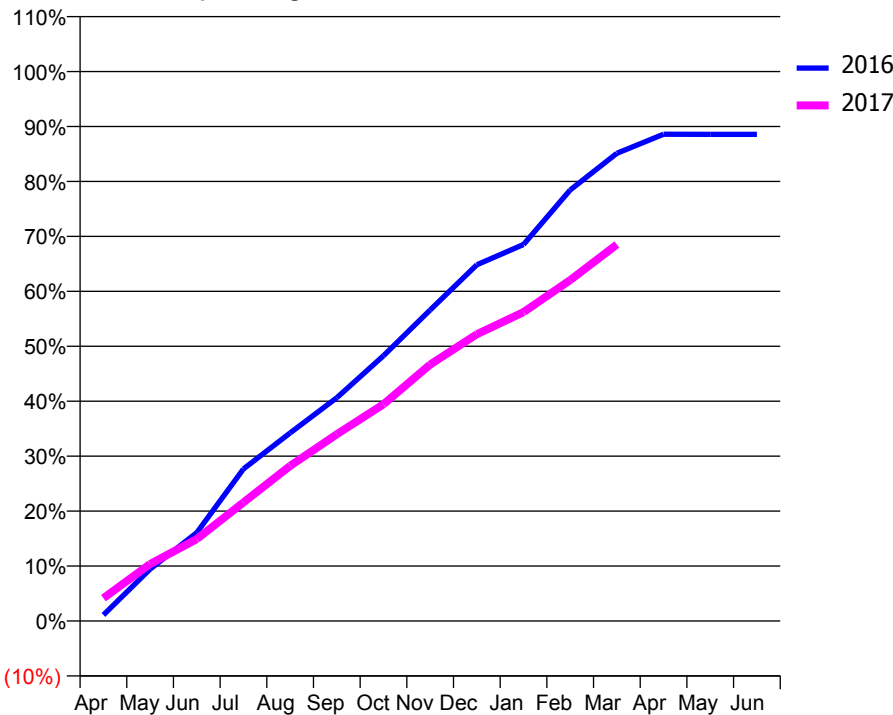
### ACCESS\*

Patients seen in 24 months	Total	Change since previous quarter
Quarter ending March 2016	10,806	
Quarter ending June 2016	10,819	→
Quarter ending September 2016	10,625	↓
Quarter ending December 2016	10,293	↓
Quarter ending March 2017	10,120	↓
<b>Variance since March 2016</b>	<b>(6.3%)</b>	<b>↓</b>



### ACTIVITY

Cumulative percentage of contracted UDA delivered 2016 & 2017



Month	Adjusted Scheduled Activity (UDA)	
	2016	2017
April	374	1,406
May	3,182	3,496
June	5,420	5,028
July	9,331	7,273
August	11,536	9,519
September	13,695	11,457
October	16,275	13,292
November	19,079	15,734
December	21,850	17,588
January	23,095	18,946
February	26,441	20,908
March	28,688	23,093
April	29,855	
May	29,847	
June	29,845	

### QUALITY

	Quantity	Base Number	Contract	AT	Region	England
% of FP17s for the same patient ID Re-attending within 3 months - Children	162	2,226	7.3%	10.4%	11.9%	12.3%
% of FP17s for the same patient ID Re-attending within 3 months - Adults	1,142	9,490	12.0%	15.3%	16.6%	16.7%
% of FP17s for the same patient ID Re-attending between 3 & 9 months - Children	939	2,226	42.2%	60.5%	60.2%	57.6%
% of FP17s for the same patient ID Re-attending between 3 & 9 months - Adults	4,223	9,490	44.5%	52.1%	51.5%	50.1%
% of FP17s for Band 1 Urgent Courses	1,148	11,295	10.2%	9.6%	9.5%	9.1%
% of FP17s Relating to Free Repair or Replacements	80	11,295	0.7%	0.7%	0.7%	0.8%
% of FP17s Relating to Continuations	189	11,295	1.7%	1.3%	1.2%	1.2%
% of Patients satisfied with the dentistry they have received	7	9	N/A	93.3%	93.1%	92.8%
% of Patients satisfied with the time they had to wait for an appointment	5	9	N/A	87.7%	88.8%	88.7%

\* This is based on patients treated on this contract for their most recent course of treatment. Figures in italics indicate the base number of FP17s or Patient Questionnaire responses are less than 100. N/A is shown where the base number of responses is less than 10 during the period. % is calculated as Quantity/Base number\*100

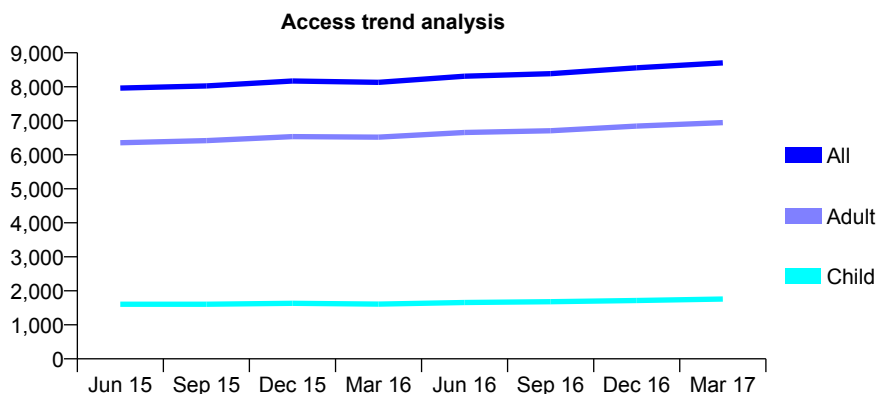
## Q70 - Vital Signs At a Glance Contract Report for 101338/0002 - March 2017

Name or company name	Whitecross Dental Care Limited
Contract type name	GDS Contract
Purpose of contract	General
Contract start date	01/04/2006
Contract end date	

16/17 Contracted general activity (UDA)	26,962
Carry forward general activity (UDA)	0
16/17 Contracted orthodontic activity (UOA)	0
Carry forward orthodontic activity (UOA)	0
Baseline contract value	£645,491.19

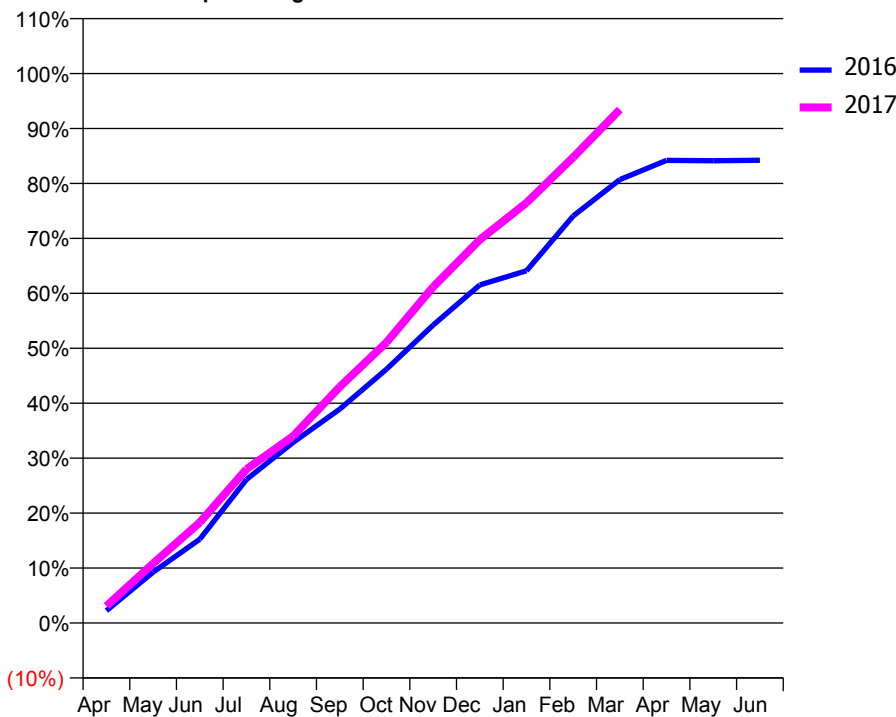
### ACCESS\*

Patients seen in 24 months	Total	Change since previous quarter
Quarter ending March 2016	8,131	
Quarter ending June 2016	8,311	↑
Quarter ending September 2016	8,387	→
Quarter ending December 2016	8,559	↑
Quarter ending March 2017	8,704	→
<b>Variance since March 2016</b>	<b>7.0%</b>	<b>↑</b>



### ACTIVITY

Cumulative percentage of contracted UDA delivered 2016 & 2017



Month	Adjusted Scheduled Activity (UDA)	
	2016	2017
April	602	832
May	2,498	2,920
June	4,109	4,934
July	7,043	7,550
August	8,860	9,168
September	10,497	11,593
October	12,457	13,772
November	14,621	16,491
December	16,588	18,810
January	17,284	20,619
February	19,972	22,850
March	21,755	25,196
April	22,698	
May	22,679	
June	22,708	

### QUALITY

	Quantity	Base Number	Contract	AT	Region	England
% of FP17s for the same patient ID Re-attending within 3 months - Children	150	2,474	6.1%	10.4%	11.9%	12.3%
% of FP17s for the same patient ID Re-attending within 3 months - Adults	1,337	9,923	13.5%	15.3%	16.6%	16.7%
% of FP17s for the same patient ID Re-attending between 3 & 9 months - Children	1,230	2,474	49.7%	60.5%	60.2%	57.6%
% of FP17s for the same patient ID Re-attending between 3 & 9 months - Adults	5,142	9,923	51.8%	52.1%	51.5%	50.1%
% of FP17s for Band 1 Urgent Courses	818	12,039	6.8%	9.6%	9.5%	9.1%
% of FP17s Relating to Free Repair or Replacements	58	12,039	0.5%	0.7%	0.7%	0.8%
% of FP17s Relating to Continuations	342	12,039	2.8%	1.3%	1.2%	1.2%
% of Patients satisfied with the dentistry they have received	11	11	100.0%	93.3%	93.1%	92.8%
% of Patients satisfied with the time they had to wait for an appointment	10	11	90.9%	87.7%	88.8%	88.7%

\* This is based on patients treated on this contract for their most recent course of treatment. Figures in italics indicate the base number of FP17s or Patient Questionnaire responses are less than 100. N/A is shown where the base number of responses is less than 10 during the period. % is calculated as Quantity/Base number\*100

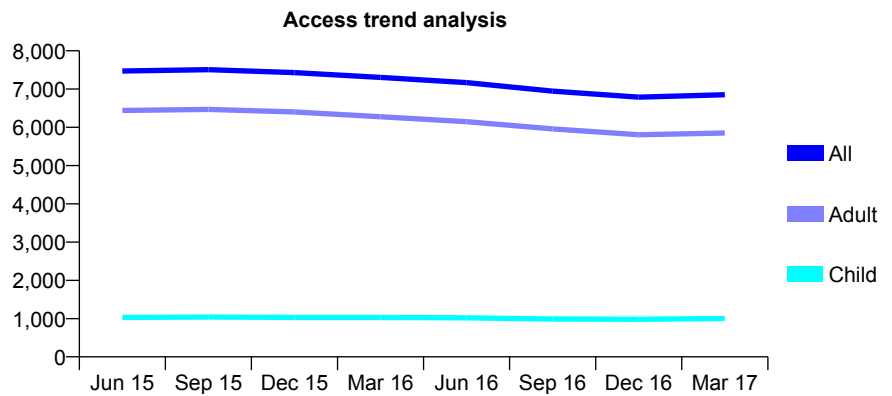
## Q70 - Vital Signs At a Glance Contract Report for 101338/0003 - March 2017

Name or company name	Whitecross Dental Care Limited
Contract type name	GDS Contract
Purpose of contract	General
Contract start date	01/04/2006
Contract end date	

16/17 Contracted general activity (UDA)	24,294
Carry forward general activity (UDA)	0
16/17 Contracted orthodontic activity (UOA)	0
Carry forward orthodontic activity (UOA)	0
Baseline contract value	£678,213.77

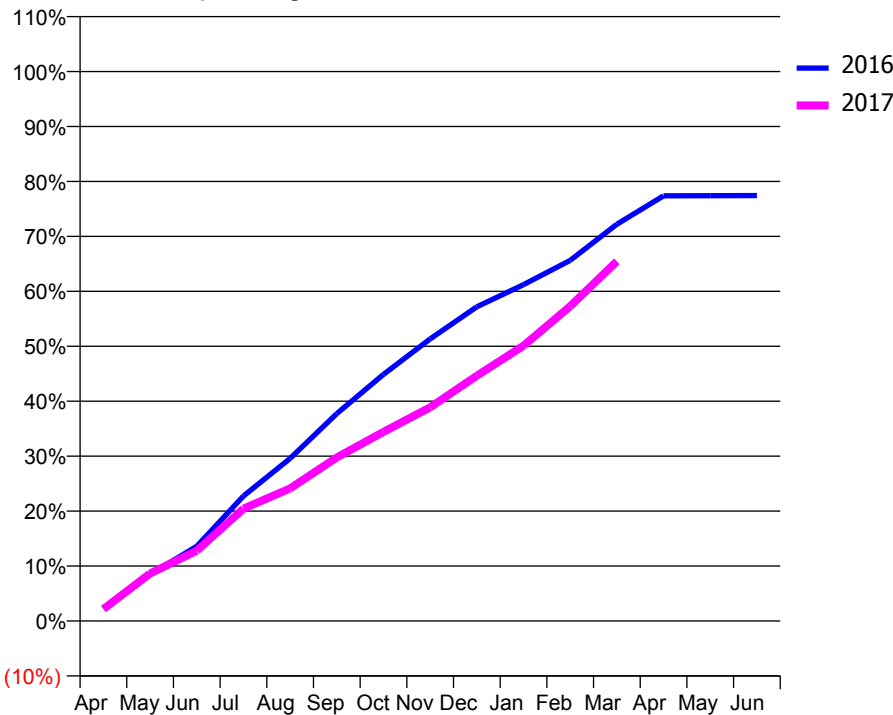
### ACCESS\*

Patients seen in 24 months	Total	Change since previous quarter
Quarter ending March 2016	7,306	
Quarter ending June 2016	7,168	↓
Quarter ending September 2016	6,947	↓
Quarter ending December 2016	6,790	↓
Quarter ending March 2017	6,852	→
<b>Variance since March 2016</b>	<b>(6.2%)</b>	<b>↓</b>



### ACTIVITY

Cumulative percentage of contracted UDA delivered 2016 & 2017



Month	Adjusted Scheduled Activity (UDA)	
	2016	2017
April	556	525
May	2,068	2,101
June	3,304	3,113
July	5,528	4,970
August	7,188	5,863
September	9,169	7,230
October	10,902	8,360
November	12,472	9,447
December	13,890	10,845
January	14,873	12,169
February	15,946	13,914
March	17,540	15,903
April	18,799	
May	18,802	
June	18,812	

### QUALITY

	Quantity	Base Number	Contract	AT	Region	England
% of FP17s for the same patient ID Re-attending within 3 months - Children	80	1,215	6.6%	10.4%	11.9%	12.3%
% of FP17s for the same patient ID Re-attending within 3 months - Adults	736	6,459	11.4%	15.3%	16.6%	16.7%
% of FP17s for the same patient ID Re-attending between 3 & 9 months - Children	535	1,215	44.0%	60.5%	60.2%	57.6%
% of FP17s for the same patient ID Re-attending between 3 & 9 months - Adults	2,609	6,459	40.4%	52.1%	51.5%	50.1%
% of FP17s for Band 1 Urgent Courses	779	7,128	10.9%	9.6%	9.5%	9.1%
% of FP17s Relating to Free Repair or Replacements	49	7,128	0.7%	0.7%	0.7%	0.8%
% of FP17s Relating to Continuations	169	7,128	2.4%	1.3%	1.2%	1.2%
% of Patients satisfied with the dentistry they have received	9	10	90.0%	93.3%	93.1%	92.8%
% of Patients satisfied with the time they had to wait for an appointment	9	10	90.0%	87.7%	88.8%	88.7%

\* This is based on patients treated on this contract for their most recent course of treatment. Figures in italics indicate the base number of FP17s or Patient Questionnaire responses are less than 100. N/A is shown where the base number of responses is less than 10 during the period. % is calculated as Quantity/Base number\*100

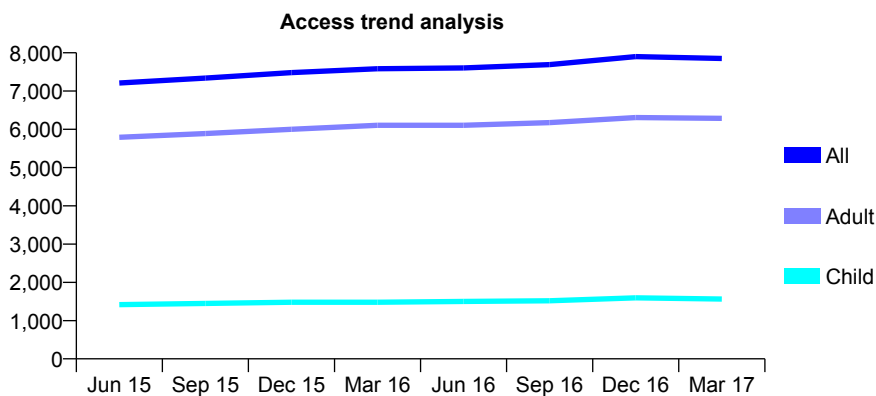
## Q70 - Vital Signs At a Glance Contract Report for 101338/0015 - March 2017

Name or company name	Whitecross Dental Care Limited
Contract type name	GDS Contract
Purpose of contract	General
Contract start date	01/04/2006
Contract end date	

16/17 Contracted general activity (UDA)	24,549
Carry forward general activity (UDA)	0
16/17 Contracted orthodontic activity (UOA)	0
Carry forward orthodontic activity (UOA)	0
Baseline contract value	£685,332.59

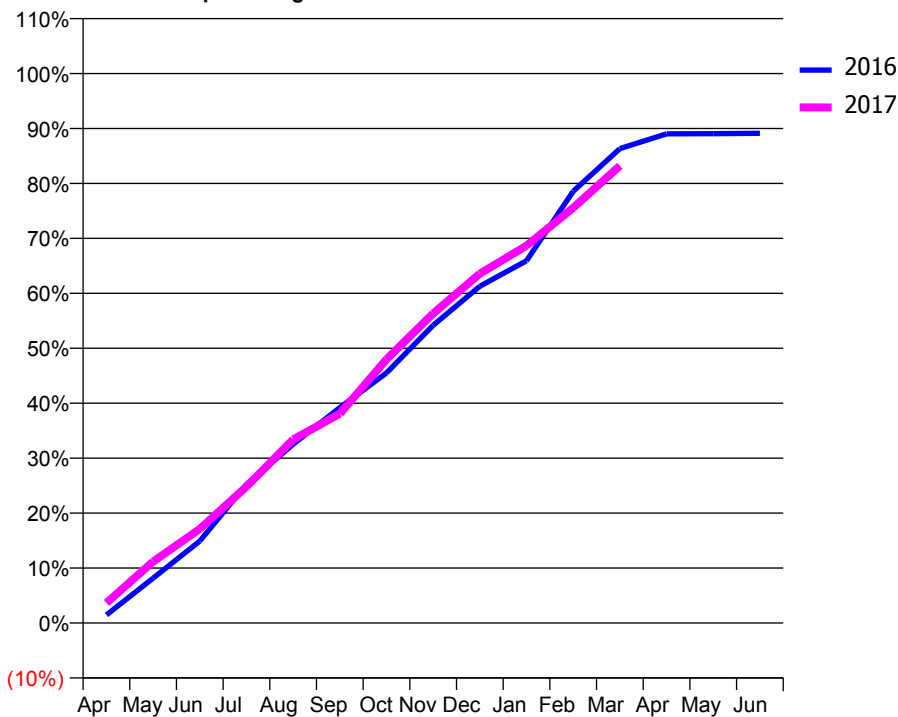
### ACCESS\*

Patients seen in 24 months	Total	Change since previous quarter
Quarter ending March 2016	7,585	
Quarter ending June 2016	7,606	→
Quarter ending September 2016	7,692	→
Quarter ending December 2016	7,901	↑
Quarter ending March 2017	7,852	→
<b>Variance since March 2016</b>	<b>3.5%</b>	<b>↑</b>



### ACTIVITY

Cumulative percentage of contracted UDA delivered 2016 & 2017



Month	Adjusted Scheduled Activity (UDA)	
	2016	2017
April	360	898
May	2,004	2,743
June	3,660	4,205
July	6,195	6,089
August	7,983	8,201
September	9,624	9,348
October	11,172	11,783
November	13,302	13,828
December	15,045	15,608
January	16,182	16,855
February	19,289	18,547
March	21,191	20,425
April	21,857	
May	21,861	
June	21,877	

### QUALITY

	Quantity	Base Number	Contract	AT	Region	England
% of FP17s for the same patient ID Re-attending within 3 months - Children	125	2,124	5.9%	10.4%	11.9%	12.3%
% of FP17s for the same patient ID Re-attending within 3 months - Adults	1,364	8,015	17.0%	15.3%	16.6%	16.7%
% of FP17s for the same patient ID Re-attending between 3 & 9 months - Children	1,068	2,124	50.3%	60.5%	60.2%	57.6%
% of FP17s for the same patient ID Re-attending between 3 & 9 months - Adults	3,473	8,015	43.3%	52.1%	51.5%	50.1%
% of FP17s for Band 1 Urgent Courses	1,229	9,797	12.5%	9.6%	9.5%	9.1%
% of FP17s Relating to Free Repair or Replacements	42	9,797	0.4%	0.7%	0.7%	0.8%
% of FP17s Relating to Continuations	267	9,797	2.7%	1.3%	1.2%	1.2%
% of Patients satisfied with the dentistry they have received	13	13	100.0%	93.3%	93.1%	92.8%
% of Patients satisfied with the time they had to wait for an appointment	12	13	92.3%	87.7%	88.8%	88.7%

\* This is based on patients treated on this contract for their most recent course of treatment. Figures in italics indicate the base number of FP17s or Patient Questionnaire responses are less than 100. N/A is shown where the base number of responses is less than 10 during the period. % is calculated as Quantity/Base number\*100

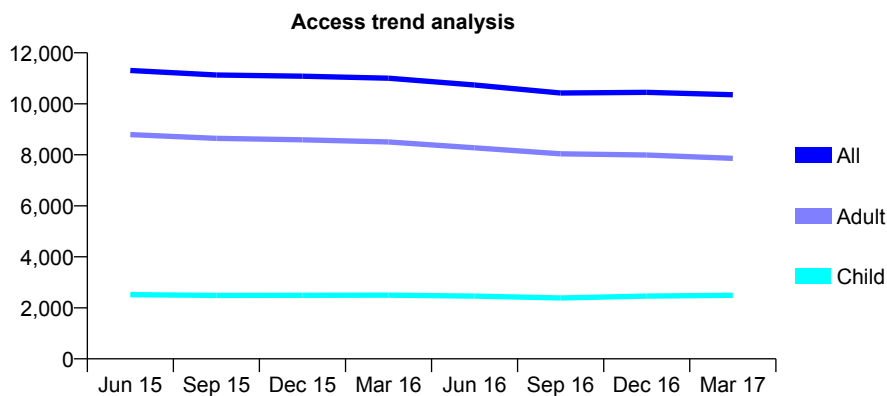
## Q70 - Vital Signs At a Glance Contract Report for 101338/0018 - March 2017

Name or company name	Whitecross Dental Care Limited
Contract type name	GDS Contract
Purpose of contract	General
Contract start date	01/04/2006
Contract end date	

16/17 Contracted general activity (UDA)	34,506
Carry forward general activity (UDA)	0
16/17 Contracted orthodontic activity (UOA)	0
Carry forward orthodontic activity (UOA)	0
Baseline contract value	£925,728.11

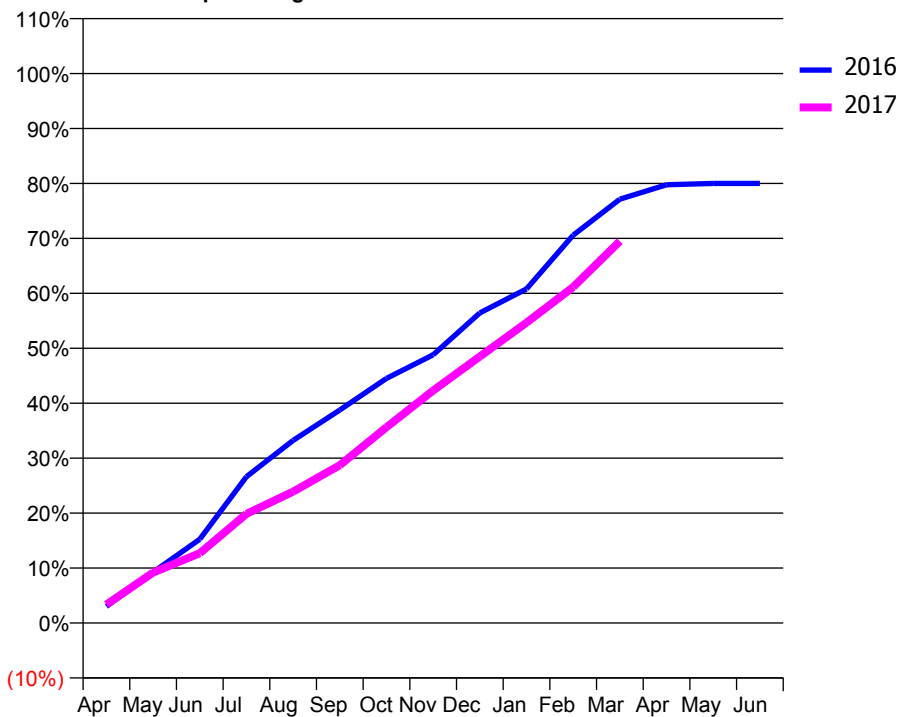
### ACCESS\*

Patients seen in 24 months	Total	Change since previous quarter
Quarter ending March 2016	11,004	
Quarter ending June 2016	10,736	↓
Quarter ending September 2016	10,425	↓
Quarter ending December 2016	10,450	→
Quarter ending March 2017	10,353	→
<b>Variance since March 2016</b>	<b>(5.9%)</b>	<b>↓</b>



### ACTIVITY

Cumulative percentage of contracted UDA delivered 2016 & 2017



Month	Adjusted Scheduled Activity (UDA)	
	2016	2017
April	1,044	1,158
May	3,198	3,167
June	5,266	4,387
July	9,188	6,856
August	11,465	8,252
September	13,378	9,906
October	15,361	12,292
November	16,846	14,597
December	19,476	16,731
January	20,982	18,859
February	24,350	21,095
March	26,617	23,975
April	27,521	
May	27,605	
June	27,604	

### QUALITY

	Quantity	Base Number	Contract	AT	Region	England
% of FP17s for the same patient ID Re-attending within 3 months - Children	130	3,119	4.2%	10.4%	11.9%	12.3%
% of FP17s for the same patient ID Re-attending within 3 months - Adults	696	8,666	8.0%	15.3%	16.6%	16.7%
% of FP17s for the same patient ID Re-attending between 3 & 9 months - Children	1,407	3,119	45.1%	60.5%	60.2%	57.6%
% of FP17s for the same patient ID Re-attending between 3 & 9 months - Adults	2,938	8,666	33.9%	52.1%	51.5%	50.1%
% of FP17s for Band 1 Urgent Courses	398	11,334	3.5%	9.6%	9.5%	9.1%
% of FP17s Relating to Free Repair or Replacements	66	11,334	0.6%	0.7%	0.7%	0.8%
% of FP17s Relating to Continuations	158	11,334	1.4%	1.3%	1.2%	1.2%
% of Patients satisfied with the dentistry they have received	10	11	90.9%	93.3%	93.1%	92.8%
% of Patients satisfied with the time they had to wait for an appointment	7	11	63.6%	87.7%	88.8%	88.7%

\* This is based on patients treated on this contract for their most recent course of treatment. Figures in italics indicate the base number of FP17s or Patient Questionnaire responses are less than 100. N/A is shown where the base number of responses is less than 10 during the period. % is calculated as Quantity/Base number\*100

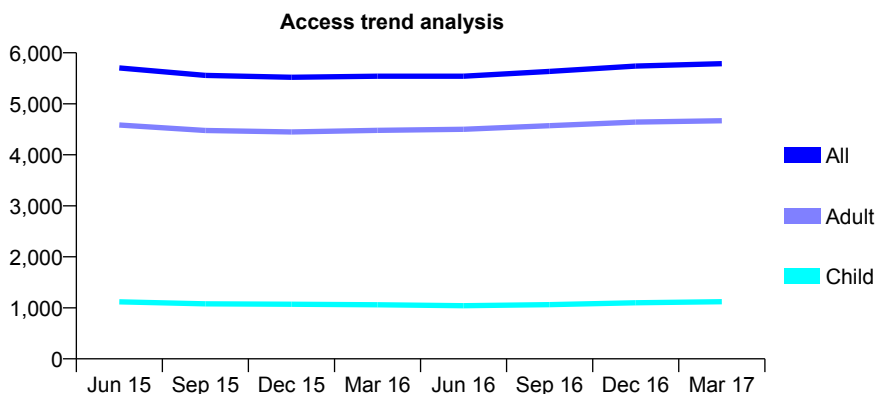
## Q70 - Vital Signs At a Glance Contract Report for 101338/0026 - March 2017

Name or company name	Whitecross Dental Care Limited
Contract type name	GDS Contract
Purpose of contract	General
Contract start date	01/04/2006
Contract end date	

16/17 Contracted general activity (UDA)	16,392
Carry forward general activity (UDA)	0
16/17 Contracted orthodontic activity (UOA)	0
Carry forward orthodontic activity (UOA)	0
Baseline contract value	£392,437.18

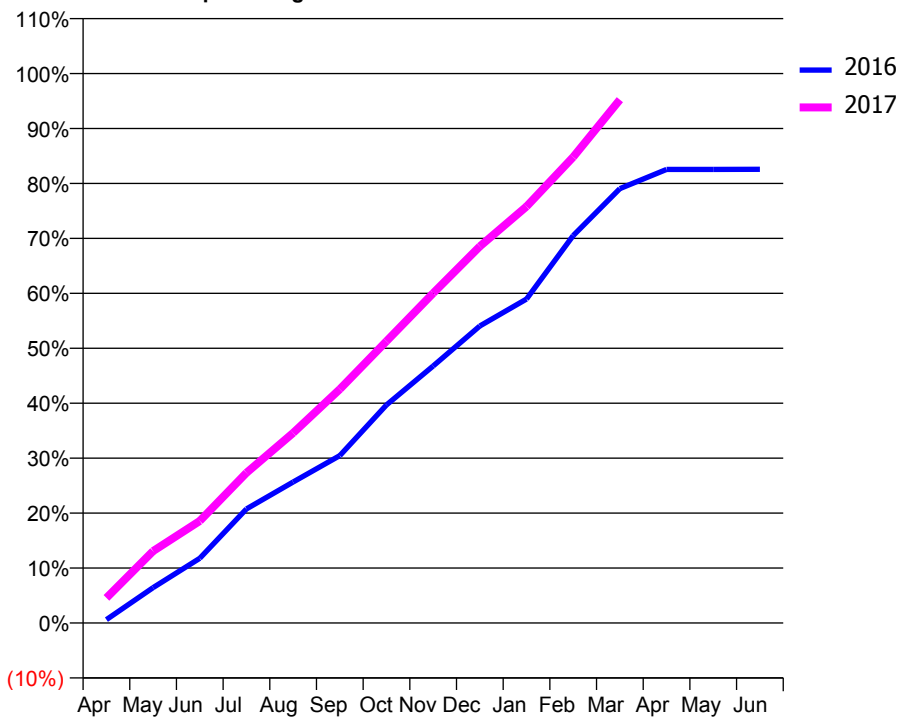
### ACCESS\*

Patients seen in 24 months	Total	Change since previous quarter
Quarter ending March 2016	5,541	
Quarter ending June 2016	5,542	→
Quarter ending September 2016	5,635	→
Quarter ending December 2016	5,741	→
Quarter ending March 2017	5,787	→
<b>Variance since March 2016</b>	<b>4.4%</b>	<b>↑</b>



### ACTIVITY

Cumulative percentage of contracted UDA delivered 2016 & 2017



Month	Adjusted Scheduled Activity (UDA)	
	2016	2017
April	103	750
May	1,056	2,147
June	1,932	3,044
July	3,402	4,482
August	4,208	5,670
September	4,996	6,974
October	6,506	8,406
November	7,666	9,839
December	8,862	11,236
January	9,666	12,425
February	11,556	13,900
March	12,956	15,613
April	13,529	
May	13,531	
June	13,535	

### QUALITY

	Quantity	Base Number	Contract	AT	Region	England
% of FP17s for the same patient ID Re-attending within 3 months - Children	90	1,718	5.2%	10.4%	11.9%	12.3%
% of FP17s for the same patient ID Re-attending within 3 months - Adults	676	6,752	10.0%	15.3%	16.6%	16.7%
% of FP17s for the same patient ID Re-attending between 3 & 9 months - Children	1,041	1,718	60.6%	60.5%	60.2%	57.6%
% of FP17s for the same patient ID Re-attending between 3 & 9 months - Adults	3,832	6,752	56.8%	52.1%	51.5%	50.1%
% of FP17s for Band 1 Urgent Courses	648	8,188	7.9%	9.6%	9.5%	9.1%
% of FP17s Relating to Free Repair or Replacements	57	8,188	0.7%	0.7%	0.7%	0.8%
% of FP17s Relating to Continuations	148	8,188	1.8%	1.3%	1.2%	1.2%
% of Patients satisfied with the dentistry they have received	2	2	N/A	93.3%	93.1%	92.8%
% of Patients satisfied with the time they had to wait for an appointment	2	2	N/A	87.7%	88.8%	88.7%

\* This is based on patients treated on this contract for their most recent course of treatment. Figures in italics indicate the base number of FP17s or Patient Questionnaire responses are less than 100. N/A is shown where the base number of responses is less than 10 during the period. % is calculated as Quantity/Base number\*100

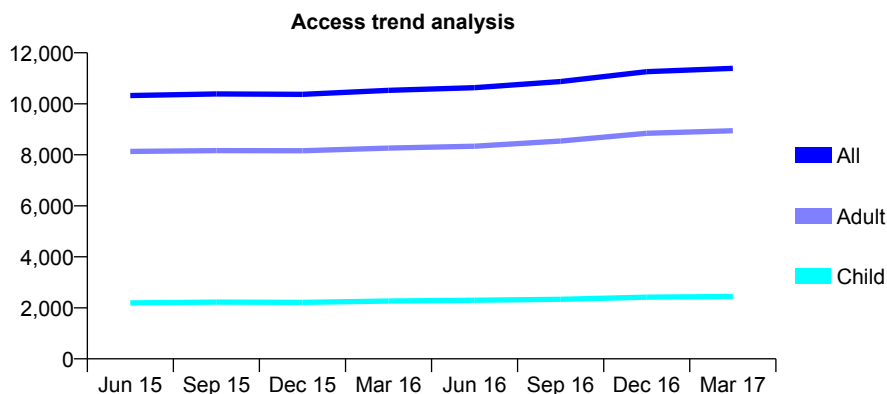
## Q70 - Vital Signs At a Glance Contract Report for 101338/0034 - March 2017

Name or company name	Whitecross Dental Care Limited
Contract type name	GDS Contract
Purpose of contract	General
Contract start date	01/04/2006
Contract end date	

16/17 Contracted general activity (UDA)	34,000
Carry forward general activity (UDA)	0
16/17 Contracted orthodontic activity (UOA)	0
Carry forward orthodontic activity (UOA)	0
Baseline contract value	£949,175.45

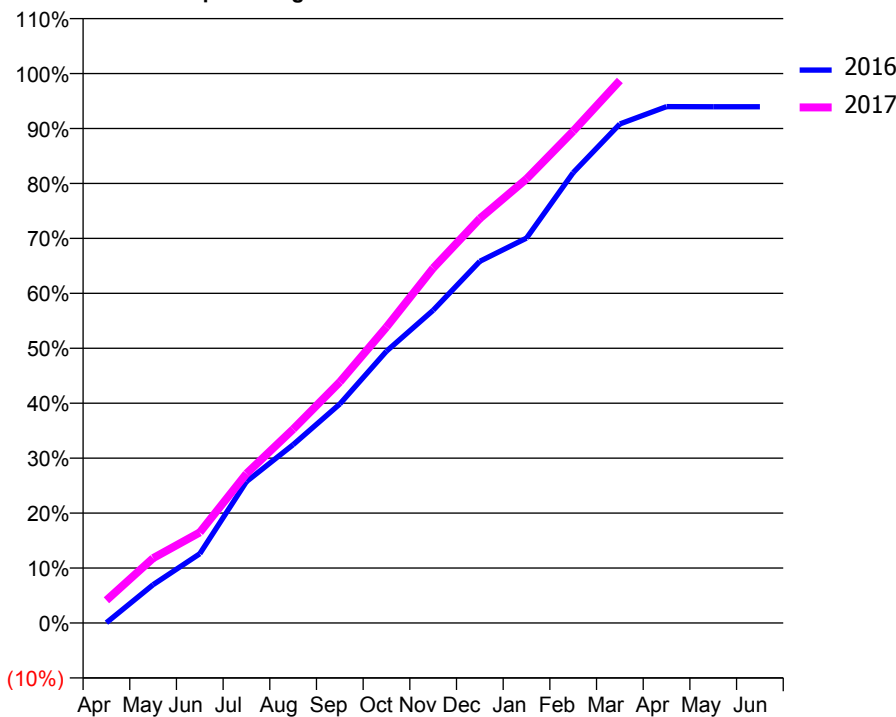
### ACCESS\*

Patients seen in 24 months	Total	Change since previous quarter
Quarter ending March 2016	10,529	
Quarter ending June 2016	10,634	→
Quarter ending September 2016	10,875	↑
Quarter ending December 2016	11,262	↑
Quarter ending March 2017	11,389	→
<b>Variance since March 2016</b>	<b>8.2%</b>	<b>↑</b>



### ACTIVITY

Cumulative percentage of contracted UDA delivered 2016 & 2017



Month	Adjusted Scheduled Activity (UDA)	
	2016	2017
April	22	1,408
May	2,374	4,016
June	4,287	5,603
July	8,752	9,248
August	11,031	11,994
September	13,550	14,915
October	16,815	18,315
November	19,352	21,963
December	22,380	25,026
January	23,815	27,476
February	27,866	30,432
March	30,880	33,569
April	31,948	
May	31,941	
June	31,941	

### QUALITY

	Quantity	Base Number	Contract	AT	Region	England
% of FP17s for the same patient ID Re-attending within 3 months - Children	298	3,473	8.6%	10.4%	11.9%	12.3%
% of FP17s for the same patient ID Re-attending within 3 months - Adults	2,016	12,336	16.3%	15.3%	16.6%	16.7%
% of FP17s for the same patient ID Re-attending between 3 & 9 months - Children	1,814	3,473	52.2%	60.5%	60.2%	57.6%
% of FP17s for the same patient ID Re-attending between 3 & 9 months - Adults	5,361	12,336	43.5%	52.1%	51.5%	50.1%
% of FP17s for Band 1 Urgent Courses	1,738	15,360	11.3%	9.6%	9.5%	9.1%
% of FP17s Relating to Free Repair or Replacements	150	15,360	1.0%	0.7%	0.7%	0.8%
% of FP17s Relating to Continuations	416	15,360	2.7%	1.3%	1.2%	1.2%
% of Patients satisfied with the dentistry they have received	24	25	96.0%	93.3%	93.1%	92.8%
% of Patients satisfied with the time they had to wait for an appointment	21	25	84.0%	87.7%	88.8%	88.7%

\* This is based on patients treated on this contract for their most recent course of treatment. Figures in italics indicate the base number of FP17s or Patient Questionnaire responses are less than 100. N/A is shown where the base number of responses is less than 10 during the period. % is calculated as Quantity/Base number\*100

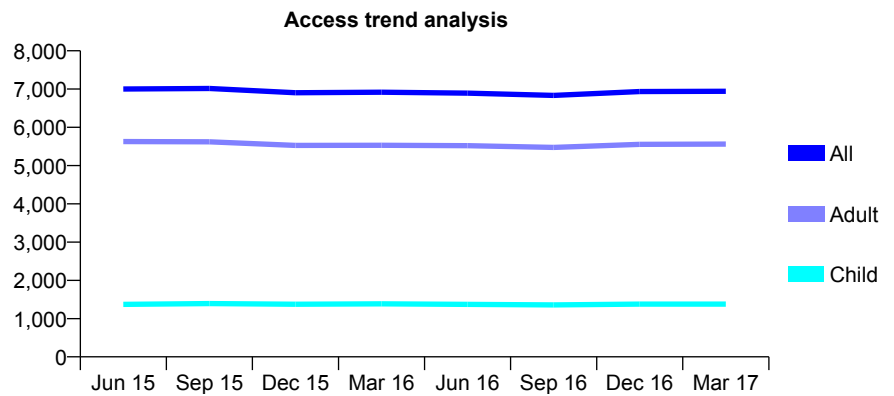
## Q70 - Vital Signs At a Glance Contract Report for 101338/0036 - March 2017

Name or company name	Whitecross Dental Care Limited
Contract type name	GDS Contract
Purpose of contract	General
Contract start date	01/04/2006
Contract end date	

16/17 Contracted general activity (UDA)	20,250
Carry forward general activity (UDA)	240
16/17 Contracted orthodontic activity (UOA)	0
Carry forward orthodontic activity (UOA)	0
Baseline contract value	£565,317.74

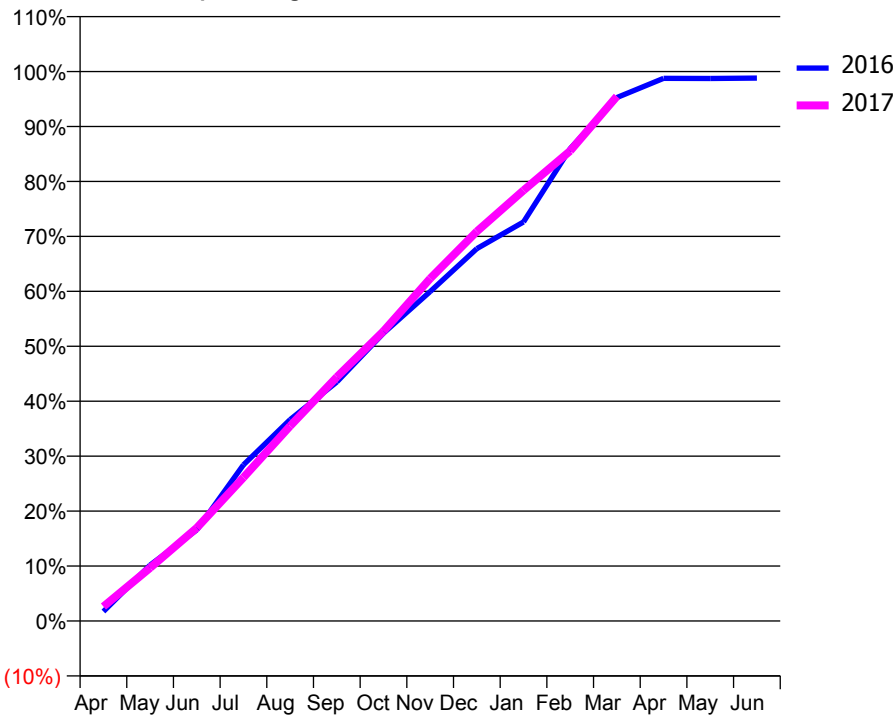
### ACCESS\*

Patients seen in 24 months	Total	Change since previous quarter
Quarter ending March 2016	6,918	
Quarter ending June 2016	6,893	→
Quarter ending September 2016	6,833	→
Quarter ending December 2016	6,935	→
Quarter ending March 2017	6,943	→
<b>Variance since March 2016</b>	<b>0.4%</b>	<b>→</b>



### ACTIVITY

Cumulative percentage of contracted UDA delivered 2016 & 2017



Month	Adjusted Scheduled Activity (UDA)	
	2016	2017
April	352	533
May	2,061	1,958
June	3,357	3,432
July	5,759	5,289
August	7,423	7,189
September	8,809	8,988
October	10,608	10,679
November	12,139	12,620
December	13,723	14,356
January	14,707	15,869
February	17,407	17,323
March	19,292	19,337
April	19,997	
May	19,995	
June	20,010	

### QUALITY

	Quantity	Base Number	Contract	AT	Region	England
% of FP17s for the same patient ID Re-attending within 3 months - Children	95	1,799	5.3%	10.4%	11.9%	12.3%
% of FP17s for the same patient ID Re-attending within 3 months - Adults	863	7,250	11.9%	15.3%	16.6%	16.7%
% of FP17s for the same patient ID Re-attending between 3 & 9 months - Children	921	1,799	51.2%	60.5%	60.2%	57.6%
% of FP17s for the same patient ID Re-attending between 3 & 9 months - Adults	3,482	7,250	48.0%	52.1%	51.5%	50.1%
% of FP17s for Band 1 Urgent Courses	919	8,792	10.5%	9.6%	9.5%	9.1%
% of FP17s Relating to Free Repair or Replacements	109	8,792	1.2%	0.7%	0.7%	0.8%
% of FP17s Relating to Continuations	212	8,792	2.4%	1.3%	1.2%	1.2%
% of Patients satisfied with the dentistry they have received	4	5	N/A	93.3%	93.1%	92.8%
% of Patients satisfied with the time they had to wait for an appointment	4	5	N/A	87.7%	88.8%	88.7%

\* This is based on patients treated on this contract for their most recent course of treatment. Figures in italics indicate the base number of FP17s or Patient Questionnaire responses are less than 100. N/A is shown where the base number of responses is less than 10 during the period. % is calculated as Quantity/Base number\*100



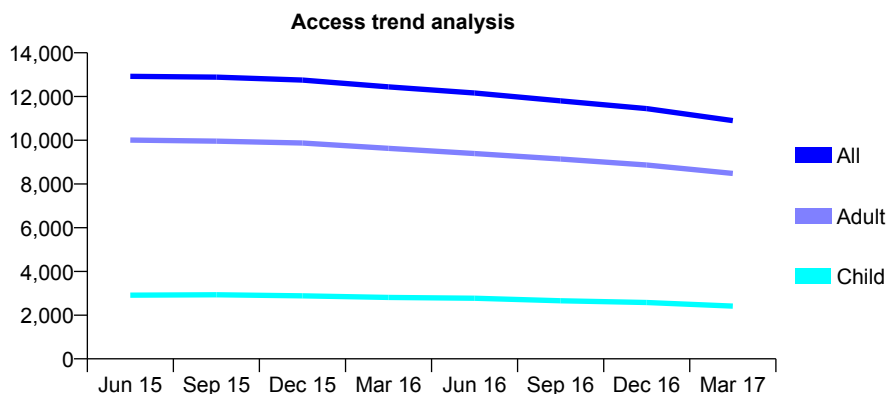
## Q70 - Vital Signs At a Glance Contract Report for 101338/0038 - March 2017

Name or company name	Whitecross Dental Care Limited
Contract type name	GDS Contract
Purpose of contract	General
Contract start date	01/04/2006
Contract end date	

16/17 Contracted general activity (UDA)	34,838
Carry forward general activity (UDA)	0
16/17 Contracted orthodontic activity (UOA)	0
Carry forward orthodontic activity (UOA)	0
Baseline contract value	£1,064,650.16

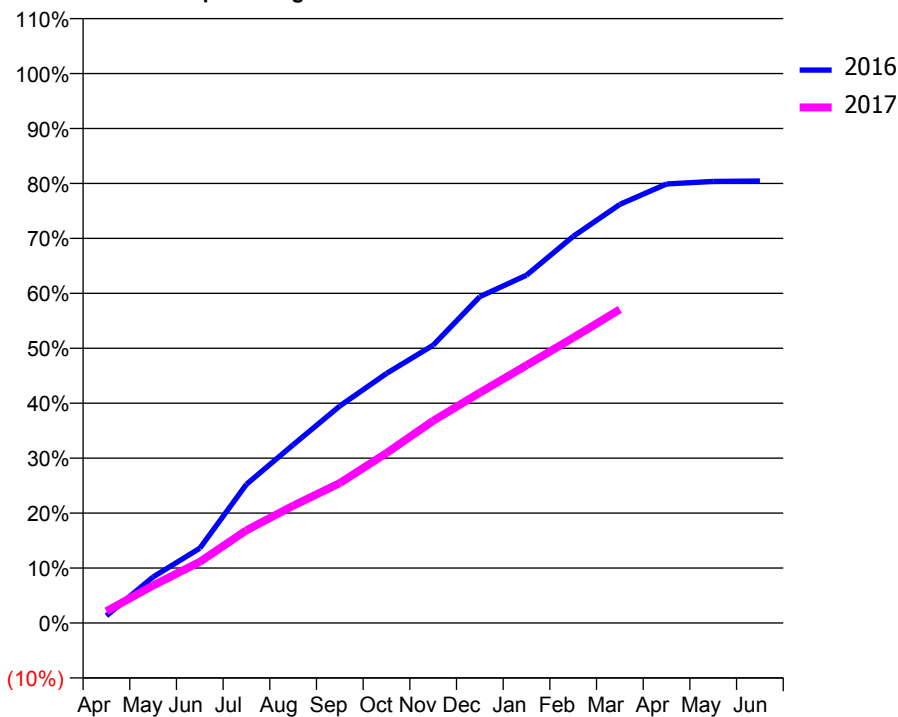
### ACCESS\*

Patients seen in 24 months	Total	Change since previous quarter
Quarter ending March 2016	12,439	
Quarter ending June 2016	12,159	↓
Quarter ending September 2016	11,799	↓
Quarter ending December 2016	11,446	↓
Quarter ending March 2017	10,897	↓
<b>Variance since March 2016</b>	<b>(12.4%)</b>	↓



### ACTIVITY

Cumulative percentage of contracted UDA delivered 2016 & 2017



Month	Adjusted Scheduled Activity (UDA)	
	2016	2017
April	461	748
May	2,918	2,383
June	4,736	3,879
July	8,796	5,882
August	11,301	7,439
September	13,760	8,876
October	15,824	10,773
November	17,611	12,818
December	20,691	14,603
January	22,053	16,340
February	24,509	18,084
March	26,538	19,883
April	27,835	
May	27,995	
June	28,023	

### QUALITY

	Quantity	Base Number	Contract	AT	Region	England
% of FP17s for the same patient ID Re-attending within 3 months - Children	175	2,782	6.3%	10.4%	11.9%	12.3%
% of FP17s for the same patient ID Re-attending within 3 months - Adults	1,143	9,550	12.0%	15.3%	16.6%	16.7%
% of FP17s for the same patient ID Re-attending between 3 & 9 months - Children	1,359	2,782	48.8%	60.5%	60.2%	57.6%
% of FP17s for the same patient ID Re-attending between 3 & 9 months - Adults	3,665	9,550	38.4%	52.1%	51.5%	50.1%
% of FP17s for Band 1 Urgent Courses	1,050	11,482	9.1%	9.6%	9.5%	9.1%
% of FP17s Relating to Free Repair or Replacements	70	11,482	0.6%	0.7%	0.7%	0.8%
% of FP17s Relating to Continuations	180	11,482	1.6%	1.3%	1.2%	1.2%
% of Patients satisfied with the dentistry they have received	11	12	91.7%	93.3%	93.1%	92.8%
% of Patients satisfied with the time they had to wait for an appointment	8	12	66.7%	87.7%	88.8%	88.7%

\* This is based on patients treated on this contract for their most recent course of treatment. Figures in italics indicate the base number of FP17s or Patient Questionnaire responses are less than 100. N/A is shown where the base number of responses is less than 10 during the period. % is calculated as Quantity/Base number\*100

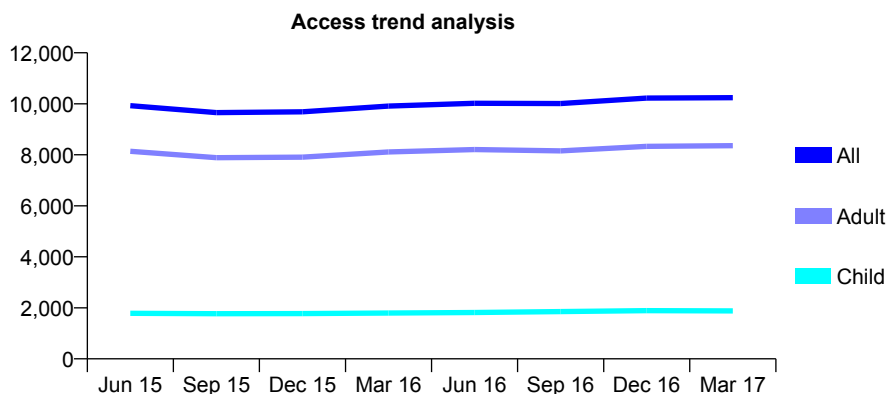
## Q70 - Vital Signs At a Glance Contract Report for 101338/0047 - March 2017

Name or company name	Whitecross Dental Care Limited
Contract type name	GDS Contract
Purpose of contract	General
Contract start date	01/04/2007
Contract end date	

16/17 Contracted general activity (UDA)	34,251
Carry forward general activity (UDA)	0
16/17 Contracted orthodontic activity (UOA)	0
Carry forward orthodontic activity (UOA)	0
Baseline contract value	£1,004,828.80

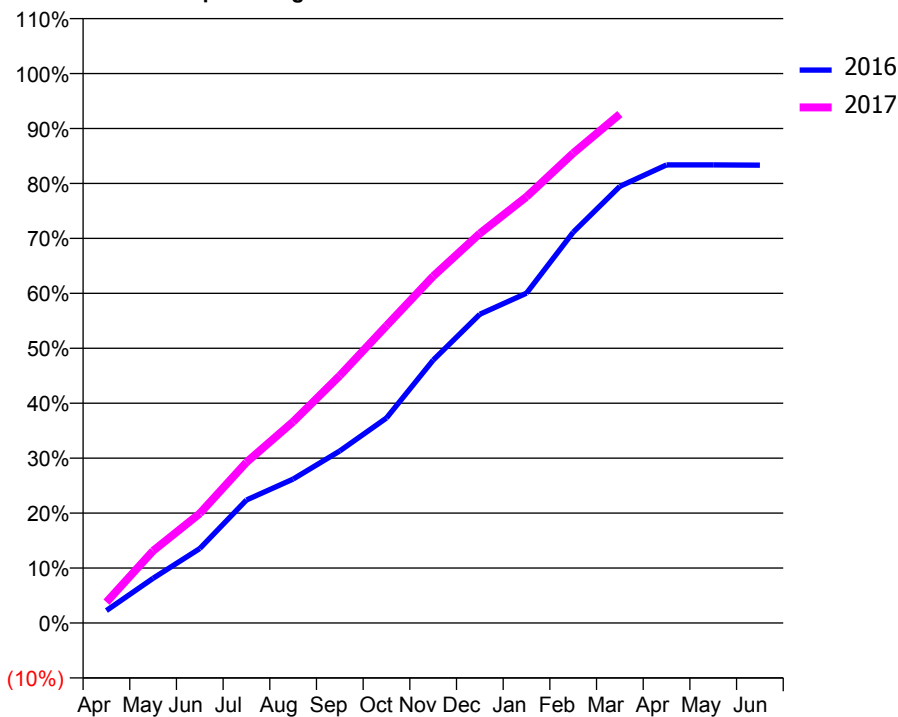
### ACCESS\*

Patients seen in 24 months	Total	Change since previous quarter
Quarter ending March 2016	9,910	
Quarter ending June 2016	10,022	→
Quarter ending September 2016	10,008	→
Quarter ending December 2016	10,225	↑
Quarter ending March 2017	10,239	→
<b>Variance since March 2016</b>	<b>3.3%</b>	<b>↑</b>



### ACTIVITY

Cumulative percentage of contracted UDA delivered 2016 & 2017



Month	Adjusted Scheduled Activity (UDA)	
	2016	2017
April	778	1,302
May	2,791	4,498
June	4,641	6,825
July	7,665	10,021
August	8,968	12,546
September	10,726	15,418
October	12,783	18,533
November	16,387	21,617
December	19,245	24,287
January	20,555	26,566
February	24,359	29,289
March	27,220	31,718
April	28,556	
May	28,556	
June	28,542	

### QUALITY

	Quantity	Base Number	Contract	AT	Region	England
% of FP17s for the same patient ID Re-attending within 3 months - Children	144	2,502	5.8%	10.4%	11.9%	12.3%
% of FP17s for the same patient ID Re-attending within 3 months - Adults	1,579	10,887	14.5%	15.3%	16.6%	16.7%
% of FP17s for the same patient ID Re-attending between 3 & 9 months - Children	1,299	2,502	51.9%	60.5%	60.2%	57.6%
% of FP17s for the same patient ID Re-attending between 3 & 9 months - Adults	5,138	10,887	47.2%	52.1%	51.5%	50.1%
% of FP17s for Band 1 Urgent Courses	712	12,909	5.5%	9.6%	9.5%	9.1%
% of FP17s Relating to Free Repair or Replacements	109	12,909	0.8%	0.7%	0.7%	0.8%
% of FP17s Relating to Continuations	415	12,909	3.2%	1.3%	1.2%	1.2%
% of Patients satisfied with the dentistry they have received	17	18	94.4%	93.3%	93.1%	92.8%
% of Patients satisfied with the time they had to wait for an appointment	12	18	66.7%	87.7%	88.8%	88.7%

\* This is based on patients treated on this contract for their most recent course of treatment. Figures in italics indicate the base number of FP17s or Patient Questionnaire responses are less than 100. N/A is shown where the base number of responses is less than 10 during the period. % is calculated as Quantity/Base number\*100

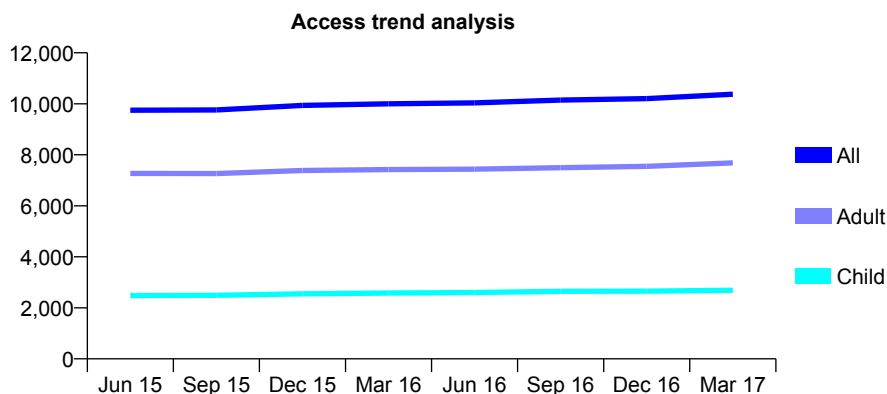
## Q70 - Vital Signs At a Glance Contract Report for 101338/0070 - March 2017

Name or company name	Whitecross Dental Care Limited
Contract type name	GDS Contract
Purpose of contract	General
Contract start date	01/11/2008
Contract end date	

16/17 Contracted general activity (UDA)	28,750
Carry forward general activity (UDA)	0
16/17 Contracted orthodontic activity (UOA)	0
Carry forward orthodontic activity (UOA)	0
Baseline contract value	£687,322.40

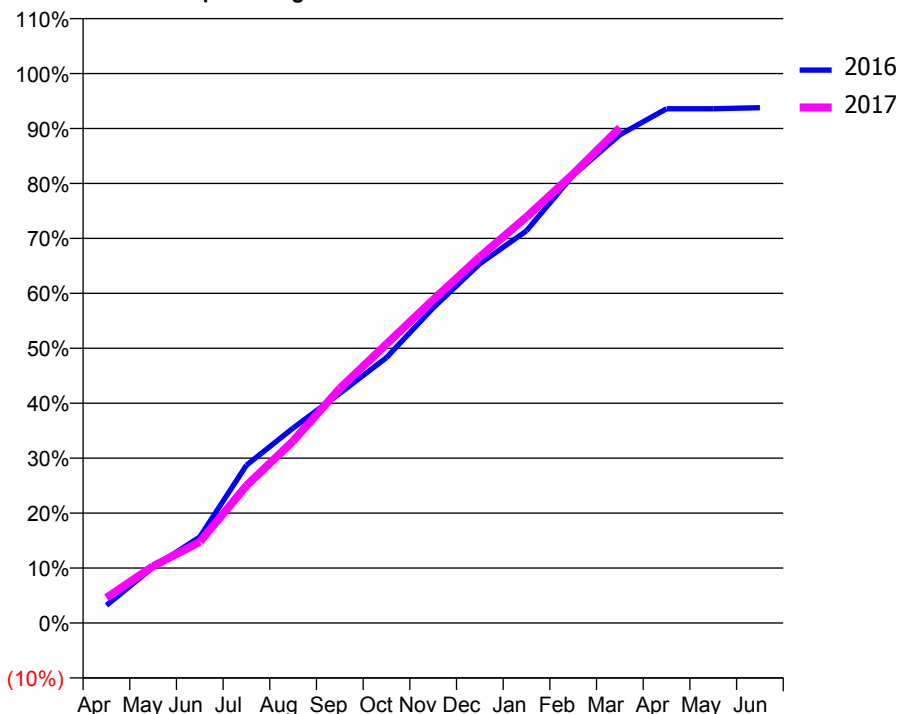
### ACCESS\*

Patients seen in 24 months	Total	Change since previous quarter
Quarter ending March 2016	9,999	
Quarter ending June 2016	10,036	→
Quarter ending September 2016	10,146	→
Quarter ending December 2016	10,202	→
Quarter ending March 2017	10,376	→
<b>Variance since March 2016</b>	<b>3.8%</b>	<b>↑</b>



### ACTIVITY

Cumulative percentage of contracted UDA delivered 2016 & 2017



Month	Adjusted Scheduled Activity (UDA)	
	2016	2017
April	924	1,325
May	2,918	2,977
June	4,503	4,245
July	8,256	7,187
August	10,204	9,528
September	12,019	12,273
October	13,885	14,600
November	16,487	16,916
December	18,801	19,164
January	20,520	21,248
February	23,432	23,501
March	25,545	25,918
April	26,907	
May	26,906	
June	26,959	

### QUALITY

	Quantity	Base Number	Contract	AT	Region	England
% of FP17s for the same patient ID Re-attending within 3 months - Children	217	3,516	6.2%	10.4%	11.9%	12.3%
% of FP17s for the same patient ID Re-attending within 3 months - Adults	1,239	9,770	12.7%	15.3%	16.6%	16.7%
% of FP17s for the same patient ID Re-attending between 3 & 9 months - Children	1,664	3,516	47.3%	60.5%	60.2%	57.6%
% of FP17s for the same patient ID Re-attending between 3 & 9 months - Adults	4,750	9,770	48.6%	52.1%	51.5%	50.1%
% of FP17s for Band 1 Urgent Courses	987	12,657	7.8%	9.6%	9.5%	9.1%
% of FP17s Relating to Free Repair or Replacements	30	12,657	0.2%	0.7%	0.7%	0.8%
% of FP17s Relating to Continuations	172	12,657	1.4%	1.3%	1.2%	1.2%
% of Patients satisfied with the dentistry they have received	14	14	100.0%	93.3%	93.1%	92.8%
% of Patients satisfied with the time they had to wait for an appointment	13	14	92.9%	87.7%	88.8%	88.7%

\* This is based on patients treated on this contract for their most recent course of treatment. Figures in italics indicate the base number of FP17s or Patient Questionnaire responses are less than 100. N/A is shown where the base number of responses is less than 10 during the period. % is calculated as Quantity/Base number\*100

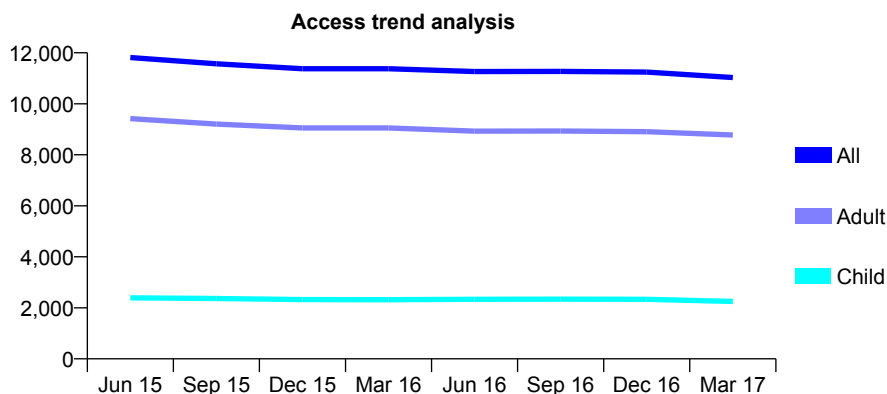
## Q70 - Vital Signs At a Glance Contract Report for 101338/0072 - March 2017

Name or company name	Whitecross Dental Care Limited
Contract type name	GDS Contract
Purpose of contract	General
Contract start date	01/01/2009
Contract end date	

16/17 Contracted general activity (UDA)	40,069
Carry forward general activity (UDA)	0
16/17 Contracted orthodontic activity (UOA)	0
Carry forward orthodontic activity (UOA)	0
Baseline contract value	£1,075,816.18

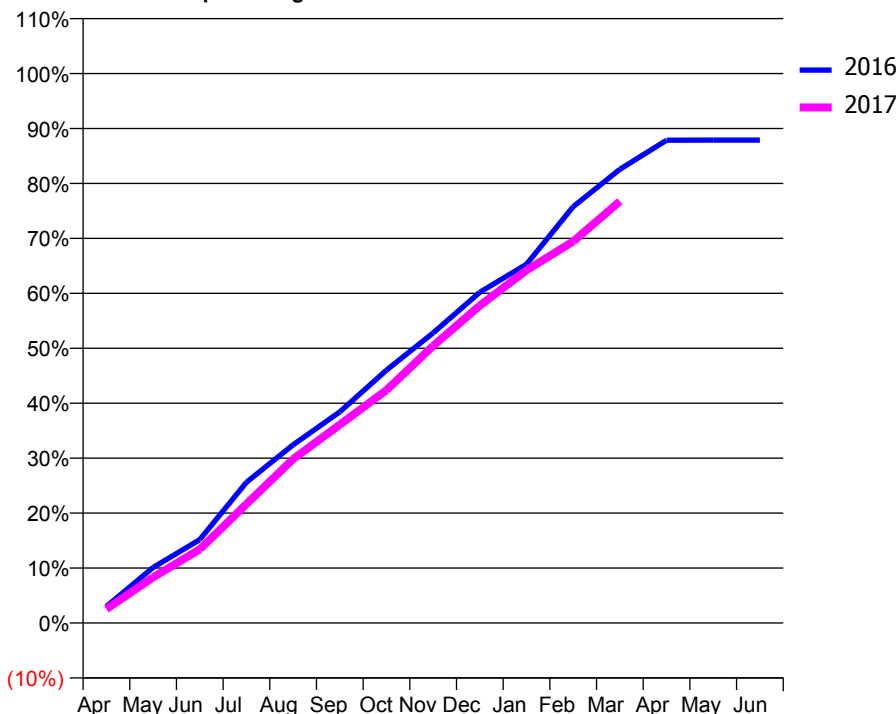
### ACCESS\*

Patients seen in 24 months	Total	Change since previous quarter
Quarter ending March 2016	11,373	
Quarter ending June 2016	11,265	→
Quarter ending September 2016	11,271	→
Quarter ending December 2016	11,243	→
Quarter ending March 2017	11,030	↓
<b>Variance since March 2016</b>	<b>(3.0%)</b>	<b>↓</b>



### ACTIVITY

Cumulative percentage of contracted UDA delivered 2016 & 2017



Adjusted Scheduled Activity (UDA)

Month	2016	2017
April	1,210	1,014
May	4,052	3,332
June	6,084	5,376
July	10,264	8,675
August	12,994	11,954
September	15,393	14,460
October	18,440	16,978
November	21,150	20,209
December	24,115	23,151
January	26,158	25,727
February	30,365	27,824
March	33,080	30,753
April	35,206	
May	35,213	
June	35,213	

### QUALITY

	Quantity	Base Number	Contract	AT	Region	England
% of FP17s for the same patient ID Re-attending within 3 months - Children	125	2,871	4.4%	10.4%	11.9%	12.3%
% of FP17s for the same patient ID Re-attending within 3 months - Adults	1,052	10,878	9.7%	15.3%	16.6%	16.7%
% of FP17s for the same patient ID Re-attending between 3 & 9 months - Children	1,411	2,871	49.1%	60.5%	60.2%	57.6%
% of FP17s for the same patient ID Re-attending between 3 & 9 months - Adults	5,475	10,878	50.3%	52.1%	51.5%	50.1%
% of FP17s for Band 1 Urgent Courses	826	13,136	6.3%	9.6%	9.5%	9.1%
% of FP17s Relating to Free Repair or Replacements	88	13,136	0.7%	0.7%	0.7%	0.8%
% of FP17s Relating to Continuations	170	13,136	1.3%	1.3%	1.2%	1.2%
% of Patients satisfied with the dentistry they have received	11	11	100.0%	93.3%	93.1%	92.8%
% of Patients satisfied with the time they had to wait for an appointment	10	11	90.9%	87.7%	88.8%	88.7%

\* This is based on patients treated on this contract for their most recent course of treatment. Figures in italics indicate the base number of FP17s or Patient Questionnaire responses are less than 100. N/A is shown where the base number of responses is less than 10 during the period. % is calculated as Quantity/Base number\*100

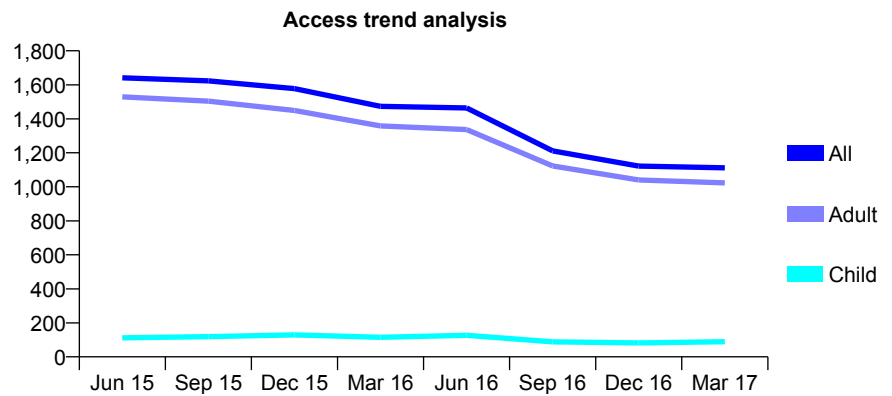
## Q70 - Vital Signs At a Glance Contract Report for 101338/0073 - March 2017

Name or company name	Whitecross Dental Care Limited
Contract type name	GDS Contract
Purpose of contract	General
Contract start date	01/01/2009
Contract end date	

16/17 Contracted general activity (UDA)	6,653
Carry forward general activity (UDA)	0
16/17 Contracted orthodontic activity (UOA)	0
Carry forward orthodontic activity (UOA)	0
Baseline contract value	£181,359.41

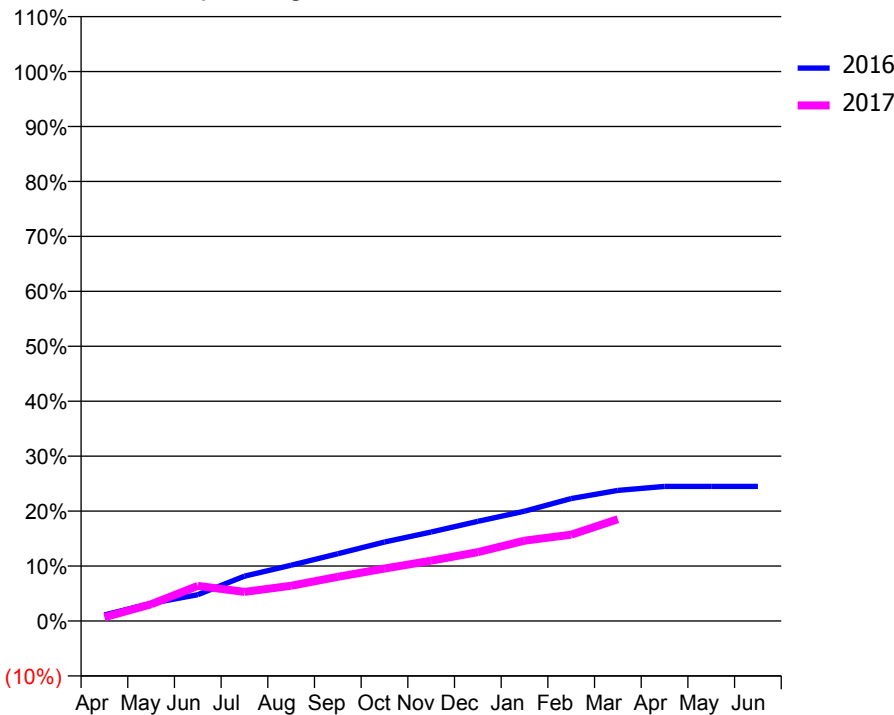
### ACCESS\*

Patients seen in 24 months	Total	Change since previous quarter
Quarter ending March 2016	1,473	
Quarter ending June 2016	1,464	→
Quarter ending September 2016	1,211	↓
Quarter ending December 2016	1,122	↓
Quarter ending March 2017	1,112	→
<b>Variance since March 2016</b>	<b>(24.5%)</b>	<b>↓</b>



### ACTIVITY

Cumulative percentage of contracted UDA delivered 2016 & 2017



Month	Adjusted Scheduled Activity (UDA)	
	2016	2017
April	73	47
May	214	203
June	319	425
July	544	352
August	676	427
September	815	535
October	957	636
November	1,078	731
December	1,207	834
January	1,330	972
February	1,483	1,045
March	1,581	1,233
April	1,630	
May	1,630	
June	1,630	

### QUALITY

	Quantity	Base Number	Contract	AT	Region	England
% of FP17s for the same patient ID Re-attending within 3 months - Children	6	99	6.1%	10.4%	11.9%	12.3%
% of FP17s for the same patient ID Re-attending within 3 months - Adults	95	983	9.7%	15.3%	16.6%	16.7%
% of FP17s for the same patient ID Re-attending between 3 & 9 months - Children	5	99	5.1%	60.5%	60.2%	57.6%
% of FP17s for the same patient ID Re-attending between 3 & 9 months - Adults	46	983	4.7%	52.1%	51.5%	50.1%
% of FP17s for Band 1 Urgent Courses	976	1,009	96.7%	9.6%	9.5%	9.1%
% of FP17s Relating to Free Repair or Replacements	0	1,009	0.0%	0.7%	0.7%	0.8%
% of FP17s Relating to Continuations	0	1,009	0.0%	1.3%	1.2%	1.2%
% of Patients satisfied with the dentistry they have received	0	1	N/A	93.3%	93.1%	92.8%
% of Patients satisfied with the time they had to wait for an appointment	0	1	N/A	87.7%	88.8%	88.7%

\* This is based on patients treated on this contract for their most recent course of treatment. Figures in italics indicate the base number of FP17s or Patient Questionnaire responses are less than 100. N/A is shown where the base number of responses is less than 10 during the period. % is calculated as Quantity/Base number\*100

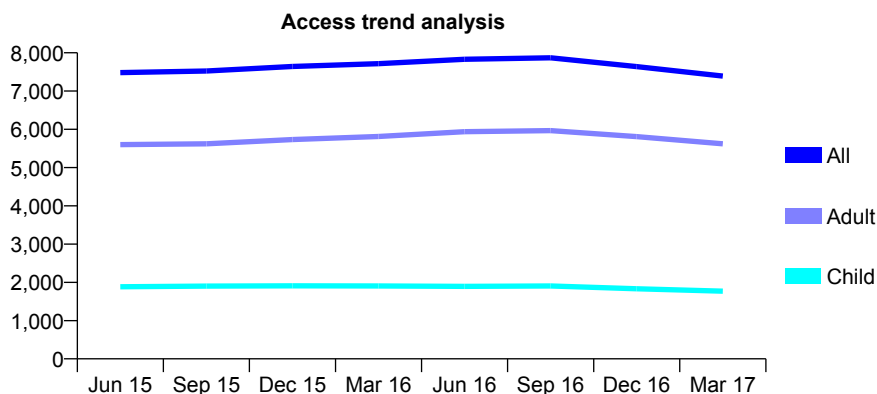
## Q70 - Vital Signs At a Glance Contract Report for 101338/0076 - March 2017

Name or company name	Whitecross Dental Care Limited
Contract type name	GDS Contract
Purpose of contract	General
Contract start date	01/02/2009
Contract end date	

16/17 Contracted general activity (UDA)	23,402
Carry forward general activity (UDA)	0
16/17 Contracted orthodontic activity (UOA)	0
Carry forward orthodontic activity (UOA)	0
Baseline contract value	£540,355.48

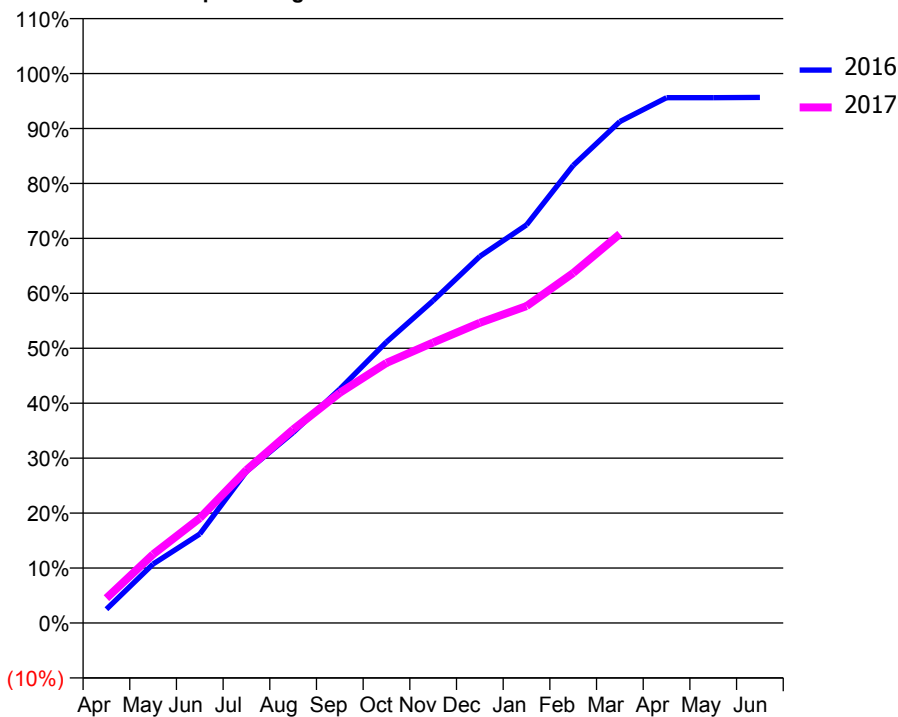
### ACCESS\*

Patients seen in 24 months	Total	Change since previous quarter
Quarter ending March 2016	7,717	
Quarter ending June 2016	7,831	→
Quarter ending September 2016	7,869	→
Quarter ending December 2016	7,639	↓
Quarter ending March 2017	7,391	↓
<b>Variance since March 2016</b>	<b>(4.2%)</b>	<b>↓</b>



### ACTIVITY

Cumulative percentage of contracted UDA delivered 2016 & 2017



Month	Adjusted Scheduled Activity (UDA)	
	2016	2017
April	591	1,061
May	2,511	2,926
June	3,789	4,465
July	6,454	6,518
August	8,112	8,243
September	9,963	9,803
October	11,967	11,077
November	13,728	11,946
December	15,612	12,786
January	16,956	13,496
February	19,488	14,902
March	21,356	16,566
April	22,371	
May	22,373	
June	22,383	

### QUALITY

	Quantity	Base Number	Contract	AT	Region	England
% of FP17s for the same patient ID Re-attending within 3 months - Children	164	2,393	6.9%	10.4%	11.9%	12.3%
% of FP17s for the same patient ID Re-attending within 3 months - Adults	735	6,627	11.1%	15.3%	16.6%	16.7%
% of FP17s for the same patient ID Re-attending between 3 & 9 months - Children	1,465	2,393	61.2%	60.5%	60.2%	57.6%
% of FP17s for the same patient ID Re-attending between 3 & 9 months - Adults	3,657	6,627	55.2%	52.1%	51.5%	50.1%
% of FP17s for Band 1 Urgent Courses	536	8,604	6.2%	9.6%	9.5%	9.1%
% of FP17s Relating to Free Repair or Replacements	41	8,604	0.5%	0.7%	0.7%	0.8%
% of FP17s Relating to Continuations	139	8,604	1.6%	1.3%	1.2%	1.2%
% of Patients satisfied with the dentistry they have received	14	15	93.3%	93.3%	93.1%	92.8%
% of Patients satisfied with the time they had to wait for an appointment	13	15	86.7%	87.7%	88.8%	88.7%

\* This is based on patients treated on this contract for their most recent course of treatment. Figures in italics indicate the base number of FP17s or Patient Questionnaire responses are less than 100. N/A is shown where the base number of responses is less than 10 during the period. % is calculated as Quantity/Base number\*100

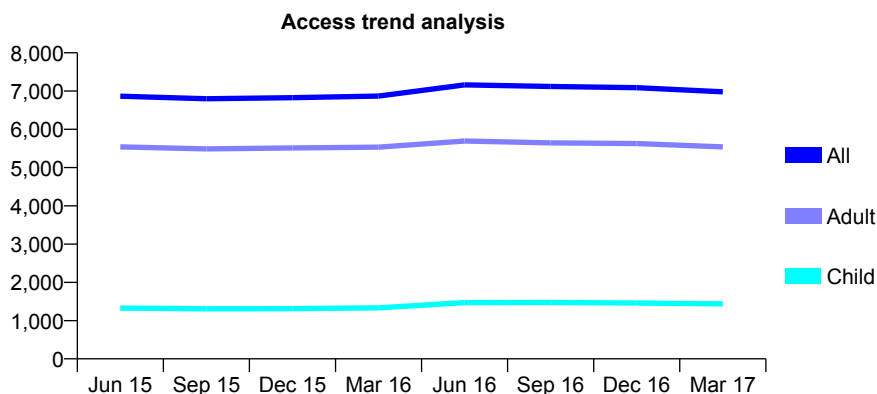
## Q70 - Vital Signs At a Glance Contract Report for 101338/0094 - March 2017

Name or company name	Whitecross Dental Care Limited
Contract type name	GDS Contract
Purpose of contract	General
Contract start date	14/09/2009
Contract end date	

16/17 Contracted general activity (UDA)	20,000
Carry forward general activity (UDA)	157
16/17 Contracted orthodontic activity (UOA)	0
Carry forward orthodontic activity (UOA)	0
Baseline contract value	£546,970.10

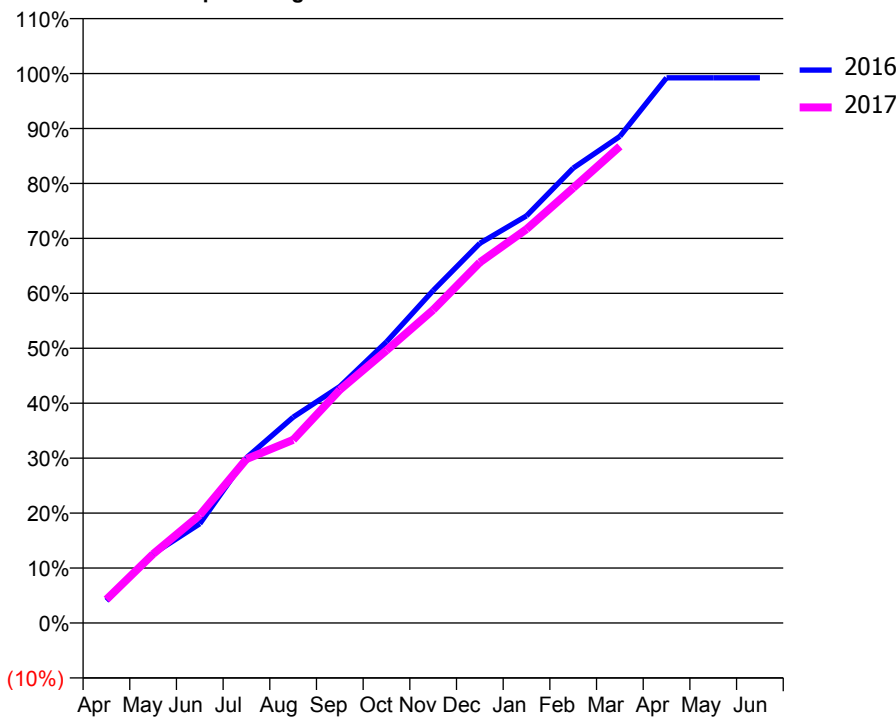
### ACCESS\*

Patients seen in 24 months	Total	Change since previous quarter
Quarter ending March 2016	6,869	
Quarter ending June 2016	7,163	↑
Quarter ending September 2016	7,121	→
Quarter ending December 2016	7,087	→
Quarter ending March 2017	6,981	↓
<b>Variance since March 2016</b>	1.6%	→



### ACTIVITY

Cumulative percentage of contracted UDA delivered 2016 & 2017



Month	Adjusted Scheduled Activity (UDA)	
	2016	2017
April	812	855
May	2,516	2,512
June	3,614	3,929
July	6,017	5,966
August	7,493	6,666
September	8,607	8,484
October	10,233	9,921
November	12,103	11,400
December	13,820	13,126
January	14,818	14,332
February	16,557	15,836
March	17,712	17,347
April	19,842	
May	19,843	
June	19,843	

### QUALITY

	Quantity	Base Number	Contract	AT	Region	England
% of FP17s for the same patient ID Re-attending within 3 months - Children	82	1,805	4.5%	10.4%	11.9%	12.3%
% of FP17s for the same patient ID Re-attending within 3 months - Adults	731	6,763	10.8%	15.3%	16.6%	16.7%
% of FP17s for the same patient ID Re-attending between 3 & 9 months - Children	579	1,805	32.1%	60.5%	60.2%	57.6%
% of FP17s for the same patient ID Re-attending between 3 & 9 months - Adults	1,798	6,763	26.6%	52.1%	51.5%	50.1%
% of FP17s for Band 1 Urgent Courses	492	7,746	6.4%	9.6%	9.5%	9.1%
% of FP17s Relating to Free Repair or Replacements	30	7,746	0.4%	0.7%	0.7%	0.8%
% of FP17s Relating to Continuations	117	7,746	1.5%	1.3%	1.2%	1.2%
% of Patients satisfied with the dentistry they have received	11	12	91.7%	93.3%	93.1%	92.8%
% of Patients satisfied with the time they had to wait for an appointment	10	12	83.3%	87.7%	88.8%	88.7%

\* This is based on patients treated on this contract for their most recent course of treatment. Figures in italics indicate the base number of FP17s or Patient Questionnaire responses are less than 100. N/A is shown where the base number of responses is less than 10 during the period. % is calculated as Quantity/Base number\*100

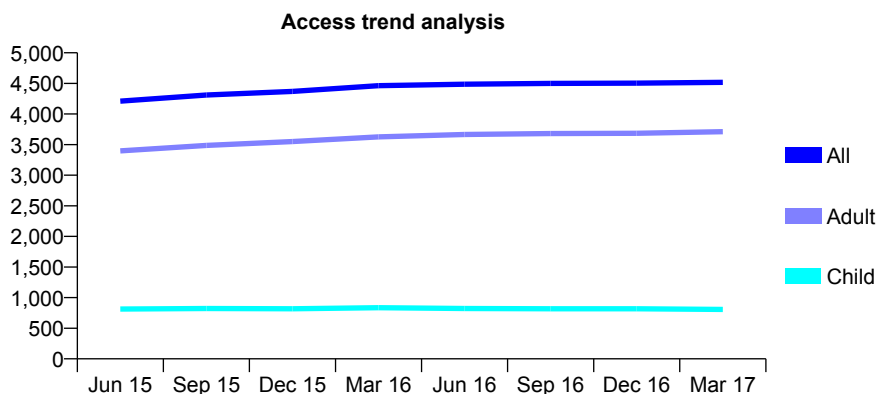
## Q70 - Vital Signs At a Glance Contract Report for 101338/0095 - March 2017

Name or company name	Whitecross Dental Care Limited
Contract type name	GDS Contract
Purpose of contract	General
Contract start date	02/09/2009
Contract end date	

16/17 Contracted general activity (UDA)	12,000
Carry forward general activity (UDA)	0
16/17 Contracted orthodontic activity (UOA)	0
Carry forward orthodontic activity (UOA)	0
Baseline contract value	£328,182.07

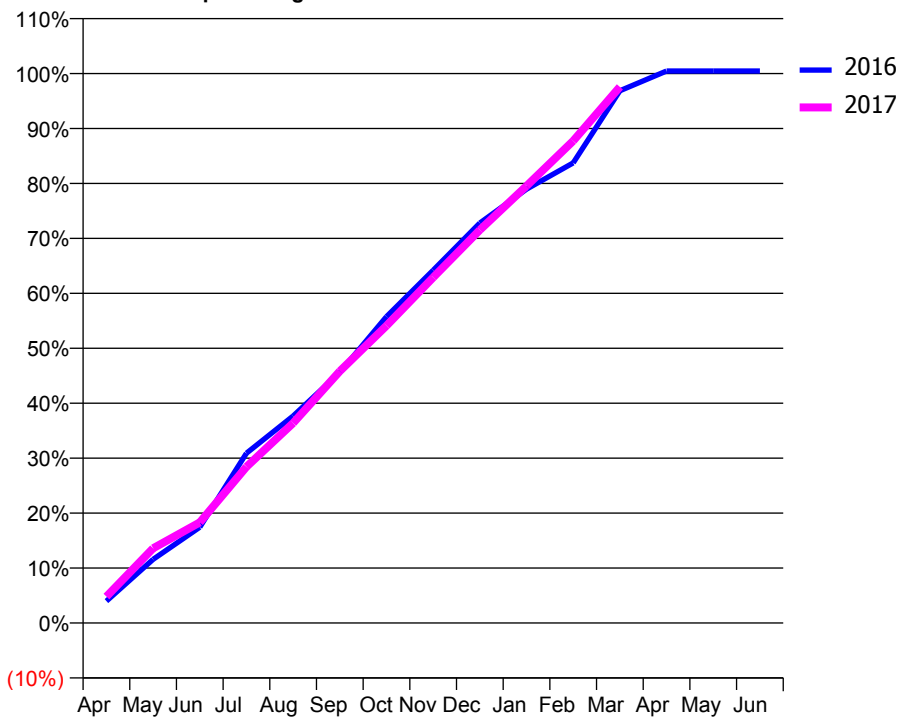
### ACCESS\*

Patients seen in 24 months	Total	Change since previous quarter
Quarter ending March 2016	4,463	
Quarter ending June 2016	4,488	→
Quarter ending September 2016	4,500	→
Quarter ending December 2016	4,504	→
Quarter ending March 2017	4,518	→
<b>Variance since March 2016</b>	<b>1.2%</b>	<b>→</b>



### ACTIVITY

Cumulative percentage of contracted UDA delivered 2016 & 2017



Adjusted Scheduled Activity (UDA)

Month	2016	2017
April	479	579
May	1,390	1,633
June	2,092	2,197
July	3,708	3,412
August	4,522	4,367
September	5,475	5,499
October	6,690	6,493
November	7,703	7,546
December	8,736	8,582
January	9,474	9,545
February	10,049	10,528
March	11,623	11,706
April	12,056	
May	12,055	
June	12,055	

### QUALITY

	Quantity	Base Number	Contract	AT	Region	England
% of FP17s for the same patient ID Re-attending within 3 months - Children	45	1,035	4.3%	10.4%	11.9%	12.3%
% of FP17s for the same patient ID Re-attending within 3 months - Adults	303	4,100	7.4%	15.3%	16.6%	16.7%
% of FP17s for the same patient ID Re-attending between 3 & 9 months - Children	597	1,035	57.7%	60.5%	60.2%	57.6%
% of FP17s for the same patient ID Re-attending between 3 & 9 months - Adults	1,158	4,100	28.2%	52.1%	51.5%	50.1%
% of FP17s for Band 1 Urgent Courses	287	4,961	5.8%	9.6%	9.5%	9.1%
% of FP17s Relating to Free Repair or Replacements	8	4,961	0.2%	0.7%	0.7%	0.8%
% of FP17s Relating to Continuations	40	4,961	0.8%	1.3%	1.2%	1.2%
% of Patients satisfied with the dentistry they have received	10	10	100.0%	93.3%	93.1%	92.8%
% of Patients satisfied with the time they had to wait for an appointment	7	10	70.0%	87.7%	88.8%	88.7%

\* This is based on patients treated on this contract for their most recent course of treatment. Figures in italics indicate the base number of FP17s or Patient Questionnaire responses are less than 100. N/A is shown where the base number of responses is less than 10 during the period. % is calculated as Quantity/Base number\*100



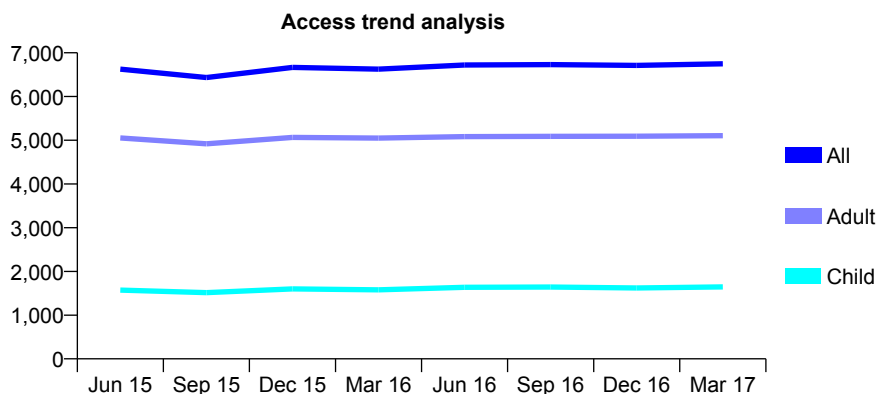
## Q70 - Vital Signs At a Glance Contract Report for 101338/0096 - March 2017

Name or company name	Whitecross Dental Care Limited
Contract type name	GDS Contract
Purpose of contract	General
Contract start date	01/09/2009
Contract end date	

16/17 Contracted general activity (UDA)	23,584
Carry forward general activity (UDA)	0
16/17 Contracted orthodontic activity (UOA)	0
Carry forward orthodontic activity (UOA)	0
Baseline contract value	£666,709.74

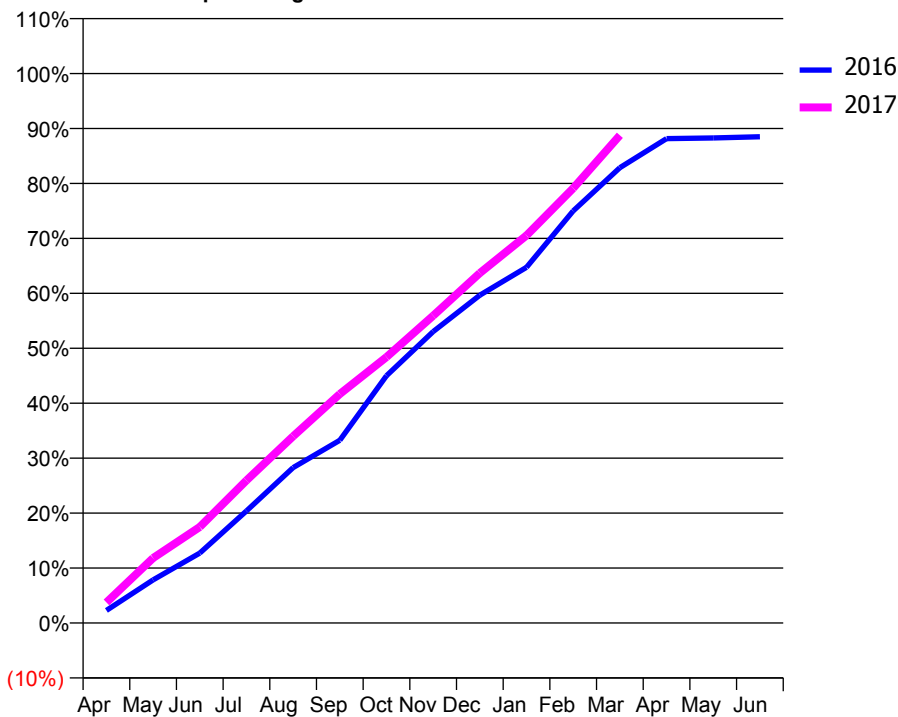
### ACCESS\*

Patients seen in 24 months	Total	Change since previous quarter
Quarter ending March 2016	6,627	
Quarter ending June 2016	6,720	→
Quarter ending September 2016	6,731	→
Quarter ending December 2016	6,712	→
Quarter ending March 2017	6,749	→
<b>Variance since March 2016</b>	<b>1.8%</b>	<b>→</b>



### ACTIVITY

Cumulative percentage of contracted UDA delivered 2016 & 2017



Month	Adjusted Scheduled Activity (UDA)	
	2016	2017
April	541	882
May	1,852	2,790
June	3,000	4,123
July	4,808	6,119
August	6,673	8,015
September	7,841	9,830
October	10,616	11,416
November	12,506	13,188
December	14,068	15,023
January	15,266	16,632
February	17,687	18,658
March	19,541	20,930
April	20,787	
May	20,818	
June	20,867	

### QUALITY

	Quantity	Base Number	Contract	AT	Region	England
% of FP17s for the same patient ID Re-attending within 3 months - Children	170	2,400	7.1%	10.4%	11.9%	12.3%
% of FP17s for the same patient ID Re-attending within 3 months - Adults	758	7,295	10.4%	15.3%	16.6%	16.7%
% of FP17s for the same patient ID Re-attending between 3 & 9 months - Children	1,402	2,400	58.4%	60.5%	60.2%	57.6%
% of FP17s for the same patient ID Re-attending between 3 & 9 months - Adults	4,423	7,295	60.6%	52.1%	51.5%	50.1%
% of FP17s for Band 1 Urgent Courses	435	9,109	4.8%	9.6%	9.5%	9.1%
% of FP17s Relating to Free Repair or Replacements	95	9,109	1.0%	0.7%	0.7%	0.8%
% of FP17s Relating to Continuations	116	9,109	1.3%	1.3%	1.2%	1.2%
% of Patients satisfied with the dentistry they have received	12	13	92.3%	93.3%	93.1%	92.8%
% of Patients satisfied with the time they had to wait for an appointment	11	13	84.6%	87.7%	88.8%	88.7%

\* This is based on patients treated on this contract for their most recent course of treatment. Figures in italics indicate the base number of FP17s or Patient Questionnaire responses are less than 100. N/A is shown where the base number of responses is less than 10 during the period. % is calculated as Quantity/Base number\*100

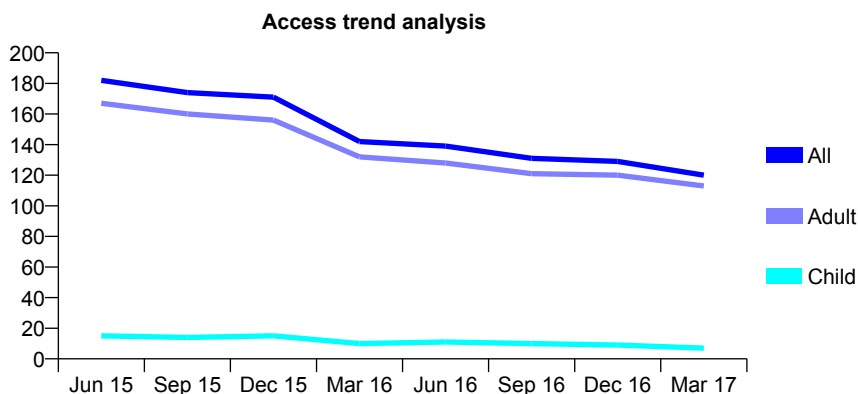
## Q70 - Vital Signs At a Glance Contract Report for 101338/0117 - March 2017

Name or company name	Whitecross Dental Care Limited
Contract type name	GDS Contract
Purpose of contract	General
Contract start date	01/04/2010
Contract end date	31/03/2017

16/17 Contracted general activity (UDA)	528
Carry forward general activity (UDA)	0
16/17 Contracted orthodontic activity (UOA)	0
Carry forward orthodontic activity (UOA)	0
Baseline contract value	£0.00

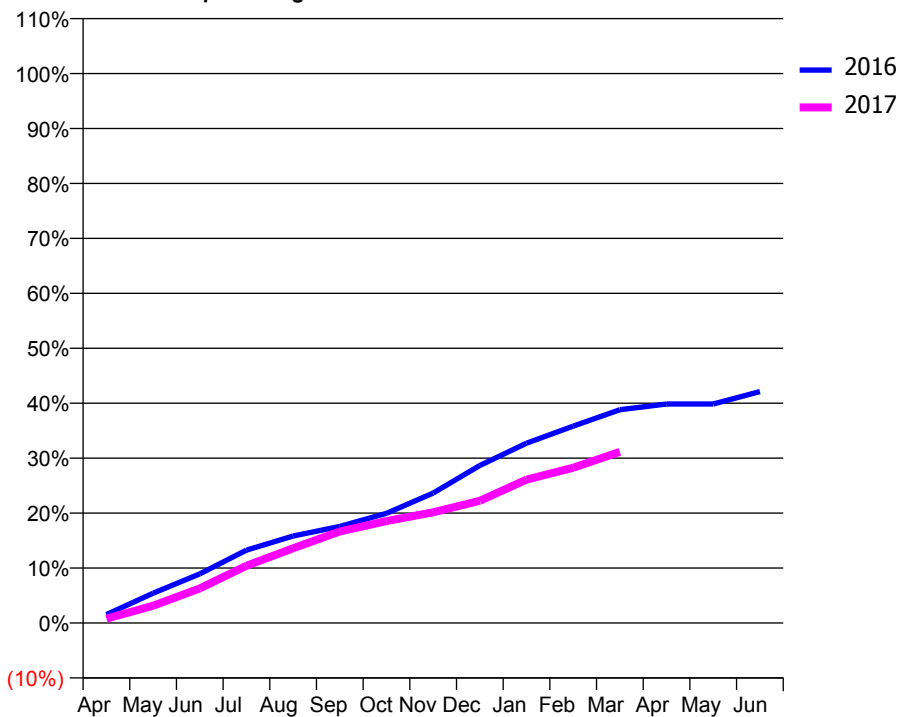
### ACCESS\*

Patients seen in 24 months	Total	Change since previous quarter
Quarter ending March 2016	142	
Quarter ending June 2016	139	↓
Quarter ending September 2016	131	↓
Quarter ending December 2016	129	↓
Quarter ending March 2017	120	↓
<b>Variance since March 2016</b>	<b>(15.5%)</b>	<b>↓</b>



### ACTIVITY

Cumulative percentage of contracted UDA delivered 2016 & 2017



Month	Adjusted Scheduled Activity (UDA)	
	2016	2017
April	8	4
May	29	17
June	47	33
July	70	55
August	84	72
September	93	88
October	105	98
November	125	106
December	151	117
January	173	138
February	189	149
March	205	164
April	210	
May	210	
June	222	

### QUALITY

	Quantity	Base Number	Contract	AT	Region	England
% of FP17s for the same patient ID Re-attending within 3 months - Children	0	12	0.0%	10.4%	11.9%	12.3%
% of FP17s for the same patient ID Re-attending within 3 months - Adults	0	123	0.0%	15.3%	16.6%	16.7%
% of FP17s for the same patient ID Re-attending between 3 & 9 months - Children	0	12	0.0%	60.5%	60.2%	57.6%
% of FP17s for the same patient ID Re-attending between 3 & 9 months - Adults	0	123	0.0%	52.1%	51.5%	50.1%
% of FP17s for Band 1 Urgent Courses	87	121	71.9%	9.6%	9.5%	9.1%
% of FP17s Relating to Free Repair or Replacements	0	121	0.0%	0.7%	0.7%	0.8%
% of FP17s Relating to Continuations	0	121	0.0%	1.3%	1.2%	1.2%
% of Patients satisfied with the dentistry they have received	0	0	N/A	93.3%	93.1%	92.8%
% of Patients satisfied with the time they had to wait for an appointment	0	0	N/A	87.7%	88.8%	88.7%

\* This is based on patients treated on this contract for their most recent course of treatment. Figures in italics indicate the base number of FP17s or Patient Questionnaire responses are less than 100. N/A is shown where the base number of responses is less than 10 during the period. % is calculated as Quantity/Base number\*100

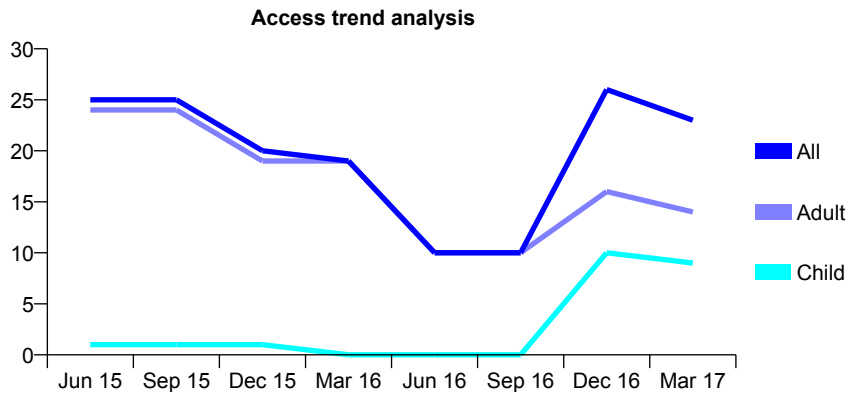
## Q70 - Vital Signs At a Glance Contract Report for 101338/0118 - March 2017

Name or company name	Whitecross Dental Care Limited
Contract type name	GDS Contract
Purpose of contract	General
Contract start date	01/04/2010
Contract end date	31/03/2017

16/17 Contracted general activity (UDA)	62
Carry forward general activity (UDA)	0
16/17 Contracted orthodontic activity (UOA)	0
Carry forward orthodontic activity (UOA)	0
Baseline contract value	£1.01

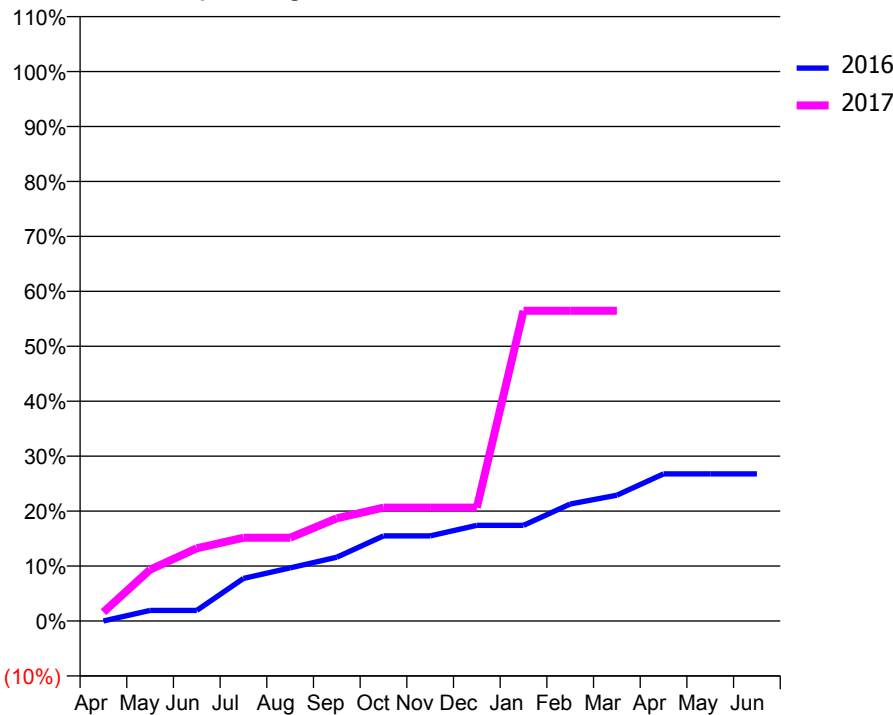
### ACCESS\*

Patients seen in 24 months	Total	Change since previous quarter
Quarter ending March 2016	19	
Quarter ending June 2016	10	↓
Quarter ending September 2016	10	→
Quarter ending December 2016	26	↑
Quarter ending March 2017	23	↓
<b>Variance since March 2016</b>	<b>21.1%</b>	<b>↑</b>



### ACTIVITY

Cumulative percentage of contracted UDA delivered 2016 & 2017



Month	2016	2017
April	0	1
May	1	6
June	1	8
July	5	9
August	6	9
September	7	12
October	10	13
November	10	13
December	11	13
January	11	35
February	13	35
March	14	35
April	17	
May	17	
June	17	

### QUALITY

	Quantity	Base Number	Contract	AT	Region	England
% of FP17s for the same patient ID Re-attending within 3 months - Children	0	11	0.0%	10.4%	11.9%	12.3%
% of FP17s for the same patient ID Re-attending within 3 months - Adults	0	22	0.0%	15.3%	16.6%	16.7%
% of FP17s for the same patient ID Re-attending between 3 & 9 months - Children	0	11	0.0%	60.5%	60.2%	57.6%
% of FP17s for the same patient ID Re-attending between 3 & 9 months - Adults	0	22	0.0%	52.1%	51.5%	50.1%
% of FP17s for Band 1 Urgent Courses	10	31	32.3%	9.6%	9.5%	9.1%
% of FP17s Relating to Free Repair or Replacements	0	31	0.0%	0.7%	0.7%	0.8%
% of FP17s Relating to Continuations	0	31	0.0%	1.3%	1.2%	1.2%
% of Patients satisfied with the dentistry they have received	0	0	N/A	93.3%	93.1%	92.8%
% of Patients satisfied with the time they had to wait for an appointment	0	0	N/A	87.7%	88.8%	88.7%

\* This is based on patients treated on this contract for their most recent course of treatment. Figures in italics indicate the base number of FP17s or Patient Questionnaire responses are less than 100. N/A is shown where the base number of responses is less than 10 during the period. % is calculated as Quantity/Base number\*100

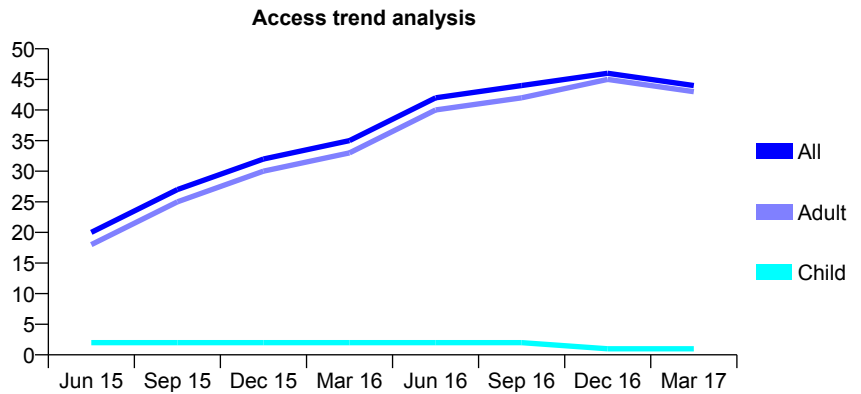
## Q70 - Vital Signs At a Glance Contract Report for 101338/0119 - March 2017

Name or company name	Whitecross Dental Care Limited
Contract type name	GDS Contract
Purpose of contract	General
Contract start date	01/04/2010
Contract end date	31/03/2017

16/17 Contracted general activity (UDA)	250
Carry forward general activity (UDA)	0
16/17 Contracted orthodontic activity (UOA)	0
Carry forward orthodontic activity (UOA)	0
Baseline contract value	£0.00

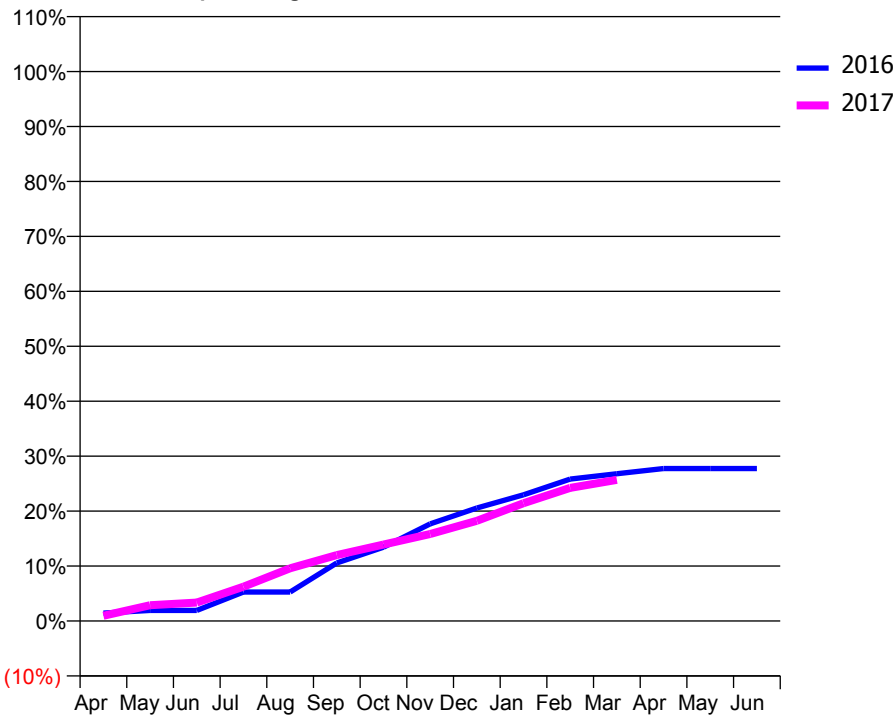
### ACCESS\*

Patients seen in 24 months	Total	Change since previous quarter
Quarter ending March 2016	35	
Quarter ending June 2016	42	↑
Quarter ending September 2016	44	↑
Quarter ending December 2016	46	↑
Quarter ending March 2017	44	↓
<b>Variance since March 2016</b>	25.7%	↑



### ACTIVITY

Cumulative percentage of contracted UDA delivered 2016 & 2017



Month	Adjusted Scheduled Activity (UDA)	
	2016	2017
April	4	2
May	5	7
June	5	8
July	13	16
August	13	24
September	26	30
October	34	35
November	44	40
December	51	46
January	57	54
February	65	61
March	67	64
April	69	
May	69	
June	69	

### QUALITY

	Quantity	Base Number	Contract	AT	Region	England
% of FP17s for the same patient ID Re-attending within 3 months - Children	0	2	0.0%	10.4%	11.9%	12.3%
% of FP17s for the same patient ID Re-attending within 3 months - Adults	0	54	0.0%	15.3%	16.6%	16.7%
% of FP17s for the same patient ID Re-attending between 3 & 9 months - Children	0	2	0.0%	60.5%	60.2%	57.6%
% of FP17s for the same patient ID Re-attending between 3 & 9 months - Adults	0	54	0.0%	52.1%	51.5%	50.1%
% of FP17s for Band 1 Urgent Courses	51	54	94.4%	9.6%	9.5%	9.1%
% of FP17s Relating to Free Repair or Replacements	0	54	0.0%	0.7%	0.7%	0.8%
% of FP17s Relating to Continuations	0	54	0.0%	1.3%	1.2%	1.2%
% of Patients satisfied with the dentistry they have received	0	0	N/A	93.3%	93.1%	92.8%
% of Patients satisfied with the time they had to wait for an appointment	0	0	N/A	87.7%	88.8%	88.7%

\* This is based on patients treated on this contract for their most recent course of treatment. Figures in italics indicate the base number of FP17s or Patient Questionnaire responses are less than 100. N/A is shown where the base number of responses is less than 10 during the period. % is calculated as Quantity/Base number\*100

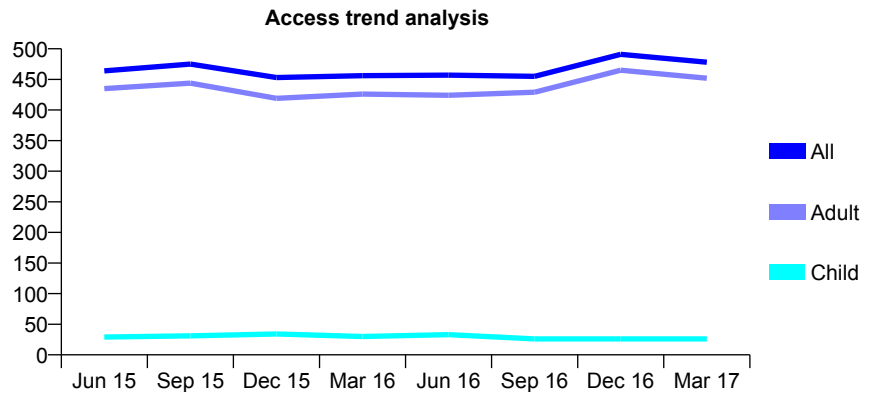
## Q70 - Vital Signs At a Glance Contract Report for 101338/0120 - March 2017

Name or company name	Whitecross Dental Care Limited
Contract type name	GDS Contract
Purpose of contract	General
Contract start date	01/04/2010
Contract end date	31/03/2017

16/17 Contracted general activity (UDA)	1,497
Carry forward general activity (UDA)	0
16/17 Contracted orthodontic activity (UOA)	0
Carry forward orthodontic activity (UOA)	0
Baseline contract value	£0.00

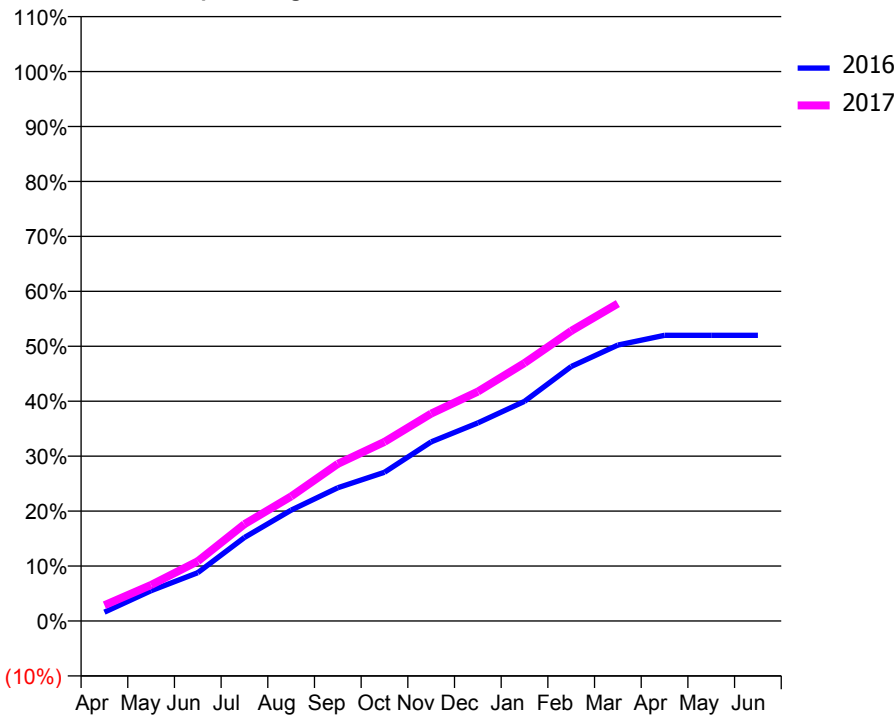
### ACCESS\*

Patients seen in 24 months	Total	Change since previous quarter
Quarter ending March 2016	456	
Quarter ending June 2016	457	→
Quarter ending September 2016	455	→
Quarter ending December 2016	491	↑
Quarter ending March 2017	478	↓
<b>Variance since March 2016</b>	<b>4.8%</b>	<b>↑</b>



### ACTIVITY

Cumulative percentage of contracted UDA delivered 2016 & 2017



Month	Adjusted Scheduled Activity (UDA)	
	2016	2017
April	24	43
May	83	98
June	132	163
July	228	264
August	302	339
September	363	428
October	405	488
November	488	565
December	540	625
January	598	703
February	693	790
March	752	865
April	778	
May	778	
June	778	

### QUALITY

	Quantity	Base Number	Contract	AT	Region	England
% of FP17s for the same patient ID Re-attending within 3 months - Children	2	52	3.8%	10.4%	11.9%	12.3%
% of FP17s for the same patient ID Re-attending within 3 months - Adults	41	691	5.9%	15.3%	16.6%	16.7%
% of FP17s for the same patient ID Re-attending between 3 & 9 months - Children	0	52	0.0%	60.5%	60.2%	57.6%
% of FP17s for the same patient ID Re-attending between 3 & 9 months - Adults	20	691	2.9%	52.1%	51.5%	50.1%
% of FP17s for Band 1 Urgent Courses	719	721	99.7%	9.6%	9.5%	9.1%
% of FP17s Relating to Free Repair or Replacements	0	721	0.0%	0.7%	0.7%	0.8%
% of FP17s Relating to Continuations	0	721	0.0%	1.3%	1.2%	1.2%
% of Patients satisfied with the dentistry they have received	0	0	N/A	93.3%	93.1%	92.8%
% of Patients satisfied with the time they had to wait for an appointment	0	0	N/A	87.7%	88.8%	88.7%

\* This is based on patients treated on this contract for their most recent course of treatment. Figures in italics indicate the base number of FP17s or Patient Questionnaire responses are less than 100. N/A is shown where the base number of responses is less than 10 during the period. % is calculated as Quantity/Base number\*100

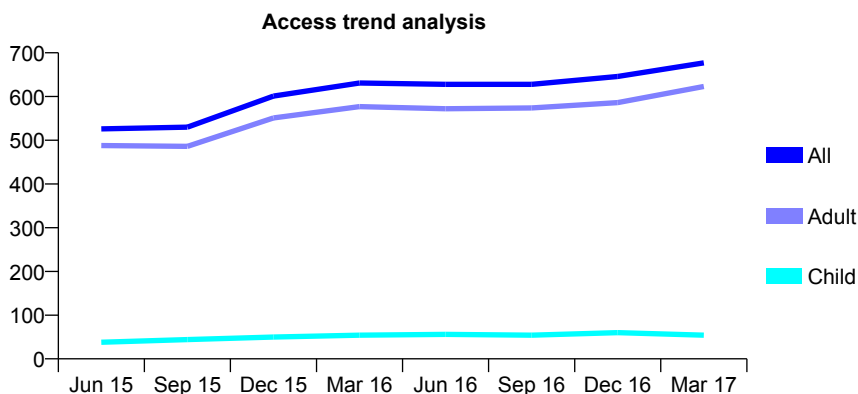
## Q70 - Vital Signs At a Glance Contract Report for 101338/0121 - March 2017

Name or company name	Whitecross Dental Care Limited
Contract type name	GDS Contract
Purpose of contract	General
Contract start date	01/04/2010
Contract end date	31/03/2017

16/17 Contracted general activity (UDA)	1,209
Carry forward general activity (UDA)	0
16/17 Contracted orthodontic activity (UOA)	0
Carry forward orthodontic activity (UOA)	0
Baseline contract value	£0.00

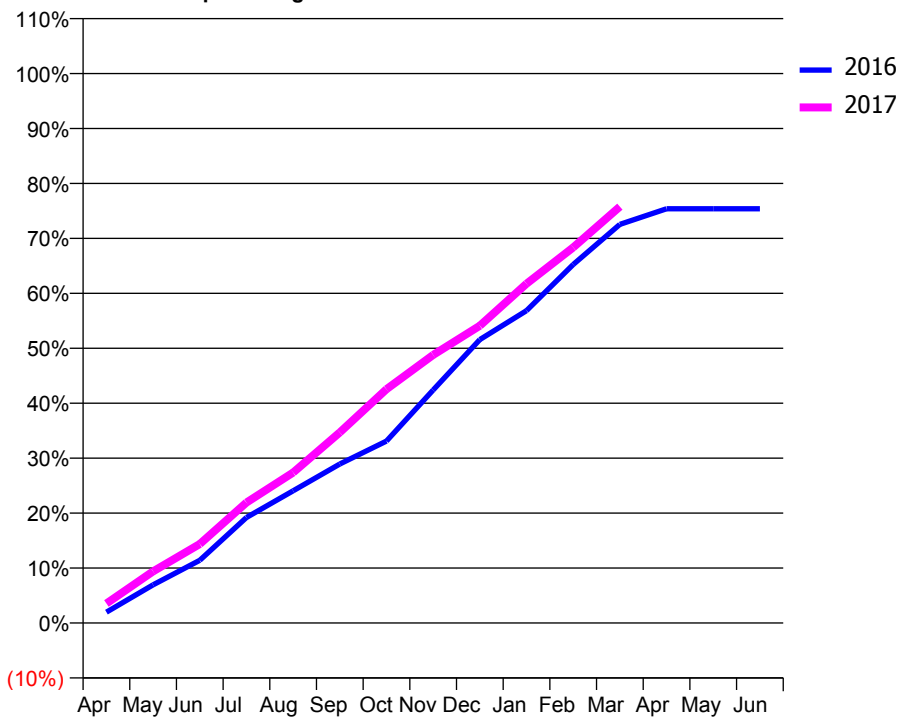
### ACCESS\*

Patients seen in 24 months	Total	Change since previous quarter
Quarter ending March 2016	631	
Quarter ending June 2016	628	→
Quarter ending September 2016	628	→
Quarter ending December 2016	646	↑
Quarter ending March 2017	677	↑
<b>Variance since March 2016</b>	<b>7.3%</b>	<b>↑</b>



### ACTIVITY

Cumulative percentage of contracted UDA delivered 2016 & 2017



Month	Adjusted Scheduled Activity (UDA)	
	2016	2017
April	24	43
May	84	114
June	138	174
July	232	265
August	291	331
September	350	419
October	400	515
November	513	590
December	624	654
January	687	746
February	789	826
March	877	916
April	911	
May	911	
June	911	

### QUALITY

	Quantity	Base Number	Contract	AT	Region	England
% of FP17s for the same patient ID Re-attending within 3 months - Children	3	64	4.7%	10.4%	11.9%	12.3%
% of FP17s for the same patient ID Re-attending within 3 months - Adults	47	722	6.5%	15.3%	16.6%	16.7%
% of FP17s for the same patient ID Re-attending between 3 & 9 months - Children	3	64	4.7%	60.5%	60.2%	57.6%
% of FP17s for the same patient ID Re-attending between 3 & 9 months - Adults	18	722	2.5%	52.1%	51.5%	50.1%
% of FP17s for Band 1 Urgent Courses	745	757	98.4%	9.6%	9.5%	9.1%
% of FP17s Relating to Free Repair or Replacements	0	757	0.0%	0.7%	0.7%	0.8%
% of FP17s Relating to Continuations	0	757	0.0%	1.3%	1.2%	1.2%
% of Patients satisfied with the dentistry they have received	0	0	N/A	93.3%	93.1%	92.8%
% of Patients satisfied with the time they had to wait for an appointment	0	0	N/A	87.7%	88.8%	88.7%

\* This is based on patients treated on this contract for their most recent course of treatment. Figures in italics indicate the base number of FP17s or Patient Questionnaire responses are less than 100. N/A is shown where the base number of responses is less than 10 during the period. % is calculated as Quantity/Base number\*100

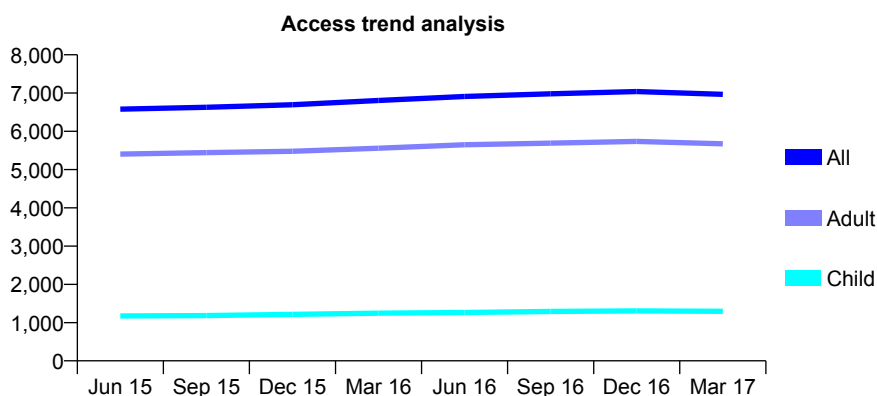
## Q70 - Vital Signs At a Glance Contract Report for 101338/0129 - March 2017

Name or company name	Whitecross Dental Care Limited
Contract type name	GDS Contract
Purpose of contract	General
Contract start date	25/10/2010
Contract end date	

16/17 Contracted general activity (UDA)	21,000
Carry forward general activity (UDA)	0
16/17 Contracted orthodontic activity (UOA)	0
Carry forward orthodontic activity (UOA)	0
Baseline contract value	£489,954.85

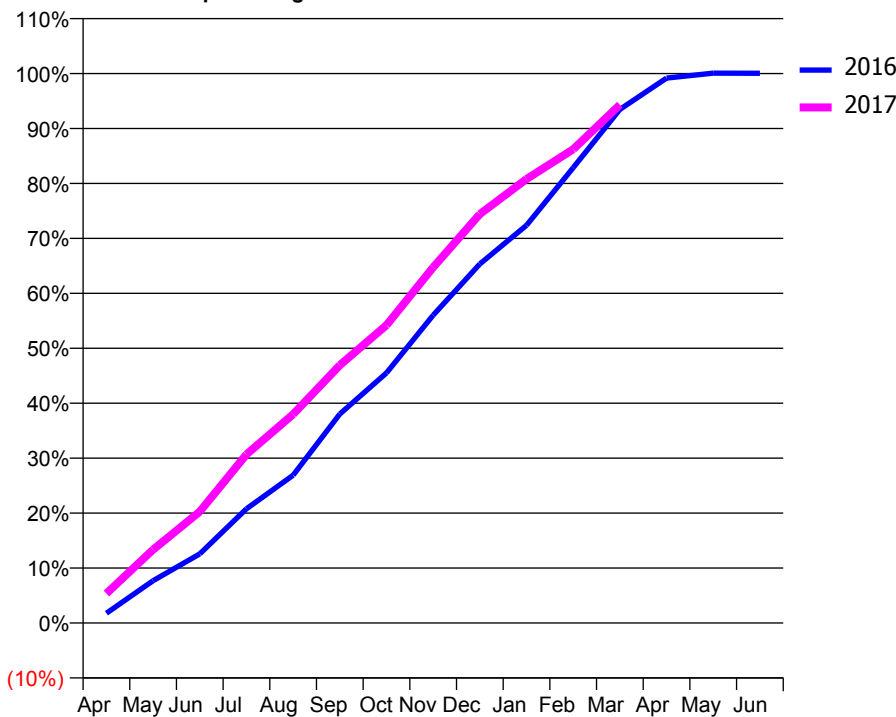
### ACCESS\*

Patients seen in 24 months	Total	Change since previous quarter
Quarter ending March 2016	6,806	
Quarter ending June 2016	6,912	→
Quarter ending September 2016	6,981	→
Quarter ending December 2016	7,041	→
Quarter ending March 2017	6,968	↓
<b>Variance since March 2016</b>	<b>2.4%</b>	<b>↑</b>



### ACTIVITY

Cumulative percentage of contracted UDA delivered 2016 & 2017



Month	Adjusted Scheduled Activity (UDA)	
	2016	2017
April	376	1,129
May	1,620	2,803
June	2,640	4,260
July	4,364	6,442
August	5,651	7,979
September	7,988	9,851
October	9,555	11,382
November	11,764	13,594
December	13,719	15,627
January	15,200	16,966
February	17,400	18,105
March	19,625	19,804
April	20,827	
May	21,013	
June	21,010	

### QUALITY

	Quantity	Base Number	Contract	AT	Region	England
% of FP17s for the same patient ID Re-attending within 3 months - Children	104	1,763	5.9%	10.4%	11.9%	12.3%
% of FP17s for the same patient ID Re-attending within 3 months - Adults	1,104	7,562	14.6%	15.3%	16.6%	16.7%
% of FP17s for the same patient ID Re-attending between 3 & 9 months - Children	1,008	1,763	57.2%	60.5%	60.2%	57.6%
% of FP17s for the same patient ID Re-attending between 3 & 9 months - Adults	3,871	7,562	51.2%	52.1%	51.5%	50.1%
% of FP17s for Band 1 Urgent Courses	599	8,807	6.8%	9.6%	9.5%	9.1%
% of FP17s Relating to Free Repair or Replacements	159	8,807	1.8%	0.7%	0.7%	0.8%
% of FP17s Relating to Continuations	245	8,807	2.8%	1.3%	1.2%	1.2%
% of Patients satisfied with the dentistry they have received	9	9	N/A	93.3%	93.1%	92.8%
% of Patients satisfied with the time they had to wait for an appointment	7	9	N/A	87.7%	88.8%	88.7%

\* This is based on patients treated on this contract for their most recent course of treatment. Figures in italics indicate the base number of FP17s or Patient Questionnaire responses are less than 100. N/A is shown where the base number of responses is less than 10 during the period. % is calculated as Quantity/Base number\*100

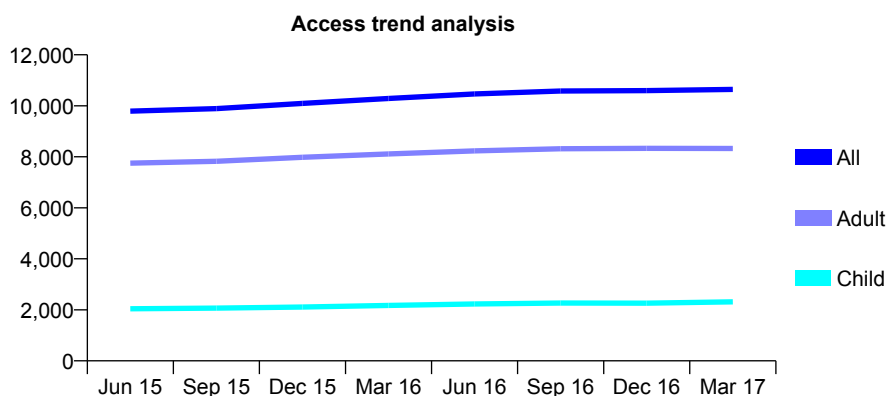
## Q70 - Vital Signs At a Glance Contract Report for 101338/0132 - March 2017

Name or company name	Whitecross Dental Care Limited
Contract type name	GDS Contract
Purpose of contract	General
Contract start date	01/09/2011
Contract end date	

16/17 Contracted general activity (UDA)	27,993
Carry forward general activity (UDA)	1,097
16/17 Contracted orthodontic activity (UOA)	0
Carry forward orthodontic activity (UOA)	0
Baseline contract value	£744,378.52

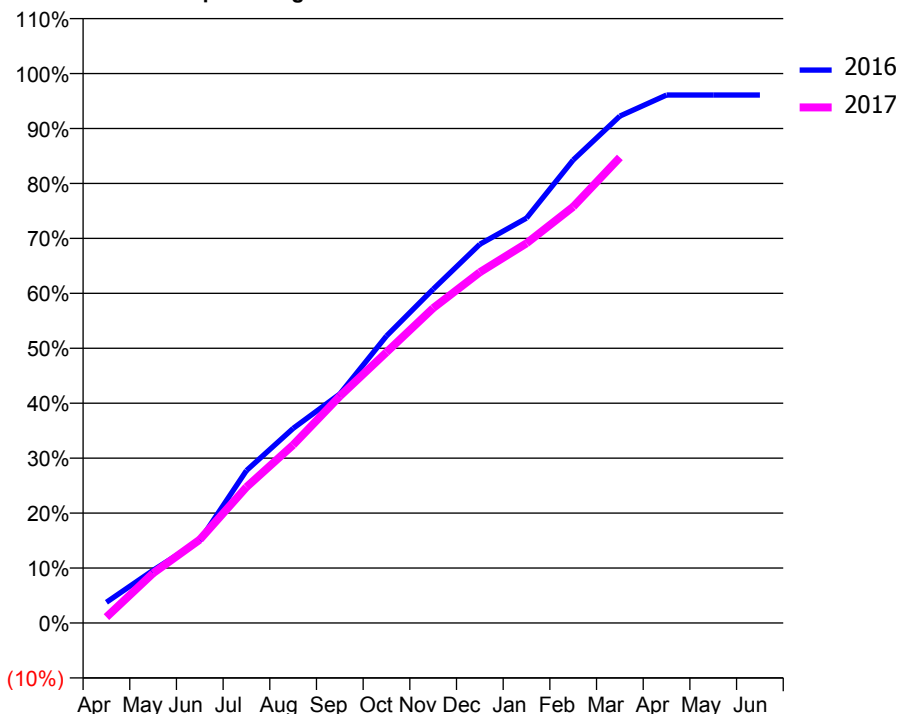
### ACCESS\*

Patients seen in 24 months	Total	Change since previous quarter
Quarter ending March 2016	10,285	
Quarter ending June 2016	10,464	→
Quarter ending September 2016	10,582	→
Quarter ending December 2016	10,596	→
Quarter ending March 2017	10,641	→
<b>Variance since March 2016</b>	<b>3.5%</b>	<b>↑</b>



### ACTIVITY

Cumulative percentage of contracted UDA delivered 2016 & 2017



Month	Adjusted Scheduled Activity (UDA)	
	2016	2017
April	1,055	302
May	2,684	2,536
June	4,201	4,246
July	7,765	6,926
August	9,912	9,075
September	11,665	11,549
October	14,619	13,794
November	17,007	16,040
December	19,299	17,871
January	20,626	19,343
February	23,587	21,202
March	25,824	23,721
April	26,898	
May	26,898	
June	26,895	

### QUALITY

	Quantity	Base Number	Contract	AT	Region	England
% of FP17s for the same patient ID Re-attending within 3 months - Children	168	3,372	5.0%	10.4%	11.9%	12.3%
% of FP17s for the same patient ID Re-attending within 3 months - Adults	1,067	10,179	10.5%	15.3%	16.6%	16.7%
% of FP17s for the same patient ID Re-attending between 3 & 9 months - Children	1,952	3,372	57.9%	60.5%	60.2%	57.6%
% of FP17s for the same patient ID Re-attending between 3 & 9 months - Adults	4,189	10,179	41.2%	52.1%	51.5%	50.1%
% of FP17s for Band 1 Urgent Courses	1,134	13,079	8.7%	9.6%	9.5%	9.1%
% of FP17s Relating to Free Repair or Replacements	102	13,079	0.8%	0.7%	0.7%	0.8%
% of FP17s Relating to Continuations	162	13,079	1.2%	1.3%	1.2%	1.2%
% of Patients satisfied with the dentistry they have received	14	15	93.3%	93.3%	93.1%	92.8%
% of Patients satisfied with the time they had to wait for an appointment	12	15	80.0%	87.7%	88.8%	88.7%

\* This is based on patients treated on this contract for their most recent course of treatment. Figures in italics indicate the base number of FP17s or Patient Questionnaire responses are less than 100. N/A is shown where the base number of responses is less than 10 during the period. % is calculated as Quantity/Base number\*100



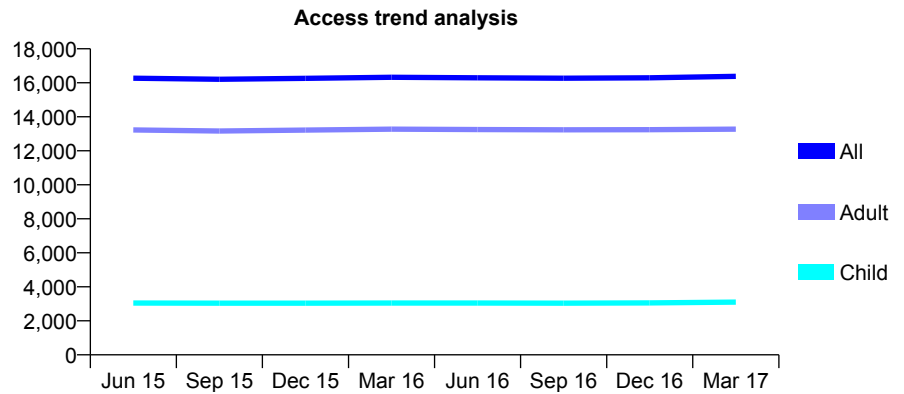
## Q70 - Vital Signs At a Glance Contract Report for 101338/0133 - March 2017

Name or company name	Whitecross Dental Care Limited
Contract type name	GDS Contract
Purpose of contract	General
Contract start date	01/09/2011
Contract end date	

16/17 Contracted general activity (UDA)	41,600
Carry forward general activity (UDA)	0
16/17 Contracted orthodontic activity (UOA)	0
Carry forward orthodontic activity (UOA)	0
Baseline contract value	£1,229,727.12

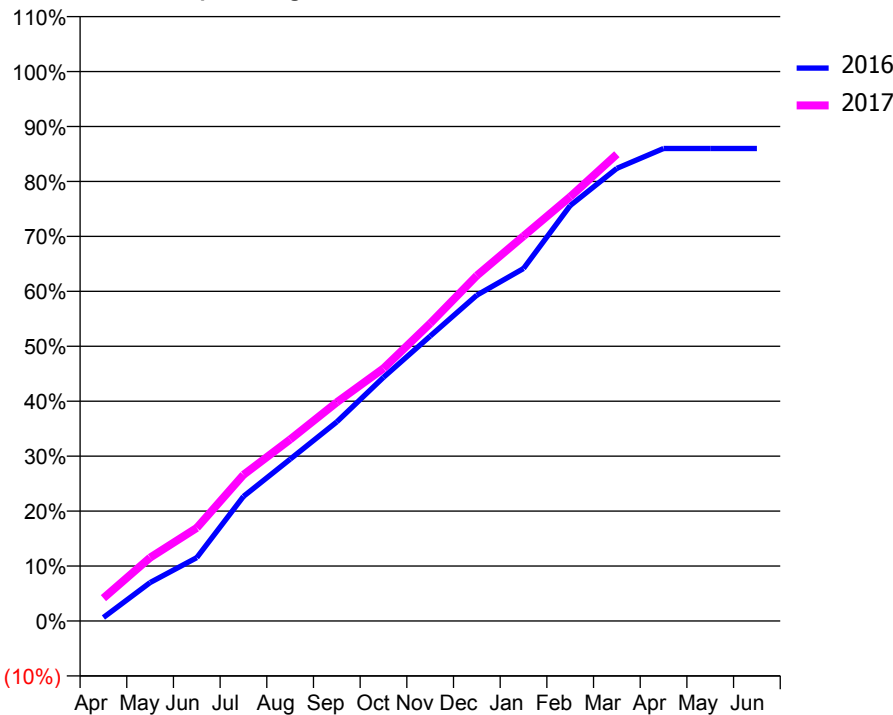
### ACCESS\*

Patients seen in 24 months	Total	Change since previous quarter
Quarter ending March 2016	16,323	
Quarter ending June 2016	16,295	→
Quarter ending September 2016	16,273	→
Quarter ending December 2016	16,298	→
Quarter ending March 2017	16,377	→
<b>Variance since March 2016</b>	<b>0.3%</b>	<b>→</b>



### ACTIVITY

Cumulative percentage of contracted UDA delivered 2016 & 2017



Month	Adjusted Scheduled Activity (UDA)	
	2016	2017
April	265	1,735
May	2,911	4,804
June	4,801	7,052
July	9,434	11,072
August	12,246	13,740
September	15,081	16,557
October	18,447	19,128
November	21,568	22,525
December	24,667	26,156
January	26,684	29,142
February	31,450	32,122
March	34,269	35,335
April	35,767	
May	35,771	
June	35,772	

### QUALITY

	Quantity	Base Number	Contract	AT	Region	England
% of FP17s for the same patient ID Re-attending within 3 months - Children	259	4,703	5.5%	10.4%	11.9%	12.3%
% of FP17s for the same patient ID Re-attending within 3 months - Adults	2,107	18,019	11.7%	15.3%	16.6%	16.7%
% of FP17s for the same patient ID Re-attending between 3 & 9 months - Children	3,206	4,703	68.2%	60.5%	60.2%	57.6%
% of FP17s for the same patient ID Re-attending between 3 & 9 months - Adults	8,392	18,019	46.6%	52.1%	51.5%	50.1%
% of FP17s for Band 1 Urgent Courses	1,347	20,825	6.5%	9.6%	9.5%	9.1%
% of FP17s Relating to Free Repair or Replacements	112	20,825	0.5%	0.7%	0.7%	0.8%
% of FP17s Relating to Continuations	277	20,825	1.3%	1.3%	1.2%	1.2%
% of Patients satisfied with the dentistry they have received	20	22	90.9%	93.3%	93.1%	92.8%
% of Patients satisfied with the time they had to wait for an appointment	20	22	90.9%	87.7%	88.8%	88.7%

\* This is based on patients treated on this contract for their most recent course of treatment. Figures in italics indicate the base number of FP17s or Patient Questionnaire responses are less than 100. N/A is shown where the base number of responses is less than 10 during the period. % is calculated as Quantity/Base number\*100

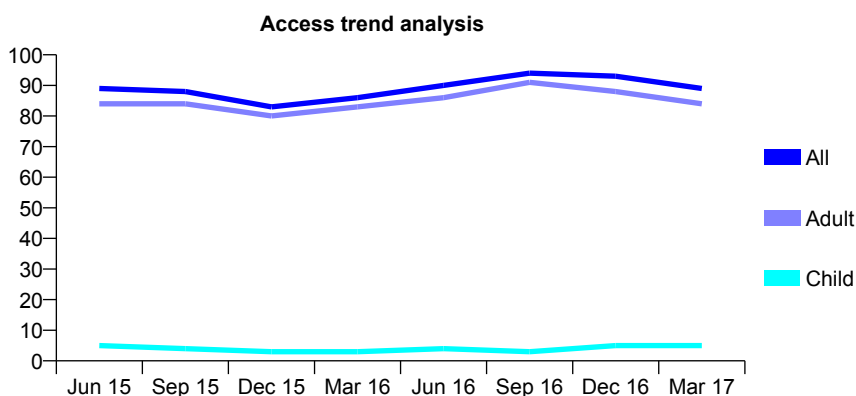
## Q70 - Vital Signs At a Glance Contract Report for 101338/0134 - March 2017

Name or company name	Whitecross Dental Care Limited
Contract type name	GDS Contract
Purpose of contract	General
Contract start date	01/09/2011
Contract end date	31/03/2017

16/17 Contracted general activity (UDA)	624
Carry forward general activity (UDA)	0
16/17 Contracted orthodontic activity (UOA)	0
Carry forward orthodontic activity (UOA)	0
Baseline contract value	£0.00

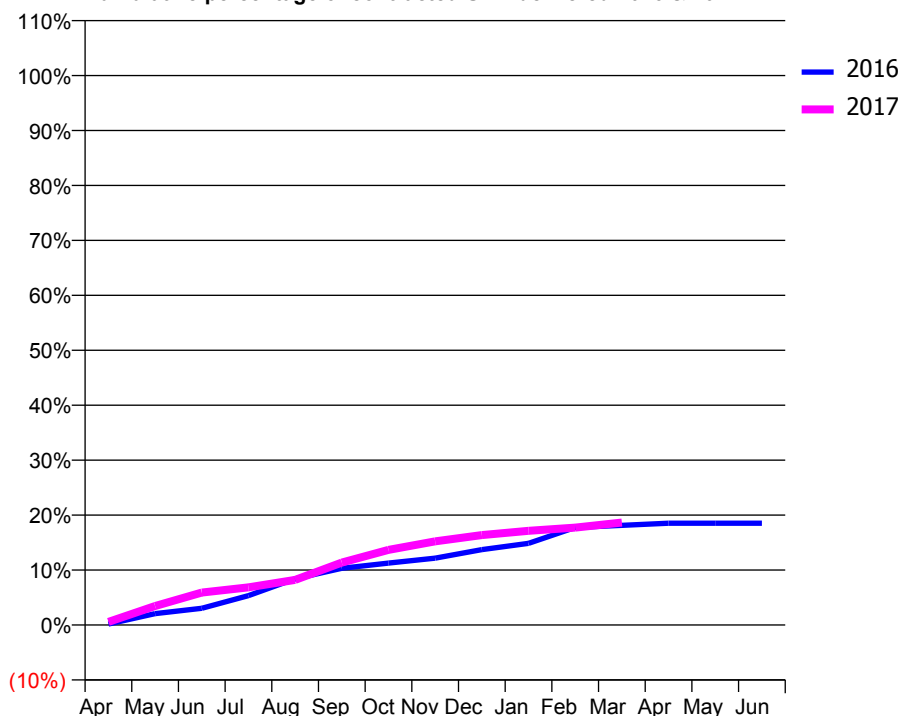
### ACCESS\*

Patients seen in 24 months	Total	Change since previous quarter
Quarter ending March 2016	86	
Quarter ending June 2016	90	↑
Quarter ending September 2016	94	↑
Quarter ending December 2016	93	↓
Quarter ending March 2017	89	↓
<b>Variance since March 2016</b>	<b>3.5%</b>	<b>↑</b>



### ACTIVITY

Cumulative percentage of contracted UDA delivered 2016 & 2017



Adjusted Scheduled Activity (UDA)

Month	2016	2017
April	1	4
May	13	22
June	19	37
July	33	43
August	52	51
September	64	71
October	70	85
November	76	95
December	86	102
January	93	107
February	111	111
March	113	116
April	116	
May	116	
June	116	

### QUALITY

	Quantity	Base Number	Contract	AT	Region	England
% of FP17s for the same patient ID Re-attending within 3 months - Children	0	8	0.0%	10.4%	11.9%	12.3%
% of FP17s for the same patient ID Re-attending within 3 months - Adults	1	92	1.1%	15.3%	16.6%	16.7%
% of FP17s for the same patient ID Re-attending between 3 & 9 months - Children	0	8	0.0%	60.5%	60.2%	57.6%
% of FP17s for the same patient ID Re-attending between 3 & 9 months - Adults	0	92	0.0%	52.1%	51.5%	50.1%
% of FP17s for Band 1 Urgent Courses	92	98	93.9%	9.6%	9.5%	9.1%
% of FP17s Relating to Free Repair or Replacements	0	98	0.0%	0.7%	0.7%	0.8%
% of FP17s Relating to Continuations	0	98	0.0%	1.3%	1.2%	1.2%
% of Patients satisfied with the dentistry they have received	0	0	N/A	93.3%	93.1%	92.8%
% of Patients satisfied with the time they had to wait for an appointment	0	0	N/A	87.7%	88.8%	88.7%

\* This is based on patients treated on this contract for their most recent course of treatment. Figures in italics indicate the base number of FP17s or Patient Questionnaire responses are less than 100. N/A is shown where the base number of responses is less than 10 during the period. % is calculated as Quantity/Base number\*100

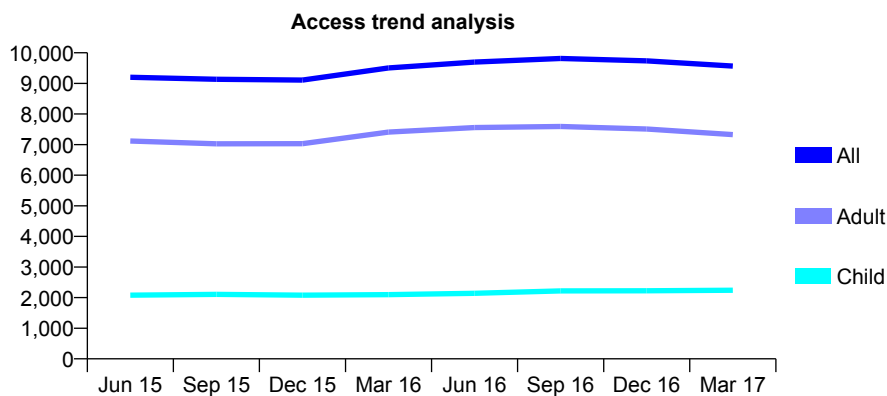
## Q70 - Vital Signs At a Glance Contract Report for 101362/0039 - March 2017

Name or company name	Rodericks Dental Limited
Contract type name	GDS Contract
Purpose of contract	General
Contract start date	03/10/2011
Contract end date	

16/17 Contracted general activity (UDA)	26,613
Carry forward general activity (UDA)	0
16/17 Contracted orthodontic activity (UOA)	0
Carry forward orthodontic activity (UOA)	0
Baseline contract value	£726,906.31

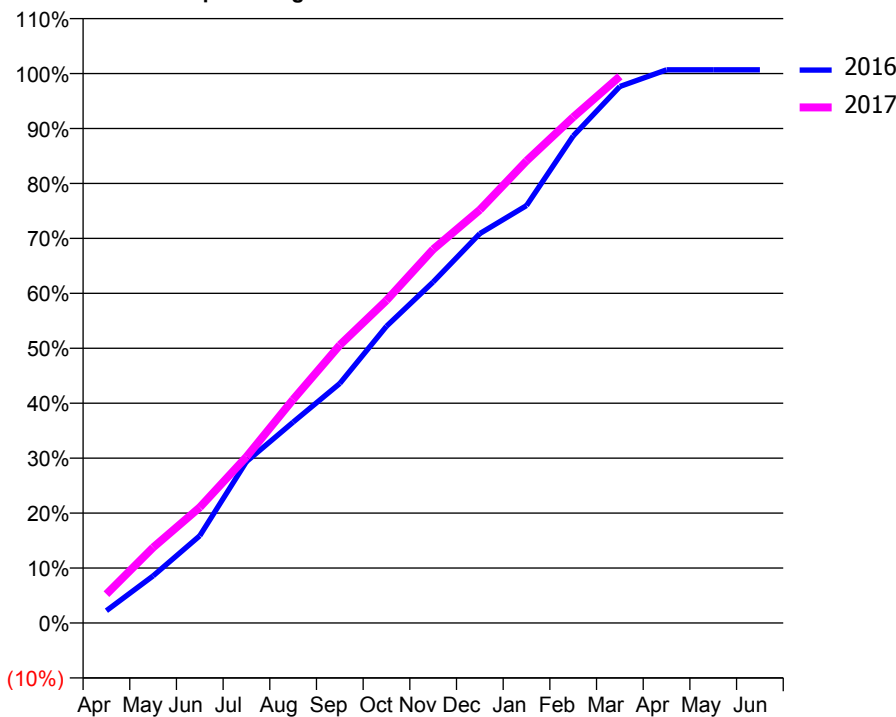
### ACCESS\*

Patients seen in 24 months	Total	Change since previous quarter
Quarter ending March 2016	9,507	
Quarter ending June 2016	9,699	↑
Quarter ending September 2016	9,815	→
Quarter ending December 2016	9,735	→
Quarter ending March 2017	9,567	↓
<b>Variance since March 2016</b>	0.6%	→



### ACTIVITY

Cumulative percentage of contracted UDA delivered 2016 & 2017



Month	Adjusted Scheduled Activity (UDA)	
	2016	2017
April	597	1,401
May	2,284	3,657
June	4,226	5,602
July	7,819	8,052
August	9,731	10,824
September	11,600	13,461
October	14,375	15,627
November	16,516	18,101
December	18,862	20,013
January	20,219	22,379
February	23,587	24,500
March	25,982	26,478
April	26,794	
May	26,794	
June	26,794	

### QUALITY

	Quantity	Base Number	Contract	AT	Region	England
% of FP17s for the same patient ID Re-attending within 3 months - Children	427	3,204	13.3%	10.4%	11.9%	12.3%
% of FP17s for the same patient ID Re-attending within 3 months - Adults	1,721	9,027	19.1%	15.3%	16.6%	16.7%
% of FP17s for the same patient ID Re-attending between 3 & 9 months - Children	1,537	3,204	48.0%	60.5%	60.2%	57.6%
% of FP17s for the same patient ID Re-attending between 3 & 9 months - Adults	3,473	9,027	38.5%	52.1%	51.5%	50.1%
% of FP17s for Band 1 Urgent Courses	3,212	11,855	27.1%	9.6%	9.5%	9.1%
% of FP17s Relating to Free Repair or Replacements	178	11,855	1.5%	0.7%	0.7%	0.8%
% of FP17s Relating to Continuations	30	11,855	0.3%	1.3%	1.2%	1.2%
% of Patients satisfied with the dentistry they have received	7	8	N/A	93.3%	93.1%	92.8%
% of Patients satisfied with the time they had to wait for an appointment	8	8	N/A	87.7%	88.8%	88.7%

\* This is based on patients treated on this contract for their most recent course of treatment. Figures in italics indicate the base number of FP17s or Patient Questionnaire responses are less than 100. N/A is shown where the base number of responses is less than 10 during the period. % is calculated as Quantity/Base number\*100

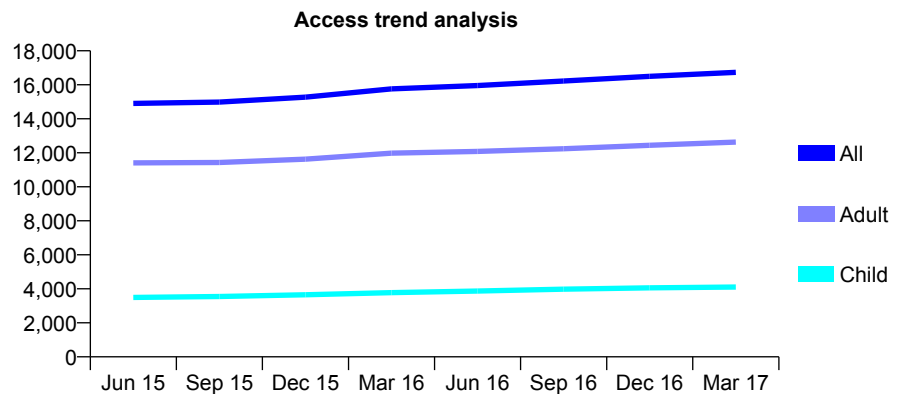
## Q70 - Vital Signs At a Glance Contract Report for 101362/0043 - March 2017

Name or company name	Rodericks Dental Limited
Contract type name	GDS Contract
Purpose of contract	General
Contract start date	11/02/2012
Contract end date	

16/17 Contracted general activity (UDA)	52,655
Carry forward general activity (UDA)	2,129
16/17 Contracted orthodontic activity (UOA)	0
Carry forward orthodontic activity (UOA)	0
Baseline contract value	£1,364,262.02

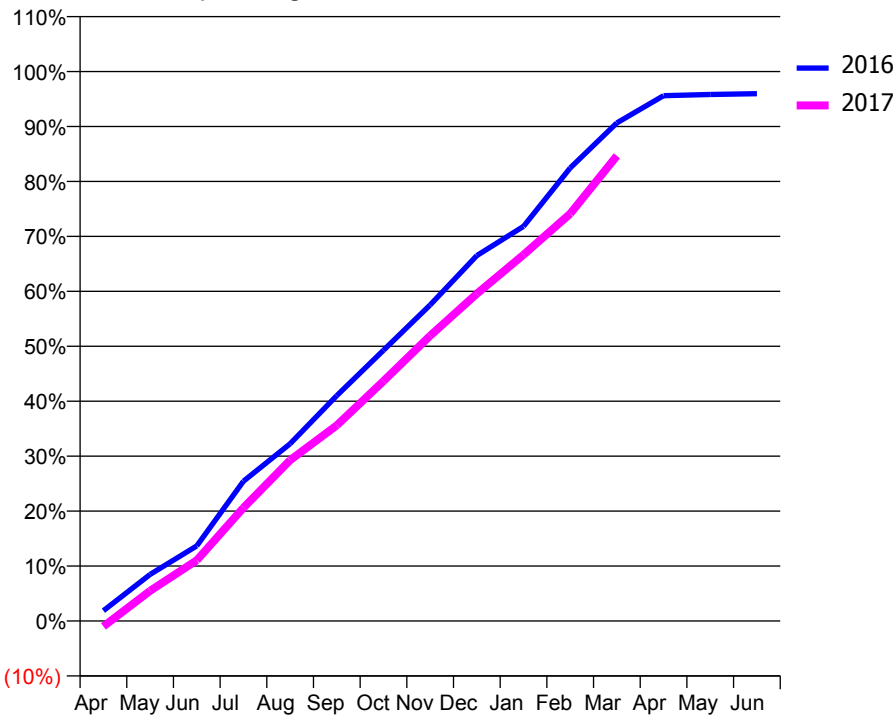
### ACCESS\*

Patients seen in 24 months	Total	Change since previous quarter
Quarter ending March 2016	15,759	
Quarter ending June 2016	15,954	→
Quarter ending September 2016	16,222	→
Quarter ending December 2016	16,497	→
Quarter ending March 2017	16,737	→
<b>Variance since March 2016</b>	<b>6.2%</b>	<b>↑</b>



### ACTIVITY

Cumulative percentage of contracted UDA delivered 2016 & 2017



Month	Adjusted Scheduled Activity (UDA)	
	2016	2017
April	993	-535
May	4,463	2,894
June	7,196	5,824
July	13,402	10,857
August	16,984	15,421
September	21,607	18,747
October	25,939	22,991
November	30,290	27,339
December	35,012	31,364
January	37,818	35,089
February	43,412	39,035
March	47,729	44,572
April	50,341	
May	50,451	
June	50,526	

### QUALITY

	Quantity	Base Number	Contract	AT	Region	England
% of FP17s for the same patient ID Re-attending within 3 months - Children	456	6,317	7.2%	10.4%	11.9%	12.3%
% of FP17s for the same patient ID Re-attending within 3 months - Adults	2,391	16,708	14.3%	15.3%	16.6%	16.7%
% of FP17s for the same patient ID Re-attending between 3 & 9 months - Children	3,758	6,317	59.5%	60.5%	60.2%	57.6%
% of FP17s for the same patient ID Re-attending between 3 & 9 months - Adults	8,342	16,708	49.9%	52.1%	51.5%	50.1%
% of FP17s for Band 1 Urgent Courses	2,334	21,782	10.7%	9.6%	9.5%	9.1%
% of FP17s Relating to Free Repair or Replacements	126	21,782	0.6%	0.7%	0.7%	0.8%
% of FP17s Relating to Continuations	65	21,782	0.3%	1.3%	1.2%	1.2%
% of Patients satisfied with the dentistry they have received	19	20	95.0%	93.3%	93.1%	92.8%
% of Patients satisfied with the time they had to wait for an appointment	17	20	85.0%	87.7%	88.8%	88.7%

\* This is based on patients treated on this contract for their most recent course of treatment. Figures in italics indicate the base number of FP17s or Patient Questionnaire responses are less than 100. N/A is shown where the base number of responses is less than 10 during the period. % is calculated as Quantity/Base number\*100

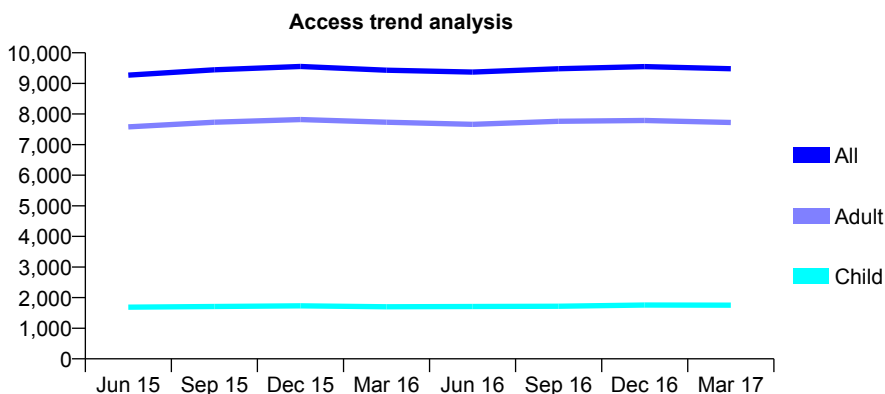
## Q70 - Vital Signs At a Glance Contract Report for 101435/0008 - March 2017

Name or company name	IDH Limited
Contract type name	GDS Contract
Purpose of contract	General
Contract start date	01/04/2006
Contract end date	

16/17 Contracted general activity (UDA)	31,000
Carry forward general activity (UDA)	0
16/17 Contracted orthodontic activity (UOA)	0
Carry forward orthodontic activity (UOA)	0
Baseline contract value	£742,164.02

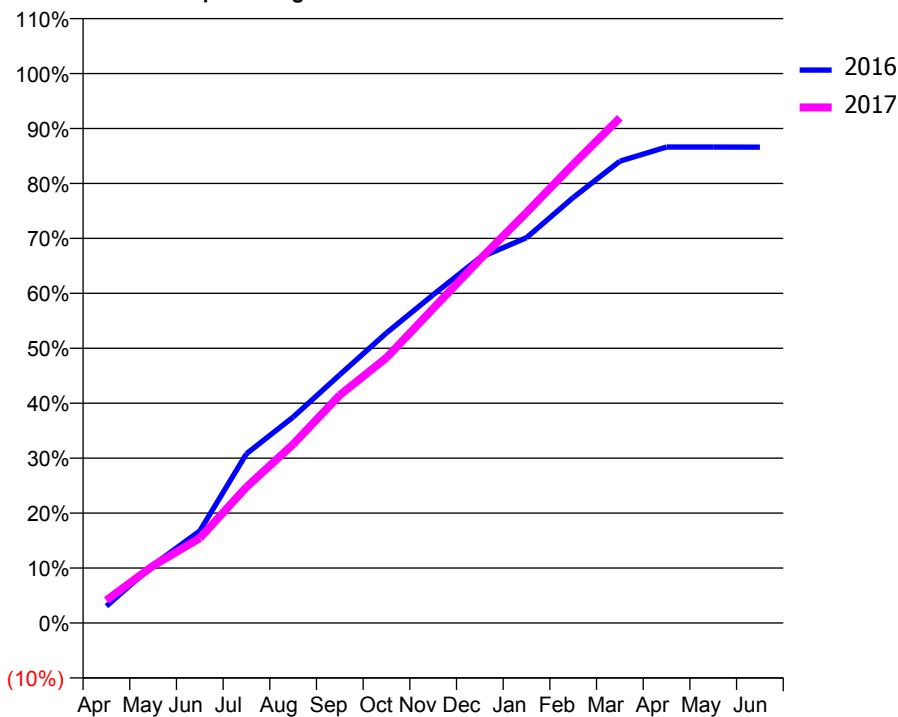
### ACCESS\*

Patients seen in 24 months	Total	Change since previous quarter
Quarter ending March 2016	9,432	
Quarter ending June 2016	9,372	→
Quarter ending September 2016	9,481	→
Quarter ending December 2016	9,549	→
Quarter ending March 2017	9,478	→
<b>Variance since March 2016</b>	<b>0.5%</b>	<b>→</b>



### ACTIVITY

Cumulative percentage of contracted UDA delivered 2016 & 2017



Month	Adjusted Scheduled Activity (UDA)	
	2016	2017
April	949	1,282
May	3,272	3,230
June	5,198	4,789
July	9,547	7,668
August	11,619	10,087
September	14,009	12,859
October	16,366	14,963
November	18,517	17,739
December	20,606	20,508
January	21,736	23,162
February	24,001	25,875
March	26,054	28,500
April	26,850	
May	26,849	
June	26,846	

### QUALITY

	Quantity	Base Number	Contract	AT	Region	England
% of FP17s for the same patient ID Re-attending within 3 months - Children	106	2,155	4.9%	10.4%	11.9%	12.3%
% of FP17s for the same patient ID Re-attending within 3 months - Adults	890	8,360	10.6%	15.3%	16.6%	16.7%
% of FP17s for the same patient ID Re-attending between 3 & 9 months - Children	884	2,155	41.0%	60.5%	60.2%	57.6%
% of FP17s for the same patient ID Re-attending between 3 & 9 months - Adults	3,064	8,360	36.7%	52.1%	51.5%	50.1%
% of FP17s for Band 1 Urgent Courses	455	10,202	4.5%	9.6%	9.5%	9.1%
% of FP17s Relating to Free Repair or Replacements	62	10,202	0.6%	0.7%	0.7%	0.8%
% of FP17s Relating to Continuations	260	10,202	2.5%	1.3%	1.2%	1.2%
% of Patients satisfied with the dentistry they have received	12	14	85.7%	93.3%	93.1%	92.8%
% of Patients satisfied with the time they had to wait for an appointment	10	14	71.4%	87.7%	88.8%	88.7%

\* This is based on patients treated on this contract for their most recent course of treatment. Figures in italics indicate the base number of FP17s or Patient Questionnaire responses are less than 100. N/A is shown where the base number of responses is less than 10 during the period. % is calculated as Quantity/Base number\*100

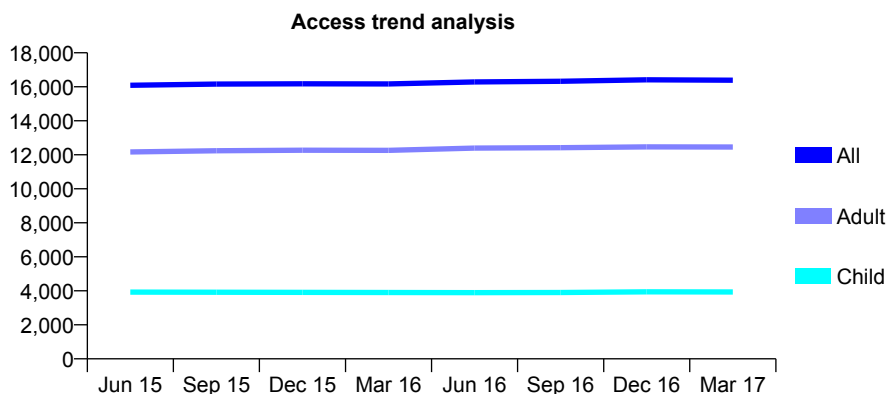
## Q70 - Vital Signs At a Glance Contract Report for 101435/0016 - March 2017

Name or company name	IDH Limited
Contract type name	GDS Contract
Purpose of contract	General
Contract start date	01/04/2006
Contract end date	

16/17 Contracted general activity (UDA)	47,133
Carry forward general activity (UDA)	0
16/17 Contracted orthodontic activity (UOA)	0
Carry forward orthodontic activity (UOA)	0
Baseline contract value	£1,040,809.98

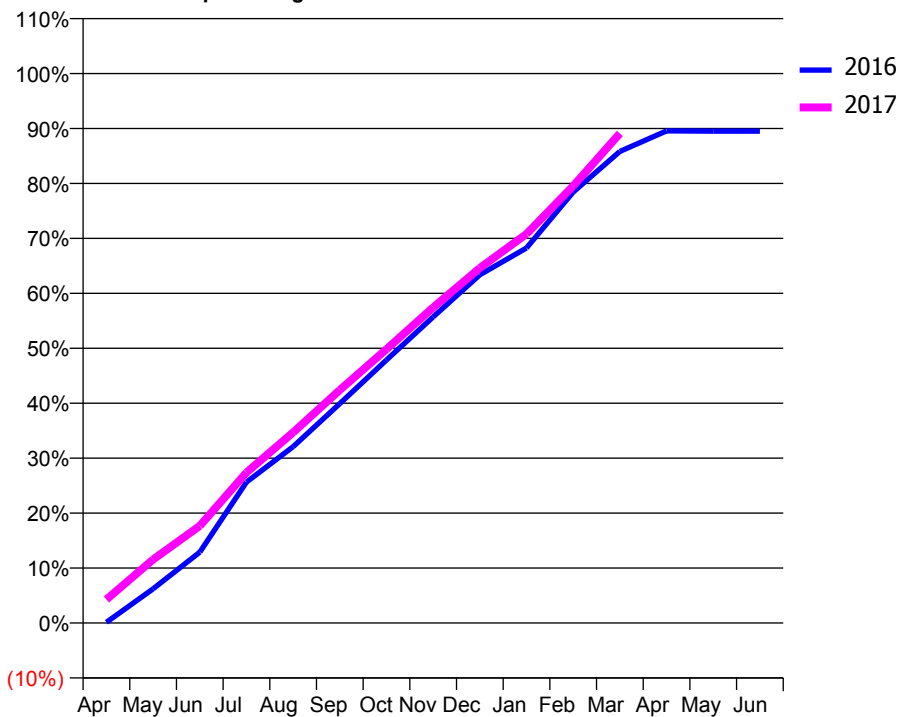
### ACCESS\*

Patients seen in 24 months	Total	Change since previous quarter
Quarter ending March 2016	16,165	
Quarter ending June 2016	16,289	→
Quarter ending September 2016	16,325	→
Quarter ending December 2016	16,411	→
Quarter ending March 2017	16,392	→
<b>Variance since March 2016</b>	<b>1.4%</b>	<b>→</b>



### ACTIVITY

Cumulative percentage of contracted UDA delivered 2016 & 2017



Month	Adjusted Scheduled Activity (UDA)	
	2016	2017
April	64	2,022
May	2,932	5,452
June	6,085	8,329
July	12,083	12,911
August	15,130	16,346
September	18,818	19,990
October	22,559	23,483
November	26,253	27,065
December	29,867	30,450
January	32,173	33,366
February	36,962	37,484
March	40,449	41,998
April	42,212	
May	42,190	
June	42,183	

### QUALITY

	Quantity	Base Number	Contract	AT	Region	England
% of FP17s for the same patient ID Re-attending within 3 months - Children	239	5,536	4.3%	10.4%	11.9%	12.3%
% of FP17s for the same patient ID Re-attending within 3 months - Adults	1,483	16,035	9.2%	15.3%	16.6%	16.7%
% of FP17s for the same patient ID Re-attending between 3 & 9 months - Children	3,380	5,536	61.1%	60.5%	60.2%	57.6%
% of FP17s for the same patient ID Re-attending between 3 & 9 months - Adults	9,127	16,035	56.9%	52.1%	51.5%	50.1%
% of FP17s for Band 1 Urgent Courses	789	20,747	3.8%	9.6%	9.5%	9.1%
% of FP17s Relating to Free Repair or Replacements	96	20,747	0.5%	0.7%	0.7%	0.8%
% of FP17s Relating to Continuations	307	20,747	1.5%	1.3%	1.2%	1.2%
% of Patients satisfied with the dentistry they have received	18	19	94.7%	93.3%	93.1%	92.8%
% of Patients satisfied with the time they had to wait for an appointment	18	19	94.7%	87.7%	88.8%	88.7%

\* This is based on patients treated on this contract for their most recent course of treatment. Figures in italics indicate the base number of FP17s or Patient Questionnaire responses are less than 100. N/A is shown where the base number of responses is less than 10 during the period. % is calculated as Quantity/Base number\*100

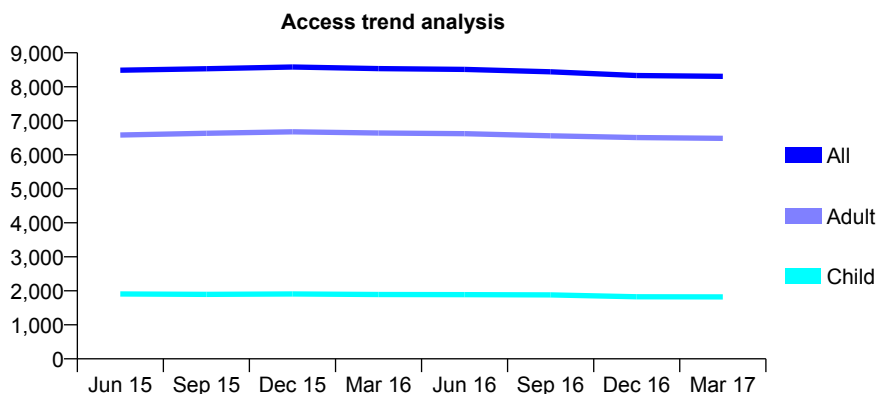
## Q70 - Vital Signs At a Glance Contract Report for 101435/0022 - March 2017

Name or company name	IDH Limited
Contract type name	GDS Contract
Purpose of contract	General
Contract start date	01/04/2006
Contract end date	

16/17 Contracted general activity (UDA)	24,473
Carry forward general activity (UDA)	348
16/17 Contracted orthodontic activity (UOA)	0
Carry forward orthodontic activity (UOA)	0
Baseline contract value	£577,927.40

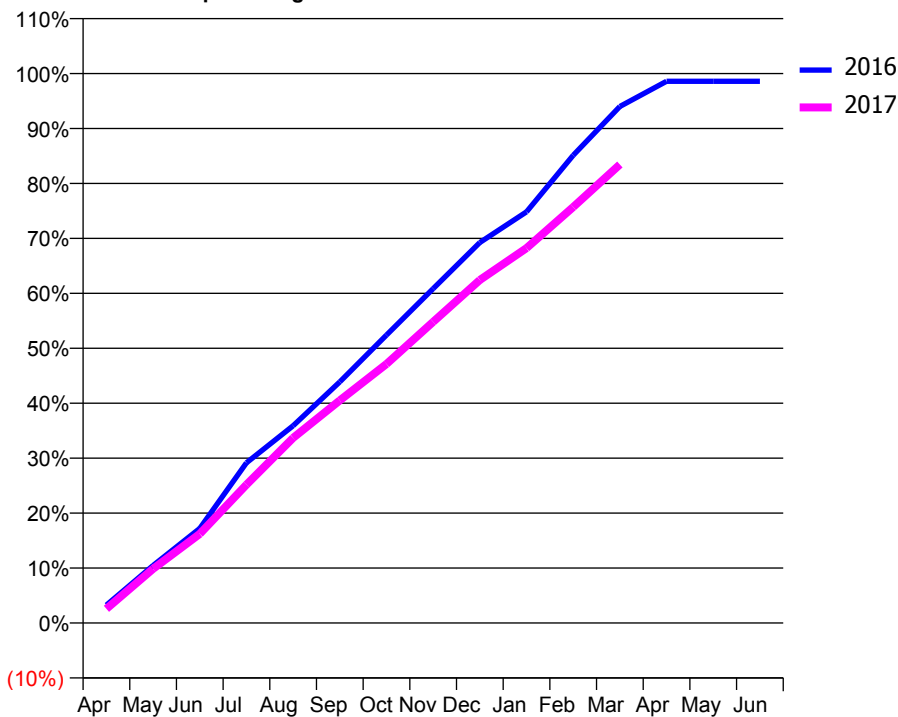
### ACCESS\*

Patients seen in 24 months	Total	Change since previous quarter
Quarter ending March 2016	8,536	
Quarter ending June 2016	8,510	→
Quarter ending September 2016	8,442	→
Quarter ending December 2016	8,333	↓
Quarter ending March 2017	8,307	→
<b>Variance since March 2016</b>	<b>(2.7%)</b>	<b>↓</b>



### ACTIVITY

Cumulative percentage of contracted UDA delivered 2016 & 2017



Month	Adjusted Scheduled Activity (UDA)	
	2016	2017
April	801	630
May	2,563	2,411
June	4,216	3,969
July	7,135	6,159
August	8,788	8,246
September	10,741	9,913
October	12,828	11,535
November	14,892	13,412
December	16,947	15,276
January	18,312	16,696
February	20,831	18,524
March	23,003	20,420
April	24,125	
May	24,124	
June	24,124	

### QUALITY

	Quantity	Base Number	Contract	AT	Region	England
% of FP17s for the same patient ID Re-attending within 3 months - Children	122	2,582	4.7%	10.4%	11.9%	12.3%
% of FP17s for the same patient ID Re-attending within 3 months - Adults	709	7,825	9.1%	15.3%	16.6%	16.7%
% of FP17s for the same patient ID Re-attending between 3 & 9 months - Children	1,483	2,582	57.4%	60.5%	60.2%	57.6%
% of FP17s for the same patient ID Re-attending between 3 & 9 months - Adults	4,139	7,825	52.9%	52.1%	51.5%	50.1%
% of FP17s for Band 1 Urgent Courses	493	9,974	4.9%	9.6%	9.5%	9.1%
% of FP17s Relating to Free Repair or Replacements	40	9,974	0.4%	0.7%	0.7%	0.8%
% of FP17s Relating to Continuations	107	9,974	1.1%	1.3%	1.2%	1.2%
% of Patients satisfied with the dentistry they have received	6	7	N/A	93.3%	93.1%	92.8%
% of Patients satisfied with the time they had to wait for an appointment	5	7	N/A	87.7%	88.8%	88.7%

\* This is based on patients treated on this contract for their most recent course of treatment. Figures in italics indicate the base number of FP17s or Patient Questionnaire responses are less than 100. N/A is shown where the base number of responses is less than 10 during the period. % is calculated as Quantity/Base number\*100

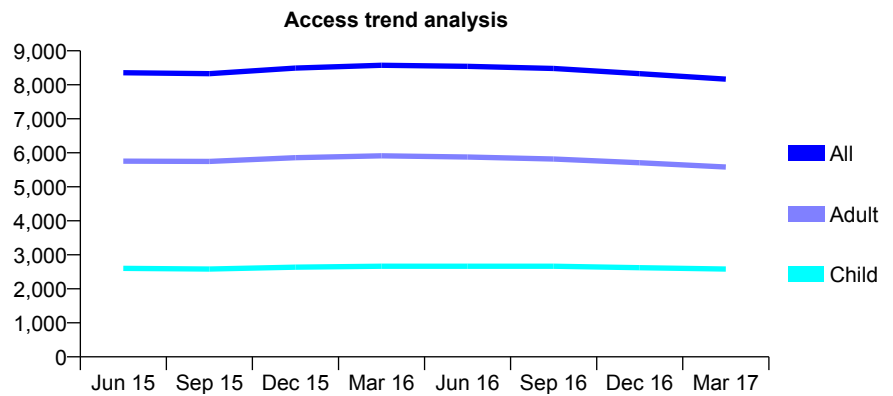
## Q70 - Vital Signs At a Glance Contract Report for 101435/0023 - March 2017

Name or company name	IDH Limited
Contract type name	GDS Contract
Purpose of contract	General
Contract start date	01/04/2006
Contract end date	

16/17 Contracted general activity (UDA)	21,343
Carry forward general activity (UDA)	470
16/17 Contracted orthodontic activity (UOA)	0
Carry forward orthodontic activity (UOA)	0
Baseline contract value	£607,510.52

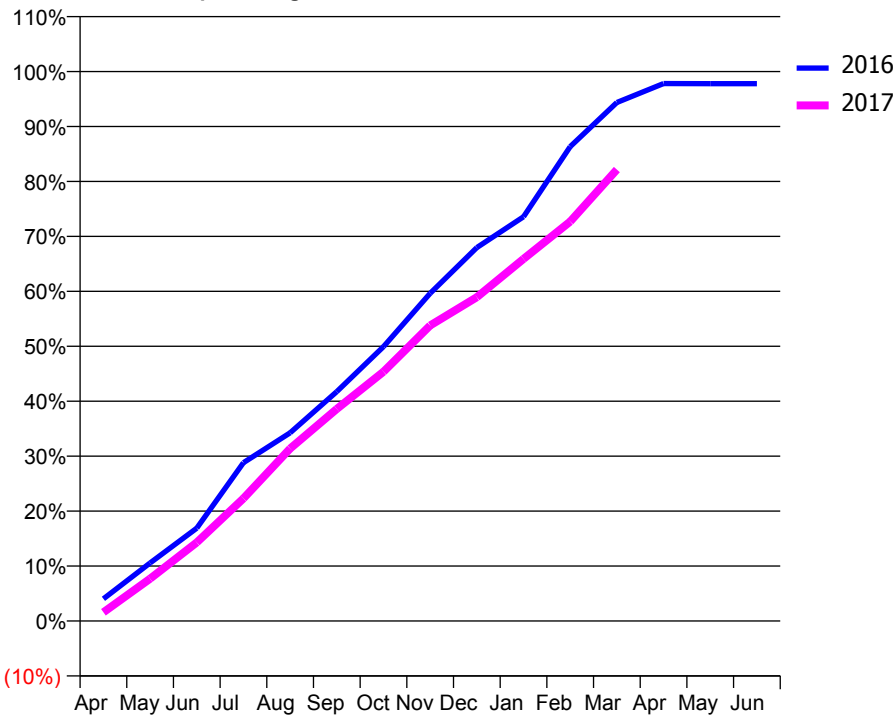
### ACCESS\*

Patients seen in 24 months	Total	Change since previous quarter
Quarter ending March 2016	8,575	
Quarter ending June 2016	8,543	→
Quarter ending September 2016	8,482	→
Quarter ending December 2016	8,327	↓
Quarter ending March 2017	8,165	↓
<b>Variance since March 2016</b>	<b>(4.8%)</b>	<b>↓</b>



### ACTIVITY

Cumulative percentage of contracted UDA delivered 2016 & 2017



Month	Adjusted Scheduled Activity (UDA)	
	2016	2017
April	863	337
May	2,258	1,646
June	3,609	3,054
July	6,149	4,765
August	7,309	6,698
September	8,910	8,239
October	10,656	9,684
November	12,728	11,480
December	14,502	12,579
January	15,699	14,063
February	18,426	15,517
March	20,138	17,535
April	20,873	
May	20,872	
June	20,872	

### QUALITY

	Quantity	Base Number	Contract	AT	Region	England
% of FP17s for the same patient ID Re-attending within 3 months - Children	111	3,384	3.3%	10.4%	11.9%	12.3%
% of FP17s for the same patient ID Re-attending within 3 months - Adults	516	6,257	8.2%	15.3%	16.6%	16.7%
% of FP17s for the same patient ID Re-attending between 3 & 9 months - Children	2,000	3,384	59.1%	60.5%	60.2%	57.6%
% of FP17s for the same patient ID Re-attending between 3 & 9 months - Adults	3,488	6,257	55.7%	52.1%	51.5%	50.1%
% of FP17s for Band 1 Urgent Courses	510	9,252	5.5%	9.6%	9.5%	9.1%
% of FP17s Relating to Free Repair or Replacements	23	9,252	0.2%	0.7%	0.7%	0.8%
% of FP17s Relating to Continuations	101	9,252	1.1%	1.3%	1.2%	1.2%
% of Patients satisfied with the dentistry they have received	3	3	N/A	93.3%	93.1%	92.8%
% of Patients satisfied with the time they had to wait for an appointment	3	3	N/A	87.7%	88.8%	88.7%

\* This is based on patients treated on this contract for their most recent course of treatment. Figures in italics indicate the base number of FP17s or Patient Questionnaire responses are less than 100. N/A is shown where the base number of responses is less than 10 during the period. % is calculated as Quantity/Base number\*100



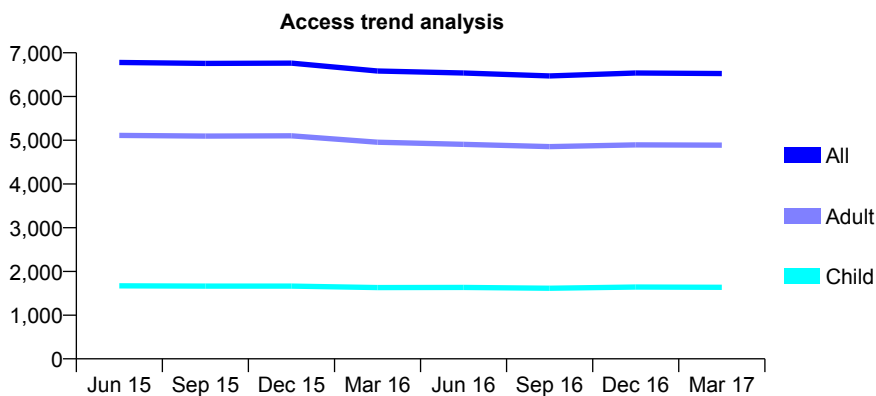
## Q70 - Vital Signs At a Glance Contract Report for 101435/0024 - March 2017

Name or company name	IDH Limited
Contract type name	GDS Contract
Purpose of contract	General
Contract start date	01/04/2006
Contract end date	

16/17 Contracted general activity (UDA)	16,619
Carry forward general activity (UDA)	0
16/17 Contracted orthodontic activity (UOA)	0
Carry forward orthodontic activity (UOA)	0
Baseline contract value	£359,619.90

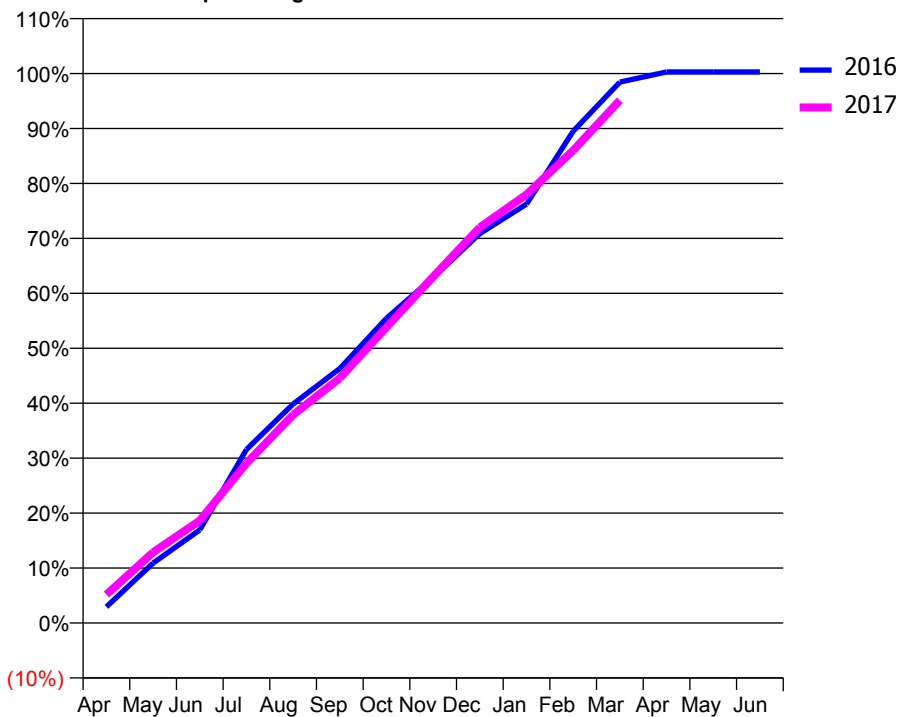
### ACCESS\*

Patients seen in 24 months	Total	Change since previous quarter
Quarter ending March 2016	6,584	
Quarter ending June 2016	6,539	→
Quarter ending September 2016	6,470	↓
Quarter ending December 2016	6,539	→
Quarter ending March 2017	6,525	→
<b>Variance since March 2016</b>	<b>(0.9%)</b>	→



### ACTIVITY

Cumulative percentage of contracted UDA delivered 2016 & 2017



Month	Adjusted Scheduled Activity (UDA)	
	2016	2017
April	488	861
May	1,811	2,140
June	2,818	3,100
July	5,249	4,832
August	6,625	6,296
September	7,698	7,405
October	9,217	8,945
November	10,451	10,476
December	11,777	11,969
January	12,669	12,960
February	14,877	14,294
March	16,360	15,813
April	16,665	
May	16,666	
June	16,666	

### QUALITY

	Quantity	Base Number	Contract	AT	Region	England
% of FP17s for the same patient ID Re-attending within 3 months - Children	116	2,225	5.2%	10.4%	11.9%	12.3%
% of FP17s for the same patient ID Re-attending within 3 months - Adults	647	5,517	11.7%	15.3%	16.6%	16.7%
% of FP17s for the same patient ID Re-attending between 3 & 9 months - Children	1,262	2,225	56.7%	60.5%	60.2%	57.6%
% of FP17s for the same patient ID Re-attending between 3 & 9 months - Adults	2,289	5,517	41.5%	52.1%	51.5%	50.1%
% of FP17s for Band 1 Urgent Courses	539	7,591	7.1%	9.6%	9.5%	9.1%
% of FP17s Relating to Free Repair or Replacements	12	7,591	0.2%	0.7%	0.7%	0.8%
% of FP17s Relating to Continuations	82	7,591	1.1%	1.3%	1.2%	1.2%
% of Patients satisfied with the dentistry they have received	7	8	N/A	93.3%	93.1%	92.8%
% of Patients satisfied with the time they had to wait for an appointment	8	8	N/A	87.7%	88.8%	88.7%

\* This is based on patients treated on this contract for their most recent course of treatment. Figures in italics indicate the base number of FP17s or Patient Questionnaire responses are less than 100. N/A is shown where the base number of responses is less than 10 during the period. % is calculated as Quantity/Base number\*100

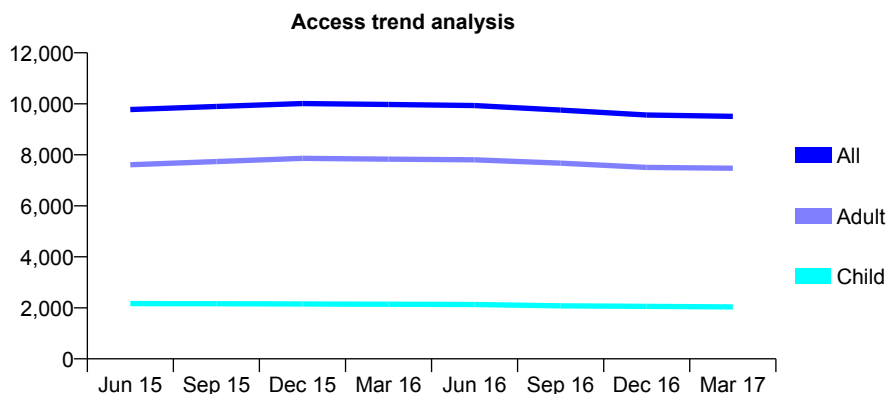
## Q70 - Vital Signs At a Glance Contract Report for 101435/0025 - March 2017

Name or company name	IDH Limited
Contract type name	GDS Contract
Purpose of contract	General
Contract start date	01/04/2006
Contract end date	

16/17 Contracted general activity (UDA)	29,690
Carry forward general activity (UDA)	0
16/17 Contracted orthodontic activity (UOA)	0
Carry forward orthodontic activity (UOA)	0
Baseline contract value	£747,856.34

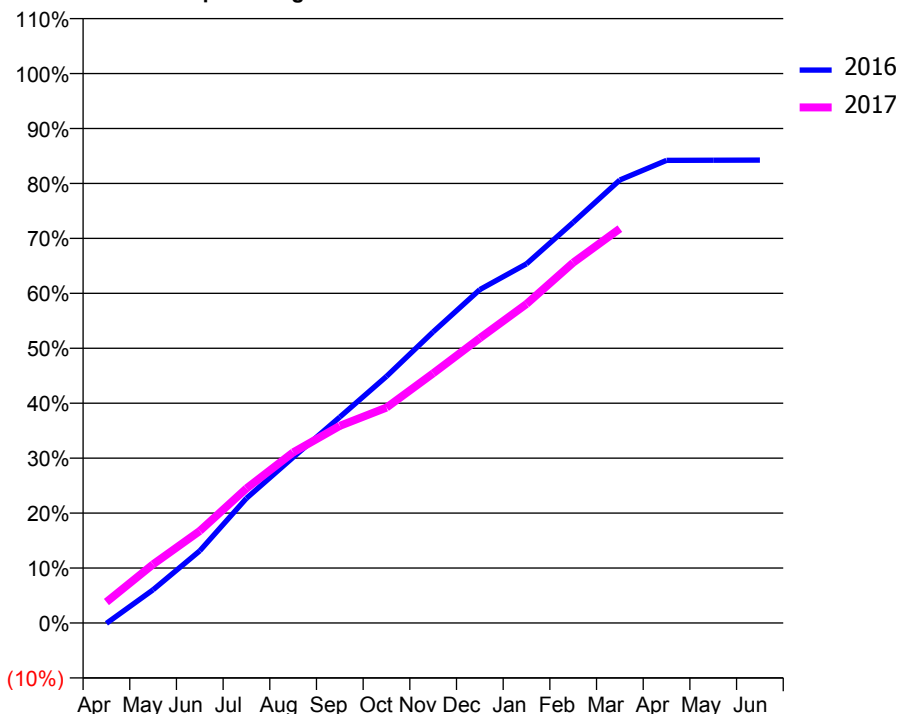
### ACCESS\*

Patients seen in 24 months	Total	Change since previous quarter
Quarter ending March 2016	9,972	
Quarter ending June 2016	9,934	→
Quarter ending September 2016	9,755	↓
Quarter ending December 2016	9,562	↓
Quarter ending March 2017	9,508	→
<b>Variance since March 2016</b>	<b>(4.7%)</b>	<b>↓</b>



### ACTIVITY

Cumulative percentage of contracted UDA delivered 2016 & 2017



Month	Adjusted Scheduled Activity (UDA)	
	2016	2017
April	-23	1,138
May	1,801	3,174
June	3,903	4,974
July	6,742	7,275
August	8,950	9,216
September	11,130	10,654
October	13,327	11,637
November	15,731	13,489
December	18,014	15,390
January	19,406	17,237
February	21,645	19,473
March	23,937	21,306
April	24,999	
May	25,008	
June	25,014	

### QUALITY

	Quantity	Base Number	Contract	AT	Region	England
% of FP17s for the same patient ID Re-attending within 3 months - Children	145	2,617	5.5%	10.4%	11.9%	12.3%
% of FP17s for the same patient ID Re-attending within 3 months - Adults	990	8,690	11.4%	15.3%	16.6%	16.7%
% of FP17s for the same patient ID Re-attending between 3 & 9 months - Children	1,337	2,617	51.1%	60.5%	60.2%	57.6%
% of FP17s for the same patient ID Re-attending between 3 & 9 months - Adults	4,172	8,690	48.0%	52.1%	51.5%	50.1%
% of FP17s for Band 1 Urgent Courses	842	10,744	7.8%	9.6%	9.5%	9.1%
% of FP17s Relating to Free Repair or Replacements	93	10,744	0.9%	0.7%	0.7%	0.8%
% of FP17s Relating to Continuations	149	10,744	1.4%	1.3%	1.2%	1.2%
% of Patients satisfied with the dentistry they have received	13	14	92.9%	93.3%	93.1%	92.8%
% of Patients satisfied with the time they had to wait for an appointment	11	14	78.6%	87.7%	88.8%	88.7%

\* This is based on patients treated on this contract for their most recent course of treatment. Figures in italics indicate the base number of FP17s or Patient Questionnaire responses are less than 100. N/A is shown where the base number of responses is less than 10 during the period. % is calculated as Quantity/Base number\*100

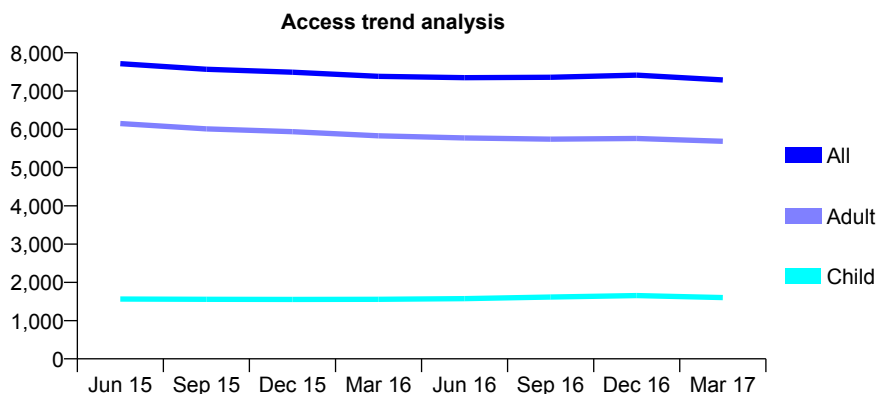
## Q70 - Vital Signs At a Glance Contract Report for 101435/0045 - March 2017

Name or company name	IDH Limited
Contract type name	GDS Contract
Purpose of contract	General
Contract start date	02/04/2006
Contract end date	

16/17 Contracted general activity (UDA)	30,500
Carry forward general activity (UDA)	0
16/17 Contracted orthodontic activity (UOA)	0
Carry forward orthodontic activity (UOA)	0
Baseline contract value	£700,995.82

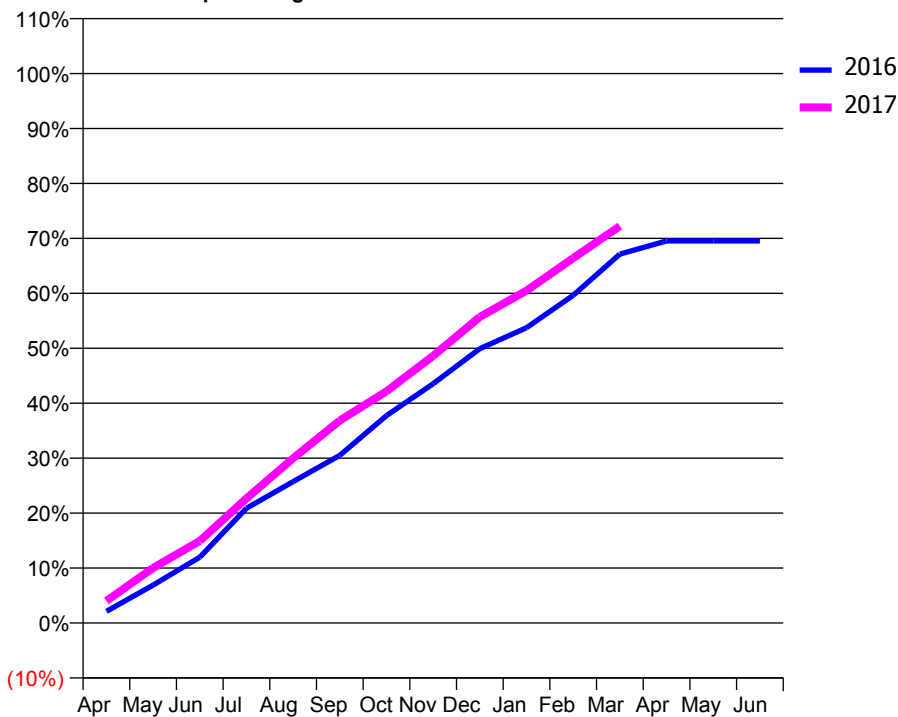
### ACCESS\*

Patients seen in 24 months	Total	Change since previous quarter
Quarter ending March 2016	7,386	
Quarter ending June 2016	7,349	→
Quarter ending September 2016	7,360	→
Quarter ending December 2016	7,416	→
Quarter ending March 2017	7,289	↓
<b>Variance since March 2016</b>	<b>(1.3%)</b>	<b>↓</b>



### ACTIVITY

Cumulative percentage of contracted UDA delivered 2016 & 2017



Month	Adjusted Scheduled Activity (UDA)	
	2016	2017
April	646	1,223
May	2,106	3,061
June	3,652	4,556
July	6,370	6,915
August	7,849	9,147
September	9,304	11,237
October	11,514	12,857
November	13,283	14,828
December	15,226	16,991
January	16,387	18,447
February	18,189	20,256
March	20,474	22,033
April	21,212	
May	21,209	
June	21,209	

### QUALITY

	Quantity	Base Number	Contract	AT	Region	England
% of FP17s for the same patient ID Re-attending within 3 months - Children	136	2,026	6.7%	10.4%	11.9%	12.3%
% of FP17s for the same patient ID Re-attending within 3 months - Adults	931	7,050	13.2%	15.3%	16.6%	16.7%
% of FP17s for the same patient ID Re-attending between 3 & 9 months - Children	1,004	2,026	49.6%	60.5%	60.2%	57.6%
% of FP17s for the same patient ID Re-attending between 3 & 9 months - Adults	3,408	7,050	48.3%	52.1%	51.5%	50.1%
% of FP17s for Band 1 Urgent Courses	797	8,758	9.1%	9.6%	9.5%	9.1%
% of FP17s Relating to Free Repair or Replacements	101	8,758	1.2%	0.7%	0.7%	0.8%
% of FP17s Relating to Continuations	80	8,758	0.9%	1.3%	1.2%	1.2%
% of Patients satisfied with the dentistry they have received	11	12	91.7%	93.3%	93.1%	92.8%
% of Patients satisfied with the time they had to wait for an appointment	12	12	100.0%	87.7%	88.8%	88.7%

\* This is based on patients treated on this contract for their most recent course of treatment. Figures in italics indicate the base number of FP17s or Patient Questionnaire responses are less than 100. N/A is shown where the base number of responses is less than 10 during the period. % is calculated as Quantity/Base number\*100

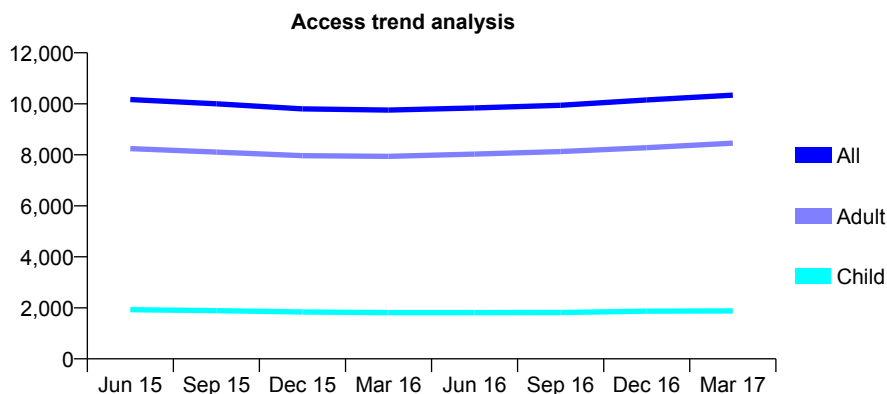
## Q70 - Vital Signs At a Glance Contract Report for 101435/0046 - March 2017

Name or company name	IDH Limited
Contract type name	GDS Contract
Purpose of contract	General
Contract start date	16/10/2006
Contract end date	

16/17 Contracted general activity (UDA)	28,000
Carry forward general activity (UDA)	1,091
16/17 Contracted orthodontic activity (UOA)	0
Carry forward orthodontic activity (UOA)	0
Baseline contract value	£670,341.71

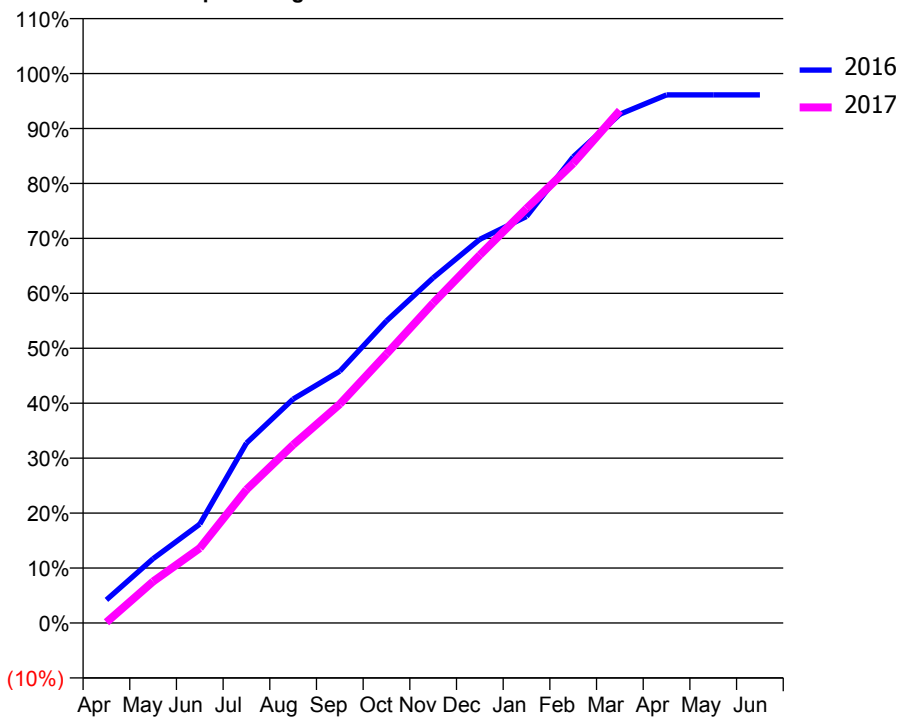
### ACCESS\*

Patients seen in 24 months	Total	Change since previous quarter
Quarter ending March 2016	9,755	
Quarter ending June 2016	9,840	→
Quarter ending September 2016	9,943	→
Quarter ending December 2016	10,151	↑
Quarter ending March 2017	10,339	→
<b>Variance since March 2016</b>	<b>6.0%</b>	<b>↑</b>



### ACTIVITY

Cumulative percentage of contracted UDA delivered 2016 & 2017



Month	Adjusted Scheduled Activity (UDA)	
	2016	2017
April	1,179	41
May	3,276	2,116
June	5,041	3,817
July	9,166	6,799
August	11,412	9,082
September	12,832	11,154
October	15,397	13,711
November	17,590	16,306
December	19,550	18,752
January	20,713	21,124
February	23,748	23,419
March	25,929	26,116
April	26,910	
May	26,908	
June	26,908	

### QUALITY

	Quantity	Base Number	Contract	AT	Region	England
% of FP17s for the same patient ID Re-attending within 3 months - Children	146	2,739	5.3%	10.4%	11.9%	12.3%
% of FP17s for the same patient ID Re-attending within 3 months - Adults	1,329	11,110	12.0%	15.3%	16.6%	16.7%
% of FP17s for the same patient ID Re-attending between 3 & 9 months - Children	1,456	2,739	53.2%	60.5%	60.2%	57.6%
% of FP17s for the same patient ID Re-attending between 3 & 9 months - Adults	5,414	11,110	48.7%	52.1%	51.5%	50.1%
% of FP17s for Band 1 Urgent Courses	1,016	13,387	7.6%	9.6%	9.5%	9.1%
% of FP17s Relating to Free Repair or Replacements	72	13,387	0.5%	0.7%	0.7%	0.8%
% of FP17s Relating to Continuations	303	13,387	2.3%	1.3%	1.2%	1.2%
% of Patients satisfied with the dentistry they have received	12	14	85.7%	93.3%	93.1%	92.8%
% of Patients satisfied with the time they had to wait for an appointment	9	14	64.3%	87.7%	88.8%	88.7%

\* This is based on patients treated on this contract for their most recent course of treatment. Figures in italics indicate the base number of FP17s or Patient Questionnaire responses are less than 100. N/A is shown where the base number of responses is less than 10 during the period. % is calculated as Quantity/Base number\*100

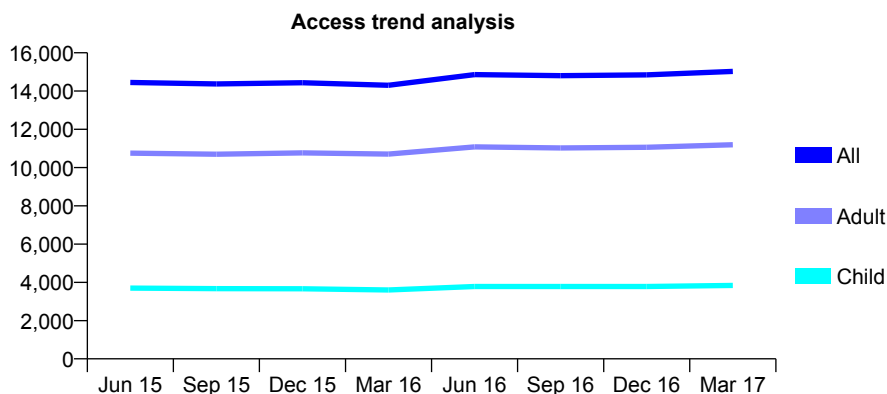
## Q70 - Vital Signs At a Glance Contract Report for 101435/0058 - March 2017

Name or company name	IDH Limited
Contract type name	GDS Contract
Purpose of contract	General
Contract start date	01/03/2007
Contract end date	

16/17 Contracted general activity (UDA)	45,500
Carry forward general activity (UDA)	0
16/17 Contracted orthodontic activity (UOA)	0
Carry forward orthodontic activity (UOA)	0
Baseline contract value	£1,041,609.73

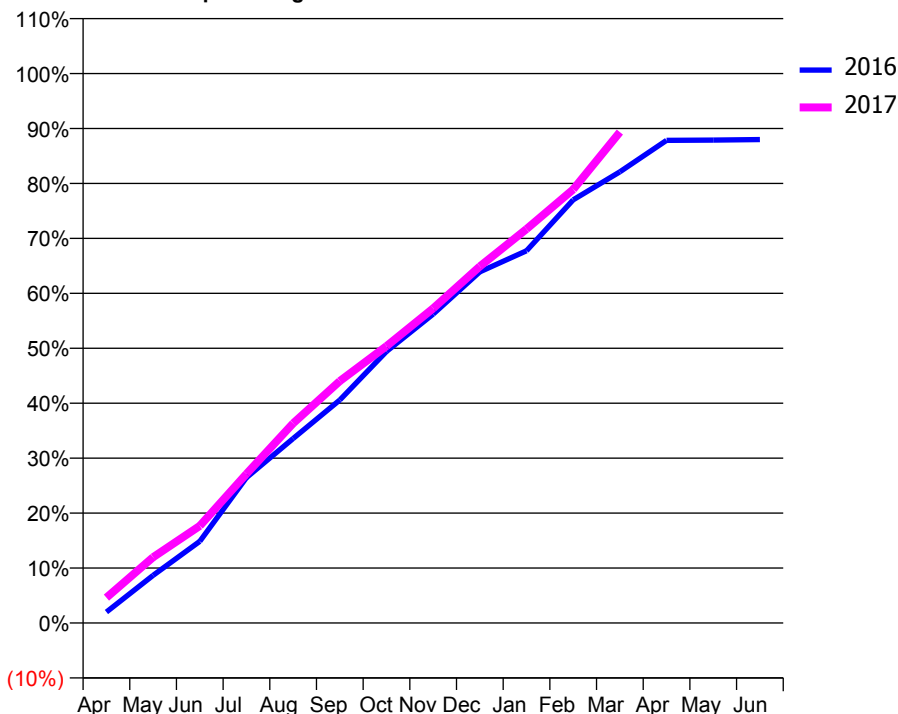
### ACCESS\*

Patients seen in 24 months	Total	Change since previous quarter
Quarter ending March 2016	14,305	
Quarter ending June 2016	14,859	↑
Quarter ending September 2016	14,806	→
Quarter ending December 2016	14,843	→
Quarter ending March 2017	15,027	→
<b>Variance since March 2016</b>	<b>5.0%</b>	<b>↑</b>



### ACTIVITY

Cumulative percentage of contracted UDA delivered 2016 & 2017



Month	Adjusted Scheduled Activity (UDA)	
	2016	2017
April	915	2,107
May	3,944	5,454
June	6,763	8,045
July	12,038	12,353
August	15,280	16,539
September	18,462	20,034
October	22,486	22,926
November	25,583	26,052
December	29,081	29,533
January	30,827	32,622
February	35,041	35,904
March	37,355	40,649
April	39,967	
May	39,985	
June	40,033	

### QUALITY

	Quantity	Base Number	Contract	AT	Region	England
% of FP17s for the same patient ID Re-attending within 3 months - Children	335	5,490	6.1%	10.4%	11.9%	12.3%
% of FP17s for the same patient ID Re-attending within 3 months - Adults	1,570	14,312	11.0%	15.3%	16.6%	16.7%
% of FP17s for the same patient ID Re-attending between 3 & 9 months - Children	2,757	5,490	50.2%	60.5%	60.2%	57.6%
% of FP17s for the same patient ID Re-attending between 3 & 9 months - Adults	6,490	14,312	45.3%	52.1%	51.5%	50.1%
% of FP17s for Band 1 Urgent Courses	1,628	18,564	8.8%	9.6%	9.5%	9.1%
% of FP17s Relating to Free Repair or Replacements	53	18,564	0.3%	0.7%	0.7%	0.8%
% of FP17s Relating to Continuations	248	18,564	1.3%	1.3%	1.2%	1.2%
% of Patients satisfied with the dentistry they have received	10	11	90.9%	93.3%	93.1%	92.8%
% of Patients satisfied with the time they had to wait for an appointment	10	11	90.9%	87.7%	88.8%	88.7%

\* This is based on patients treated on this contract for their most recent course of treatment. Figures in italics indicate the base number of FP17s or Patient Questionnaire responses are less than 100. N/A is shown where the base number of responses is less than 10 during the period. % is calculated as Quantity/Base number\*100

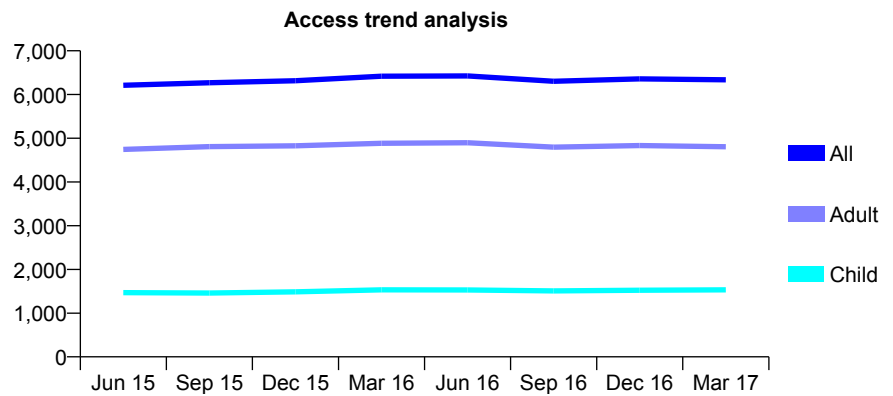
## Q70 - Vital Signs At a Glance Contract Report for 101435/0079 - March 2017

Name or company name	IDH Limited
Contract type name	GDS Contract
Purpose of contract	General
Contract start date	02/01/2008
Contract end date	

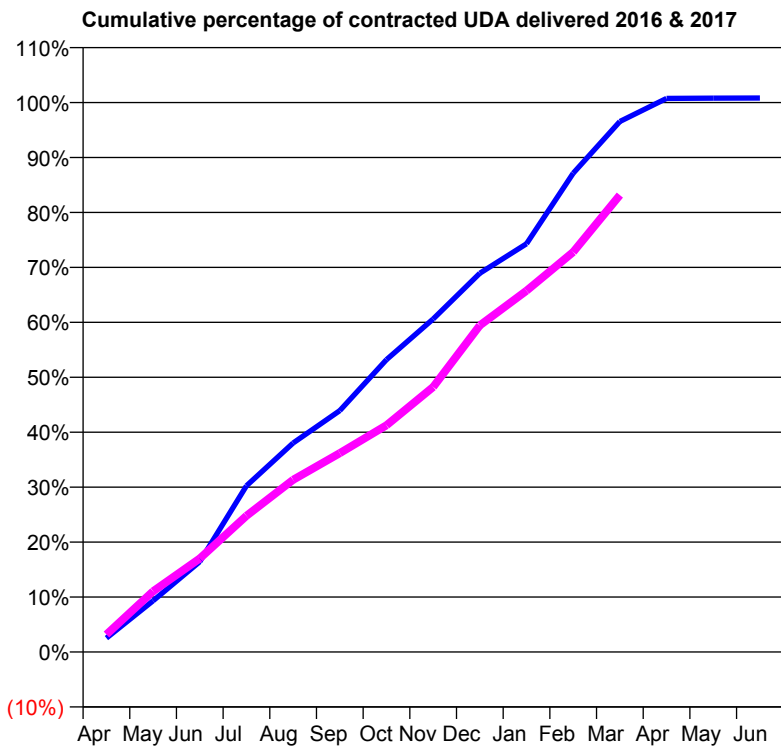
16/17 Contracted general activity (UDA)	17,000
Carry forward general activity (UDA)	0
16/17 Contracted orthodontic activity (UOA)	0
Carry forward orthodontic activity (UOA)	0
Baseline contract value	£409,003.06

### ACCESS\*

Patients seen in 24 months	Total	Change since previous quarter
Quarter ending March 2016	6,418	
Quarter ending June 2016	6,426	→
Quarter ending September 2016	6,302	↓
Quarter ending December 2016	6,359	→
Quarter ending March 2017	6,337	→
<b>Variance since March 2016</b>	<b>(1.3%)</b>	<b>↓</b>



### ACTIVITY



Month	Adjusted Scheduled Activity (UDA)	
	2016	2017
April	429	544
May	1,584	1,880
June	2,795	2,896
July	5,142	4,215
August	6,468	5,327
September	7,471	6,154
October	9,043	7,017
November	10,305	8,198
December	11,718	10,103
January	12,628	11,176
February	14,811	12,372
March	16,411	14,135
April	17,126	
May	17,134	
June	17,137	

### QUALITY

	Quantity	Base Number	Contract	AT	Region	England
% of FP17s for the same patient ID Re-attending within 3 months - Children	119	2,171	5.5%	10.4%	11.9%	12.3%
% of FP17s for the same patient ID Re-attending within 3 months - Adults	697	6,171	11.3%	15.3%	16.6%	16.7%
% of FP17s for the same patient ID Re-attending between 3 & 9 months - Children	1,351	2,171	62.2%	60.5%	60.2%	57.6%
% of FP17s for the same patient ID Re-attending between 3 & 9 months - Adults	3,594	6,171	58.2%	52.1%	51.5%	50.1%
% of FP17s for Band 1 Urgent Courses	719	7,956	9.0%	9.6%	9.5%	9.1%
% of FP17s Relating to Free Repair or Replacements	44	7,956	0.6%	0.7%	0.7%	0.8%
% of FP17s Relating to Continuations	39	7,956	0.5%	1.3%	1.2%	1.2%
% of Patients satisfied with the dentistry they have received	3	3	N/A	93.3%	93.1%	92.8%
% of Patients satisfied with the time they had to wait for an appointment	3	3	N/A	87.7%	88.8%	88.7%

\* This is based on patients treated on this contract for their most recent course of treatment. Figures in italics indicate the base number of FP17s or Patient Questionnaire responses are less than 100. N/A is shown where the base number of responses is less than 10 during the period. % is calculated as Quantity/Base number\*100

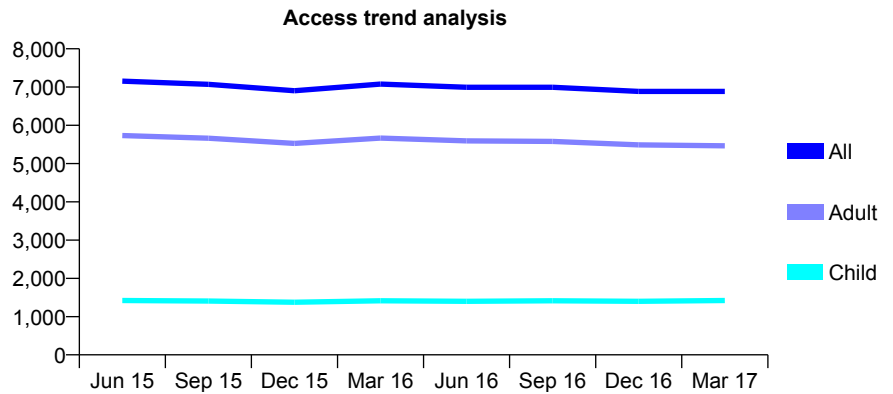
## Q70 - Vital Signs At a Glance Contract Report for 101435/0092 - March 2017

Name or company name	IDH Limited
Contract type name	GDS Contract
Purpose of contract	General
Contract start date	01/04/2008
Contract end date	

16/17 Contracted general activity (UDA)	24,000
Carry forward general activity (UDA)	0
16/17 Contracted orthodontic activity (UOA)	0
Carry forward orthodontic activity (UOA)	0
Baseline contract value	£574,578.61

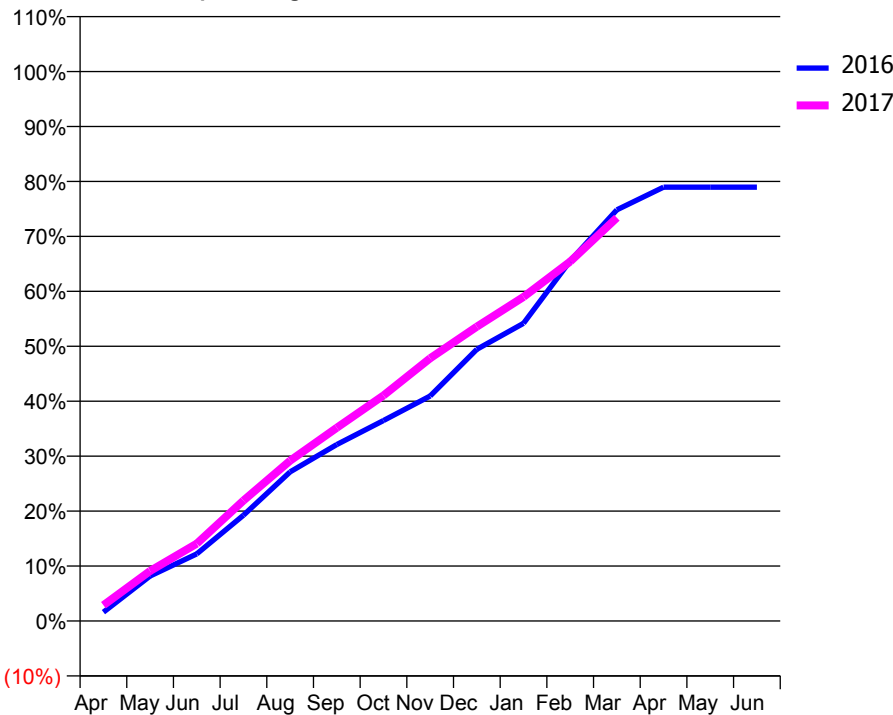
### ACCESS\*

Patients seen in 24 months	Total	Change since previous quarter
Quarter ending March 2016	7,079	
Quarter ending June 2016	6,994	↓
Quarter ending September 2016	6,993	→
Quarter ending December 2016	6,888	↓
Quarter ending March 2017	6,886	→
<b>Variance since March 2016</b>	<b>(2.7%)</b>	<b>↓</b>



### ACTIVITY

Cumulative percentage of contracted UDA delivered 2016 & 2017



Month	Adjusted Scheduled Activity (UDA)	
	2016	2017
April	388	693
May	1,968	2,184
June	2,933	3,380
July	4,619	5,262
August	6,514	7,001
September	7,710	8,439
October	8,756	9,850
November	9,828	11,479
December	11,864	12,854
January	13,002	14,158
February	15,726	15,697
March	17,957	17,614
April	18,946	
May	18,948	
June	18,948	

### QUALITY

	Quantity	Base Number	Contract	AT	Region	England
% of FP17s for the same patient ID Re-attending within 3 months - Children	58	2,150	2.7%	10.4%	11.9%	12.3%
% of FP17s for the same patient ID Re-attending within 3 months - Adults	704	7,605	9.3%	15.3%	16.6%	16.7%
% of FP17s for the same patient ID Re-attending between 3 & 9 months - Children	1,385	2,150	64.4%	60.5%	60.2%	57.6%
% of FP17s for the same patient ID Re-attending between 3 & 9 months - Adults	4,244	7,605	55.8%	52.1%	51.5%	50.1%
% of FP17s for Band 1 Urgent Courses	980	9,379	10.4%	9.6%	9.5%	9.1%
% of FP17s Relating to Free Repair or Replacements	29	9,379	0.3%	0.7%	0.7%	0.8%
% of FP17s Relating to Continuations	60	9,379	0.6%	1.3%	1.2%	1.2%
% of Patients satisfied with the dentistry they have received	15	16	93.8%	93.3%	93.1%	92.8%
% of Patients satisfied with the time they had to wait for an appointment	14	16	87.5%	87.7%	88.8%	88.7%

\* This is based on patients treated on this contract for their most recent course of treatment. Figures in italics indicate the base number of FP17s or Patient Questionnaire responses are less than 100. N/A is shown where the base number of responses is less than 10 during the period. % is calculated as Quantity/Base number\*100

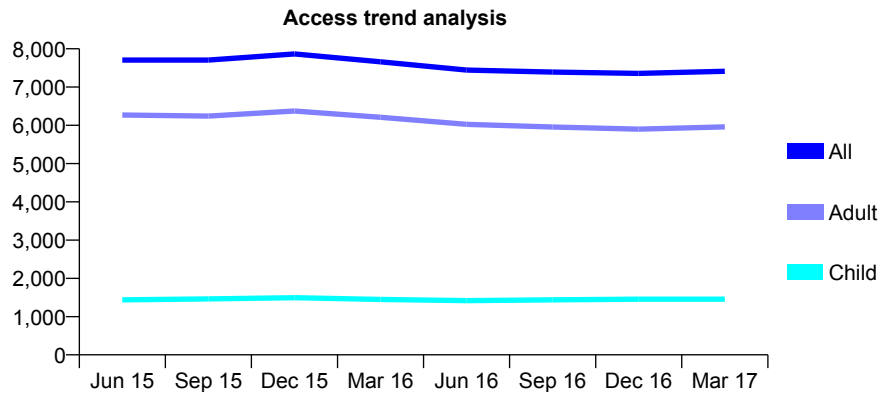
## Q70 - Vital Signs At a Glance Contract Report for 101435/0094 - March 2017

Name or company name	IDH Limited
Contract type name	GDS Contract
Purpose of contract	General
Contract start date	01/06/2008
Contract end date	

16/17 Contracted general activity (UDA)	24,500
Carry forward general activity (UDA)	0
16/17 Contracted orthodontic activity (UOA)	0
Carry forward orthodontic activity (UOA)	0
Baseline contract value	£562,528.16

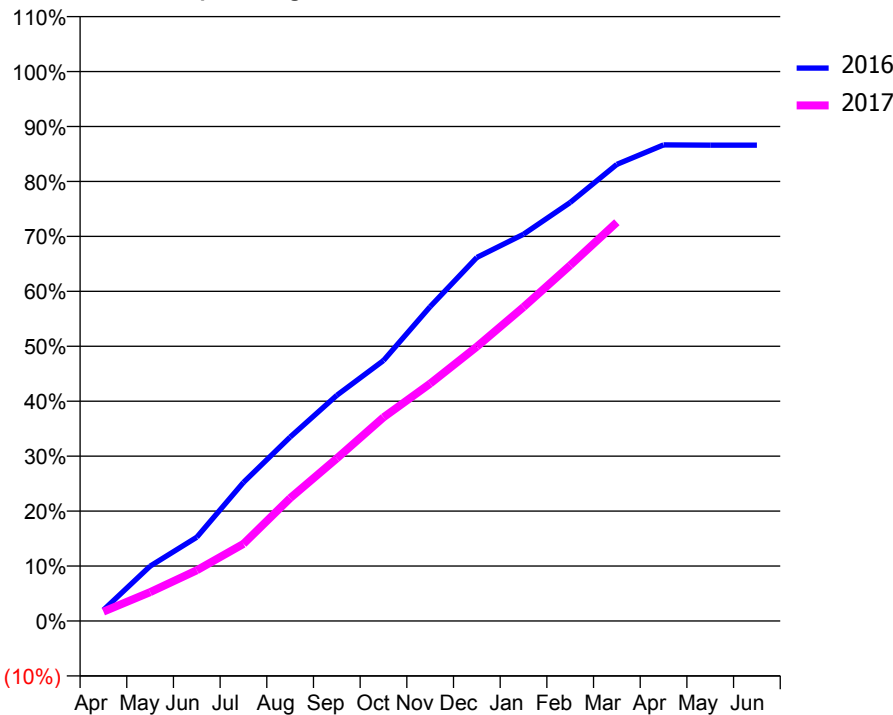
### ACCESS\*

Patients seen in 24 months	Total	Change since previous quarter
Quarter ending March 2016	7,660	
Quarter ending June 2016	7,443	↓
Quarter ending September 2016	7,393	→
Quarter ending December 2016	7,357	→
Quarter ending March 2017	7,414	→
<b>Variance since March 2016</b>	<b>(3.2%)</b>	<b>↓</b>



### ACTIVITY

Cumulative percentage of contracted UDA delivered 2016 & 2017



Month	Adjusted Scheduled Activity (UDA)	
	2016	2017
April	488	417
May	2,445	1,285
June	3,739	2,264
July	6,183	3,439
August	8,201	5,478
September	10,064	7,248
October	11,616	9,083
November	14,015	10,584
December	16,210	12,234
January	17,244	14,001
February	18,662	15,859
March	20,358	17,782
April	21,226	
May	21,218	
June	21,218	

### QUALITY

	Quantity	Base Number	Contract	AT	Region	England
% of FP17s for the same patient ID Re-attending within 3 months - Children	126	1,798	7.0%	10.4%	11.9%	12.3%
% of FP17s for the same patient ID Re-attending within 3 months - Adults	1,266	7,490	16.9%	15.3%	16.6%	16.7%
% of FP17s for the same patient ID Re-attending between 3 & 9 months - Children	789	1,798	43.9%	60.5%	60.2%	57.6%
% of FP17s for the same patient ID Re-attending between 3 & 9 months - Adults	3,211	7,490	42.9%	52.1%	51.5%	50.1%
% of FP17s for Band 1 Urgent Courses	1,045	8,953	11.7%	9.6%	9.5%	9.1%
% of FP17s Relating to Free Repair or Replacements	110	8,953	1.2%	0.7%	0.7%	0.8%
% of FP17s Relating to Continuations	249	8,953	2.8%	1.3%	1.2%	1.2%
% of Patients satisfied with the dentistry they have received	20	20	100.0%	93.3%	93.1%	92.8%
% of Patients satisfied with the time they had to wait for an appointment	14	20	70.0%	87.7%	88.8%	88.7%

\* This is based on patients treated on this contract for their most recent course of treatment. Figures in italics indicate the base number of FP17s or Patient Questionnaire responses are less than 100. N/A is shown where the base number of responses is less than 10 during the period. % is calculated as Quantity/Base number\*100



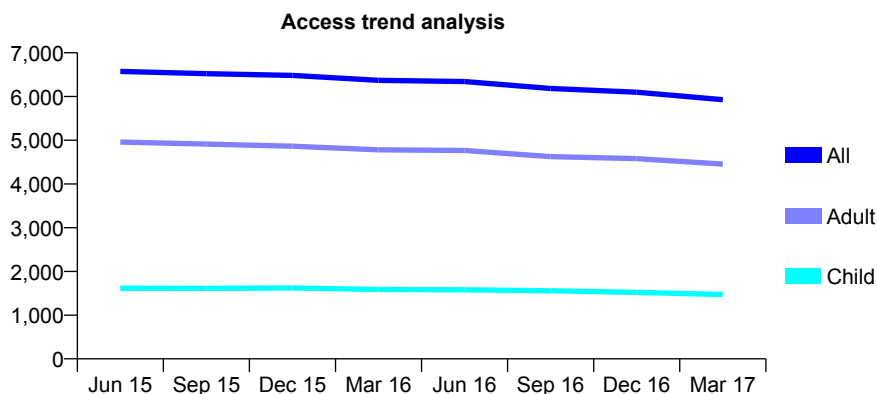
## Q70 - Vital Signs At a Glance Contract Report for 101435/0104 - March 2017

Name or company name	IDH Limited
Contract type name	GDS Contract
Purpose of contract	General
Contract start date	01/08/2008
Contract end date	

16/17 Contracted general activity (UDA)	23,748
Carry forward general activity (UDA)	0
16/17 Contracted orthodontic activity (UOA)	0
Carry forward orthodontic activity (UOA)	0
Baseline contract value	£577,144.50

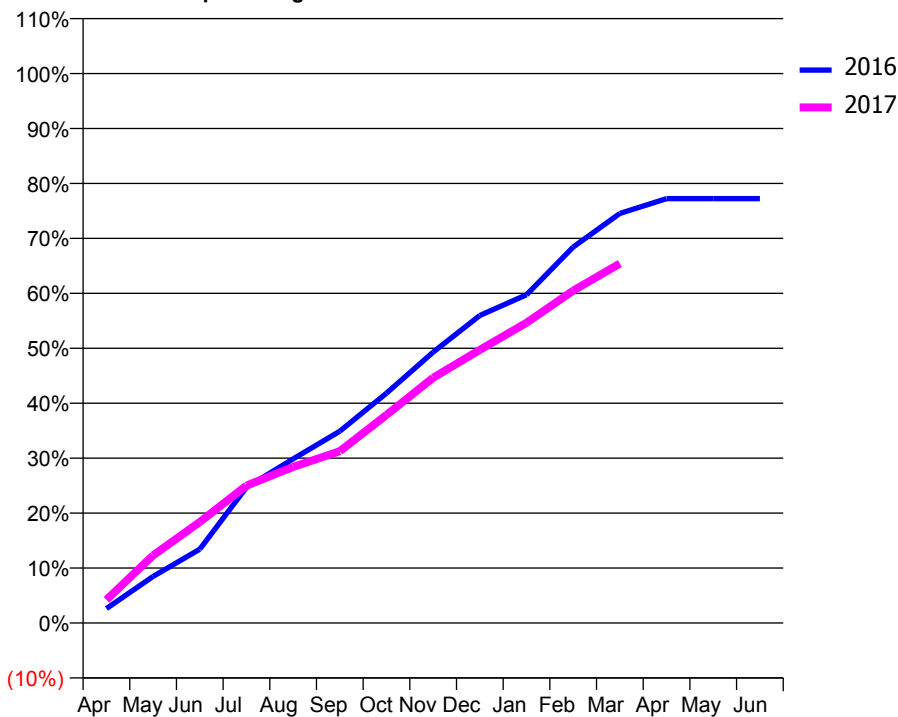
### ACCESS\*

Patients seen in 24 months	Total	Change since previous quarter
Quarter ending March 2016	6,369	
Quarter ending June 2016	6,344	→
Quarter ending September 2016	6,183	↓
Quarter ending December 2016	6,100	↓
Quarter ending March 2017	5,927	↓
<b>Variance since March 2016</b>	<b>(6.9%)</b>	↓



### ACTIVITY

Cumulative percentage of contracted UDA delivered 2016 & 2017



Adjusted Scheduled Activity (UDA)

Month	2016	2017
April	594	1,001
May	1,910	2,925
June	3,023	4,363
July	5,554	5,937
August	6,721	6,744
September	7,856	7,424
October	9,413	8,993
November	11,095	10,601
December	12,595	11,805
January	13,442	12,976
February	15,396	14,365
March	16,770	15,534
April	17,376	
May	17,376	
June	17,379	

### QUALITY

	Quantity	Base Number	Contract	AT	Region	England
% of FP17s for the same patient ID Re-attending within 3 months - Children	116	1,985	5.8%	10.4%	11.9%	12.3%
% of FP17s for the same patient ID Re-attending within 3 months - Adults	551	5,541	9.9%	15.3%	16.6%	16.7%
% of FP17s for the same patient ID Re-attending between 3 & 9 months - Children	1,211	1,985	61.0%	60.5%	60.2%	57.6%
% of FP17s for the same patient ID Re-attending between 3 & 9 months - Adults	3,220	5,541	58.1%	52.1%	51.5%	50.1%
% of FP17s for Band 1 Urgent Courses	472	7,277	6.5%	9.6%	9.5%	9.1%
% of FP17s Relating to Free Repair or Replacements	29	7,277	0.4%	0.7%	0.7%	0.8%
% of FP17s Relating to Continuations	48	7,277	0.7%	1.3%	1.2%	1.2%
% of Patients satisfied with the dentistry they have received	2	2	N/A	93.3%	93.1%	92.8%
% of Patients satisfied with the time they had to wait for an appointment	2	2	N/A	87.7%	88.8%	88.7%

\* This is based on patients treated on this contract for their most recent course of treatment. Figures in italics indicate the base number of FP17s or Patient Questionnaire responses are less than 100. N/A is shown where the base number of responses is less than 10 during the period. % is calculated as Quantity/Base number\*100

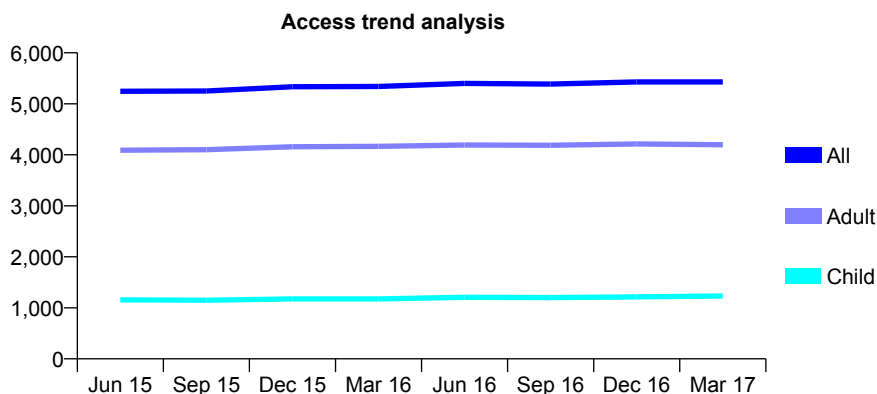
## Q70 - Vital Signs At a Glance Contract Report for 101435/0105 - March 2017

Name or company name	IDH Limited
Contract type name	GDS Contract
Purpose of contract	General
Contract start date	01/08/2008
Contract end date	

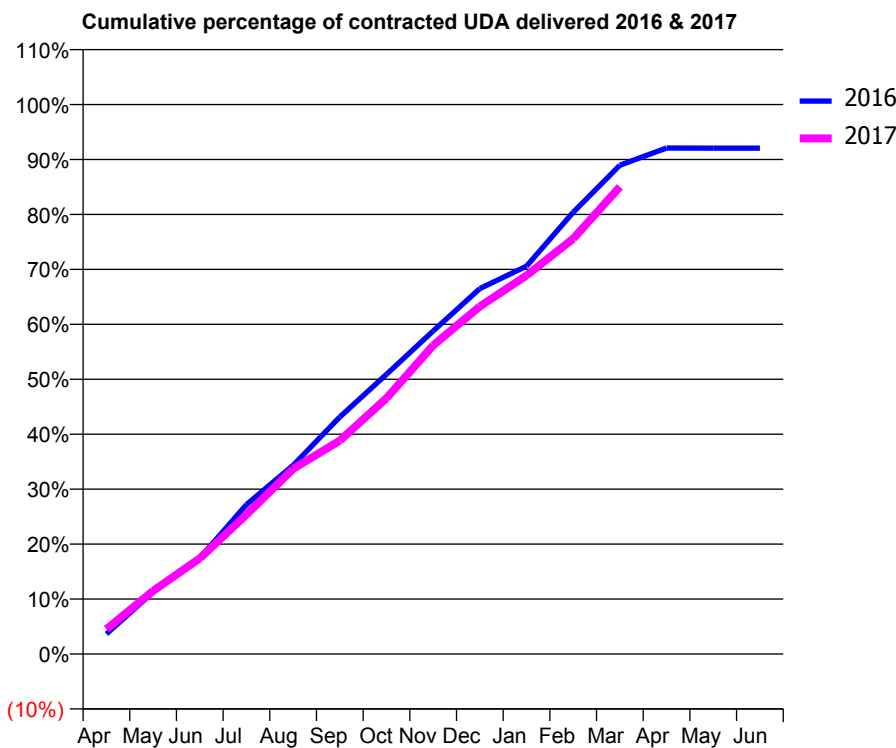
16/17 Contracted general activity (UDA)	15,000
Carry forward general activity (UDA)	0
16/17 Contracted orthodontic activity (UOA)	0
Carry forward orthodontic activity (UOA)	0
Baseline contract value	£358,982.69

### ACCESS\*

Patients seen in 24 months	Total	Change since previous quarter
Quarter ending March 2016	5,339	
Quarter ending June 2016	5,399	→
Quarter ending September 2016	5,388	→
Quarter ending December 2016	5,428	→
Quarter ending March 2017	5,430	→
<b>Variance since March 2016</b>	<b>1.7%</b>	<b>→</b>



### ACTIVITY



Month	Adjusted Scheduled Activity (UDA)	
	2016	2017
April	549	679
May	1,691	1,723
June	2,620	2,611
July	4,079	3,807
August	5,152	5,055
September	6,471	5,824
October	7,634	6,984
November	8,820	8,426
December	9,976	9,488
January	10,588	10,333
February	12,057	11,336
March	13,342	12,754
April	13,811	
May	13,808	
June	13,808	

### QUALITY

	Quantity	Base Number	Contract	AT	Region	England
% of FP17s for the same patient ID Re-attending within 3 months - Children	76	1,919	4.0%	10.4%	11.9%	12.3%
% of FP17s for the same patient ID Re-attending within 3 months - Adults	607	5,779	10.5%	15.3%	16.6%	16.7%
% of FP17s for the same patient ID Re-attending between 3 & 9 months - Children	1,233	1,919	64.3%	60.5%	60.2%	57.6%
% of FP17s for the same patient ID Re-attending between 3 & 9 months - Adults	3,410	5,779	59.0%	52.1%	51.5%	50.1%
% of FP17s for Band 1 Urgent Courses	590	7,422	7.9%	9.6%	9.5%	9.1%
% of FP17s Relating to Free Repair or Replacements	48	7,422	0.6%	0.7%	0.7%	0.8%
% of FP17s Relating to Continuations	57	7,422	0.8%	1.3%	1.2%	1.2%
% of Patients satisfied with the dentistry they have received	11	12	91.7%	93.3%	93.1%	92.8%
% of Patients satisfied with the time they had to wait for an appointment	11	12	91.7%	87.7%	88.8%	88.7%

\* This is based on patients treated on this contract for their most recent course of treatment. Figures in italics indicate the base number of FP17s or Patient Questionnaire responses are less than 100. N/A is shown where the base number of responses is less than 10 during the period. % is calculated as Quantity/Base number\*100

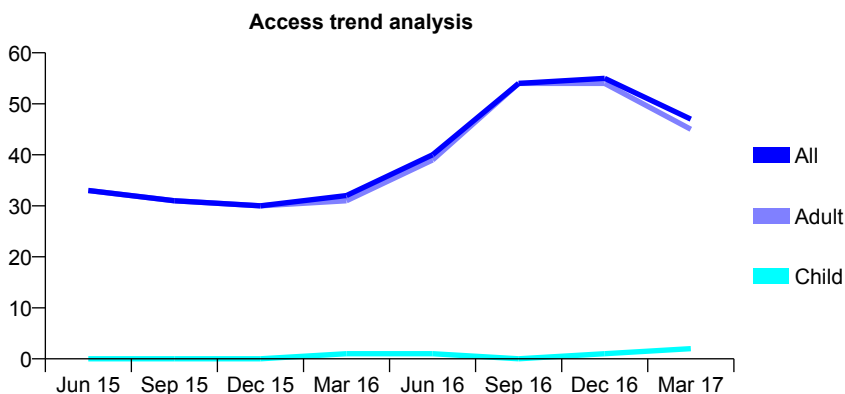
## Q70 - Vital Signs At a Glance Contract Report for 101435/0133 - March 2017

Name or company name	IDH Limited
Contract type name	GDS Contract
Purpose of contract	General
Contract start date	01/04/2010
Contract end date	31/03/2017

16/17 Contracted general activity (UDA)	310
Carry forward general activity (UDA)	0
16/17 Contracted orthodontic activity (UOA)	0
Carry forward orthodontic activity (UOA)	0
Baseline contract value	£0.00

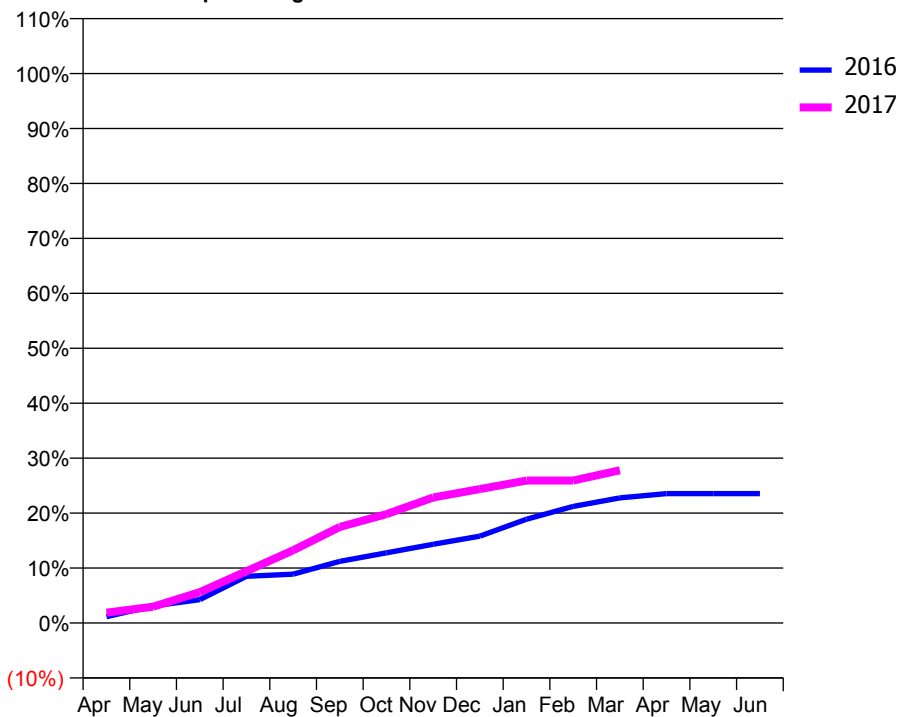
### ACCESS\*

Patients seen in 24 months	Total	Change since previous quarter
Quarter ending March 2016	32	
Quarter ending June 2016	40	↑
Quarter ending September 2016	54	↑
Quarter ending December 2016	55	→
Quarter ending March 2017	47	↓
<b>Variance since March 2016</b>	<b>46.9%</b>	<b>↑</b>



### ACTIVITY

Cumulative percentage of contracted UDA delivered 2016 & 2017



Month	Adjusted Scheduled Activity (UDA)	
	2016	2017
April	4	6
May	10	9
June	13	17
July	26	29
August	28	41
September	35	54
October	40	61
November	44	71
December	49	76
January	59	80
February	66	80
March	71	86
April	73	
May	73	
June	73	

### QUALITY

	Quantity	Base Number	Contract	AT	Region	England
% of FP17s for the same patient ID Re-attending within 3 months - Children	0	6	0.0%	10.4%	11.9%	12.3%
% of FP17s for the same patient ID Re-attending within 3 months - Adults	0	69	0.0%	15.3%	16.6%	16.7%
% of FP17s for the same patient ID Re-attending between 3 & 9 months - Children	0	6	0.0%	60.5%	60.2%	57.6%
% of FP17s for the same patient ID Re-attending between 3 & 9 months - Adults	0	69	0.0%	52.1%	51.5%	50.1%
% of FP17s for Band 1 Urgent Courses	66	73	90.4%	9.6%	9.5%	9.1%
% of FP17s Relating to Free Repair or Replacements	0	73	0.0%	0.7%	0.7%	0.8%
% of FP17s Relating to Continuations	0	73	0.0%	1.3%	1.2%	1.2%
% of Patients satisfied with the dentistry they have received	0	0	N/A	93.3%	93.1%	92.8%
% of Patients satisfied with the time they had to wait for an appointment	0	0	N/A	87.7%	88.8%	88.7%

\* This is based on patients treated on this contract for their most recent course of treatment. Figures in italics indicate the base number of FP17s or Patient Questionnaire responses are less than 100. N/A is shown where the base number of responses is less than 10 during the period. % is calculated as Quantity/Base number\*100

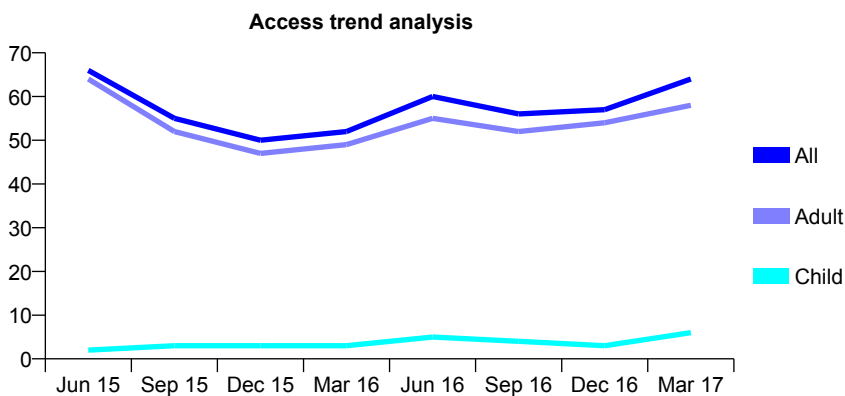
## Q70 - Vital Signs At a Glance Contract Report for 101435/0136 - March 2017

Name or company name	IDH Limited
Contract type name	GDS Contract
Purpose of contract	General
Contract start date	01/04/2010
Contract end date	31/03/2017

16/17 Contracted general activity (UDA)	373
Carry forward general activity (UDA)	0
16/17 Contracted orthodontic activity (UOA)	0
Carry forward orthodontic activity (UOA)	0
Baseline contract value	£0.00

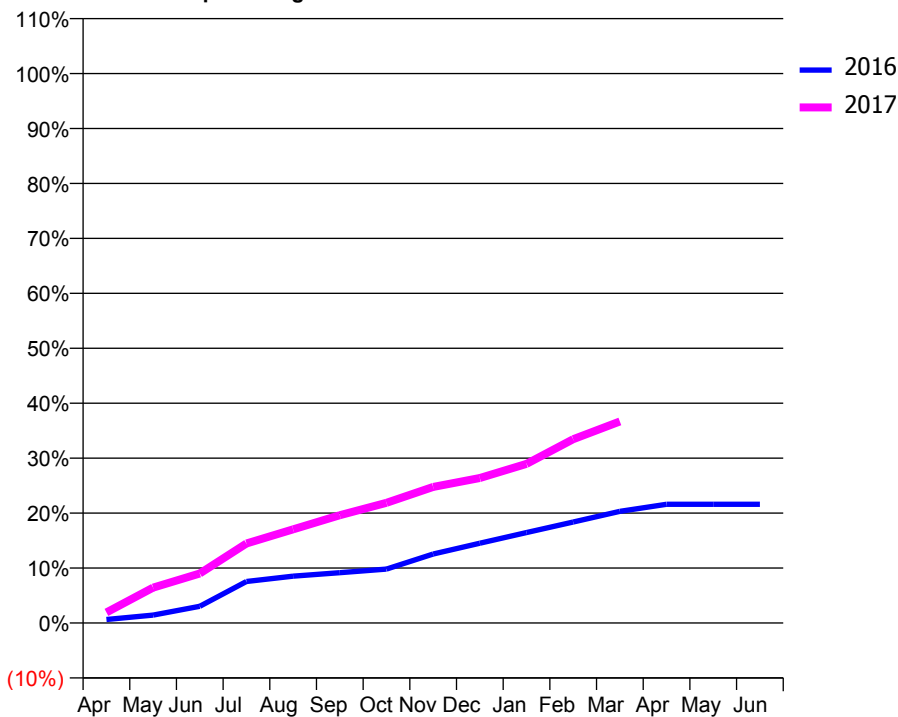
### ACCESS\*

Patients seen in 24 months	Total	Change since previous quarter
Quarter ending March 2016	52	
Quarter ending June 2016	60	↑
Quarter ending September 2016	56	↓
Quarter ending December 2016	57	→
Quarter ending March 2017	64	↑
<b>Variance since March 2016</b>	23.1%	↑



### ACTIVITY

Cumulative percentage of contracted UDA delivered 2016 & 2017



Month	Adjusted Scheduled Activity (UDA)	
	2016	2017
April	2	7
May	5	24
June	11	34
July	28	54
August	32	64
September	34	73
October	37	82
November	47	92
December	54	98
January	61	108
February	69	125
March	76	137
April	81	
May	81	
June	81	

### QUALITY

	Quantity	Base Number	Contract	AT	Region	England
% of FP17s for the same patient ID Re-attending within 3 months - Children	0	8	0.0%	10.4%	11.9%	12.3%
% of FP17s for the same patient ID Re-attending within 3 months - Adults	3	110	2.7%	15.3%	16.6%	16.7%
% of FP17s for the same patient ID Re-attending between 3 & 9 months - Children	0	8	0.0%	60.5%	60.2%	57.6%
% of FP17s for the same patient ID Re-attending between 3 & 9 months - Adults	0	110	0.0%	52.1%	51.5%	50.1%
% of FP17s for Band 1 Urgent Courses	114	114	100.0%	9.6%	9.5%	9.1%
% of FP17s Relating to Free Repair or Replacements	0	114	0.0%	0.7%	0.7%	0.8%
% of FP17s Relating to Continuations	0	114	0.0%	1.3%	1.2%	1.2%
% of Patients satisfied with the dentistry they have received	0	0	N/A	93.3%	93.1%	92.8%
% of Patients satisfied with the time they had to wait for an appointment	0	0	N/A	87.7%	88.8%	88.7%

\* This is based on patients treated on this contract for their most recent course of treatment. Figures in italics indicate the base number of FP17s or Patient Questionnaire responses are less than 100. N/A is shown where the base number of responses is less than 10 during the period. % is calculated as Quantity/Base number\*100

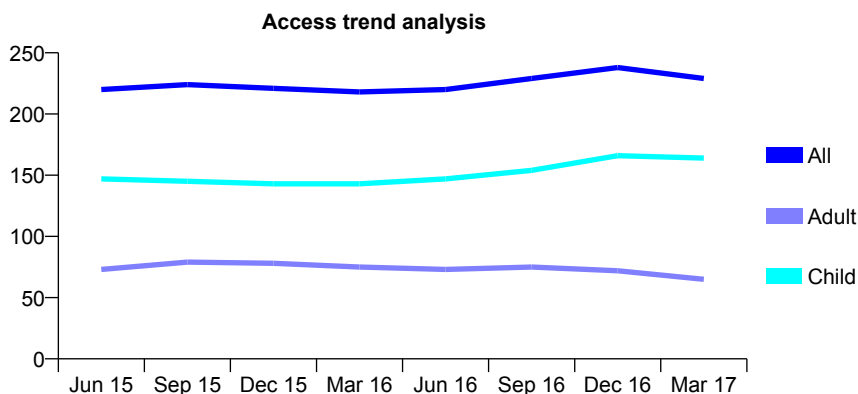
## Q70 - Vital Signs At a Glance Contract Report for 101680/0001 - March 2017

Name or company name	Mrs S Robinson
Contract type name	GDS Contract
Purpose of contract	General
Contract start date	01/09/2012
Contract end date	

16/17 Contracted general activity (UDA)	600
Carry forward general activity (UDA)	0
16/17 Contracted orthodontic activity (UOA)	0
Carry forward orthodontic activity (UOA)	0
Baseline contract value	£12,980.77

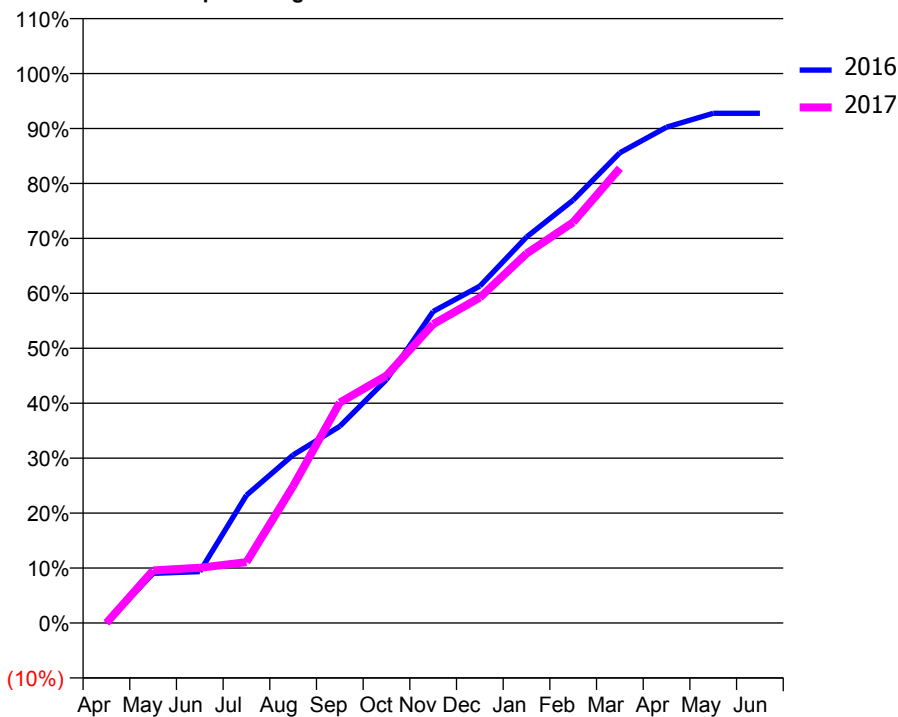
### ACCESS\*

Patients seen in 24 months	Total	Change since previous quarter
Quarter ending March 2016	218	
Quarter ending June 2016	220	→
Quarter ending September 2016	229	↑
Quarter ending December 2016	238	↑
Quarter ending March 2017	229	↓
<b>Variance since March 2016</b>	5.0%	↑



### ACTIVITY

Cumulative percentage of contracted UDA delivered 2016 & 2017



Month	Adjusted Scheduled Activity (UDA)	
	2016	2017
April	0	0
May	54	57
June	56	60
July	140	66
August	184	149
September	215	241
October	266	270
November	340	326
December	368	355
January	421	403
February	462	438
March	513	497
April	541	
May	557	
June	557	

### QUALITY

	Quantity	Base Number	Contract	AT	Region	England
% of FP17s for the same patient ID Re-attending within 3 months - Children	30	279	10.8%	10.4%	11.9%	12.3%
% of FP17s for the same patient ID Re-attending within 3 months - Adults	22	89	24.7%	15.3%	16.6%	16.7%
% of FP17s for the same patient ID Re-attending between 3 & 9 months - Children	164	279	58.8%	60.5%	60.2%	57.6%
% of FP17s for the same patient ID Re-attending between 3 & 9 months - Adults	42	89	47.2%	52.1%	51.5%	50.1%
% of FP17s for Band 1 Urgent Courses	18	337	5.3%	9.6%	9.5%	9.1%
% of FP17s Relating to Free Repair or Replacements	0	337	0.0%	0.7%	0.7%	0.8%
% of FP17s Relating to Continuations	0	337	0.0%	1.3%	1.2%	1.2%
% of Patients satisfied with the dentistry they have received	1	1	N/A	93.3%	93.1%	92.8%
% of Patients satisfied with the time they had to wait for an appointment	1	1	N/A	87.7%	88.8%	88.7%

\* This is based on patients treated on this contract for their most recent course of treatment. Figures in italics indicate the base number of FP17s or Patient Questionnaire responses are less than 100. N/A is shown where the base number of responses is less than 10 during the period. % is calculated as Quantity/Base number\*100

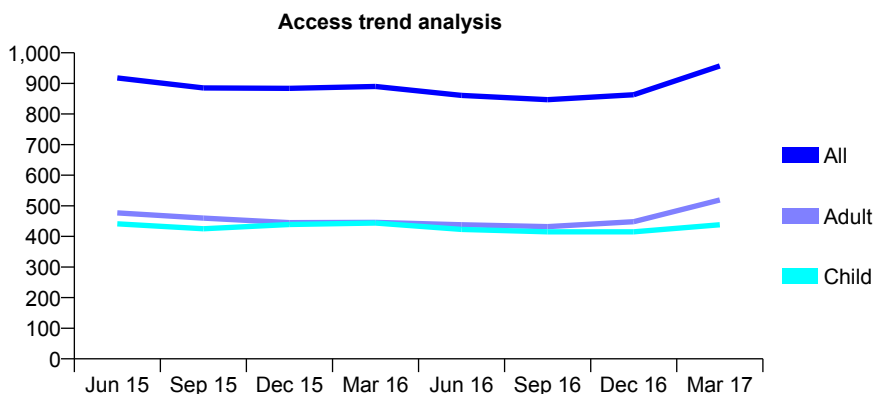
## Q70 - Vital Signs At a Glance Contract Report for 101923/0001 - March 2017

Name or company name	Bounty Road Dental Practice Partnership
Contract type name	GDS Contract
Purpose of contract	General
Contract start date	01/04/2009
Contract end date	

16/17 Contracted general activity (UDA)	3,000
Carry forward general activity (UDA)	37
16/17 Contracted orthodontic activity (UOA)	0
Carry forward orthodontic activity (UOA)	0
Baseline contract value	£65,076.78

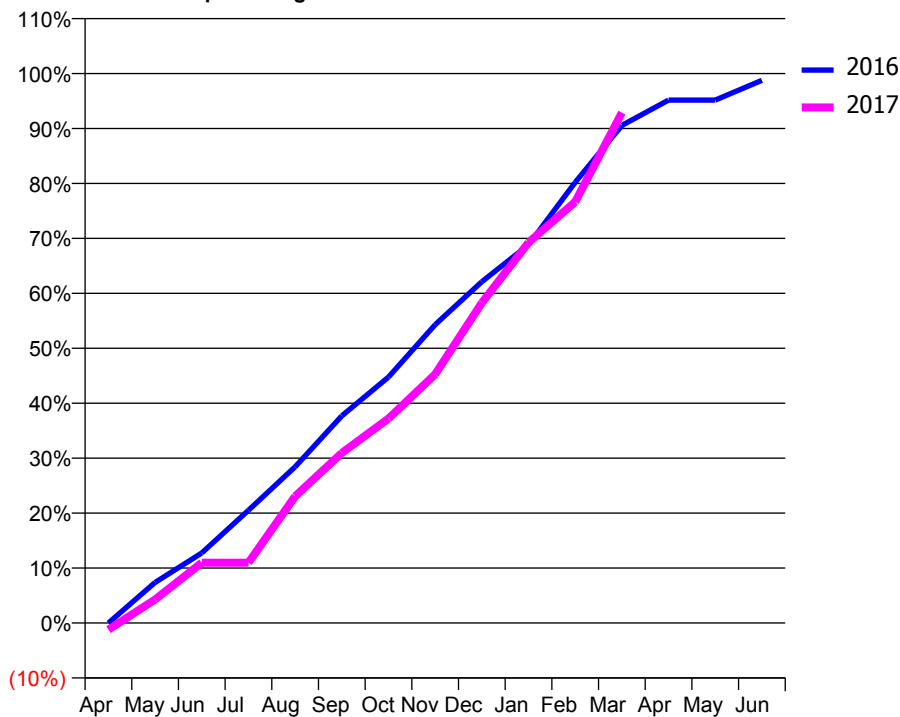
### ACCESS\*

Patients seen in 24 months	Total	Change since previous quarter
Quarter ending March 2016	890	
Quarter ending June 2016	861	↓
Quarter ending September 2016	847	↓
Quarter ending December 2016	863	→
Quarter ending March 2017	957	↑
<b>Variance since March 2016</b>	<b>7.5%</b>	<b>↑</b>



### ACTIVITY

Cumulative percentage of contracted UDA delivered 2016 & 2017



Month	2016	2017
April	0	-37
May	222	129
June	382	329
July	616	329
August	853	692
September	1,131	929
October	1,343	1,117
November	1,629	1,358
December	1,863	1,748
January	2,065	2,077
February	2,405	2,300
March	2,716	2,786
April	2,855	
May	2,855	
June	2,963	

### QUALITY

	Quantity	Base Number	Contract	AT	Region	England
% of FP17s for the same patient ID Re-attending within 3 months - Children	60	702	8.5%	10.4%	11.9%	12.3%
% of FP17s for the same patient ID Re-attending within 3 months - Adults	90	650	13.8%	15.3%	16.6%	16.7%
% of FP17s for the same patient ID Re-attending between 3 & 9 months - Children	436	702	62.1%	60.5%	60.2%	57.6%
% of FP17s for the same patient ID Re-attending between 3 & 9 months - Adults	284	650	43.7%	52.1%	51.5%	50.1%
% of FP17s for Band 1 Urgent Courses	112	1,281	8.7%	9.6%	9.5%	9.1%
% of FP17s Relating to Free Repair or Replacements	5	1,281	0.4%	0.7%	0.7%	0.8%
% of FP17s Relating to Continuations	20	1,281	1.6%	1.3%	1.2%	1.2%
% of Patients satisfied with the dentistry they have received	8	8	N/A	93.3%	93.1%	92.8%
% of Patients satisfied with the time they had to wait for an appointment	7	8	N/A	87.7%	88.8%	88.7%

\* This is based on patients treated on this contract for their most recent course of treatment. Figures in italics indicate the base number of FP17s or Patient Questionnaire responses are less than 100. N/A is shown where the base number of responses is less than 10 during the period. % is calculated as Quantity/Base number\*100

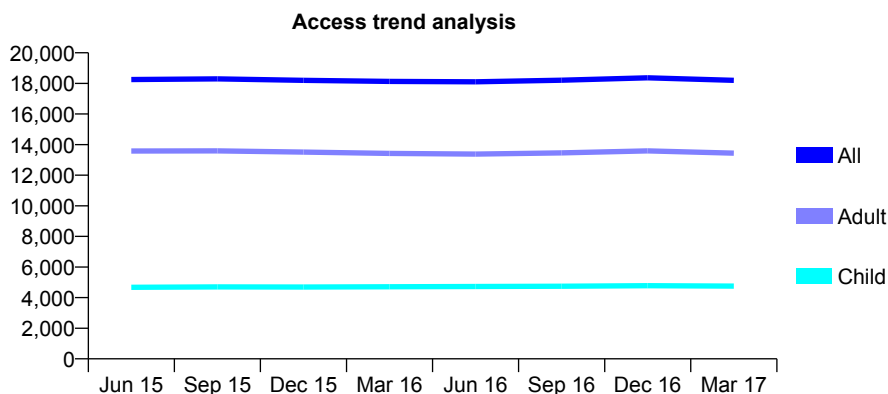
## Q70 - Vital Signs At a Glance Contract Report for 102482/0001 - March 2017

Name or company name	Marlfield Saint James Partnership
Contract type name	GDS Contract
Purpose of contract	General
Contract start date	01/04/2011
Contract end date	

16/17 Contracted general activity (UDA)	45,758
Carry forward general activity (UDA)	233
16/17 Contracted orthodontic activity (UOA)	0
Carry forward orthodontic activity (UOA)	0
Baseline contract value	£1,473,661.32

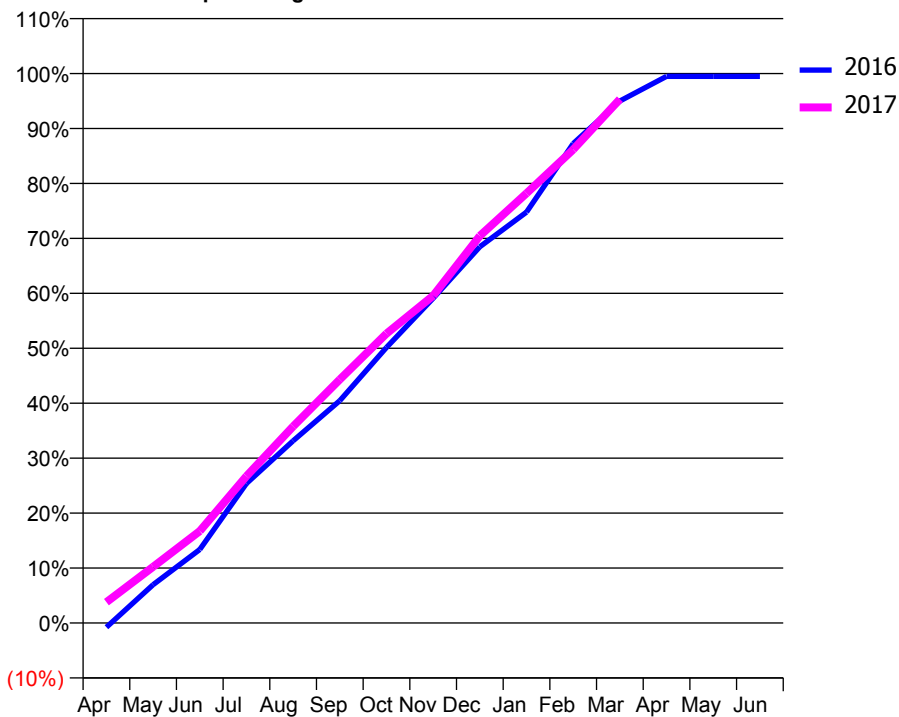
### ACCESS\*

Patients seen in 24 months	Total	Change since previous quarter
Quarter ending March 2016	18,130	
Quarter ending June 2016	18,107	→
Quarter ending September 2016	18,206	→
Quarter ending December 2016	18,369	→
Quarter ending March 2017	18,197	→
<b>Variance since March 2016</b>	<b>0.4%</b>	<b>→</b>



### ACTIVITY

Cumulative percentage of contracted UDA delivered 2016 & 2017



Month	Adjusted Scheduled Activity (UDA)	
	2016	2017
April	-359	1,732
May	3,187	4,675
June	6,123	7,659
July	11,622	12,228
August	15,170	16,368
September	18,513	20,282
October	22,949	24,097
November	27,049	27,258
December	31,328	32,236
January	34,220	35,782
February	39,927	39,426
March	43,471	43,625
April	45,516	
May	45,525	
June	45,525	

### QUALITY

	Quantity	Base Number	Contract	AT	Region	England
% of FP17s for the same patient ID Re-attending within 3 months - Children	416	7,615	5.5%	10.4%	11.9%	12.3%
% of FP17s for the same patient ID Re-attending within 3 months - Adults	2,296	19,971	11.5%	15.3%	16.6%	16.7%
% of FP17s for the same patient ID Re-attending between 3 & 9 months - Children	5,273	7,615	69.2%	60.5%	60.2%	57.6%
% of FP17s for the same patient ID Re-attending between 3 & 9 months - Adults	13,045	19,971	65.3%	52.1%	51.5%	50.1%
% of FP17s for Band 1 Urgent Courses	1,838	26,446	7.0%	9.6%	9.5%	9.1%
% of FP17s Relating to Free Repair or Replacements	141	26,446	0.5%	0.7%	0.7%	0.8%
% of FP17s Relating to Continuations	90	26,446	0.3%	1.3%	1.2%	1.2%
% of Patients satisfied with the dentistry they have received	31	31	100.0%	93.3%	93.1%	92.8%
% of Patients satisfied with the time they had to wait for an appointment	29	31	93.5%	87.7%	88.8%	88.7%

\* This is based on patients treated on this contract for their most recent course of treatment. Figures in italics indicate the base number of FP17s or Patient Questionnaire responses are less than 100. N/A is shown where the base number of responses is less than 10 during the period. % is calculated as Quantity/Base number\*100

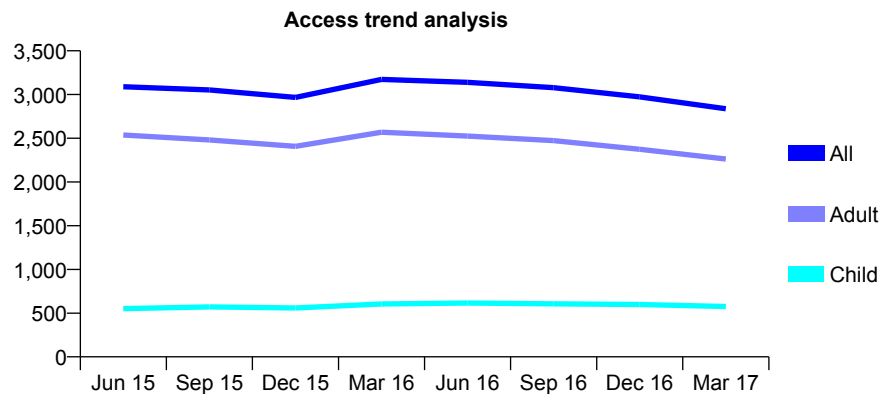
## Q70 - Vital Signs At a Glance Contract Report for 102571/0001 - March 2017

Name or company name	Dr R Mihoc
Contract type name	GDS Contract
Purpose of contract	General
Contract start date	01/07/2010
Contract end date	

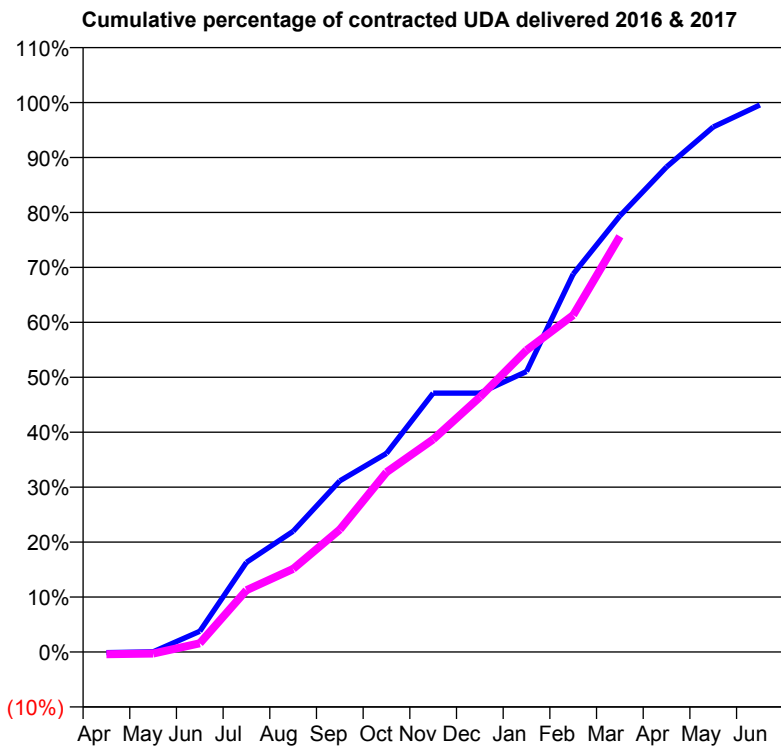
16/17 Contracted general activity (UDA)	6,421
Carry forward general activity (UDA)	28
16/17 Contracted orthodontic activity (UOA)	0
Carry forward orthodontic activity (UOA)	0
Baseline contract value	£136,758.75

### ACCESS\*

Patients seen in 24 months	Total	Change since previous quarter
Quarter ending March 2016	3,173	
Quarter ending June 2016	3,140	↓
Quarter ending September 2016	3,079	↓
Quarter ending December 2016	2,973	↓
Quarter ending March 2017	2,838	↓
<b>Variance since March 2016</b>	<b>(10.6%)</b>	<b>↓</b>



### ACTIVITY



Month	Adjusted Scheduled Activity (UDA)	
	2016	2017
April	-9	-28
May	3	-19
June	242	102
July	1,048	722
August	1,411	972
September	2,000	1,431
October	2,320	2,101
November	3,025	2,484
December	3,026	2,979
January	3,278	3,526
February	4,416	3,937
March	5,096	4,858
April	5,669	
May	6,136	
June	6,393	

### QUALITY

	Quantity	Base Number	Contract	AT	Region	England
% of FP17s for the same patient ID Re-attending within 3 months - Children	12	552	2.2%	10.4%	11.9%	12.3%
% of FP17s for the same patient ID Re-attending within 3 months - Adults	97	2,226	4.4%	15.3%	16.6%	16.7%
% of FP17s for the same patient ID Re-attending between 3 & 9 months - Children	257	552	46.6%	60.5%	60.2%	57.6%
% of FP17s for the same patient ID Re-attending between 3 & 9 months - Adults	1,107	2,226	49.7%	52.1%	51.5%	50.1%
% of FP17s for Band 1 Urgent Courses	1	2,167	0.0%	9.6%	9.5%	9.1%
% of FP17s Relating to Free Repair or Replacements	0	2,167	0.0%	0.7%	0.7%	0.8%
% of FP17s Relating to Continuations	0	2,167	0.0%	1.3%	1.2%	1.2%
% of Patients satisfied with the dentistry they have received	5	5	N/A	93.3%	93.1%	92.8%
% of Patients satisfied with the time they had to wait for an appointment	5	5	N/A	87.7%	88.8%	88.7%

\* This is based on patients treated on this contract for their most recent course of treatment. Figures in italics indicate the base number of FP17s or Patient Questionnaire responses are less than 100. N/A is shown where the base number of responses is less than 10 during the period. % is calculated as Quantity/Base number\*100



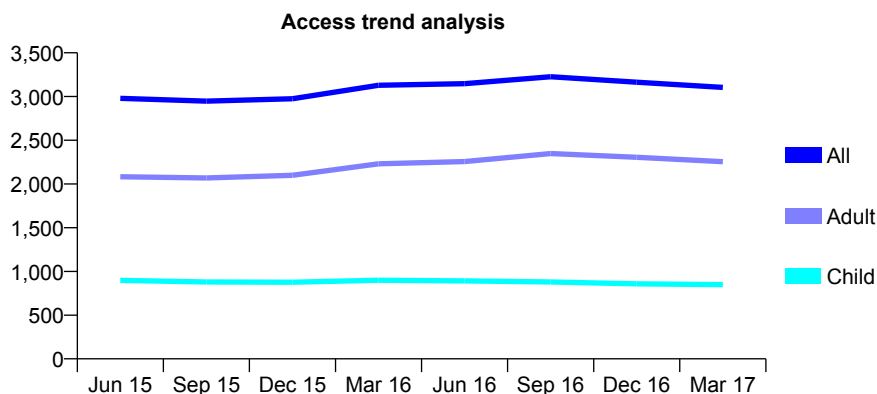
## Q70 - Vital Signs At a Glance Contract Report for 102938/0001 - March 2017

Name or company name	Milford Dental Practice Partnership
Contract type name	GDS Contract
Purpose of contract	General and Orthodontic
Contract start date	01/04/2011
Contract end date	

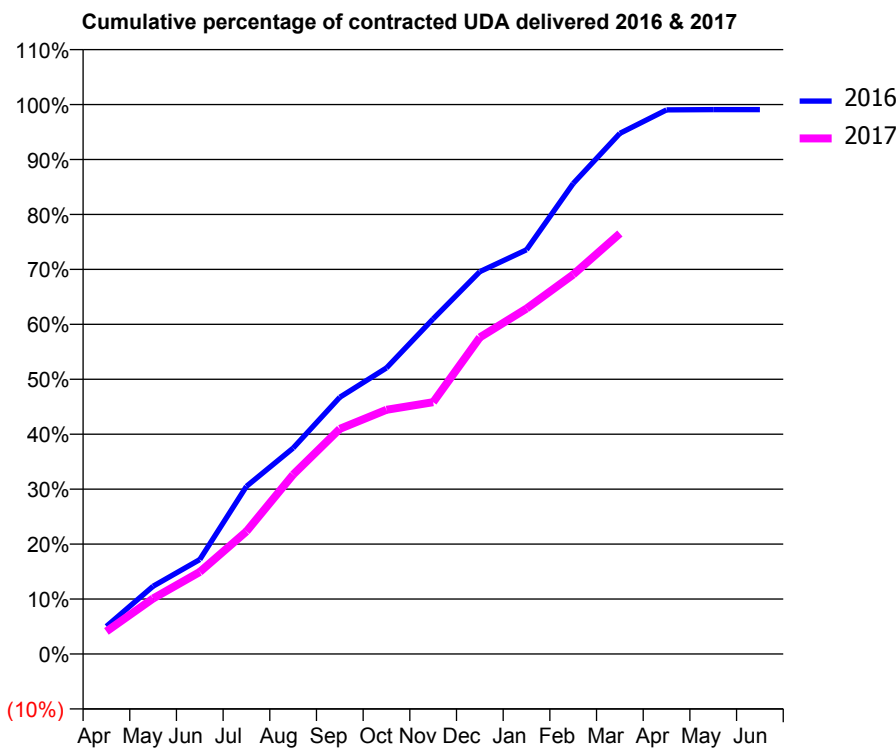
16/17 Contracted general activity (UDA)	10,405
Carry forward general activity (UDA)	97
16/17 Contracted orthodontic activity (UOA)	2,368
Carry forward orthodontic activity (UOA)	11
Baseline contract value	£394,270.70

### ACCESS\*

Patients seen in 24 months	Total	Change since previous quarter
Quarter ending March 2016	3,129	
Quarter ending June 2016	3,147	→
Quarter ending September 2016	3,227	↑
Quarter ending December 2016	3,163	↓
Quarter ending March 2017	3,104	↓
<b>Variance since March 2016</b>	<b>(0.8%)</b>	→



### ACTIVITY



Month	Adjusted Scheduled Activity (UDA)	
	2016	2017
April	524	428
May	1,283	1,051
June	1,788	1,553
July	3,176	2,321
August	3,901	3,398
September	4,862	4,262
October	5,417	4,625
November	6,346	4,768
December	7,240	5,995
January	7,655	6,542
February	8,911	7,185
March	9,858	7,962
April	10,303	
May	10,307	
June	10,308	

### QUALITY

	Quantity	Base Number	Contract	AT	Region	England
% of FP17s for the same patient ID Re-attending within 3 months - Children	134	1,404	9.5%	10.4%	11.9%	12.3%
% of FP17s for the same patient ID Re-attending within 3 months - Adults	513	3,363	15.3%	15.3%	16.6%	16.7%
% of FP17s for the same patient ID Re-attending between 3 & 9 months - Children	852	1,404	60.7%	60.5%	60.2%	57.6%
% of FP17s for the same patient ID Re-attending between 3 & 9 months - Adults	2,282	3,363	67.9%	52.1%	51.5%	50.1%
% of FP17s for Band 1 Urgent Courses	296	4,303	6.9%	9.6%	9.5%	9.1%
% of FP17s Relating to Free Repair or Replacements	34	4,303	0.8%	0.7%	0.7%	0.8%
% of FP17s Relating to Continuations	12	4,303	0.3%	1.3%	1.2%	1.2%
% of Patients satisfied with the dentistry they have received	4	4	N/A	93.3%	93.1%	92.8%
% of Patients satisfied with the time they had to wait for an appointment	4	4	N/A	87.7%	88.8%	88.7%

\* This is based on patients treated on this contract for their most recent course of treatment. Figures in italics indicate the base number of FP17s or Patient Questionnaire responses are less than 100. N/A is shown where the base number of responses is less than 10 during the period. % is calculated as Quantity/Base number\*100

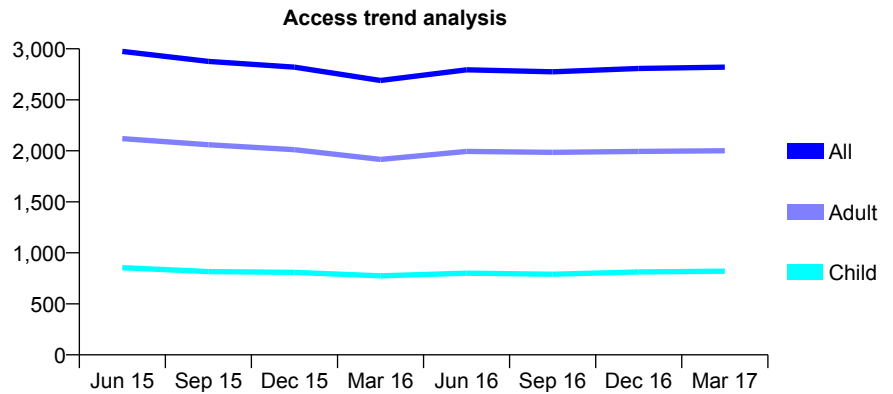
## Q70 - Vital Signs At a Glance Contract Report for 103187/0001 - March 2017

Name or company name	Southsea Dental Care Ltd
Contract type name	GDS Contract
Purpose of contract	General
Contract start date	01/07/2008
Contract end date	

16/17 Contracted general activity (UDA)	13,737
Carry forward general activity (UDA)	491
16/17 Contracted orthodontic activity (UOA)	0
Carry forward orthodontic activity (UOA)	0
Baseline contract value	£323,478.18

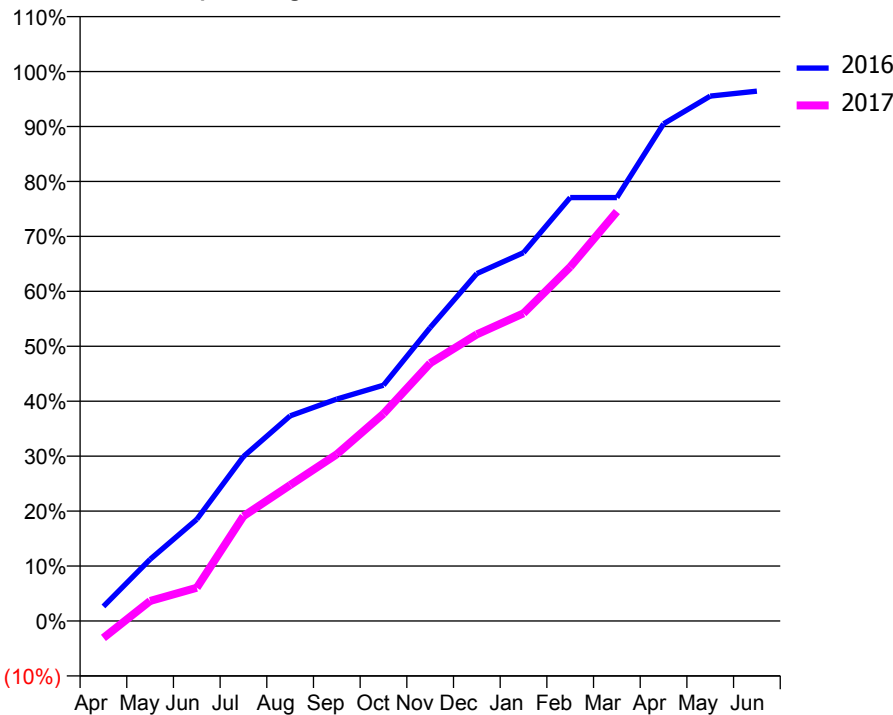
### ACCESS\*

Patients seen in 24 months	Total	Change since previous quarter
Quarter ending March 2016	2,690	
Quarter ending June 2016	2,794	↑
Quarter ending September 2016	2,775	→
Quarter ending December 2016	2,807	→
Quarter ending March 2017	2,820	→
<b>Variance since March 2016</b>	<b>4.8%</b>	<b>↑</b>



### ACTIVITY

Cumulative percentage of contracted UDA delivered 2016 & 2017



Month	Adjusted Scheduled Activity (UDA)	
	2016	2017
April	365	-426
May	1,542	502
June	2,543	830
July	4,113	2,622
August	5,130	3,398
September	5,548	4,169
October	5,895	5,181
November	7,335	6,446
December	8,687	7,165
January	9,209	7,693
February	10,586	8,853
March	10,586	10,235
April	12,430	
May	13,121	
June	13,246	

### QUALITY

	Quantity	Base Number	Contract	AT	Region	England
% of FP17s for the same patient ID Re-attending within 3 months - Children	71	1,240	5.7%	10.4%	11.9%	12.3%
% of FP17s for the same patient ID Re-attending within 3 months - Adults	393	2,886	13.6%	15.3%	16.6%	16.7%
% of FP17s for the same patient ID Re-attending between 3 & 9 months - Children	659	1,240	53.1%	60.5%	60.2%	57.6%
% of FP17s for the same patient ID Re-attending between 3 & 9 months - Adults	1,365	2,886	47.3%	52.1%	51.5%	50.1%
% of FP17s for Band 1 Urgent Courses	383	3,325	11.5%	9.6%	9.5%	9.1%
% of FP17s Relating to Free Repair or Replacements	45	3,325	1.4%	0.7%	0.7%	0.8%
% of FP17s Relating to Continuations	20	3,325	0.6%	1.3%	1.2%	1.2%
% of Patients satisfied with the dentistry they have received	2	2	N/A	93.3%	93.1%	92.8%
% of Patients satisfied with the time they had to wait for an appointment	2	2	N/A	87.7%	88.8%	88.7%

\* This is based on patients treated on this contract for their most recent course of treatment. Figures in italics indicate the base number of FP17s or Patient Questionnaire responses are less than 100. N/A is shown where the base number of responses is less than 10 during the period. % is calculated as Quantity/Base number\*100

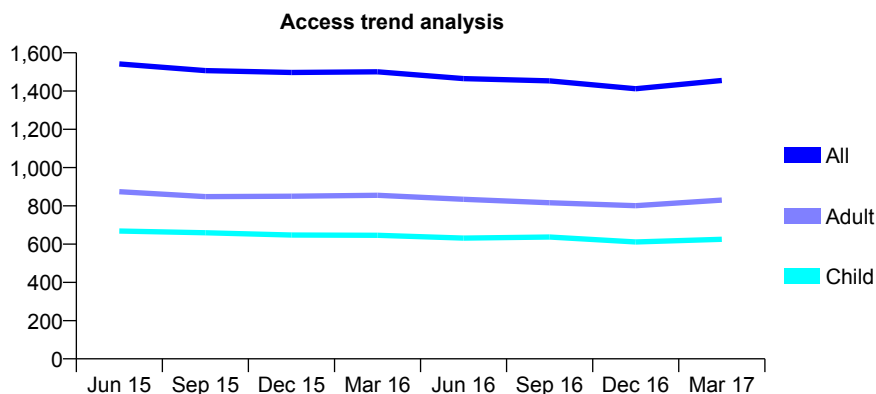
## Q70 - Vital Signs At a Glance Contract Report for 103608/0001 - March 2017

Name or company name	Aaron Campbell
Contract type name	GDS Contract
Purpose of contract	General
Contract start date	01/09/2011
Contract end date	

16/17 Contracted general activity (UDA)	3,900
Carry forward general activity (UDA)	0
16/17 Contracted orthodontic activity (UOA)	0
Carry forward orthodontic activity (UOA)	0
Baseline contract value	£102,505.81

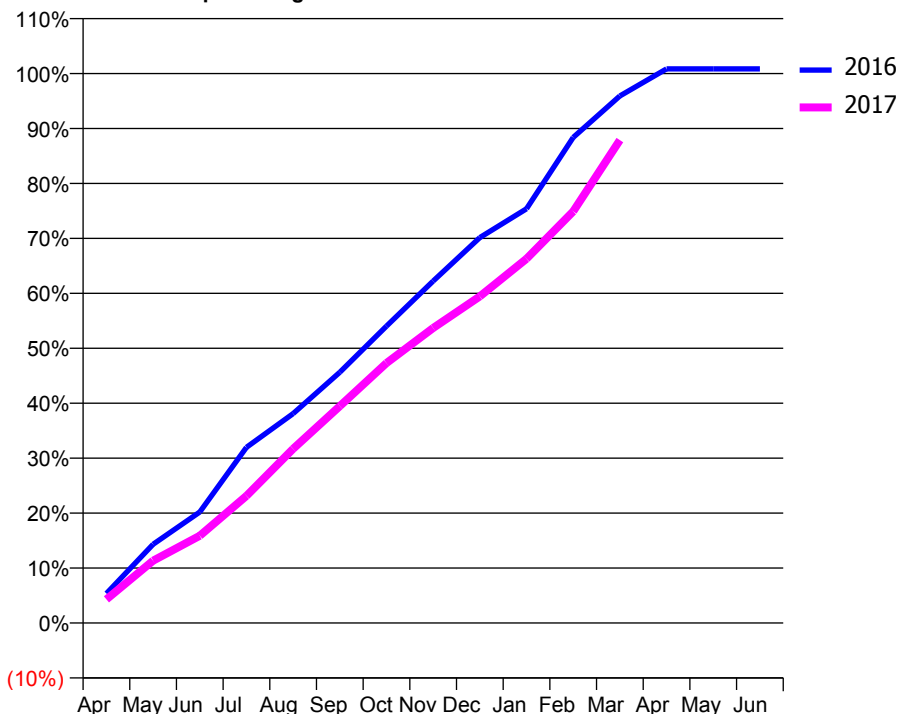
### ACCESS\*

Patients seen in 24 months	Total	Change since previous quarter
Quarter ending March 2016	1,501	
Quarter ending June 2016	1,465	↓
Quarter ending September 2016	1,453	→
Quarter ending December 2016	1,412	↓
Quarter ending March 2017	1,455	↑
<b>Variance since March 2016</b>	<b>(3.1%)</b>	<b>↓</b>



### ACTIVITY

Cumulative percentage of contracted UDA delivered 2016 & 2017



Adjusted Scheduled Activity (UDA)

Month	2016	2017
April	210	168
May	559	442
June	788	619
July	1,247	903
August	1,487	1,237
September	1,780	1,539
October	2,107	1,845
November	2,427	2,094
December	2,735	2,319
January	2,940	2,585
February	3,447	2,921
March	3,741	3,427
April	3,932	
May	3,932	
June	3,932	

### QUALITY

	Quantity	Base Number	Contract	AT	Region	England
% of FP17s for the same patient ID Re-attending within 3 months - Children	37	940	3.9%	10.4%	11.9%	12.3%
% of FP17s for the same patient ID Re-attending within 3 months - Adults	103	1,055	9.8%	15.3%	16.6%	16.7%
% of FP17s for the same patient ID Re-attending between 3 & 9 months - Children	649	940	69.0%	60.5%	60.2%	57.6%
% of FP17s for the same patient ID Re-attending between 3 & 9 months - Adults	664	1,055	62.9%	52.1%	51.5%	50.1%
% of FP17s for Band 1 Urgent Courses	97	1,875	5.2%	9.6%	9.5%	9.1%
% of FP17s Relating to Free Repair or Replacements	5	1,875	0.3%	0.7%	0.7%	0.8%
% of FP17s Relating to Continuations	9	1,875	0.5%	1.3%	1.2%	1.2%
% of Patients satisfied with the dentistry they have received	2	2	N/A	93.3%	93.1%	92.8%
% of Patients satisfied with the time they had to wait for an appointment	2	2	N/A	87.7%	88.8%	88.7%

\* This is based on patients treated on this contract for their most recent course of treatment. Figures in italics indicate the base number of FP17s or Patient Questionnaire responses are less than 100. N/A is shown where the base number of responses is less than 10 during the period. % is calculated as Quantity/Base number\*100

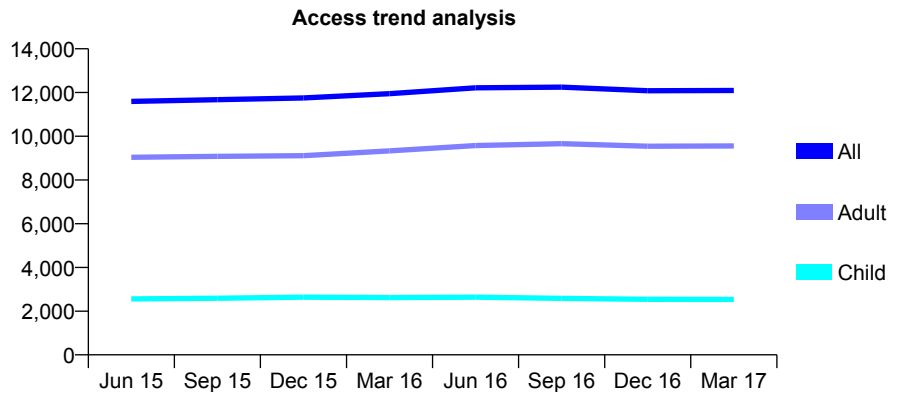
## Q70 - Vital Signs At a Glance Contract Report for 105414/0001 - March 2017

Name or company name	First Choice Dental Limited
Contract type name	GDS Contract
Purpose of contract	General
Contract start date	01/04/2006
Contract end date	

16/17 Contracted general activity (UDA)	41,208
Carry forward general activity (UDA)	0
16/17 Contracted orthodontic activity (UOA)	0
Carry forward orthodontic activity (UOA)	0
Baseline contract value	£1,318,462.03

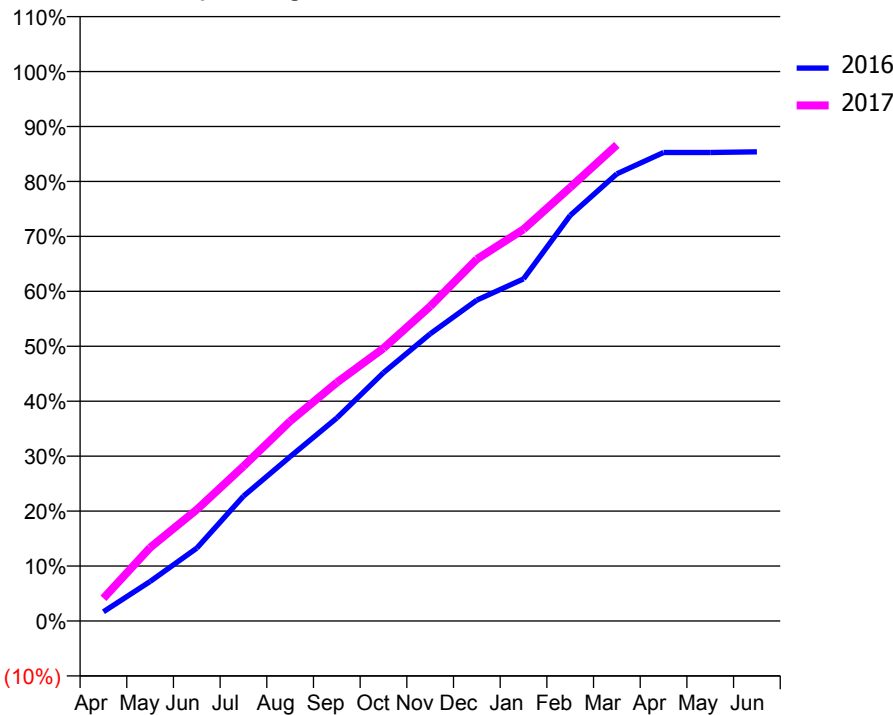
### ACCESS\*

Patients seen in 24 months	Total	Change since previous quarter
Quarter ending March 2016	11,949	
Quarter ending June 2016	12,218	↑
Quarter ending September 2016	12,246	→
Quarter ending December 2016	12,083	↓
Quarter ending March 2017	12,094	→
<b>Variance since March 2016</b>	<b>1.2%</b>	<b>→</b>



### ACTIVITY

Cumulative percentage of contracted UDA delivered 2016 & 2017



Month	Adjusted Scheduled Activity (UDA)	
	2016	2017
April	694	1,700
May	2,967	5,508
June	5,461	8,352
July	9,364	11,603
August	12,326	14,982
September	15,220	17,887
October	18,630	20,457
November	21,538	23,592
December	24,066	27,138
January	25,659	29,377
February	30,416	32,514
March	33,531	35,701
April	35,133	
May	35,130	
June	35,180	

### QUALITY

	Quantity	Base Number	Contract	AT	Region	England
% of FP17s for the same patient ID Re-attending within 3 months - Children	270	3,586	7.5%	10.4%	11.9%	12.3%
% of FP17s for the same patient ID Re-attending within 3 months - Adults	1,844	12,582	14.7%	15.3%	16.6%	16.7%
% of FP17s for the same patient ID Re-attending between 3 & 9 months - Children	1,912	3,586	53.3%	60.5%	60.2%	57.6%
% of FP17s for the same patient ID Re-attending between 3 & 9 months - Adults	5,663	12,582	45.0%	52.1%	51.5%	50.1%
% of FP17s for Band 1 Urgent Courses	916	15,461	5.9%	9.6%	9.5%	9.1%
% of FP17s Relating to Free Repair or Replacements	170	15,461	1.1%	0.7%	0.7%	0.8%
% of FP17s Relating to Continuations	391	15,461	2.5%	1.3%	1.2%	1.2%
% of Patients satisfied with the dentistry they have received	12	13	92.3%	93.3%	93.1%	92.8%
% of Patients satisfied with the time they had to wait for an appointment	10	13	76.9%	87.7%	88.8%	88.7%

\* This is based on patients treated on this contract for their most recent course of treatment. Figures in italics indicate the base number of FP17s or Patient Questionnaire responses are less than 100. N/A is shown where the base number of responses is less than 10 during the period. % is calculated as Quantity/Base number\*100

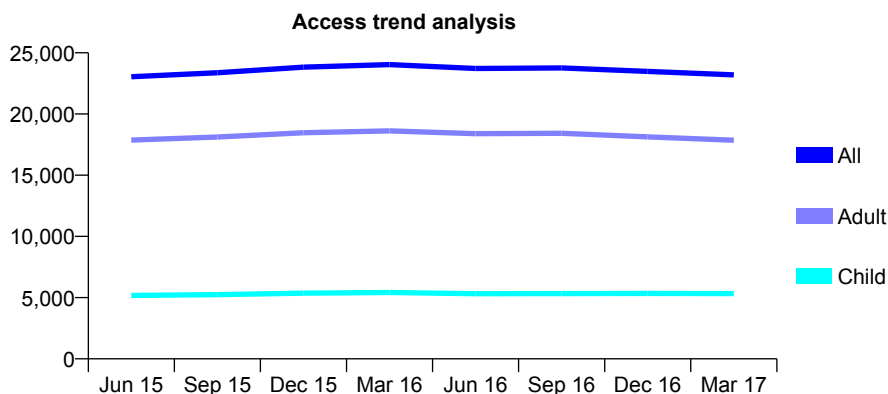
## Q70 - Vital Signs At a Glance Contract Report for 105414/0006 - March 2017

Name or company name	First Choice Dental Limited
Contract type name	GDS Contract
Purpose of contract	General
Contract start date	02/04/2006
Contract end date	

16/17 Contracted general activity (UDA)	69,308
Carry forward general activity (UDA)	0
16/17 Contracted orthodontic activity (UOA)	0
Carry forward orthodontic activity (UOA)	0
Baseline contract value	£2,181,673.19

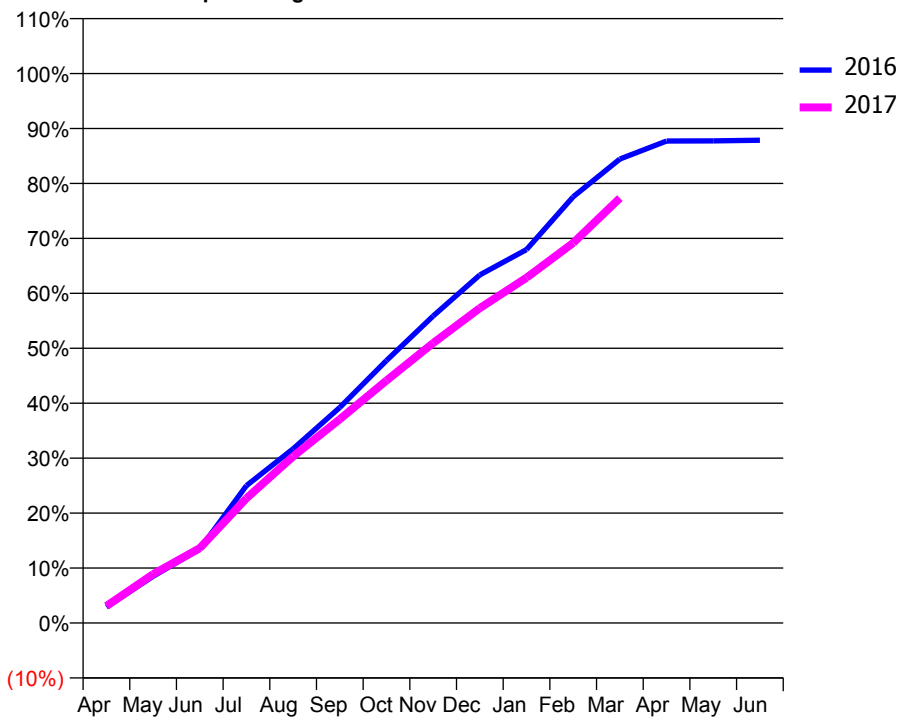
### ACCESS\*

Patients seen in 24 months	Total	Change since previous quarter
Quarter ending March 2016	24,038	
Quarter ending June 2016	23,717	↓
Quarter ending September 2016	23,763	→
Quarter ending December 2016	23,478	↓
Quarter ending March 2017	23,197	↓
<b>Variance since March 2016</b>	<b>(3.5%)</b>	<b>↓</b>



### ACTIVITY

Cumulative percentage of contracted UDA delivered 2016 & 2017



Month	Adjusted Scheduled Activity (UDA)	
	2016	2017
April	2,089	2,151
May	6,153	6,159
June	9,738	9,437
July	18,080	15,729
August	22,918	21,008
September	28,361	25,714
October	34,550	30,591
November	40,408	35,319
December	45,806	39,719
January	49,133	43,544
February	56,084	47,935
March	61,052	53,590
April	63,427	
May	63,438	
June	63,532	

### QUALITY

	Quantity	Base Number	Contract	AT	Region	England
% of FP17s for the same patient ID Re-attending within 3 months - Children	356	6,216	5.7%	10.4%	11.9%	12.3%
% of FP17s for the same patient ID Re-attending within 3 months - Adults	2,198	19,669	11.2%	15.3%	16.6%	16.7%
% of FP17s for the same patient ID Re-attending between 3 & 9 months - Children	3,059	6,216	49.2%	60.5%	60.2%	57.6%
% of FP17s for the same patient ID Re-attending between 3 & 9 months - Adults	9,045	19,669	46.0%	52.1%	51.5%	50.1%
% of FP17s for Band 1 Urgent Courses	2,102	24,792	8.5%	9.6%	9.5%	9.1%
% of FP17s Relating to Free Repair or Replacements	127	24,792	0.5%	0.7%	0.7%	0.8%
% of FP17s Relating to Continuations	316	24,792	1.3%	1.3%	1.2%	1.2%
% of Patients satisfied with the dentistry they have received	18	18	100.0%	93.3%	93.1%	92.8%
% of Patients satisfied with the time they had to wait for an appointment	18	18	100.0%	87.7%	88.8%	88.7%

\* This is based on patients treated on this contract for their most recent course of treatment. Figures in italics indicate the base number of FP17s or Patient Questionnaire responses are less than 100. N/A is shown where the base number of responses is less than 10 during the period. % is calculated as Quantity/Base number\*100

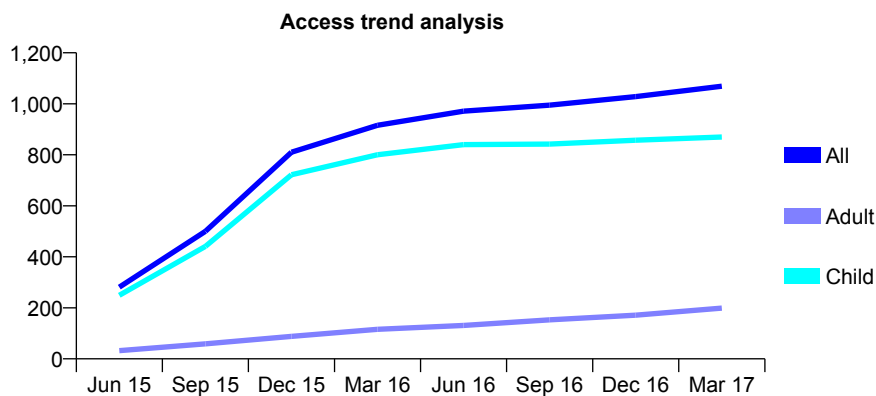
## Q70 - Vital Signs At a Glance Contract Report for 106488/0001 - March 2017

Name or company name	Solent House Dental Centre
Contract type name	GDS Contract
Purpose of contract	General
Contract start date	01/04/2015
Contract end date	

16/17 Contracted general activity (UDA)	1,991
Carry forward general activity (UDA)	4
16/17 Contracted orthodontic activity (UOA)	0
Carry forward orthodontic activity (UOA)	0
Baseline contract value	£51,883.88

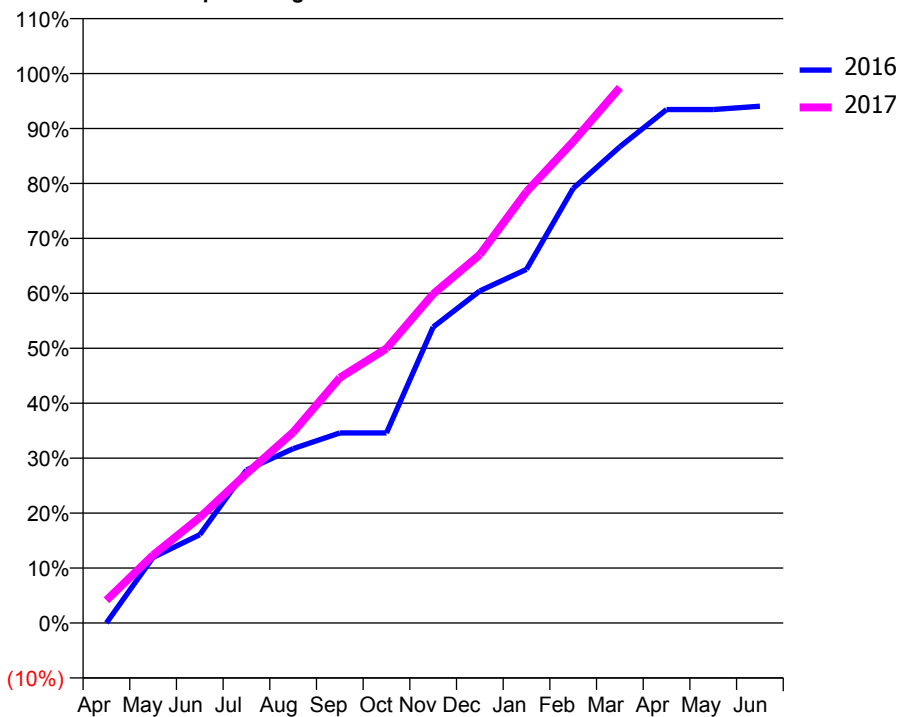
### ACCESS\*

Patients seen in 24 months	Total	Change since previous quarter
Quarter ending March 2016	916	
Quarter ending June 2016	971	↑
Quarter ending September 2016	995	↑
Quarter ending December 2016	1,028	↑
Quarter ending March 2017	1,069	↑
<b>Variance since March 2016</b>	<b>16.7%</b>	<b>↑</b>



### ACTIVITY

Cumulative percentage of contracted UDA delivered 2016 & 2017



Month	Adjusted Scheduled Activity (UDA)	
	2016	2017
April	0	82
May	239	246
June	321	383
July	556	541
August	634	691
September	691	889
October	691	995
November	1,076	1,192
December	1,207	1,335
January	1,285	1,563
February	1,580	1,745
March	1,731	1,940
April	1,866	
May	1,866	
June	1,878	

### QUALITY

	Quantity	Base Number	Contract	AT	Region	England
% of FP17s for the same patient ID Re-attending within 3 months - Children	84	1,448	5.8%	10.4%	11.9%	12.3%
% of FP17s for the same patient ID Re-attending within 3 months - Adults	10	141	7.1%	15.3%	16.6%	16.7%
% of FP17s for the same patient ID Re-attending between 3 & 9 months - Children	1,019	1,448	70.4%	60.5%	60.2%	57.6%
% of FP17s for the same patient ID Re-attending between 3 & 9 months - Adults	93	141	66.0%	52.1%	51.5%	50.1%
% of FP17s for Band 1 Urgent Courses	45	1,495	3.0%	9.6%	9.5%	9.1%
% of FP17s Relating to Free Repair or Replacements	0	1,495	0.0%	0.7%	0.7%	0.8%
% of FP17s Relating to Continuations	0	1,495	0.0%	1.3%	1.2%	1.2%
% of Patients satisfied with the dentistry they have received	0	0	N/A	93.3%	93.1%	92.8%
% of Patients satisfied with the time they had to wait for an appointment	0	0	N/A	87.7%	88.8%	88.7%

\* This is based on patients treated on this contract for their most recent course of treatment. Figures in italics indicate the base number of FP17s or Patient Questionnaire responses are less than 100. N/A is shown where the base number of responses is less than 10 during the period. % is calculated as Quantity/Base number\*100

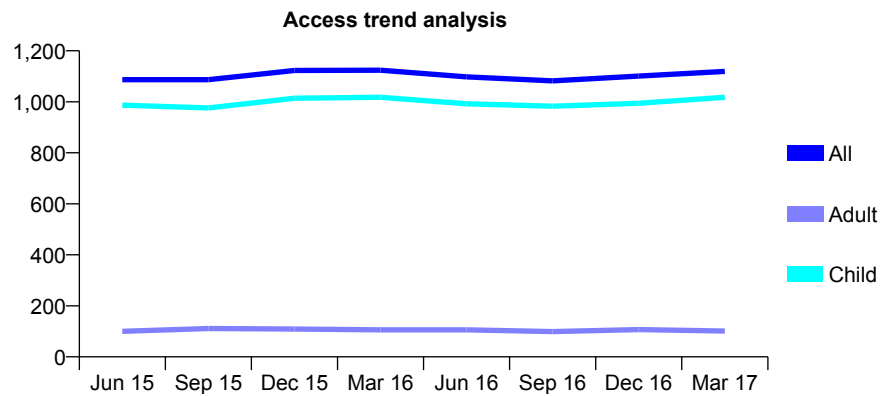
## Q70 - Vital Signs At a Glance Contract Report for 106615/0001 - March 2017

Name or company name	Westphal & Srinivasan
Contract type name	GDS Contract
Purpose of contract	General
Contract start date	01/03/2012
Contract end date	

16/17 Contracted general activity (UDA)	3,136
Carry forward general activity (UDA)	0
16/17 Contracted orthodontic activity (UOA)	0
Carry forward orthodontic activity (UOA)	0
Baseline contract value	£90,144.31

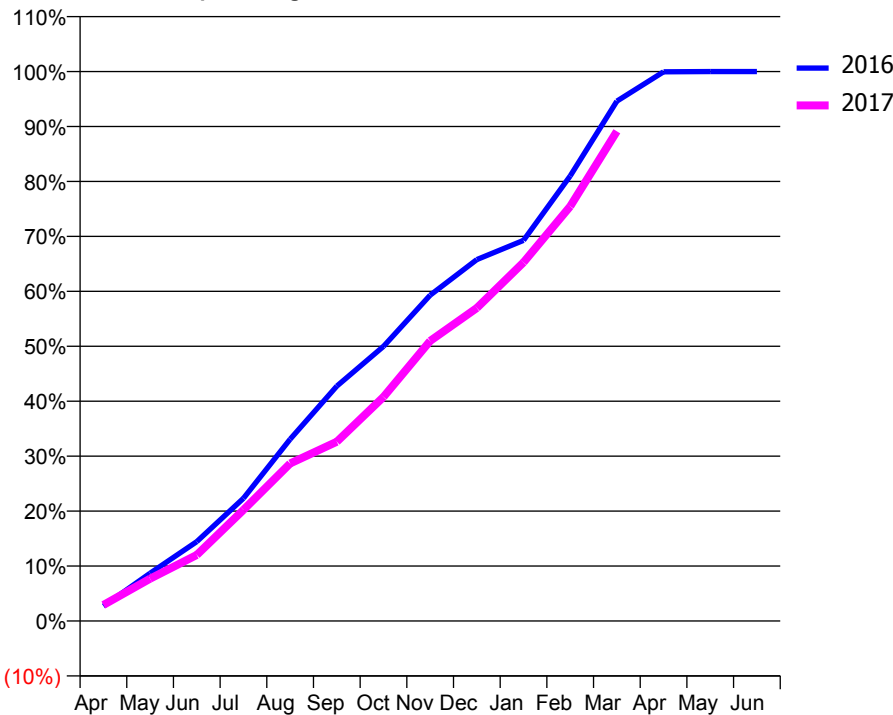
### ACCESS\*

Patients seen in 24 months	Total	Change since previous quarter
Quarter ending March 2016	1,124	
Quarter ending June 2016	1,098	↓
Quarter ending September 2016	1,082	↓
Quarter ending December 2016	1,101	→
Quarter ending March 2017	1,119	→
<b>Variance since March 2016</b>	<b>(0.4%)</b>	<b>→</b>



### ACTIVITY

Cumulative percentage of contracted UDA delivered 2016 & 2017



Month	Adjusted Scheduled Activity (UDA)	
	2016	2017
April	85	92
May	273	241
June	453	377
July	700	634
August	1,037	899
September	1,340	1,023
October	1,567	1,279
November	1,860	1,599
December	2,063	1,786
January	2,172	2,046
February	2,540	2,367
March	2,967	2,795
April	3,134	
May	3,135	
June	3,135	

### QUALITY

	Quantity	Base Number	Contract	AT	Region	England
% of FP17s for the same patient ID Re-attending within 3 months - Children	165	1,802	9.2%	10.4%	11.9%	12.3%
% of FP17s for the same patient ID Re-attending within 3 months - Adults	0	0	N/A	15.3%	16.6%	16.7%
% of FP17s for the same patient ID Re-attending between 3 & 9 months - Children	1,266	1,802	70.3%	60.5%	60.2%	57.6%
% of FP17s for the same patient ID Re-attending between 3 & 9 months - Adults	0	0	N/A	52.1%	51.5%	50.1%
% of FP17s for Band 1 Urgent Courses	13	1,694	0.8%	9.6%	9.5%	9.1%
% of FP17s Relating to Free Repair or Replacements	0	1,694	0.0%	0.7%	0.7%	0.8%
% of FP17s Relating to Continuations	13	1,694	0.8%	1.3%	1.2%	1.2%
% of Patients satisfied with the dentistry they have received	1	1	N/A	93.3%	93.1%	92.8%
% of Patients satisfied with the time they had to wait for an appointment	1	1	N/A	87.7%	88.8%	88.7%

\* This is based on patients treated on this contract for their most recent course of treatment. Figures in italics indicate the base number of FP17s or Patient Questionnaire responses are less than 100. N/A is shown where the base number of responses is less than 10 during the period. % is calculated as Quantity/Base number\*100

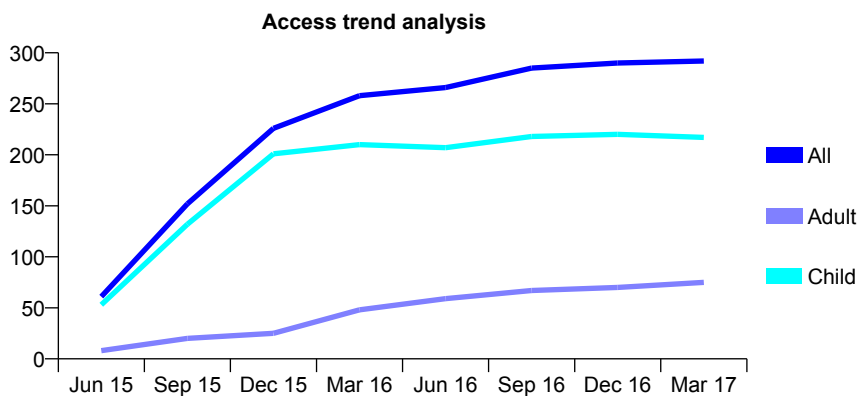
## Q70 - Vital Signs At a Glance Contract Report for 106763/0001 - March 2017

Name or company name	The Dental Centre Cowplain Ltd
Contract type name	GDS Contract
Purpose of contract	General
Contract start date	01/05/2015
Contract end date	

16/17 Contracted general activity (UDA)	700
Carry forward general activity (UDA)	24
16/17 Contracted orthodontic activity (UOA)	0
Carry forward orthodontic activity (UOA)	0
Baseline contract value	£15,974.69

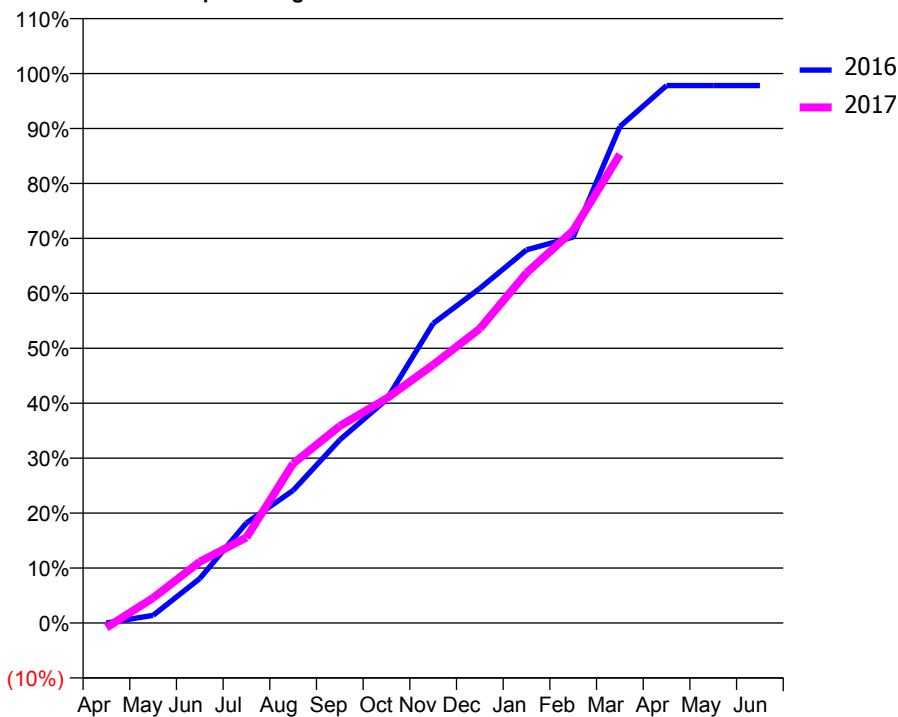
### ACCESS\*

Patients seen in 24 months	Total	Change since previous quarter
Quarter ending March 2016	258	
Quarter ending June 2016	266	↑
Quarter ending September 2016	285	↑
Quarter ending December 2016	290	→
Quarter ending March 2017	292	→
<b>Variance since March 2016</b>	<b>13.2%</b>	<b>↑</b>



### ACTIVITY

Cumulative percentage of contracted UDA delivered 2016 & 2017



Month	Adjusted Scheduled Activity (UDA)	
	2016	2017
April	0	-6
May	9	32
June	52	78
July	117	109
August	155	203
September	214	251
October	261	286
November	350	329
December	391	375
January	436	446
February	451	500
March	580	597
April	628	
May	628	
June	628	

### QUALITY

	Quantity	Base Number	Contract	AT	Region	England
% of FP17s for the same patient ID Re-attending within 3 months - Children	14	377	3.7%	10.4%	11.9%	12.3%
% of FP17s for the same patient ID Re-attending within 3 months - Adults	9	71	12.7%	15.3%	16.6%	16.7%
% of FP17s for the same patient ID Re-attending between 3 & 9 months - Children	276	377	73.2%	60.5%	60.2%	57.6%
% of FP17s for the same patient ID Re-attending between 3 & 9 months - Adults	36	71	50.7%	52.1%	51.5%	50.1%
% of FP17s for Band 1 Urgent Courses	0	420	0.0%	9.6%	9.5%	9.1%
% of FP17s Relating to Free Repair or Replacements	0	420	0.0%	0.7%	0.7%	0.8%
% of FP17s Relating to Continuations	8	420	1.9%	1.3%	1.2%	1.2%
% of Patients satisfied with the dentistry they have received	0	0	N/A	93.3%	93.1%	92.8%
% of Patients satisfied with the time they had to wait for an appointment	0	0	N/A	87.7%	88.8%	88.7%

\* This is based on patients treated on this contract for their most recent course of treatment. Figures in italics indicate the base number of FP17s or Patient Questionnaire responses are less than 100. N/A is shown where the base number of responses is less than 10 during the period. % is calculated as Quantity/Base number\*100



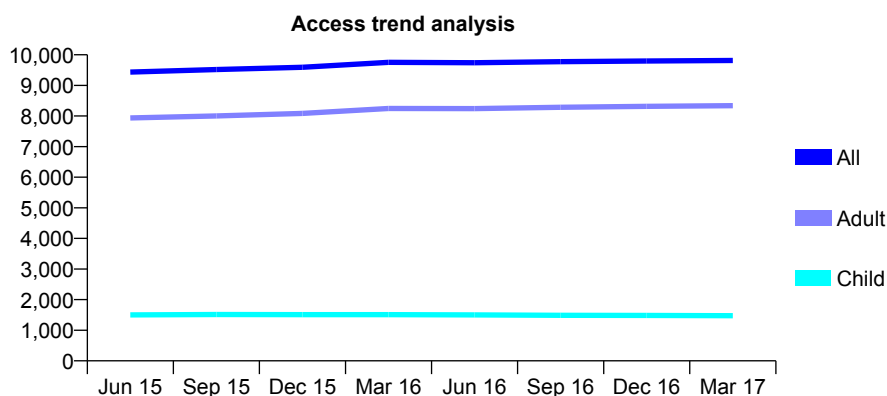
## Q70 - Vital Signs At a Glance Contract Report for 108669/0001 - March 2017

Name or company name	Knibbs Dental Surgery Limited
Contract type name	GDS Contract
Purpose of contract	General
Contract start date	01/04/2007
Contract end date	

16/17 Contracted general activity (UDA)	29,497
Carry forward general activity (UDA)	0
16/17 Contracted orthodontic activity (UOA)	0
Carry forward orthodontic activity (UOA)	0
Baseline contract value	£831,784.28

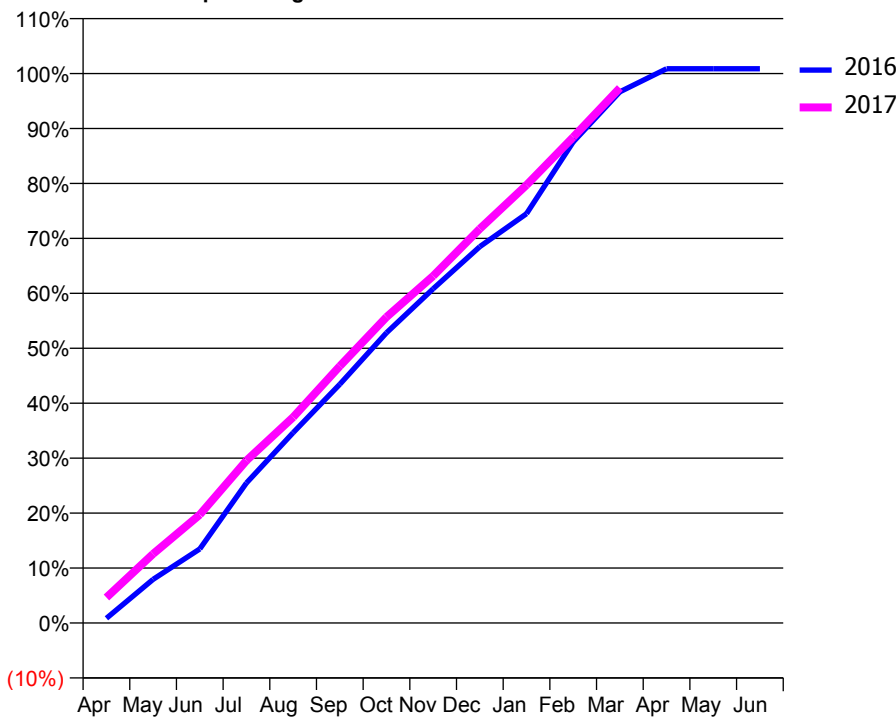
### ACCESS\*

Patients seen in 24 months	Total	Change since previous quarter
Quarter ending March 2016	9,755	
Quarter ending June 2016	9,741	→
Quarter ending September 2016	9,774	→
Quarter ending December 2016	9,799	→
Quarter ending March 2017	9,813	→
<b>Variance since March 2016</b>	<b>0.6%</b>	<b>→</b>



### ACTIVITY

Cumulative percentage of contracted UDA delivered 2016 & 2017



Month	Adjusted Scheduled Activity (UDA)	
	2016	2017
April	257	1,373
May	2,347	3,712
June	3,978	5,815
July	7,519	8,723
August	10,219	11,045
September	12,814	13,793
October	15,577	16,424
November	17,941	18,631
December	20,200	21,161
January	21,969	23,512
February	25,823	26,084
March	28,511	28,720
April	29,753	
May	29,753	
June	29,753	

### QUALITY

	Quantity	Base Number	Contract	AT	Region	England
% of FP17s for the same patient ID Re-attending within 3 months - Children	152	2,522	6.0%	10.4%	11.9%	12.3%
% of FP17s for the same patient ID Re-attending within 3 months - Adults	2,207	13,913	15.9%	15.3%	16.6%	16.7%
% of FP17s for the same patient ID Re-attending between 3 & 9 months - Children	1,792	2,522	71.1%	60.5%	60.2%	57.6%
% of FP17s for the same patient ID Re-attending between 3 & 9 months - Adults	9,051	13,913	65.1%	52.1%	51.5%	50.1%
% of FP17s for Band 1 Urgent Courses	1,183	15,784	7.5%	9.6%	9.5%	9.1%
% of FP17s Relating to Free Repair or Replacements	155	15,784	1.0%	0.7%	0.7%	0.8%
% of FP17s Relating to Continuations	412	15,784	2.6%	1.3%	1.2%	1.2%
% of Patients satisfied with the dentistry they have received	18	18	100.0%	93.3%	93.1%	92.8%
% of Patients satisfied with the time they had to wait for an appointment	18	18	100.0%	87.7%	88.8%	88.7%

\* This is based on patients treated on this contract for their most recent course of treatment. Figures in italics indicate the base number of FP17s or Patient Questionnaire responses are less than 100. N/A is shown where the base number of responses is less than 10 during the period. % is calculated as Quantity/Base number\*100

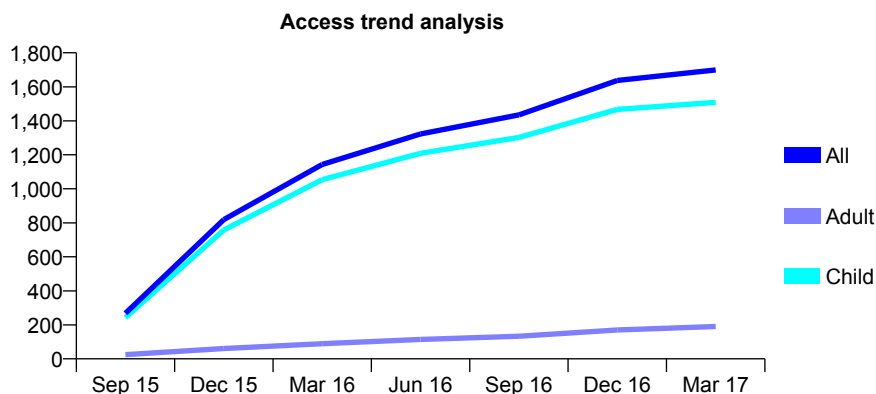
## Q70 - Vital Signs At a Glance Contract Report for 109770/0001 - March 2017

Name or company name	Marlott Road Partnership
Contract type name	GDS Contract
Purpose of contract	General
Contract start date	21/07/2015
Contract end date	

16/17 Contracted general activity (UDA)	3,290
Carry forward general activity (UDA)	0
16/17 Contracted orthodontic activity (UOA)	0
Carry forward orthodontic activity (UOA)	0
Baseline contract value	£82,646.60

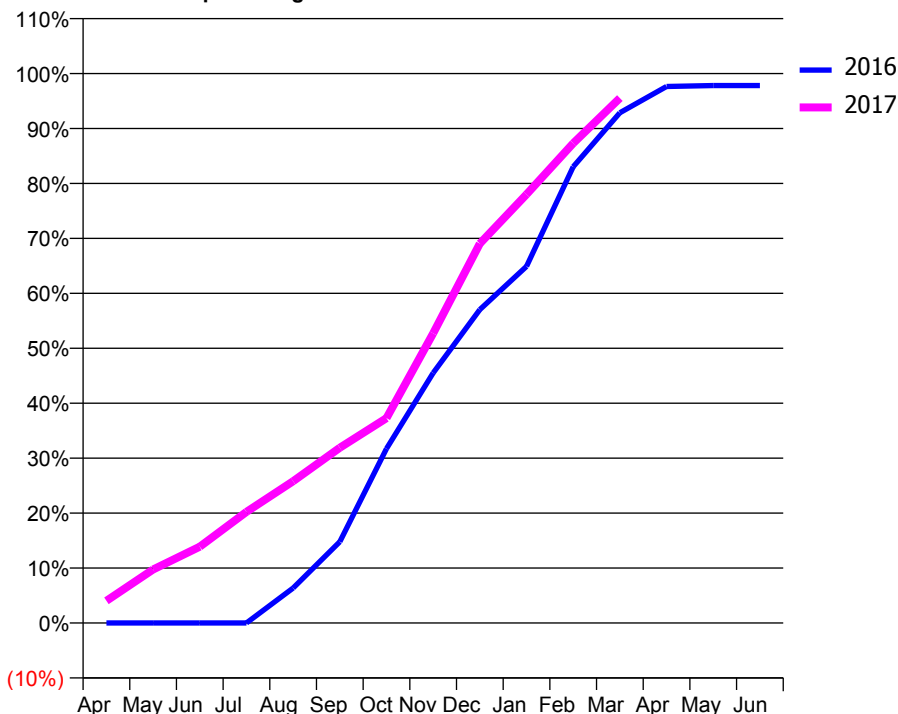
### ACCESS\*

Patients seen in 24 months	Total	Change since previous quarter
Quarter ending March 2016	1,143	
Quarter ending June 2016	1,323	↑
Quarter ending September 2016	1,435	↑
Quarter ending December 2016	1,637	↑
Quarter ending March 2017	1,699	↑
<b>Variance since March 2016</b>	<b>48.6%</b>	<b>↑</b>



### ACTIVITY

Cumulative percentage of contracted UDA delivered 2016 & 2017



Month	Adjusted Scheduled Activity (UDA)	
	2016	2017
April	0	133
May	0	321
June	0	457
July	0	665
August	151	849
September	349	1,050
October	749	1,227
November	1,075	1,734
December	1,347	2,271
January	1,533	2,567
February	1,961	2,872
March	2,193	3,143
April	2,305	
May	2,309	
June	2,309	

### QUALITY

	Quantity	Base Number	Contract	AT	Region	England
% of FP17s for the same patient ID Re-attending within 3 months - Children	197	2,172	9.1%	10.4%	11.9%	12.3%
% of FP17s for the same patient ID Re-attending within 3 months - Adults	18	127	14.2%	15.3%	16.6%	16.7%
% of FP17s for the same patient ID Re-attending between 3 & 9 months - Children	937	2,172	43.1%	60.5%	60.2%	57.6%
% of FP17s for the same patient ID Re-attending between 3 & 9 months - Adults	44	127	34.6%	52.1%	51.5%	50.1%
% of FP17s for Band 1 Urgent Courses	201	2,199	9.1%	9.6%	9.5%	9.1%
% of FP17s Relating to Free Repair or Replacements	0	2,199	0.0%	0.7%	0.7%	0.8%
% of FP17s Relating to Continuations	0	2,199	0.0%	1.3%	1.2%	1.2%
% of Patients satisfied with the dentistry they have received	1	1	N/A	93.3%	93.1%	92.8%
% of Patients satisfied with the time they had to wait for an appointment	1	1	N/A	87.7%	88.8%	88.7%

\* This is based on patients treated on this contract for their most recent course of treatment. Figures in italics indicate the base number of FP17s or Patient Questionnaire responses are less than 100. N/A is shown where the base number of responses is less than 10 during the period. % is calculated as Quantity/Base number\*100

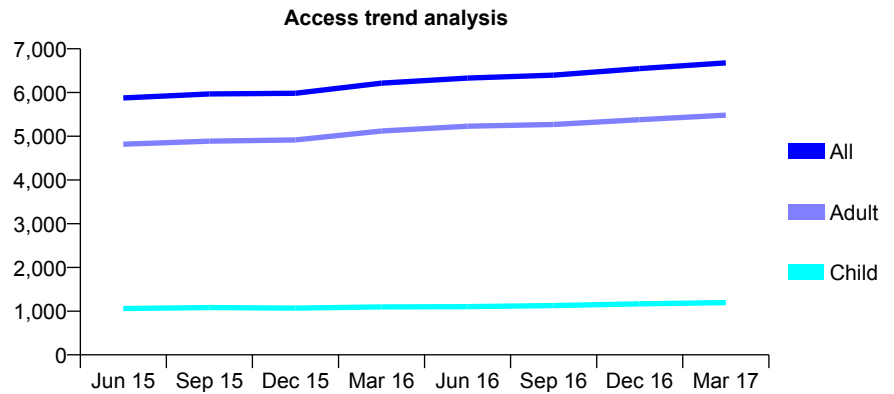
## Q70 - Vital Signs At a Glance Contract Report for 109878/0001 - March 2017

Name or company name	Hampshire Terrace Dental Care
Contract type name	GDS Contract
Purpose of contract	General
Contract start date	01/09/2011
Contract end date	

16/17 Contracted general activity (UDA)	17,197
Carry forward general activity (UDA)	0
16/17 Contracted orthodontic activity (UOA)	0
Carry forward orthodontic activity (UOA)	0
Baseline contract value	£428,813.09

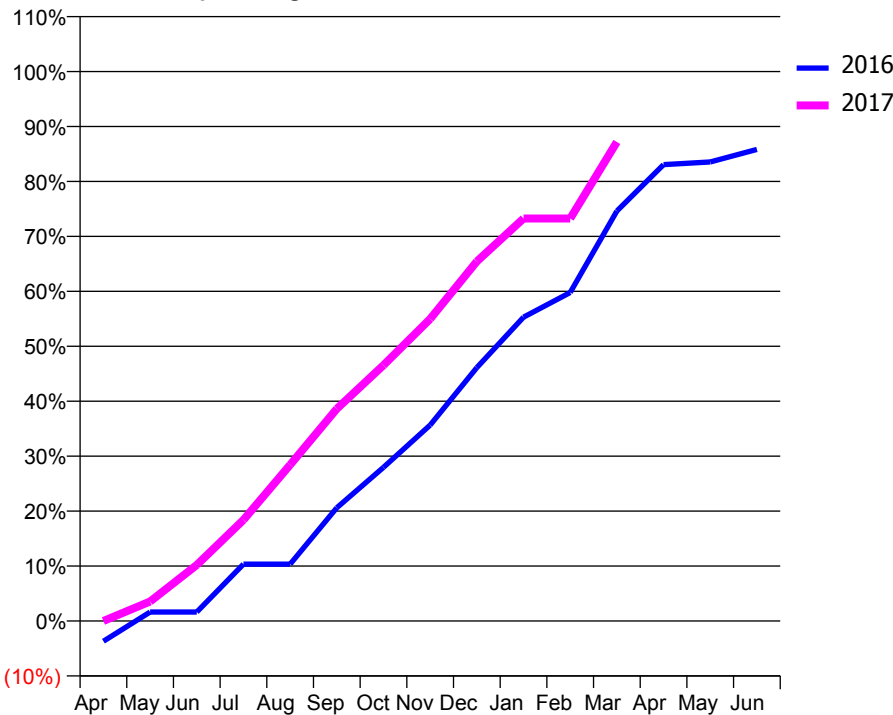
### ACCESS\*

Patients seen in 24 months	Total	Change since previous quarter
Quarter ending March 2016	6,216	
Quarter ending June 2016	6,332	→
Quarter ending September 2016	6,398	→
Quarter ending December 2016	6,547	↑
Quarter ending March 2017	6,677	→
<b>Variance since March 2016</b>	<b>7.4%</b>	<b>↑</b>



### ACTIVITY

Cumulative percentage of contracted UDA delivered 2016 & 2017



Month	Adjusted Scheduled Activity (UDA)	
	2016	2017
April	-638	0
May	281	613
June	281	1,753
July	1,780	3,164
August	1,780	4,891
September	3,547	6,643
October	4,810	8,004
November	6,133	9,453
December	7,933	11,253
January	9,510	12,595
February	10,281	12,595
March	12,830	14,990
April	14,284	
May	14,368	
June	14,757	

### QUALITY

	Quantity	Base Number	Contract	AT	Region	England
% of FP17s for the same patient ID Re-attending within 3 months - Children	108	1,521	7.1%	10.4%	11.9%	12.3%
% of FP17s for the same patient ID Re-attending within 3 months - Adults	949	6,940	13.7%	15.3%	16.6%	16.7%
% of FP17s for the same patient ID Re-attending between 3 & 9 months - Children	842	1,521	55.4%	60.5%	60.2%	57.6%
% of FP17s for the same patient ID Re-attending between 3 & 9 months - Adults	3,571	6,940	51.5%	52.1%	51.5%	50.1%
% of FP17s for Band 1 Urgent Courses	712	7,223	9.9%	9.6%	9.5%	9.1%
% of FP17s Relating to Free Repair or Replacements	78	7,223	1.1%	0.7%	0.7%	0.8%
% of FP17s Relating to Continuations	47	7,223	0.7%	1.3%	1.2%	1.2%
% of Patients satisfied with the dentistry they have received	10	10	100.0%	93.3%	93.1%	92.8%
% of Patients satisfied with the time they had to wait for an appointment	8	10	80.0%	87.7%	88.8%	88.7%

\* This is based on patients treated on this contract for their most recent course of treatment. Figures in italics indicate the base number of FP17s or Patient Questionnaire responses are less than 100. N/A is shown where the base number of responses is less than 10 during the period. % is calculated as Quantity/Base number\*100

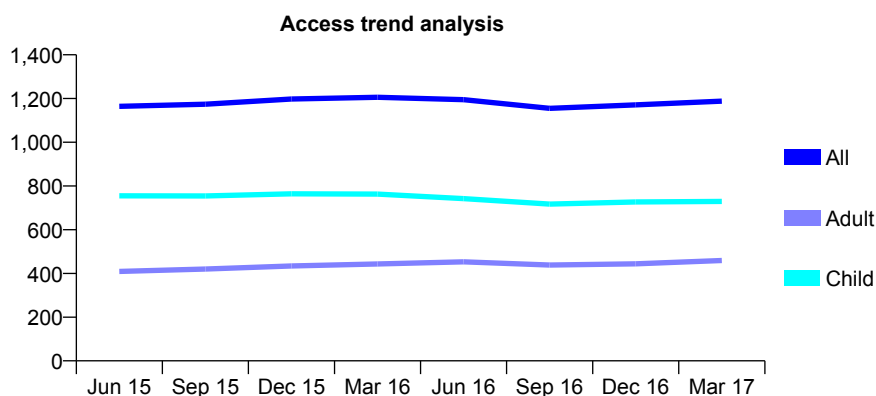
## Q70 - Vital Signs At a Glance Contract Report for 109916/0001 - March 2017

Name or company name	Mrs B Macmillan
Contract type name	GDS Contract
Purpose of contract	General
Contract start date	28/06/2010
Contract end date	

16/17 Contracted general activity (UDA)	2,885
Carry forward general activity (UDA)	-11
16/17 Contracted orthodontic activity (UOA)	0
Carry forward orthodontic activity (UOA)	0
Baseline contract value	£61,668.12

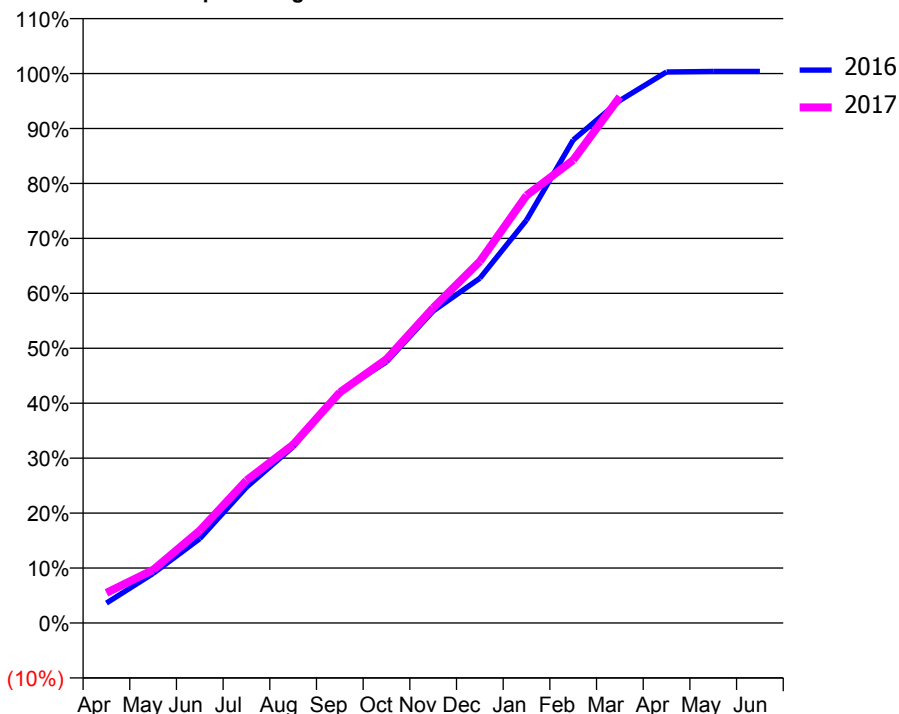
### ACCESS\*

Patients seen in 24 months	Total	Change since previous quarter
Quarter ending March 2016	1,206	
Quarter ending June 2016	1,195	→
Quarter ending September 2016	1,155	↓
Quarter ending December 2016	1,171	→
Quarter ending March 2017	1,188	→
<b>Variance since March 2016</b>	<b>(1.5%)</b>	<b>↓</b>



### ACTIVITY

Cumulative percentage of contracted UDA delivered 2016 & 2017



Month	Adjusted Scheduled Activity (UDA)	
	2016	2017
April	105	158
May	260	279
June	443	485
July	713	749
August	925	937
September	1,212	1,211
October	1,371	1,385
November	1,638	1,655
December	1,810	1,898
January	2,115	2,245
February	2,536	2,430
March	2,743	2,763
April	2,893	
May	2,896	
June	2,896	

### QUALITY

	Quantity	Base Number	Contract	AT	Region	England
% of FP17s for the same patient ID Re-attending within 3 months - Children	81	1,172	6.9%	10.4%	11.9%	12.3%
% of FP17s for the same patient ID Re-attending within 3 months - Adults	50	501	10.0%	15.3%	16.6%	16.7%
% of FP17s for the same patient ID Re-attending between 3 & 9 months - Children	773	1,172	66.0%	60.5%	60.2%	57.6%
% of FP17s for the same patient ID Re-attending between 3 & 9 months - Adults	258	501	51.5%	52.1%	51.5%	50.1%
% of FP17s for Band 1 Urgent Courses	43	1,567	2.7%	9.6%	9.5%	9.1%
% of FP17s Relating to Free Repair or Replacements	0	1,567	0.0%	0.7%	0.7%	0.8%
% of FP17s Relating to Continuations	5	1,567	0.3%	1.3%	1.2%	1.2%
% of Patients satisfied with the dentistry they have received	2	2	N/A	93.3%	93.1%	92.8%
% of Patients satisfied with the time they had to wait for an appointment	1	2	N/A	87.7%	88.8%	88.7%

\* This is based on patients treated on this contract for their most recent course of treatment. Figures in italics indicate the base number of FP17s or Patient Questionnaire responses are less than 100. N/A is shown where the base number of responses is less than 10 during the period. % is calculated as Quantity/Base number\*100

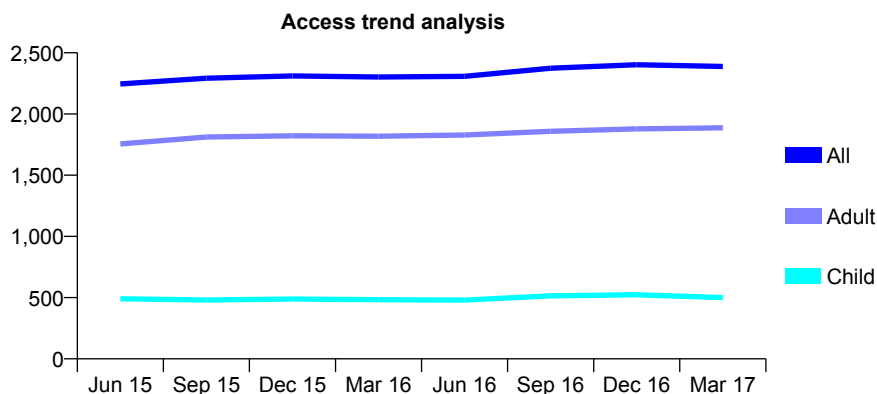
## Q70 - Vital Signs At a Glance Contract Report for 110485/0001 - March 2017

Name or company name	Mr M C Omar
Contract type name	GDS Contract
Purpose of contract	General
Contract start date	01/10/2013
Contract end date	

16/17 Contracted general activity (UDA)	7,987
Carry forward general activity (UDA)	0
16/17 Contracted orthodontic activity (UOA)	0
Carry forward orthodontic activity (UOA)	0
Baseline contract value	£177,161.87

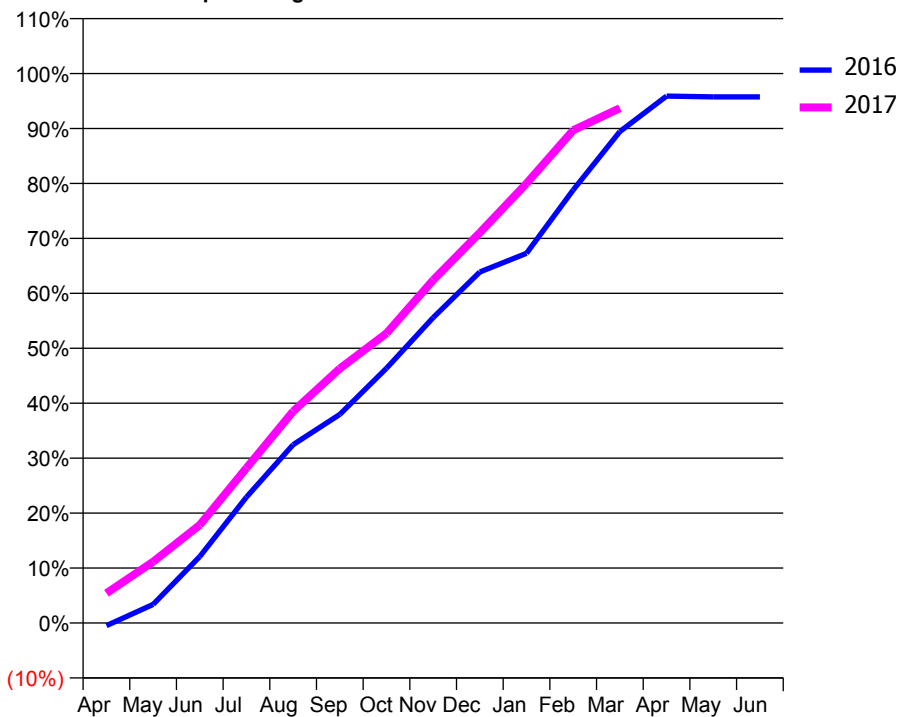
### ACCESS\*

Patients seen in 24 months	Total	Change since previous quarter
Quarter ending March 2016	2,302	
Quarter ending June 2016	2,308	→
Quarter ending September 2016	2,374	↑
Quarter ending December 2016	2,402	→
Quarter ending March 2017	2,388	→
<b>Variance since March 2016</b>	<b>3.7%</b>	<b>↑</b>



### ACTIVITY

Cumulative percentage of contracted UDA delivered 2016 & 2017



Adjusted Scheduled Activity (UDA)

Month	2016	2017
April	-41	432
May	270	890
June	965	1,425
July	1,831	2,254
August	2,592	3,076
September	3,031	3,698
October	3,703	4,211
November	4,440	4,984
December	5,103	5,673
January	5,373	6,389
February	6,295	7,162
March	7,144	7,483
April	7,658	
May	7,646	
June	7,646	

### QUALITY

	Quantity	Base Number	Contract	AT	Region	England
% of FP17s for the same patient ID Re-attending within 3 months - Children	77	909	8.5%	10.4%	11.9%	12.3%
% of FP17s for the same patient ID Re-attending within 3 months - Adults	471	2,955	15.9%	15.3%	16.6%	16.7%
% of FP17s for the same patient ID Re-attending between 3 & 9 months - Children	592	909	65.1%	60.5%	60.2%	57.6%
% of FP17s for the same patient ID Re-attending between 3 & 9 months - Adults	1,586	2,955	53.7%	52.1%	51.5%	50.1%
% of FP17s for Band 1 Urgent Courses	189	3,660	5.2%	9.6%	9.5%	9.1%
% of FP17s Relating to Free Repair or Replacements	69	3,660	1.9%	0.7%	0.7%	0.8%
% of FP17s Relating to Continuations	31	3,660	0.8%	1.3%	1.2%	1.2%
% of Patients satisfied with the dentistry they have received	5	5	N/A	93.3%	93.1%	92.8%
% of Patients satisfied with the time they had to wait for an appointment	4	5	N/A	87.7%	88.8%	88.7%

\* This is based on patients treated on this contract for their most recent course of treatment. Figures in italics indicate the base number of FP17s or Patient Questionnaire responses are less than 100. N/A is shown where the base number of responses is less than 10 during the period. % is calculated as Quantity/Base number\*100

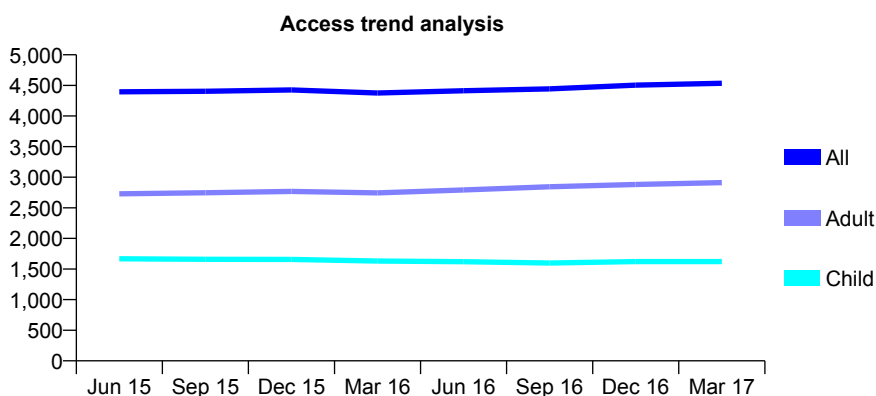
## Q70 - Vital Signs At a Glance Contract Report for 110663/0001 - March 2017

Name or company name	Lake Road Dental Practice
Contract type name	GDS Contract
Purpose of contract	General
Contract start date	01/07/2010
Contract end date	

16/17 Contracted general activity (UDA)	17,225
Carry forward general activity (UDA)	653
16/17 Contracted orthodontic activity (UOA)	0
Carry forward orthodontic activity (UOA)	0
Baseline contract value	£471,418.54

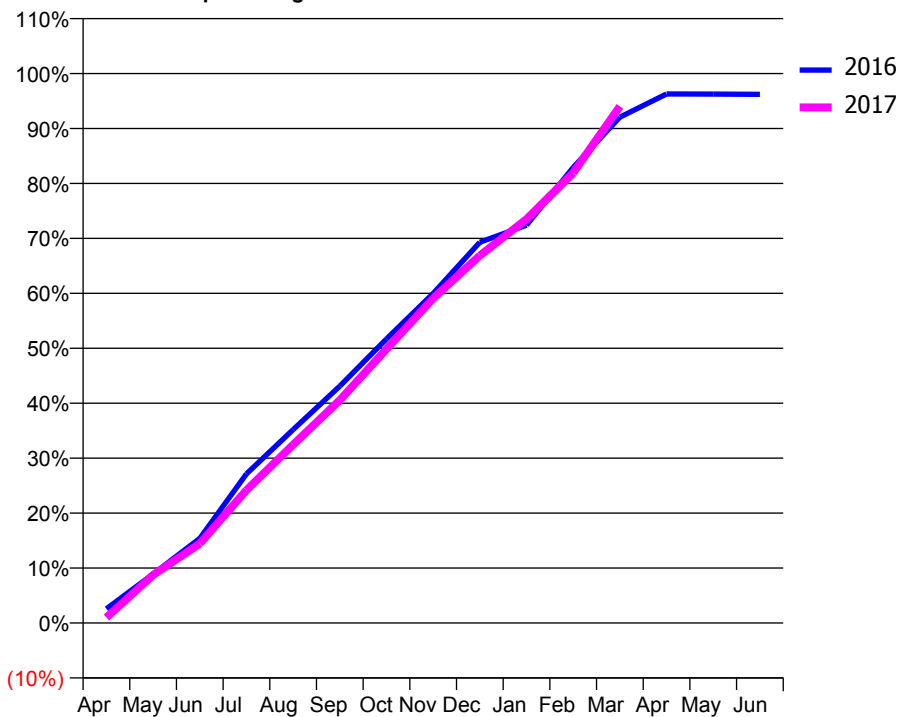
### ACCESS\*

Patients seen in 24 months	Total	Change since previous quarter
Quarter ending March 2016	4,376	
Quarter ending June 2016	4,412	→
Quarter ending September 2016	4,443	→
Quarter ending December 2016	4,505	→
Quarter ending March 2017	4,535	→
<b>Variance since March 2016</b>	<b>3.6%</b>	<b>↑</b>



### ACTIVITY

Cumulative percentage of contracted UDA delivered 2016 & 2017



Month	Adjusted Scheduled Activity (UDA)	
	2016	2017
April	444	172
May	1,535	1,507
June	2,652	2,491
July	4,676	4,167
August	6,064	5,591
September	7,424	6,987
October	8,906	8,589
November	10,332	10,176
December	11,936	11,517
January	12,472	12,660
February	14,281	14,113
March	15,856	16,197
April	16,584	
May	16,579	
June	16,572	

### QUALITY

	Quantity	Base Number	Contract	AT	Region	England
% of FP17s for the same patient ID Re-attending within 3 months - Children	211	3,346	6.3%	10.4%	11.9%	12.3%
% of FP17s for the same patient ID Re-attending within 3 months - Adults	535	4,798	11.2%	15.3%	16.6%	16.7%
% of FP17s for the same patient ID Re-attending between 3 & 9 months - Children	2,550	3,346	76.2%	60.5%	60.2%	57.6%
% of FP17s for the same patient ID Re-attending between 3 & 9 months - Adults	3,053	4,798	63.6%	52.1%	51.5%	50.1%
% of FP17s for Band 1 Urgent Courses	798	7,850	10.2%	9.6%	9.5%	9.1%
% of FP17s Relating to Free Repair or Replacements	30	7,850	0.4%	0.7%	0.7%	0.8%
% of FP17s Relating to Continuations	55	7,850	0.7%	1.3%	1.2%	1.2%
% of Patients satisfied with the dentistry they have received	9	9	N/A	93.3%	93.1%	92.8%
% of Patients satisfied with the time they had to wait for an appointment	9	9	N/A	87.7%	88.8%	88.7%

\* This is based on patients treated on this contract for their most recent course of treatment. Figures in italics indicate the base number of FP17s or Patient Questionnaire responses are less than 100. N/A is shown where the base number of responses is less than 10 during the period. % is calculated as Quantity/Base number\*100

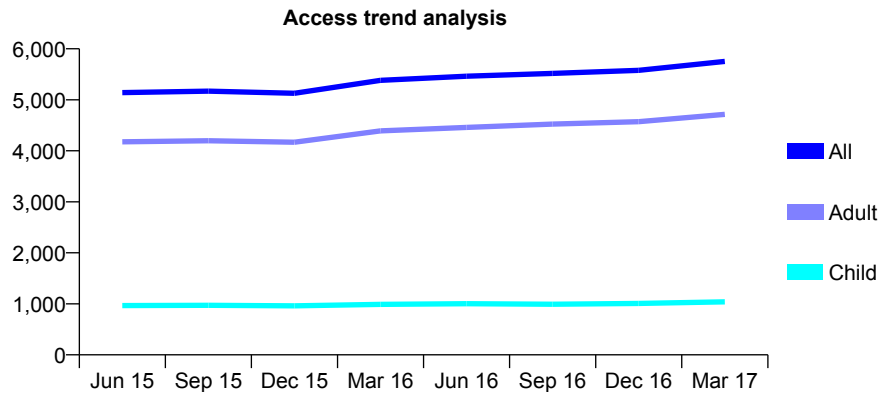
## Q70 - Vital Signs At a Glance Contract Report for 110701/0001 - March 2017

Name or company name	Dr H Dhatt
Contract type name	GDS Contract
Purpose of contract	General
Contract start date	01/04/2010
Contract end date	

16/17 Contracted general activity (UDA)	18,000
Carry forward general activity (UDA)	409
16/17 Contracted orthodontic activity (UOA)	0
Carry forward orthodontic activity (UOA)	0
Baseline contract value	£468,367.50

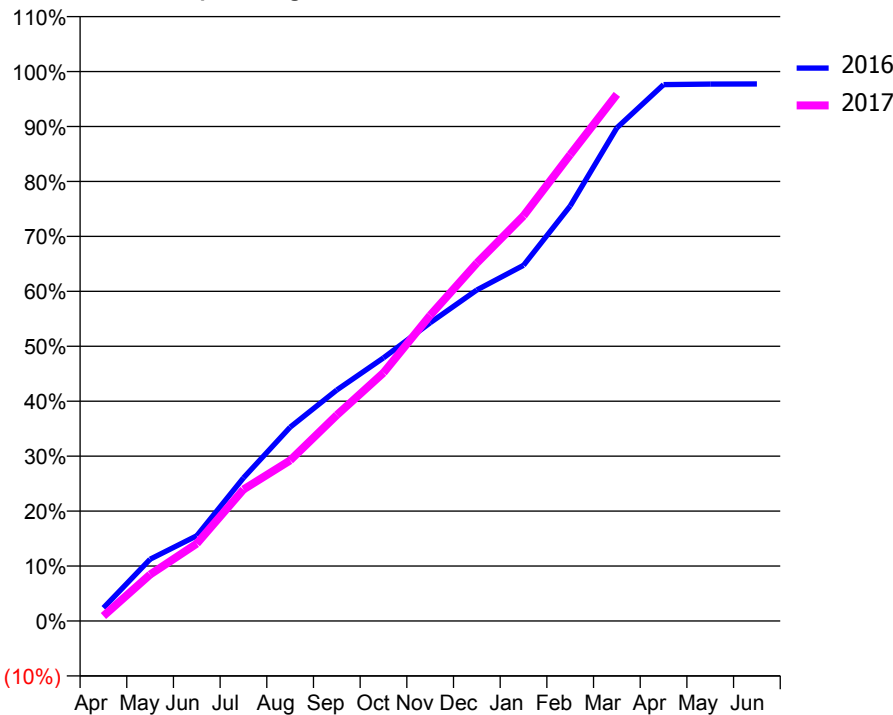
### ACCESS\*

Patients seen in 24 months	Total	Change since previous quarter
Quarter ending March 2016	5,381	
Quarter ending June 2016	5,462	→
Quarter ending September 2016	5,518	→
Quarter ending December 2016	5,579	→
Quarter ending March 2017	5,754	↑
<b>Variance since March 2016</b>	<b>6.9%</b>	<b>↑</b>



### ACTIVITY

Cumulative percentage of contracted UDA delivered 2016 & 2017



Month	Adjusted Scheduled Activity (UDA)	
	2016	2017
April	429	164
May	2,023	1,524
June	2,791	2,537
July	4,691	4,308
August	6,351	5,263
September	7,566	6,745
October	8,621	8,131
November	9,768	10,014
December	10,843	11,724
January	11,652	13,271
February	13,597	15,278
March	16,156	17,251
April	17,569	
May	17,588	
June	17,591	

### QUALITY

	Quantity	Base Number	Contract	AT	Region	England
% of FP17s for the same patient ID Re-attending within 3 months - Children	98	1,502	6.5%	10.4%	11.9%	12.3%
% of FP17s for the same patient ID Re-attending within 3 months - Adults	763	6,147	12.4%	15.3%	16.6%	16.7%
% of FP17s for the same patient ID Re-attending between 3 & 9 months - Children	896	1,502	59.7%	60.5%	60.2%	57.6%
% of FP17s for the same patient ID Re-attending between 3 & 9 months - Adults	3,019	6,147	49.1%	52.1%	51.5%	50.1%
% of FP17s for Band 1 Urgent Courses	1,146	6,900	16.6%	9.6%	9.5%	9.1%
% of FP17s Relating to Free Repair or Replacements	0	6,900	0.0%	0.7%	0.7%	0.8%
% of FP17s Relating to Continuations	17	6,900	0.2%	1.3%	1.2%	1.2%
% of Patients satisfied with the dentistry they have received	12	14	85.7%	93.3%	93.1%	92.8%
% of Patients satisfied with the time they had to wait for an appointment	11	14	78.6%	87.7%	88.8%	88.7%

\* This is based on patients treated on this contract for their most recent course of treatment. Figures in italics indicate the base number of FP17s or Patient Questionnaire responses are less than 100. N/A is shown where the base number of responses is less than 10 during the period. % is calculated as Quantity/Base number\*100

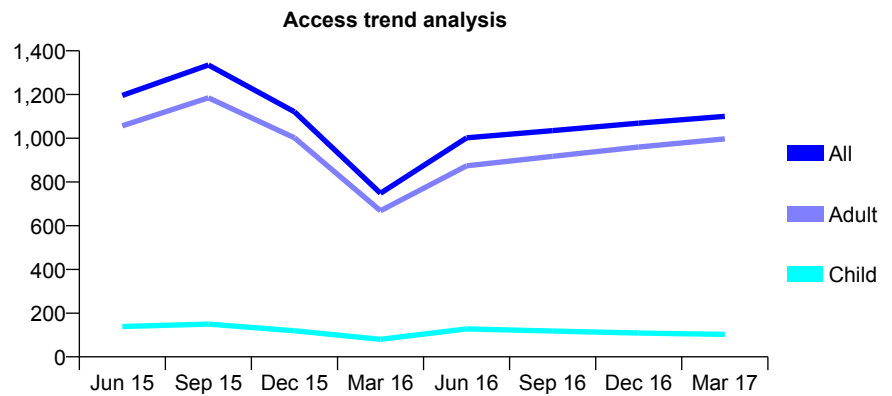
## Q70 - Vital Signs At a Glance Contract Report for 111643/0001 - March 2017

Name or company name	West Hill Dental Care
Contract type name	GDS Contract
Purpose of contract	General
Contract start date	01/02/2014
Contract end date	

16/17 Contracted general activity (UDA)	7,439
Carry forward general activity (UDA)	264
16/17 Contracted orthodontic activity (UOA)	0
Carry forward orthodontic activity (UOA)	0
Baseline contract value	£159,588.22

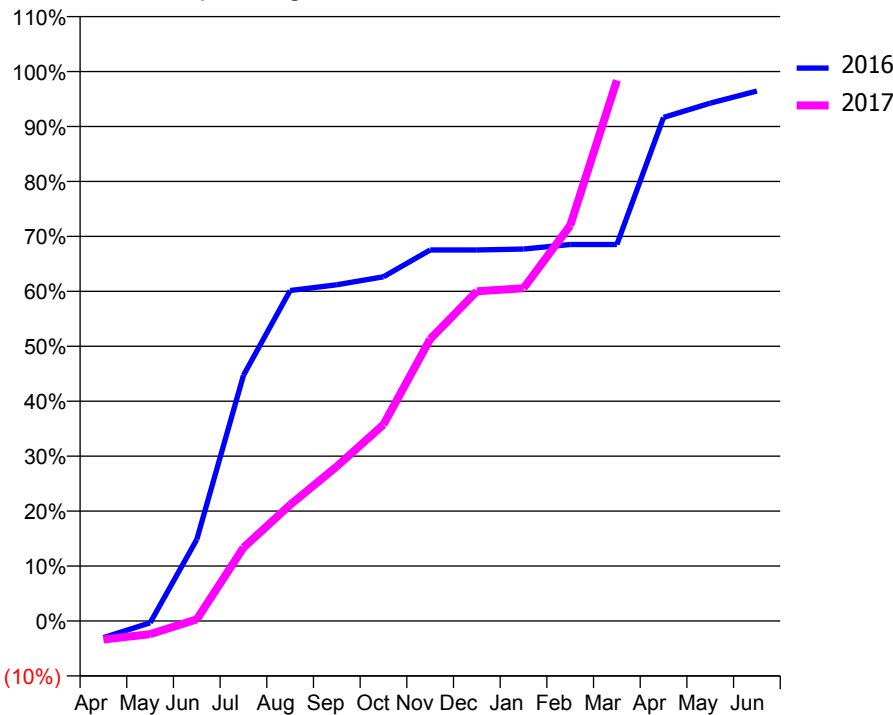
### ACCESS\*

Patients seen in 24 months	Total	Change since previous quarter
Quarter ending March 2016	748	
Quarter ending June 2016	1,002	↑
Quarter ending September 2016	1,035	↑
Quarter ending December 2016	1,069	↑
Quarter ending March 2017	1,100	↑
<b>Variance since March 2016</b>	<b>47.1%</b>	<b>↑</b>



### ACTIVITY

Cumulative percentage of contracted UDA delivered 2016 & 2017



Month	Adjusted Scheduled Activity (UDA)	
	2016	2017
April	-226	-252
May	-27	-180
June	1,104	23
July	3,326	993
August	4,475	1,574
September	4,553	2,093
October	4,661	2,659
November	5,023	3,818
December	5,023	4,463
January	5,036	4,505
February	5,098	5,355
March	5,098	7,319
April	6,818	
May	7,011	
June	7,174	

### QUALITY

	Quantity	Base Number	Contract	AT	Region	England
% of FP17s for the same patient ID Re-attending within 3 months - Children	4	197	2.0%	10.4%	11.9%	12.3%
% of FP17s for the same patient ID Re-attending within 3 months - Adults	93	1,663	5.6%	15.3%	16.6%	16.7%
% of FP17s for the same patient ID Re-attending between 3 & 9 months - Children	22	197	11.2%	60.5%	60.2%	57.6%
% of FP17s for the same patient ID Re-attending between 3 & 9 months - Adults	307	1,663	18.5%	52.1%	51.5%	50.1%
% of FP17s for Band 1 Urgent Courses	164	1,381	11.9%	9.6%	9.5%	9.1%
% of FP17s Relating to Free Repair or Replacements	12	1,381	0.9%	0.7%	0.7%	0.8%
% of FP17s Relating to Continuations	7	1,381	0.5%	1.3%	1.2%	1.2%
% of Patients satisfied with the dentistry they have received	4	4	N/A	93.3%	93.1%	92.8%
% of Patients satisfied with the time they had to wait for an appointment	4	4	N/A	87.7%	88.8%	88.7%

\* This is based on patients treated on this contract for their most recent course of treatment. Figures in italics indicate the base number of FP17s or Patient Questionnaire responses are less than 100. N/A is shown where the base number of responses is less than 10 during the period. % is calculated as Quantity/Base number\*100



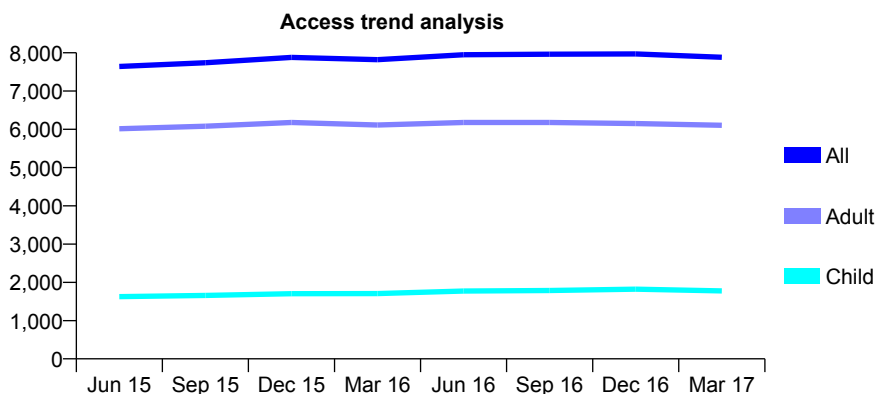
## Q70 - Vital Signs At a Glance Contract Report for 112410/0001 - March 2017

Name or company name	Dale Road Oral Care Ltd
Contract type name	GDS Contract
Purpose of contract	General
Contract start date	01/09/2010
Contract end date	

16/17 Contracted general activity (UDA)	30,000
Carry forward general activity (UDA)	735
16/17 Contracted orthodontic activity (UOA)	0
Carry forward orthodontic activity (UOA)	0
Baseline contract value	£704,705.73

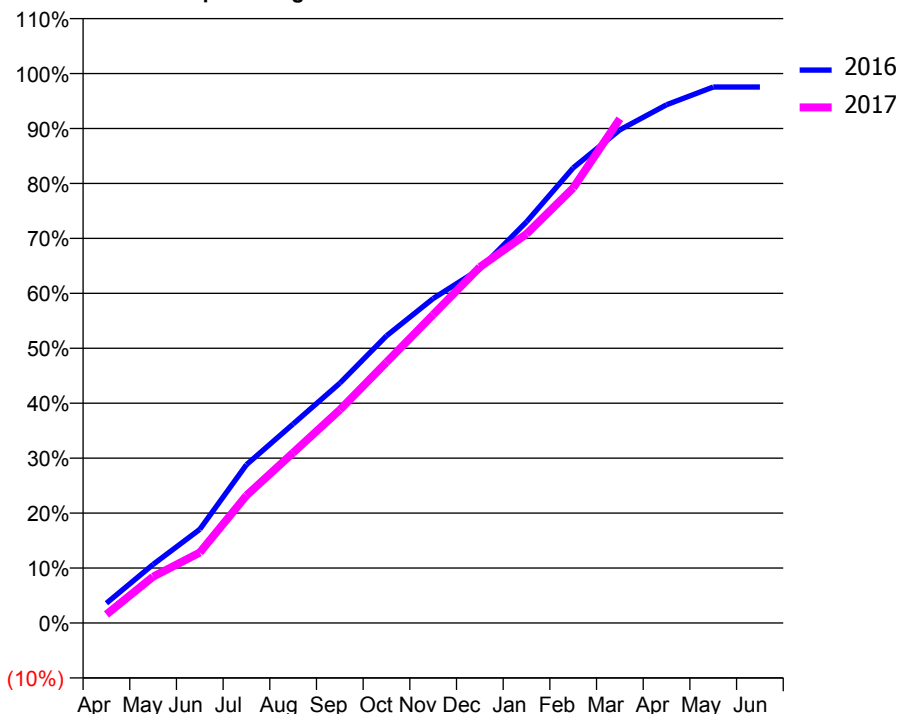
### ACCESS\*

Patients seen in 24 months	Total	Change since previous quarter
Quarter ending March 2016	7,821	
Quarter ending June 2016	7,948	→
Quarter ending September 2016	7,965	→
Quarter ending December 2016	7,972	→
Quarter ending March 2017	7,883	↓
<b>Variance since March 2016</b>	<b>0.8%</b>	<b>→</b>



### ACTIVITY

Cumulative percentage of contracted UDA delivered 2016 & 2017



Month	Adjusted Scheduled Activity (UDA)	
	2016	2017
April	1,079	467
May	3,203	2,527
June	5,113	3,847
July	8,643	6,966
August	10,862	9,302
September	13,096	11,636
October	15,680	14,235
November	17,718	16,835
December	19,335	19,431
January	21,903	21,240
February	24,848	23,755
March	26,927	27,532
April	28,291	
May	29,260	
June	29,264	

### QUALITY

	Quantity	Base Number	Contract	AT	Region	England
% of FP17s for the same patient ID Re-attending within 3 months - Children	306	2,831	10.8%	10.4%	11.9%	12.3%
% of FP17s for the same patient ID Re-attending within 3 months - Adults	1,371	8,029	17.1%	15.3%	16.6%	16.7%
% of FP17s for the same patient ID Re-attending between 3 & 9 months - Children	1,549	2,831	54.7%	60.5%	60.2%	57.6%
% of FP17s for the same patient ID Re-attending between 3 & 9 months - Adults	3,758	8,029	46.8%	52.1%	51.5%	50.1%
% of FP17s for Band 1 Urgent Courses	908	10,174	8.9%	9.6%	9.5%	9.1%
% of FP17s Relating to Free Repair or Replacements	72	10,174	0.7%	0.7%	0.7%	0.8%
% of FP17s Relating to Continuations	322	10,174	3.2%	1.3%	1.2%	1.2%
% of Patients satisfied with the dentistry they have received	10	10	100.0%	93.3%	93.1%	92.8%
% of Patients satisfied with the time they had to wait for an appointment	10	10	100.0%	87.7%	88.8%	88.7%

\* This is based on patients treated on this contract for their most recent course of treatment. Figures in italics indicate the base number of FP17s or Patient Questionnaire responses are less than 100. N/A is shown where the base number of responses is less than 10 during the period. % is calculated as Quantity/Base number\*100

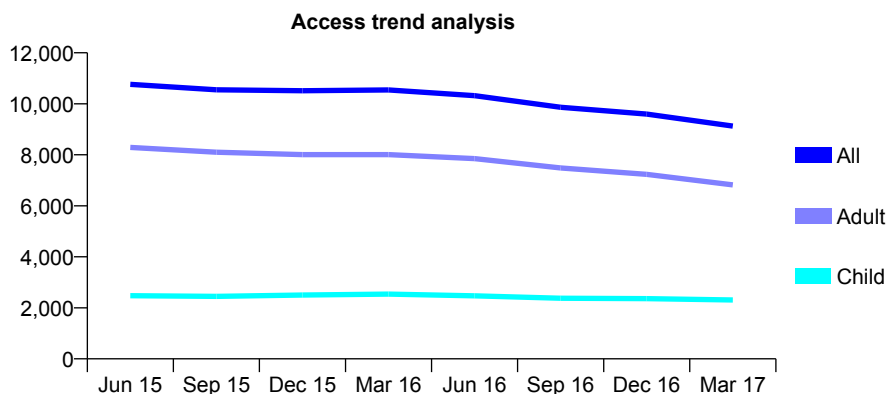
## Q70 - Vital Signs At a Glance Contract Report for 112488/0004 - March 2017

Name or company name	Integrated Dental Holdings
Contract type name	GDS Contract
Purpose of contract	General
Contract start date	01/01/2009
Contract end date	

16/17 Contracted general activity (UDA)	35,968
Carry forward general activity (UDA)	0
16/17 Contracted orthodontic activity (UOA)	0
Carry forward orthodontic activity (UOA)	0
Baseline contract value	£825,151.99

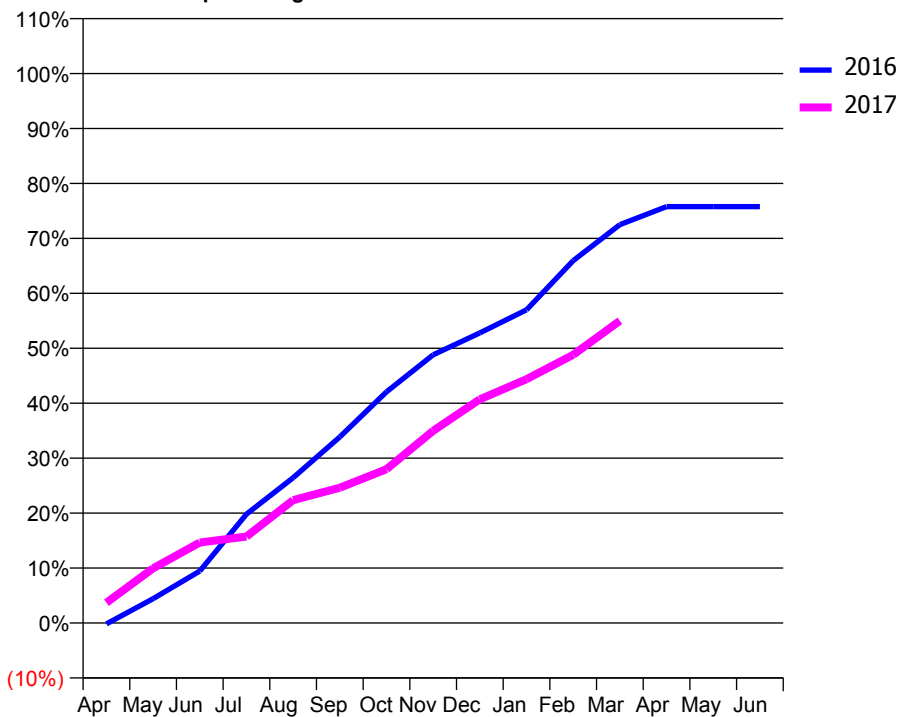
### ACCESS\*

Patients seen in 24 months	Total	Change since previous quarter
Quarter ending March 2016	10,542	
Quarter ending June 2016	10,321	↓
Quarter ending September 2016	9,862	↓
Quarter ending December 2016	9,597	↓
Quarter ending March 2017	9,129	↓
<b>Variance since March 2016</b>	<b>(13.4%)</b>	<b>↓</b>



### ACTIVITY

Cumulative percentage of contracted UDA delivered 2016 & 2017



Adjusted Scheduled Activity (UDA)

Month	2016	2017
April	-63	1,330
May	1,595	3,583
June	3,400	5,271
July	7,128	5,658
August	9,510	8,045
September	12,178	8,851
October	15,132	10,064
November	17,557	12,583
December	18,989	14,642
January	20,500	15,958
February	23,723	17,561
March	26,077	19,786
April	27,258	
May	27,257	
June	27,257	

### QUALITY

	Quantity	Base Number	Contract	AT	Region	England
% of FP17s for the same patient ID Re-attending within 3 months - Children	250	2,596	9.6%	10.4%	11.9%	12.3%
% of FP17s for the same patient ID Re-attending within 3 months - Adults	1,030	6,898	14.9%	15.3%	16.6%	16.7%
% of FP17s for the same patient ID Re-attending between 3 & 9 months - Children	1,149	2,596	44.3%	60.5%	60.2%	57.6%
% of FP17s for the same patient ID Re-attending between 3 & 9 months - Adults	2,872	6,898	41.6%	52.1%	51.5%	50.1%
% of FP17s for Band 1 Urgent Courses	1,279	8,965	14.3%	9.6%	9.5%	9.1%
% of FP17s Relating to Free Repair or Replacements	53	8,965	0.6%	0.7%	0.7%	0.8%
% of FP17s Relating to Continuations	80	8,965	0.9%	1.3%	1.2%	1.2%
% of Patients satisfied with the dentistry they have received	8	9	N/A	93.3%	93.1%	92.8%
% of Patients satisfied with the time they had to wait for an appointment	8	9	N/A	87.7%	88.8%	88.7%

\* This is based on patients treated on this contract for their most recent course of treatment. Figures in italics indicate the base number of FP17s or Patient Questionnaire responses are less than 100. N/A is shown where the base number of responses is less than 10 during the period. % is calculated as Quantity/Base number\*100

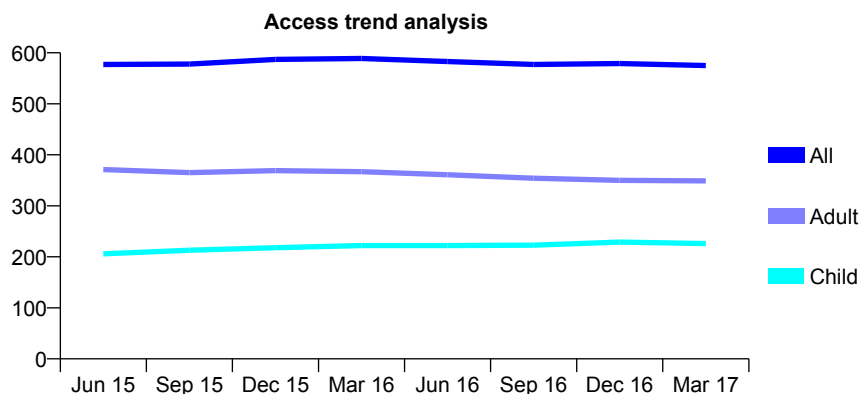
## Q70 - Vital Signs At a Glance Contract Report for 112593/0001 - March 2017

Name or company name	Mrs T C Martin
Contract type name	GDS Contract
Purpose of contract	General
Contract start date	01/01/2012
Contract end date	

16/17 Contracted general activity (UDA)	1,407
Carry forward general activity (UDA)	0
16/17 Contracted orthodontic activity (UOA)	0
Carry forward orthodontic activity (UOA)	0
Baseline contract value	£34,720.82

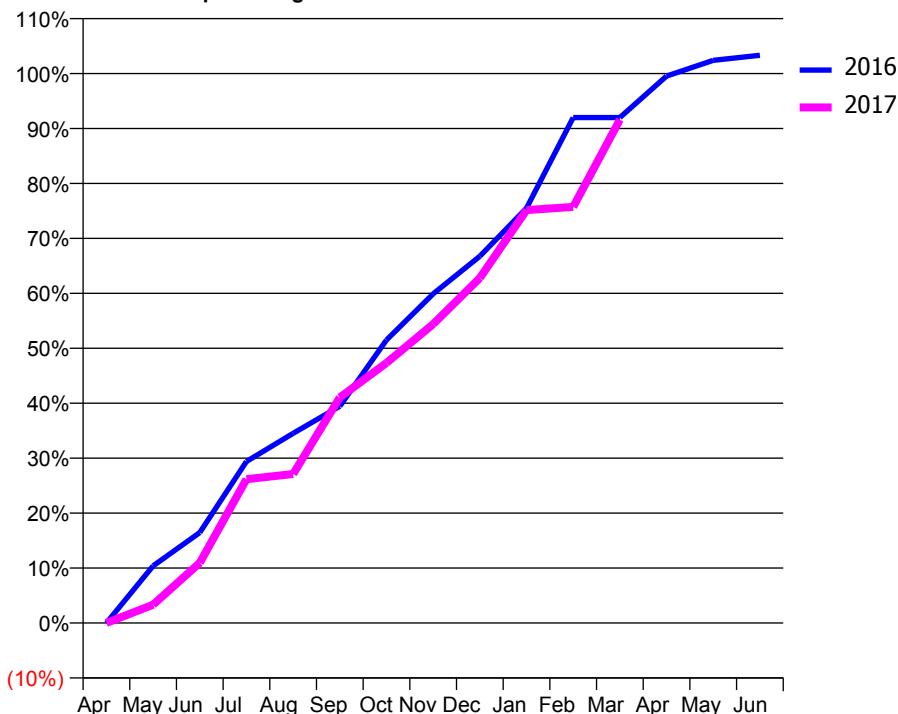
### ACCESS\*

Patients seen in 24 months	Total	Change since previous quarter
Quarter ending March 2016	589	
Quarter ending June 2016	583	↓
Quarter ending September 2016	577	↓
Quarter ending December 2016	579	→
Quarter ending March 2017	575	→
<b>Variance since March 2016</b>	<b>(2.4%)</b>	<b>↓</b>



### ACTIVITY

Cumulative percentage of contracted UDA delivered 2016 & 2017



Adjusted Scheduled Activity (UDA)

Month	2016	2017
April	0	0
May	146	47
June	232	154
July	414	368
August	486	381
September	555	577
October	725	666
November	843	765
December	939	884
January	1,062	1,057
February	1,294	1,065
March	1,294	1,289
April	1,400	
May	1,441	
June	1,454	

### QUALITY

	Quantity	Base Number	Contract	AT	Region	England
% of FP17s for the same patient ID Re-attending within 3 months - Children	27	371	7.3%	10.4%	11.9%	12.3%
% of FP17s for the same patient ID Re-attending within 3 months - Adults	30	519	5.8%	15.3%	16.6%	16.7%
% of FP17s for the same patient ID Re-attending between 3 & 9 months - Children	220	371	59.3%	60.5%	60.2%	57.6%
% of FP17s for the same patient ID Re-attending between 3 & 9 months - Adults	346	519	66.7%	52.1%	51.5%	50.1%
% of FP17s for Band 1 Urgent Courses	14	785	1.8%	9.6%	9.5%	9.1%
% of FP17s Relating to Free Repair or Replacements	2	785	0.3%	0.7%	0.7%	0.8%
% of FP17s Relating to Continuations	0	785	0.0%	1.3%	1.2%	1.2%
% of Patients satisfied with the dentistry they have received	1	1	N/A	93.3%	93.1%	92.8%
% of Patients satisfied with the time they had to wait for an appointment	1	1	N/A	87.7%	88.8%	88.7%

\* This is based on patients treated on this contract for their most recent course of treatment. Figures in italics indicate the base number of FP17s or Patient Questionnaire responses are less than 100. N/A is shown where the base number of responses is less than 10 during the period. % is calculated as Quantity/Base number\*100

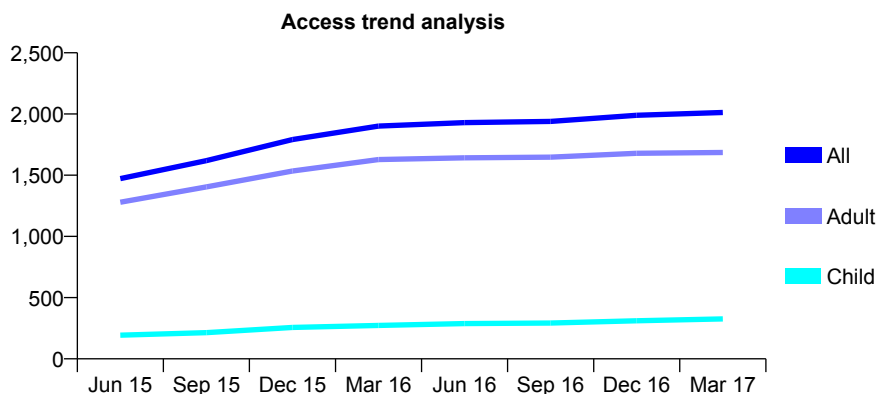
## Q70 - Vital Signs At a Glance Contract Report for 112690/0001 - March 2017

Name or company name	The Grove Dental Practice
Contract type name	GDS Contract
Purpose of contract	General
Contract start date	28/03/2014
Contract end date	

16/17 Contracted general activity (UDA)	5,028
Carry forward general activity (UDA)	0
16/17 Contracted orthodontic activity (UOA)	0
Carry forward orthodontic activity (UOA)	0
Baseline contract value	£115,622.26

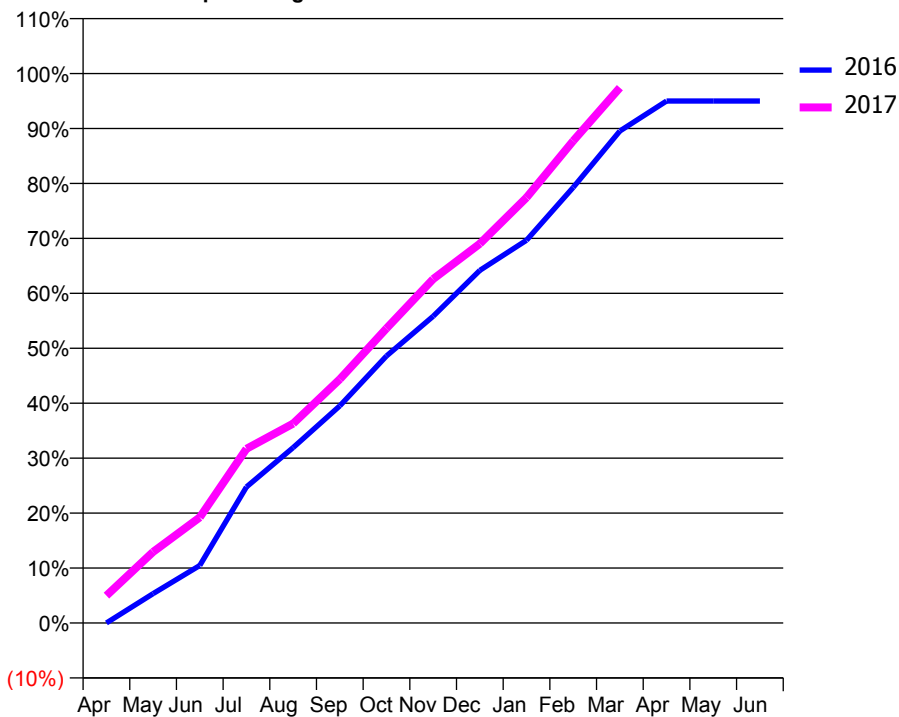
### ACCESS\*

Patients seen in 24 months	Total	Change since previous quarter
Quarter ending March 2016	1,901	
Quarter ending June 2016	1,930	→
Quarter ending September 2016	1,940	→
Quarter ending December 2016	1,990	↑
Quarter ending March 2017	2,012	→
<b>Variance since March 2016</b>	<b>5.8%</b>	<b>↑</b>



### ACTIVITY

Cumulative percentage of contracted UDA delivered 2016 & 2017



Month	Adjusted Scheduled Activity (UDA)	
	2016	2017
April	0	251
May	270	650
June	527	967
July	1,245	1,594
August	1,606	1,824
September	1,987	2,231
October	2,444	2,696
November	2,807	3,147
December	3,226	3,471
January	3,502	3,893
February	3,985	4,411
March	4,502	4,898
April	4,776	
May	4,776	
June	4,776	

### QUALITY

	Quantity	Base Number	Contract	AT	Region	England
% of FP17s for the same patient ID Re-attending within 3 months - Children	30	508	5.9%	10.4%	11.9%	12.3%
% of FP17s for the same patient ID Re-attending within 3 months - Adults	371	2,610	14.2%	15.3%	16.6%	16.7%
% of FP17s for the same patient ID Re-attending between 3 & 9 months - Children	323	508	63.6%	60.5%	60.2%	57.6%
% of FP17s for the same patient ID Re-attending between 3 & 9 months - Adults	1,563	2,610	59.9%	52.1%	51.5%	50.1%
% of FP17s for Band 1 Urgent Courses	417	2,972	14.0%	9.6%	9.5%	9.1%
% of FP17s Relating to Free Repair or Replacements	25	2,972	0.8%	0.7%	0.7%	0.8%
% of FP17s Relating to Continuations	2	2,972	0.1%	1.3%	1.2%	1.2%
% of Patients satisfied with the dentistry they have received	3	3	N/A	93.3%	93.1%	92.8%
% of Patients satisfied with the time they had to wait for an appointment	3	3	N/A	87.7%	88.8%	88.7%

\* This is based on patients treated on this contract for their most recent course of treatment. Figures in italics indicate the base number of FP17s or Patient Questionnaire responses are less than 100. N/A is shown where the base number of responses is less than 10 during the period. % is calculated as Quantity/Base number\*100

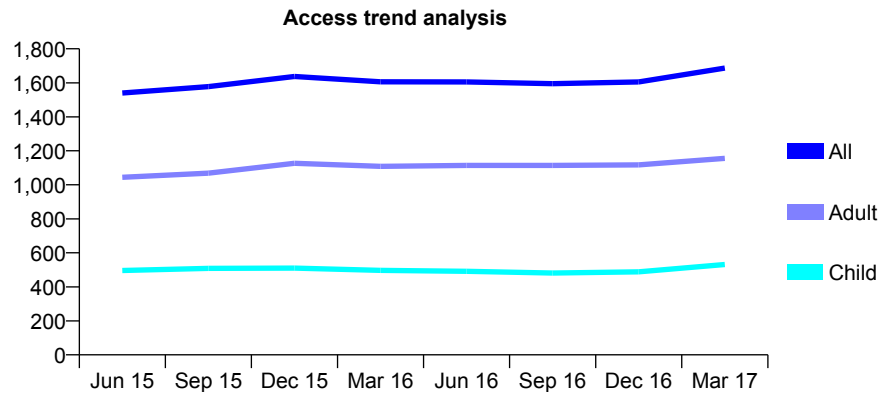
## Q70 - Vital Signs At a Glance Contract Report for 112844/0001 - March 2017

Name or company name	Tadley Dental Care Partnership
Contract type name	GDS Contract
Purpose of contract	General
Contract start date	09/03/2012
Contract end date	

16/17 Contracted general activity (UDA)	4,130
Carry forward general activity (UDA)	100
16/17 Contracted orthodontic activity (UOA)	0
Carry forward orthodontic activity (UOA)	0
Baseline contract value	£107,500.49

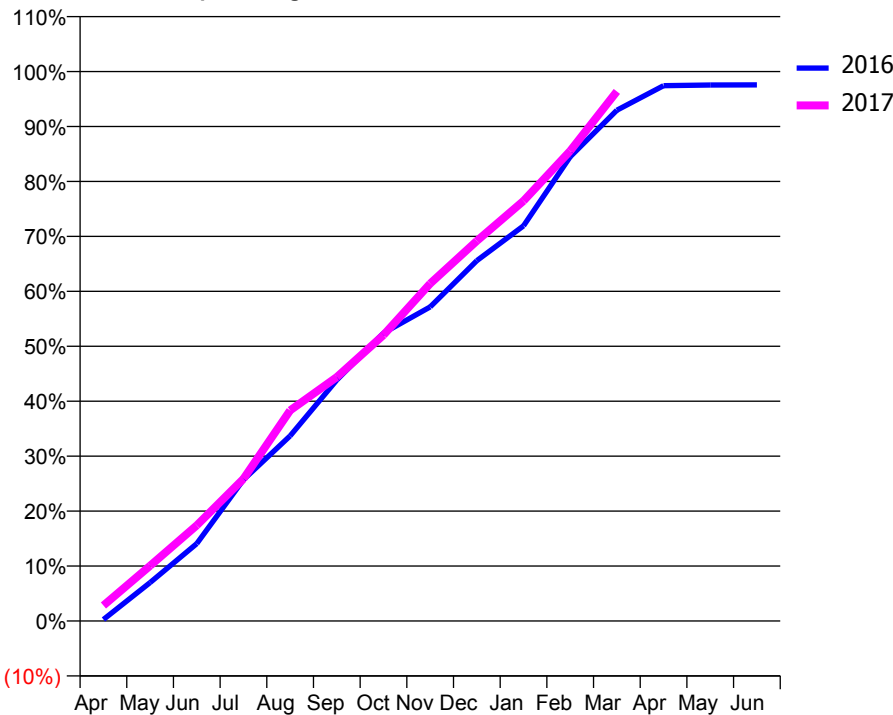
### ACCESS\*

Patients seen in 24 months	Total	Change since previous quarter
Quarter ending March 2016	1,606	
Quarter ending June 2016	1,605	→
Quarter ending September 2016	1,595	→
Quarter ending December 2016	1,605	→
Quarter ending March 2017	1,687	↑
<b>Variance since March 2016</b>	5.0%	↑



### ACTIVITY

Cumulative percentage of contracted UDA delivered 2016 & 2017



Month	Adjusted Scheduled Activity (UDA)	
	2016	2017
April	12	117
May	289	416
June	582	719
July	1,062	1,069
August	1,392	1,583
September	1,811	1,834
October	2,164	2,150
November	2,361	2,536
December	2,709	2,857
January	2,970	3,158
February	3,490	3,533
March	3,839	3,981
April	4,024	
May	4,029	
June	4,030	

### QUALITY

	Quantity	Base Number	Contract	AT	Region	England
% of FP17s for the same patient ID Re-attending within 3 months - Children	44	804	5.5%	10.4%	11.9%	12.3%
% of FP17s for the same patient ID Re-attending within 3 months - Adults	132	1,717	7.7%	15.3%	16.6%	16.7%
% of FP17s for the same patient ID Re-attending between 3 & 9 months - Children	225	804	28.0%	60.5%	60.2%	57.6%
% of FP17s for the same patient ID Re-attending between 3 & 9 months - Adults	505	1,717	29.4%	52.1%	51.5%	50.1%
% of FP17s for Band 1 Urgent Courses	198	2,416	8.2%	9.6%	9.5%	9.1%
% of FP17s Relating to Free Repair or Replacements	12	2,416	0.5%	0.7%	0.7%	0.8%
% of FP17s Relating to Continuations	8	2,416	0.3%	1.3%	1.2%	1.2%
% of Patients satisfied with the dentistry they have received	1	1	N/A	93.3%	93.1%	92.8%
% of Patients satisfied with the time they had to wait for an appointment	1	1	N/A	87.7%	88.8%	88.7%

\* This is based on patients treated on this contract for their most recent course of treatment. Figures in italics indicate the base number of FP17s or Patient Questionnaire responses are less than 100. N/A is shown where the base number of responses is less than 10 during the period. % is calculated as Quantity/Base number\*100

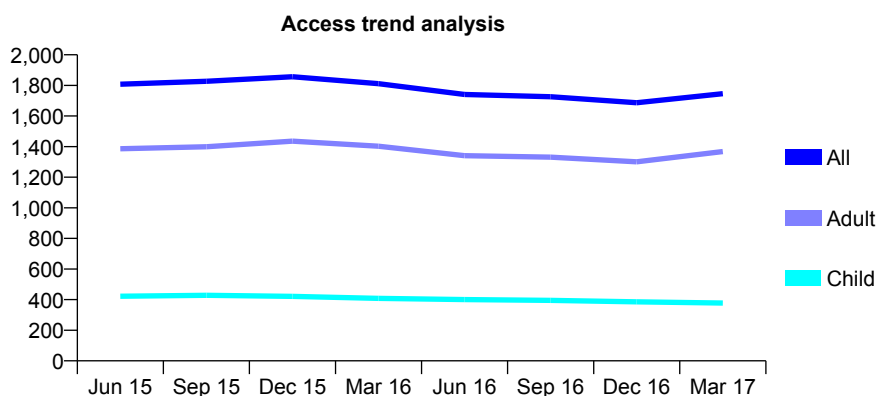
## Q70 - Vital Signs At a Glance Contract Report for 115304/0001 - March 2017

Name or company name	Ms A Modarresi-Tehrani
Contract type name	GDS Contract
Purpose of contract	General
Contract start date	10/08/2012
Contract end date	

16/17 Contracted general activity (UDA)	4,462
Carry forward general activity (UDA)	0
16/17 Contracted orthodontic activity (UOA)	0
Carry forward orthodontic activity (UOA)	0
Baseline contract value	£117,035.44

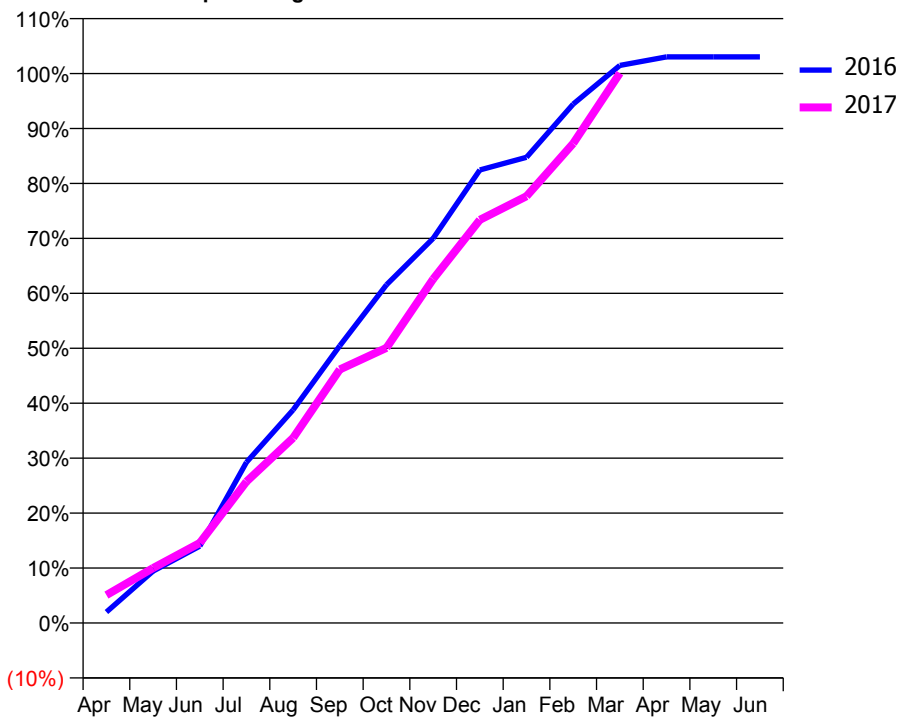
### ACCESS\*

Patients seen in 24 months	Total	Change since previous quarter
Quarter ending March 2016	1,811	
Quarter ending June 2016	1,741	↓
Quarter ending September 2016	1,726	→
Quarter ending December 2016	1,687	↓
Quarter ending March 2017	1,746	↑
<b>Variance since March 2016</b>	<b>(3.6%)</b>	<b>↓</b>



### ACTIVITY

Cumulative percentage of contracted UDA delivered 2016 & 2017



Month	Adjusted Scheduled Activity (UDA)	
	2016	2017
April	89	226
May	422	446
June	624	650
July	1,305	1,148
August	1,731	1,504
September	2,251	2,059
October	2,746	2,235
November	3,123	2,793
December	3,679	3,274
January	3,782	3,465
February	4,214	3,894
March	4,528	4,465
April	4,597	
May	4,597	
June	4,597	

### QUALITY

	Quantity	Base Number	Contract	AT	Region	England
% of FP17s for the same patient ID Re-attending within 3 months - Children	21	480	4.4%	10.4%	11.9%	12.3%
% of FP17s for the same patient ID Re-attending within 3 months - Adults	186	1,568	11.9%	15.3%	16.6%	16.7%
% of FP17s for the same patient ID Re-attending between 3 & 9 months - Children	232	480	48.3%	60.5%	60.2%	57.6%
% of FP17s for the same patient ID Re-attending between 3 & 9 months - Adults	663	1,568	42.3%	52.1%	51.5%	50.1%
% of FP17s for Band 1 Urgent Courses	195	2,009	9.7%	9.6%	9.5%	9.1%
% of FP17s Relating to Free Repair or Replacements	0	2,009	0.0%	0.7%	0.7%	0.8%
% of FP17s Relating to Continuations	10	2,009	0.5%	1.3%	1.2%	1.2%
% of Patients satisfied with the dentistry they have received	3	4	N/A	93.3%	93.1%	92.8%
% of Patients satisfied with the time they had to wait for an appointment	3	4	N/A	87.7%	88.8%	88.7%

\* This is based on patients treated on this contract for their most recent course of treatment. Figures in italics indicate the base number of FP17s or Patient Questionnaire responses are less than 100. N/A is shown where the base number of responses is less than 10 during the period. % is calculated as Quantity/Base number\*100

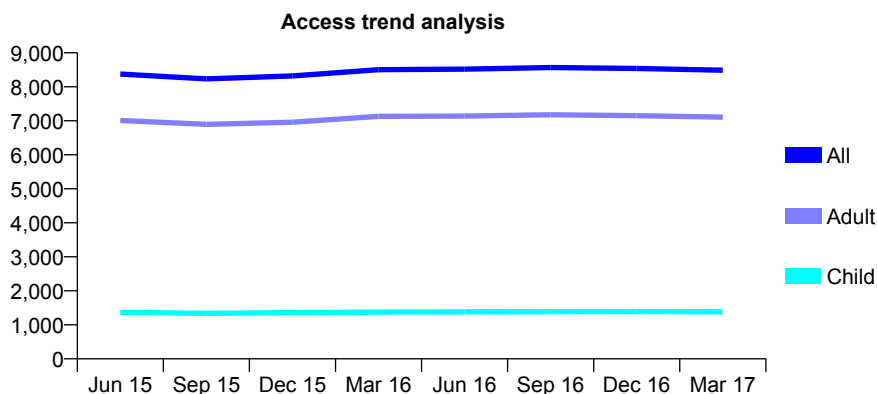
## Q70 - Vital Signs At a Glance Contract Report for 115363/0001 - March 2017

Name or company name	Holmoak Dental Practice
Contract type name	GDS Contract
Purpose of contract	General
Contract start date	01/04/2009
Contract end date	

16/17 Contracted general activity (UDA)	28,000
Carry forward general activity (UDA)	484
16/17 Contracted orthodontic activity (UOA)	0
Carry forward orthodontic activity (UOA)	0
Baseline contract value	£720,445.42

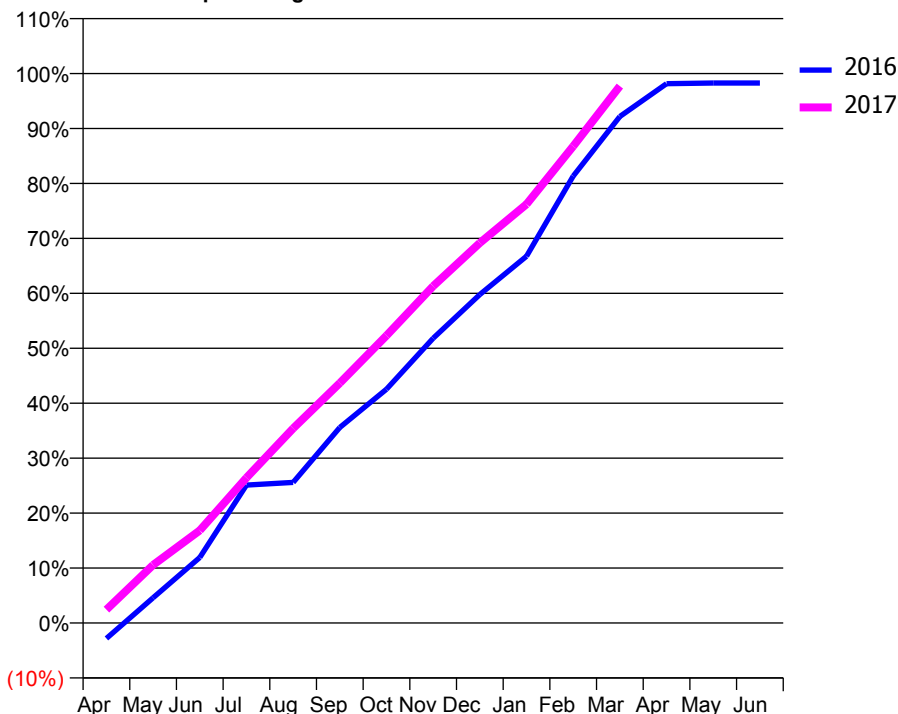
### ACCESS\*

Patients seen in 24 months	Total	Change since previous quarter
Quarter ending March 2016	8,504	
Quarter ending June 2016	8,519	→
Quarter ending September 2016	8,567	→
Quarter ending December 2016	8,541	→
Quarter ending March 2017	8,490	→
<b>Variance since March 2016</b>	<b>(0.2%)</b>	→



### ACTIVITY

Cumulative percentage of contracted UDA delivered 2016 & 2017



Month	Adjusted Scheduled Activity (UDA)	
	2016	2017
April	-789	684
May	1,287	2,962
June	3,342	4,716
July	7,029	7,404
August	7,163	9,918
September	9,962	12,229
October	11,917	14,646
November	14,513	17,168
December	16,738	19,369
January	18,688	21,339
February	22,774	24,297
March	25,813	27,362
April	27,480	
May	27,516	
June	27,516	

### QUALITY

	Quantity	Base Number	Contract	AT	Region	England
% of FP17s for the same patient ID Re-attending within 3 months - Children	152	2,282	6.7%	10.4%	11.9%	12.3%
% of FP17s for the same patient ID Re-attending within 3 months - Adults	2,287	11,995	19.1%	15.3%	16.6%	16.7%
% of FP17s for the same patient ID Re-attending between 3 & 9 months - Children	1,496	2,282	65.6%	60.5%	60.2%	57.6%
% of FP17s for the same patient ID Re-attending between 3 & 9 months - Adults	7,243	11,995	60.4%	52.1%	51.5%	50.1%
% of FP17s for Band 1 Urgent Courses	1,219	13,541	9.0%	9.6%	9.5%	9.1%
% of FP17s Relating to Free Repair or Replacements	150	13,541	1.1%	0.7%	0.7%	0.8%
% of FP17s Relating to Continuations	226	13,541	1.7%	1.3%	1.2%	1.2%
% of Patients satisfied with the dentistry they have received	13	14	92.9%	93.3%	93.1%	92.8%
% of Patients satisfied with the time they had to wait for an appointment	13	14	92.9%	87.7%	88.8%	88.7%

\* This is based on patients treated on this contract for their most recent course of treatment. Figures in italics indicate the base number of FP17s or Patient Questionnaire responses are less than 100. N/A is shown where the base number of responses is less than 10 during the period. % is calculated as Quantity/Base number\*100

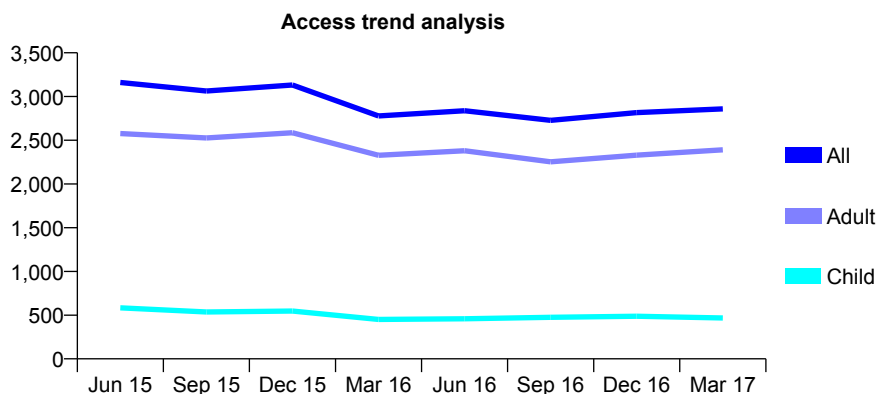
## Q70 - Vital Signs At a Glance Contract Report for 117463/0001 - March 2017

Name or company name	Jonathan Mynors-Wallis, Jayne Mynors-Wa
Contract type name	PDS Plus Contract
Purpose of contract	General
Contract start date	01/01/2011
Contract end date	31/12/2020

16/17 Contracted general activity (UDA)	6,000
Carry forward general activity (UDA)	0
16/17 Contracted orthodontic activity (UOA)	0
Carry forward orthodontic activity (UOA)	0
Baseline contract value	£118,698.85

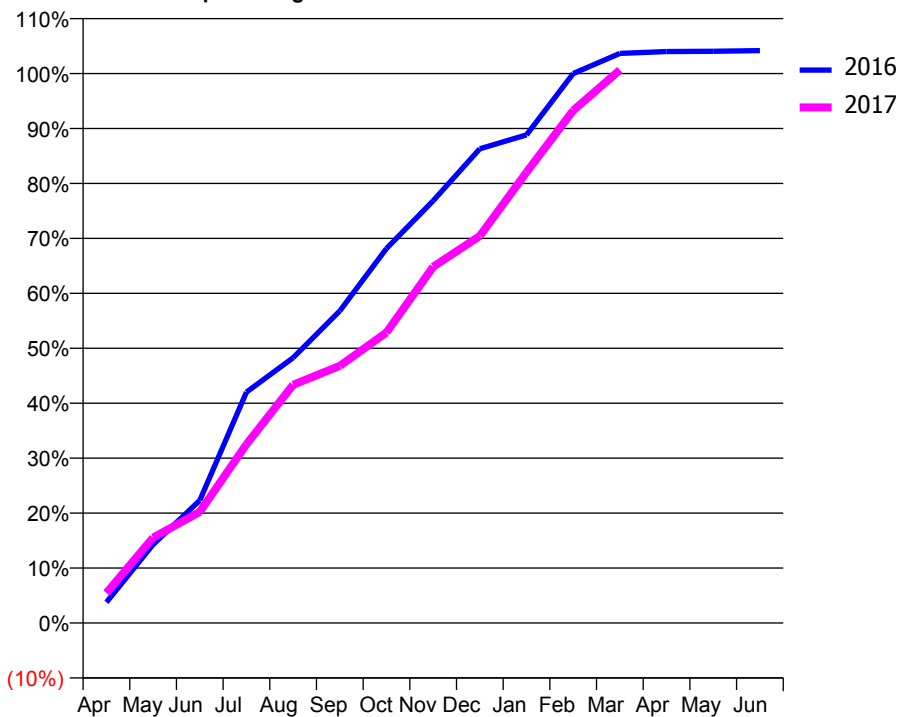
### ACCESS\*

Patients seen in 24 months	Total	Change since previous quarter
Quarter ending March 2016	2,778	
Quarter ending June 2016	2,838	↑
Quarter ending September 2016	2,728	↓
Quarter ending December 2016	2,816	↑
Quarter ending March 2017	2,858	→
<b>Variance since March 2016</b>	<b>2.9%</b>	<b>↑</b>



### ACTIVITY

Cumulative percentage of contracted UDA delivered 2016 & 2017



Month	Adjusted Scheduled Activity (UDA)	
	2016	2017
April	226	328
May	857	933
June	1,339	1,214
July	2,522	1,952
August	2,897	2,601
September	3,407	2,807
October	4,089	3,173
November	4,610	3,890
December	5,178	4,227
January	5,330	4,922
February	6,000	5,596
March	6,219	6,039
April	6,240	
May	6,242	
June	6,250	

### QUALITY

	Quantity	Base Number	Contract	AT	Region	England
% of FP17s for the same patient ID Re-attending within 3 months - Children	28	800	3.5%	10.4%	11.9%	12.3%
% of FP17s for the same patient ID Re-attending within 3 months - Adults	318	3,208	9.9%	15.3%	16.6%	16.7%
% of FP17s for the same patient ID Re-attending between 3 & 9 months - Children	342	800	42.8%	60.5%	60.2%	57.6%
% of FP17s for the same patient ID Re-attending between 3 & 9 months - Adults	786	3,208	24.5%	52.1%	51.5%	50.1%
% of FP17s for Band 1 Urgent Courses	129	2,773	4.7%	9.6%	9.5%	9.1%
% of FP17s Relating to Free Repair or Replacements	26	2,773	0.9%	0.7%	0.7%	0.8%
% of FP17s Relating to Continuations	71	2,773	2.6%	1.3%	1.2%	1.2%
% of Patients satisfied with the dentistry they have received	5	5	N/A	93.3%	93.1%	92.8%
% of Patients satisfied with the time they had to wait for an appointment	5	5	N/A	87.7%	88.8%	88.7%

\* This is based on patients treated on this contract for their most recent course of treatment. Figures in italics indicate the base number of FP17s or Patient Questionnaire responses are less than 100. N/A is shown where the base number of responses is less than 10 during the period. % is calculated as Quantity/Base number\*100



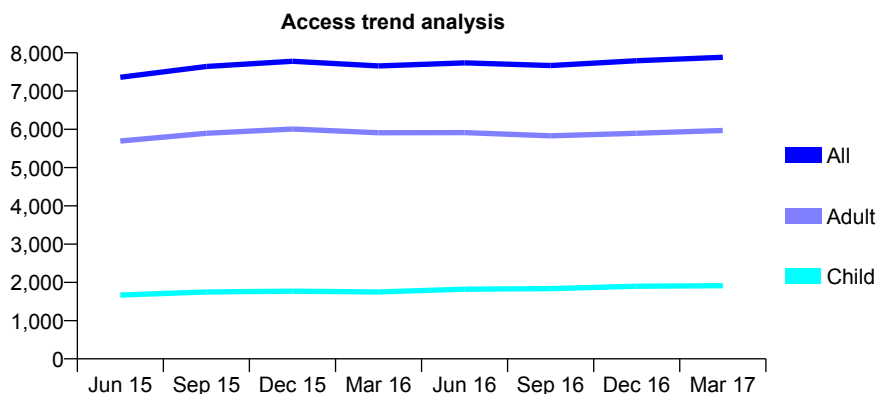
## Q70 - Vital Signs At a Glance Contract Report for 118060/0025 - March 2017

Name or company name	Genix Healthcare Ltd
Contract type name	GDS Contract
Purpose of contract	General
Contract start date	24/01/2011
Contract end date	

16/17 Contracted general activity (UDA)	21,000
Carry forward general activity (UDA)	0
16/17 Contracted orthodontic activity (UOA)	0
Carry forward orthodontic activity (UOA)	0
Baseline contract value	£524,553.03

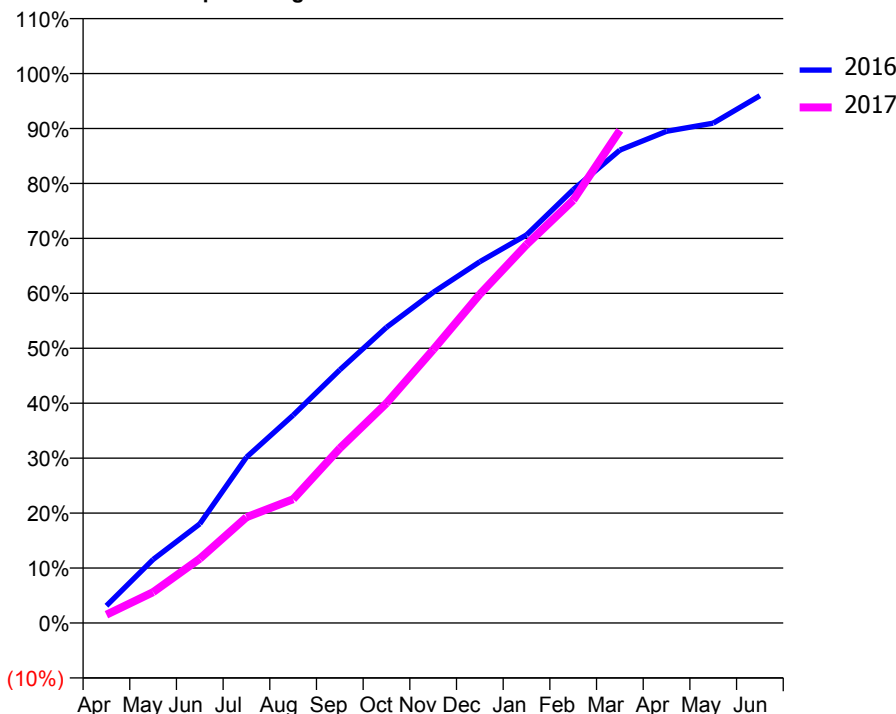
### ACCESS\*

Patients seen in 24 months	Total	Change since previous quarter
Quarter ending March 2016	7,658	
Quarter ending June 2016	7,736	→
Quarter ending September 2016	7,667	→
Quarter ending December 2016	7,794	→
Quarter ending March 2017	7,884	→
<b>Variance since March 2016</b>	<b>3.0%</b>	<b>↑</b>



### ACTIVITY

Cumulative percentage of contracted UDA delivered 2016 & 2017



Month	Adjusted Scheduled Activity (UDA)	
	2016	2017
April	662	318
May	2,427	1,182
June	3,787	2,460
July	6,338	4,046
August	7,942	4,733
September	9,676	6,678
October	11,302	8,402
November	12,633	10,445
December	13,808	12,564
January	14,833	14,460
February	16,559	16,158
March	18,074	18,828
April	18,793	
May	19,103	
June	20,154	

### QUALITY

	Quantity	Base Number	Contract	AT	Region	England
% of FP17s for the same patient ID Re-attending within 3 months - Children	128	2,414	5.3%	10.4%	11.9%	12.3%
% of FP17s for the same patient ID Re-attending within 3 months - Adults	1,070	7,610	14.1%	15.3%	16.6%	16.7%
% of FP17s for the same patient ID Re-attending between 3 & 9 months - Children	1,040	2,414	43.1%	60.5%	60.2%	57.6%
% of FP17s for the same patient ID Re-attending between 3 & 9 months - Adults	3,690	7,610	48.5%	52.1%	51.5%	50.1%
% of FP17s for Band 1 Urgent Courses	864	8,903	9.7%	9.6%	9.5%	9.1%
% of FP17s Relating to Free Repair or Replacements	86	8,903	1.0%	0.7%	0.7%	0.8%
% of FP17s Relating to Continuations	51	8,903	0.6%	1.3%	1.2%	1.2%
% of Patients satisfied with the dentistry they have received	11	11	100.0%	93.3%	93.1%	92.8%
% of Patients satisfied with the time they had to wait for an appointment	10	11	90.9%	87.7%	88.8%	88.7%

\* This is based on patients treated on this contract for their most recent course of treatment. Figures in italics indicate the base number of FP17s or Patient Questionnaire responses are less than 100. N/A is shown where the base number of responses is less than 10 during the period. % is calculated as Quantity/Base number\*100

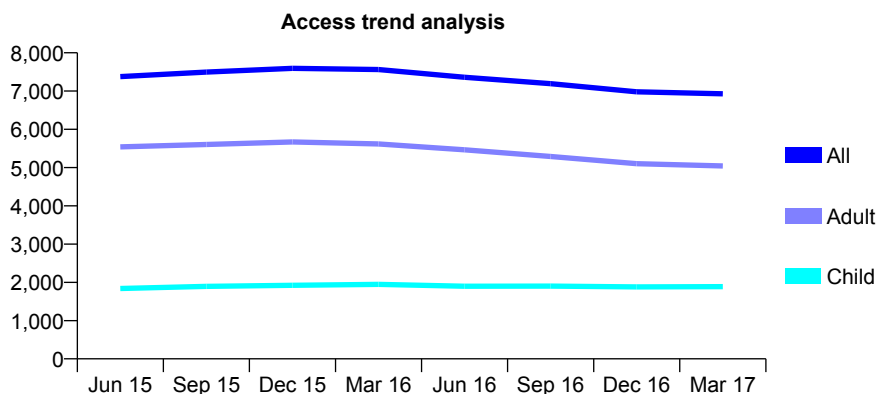
## Q70 - Vital Signs At a Glance Contract Report for 118060/0026 - March 2017

Name or company name	Genix Healthcare Ltd
Contract type name	GDS Contract
Purpose of contract	General
Contract start date	01/04/2011
Contract end date	

16/17 Contracted general activity (UDA)	20,126
Carry forward general activity (UDA)	0
16/17 Contracted orthodontic activity (UOA)	0
Carry forward orthodontic activity (UOA)	0
Baseline contract value	£524,553.03

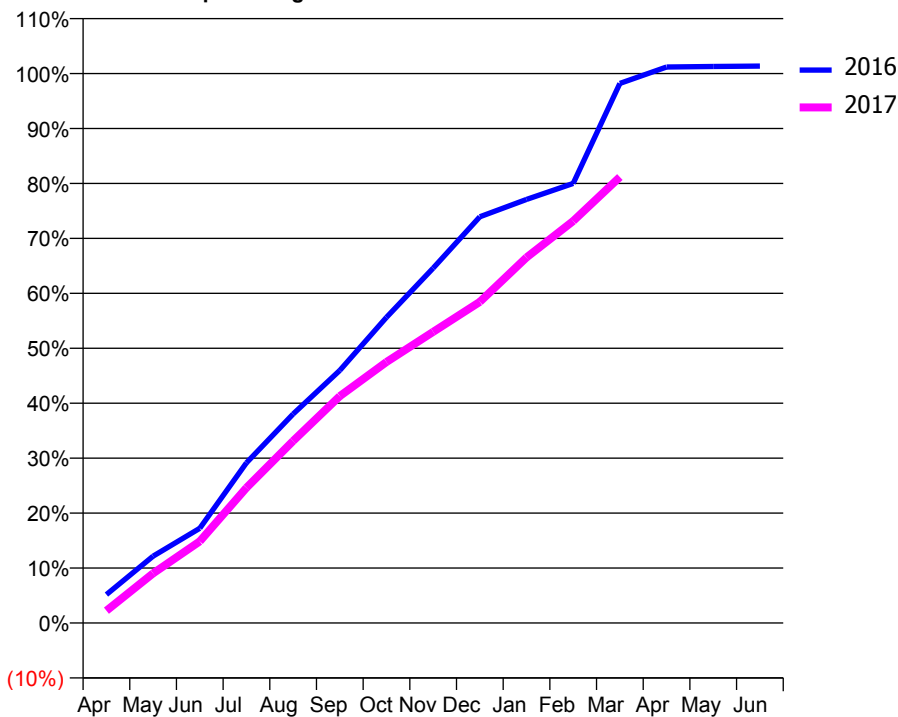
### ACCESS\*

Patients seen in 24 months	Total	Change since previous quarter
Quarter ending March 2016	7,564	
Quarter ending June 2016	7,361	↓
Quarter ending September 2016	7,192	↓
Quarter ending December 2016	6,980	↓
Quarter ending March 2017	6,929	→
<b>Variance since March 2016</b>	<b>(8.4%)</b>	<b>↓</b>



### ACTIVITY

Cumulative percentage of contracted UDA delivered 2016 & 2017



Adjusted Scheduled Activity (UDA)

Month	2016	2017
April	1,043	452
May	2,451	1,819
June	3,472	2,990
July	5,867	4,953
August	7,656	6,669
September	9,254	8,312
October	11,198	9,563
November	13,000	10,664
December	14,877	11,763
January	15,516	13,387
February	16,102	14,723
March	19,761	16,334
April	20,364	
May	20,381	
June	20,396	

### QUALITY

	Quantity	Base Number	Contract	AT	Region	England
% of FP17s for the same patient ID Re-attending within 3 months - Children	171	2,697	6.3%	10.4%	11.9%	12.3%
% of FP17s for the same patient ID Re-attending within 3 months - Adults	692	6,588	10.5%	15.3%	16.6%	16.7%
% of FP17s for the same patient ID Re-attending between 3 & 9 months - Children	1,658	2,697	61.5%	60.5%	60.2%	57.6%
% of FP17s for the same patient ID Re-attending between 3 & 9 months - Adults	4,382	6,588	66.5%	52.1%	51.5%	50.1%
% of FP17s for Band 1 Urgent Courses	472	8,937	5.3%	9.6%	9.5%	9.1%
% of FP17s Relating to Free Repair or Replacements	98	8,937	1.1%	0.7%	0.7%	0.8%
% of FP17s Relating to Continuations	67	8,937	0.7%	1.3%	1.2%	1.2%
% of Patients satisfied with the dentistry they have received	4	4	N/A	93.3%	93.1%	92.8%
% of Patients satisfied with the time they had to wait for an appointment	4	4	N/A	87.7%	88.8%	88.7%

\* This is based on patients treated on this contract for their most recent course of treatment. Figures in italics indicate the base number of FP17s or Patient Questionnaire responses are less than 100. N/A is shown where the base number of responses is less than 10 during the period. % is calculated as Quantity/Base number\*100

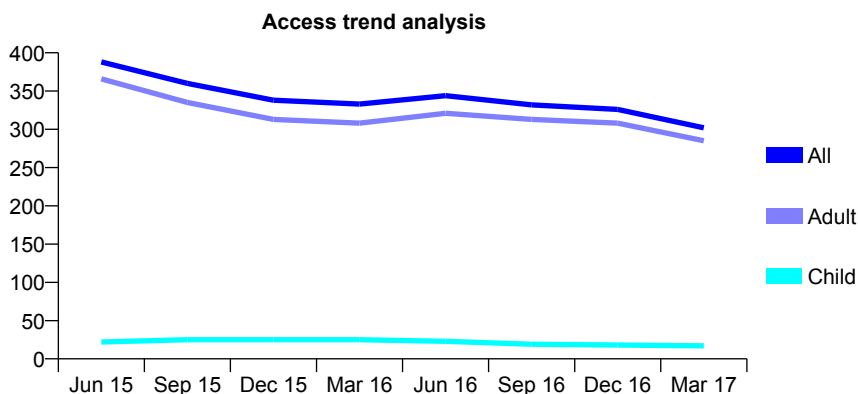
## Q70 - Vital Signs At a Glance Contract Report for 118060/0027 - March 2017

Name or company name	Genix Healthcare Ltd
Contract type name	GDS Contract
Purpose of contract	General
Contract start date	01/04/2011
Contract end date	31/03/2017

16/17 Contracted general activity (UDA)	874
Carry forward general activity (UDA)	0
16/17 Contracted orthodontic activity (UOA)	0
Carry forward orthodontic activity (UOA)	0
Baseline contract value	£0.00

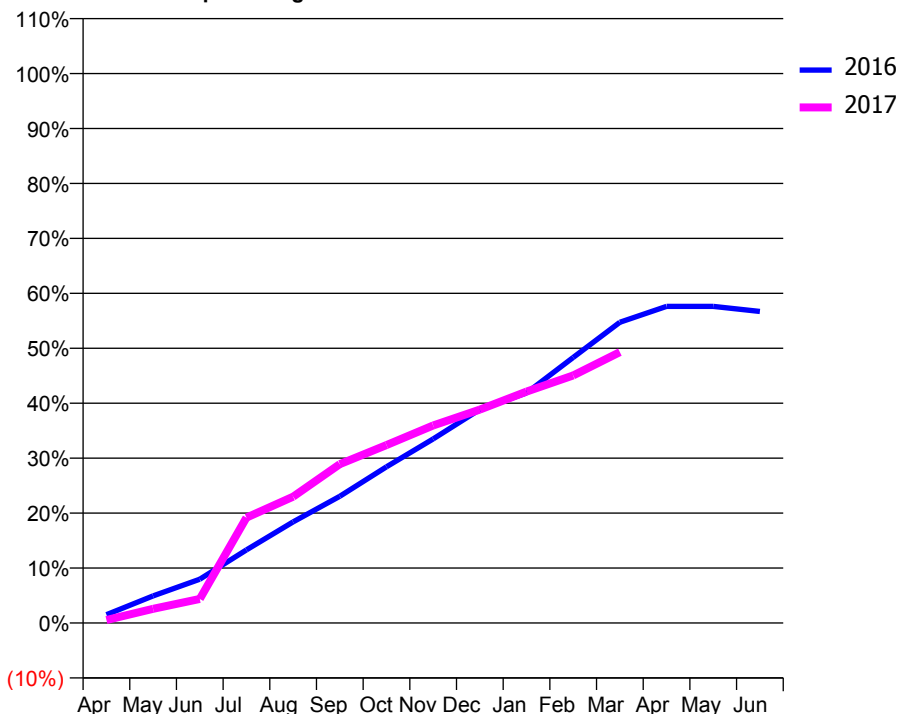
### ACCESS\*

Patients seen in 24 months	Total	Change since previous quarter
Quarter ending March 2016	333	
Quarter ending June 2016	344	↑
Quarter ending September 2016	332	↓
Quarter ending December 2016	326	↓
Quarter ending March 2017	302	↓
<b>Variance since March 2016</b>	<b>(9.3%)</b>	<b>↓</b>



### ACTIVITY

Cumulative percentage of contracted UDA delivered 2016 & 2017



Month	Adjusted Scheduled Activity (UDA)	
	2016	2017
April	13	5
May	43	23
June	70	38
July	116	168
August	161	201
September	202	253
October	248	283
November	293	314
December	340	339
January	366	368
February	422	394
March	478	431
April	504	
May	504	
June	496	

### QUALITY

	Quantity	Base Number	Contract	AT	Region	England
% of FP17s for the same patient ID Re-attending within 3 months - Children	0	13	0.0%	10.4%	11.9%	12.3%
% of FP17s for the same patient ID Re-attending within 3 months - Adults	18	362	5.0%	15.3%	16.6%	16.7%
% of FP17s for the same patient ID Re-attending between 3 & 9 months - Children	0	13	0.0%	60.5%	60.2%	57.6%
% of FP17s for the same patient ID Re-attending between 3 & 9 months - Adults	7	362	1.9%	52.1%	51.5%	50.1%
% of FP17s for Band 1 Urgent Courses	354	358	98.9%	9.6%	9.5%	9.1%
% of FP17s Relating to Free Repair or Replacements	0	358	0.0%	0.7%	0.7%	0.8%
% of FP17s Relating to Continuations	0	358	0.0%	1.3%	1.2%	1.2%
% of Patients satisfied with the dentistry they have received	0	0	N/A	93.3%	93.1%	92.8%
% of Patients satisfied with the time they had to wait for an appointment	0	0	N/A	87.7%	88.8%	88.7%

\* This is based on patients treated on this contract for their most recent course of treatment. Figures in italics indicate the base number of FP17s or Patient Questionnaire responses are less than 100. N/A is shown where the base number of responses is less than 10 during the period. % is calculated as Quantity/Base number\*100

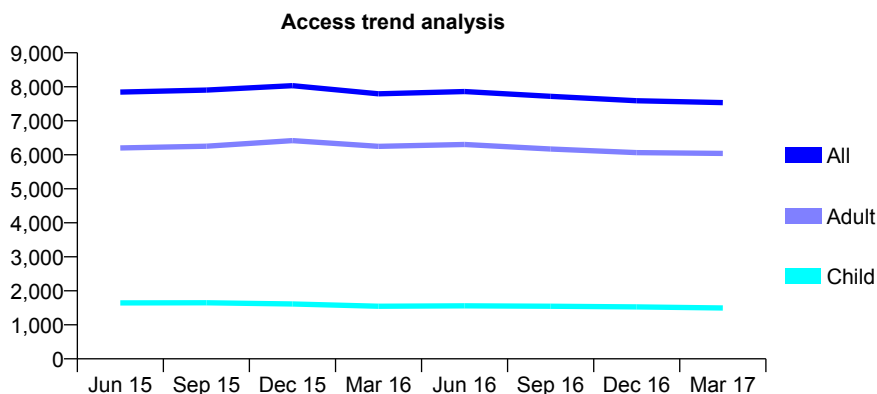
## Q70 - Vital Signs At a Glance Contract Report for 118133/0001 - March 2017

Name or company name	Mrs P Oghabi Sajjadi and Ms P Soltani - G
Contract type name	GDS Contract
Purpose of contract	General
Contract start date	01/11/2010
Contract end date	

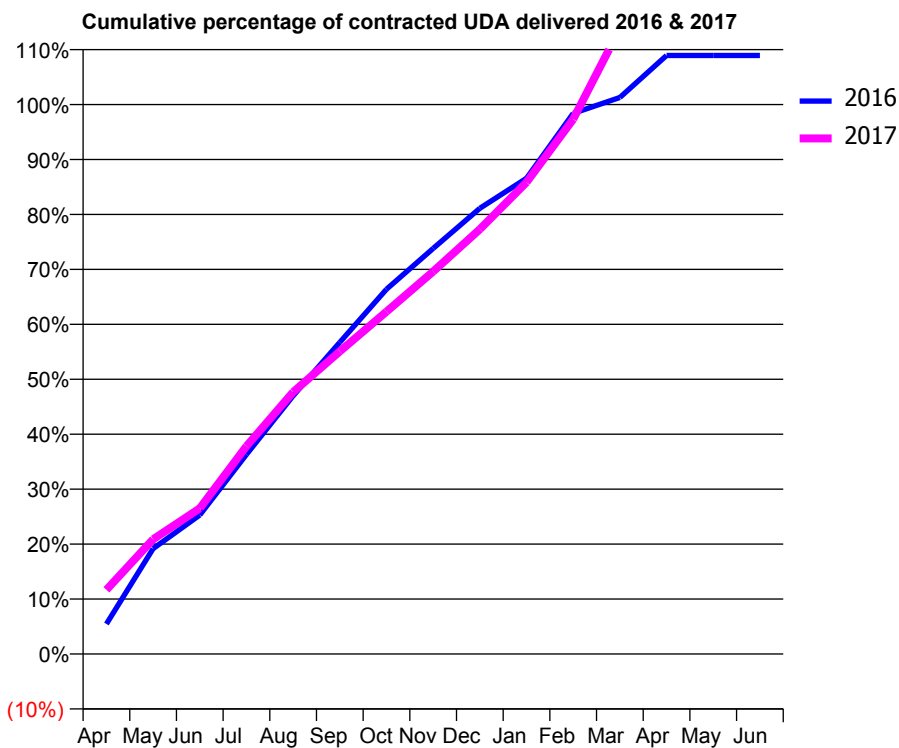
16/17 Contracted general activity (UDA)	23,000
Carry forward general activity (UDA)	-1,587
16/17 Contracted orthodontic activity (UOA)	0
Carry forward orthodontic activity (UOA)	0
Baseline contract value	£557,357.92

### ACCESS\*

Patients seen in 24 months	Total	Change since previous quarter
Quarter ending March 2016	7,795	
Quarter ending June 2016	7,861	→
Quarter ending September 2016	7,718	↓
Quarter ending December 2016	7,591	↓
Quarter ending March 2017	7,536	→
<b>Variance since March 2016</b>	<b>(3.3%)</b>	<b>↓</b>



### ACTIVITY



Month	Adjusted Scheduled Activity (UDA)	
	2016	2017
April	1,257	2,685
May	4,414	4,802
June	5,821	6,098
July	8,353	8,696
August	10,807	10,964
September	13,044	12,665
October	15,267	14,329
November	16,975	16,012
December	18,658	17,778
January	19,912	19,742
February	22,630	22,385
March	23,296	26,177
April	25,052	
May	25,052	
June	25,052	

### QUALITY

	Quantity	Base Number	Contract	AT	Region	England
% of FP17s for the same patient ID Re-attending within 3 months - Children	139	2,254	6.2%	10.4%	11.9%	12.3%
% of FP17s for the same patient ID Re-attending within 3 months - Adults	1,311	8,777	14.9%	15.3%	16.6%	16.7%
% of FP17s for the same patient ID Re-attending between 3 & 9 months - Children	1,338	2,254	59.4%	60.5%	60.2%	57.6%
% of FP17s for the same patient ID Re-attending between 3 & 9 months - Adults	4,937	8,777	56.2%	52.1%	51.5%	50.1%
% of FP17s for Band 1 Urgent Courses	721	10,047	7.2%	9.6%	9.5%	9.1%
% of FP17s Relating to Free Repair or Replacements	49	10,047	0.5%	0.7%	0.7%	0.8%
% of FP17s Relating to Continuations	296	10,047	2.9%	1.3%	1.2%	1.2%
% of Patients satisfied with the dentistry they have received	17	18	94.4%	93.3%	93.1%	92.8%
% of Patients satisfied with the time they had to wait for an appointment	15	18	83.3%	87.7%	88.8%	88.7%

\* This is based on patients treated on this contract for their most recent course of treatment. Figures in italics indicate the base number of FP17s or Patient Questionnaire responses are less than 100. N/A is shown where the base number of responses is less than 10 during the period. % is calculated as Quantity/Base number\*100

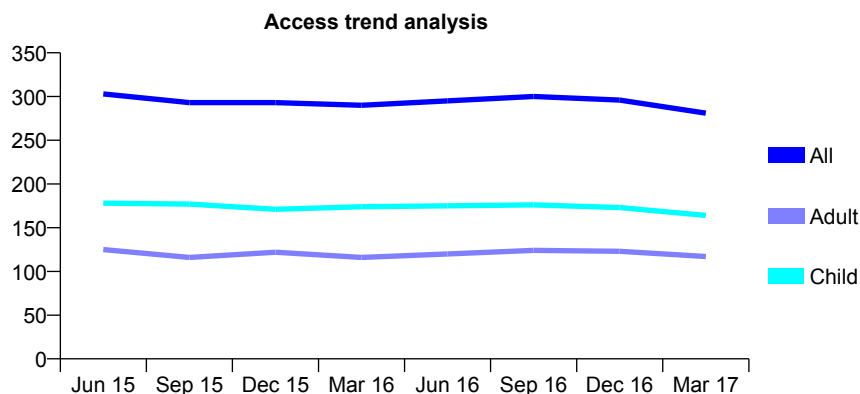
## Q70 - Vital Signs At a Glance Contract Report for 118451/0001 - March 2017

Name or company name	Adriana Lackova
Contract type name	GDS Contract
Purpose of contract	General
Contract start date	01/07/2011
Contract end date	

16/17 Contracted general activity (UDA)	1,000
Carry forward general activity (UDA)	11
16/17 Contracted orthodontic activity (UOA)	0
Carry forward orthodontic activity (UOA)	0
Baseline contract value	£19,249.54

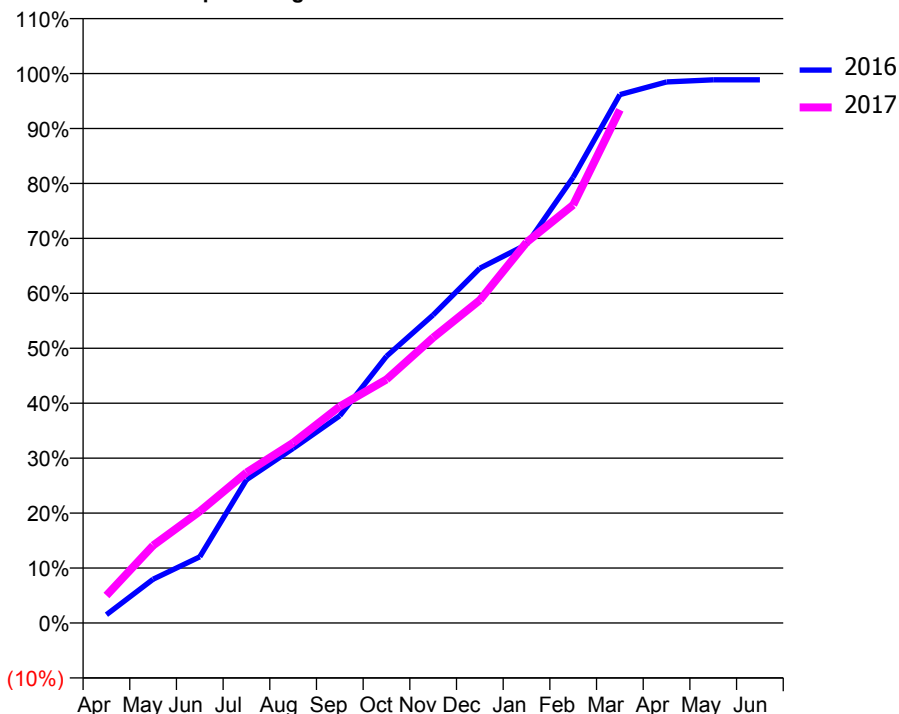
### ACCESS\*

Patients seen in 24 months	Total	Change since previous quarter
Quarter ending March 2016	290	
Quarter ending June 2016	295	→
Quarter ending September 2016	300	→
Quarter ending December 2016	296	↓
Quarter ending March 2017	281	↓
<b>Variance since March 2016</b>	<b>(3.1%)</b>	<b>↓</b>



### ACTIVITY

Cumulative percentage of contracted UDA delivered 2016 & 2017



Adjusted Scheduled Activity (UDA)

Month	2016	2017
April	15	50
May	80	141
June	121	203
July	261	274
August	318	328
September	377	394
October	485	443
November	561	519
December	646	588
January	689	693
February	811	761
March	962	934
April	985	
May	989	
June	989	

### QUALITY

	Quantity	Base Number	Contract	AT	Region	England
% of FP17s for the same patient ID Re-attending within 3 months - Children	33	295	11.2%	10.4%	11.9%	12.3%
% of FP17s for the same patient ID Re-attending within 3 months - Adults	21	160	13.1%	15.3%	16.6%	16.7%
% of FP17s for the same patient ID Re-attending between 3 & 9 months - Children	192	295	65.1%	60.5%	60.2%	57.6%
% of FP17s for the same patient ID Re-attending between 3 & 9 months - Adults	107	160	66.9%	52.1%	51.5%	50.1%
% of FP17s for Band 1 Urgent Courses	10	442	2.3%	9.6%	9.5%	9.1%
% of FP17s Relating to Free Repair or Replacements	0	442	0.0%	0.7%	0.7%	0.8%
% of FP17s Relating to Continuations	4	442	0.9%	1.3%	1.2%	1.2%
% of Patients satisfied with the dentistry they have received	0	0	N/A	93.3%	93.1%	92.8%
% of Patients satisfied with the time they had to wait for an appointment	0	0	N/A	87.7%	88.8%	88.7%

\* This is based on patients treated on this contract for their most recent course of treatment. Figures in italics indicate the base number of FP17s or Patient Questionnaire responses are less than 100. N/A is shown where the base number of responses is less than 10 during the period. % is calculated as Quantity/Base number\*100

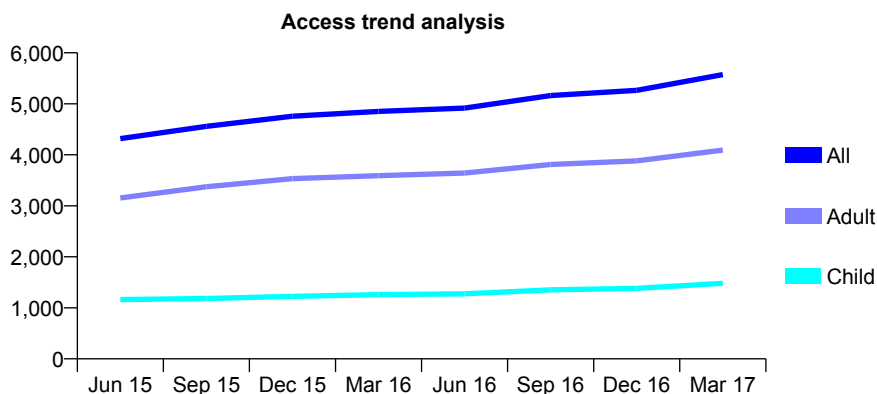
## Q70 - Vital Signs At a Glance Contract Report for 119016/0001 - March 2017

Name or company name	Alton Dental Ltd
Contract type name	GDS Contract
Purpose of contract	General
Contract start date	01/12/2010
Contract end date	

16/17 Contracted general activity (UDA)	9,051
Carry forward general activity (UDA)	0
16/17 Contracted orthodontic activity (UOA)	0
Carry forward orthodontic activity (UOA)	0
Baseline contract value	£279,784.52

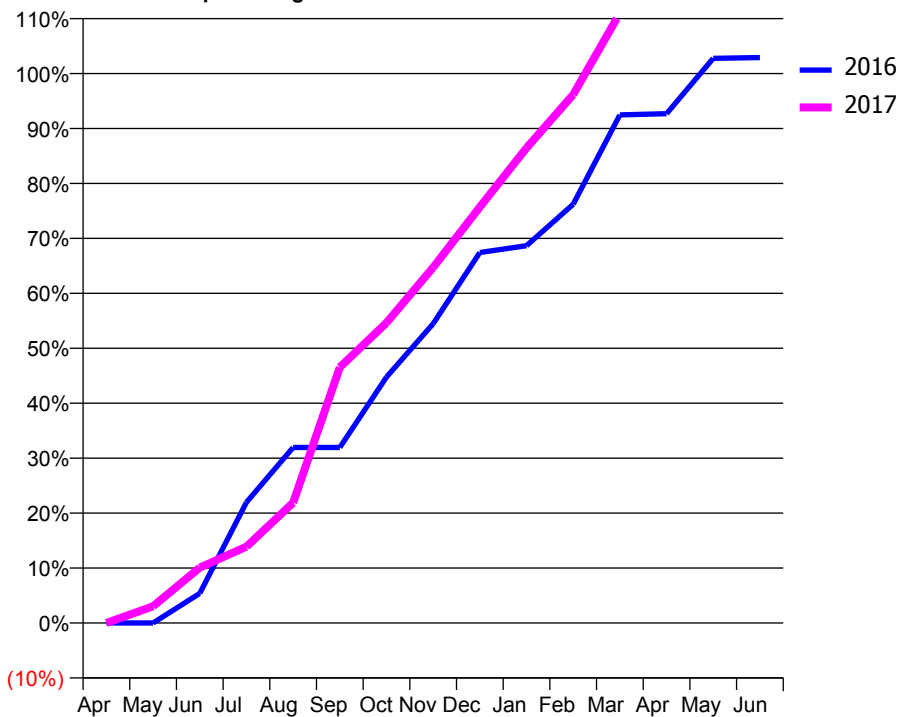
### ACCESS\*

Patients seen in 24 months	Total	Change since previous quarter
Quarter ending March 2016	4,851	
Quarter ending June 2016	4,916	→
Quarter ending September 2016	5,162	↑
Quarter ending December 2016	5,264	→
Quarter ending March 2017	5,572	↑
<b>Variance since March 2016</b>	<b>14.9%</b>	<b>↑</b>



### ACTIVITY

Cumulative percentage of contracted UDA delivered 2016 & 2017



Month	Adjusted Scheduled Activity (UDA)	
	2016	2017
April	0	0
May	0	275
June	490	913
July	1,988	1,258
August	2,891	1,983
September	2,891	4,212
October	4,051	4,945
November	4,930	5,856
December	6,102	6,851
January	6,215	7,826
February	6,897	8,702
March	8,368	10,045
April	8,388	
May	9,301	
June	9,313	

### QUALITY

	Quantity	Base Number	Contract	AT	Region	England
% of FP17s for the same patient ID Re-attending within 3 months - Children	127	1,897	6.7%	10.4%	11.9%	12.3%
% of FP17s for the same patient ID Re-attending within 3 months - Adults	582	4,705	12.4%	15.3%	16.6%	16.7%
% of FP17s for the same patient ID Re-attending between 3 & 9 months - Children	881	1,897	46.4%	60.5%	60.2%	57.6%
% of FP17s for the same patient ID Re-attending between 3 & 9 months - Adults	2,028	4,705	43.1%	52.1%	51.5%	50.1%
% of FP17s for Band 1 Urgent Courses	518	5,172	10.0%	9.6%	9.5%	9.1%
% of FP17s Relating to Free Repair or Replacements	23	5,172	0.4%	0.7%	0.7%	0.8%
% of FP17s Relating to Continuations	16	5,172	0.3%	1.3%	1.2%	1.2%
% of Patients satisfied with the dentistry they have received	8	9	N/A	93.3%	93.1%	92.8%
% of Patients satisfied with the time they had to wait for an appointment	9	9	N/A	87.7%	88.8%	88.7%

\* This is based on patients treated on this contract for their most recent course of treatment. Figures in italics indicate the base number of FP17s or Patient Questionnaire responses are less than 100. N/A is shown where the base number of responses is less than 10 during the period. % is calculated as Quantity/Base number\*100

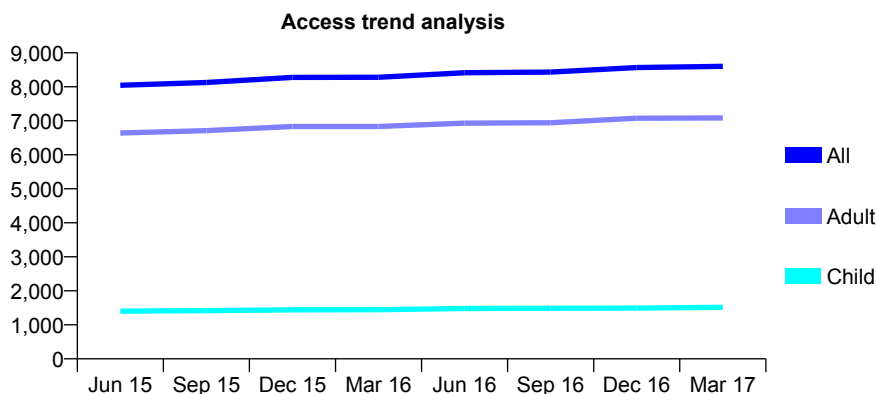
## Q70 - Vital Signs At a Glance Contract Report for 119652/0001 - March 2017

Name or company name	Westbourne Dental Practice
Contract type name	GDS Contract
Purpose of contract	General
Contract start date	01/04/2011
Contract end date	

16/17 Contracted general activity (UDA)	22,000
Carry forward general activity (UDA)	-155
16/17 Contracted orthodontic activity (UOA)	0
Carry forward orthodontic activity (UOA)	0
Baseline contract value	£514,421.31

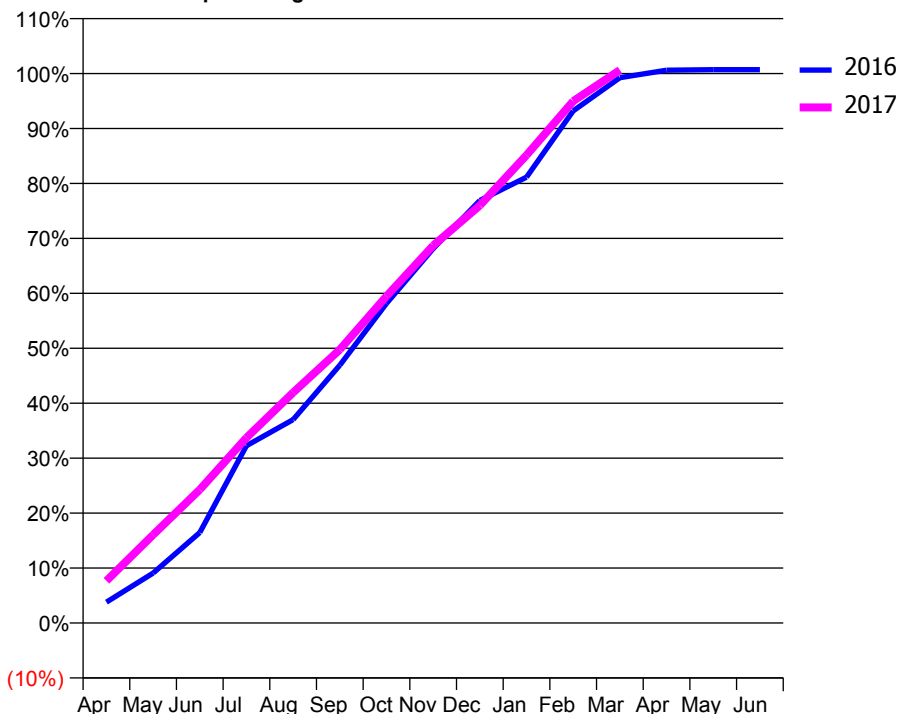
### ACCESS\*

Patients seen in 24 months	Total	Change since previous quarter
Quarter ending March 2016	8,280	
Quarter ending June 2016	8,412	→
Quarter ending September 2016	8,432	→
Quarter ending December 2016	8,568	→
Quarter ending March 2017	8,601	→
<b>Variance since March 2016</b>	<b>3.9%</b>	<b>↑</b>



### ACTIVITY

Cumulative percentage of contracted UDA delivered 2016 & 2017



Month	Adjusted Scheduled Activity (UDA)	
	2016	2017
April	838	1,692
May	1,997	3,534
June	3,622	5,341
July	7,097	7,416
August	8,143	9,225
September	10,322	10,948
October	12,793	13,082
November	14,989	15,112
December	16,914	16,721
January	17,850	18,731
February	20,504	20,891
March	21,832	22,140
April	22,133	
May	22,153	
June	22,155	

### QUALITY

	Quantity	Base Number	Contract	AT	Region	England
% of FP17s for the same patient ID Re-attending within 3 months - Children	121	2,041	5.9%	10.4%	11.9%	12.3%
% of FP17s for the same patient ID Re-attending within 3 months - Adults	899	8,639	10.4%	15.3%	16.6%	16.7%
% of FP17s for the same patient ID Re-attending between 3 & 9 months - Children	1,011	2,041	49.5%	60.5%	60.2%	57.6%
% of FP17s for the same patient ID Re-attending between 3 & 9 months - Adults	4,186	8,639	48.5%	52.1%	51.5%	50.1%
% of FP17s for Band 1 Urgent Courses	378	10,494	3.6%	9.6%	9.5%	9.1%
% of FP17s Relating to Free Repair or Replacements	28	10,494	0.3%	0.7%	0.7%	0.8%
% of FP17s Relating to Continuations	294	10,494	2.8%	1.3%	1.2%	1.2%
% of Patients satisfied with the dentistry they have received	20	21	95.2%	93.3%	93.1%	92.8%
% of Patients satisfied with the time they had to wait for an appointment	17	21	81.0%	87.7%	88.8%	88.7%

\* This is based on patients treated on this contract for their most recent course of treatment. Figures in italics indicate the base number of FP17s or Patient Questionnaire responses are less than 100. N/A is shown where the base number of responses is less than 10 during the period. % is calculated as Quantity/Base number\*100

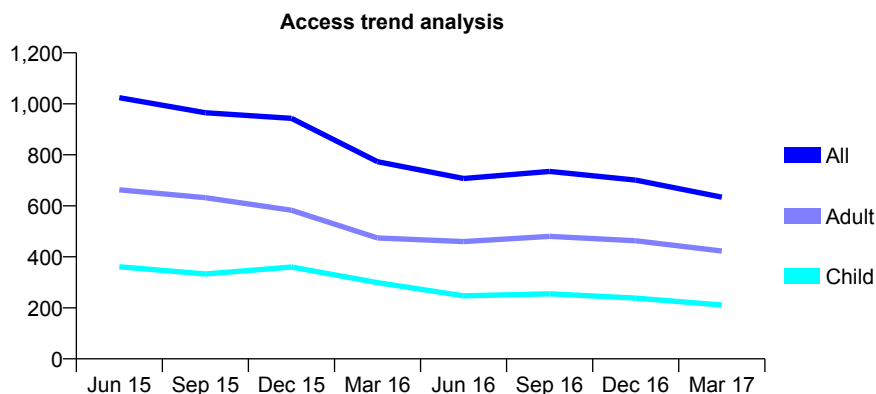
## Q70 - Vital Signs At a Glance Contract Report for 119830/0001 - March 2017

Name or company name	Dr L Badawy, Dr G Rees & Dr R Yeow
Contract type name	GDS Contract
Purpose of contract	General
Contract start date	01/04/2012
Contract end date	

16/17 Contracted general activity (UDA)	2,495
Carry forward general activity (UDA)	-1
16/17 Contracted orthodontic activity (UOA)	0
Carry forward orthodontic activity (UOA)	0
Baseline contract value	£64,713.34

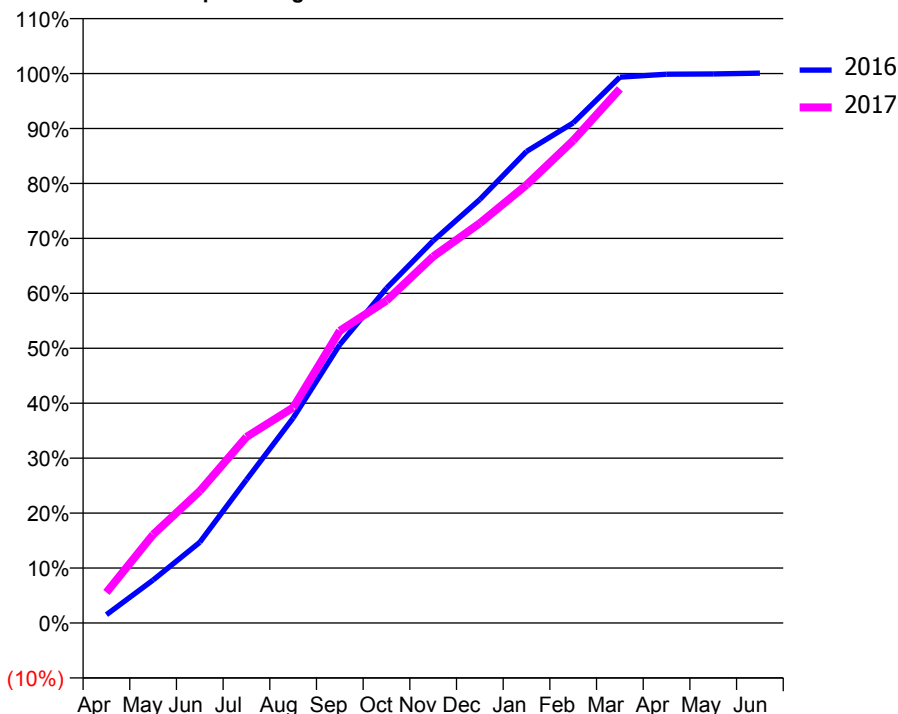
### ACCESS\*

Patients seen in 24 months	Total	Change since previous quarter
Quarter ending March 2016	773	
Quarter ending June 2016	707	↓
Quarter ending September 2016	735	↑
Quarter ending December 2016	701	↓
Quarter ending March 2017	634	↓
<b>Variance since March 2016</b>	<b>(18.0%)</b>	<b>↓</b>



### ACTIVITY

Cumulative percentage of contracted UDA delivered 2016 & 2017



Adjusted Scheduled Activity (UDA)

Month	2016	2017
April	38	139
May	195	402
June	366	599
July	651	845
August	931	978
September	1,265	1,327
October	1,520	1,463
November	1,736	1,664
December	1,923	1,815
January	2,141	1,989
February	2,271	2,191
March	2,479	2,425
April	2,492	
May	2,493	
June	2,497	

### QUALITY

	Quantity	Base Number	Contract	AT	Region	England
% of FP17s for the same patient ID Re-attending within 3 months - Children	25	413	6.1%	10.4%	11.9%	12.3%
% of FP17s for the same patient ID Re-attending within 3 months - Adults	91	746	12.2%	15.3%	16.6%	16.7%
% of FP17s for the same patient ID Re-attending between 3 & 9 months - Children	139	413	33.7%	60.5%	60.2%	57.6%
% of FP17s for the same patient ID Re-attending between 3 & 9 months - Adults	239	746	32.0%	52.1%	51.5%	50.1%
% of FP17s for Band 1 Urgent Courses	139	1,141	12.2%	9.6%	9.5%	9.1%
% of FP17s Relating to Free Repair or Replacements	9	1,141	0.8%	0.7%	0.7%	0.8%
% of FP17s Relating to Continuations	6	1,141	0.5%	1.3%	1.2%	1.2%
% of Patients satisfied with the dentistry they have received	0	0	N/A	93.3%	93.1%	92.8%
% of Patients satisfied with the time they had to wait for an appointment	0	0	N/A	87.7%	88.8%	88.7%

\* This is based on patients treated on this contract for their most recent course of treatment. Figures in italics indicate the base number of FP17s or Patient Questionnaire responses are less than 100. N/A is shown where the base number of responses is less than 10 during the period. % is calculated as Quantity/Base number\*100



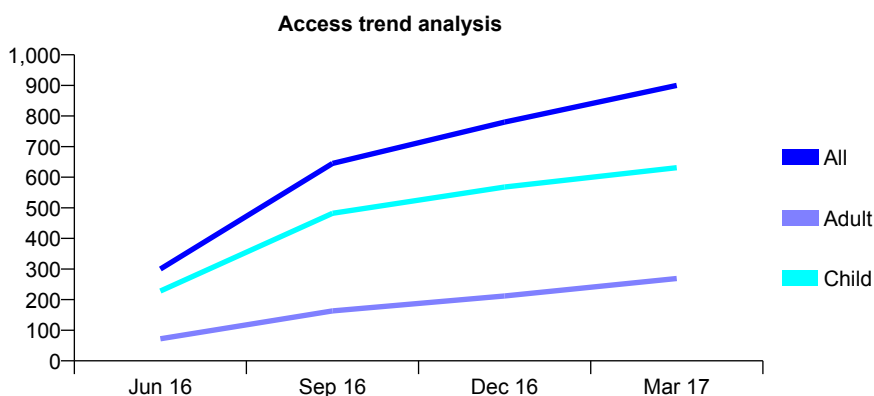
## Q70 - Vital Signs At a Glance Contract Report for 120189/0001 - March 2017

Name or company name	Heatherstone House NHS Partnership
Contract type name	GDS Contract
Purpose of contract	General
Contract start date	01/04/2016
Contract end date	

16/17 Contracted general activity (UDA)	2,182
Carry forward general activity (UDA)	0
16/17 Contracted orthodontic activity (UOA)	0
Carry forward orthodontic activity (UOA)	0
Baseline contract value	£62,706.14

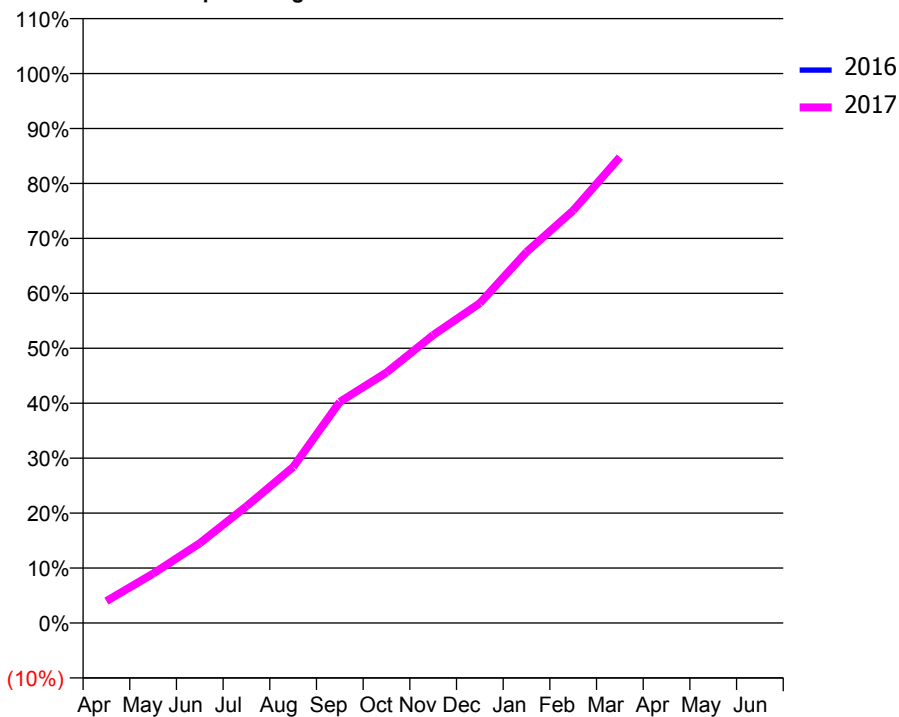
### ACCESS\*

Patients seen in 24 months	Total	Change since previous quarter
Quarter ending March 2016	0	
Quarter ending June 2016	300	↑
Quarter ending September 2016	645	↑
Quarter ending December 2016	780	↑
Quarter ending March 2017	900	↑
<b>Variance since March 2016</b>	N/A	



### ACTIVITY

Cumulative percentage of contracted UDA delivered 2016 & 2017



Month	Adjusted Scheduled Activity (UDA)	
	2016	2017
April	0	87
May	0	196
June	0	317
July	0	463
August	0	619
September	0	878
October	0	995
November	0	1,143
December	0	1,270
January	0	1,474
February	0	1,638
March	0	1,850
April	0	
May	0	
June	0	

### QUALITY

	Quantity	Base Number	Contract	AT	Region	England
% of FP17s for the same patient ID Re-attending within 3 months - Children	44	1,030	4.3%	10.4%	11.9%	12.3%
% of FP17s for the same patient ID Re-attending within 3 months - Adults	36	355	10.1%	15.3%	16.6%	16.7%
% of FP17s for the same patient ID Re-attending between 3 & 9 months - Children	299	1,030	29.0%	60.5%	60.2%	57.6%
% of FP17s for the same patient ID Re-attending between 3 & 9 months - Adults	74	355	20.8%	52.1%	51.5%	50.1%
% of FP17s for Band 1 Urgent Courses	30	1,385	2.2%	9.6%	9.5%	9.1%
% of FP17s Relating to Free Repair or Replacements	0	1,385	0.0%	0.7%	0.7%	0.8%
% of FP17s Relating to Continuations	0	1,385	0.0%	1.3%	1.2%	1.2%
% of Patients satisfied with the dentistry they have received	1	1	N/A	93.3%	93.1%	92.8%
% of Patients satisfied with the time they had to wait for an appointment	1	1	N/A	87.7%	88.8%	88.7%

\* This is based on patients treated on this contract for their most recent course of treatment. Figures in italics indicate the base number of FP17s or Patient Questionnaire responses are less than 100. N/A is shown where the base number of responses is less than 10 during the period. % is calculated as Quantity/Base number\*100

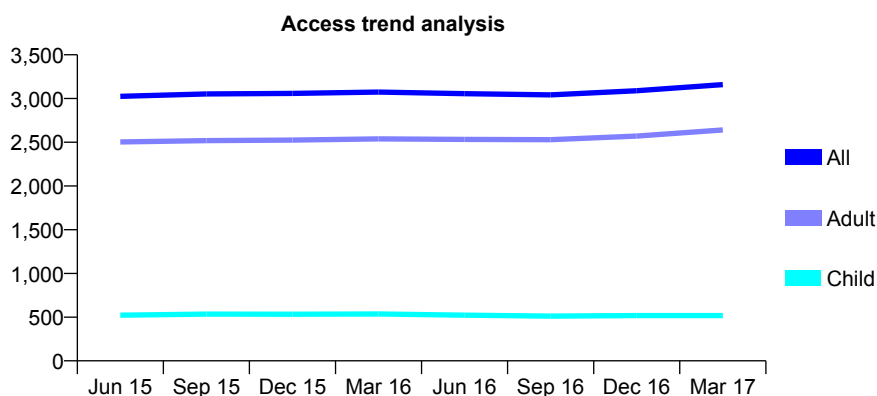
## Q70 - Vital Signs At a Glance Contract Report for 120669/0001 - March 2017

Name or company name	Gowers Dental Surgery Limited
Contract type name	GDS Contract
Purpose of contract	General
Contract start date	01/04/2009
Contract end date	

16/17 Contracted general activity (UDA)	11,705
Carry forward general activity (UDA)	671
16/17 Contracted orthodontic activity (UOA)	0
Carry forward orthodontic activity (UOA)	0
Baseline contract value	£301,788.71

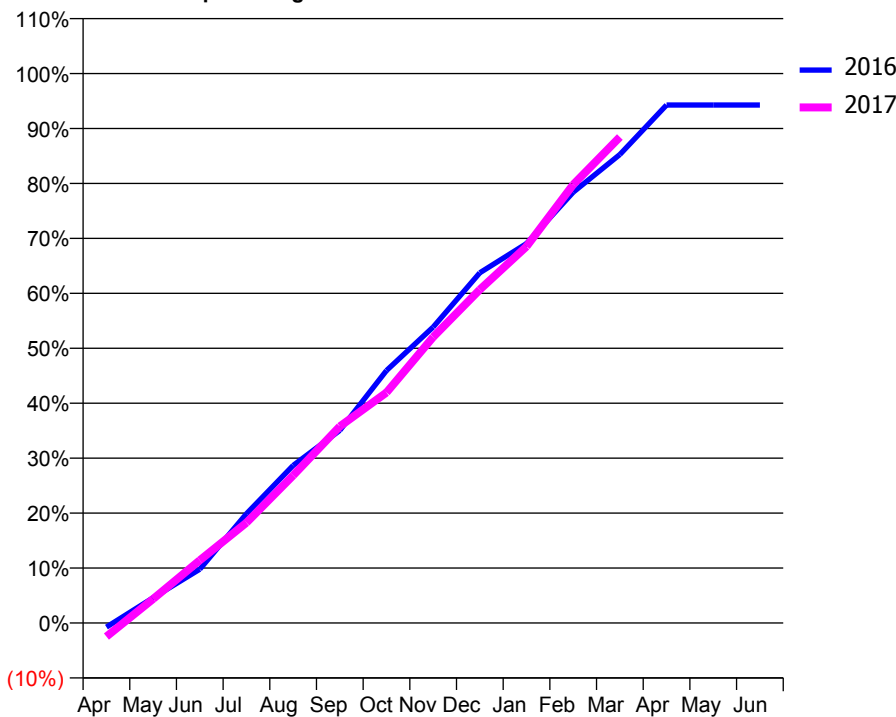
### ACCESS\*

Patients seen in 24 months	Total	Change since previous quarter
Quarter ending March 2016	3,074	
Quarter ending June 2016	3,055	→
Quarter ending September 2016	3,041	→
Quarter ending December 2016	3,089	→
Quarter ending March 2017	3,159	↑
<b>Variance since March 2016</b>	<b>2.8%</b>	<b>↑</b>



### ACTIVITY

Cumulative percentage of contracted UDA delivered 2016 & 2017



Month	Adjusted Scheduled Activity (UDA)	
	2016	2017
April	-89	-292
May	537	514
June	1,145	1,337
July	2,328	2,137
August	3,357	3,143
September	4,102	4,187
October	5,377	4,908
November	6,305	6,092
December	7,461	7,104
January	8,083	8,020
February	9,176	9,339
March	9,979	10,353
April	11,032	
May	11,032	
June	11,033	

### QUALITY

	Quantity	Base Number	Contract	AT	Region	England
% of FP17s for the same patient ID Re-attending within 3 months - Children	58	840	6.9%	10.4%	11.9%	12.3%
% of FP17s for the same patient ID Re-attending within 3 months - Adults	819	4,442	18.4%	15.3%	16.6%	16.7%
% of FP17s for the same patient ID Re-attending between 3 & 9 months - Children	510	840	60.7%	60.5%	60.2%	57.6%
% of FP17s for the same patient ID Re-attending between 3 & 9 months - Adults	2,634	4,442	59.3%	52.1%	51.5%	50.1%
% of FP17s for Band 1 Urgent Courses	514	4,939	10.4%	9.6%	9.5%	9.1%
% of FP17s Relating to Free Repair or Replacements	12	4,939	0.2%	0.7%	0.7%	0.8%
% of FP17s Relating to Continuations	124	4,939	2.5%	1.3%	1.2%	1.2%
% of Patients satisfied with the dentistry they have received	9	9	N/A	93.3%	93.1%	92.8%
% of Patients satisfied with the time they had to wait for an appointment	9	9	N/A	87.7%	88.8%	88.7%

\* This is based on patients treated on this contract for their most recent course of treatment. Figures in italics indicate the base number of FP17s or Patient Questionnaire responses are less than 100. N/A is shown where the base number of responses is less than 10 during the period. % is calculated as Quantity/Base number\*100

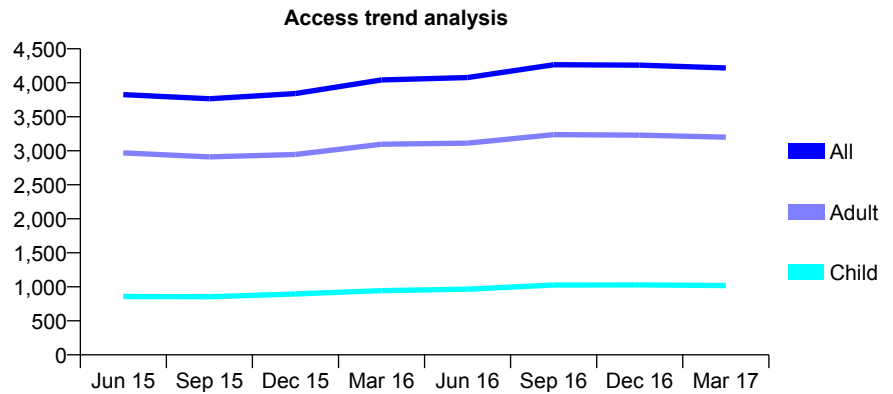
## Q70 - Vital Signs At a Glance Contract Report for 121061/0001 - March 2017

Name or company name	Dental Concepts Whitchurch
Contract type name	GDS Contract
Purpose of contract	General
Contract start date	10/09/2010
Contract end date	

16/17 Contracted general activity (UDA)	11,000
Carry forward general activity (UDA)	172
16/17 Contracted orthodontic activity (UOA)	0
Carry forward orthodontic activity (UOA)	0
Baseline contract value	£272,943.34

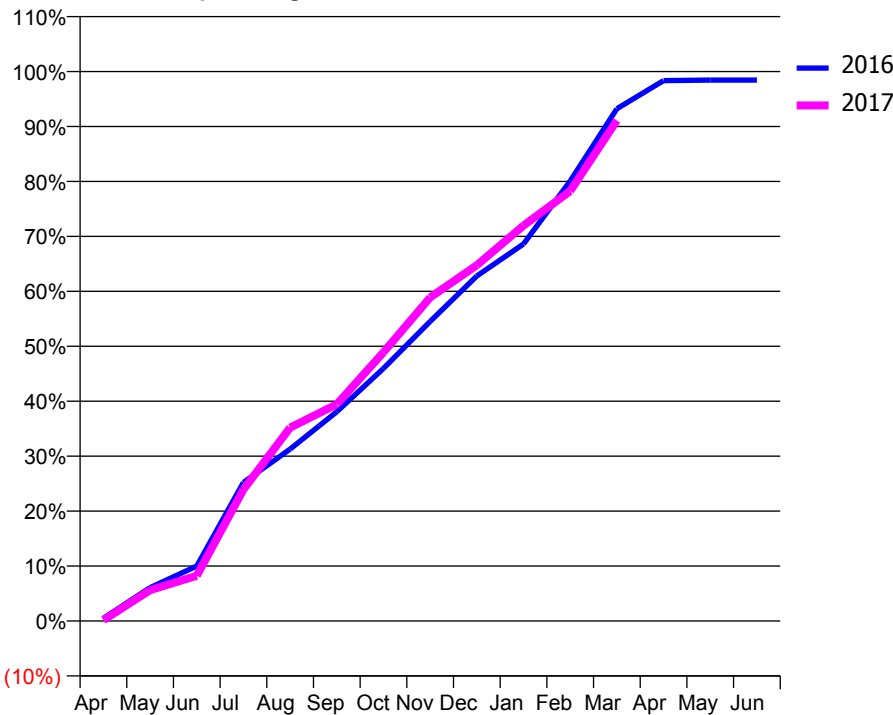
### ACCESS\*

Patients seen in 24 months	Total	Change since previous quarter
Quarter ending March 2016	4,042	
Quarter ending June 2016	4,078	→
Quarter ending September 2016	4,265	↑
Quarter ending December 2016	4,259	→
Quarter ending March 2017	4,219	→
<b>Variance since March 2016</b>	<b>4.4%</b>	<b>↑</b>



### ACTIVITY

Cumulative percentage of contracted UDA delivered 2016 & 2017



Month	Adjusted Scheduled Activity (UDA)	
	2016	2017
April	56	18
May	668	619
June	1,102	905
July	2,775	2,633
August	3,442	3,872
September	4,189	4,339
October	5,057	5,381
November	5,998	6,478
December	6,908	7,122
January	7,548	7,917
February	8,807	8,607
March	10,254	10,018
April	10,819	
May	10,828	
June	10,828	

### QUALITY

	Quantity	Base Number	Contract	AT	Region	England
% of FP17s for the same patient ID Re-attending within 3 months - Children	107	1,634	6.5%	10.4%	11.9%	12.3%
% of FP17s for the same patient ID Re-attending within 3 months - Adults	560	4,292	13.0%	15.3%	16.6%	16.7%
% of FP17s for the same patient ID Re-attending between 3 & 9 months - Children	1,065	1,634	65.2%	60.5%	60.2%	57.6%
% of FP17s for the same patient ID Re-attending between 3 & 9 months - Adults	2,099	4,292	48.9%	52.1%	51.5%	50.1%
% of FP17s for Band 1 Urgent Courses	673	5,641	11.9%	9.6%	9.5%	9.1%
% of FP17s Relating to Free Repair or Replacements	29	5,641	0.5%	0.7%	0.7%	0.8%
% of FP17s Relating to Continuations	5	5,641	0.1%	1.3%	1.2%	1.2%
% of Patients satisfied with the dentistry they have received	15	15	100.0%	93.3%	93.1%	92.8%
% of Patients satisfied with the time they had to wait for an appointment	13	15	86.7%	87.7%	88.8%	88.7%

\* This is based on patients treated on this contract for their most recent course of treatment. Figures in italics indicate the base number of FP17s or Patient Questionnaire responses are less than 100. N/A is shown where the base number of responses is less than 10 during the period. % is calculated as Quantity/Base number\*100

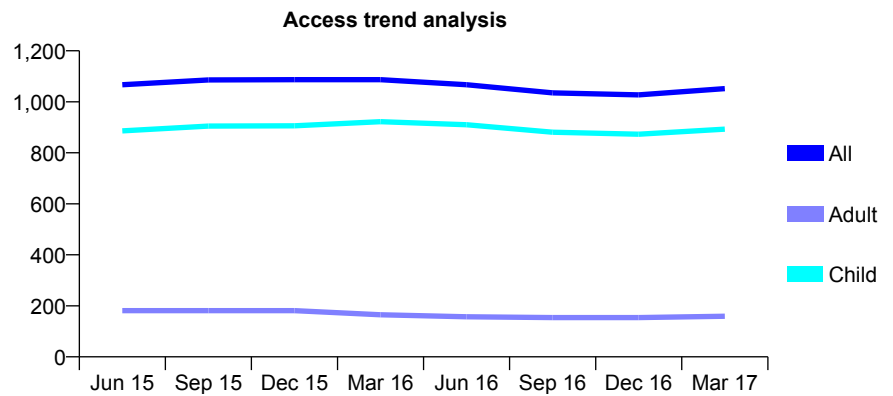
## Q70 - Vital Signs At a Glance Contract Report for 122920/0001 - March 2017

Name or company name	Ms Briony Wood
Contract type name	GDS Contract
Purpose of contract	General
Contract start date	01/08/2011
Contract end date	

16/17 Contracted general activity (UDA)	2,260
Carry forward general activity (UDA)	0
16/17 Contracted orthodontic activity (UOA)	0
Carry forward orthodontic activity (UOA)	0
Baseline contract value	£56,521.92

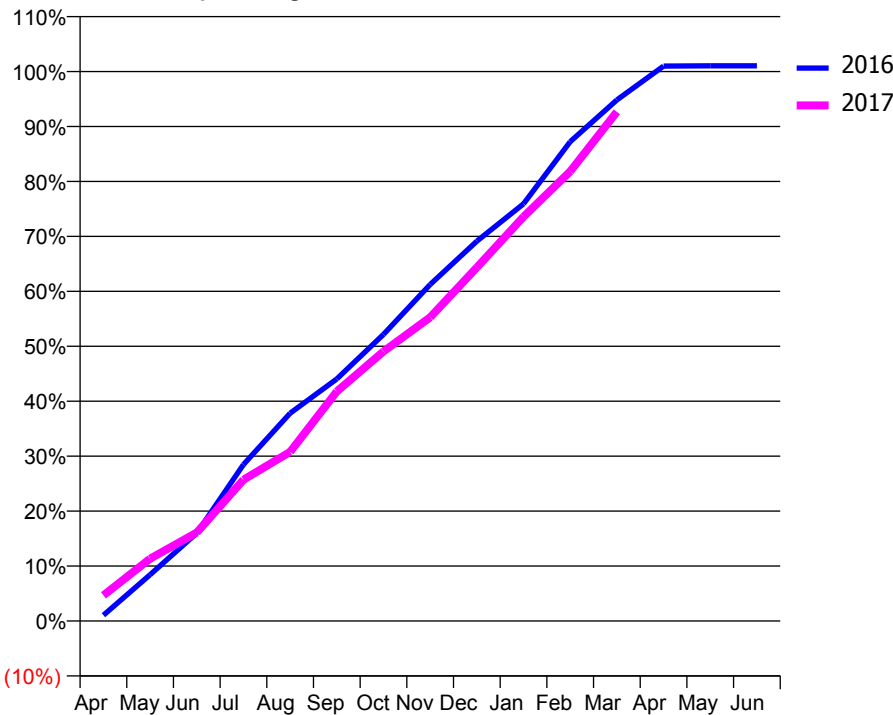
### ACCESS\*

Patients seen in 24 months	Total	Change since previous quarter
Quarter ending March 2016	1,087	
Quarter ending June 2016	1,067	↓
Quarter ending September 2016	1,035	↓
Quarter ending December 2016	1,027	→
Quarter ending March 2017	1,052	↑
<b>Variance since March 2016</b>	<b>(3.2%)</b>	<b>↓</b>



### ACTIVITY

Cumulative percentage of contracted UDA delivered 2016 & 2017



Month	Adjusted Scheduled Activity (UDA)	
	2016	2017
April	24	106
May	190	256
June	362	364
July	644	581
August	855	696
September	996	944
October	1,179	1,109
November	1,384	1,249
December	1,562	1,454
January	1,716	1,663
February	1,972	1,849
March	2,143	2,094
April	2,282	
May	2,283	
June	2,283	

### QUALITY

	Quantity	Base Number	Contract	AT	Region	England
% of FP17s for the same patient ID Re-attending within 3 months - Children	107	1,661	6.4%	10.4%	11.9%	12.3%
% of FP17s for the same patient ID Re-attending within 3 months - Adults	5	104	4.8%	15.3%	16.6%	16.7%
% of FP17s for the same patient ID Re-attending between 3 & 9 months - Children	1,243	1,661	74.8%	60.5%	60.2%	57.6%
% of FP17s for the same patient ID Re-attending between 3 & 9 months - Adults	78	104	75.0%	52.1%	51.5%	50.1%
% of FP17s for Band 1 Urgent Courses	55	1,656	3.3%	9.6%	9.5%	9.1%
% of FP17s Relating to Free Repair or Replacements	0	1,656	0.0%	0.7%	0.7%	0.8%
% of FP17s Relating to Continuations	1	1,656	0.1%	1.3%	1.2%	1.2%
% of Patients satisfied with the dentistry they have received	0	0	N/A	93.3%	93.1%	92.8%
% of Patients satisfied with the time they had to wait for an appointment	0	0	N/A	87.7%	88.8%	88.7%

\* This is based on patients treated on this contract for their most recent course of treatment. Figures in italics indicate the base number of FP17s or Patient Questionnaire responses are less than 100. N/A is shown where the base number of responses is less than 10 during the period. % is calculated as Quantity/Base number\*100

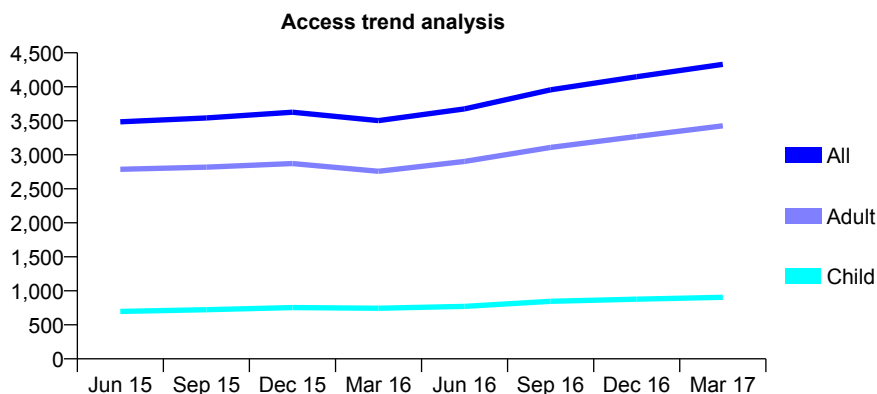
## Q70 - Vital Signs At a Glance Contract Report for 124370/0001 - March 2017

Name or company name	Best Practice CDA Ltd
Contract type name	GDS Contract
Purpose of contract	General
Contract start date	16/03/2010
Contract end date	

16/17 Contracted general activity (UDA)	13,752
Carry forward general activity (UDA)	363
16/17 Contracted orthodontic activity (UOA)	0
Carry forward orthodontic activity (UOA)	0
Baseline contract value	£385,292.18

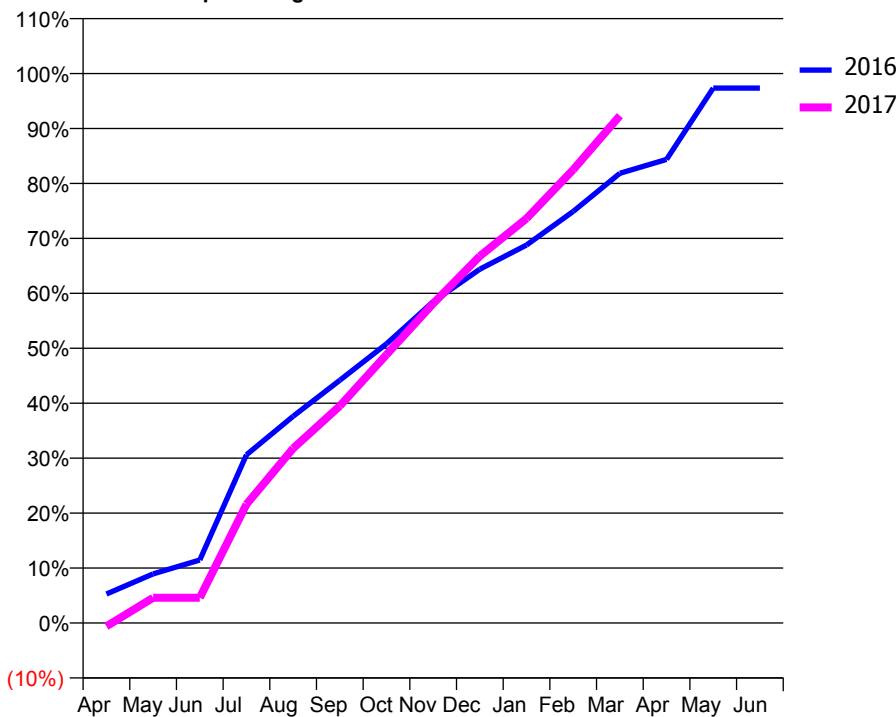
### ACCESS\*

Patients seen in 24 months	Total	Change since previous quarter
Quarter ending March 2016	3,502	
Quarter ending June 2016	3,675	↑
Quarter ending September 2016	3,956	↑
Quarter ending December 2016	4,148	↑
Quarter ending March 2017	4,330	↑
<b>Variance since March 2016</b>	<b>23.6%</b>	<b>↑</b>



### ACTIVITY

Cumulative percentage of contracted UDA delivered 2016 & 2017



Month	Adjusted Scheduled Activity (UDA)	
	2016	2017
April	724	-84
May	1,229	634
June	1,576	634
July	4,210	2,972
August	5,174	4,370
September	6,076	5,431
October	6,985	6,716
November	8,041	7,995
December	8,854	9,182
January	9,460	10,122
February	10,301	11,345
March	11,256	12,695
April	11,603	
May	13,389	
June	13,389	

### QUALITY

	Quantity	Base Number	Contract	AT	Region	England
% of FP17s for the same patient ID Re-attending within 3 months - Children	108	1,506	7.2%	10.4%	11.9%	12.3%
% of FP17s for the same patient ID Re-attending within 3 months - Adults	748	5,388	13.9%	15.3%	16.6%	16.7%
% of FP17s for the same patient ID Re-attending between 3 & 9 months - Children	925	1,506	61.4%	60.5%	60.2%	57.6%
% of FP17s for the same patient ID Re-attending between 3 & 9 months - Adults	2,594	5,388	48.1%	52.1%	51.5%	50.1%
% of FP17s for Band 1 Urgent Courses	410	6,104	6.7%	9.6%	9.5%	9.1%
% of FP17s Relating to Free Repair or Replacements	41	6,104	0.7%	0.7%	0.7%	0.8%
% of FP17s Relating to Continuations	117	6,104	1.9%	1.3%	1.2%	1.2%
% of Patients satisfied with the dentistry they have received	12	12	100.0%	93.3%	93.1%	92.8%
% of Patients satisfied with the time they had to wait for an appointment	11	12	91.7%	87.7%	88.8%	88.7%

\* This is based on patients treated on this contract for their most recent course of treatment. Figures in italics indicate the base number of FP17s or Patient Questionnaire responses are less than 100. N/A is shown where the base number of responses is less than 10 during the period. % is calculated as Quantity/Base number\*100

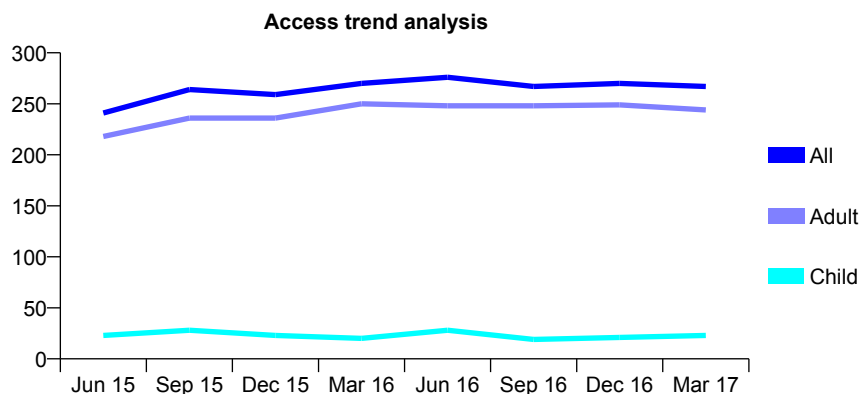
## Q70 - Vital Signs At a Glance Contract Report for 124370/0002 - March 2017

Name or company name	Best Practice CDA Ltd
Contract type name	GDS Contract
Purpose of contract	General
Contract start date	01/04/2010
Contract end date	31/03/2017

16/17 Contracted general activity (UDA)	1,248
Carry forward general activity (UDA)	0
16/17 Contracted orthodontic activity (UOA)	0
Carry forward orthodontic activity (UOA)	0
Baseline contract value	£0.00

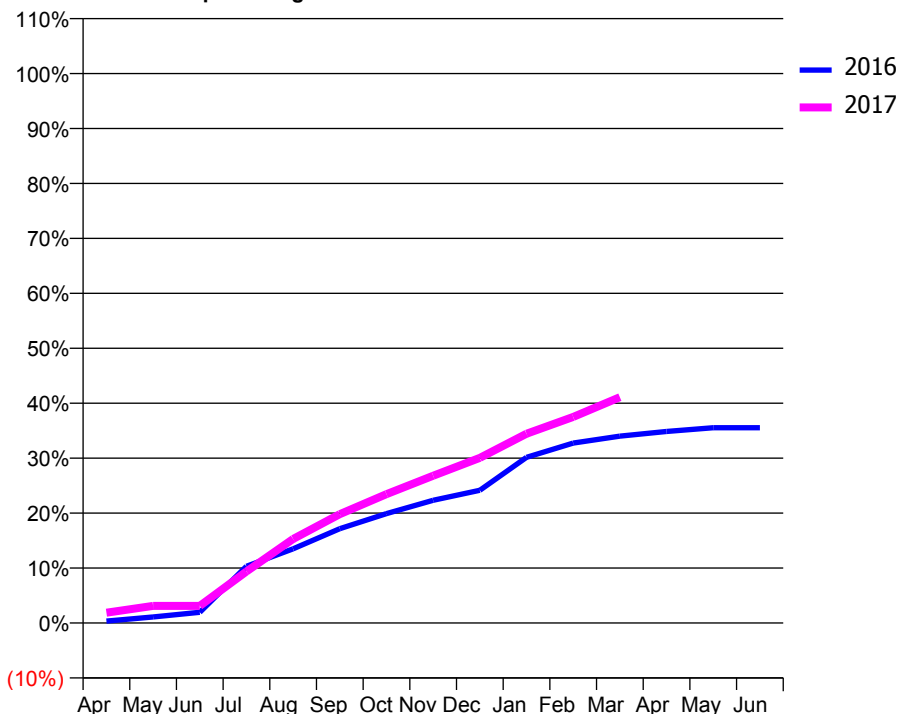
### ACCESS\*

Patients seen in 24 months	Total	Change since previous quarter
Quarter ending March 2016	270	
Quarter ending June 2016	276	↑
Quarter ending September 2016	267	↓
Quarter ending December 2016	270	→
Quarter ending March 2017	267	↓
<b>Variance since March 2016</b>	<b>(1.1%)</b>	<b>↓</b>



### ACTIVITY

Cumulative percentage of contracted UDA delivered 2016 & 2017



Month	2016	2017
April	4	24
May	14	39
June	24	39
July	129	117
August	169	191
September	214	247
October	249	293
November	279	334
December	301	375
January	376	430
February	409	468
March	424	513
April	435	
May	443	
June	443	

### QUALITY

	Quantity	Base Number	Contract	AT	Region	England
% of FP17s for the same patient ID Re-attending within 3 months - Children	0	48	0.0%	10.4%	11.9%	12.3%
% of FP17s for the same patient ID Re-attending within 3 months - Adults	13	390	3.3%	15.3%	16.6%	16.7%
% of FP17s for the same patient ID Re-attending between 3 & 9 months - Children	1	48	2.1%	60.5%	60.2%	57.6%
% of FP17s for the same patient ID Re-attending between 3 & 9 months - Adults	2	390	0.5%	52.1%	51.5%	50.1%
% of FP17s for Band 1 Urgent Courses	399	421	94.8%	9.6%	9.5%	9.1%
% of FP17s Relating to Free Repair or Replacements	0	421	0.0%	0.7%	0.7%	0.8%
% of FP17s Relating to Continuations	0	421	0.0%	1.3%	1.2%	1.2%
% of Patients satisfied with the dentistry they have received	0	0	N/A	93.3%	93.1%	92.8%
% of Patients satisfied with the time they had to wait for an appointment	0	0	N/A	87.7%	88.8%	88.7%

\* This is based on patients treated on this contract for their most recent course of treatment. Figures in italics indicate the base number of FP17s or Patient Questionnaire responses are less than 100. N/A is shown where the base number of responses is less than 10 during the period. % is calculated as Quantity/Base number\*100

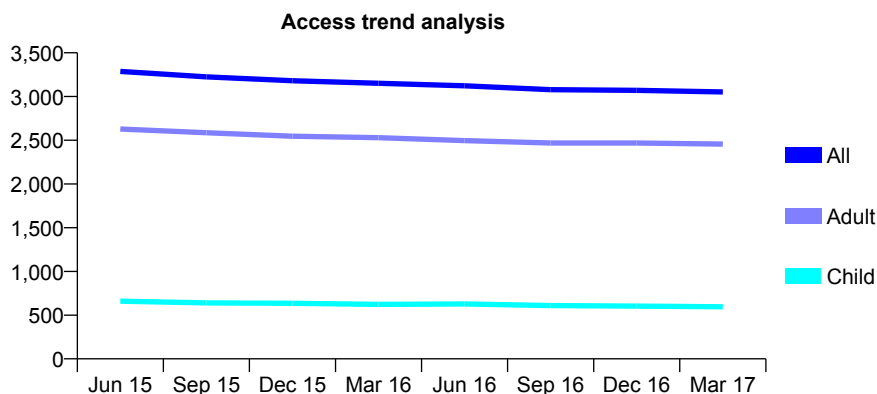
## Q70 - Vital Signs At a Glance Contract Report for 124745/0001 - March 2017

Name or company name	Mr B J Richardson & Mr C M Winterbottom
Contract type name	GDS Contract
Purpose of contract	General
Contract start date	01/04/2013
Contract end date	

16/17 Contracted general activity (UDA)	12,311
Carry forward general activity (UDA)	0
16/17 Contracted orthodontic activity (UOA)	0
Carry forward orthodontic activity (UOA)	0
Baseline contract value	£310,938.64

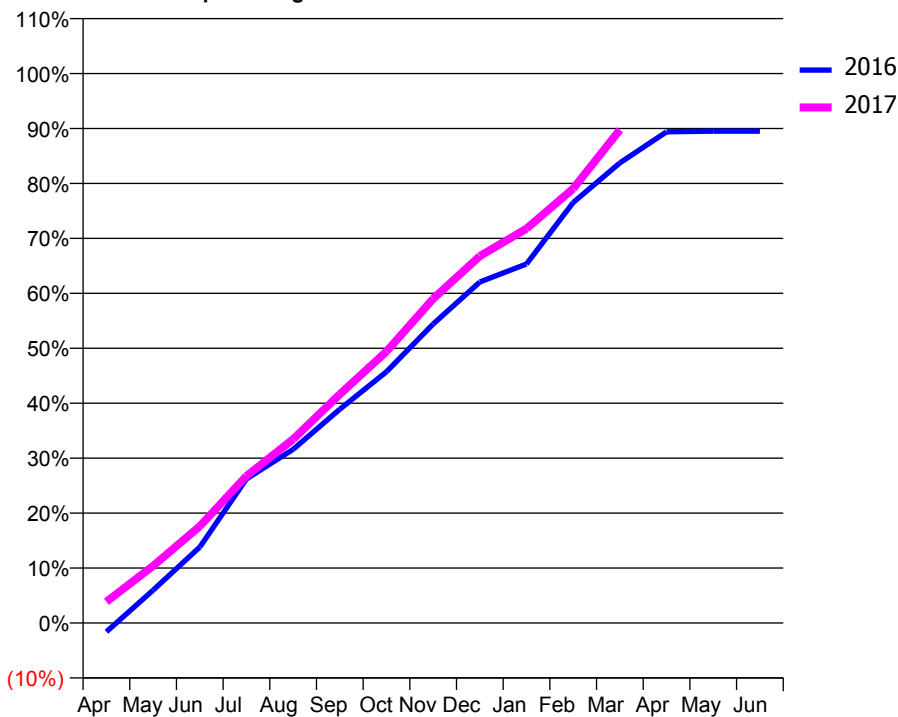
### ACCESS\*

Patients seen in 24 months	Total	Change since previous quarter
Quarter ending March 2016	3,152	
Quarter ending June 2016	3,122	→
Quarter ending September 2016	3,078	↓
Quarter ending December 2016	3,071	→
Quarter ending March 2017	3,052	→
<b>Variance since March 2016</b>	<b>(3.2%)</b>	<b>↓</b>



### ACTIVITY

Cumulative percentage of contracted UDA delivered 2016 & 2017



Month	Adjusted Scheduled Activity (UDA)	
	2016	2017
April	-199	477
May	737	1,279
June	1,702	2,167
July	3,228	3,295
August	3,892	4,119
September	4,792	5,126
October	5,629	6,085
November	6,700	7,265
December	7,641	8,221
January	8,044	8,836
February	9,421	9,733
March	10,308	11,048
April	11,004	
May	11,019	
June	11,019	

### QUALITY

	Quantity	Base Number	Contract	AT	Region	England
% of FP17s for the same patient ID Re-attending within 3 months - Children	50	1,114	4.5%	10.4%	11.9%	12.3%
% of FP17s for the same patient ID Re-attending within 3 months - Adults	646	4,555	14.2%	15.3%	16.6%	16.7%
% of FP17s for the same patient ID Re-attending between 3 & 9 months - Children	856	1,114	76.8%	60.5%	60.2%	57.6%
% of FP17s for the same patient ID Re-attending between 3 & 9 months - Adults	3,431	4,555	75.3%	52.1%	51.5%	50.1%
% of FP17s for Band 1 Urgent Courses	379	5,320	7.1%	9.6%	9.5%	9.1%
% of FP17s Relating to Free Repair or Replacements	4	5,320	0.1%	0.7%	0.7%	0.8%
% of FP17s Relating to Continuations	55	5,320	1.0%	1.3%	1.2%	1.2%
% of Patients satisfied with the dentistry they have received	11	12	91.7%	93.3%	93.1%	92.8%
% of Patients satisfied with the time they had to wait for an appointment	10	12	83.3%	87.7%	88.8%	88.7%

\* This is based on patients treated on this contract for their most recent course of treatment. Figures in italics indicate the base number of FP17s or Patient Questionnaire responses are less than 100. N/A is shown where the base number of responses is less than 10 during the period. % is calculated as Quantity/Base number\*100

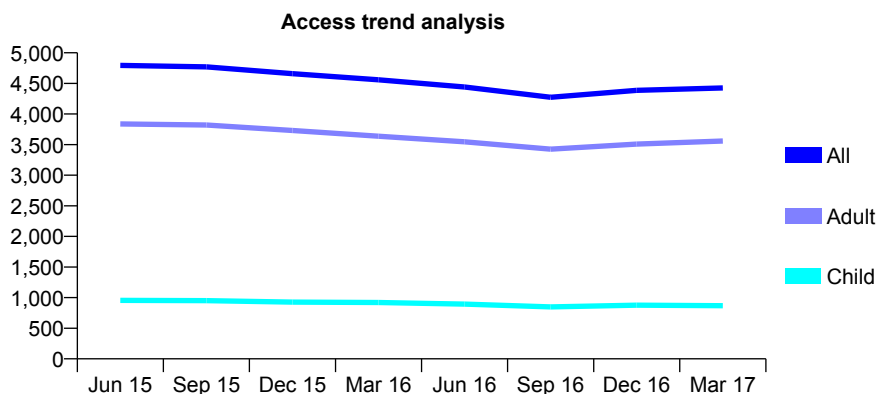
## Q70 - Vital Signs At a Glance Contract Report for 125598/0002 - March 2017

Name or company name	Allington Dental Care
Contract type name	GDS Contract
Purpose of contract	General
Contract start date	01/11/2011
Contract end date	

16/17 Contracted general activity (UDA)	15,000
Carry forward general activity (UDA)	481
16/17 Contracted orthodontic activity (UOA)	0
Carry forward orthodontic activity (UOA)	0
Baseline contract value	£474,308.95

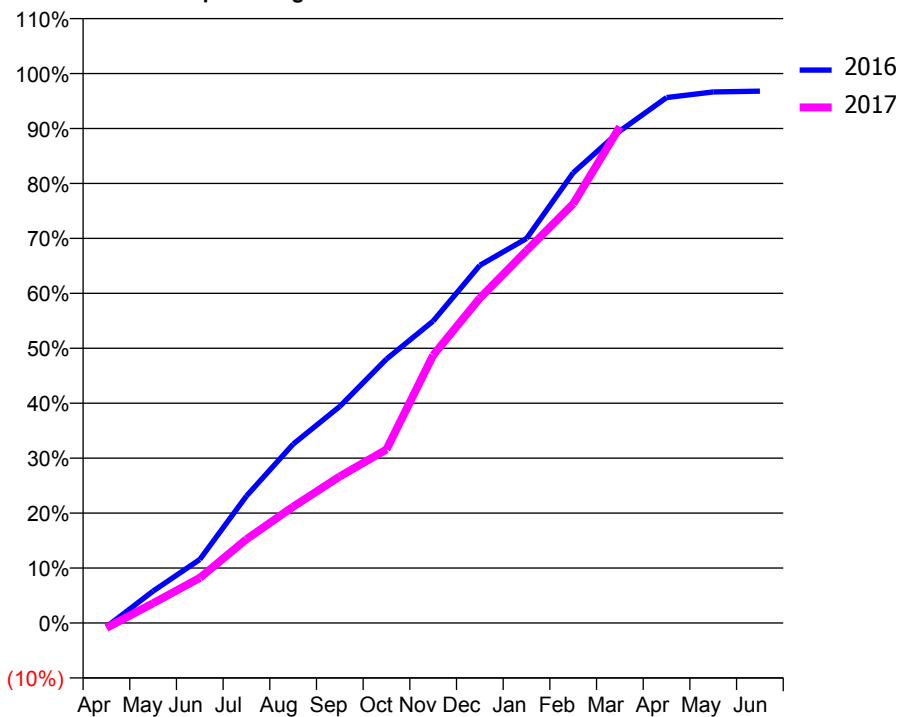
### ACCESS\*

Patients seen in 24 months	Total	Change since previous quarter
Quarter ending March 2016	4,558	
Quarter ending June 2016	4,441	↓
Quarter ending September 2016	4,273	↓
Quarter ending December 2016	4,386	↑
Quarter ending March 2017	4,427	→
<b>Variance since March 2016</b>	<b>(2.9%)</b>	<b>↓</b>



### ACTIVITY

Cumulative percentage of contracted UDA delivered 2016 & 2017



Month	Adjusted Scheduled Activity (UDA)	
	2016	2017
April	-109	-137
May	870	541
June	1,736	1,233
July	3,466	2,288
August	4,884	3,177
September	5,912	4,001
October	7,204	4,737
November	8,243	7,311
December	9,766	8,871
January	10,494	10,163
February	12,292	11,443
March	13,431	13,545
April	14,343	
May	14,495	
June	14,518	

### QUALITY

	Quantity	Base Number	Contract	AT	Region	England
% of FP17s for the same patient ID Re-attending within 3 months - Children	185	1,448	12.8%	10.4%	11.9%	12.3%
% of FP17s for the same patient ID Re-attending within 3 months - Adults	1,082	5,552	19.5%	15.3%	16.6%	16.7%
% of FP17s for the same patient ID Re-attending between 3 & 9 months - Children	788	1,448	54.4%	60.5%	60.2%	57.6%
% of FP17s for the same patient ID Re-attending between 3 & 9 months - Adults	2,880	5,552	51.9%	52.1%	51.5%	50.1%
% of FP17s for Band 1 Urgent Courses	593	6,530	9.1%	9.6%	9.5%	9.1%
% of FP17s Relating to Free Repair or Replacements	33	6,530	0.5%	0.7%	0.7%	0.8%
% of FP17s Relating to Continuations	255	6,530	3.9%	1.3%	1.2%	1.2%
% of Patients satisfied with the dentistry they have received	10	11	90.9%	93.3%	93.1%	92.8%
% of Patients satisfied with the time they had to wait for an appointment	8	11	72.7%	87.7%	88.8%	88.7%

\* This is based on patients treated on this contract for their most recent course of treatment. Figures in italics indicate the base number of FP17s or Patient Questionnaire responses are less than 100. N/A is shown where the base number of responses is less than 10 during the period. % is calculated as Quantity/Base number\*100



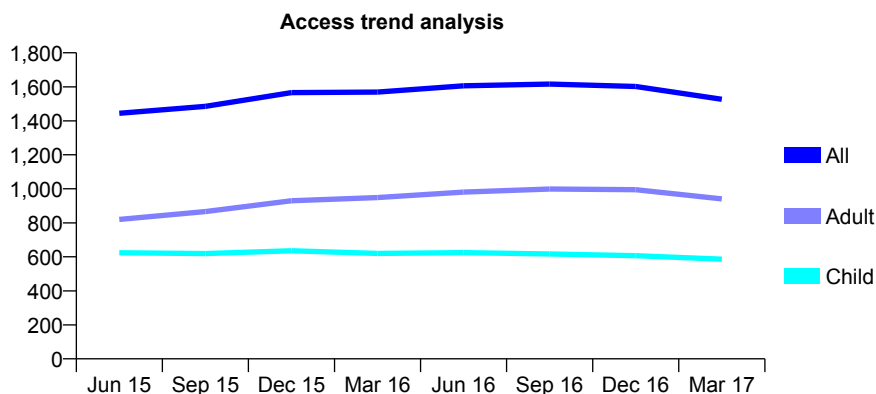
## Q70 - Vital Signs At a Glance Contract Report for 125776/0006 - March 2017

Name or company name	Apex Dental Care Ltd
Contract type name	GDS Contract
Purpose of contract	General
Contract start date	03/08/2009
Contract end date	

16/17 Contracted general activity (UDA)	3,549
Carry forward general activity (UDA)	0
16/17 Contracted orthodontic activity (UOA)	0
Carry forward orthodontic activity (UOA)	0
Baseline contract value	£78,717.14

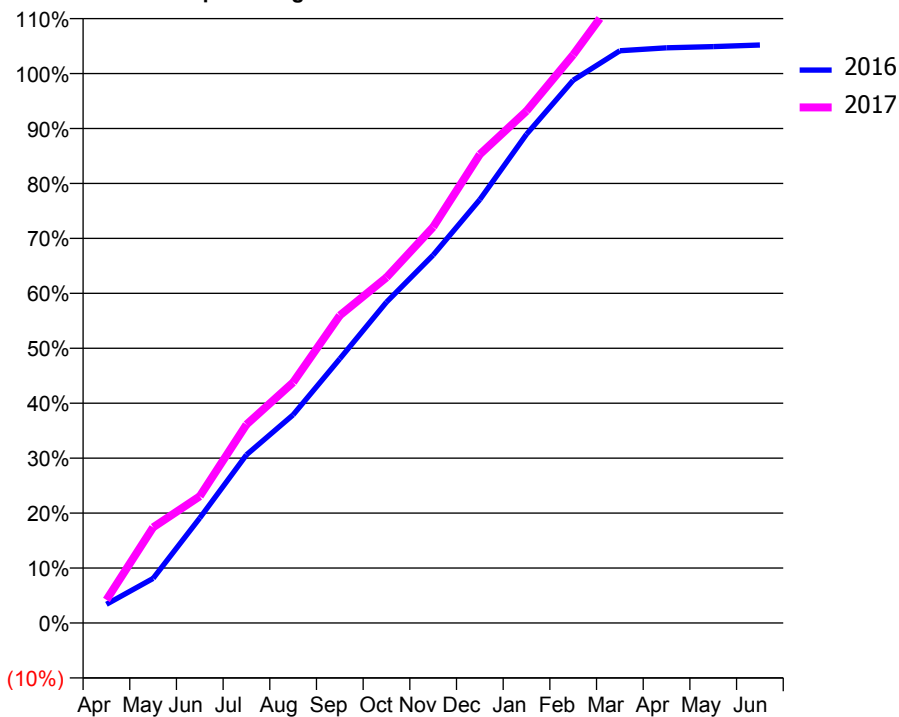
### ACCESS\*

Patients seen in 24 months	Total	Change since previous quarter
Quarter ending March 2016	1,569	
Quarter ending June 2016	1,606	↑
Quarter ending September 2016	1,616	→
Quarter ending December 2016	1,602	→
Quarter ending March 2017	1,527	↓
<b>Variance since March 2016</b>	<b>(2.7%)</b>	<b>↓</b>



### ACTIVITY

Cumulative percentage of contracted UDA delivered 2016 & 2017



Month	Adjusted Scheduled Activity (UDA)	
	2016	2017
April	121	149
May	288	618
June	678	819
July	1,086	1,282
August	1,345	1,554
September	1,706	1,986
October	2,073	2,232
November	2,377	2,557
December	2,735	3,026
January	3,157	3,307
February	3,506	3,670
March	3,696	4,079
April	3,715	
May	3,723	
June	3,733	

### QUALITY

	Quantity	Base Number	Contract	AT	Region	England
% of FP17s for the same patient ID Re-attending within 3 months - Children	76	958	7.9%	10.4%	11.9%	12.3%
% of FP17s for the same patient ID Re-attending within 3 months - Adults	212	1,338	15.8%	15.3%	16.6%	16.7%
% of FP17s for the same patient ID Re-attending between 3 & 9 months - Children	606	958	63.3%	60.5%	60.2%	57.6%
% of FP17s for the same patient ID Re-attending between 3 & 9 months - Adults	743	1,338	55.5%	52.1%	51.5%	50.1%
% of FP17s for Band 1 Urgent Courses	232	2,262	10.3%	9.6%	9.5%	9.1%
% of FP17s Relating to Free Repair or Replacements	10	2,262	0.4%	0.7%	0.7%	0.8%
% of FP17s Relating to Continuations	6	2,262	0.3%	1.3%	1.2%	1.2%
% of Patients satisfied with the dentistry they have received	3	3	N/A	93.3%	93.1%	92.8%
% of Patients satisfied with the time they had to wait for an appointment	2	3	N/A	87.7%	88.8%	88.7%

\* This is based on patients treated on this contract for their most recent course of treatment. Figures in italics indicate the base number of FP17s or Patient Questionnaire responses are less than 100. N/A is shown where the base number of responses is less than 10 during the period. % is calculated as Quantity/Base number\*100

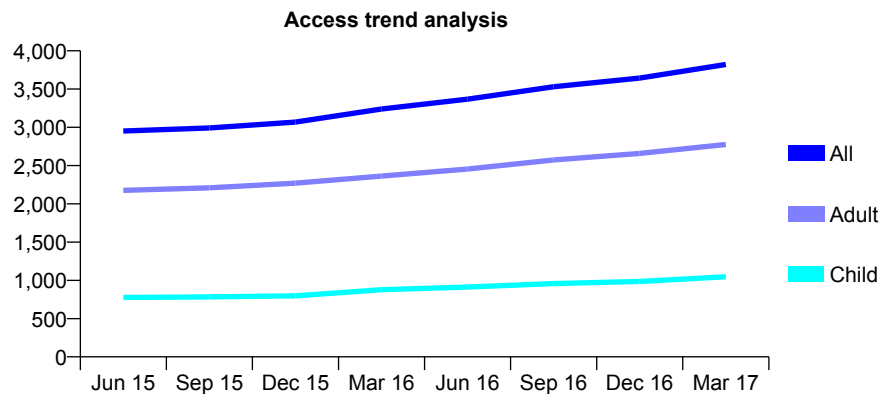
## Q70 - Vital Signs At a Glance Contract Report for 125776/0012 - March 2017

Name or company name	Apex Dental Care Ltd
Contract type name	GDS Contract
Purpose of contract	General
Contract start date	01/09/2011
Contract end date	

16/17 Contracted general activity (UDA)	10,000
Carry forward general activity (UDA)	65
16/17 Contracted orthodontic activity (UOA)	0
Carry forward orthodontic activity (UOA)	0
Baseline contract value	£268,122.60

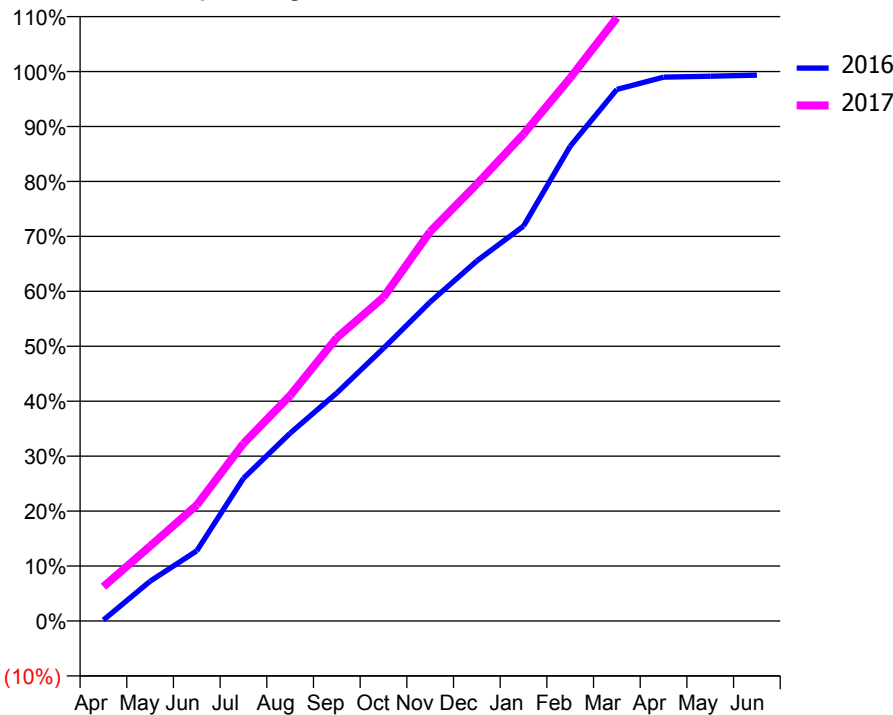
### ACCESS\*

Patients seen in 24 months	Total	Change since previous quarter
Quarter ending March 2016	3,239	
Quarter ending June 2016	3,368	↑
Quarter ending September 2016	3,531	↑
Quarter ending December 2016	3,644	↑
Quarter ending March 2017	3,822	↑
<b>Variance since March 2016</b>	<b>18.0%</b>	<b>↑</b>



### ACTIVITY

Cumulative percentage of contracted UDA delivered 2016 & 2017



Month	Adjusted Scheduled Activity (UDA)	
	2016	2017
April	18	626
May	724	1,362
June	1,278	2,111
July	2,597	3,232
August	3,419	4,106
September	4,150	5,156
October	4,965	5,891
November	5,807	7,087
December	6,553	7,951
January	7,186	8,861
February	8,640	9,882
March	9,675	10,979
April	9,896	
May	9,913	
June	9,935	

### QUALITY

	Quantity	Base Number	Contract	AT	Region	England
% of FP17s for the same patient ID Re-attending within 3 months - Children	80	1,639	4.9%	10.4%	11.9%	12.3%
% of FP17s for the same patient ID Re-attending within 3 months - Adults	557	4,335	12.8%	15.3%	16.6%	16.7%
% of FP17s for the same patient ID Re-attending between 3 & 9 months - Children	1,035	1,639	63.1%	60.5%	60.2%	57.6%
% of FP17s for the same patient ID Re-attending between 3 & 9 months - Adults	2,529	4,335	58.3%	52.1%	51.5%	50.1%
% of FP17s for Band 1 Urgent Courses	399	5,772	6.9%	9.6%	9.5%	9.1%
% of FP17s Relating to Free Repair or Replacements	8	5,772	0.1%	0.7%	0.7%	0.8%
% of FP17s Relating to Continuations	13	5,772	0.2%	1.3%	1.2%	1.2%
% of Patients satisfied with the dentistry they have received	8	8	N/A	93.3%	93.1%	92.8%
% of Patients satisfied with the time they had to wait for an appointment	8	8	N/A	87.7%	88.8%	88.7%

\* This is based on patients treated on this contract for their most recent course of treatment. Figures in italics indicate the base number of FP17s or Patient Questionnaire responses are less than 100. N/A is shown where the base number of responses is less than 10 during the period. % is calculated as Quantity/Base number\*100

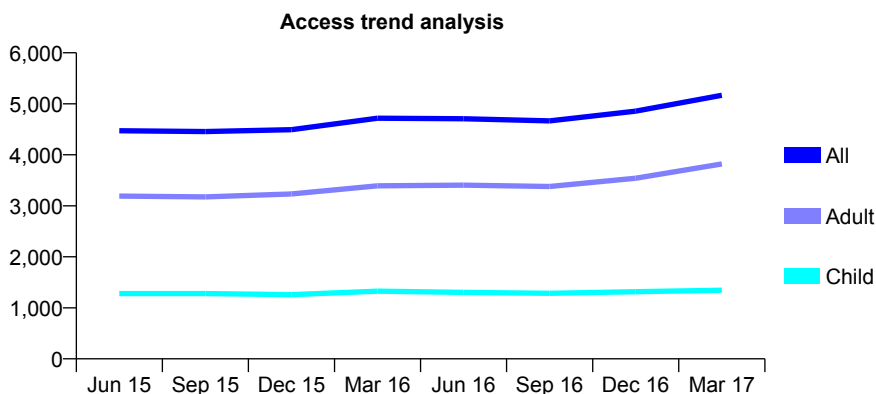
## Q70 - Vital Signs At a Glance Contract Report for 125776/0015 - March 2017

Name or company name	Apex Dental Care Ltd
Contract type name	GDS Contract
Purpose of contract	General
Contract start date	01/06/2013
Contract end date	

16/17 Contracted general activity (UDA)	15,000
Carry forward general activity (UDA)	165
16/17 Contracted orthodontic activity (UOA)	0
Carry forward orthodontic activity (UOA)	0
Baseline contract value	£342,954.30

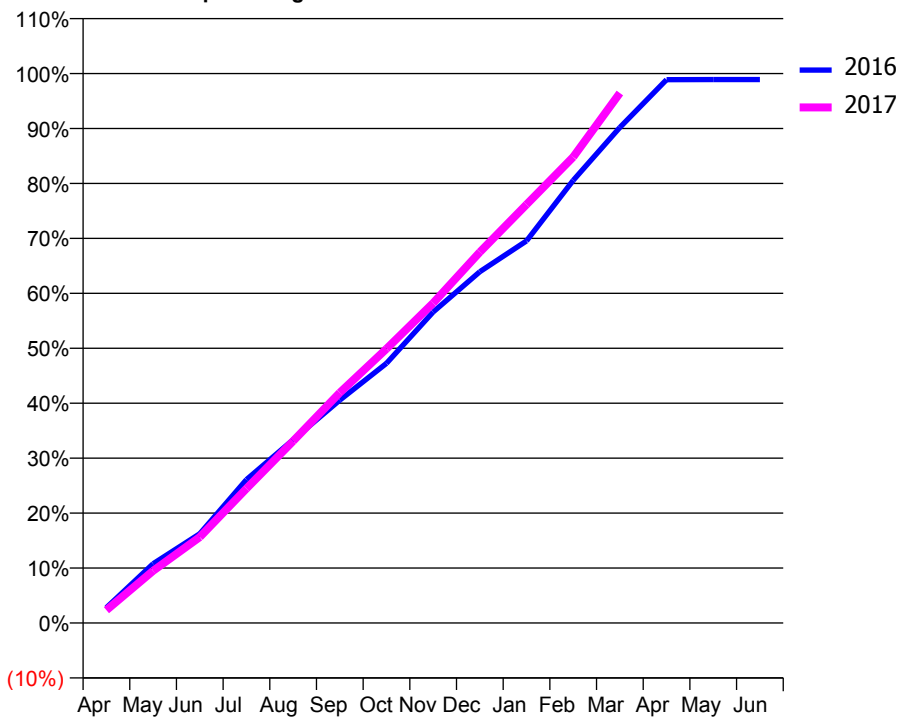
### ACCESS\*

Patients seen in 24 months	Total	Change since previous quarter
Quarter ending March 2016	4,717	
Quarter ending June 2016	4,708	→
Quarter ending September 2016	4,666	→
Quarter ending December 2016	4,857	↑
Quarter ending March 2017	5,168	↑
<b>Variance since March 2016</b>	<b>9.6%</b>	<b>↑</b>



### ACTIVITY

Cumulative percentage of contracted UDA delivered 2016 & 2017



Month	Adjusted Scheduled Activity (UDA)	
	2016	2017
April	421	350
May	1,619	1,426
June	2,436	2,345
July	3,916	3,670
August	5,003	4,968
September	6,084	6,287
October	7,088	7,485
November	8,491	8,734
December	9,590	10,125
January	10,430	11,424
February	12,084	12,721
March	13,528	14,466
April	14,831	
May	14,834	
June	14,835	

### QUALITY

	Quantity	Base Number	Contract	AT	Region	England
% of FP17s for the same patient ID Re-attending within 3 months - Children	119	2,187	5.4%	10.4%	11.9%	12.3%
% of FP17s for the same patient ID Re-attending within 3 months - Adults	659	5,520	11.9%	15.3%	16.6%	16.7%
% of FP17s for the same patient ID Re-attending between 3 & 9 months - Children	1,475	2,187	67.4%	60.5%	60.2%	57.6%
% of FP17s for the same patient ID Re-attending between 3 & 9 months - Adults	2,942	5,520	53.3%	52.1%	51.5%	50.1%
% of FP17s for Band 1 Urgent Courses	367	7,181	5.1%	9.6%	9.5%	9.1%
% of FP17s Relating to Free Repair or Replacements	42	7,181	0.6%	0.7%	0.7%	0.8%
% of FP17s Relating to Continuations	49	7,181	0.7%	1.3%	1.2%	1.2%
% of Patients satisfied with the dentistry they have received	4	4	N/A	93.3%	93.1%	92.8%
% of Patients satisfied with the time they had to wait for an appointment	4	4	N/A	87.7%	88.8%	88.7%

\* This is based on patients treated on this contract for their most recent course of treatment. Figures in italics indicate the base number of FP17s or Patient Questionnaire responses are less than 100. N/A is shown where the base number of responses is less than 10 during the period. % is calculated as Quantity/Base number\*100

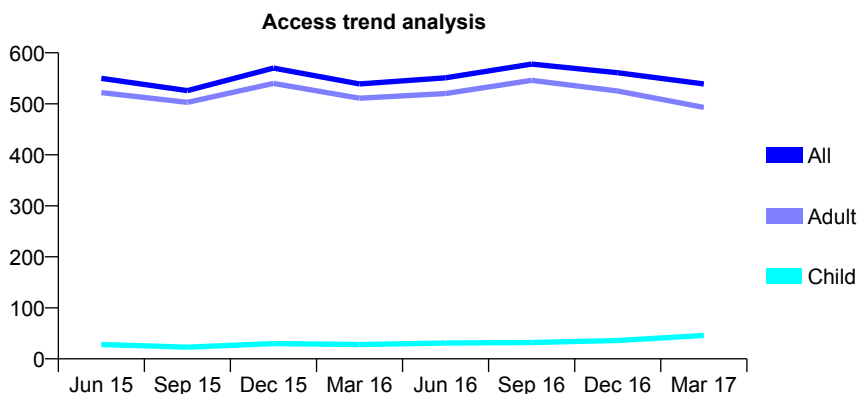
## Q70 - Vital Signs At a Glance Contract Report for 125776/0016 - March 2017

Name or company name	Apex Dental Care Ltd
Contract type name	GDS Contract
Purpose of contract	General
Contract start date	01/06/2013
Contract end date	31/03/2017

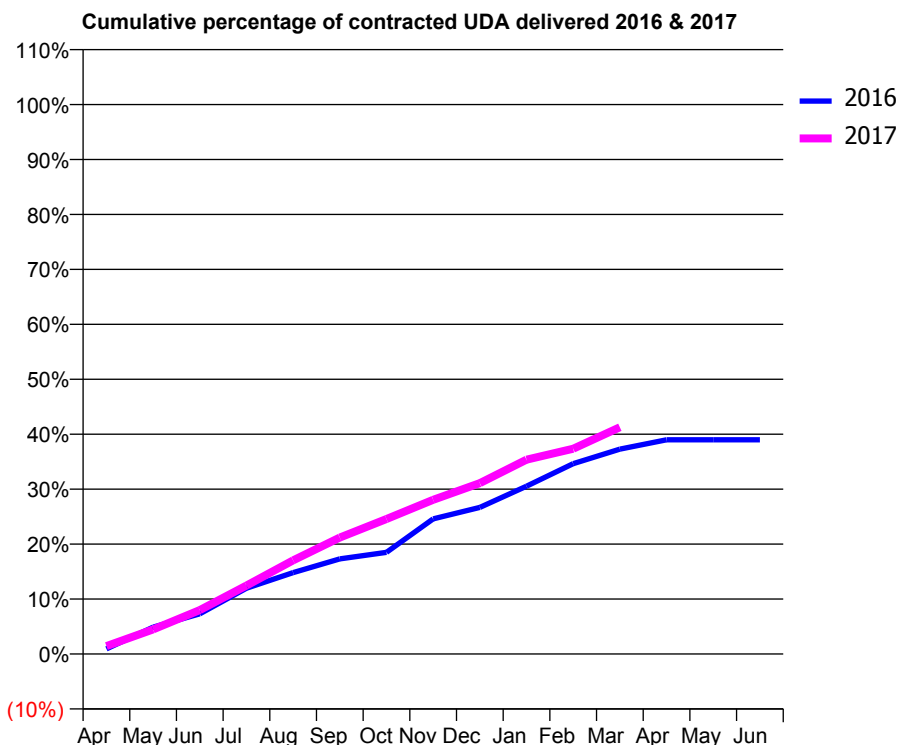
16/17 Contracted general activity (UDA)	1,814
Carry forward general activity (UDA)	0
16/17 Contracted orthodontic activity (UOA)	0
Carry forward orthodontic activity (UOA)	0
Baseline contract value	£41,476.77

### ACCESS\*

Patients seen in 24 months	Total	Change since previous quarter
Quarter ending March 2016	539	
Quarter ending June 2016	551	↑
Quarter ending September 2016	578	↑
Quarter ending December 2016	561	↓
Quarter ending March 2017	539	↓
<b>Variance since March 2016</b>	0.0%	→



### ACTIVITY



Month	Adjusted Scheduled Activity (UDA)	
	2016	2017
April	17	26
May	89	81
June	133	145
July	217	226
August	269	309
September	314	385
October	336	446
November	446	509
December	484	564
January	554	642
February	628	678
March	676	748
April	707	
May	707	
June	707	

### QUALITY

	Quantity	Base Number	Contract	AT	Region	England
% of FP17s for the same patient ID Re-attending within 3 months - Children	2	68	2.9%	10.4%	11.9%	12.3%
% of FP17s for the same patient ID Re-attending within 3 months - Adults	32	574	5.6%	15.3%	16.6%	16.7%
% of FP17s for the same patient ID Re-attending between 3 & 9 months - Children	0	68	0.0%	60.5%	60.2%	57.6%
% of FP17s for the same patient ID Re-attending between 3 & 9 months - Adults	10	574	1.7%	52.1%	51.5%	50.1%
% of FP17s for Band 1 Urgent Courses	602	616	97.7%	9.6%	9.5%	9.1%
% of FP17s Relating to Free Repair or Replacements	1	616	0.2%	0.7%	0.7%	0.8%
% of FP17s Relating to Continuations	0	616	0.0%	1.3%	1.2%	1.2%
% of Patients satisfied with the dentistry they have received	1	1	N/A	93.3%	93.1%	92.8%
% of Patients satisfied with the time they had to wait for an appointment	1	1	N/A	87.7%	88.8%	88.7%

\* This is based on patients treated on this contract for their most recent course of treatment. Figures in italics indicate the base number of FP17s or Patient Questionnaire responses are less than 100. N/A is shown where the base number of responses is less than 10 during the period. % is calculated as Quantity/Base number\*100

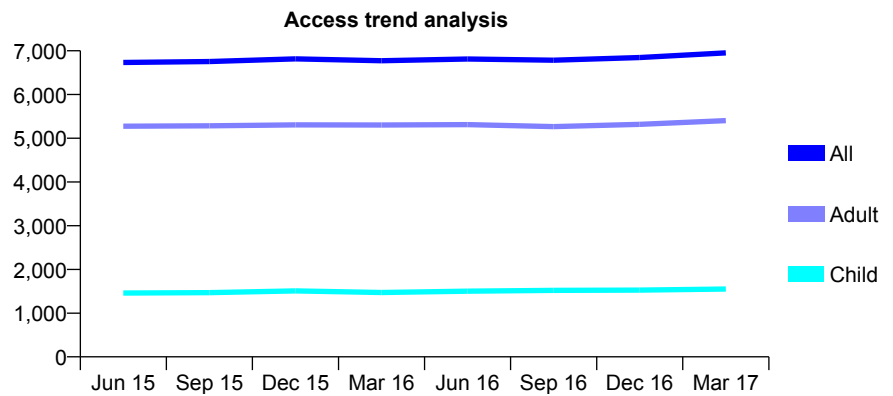
## Q70 - Vital Signs At a Glance Contract Report for 127116/0002 - March 2017

Name or company name	Mr R Gyening & Miss N Hussain
Contract type name	GDS Contract
Purpose of contract	General
Contract start date	01/07/2012
Contract end date	

16/17 Contracted general activity (UDA)	19,688
Carry forward general activity (UDA)	543
16/17 Contracted orthodontic activity (UOA)	0
Carry forward orthodontic activity (UOA)	0
Baseline contract value	£521,250.17

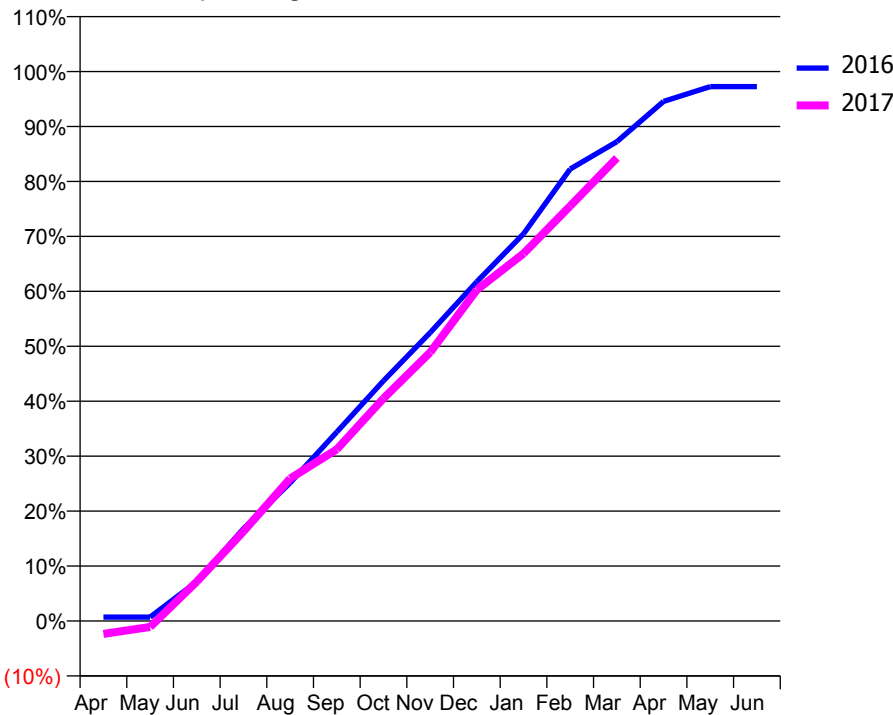
### ACCESS\*

Patients seen in 24 months	Total	Change since previous quarter
Quarter ending March 2016	6,774	
Quarter ending June 2016	6,813	→
Quarter ending September 2016	6,784	→
Quarter ending December 2016	6,845	→
Quarter ending March 2017	6,952	→
<b>Variance since March 2016</b>	2.6%	↑



### ACTIVITY

Cumulative percentage of contracted UDA delivered 2016 & 2017



Month	Adjusted Scheduled Activity (UDA)	
	2016	2017
April	142	-467
May	142	-218
June	1,413	1,412
July	3,307	3,210
August	4,952	5,105
September	6,773	6,150
October	8,605	7,976
November	10,330	9,626
December	12,157	11,867
January	13,870	13,163
February	16,195	14,868
March	17,174	16,590
April	18,616	
May	19,145	
June	19,145	

### QUALITY

	Quantity	Base Number	Contract	AT	Region	England
% of FP17s for the same patient ID Re-attending within 3 months - Children	129	2,228	5.8%	10.4%	11.9%	12.3%
% of FP17s for the same patient ID Re-attending within 3 months - Adults	1,242	8,139	15.3%	15.3%	16.6%	16.7%
% of FP17s for the same patient ID Re-attending between 3 & 9 months - Children	1,364	2,228	61.2%	60.5%	60.2%	57.6%
% of FP17s for the same patient ID Re-attending between 3 & 9 months - Adults	4,852	8,139	59.6%	52.1%	51.5%	50.1%
% of FP17s for Band 1 Urgent Courses	773	9,155	8.4%	9.6%	9.5%	9.1%
% of FP17s Relating to Free Repair or Replacements	49	9,155	0.5%	0.7%	0.7%	0.8%
% of FP17s Relating to Continuations	41	9,155	0.4%	1.3%	1.2%	1.2%
% of Patients satisfied with the dentistry they have received	3	5	N/A	93.3%	93.1%	92.8%
% of Patients satisfied with the time they had to wait for an appointment	2	5	N/A	87.7%	88.8%	88.7%

\* This is based on patients treated on this contract for their most recent course of treatment. Figures in italics indicate the base number of FP17s or Patient Questionnaire responses are less than 100. N/A is shown where the base number of responses is less than 10 during the period. % is calculated as Quantity/Base number\*100

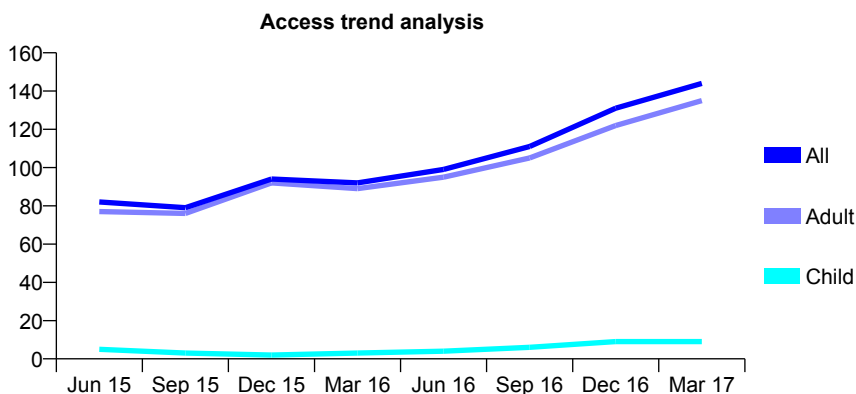
## Q70 - Vital Signs At a Glance Contract Report for 127116/0003 - March 2017

Name or company name	Mr R Gyening & Miss N Hussain
Contract type name	GDS Contract
Purpose of contract	General
Contract start date	01/07/2012
Contract end date	31/03/2017

16/17 Contracted general activity (UDA)	312
Carry forward general activity (UDA)	0
16/17 Contracted orthodontic activity (UOA)	0
Carry forward orthodontic activity (UOA)	0
Baseline contract value	£0.00

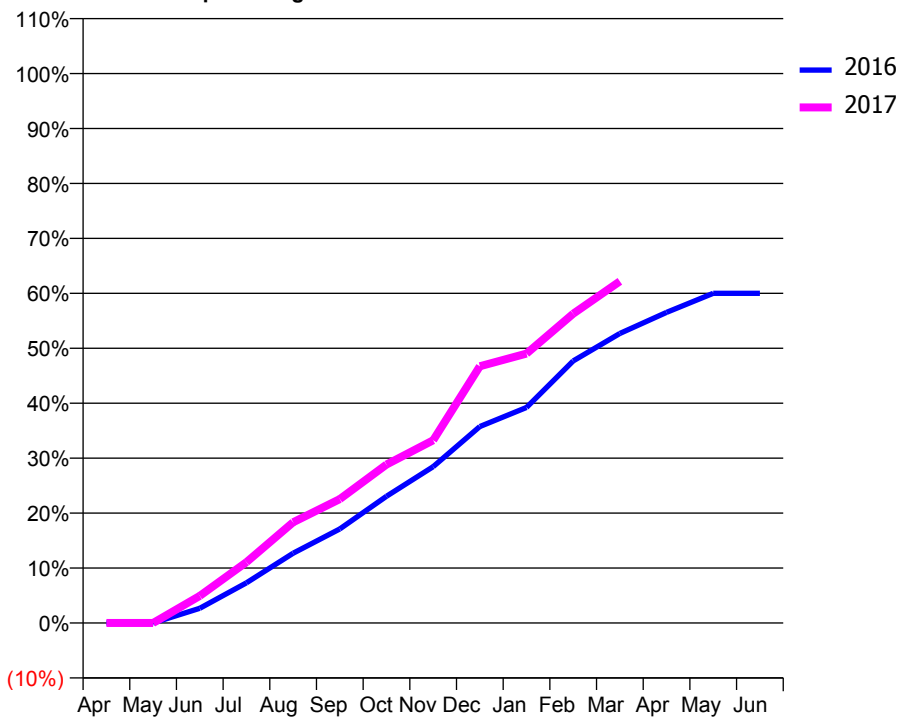
### ACCESS\*

Patients seen in 24 months	Total	Change since previous quarter
Quarter ending March 2016	92	
Quarter ending June 2016	99	↑
Quarter ending September 2016	111	↑
Quarter ending December 2016	131	↑
Quarter ending March 2017	144	↑
<b>Variance since March 2016</b>	<b>56.5%</b>	<b>↑</b>



### ACTIVITY

Cumulative percentage of contracted UDA delivered 2016 & 2017



Adjusted Scheduled Activity (UDA)

Month	2016	2017
April	0	0
May	0	0
June	8	15
July	23	35
August	40	57
September	53	70
October	72	90
November	89	104
December	112	146
January	122	153
February	149	176
March	164	194
April	176	
May	187	
June	187	

### QUALITY

	Quantity	Base Number	Contract	AT	Region	England
% of FP17s for the same patient ID Re-attending within 3 months - Children	0	13	0.0%	10.4%	11.9%	12.3%
% of FP17s for the same patient ID Re-attending within 3 months - Adults	3	163	1.8%	15.3%	16.6%	16.7%
% of FP17s for the same patient ID Re-attending between 3 & 9 months - Children	0	13	0.0%	60.5%	60.2%	57.6%
% of FP17s for the same patient ID Re-attending between 3 & 9 months - Adults	0	163	0.0%	52.1%	51.5%	50.1%
% of FP17s for Band 1 Urgent Courses	135	157	86.0%	9.6%	9.5%	9.1%
% of FP17s Relating to Free Repair or Replacements	0	157	0.0%	0.7%	0.7%	0.8%
% of FP17s Relating to Continuations	0	157	0.0%	1.3%	1.2%	1.2%
% of Patients satisfied with the dentistry they have received	0	0	N/A	93.3%	93.1%	92.8%
% of Patients satisfied with the time they had to wait for an appointment	0	0	N/A	87.7%	88.8%	88.7%

\* This is based on patients treated on this contract for their most recent course of treatment. Figures in italics indicate the base number of FP17s or Patient Questionnaire responses are less than 100. N/A is shown where the base number of responses is less than 10 during the period. % is calculated as Quantity/Base number\*100

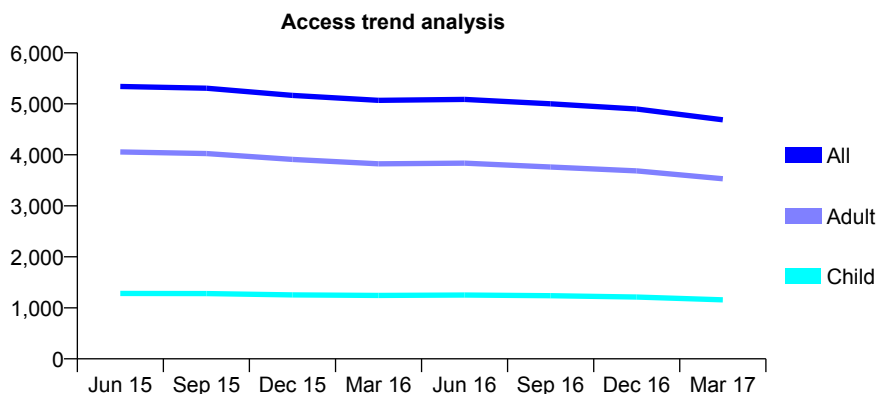
## Q70 - Vital Signs At a Glance Contract Report for 127116/0004 - March 2017

Name or company name	Mr R Gyening & Miss N Hussain
Contract type name	GDS Contract
Purpose of contract	General
Contract start date	01/07/2012
Contract end date	

16/17 Contracted general activity (UDA)	13,200
Carry forward general activity (UDA)	0
16/17 Contracted orthodontic activity (UOA)	0
Carry forward orthodontic activity (UOA)	0
Baseline contract value	£363,585.01

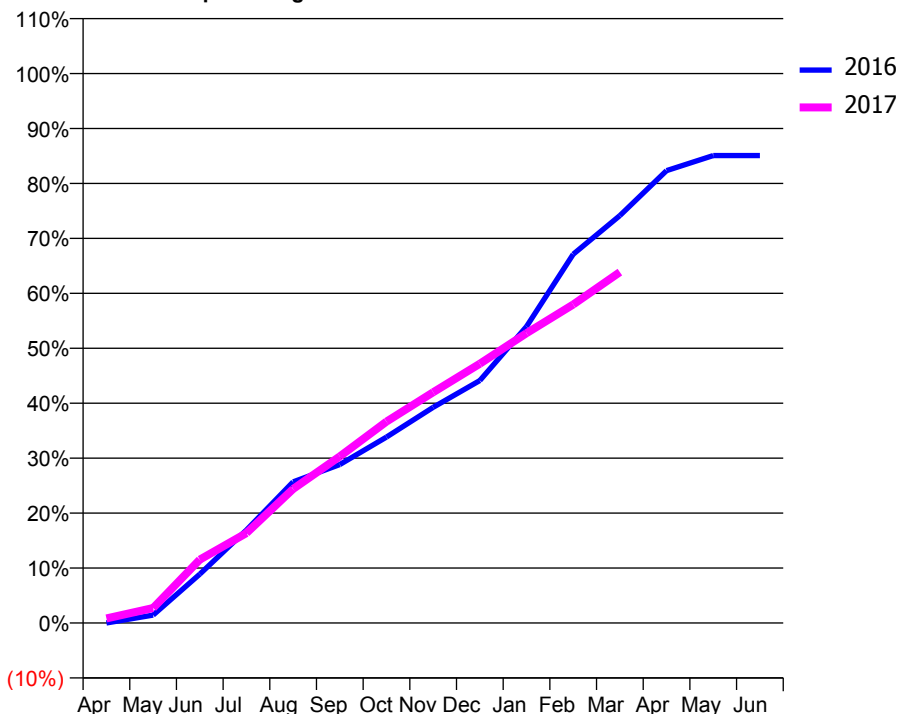
### ACCESS\*

Patients seen in 24 months	Total	Change since previous quarter
Quarter ending March 2016	5,067	
Quarter ending June 2016	5,087	→
Quarter ending September 2016	5,001	↓
Quarter ending December 2016	4,898	↓
Quarter ending March 2017	4,687	↓
<b>Variance since March 2016</b>	<b>(7.5%)</b>	<b>↓</b>



### ACTIVITY

Cumulative percentage of contracted UDA delivered 2016 & 2017



Month	Adjusted Scheduled Activity (UDA)	
	2016	2017
April	0	111
May	225	360
June	1,381	1,525
July	2,626	2,161
August	3,984	3,219
September	4,475	4,003
October	5,252	4,839
November	6,090	5,544
December	6,846	6,227
January	8,372	6,961
February	10,414	7,651
March	11,504	8,430
April	12,773	
May	13,200	
June	13,198	

### QUALITY

	Quantity	Base Number	Contract	AT	Region	England
% of FP17s for the same patient ID Re-attending within 3 months - Children	103	1,651	6.2%	10.4%	11.9%	12.3%
% of FP17s for the same patient ID Re-attending within 3 months - Adults	539	4,214	12.8%	15.3%	16.6%	16.7%
% of FP17s for the same patient ID Re-attending between 3 & 9 months - Children	1,020	1,651	61.8%	60.5%	60.2%	57.6%
% of FP17s for the same patient ID Re-attending between 3 & 9 months - Adults	2,303	4,214	54.7%	52.1%	51.5%	50.1%
% of FP17s for Band 1 Urgent Courses	465	4,938	9.4%	9.6%	9.5%	9.1%
% of FP17s Relating to Free Repair or Replacements	28	4,938	0.6%	0.7%	0.7%	0.8%
% of FP17s Relating to Continuations	14	4,938	0.3%	1.3%	1.2%	1.2%
% of Patients satisfied with the dentistry they have received	3	3	N/A	93.3%	93.1%	92.8%
% of Patients satisfied with the time they had to wait for an appointment	2	3	N/A	87.7%	88.8%	88.7%

\* This is based on patients treated on this contract for their most recent course of treatment. Figures in italics indicate the base number of FP17s or Patient Questionnaire responses are less than 100. N/A is shown where the base number of responses is less than 10 during the period. % is calculated as Quantity/Base number\*100

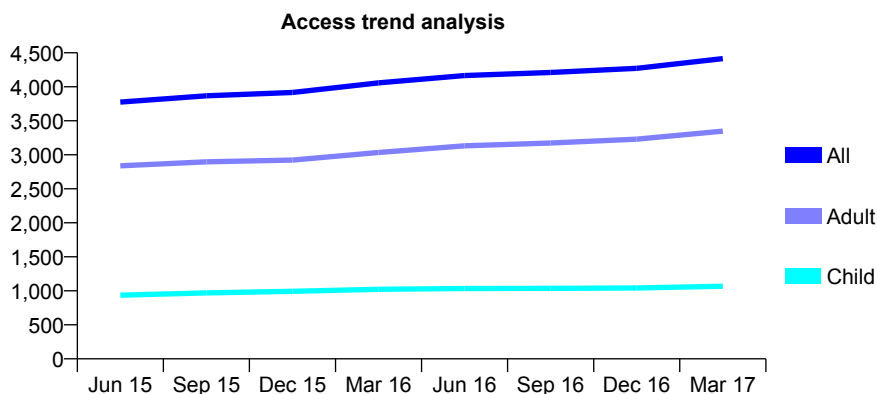
## Q70 - Vital Signs At a Glance Contract Report for 128392/0001 - March 2017

Name or company name	Dr L Tangsiri
Contract type name	GDS Contract
Purpose of contract	General
Contract start date	25/09/2009
Contract end date	

16/17 Contracted general activity (UDA)	10,368
Carry forward general activity (UDA)	-1
16/17 Contracted orthodontic activity (UOA)	0
Carry forward orthodontic activity (UOA)	0
Baseline contract value	£234,610.85

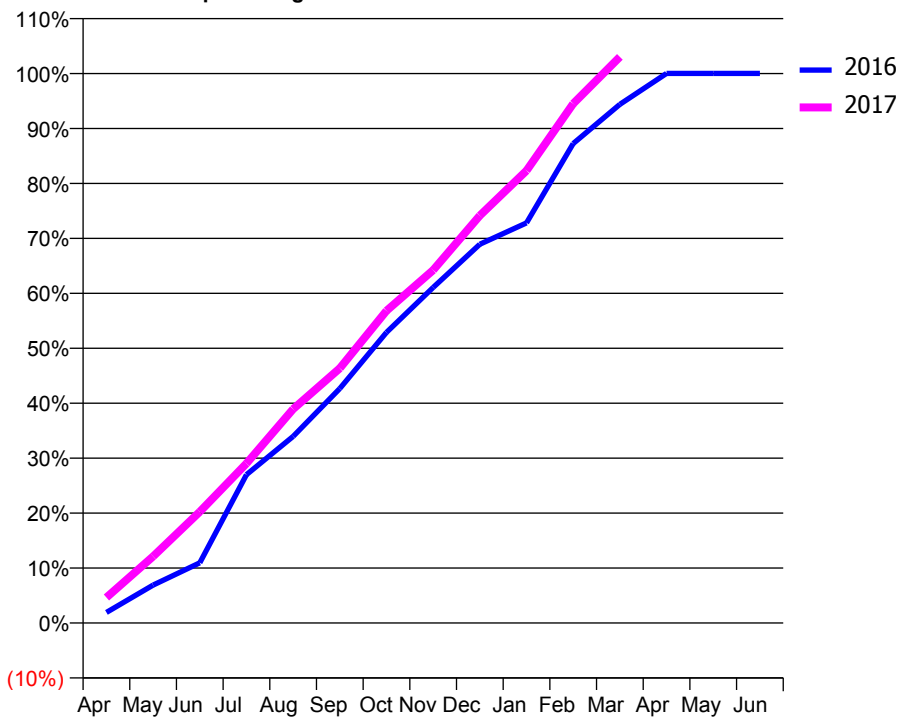
### ACCESS\*

Patients seen in 24 months	Total	Change since previous quarter
Quarter ending March 2016	4,057	
Quarter ending June 2016	4,166	↑
Quarter ending September 2016	4,211	→
Quarter ending December 2016	4,272	→
Quarter ending March 2017	4,415	↑
<b>Variance since March 2016</b>	<b>8.8%</b>	<b>↑</b>



### ACTIVITY

Cumulative percentage of contracted UDA delivered 2016 & 2017



Month	Adjusted Scheduled Activity (UDA)	
	2016	2017
April	199	481
May	716	1,257
June	1,137	2,100
July	2,800	3,010
August	3,521	4,037
September	4,423	4,806
October	5,484	5,891
November	6,331	6,659
December	7,148	7,689
January	7,548	8,535
February	9,047	9,800
March	9,787	10,682
April	10,370	
May	10,370	
June	10,370	

### QUALITY

	Quantity	Base Number	Contract	AT	Region	England
% of FP17s for the same patient ID Re-attending within 3 months - Children	65	1,592	4.1%	10.4%	11.9%	12.3%
% of FP17s for the same patient ID Re-attending within 3 months - Adults	566	4,803	11.8%	15.3%	16.6%	16.7%
% of FP17s for the same patient ID Re-attending between 3 & 9 months - Children	1,022	1,592	64.2%	60.5%	60.2%	57.6%
% of FP17s for the same patient ID Re-attending between 3 & 9 months - Adults	2,748	4,803	57.2%	52.1%	51.5%	50.1%
% of FP17s for Band 1 Urgent Courses	347	6,099	5.7%	9.6%	9.5%	9.1%
% of FP17s Relating to Free Repair or Replacements	18	6,099	0.3%	0.7%	0.7%	0.8%
% of FP17s Relating to Continuations	147	6,099	2.4%	1.3%	1.2%	1.2%
% of Patients satisfied with the dentistry they have received	8	8	N/A	93.3%	93.1%	92.8%
% of Patients satisfied with the time they had to wait for an appointment	5	8	N/A	87.7%	88.8%	88.7%

\* This is based on patients treated on this contract for their most recent course of treatment. Figures in italics indicate the base number of FP17s or Patient Questionnaire responses are less than 100. N/A is shown where the base number of responses is less than 10 during the period. % is calculated as Quantity/Base number\*100



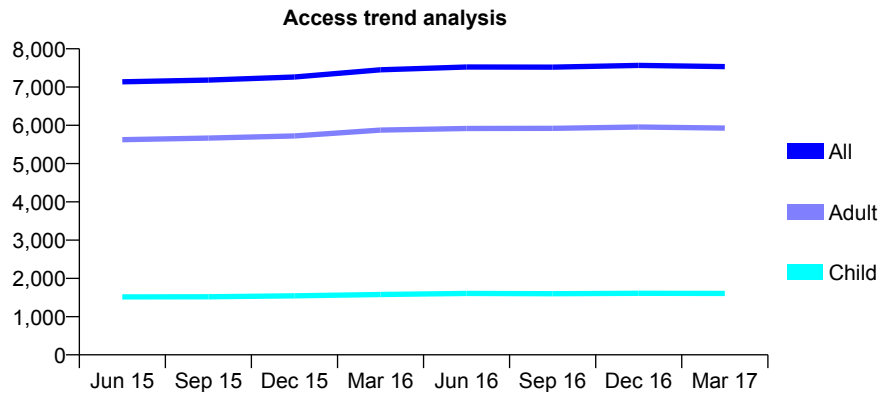
## Q70 - Vital Signs At a Glance Contract Report for 128678/0001 - March 2017

Name or company name	SCA Trafalgar Dental Services Ltd
Contract type name	GDS Contract
Purpose of contract	General
Contract start date	01/04/2009
Contract end date	

16/17 Contracted general activity (UDA)	21,352
Carry forward general activity (UDA)	740
16/17 Contracted orthodontic activity (UOA)	0
Carry forward orthodontic activity (UOA)	0
Baseline contract value	£544,703.19

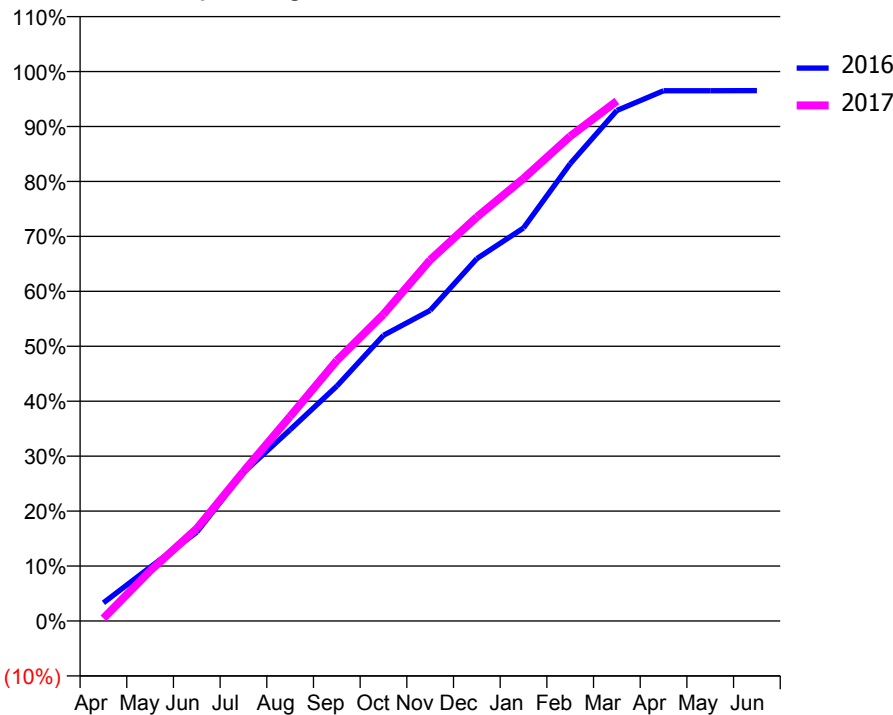
### ACCESS\*

Patients seen in 24 months	Total	Change since previous quarter
Quarter ending March 2016	7,450	
Quarter ending June 2016	7,523	→
Quarter ending September 2016	7,520	→
Quarter ending December 2016	7,565	→
Quarter ending March 2017	7,534	→
<b>Variance since March 2016</b>	<b>1.1%</b>	<b>→</b>



### ACTIVITY

Cumulative percentage of contracted UDA delivered 2016 & 2017



Month	Adjusted Scheduled Activity (UDA)	
	2016	2017
April	708	107
May	2,089	1,950
June	3,455	3,593
July	5,771	5,809
August	7,435	7,949
September	9,129	10,122
October	11,100	11,918
November	12,070	14,029
December	14,080	15,696
January	15,272	17,193
February	17,771	18,839
March	19,835	20,208
April	20,605	
May	20,603	
June	20,612	

### QUALITY

	Quantity	Base Number	Contract	AT	Region	England
% of FP17s for the same patient ID Re-attending within 3 months - Children	170	2,375	7.2%	10.4%	11.9%	12.3%
% of FP17s for the same patient ID Re-attending within 3 months - Adults	881	8,189	10.8%	15.3%	16.6%	16.7%
% of FP17s for the same patient ID Re-attending between 3 & 9 months - Children	1,364	2,375	57.4%	60.5%	60.2%	57.6%
% of FP17s for the same patient ID Re-attending between 3 & 9 months - Adults	4,355	8,189	53.2%	52.1%	51.5%	50.1%
% of FP17s for Band 1 Urgent Courses	2,098	10,166	20.6%	9.6%	9.5%	9.1%
% of FP17s Relating to Free Repair or Replacements	23	10,166	0.2%	0.7%	0.7%	0.8%
% of FP17s Relating to Continuations	26	10,166	0.3%	1.3%	1.2%	1.2%
% of Patients satisfied with the dentistry they have received	10	10	100.0%	93.3%	93.1%	92.8%
% of Patients satisfied with the time they had to wait for an appointment	10	10	100.0%	87.7%	88.8%	88.7%

\* This is based on patients treated on this contract for their most recent course of treatment. Figures in italics indicate the base number of FP17s or Patient Questionnaire responses are less than 100. N/A is shown where the base number of responses is less than 10 during the period. % is calculated as Quantity/Base number\*100

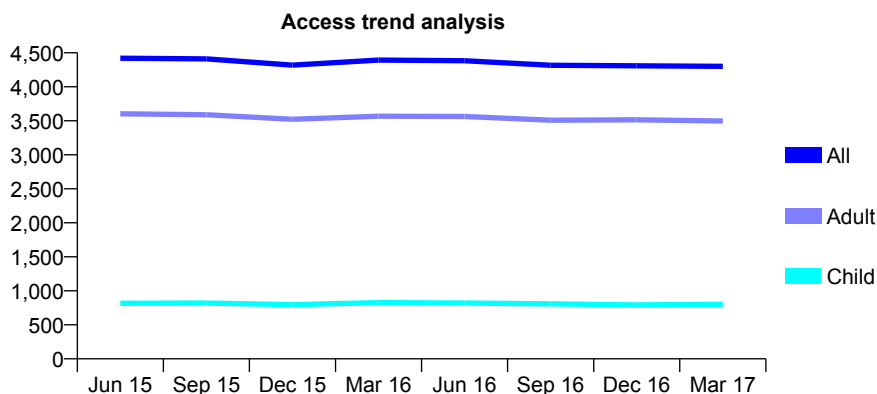
## Q70 - Vital Signs At a Glance Contract Report for 128678/0002 - March 2017

Name or company name	SCA Trafalgar Dental Services Ltd
Contract type name	GDS Contract
Purpose of contract	General
Contract start date	10/02/2013
Contract end date	

16/17 Contracted general activity (UDA)	16,000
Carry forward general activity (UDA)	0
16/17 Contracted orthodontic activity (UOA)	0
Carry forward orthodontic activity (UOA)	0
Baseline contract value	£477,320.72

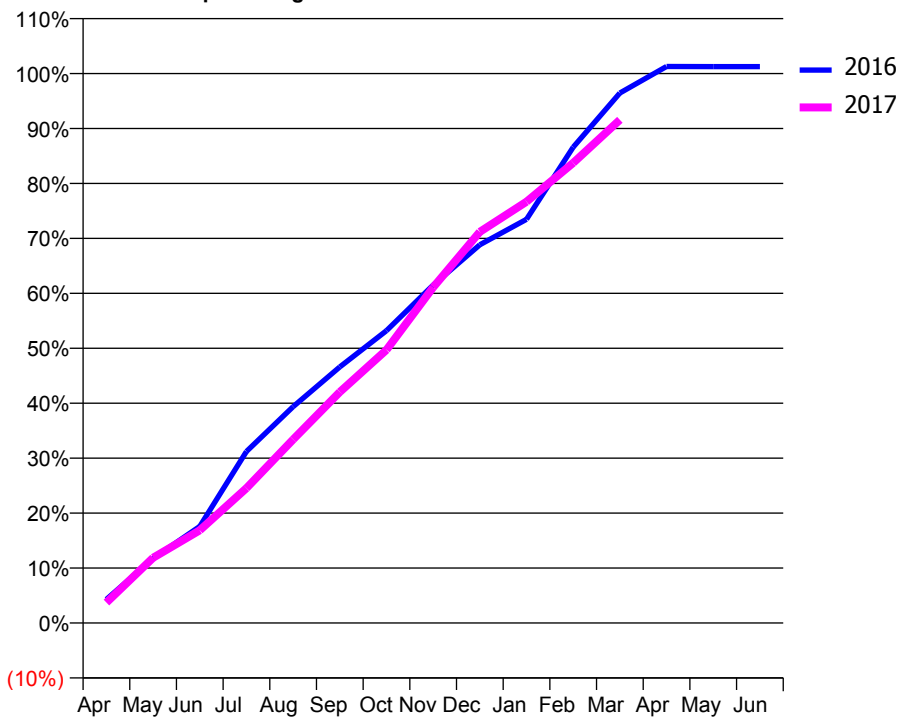
### ACCESS\*

Patients seen in 24 months	Total	Change since previous quarter
Quarter ending March 2016	4,394	
Quarter ending June 2016	4,384	→
Quarter ending September 2016	4,316	↓
Quarter ending December 2016	4,308	→
Quarter ending March 2017	4,300	→
<b>Variance since March 2016</b>	<b>(2.1%)</b>	<b>↓</b>



### ACTIVITY

Cumulative percentage of contracted UDA delivered 2016 & 2017



Month	Adjusted Scheduled Activity (UDA)	
	2016	2017
April	690	595
May	1,880	1,901
June	2,814	2,700
July	4,996	3,926
August	6,301	5,346
September	7,455	6,728
October	8,511	7,952
November	9,842	9,776
December	11,015	11,391
January	11,755	12,266
February	13,854	13,397
March	15,431	14,651
April	16,203	
May	16,200	
June	16,200	

### QUALITY

	Quantity	Base Number	Contract	AT	Region	England
% of FP17s for the same patient ID Re-attending within 3 months - Children	175	1,248	14.0%	10.4%	11.9%	12.3%
% of FP17s for the same patient ID Re-attending within 3 months - Adults	1,341	5,821	23.0%	15.3%	16.6%	16.7%
% of FP17s for the same patient ID Re-attending between 3 & 9 months - Children	701	1,248	56.2%	60.5%	60.2%	57.6%
% of FP17s for the same patient ID Re-attending between 3 & 9 months - Adults	3,135	5,821	53.9%	52.1%	51.5%	50.1%
% of FP17s for Band 1 Urgent Courses	650	6,738	9.6%	9.6%	9.5%	9.1%
% of FP17s Relating to Free Repair or Replacements	88	6,738	1.3%	0.7%	0.7%	0.8%
% of FP17s Relating to Continuations	125	6,738	1.9%	1.3%	1.2%	1.2%
% of Patients satisfied with the dentistry they have received	19	20	95.0%	93.3%	93.1%	92.8%
% of Patients satisfied with the time they had to wait for an appointment	18	20	90.0%	87.7%	88.8%	88.7%

\* This is based on patients treated on this contract for their most recent course of treatment. Figures in italics indicate the base number of FP17s or Patient Questionnaire responses are less than 100. N/A is shown where the base number of responses is less than 10 during the period. % is calculated as Quantity/Base number\*100

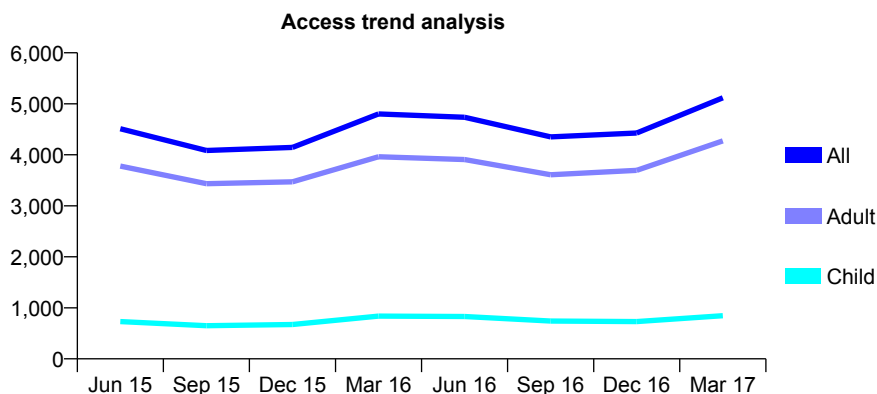
## Q70 - Vital Signs At a Glance Contract Report for 129135/0001 - March 2017

Name or company name	Mr M Rzepski & Mrs A Grycz-Rzepaska
Contract type name	GDS Contract
Purpose of contract	General
Contract start date	01/04/2006
Contract end date	

16/17 Contracted general activity (UDA)	14,316
Carry forward general activity (UDA)	0
16/17 Contracted orthodontic activity (UOA)	0
Carry forward orthodontic activity (UOA)	0
Baseline contract value	£292,850.17

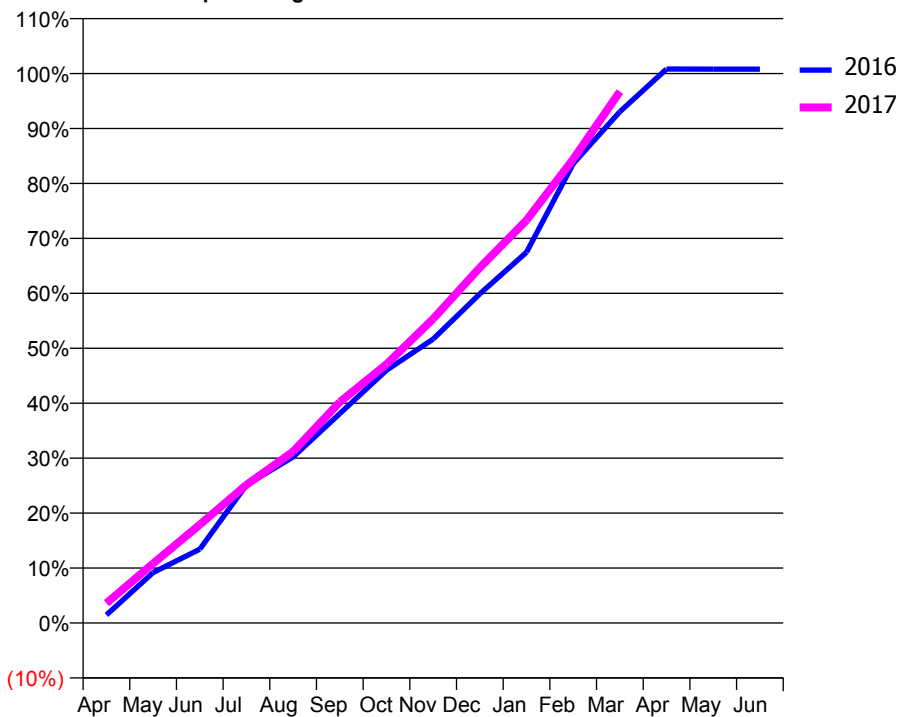
### ACCESS\*

Patients seen in 24 months	Total	Change since previous quarter
Quarter ending March 2016	4,800	
Quarter ending June 2016	4,737	↓
Quarter ending September 2016	4,351	↓
Quarter ending December 2016	4,427	→
Quarter ending March 2017	5,118	↑
<b>Variance since March 2016</b>	<b>6.6%</b>	<b>↑</b>



### ACTIVITY

**Cumulative percentage of contracted UDA delivered 2016 & 2017**



Month	Adjusted Scheduled Activity (UDA)	
	2016	2017
April	209	516
May	1,316	1,551
June	1,922	2,561
July	3,596	3,602
August	4,325	4,466
September	5,457	5,759
October	6,585	6,743
November	7,399	7,926
December	8,577	9,261
January	9,661	10,492
February	11,965	12,086
March	13,321	13,846
April	14,433	
May	14,431	
June	14,431	

### QUALITY

	Quantity	Base Number	Contract	AT	Region	England
% of FP17s for the same patient ID Re-attending within 3 months - Children	83	1,405	5.9%	10.4%	11.9%	12.3%
% of FP17s for the same patient ID Re-attending within 3 months - Adults	976	7,070	13.8%	15.3%	16.6%	16.7%
% of FP17s for the same patient ID Re-attending between 3 & 9 months - Children	852	1,405	60.6%	60.5%	60.2%	57.6%
% of FP17s for the same patient ID Re-attending between 3 & 9 months - Adults	4,120	7,070	58.3%	52.1%	51.5%	50.1%
% of FP17s for Band 1 Urgent Courses	441	7,878	5.6%	9.6%	9.5%	9.1%
% of FP17s Relating to Free Repair or Replacements	64	7,878	0.8%	0.7%	0.7%	0.8%
% of FP17s Relating to Continuations	250	7,878	3.2%	1.3%	1.2%	1.2%
% of Patients satisfied with the dentistry they have received	13	14	92.9%	93.3%	93.1%	92.8%
% of Patients satisfied with the time they had to wait for an appointment	14	14	100.0%	87.7%	88.8%	88.7%

\* This is based on patients treated on this contract for their most recent course of treatment. Figures in italics indicate the base number of FP17s or Patient Questionnaire responses are less than 100. N/A is shown where the base number of responses is less than 10 during the period. % is calculated as Quantity/Base number\*100

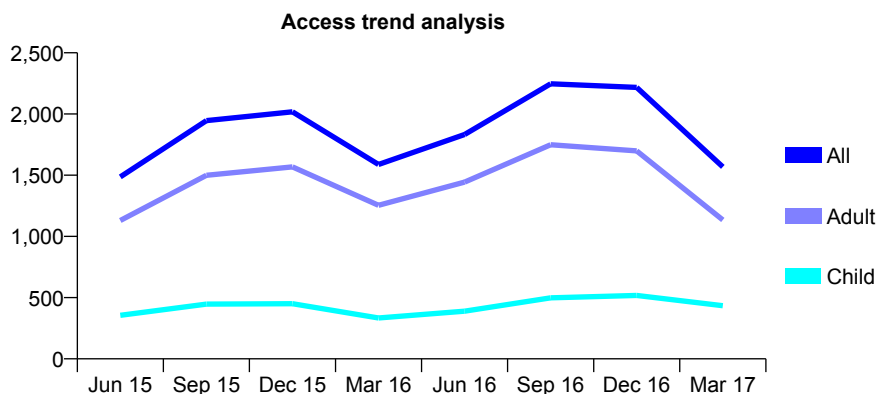
## Q70 - Vital Signs At a Glance Contract Report for 129135/0002 - March 2017

Name or company name	Mr M Rzepski & Mrs A Grycz-Rzepaska
Contract type name	PDS Plus Contract
Purpose of contract	General
Contract start date	01/12/2010
Contract end date	30/11/2020

16/17 Contracted general activity (UDA)	6,000
Carry forward general activity (UDA)	20
16/17 Contracted orthodontic activity (UOA)	0
Carry forward orthodontic activity (UOA)	0
Baseline contract value	£101,020.30

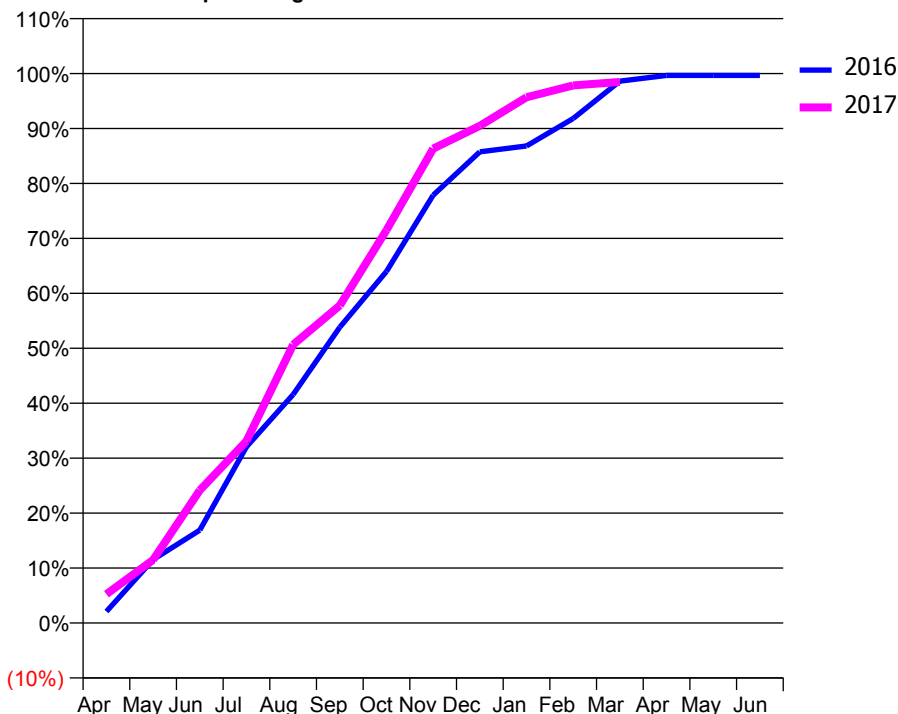
### ACCESS\*

Patients seen in 24 months	Total	Change since previous quarter
Quarter ending March 2016	1,588	
Quarter ending June 2016	1,833	↑
Quarter ending September 2016	2,247	↑
Quarter ending December 2016	2,217	↓
Quarter ending March 2017	1,568	↓
<b>Variance since March 2016</b>	<b>(1.3%)</b>	<b>↓</b>



### ACTIVITY

Cumulative percentage of contracted UDA delivered 2016 & 2017



Month	Adjusted Scheduled Activity (UDA)	
	2016	2017
April	125	315
May	692	689
June	1,014	1,450
July	1,925	1,987
August	2,494	3,039
September	3,230	3,468
October	3,839	4,290
November	4,672	5,180
December	5,145	5,429
January	5,210	5,741
February	5,508	5,870
March	5,917	5,907
April	5,979	
May	5,979	
June	5,979	

### QUALITY

	Quantity	Base Number	Contract	AT	Region	England
% of FP17s for the same patient ID Re-attending within 3 months - Children	36	760	4.7%	10.4%	11.9%	12.3%
% of FP17s for the same patient ID Re-attending within 3 months - Adults	249	2,432	10.2%	15.3%	16.6%	16.7%
% of FP17s for the same patient ID Re-attending between 3 & 9 months - Children	276	760	36.3%	60.5%	60.2%	57.6%
% of FP17s for the same patient ID Re-attending between 3 & 9 months - Adults	897	2,432	36.9%	52.1%	51.5%	50.1%
% of FP17s for Band 1 Urgent Courses	201	3,169	6.3%	9.6%	9.5%	9.1%
% of FP17s Relating to Free Repair or Replacements	6	3,169	0.2%	0.7%	0.7%	0.8%
% of FP17s Relating to Continuations	118	3,169	3.7%	1.3%	1.2%	1.2%
% of Patients satisfied with the dentistry they have received	2	2	N/A	93.3%	93.1%	92.8%
% of Patients satisfied with the time they had to wait for an appointment	2	2	N/A	87.7%	88.8%	88.7%

\* This is based on patients treated on this contract for their most recent course of treatment. Figures in italics indicate the base number of FP17s or Patient Questionnaire responses are less than 100. N/A is shown where the base number of responses is less than 10 during the period. % is calculated as Quantity/Base number\*100

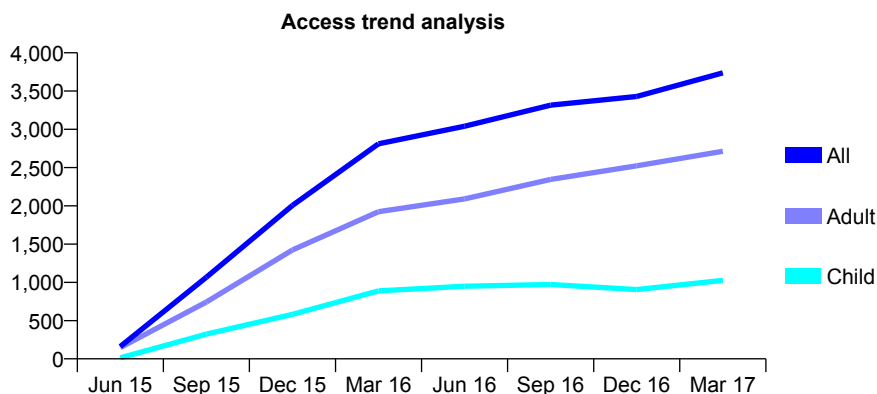
## Q70 - Vital Signs At a Glance Contract Report for 129992/0008 - March 2017

Name or company name	Somerset Partnership NHS Foundation Tru
Contract type name	PDS Contract
Purpose of contract	General
Contract start date	01/04/2015
Contract end date	31/03/2020

16/17 Contracted general activity (UDA)	9,333
Carry forward general activity (UDA)	549
16/17 Contracted orthodontic activity (UOA)	0
Carry forward orthodontic activity (UOA)	0
Baseline contract value	£1,169,528.31

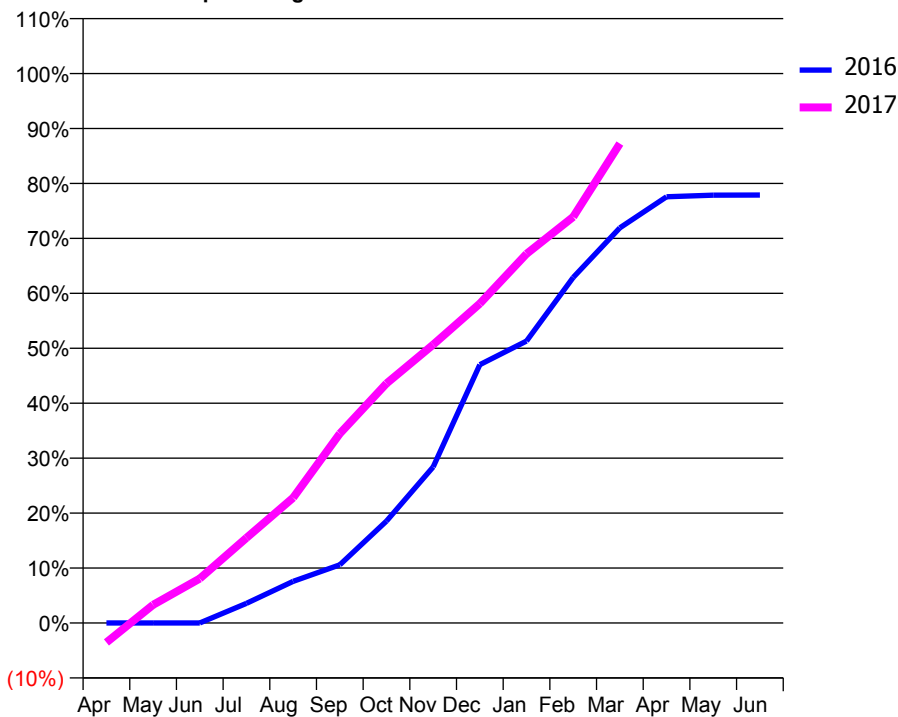
### ACCESS\*

Patients seen in 24 months	Total	Change since previous quarter
Quarter ending March 2016	2,811	
Quarter ending June 2016	3,040	↑
Quarter ending September 2016	3,316	↑
Quarter ending December 2016	3,429	↑
Quarter ending March 2017	3,737	↑
<b>Variance since March 2016</b>	<b>32.9%</b>	<b>↑</b>



### ACTIVITY

Cumulative percentage of contracted UDA delivered 2016 & 2017



Adjusted Scheduled Activity (UDA)

Month	2016	2017
April	0	-331
May	0	309
June	0	755
July	334	1,446
August	708	2,128
September	990	3,218
October	1,732	4,068
November	2,652	4,728
December	4,388	5,426
January	4,789	6,270
February	5,869	6,898
March	6,712	8,142
April	7,240	
May	7,267	
June	7,270	

### QUALITY

	Quantity	Base Number	Contract	AT	Region	England
% of FP17s for the same patient ID Re-attending within 3 months - Children	112	1,539	7.3%	10.4%	11.9%	12.3%
% of FP17s for the same patient ID Re-attending within 3 months - Adults	393	3,693	10.6%	15.3%	16.6%	16.7%
% of FP17s for the same patient ID Re-attending between 3 & 9 months - Children	573	1,539	37.2%	60.5%	60.2%	57.6%
% of FP17s for the same patient ID Re-attending between 3 & 9 months - Adults	1,933	3,693	52.3%	52.1%	51.5%	50.1%
% of FP17s for Band 1 Urgent Courses	172	4,777	3.6%	9.6%	9.5%	9.1%
% of FP17s Relating to Free Repair or Replacements	12	4,777	0.3%	0.7%	0.7%	0.8%
% of FP17s Relating to Continuations	120	4,777	2.5%	1.3%	1.2%	1.2%
% of Patients satisfied with the dentistry they have received	4	4	N/A	93.3%	93.1%	92.8%
% of Patients satisfied with the time they had to wait for an appointment	1	4	N/A	87.7%	88.8%	88.7%

\* This is based on patients treated on this contract for their most recent course of treatment. Figures in italics indicate the base number of FP17s or Patient Questionnaire responses are less than 100. N/A is shown where the base number of responses is less than 10 during the period. % is calculated as Quantity/Base number\*100

## Q70 - Vital Signs At a Glance Contract Report for 129992/0009 - March 2017

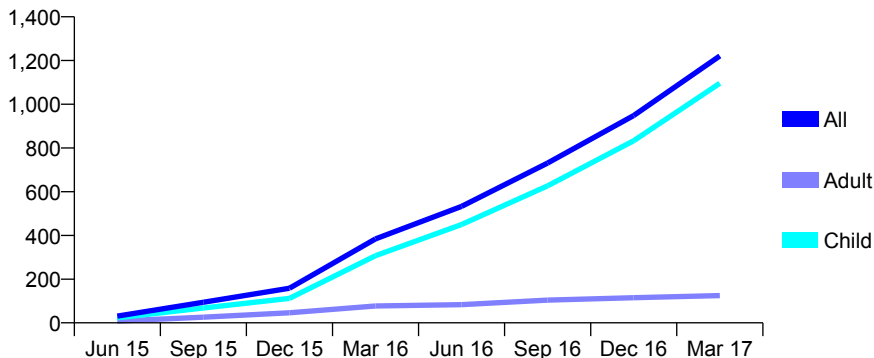
Name or company name	Somerset Partnership NHS Foundation Tru
Contract type name	PDS Contract
Purpose of contract	General
Contract start date	01/04/2015
Contract end date	31/03/2020

16/17 Contracted general activity (UDA)	4,666
Carry forward general activity (UDA)	2,571
16/17 Contracted orthodontic activity (UOA)	0
Carry forward orthodontic activity (UOA)	0
Baseline contract value	£389,847.99

### ACCESS\*

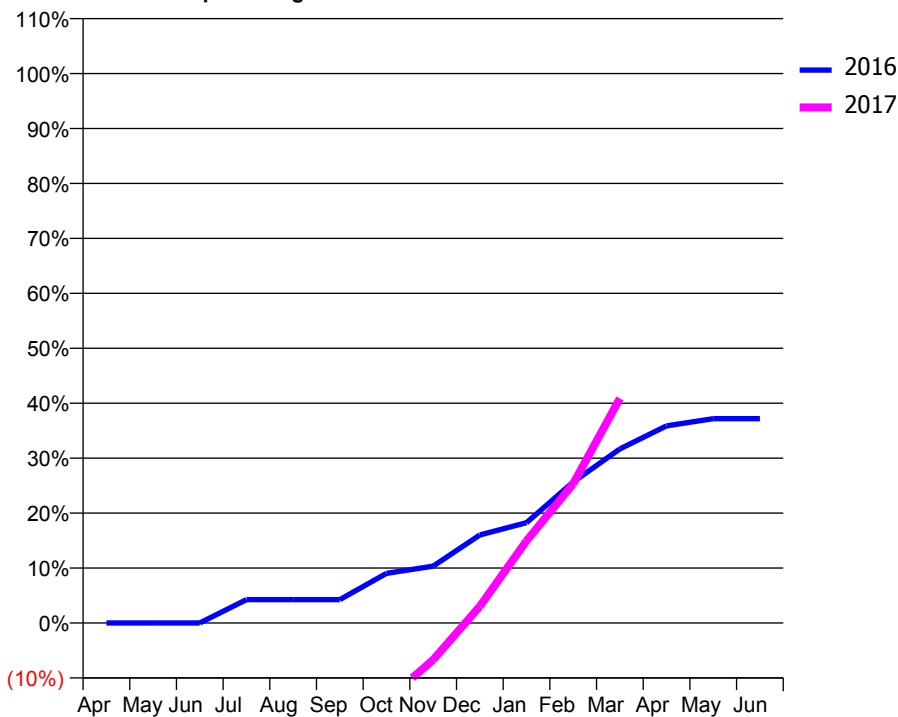
Patients seen in 24 months	Total	Change since previous quarter
Quarter ending March 2016	384	
Quarter ending June 2016	533	↑
Quarter ending September 2016	731	↑
Quarter ending December 2016	948	↑
Quarter ending March 2017	1,221	↑
<b>Variance since March 2016</b>	<b>218.0%</b>	<b>↑</b>

### Access trend analysis



### ACTIVITY

#### Cumulative percentage of contracted UDA delivered 2016 & 2017



#### Adjusted Scheduled Activity (UDA)

Month	2016	2017
April	0	-2,486
May	0	-2,273
June	0	-2,025
July	198	-1,776
August	198	-1,571
September	198	-1,104
October	421	-661
November	483	-313
December	748	142
January	853	698
February	1,198	1,182
March	1,479	1,907
April	1,675	
May	1,736	
June	1,736	

### QUALITY

	Quantity	Base Number	Contract	AT	Region	England
% of FP17s for the same patient ID Re-attending within 3 months - Children	58	1,898	3.1%	10.4%	11.9%	12.3%
% of FP17s for the same patient ID Re-attending within 3 months - Adults	3	163	1.8%	15.3%	16.6%	16.7%
% of FP17s for the same patient ID Re-attending between 3 & 9 months - Children	83	1,898	4.4%	60.5%	60.2%	57.6%
% of FP17s for the same patient ID Re-attending between 3 & 9 months - Adults	13	163	8.0%	52.1%	51.5%	50.1%
% of FP17s for Band 1 Urgent Courses	71	1,926	3.7%	9.6%	9.5%	9.1%
% of FP17s Relating to Free Repair or Replacements	0	1,926	0.0%	0.7%	0.7%	0.8%
% of FP17s Relating to Continuations	19	1,926	1.0%	1.3%	1.2%	1.2%
% of Patients satisfied with the dentistry they have received	1	1	N/A	93.3%	93.1%	92.8%
% of Patients satisfied with the time they had to wait for an appointment	0	1	N/A	87.7%	88.8%	88.7%

\* This is based on patients treated on this contract for their most recent course of treatment. Figures in italics indicate the base number of FP17s or Patient Questionnaire responses are less than 100. N/A is shown where the base number of responses is less than 10 during the period. % is calculated as Quantity/Base number\*100

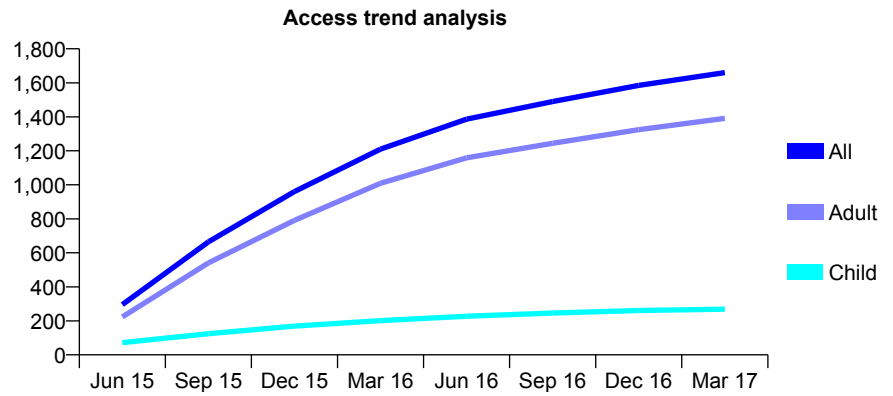
## Q70 - Vital Signs At a Glance Contract Report for 129992/0010 - March 2017

Name or company name	Somerset Partnership NHS Foundation Tru
Contract type name	PDS Contract
Purpose of contract	General
Contract start date	01/04/2015
Contract end date	31/03/2020

16/17 Contracted general activity (UDA)	4,666
Carry forward general activity (UDA)	264
16/17 Contracted orthodontic activity (UOA)	0
Carry forward orthodontic activity (UOA)	0
Baseline contract value	£560,456.40

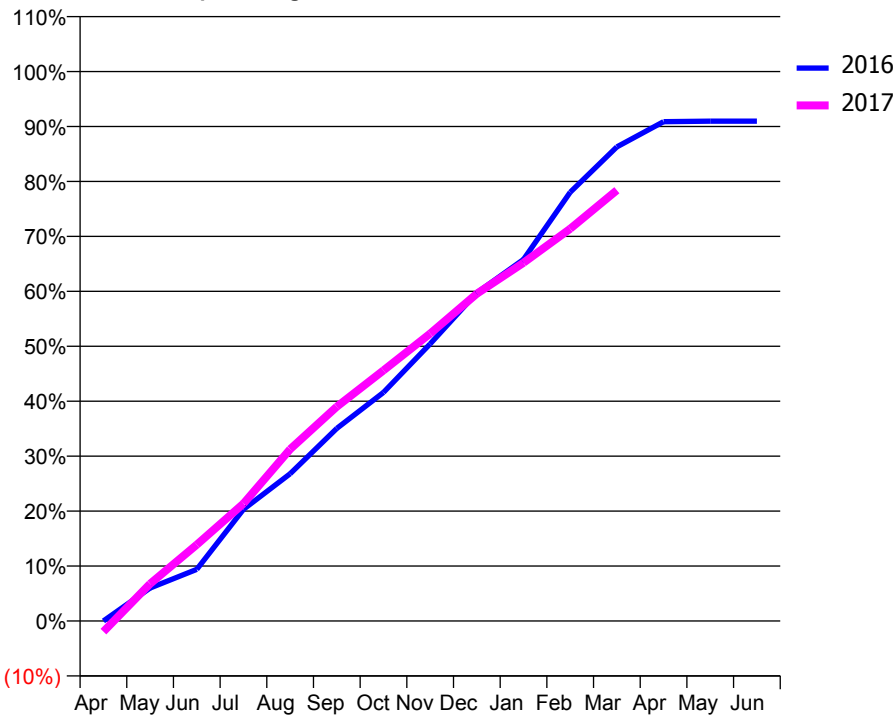
### ACCESS\*

Patients seen in 24 months	Total	Change since previous quarter
Quarter ending March 2016	1,210	
Quarter ending June 2016	1,386	↑
Quarter ending September 2016	1,490	↑
Quarter ending December 2016	1,585	↑
Quarter ending March 2017	1,660	↑
<b>Variance since March 2016</b>	<b>37.2%</b>	<b>↑</b>



### ACTIVITY

Cumulative percentage of contracted UDA delivered 2016 & 2017



Month	Adjusted Scheduled Activity (UDA)	
	2016	2017
April	0	-91
May	280	316
June	438	648
July	948	997
August	1,251	1,459
September	1,636	1,820
October	1,941	2,128
November	2,353	2,440
December	2,787	2,779
January	3,070	3,041
February	3,641	3,331
March	4,026	3,658
April	4,240	
May	4,244	
June	4,244	

### QUALITY

	Quantity	Base Number	Contract	AT	Region	England
% of FP17s for the same patient ID Re-attending within 3 months - Children	23	311	7.4%	10.4%	11.9%	12.3%
% of FP17s for the same patient ID Re-attending within 3 months - Adults	138	1,291	10.7%	15.3%	16.6%	16.7%
% of FP17s for the same patient ID Re-attending between 3 & 9 months - Children	88	311	28.3%	60.5%	60.2%	57.6%
% of FP17s for the same patient ID Re-attending between 3 & 9 months - Adults	444	1,291	34.4%	52.1%	51.5%	50.1%
% of FP17s for Band 1 Urgent Courses	129	1,512	8.5%	9.6%	9.5%	9.1%
% of FP17s Relating to Free Repair or Replacements	4	1,512	0.3%	0.7%	0.7%	0.8%
% of FP17s Relating to Continuations	22	1,512	1.5%	1.3%	1.2%	1.2%
% of Patients satisfied with the dentistry they have received	5	7	N/A	93.3%	93.1%	92.8%
% of Patients satisfied with the time they had to wait for an appointment	7	7	N/A	87.7%	88.8%	88.7%

\* This is based on patients treated on this contract for their most recent course of treatment. Figures in italics indicate the base number of FP17s or Patient Questionnaire responses are less than 100. N/A is shown where the base number of responses is less than 10 during the period. % is calculated as Quantity/Base number\*100

## Q70 - Vital Signs At a Glance Contract Report for 129992/0011 - March 2017

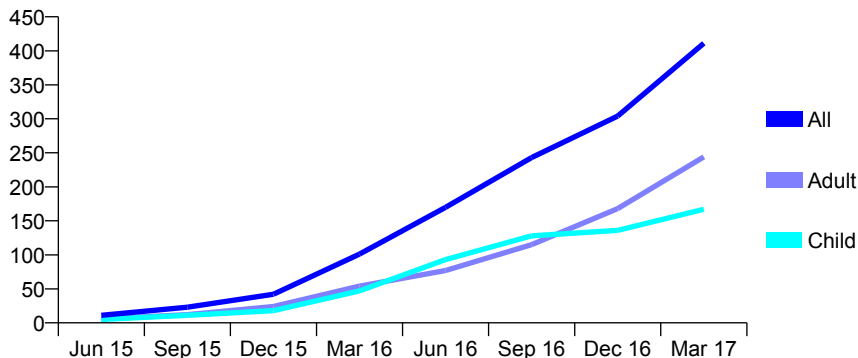
Name or company name	Somerset Partnership NHS Foundation Tru
Contract type name	PDS Contract
Purpose of contract	General
Contract start date	01/04/2015
Contract end date	31/03/2020

16/17 Contracted general activity (UDA)	2,333
Carry forward general activity (UDA)	1,714
16/17 Contracted orthodontic activity (UOA)	0
Carry forward orthodontic activity (UOA)	0
Baseline contract value	£186,818.80

### ACCESS\*

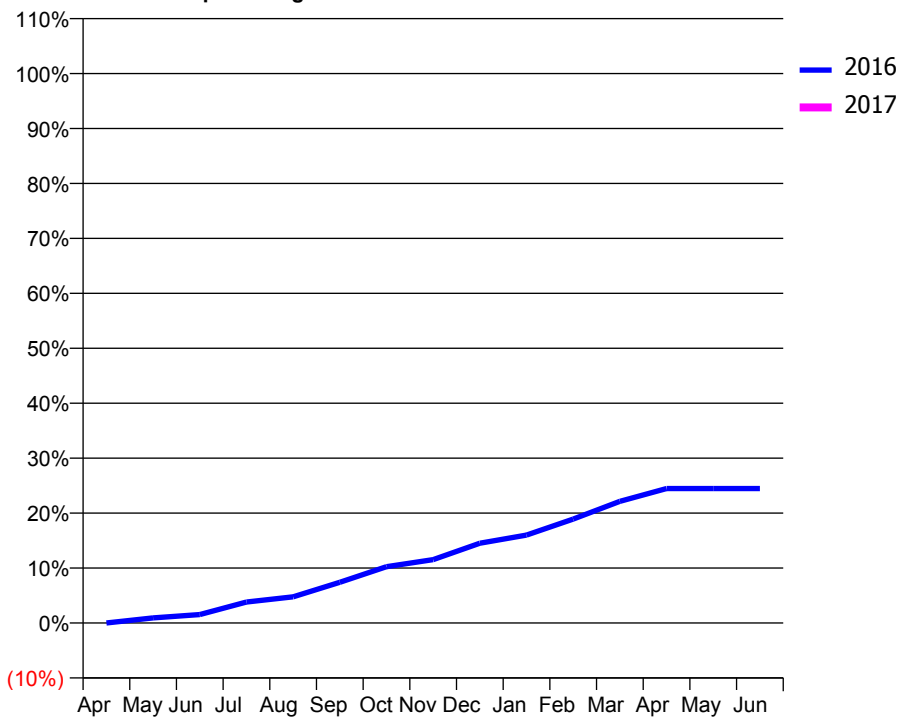
Patients seen in 24 months	Total	Change since previous quarter
Quarter ending March 2016	101	
Quarter ending June 2016	170	↑
Quarter ending September 2016	243	↑
Quarter ending December 2016	304	↑
Quarter ending March 2017	411	↑
<b>Variance since March 2016</b>	<b>306.9%</b>	<b>↑</b>

### Access trend analysis



### ACTIVITY

#### Cumulative percentage of contracted UDA delivered 2016 & 2017



#### Adjusted Scheduled Activity (UDA)

Month	2016	2017
April	0	-1,666
May	22	-1,602
June	36	-1,483
July	89	-1,363
August	111	-1,211
September	173	-1,095
October	239	-1,005
November	269	-901
December	339	-776
January	373	-673
February	441	-507
March	517	-345
April	571	
May	571	
June	571	

### QUALITY

	Quantity	Base Number	Contract	AT	Region	England
% of FP17s for the same patient ID Re-attending within 3 months - Children	7	251	2.8%	10.4%	11.9%	12.3%
% of FP17s for the same patient ID Re-attending within 3 months - Adults	2	260	0.8%	15.3%	16.6%	16.7%
% of FP17s for the same patient ID Re-attending between 3 & 9 months - Children	12	251	4.8%	60.5%	60.2%	57.6%
% of FP17s for the same patient ID Re-attending between 3 & 9 months - Adults	2	260	0.8%	52.1%	51.5%	50.1%
% of FP17s for Band 1 Urgent Courses	6	493	1.2%	9.6%	9.5%	9.1%
% of FP17s Relating to Free Repair or Replacements	0	493	0.0%	0.7%	0.7%	0.8%
% of FP17s Relating to Continuations	2	493	0.4%	1.3%	1.2%	1.2%
% of Patients satisfied with the dentistry they have received	1	1	N/A	93.3%	93.1%	92.8%
% of Patients satisfied with the time they had to wait for an appointment	1	1	N/A	87.7%	88.8%	88.7%

\* This is based on patients treated on this contract for their most recent course of treatment. Figures in italics indicate the base number of FP17s or Patient Questionnaire responses are less than 100. N/A is shown where the base number of responses is less than 10 during the period. % is calculated as Quantity/Base number\*100



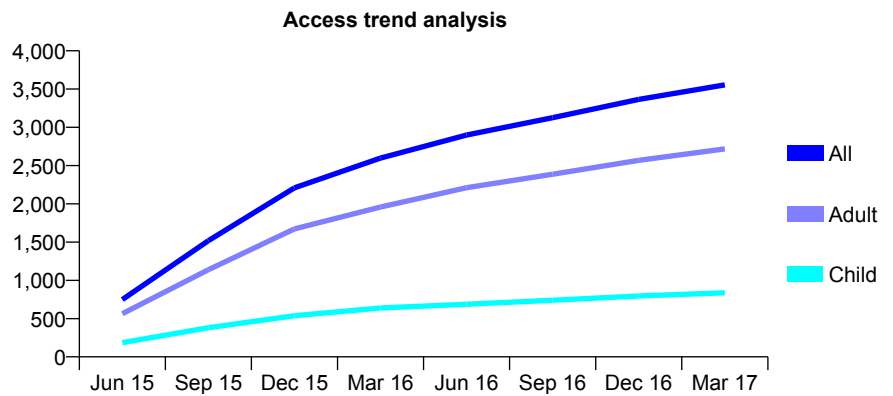
## Q70 - Vital Signs At a Glance Contract Report for 129992/0012 - March 2017

Name or company name	Somerset Partnership NHS Foundation Tru
Contract type name	PDS Contract
Purpose of contract	General
Contract start date	01/04/2015
Contract end date	31/03/2020

16/17 Contracted general activity (UDA)	10,500
Carry forward general activity (UDA)	2,611
16/17 Contracted orthodontic activity (UOA)	0
Carry forward orthodontic activity (UOA)	0
Baseline contract value	£264,337.50

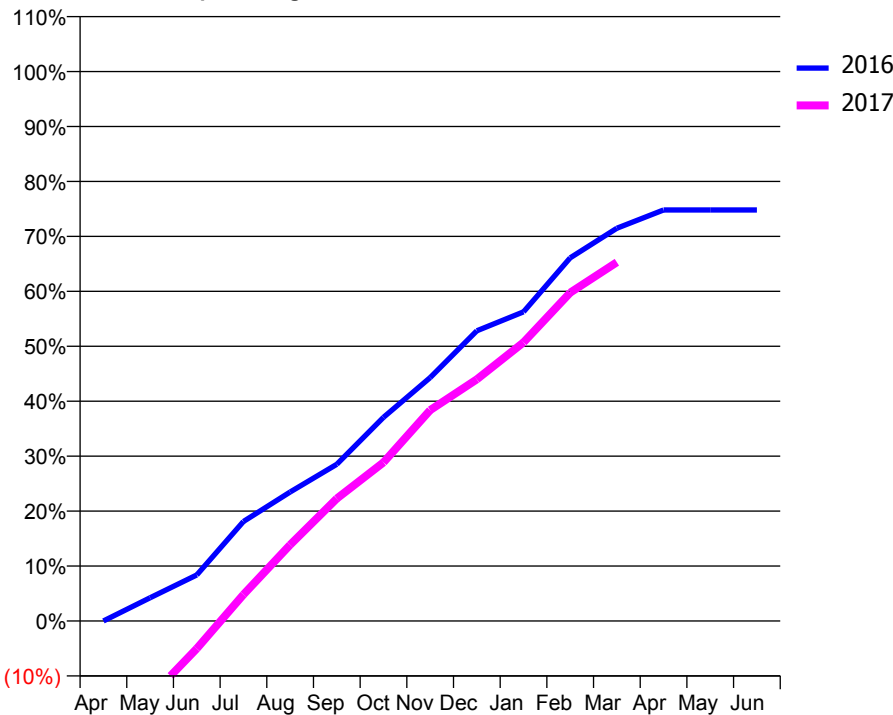
### ACCESS\*

Patients seen in 24 months	Total	Change since previous quarter
Quarter ending March 2016	2,597	
Quarter ending June 2016	2,899	↑
Quarter ending September 2016	3,126	↑
Quarter ending December 2016	3,365	↑
Quarter ending March 2017	3,555	↑
<b>Variance since March 2016</b>	<b>36.9%</b>	<b>↑</b>



### ACTIVITY

**Cumulative percentage of contracted UDA delivered 2016 & 2017**



Month	Adjusted Scheduled Activity (UDA)	
	2016	2017
April	0	-2,203
May	444	-1,461
June	880	-530
July	1,902	506
August	2,466	1,456
September	2,996	2,339
October	3,893	3,030
November	4,651	4,030
December	5,547	4,617
January	5,908	5,324
February	6,938	6,275
March	7,504	6,856
April	7,855	
May	7,855	
June	7,855	

### QUALITY

	Quantity	Base Number	Contract	AT	Region	England
% of FP17s for the same patient ID Re-attending within 3 months - Children	61	1,092	5.6%	10.4%	11.9%	12.3%
% of FP17s for the same patient ID Re-attending within 3 months - Adults	397	3,503	11.3%	15.3%	16.6%	16.7%
% of FP17s for the same patient ID Re-attending between 3 & 9 months - Children	507	1,092	46.4%	60.5%	60.2%	57.6%
% of FP17s for the same patient ID Re-attending between 3 & 9 months - Adults	1,814	3,503	51.8%	52.1%	51.5%	50.1%
% of FP17s for Band 1 Urgent Courses	356	4,454	8.0%	9.6%	9.5%	9.1%
% of FP17s Relating to Free Repair or Replacements	34	4,454	0.8%	0.7%	0.7%	0.8%
% of FP17s Relating to Continuations	55	4,454	1.2%	1.3%	1.2%	1.2%
% of Patients satisfied with the dentistry they have received	25	26	96.2%	93.3%	93.1%	92.8%
% of Patients satisfied with the time they had to wait for an appointment	23	26	88.5%	87.7%	88.8%	88.7%

\* This is based on patients treated on this contract for their most recent course of treatment. Figures in italics indicate the base number of FP17s or Patient Questionnaire responses are less than 100. N/A is shown where the base number of responses is less than 10 during the period. % is calculated as Quantity/Base number\*100

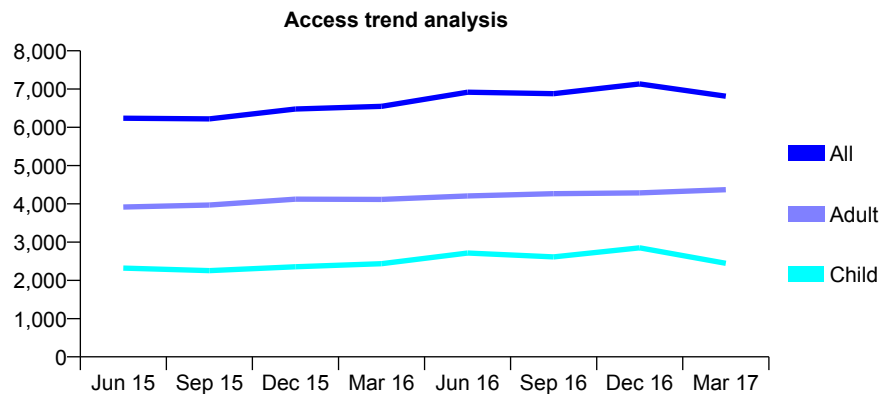
## Q70 - Vital Signs At a Glance Contract Report for 130400/0001 - March 2017

Name or company name	M & A Dentmet Ltd
Contract type name	GDS Contract
Purpose of contract	General
Contract start date	01/09/2009
Contract end date	

16/17 Contracted general activity (UDA)	13,601
Carry forward general activity (UDA)	0
16/17 Contracted orthodontic activity (UOA)	0
Carry forward orthodontic activity (UOA)	0
Baseline contract value	£345,237.74

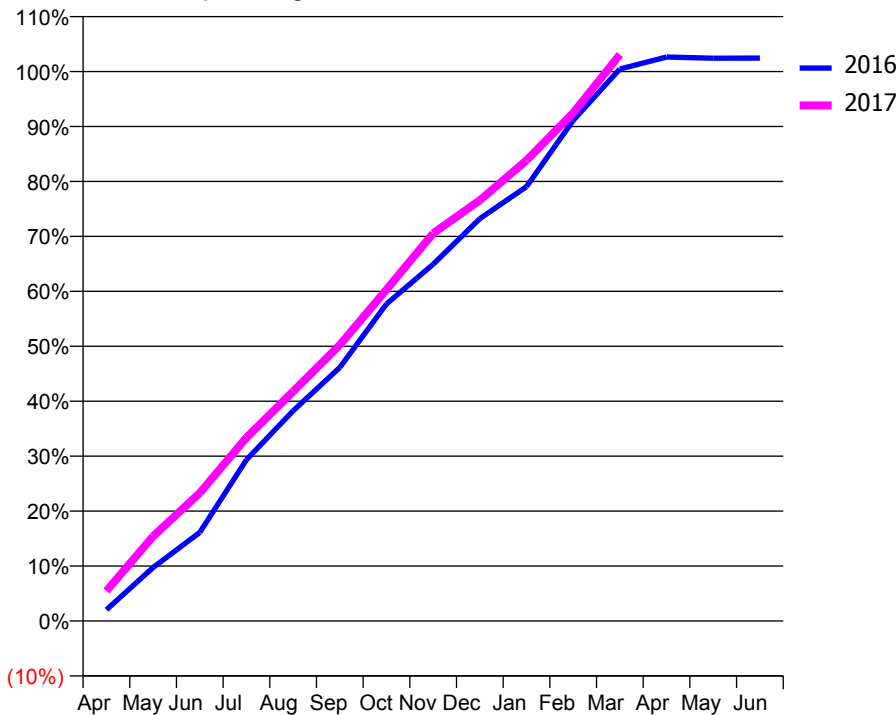
### ACCESS\*

Patients seen in 24 months	Total	Change since previous quarter
Quarter ending March 2016	6,549	
Quarter ending June 2016	6,919	↑
Quarter ending September 2016	6,878	→
Quarter ending December 2016	7,134	↑
Quarter ending March 2017	6,814	↓
<b>Variance since March 2016</b>	<b>4.0%</b>	<b>↑</b>



### ACTIVITY

Cumulative percentage of contracted UDA delivered 2016 & 2017



Month	Adjusted Scheduled Activity (UDA)	
	2016	2017
April	278	744
May	1,324	2,097
June	2,194	3,171
July	3,992	4,539
August	5,202	5,683
September	6,276	6,833
October	7,847	8,203
November	8,830	9,595
December	9,958	10,416
January	10,751	11,400
February	12,393	12,576
March	13,662	14,020
April	13,959	
May	13,931	
June	13,932	

### QUALITY

	Quantity	Base Number	Contract	AT	Region	England
% of FP17s for the same patient ID Re-attending within 3 months - Children	93	3,220	2.9%	10.4%	11.9%	12.3%
% of FP17s for the same patient ID Re-attending within 3 months - Adults	422	5,467	7.7%	15.3%	16.6%	16.7%
% of FP17s for the same patient ID Re-attending between 3 & 9 months - Children	1,426	3,220	44.3%	60.5%	60.2%	57.6%
% of FP17s for the same patient ID Re-attending between 3 & 9 months - Adults	2,961	5,467	54.2%	52.1%	51.5%	50.1%
% of FP17s for Band 1 Urgent Courses	418	8,515	4.9%	9.6%	9.5%	9.1%
% of FP17s Relating to Free Repair or Replacements	58	8,515	0.7%	0.7%	0.7%	0.8%
% of FP17s Relating to Continuations	6	8,515	0.1%	1.3%	1.2%	1.2%
% of Patients satisfied with the dentistry they have received	7	7	N/A	93.3%	93.1%	92.8%
% of Patients satisfied with the time they had to wait for an appointment	5	7	N/A	87.7%	88.8%	88.7%

\* This is based on patients treated on this contract for their most recent course of treatment. Figures in italics indicate the base number of FP17s or Patient Questionnaire responses are less than 100. N/A is shown where the base number of responses is less than 10 during the period. % is calculated as Quantity/Base number\*100

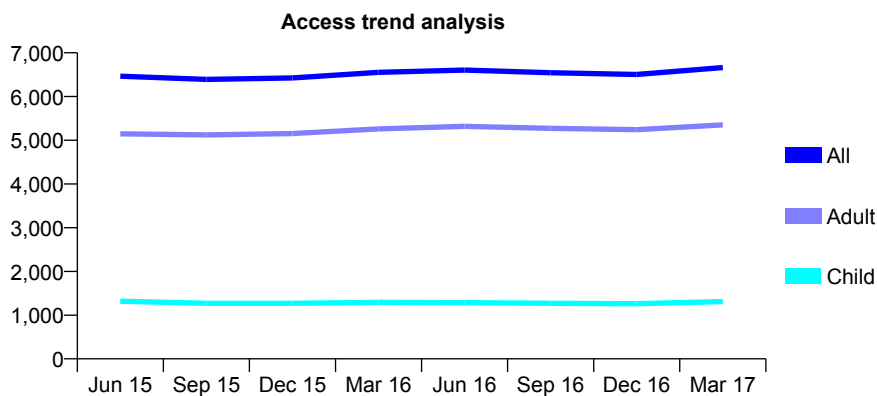
## Q70 - Vital Signs At a Glance Contract Report for 130931/0001 - March 2017

Name or company name	Palmerston Precinct Practice Limited
Contract type name	GDS Contract
Purpose of contract	General
Contract start date	01/04/2008
Contract end date	

16/17 Contracted general activity (UDA)	23,000
Carry forward general activity (UDA)	0
16/17 Contracted orthodontic activity (UOA)	0
Carry forward orthodontic activity (UOA)	0
Baseline contract value	£544,920.80

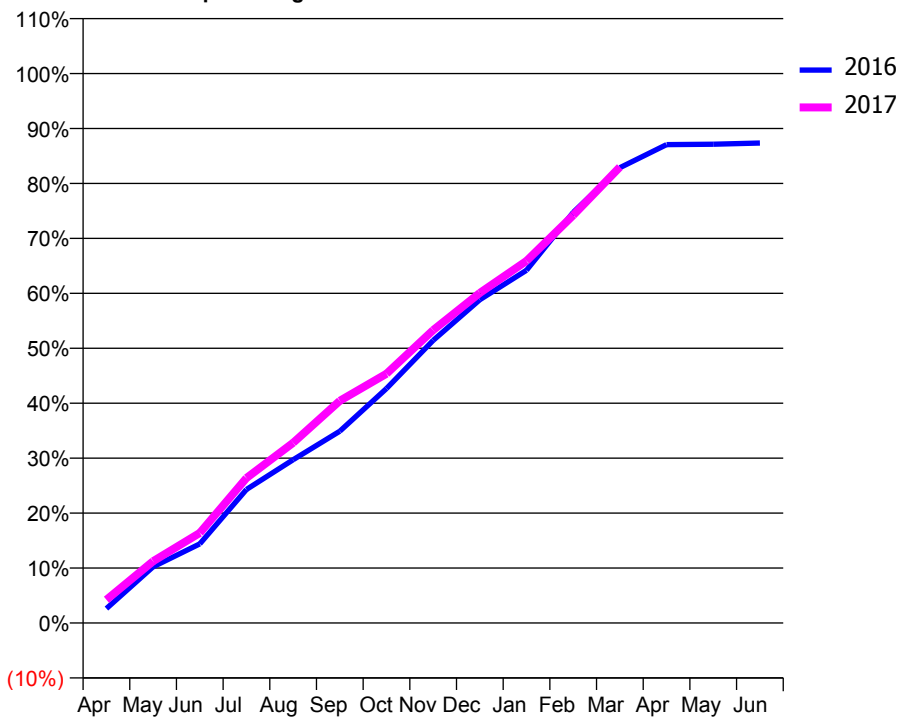
### ACCESS\*

Patients seen in 24 months	Total	Change since previous quarter
Quarter ending March 2016	6,552	
Quarter ending June 2016	6,606	→
Quarter ending September 2016	6,543	→
Quarter ending December 2016	6,503	→
Quarter ending March 2017	6,662	↑
<b>Variance since March 2016</b>	<b>1.7%</b>	<b>→</b>



### ACTIVITY

Cumulative percentage of contracted UDA delivered 2016 & 2017



Month	Adjusted Scheduled Activity (UDA)	
	2016	2017
April	603	974
May	2,355	2,587
June	3,314	3,770
July	5,588	6,072
August	6,832	7,544
September	8,031	9,299
October	9,816	10,437
November	11,832	12,259
December	13,530	13,816
January	14,768	15,155
February	17,189	17,063
March	19,056	19,088
April	20,026	
May	20,042	
June	20,092	

### QUALITY

	Quantity	Base Number	Contract	AT	Region	England
% of FP17s for the same patient ID Re-attending within 3 months - Children	108	1,883	5.7%	10.4%	11.9%	12.3%
% of FP17s for the same patient ID Re-attending within 3 months - Adults	774	7,069	10.9%	15.3%	16.6%	16.7%
% of FP17s for the same patient ID Re-attending between 3 & 9 months - Children	1,097	1,883	58.3%	60.5%	60.2%	57.6%
% of FP17s for the same patient ID Re-attending between 3 & 9 months - Adults	3,895	7,069	55.1%	52.1%	51.5%	50.1%
% of FP17s for Band 1 Urgent Courses	340	8,555	4.0%	9.6%	9.5%	9.1%
% of FP17s Relating to Free Repair or Replacements	35	8,555	0.4%	0.7%	0.7%	0.8%
% of FP17s Relating to Continuations	210	8,555	2.5%	1.3%	1.2%	1.2%
% of Patients satisfied with the dentistry they have received	5	5	N/A	93.3%	93.1%	92.8%
% of Patients satisfied with the time they had to wait for an appointment	4	5	N/A	87.7%	88.8%	88.7%

\* This is based on patients treated on this contract for their most recent course of treatment. Figures in italics indicate the base number of FP17s or Patient Questionnaire responses are less than 100. N/A is shown where the base number of responses is less than 10 during the period. % is calculated as Quantity/Base number\*100

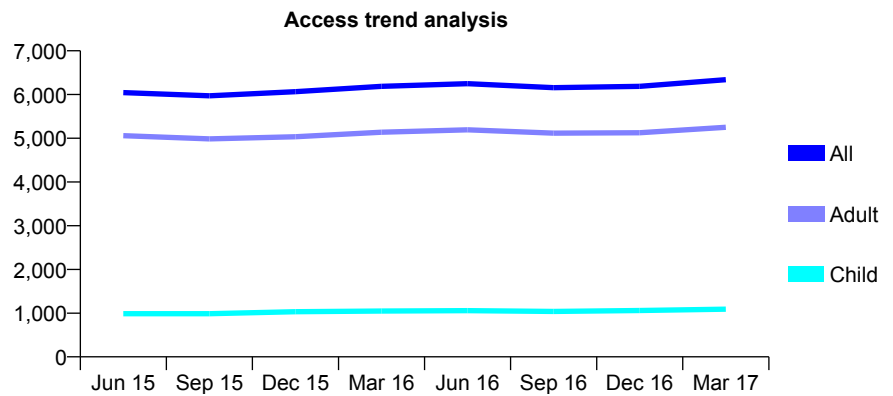
## Q70 - Vital Signs At a Glance Contract Report for 131024/0001 - March 2017

Name or company name	Dr NF Portelli & Dr RO Smallwood
Contract type name	GDS Contract
Purpose of contract	General
Contract start date	01/12/2012
Contract end date	

16/17 Contracted general activity (UDA)	16,665
Carry forward general activity (UDA)	959
16/17 Contracted orthodontic activity (UOA)	0
Carry forward orthodontic activity (UOA)	0
Baseline contract value	£346,031.32

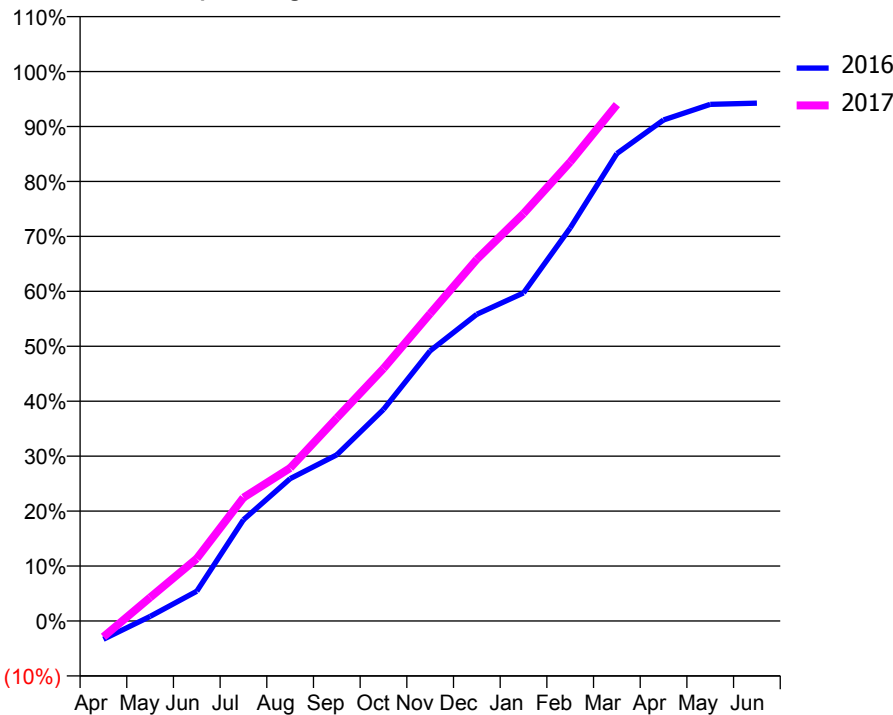
### ACCESS\*

Patients seen in 24 months	Total	Change since previous quarter
Quarter ending March 2016	6,187	
Quarter ending June 2016	6,248	→
Quarter ending September 2016	6,156	↓
Quarter ending December 2016	6,186	→
Quarter ending March 2017	6,340	↑
<b>Variance since March 2016</b>	<b>2.5%</b>	<b>↑</b>



### ACTIVITY

Cumulative percentage of contracted UDA delivered 2016 & 2017



Month	Adjusted Scheduled Activity (UDA)	
	2016	2017
April	-555	-482
May	139	712
June	905	1,894
July	3,070	3,743
August	4,316	4,641
September	5,042	6,156
October	6,414	7,656
November	8,194	9,325
December	9,302	10,969
January	9,952	12,356
February	11,922	13,923
March	14,178	15,662
April	15,197	
May	15,670	
June	15,707	

### QUALITY

	Quantity	Base Number	Contract	AT	Region	England
% of FP17s for the same patient ID Re-attending within 3 months - Children	141	1,721	8.2%	10.4%	11.9%	12.3%
% of FP17s for the same patient ID Re-attending within 3 months - Adults	1,159	8,109	14.3%	15.3%	16.6%	16.7%
% of FP17s for the same patient ID Re-attending between 3 & 9 months - Children	1,123	1,721	65.3%	60.5%	60.2%	57.6%
% of FP17s for the same patient ID Re-attending between 3 & 9 months - Adults	5,066	8,109	62.5%	52.1%	51.5%	50.1%
% of FP17s for Band 1 Urgent Courses	437	9,281	4.7%	9.6%	9.5%	9.1%
% of FP17s Relating to Free Repair or Replacements	52	9,281	0.6%	0.7%	0.7%	0.8%
% of FP17s Relating to Continuations	185	9,281	2.0%	1.3%	1.2%	1.2%
% of Patients satisfied with the dentistry they have received	8	9	N/A	93.3%	93.1%	92.8%
% of Patients satisfied with the time they had to wait for an appointment	8	9	N/A	87.7%	88.8%	88.7%

\* This is based on patients treated on this contract for their most recent course of treatment. Figures in italics indicate the base number of FP17s or Patient Questionnaire responses are less than 100. N/A is shown where the base number of responses is less than 10 during the period. % is calculated as Quantity/Base number\*100

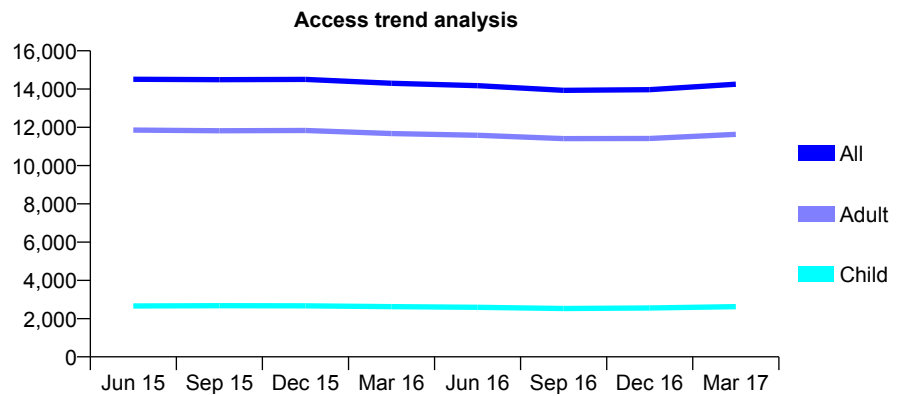
## Q70 - Vital Signs At a Glance Contract Report for 132063/0001 - March 2017

Name or company name	Wellum House Dental Practice
Contract type name	GDS Contract
Purpose of contract	General
Contract start date	01/04/2011
Contract end date	

16/17 Contracted general activity (UDA)	38,250
Carry forward general activity (UDA)	0
16/17 Contracted orthodontic activity (UOA)	0
Carry forward orthodontic activity (UOA)	0
Baseline contract value	£1,116,030.42

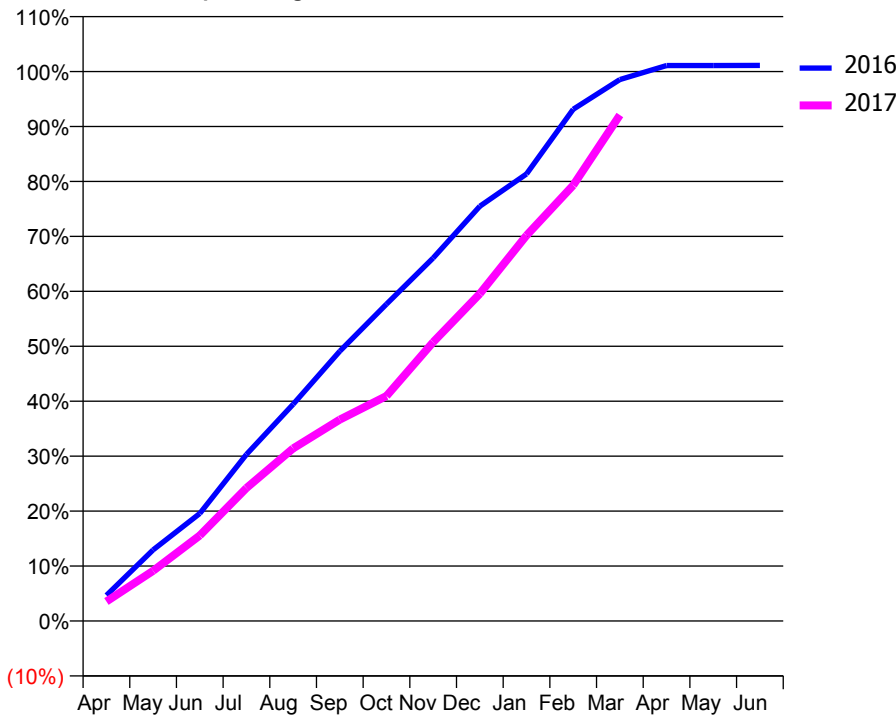
### ACCESS\*

Patients seen in 24 months	Total	Change since previous quarter
Quarter ending March 2016	14,299	
Quarter ending June 2016	14,174	→
Quarter ending September 2016	13,933	↓
Quarter ending December 2016	13,965	→
Quarter ending March 2017	14,256	↑
<b>Variance since March 2016</b>	<b>(0.3%)</b>	→



### ACTIVITY

Cumulative percentage of contracted UDA delivered 2016 & 2017



Month	Adjusted Scheduled Activity (UDA)	
	2016	2017
April	1,782	1,359
May	4,950	3,494
June	7,486	5,954
July	11,596	9,257
August	15,087	12,011
September	18,785	14,018
October	22,058	15,667
November	25,272	19,414
December	28,871	22,785
January	31,122	26,836
February	35,624	30,333
March	37,685	35,224
April	38,664	
May	38,665	
June	38,677	

### QUALITY

	Quantity	Base Number	Contract	AT	Region	England
% of FP17s for the same patient ID Re-attending within 3 months - Children	227	3,959	5.7%	10.4%	11.9%	12.3%
% of FP17s for the same patient ID Re-attending within 3 months - Adults	2,120	16,592	12.8%	15.3%	16.6%	16.7%
% of FP17s for the same patient ID Re-attending between 3 & 9 months - Children	2,252	3,959	56.9%	60.5%	60.2%	57.6%
% of FP17s for the same patient ID Re-attending between 3 & 9 months - Adults	8,752	16,592	52.7%	52.1%	51.5%	50.1%
% of FP17s for Band 1 Urgent Courses	1,500	19,950	7.5%	9.6%	9.5%	9.1%
% of FP17s Relating to Free Repair or Replacements	94	19,950	0.5%	0.7%	0.7%	0.8%
% of FP17s Relating to Continuations	168	19,950	0.8%	1.3%	1.2%	1.2%
% of Patients satisfied with the dentistry they have received	13	15	86.7%	93.3%	93.1%	92.8%
% of Patients satisfied with the time they had to wait for an appointment	13	15	86.7%	87.7%	88.8%	88.7%

\* This is based on patients treated on this contract for their most recent course of treatment. Figures in italics indicate the base number of FP17s or Patient Questionnaire responses are less than 100. N/A is shown where the base number of responses is less than 10 during the period. % is calculated as Quantity/Base number\*100

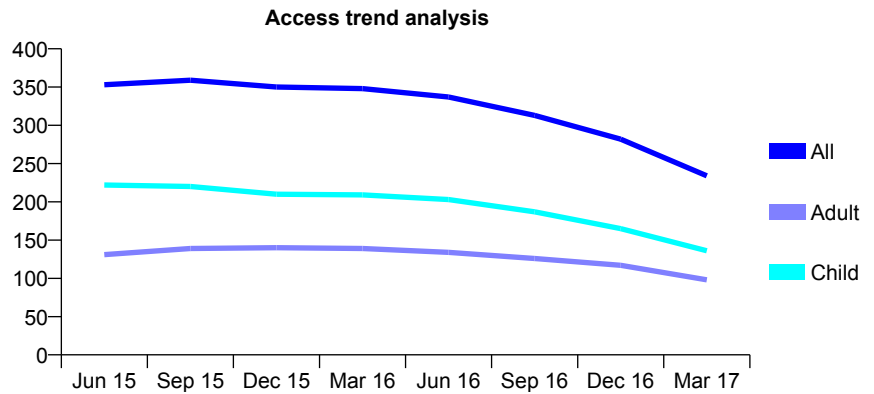
## Q70 - Vital Signs At a Glance Contract Report for 132543/0001 - March 2017

Name or company name	Professor V St John Crean
Contract type name	GDS Contract
Purpose of contract	General
Contract start date	01/08/2009
Contract end date	31/07/2016

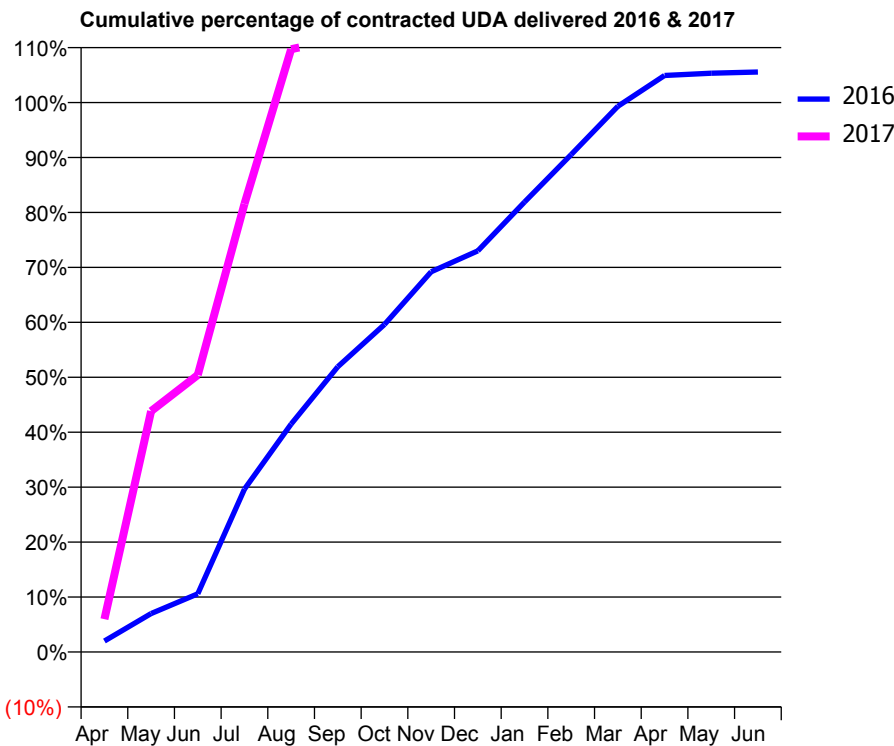
16/17 Contracted general activity (UDA)	167
Carry forward general activity (UDA)	-10
16/17 Contracted orthodontic activity (UOA)	0
Carry forward orthodontic activity (UOA)	0
Baseline contract value	£3,726.10

### ACCESS\*

Patients seen in 24 months	Total	Change since previous quarter
Quarter ending March 2016	348	
Quarter ending June 2016	337	↓
Quarter ending September 2016	313	↓
Quarter ending December 2016	282	↓
Quarter ending March 2017	234	↓
<b>Variance since March 2016</b>	<b>(32.8%)</b>	<b>↓</b>



### ACTIVITY



Month	Adjusted Scheduled Activity (UDA)	
	2016	2017
April	10	10
May	35	73
June	53	84
July	148	136
August	207	183
September	260	186
October	298	198
November	346	232
December	365	253
January	409	253
February	453	253
March	497	253
April	525	
May	527	
June	528	

### QUALITY

	Quantity	Base Number	Contract	AT	Region	England
% of FP17s for the same patient ID Re-attending within 3 months - Children	2	114	1.8%	10.4%	11.9%	12.3%
% of FP17s for the same patient ID Re-attending within 3 months - Adults	2	61	3.3%	15.3%	16.6%	16.7%
% of FP17s for the same patient ID Re-attending between 3 & 9 months - Children	56	114	49.1%	60.5%	60.2%	57.6%
% of FP17s for the same patient ID Re-attending between 3 & 9 months - Adults	30	61	49.2%	52.1%	51.5%	50.1%
% of FP17s for Band 1 Urgent Courses	2	145	1.4%	9.6%	9.5%	9.1%
% of FP17s Relating to Free Repair or Replacements	0	145	0.0%	0.7%	0.7%	0.8%
% of FP17s Relating to Continuations	0	145	0.0%	1.3%	1.2%	1.2%
% of Patients satisfied with the dentistry they have received	0	0	N/A	93.3%	93.1%	92.8%
% of Patients satisfied with the time they had to wait for an appointment	0	0	N/A	87.7%	88.8%	88.7%

\* This is based on patients treated on this contract for their most recent course of treatment. Figures in italics indicate the base number of FP17s or Patient Questionnaire responses are less than 100. N/A is shown where the base number of responses is less than 10 during the period. % is calculated as Quantity/Base number\*100

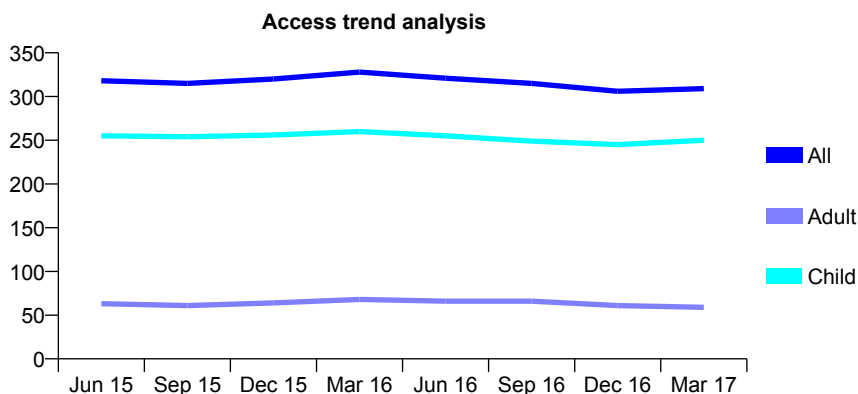
## Q70 - Vital Signs At a Glance Contract Report for 133183/0001 - March 2017

Name or company name	Heath Dental Suite
Contract type name	GDS Contract
Purpose of contract	General
Contract start date	01/09/2012
Contract end date	

16/17 Contracted general activity (UDA)	450
Carry forward general activity (UDA)	0
16/17 Contracted orthodontic activity (UOA)	0
Carry forward orthodontic activity (UOA)	0
Baseline contract value	£11,013.40

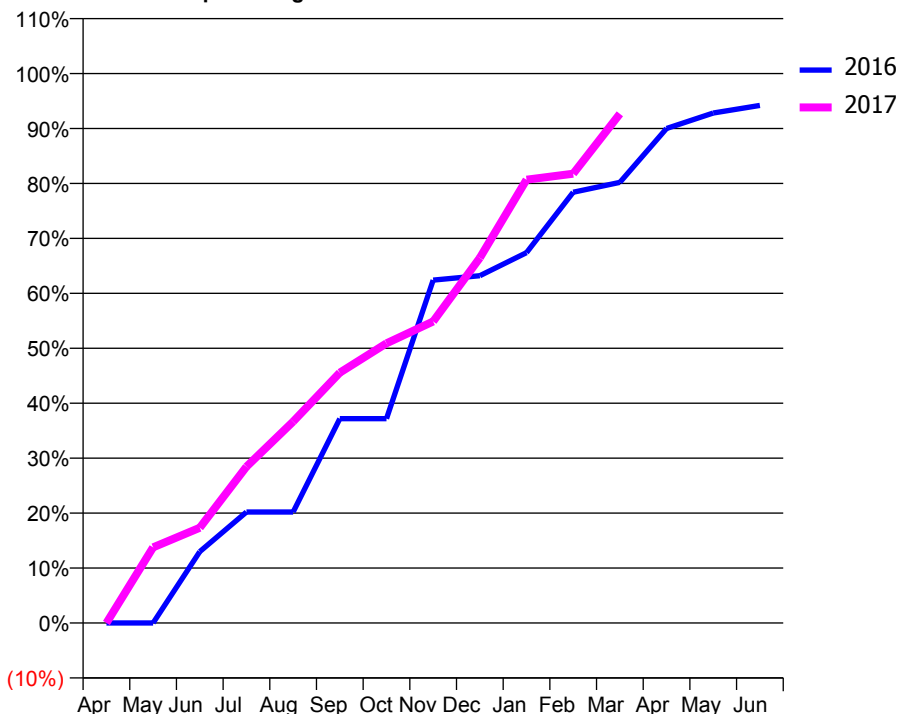
### ACCESS\*

Patients seen in 24 months	Total	Change since previous quarter
Quarter ending March 2016	328	
Quarter ending June 2016	321	↓
Quarter ending September 2016	315	↓
Quarter ending December 2016	306	↓
Quarter ending March 2017	309	→
<b>Variance since March 2016</b>	<b>(5.8%)</b>	<b>↓</b>



### ACTIVITY

Cumulative percentage of contracted UDA delivered 2016 & 2017



Month	Adjusted Scheduled Activity (UDA)	
	2016	2017
April	0	0
May	0	62
June	65	78
July	101	128
August	101	165
September	186	205
October	186	229
November	312	247
December	316	299
January	337	363
February	392	368
March	401	417
April	450	
May	464	
June	471	

### QUALITY

	Quantity	Base Number	Contract	AT	Region	England
% of FP17s for the same patient ID Re-attending within 3 months - Children	1	331	0.3%	10.4%	11.9%	12.3%
% of FP17s for the same patient ID Re-attending within 3 months - Adults	0	42	0.0%	15.3%	16.6%	16.7%
% of FP17s for the same patient ID Re-attending between 3 & 9 months - Children	194	331	58.6%	60.5%	60.2%	57.6%
% of FP17s for the same patient ID Re-attending between 3 & 9 months - Adults	29	42	69.0%	52.1%	51.5%	50.1%
% of FP17s for Band 1 Urgent Courses	0	316	0.0%	9.6%	9.5%	9.1%
% of FP17s Relating to Free Repair or Replacements	0	316	0.0%	0.7%	0.7%	0.8%
% of FP17s Relating to Continuations	0	316	0.0%	1.3%	1.2%	1.2%
% of Patients satisfied with the dentistry they have received	0	0	N/A	93.3%	93.1%	92.8%
% of Patients satisfied with the time they had to wait for an appointment	0	0	N/A	87.7%	88.8%	88.7%

\* This is based on patients treated on this contract for their most recent course of treatment. Figures in italics indicate the base number of FP17s or Patient Questionnaire responses are less than 100. N/A is shown where the base number of responses is less than 10 during the period. % is calculated as Quantity/Base number\*100

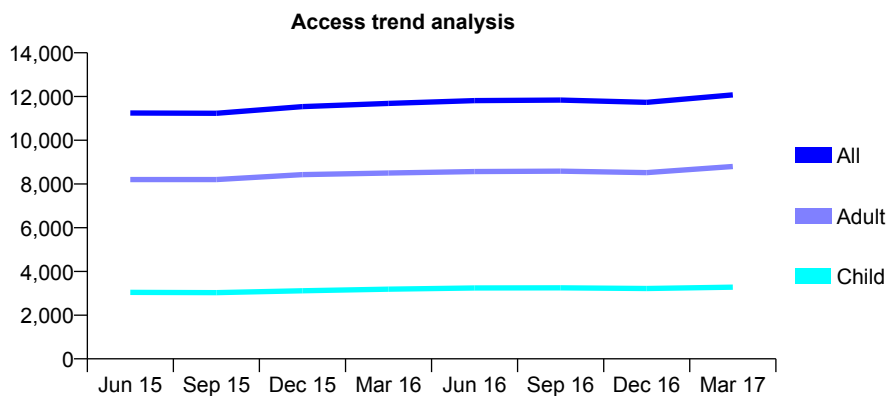
## Q70 - Vital Signs At a Glance Contract Report for 133302/0001 - March 2017

Name or company name	Fleet Dental Centre limited
Contract type name	GDS Contract
Purpose of contract	General
Contract start date	01/04/2013
Contract end date	

16/17 Contracted general activity (UDA)	25,346
Carry forward general activity (UDA)	881
16/17 Contracted orthodontic activity (UOA)	0
Carry forward orthodontic activity (UOA)	0
Baseline contract value	£608,913.21

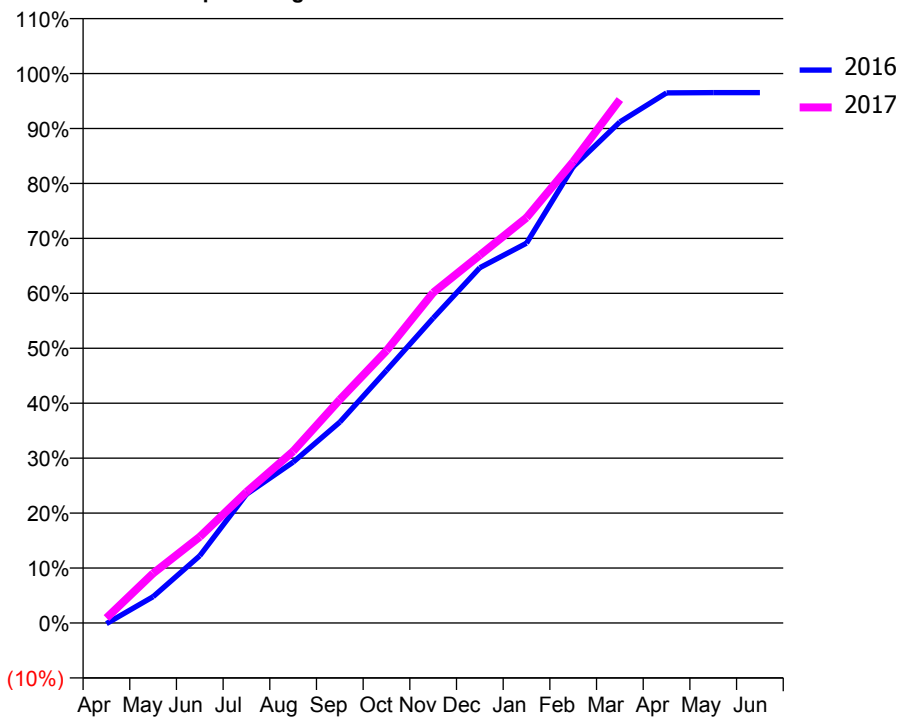
### ACCESS\*

Patients seen in 24 months	Total	Change since previous quarter
Quarter ending March 2016	11,685	
Quarter ending June 2016	11,811	→
Quarter ending September 2016	11,837	→
Quarter ending December 2016	11,734	→
Quarter ending March 2017	12,077	↑
<b>Variance since March 2016</b>	<b>3.4%</b>	<b>↑</b>



### ACTIVITY

Cumulative percentage of contracted UDA delivered 2016 & 2017



Month	Adjusted Scheduled Activity (UDA)	
	2016	2017
April	-34	229
May	1,213	2,288
June	3,105	3,979
July	5,936	6,043
August	7,423	7,919
September	9,267	10,306
October	11,655	12,565
November	14,063	15,238
December	16,388	16,968
January	17,522	18,692
February	21,044	21,280
March	23,113	24,143
April	24,452	
May	24,466	
June	24,465	

### QUALITY

	Quantity	Base Number	Contract	AT	Region	England
% of FP17s for the same patient ID Re-attending within 3 months - Children	311	5,018	6.2%	10.4%	11.9%	12.3%
% of FP17s for the same patient ID Re-attending within 3 months - Adults	1,484	12,221	12.1%	15.3%	16.6%	16.7%
% of FP17s for the same patient ID Re-attending between 3 & 9 months - Children	3,078	5,018	61.3%	60.5%	60.2%	57.6%
% of FP17s for the same patient ID Re-attending between 3 & 9 months - Adults	6,786	12,221	55.5%	52.1%	51.5%	50.1%
% of FP17s for Band 1 Urgent Courses	618	14,767	4.2%	9.6%	9.5%	9.1%
% of FP17s Relating to Free Repair or Replacements	69	14,767	0.5%	0.7%	0.7%	0.8%
% of FP17s Relating to Continuations	111	14,767	0.8%	1.3%	1.2%	1.2%
% of Patients satisfied with the dentistry they have received	49	53	92.5%	93.3%	93.1%	92.8%
% of Patients satisfied with the time they had to wait for an appointment	49	53	92.5%	87.7%	88.8%	88.7%

\* This is based on patients treated on this contract for their most recent course of treatment. Figures in italics indicate the base number of FP17s or Patient Questionnaire responses are less than 100. N/A is shown where the base number of responses is less than 10 during the period. % is calculated as Quantity/Base number\*100



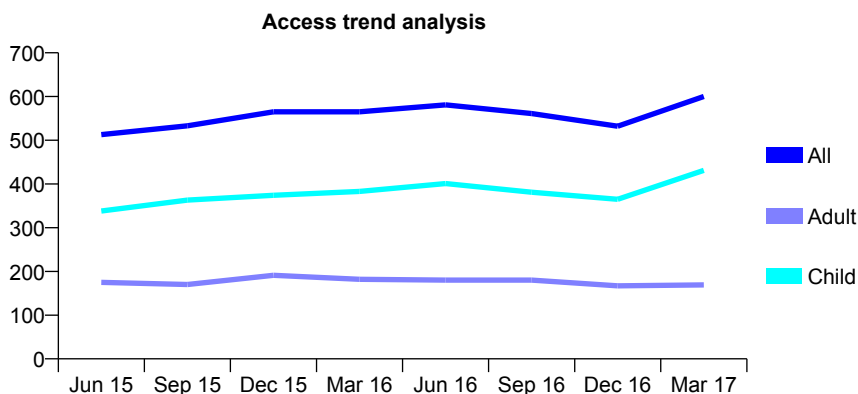
## Q70 - Vital Signs At a Glance Contract Report for 134074/0001 - March 2017

Name or company name	Dr Pawel Kiersz and Dr Ewelina Kiersz
Contract type name	GDS Contract
Purpose of contract	General
Contract start date	30/04/2010
Contract end date	

16/17 Contracted general activity (UDA)	1,389
Carry forward general activity (UDA)	-27
16/17 Contracted orthodontic activity (UOA)	0
Carry forward orthodontic activity (UOA)	0
Baseline contract value	£28,861.12

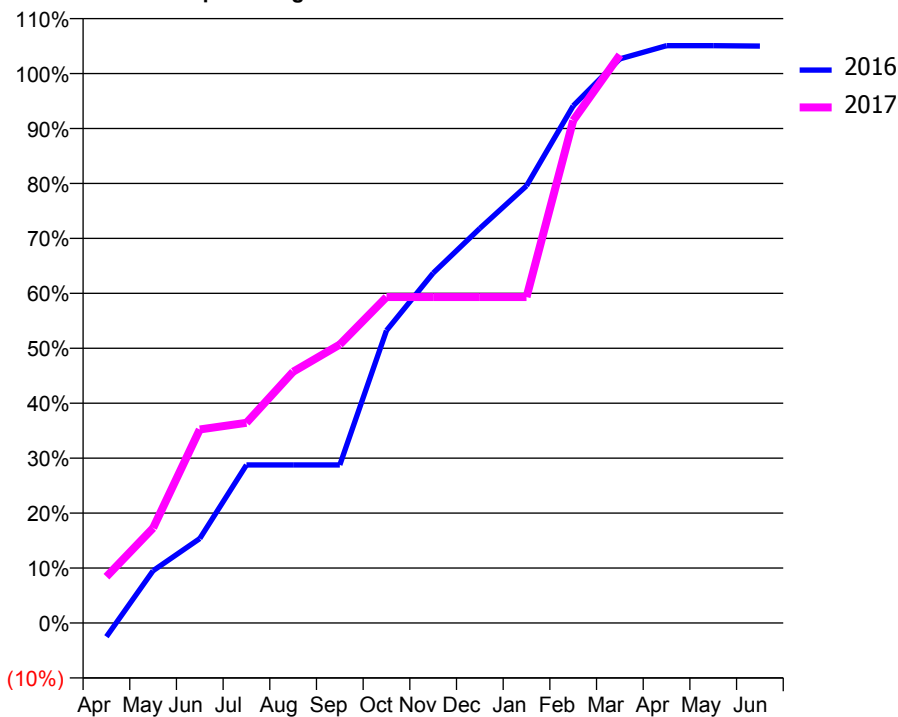
### ACCESS\*

Patients seen in 24 months	Total	Change since previous quarter
Quarter ending March 2016	565	
Quarter ending June 2016	581	↑
Quarter ending September 2016	561	↓
Quarter ending December 2016	532	↓
Quarter ending March 2017	600	↑
<b>Variance since March 2016</b>	<b>6.2%</b>	<b>↑</b>



### ACTIVITY

Cumulative percentage of contracted UDA delivered 2016 & 2017



Month	Adjusted Scheduled Activity (UDA)	
	2016	2017
April	-35	117
May	132	240
June	214	489
July	400	506
August	400	635
September	400	704
October	739	824
November	885	824
December	998	824
January	1,105	824
February	1,307	1,270
March	1,426	1,436
April	1,459	
May	1,459	
June	1,458	

### QUALITY

	Quantity	Base Number	Contract	AT	Region	England
% of FP17s for the same patient ID Re-attending within 3 months - Children	34	589	5.8%	10.4%	11.9%	12.3%
% of FP17s for the same patient ID Re-attending within 3 months - Adults	34	192	17.7%	15.3%	16.6%	16.7%
% of FP17s for the same patient ID Re-attending between 3 & 9 months - Children	315	589	53.5%	60.5%	60.2%	57.6%
% of FP17s for the same patient ID Re-attending between 3 & 9 months - Adults	97	192	50.5%	52.1%	51.5%	50.1%
% of FP17s for Band 1 Urgent Courses	25	765	3.3%	9.6%	9.5%	9.1%
% of FP17s Relating to Free Repair or Replacements	2	765	0.3%	0.7%	0.7%	0.8%
% of FP17s Relating to Continuations	7	765	0.9%	1.3%	1.2%	1.2%
% of Patients satisfied with the dentistry they have received	1	1	N/A	93.3%	93.1%	92.8%
% of Patients satisfied with the time they had to wait for an appointment	1	1	N/A	87.7%	88.8%	88.7%

\* This is based on patients treated on this contract for their most recent course of treatment. Figures in italics indicate the base number of FP17s or Patient Questionnaire responses are less than 100. N/A is shown where the base number of responses is less than 10 during the period. % is calculated as Quantity/Base number\*100

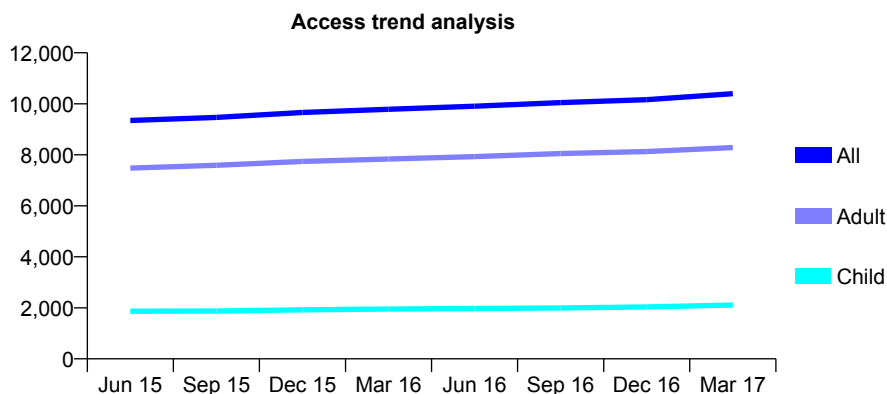
## Q70 - Vital Signs At a Glance Contract Report for 136042/0001 - March 2017

Name or company name	Mr M Shahi
Contract type name	PDS Contract
Purpose of contract	General
Contract start date	01/04/2006
Contract end date	31/03/2026

16/17 Contracted general activity (UDA)	28,500
Carry forward general activity (UDA)	-14
16/17 Contracted orthodontic activity (UOA)	0
Carry forward orthodontic activity (UOA)	0
Baseline contract value	£895,696.75

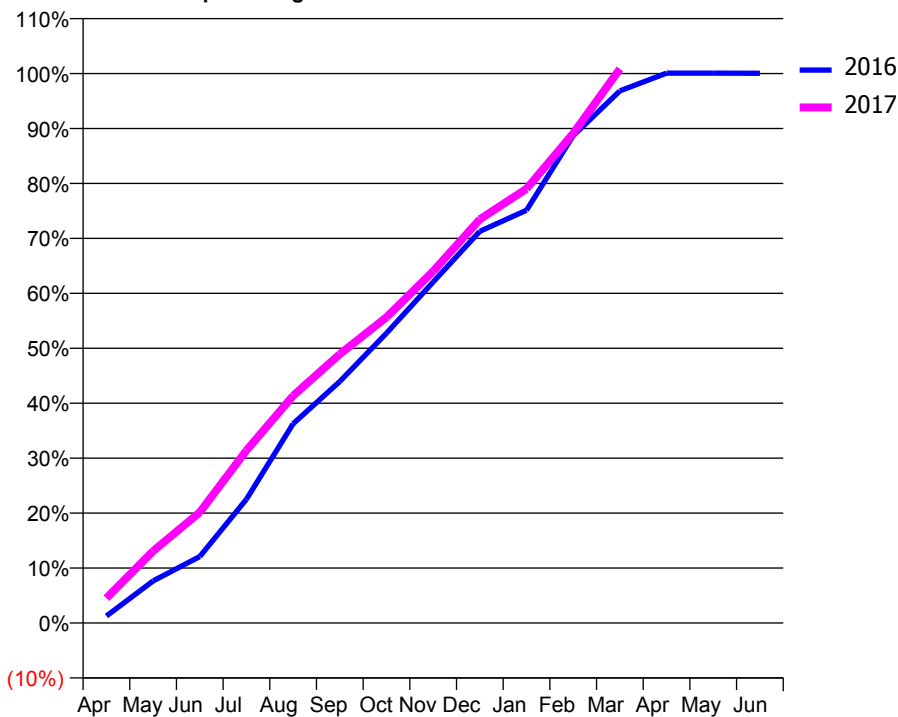
### ACCESS\*

Patients seen in 24 months	Total	Change since previous quarter
Quarter ending March 2016	9,785	
Quarter ending June 2016	9,906	→
Quarter ending September 2016	10,048	→
Quarter ending December 2016	10,164	→
Quarter ending March 2017	10,395	↑
<b>Variance since March 2016</b>	6.2%	↑



### ACTIVITY

Cumulative percentage of contracted UDA delivered 2016 & 2017



Month	Adjusted Scheduled Activity (UDA)	
	2016	2017
April	363	1,290
May	2,183	3,732
June	3,447	5,745
July	6,423	8,950
August	10,337	11,790
September	12,527	13,943
October	15,032	15,863
November	17,690	18,243
December	20,317	20,937
January	21,412	22,521
February	25,272	25,394
March	27,601	28,740
April	28,518	
May	28,518	
June	28,515	

### QUALITY

	Quantity	Base Number	Contract	AT	Region	England
% of FP17s for the same patient ID Re-attending within 3 months - Children	67	2,599	2.6%	10.4%	11.9%	12.3%
% of FP17s for the same patient ID Re-attending within 3 months - Adults	503	9,722	5.2%	15.3%	16.6%	16.7%
% of FP17s for the same patient ID Re-attending between 3 & 9 months - Children	973	2,599	37.4%	60.5%	60.2%	57.6%
% of FP17s for the same patient ID Re-attending between 3 & 9 months - Adults	4,068	9,722	41.8%	52.1%	51.5%	50.1%
% of FP17s for Band 1 Urgent Courses	245	11,936	2.1%	9.6%	9.5%	9.1%
% of FP17s Relating to Free Repair or Replacements	12	11,936	0.1%	0.7%	0.7%	0.8%
% of FP17s Relating to Continuations	49	11,936	0.4%	1.3%	1.2%	1.2%
% of Patients satisfied with the dentistry they have received	39	42	92.9%	93.3%	93.1%	92.8%
% of Patients satisfied with the time they had to wait for an appointment	39	42	92.9%	87.7%	88.8%	88.7%

\* This is based on patients treated on this contract for their most recent course of treatment. Figures in italics indicate the base number of FP17s or Patient Questionnaire responses are less than 100. N/A is shown where the base number of responses is less than 10 during the period. % is calculated as Quantity/Base number\*100

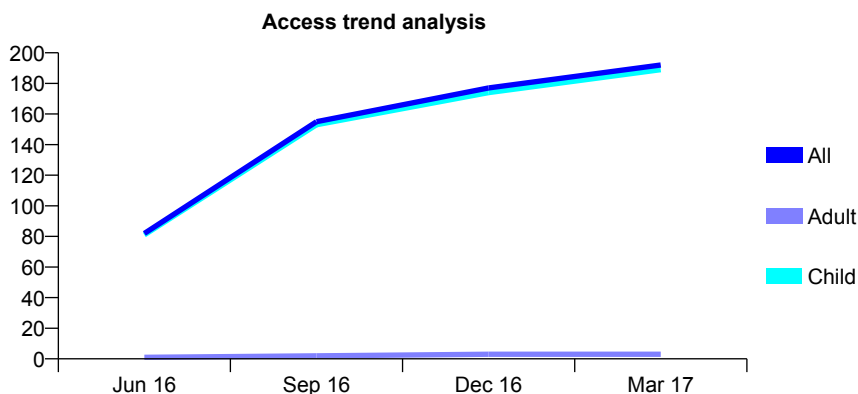
## Q70 - Vital Signs At a Glance Contract Report for 136514/0001 - March 2017

Name or company name	Parkstone Dental Practice
Contract type name	GDS Contract
Purpose of contract	General
Contract start date	01/04/2016
Contract end date	

16/17 Contracted general activity (UDA)	350
Carry forward general activity (UDA)	0
16/17 Contracted orthodontic activity (UOA)	0
Carry forward orthodontic activity (UOA)	0
Baseline contract value	£9,214.35

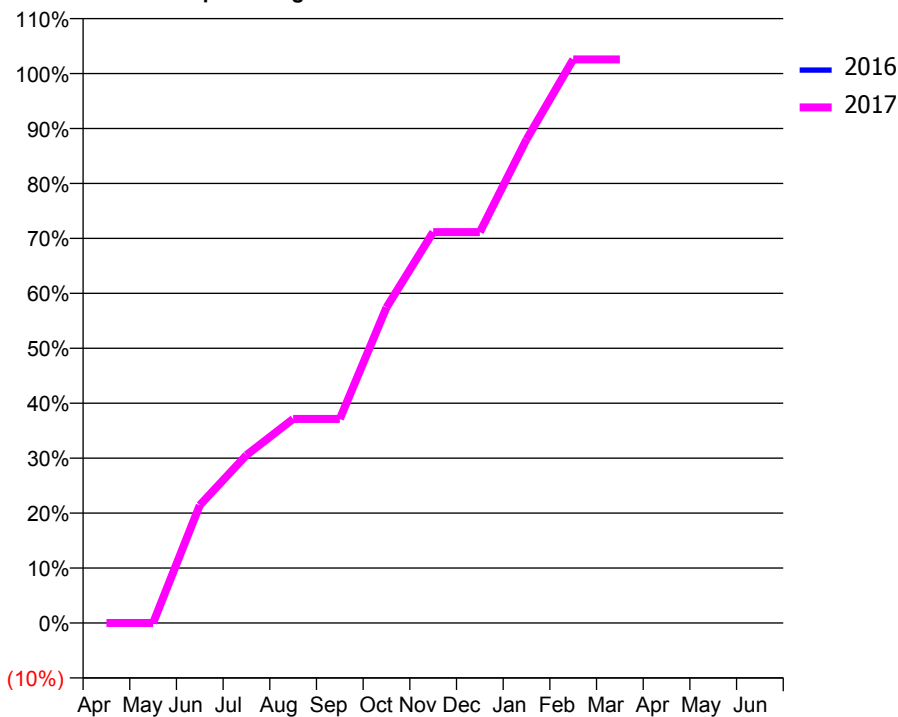
### ACCESS\*

Patients seen in 24 months	Total	Change since previous quarter
Quarter ending March 2016	0	
Quarter ending June 2016	82	↑
Quarter ending September 2016	155	↑
Quarter ending December 2016	177	↑
Quarter ending March 2017	192	↑
<b>Variance since March 2016</b>	N/A	



### ACTIVITY

Cumulative percentage of contracted UDA delivered 2016 & 2017



Month	Adjusted Scheduled Activity (UDA)	
	2016	2017
April	0	0
May	0	0
June	0	75
July	0	107
August	0	130
September	0	130
October	0	201
November	0	249
December	0	249
January	0	308
February	0	359
March	0	359
April	0	
May	0	
June	0	

### QUALITY

	Quantity	Base Number	Contract	AT	Region	England
% of FP17s for the same patient ID Re-attending within 3 months - Children	13	313	4.2%	10.4%	11.9%	12.3%
% of FP17s for the same patient ID Re-attending within 3 months - Adults	0	0	N/A	15.3%	16.6%	16.7%
% of FP17s for the same patient ID Re-attending between 3 & 9 months - Children	90	313	28.8%	60.5%	60.2%	57.6%
% of FP17s for the same patient ID Re-attending between 3 & 9 months - Adults	0	0	N/A	52.1%	51.5%	50.1%
% of FP17s for Band 1 Urgent Courses	0	313	0.0%	9.6%	9.5%	9.1%
% of FP17s Relating to Free Repair or Replacements	0	313	0.0%	0.7%	0.7%	0.8%
% of FP17s Relating to Continuations	0	313	0.0%	1.3%	1.2%	1.2%
% of Patients satisfied with the dentistry they have received	0	0	N/A	93.3%	93.1%	92.8%
% of Patients satisfied with the time they had to wait for an appointment	0	0	N/A	87.7%	88.8%	88.7%

\* This is based on patients treated on this contract for their most recent course of treatment. Figures in italics indicate the base number of FP17s or Patient Questionnaire responses are less than 100. N/A is shown where the base number of responses is less than 10 during the period. % is calculated as Quantity/Base number\*100

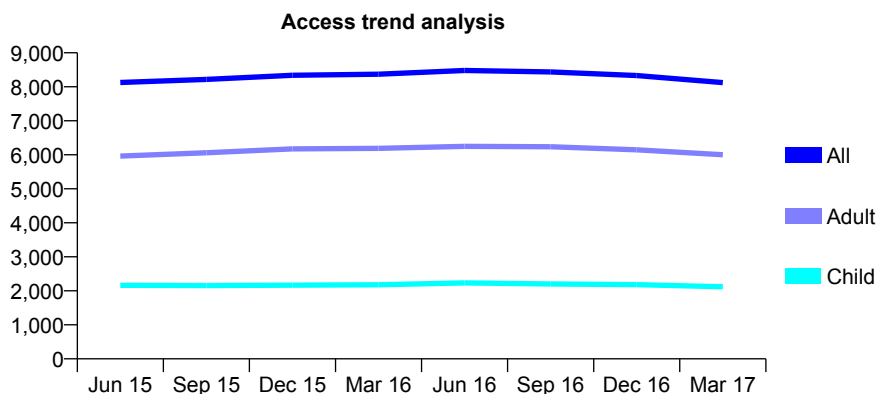
## Q70 - Vital Signs At a Glance Contract Report for 137588/0001 - March 2017

Name or company name	Damira Dental Studios Ltd
Contract type name	GDS Contract
Purpose of contract	General
Contract start date	01/08/2011
Contract end date	

16/17 Contracted general activity (UDA)	20,000
Carry forward general activity (UDA)	0
16/17 Contracted orthodontic activity (UOA)	0
Carry forward orthodontic activity (UOA)	0
Baseline contract value	£518,241.59

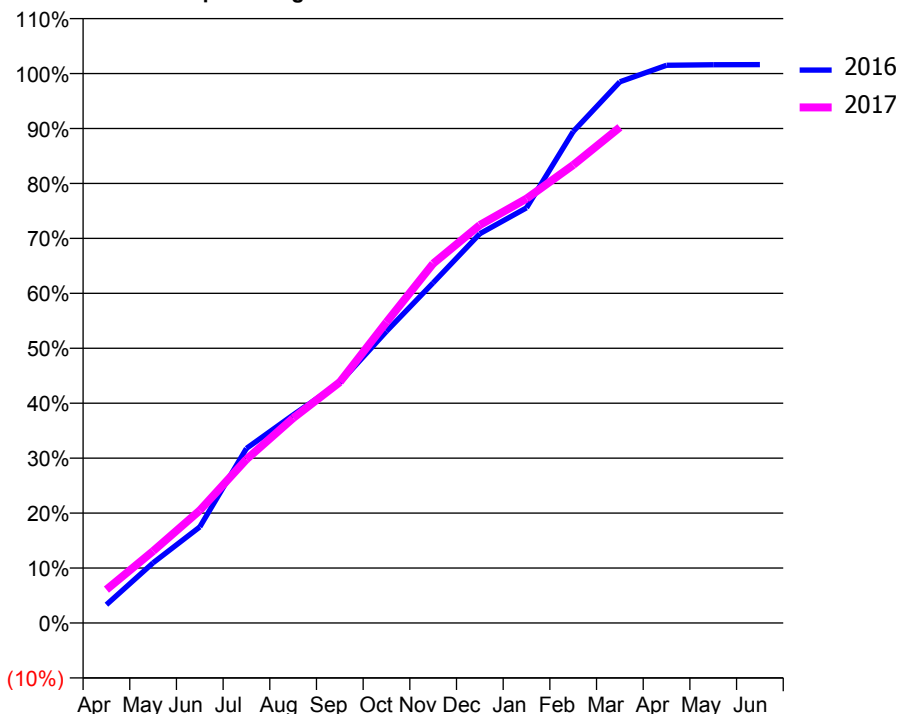
### ACCESS\*

Patients seen in 24 months	Total	Change since previous quarter
Quarter ending March 2016	8,372	
Quarter ending June 2016	8,480	→
Quarter ending September 2016	8,439	→
Quarter ending December 2016	8,330	↓
Quarter ending March 2017	8,123	↓
<b>Variance since March 2016</b>	<b>(3.0%)</b>	<b>↓</b>



### ACTIVITY

Cumulative percentage of contracted UDA delivered 2016 & 2017



Month	Adjusted Scheduled Activity (UDA)	
	2016	2017
April	667	1,216
May	2,193	2,619
June	3,495	4,097
July	6,355	5,959
August	7,575	7,456
September	8,748	8,770
October	10,616	10,953
November	12,384	13,080
December	14,171	14,486
January	15,112	15,448
February	17,887	16,671
March	19,695	18,042
April	20,299	
May	20,320	
June	20,322	

### QUALITY

	Quantity	Base Number	Contract	AT	Region	England
% of FP17s for the same patient ID Re-attending within 3 months - Children	92	2,910	3.2%	10.4%	11.9%	12.3%
% of FP17s for the same patient ID Re-attending within 3 months - Adults	689	7,810	8.8%	15.3%	16.6%	16.7%
% of FP17s for the same patient ID Re-attending between 3 & 9 months - Children	1,954	2,910	67.1%	60.5%	60.2%	57.6%
% of FP17s for the same patient ID Re-attending between 3 & 9 months - Adults	5,102	7,810	65.3%	52.1%	51.5%	50.1%
% of FP17s for Band 1 Urgent Courses	390	10,373	3.8%	9.6%	9.5%	9.1%
% of FP17s Relating to Free Repair or Replacements	65	10,373	0.6%	0.7%	0.7%	0.8%
% of FP17s Relating to Continuations	12	10,373	0.1%	1.3%	1.2%	1.2%
% of Patients satisfied with the dentistry they have received	11	12	91.7%	93.3%	93.1%	92.8%
% of Patients satisfied with the time they had to wait for an appointment	10	12	83.3%	87.7%	88.8%	88.7%

\* This is based on patients treated on this contract for their most recent course of treatment. Figures in italics indicate the base number of FP17s or Patient Questionnaire responses are less than 100. N/A is shown where the base number of responses is less than 10 during the period. % is calculated as Quantity/Base number\*100

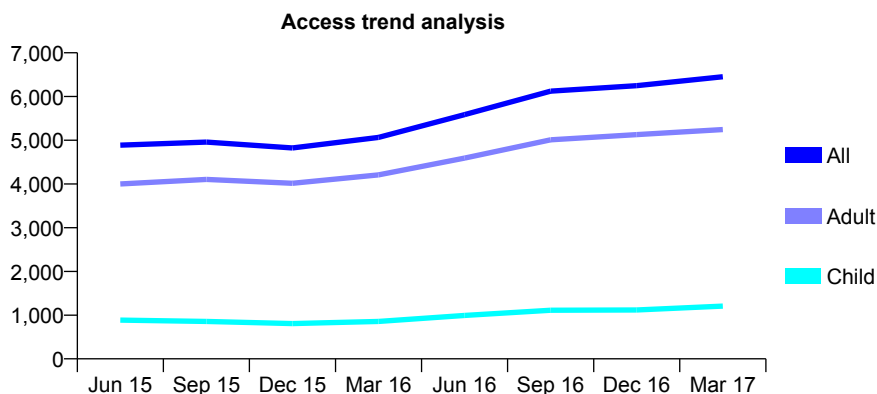
## Q70 - Vital Signs At a Glance Contract Report for 137588/0002 - March 2017

Name or company name	Damira Dental Studios Ltd
Contract type name	GDS Contract
Purpose of contract	General
Contract start date	20/03/2013
Contract end date	

16/17 Contracted general activity (UDA)	23,402
Carry forward general activity (UDA)	13
16/17 Contracted orthodontic activity (UOA)	0
Carry forward orthodontic activity (UOA)	0
Baseline contract value	£659,956.45

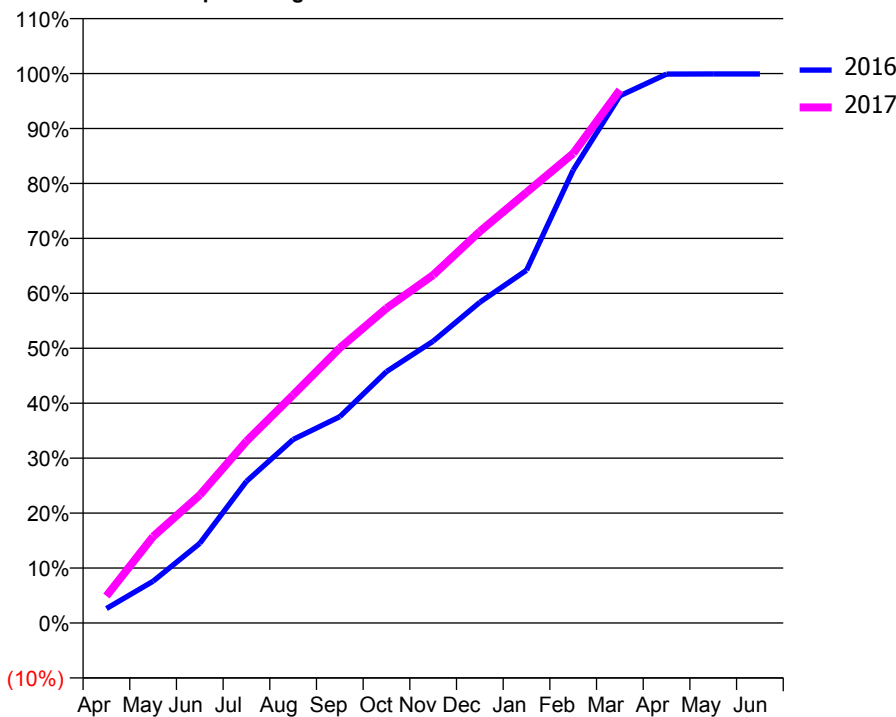
### ACCESS\*

Patients seen in 24 months	Total	Change since previous quarter
Quarter ending March 2016	5,065	
Quarter ending June 2016	5,585	↑
Quarter ending September 2016	6,122	↑
Quarter ending December 2016	6,248	↑
Quarter ending March 2017	6,451	↑
<b>Variance since March 2016</b>	<b>27.4%</b>	<b>↑</b>



### ACTIVITY

Cumulative percentage of contracted UDA delivered 2016 & 2017



Month	Adjusted Scheduled Activity (UDA)	
	2016	2017
April	471	1,151
May	1,355	3,683
June	2,579	5,451
July	4,591	7,741
August	5,947	9,716
September	6,683	11,712
October	8,144	13,407
November	9,129	14,822
December	10,390	16,676
January	11,427	18,338
February	14,672	19,999
March	17,077	22,701
April	17,781	
May	17,788	
June	17,788	

### QUALITY

	Quantity	Base Number	Contract	AT	Region	England
% of FP17s for the same patient ID Re-attending within 3 months - Children	254	1,830	13.9%	10.4%	11.9%	12.3%
% of FP17s for the same patient ID Re-attending within 3 months - Adults	1,717	7,690	22.3%	15.3%	16.6%	16.7%
% of FP17s for the same patient ID Re-attending between 3 & 9 months - Children	619	1,830	33.8%	60.5%	60.2%	57.6%
% of FP17s for the same patient ID Re-attending between 3 & 9 months - Adults	2,299	7,690	29.9%	52.1%	51.5%	50.1%
% of FP17s for Band 1 Urgent Courses	2,935	9,254	31.7%	9.6%	9.5%	9.1%
% of FP17s Relating to Free Repair or Replacements	155	9,254	1.7%	0.7%	0.7%	0.8%
% of FP17s Relating to Continuations	50	9,254	0.5%	1.3%	1.2%	1.2%
% of Patients satisfied with the dentistry they have received	27	35	77.1%	93.3%	93.1%	92.8%
% of Patients satisfied with the time they had to wait for an appointment	24	35	68.6%	87.7%	88.8%	88.7%

\* This is based on patients treated on this contract for their most recent course of treatment. Figures in italics indicate the base number of FP17s or Patient Questionnaire responses are less than 100. N/A is shown where the base number of responses is less than 10 during the period. % is calculated as Quantity/Base number\*100

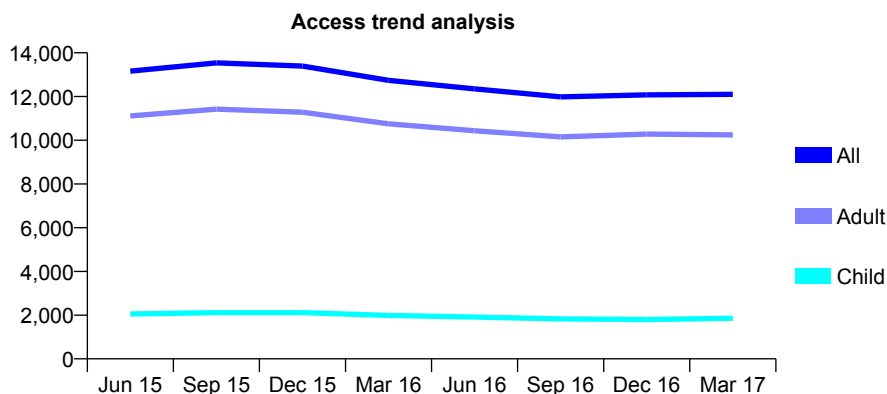
## Q70 - Vital Signs At a Glance Contract Report for 137588/0003 - March 2017

Name or company name	Damira Dental Studios Ltd
Contract type name	GDS Contract
Purpose of contract	General
Contract start date	01/04/2013
Contract end date	

16/17 Contracted general activity (UDA)	30,000
Carry forward general activity (UDA)	11
16/17 Contracted orthodontic activity (UOA)	0
Carry forward orthodontic activity (UOA)	0
Baseline contract value	£796,279.07

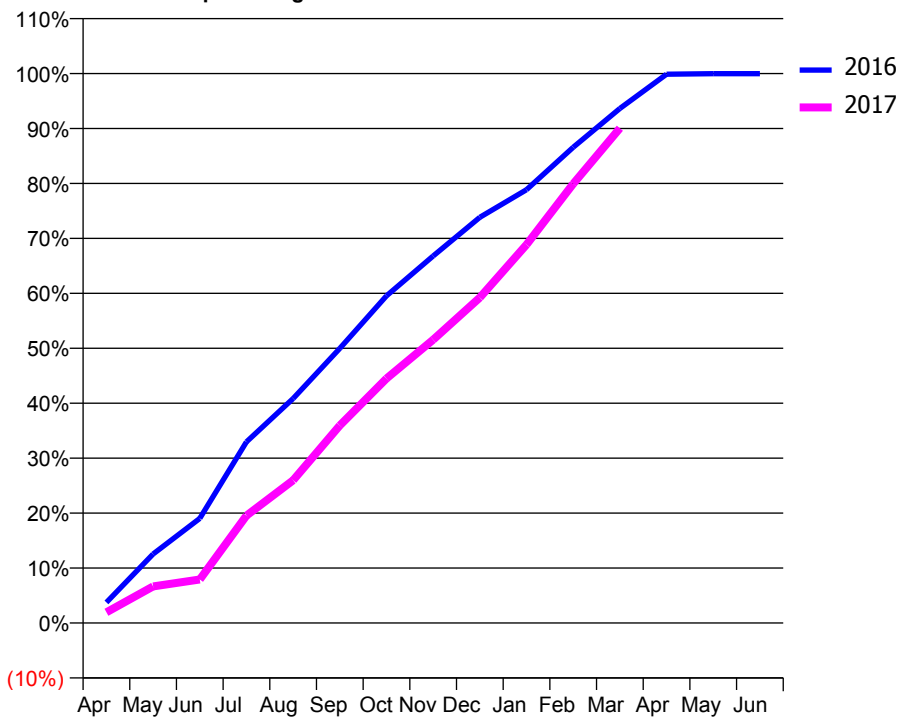
### ACCESS\*

Patients seen in 24 months	Total	Change since previous quarter
Quarter ending March 2016	12,742	
Quarter ending June 2016	12,348	↓
Quarter ending September 2016	11,982	↓
Quarter ending December 2016	12,077	→
Quarter ending March 2017	12,100	→
<b>Variance since March 2016</b>	<b>(5.0%)</b>	<b>↓</b>



### ACTIVITY

Cumulative percentage of contracted UDA delivered 2016 & 2017



Month	Adjusted Scheduled Activity (UDA)	
	2016	2017
April	1,122	585
May	3,770	1,997
June	5,712	2,378
July	9,893	5,862
August	12,258	7,791
September	14,992	10,784
October	17,864	13,350
November	20,041	15,469
December	22,151	17,770
January	23,660	20,654
February	25,973	23,979
March	28,088	27,011
April	29,962	
May	29,987	
June	29,988	

### QUALITY

	Quantity	Base Number	Contract	AT	Region	England
% of FP17s for the same patient ID Re-attending within 3 months - Children	268	2,459	10.9%	10.4%	11.9%	12.3%
% of FP17s for the same patient ID Re-attending within 3 months - Adults	2,272	12,636	18.0%	15.3%	16.6%	16.7%
% of FP17s for the same patient ID Re-attending between 3 & 9 months - Children	624	2,459	25.4%	60.5%	60.2%	57.6%
% of FP17s for the same patient ID Re-attending between 3 & 9 months - Adults	2,144	12,636	17.0%	52.1%	51.5%	50.1%
% of FP17s for Band 1 Urgent Courses	8,616	14,136	61.0%	9.6%	9.5%	9.1%
% of FP17s Relating to Free Repair or Replacements	43	14,136	0.3%	0.7%	0.7%	0.8%
% of FP17s Relating to Continuations	79	14,136	0.6%	1.3%	1.2%	1.2%
% of Patients satisfied with the dentistry they have received	13	16	81.3%	93.3%	93.1%	92.8%
% of Patients satisfied with the time they had to wait for an appointment	11	16	68.8%	87.7%	88.8%	88.7%

\* This is based on patients treated on this contract for their most recent course of treatment. Figures in italics indicate the base number of FP17s or Patient Questionnaire responses are less than 100. N/A is shown where the base number of responses is less than 10 during the period. % is calculated as Quantity/Base number\*100

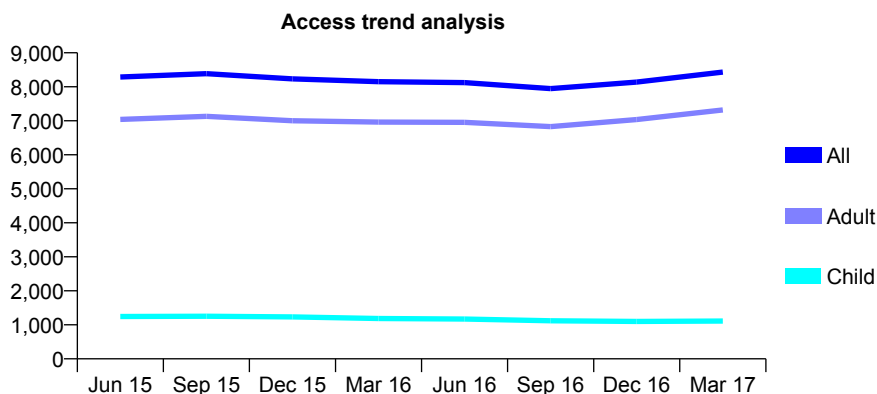
## Q70 - Vital Signs At a Glance Contract Report for 137588/0004 - March 2017

Name or company name	Damira Dental Studios Ltd
Contract type name	GDS Contract
Purpose of contract	General
Contract start date	01/04/2013
Contract end date	

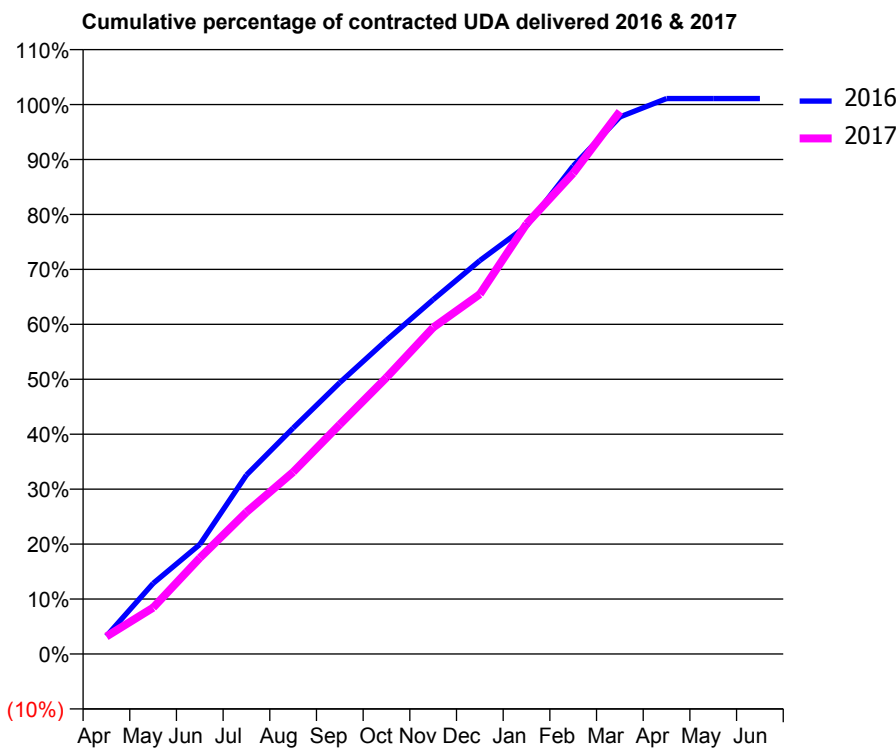
16/17 Contracted general activity (UDA)	20,000
Carry forward general activity (UDA)	0
16/17 Contracted orthodontic activity (UOA)	0
Carry forward orthodontic activity (UOA)	0
Baseline contract value	£555,943.79

### ACCESS\*

Patients seen in 24 months	Total	Change since previous quarter
Quarter ending March 2016	8,150	
Quarter ending June 2016	8,124	→
Quarter ending September 2016	7,949	↓
Quarter ending December 2016	8,140	↑
Quarter ending March 2017	8,432	↑
<b>Variance since March 2016</b>	<b>3.5%</b>	<b>↑</b>



### ACTIVITY



Month	Adjusted Scheduled Activity (UDA)	
	2016	2017
April	652	636
May	2,569	1,688
June	3,988	3,496
July	6,516	5,169
August	8,222	6,624
September	9,879	8,357
October	11,423	10,066
November	12,898	11,885
December	14,322	13,097
January	15,577	15,654
February	17,759	17,499
March	19,547	19,746
April	20,215	
May	20,214	
June	20,218	

### QUALITY

	Quantity	Base Number	Contract	AT	Region	England
% of FP17s for the same patient ID Re-attending within 3 months - Children	145	1,692	8.6%	10.4%	11.9%	12.3%
% of FP17s for the same patient ID Re-attending within 3 months - Adults	1,549	10,165	15.2%	15.3%	16.6%	16.7%
% of FP17s for the same patient ID Re-attending between 3 & 9 months - Children	589	1,692	34.8%	60.5%	60.2%	57.6%
% of FP17s for the same patient ID Re-attending between 3 & 9 months - Adults	2,702	10,165	26.6%	52.1%	51.5%	50.1%
% of FP17s for Band 1 Urgent Courses	6,428	11,435	56.2%	9.6%	9.5%	9.1%
% of FP17s Relating to Free Repair or Replacements	99	11,435	0.9%	0.7%	0.7%	0.8%
% of FP17s Relating to Continuations	29	11,435	0.3%	1.3%	1.2%	1.2%
% of Patients satisfied with the dentistry they have received	17	17	100.0%	93.3%	93.1%	92.8%
% of Patients satisfied with the time they had to wait for an appointment	14	17	82.4%	87.7%	88.8%	88.7%

\* This is based on patients treated on this contract for their most recent course of treatment. Figures in italics indicate the base number of FP17s or Patient Questionnaire responses are less than 100. N/A is shown where the base number of responses is less than 10 during the period. % is calculated as Quantity/Base number\*100

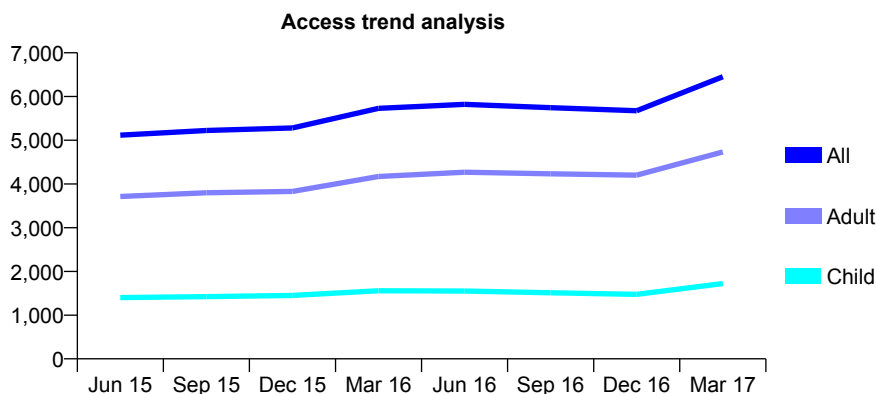
## Q70 - Vital Signs At a Glance Contract Report for 137588/0005 - March 2017

Name or company name	Damira Dental Studios Ltd
Contract type name	GDS Contract
Purpose of contract	General
Contract start date	01/04/2013
Contract end date	

16/17 Contracted general activity (UDA)	20,000
Carry forward general activity (UDA)	820
16/17 Contracted orthodontic activity (UOA)	0
Carry forward orthodontic activity (UOA)	0
Baseline contract value	£541,491.39

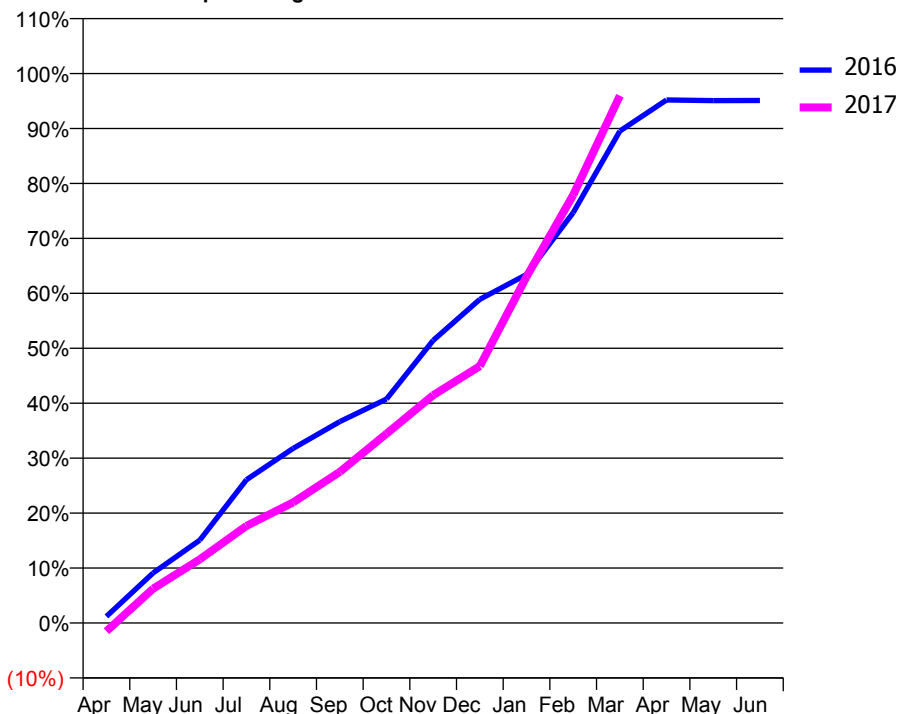
### ACCESS\*

Patients seen in 24 months	Total	Change since previous quarter
Quarter ending March 2016	5,729	
Quarter ending June 2016	5,820	→
Quarter ending September 2016	5,744	↓
Quarter ending December 2016	5,675	↓
Quarter ending March 2017	6,453	↑
<b>Variance since March 2016</b>	<b>12.6%</b>	<b>↑</b>



### ACTIVITY

Cumulative percentage of contracted UDA delivered 2016 & 2017



Month	Adjusted Scheduled Activity (UDA)	
	2016	2017
April	199	-302
May	1,518	1,250
June	2,513	2,318
July	4,347	3,534
August	5,297	4,388
September	6,108	5,503
October	6,791	6,890
November	8,571	8,290
December	9,817	9,351
January	10,571	12,602
February	12,448	15,575
March	14,921	19,191
April	15,865	
May	15,845	
June	15,847	

### QUALITY

	Quantity	Base Number	Contract	AT	Region	England
% of FP17s for the same patient ID Re-attending within 3 months - Children	222	2,249	9.9%	10.4%	11.9%	12.3%
% of FP17s for the same patient ID Re-attending within 3 months - Adults	1,110	6,333	17.5%	15.3%	16.6%	16.7%
% of FP17s for the same patient ID Re-attending between 3 & 9 months - Children	1,025	2,249	45.6%	60.5%	60.2%	57.6%
% of FP17s for the same patient ID Re-attending between 3 & 9 months - Adults	2,441	6,333	38.5%	52.1%	51.5%	50.1%
% of FP17s for Band 1 Urgent Courses	1,718	8,173	21.0%	9.6%	9.5%	9.1%
% of FP17s Relating to Free Repair or Replacements	113	8,173	1.4%	0.7%	0.7%	0.8%
% of FP17s Relating to Continuations	39	8,173	0.5%	1.3%	1.2%	1.2%
% of Patients satisfied with the dentistry they have received	4	4	N/A	93.3%	93.1%	92.8%
% of Patients satisfied with the time they had to wait for an appointment	4	4	N/A	87.7%	88.8%	88.7%

\* This is based on patients treated on this contract for their most recent course of treatment. Figures in italics indicate the base number of FP17s or Patient Questionnaire responses are less than 100. N/A is shown where the base number of responses is less than 10 during the period. % is calculated as Quantity/Base number\*100



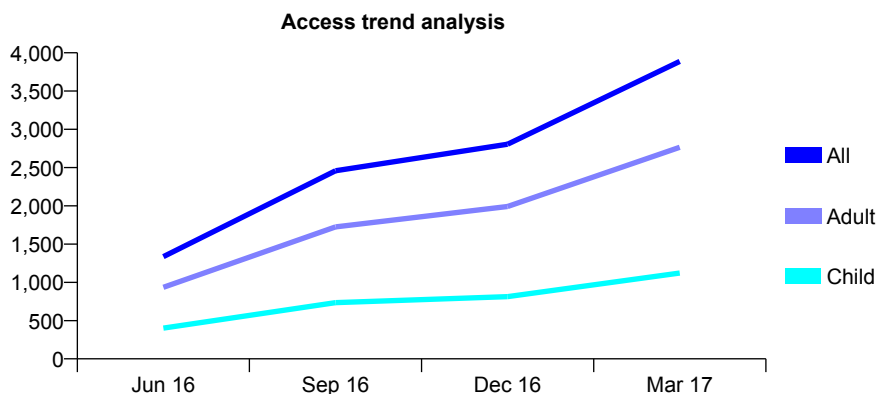
## Q70 - Vital Signs At a Glance Contract Report for 137588/0009 - March 2017

Name or company name	Damira Dental Studios Ltd
Contract type name	GDS Contract
Purpose of contract	General
Contract start date	01/04/2016
Contract end date	

16/17 Contracted general activity (UDA)	15,722
Carry forward general activity (UDA)	0
16/17 Contracted orthodontic activity (UOA)	0
Carry forward orthodontic activity (UOA)	0
Baseline contract value	£414,183.60

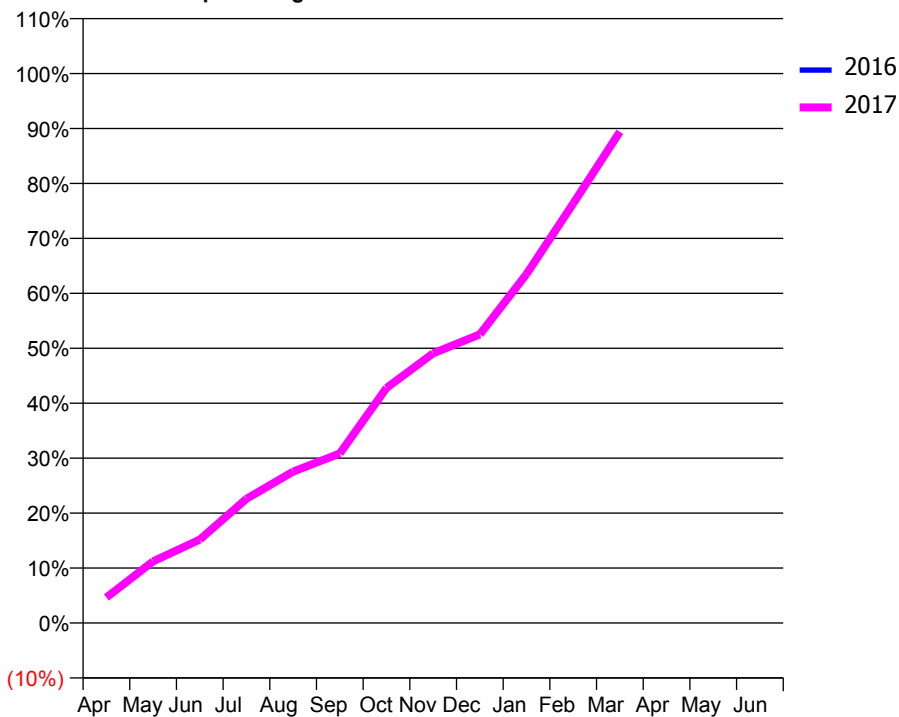
### ACCESS\*

Patients seen in 24 months	Total	Change since previous quarter
Quarter ending March 2016	0	
Quarter ending June 2016	1,336	↑
Quarter ending September 2016	2,458	↑
Quarter ending December 2016	2,805	↑
Quarter ending March 2017	3,887	↑
<b>Variance since March 2016</b>	N/A	



### ACTIVITY

Cumulative percentage of contracted UDA delivered 2016 & 2017



Month	Adjusted Scheduled Activity (UDA)	
	2016	2017
April	0	730
May	0	1,764
June	0	2,385
July	0	3,556
August	0	4,330
September	0	4,851
October	0	6,725
November	0	7,718
December	0	8,257
January	0	9,984
February	0	12,003
March	0	14,055
April	0	
May	0	
June	0	

### QUALITY

	Quantity	Base Number	Contract	AT	Region	England
% of FP17s for the same patient ID Re-attending within 3 months - Children	128	1,846	6.9%	10.4%	11.9%	12.3%
% of FP17s for the same patient ID Re-attending within 3 months - Adults	542	4,439	12.2%	15.3%	16.6%	16.7%
% of FP17s for the same patient ID Re-attending between 3 & 9 months - Children	456	1,846	24.7%	60.5%	60.2%	57.6%
% of FP17s for the same patient ID Re-attending between 3 & 9 months - Adults	1,018	4,439	22.9%	52.1%	51.5%	50.1%
% of FP17s for Band 1 Urgent Courses	584	6,285	9.3%	9.6%	9.5%	9.1%
% of FP17s Relating to Free Repair or Replacements	86	6,285	1.4%	0.7%	0.7%	0.8%
% of FP17s Relating to Continuations	18	6,285	0.3%	1.3%	1.2%	1.2%
% of Patients satisfied with the dentistry they have received	6	6	N/A	93.3%	93.1%	92.8%
% of Patients satisfied with the time they had to wait for an appointment	6	6	N/A	87.7%	88.8%	88.7%

\* This is based on patients treated on this contract for their most recent course of treatment. Figures in italics indicate the base number of FP17s or Patient Questionnaire responses are less than 100. N/A is shown where the base number of responses is less than 10 during the period. % is calculated as Quantity/Base number\*100

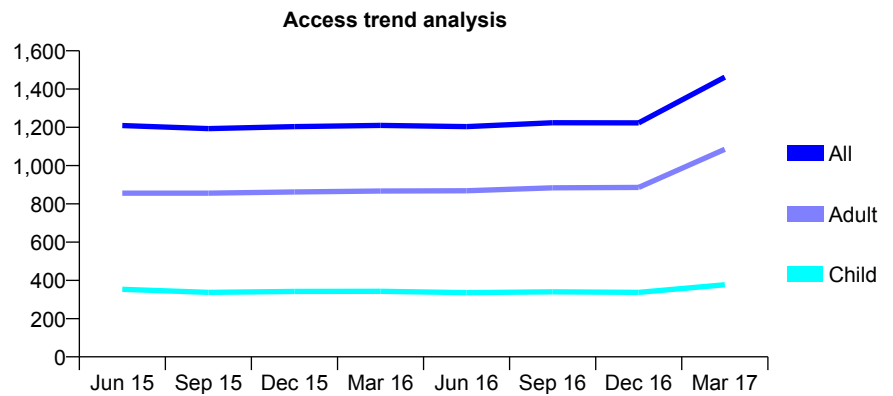
## Q70 - Vital Signs At a Glance Contract Report for 138274/0001 - March 2017

Name or company name	Bembridge Dental Practice
Contract type name	GDS Contract
Purpose of contract	General
Contract start date	11/10/2012
Contract end date	

16/17 Contracted general activity (UDA)	4,563
Carry forward general activity (UDA)	99
16/17 Contracted orthodontic activity (UOA)	0
Carry forward orthodontic activity (UOA)	0
Baseline contract value	£119,903.17

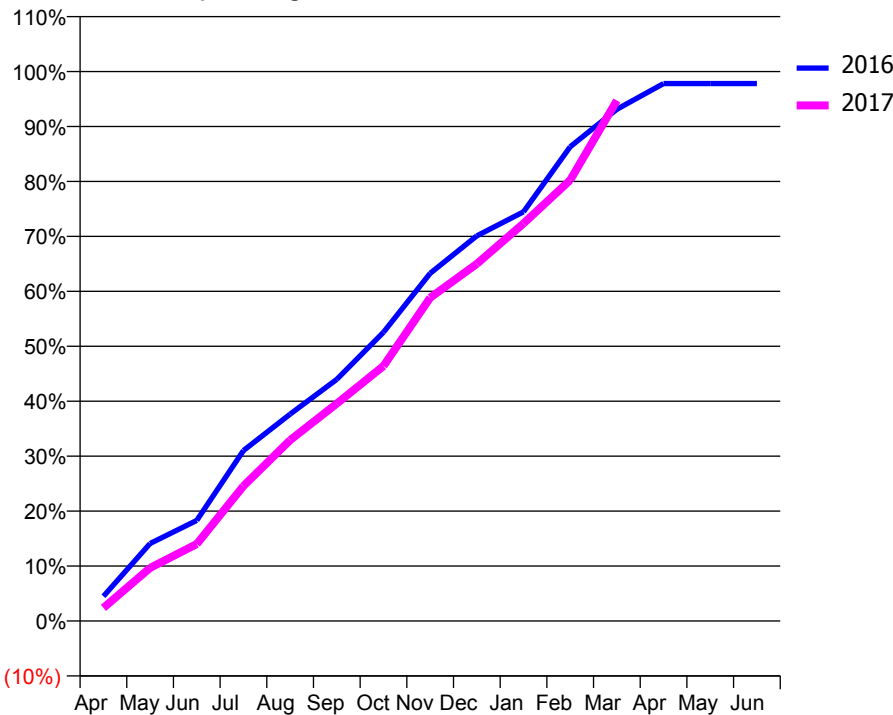
### ACCESS\*

Patients seen in 24 months	Total	Change since previous quarter
Quarter ending March 2016	1,210	
Quarter ending June 2016	1,204	→
Quarter ending September 2016	1,224	→
Quarter ending December 2016	1,223	→
Quarter ending March 2017	1,462	↑
<b>Variance since March 2016</b>	<b>20.8%</b>	<b>↑</b>



### ACTIVITY

Cumulative percentage of contracted UDA delivered 2016 & 2017



Month	Adjusted Scheduled Activity (UDA)	
	2016	2017
April	205	109
May	644	441
June	835	639
July	1,416	1,121
August	1,718	1,502
September	2,007	1,806
October	2,397	2,117
November	2,888	2,685
December	3,198	2,966
January	3,398	3,302
February	3,938	3,661
March	4,249	4,323
April	4,463	
May	4,463	
June	4,463	

### QUALITY

	Quantity	Base Number	Contract	AT	Region	England
% of FP17s for the same patient ID Re-attending within 3 months - Children	42	549	7.7%	10.4%	11.9%	12.3%
% of FP17s for the same patient ID Re-attending within 3 months - Adults	192	1,470	13.1%	15.3%	16.6%	16.7%
% of FP17s for the same patient ID Re-attending between 3 & 9 months - Children	337	549	61.4%	60.5%	60.2%	57.6%
% of FP17s for the same patient ID Re-attending between 3 & 9 months - Adults	825	1,470	56.1%	52.1%	51.5%	50.1%
% of FP17s for Band 1 Urgent Courses	58	1,928	3.0%	9.6%	9.5%	9.1%
% of FP17s Relating to Free Repair or Replacements	24	1,928	1.2%	0.7%	0.7%	0.8%
% of FP17s Relating to Continuations	21	1,928	1.1%	1.3%	1.2%	1.2%
% of Patients satisfied with the dentistry they have received	1	1	N/A	93.3%	93.1%	92.8%
% of Patients satisfied with the time they had to wait for an appointment	1	1	N/A	87.7%	88.8%	88.7%

\* This is based on patients treated on this contract for their most recent course of treatment. Figures in italics indicate the base number of FP17s or Patient Questionnaire responses are less than 100. N/A is shown where the base number of responses is less than 10 during the period. % is calculated as Quantity/Base number\*100

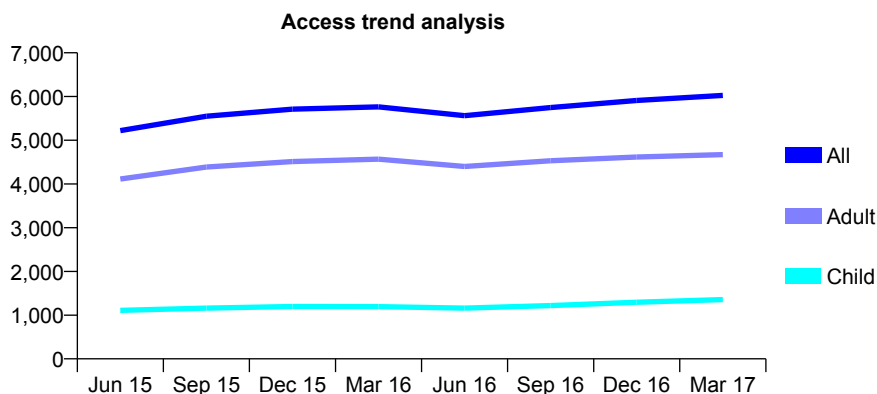
## Q70 - Vital Signs At a Glance Contract Report for 138622/0001 - March 2017

Name or company name	Weymouth and Bridges Dental Practice Pa
Contract type name	GDS Contract
Purpose of contract	General
Contract start date	01/04/2006
Contract end date	

16/17 Contracted general activity (UDA)	19,139
Carry forward general activity (UDA)	0
16/17 Contracted orthodontic activity (UOA)	0
Carry forward orthodontic activity (UOA)	0
Baseline contract value	£458,202.49

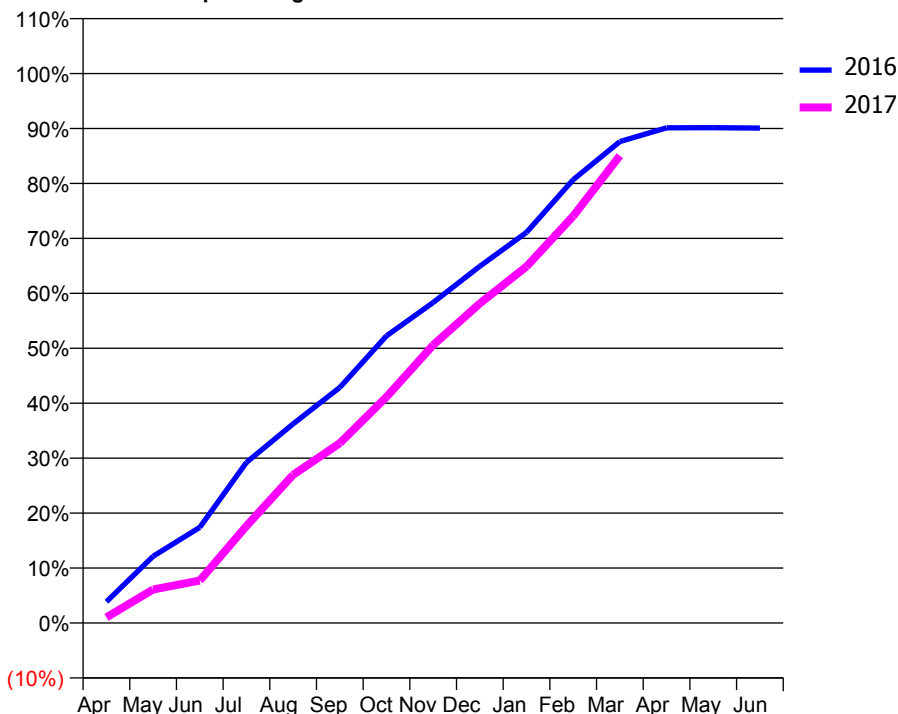
### ACCESS\*

Patients seen in 24 months	Total	Change since previous quarter
Quarter ending March 2016	5,763	
Quarter ending June 2016	5,561	↓
Quarter ending September 2016	5,749	↑
Quarter ending December 2016	5,911	↑
Quarter ending March 2017	6,027	→
<b>Variance since March 2016</b>	<b>4.6%</b>	<b>↑</b>



### ACTIVITY

Cumulative percentage of contracted UDA delivered 2016 & 2017



Month	Adjusted Scheduled Activity (UDA)	
	2016	2017
April	741	198
May	2,324	1,167
June	3,333	1,481
July	5,593	3,378
August	6,937	5,162
September	8,203	6,262
October	10,001	7,876
November	11,161	9,679
December	12,424	11,131
January	13,604	12,416
February	15,438	14,171
March	16,767	16,278
April	17,249	
May	17,250	
June	17,239	

### QUALITY

	Quantity	Base Number	Contract	AT	Region	England
% of FP17s for the same patient ID Re-attending within 3 months - Children	103	1,764	5.8%	10.4%	11.9%	12.3%
% of FP17s for the same patient ID Re-attending within 3 months - Adults	692	5,593	12.4%	15.3%	16.6%	16.7%
% of FP17s for the same patient ID Re-attending between 3 & 9 months - Children	710	1,764	40.2%	60.5%	60.2%	57.6%
% of FP17s for the same patient ID Re-attending between 3 & 9 months - Adults	2,216	5,593	39.6%	52.1%	51.5%	50.1%
% of FP17s for Band 1 Urgent Courses	474	7,216	6.6%	9.6%	9.5%	9.1%
% of FP17s Relating to Free Repair or Replacements	42	7,216	0.6%	0.7%	0.7%	0.8%
% of FP17s Relating to Continuations	163	7,216	2.3%	1.3%	1.2%	1.2%
% of Patients satisfied with the dentistry they have received	3	5	N/A	93.3%	93.1%	92.8%
% of Patients satisfied with the time they had to wait for an appointment	5	5	N/A	87.7%	88.8%	88.7%

\* This is based on patients treated on this contract for their most recent course of treatment. Figures in italics indicate the base number of FP17s or Patient Questionnaire responses are less than 100. N/A is shown where the base number of responses is less than 10 during the period. % is calculated as Quantity/Base number\*100

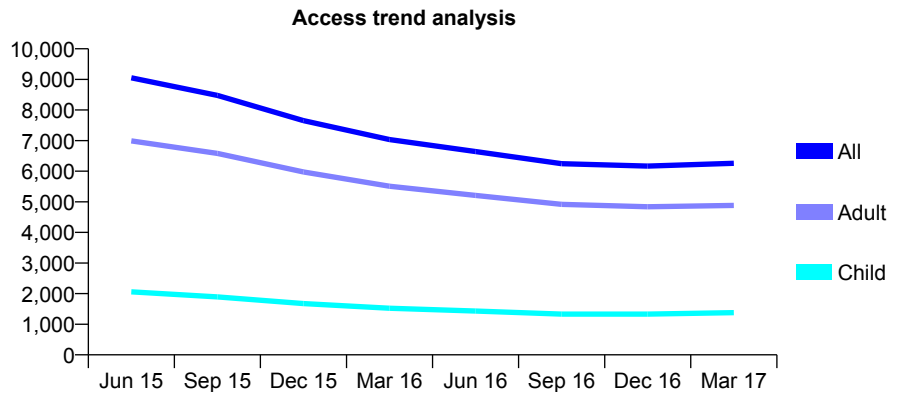
## Q70 - Vital Signs At a Glance Contract Report for 138622/0002 - March 2017

Name or company name	Weymouth and Bridges Dental Practice Pa
Contract type name	GDS Contract
Purpose of contract	General
Contract start date	01/04/2006
Contract end date	

16/17 Contracted general activity (UDA)	21,500
Carry forward general activity (UDA)	0
16/17 Contracted orthodontic activity (UOA)	0
Carry forward orthodontic activity (UOA)	0
Baseline contract value	£514,726.66

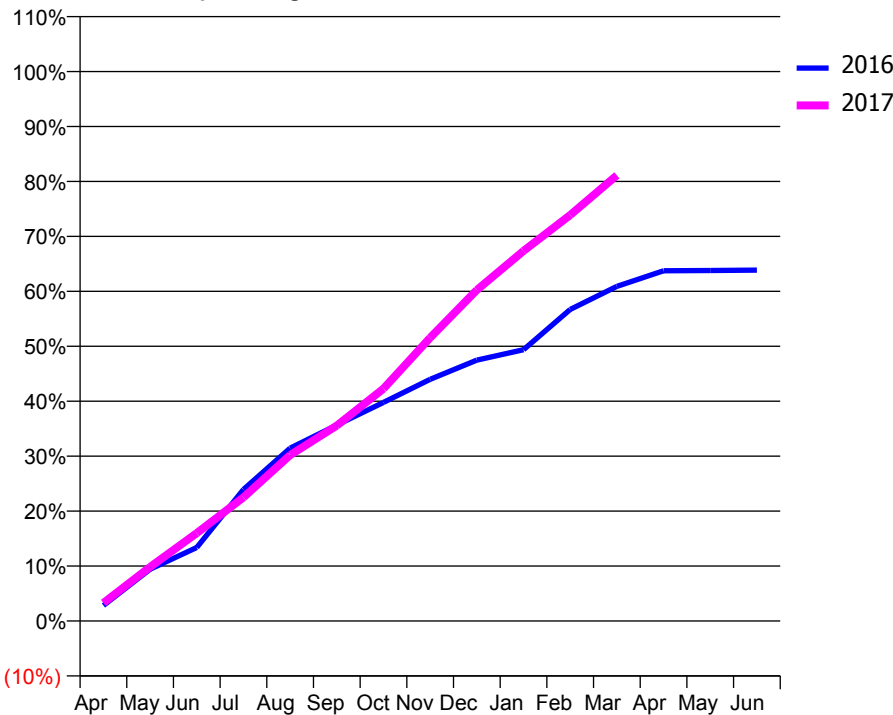
### ACCESS\*

Patients seen in 24 months	Total	Change since previous quarter
Quarter ending March 2016	7,035	
Quarter ending June 2016	6,643	↓
Quarter ending September 2016	6,247	↓
Quarter ending December 2016	6,169	↓
Quarter ending March 2017	6,258	→
<b>Variance since March 2016</b>	<b>(11.0%)</b>	↓



### ACTIVITY

Cumulative percentage of contracted UDA delivered 2016 & 2017



Month	Adjusted Scheduled Activity (UDA)	
	2016	2017
April	610	708
May	2,025	2,118
June	2,876	3,442
July	5,145	4,841
August	6,765	6,491
September	7,669	7,648
October	8,552	9,093
November	9,458	11,083
December	10,209	12,952
January	10,614	14,481
February	12,189	15,886
March	13,092	17,438
April	13,702	
May	13,715	
June	13,730	

### QUALITY

	Quantity	Base Number	Contract	AT	Region	England
% of FP17s for the same patient ID Re-attending within 3 months - Children	82	1,795	4.6%	10.4%	11.9%	12.3%
% of FP17s for the same patient ID Re-attending within 3 months - Adults	525	5,784	9.1%	15.3%	16.6%	16.7%
% of FP17s for the same patient ID Re-attending between 3 & 9 months - Children	552	1,795	30.8%	60.5%	60.2%	57.6%
% of FP17s for the same patient ID Re-attending between 3 & 9 months - Adults	1,722	5,784	29.8%	52.1%	51.5%	50.1%
% of FP17s for Band 1 Urgent Courses	361	7,309	4.9%	9.6%	9.5%	9.1%
% of FP17s Relating to Free Repair or Replacements	37	7,309	0.5%	0.7%	0.7%	0.8%
% of FP17s Relating to Continuations	83	7,309	1.1%	1.3%	1.2%	1.2%
% of Patients satisfied with the dentistry they have received	9	10	90.0%	93.3%	93.1%	92.8%
% of Patients satisfied with the time they had to wait for an appointment	7	10	70.0%	87.7%	88.8%	88.7%

\* This is based on patients treated on this contract for their most recent course of treatment. Figures in italics indicate the base number of FP17s or Patient Questionnaire responses are less than 100. N/A is shown where the base number of responses is less than 10 during the period. % is calculated as Quantity/Base number\*100

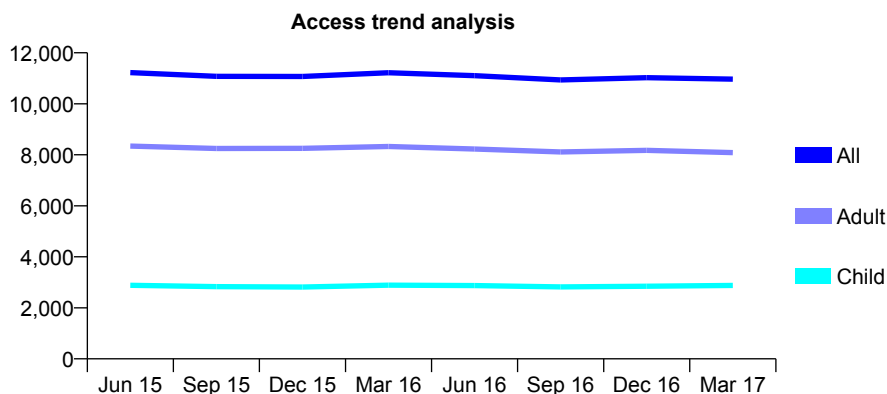
## Q70 - Vital Signs At a Glance Contract Report for 138649/0001 - March 2017

Name or company name	Lordshill Dental Partnership
Contract type name	GDS Contract
Purpose of contract	General
Contract start date	01/09/2012
Contract end date	

16/17 Contracted general activity (UDA)	35,000
Carry forward general activity (UDA)	0
16/17 Contracted orthodontic activity (UOA)	0
Carry forward orthodontic activity (UOA)	0
Baseline contract value	£957,667.83

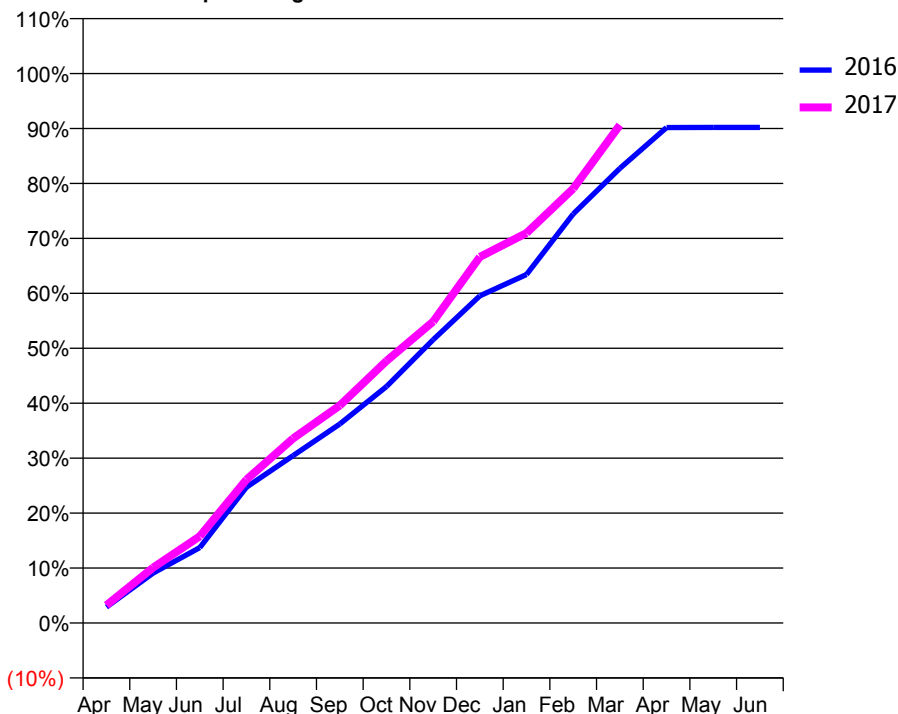
### ACCESS\*

Patients seen in 24 months	Total	Change since previous quarter
Quarter ending March 2016	11,216	
Quarter ending June 2016	11,101	↓
Quarter ending September 2016	10,935	↓
Quarter ending December 2016	11,023	→
Quarter ending March 2017	10,966	→
<b>Variance since March 2016</b>	<b>(2.2%)</b>	<b>↓</b>



### ACTIVITY

Cumulative percentage of contracted UDA delivered 2016 & 2017



Month	Adjusted Scheduled Activity (UDA)	
	2016	2017
April	1,129	1,132
May	3,545	3,530
June	5,354	5,524
July	9,641	9,133
August	11,881	11,759
September	14,121	13,860
October	16,785	16,696
November	20,108	19,200
December	23,224	23,317
January	24,730	24,842
February	29,027	27,669
March	32,269	31,718
April	35,168	
May	35,177	
June	35,177	

### QUALITY

	Quantity	Base Number	Contract	AT	Region	England
% of FP17s for the same patient ID Re-attending within 3 months - Children	263	3,471	7.6%	10.4%	11.9%	12.3%
% of FP17s for the same patient ID Re-attending within 3 months - Adults	1,784	9,825	18.2%	15.3%	16.6%	16.7%
% of FP17s for the same patient ID Re-attending between 3 & 9 months - Children	1,704	3,471	49.1%	60.5%	60.2%	57.6%
% of FP17s for the same patient ID Re-attending between 3 & 9 months - Adults	3,972	9,825	40.4%	52.1%	51.5%	50.1%
% of FP17s for Band 1 Urgent Courses	1,056	12,391	8.5%	9.6%	9.5%	9.1%
% of FP17s Relating to Free Repair or Replacements	69	12,391	0.6%	0.7%	0.7%	0.8%
% of FP17s Relating to Continuations	479	12,391	3.9%	1.3%	1.2%	1.2%
% of Patients satisfied with the dentistry they have received	7	9	N/A	93.3%	93.1%	92.8%
% of Patients satisfied with the time they had to wait for an appointment	9	9	N/A	87.7%	88.8%	88.7%

\* This is based on patients treated on this contract for their most recent course of treatment. Figures in italics indicate the base number of FP17s or Patient Questionnaire responses are less than 100. N/A is shown where the base number of responses is less than 10 during the period. % is calculated as Quantity/Base number\*100

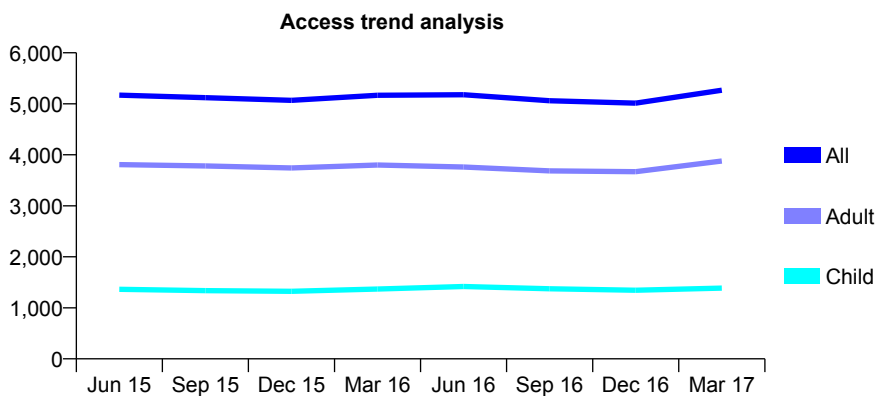
## Q70 - Vital Signs At a Glance Contract Report for 139165/0001 - March 2017

Name or company name	Smile Dental Care Limited
Contract type name	GDS Contract
Purpose of contract	General
Contract start date	01/04/2009
Contract end date	

16/17 Contracted general activity (UDA)	14,950
Carry forward general activity (UDA)	-109
16/17 Contracted orthodontic activity (UOA)	0
Carry forward orthodontic activity (UOA)	0
Baseline contract value	£391,337.98

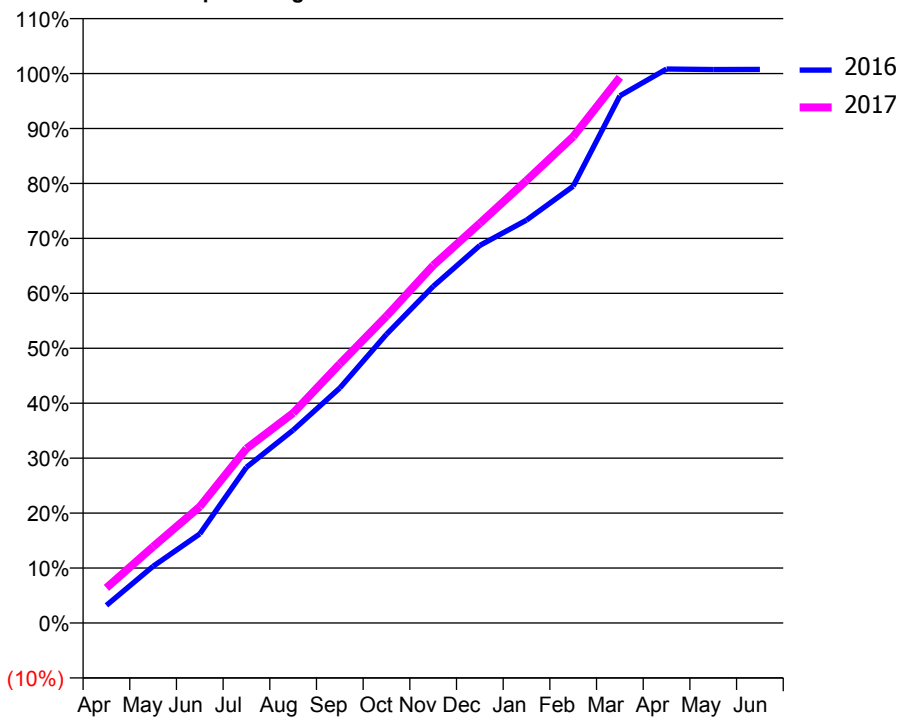
### ACCESS\*

Patients seen in 24 months	Total	Change since previous quarter
Quarter ending March 2016	5,168	
Quarter ending June 2016	5,179	→
Quarter ending September 2016	5,059	↓
Quarter ending December 2016	5,014	→
Quarter ending March 2017	5,266	↑
<b>Variance since March 2016</b>	<b>1.9%</b>	<b>→</b>



### ACTIVITY

Cumulative percentage of contracted UDA delivered 2016 & 2017



Month	Adjusted Scheduled Activity (UDA)	
	2016	2017
April	482	955
May	1,542	2,077
June	2,425	3,166
July	4,238	4,745
August	5,248	5,714
September	6,395	7,050
October	7,857	8,351
November	9,158	9,727
December	10,273	10,876
January	10,963	12,040
February	11,882	13,231
March	14,345	14,848
April	15,074	
May	15,057	
June	15,060	

### QUALITY

	Quantity	Base Number	Contract	AT	Region	England
% of FP17s for the same patient ID Re-attending within 3 months - Children	276	2,654	10.4%	10.4%	11.9%	12.3%
% of FP17s for the same patient ID Re-attending within 3 months - Adults	1,014	6,673	15.2%	15.3%	16.6%	16.7%
% of FP17s for the same patient ID Re-attending between 3 & 9 months - Children	1,590	2,654	59.9%	60.5%	60.2%	57.6%
% of FP17s for the same patient ID Re-attending between 3 & 9 months - Adults	4,236	6,673	63.5%	52.1%	51.5%	50.1%
% of FP17s for Band 1 Urgent Courses	853	8,972	9.5%	9.6%	9.5%	9.1%
% of FP17s Relating to Free Repair or Replacements	102	8,972	1.1%	0.7%	0.7%	0.8%
% of FP17s Relating to Continuations	37	8,972	0.4%	1.3%	1.2%	1.2%
% of Patients satisfied with the dentistry they have received	2	3	N/A	93.3%	93.1%	92.8%
% of Patients satisfied with the time they had to wait for an appointment	2	3	N/A	87.7%	88.8%	88.7%

\* This is based on patients treated on this contract for their most recent course of treatment. Figures in italics indicate the base number of FP17s or Patient Questionnaire responses are less than 100. N/A is shown where the base number of responses is less than 10 during the period. % is calculated as Quantity/Base number\*100

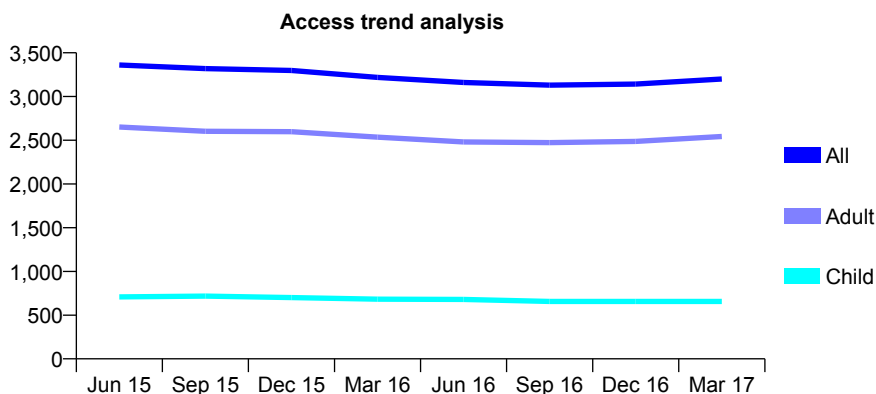
## Q70 - Vital Signs At a Glance Contract Report for 139181/0003 - March 2017

Name or company name	Bassett Dental Practice Ltd
Contract type name	GDS Contract
Purpose of contract	General
Contract start date	01/04/2010
Contract end date	

16/17 Contracted general activity (UDA)	10,973
Carry forward general activity (UDA)	0
16/17 Contracted orthodontic activity (UOA)	0
Carry forward orthodontic activity (UOA)	0
Baseline contract value	£258,078.46

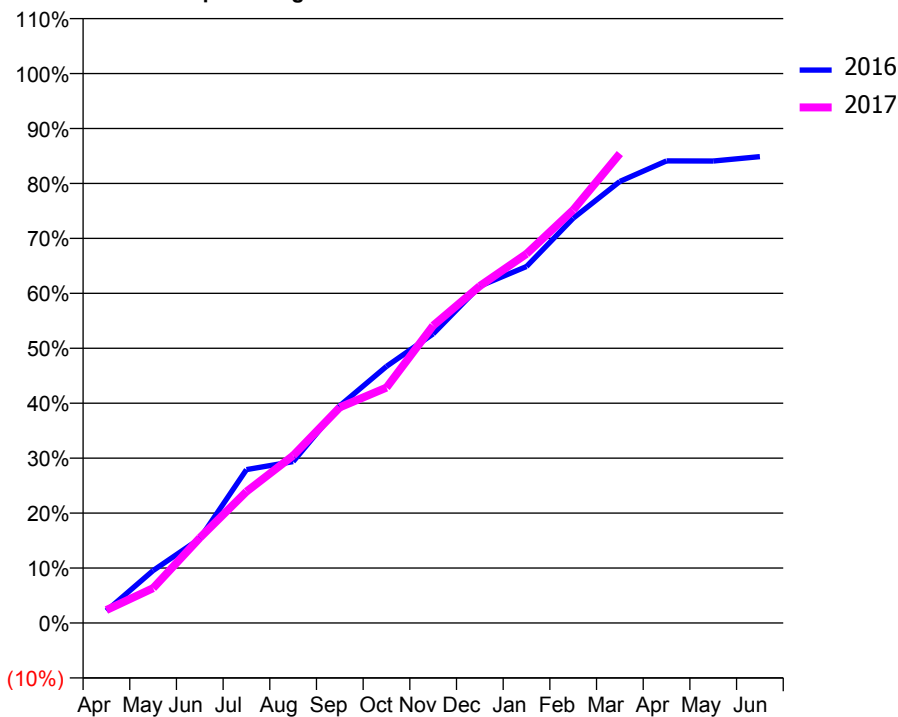
### ACCESS\*

Patients seen in 24 months	Total	Change since previous quarter
Quarter ending March 2016	3,218	
Quarter ending June 2016	3,160	↓
Quarter ending September 2016	3,130	→
Quarter ending December 2016	3,143	→
Quarter ending March 2017	3,200	→
<b>Variance since March 2016</b>	<b>(0.6%)</b>	→



### ACTIVITY

Cumulative percentage of contracted UDA delivered 2016 & 2017



Month	Adjusted Scheduled Activity (UDA)	
	2016	2017
April	244	259
May	1,048	698
June	1,683	1,700
July	3,064	2,623
August	3,222	3,342
September	4,339	4,306
October	5,124	4,701
November	5,774	5,938
December	6,728	6,731
January	7,118	7,373
February	8,083	8,247
March	8,817	9,375
April	9,228	
May	9,225	
June	9,312	

### QUALITY

	Quantity	Base Number	Contract	AT	Region	England
% of FP17s for the same patient ID Re-attending within 3 months - Children	59	959	6.2%	10.4%	11.9%	12.3%
% of FP17s for the same patient ID Re-attending within 3 months - Adults	709	3,873	18.3%	15.3%	16.6%	16.7%
% of FP17s for the same patient ID Re-attending between 3 & 9 months - Children	611	959	63.7%	60.5%	60.2%	57.6%
% of FP17s for the same patient ID Re-attending between 3 & 9 months - Adults	2,247	3,873	58.0%	52.1%	51.5%	50.1%
% of FP17s for Band 1 Urgent Courses	248	4,586	5.4%	9.6%	9.5%	9.1%
% of FP17s Relating to Free Repair or Replacements	58	4,586	1.3%	0.7%	0.7%	0.8%
% of FP17s Relating to Continuations	233	4,586	5.1%	1.3%	1.2%	1.2%
% of Patients satisfied with the dentistry they have received	1	2	N/A	93.3%	93.1%	92.8%
% of Patients satisfied with the time they had to wait for an appointment	2	2	N/A	87.7%	88.8%	88.7%

\* This is based on patients treated on this contract for their most recent course of treatment. Figures in italics indicate the base number of FP17s or Patient Questionnaire responses are less than 100. N/A is shown where the base number of responses is less than 10 during the period. % is calculated as Quantity/Base number\*100

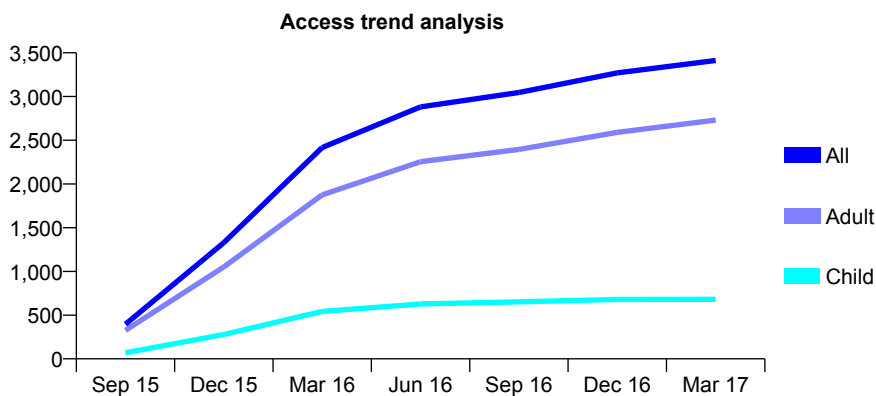
## Q70 - Vital Signs At a Glance Contract Report for 139661/0001 - March 2017

Name or company name	Swapnil Krishnarao Shinde
Contract type name	GDS Contract
Purpose of contract	General
Contract start date	01/09/2015
Contract end date	

16/17 Contracted general activity (UDA)	9,544
Carry forward general activity (UDA)	23
16/17 Contracted orthodontic activity (UOA)	0
Carry forward orthodontic activity (UOA)	0
Baseline contract value	£214,755.73

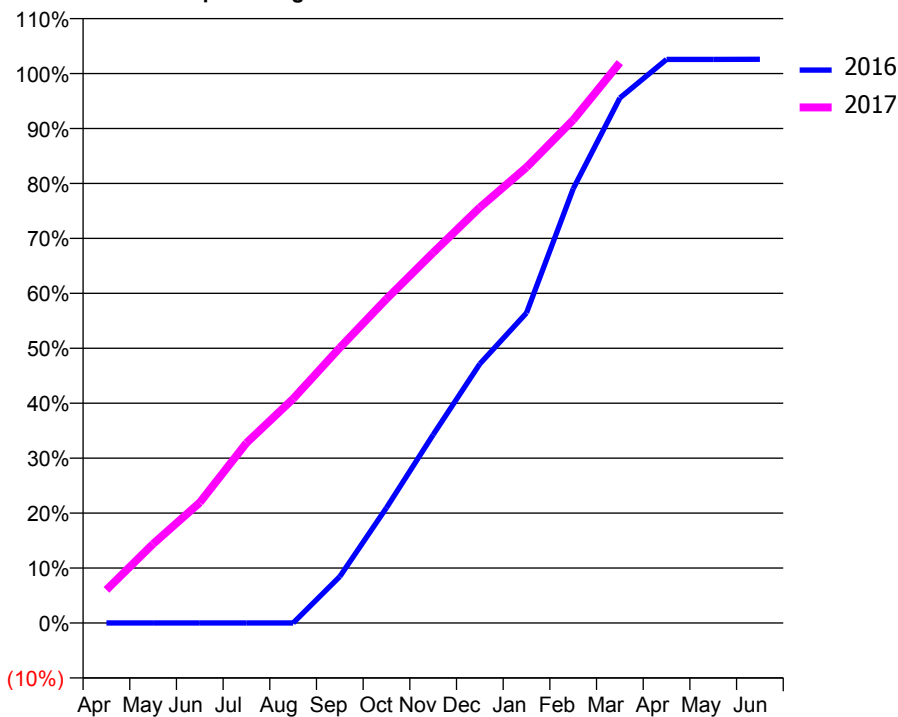
### ACCESS\*

Patients seen in 24 months	Total	Change since previous quarter
Quarter ending March 2016	2,417	
Quarter ending June 2016	2,882	↑
Quarter ending September 2016	3,047	↑
Quarter ending December 2016	3,271	↑
Quarter ending March 2017	3,412	↑
<b>Variance since March 2016</b>	<b>41.2%</b>	<b>↑</b>



### ACTIVITY

Cumulative percentage of contracted UDA delivered 2016 & 2017



Month	Adjusted Scheduled Activity (UDA)	
	2016	2017
April	0	575
May	0	1,375
June	0	2,094
July	0	3,127
August	0	3,895
September	471	4,781
October	1,167	5,629
November	1,908	6,433
December	2,626	7,218
January	3,141	7,916
February	4,400	8,738
March	5,319	9,732
April	5,710	
May	5,710	
June	5,711	

### QUALITY

	Quantity	Base Number	Contract	AT	Region	England
% of FP17s for the same patient ID Re-attending within 3 months - Children	58	1,138	5.1%	10.4%	11.9%	12.3%
% of FP17s for the same patient ID Re-attending within 3 months - Adults	603	4,568	13.2%	15.3%	16.6%	16.7%
% of FP17s for the same patient ID Re-attending between 3 & 9 months - Children	693	1,138	60.9%	60.5%	60.2%	57.6%
% of FP17s for the same patient ID Re-attending between 3 & 9 months - Adults	2,764	4,568	60.5%	52.1%	51.5%	50.1%
% of FP17s for Band 1 Urgent Courses	312	5,123	6.1%	9.6%	9.5%	9.1%
% of FP17s Relating to Free Repair or Replacements	25	5,123	0.5%	0.7%	0.7%	0.8%
% of FP17s Relating to Continuations	36	5,123	0.7%	1.3%	1.2%	1.2%
% of Patients satisfied with the dentistry they have received	5	6	N/A	93.3%	93.1%	92.8%
% of Patients satisfied with the time they had to wait for an appointment	6	6	N/A	87.7%	88.8%	88.7%

\* This is based on patients treated on this contract for their most recent course of treatment. Figures in italics indicate the base number of FP17s or Patient Questionnaire responses are less than 100. N/A is shown where the base number of responses is less than 10 during the period. % is calculated as Quantity/Base number\*100



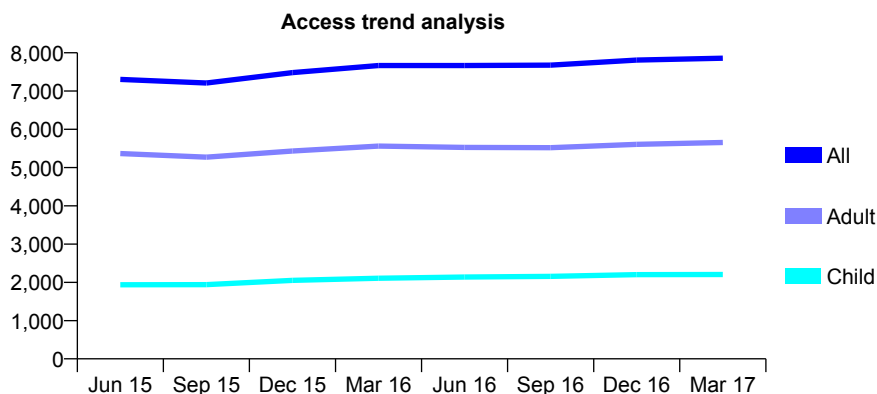
## Q70 - Vital Signs At a Glance Contract Report for 141003/0001 - March 2017

Name or company name	Rensburg Pty Limited
Contract type name	GDS Contract
Purpose of contract	General
Contract start date	01/11/2010
Contract end date	

16/17 Contracted general activity (UDA)	18,000
Carry forward general activity (UDA)	0
16/17 Contracted orthodontic activity (UOA)	0
Carry forward orthodontic activity (UOA)	0
Baseline contract value	£425,770.83

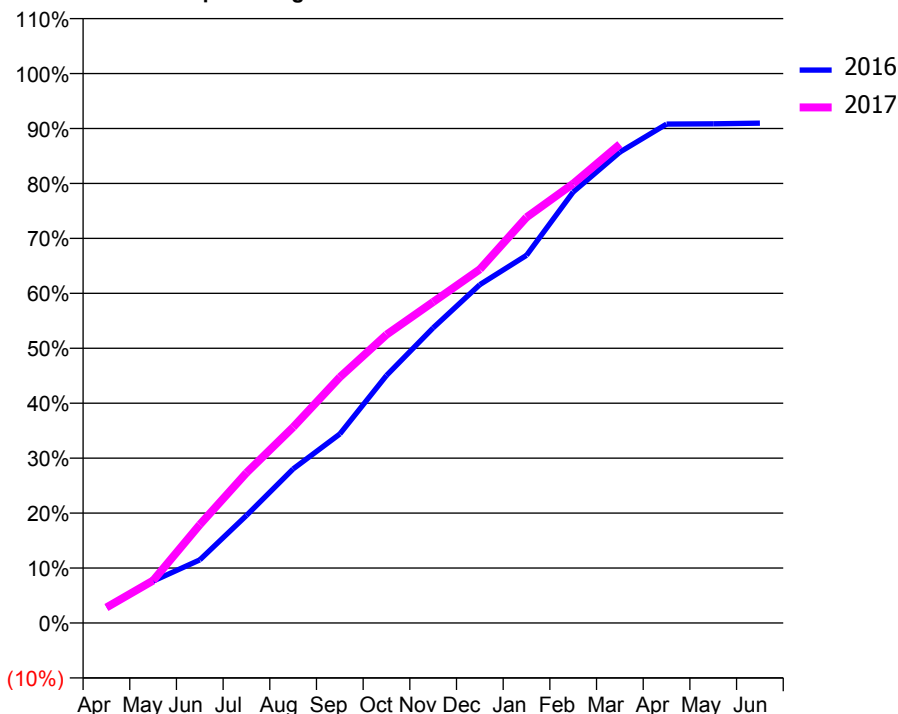
### ACCESS\*

Patients seen in 24 months	Total	Change since previous quarter
Quarter ending March 2016	7,668	
Quarter ending June 2016	7,667	→
Quarter ending September 2016	7,676	→
Quarter ending December 2016	7,809	→
Quarter ending March 2017	7,860	→
<b>Variance since March 2016</b>	<b>2.5%</b>	<b>↑</b>



### ACTIVITY

Cumulative percentage of contracted UDA delivered 2016 & 2017



Month	Adjusted Scheduled Activity (UDA)	
	2016	2017
April	530	509
May	1,374	1,392
June	2,066	3,223
July	3,524	4,920
August	5,047	6,416
September	6,192	8,053
October	8,109	9,446
November	9,670	10,518
December	11,084	11,587
January	12,046	13,290
February	14,118	14,391
March	15,425	15,682
April	16,343	
May	16,352	
June	16,374	

### QUALITY

	Quantity	Base Number	Contract	AT	Region	England
% of FP17s for the same patient ID Re-attending within 3 months - Children	149	2,793	5.3%	10.4%	11.9%	12.3%
% of FP17s for the same patient ID Re-attending within 3 months - Adults	861	6,227	13.8%	15.3%	16.6%	16.7%
% of FP17s for the same patient ID Re-attending between 3 & 9 months - Children	1,476	2,793	52.8%	60.5%	60.2%	57.6%
% of FP17s for the same patient ID Re-attending between 3 & 9 months - Adults	2,386	6,227	38.3%	52.1%	51.5%	50.1%
% of FP17s for Band 1 Urgent Courses	960	8,532	11.3%	9.6%	9.5%	9.1%
% of FP17s Relating to Free Repair or Replacements	29	8,532	0.3%	0.7%	0.7%	0.8%
% of FP17s Relating to Continuations	9	8,532	0.1%	1.3%	1.2%	1.2%
% of Patients satisfied with the dentistry they have received	11	13	84.6%	93.3%	93.1%	92.8%
% of Patients satisfied with the time they had to wait for an appointment	11	13	84.6%	87.7%	88.8%	88.7%

\* This is based on patients treated on this contract for their most recent course of treatment. Figures in italics indicate the base number of FP17s or Patient Questionnaire responses are less than 100. N/A is shown where the base number of responses is less than 10 during the period. % is calculated as Quantity/Base number\*100

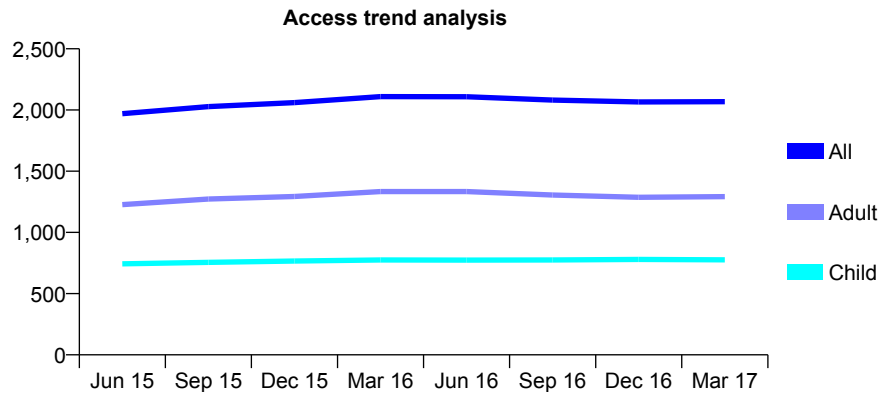
## Q70 - Vital Signs At a Glance Contract Report for 144592/0001 - March 2017

Name or company name	Van Der Merwe
Contract type name	GDS Contract
Purpose of contract	General
Contract start date	01/04/2014
Contract end date	

16/17 Contracted general activity (UDA)	6,197
Carry forward general activity (UDA)	170
16/17 Contracted orthodontic activity (UOA)	0
Carry forward orthodontic activity (UOA)	0
Baseline contract value	£137,065.29

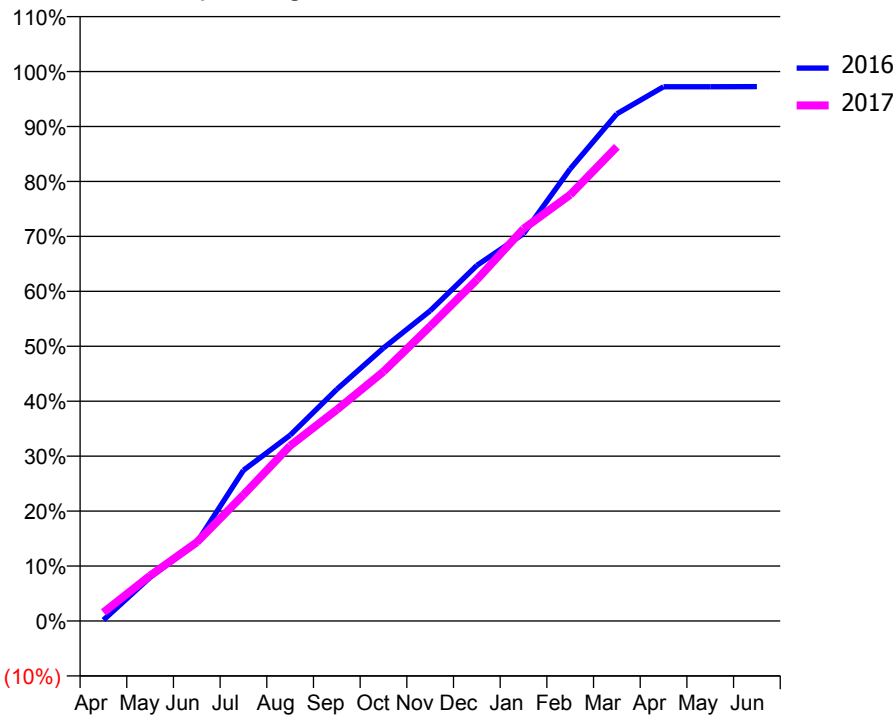
### ACCESS\*

Patients seen in 24 months	Total	Change since previous quarter
Quarter ending March 2016	2,109	
Quarter ending June 2016	2,108	→
Quarter ending September 2016	2,081	↓
Quarter ending December 2016	2,066	→
Quarter ending March 2017	2,068	→
<b>Variance since March 2016</b>	<b>(1.9%)</b>	<b>↓</b>



### ACTIVITY

Cumulative percentage of contracted UDA delivered 2016 & 2017



Month	Adjusted Scheduled Activity (UDA)	
	2016	2017
April	12	96
May	492	511
June	885	888
July	1,699	1,423
August	2,096	1,977
September	2,613	2,383
October	3,079	2,813
November	3,499	3,325
December	4,009	3,849
January	4,368	4,423
February	5,098	4,807
March	5,720	5,348
April	6,026	
May	6,026	
June	6,027	

### QUALITY

	Quantity	Base Number	Contract	AT	Region	England
% of FP17s for the same patient ID Re-attending within 3 months - Children	69	1,330	5.2%	10.4%	11.9%	12.3%
% of FP17s for the same patient ID Re-attending within 3 months - Adults	240	1,939	12.4%	15.3%	16.6%	16.7%
% of FP17s for the same patient ID Re-attending between 3 & 9 months - Children	930	1,330	69.9%	60.5%	60.2%	57.6%
% of FP17s for the same patient ID Re-attending between 3 & 9 months - Adults	1,274	1,939	65.7%	52.1%	51.5%	50.1%
% of FP17s for Band 1 Urgent Courses	138	3,130	4.4%	9.6%	9.5%	9.1%
% of FP17s Relating to Free Repair or Replacements	9	3,130	0.3%	0.7%	0.7%	0.8%
% of FP17s Relating to Continuations	10	3,130	0.3%	1.3%	1.2%	1.2%
% of Patients satisfied with the dentistry they have received	2	2	N/A	93.3%	93.1%	92.8%
% of Patients satisfied with the time they had to wait for an appointment	2	2	N/A	87.7%	88.8%	88.7%

\* This is based on patients treated on this contract for their most recent course of treatment. Figures in italics indicate the base number of FP17s or Patient Questionnaire responses are less than 100. N/A is shown where the base number of responses is less than 10 during the period. % is calculated as Quantity/Base number\*100

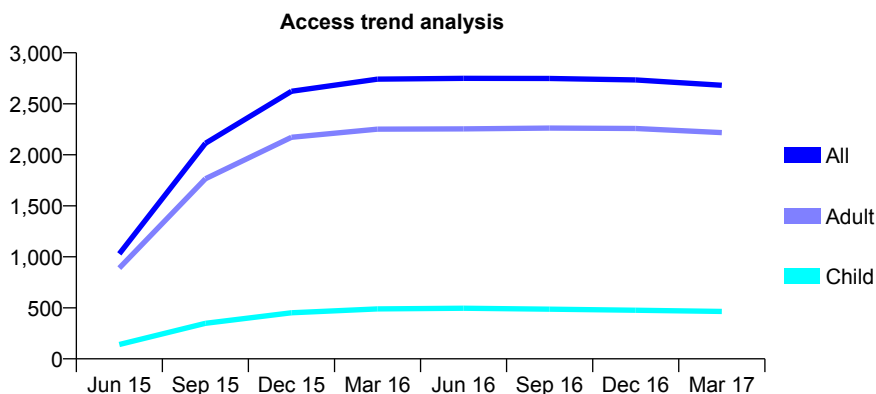
## Q70 - Vital Signs At a Glance Contract Report for 145068/0001 - March 2017

Name or company name	Island Dental Care
Contract type name	GDS Contract
Purpose of contract	General
Contract start date	01/04/2015
Contract end date	

16/17 Contracted general activity (UDA)	10,138
Carry forward general activity (UDA)	0
16/17 Contracted orthodontic activity (UOA)	0
Carry forward orthodontic activity (UOA)	0
Baseline contract value	£225,617.33

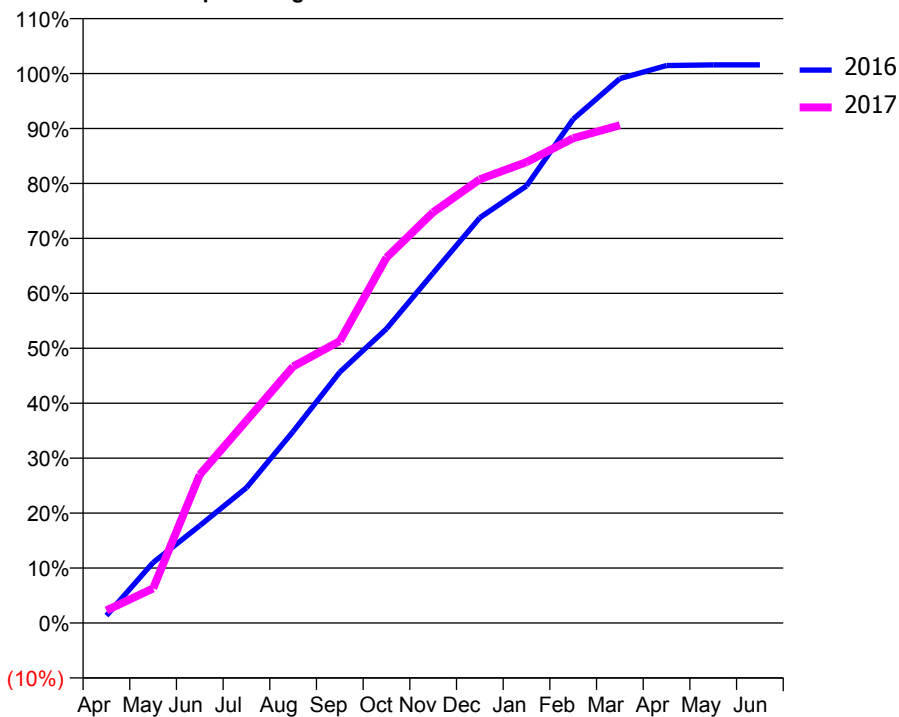
### ACCESS\*

Patients seen in 24 months	Total	Change since previous quarter
Quarter ending March 2016	2,742	
Quarter ending June 2016	2,750	→
Quarter ending September 2016	2,749	→
Quarter ending December 2016	2,734	→
Quarter ending March 2017	2,682	↓
<b>Variance since March 2016</b>	<b>(2.2%)</b>	<b>↓</b>



### ACTIVITY

Cumulative percentage of contracted UDA delivered 2016 & 2017



Month	Adjusted Scheduled Activity (UDA)	
	2016	2017
April	137	232
May	1,115	640
June	1,796	2,737
July	2,495	3,734
August	3,535	4,733
September	4,629	5,202
October	5,429	6,743
November	6,456	7,578
December	7,479	8,186
January	8,063	8,503
February	9,295	8,945
March	10,044	9,183
April	10,286	
May	10,298	
June	10,298	

### QUALITY

	Quantity	Base Number	Contract	AT	Region	England
% of FP17s for the same patient ID Re-attending within 3 months - Children	28	631	4.4%	10.4%	11.9%	12.3%
% of FP17s for the same patient ID Re-attending within 3 months - Adults	385	3,178	12.1%	15.3%	16.6%	16.7%
% of FP17s for the same patient ID Re-attending between 3 & 9 months - Children	443	631	70.2%	60.5%	60.2%	57.6%
% of FP17s for the same patient ID Re-attending between 3 & 9 months - Adults	2,197	3,178	69.1%	52.1%	51.5%	50.1%
% of FP17s for Band 1 Urgent Courses	95	3,718	2.6%	9.6%	9.5%	9.1%
% of FP17s Relating to Free Repair or Replacements	64	3,718	1.7%	0.7%	0.7%	0.8%
% of FP17s Relating to Continuations	24	3,718	0.6%	1.3%	1.2%	1.2%
% of Patients satisfied with the dentistry they have received	12	12	100.0%	93.3%	93.1%	92.8%
% of Patients satisfied with the time they had to wait for an appointment	12	12	100.0%	87.7%	88.8%	88.7%

\* This is based on patients treated on this contract for their most recent course of treatment. Figures in italics indicate the base number of FP17s or Patient Questionnaire responses are less than 100. N/A is shown where the base number of responses is less than 10 during the period. % is calculated as Quantity/Base number\*100

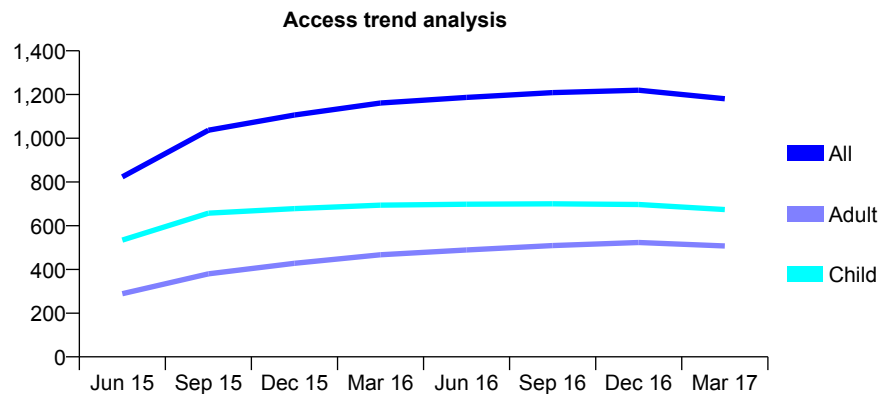
## Q70 - Vital Signs At a Glance Contract Report for 145122/0001 - March 2017

Name or company name	Stubbington Avenue Dental Practice
Contract type name	GDS Contract
Purpose of contract	General
Contract start date	01/01/2015
Contract end date	

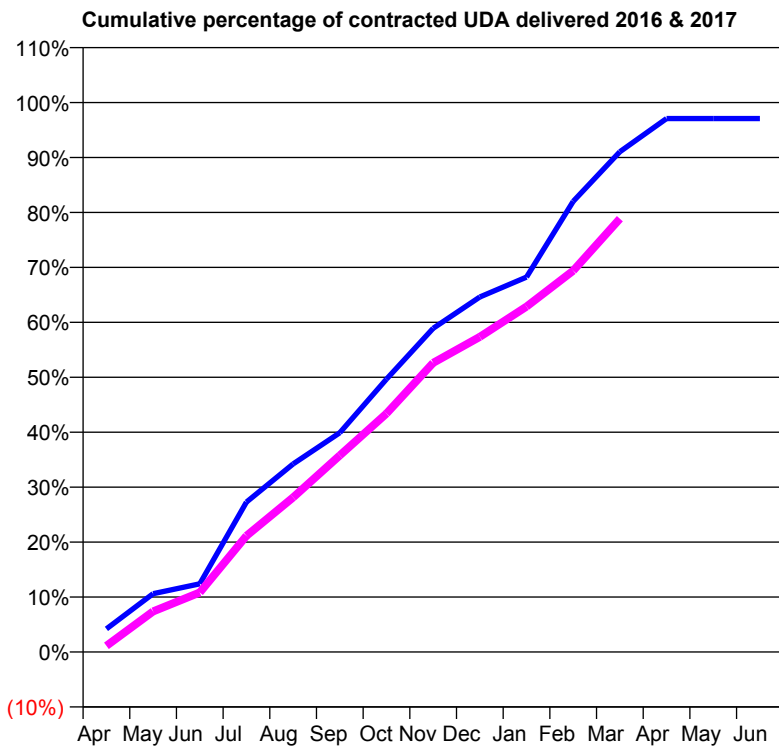
16/17 Contracted general activity (UDA)	2,990
Carry forward general activity (UDA)	87
16/17 Contracted orthodontic activity (UOA)	0
Carry forward orthodontic activity (UOA)	0
Baseline contract value	£66,330.41

### ACCESS\*

Patients seen in 24 months	Total	Change since previous quarter
Quarter ending March 2016	1,161	
Quarter ending June 2016	1,187	↑
Quarter ending September 2016	1,209	→
Quarter ending December 2016	1,220	→
Quarter ending March 2017	1,181	↓
<b>Variance since March 2016</b>	<b>1.7%</b>	<b>→</b>



### ACTIVITY



Month	Adjusted Scheduled Activity (UDA)	
	2016	2017
April	126	34
May	318	221
June	371	324
July	816	632
August	1,023	842
September	1,193	1,070
October	1,485	1,298
November	1,761	1,573
December	1,932	1,715
January	2,040	1,880
February	2,452	2,075
March	2,722	2,358
April	2,903	
May	2,903	
June	2,903	

### QUALITY

	Quantity	Base Number	Contract	AT	Region	England
% of FP17s for the same patient ID Re-attending within 3 months - Children	46	1,203	3.8%	10.4%	11.9%	12.3%
% of FP17s for the same patient ID Re-attending within 3 months - Adults	58	651	8.9%	15.3%	16.6%	16.7%
% of FP17s for the same patient ID Re-attending between 3 & 9 months - Children	922	1,203	76.6%	60.5%	60.2%	57.6%
% of FP17s for the same patient ID Re-attending between 3 & 9 months - Adults	456	651	70.0%	52.1%	51.5%	50.1%
% of FP17s for Band 1 Urgent Courses	65	1,753	3.7%	9.6%	9.5%	9.1%
% of FP17s Relating to Free Repair or Replacements	2	1,753	0.1%	0.7%	0.7%	0.8%
% of FP17s Relating to Continuations	0	1,753	0.0%	1.3%	1.2%	1.2%
% of Patients satisfied with the dentistry they have received	0	0	N/A	93.3%	93.1%	92.8%
% of Patients satisfied with the time they had to wait for an appointment	0	0	N/A	87.7%	88.8%	88.7%

\* This is based on patients treated on this contract for their most recent course of treatment. Figures in italics indicate the base number of FP17s or Patient Questionnaire responses are less than 100. N/A is shown where the base number of responses is less than 10 during the period. % is calculated as Quantity/Base number\*100

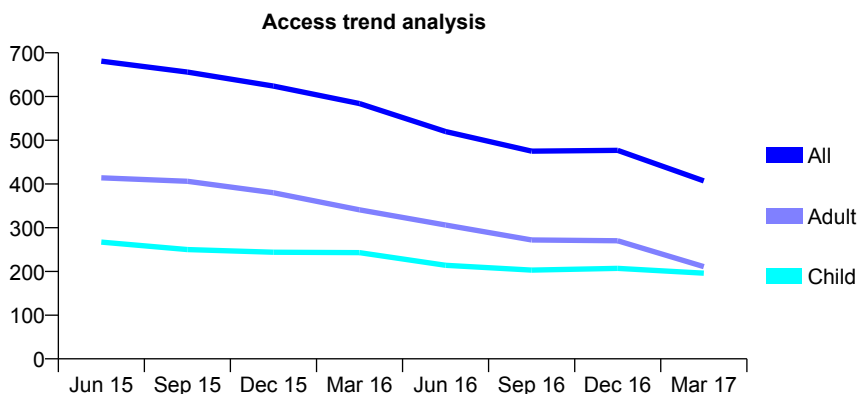
## Q70 - Vital Signs At a Glance Contract Report for 145785/0001 - March 2017

Name or company name	The Anchorage Practice Limited
Contract type name	GDS Contract
Purpose of contract	General
Contract start date	01/09/2008
Contract end date	

16/17 Contracted general activity (UDA)	1,850
Carry forward general activity (UDA)	0
16/17 Contracted orthodontic activity (UOA)	0
Carry forward orthodontic activity (UOA)	0
Baseline contract value	£42,118.69

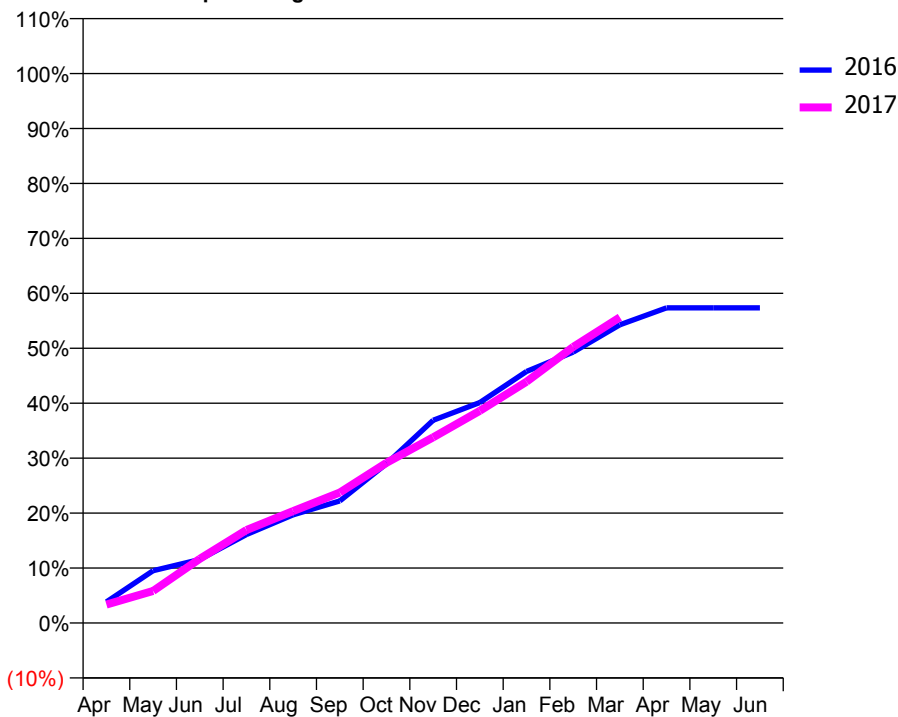
### ACCESS\*

Patients seen in 24 months	Total	Change since previous quarter
Quarter ending March 2016	584	
Quarter ending June 2016	520	↓
Quarter ending September 2016	475	↓
Quarter ending December 2016	477	→
Quarter ending March 2017	407	↓
<b>Variance since March 2016</b>	<b>(30.3%)</b>	<b>↓</b>



### ACTIVITY

Cumulative percentage of contracted UDA delivered 2016 & 2017



Adjusted Scheduled Activity (UDA)

Month	2016	2017
April	71	62
May	176	108
June	214	216
July	298	313
August	364	377
September	411	439
October	536	539
November	683	625
December	742	714
January	847	812
February	912	929
March	1,004	1,029
April	1,061	
May	1,061	
June	1,061	

### QUALITY

	Quantity	Base Number	Contract	AT	Region	England
% of FP17s for the same patient ID Re-attending within 3 months - Children	40	321	12.5%	10.4%	11.9%	12.3%
% of FP17s for the same patient ID Re-attending within 3 months - Adults	37	221	16.7%	15.3%	16.6%	16.7%
% of FP17s for the same patient ID Re-attending between 3 & 9 months - Children	201	321	62.6%	60.5%	60.2%	57.6%
% of FP17s for the same patient ID Re-attending between 3 & 9 months - Adults	125	221	56.6%	52.1%	51.5%	50.1%
% of FP17s for Band 1 Urgent Courses	2	516	0.4%	9.6%	9.5%	9.1%
% of FP17s Relating to Free Repair or Replacements	1	516	0.2%	0.7%	0.7%	0.8%
% of FP17s Relating to Continuations	0	516	0.0%	1.3%	1.2%	1.2%
% of Patients satisfied with the dentistry they have received	1	1	N/A	93.3%	93.1%	92.8%
% of Patients satisfied with the time they had to wait for an appointment	1	1	N/A	87.7%	88.8%	88.7%

\* This is based on patients treated on this contract for their most recent course of treatment. Figures in italics indicate the base number of FP17s or Patient Questionnaire responses are less than 100. N/A is shown where the base number of responses is less than 10 during the period. % is calculated as Quantity/Base number\*100

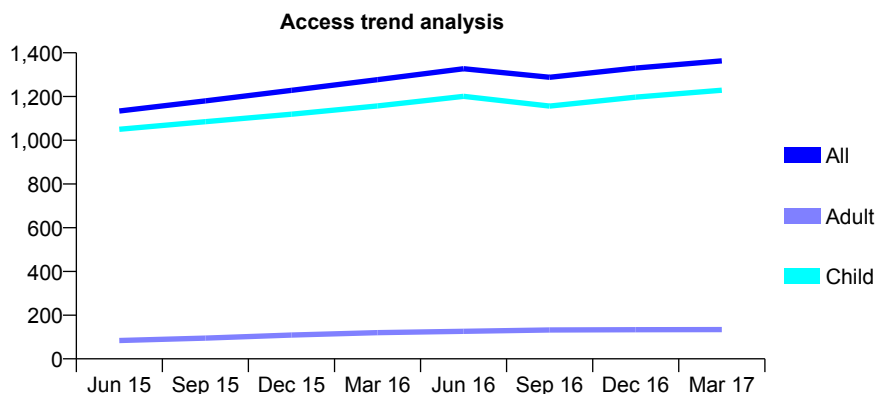
## Q70 - Vital Signs At a Glance Contract Report for 146005/0001 - March 2017

Name or company name	Mr T F Visser
Contract type name	GDS Contract
Purpose of contract	General
Contract start date	02/06/2014
Contract end date	

16/17 Contracted general activity (UDA)	2,910
Carry forward general activity (UDA)	43
16/17 Contracted orthodontic activity (UOA)	0
Carry forward orthodontic activity (UOA)	0
Baseline contract value	£62,915.45

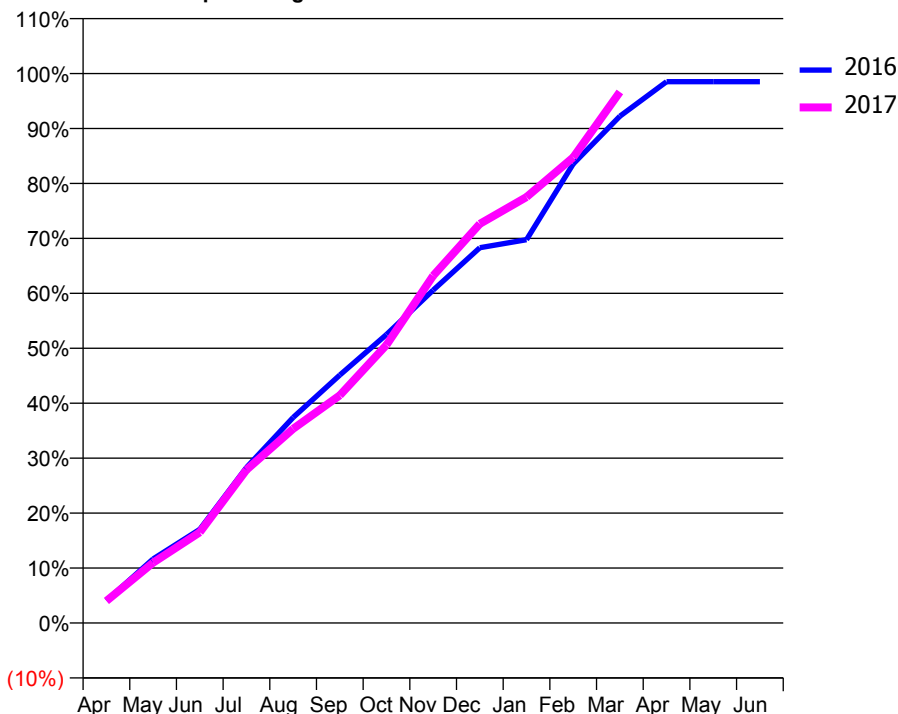
### ACCESS\*

Patients seen in 24 months	Total	Change since previous quarter
Quarter ending March 2016	1,277	
Quarter ending June 2016	1,327	↑
Quarter ending September 2016	1,288	↓
Quarter ending December 2016	1,330	↑
Quarter ending March 2017	1,363	↑
<b>Variance since March 2016</b>	<b>6.7%</b>	<b>↑</b>



### ACTIVITY

Cumulative percentage of contracted UDA delivered 2016 & 2017



Month	Adjusted Scheduled Activity (UDA)	
	2016	2017
April	119	117
May	339	319
June	496	481
July	824	811
August	1,089	1,028
September	1,313	1,206
October	1,528	1,473
November	1,763	1,839
December	1,987	2,114
January	2,030	2,256
February	2,431	2,466
March	2,684	2,812
April	2,867	
May	2,867	
June	2,867	

### QUALITY

	Quantity	Base Number	Contract	AT	Region	England
% of FP17s for the same patient ID Re-attending within 3 months - Children	145	2,113	6.9%	10.4%	11.9%	12.3%
% of FP17s for the same patient ID Re-attending within 3 months - Adults	4	69	5.8%	15.3%	16.6%	16.7%
% of FP17s for the same patient ID Re-attending between 3 & 9 months - Children	1,420	2,113	67.2%	60.5%	60.2%	57.6%
% of FP17s for the same patient ID Re-attending between 3 & 9 months - Adults	52	69	75.4%	52.1%	51.5%	50.1%
% of FP17s for Band 1 Urgent Courses	72	2,046	3.5%	9.6%	9.5%	9.1%
% of FP17s Relating to Free Repair or Replacements	0	2,046	0.0%	0.7%	0.7%	0.8%
% of FP17s Relating to Continuations	23	2,046	1.1%	1.3%	1.2%	1.2%
% of Patients satisfied with the dentistry they have received	1	1	N/A	93.3%	93.1%	92.8%
% of Patients satisfied with the time they had to wait for an appointment	1	1	N/A	87.7%	88.8%	88.7%

\* This is based on patients treated on this contract for their most recent course of treatment. Figures in italics indicate the base number of FP17s or Patient Questionnaire responses are less than 100. N/A is shown where the base number of responses is less than 10 during the period. % is calculated as Quantity/Base number\*100

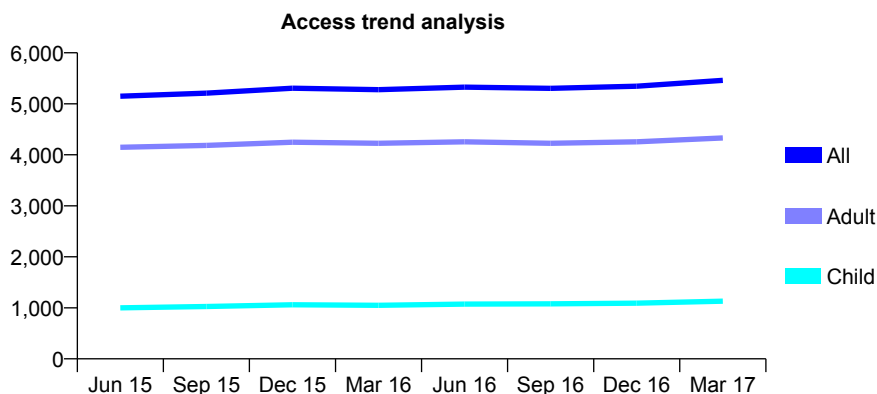
## Q70 - Vital Signs At a Glance Contract Report for 146447/0001 - March 2017

Name or company name	Dentapol Ltd
Contract type name	GDS Contract
Purpose of contract	General
Contract start date	01/11/2006
Contract end date	

16/17 Contracted general activity (UDA)	16,000
Carry forward general activity (UDA)	-218
16/17 Contracted orthodontic activity (UOA)	0
Carry forward orthodontic activity (UOA)	0
Baseline contract value	£454,904.88

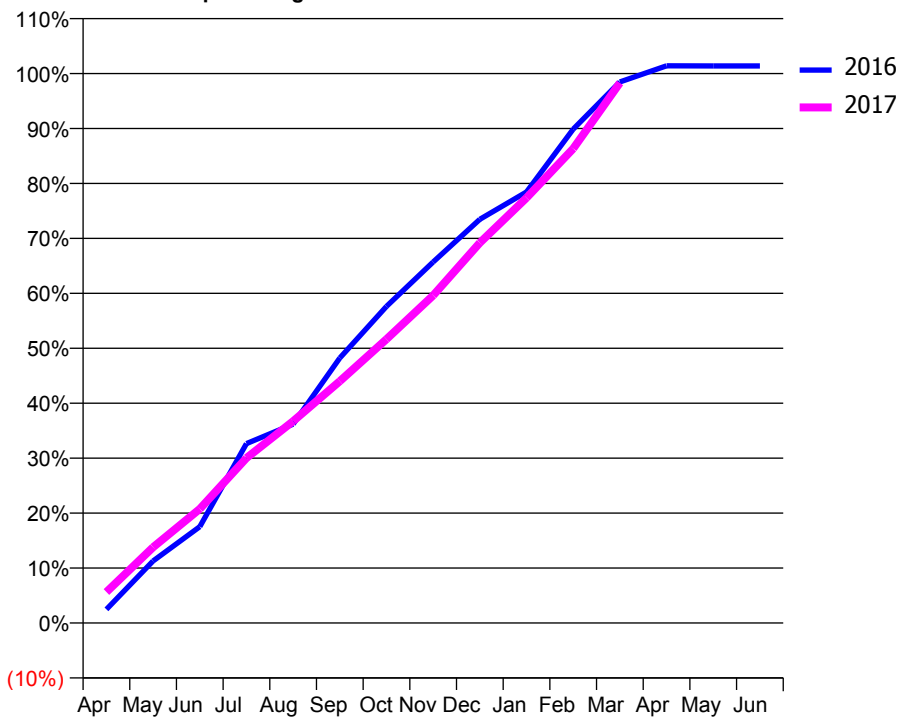
### ACCESS\*

Patients seen in 24 months	Total	Change since previous quarter
Quarter ending March 2016	5,276	
Quarter ending June 2016	5,327	→
Quarter ending September 2016	5,304	→
Quarter ending December 2016	5,345	→
Quarter ending March 2017	5,461	↑
<b>Variance since March 2016</b>	<b>3.5%</b>	<b>↑</b>



### ACTIVITY

Cumulative percentage of contracted UDA delivered 2016 & 2017



Month	Adjusted Scheduled Activity (UDA)	
	2016	2017
April	399	901
May	1,806	2,208
June	2,804	3,320
July	5,225	4,805
August	5,790	5,875
September	7,715	7,041
October	9,218	8,263
November	10,512	9,537
December	11,757	11,072
January	12,552	12,381
February	14,380	13,811
March	15,755	15,728
April	16,224	
May	16,218	
June	16,218	

### QUALITY

	Quantity	Base Number	Contract	AT	Region	England
% of FP17s for the same patient ID Re-attending within 3 months - Children	106	1,700	6.2%	10.4%	11.9%	12.3%
% of FP17s for the same patient ID Re-attending within 3 months - Adults	977	6,435	15.2%	15.3%	16.6%	16.7%
% of FP17s for the same patient ID Re-attending between 3 & 9 months - Children	1,080	1,700	63.5%	60.5%	60.2%	57.6%
% of FP17s for the same patient ID Re-attending between 3 & 9 months - Adults	3,954	6,435	61.4%	52.1%	51.5%	50.1%
% of FP17s for Band 1 Urgent Courses	619	7,912	7.8%	9.6%	9.5%	9.1%
% of FP17s Relating to Free Repair or Replacements	145	7,912	1.8%	0.7%	0.7%	0.8%
% of FP17s Relating to Continuations	88	7,912	1.1%	1.3%	1.2%	1.2%
% of Patients satisfied with the dentistry they have received	4	5	N/A	93.3%	93.1%	92.8%
% of Patients satisfied with the time they had to wait for an appointment	4	5	N/A	87.7%	88.8%	88.7%

\* This is based on patients treated on this contract for their most recent course of treatment. Figures in italics indicate the base number of FP17s or Patient Questionnaire responses are less than 100. N/A is shown where the base number of responses is less than 10 during the period. % is calculated as Quantity/Base number\*100

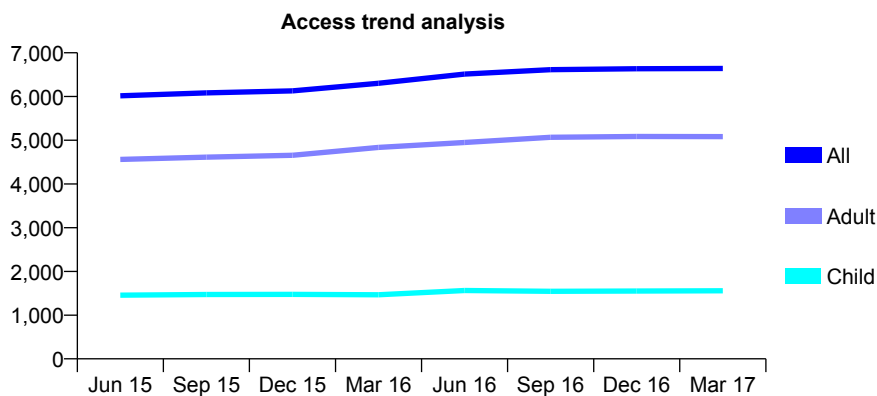
## Q70 - Vital Signs At a Glance Contract Report for 146447/0002 - March 2017

Name or company name	Dentapol Ltd
Contract type name	GDS Contract
Purpose of contract	General
Contract start date	01/01/2007
Contract end date	

16/17 Contracted general activity (UDA)	24,000
Carry forward general activity (UDA)	-238
16/17 Contracted orthodontic activity (UOA)	0
Carry forward orthodontic activity (UOA)	0
Baseline contract value	£583,326.10

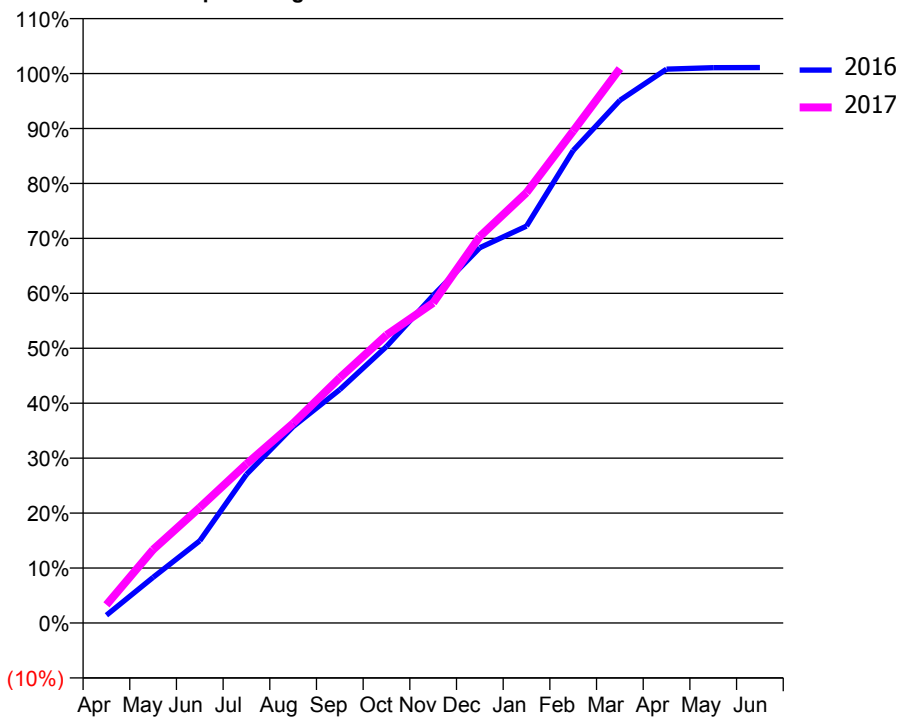
### ACCESS\*

Patients seen in 24 months	Total	Change since previous quarter
Quarter ending March 2016	6,303	
Quarter ending June 2016	6,512	↑
Quarter ending September 2016	6,613	→
Quarter ending December 2016	6,635	→
Quarter ending March 2017	6,641	→
<b>Variance since March 2016</b>	<b>5.4%</b>	<b>↑</b>



### ACTIVITY

Cumulative percentage of contracted UDA delivered 2016 & 2017



Month	Adjusted Scheduled Activity (UDA)	
	2016	2017
April	308	795
May	1,809	3,207
June	3,256	5,046
July	5,883	6,944
August	7,772	8,721
September	9,239	10,715
October	10,944	12,577
November	12,965	13,980
December	14,857	16,883
January	15,710	18,796
February	18,701	21,488
March	20,685	24,212
April	21,922	
May	21,979	
June	21,988	

### QUALITY

	Quantity	Base Number	Contract	AT	Region	England
% of FP17s for the same patient ID Re-attending within 3 months - Children	273	2,412	11.3%	10.4%	11.9%	12.3%
% of FP17s for the same patient ID Re-attending within 3 months - Adults	1,595	7,422	21.5%	15.3%	16.6%	16.7%
% of FP17s for the same patient ID Re-attending between 3 & 9 months - Children	1,341	2,412	55.6%	60.5%	60.2%	57.6%
% of FP17s for the same patient ID Re-attending between 3 & 9 months - Adults	3,636	7,422	49.0%	52.1%	51.5%	50.1%
% of FP17s for Band 1 Urgent Courses	1,448	9,284	15.6%	9.6%	9.5%	9.1%
% of FP17s Relating to Free Repair or Replacements	66	9,284	0.7%	0.7%	0.7%	0.8%
% of FP17s Relating to Continuations	111	9,284	1.2%	1.3%	1.2%	1.2%
% of Patients satisfied with the dentistry they have received	12	13	92.3%	93.3%	93.1%	92.8%
% of Patients satisfied with the time they had to wait for an appointment	11	13	84.6%	87.7%	88.8%	88.7%

\* This is based on patients treated on this contract for their most recent course of treatment. Figures in italics indicate the base number of FP17s or Patient Questionnaire responses are less than 100. N/A is shown where the base number of responses is less than 10 during the period. % is calculated as Quantity/Base number\*100



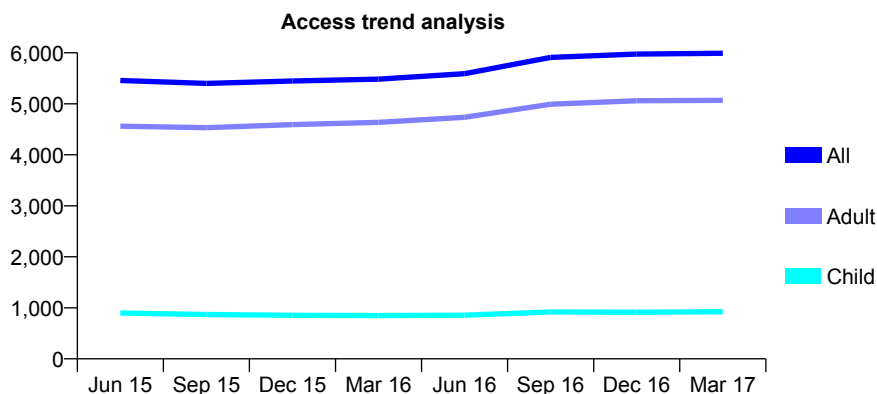
## Q70 - Vital Signs At a Glance Contract Report for 146447/0003 - March 2017

Name or company name	Dentapol Ltd
Contract type name	GDS Contract
Purpose of contract	General
Contract start date	01/01/2007
Contract end date	

16/17 Contracted general activity (UDA)	19,806
Carry forward general activity (UDA)	-145
16/17 Contracted orthodontic activity (UOA)	0
Carry forward orthodontic activity (UOA)	0
Baseline contract value	£534,779.84

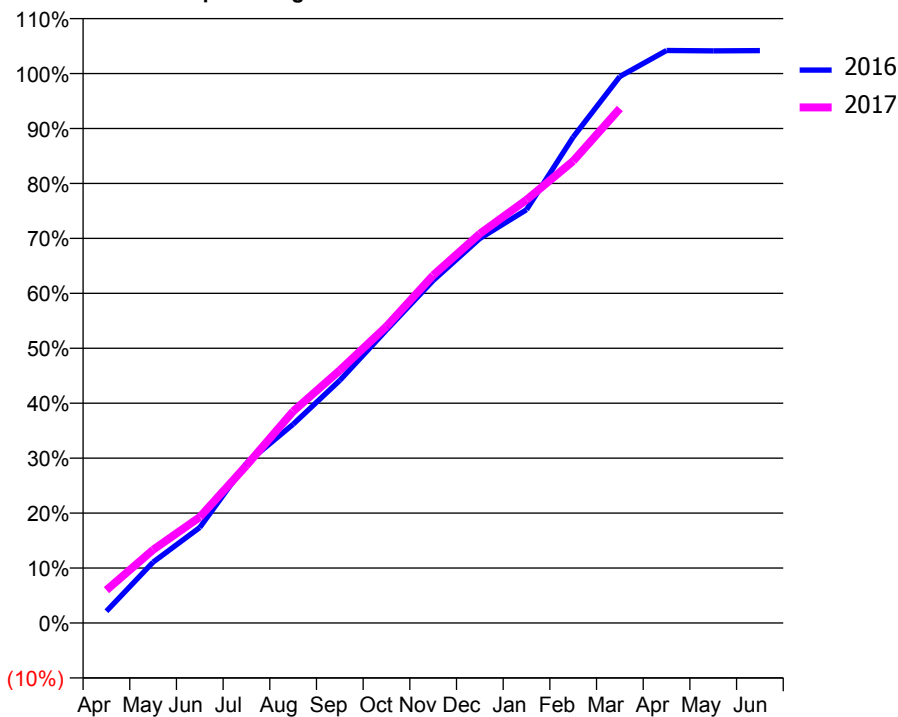
### ACCESS\*

Patients seen in 24 months	Total	Change since previous quarter
Quarter ending March 2016	5,484	
Quarter ending June 2016	5,592	→
Quarter ending September 2016	5,911	↑
Quarter ending December 2016	5,974	→
Quarter ending March 2017	5,991	→
<b>Variance since March 2016</b>	<b>9.2%</b>	<b>↑</b>



### ACTIVITY

Cumulative percentage of contracted UDA delivered 2016 & 2017



Month	Adjusted Scheduled Activity (UDA)	
	2016	2017
April	367	1,185
May	1,885	2,643
June	2,956	3,818
July	4,944	5,679
August	6,148	7,628
September	7,504	9,111
October	9,061	10,693
November	10,591	12,532
December	11,890	14,030
January	12,782	15,255
February	15,029	16,652
March	16,904	18,547
April	17,705	
May	17,694	
June	17,701	

### QUALITY

	Quantity	Base Number	Contract	AT	Region	England
% of FP17s for the same patient ID Re-attending within 3 months - Children	97	1,504	6.4%	10.4%	11.9%	12.3%
% of FP17s for the same patient ID Re-attending within 3 months - Adults	799	7,892	10.1%	15.3%	16.6%	16.7%
% of FP17s for the same patient ID Re-attending between 3 & 9 months - Children	725	1,504	48.2%	60.5%	60.2%	57.6%
% of FP17s for the same patient ID Re-attending between 3 & 9 months - Adults	4,269	7,892	54.1%	52.1%	51.5%	50.1%
% of FP17s for Band 1 Urgent Courses	1,325	9,054	14.6%	9.6%	9.5%	9.1%
% of FP17s Relating to Free Repair or Replacements	85	9,054	0.9%	0.7%	0.7%	0.8%
% of FP17s Relating to Continuations	55	9,054	0.6%	1.3%	1.2%	1.2%
% of Patients satisfied with the dentistry they have received	10	10	100.0%	93.3%	93.1%	92.8%
% of Patients satisfied with the time they had to wait for an appointment	9	10	90.0%	87.7%	88.8%	88.7%

\* This is based on patients treated on this contract for their most recent course of treatment. Figures in italics indicate the base number of FP17s or Patient Questionnaire responses are less than 100. N/A is shown where the base number of responses is less than 10 during the period. % is calculated as Quantity/Base number\*100

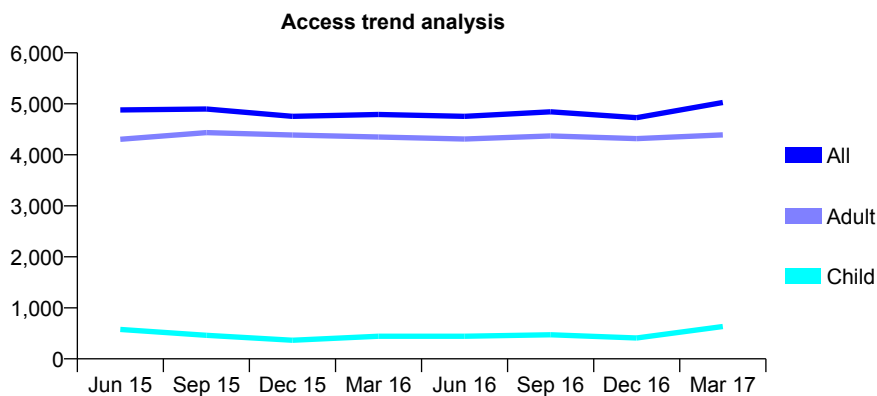
## Q70 - Vital Signs At a Glance Contract Report for 146447/0004 - March 2017

Name or company name	Dentapol Ltd
Contract type name	GDS Contract
Purpose of contract	General
Contract start date	01/01/2007
Contract end date	

16/17 Contracted general activity (UDA)	18,910
Carry forward general activity (UDA)	-112
16/17 Contracted orthodontic activity (UOA)	0
Carry forward orthodontic activity (UOA)	0
Baseline contract value	£530,719.01

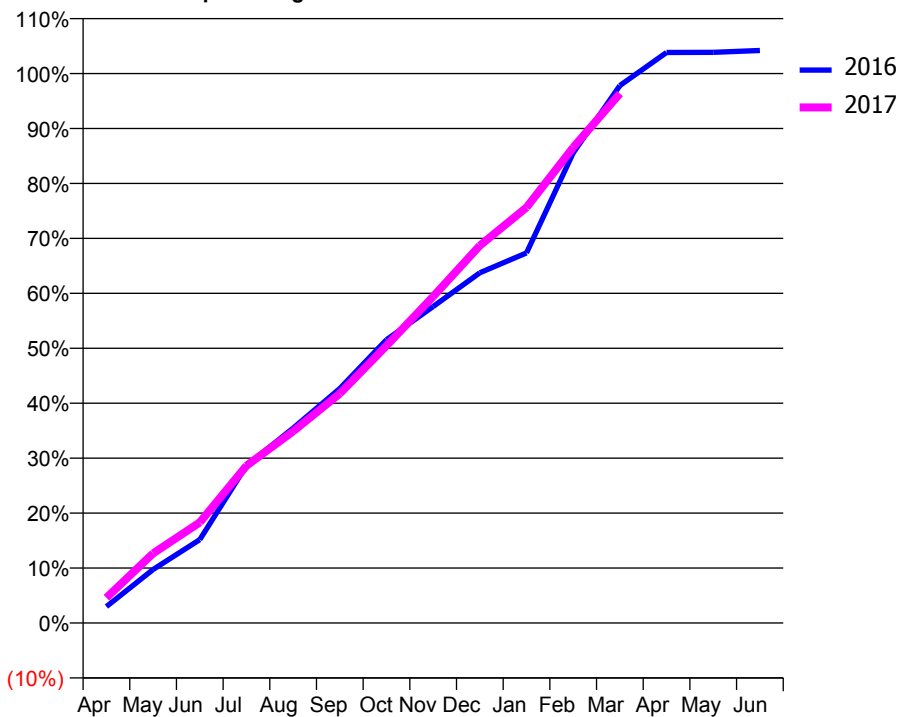
### ACCESS\*

Patients seen in 24 months	Total	Change since previous quarter
Quarter ending March 2016	4,792	
Quarter ending June 2016	4,753	→
Quarter ending September 2016	4,843	→
Quarter ending December 2016	4,728	↓
Quarter ending March 2017	5,027	↑
<b>Variance since March 2016</b>	<b>4.9%</b>	<b>↑</b>



### ACTIVITY

Cumulative percentage of contracted UDA delivered 2016 & 2017



Month	Adjusted Scheduled Activity (UDA)	
	2016	2017
April	481	870
May	1,568	2,399
June	2,443	3,464
July	4,612	5,412
August	5,707	6,599
September	6,869	7,896
October	8,301	9,541
November	9,271	11,235
December	10,259	12,990
January	10,844	14,303
February	13,773	16,368
March	15,743	18,222
April	16,712	
May	16,716	
June	16,772	

### QUALITY

	Quantity	Base Number	Contract	AT	Region	England
% of FP17s for the same patient ID Re-attending within 3 months - Children	68	942	7.2%	10.4%	11.9%	12.3%
% of FP17s for the same patient ID Re-attending within 3 months - Adults	1,375	7,219	19.0%	15.3%	16.6%	16.7%
% of FP17s for the same patient ID Re-attending between 3 & 9 months - Children	206	942	21.9%	60.5%	60.2%	57.6%
% of FP17s for the same patient ID Re-attending between 3 & 9 months - Adults	3,686	7,219	51.1%	52.1%	51.5%	50.1%
% of FP17s for Band 1 Urgent Courses	1,014	7,761	13.1%	9.6%	9.5%	9.1%
% of FP17s Relating to Free Repair or Replacements	116	7,761	1.5%	0.7%	0.7%	0.8%
% of FP17s Relating to Continuations	108	7,761	1.4%	1.3%	1.2%	1.2%
% of Patients satisfied with the dentistry they have received	13	15	86.7%	93.3%	93.1%	92.8%
% of Patients satisfied with the time they had to wait for an appointment	14	15	93.3%	87.7%	88.8%	88.7%

\* This is based on patients treated on this contract for their most recent course of treatment. Figures in italics indicate the base number of FP17s or Patient Questionnaire responses are less than 100. N/A is shown where the base number of responses is less than 10 during the period. % is calculated as Quantity/Base number\*100

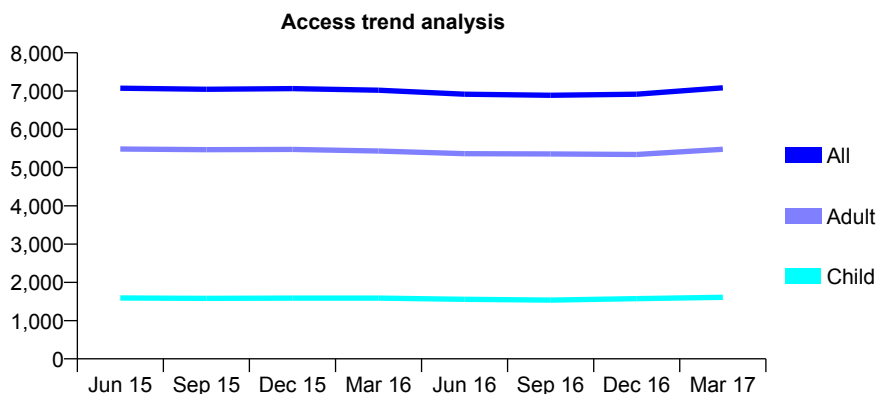
## Q70 - Vital Signs At a Glance Contract Report for 146447/0005 - March 2017

Name or company name	Dentapol Ltd
Contract type name	GDS Contract
Purpose of contract	General
Contract start date	01/01/2009
Contract end date	

16/17 Contracted general activity (UDA)	21,000
Carry forward general activity (UDA)	0
16/17 Contracted orthodontic activity (UOA)	0
Carry forward orthodontic activity (UOA)	0
Baseline contract value	£451,391.91

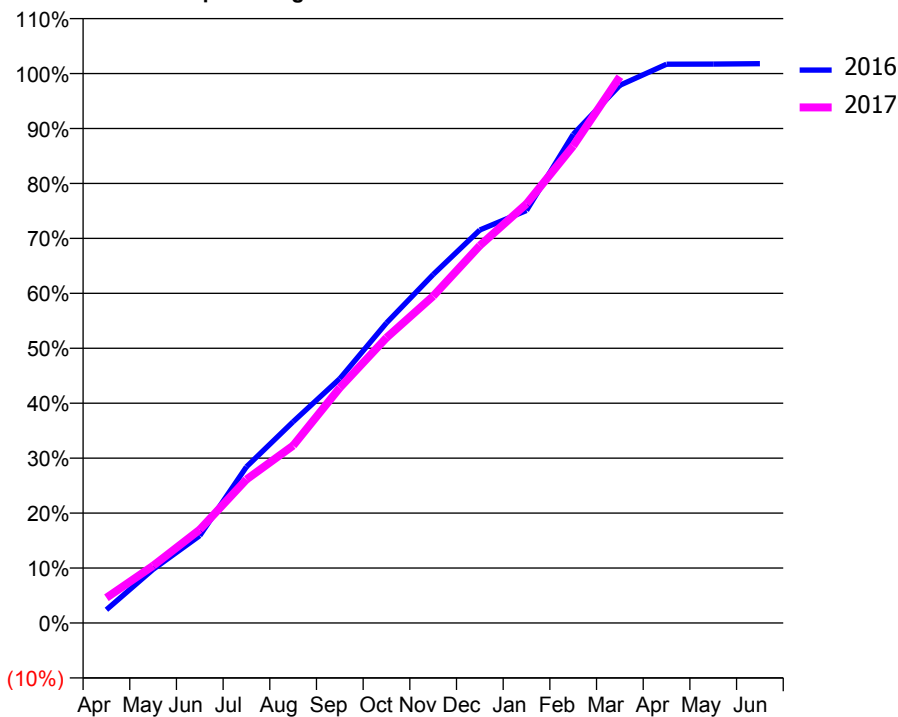
### ACCESS\*

Patients seen in 24 months	Total	Change since previous quarter
Quarter ending March 2016	7,021	
Quarter ending June 2016	6,919	↓
Quarter ending September 2016	6,890	→
Quarter ending December 2016	6,916	→
Quarter ending March 2017	7,085	↑
<b>Variance since March 2016</b>	0.9%	→



### ACTIVITY

Cumulative percentage of contracted UDA delivered 2016 & 2017



Month	Adjusted Scheduled Activity (UDA)	
	2016	2017
April	506	964
May	2,050	2,188
June	3,338	3,570
July	5,970	5,487
August	7,690	6,781
September	9,337	8,990
October	11,471	10,901
November	13,317	12,491
December	15,019	14,423
January	15,767	16,021
February	18,674	18,230
March	20,550	20,874
April	21,353	
May	21,358	
June	21,375	

### QUALITY

	Quantity	Base Number	Contract	AT	Region	England
% of FP17s for the same patient ID Re-attending within 3 months - Children	83	2,444	3.4%	10.4%	11.9%	12.3%
% of FP17s for the same patient ID Re-attending within 3 months - Adults	1,088	8,340	13.0%	15.3%	16.6%	16.7%
% of FP17s for the same patient ID Re-attending between 3 & 9 months - Children	1,632	2,444	66.8%	60.5%	60.2%	57.6%
% of FP17s for the same patient ID Re-attending between 3 & 9 months - Adults	5,386	8,340	64.6%	52.1%	51.5%	50.1%
% of FP17s for Band 1 Urgent Courses	767	10,374	7.4%	9.6%	9.5%	9.1%
% of FP17s Relating to Free Repair or Replacements	103	10,374	1.0%	0.7%	0.7%	0.8%
% of FP17s Relating to Continuations	75	10,374	0.7%	1.3%	1.2%	1.2%
% of Patients satisfied with the dentistry they have received	6	6	N/A	93.3%	93.1%	92.8%
% of Patients satisfied with the time they had to wait for an appointment	5	6	N/A	87.7%	88.8%	88.7%

\* This is based on patients treated on this contract for their most recent course of treatment. Figures in italics indicate the base number of FP17s or Patient Questionnaire responses are less than 100. N/A is shown where the base number of responses is less than 10 during the period. % is calculated as Quantity/Base number\*100

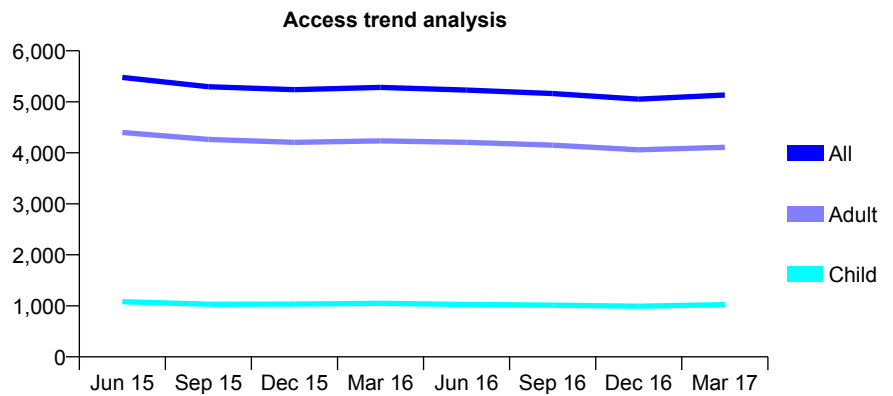
## Q70 - Vital Signs At a Glance Contract Report for 146447/0006 - March 2017

Name or company name	Dentapol Ltd
Contract type name	PDS Plus Contract
Purpose of contract	General
Contract start date	01/12/2010
Contract end date	30/11/2020

16/17 Contracted general activity (UDA)	13,000
Carry forward general activity (UDA)	0
16/17 Contracted orthodontic activity (UOA)	0
Carry forward orthodontic activity (UOA)	0
Baseline contract value	£217,788.37

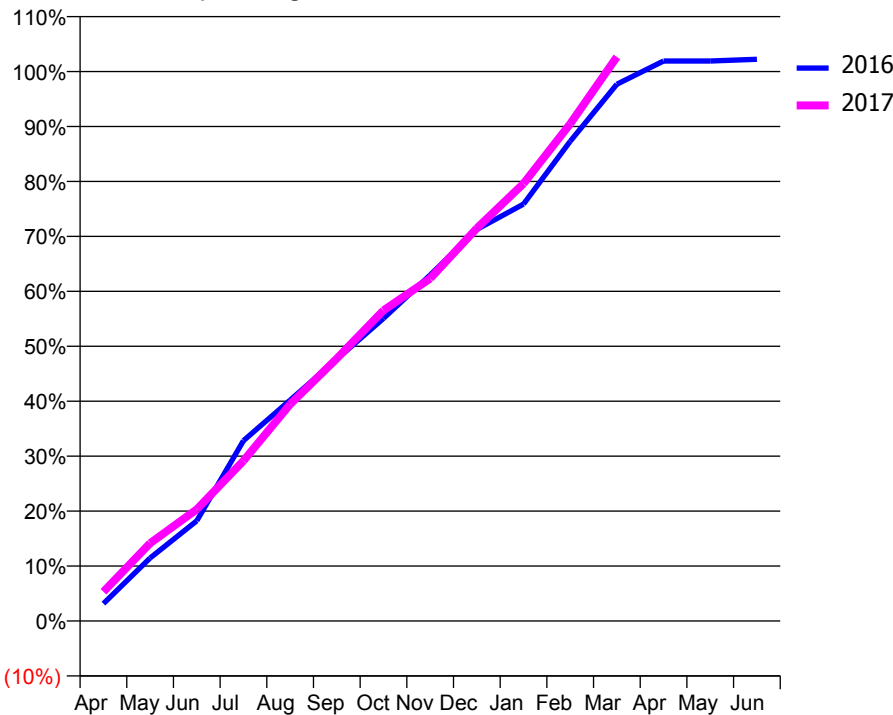
### ACCESS\*

Patients seen in 24 months	Total	Change since previous quarter
Quarter ending March 2016	5,283	
Quarter ending June 2016	5,231	→
Quarter ending September 2016	5,162	↓
Quarter ending December 2016	5,051	↓
Quarter ending March 2017	5,133	→
<b>Variance since March 2016</b>	<b>(2.8%)</b>	<b>↓</b>



### ACTIVITY

Cumulative percentage of contracted UDA delivered 2016 & 2017



Month	2016	2017
April	413	693
May	1,490	1,841
June	2,370	2,641
July	4,265	3,790
August	5,224	5,129
September	6,196	6,209
October	7,158	7,349
November	8,184	8,103
December	9,264	9,291
January	9,863	10,350
February	11,348	11,763
March	12,699	13,345
April	13,249	
May	13,249	
June	13,289	

### QUALITY

	Quantity	Base Number	Contract	AT	Region	England
% of FP17s for the same patient ID Re-attending within 3 months - Children	96	1,576	6.1%	10.4%	11.9%	12.3%
% of FP17s for the same patient ID Re-attending within 3 months - Adults	845	5,553	15.2%	15.3%	16.6%	16.7%
% of FP17s for the same patient ID Re-attending between 3 & 9 months - Children	1,062	1,576	67.4%	60.5%	60.2%	57.6%
% of FP17s for the same patient ID Re-attending between 3 & 9 months - Adults	2,795	5,553	50.3%	52.1%	51.5%	50.1%
% of FP17s for Band 1 Urgent Courses	688	6,834	10.1%	9.6%	9.5%	9.1%
% of FP17s Relating to Free Repair or Replacements	51	6,834	0.7%	0.7%	0.7%	0.8%
% of FP17s Relating to Continuations	62	6,834	0.9%	1.3%	1.2%	1.2%
% of Patients satisfied with the dentistry they have received	4	4	N/A	93.3%	93.1%	92.8%
% of Patients satisfied with the time they had to wait for an appointment	2	4	N/A	87.7%	88.8%	88.7%

\* This is based on patients treated on this contract for their most recent course of treatment. Figures in italics indicate the base number of FP17s or Patient Questionnaire responses are less than 100. N/A is shown where the base number of responses is less than 10 during the period. % is calculated as Quantity/Base number\*100

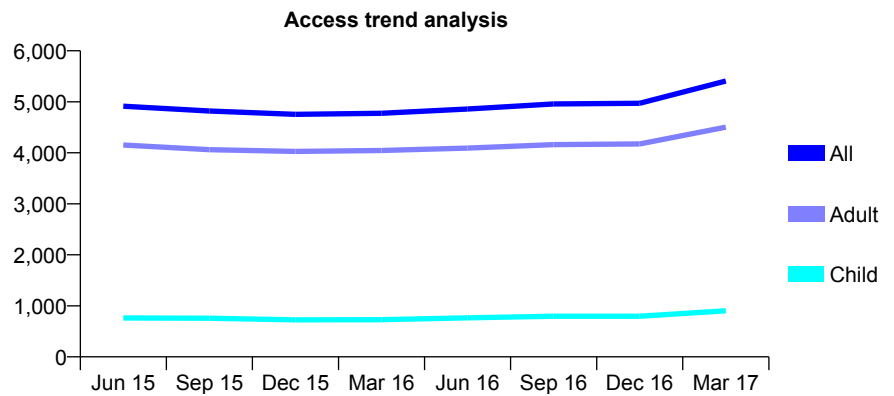
## Q70 - Vital Signs At a Glance Contract Report for 146447/0007 - March 2017

Name or company name	Dentapol Ltd
Contract type name	PDS Plus Contract
Purpose of contract	General
Contract start date	01/12/2010
Contract end date	30/11/2020

16/17 Contracted general activity (UDA)	16,400
Carry forward general activity (UDA)	0
16/17 Contracted orthodontic activity (UOA)	0
Carry forward orthodontic activity (UOA)	0
Baseline contract value	£276,540.79

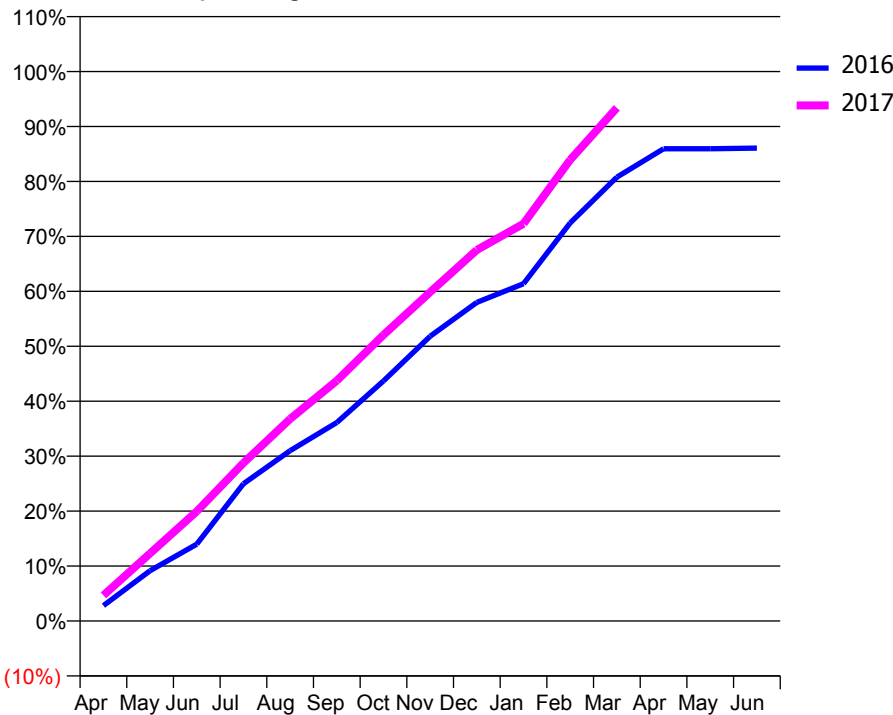
### ACCESS\*

Patients seen in 24 months	Total	Change since previous quarter
Quarter ending March 2016	4,774	
Quarter ending June 2016	4,858	→
Quarter ending September 2016	4,957	↑
Quarter ending December 2016	4,971	→
Quarter ending March 2017	5,408	↑
<b>Variance since March 2016</b>	<b>13.3%</b>	<b>↑</b>



### ACTIVITY

Cumulative percentage of contracted UDA delivered 2016 & 2017



Month	Adjusted Scheduled Activity (UDA)	
	2016	2017
April	461	765
May	1,503	2,021
June	2,295	3,275
July	4,097	4,718
August	5,084	6,032
September	5,922	7,174
October	7,165	8,538
November	8,498	9,815
December	9,511	11,072
January	10,068	11,859
February	11,884	13,764
March	13,248	15,314
April	14,094	
May	14,094	
June	14,113	

### QUALITY

	Quantity	Base Number	Contract	AT	Region	England
% of FP17s for the same patient ID Re-attending within 3 months - Children	77	1,332	5.8%	10.4%	11.9%	12.3%
% of FP17s for the same patient ID Re-attending within 3 months - Adults	838	6,252	13.4%	15.3%	16.6%	16.7%
% of FP17s for the same patient ID Re-attending between 3 & 9 months - Children	762	1,332	57.2%	60.5%	60.2%	57.6%
% of FP17s for the same patient ID Re-attending between 3 & 9 months - Adults	3,156	6,252	50.5%	52.1%	51.5%	50.1%
% of FP17s for Band 1 Urgent Courses	591	7,281	8.1%	9.6%	9.5%	9.1%
% of FP17s Relating to Free Repair or Replacements	37	7,281	0.5%	0.7%	0.7%	0.8%
% of FP17s Relating to Continuations	55	7,281	0.8%	1.3%	1.2%	1.2%
% of Patients satisfied with the dentistry they have received	13	14	92.9%	93.3%	93.1%	92.8%
% of Patients satisfied with the time they had to wait for an appointment	14	14	100.0%	87.7%	88.8%	88.7%

\* This is based on patients treated on this contract for their most recent course of treatment. Figures in italics indicate the base number of FP17s or Patient Questionnaire responses are less than 100. N/A is shown where the base number of responses is less than 10 during the period. % is calculated as Quantity/Base number\*100

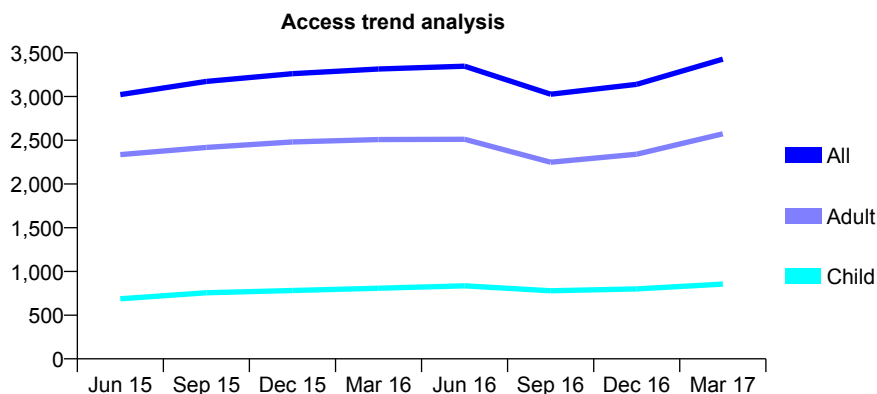
## Q70 - Vital Signs At a Glance Contract Report for 146447/0008 - March 2017

Name or company name	Dentapol Ltd
Contract type name	PDS Plus Contract
Purpose of contract	General
Contract start date	01/02/2011
Contract end date	30/11/2020

16/17 Contracted general activity (UDA)	9,000
Carry forward general activity (UDA)	-116
16/17 Contracted orthodontic activity (UOA)	0
Carry forward orthodontic activity (UOA)	0
Baseline contract value	£150,776.57

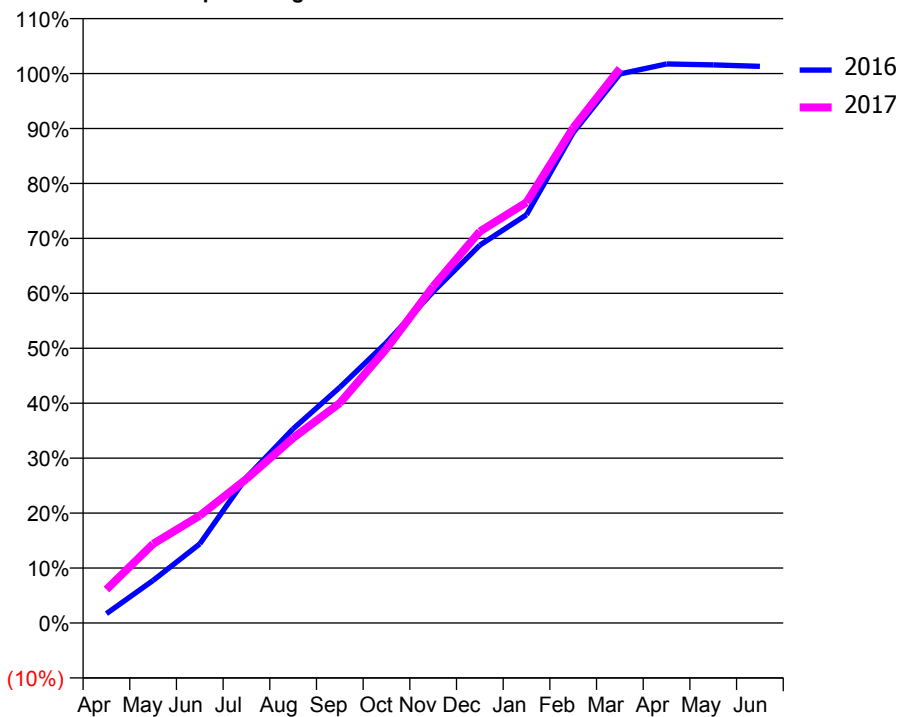
### ACCESS\*

Patients seen in 24 months	Total	Change since previous quarter
Quarter ending March 2016	3,315	
Quarter ending June 2016	3,346	→
Quarter ending September 2016	3,026	↓
Quarter ending December 2016	3,140	↑
Quarter ending March 2017	3,428	↑
<b>Variance since March 2016</b>	<b>3.4%</b>	<b>↑</b>



### ACTIVITY

Cumulative percentage of contracted UDA delivered 2016 & 2017



Month	Adjusted Scheduled Activity (UDA)	
	2016	2017
April	155	550
May	698	1,296
June	1,297	1,760
July	2,383	2,359
August	3,182	3,029
September	3,860	3,603
October	4,593	4,494
November	5,426	5,513
December	6,189	6,413
January	6,686	6,890
February	8,031	8,109
March	8,994	9,083
April	9,157	
May	9,140	
June	9,116	

### QUALITY

	Quantity	Base Number	Contract	AT	Region	England
% of FP17s for the same patient ID Re-attending within 3 months - Children	35	1,186	3.0%	10.4%	11.9%	12.3%
% of FP17s for the same patient ID Re-attending within 3 months - Adults	117	3,278	3.6%	15.3%	16.6%	16.7%
% of FP17s for the same patient ID Re-attending between 3 & 9 months - Children	475	1,186	40.1%	60.5%	60.2%	57.6%
% of FP17s for the same patient ID Re-attending between 3 & 9 months - Adults	1,039	3,278	31.7%	52.1%	51.5%	50.1%
% of FP17s for Band 1 Urgent Courses	570	4,381	13.0%	9.6%	9.5%	9.1%
% of FP17s Relating to Free Repair or Replacements	31	4,381	0.7%	0.7%	0.7%	0.8%
% of FP17s Relating to Continuations	22	4,381	0.5%	1.3%	1.2%	1.2%
% of Patients satisfied with the dentistry they have received	11	12	91.7%	93.3%	93.1%	92.8%
% of Patients satisfied with the time they had to wait for an appointment	11	12	91.7%	87.7%	88.8%	88.7%

\* This is based on patients treated on this contract for their most recent course of treatment. Figures in italics indicate the base number of FP17s or Patient Questionnaire responses are less than 100. N/A is shown where the base number of responses is less than 10 during the period. % is calculated as Quantity/Base number\*100

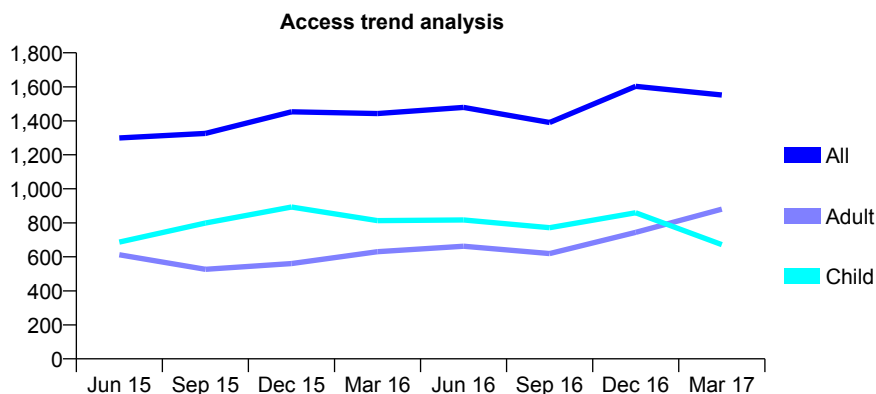
## Q70 - Vital Signs At a Glance Contract Report for 146447/0009 - March 2017

Name or company name	Dentapol Ltd
Contract type name	PDS Plus Contract
Purpose of contract	General
Contract start date	01/02/2011
Contract end date	30/11/2020

16/17 Contracted general activity (UDA)	3,000
Carry forward general activity (UDA)	-16
16/17 Contracted orthodontic activity (UOA)	0
Carry forward orthodontic activity (UOA)	0
Baseline contract value	£50,258.85

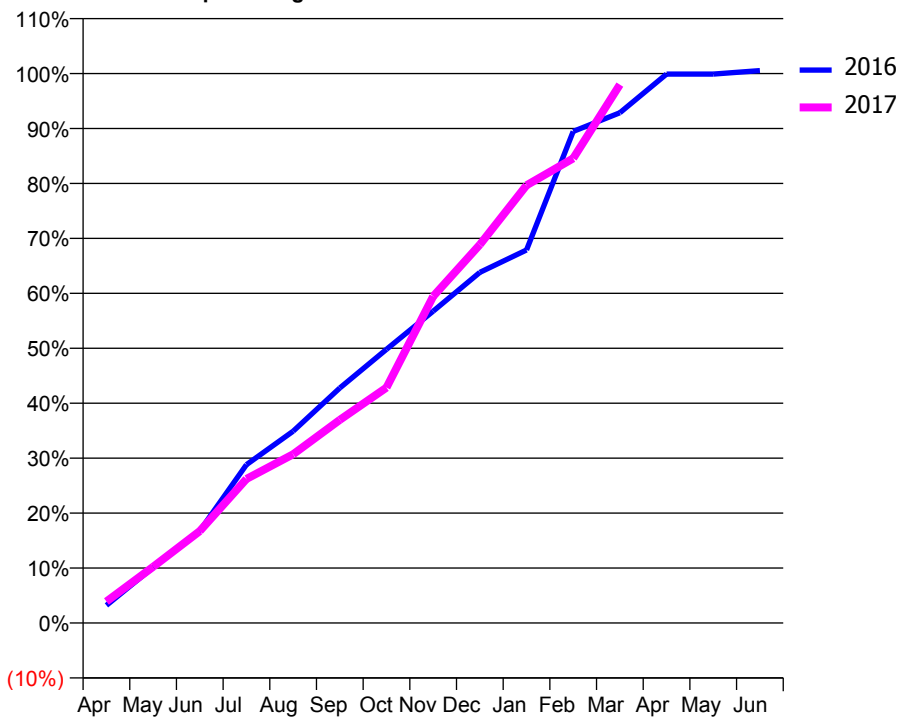
### ACCESS\*

Patients seen in 24 months	Total	Change since previous quarter
Quarter ending March 2016	1,443	
Quarter ending June 2016	1,479	↑
Quarter ending September 2016	1,390	↓
Quarter ending December 2016	1,603	↑
Quarter ending March 2017	1,552	↓
<b>Variance since March 2016</b>	<b>7.6%</b>	<b>↑</b>



### ACTIVITY

Cumulative percentage of contracted UDA delivered 2016 & 2017



Month	Adjusted Scheduled Activity (UDA)	
	2016	2017
April	96	117
May	304	307
June	503	502
July	865	787
August	1,047	921
September	1,283	1,109
October	1,494	1,286
November	1,703	1,783
December	1,915	2,066
January	2,037	2,390
February	2,684	2,537
March	2,786	2,939
April	2,997	
May	2,997	
June	3,016	

### QUALITY

	Quantity	Base Number	Contract	AT	Region	England
% of FP17s for the same patient ID Re-attending within 3 months - Children	18	1,157	1.6%	10.4%	11.9%	12.3%
% of FP17s for the same patient ID Re-attending within 3 months - Adults	12	1,151	1.0%	15.3%	16.6%	16.7%
% of FP17s for the same patient ID Re-attending between 3 & 9 months - Children	589	1,157	50.9%	60.5%	60.2%	57.6%
% of FP17s for the same patient ID Re-attending between 3 & 9 months - Adults	145	1,151	12.6%	52.1%	51.5%	50.1%
% of FP17s for Band 1 Urgent Courses	151	2,220	6.8%	9.6%	9.5%	9.1%
% of FP17s Relating to Free Repair or Replacements	5	2,220	0.2%	0.7%	0.7%	0.8%
% of FP17s Relating to Continuations	0	2,220	0.0%	1.3%	1.2%	1.2%
% of Patients satisfied with the dentistry they have received	2	2	N/A	93.3%	93.1%	92.8%
% of Patients satisfied with the time they had to wait for an appointment	2	2	N/A	87.7%	88.8%	88.7%

\* This is based on patients treated on this contract for their most recent course of treatment. Figures in italics indicate the base number of FP17s or Patient Questionnaire responses are less than 100. N/A is shown where the base number of responses is less than 10 during the period. % is calculated as Quantity/Base number\*100

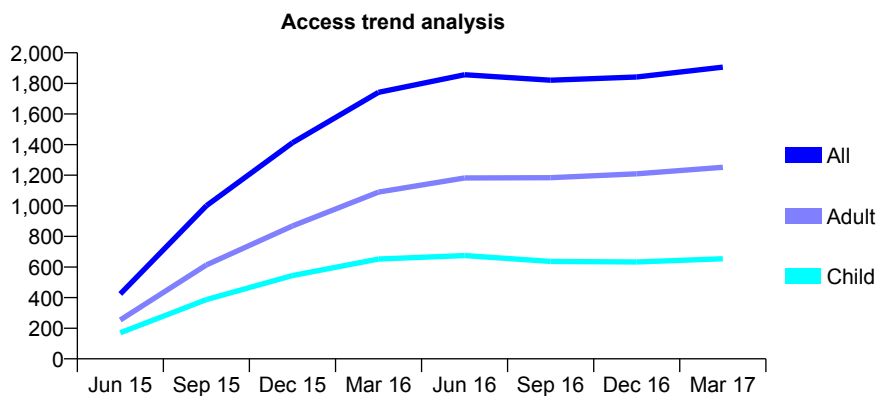
## Q70 - Vital Signs At a Glance Contract Report for 147133/0001 - March 2017

Name or company name	Mr John Cobley
Contract type name	GDS Contract
Purpose of contract	General
Contract start date	01/04/2015
Contract end date	

16/17 Contracted general activity (UDA)	2,883
Carry forward general activity (UDA)	-46
16/17 Contracted orthodontic activity (UOA)	0
Carry forward orthodontic activity (UOA)	0
Baseline contract value	£67,129.09

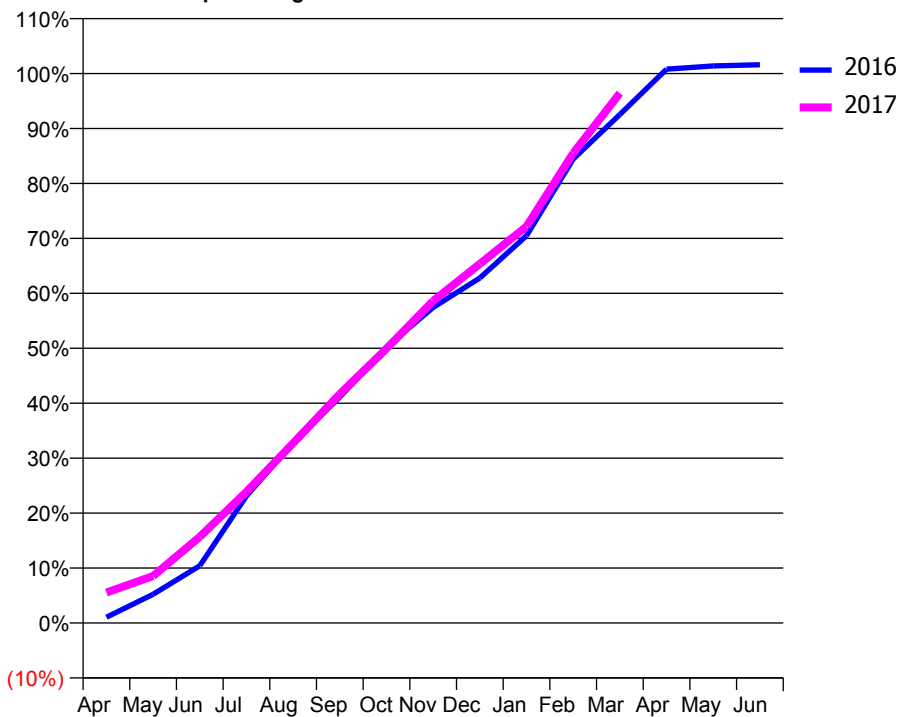
### ACCESS\*

Patients seen in 24 months	Total	Change since previous quarter
Quarter ending March 2016	1,742	
Quarter ending June 2016	1,857	↑
Quarter ending September 2016	1,821	↓
Quarter ending December 2016	1,842	→
Quarter ending March 2017	1,906	↑
<b>Variance since March 2016</b>	<b>9.4%</b>	<b>↑</b>



### ACTIVITY

Cumulative percentage of contracted UDA delivered 2016 & 2017



Month	Adjusted Scheduled Activity (UDA)	
	2016	2017
April	31	160
May	152	246
June	303	453
July	671	689
August	954	943
September	1,194	1,202
October	1,459	1,440
November	1,668	1,690
December	1,824	1,885
January	2,048	2,080
February	2,453	2,465
March	2,688	2,780
April	2,928	
May	2,945	
June	2,951	

### QUALITY

	Quantity	Base Number	Contract	AT	Region	England
% of FP17s for the same patient ID Re-attending within 3 months - Children	14	779	1.8%	10.4%	11.9%	12.3%
% of FP17s for the same patient ID Re-attending within 3 months - Adults	146	1,449	10.1%	15.3%	16.6%	16.7%
% of FP17s for the same patient ID Re-attending between 3 & 9 months - Children	235	779	30.2%	60.5%	60.2%	57.6%
% of FP17s for the same patient ID Re-attending between 3 & 9 months - Adults	443	1,449	30.6%	52.1%	51.5%	50.1%
% of FP17s for Band 1 Urgent Courses	45	1,265	3.6%	9.6%	9.5%	9.1%
% of FP17s Relating to Free Repair or Replacements	11	1,265	0.9%	0.7%	0.7%	0.8%
% of FP17s Relating to Continuations	7	1,265	0.6%	1.3%	1.2%	1.2%
% of Patients satisfied with the dentistry they have received	2	2	N/A	93.3%	93.1%	92.8%
% of Patients satisfied with the time they had to wait for an appointment	1	2	N/A	87.7%	88.8%	88.7%

\* This is based on patients treated on this contract for their most recent course of treatment. Figures in italics indicate the base number of FP17s or Patient Questionnaire responses are less than 100. N/A is shown where the base number of responses is less than 10 during the period. % is calculated as Quantity/Base number\*100



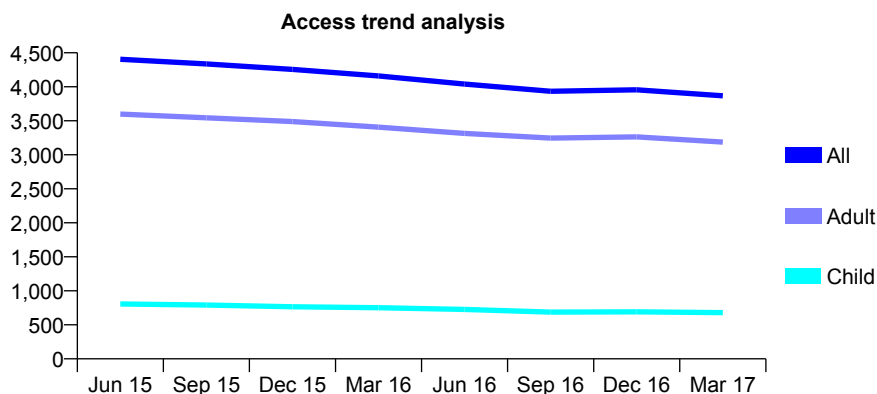
## Q70 - Vital Signs At a Glance Contract Report for 147435/0001 - March 2017

Name or company name	Fieldream Ltd
Contract type name	GDS Contract
Purpose of contract	General
Contract start date	01/08/2007
Contract end date	

16/17 Contracted general activity (UDA)	13,238
Carry forward general activity (UDA)	0
16/17 Contracted orthodontic activity (UOA)	0
Carry forward orthodontic activity (UOA)	0
Baseline contract value	£288,569.32

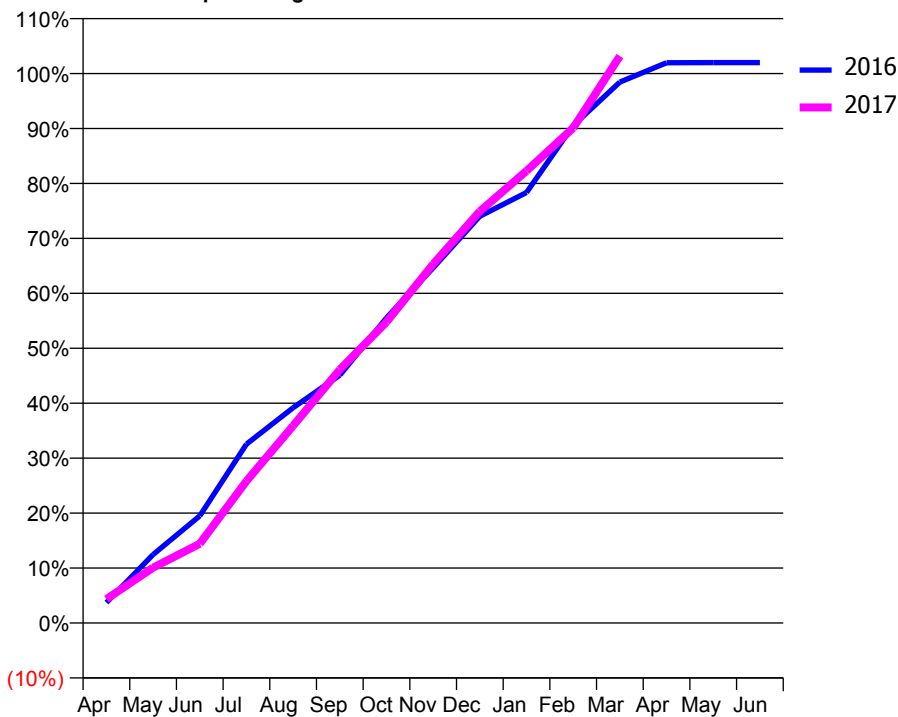
### ACCESS\*

Patients seen in 24 months	Total	Change since previous quarter
Quarter ending March 2016	4,159	
Quarter ending June 2016	4,041	↓
Quarter ending September 2016	3,934	↓
Quarter ending December 2016	3,955	→
Quarter ending March 2017	3,867	↓
<b>Variance since March 2016</b>	<b>(7.0%)</b>	↓



### ACTIVITY

Cumulative percentage of contracted UDA delivered 2016 & 2017



Adjusted Scheduled Activity (UDA)

Month	2016	2017
April	494	577
May	1,649	1,335
June	2,581	1,909
July	4,310	3,420
August	5,186	4,753
September	5,970	6,107
October	7,353	7,251
November	8,556	8,645
December	9,800	9,917
January	10,372	10,893
February	11,984	11,926
March	13,030	13,659
April	13,497	
May	13,500	
June	13,501	

### QUALITY

	Quantity	Base Number	Contract	AT	Region	England
% of FP17s for the same patient ID Re-attending within 3 months - Children	99	1,216	8.1%	10.4%	11.9%	12.3%
% of FP17s for the same patient ID Re-attending within 3 months - Adults	672	5,053	13.3%	15.3%	16.6%	16.7%
% of FP17s for the same patient ID Re-attending between 3 & 9 months - Children	868	1,216	71.4%	60.5%	60.2%	57.6%
% of FP17s for the same patient ID Re-attending between 3 & 9 months - Adults	3,187	5,053	63.1%	52.1%	51.5%	50.1%
% of FP17s for Band 1 Urgent Courses	198	6,087	3.3%	9.6%	9.5%	9.1%
% of FP17s Relating to Free Repair or Replacements	31	6,087	0.5%	0.7%	0.7%	0.8%
% of FP17s Relating to Continuations	30	6,087	0.5%	1.3%	1.2%	1.2%
% of Patients satisfied with the dentistry they have received	12	13	92.3%	93.3%	93.1%	92.8%
% of Patients satisfied with the time they had to wait for an appointment	12	13	92.3%	87.7%	88.8%	88.7%

\* This is based on patients treated on this contract for their most recent course of treatment. Figures in italics indicate the base number of FP17s or Patient Questionnaire responses are less than 100. N/A is shown where the base number of responses is less than 10 during the period. % is calculated as Quantity/Base number\*100

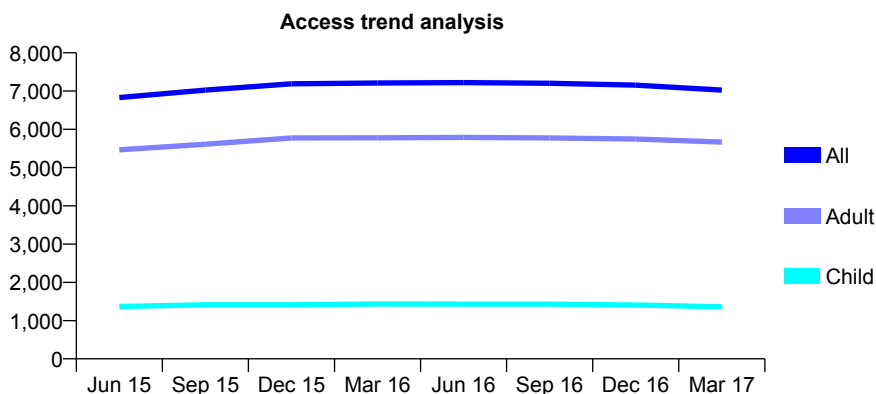
## Q70 - Vital Signs At a Glance Contract Report for 149802/0001 - March 2017

Name or company name	Dental Care Centre
Contract type name	GDS Contract
Purpose of contract	General
Contract start date	01/11/2009
Contract end date	

16/17 Contracted general activity (UDA)	22,750
Carry forward general activity (UDA)	17
16/17 Contracted orthodontic activity (UOA)	0
Carry forward orthodontic activity (UOA)	0
Baseline contract value	£571,074.32

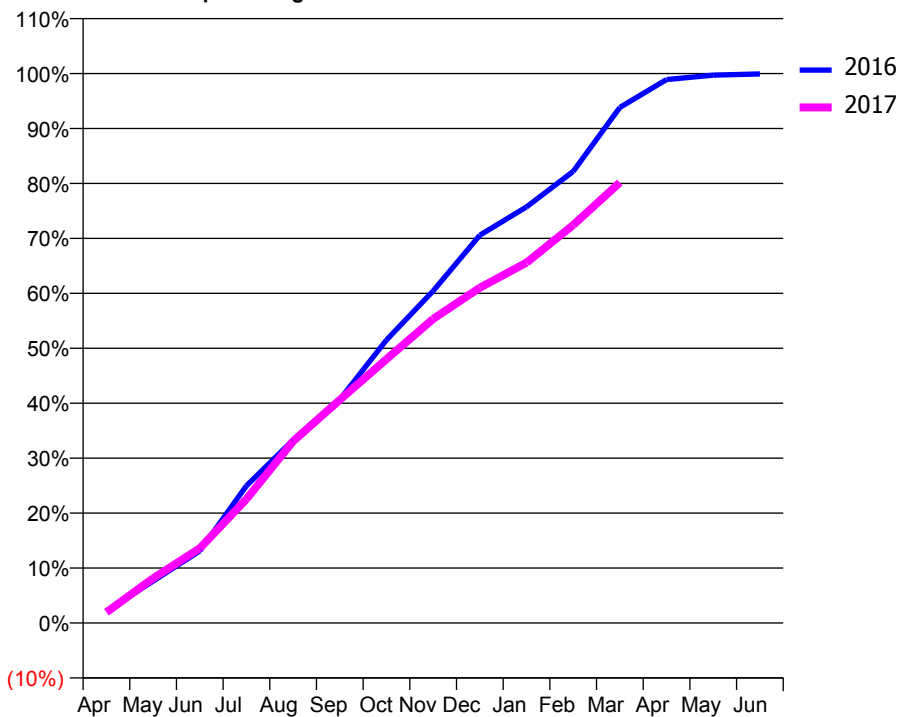
### ACCESS\*

Patients seen in 24 months	Total	Change since previous quarter
Quarter ending March 2016	7,210	
Quarter ending June 2016	7,220	→
Quarter ending September 2016	7,203	→
Quarter ending December 2016	7,153	→
Quarter ending March 2017	7,027	↓
<b>Variance since March 2016</b>	<b>(2.5%)</b>	<b>↓</b>



### ACTIVITY

Cumulative percentage of contracted UDA delivered 2016 & 2017



Month	Adjusted Scheduled Activity (UDA)	
	2016	2017
April	490	445
May	1,739	1,850
June	2,985	3,093
July	5,684	5,131
August	7,578	7,530
September	9,254	9,238
October	11,715	10,925
November	13,747	12,591
December	16,057	13,882
January	17,226	14,918
February	18,695	16,479
March	21,344	18,236
April	22,502	
May	22,684	
June	22,733	

### QUALITY

	Quantity	Base Number	Contract	AT	Region	England
% of FP17s for the same patient ID Re-attending within 3 months - Children	94	1,932	4.9%	10.4%	11.9%	12.3%
% of FP17s for the same patient ID Re-attending within 3 months - Adults	743	7,684	9.7%	15.3%	16.6%	16.7%
% of FP17s for the same patient ID Re-attending between 3 & 9 months - Children	1,274	1,932	65.9%	60.5%	60.2%	57.6%
% of FP17s for the same patient ID Re-attending between 3 & 9 months - Adults	5,017	7,684	65.3%	52.1%	51.5%	50.1%
% of FP17s for Band 1 Urgent Courses	326	8,951	3.6%	9.6%	9.5%	9.1%
% of FP17s Relating to Free Repair or Replacements	87	8,951	1.0%	0.7%	0.7%	0.8%
% of FP17s Relating to Continuations	39	8,951	0.4%	1.3%	1.2%	1.2%
% of Patients satisfied with the dentistry they have received	12	12	100.0%	93.3%	93.1%	92.8%
% of Patients satisfied with the time they had to wait for an appointment	11	12	91.7%	87.7%	88.8%	88.7%

\* This is based on patients treated on this contract for their most recent course of treatment. Figures in italics indicate the base number of FP17s or Patient Questionnaire responses are less than 100. N/A is shown where the base number of responses is less than 10 during the period. % is calculated as Quantity/Base number\*100

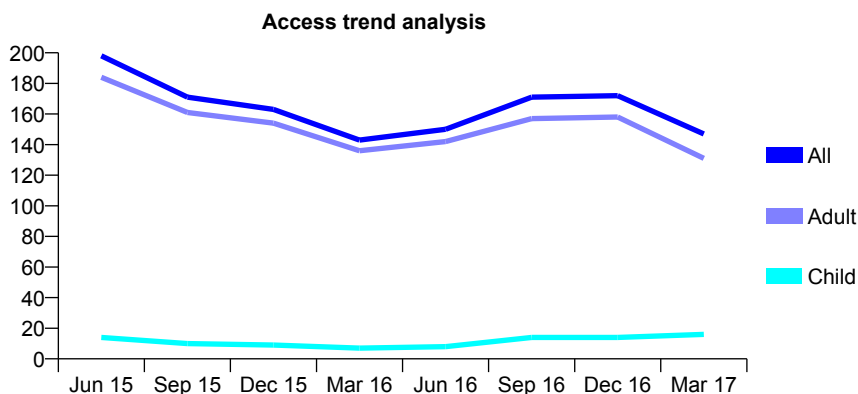
## Q70 - Vital Signs At a Glance Contract Report for 149802/0002 - March 2017

Name or company name	Dental Care Centre
Contract type name	GDS Contract
Purpose of contract	General
Contract start date	01/04/2010
Contract end date	31/03/2017

16/17 Contracted general activity (UDA)	250
Carry forward general activity (UDA)	0
16/17 Contracted orthodontic activity (UOA)	0
Carry forward orthodontic activity (UOA)	0
Baseline contract value	£0.00

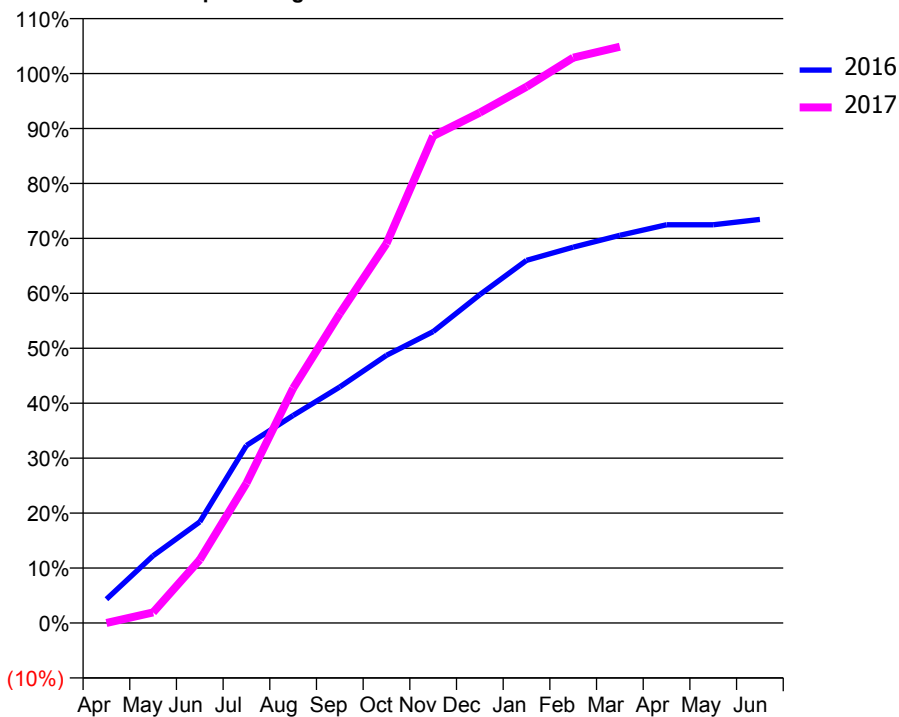
### ACCESS\*

Patients seen in 24 months	Total	Change since previous quarter
Quarter ending March 2016	143	
Quarter ending June 2016	150	↑
Quarter ending September 2016	171	↑
Quarter ending December 2016	172	→
Quarter ending March 2017	147	↓
<b>Variance since March 2016</b>	<b>2.8%</b>	<b>↑</b>



### ACTIVITY

Cumulative percentage of contracted UDA delivered 2016 & 2017



Month	Adjusted Scheduled Activity (UDA)	
	2016	2017
April	11	0
May	31	5
June	46	29
July	81	64
August	94	107
September	107	141
October	122	173
November	133	222
December	149	232
January	165	244
February	171	257
March	176	262
April	181	
May	181	
June	184	

### QUALITY

	Quantity	Base Number	Contract	AT	Region	England
% of FP17s for the same patient ID Re-attending within 3 months - Children	0	24	0.0%	10.4%	11.9%	12.3%
% of FP17s for the same patient ID Re-attending within 3 months - Adults	2	170	1.2%	15.3%	16.6%	16.7%
% of FP17s for the same patient ID Re-attending between 3 & 9 months - Children	0	24	0.0%	60.5%	60.2%	57.6%
% of FP17s for the same patient ID Re-attending between 3 & 9 months - Adults	0	170	0.0%	52.1%	51.5%	50.1%
% of FP17s for Band 1 Urgent Courses	141	188	75.0%	9.6%	9.5%	9.1%
% of FP17s Relating to Free Repair or Replacements	0	188	0.0%	0.7%	0.7%	0.8%
% of FP17s Relating to Continuations	0	188	0.0%	1.3%	1.2%	1.2%
% of Patients satisfied with the dentistry they have received	0	0	N/A	93.3%	93.1%	92.8%
% of Patients satisfied with the time they had to wait for an appointment	0	0	N/A	87.7%	88.8%	88.7%

\* This is based on patients treated on this contract for their most recent course of treatment. Figures in italics indicate the base number of FP17s or Patient Questionnaire responses are less than 100. N/A is shown where the base number of responses is less than 10 during the period. % is calculated as Quantity/Base number\*100

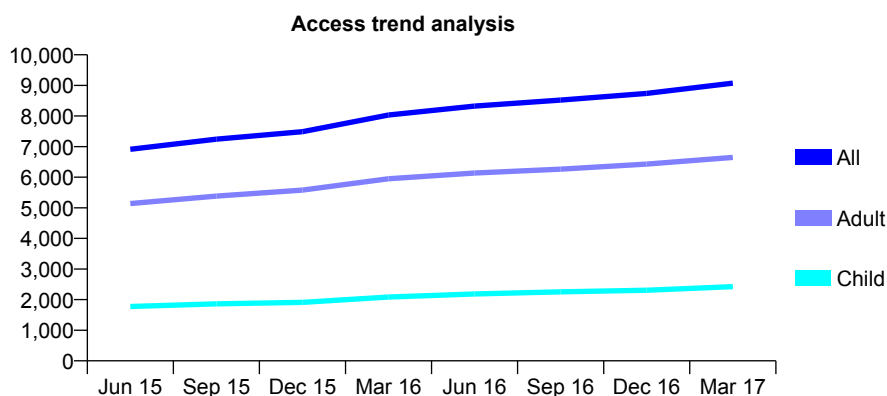
## Q70 - Vital Signs At a Glance Contract Report for 149802/0003 - March 2017

Name or company name	Dental Care Centre
Contract type name	GDS Contract
Purpose of contract	General
Contract start date	15/06/2010
Contract end date	

16/17 Contracted general activity (UDA)	22,750
Carry forward general activity (UDA)	978
16/17 Contracted orthodontic activity (UOA)	0
Carry forward orthodontic activity (UOA)	0
Baseline contract value	£575,507.96

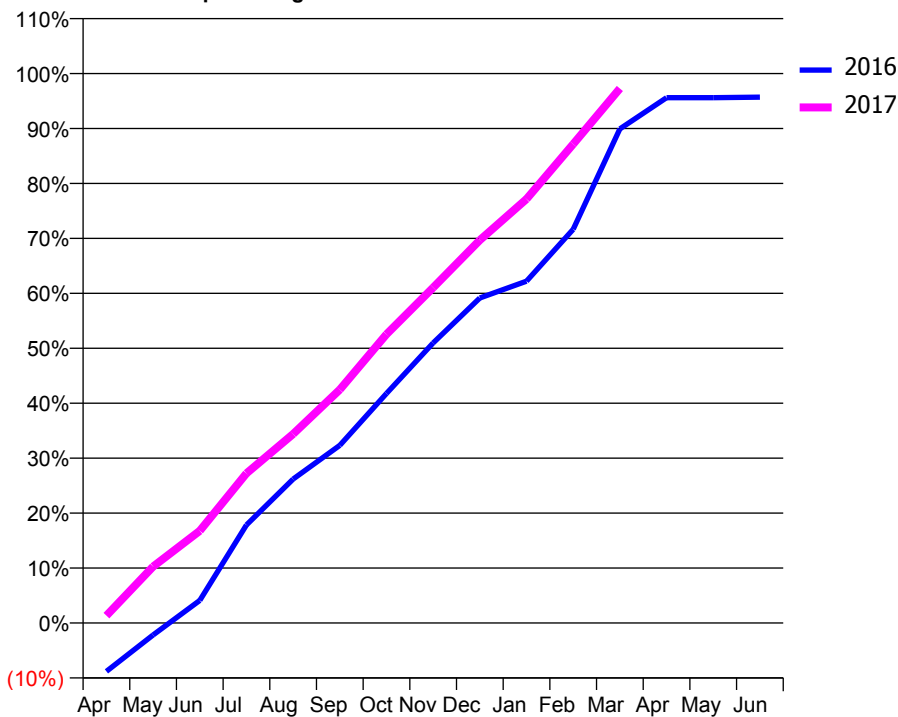
### ACCESS\*

Patients seen in 24 months	Total	Change since previous quarter
Quarter ending March 2016	8,034	
Quarter ending June 2016	8,324	↑
Quarter ending September 2016	8,520	↑
Quarter ending December 2016	8,740	↑
Quarter ending March 2017	9,073	↑
<b>Variance since March 2016</b>	<b>12.9%</b>	<b>↑</b>



### ACTIVITY

Cumulative percentage of contracted UDA delivered 2016 & 2017



Month	Adjusted Scheduled Activity (UDA)	
	2016	2017
April	-2,009	309
May	-502	2,339
June	938	3,816
July	4,061	6,199
August	5,959	7,828
September	7,355	9,666
October	9,506	11,955
November	11,596	13,889
December	13,456	15,854
January	14,150	17,552
February	16,300	19,827
March	20,455	22,131
April	21,748	
May	21,749	
June	21,772	

### QUALITY

	Quantity	Base Number	Contract	AT	Region	England
% of FP17s for the same patient ID Re-attending within 3 months - Children	256	3,611	7.1%	10.4%	11.9%	12.3%
% of FP17s for the same patient ID Re-attending within 3 months - Adults	1,326	9,218	14.4%	15.3%	16.6%	16.7%
% of FP17s for the same patient ID Re-attending between 3 & 9 months - Children	2,291	3,611	63.4%	60.5%	60.2%	57.6%
% of FP17s for the same patient ID Re-attending between 3 & 9 months - Adults	5,294	9,218	57.4%	52.1%	51.5%	50.1%
% of FP17s for Band 1 Urgent Courses	861	12,259	7.0%	9.6%	9.5%	9.1%
% of FP17s Relating to Free Repair or Replacements	137	12,259	1.1%	0.7%	0.7%	0.8%
% of FP17s Relating to Continuations	89	12,259	0.7%	1.3%	1.2%	1.2%
% of Patients satisfied with the dentistry they have received	8	11	72.7%	93.3%	93.1%	92.8%
% of Patients satisfied with the time they had to wait for an appointment	10	11	90.9%	87.7%	88.8%	88.7%

\* This is based on patients treated on this contract for their most recent course of treatment. Figures in italics indicate the base number of FP17s or Patient Questionnaire responses are less than 100. N/A is shown where the base number of responses is less than 10 during the period. % is calculated as Quantity/Base number\*100

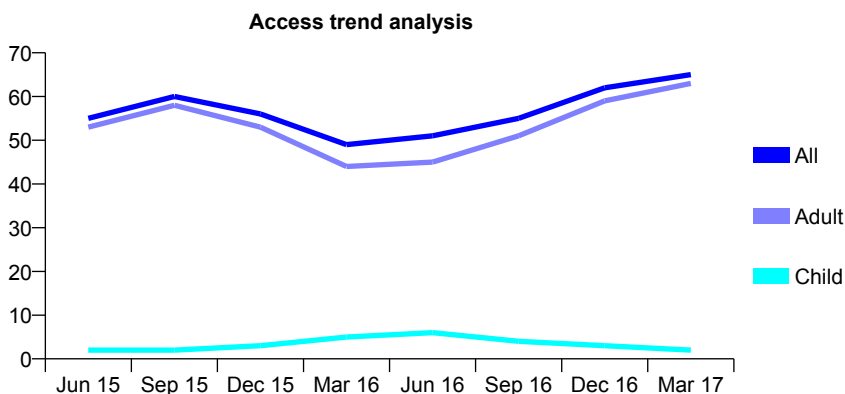
## Q70 - Vital Signs At a Glance Contract Report for 149802/0004 - March 2017

Name or company name	Dental Care Centre
Contract type name	GDS Contract
Purpose of contract	General
Contract start date	15/06/2010
Contract end date	31/03/2017

16/17 Contracted general activity (UDA)	250
Carry forward general activity (UDA)	0
16/17 Contracted orthodontic activity (UOA)	0
Carry forward orthodontic activity (UOA)	0
Baseline contract value	£0.00

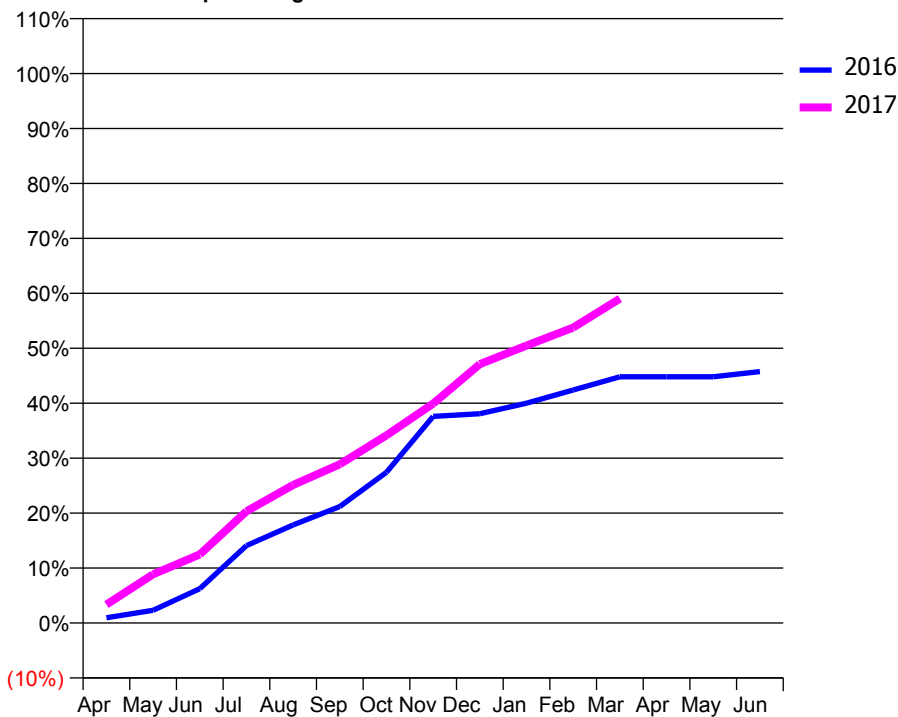
### ACCESS\*

Patients seen in 24 months	Total	Change since previous quarter
Quarter ending March 2016	49	
Quarter ending June 2016	51	↑
Quarter ending September 2016	55	↑
Quarter ending December 2016	62	↑
Quarter ending March 2017	65	↑
<b>Variance since March 2016</b>	<b>32.7%</b>	<b>↑</b>



### ACTIVITY

Cumulative percentage of contracted UDA delivered 2016 & 2017



Month	Adjusted Scheduled Activity (UDA)	
	2016	2017
April	2	8
May	6	22
June	16	31
July	35	51
August	45	63
September	53	72
October	69	85
November	94	100
December	95	118
January	100	126
February	106	134
March	112	148
April	112	
May	112	
June	114	

### QUALITY

	Quantity	Base Number	Contract	AT	Region	England
% of FP17s for the same patient ID Re-attending within 3 months - Children	0	6	0.0%	10.4%	11.9%	12.3%
% of FP17s for the same patient ID Re-attending within 3 months - Adults	1	111	0.9%	15.3%	16.6%	16.7%
% of FP17s for the same patient ID Re-attending between 3 & 9 months - Children	0	6	0.0%	60.5%	60.2%	57.6%
% of FP17s for the same patient ID Re-attending between 3 & 9 months - Adults	0	111	0.0%	52.1%	51.5%	50.1%
% of FP17s for Band 1 Urgent Courses	103	113	91.2%	9.6%	9.5%	9.1%
% of FP17s Relating to Free Repair or Replacements	0	113	0.0%	0.7%	0.7%	0.8%
% of FP17s Relating to Continuations	0	113	0.0%	1.3%	1.2%	1.2%
% of Patients satisfied with the dentistry they have received	0	0	N/A	93.3%	93.1%	92.8%
% of Patients satisfied with the time they had to wait for an appointment	0	0	N/A	87.7%	88.8%	88.7%

\* This is based on patients treated on this contract for their most recent course of treatment. Figures in italics indicate the base number of FP17s or Patient Questionnaire responses are less than 100. N/A is shown where the base number of responses is less than 10 during the period. % is calculated as Quantity/Base number\*100

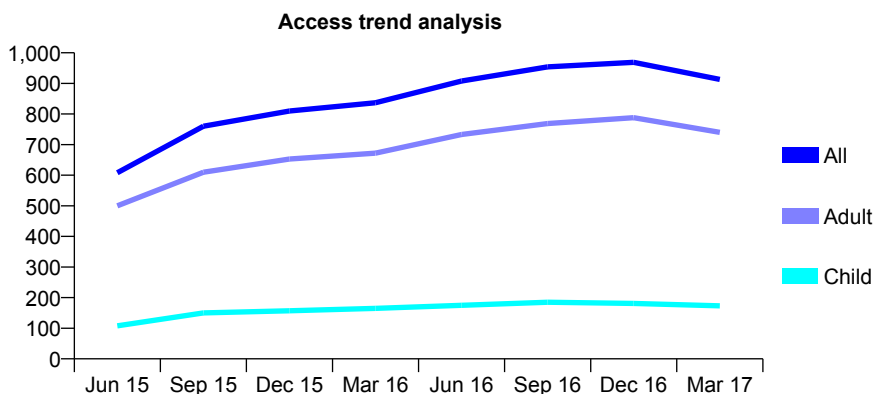
## Q70 - Vital Signs At a Glance Contract Report for 151041/0001 - March 2017

Name or company name	Dr Sravan Arcot
Contract type name	GDS Contract
Purpose of contract	General
Contract start date	05/12/2014
Contract end date	

16/17 Contracted general activity (UDA)	3,587
Carry forward general activity (UDA)	62
16/17 Contracted orthodontic activity (UOA)	0
Carry forward orthodontic activity (UOA)	0
Baseline contract value	£102,598.24

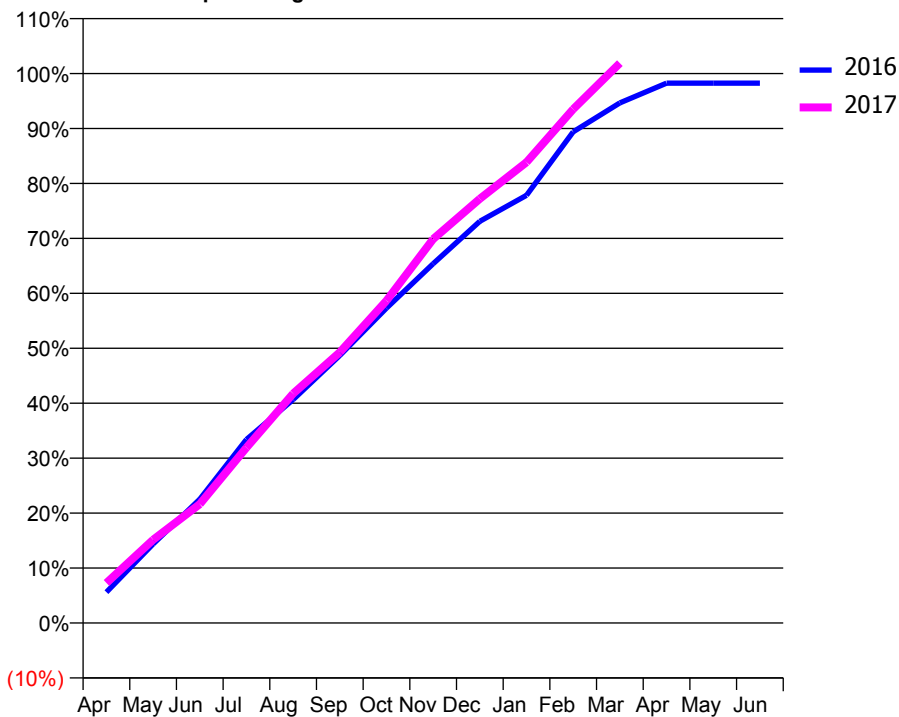
### ACCESS\*

Patients seen in 24 months	Total	Change since previous quarter
Quarter ending March 2016	837	
Quarter ending June 2016	908	↑
Quarter ending September 2016	954	↑
Quarter ending December 2016	969	→
Quarter ending March 2017	913	↓
<b>Variance since March 2016</b>	9.1%	↑



### ACTIVITY

Cumulative percentage of contracted UDA delivered 2016 & 2017



Month	Adjusted Scheduled Activity (UDA)	
	2016	2017
April	202	262
May	515	544
June	809	776
July	1,198	1,145
August	1,458	1,498
September	1,746	1,768
October	2,056	2,104
November	2,345	2,506
December	2,622	2,770
January	2,792	3,008
February	3,207	3,354
March	3,395	3,655
April	3,524	
May	3,524	
June	3,524	

### QUALITY

	Quantity	Base Number	Contract	AT	Region	England
% of FP17s for the same patient ID Re-attending within 3 months - Children	21	241	8.7%	10.4%	11.9%	12.3%
% of FP17s for the same patient ID Re-attending within 3 months - Adults	202	1,108	18.2%	15.3%	16.6%	16.7%
% of FP17s for the same patient ID Re-attending between 3 & 9 months - Children	128	241	53.1%	60.5%	60.2%	57.6%
% of FP17s for the same patient ID Re-attending between 3 & 9 months - Adults	531	1,108	47.9%	52.1%	51.5%	50.1%
% of FP17s for Band 1 Urgent Courses	143	1,329	10.8%	9.6%	9.5%	9.1%
% of FP17s Relating to Free Repair or Replacements	36	1,329	2.7%	0.7%	0.7%	0.8%
% of FP17s Relating to Continuations	13	1,329	1.0%	1.3%	1.2%	1.2%
% of Patients satisfied with the dentistry they have received	1	1	N/A	93.3%	93.1%	92.8%
% of Patients satisfied with the time they had to wait for an appointment	1	1	N/A	87.7%	88.8%	88.7%

\* This is based on patients treated on this contract for their most recent course of treatment. Figures in italics indicate the base number of FP17s or Patient Questionnaire responses are less than 100. N/A is shown where the base number of responses is less than 10 during the period. % is calculated as Quantity/Base number\*100

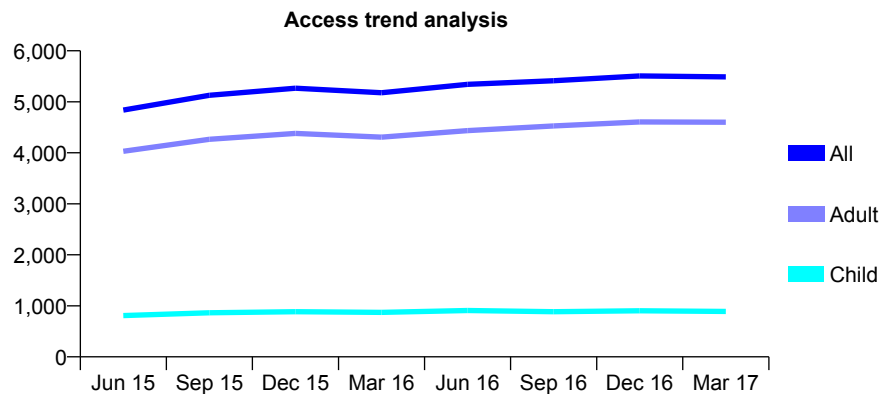
## Q70 - Vital Signs At a Glance Contract Report for 155020/0001 - March 2017

Name or company name	Old Christchurch Road Partnership
Contract type name	GDS Contract
Purpose of contract	General
Contract start date	01/04/2006
Contract end date	

16/17 Contracted general activity (UDA)	15,383
Carry forward general activity (UDA)	-66
16/17 Contracted orthodontic activity (UOA)	0
Carry forward orthodontic activity (UOA)	0
Baseline contract value	£457,284.08

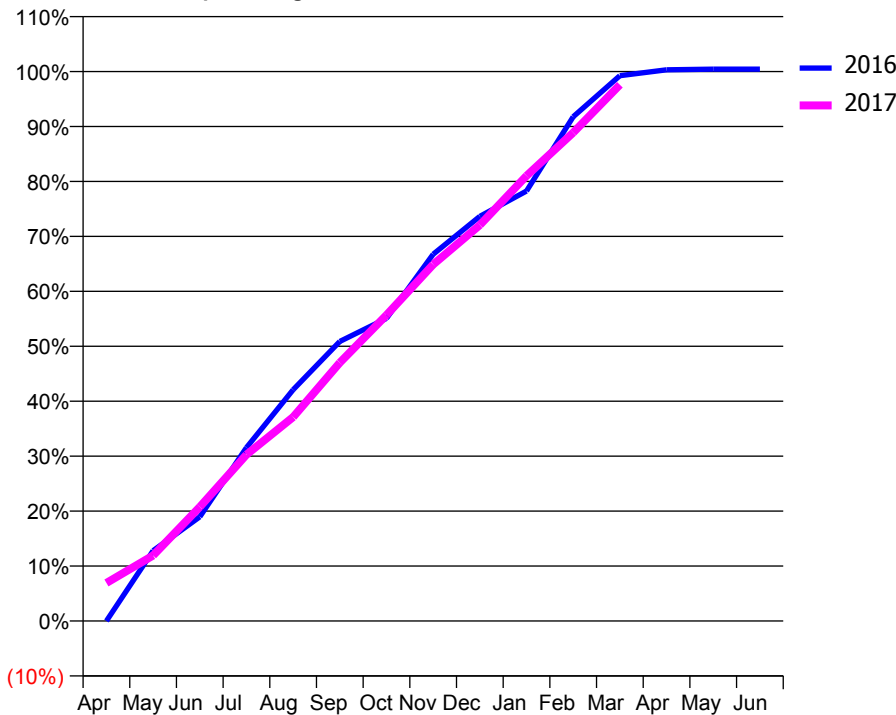
### ACCESS\*

Patients seen in 24 months	Total	Change since previous quarter
Quarter ending March 2016	5,178	
Quarter ending June 2016	5,343	↑
Quarter ending September 2016	5,412	→
Quarter ending December 2016	5,508	→
Quarter ending March 2017	5,489	→
<b>Variance since March 2016</b>	<b>6.0%</b>	<b>↑</b>



### ACTIVITY

Cumulative percentage of contracted UDA delivered 2016 & 2017



Month	Adjusted Scheduled Activity (UDA)	
	2016	2017
April	0	1,065
May	1,969	1,835
June	2,917	3,195
July	4,853	4,658
August	6,476	5,708
September	7,825	7,233
October	8,471	8,567
November	10,267	9,981
December	11,327	11,083
January	12,037	12,461
February	14,116	13,671
March	15,265	15,013
April	15,432	
May	15,449	
June	15,450	

### QUALITY

	Quantity	Base Number	Contract	AT	Region	England
% of FP17s for the same patient ID Re-attending within 3 months - Children	70	1,239	5.6%	10.4%	11.9%	12.3%
% of FP17s for the same patient ID Re-attending within 3 months - Adults	616	5,411	11.4%	15.3%	16.6%	16.7%
% of FP17s for the same patient ID Re-attending between 3 & 9 months - Children	665	1,239	53.7%	60.5%	60.2%	57.6%
% of FP17s for the same patient ID Re-attending between 3 & 9 months - Adults	2,642	5,411	48.8%	52.1%	51.5%	50.1%
% of FP17s for Band 1 Urgent Courses	321	6,587	4.9%	9.6%	9.5%	9.1%
% of FP17s Relating to Free Repair or Replacements	41	6,587	0.6%	0.7%	0.7%	0.8%
% of FP17s Relating to Continuations	115	6,587	1.7%	1.3%	1.2%	1.2%
% of Patients satisfied with the dentistry they have received	5	5	N/A	93.3%	93.1%	92.8%
% of Patients satisfied with the time they had to wait for an appointment	5	5	N/A	87.7%	88.8%	88.7%

\* This is based on patients treated on this contract for their most recent course of treatment. Figures in italics indicate the base number of FP17s or Patient Questionnaire responses are less than 100. N/A is shown where the base number of responses is less than 10 during the period. % is calculated as Quantity/Base number\*100

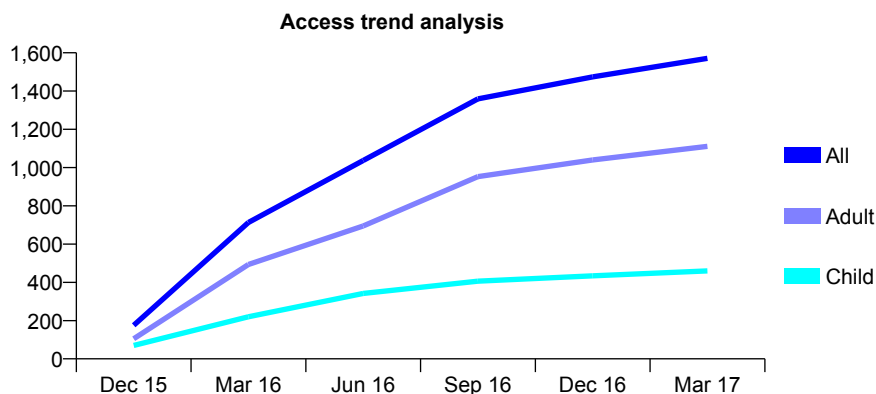
## Q70 - Vital Signs At a Glance Contract Report for 156884/0001 - March 2017

Name or company name	West End Smile Centre Limited
Contract type name	GDS Contract
Purpose of contract	General
Contract start date	01/11/2015
Contract end date	

16/17 Contracted general activity (UDA)	4,828
Carry forward general activity (UDA)	0
16/17 Contracted orthodontic activity (UOA)	0
Carry forward orthodontic activity (UOA)	0
Baseline contract value	£115,538.54

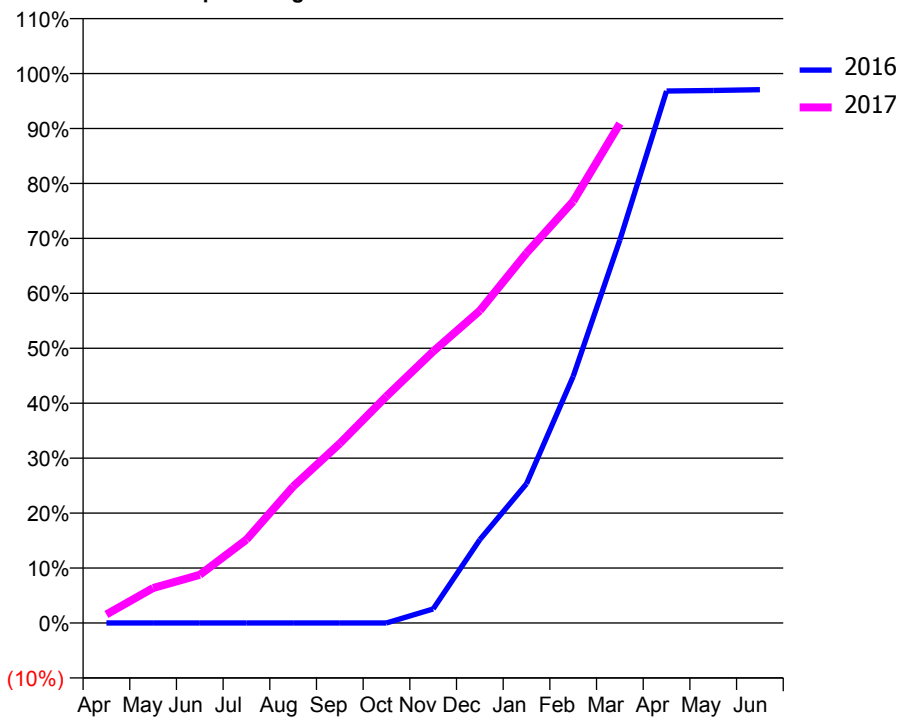
### ACCESS\*

Patients seen in 24 months	Total	Change since previous quarter
Quarter ending March 2016	713	
Quarter ending June 2016	1,037	↑
Quarter ending September 2016	1,359	↑
Quarter ending December 2016	1,474	↑
Quarter ending March 2017	1,571	↑
<b>Variance since March 2016</b>	<b>120.3%</b>	<b>↑</b>



### ACTIVITY

**Cumulative percentage of contracted UDA delivered 2016 & 2017**



**Adjusted Scheduled Activity (UDA)**

Month	2016	2017
April	0	76
May	0	307
June	0	423
July	0	733
August	0	1,200
September	0	1,577
October	0	1,993
November	51	2,385
December	305	2,744
January	510	3,251
February	903	3,706
March	1,402	4,388
April	1,948	
May	1,950	
June	1,953	

### QUALITY

	Quantity	Base Number	Contract	AT	Region	England
% of FP17s for the same patient ID Re-attending within 3 months - Children	34	749	4.5%	10.4%	11.9%	12.3%
% of FP17s for the same patient ID Re-attending within 3 months - Adults	145	1,531	9.5%	15.3%	16.6%	16.7%
% of FP17s for the same patient ID Re-attending between 3 & 9 months - Children	335	749	44.7%	60.5%	60.2%	57.6%
% of FP17s for the same patient ID Re-attending between 3 & 9 months - Adults	433	1,531	28.3%	52.1%	51.5%	50.1%
% of FP17s for Band 1 Urgent Courses	125	2,051	6.1%	9.6%	9.5%	9.1%
% of FP17s Relating to Free Repair or Replacements	4	2,051	0.2%	0.7%	0.7%	0.8%
% of FP17s Relating to Continuations	14	2,051	0.7%	1.3%	1.2%	1.2%
% of Patients satisfied with the dentistry they have received	8	8	N/A	93.3%	93.1%	92.8%
% of Patients satisfied with the time they had to wait for an appointment	8	8	N/A	87.7%	88.8%	88.7%

\* This is based on patients treated on this contract for their most recent course of treatment. Figures in italics indicate the base number of FP17s or Patient Questionnaire responses are less than 100. N/A is shown where the base number of responses is less than 10 during the period. % is calculated as Quantity/Base number\*100



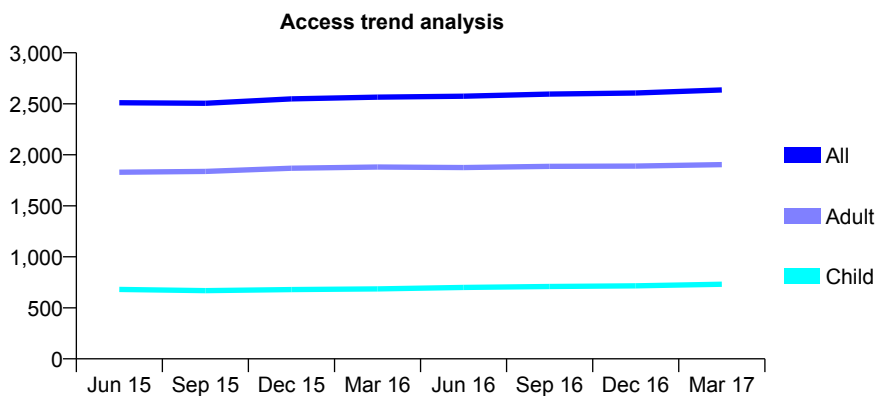
## Q70 - Vital Signs At a Glance Contract Report for 158720/0001 - March 2017

Name or company name	Mr A Dargahi
Contract type name	GDS Contract
Purpose of contract	General
Contract start date	13/04/2009
Contract end date	

16/17 Contracted general activity (UDA)	7,168
Carry forward general activity (UDA)	-143
16/17 Contracted orthodontic activity (UOA)	0
Carry forward orthodontic activity (UOA)	0
Baseline contract value	£241,862.28

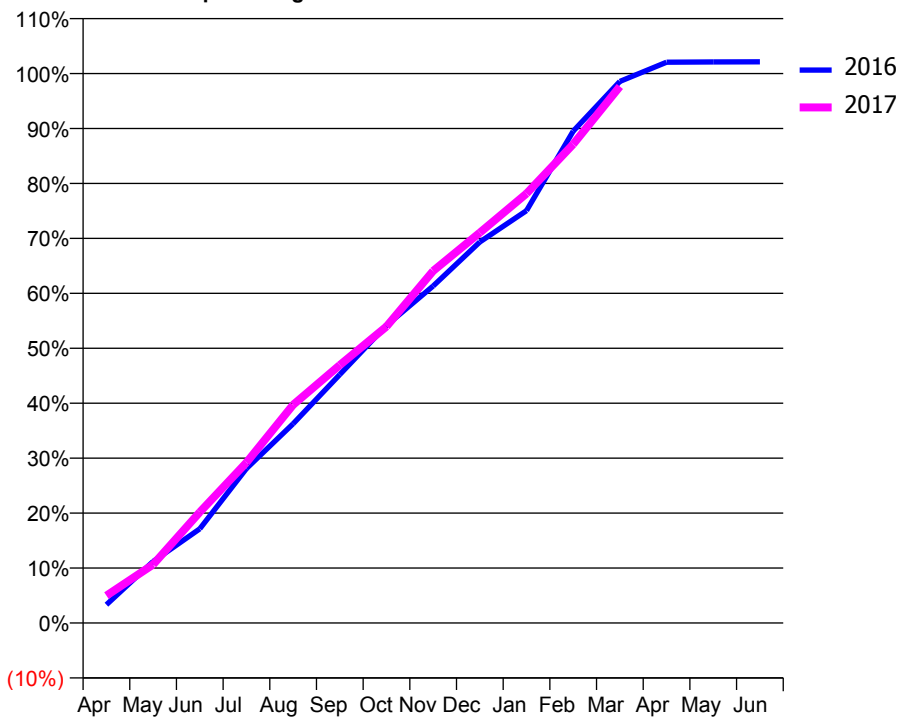
### ACCESS\*

Patients seen in 24 months	Total	Change since previous quarter
Quarter ending March 2016	2,565	
Quarter ending June 2016	2,575	→
Quarter ending September 2016	2,596	→
Quarter ending December 2016	2,606	→
Quarter ending March 2017	2,636	→
<b>Variance since March 2016</b>	<b>2.8%</b>	<b>↑</b>



### ACTIVITY

Cumulative percentage of contracted UDA delivered 2016 & 2017



Month	Adjusted Scheduled Activity (UDA)	
	2016	2017
April	239	358
May	803	763
June	1,228	1,447
July	2,016	2,093
August	2,600	2,847
September	3,242	3,366
October	3,881	3,868
November	4,397	4,594
December	4,970	5,093
January	5,380	5,601
February	6,415	6,245
March	7,065	6,998
April	7,315	
May	7,318	
June	7,320	

### QUALITY

	Quantity	Base Number	Contract	AT	Region	England
% of FP17s for the same patient ID Re-attending within 3 months - Children	37	971	3.8%	10.4%	11.9%	12.3%
% of FP17s for the same patient ID Re-attending within 3 months - Adults	414	2,564	16.1%	15.3%	16.6%	16.7%
% of FP17s for the same patient ID Re-attending between 3 & 9 months - Children	558	971	57.5%	60.5%	60.2%	57.6%
% of FP17s for the same patient ID Re-attending between 3 & 9 months - Adults	1,314	2,564	51.2%	52.1%	51.5%	50.1%
% of FP17s for Band 1 Urgent Courses	365	3,383	10.8%	9.6%	9.5%	9.1%
% of FP17s Relating to Free Repair or Replacements	0	3,383	0.0%	0.7%	0.7%	0.8%
% of FP17s Relating to Continuations	20	3,383	0.6%	1.3%	1.2%	1.2%
% of Patients satisfied with the dentistry they have received	5	6	N/A	93.3%	93.1%	92.8%
% of Patients satisfied with the time they had to wait for an appointment	5	6	N/A	87.7%	88.8%	88.7%

\* This is based on patients treated on this contract for their most recent course of treatment. Figures in italics indicate the base number of FP17s or Patient Questionnaire responses are less than 100. N/A is shown where the base number of responses is less than 10 during the period. % is calculated as Quantity/Base number\*100

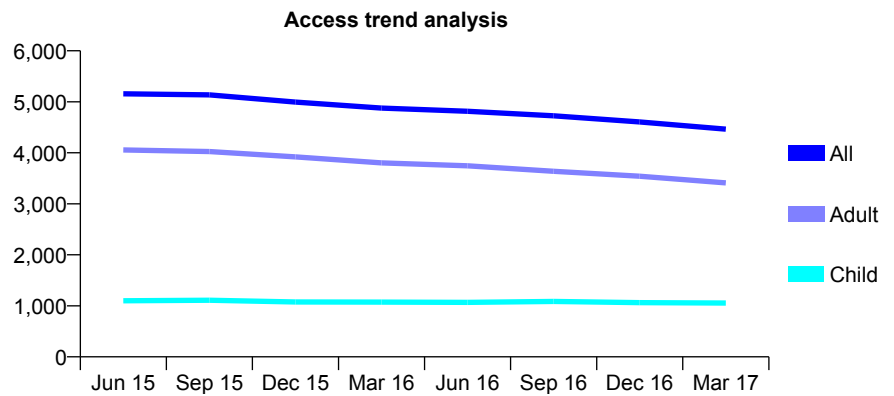
## Q70 - Vital Signs At a Glance Contract Report for 159239/0001 - March 2017

Name or company name	South England Dental Practice Partnership
Contract type name	GDS Contract
Purpose of contract	General
Contract start date	01/05/2013
Contract end date	

16/17 Contracted general activity (UDA)	17,500
Carry forward general activity (UDA)	0
16/17 Contracted orthodontic activity (UOA)	0
Carry forward orthodontic activity (UOA)	0
Baseline contract value	£444,207.07

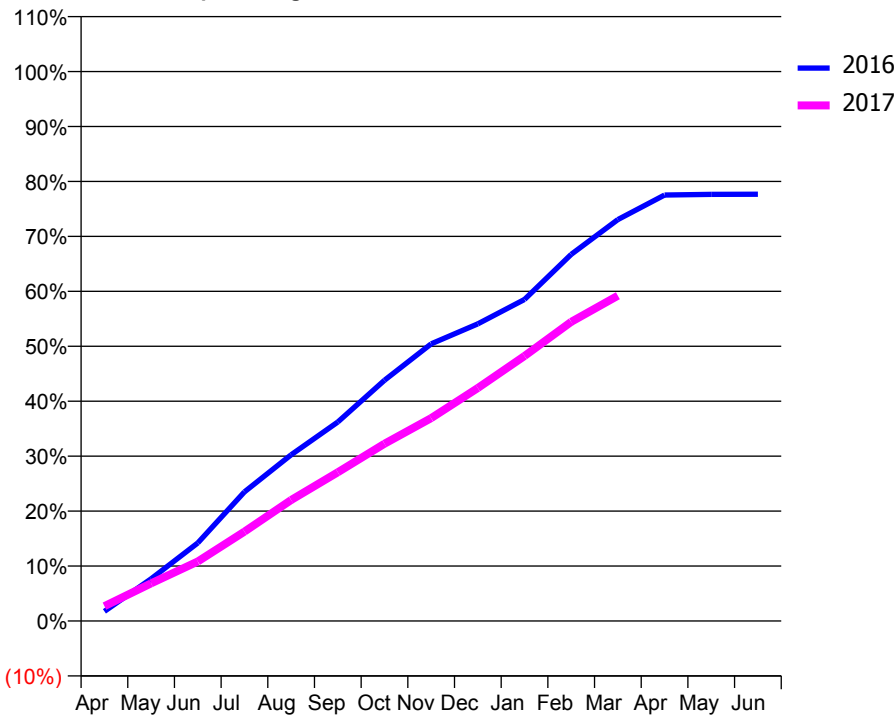
### ACCESS\*

Patients seen in 24 months	Total	Change since previous quarter
Quarter ending March 2016	4,876	
Quarter ending June 2016	4,814	↓
Quarter ending September 2016	4,726	↓
Quarter ending December 2016	4,604	↓
Quarter ending March 2017	4,465	↓
<b>Variance since March 2016</b>	<b>(8.4%)</b>	<b>↓</b>



### ACTIVITY

Cumulative percentage of contracted UDA delivered 2016 & 2017



Month	Adjusted Scheduled Activity (UDA)	
	2016	2017
April	307	473
May	1,345	1,201
June	2,488	1,897
July	4,111	2,848
August	5,292	3,852
September	6,337	4,736
October	7,666	5,646
November	8,827	6,460
December	9,463	7,421
January	10,240	8,442
February	11,677	9,529
March	12,784	10,362
April	13,567	
May	13,588	
June	13,594	

### QUALITY

	Quantity	Base Number	Contract	AT	Region	England
% of FP17s for the same patient ID Re-attending within 3 months - Children	98	1,340	7.3%	10.4%	11.9%	12.3%
% of FP17s for the same patient ID Re-attending within 3 months - Adults	559	3,855	14.5%	15.3%	16.6%	16.7%
% of FP17s for the same patient ID Re-attending between 3 & 9 months - Children	614	1,340	45.8%	60.5%	60.2%	57.6%
% of FP17s for the same patient ID Re-attending between 3 & 9 months - Adults	1,388	3,855	36.0%	52.1%	51.5%	50.1%
% of FP17s for Band 1 Urgent Courses	1,324	4,857	27.3%	9.6%	9.5%	9.1%
% of FP17s Relating to Free Repair or Replacements	23	4,857	0.5%	0.7%	0.7%	0.8%
% of FP17s Relating to Continuations	27	4,857	0.6%	1.3%	1.2%	1.2%
% of Patients satisfied with the dentistry they have received	4	5	N/A	93.3%	93.1%	92.8%
% of Patients satisfied with the time they had to wait for an appointment	5	5	N/A	87.7%	88.8%	88.7%

\* This is based on patients treated on this contract for their most recent course of treatment. Figures in italics indicate the base number of FP17s or Patient Questionnaire responses are less than 100. N/A is shown where the base number of responses is less than 10 during the period. % is calculated as Quantity/Base number\*100

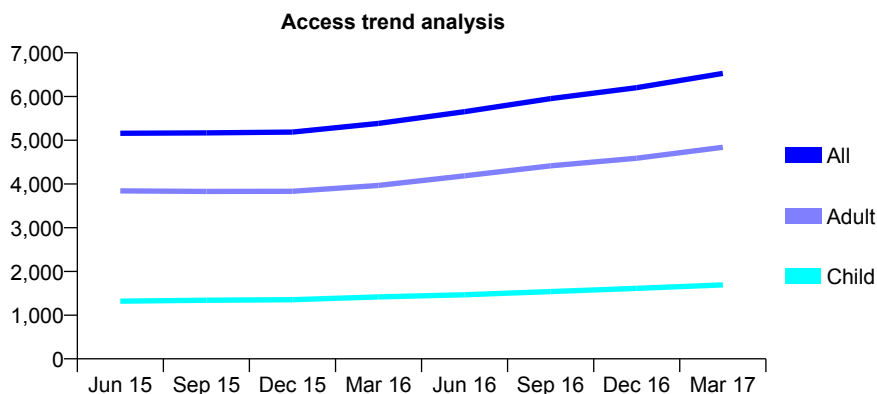
## Q70 - Vital Signs At a Glance Contract Report for 159360/0001 - March 2017

Name or company name	Smile4life Ltd
Contract type name	GDS Contract
Purpose of contract	General
Contract start date	01/12/2010
Contract end date	

16/17 Contracted general activity (UDA)	16,230
Carry forward general activity (UDA)	259
16/17 Contracted orthodontic activity (UOA)	0
Carry forward orthodontic activity (UOA)	0
Baseline contract value	£423,084.75

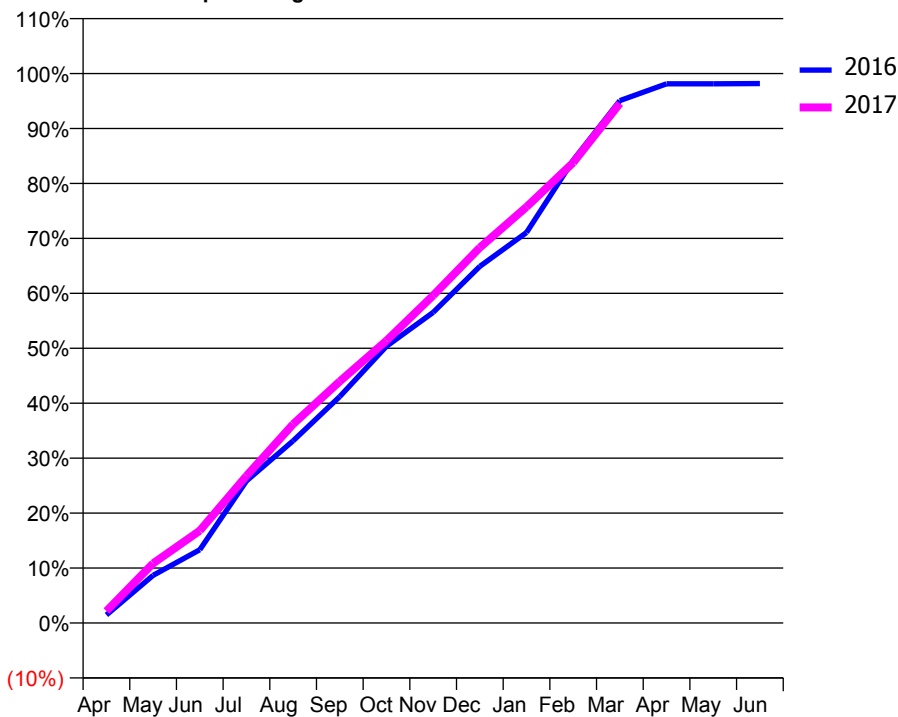
### ACCESS\*

Patients seen in 24 months	Total	Change since previous quarter
Quarter ending March 2016	5,386	
Quarter ending June 2016	5,652	↑
Quarter ending September 2016	5,953	↑
Quarter ending December 2016	6,201	↑
Quarter ending March 2017	6,530	↑
<b>Variance since March 2016</b>	<b>21.2%</b>	<b>↑</b>



### ACTIVITY

Cumulative percentage of contracted UDA delivered 2016 & 2017



Month	Adjusted Scheduled Activity (UDA)	
	2016	2017
April	208	352
May	1,235	1,761
June	1,898	2,727
July	3,680	4,345
August	4,719	5,874
September	5,865	7,139
October	7,167	8,339
November	8,045	9,674
December	9,237	11,089
January	10,114	12,291
February	11,986	13,599
March	13,527	15,347
April	13,963	
May	13,964	
June	13,970	

### QUALITY

	Quantity	Base Number	Contract	AT	Region	England
% of FP17s for the same patient ID Re-attending within 3 months - Children	165	2,719	6.1%	10.4%	11.9%	12.3%
% of FP17s for the same patient ID Re-attending within 3 months - Adults	1,067	7,331	14.6%	15.3%	16.6%	16.7%
% of FP17s for the same patient ID Re-attending between 3 & 9 months - Children	1,820	2,719	66.9%	60.5%	60.2%	57.6%
% of FP17s for the same patient ID Re-attending between 3 & 9 months - Adults	4,034	7,331	55.0%	52.1%	51.5%	50.1%
% of FP17s for Band 1 Urgent Courses	839	9,077	9.2%	9.6%	9.5%	9.1%
% of FP17s Relating to Free Repair or Replacements	72	9,077	0.8%	0.7%	0.7%	0.8%
% of FP17s Relating to Continuations	51	9,077	0.6%	1.3%	1.2%	1.2%
% of Patients satisfied with the dentistry they have received	13	15	86.7%	93.3%	93.1%	92.8%
% of Patients satisfied with the time they had to wait for an appointment	14	15	93.3%	87.7%	88.8%	88.7%

\* This is based on patients treated on this contract for their most recent course of treatment. Figures in italics indicate the base number of FP17s or Patient Questionnaire responses are less than 100. N/A is shown where the base number of responses is less than 10 during the period. % is calculated as Quantity/Base number\*100

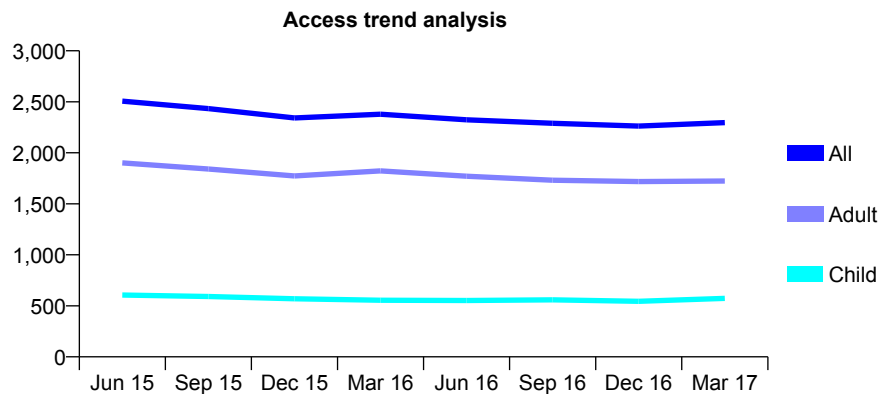
## Q70 - Vital Signs At a Glance Contract Report for 160326/0002 - March 2017

Name or company name	Burridge Dental Practice Ltd
Contract type name	GDS Contract
Purpose of contract	General
Contract start date	02/01/2012
Contract end date	

16/17 Contracted general activity (UDA)	6,100
Carry forward general activity (UDA)	204
16/17 Contracted orthodontic activity (UOA)	0
Carry forward orthodontic activity (UOA)	0
Baseline contract value	£152,133.85

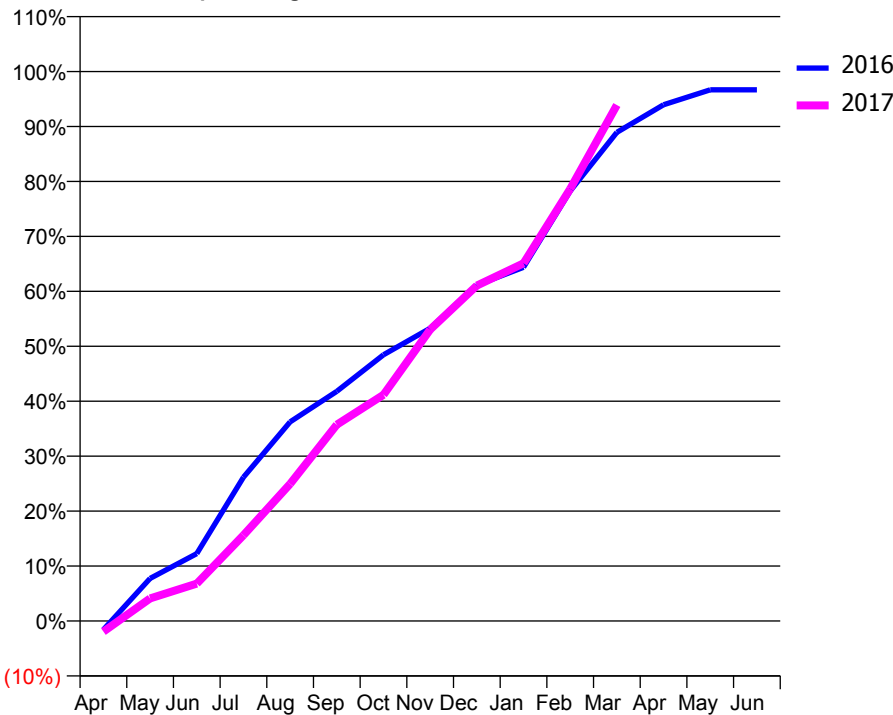
### ACCESS\*

Patients seen in 24 months	Total	Change since previous quarter
Quarter ending March 2016	2,378	
Quarter ending June 2016	2,323	↓
Quarter ending September 2016	2,290	↓
Quarter ending December 2016	2,262	↓
Quarter ending March 2017	2,296	→
<b>Variance since March 2016</b>	<b>(3.4%)</b>	<b>↓</b>



### ACTIVITY

Cumulative percentage of contracted UDA delivered 2016 & 2017



Month	Adjusted Scheduled Activity (UDA)	
	2016	2017
April	-97	-119
May	473	250
June	748	415
July	1,596	952
August	2,211	1,522
September	2,549	2,180
October	2,955	2,512
November	3,251	3,235
December	3,728	3,724
January	3,927	3,970
February	4,773	4,797
March	5,425	5,729
April	5,731	
May	5,896	
June	5,896	

### QUALITY

	Quantity	Base Number	Contract	AT	Region	England
% of FP17s for the same patient ID Re-attending within 3 months - Children	102	950	10.7%	10.4%	11.9%	12.3%
% of FP17s for the same patient ID Re-attending within 3 months - Adults	287	2,372	12.1%	15.3%	16.6%	16.7%
% of FP17s for the same patient ID Re-attending between 3 & 9 months - Children	547	950	57.6%	60.5%	60.2%	57.6%
% of FP17s for the same patient ID Re-attending between 3 & 9 months - Adults	1,282	2,372	54.0%	52.1%	51.5%	50.1%
% of FP17s for Band 1 Urgent Courses	178	3,146	5.7%	9.6%	9.5%	9.1%
% of FP17s Relating to Free Repair or Replacements	24	3,146	0.8%	0.7%	0.7%	0.8%
% of FP17s Relating to Continuations	58	3,146	1.8%	1.3%	1.2%	1.2%
% of Patients satisfied with the dentistry they have received	1	1	N/A	93.3%	93.1%	92.8%
% of Patients satisfied with the time they had to wait for an appointment	1	1	N/A	87.7%	88.8%	88.7%

\* This is based on patients treated on this contract for their most recent course of treatment. Figures in italics indicate the base number of FP17s or Patient Questionnaire responses are less than 100. N/A is shown where the base number of responses is less than 10 during the period. % is calculated as Quantity/Base number\*100

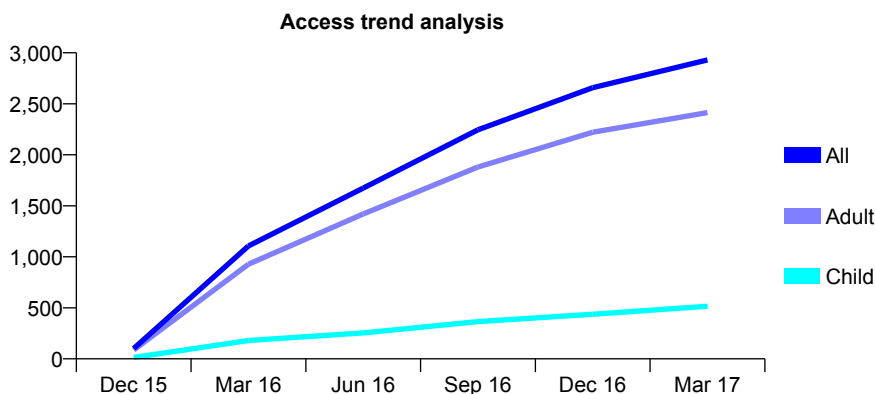
## Q70 - Vital Signs At a Glance Contract Report for 161888/0001 - March 2017

Name or company name	Hamid Alavi
Contract type name	GDS Contract
Purpose of contract	General
Contract start date	01/11/2015
Contract end date	

16/17 Contracted general activity (UDA)	13,137
Carry forward general activity (UDA)	475
16/17 Contracted orthodontic activity (UOA)	0
Carry forward orthodontic activity (UOA)	0
Baseline contract value	£289,144.10

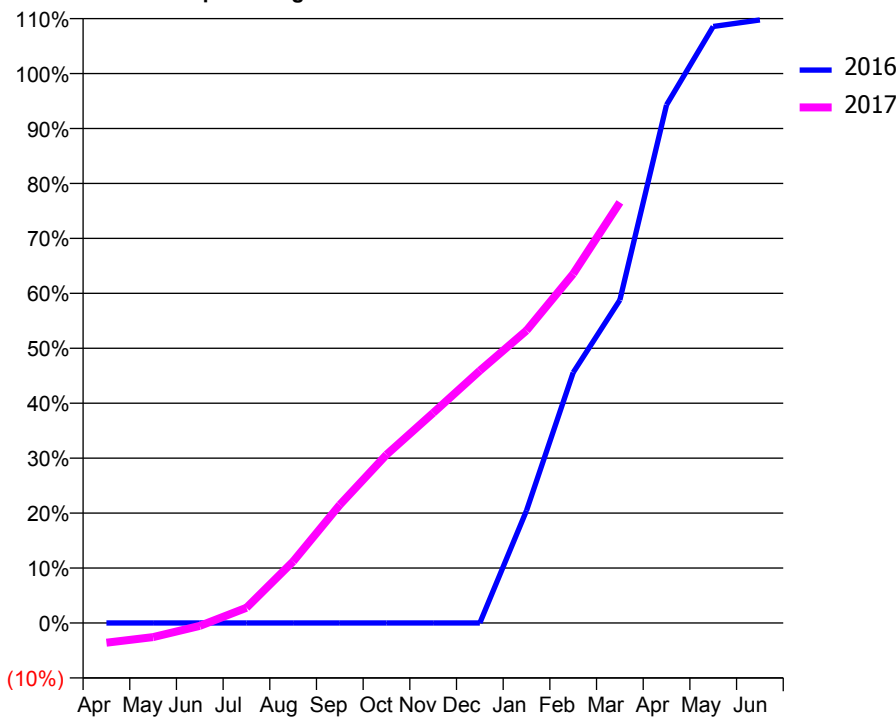
### ACCESS\*

Patients seen in 24 months	Total	Change since previous quarter
Quarter ending March 2016	1,107	
Quarter ending June 2016	1,674	↑
Quarter ending September 2016	2,245	↑
Quarter ending December 2016	2,658	↑
Quarter ending March 2017	2,930	↑
<b>Variance since March 2016</b>	<b>164.7%</b>	<b>↑</b>



### ACTIVITY

Cumulative percentage of contracted UDA delivered 2016 & 2017



Adjusted Scheduled Activity (UDA)

Month	2016	2017
April	0	-475
May	0	-340
June	0	-70
July	0	366
August	0	1,470
September	0	2,825
October	0	4,024
November	0	5,024
December	0	6,033
January	1,109	6,992
February	2,470	8,348
March	3,185	10,056
April	5,108	
May	5,881	
June	5,946	

### QUALITY

	Quantity	Base Number	Contract	AT	Region	England
% of FP17s for the same patient ID Re-attending within 3 months - Children	56	694	8.1%	10.4%	11.9%	12.3%
% of FP17s for the same patient ID Re-attending within 3 months - Adults	511	3,309	15.4%	15.3%	16.6%	16.7%
% of FP17s for the same patient ID Re-attending between 3 & 9 months - Children	103	694	14.8%	60.5%	60.2%	57.6%
% of FP17s for the same patient ID Re-attending between 3 & 9 months - Adults	664	3,309	20.1%	52.1%	51.5%	50.1%
% of FP17s for Band 1 Urgent Courses	359	3,178	11.3%	9.6%	9.5%	9.1%
% of FP17s Relating to Free Repair or Replacements	27	3,178	0.8%	0.7%	0.7%	0.8%
% of FP17s Relating to Continuations	45	3,178	1.4%	1.3%	1.2%	1.2%
% of Patients satisfied with the dentistry they have received	9	11	81.8%	93.3%	93.1%	92.8%
% of Patients satisfied with the time they had to wait for an appointment	10	11	90.9%	87.7%	88.8%	88.7%

\* This is based on patients treated on this contract for their most recent course of treatment. Figures in italics indicate the base number of FP17s or Patient Questionnaire responses are less than 100. N/A is shown where the base number of responses is less than 10 during the period. % is calculated as Quantity/Base number\*100

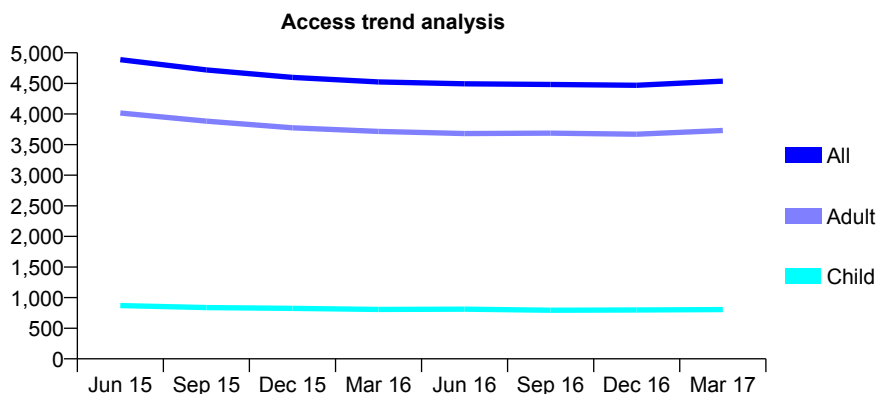
## Q70 - Vital Signs At a Glance Contract Report for 163295/0001 - March 2017

Name or company name	Chequers Dental Partnership
Contract type name	GDS Contract
Purpose of contract	General
Contract start date	01/04/2009
Contract end date	

16/17 Contracted general activity (UDA)	16,000
Carry forward general activity (UDA)	0
16/17 Contracted orthodontic activity (UOA)	0
Carry forward orthodontic activity (UOA)	0
Baseline contract value	£409,701.65

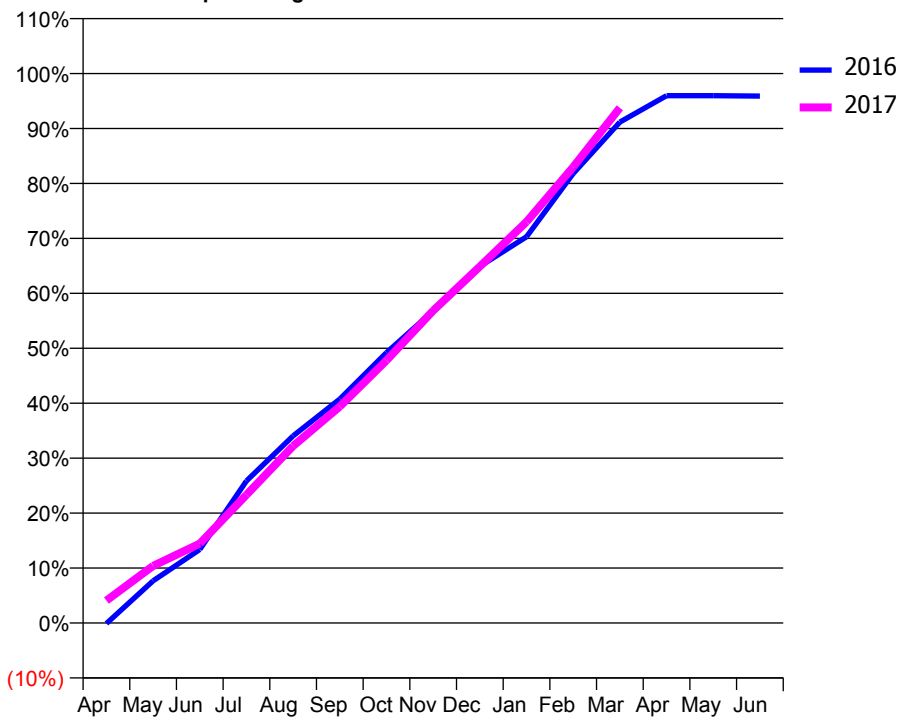
### ACCESS\*

Patients seen in 24 months	Total	Change since previous quarter
Quarter ending March 2016	4,523	
Quarter ending June 2016	4,493	→
Quarter ending September 2016	4,482	→
Quarter ending December 2016	4,469	→
Quarter ending March 2017	4,536	→
<b>Variance since March 2016</b>	<b>0.3%</b>	<b>→</b>



### ACTIVITY

Cumulative percentage of contracted UDA delivered 2016 & 2017



Month	Adjusted Scheduled Activity (UDA)	
	2016	2017
April	-17	652
May	1,229	1,663
June	2,143	2,311
July	4,138	3,734
August	5,448	5,155
September	6,520	6,303
October	7,872	7,645
November	9,087	9,096
December	10,386	10,379
January	11,248	11,682
February	13,087	13,279
March	14,586	15,000
April	15,353	
May	15,354	
June	15,343	

### QUALITY

	Quantity	Base Number	Contract	AT	Region	England
% of FP17s for the same patient ID Re-attending within 3 months - Children	110	1,305	8.4%	10.4%	11.9%	12.3%
% of FP17s for the same patient ID Re-attending within 3 months - Adults	904	5,505	16.4%	15.3%	16.6%	16.7%
% of FP17s for the same patient ID Re-attending between 3 & 9 months - Children	777	1,305	59.5%	60.5%	60.2%	57.6%
% of FP17s for the same patient ID Re-attending between 3 & 9 months - Adults	2,752	5,505	50.0%	52.1%	51.5%	50.1%
% of FP17s for Band 1 Urgent Courses	507	6,501	7.8%	9.6%	9.5%	9.1%
% of FP17s Relating to Free Repair or Replacements	135	6,501	2.1%	0.7%	0.7%	0.8%
% of FP17s Relating to Continuations	73	6,501	1.1%	1.3%	1.2%	1.2%
% of Patients satisfied with the dentistry they have received	6	7	N/A	93.3%	93.1%	92.8%
% of Patients satisfied with the time they had to wait for an appointment	5	7	N/A	87.7%	88.8%	88.7%

\* This is based on patients treated on this contract for their most recent course of treatment. Figures in italics indicate the base number of FP17s or Patient Questionnaire responses are less than 100. N/A is shown where the base number of responses is less than 10 during the period. % is calculated as Quantity/Base number\*100

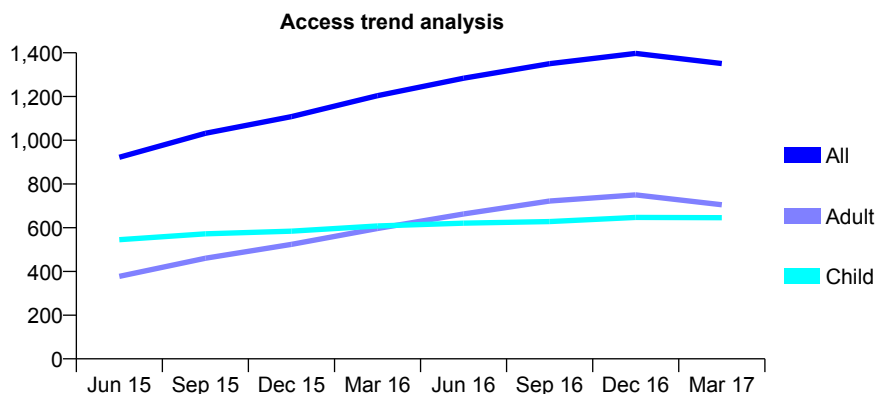
## Q70 - Vital Signs At a Glance Contract Report for 163376/0001 - March 2017

Name or company name	Northbourne Dental Partners
Contract type name	GDS Contract
Purpose of contract	General
Contract start date	01/09/2014
Contract end date	

16/17 Contracted general activity (UDA)	4,002
Carry forward general activity (UDA)	81
16/17 Contracted orthodontic activity (UOA)	0
Carry forward orthodontic activity (UOA)	0
Baseline contract value	£106,350.07

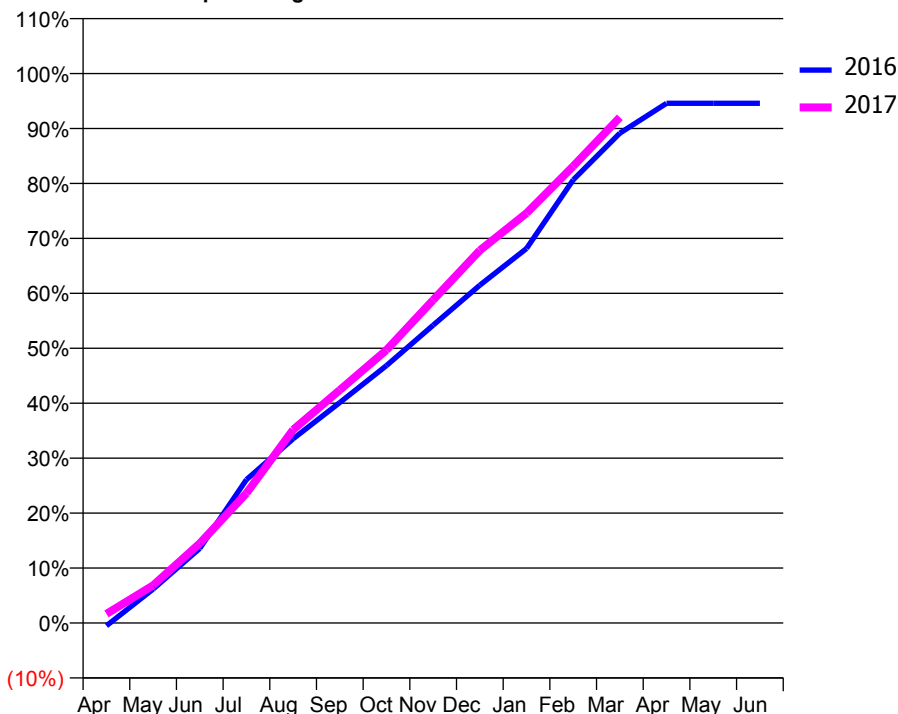
### ACCESS\*

Patients seen in 24 months	Total	Change since previous quarter
Quarter ending March 2016	1,204	
Quarter ending June 2016	1,284	↑
Quarter ending September 2016	1,350	↑
Quarter ending December 2016	1,397	↑
Quarter ending March 2017	1,351	↓
<b>Variance since March 2016</b>	12.2%	↑



### ACTIVITY

Cumulative percentage of contracted UDA delivered 2016 & 2017



Month	Adjusted Scheduled Activity (UDA)	
	2016	2017
April	-21	67
May	247	274
June	544	581
July	1,044	945
August	1,341	1,408
September	1,606	1,697
October	1,875	1,988
November	2,169	2,353
December	2,460	2,714
January	2,727	2,985
February	3,228	3,327
March	3,568	3,683
April	3,785	
May	3,785	
June	3,785	

### QUALITY

	Quantity	Base Number	Contract	AT	Region	England
% of FP17s for the same patient ID Re-attending within 3 months - Children	190	1,453	13.1%	10.4%	11.9%	12.3%
% of FP17s for the same patient ID Re-attending within 3 months - Adults	100	766	13.1%	15.3%	16.6%	16.7%
% of FP17s for the same patient ID Re-attending between 3 & 9 months - Children	978	1,453	67.3%	60.5%	60.2%	57.6%
% of FP17s for the same patient ID Re-attending between 3 & 9 months - Adults	187	766	24.4%	52.1%	51.5%	50.1%
% of FP17s for Band 1 Urgent Courses	402	2,110	19.1%	9.6%	9.5%	9.1%
% of FP17s Relating to Free Repair or Replacements	14	2,110	0.7%	0.7%	0.7%	0.8%
% of FP17s Relating to Continuations	9	2,110	0.4%	1.3%	1.2%	1.2%
% of Patients satisfied with the dentistry they have received	3	3	N/A	93.3%	93.1%	92.8%
% of Patients satisfied with the time they had to wait for an appointment	3	3	N/A	87.7%	88.8%	88.7%

\* This is based on patients treated on this contract for their most recent course of treatment. Figures in italics indicate the base number of FP17s or Patient Questionnaire responses are less than 100. N/A is shown where the base number of responses is less than 10 during the period. % is calculated as Quantity/Base number\*100

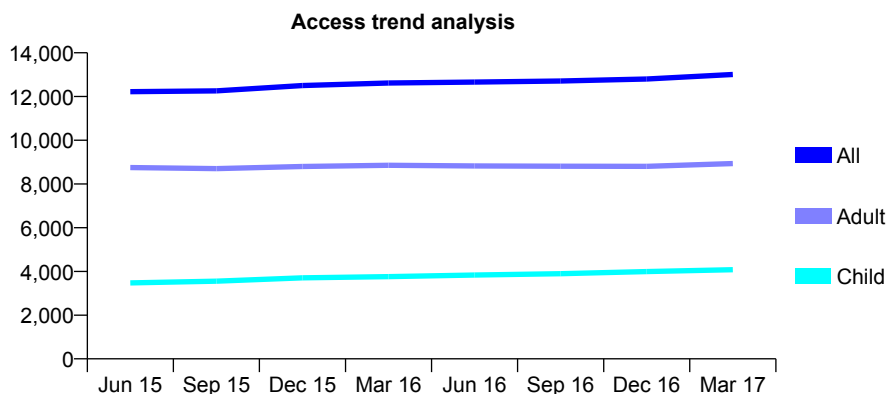
## Q70 - Vital Signs At a Glance Contract Report for 163457/0029 - March 2017

Name or company name	Solent Dental Services
Contract type name	PDS Contract
Purpose of contract	General
Contract start date	01/04/2013
Contract end date	31/03/2018

16/17 Contracted general activity (UDA)	29,478
Carry forward general activity (UDA)	0
16/17 Contracted orthodontic activity (UOA)	0
Carry forward orthodontic activity (UOA)	0
Baseline contract value	£4,551,445.90

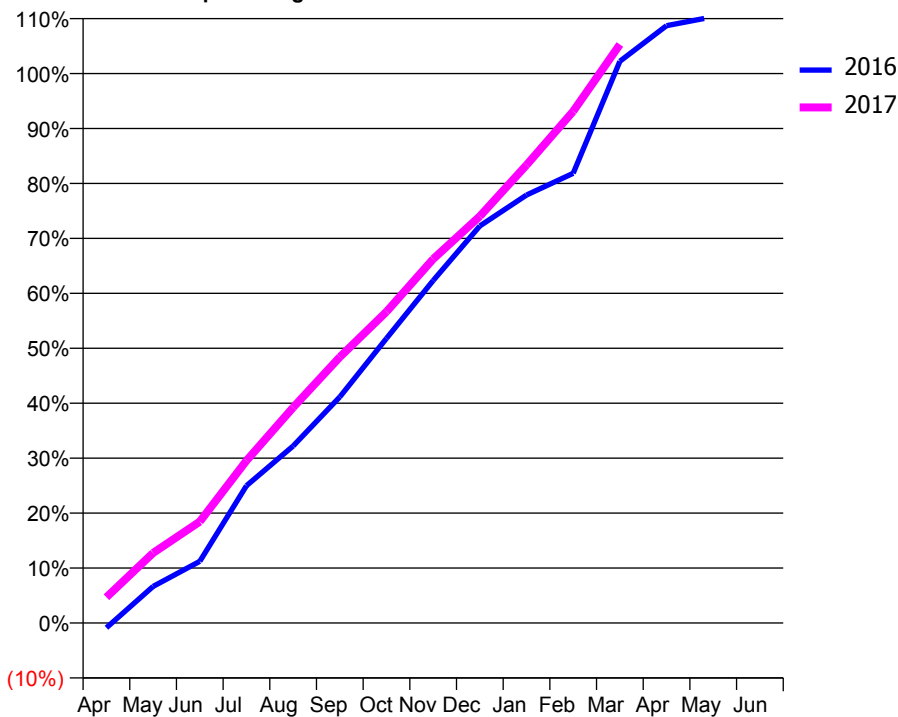
### ACCESS\*

Patients seen in 24 months	Total	Change since previous quarter
Quarter ending March 2016	12,616	
Quarter ending June 2016	12,663	→
Quarter ending September 2016	12,707	→
Quarter ending December 2016	12,800	→
Quarter ending March 2017	13,010	→
<b>Variance since March 2016</b>	<b>3.1%</b>	<b>↑</b>



### ACTIVITY

Cumulative percentage of contracted UDA delivered 2016 & 2017



Month	Adjusted Scheduled Activity (UDA)	
	2016	2017
April	-262	1,382
May	1,960	3,756
June	3,306	5,441
July	7,367	8,706
August	9,499	11,562
September	12,127	14,266
October	15,268	16,702
November	18,374	19,527
December	21,303	21,818
January	22,956	24,567
February	24,126	27,454
March	30,136	31,032
April	32,045	
May	32,522	
June	32,577	

### QUALITY

	Quantity	Base Number	Contract	AT	Region	England
% of FP17s for the same patient ID Re-attending within 3 months - Children	767	6,679	11.5%	10.4%	11.9%	12.3%
% of FP17s for the same patient ID Re-attending within 3 months - Adults	1,764	10,912	16.2%	15.3%	16.6%	16.7%
% of FP17s for the same patient ID Re-attending between 3 & 9 months - Children	2,736	6,679	41.0%	60.5%	60.2%	57.6%
% of FP17s for the same patient ID Re-attending between 3 & 9 months - Adults	5,076	10,912	46.5%	52.1%	51.5%	50.1%
% of FP17s for Band 1 Urgent Courses	1,135	16,390	6.9%	9.6%	9.5%	9.1%
% of FP17s Relating to Free Repair or Replacements	42	16,390	0.3%	0.7%	0.7%	0.8%
% of FP17s Relating to Continuations	393	16,390	2.4%	1.3%	1.2%	1.2%
% of Patients satisfied with the dentistry they have received	18	20	90.0%	93.3%	93.1%	92.8%
% of Patients satisfied with the time they had to wait for an appointment	14	20	70.0%	87.7%	88.8%	88.7%

\* This is based on patients treated on this contract for their most recent course of treatment. Figures in italics indicate the base number of FP17s or Patient Questionnaire responses are less than 100. N/A is shown where the base number of responses is less than 10 during the period. % is calculated as Quantity/Base number\*100



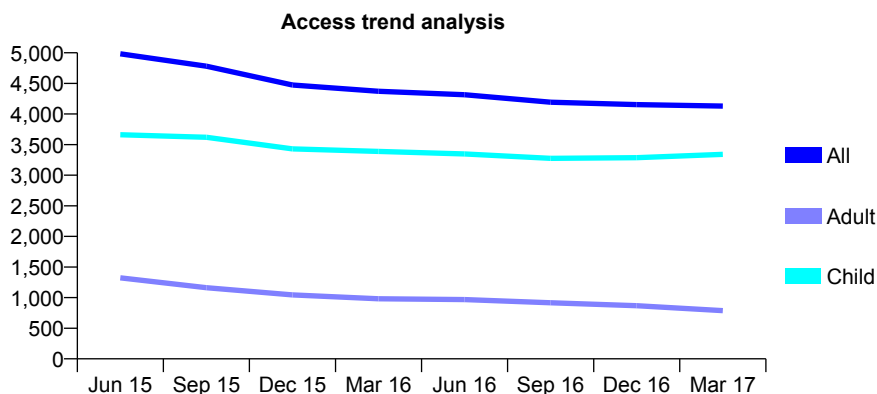
## Q70 - Vital Signs At a Glance Contract Report for 163457/0030 - March 2017

Name or company name	Solent Dental Services
Contract type name	PDS Contract
Purpose of contract	General
Contract start date	01/04/2013
Contract end date	31/03/2018

16/17 Contracted general activity (UDA)	18,978
Carry forward general activity (UDA)	0
16/17 Contracted orthodontic activity (UOA)	0
Carry forward orthodontic activity (UOA)	0
Baseline contract value	£2,927,570.24

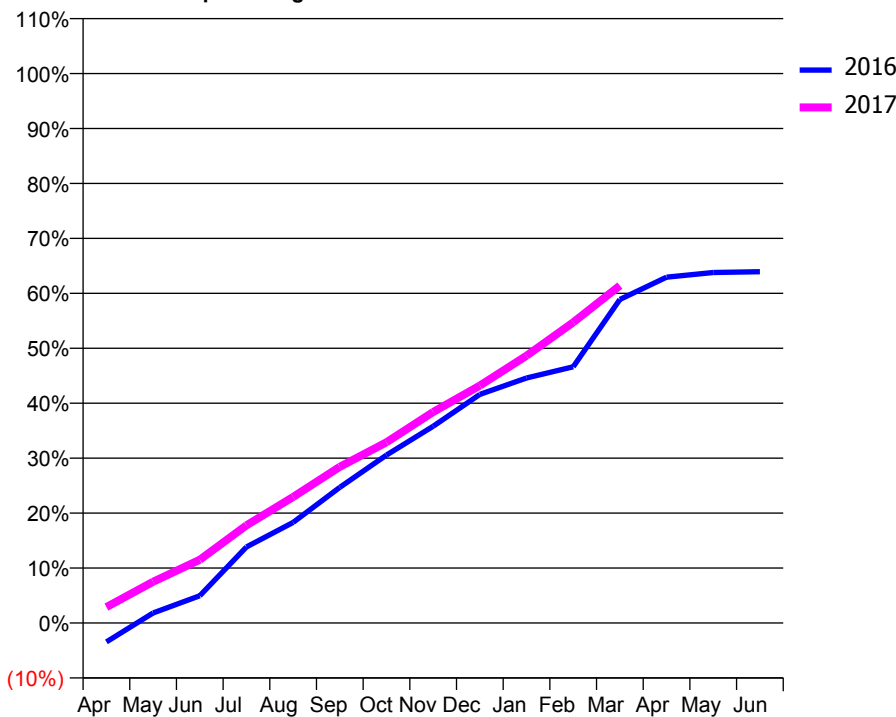
### ACCESS\*

Patients seen in 24 months	Total	Change since previous quarter
Quarter ending March 2016	4,371	
Quarter ending June 2016	4,315	↓
Quarter ending September 2016	4,192	↓
Quarter ending December 2016	4,154	→
Quarter ending March 2017	4,129	→
<b>Variance since March 2016</b>	<b>(5.5%)</b>	<b>↓</b>



### ACTIVITY

Cumulative percentage of contracted UDA delivered 2016 & 2017



Month	Adjusted Scheduled Activity (UDA)	
	2016	2017
April	-658	549
May	347	1,427
June	940	2,185
July	2,626	3,374
August	3,474	4,356
September	4,687	5,397
October	5,800	6,242
November	6,794	7,288
December	7,894	8,200
January	8,462	9,231
February	8,847	10,381
March	11,177	11,653
April	11,944	
May	12,106	
June	12,133	

### QUALITY

	Quantity	Base Number	Contract	AT	Region	England
% of FP17s for the same patient ID Re-attending within 3 months - Children	470	5,094	9.2%	10.4%	11.9%	12.3%
% of FP17s for the same patient ID Re-attending within 3 months - Adults	75	1,062	7.1%	15.3%	16.6%	16.7%
% of FP17s for the same patient ID Re-attending between 3 & 9 months - Children	1,286	5,094	25.2%	60.5%	60.2%	57.6%
% of FP17s for the same patient ID Re-attending between 3 & 9 months - Adults	156	1,062	14.7%	52.1%	51.5%	50.1%
% of FP17s for Band 1 Urgent Courses	408	5,713	7.1%	9.6%	9.5%	9.1%
% of FP17s Relating to Free Repair or Replacements	5	5,713	0.1%	0.7%	0.7%	0.8%
% of FP17s Relating to Continuations	79	5,713	1.4%	1.3%	1.2%	1.2%
% of Patients satisfied with the dentistry they have received	7	7	N/A	93.3%	93.1%	92.8%
% of Patients satisfied with the time they had to wait for an appointment	4	7	N/A	87.7%	88.8%	88.7%

\* This is based on patients treated on this contract for their most recent course of treatment. Figures in italics indicate the base number of FP17s or Patient Questionnaire responses are less than 100. N/A is shown where the base number of responses is less than 10 during the period. % is calculated as Quantity/Base number\*100

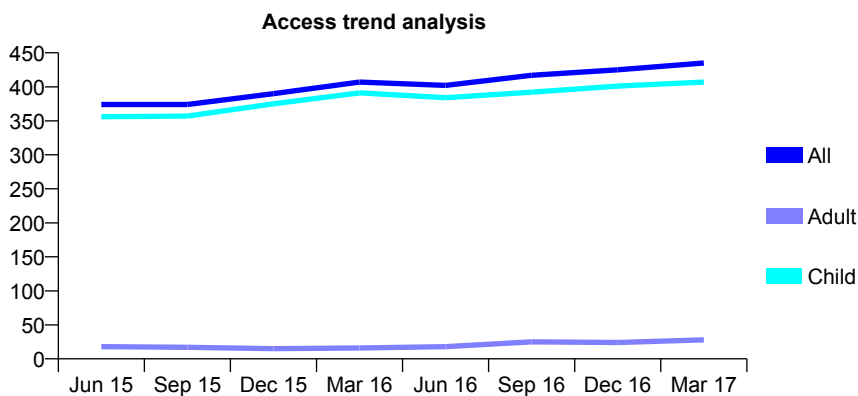
## Q70 - Vital Signs At a Glance Contract Report for 163694/0001 - March 2017

Name or company name	Stoke Road Dental Partnership
Contract type name	GDS Contract
Purpose of contract	General
Contract start date	15/09/2008
Contract end date	

16/17 Contracted general activity (UDA)	577
Carry forward general activity (UDA)	-11
16/17 Contracted orthodontic activity (UOA)	0
Carry forward orthodontic activity (UOA)	0
Baseline contract value	£15,006.70

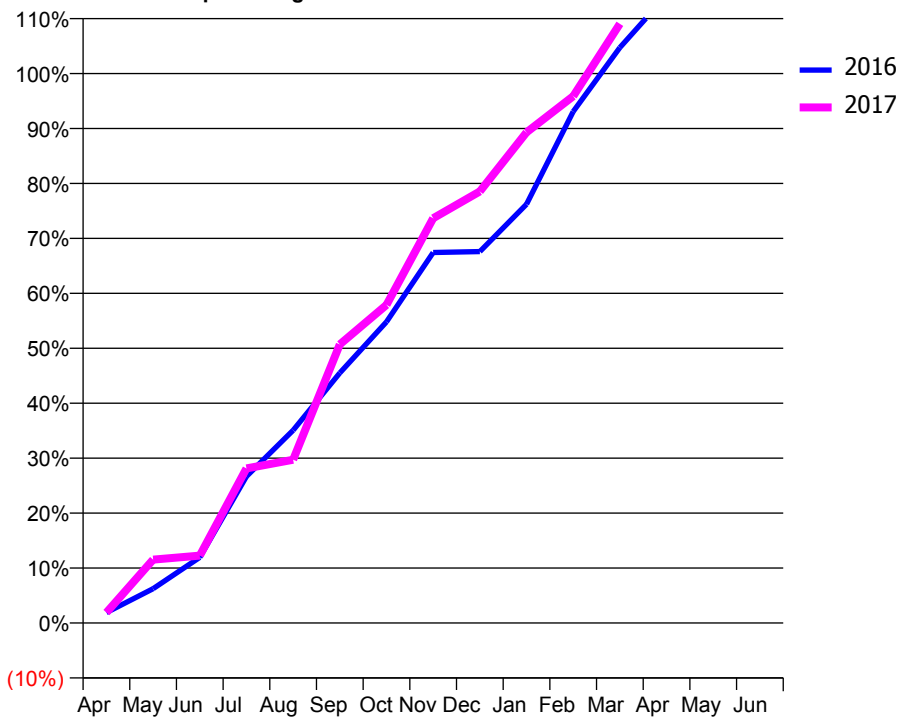
### ACCESS\*

Patients seen in 24 months	Total	Change since previous quarter
Quarter ending March 2016	407	
Quarter ending June 2016	402	↓
Quarter ending September 2016	417	↑
Quarter ending December 2016	425	→
Quarter ending March 2017	435	↑
<b>Variance since March 2016</b>	<b>6.9%</b>	<b>↑</b>



### ACTIVITY

Cumulative percentage of contracted UDA delivered 2016 & 2017



Month	Adjusted Scheduled Activity (UDA)	
	2016	2017
April	11	11
May	36	67
June	69	71
July	154	162
August	202	171
September	263	293
October	316	334
November	389	425
December	390	453
January	440	515
February	537	553
March	604	629
April	659	
May	659	
June	659	

### QUALITY

	Quantity	Base Number	Contract	AT	Region	England
% of FP17s for the same patient ID Re-attending within 3 months - Children	34	547	6.2%	10.4%	11.9%	12.3%
% of FP17s for the same patient ID Re-attending within 3 months - Adults	0	0	N/A	15.3%	16.6%	16.7%
% of FP17s for the same patient ID Re-attending between 3 & 9 months - Children	267	547	48.8%	60.5%	60.2%	57.6%
% of FP17s for the same patient ID Re-attending between 3 & 9 months - Adults	0	0	N/A	52.1%	51.5%	50.1%
% of FP17s for Band 1 Urgent Courses	31	490	6.3%	9.6%	9.5%	9.1%
% of FP17s Relating to Free Repair or Replacements	0	490	0.0%	0.7%	0.7%	0.8%
% of FP17s Relating to Continuations	0	490	0.0%	1.3%	1.2%	1.2%
% of Patients satisfied with the dentistry they have received	0	0	N/A	93.3%	93.1%	92.8%
% of Patients satisfied with the time they had to wait for an appointment	0	0	N/A	87.7%	88.8%	88.7%

\* This is based on patients treated on this contract for their most recent course of treatment. Figures in italics indicate the base number of FP17s or Patient Questionnaire responses are less than 100. N/A is shown where the base number of responses is less than 10 during the period. % is calculated as Quantity/Base number\*100

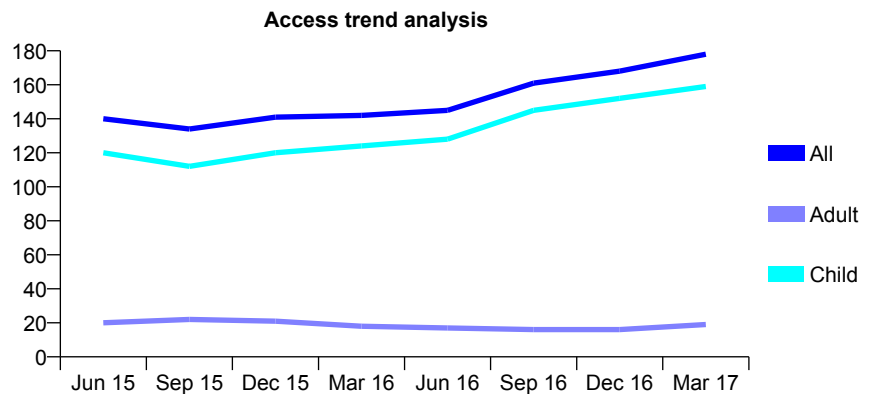
## Q70 - Vital Signs At a Glance Contract Report for 164488/0001 - March 2017

Name or company name	Mr JJR Gollings
Contract type name	GDS Contract
Purpose of contract	General
Contract start date	01/04/2012
Contract end date	

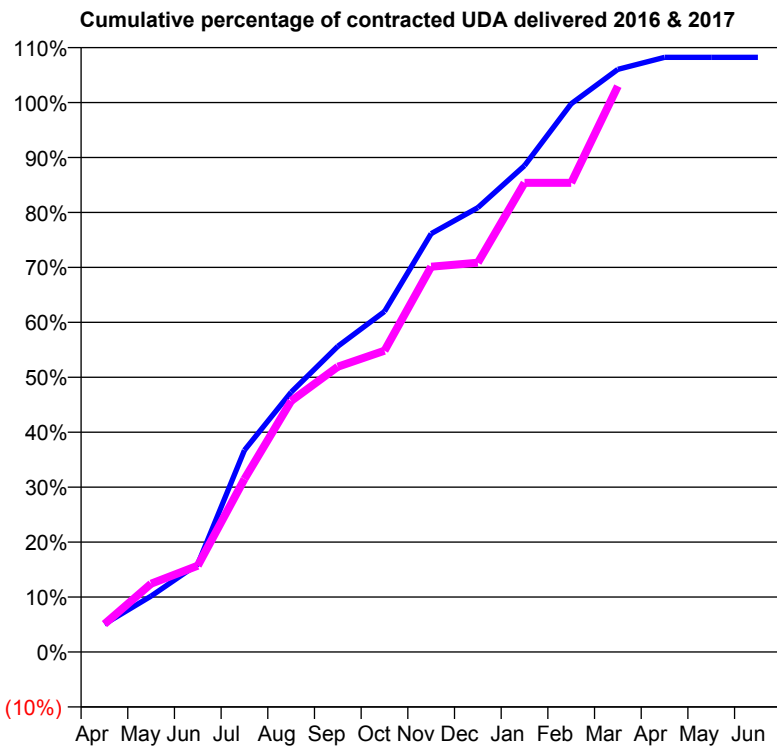
16/17 Contracted general activity (UDA)	275
Carry forward general activity (UDA)	-5
16/17 Contracted orthodontic activity (UOA)	0
Carry forward orthodontic activity (UOA)	0
Baseline contract value	£7,244.48

### ACCESS\*

Patients seen in 24 months	Total	Change since previous quarter
Quarter ending March 2016	142	
Quarter ending June 2016	145	↑
Quarter ending September 2016	161	↑
Quarter ending December 2016	168	↑
Quarter ending March 2017	178	↑
<b>Variance since March 2016</b>	25.4%	↑



### ACTIVITY



Month	Adjusted Scheduled Activity (UDA)	
	2016	2017
April	14	14
May	28	34
June	44	43
July	101	87
August	130	126
September	153	143
October	170	151
November	209	193
December	222	195
January	243	235
February	274	235
March	292	283
April	298	
May	298	
June	298	

### QUALITY

	Quantity	Base Number	Contract	AT	Region	England
% of FP17s for the same patient ID Re-attending within 3 months - Children	5	212	2.4%	10.4%	11.9%	12.3%
% of FP17s for the same patient ID Re-attending within 3 months - Adults	2	9	22.2%	15.3%	16.6%	16.7%
% of FP17s for the same patient ID Re-attending between 3 & 9 months - Children	121	212	57.1%	60.5%	60.2%	57.6%
% of FP17s for the same patient ID Re-attending between 3 & 9 months - Adults	5	9	55.6%	52.1%	51.5%	50.1%
% of FP17s for Band 1 Urgent Courses	6	215	2.8%	9.6%	9.5%	9.1%
% of FP17s Relating to Free Repair or Replacements	0	215	0.0%	0.7%	0.7%	0.8%
% of FP17s Relating to Continuations	0	215	0.0%	1.3%	1.2%	1.2%
% of Patients satisfied with the dentistry they have received	0	0	N/A	93.3%	93.1%	92.8%
% of Patients satisfied with the time they had to wait for an appointment	0	0	N/A	87.7%	88.8%	88.7%

\* This is based on patients treated on this contract for their most recent course of treatment. Figures in italics indicate the base number of FP17s or Patient Questionnaire responses are less than 100. N/A is shown where the base number of responses is less than 10 during the period. % is calculated as Quantity/Base number\*100

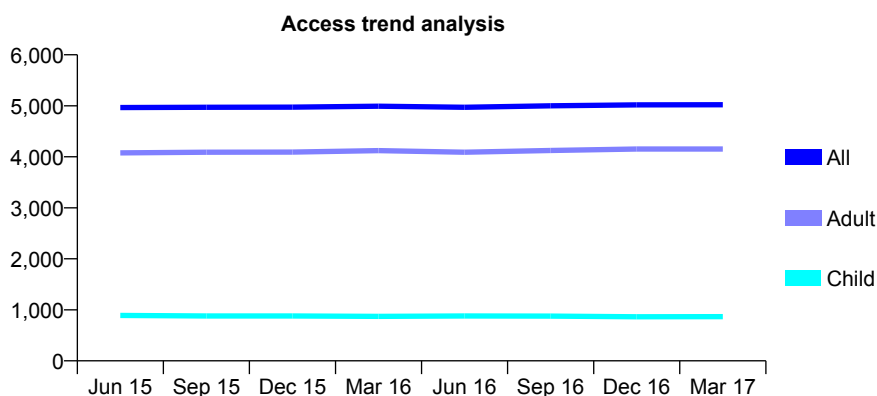
## Q70 - Vital Signs At a Glance Contract Report for 164534/0001 - March 2017

Name or company name	Triangle Surgery Ltd
Contract type name	GDS Contract
Purpose of contract	General
Contract start date	01/04/2011
Contract end date	

16/17 Contracted general activity (UDA)	17,591
Carry forward general activity (UDA)	0
16/17 Contracted orthodontic activity (UOA)	0
Carry forward orthodontic activity (UOA)	0
Baseline contract value	£546,134.25

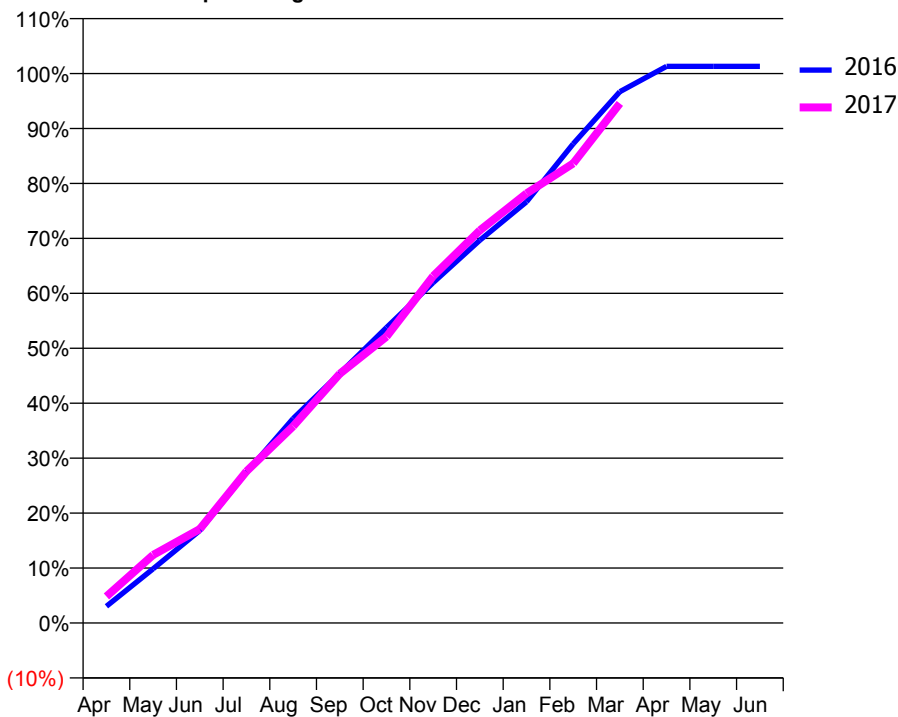
### ACCESS\*

Patients seen in 24 months	Total	Change since previous quarter
Quarter ending March 2016	4,993	
Quarter ending June 2016	4,972	→
Quarter ending September 2016	4,999	→
Quarter ending December 2016	5,017	→
Quarter ending March 2017	5,021	→
<b>Variance since March 2016</b>	<b>0.6%</b>	<b>→</b>



### ACTIVITY

Cumulative percentage of contracted UDA delivered 2016 & 2017



Month	Adjusted Scheduled Activity (UDA)	
	2016	2017
April	534	853
May	1,736	2,177
June	2,959	3,006
July	4,821	4,856
August	6,545	6,297
September	7,992	7,979
October	9,457	9,166
November	10,895	11,107
December	12,253	12,571
January	13,481	13,753
February	15,341	14,712
March	17,008	16,634
April	17,818	
May	17,818	
June	17,818	

### QUALITY

	Quantity	Base Number	Contract	AT	Region	England
% of FP17s for the same patient ID Re-attending within 3 months - Children	68	1,308	5.2%	10.4%	11.9%	12.3%
% of FP17s for the same patient ID Re-attending within 3 months - Adults	1,094	6,255	17.5%	15.3%	16.6%	16.7%
% of FP17s for the same patient ID Re-attending between 3 & 9 months - Children	828	1,308	63.3%	60.5%	60.2%	57.6%
% of FP17s for the same patient ID Re-attending between 3 & 9 months - Adults	3,441	6,255	55.0%	52.1%	51.5%	50.1%
% of FP17s for Band 1 Urgent Courses	658	7,307	9.0%	9.6%	9.5%	9.1%
% of FP17s Relating to Free Repair or Replacements	102	7,307	1.4%	0.7%	0.7%	0.8%
% of FP17s Relating to Continuations	216	7,307	3.0%	1.3%	1.2%	1.2%
% of Patients satisfied with the dentistry they have received	10	10	100.0%	93.3%	93.1%	92.8%
% of Patients satisfied with the time they had to wait for an appointment	10	10	100.0%	87.7%	88.8%	88.7%

\* This is based on patients treated on this contract for their most recent course of treatment. Figures in italics indicate the base number of FP17s or Patient Questionnaire responses are less than 100. N/A is shown where the base number of responses is less than 10 during the period. % is calculated as Quantity/Base number\*100

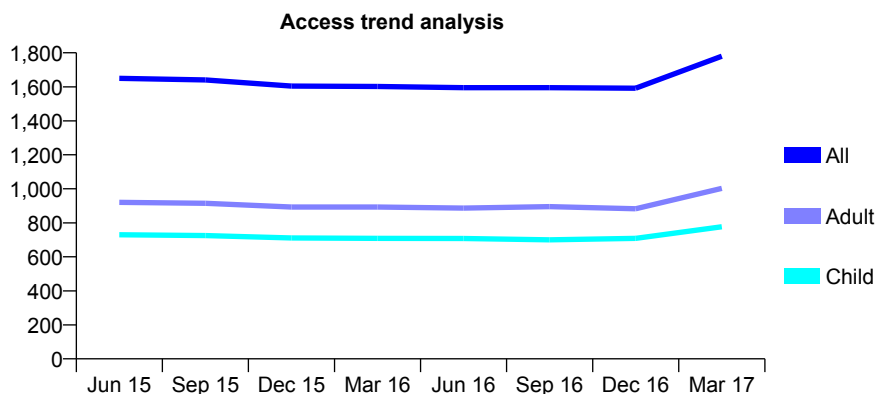
## Q70 - Vital Signs At a Glance Contract Report for 166340/0001 - March 2017

Name or company name	Mr & Mrs Gabriel
Contract type name	GDS Contract
Purpose of contract	General
Contract start date	01/04/2008
Contract end date	

16/17 Contracted general activity (UDA)	3,292
Carry forward general activity (UDA)	0
16/17 Contracted orthodontic activity (UOA)	0
Carry forward orthodontic activity (UOA)	0
Baseline contract value	£83,361.85

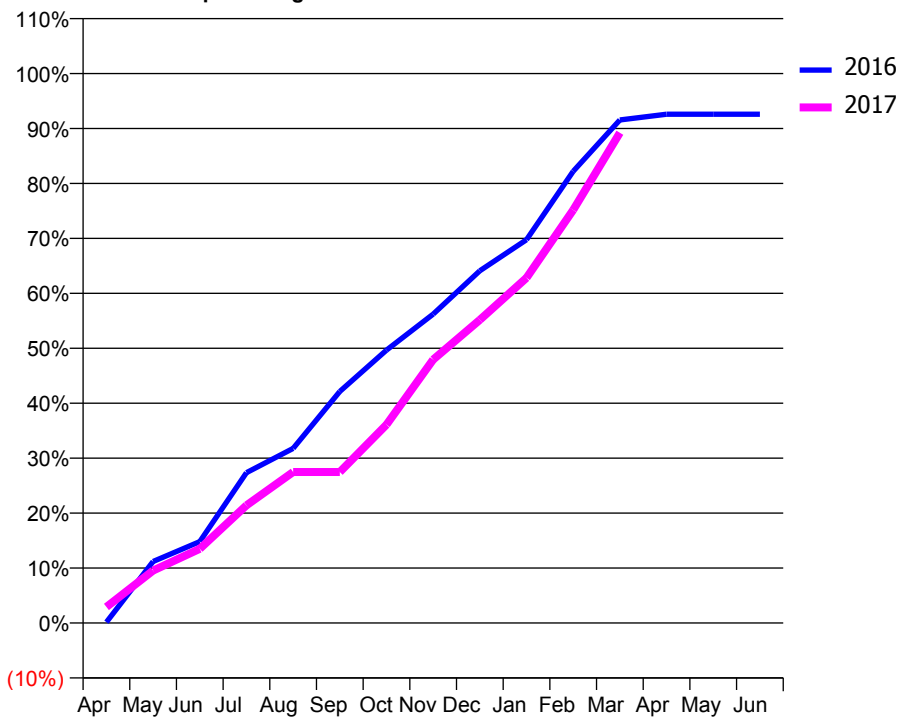
### ACCESS\*

Patients seen in 24 months	Total	Change since previous quarter
Quarter ending March 2016	1,602	
Quarter ending June 2016	1,595	→
Quarter ending September 2016	1,595	→
Quarter ending December 2016	1,592	→
Quarter ending March 2017	1,780	↑
<b>Variance since March 2016</b>	<b>11.1%</b>	<b>↑</b>



### ACTIVITY

Cumulative percentage of contracted UDA delivered 2016 & 2017



Adjusted Scheduled Activity (UDA)

Month	2016	2017
April	4	96
May	290	314
June	383	445
July	707	705
August	821	904
September	1,090	904
October	1,284	1,188
November	1,453	1,578
December	1,657	1,816
January	1,803	2,068
February	2,125	2,475
March	2,366	2,937
April	2,394	
May	2,394	
June	2,394	

### QUALITY

	Quantity	Base Number	Contract	AT	Region	England
% of FP17s for the same patient ID Re-attending within 3 months - Children	90	1,241	7.3%	10.4%	11.9%	12.3%
% of FP17s for the same patient ID Re-attending within 3 months - Adults	161	1,418	11.4%	15.3%	16.6%	16.7%
% of FP17s for the same patient ID Re-attending between 3 & 9 months - Children	826	1,241	66.6%	60.5%	60.2%	57.6%
% of FP17s for the same patient ID Re-attending between 3 & 9 months - Adults	858	1,418	60.5%	52.1%	51.5%	50.1%
% of FP17s for Band 1 Urgent Courses	64	1,513	4.2%	9.6%	9.5%	9.1%
% of FP17s Relating to Free Repair or Replacements	0	1,513	0.0%	0.7%	0.7%	0.8%
% of FP17s Relating to Continuations	4	1,513	0.3%	1.3%	1.2%	1.2%
% of Patients satisfied with the dentistry they have received	0	1	N/A	93.3%	93.1%	92.8%
% of Patients satisfied with the time they had to wait for an appointment	1	1	N/A	87.7%	88.8%	88.7%

\* This is based on patients treated on this contract for their most recent course of treatment. Figures in italics indicate the base number of FP17s or Patient Questionnaire responses are less than 100. N/A is shown where the base number of responses is less than 10 during the period. % is calculated as Quantity/Base number\*100

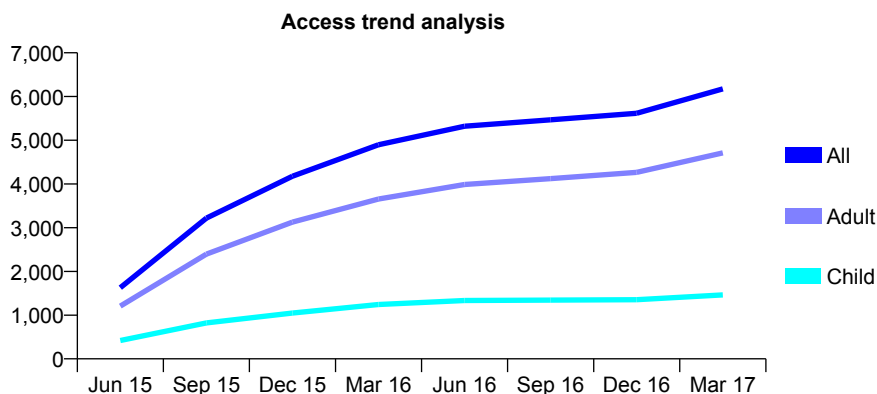
## Q70 - Vital Signs At a Glance Contract Report for 167029/0001 - March 2017

Name or company name	The Dental Practice
Contract type name	GDS Contract
Purpose of contract	General
Contract start date	01/04/2015
Contract end date	

16/17 Contracted general activity (UDA)	16,368
Carry forward general activity (UDA)	0
16/17 Contracted orthodontic activity (UOA)	0
Carry forward orthodontic activity (UOA)	0
Baseline contract value	£456,606.19

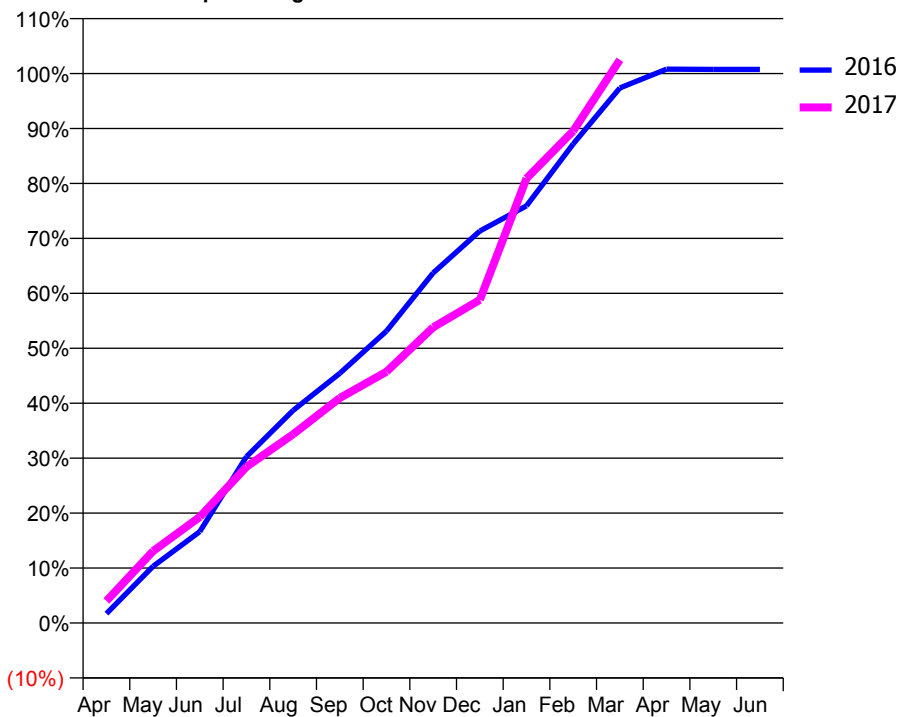
### ACCESS\*

Patients seen in 24 months	Total	Change since previous quarter
Quarter ending March 2016	4,897	
Quarter ending June 2016	5,321	↑
Quarter ending September 2016	5,468	↑
Quarter ending December 2016	5,618	↑
Quarter ending March 2017	6,174	↑
<b>Variance since March 2016</b>	<b>26.1%</b>	<b>↑</b>



### ACTIVITY

Cumulative percentage of contracted UDA delivered 2016 & 2017



Adjusted Scheduled Activity (UDA)

Month	2016	2017
April	279	659
May	1,692	2,142
June	2,721	3,159
July	4,954	4,652
August	6,331	5,622
September	7,438	6,702
October	8,696	7,485
November	10,427	8,806
December	11,675	9,628
January	12,426	13,246
February	14,268	14,653
March	15,936	16,776
April	16,497	
May	16,491	
June	16,491	

### QUALITY

	Quantity	Base Number	Contract	AT	Region	England
% of FP17s for the same patient ID Re-attending within 3 months - Children	124	1,621	7.6%	10.4%	11.9%	12.3%
% of FP17s for the same patient ID Re-attending within 3 months - Adults	1,294	6,215	20.8%	15.3%	16.6%	16.7%
% of FP17s for the same patient ID Re-attending between 3 & 9 months - Children	859	1,621	53.0%	60.5%	60.2%	57.6%
% of FP17s for the same patient ID Re-attending between 3 & 9 months - Adults	2,418	6,215	38.9%	52.1%	51.5%	50.1%
% of FP17s for Band 1 Urgent Courses	985	7,529	13.1%	9.6%	9.5%	9.1%
% of FP17s Relating to Free Repair or Replacements	191	7,529	2.5%	0.7%	0.7%	0.8%
% of FP17s Relating to Continuations	314	7,529	4.2%	1.3%	1.2%	1.2%
% of Patients satisfied with the dentistry they have received	16	17	94.1%	93.3%	93.1%	92.8%
% of Patients satisfied with the time they had to wait for an appointment	14	17	82.4%	87.7%	88.8%	88.7%

\* This is based on patients treated on this contract for their most recent course of treatment. Figures in italics indicate the base number of FP17s or Patient Questionnaire responses are less than 100. N/A is shown where the base number of responses is less than 10 during the period. % is calculated as Quantity/Base number\*100

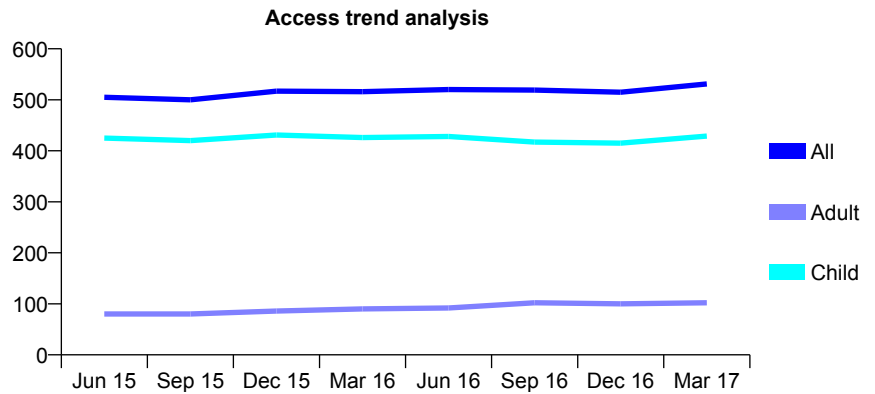
## Q70 - Vital Signs At a Glance Contract Report for 167878/0001 - March 2017

Name or company name	The Lodge Dental Partnership
Contract type name	GDS Contract
Purpose of contract	General
Contract start date	01/03/2011
Contract end date	

16/17 Contracted general activity (UDA)	825
Carry forward general activity (UDA)	0
16/17 Contracted orthodontic activity (UOA)	0
Carry forward orthodontic activity (UOA)	0
Baseline contract value	£19,823.01

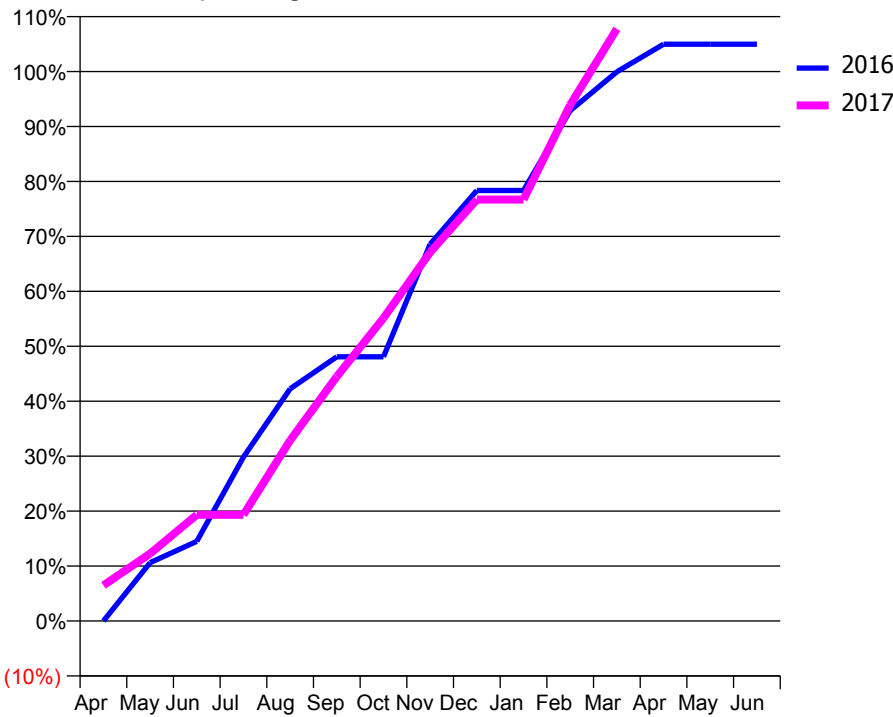
### ACCESS\*

Patients seen in 24 months	Total	Change since previous quarter
Quarter ending March 2016	516	
Quarter ending June 2016	520	→
Quarter ending September 2016	519	→
Quarter ending December 2016	515	→
Quarter ending March 2017	531	↑
<b>Variance since March 2016</b>	<b>2.9%</b>	<b>↑</b>



### ACTIVITY

Cumulative percentage of contracted UDA delivered 2016 & 2017



Month	Adjusted Scheduled Activity (UDA)	
	2016	2017
April	0	54
May	88	101
June	120	159
July	246	159
August	349	271
September	397	367
October	397	455
November	566	554
December	646	633
January	646	633
February	766	775
March	825	889
April	866	
May	866	
June	866	

### QUALITY

	Quantity	Base Number	Contract	AT	Region	England
% of FP17s for the same patient ID Re-attending within 3 months - Children	44	685	6.4%	10.4%	11.9%	12.3%
% of FP17s for the same patient ID Re-attending within 3 months - Adults	13	75	17.3%	15.3%	16.6%	16.7%
% of FP17s for the same patient ID Re-attending between 3 & 9 months - Children	460	685	67.2%	60.5%	60.2%	57.6%
% of FP17s for the same patient ID Re-attending between 3 & 9 months - Adults	43	75	57.3%	52.1%	51.5%	50.1%
% of FP17s for Band 1 Urgent Courses	60	723	8.3%	9.6%	9.5%	9.1%
% of FP17s Relating to Free Repair or Replacements	0	723	0.0%	0.7%	0.7%	0.8%
% of FP17s Relating to Continuations	4	723	0.6%	1.3%	1.2%	1.2%
% of Patients satisfied with the dentistry they have received	0	0	N/A	93.3%	93.1%	92.8%
% of Patients satisfied with the time they had to wait for an appointment	0	0	N/A	87.7%	88.8%	88.7%

\* This is based on patients treated on this contract for their most recent course of treatment. Figures in italics indicate the base number of FP17s or Patient Questionnaire responses are less than 100. N/A is shown where the base number of responses is less than 10 during the period. % is calculated as Quantity/Base number\*100

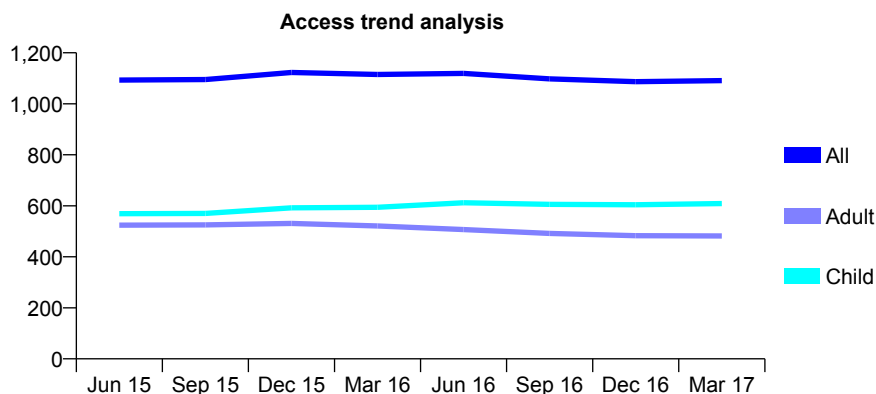
## Q70 - Vital Signs At a Glance Contract Report for 168165/0001 - March 2017

Name or company name	Stalbridge Dental Practice Ltd
Contract type name	GDS Contract
Purpose of contract	General
Contract start date	01/04/2008
Contract end date	

16/17 Contracted general activity (UDA)	3,669
Carry forward general activity (UDA)	-73
16/17 Contracted orthodontic activity (UOA)	0
Carry forward orthodontic activity (UOA)	0
Baseline contract value	£92,943.93

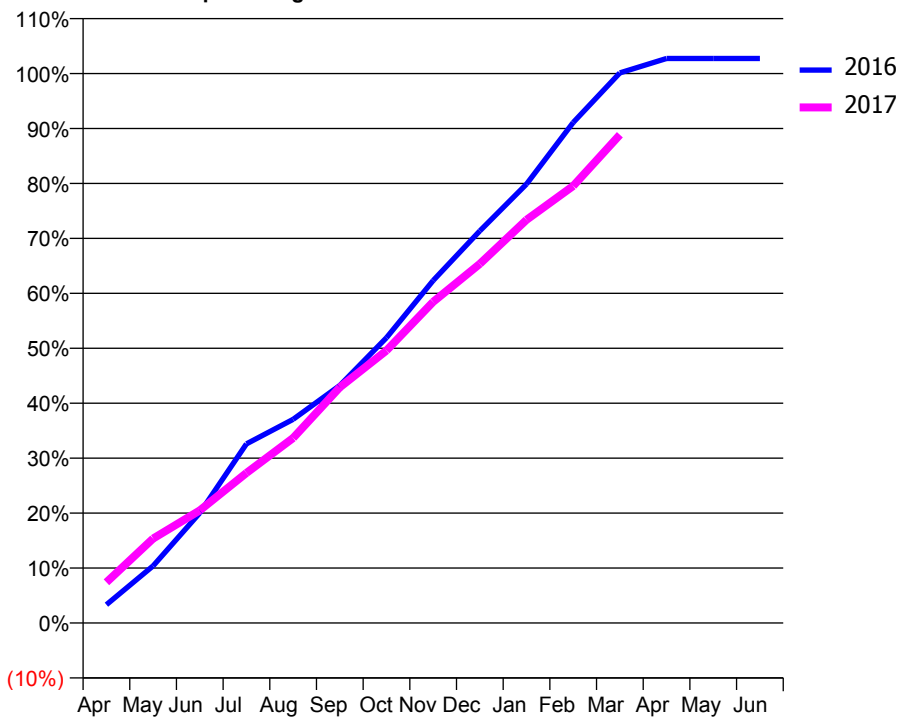
### ACCESS\*

Patients seen in 24 months	Total	Change since previous quarter
Quarter ending March 2016	1,115	
Quarter ending June 2016	1,119	→
Quarter ending September 2016	1,098	↓
Quarter ending December 2016	1,087	↓
Quarter ending March 2017	1,091	→
<b>Variance since March 2016</b>	<b>(2.2%)</b>	<b>↓</b>



### ACTIVITY

Cumulative percentage of contracted UDA delivered 2016 & 2017



Month	Adjusted Scheduled Activity (UDA)	
	2016	2017
April	123	272
May	381	564
June	735	752
July	1,197	1,002
August	1,360	1,236
September	1,587	1,574
October	1,905	1,820
November	2,287	2,145
December	2,618	2,398
January	2,930	2,692
February	3,342	2,918
March	3,673	3,260
April	3,770	
May	3,770	
June	3,770	

### QUALITY

	Quantity	Base Number	Contract	AT	Region	England
% of FP17s for the same patient ID Re-attending within 3 months - Children	46	944	4.9%	10.4%	11.9%	12.3%
% of FP17s for the same patient ID Re-attending within 3 months - Adults	93	632	14.7%	15.3%	16.6%	16.7%
% of FP17s for the same patient ID Re-attending between 3 & 9 months - Children	630	944	66.7%	60.5%	60.2%	57.6%
% of FP17s for the same patient ID Re-attending between 3 & 9 months - Adults	371	632	58.7%	52.1%	51.5%	50.1%
% of FP17s for Band 1 Urgent Courses	10	1,532	0.7%	9.6%	9.5%	9.1%
% of FP17s Relating to Free Repair or Replacements	0	1,532	0.0%	0.7%	0.7%	0.8%
% of FP17s Relating to Continuations	29	1,532	1.9%	1.3%	1.2%	1.2%
% of Patients satisfied with the dentistry they have received	3	3	N/A	93.3%	93.1%	92.8%
% of Patients satisfied with the time they had to wait for an appointment	3	3	N/A	87.7%	88.8%	88.7%

\* This is based on patients treated on this contract for their most recent course of treatment. Figures in italics indicate the base number of FP17s or Patient Questionnaire responses are less than 100. N/A is shown where the base number of responses is less than 10 during the period. % is calculated as Quantity/Base number\*100



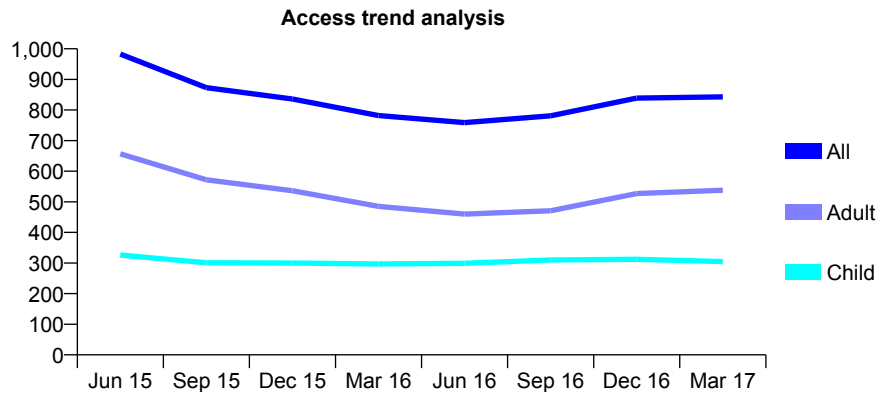
## Q70 - Vital Signs At a Glance Contract Report for 169250/0001 - March 2017

Name or company name	Mrs E Aslani
Contract type name	GDS Contract
Purpose of contract	General
Contract start date	05/06/2009
Contract end date	

16/17 Contracted general activity (UDA)	2,300
Carry forward general activity (UDA)	0
16/17 Contracted orthodontic activity (UOA)	0
Carry forward orthodontic activity (UOA)	0
Baseline contract value	£51,408.43

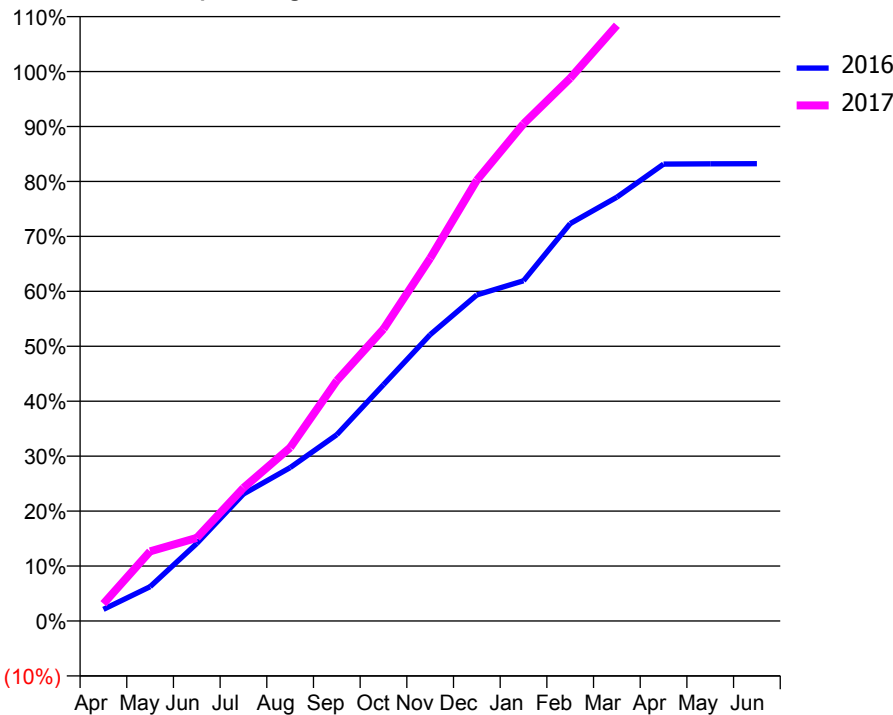
### ACCESS\*

Patients seen in 24 months	Total	Change since previous quarter
Quarter ending March 2016	782	
Quarter ending June 2016	759	↓
Quarter ending September 2016	781	↑
Quarter ending December 2016	839	↑
Quarter ending March 2017	843	→
<b>Variance since March 2016</b>	<b>7.8%</b>	<b>↑</b>



### ACTIVITY

Cumulative percentage of contracted UDA delivered 2016 & 2017



Month	Adjusted Scheduled Activity (UDA)	
	2016	2017
April	49	72
May	144	291
June	325	348
July	532	557
August	642	726
September	780	1,006
October	989	1,222
November	1,198	1,518
December	1,365	1,845
January	1,424	2,081
February	1,664	2,272
March	1,774	2,493
April	1,912	
May	1,913	
June	1,914	

### QUALITY

	Quantity	Base Number	Contract	AT	Region	England
% of FP17s for the same patient ID Re-attending within 3 months - Children	38	500	7.6%	10.4%	11.9%	12.3%
% of FP17s for the same patient ID Re-attending within 3 months - Adults	208	879	23.7%	15.3%	16.6%	16.7%
% of FP17s for the same patient ID Re-attending between 3 & 9 months - Children	270	500	54.0%	60.5%	60.2%	57.6%
% of FP17s for the same patient ID Re-attending between 3 & 9 months - Adults	395	879	44.9%	52.1%	51.5%	50.1%
% of FP17s for Band 1 Urgent Courses	137	1,304	10.5%	9.6%	9.5%	9.1%
% of FP17s Relating to Free Repair or Replacements	0	1,304	0.0%	0.7%	0.7%	0.8%
% of FP17s Relating to Continuations	5	1,304	0.4%	1.3%	1.2%	1.2%
% of Patients satisfied with the dentistry they have received	3	3	N/A	93.3%	93.1%	92.8%
% of Patients satisfied with the time they had to wait for an appointment	3	3	N/A	87.7%	88.8%	88.7%

\* This is based on patients treated on this contract for their most recent course of treatment. Figures in italics indicate the base number of FP17s or Patient Questionnaire responses are less than 100. N/A is shown where the base number of responses is less than 10 during the period. % is calculated as Quantity/Base number\*100

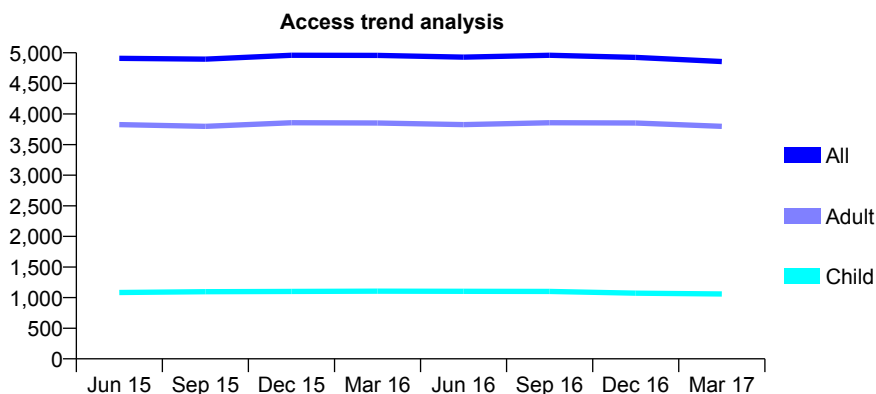
## Q70 - Vital Signs At a Glance Contract Report for 169269/0001 - March 2017

Name or company name	Pasadena Dental Practice Ltd
Contract type name	GDS Contract
Purpose of contract	General and Orthodontic
Contract start date	29/09/2007
Contract end date	

16/17 Contracted general activity (UDA)	16,400
Carry forward general activity (UDA)	0
16/17 Contracted orthodontic activity (UOA)	500
Carry forward orthodontic activity (UOA)	-10
Baseline contract value	£435,106.06

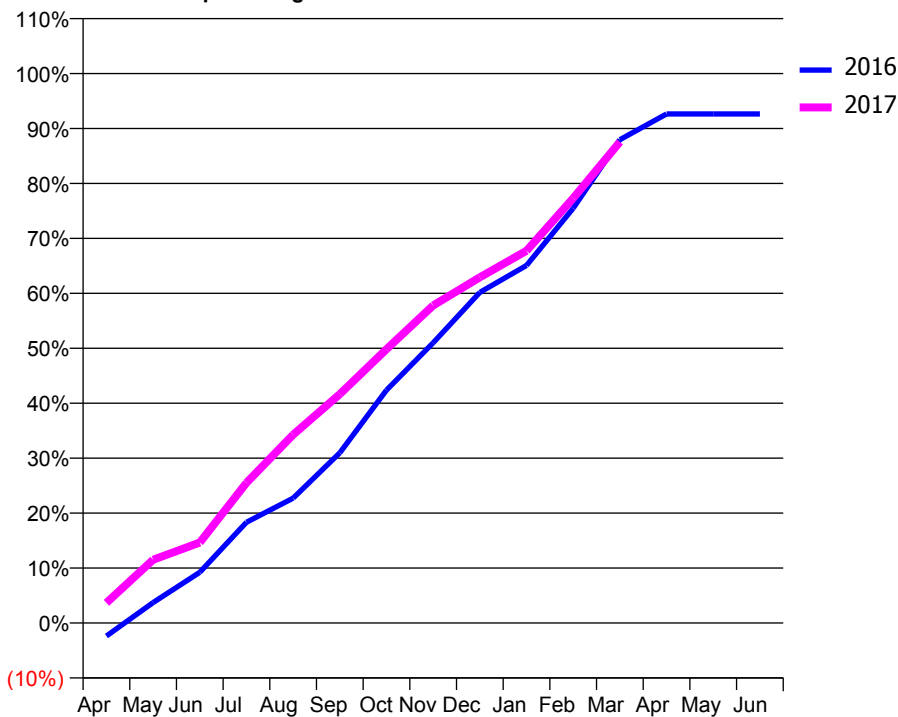
### ACCESS\*

Patients seen in 24 months	Total	Change since previous quarter
Quarter ending March 2016	4,958	
Quarter ending June 2016	4,929	→
Quarter ending September 2016	4,959	→
Quarter ending December 2016	4,925	→
Quarter ending March 2017	4,858	↓
<b>Variance since March 2016</b>	<b>(2.0%)</b>	<b>↓</b>



### ACTIVITY

Cumulative percentage of contracted UDA delivered 2016 & 2017



Month	Adjusted Scheduled Activity (UDA)	
	2016	2017
April	-390	603
May	613	1,890
June	1,515	2,401
July	3,007	4,183
August	3,728	5,622
September	5,080	6,832
October	6,949	8,173
November	8,362	9,479
December	9,868	10,316
January	10,671	11,110
February	12,380	12,676
March	14,425	14,358
April	15,193	
May	15,193	
June	15,193	

### QUALITY

	Quantity	Base Number	Contract	AT	Region	England
% of FP17s for the same patient ID Re-attending within 3 months - Children	109	1,475	7.4%	10.4%	11.9%	12.3%
% of FP17s for the same patient ID Re-attending within 3 months - Adults	640	5,073	12.6%	15.3%	16.6%	16.7%
% of FP17s for the same patient ID Re-attending between 3 & 9 months - Children	833	1,475	56.5%	60.5%	60.2%	57.6%
% of FP17s for the same patient ID Re-attending between 3 & 9 months - Adults	2,949	5,073	58.1%	52.1%	51.5%	50.1%
% of FP17s for Band 1 Urgent Courses	551	6,180	8.9%	9.6%	9.5%	9.1%
% of FP17s Relating to Free Repair or Replacements	46	6,180	0.7%	0.7%	0.7%	0.8%
% of FP17s Relating to Continuations	31	6,180	0.5%	1.3%	1.2%	1.2%
% of Patients satisfied with the dentistry they have received	3	3	N/A	93.3%	93.1%	92.8%
% of Patients satisfied with the time they had to wait for an appointment	3	3	N/A	87.7%	88.8%	88.7%

\* This is based on patients treated on this contract for their most recent course of treatment. Figures in italics indicate the base number of FP17s or Patient Questionnaire responses are less than 100. N/A is shown where the base number of responses is less than 10 during the period. % is calculated as Quantity/Base number\*100

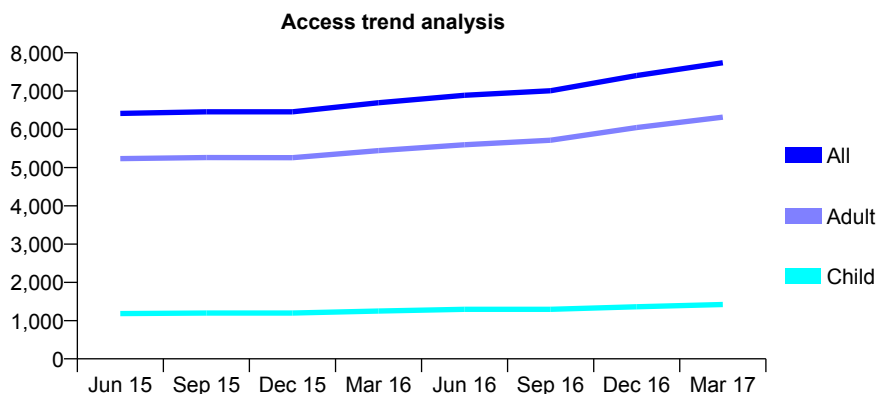
## Q70 - Vital Signs At a Glance Contract Report for 169315/0001 - March 2017

Name or company name	M A & K T Cottrell
Contract type name	GDS Contract
Purpose of contract	General
Contract start date	01/04/2011
Contract end date	

16/17 Contracted general activity (UDA)	24,444
Carry forward general activity (UDA)	144
16/17 Contracted orthodontic activity (UOA)	0
Carry forward orthodontic activity (UOA)	0
Baseline contract value	£610,696.89

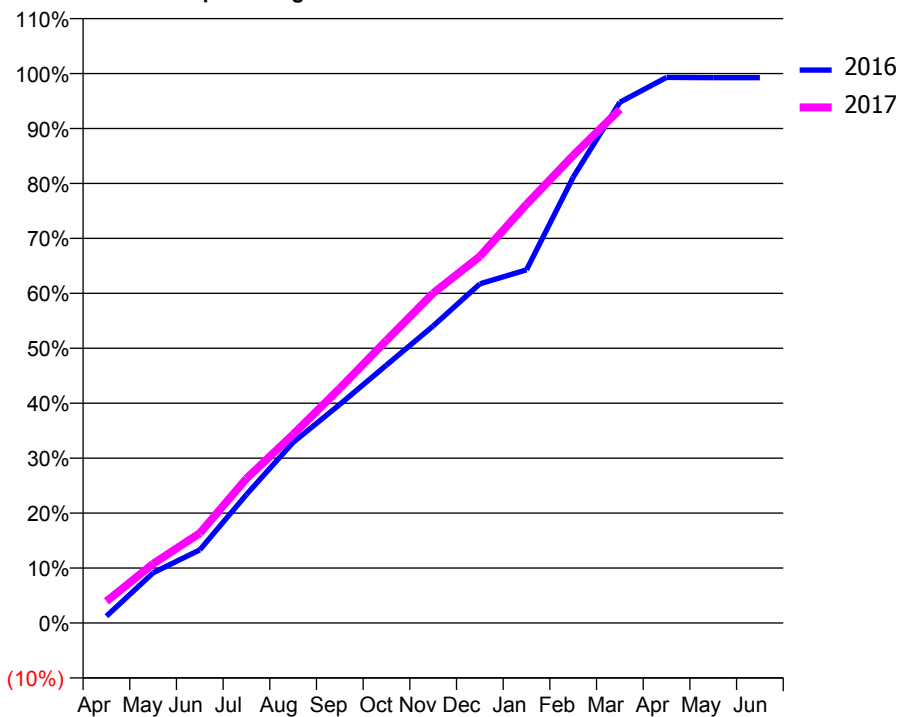
### ACCESS\*

Patients seen in 24 months	Total	Change since previous quarter
Quarter ending March 2016	6,694	
Quarter ending June 2016	6,889	↑
Quarter ending September 2016	7,009	→
Quarter ending December 2016	7,406	↑
Quarter ending March 2017	7,741	↑
<b>Variance since March 2016</b>	<b>15.6%</b>	<b>↑</b>



### ACTIVITY

Cumulative percentage of contracted UDA delivered 2016 & 2017



Month	Adjusted Scheduled Activity (UDA)	
	2016	2017
April	239	965
May	1,760	2,639
June	2,565	3,993
July	4,505	6,426
August	6,329	8,389
September	7,662	10,441
October	9,042	12,571
November	10,411	14,672
December	11,888	16,309
January	12,381	18,626
February	15,626	20,800
March	18,254	22,849
April	19,124	
May	19,113	
June	19,117	

### QUALITY

	Quantity	Base Number	Contract	AT	Region	England
% of FP17s for the same patient ID Re-attending within 3 months - Children	310	2,400	12.9%	10.4%	11.9%	12.3%
% of FP17s for the same patient ID Re-attending within 3 months - Adults	1,209	8,628	14.0%	15.3%	16.6%	16.7%
% of FP17s for the same patient ID Re-attending between 3 & 9 months - Children	1,274	2,400	53.1%	60.5%	60.2%	57.6%
% of FP17s for the same patient ID Re-attending between 3 & 9 months - Adults	3,565	8,628	41.3%	52.1%	51.5%	50.1%
% of FP17s for Band 1 Urgent Courses	518	10,643	4.9%	9.6%	9.5%	9.1%
% of FP17s Relating to Free Repair or Replacements	14	10,643	0.1%	0.7%	0.7%	0.8%
% of FP17s Relating to Continuations	104	10,643	1.0%	1.3%	1.2%	1.2%
% of Patients satisfied with the dentistry they have received	8	8	N/A	93.3%	93.1%	92.8%
% of Patients satisfied with the time they had to wait for an appointment	8	8	N/A	87.7%	88.8%	88.7%

\* This is based on patients treated on this contract for their most recent course of treatment. Figures in italics indicate the base number of FP17s or Patient Questionnaire responses are less than 100. N/A is shown where the base number of responses is less than 10 during the period. % is calculated as Quantity/Base number\*100

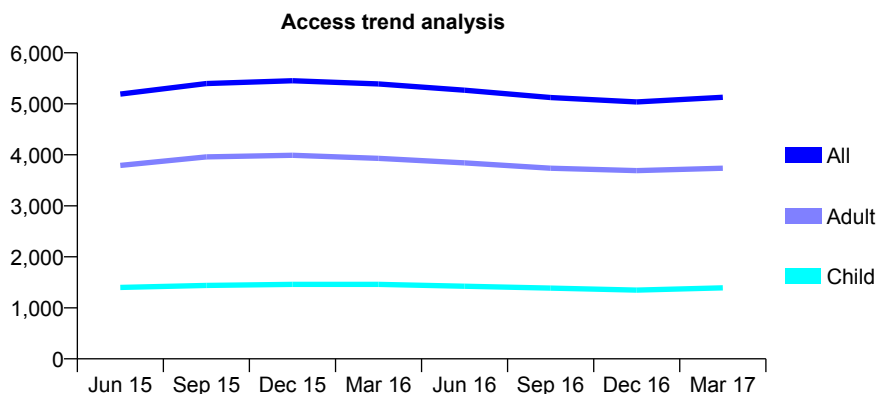
## Q70 - Vital Signs At a Glance Contract Report for 170046/0001 - March 2017

Name or company name	Mr T Darling
Contract type name	GDS Contract
Purpose of contract	General and Orthodontic
Contract start date	01/12/2012
Contract end date	

16/17 Contracted general activity (UDA)	13,766
Carry forward general activity (UDA)	384
16/17 Contracted orthodontic activity (UOA)	221
Carry forward orthodontic activity (UOA)	0
Baseline contract value	£345,715.42

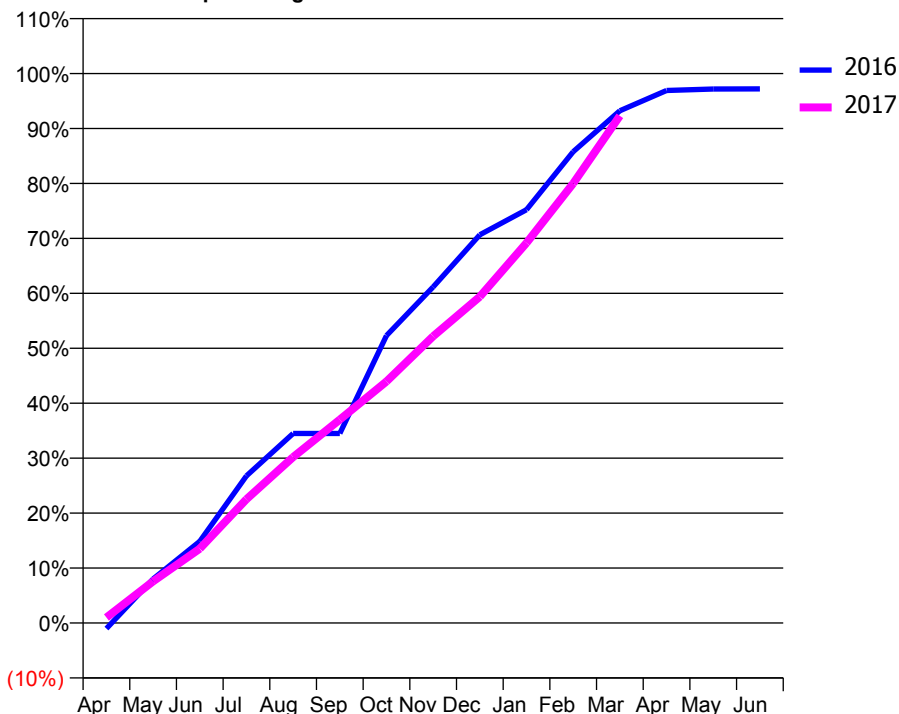
### ACCESS\*

Patients seen in 24 months	Total	Change since previous quarter
Quarter ending March 2016	5,389	
Quarter ending June 2016	5,266	↓
Quarter ending September 2016	5,123	↓
Quarter ending December 2016	5,036	↓
Quarter ending March 2017	5,128	→
<b>Variance since March 2016</b>	<b>(4.8%)</b>	<b>↓</b>



### ACTIVITY

Cumulative percentage of contracted UDA delivered 2016 & 2017



Month	Adjusted Scheduled Activity (UDA)	
	2016	2017
April	-141	138
May	1,103	1,043
June	2,045	1,861
July	3,687	3,103
August	4,749	4,157
September	4,749	5,097
October	7,201	6,052
November	8,419	7,184
December	9,726	8,175
January	10,353	9,522
February	11,807	11,011
March	12,834	12,705
April	13,339	
May	13,377	
June	13,381	

### QUALITY

	Quantity	Base Number	Contract	AT	Region	England
% of FP17s for the same patient ID Re-attending within 3 months - Children	176	2,027	8.7%	10.4%	11.9%	12.3%
% of FP17s for the same patient ID Re-attending within 3 months - Adults	667	4,789	13.9%	15.3%	16.6%	16.7%
% of FP17s for the same patient ID Re-attending between 3 & 9 months - Children	1,066	2,027	52.6%	60.5%	60.2%	57.6%
% of FP17s for the same patient ID Re-attending between 3 & 9 months - Adults	2,399	4,789	50.1%	52.1%	51.5%	50.1%
% of FP17s for Band 1 Urgent Courses	457	6,472	7.1%	9.6%	9.5%	9.1%
% of FP17s Relating to Free Repair or Replacements	0	6,472	0.0%	0.7%	0.7%	0.8%
% of FP17s Relating to Continuations	160	6,472	2.5%	1.3%	1.2%	1.2%
% of Patients satisfied with the dentistry they have received	8	8	N/A	93.3%	93.1%	92.8%
% of Patients satisfied with the time they had to wait for an appointment	7	8	N/A	87.7%	88.8%	88.7%

\* This is based on patients treated on this contract for their most recent course of treatment. Figures in italics indicate the base number of FP17s or Patient Questionnaire responses are less than 100. N/A is shown where the base number of responses is less than 10 during the period. % is calculated as Quantity/Base number\*100

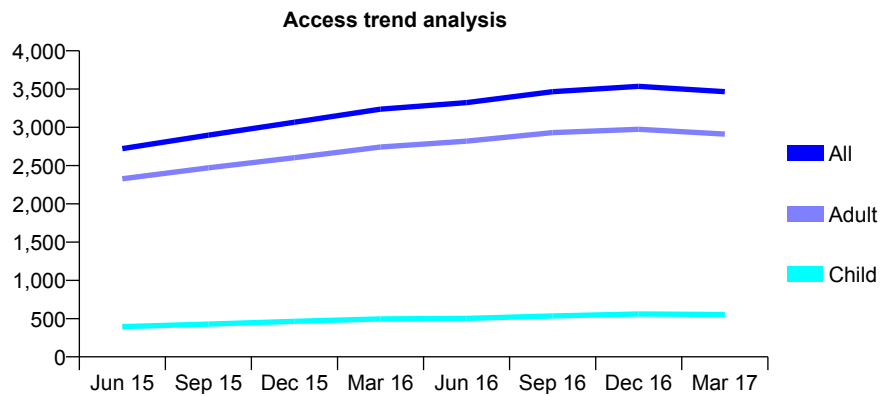
## Q70 - Vital Signs At a Glance Contract Report for 170127/0001 - March 2017

Name or company name	The Erfans
Contract type name	GDS Contract
Purpose of contract	General
Contract start date	16/04/2012
Contract end date	

16/17 Contracted general activity (UDA)	9,107
Carry forward general activity (UDA)	0
16/17 Contracted orthodontic activity (UOA)	0
Carry forward orthodontic activity (UOA)	0
Baseline contract value	£223,970.41

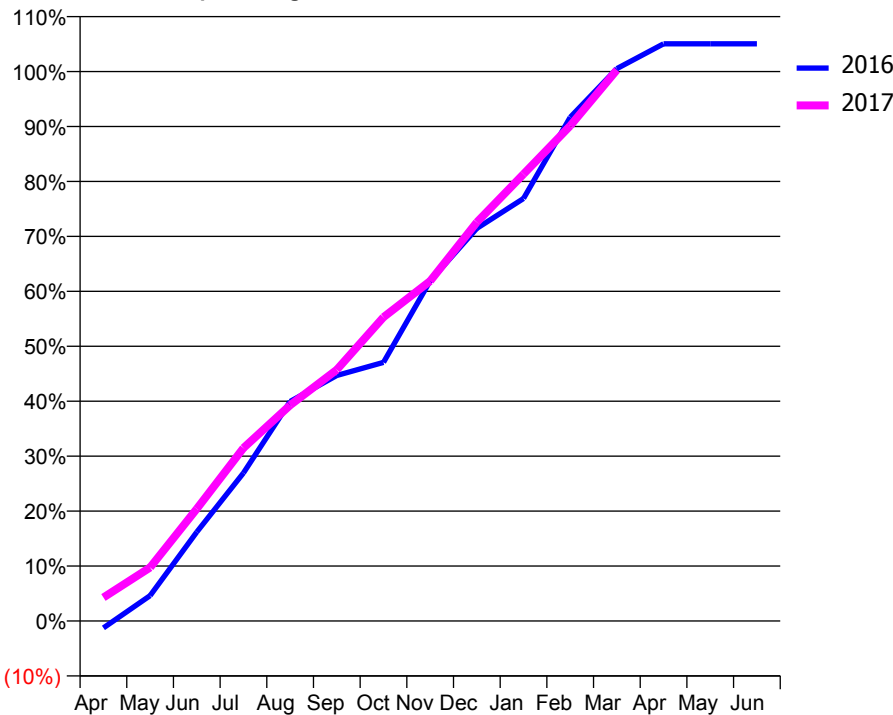
### ACCESS\*

Patients seen in 24 months	Total	Change since previous quarter
Quarter ending March 2016	3,238	
Quarter ending June 2016	3,323	↑
Quarter ending September 2016	3,465	↑
Quarter ending December 2016	3,536	↑
Quarter ending March 2017	3,465	↓
<b>Variance since March 2016</b>	7.0%	↑



### ACTIVITY

Cumulative percentage of contracted UDA delivered 2016 & 2017



Month	Adjusted Scheduled Activity (UDA)	
	2016	2017
April	-115	389
May	421	888
June	1,476	1,860
July	2,453	2,867
August	3,639	3,576
September	4,070	4,164
October	4,285	5,035
November	5,637	5,634
December	6,508	6,609
January	7,003	7,408
February	8,348	8,207
March	9,155	9,134
April	9,567	
May	9,567	
June	9,566	

### QUALITY

	Quantity	Base Number	Contract	AT	Region	England
% of FP17s for the same patient ID Re-attending within 3 months - Children	51	799	6.4%	10.4%	11.9%	12.3%
% of FP17s for the same patient ID Re-attending within 3 months - Adults	395	4,050	9.8%	15.3%	16.6%	16.7%
% of FP17s for the same patient ID Re-attending between 3 & 9 months - Children	456	799	57.1%	60.5%	60.2%	57.6%
% of FP17s for the same patient ID Re-attending between 3 & 9 months - Adults	2,653	4,050	65.5%	52.1%	51.5%	50.1%
% of FP17s for Band 1 Urgent Courses	254	4,655	5.5%	9.6%	9.5%	9.1%
% of FP17s Relating to Free Repair or Replacements	31	4,655	0.7%	0.7%	0.7%	0.8%
% of FP17s Relating to Continuations	73	4,655	1.6%	1.3%	1.2%	1.2%
% of Patients satisfied with the dentistry they have received	17	19	89.5%	93.3%	93.1%	92.8%
% of Patients satisfied with the time they had to wait for an appointment	15	19	78.9%	87.7%	88.8%	88.7%

\* This is based on patients treated on this contract for their most recent course of treatment. Figures in italics indicate the base number of FP17s or Patient Questionnaire responses are less than 100. N/A is shown where the base number of responses is less than 10 during the period. % is calculated as Quantity/Base number\*100

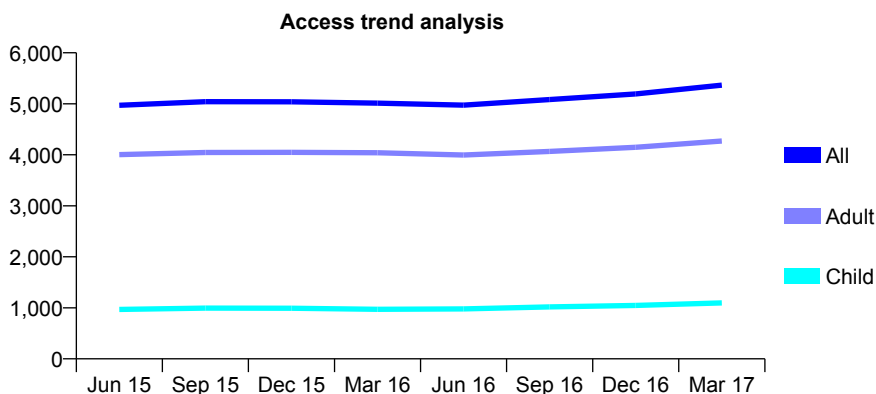
## Q70 - Vital Signs At a Glance Contract Report for 170542/0001 - March 2017

Name or company name	Mr A Ebodi Deljoujin
Contract type name	GDS Contract
Purpose of contract	General
Contract start date	01/10/2010
Contract end date	

16/17 Contracted general activity (UDA)	17,076
Carry forward general activity (UDA)	26
16/17 Contracted orthodontic activity (UOA)	0
Carry forward orthodontic activity (UOA)	0
Baseline contract value	£405,543.97

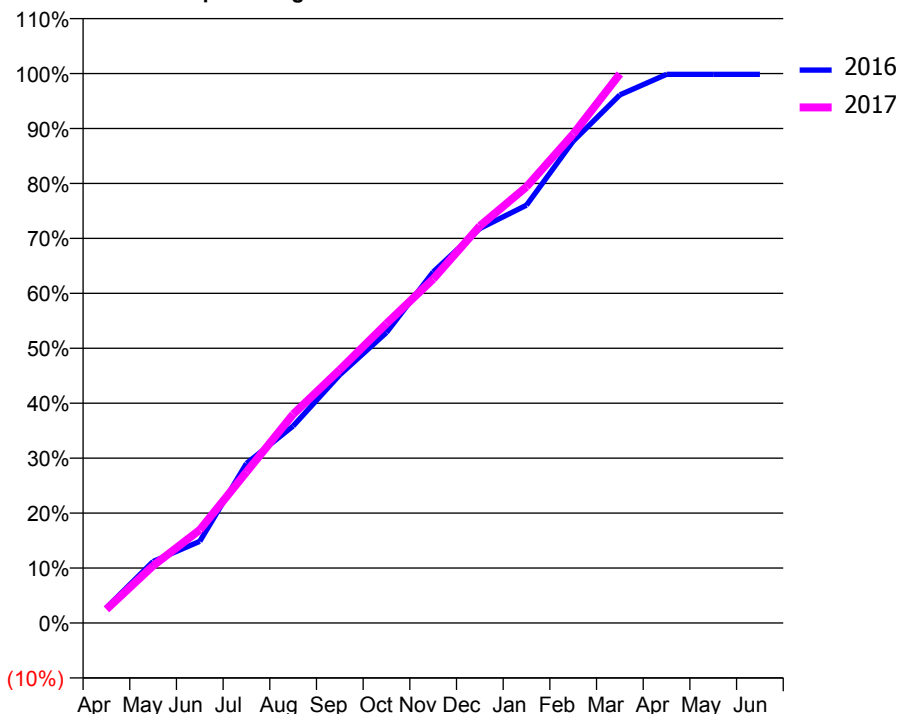
### ACCESS\*

Patients seen in 24 months	Total	Change since previous quarter
Quarter ending March 2016	5,012	
Quarter ending June 2016	4,974	→
Quarter ending September 2016	5,083	↑
Quarter ending December 2016	5,193	↑
Quarter ending March 2017	5,367	↑
<b>Variance since March 2016</b>	<b>7.1%</b>	<b>↑</b>



### ACTIVITY

Cumulative percentage of contracted UDA delivered 2016 & 2017



Month	Adjusted Scheduled Activity (UDA)	
	2016	2017
April	473	426
May	1,914	1,780
June	2,537	2,894
July	4,957	4,695
August	6,122	6,488
September	7,715	7,871
October	9,028	9,303
November	10,907	10,688
December	12,258	12,337
January	12,984	13,555
February	14,975	15,192
March	16,412	17,063
April	17,049	
May	17,049	
June	17,049	

### QUALITY

	Quantity	Base Number	Contract	AT	Region	England
% of FP17s for the same patient ID Re-attending within 3 months - Children	100	1,736	5.8%	10.4%	11.9%	12.3%
% of FP17s for the same patient ID Re-attending within 3 months - Adults	893	6,860	13.0%	15.3%	16.6%	16.7%
% of FP17s for the same patient ID Re-attending between 3 & 9 months - Children	1,099	1,736	63.3%	60.5%	60.2%	57.6%
% of FP17s for the same patient ID Re-attending between 3 & 9 months - Adults	4,513	6,860	65.8%	52.1%	51.5%	50.1%
% of FP17s for Band 1 Urgent Courses	453	8,288	5.5%	9.6%	9.5%	9.1%
% of FP17s Relating to Free Repair or Replacements	15	8,288	0.2%	0.7%	0.7%	0.8%
% of FP17s Relating to Continuations	149	8,288	1.8%	1.3%	1.2%	1.2%
% of Patients satisfied with the dentistry they have received	12	12	100.0%	93.3%	93.1%	92.8%
% of Patients satisfied with the time they had to wait for an appointment	12	12	100.0%	87.7%	88.8%	88.7%

\* This is based on patients treated on this contract for their most recent course of treatment. Figures in italics indicate the base number of FP17s or Patient Questionnaire responses are less than 100. N/A is shown where the base number of responses is less than 10 during the period. % is calculated as Quantity/Base number\*100

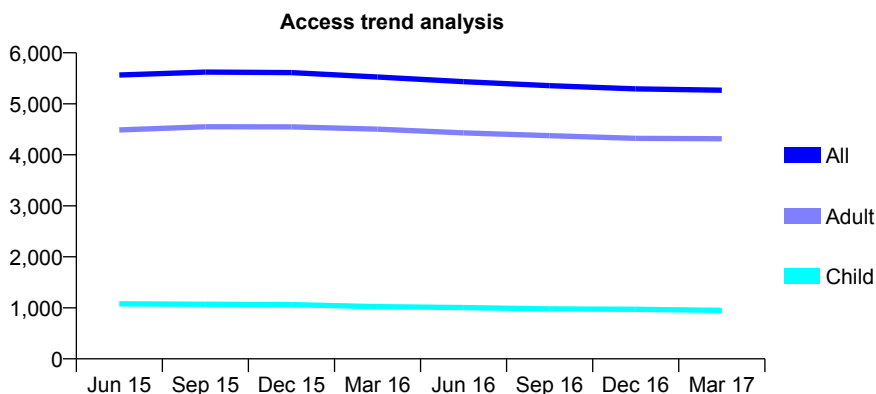
## Q70 - Vital Signs At a Glance Contract Report for 170747/0001 - March 2017

Name or company name	Miss P Kotecha
Contract type name	GDS Contract
Purpose of contract	General and Orthodontic
Contract start date	01/12/2013
Contract end date	

16/17 Contracted general activity (UDA)	16,248
Carry forward general activity (UDA)	0
16/17 Contracted orthodontic activity (UOA)	2,423
Carry forward orthodontic activity (UOA)	9
Baseline contract value	£566,864.02

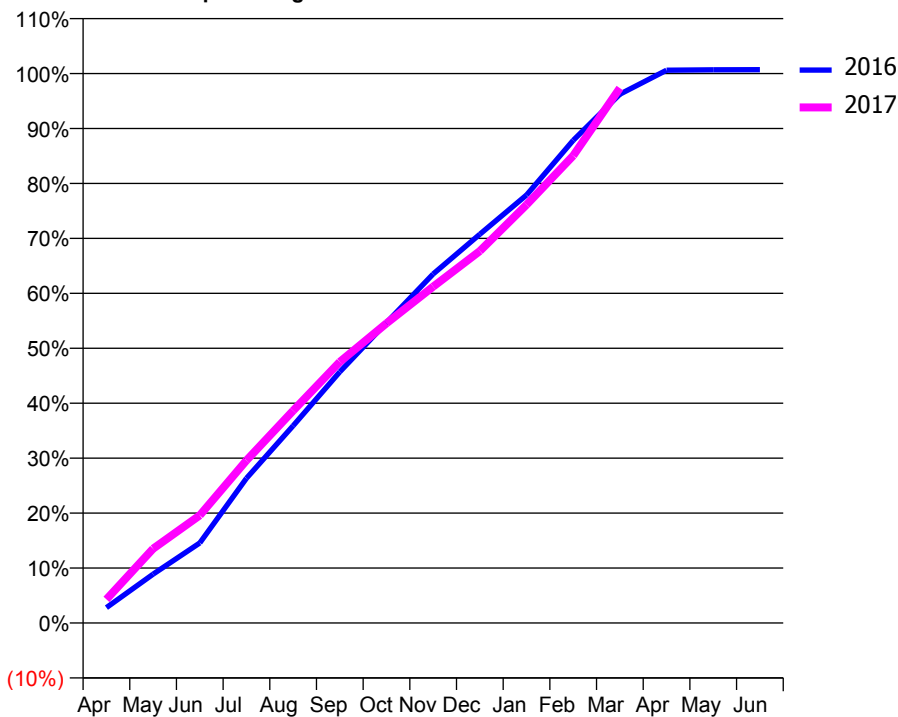
### ACCESS\*

Patients seen in 24 months	Total	Change since previous quarter
Quarter ending March 2016	5,525	
Quarter ending June 2016	5,435	↓
Quarter ending September 2016	5,356	↓
Quarter ending December 2016	5,293	↓
Quarter ending March 2017	5,266	→
<b>Variance since March 2016</b>	<b>(4.7%)</b>	<b>↓</b>



### ACTIVITY

Cumulative percentage of contracted UDA delivered 2016 & 2017



Month	Adjusted Scheduled Activity (UDA)	
	2016	2017
April	454	698
May	1,447	2,198
June	2,367	3,183
July	4,280	4,809
August	5,833	6,279
September	7,425	7,720
October	8,880	8,860
November	10,320	9,947
December	11,495	10,998
January	12,656	12,367
February	14,273	13,819
March	15,637	15,816
April	16,347	
May	16,357	
June	16,361	

### QUALITY

	Quantity	Base Number	Contract	AT	Region	England
% of FP17s for the same patient ID Re-attending within 3 months - Children	98	1,661	5.9%	10.4%	11.9%	12.3%
% of FP17s for the same patient ID Re-attending within 3 months - Adults	512	6,346	8.1%	15.3%	16.6%	16.7%
% of FP17s for the same patient ID Re-attending between 3 & 9 months - Children	994	1,661	59.8%	60.5%	60.2%	57.6%
% of FP17s for the same patient ID Re-attending between 3 & 9 months - Adults	4,069	6,346	64.1%	52.1%	51.5%	50.1%
% of FP17s for Band 1 Urgent Courses	212	7,506	2.8%	9.6%	9.5%	9.1%
% of FP17s Relating to Free Repair or Replacements	122	7,506	1.6%	0.7%	0.7%	0.8%
% of FP17s Relating to Continuations	61	7,506	0.8%	1.3%	1.2%	1.2%
% of Patients satisfied with the dentistry they have received	10	13	76.9%	93.3%	93.1%	92.8%
% of Patients satisfied with the time they had to wait for an appointment	11	13	84.6%	87.7%	88.8%	88.7%

\* This is based on patients treated on this contract for their most recent course of treatment. Figures in italics indicate the base number of FP17s or Patient Questionnaire responses are less than 100. N/A is shown where the base number of responses is less than 10 during the period. % is calculated as Quantity/Base number\*100

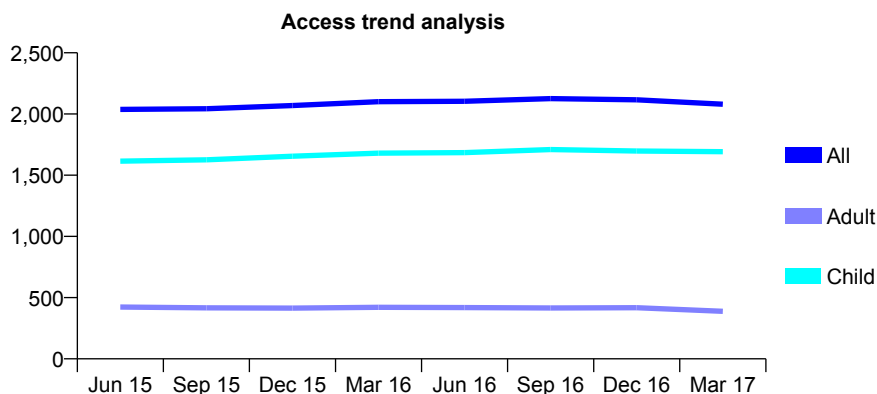
## Q70 - Vital Signs At a Glance Contract Report for 171921/0001 - March 2017

Name or company name	Beauchamp House Dental Surgery
Contract type name	GDS Contract
Purpose of contract	General
Contract start date	01/04/2009
Contract end date	

16/17 Contracted general activity (UDA)	5,000
Carry forward general activity (UDA)	83
16/17 Contracted orthodontic activity (UOA)	0
Carry forward orthodontic activity (UOA)	0
Baseline contract value	£153,223.38

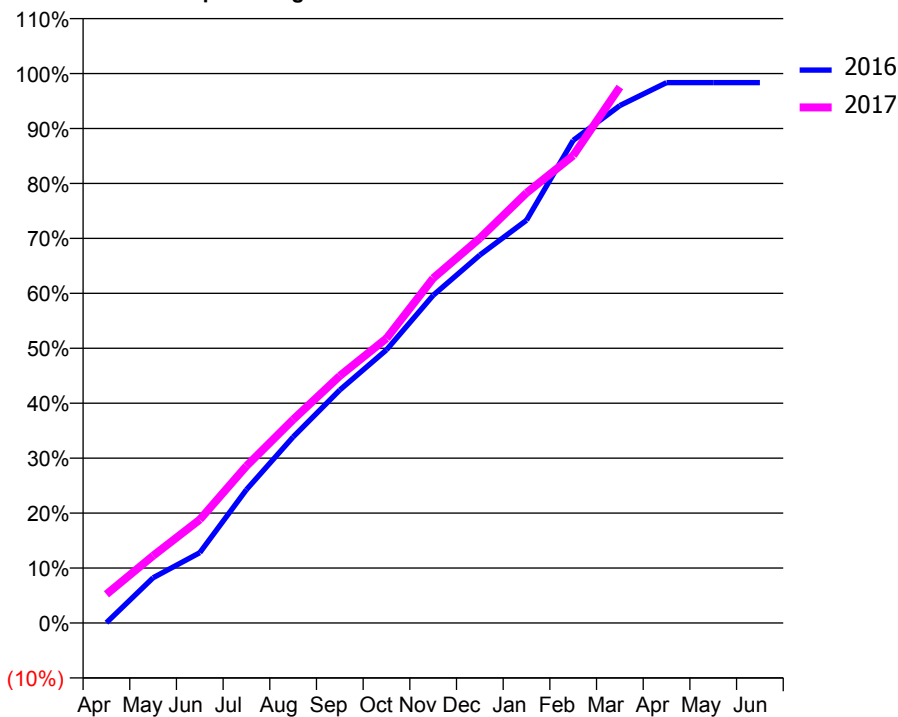
### ACCESS\*

Patients seen in 24 months	Total	Change since previous quarter
Quarter ending March 2016	2,101	
Quarter ending June 2016	2,104	→
Quarter ending September 2016	2,126	→
Quarter ending December 2016	2,116	→
Quarter ending March 2017	2,080	↓
<b>Variance since March 2016</b>	<b>(1.0%)</b>	→



### ACTIVITY

Cumulative percentage of contracted UDA delivered 2016 & 2017



Month	Adjusted Scheduled Activity (UDA)	
	2016	2017
April	3	261
May	412	612
June	641	941
July	1,214	1,429
August	1,694	1,851
September	2,120	2,249
October	2,486	2,589
November	2,982	3,137
December	3,348	3,501
January	3,664	3,914
February	4,392	4,253
March	4,708	4,877
April	4,917	
May	4,917	
June	4,917	

### QUALITY

	Quantity	Base Number	Contract	AT	Region	England
% of FP17s for the same patient ID Re-attending within 3 months - Children	257	3,080	8.3%	10.4%	11.9%	12.3%
% of FP17s for the same patient ID Re-attending within 3 months - Adults	52	350	14.9%	15.3%	16.6%	16.7%
% of FP17s for the same patient ID Re-attending between 3 & 9 months - Children	2,144	3,080	69.6%	60.5%	60.2%	57.6%
% of FP17s for the same patient ID Re-attending between 3 & 9 months - Adults	219	350	62.6%	52.1%	51.5%	50.1%
% of FP17s for Band 1 Urgent Courses	130	3,288	4.0%	9.6%	9.5%	9.1%
% of FP17s Relating to Free Repair or Replacements	0	3,288	0.0%	0.7%	0.7%	0.8%
% of FP17s Relating to Continuations	2	3,288	0.1%	1.3%	1.2%	1.2%
% of Patients satisfied with the dentistry they have received	10	10	100.0%	93.3%	93.1%	92.8%
% of Patients satisfied with the time they had to wait for an appointment	10	10	100.0%	87.7%	88.8%	88.7%

\* This is based on patients treated on this contract for their most recent course of treatment. Figures in italics indicate the base number of FP17s or Patient Questionnaire responses are less than 100. N/A is shown where the base number of responses is less than 10 during the period. % is calculated as Quantity/Base number\*100



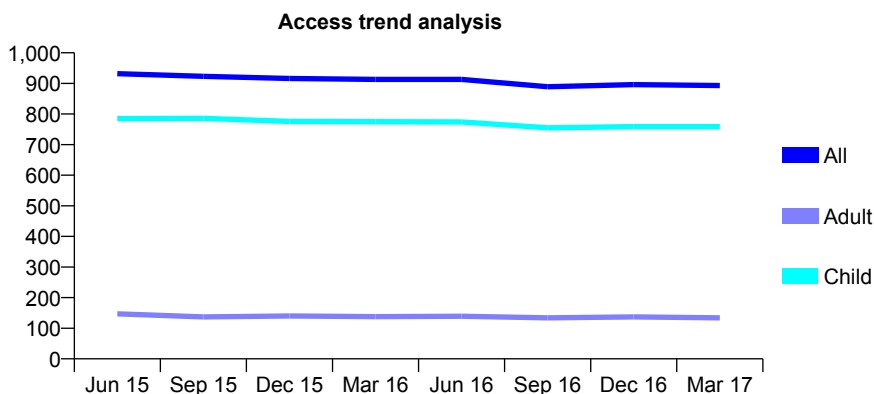
## Q70 - Vital Signs At a Glance Contract Report for 173363/0001 - March 2017

Name or company name	MLL Portchester
Contract type name	GDS Contract
Purpose of contract	General
Contract start date	01/10/2009
Contract end date	

16/17 Contracted general activity (UDA)	1,430
Carry forward general activity (UDA)	0
16/17 Contracted orthodontic activity (UOA)	0
Carry forward orthodontic activity (UOA)	0
Baseline contract value	£36,232.86

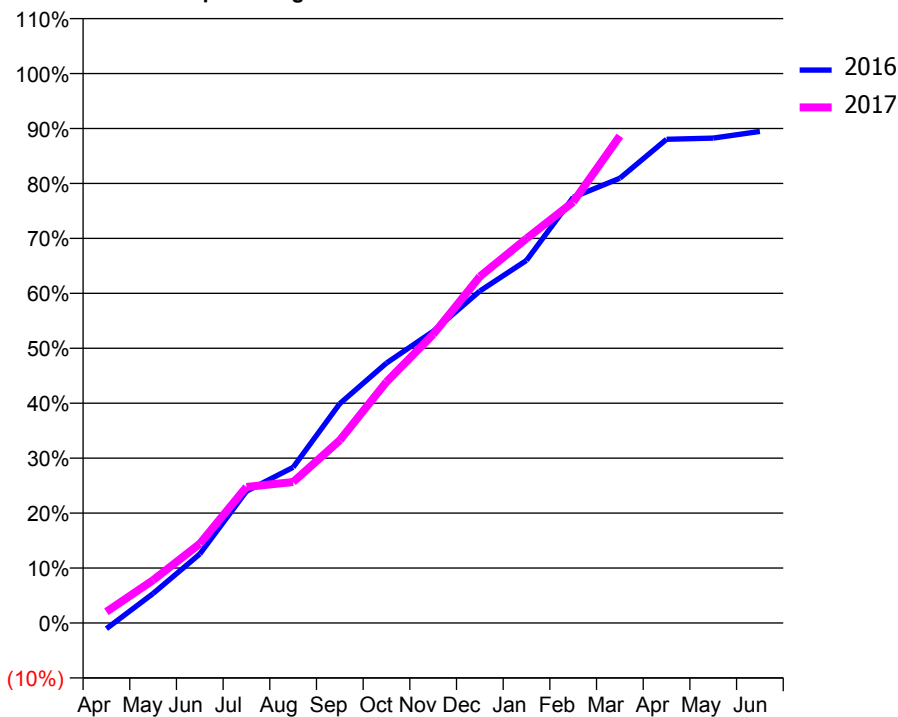
### ACCESS\*

Patients seen in 24 months	Total	Change since previous quarter
Quarter ending March 2016	913	
Quarter ending June 2016	913	→
Quarter ending September 2016	889	↓
Quarter ending December 2016	896	→
Quarter ending March 2017	893	→
<b>Variance since March 2016</b>	<b>(2.2%)</b>	<b>↓</b>



### ACTIVITY

Cumulative percentage of contracted UDA delivered 2016 & 2017



### QUALITY

	Quantity	Base Number	Contract	AT	Region	England
% of FP17s for the same patient ID Re-attending within 3 months - Children	41	928	4.4%	10.4%	11.9%	12.3%
% of FP17s for the same patient ID Re-attending within 3 months - Adults	2	80	2.5%	15.3%	16.6%	16.7%
% of FP17s for the same patient ID Re-attending between 3 & 9 months - Children	425	928	45.8%	60.5%	60.2%	57.6%
% of FP17s for the same patient ID Re-attending between 3 & 9 months - Adults	28	80	35.0%	52.1%	51.5%	50.1%
% of FP17s for Band 1 Urgent Courses	38	917	4.1%	9.6%	9.5%	9.1%
% of FP17s Relating to Free Repair or Replacements	0	917	0.0%	0.7%	0.7%	0.8%
% of FP17s Relating to Continuations	0	917	0.0%	1.3%	1.2%	1.2%
% of Patients satisfied with the dentistry they have received	0	0	N/A	93.3%	93.1%	92.8%
% of Patients satisfied with the time they had to wait for an appointment	0	0	N/A	87.7%	88.8%	88.7%

\* This is based on patients treated on this contract for their most recent course of treatment. Figures in italics indicate the base number of FP17s or Patient Questionnaire responses are less than 100. N/A is shown where the base number of responses is less than 10 during the period. % is calculated as Quantity/Base number\*100

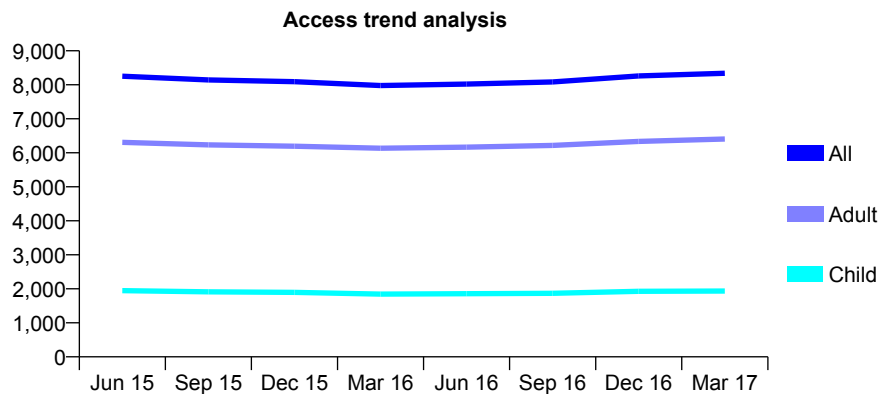
## Q70 - Vital Signs At a Glance Contract Report for 175226/0001 - March 2017

Name or company name	Forest Gate Dental Practice
Contract type name	GDS Contract
Purpose of contract	General
Contract start date	01/04/2009
Contract end date	

16/17 Contracted general activity (UDA)	26,029
Carry forward general activity (UDA)	634
16/17 Contracted orthodontic activity (UOA)	0
Carry forward orthodontic activity (UOA)	0
Baseline contract value	£762,873.98

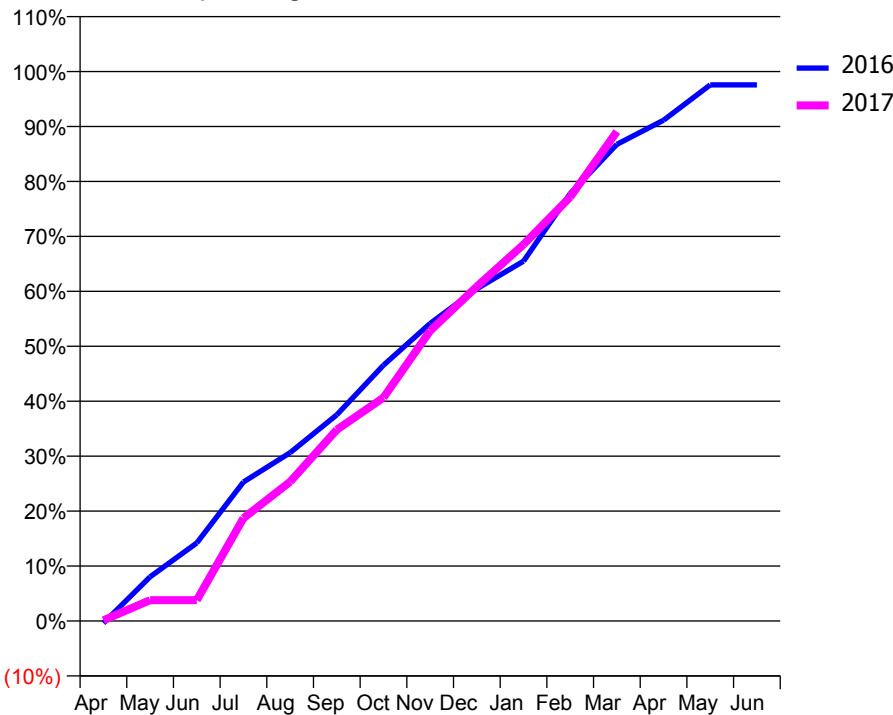
### ACCESS\*

Patients seen in 24 months	Total	Change since previous quarter
Quarter ending March 2016	7,978	
Quarter ending June 2016	8,023	→
Quarter ending September 2016	8,083	→
Quarter ending December 2016	8,261	↑
Quarter ending March 2017	8,340	→
<b>Variance since March 2016</b>	<b>4.5%</b>	<b>↑</b>



### ACTIVITY

Cumulative percentage of contracted UDA delivered 2016 & 2017



Month	Adjusted Scheduled Activity (UDA)	
	2016	2017
April	-106	35
May	2,093	985
June	3,700	985
July	6,584	4,872
August	7,978	6,597
September	9,768	9,059
October	12,121	10,581
November	14,096	13,751
December	15,736	15,846
January	17,044	17,832
February	20,250	20,085
March	22,576	23,186
April	23,724	
May	25,394	
June	25,394	

### QUALITY

	Quantity	Base Number	Contract	AT	Region	England
% of FP17s for the same patient ID Re-attending within 3 months - Children	168	2,910	5.8%	10.4%	11.9%	12.3%
% of FP17s for the same patient ID Re-attending within 3 months - Adults	1,468	9,509	15.4%	15.3%	16.6%	16.7%
% of FP17s for the same patient ID Re-attending between 3 & 9 months - Children	1,685	2,910	57.9%	60.5%	60.2%	57.6%
% of FP17s for the same patient ID Re-attending between 3 & 9 months - Adults	4,673	9,509	49.1%	52.1%	51.5%	50.1%
% of FP17s for Band 1 Urgent Courses	774	11,251	6.9%	9.6%	9.5%	9.1%
% of FP17s Relating to Free Repair or Replacements	131	11,251	1.2%	0.7%	0.7%	0.8%
% of FP17s Relating to Continuations	272	11,251	2.4%	1.3%	1.2%	1.2%
% of Patients satisfied with the dentistry they have received	7	8	N/A	93.3%	93.1%	92.8%
% of Patients satisfied with the time they had to wait for an appointment	6	8	N/A	87.7%	88.8%	88.7%

\* This is based on patients treated on this contract for their most recent course of treatment. Figures in italics indicate the base number of FP17s or Patient Questionnaire responses are less than 100. N/A is shown where the base number of responses is less than 10 during the period. % is calculated as Quantity/Base number\*100

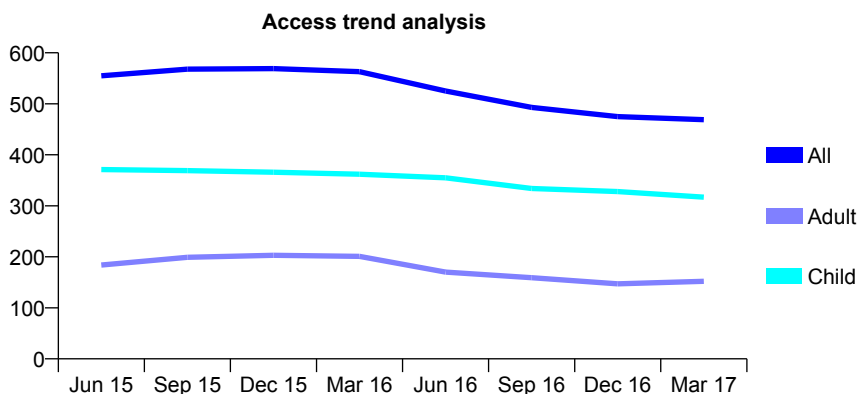
## Q70 - Vital Signs At a Glance Contract Report for 177148/0001 - March 2017

Name or company name	Miss S K Dau
Contract type name	GDS Contract
Purpose of contract	General
Contract start date	01/02/2014
Contract end date	

16/17 Contracted general activity (UDA)	1,500
Carry forward general activity (UDA)	0
16/17 Contracted orthodontic activity (UOA)	0
Carry forward orthodontic activity (UOA)	0
Baseline contract value	£35,266.90

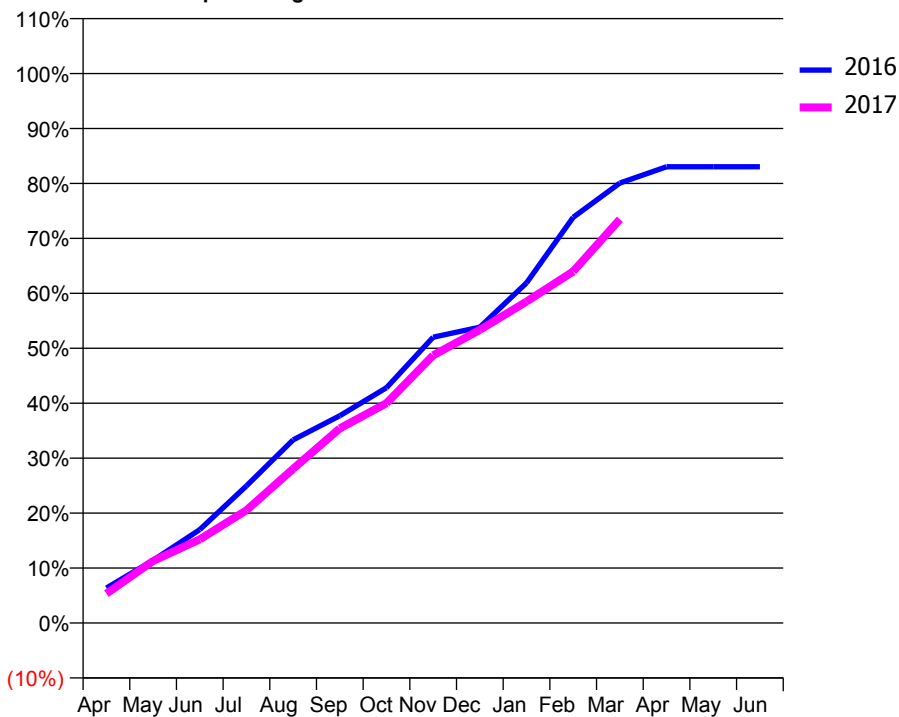
### ACCESS\*

Patients seen in 24 months	Total	Change since previous quarter
Quarter ending March 2016	563	
Quarter ending June 2016	525	↓
Quarter ending September 2016	493	↓
Quarter ending December 2016	475	↓
Quarter ending March 2017	469	↓
<b>Variance since March 2016</b>	<b>(16.7%)</b>	<b>↓</b>



### ACTIVITY

Cumulative percentage of contracted UDA delivered 2016 & 2017



Month	Adjusted Scheduled Activity (UDA)	
	2016	2017
April	95	80
May	171	169
June	255	228
July	374	308
August	500	421
September	566	531
October	642	600
November	780	731
December	807	800
January	928	878
February	1,107	960
March	1,201	1,102
April	1,245	
May	1,245	
June	1,245	

### QUALITY

	Quantity	Base Number	Contract	AT	Region	England
% of FP17s for the same patient ID Re-attending within 3 months - Children	29	565	5.1%	10.4%	11.9%	12.3%
% of FP17s for the same patient ID Re-attending within 3 months - Adults	7	112	6.3%	15.3%	16.6%	16.7%
% of FP17s for the same patient ID Re-attending between 3 & 9 months - Children	440	565	77.9%	60.5%	60.2%	57.6%
% of FP17s for the same patient ID Re-attending between 3 & 9 months - Adults	76	112	67.9%	52.1%	51.5%	50.1%
% of FP17s for Band 1 Urgent Courses	26	657	4.0%	9.6%	9.5%	9.1%
% of FP17s Relating to Free Repair or Replacements	0	657	0.0%	0.7%	0.7%	0.8%
% of FP17s Relating to Continuations	0	657	0.0%	1.3%	1.2%	1.2%
% of Patients satisfied with the dentistry they have received	2	2	N/A	93.3%	93.1%	92.8%
% of Patients satisfied with the time they had to wait for an appointment	2	2	N/A	87.7%	88.8%	88.7%

\* This is based on patients treated on this contract for their most recent course of treatment. Figures in italics indicate the base number of FP17s or Patient Questionnaire responses are less than 100. N/A is shown where the base number of responses is less than 10 during the period. % is calculated as Quantity/Base number\*100

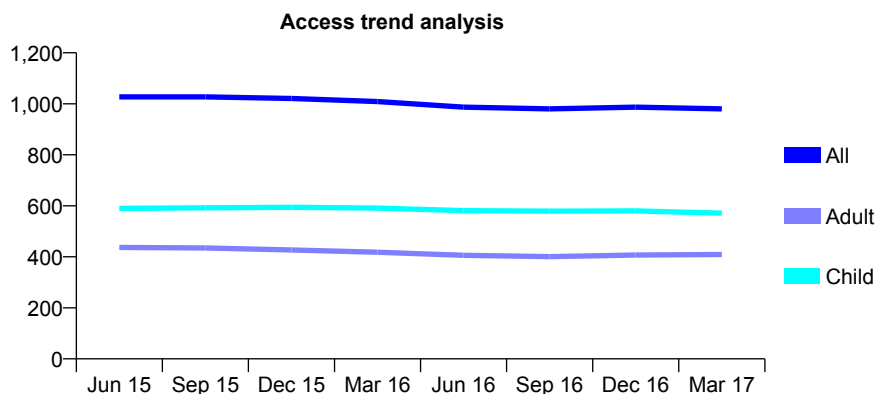
## Q70 - Vital Signs At a Glance Contract Report for 177571/0001 - March 2017

Name or company name	Mr M Dellafera
Contract type name	GDS Contract
Purpose of contract	General
Contract start date	01/07/2008
Contract end date	

16/17 Contracted general activity (UDA)	2,600
Carry forward general activity (UDA)	0
16/17 Contracted orthodontic activity (UOA)	0
Carry forward orthodontic activity (UOA)	0
Baseline contract value	£58,441.76

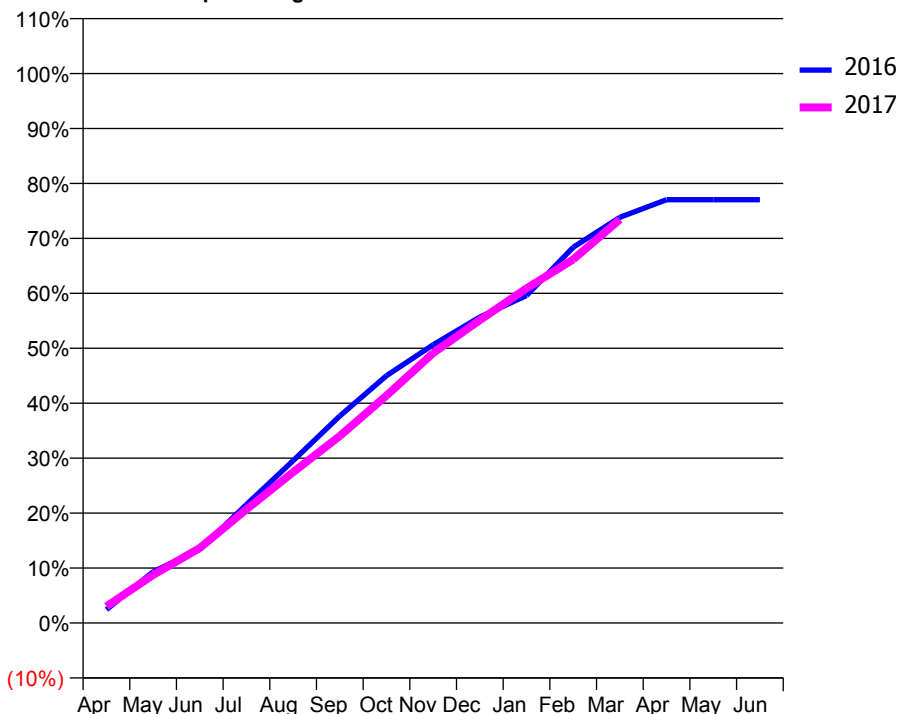
### ACCESS\*

Patients seen in 24 months	Total	Change since previous quarter
Quarter ending March 2016	1,009	
Quarter ending June 2016	987	↓
Quarter ending September 2016	980	→
Quarter ending December 2016	987	→
Quarter ending March 2017	980	→
<b>Variance since March 2016</b>	<b>(2.9%)</b>	<b>↓</b>



### ACTIVITY

Cumulative percentage of contracted UDA delivered 2016 & 2017



Adjusted Scheduled Activity (UDA)

Month	2016	2017
April	63	79
May	243	227
June	348	355
July	561	538
August	768	714
September	979	885
October	1,170	1,076
November	1,316	1,278
December	1,448	1,433
January	1,549	1,583
February	1,777	1,720
March	1,920	1,909
April	2,003	
May	2,003	
June	2,003	

### QUALITY

	Quantity	Base Number	Contract	AT	Region	England
% of FP17s for the same patient ID Re-attending within 3 months - Children	67	950	7.1%	10.4%	11.9%	12.3%
% of FP17s for the same patient ID Re-attending within 3 months - Adults	67	519	12.9%	15.3%	16.6%	16.7%
% of FP17s for the same patient ID Re-attending between 3 & 9 months - Children	641	950	67.5%	60.5%	60.2%	57.6%
% of FP17s for the same patient ID Re-attending between 3 & 9 months - Adults	290	519	55.9%	52.1%	51.5%	50.1%
% of FP17s for Band 1 Urgent Courses	67	1,395	4.8%	9.6%	9.5%	9.1%
% of FP17s Relating to Free Repair or Replacements	0	1,395	0.0%	0.7%	0.7%	0.8%
% of FP17s Relating to Continuations	14	1,395	1.0%	1.3%	1.2%	1.2%
% of Patients satisfied with the dentistry they have received	1	1	N/A	93.3%	93.1%	92.8%
% of Patients satisfied with the time they had to wait for an appointment	1	1	N/A	87.7%	88.8%	88.7%

\* This is based on patients treated on this contract for their most recent course of treatment. Figures in italics indicate the base number of FP17s or Patient Questionnaire responses are less than 100. N/A is shown where the base number of responses is less than 10 during the period. % is calculated as Quantity/Base number\*100

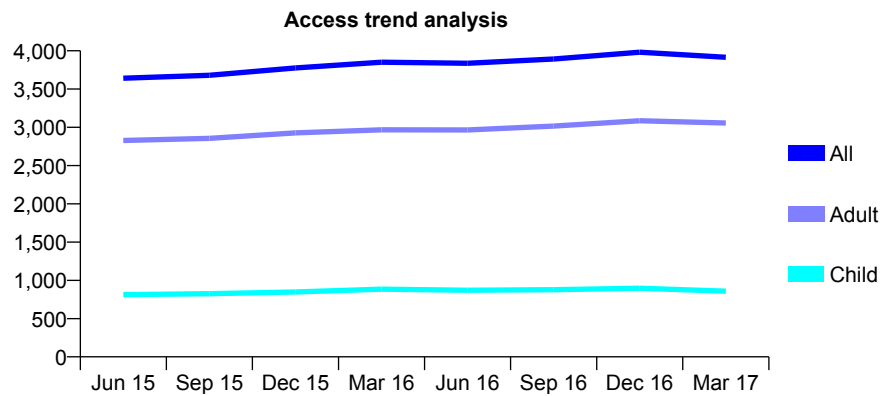
## Q70 - Vital Signs At a Glance Contract Report for 179418/0001 - March 2017

Name or company name	Moonlight Dental Surgeries Ltd
Contract type name	GDS Contract
Purpose of contract	General
Contract start date	01/10/2008
Contract end date	

16/17 Contracted general activity (UDA)	14,000
Carry forward general activity (UDA)	81
16/17 Contracted orthodontic activity (UOA)	0
Carry forward orthodontic activity (UOA)	0
Baseline contract value	£346,067.12

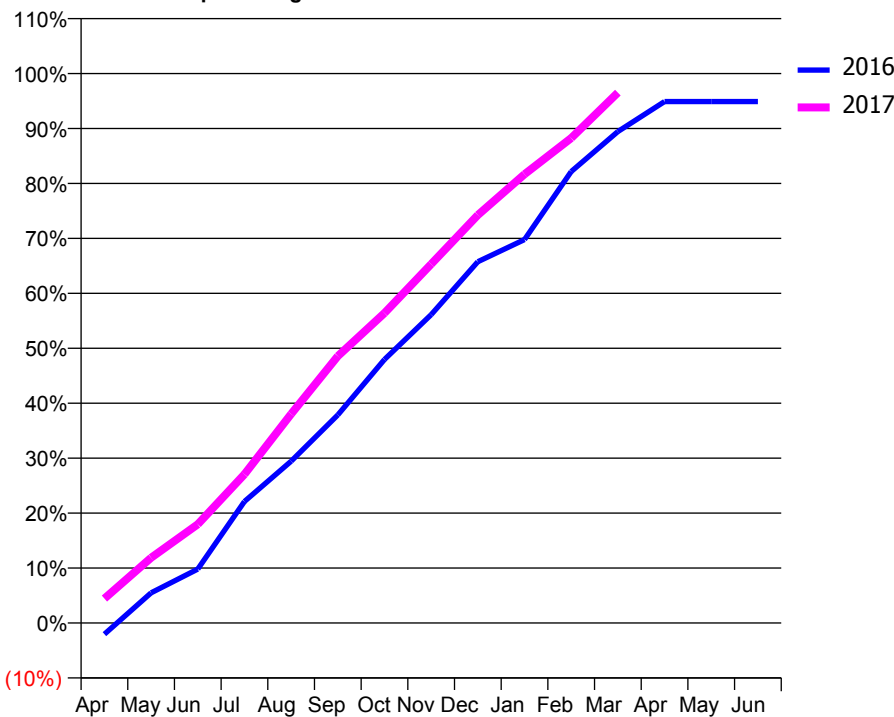
### ACCESS\*

Patients seen in 24 months	Total	Change since previous quarter
Quarter ending March 2016	3,851	
Quarter ending June 2016	3,837	→
Quarter ending September 2016	3,893	→
Quarter ending December 2016	3,982	↑
Quarter ending March 2017	3,915	↓
<b>Variance since March 2016</b>	<b>1.7%</b>	<b>→</b>



### ACTIVITY

Cumulative percentage of contracted UDA delivered 2016 & 2017



Month	Adjusted Scheduled Activity (UDA)	
	2016	2017
April	-286	622
May	769	1,664
June	1,374	2,515
July	3,095	3,790
August	4,124	5,325
September	5,301	6,801
October	6,716	7,896
November	7,856	9,144
December	9,206	10,396
January	9,769	11,433
February	11,500	12,355
March	12,522	13,514
April	13,285	
May	13,287	
June	13,287	

### QUALITY

	Quantity	Base Number	Contract	AT	Region	England
% of FP17s for the same patient ID Re-attending within 3 months - Children	144	1,694	8.5%	10.4%	11.9%	12.3%
% of FP17s for the same patient ID Re-attending within 3 months - Adults	760	5,138	14.8%	15.3%	16.6%	16.7%
% of FP17s for the same patient ID Re-attending between 3 & 9 months - Children	1,161	1,694	68.5%	60.5%	60.2%	57.6%
% of FP17s for the same patient ID Re-attending between 3 & 9 months - Adults	3,295	5,138	64.1%	52.1%	51.5%	50.1%
% of FP17s for Band 1 Urgent Courses	427	6,478	6.6%	9.6%	9.5%	9.1%
% of FP17s Relating to Free Repair or Replacements	122	6,478	1.9%	0.7%	0.7%	0.8%
% of FP17s Relating to Continuations	91	6,478	1.4%	1.3%	1.2%	1.2%
% of Patients satisfied with the dentistry they have received	4	4	N/A	93.3%	93.1%	92.8%
% of Patients satisfied with the time they had to wait for an appointment	4	4	N/A	87.7%	88.8%	88.7%

\* This is based on patients treated on this contract for their most recent course of treatment. Figures in italics indicate the base number of FP17s or Patient Questionnaire responses are less than 100. N/A is shown where the base number of responses is less than 10 during the period. % is calculated as Quantity/Base number\*100

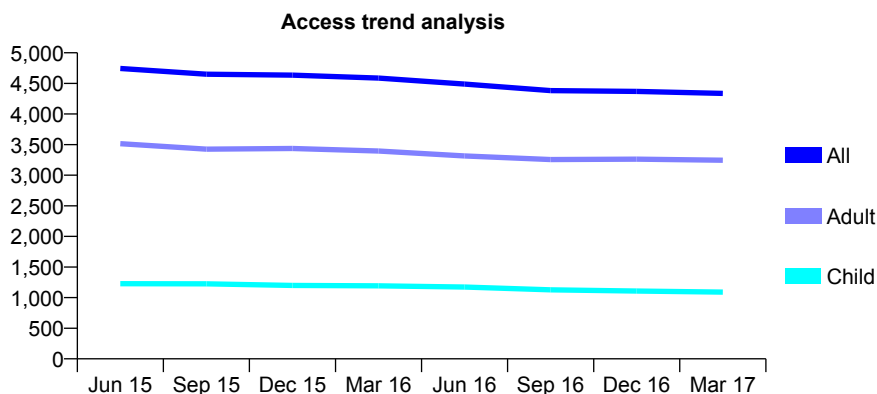
## Q70 - Vital Signs At a Glance Contract Report for 179981/0001 - March 2017

Name or company name	Tolpuddle Dental Practice Ltd
Contract type name	GDS Contract
Purpose of contract	General
Contract start date	06/04/2007
Contract end date	

16/17 Contracted general activity (UDA)	13,500
Carry forward general activity (UDA)	540
16/17 Contracted orthodontic activity (UOA)	0
Carry forward orthodontic activity (UOA)	0
Baseline contract value	£338,716.57

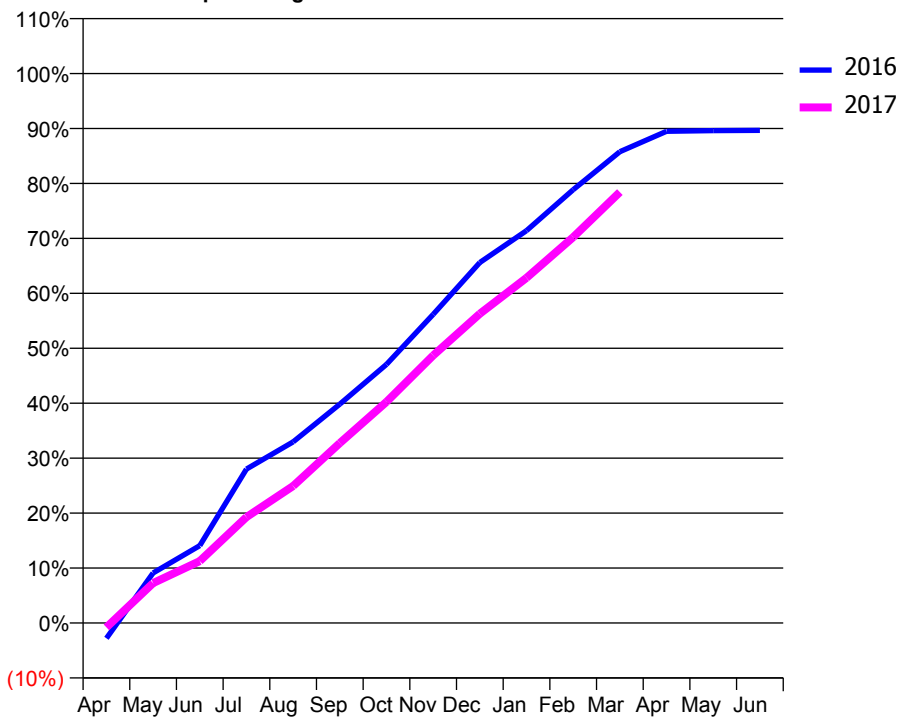
### ACCESS\*

Patients seen in 24 months	Total	Change since previous quarter
Quarter ending March 2016	4,588	
Quarter ending June 2016	4,489	↓
Quarter ending September 2016	4,383	↓
Quarter ending December 2016	4,370	→
Quarter ending March 2017	4,336	→
<b>Variance since March 2016</b>	<b>(5.5%)</b>	<b>↓</b>



### ACTIVITY

Cumulative percentage of contracted UDA delivered 2016 & 2017



Month	Adjusted Scheduled Activity (UDA)	
	2016	2017
April	-379	-108
May	1,230	982
June	1,901	1,523
July	3,782	2,603
August	4,451	3,366
September	5,377	4,422
October	6,355	5,434
November	7,583	6,574
December	8,858	7,600
January	9,639	8,479
February	10,645	9,479
March	11,578	10,586
April	12,080	
May	12,098	
June	12,102	

### QUALITY

	Quantity	Base Number	Contract	AT	Region	England
% of FP17s for the same patient ID Re-attending within 3 months - Children	77	1,785	4.3%	10.4%	11.9%	12.3%
% of FP17s for the same patient ID Re-attending within 3 months - Adults	569	4,789	11.9%	15.3%	16.6%	16.7%
% of FP17s for the same patient ID Re-attending between 3 & 9 months - Children	1,217	1,785	68.2%	60.5%	60.2%	57.6%
% of FP17s for the same patient ID Re-attending between 3 & 9 months - Adults	3,106	4,789	64.9%	52.1%	51.5%	50.1%
% of FP17s for Band 1 Urgent Courses	331	6,256	5.3%	9.6%	9.5%	9.1%
% of FP17s Relating to Free Repair or Replacements	4	6,256	0.1%	0.7%	0.7%	0.8%
% of FP17s Relating to Continuations	93	6,256	1.5%	1.3%	1.2%	1.2%
% of Patients satisfied with the dentistry they have received	3	3	N/A	93.3%	93.1%	92.8%
% of Patients satisfied with the time they had to wait for an appointment	3	3	N/A	87.7%	88.8%	88.7%

\* This is based on patients treated on this contract for their most recent course of treatment. Figures in italics indicate the base number of FP17s or Patient Questionnaire responses are less than 100. N/A is shown where the base number of responses is less than 10 during the period. % is calculated as Quantity/Base number\*100

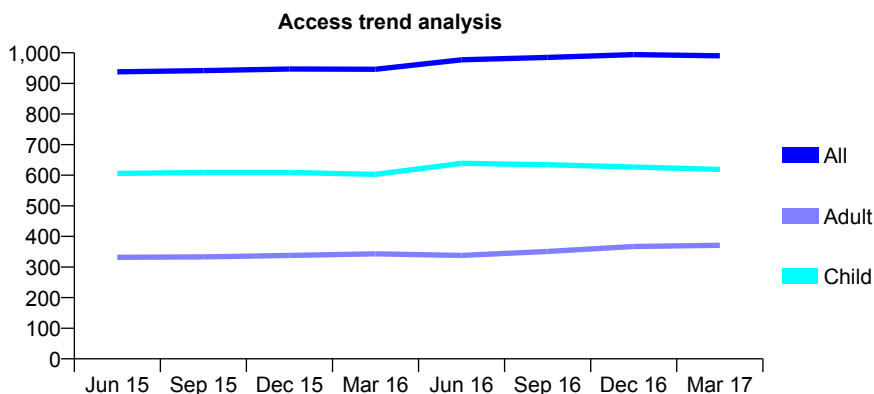
## Q70 - Vital Signs At a Glance Contract Report for 180211/0001 - March 2017

Name or company name	<a href="#">Dentistry@68</a>
Contract type name	GDS Contract
Purpose of contract	General
Contract start date	01/04/2006
Contract end date	

16/17 Contracted general activity (UDA)	2,150
Carry forward general activity (UDA)	0
16/17 Contracted orthodontic activity (UOA)	0
Carry forward orthodontic activity (UOA)	0
Baseline contract value	£47,698.45

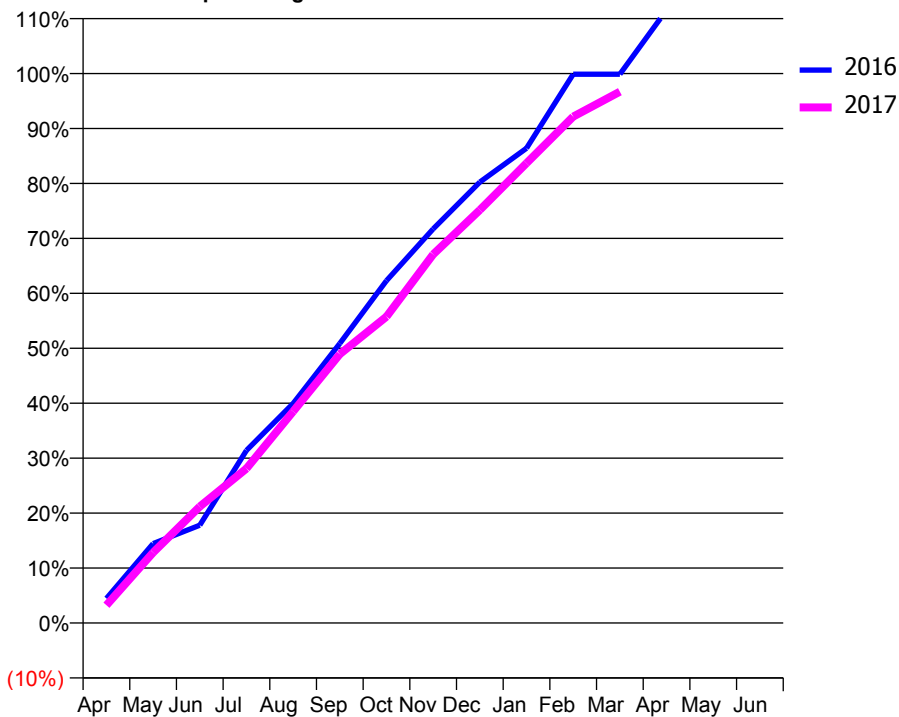
### ACCESS\*

Patients seen in 24 months	Total	Change since previous quarter
Quarter ending March 2016	946	
Quarter ending June 2016	977	↑
Quarter ending September 2016	985	→
Quarter ending December 2016	994	→
Quarter ending March 2017	990	→
<b>Variance since March 2016</b>	<b>4.7%</b>	<b>↑</b>



### ACTIVITY

Cumulative percentage of contracted UDA delivered 2016 & 2017



Month	Adjusted Scheduled Activity (UDA)	
	2016	2017
April	96	70
May	311	276
June	383	456
July	675	604
August	859	828
September	1,094	1,052
October	1,340	1,199
November	1,542	1,442
December	1,725	1,616
January	1,858	1,799
February	2,147	1,981
March	2,147	2,079
April	2,398	
May	2,413	
June	2,416	

### QUALITY

	Quantity	Base Number	Contract	AT	Region	England
% of FP17s for the same patient ID Re-attending within 3 months - Children	96	1,231	7.8%	10.4%	11.9%	12.3%
% of FP17s for the same patient ID Re-attending within 3 months - Adults	70	441	15.9%	15.3%	16.6%	16.7%
% of FP17s for the same patient ID Re-attending between 3 & 9 months - Children	868	1,231	70.5%	60.5%	60.2%	57.6%
% of FP17s for the same patient ID Re-attending between 3 & 9 months - Adults	247	441	56.0%	52.1%	51.5%	50.1%
% of FP17s for Band 1 Urgent Courses	54	1,471	3.7%	9.6%	9.5%	9.1%
% of FP17s Relating to Free Repair or Replacements	0	1,471	0.0%	0.7%	0.7%	0.8%
% of FP17s Relating to Continuations	0	1,471	0.0%	1.3%	1.2%	1.2%
% of Patients satisfied with the dentistry they have received	0	0	N/A	93.3%	93.1%	92.8%
% of Patients satisfied with the time they had to wait for an appointment	0	0	N/A	87.7%	88.8%	88.7%

\* This is based on patients treated on this contract for their most recent course of treatment. Figures in italics indicate the base number of FP17s or Patient Questionnaire responses are less than 100. N/A is shown where the base number of responses is less than 10 during the period. % is calculated as Quantity/Base number\*100

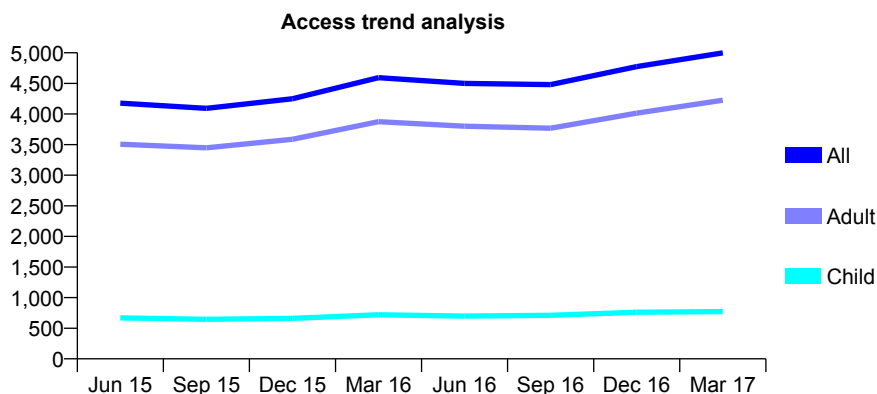
## Q70 - Vital Signs At a Glance Contract Report for 180548/0001 - March 2017

Name or company name	West Hill Dental Clinic Ltd
Contract type name	GDS Contract
Purpose of contract	General
Contract start date	01/10/2008
Contract end date	

16/17 Contracted general activity (UDA)	21,750
Carry forward general activity (UDA)	0
16/17 Contracted orthodontic activity (UOA)	0
Carry forward orthodontic activity (UOA)	0
Baseline contract value	£485,206.28

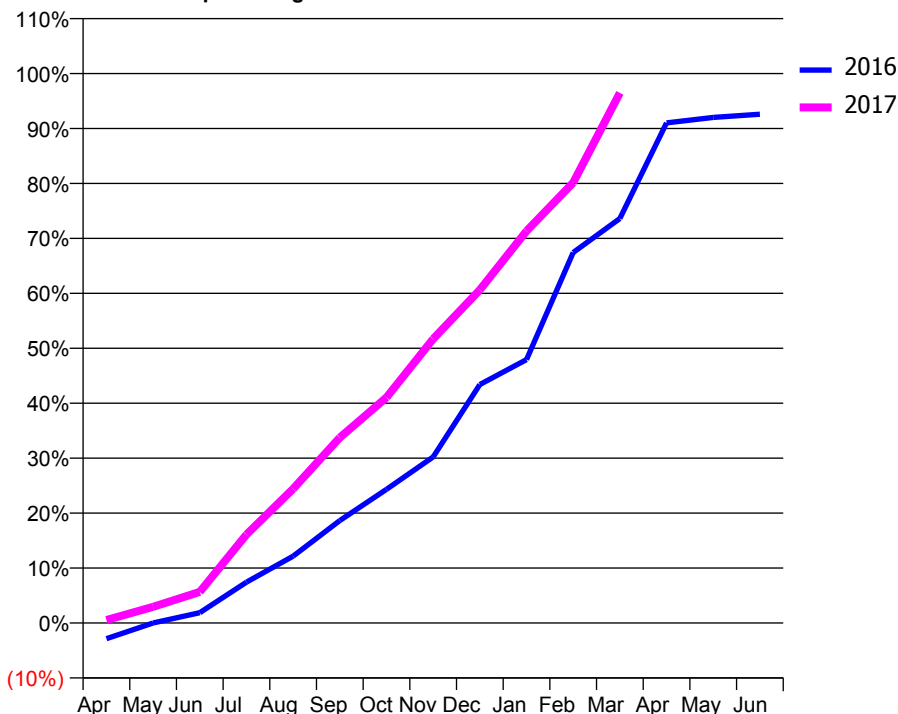
### ACCESS\*

Patients seen in 24 months	Total	Change since previous quarter
Quarter ending March 2016	4,594	
Quarter ending June 2016	4,499	↓
Quarter ending September 2016	4,480	→
Quarter ending December 2016	4,775	↑
Quarter ending March 2017	4,999	↑
<b>Variance since March 2016</b>	<b>8.8%</b>	<b>↑</b>



### ACTIVITY

Cumulative percentage of contracted UDA delivered 2016 & 2017



Month	Adjusted Scheduled Activity (UDA)	
	2016	2017
April	-627	119
May	-1	640
June	410	1,233
July	1,616	3,501
August	2,646	5,310
September	4,054	7,337
October	5,292	8,930
November	6,574	11,243
December	9,439	13,185
January	10,427	15,515
February	14,665	17,433
March	16,011	20,984
April	19,797	
May	20,011	
June	20,141	

### QUALITY

	Quantity	Base Number	Contract	AT	Region	England
% of FP17s for the same patient ID Re-attending within 3 months - Children	93	1,201	7.7%	10.4%	11.9%	12.3%
% of FP17s for the same patient ID Re-attending within 3 months - Adults	952	6,156	15.5%	15.3%	16.6%	16.7%
% of FP17s for the same patient ID Re-attending between 3 & 9 months - Children	565	1,201	47.0%	60.5%	60.2%	57.6%
% of FP17s for the same patient ID Re-attending between 3 & 9 months - Adults	1,994	6,156	32.4%	52.1%	51.5%	50.1%
% of FP17s for Band 1 Urgent Courses	1,605	6,620	24.2%	9.6%	9.5%	9.1%
% of FP17s Relating to Free Repair or Replacements	35	6,620	0.5%	0.7%	0.7%	0.8%
% of FP17s Relating to Continuations	54	6,620	0.8%	1.3%	1.2%	1.2%
% of Patients satisfied with the dentistry they have received	13	13	100.0%	93.3%	93.1%	92.8%
% of Patients satisfied with the time they had to wait for an appointment	13	13	100.0%	87.7%	88.8%	88.7%

\* This is based on patients treated on this contract for their most recent course of treatment. Figures in italics indicate the base number of FP17s or Patient Questionnaire responses are less than 100. N/A is shown where the base number of responses is less than 10 during the period. % is calculated as Quantity/Base number\*100



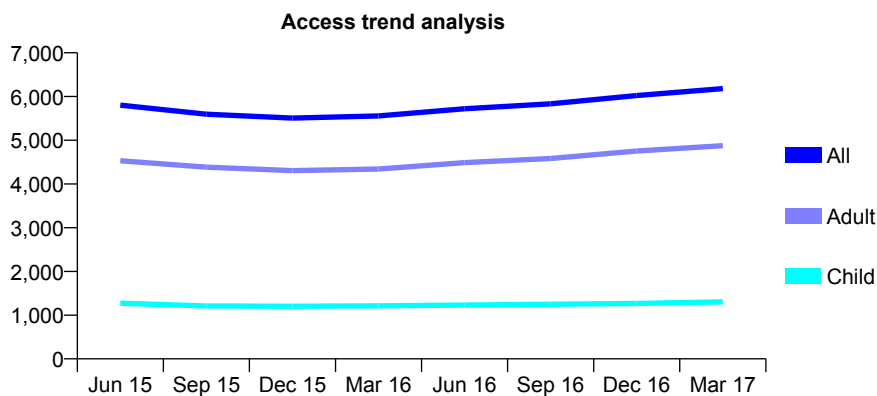
## Q70 - Vital Signs At a Glance Contract Report for 181145/0001 - March 2017

Name or company name	Adelstone Dental Care Ltd
Contract type name	GDS Contract
Purpose of contract	General
Contract start date	01/04/2008
Contract end date	

16/17 Contracted general activity (UDA)	19,600
Carry forward general activity (UDA)	0
16/17 Contracted orthodontic activity (UOA)	0
Carry forward orthodontic activity (UOA)	0
Baseline contract value	£547,171.74

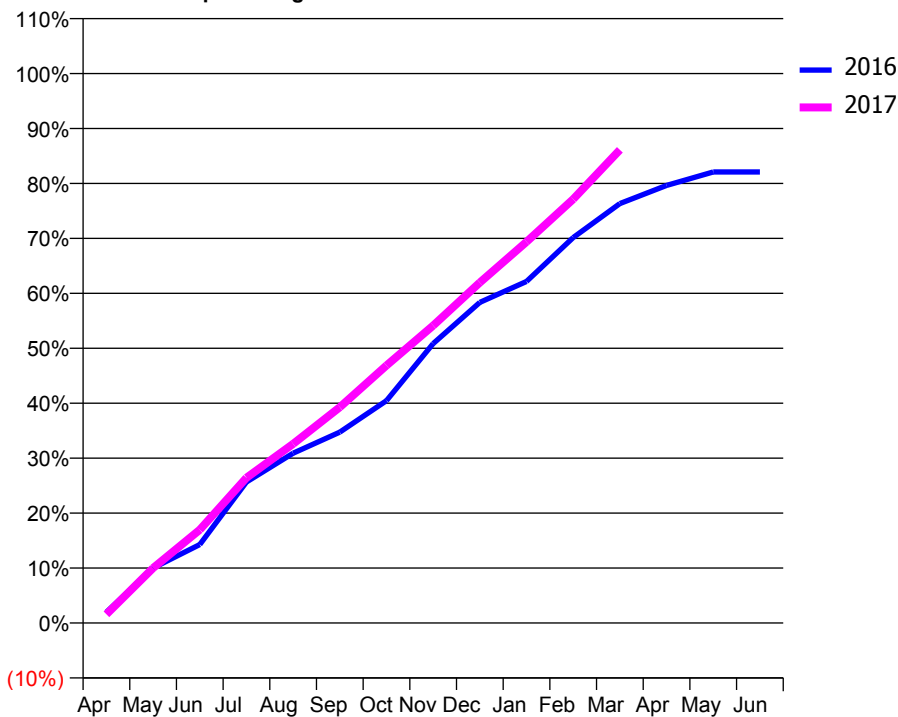
### ACCESS\*

Patients seen in 24 months	Total	Change since previous quarter
Quarter ending March 2016	5,555	
Quarter ending June 2016	5,720	↑
Quarter ending September 2016	5,833	→
Quarter ending December 2016	6,021	↑
Quarter ending March 2017	6,180	↑
<b>Variance since March 2016</b>	<b>11.3%</b>	<b>↑</b>



### ACTIVITY

Cumulative percentage of contracted UDA delivered 2016 & 2017



Month	Adjusted Scheduled Activity (UDA)	
	2016	2017
April	386	313
May	1,961	1,960
June	2,800	3,328
July	5,028	5,184
August	6,056	6,388
September	6,808	7,697
October	7,930	9,186
November	9,966	10,607
December	11,438	12,144
January	12,182	13,598
February	13,746	15,116
March	14,959	16,879
April	15,610	
May	16,088	
June	16,089	

### QUALITY

	Quantity	Base Number	Contract	AT	Region	England
% of FP17s for the same patient ID Re-attending within 3 months - Children	75	1,884	4.0%	10.4%	11.9%	12.3%
% of FP17s for the same patient ID Re-attending within 3 months - Adults	844	7,122	11.9%	15.3%	16.6%	16.7%
% of FP17s for the same patient ID Re-attending between 3 & 9 months - Children	1,070	1,884	56.8%	60.5%	60.2%	57.6%
% of FP17s for the same patient ID Re-attending between 3 & 9 months - Adults	3,891	7,122	54.6%	52.1%	51.5%	50.1%
% of FP17s for Band 1 Urgent Courses	367	8,471	4.3%	9.6%	9.5%	9.1%
% of FP17s Relating to Free Repair or Replacements	53	8,471	0.6%	0.7%	0.7%	0.8%
% of FP17s Relating to Continuations	164	8,471	1.9%	1.3%	1.2%	1.2%
% of Patients satisfied with the dentistry they have received	9	9	N/A	93.3%	93.1%	92.8%
% of Patients satisfied with the time they had to wait for an appointment	8	9	N/A	87.7%	88.8%	88.7%

\* This is based on patients treated on this contract for their most recent course of treatment. Figures in italics indicate the base number of FP17s or Patient Questionnaire responses are less than 100. N/A is shown where the base number of responses is less than 10 during the period. % is calculated as Quantity/Base number\*100

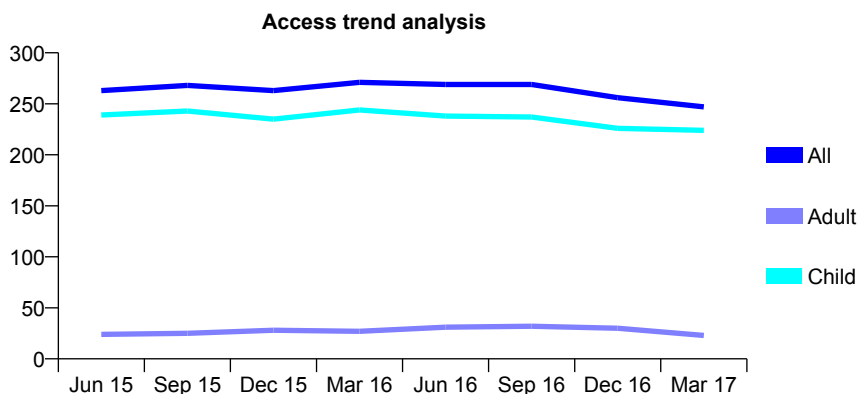
## Q70 - Vital Signs At a Glance Contract Report for 182400/0001 - March 2017

Name or company name	MIELIE LTD
Contract type name	GDS Contract
Purpose of contract	General
Contract start date	01/02/2008
Contract end date	

16/17 Contracted general activity (UDA)	520
Carry forward general activity (UDA)	0
16/17 Contracted orthodontic activity (UOA)	0
Carry forward orthodontic activity (UOA)	0
Baseline contract value	£12,526.69

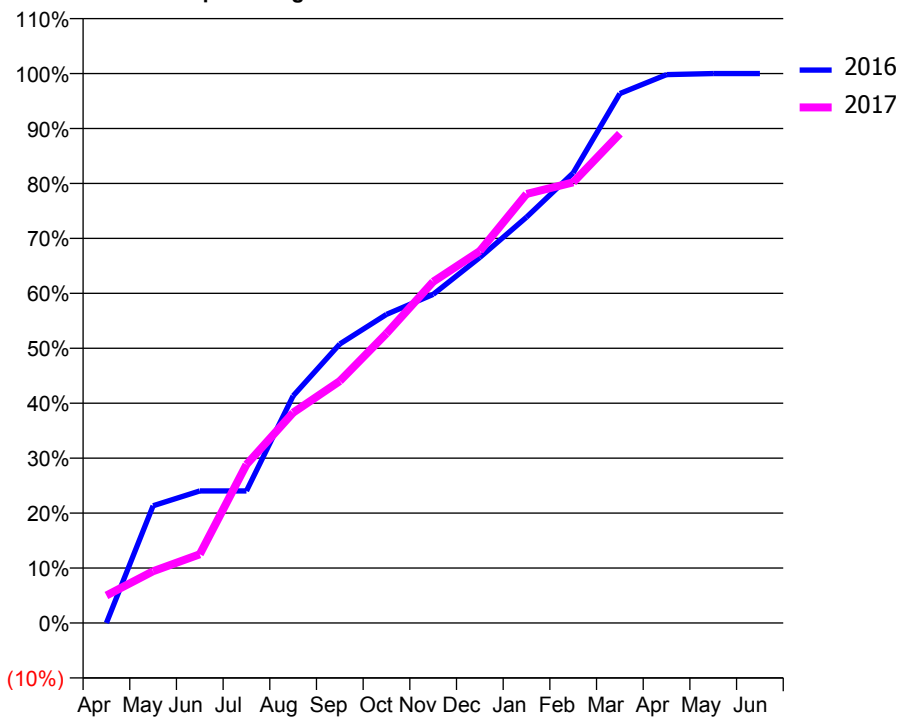
### ACCESS\*

Patients seen in 24 months	Total	Change since previous quarter
Quarter ending March 2016	271	
Quarter ending June 2016	269	→
Quarter ending September 2016	269	→
Quarter ending December 2016	256	↓
Quarter ending March 2017	247	↓
<b>Variance since March 2016</b>	<b>(8.9%)</b>	<b>↓</b>



### ACTIVITY

Cumulative percentage of contracted UDA delivered 2016 & 2017



Adjusted Scheduled Activity (UDA)

Month	2016	2017
April	0	26
May	111	49
June	125	65
July	125	150
August	215	199
September	264	229
October	292	274
November	311	323
December	346	352
January	384	406
February	426	417
March	501	463
April	519	
May	520	
June	520	

### QUALITY

	Quantity	Base Number	Contract	AT	Region	England
% of FP17s for the same patient ID Re-attending within 3 months - Children	13	341	3.8%	10.4%	11.9%	12.3%
% of FP17s for the same patient ID Re-attending within 3 months - Adults	1	12	8.3%	15.3%	16.6%	16.7%
% of FP17s for the same patient ID Re-attending between 3 & 9 months - Children	248	341	72.7%	60.5%	60.2%	57.6%
% of FP17s for the same patient ID Re-attending between 3 & 9 months - Adults	8	12	66.7%	52.1%	51.5%	50.1%
% of FP17s for Band 1 Urgent Courses	0	336	0.0%	9.6%	9.5%	9.1%
% of FP17s Relating to Free Repair or Replacements	0	336	0.0%	0.7%	0.7%	0.8%
% of FP17s Relating to Continuations	5	336	1.5%	1.3%	1.2%	1.2%
% of Patients satisfied with the dentistry they have received	0	0	N/A	93.3%	93.1%	92.8%
% of Patients satisfied with the time they had to wait for an appointment	0	0	N/A	87.7%	88.8%	88.7%

\* This is based on patients treated on this contract for their most recent course of treatment. Figures in italics indicate the base number of FP17s or Patient Questionnaire responses are less than 100. N/A is shown where the base number of responses is less than 10 during the period. % is calculated as Quantity/Base number\*100

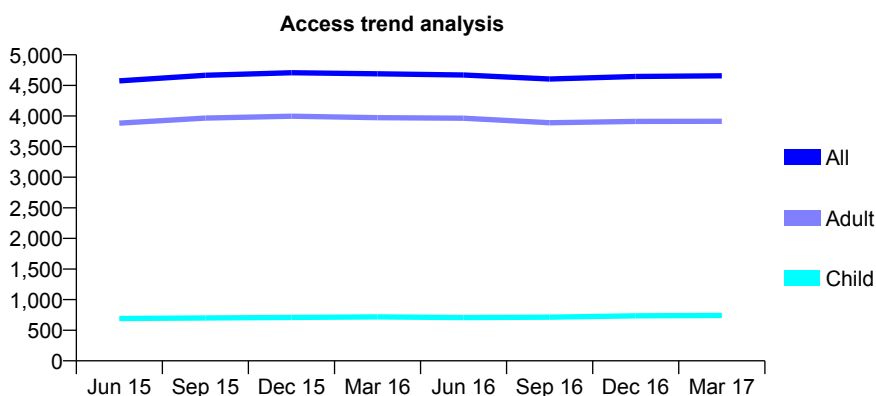
## Q70 - Vital Signs At a Glance Contract Report for 183016/0001 - March 2017

Name or company name	Mr M R Alam
Contract type name	GDS Contract
Purpose of contract	General
Contract start date	01/11/2013
Contract end date	

16/17 Contracted general activity (UDA)	15,102
Carry forward general activity (UDA)	0
16/17 Contracted orthodontic activity (UOA)	0
Carry forward orthodontic activity (UOA)	0
Baseline contract value	£300,236.37

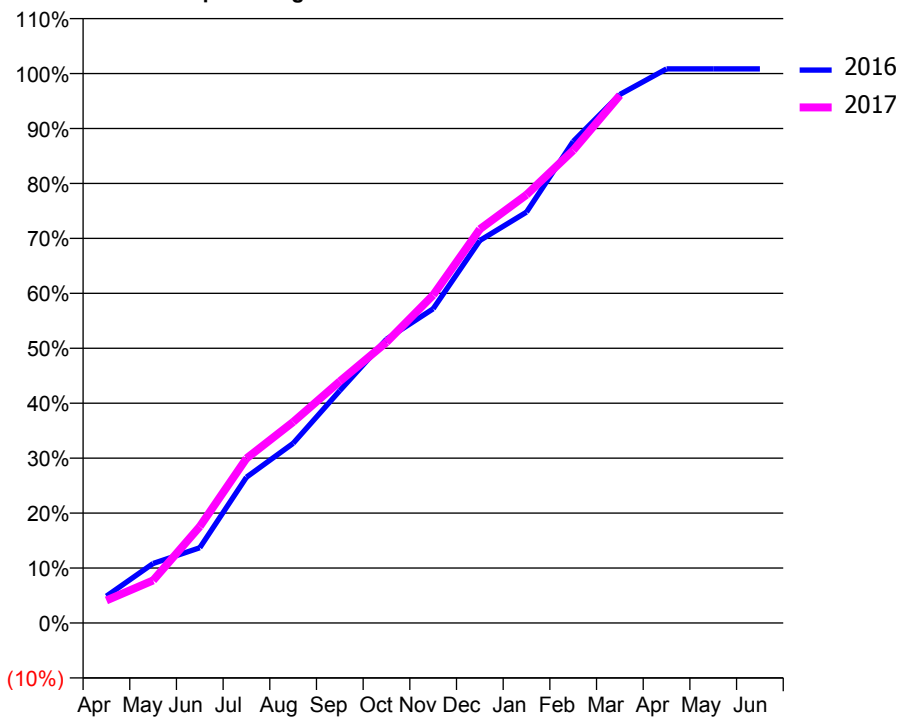
### ACCESS\*

Patients seen in 24 months	Total	Change since previous quarter
Quarter ending March 2016	4,690	
Quarter ending June 2016	4,669	→
Quarter ending September 2016	4,605	↓
Quarter ending December 2016	4,647	→
Quarter ending March 2017	4,656	→
<b>Variance since March 2016</b>	<b>(0.7%)</b>	<b>→</b>



### ACTIVITY

Cumulative percentage of contracted UDA delivered 2016 & 2017



Month	Adjusted Scheduled Activity (UDA)	
	2016	2017
April	739	622
May	1,635	1,170
June	2,069	2,652
July	4,009	4,525
August	4,940	5,523
September	6,386	6,644
October	7,801	7,717
November	8,637	9,013
December	10,513	10,824
January	11,292	11,771
February	13,236	12,989
March	14,524	14,503
April	15,230	
May	15,231	
June	15,230	

### QUALITY

	Quantity	Base Number	Contract	AT	Region	England
% of FP17s for the same patient ID Re-attending within 3 months - Children	27	1,099	2.5%	10.4%	11.9%	12.3%
% of FP17s for the same patient ID Re-attending within 3 months - Adults	590	5,306	11.1%	15.3%	16.6%	16.7%
% of FP17s for the same patient ID Re-attending between 3 & 9 months - Children	730	1,099	66.4%	60.5%	60.2%	57.6%
% of FP17s for the same patient ID Re-attending between 3 & 9 months - Adults	2,820	5,306	53.1%	52.1%	51.5%	50.1%
% of FP17s for Band 1 Urgent Courses	407	6,098	6.7%	9.6%	9.5%	9.1%
% of FP17s Relating to Free Repair or Replacements	72	6,098	1.2%	0.7%	0.7%	0.8%
% of FP17s Relating to Continuations	84	6,098	1.4%	1.3%	1.2%	1.2%
% of Patients satisfied with the dentistry they have received	7	10	70.0%	93.3%	93.1%	92.8%
% of Patients satisfied with the time they had to wait for an appointment	10	10	100.0%	87.7%	88.8%	88.7%

\* This is based on patients treated on this contract for their most recent course of treatment. Figures in italics indicate the base number of FP17s or Patient Questionnaire responses are less than 100. N/A is shown where the base number of responses is less than 10 during the period. % is calculated as Quantity/Base number\*100

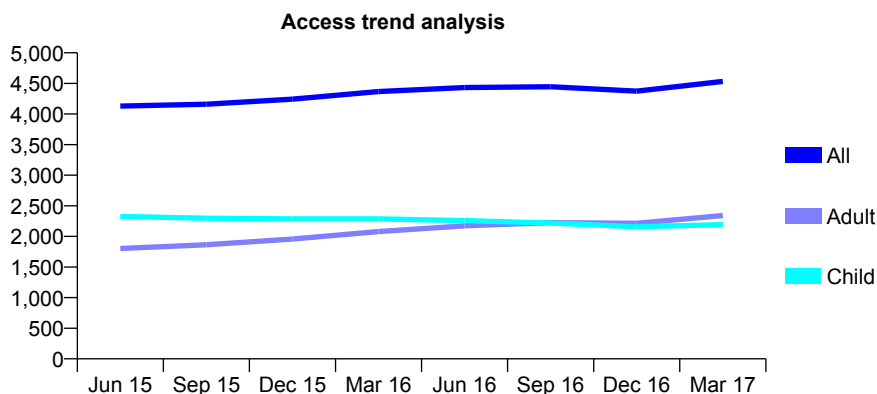
## Q70 - Vital Signs At a Glance Contract Report for 183563/0001 - March 2017

Name or company name	Madeira Road Partnership
Contract type name	GDS Contract
Purpose of contract	General and Orthodontic
Contract start date	01/04/2006
Contract end date	

16/17 Contracted general activity (UDA)	11,520
Carry forward general activity (UDA)	19
16/17 Contracted orthodontic activity (UOA)	0
Carry forward orthodontic activity (UOA)	0
Baseline contract value	£281,643.79

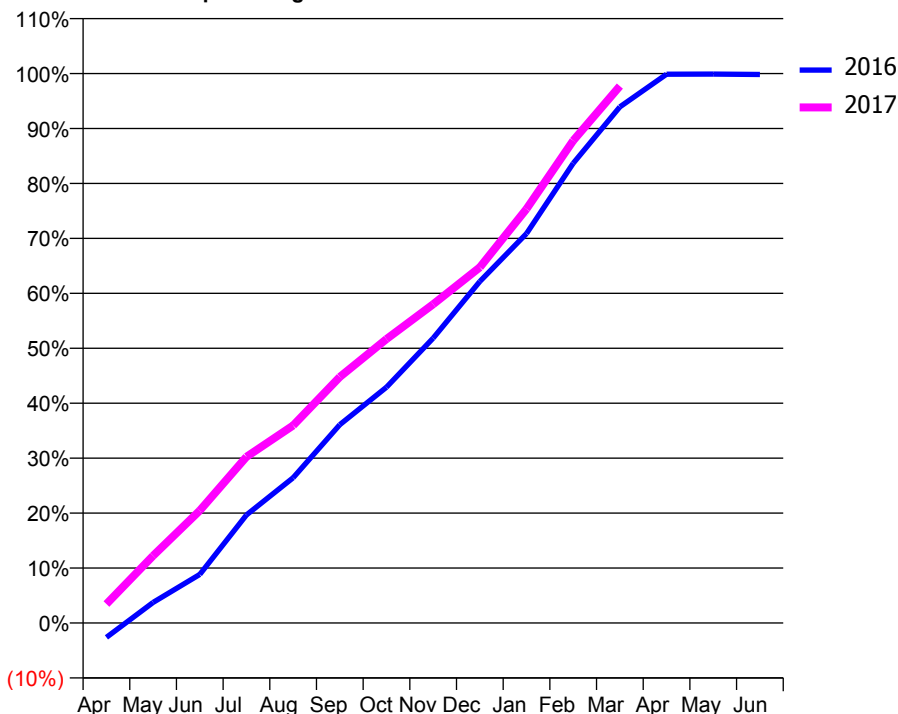
### ACCESS\*

Patients seen in 24 months	Total	Change since previous quarter
Quarter ending March 2016	4,367	
Quarter ending June 2016	4,433	→
Quarter ending September 2016	4,445	→
Quarter ending December 2016	4,374	↓
Quarter ending March 2017	4,533	↑
<b>Variance since March 2016</b>	<b>3.8%</b>	<b>↑</b>



### ACTIVITY

Cumulative percentage of contracted UDA delivered 2016 & 2017



Month	Adjusted Scheduled Activity (UDA)	
	2016	2017
April	-304	398
May	431	1,412
June	1,020	2,357
July	2,266	3,485
August	3,047	4,141
September	4,157	5,158
October	4,944	5,952
November	5,973	6,682
December	7,161	7,457
January	8,165	8,681
February	9,638	10,114
March	10,820	11,257
April	11,505	
May	11,507	
June	11,500	

### QUALITY

	Quantity	Base Number	Contract	AT	Region	England
% of FP17s for the same patient ID Re-attending within 3 months - Children	316	3,716	8.5%	10.4%	11.9%	12.3%
% of FP17s for the same patient ID Re-attending within 3 months - Adults	472	2,957	16.0%	15.3%	16.6%	16.7%
% of FP17s for the same patient ID Re-attending between 3 & 9 months - Children	2,512	3,716	67.6%	60.5%	60.2%	57.6%
% of FP17s for the same patient ID Re-attending between 3 & 9 months - Adults	1,472	2,957	49.8%	52.1%	51.5%	50.1%
% of FP17s for Band 1 Urgent Courses	427	6,003	7.1%	9.6%	9.5%	9.1%
% of FP17s Relating to Free Repair or Replacements	43	6,003	0.7%	0.7%	0.7%	0.8%
% of FP17s Relating to Continuations	23	6,003	0.4%	1.3%	1.2%	1.2%
% of Patients satisfied with the dentistry they have received	6	6	N/A	93.3%	93.1%	92.8%
% of Patients satisfied with the time they had to wait for an appointment	5	6	N/A	87.7%	88.8%	88.7%

\* This is based on patients treated on this contract for their most recent course of treatment. Figures in italics indicate the base number of FP17s or Patient Questionnaire responses are less than 100. N/A is shown where the base number of responses is less than 10 during the period. % is calculated as Quantity/Base number\*100

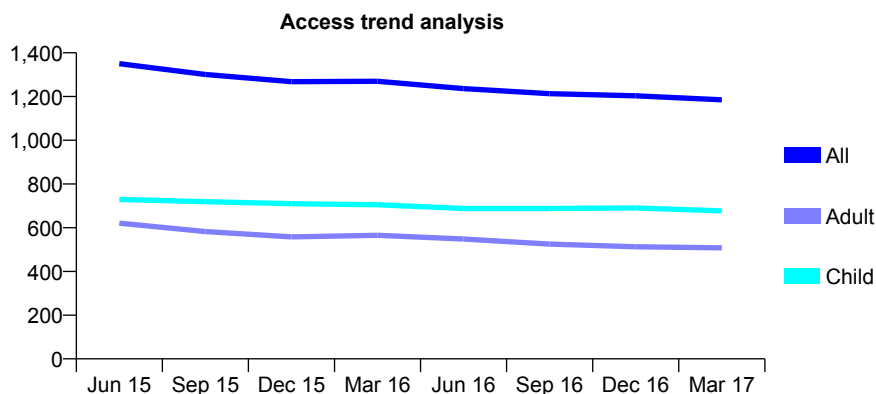
## Q70 - Vital Signs At a Glance Contract Report for 183814/0001 - March 2017

Name or company name	St Francis Practice Ltd
Contract type name	GDS Contract
Purpose of contract	General
Contract start date	01/09/2007
Contract end date	

16/17 Contracted general activity (UDA)	3,000
Carry forward general activity (UDA)	86
16/17 Contracted orthodontic activity (UOA)	0
Carry forward orthodontic activity (UOA)	0
Baseline contract value	£69,888.54

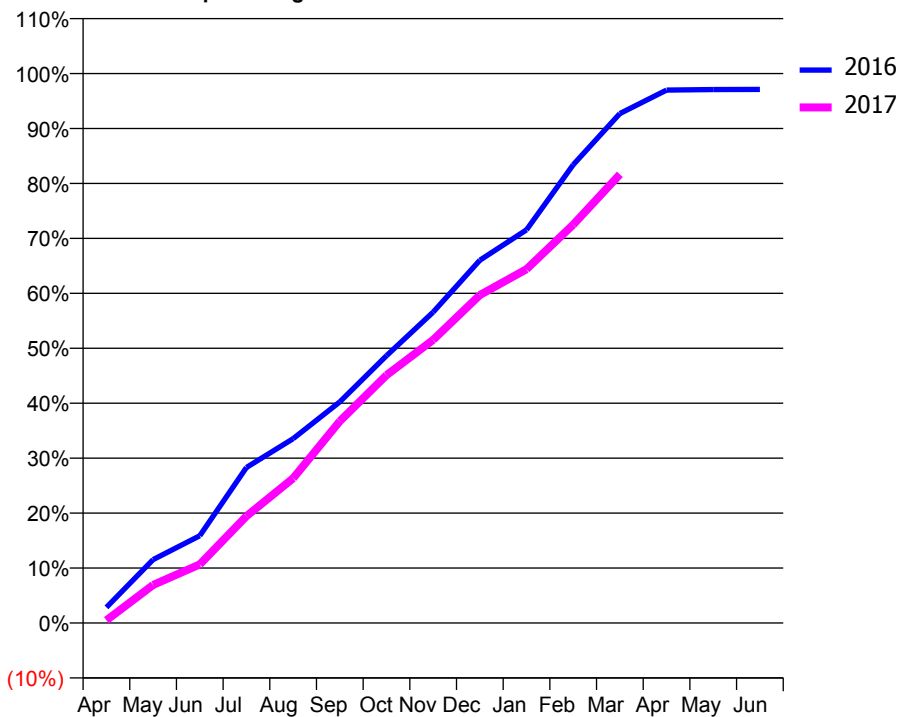
### ACCESS\*

Patients seen in 24 months	Total	Change since previous quarter
Quarter ending March 2016	1,270	
Quarter ending June 2016	1,236	↓
Quarter ending September 2016	1,213	↓
Quarter ending December 2016	1,203	→
Quarter ending March 2017	1,185	↓
<b>Variance since March 2016</b>	<b>(6.7%)</b>	<b>↓</b>



### ACTIVITY

Cumulative percentage of contracted UDA delivered 2016 & 2017



Adjusted Scheduled Activity (UDA)

Month	2016	2017
April	86	15
May	346	208
June	476	320
July	849	584
August	1,007	790
September	1,207	1,102
October	1,460	1,353
November	1,697	1,546
December	1,981	1,791
January	2,147	1,932
February	2,502	2,175
March	2,781	2,449
April	2,909	
May	2,912	
June	2,913	

### QUALITY

	Quantity	Base Number	Contract	AT	Region	England
% of FP17s for the same patient ID Re-attending within 3 months - Children	76	1,043	7.3%	10.4%	11.9%	12.3%
% of FP17s for the same patient ID Re-attending within 3 months - Adults	76	561	13.5%	15.3%	16.6%	16.7%
% of FP17s for the same patient ID Re-attending between 3 & 9 months - Children	597	1,043	57.2%	60.5%	60.2%	57.6%
% of FP17s for the same patient ID Re-attending between 3 & 9 months - Adults	294	561	52.4%	52.1%	51.5%	50.1%
% of FP17s for Band 1 Urgent Courses	86	1,517	5.7%	9.6%	9.5%	9.1%
% of FP17s Relating to Free Repair or Replacements	3	1,517	0.2%	0.7%	0.7%	0.8%
% of FP17s Relating to Continuations	9	1,517	0.6%	1.3%	1.2%	1.2%
% of Patients satisfied with the dentistry they have received	1	1	N/A	93.3%	93.1%	92.8%
% of Patients satisfied with the time they had to wait for an appointment	1	1	N/A	87.7%	88.8%	88.7%

\* This is based on patients treated on this contract for their most recent course of treatment. Figures in italics indicate the base number of FP17s or Patient Questionnaire responses are less than 100. N/A is shown where the base number of responses is less than 10 during the period. % is calculated as Quantity/Base number\*100

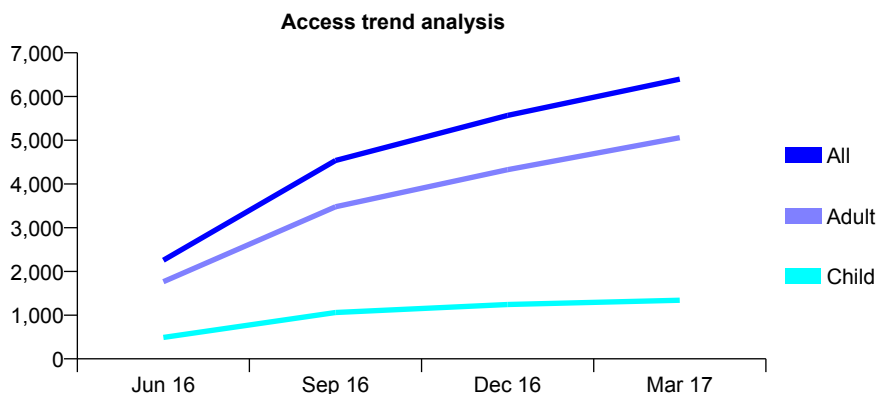
## Q70 - Vital Signs At a Glance Contract Report for 185353/0001 - March 2017

Name or company name	Jonathan Mynors-Wallis, Jayne Mynors-Wa
Contract type name	GDS Contract
Purpose of contract	General
Contract start date	01/04/2016
Contract end date	

16/17 Contracted general activity (UDA)	20,348
Carry forward general activity (UDA)	0
16/17 Contracted orthodontic activity (UOA)	0
Carry forward orthodontic activity (UOA)	0
Baseline contract value	£590,642.25

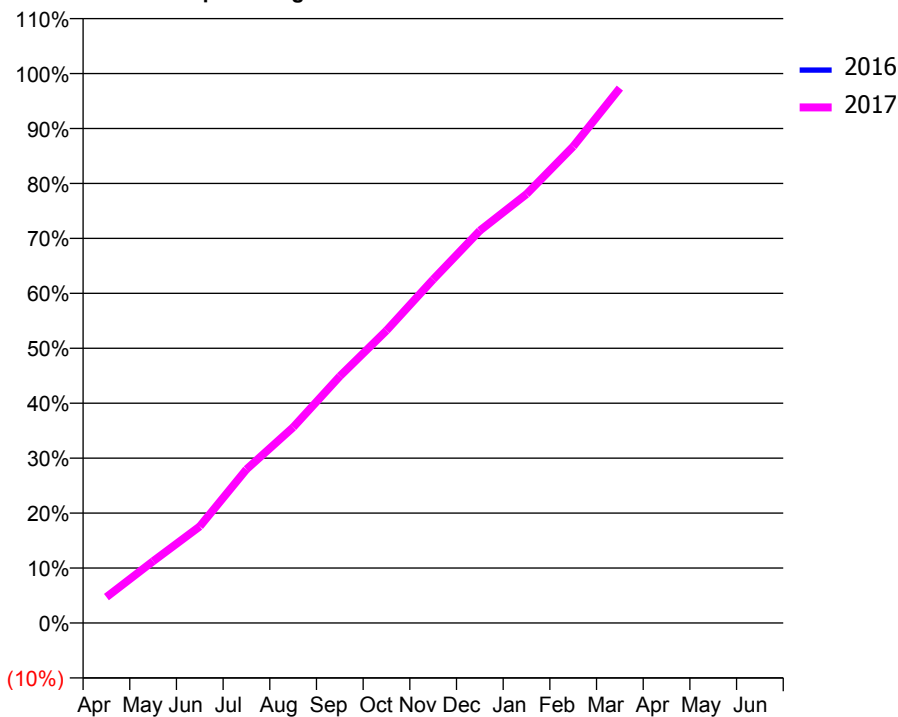
### ACCESS\*

Patients seen in 24 months	Total	Change since previous quarter
Quarter ending March 2016	0	
Quarter ending June 2016	2,257	↑
Quarter ending September 2016	4,537	↑
Quarter ending December 2016	5,568	↑
Quarter ending March 2017	6,399	↑
<b>Variance since March 2016</b>	N/A	



### ACTIVITY

Cumulative percentage of contracted UDA delivered 2016 & 2017



Month	Adjusted Scheduled Activity (UDA)	
	2016	2017
April	0	961
May	0	2,289
June	0	3,579
July	0	5,688
August	0	7,246
September	0	9,138
October	0	10,834
November	0	12,722
December	0	14,529
January	0	15,881
February	0	17,643
March	0	19,807
April	0	
May	0	
June	0	

### QUALITY

	Quantity	Base Number	Contract	AT	Region	England
% of FP17s for the same patient ID Re-attending within 3 months - Children	103	2,273	4.5%	10.4%	11.9%	12.3%
% of FP17s for the same patient ID Re-attending within 3 months - Adults	1,089	8,413	12.9%	15.3%	16.6%	16.7%
% of FP17s for the same patient ID Re-attending between 3 & 9 months - Children	654	2,273	28.8%	60.5%	60.2%	57.6%
% of FP17s for the same patient ID Re-attending between 3 & 9 months - Adults	1,773	8,413	21.1%	52.1%	51.5%	50.1%
% of FP17s for Band 1 Urgent Courses	996	10,686	9.3%	9.6%	9.5%	9.1%
% of FP17s Relating to Free Repair or Replacements	163	10,686	1.5%	0.7%	0.7%	0.8%
% of FP17s Relating to Continuations	270	10,686	2.5%	1.3%	1.2%	1.2%
% of Patients satisfied with the dentistry they have received	13	13	100.0%	93.3%	93.1%	92.8%
% of Patients satisfied with the time they had to wait for an appointment	11	13	84.6%	87.7%	88.8%	88.7%

\* This is based on patients treated on this contract for their most recent course of treatment. Figures in italics indicate the base number of FP17s or Patient Questionnaire responses are less than 100. N/A is shown where the base number of responses is less than 10 during the period. % is calculated as Quantity/Base number\*100

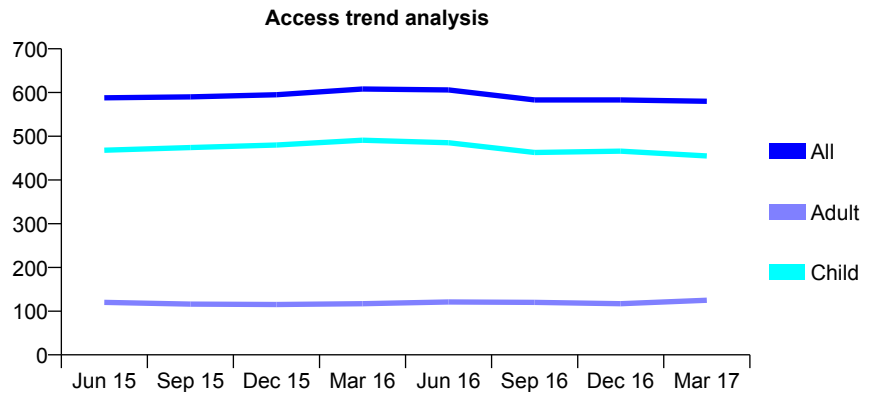
## Q70 - Vital Signs At a Glance Contract Report for 185485/0001 - March 2017

Name or company name	Mr A M Setchell
Contract type name	GDS Contract
Purpose of contract	General
Contract start date	01/04/2012
Contract end date	

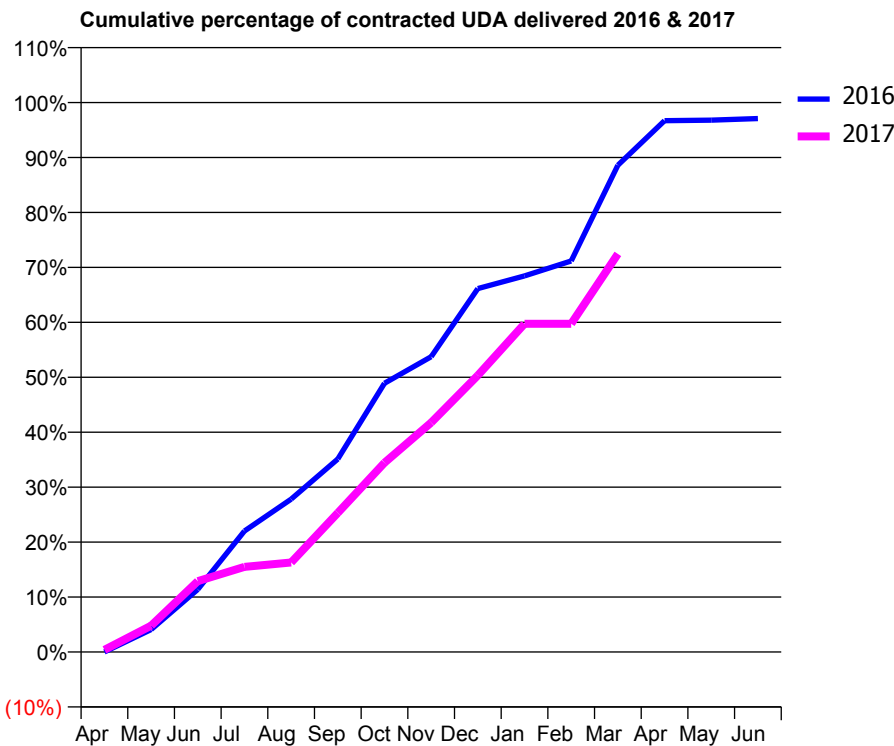
16/17 Contracted general activity (UDA)	1,000
Carry forward general activity (UDA)	29
16/17 Contracted orthodontic activity (UOA)	0
Carry forward orthodontic activity (UOA)	0
Baseline contract value	£23,450.88

### ACCESS\*

Patients seen in 24 months	Total	Change since previous quarter
Quarter ending March 2016	608	
Quarter ending June 2016	606	→
Quarter ending September 2016	583	↓
Quarter ending December 2016	583	→
Quarter ending March 2017	580	→
<b>Variance since March 2016</b>	<b>(4.6%)</b>	<b>↓</b>



### ACTIVITY



Month	Adjusted Scheduled Activity (UDA)	
	2016	2017
April	0	4
May	41	48
June	114	129
July	220	155
August	278	163
September	351	253
October	489	344
November	537	417
December	661	503
January	684	597
February	712	597
March	886	724
April	967	
May	968	
June	971	

### QUALITY

	Quantity	Base Number	Contract	AT	Region	England
% of FP17s for the same patient ID Re-attending within 3 months - Children	28	554	5.1%	10.4%	11.9%	12.3%
% of FP17s for the same patient ID Re-attending within 3 months - Adults	7	54	13.0%	15.3%	16.6%	16.7%
% of FP17s for the same patient ID Re-attending between 3 & 9 months - Children	249	554	44.9%	60.5%	60.2%	57.6%
% of FP17s for the same patient ID Re-attending between 3 & 9 months - Adults	23	54	42.6%	52.1%	51.5%	50.1%
% of FP17s for Band 1 Urgent Courses	2	549	0.4%	9.6%	9.5%	9.1%
% of FP17s Relating to Free Repair or Replacements	0	549	0.0%	0.7%	0.7%	0.8%
% of FP17s Relating to Continuations	5	549	0.9%	1.3%	1.2%	1.2%
% of Patients satisfied with the dentistry they have received	0	0	N/A	93.3%	93.1%	92.8%
% of Patients satisfied with the time they had to wait for an appointment	0	0	N/A	87.7%	88.8%	88.7%

\* This is based on patients treated on this contract for their most recent course of treatment. Figures in italics indicate the base number of FP17s or Patient Questionnaire responses are less than 100. N/A is shown where the base number of responses is less than 10 during the period. % is calculated as Quantity/Base number\*100

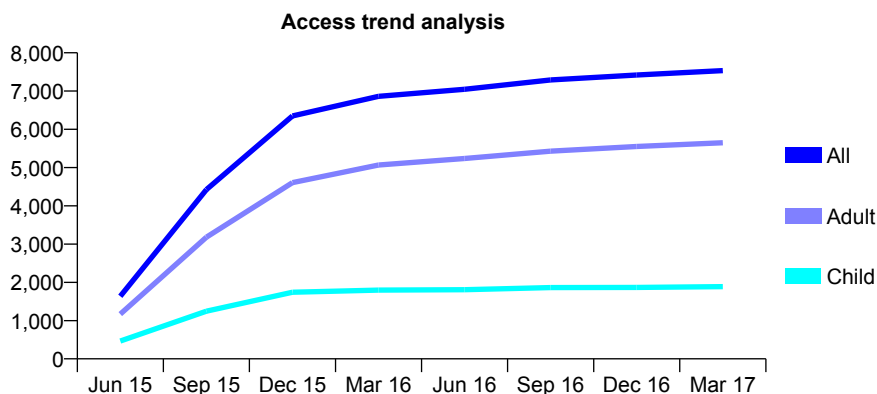
## Q70 - Vital Signs At a Glance Contract Report for 185523/0001 - March 2017

Name or company name	Gull Coppice Dental Practice Partnership
Contract type name	GDS Contract
Purpose of contract	General
Contract start date	01/05/2015
Contract end date	

16/17 Contracted general activity (UDA)	25,800
Carry forward general activity (UDA)	61
16/17 Contracted orthodontic activity (UOA)	0
Carry forward orthodontic activity (UOA)	0
Baseline contract value	£667,846.33

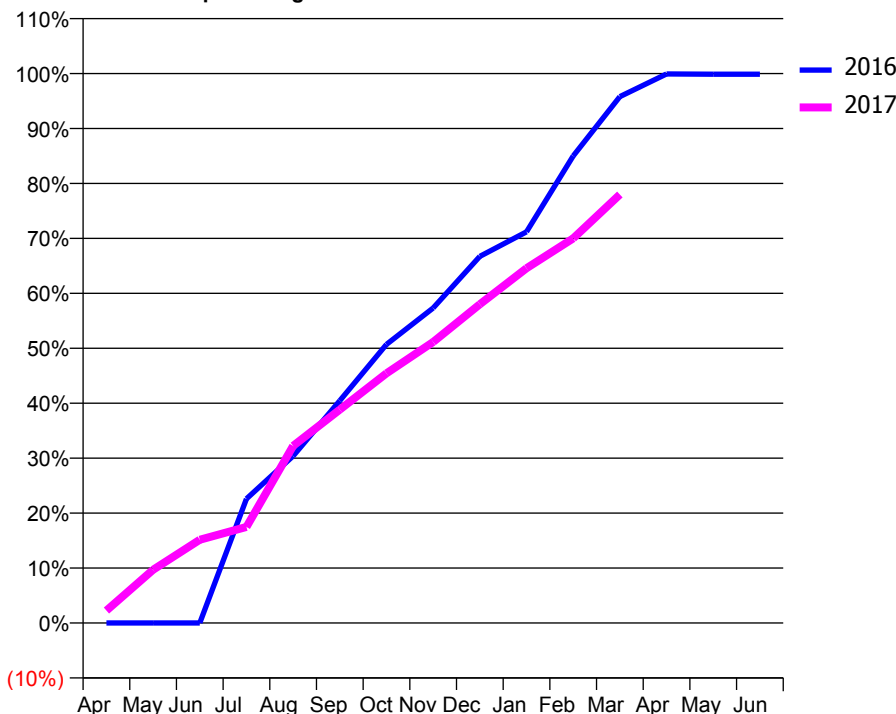
### ACCESS\*

Patients seen in 24 months	Total	Change since previous quarter
Quarter ending March 2016	6,863	
Quarter ending June 2016	7,048	↑
Quarter ending September 2016	7,291	↑
Quarter ending December 2016	7,420	→
Quarter ending March 2017	7,534	→
<b>Variance since March 2016</b>	<b>9.8%</b>	<b>↑</b>



### ACTIVITY

Cumulative percentage of contracted UDA delivered 2016 & 2017



Adjusted Scheduled Activity (UDA)

Month	2016	2017
April	0	588
May	0	2,500
June	0	3,909
July	5,346	4,512
August	7,191	8,320
September	9,568	10,020
October	11,990	11,724
November	13,557	13,196
December	15,781	14,967
January	16,838	16,659
February	20,103	18,062
March	22,653	20,116
April	23,633	
May	23,617	
June	23,617	

### QUALITY

	Quantity	Base Number	Contract	AT	Region	England
% of FP17s for the same patient ID Re-attending within 3 months - Children	148	2,698	5.5%	10.4%	11.9%	12.3%
% of FP17s for the same patient ID Re-attending within 3 months - Adults	1,033	8,129	12.7%	15.3%	16.6%	16.7%
% of FP17s for the same patient ID Re-attending between 3 & 9 months - Children	1,828	2,698	67.8%	60.5%	60.2%	57.6%
% of FP17s for the same patient ID Re-attending between 3 & 9 months - Adults	5,291	8,129	65.1%	52.1%	51.5%	50.1%
% of FP17s for Band 1 Urgent Courses	77	10,412	0.7%	9.6%	9.5%	9.1%
% of FP17s Relating to Free Repair or Replacements	113	10,412	1.1%	0.7%	0.7%	0.8%
% of FP17s Relating to Continuations	360	10,412	3.5%	1.3%	1.2%	1.2%
% of Patients satisfied with the dentistry they have received	11	11	100.0%	93.3%	93.1%	92.8%
% of Patients satisfied with the time they had to wait for an appointment	9	11	81.8%	87.7%	88.8%	88.7%

\* This is based on patients treated on this contract for their most recent course of treatment. Figures in italics indicate the base number of FP17s or Patient Questionnaire responses are less than 100. N/A is shown where the base number of responses is less than 10 during the period. % is calculated as Quantity/Base number\*100



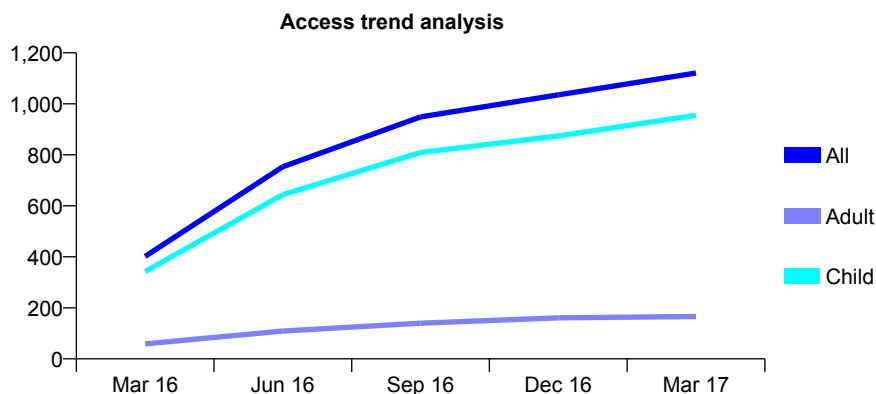
## Q70 - Vital Signs At a Glance Contract Report for 186406/0001 - March 2017

Name or company name	Clear Dentistry
Contract type name	GDS Contract
Purpose of contract	General
Contract start date	04/01/2016
Contract end date	

16/17 Contracted general activity (UDA)	3,800
Carry forward general activity (UDA)	0
16/17 Contracted orthodontic activity (UOA)	0
Carry forward orthodontic activity (UOA)	0
Baseline contract value	£82,216.47

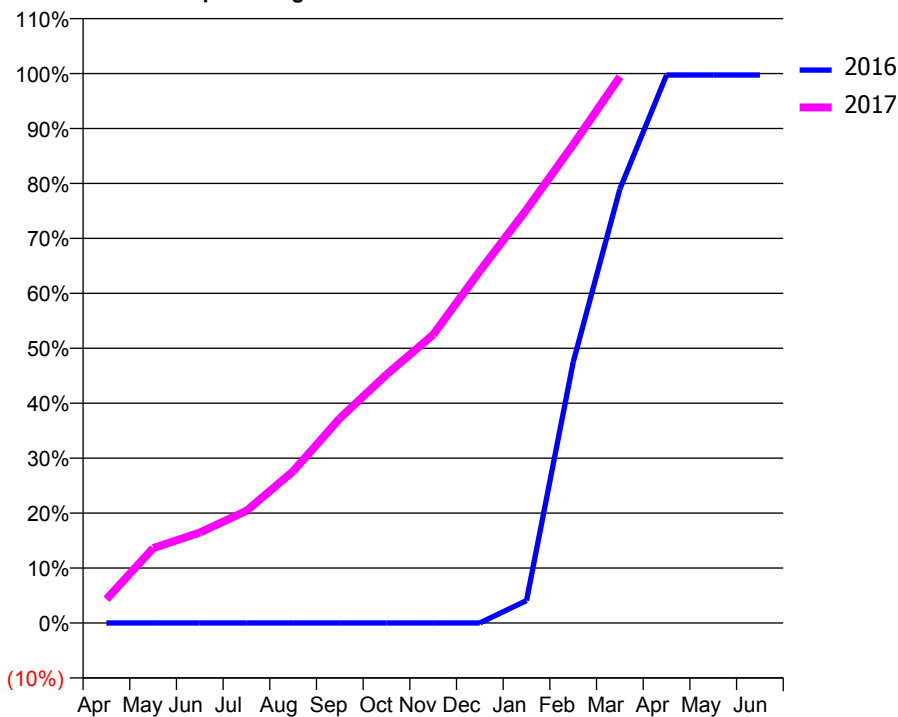
### ACCESS\*

Patients seen in 24 months	Total	Change since previous quarter
Quarter ending March 2016	402	
Quarter ending June 2016	753	↑
Quarter ending September 2016	949	↑
Quarter ending December 2016	1,035	↑
Quarter ending March 2017	1,121	↑
<b>Variance since March 2016</b>	<b>178.9%</b>	<b>↑</b>



### ACTIVITY

Cumulative percentage of contracted UDA delivered 2016 & 2017



Adjusted Scheduled Activity (UDA)

Month	2016	2017
April	0	165
May	0	517
June	0	626
July	0	776
August	0	1,049
September	0	1,416
October	0	1,718
November	0	1,994
December	0	2,435
January	37	2,859
February	429	3,309
March	713	3,777
April	901	
May	901	
June	901	

### QUALITY

	Quantity	Base Number	Contract	AT	Region	England
% of FP17s for the same patient ID Re-attending within 3 months - Children	133	1,764	7.5%	10.4%	11.9%	12.3%
% of FP17s for the same patient ID Re-attending within 3 months - Adults	55	252	21.8%	15.3%	16.6%	16.7%
% of FP17s for the same patient ID Re-attending between 3 & 9 months - Children	807	1,764	45.7%	60.5%	60.2%	57.6%
% of FP17s for the same patient ID Re-attending between 3 & 9 months - Adults	105	252	41.7%	52.1%	51.5%	50.1%
% of FP17s for Band 1 Urgent Courses	86	1,922	4.5%	9.6%	9.5%	9.1%
% of FP17s Relating to Free Repair or Replacements	1	1,922	0.1%	0.7%	0.7%	0.8%
% of FP17s Relating to Continuations	1	1,922	0.1%	1.3%	1.2%	1.2%
% of Patients satisfied with the dentistry they have received	0	0	N/A	93.3%	93.1%	92.8%
% of Patients satisfied with the time they had to wait for an appointment	0	0	N/A	87.7%	88.8%	88.7%

\* This is based on patients treated on this contract for their most recent course of treatment. Figures in italics indicate the base number of FP17s or Patient Questionnaire responses are less than 100. N/A is shown where the base number of responses is less than 10 during the period. % is calculated as Quantity/Base number\*100

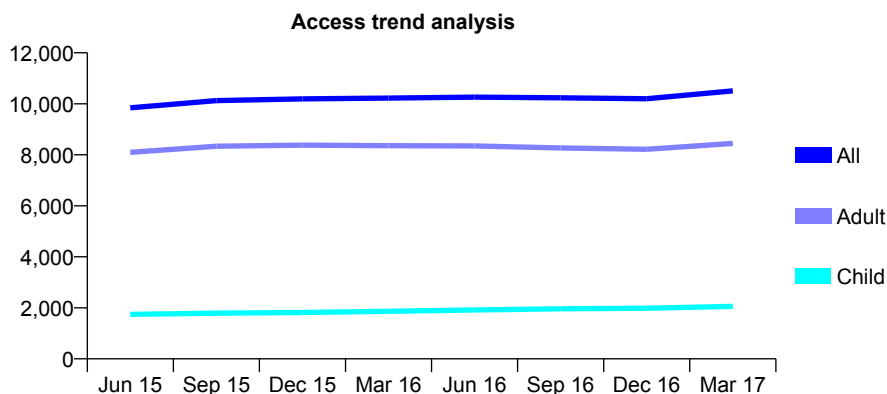
## Q70 - Vital Signs At a Glance Contract Report for 186511/0001 - March 2017

Name or company name	Iosis Clinic Ltd
Contract type name	GDS Contract
Purpose of contract	General
Contract start date	06/09/2010
Contract end date	

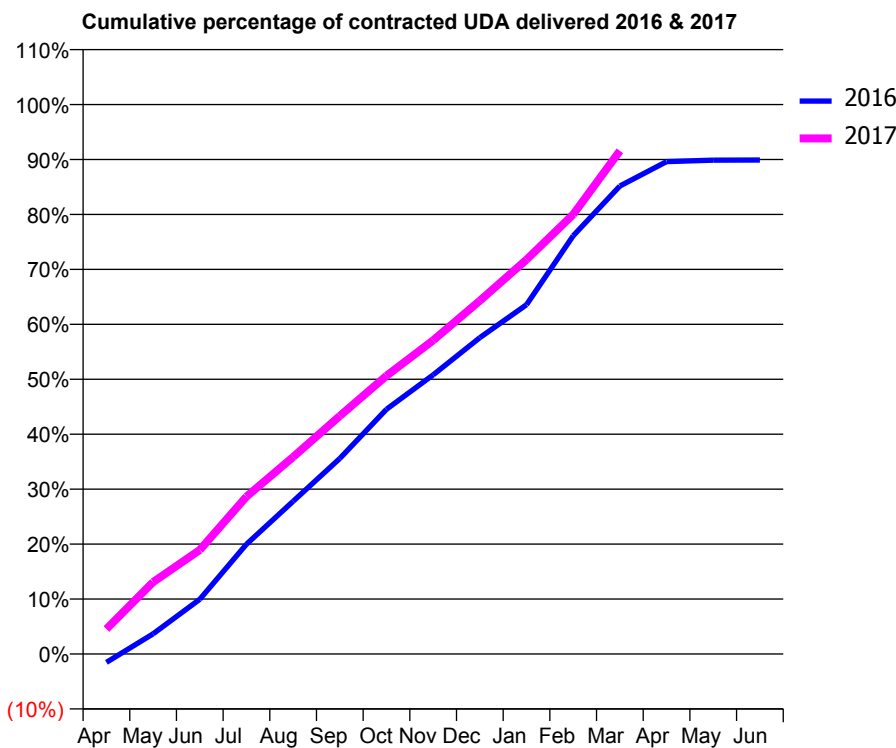
16/17 Contracted general activity (UDA)	26,613
Carry forward general activity (UDA)	0
16/17 Contracted orthodontic activity (UOA)	0
Carry forward orthodontic activity (UOA)	0
Baseline contract value	£1,554,654.76

### ACCESS\*

Patients seen in 24 months	Total	Change since previous quarter
Quarter ending March 2016	10,225	
Quarter ending June 2016	10,262	→
Quarter ending September 2016	10,234	→
Quarter ending December 2016	10,199	→
Quarter ending March 2017	10,506	↑
<b>Variance since March 2016</b>	<b>2.7%</b>	<b>↑</b>



### ACTIVITY



Month	Adjusted Scheduled Activity (UDA)	
	2016	2017
April	-411	1,210
May	976	3,484
June	2,649	5,040
July	5,315	7,624
August	7,395	9,544
September	9,471	11,532
October	11,851	13,476
November	13,518	15,193
December	15,320	17,113
January	16,915	19,101
February	20,259	21,289
March	22,664	24,367
April	23,848	
May	23,919	
June	23,925	

### QUALITY

	Quantity	Base Number	Contract	AT	Region	England
% of FP17s for the same patient ID Re-attending within 3 months - Children	193	2,930	6.6%	10.4%	11.9%	12.3%
% of FP17s for the same patient ID Re-attending within 3 months - Adults	1,631	10,459	15.6%	15.3%	16.6%	16.7%
% of FP17s for the same patient ID Re-attending between 3 & 9 months - Children	1,589	2,930	54.2%	60.5%	60.2%	57.6%
% of FP17s for the same patient ID Re-attending between 3 & 9 months - Adults	4,333	10,459	41.4%	52.1%	51.5%	50.1%
% of FP17s for Band 1 Urgent Courses	2,777	12,841	21.6%	9.6%	9.5%	9.1%
% of FP17s Relating to Free Repair or Replacements	57	12,841	0.4%	0.7%	0.7%	0.8%
% of FP17s Relating to Continuations	139	12,841	1.1%	1.3%	1.2%	1.2%
% of Patients satisfied with the dentistry they have received	21	21	100.0%	93.3%	93.1%	92.8%
% of Patients satisfied with the time they had to wait for an appointment	19	21	90.5%	87.7%	88.8%	88.7%

\* This is based on patients treated on this contract for their most recent course of treatment. Figures in italics indicate the base number of FP17s or Patient Questionnaire responses are less than 100. N/A is shown where the base number of responses is less than 10 during the period. % is calculated as Quantity/Base number\*100

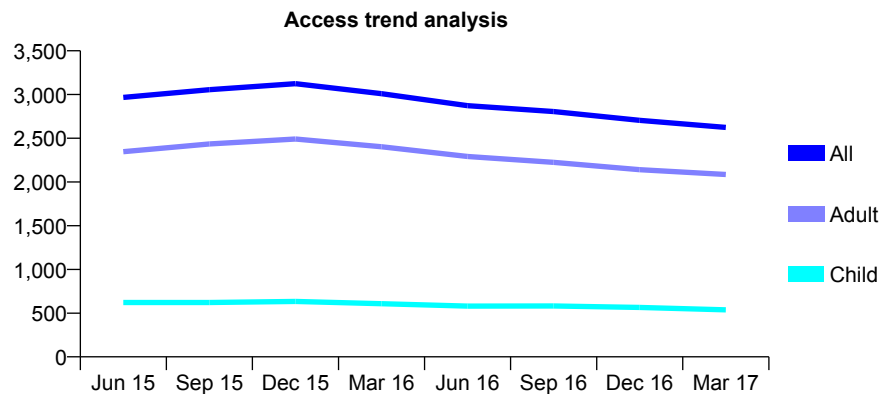
## Q70 - Vital Signs At a Glance Contract Report for 187291/0001 - March 2017

Name or company name	Karami & Motamedi
Contract type name	GDS Contract
Purpose of contract	General
Contract start date	01/02/2014
Contract end date	

16/17 Contracted general activity (UDA)	7,262
Carry forward general activity (UDA)	93
16/17 Contracted orthodontic activity (UOA)	0
Carry forward orthodontic activity (UOA)	0
Baseline contract value	£161,266.38

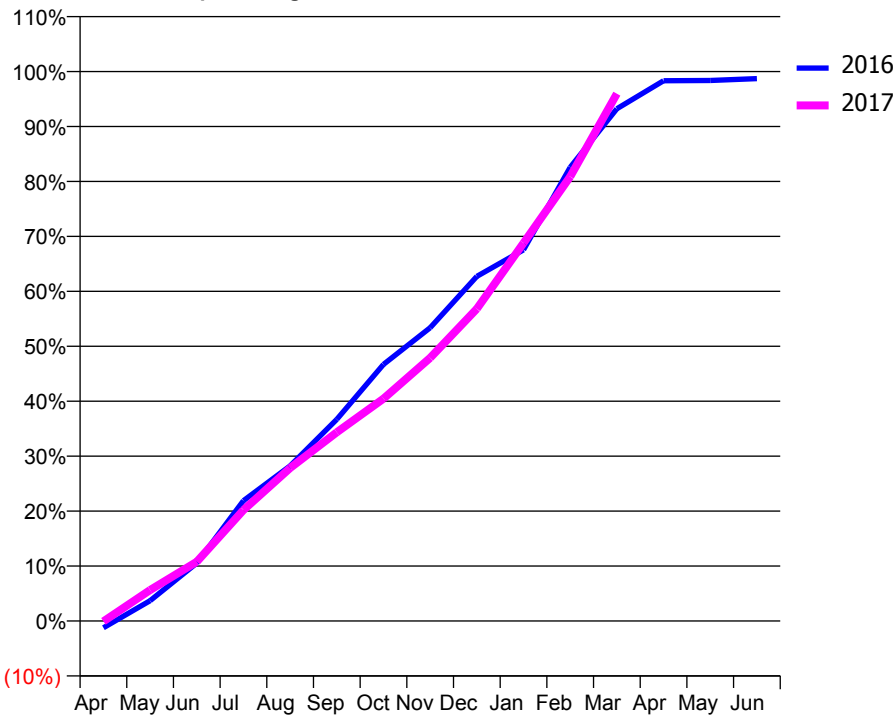
### ACCESS\*

Patients seen in 24 months	Total	Change since previous quarter
Quarter ending March 2016	3,010	
Quarter ending June 2016	2,872	↓
Quarter ending September 2016	2,806	↓
Quarter ending December 2016	2,705	↓
Quarter ending March 2017	2,624	↓
<b>Variance since March 2016</b>	<b>(12.8%)</b>	<b>↓</b>



### ACTIVITY

Cumulative percentage of contracted UDA delivered 2016 & 2017



Month	Adjusted Scheduled Activity (UDA)	
	2016	2017
April	-90	-6
May	269	410
June	765	783
July	1,591	1,467
August	2,050	2,022
September	2,666	2,494
October	3,391	2,938
November	3,876	3,478
December	4,555	4,127
January	4,905	4,995
February	5,997	5,873
March	6,770	6,969
April	7,140	
May	7,144	
June	7,169	

### QUALITY

	Quantity	Base Number	Contract	AT	Region	England
% of FP17s for the same patient ID Re-attending within 3 months - Children	28	677	4.1%	10.4%	11.9%	12.3%
% of FP17s for the same patient ID Re-attending within 3 months - Adults	329	2,678	12.3%	15.3%	16.6%	16.7%
% of FP17s for the same patient ID Re-attending between 3 & 9 months - Children	303	677	44.8%	60.5%	60.2%	57.6%
% of FP17s for the same patient ID Re-attending between 3 & 9 months - Adults	1,312	2,678	49.0%	52.1%	51.5%	50.1%
% of FP17s for Band 1 Urgent Courses	324	3,195	10.1%	9.6%	9.5%	9.1%
% of FP17s Relating to Free Repair or Replacements	3	3,195	0.1%	0.7%	0.7%	0.8%
% of FP17s Relating to Continuations	16	3,195	0.5%	1.3%	1.2%	1.2%
% of Patients satisfied with the dentistry they have received	28	30	93.3%	93.3%	93.1%	92.8%
% of Patients satisfied with the time they had to wait for an appointment	26	30	86.7%	87.7%	88.8%	88.7%

\* This is based on patients treated on this contract for their most recent course of treatment. Figures in italics indicate the base number of FP17s or Patient Questionnaire responses are less than 100. N/A is shown where the base number of responses is less than 10 during the period. % is calculated as Quantity/Base number\*100

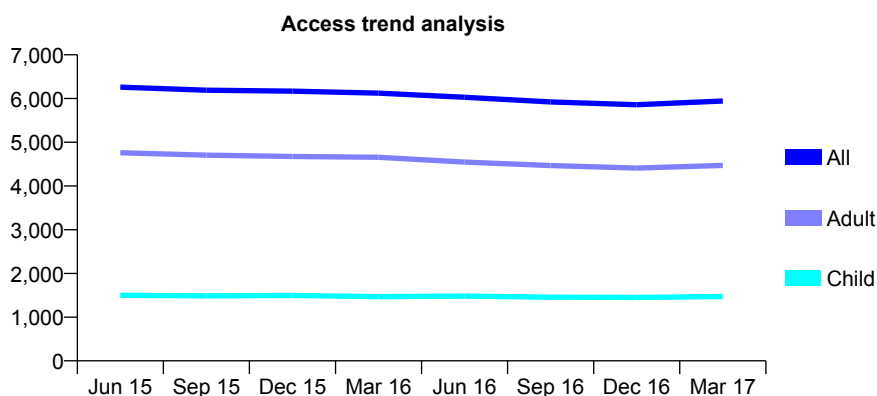
## Q70 - Vital Signs At a Glance Contract Report for 187453/0001 - March 2017

Name or company name	Chalet Hill Dental Centre
Contract type name	GDS Contract
Purpose of contract	General
Contract start date	01/01/2013
Contract end date	

16/17 Contracted general activity (UDA)	20,000
Carry forward general activity (UDA)	0
16/17 Contracted orthodontic activity (UOA)	0
Carry forward orthodontic activity (UOA)	0
Baseline contract value	£477,258.22

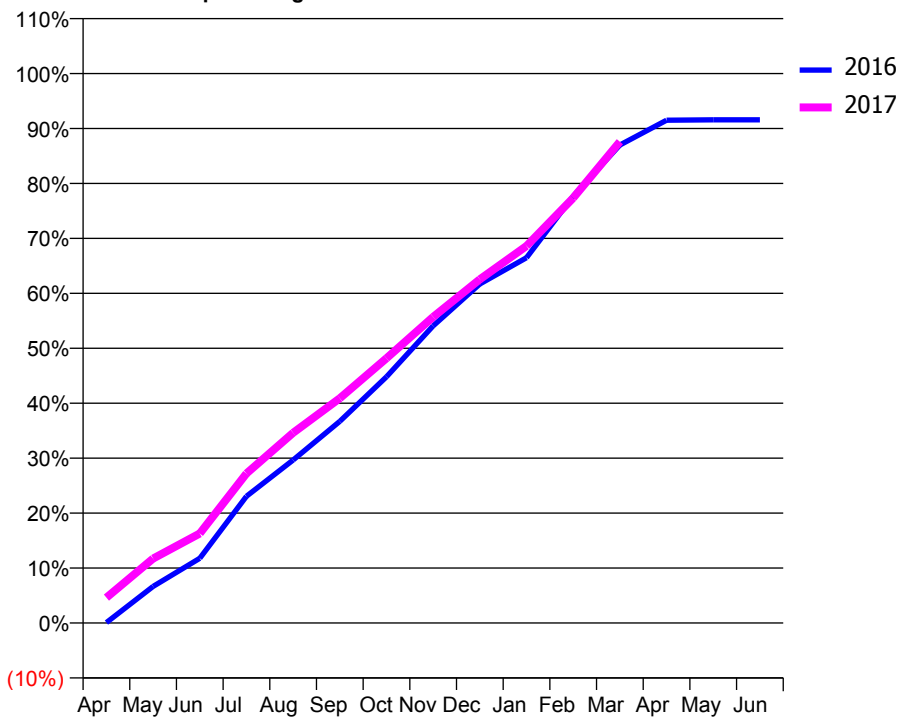
### ACCESS\*

Patients seen in 24 months	Total	Change since previous quarter
Quarter ending March 2016	6,124	
Quarter ending June 2016	6,028	↓
Quarter ending September 2016	5,923	↓
Quarter ending December 2016	5,859	↓
Quarter ending March 2017	5,942	→
<b>Variance since March 2016</b>	<b>(3.0%)</b>	<b>↓</b>



### ACTIVITY

Cumulative percentage of contracted UDA delivered 2016 & 2017



Month	Adjusted Scheduled Activity (UDA)	
	2016	2017
April	18	924
May	1,331	2,347
June	2,355	3,258
July	4,611	5,443
August	5,933	6,924
September	7,341	8,180
October	8,964	9,637
November	10,816	11,142
December	12,339	12,511
January	13,295	13,723
February	15,532	15,468
March	17,398	17,517
April	18,298	
May	18,313	
June	18,316	

### QUALITY

	Quantity	Base Number	Contract	AT	Region	England
% of FP17s for the same patient ID Re-attending within 3 months - Children	271	2,339	11.6%	10.4%	11.9%	12.3%
% of FP17s for the same patient ID Re-attending within 3 months - Adults	937	6,171	15.2%	15.3%	16.6%	16.7%
% of FP17s for the same patient ID Re-attending between 3 & 9 months - Children	1,329	2,339	56.8%	60.5%	60.2%	57.6%
% of FP17s for the same patient ID Re-attending between 3 & 9 months - Adults	3,392	6,171	55.0%	52.1%	51.5%	50.1%
% of FP17s for Band 1 Urgent Courses	608	8,119	7.5%	9.6%	9.5%	9.1%
% of FP17s Relating to Free Repair or Replacements	79	8,119	1.0%	0.7%	0.7%	0.8%
% of FP17s Relating to Continuations	70	8,119	0.9%	1.3%	1.2%	1.2%
% of Patients satisfied with the dentistry they have received	14	14	100.0%	93.3%	93.1%	92.8%
% of Patients satisfied with the time they had to wait for an appointment	13	14	92.9%	87.7%	88.8%	88.7%

\* This is based on patients treated on this contract for their most recent course of treatment. Figures in italics indicate the base number of FP17s or Patient Questionnaire responses are less than 100. N/A is shown where the base number of responses is less than 10 during the period. % is calculated as Quantity/Base number\*100

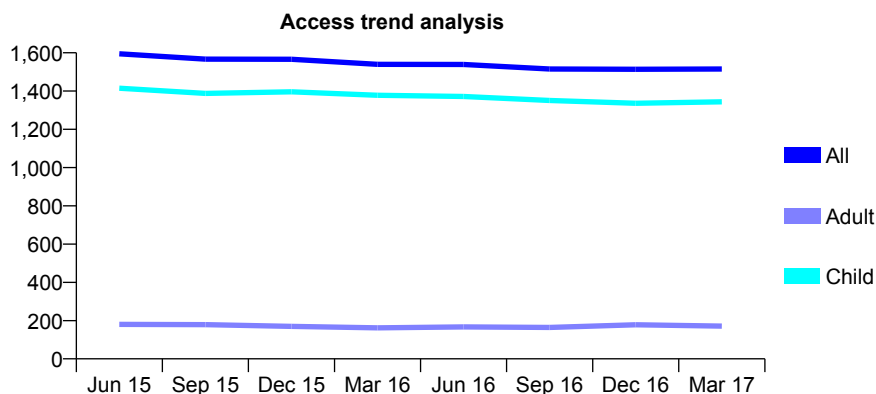
## Q70 - Vital Signs At a Glance Contract Report for 188492/0001 - March 2017

Name or company name	Guinea Court Dental Partnership
Contract type name	GDS Contract
Purpose of contract	General and Orthodontic
Contract start date	01/04/2011
Contract end date	

16/17 Contracted general activity (UDA)	3,500
Carry forward general activity (UDA)	0
16/17 Contracted orthodontic activity (UOA)	249
Carry forward orthodontic activity (UOA)	1
Baseline contract value	£101,033.82

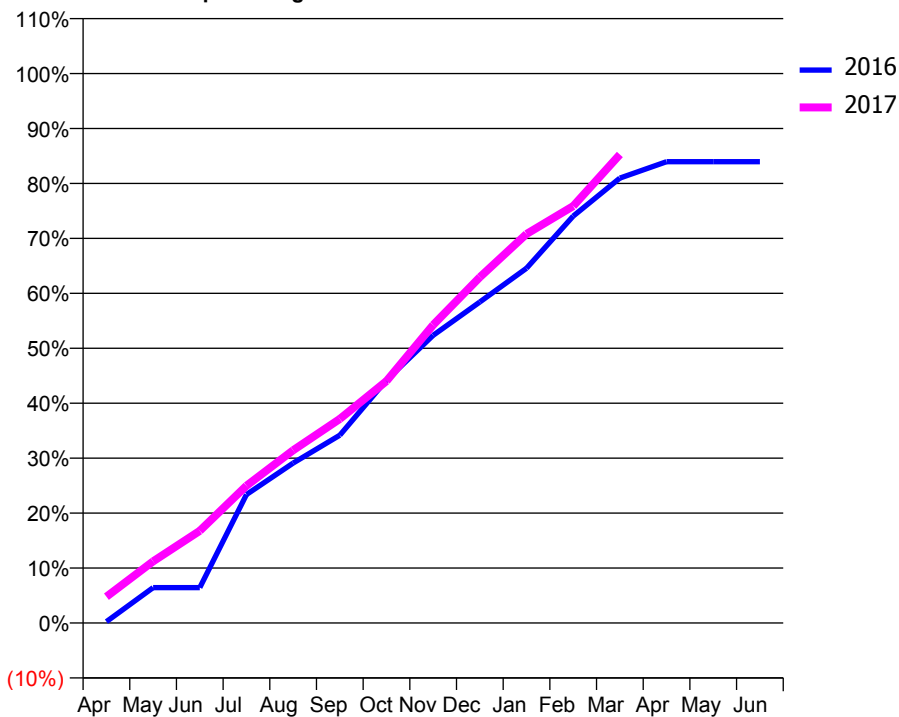
### ACCESS\*

Patients seen in 24 months	Total	Change since previous quarter
Quarter ending March 2016	1,540	
Quarter ending June 2016	1,539	→
Quarter ending September 2016	1,515	↓
Quarter ending December 2016	1,514	→
Quarter ending March 2017	1,515	→
<b>Variance since March 2016</b>	<b>(1.6%)</b>	<b>↓</b>



### ACTIVITY

Cumulative percentage of contracted UDA delivered 2016 & 2017



Month	Adjusted Scheduled Activity (UDA)	
	2016	2017
April	9	168
May	225	392
June	225	588
July	818	874
August	1,018	1,100
September	1,196	1,300
October	1,547	1,541
November	1,832	1,899
December	2,045	2,202
January	2,260	2,478
February	2,592	2,656
March	2,834	2,984
April	2,939	
May	2,939	
June	2,939	

### QUALITY

	Quantity	Base Number	Contract	AT	Region	England
% of FP17s for the same patient ID Re-attending within 3 months - Children	271	2,437	11.1%	10.4%	11.9%	12.3%
% of FP17s for the same patient ID Re-attending within 3 months - Adults	0	1	0.0%	15.3%	16.6%	16.7%
% of FP17s for the same patient ID Re-attending between 3 & 9 months - Children	1,630	2,437	66.9%	60.5%	60.2%	57.6%
% of FP17s for the same patient ID Re-attending between 3 & 9 months - Adults	0	1	0.0%	52.1%	51.5%	50.1%
% of FP17s for Band 1 Urgent Courses	102	2,314	4.4%	9.6%	9.5%	9.1%
% of FP17s Relating to Free Repair or Replacements	0	2,314	0.0%	0.7%	0.7%	0.8%
% of FP17s Relating to Continuations	0	2,314	0.0%	1.3%	1.2%	1.2%
% of Patients satisfied with the dentistry they have received	2	2	N/A	93.3%	93.1%	92.8%
% of Patients satisfied with the time they had to wait for an appointment	2	2	N/A	87.7%	88.8%	88.7%

\* This is based on patients treated on this contract for their most recent course of treatment. Figures in italics indicate the base number of FP17s or Patient Questionnaire responses are less than 100. N/A is shown where the base number of responses is less than 10 during the period. % is calculated as Quantity/Base number\*100

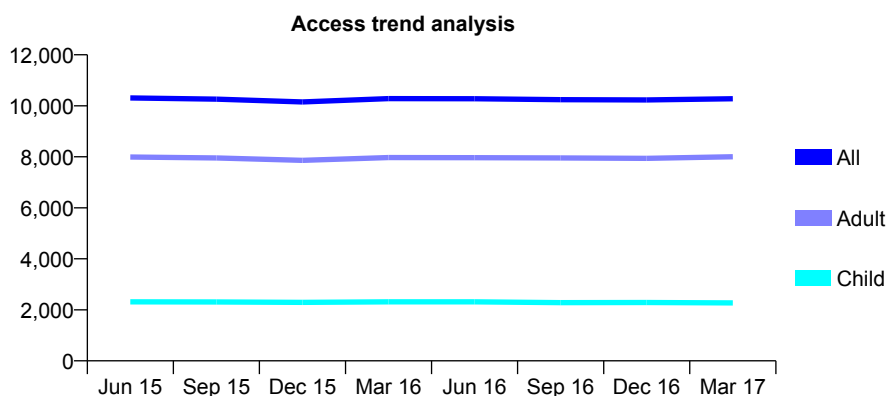
## Q70 - Vital Signs At a Glance Contract Report for 188530/0001 - March 2017

Name or company name	Dr Elaine Weaver
Contract type name	GDS Contract
Purpose of contract	General
Contract start date	01/04/2009
Contract end date	

16/17 Contracted general activity (UDA)	26,437
Carry forward general activity (UDA)	0
16/17 Contracted orthodontic activity (UOA)	0
Carry forward orthodontic activity (UOA)	0
Baseline contract value	£822,858.52

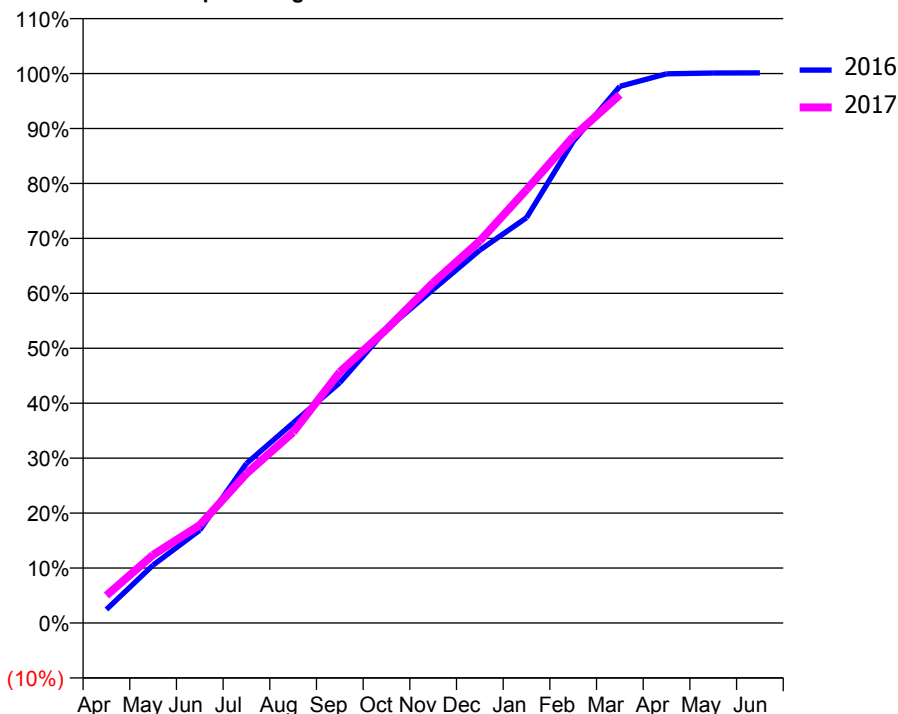
### ACCESS\*

Patients seen in 24 months	Total	Change since previous quarter
Quarter ending March 2016	10,284	
Quarter ending June 2016	10,277	→
Quarter ending September 2016	10,238	→
Quarter ending December 2016	10,230	→
Quarter ending March 2017	10,277	→
<b>Variance since March 2016</b>	<b>(0.1%)</b>	→



### ACTIVITY

Cumulative percentage of contracted UDA delivered 2016 & 2017



### QUALITY

	Quantity	Base Number	Contract	AT	Region	England
% of FP17s for the same patient ID Re-attending within 3 months - Children	304	3,316	9.2%	10.4%	11.9%	12.3%
% of FP17s for the same patient ID Re-attending within 3 months - Adults	1,843	10,908	16.9%	15.3%	16.6%	16.7%
% of FP17s for the same patient ID Re-attending between 3 & 9 months - Children	1,910	3,316	57.6%	60.5%	60.2%	57.6%
% of FP17s for the same patient ID Re-attending between 3 & 9 months - Adults	5,020	10,908	46.0%	52.1%	51.5%	50.1%
% of FP17s for Band 1 Urgent Courses	1,239	13,859	8.9%	9.6%	9.5%	9.1%
% of FP17s Relating to Free Repair or Replacements	171	13,859	1.2%	0.7%	0.7%	0.8%
% of FP17s Relating to Continuations	262	13,859	1.9%	1.3%	1.2%	1.2%
% of Patients satisfied with the dentistry they have received	14	15	93.3%	93.3%	93.1%	92.8%
% of Patients satisfied with the time they had to wait for an appointment	13	15	86.7%	87.7%	88.8%	88.7%

\* This is based on patients treated on this contract for their most recent course of treatment. Figures in italics indicate the base number of FP17s or Patient Questionnaire responses are less than 100. N/A is shown where the base number of responses is less than 10 during the period. % is calculated as Quantity/Base number\*100

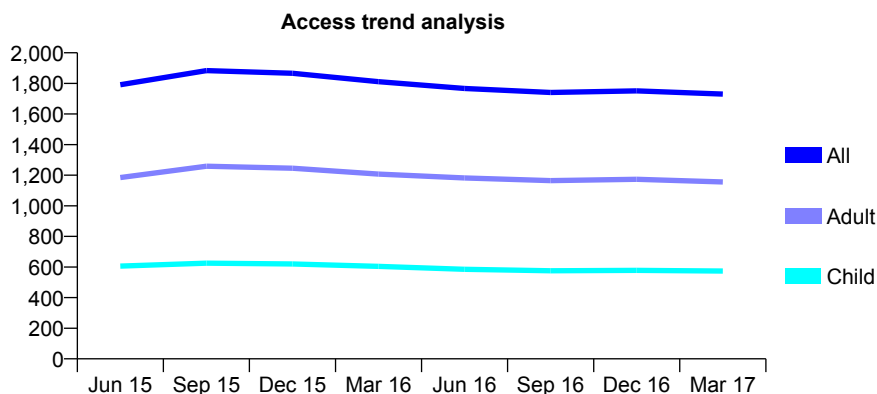
## Q70 - Vital Signs At a Glance Contract Report for 190195/0006 - March 2017

Name or company name	Xeon Smiles UK Ltd
Contract type name	GDS Contract
Purpose of contract	General and Orthodontic
Contract start date	09/06/2008
Contract end date	

16/17 Contracted general activity (UDA)	4,501
Carry forward general activity (UDA)	0
16/17 Contracted orthodontic activity (UOA)	240
Carry forward orthodontic activity (UOA)	0
Baseline contract value	£118,346.43

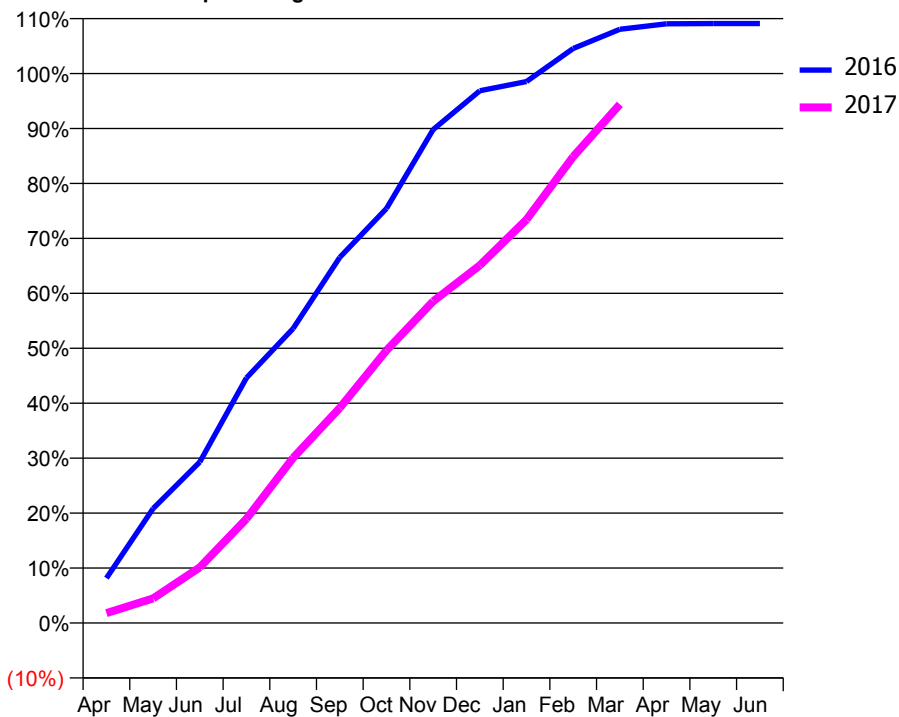
### ACCESS\*

Patients seen in 24 months	Total	Change since previous quarter
Quarter ending March 2016	1,811	
Quarter ending June 2016	1,767	↓
Quarter ending September 2016	1,741	↓
Quarter ending December 2016	1,751	→
Quarter ending March 2017	1,730	↓
<b>Variance since March 2016</b>	<b>(4.5%)</b>	<b>↓</b>



### ACTIVITY

Cumulative percentage of contracted UDA delivered 2016 & 2017



Adjusted Scheduled Activity (UDA)

Month	2016	2017
April	368	81
May	938	201
June	1,319	456
July	2,008	854
August	2,412	1,353
September	2,996	1,762
October	3,396	2,234
November	4,042	2,635
December	4,360	2,930
January	4,435	3,304
February	4,706	3,820
March	4,863	4,249
April	4,908	
May	4,910	
June	4,910	

### QUALITY

	Quantity	Base Number	Contract	AT	Region	England
% of FP17s for the same patient ID Re-attending within 3 months - Children	49	825	5.9%	10.4%	11.9%	12.3%
% of FP17s for the same patient ID Re-attending within 3 months - Adults	195	1,513	12.9%	15.3%	16.6%	16.7%
% of FP17s for the same patient ID Re-attending between 3 & 9 months - Children	433	825	52.5%	60.5%	60.2%	57.6%
% of FP17s for the same patient ID Re-attending between 3 & 9 months - Adults	603	1,513	39.9%	52.1%	51.5%	50.1%
% of FP17s for Band 1 Urgent Courses	198	2,290	8.6%	9.6%	9.5%	9.1%
% of FP17s Relating to Free Repair or Replacements	15	2,290	0.7%	0.7%	0.7%	0.8%
% of FP17s Relating to Continuations	8	2,290	0.3%	1.3%	1.2%	1.2%
% of Patients satisfied with the dentistry they have received	5	5	N/A	93.3%	93.1%	92.8%
% of Patients satisfied with the time they had to wait for an appointment	4	5	N/A	87.7%	88.8%	88.7%

\* This is based on patients treated on this contract for their most recent course of treatment. Figures in italics indicate the base number of FP17s or Patient Questionnaire responses are less than 100. N/A is shown where the base number of responses is less than 10 during the period. % is calculated as Quantity/Base number\*100

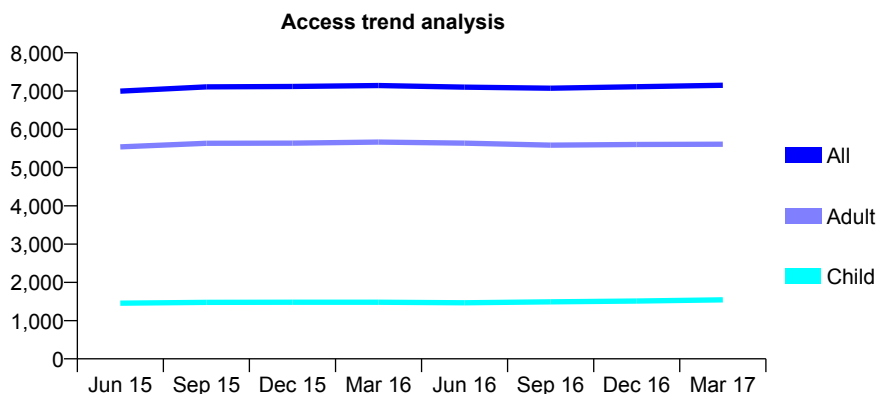
## Q70 - Vital Signs At a Glance Contract Report for 190233/0001 - March 2017

Name or company name	Dentalcare Limited
Contract type name	GDS Contract
Purpose of contract	General
Contract start date	13/12/2010
Contract end date	

16/17 Contracted general activity (UDA)	19,865
Carry forward general activity (UDA)	0
16/17 Contracted orthodontic activity (UOA)	0
Carry forward orthodontic activity (UOA)	0
Baseline contract value	£479,236.66

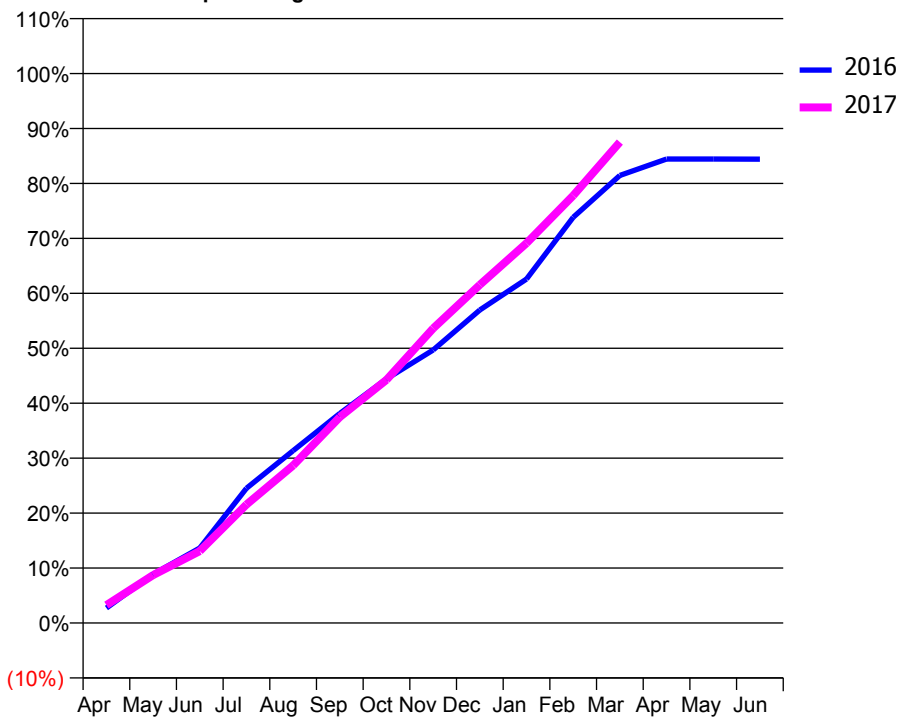
### ACCESS\*

Patients seen in 24 months	Total	Change since previous quarter
Quarter ending March 2016	7,144	
Quarter ending June 2016	7,103	→
Quarter ending September 2016	7,076	→
Quarter ending December 2016	7,114	→
Quarter ending March 2017	7,152	→
<b>Variance since March 2016</b>	<b>0.1%</b>	<b>→</b>



### ACTIVITY

Cumulative percentage of contracted UDA delivered 2016 & 2017



Month	Adjusted Scheduled Activity (UDA)	
	2016	2017
April	540	647
May	1,767	1,734
June	2,713	2,602
July	4,873	4,285
August	6,232	5,697
September	7,575	7,445
October	8,825	8,790
November	9,872	10,649
December	11,317	12,226
January	12,435	13,732
February	14,669	15,455
March	16,181	17,386
April	16,775	
May	16,772	
June	16,769	

### QUALITY

	Quantity	Base Number	Contract	AT	Region	England
% of FP17s for the same patient ID Re-attending within 3 months - Children	105	2,271	4.6%	10.4%	11.9%	12.3%
% of FP17s for the same patient ID Re-attending within 3 months - Adults	854	7,144	12.0%	15.3%	16.6%	16.7%
% of FP17s for the same patient ID Re-attending between 3 & 9 months - Children	1,420	2,271	62.5%	60.5%	60.2%	57.6%
% of FP17s for the same patient ID Re-attending between 3 & 9 months - Adults	3,783	7,144	53.0%	52.1%	51.5%	50.1%
% of FP17s for Band 1 Urgent Courses	780	9,088	8.6%	9.6%	9.5%	9.1%
% of FP17s Relating to Free Repair or Replacements	28	9,088	0.3%	0.7%	0.7%	0.8%
% of FP17s Relating to Continuations	1	9,088	0.0%	1.3%	1.2%	1.2%
% of Patients satisfied with the dentistry they have received	8	8	N/A	93.3%	93.1%	92.8%
% of Patients satisfied with the time they had to wait for an appointment	6	8	N/A	87.7%	88.8%	88.7%

\* This is based on patients treated on this contract for their most recent course of treatment. Figures in italics indicate the base number of FP17s or Patient Questionnaire responses are less than 100. N/A is shown where the base number of responses is less than 10 during the period. % is calculated as Quantity/Base number\*100



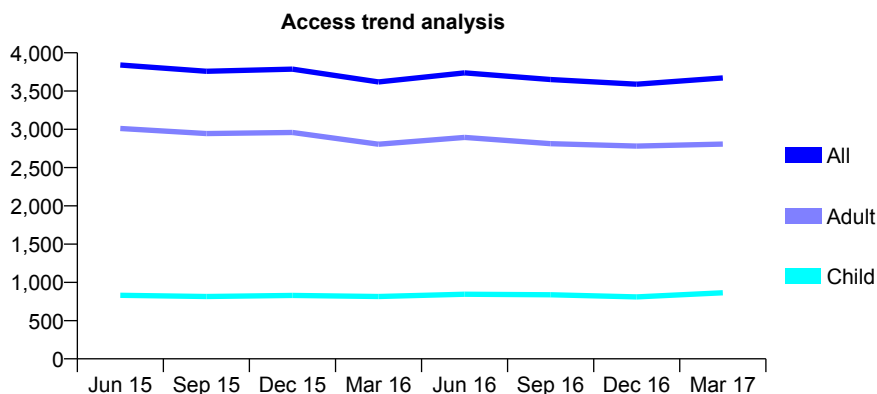
## Q70 - Vital Signs At a Glance Contract Report for 190543/0001 - March 2017

Name or company name	University of Portsmouth Services Limited
Contract type name	PDS Plus Contract
Purpose of contract	General
Contract start date	01/09/2010
Contract end date	31/08/2017

16/17 Contracted general activity (UDA)	10,800
Carry forward general activity (UDA)	0
16/17 Contracted orthodontic activity (UOA)	0
Carry forward orthodontic activity (UOA)	0
Baseline contract value	£0.00

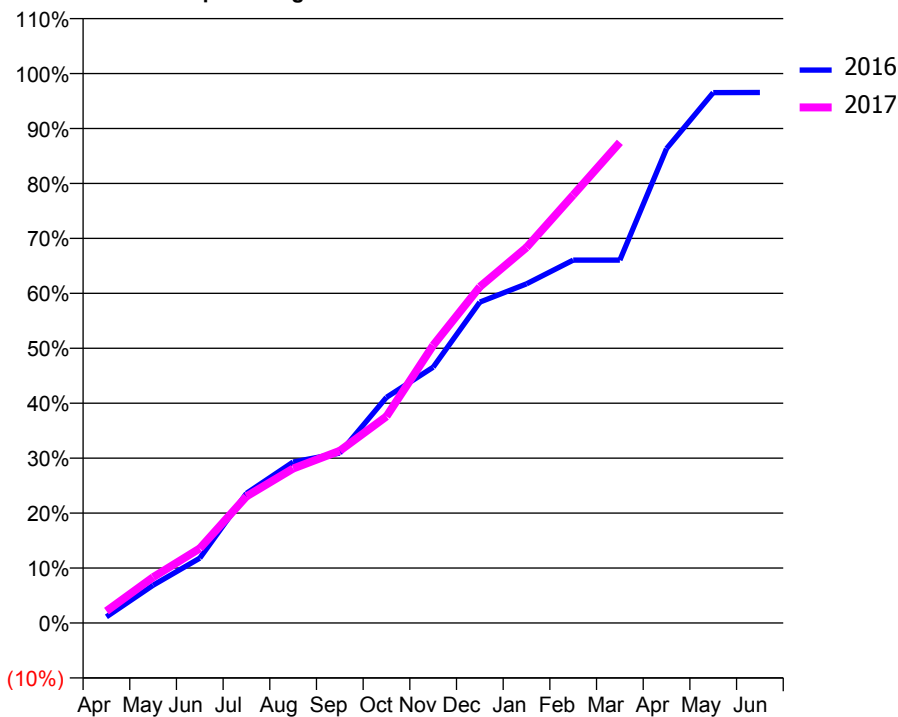
### ACCESS\*

Patients seen in 24 months	Total	Change since previous quarter
Quarter ending March 2016	3,619	
Quarter ending June 2016	3,738	↑
Quarter ending September 2016	3,651	↓
Quarter ending December 2016	3,590	↓
Quarter ending March 2017	3,671	↑
<b>Variance since March 2016</b>	1.4%	→



### ACTIVITY

Cumulative percentage of contracted UDA delivered 2016 & 2017



Month	Adjusted Scheduled Activity (UDA)	
	2016	2017
April	119	234
May	721	901
June	1,235	1,466
July	2,471	2,489
August	3,066	3,037
September	3,237	3,386
October	4,298	4,062
November	4,873	5,457
December	6,112	6,609
January	6,459	7,382
February	6,911	8,411
March	6,911	9,446
April	9,034	
May	10,101	
June	10,106	

### QUALITY

	Quantity	Base Number	Contract	AT	Region	England
% of FP17s for the same patient ID Re-attending within 3 months - Children	113	1,083	10.4%	10.4%	11.9%	12.3%
% of FP17s for the same patient ID Re-attending within 3 months - Adults	861	3,836	22.4%	15.3%	16.6%	16.7%
% of FP17s for the same patient ID Re-attending between 3 & 9 months - Children	359	1,083	33.1%	60.5%	60.2%	57.6%
% of FP17s for the same patient ID Re-attending between 3 & 9 months - Adults	1,258	3,836	32.8%	52.1%	51.5%	50.1%
% of FP17s for Band 1 Urgent Courses	970	3,747	25.9%	9.6%	9.5%	9.1%
% of FP17s Relating to Free Repair or Replacements	0	3,747	0.0%	0.7%	0.7%	0.8%
% of FP17s Relating to Continuations	43	3,747	1.1%	1.3%	1.2%	1.2%
% of Patients satisfied with the dentistry they have received	8	9	N/A	93.3%	93.1%	92.8%
% of Patients satisfied with the time they had to wait for an appointment	7	9	N/A	87.7%	88.8%	88.7%

\* This is based on patients treated on this contract for their most recent course of treatment. Figures in italics indicate the base number of FP17s or Patient Questionnaire responses are less than 100. N/A is shown where the base number of responses is less than 10 during the period. % is calculated as Quantity/Base number\*100

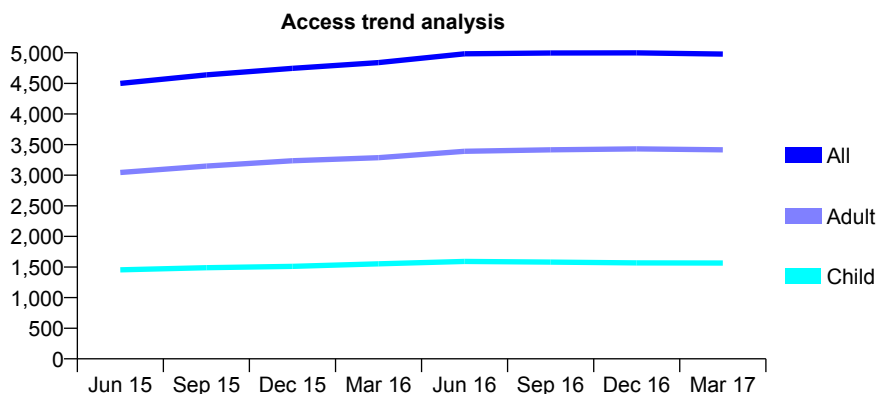
## Q70 - Vital Signs At a Glance Contract Report for 190985/0001 - March 2017

Name or company name	Miss P Kotecha
Contract type name	GDS Contract
Purpose of contract	General
Contract start date	01/12/2013
Contract end date	

16/17 Contracted general activity (UDA)	12,555
Carry forward general activity (UDA)	0
16/17 Contracted orthodontic activity (UOA)	0
Carry forward orthodontic activity (UOA)	0
Baseline contract value	£329,652.44

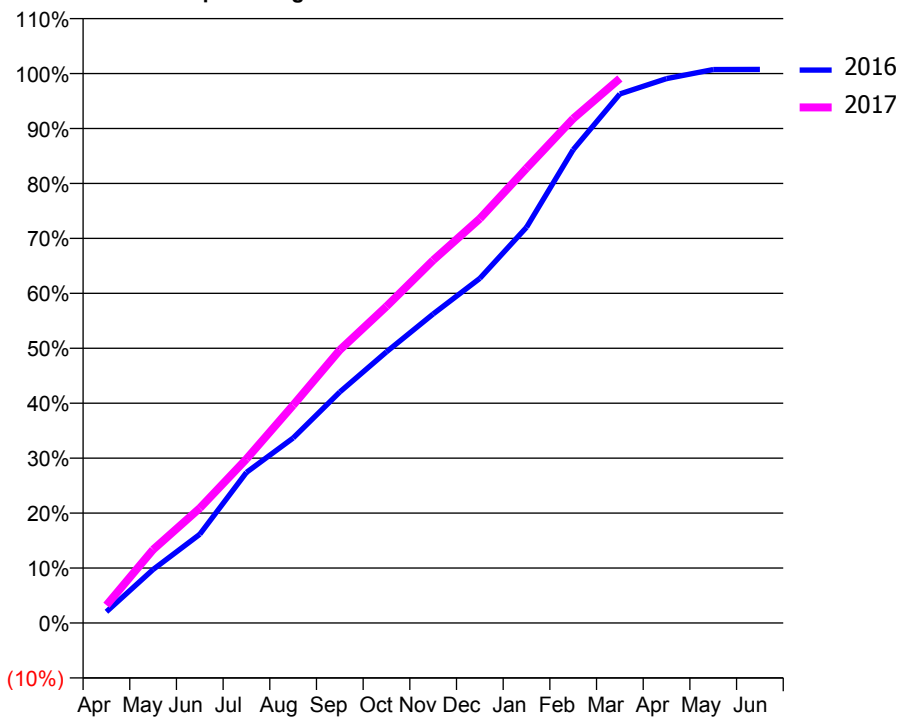
### ACCESS\*

Patients seen in 24 months	Total	Change since previous quarter
Quarter ending March 2016	4,839	
Quarter ending June 2016	4,983	↑
Quarter ending September 2016	4,996	→
Quarter ending December 2016	4,998	→
Quarter ending March 2017	4,979	→
<b>Variance since March 2016</b>	<b>2.9%</b>	<b>↑</b>



### ACTIVITY

Cumulative percentage of contracted UDA delivered 2016 & 2017



Month	Adjusted Scheduled Activity (UDA)	
	2016	2017
April	257	406
May	1,222	1,677
June	2,028	2,626
July	3,441	3,749
August	4,228	4,978
September	5,277	6,239
October	6,195	7,234
November	7,060	8,290
December	7,873	9,239
January	9,040	10,391
February	10,815	11,524
March	12,088	12,440
April	12,439	
May	12,646	
June	12,647	

### QUALITY

	Quantity	Base Number	Contract	AT	Region	England
% of FP17s for the same patient ID Re-attending within 3 months - Children	149	2,537	5.9%	10.4%	11.9%	12.3%
% of FP17s for the same patient ID Re-attending within 3 months - Adults	432	4,603	9.4%	15.3%	16.6%	16.7%
% of FP17s for the same patient ID Re-attending between 3 & 9 months - Children	1,750	2,537	69.0%	60.5%	60.2%	57.6%
% of FP17s for the same patient ID Re-attending between 3 & 9 months - Adults	2,718	4,603	59.0%	52.1%	51.5%	50.1%
% of FP17s for Band 1 Urgent Courses	339	6,872	4.9%	9.6%	9.5%	9.1%
% of FP17s Relating to Free Repair or Replacements	46	6,872	0.7%	0.7%	0.7%	0.8%
% of FP17s Relating to Continuations	26	6,872	0.4%	1.3%	1.2%	1.2%
% of Patients satisfied with the dentistry they have received	11	11	100.0%	93.3%	93.1%	92.8%
% of Patients satisfied with the time they had to wait for an appointment	11	11	100.0%	87.7%	88.8%	88.7%

\* This is based on patients treated on this contract for their most recent course of treatment. Figures in italics indicate the base number of FP17s or Patient Questionnaire responses are less than 100. N/A is shown where the base number of responses is less than 10 during the period. % is calculated as Quantity/Base number\*100

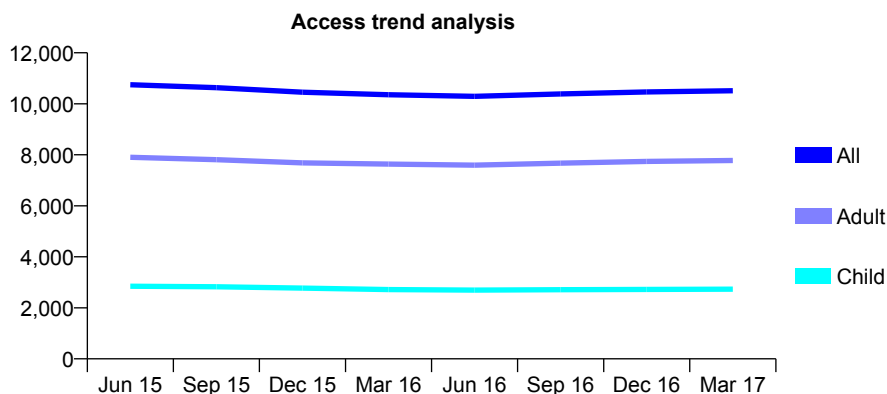
## Q70 - Vital Signs At a Glance Contract Report for 191183/0001 - March 2017

Name or company name	SCA Healthcare
Contract type name	GDS Contract
Purpose of contract	General
Contract start date	13/09/2008
Contract end date	

16/17 Contracted general activity (UDA)	36,115
Carry forward general activity (UDA)	0
16/17 Contracted orthodontic activity (UOA)	0
Carry forward orthodontic activity (UOA)	0
Baseline contract value	£1,077,723.17

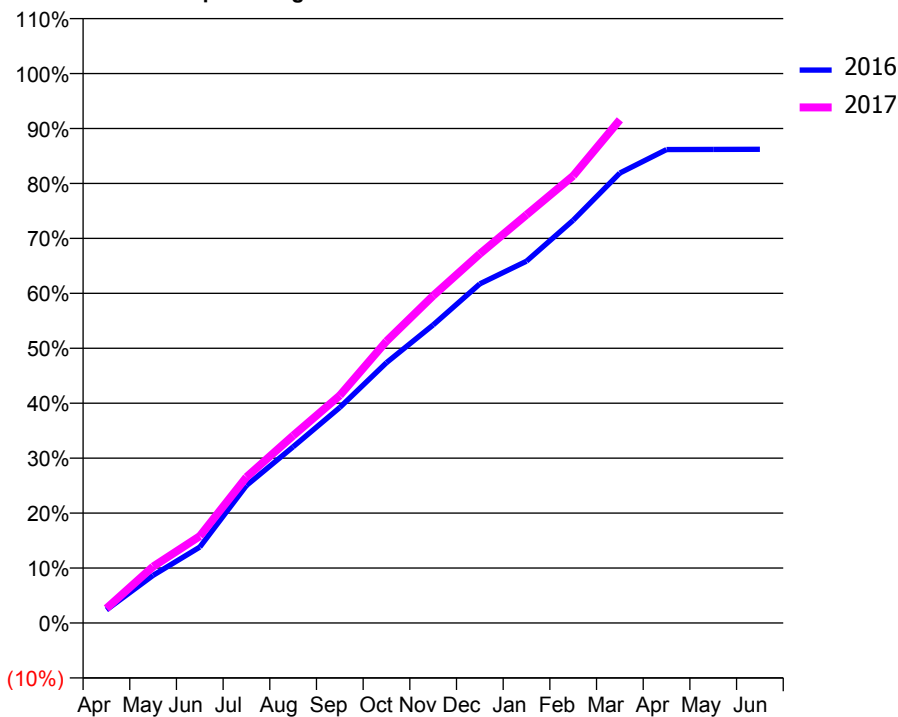
### ACCESS\*

Patients seen in 24 months	Total	Change since previous quarter
Quarter ending March 2016	10,356	
Quarter ending June 2016	10,291	→
Quarter ending September 2016	10,386	→
Quarter ending December 2016	10,464	→
Quarter ending March 2017	10,511	→
<b>Variance since March 2016</b>	<b>1.5%</b>	<b>→</b>



### ACTIVITY

Cumulative percentage of contracted UDA delivered 2016 & 2017



Month	Adjusted Scheduled Activity (UDA)	
	2016	2017
April	860	963
May	3,135	3,714
June	4,993	5,706
July	9,041	9,592
August	11,581	12,321
September	14,167	14,956
October	17,112	18,521
November	19,595	21,511
December	22,294	24,262
January	23,780	26,835
February	26,468	29,392
March	29,575	33,067
April	31,118	
May	31,127	
June	31,138	

### QUALITY

	Quantity	Base Number	Contract	AT	Region	England
% of FP17s for the same patient ID Re-attending within 3 months - Children	438	4,481	9.8%	10.4%	11.9%	12.3%
% of FP17s for the same patient ID Re-attending within 3 months - Adults	2,224	12,531	17.7%	15.3%	16.6%	16.7%
% of FP17s for the same patient ID Re-attending between 3 & 9 months - Children	2,744	4,481	61.2%	60.5%	60.2%	57.6%
% of FP17s for the same patient ID Re-attending between 3 & 9 months - Adults	7,266	12,531	58.0%	52.1%	51.5%	50.1%
% of FP17s for Band 1 Urgent Courses	1,366	16,405	8.3%	9.6%	9.5%	9.1%
% of FP17s Relating to Free Repair or Replacements	173	16,405	1.1%	0.7%	0.7%	0.8%
% of FP17s Relating to Continuations	193	16,405	1.2%	1.3%	1.2%	1.2%
% of Patients satisfied with the dentistry they have received	13	13	100.0%	93.3%	93.1%	92.8%
% of Patients satisfied with the time they had to wait for an appointment	13	13	100.0%	87.7%	88.8%	88.7%

\* This is based on patients treated on this contract for their most recent course of treatment. Figures in italics indicate the base number of FP17s or Patient Questionnaire responses are less than 100. N/A is shown where the base number of responses is less than 10 during the period. % is calculated as Quantity/Base number\*100

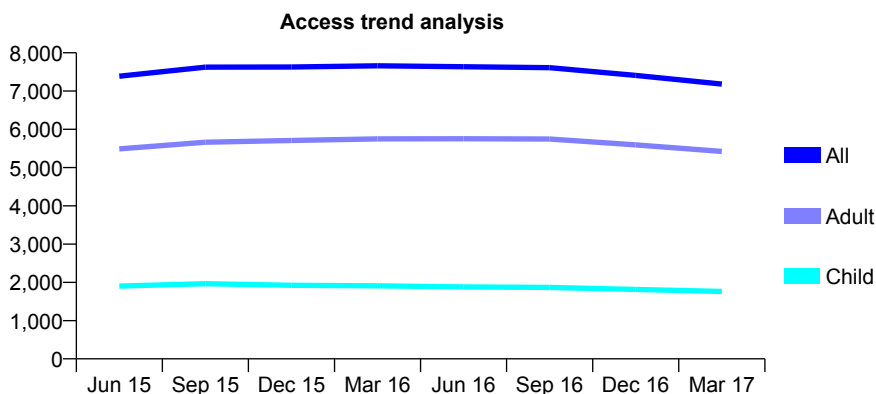
## Q70 - Vital Signs At a Glance Contract Report for 191183/0002 - March 2017

Name or company name	SCA Healthcare
Contract type name	GDS Contract
Purpose of contract	General
Contract start date	01/10/2008
Contract end date	

16/17 Contracted general activity (UDA)	22,500
Carry forward general activity (UDA)	138
16/17 Contracted orthodontic activity (UOA)	0
Carry forward orthodontic activity (UOA)	0
Baseline contract value	£529,755.63

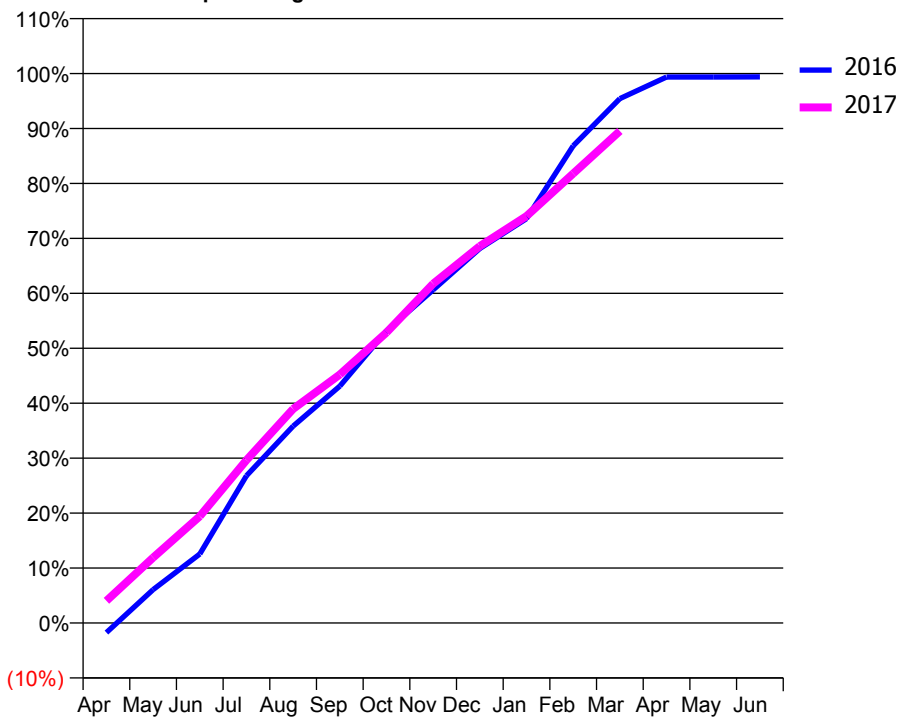
### ACCESS\*

Patients seen in 24 months	Total	Change since previous quarter
Quarter ending March 2016	7,659	
Quarter ending June 2016	7,636	→
Quarter ending September 2016	7,611	→
Quarter ending December 2016	7,408	↓
Quarter ending March 2017	7,182	↓
<b>Variance since March 2016</b>	<b>(6.2%)</b>	<b>↓</b>



### ACTIVITY

Cumulative percentage of contracted UDA delivered 2016 & 2017



Month	Adjusted Scheduled Activity (UDA)	
	2016	2017
April	-396	910
May	1,367	2,677
June	2,825	4,370
July	6,029	6,669
August	8,063	8,766
September	9,699	10,173
October	11,959	11,897
November	13,642	13,891
December	15,336	15,434
January	16,556	16,663
February	19,539	18,404
March	21,474	20,143
April	22,357	
May	22,355	
June	22,362	

### QUALITY

	Quantity	Base Number	Contract	AT	Region	England
% of FP17s for the same patient ID Re-attending within 3 months - Children	220	2,711	8.1%	10.4%	11.9%	12.3%
% of FP17s for the same patient ID Re-attending within 3 months - Adults	1,284	7,461	17.2%	15.3%	16.6%	16.7%
% of FP17s for the same patient ID Re-attending between 3 & 9 months - Children	1,753	2,711	64.7%	60.5%	60.2%	57.6%
% of FP17s for the same patient ID Re-attending between 3 & 9 months - Adults	3,939	7,461	52.8%	52.1%	51.5%	50.1%
% of FP17s for Band 1 Urgent Courses	1,194	9,808	12.2%	9.6%	9.5%	9.1%
% of FP17s Relating to Free Repair or Replacements	77	9,808	0.8%	0.7%	0.7%	0.8%
% of FP17s Relating to Continuations	83	9,808	0.8%	1.3%	1.2%	1.2%
% of Patients satisfied with the dentistry they have received	4	5	N/A	93.3%	93.1%	92.8%
% of Patients satisfied with the time they had to wait for an appointment	5	5	N/A	87.7%	88.8%	88.7%

\* This is based on patients treated on this contract for their most recent course of treatment. Figures in italics indicate the base number of FP17s or Patient Questionnaire responses are less than 100. N/A is shown where the base number of responses is less than 10 during the period. % is calculated as Quantity/Base number\*100

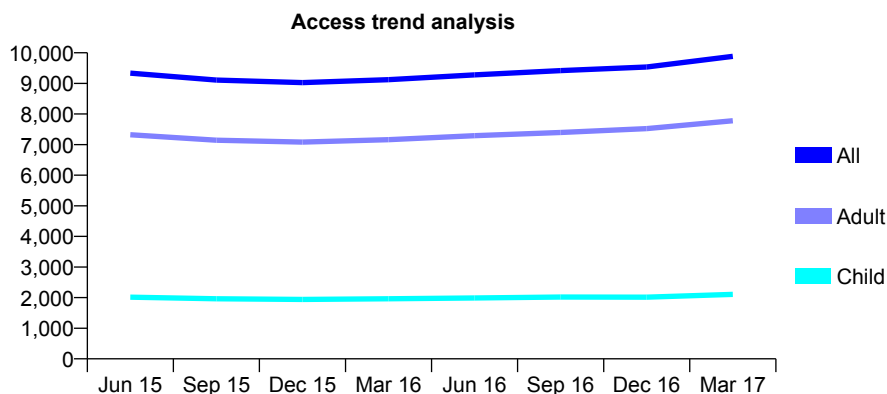
## Q70 - Vital Signs At a Glance Contract Report for 191183/0003 - March 2017

Name or company name	SCA Healthcare
Contract type name	GDS Contract
Purpose of contract	General
Contract start date	01/10/2008
Contract end date	

16/17 Contracted general activity (UDA)	31,000
Carry forward general activity (UDA)	0
16/17 Contracted orthodontic activity (UOA)	0
Carry forward orthodontic activity (UOA)	0
Baseline contract value	£844,384.11

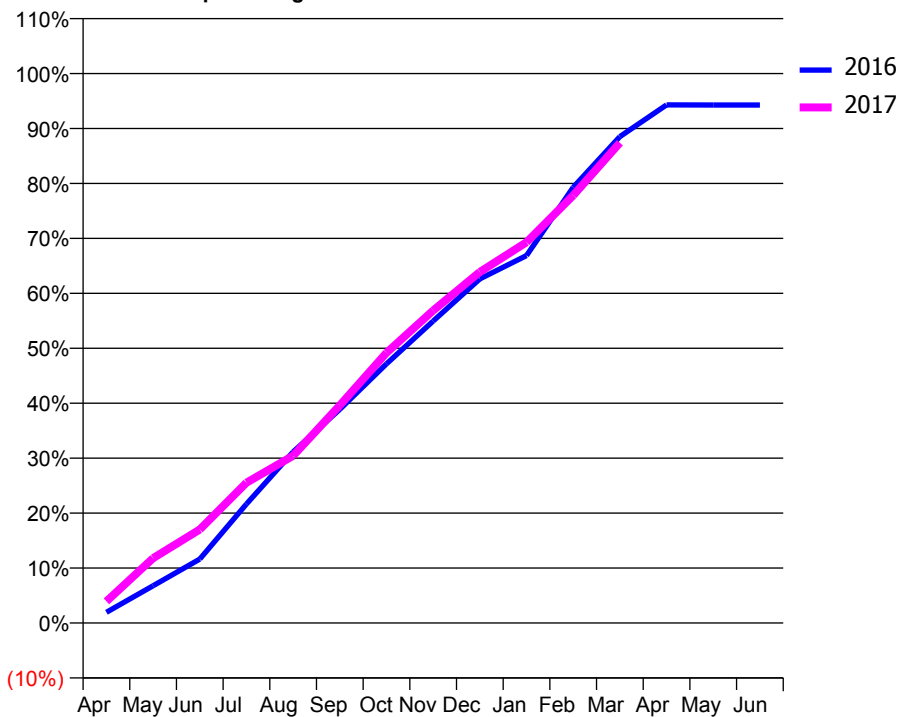
### ACCESS\*

Patients seen in 24 months	Total	Change since previous quarter
Quarter ending March 2016	9,122	
Quarter ending June 2016	9,281	→
Quarter ending September 2016	9,417	→
Quarter ending December 2016	9,538	→
Quarter ending March 2017	9,885	↑
<b>Variance since March 2016</b>	<b>8.4%</b>	<b>↑</b>



### ACTIVITY

Cumulative percentage of contracted UDA delivered 2016 & 2017



Month	Adjusted Scheduled Activity (UDA)	
	2016	2017
April	633	1,220
May	2,206	3,662
June	3,780	5,278
July	7,042	7,914
August	10,129	9,440
September	12,641	12,277
October	15,331	15,243
November	17,867	17,631
December	20,365	19,807
January	21,742	21,480
February	25,781	24,123
March	28,779	27,092
April	30,661	
May	30,649	
June	30,652	

### QUALITY

	Quantity	Base Number	Contract	AT	Region	England
% of FP17s for the same patient ID Re-attending within 3 months - Children	306	3,529	8.7%	10.4%	11.9%	12.3%
% of FP17s for the same patient ID Re-attending within 3 months - Adults	1,869	11,901	15.7%	15.3%	16.6%	16.7%
% of FP17s for the same patient ID Re-attending between 3 & 9 months - Children	2,277	3,529	64.5%	60.5%	60.2%	57.6%
% of FP17s for the same patient ID Re-attending between 3 & 9 months - Adults	6,661	11,901	56.0%	52.1%	51.5%	50.1%
% of FP17s for Band 1 Urgent Courses	1,002	13,708	7.3%	9.6%	9.5%	9.1%
% of FP17s Relating to Free Repair or Replacements	69	13,708	0.5%	0.7%	0.7%	0.8%
% of FP17s Relating to Continuations	85	13,708	0.6%	1.3%	1.2%	1.2%
% of Patients satisfied with the dentistry they have received	4	4	N/A	93.3%	93.1%	92.8%
% of Patients satisfied with the time they had to wait for an appointment	4	4	N/A	87.7%	88.8%	88.7%

\* This is based on patients treated on this contract for their most recent course of treatment. Figures in italics indicate the base number of FP17s or Patient Questionnaire responses are less than 100. N/A is shown where the base number of responses is less than 10 during the period. % is calculated as Quantity/Base number\*100

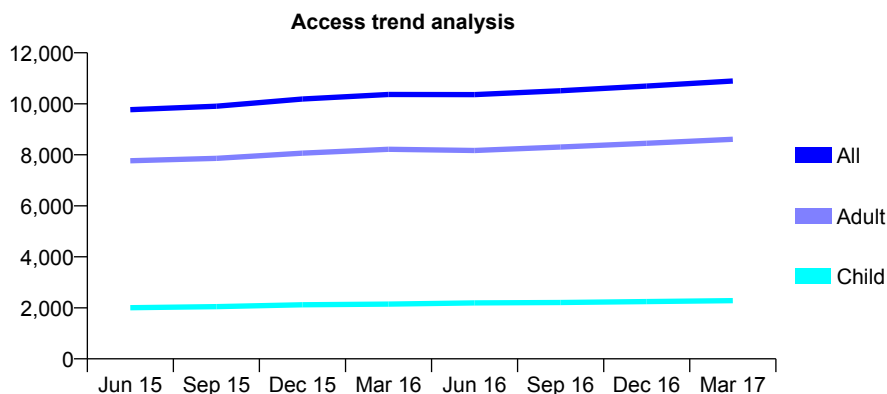
## Q70 - Vital Signs At a Glance Contract Report for 191183/0004 - March 2017

Name or company name	SCA Healthcare
Contract type name	GDS Contract
Purpose of contract	General
Contract start date	01/04/2011
Contract end date	

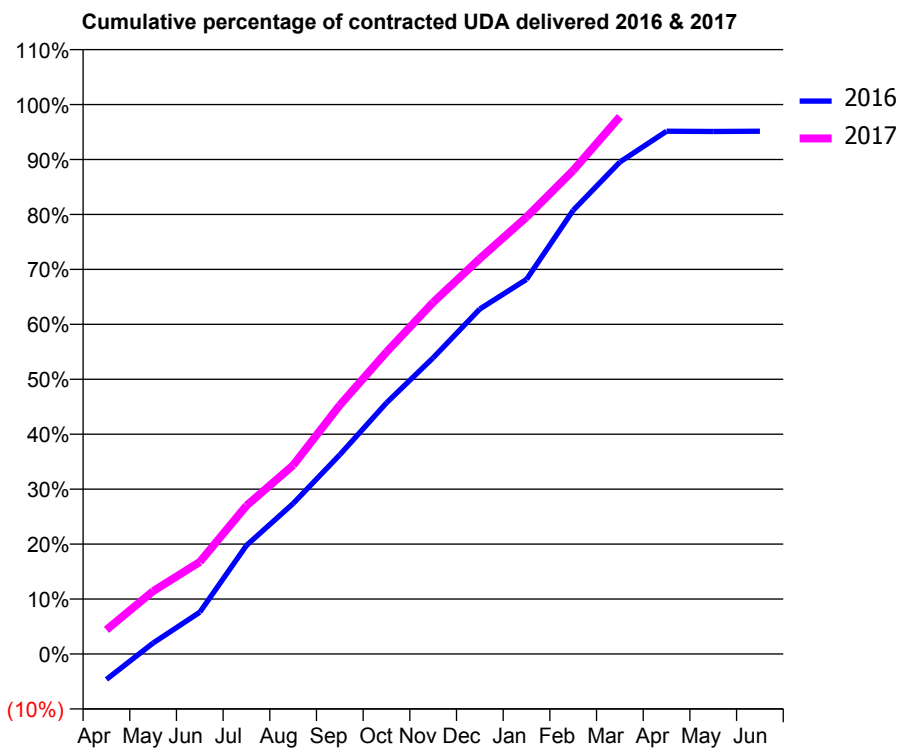
16/17 Contracted general activity (UDA)	29,376
Carry forward general activity (UDA)	0
16/17 Contracted orthodontic activity (UOA)	0
Carry forward orthodontic activity (UOA)	0
Baseline contract value	£761,497.84

### ACCESS\*

Patients seen in 24 months	Total	Change since previous quarter
Quarter ending March 2016	10,367	
Quarter ending June 2016	10,362	→
Quarter ending September 2016	10,515	→
Quarter ending December 2016	10,696	→
Quarter ending March 2017	10,894	→
<b>Variance since March 2016</b>	<b>5.1%</b>	<b>↑</b>



### ACTIVITY



Month	Adjusted Scheduled Activity (UDA)	
	2016	2017
April	-1,369	1,292
May	590	3,361
June	2,237	4,923
July	5,807	7,930
August	8,042	10,088
September	10,652	13,307
October	13,429	16,142
November	15,833	18,802
December	18,447	21,142
January	20,025	23,358
February	23,721	25,850
March	26,300	28,723
April	27,949	
May	27,935	
June	27,948	

### QUALITY

	Quantity	Base Number	Contract	AT	Region	England
% of FP17s for the same patient ID Re-attending within 3 months - Children	279	3,567	7.8%	10.4%	11.9%	12.3%
% of FP17s for the same patient ID Re-attending within 3 months - Adults	1,888	13,335	14.2%	15.3%	16.6%	16.7%
% of FP17s for the same patient ID Re-attending between 3 & 9 months - Children	2,237	3,567	62.7%	60.5%	60.2%	57.6%
% of FP17s for the same patient ID Re-attending between 3 & 9 months - Adults	8,204	13,335	61.5%	52.1%	51.5%	50.1%
% of FP17s for Band 1 Urgent Courses	1,354	16,267	8.3%	9.6%	9.5%	9.1%
% of FP17s Relating to Free Repair or Replacements	83	16,267	0.5%	0.7%	0.7%	0.8%
% of FP17s Relating to Continuations	56	16,267	0.3%	1.3%	1.2%	1.2%
% of Patients satisfied with the dentistry they have received	15	15	100.0%	93.3%	93.1%	92.8%
% of Patients satisfied with the time they had to wait for an appointment	12	15	80.0%	87.7%	88.8%	88.7%

\* This is based on patients treated on this contract for their most recent course of treatment. Figures in italics indicate the base number of FP17s or Patient Questionnaire responses are less than 100. N/A is shown where the base number of responses is less than 10 during the period. % is calculated as Quantity/Base number\*100

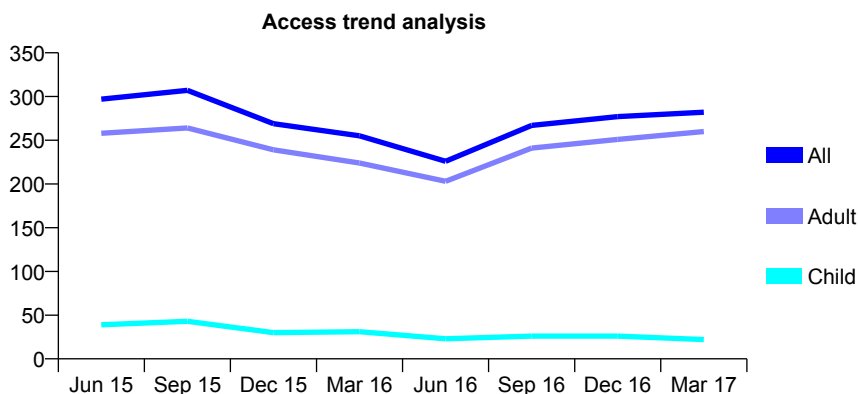
## Q70 - Vital Signs At a Glance Contract Report for 191183/0005 - March 2017

Name or company name	SCA Healthcare
Contract type name	GDS Contract
Purpose of contract	General
Contract start date	01/04/2011
Contract end date	31/03/2017

16/17 Contracted general activity (UDA)	624
Carry forward general activity (UDA)	0
16/17 Contracted orthodontic activity (UOA)	0
Carry forward orthodontic activity (UOA)	0
Baseline contract value	£0.00

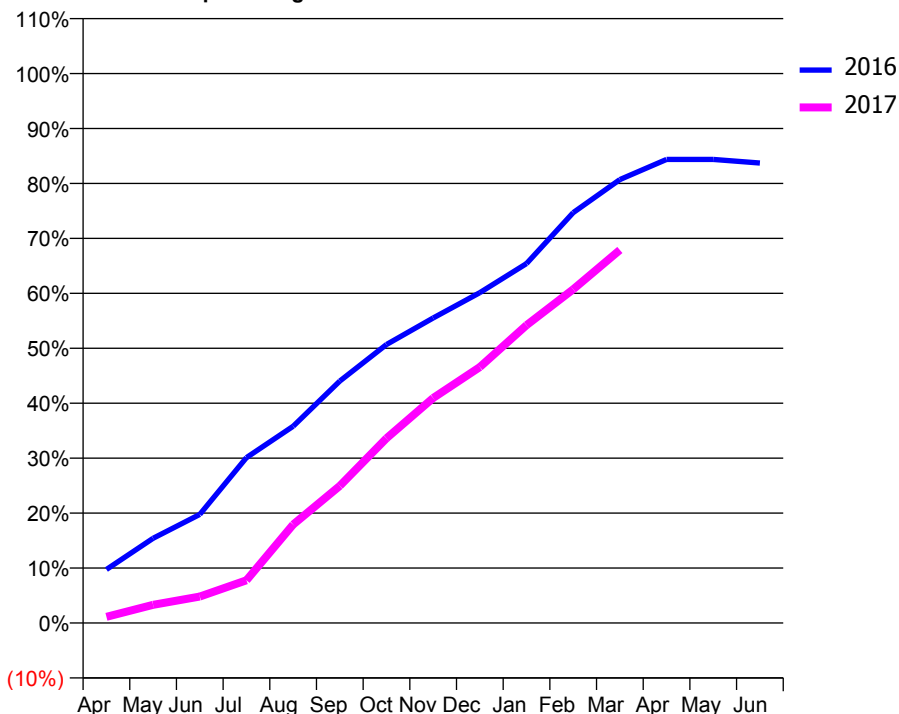
### ACCESS\*

Patients seen in 24 months	Total	Change since previous quarter
Quarter ending March 2016	255	
Quarter ending June 2016	226	↓
Quarter ending September 2016	267	↑
Quarter ending December 2016	277	↑
Quarter ending March 2017	282	→
<b>Variance since March 2016</b>	<b>10.6%</b>	<b>↑</b>



### ACTIVITY

Cumulative percentage of contracted UDA delivered 2016 & 2017



Month	Adjusted Scheduled Activity (UDA)	
	2016	2017
April	61	7
May	96	21
June	123	30
July	188	49
August	223	112
September	275	156
October	316	210
November	346	256
December	375	291
January	408	338
February	466	379
March	504	424
April	526	
May	526	
June	522	

### QUALITY

	Quantity	Base Number	Contract	AT	Region	England
% of FP17s for the same patient ID Re-attending within 3 months - Children	0	30	0.0%	10.4%	11.9%	12.3%
% of FP17s for the same patient ID Re-attending within 3 months - Adults	9	335	2.7%	15.3%	16.6%	16.7%
% of FP17s for the same patient ID Re-attending between 3 & 9 months - Children	0	30	0.0%	60.5%	60.2%	57.6%
% of FP17s for the same patient ID Re-attending between 3 & 9 months - Adults	3	335	0.9%	52.1%	51.5%	50.1%
% of FP17s for Band 1 Urgent Courses	317	351	90.3%	9.6%	9.5%	9.1%
% of FP17s Relating to Free Repair or Replacements	0	351	0.0%	0.7%	0.7%	0.8%
% of FP17s Relating to Continuations	0	351	0.0%	1.3%	1.2%	1.2%
% of Patients satisfied with the dentistry they have received	0	0	N/A	93.3%	93.1%	92.8%
% of Patients satisfied with the time they had to wait for an appointment	0	0	N/A	87.7%	88.8%	88.7%

\* This is based on patients treated on this contract for their most recent course of treatment. Figures in italics indicate the base number of FP17s or Patient Questionnaire responses are less than 100. N/A is shown where the base number of responses is less than 10 during the period. % is calculated as Quantity/Base number\*100

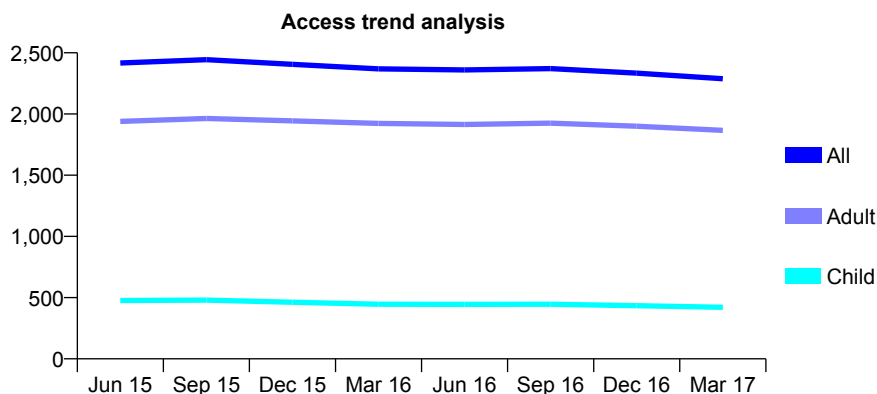
## Q70 - Vital Signs At a Glance Contract Report for 191302/0001 - March 2017

Name or company name	Mr M C Omar
Contract type name	GDS Contract
Purpose of contract	General
Contract start date	01/10/2013
Contract end date	

16/17 Contracted general activity (UDA)	8,401
Carry forward general activity (UDA)	124
16/17 Contracted orthodontic activity (UOA)	0
Carry forward orthodontic activity (UOA)	0
Baseline contract value	£187,486.07

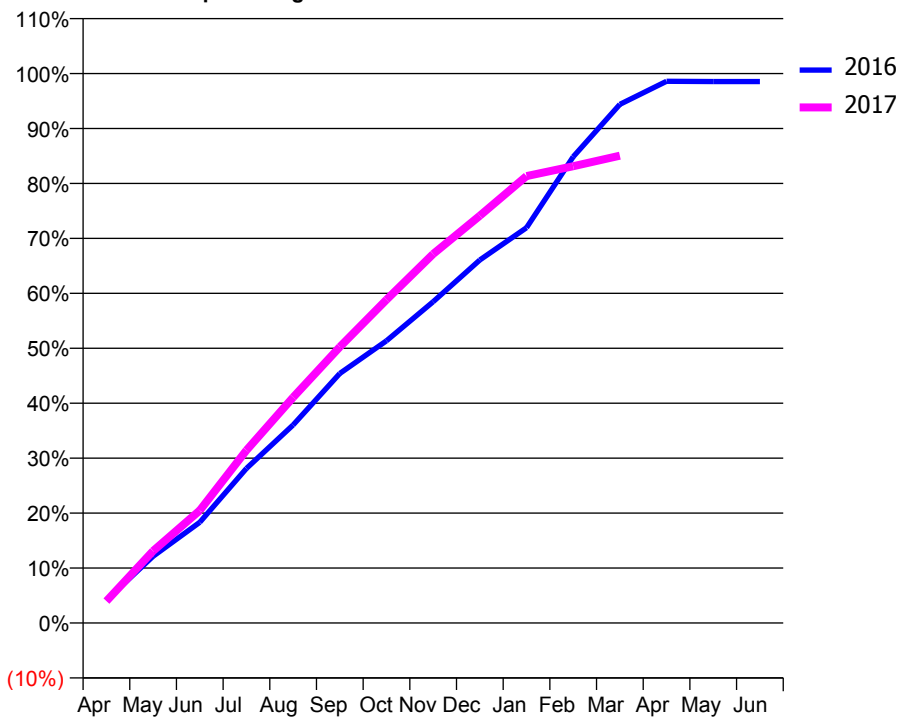
### ACCESS\*

Patients seen in 24 months	Total	Change since previous quarter
Quarter ending March 2016	2,369	
Quarter ending June 2016	2,360	→
Quarter ending September 2016	2,371	→
Quarter ending December 2016	2,334	↓
Quarter ending March 2017	2,288	↓
<b>Variance since March 2016</b>	<b>(3.4%)</b>	<b>↓</b>



### ACTIVITY

Cumulative percentage of contracted UDA delivered 2016 & 2017



Adjusted Scheduled Activity (UDA)

Month	2016	2017
April	350	336
May	1,020	1,102
June	1,539	1,722
July	2,363	2,640
August	3,028	3,450
September	3,815	4,220
October	4,315	4,942
November	4,913	5,641
December	5,550	6,227
January	6,043	6,834
February	7,128	6,984
March	7,928	7,145
April	8,281	
May	8,277	
June	8,277	

### QUALITY

	Quantity	Base Number	Contract	AT	Region	England
% of FP17s for the same patient ID Re-attending within 3 months - Children	54	676	8.0%	10.4%	11.9%	12.3%
% of FP17s for the same patient ID Re-attending within 3 months - Adults	321	2,636	12.2%	15.3%	16.6%	16.7%
% of FP17s for the same patient ID Re-attending between 3 & 9 months - Children	485	676	71.7%	60.5%	60.2%	57.6%
% of FP17s for the same patient ID Re-attending between 3 & 9 months - Adults	1,641	2,636	62.3%	52.1%	51.5%	50.1%
% of FP17s for Band 1 Urgent Courses	134	3,201	4.2%	9.6%	9.5%	9.1%
% of FP17s Relating to Free Repair or Replacements	22	3,201	0.7%	0.7%	0.7%	0.8%
% of FP17s Relating to Continuations	7	3,201	0.2%	1.3%	1.2%	1.2%
% of Patients satisfied with the dentistry they have received	4	4	N/A	93.3%	93.1%	92.8%
% of Patients satisfied with the time they had to wait for an appointment	3	4	N/A	87.7%	88.8%	88.7%

\* This is based on patients treated on this contract for their most recent course of treatment. Figures in italics indicate the base number of FP17s or Patient Questionnaire responses are less than 100. N/A is shown where the base number of responses is less than 10 during the period. % is calculated as Quantity/Base number\*100



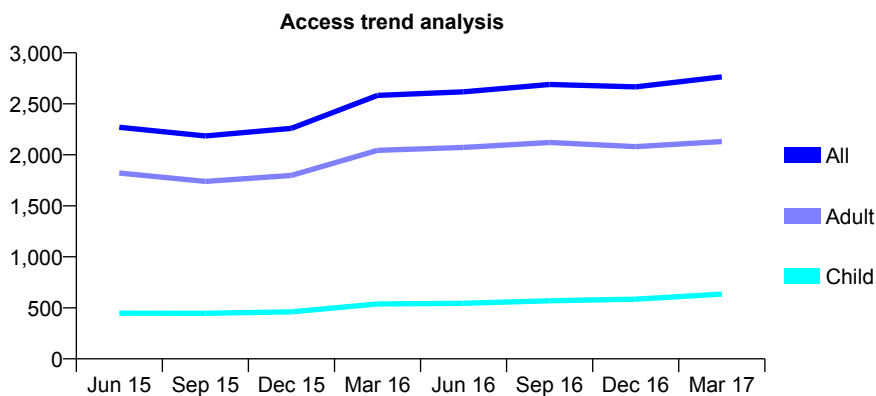
## Q70 - Vital Signs At a Glance Contract Report for 192317/0001 - March 2017

Name or company name	Smile Care Dorset Limited
Contract type name	GDS Contract
Purpose of contract	General
Contract start date	01/01/2013
Contract end date	

16/17 Contracted general activity (UDA)	9,883
Carry forward general activity (UDA)	0
16/17 Contracted orthodontic activity (UOA)	0
Carry forward orthodontic activity (UOA)	0
Baseline contract value	£226,498.38

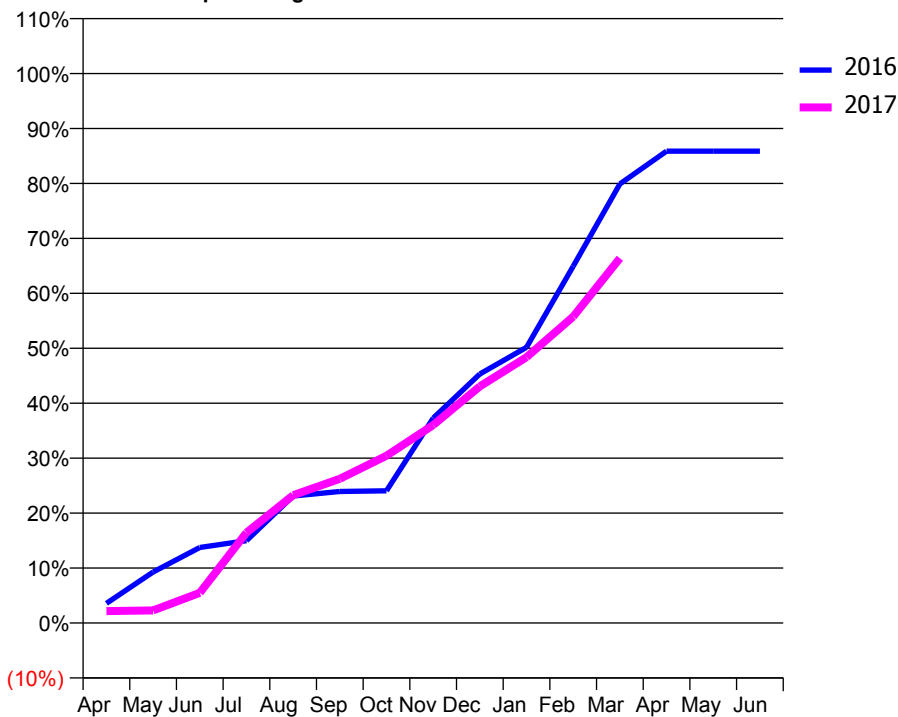
### ACCESS\*

Patients seen in 24 months	Total	Change since previous quarter
Quarter ending March 2016	2,582	
Quarter ending June 2016	2,617	→
Quarter ending September 2016	2,690	↑
Quarter ending December 2016	2,666	→
Quarter ending March 2017	2,764	↑
<b>Variance since March 2016</b>	<b>7.0%</b>	<b>↑</b>



### ACTIVITY

Cumulative percentage of contracted UDA delivered 2016 & 2017



Month	Adjusted Scheduled Activity (UDA)	
	2016	2017
April	257	215
May	667	227
June	987	543
July	1,076	1,625
August	1,659	2,298
September	1,718	2,594
October	1,727	3,009
November	2,678	3,560
December	3,254	4,255
January	3,602	4,782
February	4,661	5,511
March	5,737	6,561
April	6,165	
May	6,165	
June	6,165	

### QUALITY

	Quantity	Base Number	Contract	AT	Region	England
% of FP17s for the same patient ID Re-attending within 3 months - Children	55	703	7.8%	10.4%	11.9%	12.3%
% of FP17s for the same patient ID Re-attending within 3 months - Adults	344	2,352	14.6%	15.3%	16.6%	16.7%
% of FP17s for the same patient ID Re-attending between 3 & 9 months - Children	245	703	34.9%	60.5%	60.2%	57.6%
% of FP17s for the same patient ID Re-attending between 3 & 9 months - Adults	855	2,352	36.4%	52.1%	51.5%	50.1%
% of FP17s for Band 1 Urgent Courses	323	2,871	11.3%	9.6%	9.5%	9.1%
% of FP17s Relating to Free Repair or Replacements	33	2,871	1.1%	0.7%	0.7%	0.8%
% of FP17s Relating to Continuations	14	2,871	0.5%	1.3%	1.2%	1.2%
% of Patients satisfied with the dentistry they have received	1	2	N/A	93.3%	93.1%	92.8%
% of Patients satisfied with the time they had to wait for an appointment	1	2	N/A	87.7%	88.8%	88.7%

\* This is based on patients treated on this contract for their most recent course of treatment. Figures in italics indicate the base number of FP17s or Patient Questionnaire responses are less than 100. N/A is shown where the base number of responses is less than 10 during the period. % is calculated as Quantity/Base number\*100

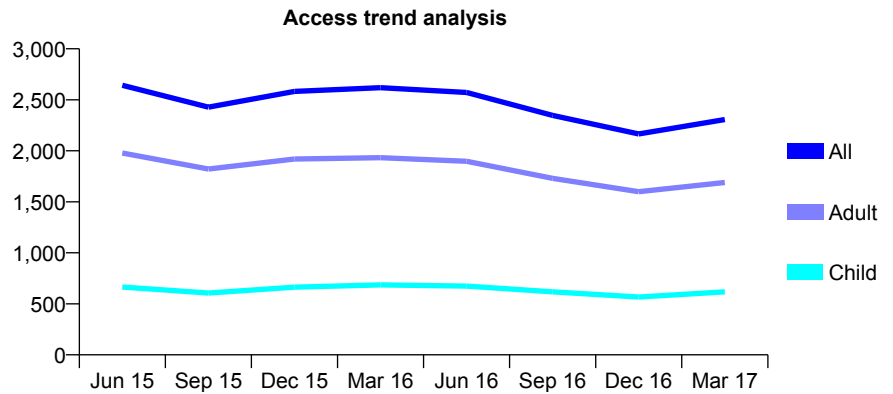
## Q70 - Vital Signs At a Glance Contract Report for 192317/0002 - March 2017

Name or company name	Smile Care Dorset Limited
Contract type name	GDS Contract
Purpose of contract	General
Contract start date	01/01/2013
Contract end date	

16/17 Contracted general activity (UDA)	7,000
Carry forward general activity (UDA)	0
16/17 Contracted orthodontic activity (UOA)	0
Carry forward orthodontic activity (UOA)	0
Baseline contract value	£151,015.67

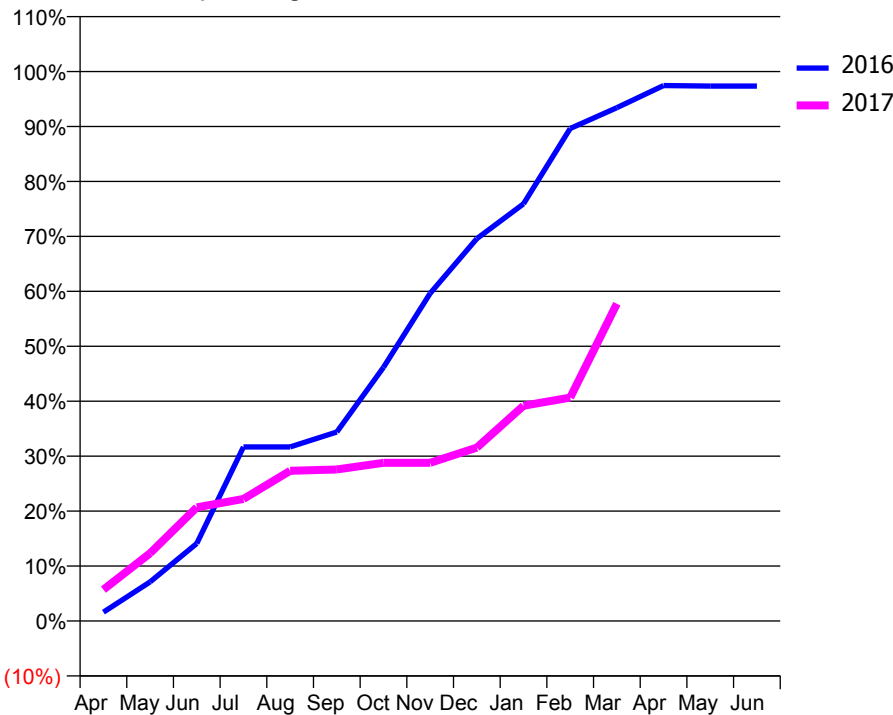
### ACCESS\*

Patients seen in 24 months	Total	Change since previous quarter
Quarter ending March 2016	2,619	
Quarter ending June 2016	2,572	↓
Quarter ending September 2016	2,347	↓
Quarter ending December 2016	2,166	↓
Quarter ending March 2017	2,306	↑
<b>Variance since March 2016</b>	<b>(12.0%)</b>	<b>↓</b>



### ACTIVITY

Cumulative percentage of contracted UDA delivered 2016 & 2017



Month	Adjusted Scheduled Activity (UDA)	
	2016	2017
April	112	400
May	499	864
June	988	1,449
July	2,217	1,555
August	2,217	1,914
September	2,408	1,931
October	3,232	2,016
November	4,175	2,016
December	4,871	2,209
January	5,315	2,743
February	6,275	2,846
March	6,539	4,042
April	6,821	
May	6,815	
June	6,815	

### QUALITY

	Quantity	Base Number	Contract	AT	Region	England
% of FP17s for the same patient ID Re-attending within 3 months - Children	29	676	4.3%	10.4%	11.9%	12.3%
% of FP17s for the same patient ID Re-attending within 3 months - Adults	121	1,667	7.3%	15.3%	16.6%	16.7%
% of FP17s for the same patient ID Re-attending between 3 & 9 months - Children	264	676	39.1%	60.5%	60.2%	57.6%
% of FP17s for the same patient ID Re-attending between 3 & 9 months - Adults	667	1,667	40.0%	52.1%	51.5%	50.1%
% of FP17s for Band 1 Urgent Courses	128	2,091	6.1%	9.6%	9.5%	9.1%
% of FP17s Relating to Free Repair or Replacements	13	2,091	0.6%	0.7%	0.7%	0.8%
% of FP17s Relating to Continuations	3	2,091	0.1%	1.3%	1.2%	1.2%
% of Patients satisfied with the dentistry they have received	1	1	N/A	93.3%	93.1%	92.8%
% of Patients satisfied with the time they had to wait for an appointment	0	1	N/A	87.7%	88.8%	88.7%

\* This is based on patients treated on this contract for their most recent course of treatment. Figures in italics indicate the base number of FP17s or Patient Questionnaire responses are less than 100. N/A is shown where the base number of responses is less than 10 during the period. % is calculated as Quantity/Base number\*100

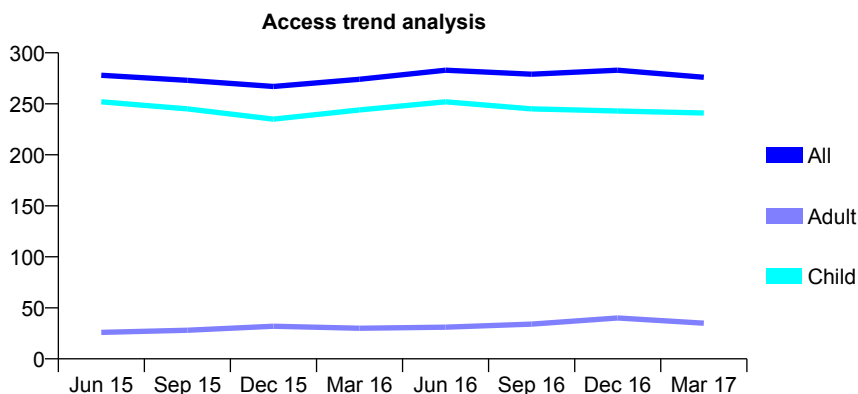
## Q70 - Vital Signs At a Glance Contract Report for 194085/0001 - March 2017

Name or company name	PEZO LTD
Contract type name	GDS Contract
Purpose of contract	General
Contract start date	01/02/2008
Contract end date	

16/17 Contracted general activity (UDA)	520
Carry forward general activity (UDA)	0
16/17 Contracted orthodontic activity (UOA)	0
Carry forward orthodontic activity (UOA)	0
Baseline contract value	£12,526.68

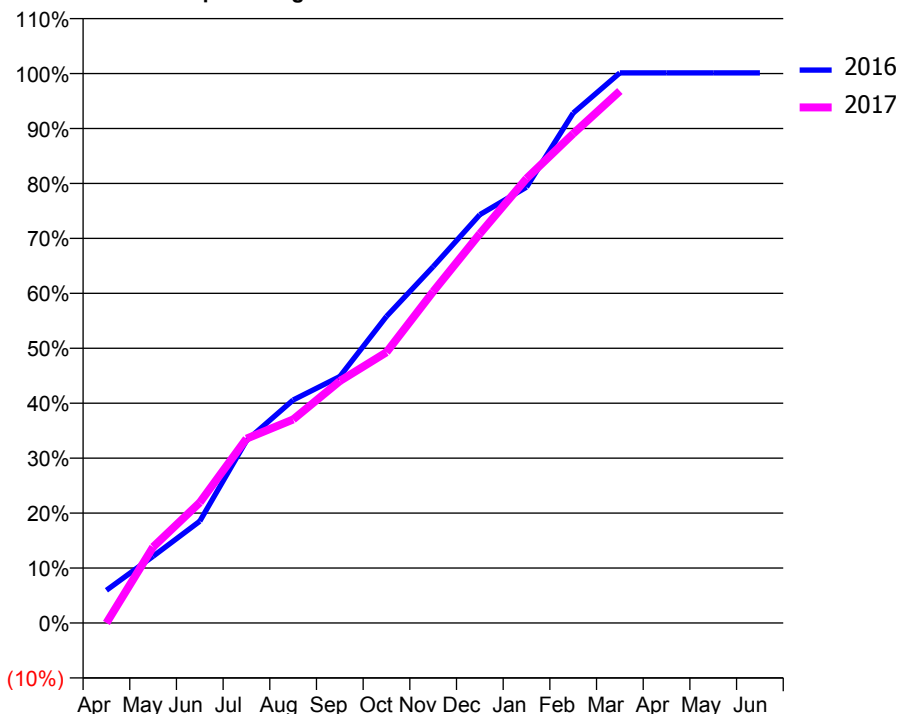
### ACCESS\*

Patients seen in 24 months	Total	Change since previous quarter
Quarter ending March 2016	274	
Quarter ending June 2016	283	↑
Quarter ending September 2016	279	↓
Quarter ending December 2016	283	→
Quarter ending March 2017	276	↓
<b>Variance since March 2016</b>	<b>0.7%</b>	<b>→</b>



### ACTIVITY

Cumulative percentage of contracted UDA delivered 2016 & 2017



Adjusted Scheduled Activity (UDA)

Month	2016	2017
April	31	0
May	63	72
June	96	114
July	173	174
August	211	193
September	233	229
October	290	256
November	337	314
December	386	368
January	412	421
February	483	463
March	521	503
April	521	
May	521	
June	521	

### QUALITY

	Quantity	Base Number	Contract	AT	Region	England
% of FP17s for the same patient ID Re-attending within 3 months - Children	21	368	5.7%	10.4%	11.9%	12.3%
% of FP17s for the same patient ID Re-attending within 3 months - Adults	0	17	0.0%	15.3%	16.6%	16.7%
% of FP17s for the same patient ID Re-attending between 3 & 9 months - Children	243	368	66.0%	60.5%	60.2%	57.6%
% of FP17s for the same patient ID Re-attending between 3 & 9 months - Adults	9	17	52.9%	52.1%	51.5%	50.1%
% of FP17s for Band 1 Urgent Courses	17	382	4.5%	9.6%	9.5%	9.1%
% of FP17s Relating to Free Repair or Replacements	0	382	0.0%	0.7%	0.7%	0.8%
% of FP17s Relating to Continuations	6	382	1.6%	1.3%	1.2%	1.2%
% of Patients satisfied with the dentistry they have received	0	0	N/A	93.3%	93.1%	92.8%
% of Patients satisfied with the time they had to wait for an appointment	0	0	N/A	87.7%	88.8%	88.7%

\* This is based on patients treated on this contract for their most recent course of treatment. Figures in italics indicate the base number of FP17s or Patient Questionnaire responses are less than 100. N/A is shown where the base number of responses is less than 10 during the period. % is calculated as Quantity/Base number\*100

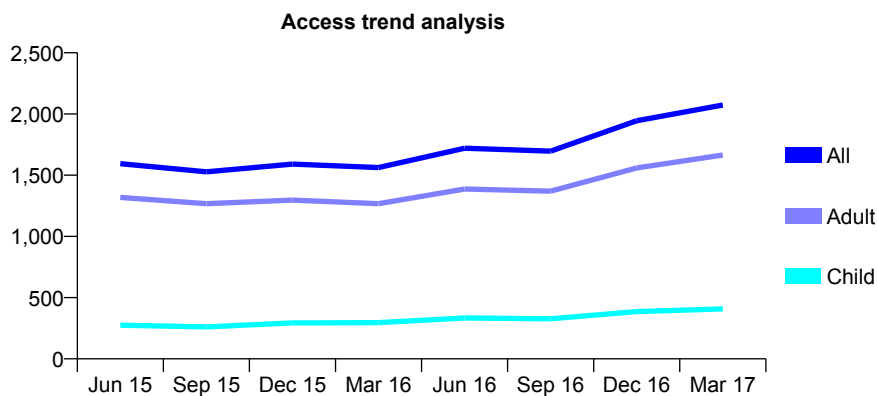
## Q70 - Vital Signs At a Glance Contract Report for 194158/0001 - March 2017

Name or company name	Mrs DS Banuri
Contract type name	GDS Contract
Purpose of contract	General
Contract start date	01/04/2011
Contract end date	

16/17 Contracted general activity (UDA)	8,000
Carry forward general activity (UDA)	0
16/17 Contracted orthodontic activity (UOA)	0
Carry forward orthodontic activity (UOA)	0
Baseline contract value	£163,265.62

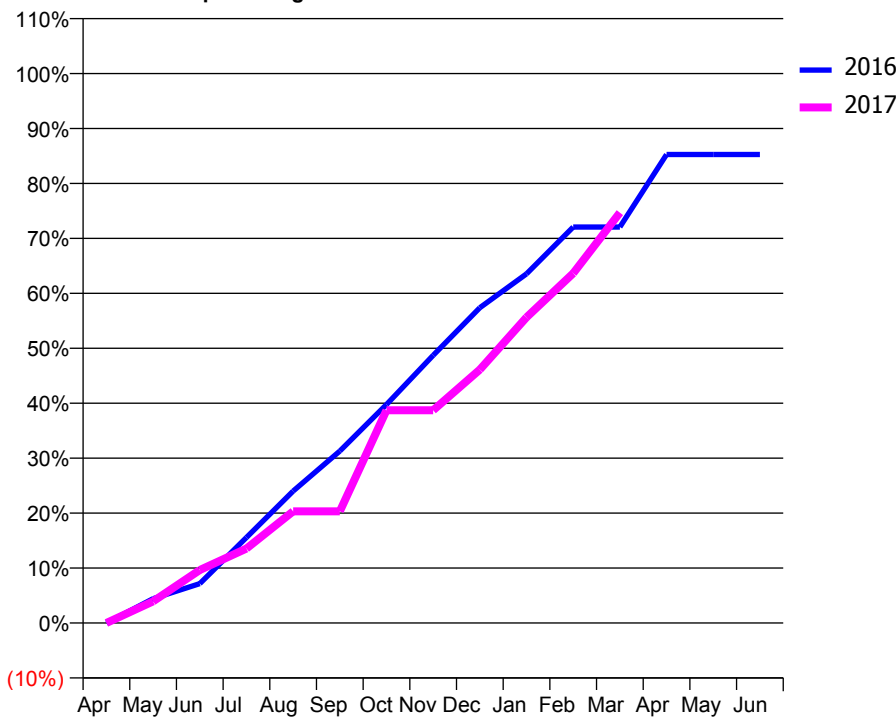
### ACCESS\*

Patients seen in 24 months	Total	Change since previous quarter
Quarter ending March 2016	1,563	
Quarter ending June 2016	1,721	↑
Quarter ending September 2016	1,697	↓
Quarter ending December 2016	1,945	↑
Quarter ending March 2017	2,073	↑
<b>Variance since March 2016</b>	<b>32.6%</b>	<b>↑</b>



### ACTIVITY

Cumulative percentage of contracted UDA delivered 2016 & 2017



Month	Adjusted Scheduled Activity (UDA)	
	2016	2017
April	0	0
May	355	316
June	574	771
July	1,246	1,084
August	1,921	1,627
September	2,503	1,627
October	3,181	3,097
November	3,896	3,097
December	4,591	3,690
January	5,083	4,451
February	5,765	5,091
March	5,765	5,974
April	6,821	
May	6,821	
June	6,821	

### QUALITY

	Quantity	Base Number	Contract	AT	Region	England
% of FP17s for the same patient ID Re-attending within 3 months - Children	42	610	6.9%	10.4%	11.9%	12.3%
% of FP17s for the same patient ID Re-attending within 3 months - Adults	263	2,348	11.2%	15.3%	16.6%	16.7%
% of FP17s for the same patient ID Re-attending between 3 & 9 months - Children	329	610	53.9%	60.5%	60.2%	57.6%
% of FP17s for the same patient ID Re-attending between 3 & 9 months - Adults	1,125	2,348	47.9%	52.1%	51.5%	50.1%
% of FP17s for Band 1 Urgent Courses	73	2,555	2.9%	9.6%	9.5%	9.1%
% of FP17s Relating to Free Repair or Replacements	0	2,555	0.0%	0.7%	0.7%	0.8%
% of FP17s Relating to Continuations	84	2,555	3.3%	1.3%	1.2%	1.2%
% of Patients satisfied with the dentistry they have received	3	3	N/A	93.3%	93.1%	92.8%
% of Patients satisfied with the time they had to wait for an appointment	3	3	N/A	87.7%	88.8%	88.7%

\* This is based on patients treated on this contract for their most recent course of treatment. Figures in italics indicate the base number of FP17s or Patient Questionnaire responses are less than 100. N/A is shown where the base number of responses is less than 10 during the period. % is calculated as Quantity/Base number\*100

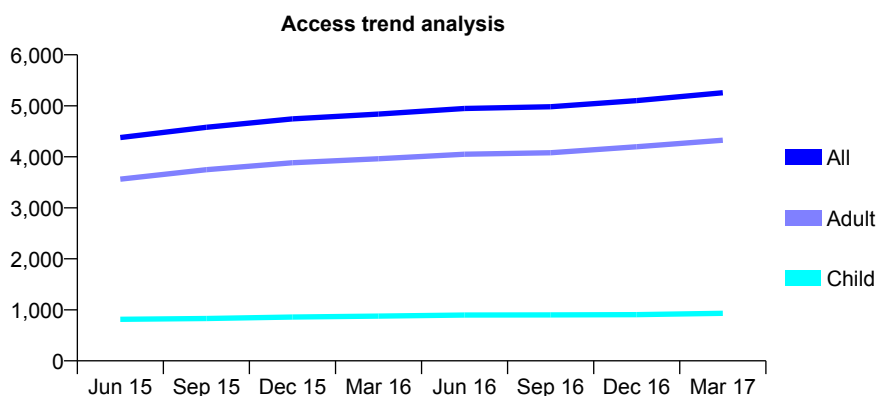
## Q70 - Vital Signs At a Glance Contract Report for 194808/0001 - March 2017

Name or company name	Paul Bester and Forbes Watson Limited Lia
Contract type name	GDS Contract
Purpose of contract	General
Contract start date	01/07/2013
Contract end date	

16/17 Contracted general activity (UDA)	19,000
Carry forward general activity (UDA)	0
16/17 Contracted orthodontic activity (UOA)	0
Carry forward orthodontic activity (UOA)	0
Baseline contract value	£446,745.07

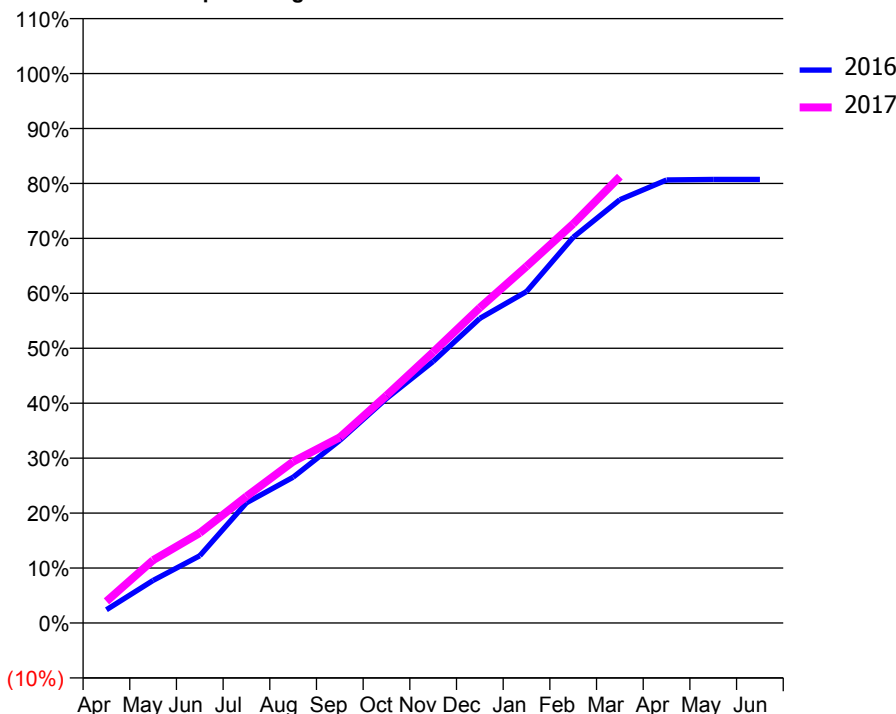
### ACCESS\*

Patients seen in 24 months	Total	Change since previous quarter
Quarter ending March 2016	4,839	
Quarter ending June 2016	4,948	↑
Quarter ending September 2016	4,981	→
Quarter ending December 2016	5,103	↑
Quarter ending March 2017	5,257	↑
<b>Variance since March 2016</b>	<b>8.6%</b>	<b>↑</b>



### ACTIVITY

Cumulative percentage of contracted UDA delivered 2016 & 2017



Adjusted Scheduled Activity (UDA)

Month	2016	2017
April	458	751
May	1,474	2,173
June	2,324	3,114
July	4,157	4,379
August	5,040	5,582
September	6,314	6,422
October	7,760	7,867
November	9,043	9,365
December	10,534	10,902
January	11,462	12,333
February	13,338	13,802
March	14,635	15,434
April	15,319	
May	15,335	
June	15,336	

### QUALITY

	Quantity	Base Number	Contract	AT	Region	England
% of FP17s for the same patient ID Re-attending within 3 months - Children	119	1,322	9.0%	10.4%	11.9%	12.3%
% of FP17s for the same patient ID Re-attending within 3 months - Adults	1,217	6,590	18.5%	15.3%	16.6%	16.7%
% of FP17s for the same patient ID Re-attending between 3 & 9 months - Children	773	1,322	58.5%	60.5%	60.2%	57.6%
% of FP17s for the same patient ID Re-attending between 3 & 9 months - Adults	3,481	6,590	52.8%	52.1%	51.5%	50.1%
% of FP17s for Band 1 Urgent Courses	366	7,573	4.8%	9.6%	9.5%	9.1%
% of FP17s Relating to Free Repair or Replacements	97	7,573	1.3%	0.7%	0.7%	0.8%
% of FP17s Relating to Continuations	124	7,573	1.6%	1.3%	1.2%	1.2%
% of Patients satisfied with the dentistry they have received	6	9	N/A	93.3%	93.1%	92.8%
% of Patients satisfied with the time they had to wait for an appointment	6	9	N/A	87.7%	88.8%	88.7%

\* This is based on patients treated on this contract for their most recent course of treatment. Figures in italics indicate the base number of FP17s or Patient Questionnaire responses are less than 100. N/A is shown where the base number of responses is less than 10 during the period. % is calculated as Quantity/Base number\*100

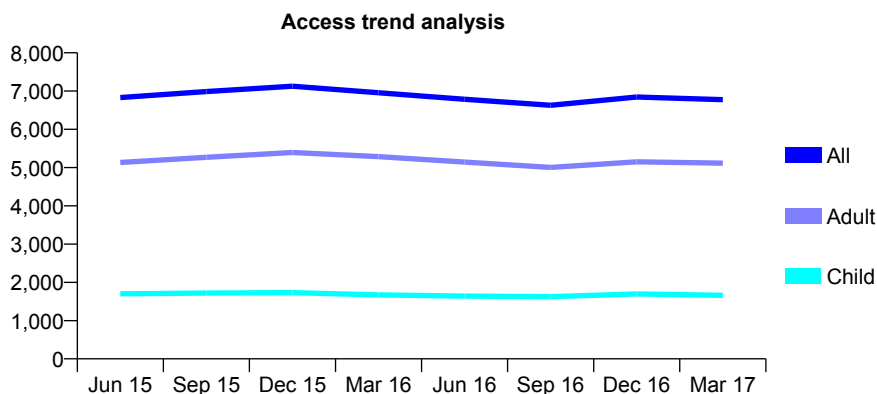
## Q70 - Vital Signs At a Glance Contract Report for 195871/0001 - March 2017

Name or company name	Relaxedental (dental practice and laborator
Contract type name	GDS Contract
Purpose of contract	General
Contract start date	01/04/2012
Contract end date	

16/17 Contracted general activity (UDA)	19,090
Carry forward general activity (UDA)	2
16/17 Contracted orthodontic activity (UOA)	0
Carry forward orthodontic activity (UOA)	0
Baseline contract value	£533,232.95

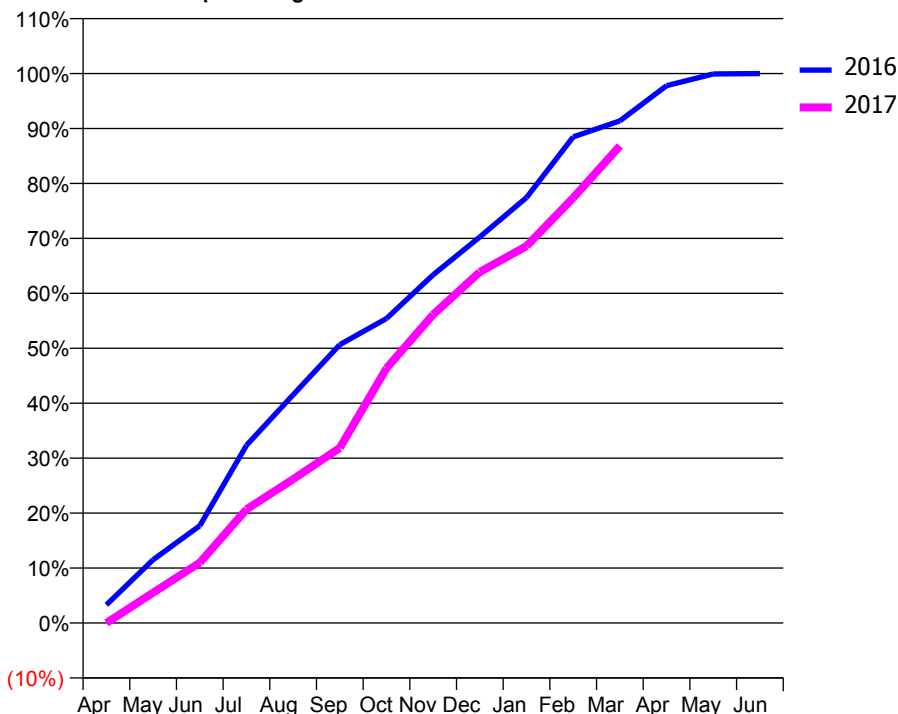
### ACCESS\*

Patients seen in 24 months	Total	Change since previous quarter
Quarter ending March 2016	6,957	
Quarter ending June 2016	6,784	↓
Quarter ending September 2016	6,629	↓
Quarter ending December 2016	6,846	↑
Quarter ending March 2017	6,774	↓
<b>Variance since March 2016</b>	<b>(2.6%)</b>	<b>↓</b>



### ACTIVITY

Cumulative percentage of contracted UDA delivered 2016 & 2017



Month	Adjusted Scheduled Activity (UDA)	
	2016	2017
April	630	-2
May	2,199	1,054
June	3,380	2,094
July	6,172	3,951
August	7,927	4,996
September	9,672	6,083
October	10,579	8,849
November	12,096	10,718
December	13,415	12,196
January	14,781	13,092
February	16,889	14,769
March	17,446	16,574
April	18,667	
May	19,076	
June	19,088	

### QUALITY

	Quantity	Base Number	Contract	AT	Region	England
% of FP17s for the same patient ID Re-attending within 3 months - Children	170	2,346	7.2%	10.4%	11.9%	12.3%
% of FP17s for the same patient ID Re-attending within 3 months - Adults	1,353	7,046	19.2%	15.3%	16.6%	16.7%
% of FP17s for the same patient ID Re-attending between 3 & 9 months - Children	1,265	2,346	53.9%	60.5%	60.2%	57.6%
% of FP17s for the same patient ID Re-attending between 3 & 9 months - Adults	3,447	7,046	48.9%	52.1%	51.5%	50.1%
% of FP17s for Band 1 Urgent Courses	714	7,870	9.1%	9.6%	9.5%	9.1%
% of FP17s Relating to Free Repair or Replacements	45	7,870	0.6%	0.7%	0.7%	0.8%
% of FP17s Relating to Continuations	261	7,870	3.3%	1.3%	1.2%	1.2%
% of Patients satisfied with the dentistry they have received	10	11	90.9%	93.3%	93.1%	92.8%
% of Patients satisfied with the time they had to wait for an appointment	9	11	81.8%	87.7%	88.8%	88.7%

\* This is based on patients treated on this contract for their most recent course of treatment. Figures in italics indicate the base number of FP17s or Patient Questionnaire responses are less than 100. N/A is shown where the base number of responses is less than 10 during the period. % is calculated as Quantity/Base number\*100

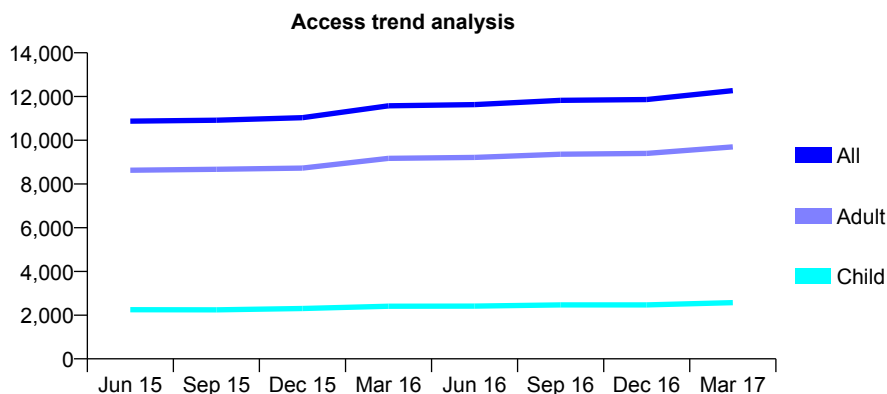
## Q70 - Vital Signs At a Glance Contract Report for 195901/0001 - March 2017

Name or company name	Dr Anushika Brogan
Contract type name	GDS Contract
Purpose of contract	General
Contract start date	08/09/2007
Contract end date	

16/17 Contracted general activity (UDA)	29,887
Carry forward general activity (UDA)	1,122
16/17 Contracted orthodontic activity (UOA)	0
Carry forward orthodontic activity (UOA)	0
Baseline contract value	£778,837.96

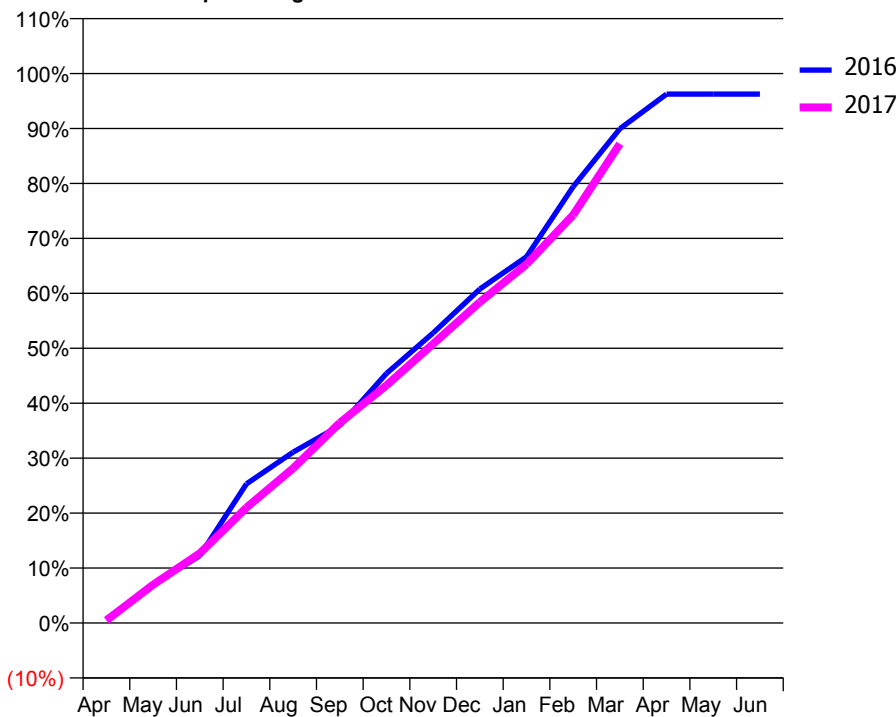
### ACCESS\*

Patients seen in 24 months	Total	Change since previous quarter
Quarter ending March 2016	11,576	
Quarter ending June 2016	11,628	→
Quarter ending September 2016	11,828	→
Quarter ending December 2016	11,864	→
Quarter ending March 2017	12,272	↑
<b>Variance since March 2016</b>	<b>6.0%</b>	<b>↑</b>



### ACTIVITY

Cumulative percentage of contracted UDA delivered 2016 & 2017



Month	Adjusted Scheduled Activity (UDA)	
	2016	2017
April	221	142
May	2,086	2,088
June	3,656	3,792
July	7,565	6,281
August	9,294	8,420
September	10,739	10,892
October	13,572	12,930
November	15,777	15,181
December	18,168	17,455
January	19,917	19,511
February	23,734	22,199
March	26,884	26,065
April	28,771	
May	28,764	
June	28,764	

### QUALITY

	Quantity	Base Number	Contract	AT	Region	England
% of FP17s for the same patient ID Re-attending within 3 months - Children	213	3,748	5.7%	10.4%	11.9%	12.3%
% of FP17s for the same patient ID Re-attending within 3 months - Adults	1,374	11,954	11.5%	15.3%	16.6%	16.7%
% of FP17s for the same patient ID Re-attending between 3 & 9 months - Children	2,338	3,748	62.4%	60.5%	60.2%	57.6%
% of FP17s for the same patient ID Re-attending between 3 & 9 months - Adults	5,274	11,954	44.1%	52.1%	51.5%	50.1%
% of FP17s for Band 1 Urgent Courses	1,543	14,707	10.5%	9.6%	9.5%	9.1%
% of FP17s Relating to Free Repair or Replacements	87	14,707	0.6%	0.7%	0.7%	0.8%
% of FP17s Relating to Continuations	45	14,707	0.3%	1.3%	1.2%	1.2%
% of Patients satisfied with the dentistry they have received	16	16	100.0%	93.3%	93.1%	92.8%
% of Patients satisfied with the time they had to wait for an appointment	14	16	87.5%	87.7%	88.8%	88.7%

\* This is based on patients treated on this contract for their most recent course of treatment. Figures in italics indicate the base number of FP17s or Patient Questionnaire responses are less than 100. N/A is shown where the base number of responses is less than 10 during the period. % is calculated as Quantity/Base number\*100

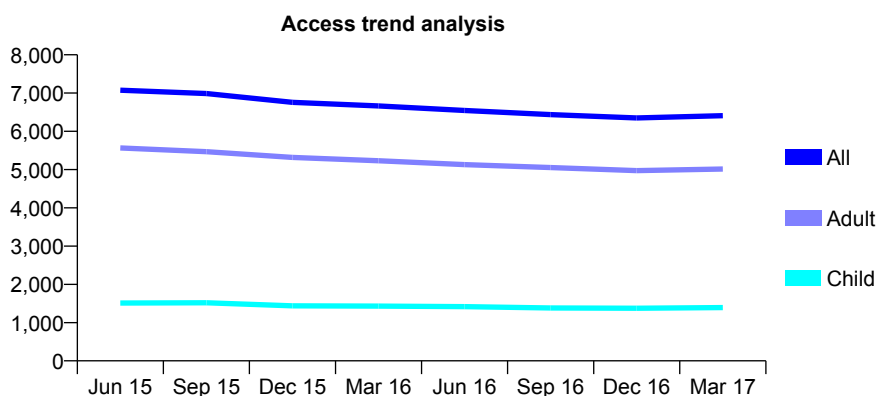
## Q70 - Vital Signs At a Glance Contract Report for 196398/0001 - March 2017

Name or company name	Mazdak Eyrumlu & Azad Eyrumlu
Contract type name	GDS Contract
Purpose of contract	General
Contract start date	01/12/2010
Contract end date	

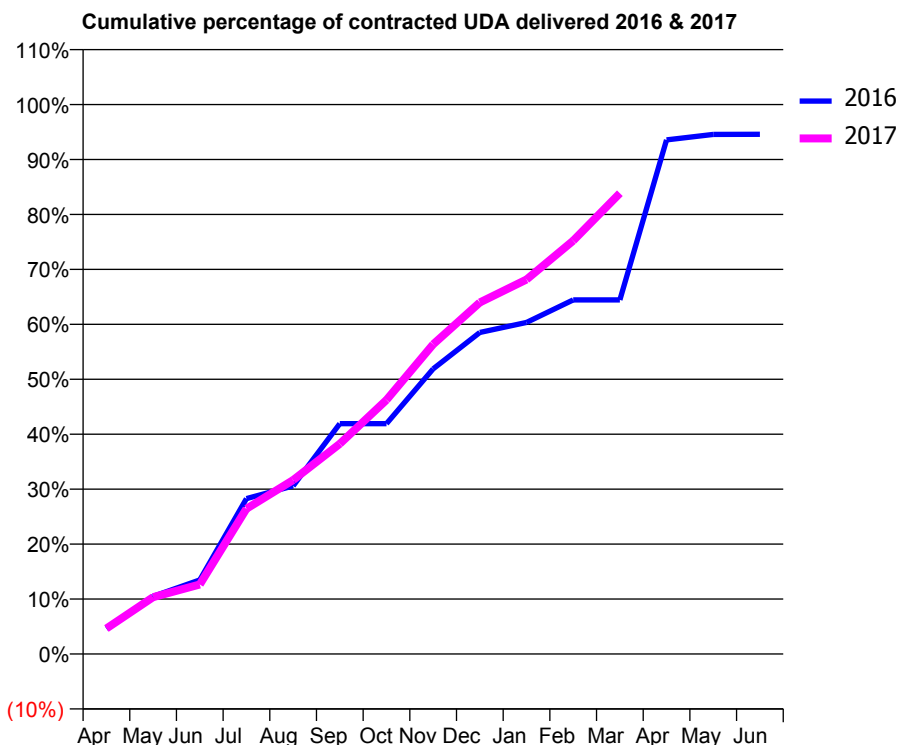
16/17 Contracted general activity (UDA)	21,600
Carry forward general activity (UDA)	-16
16/17 Contracted orthodontic activity (UOA)	0
Carry forward orthodontic activity (UOA)	0
Baseline contract value	£638,522.78

### ACCESS\*

Patients seen in 24 months	Total	Change since previous quarter
Quarter ending March 2016	6,664	
Quarter ending June 2016	6,545	↓
Quarter ending September 2016	6,435	↓
Quarter ending December 2016	6,348	↓
Quarter ending March 2017	6,407	→
<b>Variance since March 2016</b>	<b>(3.9%)</b>	<b>↓</b>



### ACTIVITY



Month	Adjusted Scheduled Activity (UDA)	
	2016	2017
April	999	1,002
May	2,269	2,235
June	2,913	2,733
July	6,109	5,713
August	6,607	6,836
September	9,056	8,262
October	9,056	9,987
November	11,208	12,176
December	12,638	13,821
January	13,033	14,721
February	13,919	16,245
March	13,919	18,115
April	20,207	
May	20,423	
June	20,429	

### QUALITY

	Quantity	Base Number	Contract	AT	Region	England
% of FP17s for the same patient ID Re-attending within 3 months - Children	180	2,429	7.4%	10.4%	11.9%	12.3%
% of FP17s for the same patient ID Re-attending within 3 months - Adults	1,679	9,289	18.1%	15.3%	16.6%	16.7%
% of FP17s for the same patient ID Re-attending between 3 & 9 months - Children	1,336	2,429	55.0%	60.5%	60.2%	57.6%
% of FP17s for the same patient ID Re-attending between 3 & 9 months - Adults	4,747	9,289	51.1%	52.1%	51.5%	50.1%
% of FP17s for Band 1 Urgent Courses	1,208	9,050	13.3%	9.6%	9.5%	9.1%
% of FP17s Relating to Free Repair or Replacements	101	9,050	1.1%	0.7%	0.7%	0.8%
% of FP17s Relating to Continuations	296	9,050	3.3%	1.3%	1.2%	1.2%
% of Patients satisfied with the dentistry they have received	9	9	N/A	93.3%	93.1%	92.8%
% of Patients satisfied with the time they had to wait for an appointment	6	9	N/A	87.7%	88.8%	88.7%

\* This is based on patients treated on this contract for their most recent course of treatment. Figures in italics indicate the base number of FP17s or Patient Questionnaire responses are less than 100. N/A is shown where the base number of responses is less than 10 during the period. % is calculated as Quantity/Base number\*100



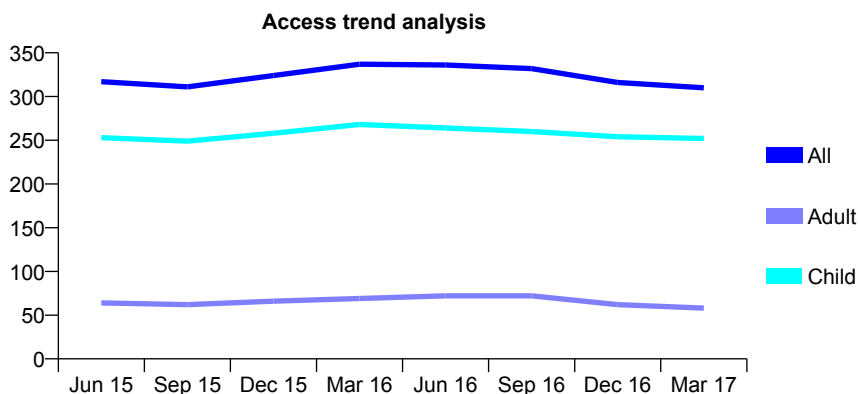
## Q70 - Vital Signs At a Glance Contract Report for 197556/0001 - March 2017

Name or company name	Mr M Sehat
Contract type name	GDS Contract
Purpose of contract	General
Contract start date	15/09/2010
Contract end date	

16/17 Contracted general activity (UDA)	480
Carry forward general activity (UDA)	15
16/17 Contracted orthodontic activity (UOA)	0
Carry forward orthodontic activity (UOA)	0
Baseline contract value	£12,159.29

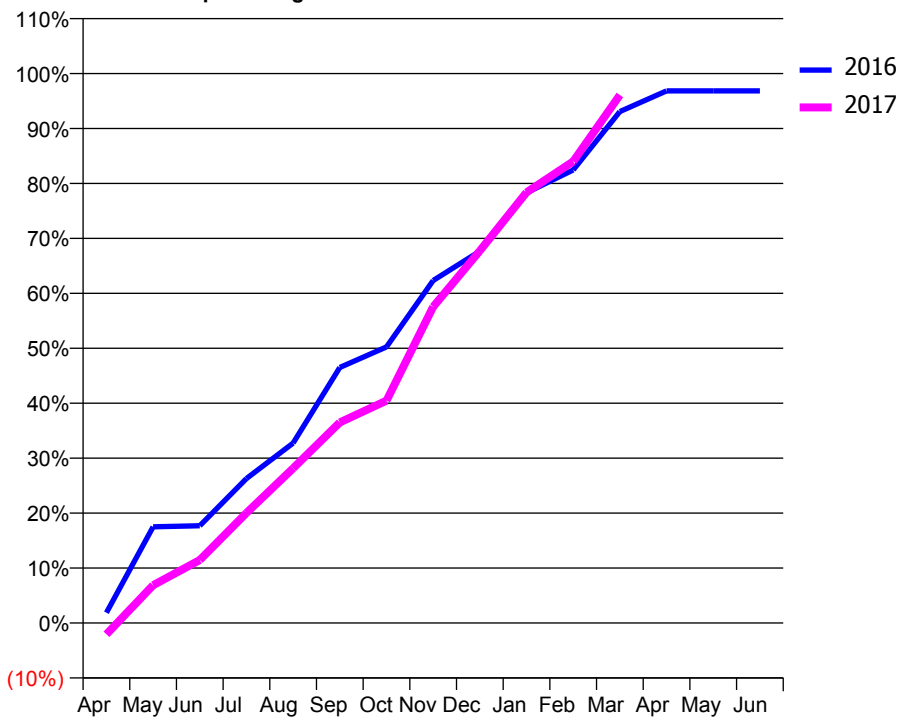
### ACCESS\*

Patients seen in 24 months	Total	Change since previous quarter
Quarter ending March 2016	337	
Quarter ending June 2016	336	→
Quarter ending September 2016	332	↓
Quarter ending December 2016	316	↓
Quarter ending March 2017	310	↓
<b>Variance since March 2016</b>	<b>(8.0%)</b>	<b>↓</b>



### ACTIVITY

Cumulative percentage of contracted UDA delivered 2016 & 2017



Month	Adjusted Scheduled Activity (UDA)	
	2016	2017
April	9	-10
May	84	33
June	85	55
July	126	96
August	157	135
September	223	175
October	241	194
November	299	276
December	325	325
January	376	376
February	396	403
March	447	461
April	465	
May	465	
June	465	

### QUALITY

	Quantity	Base Number	Contract	AT	Region	England
% of FP17s for the same patient ID Re-attending within 3 months - Children	16	302	5.3%	10.4%	11.9%	12.3%
% of FP17s for the same patient ID Re-attending within 3 months - Adults	3	46	6.5%	15.3%	16.6%	16.7%
% of FP17s for the same patient ID Re-attending between 3 & 9 months - Children	162	302	53.6%	60.5%	60.2%	57.6%
% of FP17s for the same patient ID Re-attending between 3 & 9 months - Adults	20	46	43.5%	52.1%	51.5%	50.1%
% of FP17s for Band 1 Urgent Courses	1	329	0.3%	9.6%	9.5%	9.1%
% of FP17s Relating to Free Repair or Replacements	0	329	0.0%	0.7%	0.7%	0.8%
% of FP17s Relating to Continuations	1	329	0.3%	1.3%	1.2%	1.2%
% of Patients satisfied with the dentistry they have received	1	1	N/A	93.3%	93.1%	92.8%
% of Patients satisfied with the time they had to wait for an appointment	1	1	N/A	87.7%	88.8%	88.7%

\* This is based on patients treated on this contract for their most recent course of treatment. Figures in italics indicate the base number of FP17s or Patient Questionnaire responses are less than 100. N/A is shown where the base number of responses is less than 10 during the period. % is calculated as Quantity/Base number\*100

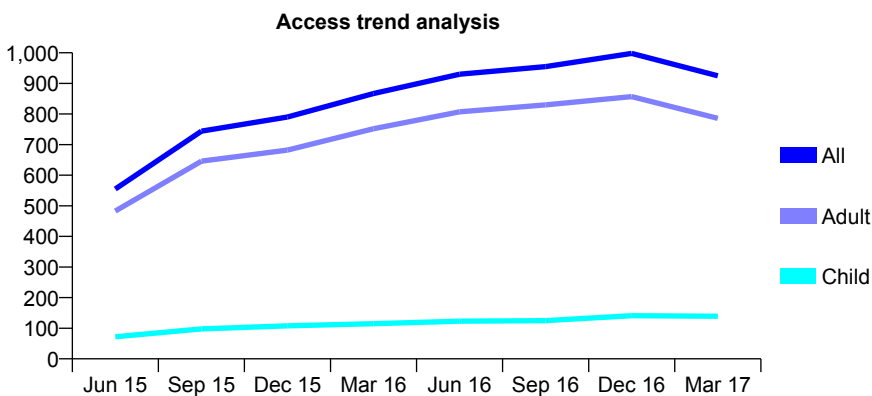
## Q70 - Vital Signs At a Glance Contract Report for 198528/0001 - March 2017

Name or company name	Littlemoor Dental Surgery
Contract type name	GDS Contract
Purpose of contract	General
Contract start date	02/01/2015
Contract end date	

16/17 Contracted general activity (UDA)	4,717
Carry forward general activity (UDA)	0
16/17 Contracted orthodontic activity (UOA)	0
Carry forward orthodontic activity (UOA)	0
Baseline contract value	£112,503.22

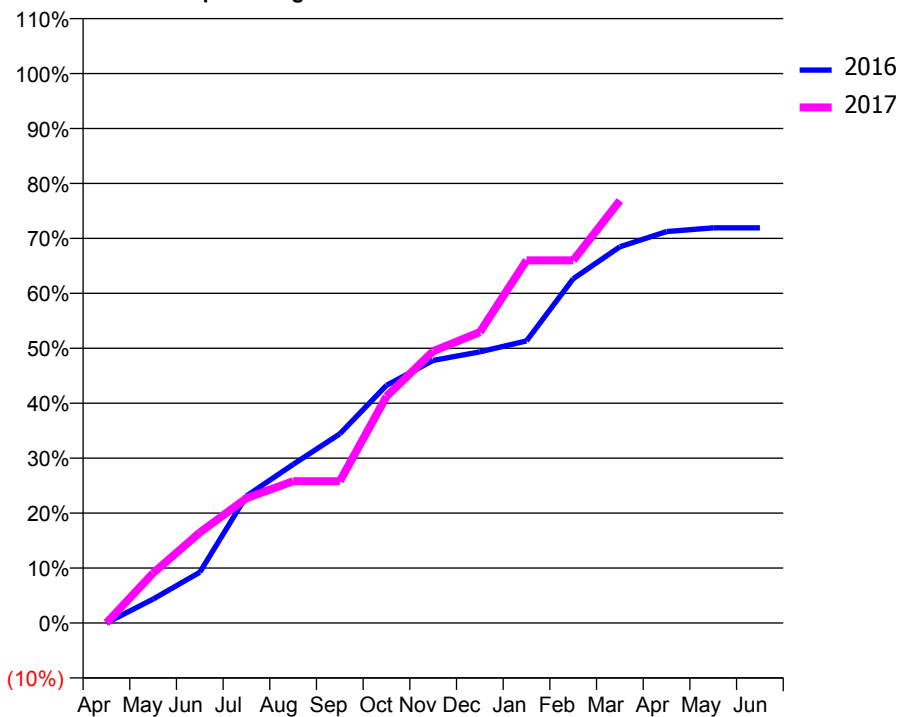
### ACCESS\*

Patients seen in 24 months	Total	Change since previous quarter
Quarter ending March 2016	867	
Quarter ending June 2016	930	↑
Quarter ending September 2016	955	↑
Quarter ending December 2016	998	↑
Quarter ending March 2017	925	↓
<b>Variance since March 2016</b>	<b>6.7%</b>	<b>↑</b>



### ACTIVITY

Cumulative percentage of contracted UDA delivered 2016 & 2017



Adjusted Scheduled Activity (UDA)

Month	2016	2017
April	0	0
May	205	429
June	435	777
July	1,090	1,072
August	1,362	1,217
September	1,623	1,217
October	2,041	1,945
November	2,255	2,333
December	2,328	2,498
January	2,422	3,112
February	2,955	3,112
March	3,230	3,625
April	3,361	
May	3,392	
June	3,392	

### QUALITY

	Quantity	Base Number	Contract	AT	Region	England
% of FP17s for the same patient ID Re-attending within 3 months - Children	13	174	7.5%	10.4%	11.9%	12.3%
% of FP17s for the same patient ID Re-attending within 3 months - Adults	237	1,020	23.2%	15.3%	16.6%	16.7%
% of FP17s for the same patient ID Re-attending between 3 & 9 months - Children	78	174	44.8%	60.5%	60.2%	57.6%
% of FP17s for the same patient ID Re-attending between 3 & 9 months - Adults	419	1,020	41.1%	52.1%	51.5%	50.1%
% of FP17s for Band 1 Urgent Courses	146	1,145	12.8%	9.6%	9.5%	9.1%
% of FP17s Relating to Free Repair or Replacements	20	1,145	1.7%	0.7%	0.7%	0.8%
% of FP17s Relating to Continuations	15	1,145	1.3%	1.3%	1.2%	1.2%
% of Patients satisfied with the dentistry they have received	2	2	N/A	93.3%	93.1%	92.8%
% of Patients satisfied with the time they had to wait for an appointment	1	2	N/A	87.7%	88.8%	88.7%

\* This is based on patients treated on this contract for their most recent course of treatment. Figures in italics indicate the base number of FP17s or Patient Questionnaire responses are less than 100. N/A is shown where the base number of responses is less than 10 during the period. % is calculated as Quantity/Base number\*100

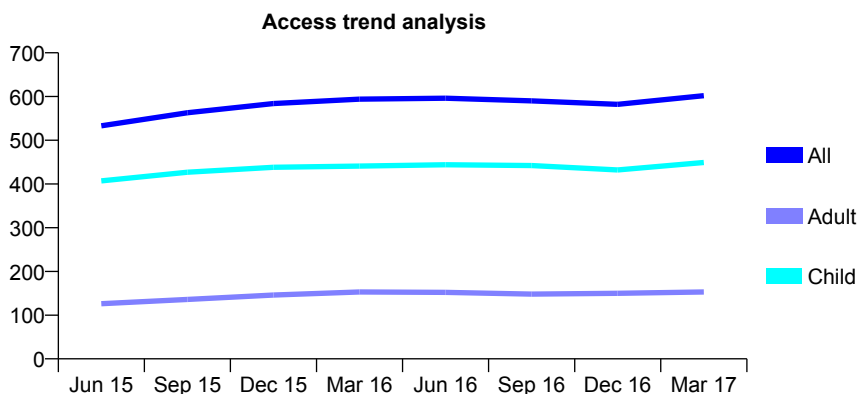
## Q70 - Vital Signs At a Glance Contract Report for 198714/0001 - March 2017

Name or company name	Dr Uzma Rashid Ahmed
Contract type name	GDS Contract
Purpose of contract	General
Contract start date	01/05/2014
Contract end date	

16/17 Contracted general activity (UDA)	1,462
Carry forward general activity (UDA)	0
16/17 Contracted orthodontic activity (UOA)	0
Carry forward orthodontic activity (UOA)	0
Baseline contract value	£36,925.70

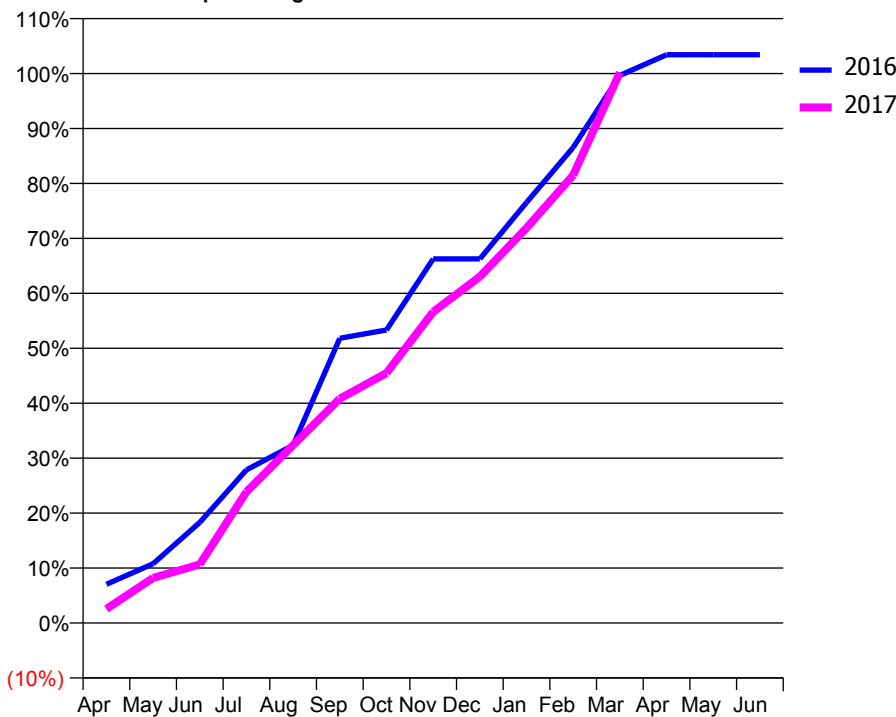
### ACCESS\*

Patients seen in 24 months	Total	Change since previous quarter
Quarter ending March 2016	594	
Quarter ending June 2016	596	→
Quarter ending September 2016	590	↓
Quarter ending December 2016	582	↓
Quarter ending March 2017	602	↑
<b>Variance since March 2016</b>	<b>1.3%</b>	<b>→</b>



### ACTIVITY

Cumulative percentage of contracted UDA delivered 2016 & 2017



Month	Adjusted Scheduled Activity (UDA)	
	2016	2017
April	103	37
May	158	120
June	268	156
July	408	349
August	473	473
September	758	597
October	780	665
November	969	828
December	969	922
January	1,119	1,051
February	1,265	1,192
March	1,457	1,465
April	1,512	
May	1,512	
June	1,512	

### QUALITY

	Quantity	Base Number	Contract	AT	Region	England
% of FP17s for the same patient ID Re-attending within 3 months - Children	54	767	7.0%	10.4%	11.9%	12.3%
% of FP17s for the same patient ID Re-attending within 3 months - Adults	27	165	16.4%	15.3%	16.6%	16.7%
% of FP17s for the same patient ID Re-attending between 3 & 9 months - Children	535	767	69.8%	60.5%	60.2%	57.6%
% of FP17s for the same patient ID Re-attending between 3 & 9 months - Adults	101	165	61.2%	52.1%	51.5%	50.1%
% of FP17s for Band 1 Urgent Courses	33	892	3.7%	9.6%	9.5%	9.1%
% of FP17s Relating to Free Repair or Replacements	0	892	0.0%	0.7%	0.7%	0.8%
% of FP17s Relating to Continuations	15	892	1.7%	1.3%	1.2%	1.2%
% of Patients satisfied with the dentistry they have received	0	0	N/A	93.3%	93.1%	92.8%
% of Patients satisfied with the time they had to wait for an appointment	0	0	N/A	87.7%	88.8%	88.7%

\* This is based on patients treated on this contract for their most recent course of treatment. Figures in italics indicate the base number of FP17s or Patient Questionnaire responses are less than 100. N/A is shown where the base number of responses is less than 10 during the period. % is calculated as Quantity/Base number\*100

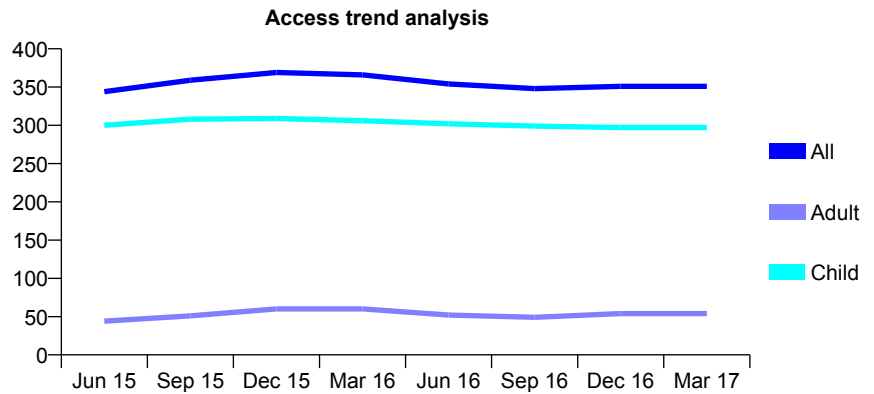
## Q70 - Vital Signs At a Glance Contract Report for 198870/0001 - March 2017

Name or company name	Brown Henning Partnership
Contract type name	GDS Contract
Purpose of contract	General
Contract start date	01/01/2014
Contract end date	

16/17 Contracted general activity (UDA)	800
Carry forward general activity (UDA)	15
16/17 Contracted orthodontic activity (UOA)	0
Carry forward orthodontic activity (UOA)	0
Baseline contract value	£20,282.54

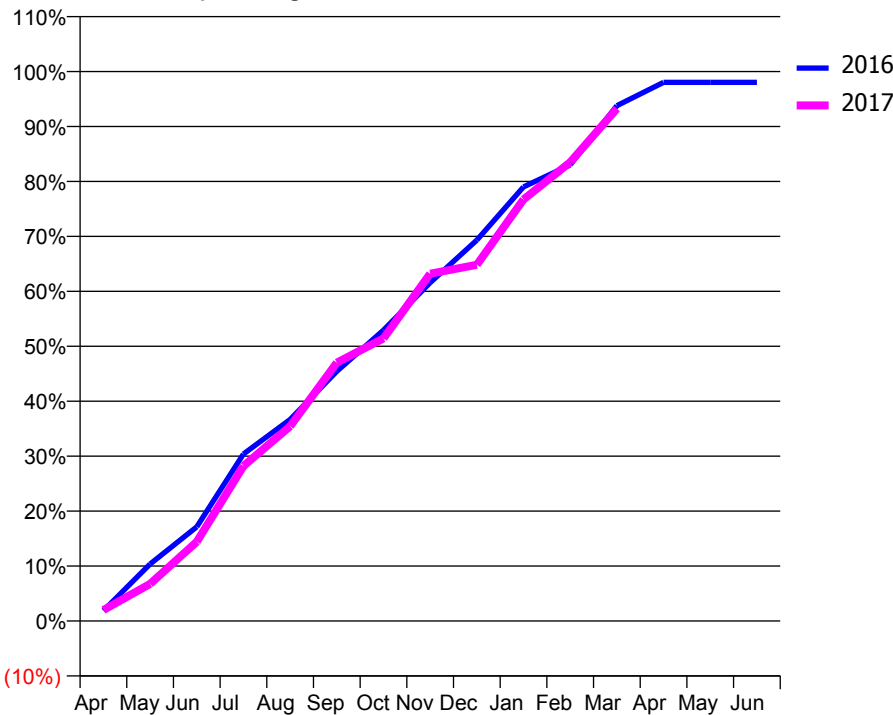
### ACCESS\*

Patients seen in 24 months	Total	Change since previous quarter
Quarter ending March 2016	366	
Quarter ending June 2016	354	↓
Quarter ending September 2016	348	↓
Quarter ending December 2016	351	→
Quarter ending March 2017	351	→
<b>Variance since March 2016</b>	<b>(4.1%)</b>	<b>↓</b>



### ACTIVITY

Cumulative percentage of contracted UDA delivered 2016 & 2017



Month	Adjusted Scheduled Activity (UDA)	
	2016	2017
April	15	16
May	83	54
June	137	115
July	243	226
August	293	284
September	364	376
October	424	411
November	493	506
December	555	519
January	632	614
February	664	668
March	750	746
April	784	
May	784	
June	784	

### QUALITY

	Quantity	Base Number	Contract	AT	Region	England
% of FP17s for the same patient ID Re-attending within 3 months - Children	30	543	5.5%	10.4%	11.9%	12.3%
% of FP17s for the same patient ID Re-attending within 3 months - Adults	4	41	9.8%	15.3%	16.6%	16.7%
% of FP17s for the same patient ID Re-attending between 3 & 9 months - Children	408	543	75.1%	60.5%	60.2%	57.6%
% of FP17s for the same patient ID Re-attending between 3 & 9 months - Adults	26	41	63.4%	52.1%	51.5%	50.1%
% of FP17s for Band 1 Urgent Courses	10	560	1.8%	9.6%	9.5%	9.1%
% of FP17s Relating to Free Repair or Replacements	0	560	0.0%	0.7%	0.7%	0.8%
% of FP17s Relating to Continuations	0	560	0.0%	1.3%	1.2%	1.2%
% of Patients satisfied with the dentistry they have received	3	3	N/A	93.3%	93.1%	92.8%
% of Patients satisfied with the time they had to wait for an appointment	3	3	N/A	87.7%	88.8%	88.7%

\* This is based on patients treated on this contract for their most recent course of treatment. Figures in italics indicate the base number of FP17s or Patient Questionnaire responses are less than 100. N/A is shown where the base number of responses is less than 10 during the period. % is calculated as Quantity/Base number\*100

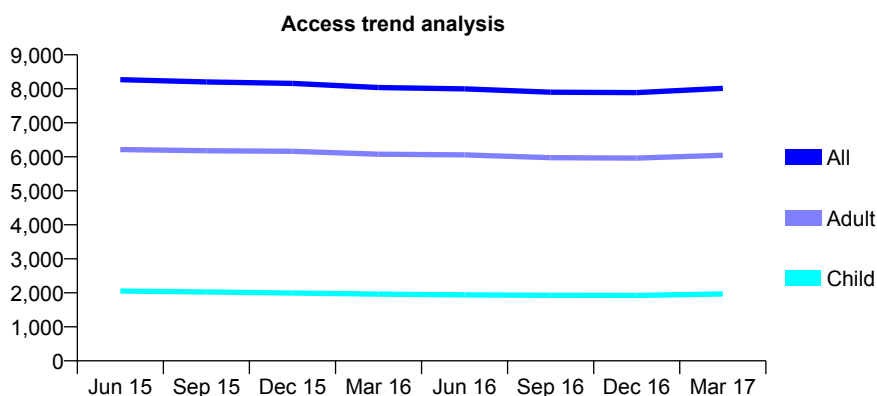
## Q70 - Vital Signs At a Glance Contract Report for 199230/0001 - March 2017

Name or company name	Olivers Battery Dental Surgery
Contract type name	GDS Contract
Purpose of contract	General
Contract start date	01/04/2013
Contract end date	

16/17 Contracted general activity (UDA)	22,752
Carry forward general activity (UDA)	0
16/17 Contracted orthodontic activity (UOA)	0
Carry forward orthodontic activity (UOA)	0
Baseline contract value	£754,591.24

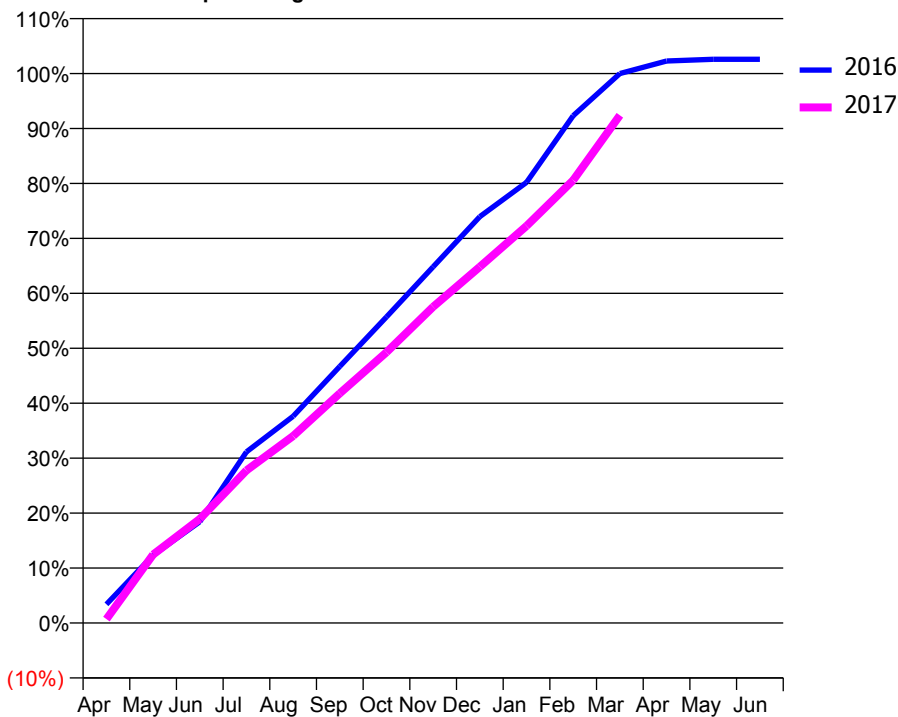
### ACCESS\*

Patients seen in 24 months	Total	Change since previous quarter
Quarter ending March 2016	8,039	
Quarter ending June 2016	7,997	→
Quarter ending September 2016	7,900	↓
Quarter ending December 2016	7,888	→
Quarter ending March 2017	8,013	→
<b>Variance since March 2016</b>	<b>(0.3%)</b>	→



### ACTIVITY

Cumulative percentage of contracted UDA delivered 2016 & 2017



Month	Adjusted Scheduled Activity (UDA)	
	2016	2017
April	777	163
May	2,806	2,834
June	4,193	4,309
July	7,087	6,317
August	8,559	7,743
September	10,627	9,512
October	12,672	11,212
November	14,749	13,091
December	16,827	14,751
January	18,244	16,440
February	21,004	18,331
March	22,752	21,021
April	23,268	
May	23,340	
June	23,339	

### QUALITY

	Quantity	Base Number	Contract	AT	Region	England
% of FP17s for the same patient ID Re-attending within 3 months - Children	187	3,299	5.7%	10.4%	11.9%	12.3%
% of FP17s for the same patient ID Re-attending within 3 months - Adults	1,173	8,182	14.3%	15.3%	16.6%	16.7%
% of FP17s for the same patient ID Re-attending between 3 & 9 months - Children	2,308	3,299	70.0%	60.5%	60.2%	57.6%
% of FP17s for the same patient ID Re-attending between 3 & 9 months - Adults	3,027	8,182	37.0%	52.1%	51.5%	50.1%
% of FP17s for Band 1 Urgent Courses	1,403	11,142	12.6%	9.6%	9.5%	9.1%
% of FP17s Relating to Free Repair or Replacements	43	11,142	0.4%	0.7%	0.7%	0.8%
% of FP17s Relating to Continuations	23	11,142	0.2%	1.3%	1.2%	1.2%
% of Patients satisfied with the dentistry they have received	7	7	N/A	93.3%	93.1%	92.8%
% of Patients satisfied with the time they had to wait for an appointment	7	7	N/A	87.7%	88.8%	88.7%

\* This is based on patients treated on this contract for their most recent course of treatment. Figures in italics indicate the base number of FP17s or Patient Questionnaire responses are less than 100. N/A is shown where the base number of responses is less than 10 during the period. % is calculated as Quantity/Base number\*100

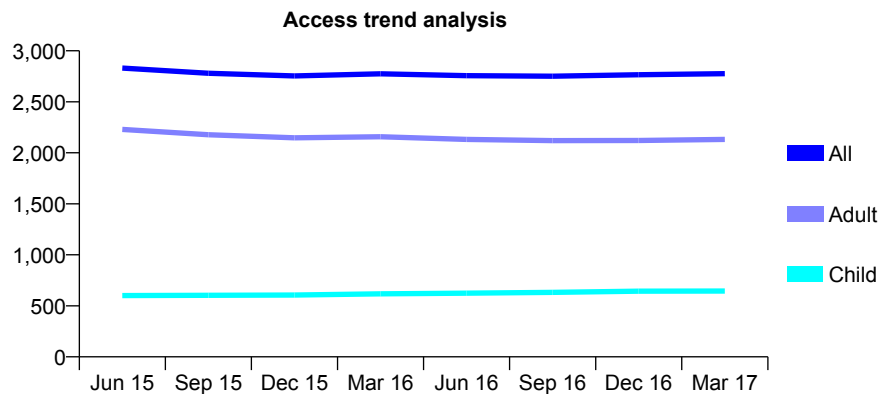
## Q70 - Vital Signs At a Glance Contract Report for 199338/0001 - March 2017

Name or company name	The Partnership of Spring Road Dental
Contract type name	GDS Contract
Purpose of contract	General
Contract start date	01/07/2012
Contract end date	

16/17 Contracted general activity (UDA)	10,000
Carry forward general activity (UDA)	-5
16/17 Contracted orthodontic activity (UOA)	0
Carry forward orthodontic activity (UOA)	0
Baseline contract value	£215,489.80

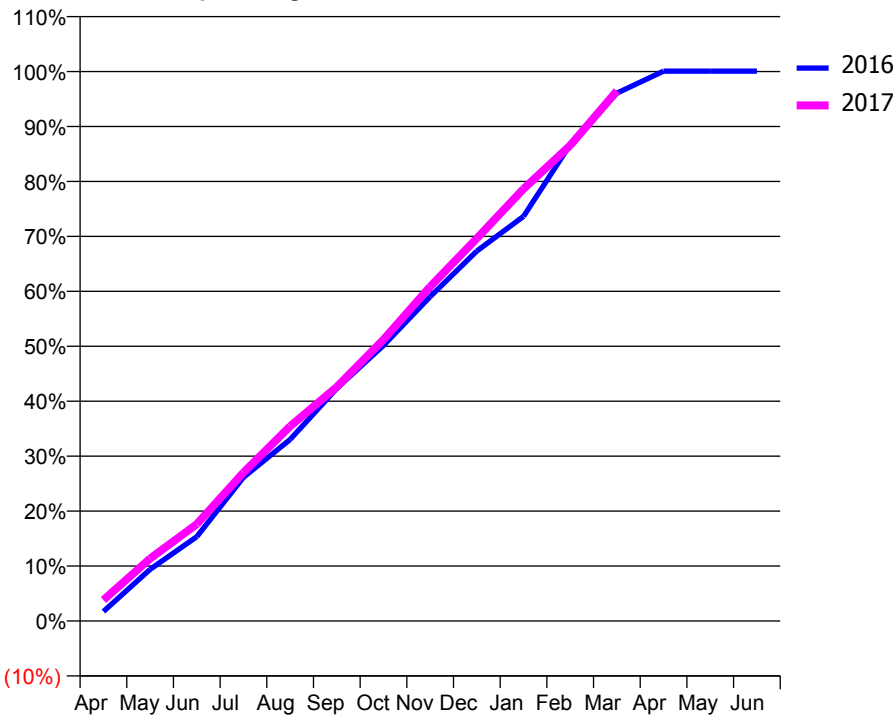
### ACCESS\*

Patients seen in 24 months	Total	Change since previous quarter
Quarter ending March 2016	2,775	
Quarter ending June 2016	2,756	→
Quarter ending September 2016	2,751	→
Quarter ending December 2016	2,765	→
Quarter ending March 2017	2,776	→
<b>Variance since March 2016</b>	<b>0.0%</b>	<b>→</b>



### ACTIVITY

Cumulative percentage of contracted UDA delivered 2016 & 2017



Month	Adjusted Scheduled Activity (UDA)	
	2016	2017
April	174	383
May	940	1,136
June	1,535	1,762
July	2,616	2,702
August	3,304	3,545
September	4,233	4,260
October	5,016	5,121
November	5,902	6,086
December	6,732	6,962
January	7,364	7,865
February	8,673	8,654
March	9,607	9,647
April	10,006	
May	10,006	
June	10,006	

### QUALITY

	Quantity	Base Number	Contract	AT	Region	England
% of FP17s for the same patient ID Re-attending within 3 months - Children	45	1,094	4.1%	10.4%	11.9%	12.3%
% of FP17s for the same patient ID Re-attending within 3 months - Adults	492	3,856	12.8%	15.3%	16.6%	16.7%
% of FP17s for the same patient ID Re-attending between 3 & 9 months - Children	860	1,094	78.6%	60.5%	60.2%	57.6%
% of FP17s for the same patient ID Re-attending between 3 & 9 months - Adults	2,874	3,856	74.5%	52.1%	51.5%	50.1%
% of FP17s for Band 1 Urgent Courses	196	4,751	4.1%	9.6%	9.5%	9.1%
% of FP17s Relating to Free Repair or Replacements	54	4,751	1.1%	0.7%	0.7%	0.8%
% of FP17s Relating to Continuations	80	4,751	1.7%	1.3%	1.2%	1.2%
% of Patients satisfied with the dentistry they have received	9	9	N/A	93.3%	93.1%	92.8%
% of Patients satisfied with the time they had to wait for an appointment	9	9	N/A	87.7%	88.8%	88.7%

\* This is based on patients treated on this contract for their most recent course of treatment. Figures in italics indicate the base number of FP17s or Patient Questionnaire responses are less than 100. N/A is shown where the base number of responses is less than 10 during the period. % is calculated as Quantity/Base number\*100

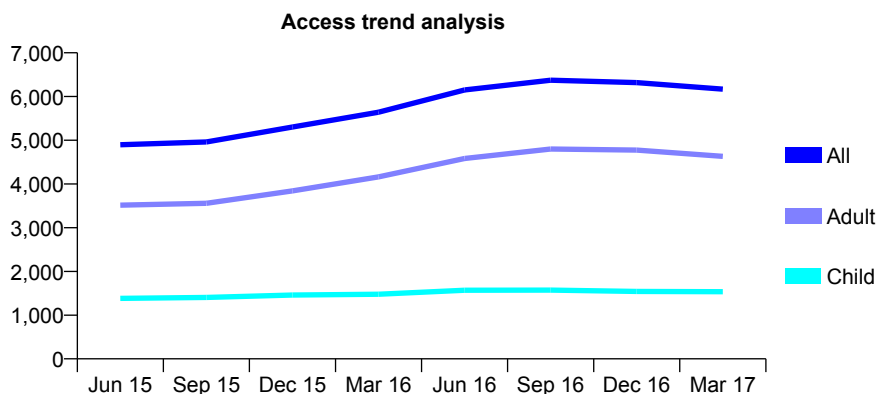
## Q70 - Vital Signs At a Glance Contract Report for 199699/0001 - March 2017

Name or company name	Brighter Smile Dental Practice
Contract type name	GDS Contract
Purpose of contract	General
Contract start date	01/05/2010
Contract end date	

16/17 Contracted general activity (UDA)	17,855
Carry forward general activity (UDA)	241
16/17 Contracted orthodontic activity (UOA)	0
Carry forward orthodontic activity (UOA)	0
Baseline contract value	£417,565.77

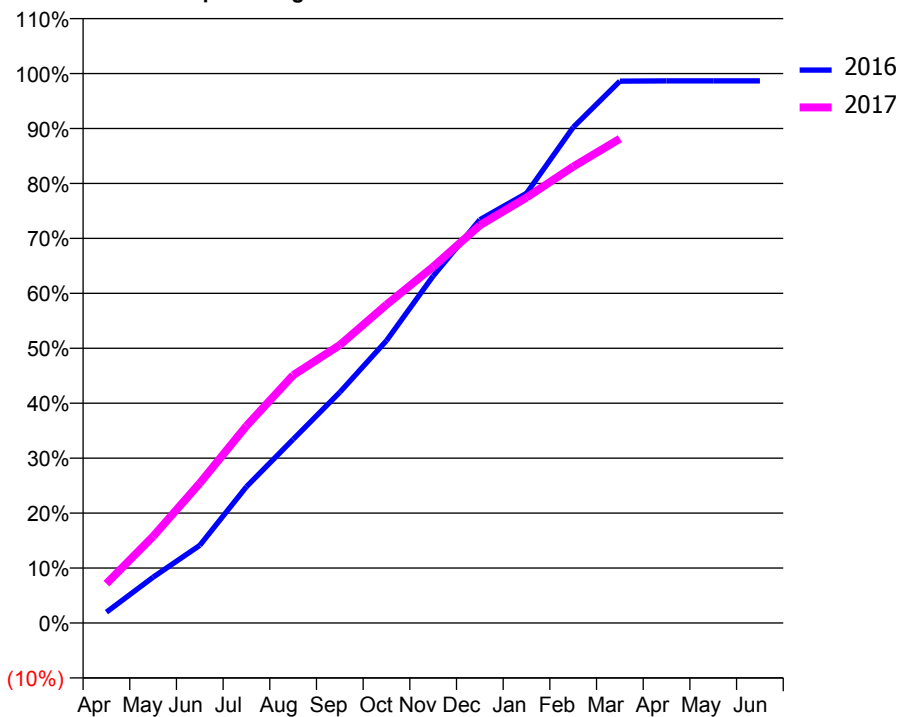
### ACCESS\*

Patients seen in 24 months	Total	Change since previous quarter
Quarter ending March 2016	5,641	
Quarter ending June 2016	6,151	↑
Quarter ending September 2016	6,373	↑
Quarter ending December 2016	6,318	→
Quarter ending March 2017	6,169	↓
<b>Variance since March 2016</b>	9.4%	↑



### ACTIVITY

Cumulative percentage of contracted UDA delivered 2016 & 2017



Month	Adjusted Scheduled Activity (UDA)	
	2016	2017
April	353	1,280
May	1,488	2,815
June	2,524	4,544
July	4,431	6,406
August	5,967	8,054
September	7,497	9,033
October	9,177	10,343
November	11,278	11,577
December	13,106	12,923
January	13,964	13,825
February	16,109	14,830
March	17,608	15,735
April	17,614	
May	17,614	
June	17,614	

### QUALITY

	Quantity	Base Number	Contract	AT	Region	England
% of FP17s for the same patient ID Re-attending within 3 months - Children	102	2,221	4.6%	10.4%	11.9%	12.3%
% of FP17s for the same patient ID Re-attending within 3 months - Adults	445	5,560	8.0%	15.3%	16.6%	16.7%
% of FP17s for the same patient ID Re-attending between 3 & 9 months - Children	1,476	2,221	66.5%	60.5%	60.2%	57.6%
% of FP17s for the same patient ID Re-attending between 3 & 9 months - Adults	3,080	5,560	55.4%	52.1%	51.5%	50.1%
% of FP17s for Band 1 Urgent Courses	328	7,775	4.2%	9.6%	9.5%	9.1%
% of FP17s Relating to Free Repair or Replacements	13	7,775	0.2%	0.7%	0.7%	0.8%
% of FP17s Relating to Continuations	77	7,775	1.0%	1.3%	1.2%	1.2%
% of Patients satisfied with the dentistry they have received	3	3	N/A	93.3%	93.1%	92.8%
% of Patients satisfied with the time they had to wait for an appointment	3	3	N/A	87.7%	88.8%	88.7%

\* This is based on patients treated on this contract for their most recent course of treatment. Figures in italics indicate the base number of FP17s or Patient Questionnaire responses are less than 100. N/A is shown where the base number of responses is less than 10 during the period. % is calculated as Quantity/Base number\*100

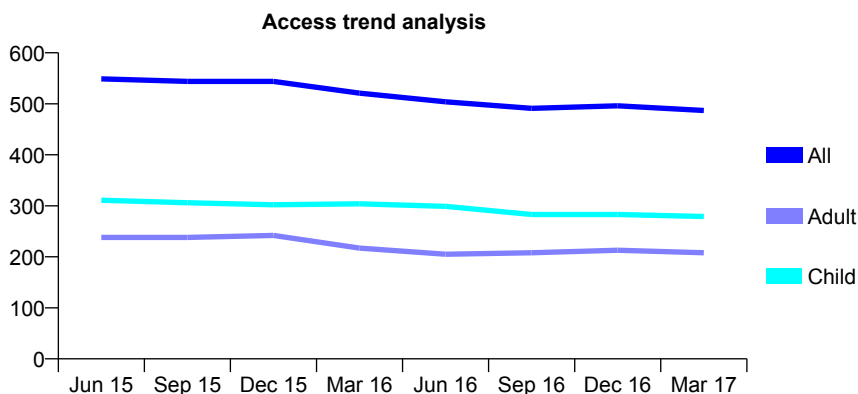
## Q70 - Vital Signs At a Glance Contract Report for 199842/0001 - March 2017

Name or company name	Dr F Asghari
Contract type name	GDS Contract
Purpose of contract	General
Contract start date	17/01/2009
Contract end date	

16/17 Contracted general activity (UDA)	1,533
Carry forward general activity (UDA)	14
16/17 Contracted orthodontic activity (UOA)	0
Carry forward orthodontic activity (UOA)	0
Baseline contract value	£32,815.31

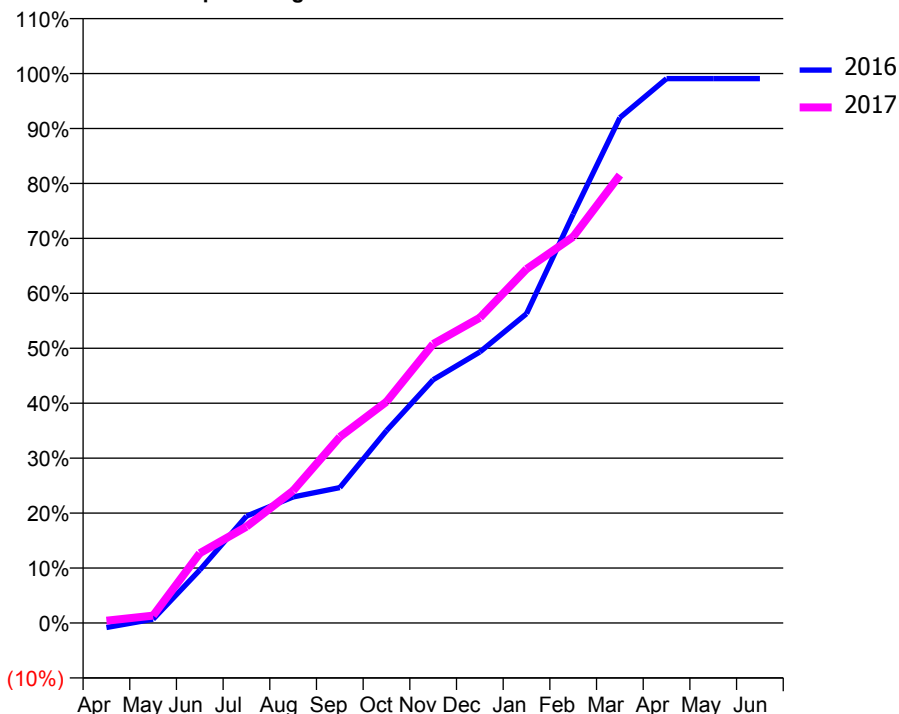
### ACCESS\*

Patients seen in 24 months	Total	Change since previous quarter
Quarter ending March 2016	521	
Quarter ending June 2016	504	↓
Quarter ending September 2016	491	↓
Quarter ending December 2016	496	→
Quarter ending March 2017	487	↓
<b>Variance since March 2016</b>	<b>(6.5%)</b>	<b>↓</b>



### ACTIVITY

Cumulative percentage of contracted UDA delivered 2016 & 2017



Month	Adjusted Scheduled Activity (UDA)	
	2016	2017
April	-13	7
May	11	21
June	148	195
July	298	269
August	352	369
September	378	519
October	537	617
November	679	779
December	756	852
January	863	987
February	1,141	1,077
March	1,410	1,250
April	1,519	
May	1,519	
June	1,519	

### QUALITY

	Quantity	Base Number	Contract	AT	Region	England
% of FP17s for the same patient ID Re-attending within 3 months - Children	19	451	4.2%	10.4%	11.9%	12.3%
% of FP17s for the same patient ID Re-attending within 3 months - Adults	9	181	5.0%	15.3%	16.6%	16.7%
% of FP17s for the same patient ID Re-attending between 3 & 9 months - Children	328	451	72.7%	60.5%	60.2%	57.6%
% of FP17s for the same patient ID Re-attending between 3 & 9 months - Adults	96	181	53.0%	52.1%	51.5%	50.1%
% of FP17s for Band 1 Urgent Courses	24	583	4.1%	9.6%	9.5%	9.1%
% of FP17s Relating to Free Repair or Replacements	1	583	0.2%	0.7%	0.7%	0.8%
% of FP17s Relating to Continuations	1	583	0.2%	1.3%	1.2%	1.2%
% of Patients satisfied with the dentistry they have received	1	1	N/A	93.3%	93.1%	92.8%
% of Patients satisfied with the time they had to wait for an appointment	1	1	N/A	87.7%	88.8%	88.7%

\* This is based on patients treated on this contract for their most recent course of treatment. Figures in italics indicate the base number of FP17s or Patient Questionnaire responses are less than 100. N/A is shown where the base number of responses is less than 10 during the period. % is calculated as Quantity/Base number\*100



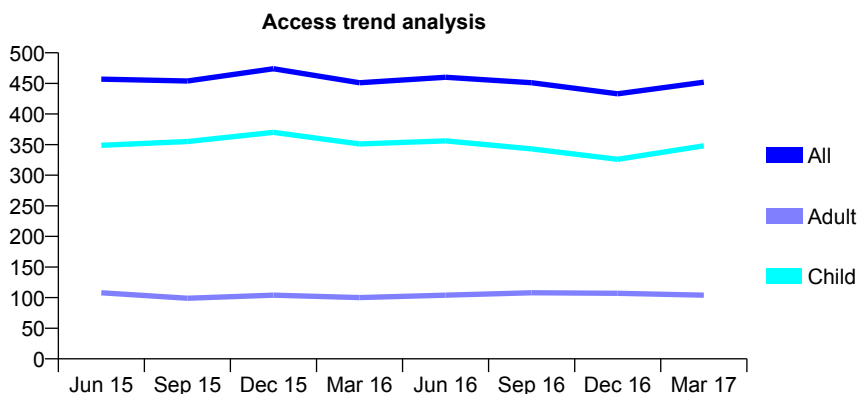
## Q70 - Vital Signs At a Glance Contract Report for 210420/0001 - March 2017

Name or company name	Poundbury Dental Practice
Contract type name	GDS Contract
Purpose of contract	General
Contract start date	01/04/2006
Contract end date	

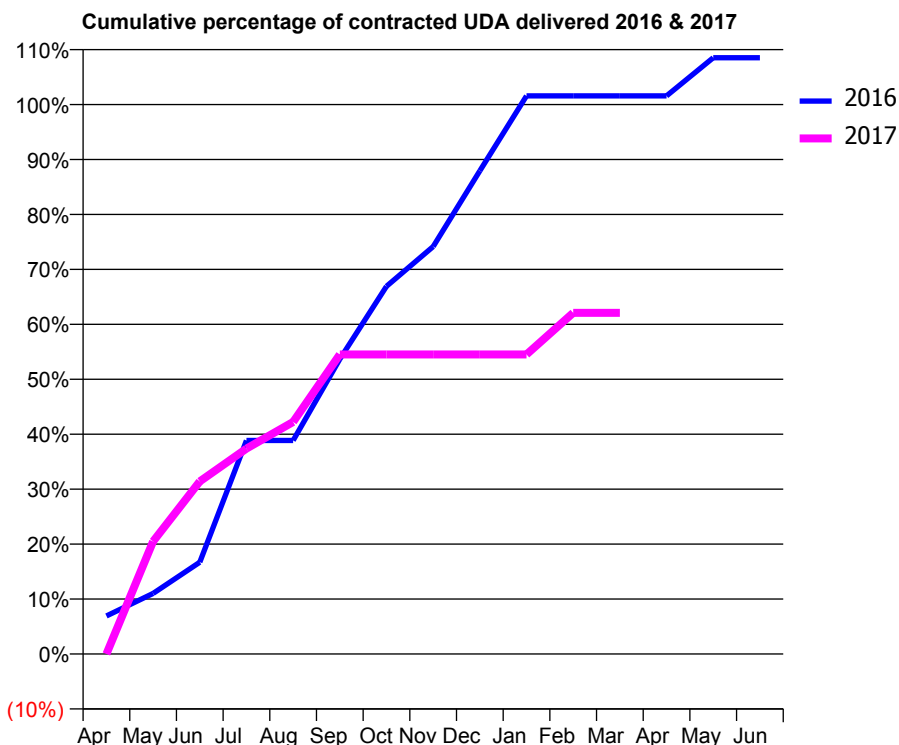
16/17 Contracted general activity (UDA)	952
Carry forward general activity (UDA)	0
16/17 Contracted orthodontic activity (UOA)	0
Carry forward orthodontic activity (UOA)	0
Baseline contract value	£22,279.00

### ACCESS\*

Patients seen in 24 months	Total	Change since previous quarter
Quarter ending March 2016	451	
Quarter ending June 2016	460	→
Quarter ending September 2016	451	↓
Quarter ending December 2016	433	↓
Quarter ending March 2017	452	↑
<b>Variance since March 2016</b>	0.2%	→



### ACTIVITY



Month	Adjusted Scheduled Activity (UDA)	
	2016	2017
April	66	0
May	105	195
June	159	299
July	370	356
August	370	402
September	511	519
October	637	519
November	706	519
December	837	519
January	967	519
February	967	591
March	967	591
April	967	
May	1,033	
June	1,033	

### QUALITY

	Quantity	Base Number	Contract	AT	Region	England
% of FP17s for the same patient ID Re-attending within 3 months - Children	18	413	4.4%	10.4%	11.9%	12.3%
% of FP17s for the same patient ID Re-attending within 3 months - Adults	4	65	6.2%	15.3%	16.6%	16.7%
% of FP17s for the same patient ID Re-attending between 3 & 9 months - Children	307	413	74.3%	60.5%	60.2%	57.6%
% of FP17s for the same patient ID Re-attending between 3 & 9 months - Adults	35	65	53.8%	52.1%	51.5%	50.1%
% of FP17s for Band 1 Urgent Courses	0	426	0.0%	9.6%	9.5%	9.1%
% of FP17s Relating to Free Repair or Replacements	0	426	0.0%	0.7%	0.7%	0.8%
% of FP17s Relating to Continuations	3	426	0.7%	1.3%	1.2%	1.2%
% of Patients satisfied with the dentistry they have received	0	0	N/A	93.3%	93.1%	92.8%
% of Patients satisfied with the time they had to wait for an appointment	0	0	N/A	87.7%	88.8%	88.7%

\* This is based on patients treated on this contract for their most recent course of treatment. Figures in italics indicate the base number of FP17s or Patient Questionnaire responses are less than 100. N/A is shown where the base number of responses is less than 10 during the period. % is calculated as Quantity/Base number\*100

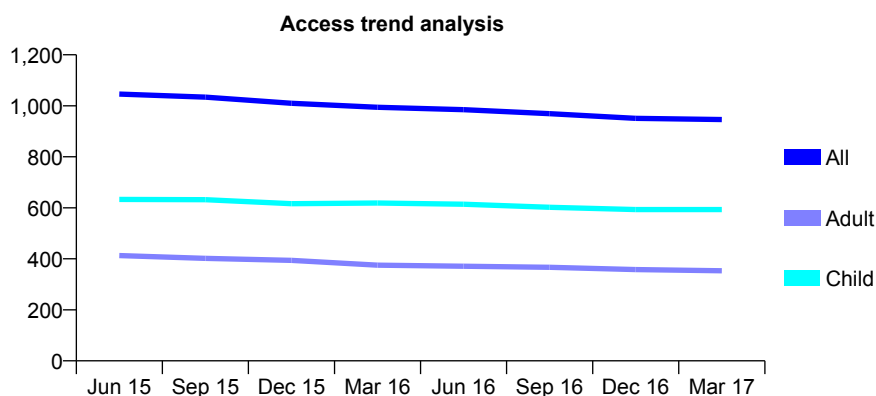
## Q70 - Vital Signs At a Glance Contract Report for 213195/0001 - March 2017

Name or company name	MR RH BOND
Contract type name	GDS Contract
Purpose of contract	General
Contract start date	01/04/2006
Contract end date	

16/17 Contracted general activity (UDA)	1,913
Carry forward general activity (UDA)	1
16/17 Contracted orthodontic activity (UOA)	0
Carry forward orthodontic activity (UOA)	0
Baseline contract value	£41,571.61

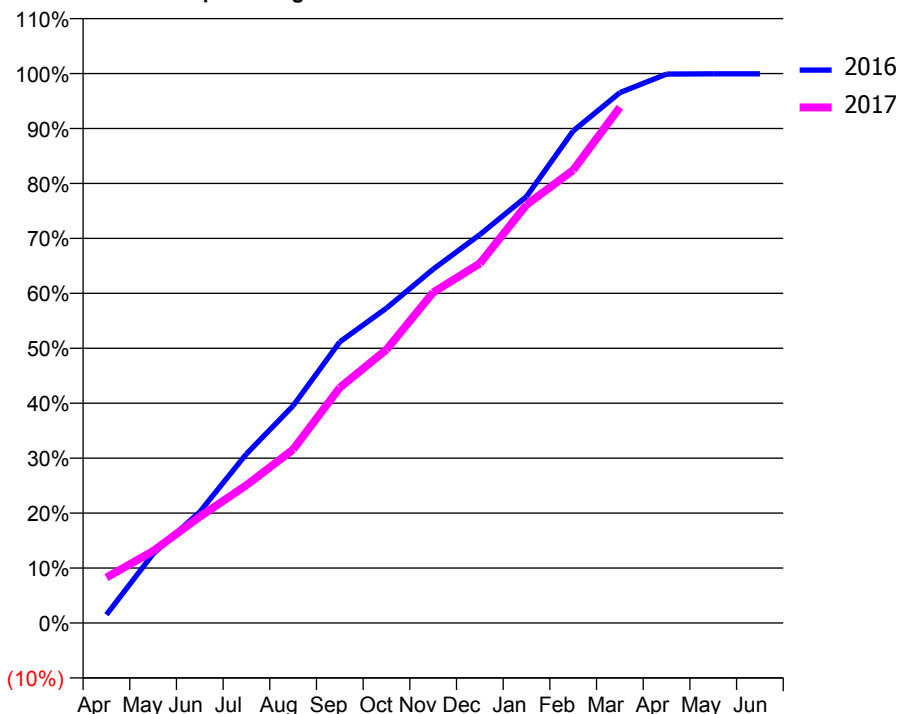
### ACCESS\*

Patients seen in 24 months	Total	Change since previous quarter
Quarter ending March 2016	994	
Quarter ending June 2016	985	→
Quarter ending September 2016	969	↓
Quarter ending December 2016	951	↓
Quarter ending March 2017	946	→
<b>Variance since March 2016</b>	<b>(4.8%)</b>	<b>↓</b>



### ACTIVITY

Cumulative percentage of contracted UDA delivered 2016 & 2017



Adjusted Scheduled Activity (UDA)

Month	2016	2017
April	29	158
May	241	251
June	387	370
July	589	480
August	757	604
September	979	820
October	1,096	952
November	1,232	1,151
December	1,352	1,252
January	1,485	1,456
February	1,713	1,577
March	1,847	1,795
April	1,911	
May	1,912	
June	1,912	

### QUALITY

	Quantity	Base Number	Contract	AT	Region	England
% of FP17s for the same patient ID Re-attending within 3 months - Children	52	1,016	5.1%	10.4%	11.9%	12.3%
% of FP17s for the same patient ID Re-attending within 3 months - Adults	48	361	13.3%	15.3%	16.6%	16.7%
% of FP17s for the same patient ID Re-attending between 3 & 9 months - Children	766	1,016	75.4%	60.5%	60.2%	57.6%
% of FP17s for the same patient ID Re-attending between 3 & 9 months - Adults	201	361	55.7%	52.1%	51.5%	50.1%
% of FP17s for Band 1 Urgent Courses	37	1,316	2.8%	9.6%	9.5%	9.1%
% of FP17s Relating to Free Repair or Replacements	1	1,316	0.1%	0.7%	0.7%	0.8%
% of FP17s Relating to Continuations	0	1,316	0.0%	1.3%	1.2%	1.2%
% of Patients satisfied with the dentistry they have received	0	0	N/A	93.3%	93.1%	92.8%
% of Patients satisfied with the time they had to wait for an appointment	0	0	N/A	87.7%	88.8%	88.7%

\* This is based on patients treated on this contract for their most recent course of treatment. Figures in italics indicate the base number of FP17s or Patient Questionnaire responses are less than 100. N/A is shown where the base number of responses is less than 10 during the period. % is calculated as Quantity/Base number\*100

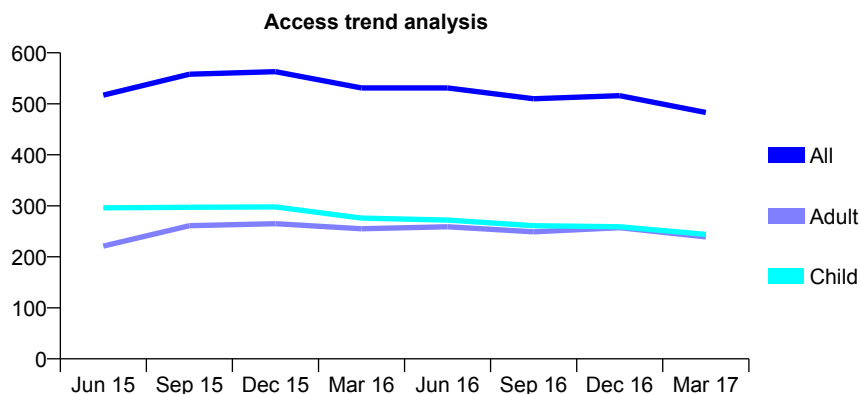
## Q70 - Vital Signs At a Glance Contract Report for 215066/0001 - March 2017

Name or company name	MR AM SIMMONS
Contract type name	GDS Contract
Purpose of contract	General and Orthodontic
Contract start date	01/04/2006
Contract end date	

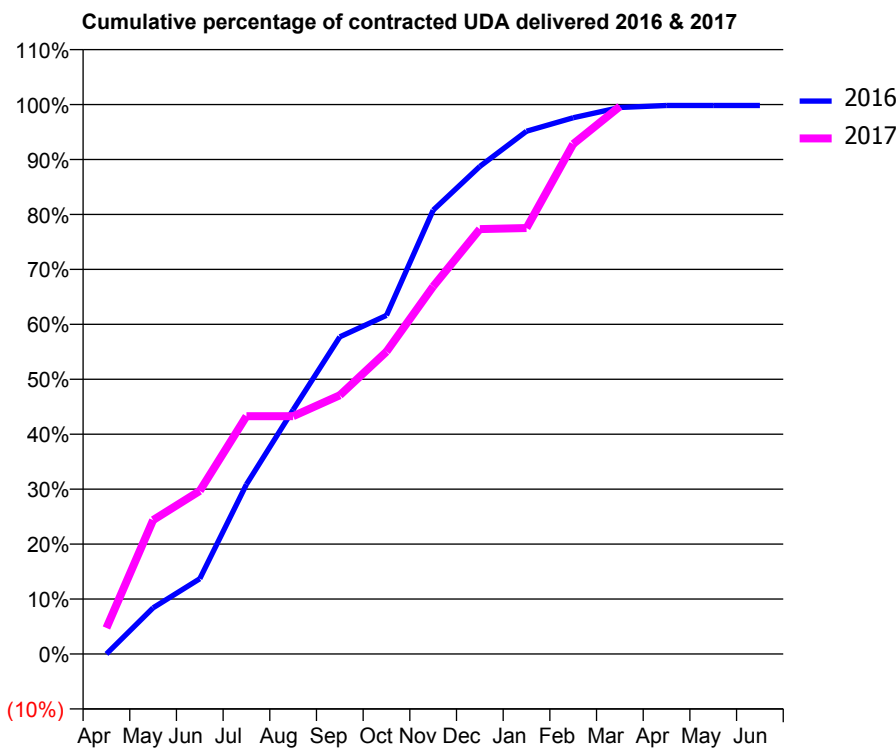
16/17 Contracted general activity (UDA)	1,000
Carry forward general activity (UDA)	0
16/17 Contracted orthodontic activity (UOA)	368
Carry forward orthodontic activity (UOA)	0
Baseline contract value	£50,251.00

### ACCESS\*

Patients seen in 24 months	Total	Change since previous quarter
Quarter ending March 2016	531	
Quarter ending June 2016	531	→
Quarter ending September 2016	510	↓
Quarter ending December 2016	516	→
Quarter ending March 2017	483	↓
<b>Variance since March 2016</b>	<b>(9.0%)</b>	<b>↓</b>



### ACTIVITY



Month	Adjusted Scheduled Activity (UDA)	
	2016	2017
April	0	47
May	84	244
June	137	297
July	309	433
August	444	433
September	577	471
October	616	550
November	808	669
December	887	773
January	951	775
February	976	928
March	995	997
April	998	
May	998	
June	998	

### QUALITY

	Quantity	Base Number	Contract	AT	Region	England
% of FP17s for the same patient ID Re-attending within 3 months - Children	20	410	4.9%	10.4%	11.9%	12.3%
% of FP17s for the same patient ID Re-attending within 3 months - Adults	23	289	8.0%	15.3%	16.6%	16.7%
% of FP17s for the same patient ID Re-attending between 3 & 9 months - Children	236	410	57.6%	60.5%	60.2%	57.6%
% of FP17s for the same patient ID Re-attending between 3 & 9 months - Adults	177	289	61.2%	52.1%	51.5%	50.1%
% of FP17s for Band 1 Urgent Courses	28	659	4.2%	9.6%	9.5%	9.1%
% of FP17s Relating to Free Repair or Replacements	0	659	0.0%	0.7%	0.7%	0.8%
% of FP17s Relating to Continuations	0	659	0.0%	1.3%	1.2%	1.2%
% of Patients satisfied with the dentistry they have received	1	1	N/A	93.3%	93.1%	92.8%
% of Patients satisfied with the time they had to wait for an appointment	1	1	N/A	87.7%	88.8%	88.7%

\* This is based on patients treated on this contract for their most recent course of treatment. Figures in italics indicate the base number of FP17s or Patient Questionnaire responses are less than 100. N/A is shown where the base number of responses is less than 10 during the period. % is calculated as Quantity/Base number\*100

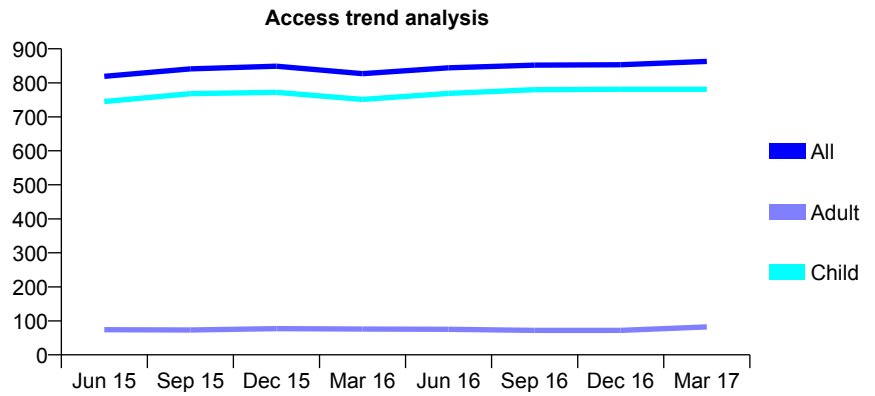
## Q70 - Vital Signs At a Glance Contract Report for 215767/0001 - March 2017

Name or company name	Maximilian Waller
Contract type name	GDS Contract
Purpose of contract	General
Contract start date	01/04/2006
Contract end date	

16/17 Contracted general activity (UDA)	1,620
Carry forward general activity (UDA)	0
16/17 Contracted orthodontic activity (UOA)	0
Carry forward orthodontic activity (UOA)	0
Baseline contract value	£40,739.17

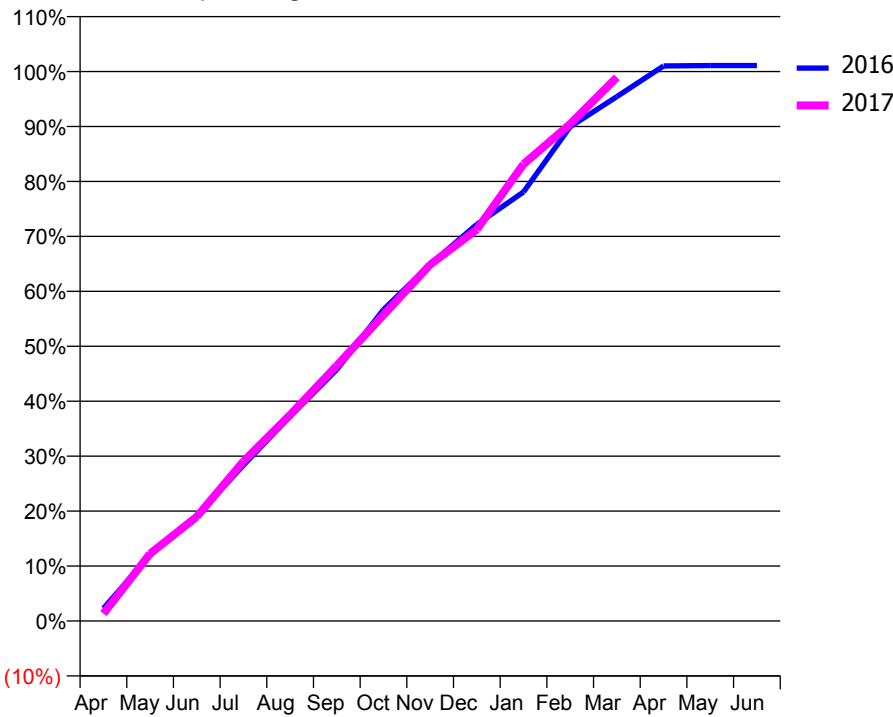
### ACCESS\*

Patients seen in 24 months	Total	Change since previous quarter
Quarter ending March 2016	827	
Quarter ending June 2016	844	↑
Quarter ending September 2016	852	→
Quarter ending December 2016	853	→
Quarter ending March 2017	863	→
<b>Variance since March 2016</b>	<b>4.4%</b>	<b>↑</b>



### ACTIVITY

Cumulative percentage of contracted UDA delivered 2016 & 2017



Month	Adjusted Scheduled Activity (UDA)	
	2016	2017
April	37	22
May	195	199
June	310	308
July	459	471
August	604	608
September	741	753
October	918	903
November	1,051	1,051
December	1,169	1,154
January	1,265	1,347
February	1,457	1,465
March	1,546	1,603
April	1,636	
May	1,637	
June	1,637	

### QUALITY

	Quantity	Base Number	Contract	AT	Region	England
% of FP17s for the same patient ID Re-attending within 3 months - Children	79	1,328	5.9%	10.4%	11.9%	12.3%
% of FP17s for the same patient ID Re-attending within 3 months - Adults	3	45	6.7%	15.3%	16.6%	16.7%
% of FP17s for the same patient ID Re-attending between 3 & 9 months - Children	982	1,328	73.9%	60.5%	60.2%	57.6%
% of FP17s for the same patient ID Re-attending between 3 & 9 months - Adults	35	45	77.8%	52.1%	51.5%	50.1%
% of FP17s for Band 1 Urgent Courses	45	1,298	3.5%	9.6%	9.5%	9.1%
% of FP17s Relating to Free Repair or Replacements	0	1,298	0.0%	0.7%	0.7%	0.8%
% of FP17s Relating to Continuations	17	1,298	1.3%	1.3%	1.2%	1.2%
% of Patients satisfied with the dentistry they have received	1	1	N/A	93.3%	93.1%	92.8%
% of Patients satisfied with the time they had to wait for an appointment	1	1	N/A	87.7%	88.8%	88.7%

\* This is based on patients treated on this contract for their most recent course of treatment. Figures in italics indicate the base number of FP17s or Patient Questionnaire responses are less than 100. N/A is shown where the base number of responses is less than 10 during the period. % is calculated as Quantity/Base number\*100

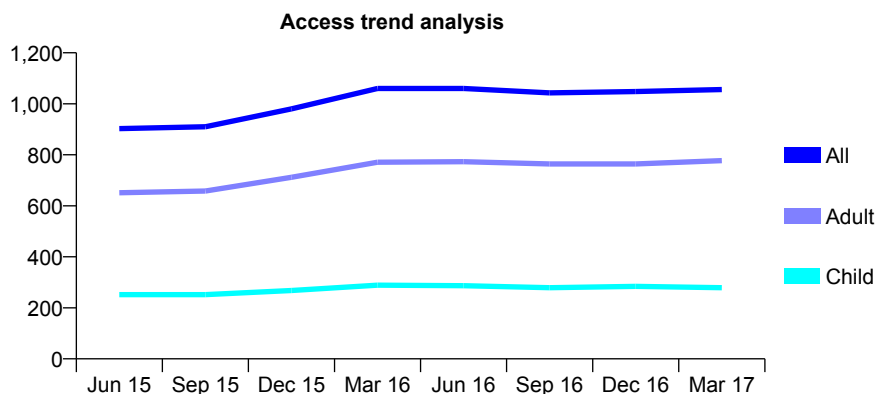
## Q70 - Vital Signs At a Glance Contract Report for 215872/0002 - March 2017

Name or company name	Ian White Dentistry
Contract type name	GDS Contract
Purpose of contract	General
Contract start date	01/04/2006
Contract end date	

16/17 Contracted general activity (UDA)	3,235
Carry forward general activity (UDA)	1
16/17 Contracted orthodontic activity (UOA)	0
Carry forward orthodontic activity (UOA)	0
Baseline contract value	£79,308.27

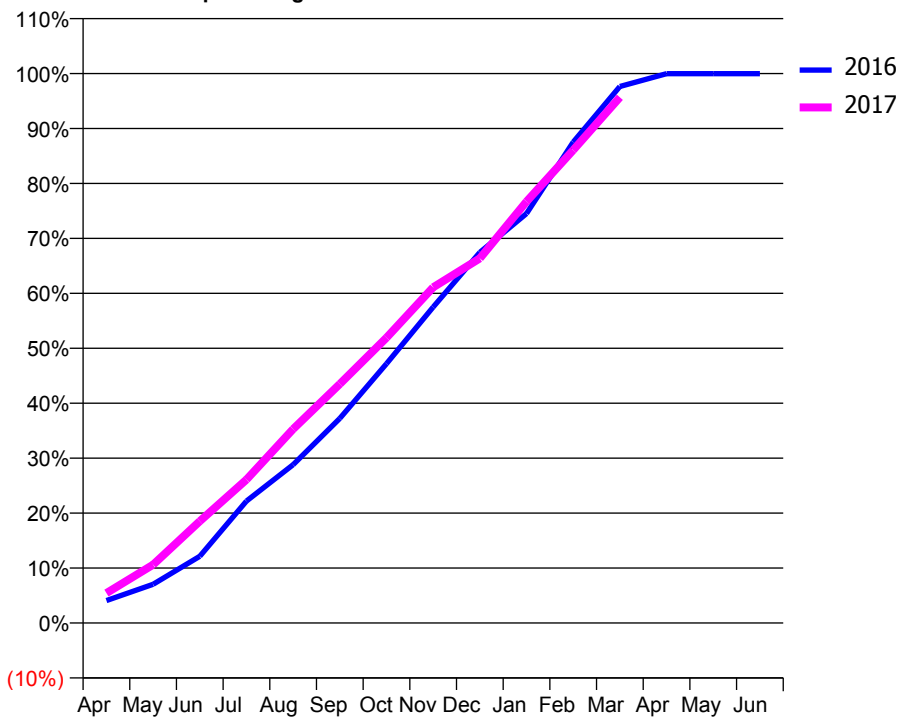
### ACCESS\*

Patients seen in 24 months	Total	Change since previous quarter
Quarter ending March 2016	1,060	
Quarter ending June 2016	1,060	→
Quarter ending September 2016	1,043	↓
Quarter ending December 2016	1,048	→
Quarter ending March 2017	1,056	→
<b>Variance since March 2016</b>	<b>(0.4%)</b>	<b>→</b>



### ACTIVITY

Cumulative percentage of contracted UDA delivered 2016 & 2017



Adjusted Scheduled Activity (UDA)

Month	2016	2017
April	132	176
May	228	343
June	393	599
July	718	844
August	932	1,142
September	1,205	1,407
October	1,527	1,679
November	1,860	1,977
December	2,182	2,147
January	2,411	2,481
February	2,831	2,784
March	3,159	3,095
April	3,234	
May	3,234	
June	3,234	

### QUALITY

	Quantity	Base Number	Contract	AT	Region	England
% of FP17s for the same patient ID Re-attending within 3 months - Children	37	451	8.2%	10.4%	11.9%	12.3%
% of FP17s for the same patient ID Re-attending within 3 months - Adults	132	1,208	10.9%	15.3%	16.6%	16.7%
% of FP17s for the same patient ID Re-attending between 3 & 9 months - Children	325	451	72.1%	60.5%	60.2%	57.6%
% of FP17s for the same patient ID Re-attending between 3 & 9 months - Adults	906	1,208	75.0%	52.1%	51.5%	50.1%
% of FP17s for Band 1 Urgent Courses	101	1,604	6.3%	9.6%	9.5%	9.1%
% of FP17s Relating to Free Repair or Replacements	0	1,604	0.0%	0.7%	0.7%	0.8%
% of FP17s Relating to Continuations	14	1,604	0.9%	1.3%	1.2%	1.2%
% of Patients satisfied with the dentistry they have received	1	1	N/A	93.3%	93.1%	92.8%
% of Patients satisfied with the time they had to wait for an appointment	1	1	N/A	87.7%	88.8%	88.7%

\* This is based on patients treated on this contract for their most recent course of treatment. Figures in italics indicate the base number of FP17s or Patient Questionnaire responses are less than 100. N/A is shown where the base number of responses is less than 10 during the period. % is calculated as Quantity/Base number\*100

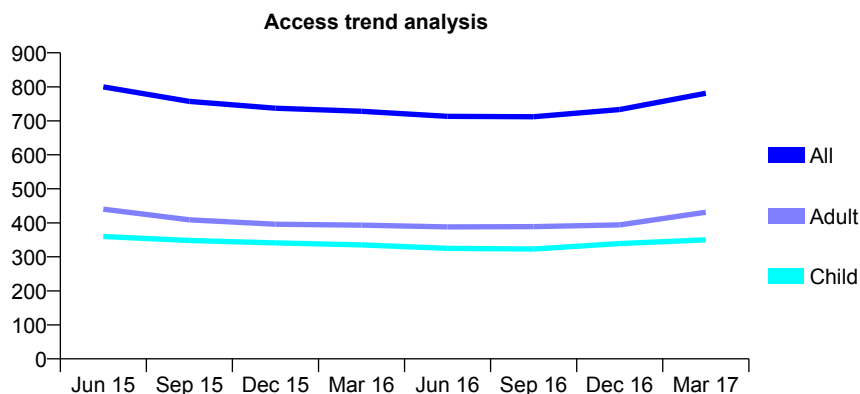
## Q70 - Vital Signs At a Glance Contract Report for 215872/0003 - March 2017

Name or company name	MR AL GIRLING
Contract type name	GDS Contract
Purpose of contract	General and Orthodontic
Contract start date	01/04/2006
Contract end date	

16/17 Contracted general activity (UDA)	1,849
Carry forward general activity (UDA)	23
16/17 Contracted orthodontic activity (UOA)	154
Carry forward orthodontic activity (UOA)	0
Baseline contract value	£56,179.63

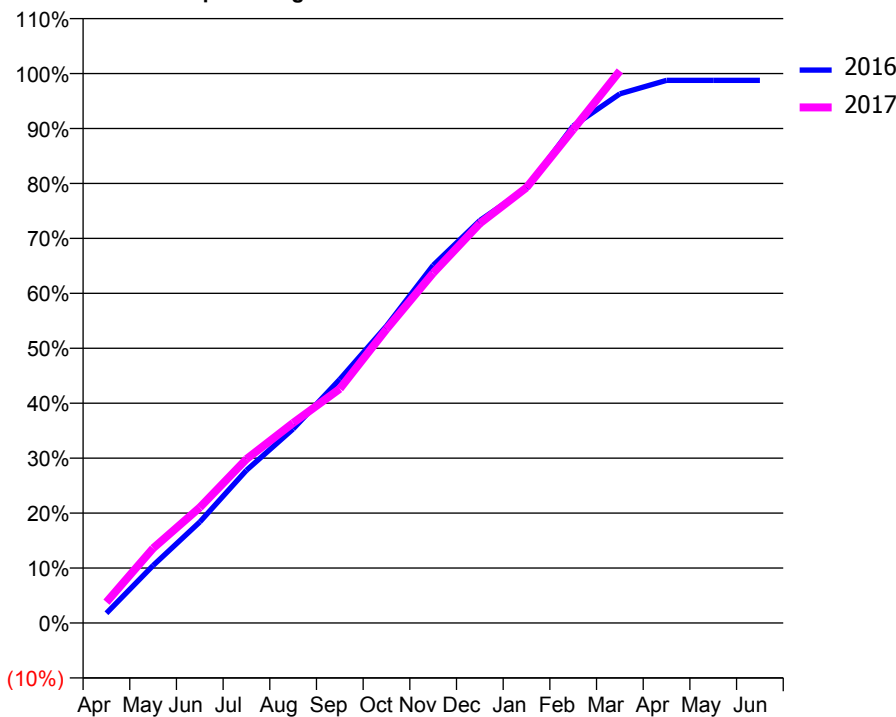
### ACCESS\*

Patients seen in 24 months	Total	Change since previous quarter
Quarter ending March 2016	728	
Quarter ending June 2016	713	↓
Quarter ending September 2016	712	→
Quarter ending December 2016	733	↑
Quarter ending March 2017	781	↑
<b>Variance since March 2016</b>	<b>7.3%</b>	<b>↑</b>



### ACTIVITY

Cumulative percentage of contracted UDA delivered 2016 & 2017



Adjusted Scheduled Activity (UDA)

Month	2016	2017
April	33	70
May	193	252
June	340	389
July	514	552
August	653	673
September	820	788
October	999	989
November	1,204	1,178
December	1,354	1,344
January	1,463	1,465
February	1,672	1,661
March	1,781	1,858
April	1,826	
May	1,826	
June	1,826	

### QUALITY

	Quantity	Base Number	Contract	AT	Region	England
% of FP17s for the same patient ID Re-attending within 3 months - Children	61	565	10.8%	10.4%	11.9%	12.3%
% of FP17s for the same patient ID Re-attending within 3 months - Adults	84	547	15.4%	15.3%	16.6%	16.7%
% of FP17s for the same patient ID Re-attending between 3 & 9 months - Children	332	565	58.8%	60.5%	60.2%	57.6%
% of FP17s for the same patient ID Re-attending between 3 & 9 months - Adults	287	547	52.5%	52.1%	51.5%	50.1%
% of FP17s for Band 1 Urgent Courses	65	1,038	6.3%	9.6%	9.5%	9.1%
% of FP17s Relating to Free Repair or Replacements	2	1,038	0.2%	0.7%	0.7%	0.8%
% of FP17s Relating to Continuations	1	1,038	0.1%	1.3%	1.2%	1.2%
% of Patients satisfied with the dentistry they have received	0	0	N/A	93.3%	93.1%	92.8%
% of Patients satisfied with the time they had to wait for an appointment	0	0	N/A	87.7%	88.8%	88.7%

\* This is based on patients treated on this contract for their most recent course of treatment. Figures in italics indicate the base number of FP17s or Patient Questionnaire responses are less than 100. N/A is shown where the base number of responses is less than 10 during the period. % is calculated as Quantity/Base number\*100

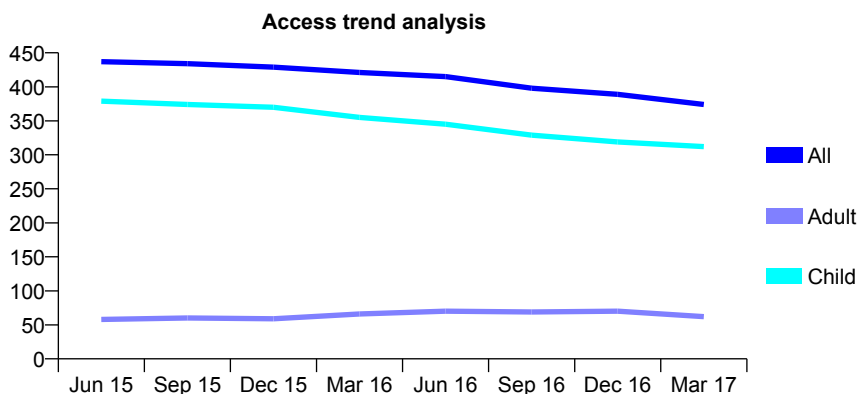
## Q70 - Vital Signs At a Glance Contract Report for 218898/0001 - March 2017

Name or company name	MR PJ HENNING
Contract type name	GDS Contract
Purpose of contract	General
Contract start date	01/04/2006
Contract end date	

16/17 Contracted general activity (UDA)	680
Carry forward general activity (UDA)	0
16/17 Contracted orthodontic activity (UOA)	0
Carry forward orthodontic activity (UOA)	0
Baseline contract value	£15,905.46

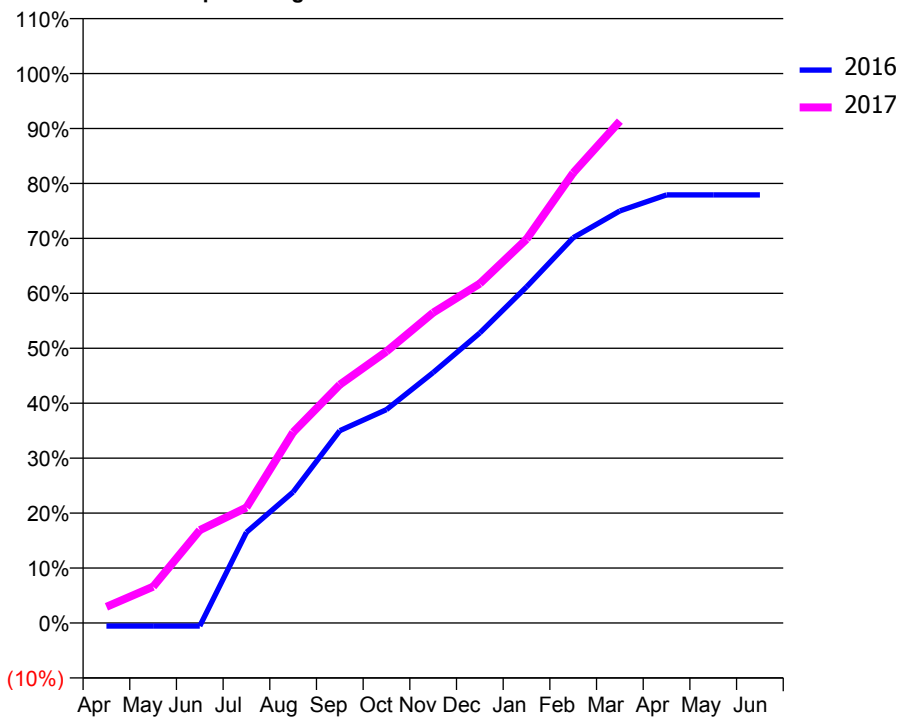
### ACCESS\*

Patients seen in 24 months	Total	Change since previous quarter
Quarter ending March 2016	421	
Quarter ending June 2016	415	↓
Quarter ending September 2016	398	↓
Quarter ending December 2016	389	↓
Quarter ending March 2017	374	↓
<b>Variance since March 2016</b>	<b>(11.2%)</b>	<b>↓</b>



### ACTIVITY

Cumulative percentage of contracted UDA delivered 2016 & 2017



Month	Adjusted Scheduled Activity (UDA)	
	2016	2017
April	-5	20
May	-5	45
June	-5	115
July	142	143
August	205	236
September	301	295
October	334	336
November	392	384
December	454	420
January	526	475
February	603	557
March	645	621
April	670	
May	670	
June	670	

### QUALITY

	Quantity	Base Number	Contract	AT	Region	England
% of FP17s for the same patient ID Re-attending within 3 months - Children	24	476	5.0%	10.4%	11.9%	12.3%
% of FP17s for the same patient ID Re-attending within 3 months - Adults	3	26	11.5%	15.3%	16.6%	16.7%
% of FP17s for the same patient ID Re-attending between 3 & 9 months - Children	327	476	68.7%	60.5%	60.2%	57.6%
% of FP17s for the same patient ID Re-attending between 3 & 9 months - Adults	15	26	57.7%	52.1%	51.5%	50.1%
% of FP17s for Band 1 Urgent Courses	0	481	0.0%	9.6%	9.5%	9.1%
% of FP17s Relating to Free Repair or Replacements	0	481	0.0%	0.7%	0.7%	0.8%
% of FP17s Relating to Continuations	8	481	1.7%	1.3%	1.2%	1.2%
% of Patients satisfied with the dentistry they have received	0	0	N/A	93.3%	93.1%	92.8%
% of Patients satisfied with the time they had to wait for an appointment	0	0	N/A	87.7%	88.8%	88.7%

\* This is based on patients treated on this contract for their most recent course of treatment. Figures in italics indicate the base number of FP17s or Patient Questionnaire responses are less than 100. N/A is shown where the base number of responses is less than 10 during the period. % is calculated as Quantity/Base number\*100

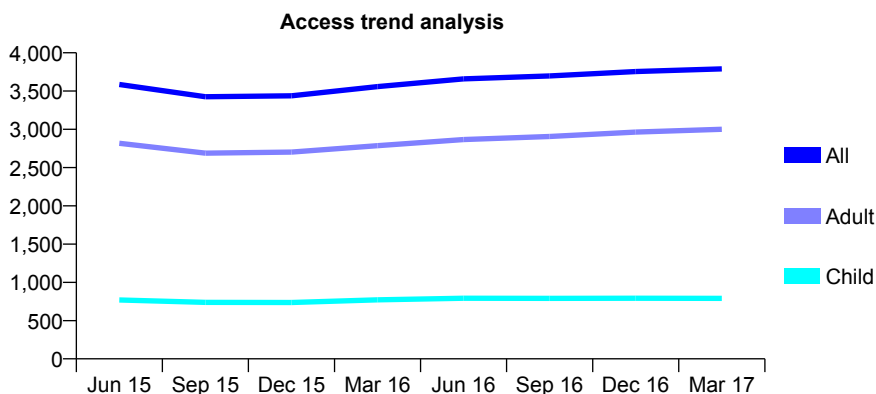
## Q70 - Vital Signs At a Glance Contract Report for 219177/0001 - March 2017

Name or company name	MR PN LOCKYER
Contract type name	GDS Contract
Purpose of contract	General
Contract start date	01/04/2006
Contract end date	

16/17 Contracted general activity (UDA)	12,000
Carry forward general activity (UDA)	584
16/17 Contracted orthodontic activity (UOA)	0
Carry forward orthodontic activity (UOA)	0
Baseline contract value	£293,920.61

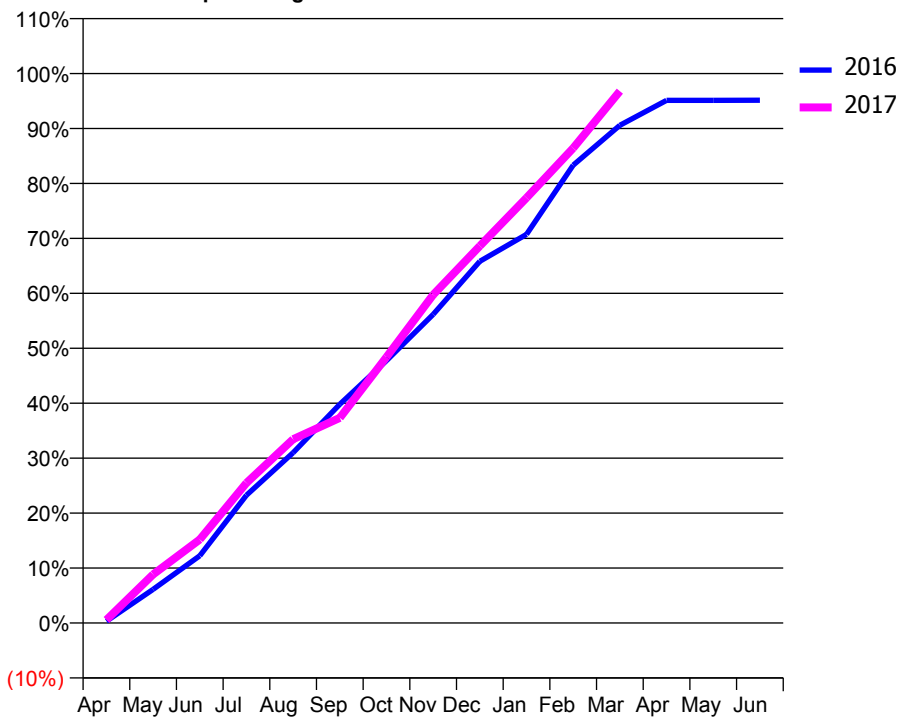
### ACCESS\*

Patients seen in 24 months	Total	Change since previous quarter
Quarter ending March 2016	3,558	
Quarter ending June 2016	3,659	↑
Quarter ending September 2016	3,698	→
Quarter ending December 2016	3,755	→
Quarter ending March 2017	3,790	→
<b>Variance since March 2016</b>	<b>6.5%</b>	<b>↑</b>



### ACTIVITY

Cumulative percentage of contracted UDA delivered 2016 & 2017



Adjusted Scheduled Activity (UDA)

Month	2016	2017
April	40	70
May	736	1,062
June	1,468	1,826
July	2,792	3,059
August	3,719	4,013
September	4,777	4,480
October	5,731	5,809
November	6,740	7,167
December	7,899	8,234
January	8,488	9,284
February	9,998	10,372
March	10,870	11,614
April	11,413	
May	11,414	
June	11,415	

### QUALITY

	Quantity	Base Number	Contract	AT	Region	England
% of FP17s for the same patient ID Re-attending within 3 months - Children	131	1,371	9.6%	10.4%	11.9%	12.3%
% of FP17s for the same patient ID Re-attending within 3 months - Adults	1,058	5,150	20.5%	15.3%	16.6%	16.7%
% of FP17s for the same patient ID Re-attending between 3 & 9 months - Children	884	1,371	64.5%	60.5%	60.2%	57.6%
% of FP17s for the same patient ID Re-attending between 3 & 9 months - Adults	2,962	5,150	57.5%	52.1%	51.5%	50.1%
% of FP17s for Band 1 Urgent Courses	872	6,245	14.0%	9.6%	9.5%	9.1%
% of FP17s Relating to Free Repair or Replacements	29	6,245	0.5%	0.7%	0.7%	0.8%
% of FP17s Relating to Continuations	80	6,245	1.3%	1.3%	1.2%	1.2%
% of Patients satisfied with the dentistry they have received	10	11	90.9%	93.3%	93.1%	92.8%
% of Patients satisfied with the time they had to wait for an appointment	11	11	100.0%	87.7%	88.8%	88.7%

\* This is based on patients treated on this contract for their most recent course of treatment. Figures in italics indicate the base number of FP17s or Patient Questionnaire responses are less than 100. N/A is shown where the base number of responses is less than 10 during the period. % is calculated as Quantity/Base number\*100



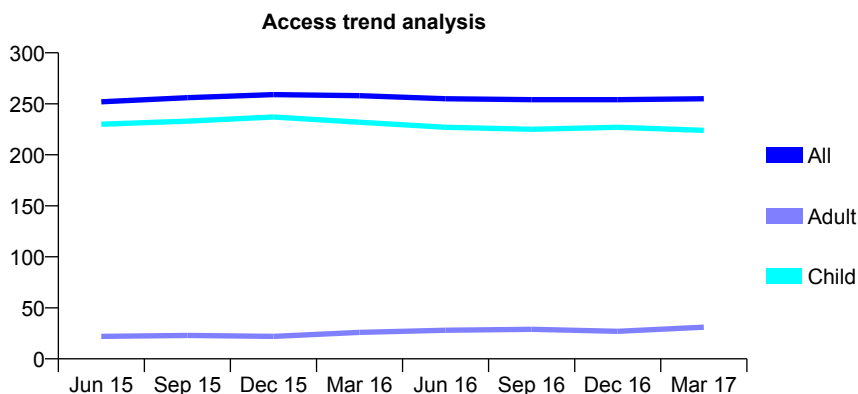
## Q70 - Vital Signs At a Glance Contract Report for 219908/0001 - March 2017

Name or company name	MR RD HUGHES
Contract type name	GDS Contract
Purpose of contract	General
Contract start date	01/04/2006
Contract end date	

16/17 Contracted general activity (UDA)	550
Carry forward general activity (UDA)	12
16/17 Contracted orthodontic activity (UOA)	0
Carry forward orthodontic activity (UOA)	0
Baseline contract value	£11,593.27

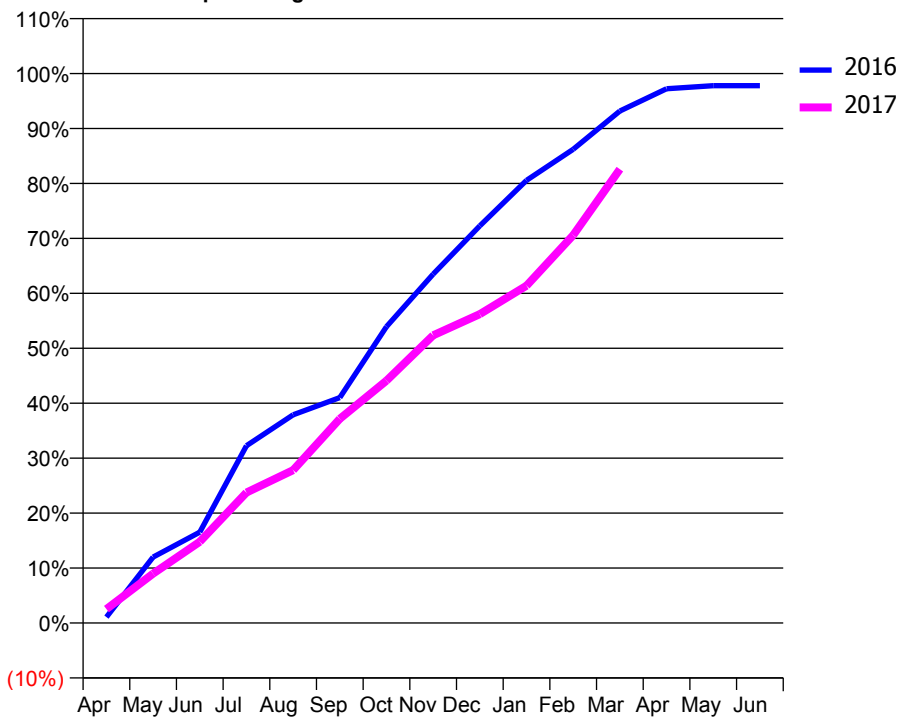
### ACCESS\*

Patients seen in 24 months	Total	Change since previous quarter
Quarter ending March 2016	258	
Quarter ending June 2016	255	↓
Quarter ending September 2016	254	→
Quarter ending December 2016	254	→
Quarter ending March 2017	255	→
<b>Variance since March 2016</b>	<b>(1.2%)</b>	<b>↓</b>



### ACTIVITY

Cumulative percentage of contracted UDA delivered 2016 & 2017



Month	Adjusted Scheduled Activity (UDA)	
	2016	2017
April	6	14
May	66	49
June	91	81
July	177	131
August	208	153
September	226	204
October	297	243
November	349	288
December	398	309
January	443	338
February	474	388
March	512	454
April	535	
May	538	
June	538	

### QUALITY

	Quantity	Base Number	Contract	AT	Region	England
% of FP17s for the same patient ID Re-attending within 3 months - Children	17	393	4.3%	10.4%	11.9%	12.3%
% of FP17s for the same patient ID Re-attending within 3 months - Adults	0	0	N/A	15.3%	16.6%	16.7%
% of FP17s for the same patient ID Re-attending between 3 & 9 months - Children	252	393	64.1%	60.5%	60.2%	57.6%
% of FP17s for the same patient ID Re-attending between 3 & 9 months - Adults	0	0	N/A	52.1%	51.5%	50.1%
% of FP17s for Band 1 Urgent Courses	16	371	4.3%	9.6%	9.5%	9.1%
% of FP17s Relating to Free Repair or Replacements	0	371	0.0%	0.7%	0.7%	0.8%
% of FP17s Relating to Continuations	0	371	0.0%	1.3%	1.2%	1.2%
% of Patients satisfied with the dentistry they have received	2	2	N/A	93.3%	93.1%	92.8%
% of Patients satisfied with the time they had to wait for an appointment	2	2	N/A	87.7%	88.8%	88.7%

\* This is based on patients treated on this contract for their most recent course of treatment. Figures in italics indicate the base number of FP17s or Patient Questionnaire responses are less than 100. N/A is shown where the base number of responses is less than 10 during the period. % is calculated as Quantity/Base number\*100

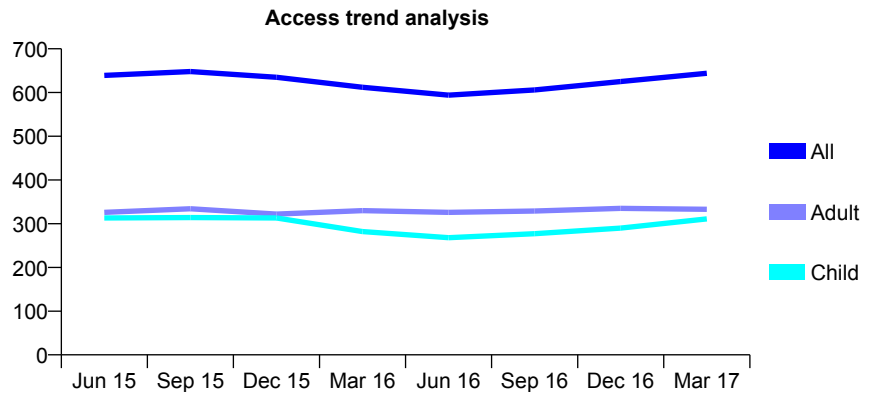
## Q70 - Vital Signs At a Glance Contract Report for 221252/0001 - March 2017

Name or company name	MR JR LIPPETT
Contract type name	GDS Contract
Purpose of contract	General and Orthodontic
Contract start date	01/04/2006
Contract end date	

16/17 Contracted general activity (UDA)	1,500
Carry forward general activity (UDA)	-10
16/17 Contracted orthodontic activity (UOA)	131
Carry forward orthodontic activity (UOA)	-1
Baseline contract value	£47,378.64

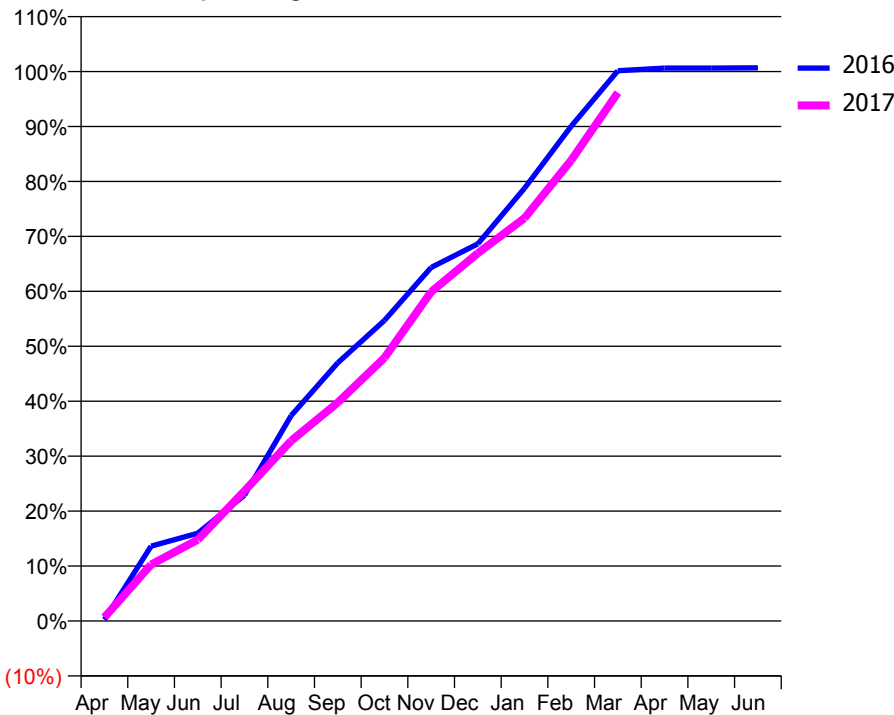
### ACCESS\*

Patients seen in 24 months	Total	Change since previous quarter
Quarter ending March 2016	612	
Quarter ending June 2016	594	↓
Quarter ending September 2016	606	↑
Quarter ending December 2016	625	↑
Quarter ending March 2017	644	↑
<b>Variance since March 2016</b>	<b>5.2%</b>	<b>↑</b>



### ACTIVITY

Cumulative percentage of contracted UDA delivered 2016 & 2017



Month	Adjusted Scheduled Activity (UDA)	
	2016	2017
April	4	10
May	204	154
June	240	222
July	343	355
August	561	492
September	705	597
October	821	719
November	965	898
December	1,030	1,004
January	1,181	1,100
February	1,351	1,258
March	1,502	1,442
April	1,509	
May	1,509	
June	1,510	

### QUALITY

	Quantity	Base Number	Contract	AT	Region	England
% of FP17s for the same patient ID Re-attending within 3 months - Children	33	499	6.6%	10.4%	11.9%	12.3%
% of FP17s for the same patient ID Re-attending within 3 months - Adults	38	401	9.5%	15.3%	16.6%	16.7%
% of FP17s for the same patient ID Re-attending between 3 & 9 months - Children	261	499	52.3%	60.5%	60.2%	57.6%
% of FP17s for the same patient ID Re-attending between 3 & 9 months - Adults	197	401	49.1%	52.1%	51.5%	50.1%
% of FP17s for Band 1 Urgent Courses	42	870	4.8%	9.6%	9.5%	9.1%
% of FP17s Relating to Free Repair or Replacements	0	870	0.0%	0.7%	0.7%	0.8%
% of FP17s Relating to Continuations	9	870	1.0%	1.3%	1.2%	1.2%
% of Patients satisfied with the dentistry they have received	1	1	N/A	93.3%	93.1%	92.8%
% of Patients satisfied with the time they had to wait for an appointment	1	1	N/A	87.7%	88.8%	88.7%

\* This is based on patients treated on this contract for their most recent course of treatment. Figures in italics indicate the base number of FP17s or Patient Questionnaire responses are less than 100. N/A is shown where the base number of responses is less than 10 during the period. % is calculated as Quantity/Base number\*100

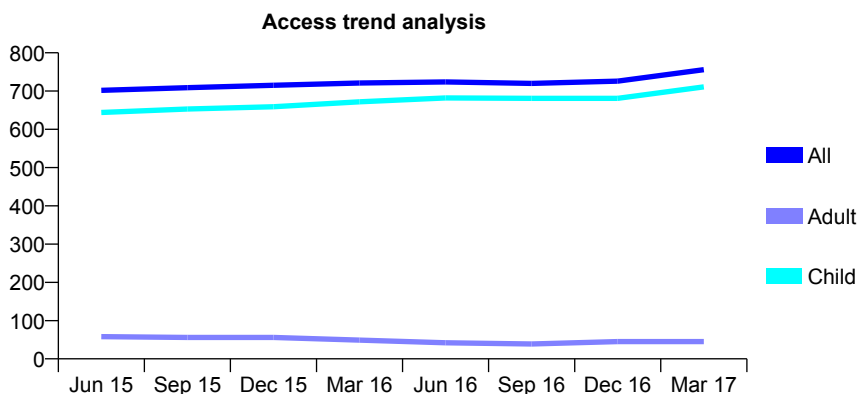
## Q70 - Vital Signs At a Glance Contract Report for 224219/0001 - March 2017

Name or company name	MR GL BROOKE-JONES
Contract type name	GDS Contract
Purpose of contract	General
Contract start date	01/04/2006
Contract end date	

16/17 Contracted general activity (UDA)	1,370
Carry forward general activity (UDA)	0
16/17 Contracted orthodontic activity (UOA)	0
Carry forward orthodontic activity (UOA)	0
Baseline contract value	£27,941.12

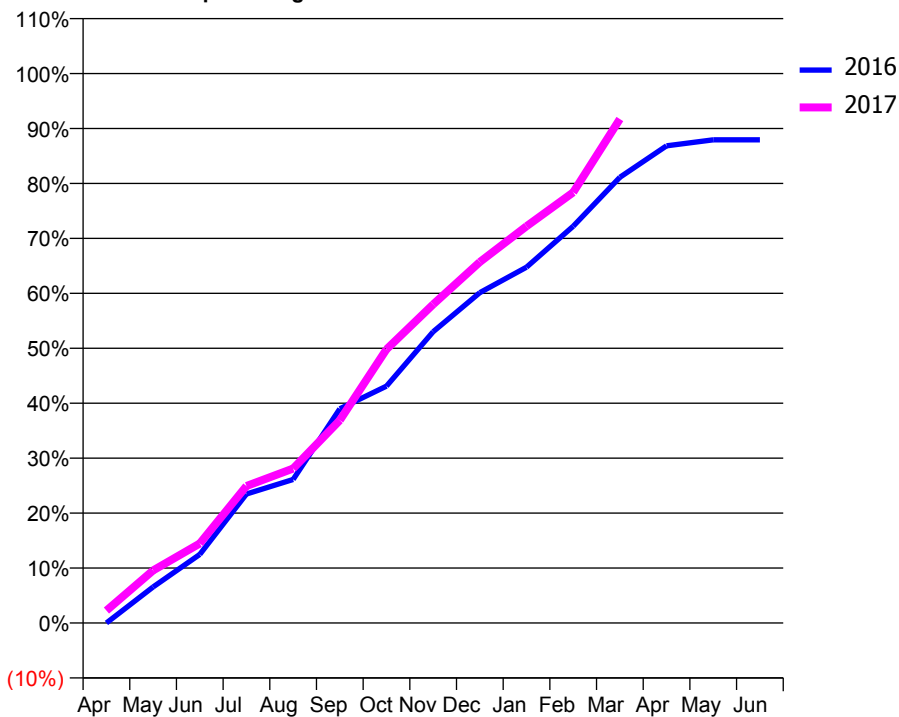
### ACCESS\*

Patients seen in 24 months	Total	Change since previous quarter
Quarter ending March 2016	721	
Quarter ending June 2016	724	→
Quarter ending September 2016	720	→
Quarter ending December 2016	726	→
Quarter ending March 2017	756	↑
<b>Variance since March 2016</b>	4.9%	↑



### ACTIVITY

Cumulative percentage of contracted UDA delivered 2016 & 2017



Month	Adjusted Scheduled Activity (UDA)	
	2016	2017
April	0	31
May	90	131
June	171	198
July	322	342
August	358	385
September	534	505
October	591	682
November	726	794
December	824	900
January	887	989
February	989	1,074
March	1,111	1,257
April	1,190	
May	1,205	
June	1,205	

### QUALITY

	Quantity	Base Number	Contract	AT	Region	England
% of FP17s for the same patient ID Re-attending within 3 months - Children	43	986	4.4%	10.4%	11.9%	12.3%
% of FP17s for the same patient ID Re-attending within 3 months - Adults	0	0	N/A	15.3%	16.6%	16.7%
% of FP17s for the same patient ID Re-attending between 3 & 9 months - Children	614	986	62.3%	60.5%	60.2%	57.6%
% of FP17s for the same patient ID Re-attending between 3 & 9 months - Adults	0	0	N/A	52.1%	51.5%	50.1%
% of FP17s for Band 1 Urgent Courses	33	910	3.6%	9.6%	9.5%	9.1%
% of FP17s Relating to Free Repair or Replacements	0	910	0.0%	0.7%	0.7%	0.8%
% of FP17s Relating to Continuations	0	910	0.0%	1.3%	1.2%	1.2%
% of Patients satisfied with the dentistry they have received	0	0	N/A	93.3%	93.1%	92.8%
% of Patients satisfied with the time they had to wait for an appointment	0	0	N/A	87.7%	88.8%	88.7%

\* This is based on patients treated on this contract for their most recent course of treatment. Figures in italics indicate the base number of FP17s or Patient Questionnaire responses are less than 100. N/A is shown where the base number of responses is less than 10 during the period. % is calculated as Quantity/Base number\*100

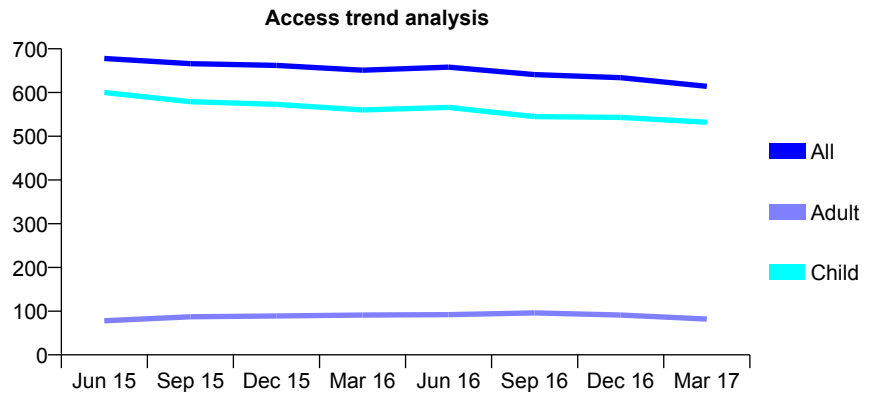
## Q70 - Vital Signs At a Glance Contract Report for 230693/0001 - March 2017

Name or company name	MR SB HACKETT
Contract type name	GDS Contract
Purpose of contract	General
Contract start date	01/04/2006
Contract end date	

16/17 Contracted general activity (UDA)	1,018
Carry forward general activity (UDA)	2
16/17 Contracted orthodontic activity (UOA)	0
Carry forward orthodontic activity (UOA)	0
Baseline contract value	£21,015.32

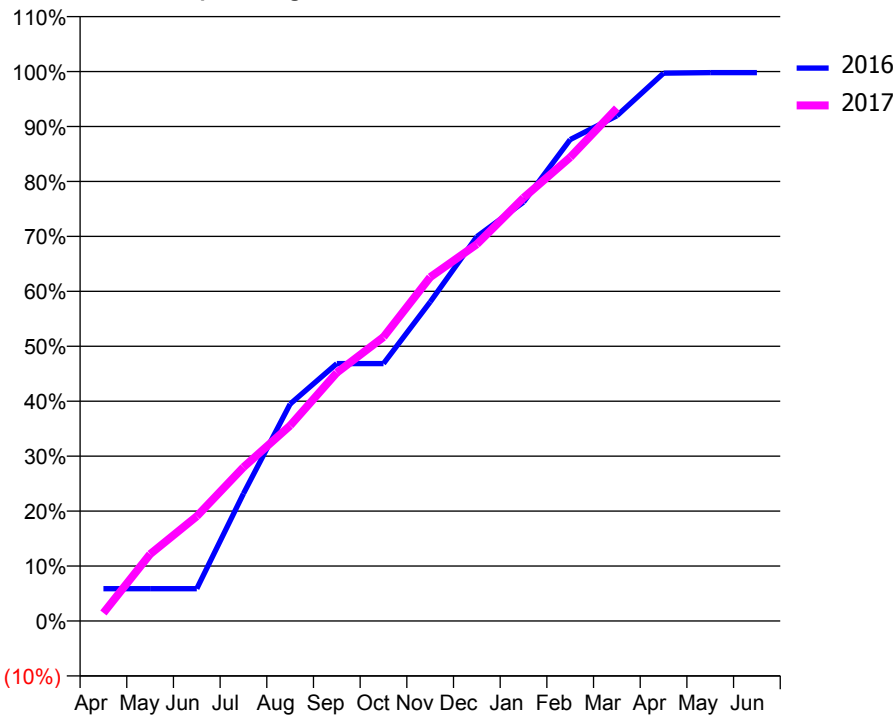
### ACCESS\*

Patients seen in 24 months	Total	Change since previous quarter
Quarter ending March 2016	651	
Quarter ending June 2016	658	→
Quarter ending September 2016	641	↓
Quarter ending December 2016	634	↓
Quarter ending March 2017	614	↓
<b>Variance since March 2016</b>	<b>(5.7%)</b>	<b>↓</b>



### ACTIVITY

Cumulative percentage of contracted UDA delivered 2016 & 2017



Month	Adjusted Scheduled Activity (UDA)	
	2016	2017
April	60	15
May	60	124
June	60	194
July	236	285
August	402	362
September	477	460
October	477	526
November	591	637
December	712	698
January	776	784
February	892	859
March	936	950
April	1,015	
May	1,016	
June	1,016	

### QUALITY

	Quantity	Base Number	Contract	AT	Region	England
% of FP17s for the same patient ID Re-attending within 3 months - Children	28	836	3.3%	10.4%	11.9%	12.3%
% of FP17s for the same patient ID Re-attending within 3 months - Adults	0	24	0.0%	15.3%	16.6%	16.7%
% of FP17s for the same patient ID Re-attending between 3 & 9 months - Children	533	836	63.8%	60.5%	60.2%	57.6%
% of FP17s for the same patient ID Re-attending between 3 & 9 months - Adults	15	24	62.5%	52.1%	51.5%	50.1%
% of FP17s for Band 1 Urgent Courses	0	787	0.0%	9.6%	9.5%	9.1%
% of FP17s Relating to Free Repair or Replacements	0	787	0.0%	0.7%	0.7%	0.8%
% of FP17s Relating to Continuations	0	787	0.0%	1.3%	1.2%	1.2%
% of Patients satisfied with the dentistry they have received	0	0	N/A	93.3%	93.1%	92.8%
% of Patients satisfied with the time they had to wait for an appointment	0	0	N/A	87.7%	88.8%	88.7%

\* This is based on patients treated on this contract for their most recent course of treatment. Figures in italics indicate the base number of FP17s or Patient Questionnaire responses are less than 100. N/A is shown where the base number of responses is less than 10 during the period. % is calculated as Quantity/Base number\*100

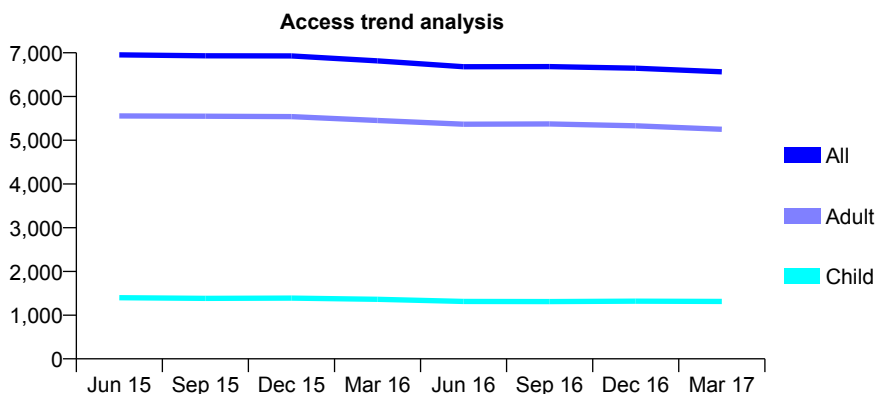
## Q70 - Vital Signs At a Glance Contract Report for 232629/0001 - March 2017

Name or company name	MR W CREEDON
Contract type name	GDS Contract
Purpose of contract	General
Contract start date	01/04/2006
Contract end date	

16/17 Contracted general activity (UDA)	17,406
Carry forward general activity (UDA)	0
16/17 Contracted orthodontic activity (UOA)	0
Carry forward orthodontic activity (UOA)	0
Baseline contract value	£473,412.67

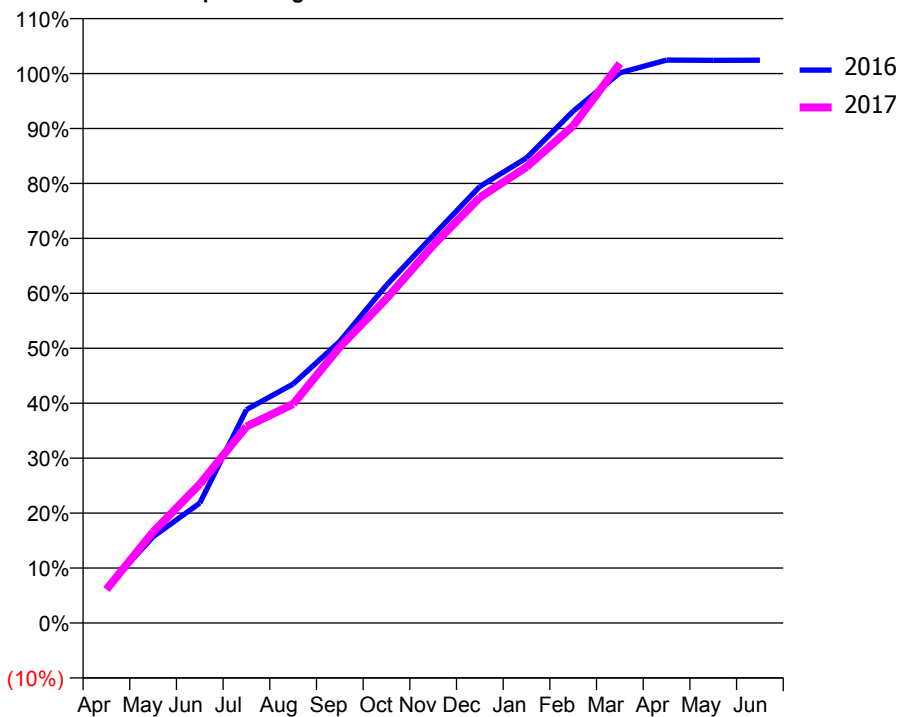
### ACCESS\*

Patients seen in 24 months	Total	Change since previous quarter
Quarter ending March 2016	6,814	
Quarter ending June 2016	6,680	↓
Quarter ending September 2016	6,684	→
Quarter ending December 2016	6,648	→
Quarter ending March 2017	6,566	↓
<b>Variance since March 2016</b>	<b>(3.6%)</b>	<b>↓</b>



### ACTIVITY

Cumulative percentage of contracted UDA delivered 2016 & 2017



Month	Adjusted Scheduled Activity (UDA)	
	2016	2017
April	1,110	1,063
May	2,736	2,888
June	3,799	4,400
July	6,760	6,222
August	7,573	6,934
September	8,923	8,747
October	10,702	10,277
November	12,276	11,965
December	13,828	13,479
January	14,730	14,442
February	16,212	15,749
March	17,429	17,720
April	17,832	
May	17,821	
June	17,828	

### QUALITY

	Quantity	Base Number	Contract	AT	Region	England
% of FP17s for the same patient ID Re-attending within 3 months - Children	160	2,046	7.8%	10.4%	11.9%	12.3%
% of FP17s for the same patient ID Re-attending within 3 months - Adults	1,001	7,447	13.4%	15.3%	16.6%	16.7%
% of FP17s for the same patient ID Re-attending between 3 & 9 months - Children	1,259	2,046	61.5%	60.5%	60.2%	57.6%
% of FP17s for the same patient ID Re-attending between 3 & 9 months - Adults	4,043	7,447	54.3%	52.1%	51.5%	50.1%
% of FP17s for Band 1 Urgent Courses	1,453	9,182	15.8%	9.6%	9.5%	9.1%
% of FP17s Relating to Free Repair or Replacements	86	9,182	0.9%	0.7%	0.7%	0.8%
% of FP17s Relating to Continuations	56	9,182	0.6%	1.3%	1.2%	1.2%
% of Patients satisfied with the dentistry they have received	13	15	86.7%	93.3%	93.1%	92.8%
% of Patients satisfied with the time they had to wait for an appointment	13	15	86.7%	87.7%	88.8%	88.7%

\* This is based on patients treated on this contract for their most recent course of treatment. Figures in italics indicate the base number of FP17s or Patient Questionnaire responses are less than 100. N/A is shown where the base number of responses is less than 10 during the period. % is calculated as Quantity/Base number\*100

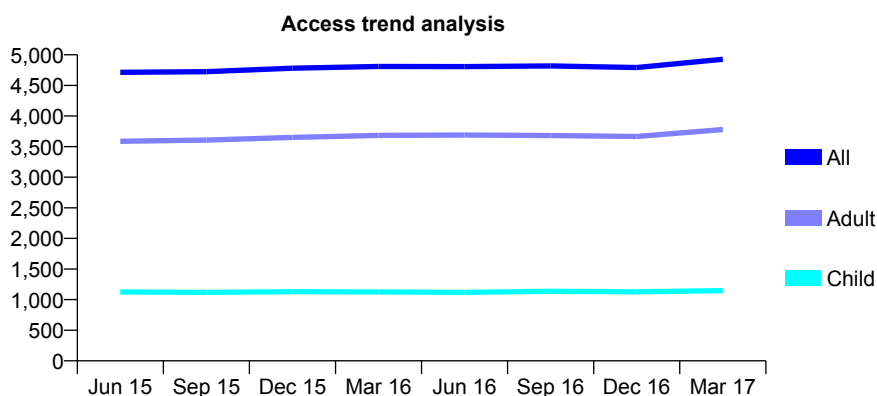
## Q70 - Vital Signs At a Glance Contract Report for 237973/0001 - March 2017

Name or company name	MR S KHANNA
Contract type name	GDS Contract
Purpose of contract	General
Contract start date	01/04/2006
Contract end date	

16/17 Contracted general activity (UDA)	12,122
Carry forward general activity (UDA)	0
16/17 Contracted orthodontic activity (UOA)	0
Carry forward orthodontic activity (UOA)	0
Baseline contract value	£373,911.06

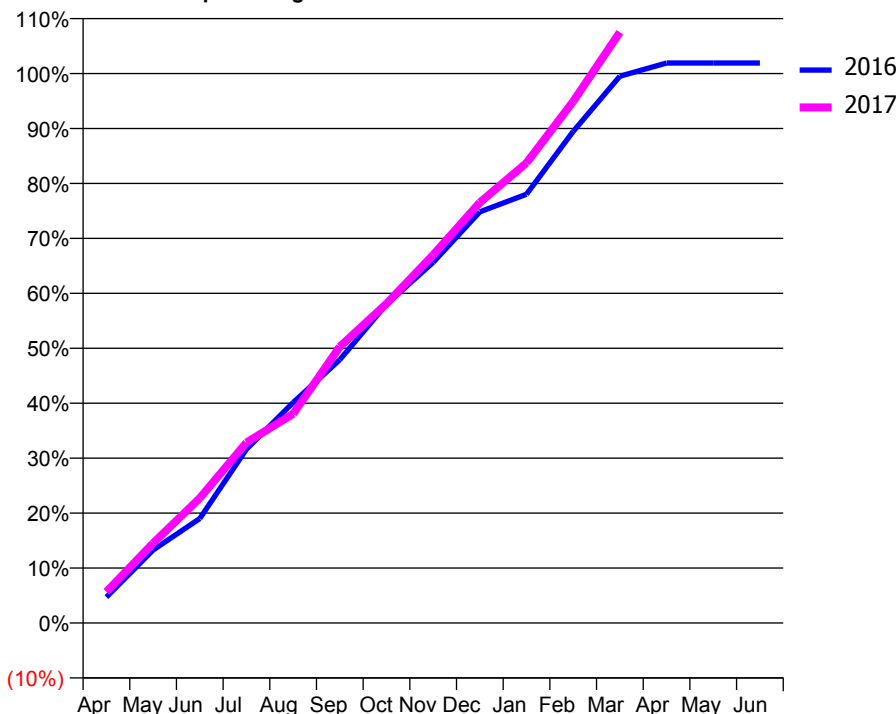
### ACCESS\*

Patients seen in 24 months	Total	Change since previous quarter
Quarter ending March 2016	4,809	
Quarter ending June 2016	4,807	→
Quarter ending September 2016	4,817	→
Quarter ending December 2016	4,793	→
Quarter ending March 2017	4,927	↑
<b>Variance since March 2016</b>	<b>2.5%</b>	<b>↑</b>



### ACTIVITY

Cumulative percentage of contracted UDA delivered 2016 & 2017



Month	Adjusted Scheduled Activity (UDA)	
	2016	2017
April	573	691
May	1,609	1,760
June	2,306	2,754
July	3,835	3,982
August	4,863	4,613
September	5,808	6,096
October	7,032	7,042
November	7,954	8,121
December	9,071	9,277
January	9,459	10,150
February	10,843	11,505
March	12,063	13,033
April	12,353	
May	12,353	
June	12,354	

### QUALITY

	Quantity	Base Number	Contract	AT	Region	England
% of FP17s for the same patient ID Re-attending within 3 months - Children	139	1,884	7.4%	10.4%	11.9%	12.3%
% of FP17s for the same patient ID Re-attending within 3 months - Adults	615	4,535	13.6%	15.3%	16.6%	16.7%
% of FP17s for the same patient ID Re-attending between 3 & 9 months - Children	1,182	1,884	62.7%	60.5%	60.2%	57.6%
% of FP17s for the same patient ID Re-attending between 3 & 9 months - Adults	1,248	4,535	27.5%	52.1%	51.5%	50.1%
% of FP17s for Band 1 Urgent Courses	556	6,263	8.9%	9.6%	9.5%	9.1%
% of FP17s Relating to Free Repair or Replacements	30	6,263	0.5%	0.7%	0.7%	0.8%
% of FP17s Relating to Continuations	114	6,263	1.8%	1.3%	1.2%	1.2%
% of Patients satisfied with the dentistry they have received	24	24	100.0%	93.3%	93.1%	92.8%
% of Patients satisfied with the time they had to wait for an appointment	23	24	95.8%	87.7%	88.8%	88.7%

\* This is based on patients treated on this contract for their most recent course of treatment. Figures in italics indicate the base number of FP17s or Patient Questionnaire responses are less than 100. N/A is shown where the base number of responses is less than 10 during the period. % is calculated as Quantity/Base number\*100

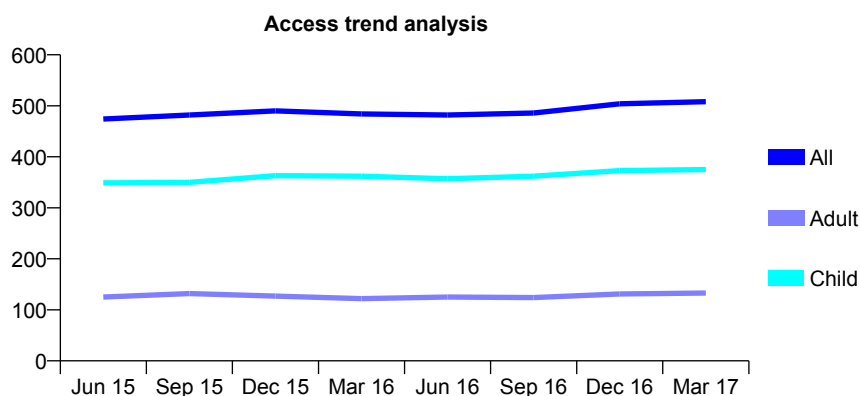
## Q70 - Vital Signs At a Glance Contract Report for 244627/0001 - March 2017

Name or company name	MR MM WAUGH
Contract type name	GDS Contract
Purpose of contract	General
Contract start date	01/04/2006
Contract end date	

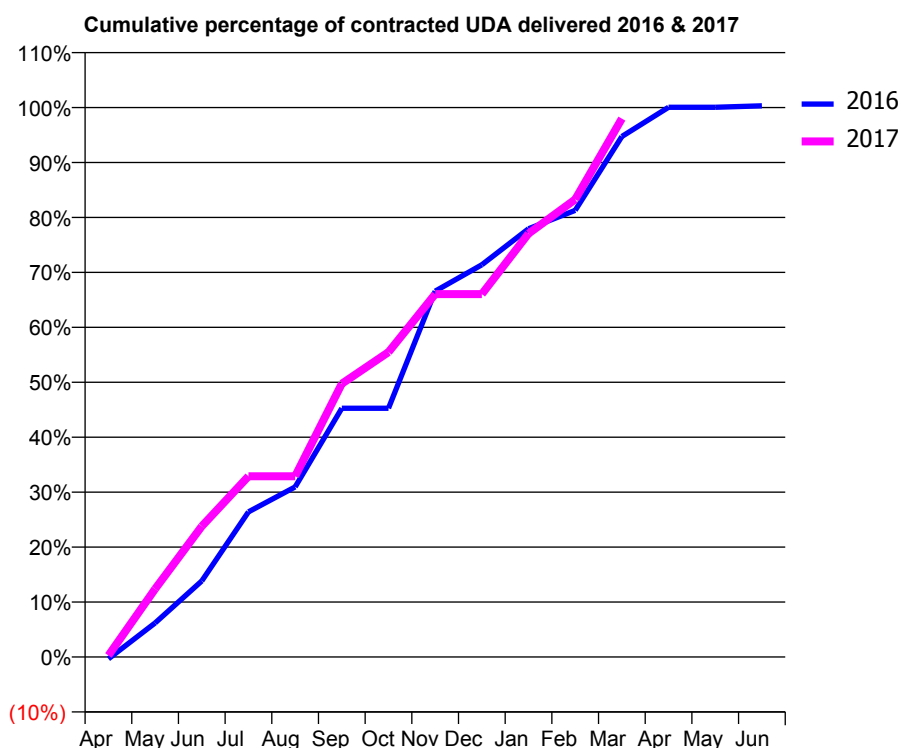
16/17 Contracted general activity (UDA)	1,099
Carry forward general activity (UDA)	-3
16/17 Contracted orthodontic activity (UOA)	0
Carry forward orthodontic activity (UOA)	0
Baseline contract value	£31,639.97

### ACCESS\*

Patients seen in 24 months	Total	Change since previous quarter
Quarter ending March 2016	484	
Quarter ending June 2016	482	→
Quarter ending September 2016	486	→
Quarter ending December 2016	504	↑
Quarter ending March 2017	508	→
<b>Variance since March 2016</b>	<b>5.0%</b>	<b>↑</b>



### ACTIVITY



Month	Adjusted Scheduled Activity (UDA)	
	2016	2017
April	-4	3
May	68	136
June	152	261
July	290	362
August	340	362
September	497	547
October	497	610
November	732	726
December	784	726
January	856	847
February	893	915
March	1,041	1,077
April	1,099	
May	1,099	
June	1,102	

### QUALITY

	Quantity	Base Number	Contract	AT	Region	England
% of FP17s for the same patient ID Re-attending within 3 months - Children	30	665	4.5%	10.4%	11.9%	12.3%
% of FP17s for the same patient ID Re-attending within 3 months - Adults	6	143	4.2%	15.3%	16.6%	16.7%
% of FP17s for the same patient ID Re-attending between 3 & 9 months - Children	501	665	75.3%	60.5%	60.2%	57.6%
% of FP17s for the same patient ID Re-attending between 3 & 9 months - Adults	103	143	72.0%	52.1%	51.5%	50.1%
% of FP17s for Band 1 Urgent Courses	9	774	1.2%	9.6%	9.5%	9.1%
% of FP17s Relating to Free Repair or Replacements	0	774	0.0%	0.7%	0.7%	0.8%
% of FP17s Relating to Continuations	6	774	0.8%	1.3%	1.2%	1.2%
% of Patients satisfied with the dentistry they have received	0	0	N/A	93.3%	93.1%	92.8%
% of Patients satisfied with the time they had to wait for an appointment	0	0	N/A	87.7%	88.8%	88.7%

\* This is based on patients treated on this contract for their most recent course of treatment. Figures in italics indicate the base number of FP17s or Patient Questionnaire responses are less than 100. N/A is shown where the base number of responses is less than 10 during the period. % is calculated as Quantity/Base number\*100

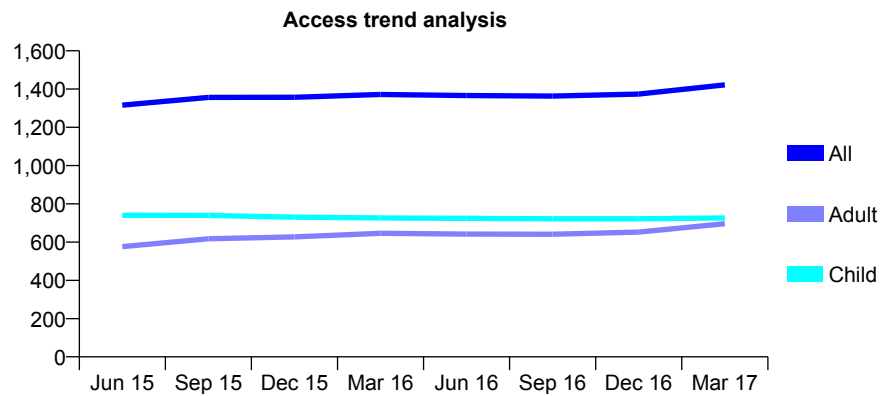
## Q70 - Vital Signs At a Glance Contract Report for 253227/0001 - March 2017

Name or company name	MR WJ STANLEY
Contract type name	GDS Contract
Purpose of contract	General
Contract start date	01/05/2007
Contract end date	

16/17 Contracted general activity (UDA)	3,350
Carry forward general activity (UDA)	-67
16/17 Contracted orthodontic activity (UOA)	0
Carry forward orthodontic activity (UOA)	0
Baseline contract value	£75,248.12

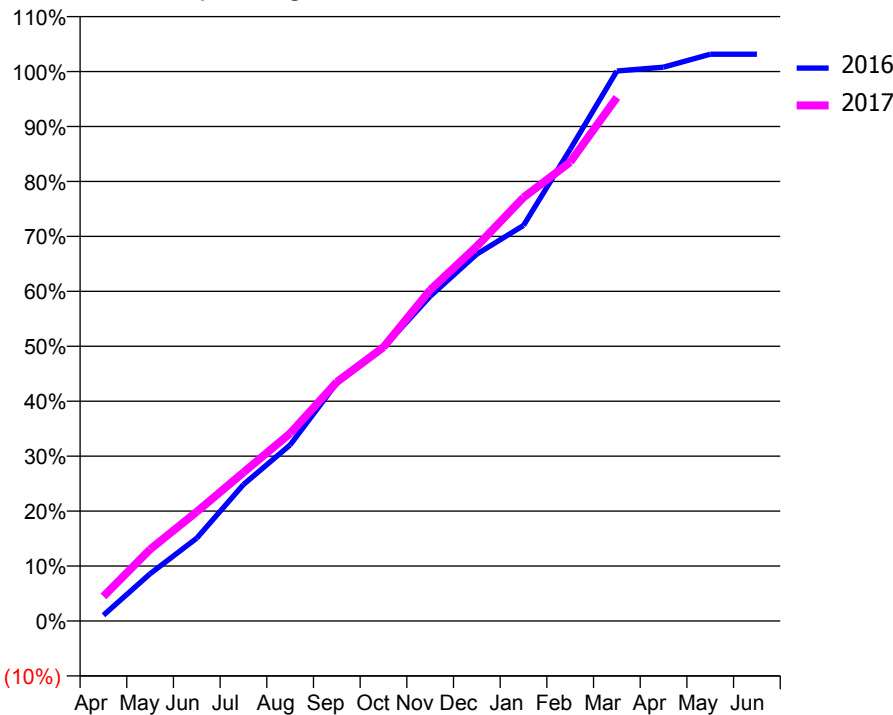
### ACCESS\*

Patients seen in 24 months	Total	Change since previous quarter
Quarter ending March 2016	1,372	
Quarter ending June 2016	1,366	→
Quarter ending September 2016	1,363	→
Quarter ending December 2016	1,374	→
Quarter ending March 2017	1,422	↑
<b>Variance since March 2016</b>	<b>3.6%</b>	<b>↑</b>



### ACTIVITY

Cumulative percentage of contracted UDA delivered 2016 & 2017



Month	Adjusted Scheduled Activity (UDA)	
	2016	2017
April	35	150
May	288	437
June	505	667
July	832	906
August	1,074	1,144
September	1,452	1,457
October	1,667	1,670
November	1,980	2,018
December	2,237	2,285
January	2,411	2,582
February	2,876	2,798
March	3,353	3,192
April	3,377	
May	3,455	
June	3,455	

### QUALITY

	Quantity	Base Number	Contract	AT	Region	England
% of FP17s for the same patient ID Re-attending within 3 months - Children	75	1,161	6.5%	10.4%	11.9%	12.3%
% of FP17s for the same patient ID Re-attending within 3 months - Adults	91	868	10.5%	15.3%	16.6%	16.7%
% of FP17s for the same patient ID Re-attending between 3 & 9 months - Children	825	1,161	71.1%	60.5%	60.2%	57.6%
% of FP17s for the same patient ID Re-attending between 3 & 9 months - Adults	543	868	62.6%	52.1%	51.5%	50.1%
% of FP17s for Band 1 Urgent Courses	109	1,979	5.5%	9.6%	9.5%	9.1%
% of FP17s Relating to Free Repair or Replacements	4	1,979	0.2%	0.7%	0.7%	0.8%
% of FP17s Relating to Continuations	0	1,979	0.0%	1.3%	1.2%	1.2%
% of Patients satisfied with the dentistry they have received	0	0	N/A	93.3%	93.1%	92.8%
% of Patients satisfied with the time they had to wait for an appointment	0	0	N/A	87.7%	88.8%	88.7%

\* This is based on patients treated on this contract for their most recent course of treatment. Figures in italics indicate the base number of FP17s or Patient Questionnaire responses are less than 100. N/A is shown where the base number of responses is less than 10 during the period. % is calculated as Quantity/Base number\*100



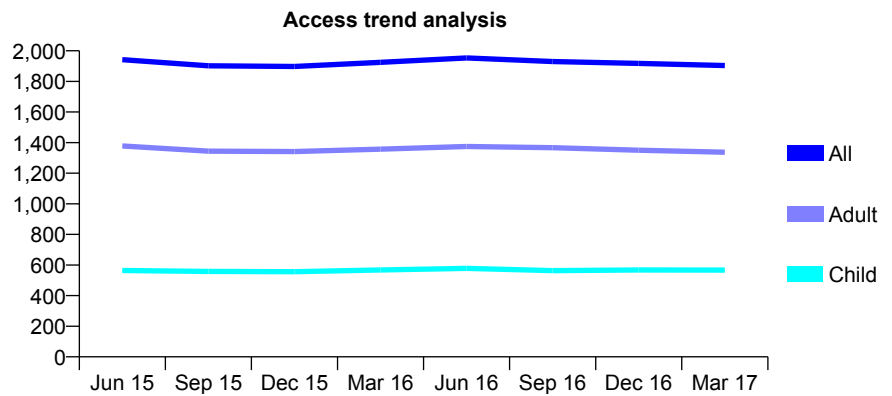
## Q70 - Vital Signs At a Glance Contract Report for 253804/0001 - March 2017

Name or company name	MRS SC FENTON
Contract type name	GDS Contract
Purpose of contract	General
Contract start date	01/04/2006
Contract end date	

16/17 Contracted general activity (UDA)	6,500
Carry forward general activity (UDA)	0
16/17 Contracted orthodontic activity (UOA)	0
Carry forward orthodontic activity (UOA)	0
Baseline contract value	£152,195.88

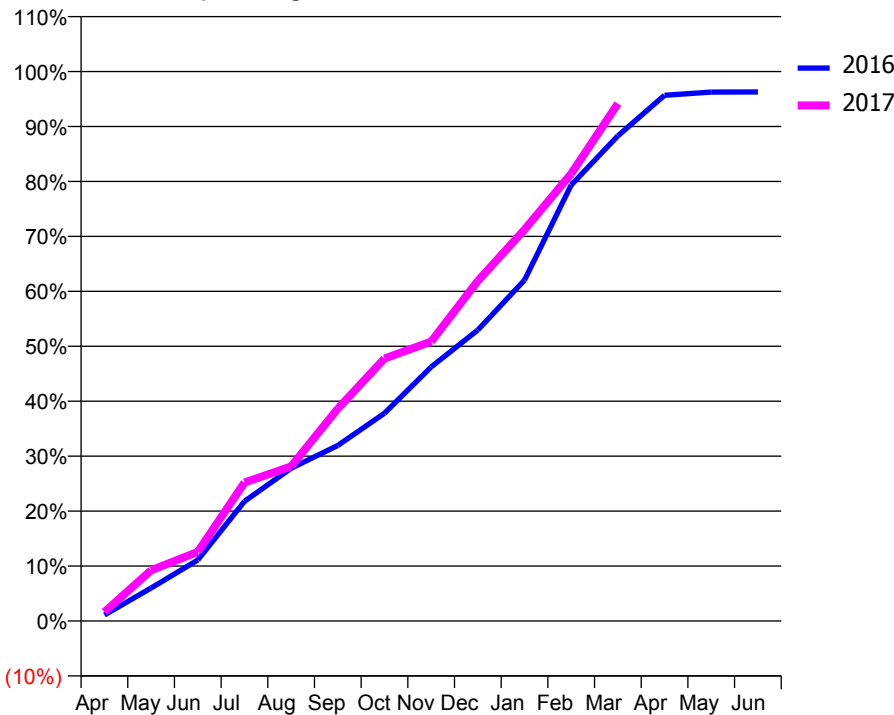
### ACCESS\*

Patients seen in 24 months	Total	Change since previous quarter
Quarter ending March 2016	1,925	
Quarter ending June 2016	1,953	→
Quarter ending September 2016	1,930	↓
Quarter ending December 2016	1,918	→
Quarter ending March 2017	1,904	→
<b>Variance since March 2016</b>	<b>(1.1%)</b>	<b>↓</b>



### ACTIVITY

Cumulative percentage of contracted UDA delivered 2016 & 2017



Month	Adjusted Scheduled Activity (UDA)	
	2016	2017
April	71	106
May	390	600
June	721	818
July	1,416	1,638
August	1,807	1,830
September	2,076	2,512
October	2,459	3,104
November	3,005	3,305
December	3,442	4,024
January	4,033	4,630
February	5,157	5,291
March	5,739	6,121
April	6,218	
May	6,257	
June	6,258	

### QUALITY

	Quantity	Base Number	Contract	AT	Region	England
% of FP17s for the same patient ID Re-attending within 3 months - Children	63	929	6.8%	10.4%	11.9%	12.3%
% of FP17s for the same patient ID Re-attending within 3 months - Adults	394	2,138	18.4%	15.3%	16.6%	16.7%
% of FP17s for the same patient ID Re-attending between 3 & 9 months - Children	655	929	70.5%	60.5%	60.2%	57.6%
% of FP17s for the same patient ID Re-attending between 3 & 9 months - Adults	1,306	2,138	61.1%	52.1%	51.5%	50.1%
% of FP17s for Band 1 Urgent Courses	198	2,841	7.0%	9.6%	9.5%	9.1%
% of FP17s Relating to Free Repair or Replacements	43	2,841	1.5%	0.7%	0.7%	0.8%
% of FP17s Relating to Continuations	34	2,841	1.2%	1.3%	1.2%	1.2%
% of Patients satisfied with the dentistry they have received	0	1	N/A	93.3%	93.1%	92.8%
% of Patients satisfied with the time they had to wait for an appointment	0	1	N/A	87.7%	88.8%	88.7%

\* This is based on patients treated on this contract for their most recent course of treatment. Figures in italics indicate the base number of FP17s or Patient Questionnaire responses are less than 100. N/A is shown where the base number of responses is less than 10 during the period. % is calculated as Quantity/Base number\*100

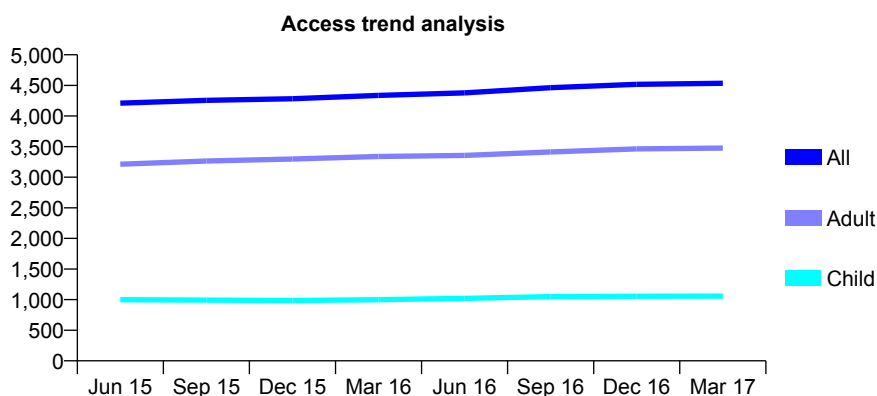
## Q70 - Vital Signs At a Glance Contract Report for 256617/0002 - March 2017

Name or company name	MR NK TANK
Contract type name	GDS Contract
Purpose of contract	General
Contract start date	01/07/2006
Contract end date	

16/17 Contracted general activity (UDA)	12,500
Carry forward general activity (UDA)	246
16/17 Contracted orthodontic activity (UOA)	0
Carry forward orthodontic activity (UOA)	0
Baseline contract value	£349,223.16

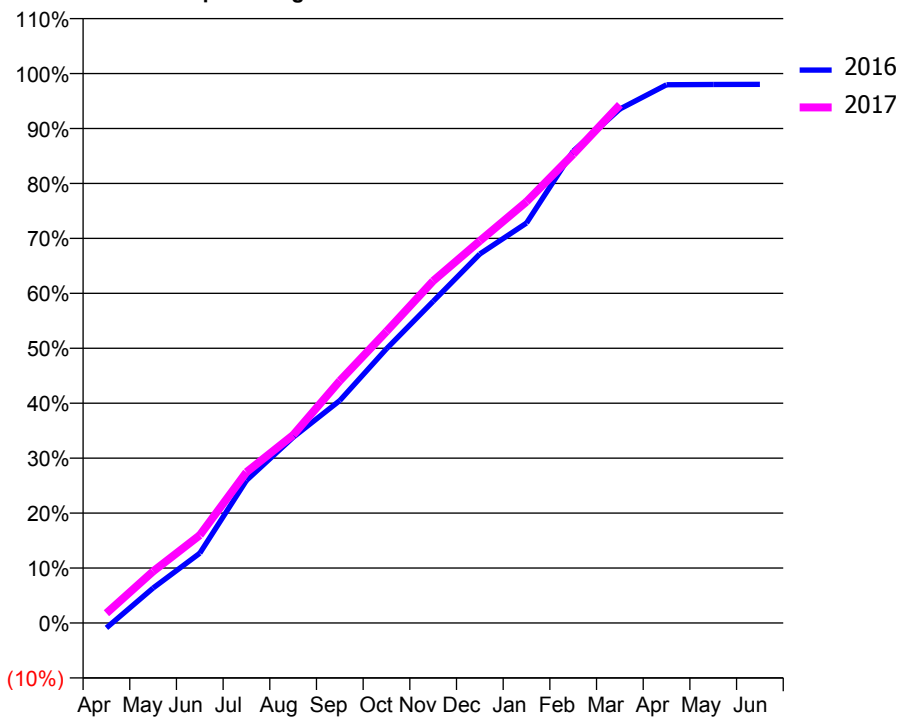
### ACCESS\*

Patients seen in 24 months	Total	Change since previous quarter
Quarter ending March 2016	4,337	
Quarter ending June 2016	4,378	→
Quarter ending September 2016	4,462	→
Quarter ending December 2016	4,517	→
Quarter ending March 2017	4,534	→
<b>Variance since March 2016</b>	<b>4.5%</b>	<b>↑</b>



### ACTIVITY

Cumulative percentage of contracted UDA delivered 2016 & 2017



Month	Adjusted Scheduled Activity (UDA)	
	2016	2017
April	-114	223
May	797	1,174
June	1,587	1,999
July	3,243	3,434
August	4,223	4,276
September	5,062	5,510
October	6,237	6,633
November	7,317	7,783
December	8,395	8,693
January	9,100	9,585
February	10,734	10,664
March	11,691	11,788
April	12,243	
May	12,251	
June	12,254	

### QUALITY

	Quantity	Base Number	Contract	AT	Region	England
% of FP17s for the same patient ID Re-attending within 3 months - Children	98	1,694	5.8%	10.4%	11.9%	12.3%
% of FP17s for the same patient ID Re-attending within 3 months - Adults	721	4,911	14.7%	15.3%	16.6%	16.7%
% of FP17s for the same patient ID Re-attending between 3 & 9 months - Children	1,166	1,694	68.8%	60.5%	60.2%	57.6%
% of FP17s for the same patient ID Re-attending between 3 & 9 months - Adults	2,547	4,911	51.9%	52.1%	51.5%	50.1%
% of FP17s for Band 1 Urgent Courses	722	6,357	11.4%	9.6%	9.5%	9.1%
% of FP17s Relating to Free Repair or Replacements	72	6,357	1.1%	0.7%	0.7%	0.8%
% of FP17s Relating to Continuations	38	6,357	0.6%	1.3%	1.2%	1.2%
% of Patients satisfied with the dentistry they have received	5	5	N/A	93.3%	93.1%	92.8%
% of Patients satisfied with the time they had to wait for an appointment	5	5	N/A	87.7%	88.8%	88.7%

\* This is based on patients treated on this contract for their most recent course of treatment. Figures in italics indicate the base number of FP17s or Patient Questionnaire responses are less than 100. N/A is shown where the base number of responses is less than 10 during the period. % is calculated as Quantity/Base number\*100

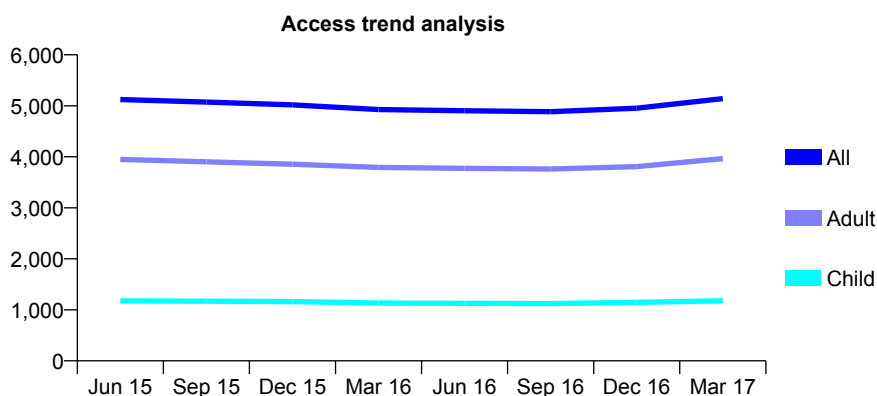
## Q70 - Vital Signs At a Glance Contract Report for 258385/0001 - March 2017

Name or company name	MR PD WOODHOUSE
Contract type name	GDS Contract
Purpose of contract	General
Contract start date	01/04/2006
Contract end date	

16/17 Contracted general activity (UDA)	14,269
Carry forward general activity (UDA)	-20
16/17 Contracted orthodontic activity (UOA)	0
Carry forward orthodontic activity (UOA)	0
Baseline contract value	£419,671.88

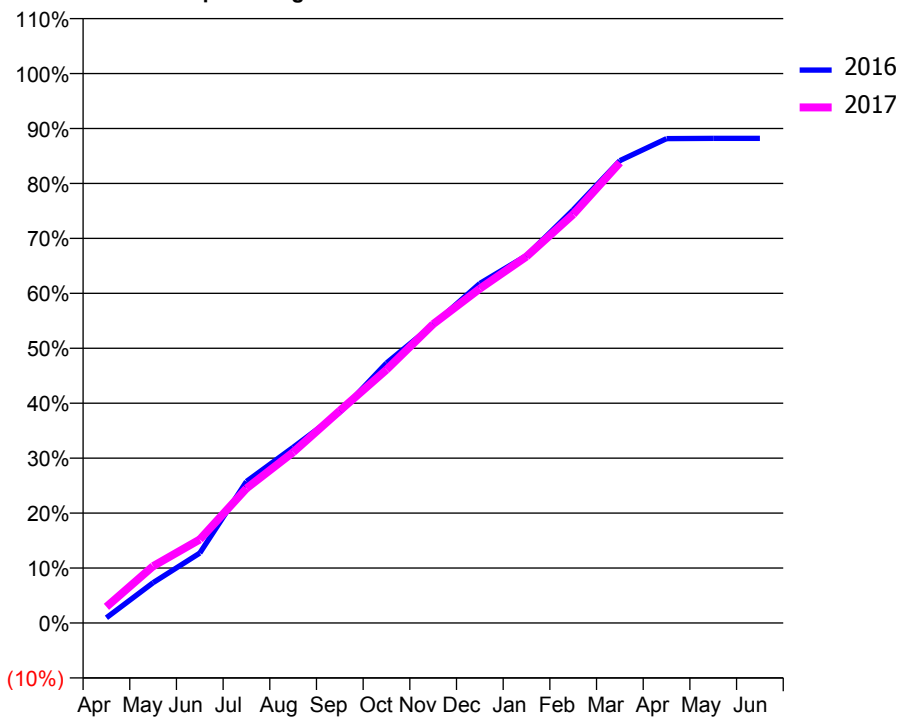
### ACCESS\*

Patients seen in 24 months	Total	Change since previous quarter
Quarter ending March 2016	4,926	
Quarter ending June 2016	4,903	→
Quarter ending September 2016	4,885	→
Quarter ending December 2016	4,954	→
Quarter ending March 2017	5,142	↑
<b>Variance since March 2016</b>	<b>4.4%</b>	<b>↑</b>



### ACTIVITY

Cumulative percentage of contracted UDA delivered 2016 & 2017



Month	Adjusted Scheduled Activity (UDA)	
	2016	2017
April	138	419
May	1,047	1,476
June	1,817	2,168
July	3,674	3,494
August	4,560	4,435
September	5,472	5,515
October	6,752	6,577
November	7,749	7,762
December	8,817	8,681
January	9,541	9,516
February	10,728	10,611
March	12,006	11,954
April	12,580	
May	12,584	
June	12,585	

### QUALITY

	Quantity	Base Number	Contract	AT	Region	England
% of FP17s for the same patient ID Re-attending within 3 months - Children	145	1,933	7.5%	10.4%	11.9%	12.3%
% of FP17s for the same patient ID Re-attending within 3 months - Adults	1,088	6,239	17.4%	15.3%	16.6%	16.7%
% of FP17s for the same patient ID Re-attending between 3 & 9 months - Children	1,220	1,933	63.1%	60.5%	60.2%	57.6%
% of FP17s for the same patient ID Re-attending between 3 & 9 months - Adults	3,531	6,239	56.6%	52.1%	51.5%	50.1%
% of FP17s for Band 1 Urgent Courses	698	6,698	10.4%	9.6%	9.5%	9.1%
% of FP17s Relating to Free Repair or Replacements	48	6,698	0.7%	0.7%	0.7%	0.8%
% of FP17s Relating to Continuations	129	6,698	1.9%	1.3%	1.2%	1.2%
% of Patients satisfied with the dentistry they have received	14	15	93.3%	93.3%	93.1%	92.8%
% of Patients satisfied with the time they had to wait for an appointment	15	15	100.0%	87.7%	88.8%	88.7%

\* This is based on patients treated on this contract for their most recent course of treatment. Figures in italics indicate the base number of FP17s or Patient Questionnaire responses are less than 100. N/A is shown where the base number of responses is less than 10 during the period. % is calculated as Quantity/Base number\*100

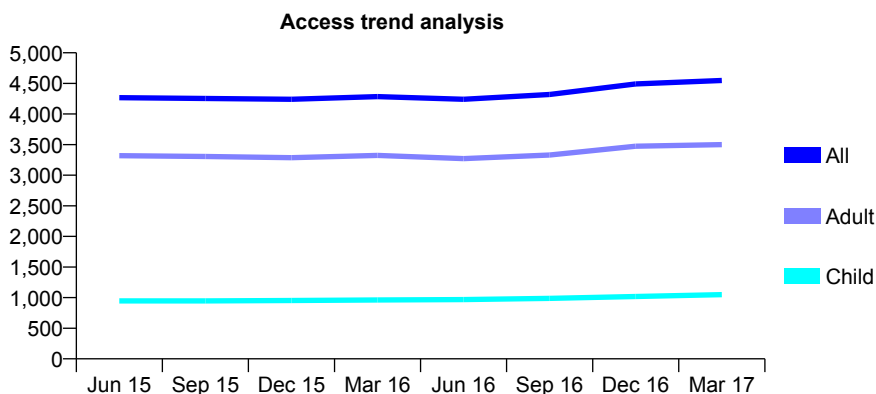
## Q70 - Vital Signs At a Glance Contract Report for 262471/0001 - March 2017

Name or company name	MR B ANSARI
Contract type name	GDS Contract
Purpose of contract	General
Contract start date	01/04/2006
Contract end date	

16/17 Contracted general activity (UDA)	14,743
Carry forward general activity (UDA)	0
16/17 Contracted orthodontic activity (UOA)	0
Carry forward orthodontic activity (UOA)	0
Baseline contract value	£361,394.17

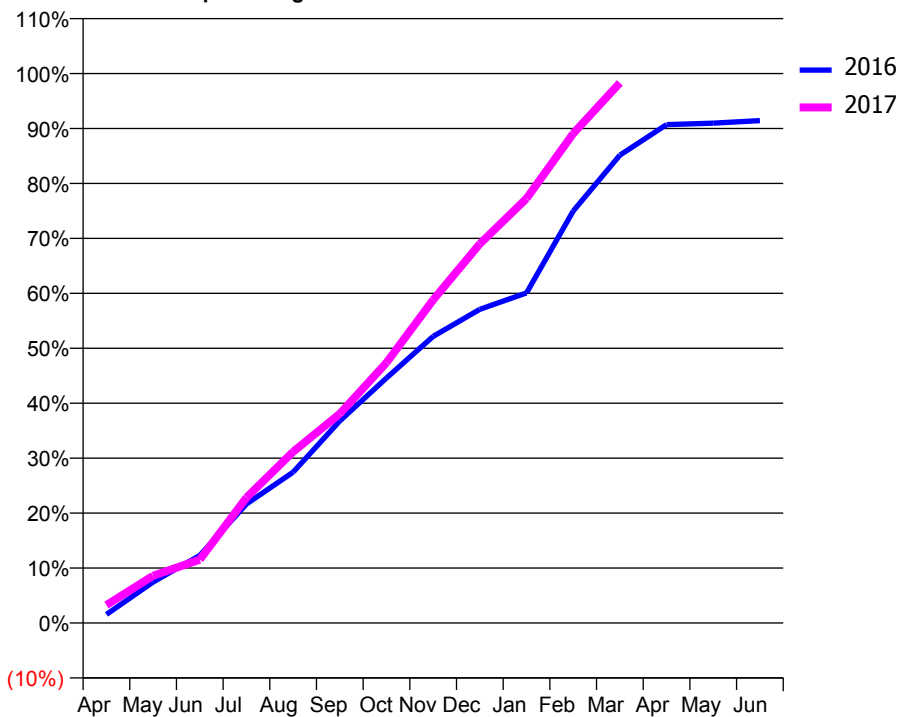
### ACCESS\*

Patients seen in 24 months	Total	Change since previous quarter
Quarter ending March 2016	4,285	
Quarter ending June 2016	4,241	↓
Quarter ending September 2016	4,319	→
Quarter ending December 2016	4,492	↑
Quarter ending March 2017	4,549	→
<b>Variance since March 2016</b>	<b>6.2%</b>	<b>↑</b>



### ACTIVITY

Cumulative percentage of contracted UDA delivered 2016 & 2017



Month	Adjusted Scheduled Activity (UDA)	
	2016	2017
April	232	481
May	1,100	1,267
June	1,814	1,702
July	3,192	3,366
August	4,046	4,596
September	5,420	5,614
October	6,576	6,986
November	7,690	8,672
December	8,416	10,172
January	8,857	11,391
February	11,054	13,131
March	12,552	14,492
April	13,370	
May	13,412	
June	13,477	

### QUALITY

	Quantity	Base Number	Contract	AT	Region	England
% of FP17s for the same patient ID Re-attending within 3 months - Children	168	1,549	10.8%	10.4%	11.9%	12.3%
% of FP17s for the same patient ID Re-attending within 3 months - Adults	633	4,076	15.5%	15.3%	16.6%	16.7%
% of FP17s for the same patient ID Re-attending between 3 & 9 months - Children	808	1,549	52.2%	60.5%	60.2%	57.6%
% of FP17s for the same patient ID Re-attending between 3 & 9 months - Adults	1,665	4,076	40.8%	52.1%	51.5%	50.1%
% of FP17s for Band 1 Urgent Courses	866	5,333	16.2%	9.6%	9.5%	9.1%
% of FP17s Relating to Free Repair or Replacements	7	5,333	0.1%	0.7%	0.7%	0.8%
% of FP17s Relating to Continuations	3	5,333	0.1%	1.3%	1.2%	1.2%
% of Patients satisfied with the dentistry they have received	6	7	N/A	93.3%	93.1%	92.8%
% of Patients satisfied with the time they had to wait for an appointment	6	7	N/A	87.7%	88.8%	88.7%

\* This is based on patients treated on this contract for their most recent course of treatment. Figures in italics indicate the base number of FP17s or Patient Questionnaire responses are less than 100. N/A is shown where the base number of responses is less than 10 during the period. % is calculated as Quantity/Base number\*100

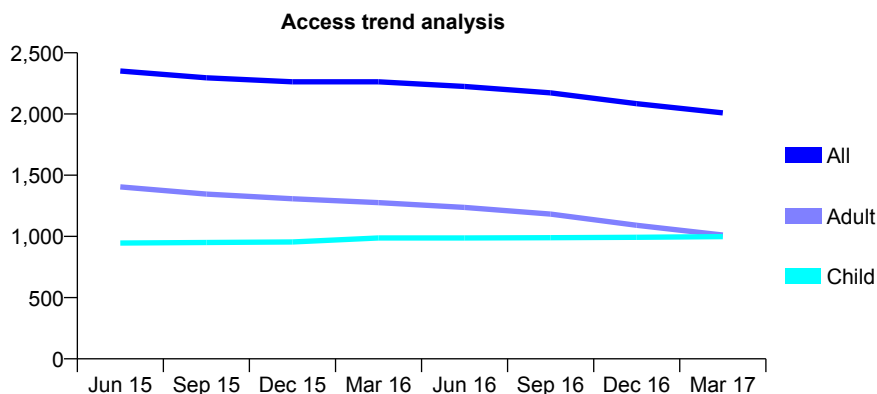
## Q70 - Vital Signs At a Glance Contract Report for 263338/0001 - March 2017

Name or company name	MR GS WILBY-LOPEZ
Contract type name	GDS Contract
Purpose of contract	General
Contract start date	29/09/2006
Contract end date	

16/17 Contracted general activity (UDA)	5,000
Carry forward general activity (UDA)	0
16/17 Contracted orthodontic activity (UOA)	0
Carry forward orthodontic activity (UOA)	0
Baseline contract value	£119,844.50

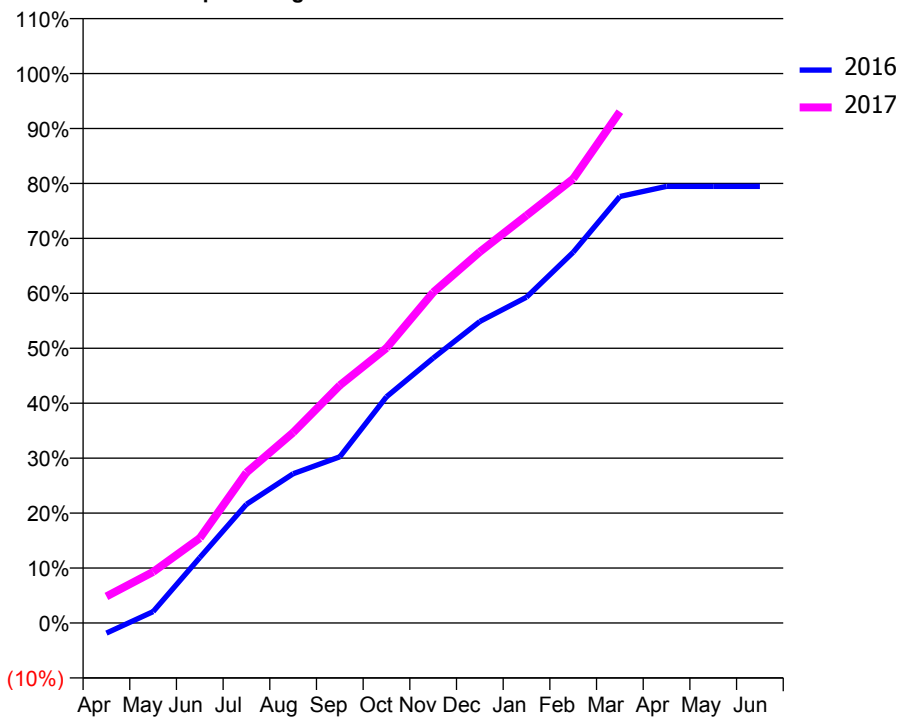
### ACCESS\*

Patients seen in 24 months	Total	Change since previous quarter
Quarter ending March 2016	2,263	
Quarter ending June 2016	2,225	↓
Quarter ending September 2016	2,173	↓
Quarter ending December 2016	2,084	↓
Quarter ending March 2017	2,009	↓
<b>Variance since March 2016</b>	<b>(11.2%)</b>	<b>↓</b>



### ACTIVITY

Cumulative percentage of contracted UDA delivered 2016 & 2017



Adjusted Scheduled Activity (UDA)

Month	2016	2017
April	-130	242
May	144	466
June	832	773
July	1,513	1,370
August	1,901	1,734
September	2,117	2,162
October	2,882	2,503
November	3,375	3,009
December	3,842	3,377
January	4,151	3,709
February	4,723	4,043
March	5,433	4,653
April	5,562	
May	5,563	
June	5,563	

### QUALITY

	Quantity	Base Number	Contract	AT	Region	England
% of FP17s for the same patient ID Re-attending within 3 months - Children	72	1,682	4.3%	10.4%	11.9%	12.3%
% of FP17s for the same patient ID Re-attending within 3 months - Adults	230	1,572	14.6%	15.3%	16.6%	16.7%
% of FP17s for the same patient ID Re-attending between 3 & 9 months - Children	1,215	1,682	72.2%	60.5%	60.2%	57.6%
% of FP17s for the same patient ID Re-attending between 3 & 9 months - Adults	1,123	1,572	71.4%	52.1%	51.5%	50.1%
% of FP17s for Band 1 Urgent Courses	139	3,150	4.4%	9.6%	9.5%	9.1%
% of FP17s Relating to Free Repair or Replacements	22	3,150	0.7%	0.7%	0.7%	0.8%
% of FP17s Relating to Continuations	67	3,150	2.1%	1.3%	1.2%	1.2%
% of Patients satisfied with the dentistry they have received	1	2	N/A	93.3%	93.1%	92.8%
% of Patients satisfied with the time they had to wait for an appointment	2	2	N/A	87.7%	88.8%	88.7%

\* This is based on patients treated on this contract for their most recent course of treatment. Figures in italics indicate the base number of FP17s or Patient Questionnaire responses are less than 100. N/A is shown where the base number of responses is less than 10 during the period. % is calculated as Quantity/Base number\*100

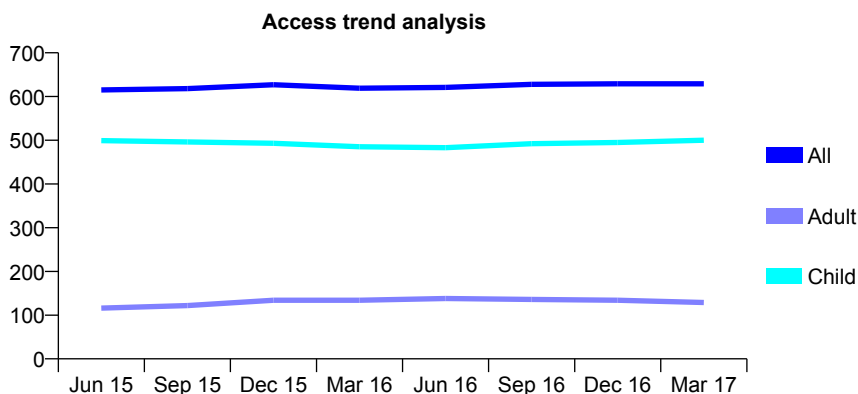
## Q70 - Vital Signs At a Glance Contract Report for 305154/0001 - March 2017

Name or company name	MR PD KENNY
Contract type name	GDS Contract
Purpose of contract	General
Contract start date	01/04/2006
Contract end date	

16/17 Contracted general activity (UDA)	1,350
Carry forward general activity (UDA)	4
16/17 Contracted orthodontic activity (UOA)	0
Carry forward orthodontic activity (UOA)	0
Baseline contract value	£28,616.49

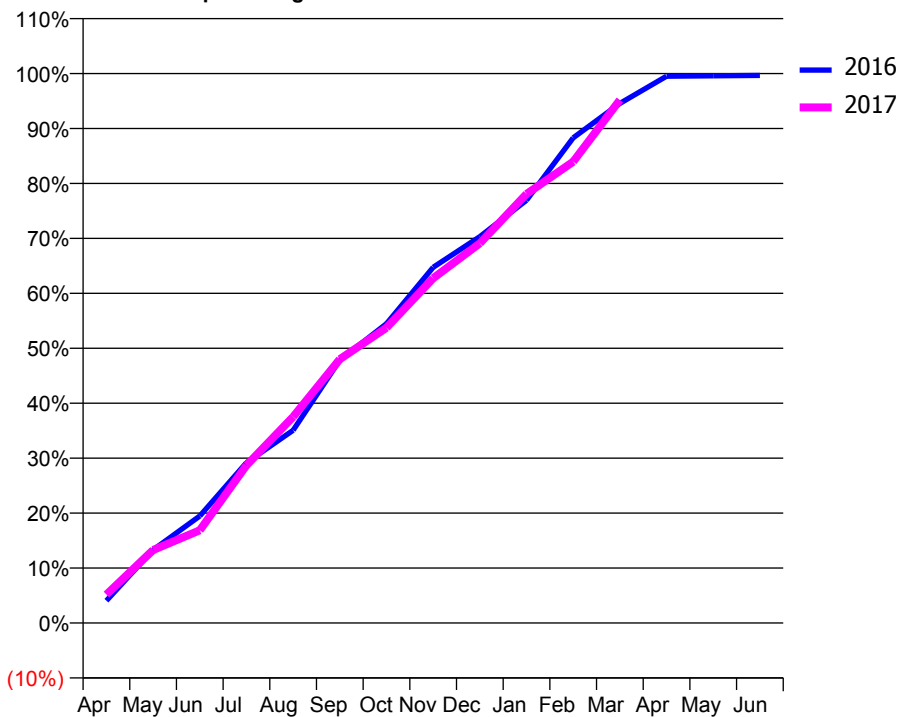
### ACCESS\*

Patients seen in 24 months	Total	Change since previous quarter
Quarter ending March 2016	619	
Quarter ending June 2016	621	→
Quarter ending September 2016	628	→
Quarter ending December 2016	629	→
Quarter ending March 2017	629	→
<b>Variance since March 2016</b>	<b>1.6%</b>	<b>→</b>



### ACTIVITY

Cumulative percentage of contracted UDA delivered 2016 & 2017



Month	Adjusted Scheduled Activity (UDA)	
	2016	2017
April	55	70
May	180	179
June	263	228
July	394	387
August	473	507
September	646	648
October	735	725
November	874	847
December	949	933
January	1,039	1,054
February	1,192	1,133
March	1,276	1,285
April	1,343	
May	1,344	
June	1,345	

### QUALITY

	Quantity	Base Number	Contract	AT	Region	England
% of FP17s for the same patient ID Re-attending within 3 months - Children	95	944	10.1%	10.4%	11.9%	12.3%
% of FP17s for the same patient ID Re-attending within 3 months - Adults	8	93	8.6%	15.3%	16.6%	16.7%
% of FP17s for the same patient ID Re-attending between 3 & 9 months - Children	682	944	72.2%	60.5%	60.2%	57.6%
% of FP17s for the same patient ID Re-attending between 3 & 9 months - Adults	66	93	71.0%	52.1%	51.5%	50.1%
% of FP17s for Band 1 Urgent Courses	50	973	5.1%	9.6%	9.5%	9.1%
% of FP17s Relating to Free Repair or Replacements	0	973	0.0%	0.7%	0.7%	0.8%
% of FP17s Relating to Continuations	1	973	0.1%	1.3%	1.2%	1.2%
% of Patients satisfied with the dentistry they have received	0	0	N/A	93.3%	93.1%	92.8%
% of Patients satisfied with the time they had to wait for an appointment	0	0	N/A	87.7%	88.8%	88.7%

\* This is based on patients treated on this contract for their most recent course of treatment. Figures in italics indicate the base number of FP17s or Patient Questionnaire responses are less than 100. N/A is shown where the base number of responses is less than 10 during the period. % is calculated as Quantity/Base number\*100

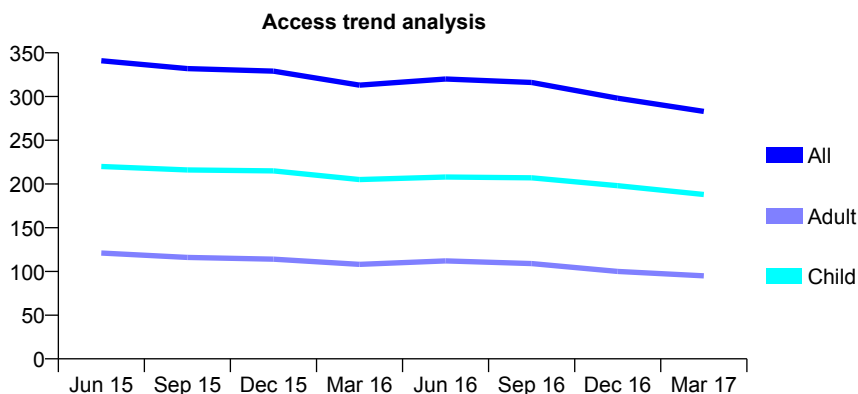
## Q70 - Vital Signs At a Glance Contract Report for 305650/0001 - March 2017

Name or company name	MR SP KING
Contract type name	GDS Contract
Purpose of contract	General
Contract start date	01/10/2012
Contract end date	

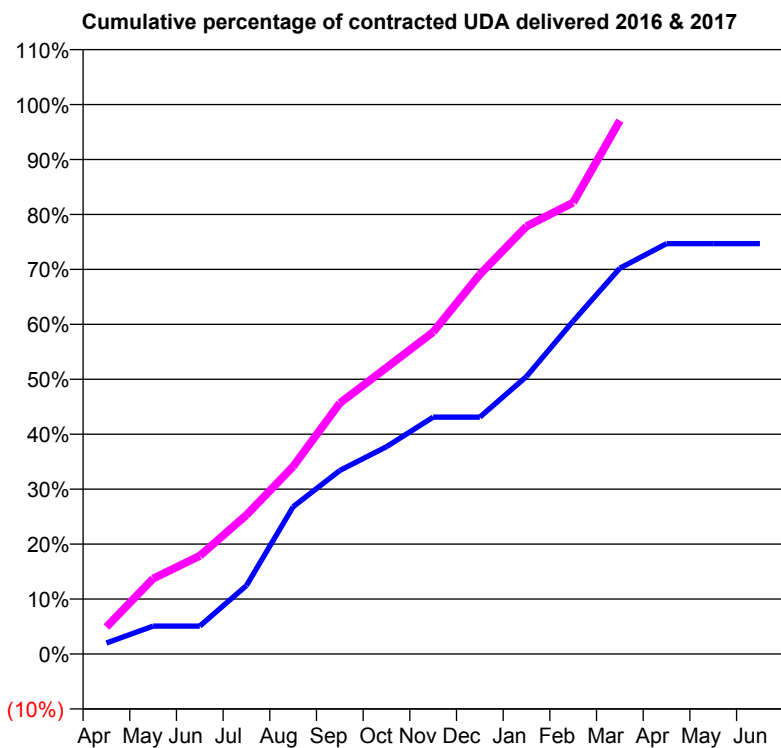
16/17 Contracted general activity (UDA)	650
Carry forward general activity (UDA)	0
16/17 Contracted orthodontic activity (UOA)	0
Carry forward orthodontic activity (UOA)	0
Baseline contract value	£15,075.44

### ACCESS\*

Patients seen in 24 months	Total	Change since previous quarter
Quarter ending March 2016	313	
Quarter ending June 2016	320	↑
Quarter ending September 2016	316	↓
Quarter ending December 2016	298	↓
Quarter ending March 2017	283	↓
<b>Variance since March 2016</b>	<b>(9.6%)</b>	<b>↓</b>



### ACTIVITY



Month	Adjusted Scheduled Activity (UDA)	
	2016	2017
April	13	32
May	33	89
June	33	116
July	81	164
August	174	222
September	217	297
October	245	339
November	280	381
December	280	449
January	328	506
February	394	534
March	456	631
April	485	-
May	485	-
June	485	-

### QUALITY

	Quantity	Base Number	Contract	AT	Region	England
% of FP17s for the same patient ID Re-attending within 3 months - Children	13	275	4.7%	10.4%	11.9%	12.3%
% of FP17s for the same patient ID Re-attending within 3 months - Adults	17	102	16.7%	15.3%	16.6%	16.7%
% of FP17s for the same patient ID Re-attending between 3 & 9 months - Children	138	275	50.2%	60.5%	60.2%	57.6%
% of FP17s for the same patient ID Re-attending between 3 & 9 months - Adults	42	102	41.2%	52.1%	51.5%	50.1%
% of FP17s for Band 1 Urgent Courses	5	355	1.4%	9.6%	9.5%	9.1%
% of FP17s Relating to Free Repair or Replacements	0	355	0.0%	0.7%	0.7%	0.8%
% of FP17s Relating to Continuations	7	355	2.0%	1.3%	1.2%	1.2%
% of Patients satisfied with the dentistry they have received	0	0	N/A	93.3%	93.1%	92.8%
% of Patients satisfied with the time they had to wait for an appointment	0	0	N/A	87.7%	88.8%	88.7%

\* This is based on patients treated on this contract for their most recent course of treatment. Figures in italics indicate the base number of FP17s or Patient Questionnaire responses are less than 100. N/A is shown where the base number of responses is less than 10 during the period. % is calculated as Quantity/Base number\*100

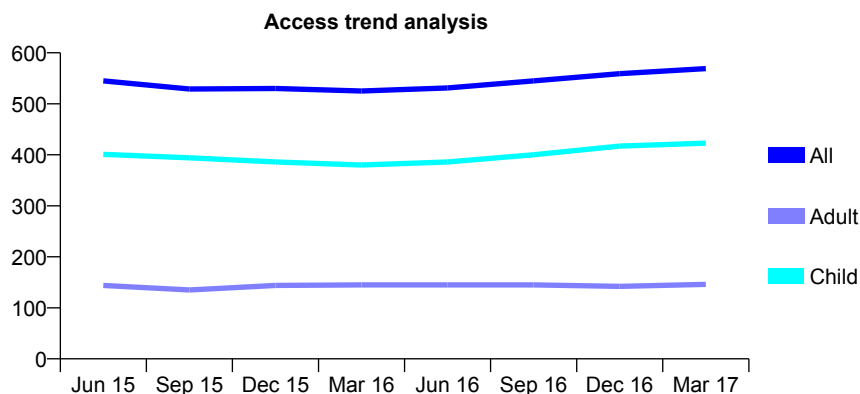
## Q70 - Vital Signs At a Glance Contract Report for 307181/0001 - March 2017

Name or company name	MR DI GREENAWAY
Contract type name	GDS Contract
Purpose of contract	General
Contract start date	01/04/2006
Contract end date	

16/17 Contracted general activity (UDA)	1,000
Carry forward general activity (UDA)	0
16/17 Contracted orthodontic activity (UOA)	0
Carry forward orthodontic activity (UOA)	0
Baseline contract value	£22,752.33

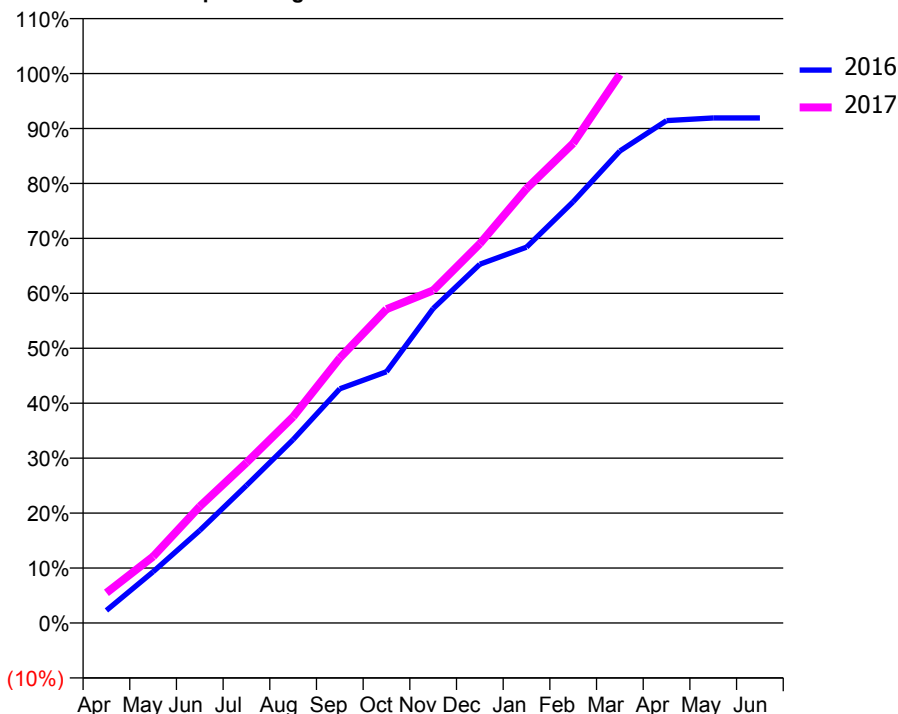
### ACCESS\*

Patients seen in 24 months	Total	Change since previous quarter
Quarter ending March 2016	525	
Quarter ending June 2016	531	→
Quarter ending September 2016	545	↑
Quarter ending December 2016	559	↑
Quarter ending March 2017	569	→
<b>Variance since March 2016</b>	<b>8.4%</b>	<b>↑</b>



### ACTIVITY

Cumulative percentage of contracted UDA delivered 2016 & 2017



Month	Adjusted Scheduled Activity (UDA)	
	2016	2017
April	23	55
May	93	121
June	169	212
July	250	292
August	334	375
September	426	482
October	457	571
November	572	605
December	653	690
January	684	790
February	767	873
March	859	998
April	914	
May	919	
June	919	

### QUALITY

	Quantity	Base Number	Contract	AT	Region	England
% of FP17s for the same patient ID Re-attending within 3 months - Children	20	689	2.9%	10.4%	11.9%	12.3%
% of FP17s for the same patient ID Re-attending within 3 months - Adults	5	133	3.8%	15.3%	16.6%	16.7%
% of FP17s for the same patient ID Re-attending between 3 & 9 months - Children	469	689	68.1%	60.5%	60.2%	57.6%
% of FP17s for the same patient ID Re-attending between 3 & 9 months - Adults	65	133	48.9%	52.1%	51.5%	50.1%
% of FP17s for Band 1 Urgent Courses	21	777	2.7%	9.6%	9.5%	9.1%
% of FP17s Relating to Free Repair or Replacements	0	777	0.0%	0.7%	0.7%	0.8%
% of FP17s Relating to Continuations	0	777	0.0%	1.3%	1.2%	1.2%
% of Patients satisfied with the dentistry they have received	0	0	N/A	93.3%	93.1%	92.8%
% of Patients satisfied with the time they had to wait for an appointment	0	0	N/A	87.7%	88.8%	88.7%

\* This is based on patients treated on this contract for their most recent course of treatment. Figures in italics indicate the base number of FP17s or Patient Questionnaire responses are less than 100. N/A is shown where the base number of responses is less than 10 during the period. % is calculated as Quantity/Base number\*100



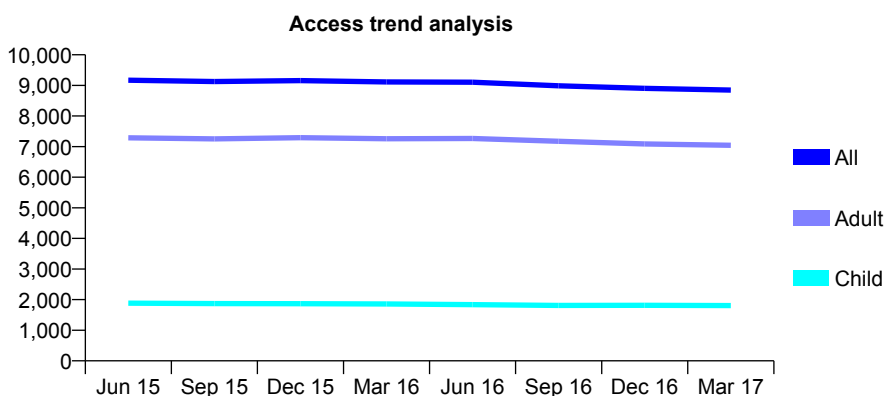
## Q70 - Vital Signs At a Glance Contract Report for 321532/0001 - March 2017

Name or company name	Maple House Dental Practice
Contract type name	GDS Contract
Purpose of contract	General
Contract start date	01/04/2006
Contract end date	

16/17 Contracted general activity (UDA)	25,659
Carry forward general activity (UDA)	682
16/17 Contracted orthodontic activity (UOA)	0
Carry forward orthodontic activity (UOA)	0
Baseline contract value	£561,012.78

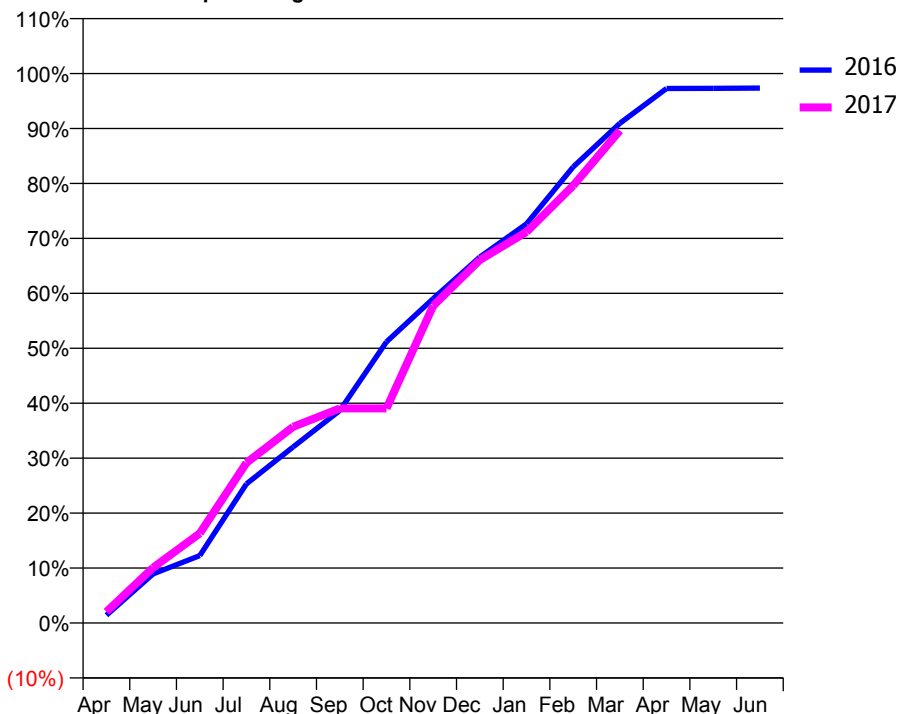
### ACCESS\*

Patients seen in 24 months	Total	Change since previous quarter
Quarter ending March 2016	9,115	
Quarter ending June 2016	9,103	→
Quarter ending September 2016	8,986	↓
Quarter ending December 2016	8,902	→
Quarter ending March 2017	8,848	→
<b>Variance since March 2016</b>	<b>(2.9%)</b>	<b>↓</b>



### ACTIVITY

Cumulative percentage of contracted UDA delivered 2016 & 2017



Month	Adjusted Scheduled Activity (UDA)	
	2016	2017
April	363	528
May	2,295	2,586
June	3,148	4,190
July	6,500	7,484
August	8,225	9,164
September	9,921	10,020
October	13,131	10,020
November	15,148	14,811
December	17,091	16,951
January	18,642	18,262
February	21,300	20,426
March	23,336	22,996
April	24,958	
May	24,968	
June	24,977	

### QUALITY

	Quantity	Base Number	Contract	AT	Region	England
% of FP17s for the same patient ID Re-attending within 3 months - Children	136	2,834	4.8%	10.4%	11.9%	12.3%
% of FP17s for the same patient ID Re-attending within 3 months - Adults	1,592	11,434	13.9%	15.3%	16.6%	16.7%
% of FP17s for the same patient ID Re-attending between 3 & 9 months - Children	1,958	2,834	69.1%	60.5%	60.2%	57.6%
% of FP17s for the same patient ID Re-attending between 3 & 9 months - Adults	7,496	11,434	65.6%	52.1%	51.5%	50.1%
% of FP17s for Band 1 Urgent Courses	785	12,293	6.4%	9.6%	9.5%	9.1%
% of FP17s Relating to Free Repair or Replacements	124	12,293	1.0%	0.7%	0.7%	0.8%
% of FP17s Relating to Continuations	252	12,293	2.0%	1.3%	1.2%	1.2%
% of Patients satisfied with the dentistry they have received	11	11	100.0%	93.3%	93.1%	92.8%
% of Patients satisfied with the time they had to wait for an appointment	10	11	90.9%	87.7%	88.8%	88.7%

\* This is based on patients treated on this contract for their most recent course of treatment. Figures in italics indicate the base number of FP17s or Patient Questionnaire responses are less than 100. N/A is shown where the base number of responses is less than 10 during the period. % is calculated as Quantity/Base number\*100

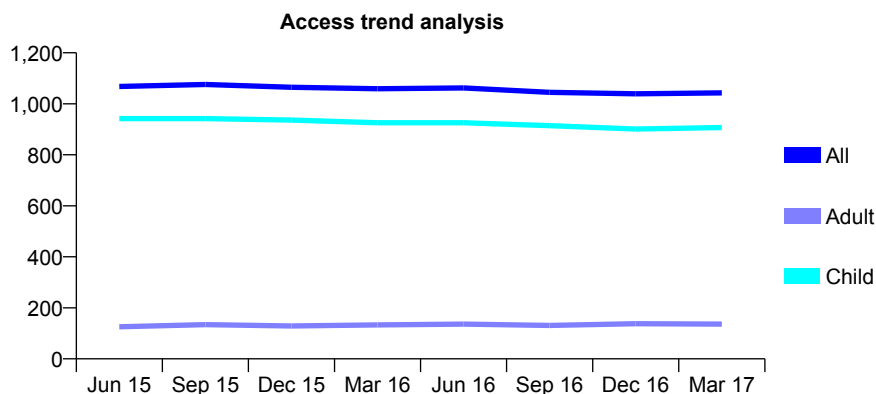
## Q70 - Vital Signs At a Glance Contract Report for 321788/0001 - March 2017

Name or company name	MR GH MORRIS
Contract type name	GDS Contract
Purpose of contract	General
Contract start date	01/04/2006
Contract end date	

16/17 Contracted general activity (UDA)	2,150
Carry forward general activity (UDA)	0
16/17 Contracted orthodontic activity (UOA)	0
Carry forward orthodontic activity (UOA)	0
Baseline contract value	£51,868.05

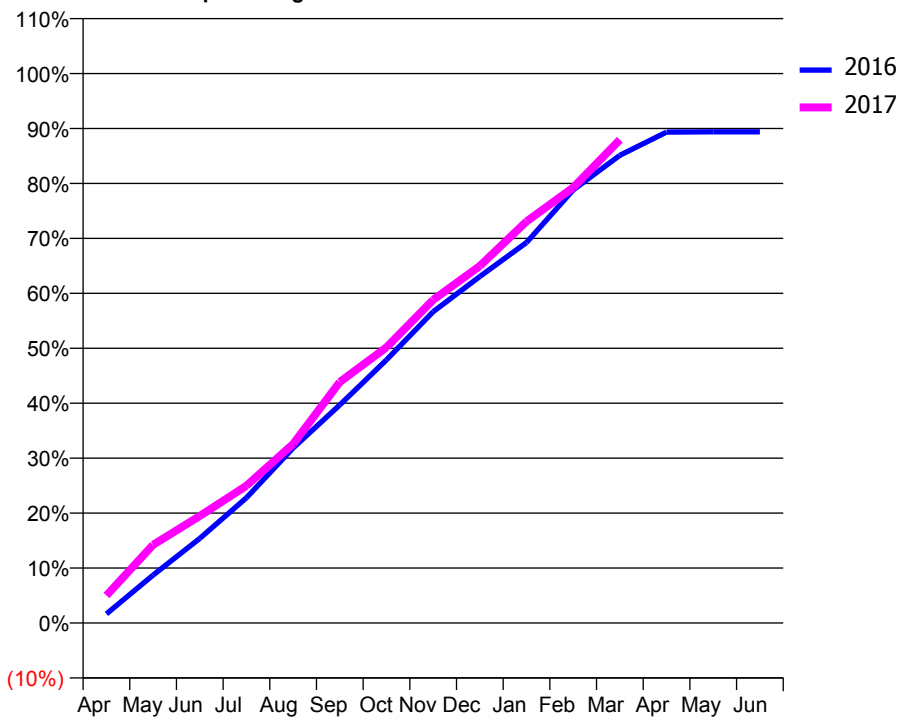
### ACCESS\*

Patients seen in 24 months	Total	Change since previous quarter
Quarter ending March 2016	1,059	
Quarter ending June 2016	1,062	→
Quarter ending September 2016	1,045	↓
Quarter ending December 2016	1,039	→
Quarter ending March 2017	1,043	→
<b>Variance since March 2016</b>	<b>(1.5%)</b>	<b>↓</b>



### ACTIVITY

Cumulative percentage of contracted UDA delivered 2016 & 2017



Month	Adjusted Scheduled Activity (UDA)	
	2016	2017
April	36	108
May	188	306
June	331	419
July	490	537
August	685	701
September	853	943
October	1,030	1,079
November	1,218	1,265
December	1,356	1,397
January	1,489	1,571
February	1,695	1,704
March	1,830	1,891
April	1,921	
May	1,922	
June	1,922	

### QUALITY

	Quantity	Base Number	Contract	AT	Region	England
% of FP17s for the same patient ID Re-attending within 3 months - Children	101	1,473	6.9%	10.4%	11.9%	12.3%
% of FP17s for the same patient ID Re-attending within 3 months - Adults	3	60	5.0%	15.3%	16.6%	16.7%
% of FP17s for the same patient ID Re-attending between 3 & 9 months - Children	962	1,473	65.3%	60.5%	60.2%	57.6%
% of FP17s for the same patient ID Re-attending between 3 & 9 months - Adults	43	60	71.7%	52.1%	51.5%	50.1%
% of FP17s for Band 1 Urgent Courses	70	1,460	4.8%	9.6%	9.5%	9.1%
% of FP17s Relating to Free Repair or Replacements	0	1,460	0.0%	0.7%	0.7%	0.8%
% of FP17s Relating to Continuations	0	1,460	0.0%	1.3%	1.2%	1.2%
% of Patients satisfied with the dentistry they have received	0	0	N/A	93.3%	93.1%	92.8%
% of Patients satisfied with the time they had to wait for an appointment	0	0	N/A	87.7%	88.8%	88.7%

\* This is based on patients treated on this contract for their most recent course of treatment. Figures in italics indicate the base number of FP17s or Patient Questionnaire responses are less than 100. N/A is shown where the base number of responses is less than 10 during the period. % is calculated as Quantity/Base number\*100

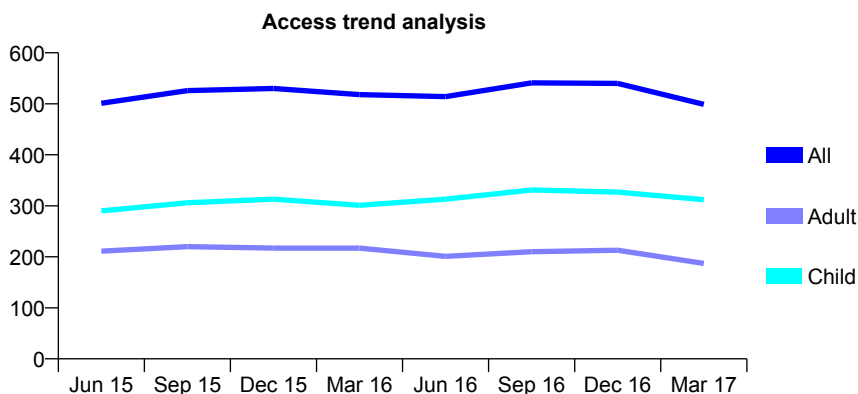
## Q70 - Vital Signs At a Glance Contract Report for 321974/0001 - March 2017

Name or company name	MR AE INMAN
Contract type name	GDS Contract
Purpose of contract	General
Contract start date	01/04/2006
Contract end date	

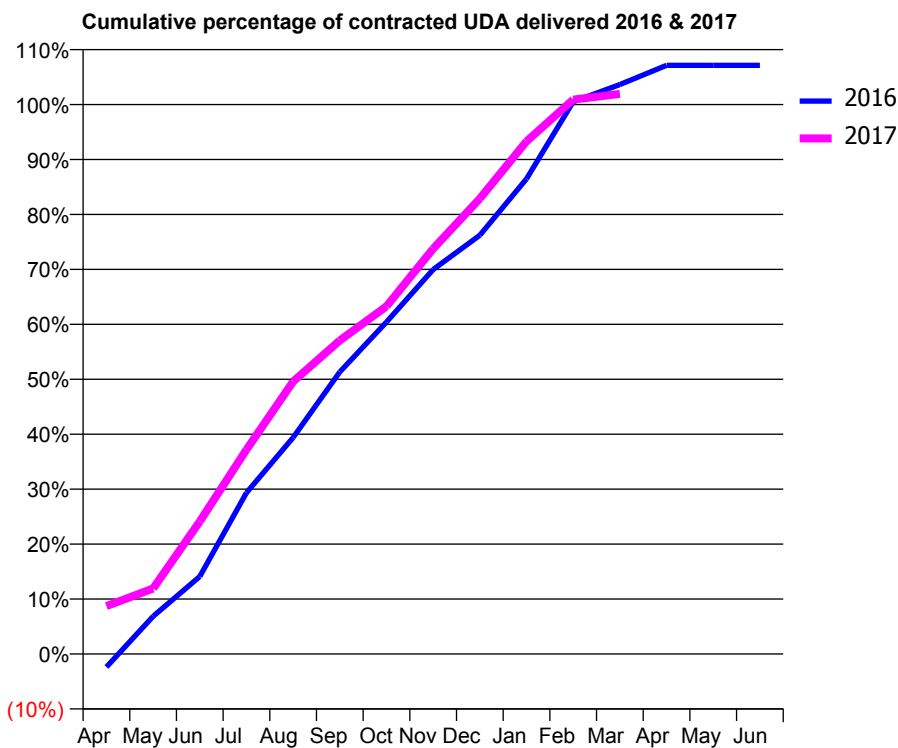
16/17 Contracted general activity (UDA)	782
Carry forward general activity (UDA)	0
16/17 Contracted orthodontic activity (UOA)	0
Carry forward orthodontic activity (UOA)	0
Baseline contract value	£19,400.06

### ACCESS\*

Patients seen in 24 months	Total	Change since previous quarter
Quarter ending March 2016	518	
Quarter ending June 2016	514	→
Quarter ending September 2016	541	↑
Quarter ending December 2016	540	→
Quarter ending March 2017	499	↓
<b>Variance since March 2016</b>	<b>(3.7%)</b>	<b>↓</b>



### ACTIVITY



Month	Adjusted Scheduled Activity (UDA)	
	2016	2017
April	-19	68
May	54	93
June	110	189
July	230	291
August	308	388
September	401	446
October	472	495
November	547	577
December	596	648
January	676	730
February	786	789
March	810	797
April	838	
May	838	
June	838	

### QUALITY

	Quantity	Base Number	Contract	AT	Region	England
% of FP17s for the same patient ID Re-attending within 3 months - Children	58	543	10.7%	10.4%	11.9%	12.3%
% of FP17s for the same patient ID Re-attending within 3 months - Adults	1	105	1.0%	15.3%	16.6%	16.7%
% of FP17s for the same patient ID Re-attending between 3 & 9 months - Children	343	543	63.2%	60.5%	60.2%	57.6%
% of FP17s for the same patient ID Re-attending between 3 & 9 months - Adults	1	105	1.0%	52.1%	51.5%	50.1%
% of FP17s for Band 1 Urgent Courses	131	627	20.9%	9.6%	9.5%	9.1%
% of FP17s Relating to Free Repair or Replacements	0	627	0.0%	0.7%	0.7%	0.8%
% of FP17s Relating to Continuations	7	627	1.1%	1.3%	1.2%	1.2%
% of Patients satisfied with the dentistry they have received	1	1	N/A	93.3%	93.1%	92.8%
% of Patients satisfied with the time they had to wait for an appointment	1	1	N/A	87.7%	88.8%	88.7%

\* This is based on patients treated on this contract for their most recent course of treatment. Figures in italics indicate the base number of FP17s or Patient Questionnaire responses are less than 100. N/A is shown where the base number of responses is less than 10 during the period. % is calculated as Quantity/Base number\*100

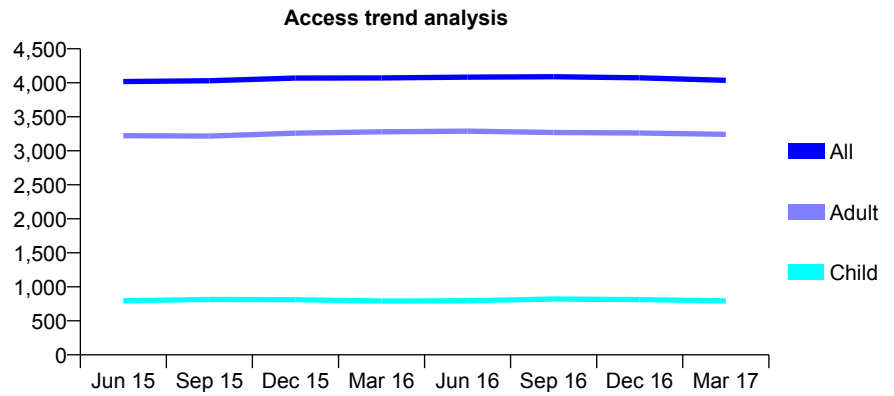
## Q70 - Vital Signs At a Glance Contract Report for 323551/0001 - March 2017

Name or company name	Thistledene Dental Practice
Contract type name	GDS Contract
Purpose of contract	General
Contract start date	01/04/2006
Contract end date	

16/17 Contracted general activity (UDA)	14,000
Carry forward general activity (UDA)	240
16/17 Contracted orthodontic activity (UOA)	0
Carry forward orthodontic activity (UOA)	0
Baseline contract value	£353,646.54

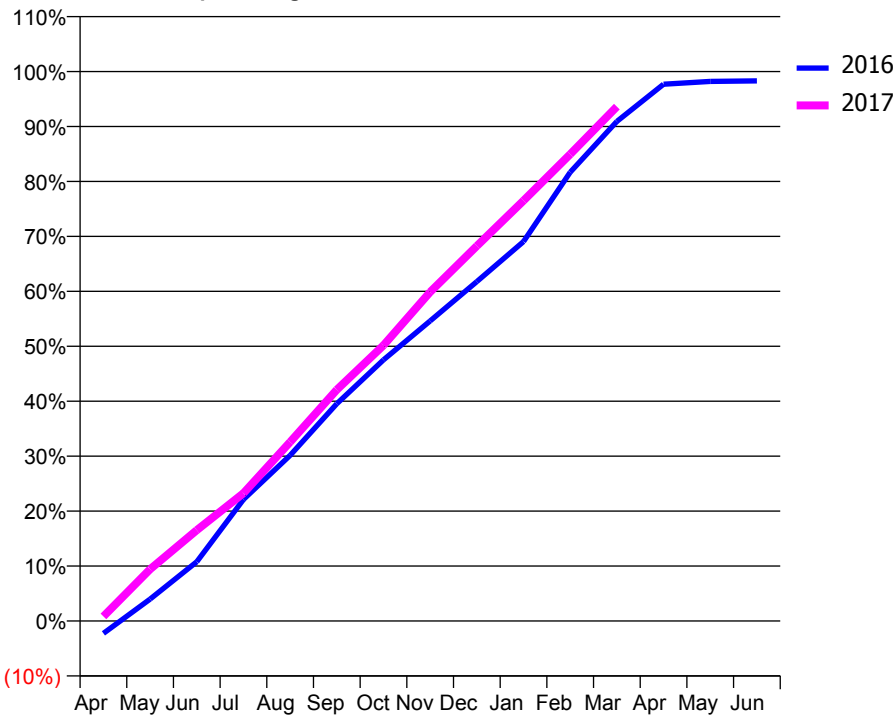
### ACCESS\*

Patients seen in 24 months	Total	Change since previous quarter
Quarter ending March 2016	4,071	
Quarter ending June 2016	4,084	→
Quarter ending September 2016	4,089	→
Quarter ending December 2016	4,074	→
Quarter ending March 2017	4,037	→
<b>Variance since March 2016</b>	<b>(0.8%)</b>	→



### ACTIVITY

**Cumulative percentage of contracted UDA delivered 2016 & 2017**



Month	Adjusted Scheduled Activity (UDA)	
	2016	2017
April	-317	116
May	559	1,321
June	1,509	2,314
July	3,096	3,255
August	4,220	4,562
September	5,537	5,894
October	6,655	7,023
November	7,645	8,383
December	8,647	9,556
January	9,668	10,712
February	11,434	11,892
March	12,729	13,105
April	13,676	
May	13,748	
June	13,760	

### QUALITY

	Quantity	Base Number	Contract	AT	Region	England
% of FP17s for the same patient ID Re-attending within 3 months - Children	88	1,289	6.8%	10.4%	11.9%	12.3%
% of FP17s for the same patient ID Re-attending within 3 months - Adults	1,066	5,546	19.2%	15.3%	16.6%	16.7%
% of FP17s for the same patient ID Re-attending between 3 & 9 months - Children	861	1,289	66.8%	60.5%	60.2%	57.6%
% of FP17s for the same patient ID Re-attending between 3 & 9 months - Adults	3,561	5,546	64.2%	52.1%	51.5%	50.1%
% of FP17s for Band 1 Urgent Courses	341	6,448	5.3%	9.6%	9.5%	9.1%
% of FP17s Relating to Free Repair or Replacements	81	6,448	1.3%	0.7%	0.7%	0.8%
% of FP17s Relating to Continuations	215	6,448	3.3%	1.3%	1.2%	1.2%
% of Patients satisfied with the dentistry they have received	7	8	N/A	93.3%	93.1%	92.8%
% of Patients satisfied with the time they had to wait for an appointment	6	8	N/A	87.7%	88.8%	88.7%

\* This is based on patients treated on this contract for their most recent course of treatment. Figures in italics indicate the base number of FP17s or Patient Questionnaire responses are less than 100. N/A is shown where the base number of responses is less than 10 during the period. % is calculated as Quantity/Base number\*100

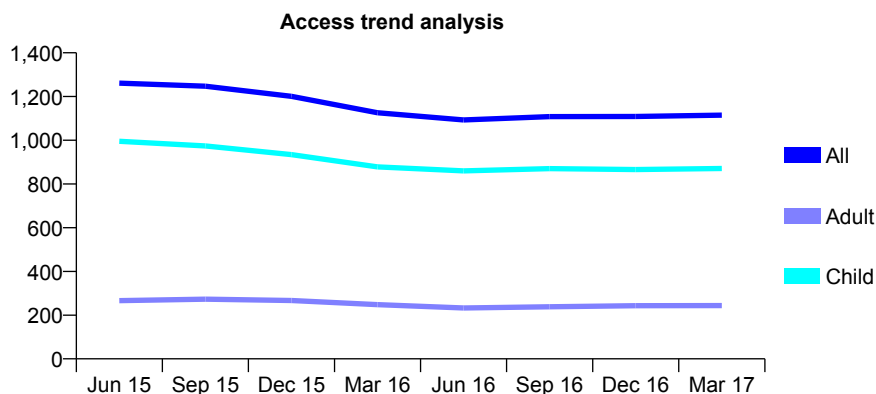
## Q70 - Vital Signs At a Glance Contract Report for 324094/0001 - March 2017

Name or company name	MISS SJ WESTHEAD
Contract type name	GDS Contract
Purpose of contract	General
Contract start date	01/04/2006
Contract end date	

16/17 Contracted general activity (UDA)	2,935
Carry forward general activity (UDA)	0
16/17 Contracted orthodontic activity (UOA)	0
Carry forward orthodontic activity (UOA)	0
Baseline contract value	£71,070.32

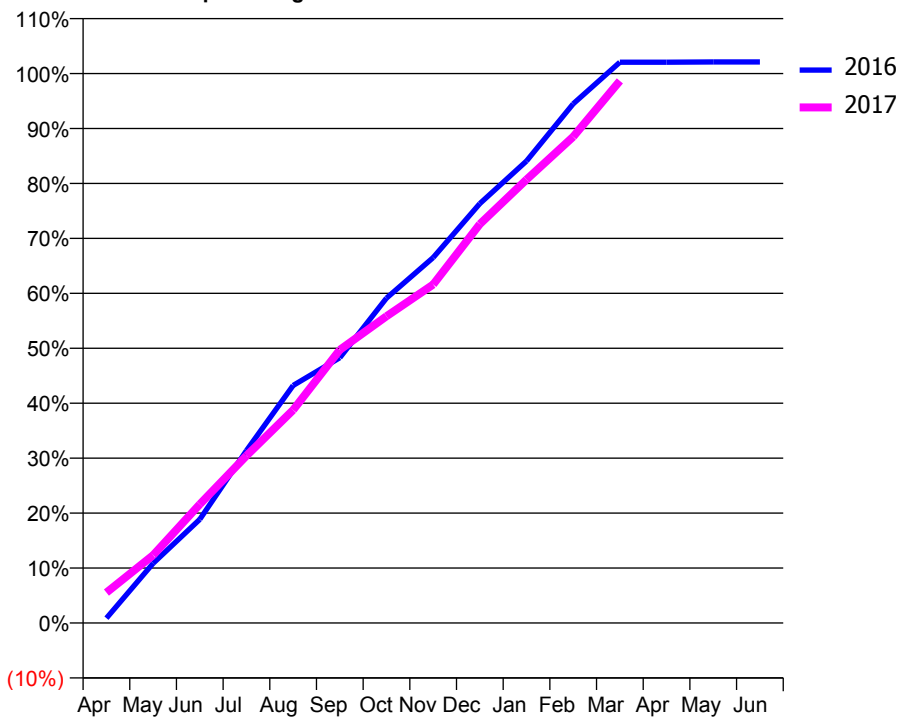
### ACCESS\*

Patients seen in 24 months	Total	Change since previous quarter
Quarter ending March 2016	1,126	
Quarter ending June 2016	1,093	↓
Quarter ending September 2016	1,108	→
Quarter ending December 2016	1,109	→
Quarter ending March 2017	1,115	→
<b>Variance since March 2016</b>	<b>(1.0%)</b>	→



### ACTIVITY

Cumulative percentage of contracted UDA delivered 2016 & 2017



Month	Adjusted Scheduled Activity (UDA)	
	2016	2017
April	26	163
May	319	362
June	554	635
July	921	894
August	1,269	1,138
September	1,417	1,459
October	1,735	1,639
November	1,952	1,808
December	2,240	2,131
January	2,467	2,369
February	2,773	2,597
March	2,995	2,896
April	2,995	
May	2,997	
June	2,997	

### QUALITY

	Quantity	Base Number	Contract	AT	Region	England
% of FP17s for the same patient ID Re-attending within 3 months - Children	181	1,735	10.4%	10.4%	11.9%	12.3%
% of FP17s for the same patient ID Re-attending within 3 months - Adults	33	238	13.9%	15.3%	16.6%	16.7%
% of FP17s for the same patient ID Re-attending between 3 & 9 months - Children	1,280	1,735	73.8%	60.5%	60.2%	57.6%
% of FP17s for the same patient ID Re-attending between 3 & 9 months - Adults	137	238	57.6%	52.1%	51.5%	50.1%
% of FP17s for Band 1 Urgent Courses	44	1,972	2.2%	9.6%	9.5%	9.1%
% of FP17s Relating to Free Repair or Replacements	0	1,972	0.0%	0.7%	0.7%	0.8%
% of FP17s Relating to Continuations	0	1,972	0.0%	1.3%	1.2%	1.2%
% of Patients satisfied with the dentistry they have received	2	2	N/A	93.3%	93.1%	92.8%
% of Patients satisfied with the time they had to wait for an appointment	2	2	N/A	87.7%	88.8%	88.7%

\* This is based on patients treated on this contract for their most recent course of treatment. Figures in italics indicate the base number of FP17s or Patient Questionnaire responses are less than 100. N/A is shown where the base number of responses is less than 10 during the period. % is calculated as Quantity/Base number\*100

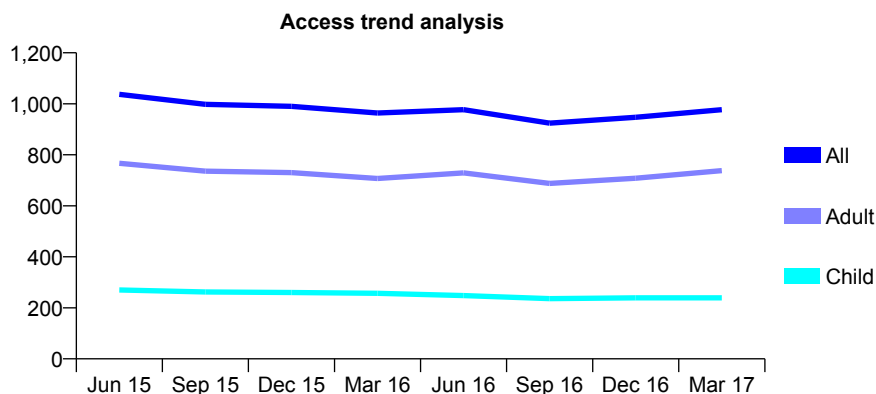
## Q70 - Vital Signs At a Glance Contract Report for 325503/0001 - March 2017

Name or company name	MISS SM SHAWKAT
Contract type name	GDS Contract
Purpose of contract	General
Contract start date	01/04/2006
Contract end date	

16/17 Contracted general activity (UDA)	1,478
Carry forward general activity (UDA)	0
16/17 Contracted orthodontic activity (UOA)	0
Carry forward orthodontic activity (UOA)	0
Baseline contract value	£35,558.12

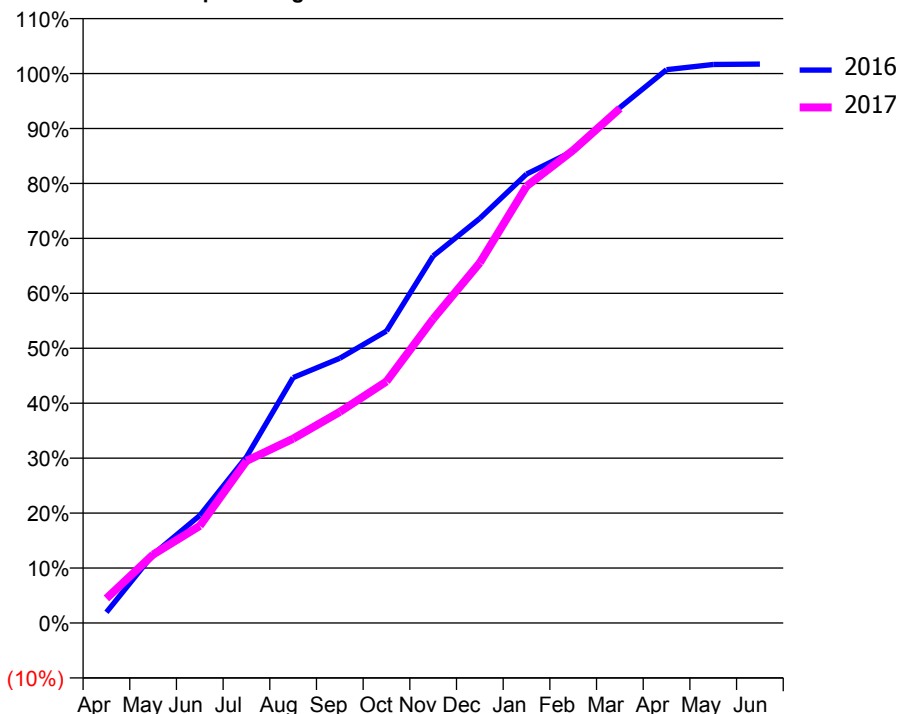
### ACCESS\*

Patients seen in 24 months	Total	Change since previous quarter
Quarter ending March 2016	964	
Quarter ending June 2016	977	→
Quarter ending September 2016	924	↓
Quarter ending December 2016	947	↑
Quarter ending March 2017	977	↑
<b>Variance since March 2016</b>	<b>1.3%</b>	<b>→</b>



### ACTIVITY

Cumulative percentage of contracted UDA delivered 2016 & 2017



Adjusted Scheduled Activity (UDA)

Month	2016	2017
April	29	66
May	184	184
June	289	261
July	447	436
August	660	496
September	712	568
October	785	650
November	987	818
December	1,088	969
January	1,207	1,175
February	1,269	1,272
March	1,386	1,384
April	1,488	
May	1,502	
June	1,503	

### QUALITY

	Quantity	Base Number	Contract	AT	Region	England
% of FP17s for the same patient ID Re-attending within 3 months - Children	1	231	0.4%	10.4%	11.9%	12.3%
% of FP17s for the same patient ID Re-attending within 3 months - Adults	20	543	3.7%	15.3%	16.6%	16.7%
% of FP17s for the same patient ID Re-attending between 3 & 9 months - Children	83	231	35.9%	60.5%	60.2%	57.6%
% of FP17s for the same patient ID Re-attending between 3 & 9 months - Adults	81	543	14.9%	52.1%	51.5%	50.1%
% of FP17s for Band 1 Urgent Courses	4	711	0.6%	9.6%	9.5%	9.1%
% of FP17s Relating to Free Repair or Replacements	0	711	0.0%	0.7%	0.7%	0.8%
% of FP17s Relating to Continuations	1	711	0.1%	1.3%	1.2%	1.2%
% of Patients satisfied with the dentistry they have received	2	2	N/A	93.3%	93.1%	92.8%
% of Patients satisfied with the time they had to wait for an appointment	2	2	N/A	87.7%	88.8%	88.7%

\* This is based on patients treated on this contract for their most recent course of treatment. Figures in italics indicate the base number of FP17s or Patient Questionnaire responses are less than 100. N/A is shown where the base number of responses is less than 10 during the period. % is calculated as Quantity/Base number\*100

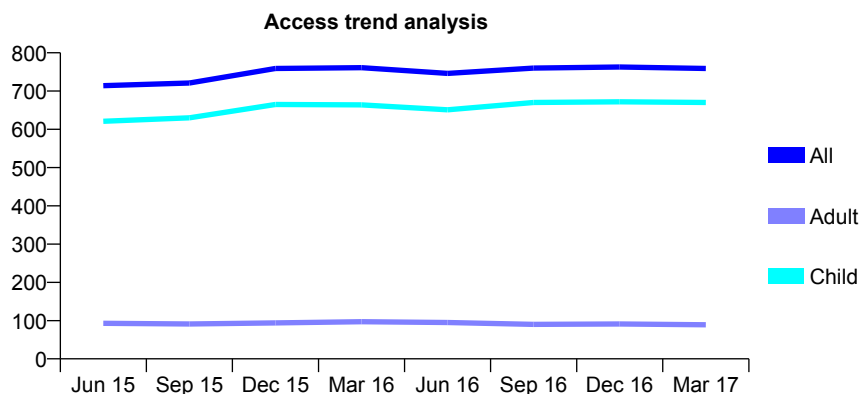
## Q70 - Vital Signs At a Glance Contract Report for 326518/0001 - March 2017

Name or company name	MR KR BROWN
Contract type name	GDS Contract
Purpose of contract	General
Contract start date	01/04/2006
Contract end date	

16/17 Contracted general activity (UDA)	1,150
Carry forward general activity (UDA)	0
16/17 Contracted orthodontic activity (UOA)	0
Carry forward orthodontic activity (UOA)	0
Baseline contract value	£27,750.68

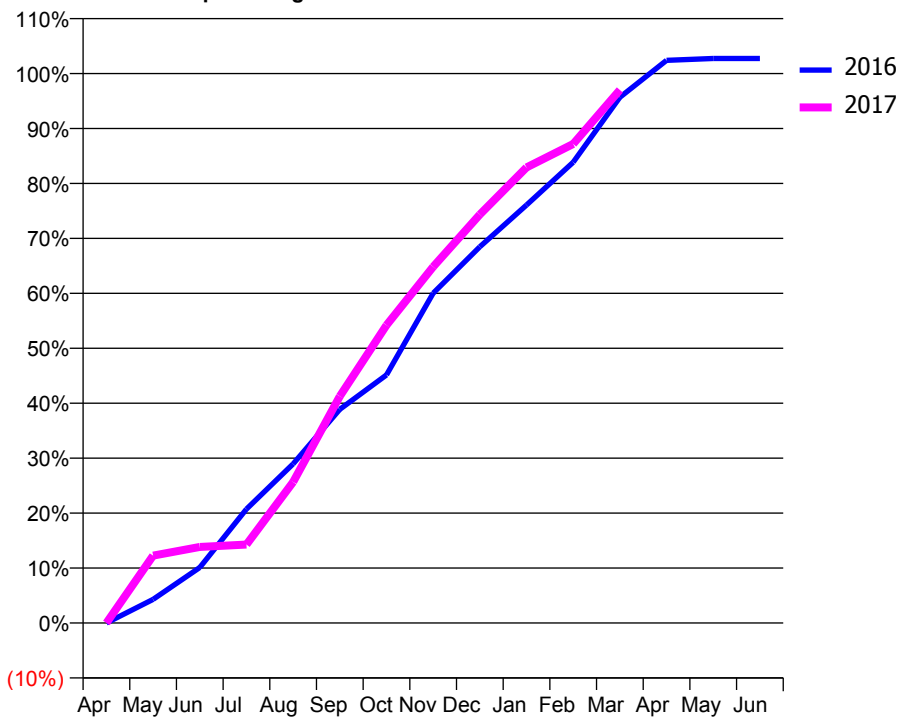
### ACCESS\*

Patients seen in 24 months	Total	Change since previous quarter
Quarter ending March 2016	761	
Quarter ending June 2016	746	↓
Quarter ending September 2016	760	→
Quarter ending December 2016	763	→
Quarter ending March 2017	759	→
<b>Variance since March 2016</b>	<b>(0.3%)</b>	→



### ACTIVITY

Cumulative percentage of contracted UDA delivered 2016 & 2017



Month	Adjusted Scheduled Activity (UDA)	
	2016	2017
April	0	0
May	50	141
June	116	159
July	238	164
August	333	295
September	447	475
October	519	623
November	690	745
December	787	855
January	875	953
February	964	1,003
March	1,100	1,116
April	1,177	
May	1,181	
June	1,181	

### QUALITY

	Quantity	Base Number	Contract	AT	Region	England
% of FP17s for the same patient ID Re-attending within 3 months - Children	31	973	3.2%	10.4%	11.9%	12.3%
% of FP17s for the same patient ID Re-attending within 3 months - Adults	0	50	0.0%	15.3%	16.6%	16.7%
% of FP17s for the same patient ID Re-attending between 3 & 9 months - Children	632	973	65.0%	60.5%	60.2%	57.6%
% of FP17s for the same patient ID Re-attending between 3 & 9 months - Adults	39	50	78.0%	52.1%	51.5%	50.1%
% of FP17s for Band 1 Urgent Courses	18	950	1.9%	9.6%	9.5%	9.1%
% of FP17s Relating to Free Repair or Replacements	1	950	0.1%	0.7%	0.7%	0.8%
% of FP17s Relating to Continuations	0	950	0.0%	1.3%	1.2%	1.2%
% of Patients satisfied with the dentistry they have received	0	0	N/A	93.3%	93.1%	92.8%
% of Patients satisfied with the time they had to wait for an appointment	0	0	N/A	87.7%	88.8%	88.7%

\* This is based on patients treated on this contract for their most recent course of treatment. Figures in italics indicate the base number of FP17s or Patient Questionnaire responses are less than 100. N/A is shown where the base number of responses is less than 10 during the period. % is calculated as Quantity/Base number\*100

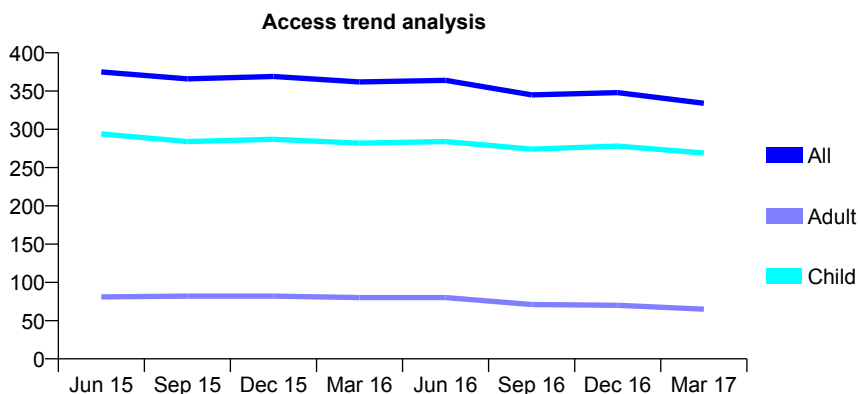
## Q70 - Vital Signs At a Glance Contract Report for 328960/0001 - March 2017

Name or company name	MR SC BELFORD
Contract type name	GDS Contract
Purpose of contract	General and Orthodontic
Contract start date	01/04/2006
Contract end date	

16/17 Contracted general activity (UDA)	750
Carry forward general activity (UDA)	0
16/17 Contracted orthodontic activity (UOA)	0
Carry forward orthodontic activity (UOA)	0
Baseline contract value	£18,756.28

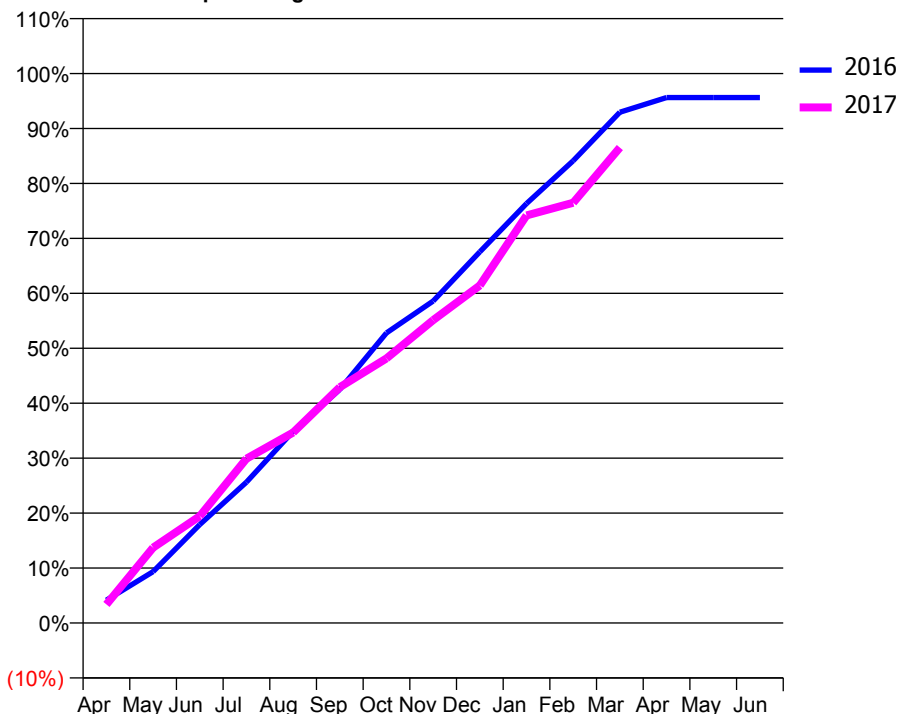
### ACCESS\*

Patients seen in 24 months	Total	Change since previous quarter
Quarter ending March 2016	362	
Quarter ending June 2016	364	→
Quarter ending September 2016	345	↓
Quarter ending December 2016	348	→
Quarter ending March 2017	334	↓
<b>Variance since March 2016</b>	<b>(7.7%)</b>	<b>↓</b>



### ACTIVITY

Cumulative percentage of contracted UDA delivered 2016 & 2017



Month	Adjusted Scheduled Activity (UDA)	
	2016	2017
April	31	25
May	70	103
June	134	146
July	192	224
August	262	260
September	319	322
October	396	361
November	439	413
December	507	461
January	572	556
February	631	574
March	697	649
April	717	
May	717	
June	717	

### QUALITY

	Quantity	Base Number	Contract	AT	Region	England
% of FP17s for the same patient ID Re-attending within 3 months - Children	39	423	9.2%	10.4%	11.9%	12.3%
% of FP17s for the same patient ID Re-attending within 3 months - Adults	5	35	14.3%	15.3%	16.6%	16.7%
% of FP17s for the same patient ID Re-attending between 3 & 9 months - Children	261	423	61.7%	60.5%	60.2%	57.6%
% of FP17s for the same patient ID Re-attending between 3 & 9 months - Adults	18	35	51.4%	52.1%	51.5%	50.1%
% of FP17s for Band 1 Urgent Courses	35	444	7.9%	9.6%	9.5%	9.1%
% of FP17s Relating to Free Repair or Replacements	0	444	0.0%	0.7%	0.7%	0.8%
% of FP17s Relating to Continuations	0	444	0.0%	1.3%	1.2%	1.2%
% of Patients satisfied with the dentistry they have received	0	0	N/A	93.3%	93.1%	92.8%
% of Patients satisfied with the time they had to wait for an appointment	0	0	N/A	87.7%	88.8%	88.7%

\* This is based on patients treated on this contract for their most recent course of treatment. Figures in italics indicate the base number of FP17s or Patient Questionnaire responses are less than 100. N/A is shown where the base number of responses is less than 10 during the period. % is calculated as Quantity/Base number\*100



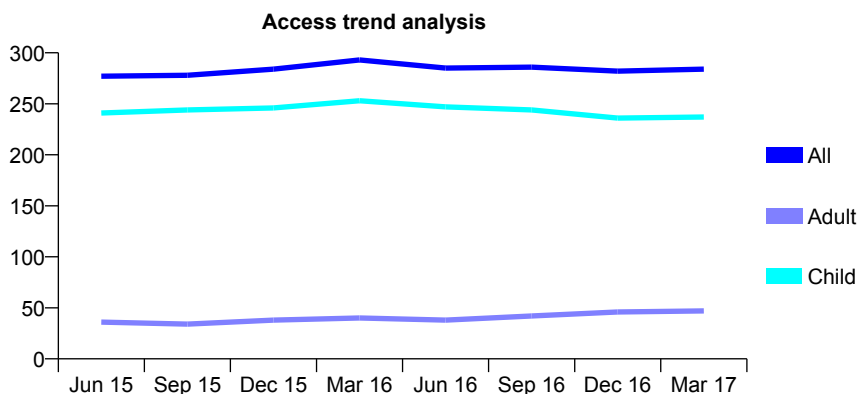
## Q70 - Vital Signs At a Glance Contract Report for 331120/0001 - March 2017

Name or company name	MR GM WHITTINGHAM
Contract type name	GDS Contract
Purpose of contract	General
Contract start date	01/04/2006
Contract end date	

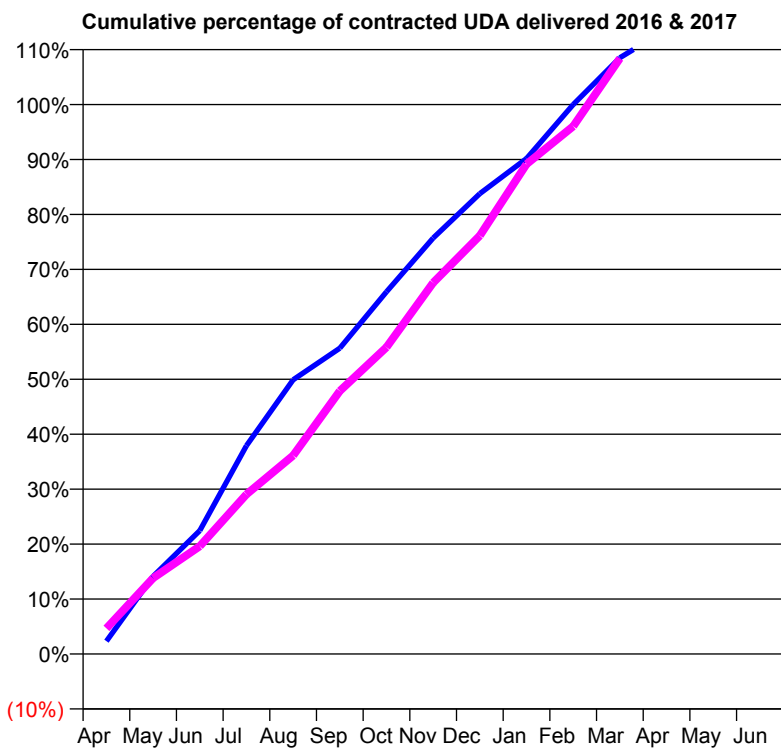
16/17 Contracted general activity (UDA)	470
Carry forward general activity (UDA)	0
16/17 Contracted orthodontic activity (UOA)	0
Carry forward orthodontic activity (UOA)	0
Baseline contract value	£10,657.81

### ACCESS\*

Patients seen in 24 months	Total	Change since previous quarter
Quarter ending March 2016	293	
Quarter ending June 2016	285	↓
Quarter ending September 2016	286	→
Quarter ending December 2016	282	↓
Quarter ending March 2017	284	→
<b>Variance since March 2016</b>	<b>(3.1%)</b>	<b>↓</b>



### ACTIVITY



Month	2016	2017
April	11	22
May	66	65
June	106	92
July	178	137
August	235	170
September	262	225
October	310	262
November	356	318
December	394	358
January	424	419
February	470	451
March	510	509
April	534	
May	534	
June	534	

### QUALITY

	Quantity	Base Number	Contract	AT	Region	England
% of FP17s for the same patient ID Re-attending within 3 months - Children	18	432	4.2%	10.4%	11.9%	12.3%
% of FP17s for the same patient ID Re-attending within 3 months - Adults	0	27	0.0%	15.3%	16.6%	16.7%
% of FP17s for the same patient ID Re-attending between 3 & 9 months - Children	307	432	71.1%	60.5%	60.2%	57.6%
% of FP17s for the same patient ID Re-attending between 3 & 9 months - Adults	19	27	70.4%	52.1%	51.5%	50.1%
% of FP17s for Band 1 Urgent Courses	12	434	2.8%	9.6%	9.5%	9.1%
% of FP17s Relating to Free Repair or Replacements	0	434	0.0%	0.7%	0.7%	0.8%
% of FP17s Relating to Continuations	0	434	0.0%	1.3%	1.2%	1.2%
% of Patients satisfied with the dentistry they have received	0	0	N/A	93.3%	93.1%	92.8%
% of Patients satisfied with the time they had to wait for an appointment	0	0	N/A	87.7%	88.8%	88.7%

\* This is based on patients treated on this contract for their most recent course of treatment. Figures in italics indicate the base number of FP17s or Patient Questionnaire responses are less than 100. N/A is shown where the base number of responses is less than 10 during the period. % is calculated as Quantity/Base number\*100

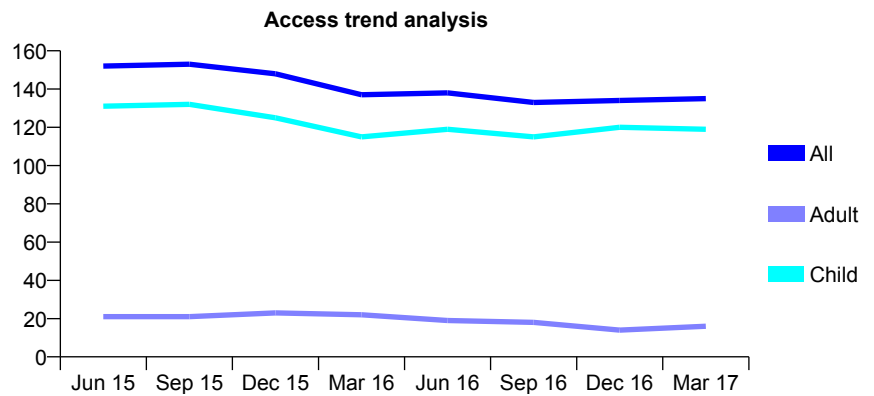
## Q70 - Vital Signs At a Glance Contract Report for 338311/0001 - March 2017

Name or company name	MRS SC HALDERTHAY
Contract type name	GDS Contract
Purpose of contract	General
Contract start date	01/04/2006
Contract end date	

16/17 Contracted general activity (UDA)	300
Carry forward general activity (UDA)	0
16/17 Contracted orthodontic activity (UOA)	0
Carry forward orthodontic activity (UOA)	0
Baseline contract value	£6,757.01

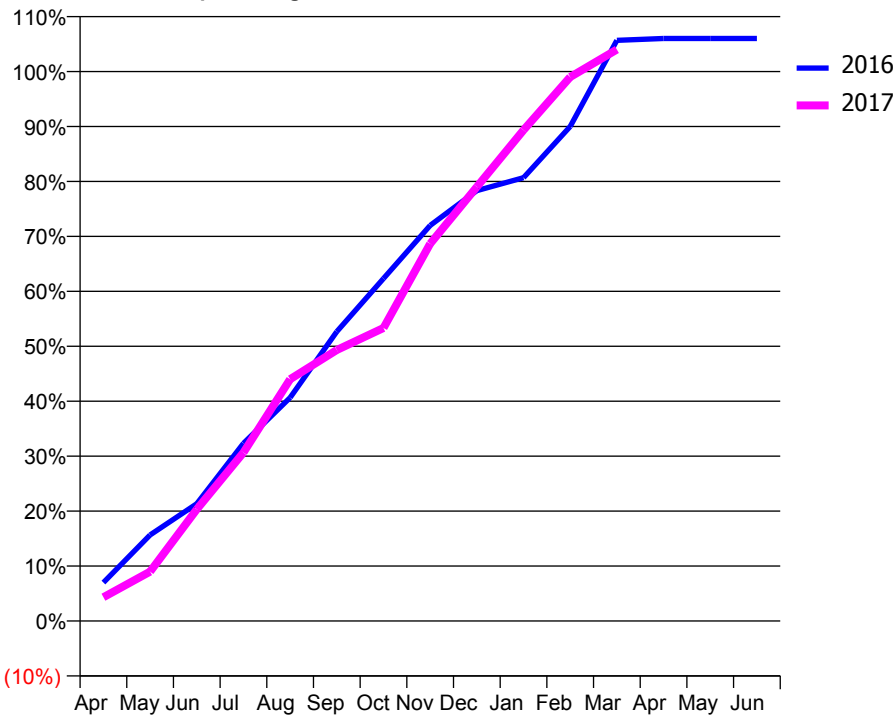
### ACCESS\*

Patients seen in 24 months	Total	Change since previous quarter
Quarter ending March 2016	137	
Quarter ending June 2016	138	→
Quarter ending September 2016	133	↓
Quarter ending December 2016	134	→
Quarter ending March 2017	135	→
<b>Variance since March 2016</b>	<b>(1.5%)</b>	<b>↓</b>



### ACTIVITY

Cumulative percentage of contracted UDA delivered 2016 & 2017



Month	Adjusted Scheduled Activity (UDA)	
	2016	2017
April	21	13
May	47	27
June	64	61
July	97	92
August	122	132
September	158	148
October	187	160
November	216	206
December	235	237
January	242	268
February	270	297
March	317	312
April	318	
May	318	
June	318	

### QUALITY

	Quantity	Base Number	Contract	AT	Region	England
% of FP17s for the same patient ID Re-attending within 3 months - Children	4	196	2.0%	10.4%	11.9%	12.3%
% of FP17s for the same patient ID Re-attending within 3 months - Adults	1	12	8.3%	15.3%	16.6%	16.7%
% of FP17s for the same patient ID Re-attending between 3 & 9 months - Children	137	196	69.9%	60.5%	60.2%	57.6%
% of FP17s for the same patient ID Re-attending between 3 & 9 months - Adults	6	12	50.0%	52.1%	51.5%	50.1%
% of FP17s for Band 1 Urgent Courses	0	207	0.0%	9.6%	9.5%	9.1%
% of FP17s Relating to Free Repair or Replacements	0	207	0.0%	0.7%	0.7%	0.8%
% of FP17s Relating to Continuations	0	207	0.0%	1.3%	1.2%	1.2%
% of Patients satisfied with the dentistry they have received	0	0	N/A	93.3%	93.1%	92.8%
% of Patients satisfied with the time they had to wait for an appointment	0	0	N/A	87.7%	88.8%	88.7%

\* This is based on patients treated on this contract for their most recent course of treatment. Figures in italics indicate the base number of FP17s or Patient Questionnaire responses are less than 100. N/A is shown where the base number of responses is less than 10 during the period. % is calculated as Quantity/Base number\*100

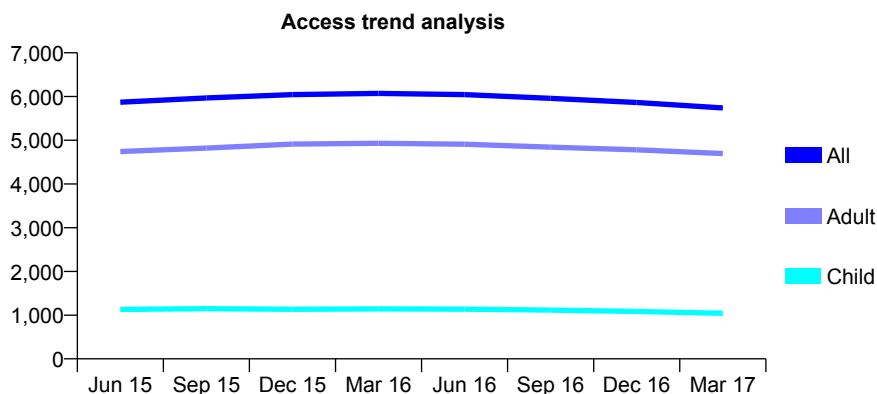
## Q70 - Vital Signs At a Glance Contract Report for 338974/0001 - March 2017

Name or company name	MRS M HOOKINGS
Contract type name	GDS Contract
Purpose of contract	General
Contract start date	01/04/2006
Contract end date	

16/17 Contracted general activity (UDA)	17,000
Carry forward general activity (UDA)	1
16/17 Contracted orthodontic activity (UOA)	0
Carry forward orthodontic activity (UOA)	0
Baseline contract value	£487,882.16

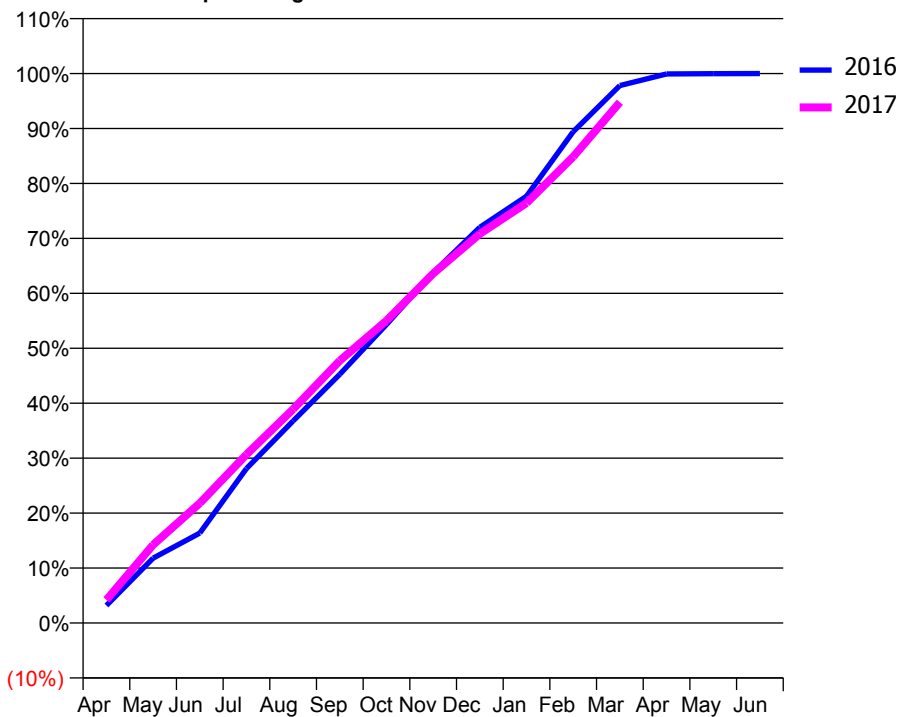
### ACCESS\*

Patients seen in 24 months	Total	Change since previous quarter
Quarter ending March 2016	6,072	
Quarter ending June 2016	6,045	→
Quarter ending September 2016	5,959	↓
Quarter ending December 2016	5,865	↓
Quarter ending March 2017	5,740	↓
<b>Variance since March 2016</b>	<b>(5.5%)</b>	<b>↓</b>



### ACTIVITY

Cumulative percentage of contracted UDA delivered 2016 & 2017



Month	Adjusted Scheduled Activity (UDA)	
	2016	2017
April	541	715
May	2,005	2,420
June	2,781	3,708
July	4,780	5,212
August	6,251	6,615
September	7,694	8,118
October	9,233	9,356
November	10,839	10,810
December	12,242	12,040
January	13,202	12,993
February	15,199	14,424
March	16,628	16,114
April	16,986	
May	16,995	
June	16,998	

### QUALITY

	Quantity	Base Number	Contract	AT	Region	England
% of FP17s for the same patient ID Re-attending within 3 months - Children	94	1,738	5.4%	10.4%	11.9%	12.3%
% of FP17s for the same patient ID Re-attending within 3 months - Adults	1,140	7,207	15.8%	15.3%	16.6%	16.7%
% of FP17s for the same patient ID Re-attending between 3 & 9 months - Children	1,195	1,738	68.8%	60.5%	60.2%	57.6%
% of FP17s for the same patient ID Re-attending between 3 & 9 months - Adults	4,051	7,207	56.2%	52.1%	51.5%	50.1%
% of FP17s for Band 1 Urgent Courses	883	8,739	10.1%	9.6%	9.5%	9.1%
% of FP17s Relating to Free Repair or Replacements	156	8,739	1.8%	0.7%	0.7%	0.8%
% of FP17s Relating to Continuations	73	8,739	0.8%	1.3%	1.2%	1.2%
% of Patients satisfied with the dentistry they have received	12	12	100.0%	93.3%	93.1%	92.8%
% of Patients satisfied with the time they had to wait for an appointment	12	12	100.0%	87.7%	88.8%	88.7%

\* This is based on patients treated on this contract for their most recent course of treatment. Figures in italics indicate the base number of FP17s or Patient Questionnaire responses are less than 100. N/A is shown where the base number of responses is less than 10 during the period. % is calculated as Quantity/Base number\*100

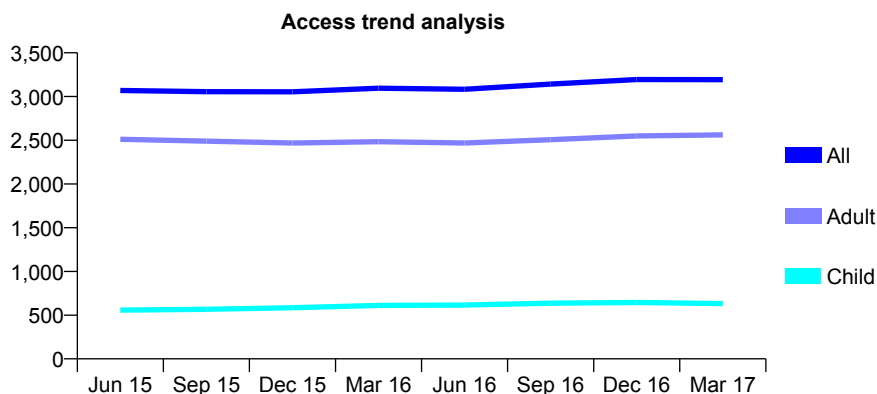
## Q70 - Vital Signs At a Glance Contract Report for 339229/0001 - March 2017

Name or company name	MR BS KALSI
Contract type name	GDS Contract
Purpose of contract	General
Contract start date	29/07/2006
Contract end date	

16/17 Contracted general activity (UDA)	8,881
Carry forward general activity (UDA)	-177
16/17 Contracted orthodontic activity (UOA)	0
Carry forward orthodontic activity (UOA)	0
Baseline contract value	£213,827.61

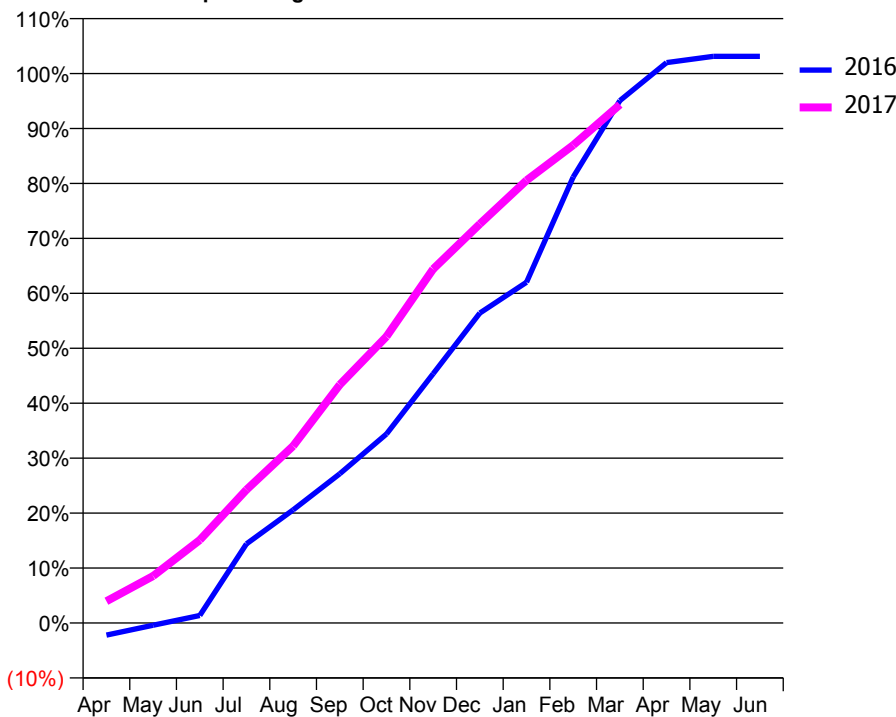
### ACCESS\*

Patients seen in 24 months	Total	Change since previous quarter
Quarter ending March 2016	3,095	
Quarter ending June 2016	3,083	→
Quarter ending September 2016	3,143	→
Quarter ending December 2016	3,194	→
Quarter ending March 2017	3,193	→
<b>Variance since March 2016</b>	<b>3.2%</b>	<b>↑</b>



### ACTIVITY

Cumulative percentage of contracted UDA delivered 2016 & 2017



Adjusted Scheduled Activity (UDA)

Month	2016	2017
April	-198	352
May	-37	760
June	122	1,342
July	1,278	2,154
August	1,829	2,860
September	2,413	3,851
October	3,055	4,630
November	4,029	5,720
December	5,009	6,450
January	5,508	7,154
February	7,208	7,723
March	8,442	8,379
April	9,057	
May	9,158	
June	9,158	

### QUALITY

	Quantity	Base Number	Contract	AT	Region	England
% of FP17s for the same patient ID Re-attending within 3 months - Children	82	983	8.3%	10.4%	11.9%	12.3%
% of FP17s for the same patient ID Re-attending within 3 months - Adults	585	3,776	15.5%	15.3%	16.6%	16.7%
% of FP17s for the same patient ID Re-attending between 3 & 9 months - Children	606	983	61.6%	60.5%	60.2%	57.6%
% of FP17s for the same patient ID Re-attending between 3 & 9 months - Adults	2,212	3,776	58.6%	52.1%	51.5%	50.1%
% of FP17s for Band 1 Urgent Courses	491	4,420	11.1%	9.6%	9.5%	9.1%
% of FP17s Relating to Free Repair or Replacements	30	4,420	0.7%	0.7%	0.7%	0.8%
% of FP17s Relating to Continuations	27	4,420	0.6%	1.3%	1.2%	1.2%
% of Patients satisfied with the dentistry they have received	12	13	92.3%	93.3%	93.1%	92.8%
% of Patients satisfied with the time they had to wait for an appointment	13	13	100.0%	87.7%	88.8%	88.7%

\* This is based on patients treated on this contract for their most recent course of treatment. Figures in italics indicate the base number of FP17s or Patient Questionnaire responses are less than 100. N/A is shown where the base number of responses is less than 10 during the period. % is calculated as Quantity/Base number\*100

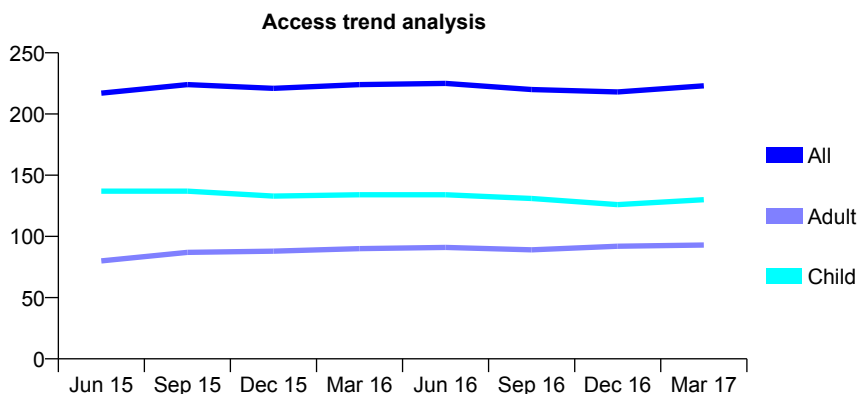
## Q70 - Vital Signs At a Glance Contract Report for 341789/0001 - March 2017

Name or company name	MR RH FARRANT
Contract type name	GDS Contract
Purpose of contract	General
Contract start date	01/04/2006
Contract end date	

16/17 Contracted general activity (UDA)	457
Carry forward general activity (UDA)	13
16/17 Contracted orthodontic activity (UOA)	0
Carry forward orthodontic activity (UOA)	0
Baseline contract value	£9,641.58

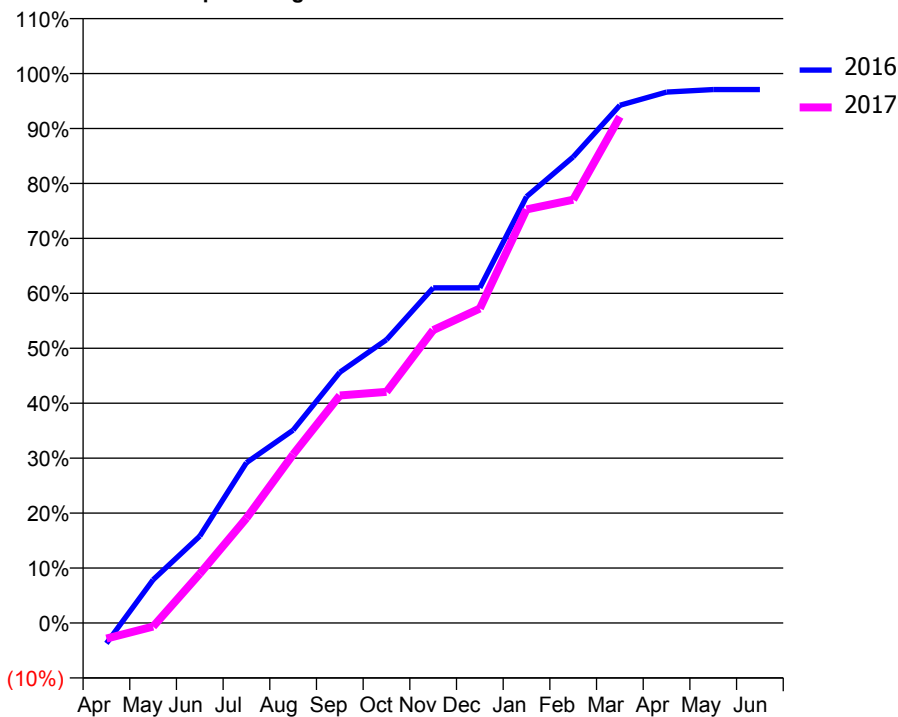
### ACCESS\*

Patients seen in 24 months	Total	Change since previous quarter
Quarter ending March 2016	224	
Quarter ending June 2016	225	→
Quarter ending September 2016	220	↓
Quarter ending December 2016	218	→
Quarter ending March 2017	223	↑
<b>Variance since March 2016</b>	<b>(0.4%)</b>	<b>→</b>



### ACTIVITY

Cumulative percentage of contracted UDA delivered 2016 & 2017



Adjusted Scheduled Activity (UDA)

Month	2016	2017
April	-17	-13
May	36	-3
June	72	41
July	133	87
August	160	140
September	209	189
October	236	192
November	279	244
December	279	262
January	355	344
February	388	352
March	431	421
April	442	
May	444	
June	444	

### QUALITY

	Quantity	Base Number	Contract	AT	Region	England
% of FP17s for the same patient ID Re-attending within 3 months - Children	5	207	2.4%	10.4%	11.9%	12.3%
% of FP17s for the same patient ID Re-attending within 3 months - Adults	13	133	9.8%	15.3%	16.6%	16.7%
% of FP17s for the same patient ID Re-attending between 3 & 9 months - Children	154	207	74.4%	60.5%	60.2%	57.6%
% of FP17s for the same patient ID Re-attending between 3 & 9 months - Adults	81	133	60.9%	52.1%	51.5%	50.1%
% of FP17s for Band 1 Urgent Courses	5	320	1.6%	9.6%	9.5%	9.1%
% of FP17s Relating to Free Repair or Replacements	0	320	0.0%	0.7%	0.7%	0.8%
% of FP17s Relating to Continuations	1	320	0.3%	1.3%	1.2%	1.2%
% of Patients satisfied with the dentistry they have received	1	1	N/A	93.3%	93.1%	92.8%
% of Patients satisfied with the time they had to wait for an appointment	1	1	N/A	87.7%	88.8%	88.7%

\* This is based on patients treated on this contract for their most recent course of treatment. Figures in italics indicate the base number of FP17s or Patient Questionnaire responses are less than 100. N/A is shown where the base number of responses is less than 10 during the period. % is calculated as Quantity/Base number\*100

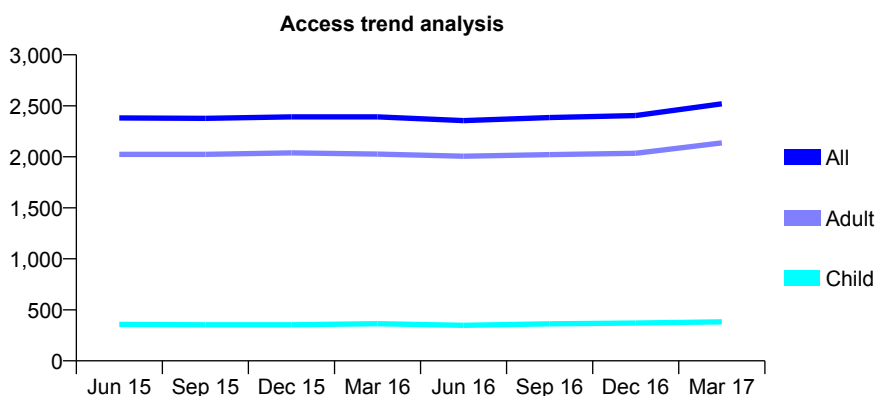
## Q70 - Vital Signs At a Glance Contract Report for 342882/0001 - March 2017

Name or company name	MR AM SOUHANI
Contract type name	GDS Contract
Purpose of contract	General
Contract start date	01/04/2006
Contract end date	

16/17 Contracted general activity (UDA)	7,966
Carry forward general activity (UDA)	0
16/17 Contracted orthodontic activity (UOA)	0
Carry forward orthodontic activity (UOA)	0
Baseline contract value	£234,077.95

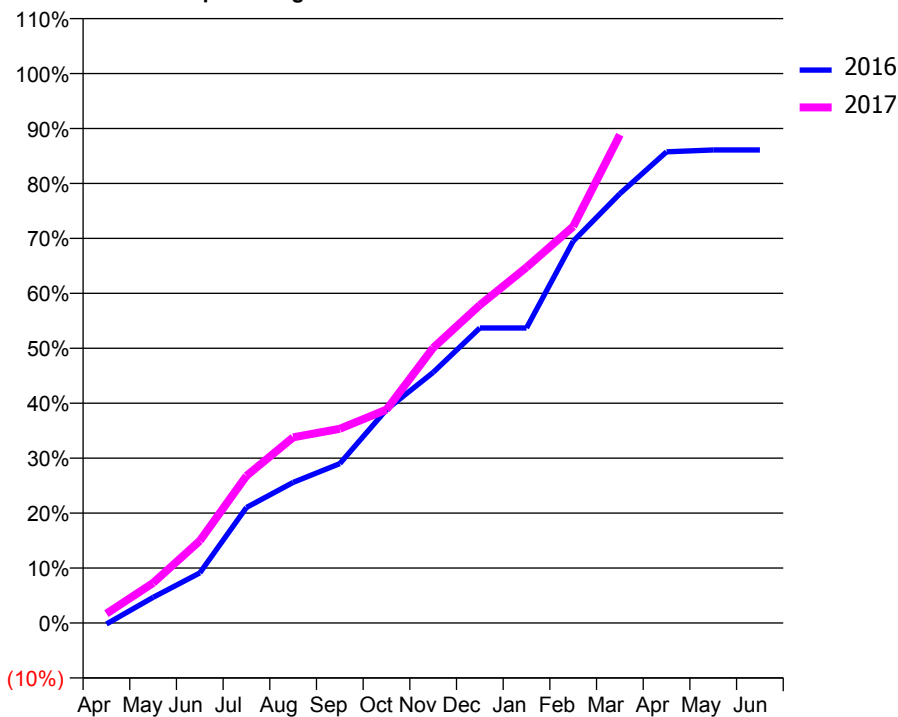
### ACCESS\*

Patients seen in 24 months	Total	Change since previous quarter
Quarter ending March 2016	2,391	
Quarter ending June 2016	2,355	↓
Quarter ending September 2016	2,385	→
Quarter ending December 2016	2,405	→
Quarter ending March 2017	2,520	↑
<b>Variance since March 2016</b>	<b>5.4%</b>	<b>↑</b>



### ACTIVITY

Cumulative percentage of contracted UDA delivered 2016 & 2017



Month	Adjusted Scheduled Activity (UDA)	
	2016	2017
April	-16	135
May	372	581
June	725	1,191
July	1,675	2,132
August	2,039	2,692
September	2,310	2,816
October	3,093	3,094
November	3,633	3,990
December	4,277	4,609
January	4,277	5,156
February	5,536	5,748
March	6,224	7,078
April	6,830	
May	6,858	
June	6,857	

### QUALITY

	Quantity	Base Number	Contract	AT	Region	England
% of FP17s for the same patient ID Re-attending within 3 months - Children	14	516	2.7%	10.4%	11.9%	12.3%
% of FP17s for the same patient ID Re-attending within 3 months - Adults	289	3,102	9.3%	15.3%	16.6%	16.7%
% of FP17s for the same patient ID Re-attending between 3 & 9 months - Children	294	516	57.0%	60.5%	60.2%	57.6%
% of FP17s for the same patient ID Re-attending between 3 & 9 months - Adults	1,920	3,102	61.9%	52.1%	51.5%	50.1%
% of FP17s for Band 1 Urgent Courses	80	3,393	2.4%	9.6%	9.5%	9.1%
% of FP17s Relating to Free Repair or Replacements	33	3,393	1.0%	0.7%	0.7%	0.8%
% of FP17s Relating to Continuations	15	3,393	0.4%	1.3%	1.2%	1.2%
% of Patients satisfied with the dentistry they have received	5	5	N/A	93.3%	93.1%	92.8%
% of Patients satisfied with the time they had to wait for an appointment	5	5	N/A	87.7%	88.8%	88.7%

\* This is based on patients treated on this contract for their most recent course of treatment. Figures in italics indicate the base number of FP17s or Patient Questionnaire responses are less than 100. N/A is shown where the base number of responses is less than 10 during the period. % is calculated as Quantity/Base number\*100

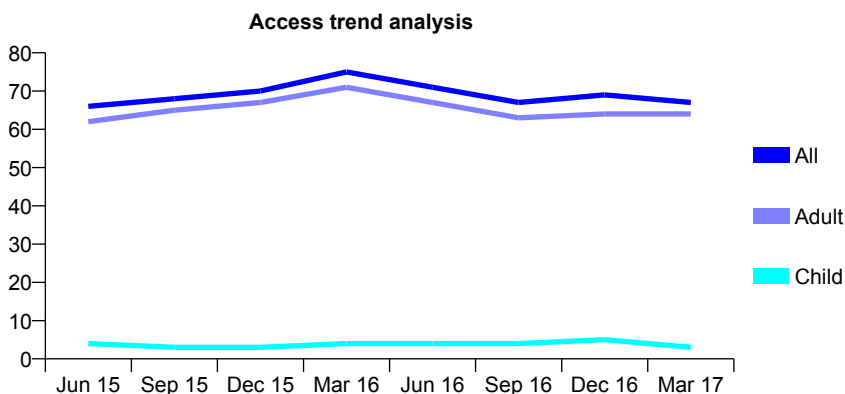
## Q70 - Vital Signs At a Glance Contract Report for 342882/0003 - March 2017

Name or company name	MR AM SOUHANI
Contract type name	GDS Contract
Purpose of contract	General
Contract start date	01/04/2010
Contract end date	31/03/2017

16/17 Contracted general activity (UDA)	110
Carry forward general activity (UDA)	0
16/17 Contracted orthodontic activity (UOA)	0
Carry forward orthodontic activity (UOA)	0
Baseline contract value	£0.00

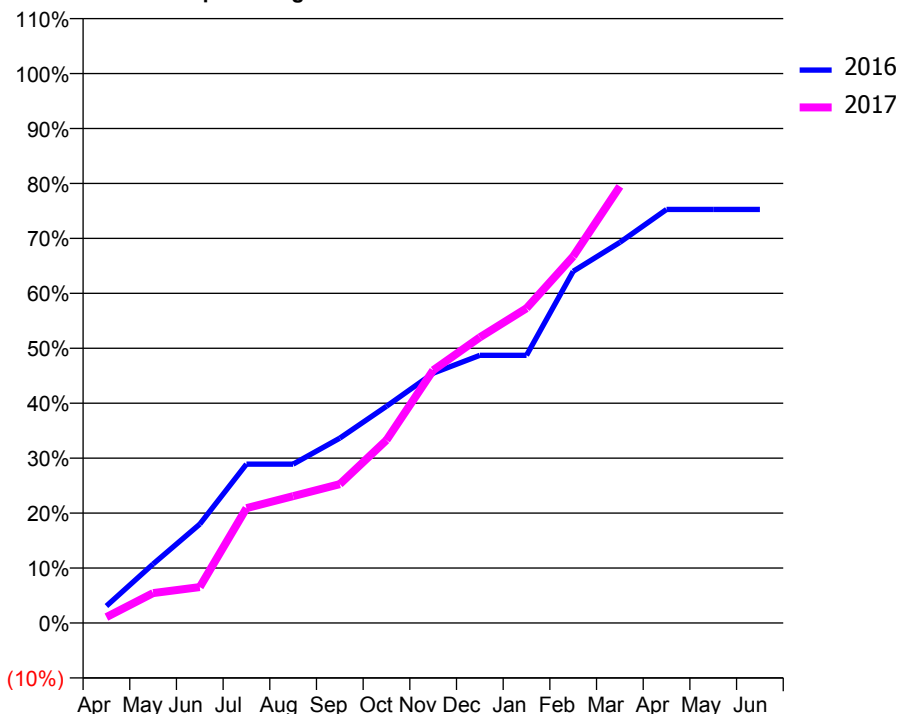
### ACCESS\*

Patients seen in 24 months	Total	Change since previous quarter
Quarter ending March 2016	75	
Quarter ending June 2016	71	↓
Quarter ending September 2016	67	↓
Quarter ending December 2016	69	↑
Quarter ending March 2017	67	↓
<b>Variance since March 2016</b>	<b>(10.7%)</b>	<b>↓</b>



### ACTIVITY

Cumulative percentage of contracted UDA delivered 2016 & 2017



Month	Adjusted Scheduled Activity (UDA)	
	2016	2017
April	3	1
May	12	6
June	20	7
July	32	23
August	32	25
September	37	28
October	43	37
November	50	51
December	54	57
January	54	63
February	70	73
March	76	87
April	83	
May	83	
June	83	

### QUALITY

	Quantity	Base Number	Contract	AT	Region	England
% of FP17s for the same patient ID Re-attending within 3 months - Children	0	5	0.0%	10.4%	11.9%	12.3%
% of FP17s for the same patient ID Re-attending within 3 months - Adults	0	63	0.0%	15.3%	16.6%	16.7%
% of FP17s for the same patient ID Re-attending between 3 & 9 months - Children	0	5	0.0%	60.5%	60.2%	57.6%
% of FP17s for the same patient ID Re-attending between 3 & 9 months - Adults	6	63	9.5%	52.1%	51.5%	50.1%
% of FP17s for Band 1 Urgent Courses	47	64	73.4%	9.6%	9.5%	9.1%
% of FP17s Relating to Free Repair or Replacements	0	64	0.0%	0.7%	0.7%	0.8%
% of FP17s Relating to Continuations	0	64	0.0%	1.3%	1.2%	1.2%
% of Patients satisfied with the dentistry they have received	0	0	N/A	93.3%	93.1%	92.8%
% of Patients satisfied with the time they had to wait for an appointment	0	0	N/A	87.7%	88.8%	88.7%

\* This is based on patients treated on this contract for their most recent course of treatment. Figures in italics indicate the base number of FP17s or Patient Questionnaire responses are less than 100. N/A is shown where the base number of responses is less than 10 during the period. % is calculated as Quantity/Base number\*100

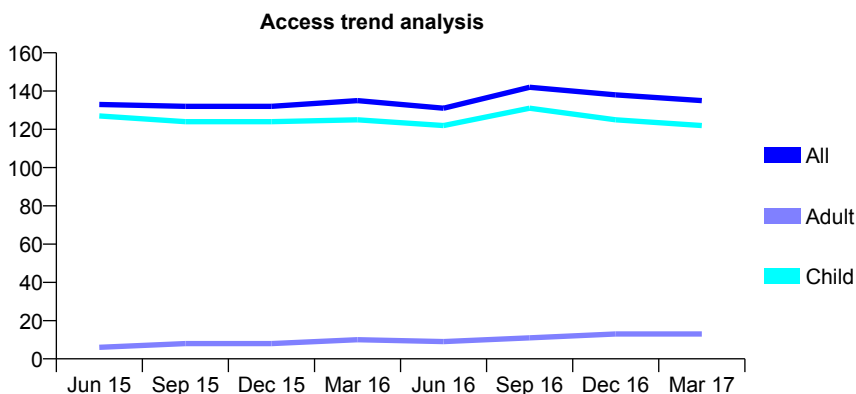
## Q70 - Vital Signs At a Glance Contract Report for 346128/0001 - March 2017

Name or company name	MS A BENEKE
Contract type name	GDS Contract
Purpose of contract	General
Contract start date	01/04/2006
Contract end date	

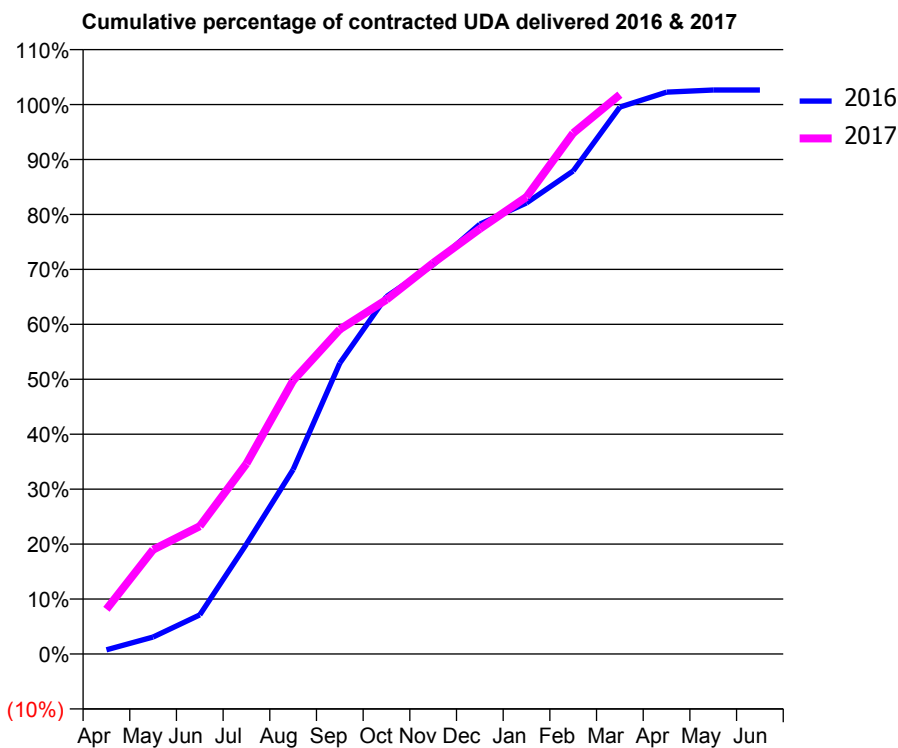
16/17 Contracted general activity (UDA)	258
Carry forward general activity (UDA)	0
16/17 Contracted orthodontic activity (UOA)	0
Carry forward orthodontic activity (UOA)	0
Baseline contract value	£5,187.48

### ACCESS\*

Patients seen in 24 months	Total	Change since previous quarter
Quarter ending March 2016	135	
Quarter ending June 2016	131	↓
Quarter ending September 2016	142	↑
Quarter ending December 2016	138	↓
Quarter ending March 2017	135	↓
<b>Variance since March 2016</b>	0.0%	→



### ACTIVITY



Month	Adjusted Scheduled Activity (UDA)	
	2016	2017
April	2	21
May	8	49
June	18	60
July	52	89
August	87	128
September	137	152
October	168	166
November	183	184
December	202	200
January	212	215
February	227	245
March	257	263
April	264	
May	265	
June	265	

### QUALITY

	Quantity	Base Number	Contract	AT	Region	England
% of FP17s for the same patient ID Re-attending within 3 months - Children	14	204	6.9%	10.4%	11.9%	12.3%
% of FP17s for the same patient ID Re-attending within 3 months - Adults	1	2	50.0%	15.3%	16.6%	16.7%
% of FP17s for the same patient ID Re-attending between 3 & 9 months - Children	148	204	72.5%	60.5%	60.2%	57.6%
% of FP17s for the same patient ID Re-attending between 3 & 9 months - Adults	1	2	50.0%	52.1%	51.5%	50.1%
% of FP17s for Band 1 Urgent Courses	3	198	1.5%	9.6%	9.5%	9.1%
% of FP17s Relating to Free Repair or Replacements	0	198	0.0%	0.7%	0.7%	0.8%
% of FP17s Relating to Continuations	0	198	0.0%	1.3%	1.2%	1.2%
% of Patients satisfied with the dentistry they have received	0	0	N/A	93.3%	93.1%	92.8%
% of Patients satisfied with the time they had to wait for an appointment	0	0	N/A	87.7%	88.8%	88.7%

\* This is based on patients treated on this contract for their most recent course of treatment. Figures in italics indicate the base number of FP17s or Patient Questionnaire responses are less than 100. N/A is shown where the base number of responses is less than 10 during the period. % is calculated as Quantity/Base number\*100



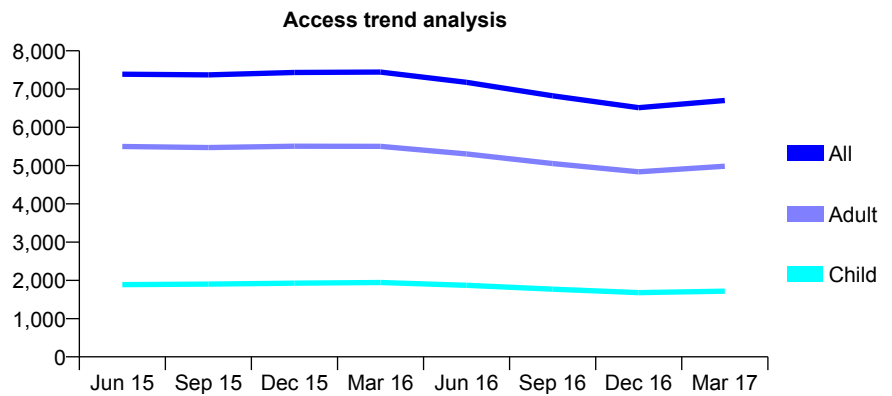
## Q70 - Vital Signs At a Glance Contract Report for 352829/0001 - March 2017

Name or company name	MS MD BALACHANDRA
Contract type name	GDS Contract
Purpose of contract	General
Contract start date	28/02/2007
Contract end date	

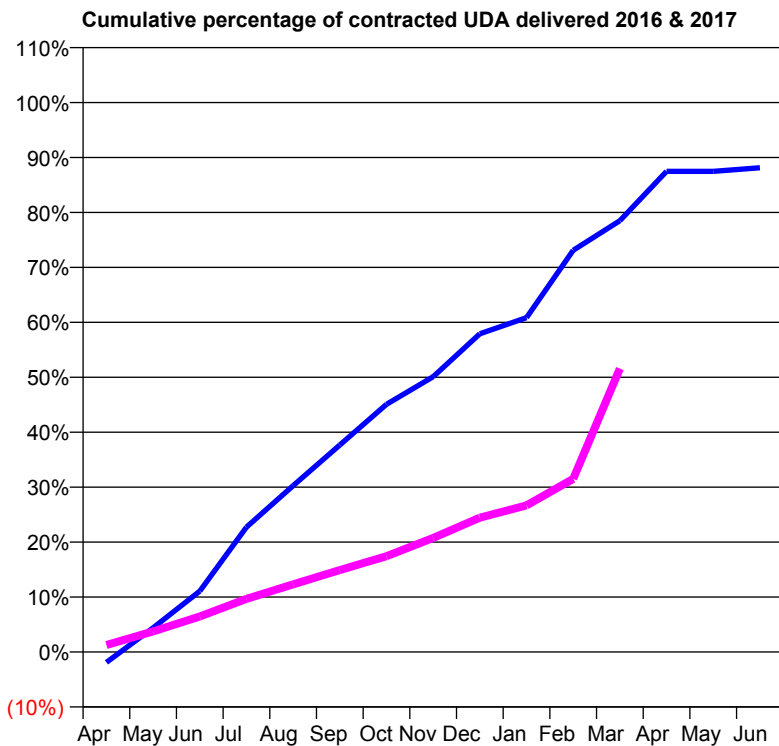
16/17 Contracted general activity (UDA)	20,937
Carry forward general activity (UDA)	0
16/17 Contracted orthodontic activity (UOA)	0
Carry forward orthodontic activity (UOA)	0
Baseline contract value	£512,790.59

### ACCESS\*

Patients seen in 24 months	Total	Change since previous quarter
Quarter ending March 2016	7,443	
Quarter ending June 2016	7,176	↓
Quarter ending September 2016	6,822	↓
Quarter ending December 2016	6,512	↓
Quarter ending March 2017	6,701	↑
<b>Variance since March 2016</b>	<b>(10.0%)</b>	↓



### ACTIVITY



Month	Adjusted Scheduled Activity (UDA)	
	2016	2017
April	-398	267
May	920	786
June	2,319	1,356
July	4,756	2,023
August	6,341	2,577
September	7,887	3,120
October	9,435	3,652
November	10,489	4,344
December	12,124	5,118
January	12,739	5,589
February	15,304	6,598
March	16,433	10,801
April	18,314	
May	18,314	
June	18,452	

### QUALITY

	Quantity	Base Number	Contract	AT	Region	England
% of FP17s for the same patient ID Re-attending within 3 months - Children	135	2,055	6.6%	10.4%	11.9%	12.3%
% of FP17s for the same patient ID Re-attending within 3 months - Adults	639	5,438	11.8%	15.3%	16.6%	16.7%
% of FP17s for the same patient ID Re-attending between 3 & 9 months - Children	1,158	2,055	56.4%	60.5%	60.2%	57.6%
% of FP17s for the same patient ID Re-attending between 3 & 9 months - Adults	2,851	5,438	52.4%	52.1%	51.5%	50.1%
% of FP17s for Band 1 Urgent Courses	598	6,374	9.4%	9.6%	9.5%	9.1%
% of FP17s Relating to Free Repair or Replacements	50	6,374	0.8%	0.7%	0.7%	0.8%
% of FP17s Relating to Continuations	33	6,374	0.5%	1.3%	1.2%	1.2%
% of Patients satisfied with the dentistry they have received	8	11	72.7%	93.3%	93.1%	92.8%
% of Patients satisfied with the time they had to wait for an appointment	9	11	81.8%	87.7%	88.8%	88.7%

\* This is based on patients treated on this contract for their most recent course of treatment. Figures in italics indicate the base number of FP17s or Patient Questionnaire responses are less than 100. N/A is shown where the base number of responses is less than 10 during the period. % is calculated as Quantity/Base number\*100

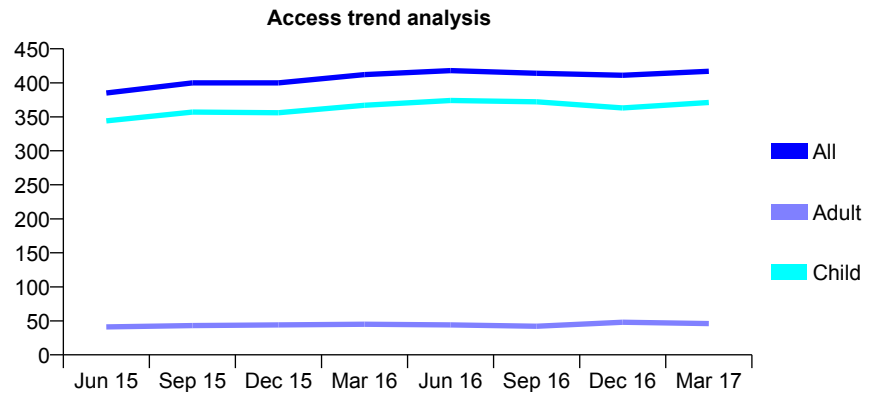
## Q70 - Vital Signs At a Glance Contract Report for 353280/0001 - March 2017

Name or company name	MR L GRAHAM
Contract type name	GDS Contract
Purpose of contract	General
Contract start date	01/04/2006
Contract end date	

16/17 Contracted general activity (UDA)	831
Carry forward general activity (UDA)	0
16/17 Contracted orthodontic activity (UOA)	0
Carry forward orthodontic activity (UOA)	0
Baseline contract value	£15,727.65

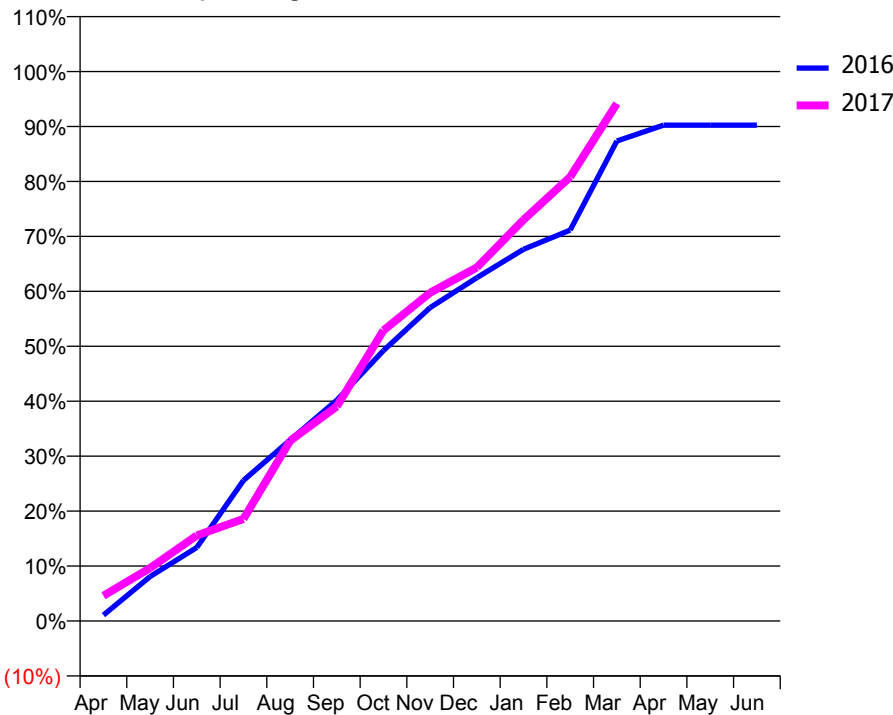
### ACCESS\*

Patients seen in 24 months	Total	Change since previous quarter
Quarter ending March 2016	412	
Quarter ending June 2016	418	→
Quarter ending September 2016	414	→
Quarter ending December 2016	411	→
Quarter ending March 2017	417	→
<b>Variance since March 2016</b>	<b>1.2%</b>	<b>→</b>



### ACTIVITY

Cumulative percentage of contracted UDA delivered 2016 & 2017



Month	Adjusted Scheduled Activity (UDA)	
	2016	2017
April	9	38
May	67	80
June	111	129
July	213	154
August	274	273
September	334	325
October	409	440
November	474	497
December	519	535
January	562	607
February	591	672
March	726	783
April	750	
May	750	
June	750	

### QUALITY

	Quantity	Base Number	Contract	AT	Region	England
% of FP17s for the same patient ID Re-attending within 3 months - Children	31	538	5.8%	10.4%	11.9%	12.3%
% of FP17s for the same patient ID Re-attending within 3 months - Adults	0	16	0.0%	15.3%	16.6%	16.7%
% of FP17s for the same patient ID Re-attending between 3 & 9 months - Children	341	538	63.4%	60.5%	60.2%	57.6%
% of FP17s for the same patient ID Re-attending between 3 & 9 months - Adults	7	16	43.8%	52.1%	51.5%	50.1%
% of FP17s for Band 1 Urgent Courses	3	532	0.6%	9.6%	9.5%	9.1%
% of FP17s Relating to Free Repair or Replacements	0	532	0.0%	0.7%	0.7%	0.8%
% of FP17s Relating to Continuations	16	532	3.0%	1.3%	1.2%	1.2%
% of Patients satisfied with the dentistry they have received	0	0	N/A	93.3%	93.1%	92.8%
% of Patients satisfied with the time they had to wait for an appointment	0	0	N/A	87.7%	88.8%	88.7%

\* This is based on patients treated on this contract for their most recent course of treatment. Figures in italics indicate the base number of FP17s or Patient Questionnaire responses are less than 100. N/A is shown where the base number of responses is less than 10 during the period. % is calculated as Quantity/Base number\*100

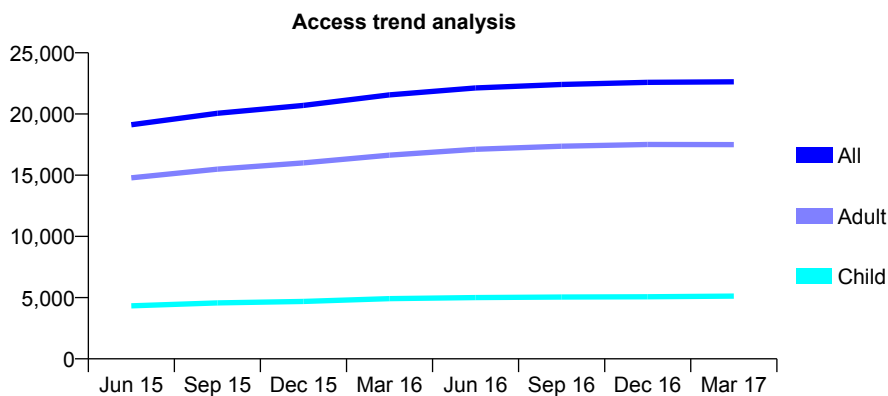
## Q70 - Vital Signs At a Glance Contract Report for 353302/0005 - March 2017

Name or company name	MRS A BROGAN
Contract type name	GDS Contract
Purpose of contract	General
Contract start date	01/09/2009
Contract end date	

16/17 Contracted general activity (UDA)	63,987
Carry forward general activity (UDA)	868
16/17 Contracted orthodontic activity (UOA)	0
Carry forward orthodontic activity (UOA)	0
Baseline contract value	£1,757,636.77

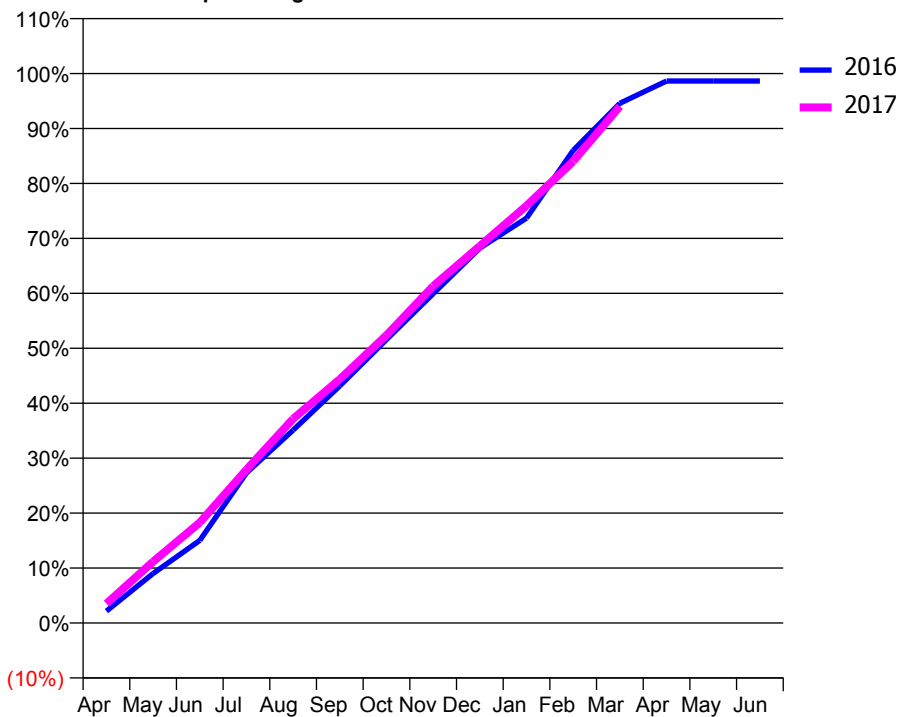
### ACCESS\*

Patients seen in 24 months	Total	Change since previous quarter
Quarter ending March 2016	21,561	
Quarter ending June 2016	22,129	↑
Quarter ending September 2016	22,410	→
Quarter ending December 2016	22,584	→
Quarter ending March 2017	22,627	→
<b>Variance since March 2016</b>	<b>4.9%</b>	<b>↑</b>



### ACTIVITY

Cumulative percentage of contracted UDA delivered 2016 & 2017



Month	Adjusted Scheduled Activity (UDA)	
	2016	2017
April	1,386	2,261
May	5,765	7,156
June	9,617	11,699
July	17,470	17,858
August	22,467	23,778
September	27,623	28,389
October	33,008	33,522
November	38,353	39,233
December	43,662	43,912
January	47,151	48,592
February	55,038	53,764
March	60,525	60,156
April	63,109	
May	63,114	
June	63,118	

### QUALITY

	Quantity	Base Number	Contract	AT	Region	England
% of FP17s for the same patient ID Re-attending within 3 months - Children	1,030	7,870	13.1%	10.4%	11.9%	12.3%
% of FP17s for the same patient ID Re-attending within 3 months - Adults	4,704	23,461	20.1%	15.3%	16.6%	16.7%
% of FP17s for the same patient ID Re-attending between 3 & 9 months - Children	4,230	7,870	53.7%	60.5%	60.2%	57.6%
% of FP17s for the same patient ID Re-attending between 3 & 9 months - Adults	9,862	23,461	42.0%	52.1%	51.5%	50.1%
% of FP17s for Band 1 Urgent Courses	7,322	30,075	24.3%	9.6%	9.5%	9.1%
% of FP17s Relating to Free Repair or Replacements	133	30,075	0.4%	0.7%	0.7%	0.8%
% of FP17s Relating to Continuations	64	30,075	0.2%	1.3%	1.2%	1.2%
% of Patients satisfied with the dentistry they have received	22	23	95.7%	93.3%	93.1%	92.8%
% of Patients satisfied with the time they had to wait for an appointment	21	23	91.3%	87.7%	88.8%	88.7%

\* This is based on patients treated on this contract for their most recent course of treatment. Figures in italics indicate the base number of FP17s or Patient Questionnaire responses are less than 100. N/A is shown where the base number of responses is less than 10 during the period. % is calculated as Quantity/Base number\*100

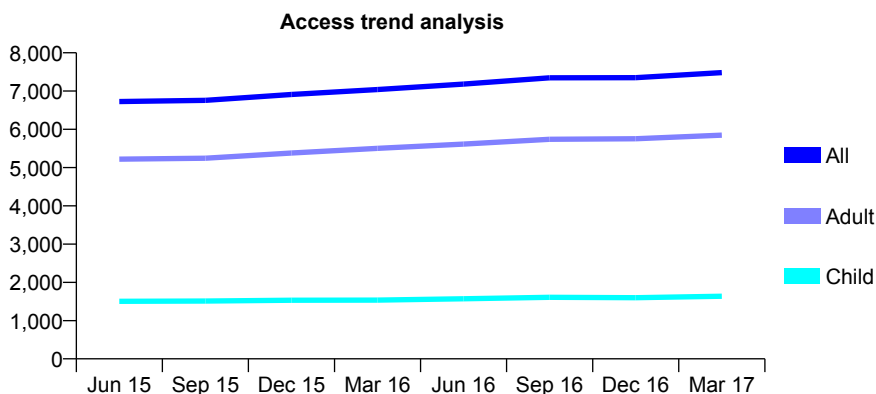
## Q70 - Vital Signs At a Glance Contract Report for 353663/0001 - March 2017

Name or company name	MR G PAPOUTSIS
Contract type name	GDS Contract
Purpose of contract	General
Contract start date	01/04/2006
Contract end date	

16/17 Contracted general activity (UDA)	24,990
Carry forward general activity (UDA)	0
16/17 Contracted orthodontic activity (UOA)	0
Carry forward orthodontic activity (UOA)	0
Baseline contract value	£735,433.06

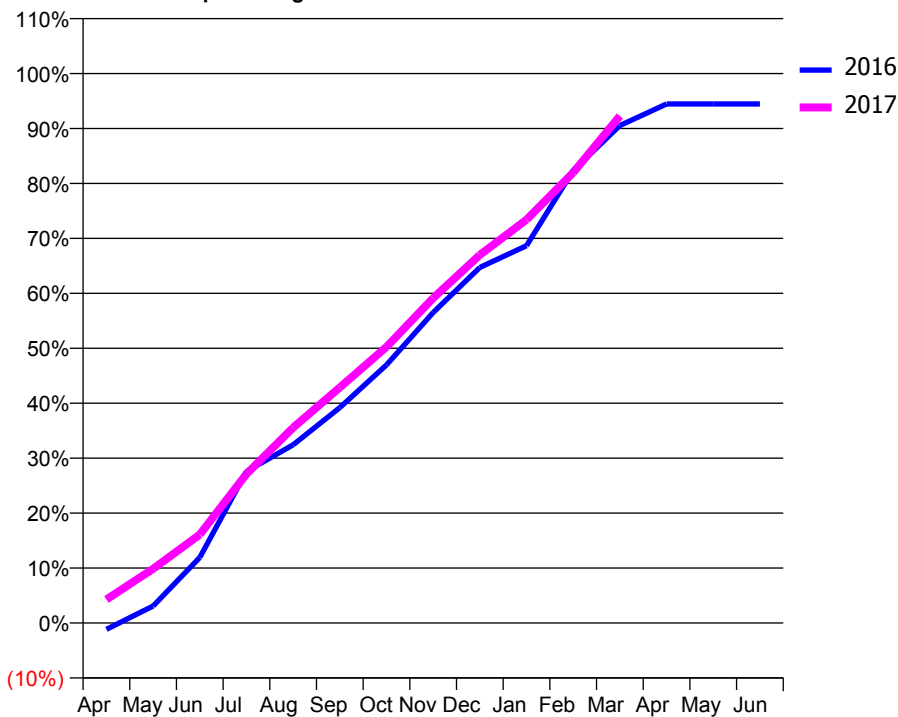
### ACCESS\*

Patients seen in 24 months	Total	Change since previous quarter
Quarter ending March 2016	7,039	
Quarter ending June 2016	7,184	↑
Quarter ending September 2016	7,347	↑
Quarter ending December 2016	7,351	→
Quarter ending March 2017	7,484	→
<b>Variance since March 2016</b>	<b>6.3%</b>	<b>↑</b>



### ACTIVITY

Cumulative percentage of contracted UDA delivered 2016 & 2017



### QUALITY

	Quantity	Base Number	Contract	AT	Region	England
% of FP17s for the same patient ID Re-attending within 3 months - Children	149	2,508	5.9%	10.4%	11.9%	12.3%
% of FP17s for the same patient ID Re-attending within 3 months - Adults	965	8,659	11.1%	15.3%	16.6%	16.7%
% of FP17s for the same patient ID Re-attending between 3 & 9 months - Children	1,526	2,508	60.8%	60.5%	60.2%	57.6%
% of FP17s for the same patient ID Re-attending between 3 & 9 months - Adults	5,379	8,659	62.1%	52.1%	51.5%	50.1%
% of FP17s for Band 1 Urgent Courses	596	10,780	5.5%	9.6%	9.5%	9.1%
% of FP17s Relating to Free Repair or Replacements	98	10,780	0.9%	0.7%	0.7%	0.8%
% of FP17s Relating to Continuations	149	10,780	1.4%	1.3%	1.2%	1.2%
% of Patients satisfied with the dentistry they have received	14	14	100.0%	93.3%	93.1%	92.8%
% of Patients satisfied with the time they had to wait for an appointment	14	14	100.0%	87.7%	88.8%	88.7%

\* This is based on patients treated on this contract for their most recent course of treatment. Figures in italics indicate the base number of FP17s or Patient Questionnaire responses are less than 100. N/A is shown where the base number of responses is less than 10 during the period. % is calculated as Quantity/Base number\*100

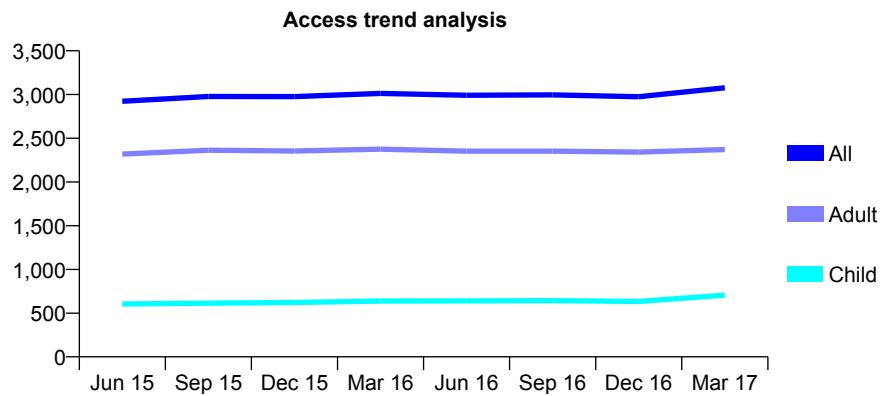
## Q70 - Vital Signs At a Glance Contract Report for 356328/0002 - March 2017

Name or company name	MR JC KOTZE
Contract type name	GDS Contract
Purpose of contract	General
Contract start date	01/06/2009
Contract end date	

16/17 Contracted general activity (UDA)	8,400
Carry forward general activity (UDA)	265
16/17 Contracted orthodontic activity (UOA)	0
Carry forward orthodontic activity (UOA)	0
Baseline contract value	£198,646.67

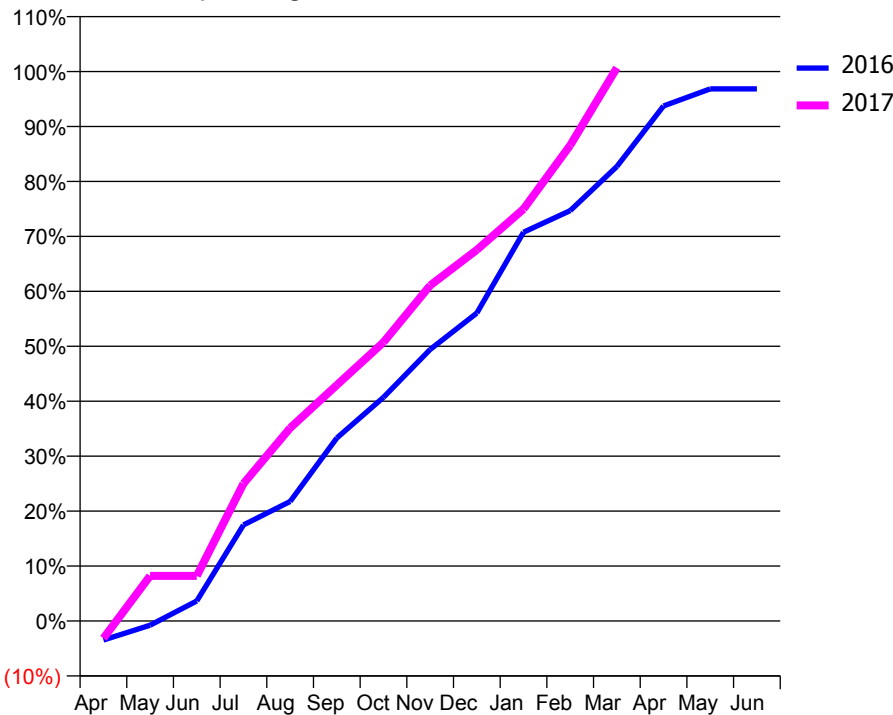
### ACCESS\*

Patients seen in 24 months	Total	Change since previous quarter
Quarter ending March 2016	3,013	
Quarter ending June 2016	2,992	→
Quarter ending September 2016	2,996	→
Quarter ending December 2016	2,974	→
Quarter ending March 2017	3,077	↑
<b>Variance since March 2016</b>	<b>2.1%</b>	<b>↑</b>



### ACTIVITY

Cumulative percentage of contracted UDA delivered 2016 & 2017



Month	Adjusted Scheduled Activity (UDA)	
	2016	2017
April	-292	-265
May	-66	689
June	306	689
July	1,469	2,101
August	1,827	2,951
September	2,797	3,607
October	3,419	4,261
November	4,151	5,130
December	4,708	5,675
January	5,942	6,297
February	6,273	7,272
March	6,949	8,456
April	7,873	
May	8,134	
June	8,134	

### QUALITY

	Quantity	Base Number	Contract	AT	Region	England
% of FP17s for the same patient ID Re-attending within 3 months - Children	88	1,215	7.2%	10.4%	11.9%	12.3%
% of FP17s for the same patient ID Re-attending within 3 months - Adults	615	4,015	15.3%	15.3%	16.6%	16.7%
% of FP17s for the same patient ID Re-attending between 3 & 9 months - Children	821	1,215	67.6%	60.5%	60.2%	57.6%
% of FP17s for the same patient ID Re-attending between 3 & 9 months - Adults	2,481	4,015	61.8%	52.1%	51.5%	50.1%
% of FP17s for Band 1 Urgent Courses	437	4,634	9.4%	9.6%	9.5%	9.1%
% of FP17s Relating to Free Repair or Replacements	22	4,634	0.5%	0.7%	0.7%	0.8%
% of FP17s Relating to Continuations	30	4,634	0.6%	1.3%	1.2%	1.2%
% of Patients satisfied with the dentistry they have received	7	8	N/A	93.3%	93.1%	92.8%
% of Patients satisfied with the time they had to wait for an appointment	8	8	N/A	87.7%	88.8%	88.7%

\* This is based on patients treated on this contract for their most recent course of treatment. Figures in italics indicate the base number of FP17s or Patient Questionnaire responses are less than 100. N/A is shown where the base number of responses is less than 10 during the period. % is calculated as Quantity/Base number\*100

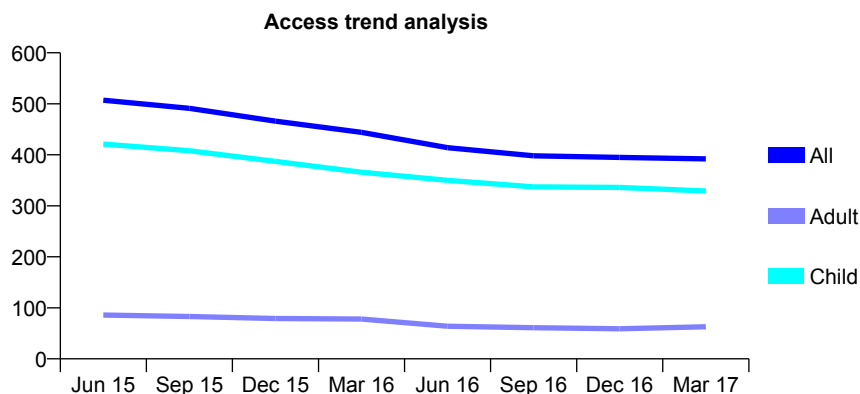
## Q70 - Vital Signs At a Glance Contract Report for 559458/0001 - March 2017

Name or company name	Dr Sandip Dau
Contract type name	GDS Contract
Purpose of contract	General
Contract start date	01/04/2006
Contract end date	

16/17 Contracted general activity (UDA)	1,500
Carry forward general activity (UDA)	0
16/17 Contracted orthodontic activity (UOA)	0
Carry forward orthodontic activity (UOA)	0
Baseline contract value	£35,205.99

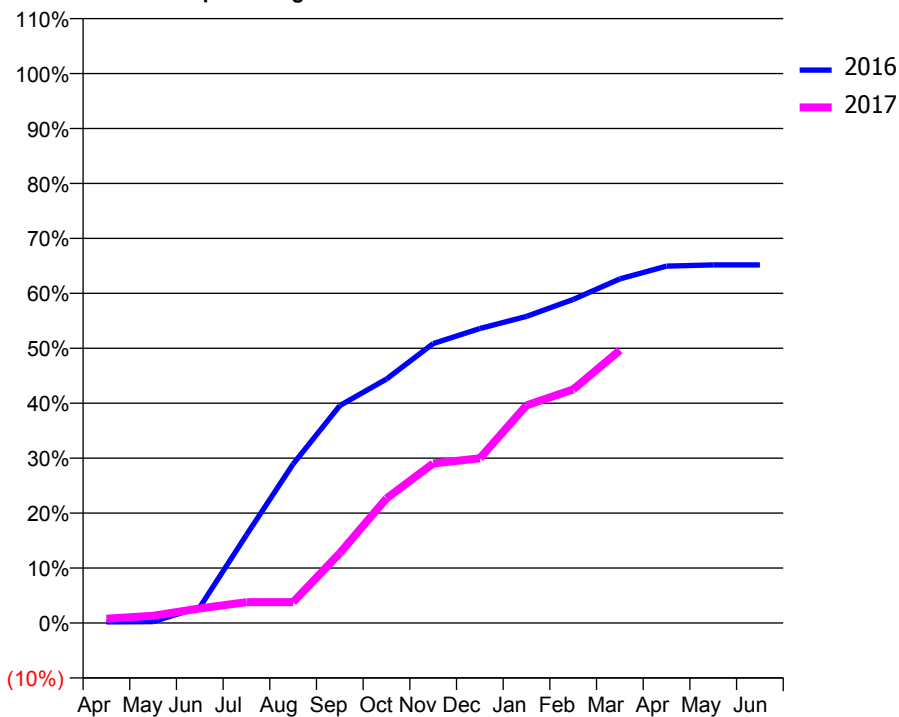
### ACCESS\*

Patients seen in 24 months	Total	Change since previous quarter
Quarter ending March 2016	444	
Quarter ending June 2016	414	↓
Quarter ending September 2016	398	↓
Quarter ending December 2016	395	→
Quarter ending March 2017	392	→
<b>Variance since March 2016</b>	<b>(11.7%)</b>	<b>↓</b>



### ACTIVITY

Cumulative percentage of contracted UDA delivered 2016 & 2017



Adjusted Scheduled Activity (UDA)

Month	2016	2017
April	3	12
May	4	20
June	43	40
July	241	57
August	434	57
September	594	191
October	666	340
November	763	436
December	804	450
January	837	594
February	883	638
March	939	745
April	974	
May	977	
June	977	

### QUALITY

	Quantity	Base Number	Contract	AT	Region	England
% of FP17s for the same patient ID Re-attending within 3 months - Children	17	584	2.9%	10.4%	11.9%	12.3%
% of FP17s for the same patient ID Re-attending within 3 months - Adults	2	29	6.9%	15.3%	16.6%	16.7%
% of FP17s for the same patient ID Re-attending between 3 & 9 months - Children	408	584	69.9%	60.5%	60.2%	57.6%
% of FP17s for the same patient ID Re-attending between 3 & 9 months - Adults	17	29	58.6%	52.1%	51.5%	50.1%
% of FP17s for Band 1 Urgent Courses	8	579	1.4%	9.6%	9.5%	9.1%
% of FP17s Relating to Free Repair or Replacements	0	579	0.0%	0.7%	0.7%	0.8%
% of FP17s Relating to Continuations	0	579	0.0%	1.3%	1.2%	1.2%
% of Patients satisfied with the dentistry they have received	0	0	N/A	93.3%	93.1%	92.8%
% of Patients satisfied with the time they had to wait for an appointment	0	0	N/A	87.7%	88.8%	88.7%

\* This is based on patients treated on this contract for their most recent course of treatment. Figures in italics indicate the base number of FP17s or Patient Questionnaire responses are less than 100. N/A is shown where the base number of responses is less than 10 during the period. % is calculated as Quantity/Base number\*100

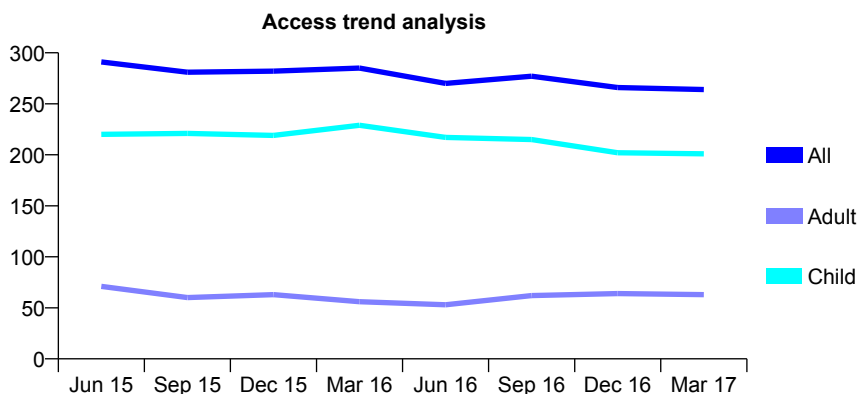
## Q70 - Vital Signs At a Glance Contract Report for 563749/0002 - March 2017

Name or company name	MR SR DAY
Contract type name	GDS Contract
Purpose of contract	General
Contract start date	18/07/2007
Contract end date	

16/17 Contracted general activity (UDA)	800
Carry forward general activity (UDA)	-16
16/17 Contracted orthodontic activity (UOA)	0
Carry forward orthodontic activity (UOA)	0
Baseline contract value	£15,720.70

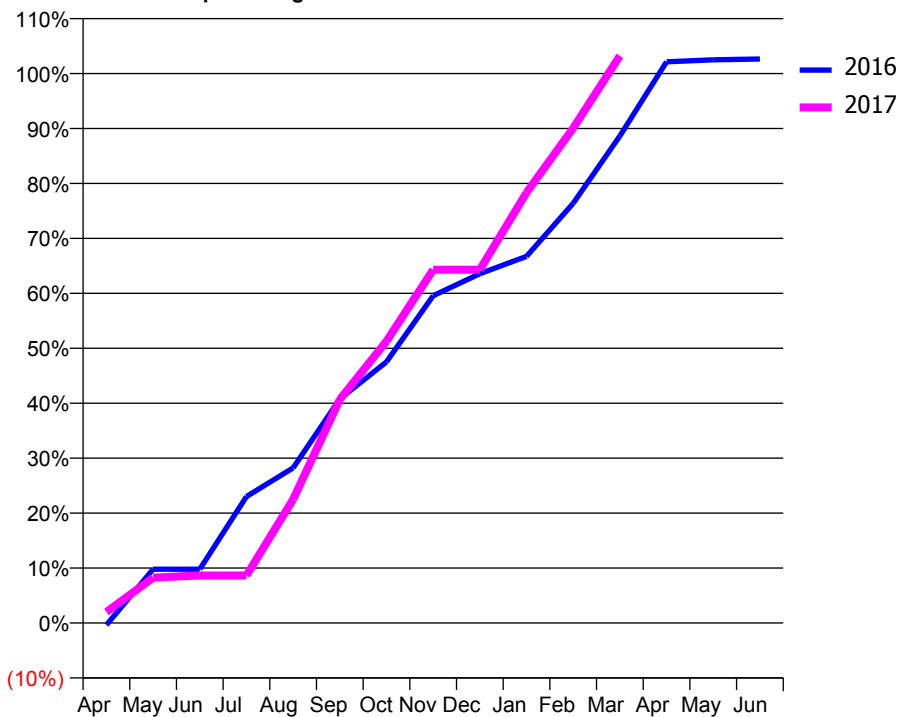
### ACCESS\*

Patients seen in 24 months	Total	Change since previous quarter
Quarter ending March 2016	285	
Quarter ending June 2016	270	↓
Quarter ending September 2016	277	↑
Quarter ending December 2016	266	↓
Quarter ending March 2017	264	→
<b>Variance since March 2016</b>	<b>(7.4%)</b>	<b>↓</b>



### ACTIVITY

Cumulative percentage of contracted UDA delivered 2016 & 2017



Month	Adjusted Scheduled Activity (UDA)	
	2016	2017
April	-3	16
May	78	66
June	78	69
July	184	69
August	226	180
September	326	325
October	380	410
November	477	514
December	509	514
January	534	627
February	611	721
March	709	826
April	817	
May	820	
June	821	

### QUALITY

	Quantity	Base Number	Contract	AT	Region	England
% of FP17s for the same patient ID Re-attending within 3 months - Children	42	400	10.5%	10.4%	11.9%	12.3%
% of FP17s for the same patient ID Re-attending within 3 months - Adults	9	66	13.6%	15.3%	16.6%	16.7%
% of FP17s for the same patient ID Re-attending between 3 & 9 months - Children	278	400	69.5%	60.5%	60.2%	57.6%
% of FP17s for the same patient ID Re-attending between 3 & 9 months - Adults	49	66	74.2%	52.1%	51.5%	50.1%
% of FP17s for Band 1 Urgent Courses	9	402	2.2%	9.6%	9.5%	9.1%
% of FP17s Relating to Free Repair or Replacements	0	402	0.0%	0.7%	0.7%	0.8%
% of FP17s Relating to Continuations	0	402	0.0%	1.3%	1.2%	1.2%
% of Patients satisfied with the dentistry they have received	0	0	N/A	93.3%	93.1%	92.8%
% of Patients satisfied with the time they had to wait for an appointment	0	0	N/A	87.7%	88.8%	88.7%

\* This is based on patients treated on this contract for their most recent course of treatment. Figures in italics indicate the base number of FP17s or Patient Questionnaire responses are less than 100. N/A is shown where the base number of responses is less than 10 during the period. % is calculated as Quantity/Base number\*100

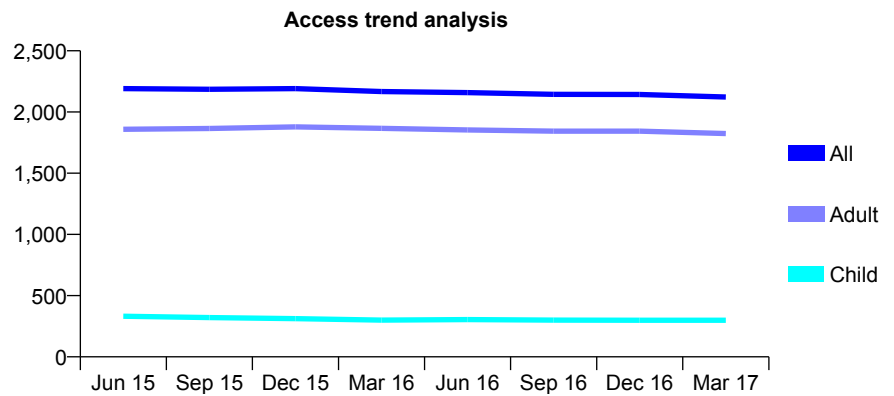
## Q70 - Vital Signs At a Glance Contract Report for 564796/0001 - March 2017

Name or company name	CP Dental
Contract type name	GDS Contract
Purpose of contract	General
Contract start date	01/04/2006
Contract end date	

16/17 Contracted general activity (UDA)	6,504
Carry forward general activity (UDA)	19
16/17 Contracted orthodontic activity (UOA)	0
Carry forward orthodontic activity (UOA)	0
Baseline contract value	£149,936.04

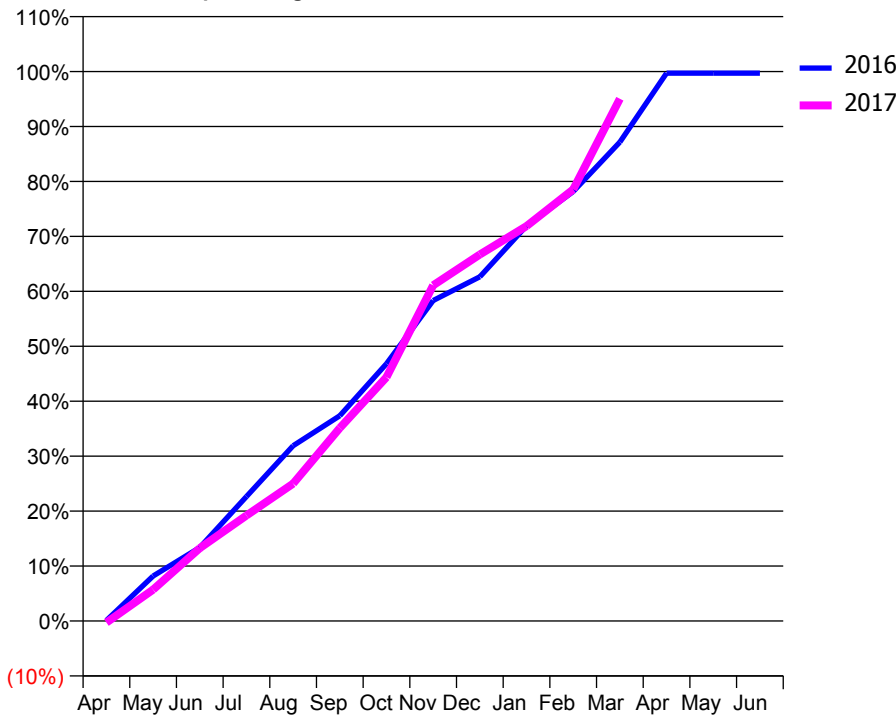
### ACCESS\*

Patients seen in 24 months	Total	Change since previous quarter
Quarter ending March 2016	2,167	
Quarter ending June 2016	2,158	→
Quarter ending September 2016	2,144	→
Quarter ending December 2016	2,143	→
Quarter ending March 2017	2,123	→
<b>Variance since March 2016</b>	<b>(2.0%)</b>	<b>↓</b>



### ACTIVITY

Cumulative percentage of contracted UDA delivered 2016 & 2017



### QUALITY

	Quantity	Base Number	Contract	AT	Region	England
% of FP17s for the same patient ID Re-attending within 3 months - Children	11	531	2.1%	10.4%	11.9%	12.3%
% of FP17s for the same patient ID Re-attending within 3 months - Adults	251	3,141	8.0%	15.3%	16.6%	16.7%
% of FP17s for the same patient ID Re-attending between 3 & 9 months - Children	409	531	77.0%	60.5%	60.2%	57.6%
% of FP17s for the same patient ID Re-attending between 3 & 9 months - Adults	2,333	3,141	74.3%	52.1%	51.5%	50.1%
% of FP17s for Band 1 Urgent Courses	44	3,221	1.4%	9.6%	9.5%	9.1%
% of FP17s Relating to Free Repair or Replacements	1	3,221	0.0%	0.7%	0.7%	0.8%
% of FP17s Relating to Continuations	19	3,221	0.6%	1.3%	1.2%	1.2%
% of Patients satisfied with the dentistry they have received	0	0	N/A	93.3%	93.1%	92.8%
% of Patients satisfied with the time they had to wait for an appointment	0	0	N/A	87.7%	88.8%	88.7%

\* This is based on patients treated on this contract for their most recent course of treatment. Figures in italics indicate the base number of FP17s or Patient Questionnaire responses are less than 100. N/A is shown where the base number of responses is less than 10 during the period. % is calculated as Quantity/Base number\*100



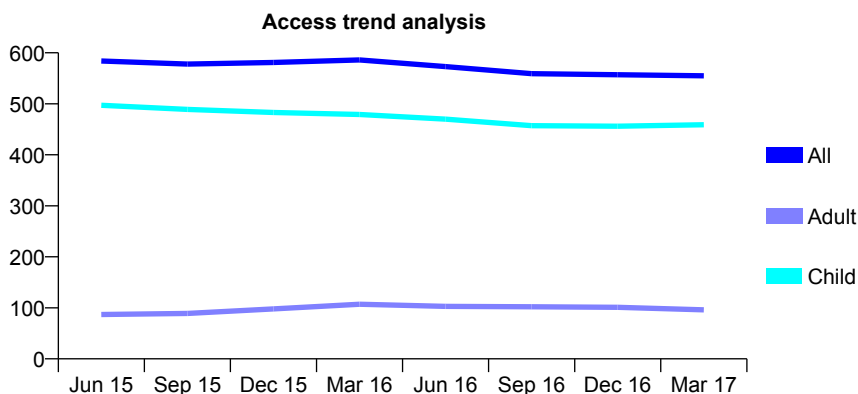
## Q70 - Vital Signs At a Glance Contract Report for 565792/0001 - March 2017

Name or company name	MR N DOBBS
Contract type name	GDS Contract
Purpose of contract	General
Contract start date	01/04/2006
Contract end date	

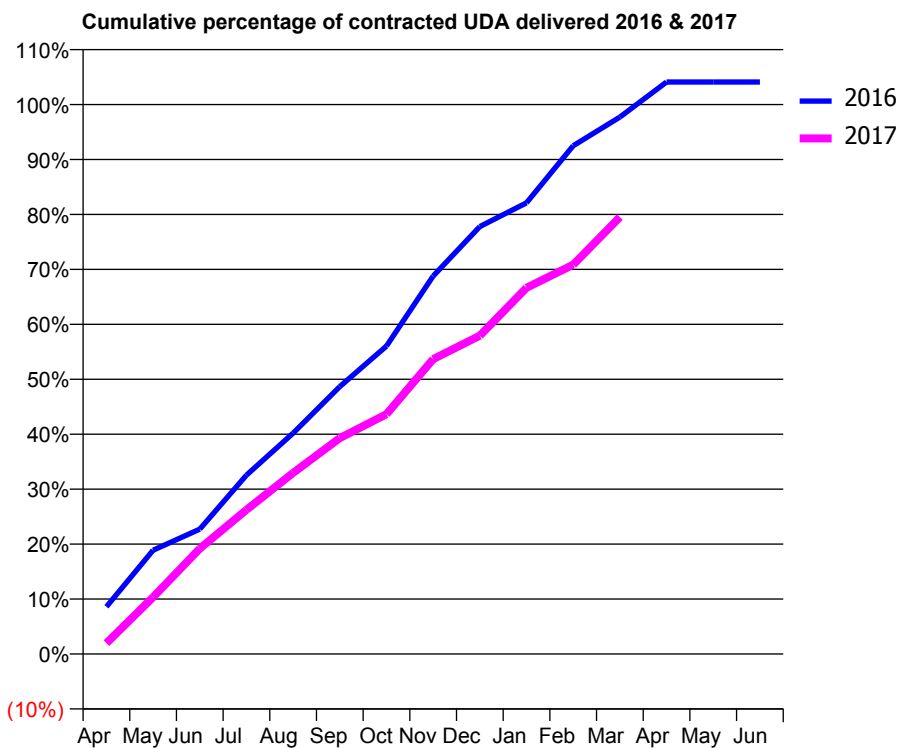
16/17 Contracted general activity (UDA)	1,823
Carry forward general activity (UDA)	-36
16/17 Contracted orthodontic activity (UOA)	0
Carry forward orthodontic activity (UOA)	0
Baseline contract value	£37,875.45

### ACCESS\*

Patients seen in 24 months	Total	Change since previous quarter
Quarter ending March 2016	586	
Quarter ending June 2016	573	↓
Quarter ending September 2016	559	↓
Quarter ending December 2016	557	→
Quarter ending March 2017	555	→
<b>Variance since March 2016</b>	<b>(5.3%)</b>	<b>↓</b>



### ACTIVITY



Month	Adjusted Scheduled Activity (UDA)	
	2016	2017
April	157	36
May	344	189
June	414	350
July	593	478
August	733	601
September	887	717
October	1,022	796
November	1,254	978
December	1,418	1,056
January	1,497	1,215
February	1,686	1,292
March	1,781	1,449
April	1,897	
May	1,897	
June	1,897	

### QUALITY

	Quantity	Base Number	Contract	AT	Region	England
% of FP17s for the same patient ID Re-attending within 3 months - Children	29	803	3.6%	10.4%	11.9%	12.3%
% of FP17s for the same patient ID Re-attending within 3 months - Adults	3	66	4.5%	15.3%	16.6%	16.7%
% of FP17s for the same patient ID Re-attending between 3 & 9 months - Children	622	803	77.5%	60.5%	60.2%	57.6%
% of FP17s for the same patient ID Re-attending between 3 & 9 months - Adults	49	66	74.2%	52.1%	51.5%	50.1%
% of FP17s for Band 1 Urgent Courses	27	798	3.4%	9.6%	9.5%	9.1%
% of FP17s Relating to Free Repair or Replacements	0	798	0.0%	0.7%	0.7%	0.8%
% of FP17s Relating to Continuations	0	798	0.0%	1.3%	1.2%	1.2%
% of Patients satisfied with the dentistry they have received	3	3	N/A	93.3%	93.1%	92.8%
% of Patients satisfied with the time they had to wait for an appointment	3	3	N/A	87.7%	88.8%	88.7%

\* This is based on patients treated on this contract for their most recent course of treatment. Figures in italics indicate the base number of FP17s or Patient Questionnaire responses are less than 100. N/A is shown where the base number of responses is less than 10 during the period. % is calculated as Quantity/Base number\*100

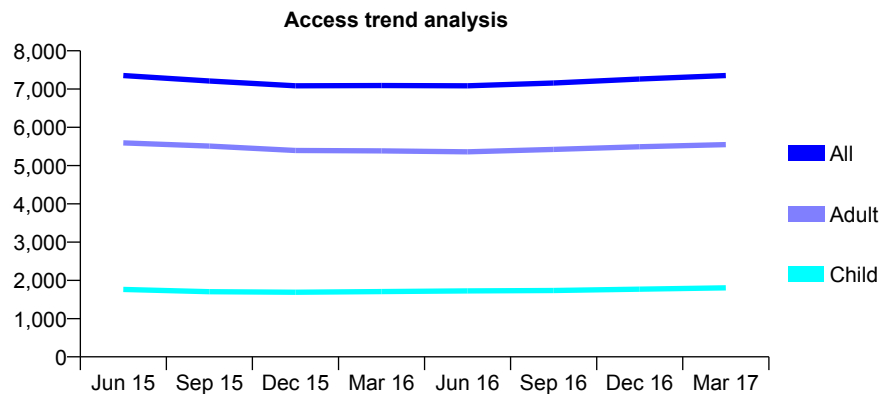
## Q70 - Vital Signs At a Glance Contract Report for 566403/0001 - March 2017

Name or company name	MR WM FLETT
Contract type name	GDS Contract
Purpose of contract	General
Contract start date	01/04/2006
Contract end date	

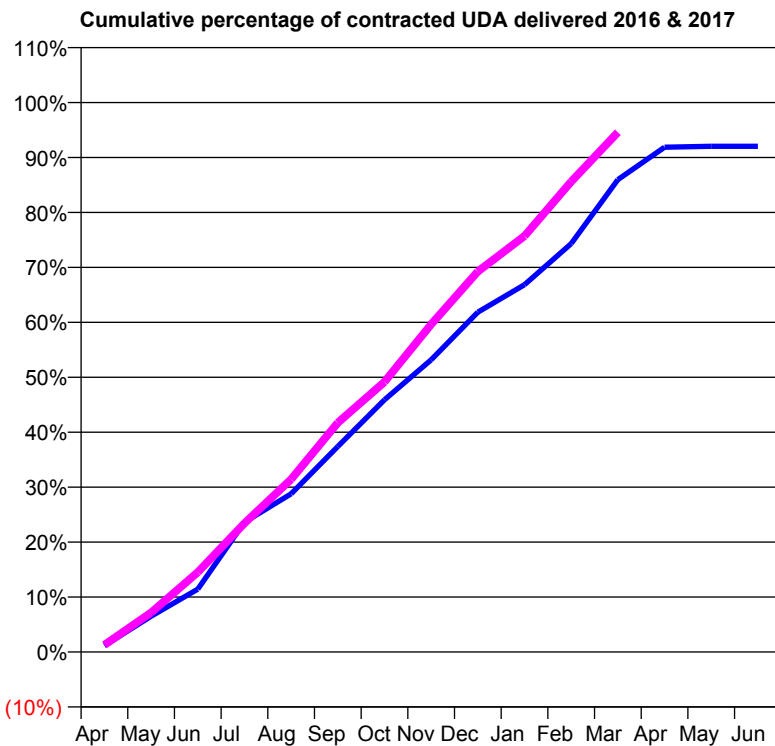
16/17 Contracted general activity (UDA)	18,531
Carry forward general activity (UDA)	0
16/17 Contracted orthodontic activity (UOA)	0
Carry forward orthodontic activity (UOA)	0
Baseline contract value	£492,072.00

### ACCESS\*

Patients seen in 24 months	Total	Change since previous quarter
Quarter ending March 2016	7,091	
Quarter ending June 2016	7,084	→
Quarter ending September 2016	7,157	→
Quarter ending December 2016	7,263	→
Quarter ending March 2017	7,352	→
<b>Variance since March 2016</b>	<b>3.7%</b>	<b>↑</b>



### ACTIVITY



Month	Adjusted Scheduled Activity (UDA)	
	2016	2017
April	213	241
May	1,207	1,328
June	2,121	2,691
July	4,379	4,340
August	5,335	5,825
September	6,933	7,733
October	8,504	9,108
November	9,853	11,053
December	11,461	12,830
January	12,386	14,027
February	13,771	15,861
March	15,932	17,525
April	17,025	
May	17,053	
June	17,056	

### QUALITY

	Quantity	Base Number	Contract	AT	Region	England
% of FP17s for the same patient ID Re-attending within 3 months - Children	180	2,675	6.7%	10.4%	11.9%	12.3%
% of FP17s for the same patient ID Re-attending within 3 months - Adults	1,170	7,872	14.9%	15.3%	16.6%	16.7%
% of FP17s for the same patient ID Re-attending between 3 & 9 months - Children	1,657	2,675	61.9%	60.5%	60.2%	57.6%
% of FP17s for the same patient ID Re-attending between 3 & 9 months - Adults	3,877	7,872	49.3%	52.1%	51.5%	50.1%
% of FP17s for Band 1 Urgent Courses	638	9,515	6.7%	9.6%	9.5%	9.1%
% of FP17s Relating to Free Repair or Replacements	178	9,515	1.9%	0.7%	0.7%	0.8%
% of FP17s Relating to Continuations	87	9,515	0.9%	1.3%	1.2%	1.2%
% of Patients satisfied with the dentistry they have received	6	6	N/A	93.3%	93.1%	92.8%
% of Patients satisfied with the time they had to wait for an appointment	6	6	N/A	87.7%	88.8%	88.7%

\* This is based on patients treated on this contract for their most recent course of treatment. Figures in italics indicate the base number of FP17s or Patient Questionnaire responses are less than 100. N/A is shown where the base number of responses is less than 10 during the period. % is calculated as Quantity/Base number\*100

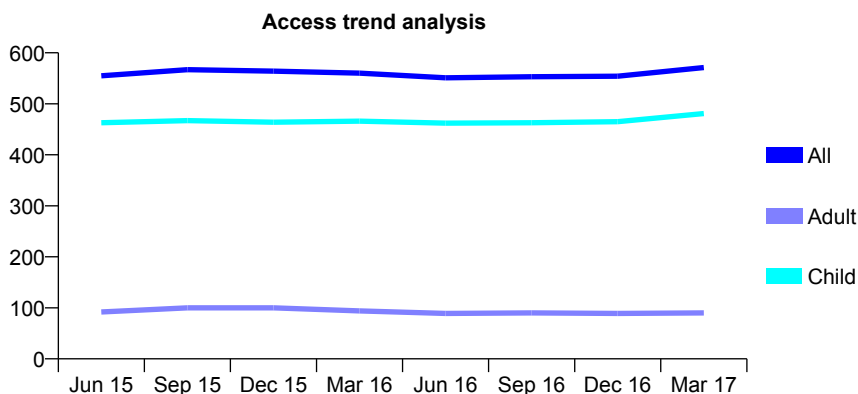
## Q70 - Vital Signs At a Glance Contract Report for 567019/0001 - March 2017

Name or company name	MR JH PHELPS
Contract type name	GDS Contract
Purpose of contract	General
Contract start date	01/04/2006
Contract end date	

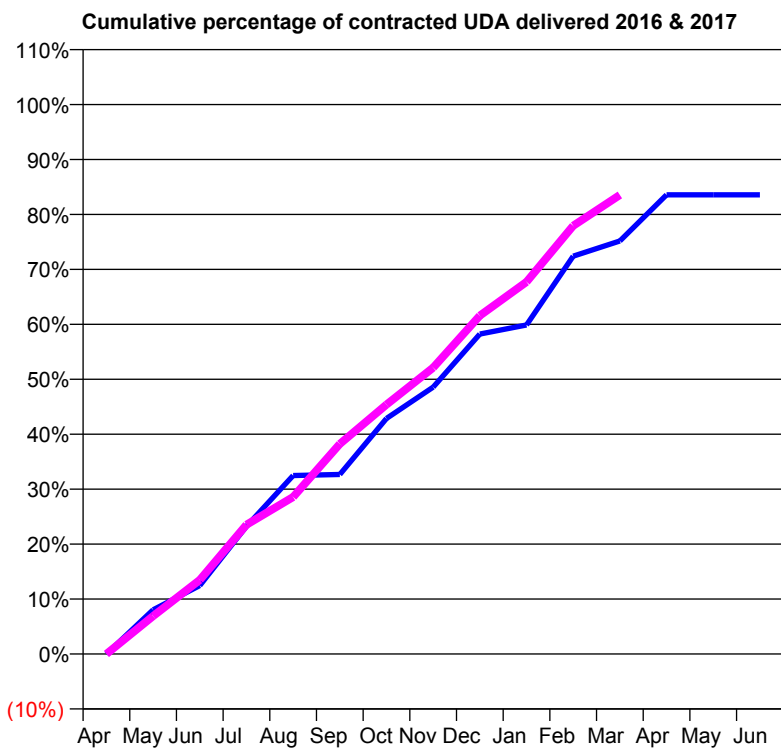
16/17 Contracted general activity (UDA)	1,526
Carry forward general activity (UDA)	0
16/17 Contracted orthodontic activity (UOA)	0
Carry forward orthodontic activity (UOA)	0
Baseline contract value	£32,716.27

### ACCESS\*

Patients seen in 24 months	Total	Change since previous quarter
Quarter ending March 2016	560	
Quarter ending June 2016	551	↓
Quarter ending September 2016	553	→
Quarter ending December 2016	554	→
Quarter ending March 2017	571	↑
<b>Variance since March 2016</b>	<b>2.0%</b>	<b>→</b>



### ACTIVITY



Month	Adjusted Scheduled Activity (UDA)	
	2016	2017
April	0	0
May	123	105
June	190	206
July	355	359
August	496	436
September	499	583
October	654	693
November	741	795
December	888	940
January	914	1,033
February	1,105	1,189
March	1,147	1,275
April	1,275	
May	1,275	
June	1,275	

### QUALITY

	Quantity	Base Number	Contract	AT	Region	England
% of FP17s for the same patient ID Re-attending within 3 months - Children	114	975	11.7%	10.4%	11.9%	12.3%
% of FP17s for the same patient ID Re-attending within 3 months - Adults	10	81	12.3%	15.3%	16.6%	16.7%
% of FP17s for the same patient ID Re-attending between 3 & 9 months - Children	662	975	67.9%	60.5%	60.2%	57.6%
% of FP17s for the same patient ID Re-attending between 3 & 9 months - Adults	50	81	61.7%	52.1%	51.5%	50.1%
% of FP17s for Band 1 Urgent Courses	19	975	1.9%	9.6%	9.5%	9.1%
% of FP17s Relating to Free Repair or Replacements	0	975	0.0%	0.7%	0.7%	0.8%
% of FP17s Relating to Continuations	0	975	0.0%	1.3%	1.2%	1.2%
% of Patients satisfied with the dentistry they have received	0	0	N/A	93.3%	93.1%	92.8%
% of Patients satisfied with the time they had to wait for an appointment	0	0	N/A	87.7%	88.8%	88.7%

\* This is based on patients treated on this contract for their most recent course of treatment. Figures in italics indicate the base number of FP17s or Patient Questionnaire responses are less than 100. N/A is shown where the base number of responses is less than 10 during the period. % is calculated as Quantity/Base number\*100

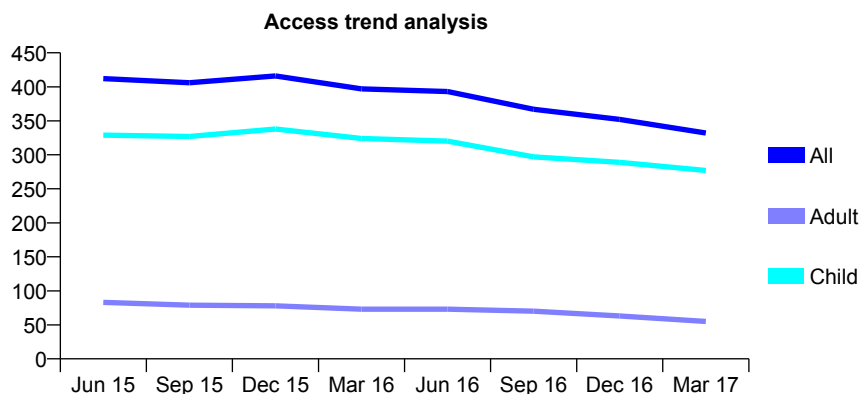
## Q70 - Vital Signs At a Glance Contract Report for 567485/0002 - March 2017

Name or company name	MR PT JONES
Contract type name	GDS Contract
Purpose of contract	General and Orthodontic
Contract start date	01/04/2006
Contract end date	

16/17 Contracted general activity (UDA)	800
Carry forward general activity (UDA)	-5
16/17 Contracted orthodontic activity (UOA)	182
Carry forward orthodontic activity (UOA)	4
Baseline contract value	£36,717.13

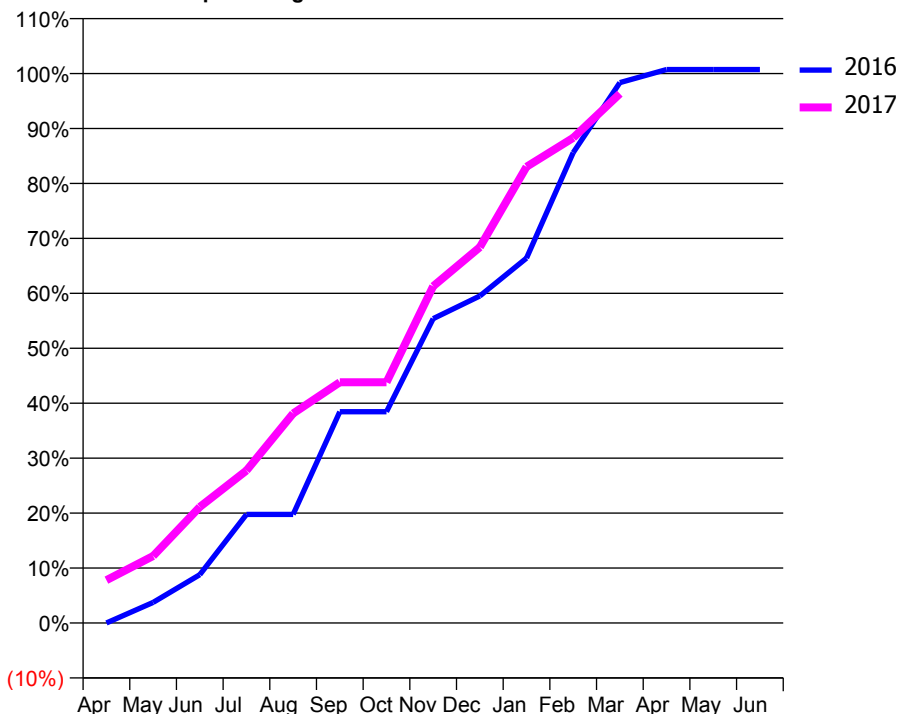
### ACCESS\*

Patients seen in 24 months	Total	Change since previous quarter
Quarter ending March 2016	397	
Quarter ending June 2016	393	↓
Quarter ending September 2016	367	↓
Quarter ending December 2016	352	↓
Quarter ending March 2017	332	↓
<b>Variance since March 2016</b>	<b>(16.4%)</b>	<b>↓</b>



### ACTIVITY

Cumulative percentage of contracted UDA delivered 2016 & 2017



Month	Adjusted Scheduled Activity (UDA)	
	2016	2017
April	0	62
May	30	98
June	70	169
July	158	222
August	158	305
September	308	351
October	308	351
November	443	490
December	476	547
January	531	664
February	685	706
March	787	771
April	806	
May	806	
June	806	

### QUALITY

	Quantity	Base Number	Contract	AT	Region	England
% of FP17s for the same patient ID Re-attending within 3 months - Children	70	505	13.9%	10.4%	11.9%	12.3%
% of FP17s for the same patient ID Re-attending within 3 months - Adults	6	38	15.8%	15.3%	16.6%	16.7%
% of FP17s for the same patient ID Re-attending between 3 & 9 months - Children	368	505	72.9%	60.5%	60.2%	57.6%
% of FP17s for the same patient ID Re-attending between 3 & 9 months - Adults	28	38	73.7%	52.1%	51.5%	50.1%
% of FP17s for Band 1 Urgent Courses	13	480	2.7%	9.6%	9.5%	9.1%
% of FP17s Relating to Free Repair or Replacements	0	480	0.0%	0.7%	0.7%	0.8%
% of FP17s Relating to Continuations	0	480	0.0%	1.3%	1.2%	1.2%
% of Patients satisfied with the dentistry they have received	1	1	N/A	93.3%	93.1%	92.8%
% of Patients satisfied with the time they had to wait for an appointment	1	1	N/A	87.7%	88.8%	88.7%

\* This is based on patients treated on this contract for their most recent course of treatment. Figures in italics indicate the base number of FP17s or Patient Questionnaire responses are less than 100. N/A is shown where the base number of responses is less than 10 during the period. % is calculated as Quantity/Base number\*100

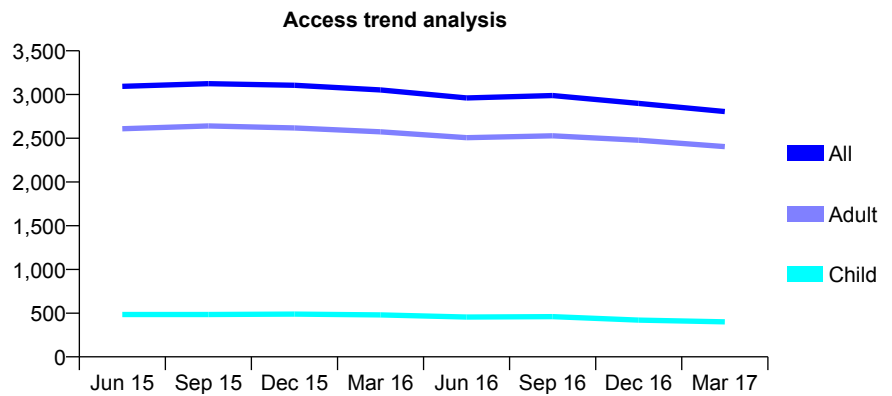
## Q70 - Vital Signs At a Glance Contract Report for 569216/0001 - March 2017

Name or company name	MR BG PARNELL
Contract type name	GDS Contract
Purpose of contract	General
Contract start date	01/04/2006
Contract end date	

16/17 Contracted general activity (UDA)	8,445
Carry forward general activity (UDA)	0
16/17 Contracted orthodontic activity (UOA)	0
Carry forward orthodontic activity (UOA)	0
Baseline contract value	£211,030.36

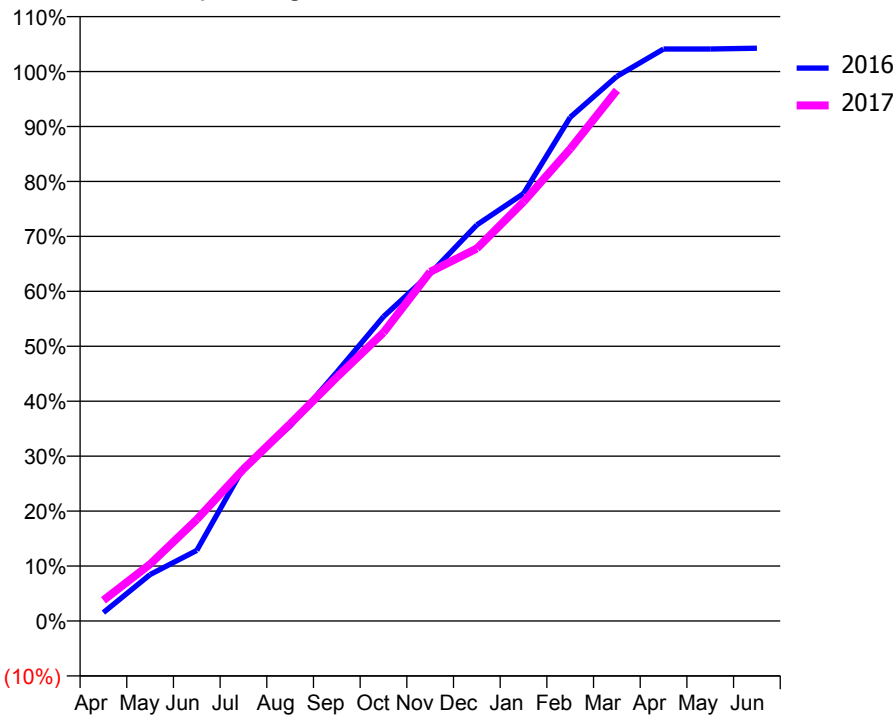
### ACCESS\*

Patients seen in 24 months	Total	Change since previous quarter
Quarter ending March 2016	3,053	
Quarter ending June 2016	2,961	↓
Quarter ending September 2016	2,988	→
Quarter ending December 2016	2,898	↓
Quarter ending March 2017	2,805	↓
<b>Variance since March 2016</b>	<b>(8.1%)</b>	<b>↓</b>



### ACTIVITY

Cumulative percentage of contracted UDA delivered 2016 & 2017



Month	Adjusted Scheduled Activity (UDA)	
	2016	2017
April	131	319
May	713	873
June	1,084	1,560
July	2,356	2,335
August	2,998	3,029
September	3,825	3,747
October	4,679	4,434
November	5,339	5,367
December	6,087	5,725
January	6,569	6,442
February	7,741	7,255
March	8,370	8,158
April	8,790	
May	8,790	
June	8,802	

### QUALITY

	Quantity	Base Number	Contract	AT	Region	England
% of FP17s for the same patient ID Re-attending within 3 months - Children	52	629	8.3%	10.4%	11.9%	12.3%
% of FP17s for the same patient ID Re-attending within 3 months - Adults	689	4,079	16.9%	15.3%	16.6%	16.7%
% of FP17s for the same patient ID Re-attending between 3 & 9 months - Children	350	629	55.6%	60.5%	60.2%	57.6%
% of FP17s for the same patient ID Re-attending between 3 & 9 months - Adults	2,409	4,079	59.1%	52.1%	51.5%	50.1%
% of FP17s for Band 1 Urgent Courses	766	4,472	17.1%	9.6%	9.5%	9.1%
% of FP17s Relating to Free Repair or Replacements	33	4,472	0.7%	0.7%	0.7%	0.8%
% of FP17s Relating to Continuations	59	4,472	1.3%	1.3%	1.2%	1.2%
% of Patients satisfied with the dentistry they have received	11	12	91.7%	93.3%	93.1%	92.8%
% of Patients satisfied with the time they had to wait for an appointment	12	12	100.0%	87.7%	88.8%	88.7%

\* This is based on patients treated on this contract for their most recent course of treatment. Figures in italics indicate the base number of FP17s or Patient Questionnaire responses are less than 100. N/A is shown where the base number of responses is less than 10 during the period. % is calculated as Quantity/Base number\*100

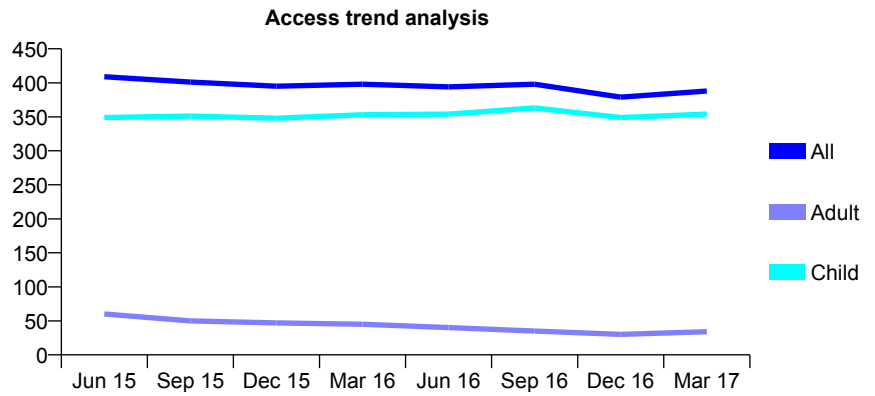
## Q70 - Vital Signs At a Glance Contract Report for 570036/0001 - March 2017

Name or company name	MRS EM EXELBY
Contract type name	GDS Contract
Purpose of contract	General
Contract start date	01/04/2006
Contract end date	

16/17 Contracted general activity (UDA)	650
Carry forward general activity (UDA)	0
16/17 Contracted orthodontic activity (UOA)	0
Carry forward orthodontic activity (UOA)	0
Baseline contract value	£14,345.87

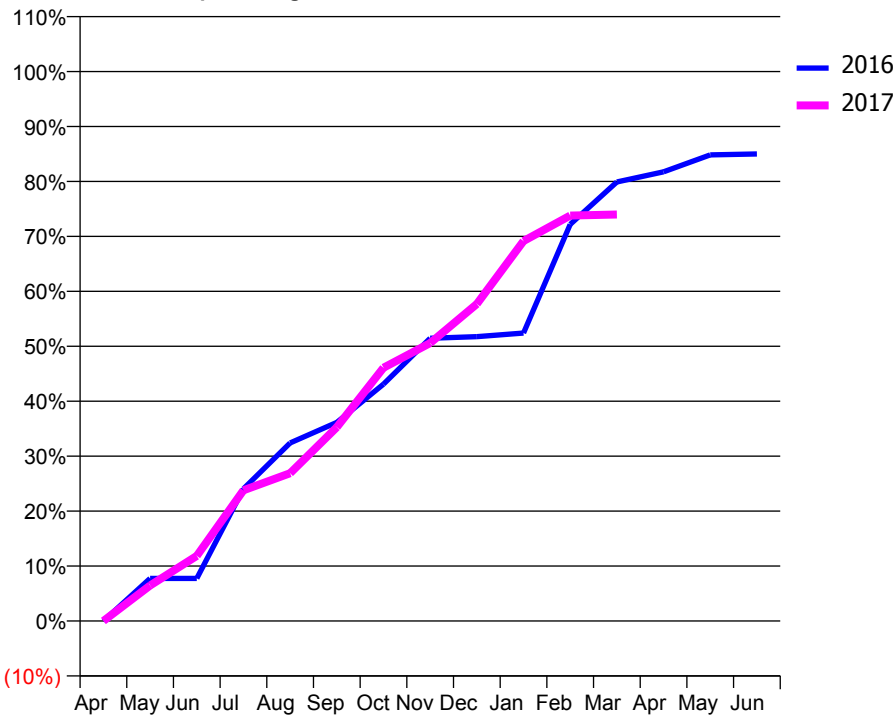
### ACCESS\*

Patients seen in 24 months	Total	Change since previous quarter
Quarter ending March 2016	398	
Quarter ending June 2016	394	↓
Quarter ending September 2016	398	→
Quarter ending December 2016	379	↓
Quarter ending March 2017	388	↑
<b>Variance since March 2016</b>	<b>(2.5%)</b>	<b>↓</b>



### ACTIVITY

Cumulative percentage of contracted UDA delivered 2016 & 2017



Month	Adjusted Scheduled Activity (UDA)	
	2016	2017
April	0	0
May	50	42
June	50	77
July	156	155
August	211	175
September	235	229
October	280	300
November	334	329
December	336	375
January	341	449
February	469	480
March	519	481
April	531	
May	551	
June	552	

### QUALITY

	Quantity	Base Number	Contract	AT	Region	England
% of FP17s for the same patient ID Re-attending within 3 months - Children	16	413	3.9%	10.4%	11.9%	12.3%
% of FP17s for the same patient ID Re-attending within 3 months - Adults	0	1	0.0%	15.3%	16.6%	16.7%
% of FP17s for the same patient ID Re-attending between 3 & 9 months - Children	175	413	42.4%	60.5%	60.2%	57.6%
% of FP17s for the same patient ID Re-attending between 3 & 9 months - Adults	0	1	0.0%	52.1%	51.5%	50.1%
% of FP17s for Band 1 Urgent Courses	14	390	3.6%	9.6%	9.5%	9.1%
% of FP17s Relating to Free Repair or Replacements	0	390	0.0%	0.7%	0.7%	0.8%
% of FP17s Relating to Continuations	0	390	0.0%	1.3%	1.2%	1.2%
% of Patients satisfied with the dentistry they have received	0	0	N/A	93.3%	93.1%	92.8%
% of Patients satisfied with the time they had to wait for an appointment	0	0	N/A	87.7%	88.8%	88.7%

\* This is based on patients treated on this contract for their most recent course of treatment. Figures in italics indicate the base number of FP17s or Patient Questionnaire responses are less than 100. N/A is shown where the base number of responses is less than 10 during the period. % is calculated as Quantity/Base number\*100

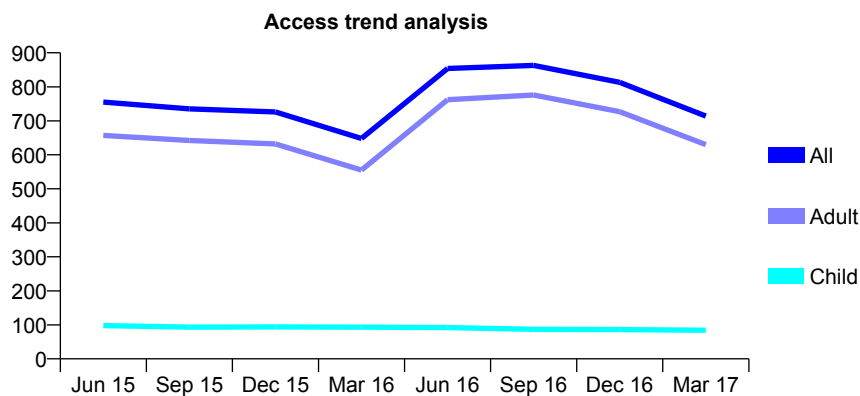
## Q70 - Vital Signs At a Glance Contract Report for 572330/0001 - March 2017

Name or company name	MR SD JAMES
Contract type name	GDS Contract
Purpose of contract	General
Contract start date	01/04/2006
Contract end date	

16/17 Contracted general activity (UDA)	3,500
Carry forward general activity (UDA)	0
16/17 Contracted orthodontic activity (UOA)	0
Carry forward orthodontic activity (UOA)	0
Baseline contract value	£78,466.10

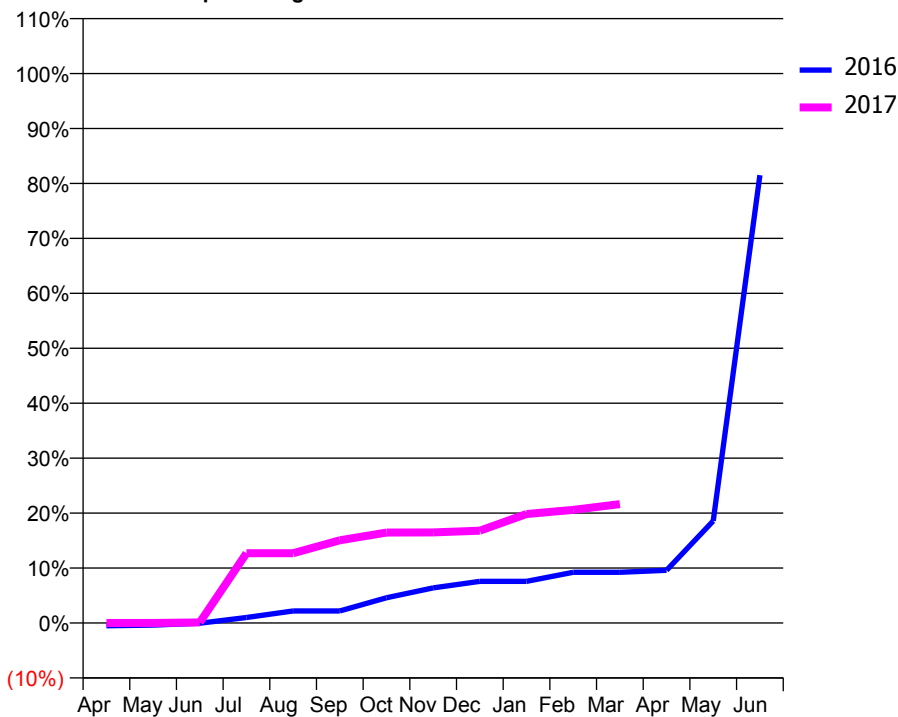
### ACCESS\*

Patients seen in 24 months	Total	Change since previous quarter
Quarter ending March 2016	648	
Quarter ending June 2016	854	↑
Quarter ending September 2016	863	→
Quarter ending December 2016	813	↓
Quarter ending March 2017	714	↓
<b>Variance since March 2016</b>	<b>10.2%</b>	<b>↑</b>



### ACTIVITY

Cumulative percentage of contracted UDA delivered 2016 & 2017



Month	Adjusted Scheduled Activity (UDA)	
	2016	2017
April	-18	0
May	-14	0
June	-2	4
July	35	445
August	77	445
September	77	527
October	161	576
November	224	577
December	265	588
January	265	695
February	323	721
March	323	757
April	336	
May	650	
June	2,852	

### QUALITY

	Quantity	Base Number	Contract	AT	Region	England
% of FP17s for the same patient ID Re-attending within 3 months - Children	5	119	4.2%	10.4%	11.9%	12.3%
% of FP17s for the same patient ID Re-attending within 3 months - Adults	43	728	5.9%	15.3%	16.6%	16.7%
% of FP17s for the same patient ID Re-attending between 3 & 9 months - Children	72	119	60.5%	60.5%	60.2%	57.6%
% of FP17s for the same patient ID Re-attending between 3 & 9 months - Adults	91	728	12.5%	52.1%	51.5%	50.1%
% of FP17s for Band 1 Urgent Courses	20	427	4.7%	9.6%	9.5%	9.1%
% of FP17s Relating to Free Repair or Replacements	0	427	0.0%	0.7%	0.7%	0.8%
% of FP17s Relating to Continuations	0	427	0.0%	1.3%	1.2%	1.2%
% of Patients satisfied with the dentistry they have received	0	0	N/A	93.3%	93.1%	92.8%
% of Patients satisfied with the time they had to wait for an appointment	0	0	N/A	87.7%	88.8%	88.7%

\* This is based on patients treated on this contract for their most recent course of treatment. Figures in italics indicate the base number of FP17s or Patient Questionnaire responses are less than 100. N/A is shown where the base number of responses is less than 10 during the period. % is calculated as Quantity/Base number\*100

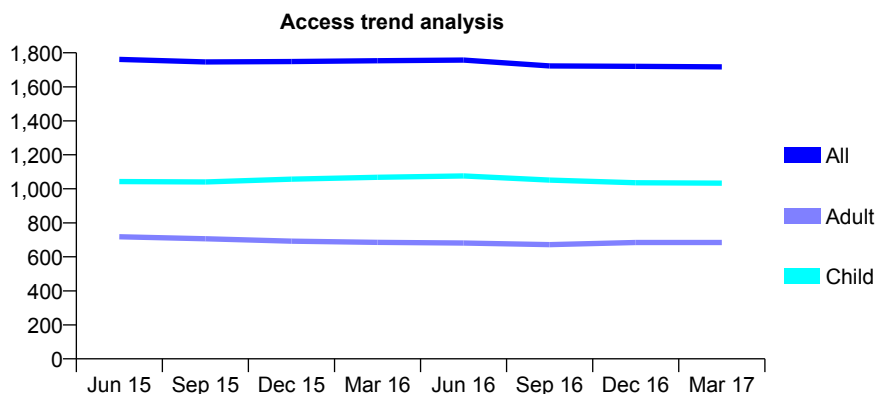
## Q70 - Vital Signs At a Glance Contract Report for 573566/0002 - March 2017

Name or company name	MR RC BAKER
Contract type name	GDS Contract
Purpose of contract	General
Contract start date	04/01/2010
Contract end date	

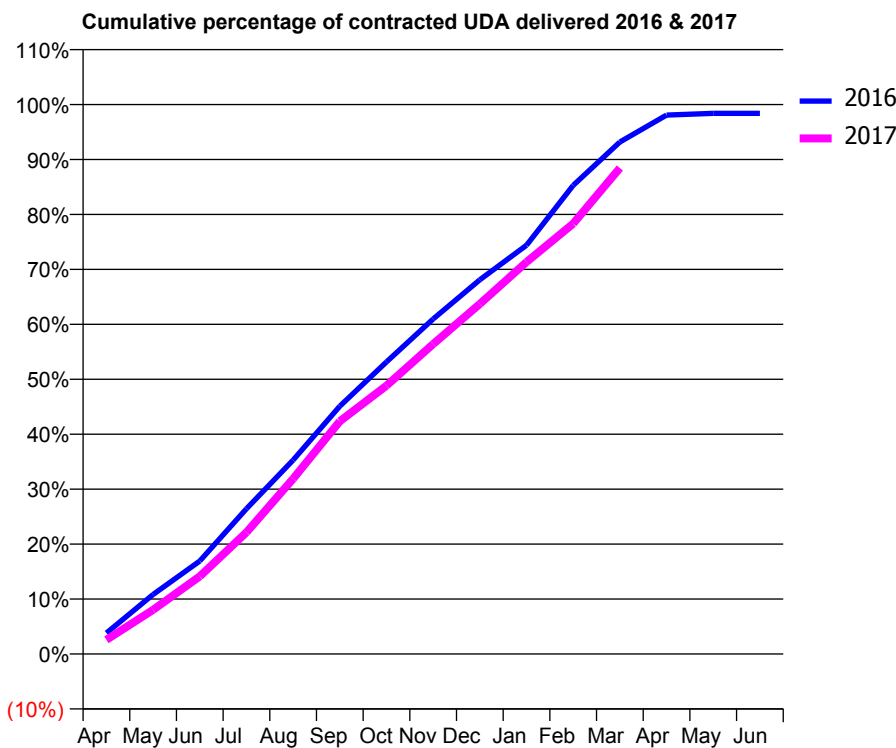
16/17 Contracted general activity (UDA)	3,690
Carry forward general activity (UDA)	59
16/17 Contracted orthodontic activity (UOA)	0
Carry forward orthodontic activity (UOA)	0
Baseline contract value	£87,064.77

### ACCESS\*

Patients seen in 24 months	Total	Change since previous quarter
Quarter ending March 2016	1,753	
Quarter ending June 2016	1,757	→
Quarter ending September 2016	1,723	↓
Quarter ending December 2016	1,720	→
Quarter ending March 2017	1,717	→
<b>Variance since March 2016</b>	<b>(2.1%)</b>	<b>↓</b>



### ACTIVITY



Month	Adjusted Scheduled Activity (UDA)	
	2016	2017
April	141	96
May	400	297
June	624	521
July	975	817
August	1,302	1,177
September	1,664	1,563
October	1,962	1,802
November	2,250	2,081
December	2,513	2,351
January	2,745	2,632
February	3,147	2,890
March	3,438	3,264
April	3,619	
May	3,630	
June	3,630	

### QUALITY

	Quantity	Base Number	Contract	AT	Region	England
% of FP17s for the same patient ID Re-attending within 3 months - Children	173	1,806	9.6%	10.4%	11.9%	12.3%
% of FP17s for the same patient ID Re-attending within 3 months - Adults	79	750	10.5%	15.3%	16.6%	16.7%
% of FP17s for the same patient ID Re-attending between 3 & 9 months - Children	1,218	1,806	67.4%	60.5%	60.2%	57.6%
% of FP17s for the same patient ID Re-attending between 3 & 9 months - Adults	377	750	50.3%	52.1%	51.5%	50.1%
% of FP17s for Band 1 Urgent Courses	89	2,427	3.7%	9.6%	9.5%	9.1%
% of FP17s Relating to Free Repair or Replacements	1	2,427	0.0%	0.7%	0.7%	0.8%
% of FP17s Relating to Continuations	5	2,427	0.2%	1.3%	1.2%	1.2%
% of Patients satisfied with the dentistry they have received	4	4	N/A	93.3%	93.1%	92.8%
% of Patients satisfied with the time they had to wait for an appointment	4	4	N/A	87.7%	88.8%	88.7%

\* This is based on patients treated on this contract for their most recent course of treatment. Figures in italics indicate the base number of FP17s or Patient Questionnaire responses are less than 100. N/A is shown where the base number of responses is less than 10 during the period. % is calculated as Quantity/Base number\*100



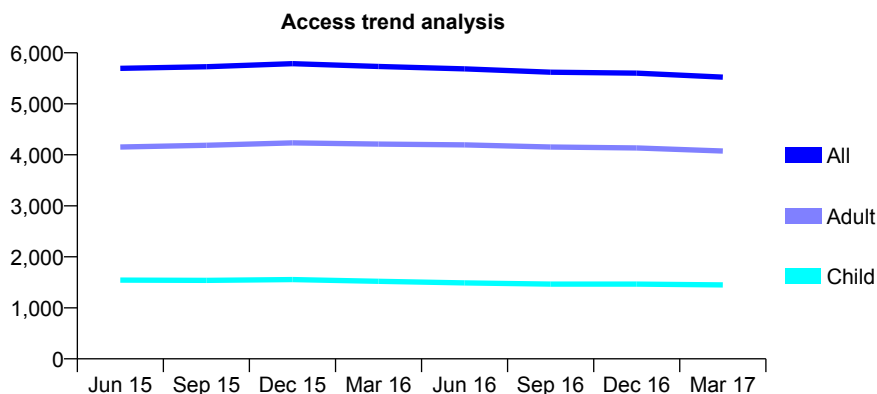
## Q70 - Vital Signs At a Glance Contract Report for 574074/0001 - March 2017

Name or company name	MR NL JONES
Contract type name	GDS Contract
Purpose of contract	General and Orthodontic
Contract start date	01/04/2006
Contract end date	

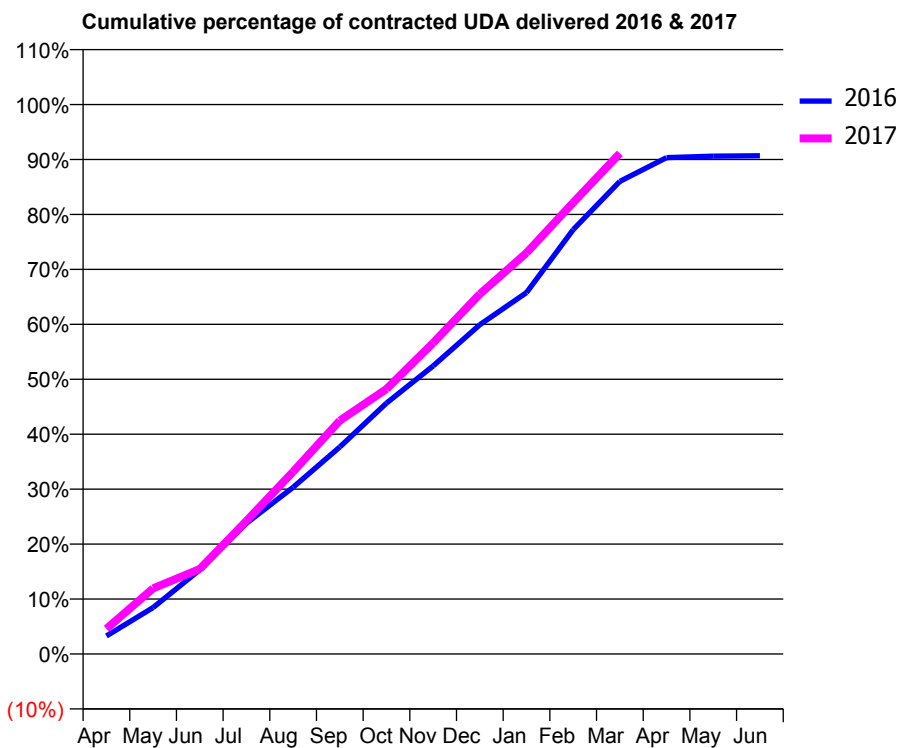
16/17 Contracted general activity (UDA)	13,816
Carry forward general activity (UDA)	0
16/17 Contracted orthodontic activity (UOA)	500
Carry forward orthodontic activity (UOA)	0
Baseline contract value	£432,665.24

### ACCESS\*

Patients seen in 24 months	Total	Change since previous quarter
Quarter ending March 2016	5,731	
Quarter ending June 2016	5,686	→
Quarter ending September 2016	5,619	↓
Quarter ending December 2016	5,600	→
Quarter ending March 2017	5,524	↓
<b>Variance since March 2016</b>	<b>(3.6%)</b>	<b>↓</b>



### ACTIVITY



Month	Adjusted Scheduled Activity (UDA)	
	2016	2017
April	455	636
May	1,169	1,652
June	2,117	2,139
July	3,288	3,348
August	4,193	4,584
September	5,206	5,868
October	6,309	6,663
November	7,243	7,823
December	8,278	9,051
January	9,088	10,086
February	10,671	11,350
March	11,883	12,589
April	12,479	
May	12,518	
June	12,527	

### QUALITY

	Quantity	Base Number	Contract	AT	Region	England
% of FP17s for the same patient ID Re-attending within 3 months - Children	178	2,112	8.4%	10.4%	11.9%	12.3%
% of FP17s for the same patient ID Re-attending within 3 months - Adults	783	5,758	13.6%	15.3%	16.6%	16.7%
% of FP17s for the same patient ID Re-attending between 3 & 9 months - Children	1,167	2,112	55.3%	60.5%	60.2%	57.6%
% of FP17s for the same patient ID Re-attending between 3 & 9 months - Adults	3,231	5,758	56.1%	52.1%	51.5%	50.1%
% of FP17s for Band 1 Urgent Courses	158	6,548	2.4%	9.6%	9.5%	9.1%
% of FP17s Relating to Free Repair or Replacements	88	6,548	1.3%	0.7%	0.7%	0.8%
% of FP17s Relating to Continuations	162	6,548	2.5%	1.3%	1.2%	1.2%
% of Patients satisfied with the dentistry they have received	27	28	96.4%	93.3%	93.1%	92.8%
% of Patients satisfied with the time they had to wait for an appointment	21	28	75.0%	87.7%	88.8%	88.7%

\* This is based on patients treated on this contract for their most recent course of treatment. Figures in italics indicate the base number of FP17s or Patient Questionnaire responses are less than 100. N/A is shown where the base number of responses is less than 10 during the period. % is calculated as Quantity/Base number\*100

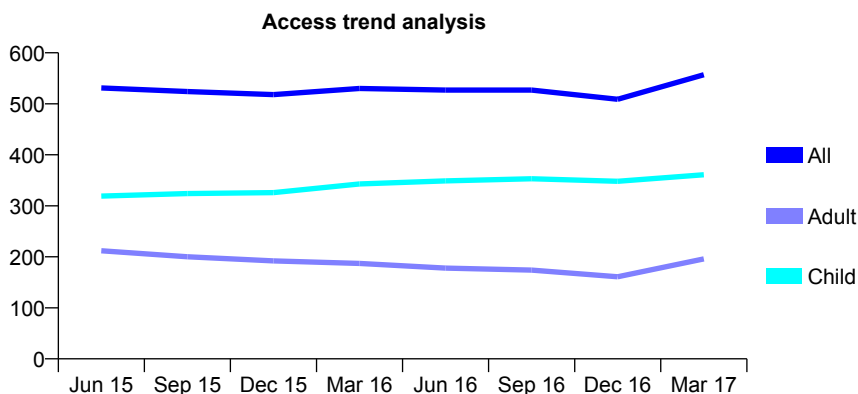
## Q70 - Vital Signs At a Glance Contract Report for 574937/0001 - March 2017

Name or company name	Teeth-on-the-Heath
Contract type name	GDS Contract
Purpose of contract	General
Contract start date	01/04/2006
Contract end date	

16/17 Contracted general activity (UDA)	1,331
Carry forward general activity (UDA)	0
16/17 Contracted orthodontic activity (UOA)	0
Carry forward orthodontic activity (UOA)	0
Baseline contract value	£35,943.53

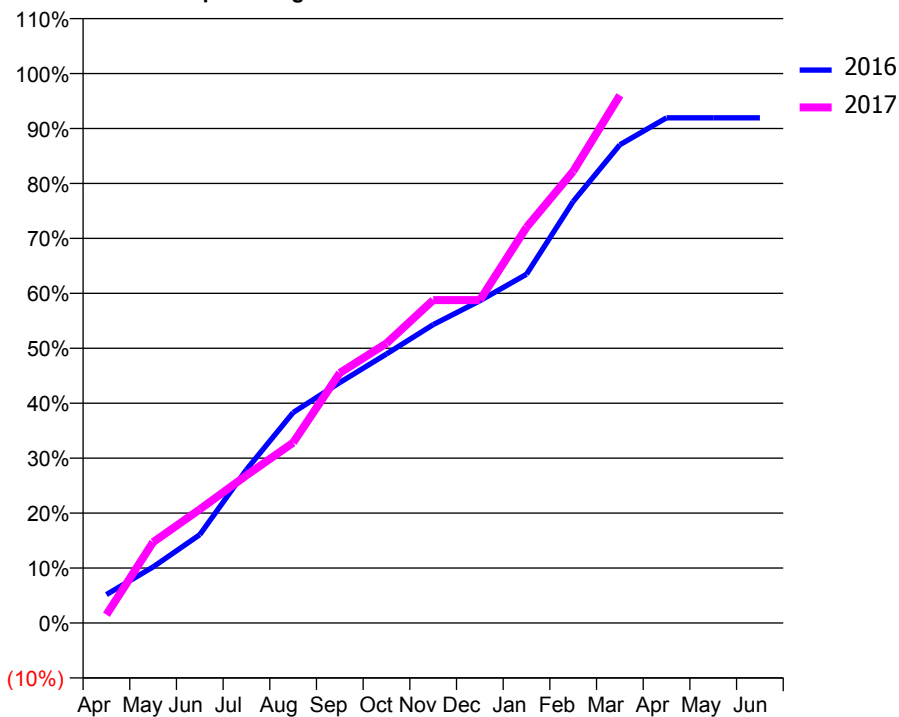
### ACCESS\*

Patients seen in 24 months	Total	Change since previous quarter
Quarter ending March 2016	530	
Quarter ending June 2016	527	→
Quarter ending September 2016	527	→
Quarter ending December 2016	509	↓
Quarter ending March 2017	557	↑
<b>Variance since March 2016</b>	5.1%	↑



### ACTIVITY

Cumulative percentage of contracted UDA delivered 2016 & 2017



Month	Adjusted Scheduled Activity (UDA)	
	2016	2017
April	69	20
May	136	196
June	214	275
July	372	358
August	510	437
September	582	606
October	652	678
November	723	782
December	780	782
January	845	959
February	1,021	1,094
March	1,158	1,278
April	1,224	
May	1,224	
June	1,224	

### QUALITY

	Quantity	Base Number	Contract	AT	Region	England
% of FP17s for the same patient ID Re-attending within 3 months - Children	62	645	9.6%	10.4%	11.9%	12.3%
% of FP17s for the same patient ID Re-attending within 3 months - Adults	23	233	9.9%	15.3%	16.6%	16.7%
% of FP17s for the same patient ID Re-attending between 3 & 9 months - Children	436	645	67.6%	60.5%	60.2%	57.6%
% of FP17s for the same patient ID Re-attending between 3 & 9 months - Adults	107	233	45.9%	52.1%	51.5%	50.1%
% of FP17s for Band 1 Urgent Courses	106	816	13.0%	9.6%	9.5%	9.1%
% of FP17s Relating to Free Repair or Replacements	0	816	0.0%	0.7%	0.7%	0.8%
% of FP17s Relating to Continuations	0	816	0.0%	1.3%	1.2%	1.2%
% of Patients satisfied with the dentistry they have received	1	1	N/A	93.3%	93.1%	92.8%
% of Patients satisfied with the time they had to wait for an appointment	1	1	N/A	87.7%	88.8%	88.7%

\* This is based on patients treated on this contract for their most recent course of treatment. Figures in italics indicate the base number of FP17s or Patient Questionnaire responses are less than 100. N/A is shown where the base number of responses is less than 10 during the period. % is calculated as Quantity/Base number\*100

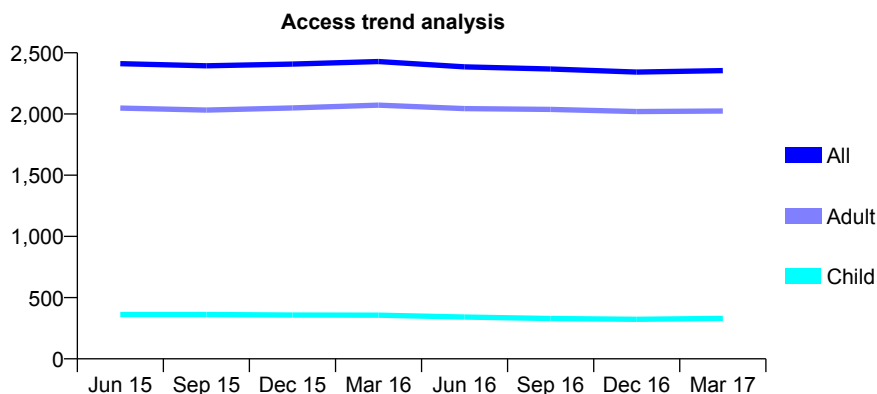
## Q70 - Vital Signs At a Glance Contract Report for 626228/0001 - March 2017

Name or company name	CP Dental
Contract type name	GDS Contract
Purpose of contract	General
Contract start date	01/04/2006
Contract end date	

16/17 Contracted general activity (UDA)	7,275
Carry forward general activity (UDA)	3
16/17 Contracted orthodontic activity (UOA)	0
Carry forward orthodontic activity (UOA)	0
Baseline contract value	£171,284.73

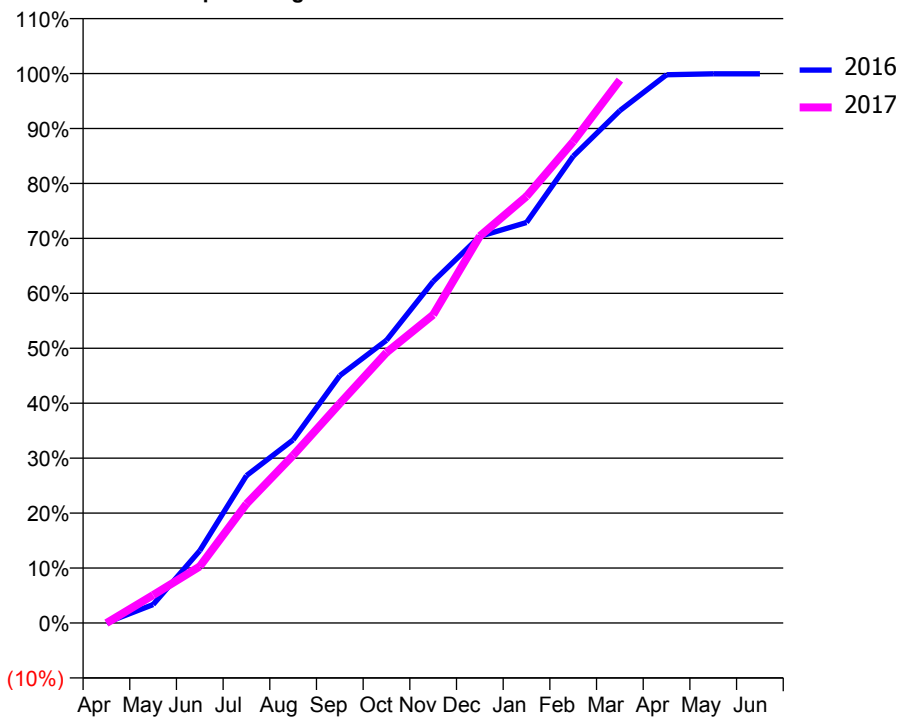
### ACCESS\*

Patients seen in 24 months	Total	Change since previous quarter
Quarter ending March 2016	2,429	
Quarter ending June 2016	2,385	↓
Quarter ending September 2016	2,368	→
Quarter ending December 2016	2,343	↓
Quarter ending March 2017	2,355	→
<b>Variance since March 2016</b>	<b>(3.0%)</b>	<b>↓</b>



### ACTIVITY

Cumulative percentage of contracted UDA delivered 2016 & 2017



Month	Adjusted Scheduled Activity (UDA)	
	2016	2017
April	4	-3
May	245	369
June	958	749
July	1,952	1,578
August	2,424	2,220
September	3,275	2,907
October	3,743	3,581
November	4,522	4,080
December	5,119	5,122
January	5,303	5,648
February	6,180	6,372
March	6,783	7,187
April	7,258	
May	7,271	
June	7,271	

### QUALITY

	Quantity	Base Number	Contract	AT	Region	England
% of FP17s for the same patient ID Re-attending within 3 months - Children	10	573	1.7%	10.4%	11.9%	12.3%
% of FP17s for the same patient ID Re-attending within 3 months - Adults	181	3,394	5.3%	15.3%	16.6%	16.7%
% of FP17s for the same patient ID Re-attending between 3 & 9 months - Children	411	573	71.7%	60.5%	60.2%	57.6%
% of FP17s for the same patient ID Re-attending between 3 & 9 months - Adults	2,618	3,394	77.1%	52.1%	51.5%	50.1%
% of FP17s for Band 1 Urgent Courses	1	3,634	0.0%	9.6%	9.5%	9.1%
% of FP17s Relating to Free Repair or Replacements	0	3,634	0.0%	0.7%	0.7%	0.8%
% of FP17s Relating to Continuations	12	3,634	0.3%	1.3%	1.2%	1.2%
% of Patients satisfied with the dentistry they have received	6	7	N/A	93.3%	93.1%	92.8%
% of Patients satisfied with the time they had to wait for an appointment	6	7	N/A	87.7%	88.8%	88.7%

\* This is based on patients treated on this contract for their most recent course of treatment. Figures in italics indicate the base number of FP17s or Patient Questionnaire responses are less than 100. N/A is shown where the base number of responses is less than 10 during the period. % is calculated as Quantity/Base number\*100

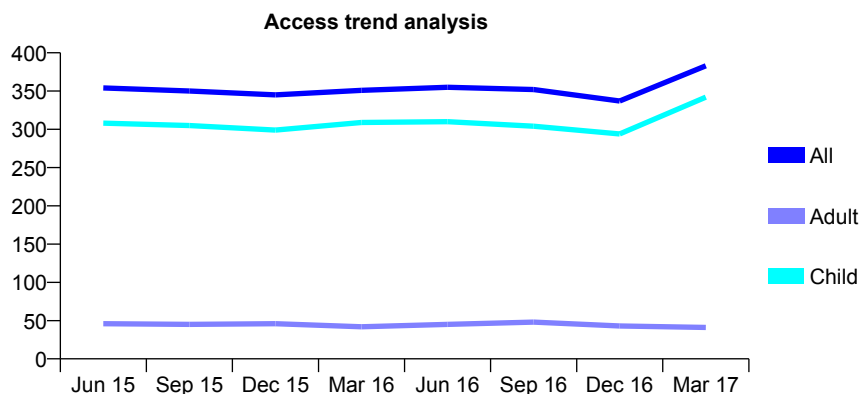
## Q70 - Vital Signs At a Glance Contract Report for 635901/0001 - March 2017

Name or company name	Oakley Road Dental Practice
Contract type name	GDS Contract
Purpose of contract	General
Contract start date	01/04/2006
Contract end date	

16/17 Contracted general activity (UDA)	700
Carry forward general activity (UDA)	21
16/17 Contracted orthodontic activity (UOA)	0
Carry forward orthodontic activity (UOA)	0
Baseline contract value	£15,944.62

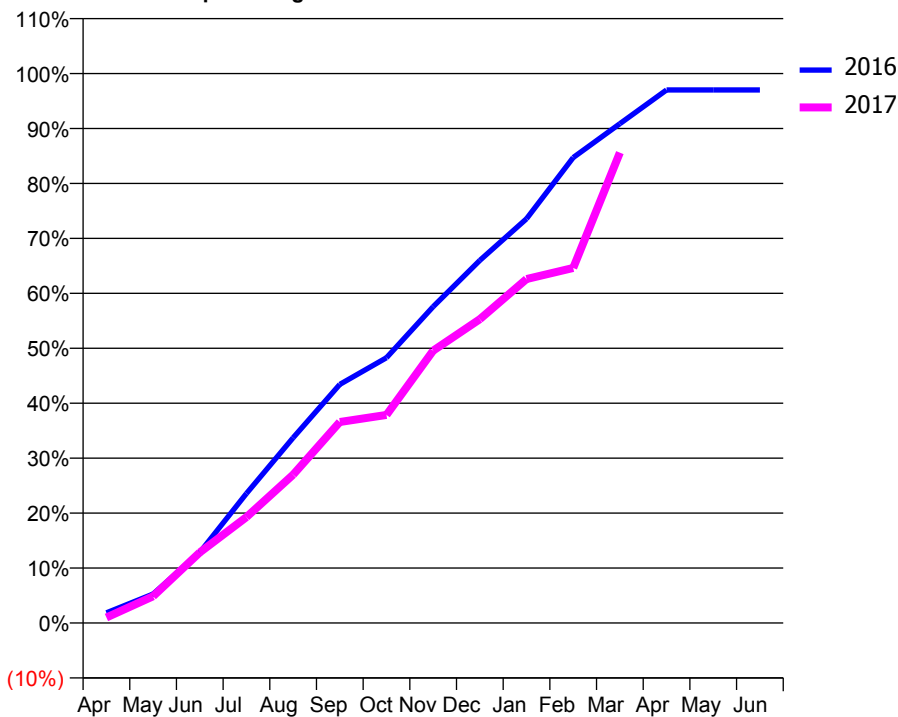
### ACCESS\*

Patients seen in 24 months	Total	Change since previous quarter
Quarter ending March 2016	351	
Quarter ending June 2016	355	→
Quarter ending September 2016	352	→
Quarter ending December 2016	337	↓
Quarter ending March 2017	383	↑
<b>Variance since March 2016</b>	9.1%	↑



### ACTIVITY

Cumulative percentage of contracted UDA delivered 2016 & 2017



Adjusted Scheduled Activity (UDA)

Month	2016	2017
April	13	7
May	37	34
June	90	90
July	165	135
August	236	189
September	304	256
October	338	265
November	403	347
December	462	387
January	515	438
February	593	452
March	636	599
April	679	
May	679	
June	679	

### QUALITY

	Quantity	Base Number	Contract	AT	Region	England
% of FP17s for the same patient ID Re-attending within 3 months - Children	31	510	6.1%	10.4%	11.9%	12.3%
% of FP17s for the same patient ID Re-attending within 3 months - Adults	0	0	N/A	15.3%	16.6%	16.7%
% of FP17s for the same patient ID Re-attending between 3 & 9 months - Children	307	510	60.2%	60.5%	60.2%	57.6%
% of FP17s for the same patient ID Re-attending between 3 & 9 months - Adults	0	0	N/A	52.1%	51.5%	50.1%
% of FP17s for Band 1 Urgent Courses	1	479	0.2%	9.6%	9.5%	9.1%
% of FP17s Relating to Free Repair or Replacements	0	479	0.0%	0.7%	0.7%	0.8%
% of FP17s Relating to Continuations	0	479	0.0%	1.3%	1.2%	1.2%
% of Patients satisfied with the dentistry they have received	0	0	N/A	93.3%	93.1%	92.8%
% of Patients satisfied with the time they had to wait for an appointment	0	0	N/A	87.7%	88.8%	88.7%

\* This is based on patients treated on this contract for their most recent course of treatment. Figures in italics indicate the base number of FP17s or Patient Questionnaire responses are less than 100. N/A is shown where the base number of responses is less than 10 during the period. % is calculated as Quantity/Base number\*100

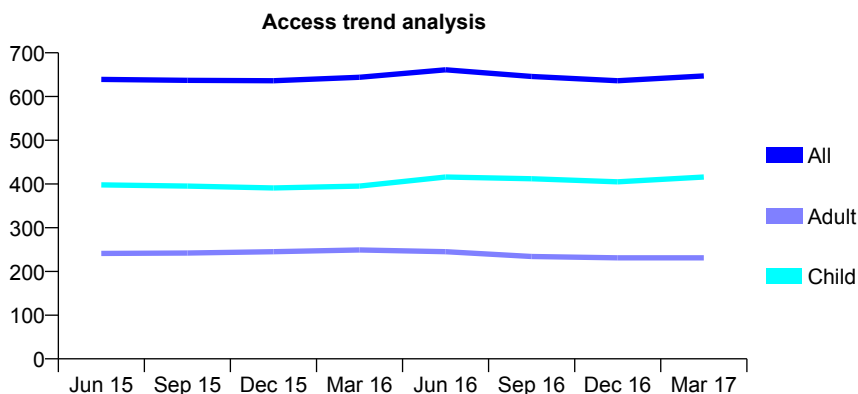
## Q70 - Vital Signs At a Glance Contract Report for 636150/0001 - March 2017

Name or company name	MR JF KAVANAGH
Contract type name	GDS Contract
Purpose of contract	General
Contract start date	01/04/2006
Contract end date	

16/17 Contracted general activity (UDA)	1,160
Carry forward general activity (UDA)	-15
16/17 Contracted orthodontic activity (UOA)	0
Carry forward orthodontic activity (UOA)	0
Baseline contract value	£24,752.24

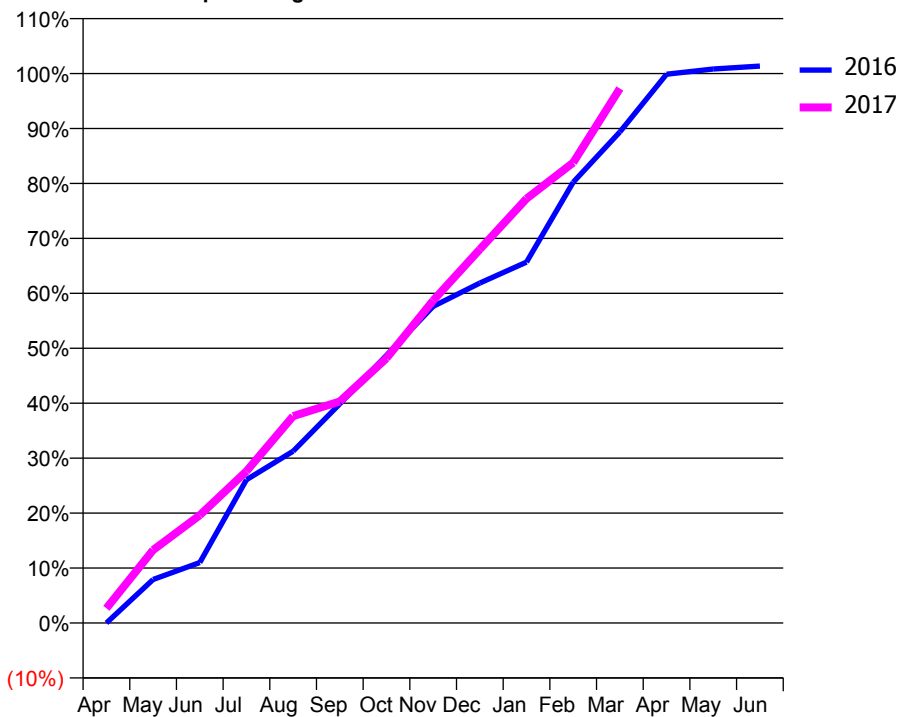
### ACCESS\*

Patients seen in 24 months	Total	Change since previous quarter
Quarter ending March 2016	644	
Quarter ending June 2016	661	↑
Quarter ending September 2016	646	↓
Quarter ending December 2016	636	↓
Quarter ending March 2017	647	→
<b>Variance since March 2016</b>	<b>0.5%</b>	<b>→</b>



### ACTIVITY

Cumulative percentage of contracted UDA delivered 2016 & 2017



Month	Adjusted Scheduled Activity (UDA)	
	2016	2017
April	0	31
May	92	154
June	128	228
July	303	321
August	363	437
September	463	468
October	565	559
November	668	681
December	718	789
January	762	896
February	930	972
March	1,037	1,128
April	1,159	
May	1,170	
June	1,176	

### QUALITY

	Quantity	Base Number	Contract	AT	Region	England
% of FP17s for the same patient ID Re-attending within 3 months - Children	74	654	11.3%	10.4%	11.9%	12.3%
% of FP17s for the same patient ID Re-attending within 3 months - Adults	62	276	22.5%	15.3%	16.6%	16.7%
% of FP17s for the same patient ID Re-attending between 3 & 9 months - Children	358	654	54.7%	60.5%	60.2%	57.6%
% of FP17s for the same patient ID Re-attending between 3 & 9 months - Adults	149	276	54.0%	52.1%	51.5%	50.1%
% of FP17s for Band 1 Urgent Courses	7	838	0.8%	9.6%	9.5%	9.1%
% of FP17s Relating to Free Repair or Replacements	1	838	0.1%	0.7%	0.7%	0.8%
% of FP17s Relating to Continuations	1	838	0.1%	1.3%	1.2%	1.2%
% of Patients satisfied with the dentistry they have received	0	0	N/A	93.3%	93.1%	92.8%
% of Patients satisfied with the time they had to wait for an appointment	0	0	N/A	87.7%	88.8%	88.7%

\* This is based on patients treated on this contract for their most recent course of treatment. Figures in italics indicate the base number of FP17s or Patient Questionnaire responses are less than 100. N/A is shown where the base number of responses is less than 10 during the period. % is calculated as Quantity/Base number\*100

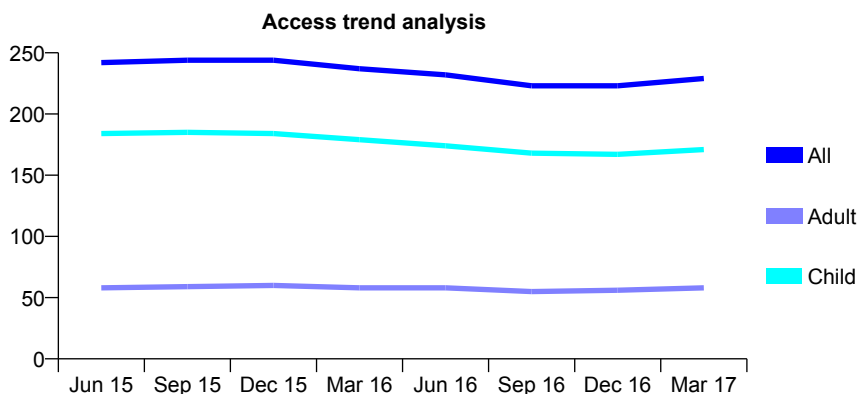
## Q70 - Vital Signs At a Glance Contract Report for 643106/0001 - March 2017

Name or company name	MR AR PRYNNE
Contract type name	GDS Contract
Purpose of contract	General
Contract start date	01/04/2006
Contract end date	

16/17 Contracted general activity (UDA)	450
Carry forward general activity (UDA)	0
16/17 Contracted orthodontic activity (UOA)	0
Carry forward orthodontic activity (UOA)	0
Baseline contract value	£11,341.59

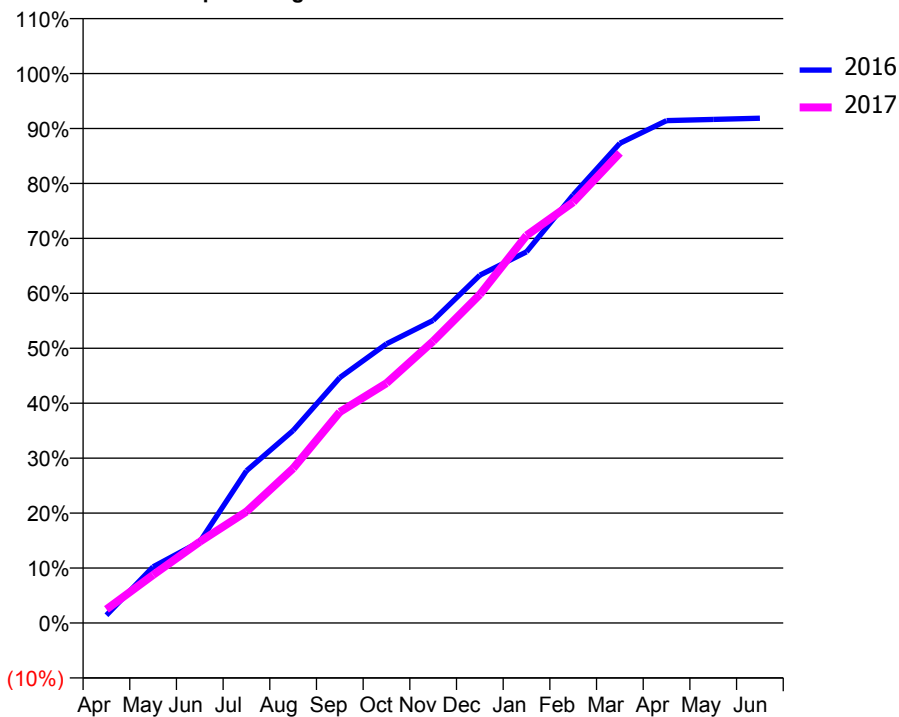
### ACCESS\*

Patients seen in 24 months	Total	Change since previous quarter
Quarter ending March 2016	237	
Quarter ending June 2016	232	↓
Quarter ending September 2016	223	↓
Quarter ending December 2016	223	→
Quarter ending March 2017	229	↑
<b>Variance since March 2016</b>	<b>(3.4%)</b>	<b>↓</b>



### ACTIVITY

Cumulative percentage of contracted UDA delivered 2016 & 2017



Adjusted Scheduled Activity (UDA)

Month	2016	2017
April	6	11
May	46	39
June	67	67
July	125	91
August	158	127
September	201	173
October	229	196
November	248	231
December	285	269
January	304	317
February	351	345
March	393	385
April	411	
May	412	
June	413	

### QUALITY

	Quantity	Base Number	Contract	AT	Region	England
% of FP17s for the same patient ID Re-attending within 3 months - Children	20	286	7.0%	10.4%	11.9%	12.3%
% of FP17s for the same patient ID Re-attending within 3 months - Adults	1	55	1.8%	15.3%	16.6%	16.7%
% of FP17s for the same patient ID Re-attending between 3 & 9 months - Children	192	286	67.1%	60.5%	60.2%	57.6%
% of FP17s for the same patient ID Re-attending between 3 & 9 months - Adults	36	55	65.5%	52.1%	51.5%	50.1%
% of FP17s for Band 1 Urgent Courses	20	319	6.3%	9.6%	9.5%	9.1%
% of FP17s Relating to Free Repair or Replacements	0	319	0.0%	0.7%	0.7%	0.8%
% of FP17s Relating to Continuations	1	319	0.3%	1.3%	1.2%	1.2%
% of Patients satisfied with the dentistry they have received	0	0	N/A	93.3%	93.1%	92.8%
% of Patients satisfied with the time they had to wait for an appointment	0	0	N/A	87.7%	88.8%	88.7%

\* This is based on patients treated on this contract for their most recent course of treatment. Figures in italics indicate the base number of FP17s or Patient Questionnaire responses are less than 100. N/A is shown where the base number of responses is less than 10 during the period. % is calculated as Quantity/Base number\*100

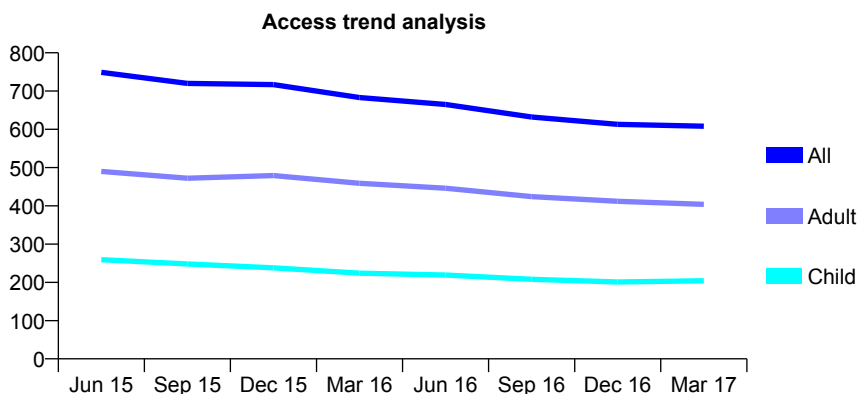
## Q70 - Vital Signs At a Glance Contract Report for 648353/0001 - March 2017

Name or company name	MR MR RICHARDS
Contract type name	GDS Contract
Purpose of contract	General
Contract start date	01/04/2006
Contract end date	

16/17 Contracted general activity (UDA)	2,500
Carry forward general activity (UDA)	0
16/17 Contracted orthodontic activity (UOA)	0
Carry forward orthodontic activity (UOA)	0
Baseline contract value	£61,149.12

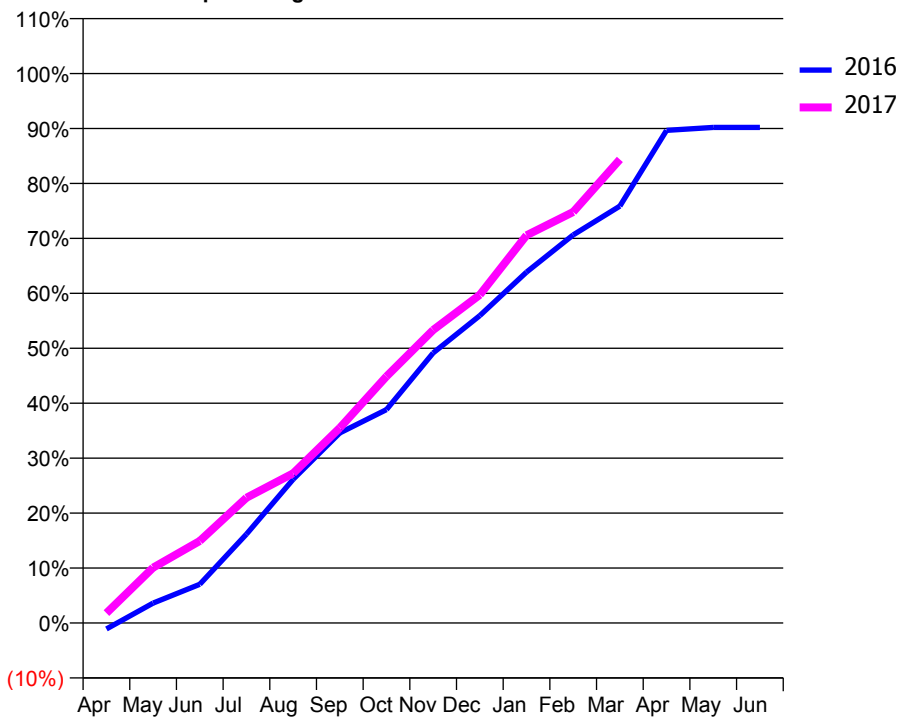
### ACCESS\*

Patients seen in 24 months	Total	Change since previous quarter
Quarter ending March 2016	683	
Quarter ending June 2016	665	↓
Quarter ending September 2016	632	↓
Quarter ending December 2016	613	↓
Quarter ending March 2017	608	→
<b>Variance since March 2016</b>	<b>(11.0%)</b>	<b>↓</b>



### ACTIVITY

Cumulative percentage of contracted UDA delivered 2016 & 2017



Month	Adjusted Scheduled Activity (UDA)	
	2016	2017
April	-35	45
May	116	252
June	225	373
July	518	570
August	836	681
September	1,107	888
October	1,243	1,122
November	1,573	1,333
December	1,790	1,494
January	2,043	1,764
February	2,260	1,870
March	2,428	2,109
April	2,869	
May	2,886	
June	2,886	

### QUALITY

	Quantity	Base Number	Contract	AT	Region	England
% of FP17s for the same patient ID Re-attending within 3 months - Children	14	290	4.8%	10.4%	11.9%	12.3%
% of FP17s for the same patient ID Re-attending within 3 months - Adults	99	473	20.9%	15.3%	16.6%	16.7%
% of FP17s for the same patient ID Re-attending between 3 & 9 months - Children	152	290	52.4%	60.5%	60.2%	57.6%
% of FP17s for the same patient ID Re-attending between 3 & 9 months - Adults	213	473	45.0%	52.1%	51.5%	50.1%
% of FP17s for Band 1 Urgent Courses	11	653	1.7%	9.6%	9.5%	9.1%
% of FP17s Relating to Free Repair or Replacements	0	653	0.0%	0.7%	0.7%	0.8%
% of FP17s Relating to Continuations	0	653	0.0%	1.3%	1.2%	1.2%
% of Patients satisfied with the dentistry they have received	1	2	N/A	93.3%	93.1%	92.8%
% of Patients satisfied with the time they had to wait for an appointment	1	2	N/A	87.7%	88.8%	88.7%

\* This is based on patients treated on this contract for their most recent course of treatment. Figures in italics indicate the base number of FP17s or Patient Questionnaire responses are less than 100. N/A is shown where the base number of responses is less than 10 during the period. % is calculated as Quantity/Base number\*100

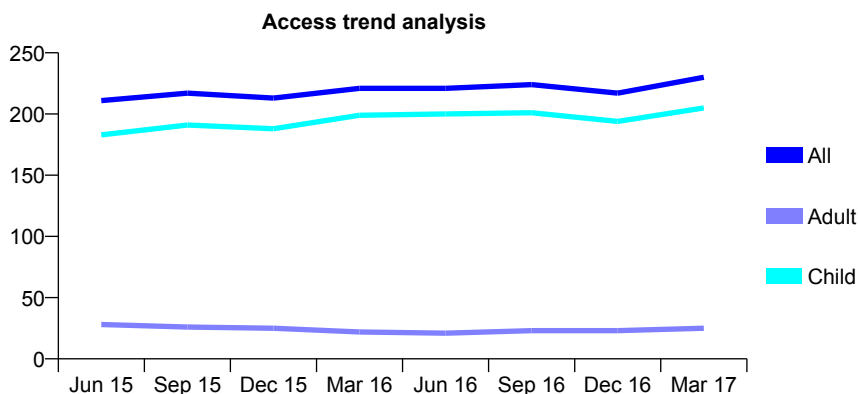
## Q70 - Vital Signs At a Glance Contract Report for 648515/0002 - March 2017

Name or company name	MR GJ QUIGLEY
Contract type name	GDS Contract
Purpose of contract	General
Contract start date	21/04/2008
Contract end date	

16/17 Contracted general activity (UDA)	527
Carry forward general activity (UDA)	4
16/17 Contracted orthodontic activity (UOA)	0
Carry forward orthodontic activity (UOA)	0
Baseline contract value	£12,248.58

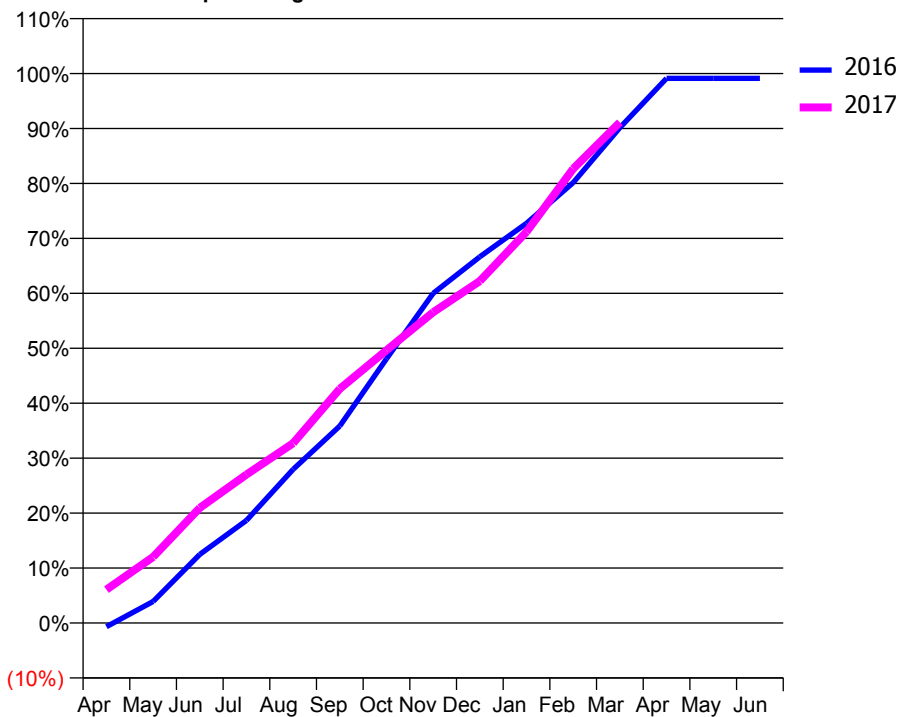
### ACCESS\*

Patients seen in 24 months	Total	Change since previous quarter
Quarter ending March 2016	221	
Quarter ending June 2016	221	→
Quarter ending September 2016	224	→
Quarter ending December 2016	217	↓
Quarter ending March 2017	230	↑
<b>Variance since March 2016</b>	<b>4.1%</b>	<b>↑</b>



### ACTIVITY

Cumulative percentage of contracted UDA delivered 2016 & 2017



Month	Adjusted Scheduled Activity (UDA)	
	2016	2017
April	-4	32
May	21	63
June	66	110
July	98	142
August	147	172
September	189	225
October	253	262
November	316	298
December	351	328
January	383	375
February	422	436
March	475	480
April	522	
May	522	
June	522	

### QUALITY

	Quantity	Base Number	Contract	AT	Region	England
% of FP17s for the same patient ID Re-attending within 3 months - Children	28	361	7.8%	10.4%	11.9%	12.3%
% of FP17s for the same patient ID Re-attending within 3 months - Adults	0	1	0.0%	15.3%	16.6%	16.7%
% of FP17s for the same patient ID Re-attending between 3 & 9 months - Children	253	361	70.1%	60.5%	60.2%	57.6%
% of FP17s for the same patient ID Re-attending between 3 & 9 months - Adults	0	1	0.0%	52.1%	51.5%	50.1%
% of FP17s for Band 1 Urgent Courses	11	331	3.3%	9.6%	9.5%	9.1%
% of FP17s Relating to Free Repair or Replacements	0	331	0.0%	0.7%	0.7%	0.8%
% of FP17s Relating to Continuations	0	331	0.0%	1.3%	1.2%	1.2%
% of Patients satisfied with the dentistry they have received	0	0	N/A	93.3%	93.1%	92.8%
% of Patients satisfied with the time they had to wait for an appointment	0	0	N/A	87.7%	88.8%	88.7%

\* This is based on patients treated on this contract for their most recent course of treatment. Figures in italics indicate the base number of FP17s or Patient Questionnaire responses are less than 100. N/A is shown where the base number of responses is less than 10 during the period. % is calculated as Quantity/Base number\*100



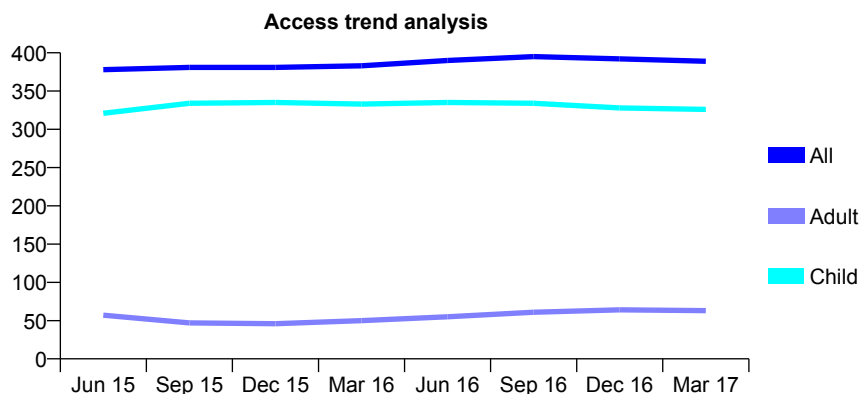
## Q70 - Vital Signs At a Glance Contract Report for 649619/0001 - March 2017

Name or company name	MR ND GREENWAY
Contract type name	GDS Contract
Purpose of contract	General
Contract start date	01/04/2006
Contract end date	

16/17 Contracted general activity (UDA)	662
Carry forward general activity (UDA)	0
16/17 Contracted orthodontic activity (UOA)	0
Carry forward orthodontic activity (UOA)	0
Baseline contract value	£16,534.30

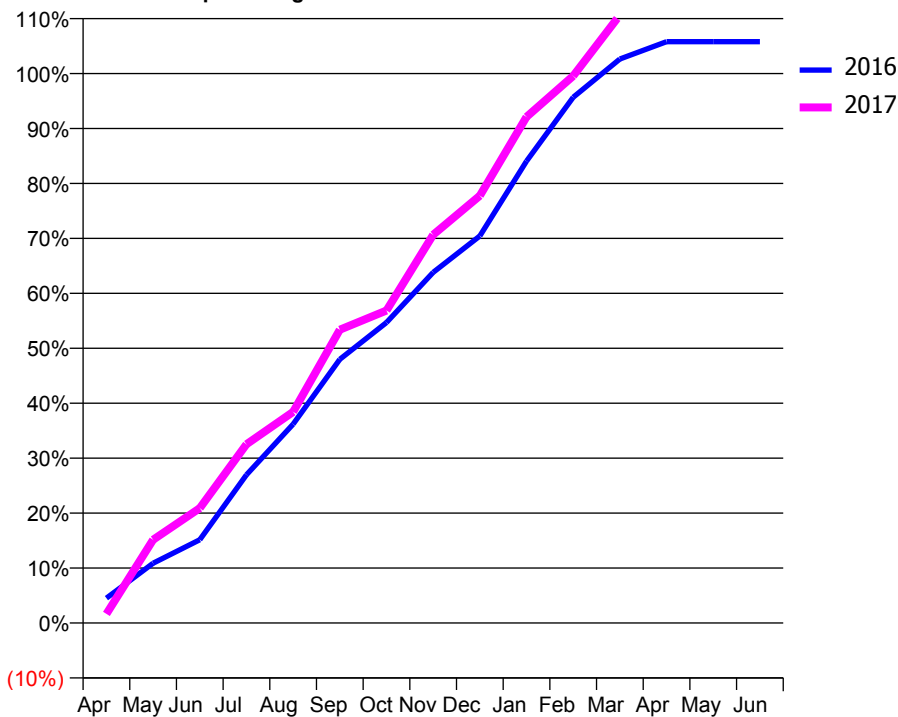
### ACCESS\*

Patients seen in 24 months	Total	Change since previous quarter
Quarter ending March 2016	383	
Quarter ending June 2016	390	→
Quarter ending September 2016	395	→
Quarter ending December 2016	392	→
Quarter ending March 2017	389	→
<b>Variance since March 2016</b>	<b>1.6%</b>	<b>→</b>



### ACTIVITY

Cumulative percentage of contracted UDA delivered 2016 & 2017



Adjusted Scheduled Activity (UDA)

Month	2016	2017
April	30	11
May	72	100
June	100	138
July	179	215
August	240	254
September	318	353
October	362	376
November	422	468
December	466	515
January	556	610
February	633	659
March	679	732
April	700	
May	700	
June	700	

### QUALITY

	Quantity	Base Number	Contract	AT	Region	England
% of FP17s for the same patient ID Re-attending within 3 months - Children	26	497	5.2%	10.4%	11.9%	12.3%
% of FP17s for the same patient ID Re-attending within 3 months - Adults	11	40	27.5%	15.3%	16.6%	16.7%
% of FP17s for the same patient ID Re-attending between 3 & 9 months - Children	302	497	60.8%	60.5%	60.2%	57.6%
% of FP17s for the same patient ID Re-attending between 3 & 9 months - Adults	12	40	30.0%	52.1%	51.5%	50.1%
% of FP17s for Band 1 Urgent Courses	7	523	1.3%	9.6%	9.5%	9.1%
% of FP17s Relating to Free Repair or Replacements	0	523	0.0%	0.7%	0.7%	0.8%
% of FP17s Relating to Continuations	0	523	0.0%	1.3%	1.2%	1.2%
% of Patients satisfied with the dentistry they have received	1	1	N/A	93.3%	93.1%	92.8%
% of Patients satisfied with the time they had to wait for an appointment	1	1	N/A	87.7%	88.8%	88.7%

\* This is based on patients treated on this contract for their most recent course of treatment. Figures in italics indicate the base number of FP17s or Patient Questionnaire responses are less than 100. N/A is shown where the base number of responses is less than 10 during the period. % is calculated as Quantity/Base number\*100

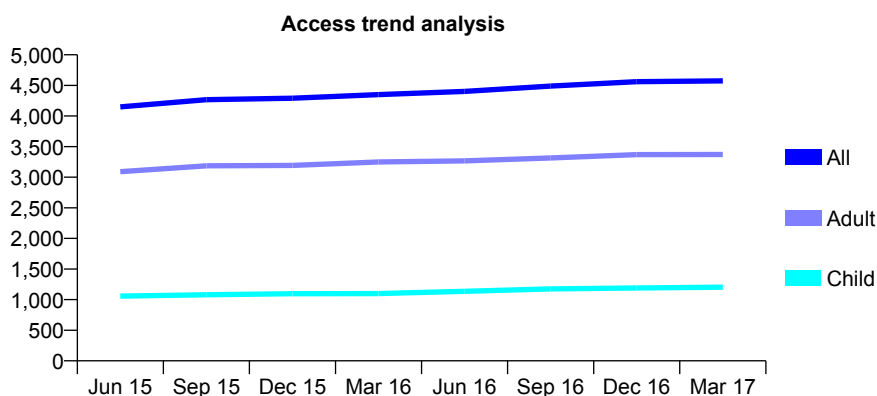
## Q70 - Vital Signs At a Glance Contract Report for 650552/0001 - March 2017

Name or company name	MR NB SQUIRRELL
Contract type name	GDS Contract
Purpose of contract	General
Contract start date	01/04/2006
Contract end date	

16/17 Contracted general activity (UDA)	11,069
Carry forward general activity (UDA)	100
16/17 Contracted orthodontic activity (UOA)	0
Carry forward orthodontic activity (UOA)	0
Baseline contract value	£291,480.20

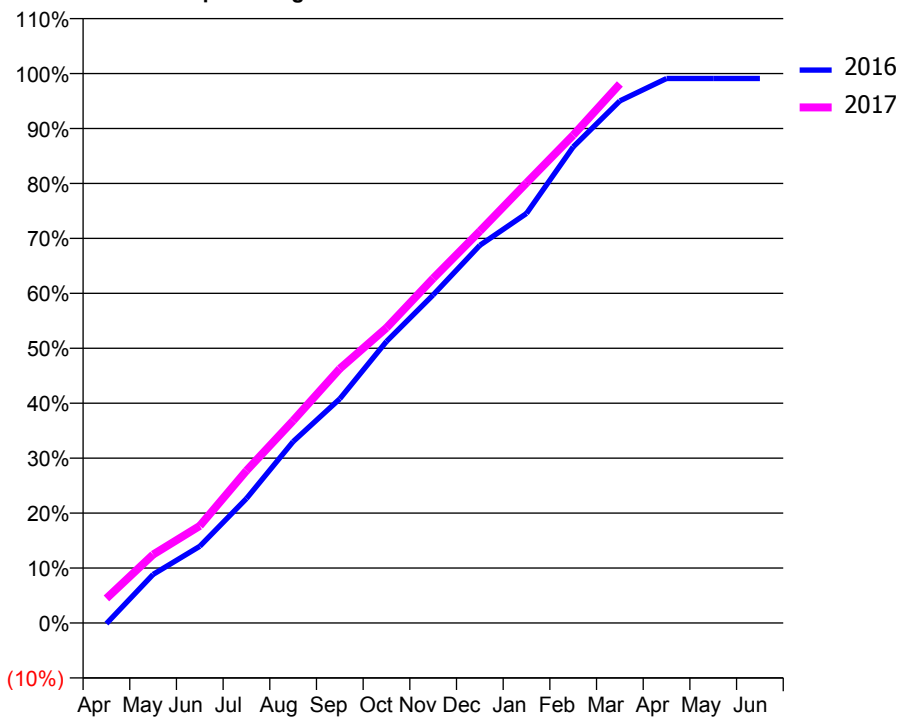
### ACCESS\*

Patients seen in 24 months	Total	Change since previous quarter
Quarter ending March 2016	4,349	
Quarter ending June 2016	4,402	→
Quarter ending September 2016	4,489	→
Quarter ending December 2016	4,560	→
Quarter ending March 2017	4,574	→
<b>Variance since March 2016</b>	<b>5.2%</b>	<b>↑</b>



### ACTIVITY

Cumulative percentage of contracted UDA delivered 2016 & 2017



Month	Adjusted Scheduled Activity (UDA)	
	2016	2017
April	-14	496
May	980	1,380
June	1,547	1,958
July	2,509	3,069
August	3,655	4,076
September	4,517	5,124
October	5,670	5,947
November	6,610	6,942
December	7,608	7,893
January	8,249	8,865
February	9,592	9,827
March	10,518	10,858
April	10,969	
May	10,969	
June	10,969	

### QUALITY

	Quantity	Base Number	Contract	AT	Region	England
% of FP17s for the same patient ID Re-attending within 3 months - Children	104	1,579	6.6%	10.4%	11.9%	12.3%
% of FP17s for the same patient ID Re-attending within 3 months - Adults	911	4,643	19.6%	15.3%	16.6%	16.7%
% of FP17s for the same patient ID Re-attending between 3 & 9 months - Children	826	1,579	52.3%	60.5%	60.2%	57.6%
% of FP17s for the same patient ID Re-attending between 3 & 9 months - Adults	2,068	4,643	44.5%	52.1%	51.5%	50.1%
% of FP17s for Band 1 Urgent Courses	631	5,982	10.5%	9.6%	9.5%	9.1%
% of FP17s Relating to Free Repair or Replacements	54	5,982	0.9%	0.7%	0.7%	0.8%
% of FP17s Relating to Continuations	200	5,982	3.3%	1.3%	1.2%	1.2%
% of Patients satisfied with the dentistry they have received	2	4	N/A	93.3%	93.1%	92.8%
% of Patients satisfied with the time they had to wait for an appointment	2	4	N/A	87.7%	88.8%	88.7%

\* This is based on patients treated on this contract for their most recent course of treatment. Figures in italics indicate the base number of FP17s or Patient Questionnaire responses are less than 100. N/A is shown where the base number of responses is less than 10 during the period. % is calculated as Quantity/Base number\*100

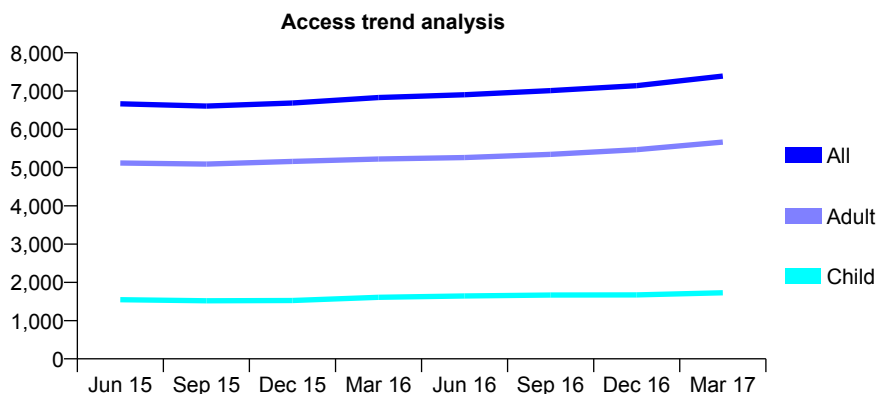
## Q70 - Vital Signs At a Glance Contract Report for 651206/0001 - March 2017

Name or company name	MRS HC CADDICK
Contract type name	GDS Contract
Purpose of contract	General
Contract start date	01/04/2006
Contract end date	

16/17 Contracted general activity (UDA)	23,601
Carry forward general activity (UDA)	944
16/17 Contracted orthodontic activity (UOA)	0
Carry forward orthodontic activity (UOA)	0
Baseline contract value	£656,127.85

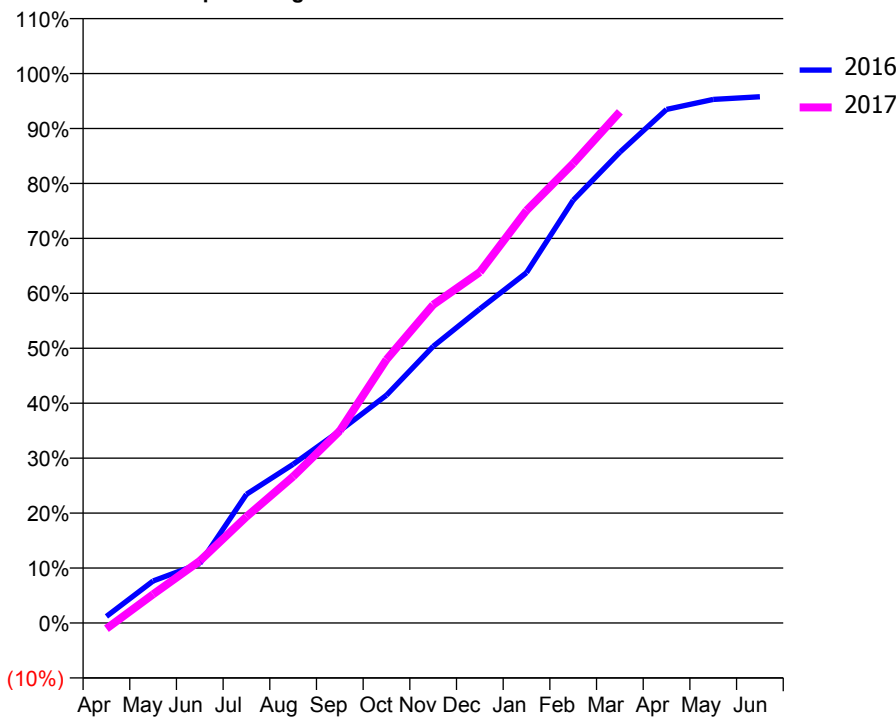
### ACCESS\*

Patients seen in 24 months	Total	Change since previous quarter
Quarter ending March 2016	6,830	
Quarter ending June 2016	6,903	→
Quarter ending September 2016	7,012	→
Quarter ending December 2016	7,141	→
Quarter ending March 2017	7,392	↑
<b>Variance since March 2016</b>	<b>8.2%</b>	<b>↑</b>



### ACTIVITY

Cumulative percentage of contracted UDA delivered 2016 & 2017



Month	Adjusted Scheduled Activity (UDA)	
	2016	2017
April	285	-251
May	1,809	1,234
June	2,553	2,667
July	5,531	4,569
August	6,818	6,294
September	8,256	8,256
October	9,785	11,312
November	11,881	13,666
December	13,490	15,069
January	15,050	17,720
February	18,160	19,737
March	20,219	21,957
April	22,060	
May	22,486	
June	22,601	

### QUALITY

	Quantity	Base Number	Contract	AT	Region	England
% of FP17s for the same patient ID Re-attending within 3 months - Children	228	2,856	8.0%	10.4%	11.9%	12.3%
% of FP17s for the same patient ID Re-attending within 3 months - Adults	1,224	8,417	14.5%	15.3%	16.6%	16.7%
% of FP17s for the same patient ID Re-attending between 3 & 9 months - Children	1,829	2,856	64.0%	60.5%	60.2%	57.6%
% of FP17s for the same patient ID Re-attending between 3 & 9 months - Adults	4,612	8,417	54.8%	52.1%	51.5%	50.1%
% of FP17s for Band 1 Urgent Courses	981	9,615	10.2%	9.6%	9.5%	9.1%
% of FP17s Relating to Free Repair or Replacements	78	9,615	0.8%	0.7%	0.7%	0.8%
% of FP17s Relating to Continuations	86	9,615	0.9%	1.3%	1.2%	1.2%
% of Patients satisfied with the dentistry they have received	14	14	100.0%	93.3%	93.1%	92.8%
% of Patients satisfied with the time they had to wait for an appointment	14	14	100.0%	87.7%	88.8%	88.7%

\* This is based on patients treated on this contract for their most recent course of treatment. Figures in italics indicate the base number of FP17s or Patient Questionnaire responses are less than 100. N/A is shown where the base number of responses is less than 10 during the period. % is calculated as Quantity/Base number\*100

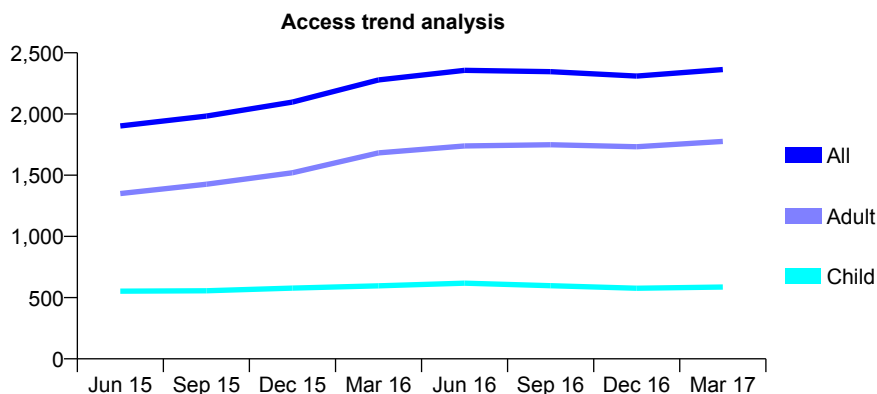
## Q70 - Vital Signs At a Glance Contract Report for 657662/0001 - March 2017

Name or company name	MR AJ SHEEHAN
Contract type name	GDS Contract
Purpose of contract	General
Contract start date	01/04/2006
Contract end date	

16/17 Contracted general activity (UDA)	3,610
Carry forward general activity (UDA)	0
16/17 Contracted orthodontic activity (UOA)	0
Carry forward orthodontic activity (UOA)	0
Baseline contract value	£84,327.32

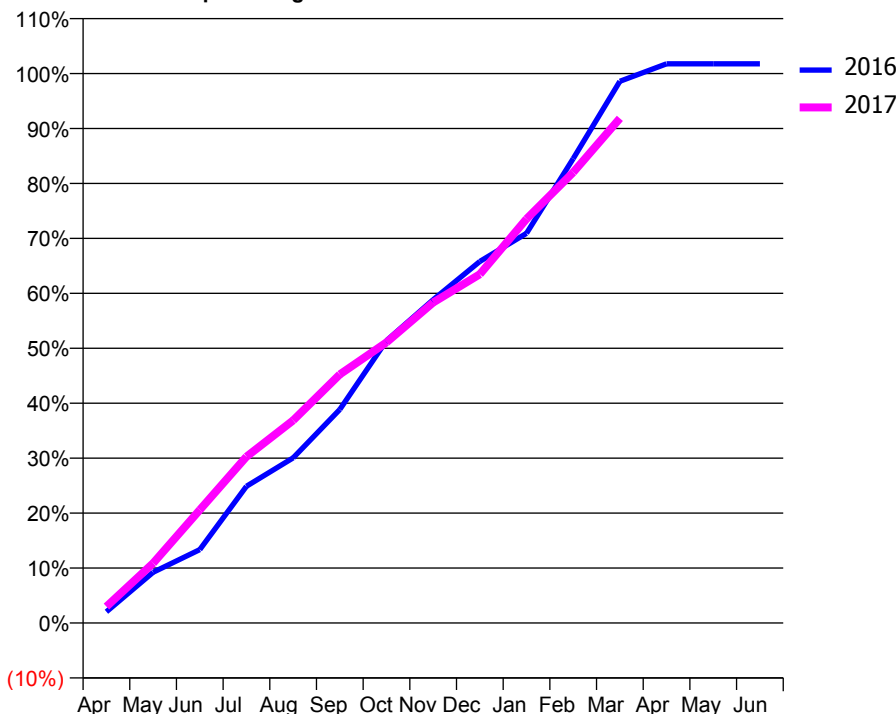
### ACCESS\*

Patients seen in 24 months	Total	Change since previous quarter
Quarter ending March 2016	2,278	
Quarter ending June 2016	2,357	↑
Quarter ending September 2016	2,346	→
Quarter ending December 2016	2,310	↓
Quarter ending March 2017	2,363	↑
<b>Variance since March 2016</b>	3.7%	↑



### ACTIVITY

Cumulative percentage of contracted UDA delivered 2016 & 2017



Month	Adjusted Scheduled Activity (UDA)	
	2016	2017
April	74	109
May	333	393
June	482	744
July	898	1,093
August	1,085	1,331
September	1,403	1,633
October	1,855	1,844
November	2,124	2,106
December	2,375	2,291
January	2,561	2,655
February	3,050	2,961
March	3,559	3,316
April	3,673	
May	3,673	
June	3,673	

### QUALITY

	Quantity	Base Number	Contract	AT	Region	England
% of FP17s for the same patient ID Re-attending within 3 months - Children	27	826	3.3%	10.4%	11.9%	12.3%
% of FP17s for the same patient ID Re-attending within 3 months - Adults	243	2,345	10.4%	15.3%	16.6%	16.7%
% of FP17s for the same patient ID Re-attending between 3 & 9 months - Children	526	826	63.7%	60.5%	60.2%	57.6%
% of FP17s for the same patient ID Re-attending between 3 & 9 months - Adults	1,413	2,345	60.3%	52.1%	51.5%	50.1%
% of FP17s for Band 1 Urgent Courses	78	1,941	4.0%	9.6%	9.5%	9.1%
% of FP17s Relating to Free Repair or Replacements	0	1,941	0.0%	0.7%	0.7%	0.8%
% of FP17s Relating to Continuations	13	1,941	0.7%	1.3%	1.2%	1.2%
% of Patients satisfied with the dentistry they have received	1	1	N/A	93.3%	93.1%	92.8%
% of Patients satisfied with the time they had to wait for an appointment	0	1	N/A	87.7%	88.8%	88.7%

\* This is based on patients treated on this contract for their most recent course of treatment. Figures in italics indicate the base number of FP17s or Patient Questionnaire responses are less than 100. N/A is shown where the base number of responses is less than 10 during the period. % is calculated as Quantity/Base number\*100

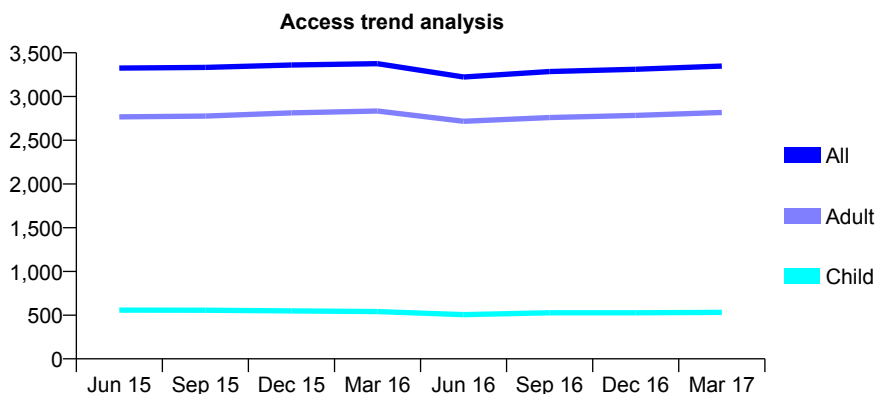
## Q70 - Vital Signs At a Glance Contract Report for 659657/0001 - March 2017

Name or company name	MR TM FRADGLEY
Contract type name	GDS Contract
Purpose of contract	General
Contract start date	01/04/2006
Contract end date	

16/17 Contracted general activity (UDA)	11,037
Carry forward general activity (UDA)	47
16/17 Contracted orthodontic activity (UOA)	0
Carry forward orthodontic activity (UOA)	0
Baseline contract value	£251,357.93

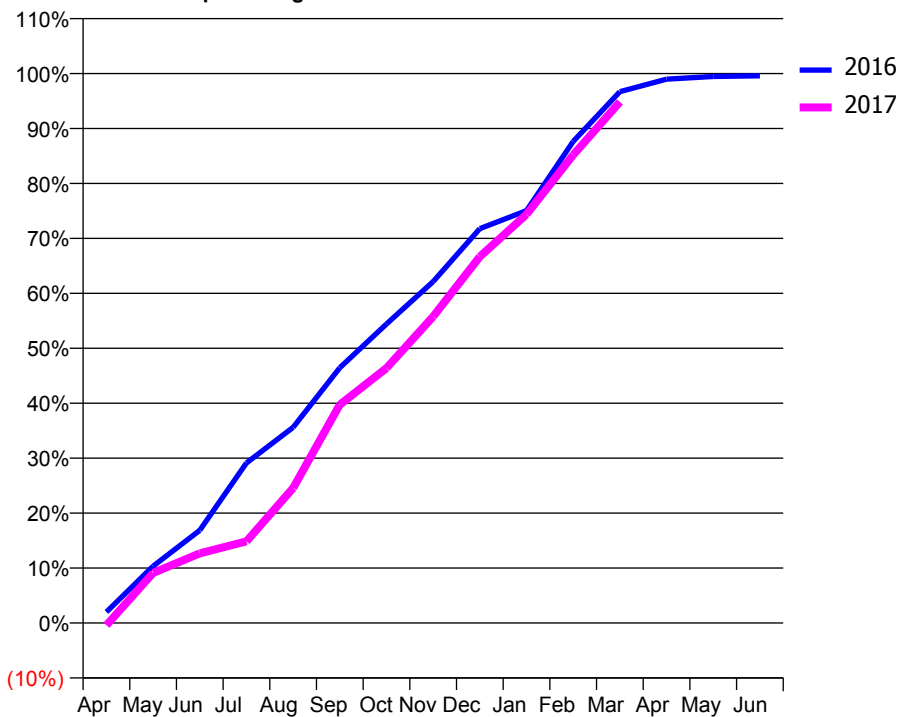
### ACCESS\*

Patients seen in 24 months	Total	Change since previous quarter
Quarter ending March 2016	3,376	
Quarter ending June 2016	3,223	↓
Quarter ending September 2016	3,286	→
Quarter ending December 2016	3,311	→
Quarter ending March 2017	3,349	→
<b>Variance since March 2016</b>	<b>(0.8%)</b>	→



### ACTIVITY

Cumulative percentage of contracted UDA delivered 2016 & 2017



Month	Adjusted Scheduled Activity (UDA)	
	2016	2017
April	220	-47
May	1,142	1,006
June	1,864	1,398
July	3,216	1,639
August	3,930	2,711
September	5,129	4,386
October	6,006	5,120
November	6,858	6,155
December	7,920	7,359
January	8,283	8,209
February	9,674	9,402
March	10,672	10,465
April	10,924	
May	10,978	
June	10,990	

### QUALITY

	Quantity	Base Number	Contract	AT	Region	England
% of FP17s for the same patient ID Re-attending within 3 months - Children	18	565	3.2%	10.4%	11.9%	12.3%
% of FP17s for the same patient ID Re-attending within 3 months - Adults	173	3,069	5.6%	15.3%	16.6%	16.7%
% of FP17s for the same patient ID Re-attending between 3 & 9 months - Children	105	565	18.6%	60.5%	60.2%	57.6%
% of FP17s for the same patient ID Re-attending between 3 & 9 months - Adults	826	3,069	26.9%	52.1%	51.5%	50.1%
% of FP17s for Band 1 Urgent Courses	155	3,535	4.4%	9.6%	9.5%	9.1%
% of FP17s Relating to Free Repair or Replacements	19	3,535	0.5%	0.7%	0.7%	0.8%
% of FP17s Relating to Continuations	0	3,535	0.0%	1.3%	1.2%	1.2%
% of Patients satisfied with the dentistry they have received	10	10	100.0%	93.3%	93.1%	92.8%
% of Patients satisfied with the time they had to wait for an appointment	10	10	100.0%	87.7%	88.8%	88.7%

\* This is based on patients treated on this contract for their most recent course of treatment. Figures in italics indicate the base number of FP17s or Patient Questionnaire responses are less than 100. N/A is shown where the base number of responses is less than 10 during the period. % is calculated as Quantity/Base number\*100

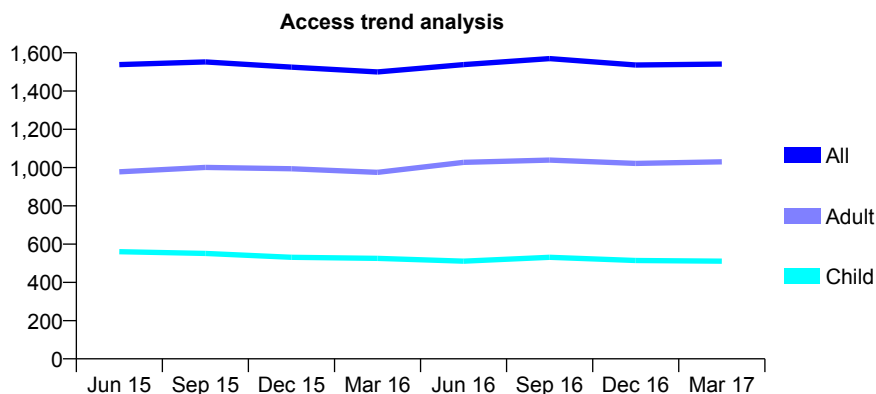
## Q70 - Vital Signs At a Glance Contract Report for 674788/0001 - March 2017

Name or company name	MR AA KAMKAR-JAGHOURI
Contract type name	GDS Contract
Purpose of contract	General
Contract start date	01/04/2006
Contract end date	

16/17 Contracted general activity (UDA)	3,828
Carry forward general activity (UDA)	82
16/17 Contracted orthodontic activity (UOA)	0
Carry forward orthodontic activity (UOA)	0
Baseline contract value	£99,877.45

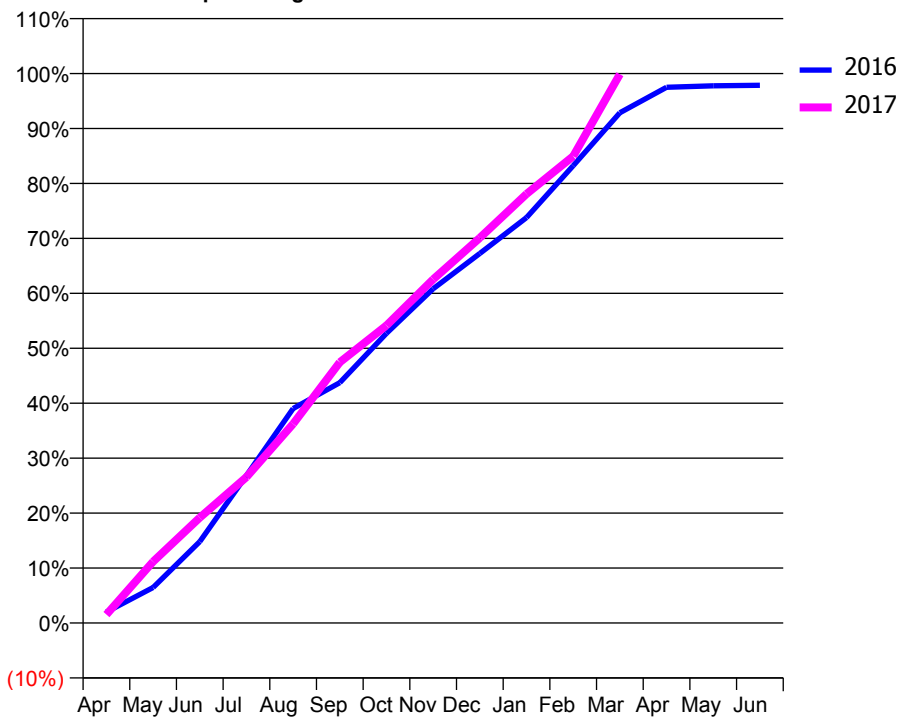
### ACCESS\*

Patients seen in 24 months	Total	Change since previous quarter
Quarter ending March 2016	1,500	
Quarter ending June 2016	1,538	↑
Quarter ending September 2016	1,570	↑
Quarter ending December 2016	1,536	↓
Quarter ending March 2017	1,541	→
<b>Variance since March 2016</b>	<b>2.7%</b>	<b>↑</b>



### ACTIVITY

Cumulative percentage of contracted UDA delivered 2016 & 2017



Adjusted Scheduled Activity (UDA)

Month	2016	2017
April	76	59
May	247	428
June	567	735
July	1,028	1,017
August	1,494	1,388
September	1,674	1,817
October	2,018	2,073
November	2,328	2,394
December	2,574	2,684
January	2,824	2,989
February	3,186	3,252
March	3,555	3,823
April	3,732	
May	3,743	
June	3,746	

### QUALITY

	Quantity	Base Number	Contract	AT	Region	England
% of FP17s for the same patient ID Re-attending within 3 months - Children	27	844	3.2%	10.4%	11.9%	12.3%
% of FP17s for the same patient ID Re-attending within 3 months - Adults	87	1,507	5.8%	15.3%	16.6%	16.7%
% of FP17s for the same patient ID Re-attending between 3 & 9 months - Children	313	844	37.1%	60.5%	60.2%	57.6%
% of FP17s for the same patient ID Re-attending between 3 & 9 months - Adults	375	1,507	24.9%	52.1%	51.5%	50.1%
% of FP17s for Band 1 Urgent Courses	136	2,248	6.0%	9.6%	9.5%	9.1%
% of FP17s Relating to Free Repair or Replacements	7	2,248	0.3%	0.7%	0.7%	0.8%
% of FP17s Relating to Continuations	11	2,248	0.5%	1.3%	1.2%	1.2%
% of Patients satisfied with the dentistry they have received	4	4	N/A	93.3%	93.1%	92.8%
% of Patients satisfied with the time they had to wait for an appointment	4	4	N/A	87.7%	88.8%	88.7%

\* This is based on patients treated on this contract for their most recent course of treatment. Figures in italics indicate the base number of FP17s or Patient Questionnaire responses are less than 100. N/A is shown where the base number of responses is less than 10 during the period. % is calculated as Quantity/Base number\*100

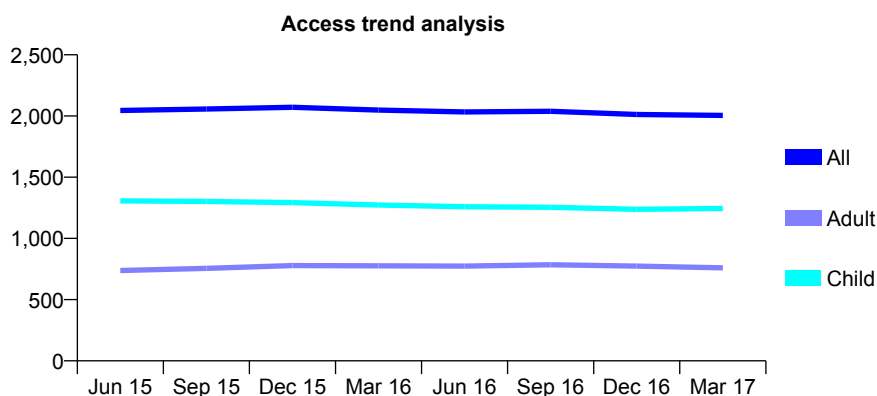
## Q70 - Vital Signs At a Glance Contract Report for 675911/0001 - March 2017

Name or company name	MR NP SHERWIN
Contract type name	GDS Contract
Purpose of contract	General
Contract start date	01/04/2006
Contract end date	

16/17 Contracted general activity (UDA)	5,400
Carry forward general activity (UDA)	0
16/17 Contracted orthodontic activity (UOA)	0
Carry forward orthodontic activity (UOA)	0
Baseline contract value	£136,330.68

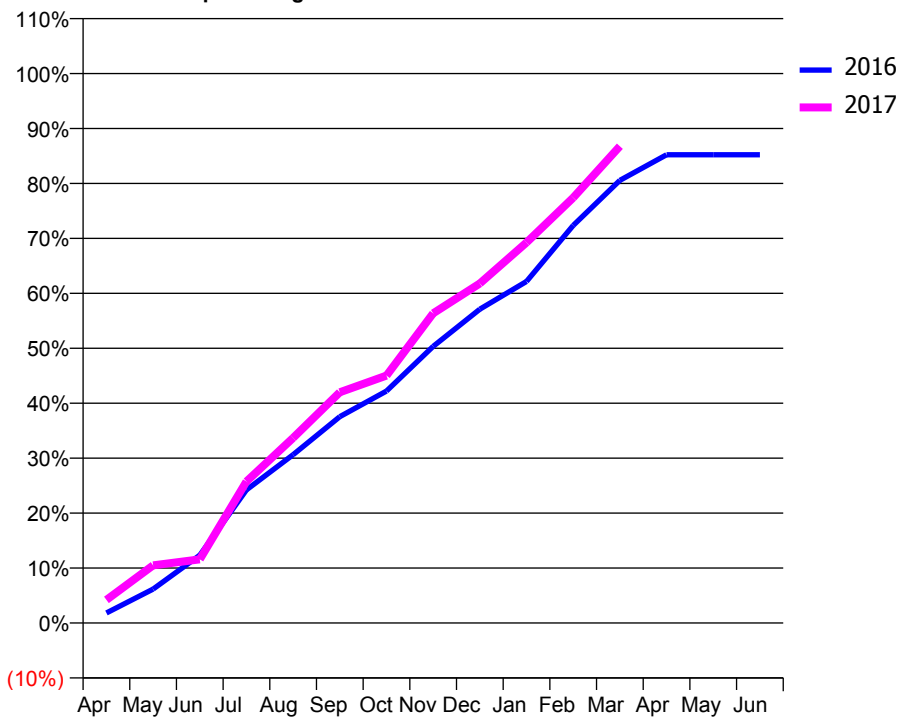
### ACCESS\*

Patients seen in 24 months	Total	Change since previous quarter
Quarter ending March 2016	2,049	
Quarter ending June 2016	2,033	→
Quarter ending September 2016	2,039	→
Quarter ending December 2016	2,012	↓
Quarter ending March 2017	2,005	→
<b>Variance since March 2016</b>	<b>(2.1%)</b>	<b>↓</b>



### ACTIVITY

Cumulative percentage of contracted UDA delivered 2016 & 2017



Adjusted Scheduled Activity (UDA)

Month	2016	2017
April	99	228
May	334	566
June	666	626
July	1,309	1,391
August	1,655	1,820
September	2,028	2,267
October	2,280	2,432
November	2,719	3,043
December	3,084	3,337
January	3,356	3,739
February	3,907	4,180
March	4,350	4,685
April	4,601	
May	4,601	
June	4,601	

### QUALITY

	Quantity	Base Number	Contract	AT	Region	England
% of FP17s for the same patient ID Re-attending within 3 months - Children	161	2,223	7.2%	10.4%	11.9%	12.3%
% of FP17s for the same patient ID Re-attending within 3 months - Adults	123	1,030	11.9%	15.3%	16.6%	16.7%
% of FP17s for the same patient ID Re-attending between 3 & 9 months - Children	1,594	2,223	71.7%	60.5%	60.2%	57.6%
% of FP17s for the same patient ID Re-attending between 3 & 9 months - Adults	706	1,030	68.5%	52.1%	51.5%	50.1%
% of FP17s for Band 1 Urgent Courses	156	3,070	5.1%	9.6%	9.5%	9.1%
% of FP17s Relating to Free Repair or Replacements	8	3,070	0.3%	0.7%	0.7%	0.8%
% of FP17s Relating to Continuations	1	3,070	0.0%	1.3%	1.2%	1.2%
% of Patients satisfied with the dentistry they have received	0	0	N/A	93.3%	93.1%	92.8%
% of Patients satisfied with the time they had to wait for an appointment	0	0	N/A	87.7%	88.8%	88.7%

\* This is based on patients treated on this contract for their most recent course of treatment. Figures in italics indicate the base number of FP17s or Patient Questionnaire responses are less than 100. N/A is shown where the base number of responses is less than 10 during the period. % is calculated as Quantity/Base number\*100

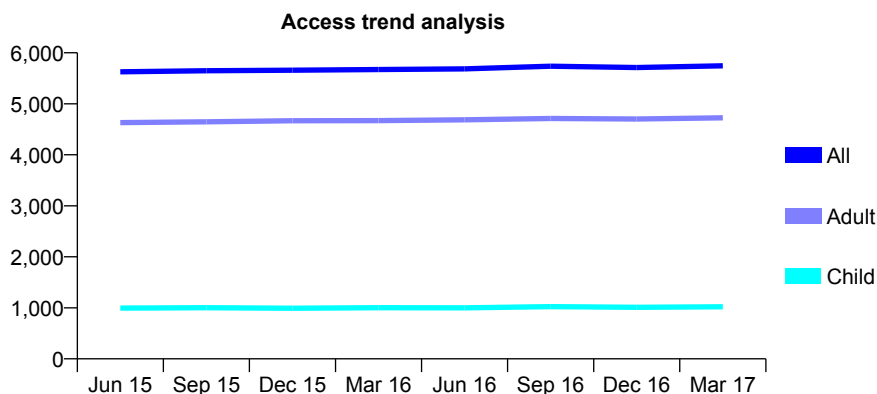
## Q70 - Vital Signs At a Glance Contract Report for 677140/0001 - March 2017

Name or company name	MR RG CARNALL
Contract type name	GDS Contract
Purpose of contract	General
Contract start date	01/04/2006
Contract end date	

16/17 Contracted general activity (UDA)	17,500
Carry forward general activity (UDA)	640
16/17 Contracted orthodontic activity (UOA)	0
Carry forward orthodontic activity (UOA)	0
Baseline contract value	£377,373.62

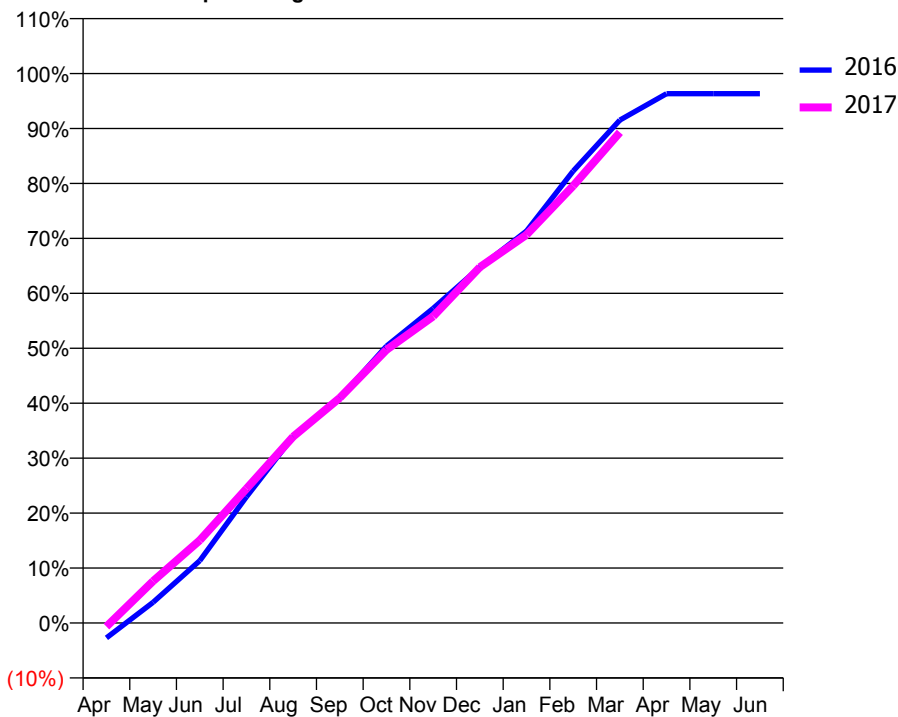
### ACCESS\*

Patients seen in 24 months	Total	Change since previous quarter
Quarter ending March 2016	5,673	
Quarter ending June 2016	5,685	→
Quarter ending September 2016	5,736	→
Quarter ending December 2016	5,711	→
Quarter ending March 2017	5,746	→
<b>Variance since March 2016</b>	<b>1.3%</b>	<b>→</b>



### ACTIVITY

Cumulative percentage of contracted UDA delivered 2016 & 2017



Month	Adjusted Scheduled Activity (UDA)	
	2016	2017
April	-479	-118
May	660	1,336
June	1,987	2,636
July	4,021	4,278
August	5,933	5,936
September	7,168	7,170
October	8,816	8,700
November	10,021	9,766
December	11,331	11,332
January	12,481	12,365
February	14,396	13,922
March	16,015	15,626
April	16,859	
May	16,859	
June	16,859	

### QUALITY

	Quantity	Base Number	Contract	AT	Region	England
% of FP17s for the same patient ID Re-attending within 3 months - Children	80	1,563	5.1%	10.4%	11.9%	12.3%
% of FP17s for the same patient ID Re-attending within 3 months - Adults	1,131	7,706	14.7%	15.3%	16.6%	16.7%
% of FP17s for the same patient ID Re-attending between 3 & 9 months - Children	990	1,563	63.3%	60.5%	60.2%	57.6%
% of FP17s for the same patient ID Re-attending between 3 & 9 months - Adults	4,785	7,706	62.1%	52.1%	51.5%	50.1%
% of FP17s for Band 1 Urgent Courses	530	8,869	6.0%	9.6%	9.5%	9.1%
% of FP17s Relating to Free Repair or Replacements	90	8,869	1.0%	0.7%	0.7%	0.8%
% of FP17s Relating to Continuations	263	8,869	3.0%	1.3%	1.2%	1.2%
% of Patients satisfied with the dentistry they have received	17	18	94.4%	93.3%	93.1%	92.8%
% of Patients satisfied with the time they had to wait for an appointment	17	18	94.4%	87.7%	88.8%	88.7%

\* This is based on patients treated on this contract for their most recent course of treatment. Figures in italics indicate the base number of FP17s or Patient Questionnaire responses are less than 100. N/A is shown where the base number of responses is less than 10 during the period. % is calculated as Quantity/Base number\*100



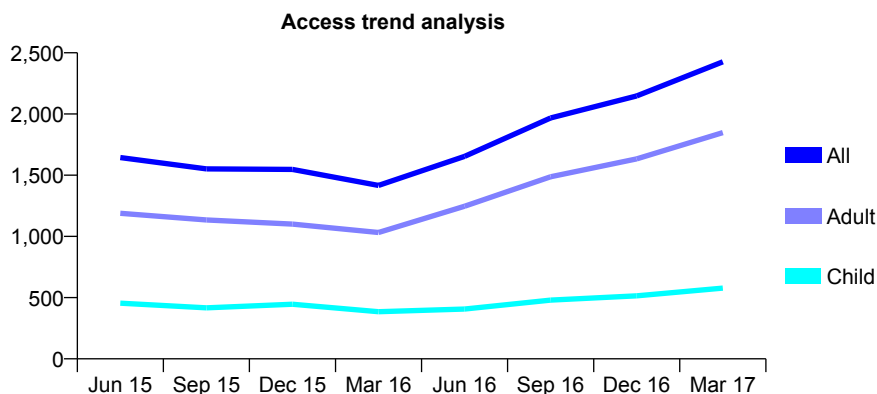
## Q70 - Vital Signs At a Glance Contract Report for 688053/0001 - March 2017

Name or company name	Burgess Road Dental Practice
Contract type name	GDS Contract
Purpose of contract	General
Contract start date	01/04/2006
Contract end date	

16/17 Contracted general activity (UDA)	6,168
Carry forward general activity (UDA)	265
16/17 Contracted orthodontic activity (UOA)	0
Carry forward orthodontic activity (UOA)	0
Baseline contract value	£187,657.02

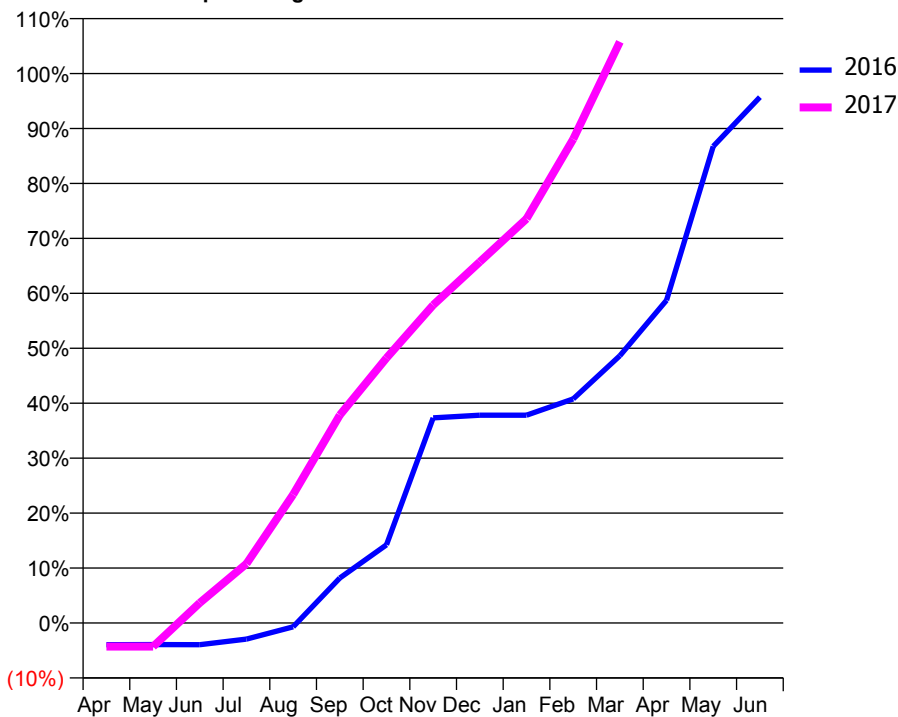
### ACCESS\*

Patients seen in 24 months	Total	Change since previous quarter
Quarter ending March 2016	1,417	
Quarter ending June 2016	1,654	↑
Quarter ending September 2016	1,968	↑
Quarter ending December 2016	2,148	↑
Quarter ending March 2017	2,426	↑
<b>Variance since March 2016</b>	<b>71.2%</b>	<b>↑</b>



### ACTIVITY

Cumulative percentage of contracted UDA delivered 2016 & 2017



Month	Adjusted Scheduled Activity (UDA)	
	2016	2017
April	-244	-265
May	-243	-265
June	-244	227
July	-182	665
August	-44	1,442
September	505	2,335
October	879	2,975
November	2,302	3,569
December	2,333	4,054
January	2,333	4,537
February	2,516	5,432
March	3,000	6,524
April	3,623	
May	5,350	
June	5,903	

### QUALITY

	Quantity	Base Number	Contract	AT	Region	England
% of FP17s for the same patient ID Re-attending within 3 months - Children	49	707	6.9%	10.4%	11.9%	12.3%
% of FP17s for the same patient ID Re-attending within 3 months - Adults	427	2,603	16.4%	15.3%	16.6%	16.7%
% of FP17s for the same patient ID Re-attending between 3 & 9 months - Children	170	707	24.0%	60.5%	60.2%	57.6%
% of FP17s for the same patient ID Re-attending between 3 & 9 months - Adults	644	2,603	24.7%	52.1%	51.5%	50.1%
% of FP17s for Band 1 Urgent Courses	345	2,536	13.6%	9.6%	9.5%	9.1%
% of FP17s Relating to Free Repair or Replacements	7	2,536	0.3%	0.7%	0.7%	0.8%
% of FP17s Relating to Continuations	9	2,536	0.4%	1.3%	1.2%	1.2%
% of Patients satisfied with the dentistry they have received	9	10	90.0%	93.3%	93.1%	92.8%
% of Patients satisfied with the time they had to wait for an appointment	8	10	80.0%	87.7%	88.8%	88.7%

\* This is based on patients treated on this contract for their most recent course of treatment. Figures in italics indicate the base number of FP17s or Patient Questionnaire responses are less than 100. N/A is shown where the base number of responses is less than 10 during the period. % is calculated as Quantity/Base number\*100

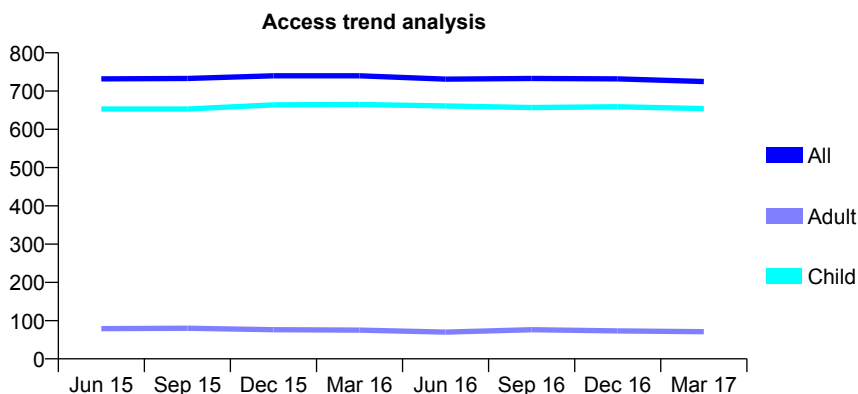
## Q70 - Vital Signs At a Glance Contract Report for 732001/0001 - March 2017

Name or company name	MR JL MURPHY
Contract type name	GDS Contract
Purpose of contract	General
Contract start date	01/04/2006
Contract end date	

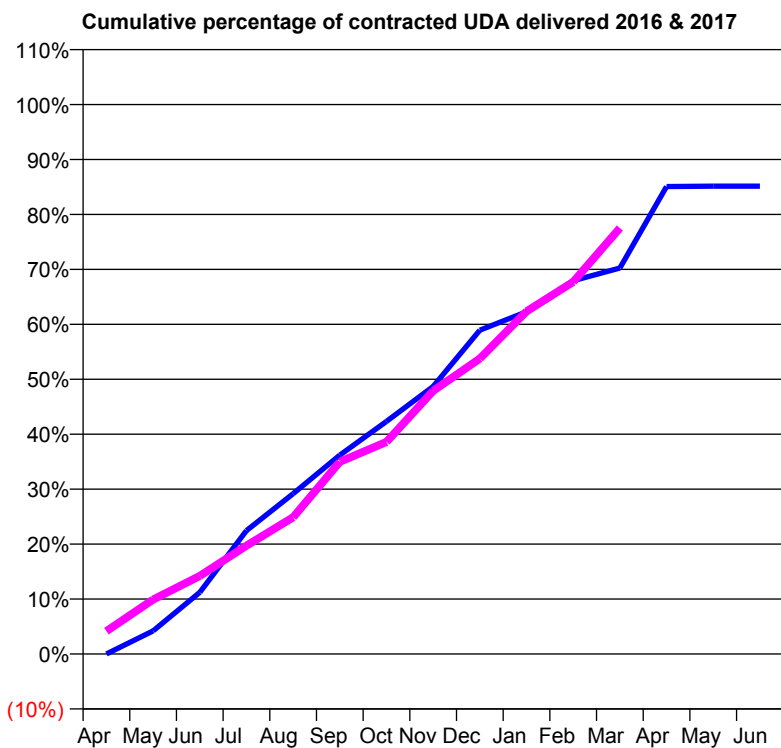
16/17 Contracted general activity (UDA)	1,400
Carry forward general activity (UDA)	0
16/17 Contracted orthodontic activity (UOA)	0
Carry forward orthodontic activity (UOA)	0
Baseline contract value	£36,411.05

### ACCESS\*

Patients seen in 24 months	Total	Change since previous quarter
Quarter ending March 2016	740	
Quarter ending June 2016	731	↓
Quarter ending September 2016	733	→
Quarter ending December 2016	732	→
Quarter ending March 2017	725	→
<b>Variance since March 2016</b>	<b>(2.0%)</b>	<b>↓</b>



### ACTIVITY



Month	Adjusted Scheduled Activity (UDA)	
	2016	2017
April	0	58
May	59	139
June	157	199
July	314	276
August	409	348
September	507	490
October	593	540
November	682	670
December	825	753
January	872	873
February	951	948
March	983	1,085
April	1,191	
May	1,192	
June	1,192	

### QUALITY

	Quantity	Base Number	Contract	AT	Region	England
% of FP17s for the same patient ID Re-attending within 3 months - Children	44	1,077	4.1%	10.4%	11.9%	12.3%
% of FP17s for the same patient ID Re-attending within 3 months - Adults	0	5	0.0%	15.3%	16.6%	16.7%
% of FP17s for the same patient ID Re-attending between 3 & 9 months - Children	671	1,077	62.3%	60.5%	60.2%	57.6%
% of FP17s for the same patient ID Re-attending between 3 & 9 months - Adults	2	5	40.0%	52.1%	51.5%	50.1%
% of FP17s for Band 1 Urgent Courses	21	897	2.3%	9.6%	9.5%	9.1%
% of FP17s Relating to Free Repair or Replacements	0	897	0.0%	0.7%	0.7%	0.8%
% of FP17s Relating to Continuations	0	897	0.0%	1.3%	1.2%	1.2%
% of Patients satisfied with the dentistry they have received	2	2	N/A	93.3%	93.1%	92.8%
% of Patients satisfied with the time they had to wait for an appointment	2	2	N/A	87.7%	88.8%	88.7%

\* This is based on patients treated on this contract for their most recent course of treatment. Figures in italics indicate the base number of FP17s or Patient Questionnaire responses are less than 100. N/A is shown where the base number of responses is less than 10 during the period. % is calculated as Quantity/Base number\*100

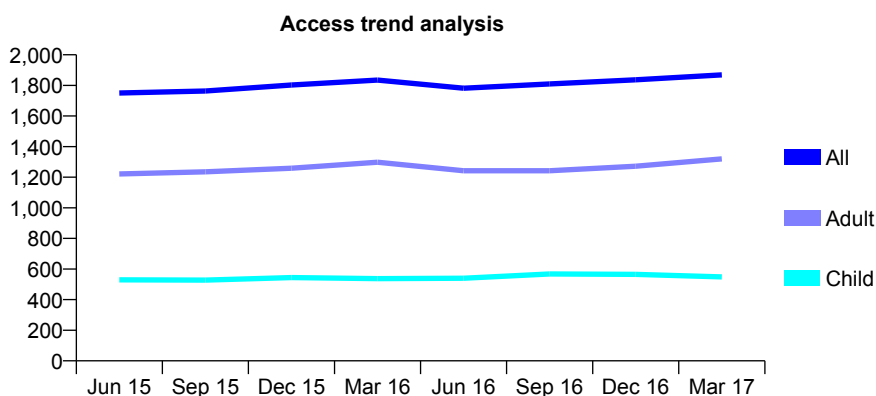
## Q70 - Vital Signs At a Glance Contract Report for 735914/0001 - March 2017

Name or company name	MR MR HOLLEY
Contract type name	GDS Contract
Purpose of contract	General
Contract start date	01/04/2006
Contract end date	

16/17 Contracted general activity (UDA)	4,745
Carry forward general activity (UDA)	59
16/17 Contracted orthodontic activity (UOA)	0
Carry forward orthodontic activity (UOA)	0
Baseline contract value	£118,635.19

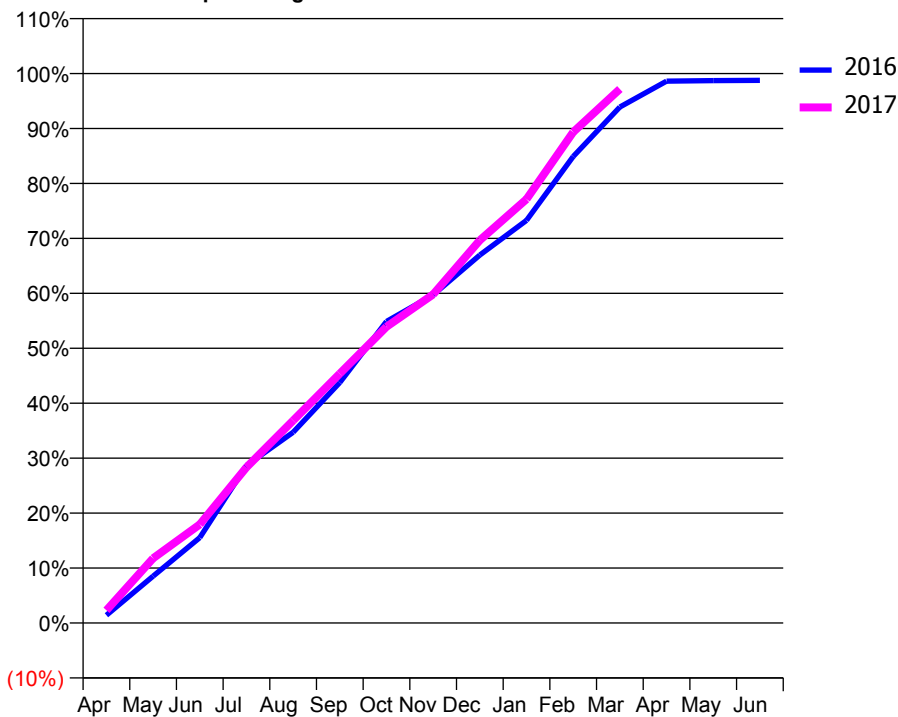
### ACCESS\*

Patients seen in 24 months	Total	Change since previous quarter
Quarter ending March 2016	1,835	
Quarter ending June 2016	1,782	↓
Quarter ending September 2016	1,810	→
Quarter ending December 2016	1,837	→
Quarter ending March 2017	1,869	→
<b>Variance since March 2016</b>	<b>1.9%</b>	<b>→</b>



### ACTIVITY

Cumulative percentage of contracted UDA delivered 2016 & 2017



Month	Adjusted Scheduled Activity (UDA)	
	2016	2017
April	68	110
May	405	560
June	737	852
July	1,361	1,345
August	1,647	1,749
September	2,077	2,154
October	2,604	2,558
November	2,833	2,838
December	3,177	3,305
January	3,477	3,660
February	4,028	4,239
March	4,455	4,612
April	4,679	
May	4,684	
June	4,686	

### QUALITY

	Quantity	Base Number	Contract	AT	Region	England
% of FP17s for the same patient ID Re-attending within 3 months - Children	21	871	2.4%	10.4%	11.9%	12.3%
% of FP17s for the same patient ID Re-attending within 3 months - Adults	109	1,811	6.0%	15.3%	16.6%	16.7%
% of FP17s for the same patient ID Re-attending between 3 & 9 months - Children	293	871	33.6%	60.5%	60.2%	57.6%
% of FP17s for the same patient ID Re-attending between 3 & 9 months - Adults	562	1,811	31.0%	52.1%	51.5%	50.1%
% of FP17s for Band 1 Urgent Courses	128	2,531	5.1%	9.6%	9.5%	9.1%
% of FP17s Relating to Free Repair or Replacements	15	2,531	0.6%	0.7%	0.7%	0.8%
% of FP17s Relating to Continuations	7	2,531	0.3%	1.3%	1.2%	1.2%
% of Patients satisfied with the dentistry they have received	1	1	N/A	93.3%	93.1%	92.8%
% of Patients satisfied with the time they had to wait for an appointment	1	1	N/A	87.7%	88.8%	88.7%

\* This is based on patients treated on this contract for their most recent course of treatment. Figures in italics indicate the base number of FP17s or Patient Questionnaire responses are less than 100. N/A is shown where the base number of responses is less than 10 during the period. % is calculated as Quantity/Base number\*100

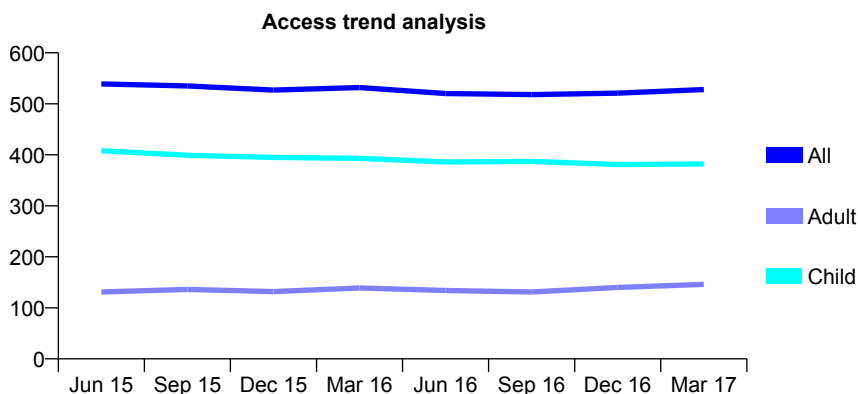
## Q70 - Vital Signs At a Glance Contract Report for 737615/0001 - March 2017

Name or company name	Forest Lodge Dental Practice
Contract type name	GDS Contract
Purpose of contract	General
Contract start date	01/04/2006
Contract end date	

16/17 Contracted general activity (UDA)	1,275
Carry forward general activity (UDA)	0
16/17 Contracted orthodontic activity (UOA)	0
Carry forward orthodontic activity (UOA)	0
Baseline contract value	£32,236.11

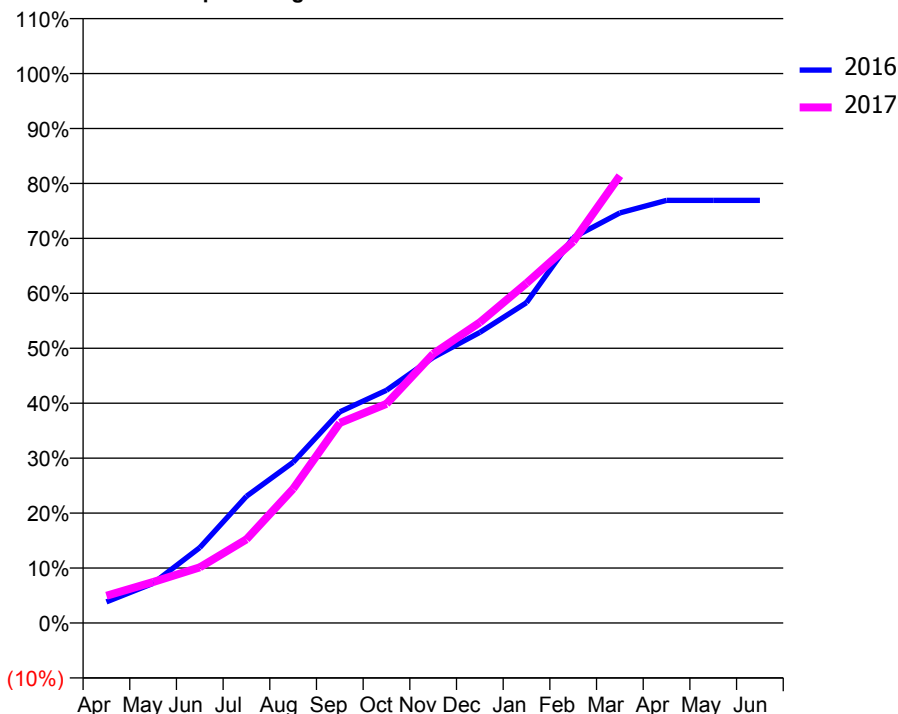
### ACCESS\*

Patients seen in 24 months	Total	Change since previous quarter
Quarter ending March 2016	532	
Quarter ending June 2016	520	↓
Quarter ending September 2016	518	→
Quarter ending December 2016	521	→
Quarter ending March 2017	528	→
<b>Variance since March 2016</b>	<b>(0.8%)</b>	→



### ACTIVITY

Cumulative percentage of contracted UDA delivered 2016 & 2017



Month	Adjusted Scheduled Activity (UDA)	
	2016	2017
April	49	63
May	92	95
June	175	129
July	294	194
August	373	311
September	490	464
October	540	508
November	616	624
December	674	697
January	743	789
February	894	885
March	952	1,038
April	981	
May	981	
June	981	

### QUALITY

	Quantity	Base Number	Contract	AT	Region	England
% of FP17s for the same patient ID Re-attending within 3 months - Children	16	636	2.5%	10.4%	11.9%	12.3%
% of FP17s for the same patient ID Re-attending within 3 months - Adults	8	128	6.3%	15.3%	16.6%	16.7%
% of FP17s for the same patient ID Re-attending between 3 & 9 months - Children	467	636	73.4%	60.5%	60.2%	57.6%
% of FP17s for the same patient ID Re-attending between 3 & 9 months - Adults	77	128	60.2%	52.1%	51.5%	50.1%
% of FP17s for Band 1 Urgent Courses	5	743	0.7%	9.6%	9.5%	9.1%
% of FP17s Relating to Free Repair or Replacements	0	743	0.0%	0.7%	0.7%	0.8%
% of FP17s Relating to Continuations	4	743	0.5%	1.3%	1.2%	1.2%
% of Patients satisfied with the dentistry they have received	0	0	N/A	93.3%	93.1%	92.8%
% of Patients satisfied with the time they had to wait for an appointment	0	0	N/A	87.7%	88.8%	88.7%

\* This is based on patients treated on this contract for their most recent course of treatment. Figures in italics indicate the base number of FP17s or Patient Questionnaire responses are less than 100. N/A is shown where the base number of responses is less than 10 during the period. % is calculated as Quantity/Base number\*100

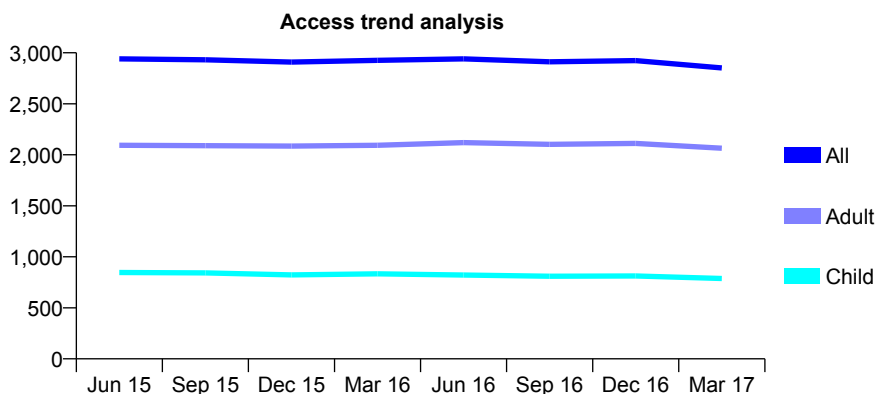
## Q70 - Vital Signs At a Glance Contract Report for 739391/0001 - March 2017

Name or company name	MR T SEAGAN
Contract type name	GDS Contract
Purpose of contract	General
Contract start date	01/04/2006
Contract end date	

16/17 Contracted general activity (UDA)	5,309
Carry forward general activity (UDA)	98
16/17 Contracted orthodontic activity (UOA)	0
Carry forward orthodontic activity (UOA)	0
Baseline contract value	£140,794.73

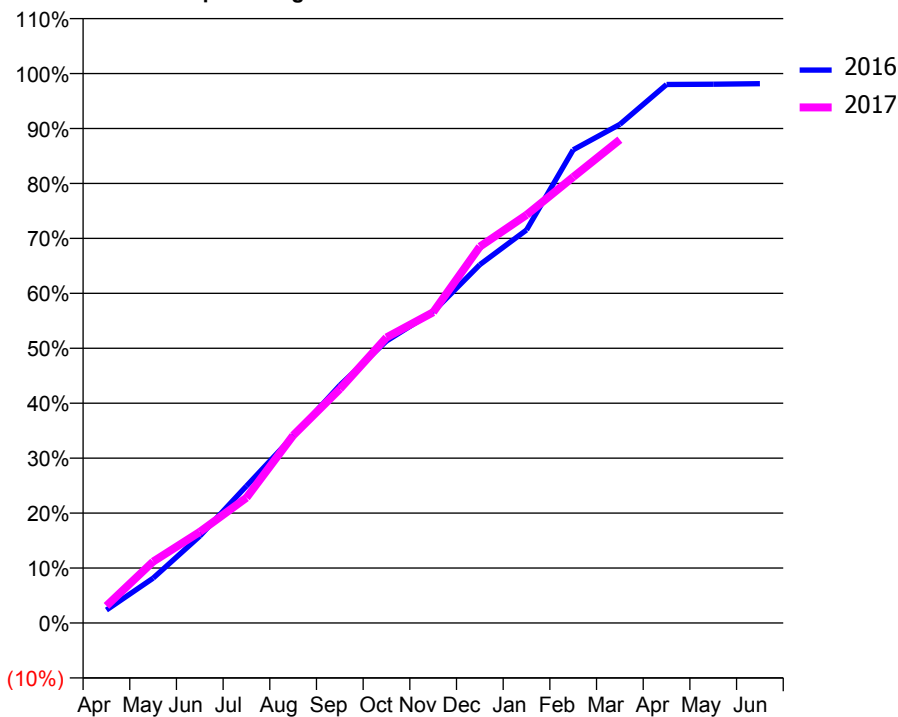
### ACCESS\*

Patients seen in 24 months	Total	Change since previous quarter
Quarter ending March 2016	2,926	
Quarter ending June 2016	2,941	→
Quarter ending September 2016	2,912	→
Quarter ending December 2016	2,924	→
Quarter ending March 2017	2,852	↓
<b>Variance since March 2016</b>	<b>(2.5%)</b>	<b>↓</b>



### ACTIVITY

Cumulative percentage of contracted UDA delivered 2016 & 2017



Month	Adjusted Scheduled Activity (UDA)	
	2016	2017
April	125	165
May	434	593
June	840	881
July	1,323	1,210
August	1,805	1,812
September	2,296	2,261
October	2,724	2,759
November	3,008	3,002
December	3,463	3,636
January	3,797	3,943
February	4,572	4,309
March	4,818	4,670
April	5,203	
May	5,206	
June	5,211	

### QUALITY

	Quantity	Base Number	Contract	AT	Region	England
% of FP17s for the same patient ID Re-attending within 3 months - Children	55	1,123	4.9%	10.4%	11.9%	12.3%
% of FP17s for the same patient ID Re-attending within 3 months - Adults	323	2,666	12.1%	15.3%	16.6%	16.7%
% of FP17s for the same patient ID Re-attending between 3 & 9 months - Children	654	1,123	58.2%	60.5%	60.2%	57.6%
% of FP17s for the same patient ID Re-attending between 3 & 9 months - Adults	1,322	2,666	49.6%	52.1%	51.5%	50.1%
% of FP17s for Band 1 Urgent Courses	243	2,746	8.8%	9.6%	9.5%	9.1%
% of FP17s Relating to Free Repair or Replacements	5	2,746	0.2%	0.7%	0.7%	0.8%
% of FP17s Relating to Continuations	16	2,746	0.6%	1.3%	1.2%	1.2%
% of Patients satisfied with the dentistry they have received	2	2	N/A	93.3%	93.1%	92.8%
% of Patients satisfied with the time they had to wait for an appointment	2	2	N/A	87.7%	88.8%	88.7%

\* This is based on patients treated on this contract for their most recent course of treatment. Figures in italics indicate the base number of FP17s or Patient Questionnaire responses are less than 100. N/A is shown where the base number of responses is less than 10 during the period. % is calculated as Quantity/Base number\*100

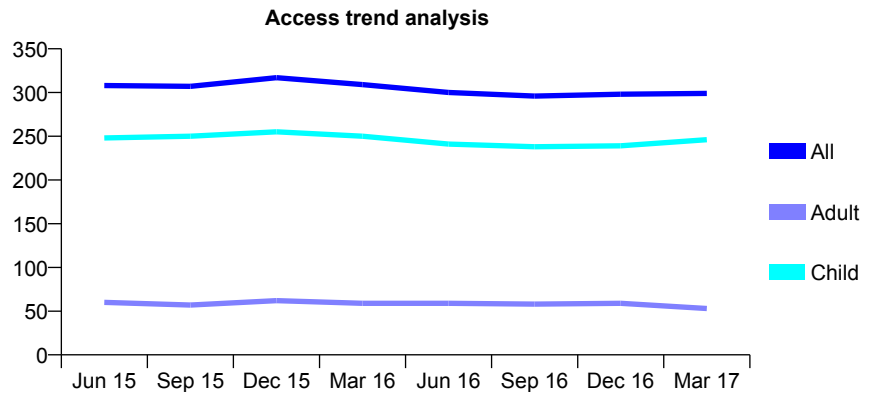
## Q70 - Vital Signs At a Glance Contract Report for 739901/0001 - March 2017

Name or company name	MR PD THORNHILL
Contract type name	GDS Contract
Purpose of contract	General
Contract start date	01/04/2006
Contract end date	

16/17 Contracted general activity (UDA)	540
Carry forward general activity (UDA)	-1
16/17 Contracted orthodontic activity (UOA)	0
Carry forward orthodontic activity (UOA)	0
Baseline contract value	£12,601.95

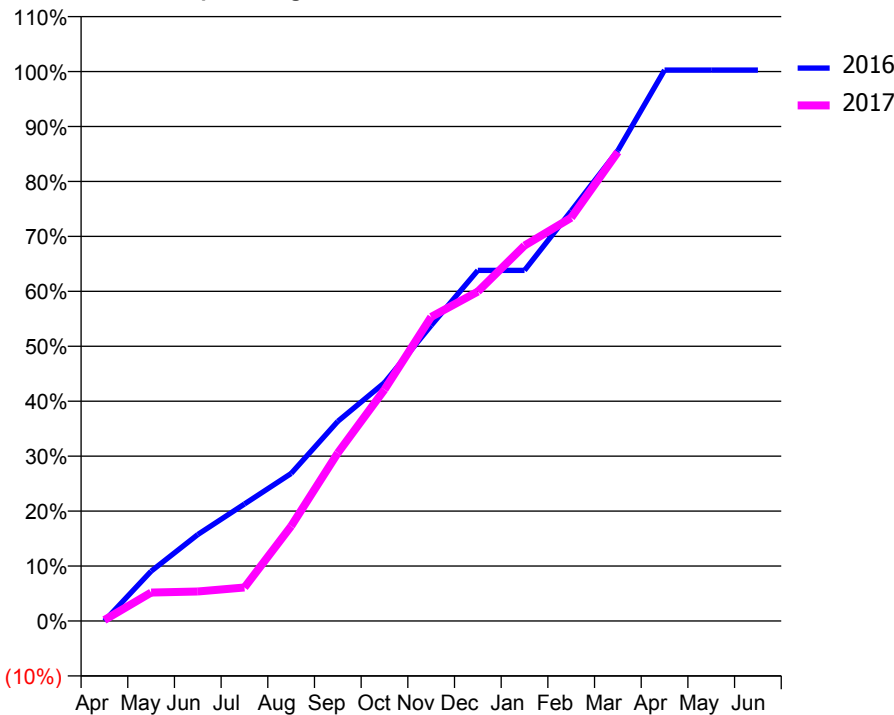
### ACCESS\*

Patients seen in 24 months	Total	Change since previous quarter
Quarter ending March 2016	309	
Quarter ending June 2016	300	↓
Quarter ending September 2016	296	↓
Quarter ending December 2016	298	→
Quarter ending March 2017	299	→
<b>Variance since March 2016</b>	<b>(3.2%)</b>	<b>↓</b>



### ACTIVITY

Cumulative percentage of contracted UDA delivered 2016 & 2017



Month	Adjusted Scheduled Activity (UDA)	
	2016	2017
April	0	1
May	49	28
June	85	29
July	115	33
August	145	93
September	196	165
October	234	227
November	290	299
December	345	324
January	345	369
February	403	396
March	462	461
April	541	
May	541	
June	541	

### QUALITY

	Quantity	Base Number	Contract	AT	Region	England
% of FP17s for the same patient ID Re-attending within 3 months - Children	17	424	4.0%	10.4%	11.9%	12.3%
% of FP17s for the same patient ID Re-attending within 3 months - Adults	2	30	6.7%	15.3%	16.6%	16.7%
% of FP17s for the same patient ID Re-attending between 3 & 9 months - Children	317	424	74.8%	60.5%	60.2%	57.6%
% of FP17s for the same patient ID Re-attending between 3 & 9 months - Adults	22	30	73.3%	52.1%	51.5%	50.1%
% of FP17s for Band 1 Urgent Courses	10	388	2.6%	9.6%	9.5%	9.1%
% of FP17s Relating to Free Repair or Replacements	0	388	0.0%	0.7%	0.7%	0.8%
% of FP17s Relating to Continuations	0	388	0.0%	1.3%	1.2%	1.2%
% of Patients satisfied with the dentistry they have received	0	0	N/A	93.3%	93.1%	92.8%
% of Patients satisfied with the time they had to wait for an appointment	0	0	N/A	87.7%	88.8%	88.7%

\* This is based on patients treated on this contract for their most recent course of treatment. Figures in italics indicate the base number of FP17s or Patient Questionnaire responses are less than 100. N/A is shown where the base number of responses is less than 10 during the period. % is calculated as Quantity/Base number\*100

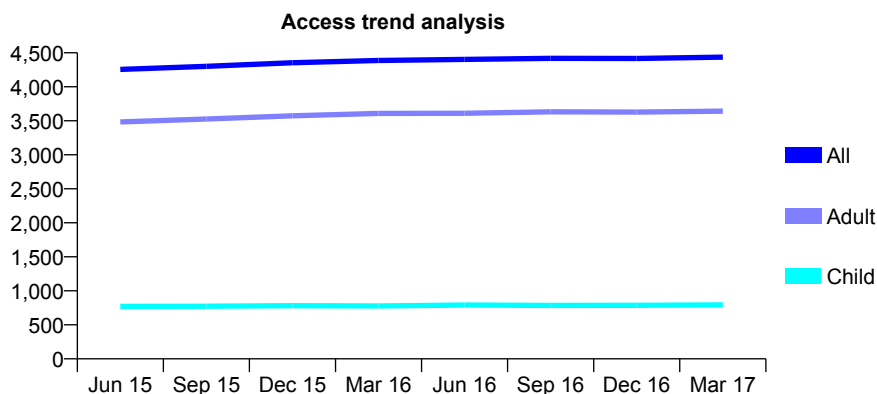
## Q70 - Vital Signs At a Glance Contract Report for 741833/0001 - March 2017

Name or company name	MISS B SHAH
Contract type name	GDS Contract
Purpose of contract	General
Contract start date	01/04/2006
Contract end date	

16/17 Contracted general activity (UDA)	12,000
Carry forward general activity (UDA)	315
16/17 Contracted orthodontic activity (UOA)	0
Carry forward orthodontic activity (UOA)	0
Baseline contract value	£338,009.85

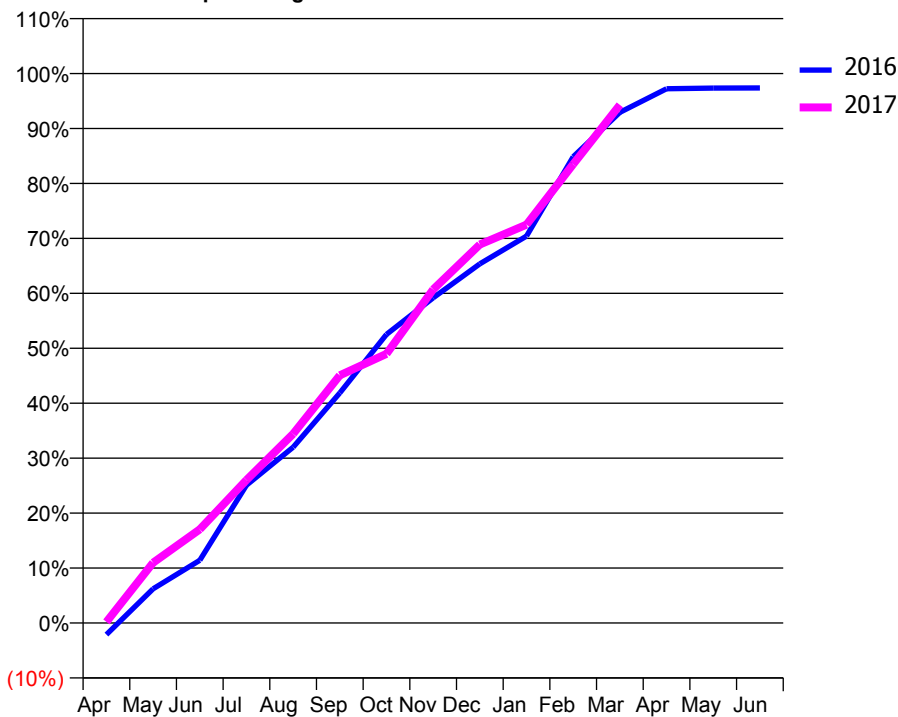
### ACCESS\*

Patients seen in 24 months	Total	Change since previous quarter
Quarter ending March 2016	4,387	
Quarter ending June 2016	4,402	→
Quarter ending September 2016	4,419	→
Quarter ending December 2016	4,416	→
Quarter ending March 2017	4,436	→
<b>Variance since March 2016</b>	<b>1.1%</b>	<b>→</b>



### ACTIVITY

Cumulative percentage of contracted UDA delivered 2016 & 2017



Month	Adjusted Scheduled Activity (UDA)	
	2016	2017
April	-256	23
May	748	1,317
June	1,371	2,046
July	3,010	3,122
August	3,840	4,130
September	5,025	5,409
October	6,302	5,879
November	7,102	7,283
December	7,844	8,267
January	8,449	8,700
February	10,181	10,020
March	11,152	11,314
April	11,668	
May	11,683	
June	11,685	

### QUALITY

	Quantity	Base Number	Contract	AT	Region	England
% of FP17s for the same patient ID Re-attending within 3 months - Children	61	1,268	4.8%	10.4%	11.9%	12.3%
% of FP17s for the same patient ID Re-attending within 3 months - Adults	1,031	6,152	16.8%	15.3%	16.6%	16.7%
% of FP17s for the same patient ID Re-attending between 3 & 9 months - Children	876	1,268	69.1%	60.5%	60.2%	57.6%
% of FP17s for the same patient ID Re-attending between 3 & 9 months - Adults	3,971	6,152	64.5%	52.1%	51.5%	50.1%
% of FP17s for Band 1 Urgent Courses	913	7,083	12.9%	9.6%	9.5%	9.1%
% of FP17s Relating to Free Repair or Replacements	164	7,083	2.3%	0.7%	0.7%	0.8%
% of FP17s Relating to Continuations	51	7,083	0.7%	1.3%	1.2%	1.2%
% of Patients satisfied with the dentistry they have received	7	7	N/A	93.3%	93.1%	92.8%
% of Patients satisfied with the time they had to wait for an appointment	7	7	N/A	87.7%	88.8%	88.7%

\* This is based on patients treated on this contract for their most recent course of treatment. Figures in italics indicate the base number of FP17s or Patient Questionnaire responses are less than 100. N/A is shown where the base number of responses is less than 10 during the period. % is calculated as Quantity/Base number\*100

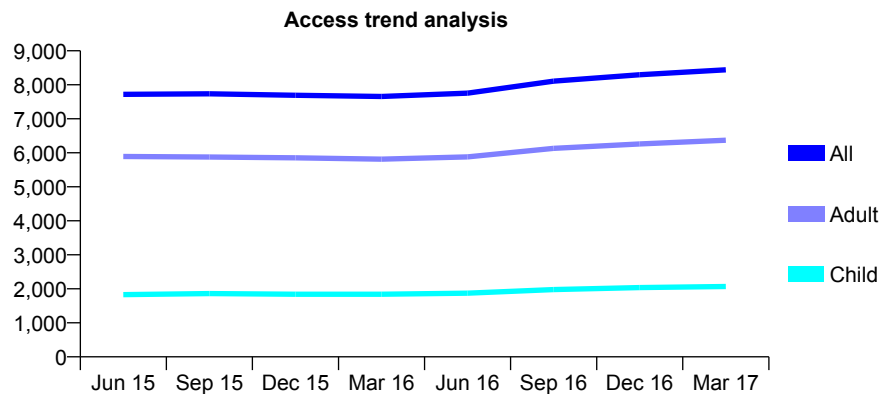
## Q70 - Vital Signs At a Glance Contract Report for 750026/0001 - March 2017

Name or company name	MR JT COBLEY
Contract type name	GDS Contract
Purpose of contract	General
Contract start date	01/04/2006
Contract end date	

16/17 Contracted general activity (UDA)	16,700
Carry forward general activity (UDA)	794
16/17 Contracted orthodontic activity (UOA)	0
Carry forward orthodontic activity (UOA)	0
Baseline contract value	£441,236.76

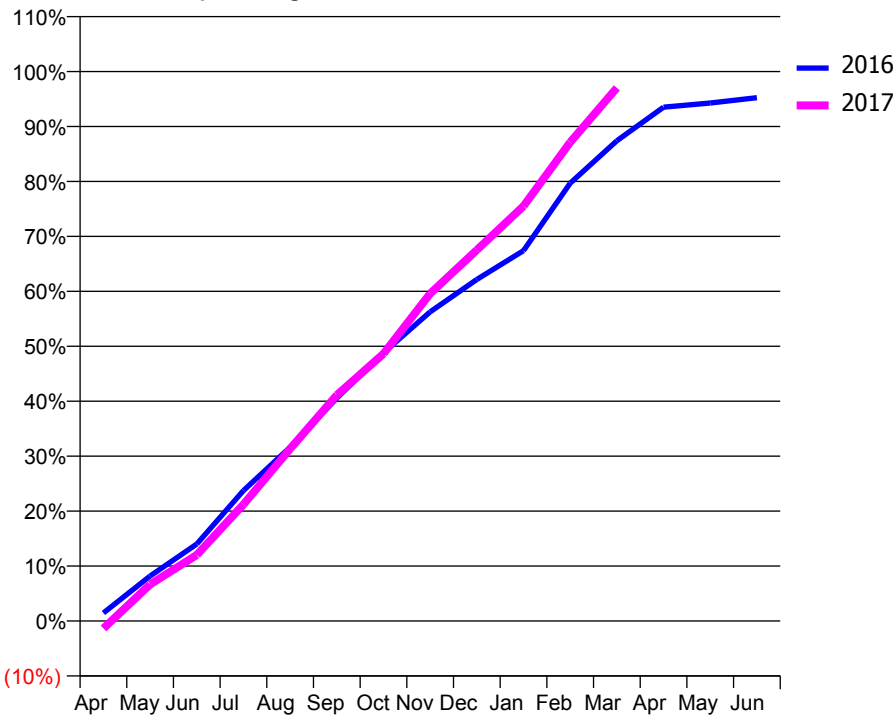
### ACCESS\*

Patients seen in 24 months	Total	Change since previous quarter
Quarter ending March 2016	7,657	
Quarter ending June 2016	7,753	→
Quarter ending September 2016	8,108	↑
Quarter ending December 2016	8,296	↑
Quarter ending March 2017	8,440	→
<b>Variance since March 2016</b>	<b>10.2%</b>	<b>↑</b>



### ACTIVITY

Cumulative percentage of contracted UDA delivered 2016 & 2017



Month	Adjusted Scheduled Activity (UDA)	
	2016	2017
April	245	-229
May	1,363	1,112
June	2,335	2,010
July	3,953	3,542
August	5,268	5,233
September	6,753	6,867
October	8,125	8,125
November	9,367	9,950
December	10,349	11,275
January	11,221	12,608
February	13,265	14,552
March	14,551	16,206
April	15,568	
May	15,696	
June	15,854	

### QUALITY

	Quantity	Base Number	Contract	AT	Region	England
% of FP17s for the same patient ID Re-attending within 3 months - Children	93	2,431	3.8%	10.4%	11.9%	12.3%
% of FP17s for the same patient ID Re-attending within 3 months - Adults	1,087	7,450	14.6%	15.3%	16.6%	16.7%
% of FP17s for the same patient ID Re-attending between 3 & 9 months - Children	703	2,431	28.9%	60.5%	60.2%	57.6%
% of FP17s for the same patient ID Re-attending between 3 & 9 months - Adults	2,048	7,450	27.5%	52.1%	51.5%	50.1%
% of FP17s for Band 1 Urgent Courses	984	9,285	10.6%	9.6%	9.5%	9.1%
% of FP17s Relating to Free Repair or Replacements	69	9,285	0.7%	0.7%	0.7%	0.8%
% of FP17s Relating to Continuations	51	9,285	0.5%	1.3%	1.2%	1.2%
% of Patients satisfied with the dentistry they have received	13	18	72.2%	93.3%	93.1%	92.8%
% of Patients satisfied with the time they had to wait for an appointment	16	18	88.9%	87.7%	88.8%	88.7%

\* This is based on patients treated on this contract for their most recent course of treatment. Figures in italics indicate the base number of FP17s or Patient Questionnaire responses are less than 100. N/A is shown where the base number of responses is less than 10 during the period. % is calculated as Quantity/Base number\*100



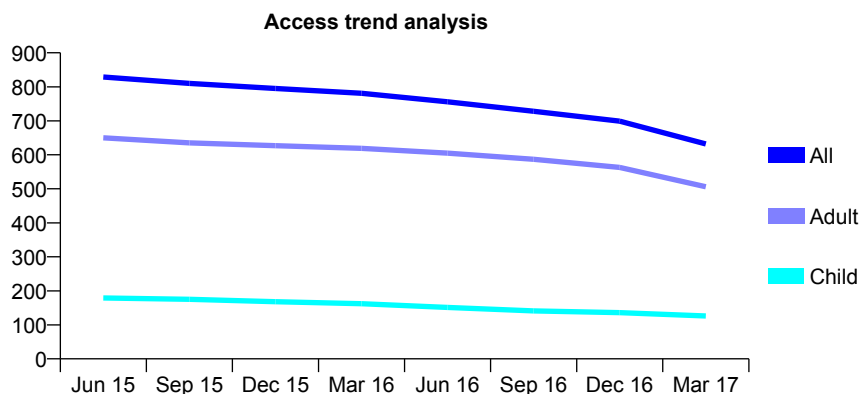
## Q70 - Vital Signs At a Glance Contract Report for 751081/0001 - March 2017

Name or company name	MR SH WARNER
Contract type name	GDS Contract
Purpose of contract	General
Contract start date	01/11/2006
Contract end date	

16/17 Contracted general activity (UDA)	2,800
Carry forward general activity (UDA)	0
16/17 Contracted orthodontic activity (UOA)	0
Carry forward orthodontic activity (UOA)	0
Baseline contract value	£64,099.82

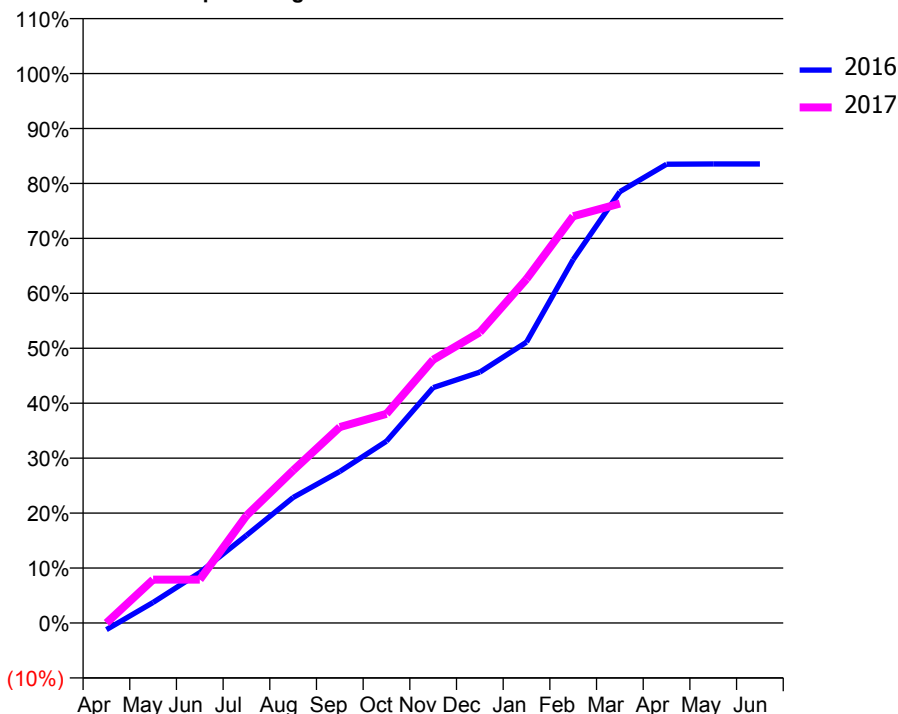
### ACCESS\*

Patients seen in 24 months	Total	Change since previous quarter
Quarter ending March 2016	781	
Quarter ending June 2016	756	↓
Quarter ending September 2016	728	↓
Quarter ending December 2016	699	↓
Quarter ending March 2017	632	↓
<b>Variance since March 2016</b>	<b>(19.1%)</b>	<b>↓</b>



### ACTIVITY

**Cumulative percentage of contracted UDA delivered 2016 & 2017**



Month	Adjusted Scheduled Activity (UDA)	
	2016	2017
April	-34	0
May	105	221
June	257	221
July	447	548
August	640	778
September	772	999
October	927	1,066
November	1,200	1,342
December	1,279	1,482
January	1,432	1,753
February	1,852	2,073
March	2,198	2,138
April	2,338	
May	2,339	
June	2,339	

### QUALITY

	Quantity	Base Number	Contract	AT	Region	England
% of FP17s for the same patient ID Re-attending within 3 months - Children	3	115	2.6%	10.4%	11.9%	12.3%
% of FP17s for the same patient ID Re-attending within 3 months - Adults	45	518	8.7%	15.3%	16.6%	16.7%
% of FP17s for the same patient ID Re-attending between 3 & 9 months - Children	26	115	22.6%	60.5%	60.2%	57.6%
% of FP17s for the same patient ID Re-attending between 3 & 9 months - Adults	152	518	29.3%	52.1%	51.5%	50.1%
% of FP17s for Band 1 Urgent Courses	3	605	0.5%	9.6%	9.5%	9.1%
% of FP17s Relating to Free Repair or Replacements	9	605	1.5%	0.7%	0.7%	0.8%
% of FP17s Relating to Continuations	7	605	1.2%	1.3%	1.2%	1.2%
% of Patients satisfied with the dentistry they have received	3	3	N/A	93.3%	93.1%	92.8%
% of Patients satisfied with the time they had to wait for an appointment	3	3	N/A	87.7%	88.8%	88.7%

\* This is based on patients treated on this contract for their most recent course of treatment. Figures in italics indicate the base number of FP17s or Patient Questionnaire responses are less than 100. N/A is shown where the base number of responses is less than 10 during the period. % is calculated as Quantity/Base number\*100

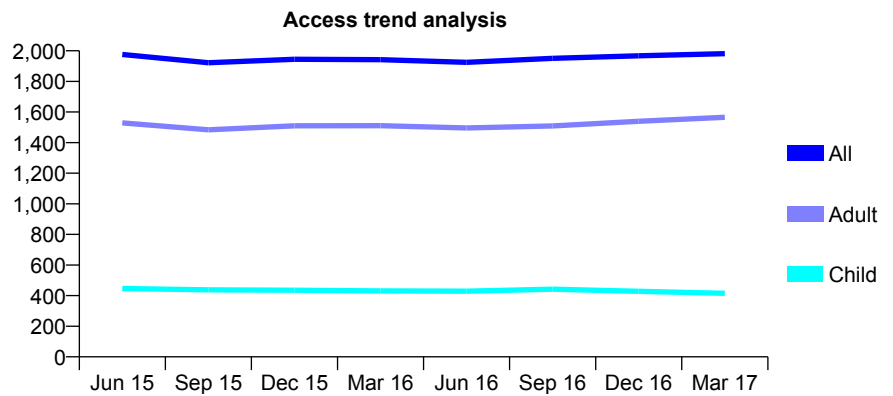
## Q70 - Vital Signs At a Glance Contract Report for 753939/0001 - March 2017

Name or company name	Stanford Road Dental Practice Partnership
Contract type name	GDS Contract
Purpose of contract	General
Contract start date	01/04/2006
Contract end date	

16/17 Contracted general activity (UDA)	6,866
Carry forward general activity (UDA)	0
16/17 Contracted orthodontic activity (UOA)	0
Carry forward orthodontic activity (UOA)	0
Baseline contract value	£215,771.79

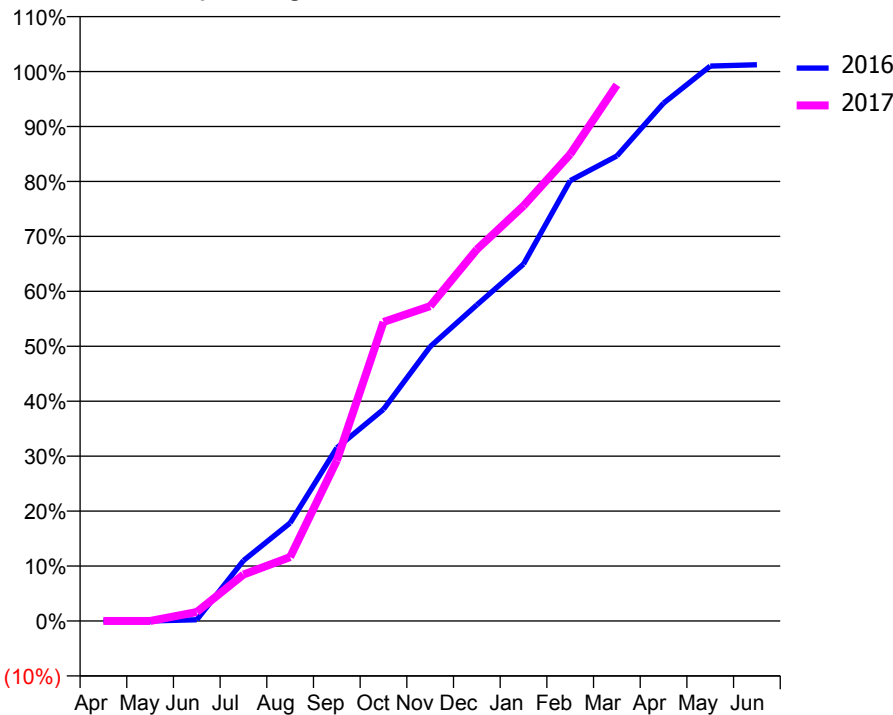
### ACCESS\*

Patients seen in 24 months	Total	Change since previous quarter
Quarter ending March 2016	1,942	
Quarter ending June 2016	1,925	→
Quarter ending September 2016	1,951	→
Quarter ending December 2016	1,967	→
Quarter ending March 2017	1,981	→
<b>Variance since March 2016</b>	<b>2.0%</b>	<b>↑</b>



### ACTIVITY

Cumulative percentage of contracted UDA delivered 2016 & 2017



Month	Adjusted Scheduled Activity (UDA)	
	2016	2017
April	0	0
May	0	1
June	15	112
July	756	581
August	1,225	798
September	2,164	2,005
October	2,645	3,736
November	3,428	3,935
December	3,950	4,643
January	4,460	5,187
February	5,503	5,832
March	5,810	6,698
April	6,470	
May	6,934	
June	6,951	

### QUALITY

	Quantity	Base Number	Contract	AT	Region	England
% of FP17s for the same patient ID Re-attending within 3 months - Children	52	668	7.8%	10.4%	11.9%	12.3%
% of FP17s for the same patient ID Re-attending within 3 months - Adults	216	2,176	9.9%	15.3%	16.6%	16.7%
% of FP17s for the same patient ID Re-attending between 3 & 9 months - Children	371	668	55.5%	60.5%	60.2%	57.6%
% of FP17s for the same patient ID Re-attending between 3 & 9 months - Adults	1,186	2,176	54.5%	52.1%	51.5%	50.1%
% of FP17s for Band 1 Urgent Courses	162	2,386	6.8%	9.6%	9.5%	9.1%
% of FP17s Relating to Free Repair or Replacements	13	2,386	0.5%	0.7%	0.7%	0.8%
% of FP17s Relating to Continuations	1	2,386	0.0%	1.3%	1.2%	1.2%
% of Patients satisfied with the dentistry they have received	1	1	N/A	93.3%	93.1%	92.8%
% of Patients satisfied with the time they had to wait for an appointment	0	1	N/A	87.7%	88.8%	88.7%

\* This is based on patients treated on this contract for their most recent course of treatment. Figures in italics indicate the base number of FP17s or Patient Questionnaire responses are less than 100. N/A is shown where the base number of responses is less than 10 during the period. % is calculated as Quantity/Base number\*100

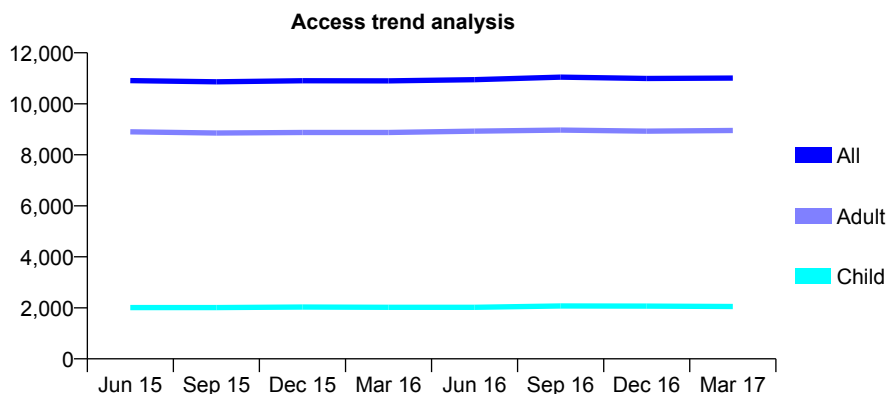
## Q70 - Vital Signs At a Glance Contract Report for 755648/0001 - March 2017

Name or company name	MR SM SHILLAKER
Contract type name	GDS Contract
Purpose of contract	General
Contract start date	01/04/2006
Contract end date	

16/17 Contracted general activity (UDA)	29,511
Carry forward general activity (UDA)	100
16/17 Contracted orthodontic activity (UOA)	0
Carry forward orthodontic activity (UOA)	0
Baseline contract value	£757,666.57

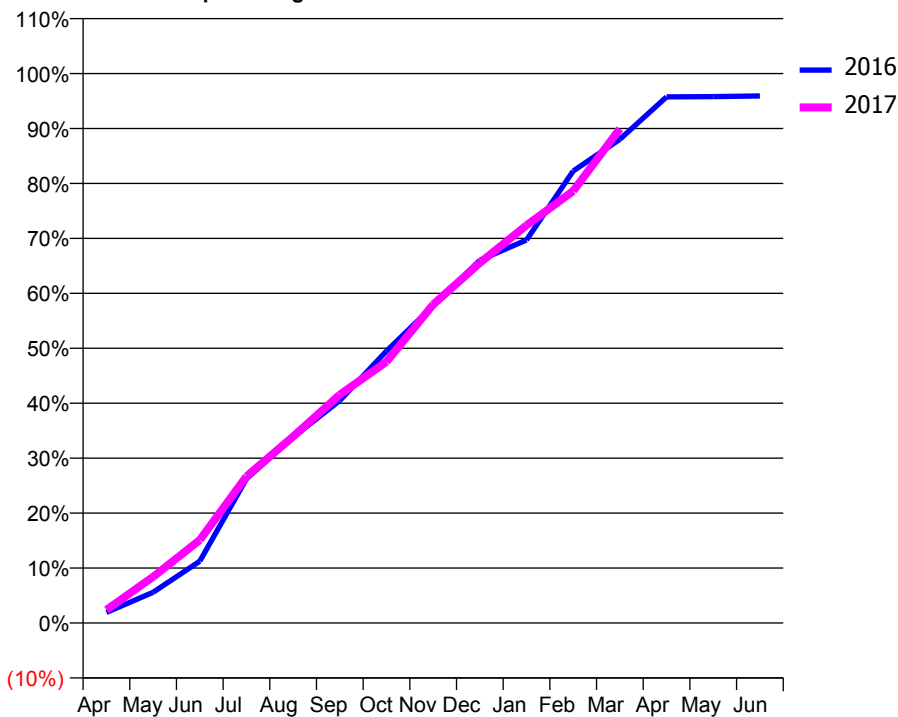
### ACCESS\*

Patients seen in 24 months	Total	Change since previous quarter
Quarter ending March 2016	10,901	
Quarter ending June 2016	10,949	→
Quarter ending September 2016	11,044	→
Quarter ending December 2016	10,996	→
Quarter ending March 2017	11,008	→
<b>Variance since March 2016</b>	<b>1.0%</b>	<b>→</b>



### ACTIVITY

Cumulative percentage of contracted UDA delivered 2016 & 2017



Month	Adjusted Scheduled Activity (UDA)	
	2016	2017
April	568	703
May	1,651	2,479
June	3,317	4,455
July	7,742	7,875
August	9,976	10,014
September	11,948	12,265
October	14,607	14,035
November	17,032	17,106
December	19,480	19,340
January	20,572	21,358
February	24,272	23,199
March	25,977	26,546
April	28,254	
May	28,268	
June	28,308	

### QUALITY

	Quantity	Base Number	Contract	AT	Region	England
% of FP17s for the same patient ID Re-attending within 3 months - Children	171	3,482	4.9%	10.4%	11.9%	12.3%
% of FP17s for the same patient ID Re-attending within 3 months - Adults	1,742	13,725	12.7%	15.3%	16.6%	16.7%
% of FP17s for the same patient ID Re-attending between 3 & 9 months - Children	2,430	3,482	69.8%	60.5%	60.2%	57.6%
% of FP17s for the same patient ID Re-attending between 3 & 9 months - Adults	7,248	13,725	52.8%	52.1%	51.5%	50.1%
% of FP17s for Band 1 Urgent Courses	1,255	15,037	8.3%	9.6%	9.5%	9.1%
% of FP17s Relating to Free Repair or Replacements	89	15,037	0.6%	0.7%	0.7%	0.8%
% of FP17s Relating to Continuations	201	15,037	1.3%	1.3%	1.2%	1.2%
% of Patients satisfied with the dentistry they have received	19	19	100.0%	93.3%	93.1%	92.8%
% of Patients satisfied with the time they had to wait for an appointment	19	19	100.0%	87.7%	88.8%	88.7%

\* This is based on patients treated on this contract for their most recent course of treatment. Figures in italics indicate the base number of FP17s or Patient Questionnaire responses are less than 100. N/A is shown where the base number of responses is less than 10 during the period. % is calculated as Quantity/Base number\*100

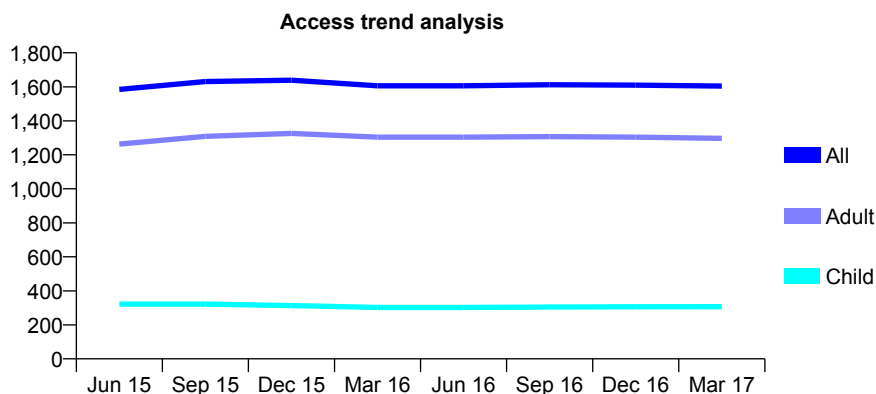
## Q70 - Vital Signs At a Glance Contract Report for 765201/0001 - March 2017

Name or company name	MR A SHENYAN
Contract type name	GDS Contract
Purpose of contract	General
Contract start date	01/04/2006
Contract end date	

16/17 Contracted general activity (UDA)	7,650
Carry forward general activity (UDA)	0
16/17 Contracted orthodontic activity (UOA)	0
Carry forward orthodontic activity (UOA)	0
Baseline contract value	£209,483.18

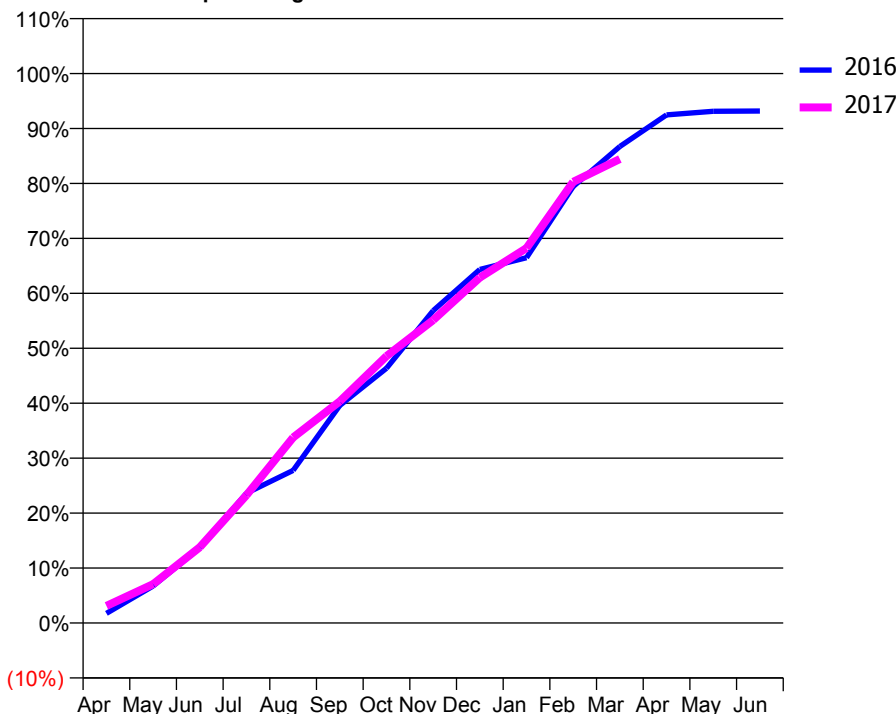
### ACCESS\*

Patients seen in 24 months	Total	Change since previous quarter
Quarter ending March 2016	1,606	
Quarter ending June 2016	1,606	→
Quarter ending September 2016	1,612	→
Quarter ending December 2016	1,610	→
Quarter ending March 2017	1,604	→
<b>Variance since March 2016</b>	<b>(0.1%)</b>	→



### ACTIVITY

Cumulative percentage of contracted UDA delivered 2016 & 2017



Month	Adjusted Scheduled Activity (UDA)	
	2016	2017
April	135	238
May	516	541
June	1,049	1,055
July	1,807	1,779
August	2,126	2,584
September	3,029	3,086
October	3,546	3,715
November	4,348	4,216
December	4,922	4,810
January	5,085	5,218
February	6,076	6,141
March	6,635	6,460
April	7,074	
May	7,123	
June	7,127	

### QUALITY

	Quantity	Base Number	Contract	AT	Region	England
% of FP17s for the same patient ID Re-attending within 3 months - Children	20	412	4.9%	10.4%	11.9%	12.3%
% of FP17s for the same patient ID Re-attending within 3 months - Adults	308	1,804	17.1%	15.3%	16.6%	16.7%
% of FP17s for the same patient ID Re-attending between 3 & 9 months - Children	243	412	59.0%	60.5%	60.2%	57.6%
% of FP17s for the same patient ID Re-attending between 3 & 9 months - Adults	1,009	1,804	55.9%	52.1%	51.5%	50.1%
% of FP17s for Band 1 Urgent Courses	73	2,093	3.5%	9.6%	9.5%	9.1%
% of FP17s Relating to Free Repair or Replacements	39	2,093	1.9%	0.7%	0.7%	0.8%
% of FP17s Relating to Continuations	46	2,093	2.2%	1.3%	1.2%	1.2%
% of Patients satisfied with the dentistry they have received	3	3	N/A	93.3%	93.1%	92.8%
% of Patients satisfied with the time they had to wait for an appointment	3	3	N/A	87.7%	88.8%	88.7%

\* This is based on patients treated on this contract for their most recent course of treatment. Figures in italics indicate the base number of FP17s or Patient Questionnaire responses are less than 100. N/A is shown where the base number of responses is less than 10 during the period. % is calculated as Quantity/Base number\*100

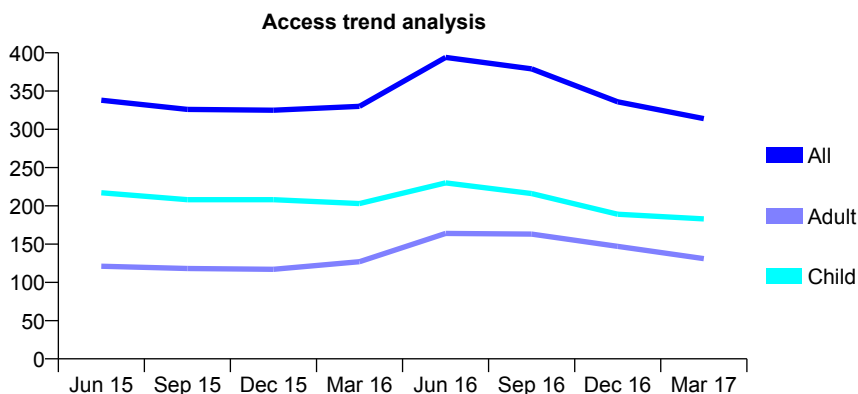
## Q70 - Vital Signs At a Glance Contract Report for 766542/0001 - March 2017

Name or company name	MISS LJ PEARCE
Contract type name	GDS Contract
Purpose of contract	General
Contract start date	01/04/2006
Contract end date	

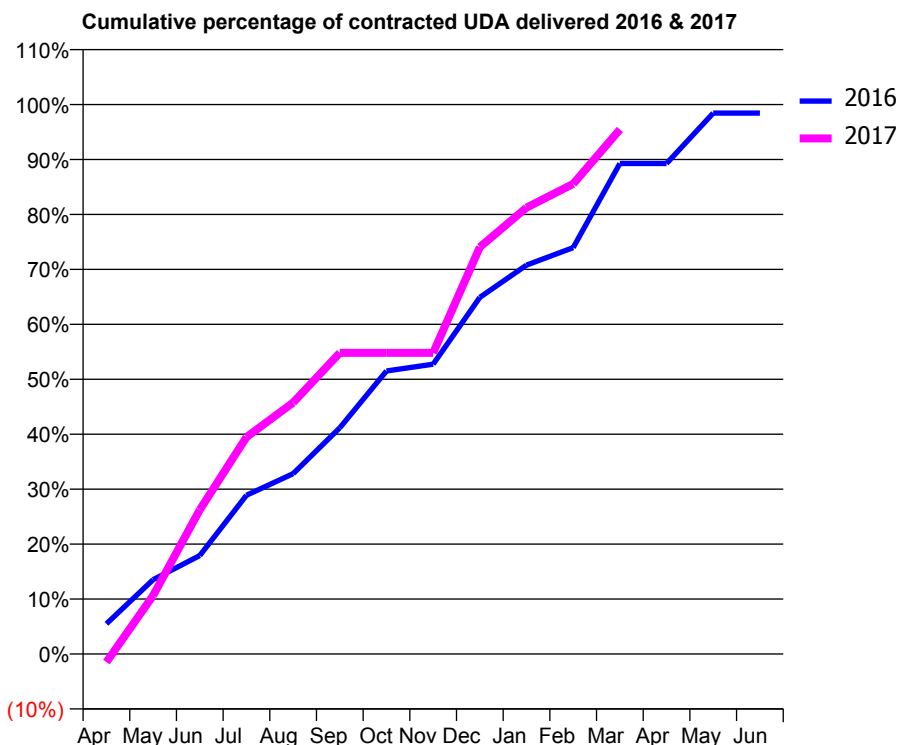
16/17 Contracted general activity (UDA)	800
Carry forward general activity (UDA)	12
16/17 Contracted orthodontic activity (UOA)	0
Carry forward orthodontic activity (UOA)	0
Baseline contract value	£17,959.28

### ACCESS\*

Patients seen in 24 months	Total	Change since previous quarter
Quarter ending March 2016	330	
Quarter ending June 2016	394	↑
Quarter ending September 2016	379	↓
Quarter ending December 2016	336	↓
Quarter ending March 2017	314	↓
<b>Variance since March 2016</b>	<b>(4.8%)</b>	<b>↓</b>



### ACTIVITY



Month	Adjusted Scheduled Activity (UDA)	
	2016	2017
April	44	-12
May	108	85
June	143	210
July	231	316
August	263	366
September	329	438
October	412	438
November	422	438
December	519	592
January	566	650
February	592	684
March	714	764
April	714	
May	788	
June	788	

### QUALITY

	Quantity	Base Number	Contract	AT	Region	England
% of FP17s for the same patient ID Re-attending within 3 months - Children	27	378	7.1%	10.4%	11.9%	12.3%
% of FP17s for the same patient ID Re-attending within 3 months - Adults	38	232	16.4%	15.3%	16.6%	16.7%
% of FP17s for the same patient ID Re-attending between 3 & 9 months - Children	238	378	63.0%	60.5%	60.2%	57.6%
% of FP17s for the same patient ID Re-attending between 3 & 9 months - Adults	106	232	45.7%	52.1%	51.5%	50.1%
% of FP17s for Band 1 Urgent Courses	23	559	4.1%	9.6%	9.5%	9.1%
% of FP17s Relating to Free Repair or Replacements	0	559	0.0%	0.7%	0.7%	0.8%
% of FP17s Relating to Continuations	6	559	1.1%	1.3%	1.2%	1.2%
% of Patients satisfied with the dentistry they have received	0	0	N/A	93.3%	93.1%	92.8%
% of Patients satisfied with the time they had to wait for an appointment	0	0	N/A	87.7%	88.8%	88.7%

\* This is based on patients treated on this contract for their most recent course of treatment. Figures in italics indicate the base number of FP17s or Patient Questionnaire responses are less than 100. N/A is shown where the base number of responses is less than 10 during the period. % is calculated as Quantity/Base number\*100

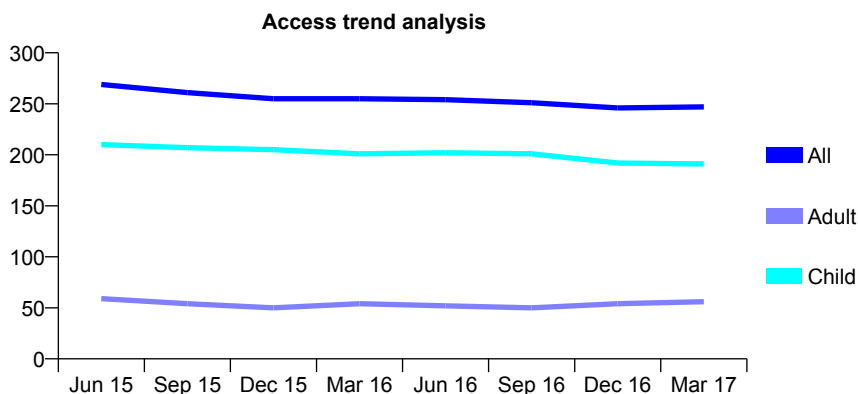
## Q70 - Vital Signs At a Glance Contract Report for 769797/0001 - March 2017

Name or company name	MR FJ PEROLD
Contract type name	GDS Contract
Purpose of contract	General
Contract start date	01/04/2006
Contract end date	

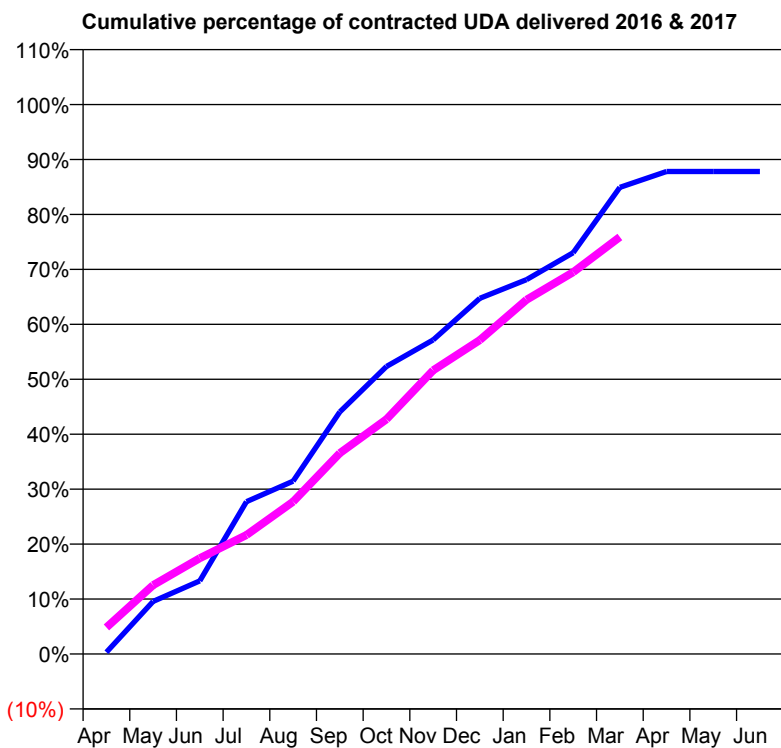
16/17 Contracted general activity (UDA)	600
Carry forward general activity (UDA)	0
16/17 Contracted orthodontic activity (UOA)	0
Carry forward orthodontic activity (UOA)	0
Baseline contract value	£13,526.76

### ACCESS\*

Patients seen in 24 months	Total	Change since previous quarter
Quarter ending March 2016	255	
Quarter ending June 2016	254	→
Quarter ending September 2016	251	↓
Quarter ending December 2016	246	↓
Quarter ending March 2017	247	→
<b>Variance since March 2016</b>	<b>(3.1%)</b>	<b>↓</b>



### ACTIVITY



Month	Adjusted Scheduled Activity (UDA)	
	2016	2017
April	2	29
May	57	75
June	80	105
July	166	130
August	189	166
September	264	219
October	314	256
November	343	310
December	388	343
January	409	387
February	438	417
March	510	455
April	527	
May	527	
June	527	

### QUALITY

	Quantity	Base Number	Contract	AT	Region	England
% of FP17s for the same patient ID Re-attending within 3 months - Children	18	361	5.0%	10.4%	11.9%	12.3%
% of FP17s for the same patient ID Re-attending within 3 months - Adults	1	23	4.3%	15.3%	16.6%	16.7%
% of FP17s for the same patient ID Re-attending between 3 & 9 months - Children	268	361	74.2%	60.5%	60.2%	57.6%
% of FP17s for the same patient ID Re-attending between 3 & 9 months - Adults	19	23	82.6%	52.1%	51.5%	50.1%
% of FP17s for Band 1 Urgent Courses	12	371	3.2%	9.6%	9.5%	9.1%
% of FP17s Relating to Free Repair or Replacements	0	371	0.0%	0.7%	0.7%	0.8%
% of FP17s Relating to Continuations	0	371	0.0%	1.3%	1.2%	1.2%
% of Patients satisfied with the dentistry they have received	0	0	N/A	93.3%	93.1%	92.8%
% of Patients satisfied with the time they had to wait for an appointment	0	0	N/A	87.7%	88.8%	88.7%

\* This is based on patients treated on this contract for their most recent course of treatment. Figures in italics indicate the base number of FP17s or Patient Questionnaire responses are less than 100. N/A is shown where the base number of responses is less than 10 during the period. % is calculated as Quantity/Base number\*100

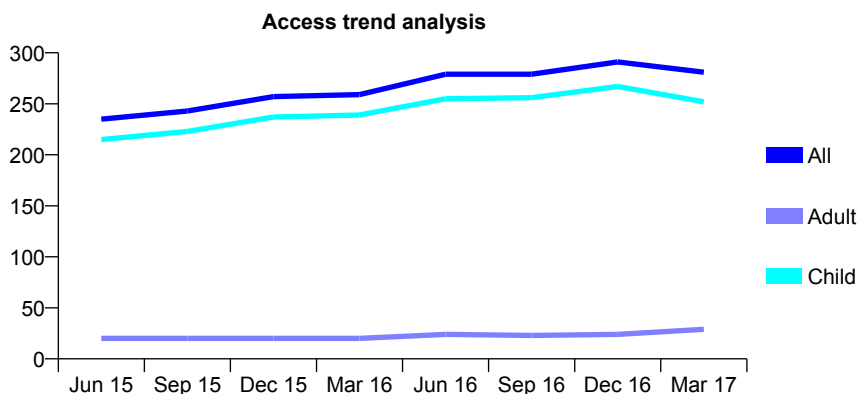
## Q70 - Vital Signs At a Glance Contract Report for 801550/0001 - March 2017

Name or company name	Cheriton Dental Practice
Contract type name	GDS Contract
Purpose of contract	General
Contract start date	01/04/2006
Contract end date	

16/17 Contracted general activity (UDA)	640
Carry forward general activity (UDA)	-7
16/17 Contracted orthodontic activity (UOA)	0
Carry forward orthodontic activity (UOA)	0
Baseline contract value	£14,552.26

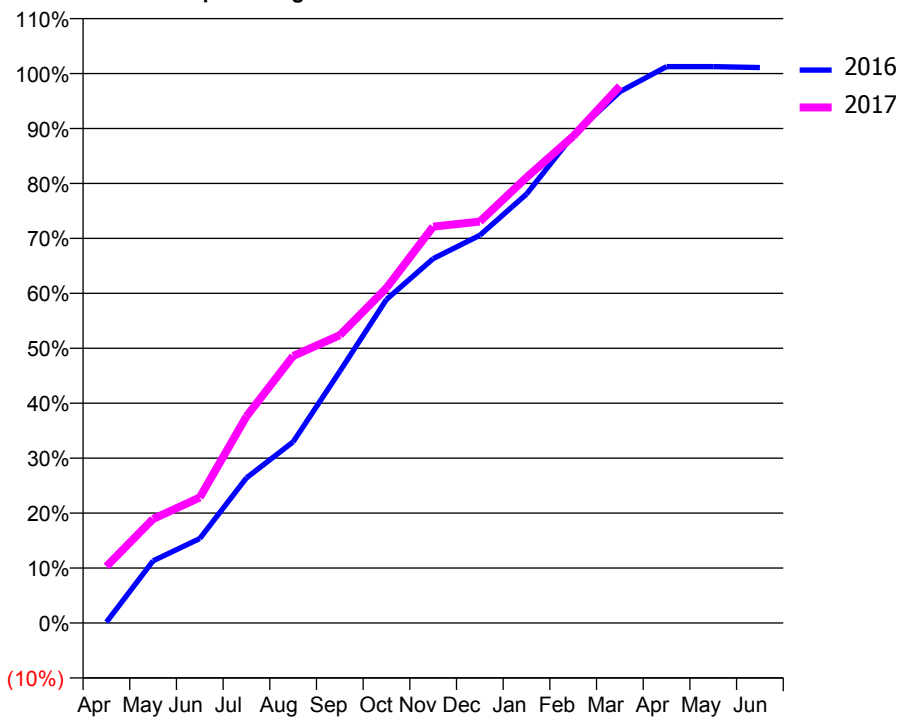
### ACCESS\*

Patients seen in 24 months	Total	Change since previous quarter
Quarter ending March 2016	259	
Quarter ending June 2016	279	↑
Quarter ending September 2016	279	→
Quarter ending December 2016	291	↑
Quarter ending March 2017	281	↓
<b>Variance since March 2016</b>	<b>8.5%</b>	<b>↑</b>



### ACTIVITY

Cumulative percentage of contracted UDA delivered 2016 & 2017



Adjusted Scheduled Activity (UDA)

Month	2016	2017
April	1	66
May	72	121
June	98	146
July	169	241
August	211	311
September	293	335
October	377	390
November	424	462
December	452	468
January	500	519
February	568	567
March	619	625
April	648	
May	648	
June	647	

### QUALITY

	Quantity	Base Number	Contract	AT	Region	England
% of FP17s for the same patient ID Re-attending within 3 months - Children	27	400	6.8%	10.4%	11.9%	12.3%
% of FP17s for the same patient ID Re-attending within 3 months - Adults	0	1	0.0%	15.3%	16.6%	16.7%
% of FP17s for the same patient ID Re-attending between 3 & 9 months - Children	253	400	63.2%	60.5%	60.2%	57.6%
% of FP17s for the same patient ID Re-attending between 3 & 9 months - Adults	1	1	100.0%	52.1%	51.5%	50.1%
% of FP17s for Band 1 Urgent Courses	12	382	3.1%	9.6%	9.5%	9.1%
% of FP17s Relating to Free Repair or Replacements	0	382	0.0%	0.7%	0.7%	0.8%
% of FP17s Relating to Continuations	0	382	0.0%	1.3%	1.2%	1.2%
% of Patients satisfied with the dentistry they have received	1	1	N/A	93.3%	93.1%	92.8%
% of Patients satisfied with the time they had to wait for an appointment	1	1	N/A	87.7%	88.8%	88.7%

\* This is based on patients treated on this contract for their most recent course of treatment. Figures in italics indicate the base number of FP17s or Patient Questionnaire responses are less than 100. N/A is shown where the base number of responses is less than 10 during the period. % is calculated as Quantity/Base number\*100

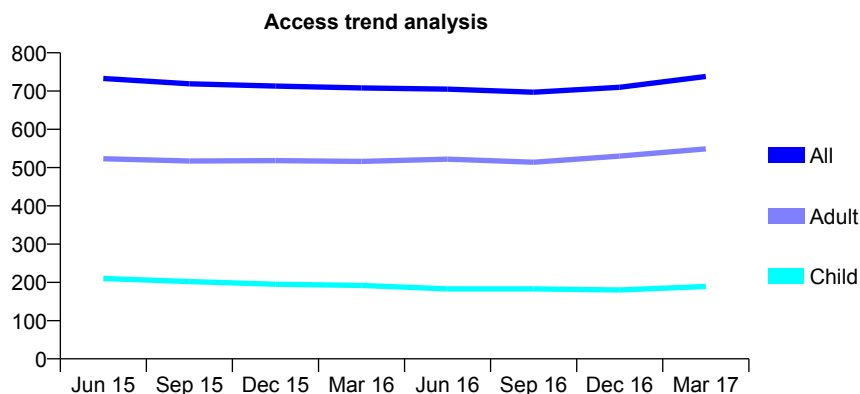
## Q70 - Vital Signs At a Glance Contract Report for 801623/0001 - March 2017

Name or company name	Hema Rajah
Contract type name	GDS Contract
Purpose of contract	General
Contract start date	01/04/2006
Contract end date	

16/17 Contracted general activity (UDA)	2,360
Carry forward general activity (UDA)	5
16/17 Contracted orthodontic activity (UOA)	0
Carry forward orthodontic activity (UOA)	0
Baseline contract value	£55,124.11

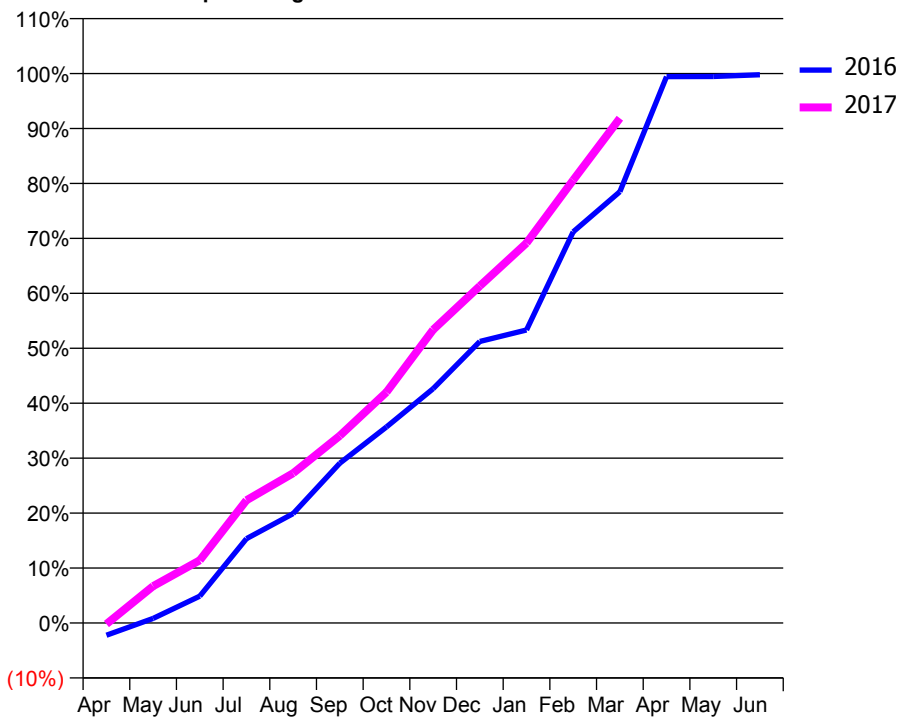
### ACCESS\*

Patients seen in 24 months	Total	Change since previous quarter
Quarter ending March 2016	708	
Quarter ending June 2016	705	→
Quarter ending September 2016	697	↓
Quarter ending December 2016	710	→
Quarter ending March 2017	738	↑
<b>Variance since March 2016</b>	<b>4.2%</b>	<b>↑</b>



### ACTIVITY

Cumulative percentage of contracted UDA delivered 2016 & 2017



Month	Adjusted Scheduled Activity (UDA)	
	2016	2017
April	-53	-5
May	20	158
June	115	270
July	362	527
August	470	644
September	686	804
October	842	991
November	1,006	1,260
December	1,209	1,448
January	1,258	1,632
February	1,680	1,902
March	1,853	2,168
April	2,346	
May	2,347	
June	2,354	

### QUALITY

	Quantity	Base Number	Contract	AT	Region	England
% of FP17s for the same patient ID Re-attending within 3 months - Children	21	335	6.3%	10.4%	11.9%	12.3%
% of FP17s for the same patient ID Re-attending within 3 months - Adults	145	904	16.0%	15.3%	16.6%	16.7%
% of FP17s for the same patient ID Re-attending between 3 & 9 months - Children	241	335	71.9%	60.5%	60.2%	57.6%
% of FP17s for the same patient ID Re-attending between 3 & 9 months - Adults	548	904	60.6%	52.1%	51.5%	50.1%
% of FP17s for Band 1 Urgent Courses	71	1,097	6.5%	9.6%	9.5%	9.1%
% of FP17s Relating to Free Repair or Replacements	5	1,097	0.5%	0.7%	0.7%	0.8%
% of FP17s Relating to Continuations	11	1,097	1.0%	1.3%	1.2%	1.2%
% of Patients satisfied with the dentistry they have received	5	6	N/A	93.3%	93.1%	92.8%
% of Patients satisfied with the time they had to wait for an appointment	5	6	N/A	87.7%	88.8%	88.7%

\* This is based on patients treated on this contract for their most recent course of treatment. Figures in italics indicate the base number of FP17s or Patient Questionnaire responses are less than 100. N/A is shown where the base number of responses is less than 10 during the period. % is calculated as Quantity/Base number\*100



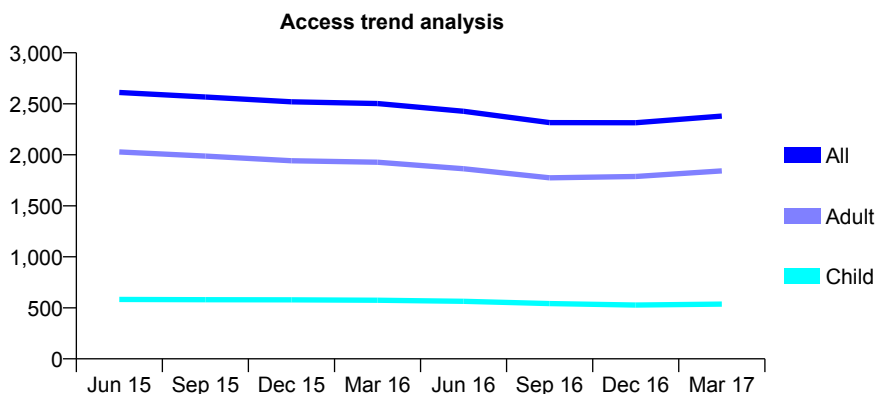
## Q70 - Vital Signs At a Glance Contract Report for 804568/0001 - March 2017

Name or company name	MR SA WALKER
Contract type name	GDS Contract
Purpose of contract	General
Contract start date	01/04/2006
Contract end date	

16/17 Contracted general activity (UDA)	8,477
Carry forward general activity (UDA)	0
16/17 Contracted orthodontic activity (UOA)	0
Carry forward orthodontic activity (UOA)	0
Baseline contract value	£213,259.36

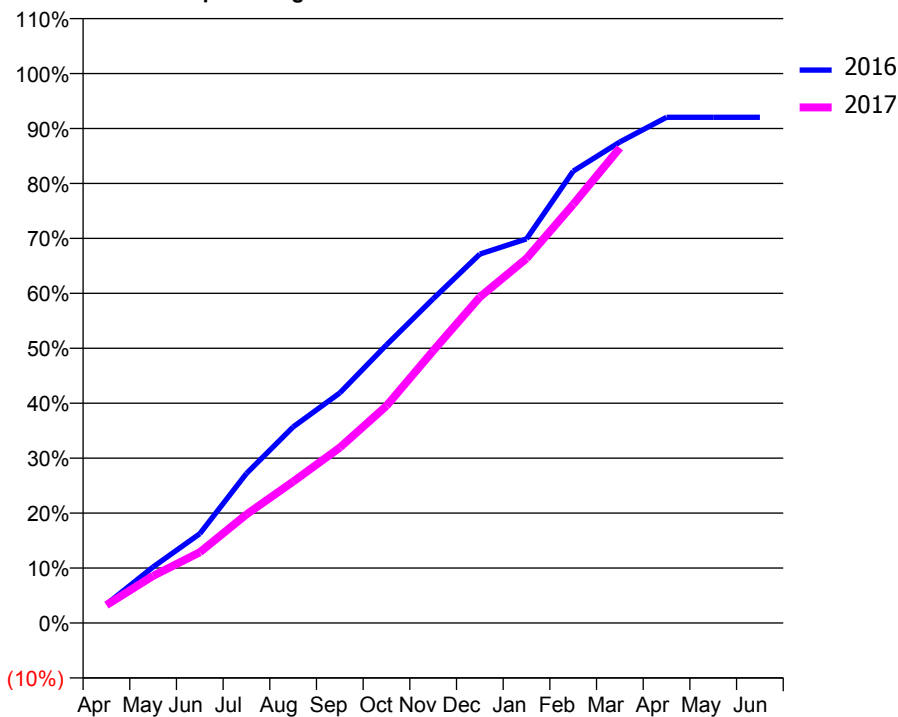
### ACCESS\*

Patients seen in 24 months	Total	Change since previous quarter
Quarter ending March 2016	2,503	
Quarter ending June 2016	2,427	↓
Quarter ending September 2016	2,316	↓
Quarter ending December 2016	2,315	→
Quarter ending March 2017	2,380	↑
<b>Variance since March 2016</b>	<b>(4.9%)</b>	<b>↓</b>



### ACTIVITY

Cumulative percentage of contracted UDA delivered 2016 & 2017



Month	Adjusted Scheduled Activity (UDA)	
	2016	2017
April	288	276
May	866	728
June	1,377	1,090
July	2,306	1,675
August	3,024	2,182
September	3,549	2,706
October	4,290	3,350
November	5,003	4,200
December	5,690	5,029
January	5,925	5,622
February	6,971	6,459
March	7,421	7,330
April	7,802	
May	7,802	
June	7,802	

### QUALITY

	Quantity	Base Number	Contract	AT	Region	England
% of FP17s for the same patient ID Re-attending within 3 months - Children	92	960	9.6%	10.4%	11.9%	12.3%
% of FP17s for the same patient ID Re-attending within 3 months - Adults	521	3,106	16.8%	15.3%	16.6%	16.7%
% of FP17s for the same patient ID Re-attending between 3 & 9 months - Children	660	960	68.8%	60.5%	60.2%	57.6%
% of FP17s for the same patient ID Re-attending between 3 & 9 months - Adults	1,953	3,106	62.9%	52.1%	51.5%	50.1%
% of FP17s for Band 1 Urgent Courses	254	3,882	6.5%	9.6%	9.5%	9.1%
% of FP17s Relating to Free Repair or Replacements	45	3,882	1.2%	0.7%	0.7%	0.8%
% of FP17s Relating to Continuations	42	3,882	1.1%	1.3%	1.2%	1.2%
% of Patients satisfied with the dentistry they have received	5	6	N/A	93.3%	93.1%	92.8%
% of Patients satisfied with the time they had to wait for an appointment	5	6	N/A	87.7%	88.8%	88.7%

\* This is based on patients treated on this contract for their most recent course of treatment. Figures in italics indicate the base number of FP17s or Patient Questionnaire responses are less than 100. N/A is shown where the base number of responses is less than 10 during the period. % is calculated as Quantity/Base number\*100

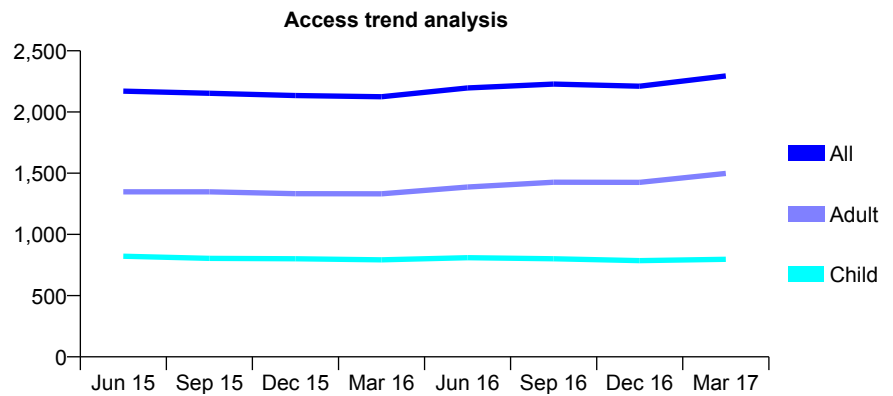
## Q70 - Vital Signs At a Glance Contract Report for 810274/0001 - March 2017

Name or company name	MR TN DAVIES
Contract type name	GDS Contract
Purpose of contract	General
Contract start date	01/04/2006
Contract end date	

16/17 Contracted general activity (UDA)	4,857
Carry forward general activity (UDA)	36
16/17 Contracted orthodontic activity (UOA)	0
Carry forward orthodontic activity (UOA)	0
Baseline contract value	£116,980.48

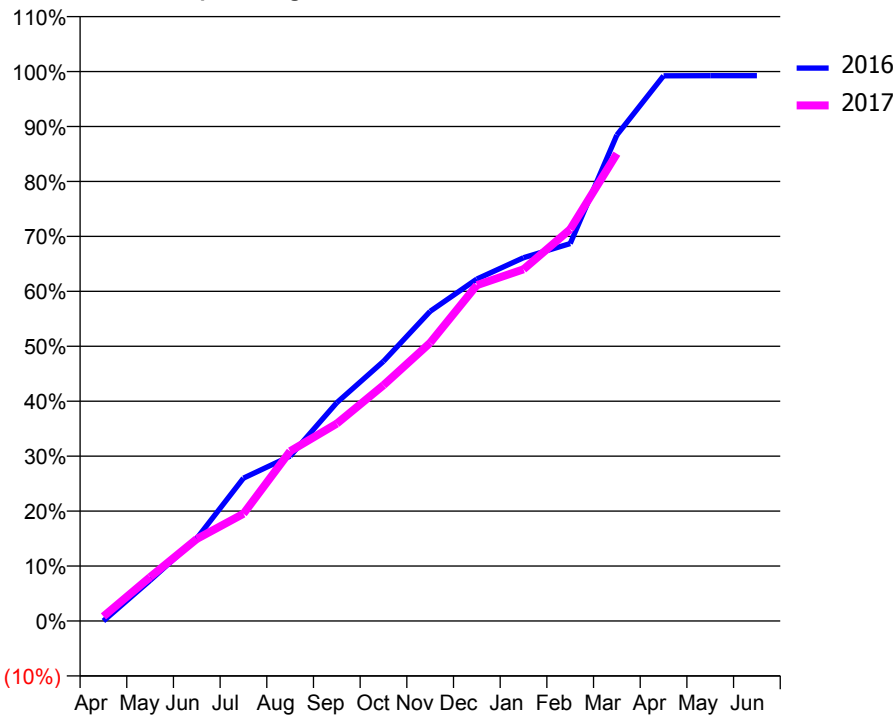
### ACCESS\*

Patients seen in 24 months	Total	Change since previous quarter
Quarter ending March 2016	2,125	
Quarter ending June 2016	2,197	↑
Quarter ending September 2016	2,228	→
Quarter ending December 2016	2,211	→
Quarter ending March 2017	2,295	↑
<b>Variance since March 2016</b>	<b>8.0%</b>	<b>↑</b>



### ACTIVITY

Cumulative percentage of contracted UDA delivered 2016 & 2017



Month	Adjusted Scheduled Activity (UDA)	
	2016	2017
April	0	40
May	359	388
June	730	725
July	1,263	948
August	1,458	1,501
September	1,930	1,745
October	2,295	2,085
November	2,737	2,460
December	3,023	2,968
January	3,212	3,108
February	3,336	3,462
March	4,295	4,131
April	4,819	
May	4,820	
June	4,820	

### QUALITY

	Quantity	Base Number	Contract	AT	Region	England
% of FP17s for the same patient ID Re-attending within 3 months - Children	74	1,290	5.7%	10.4%	11.9%	12.3%
% of FP17s for the same patient ID Re-attending within 3 months - Adults	301	2,163	13.9%	15.3%	16.6%	16.7%
% of FP17s for the same patient ID Re-attending between 3 & 9 months - Children	921	1,290	71.4%	60.5%	60.2%	57.6%
% of FP17s for the same patient ID Re-attending between 3 & 9 months - Adults	1,321	2,163	61.1%	52.1%	51.5%	50.1%
% of FP17s for Band 1 Urgent Courses	90	2,292	3.9%	9.6%	9.5%	9.1%
% of FP17s Relating to Free Repair or Replacements	11	2,292	0.5%	0.7%	0.7%	0.8%
% of FP17s Relating to Continuations	27	2,292	1.2%	1.3%	1.2%	1.2%
% of Patients satisfied with the dentistry they have received	9	9	N/A	93.3%	93.1%	92.8%
% of Patients satisfied with the time they had to wait for an appointment	9	9	N/A	87.7%	88.8%	88.7%

\* This is based on patients treated on this contract for their most recent course of treatment. Figures in italics indicate the base number of FP17s or Patient Questionnaire responses are less than 100. N/A is shown where the base number of responses is less than 10 during the period. % is calculated as Quantity/Base number\*100

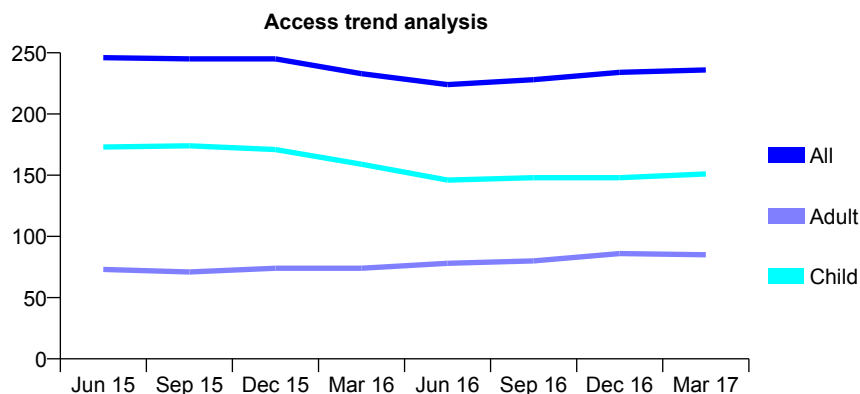
## Q70 - Vital Signs At a Glance Contract Report for 811335/0001 - March 2017

Name or company name	MR R HERRON
Contract type name	GDS Contract
Purpose of contract	General
Contract start date	01/04/2006
Contract end date	

16/17 Contracted general activity (UDA)	400
Carry forward general activity (UDA)	-1
16/17 Contracted orthodontic activity (UOA)	0
Carry forward orthodontic activity (UOA)	0
Baseline contract value	£9,698.11

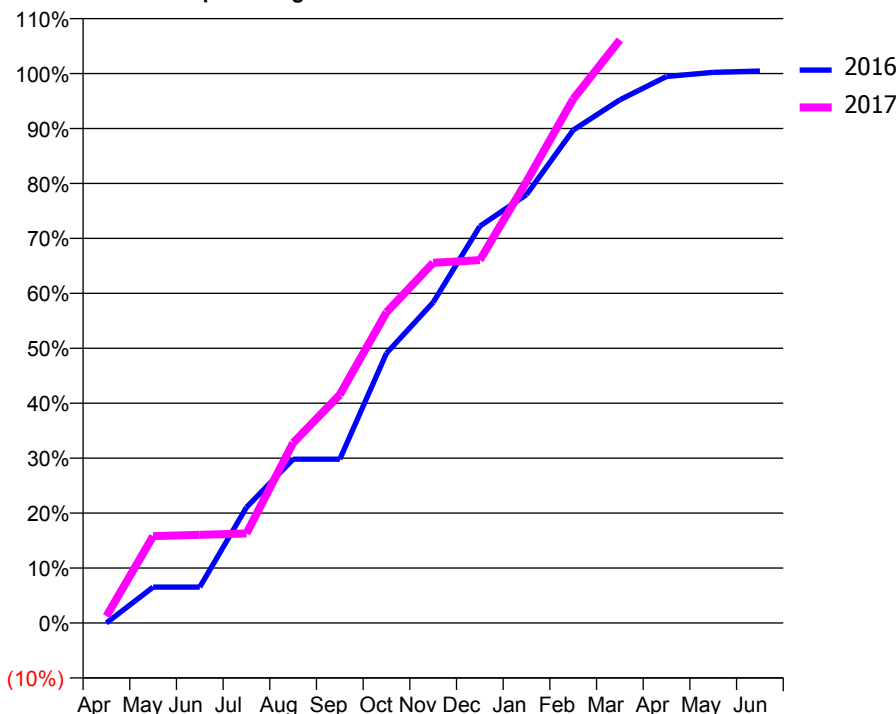
### ACCESS\*

Patients seen in 24 months	Total	Change since previous quarter
Quarter ending March 2016	233	
Quarter ending June 2016	224	↓
Quarter ending September 2016	228	→
Quarter ending December 2016	234	↑
Quarter ending March 2017	236	→
<b>Variance since March 2016</b>	<b>1.3%</b>	<b>→</b>



### ACTIVITY

Cumulative percentage of contracted UDA delivered 2016 & 2017



Adjusted Scheduled Activity (UDA)

Month	2016	2017
April	0	5
May	26	63
June	26	64
July	84	65
August	119	131
September	119	166
October	196	226
November	233	262
December	289	264
January	312	321
February	359	381
March	381	424
April	398	
May	401	
June	402	

### QUALITY

	Quantity	Base Number	Contract	AT	Region	England
% of FP17s for the same patient ID Re-attending within 3 months - Children	3	227	1.3%	10.4%	11.9%	12.3%
% of FP17s for the same patient ID Re-attending within 3 months - Adults	6	69	8.7%	15.3%	16.6%	16.7%
% of FP17s for the same patient ID Re-attending between 3 & 9 months - Children	132	227	58.1%	60.5%	60.2%	57.6%
% of FP17s for the same patient ID Re-attending between 3 & 9 months - Adults	31	69	44.9%	52.1%	51.5%	50.1%
% of FP17s for Band 1 Urgent Courses	2	274	0.7%	9.6%	9.5%	9.1%
% of FP17s Relating to Free Repair or Replacements	0	274	0.0%	0.7%	0.7%	0.8%
% of FP17s Relating to Continuations	0	274	0.0%	1.3%	1.2%	1.2%
% of Patients satisfied with the dentistry they have received	0	0	N/A	93.3%	93.1%	92.8%
% of Patients satisfied with the time they had to wait for an appointment	0	0	N/A	87.7%	88.8%	88.7%

\* This is based on patients treated on this contract for their most recent course of treatment. Figures in italics indicate the base number of FP17s or Patient Questionnaire responses are less than 100. N/A is shown where the base number of responses is less than 10 during the period. % is calculated as Quantity/Base number\*100

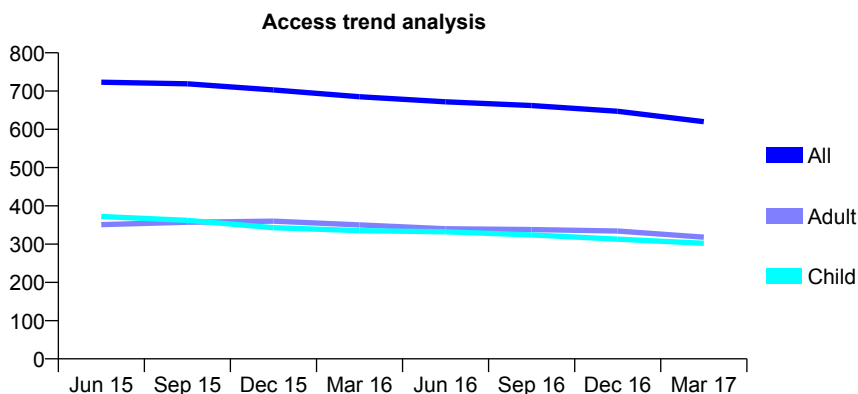
## Q70 - Vital Signs At a Glance Contract Report for 813044/0001 - March 2017

Name or company name	MR SJ BABER
Contract type name	GDS Contract
Purpose of contract	General
Contract start date	01/04/2006
Contract end date	

16/17 Contracted general activity (UDA)	1,700
Carry forward general activity (UDA)	0
16/17 Contracted orthodontic activity (UOA)	0
Carry forward orthodontic activity (UOA)	0
Baseline contract value	£44,093.28

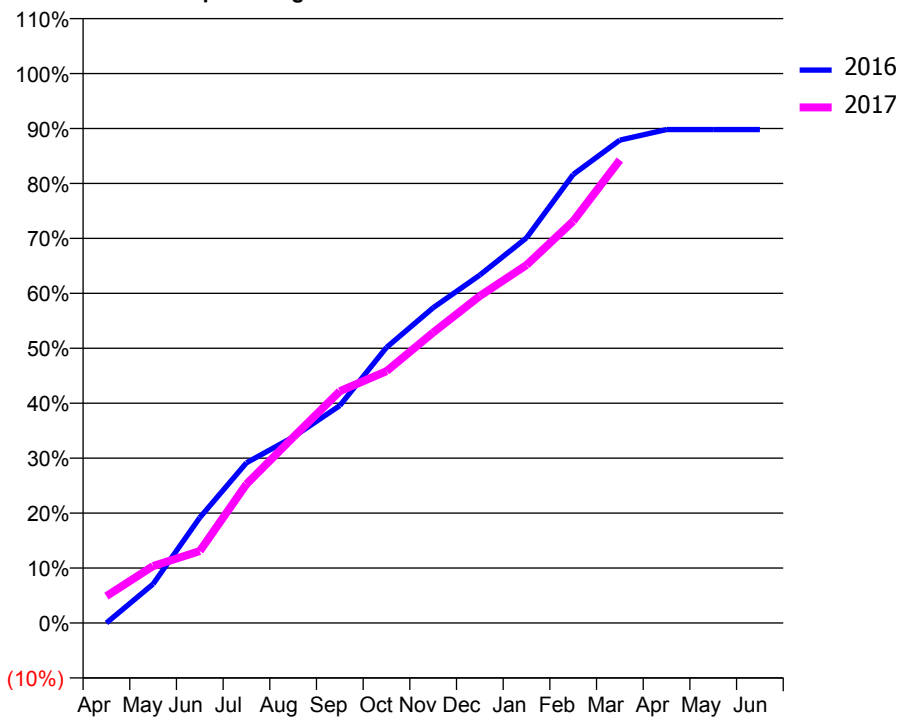
### ACCESS\*

Patients seen in 24 months	Total	Change since previous quarter
Quarter ending March 2016	685	
Quarter ending June 2016	672	↓
Quarter ending September 2016	662	↓
Quarter ending December 2016	647	↓
Quarter ending March 2017	620	↓
<b>Variance since March 2016</b>	<b>(9.5%)</b>	<b>↓</b>



### ACTIVITY

Cumulative percentage of contracted UDA delivered 2016 & 2017



Month	Adjusted Scheduled Activity (UDA)	
	2016	2017
April	0	83
May	135	176
June	365	223
July	554	430
August	643	574
September	752	717
October	953	779
November	1,090	899
December	1,203	1,012
January	1,332	1,108
February	1,551	1,243
March	1,670	1,432
April	1,706	
May	1,706	
June	1,706	

### QUALITY

	Quantity	Base Number	Contract	AT	Region	England
% of FP17s for the same patient ID Re-attending within 3 months - Children	58	621	9.3%	10.4%	11.9%	12.3%
% of FP17s for the same patient ID Re-attending within 3 months - Adults	44	389	11.3%	15.3%	16.6%	16.7%
% of FP17s for the same patient ID Re-attending between 3 & 9 months - Children	471	621	75.8%	60.5%	60.2%	57.6%
% of FP17s for the same patient ID Re-attending between 3 & 9 months - Adults	260	389	66.8%	52.1%	51.5%	50.1%
% of FP17s for Band 1 Urgent Courses	57	975	5.8%	9.6%	9.5%	9.1%
% of FP17s Relating to Free Repair or Replacements	0	975	0.0%	0.7%	0.7%	0.8%
% of FP17s Relating to Continuations	12	975	1.2%	1.3%	1.2%	1.2%
% of Patients satisfied with the dentistry they have received	2	2	N/A	93.3%	93.1%	92.8%
% of Patients satisfied with the time they had to wait for an appointment	2	2	N/A	87.7%	88.8%	88.7%

\* This is based on patients treated on this contract for their most recent course of treatment. Figures in italics indicate the base number of FP17s or Patient Questionnaire responses are less than 100. N/A is shown where the base number of responses is less than 10 during the period. % is calculated as Quantity/Base number\*100

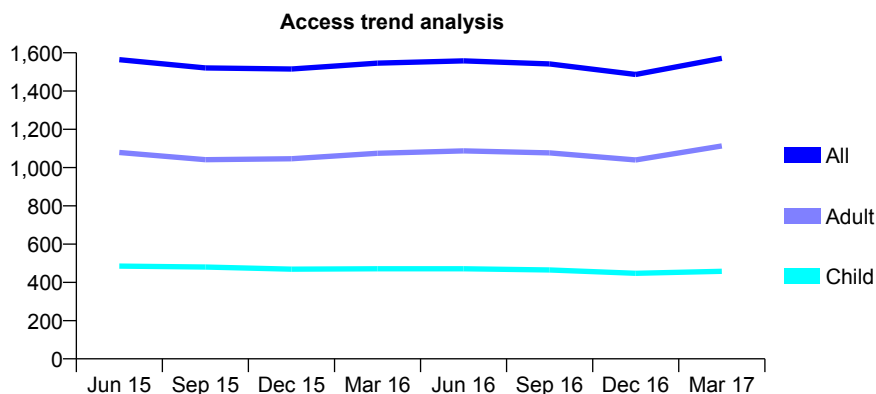
## Q70 - Vital Signs At a Glance Contract Report for 813079/0001 - March 2017

Name or company name	MR AC MUNRO
Contract type name	GDS Contract
Purpose of contract	General
Contract start date	01/04/2006
Contract end date	

16/17 Contracted general activity (UDA)	1,800
Carry forward general activity (UDA)	0
16/17 Contracted orthodontic activity (UOA)	0
Carry forward orthodontic activity (UOA)	0
Baseline contract value	£45,287.78

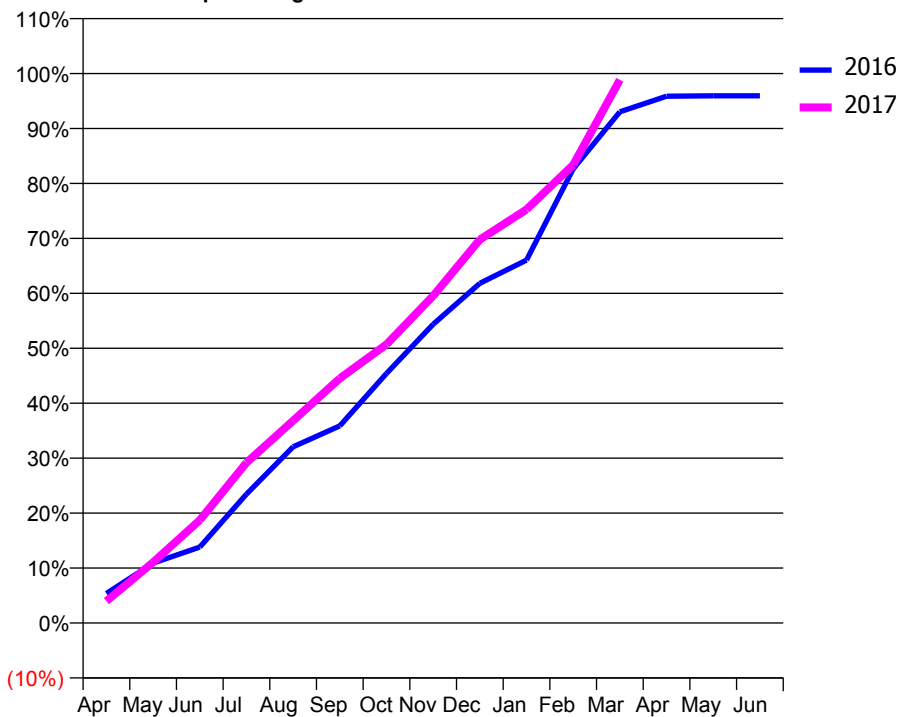
### ACCESS\*

Patients seen in 24 months	Total	Change since previous quarter
Quarter ending March 2016	1,546	
Quarter ending June 2016	1,558	→
Quarter ending September 2016	1,542	↓
Quarter ending December 2016	1,487	↓
Quarter ending March 2017	1,571	↑
<b>Variance since March 2016</b>	1.6%	→



### ACTIVITY

Cumulative percentage of contracted UDA delivered 2016 & 2017



Month	Adjusted Scheduled Activity (UDA)	
	2016	2017
April	97	72
May	196	199
June	249	337
July	422	525
August	577	663
September	646	801
October	817	913
November	979	1,072
December	1,113	1,256
January	1,189	1,355
February	1,488	1,501
March	1,675	1,779
April	1,726	
May	1,727	
June	1,727	

### QUALITY

	Quantity	Base Number	Contract	AT	Region	England
% of FP17s for the same patient ID Re-attending within 3 months - Children	51	722	7.1%	10.4%	11.9%	12.3%
% of FP17s for the same patient ID Re-attending within 3 months - Adults	177	1,462	12.1%	15.3%	16.6%	16.7%
% of FP17s for the same patient ID Re-attending between 3 & 9 months - Children	470	722	65.1%	60.5%	60.2%	57.6%
% of FP17s for the same patient ID Re-attending between 3 & 9 months - Adults	801	1,462	54.8%	52.1%	51.5%	50.1%
% of FP17s for Band 1 Urgent Courses	87	926	9.4%	9.6%	9.5%	9.1%
% of FP17s Relating to Free Repair or Replacements	6	926	0.6%	0.7%	0.7%	0.8%
% of FP17s Relating to Continuations	0	926	0.0%	1.3%	1.2%	1.2%
% of Patients satisfied with the dentistry they have received	3	3	N/A	93.3%	93.1%	92.8%
% of Patients satisfied with the time they had to wait for an appointment	1	3	N/A	87.7%	88.8%	88.7%

\* This is based on patients treated on this contract for their most recent course of treatment. Figures in italics indicate the base number of FP17s or Patient Questionnaire responses are less than 100. N/A is shown where the base number of responses is less than 10 during the period. % is calculated as Quantity/Base number\*100

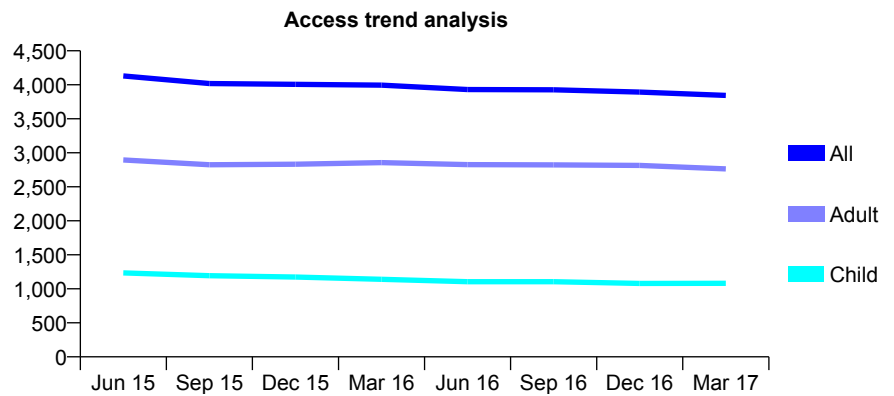
## Q70 - Vital Signs At a Glance Contract Report for 817198/0001 - March 2017

Name or company name	MR RM WILLIAMS
Contract type name	GDS Contract
Purpose of contract	General
Contract start date	01/04/2006
Contract end date	

16/17 Contracted general activity (UDA)	11,000
Carry forward general activity (UDA)	0
16/17 Contracted orthodontic activity (UOA)	0
Carry forward orthodontic activity (UOA)	0
Baseline contract value	£315,688.44

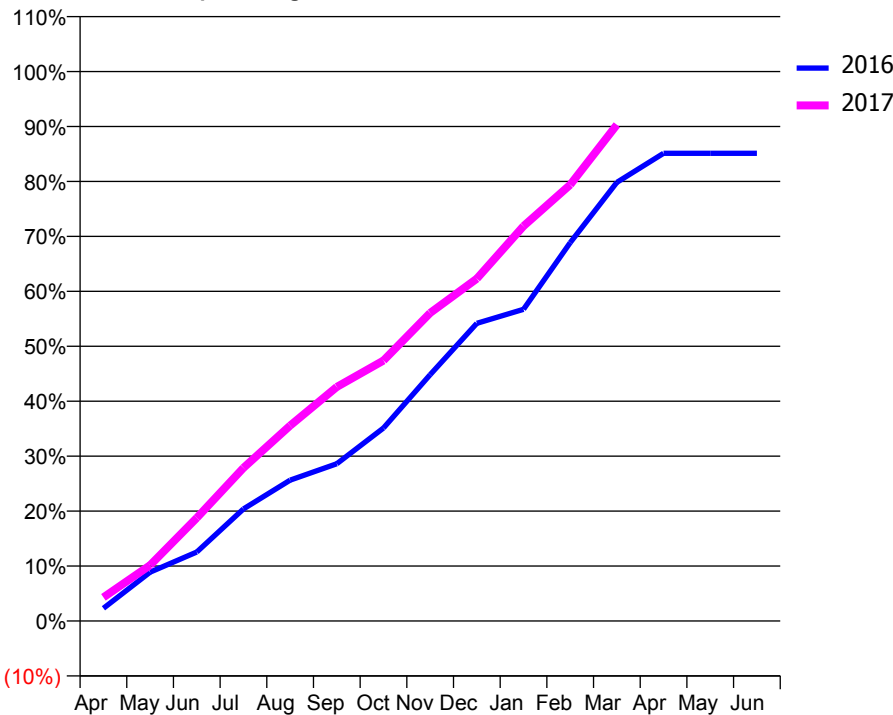
### ACCESS\*

Patients seen in 24 months	Total	Change since previous quarter
Quarter ending March 2016	3,996	
Quarter ending June 2016	3,931	↓
Quarter ending September 2016	3,926	→
Quarter ending December 2016	3,893	→
Quarter ending March 2017	3,845	↓
<b>Variance since March 2016</b>	<b>(3.8%)</b>	<b>↓</b>



### ACTIVITY

Cumulative percentage of contracted UDA delivered 2016 & 2017



Month	Adjusted Scheduled Activity (UDA)	
	2016	2017
April	255	474
May	978	1,116
June	1,382	2,064
July	2,243	3,067
August	2,820	3,913
September	3,148	4,687
October	3,863	5,214
November	4,933	6,169
December	5,959	6,852
January	6,239	7,905
February	7,575	8,733
March	8,780	9,934
April	9,364	
May	9,363	
June	9,363	

### QUALITY

	Quantity	Base Number	Contract	AT	Region	England
% of FP17s for the same patient ID Re-attending within 3 months - Children	168	1,978	8.5%	10.4%	11.9%	12.3%
% of FP17s for the same patient ID Re-attending within 3 months - Adults	617	3,472	17.8%	15.3%	16.6%	16.7%
% of FP17s for the same patient ID Re-attending between 3 & 9 months - Children	1,438	1,978	72.7%	60.5%	60.2%	57.6%
% of FP17s for the same patient ID Re-attending between 3 & 9 months - Adults	1,294	3,472	37.3%	52.1%	51.5%	50.1%
% of FP17s for Band 1 Urgent Courses	178	5,171	3.4%	9.6%	9.5%	9.1%
% of FP17s Relating to Free Repair or Replacements	95	5,171	1.8%	0.7%	0.7%	0.8%
% of FP17s Relating to Continuations	93	5,171	1.8%	1.3%	1.2%	1.2%
% of Patients satisfied with the dentistry they have received	6	6	N/A	93.3%	93.1%	92.8%
% of Patients satisfied with the time they had to wait for an appointment	6	6	N/A	87.7%	88.8%	88.7%

\* This is based on patients treated on this contract for their most recent course of treatment. Figures in italics indicate the base number of FP17s or Patient Questionnaire responses are less than 100. N/A is shown where the base number of responses is less than 10 during the period. % is calculated as Quantity/Base number\*100

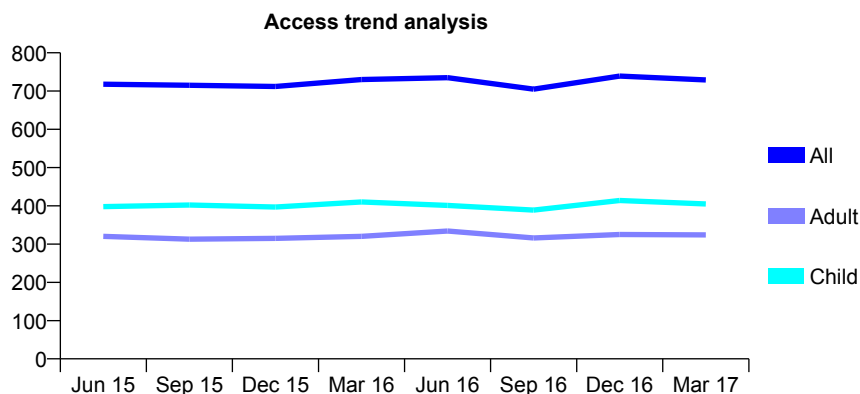
## Q70 - Vital Signs At a Glance Contract Report for 820563/0001 - March 2017

Name or company name	MR MJ COLE
Contract type name	GDS Contract
Purpose of contract	General and Orthodontic
Contract start date	01/04/2006
Contract end date	

16/17 Contracted general activity (UDA)	1,870
Carry forward general activity (UDA)	32
16/17 Contracted orthodontic activity (UOA)	243
Carry forward orthodontic activity (UOA)	0
Baseline contract value	£63,685.63

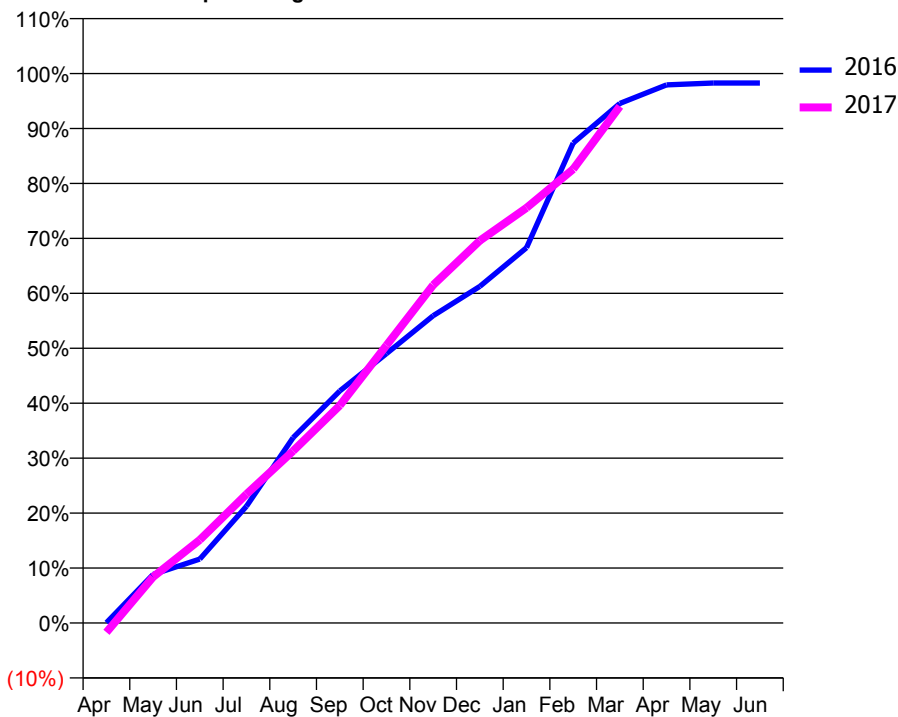
### ACCESS\*

Patients seen in 24 months	Total	Change since previous quarter
Quarter ending March 2016	730	
Quarter ending June 2016	735	→
Quarter ending September 2016	705	↓
Quarter ending December 2016	739	↑
Quarter ending March 2017	729	↓
<b>Variance since March 2016</b>	<b>(0.1%)</b>	<b>→</b>



### ACTIVITY

Cumulative percentage of contracted UDA delivered 2016 & 2017



Month	Adjusted Scheduled Activity (UDA)	
	2016	2017
April	1	-32
May	166	157
June	218	283
July	397	438
August	631	586
September	790	740
October	917	945
November	1,046	1,150
December	1,145	1,301
January	1,277	1,413
February	1,633	1,544
March	1,768	1,758
April	1,831	
May	1,838	
June	1,838	

### QUALITY

	Quantity	Base Number	Contract	AT	Region	England
% of FP17s for the same patient ID Re-attending within 3 months - Children	61	756	8.1%	10.4%	11.9%	12.3%
% of FP17s for the same patient ID Re-attending within 3 months - Adults	55	425	12.9%	15.3%	16.6%	16.7%
% of FP17s for the same patient ID Re-attending between 3 & 9 months - Children	469	756	62.0%	60.5%	60.2%	57.6%
% of FP17s for the same patient ID Re-attending between 3 & 9 months - Adults	224	425	52.7%	52.1%	51.5%	50.1%
% of FP17s for Band 1 Urgent Courses	56	1,091	5.1%	9.6%	9.5%	9.1%
% of FP17s Relating to Free Repair or Replacements	0	1,091	0.0%	0.7%	0.7%	0.8%
% of FP17s Relating to Continuations	0	1,091	0.0%	1.3%	1.2%	1.2%
% of Patients satisfied with the dentistry they have received	0	0	N/A	93.3%	93.1%	92.8%
% of Patients satisfied with the time they had to wait for an appointment	0	0	N/A	87.7%	88.8%	88.7%

\* This is based on patients treated on this contract for their most recent course of treatment. Figures in italics indicate the base number of FP17s or Patient Questionnaire responses are less than 100. N/A is shown where the base number of responses is less than 10 during the period. % is calculated as Quantity/Base number\*100

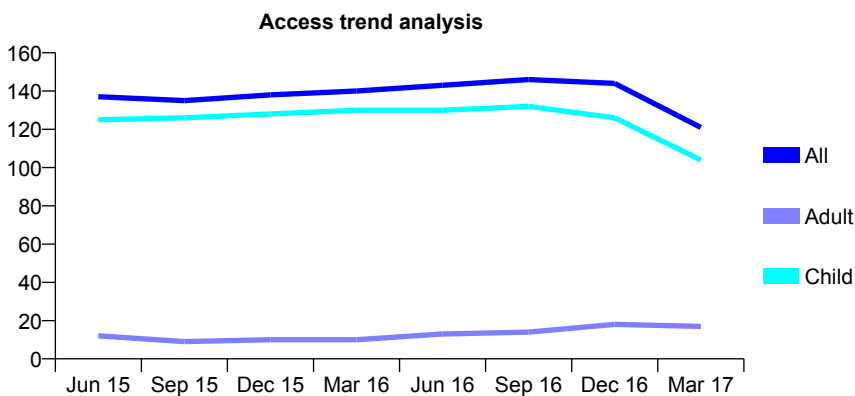
## Q70 - Vital Signs At a Glance Contract Report for 825751/0001 - March 2017

Name or company name	MS BS SHIPLEY
Contract type name	GDS Contract
Purpose of contract	General
Contract start date	01/04/2006
Contract end date	

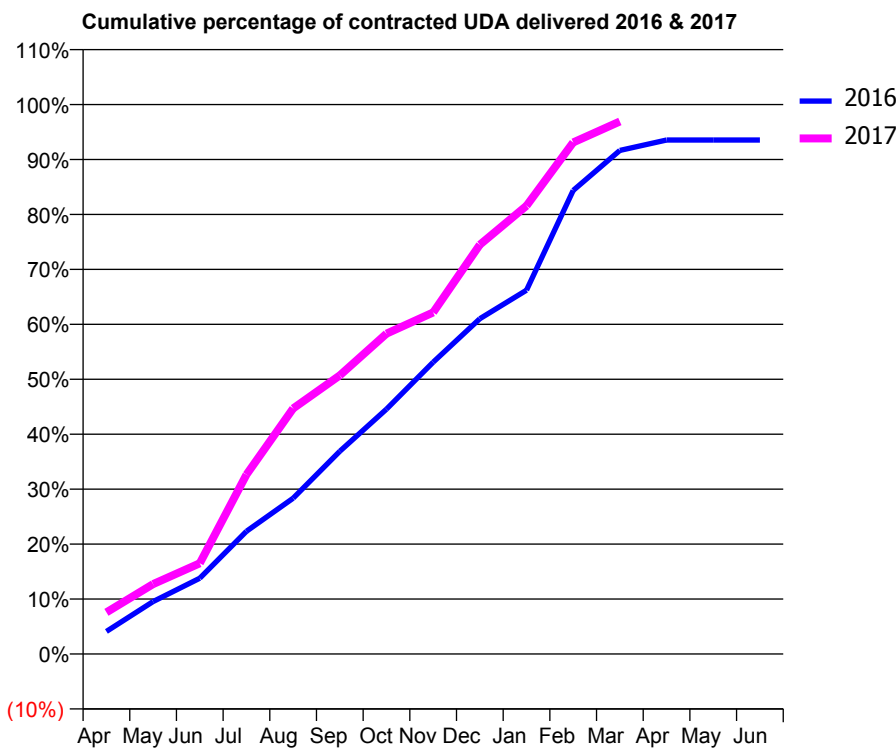
16/17 Contracted general activity (UDA)	316
Carry forward general activity (UDA)	0
16/17 Contracted orthodontic activity (UOA)	0
Carry forward orthodontic activity (UOA)	0
Baseline contract value	£9,859.67

### ACCESS\*

Patients seen in 24 months	Total	Change since previous quarter
Quarter ending March 2016	140	
Quarter ending June 2016	143	↑
Quarter ending September 2016	146	↑
Quarter ending December 2016	144	↓
Quarter ending March 2017	121	↓
<b>Variance since March 2016</b>	<b>(13.6%)</b>	<b>↓</b>



### ACTIVITY



Month	Adjusted Scheduled Activity (UDA)	
	2016	2017
April	13	24
May	30	40
June	44	52
July	71	103
August	90	141
September	117	160
October	141	184
November	168	196
December	193	235
January	209	258
February	267	294
March	290	306
April	296	
May	296	
June	296	

### QUALITY

	Quantity	Base Number	Contract	AT	Region	England
% of FP17s for the same patient ID Re-attending within 3 months - Children	14	208	6.7%	10.4%	11.9%	12.3%
% of FP17s for the same patient ID Re-attending within 3 months - Adults	0	13	0.0%	15.3%	16.6%	16.7%
% of FP17s for the same patient ID Re-attending between 3 & 9 months - Children	146	208	70.2%	60.5%	60.2%	57.6%
% of FP17s for the same patient ID Re-attending between 3 & 9 months - Adults	4	13	30.8%	52.1%	51.5%	50.1%
% of FP17s for Band 1 Urgent Courses	6	216	2.8%	9.6%	9.5%	9.1%
% of FP17s Relating to Free Repair or Replacements	0	216	0.0%	0.7%	0.7%	0.8%
% of FP17s Relating to Continuations	0	216	0.0%	1.3%	1.2%	1.2%
% of Patients satisfied with the dentistry they have received	0	0	N/A	93.3%	93.1%	92.8%
% of Patients satisfied with the time they had to wait for an appointment	0	0	N/A	87.7%	88.8%	88.7%

\* This is based on patients treated on this contract for their most recent course of treatment. Figures in italics indicate the base number of FP17s or Patient Questionnaire responses are less than 100. N/A is shown where the base number of responses is less than 10 during the period. % is calculated as Quantity/Base number\*100



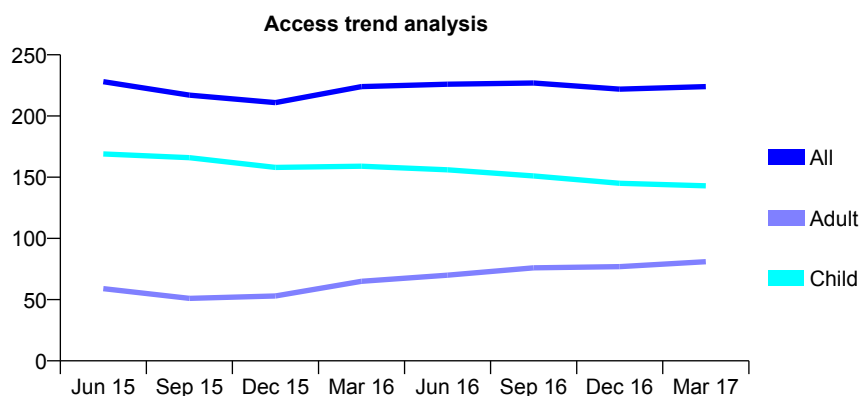
## Q70 - Vital Signs At a Glance Contract Report for 825751/0002 - March 2017

Name or company name	MS BS SHIPLEY
Contract type name	GDS Contract
Purpose of contract	General
Contract start date	01/04/2006
Contract end date	

16/17 Contracted general activity (UDA)	539
Carry forward general activity (UDA)	19
16/17 Contracted orthodontic activity (UOA)	0
Carry forward orthodontic activity (UOA)	0
Baseline contract value	£13,967.40

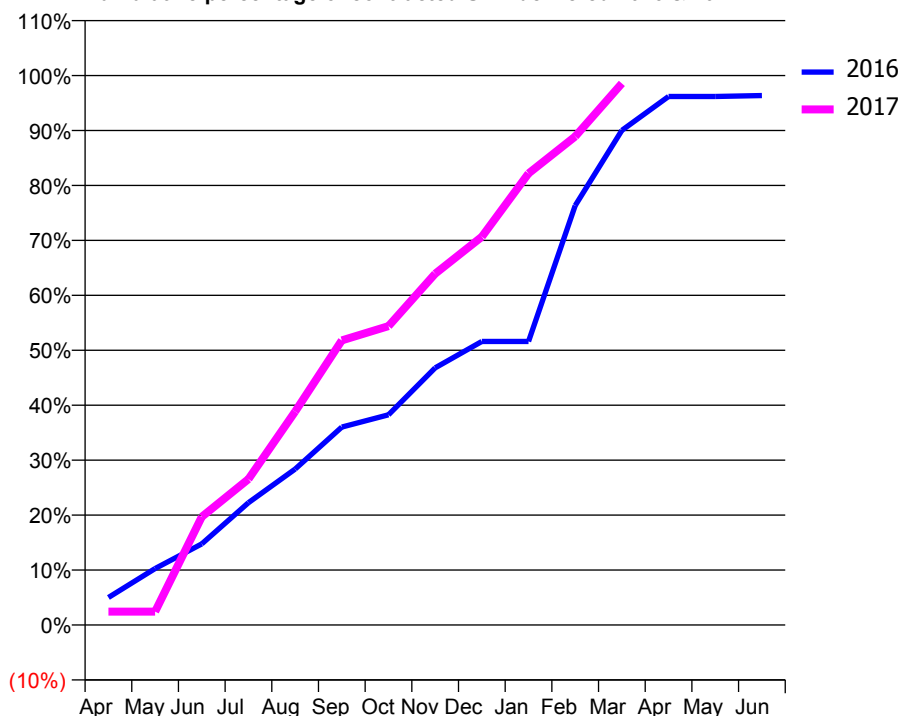
### ACCESS\*

Patients seen in 24 months	Total	Change since previous quarter
Quarter ending March 2016	224	
Quarter ending June 2016	226	→
Quarter ending September 2016	227	→
Quarter ending December 2016	222	↓
Quarter ending March 2017	224	→
<b>Variance since March 2016</b>	<b>0.0%</b>	<b>→</b>



### ACTIVITY

Cumulative percentage of contracted UDA delivered 2016 & 2017



Month	Adjusted Scheduled Activity (UDA)	
	2016	2017
April	27	13
May	55	13
June	80	106
July	120	143
August	153	209
September	194	279
October	206	293
November	252	345
December	278	381
January	278	443
February	411	479
March	485	531
April	518	
May	518	
June	519	

### QUALITY

	Quantity	Base Number	Contract	AT	Region	England
% of FP17s for the same patient ID Re-attending within 3 months - Children	32	269	11.9%	10.4%	11.9%	12.3%
% of FP17s for the same patient ID Re-attending within 3 months - Adults	9	61	14.8%	15.3%	16.6%	16.7%
% of FP17s for the same patient ID Re-attending between 3 & 9 months - Children	174	269	64.7%	60.5%	60.2%	57.6%
% of FP17s for the same patient ID Re-attending between 3 & 9 months - Adults	21	61	34.4%	52.1%	51.5%	50.1%
% of FP17s for Band 1 Urgent Courses	16	316	5.1%	9.6%	9.5%	9.1%
% of FP17s Relating to Free Repair or Replacements	0	316	0.0%	0.7%	0.7%	0.8%
% of FP17s Relating to Continuations	0	316	0.0%	1.3%	1.2%	1.2%
% of Patients satisfied with the dentistry they have received	0	0	N/A	93.3%	93.1%	92.8%
% of Patients satisfied with the time they had to wait for an appointment	0	0	N/A	87.7%	88.8%	88.7%

\* This is based on patients treated on this contract for their most recent course of treatment. Figures in italics indicate the base number of FP17s or Patient Questionnaire responses are less than 100. N/A is shown where the base number of responses is less than 10 during the period. % is calculated as Quantity/Base number\*100

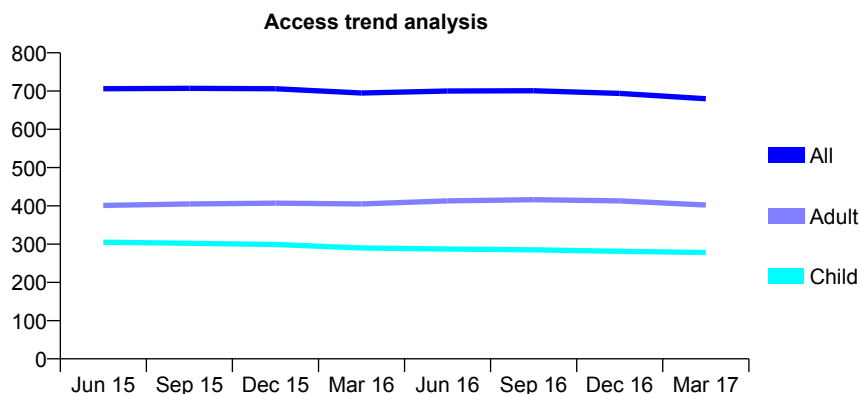
## Q70 - Vital Signs At a Glance Contract Report for 830127/0001 - March 2017

Name or company name	MR HM MORTON
Contract type name	GDS Contract
Purpose of contract	General
Contract start date	01/04/2006
Contract end date	

16/17 Contracted general activity (UDA)	1,820
Carry forward general activity (UDA)	0
16/17 Contracted orthodontic activity (UOA)	0
Carry forward orthodontic activity (UOA)	0
Baseline contract value	£51,972.22

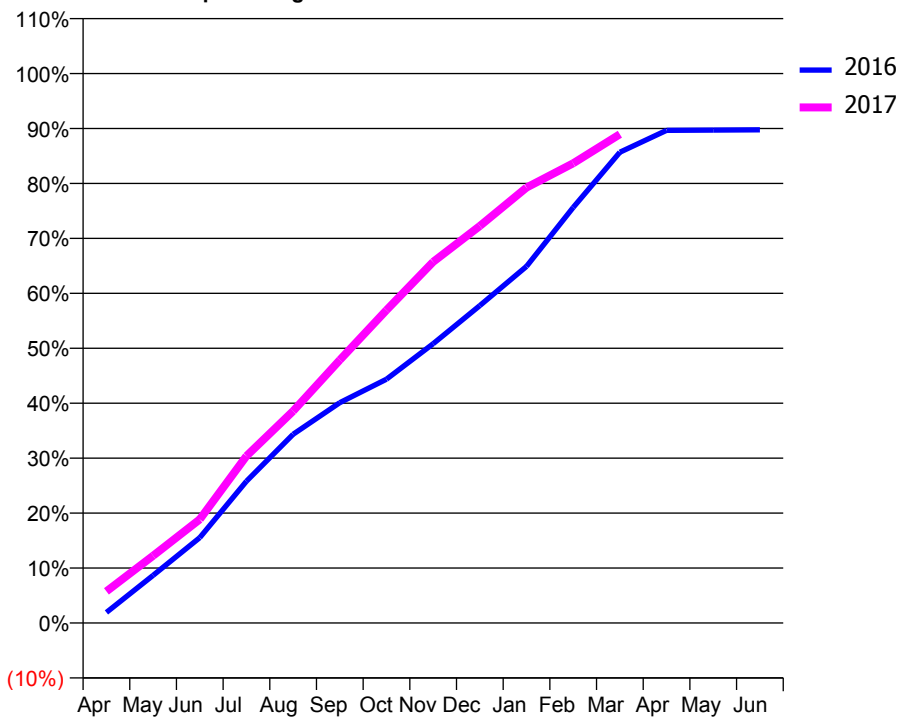
### ACCESS\*

Patients seen in 24 months	Total	Change since previous quarter
Quarter ending March 2016	695	
Quarter ending June 2016	700	→
Quarter ending September 2016	701	→
Quarter ending December 2016	694	→
Quarter ending March 2017	680	↓
<b>Variance since March 2016</b>	<b>(2.2%)</b>	<b>↓</b>



### ACTIVITY

Cumulative percentage of contracted UDA delivered 2016 & 2017



Month	Adjusted Scheduled Activity (UDA)	
	2016	2017
April	35	105
May	158	223
June	283	343
July	470	553
August	625	702
September	730	871
October	808	1,036
November	925	1,196
December	1,051	1,315
January	1,181	1,442
February	1,376	1,523
March	1,559	1,619
April	1,632	
May	1,633	
June	1,634	

### QUALITY

	Quantity	Base Number	Contract	AT	Region	England
% of FP17s for the same patient ID Re-attending within 3 months - Children	24	421	5.7%	10.4%	11.9%	12.3%
% of FP17s for the same patient ID Re-attending within 3 months - Adults	51	486	10.5%	15.3%	16.6%	16.7%
% of FP17s for the same patient ID Re-attending between 3 & 9 months - Children	269	421	63.9%	60.5%	60.2%	57.6%
% of FP17s for the same patient ID Re-attending between 3 & 9 months - Adults	271	486	55.8%	52.1%	51.5%	50.1%
% of FP17s for Band 1 Urgent Courses	25	870	2.9%	9.6%	9.5%	9.1%
% of FP17s Relating to Free Repair or Replacements	8	870	0.9%	0.7%	0.7%	0.8%
% of FP17s Relating to Continuations	2	870	0.2%	1.3%	1.2%	1.2%
% of Patients satisfied with the dentistry they have received	1	1	N/A	93.3%	93.1%	92.8%
% of Patients satisfied with the time they had to wait for an appointment	1	1	N/A	87.7%	88.8%	88.7%

\* This is based on patients treated on this contract for their most recent course of treatment. Figures in italics indicate the base number of FP17s or Patient Questionnaire responses are less than 100. N/A is shown where the base number of responses is less than 10 during the period. % is calculated as Quantity/Base number\*100

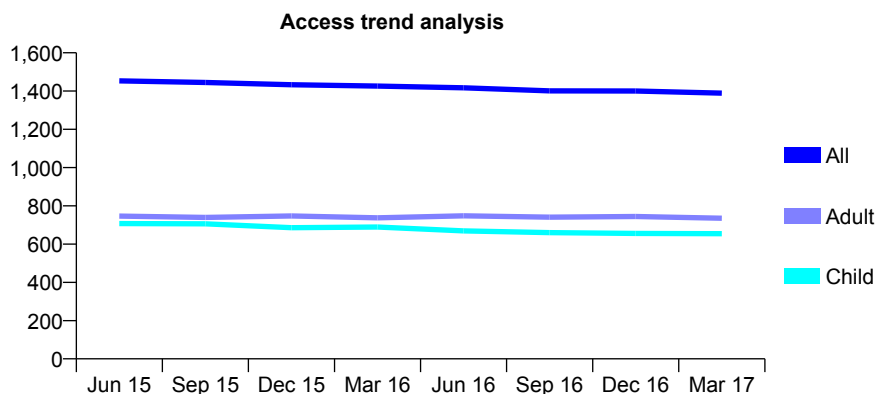
## Q70 - Vital Signs At a Glance Contract Report for 832057/0001 - March 2017

Name or company name	MR JR ROTHMAN
Contract type name	GDS Contract
Purpose of contract	General
Contract start date	01/04/2006
Contract end date	

16/17 Contracted general activity (UDA)	3,852
Carry forward general activity (UDA)	0
16/17 Contracted orthodontic activity (UOA)	0
Carry forward orthodontic activity (UOA)	0
Baseline contract value	£88,241.99

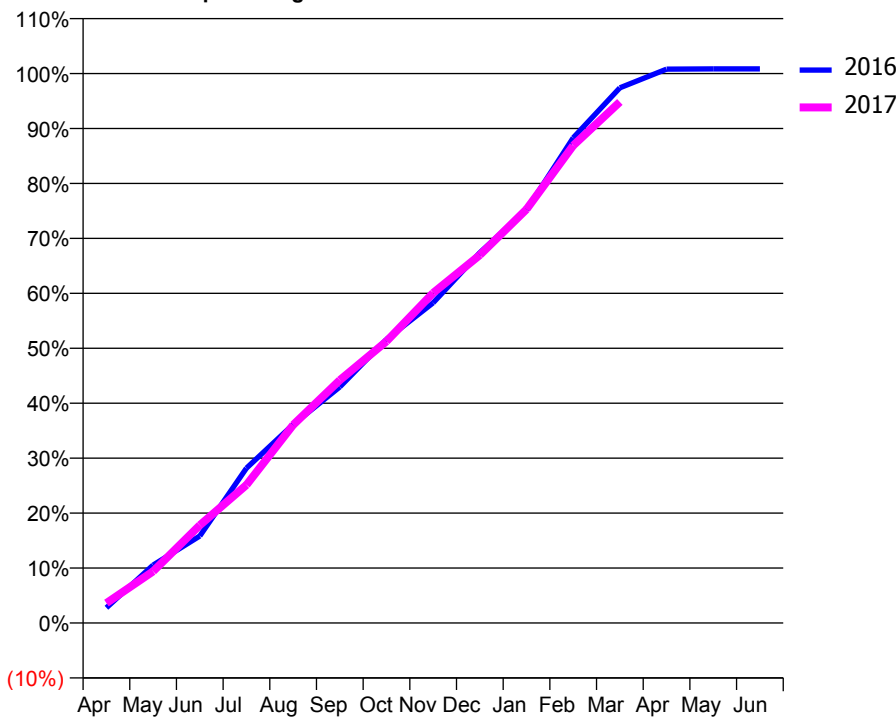
### ACCESS\*

Patients seen in 24 months	Total	Change since previous quarter
Quarter ending March 2016	1,426	
Quarter ending June 2016	1,417	→
Quarter ending September 2016	1,401	↓
Quarter ending December 2016	1,400	→
Quarter ending March 2017	1,389	→
<b>Variance since March 2016</b>	<b>(2.6%)</b>	<b>↓</b>



### ACTIVITY

Cumulative percentage of contracted UDA delivered 2016 & 2017



Month	Adjusted Scheduled Activity (UDA)	
	2016	2017
April	107	140
May	406	362
June	610	686
July	1,086	968
August	1,392	1,389
September	1,655	1,703
October	1,989	1,975
November	2,244	2,314
December	2,596	2,579
January	2,896	2,900
February	3,402	3,347
March	3,752	3,653
April	3,883	
May	3,885	
June	3,885	

### QUALITY

	Quantity	Base Number	Contract	AT	Region	England
% of FP17s for the same patient ID Re-attending within 3 months - Children	104	1,188	8.8%	10.4%	11.9%	12.3%
% of FP17s for the same patient ID Re-attending within 3 months - Adults	161	1,139	14.1%	15.3%	16.6%	16.7%
% of FP17s for the same patient ID Re-attending between 3 & 9 months - Children	848	1,188	71.4%	60.5%	60.2%	57.6%
% of FP17s for the same patient ID Re-attending between 3 & 9 months - Adults	809	1,139	71.0%	52.1%	51.5%	50.1%
% of FP17s for Band 1 Urgent Courses	113	2,244	5.0%	9.6%	9.5%	9.1%
% of FP17s Relating to Free Repair or Replacements	13	2,244	0.6%	0.7%	0.7%	0.8%
% of FP17s Relating to Continuations	11	2,244	0.5%	1.3%	1.2%	1.2%
% of Patients satisfied with the dentistry they have received	1	1	N/A	93.3%	93.1%	92.8%
% of Patients satisfied with the time they had to wait for an appointment	1	1	N/A	87.7%	88.8%	88.7%

\* This is based on patients treated on this contract for their most recent course of treatment. Figures in italics indicate the base number of FP17s or Patient Questionnaire responses are less than 100. N/A is shown where the base number of responses is less than 10 during the period. % is calculated as Quantity/Base number\*100

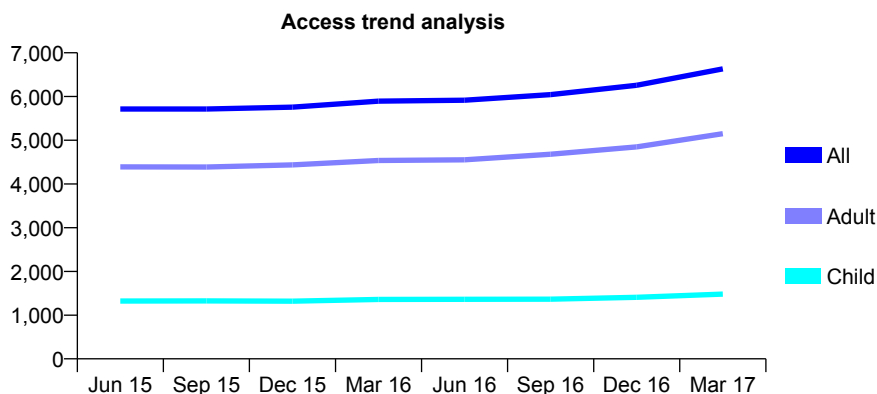
## Q70 - Vital Signs At a Glance Contract Report for 841102/0001 - March 2017

Name or company name	Pro-Dent Dental Partnership
Contract type name	GDS Contract
Purpose of contract	General
Contract start date	01/04/2006
Contract end date	

16/17 Contracted general activity (UDA)	20,757
Carry forward general activity (UDA)	0
16/17 Contracted orthodontic activity (UOA)	0
Carry forward orthodontic activity (UOA)	0
Baseline contract value	£539,166.96

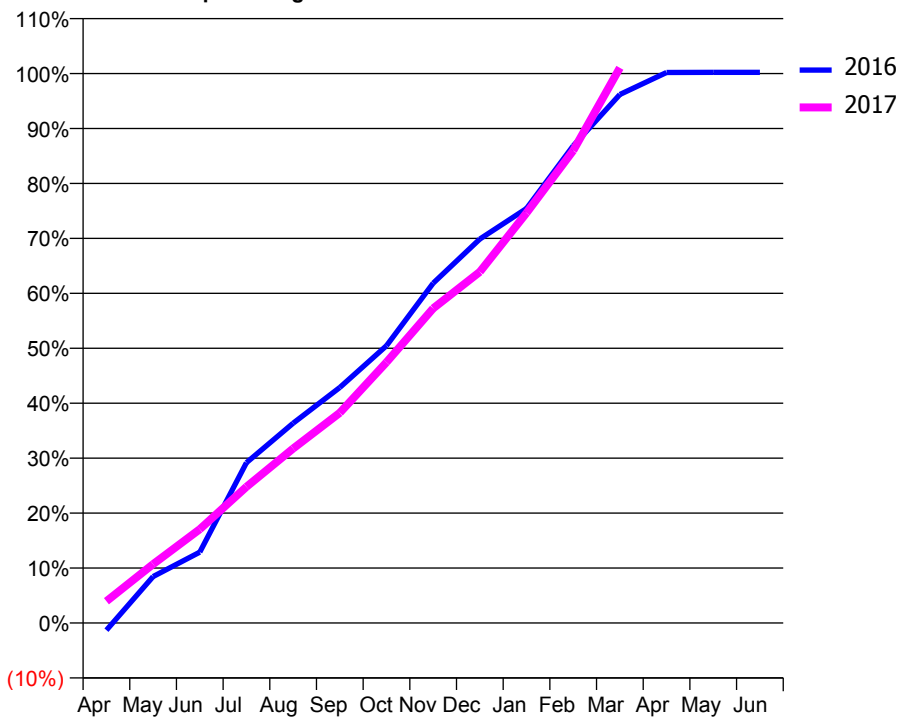
### ACCESS\*

Patients seen in 24 months	Total	Change since previous quarter
Quarter ending March 2016	5,895	
Quarter ending June 2016	5,915	→
Quarter ending September 2016	6,045	↑
Quarter ending December 2016	6,257	↑
Quarter ending March 2017	6,633	↑
<b>Variance since March 2016</b>	<b>12.5%</b>	<b>↑</b>



### ACTIVITY

Cumulative percentage of contracted UDA delivered 2016 & 2017



Month	Adjusted Scheduled Activity (UDA)	
	2016	2017
April	-273	822
May	1,755	2,226
June	2,678	3,542
July	6,055	5,145
August	7,547	6,589
September	8,897	7,943
October	10,475	9,849
November	12,835	11,885
December	14,502	13,267
January	15,660	15,493
February	18,024	17,843
March	19,964	20,971
April	20,794	
May	20,799	
June	20,799	

### QUALITY

	Quantity	Base Number	Contract	AT	Region	England
% of FP17s for the same patient ID Re-attending within 3 months - Children	95	2,052	4.6%	10.4%	11.9%	12.3%
% of FP17s for the same patient ID Re-attending within 3 months - Adults	498	6,391	7.8%	15.3%	16.6%	16.7%
% of FP17s for the same patient ID Re-attending between 3 & 9 months - Children	950	2,052	46.3%	60.5%	60.2%	57.6%
% of FP17s for the same patient ID Re-attending between 3 & 9 months - Adults	2,717	6,391	42.5%	52.1%	51.5%	50.1%
% of FP17s for Band 1 Urgent Courses	799	8,140	9.8%	9.6%	9.5%	9.1%
% of FP17s Relating to Free Repair or Replacements	22	8,140	0.3%	0.7%	0.7%	0.8%
% of FP17s Relating to Continuations	52	8,140	0.6%	1.3%	1.2%	1.2%
% of Patients satisfied with the dentistry they have received	13	13	100.0%	93.3%	93.1%	92.8%
% of Patients satisfied with the time they had to wait for an appointment	13	13	100.0%	87.7%	88.8%	88.7%

\* This is based on patients treated on this contract for their most recent course of treatment. Figures in italics indicate the base number of FP17s or Patient Questionnaire responses are less than 100. N/A is shown where the base number of responses is less than 10 during the period. % is calculated as Quantity/Base number\*100

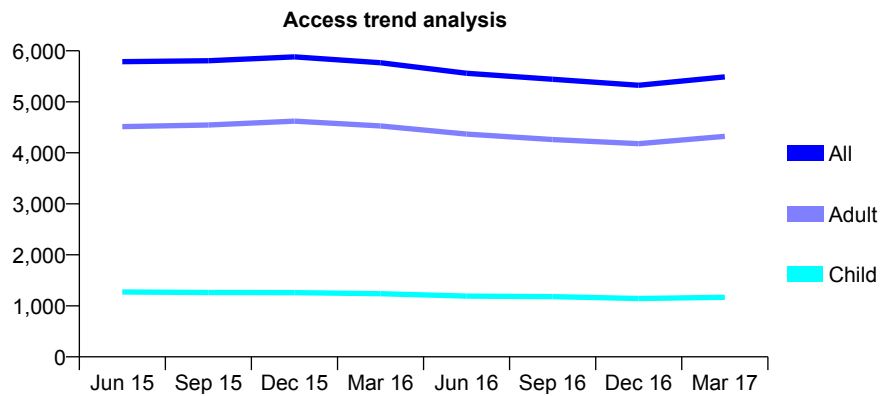
## Q70 - Vital Signs At a Glance Contract Report for 841692/0001 - March 2017

Name or company name	Perfect Smile Cosham Partnership
Contract type name	GDS Contract
Purpose of contract	General
Contract start date	01/04/2006
Contract end date	

16/17 Contracted general activity (UDA)	15,739
Carry forward general activity (UDA)	0
16/17 Contracted orthodontic activity (UOA)	0
Carry forward orthodontic activity (UOA)	0
Baseline contract value	£402,437.30

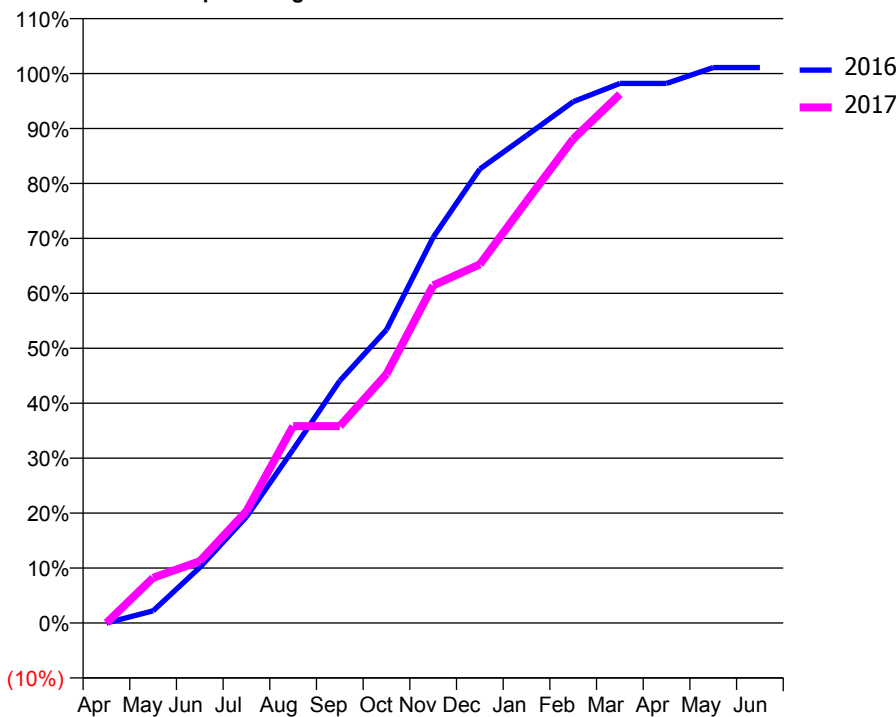
### ACCESS\*

Patients seen in 24 months	Total	Change since previous quarter
Quarter ending March 2016	5,766	
Quarter ending June 2016	5,560	↓
Quarter ending September 2016	5,441	↓
Quarter ending December 2016	5,324	↓
Quarter ending March 2017	5,489	↑
<b>Variance since March 2016</b>	<b>(4.8%)</b>	<b>↓</b>



### ACTIVITY

Cumulative percentage of contracted UDA delivered 2016 & 2017



Month	Adjusted Scheduled Activity (UDA)	
	2016	2017
April	0	0
May	350	1,295
June	1,590	1,771
July	3,043	3,207
August	4,969	5,640
September	6,937	5,640
October	8,401	7,127
November	11,048	9,670
December	13,005	10,272
January	13,962	12,079
February	14,933	13,864
March	15,453	15,145
April	15,453	
May	15,911	
June	15,911	

### QUALITY

	Quantity	Base Number	Contract	AT	Region	England
% of FP17s for the same patient ID Re-attending within 3 months - Children	109	1,648	6.6%	10.4%	11.9%	12.3%
% of FP17s for the same patient ID Re-attending within 3 months - Adults	645	5,912	10.9%	15.3%	16.6%	16.7%
% of FP17s for the same patient ID Re-attending between 3 & 9 months - Children	1,060	1,648	64.3%	60.5%	60.2%	57.6%
% of FP17s for the same patient ID Re-attending between 3 & 9 months - Adults	2,598	5,912	43.9%	52.1%	51.5%	50.1%
% of FP17s for Band 1 Urgent Courses	354	7,304	4.8%	9.6%	9.5%	9.1%
% of FP17s Relating to Free Repair or Replacements	36	7,304	0.5%	0.7%	0.7%	0.8%
% of FP17s Relating to Continuations	52	7,304	0.7%	1.3%	1.2%	1.2%
% of Patients satisfied with the dentistry they have received	5	6	N/A	93.3%	93.1%	92.8%
% of Patients satisfied with the time they had to wait for an appointment	6	6	N/A	87.7%	88.8%	88.7%

\* This is based on patients treated on this contract for their most recent course of treatment. Figures in italics indicate the base number of FP17s or Patient Questionnaire responses are less than 100. N/A is shown where the base number of responses is less than 10 during the period. % is calculated as Quantity/Base number\*100

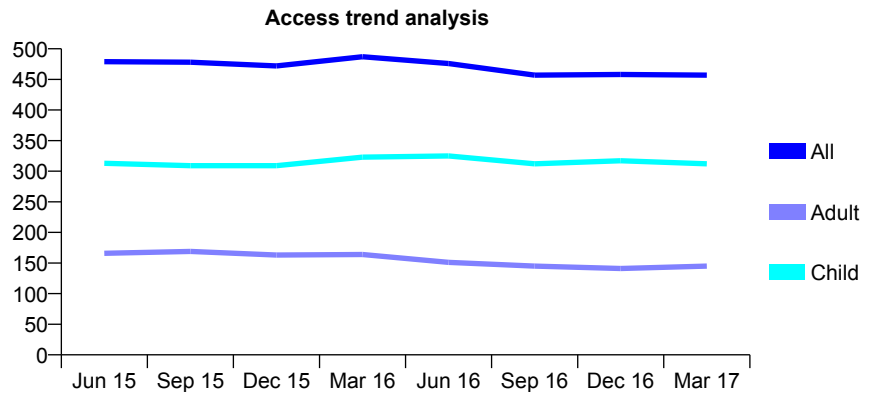
## Q70 - Vital Signs At a Glance Contract Report for 842052/0001 - March 2017

Name or company name	MR RD HALDERTHAY
Contract type name	GDS Contract
Purpose of contract	General
Contract start date	01/04/2006
Contract end date	

16/17 Contracted general activity (UDA)	1,150
Carry forward general activity (UDA)	46
16/17 Contracted orthodontic activity (UOA)	0
Carry forward orthodontic activity (UOA)	0
Baseline contract value	£26,501.75

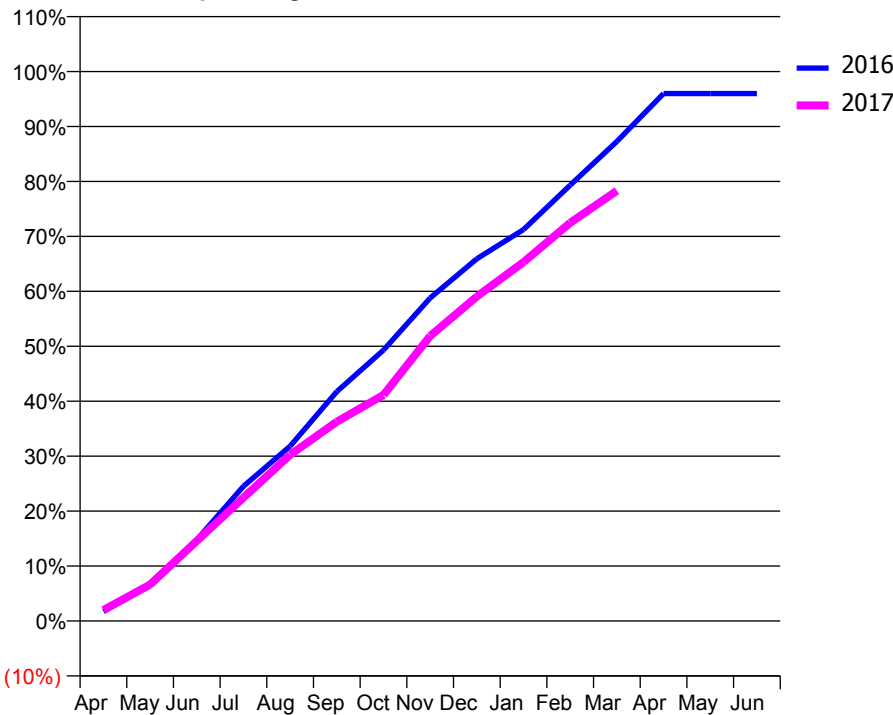
### ACCESS\*

Patients seen in 24 months	Total	Change since previous quarter
Quarter ending March 2016	487	
Quarter ending June 2016	476	↓
Quarter ending September 2016	457	↓
Quarter ending December 2016	458	→
Quarter ending March 2017	457	→
<b>Variance since March 2016</b>	<b>(6.2%)</b>	<b>↓</b>



### ACTIVITY

Cumulative percentage of contracted UDA delivered 2016 & 2017



Month	Adjusted Scheduled Activity (UDA)	
	2016	2017
April	20	23
May	75	76
June	170	168
July	282	258
August	366	348
September	480	417
October	567	473
November	676	596
December	758	679
January	819	751
February	912	833
March	1,004	900
April	1,104	
May	1,104	
June	1,104	

### QUALITY

	Quantity	Base Number	Contract	AT	Region	England
% of FP17s for the same patient ID Re-attending within 3 months - Children	28	545	5.1%	10.4%	11.9%	12.3%
% of FP17s for the same patient ID Re-attending within 3 months - Adults	36	207	17.4%	15.3%	16.6%	16.7%
% of FP17s for the same patient ID Re-attending between 3 & 9 months - Children	383	545	70.3%	60.5%	60.2%	57.6%
% of FP17s for the same patient ID Re-attending between 3 & 9 months - Adults	138	207	66.7%	52.1%	51.5%	50.1%
% of FP17s for Band 1 Urgent Courses	17	688	2.5%	9.6%	9.5%	9.1%
% of FP17s Relating to Free Repair or Replacements	0	688	0.0%	0.7%	0.7%	0.8%
% of FP17s Relating to Continuations	16	688	2.3%	1.3%	1.2%	1.2%
% of Patients satisfied with the dentistry they have received	0	0	N/A	93.3%	93.1%	92.8%
% of Patients satisfied with the time they had to wait for an appointment	0	0	N/A	87.7%	88.8%	88.7%

\* This is based on patients treated on this contract for their most recent course of treatment. Figures in italics indicate the base number of FP17s or Patient Questionnaire responses are less than 100. N/A is shown where the base number of responses is less than 10 during the period. % is calculated as Quantity/Base number\*100

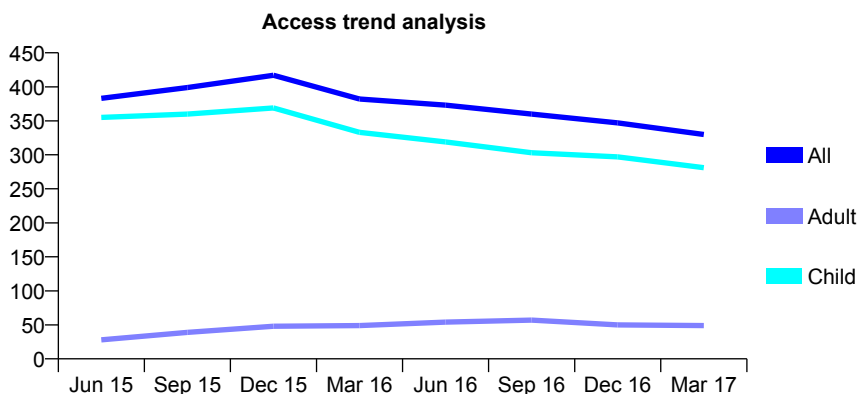
## Q70 - Vital Signs At a Glance Contract Report for 843466/0001 - March 2017

Name or company name	MRS B AMADI
Contract type name	GDS Contract
Purpose of contract	General
Contract start date	01/04/2006
Contract end date	

16/17 Contracted general activity (UDA)	894
Carry forward general activity (UDA)	0
16/17 Contracted orthodontic activity (UOA)	0
Carry forward orthodontic activity (UOA)	0
Baseline contract value	£18,927.10

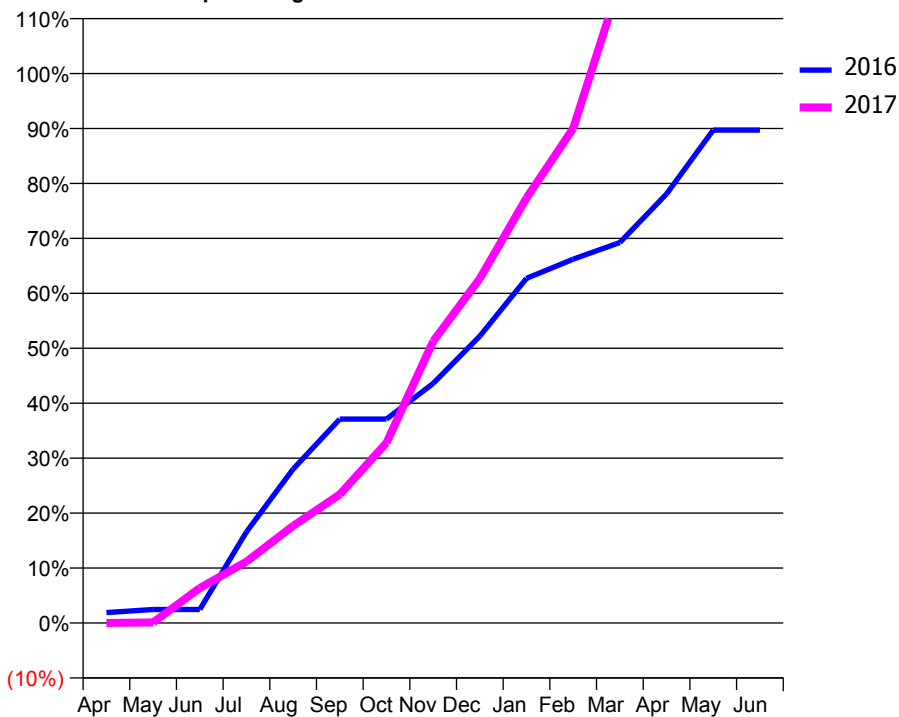
### ACCESS\*

Patients seen in 24 months	Total	Change since previous quarter
Quarter ending March 2016	382	
Quarter ending June 2016	373	↓
Quarter ending September 2016	360	↓
Quarter ending December 2016	347	↓
Quarter ending March 2017	330	↓
<b>Variance since March 2016</b>	<b>(13.6%)</b>	<b>↓</b>



### ACTIVITY

**Cumulative percentage of contracted UDA delivered 2016 & 2017**



**Adjusted Scheduled Activity (UDA)**

Month	2016	2017
April	17	0
May	22	1
June	22	57
July	148	100
August	250	158
September	332	209
October	332	293
November	390	458
December	467	560
January	561	692
February	592	805
March	619	1,042
April	698	
May	802	
June	802	

### QUALITY

	Quantity	Base Number	Contract	AT	Region	England
% of FP17s for the same patient ID Re-attending within 3 months - Children	81	518	15.6%	10.4%	11.9%	12.3%
% of FP17s for the same patient ID Re-attending within 3 months - Adults	0	0	N/A	15.3%	16.6%	16.7%
% of FP17s for the same patient ID Re-attending between 3 & 9 months - Children	303	518	58.5%	60.5%	60.2%	57.6%
% of FP17s for the same patient ID Re-attending between 3 & 9 months - Adults	0	0	N/A	52.1%	51.5%	50.1%
% of FP17s for Band 1 Urgent Courses	5	429	1.2%	9.6%	9.5%	9.1%
% of FP17s Relating to Free Repair or Replacements	0	429	0.0%	0.7%	0.7%	0.8%
% of FP17s Relating to Continuations	0	429	0.0%	1.3%	1.2%	1.2%
% of Patients satisfied with the dentistry they have received	0	0	N/A	93.3%	93.1%	92.8%
% of Patients satisfied with the time they had to wait for an appointment	0	0	N/A	87.7%	88.8%	88.7%

\* This is based on patients treated on this contract for their most recent course of treatment. Figures in italics indicate the base number of FP17s or Patient Questionnaire responses are less than 100. N/A is shown where the base number of responses is less than 10 during the period. % is calculated as Quantity/Base number\*100

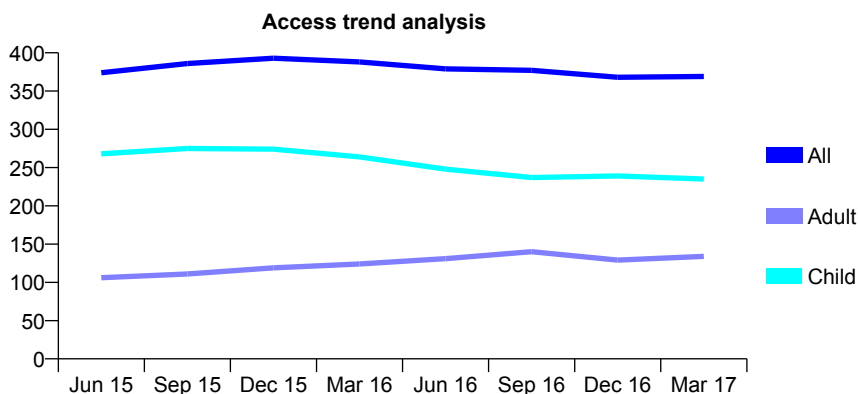
## Q70 - Vital Signs At a Glance Contract Report for 844535/0001 - March 2017

Name or company name	MR M FARSHCHI
Contract type name	GDS Contract
Purpose of contract	General
Contract start date	01/04/2006
Contract end date	

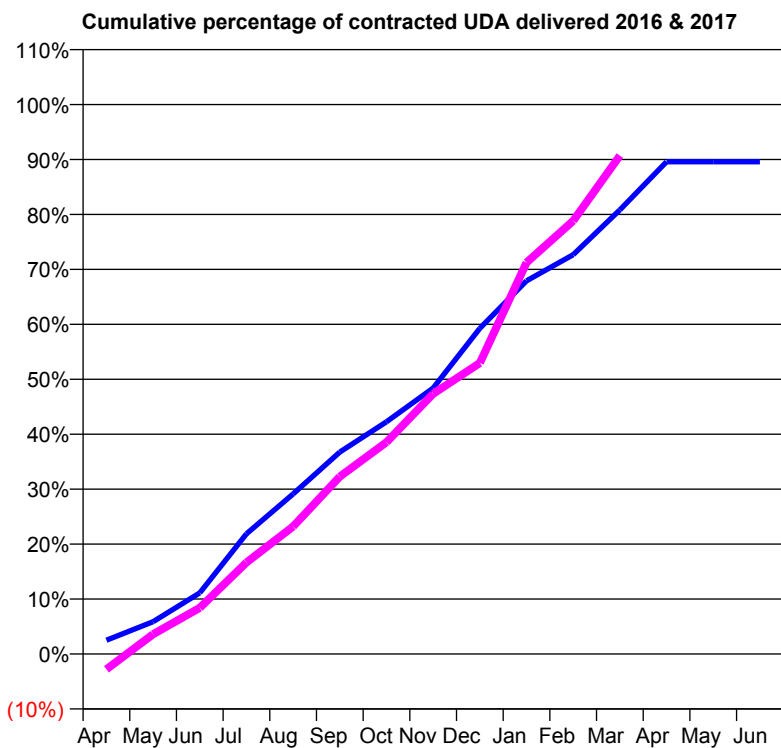
16/17 Contracted general activity (UDA)	750
Carry forward general activity (UDA)	83
16/17 Contracted orthodontic activity (UOA)	0
Carry forward orthodontic activity (UOA)	0
Baseline contract value	£19,929.82

### ACCESS\*

Patients seen in 24 months	Total	Change since previous quarter
Quarter ending March 2016	388	
Quarter ending June 2016	379	↓
Quarter ending September 2016	377	→
Quarter ending December 2016	368	↓
Quarter ending March 2017	369	→
<b>Variance since March 2016</b>	<b>(4.9%)</b>	<b>↓</b>



### ACTIVITY



Month	Adjusted Scheduled Activity (UDA)	
	2016	2017
April	20	-21
May	47	27
June	89	63
July	175	125
August	233	174
September	294	242
October	338	289
November	387	355
December	474	397
January	543	534
February	581	591
March	647	680
April	717	
May	717	
June	717	

### QUALITY

	Quantity	Base Number	Contract	AT	Region	England
% of FP17s for the same patient ID Re-attending within 3 months - Children	14	379	3.7%	10.4%	11.9%	12.3%
% of FP17s for the same patient ID Re-attending within 3 months - Adults	13	135	9.6%	15.3%	16.6%	16.7%
% of FP17s for the same patient ID Re-attending between 3 & 9 months - Children	258	379	68.1%	60.5%	60.2%	57.6%
% of FP17s for the same patient ID Re-attending between 3 & 9 months - Adults	88	135	65.2%	52.1%	51.5%	50.1%
% of FP17s for Band 1 Urgent Courses	1	476	0.2%	9.6%	9.5%	9.1%
% of FP17s Relating to Free Repair or Replacements	0	476	0.0%	0.7%	0.7%	0.8%
% of FP17s Relating to Continuations	11	476	2.3%	1.3%	1.2%	1.2%
% of Patients satisfied with the dentistry they have received	1	1	N/A	93.3%	93.1%	92.8%
% of Patients satisfied with the time they had to wait for an appointment	1	1	N/A	87.7%	88.8%	88.7%

\* This is based on patients treated on this contract for their most recent course of treatment. Figures in italics indicate the base number of FP17s or Patient Questionnaire responses are less than 100. N/A is shown where the base number of responses is less than 10 during the period. % is calculated as Quantity/Base number\*100



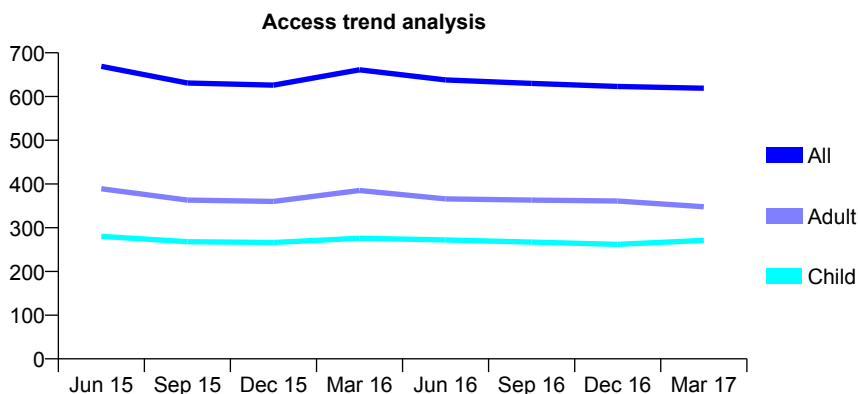
## Q70 - Vital Signs At a Glance Contract Report for 847976/0001 - March 2017

Name or company name	MS P SAMADZADEH-YAGHINI
Contract type name	GDS Contract
Purpose of contract	General
Contract start date	01/04/2006
Contract end date	

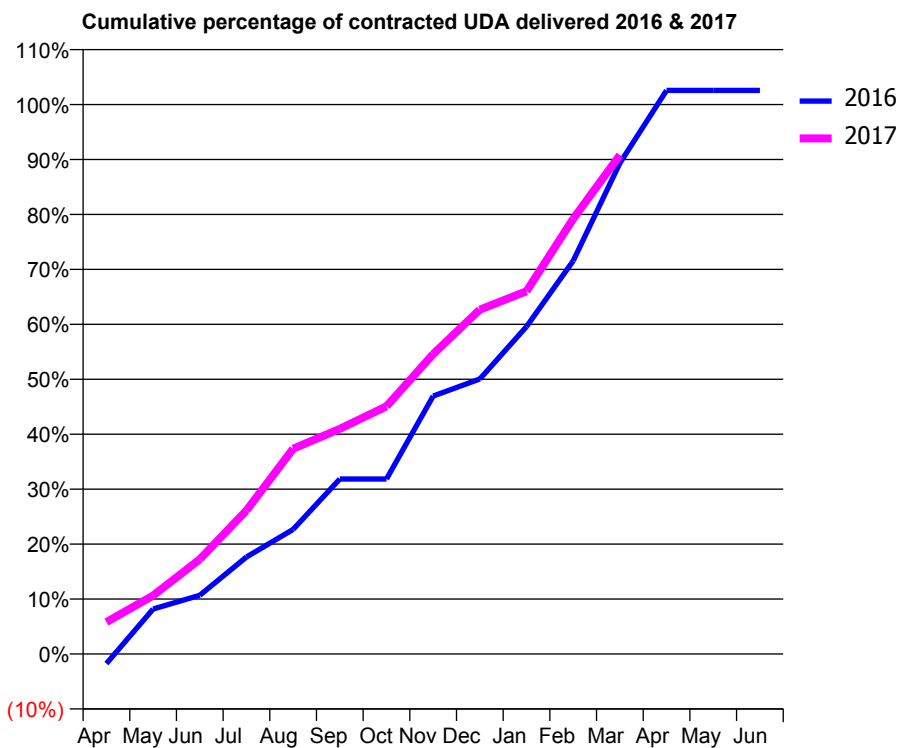
16/17 Contracted general activity (UDA)	2,492
Carry forward general activity (UDA)	-49
16/17 Contracted orthodontic activity (UOA)	0
Carry forward orthodontic activity (UOA)	0
Baseline contract value	£55,449.09

### ACCESS\*

Patients seen in 24 months	Total	Change since previous quarter
Quarter ending March 2016	661	
Quarter ending June 2016	638	↓
Quarter ending September 2016	630	↓
Quarter ending December 2016	623	↓
Quarter ending March 2017	619	→
<b>Variance since March 2016</b>	<b>(6.4%)</b>	<b>↓</b>



### ACTIVITY



Month	Adjusted Scheduled Activity (UDA)	
	2016	2017
April	-44	145
May	204	265
June	266	430
July	440	651
August	565	931
September	794	1,021
October	794	1,123
November	1,170	1,361
December	1,247	1,562
January	1,485	1,645
February	1,783	1,974
March	2,227	2,262
April	2,556	
May	2,556	
June	2,556	

### QUALITY

	Quantity	Base Number	Contract	AT	Region	England
% of FP17s for the same patient ID Re-attending within 3 months - Children	35	409	8.6%	10.4%	11.9%	12.3%
% of FP17s for the same patient ID Re-attending within 3 months - Adults	77	490	15.7%	15.3%	16.6%	16.7%
% of FP17s for the same patient ID Re-attending between 3 & 9 months - Children	251	409	61.4%	60.5%	60.2%	57.6%
% of FP17s for the same patient ID Re-attending between 3 & 9 months - Adults	302	490	61.6%	52.1%	51.5%	50.1%
% of FP17s for Band 1 Urgent Courses	47	831	5.7%	9.6%	9.5%	9.1%
% of FP17s Relating to Free Repair or Replacements	1	831	0.1%	0.7%	0.7%	0.8%
% of FP17s Relating to Continuations	2	831	0.2%	1.3%	1.2%	1.2%
% of Patients satisfied with the dentistry they have received	0	0	N/A	93.3%	93.1%	92.8%
% of Patients satisfied with the time they had to wait for an appointment	0	0	N/A	87.7%	88.8%	88.7%

\* This is based on patients treated on this contract for their most recent course of treatment. Figures in italics indicate the base number of FP17s or Patient Questionnaire responses are less than 100. N/A is shown where the base number of responses is less than 10 during the period. % is calculated as Quantity/Base number\*100

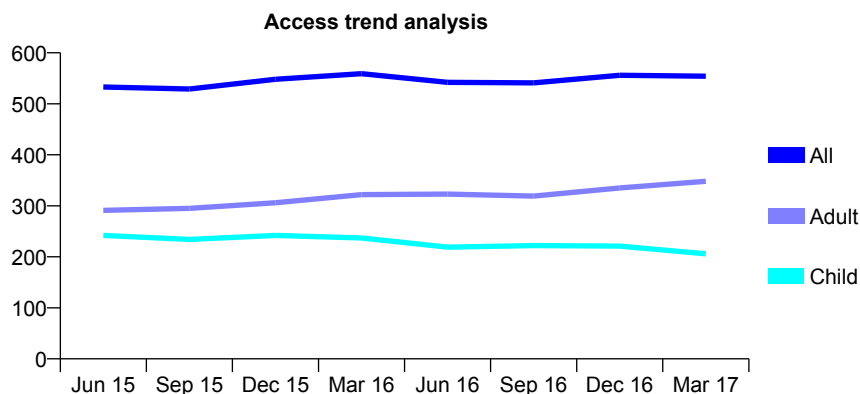
## Q70 - Vital Signs At a Glance Contract Report for 848867/0001 - March 2017

Name or company name	MR DW ROBINSON
Contract type name	GDS Contract
Purpose of contract	General
Contract start date	01/04/2006
Contract end date	

16/17 Contracted general activity (UDA)	1,084
Carry forward general activity (UDA)	14
16/17 Contracted orthodontic activity (UOA)	0
Carry forward orthodontic activity (UOA)	0
Baseline contract value	£28,186.38

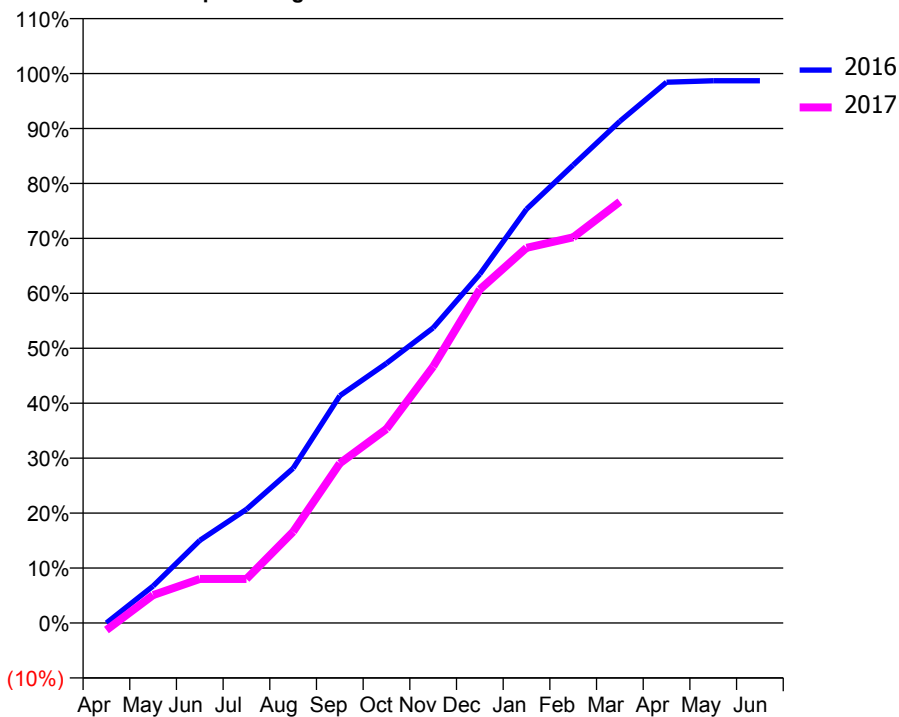
### ACCESS\*

Patients seen in 24 months	Total	Change since previous quarter
Quarter ending March 2016	559	
Quarter ending June 2016	542	↓
Quarter ending September 2016	541	→
Quarter ending December 2016	556	↑
Quarter ending March 2017	554	→
<b>Variance since March 2016</b>	<b>(0.9%)</b>	→



### ACTIVITY

Cumulative percentage of contracted UDA delivered 2016 & 2017



Month	Adjusted Scheduled Activity (UDA)	
	2016	2017
April	0	-14
May	73	55
June	163	87
July	224	87
August	305	180
September	448	315
October	512	383
November	582	506
December	688	658
January	816	740
February	903	761
March	990	831
April	1,067	
May	1,070	
June	1,070	

### QUALITY

	Quantity	Base Number	Contract	AT	Region	England
% of FP17s for the same patient ID Re-attending within 3 months - Children	8	202	4.0%	10.4%	11.9%	12.3%
% of FP17s for the same patient ID Re-attending within 3 months - Adults	4	262	1.5%	15.3%	16.6%	16.7%
% of FP17s for the same patient ID Re-attending between 3 & 9 months - Children	72	202	35.6%	60.5%	60.2%	57.6%
% of FP17s for the same patient ID Re-attending between 3 & 9 months - Adults	68	262	26.0%	52.1%	51.5%	50.1%
% of FP17s for Band 1 Urgent Courses	0	430	0.0%	9.6%	9.5%	9.1%
% of FP17s Relating to Free Repair or Replacements	0	430	0.0%	0.7%	0.7%	0.8%
% of FP17s Relating to Continuations	0	430	0.0%	1.3%	1.2%	1.2%
% of Patients satisfied with the dentistry they have received	0	0	N/A	93.3%	93.1%	92.8%
% of Patients satisfied with the time they had to wait for an appointment	0	0	N/A	87.7%	88.8%	88.7%

\* This is based on patients treated on this contract for their most recent course of treatment. Figures in italics indicate the base number of FP17s or Patient Questionnaire responses are less than 100. N/A is shown where the base number of responses is less than 10 during the period. % is calculated as Quantity/Base number\*100

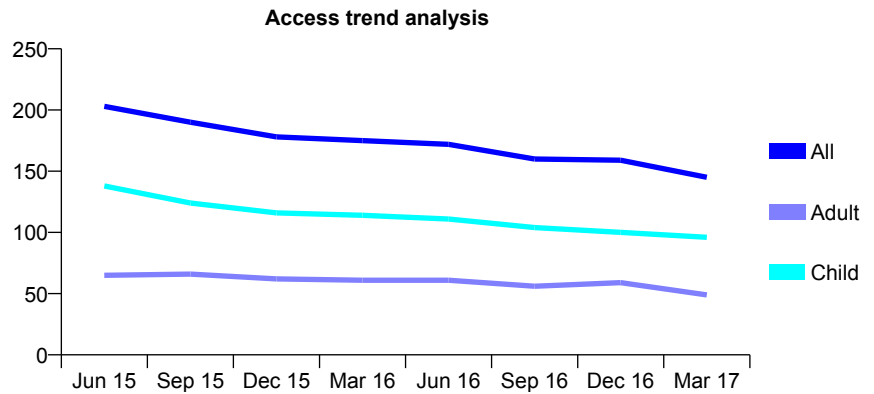
## Q70 - Vital Signs At a Glance Contract Report for 856843/0001 - March 2017

Name or company name	MISS RK HARTOG
Contract type name	GDS Contract
Purpose of contract	General
Contract start date	01/04/2006
Contract end date	

16/17 Contracted general activity (UDA)	400
Carry forward general activity (UDA)	0
16/17 Contracted orthodontic activity (UOA)	0
Carry forward orthodontic activity (UOA)	0
Baseline contract value	£10,068.26

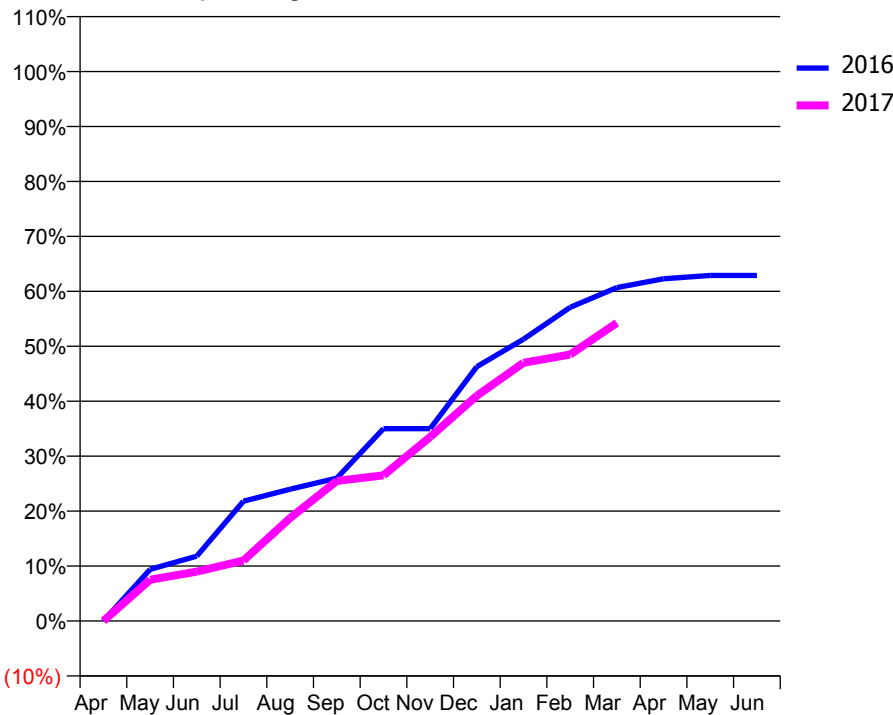
### ACCESS\*

Patients seen in 24 months	Total	Change since previous quarter
Quarter ending March 2016	175	
Quarter ending June 2016	172	↓
Quarter ending September 2016	160	↓
Quarter ending December 2016	159	→
Quarter ending March 2017	145	↓
<b>Variance since March 2016</b>	<b>(17.1%)</b>	<b>↓</b>



### ACTIVITY

Cumulative percentage of contracted UDA delivered 2016 & 2017



Month	Adjusted Scheduled Activity (UDA)	
	2016	2017
April	0	0
May	47	30
June	59	36
July	109	44
August	120	75
September	130	102
October	175	106
November	175	134
December	231	164
January	256	188
February	285	194
March	303	217
April	311	
May	314	
June	314	

### QUALITY

	Quantity	Base Number	Contract	AT	Region	England
% of FP17s for the same patient ID Re-attending within 3 months - Children	1	129	0.8%	10.4%	11.9%	12.3%
% of FP17s for the same patient ID Re-attending within 3 months - Adults	0	32	0.0%	15.3%	16.6%	16.7%
% of FP17s for the same patient ID Re-attending between 3 & 9 months - Children	88	129	68.2%	60.5%	60.2%	57.6%
% of FP17s for the same patient ID Re-attending between 3 & 9 months - Adults	23	32	71.9%	52.1%	51.5%	50.1%
% of FP17s for Band 1 Urgent Courses	0	153	0.0%	9.6%	9.5%	9.1%
% of FP17s Relating to Free Repair or Replacements	0	153	0.0%	0.7%	0.7%	0.8%
% of FP17s Relating to Continuations	0	153	0.0%	1.3%	1.2%	1.2%
% of Patients satisfied with the dentistry they have received	0	0	N/A	93.3%	93.1%	92.8%
% of Patients satisfied with the time they had to wait for an appointment	0	0	N/A	87.7%	88.8%	88.7%

\* This is based on patients treated on this contract for their most recent course of treatment. Figures in italics indicate the base number of FP17s or Patient Questionnaire responses are less than 100. N/A is shown where the base number of responses is less than 10 during the period. % is calculated as Quantity/Base number\*100

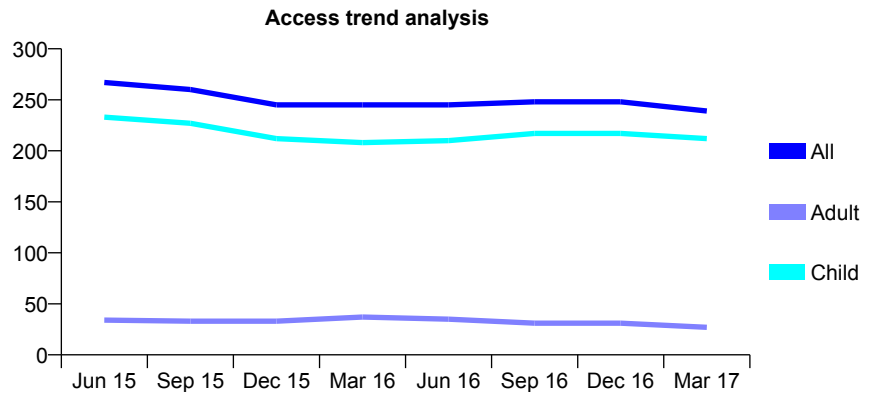
## Q70 - Vital Signs At a Glance Contract Report for 861782/0001 - March 2017

Name or company name	MR AJ SMALES
Contract type name	GDS Contract
Purpose of contract	General
Contract start date	01/08/2008
Contract end date	

16/17 Contracted general activity (UDA)	691
Carry forward general activity (UDA)	14
16/17 Contracted orthodontic activity (UOA)	0
Carry forward orthodontic activity (UOA)	0
Baseline contract value	£19,566.46

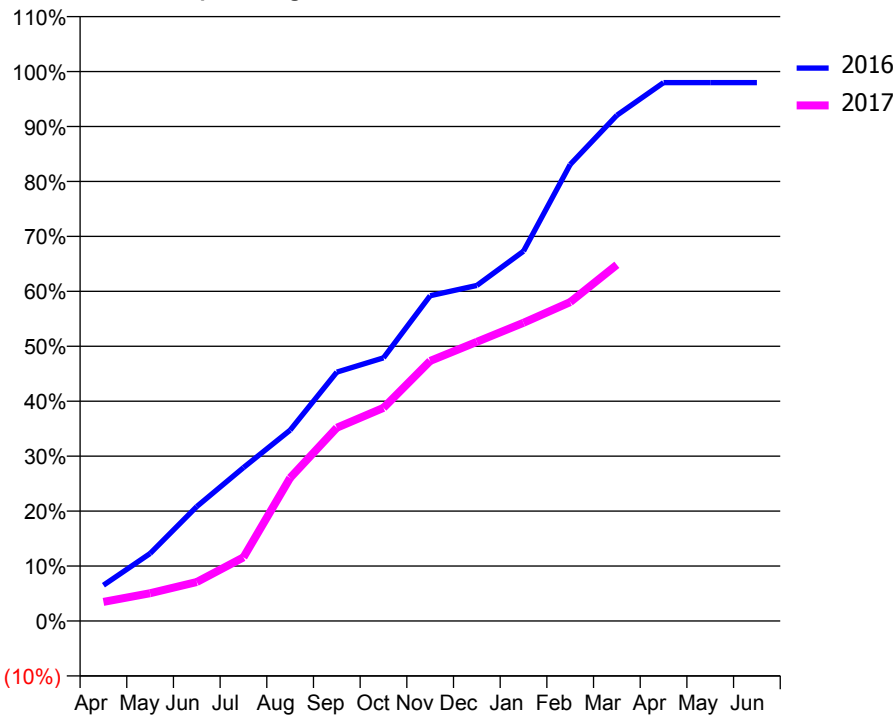
### ACCESS\*

Patients seen in 24 months	Total	Change since previous quarter
Quarter ending March 2016	245	
Quarter ending June 2016	245	→
Quarter ending September 2016	248	→
Quarter ending December 2016	248	→
Quarter ending March 2017	239	↓
<b>Variance since March 2016</b>	<b>(2.4%)</b>	<b>↓</b>



### ACTIVITY

Cumulative percentage of contracted UDA delivered 2016 & 2017



Month	Adjusted Scheduled Activity (UDA)	
	2016	2017
April	45	24
May	85	35
June	144	49
July	193	80
August	240	180
September	313	243
October	331	268
November	409	327
December	422	351
January	465	375
February	574	401
March	636	448
April	677	
May	677	
June	677	

### QUALITY

	Quantity	Base Number	Contract	AT	Region	England
% of FP17s for the same patient ID Re-attending within 3 months - Children	8	236	3.4%	10.4%	11.9%	12.3%
% of FP17s for the same patient ID Re-attending within 3 months - Adults	0	4	0.0%	15.3%	16.6%	16.7%
% of FP17s for the same patient ID Re-attending between 3 & 9 months - Children	100	236	42.4%	60.5%	60.2%	57.6%
% of FP17s for the same patient ID Re-attending between 3 & 9 months - Adults	1	4	25.0%	52.1%	51.5%	50.1%
% of FP17s for Band 1 Urgent Courses	0	217	0.0%	9.6%	9.5%	9.1%
% of FP17s Relating to Free Repair or Replacements	0	217	0.0%	0.7%	0.7%	0.8%
% of FP17s Relating to Continuations	0	217	0.0%	1.3%	1.2%	1.2%
% of Patients satisfied with the dentistry they have received	0	0	N/A	93.3%	93.1%	92.8%
% of Patients satisfied with the time they had to wait for an appointment	0	0	N/A	87.7%	88.8%	88.7%

\* This is based on patients treated on this contract for their most recent course of treatment. Figures in italics indicate the base number of FP17s or Patient Questionnaire responses are less than 100. N/A is shown where the base number of responses is less than 10 during the period. % is calculated as Quantity/Base number\*100

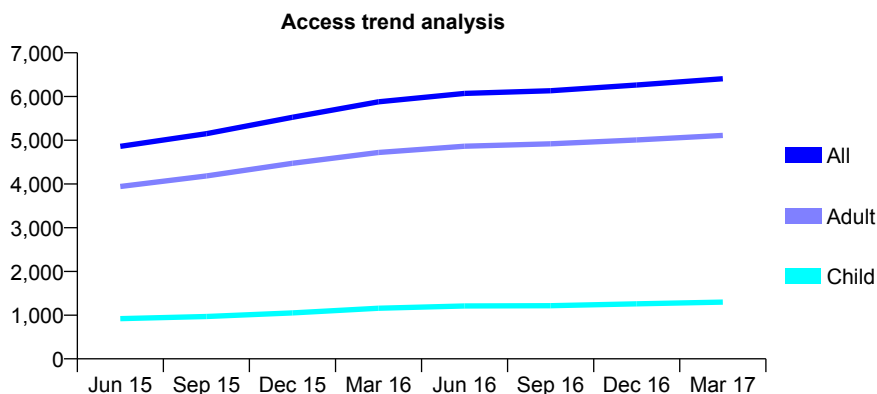
## Q70 - Vital Signs At a Glance Contract Report for 864692/0002 - March 2017

Name or company name	WIGHT DENTAL CARE LIMITED
Contract type name	GDS Contract
Purpose of contract	General
Contract start date	01/04/2014
Contract end date	

16/17 Contracted general activity (UDA)	22,044
Carry forward general activity (UDA)	207
16/17 Contracted orthodontic activity (UOA)	0
Carry forward orthodontic activity (UOA)	0
Baseline contract value	£505,300.50

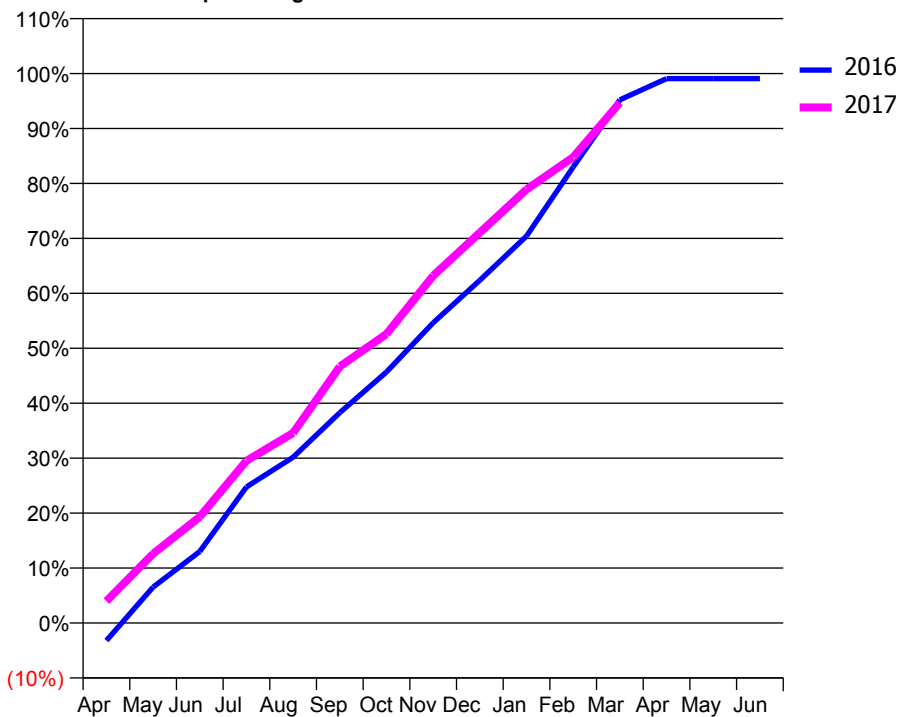
### ACCESS\*

Patients seen in 24 months	Total	Change since previous quarter
Quarter ending March 2016	5,878	
Quarter ending June 2016	6,072	↑
Quarter ending September 2016	6,132	→
Quarter ending December 2016	6,264	↑
Quarter ending March 2017	6,408	↑
<b>Variance since March 2016</b>	<b>9.0%</b>	<b>↑</b>



### ACTIVITY

Cumulative percentage of contracted UDA delivered 2016 & 2017



Month	Adjusted Scheduled Activity (UDA)	
	2016	2017
April	-707	878
May	1,444	2,782
June	2,869	4,259
July	5,457	6,506
August	6,654	7,627
September	8,440	10,289
October	10,068	11,595
November	12,045	13,934
December	13,749	15,660
January	15,524	17,393
February	18,290	18,688
March	20,986	20,876
April	21,837	
May	21,837	
June	21,837	

### QUALITY

	Quantity	Base Number	Contract	AT	Region	England
% of FP17s for the same patient ID Re-attending within 3 months - Children	88	1,878	4.7%	10.4%	11.9%	12.3%
% of FP17s for the same patient ID Re-attending within 3 months - Adults	783	6,981	11.2%	15.3%	16.6%	16.7%
% of FP17s for the same patient ID Re-attending between 3 & 9 months - Children	1,144	1,878	60.9%	60.5%	60.2%	57.6%
% of FP17s for the same patient ID Re-attending between 3 & 9 months - Adults	4,042	6,981	57.9%	52.1%	51.5%	50.1%
% of FP17s for Band 1 Urgent Courses	418	8,529	4.9%	9.6%	9.5%	9.1%
% of FP17s Relating to Free Repair or Replacements	47	8,529	0.6%	0.7%	0.7%	0.8%
% of FP17s Relating to Continuations	199	8,529	2.3%	1.3%	1.2%	1.2%
% of Patients satisfied with the dentistry they have received	5	5	N/A	93.3%	93.1%	92.8%
% of Patients satisfied with the time they had to wait for an appointment	5	5	N/A	87.7%	88.8%	88.7%

\* This is based on patients treated on this contract for their most recent course of treatment. Figures in italics indicate the base number of FP17s or Patient Questionnaire responses are less than 100. N/A is shown where the base number of responses is less than 10 during the period. % is calculated as Quantity/Base number\*100

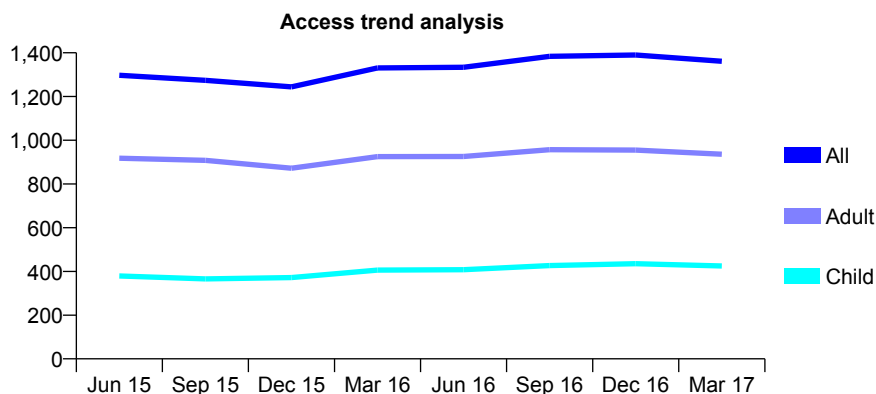
## Q70 - Vital Signs At a Glance Contract Report for 875104/0001 - March 2017

Name or company name	MRS RM REDKA
Contract type name	GDS Contract
Purpose of contract	General
Contract start date	15/06/2008
Contract end date	

16/17 Contracted general activity (UDA)	7,500
Carry forward general activity (UDA)	0
16/17 Contracted orthodontic activity (UOA)	0
Carry forward orthodontic activity (UOA)	0
Baseline contract value	£169,244.08

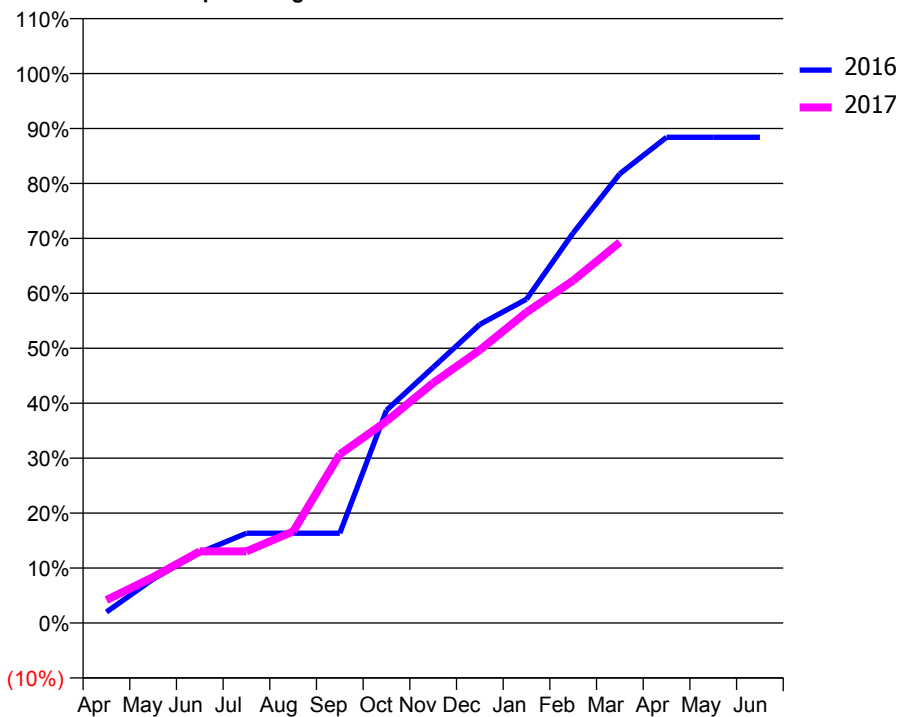
### ACCESS\*

Patients seen in 24 months	Total	Change since previous quarter
Quarter ending March 2016	1,331	
Quarter ending June 2016	1,334	→
Quarter ending September 2016	1,384	↑
Quarter ending December 2016	1,390	→
Quarter ending March 2017	1,361	↓
<b>Variance since March 2016</b>	<b>2.3%</b>	<b>↑</b>



### ACTIVITY

Cumulative percentage of contracted UDA delivered 2016 & 2017



Month	Adjusted Scheduled Activity (UDA)	
	2016	2017
April	159	314
May	640	627
June	1,026	978
July	1,308	978
August	1,308	1,250
September	1,308	2,304
October	3,097	2,755
November	3,723	3,277
December	4,348	3,727
January	4,715	4,242
February	5,680	4,674
March	6,542	5,198
April	7,072	
May	7,072	
June	7,072	

### QUALITY

	Quantity	Base Number	Contract	AT	Region	England
% of FP17s for the same patient ID Re-attending within 3 months - Children	74	664	11.1%	10.4%	11.9%	12.3%
% of FP17s for the same patient ID Re-attending within 3 months - Adults	286	1,389	20.6%	15.3%	16.6%	16.7%
% of FP17s for the same patient ID Re-attending between 3 & 9 months - Children	416	664	62.7%	60.5%	60.2%	57.6%
% of FP17s for the same patient ID Re-attending between 3 & 9 months - Adults	790	1,389	56.9%	52.1%	51.5%	50.1%
% of FP17s for Band 1 Urgent Courses	288	1,923	15.0%	9.6%	9.5%	9.1%
% of FP17s Relating to Free Repair or Replacements	0	1,923	0.0%	0.7%	0.7%	0.8%
% of FP17s Relating to Continuations	0	1,923	0.0%	1.3%	1.2%	1.2%
% of Patients satisfied with the dentistry they have received	1	2	N/A	93.3%	93.1%	92.8%
% of Patients satisfied with the time they had to wait for an appointment	1	2	N/A	87.7%	88.8%	88.7%

\* This is based on patients treated on this contract for their most recent course of treatment. Figures in italics indicate the base number of FP17s or Patient Questionnaire responses are less than 100. N/A is shown where the base number of responses is less than 10 during the period. % is calculated as Quantity/Base number\*100

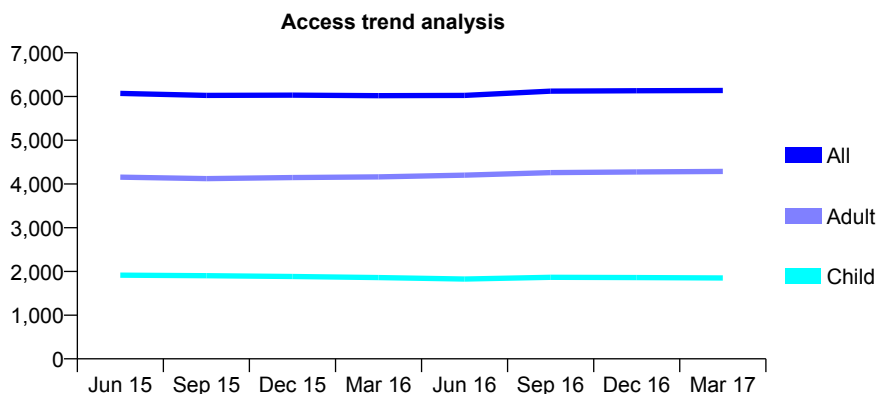
## Q70 - Vital Signs At a Glance Contract Report for 901849/0003 - March 2017

Name or company name	MR MM LALJEE
Contract type name	GDS Contract
Purpose of contract	General
Contract start date	02/04/2012
Contract end date	

16/17 Contracted general activity (UDA)	13,300
Carry forward general activity (UDA)	0
16/17 Contracted orthodontic activity (UOA)	0
Carry forward orthodontic activity (UOA)	0
Baseline contract value	£359,119.92

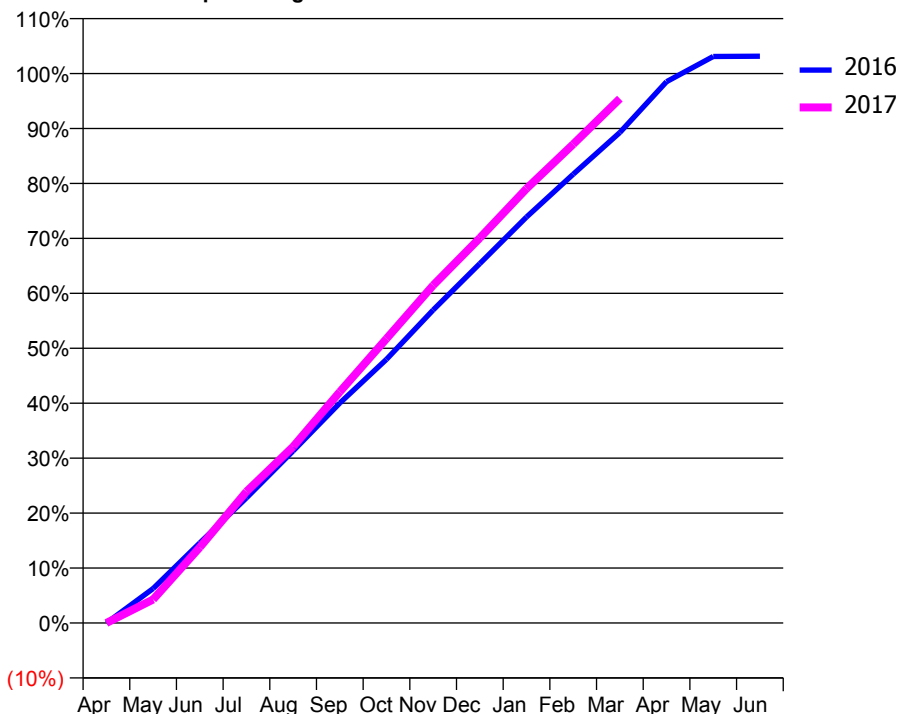
### ACCESS\*

Patients seen in 24 months	Total	Change since previous quarter
Quarter ending March 2016	6,019	
Quarter ending June 2016	6,026	→
Quarter ending September 2016	6,124	→
Quarter ending December 2016	6,133	→
Quarter ending March 2017	6,139	→
<b>Variance since March 2016</b>	<b>2.0%</b>	<b>→</b>



### ACTIVITY

Cumulative percentage of contracted UDA delivered 2016 & 2017



Adjusted Scheduled Activity (UDA)

Month	2016	2017
April	0	0
May	834	569
June	1,937	1,832
July	3,028	3,182
August	4,165	4,268
September	5,322	5,594
October	6,383	6,882
November	7,576	8,174
December	8,700	9,319
January	9,827	10,513
February	10,862	11,588
March	11,874	12,692
April	13,101	
May	13,711	
June	13,720	

### QUALITY

	Quantity	Base Number	Contract	AT	Region	England
% of FP17s for the same patient ID Re-attending within 3 months - Children	169	3,255	5.2%	10.4%	11.9%	12.3%
% of FP17s for the same patient ID Re-attending within 3 months - Adults	590	5,504	10.7%	15.3%	16.6%	16.7%
% of FP17s for the same patient ID Re-attending between 3 & 9 months - Children	2,321	3,255	71.3%	60.5%	60.2%	57.6%
% of FP17s for the same patient ID Re-attending between 3 & 9 months - Adults	2,850	5,504	51.8%	52.1%	51.5%	50.1%
% of FP17s for Band 1 Urgent Courses	407	7,354	5.5%	9.6%	9.5%	9.1%
% of FP17s Relating to Free Repair or Replacements	15	7,354	0.2%	0.7%	0.7%	0.8%
% of FP17s Relating to Continuations	103	7,354	1.4%	1.3%	1.2%	1.2%
% of Patients satisfied with the dentistry they have received	1	1	N/A	93.3%	93.1%	92.8%
% of Patients satisfied with the time they had to wait for an appointment	1	1	N/A	87.7%	88.8%	88.7%

\* This is based on patients treated on this contract for their most recent course of treatment. Figures in italics indicate the base number of FP17s or Patient Questionnaire responses are less than 100. N/A is shown where the base number of responses is less than 10 during the period. % is calculated as Quantity/Base number\*100

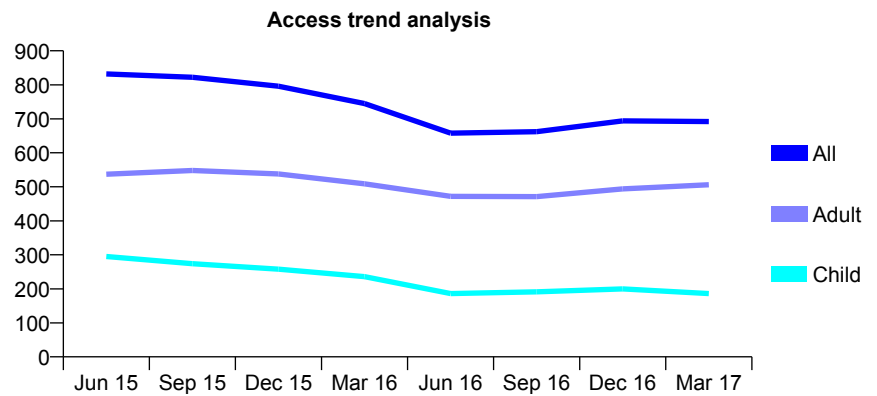
## Q70 - Vital Signs At a Glance Contract Report for 905968/0001 - March 2017

Name or company name	MR A MCGROARTY
Contract type name	GDS Contract
Purpose of contract	General
Contract start date	01/04/2006
Contract end date	

16/17 Contracted general activity (UDA)	2,250
Carry forward general activity (UDA)	0
16/17 Contracted orthodontic activity (UOA)	0
Carry forward orthodontic activity (UOA)	0
Baseline contract value	£48,552.35

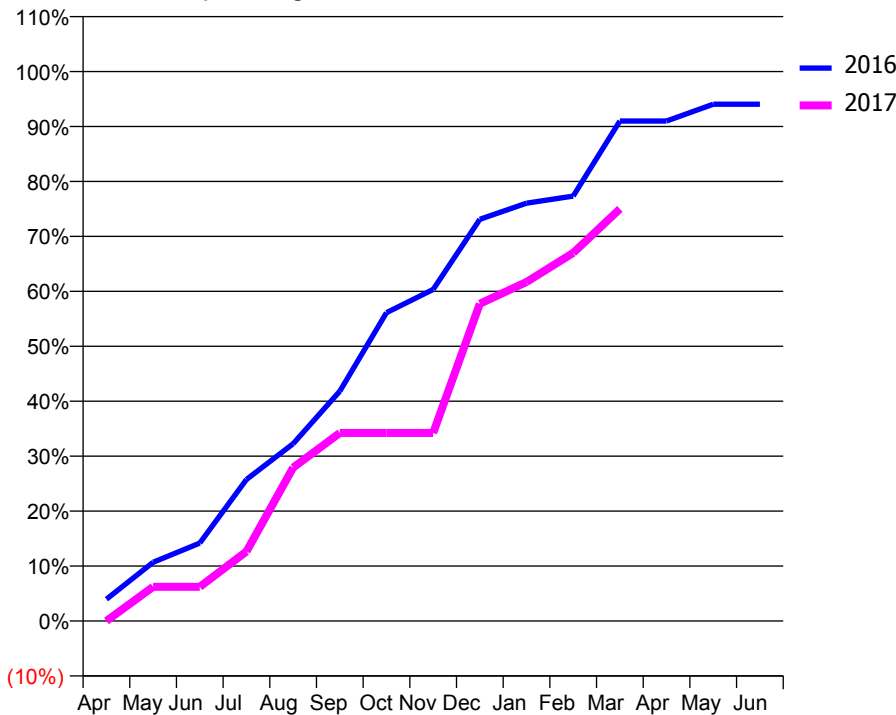
### ACCESS\*

Patients seen in 24 months	Total	Change since previous quarter
Quarter ending March 2016	745	
Quarter ending June 2016	658	↓
Quarter ending September 2016	662	→
Quarter ending December 2016	694	↑
Quarter ending March 2017	692	→
<b>Variance since March 2016</b>	<b>(7.1%)</b>	<b>↓</b>



### ACTIVITY

Cumulative percentage of contracted UDA delivered 2016 & 2017



Month	Adjusted Scheduled Activity (UDA)	
	2016	2017
April	89	0
May	241	140
June	319	140
July	579	285
August	726	628
September	941	770
October	1,262	770
November	1,358	770
December	1,645	1,299
January	1,711	1,388
February	1,740	1,507
March	2,047	1,688
April	2,047	
May	2,116	
June	2,116	

### QUALITY

	Quantity	Base Number	Contract	AT	Region	England
% of FP17s for the same patient ID Re-attending within 3 months - Children	14	334	4.2%	10.4%	11.9%	12.3%
% of FP17s for the same patient ID Re-attending within 3 months - Adults	94	763	12.3%	15.3%	16.6%	16.7%
% of FP17s for the same patient ID Re-attending between 3 & 9 months - Children	213	334	63.8%	60.5%	60.2%	57.6%
% of FP17s for the same patient ID Re-attending between 3 & 9 months - Adults	494	763	64.7%	52.1%	51.5%	50.1%
% of FP17s for Band 1 Urgent Courses	73	1,053	6.9%	9.6%	9.5%	9.1%
% of FP17s Relating to Free Repair or Replacements	0	1,053	0.0%	0.7%	0.7%	0.8%
% of FP17s Relating to Continuations	4	1,053	0.4%	1.3%	1.2%	1.2%
% of Patients satisfied with the dentistry they have received	2	2	N/A	93.3%	93.1%	92.8%
% of Patients satisfied with the time they had to wait for an appointment	2	2	N/A	87.7%	88.8%	88.7%

\* This is based on patients treated on this contract for their most recent course of treatment. Figures in italics indicate the base number of FP17s or Patient Questionnaire responses are less than 100. N/A is shown where the base number of responses is less than 10 during the period. % is calculated as Quantity/Base number\*100



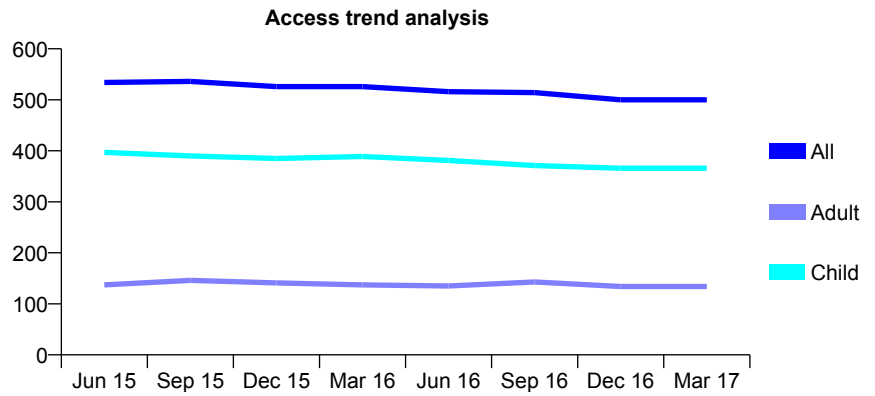
## Q70 - Vital Signs At a Glance Contract Report for 906530/0001 - March 2017

Name or company name	MR SG PARDOE
Contract type name	GDS Contract
Purpose of contract	General
Contract start date	01/04/2006
Contract end date	

16/17 Contracted general activity (UDA)	900
Carry forward general activity (UDA)	37
16/17 Contracted orthodontic activity (UOA)	0
Carry forward orthodontic activity (UOA)	0
Baseline contract value	£20,778.04

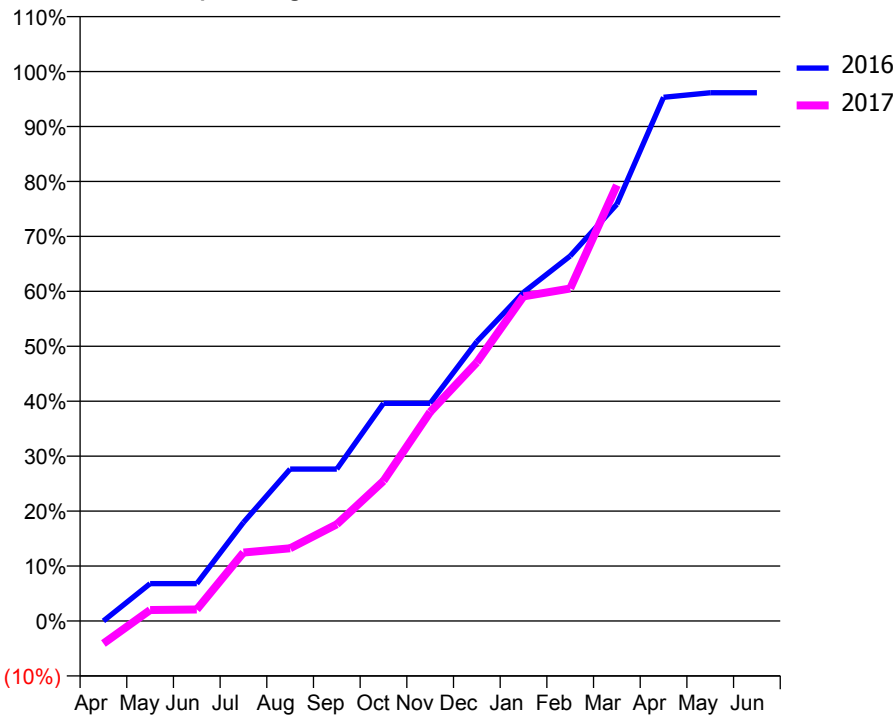
### ACCESS\*

Patients seen in 24 months	Total	Change since previous quarter
Quarter ending March 2016	526	
Quarter ending June 2016	516	↓
Quarter ending September 2016	514	→
Quarter ending December 2016	500	↓
Quarter ending March 2017	500	→
<b>Variance since March 2016</b>	<b>(4.9%)</b>	<b>↓</b>



### ACTIVITY

Cumulative percentage of contracted UDA delivered 2016 & 2017



Month	Adjusted Scheduled Activity (UDA)	
	2016	2017
April	0	-37
May	66	18
June	66	19
July	174	112
August	268	119
September	268	158
October	384	229
November	384	342
December	493	424
January	580	532
February	644	545
March	736	714
April	924	
May	932	
June	932	

### QUALITY

	Quantity	Base Number	Contract	AT	Region	England
% of FP17s for the same patient ID Re-attending within 3 months - Children	11	537	2.0%	10.4%	11.9%	12.3%
% of FP17s for the same patient ID Re-attending within 3 months - Adults	0	89	0.0%	15.3%	16.6%	16.7%
% of FP17s for the same patient ID Re-attending between 3 & 9 months - Children	355	537	66.1%	60.5%	60.2%	57.6%
% of FP17s for the same patient ID Re-attending between 3 & 9 months - Adults	61	89	68.5%	52.1%	51.5%	50.1%
% of FP17s for Band 1 Urgent Courses	4	517	0.8%	9.6%	9.5%	9.1%
% of FP17s Relating to Free Repair or Replacements	0	517	0.0%	0.7%	0.7%	0.8%
% of FP17s Relating to Continuations	0	517	0.0%	1.3%	1.2%	1.2%
% of Patients satisfied with the dentistry they have received	0	0	N/A	93.3%	93.1%	92.8%
% of Patients satisfied with the time they had to wait for an appointment	0	0	N/A	87.7%	88.8%	88.7%

\* This is based on patients treated on this contract for their most recent course of treatment. Figures in italics indicate the base number of FP17s or Patient Questionnaire responses are less than 100. N/A is shown where the base number of responses is less than 10 during the period. % is calculated as Quantity/Base number\*100

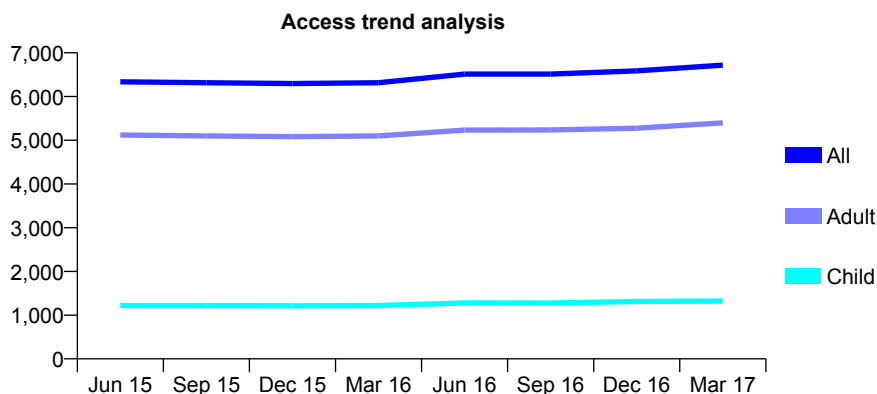
## Q70 - Vital Signs At a Glance Contract Report for 911860/0002 - March 2017

Name or company name	MR AM DANBY
Contract type name	GDS Contract
Purpose of contract	General
Contract start date	01/06/2008
Contract end date	

16/17 Contracted general activity (UDA)	15,800
Carry forward general activity (UDA)	0
16/17 Contracted orthodontic activity (UOA)	0
Carry forward orthodontic activity (UOA)	0
Baseline contract value	£438,559.24

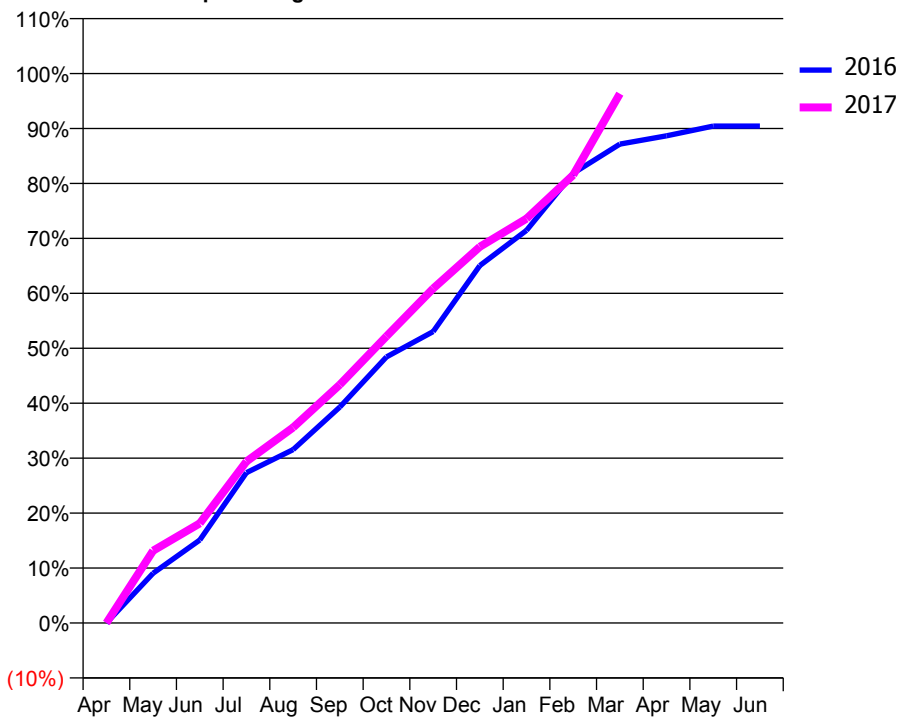
### ACCESS\*

Patients seen in 24 months	Total	Change since previous quarter
Quarter ending March 2016	6,316	
Quarter ending June 2016	6,514	↑
Quarter ending September 2016	6,512	→
Quarter ending December 2016	6,586	→
Quarter ending March 2017	6,719	↑
<b>Variance since March 2016</b>	<b>6.4%</b>	<b>↑</b>



### ACTIVITY

Cumulative percentage of contracted UDA delivered 2016 & 2017



Month	Adjusted Scheduled Activity (UDA)	
	2016	2017
April	0	0
May	1,430	2,079
June	2,388	2,866
July	4,322	4,644
August	4,985	5,624
September	6,208	6,852
October	7,650	8,244
November	8,379	9,618
December	10,276	10,819
January	11,289	11,628
February	12,930	12,883
March	13,772	15,220
April	14,009	
May	14,288	
June	14,288	

### QUALITY

	Quantity	Base Number	Contract	AT	Region	England
% of FP17s for the same patient ID Re-attending within 3 months - Children	124	2,026	6.1%	10.4%	11.9%	12.3%
% of FP17s for the same patient ID Re-attending within 3 months - Adults	1,246	8,354	14.9%	15.3%	16.6%	16.7%
% of FP17s for the same patient ID Re-attending between 3 & 9 months - Children	1,260	2,026	62.2%	60.5%	60.2%	57.6%
% of FP17s for the same patient ID Re-attending between 3 & 9 months - Adults	4,817	8,354	57.7%	52.1%	51.5%	50.1%
% of FP17s for Band 1 Urgent Courses	857	9,184	9.3%	9.6%	9.5%	9.1%
% of FP17s Relating to Free Repair or Replacements	68	9,184	0.7%	0.7%	0.7%	0.8%
% of FP17s Relating to Continuations	141	9,184	1.5%	1.3%	1.2%	1.2%
% of Patients satisfied with the dentistry they have received	7	7	N/A	93.3%	93.1%	92.8%
% of Patients satisfied with the time they had to wait for an appointment	7	7	N/A	87.7%	88.8%	88.7%

\* This is based on patients treated on this contract for their most recent course of treatment. Figures in italics indicate the base number of FP17s or Patient Questionnaire responses are less than 100. N/A is shown where the base number of responses is less than 10 during the period. % is calculated as Quantity/Base number\*100

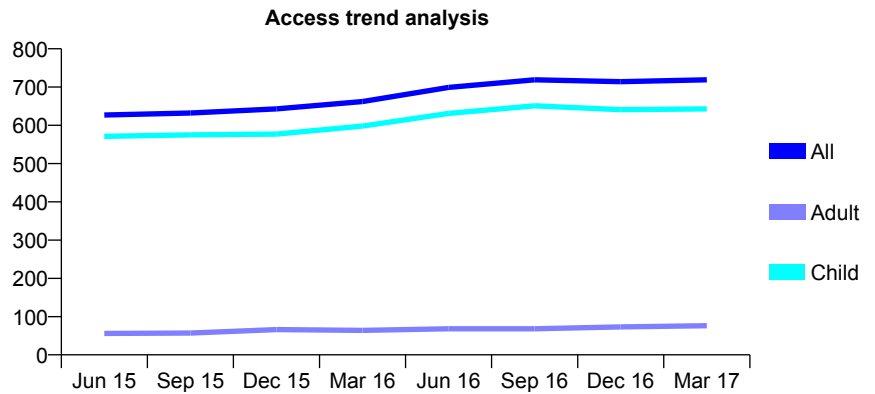
## Q70 - Vital Signs At a Glance Contract Report for 913723/0001 - March 2017

Name or company name	MR S TEJA
Contract type name	GDS Contract
Purpose of contract	General
Contract start date	01/04/2006
Contract end date	

16/17 Contracted general activity (UDA)	1,624
Carry forward general activity (UDA)	64
16/17 Contracted orthodontic activity (UOA)	0
Carry forward orthodontic activity (UOA)	0
Baseline contract value	£39,868.30

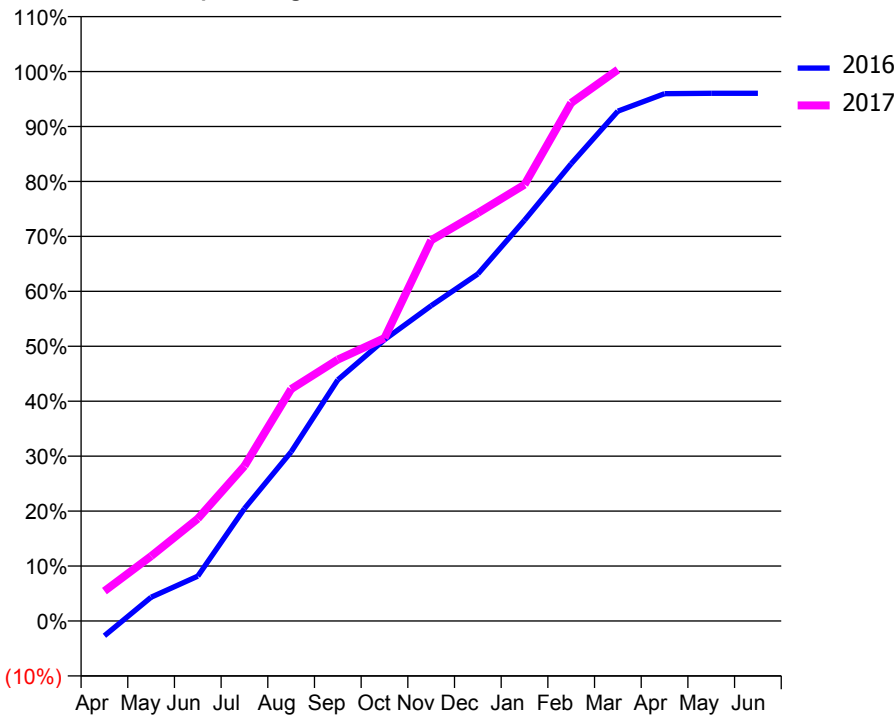
### ACCESS\*

Patients seen in 24 months	Total	Change since previous quarter
Quarter ending March 2016	662	
Quarter ending June 2016	699	↑
Quarter ending September 2016	719	↑
Quarter ending December 2016	714	→
Quarter ending March 2017	719	→
<b>Variance since March 2016</b>	<b>8.6%</b>	<b>↑</b>



### ACTIVITY

Cumulative percentage of contracted UDA delivered 2016 & 2017



Month	Adjusted Scheduled Activity (UDA)	
	2016	2017
April	-44	88
May	70	192
June	133	302
July	333	458
August	500	685
September	713	773
October	831	836
November	932	1,125
December	1,026	1,206
January	1,185	1,290
February	1,352	1,531
March	1,507	1,629
April	1,559	
May	1,560	
June	1,560	

### QUALITY

	Quantity	Base Number	Contract	AT	Region	England
% of FP17s for the same patient ID Re-attending within 3 months - Children	95	1,083	8.8%	10.4%	11.9%	12.3%
% of FP17s for the same patient ID Re-attending within 3 months - Adults	10	58	17.2%	15.3%	16.6%	16.7%
% of FP17s for the same patient ID Re-attending between 3 & 9 months - Children	701	1,083	64.7%	60.5%	60.2%	57.6%
% of FP17s for the same patient ID Re-attending between 3 & 9 months - Adults	29	58	50.0%	52.1%	51.5%	50.1%
% of FP17s for Band 1 Urgent Courses	66	1,113	5.9%	9.6%	9.5%	9.1%
% of FP17s Relating to Free Repair or Replacements	0	1,113	0.0%	0.7%	0.7%	0.8%
% of FP17s Relating to Continuations	0	1,113	0.0%	1.3%	1.2%	1.2%
% of Patients satisfied with the dentistry they have received	1	1	N/A	93.3%	93.1%	92.8%
% of Patients satisfied with the time they had to wait for an appointment	1	1	N/A	87.7%	88.8%	88.7%

\* This is based on patients treated on this contract for their most recent course of treatment. Figures in italics indicate the base number of FP17s or Patient Questionnaire responses are less than 100. N/A is shown where the base number of responses is less than 10 during the period. % is calculated as Quantity/Base number\*100

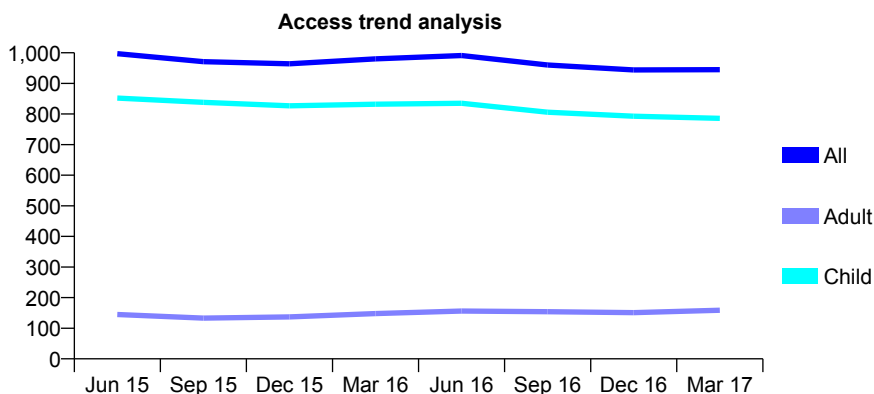
## Q70 - Vital Signs At a Glance Contract Report for 915394/0001 - March 2017

Name or company name	MR DR GATES
Contract type name	GDS Contract
Purpose of contract	General and Orthodontic
Contract start date	01/04/2006
Contract end date	

16/17 Contracted general activity (UDA)	2,800
Carry forward general activity (UDA)	0
16/17 Contracted orthodontic activity (UOA)	268
Carry forward orthodontic activity (UOA)	0
Baseline contract value	£88,239.26

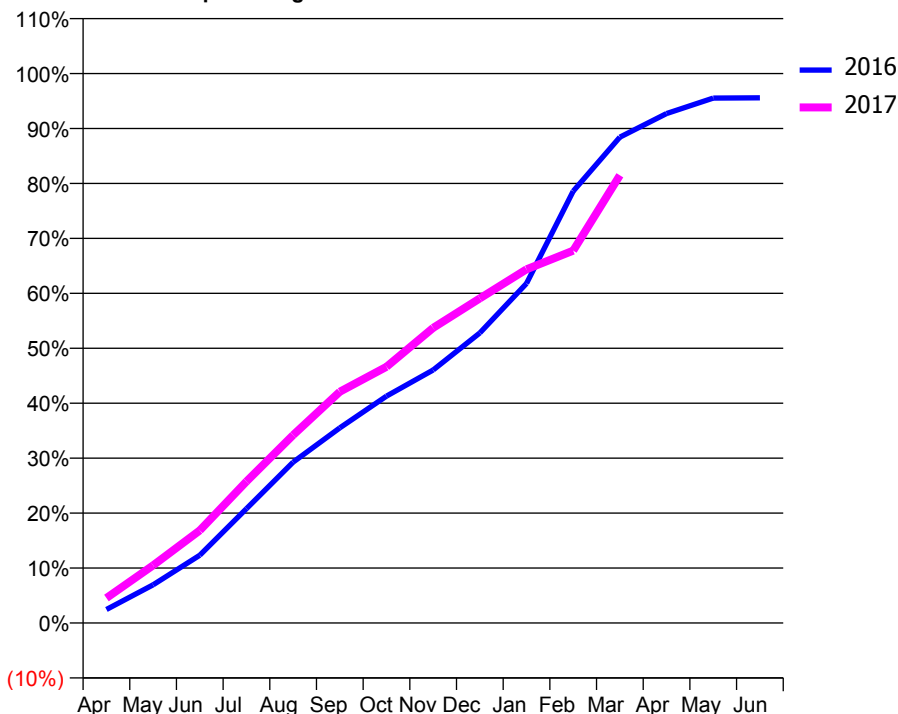
### ACCESS\*

Patients seen in 24 months	Total	Change since previous quarter
Quarter ending March 2016	980	
Quarter ending June 2016	991	→
Quarter ending September 2016	960	↓
Quarter ending December 2016	944	↓
Quarter ending March 2017	945	→
<b>Variance since March 2016</b>	<b>(3.6%)</b>	<b>↓</b>



### ACTIVITY

Cumulative percentage of contracted UDA delivered 2016 & 2017



Month	Adjusted Scheduled Activity (UDA)	
	2016	2017
April	69	128
May	195	294
June	346	472
July	582	721
August	820	958
September	995	1,179
October	1,156	1,305
November	1,289	1,504
December	1,478	1,654
January	1,730	1,802
February	2,200	1,897
March	2,475	2,281
April	2,596	
May	2,675	
June	2,676	

### QUALITY

	Quantity	Base Number	Contract	AT	Region	England
% of FP17s for the same patient ID Re-attending within 3 months - Children	133	1,349	9.9%	10.4%	11.9%	12.3%
% of FP17s for the same patient ID Re-attending within 3 months - Adults	18	111	16.2%	15.3%	16.6%	16.7%
% of FP17s for the same patient ID Re-attending between 3 & 9 months - Children	980	1,349	72.6%	60.5%	60.2%	57.6%
% of FP17s for the same patient ID Re-attending between 3 & 9 months - Adults	76	111	68.5%	52.1%	51.5%	50.1%
% of FP17s for Band 1 Urgent Courses	57	1,327	4.3%	9.6%	9.5%	9.1%
% of FP17s Relating to Free Repair or Replacements	6	1,327	0.5%	0.7%	0.7%	0.8%
% of FP17s Relating to Continuations	2	1,327	0.2%	1.3%	1.2%	1.2%
% of Patients satisfied with the dentistry they have received	1	1	N/A	93.3%	93.1%	92.8%
% of Patients satisfied with the time they had to wait for an appointment	1	1	N/A	87.7%	88.8%	88.7%

\* This is based on patients treated on this contract for their most recent course of treatment. Figures in italics indicate the base number of FP17s or Patient Questionnaire responses are less than 100. N/A is shown where the base number of responses is less than 10 during the period. % is calculated as Quantity/Base number\*100

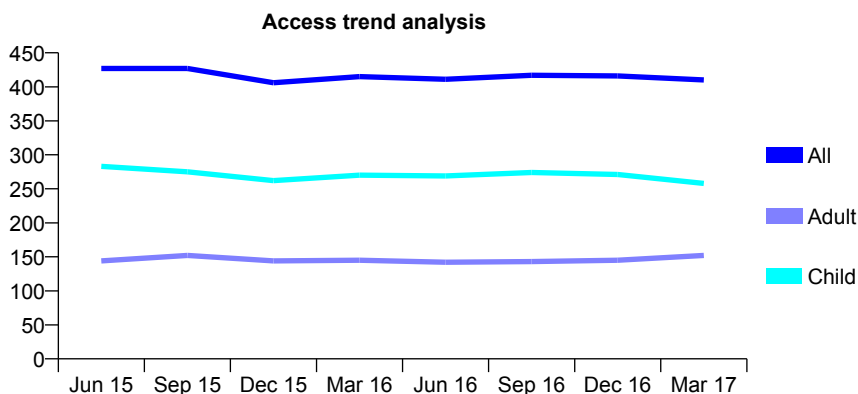
## Q70 - Vital Signs At a Glance Contract Report for 917559/0002 - March 2017

Name or company name	MISS AK O'REGAN
Contract type name	GDS Contract
Purpose of contract	General
Contract start date	01/04/2006
Contract end date	

16/17 Contracted general activity (UDA)	1,100
Carry forward general activity (UDA)	0
16/17 Contracted orthodontic activity (UOA)	0
Carry forward orthodontic activity (UOA)	0
Baseline contract value	£24,774.52

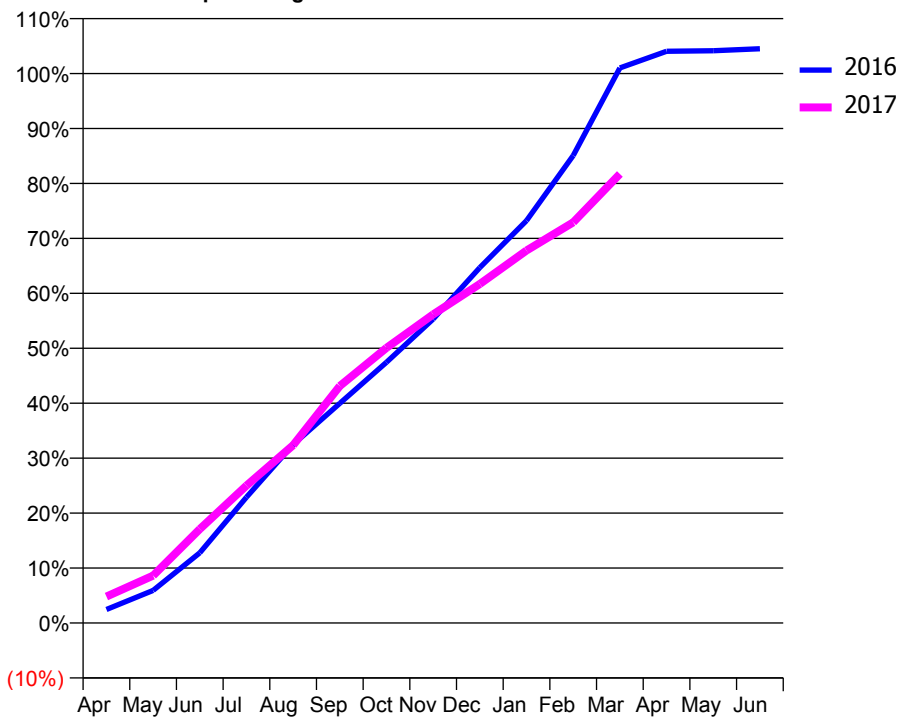
### ACCESS\*

Patients seen in 24 months	Total	Change since previous quarter
Quarter ending March 2016	415	
Quarter ending June 2016	411	→
Quarter ending September 2016	417	→
Quarter ending December 2016	416	→
Quarter ending March 2017	410	↓
<b>Variance since March 2016</b>	<b>(1.2%)</b>	<b>↓</b>



### ACTIVITY

Cumulative percentage of contracted UDA delivered 2016 & 2017



Month	Adjusted Scheduled Activity (UDA)	
	2016	2017
April	27	53
May	65	95
June	141	188
July	252	275
August	357	356
September	440	475
October	522	551
November	608	618
December	711	679
January	805	746
February	936	802
March	1,111	899
April	1,145	
May	1,146	
June	1,150	

### QUALITY

	Quantity	Base Number	Contract	AT	Region	England
% of FP17s for the same patient ID Re-attending within 3 months - Children	18	389	4.6%	10.4%	11.9%	12.3%
% of FP17s for the same patient ID Re-attending within 3 months - Adults	18	137	13.1%	15.3%	16.6%	16.7%
% of FP17s for the same patient ID Re-attending between 3 & 9 months - Children	252	389	64.8%	60.5%	60.2%	57.6%
% of FP17s for the same patient ID Re-attending between 3 & 9 months - Adults	65	137	47.4%	52.1%	51.5%	50.1%
% of FP17s for Band 1 Urgent Courses	5	501	1.0%	9.6%	9.5%	9.1%
% of FP17s Relating to Free Repair or Replacements	1	501	0.2%	0.7%	0.7%	0.8%
% of FP17s Relating to Continuations	15	501	3.0%	1.3%	1.2%	1.2%
% of Patients satisfied with the dentistry they have received	1	1	N/A	93.3%	93.1%	92.8%
% of Patients satisfied with the time they had to wait for an appointment	1	1	N/A	87.7%	88.8%	88.7%

\* This is based on patients treated on this contract for their most recent course of treatment. Figures in italics indicate the base number of FP17s or Patient Questionnaire responses are less than 100. N/A is shown where the base number of responses is less than 10 during the period. % is calculated as Quantity/Base number\*100

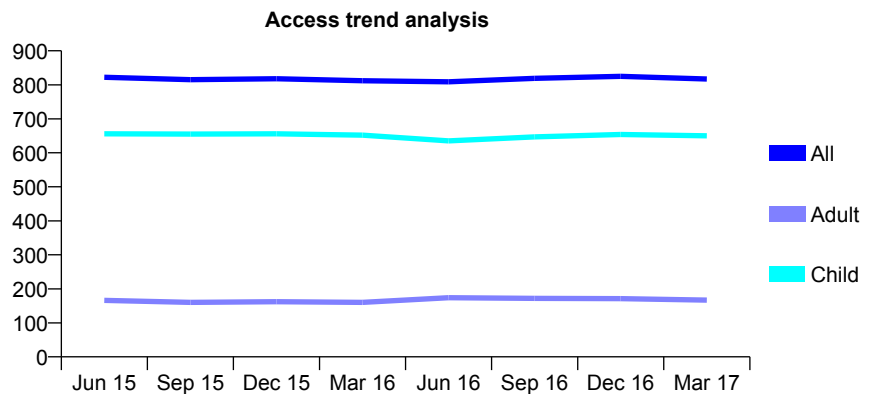
## Q70 - Vital Signs At a Glance Contract Report for 919454/0001 - March 2017

Name or company name	MR BR TAYLOR
Contract type name	GDS Contract
Purpose of contract	General
Contract start date	01/04/2006
Contract end date	

16/17 Contracted general activity (UDA)	2,335
Carry forward general activity (UDA)	20
16/17 Contracted orthodontic activity (UOA)	0
Carry forward orthodontic activity (UOA)	0
Baseline contract value	£70,943.81

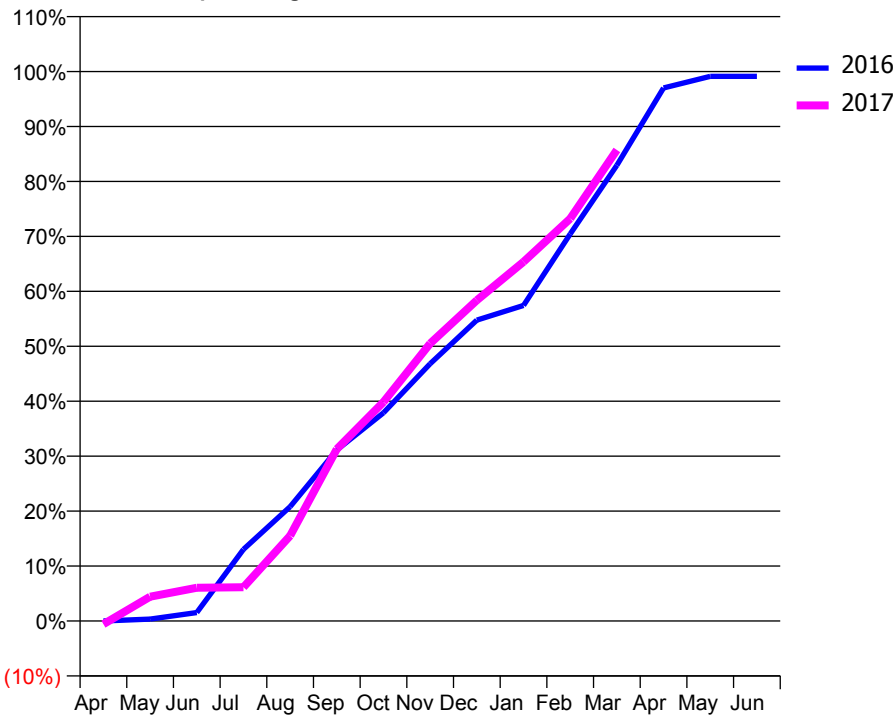
### ACCESS\*

Patients seen in 24 months	Total	Change since previous quarter
Quarter ending March 2016	812	
Quarter ending June 2016	809	→
Quarter ending September 2016	819	→
Quarter ending December 2016	825	→
Quarter ending March 2017	817	→
<b>Variance since March 2016</b>	<b>0.6%</b>	<b>→</b>



### ACTIVITY

Cumulative percentage of contracted UDA delivered 2016 & 2017



Month	Adjusted Scheduled Activity (UDA)	
	2016	2017
April	0	-14
May	8	103
June	36	142
July	305	144
August	486	363
September	727	731
October	885	931
November	1,094	1,179
December	1,279	1,363
January	1,341	1,526
February	1,645	1,710
March	1,937	2,002
April	2,265	
May	2,314	
June	2,314	

### QUALITY

	Quantity	Base Number	Contract	AT	Region	England
% of FP17s for the same patient ID Re-attending within 3 months - Children	63	1,071	5.9%	10.4%	11.9%	12.3%
% of FP17s for the same patient ID Re-attending within 3 months - Adults	10	119	8.4%	15.3%	16.6%	16.7%
% of FP17s for the same patient ID Re-attending between 3 & 9 months - Children	730	1,071	68.2%	60.5%	60.2%	57.6%
% of FP17s for the same patient ID Re-attending between 3 & 9 months - Adults	55	119	46.2%	52.1%	51.5%	50.1%
% of FP17s for Band 1 Urgent Courses	39	1,020	3.8%	9.6%	9.5%	9.1%
% of FP17s Relating to Free Repair or Replacements	0	1,020	0.0%	0.7%	0.7%	0.8%
% of FP17s Relating to Continuations	0	1,020	0.0%	1.3%	1.2%	1.2%
% of Patients satisfied with the dentistry they have received	2	2	N/A	93.3%	93.1%	92.8%
% of Patients satisfied with the time they had to wait for an appointment	2	2	N/A	87.7%	88.8%	88.7%

\* This is based on patients treated on this contract for their most recent course of treatment. Figures in italics indicate the base number of FP17s or Patient Questionnaire responses are less than 100. N/A is shown where the base number of responses is less than 10 during the period. % is calculated as Quantity/Base number\*100

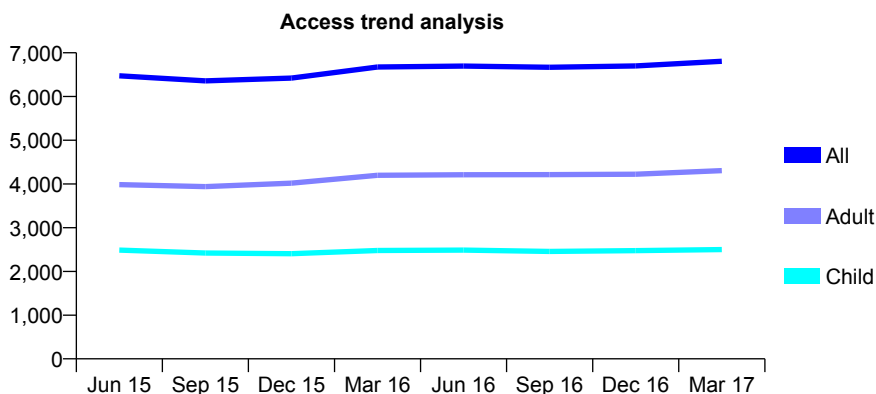
## Q70 - Vital Signs At a Glance Contract Report for 919594/0001 - March 2017

Name or company name	MR AC MCLEAN
Contract type name	GDS Contract
Purpose of contract	General
Contract start date	01/04/2006
Contract end date	

16/17 Contracted general activity (UDA)	13,782
Carry forward general activity (UDA)	0
16/17 Contracted orthodontic activity (UOA)	0
Carry forward orthodontic activity (UOA)	0
Baseline contract value	£354,415.72

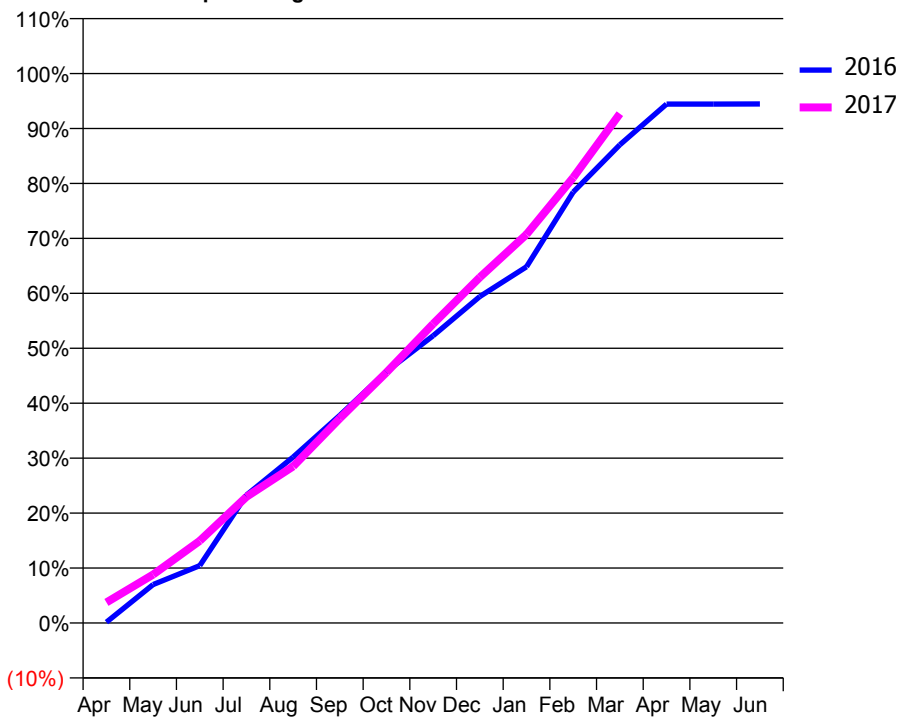
### ACCESS\*

Patients seen in 24 months	Total	Change since previous quarter
Quarter ending March 2016	6,676	
Quarter ending June 2016	6,697	→
Quarter ending September 2016	6,670	→
Quarter ending December 2016	6,699	→
Quarter ending March 2017	6,806	→
<b>Variance since March 2016</b>	<b>1.9%</b>	<b>→</b>



### ACTIVITY

Cumulative percentage of contracted UDA delivered 2016 & 2017



Adjusted Scheduled Activity (UDA)

Month	2016	2017
April	21	516
May	965	1,214
June	1,439	2,061
July	3,209	3,167
August	4,163	3,927
September	5,208	5,131
October	6,310	6,287
November	7,205	7,505
December	8,188	8,672
January	8,934	9,749
February	10,808	11,171
March	11,996	12,774
April	13,015	
May	13,016	
June	13,019	

### QUALITY

	Quantity	Base Number	Contract	AT	Region	England
% of FP17s for the same patient ID Re-attending within 3 months - Children	271	3,594	7.5%	10.4%	11.9%	12.3%
% of FP17s for the same patient ID Re-attending within 3 months - Adults	1,040	5,521	18.8%	15.3%	16.6%	16.7%
% of FP17s for the same patient ID Re-attending between 3 & 9 months - Children	1,962	3,594	54.6%	60.5%	60.2%	57.6%
% of FP17s for the same patient ID Re-attending between 3 & 9 months - Adults	2,196	5,521	39.8%	52.1%	51.5%	50.1%
% of FP17s for Band 1 Urgent Courses	673	6,993	9.6%	9.6%	9.5%	9.1%
% of FP17s Relating to Free Repair or Replacements	90	6,993	1.3%	0.7%	0.7%	0.8%
% of FP17s Relating to Continuations	40	6,993	0.6%	1.3%	1.2%	1.2%
% of Patients satisfied with the dentistry they have received	7	8	N/A	93.3%	93.1%	92.8%
% of Patients satisfied with the time they had to wait for an appointment	7	8	N/A	87.7%	88.8%	88.7%

\* This is based on patients treated on this contract for their most recent course of treatment. Figures in italics indicate the base number of FP17s or Patient Questionnaire responses are less than 100. N/A is shown where the base number of responses is less than 10 during the period. % is calculated as Quantity/Base number\*100

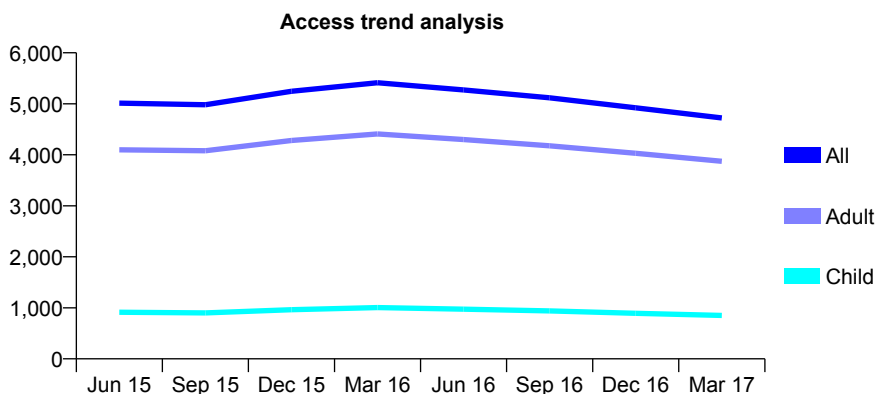
## Q70 - Vital Signs At a Glance Contract Report for 920533/0002 - March 2017

Name or company name	MR PJ MORGAN
Contract type name	GDS Contract
Purpose of contract	General
Contract start date	01/04/2006
Contract end date	

16/17 Contracted general activity (UDA)	22,669
Carry forward general activity (UDA)	0
16/17 Contracted orthodontic activity (UOA)	0
Carry forward orthodontic activity (UOA)	0
Baseline contract value	£504,342.31

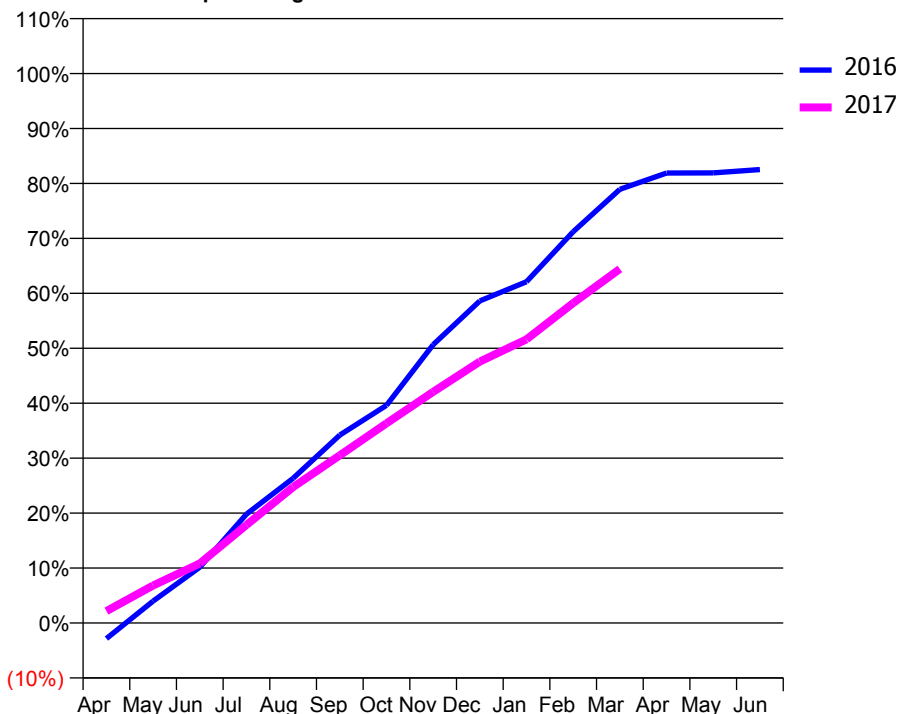
### ACCESS\*

Patients seen in 24 months	Total	Change since previous quarter
Quarter ending March 2016	5,414	
Quarter ending June 2016	5,272	↓
Quarter ending September 2016	5,117	↓
Quarter ending December 2016	4,921	↓
Quarter ending March 2017	4,723	↓
<b>Variance since March 2016</b>	<b>(12.8%)</b>	<b>↓</b>



### ACTIVITY

Cumulative percentage of contracted UDA delivered 2016 & 2017



Month	Adjusted Scheduled Activity (UDA)	
	2016	2017
April	-646	494
May	903	1,551
June	2,300	2,458
July	4,491	4,047
August	5,969	5,611
September	7,755	6,920
October	8,981	8,241
November	11,482	9,535
December	13,288	10,786
January	14,080	11,704
February	16,144	13,201
March	17,893	14,606
April	18,562	
May	18,568	
June	18,705	

### QUALITY

	Quantity	Base Number	Contract	AT	Region	England
% of FP17s for the same patient ID Re-attending within 3 months - Children	107	1,301	8.2%	10.4%	11.9%	12.3%
% of FP17s for the same patient ID Re-attending within 3 months - Adults	1,161	6,517	17.8%	15.3%	16.6%	16.7%
% of FP17s for the same patient ID Re-attending between 3 & 9 months - Children	881	1,301	67.7%	60.5%	60.2%	57.6%
% of FP17s for the same patient ID Re-attending between 3 & 9 months - Adults	4,323	6,517	66.3%	52.1%	51.5%	50.1%
% of FP17s for Band 1 Urgent Courses	702	7,477	9.4%	9.6%	9.5%	9.1%
% of FP17s Relating to Free Repair or Replacements	105	7,477	1.4%	0.7%	0.7%	0.8%
% of FP17s Relating to Continuations	142	7,477	1.9%	1.3%	1.2%	1.2%
% of Patients satisfied with the dentistry they have received	8	10	80.0%	93.3%	93.1%	92.8%
% of Patients satisfied with the time they had to wait for an appointment	9	10	90.0%	87.7%	88.8%	88.7%

\* This is based on patients treated on this contract for their most recent course of treatment. Figures in italics indicate the base number of FP17s or Patient Questionnaire responses are less than 100. N/A is shown where the base number of responses is less than 10 during the period. % is calculated as Quantity/Base number\*100



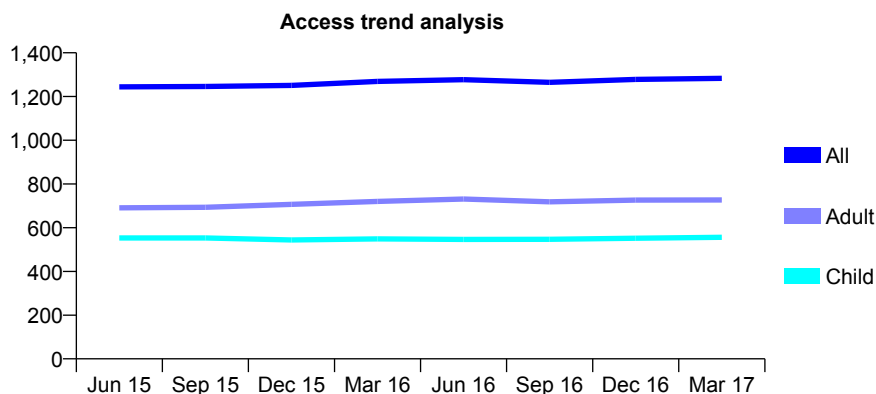
## Q70 - Vital Signs At a Glance Contract Report for 921874/0001 - March 2017

Name or company name	MRS K HARINDRA
Contract type name	GDS Contract
Purpose of contract	General
Contract start date	01/04/2006
Contract end date	

16/17 Contracted general activity (UDA)	3,860
Carry forward general activity (UDA)	0
16/17 Contracted orthodontic activity (UOA)	0
Carry forward orthodontic activity (UOA)	0
Baseline contract value	£101,790.31

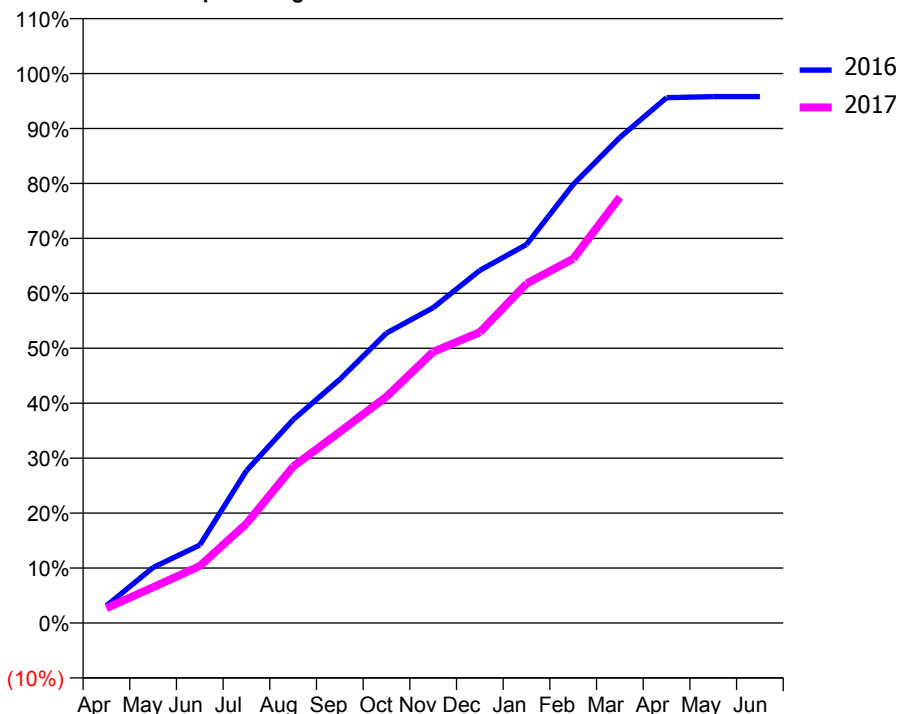
### ACCESS\*

Patients seen in 24 months	Total	Change since previous quarter
Quarter ending March 2016	1,269	
Quarter ending June 2016	1,277	→
Quarter ending September 2016	1,265	→
Quarter ending December 2016	1,278	→
Quarter ending March 2017	1,283	→
<b>Variance since March 2016</b>	<b>1.1%</b>	<b>→</b>



### ACTIVITY

Cumulative percentage of contracted UDA delivered 2016 & 2017



Adjusted Scheduled Activity (UDA)

Month	2016	2017
April	122	105
May	391	252
June	547	401
July	1,070	699
August	1,428	1,099
September	1,712	1,342
October	2,036	1,590
November	2,215	1,904
December	2,477	2,043
January	2,659	2,385
February	3,080	2,559
March	3,411	2,991
April	3,690	
May	3,698	
June	3,698	

### QUALITY

	Quantity	Base Number	Contract	AT	Region	England
% of FP17s for the same patient ID Re-attending within 3 months - Children	49	865	5.7%	10.4%	11.9%	12.3%
% of FP17s for the same patient ID Re-attending within 3 months - Adults	170	1,044	16.3%	15.3%	16.6%	16.7%
% of FP17s for the same patient ID Re-attending between 3 & 9 months - Children	593	865	68.6%	60.5%	60.2%	57.6%
% of FP17s for the same patient ID Re-attending between 3 & 9 months - Adults	620	1,044	59.4%	52.1%	51.5%	50.1%
% of FP17s for Band 1 Urgent Courses	112	1,768	6.3%	9.6%	9.5%	9.1%
% of FP17s Relating to Free Repair or Replacements	1	1,768	0.1%	0.7%	0.7%	0.8%
% of FP17s Relating to Continuations	10	1,768	0.6%	1.3%	1.2%	1.2%
% of Patients satisfied with the dentistry they have received	9	9	N/A	93.3%	93.1%	92.8%
% of Patients satisfied with the time they had to wait for an appointment	9	9	N/A	87.7%	88.8%	88.7%

\* This is based on patients treated on this contract for their most recent course of treatment. Figures in italics indicate the base number of FP17s or Patient Questionnaire responses are less than 100. N/A is shown where the base number of responses is less than 10 during the period. % is calculated as Quantity/Base number\*100

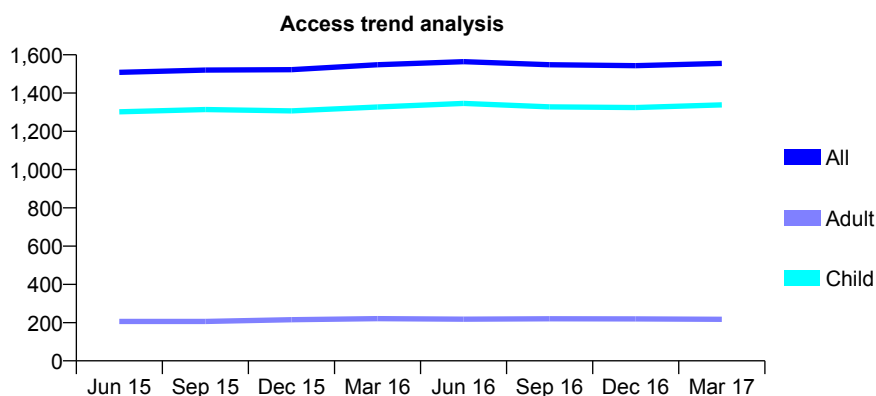
## Q70 - Vital Signs At a Glance Contract Report for 923125/0001 - March 2017

Name or company name	Whiteley Dental Practice
Contract type name	GDS Contract
Purpose of contract	General
Contract start date	01/04/2006
Contract end date	

16/17 Contracted general activity (UDA)	3,133
Carry forward general activity (UDA)	55
16/17 Contracted orthodontic activity (UOA)	0
Carry forward orthodontic activity (UOA)	0
Baseline contract value	£63,968.66

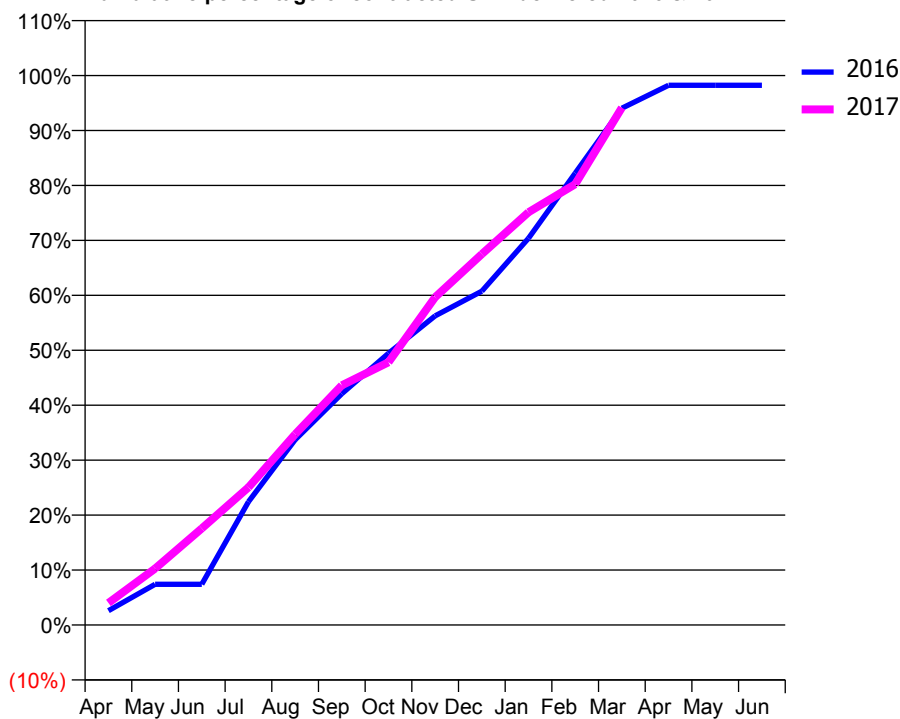
### ACCESS\*

Patients seen in 24 months	Total	Change since previous quarter
Quarter ending March 2016	1,548	
Quarter ending June 2016	1,564	→
Quarter ending September 2016	1,548	↓
Quarter ending December 2016	1,543	→
Quarter ending March 2017	1,555	→
<b>Variance since March 2016</b>	<b>0.5%</b>	<b>→</b>



### ACTIVITY

Cumulative percentage of contracted UDA delivered 2016 & 2017



Month	Adjusted Scheduled Activity (UDA)	
	2016	2017
April	82	126
May	232	322
June	232	551
July	703	785
August	1,057	1,088
September	1,318	1,366
October	1,549	1,498
November	1,762	1,869
December	1,903	2,115
January	2,205	2,354
February	2,576	2,513
March	2,946	2,950
April	3,077	
May	3,077	
June	3,077	

### QUALITY

	Quantity	Base Number	Contract	AT	Region	England
% of FP17s for the same patient ID Re-attending within 3 months - Children	131	2,226	5.9%	10.4%	11.9%	12.3%
% of FP17s for the same patient ID Re-attending within 3 months - Adults	6	104	5.8%	15.3%	16.6%	16.7%
% of FP17s for the same patient ID Re-attending between 3 & 9 months - Children	1,539	2,226	69.1%	60.5%	60.2%	57.6%
% of FP17s for the same patient ID Re-attending between 3 & 9 months - Adults	84	104	80.8%	52.1%	51.5%	50.1%
% of FP17s for Band 1 Urgent Courses	98	2,232	4.4%	9.6%	9.5%	9.1%
% of FP17s Relating to Free Repair or Replacements	0	2,232	0.0%	0.7%	0.7%	0.8%
% of FP17s Relating to Continuations	20	2,232	0.9%	1.3%	1.2%	1.2%
% of Patients satisfied with the dentistry they have received	2	2	N/A	93.3%	93.1%	92.8%
% of Patients satisfied with the time they had to wait for an appointment	1	2	N/A	87.7%	88.8%	88.7%

\* This is based on patients treated on this contract for their most recent course of treatment. Figures in italics indicate the base number of FP17s or Patient Questionnaire responses are less than 100. N/A is shown where the base number of responses is less than 10 during the period. % is calculated as Quantity/Base number\*100

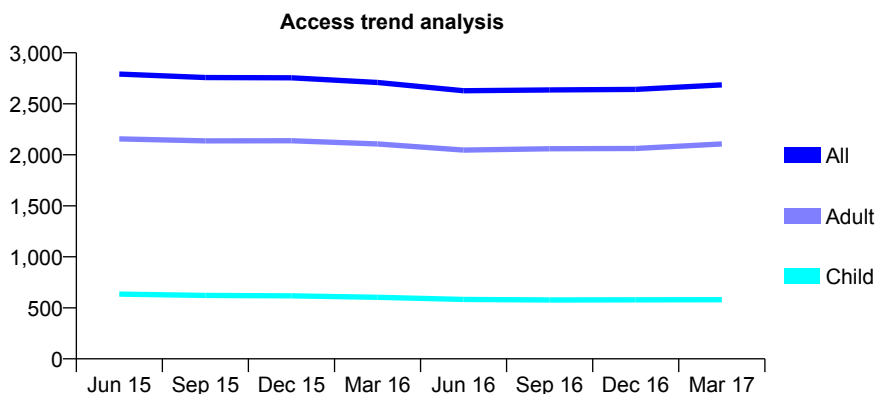
## Q70 - Vital Signs At a Glance Contract Report for 926256/0001 - March 2017

Name or company name	Brighton Hill Dental Practice Partnership
Contract type name	GDS Contract
Purpose of contract	General
Contract start date	01/04/2006
Contract end date	

16/17 Contracted general activity (UDA)	8,765
Carry forward general activity (UDA)	0
16/17 Contracted orthodontic activity (UOA)	0
Carry forward orthodontic activity (UOA)	0
Baseline contract value	£278,235.70

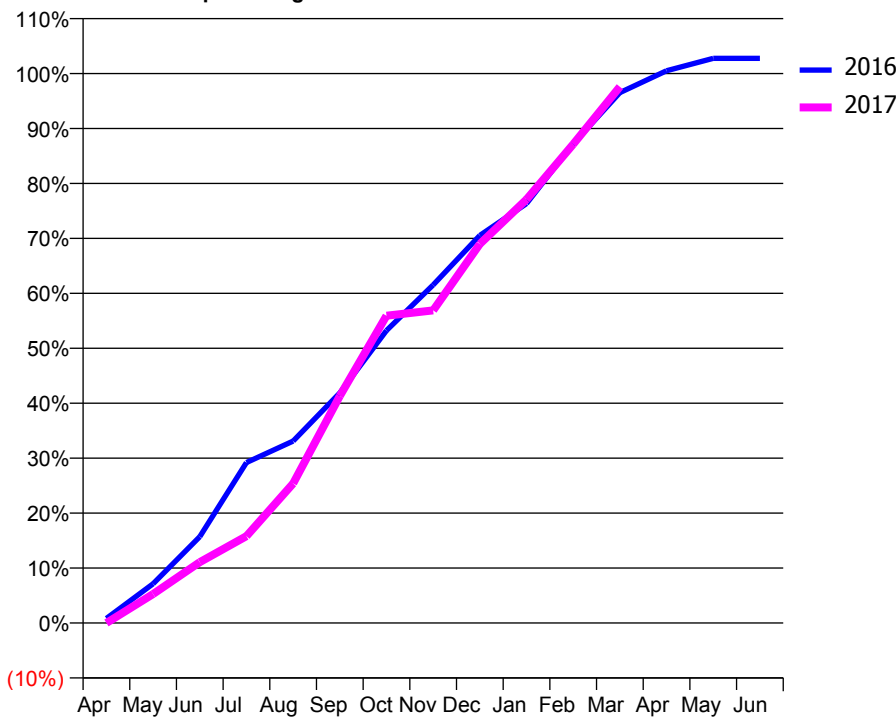
### ACCESS\*

Patients seen in 24 months	Total	Change since previous quarter
Quarter ending March 2016	2,709	
Quarter ending June 2016	2,628	↓
Quarter ending September 2016	2,636	→
Quarter ending December 2016	2,641	→
Quarter ending March 2017	2,686	→
<b>Variance since March 2016</b>	<b>(0.8%)</b>	→



### ACTIVITY

Cumulative percentage of contracted UDA delivered 2016 & 2017



Month	Adjusted Scheduled Activity (UDA)	
	2016	2017
April	73	0
May	627	462
June	1,378	972
July	2,561	1,385
August	2,902	2,227
September	3,670	3,622
October	4,665	4,901
November	5,392	4,986
December	6,182	6,045
January	6,691	6,757
February	7,644	7,638
March	8,461	8,554
April	8,808	
May	9,007	
June	9,007	

### QUALITY

	Quantity	Base Number	Contract	AT	Region	England
% of FP17s for the same patient ID Re-attending within 3 months - Children	80	740	10.8%	10.4%	11.9%	12.3%
% of FP17s for the same patient ID Re-attending within 3 months - Adults	536	2,726	19.7%	15.3%	16.6%	16.7%
% of FP17s for the same patient ID Re-attending between 3 & 9 months - Children	320	740	43.2%	60.5%	60.2%	57.6%
% of FP17s for the same patient ID Re-attending between 3 & 9 months - Adults	1,160	2,726	42.6%	52.1%	51.5%	50.1%
% of FP17s for Band 1 Urgent Courses	267	3,244	8.2%	9.6%	9.5%	9.1%
% of FP17s Relating to Free Repair or Replacements	10	3,244	0.3%	0.7%	0.7%	0.8%
% of FP17s Relating to Continuations	57	3,244	1.8%	1.3%	1.2%	1.2%
% of Patients satisfied with the dentistry they have received	8	8	N/A	93.3%	93.1%	92.8%
% of Patients satisfied with the time they had to wait for an appointment	7	8	N/A	87.7%	88.8%	88.7%

\* This is based on patients treated on this contract for their most recent course of treatment. Figures in italics indicate the base number of FP17s or Patient Questionnaire responses are less than 100. N/A is shown where the base number of responses is less than 10 during the period. % is calculated as Quantity/Base number\*100

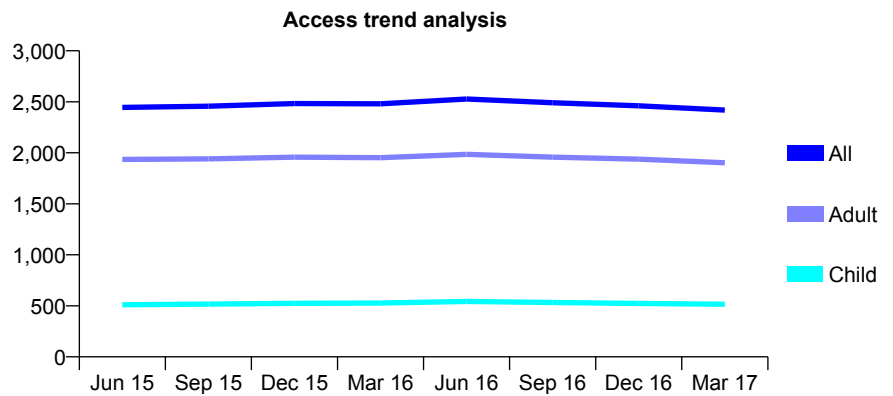
## Q70 - Vital Signs At a Glance Contract Report for 933198/0001 - March 2017

Name or company name	MR H FOROUZANFAR
Contract type name	GDS Contract
Purpose of contract	General
Contract start date	01/10/2006
Contract end date	

16/17 Contracted general activity (UDA)	8,329
Carry forward general activity (UDA)	16
16/17 Contracted orthodontic activity (UOA)	0
Carry forward orthodontic activity (UOA)	0
Baseline contract value	£238,177.58

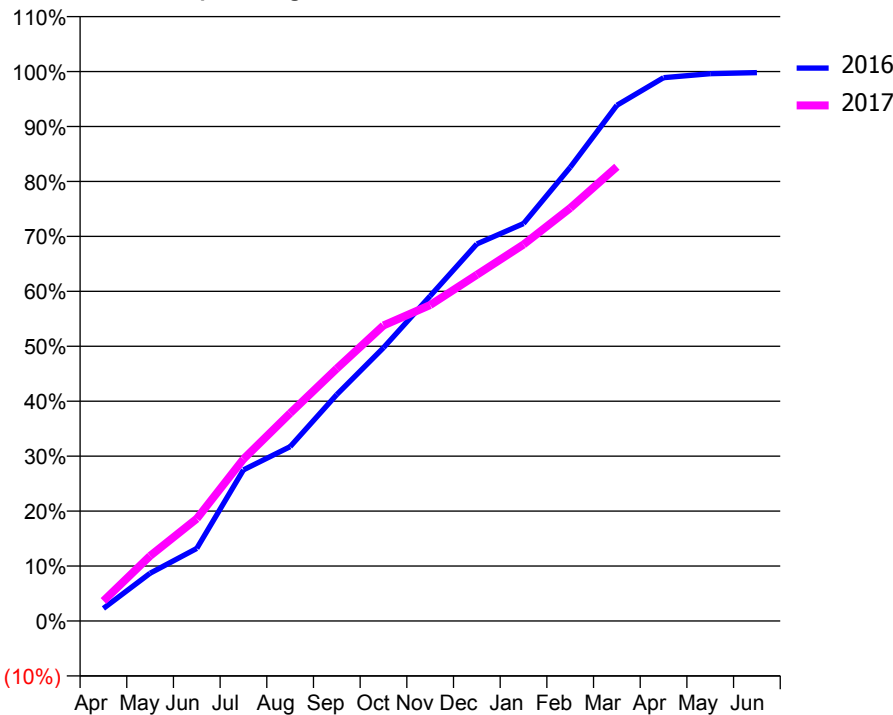
### ACCESS\*

Patients seen in 24 months	Total	Change since previous quarter
Quarter ending March 2016	2,480	
Quarter ending June 2016	2,528	→
Quarter ending September 2016	2,491	↓
Quarter ending December 2016	2,461	↓
Quarter ending March 2017	2,419	↓
<b>Variance since March 2016</b>	<b>(2.5%)</b>	<b>↓</b>



### ACTIVITY

Cumulative percentage of contracted UDA delivered 2016 & 2017



Month	Adjusted Scheduled Activity (UDA)	
	2016	2017
April	192	305
May	725	986
June	1,100	1,551
July	2,292	2,454
August	2,642	3,150
September	3,433	3,828
October	4,142	4,480
November	4,926	4,788
December	5,716	5,249
January	6,024	5,706
February	6,878	6,259
March	7,816	6,885
April	8,235	
May	8,296	
June	8,313	

### QUALITY

	Quantity	Base Number	Contract	AT	Region	England
% of FP17s for the same patient ID Re-attending within 3 months - Children	35	647	5.4%	10.4%	11.9%	12.3%
% of FP17s for the same patient ID Re-attending within 3 months - Adults	369	2,250	16.4%	15.3%	16.6%	16.7%
% of FP17s for the same patient ID Re-attending between 3 & 9 months - Children	342	647	52.9%	60.5%	60.2%	57.6%
% of FP17s for the same patient ID Re-attending between 3 & 9 months - Adults	1,009	2,250	44.8%	52.1%	51.5%	50.1%
% of FP17s for Band 1 Urgent Courses	341	2,712	12.6%	9.6%	9.5%	9.1%
% of FP17s Relating to Free Repair or Replacements	22	2,712	0.8%	0.7%	0.7%	0.8%
% of FP17s Relating to Continuations	32	2,712	1.2%	1.3%	1.2%	1.2%
% of Patients satisfied with the dentistry they have received	0	0	N/A	93.3%	93.1%	92.8%
% of Patients satisfied with the time they had to wait for an appointment	0	0	N/A	87.7%	88.8%	88.7%

\* This is based on patients treated on this contract for their most recent course of treatment. Figures in italics indicate the base number of FP17s or Patient Questionnaire responses are less than 100. N/A is shown where the base number of responses is less than 10 during the period. % is calculated as Quantity/Base number\*100

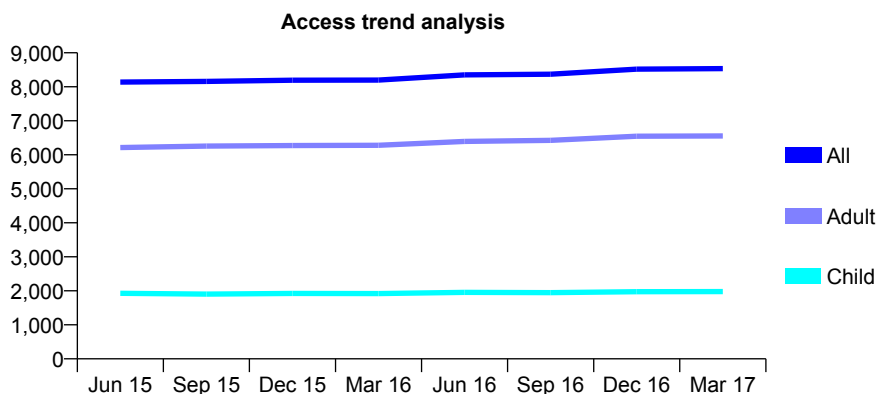
## Q70 - Vital Signs At a Glance Contract Report for 936693/0001 - March 2017

Name or company name	MR MM MANSOURIAN
Contract type name	GDS Contract
Purpose of contract	General
Contract start date	01/04/2006
Contract end date	

16/17 Contracted general activity (UDA)	24,661
Carry forward general activity (UDA)	209
16/17 Contracted orthodontic activity (UOA)	0
Carry forward orthodontic activity (UOA)	0
Baseline contract value	£687,619.55

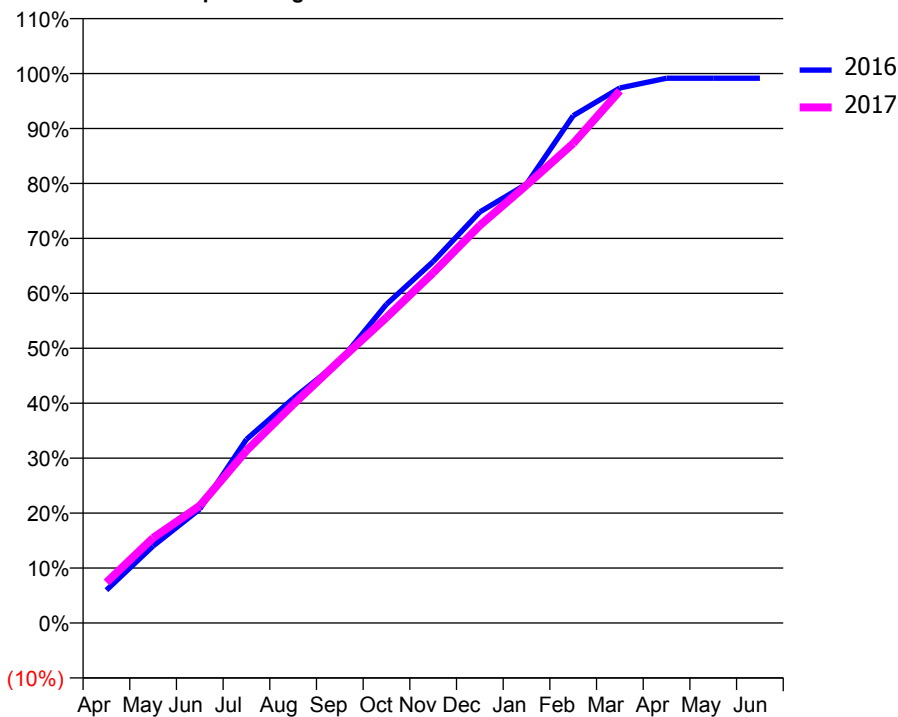
### ACCESS\*

Patients seen in 24 months	Total	Change since previous quarter
Quarter ending March 2016	8,199	
Quarter ending June 2016	8,350	→
Quarter ending September 2016	8,372	→
Quarter ending December 2016	8,521	→
Quarter ending March 2017	8,536	→
<b>Variance since March 2016</b>	<b>4.1%</b>	<b>↑</b>



### ACTIVITY

Cumulative percentage of contracted UDA delivered 2016 & 2017



Month	Adjusted Scheduled Activity (UDA)	
	2016	2017
April	1,476	1,824
May	3,457	3,820
June	5,116	5,265
July	8,245	7,738
August	10,074	9,808
September	11,749	11,788
October	14,306	13,713
November	16,221	15,716
December	18,446	17,844
January	19,700	19,652
February	22,768	21,524
March	24,013	23,885
April	24,448	
May	24,451	
June	24,452	

### QUALITY

	Quantity	Base Number	Contract	AT	Region	England
% of FP17s for the same patient ID Re-attending within 3 months - Children	229	3,394	6.7%	10.4%	11.9%	12.3%
% of FP17s for the same patient ID Re-attending within 3 months - Adults	1,349	10,662	12.7%	15.3%	16.6%	16.7%
% of FP17s for the same patient ID Re-attending between 3 & 9 months - Children	2,347	3,394	69.2%	60.5%	60.2%	57.6%
% of FP17s for the same patient ID Re-attending between 3 & 9 months - Adults	7,118	10,662	66.8%	52.1%	51.5%	50.1%
% of FP17s for Band 1 Urgent Courses	882	13,810	6.4%	9.6%	9.5%	9.1%
% of FP17s Relating to Free Repair or Replacements	44	13,810	0.3%	0.7%	0.7%	0.8%
% of FP17s Relating to Continuations	74	13,810	0.5%	1.3%	1.2%	1.2%
% of Patients satisfied with the dentistry they have received	16	16	100.0%	93.3%	93.1%	92.8%
% of Patients satisfied with the time they had to wait for an appointment	15	16	93.8%	87.7%	88.8%	88.7%

\* This is based on patients treated on this contract for their most recent course of treatment. Figures in italics indicate the base number of FP17s or Patient Questionnaire responses are less than 100. N/A is shown where the base number of responses is less than 10 during the period. % is calculated as Quantity/Base number\*100

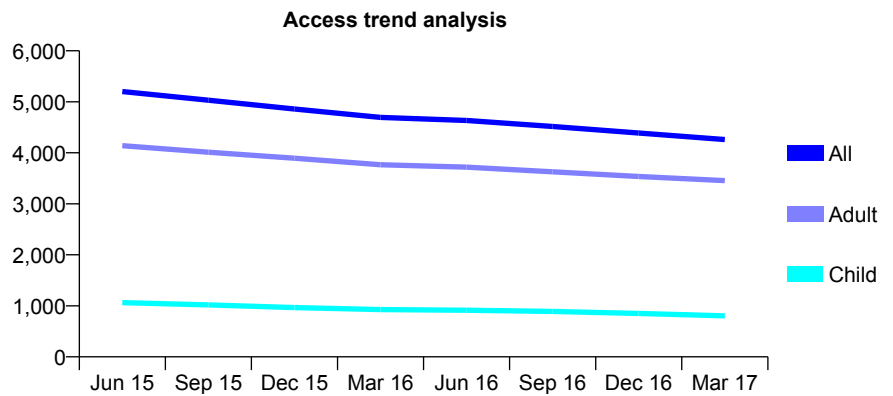
## Q70 - Vital Signs At a Glance Contract Report for 939900/0002 - March 2017

Name or company name	MRS KM ROWLAND
Contract type name	GDS Contract
Purpose of contract	General
Contract start date	01/01/2008
Contract end date	

16/17 Contracted general activity (UDA)	16,074
Carry forward general activity (UDA)	107
16/17 Contracted orthodontic activity (UOA)	0
Carry forward orthodontic activity (UOA)	0
Baseline contract value	£349,565.46

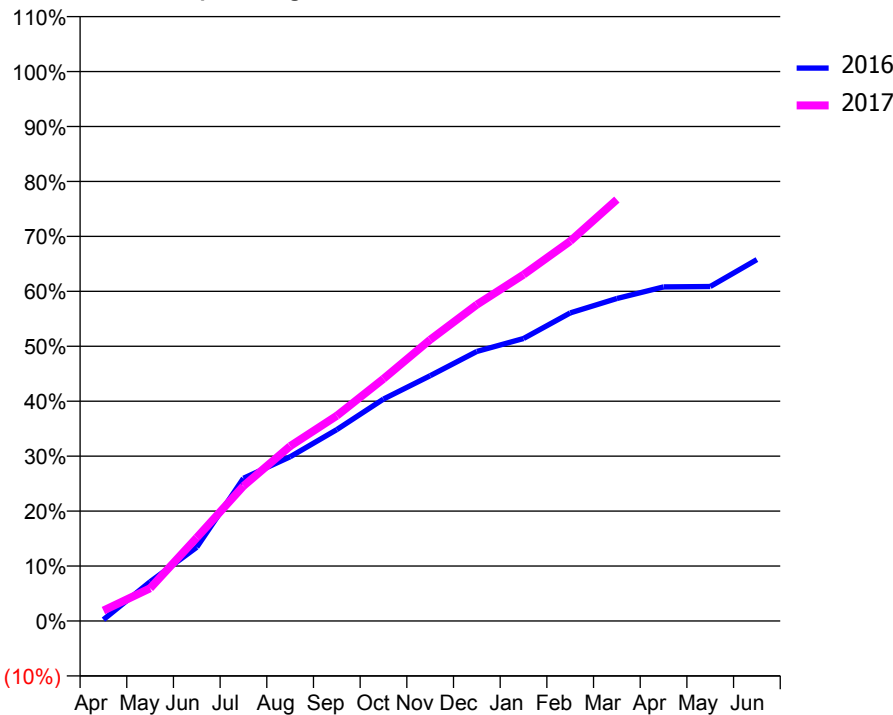
### ACCESS\*

Patients seen in 24 months	Total	Change since previous quarter
Quarter ending March 2016	4,693	
Quarter ending June 2016	4,633	↓
Quarter ending September 2016	4,516	↓
Quarter ending December 2016	4,389	↓
Quarter ending March 2017	4,259	↓
<b>Variance since March 2016</b>	<b>(9.2%)</b>	<b>↓</b>



### ACTIVITY

Cumulative percentage of contracted UDA delivered 2016 & 2017



Month	Adjusted Scheduled Activity (UDA)	
	2016	2017
April	41	305
May	1,151	957
June	2,157	2,442
July	4,177	3,951
August	4,804	5,115
September	5,598	6,005
October	6,493	7,084
November	7,176	8,229
December	7,887	9,255
January	8,263	10,133
February	9,012	11,110
March	9,434	12,328
April	9,774	
May	9,784	
June	10,573	

### QUALITY

	Quantity	Base Number	Contract	AT	Region	England
% of FP17s for the same patient ID Re-attending within 3 months - Children	106	1,495	7.1%	10.4%	11.9%	12.3%
% of FP17s for the same patient ID Re-attending within 3 months - Adults	629	5,545	11.3%	15.3%	16.6%	16.7%
% of FP17s for the same patient ID Re-attending between 3 & 9 months - Children	822	1,495	55.0%	60.5%	60.2%	57.6%
% of FP17s for the same patient ID Re-attending between 3 & 9 months - Adults	2,760	5,545	49.8%	52.1%	51.5%	50.1%
% of FP17s for Band 1 Urgent Courses	330	6,411	5.1%	9.6%	9.5%	9.1%
% of FP17s Relating to Free Repair or Replacements	64	6,411	1.0%	0.7%	0.7%	0.8%
% of FP17s Relating to Continuations	67	6,411	1.0%	1.3%	1.2%	1.2%
% of Patients satisfied with the dentistry they have received	7	8	N/A	93.3%	93.1%	92.8%
% of Patients satisfied with the time they had to wait for an appointment	6	8	N/A	87.7%	88.8%	88.7%

\* This is based on patients treated on this contract for their most recent course of treatment. Figures in italics indicate the base number of FP17s or Patient Questionnaire responses are less than 100. N/A is shown where the base number of responses is less than 10 during the period. % is calculated as Quantity/Base number\*100

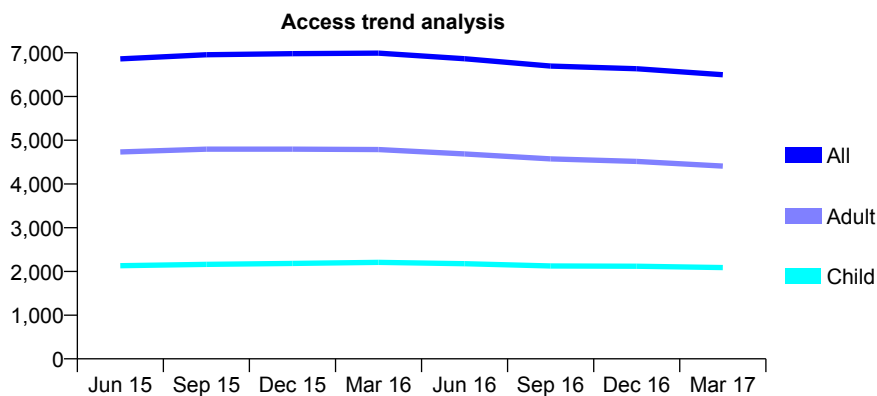
## Q70 - Vital Signs At a Glance Contract Report for 942316/0001 - March 2017

Name or company name	MS A SINGH
Contract type name	GDS Contract
Purpose of contract	General
Contract start date	01/04/2006
Contract end date	

16/17 Contracted general activity (UDA)	14,243
Carry forward general activity (UDA)	-1
16/17 Contracted orthodontic activity (UOA)	0
Carry forward orthodontic activity (UOA)	0
Baseline contract value	£420,860.06

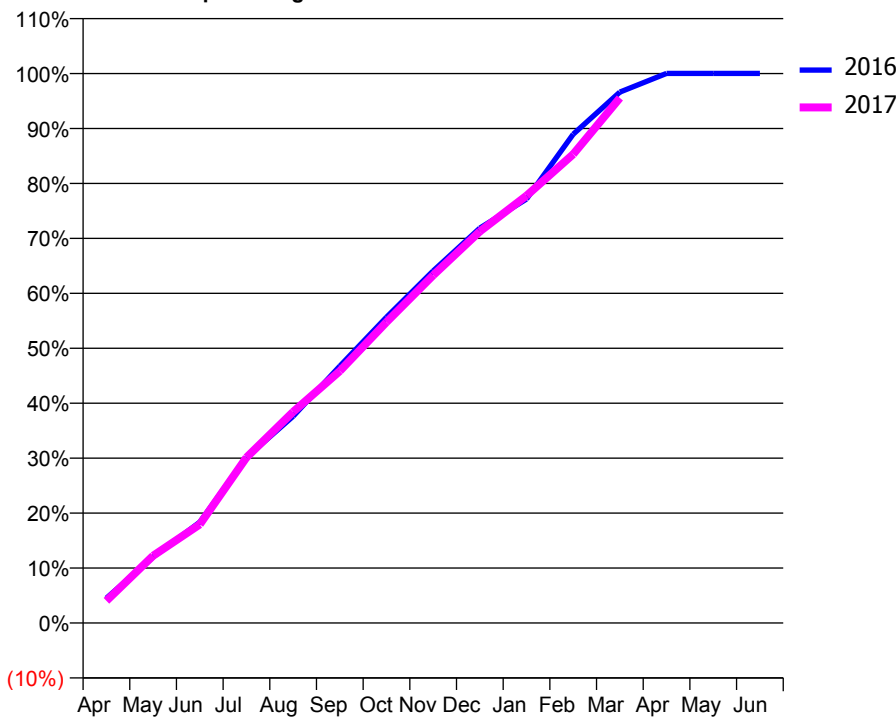
### ACCESS\*

Patients seen in 24 months	Total	Change since previous quarter
Quarter ending March 2016	6,993	
Quarter ending June 2016	6,865	↓
Quarter ending September 2016	6,698	↓
Quarter ending December 2016	6,634	→
Quarter ending March 2017	6,498	↓
<b>Variance since March 2016</b>	<b>(7.1%)</b>	<b>↓</b>



### ACTIVITY

Cumulative percentage of contracted UDA delivered 2016 & 2017



Month	Adjusted Scheduled Activity (UDA)	
	2016	2017
April	645	574
May	1,711	1,742
June	2,614	2,556
July	4,292	4,293
August	5,359	5,474
September	6,660	6,529
October	7,929	7,799
November	9,125	9,014
December	10,236	10,150
January	10,988	11,077
February	12,671	12,151
March	13,762	13,610
April	14,244	
May	14,244	
June	14,244	

### QUALITY

	Quantity	Base Number	Contract	AT	Region	England
% of FP17s for the same patient ID Re-attending within 3 months - Children	158	3,123	5.1%	10.4%	11.9%	12.3%
% of FP17s for the same patient ID Re-attending within 3 months - Adults	522	5,577	9.4%	15.3%	16.6%	16.7%
% of FP17s for the same patient ID Re-attending between 3 & 9 months - Children	2,002	3,123	64.1%	60.5%	60.2%	57.6%
% of FP17s for the same patient ID Re-attending between 3 & 9 months - Adults	2,788	5,577	50.0%	52.1%	51.5%	50.1%
% of FP17s for Band 1 Urgent Courses	187	8,413	2.2%	9.6%	9.5%	9.1%
% of FP17s Relating to Free Repair or Replacements	48	8,413	0.6%	0.7%	0.7%	0.8%
% of FP17s Relating to Continuations	184	8,413	2.2%	1.3%	1.2%	1.2%
% of Patients satisfied with the dentistry they have received	4	4	N/A	93.3%	93.1%	92.8%
% of Patients satisfied with the time they had to wait for an appointment	2	4	N/A	87.7%	88.8%	88.7%

\* This is based on patients treated on this contract for their most recent course of treatment. Figures in italics indicate the base number of FP17s or Patient Questionnaire responses are less than 100. N/A is shown where the base number of responses is less than 10 during the period. % is calculated as Quantity/Base number\*100

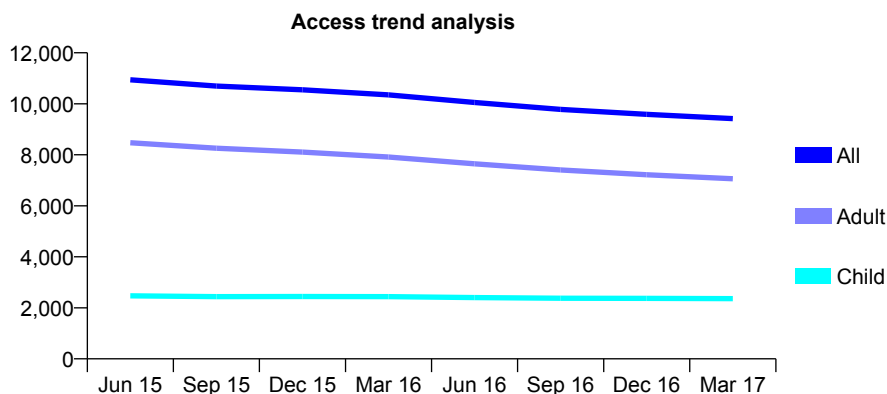
## Q70 - Vital Signs At a Glance Contract Report for 942316/0003 - March 2017

Name or company name	MS A SINGH
Contract type name	GDS Contract
Purpose of contract	General
Contract start date	08/08/2011
Contract end date	

16/17 Contracted general activity (UDA)	30,000
Carry forward general activity (UDA)	0
16/17 Contracted orthodontic activity (UOA)	0
Carry forward orthodontic activity (UOA)	0
Baseline contract value	£777,362.39

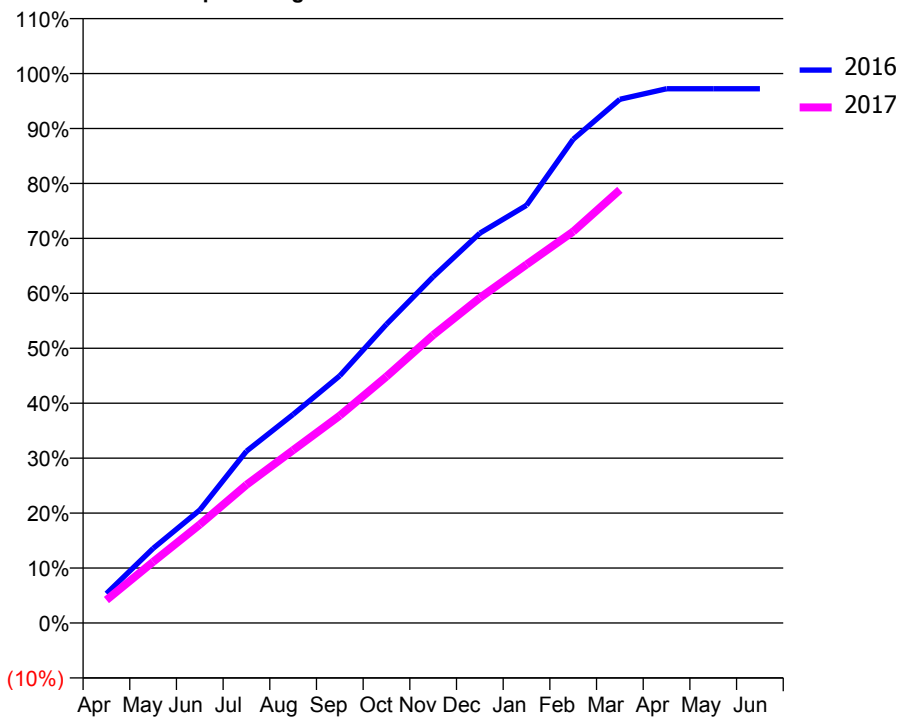
### ACCESS\*

Patients seen in 24 months	Total	Change since previous quarter
Quarter ending March 2016	10,352	
Quarter ending June 2016	10,054	↓
Quarter ending September 2016	9,781	↓
Quarter ending December 2016	9,588	↓
Quarter ending March 2017	9,419	↓
<b>Variance since March 2016</b>	<b>(9.0%)</b>	↓



### ACTIVITY

Cumulative percentage of contracted UDA delivered 2016 & 2017



Adjusted Scheduled Activity (UDA)

Month	2016	2017
April	1,602	1,254
May	4,074	3,340
June	6,168	5,374
July	9,383	7,544
August	11,386	9,440
September	13,503	11,327
October	16,314	13,457
November	18,901	15,724
December	21,285	17,753
January	22,805	19,573
February	26,412	21,369
March	28,590	23,647
April	29,168	
May	29,168	
June	29,170	

### QUALITY

	Quantity	Base Number	Contract	AT	Region	England
% of FP17s for the same patient ID Re-attending within 3 months - Children	349	3,948	8.8%	10.4%	11.9%	12.3%
% of FP17s for the same patient ID Re-attending within 3 months - Adults	1,670	11,143	15.0%	15.3%	16.6%	16.7%
% of FP17s for the same patient ID Re-attending between 3 & 9 months - Children	2,740	3,948	69.4%	60.5%	60.2%	57.6%
% of FP17s for the same patient ID Re-attending between 3 & 9 months - Adults	7,460	11,143	66.9%	52.1%	51.5%	50.1%
% of FP17s for Band 1 Urgent Courses	1,562	14,680	10.6%	9.6%	9.5%	9.1%
% of FP17s Relating to Free Repair or Replacements	122	14,680	0.8%	0.7%	0.7%	0.8%
% of FP17s Relating to Continuations	62	14,680	0.4%	1.3%	1.2%	1.2%
% of Patients satisfied with the dentistry they have received	10	10	100.0%	93.3%	93.1%	92.8%
% of Patients satisfied with the time they had to wait for an appointment	9	10	90.0%	87.7%	88.8%	88.7%

\* This is based on patients treated on this contract for their most recent course of treatment. Figures in italics indicate the base number of FP17s or Patient Questionnaire responses are less than 100. N/A is shown where the base number of responses is less than 10 during the period. % is calculated as Quantity/Base number\*100



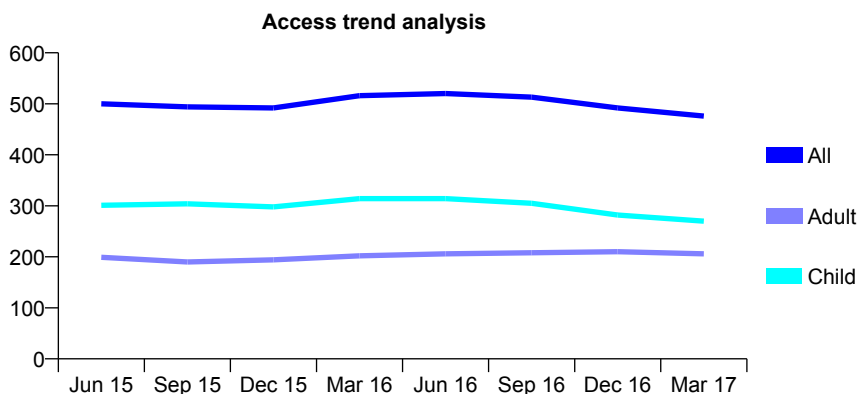
## Q70 - Vital Signs At a Glance Contract Report for 944203/0001 - March 2017

Name or company name	MISS G AZIZI
Contract type name	GDS Contract
Purpose of contract	General
Contract start date	01/04/2006
Contract end date	

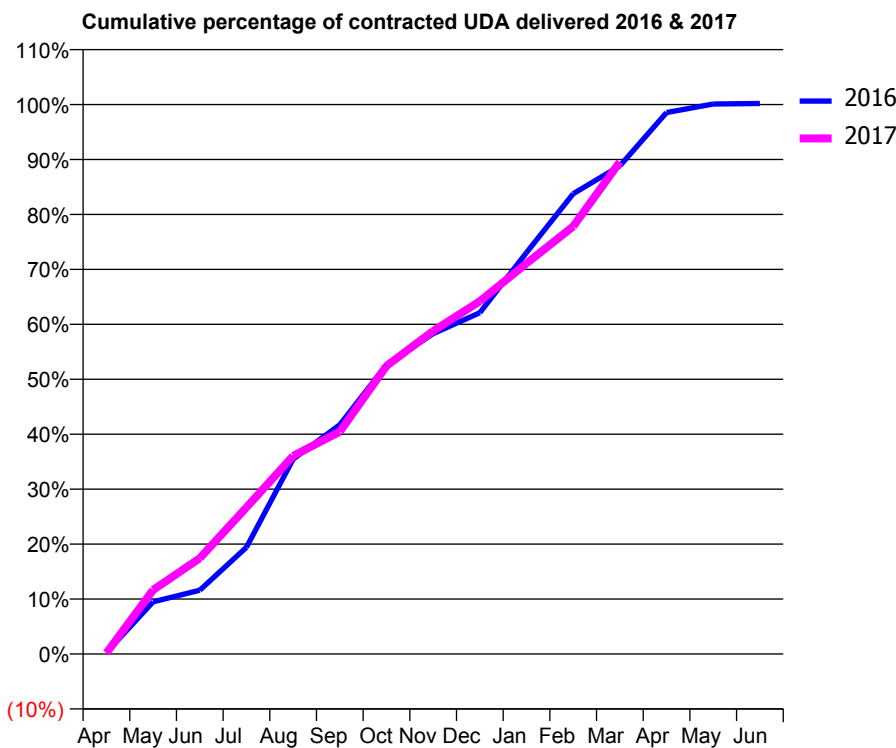
16/17 Contracted general activity (UDA)	1,094
Carry forward general activity (UDA)	-2
16/17 Contracted orthodontic activity (UOA)	0
Carry forward orthodontic activity (UOA)	0
Baseline contract value	£26,749.98

### ACCESS\*

Patients seen in 24 months	Total	Change since previous quarter
Quarter ending March 2016	516	
Quarter ending June 2016	520	→
Quarter ending September 2016	513	↓
Quarter ending December 2016	492	↓
Quarter ending March 2017	476	↓
<b>Variance since March 2016</b>	<b>(7.8%)</b>	<b>↓</b>



### ACTIVITY



Month	Adjusted Scheduled Activity (UDA)	
	2016	2017
April	3	2
May	104	128
June	127	191
July	212	292
August	388	394
September	456	443
October	576	574
November	638	643
December	679	702
January	799	778
February	916	851
March	972	980
April	1,078	
May	1,095	
June	1,096	

### QUALITY

	Quantity	Base Number	Contract	AT	Region	England
% of FP17s for the same patient ID Re-attending within 3 months - Children	19	514	3.7%	10.4%	11.9%	12.3%
% of FP17s for the same patient ID Re-attending within 3 months - Adults	27	279	9.7%	15.3%	16.6%	16.7%
% of FP17s for the same patient ID Re-attending between 3 & 9 months - Children	298	514	58.0%	60.5%	60.2%	57.6%
% of FP17s for the same patient ID Re-attending between 3 & 9 months - Adults	165	279	59.1%	52.1%	51.5%	50.1%
% of FP17s for Band 1 Urgent Courses	29	720	4.0%	9.6%	9.5%	9.1%
% of FP17s Relating to Free Repair or Replacements	0	720	0.0%	0.7%	0.7%	0.8%
% of FP17s Relating to Continuations	0	720	0.0%	1.3%	1.2%	1.2%
% of Patients satisfied with the dentistry they have received	1	1	N/A	93.3%	93.1%	92.8%
% of Patients satisfied with the time they had to wait for an appointment	1	1	N/A	87.7%	88.8%	88.7%

\* This is based on patients treated on this contract for their most recent course of treatment. Figures in italics indicate the base number of FP17s or Patient Questionnaire responses are less than 100. N/A is shown where the base number of responses is less than 10 during the period. % is calculated as Quantity/Base number\*100

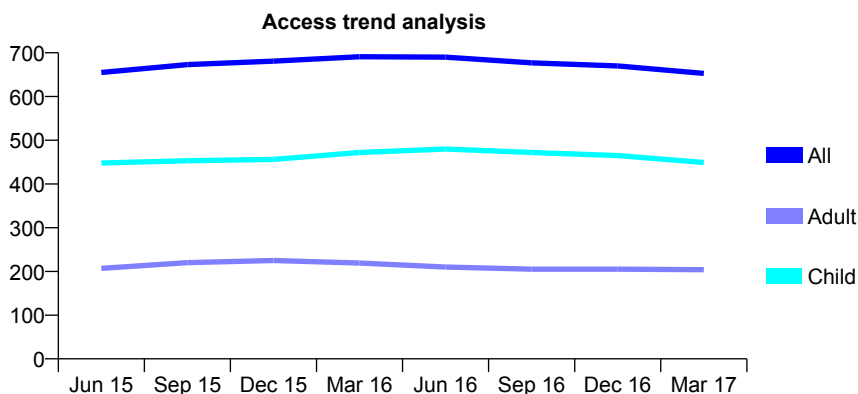
## Q70 - Vital Signs At a Glance Contract Report for 952877/0001 - March 2017

Name or company name	MR AJ HAWKER
Contract type name	GDS Contract
Purpose of contract	General and Orthodontic
Contract start date	01/04/2006
Contract end date	

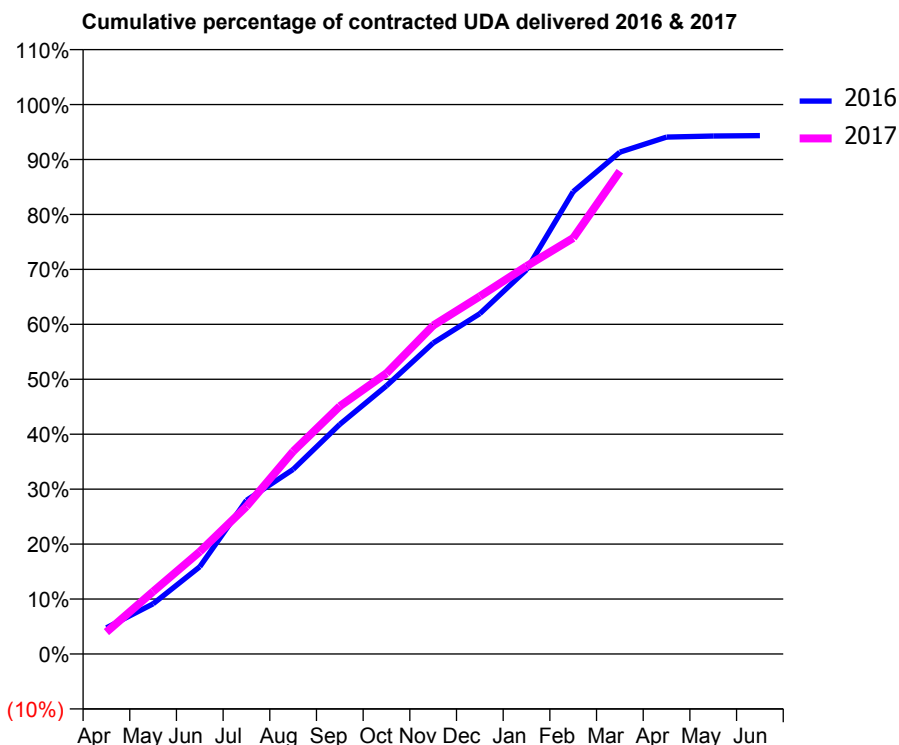
16/17 Contracted general activity (UDA)	1,450
Carry forward general activity (UDA)	0
16/17 Contracted orthodontic activity (UOA)	0
Carry forward orthodontic activity (UOA)	0
Baseline contract value	£39,032.12

### ACCESS\*

Patients seen in 24 months	Total	Change since previous quarter
Quarter ending March 2016	691	
Quarter ending June 2016	690	→
Quarter ending September 2016	677	↓
Quarter ending December 2016	670	↓
Quarter ending March 2017	653	↓
<b>Variance since March 2016</b>	<b>(5.5%)</b>	<b>↓</b>



### ACTIVITY



Month	Adjusted Scheduled Activity (UDA)	
	2016	2017
April	69	58
May	133	165
June	230	270
July	406	389
August	487	535
September	606	654
October	708	741
November	821	867
December	898	944
January	1,014	1,023
February	1,220	1,098
March	1,324	1,274
April	1,364	
May	1,367	
June	1,368	

### QUALITY

	Quantity	Base Number	Contract	AT	Region	England
% of FP17s for the same patient ID Re-attending within 3 months - Children	68	815	8.3%	10.4%	11.9%	12.3%
% of FP17s for the same patient ID Re-attending within 3 months - Adults	36	211	17.1%	15.3%	16.6%	16.7%
% of FP17s for the same patient ID Re-attending between 3 & 9 months - Children	545	815	66.9%	60.5%	60.2%	57.6%
% of FP17s for the same patient ID Re-attending between 3 & 9 months - Adults	129	211	61.1%	52.1%	51.5%	50.1%
% of FP17s for Band 1 Urgent Courses	39	965	4.0%	9.6%	9.5%	9.1%
% of FP17s Relating to Free Repair or Replacements	0	965	0.0%	0.7%	0.7%	0.8%
% of FP17s Relating to Continuations	4	965	0.4%	1.3%	1.2%	1.2%
% of Patients satisfied with the dentistry they have received	0	0	N/A	93.3%	93.1%	92.8%
% of Patients satisfied with the time they had to wait for an appointment	0	0	N/A	87.7%	88.8%	88.7%

\* This is based on patients treated on this contract for their most recent course of treatment. Figures in italics indicate the base number of FP17s or Patient Questionnaire responses are less than 100. N/A is shown where the base number of responses is less than 10 during the period. % is calculated as Quantity/Base number\*100

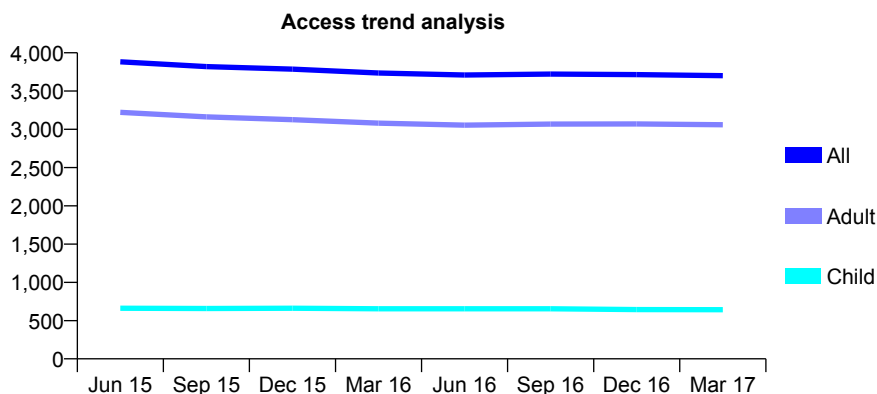
## Q70 - Vital Signs At a Glance Contract Report for 979465/0001 - March 2017

Name or company name	MR SJ MCCREA
Contract type name	GDS Contract
Purpose of contract	General
Contract start date	01/04/2006
Contract end date	

16/17 Contracted general activity (UDA)	13,000
Carry forward general activity (UDA)	0
16/17 Contracted orthodontic activity (UOA)	0
Carry forward orthodontic activity (UOA)	0
Baseline contract value	£334,397.28

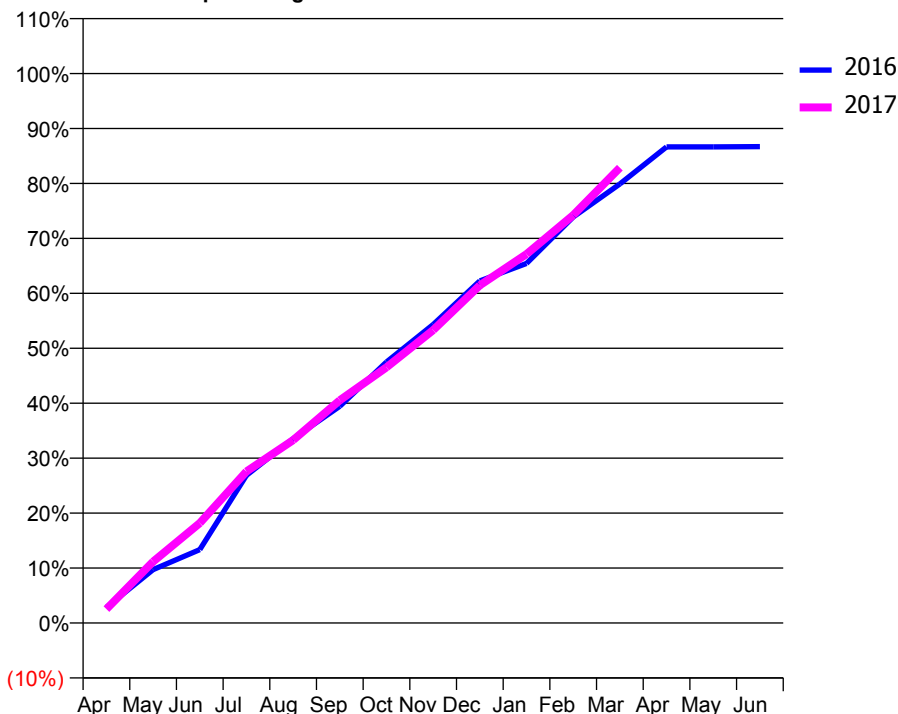
### ACCESS\*

Patients seen in 24 months	Total	Change since previous quarter
Quarter ending March 2016	3,736	
Quarter ending June 2016	3,709	→
Quarter ending September 2016	3,722	→
Quarter ending December 2016	3,715	→
Quarter ending March 2017	3,701	→
<b>Variance since March 2016</b>	<b>(0.9%)</b>	→



### ACTIVITY

Cumulative percentage of contracted UDA delivered 2016 & 2017



Month	Adjusted Scheduled Activity (UDA)	
	2016	2017
April	372	330
May	1,263	1,451
June	1,738	2,363
July	3,495	3,584
August	4,360	4,327
September	5,129	5,271
October	6,176	6,049
November	7,062	6,929
December	8,094	7,991
January	8,506	8,727
February	9,604	9,648
March	10,388	10,771
April	11,263	
May	11,263	
June	11,271	

### QUALITY

	Quantity	Base Number	Contract	AT	Region	England
% of FP17s for the same patient ID Re-attending within 3 months - Children	55	916	6.0%	10.4%	11.9%	12.3%
% of FP17s for the same patient ID Re-attending within 3 months - Adults	587	4,394	13.4%	15.3%	16.6%	16.7%
% of FP17s for the same patient ID Re-attending between 3 & 9 months - Children	479	916	52.3%	60.5%	60.2%	57.6%
% of FP17s for the same patient ID Re-attending between 3 & 9 months - Adults	2,330	4,394	53.0%	52.1%	51.5%	50.1%
% of FP17s for Band 1 Urgent Courses	313	4,945	6.3%	9.6%	9.5%	9.1%
% of FP17s Relating to Free Repair or Replacements	42	4,945	0.8%	0.7%	0.7%	0.8%
% of FP17s Relating to Continuations	69	4,945	1.4%	1.3%	1.2%	1.2%
% of Patients satisfied with the dentistry they have received	8	8	N/A	93.3%	93.1%	92.8%
% of Patients satisfied with the time they had to wait for an appointment	8	8	N/A	87.7%	88.8%	88.7%

\* This is based on patients treated on this contract for their most recent course of treatment. Figures in italics indicate the base number of FP17s or Patient Questionnaire responses are less than 100. N/A is shown where the base number of responses is less than 10 during the period. % is calculated as Quantity/Base number\*100